

Kansas City Athletics - 1965

Batter	1	2	3	4	5	6	7	8	9	AB	R	H	RBI	BB	SO	LOB	TOP			
Dick Hower, R (1, 6) OBP: 0.500, SLG: 0.286	4-0 1B 5-3 BB		0-0 E S 4-3 1B		4-0 1B BB		0-0 1-3		0-0 G1-6-3	3	1	1	0	2	0	1	Cleveland Indians @ Kansas City Athletics Municipal Stadium, Kansas City, MO Thu Apr 15 1965, 7:05 PM EST Att: 2,170 - Unknown livebaseballscorecards.com			
Chuck Hinton, R (1, 3) OBP: 0.222, SLG: 0.222	0-0 5-3		0-0 6-3		0-0 1-2 1B		0-0 F7			4	0	1	0	0	0	2				
Leon Wagner, L (1, 7) OBP: 0.333, SLG: 0.667	0-0 2H HR 1B		0-0 4-3		0-3 K		0-0 F6			4	1	1	1	0	1	2				
Rocky Colavito, R (1, 9) OBP: 0.444, SLG: 0.750	0-0 1H HR		0-3 K		0-0 F3				0-0 1B	4	1	2	2	0	1	2				
Max Alvis, R (1, 5) OBP: 0.222, SLG: 0.222	0-0 3-1			0-0 6-3		0-0 5-3			0-0 F8	4	0	0	0	0	0	1				
Vic Davallio, L (1, 8) OBP: 0.500, SLG: 0.625		0-0 1B		0-0 FC5-6-4 4-3 1B		0-3 K			0-3 K	4	0	2	0	0	2	1				
Larry Brown, R (1, 4) OBP: 0.429, SLG: 0.500		0-0 F8		0-0 4-3		4-0 1B BB			0-0 5-3	3	0	0	0	1	0	3				
Joe Azcue, R (1, 2) OBP: 0.375, SLG: 0.375		0-0 F9		0-0 FC5-6-4-5		0-0 1-2 1B			0-0 G1-6-3 1B	4	0	2	0	0	0	2				
Sam McDowell, L (1, 1) Luis Tiant, R (5, 1) Billy Moran, R (6, PR) Lee Stange, R (6, 1) Stan Williams, R (7, 1) Floyd Weaver, R (8, 1) Tony Martinez, R (9, PR)		0-0 4-3			0-0 3-1		0-0 5-3		0-0 F4	2	0	0	0	0	0	1				
Inning Stats	R: 2 E: 0 K: 0 S: 4	H: 2 LOB: 0 BB: 1 P: 8	R: 0 E: 0 K: 0 S: 4	H: 1 LOB: 1 BB: 0 P: 4	R: 1 E: 0 K: 1 S: 6	H: 1 LOB: 0 BB: 0 P: 6	R: 0 E: 0 K: 0 S: 4	H: 1 LOB: 1 BB: 0 P: 4	R: 0 E: 0 K: 1 S: 6	H: 1 LOB: 2 BB: 1 P: 10	R: 0 E: 0 K: 0 S: 3	H: 0 LOB: 0 BB: 0 P: 3	R: 0 E: 0 K: 1 S: 6	H: 1 LOB: 1 BB: 0 P: 6	R: 0 E: 0 K: 0 S: 3	H: 1 LOB: 0 BB: 0 P: 3		1B: 8 2B: 0 3B: 0 HR: 1	SF: 0 SAC: 0 DP: 1 HBP: 0	WP: 0 PB: 0 SB: 1 CS: 0
PITCHER John O'Donoghue, L (1, 1) ERA: 2.0	IP: 9.0 WLS: W BF: 37 H: 9 R: 3 ER: 2 SO: 4 BB: 3 IBB: 0 HBP: 0 BLK: 0 WP: 0 HR: 1 S: 42 P: 54 ERA: 2.00 WHIP: 1.333																			

Batter	1	2	3	4	5	6	7	8	9	AB	R	H	RBI	BB	SO	LOB	BOTTOM			
Bert Campaneris, R (1, 6) OBP: 0.267, SLG: 0.333	0-3 K	0-0 FC1-2 BB		0-0 1-3 2B	0-0 1-2 2H 1B		0-0 2B BB	0-0 CS 1B		6	1	4	2	0	1	3	Cleveland Indians @ Kansas City Athletics Municipal Stadium, Kansas City, MO Thu Apr 15 1965, 7:05 PM EST Att: 2,170 - Unknown livebaseballscorecards.com			
Dick Green, R (1, 4) OBP: 0.583, SLG: 0.625	0-0 1B 2B	4-0 1-2 2-3 3H BB		4-0 BB BB	4-0 1-2 2-3 BB		4-0 2B BB	0-0 CS 1-2		1	2	1	1	4	0	0				
Ed Charles, R (1, 5) OBP: 0.462, SLG: 0.667	0-0 2H FC4-6 1B	0-0 K		0-3 K	0-0 F8		0-0 BB 2B			5	0	2	3	0	2	9				
Jim Gentile, L (1, 3) OBP: 0.429, SLG: 0.500	0-0 FC4-6 BB 1-2	0-3 K		0-3 K		0-0 K 2B	4-0 BB IBB			4	0	1	0	1	2	7				
Tommie Reynolds, R (1, 7) OBP: 0.615, SLG: 0.600	4-0 1-2 BB		0-0 6-3		0-0 E 2B	0-3 K 2-3	4-0 1-2 2-3 BB			3	1	1	0	2	1	1				
Billy Bryan, L (1, 2) OBP: 0.154, SLG: 0.308	0-3 K		0-3 K		0-3 K		0-0 2B	0-0 F9		5	0	1	0	0	3	6				
Jim Landis, R (1, 8) Nelson Mathews, R (5, PR) (6, 8)		4-0 SH FC FC1-2 BB		0-3 K	0-0 E4 1B 1B	0-3 K		4-0 FC1-6 BB		2	0	1	0	1	1	0				
Mike Hershberger, R (1, 9)		0-0 FC FC1-2 SH BB 1-2		0-3 K	0-0 F9		0-0 L9	0-0 FC1-6 SH3 1B		5	2	0	0	0	1	3				
John O'Donoghue, R (1, 1) OBP: 0.667, SLG: 0.500		0-0 SH BB FC1-2 1-2 2-3		4-0 2B BB	0-0 WP 1B 1B		0-0 5-3	0-0 SH3		2	0	1	0	1	0	0				
Inning Stats	R: 1 E: 0 K: 2 S: 9	H: 2 LOB: 2 BB: 1 P: 13	R: 1 E: 1 K: 2 S: 9	H: 0 LOB: 3 BB: 2 P: 17	R: 0 E: 0 K: 2 S: 7	H: 0 LOB: 0 BB: 0 P: 7	R: 0 E: 0 K: 3 S: 10	H: 1 LOB: 3 BB: 2 P: 18	R: 2 E: 1 K: 1 S: 9	H: 4 LOB: 3 BB: 1 P: 13	R: 0 E: 0 K: 2 S: 8	H: 2 LOB: 1 BB: 0 P: 8	R: 2 E: 0 K: 0 S: 5	H: 2 LOB: 3 BB: 3 P: 17	R: 1 E: 0 K: 0 S: 3	H: 1 LOB: 0 BB: 1 P: 7		1B: 6 2B: 6 3B: 0 HR: 0	SF: 0 SAC: 2 DP: 0 HBP: 0	WP: 1 PB: 0 SB: 0 CS: 1
PITCHER Sam McDowell, L (1, 1) ERA: 5.79 Luis Tiant, R (5, 1) ERA: 10.8 Lee Stange, R (6, 1) ERA: 10.8 Stan Williams, R (7, 1) ERA: 9.0 Floyd Weaver, R (8, 1) ERA:	IP: 4.2 WLS: L BF: 28 H: 7 R: 4 ER: 3 SO: 10 BB: 5 IBB: 0 HBP: 0 BLK: 0 WP: 1 HR: 0 S: 43 P: 63 ERA: 5.79 WHIP: 2.571																			

Batter	1	2	3	4	5	6	7	8	9	AB	R	H	RBI	BB	SO	LOB	TOP					
Tom Tresh, S OBP: 0.263, SLG: 0.474 (1, 8)	G3			F5		K	2B		L5	5	0	1	0	0	1	0						
Bobby Richardson, R OBP: 0.444, SLG: 0.438 (1, 4)	K			S 1B		HR 2B	4-3		F5	5	1	2	0	0	1	2						
Roger Maris, L OBP: 0.294, SLG: 0.643 (1, 9)	F6			F3		HR 2H		HR BB		3	2	1	2	1	0	1						
Mickey Mantle, S OBP: 0.529, SLG: 0.545 Ross Moschitto, R (8, 8)		F8		BB 1B		BB 1B		HR 1H		2	1	1	2	2	0	0						
Tony Kubek, L OBP: 0.176, SLG: 0.071 (1, 6)	K			L4		BB		HR 1B		0	0	0	0	0	0	0						
Joe Pepitone, L (1, 3)	4-3			L4		BB		1B		4	0	1	0	0	1	2						
Clete Boyer, R OBP: 0.250, SLG: 0.231 (1, 5)				F4		5-3		F9	L5	4	0	0	0	0	0	0						
Johnny Blanchard, L OBP: 0.375, SLG: 0.750 (1, 2)				F4		6-3		K	HR	4	1	1	1	0	1	0						
Al Downing, R OBP: 0.333, SLG: 0.333 Pedro Ramos, S (7, 1)				6-3				F8	K	3	0	1	0	0	0	0						
Inning Stats	R: 0 E: 0 K: 1 S: 5	H: 0 LOB: 0 BB: 0 P: 5	R: 0 E: 0 K: 1 S: 5	H: 0 LOB: 0 BB: 0 P: 5	R: 0 E: 0 K: 0 S: 3	H: 1 LOB: 0 BB: 0 P: 3	R: 0 E: 0 K: 0 S: 4	H: 1 LOB: 2 BB: 1 P: 8	R: 0 E: 0 K: 0 S: 3	H: 0 LOB: 0 BB: 0 P: 3	R: 2 E: 0 K: 2 S: 10	H: 3 LOB: 2 BB: 1 P: 14	R: 0 E: 0 K: 1 S: 7	H: 2 LOB: 2 BB: 0 P: 7	R: 2 E: 0 K: 0 S: 4	H: 1 LOB: 0 BB: 1 P: 8	R: 1 E: 0 K: 1 S: 6	H: 1 LOB: 0 BB: 0 P: 6	1B: 3 2B: 2 3B: 0 HR: 3	SF: 0 SAC: 0 DP: 0 HBP: 0	WP: 0 PB: 0 CS: 1	PA: 38
PITCHER	IP	WLS	BF	H	R	ER	SO	BB	IBB	HBP	BLK	WP	HR	S	P	ERA	WHIP					
Orlando Pena, R ERA: 2.7 (1, 1)	6.2	L	28	6	2	2	5	2	0	0	0	0	1	36	44	2.70	1.200					
Fred Talbot, R ERA: 1.59 (7, 1)	0.1		1	0	0	0	0	0	0	0	0	0	0	1	1	0.00	0.000					
John Wyatt, R ERA: 13.5 (8, 1)	2.0		9	2	3	3	1	1	0	0	0	0	2	10	14	13.50	1.500					

New York Yankees @ Kansas City Athletics
Municipal Stadium, Kansas City, MO
Sat Apr 17 1965, 7:05 PM EST
Att: 10,589 - Unknown

AB 35
R 5
H 8
RBI 5
BB 3
SO 6
LOB 7



Batter	1	2	3	4	5	6	7	8	9	AB	R	H	RBI	BB	SO	LOB	BOTTOM					
Bert Campaneris, R OBP: 0.350, SLG: 0.368 (1, 7)	BB BB		G5-4-3		G6-4-3 1B		FC5-4 1B		K	4	0	2	1	1	1	1						
Dick Green, R OBP: 0.471, SLG: 0.417 (1, 4)	L1-3 BB			1-3	G6-4-3 1B		F9		K	4	0	0	0	1	1	4						
Ed Charles, R OBP: 0.353, SLG: 0.500 (1, 5)	K			F3		F8	FC5-4			4	0	0	0	0	1	4						
Jim Gentile, L OBP: 0.545, SLG: 0.889 (1, 3)	L1-3			BB 1B BB		G5-3 BB 1B		HR		3	1	2	1	1	0	2						
Tommy Reynolds, R OBP: 0.647, SLG: 0.583 (1, 9)		G6-3 BB		BB 1B		BB 1B		F9		2	0	1	0	2	0	0						
Mike Hershberger, R (1, 8)		F7		BB 1B BB		G5-3		F6		3	0	0	0	1	0	3						
Wayne Causey, L OBP: 0.600, SLG: 0.500 (1, 6)	G6-3			BB 1B		5-3 BB		1B		3	1	1	0	1	1	4						
Doc Edwards, R OBP: 0.250, SLG: 0.250 (1, 2)				5-3		5-3		F9		4	0	1	0	0	0	2						
Orlando Pena, R OBP: 0.500, SLG: 0.500 Fred Talbot, R OBP: 0.500, SLG: 0.500 Ken Harrelson, R OBP: 0.222, SLG: 0.125 John Wyatt, R (8, 1) Billy Bryan, L OBP: 0.143, SLG: 0.286 (8, PH)				K		1B BB		F9		2	0	1	0	0	1	1						
Inning Stats	R: 0 E: 0 K: 1 S: 4	H: 0 LOB: 1 BB: 2 P: 12	R: 0 E: 0 K: 0 S: 2	H: 0 LOB: 0 BB: 1 P: 6	R: 0 E: 0 K: 1 S: 5	H: 1 LOB: 0 BB: 0 P: 5	R: 0 E: 0 K: 1 S: 6	H: 1 LOB: 3 BB: 2 P: 14	R: 0 E: 0 K: 0 S: 4	H: 2 LOB: 1 BB: 0 P: 4	R: 1 E: 0 K: 0 S: 3	H: 1 LOB: 1 BB: 1 P: 7	R: 1 E: 0 K: 0 S: 4	H: 1 LOB: 2 BB: 2 P: 12	R: 1 E: 0 K: 0 S: 5	H: 2 LOB: 1 BB: 0 P: 5	R: 0 E: 0 K: 2 S: 7	H: 0 LOB: 0 BB: 0 P: 7	1B: 7 2B: 1 3B: 0 HR: 1	SF: 0 SAC: 0 DP: 5 HBP: 0	WP: 0 PB: 0 CS: 0	PA: 38
PITCHER	IP	WLS	BF	H	R	ER	SO	BB	IBB	HBP	BLK	WP	HR	S	P	ERA	WHIP					
Al Downing, L ERA: 1.42 (1, 1)	6.1	W	28	6	1	1	3	8	0	0	0	0	0	26	58	1.42	2.211					
Pedro Ramos, R ERA: 2.09 (7, 1)	2.2	S	10	2	1	1	2	0	0	0	0	0	1	14	14	3.38	0.750					

New York Yankees @ Kansas City Athletics
Municipal Stadium, Kansas City, MO
Sat Apr 17 1965, 7:05 PM EST
Att: 10,589 - Unknown

AB 30
R 2
H 8
RBI 2
BB 8
SO 5
LOB 21



Batter	1	2	3	4	5	6	7	8	9	AB	R	H	RBI	BB	SO	LOB	TOP				
Tom Tresh, S OBP: 0.280, SLG: 0.458 (1, 8)										5	1	1	0	1	0	2					
Bobby Richardson, R OBP: 0.435, SLG: 0.554 (1, 4)										5	1	2	0	0	0	3					
Roger Maris, L OBP: 0.273, SLG: 0.500 (1, 9)										4	2	0	1	1	1	6					
Mickey Mantle, S OBP: 0.571, SLG: 0.857 Ross Moschitto, R (7, PR) (7, 8)										3	2	2	2	1	0	0					
Tony Kubek, L OBP: 0.227, SLG: 0.111 (1, 6)										4	1	1	2	1	0	1					
Joe Pepitone, L (1, 3)										4	1	0	0	1	1	2					
Clete Boyer, R OBP: 0.286, SLG: 0.389 (1, 5)										5	1	2	2	0	1	0					
Johnny Blanchard, L OBP: 0.462, SLG: 0.700 (1, 2)										2	0	1	1	2	0	0					
Jim Bouton, R OBP: 0.333, SLG: 0.200 (1, 1)										4	0	1	1	0	1	3					
Inning Stats	R: 3 E: 0 K: 1 S: 8	H: 3 LOB: 0 BB: 0 P: 8	R: 0 E: 0 K: 1 S: 5	H: 0 LOB: 0 BB: 0 P: 5	R: 2 E: 0 K: 0 S: 5	H: 2 LOB: 1 BB: 1 P: 9	R: 0 E: 0 K: 0 S: 5	H: 0 LOB: 3 BB: 2 P: 14	R: 0 E: 1 K: 0 S: 4	H: 1 LOB: 1 BB: 0 P: 4	R: 3 E: 0 K: 0 S: 5	H: 2 LOB: 2 BB: 3 P: 17	R: 0 E: 1 K: 2 S: 8	H: 0 LOB: 1 BB: 0 P: 8	R: 2 E: 0 K: 0 S: 5	H: 2 LOB: 1 BB: 1 P: 9	1B: 5 2B: 2 3B: 2 HR: 1	SF: 1 SAC: 0 DP: 0 HBP: 1	WP: 0 PA: 46 CS: 0		
PITCHER	IP WLS BF H R ER SO BB IBB HBP BLK WP HR S P ERA WHIP																				
Moe Drabowsky, R ERA: 6.97 (1, 1)	3.1 L 19 5 5 5 3 3 0 1 0 0 1 21 34 13.50 2.400																				
Jim Dickson, R ERA: (4, 1)	1.2 5 0 0 0 0 0 0 0 0 0 0 5 5 0.00 0.000																				
Wes Stock, R ERA: 12.46 (6, 1)	2.0 12 3 3 3 0 3 0 0 0 0 0 9 21 13.50 3.000																				
Fred Talbot, R ERA: 3.52 (8, 1)	2.0 10 2 2 2 2 1 0 0 0 0 0 13 17 9.00 1.500																				
Batter	1	2	3	4	5	6	7	8	9	AB	R	H	RBI	BB	SO	LOB	BOTTOM				
Bert Campaneris, R OBP: 0.333, SLG: 0.391 (1, 7)										4	0	1	0	0	1	0					
Dick Green, R OBP: 0.476, SLG: 0.400 (1, 4)										3	1	1	0	1	0	0					
Ed Charles, R OBP: 0.333, SLG: 0.450 (1, 5)										4	1	1	0	0	0	2					
Jim Gentile, L OBP: 0.467, SLG: 0.923 (1, 3)										4	1	1	3	0	0	0					
Tommy Reynolds, R OBP: 0.524, SLG: 0.438 (1, 9)										4	0	0	0	0	2	0					
Billy Bryan, L OBP: 0.197, SLG: 0.235 (1, 2)										3	0	0	0	1	0	0					
Wayne Causey, L OBP: 0.556, SLG: 0.429 (1, 6)										3	0	1	0	1	0	1					
Mike Hershberger, R OBP: 0.095, SLG: 0.200 (1, 8)										3	1	1	1	0	0	2					
Moe Drabowsky, R OBP: 0.333, SLG: 0.333 Jim Dickson, L (4, 1) Jim Landis, R OBP: 0.333, SLG: 0.333 Wes Stock, R (6, 1) Ken Harrelson, R OBP: 0.333, SLG: 0.333 Fred Talbot, R OBP: 0.500, SLG: 0.500 (8, 1)										1	0	0	0	0	1	0					
Inning Stats	R: 3 E: 0 K: 0 S: 6	H: 3 LOB: 0 BB: 0 P: 6	R: 0 E: 0 K: 1 S: 4	H: 0 LOB: 0 BB: 1 P: 8	R: 0 E: 0 K: 1 S: 5	H: 0 LOB: 0 BB: 0 P: 5	R: 0 E: 0 K: 0 S: 3	H: 0 LOB: 0 BB: 0 P: 3	R: 1 E: 0 K: 0 S: 5	H: 2 LOB: 2 BB: 1 P: 9	R: 0 E: 0 K: 1 S: 5	H: 0 LOB: 0 BB: 0 P: 5	R: 0 E: 0 K: 0 S: 3	H: 1 LOB: 0 BB: 0 P: 3	R: 0 E: 0 K: 0 S: 3	H: 0 LOB: 0 BB: 0 P: 3	R: 0 E: 0 K: 1 S: 5	H: 0 LOB: 1 BB: 1 P: 9	1B: 3 2B: 1 3B: 0 HR: 2	SF: 0 SAC: 0 DP: 2 HBP: 0	WP: 0 PA: 34 CS: 0
PITCHER	IP WLS BF H R ER SO BB IBB HBP BLK WP HR S P ERA WHIP																				
Jim Bouton, R ERA: 3.86 (1, 1)	9.0 W 34 6 4 4 4 3 0 0 0 0 2 39 51 4.00 1.000																				

New York Yankees @ Kansas City Athletics
Municipal Stadium, Kansas City, MO
Sun Apr 18 1965, 4:33 AM EST
Att: 9,056 - Unknown - 61 F

AB 37
R 10
H 10
RBI 9
BB 7
SO 5
LOB 18



New York Yankees @ Kansas City Athletics
Municipal Stadium, Kansas City, MO
Sun Apr 18 1965, 4:33 AM EST
Att: 9,056 - Unknown - 61 F

AB 31
R 4
H 6
RBI 4
BB 3
SO 4
LOB 6



Batter	1	2	3	4	5	6	7	8	9	AB	R	H	RBI	BB	SO	LOB	TOP		
Tom Tresh, S OBP: 0.241, SLG: 0.393 (1, 8)	4-3		K		L3			L9		4	0	0	0	0	1	0	New York Yankees @ Kansas City Athletics Municipal Stadium, Kansas City, MO Mon Apr 19 1965, 7:05 PM EST Att: 6,496 - Unknown - 70 F		
Bobby Richardson, R OBP: 0.444, SLG: 0.550 (1, 4)	L5		5-3			1B FC4-6 1B		1B		4	1	2	0	0	0	0			
Roger Maris, L OBP: 0.346, SLG: 0.571 (1, 9)	1B BB		2B			1B FC4-6 1-3		F8		3	1	2	0	1	0	1			
Mickey Mantle, S OBP: 0.520, SLG: 0.722 Ross Moschitto, R (8, 8)	1B		F4		K			K		4	0	1	0	0	2	4			
Tony Kubek, L OBP: 0.231, SLG: 0.136 (1, 6)	1-2 2H 1B			K		FC4-6 1-2H 1B		F5		4	0	1	2	0	1	1			
Joe Pepitone, L OBP: 0.148, SLG: 0.042 (1, 3)	G3		4-3		5-3			1-3 1B		4	0	1	0	0	0	3			
Clete Boyer, R OBP: 0.280, SLG: 0.364 (1, 5)			1-3		1-3			1-3		4	0	1	0	0	0	1			
Johnny Blanchard, L OBP: 0.412, SLG: 0.538 Pedro Gonzalez, R (9, PR)	8-4				F8			3-1		3	0	0	0	1	0	1			
Whitey Ford, L Hal Reniff, R Duke Carmel, L Bill Stafford, R Hector Lopez, R Rollie Sheldon, R Art Lopez, L (1, 1) (4, 1) (5, PH) (5, 1) (7, PH) (7, 1) (9, PH)	6-3				L9			F5		1	0	0	0	0	0	0			
Inning Stats	R: 1 E: 0 K: 0 S: 5	H: 2 LOB: 2 BB: 1 P: 9	R: 0 E: 0 K: 0 S: 3	H: 1 LOB: 1 BB: 0 P: 3	R: 0 E: 0 K: 1 S: 6	H: 1 LOB: 1 BB: 0 P: 6	R: 0 E: 0 K: 1 S: 5	H: 0 LOB: 0 BB: 0 P: 5	R: 0 E: 0 K: 0 S: 3	H: 2 LOB: 1 BB: 0 P: 7	R: 0 E: 0 K: 1 S: 5	H: 0 LOB: 0 BB: 0 P: 5	R: 0 E: 0 K: 1 S: 6	H: 1 LOB: 1 BB: 0 P: 6	R: 0 E: 0 K: 0 S: 4	H: 1 LOB: 2 BB: 1 P: 8		1B: 7 2B: 2 3B: 0 HR: 0	SF: 0 SAC: 0 DP: 1 HBP: 0
PITCHER Diego Segui, R ERA: 5.4 (1, 1)	IP: 9.0 WLS: W BF: 36 H: 8 R: 2 ER: 2 SO: 5 BB: 2 IBB: 0 HBP: 0 BLK: 0 WP: 0 HR: 0 S: 44 P: 52 ERA: 2.00 WHIP: 1.111															PITCHER			

Batter	1	2	3	4	5	6	7	8	9	AB	R	H	RBI	BB	SO	LOB	BOTTOM
Bert Campaneris, R OBP: 0.357, SLG: 0.444 (1, 7)	FC6 1B	2-3		1B G5-4-3 2B		F7				4	1	2	1	0	0	1	New York Yankees @ Kansas City Athletics Municipal Stadium, Kansas City, MO Mon Apr 19 1965, 7:05 PM EST Att: 6,496 - Unknown - 70 F
Dick Green, R OBP: 0.480, SLG: 0.389 (1, 4)	FC6 2B	FC5-4 BB		G5-4-3 1B		F6				3	1	1	1	1	0	1	
Ed Charles, R OBP: 0.320, SLG: 0.458 (1, 5)	1B 2B	FC5-4		G5-4-3		F3				4	1	1	1	0	0	3	
Jim Gentile, L OBP: 0.474, SLG: 1.000 (1, 3)	3B 1B			K		K		K		4	2	2	2	0	2	0	
Tommy Reynolds, R OBP: 0.480, SLG: 0.500 (1, 9)	SH5-3-4 3B		5-3		F8			K		4	1	1	1	0	1	0	
Mike Hershberger, R OBP: 0.160, SLG: 0.217 (1, 8)	SH5-3-4 BB		L4					K		3	0	1	0	1	1	0	
Wayne Causey, L OBP: 0.500, SLG: 0.400 (1, 6)	SH5-3-4		K		F6			1B		3	0	1	1	0	1	1	
Doc Edwards, R OBP: 0.250, SLG: 0.143 (1, 2)		L4		BB	6-3			G1-4-6-3		3	0	0	0	1	0	2	
Diego Segui, R OBP: 0.500, SLG: 1.000 (1, 1)	2-3 2B			SH 2B 1B		F4				2	1	1	0	0	0	0	
Inning Stats	R: 4 E: 0 K: 0 S: 6	H: 4 LOB: 0 BB: 1 P: 10	R: 0 E: 0 K: 0 S: 4	H: 1 LOB: 2 BB: 1 P: 8	R: 1 E: 0 K: 1 S: 6	H: 1 LOB: 0 BB: 0 P: 6	R: 3 E: 1 K: 1 S: 7	H: 2 LOB: 0 BB: 1 P: 11	R: 0 E: 0 K: 0 S: 4	H: 1 LOB: 1 BB: 0 P: 4	R: 0 E: 0 K: 2 S: 7	H: 0 LOB: 0 BB: 0 P: 7	R: 0 E: 0 K: 1 S: 5	H: 1 LOB: 0 BB: 0 P: 5	1B: 5 2B: 4 3B: 1 HR: 1	SF: 0 SAC: 2 DP: 3 HBP: 0	
PITCHER Whitey Ford, L ERA: 8.64 Hal Reniff, R ERA: 4.91 Bill Stafford, R ERA: Rollie Sheldon, R ERA: (1, 1) (4, 1) (5, 1) (7, 1)	IP: 3.0 WLS: L BF: 18 H: 6 R: 7 ER: 6 SO: 1 BB: 3 IBB: 0 HBP: 0 BLK: 0 WP: 0 HR: 1 S: 17 P: 29 ERA: 18.00 WHIP: 3.000															PITCHER	



Batter	1	2	3	4	5	6	7	8	9	AB	R	H	RBI	BB	SO	LOB	TOP										
Bert Campaneris, R OBP: 0.438, SLG: 0.567 (1, 7)	0-0 2B		0-0 FC5-4 1B		4-0 BB			0-0 WP 2B		3	0	3	0	1	0	0	Kansas City Athletics @ Detroit Tigers Tiger Stadium, Detroit, MI Wed Apr 21 1965, 3:33 AM EST Att: 32,658 - Unknown										
Dick Green, R OBP: 0.414, SLG: 0.318 (1, 4)	0-3 K		0-0 F7		0-0 L9			0-0 6-3		4	0	0	0	0	1	6											
Ed Charles, R OBP: 0.345, SLG: 0.423 (1, 5)	0-0 6-3		0-0 FC5-4			4-0 G1 BB		4-0 WP BB		2	0	0	0	2	0	3											
Jim Gentile, L OBP: 0.391, SLG: 0.810 (1, 3)	0-3 K			0-0 E4 G3-6		0-0 G1		0-3 K		4	0	0	0	0	2	4											
Tommie Reynolds, R OBP: 0.414, SLG: 0.417 (1, 9)		0-0 F7		0-0 G3-6		0-0 5-3		0-0 1-3		4	0	0	0	0	0	4											
Mike Hershberger, R OBP: 0.138, SLG: 0.185 (1, 8)		0-0 6-3		0-0 4-3		0-0 4-3			0-0 F4	4	0	0	0	0	0	1											
Wayne Causey, L OBP: 0.375, SLG: 0.286 (1, 6)		0-0 6-3			0-0 6-3		0-0 G3		0-0 F6	4	0	0	0	0	0	0											
Doc Edwards, R OBP: 0.364, SLG: 0.300 (1, 2)			0-0 1B		0-0 SH2-3 1B		0-0 5-3		4-0 BB	3	0	2	0	0	0	0											
Billy Bryan, L OBP: 0.211, SLG: 0.235 (9, PH)			0-3 K		0-0 SH2-3		0-0 F4		0-0 F8	0	0	0	0	0	0	0											
John O'Donoghue, R OBP: 0.400, SLG: 0.250 (1, 1)					1-2					2	0	0	0	0	1	1											
Fred Talbot, R OBP: 0.500, SLG: 0.500 (7, 1)										0	0	0	0	0	0	0											
Ken Harrelson, R OBP: 0.182, SLG: 0.100 (9, PH)										1	0	0	0	0	0	1											
Inning Stats	R: 0 E: 0 K: 2 S: 8	H: 1 LOB: 1 BB: 0 P: 8	R: 0 E: 0 K: 0 S: 3	H: 0 LOB: 0 BB: 0 P: 3	R: 0 E: 0 K: 1 S: 7	H: 2 LOB: 2 BB: 0 P: 7	R: 0 E: 1 K: 0 S: 3	H: 0 LOB: 0 BB: 0 P: 3	R: 0 E: 0 K: 0 S: 4	H: 1 LOB: 2 BB: 1 P: 8	R: 0 E: 0 K: 0 S: 3	H: 0 LOB: 0 BB: 0 P: 3	R: 0 E: 0 K: 1 S: 6	H: 1 LOB: 2 BB: 1 P: 10	R: 0 E: 0 K: 0 S: 3	H: 0 LOB: 1 BB: 1 P: 7	1B: 3 2B: 2 3B: 0 HR: 0	SF: 0 SAC: 1 DP: 1 HBP: 0	WP: 1 PB: 0 SB: 0 CS: 0	PA: 36							
PITCHER	IP	WLS	BF	H	R	ER	SO	BB	IBB	HBP	BLK	WP	HR	S	P	ERA	WHIP										
Hank Aguirre, L ERA: 2.03 (1, 1)	7.1	W	29	5	0	0	3	2	0	0	0	0	0	33	41	0.00	0.955										
Larry Sherry, R ERA: (8, 1)	1.2	S	7	0	0	0	1	2	0	0	0	1	0	7	15	0.00	1.200										


Batter	1	2	3	4	5	6	7	8	9	AB	R	H	RBI	BB	SO	LOB	BOTTOM										
Don Wert, R OBP: 0.200, SLG: 0.080 (1, 5)	0-0 1-3			0-0 F8		0-0 L5		0-0 F7		4	0	0	0	0	0	0	Kansas City Athletics @ Detroit Tigers Tiger Stadium, Detroit, MI Wed Apr 21 1965, 3:33 AM EST Att: 32,658 - Unknown										
Jerry Lumpe, L OBP: 0.280, SLG: 0.318 (1, 4)	0-0 1-3			0-0 L7		0-0 F8		0-0 F7		4	0	0	0	0	0	0											
Norm Cash, L OBP: 0.318, SLG: 0.400 (1, 3)	0-0 F7			4-0 BB 2B		0-0 F5				2	1	0	0	1	0	0											
Al Kaline, R OBP: 0.419, SLG: 0.391 (1, 9)		0-0 L8		4-0 2B BB		0-0 WP SH1-3 1B				2	0	1	0	1	0	0											
Don Demeter, R OBP: 0.448, SLG: 0.458 (1, 8)		0-0 5-3		0-0 1-3 2-H 2B		0-0 SH1-3		1-2 2B		2	0	1	1	0	0	0											
Willie Horton, R OBP: 0.333, SLG: 0.273 (1, 7)		0-3 K		0-0 6-3		4-0 2-3 BB				2	0	0	0	1	1	2											
Jackie Moore, R OBP: 0.100, SLG: 0.100 (1, 2)			0-0 5-3		0-0 5-3		0-0 F5			2	0	0	0	0	0	0											
Jake Wood, R OBP: 1.000, SLG: 2.000 (7, PH)										0	0	0	0	0	0	0											
Gates Brown, L OBP: 0.500, SLG: 0.500 (7, PH)										1	0	0	0	0	0	2											
John Sullivan, L OBP: 0.444, SLG: 0.571 (8, 2)										0	0	0	0	0	0	0											
Dick McAuliffe, L OBP: 0.500, SLG: 0.500 (1, 6)			0-0 G5-6-3 1B		0-0 F6		0-0 1-3			3	0	1	0	0	0	2											
Hank Aguirre, R Larry Sherry, R (8, 1)			0-0 G5-6-3		0-3 K			0-3 K		2	0	0	0	0	1	1											
Inning Stats	R: 0 E: 0 K: 0 S: 3	H: 0 LOB: 0 BB: 0 P: 3	R: 0 E: 0 K: 1 S: 5	H: 0 LOB: 0 BB: 0 P: 5	R: 0 E: 0 K: 0 S: 3	H: 1 LOB: 0 BB: 0 P: 3	R: 1 E: 0 K: 0 S: 4	H: 1 LOB: 2 BB: 2 P: 12	R: 0 E: 0 K: 1 S: 5	H: 0 LOB: 0 BB: 0 P: 5	R: 0 E: 0 K: 0 S: 3	H: 0 LOB: 0 BB: 0 P: 3	R: 0 E: 0 K: 0 S: 4	H: 1 LOB: 2 BB: 1 P: 8	R: 0 E: 0 K: 1 S: 5	H: 0 LOB: 0 BB: 0 P: 5	1B: 2 2B: 1 3B: 0 HR: 0	SF: 0 SAC: 1 DP: 1 HBP: 0	WP: 1 PB: 0 SB: 0 CS: 0	PA: 29							
PITCHER	IP	WLS	BF	H	R	ER	SO	BB	IBB	HBP	BLK	WP	HR	S	P	ERA	WHIP										
John O'Donoghue, L ERA: 1.76 (1, 1)	6.1	L	24	3	1	1	2	3	0	0	0	0	0	25	37	1.42	0.947										
Fred Talbot, R ERA: 2.89 (7, 1)	1.2		5	0	0	0	1	0	0	0	0	0	0	7	7	0.00	0.000										



Batter	1	2	3	4	5	6	7	8	9	AB	R	H	RBI	BB	SO	LOB	TOP					
Bert Campaneris, R OBP: 0.389, SLG: 0.500 (1, 7)	0-0 1-3			0-0 1-3	0-0 6-3		0-3 K			4	0	0	0	0	1	4						
Wayne Causey, L OBP: 0.350, SLG: 0.278 (1, 6)	0-0 G3			0-0 4-3		0-0 1B	0-0 F6			4	0	1	0	0	0	2						
Ed Charles, R OBP: 0.333, SLG: 0.379 (1, 5)	0-0 1-3			0-0 6-3		4-0 BB		0-3 K		3	0	0	0	1	1	0						
Jim Gentile, L OBP: 0.370, SLG: 0.840 (1, 3)		0-0 F3			0-0 HR	0-0 L6		0-3 K		4	1	1	1	0	1	2						
Tommie Reynolds, R OBP: 0.364, SLG: 0.357 (1, 9)		0-0 5-3			0-0 F7	0-0 F7		0-0 F8		4	0	0	0	0	0	2						
Billy Bryan, L OBP: 0.217, SLG: 0.200 (1, 2)		0-3 K			4-0 1B	0-0 5-3			0-0 F4	3	1	0	0	1	1	2						
Mike Hershberger, R OBP: 0.152, SLG: 0.194 (1, 8)			0-3 K		0-0 5-3		0-0 BB	0-0 4-3		4	0	1	0	0	1	1						
Dick Green, R OBP: 0.424, SLG: 0.346 (1, 4)			0-0 4-3		0-0 1B		0-3 K		0-0 1B	4	0	2	0	0	1	1						
Orlando Pena, R OBP: 0.331, SLG: 0.333 (3, 1)			0-0 F8		0-0 1B		4-0 BB	0-3 K		1	0	0	0	0	0	0						
Nelson Mathews, R OBP: 0.329, SLG: 0.500 (5, PH)					0-0 1B					0	0	0	0	0	0	0						
Jim Dickson, L OBP: 0.289, SLG: 0.289 (5, PH)					1-2 3H					0	0	0	0	0	0	0						
Skip Lockwood, R OBP: 0.217, SLG: 0.200 (7, PH)										0	0	0	0	0	0	0						
Wes Stock, R OBP: 0.167, SLG: 0.091 (7, PH)										0	0	0	0	0	0	0						
Ken Harrelson, R OBP: 0.167, SLG: 0.091 (9, PH)										1	0	0	0	0	1	1						
Inning Stats	R: 0 E: 0 K: 0 S: 3	H: 0 LOB: 0 BB: 0 P: 3	R: 0 E: 0 K: 1 S: 5	H: 0 LOB: 0 BB: 0 P: 5	R: 0 E: 0 K: 1 S: 5	H: 0 LOB: 0 BB: 0 P: 5	R: 0 E: 0 K: 0 S: 3	H: 0 LOB: 0 BB: 0 P: 3	R: 2 E: 0 K: 0 S: 6	H: 3 LOB: 2 BB: 1 P: 10	R: 0 E: 0 K: 0 S: 4	H: 1 LOB: 2 BB: 1 P: 8	R: 0 E: 0 K: 2 S: 8	H: 1 LOB: 2 BB: 1 P: 12	R: 0 E: 0 K: 2 S: 7	H: 0 LOB: 0 BB: 0 P: 7	R: 0 E: 0 K: 1 S: 6	H: 1 LOB: 1 BB: 0 P: 6	1B: 5 2B: 0 3B: 0 HR: 1	SF: 0 SAC: 0 DP: 0 HBP: 0	WP: 0 PB: 0 SB: 1 CS: 0	PA: 36
PITCHER	IP	WLS	BF	H	R	ER	SO	BB	IBB	HBP	BLK	WP	HR	S	P	ERA	WHIP					
Dick Donovan, R ERA: 5.0 (1, 1)	5.0	W	20	4	2	2	2	1	0	0	0	0	1	23	27	3.60	1.000					
Luis Tiant, R ERA: (6, 1)	4.0	S	16	2	0	0	5	2	0	0	0	0	0	24	32	0.00	1.000					

Kansas City Athletics @ Cleveland Indians
Cleveland Municipal Stadium, Cleveland, OH
Fri Apr 23 1965, 6:05 PM EST
Att: 9,812 - Unknown

AB	33
R	2
H	6
RBI	2
BB	3
SO	7
LOB	15



Batter	1	2	3	4	5	6	7	8	9	AB	R	H	RBI	BB	SO	LOB	BOTTOM					
Dick Howser, R OBP: 0.333, SLG: 0.182 (1, 6)	4-0 2B		1-0 BB		0-0 F9		0-3 K			2	1	0	0	1	1	0						
Chuck Hinton, R OBP: 0.308, SLG: 0.250 (1, 3)	0-0 F8		0-3 K		0-0 6-3		4-0 1B			3	0	0	0	1	1	2						
Leon Wagner, L OBP: 0.381, SLG: 0.818 (1, 7)	0-0 F7		0-0 L8			4-0 3B	0-0 1B			3	1	1	0	1	0	2						
Rocky Colavito, R OBP: 0.346, SLG: 0.609 (1, 9)	0-0 1B		4-0 BB		4-0 BB		0-0 F6			2	2	1	1	2	0	2						
Max Alvis, R OBP: 0.240, SLG: 0.280 (1, 5)	0-0 CS		0-3 K		0-0 F7		0-3 K			4	0	1	1	0	2	6						
Vic Davallito, L OBP: 0.391, SLG: 0.435 (1, 8)	0-0 1-2	0-0 E3	0-3 K		0-3 K		0-0 F8			5	1	1	0	0	2	3						
Larry Brown, R OBP: 0.294, SLG: 0.500 (1, 4)		0-3 K		0-0 F3		0-0 WP	0-0 6-3			4	1	1	2	0	1	1						
Cam Carreon, R OBP: 0.429, SLG: 0.333 (1, 2)		0-0 K2-6-2		0-0 F2		4-0 BB		0-0 F7		3	0	1	1	1	0	0						
Dick Donovan, L (1, 1)		0-3 3H		0-0 K2-6-2		0-0 F8		0-0 L8		2	0	0	0	0	1	1						
Luis Tiant, R (6, 1)		0-3 1-2			0-0 F8					1	0	0	0	0	0	1						
Inning Stats	R: 2 E: 0 K: 0 S: 4	H: 2 LOB: 1 BB: 0 P: 8	R: 1 E: 2 K: 2 S: 8	H: 2 LOB: 1 BB: 0 P: 8	R: 0 E: 0 K: 2 S: 7	H: 0 LOB: 2 BB: 1 P: 12	R: 0 E: 0 K: 1 S: 5	H: 0 LOB: 0 BB: 0 P: 5	R: 0 E: 0 K: 0 S: 3	H: 0 LOB: 0 BB: 0 P: 3	R: 3 E: 0 K: 1 S: 6	H: 1 LOB: 3 BB: 3 P: 18	R: 0 E: 0 K: 2 S: 8	H: 1 LOB: 2 BB: 1 P: 12	R: 0 E: 0 K: 0 S: 3	H: 0 LOB: 0 BB: 0 P: 3	1B: 4 2B: 2 3B: 1 HR: 0	SF: 0 SAC: 0 DP: 1 HBP: 1	WP: 1 PB: 0 SB: 1 CS: 1	PA: 36		
PITCHER	IP	WLS	BF	H	R	ER	SO	BB	IBB	HBP	BLK	WP	HR	S	P	ERA	WHIP					
Orlando Pena, R ERA: 4.15 (1, 1)	2.0	L	11	4	3	2	2	1	0	1	0	0	0	12	17	9.00	2.500					
Jose Santiago, R ERA: 11.97 (3, 1)	2.0		7	0	0	0	3	1	0	0	0	0	0	12	16	0.00	0.500					
Jim Dickson, R ERA: 4.76 (5, 1)	2.0		10	1	3	3	1	3	0	0	0	1	0	9	21	13.50	2.000					
Wes Stock, R ERA: 8.53 (7, 1)	2.0		8	1	0	0	2	1	0	0	0	0	0	11	15	0.00	1.000					

Kansas City Athletics @ Cleveland Indians
Cleveland Municipal Stadium, Cleveland, OH
Fri Apr 23 1965, 6:05 PM EST
Att: 9,812 - Unknown

AB	29
R	6
H	6
RBI	5
BB	6
SO	8
LOB	18



Batter	1	2	3	4	5	6	7	8	9	AB	R	H	RBI	BB	SO	LOB	TOP											
Bert Campaneris, R OBP: 0.375, SLG: 0.486 (1, 7)										3	0	1	1	0	0	0	Kansas City Athletics @ Cleveland Indians Cleveland Municipal Stadium, Cleveland, OH Sat Apr 24 1965, 3:33 AM EST Att: 4,088 - Unknown livebaseballscorecards.com											
Wayne Causey, L OBP: 0.375, SLG: 0.364 (1, 6)										4	0	2	0	0	1	4												
Mike Hershberger, R OBP: 0.133, SLG: 0.171 (1, 9)										4	0	0	0	0	2													
Jim Gentile, L OBP: 0.355, SLG: 0.793 (1, 3)										4	0	1	0	0	0	1												
Ed Charles, R OBP: 0.297, SLG: 0.333 (1, 5)										4	0	0	0	0	2													
Billy Bryan, L OBP: 0.222, SLG: 0.174 (1, 2)										3	1	0	0	1	1	2												
Jim Landis, R OBP: 0.417, SLG: 0.390 Nelson Mathews, R OBP: 0.667, SLG: 0.800 (1, 8) (2, 8)										1	0	0	0	0	0	0												
Dick Green, R OBP: 0.378, SLG: 0.300 (1, 4)										4	0	0	0	0	3													
Moe Drabowsky, R OBP: 0.200, SLG: 0.200 Tommy Reynolds, R OBP: 0.362, SLG: 0.357 Fred Talbot, R OBP: 0.500, SLG: 0.500 (1, 1) (7, PH) (7, 1)										2	0	0	0	0	2	1												
Inning Stats	R: 0 E: 0 K: 0 S: 4	H: 1 LOB: 1 BB: 0 P: 4	R: 0 E: 0 K: 1 S: 5	H: 0 LOB: 0 BB: 0 P: 5	R: 0 E: 0 K: 1 S: 5	H: 0 LOB: 0 BB: 0 P: 5	R: 0 E: 0 K: 0 S: 5	H: 2 LOB: 2 BB: 0 P: 5	R: 0 E: 0 K: 0 S: 3	H: 0 LOB: 0 BB: 0 P: 3	R: 1 E: 0 K: 1 S: 6	H: 1 LOB: 2 BB: 2 P: 14	R: 0 E: 0 K: 0 S: 3	H: 0 LOB: 0 BB: 0 P: 3	R: 0 E: 0 K: 0 S: 3	H: 0 LOB: 0 BB: 0 P: 3		1B: 3 2B: 3 3B: 0 HR: 0	SF: 1 SAC: 0 DP: 0 HBP: 0	WP: 0 PB: 0 SB: 0 CS: 0	PA: 35							
PITCHER	IP	WLS	BF	H	R	ER	SO	BB	IBB	HBP	BLK	WP	HR	S	P	ERA	WHIP											
Ralph Terry, R ERA: 2.25 Gary Bell, R ERA: 4.5	(1, 1)	8.0	W	32	6	1	1	4	2	0	0	0	0	0	38	46	1.12	1.000										

Batter	1	2	3	4	5	6	7	8	9	AB	R	H	RBI	BB	SO	LOB	BOTTOM											
Dick Howser, R OBP: 0.375, SLG: 0.167 (1, 6)										2	0	0	0	3	1	1	Kansas City Athletics @ Cleveland Indians Cleveland Municipal Stadium, Cleveland, OH Sat Apr 24 1965, 3:33 AM EST Att: 4,088 - Unknown livebaseballscorecards.com											
Chuck Hinton, R OBP: 0.290, SLG: 0.214 (1, 4)										4	0	0	0	1	0	4												
Leon Wagner, L OBP: 0.352, SLG: 0.731 (1, 7)										4	1	1	0	0	4													
Rocky Colavito, R OBP: 0.400, SLG: 0.640 Al Luplow, L OBP: 1.000, SLG: 1.500 (1, 9) (8, PR) (9, 9)										2	0	1	0	2	1	3												
Max Alvis, R OBP: 0.276, SLG: 0.259 (1, 5)										2	1	0	0	2	1	3												
Vic Davallito, L OBP: 0.333, SLG: 0.370 (1, 8)										4	1	0	0	0	6													
Fred Whitfield, L OBP: 0.333, SLG: 0.286 (1, 3)										3	1	2	2	0	0													
Cam Carreon, R OBP: 0.455, SLG: 0.400 (1, 2)										4	0	2	1	0	2													
Ralph Terry, R Ray Barker, L Gary Bell, R (1, 1) (8, PH) (9, 1)										2	0	0	0	0	1	1												
Inning Stats	R: 0 E: 0 K: 1 S: 5	H: 0 LOB: 0 BB: 0 P: 5	R: 0 E: 0 K: 0 S: 3	H: 1 LOB: 1 BB: 1 P: 7	R: 0 E: 0 K: 1 S: 6	H: 1 LOB: 2 BB: 2 P: 14	R: 0 E: 0 K: 0 S: 2	H: 0 LOB: 0 BB: 1 P: 6	R: 0 E: 0 K: 1 S: 6	H: 0 LOB: 1 BB: 0 P: 6	R: 1 E: 0 K: 1 S: 7	H: 1 LOB: 2 BB: 1 P: 11	R: 0 E: 0 K: 0 S: 3	H: 0 LOB: 1 BB: 1 P: 7	R: 3 E: 0 K: 0 S: 6	H: 3 LOB: 2 BB: 2 P: 14		1B: 5 2B: 2 3B: 0 HR: 0	SF: 1 SAC: 1 DP: 1 HBP: 0	WP: 1 PB: 1 SB: 3 CS: 0	PA: 38							
PITCHER	IP	WLS	BF	H	R	ER	SO	BB	IBB	HBP	BLK	WP	HR	S	P	ERA	WHIP											
Moe Drabowsky, R ERA: 4.96 Fred Talbot, R ERA: 4.76	(1, 1)	6.0	L	27	3	1	1	4	5	0	0	0	0	0	29	49	1.50	1.333										

Batter	1	2	3	4	5	6	7	8	9	AB	R	H	RBI	BB	SO	LOB	TOP										
Bert Campaneris, R OBP: 0.333, SLG: 0.429	E6		F8			K	L9		F8	5	0	0	0	0	1	3	Kansas City Athletics @ New York Yankees Yankee Stadium, Bronx, NY Wed Apr 28 1965, 3:33 AM EDT Att. 3,001 - Overcast - 57 F										
Wayne Causey, L OBP: 0.357, SLG: 0.320	F9		F9			1B BB		K		3	0	0	0	1	1												
Tommie Reynolds, R OBP: 0.368, SLG: 0.323	5-3			6-3		K		F9 WP 1B BB		3	1	0	0	1	1	2											
Jim Gentile, L OBP: 0.343, SLG: 0.727	K			F8		1B		F9		4	0	1	0	0	1	2											
Ed Charles, R OBP: 0.317, SLG: 0.351		6-3			1B	F7			1B	4	0	2	1	0	0	2											
Jim Landis, R OBP: 0.375, SLG: 0.231		4-3		F8			2B BB	F5		3	0	0	0	1	0	2											
Dick Green, R OBP: 0.390, SLG: 0.353					5-3		1-3 2B		5-3	4	0	2	0	0	0	0											
Doc Edwards, R OBP: 0.267, SLG: 0.214		5-3			K		F2		5-3	0	0	0	0	0	0	0											
Diego Segui, R ERA: 2.65			K		F6		F5			1	0	0	0	0	1	0											
Inning Stats	R: 0 E: 1 K: 1 S: 6	H: 0 LOB: 1 BB: 0 P: 6	R: 0 E: 0 K: 0 S: 4	H: 1 LOB: 1 BB: 0 P: 4	R: 0 E: 0 K: 1 S: 5	H: 0 LOB: 0 BB: 0 P: 5	R: 0 E: 0 K: 0 S: 4	H: 1 LOB: 1 BB: 0 P: 4	R: 0 E: 0 K: 1 S: 5	H: 0 LOB: 0 BB: 0 P: 5	R: 0 E: 0 K: 2 S: 8	H: 1 LOB: 2 BB: 1 P: 12	R: 0 E: 0 K: 0 S: 4	H: 1 LOB: 2 BB: 1 P: 8	R: 1 E: 0 K: 1 S: 6	H: 1 LOB: 1 BB: 1 P: 10		R: 0 E: 0 K: 0 S: 3	H: 0 LOB: 1 BB: 1 P: 7	1B: 4 2B: 1 3B: 0 HR: 0	SF: 0 SAC: 0 DP: 0 HBP: 0	WP: 1 PB: 0 SB: 1 CS: 0	PA: 37				
PITCHER	IP	WLS	BF	H	R	ER	SO	BB	IBB	HBP	BLK	WP	HR	S	P	ERA	WHIP										
Al Downing, L ERA: 2.65	9.0	W	37	5	1	1	6	4	0	0	0	1	0	45	61	1.00	1.000										

Batter	1	2	3	4	5	6	7	8	9	AB	R	H	RBI	BB	SO	LOB	BOTTOM										
Tom Tresh, S OBP: 0.309, SLG: 0.373	BB BB BB		BB 1B 2B BB	1B 2B 1B		WP SH3-4 1B		K		3	2	2	0	2	1	0	Kansas City Athletics @ New York Yankees Yankee Stadium, Bronx, NY Wed Apr 28 1965, 3:33 AM EDT Att. 3,001 - Overcast - 57 F										
Bobby Richardson, R OBP: 0.431, SLG: 0.422	BB BB BB		BB BB 1B	2B G5-2-3 1B		SH3-4		5-3		3	1	2	0	1	0	0											
Roger Maris, L OBP: 0.500	BB BB BB		BB BB BB	G5-2-3 2B	G5-2-3 2B		K	FC6-4 1B		2	1	1	1	2	1	1											
Joe Pepitone, L OBP: 0.200, SLG: 0.097	BB BB BB		BB BB BB	BB BB BB	3H 2-3 4-0		2-3			1	0	1	0	0	0	0											
Mickey Mantle, S OBP: 0.510, SLG: 0.722										2	1	1	2	2	1	3											
Ross Moschitto, R OBP: 0.222, SLG: 0.556										1	0	0	0	0	0	1											
Elston Howard, R OBP: 0.222, SLG: 0.556										4	0	1	2	0	1	8											
Tony Kubek, L OBP: 0.224, SLG: 0.209										4	0	0	0	0	1	3											
Johnny Blanchard, L OBP: 0.343, SLG: 0.333										3	0	0	0	1	0	0											
Clete Boyer, R OBP: 0.222, SLG: 0.205										2	0	0	0	2	0	0											
Al Downing, R OBP: 0.143, SLG: 0.143										4	0	0	0	0	2	4											
Inning Stats	R: 0 E: 0 K: 1 S: 4	H: 0 LOB: 3 BB: 3 P: 16	R: 0 E: 0 K: 1 S: 5	H: 0 LOB: 0 BB: 0 P: 5	R: 4 E: 0 K: 1 S: 10	H: 3 LOB: 3 BB: 4 P: 26	R: 1 E: 0 K: 0 S: 5	H: 3 LOB: 2 BB: 1 P: 9	R: 0 E: 0 K: 2 S: 8	H: 1 LOB: 2 BB: 1 P: 12	R: 0 E: 0 K: 0 S: 3	H: 0 LOB: 1 BB: 1 P: 7	R: 0 E: 0 K: 1 S: 6	H: 1 LOB: 1 BB: 0 P: 6	1B: 5 2B: 3 3B: 0 HR: 0	SF: 0 SAC: 1 DP: 2 HBP: 0	WP: 1 PB: 0 SB: 0 CS: 0	PA: 40									
PITCHER	IP	WLS	BF	H	R	ER	SO	BB	IBB	HBP	BLK	WP	HR	S	P	ERA	WHIP										
Diego Segui, R ERA: 7.3	2.1	L	14	3	4	4	3	5	0	0	0	0	0	7	19	13.50	6.000										
Jose Santiago, R ERA: 12.0	0.2		8	3	1	1	1	1	2	0	0	0	0	7	19	13.50	6.000										
Fred Talbot, R ERA: 4.38	1.0		2	0	0	0	0	0	0	0	0	0	0	2	2	0.00	0.000										
John Wyatt, R ERA: 6.75	2.0		8	1	0	0	3	0	1	0	0	1	0	13	17	0.00	0.500										
Wes Stock, R ERA: 6.48	2.0		8	1	0	0	1	1	0	0	0	0	0	9	13	0.00	1.000										

Batter	1	2	3	4	5	6	7	8	9	AB	R	H	RBI	BB	SO	LOB	TOP										
Jose Cardenal, R OBP: 0.351, SLG: 0.491 (1, 8)										4	0	1	0	0	0	1											
Willie Smith, L OBP: 0.309, SLG: 0.434 (1, 7)										4	2	2	1	0	0	1											
Jim Fregosi, R OBP: 0.214, SLG: 0.278 (1, 6)										4	1	1	1	0	0	0											
Joe Adcock, R OBP: 0.357, SLG: 0.607 Vic Power, R OBP: 0.200, SLG: 0.400 (9, 3)										4	1	1	1	0	0	0											
Buck Rodgers, S OBP: 0.318, SLG: 0.325 (1, 2)										2	0	0	0	1	1	0											
Paul Schaal, R OBP: 0.295, SLG: 0.463 (1, 5)										2	0	1	1	2	1	0											
Jim Piersall, R (1, 9)										4	0	0	0	0	0	4											
Bobby Knoop, R OBP: 0.372, SLG: 0.395 (1, 4)										3	0	1	0	0	0	0											
Marcelino Lopez, R OBP: 0.100, SLG: 0.100 Bob Lee, R (8, 1)										3	0	0	0	0	1	1											
Inning Stats	R: 0 E: 0 K: 0 S: 3	H: 1 LOB: 0 BB: 0 P: 3	R: 0 E: 0 K: 1 S: 5	H: 0 LOB: 1 BB: 1 P: 9	R: 0 E: 0 K: 1 S: 5	H: 1 LOB: 0 BB: 0 P: 5	R: 3 E: 0 K: 0 S: 6	H: 4 LOB: 0 BB: 0 P: 6	R: 0 E: 0 K: 0 S: 3	H: 0 LOB: 0 BB: 0 P: 3	R: 0 E: 0 K: 1 S: 5	H: 0 LOB: 0 BB: 0 P: 5	R: 0 E: 0 K: 0 S: 3	H: 0 LOB: 0 BB: 0 P: 3	R: 1 E: 0 K: 0 S: 4	H: 1 LOB: 2 BB: 2 P: 12	1B: 3 2B: 3 3B: 1 HR: 1	SF: 0 SAC: 1 DP: 2 HBP: 0	WP: 1 PB: 0 SB: 0 CS: 1	PA: 35							
PITCHER	IP	WLS	BF	H	R	ER	SO	BB	IBB	HBP	BLK	WP	HR	S	P	ERA	WHIP										
John O'Donoghue, L ERA: 2.66 (1, 1)	5.0	L	19	6	3	3	2	1	0	0	0	0	0	22	26	5.40	1.400										
Wes Stock, R ERA: 4.75 (6, 1)	3.0		9	0	0	0	1	0	0	0	0	0	0	11	11	0.00	0.000										
John Wyatt, R ERA: 7.2 (9, 1)	1.0		6	1	1	1	0	2	0	0	0	1	1	4	12	9.00	3.000										

Los Angeles Angels @ Kansas City Athletics
Municipal Stadium, Kansas City, MO

AB 30
R 4
H 7
RBI 4
BB 3
SO 3
LOB 7



Fri Apr 30 1965, 8:05 PM EDT
Att: 6,279 - Unknown

Batter	1	2	3	4	5	6	7	8	9	AB	R	H	RBI	BB	SO	LOB	BOTTOM										
Bert Campaneris, R OBP: 0.327, SLG: 0.457 (1, 7)										4	0	1	0	0	0	2											
Wayne Causey, L OBP: 0.438, SLG: 0.370 (1, 6)										2	0	2	0	2	0	0											
Tommy Reynolds, R OBP: 0.341, SLG: 0.294 Wes Stock, R (6, 1)										3	0	0	0	0	1	5											
Ken Harrelson, R OBP: 0.214, SLG: 0.154 John Wyatt, R (8, PH) (9, 1)										0	0	0	0	0	0	0											
Jim Gentile, L OBP: 0.308, SLG: 0.649 (1, 3)										4	0	0	0	0	3	5											
Ed Charles, R OBP: 0.289, SLG: 0.317 (1, 5)										4	0	0	0	0	0	2											
Mike Hershberger, R OBP: 0.119, SLG: 0.150 (1, 8)										4	0	0	0	0	0	2											
Dick Green, R OBP: 0.378, SLG: 0.342 (1, 4)										4	0	1	0	0	0	0											
Doc Edwards, R OBP: 0.211, SLG: 0.167 (1, 2)										4	0	0	0	0	0	1											
John O'Donoghue, R OBP: 0.500, SLG: 0.400 Nelson Mathews, R OBP: 0.600, SLG: 0.625 (5, PH) (6, 9)										1	0	1	0	0	0	0											
Inning Stats	R: 0 E: 0 K: 1 S: 6	H: 1 LOB: 1 BB: 0 P: 6	R: 0 E: 0 K: 0 S: 4	H: 1 LOB: 1 BB: 0 P: 4	R: 0 E: 0 K: 2 S: 9	H: 2 LOB: 2 BB: 0 P: 9	R: 0 E: 0 K: 0 S: 3	H: 0 LOB: 0 BB: 0 P: 3	R: 0 E: 0 K: 0 S: 3	H: 0 LOB: 0 BB: 0 P: 5	R: 0 E: 0 K: 1 S: 5	H: 1 LOB: 1 BB: 0 P: 4	R: 0 E: 0 K: 0 S: 4	H: 1 LOB: 2 BB: 1 P: 8	R: 0 E: 0 K: 0 S: 3	H: 0 LOB: 0 BB: 0 P: 3	1B: 6 2B: 0 3B: 1 HR: 0	SF: 0 SAC: 0 DP: 0 HBP: 0	WP: 0 PB: 0 SB: 0 CS: 0	PA: 36							
PITCHER	IP	WLS	BF	H	R	ER	SO	BB	IBB	HBP	BLK	WP	HR	S	P	ERA	WHIP										
Marcelino Lopez, L ERA: 2.4 (1, 1)	7.0	W	30	7	0	0	5	2	0	0	0	0	0	38	46	0.00	1.286										
Bob Lee, R ERA: 1.5 (8, 1)	2.0	S	6	0	0	0	0	0	0	0	0	0	0	6	6	0.00	0.000										

Los Angeles Angels @ Kansas City Athletics
Municipal Stadium, Kansas City, MO

AB 34
R 0
H 7
RBI 0
BB 2
SO 5
LOB 17




Fri Apr 30 1965, 8:05 PM EDT
Att: 6,279 - Unknown

Batter	1	2	3	4	5	6	7	8	9	AB	R	H	RBI	BB	SO	LOB	TOP					
Jose Cardenal, R OBP: 0.328, SLG: 0.456 (1, 8)										4	0	0	0	0	0	1						
Albie Pearson, L OBP: 0.200, SLG: 0.143 (1, 9)										4	0	1	0	0	0	1						
Willie Smith, L OBP: 0.288, SLG: 0.404 (1, 7)										4	0	0	0	0	1	1						
Costen Shockley, L OBP: 0.226, SLG: 0.143 Vic Power, R OBP: 0.333, SLG: 0.667 (8, 3)										3	1	1	0	0	1	0						
Jim Fregosi, R OBP: 0.237, SLG: 0.316 (1, 6)										3	1	2	0	0	0	1						
Buck Rodgers, S OBP: 0.313, SLG: 0.349 (1, 2)										3	0	1	1	0	0	2						
Paul Schaal, R OBP: 0.292, SLG: 0.455 (1, 5)										3	0	1	2	0	0	0						
Bobby Knoop, R OBP: 0.370, SLG: 0.375 (1, 4)										2	0	0	0	1	1	1						
Rudy May, L OBP: 0.333, SLG: 0.200 Bob Lee, R (7, 1)										1	0	0	0	0	1	0						
Inning Stats	R: 0 E: 0 K: 0 S: 3	H: 0 LOB: 0 BB: 0 P: 3	R: 1 E: 0 K: 0 S: 4	H: 2 LOB: 0 BB: 0 P: 4	R: 0 E: 0 K: 0 S: 3	H: 0 LOB: 1 BB: 1 P: 7	R: 0 E: 0 K: 1 S: 6	H: 1 LOB: 1 BB: 0 P: 6	R: 0 E: 0 K: 2 S: 7	H: 0 LOB: 0 BB: 0 P: 7	R: 0 E: 0 K: 1 S: 5	H: 0 LOB: 1 BB: 0 P: 5	R: 1 E: 0 K: 0 S: 5	H: 2 LOB: 1 BB: 0 P: 5	R: 0 E: 0 K: 0 S: 4	H: 1 LOB: 0 BB: 0 P: 4	R: 1 E: 0 K: 0 S: 4	H: 1 LOB: 0 BB: 0 P: 4	1B: 4 2B: 4 3B: 0 HR: 0	SF: 2 SAC: 2 DP: 1 HBP: 0	WP: 0 PB: 0 SB: 0 CS: 0	PA: 34
PITCHER	IP	WLS	BF	H	R	ER	SO	BB	IBB	HBP	BLK	WP	HR	S	P	ERA	WHIP					
Orlando Pena, R ERA: 3.24 John Wyatt, R ERA: 7.5	(1, 1)	8.0	L	30	6	2	2	4	1	0	0	0	0	0	37	41	2.25	0.875				
	(9, 1)	1.0		4	1	1	1	0	0	0	0	0	0	4	4	9.00	1.000					

Los Angeles Angels @ Kansas City Athletics
Municipal Stadium, Kansas City, MO
Sat May 01 1965, 4:33 AM EDT
Att: 3,761 - Unknown


AB 29
R 3
H 7
RBI 3
BB 1
SO 4
LOB 7



Batter	1	2	3	4	5	6	7	8	9	AB	R	H	RBI	BB	SO	LOB	BOTTOM					
Bert Campaneris, R OBP: 0.340, SLG: 0.460 (1, 7)										4	0	2	0	0	0	0						
Wayne Causey, L OBP: 0.444, SLG: 0.387 (1, 6)										4	1	2	0	0	1	0						
Nelson Mathews, R OBP: 0.643, SLG: 0.800 (1, 8)										2	0	1	1	2	0	0						
Jim Gentile, L OBP: 0.302, SLG: 0.600 (1, 3)										3	0	0	0	1	0	5						
Ed Charles, R OBP: 0.286, SLG: 0.295 (1, 5)										3	0	0	0	0	0	5						
Mike Hershberger, R OBP: 0.130, SLG: 0.159 (1, 9)										4	0	1	0	0	0	2						
Dick Green, R OBP: 0.408, SLG: 0.350 (1, 4)										2	0	1	0	2	0	0						
Doc Edwards, R OBP: 0.190, SLG: 0.150 Billy Bryan, L OBP: 0.207, SLG: 0.160 (7, PH) (8, 2)										2	0	0	0	0	1	3						
Orlando Pena, R OBP: 0.200, SLG: 0.200 Ken Harrelson, R OBP: 0.200, SLG: 0.143 John Wyatt, R (9, 1)										2	0	0	0	0	0	1						
Inning Stats	R: 1 E: 0 K: 0 S: 5	H: 2 LOB: 1 BB: 0 P: 5	R: 0 E: 0 K: 1 S: 4	H: 0 LOB: 0 BB: 1 P: 8	R: 0 E: 0 K: 1 S: 5	H: 1 LOB: 0 BB: 0 P: 5	R: 0 E: 0 K: 0 S: 2	H: 0 LOB: 0 BB: 1 P: 6	R: 0 E: 0 K: 0 S: 4	H: 2 LOB: 1 BB: 0 P: 4	R: 0 E: 0 K: 0 S: 3	H: 0 LOB: 0 BB: 0 P: 3	R: 0 E: 0 K: 1 S: 4	H: 0 LOB: 2 BB: 2 P: 13	R: 0 E: 0 K: 1 S: 7	H: 2 LOB: 3 BB: 1 P: 11	R: 0 E: 0 K: 0 S: 3	H: 0 LOB: 0 BB: 0 P: 3	1B: 6 2B: 0 3B: 1 HR: 0	SF: 0 SAC: 0 DP: 3 HBP: 1	WP: 0 PB: 0 SB: 0 CS: 1	PA: 35
PITCHER	IP	WLS	BF	H	R	ER	SO	BB	IBB	HBP	BLK	WP	HR	S	P	ERA	WHIP					
Rudy May, L ERA: 0.86 Bob Lee, R ERA: 1.2	(1, 1)	6.0	W	23	5	1	1	2	3	0	0	0	0	0	23	36	1.50	1.333				
	(7, 1)	3.0	S	12	2	0	0	2	2	0	0	0	0	14	22	0.00	1.333					



Los Angeles Angels @ Kansas City Athletics
Municipal Stadium, Kansas City, MO
Sat May 01 1965, 4:33 AM EDT
Att: 3,761 - Unknown

AB 29
R 1
H 7
RBI 1
BB 5
SO 4
LOB 18



Batter	1	2	3	4	5	6	7	8	9	AB	R	H	RBI	BB	SO	LOB	TOP					
Don Blasingame, L (1, 4) OBP: 0.333, SLG: 0.458	F9		K			1B SF7 BB		K		3	1	0	0	1	2	0	Washington Senators @ Kansas City Athletics Municipal Stadium, Kansas City, MO Mon May 03 1965, 8:05 PM EDT Att: 2,540 - Unknown					
Jim King, L (1, 9) OBP: 0.189, SLG: 0.152	6-3		4-3			G6-4-3 1B		6-3		4	0	1	0	0	0	0						
Don Lock, R (1, 8) OBP: 0.288, SLG: 0.277						SF7				3	0	3	1	0	0	0						
Frank Howard, R (1, 7) OBP: 0.333, SLG: 0.437						G6-4-3 1-2		FC6-4 1B		4	0	0	0	0	1	4						
Bob Chance, L (1, 3)										4	1	1	0	0	0	1						
Mike Brumley, L (1, 2)										4	0	0	0	0	1	2						
Ken McMullen, R (1, 5) OBP: 0.263, SLG: 0.380										4	1	3	2	0	0	0						
Ken Hamlin, R (1, 6) OBP: 0.231, SLG: 0.167										3	0	1	0	0	1	1						
Roy Stevers, R (9, PH) OBP: 0.211, SLG: 0.118										1	0	0	0	0	1	1						
Pete Richter, L (1, 1) OBP: 0.167, SLG: 0.167										1	0	0	0	0	1	0						
Willie Kirtland, L (5, PH) OBP: 0.140, SLG: 0.280										1	0	0	0	0	0	0						
Bennie Daniels, L (5, 1) OBP: 0.420, SLG: 0.200										0	0	0	0	0	0	0						
Woodie Held, L (7, PH) OBP: 0.140, SLG: 0.040										1	0	0	0	0	1	1						
Jim Duckworth, R (7, 1)										0	0	0	0	0	0	0						
Don Zimmer, R (9, PH) OBP: 0.133, SLG: 0.296										1	0	0	0	0	0	1						
Inning Stats	R: 0 E: 0 K: 1 S: 6	H: 1 LOB: 1 BB: 0 P: 6	R: 0 E: 0 K: 1 S: 6	H: 1 LOB: 1 BB: 0 P: 6	R: 0 E: 0 K: 2 S: 7	H: 0 LOB: 0 BB: 0 P: 7	R: 0 E: 0 K: 1 S: 6	H: 1 LOB: 1 BB: 0 P: 6	R: 0 E: 0 K: 1 S: 3	H: 0 LOB: 0 BB: 0 P: 3	R: 1 E: 0 K: 0 S: 3	H: 1 LOB: 0 BB: 1 P: 7	R: 1 E: 0 K: 0 S: 7	H: 2 LOB: 1 BB: 0 P: 7	R: 0 E: 0 K: 1 S: 6	H: 1 LOB: 1 BB: 0 P: 6	R: 1 E: 0 K: 1 S: 7	H: 2 LOB: 1 BB: 0 P: 7	1B: 6 2B: 2 3B: 0 HR: 1	SF: 1 SAC: 0 DP: 1 HBP: 0	WP: 0 PB: 1 SB: 0 CS: 0	PA: 36
PITCHER Diego Segui, R (1, 1) ERA: 5.48	IP: 9.0 WLS: W BF: 36 H: 9 R: 3 ER: 3 SO: 8 BB: 1 IBB: 0 HBP: 0 BLK: 0 WP: 0 HR: 1 S: 51 P: 55 ERA: 3.00 WHIP: 1.111															PITCHER	IP: 9.0 WLS: W BF: 36 H: 9 R: 3 ER: 3 SO: 8 BB: 1 IBB: 0 HBP: 0 BLK: 0 WP: 0 HR: 1 S: 51 P: 55 ERA: 3.00 WHIP: 1.111					

Batter	1	2	3	4	5	6	7	8	9	AB	R	H	RBI	BB	SO	LOB	BOTTOM			
Dick Green, R (1, 4) OBP: 0.391, SLG: 0.308	4-3		S 1B		K		FC1-6			4	1	1	0	0	1	1	Washington Senators @ Kansas City Athletics Municipal Stadium, Kansas City, MO Mon May 03 1965, 8:05 PM EDT Att: 2,540 - Unknown			
Wayne Causey, L (1, 6) OBP: 0.431, SLG: 0.422	6-3		F7		5-3		K			4	0	0	0	0	1	2				
Bert Campaneris, R (1, 7) OBP: 0.338, SLG: 0.422	6-3		2-4 1B							4	0	2	1	0	0	0				
Nelson Mathews, R (1, 8) OBP: 0.630, SLG: 1.000			2-4		F9					4	2	3	1	0	0	1				
Ken Harrelson, R (1, 3) OBP: 0.292, SLG: 0.391										4	1	1	1	0	1	2				
Jim Gentile, L (9, 3) OBP: 0.271, SLG: 0.533										0	0	0	0	0	0	0				
Ed Charles, R (1, 5) OBP: 0.345, SLG: 0.353										4	1	3	0	0	0	1				
Mike Hershberger, R (1, 9) OBP: 0.172, SLG: 0.264										2	0	0	0	1	0	2				
Billy Bryan, L (1, 2) OBP: 0.268, SLG: 0.389										3	0	0	0	0	1	3				
Diego Segui, R (1, 1) OBP: 0.333, SLG: 0.400										2	0	0	0	1	1	1				
Inning Stats	R: 0 E: 0 K: 0 S: 3	H: 0 LOB: 0 BB: 0 P: 3	R: 2 E: 0 K: 0 S: 5	H: 3 LOB: 0 BB: 0 P: 5	R: 1 E: 0 K: 1 S: 6	H: 2 LOB: 1 BB: 0 P: 6	R: 2 E: 1 K: 0 S: 5	H: 2 LOB: 3 BB: 1 P: 9	R: 0 E: 0 K: 1 S: 6	H: 1 LOB: 1 BB: 0 P: 6	R: 0 E: 0 K: 1 S: 5	H: 1 LOB: 0 BB: 0 P: 5	R: 0 E: 0 K: 2 S: 7	H: 0 LOB: 1 BB: 1 P: 11	R: 0 E: 0 K: 0 S: 4	H: 1 LOB: 1 BB: 0 P: 4	1B: 6 2B: 1 3B: 1 HR: 2	SF: 0 SAC: 0 DP: 1 HBP: 0	WP: 0 PB: 0 SB: 1 CS: 1	PA: 33
PITCHER Pete Richter, L (1, 1) ERA: 4.43	IP: 4.0 WLS: L BF: 19 H: 7 R: 5 ER: 4 SO: 1 BB: 0 IBB: 1 HBP: 0 BLK: 0 WP: 0 HR: 2 S: 19 P: 23 ERA: 6.75 WHIP: 1.750															PITCHER	IP: 4.0 WLS: L BF: 19 H: 7 R: 5 ER: 4 SO: 1 BB: 0 IBB: 1 HBP: 0 BLK: 0 WP: 0 HR: 2 S: 19 P: 23 ERA: 6.75 WHIP: 1.750			
Bennie Daniels, R (5, 1) ERA: 3.09	2.0	7	2	0	0	2	0	0	0	0	0	11	11	0.00	1.000					
Jim Duckworth, R (7, 1) ERA: 0.96	2.0	8	1	0	0	2	1	0	0	0	0	11	15	0.00	1.000					



Batter	1	2	3	4	5	6	7	8	9	AB	R	H	RBI	BB	SO	LOB	TOP								
Dick Green, R OBP: 0.384, SLG: 0.311 (1, 4)	F9			4-3		FC6-4			F9	5	0	1	0	0	0	1									
Wayne Causey, L OBP: 0.383, SLG: 0.389 (1, 6)	K	F4			L7		F7		L7	5	0	0	0	0	1	2									
Bert Campaneris, R OBP: 0.355, SLG: 0.443 (1, 7)			1-3		F3		5-3			4	0	1	0	0	0	0									
Nelson Mathews, R OBP: 0.543, SLG: 0.793 (6, 8)					K		K			2	0	0	0	2	2	0									
Jim Landis, R OBP: 0.421, SLG: 0.214 Mike Hersberger, R OBP: 0.166, SLG: 0.218 (1, 8) (6, 9)	K									1	1	0	0	2	1	2									
Jim Gentile, L OBP: 0.286, SLG: 0.528 (1, 3)										1	0	1	0	0	0	0									
Ed Charles, R OBP: 0.348, SLG: 0.431 (1, 5)										4	2	1	1	0	1	4									
Johnny Blanchard, L OBP: 0.283, SLG: 0.250 (1, 2)										2	0	0	1	1	0	0									
Orlando Pena, R OBP: 0.286, SLG: 0.167 Jim Dickson, L (4, 1)										1	0	0	0	1	1	0									
Ken Harrelson, R OBP: 0.276, SLG: 0.370 Wes Stock, R (6, 1) (6, 1)										0	0	0	1	0	0	0									
Billy Bryan, L OBP: 0.283, SLG: 0.439 (9, PH)										1	0	0	0	0	0	0									
Inning Stats	R: 0 E: 0 K: 2 S: 8	H: 1 LOB: 2 BB: 1 P: 12	R: 1 E: 0 K: 1 S: 7	H: 2 LOB: 2 BB: 1 P: 11	R: 0 E: 0 K: 0 S: 3	H: 0 LOB: 0 BB: 2 P: 11	R: 0 E: 0 K: 1 S: 5	H: 0 LOB: 0 BB: 0 P: 5	R: 0 E: 0 K: 1 S: 5	H: 0 LOB: 0 BB: 0 P: 5	R: 2 E: 0 K: 0 S: 4	H: 1 LOB: 1 BB: 2 P: 12	R: 0 E: 0 K: 1 S: 5	H: 0 LOB: 0 BB: 0 P: 5	R: 1 E: 0 K: 0 S: 4	H: 2 LOB: 0 BB: 0 P: 4	R: 0 E: 0 K: 0 S: 3	H: 0 LOB: 0 BB: 0 P: 3	1B: 3 2B: 1 3B: 1 HR: 1	SF: 2 SAC: 0 DP: 1 HBP: 0	WP: 1 PB: 2 SB: 0 CS: 0	PA: 38			
PITCHER	IP	WLS	BF	H	R	ER	SO	BB	IBB	HBP	BLK	WP	HR	S	P	ERA	WHIP								
Rudy May, L ERA: 1.73 (1, 1)	5.0	W	24	4	3	3	5	5	0	0	0	0	0	29	49	5.40	1.800								
Aubrey Gatewood, R ERA: 10.38 (6, 1)	1.0		4	0	0	0	0	1	0	0	0	1	0	3	7	0.00	1.000								
Bob Lee, R ERA: 1.45 (7, 1)	3.0	S	10	2	1	1	1	0	0	0	0	0	1	12	12	3.00	0.667								

Kansas City Athletics @ Los Angeles Angels
Dodger Stadium, Los Angeles, CA
Thu May 06 1965, 7:05 PM PDT
Att: 4,014 - Unknown

AB 30
R 4
H 6
RBI 4
BB 6
SO 6
LOB 12



Batter	1	2	3	4	5	6	7	8	9	AB	R	H	RBI	BB	SO	LOB	BOTTOM								
Jose Cardenal, R OBP: 0.342, SLG: 0.446 (1, 8)	4-3		5-3		F3					3	0	0	0	1	0	0									
Albie Pearson, L OBP: 0.325, SLG: 0.250 (1, 9)										4	0	2	0	0	0	0									
Willie Smith, L OBP: 0.282, SLG: 0.392 (1, 7)										4	0	0	0	0	0	4									
Costen Shockley, L OBP: 0.250, SLG: 0.277 Vic Power, R OBP: 0.222, SLG: 0.444 (1, 3) (7, 3)										3	0	0	0	0	0	1									
Jim Fregosi, R OBP: 0.265, SLG: 0.388 (1, 6)										1	0	0	0	0	0	2									
Buck Rodgers, S OBP: 0.285, SLG: 0.333 (1, 2)										4	2	2	1	0	0	0									
Paul Schaal, R OBP: 0.338, SLG: 0.578 (1, 5)										3	1	0	0	1	2	2									
Bobby Knoop, R OBP: 0.369, SLG: 0.500 (1, 4)										3	1	2	4	0	0	1									
Rudy May, L OBP: 0.250, SLG: 0.143 Aubrey Gatewood, R OBP: 1.000, SLG: 2.000 Bob Lee, R (7, 1)										2	0	0	0	0	1	1									
Inning Stats	R: 0 E: 0 K: 0 S: 3	H: 1 LOB: 0 BB: 0 P: 3	R: 2 E: 0 K: 0 S: 5	H: 2 LOB: 1 BB: 1 P: 9	R: 0 E: 1 K: 0 S: 4	H: 0 LOB: 1 BB: 0 P: 4	R: 2 E: 1 K: 2 S: 9	H: 1 LOB: 0 BB: 0 P: 9	R: 0 E: 0 K: 0 S: 3	H: 0 LOB: 0 BB: 0 P: 3	R: 1 E: 0 K: 1 S: 7	H: 2 LOB: 1 BB: 0 P: 7	R: 0 E: 0 K: 1 S: 6	H: 1 LOB: 2 BB: 1 P: 10	R: 0 E: 0 K: 0 S: 3	H: 0 LOB: 0 BB: 0 P: 3	1B: 4 2B: 0 3B: 2 HR: 1	SF: 0 SAC: 0 DP: 1 HBP: 0	WP: 0 PB: 0 SB: 2 CS: 0	PA: 34					
PITCHER	IP	WLS	BF	H	R	ER	SO	BB	IBB	HBP	BLK	WP	HR	S	P	ERA	WHIP								
Orlando Pena, R ERA: 3.54 (1, 1)	3.2	L	17	4	4	2	1	1	0	0	0	0	1	18	22	4.91	1.364								
Jim Dickson, R ERA: 3.68 (4, 1)	1.1		4	0	0	0	1	0	0	0	0	0	0	6	6	0.00	0.000								
Wes Stock, R ERA: 5.3 (6, 1)	3.0		13	3	1	1	2	1	0	0	0	0	0	16	20	3.00	1.333								

Kansas City Athletics @ Los Angeles Angels
Dodger Stadium, Los Angeles, CA
Thu May 06 1965, 7:05 PM PDT
Att: 4,014 - Unknown

AB 32
R 5
H 7
RBI 5
BB 2
SO 4
LOB 11



Batter	1	2	3	4	5	6	7	8	9	AB	R	H	RBI	BB	SO	LOB	TOP			
Dick Green, R (1,4) OBP: 0.378, SLG: 0.365										4	0	0	0	0	1	1	Kansas City Athletics @ Los Angeles Angels Dodger Stadium, Los Angeles, CA Sat May 08 1965, 7:05 PM PDT Att: 6,684 - Unknown			
Wayne Causey, L (1,6) OBP: 0.356, SLG: 0.348										4	0	1	0	0	0	1				
Bert Campaneris, R (1,7) OBP: 0.367, SLG: 0.458										3	1	1	0	1	0	0				
Nelson Mathews, R (1,8) OBP: 0.511, SLG: 0.718										4	1	1	1	0	0	2				
Ed Charles, R (1,5) OBP: 0.359, SLG: 0.429										4	0	3	1	0	0	0				
Jim Gentile, L (1,3) OBP: 0.280, SLG: 0.563										4	0	0	0	0	3	3				
Mike Hershberger, R (1,9) OBP: 0.293, SLG: 0.233										4	0	1	0	0	0	3				
Johnny Blanchard, L (1,2) OBP: 0.316, SLG: 0.319										3	0	1	0	0	0	2				
Diego Segui, R (1,1) OBP: 0.286, SLG: 0.333										1	0	0	0	0	1	0				
Wes Stock, R (7,1)										0	0	0	0	0	0	0				
Ken Harrelson, R (8, PH) OBP: 0.258, SLG: 0.345										1	0	0	0	0	0	0				
John Wyatt, R (8,1)										0	0	0	0	0	0	0				
Inning Stats	R: 0 E: 0 K: 1 S: 5	H: 0 LOB: 0 BB: 0 P: 5	R: 0 E: 0 K: 0 S: 4	H: 1 LOB: 1 BB: 0 P: 4	R: 0 E: 0 K: 0 S: 4	H: 1 LOB: 1 BB: 0 P: 4	R: 2 E: 0 K: 1 S: 7	H: 2 LOB: 1 BB: 1 P: 11	R: 0 E: 0 K: 1 S: 5	H: 0 LOB: 0 BB: 0 P: 5	R: 0 E: 0 K: 1 S: 5	H: 1 LOB: 0 BB: 0 P: 5	R: 0 E: 0 K: 0 S: 5	H: 2 LOB: 2 BB: 0 P: 5	R: 0 E: 0 K: 1 S: 5	H: 1 LOB: 0 BB: 0 P: 5	1B: 7 2B: 0 3B: 1 HR: 0	SF: 0 SAC: 1 DP: 2 HBP: 0	WP: 0 PB: 0 SB: 0 CS: 0	PA: 34
PITCHER Marcelino Lopez, L (1,1) ERA: 2.06	IP: 9.0 WLS: W BF: 34 H: 8 R: 2 ER: 2 SO: 5 BB: 1 IBB: 0 HBP: 0 BLK: 0 WP: 0 HR: 0 S: 43 P: 47 ERA: 2.00 WHIP: 1.000															PITCHER				

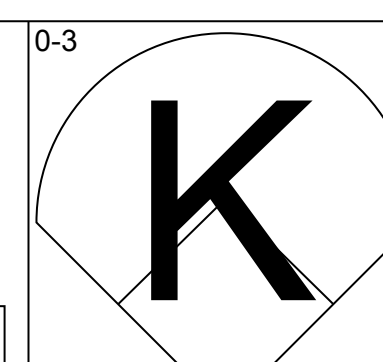
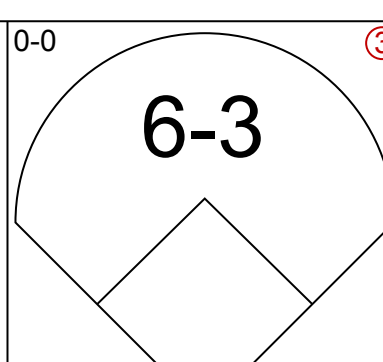
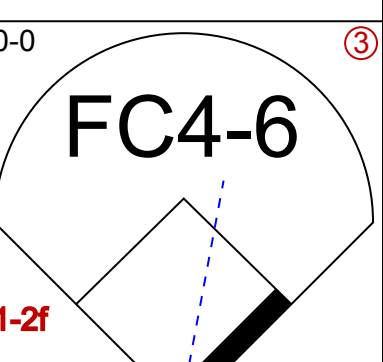
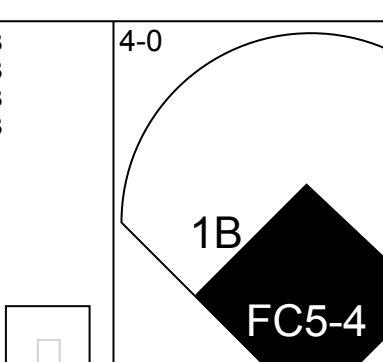
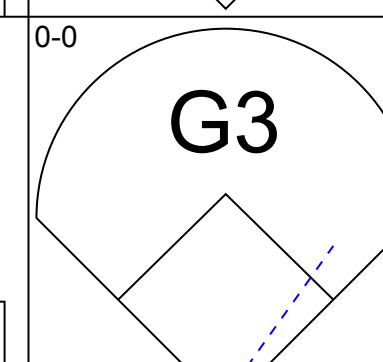
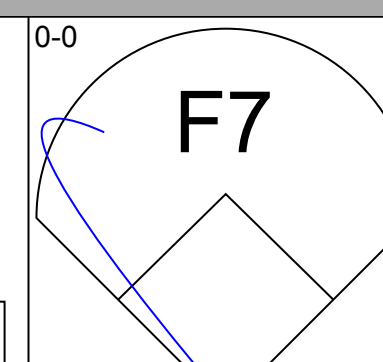
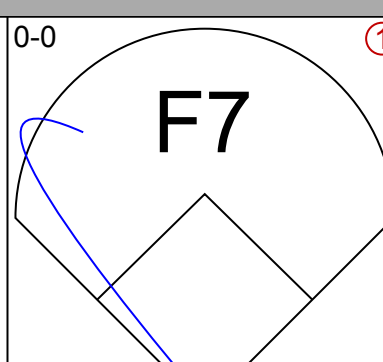
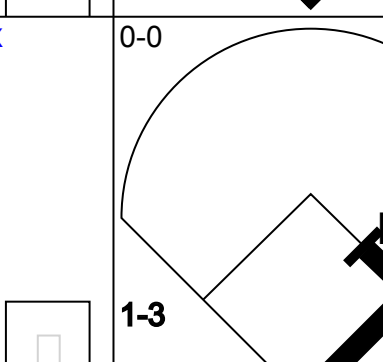
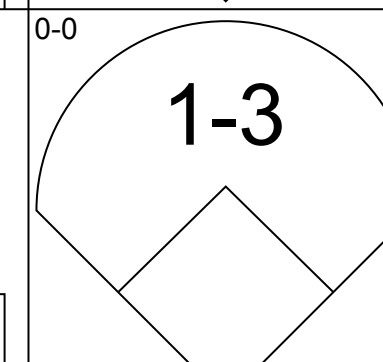
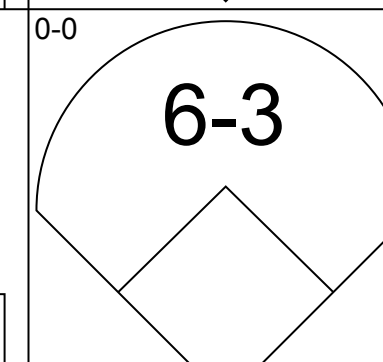
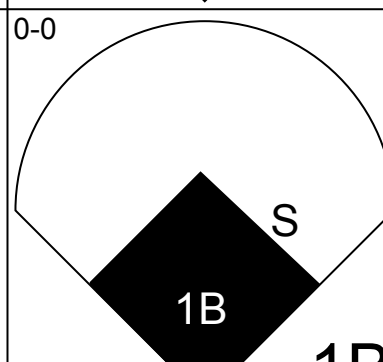
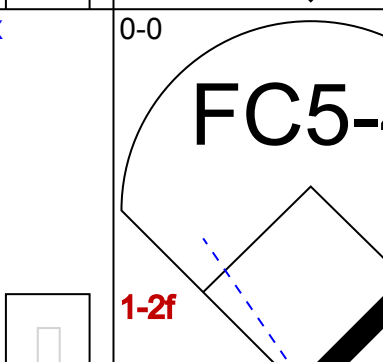
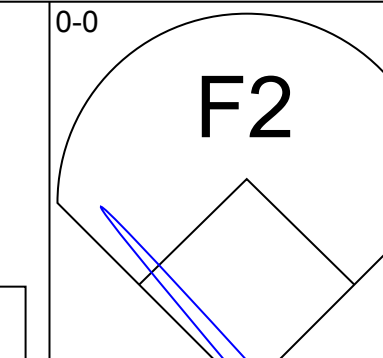
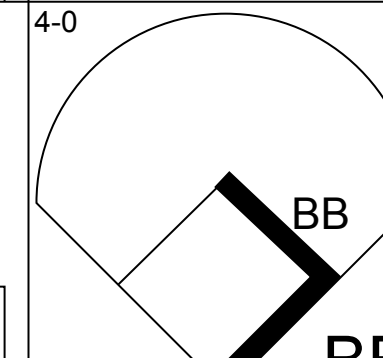
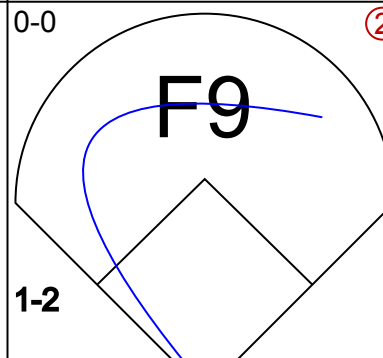
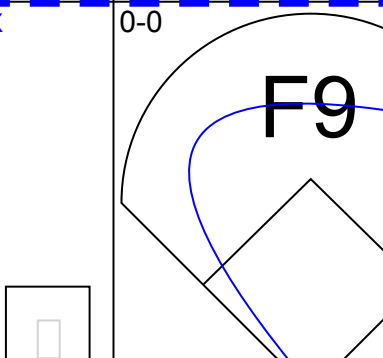

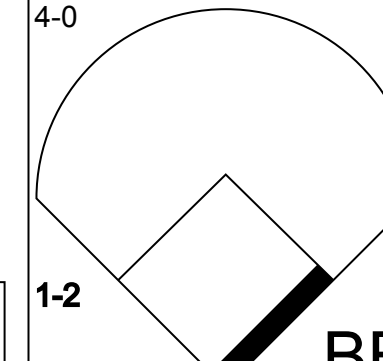
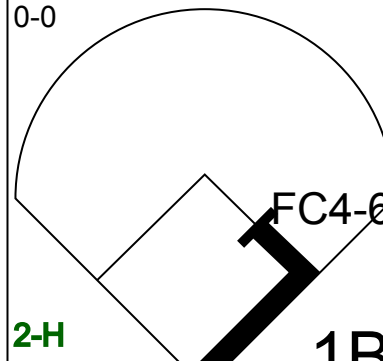
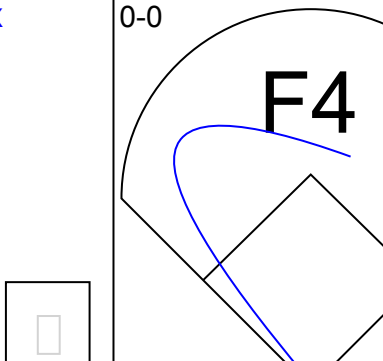

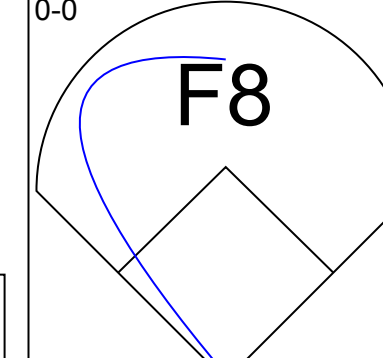
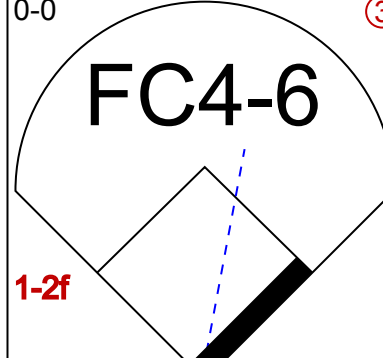

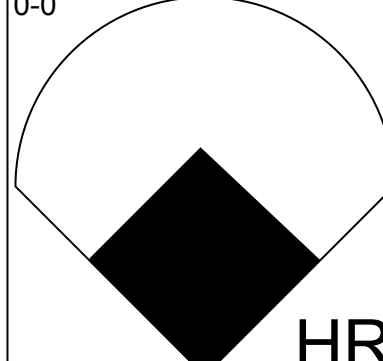
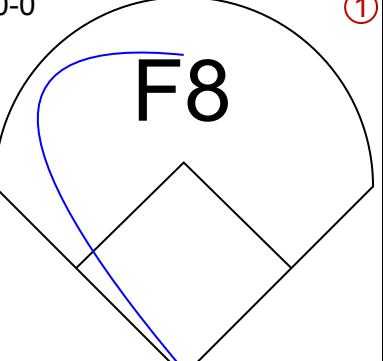
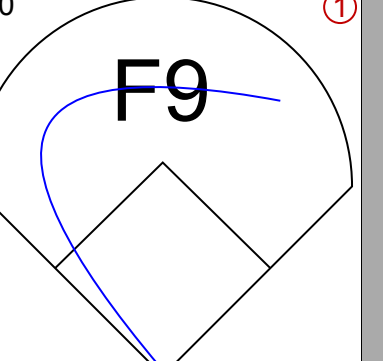
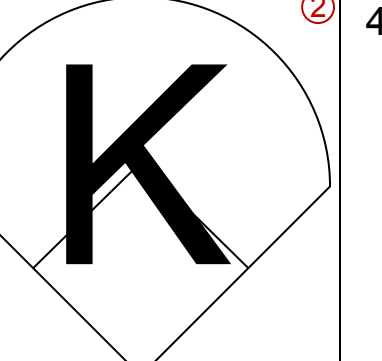
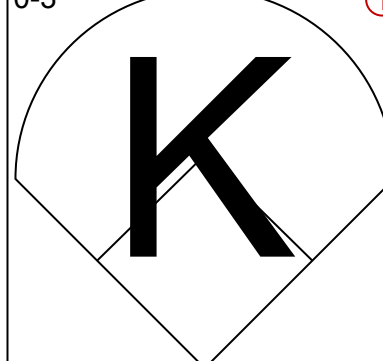
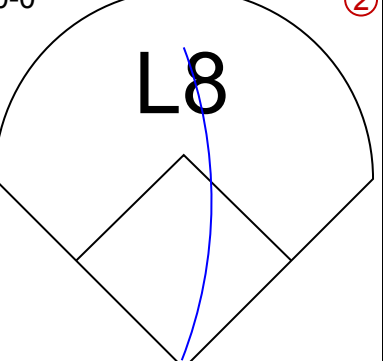
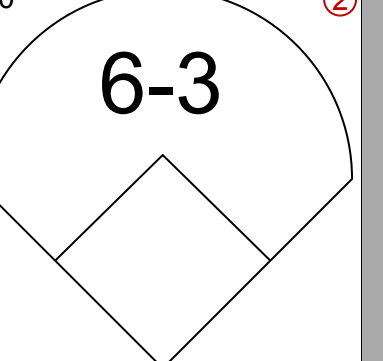
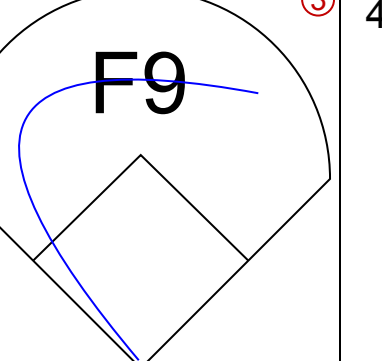
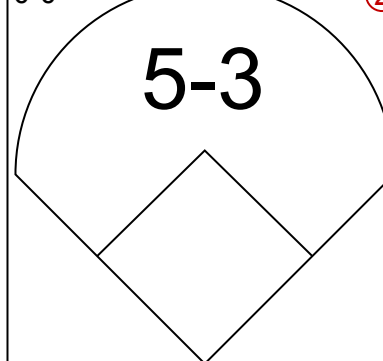
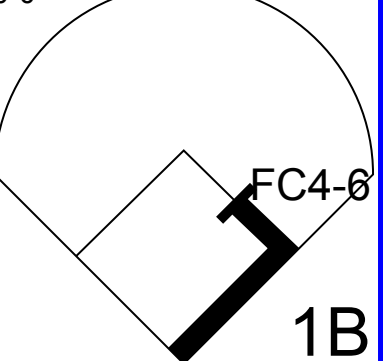
AB	32
R	2
H	8
RBI	2
BB	1
SO	5
LOB	12



Batter	1	2	3	4	5	6	7	8	9	AB	R	H	RBI	BB	SO	LOB	BOTTOM										
Jose Cardenal, R (1,8) OBP: 0.337, SLG: 0.430										4	1	2	0	0	0	1	Kansas City Athletics @ Los Angeles Angels Dodger Stadium, Los Angeles, CA Sat May 08 1965, 7:05 PM PDT Att: 6,684 - Unknown										
Albie Pearson, L (1,7) OBP: 0.346, SLG: 0.298										3	0	1	0	1	0	3											
Jim Fregosi, R (1,6) OBP: 0.274, SLG: 0.413										4	0	0	1	0	1	2											
Costen Shockley, L (1,3) OBP: 0.237, SLG: 0.245										2	0	0	0	1	0	0											
Vic Power, R (8,3) OBP: 0.300, SLG: 0.500										1	0	1	0	0	0	0											
Lou Clinton, R (1,9) OBP: 0.277, SLG: 0.256										4	0	0	0	0	2	3											
Paul Schaaf, R (1,5) OBP: 0.317, SLG: 0.554										4	0	0	0	0	2												
Buck Rodgers, S (1,2) OBP: 0.244, SLG: 0.301										3	1	1	0	0	1	0											
Bobby Knoop, R (1,4) OBP: 0.360, SLG: 0.463										3	0	1	0	0	0	0											
Marcelino Lopez, R (1,1) OBP: 0.188, SLG: 0.200										2	1	2	1	0	0	0											
Inning Stats	R: 0 E: 0 K: 0 S: 2	H: 0 LOB: 0 BB: 1 P: 6	R: 0 E: 0 K: 0 S: 3	H: 0 LOB: 0 BB: 0 P: 3	R: 0 E: 0 K: 0 S: 5	H: 2 LOB: 2 BB: 0 P: 5	R: 0 E: 0 K: 1 S: 5	H: 0 LOB: 0 BB: 0 P: 5	R: 0 E: 0 K: 1 S: 7	H: 2 LOB: 1 BB: 1 P: 11	R: 0 E: 0 K: 0 S: 5	H: 2 LOB: 1 BB: 0 P: 5	R: 0 E: 0 K: 1 S: 7	H: 2 LOB: 2 BB: 0 P: 7	1B: 8 2B: 0 3B: 0 HR: 0	SF: 1 SAC: 0 DP: 1 HBP: 0	WP: 0 PB: 0 SB: 0 CS: 0	PA: 33									
PITCHER Diego Segui, R (1,1) ERA: 4.88	IP: 6.1 WLS: L BF: 25 H: 5 R: 3 ER: 2 SO: 3 BB: 2 IBB: 0 HBP: 0 BLK: 0 WP: 0 HR: 0 S: 29 P: 37 ERA: 2.84 WHIP: 1.105															PITCHER											
Wes Stock, R (7,1) ERA: 5.12	0.2	3	1	0	0	0	0	0	0	3	3	0.00	1.500														
John Wyatt, R (8,1) ERA: 5.4	1.0	5	2	0	0	1	0	0	0	7	7	0.00	2.000														

AB	30
R	3
H	8
RBI	2
BB	2
SO	4
LOB	11

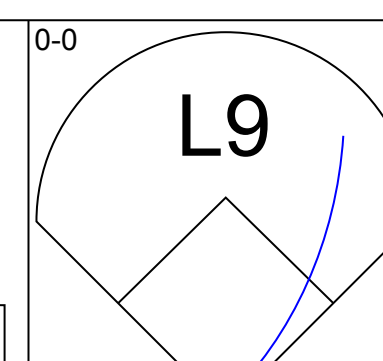
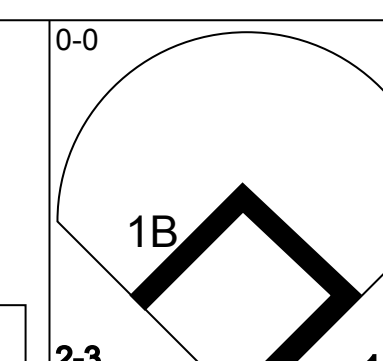
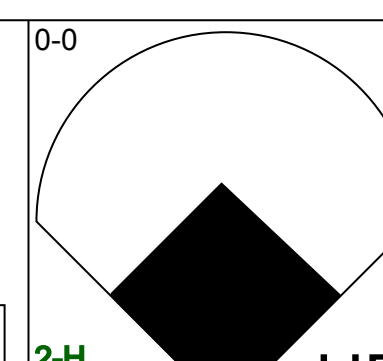
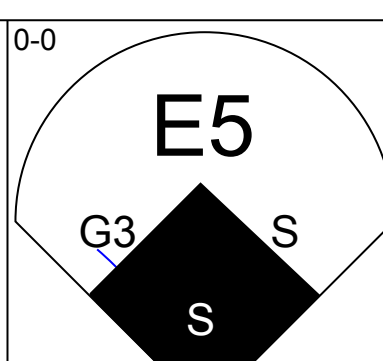
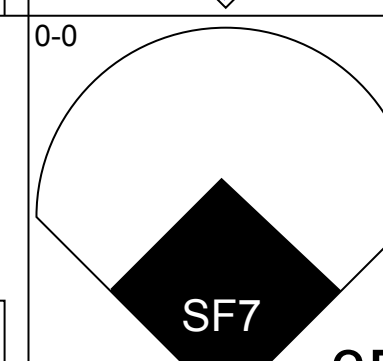
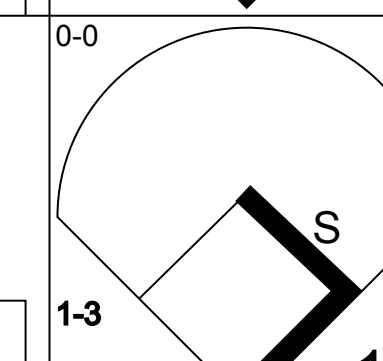
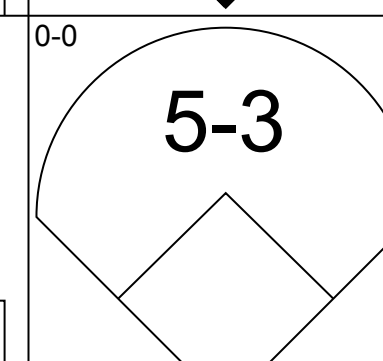
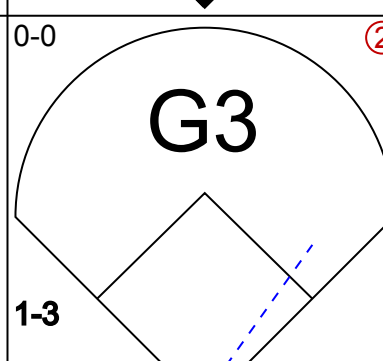
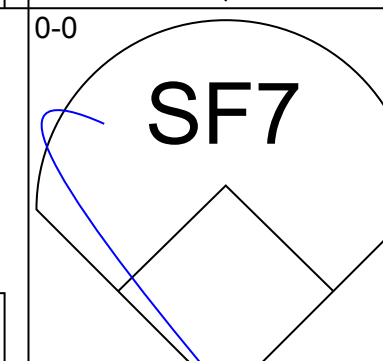
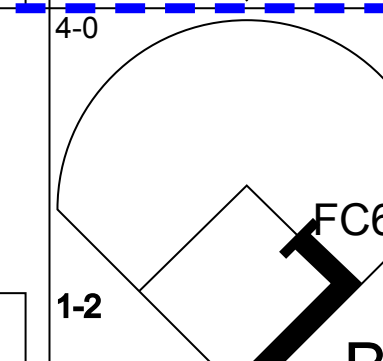
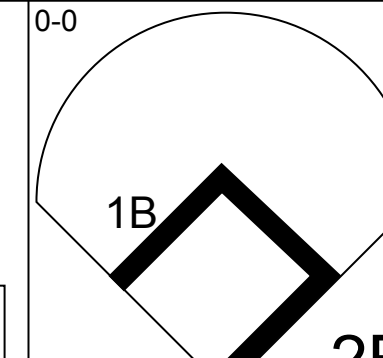
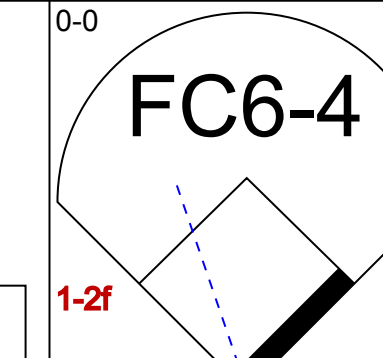


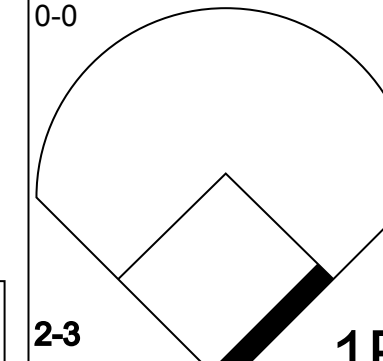

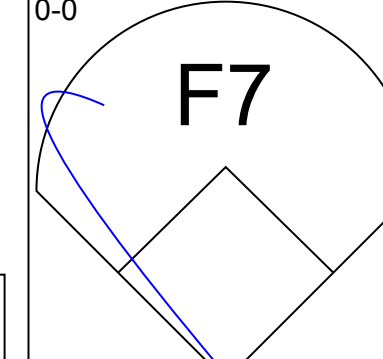

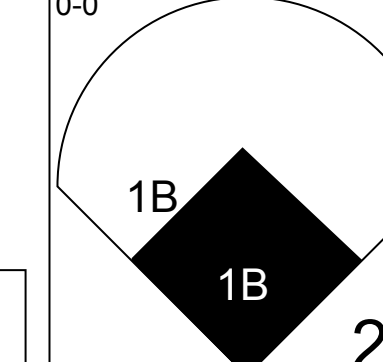


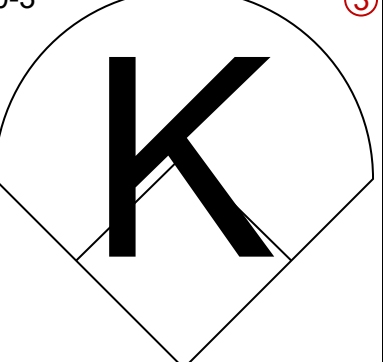





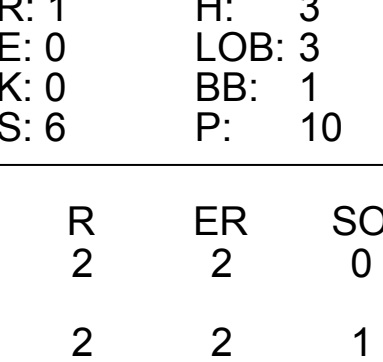
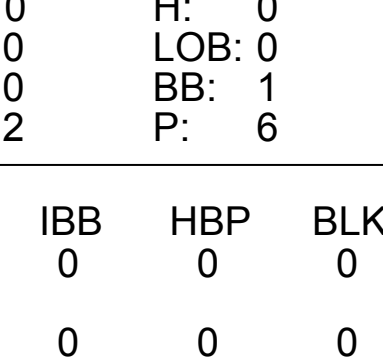
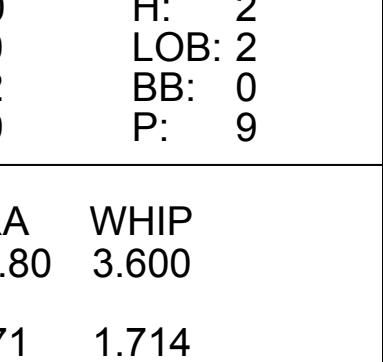
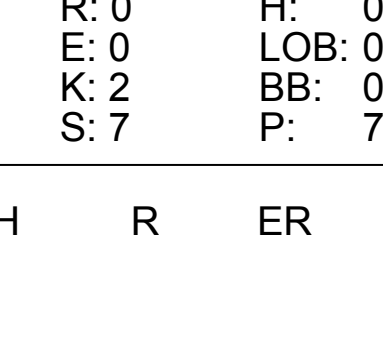





Batter	1	2	3	4	5	6	7	8	9	AB	R	H	RBI	BB	SO	LOB	TOP					
Dick Green, R OBP: 0.374, SLG: 0.351 (1, 4)										3	1	0	0	1	1	1						
Wayne Causey, L OBP: 0.351, SLG: 0.343 (1, 6)										4	0	1	0	0	0	0						
Bert Campaneris, R OBP: 0.362, SLG: 0.448 (1, 7)										4	1	1	1	0	0	1						
Johnny Blanchard, L OBP: 0.311, SLG: 0.300 (1, 9)										3	0	0	0	1	0	2						
Jim Gentile, L OBP: 0.301, SLG: 0.552 (1, 3)										3	0	1	1	1	1	1						
Billy Bryan, L OBP: 0.271, SLG: 0.365 (1, 2)										4	0	0	0	0	0	3						
Ed Charles, R OBP: 0.354, SLG: 0.459 (1, 5)										4	1	1	1	0	1	0						
Nelson Mathews, R OBP: 0.471, SLG: 0.651 (1, 8)										4	0	0	0	0	1	0						
John O'Donoghue, R OBP: 0.426, SLG: 0.333 (2, 1)										0	0	0	0	0	0	0						
Jim Landis, R OBP: 0.426, SLG: 0.250 (5, PH)										1	0	0	0	0	0	0						
Moe Drabowsky, R OBP: 0.362, SLG: 0.230 (5, 1)										0	0	0	0	0	0	0						
Mike Harshberger, R OBP: 0.306, SLG: 0.230 (7, PH)										1	0	0	0	0	0	0						
John Wyatt, R (7, 1)										0	0	0	0	0	0	0						
Inning Stats	R: 0 E: 0 K: 1 S: 5	H: 0 LOB: 0 BB: 0 P: 5	R: 0 E: 0 K: 1 S: 5	H: 0 LOB: 0 BB: 0 P: 5	R: 1 E: 0 K: 1 S: 6	H: 1 LOB: 0 BB: 2 P: 6	R: 0 E: 0 K: 0 S: 3	H: 0 LOB: 2 BB: 2 P: 11	R: 0 E: 0 K: 0 S: 4	H: 1 LOB: 1 BB: 0 P: 4	R: 1 E: 0 K: 0 S: 5	H: 2 LOB: 1 BB: 0 P: 5	R: 0 E: 0 K: 0 S: 3	H: 0 LOB: 0 BB: 0 P: 3	R: 1 E: 0 K: 0 S: 4	H: 1 LOB: 1 BB: 1 P: 8	R: 0 E: 0 K: 1 S: 5	H: 0 LOB: 0 BB: 0 P: 5	1B: 4 2B: 0 3B: 0 HR: 1	SF: 0 SAC: 0 DP: 0 HBP: 0	WP: 0 PB: 0 SB: 1 CS: 0	PA: 35
PITCHER	IP WLS BF H R ER SO BB IBB HBP BLK WP HR S P ERA WHIP																					
Fred Newman, R ERA: 3.64 (1, 1)	7.1 W 30 5 3 3 3 3 3 0 0 0 0 0 1 33 45 3.68 1.091																					
Bob Lee, R ERA: 1.19 (8, 1)	1.2 S 5 0 0 0 1 0 0 0 0 0 0 0 0 7 7 0.00 0.000																					

Kansas City Athletics @ Los Angeles Angels
Dodger Stadium, Los Angeles, CA
Sun May 09 1965, 3:33 AM PDT
Att: 9,591 - Unknown

AB 32
R 3
H 5
RBI 3
BB 3
SO 4
LOB 8



Batter	1	2	3	4	5	6	7	8	9	AB	R	H	RBI	BB	SO	LOB	BOTTOM					
Jose Cardenal, R OBP: 0.344, SLG: 0.467 (1, 8)										4	2	2	2	0	0	0						
Jim Piersall, R OBP: 0.381, SLG: 0.421 (1, 7)										3	1	2	1	0	0	0						
Albie Pearson, L OBP: 0.340, SLG: 0.292 (6, PH)										1	0	0	0	0	0	1						
Jim Fregosi, R OBP: 0.273, SLG: 0.404 (1, 6)										2	0	0	1	1	1	0						
Joe Adcock, R OBP: 0.385, SLG: 0.632 (1, 3)										4	0	2	0	0	1	3						
Marcelino Lopez, R OBP: 0.188, SLG: 0.200 (7, PR)										0	0	0	0	0	0	0						
Vic Power, R OBP: 0.300, SLG: 0.500 (8, 3)										0	0	0	0	0	0	0						
Paul Schaaf, R OBP: 0.326, SLG: 0.545 (1, 5)										3	0	1	0	1	0	1						
Buck Rodgers, S OBP: 0.244, SLG: 0.299 (1, 2)										4	0	1	0	0	0	4						
Lou Clinton, R OBP: 0.294, SLG: 0.298 (1, 9)										4	1	2	0	0	0	0						
Bobby Knoop, R OBP: 0.354, SLG: 0.451 (1, 4)										4	1	1	0	0	2	3						
Fred Newman, R OBP: 0.200, SLG: 0.077 (1, 1)										2	0	0	0	0	1	1						
Bob Lee, R (8, 1)										1	0	0	0	0	1	0						
Inning Stats	R: 1 E: 0 K: 0 S: 6	H: 3 LOB: 2 BB: 0 P: 6	R: 1 E: 0 K: 0 S: 6	H: 3 LOB: 3 BB: 1 P: 10	R: 0 E: 0 K: 0 S: 2	H: 0 LOB: 0 BB: 1 P: 6	R: 2 E: 0 K: 1 S: 7	H: 2 LOB: 0 BB: 0 P: 7	R: 0 E: 0 K: 2 S: 9	H: 2 LOB: 2 BB: 0 P: 9	R: 1 E: 1 K: 1 S: 6	H: 0 LOB: 0 BB: 0 P: 6	R: 0 E: 0 K: 0 S: 3	H: 1 LOB: 1 BB: 0 P: 3	R: 0 E: 0 K: 2 S: 7	H: 0 LOB: 0 BB: 0 P: 7	R: 0 E: 0 K: 2 S: 7	H: 0 LOB: 0 BB: 0 P: 7	1B: 7 2B: 2 3B: 1 HR: 1	SF: 1 SAC: 1 DP: 1 HBP: 0	WP: 0 PB: 0 SB: 3 CS: 0	PA: 36
PITCHER	IP WLS BF H R ER SO BB IBB HBP BLK WP HR S P ERA WHIP																					
John O'Donoghue, L ERA: 3.46 (1, 1)	1.2 L 11 6 2 2 2 0 0 0 0 0 0 1 10 11 10.80 3.600																					
Jim Dickson, R ERA: 4.97 (2, 1)	2.1 10 2 2 2 1 2 0 0 0 0 0 1 10 18 7.71 1.714																					
Moe Drabowsky, R ERA: 5.13 (5, 1)	2.0 9 2 1 0 3 0 0 0 0 0 0 0 15 15 0.00 1.000																					
John Wyatt, R ERA: 4.35 (7, 1)	2.0 6 1 0 0 2 0 0 0 0 0 0 0 10 10 0.00 0.500																					

Kansas City Athletics @ Los Angeles Angels
Dodger Stadium, Los Angeles, CA
Sun May 09 1965, 3:33 AM PDT
Att: 9,591 - Unknown

AB 32
R 5
H 11
RBI 4
BB 2
SO 6
LOB 13




Batter	1	2	3	4	5	6	7	8	9	AB	R	H	RBI	BB	SO	LOB	TOP											
Dick Green, R OBP: 0.375, SLG: 0.402	0-0 2B		0-3 K				0-0 FC1-4 1B		0-0 1-3	5	1	2	4	0	1	1	Kansas City Athletics @ Chicago White Sox Comiskey Park, Chicago, IL Wed May 12 1965, 8:05 PM EDT Unknown livebaseballscorecards.com											
Nelson Mathews, R OBP: 0.473, SLG: 0.630	4-0 BB		0-0 F4				0-0 F3			3	0	1	0	1	0	0												
Bert Campaneris, R OBP: 0.357, SLG: 0.440	0-0 F7						0-0 F9			4	0	1	0	0	1	4												
Ken Harrelson, R OBP: 0.229, SLG: 0.303	0-0 G6-4-3						0-0 5-3			4	0	0	0	0	0	3												
Ed Charles, R OBP: 0.337, SLG: 0.436							0-0 5-3			4	0	0	0	0	2	0												
Johnny Blanchard, L OBP: 0.323, SLG: 0.302							0-0 F2			3	1	1	0	1	0	1												
Jim Landis, R OBP: 0.440, SLG: 0.300							0-0 G4-6-3 1B			4	1	2	0	0	0	1												
Wayne Causey, L OBP: 0.350, SLG: 0.342							0-0 G4-6-3			3	1	1	0	0	0	2												
Fred Talbot, R OBP: 0.333, SLG: 0.500							0-0 F9			2	0	0	0	0	1	3												
Skip Lockwood, R (7, PH)							0-3 K			1	0	0	0	0	0	1												
Wes Stock, R (7, PH)							0-0 SH HR			0	0	0	0	0	0	0												
Rene Lachemann, R (9, PH)							0-0 K			1	0	0	0	0	1	0												
Inning Stats	R: 0 E: 0 K: 0 S: 3	H: 1 LOB: 1 BB: 1 P: 7	R: 0 E: 1 K: 0 S: 4	H: 1 LOB: 1 BB: 0 P: 4	R: 0 E: 0 K: 1 S: 5	H: 0 LOB: 0 BB: 0 P: 5	R: 0 E: 0 K: 0 S: 3	H: 0 LOB: 0 BB: 0 P: 3	R: 4 E: 1 K: 1 S: 10	H: 4 LOB: 1 BB: 0 P: 10	R: 0 E: 0 K: 1 S: 5	H: 0 LOB: 0 BB: 0 P: 5	R: 0 E: 0 K: 1 S: 7	H: 2 LOB: 2 BB: 0 P: 7	R: 0 E: 0 K: 1 S: 5	H: 0 LOB: 1 BB: 1 P: 9	R: 0 E: 0 K: 1 S: 5	H: 0 LOB: 0 BB: 0 P: 5	1B: 6 2B: 1 3B: 0 HR: 1	SF: 0 SAC: 1 DP: 2 HBP: 0	WP: 1 PB: 0 CS: 1	PA: 37						
PITCHER	IP	WLS	BF	H	R	ER	SO	BB	IBB	HBP	BLK	WP	HR	S	P	ERA	WHIP											
Juan Pizarro, L ERA: 7.5	(1, 1)	5.0	22	6	4	3	2	1	0	0	0	0	1	25	29	5.40	1.400											
Tommy John, L ERA: 2.16	(6, 1)	4.0	W	15	2	0	0	4	1	0	0	0	1	0	22	26	0.00	0.750										

Batter	1	2	3	4	5	6	7	8	9	AB	R	H	RBI	BB	SO	LOB	BOTTOM										
Danny Cater, R OBP: 0.357, SLG: 0.456	0-0 F8		0-3 K				0-0 L8			4	0	1	0	0	1	0	Kansas City Athletics @ Chicago White Sox Comiskey Park, Chicago, IL Wed May 12 1965, 8:05 PM EDT Unknown livebaseballscorecards.com										
Don Buford, S OBP: 0.387, SLG: 0.500	0-0 2B		0-0 1-3				0-0 FC1-6 HR			4	3	2	1	0	0	1											
Floyd Robinson, L OBP: 0.289, SLG: 0.341	0-0 G3 1B						0-0 4-3			4	1	1	0	0	0	1											
Pete Ward, L OBP: 0.364, SLG: 0.462	0-0 G3						0-0 F9			4	2	2	3	0	0	1											
Bill Skowron, R OBP: 0.352, SLG: 0.482	0-0 2B						0-0 F4			4	1	2	2	0	0	0											
Ron Hansen, R OBP: 0.352, SLG: 0.475	0-0 2B						0-0 F2			4	0	1	0	0	1	1											
J.C. Martin, L OBP: 0.321, SLG: 0.308	4-0 IBB						0-0 4-3			3	0	1	0	1	0	1											
Ken Berry, R OBP: 0.280, SLG: 0.288	0-0 4-3						0-0 F7			4	0	1	1	0	0	4											
Juan Pizarro, L ERA: 4.84							0-0 F5			1	0	0	0	0	0	0											
Tommy John, R OBP: 0.125, SLG: 0.125							0-0 FC5-4			2	0	0	0	0	0	2											
Inning Stats	R: 2 E: 0 K: 0 S: 7	H: 4 LOB: 3 BB: 1 P: 11	R: 0 E: 0 K: 1 S: 5	H: 0 LOB: 0 BB: 0 P: 5	R: 0 E: 0 K: 0 S: 3	H: 0 LOB: 0 BB: 0 P: 3	R: 0 E: 0 K: 0 S: 3	H: 0 LOB: 0 BB: 0 P: 3	R: 1 E: 0 K: 0 S: 4	H: 1 LOB: 0 BB: 0 P: 4	R: 2 E: 0 K: 1 S: 8	H: 3 LOB: 1 BB: 0 P: 8	R: 2 E: 0 K: 0 S: 5	H: 2 LOB: 0 BB: 0 P: 5	R: 0 E: 0 K: 0 S: 4	H: 1 LOB: 1 BB: 0 P: 4	R: 0 E: 0 K: 0 S: 4	H: 0 LOB: 0 BB: 0 P: 4	1B: 6 2B: 3 3B: 0 HR: 2	SF: 0 SAC: 0 DP: 0 HBP: 0	WP: 1 PB: 0 CS: 0	PA: 36					
PITCHER	IP	WLS	BF	H	R	ER	SO	BB	IBB	HBP	BLK	WP	HR	S	P	ERA	WHIP										
Fred Talbot, R ERA: 4.84	(1, 1)	6.0	L	27	8	5	5	2	0	0	0	0	1	30	34	7.50	1.333										
Wes Stock, R ERA: 5.45	(7, 1)	2.0		9	3	2	2	0	0	0	0	0	1	9	9	9.00	1.500										

Batter	1	2	3	4	5	6	7	8	9	AB	R	H	RBI	BB	SO	LOB	TOP										
Dick Green, R OBP: 0.360, SLG: 0.384 (1,4)	F8		4-3		F6			1-3		4	0	0	0	0	0	1											
Wayne Causey, L OBP: 0.345, SLG: 0.338 (1,6)	F7				F5			G3		4	1	1	0	0	0	0											
Bert Campaneris, R OBP: 0.343, SLG: 0.421 (1,7)	K			F4				4-3		4	0	0	0	0	1	1											
Johnny Blanchard, L OBP: 0.333, SLG: 0.316 (1,9)					F4				5-3	4	1	2	0	0	0	0											
Jim Gentile, L OBP: 0.312, SLG: 0.586 (1,3)		G4-6-3								3	1	1	3	1	1	1											
Billy Bryan, L OBP: 0.302, SLG: 0.446 (1,2)										4	1	3	1	0	0	0											
Nelson Mathews, R OBP: 0.441, SLG: 0.580 (1,8)				1-3	FC1-4			F6		4	0	0	0	0	1	3											
Skip Lockwood, R (1,5)										2	0	0	0	0	1	2											
Rollie Sheldon, R (1,1)										2	0	0	0	0	1	1											
Orlando Pena, R OBP: 0.266, SLG: 0.167 Ken Harrelson, R OBP: 0.222, SLG: 0.294 John Wyatt, R (7,1)				6-3				F7		0	0	0	0	0	0	0											
										1	0	0	0	0	0	2											
										0	0	0	0	0	0	0											
Inning Stats	R: 0 E: 0 K: 1 S: 5	H: 0 LOB: 0 BB: 0 P: 5	R: 0 E: 0 K: 0 S: 3	H: 1 LOB: 0 BB: 0 P: 3	R: 0 E: 0 K: 0 S: 3	H: 0 LOB: 1 BB: 0 P: 4	R: 3 E: 0 K: 0 S: 6	H: 4 LOB: 0 BB: 0 P: 6	R: 0 E: 0 K: 1 S: 5	H: 0 LOB: 0 BB: 0 P: 5	R: 0 E: 0 K: 1 S: 6	H: 1 LOB: 2 BB: 1 P: 10	R: 0 E: 0 K: 0 S: 3	H: 0 LOB: 0 BB: 0 P: 3	R: 1 E: 0 K: 2 S: 8	H: 1 LOB: 0 BB: 0 P: 8	1B: 5 2B: 0 3B: 0 HR: 2	SF: 0 SAC: 0 DP: 1 HBP: 1	WP: 0 PB: 0 SB: 0 CS: 1	PA: 35							
PITCHER	IP	WLS	BF	H	R	ER	SO	BB	IBB	HBP	BLK	WP	HR	S	P	ERA	WHIP										
John Buzhardt, R ERA: 1.35 Ted Willis, L ERA: 0.97 Eddie Fisher, R ERA: 1.88	4.0		16	5	3	3	1	0	0	1	0	0	1	17	18	6.75	1.250										
	2.0	W	8	1	0	0	1	1	0	0	0	0	0	9	13	0.00	1.000										
	3.0	S	10	1	1	1	3	0	0	0	0	0	1	16	16	3.00	0.333										

Kansas City Athletics @ Chicago White Sox
Comiskey Park, Chicago, IL
Wed May 12, 1965, 8:05 PM EDT
Att: 14,777 - Unknown


AB 32
R 4
H 7
RBI 4
BB 1
SO 5
LOB 11



Batter	1	2	3	4	5	6	7	8	9	AB	R	H	RBI	BB	SO	LOB	BOTTOM										
Danny Cater, R OBP: 0.360, SLG: 0.452 (1,7)		G6-4-3		4-3		F8				5	2	2	0	0	0	5											
Don Buford, S OBP: 0.375, SLG: 0.479 (1,4)	4-3			6-3		F6		E3		5	0	1	1	0	0	2											
Floyd Robinson, L OBP: 0.304, SLG: 0.351 (1,9)	L8			1B				SF8		3	1	2	2	1	0	1											
Pete Ward, L OBP: 0.365, SLG: 0.469 (1,5)				F5				K		5	0	2	1	0	1	4											
Bill Skowron, R OBP: 0.358, SLG: 0.483 (1,3)	5-3									4	0	2	1	0	1	1											
Ron Hansen, R OBP: 0.337, SLG: 0.452 (1,6)										4	0	0	0	0	0	4											
John Romano, R OBP: 0.304, SLG: 0.298 J.C. Martin, L OBP: 0.345, SLG: 0.370 (6, PR) (7, 2)										2	1	2	0	0	0	0											
										1	1	1	0	0	0	0											
Ken Berry, R OBP: 0.282, SLG: 0.280 (1,8)										2	0	0	0	1	0	2											
John Buzhardt, R OBP: 0.333, SLG: 0.200 Tom McCraw, L OBP: 0.323, SLG: 0.286 Ted Willis, L (5, 1) Eddie Fisher, R (7, 1)										1	0	1	0	0	0	0											
										1	0	0	1	0	0	0											
										0	1	0	0	1	0	0											
										1	0	0	0	0	0	0											
Inning Stats	R: 1 E: 0 K: 0 S: 5	H: 2 LOB: 1 BB: 0 P: 5	R: 0 E: 0 K: 0 S: 4	H: 2 LOB: 2 BB: 1 P: 8	R: 0 E: 0 K: 0 S: 5	H: 2 LOB: 2 BB: 0 P: 5	R: 1 E: 0 K: 0 S: 4	H: 2 LOB: 1 BB: 1 P: 8	R: 2 E: 0 K: 0 S: 5	H: 2 LOB: 2 BB: 1 P: 10	R: 0 E: 0 K: 1 S: 6	H: 1 LOB: 1 BB: 0 P: 6	R: 1 E: 1 K: 1 S: 7	H: 1 LOB: 1 BB: 0 P: 7	1B: 10 2B: 3 3B: 0 HR: 0	SF: 1 SAC: 1 DP: 2 HBP: 1	WP: 0 PB: 0 SB: 0 CS: 0	PA: 40									
PITCHER	IP	WLS	BF	H	R	ER	SO	BB	IBB	HBP	BLK	WP	HR	S	P	ERA	WHIP										
Rollie Sheldon, R ERA: 3.07 Orlando Pena, R ERA: 4.09 John Wyatt, R ERA: 3.65	4.1		23	9	3	3	0	2	0	0	0	0	0	21	29	6.23	2.538										
	1.2	L	8	2	2	2	0	1	0	1	0	0	0	6	11	10.80	1.800										
	2.0		9	2	1	0	2	0	0	0	0	0	0	13	13	0.00	1.000										

Kansas City Athletics @ Chicago White Sox
Comiskey Park, Chicago, IL
Wed May 12, 1965, 8:05 PM EDT
Att: 14,777 - Unknown


AB 34
R 6
H 13
RBI 6
BB 3
SO 2
LOB 19



Batter	1	2	3	4	5	6	7	8	9	AB	R	H	RBI	BB	SO	LOB	TOP						
Jim Landis, R OBP: 0.414, SLG: 0.292										4	0	1	0	0	0	0							
Dick Green, R OBP: 0.356, SLG: 0.378										4	1	1	0	0	1	2							
Bert Campaneris, R OBP: 0.330, SLG: 0.404										4	0	0	0	0	1	3							
Ken Harrelson, R OBP: 0.250, SLG: 0.395										4	1	2	1	0	0	0							
Nelson Mathews, R OBP: 0.460, SLG: 0.593										4	0	3	0	0	0	0							
Ed Charles, R OBP: 0.322, SLG: 0.415										4	0	0	1	0	1	4							
Wayne Causey, L OBP: 0.337, SLG: 0.329										2	0	0	0	0	1	0							
Mike Hershberger, R OBP: 0.197, SLG: 0.226										1	0	0	0	0	0	2							
Jim Gentile, L OBP: 0.309, SLG: 0.577										1	0	0	0	0	0	1							
Billy Bryan, L OBP: 0.297, SLG: 0.439										1	0	0	0	0	1	0							
Rene Lachemann, R OBP: 0.400, SLG: 1.000										3	1	2	1	0	0	0							
Diego Segui, R OBP: 0.246, SLG: 0.330										0	0	0	0	0	0	0							
Moe Drabowsky, R OBP: 0.100, SLG: 0.100										1	0	0	0	0	0	0							
Skip Lockwood, R OBP: 0.000, SLG: 0.000										1	0	0	0	0	0	0							
Catfish Hunter, R OBP: 0.000, SLG: 0.000										0	0	0	0	0	0	0							
Johnny Blanchard, L OBP: 0.340, SLG: 0.525										1	0	1	0	0	0	0							
Jim Dickson, L OBP: 0.000, SLG: 0.000										0	0	0	0	0	0	0							
Fred Talbot, R OBP: 0.308, SLG: 0.462										1	0	0	0	0	1	2							
Inning Stats	R: 0 E: 0 K: 1 S: 5	H: 0 LOB: 0 BB: 0 P: 5	R: 0 E: 0 K: 0 S: 3	H: 0 LOB: 0 BB: 0 P: 3	R: 0 E: 0 K: 1 S: 5	H: 0 LOB: 0 BB: 0 P: 5	R: 0 E: 0 K: 0 S: 3	H: 0 LOB: 0 BB: 0 P: 3	R: 0 E: 0 K: 0 S: 3	H: 1 LOB: 0 BB: 0 P: 3	R: 1 E: 0 K: 2 S: 8	H: 1 LOB: 0 BB: 0 P: 8	R: 0 E: 0 K: 0 S: 6	H: 3 LOB: 2 BB: 0 P: 6	R: 0 E: 0 K: 1 S: 7	H: 2 LOB: 2 BB: 0 P: 7	R: 1 E: 0 K: 2 S: 10	H: 3 LOB: 2 BB: 0 P: 10	1B: 8 2B: 0 3B: 0 HR: 2	SF: 0 SAC: 0 DP: 1 HBP: 0	WP: 0 PB: 0 CS: 0	PA: 36	
PITCHER	IP	WLS	BF	H	R	ER	SO	BB	IBB	HBP	BLK	WP	HR	S	P	ERA	WHIP					ERA	WHIP
Gary Peters, L ERA: 3.96	8.0	W	32	9	3	3	5	0	0	0	0	0	2	42	42	3.38	1.125						
Eddie Fisher, R ERA: 1.6	1.0	S	4	1	0	0	2	0	0	0	0	0	0	8	8	0.00	1.000						

Kansas City Athletics @ Chicago White Sox
 Comiskey Park, Chicago, IL
 Thu May 13 1965, 4:33 AM EDT
 Att: 2,025 - Unknown


AB	36
R	3
H	10
RBI	3
BB	0
SO	7
LOB	14

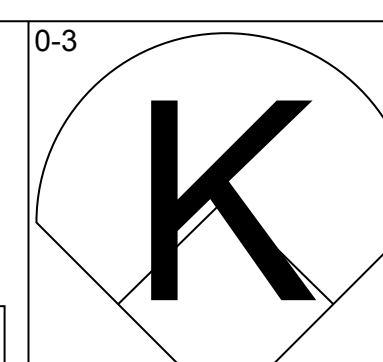
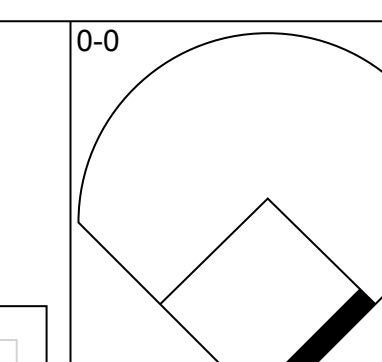
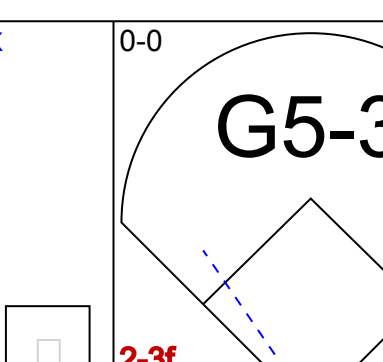
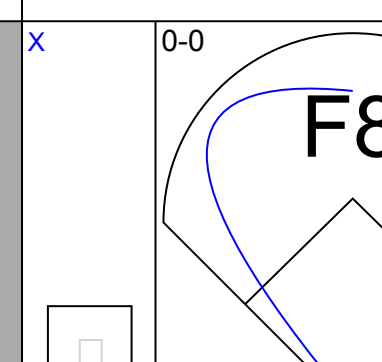
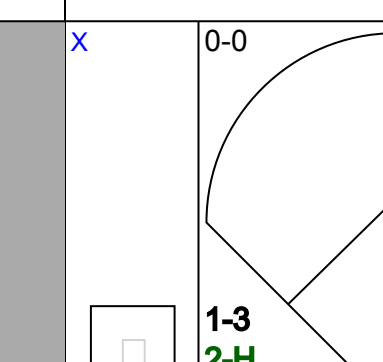

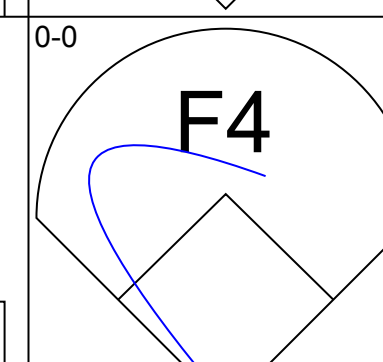
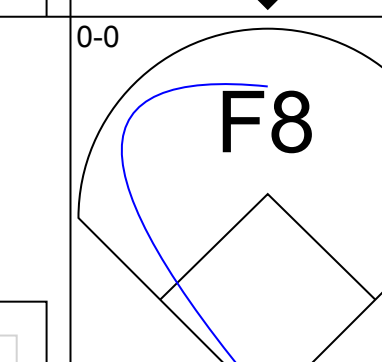
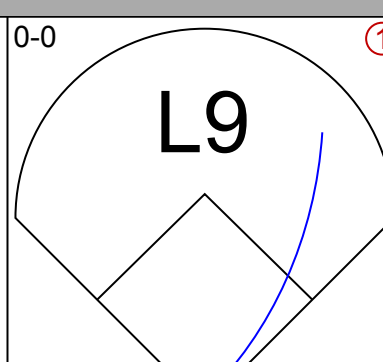
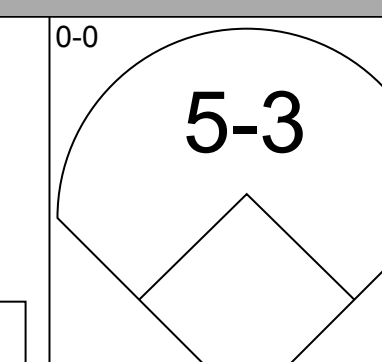
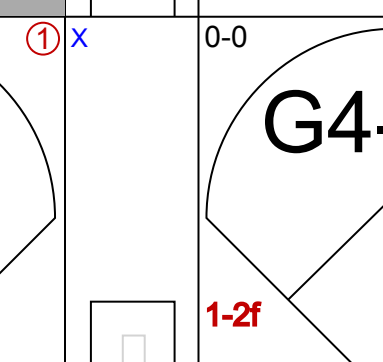
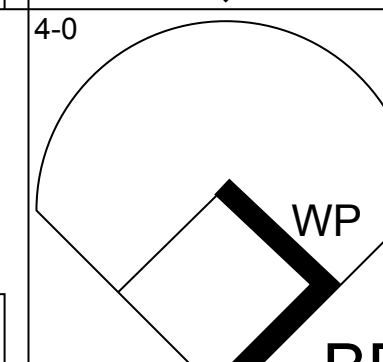
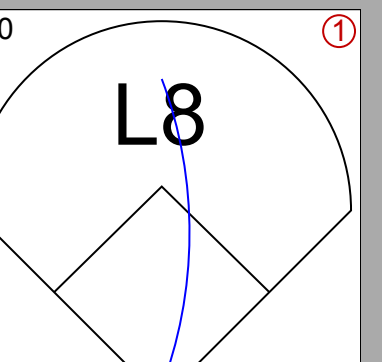
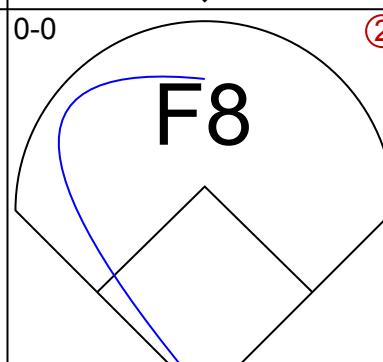
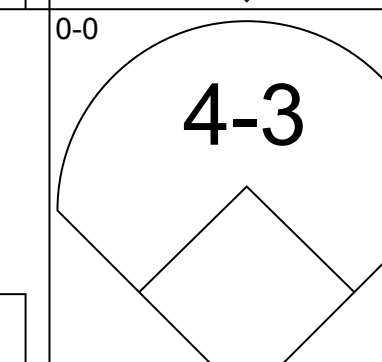
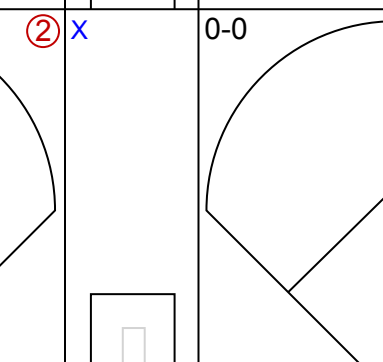
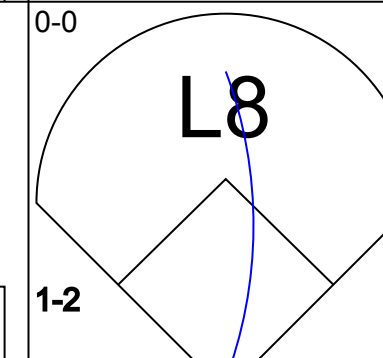
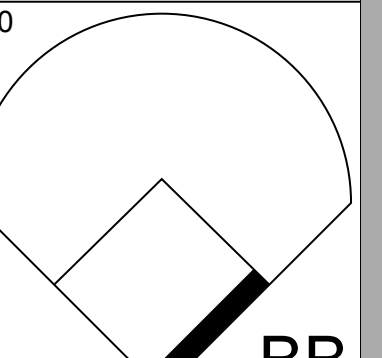
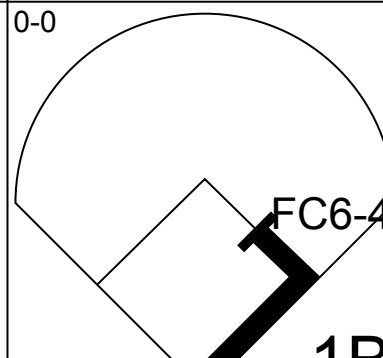
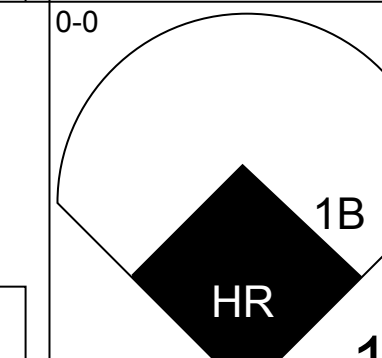
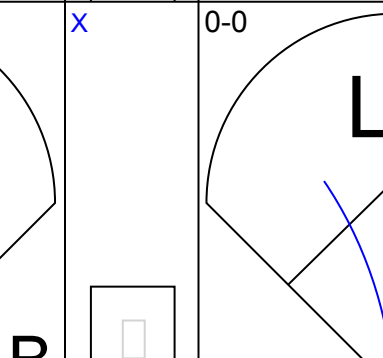
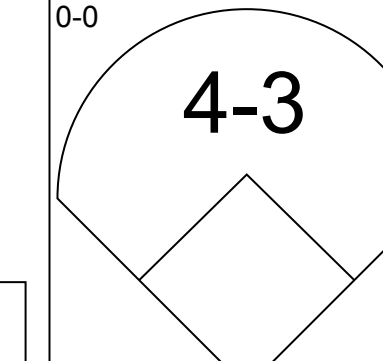
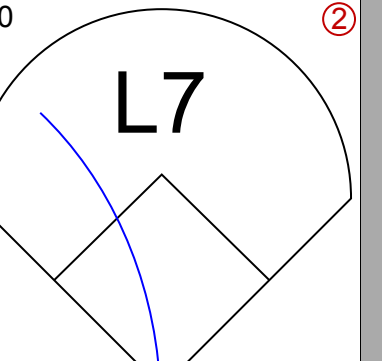
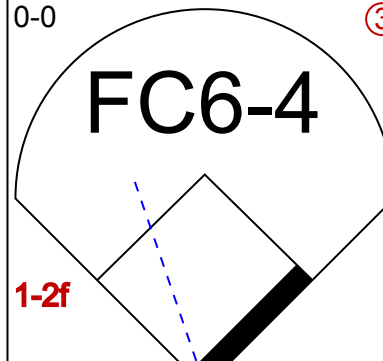
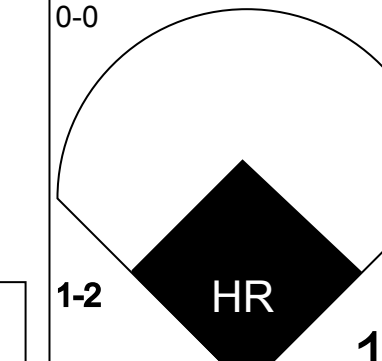

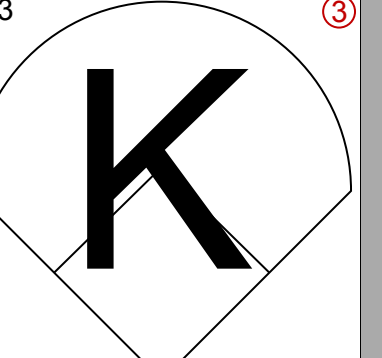
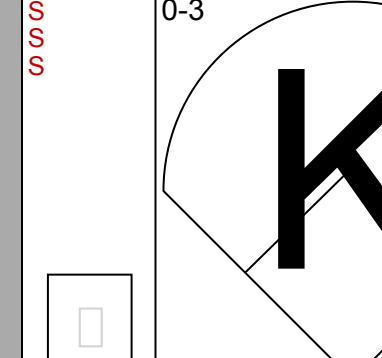
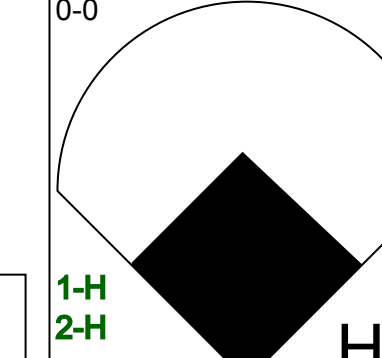

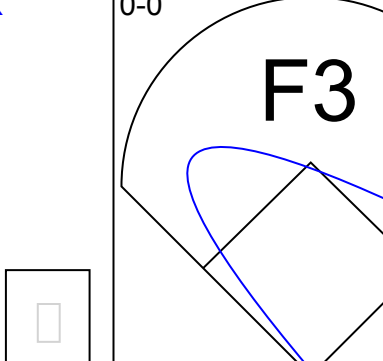
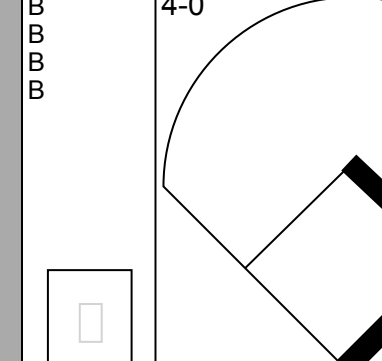
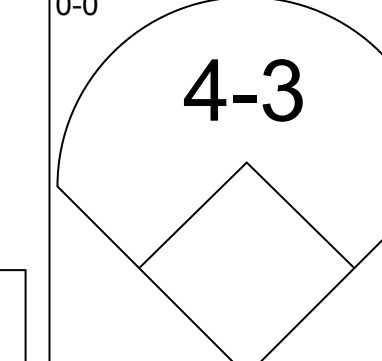
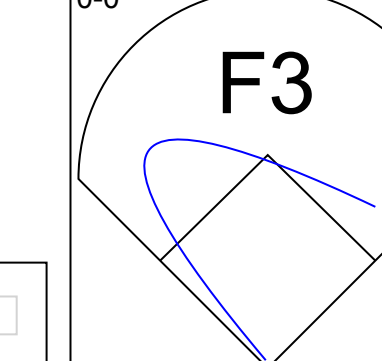
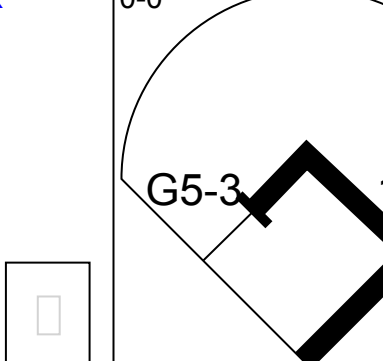
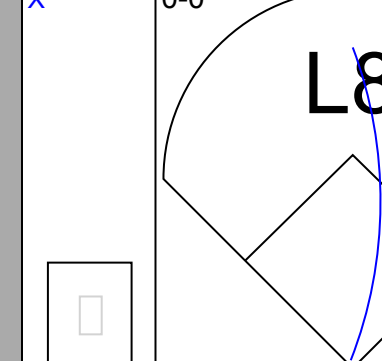
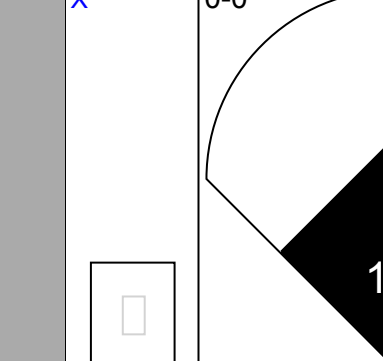

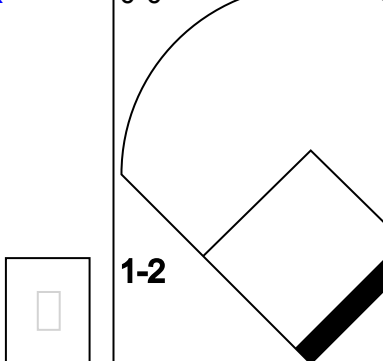
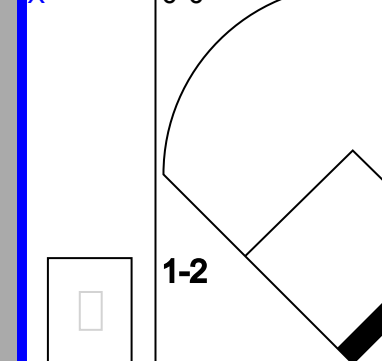
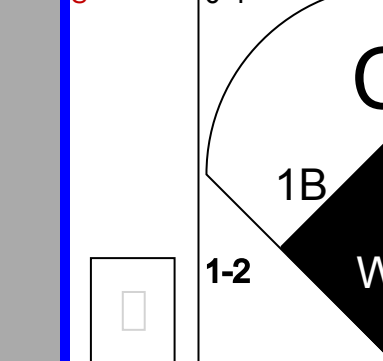


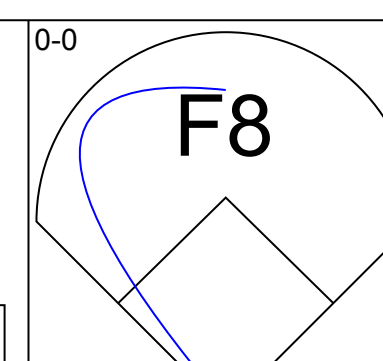
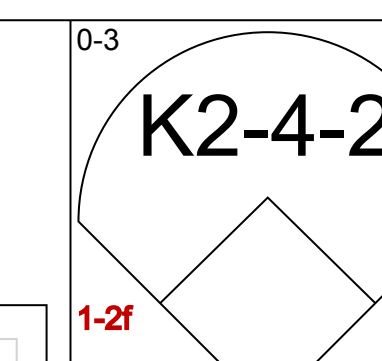
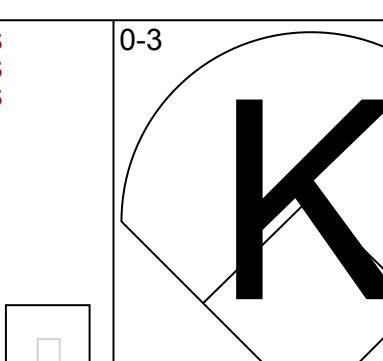
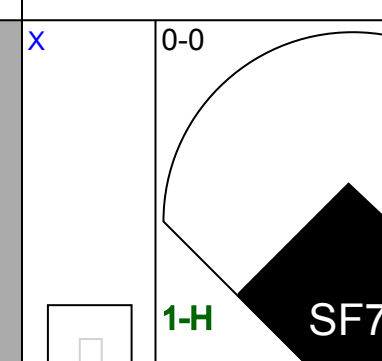
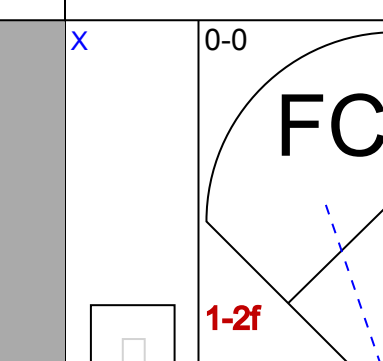

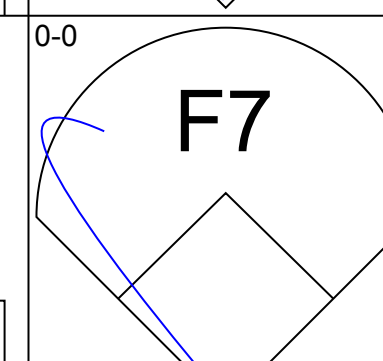
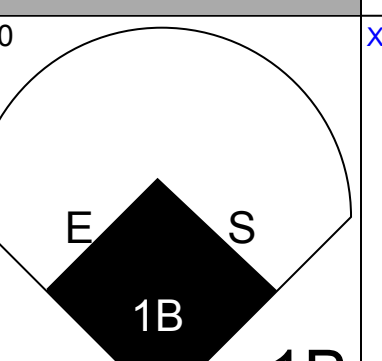
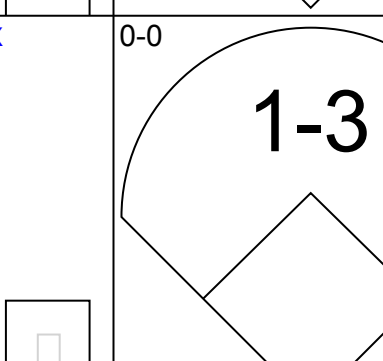
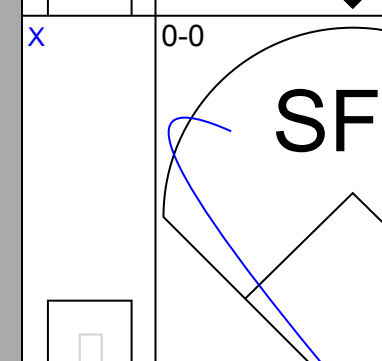
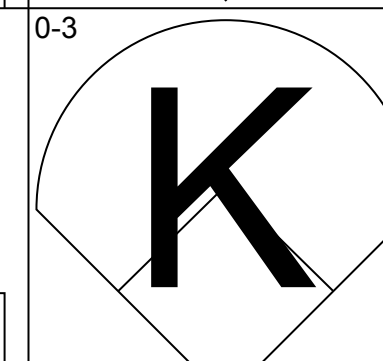
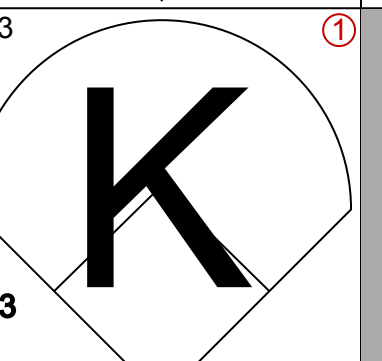
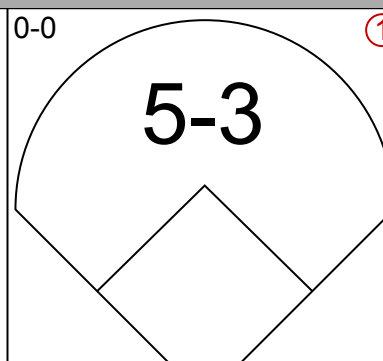
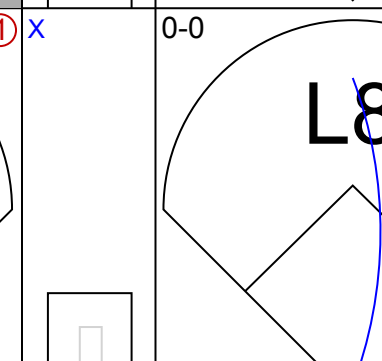
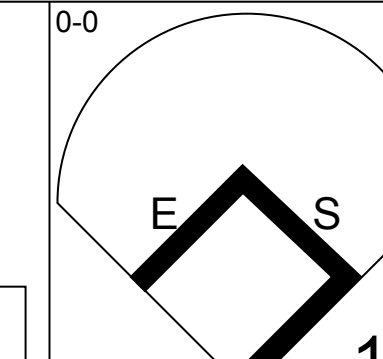
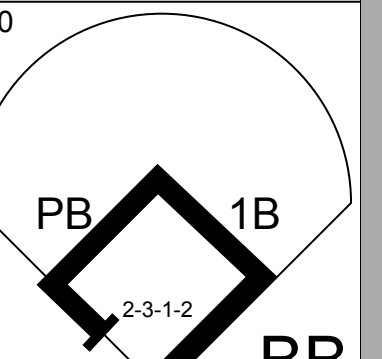

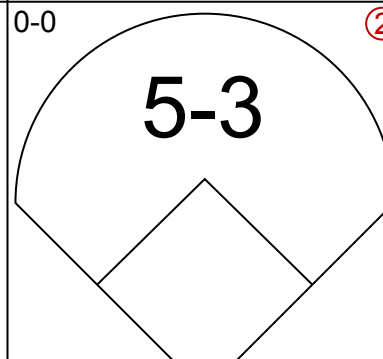
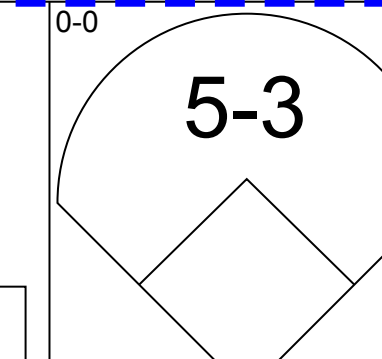

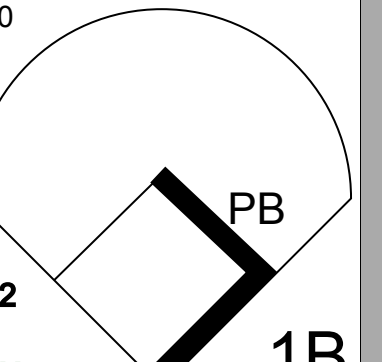
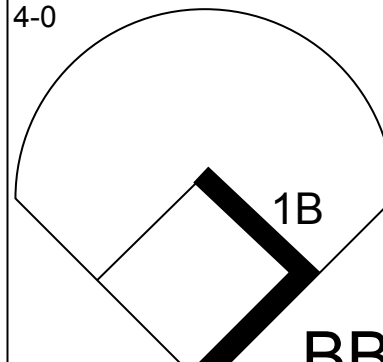

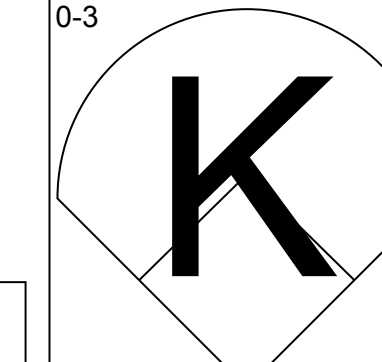
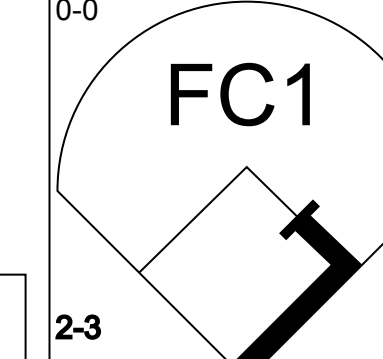
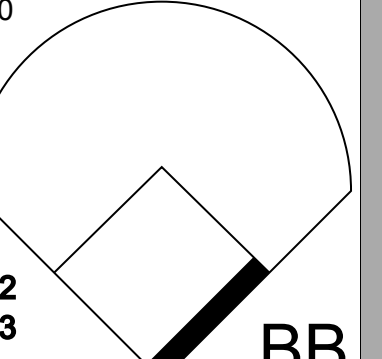

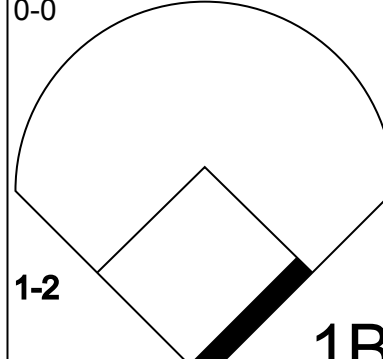
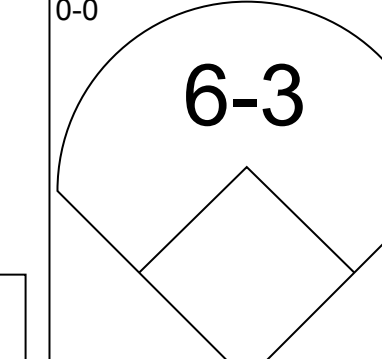



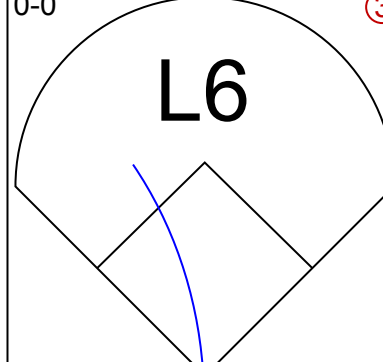
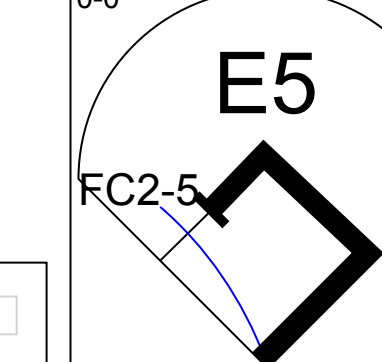
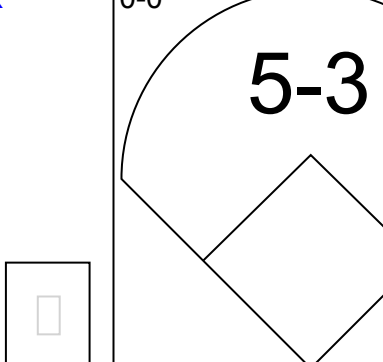
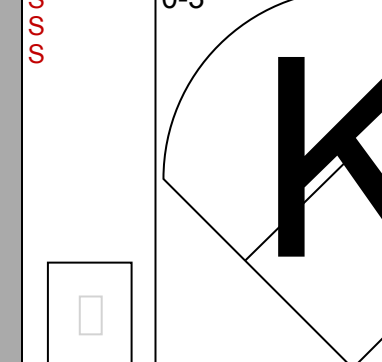
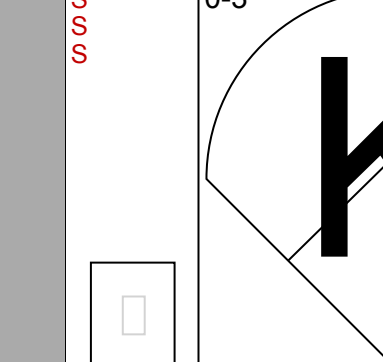
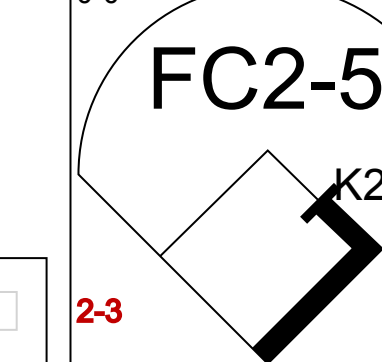
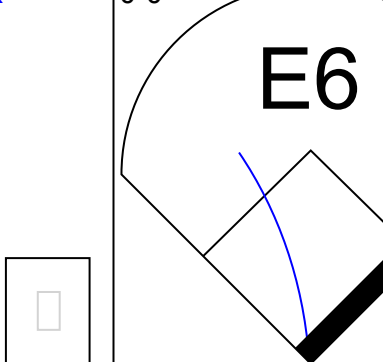
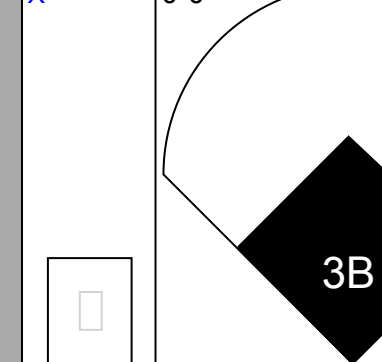
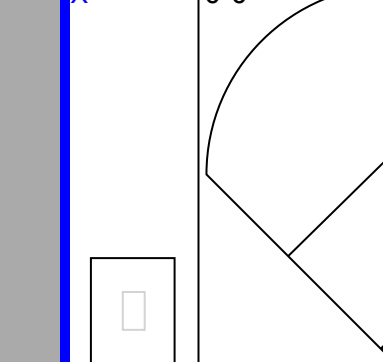
Batter	1	2	3	4	5	6	7	8	9	AB	R	H	RBI	BB	SO	LOB	BOTTOM						
Danny Cater, R OBP: 0.366, SLG: 0.466										4	0	2	2	0	0	0							
Don Buford, S OBP: 0.397, SLG: 0.453										4	0	0	0	0	0	2							
Floyd Robinson, L OBP: 0.311, SLG: 0.361										3	1	1	0	1	0	1							
Pete Ward, L OBP: 0.361, SLG: 0.460										4	1	1	0	0	0	3							
Bill Skowron, R OBP: 0.364, SLG: 0.484										4	1	2	1	0	2	1							
Tom McCraw, L OBP: 0.323, SLG: 0.286										0	0	0	0	0	0	0							
Ron Hansen, R OBP: 0.354, SLG: 0.447										1	1	0	0	3	1	0							
J.C. Martin, L OBP: 0.333, SLG: 0.355										4	1	1	1	0	0	3							
Ken Berry, R OBP: 0.270, SLG: 0.266										4	0	0	0	0	2	3							
Gary Peters, L OBP: 0.118, SLG: 0.118										3	1	0	0	0	0	1							
Eddie Fisher, R ERA: 1.6										0	0	0	0	0	0	0							
Inning Stats	R: 0 E: 0 K: 0 S: 3	H: 4 LOB: 1 BB: 1 P: 13	R: 1 E: 0 K: 0 S: 5	H: 2 LOB: 2 BB: 1 P: 9	R: 1 E: 1 K: 0 S: 5	H: 1 LOB: 1 BB: 0 P: 5	R: 0 E: 0 K: 1 S: 4	H: 0 LOB: 0 BB: 1 P: 8	R: 0 E: 0 K: 1 S: 5	H: 0 LOB: 0 BB: 0 P: 5	R: 0 E: 0 K: 1 S: 5	H: 0 LOB: 1 BB: 1 P: 9	R: 0 E: 0 K: 1 S: 5	H: 0 LOB: 0 BB: 0 P: 5	R: 0 E: 0 K: 1 S: 5	H: 0 LOB: 0 BB: 0 P: 5	1B: 5 2B: 2 3B: 0 HR: 0	SF: 0 SAC: 0 DP: 1 HBP: 0	WP: 1 PB: 1 CS: 0	PA: 35			
PITCHER	IP	WLS	BF	H	R	ER	SO	BB	IBB	HBP	BLK	WP	HR	S	P	ERA	WHIP					ERA	WHIP
Diego Segui, R ERA: 5.83	1.2	L	10	4	4	4	1	1	0	0	0	0	0	15	23	2.70	1.500						
Moe Drabowsky, R ERA: 4.65	3.1		15	3	2	1	1	2	0	0	0	0	0	15	23	2.70	1.500						
Catfish Hunter, R ERA: 4.65	2.0		7	0	0	0	2	1	0	0	0	0	0	10	14	0.00	0.500						
Jim Dickson, R ERA: 4.61	1.0		3	0	0	0	1	0	0	0	0	0	0	5	5	0.00	0.000						

Kansas City Athletics @ Chicago White Sox
 Comiskey Park, Chicago, IL
 Thu May 13 1965, 4:33 AM EDT
 Att: 2,025 - Unknown

AB	31
R	6
H	7
RBI	4
BB	4
SO	5
LOB	14



Batter	1	2	3	4	5	6	7	8	9	AB	R	H	RBI	BB	SO	LOB	TOP																	
Zoilo Versalles, R OBP: 0.298, SLG: 0.454 (1, 6)										5	0	2	1	0	1	4	Minnesota Twins @ Kansas City Athletics Municipal Stadium, Kansas City, MO Fri May 14 1965, 8:05 PM EDT Att: 6,113 - Unknown livebaseballscorecards.com 																	
Rich Rollins, R OBP: 0.289, SLG: 0.287 Frank Kostro, R (2, 5)										1	0	0	0	0	0	0																		
Tony Oliva, L OBP: 0.273, SLG: 0.515 (1, 9)										4	0	1	0	1	0	0																		
Harmon Killebrew, R OBP: 0.404, SLG: 0.500 (1, 3)										4	1	2	0	1	0	3																		
Jimmie Hall, L OBP: 0.340, SLG: 0.505 (1, 8)										4	1	1	0	0	0	2																		
Bob Allison, R OBP: 0.382, SLG: 0.473 (1, 7)										4	1	1	3	0	2	1																		
Earl Batley, R OBP: 0.338, SLG: 0.321 (1, 2)										3	0	0	0	1	0	0																		
Jerry Kindall, R OBP: 0.273, SLG: 0.289 (1, 4)										4	1	2	0	0	0	1																		
Jim Kaat, L Don Mincher, L Mudcat Grant, R Jim Perry, S Jerry Fosnow, R Jerry Zimmerman, R Dave Boswell, R Bill Pleis, L (1, 1)										2	0	1	0	0	0	0																		
Inning Stats	R: 0 E: 0 K: 1 S: 5	H: 0 LOB: 1 BB: 1 P: 9	R: 0 E: 0 K: 0 S: 3	H: 0 LOB: 0 BB: 0 P: 3	R: 0 E: 0 K: 0 S: 4	H: 1 LOB: 1 BB: 0 P: 4	R: 0 E: 0 K: 1 S: 5	H: 0 LOB: 1 BB: 1 P: 9	R: 0 E: 0 K: 0 S: 4	H: 2 LOB: 1 BB: 0 P: 4	R: 0 E: 0 K: 0 S: 4	H: 1 LOB: 1 BB: 0 P: 4	R: 0 E: 0 K: 1 S: 6	H: 1 LOB: 2 BB: 1 P: 10	R: 3 E: 0 K: 0 S: 6	H: 3 LOB: 0 BB: 0 P: 6		R: 2 E: 1 K: 0 S: 6	H: 3 LOB: 2 BB: 0 P: 6	1B: 9 2B: 1 3B: 0 HR: 1	SF: 0 SAC: 0 DP: 2 HBP: 0	WP: 2 PB: 2 SB: 0 CS: 0	PA: 40											
PITCHER	IP WLS BF H R ER SO BB IBB HBP BLK WP HR S P ERA WHIP																																	
John O'Donoghue, L ERA: 3.71 John Wyatt, R ERA: 3.39	(1, 1) (9, 1)	8.0 L	35 35	9 9	4 4	4 4	3 3	3 3	0 0	0 0	0 0	0 0	1 1	0 0	5 5	50 50	4.50 0.00	1.500 2.000																

Batter	1	2	3	4	5	6	7	8	9	AB	R	H	RBI	BB	SO	LOB	BOTTOM												
Dick Green, R OBP: 0.349, SLG: 0.389 (1, 4)										5	1	1	1	0	2	3	Minnesota Twins @ Kansas City Athletics Municipal Stadium, Kansas City, MO Fri May 14 1965, 8:05 PM EDT Att: 6,113 - Unknown livebaseballscorecards.com 												
Bert Campaneris, R OBP: 0.327, SLG: 0.402 (1, 6)										3	1	1	1	0	0	1													
Nelson Mathews, R OBP: 0.433, SLG: 0.552 (1, 7)										4	0	0	0	0	2	1													
Ken Harrelson, R OBP: 0.273, SLG: 0.390 Jim Gentile, L OBP: 0.308, SLG: 0.577 (1, 3)										3	0	1	0	1	0	0													
Jim Landis, R OBP: 0.424, SLG: 0.296 (1, 8)										3	0	1	1	1	2	1													
Ed Charles, R OBP: 0.330, SLG: 0.412 (1, 5)										3	0	1	0	1	0	1													
Mike Hershberger, R OBP: 0.189, SLG: 0.212 (1, 9)										4	0	0	0	0	0	6													
Rene Lachemann, R OBP: 0.222, SLG: 0.556 (1, 2)										4	0	0	0	0	2	0													
John O'Donoghue, R John Wyatt, R Johnny Blanchard, L Skip Lockwood, R (1, 1)										3	1	1	0	0	0	1													
Inning Stats	R: 0 E: 0 K: 1 S: 5	H: 0 LOB: 0 BB: 0 P: 5	R: 0 E: 1 K: 1 S: 6	H: 1 LOB: 1 BB: 0 P: 6	R: 0 E: 1 K: 1 S: 5	H: 0 LOB: 1 BB: 0 P: 5	R: 1 E: 0 K: 1 S: 6	H: 2 LOB: 2 BB: 2 P: 14	R: 0 E: 0 K: 0 S: 4	H: 0 LOB: 2 BB: 1 P: 8	R: 2 E: 0 K: 1 S: 7	H: 2 LOB: 0 BB: 0 P: 7	R: 0 E: 0 K: 1 S: 5	H: 0 LOB: 0 BB: 0 P: 5	R: 0 E: 0 K: 1 S: 6	H: 1 LOB: 1 BB: 0 P: 6		1B: 6 2B: 2 3B: 1 HR: 0	SF: 1 SAC: 0 DP: 2 HBP: 0	WP: 0 PB: 1 SB: 2 CS: 0	PA: 37								
PITCHER	IP WLS BF H R ER SO BB IBB HBP BLK WP HR S P ERA WHIP																												
Jim Kaat, L Jim Perry, R Jerry Fosnow, L Bill Pleis, L	(1, 1) (7, 1) (8, 1) (9, 1)	6.0 1.0 1.0 1.0	25 5 3 4	4 2 0 1	1 2 0 0	1 2 0 0	5 1 0 1	0 0 0 0	0 0 0 0	0 7 5 6	7 7 5 6	18.00 0.00 0.00 0.00	2.000 0.000 0.000 1.000																

Batter	1	2	3	4	5	6	7	8	9	AB	R	H	RBI	BB	SO	LOB	TOP								
Zoilo Versalles, R (1, 6) OBP: 0.297, SLG: 0.446										4	0	1	0	0	3	0	Minnesota Twins @ Kansas City Athletics Municipal Stadium, Kansas City, MO Sat May 15 1965, 4:33 AM EDT Att: 4,327 - Unknown livebaseballscorecards.com								
Rich Rollins, R (1, 5) OBP: 0.258, SLG: 0.275										4	0	0	0	0	1	1									
Tony Oliva, L (1, 9) OBP: 0.263, SLG: 0.495										4	0	0	0	0	1	0									
Harmon Killebrew, R (1, 3) OBP: 0.398, SLG: 0.484										3	0	0	0	1	1	0									
Jimmie Hall, L (1, 8) OBP: 0.336, SLG: 0.505										4	0	1	0	0	1	1									
Bob Allison, R (1, 7) OBP: 0.377, SLG: 0.463										4	1	1	0	0	0	2									
Earl Batley, R (1, 2) OBP: 0.338, SLG: 0.322										3	0	1	0	0	0	1									
Jerry Kindall, R (1, 4) OBP: 0.286, SLG: 0.342										3	1	2	2	0	1	0									
Dave Boswell, R (1, 1) OBP: 0.100, SLG: 0.100										3	0	0	0	0	0	2									
Mei Nelson, R (8, 1)										0	0	0	0	0	0	0									
Inning Stats	R: 0 E: 0 K: 2 S: 7	H: 0 LOB: 0 BB: 0 P: 7	R: 0 E: 0 K: 1 S: 5	H: 0 LOB: 0 BB: 0 P: 5	R: 1 E: 0 K: 1 S: 6	H: 1 LOB: 0 BB: 0 P: 6	R: 0 E: 0 K: 0 S: 3	H: 0 LOB: 0 BB: 0 P: 3	R: 1 E: 0 K: 0 S: 5	H: 3 LOB: 1 BB: 0 P: 5	R: 0 E: 0 K: 2 S: 7	H: 0 LOB: 0 BB: 0 P: 7	R: 0 E: 0 K: 0 S: 3	H: 0 LOB: 1 BB: 1 P: 7	R: 0 E: 0 K: 1 S: 6	H: 1 LOB: 1 BB: 0 P: 6	R: 0 E: 0 K: 1 S: 6	H: 1 LOB: 1 BB: 0 P: 6	1B: 4 2B: 1 3B: 0 HR: 1	SF: 0 SAC: 0 DP: 1 HBP: 0	WP: 0 PB: 0 SB: 0 CS: 0	PA: 33			
PITCHER	IP	WLS	BF	H	R	ER	SO	BB	IBB	HBP	BLK	WP	HR	S	P	ERA	WHIP								
Don Buschhorn, R (1, 1) ERA: 3.6	5.0	L	18	4	2	2	4	0	0	0	0	0	1	26	26	3.60	0.800								
Wes Stock, R (6, 1) ERA: 4.51	3.0		11	1	0	0	3	1	0	0	0	0	0	16	20	0.00	0.667								
John Wyatt, R (9, 1) ERA: 3.14	1.0		4	1	0	0	1	0	0	0	0	0	0	6	6	0.00	1.000								

Batter	1	2	3	4	5	6	7	8	9	AB	R	H	RBI	BB	SO	LOB	BOTTOM								
Dick Green, R (1, 4) OBP: 0.354, SLG: 0.404										4	0	2	0	0	0	1	Minnesota Twins @ Kansas City Athletics Municipal Stadium, Kansas City, MO Sat May 15 1965, 4:33 AM EDT Att: 4,327 - Unknown livebaseballscorecards.com								
Wayne Causey, L (1, 6) OBP: 0.322, SLG: 0.313										4	0	0	0	0	1	3									
Bert Campaneris, R (1, 7) OBP: 0.325, SLG: 0.396										4	0	1	0	0	2	1									
Johnny Blanchard, L (1, 9) OBP: 0.347, SLG: 0.333										4	0	1	0	0	0	2									
Jim Gentile, L (1, 3) OBP: 0.305, SLG: 0.554										3	0	0	0	1	0	1									
Jim Landis, R (1, 8) OBP: 0.389, SLG: 0.267										3	0	0	0	0	1	2									
Ed Charles, R (1, 5) OBP: 0.330, SLG: 0.402										2	0	0	0	1	0	0									
Billy Bryan, L (1, 2) OBP: 0.299, SLG: 0.424										2	0	0	0	1	0	1									
Don Buschhorn, R (1, 1) Skip Lockwood, R (5, PH) Wes Stock, R (6, 1) Nelson Mathews, R (8, PH) John Wyatt, R (9, 1)										1	0	0	0	0	1	0									
Inning Stats	R: 0 E: 0 K: 2 S: 8	H: 1 LOB: 1 BB: 0 P: 8	R: 0 E: 0 K: 0 S: 2	H: 0 LOB: 2 BB: 2 P: 10	R: 0 E: 0 K: 1 S: 5	H: 0 LOB: 0 BB: 0 P: 5	R: 0 E: 0 K: 2 S: 8	H: 1 LOB: 1 BB: 0 P: 8	R: 0 E: 0 K: 0 S: 3	H: 0 LOB: 1 BB: 1 P: 7	R: 0 E: 0 K: 0 S: 3	H: 0 LOB: 0 BB: 0 P: 3	R: 0 E: 0 K: 0 S: 3	H: 0 LOB: 0 BB: 0 P: 3	R: 0 E: 0 K: 1 S: 5	H: 1 LOB: 1 BB: 1 P: 9	R: 0 E: 0 K: 0 S: 3	H: 0 LOB: 0 BB: 0 P: 3	1B: 3 2B: 2 3B: 0 HR: 0	SF: 0 SAC: 0 DP: 3 HBP: 0	WP: 0 PB: 0 SB: 0 CS: 0	PA: 32			
PITCHER	IP	WLS	BF	H	R	ER	SO	BB	IBB	HBP	BLK	WP	HR	S	P	ERA	WHIP								
Dave Boswell, R (1, 1) ERA: 2.22	7.1	W	28	4	0	0	6	4	0	0	0	0	0	36	52	0.00	1.091								
Mei Nelson, L (8, 1) ERA: 1.04	1.2	S	4	0	0	0	0	0	0	0	0	0	0	4	4	0.00	0.000								

Batter	1	2	3	4	5	6	7	8	9	10	AB	R	H	RBI	BB	SO	LOB	TOP									
Zolio Versailles, R OBP: 0.265, SLG: 0.453 (1, 6)	F5				F6	G3		K			5	0	1	0	0	1	3	Minnesota Twins @ Kansas City Athletics Municipal Stadium, Kansas City, MO Sun May 16 1965, 4:33 AM EDT Unknown									
Rich Rollins, R OBP: 0.265, SLG: 0.266 (1, 5)	F7				HR		F7		F8		3	1	0	0	1	0	0										
Tony Oliva, L OBP: 0.261, SLG: 0.509 (1, 9)	K				K		L8		1-3		5	1	1	2	0	2	2										
Harmon Killebrew, R OBP: 0.390, SLG: 0.470 (1, 3)					6-3		F8		6-3	E6	5	0	1	0	0	0	0										
Jimmie Hall, L OBP: 0.348, SLG: 0.539 (1, 8)		FC6-4								K	5	2	3	1	0	1	2										
Bob Allison, R OBP: 0.260, SLG: 0.440 (1, 7)					HR		1B			2B	5	0	0	0	0	2	3										
Earl Battey, R OBP: 0.342, SLG: 0.344 (1, 2)		F5			K		K		F5		5	0	2	1	0	0	1										
Jerry Kindall, R OBP: 0.292, SLG: 0.345 (1, 4)							F6			F8	5	0	2	1	0	0	1										
Jerry Kindall, R OBP: 0.292, SLG: 0.345 (1, 4)					F8				FC6-5	2B	5	0	2	0	0	1	1										
Mudcat Grant, R OBP: 0.363, SLG: 0.498 (8, PH) Johnny Klippstein, R OBP: 0.268, SLG: 0.385 (8, PH) Don Mincher, L OBP: 0.260, SLG: 0.200 Jim Kaat, R OBP: 0.260, SLG: 0.200 Bill Pleis, L OBP: 0.260, SLG: 0.200 Al Worthington, R OBP: 0.260, SLG: 0.200 Mel Nelson, R OBP: 0.260, SLG: 0.200					4-3		G3		F5		3	0	0	0	0	0	3										
Inning Stats	R: 0 E: 0 K: 1 S: 5	H: 0 LOB: 0 BB: 0 P: 5	R: 0 E: 0 K: 0 S: 4	H: 1 LOB: 1 BB: 0 P: 4	R: 0 E: 0 K: 1 S: 6	H: 1 LOB: 2 BB: 1 P: 10	R: 1 E: 0 K: 1 S: 8	H: 3 LOB: 2 BB: 0 P: 8	R: 2 E: 0 K: 1 S: 7	H: 2 LOB: 1 BB: 0 P: 8	R: 0 E: 0 K: 0 S: 4	H: 1 LOB: 1 BB: 0 P: 4	R: 0 E: 0 K: 0 S: 3	H: 0 LOB: 0 BB: 0 P: 3	R: 1 E: 0 K: 1 S: 8	H: 3 LOB: 2 BB: 0 P: 8	R: 0 E: 1 K: 1 S: 6	H: 0 LOB: 1 BB: 0 P: 6	R: 0 E: 0 K: 1 S: 5	H: 0 LOB: 0 BB: 0 P: 5	1B: 7 2B: 1 3B: 1 HR: 2	SF: 0 SAC: 0 DP: 0 HBP: 1	WP: 0 PB: 0 SB: 1 CS: 0	PA: 44			
PITCHER	IP 7.0	WLS 31	BF 8	H 3	R 2	ER 4	SO 4	BB 1	IBB 0	HBP 0	BLK 0	WP 0	HR 2	S 37	P 42	ERA 2.57	WHIP 1.286										
Diego Segui, R ERA: 5.2 (1, 1)	0.2	5	3	1	1	0	0	0	0	0	0	0	0	5	5	13.50	4.500										
Jim Dickson, R ERA: 5.02 (8, 1)	1.1	5	0	0	0	2	0	0	0	0	0	0	0	9	9	0.00	0.000										
Moe Drabowsky, R ERA: 4.65 (8, 1)	1.0	W	3	0	0	0	1	0	0	0	0	0	0	5	5	0.00	0.000										
John Wyatt, R ERA: 2.93 (10, 1)																											
PITCHER	IP 7.0	WLS 31	BF 8	H 3	R 2	ER 4	SO 4	BB 1	IBB 0	HBP 0	BLK 0	WP 0	HR 2	S 37	P 42	ERA 2.57	WHIP 1.286										
Bert Campaneris, R OBP: 0.311, SLG: 0.378 (1, 7) (10, 6)	G3																	5	0	0	0	0	0	4	Minnesota Twins @ Kansas City Athletics Municipal Stadium, Kansas City, MO Sun May 16 1965, 4:33 AM EDT Unknown		
Wayne Causey, L OBP: 0.309, SLG: 0.299 (1, 6) (9, PH) Skip Lockwood, R John Wyatt, R (10, 1)	K																	4	0	0	0	0	3	0			
Jim Gentle, L OBP: 0.322, SLG: 0.608 (1, 3)																		1	0	0	0	0	0	2			
Johnny Blanchard, L OBP: 0.336, SLG: 0.324 (1, 9)																		0	0	0	0	0	0	0			
Dick Green, R OBP: 0.373, SLG: 0.481 (1, 4)																		5	1	3	1	0	1	0			
Ed Charles, R OBP: 0.333, SLG: 0.457 (1, 5)																		5	3	4	2	0	0	0			
Ed Charles, R OBP: 0.333, SLG: 0.457 (1, 5)																		5	2	2	3	0	0	1			
Billy Bryan, L OBP: 0.286, SLG: 0.403 (1, 2) Nelson Mathews, R OBP: 0.420, SLG: 0.533 (9, PH) (10, 7)	K																	3	0	0	0	0	2	0			
Jim Landis, R OBP: 0.425, SLG: 0.303 (1, 8)																		1	0	0	0	0	0	1			
Diego Segui, R OBP: 0.322, SLG: 0.280 (7, PH) Ken Harrison, R OBP: 0.308, SLG: 0.405 (8, 1) Moe Drabowsky, R OBP: 0.100, SLG: 0.100 Rene Lachemann, R OBP: 0.300, SLG: 0.400 (10, 2)																		2	0	0	0	0	2	2			
Inning Stats	R: 0 E: 0 K: 1 S: 6	H: 1 LOB: 1 BB: 0 P: 6	R: 1 E: 0 K: 2 S: 9	H: 2 LOB: 1 BB: 0 P: 9	R: 0 E: 0 K: 0 S: 4	H: 1 LOB: 1 BB: 0 P: 4	R: 0 E: 0 K: 0 S: 3	H: 0 LOB: 0 BB: 0 P: 3	R: 0 E: 0 K: 1 S: 5	H: 1 LOB: 0 BB: 0 P: 5	R: 1 E: 0 K: 1 S: 7	H: 2 LOB: 1 BB: 0 P: 7	R: 0 E: 0 K: 1 S: 6	H: 1 LOB: 1 BB: 0 P: 6	R: 0 E: 0 K: 3 S: 9	H: 0 LOB: 0 BB: 0 P: 9	R: 2 E: 0 K: 0 S: 6	H: 3 LOB: 2 BB: 1 P: 10	R: 3 E: 0 K: 0 S: 4	H: 3 LOB: 0 BB: 0 P: 4	1B: 8 2B: 1 3B: 1 HR: 4	SF: 0 SAC: 0 DP: 1 HBP: 0	WP: 0 PB: 0 SB: 0 CS: 0	PA: 42			
PITCHER	IP 5.2	WLS 23	BF 7	H 2	R 2	ER 5	SO 1	BB 0	IBB 0	HBP 0	BLK 0	WP 0	HR 7	S 33	P 33	ERA 3.18	WHIP 1.235										
Mudcat Grant, R ERA: 3.35 (8, 1)	1.1	5	1	0	0	1	0	0	0	0	0	0	0	7	7	0.00	0.750										
Bill Pleis, L ERA: 3.69 (8, 1)	1.0	5	2	2	2	3	0	0	0	0	0	0	1	11	11	18.00	2.000										
Al Worthington, R ERA: 3.6 (8, 1)	0.2	4	1	0	0	0	1	0	0	0	0	0	0	3	7	0.00	3.000										
Mel Nelson, L ERA: 3.86 (8, 1)	0.2	L	5	3	3	3	0	0	0	0	0	0	1	5	5	40.50	4.500										
PITCHER	IP 5.2	WLS 23	BF 7	H 2	R 2	ER 5	SO 1	BB 0	IBB 0	HBP 0	BLK 0	WP 0	HR 7	S 33	P 33	ERA 3.18	WHIP 1.235										

AB	42
R	4
H	11
RBI	4
BB	1
SO	7
LOB	15

AB	41
R	7
H	14
RBI	7
BB	1
SO	9
LOB	12



livebaseballscorecards.com

livebaseballscorecards.com

Batter	1	2	3	4	5	6	7	8	9	AB	R	H	RBI	BB	SO	LOB	TOP								
Danny Cater, R OBP: 0.374, SLG: 0.509	0-0 4-3 S 1B		0-0 3B		0-0 BB BB 1B	0-0 G4-6-3 1-2			0-0 F9	5	1	3	1	0	0	1									
Don Buford, S OBP: 0.374, SLG: 0.471	0-3 K		0-0 F7		4-0 BB BB WP BB		0-0 6-3		4-0 BB	3	1	0	0	2	1	2									
Al Weis, S OBP: 0.361, SLG: 0.469	1-2		0-0 F5		4-0 WP BB 1B BB		1-0 S HBP		0-3 K	3	1	0	0	1	1	3									
Floyd Robinson, L OBP: 0.310, SLG: 0.359	0-0 4-3 2-3		0-0		0-0 L4		0-3 K		0-0 F8	2	1	0	1	2	1	1									
Pete Ward, L OBP: 0.388, SLG: 0.479	4-0 BB		0-0		0-0 L4		0-3 K		0-0 F8	3	0	0	0	1	0	3									
Bill Skowron, R OBP: 0.361, SLG: 0.487	0-0 F8		0-0		0-0 4-3		0-0 F6		0-0 F8	3	0	0	0	1	0	0									
Tom McCraw, L OBP: 0.294, SLG: 0.258			0-0		0-0 4-3		0-0 F6		0-0 F8	0	0	0	0	0	0	0									
Ron Hansen, R OBP: 0.347, SLG: 0.449		0-3 K		0-0 F6		0-0 1B		0-0 1-3		4	0	1	2	0	1	0									
John Romano, R OBP: 0.326, SLG: 0.301	0-0 F8		0-0		0-0 F7		0-0 1B		4-0 BB	3	0	0	0	1	0	2									
J.C. Martin, L OBP: 0.385, SLG: 0.444			0-0		0-0 F7		0-0 1B		0-0 F4	0	0	0	0	0	0	0									
Ken Berry, R OBP: 0.292, SLG: 0.353	0-0 F9		0-0		0-0 SH3-4 1B		0-0 5-3		0-0 L7-3	4	1	1	0	0	0	1									
Joe Horlen, R OBP: 0.176, SLG: 0.235			0-0		0-0 F3		0-0 SH3-4		0-0 F9	3	0	1	0	0	0	0									
Tommy John, R OBP: 0.091, SLG: 0.091			0-0		0-0 F3		0-0 SH3-4		0-0 F9	0	0	0	0	0	0	0									
Eddie Fisher, R			0-0		0-0 F3		0-0 SH3-4		0-0 F9	0	0	0	0	0	0	0									
Inning Stats	R: 0 E: 0 K: 1 S: 6	H: 1 LOB: 2 BB: 1 P: 10	R: 0 E: 0 K: 1 S: 5	H: 0 LOB: 0 BB: 0 P: 5	R: 0 E: 0 K: 0 S: 4	H: 1 LOB: 1 BB: 0 P: 4	R: 0 E: 0 K: 0 S: 3	H: 0 LOB: 0 BB: 0 P: 3	R: 5 E: 0 K: 0 S: 6	H: 3 LOB: 2 BB: 4 P: 22	R: 0 E: 0 K: 0 S: 3	H: 1 LOB: 0 BB: 0 P: 3	R: 0 E: 0 K: 1 S: 5	H: 0 LOB: 1 BB: 0 P: 6	R: 0 E: 0 K: 0 S: 2	H: 0 LOB: 0 BB: 1 P: 6	R: 0 E: 0 K: 1 S: 5	H: 0 LOB: 1 BB: 1 P: 9	1B: 5 2B: 1 3B: 1 HR: 0	SF: 0 SAC: 1 DP: 2 HBP: 1	WP: 1 PB: 0 SB: 2 CS: 0	PA: 39			
PITCHER	IP	WLS	BF	H	R	ER	SO	BB	IBB	HBP	BLK	WP	HR	S	P	ERA	WHIP								
Orlando Pena, R ERA: 5.06	4.2	L	22	4	5	5	2	4	0	0	0	0	0	22	38	9.64	1.714								
Moe Drabowsky, R ERA: 4.19	1.1		6	2	0	0	0	0	1	0	0	1	0	5	9	0.00	1.500								
Jim Dickson, R ERA: 5.19	1.0		4	0	0	0	1	0	0	1	0	0	0	5	6	0.00	0.000								
Wes Stock, R ERA: 4.33	2.0		7	0	0	0	1	2	0	0	0	0	0	7	15	0.00	1.000								

Chicago White Sox @ Kansas City Athletics
Municipal Stadium, Kansas City, MO
Tue May 18 1965, 8:05 PM EDT
Att: 3,565 - Unknown

AB 30
R 5
H 6
RBI 4
BB 7
SO 4
LOB 13



Batter	1	2	3	4	5	6	7	8	9	AB	R	H	RBI	BB	SO	LOB	BOTTOM								
Bert Campaneris, R OBP: 0.316, SLG: 0.392	0-0 5-3		0-0 5-3		0-0 5-3		0-3 K			4	0	0	0	0	1	2									
Jim Landis, R OBP: 0.423, SLG: 0.378	0-0		0-0		0-0		0-3 K		0-3 K	4	1	2	0	0	1	0									
Mike Hershberger, R OBP: 0.189, SLG: 0.229	0-0 G3 1B		0-0 1B 2B		0-0 4-3		0-3 K		0-0 K	0	0	0	0	0	0	0									
Jim Gentile, L OBP: 0.305, SLG: 0.575	0-0 G3		0-3 K		0-0 6-3		0-0 1-3		0-0 1-3	4	0	0	0	0	1	2									
Johnny Blanchard, L OBP: 0.321, SLG: 0.306	0-0 F9		0-0 F4		0-0 F9		0-0 G3		0-0 G3	4	0	0	0	0	0	2									
Dick Green, R OBP: 0.369, SLG: 0.465		4-0 2B BB	0-0 2B		0-0 2B		0-0 6-3		0-0 SF8 2B	3	2	2	1	1	0	0									
Ed Charles, R OBP: 0.325, SLG: 0.441		0-0 1H 2B	0-0 5-3		0-0 5-3		0-3 K		0-0 SF8	3	0	1	2	0	1	1									
Wayne Causey, L OBP: 0.290, SLG: 0.280		0-3 K		0-0 F8		0-0 3-1		0-3 K	3	0	0	0	0	1	1										
Nelson Mathews, R OBP: 0.410, SLG: 0.485		0-0 K		0-0 F8		0-0 3-1		0-3 K	1	0	0	0	0	1	0										
Billy Bryan, L OBP: 0.301, SLG: 0.453		4-0 IBB		0-0 4-3		0-0 HR		0-0 F3	2	1	1	1	1	0	0										
Rene Lachemann, R OBP: 0.421, SLG: 0.769		0-0 K		0-0 4-3		0-0 K		0-0 F3	1	0	0	0	0	0	0										
Orlando Pena, R OBP: 0.222, SLG: 0.125		0-3 K		0-0 F9		0-3 K			2	0	0	0	0	1	2										
Moe Drabowsky, R OBP: 0.091, SLG: 0.091		0-0 K		0-0 F9		0-0 K			0	0	0	0	0	0	0										
Jim Dickson, L		0-0 K		0-0 F9		0-0 K			0	0	0	0	0	0	0										
Ken Harrelson, R OBP: 0.308, SLG: 0.396		0-0 K		0-0 F9		0-0 K			1	0	0	0	1	0	0										
Wes Stock, R		0-0 K		0-0 F9		0-0 K			0	0	0	0	0	0	0										
Inning Stats	R: 0 E: 0 K: 0 S: 4	H: 1 LOB: 1 BB: 0 P: 4	R: 1 E: 0 K: 2 S: 8	H: 1 LOB: 2 BB: 2 P: 16	R: 1 E: 0 K: 1 S: 7	H: 2 LOB: 1 BB: 0 P: 7	R: 0 E: 0 K: 0 S: 3	H: 0 LOB: 0 BB: 0 P: 3	R: 0 E: 0 K: 0 S: 3	H: 0 LOB: 0 BB: 0 P: 3	R: 0 E: 0 K: 1 S: 5	H: 0 LOB: 0 BB: 0 P: 5	R: 1 E: 0 K: 2 S: 8	H: 1 LOB: 0 BB: 0 P: 8	R: 0 E: 0 K: 1 S: 5	H: 0 LOB: 0 BB: 0 P: 5	R: 1 E: 0 K: 1 S: 6	H: 1 LOB: 0 BB: 0 P: 6	1B: 2 2B: 3 3B: 0 HR: 1	SF: 1 SAC: 0 DP: 0 HBP: 0	WP: 0 PB: 0 SB: 0 CS: 0	PA: 35			
PITCHER	IP	WLS	BF	H	R	ER	SO	BB	IBB	HBP	BLK	WP	HR	S	P	ERA	WHIP								
Joe Horlen, R ERA: 2.32	8.1	W	33	6	4	4	7	1	0	0	0	0	0	45	53	4.32	0.840								
Tommy John, L ERA: 2.23	0.1		1	0	0	0	1	0	0	0	0	0	0	3	3	0.00	0.000								
Eddie Fisher, R ERA: 2.05	0.1	S	1	0	0	0	0	0	0	0	0	0	0	1	1	0.00	0.000								

Chicago White Sox @ Kansas City Athletics
Municipal Stadium, Kansas City, MO
Tue May 18 1965, 8:05 PM EDT
Att: 3,565 - Unknown

AB 32
R 4
H 6
RBI 4
BB 2
SO 8
LOB 10



Batter	1	2	3	4	5	6	7	8	9	AB	R	H	RBI	BB	SO	LOB	TOP					
Danny Cater, R OBP: 0.362, SLG: 0.492 (1, 5)	F9		5-3			5-3		5-3		4	0	0	0	0	0	0						
Al Weis, S OBP: 0.325, SLG: 0.417 (1, 4)	K		K			5-3			5-3	4	0	0	0	0	2	0						
John Romano, R OBP: 0.323, SLG: 0.338 (1, 2)	HR		F3			F6			F4	4	1	1	1	0	0	0						
Bill Skowron, R OBP: 0.349, SLG: 0.471 (1, 3)	F9					F8			F5	4	0	0	0	0	0	0						
Floyd Robinson, L OBP: 0.311, SLG: 0.358 (1, 9)		FC6-4 1B				B4-3			K	3	0	1	0	0	1	0						
Ron Hansen, R OBP: 0.339, SLG: 0.436 (1, 6)		5-3 1-2				1-3			6-3	3	0	0	0	0	0	1						
Dave Nicholson, R OBP: 0.093, SLG: 0.333 (1, 7)		FC6-4 2B E				K			F9	3	1	0	0	0	1	1						
Ken Berry, R OBP: 0.293, SLG: 0.362 (1, 8)		E2 1-H 2B				F6			6-3	3	0	1	0	0	0	0						
Bruce Howard, S OBP: 0.406, SLG: 0.286 (1, 1)										1	0	0	0	0	0	1						
Ted Wills, L OBP: 0.327, SLG: 0.333 (3, 1)										0	0	0	0	0	0	0						
Jimmie Schaffer, R OBP: 0.327, SLG: 0.333 (5, Ph)										0	0	0	0	0	0	0						
Bob Locker, S OBP: 0.428, SLG: 0.593 (5, Ph)										0	0	0	0	0	0	0						
Smoky Burgess, L OBP: 0.428, SLG: 0.593 (8, Ph)										1	1	1	1	0	0	0						
Hoyt Wilhelm, R OBP: 0.428, SLG: 0.593 (8, Ph)										0	0	0	0	0	0	0						
Inning Stats	R: 1 E: 0 K: 1 S: 6	H: 1 LOB: 0 BB: 0 P: 6	R: 1 E: 1 K: 0 S: 5	H: 2 LOB: 1 BB: 0 P: 5	R: 0 E: 0 K: 1 S: 5	H: 0 LOB: 0 BB: 0 P: 5	R: 0 E: 0 K: 0 S: 3	H: 0 LOB: 0 BB: 0 P: 3	R: 0 E: 0 K: 1 S: 5	H: 0 LOB: 0 BB: 0 P: 5	R: 0 E: 0 K: 0 S: 3	H: 0 LOB: 0 BB: 0 P: 5	R: 0 E: 0 K: 1 S: 5	H: 0 LOB: 0 BB: 0 P: 5	R: 1 E: 0 K: 0 S: 4	H: 1 LOB: 0 BB: 0 P: 4	R: 0 E: 0 K: 0 S: 3	H: 0 LOB: 0 BB: 0 P: 3	1B: 1 2B: 1 3B: 0 HR: 2	SF: 0 SAC: 0 DP: 0 HBP: 0	WP: 0 PB: 0 SB: 0 CS: 0	PA: 31
PITCHER John O'Donoghue, L ERA: 3.35 (1, 1)	IP: 9.0 WLS: W BF: 31 H: 4 R: 3 ER: 2 SO: 4 BB: 0 IBB: 0 HBP: 0 BLK: 0 WP: 0 HR: 2 S: 39 P: 39 ERA: 2.00 WHIP: 0.444															PITCHER	IP: 9.0 WLS: W BF: 31 H: 4 R: 3 ER: 2 SO: 4 BB: 0 IBB: 0 HBP: 0 BLK: 0 WP: 0 HR: 2 S: 39 P: 39 ERA: 2.00 WHIP: 0.444					

Chicago White Sox @ Kansas City Athletics
Municipal Stadium, Kansas City, MO
Wed May 19 1965, 8:05 PM EDT
Att: 3,678 - Unknown

AB 31
R 3
H 4
RBI 2
BB 0
SO 4
LOB 3



Batter	1	2	3	4	5	6	7	8	9	AB	R	H	RBI	BB	SO	LOB	BOTTOM					
Bert Campaneris, R OBP: 0.314, SLG: 0.403 (1, 6)	6-3		1B 3B			F9		K		4	1	1	0	0	1	1						
Jim Landis, R OBP: 0.411, SLG: 0.367 (1, 8)	K		1B SF8			F9		L6		4	1	1	1	0	1	1						
Jim Gentile, L OBP: 0.313, SLG: 0.571 (1, 3)	F7		1B 1B SF8			1B 1-H		6-3		4	1	2	1	0	0	0						
Johnny Blanchard, L OBP: 0.318, SLG: 0.347 (1, 9)		HR	SF8			F4		1-3		3	1	1	2	0	0	1						
Dick Green, R OBP: 0.373, SLG: 0.466 (1, 4)		K	1B 1-2			K		G4-3 1B		4	0	2	0	0	2	0						
Ed Charles, R OBP: 0.331, SLG: 0.438 (1, 5)		HR BB	1-2 2-3 1B			4-3		G4-3 1-2		3	1	1	0	1	0	1						
Billy Bryan, L OBP: 0.299, SLG: 0.493 (1, 2)		1-H HR	SF8			K		F8		3	1	1	3	0	1	0						
Nelson Mathews, R OBP: 0.395, SLG: 0.464 (1, 7)		K	K					F9		3	0	0	0	0	2	2						
John O'Donoghue, R OBP: 0.385, SLG: 0.333 (1, 1)	F9					1B 1B		6-3		3	1	1	0	0	0	0						
Inning Stats	R: 0 E: 0 K: 1 S: 5	H: 0 LOB: 0 BB: 0 P: 5	R: 3 E: 0 K: 2 S: 9	H: 2 LOB: 1 BB: 1 P: 13	R: 3 E: 0 K: 1 S: 10	H: 5 LOB: 2 BB: 0 P: 10	R: 1 E: 0 K: 0 S: 5	H: 2 LOB: 1 BB: 0 P: 5	R: 0 E: 0 K: 2 S: 7	H: 0 LOB: 0 BB: 0 P: 7	R: 0 E: 0 K: 1 S: 5	H: 0 LOB: 0 BB: 0 P: 5	R: 0 E: 0 K: 0 S: 3	H: 0 LOB: 0 BB: 0 P: 3	R: 0 E: 0 K: 0 S: 3	H: 1 LOB: 0 BB: 0 P: 3	R: 0 E: 0 K: 0 S: 3	H: 0 LOB: 0 BB: 0 P: 3	1B: 7 2B: 0 3B: 1 HR: 2	SF: 2 SAC: 0 DP: 1 HBP: 0	WP: 0 PB: 0 SB: 0 CS: 0	PA: 34
PITCHER Bruce Howard, R ERA: 4.5 (1, 1)	IP: 2.0 WLS: L BF: 11 H: 4 R: 5 ER: 5 SO: 3 BB: 1 IBB: 0 HBP: 0 BLK: 0 WP: 0 HR: 2 S: 16 P: 20 ERA: 22.50 WHIP: 2.500															PITCHER	IP: 2.0 WLS: L BF: 11 H: 4 R: 5 ER: 5 SO: 3 BB: 1 IBB: 0 HBP: 0 BLK: 0 WP: 0 HR: 2 S: 16 P: 20 ERA: 22.50 WHIP: 2.500					
PITCHER Ted Wills, L ERA: 2.19 (3, 1)	IP: 2.0 WLS: L BF: 11 H: 5 R: 2 ER: 2 SO: 1 BB: 0 IBB: 0 HBP: 0 BLK: 0 WP: 0 HR: 0 S: 13 P: 13 ERA: 9.00 WHIP: 2.500															PITCHER	IP: 2.0 WLS: L BF: 11 H: 5 R: 2 ER: 2 SO: 1 BB: 0 IBB: 0 HBP: 0 BLK: 0 WP: 0 HR: 0 S: 13 P: 13 ERA: 9.00 WHIP: 2.500					
PITCHER Bob Locker, R ERA: 4.85 (5, 1)	IP: 3.0 WLS: W BF: 9 H: 0 R: 0 ER: 0 SO: 3 BB: 0 IBB: 0 HBP: 0 BLK: 0 WP: 0 HR: 0 S: 15 P: 15 ERA: 0.00 WHIP: 0.000															PITCHER	IP: 3.0 WLS: W BF: 9 H: 0 R: 0 ER: 0 SO: 3 BB: 0 IBB: 0 HBP: 0 BLK: 0 WP: 0 HR: 0 S: 15 P: 15 ERA: 0.00 WHIP: 0.000					
PITCHER Hoyt Wilhelm, R ERA: 5.11 (8, 1)	IP: 1.0 WLS: L BF: 3 H: 1 R: 0 ER: 0 SO: 0 BB: 0 IBB: 0 HBP: 0 BLK: 0 WP: 0 HR: 0 S: 3 P: 3 ERA: 0.00 WHIP: 1.000															PITCHER	IP: 1.0 WLS: L BF: 3 H: 1 R: 0 ER: 0 SO: 0 BB: 0 IBB: 0 HBP: 0 BLK: 0 WP: 0 HR: 0 S: 3 P: 3 ERA: 0.00 WHIP: 1.000					

Chicago White Sox @ Kansas City Athletics
Municipal Stadium, Kansas City, MO
Wed May 19 1965, 8:05 PM EDT
Att: 3,678 - Unknown

AB 31
R 7
H 10
RBI 7
BB 1
SO 7
LOB 6



Batter	1	2	3	4	5	6	7	8	9	AB	R	H	RBI	BB	SO	LOB	TOP					
Bert Campaneris, R OBP: 0.317, SLG: 0.398 (1, 7)										4	1	1	0	1	0	6	Kansas City Athletics @ Minnesota Twins Metropolitan Stadium, Bloomington, MI Fri May 21 1965, 8:05 PM EDT Att: 14,868 - Unknown - 63 F livebaseballscorecards.com					
Jim Landis, R OBP: 0.410, SLG: 0.358 (1, 8)										4	2	1	0	1	1	4						
Jim Gentile, L OBP: 0.308, SLG: 0.583 (1, 3)										5	1	1	2	0	2	4						
Johnny Blanchard, L OBP: 0.315, SLG: 0.333 Nelson Mathews, R OBP: 0.390, SLG: 0.457 (1, 9)										3	0	0	0	0	1	1						
Dick Green, R OBP: 0.360, SLG: 0.447 (1, 4)										5	0	0	1	0	2	4						
Ed Charles, R OBP: 0.325, SLG: 0.427 (1, 5)										5	0	1	0	0	1	1						
Billy Bryan, L OBP: 0.321, SLG: 0.493 (1, 2)										2	0	1	0	2	0	0						
Wayne Causey, L OBP: 0.288, SLG: 0.278 (1, 6)										4	0	1	0	0	0	5						
Diego Segui, R OBP: 0.270, SLG: 0.222 Cattfish Hunter, R OBP: 0.353, SLG: 0.364 Moe Drabowsky, R OBP: 0.295, SLG: 0.289 Ken Harrison, R OBP: 0.302, SLG: 0.306 Wes Stock, R OBP: 0.300, SLG: 0.300 Skip Lockwood, R OBP: 0.300, SLG: 0.300 Jim Dickson, L OBP: 0.300, SLG: 0.300 (1, 1)										1	0	0	0	0	1	2						
Inning Stats	R: 0 E: 0 K: 0 S: 4	H: 1 LOB: 2 BB: 0 P: 5	R: 0 E: 0 K: 1 S: 6	H: 1 LOB: 0 BB: 1 P: 10	R: 2 E: 1 K: 2 S: 9	H: 1 LOB: 0 BB: 0 P: 9	R: 0 E: 0 K: 0 S: 3	H: 0 LOB: 1 BB: 1 P: 7	R: 0 E: 0 K: 1 S: 5	H: 1 LOB: 3 BB: 1 P: 11	R: 0 E: 0 K: 2 S: 7	H: 0 LOB: 0 BB: 0 P: 7	R: 0 E: 0 K: 1 S: 6	H: 1 LOB: 1 BB: 0 P: 6	R: 2 E: 1 K: 1 S: 7	H: 1 LOB: 1 BB: 1 P: 11		1B: 5 2B: 0 3B: 0 HR: 1	SF: 0 SAC: 1 DP: 0 HBP: 1	WP: 0 PB: 0 SB: 1 CS: 0	PA: 42	
PITCHER	IP WLS BF H R ER SO BB IBB HBP BLK WP HR S P ERA WHIP	8.0 W 38 6 4 1 8 5 0 1 0 0 1 48 69 1.12 1.375	0.1 2 0 0 0 1 0 0 0 0 0 0 4 4 0.00 0.000	0.2 S 2 0 0 0 0 0 0 0 0 0 0 2 2 0.00 0.000																		


Batter	1	2	3	4	5	6	7	8	9	AB	R	H	RBI	BB	SO	LOB	BOTTOM					
Zoilo Versalles, R OBP: 0.292, SLG: 0.463 (1, 6)										4	2	2	2	1	2	0	Kansas City Athletics @ Minnesota Twins Metropolitan Stadium, Bloomington, MI Fri May 21 1965, 8:05 PM EDT Att: 14,868 - Unknown - 63 F livebaseballscorecards.com					
Sandy Valdespino, L OBP: 0.353, SLG: 0.364 (1, 7)										5	1	1	0	0	1	1						
Tony Oliva, L OBP: 0.270, SLG: 0.449 Joe Nosssek, R OBP: 0.091, SLG: 0.091 (1, 9)										3	0	1	1	1	0	1						
Harmon Killebrew, R OBP: 0.393, SLG: 0.462 (1, 3)										3	0	1	0	1	0	1						
Jimmie Hall, L OBP: 0.359, SLG: 0.513 (1, 8)										3	1	2	0	1	0	2						
Rich Rollins, R OBP: 0.281, SLG: 0.286 (1, 5)										4	0	2	0	0	0	3						
Earl Batley, R OBP: 0.374, SLG: 0.367 (1, 2)										3	0	1	1	1	0	3						
Jerry Kindall, R OBP: 0.306, SLG: 0.320 (1, 4)										2	0	0	1	2	1	3						
Camilo Pascual, R OBP: 0.222, SLG: 0.462 Bill Pleis, L OBP: 0.222, SLG: 0.462 Al Worthington, R OBP: 0.222, SLG: 0.462 (1, 1)										4	1	1	0	0	0	9						
Inning Stats	R: 0 E: 0 K: 0 S: 3	H: 1 LOB: 0 BB: 0 P: 3	R: 1 E: 0 K: 0 S: 4	H: 2 LOB: 2 BB: 2 P: 12	R: 0 E: 0 K: 1 S: 5	H: 0 LOB: 0 BB: 0 P: 5	R: 0 E: 0 K: 0 S: 5	H: 2 LOB: 3 BB: 1 P: 9	R: 2 E: 0 K: 2 S: 9	H: 2 LOB: 1 BB: 2 P: 12	R: 1 E: 0 K: 0 S: 5	H: 2 LOB: 2 BB: 2 P: 13	R: 0 E: 0 K: 1 S: 5	H: 0 LOB: 0 BB: 0 P: 5	R: 0 E: 0 K: 1 S: 5	H: 0 LOB: 0 BB: 0 P: 5		1B: 9 2B: 1 3B: 0 HR: 1	SF: 0 SAC: 0 DP: 3 HBP: 0	WP: 0 PB: 0 SB: 0 CS: 0	PA: 39	
PITCHER	IP WLS BF H R ER SO BB IBB HBP BLK WP HR S P ERA WHIP	1.1 8 3 1 1 1 2 0 0 0 0 0 11 19 3.38 1.500	2.2 11 2 1 1 1 2 0 0 0 0 0 0 11 19 3.38 1.500	1.0 L 5 2 1 1 0 1 0 0 0 0 0 0 4 8 9.00 3.000																		

Batter	1	2	3	4	5	6	7	8	9	AB	R	H	RBI	BB	SO	LOB	TOP				
Bert Campaneris, R OBP: 0.327, SLG: 0.401										4	1	2	0	0	0	0	Kansas City Athletics @ Minnesota Twins Metropolitan Stadium, Bloomington, MI Sat May 22 1965, 4:33 AM EDT Alt. 9,261 - Unknown - 60 F livebaseballscorecards.com				
Jim Landis, R OBP: 0.379, SLG: 0.328										5	0	0	0	0	0	4					
Dick Green, R OBP: 0.361, SLG: 0.445										5	1	2	0	0	0	3					
Ken Harrelson, R OBP: 0.345, SLG: 0.472 Jim Gentile, L OBP: 0.308, SLG: 0.583										5	2	3	1	0	0	2					
Ed Charles, R OBP: 0.331, SLG: 0.439										4	1	2	0	0	0	2					
Rene Lachemann, R OBP: 0.391, SLG: 0.727										3	0	1	2	0	1	2					
Nelson Mathews, R OBP: 0.384, SLG: 0.446										4	0	1	0	0	1	3					
Mike Hershberger, R OBP: 0.205, SLG: 0.274										3	1	1	1	1	0	0					
Fred Talbot, R OBP: 0.316, SLG: 0.421 John Wyatt, R (8, 1)										3	0	1	0	0	2	3					
										1	0	0	0	0	0	0					
Inning Stats	R: 2 E: 0 K: 0 S: 5	H: 2 LOB: 0 BB: 0 P: 5	R: 0 E: 0 K: 0 S: 3	H: 0 LOB: 0 BB: 0 P: 3	R: 0 E: 0 K: 1 S: 5	H: 0 LOB: 0 BB: 0 P: 5	R: 2 E: 1 K: 0 S: 5	H: 3 LOB: 1 BB: 0 P: 5	R: 0 E: 0 K: 3 S: 11	H: 2 LOB: 3 BB: 1 P: 15	R: 0 E: 0 K: 0 S: 3	H: 0 LOB: 0 BB: 0 P: 3	R: 1 E: 0 K: 0 S: 4	H: 2 LOB: 2 BB: 0 P: 4	R: 1 E: 0 K: 0 S: 5	H: 2 LOB: 2 BB: 0 P: 6	1B: 9 2B: 2 3B: 1 HR: 1	SF: 1 SAC: 0 DP: 1 HBP: 1	WP: 1 PB: 0 SB: 2 CS: 0	PA: 40	
PITCHER	IP WLS BF H R ER SO BB IBB HBP BLK WP HR S P ERA WHIP	4.1 L 19 7 4 3 1 0 0 0 0 0 0 2 21 2 6.23 1.615	0.2 2 0 0 0 0 0 0 0 0 0 0 2 2 0.00 0.000	2.0 9 2 0 0 3 0 1 0 0 0 0 14 18 0.00 1.000	2.0 10 4 2 2 0 0 0 1 0 0 0 9 10 9.00 2.000																
Jim Kaat, L ERA: 2.23																					
Jim Perry, R ERA: 4.91																					
Dick Stigman, L ERA: 3.72																					
Jerry Fosnow, L ERA: 5.06																					

Batter	1	2	3	4	5	6	7	8	9	AB	R	H	RBI	BB	SO	LOB	BOTTOM			
Zoilo Versalles, R OBP: 0.302, SLG: 0.483										4	1	2	0	1	1	2	Kansas City Athletics @ Minnesota Twins Metropolitan Stadium, Bloomington, MI Sat May 22 1965, 4:33 AM EDT Alt. 9,261 - Unknown - 60 F livebaseballscorecards.com			
Sandy Valdespino, L OBP: 0.340, SLG: 0.370										5	0	2	1	0	2	4				
Tony Oliva, L OBP: 0.261, SLG: 0.433										5	1	0	0	0	0	5				
Harmon Killebrew, R OBP: 0.389, SLG: 0.455										4	0	1	0	0	1	0				
Jimmie Hall, L OBP: 0.363, SLG: 0.512 Frank Kostro, R (9, 9)										4	0	2	1	0	0	0				
Rich Rollins, R OBP: 0.280, SLG: 0.293										4	0	1	0	0	1	3				
Earl Batley, R OBP: 0.368, SLG: 0.361 Mudcat Grant, R OBP: 0.050, SLG: 0.150										4	0	1	0	0	1	2				
Jerry Kindall, R OBP: 0.304, SLG: 0.311										3	0	0	0	1	2	1				
Jim Kaat, L OBP: 0.298, SLG: 0.208 Jim Forys, S Joe Nossok, R OBP: 0.083, SLG: 0.083 Dick Stigman, R Don Mincher, L OBP: 0.500 Dave Boswell, R OBP: 0.187, SLG: 0.187 Jerry Fosnow, R Bob Allison, R OBP: 0.377, SLG: 0.405										1	0	0	0	0	1	0				
										0	0	0	0	0	0	0				
Inning Stats	R: 0 E: 0 K: 2 S: 7	H: 0 LOB: 0 BB: 0 P: 7	R: 0 E: 0 K: 0 S: 4	H: 1 LOB: 1 BB: 0 P: 4	R: 1 E: 0 K: 2 S: 9	H: 2 LOB: 1 BB: 0 P: 9	R: 0 E: 0 K: 3 S: 10	H: 1 LOB: 1 BB: 0 P: 10	R: 0 E: 0 K: 0 S: 4	H: 0 LOB: 0 BB: 0 P: 4	R: 0 E: 0 K: 0 S: 3	H: 0 LOB: 2 BB: 2 P: 11	R: 1 E: 0 K: 0 S: 5	H: 3 LOB: 1 BB: 0 P: 5	R: 0 E: 0 K: 2 S: 9	H: 2 LOB: 3 BB: 1 P: 13	1B: 7 2B: 2 3B: 1 HR: 0	SF: 0 SAC: 0 DP: 1 HBP: 0	WP: 0 PB: 0 SB: 0 CS: 0	PA: 39
PITCHER	IP WLS BF H R ER SO BB IBB HBP BLK WP HR S P ERA WHIP	7.1 W 31 7 2 2 7 2 0 0 0 0 0 0 43 51 2.46 1.227	1.2 S 8 3 0 0 2 1 0 0 0 0 0 0 11 15 0.00 2.400																	
Fred Talbot, R ERA: 4.04																				
John Wyatt, R ERA: 2.65																				

Batter	1	2	3	4	5	6	7	8	9	AB	R	H	RBI	BB	SO	LOB	TOP								
Bert Campaneris, R OBP: 0.336, SLG: 0.423 (1, 7)	0-0 6-3		0-0 1B		0-0 1-3	0-0 3-1 F8 1B		0-0 3B		5	0	3	0	0	0	0	Kansas City Athletics @ Baltimore Orioles Memorial Stadium, Baltimore, MD Tue May 25 1965, 7:05 PM EDT Att: 5,242 - Unknown livebaseballscorecards.com								
Jim Landis, R OBP: 0.330, SLG: 0.333 (1, 8)	0-0 6-3		0-0 1-3 1B		0-0 4-3 1B	0-0 F8 1-2		0-3 K		5	1	2	0	0	1	2									
Jim Gentile, L OBP: 0.303, SLG: 0.564 (1, 3)	0-0 1B		0-3 K		0-0 4-3	0-0 3-1		0-0 3-1		5	0	1	0	0	1	5									
Johnny Blanchard, L OBP: 0.309, SLG: 0.325 (1, 9)	0-0 4-3		0-0 4-3		0-0 BB 1B	0-0 G3			0-0 G3	5	1	1	1	0	0	4									
Dick Green, R OBP: 0.362, SLG: 0.439 (1, 4)		0-0 1B		0-3 K	4-0 1B BB			0-3 K		4	1	1	0	1	2	0									
Ed Charles, R OBP: 0.333, SLG: 0.432 (1, 5)	0-0 F8		0-0 1B BB		0-0 1B 1-3 2-H	1B		0-0 L7		4	0	1	1	1	0	1									
Billy Bryan, L OBP: 0.329, SLG: 0.493 (1, 2)	0-0 F3		0-3 K		0-0 1-3 3-H 1B	BB		0-0 1B		4	0	2	1	0	1	2									
Wayne Causey, L OBP: 0.296, SLG: 0.280 (1, 6)	0-0 6-3		0-0 1B		0-0 1-2 1B	4-0 FC6-4 BB		0-3 K		3	0	1	0	1	1	2									
John O'Donoghue, R OBP: 0.307, SLG: 0.306 (4, PH)			0-0 L9		0-0 L9	0-0 FC6-4 1-2		0-0 F7		1	0	0	0	0	0	0									
Catfish Hunter, R OBP: 0.255, SLG: 0.276 (5, PH)										0	0	0	0	0	0	0									
Mike Herschberger, R OBP: 0.255, SLG: 0.276 (5, PH)										0	0	0	0	0	0	0									
Jim Dickson, L OBP: 0.255, SLG: 0.276 (5, PH)										0	0	0	0	0	0	0									
Moe Drabowsky, R OBP: 0.255, SLG: 0.276 (7, 1)										0	0	0	0	0	0	0									
Ken Harrelson, R OBP: 0.255, SLG: 0.276 (8, PH)										0	0	0	0	0	0	0									
Wes Stock, R OBP: 0.255, SLG: 0.276 (8, 1)										0	0	0	0	0	0	0									
Inning Stats	R: 0 E: 0 K: 0 S: 4	H: 1 LOB: 1 BB: 0 P: 4	R: 0 E: 0 K: 0 S: 4	H: 1 LOB: 1 BB: 0 P: 4	R: 0 E: 0 K: 1 S: 7	H: 2 LOB: 2 BB: 0 P: 7	R: 0 E: 0 K: 2 S: 8	H: 1 LOB: 2 BB: 1 P: 12	R: 3 E: 0 K: 0 S: 7	H: 4 LOB: 3 BB: 2 P: 15	R: 0 E: 0 K: 0 S: 4	H: 1 LOB: 1 BB: 0 P: 4	R: 0 E: 0 K: 2 S: 8	H: 1 LOB: 1 BB: 0 P: 8	R: 0 E: 0 K: 1 S: 6	H: 1 LOB: 1 BB: 0 P: 6	R: 0 E: 0 K: 0 S: 3	H: 0 LOB: 0 BB: 0 P: 3	1B: 11 2B: 0 3B: 1 HR: 0	SF: 0 SAC: 0 DP: 0 HBP: 0	WP: 0 PB: 0 SB: 0 CS: 0	PA: 42			
PITCHER	IP WLS BF H R ER SO BB IBB HBP BLK WP HR S P ERA WHIP	IP WLS BF H R ER SO BB IBB HBP BLK WP HR S P ERA WHIP	IP WLS BF H R ER SO BB IBB HBP BLK WP HR S P ERA WHIP	IP WLS BF H R ER SO BB IBB HBP BLK WP HR S P ERA WHIP	IP WLS BF H R ER SO BB IBB HBP BLK WP HR S P ERA WHIP	IP WLS BF H R ER SO BB IBB HBP BLK WP HR S P ERA WHIP	IP WLS BF H R ER SO BB IBB HBP BLK WP HR S P ERA WHIP	IP WLS BF H R ER SO BB IBB HBP BLK WP HR S P ERA WHIP	IP WLS BF H R ER SO BB IBB HBP BLK WP HR S P ERA WHIP	IP WLS BF H R ER SO BB IBB HBP BLK WP HR S P ERA WHIP	IP WLS BF H R ER SO BB IBB HBP BLK WP HR S P ERA WHIP	IP WLS BF H R ER SO BB IBB HBP BLK WP HR S P ERA WHIP	IP WLS BF H R ER SO BB IBB HBP BLK WP HR S P ERA WHIP	IP WLS BF H R ER SO BB IBB HBP BLK WP HR S P ERA WHIP	IP WLS BF H R ER SO BB IBB HBP BLK WP HR S P ERA WHIP	IP WLS BF H R ER SO BB IBB HBP BLK WP HR S P ERA WHIP	IP WLS BF H R ER SO BB IBB HBP BLK WP HR S P ERA WHIP	IP WLS BF H R ER SO BB IBB HBP BLK WP HR S P ERA WHIP	IP WLS BF H R ER SO BB IBB HBP BLK WP HR S P ERA WHIP	IP WLS BF H R ER SO BB IBB HBP BLK WP HR S P ERA WHIP	IP WLS BF H R ER SO BB IBB HBP BLK WP HR S P ERA WHIP	IP WLS BF H R ER SO BB IBB HBP BLK WP HR S P ERA WHIP	IP WLS BF H R ER SO BB IBB HBP BLK WP HR S P ERA WHIP	IP WLS BF H R ER SO BB IBB HBP BLK WP HR S P ERA WHIP	IP WLS BF H R ER SO BB IBB HBP BLK WP HR S P ERA WHIP
Mitt Pappas, R ERA: 2.25 (1, 1)	4.2	25	9	3	3	3	2	0	0	0	0	0	0	0	0	0	5.79	2.357							
Harvey Haddix, L ERA: 1.74 (5, 1)	2.1	W	10	2	0	0	2	1	0	0	0	0	0	0	0	0	0.00	1.286							
Stu Miller, R ERA: 2.03 (8, 1)	2.0	S	7	1	0	0	1	0	0	0	0	0	0	0	0	0	0.00	0.500							

Batter	1	2	3	4	5	6	7	8	9	AB	R	H	RBI	BB	SO	LOB	BOTTOM								
Jerry Adair, R OBP: 0.331, SLG: 0.305 (1, 4)	0-0 F4		0-0 1B		0-0 FC4-6 1B		0-0 1-2 2-H 1B		0-3 K	5	0	3	2	0	1	2	Kansas City Athletics @ Baltimore Orioles Memorial Stadium, Baltimore, MD Tue May 25 1965, 7:05 PM EDT Att: 5,242 - Unknown livebaseballscorecards.com								
Luis Aparicio, R OBP: 0.322, SLG: 0.453 (1, 6)	0-0 6-3	0-0 6-3			0-0 FC4-6 CS		0-3 K			4	0	0	0	0	1	4									
Jackie Brandt, R OBP: 0.378, SLG: 0.575 (1, 7)	0-3 K		0-0 F2		0-0 CS	4-0 SH3 BB	4-0 1-2 2-3 BB			2	0	0	0	2	1	0									
Sam Bowens, R OBP: 0.176, SLG: 0.188 (1, 9)		0-0 6-3	0-0 F8		0-0 SH3	0-0 SH3	0-3 K			3	0	0	0	0	1	3									
Bob Johnson, R OBP: 0.264, SLG: 0.343 (1, 5)		0-0 1-3 3B 2B	0-3 K		0-0 6-3	0-0 6-3		0-0 E 1B 1B		4	2	2	0	0	1	1									
John Orsino, R OBP: 0.349, SLG: 0.465 (1, 3) (5, 2)		4-0 1-3 3B BB		0-3 K		0-0 F8		0-0 SH1-3 BB 1-H 1B		3	1	1	1	1	1	1									
Dick Brown, R OBP: 0.133, SLG: 0.077 (1, 2)		0-0 1-3		0-0 F6		4-0 BB 1B BB		0-0 F5		1	0	0	0	0	0	2									
Norm Siebern, L OBP: 0.358, SLG: 0.439 (4, PH) (5, 3)		0-0 1-2 2-3		0-0 5-3		4-0 BB 1B BB		4-0 SH1-3 BB		2	1	0	0	1	0	1									
Paul Blair, R OBP: 0.303, SLG: 0.331 (1, 8)		4-0 3B IBB		0-0 5-3		4-0 BB 1B BB		4-0 SH1-3 BB		1	1	0	0	3	0	0									
Mitt Pappas, R OBP: 0.211, SLG: 0.368 (1, 1)		0-0 1-3 3B		0-0 1-3		0-0 L8		0-0 SH1-3		1	1	1	3	0	0	0									
Harvey Haddix, L ERA: 7.0 (5, 1)										1	0	0	0	0	0	0									
Russ Snyder, L OBP: 0.417, SLG: 0.366 (7, PH)		1-H 2-H 3B								1	0	0	0	0	0	2									
Stu Miller, R ERA: 4.6 (8, 1)										0	0	0	0	0	0	0									
Inning Stats	R: 0 E: 0 K: 1 S: 5	H: 0 LOB: 0 BB: 0 P: 5	R: 4 E: 0 K: 0 S: 6	H: 3 LOB: 1 BB: 2 P: 14	R: 0 E: 0 K: 1 S: 5	H: 0 LOB: 0 BB: 0 P: 5	R: 0 E: 0 K: 1 S: 5	H: 0 LOB: 0 BB: 0 P: 5	R: 0 E: 0 K: 0 S: 3	H: 1 LOB: 0 BB: 0 P: 3	R: 0 E: 0 K: 0 S: 3	H: 0 LOB: 1 BB: 1 P: 7	R: 1 E: 0 K: 2 S: 8	H: 1 LOB: 3 BB: 3 P: 20	R: 1 E: 1 K: 1 S: 7	H: 2 LOB: 2 BB: 1 P: 11	1B: 5 2B: 1 3B: 1 HR: 0	SF: 0 SAC: 2 DP: 0 HBP: 0	WP: 0 PB: 0 SB: 0 CS: 1	PA: 38					
PITCHER	IP WLS BF H R ER SO BB IBB HBP BLK WP HR S P ERA WHIP	IP WLS BF H R ER SO BB IBB HBP BLK WP HR S P ERA WHIP	IP WLS BF H R ER SO BB IBB HBP BLK WP HR S P ERA WHIP	IP WLS BF H R ER SO BB IBB HBP BLK WP HR S P ERA WHIP	IP WLS BF H R ER SO BB IBB HBP BLK WP HR S P ERA WHIP	IP WLS BF H R ER SO BB IBB HBP BLK WP HR S P ERA WHIP	IP WLS BF H R ER SO BB IBB HBP BLK WP HR S P ERA WHIP	IP WLS BF H R ER SO BB IBB HBP BLK WP HR S P ERA WHIP	IP WLS BF H R ER SO BB IBB HBP BLK WP HR S P ERA WHIP	IP WLS BF H R ER SO BB IBB HBP BLK WP HR S P ERA WHIP	IP WLS BF H R ER SO BB IBB HBP BLK WP HR S P ERA WHIP	IP WLS BF H R ER SO BB IBB HBP BLK WP HR S P ERA WHIP	IP WLS BF H R ER SO BB IBB HBP BLK WP HR S P ERA WHIP	IP WLS BF H R ER SO BB IBB HBP BLK WP HR S P ERA WHIP	IP WLS BF H R ER SO BB IBB HBP BLK WP HR S P ERA WHIP	IP WLS BF H R ER SO BB IBB HBP BLK WP HR S P ERA WHIP	IP WLS BF H R ER SO BB IBB HBP BLK WP HR S P ERA WHIP	IP WLS BF H R ER SO BB IBB HBP BLK WP HR S P ERA WHIP	IP WLS BF H R ER SO BB IBB HBP BLK WP HR S P ERA WHIP	IP WLS BF H R ER SO BB IBB HBP BLK WP HR S P ERA WHIP	IP WLS BF H R ER SO BB IBB HBP BLK WP HR S P ERA WHIP	IP WLS BF H R ER SO BB IBB HBP BLK WP HR S P ERA WHIP	IP WLS BF H R ER SO BB IBB HBP BLK WP HR S P ERA WHIP	IP WLS BF H R ER SO BB IBB HBP BLK WP HR S P ERA WHIP	IP WLS BF H R ER SO BB IBB HBP BLK WP HR S P ERA WHIP
John O'Donoghue, L ERA: 3.91 (4, 1)	1.0	3	0	0	0	1	0	0	0	0	0	5	5	0.00	0.000										
Jim Dickson, R ERA: 4.87 (5, 1)	2.0	9	1	1	1	0	3	0	0	0	0	6	18	4.50	2.000										
Moe Drabowsky, R ERA: 4.21 (7, 1)	1.0	5	1	0	0	2	1	0	0	0	0	8	12	0.00	2.000										
Wes Stock, R ERA: 4.6 (8, 1)	1.0	6	2	1	0	1	1	0	0	0	0	7	11	0.00	3.000										



Batter	1	2	3	4	5	6	7	8	9	AB	R	H	RBI	BB	SO	LOB	TOP										
Bert Campaneris, R OBP: 0.338, SLG: 0.442 (1, 7)	5-3		F8			HR		F9		5	1	2	3	0	0	1											
Jim Landis, R OBP: 0.382, SLG: 0.328 (1, 8)	F8		SF8 1-2			F4			5-3	4	0	1	0	1	0	0											
Jim Gentile, L OBP: 0.316, SLG: 0.590 (1, 3)	1B		E3			HR			L8	4	1	2	1	1	0	2											
Johnny Blanchard, L OBP: 0.304, SLG: 0.322 Nelson Mathews, R OBP: 0.384, SLG: 0.446 (1, 9)	1-2		SF8			K		F8	6-3	4	0	1	1	0	1	3											
Dick Green, R OBP: 0.353, SLG: 0.426 (1, 4)	K		K			1-3				4	0	0	0	0	2	4											
Ed Charles, R OBP: 0.324, SLG: 0.418 (1, 5)		6-3			1-3			F8	F7	4	0	0	0	0	0	0											
Billy Bryan, L OBP: 0.326, SLG: 0.486 Rene Lachemann, R OBP: 0.385, SLG: 0.720 (2, 2)	K		K			1B E		F7		1	0	0	0	0	1	0											
Wayne Causey, L OBP: 0.295, SLG: 0.272 Mike Hershberger, R OBP: 0.203, SLG: 0.270 (8, 7)	G3				5-3	1B 1B		4-3		3	1	0	0	1	0	0											
Diego Segui, R OBP: 0.357, SLG: 0.385 (1, 1)			E SF8 1B			HR 1B		3-1		4	2	3	0	0	0	0											
Inning Stats	R: 0 E: 0 K: 1 S: 7	H: 2 LOB: 2 BB: 0 P: 7	R: 0 E: 0 K: 1 S: 5	H: 0 LOB: 0 BB: 0 P: 5	R: 1 E: 1 K: 1 S: 8	H: 2 LOB: 2 BB: 0 P: 8	R: 0 E: 0 K: 1 S: 5	H: 0 LOB: 0 BB: 0 P: 5	R: 3 E: 0 K: 1 S: 8	H: 3 LOB: 3 BB: 0 P: 8	R: 2 E: 1 K: 0 S: 5	H: 3 LOB: 3 BB: 3 P: 17	R: 0 E: 0 K: 0 S: 3	H: 0 LOB: 0 BB: 0 P: 3	R: 0 E: 0 K: 0 S: 3	H: 0 LOB: 0 BB: 0 P: 3	R: 0 E: 0 K: 0 S: 3	H: 0 LOB: 0 BB: 0 P: 3	1B: 7 2B: 1 3B: 0 HR: 2	SF: 1 SAC: 0 DP: 0 HBP: 0	WP: 0 PB: 0 SB: 0 CS: 1	PA: 40					
PITCHER	IP	WLS	BF	H	R	ER	SO	BB	IBB	HBP	BLK	WP	HR	S	P	ERA	WHIP										
Robin Roberts, R ERA: 3.2 (1, 1)	4.1	L	21	7	4	3	4	0	0	0	0	0	2	29	29	6.23	1.615										
Don Larsen, R ERA: 6.23 (5, 1)	2.2		13	3	2	2	1	3	0	0	0	0	0	12	24	6.75	2.250										
Wally Bunker, R ERA: 6.31 (8, 1)	2.0		6	0	0	0	0	0	0	0	0	0	0	6	6	0.00	0.000										

Kansas City Athletics @ Baltimore Orioles
Memorial Stadium, Baltimore, MD
Wed May 26 1965, 7:05 PM EDT
Att: 6,424 - Unknown

AB 36
R 6
H 10
RBI 5
BB 3
SO 5
LOB 10



Batter	1	2	3	4	5	6	7	8	9	AB	R	H	RBI	BB	SO	LOB	BOTTOM										
Russ Snyder, L OBP: 0.423, SLG: 0.364 (1, 8)	K		1-2		G4-6-3			K		3	0	1	0	1	2	1											
Luis Aparicio, R OBP: 0.320, SLG: 0.467 (1, 6)	HR		K		G4-6-3			K		4	1	1	1	0	2	3											
Norm Siebern, L OBP: 0.348, SLG: 0.424 (1, 3)	F3		F8		K			4-3		4	0	0	0	0	1	2											
Boog Powell, L OBP: 0.279, SLG: 0.367 (1, 7)	F6		K		K			3-1		4	0	0	0	0	1	2											
Sam Bowens, R OBP: 0.143, SLG: 0.150 (1, 9)		K			K			F7		4	0	0	0	0	2	1											
John Orsino, R OBP: 0.346, SLG: 0.466 (1, 2)		F8			HR			5-3		4	1	1	0	0	0	0											
Bob Johnson, R OBP: 0.276, SLG: 0.384 (1, 5)		BB			HR			L5		3	1	1	2	1	1	0											
Jerry Adair, R OBP: 0.331, SLG: 0.306 (1, 4)		F7			5-3					3	0	1	0	0	0	1											
Robin Roberts, S OBP: 0.222, SLG: 0.269 Don Larsen, R OBP: 0.250, SLG: 0.250 Curt Blefary, L OBP: 0.360, SLG: 0.577 Wally Bunker, R OBP: 0.429, SLG: 0.200 (7, PH)			F8		4-3			F5		1	0	0	0	1	0	0											
Inning Stats	R: 1 E: 0 K: 1 S: 6	H: 1 LOB: 0 BB: 0 P: 6	R: 0 E: 0 K: 1 S: 5	H: 0 LOB: 1 BB: 1 P: 9	R: 0 E: 0 K: 2 S: 8	H: 1 LOB: 2 BB: 1 P: 12	R: 2 E: 0 K: 1 S: 7	H: 2 LOB: 0 BB: 0 P: 7	R: 0 E: 0 K: 1 S: 4	H: 0 LOB: 0 BB: 1 P: 8	R: 0 E: 0 K: 0 S: 3	H: 0 LOB: 0 BB: 0 P: 3	R: 0 E: 0 K: 2 S: 8	H: 1 LOB: 1 BB: 0 P: 8	R: 0 E: 0 K: 1 S: 5	H: 0 LOB: 0 BB: 0 P: 5	R: 0 E: 0 K: 0 S: 3	H: 0 LOB: 0 BB: 0 P: 3	1B: 2 2B: 1 3B: 0 HR: 2	SF: 0 SAC: 0 DP: 2 HBP: 0	WP: 0 PB: 0 SB: 0 CS: 0	PA: 34					
PITCHER	IP	WLS	BF	H	R	ER	SO	BB	IBB	HBP	BLK	WP	HR	S	P	ERA	WHIP										
Diego Segui, R ERA: 4.82 (1, 1)	9.0	W	34	5	3	3	9	3	0	0	0	0	2	49	61	3.00	0.889										

Kansas City Athletics @ Baltimore Orioles
Memorial Stadium, Baltimore, MD
Wed May 26 1965, 7:05 PM EDT
Att: 6,424 - Unknown

AB 31
R 3
H 5
RBI 3
BB 3
SO 9
LOB 11



Batter	1	2	3	4	5	6	7	8	9	AB	R	H	RBI	BB	SO	LOB	TOP										
Bert Campaneris, R OBP: 0.340, SLG: 0.441 (1, 6)	5-3		G6-4-3						K	5	0	2	2	0	1	1	Kansas City Athletics @ Boston Red Sox Fenway Park, Boston, MA Fri May 28 1965, 7:05 PM EDT Att: 9,995 - Unknown										
Jim Landis, R OBP: 0.363, SLG: 0.310 (1, 8)	K			L6	F5		F9			4	0	0	0	0	1	3											
Jim Gentile, L OBP: 0.322, SLG: 0.587 (1, 3)	4-3			1B					K	4	1	2	0	0	1	2											
Johnny Blanchard, L OBP: 0.292, SLG: 0.308 (1, 9)		K		F4			G4-6-3		K	4	0	0	0	0	2	2											
Ken Harrelson, R OBP: 0.349, SLG: 0.466 (1, 7)				1B					K	4	0	2	0	0	1	0											
Dick Green, R OBP: 0.363, SLG: 0.432 (1, 4)		FC5-4		1B						3	1	2	1	1	0	1											
Ed Charles, R OBP: 0.314, SLG: 0.405 (1, 5)				1B					K	4	0	0	0	0	2	5											
Rene Lachemann, R OBP: 0.367, SLG: 0.643 (1, 2)				F9					K	3	1	0	0	1	1	0											
Fred Talbot, R OBP: 0.336, SLG: 0.421 (4, 1)									K	0	0	0	0	1	0	0											
Orlando Pena, R OBP: 0.290, SLG: 0.311 (7, PH)									K	1	0	0	0	0	1	0											
Nelson Mathews, R OBP: 0.279, SLG: 0.440 (7, 1)									K	1	0	0	0	0	0	0											
Wes Stock, R OBP: 0.290, SLG: 0.308 (7, 1)									K	0	0	0	0	0	0	0											
Jim Dickson, L OBP: 0.290, SLG: 0.308 (8, 1)									K	0	0	0	0	0	0	0											
Mike Hershberger, R OBP: 0.290, SLG: 0.308 (8, PH)									K	1	0	0	0	0	1	0											
Inning Stats	R: 0 E: 0 K: 1 S: 5	H: 0 LOB: 0 BB: 0 P: 5	R: 0 E: 0 K: 1 S: 6	H: 1 LOB: 1 BB: 0 P: 6	R: 0 E: 0 K: 0 S: 2	H: 0 LOB: 0 BB: 1 P: 6	R: 1 E: 0 K: 0 S: 6	H: 3 LOB: 2 BB: 0 P: 6	R: 0 E: 0 K: 1 S: 6	H: 1 LOB: 1 BB: 0 P: 6	R: 0 E: 0 K: 0 S: 3	H: 1 LOB: 0 BB: 0 P: 3	R: 2 E: 1 K: 2 S: 9	H: 1 LOB: 2 BB: 2 P: 17	R: 0 E: 0 K: 3 S: 10	H: 1 LOB: 1 BB: 0 P: 10	R: 0 E: 0 K: 3 S: 9	H: 0 LOB: 0 BB: 0 P: 9	1B: 8 2B: 0 3B: 0 HR: 0	SF: 0 SAC: 0 DP: 2 HBP: 0	WP: 0 PB: 0 SB: 0 CS: 0	PA: 37					
PITCHER	IP	WLS	BF	H	R	ER	SO	BB	IBB	HBP	BLK	WP	HR	S	P	ERA	WHIP										
Jim Lonborg, R ERA: 2.48 (1, 1)	6.1	W	28	7	3	2	4	3	0	0	0	0	0	33	45	2.84	1.579										
Dick Radatz, R ERA: 6.12 (7, 1)	2.2	S	9	1	0	0	7	0	0	0	0	0	0	23	23	0.00	0.375										

Batter	1	2	3	4	5	6	7	8	9	AB	R	H	RBI	BB	SO	LOB	BOTTOM											
Lenny Green, L OBP: 0.381, SLG: 0.477 (1, 8)	F8	G4-6-3		1B					1-3	5	2	2	1	0	0	2	Kansas City Athletics @ Boston Red Sox Fenway Park, Boston, MA Fri May 28 1965, 7:05 PM EDT Att: 9,995 - Unknown											
Frank Malzone, R OBP: 0.336, SLG: 0.306 (1, 5)				3B					6-3	4	0	2	1	1	0	0												
Carl Yastrzemski, L OBP: 0.390, SLG: 0.600 (7, PH)										3	1	1	0	0	0	2												
Gary Geiger, L OBP: 0.290, SLG: 0.308 (5, 7)										1	1	0	0	1	0	1												
Felix Mantilla, R OBP: 0.421, SLG: 0.551 (1, 4)										4	1	2	3	1	1	0												
Lee Thomas, L OBP: 0.361, SLG: 0.500 (1, 3)										4	2	2	0	1	0	3												
Tony Conigliaro, R OBP: 0.331, SLG: 0.458 (1, 9)										4	1	1	1	1	2	5												
Eddie Bressoud, R OBP: 0.316, SLG: 0.442 (1, 6)										4	1	1	3	0	0	1												
Bob Tillman, R OBP: 0.257, SLG: 0.257 (1, 2)										2	0	0	0	2	1	0												
Jim Lonborg, R OBP: 0.100, SLG: 0.150 (1, 1)										2	0	0	0	0	2	2												
Dick Radatz, R OBP: 0.400, SLG: 0.444 (7, 1)										1	0	0	0	0	0	0												
Inning Stats	R: 0 E: 1 K: 0 S: 4	H: 0 LOB: 3 BB: 2 P: 12	R: 0 E: 1 K: 0 S: 3	H: 0 LOB: 1 BB: 1 P: 7	R: 3 E: 0 K: 1 S: 9	H: 4 LOB: 2 BB: 1 P: 13	R: 1 E: 0 K: 0 S: 4	H: 2 LOB: 0 BB: 0 P: 4	R: 0 E: 0 K: 1 S: 5	H: 0 LOB: 0 BB: 0 P: 5	R: 1 E: 0 K: 2 S: 9	H: 2 LOB: 1 BB: 0 P: 9	R: 3 E: 0 K: 1 S: 7	H: 2 LOB: 0 BB: 1 P: 11	R: 1 E: 0 K: 1 S: 6	H: 1 LOB: 2 BB: 2 P: 14	1B: 6 2B: 0 3B: 2 HR: 3	SF: 0 SAC: 1 DP: 2 HBP: 0	WP: 0 PB: 0 SB: 3 CS: 0	PA: 42								
PITCHER	IP	WLS	BF	H	R	ER	SO	BB	IBB	HBP	BLK	WP	HR	S	P	ERA	WHIP											
Fred Talbot, R ERA: 4.33 (4, 1)	3.0	L	18	4	3	3	1	4	0	0	0	0	0	1	16	32	9.00	2.667										
Orlando Pena, R ERA: 5.16 (7, 1)	1.0		6	2	3	3	1	1	0	0	0	0	1	7	11	27.00	3.000											
Wes Stock, R ERA: 5.52 (8, 1)	1.0		6	1	1	1	1	2	0	0	0	0	0	6	14	9.00	3.000											



Batter	1	2	3	4	5	6	7	8	9	AB	R	H	RBI	BB	SO	LOB	TOP					
Bert Campaneris, R OBP: 0.333, SLG: 0.429	0-0 4-3		0-0 F7			0-0 1B G4-6-3		0-0 F6		4	1	1	0	0	0	2	Kansas City Athletics @ Washington Senators D.C. Stadium, Washington, DC Mon May 31 1965, 3:33 AM EDT Unknown					
Wayne Causey, L OBP: 0.325, SLG: 0.286	4-0 BB		4-0 BB			0-0 1B G4-6-3		0-0 1B		2	0	2	0	2	0	0						
Jim Gentile, L OBP: 0.307, SLG: 0.547	0-0 F9		0-0 4-3			0-0 G4-6-3		0-0 F2		4	0	0	0	0	0	6						
Johnny Blanchard, L OBP: 0.284, SLG: 0.298 Ken Hareton, R OBP: 0.324, SLG: 0.429 Jim Dickson, L (8, 1)	0-0 4-3			0-0 3-1		0-0 4-3		0-0 F7		3	0	0	0	0	0	1						
Nelson Mathews, R OBP: 0.380, SLG: 0.430		4-0 CS BB		0-0 F3			0-3 K		0-0 FC6-4 1B	3	0	1	0	1	1	0						
Ed Charles, R OBP: 0.309, SLG: 0.400		0-3 K		0-0 F9			0-0 5-3		0-0 FC6-4	4	0	0	0	0	1	2						
Billy Bryan, L OBP: 0.319, SLG: 0.537		0-0 F3			0-0 4-3			0-3 K		4	1	1	1	0	1	1						
Dick Green, R OBP: 0.343, SLG: 0.405			0-0 F8		0-0 F4		0-0 5-3		0-0 F7	4	0	0	0	0	0	1						
John O'Donoghue, R OBP: 0.375, SLG: 0.333 Cattfish Hunter, R (5, 1) Mike Hershberger, R OBP: 0.221, SLG: 0.275 (8, 9)				0-0 F9		0-0 F9			0-0 1B	2	0	1	0	0	0	0						
				0-0 1B					0-0 1B	1	0	1	0	0	0	0						
Inning Stats	R: 0 E: 0 K: 0 S: 3	H: 0 LOB: 1 BB: 1 P: 7	R: 0 E: 0 K: 1 S: 4	H: 0 LOB: 0 BB: 1 P: 8	R: 0 E: 0 K: 0 S: 4	H: 1 LOB: 2 BB: 1 P: 8	R: 0 E: 0 K: 0 S: 3	H: 0 LOB: 0 BB: 0 P: 3	R: 0 E: 0 K: 0 S: 3	H: 0 LOB: 3 BB: 0 P: 3	R: 1 E: 0 K: 0 S: 4	H: 2 LOB: 0 BB: 0 P: 4	R: 1 E: 0 K: 1 S: 6	H: 1 LOB: 0 BB: 0 P: 6	R: 0 E: 0 K: 0 S: 5	H: 2 LOB: 2 BB: 0 P: 5	R: 0 E: 0 K: 1 S: 6	H: 1 LOB: 1 BB: 0 P: 6	1B: 6 2B: 0 3B: 0 HR: 1	SF: 0 SAC: 0 DP: 1 HBP: 0	WP: 0 PB: 0 CS: 1	PA: 35
PITCHER	IP WLS BF H R ER SO BB IBB HBP BLK WP HR S P ERA WHIP	7.1 W 29 6 2 2 2 3 0 0 0 0 1 30 42 2.46 1.227	0.1 S 5 1 0 0 0 0 0 0 0 0 0 1 1 0.00 0.000	1.1 S 5 1 0 0 1 0 0 0 0 0 0 7 7 0.00 0.750	PITCHER										IP WLS BF H R ER SO BB IBB HBP BLK WP HR S P ERA WHIP							

AB 32
R 2
H 7
RBI 1
BB 3
SO 3
LOB 15




Batter	1	2	3	4	5	6	7	8	9	AB	R	H	RBI	BB	SO	LOB	BOTTOM			
Joe Cunningham, L OBP: 0.426, SLG: 0.362	0-0 1-3					0-0 HR 1B		0-0 F7		5	1	2	2	0	1	0	Kansas City Athletics @ Washington Senators D.C. Stadium, Washington, DC Mon May 31 1965, 3:33 AM EDT Unknown			
Ken McMullen, R OBP: 0.313, SLG: 0.417	0-3 K		0-0 FC4-6		0-0 HR		0-0 F5		0-0 F8	5	1	1	2	0	1					
Woodie Held, R OBP: 0.433, SLG: 0.564	4-0 1B BB		0-0 6-3		0-0 1B BB 2B		4-0 PB BB		0-3 K	3	1	1	0	2	1	0				
Frank Howard, R OBP: 0.362, SLG: 0.491	0-0 FC4-6 1B		0-0 L8		0-0 BB WP 1B		4-0 BB 1B		1-2 BB	3	0	2	0	1	0	0				
Don Lock, R OBP: 0.349, SLG: 0.306 Jim King, L OBP: 0.368, SLG: 0.468 (5, 9)	0-0 FC4-6		0-0 6-3		4-0 BB IBB		0-0 F4			2	0	0	0	0	0	2				
Don Zimmer, R OBP: 0.333, SLG: 0.400		0-0 SH3-4 1B		0-0 6-3		4-0 1-2 2-3 3-H BB		0-0 5-6-3		3	1	1	1	1	0	0				
Ken Hamlin, R OBP: 0.271, SLG: 0.321 Don Blasingame, L OBP: 0.286, SLG: 0.333 (5, 6)		0-0 F9		0-0 6-3		0-0 K		0-0 1B		2	0	0	0	0	0	1				
Ed Brinkman, R OBP: 0.221, SLG: 0.254		0-0 E6 SH3-4 1B		0-0 6-3		0-0 F2		0-0 F8		4	1	1	0	0	0	5				
Howie Koplitz, R Mike McCormick, L OBP: 0.250, SLG: 0.077 Steve Riddick, R OBP: 0.167, SLG: 0.167		0-0 SH3-4		0-0 2-3		0-0 K		0-3 K		3	0	0	0	0	2	5				
		1-2 2-3		0-0 2-3				0-3 K		0	0	0	0	0	0	0				
Inning Stats	R: 0 E: 0 K: 1 S: 6	H: 1 LOB: 2 BB: 1 P: 10	R: 2 E: 1 K: 0 S: 6	H: 2 LOB: 1 BB: 0 P: 6	R: 0 E: 0 K: 0 S: 3	H: 0 LOB: 0 BB: 0 P: 3	R: 0 E: 0 K: 0 S: 4	H: 1 LOB: 1 BB: 0 P: 4	R: 3 E: 0 K: 2 S: 11	H: 4 LOB: 3 BB: 2 P: 19	R: 0 E: 0 K: 1 S: 5	H: 0 LOB: 2 BB: 2 P: 13	R: 0 E: 0 K: 1 S: 6	H: 1 LOB: 1 BB: 0 P: 6	R: 0 E: 0 K: 1 S: 5	H: 0 LOB: 0 BB: 0 P: 5	1B: 7 2B: 1 3B: 0 HR: 1	SF: 0 SAC: 1 DP: 0 HBP: 0	WP: 1 PB: 1 CS: 0	PA: 39
PITCHER	IP WLS BF H R ER SO BB IBB HBP BLK WP HR S P ERA WHIP	4.0 L 22 1 0 0 4 3 1 0 0 1 0 18 34 0.00 1.333	3.0 L 14 1 0 0 4 3 1 0 0 0 0 5 5 0.00 0.000	1.0 S 3 0 0 0 1 0 0 0 0 0 0 5 5 0.00 0.000	PITCHER										IP WLS BF H R ER SO BB IBB HBP BLK WP HR S P ERA WHIP					

AB 33
R 5
H 9
RBI 5
BB 5
SO 6
LOB 19



Batter	1	2	3	4	5	6	7	8	9	AB	R	H	RBI	BB	SO	LOB	TOP					
Bert Campaneris, R OBP: 0.331, SLG: 0.442 (1.7)	0-0 6-3		0-0 HR		0-0 F8		0-0 F8			4	1	1	1	0	0	1	Kansas City Athletics @ Washington Senators D.C. Stadium, Washington, DC Mon May 31 1965, 3:38 AM EDT Att: 11,018 - Unknown					
Wayne Causey, L OBP: 0.339, SLG: 0.290 (1.6)	4-0 G6-4-3 BB		4-0 WP BB		0-0 4-3			0-0 WP 1B		2	0	1	0	2	0	0						
Ken Harrelson, R OBP: 0.319, SLG: 0.409 (1.3)	0-0 G6-4-3 1-2		4-0 BB		0-0 5-3			0-0 F9 1-2		3	0	0	0	1	0	2						
Nelson Mathews, R OBP: 0.365, SLG: 0.410 (1.8)		0-0 F3	0-3 K		0-0 5-3			0-3 K		4	0	0	0	0	2	3						
Ed Charles, R OBP: 0.314, SLG: 0.399 (1.5)		0-0 S 1B		0-0 F9		4-0 FC6-4 BB		0-0 F9		3	0	1	0	1	0	1						
Mike Hershberger, R OBP: 0.222, SLG: 0.265 (1.9)	0-0 6-3 1-2		4-0 BB		0-0 FC6-4 1-2			0-0 F2		3	0	0	0	1	0	2						
Dick Green, R OBP: 0.335, SLG: 0.395 (1.4)		0-3 K		0-0 F8			0-0 F8		0-0 F3	4	0	0	0	0	1	2						
Rene Lachemann, R OBP: 0.324, SLG: 0.563 (1.2)			0-0 F7	0-0 5-3			0-0 F3		0-3 K	4	0	0	0	0	1	1						
Diego Segui, R OBP: 0.353, SLG: 0.438 (1.1)			0-3 K		0-3 K					3	0	1	0	0	2	0						
Orlando Pena, R OBP: 0.200, SLG: 0.111 (8.1)										0	0	0	0	0	0	0						
Inning Stats	R: 0 E: 0 K: 0 S: 2	H: 0 LOB: 0 BB: 1 P: 6	R: 0 E: 0 K: 1 S: 6	H: 1 LOB: 1 BB: 0 P: 6	R: 1 E: 0 K: 2 S: 8	H: 1 LOB: 2 BB: 2 P: 16	R: 0 E: 0 K: 0 S: 3	H: 0 LOB: 1 BB: 1 P: 7	R: 0 E: 0 K: 1 S: 5	H: 0 LOB: 0 BB: 0 P: 5	R: 0 E: 0 K: 0 S: 3	H: 0 LOB: 1 BB: 0 P: 7	R: 0 E: 0 K: 0 S: 4	H: 1 LOB: 1 BB: 0 P: 4	R: 0 E: 0 K: 1 S: 6	H: 1 LOB: 0 BB: 0 P: 6	R: 0 E: 0 K: 1 S: 5	H: 0 LOB: 0 BB: 0 P: 5	1B: 2 2B: 1 3B: 0 HR: 1	SF: 0 SAC: 0 DP: 1 HBP: 0	WP: 2 PB: 0 SB: 1 CS: 0	PA: 35
PITCHER Pete Richert, L ERA: 4.18 (1.1)	IP: 9.0 WLS: W BF: 35 H: 4 R: 1 ER: 1 SO: 6 BB: 5 IBB: 0 HBP: 0 BLK: 0 WP: 2 HR: 1 S: 42 P: 62 ERA: 1.00 WHIP: 1.000															PITCHER						

AB	30
R	1
H	4
RBI	1
BB	5
SO	6
LOB	12




Batter	1	2	3	4	5	6	7	8	9	AB	R	H	RBI	BB	SO	LOB	BOTTOM			
Joe Cunningham, L OBP: 0.415, SLG: 0.373 (1.3)	0-0 3-1			0-0 2B	0-0 F7			0-0 4-3		4	0	1	0	0	0	0	Kansas City Athletics @ Washington Senators D.C. Stadium, Washington, DC Mon May 31 1965, 3:38 AM EDT Att: 11,018 - Unknown			
Don Blasingame, L OBP: 0.285, SLG: 0.349 (1.4)	0-0 5-3			0-3 K		0-0 1-3		0-0 HR		4	1	1	1	0	1	1				
Ken McMullen, R OBP: 0.312, SLG: 0.413 (1.5)	0-0 F3			0-0 1-3		0-3 K		0-0 1B		4	0	1	0	0	1	1				
Frank Howard, R OBP: 0.355, SLG: 0.480 (1.7)		0-3 K		0-3 K		0-3 K		0-3 K		4	0	0	0	0	4	2				
Don Lock, R OBP: 0.349, SLG: 0.306 (9.8)										0	0	0	0	0	0	0				
Jim King, L OBP: 0.378, SLG: 0.525 (1.9)		0-3 K			0-0 6-3 1B 2B		0-0 HR			3	2	2	1	0	1	0				
Woodie Held, R OBP: 0.423, SLG: 0.546 (1.8)		0-3 K			0-0 6-3 2-3		0-3 K			3	0	0	0	0	2	1				
Mike Brumley, L OBP: 0.173, SLG: 0.116 (1.2)				0-0 F8	0-0 HR 1B		0-0 4-3			3	1	1	1	0	0	0				
Ed Brinkman, R OBP: 0.224, SLG: 0.277 (1.6)			0-3 K		0-0 K 1-H HR		0-0 F7			3	1	1	2	0	1	0				
Pete Richert, L OBP: 0.071, SLG: 0.071 (1.1)			0-3 K		0-3 K			0-3 K2-3		3	0	0	0	0	3	0				
Inning Stats	R: 0 E: 0 K: 0 S: 3	H: 0 LOB: 0 BB: 0 P: 3	R: 0 E: 0 K: 3 S: 9	H: 0 LOB: 0 BB: 0 P: 9	R: 0 E: 0 K: 2 S: 7	H: 0 LOB: 0 BB: 0 P: 7	R: 0 E: 0 K: 2 S: 8	H: 1 LOB: 1 BB: 0 P: 8	R: 3 E: 0 K: 1 S: 8	H: 3 LOB: 0 BB: 0 P: 8	R: 0 E: 0 K: 2 S: 7	H: 0 LOB: 0 BB: 0 P: 7	R: 1 E: 0 K: 1 S: 6	H: 1 LOB: 0 BB: 0 P: 6	R: 1 E: 0 K: 2 S: 9	H: 2 LOB: 1 BB: 0 P: 9	1B: 2 2B: 2 3B: 0 HR: 3	SF: 0 SAC: 0 DP: 0 HBP: 0	WP: 0 PB: 0 SB: 0 CS: 0	PA: 31
PITCHER Diego Segui, R ERA: 4.86 (1.1)	IP: 7.0 WLS: L BF: 26 H: 5 R: 4 ER: 4 SO: 11 BB: 0 IBB: 0 HBP: 0 BLK: 0 WP: 0 HR: 2 S: 48 P: 48 ERA: 5.14 WHIP: 0.714															PITCHER				
Orlando Pena, R ERA: 5.28 (8.1)	IP: 1.0 WLS: L BF: 5 H: 2 R: 1 ER: 1 SO: 2 BB: 0 IBB: 0 HBP: 0 BLK: 0 WP: 0 HR: 1 S: 9 P: 9 ERA: 9.00 WHIP: 2.000															PITCHER				



Batter	1	2	3	4	5	6	7	8	9	AB	R	H	RBI	BB	SO	LOB	TOP		
Russ Snyder, L OBP: 0.412, SLG: 0.309 (1, 8)	F9		G1		4-3	4-3			WP SH1-3 3B BB	4	1	0	0	1	0	3	Baltimore Orioles @ Kansas City Athletics Municipal Stadium, Kansas City, MO Wed Jun 02 1965, 8:05 PM EDT Att: 4,459 - Unknown livebaseballscorecards.com		
Luis Aparicio, R OBP: 0.304, SLG: 0.424 (1, 6)	5-3				F5		1-3		SH1-3	3	0	0	0	1	0	1			
Boog Powell, L OBP: 0.369, SLG: 0.403 Jackie Brandt, R OBP: 0.347, SLG: 0.511 (1, 7)	F5		5-3			1B 2B			WP 3B	5	1	3	1	0	0	2			
Brooks Robinson, R OBP: 0.342, SLG: 0.438 (1, 5)		6-3				1B 2B			1-3	4	1	1	0	1	0	1			
Curt Blefary, L OBP: 0.392, SLG: 0.575 Paul Blair, R OBP: 0.299, SLG: 0.319 (1, 9)				BB		1B			1-3	3	1	1	2	1	1	2			
Norm Siebern, L OBP: 0.348, SLG: 0.443 (1, 3)					F7				F8	3	1	1	2	1	0	2			
Charlie Lau, L OBP: 0.667, SLG: 0.750 Dick Hall, R OBP: 0.667, SLG: 0.750 (6, 1)					4-3				K	3	0	0	0	0	0	2			
Jerry Adair, R OBP: 0.315, SLG: 0.304 (1, 4)									FC6-4 BB	4	0	2	0	0	0	1			
Steve Barber, L OBP: 0.118, SLG: 0.063 John Orsino, R OBP: 0.336, SLG: 0.452 (6, PH)									6-3	1	0	0	0	0	0	1			
Inning Stats	R: 0 E: 0 K: 0 S: 3	H: 0 LOB: 0 BB: 0 P: 3	R: 0 E: 0 K: 0 S: 3	H: 0 LOB: 1 BB: 1 P: 7	R: 0 E: 0 K: 0 S: 4	H: 1 LOB: 2 BB: 1 P: 8	R: 0 E: 0 K: 1 S: 5	H: 0 LOB: 1 BB: 1 P: 9	R: 0 E: 0 K: 0 S: 4	H: 1 LOB: 1 BB: 0 P: 4	R: 4 E: 0 K: 0 S: 7	H: 4 LOB: 1 BB: 1 P: 11	R: 0 E: 0 K: 1 S: 5	H: 0 LOB: 1 BB: 1 P: 9	R: 2 E: 0 K: 0 S: 4	H: 1 LOB: 1 BB: 1 P: 8		1B: 5 2B: 1 3B: 1 HR: 1	SF: 0 SAC: 2 DP: 0 HBP: 0
PITCHER	IP	WLS	BF	H	R	ER	SO	BB	IBB	HBP	BLK	WP	HR	S	P	ERA	WHIP		
Fred Talbot, R ERA: 4.11 Wes Stock, R ERA: 8.39 Catfish Hunter, R ERA: 4.5 John Wyatt, R ERA: 3.54	5.0		21	3	1	1	1	3	0	0	0	0	0	20	32	1.80	1.200		

Batter	1	2	3	4	5	6	7	8	9	AB	R	H	RBI	BB	SO	LOB	BOTTOM		
Wayne Causey, L OBP: 0.336, SLG: 0.282 John Wyatt, R (8, 1)	G4-6-3 BB		F7				F5			3	0	0	0	1	0	1	Baltimore Orioles @ Kansas City Athletics Municipal Stadium, Kansas City, MO Wed Jun 02 1965, 8:05 PM EDT Att: 4,459 - Unknown livebaseballscorecards.com		
Jim Landis, R OBP: 0.371, SLG: 0.325 (1, 8)	F9				6-3				F9	4	1	1	0	0	0	2			
Bert Campaneris, R OBP: 0.324, SLG: 0.432 (1, 7)	G4-6-3				6-3				K	4	0	0	0	0	1	3			
Ken Harrelson, R OBP: 0.316, SLG: 0.429 (8, 7)					4-3				6-3	4	1	1	0	0	1	1			
Ed Charles, R OBP: 0.312, SLG: 0.397 (1, 5)		SF8							F3	3	0	1	1	0	1	0			
Nelson Mathews, R OBP: 0.360, SLG: 0.395 (1, 9)		3H							F8	3	0	0	0	1	1	0			
Dick Green, R OBP: 0.339, SLG: 0.417 (1, 4)									HR	4	1	2	1	0	0	2			
Rene Lachemann, R OBP: 0.306, SLG: 0.529 Billy Bryan, L OBP: 0.315, SLG: 0.524 (7, PH)									K	2	0	0	0	0	0	0			
Fred Talbot, R OBP: 0.364, SLG: 0.476 Wes Stock, R Catfish Hunter, R Jim Gentile, L OBP: 0.305, SLG: 0.542 (7, PH)									K	2	0	0	0	0	0	0			
Inning Stats	R: 0 E: 0 K: 0 S: 2	H: 0 LOB: 0 BB: 1 P: 6	R: 1 E: 0 K: 0 S: 4	H: 1 LOB: 0 BB: 0 P: 4	R: 0 E: 0 K: 1 S: 5	H: 0 LOB: 0 BB: 0 P: 5	R: 1 E: 0 K: 0 S: 5	H: 2 LOB: 2 BB: 1 P: 9	R: 1 E: 1 K: 0 S: 5	H: 1 LOB: 1 BB: 0 P: 5	R: 0 E: 0 K: 3 S: 9	H: 0 LOB: 0 BB: 0 P: 9	R: 0 E: 0 K: 1 S: 5	H: 1 LOB: 1 BB: 0 P: 4	R: 0 E: 0 K: 1 S: 6	H: 0 LOB: 0 BB: 0 P: 5		1B: 3 2B: 1 3B: 1 HR: 1	SF: 1 SAC: 0 DP: 1 HBP: 0
PITCHER	IP	WLS	BF	H	R	ER	SO	BB	IBB	HBP	BLK	WP	HR	S	P	ERA	WHIP		
Steve Barber, L ERA: 3.61 Dick Hall, R ERA: 2.96	5.0		21	4	3	2	1	2	0	0	0	0	0	21	29	3.60	1.200		




Batter	1	2	3	4	5	6	7	8	9	10	11	AB	R	H	RBI	BB	SO	LOB	TOP			
Lenny Green, L OBP: 0.374, SLG: 0.442												5	2	2	0	1	2	1				
Dalton Jones, L OBP: 0.436, SLG: 0.506												6	0	1	1	0	1	4				
Felix Mantilla, R OBP: 0.406, SLG: 0.500												5	0	1	1	1	1	2				
Lee Thomas, L OBP: 0.367, SLG: 0.541												4	2	2	0	1	0	4				
Tony Conigliaro, R OBP: 0.322, SLG: 0.462												5	0	0	0	0	0	3				
Gary Geiger, L OBP: 0.433, SLG: 0.286												4	0	1	0	1	1	2				
Bob Tillman, R OBP: 0.263, SLG: 0.293												5	0	1	1	0	0	4				
Rico Petrocelli, R OBP: 0.212, SLG: 0.226												5	0	1	1	0	2	1				
Earl Wilson, R OBP: 0.360, SLG: 0.316												2	0	1	0	1	0	2				
Bob Duliba, R OBP: 0.354, SLG: 0.588												0	0	0	0	0	0	0				
Chuck Schilling, R OBP: 0.462, SLG: 0.750												1	0	0	0	0	0	0				
Dick Radatz, R OBP: 0.462, SLG: 0.750												1	1	1	1	0	0	0				
Inning Stats	R: 0 E: 0 K: 1 S: 5	H: 0 LOB: 0 BB: 0 P: 5	R: 1 E: 1 K: 1 S: 8	H: 2 LOB: 2 BB: 0 P: 8	R: 0 E: 0 K: 1 S: 5	H: 0 LOB: 0 BB: 0 P: 5	R: 1 E: 0 K: 0 S: 4	H: 2 LOB: 1 BB: 1 P: 8	R: 0 E: 0 K: 0 S: 4	H: 1 LOB: 2 BB: 1 P: 8	R: 1 E: 0 K: 1 S: 7	H: 2 LOB: 2 BB: 1 P: 11	R: 0 E: 0 K: 0 S: 3	H: 0 LOB: 0 BB: 0 P: 3	R: 0 E: 0 K: 0 S: 3	H: 0 LOB: 0 BB: 0 P: 3	R: 2 E: 0 K: 1 S: 6	H: 2 LOB: 0 BB: 1 P: 10	1B: 7 2B: 3 3B: 0 HR: 1	SF: 0 SAC: 0 DP: 0 HBP: 0	WP: 1 PB: 0 SB: 3 CS: 1	PA: 49
PITCHER	IP: 7.0 WLS: 29 BF: 6 H: 6 R: 2 ER: 1 SO: 5 BB: 2 IBB: 0 HBP: 0 BLK: 0 WP: 0 HR: 0 S: 37 P: 45 ERA: 1.29 WHIP: 1.143	IP: 1.2 WLS: 9 BF: 3 H: 3 R: 1 ER: 1 SO: 1 BB: 0 IBB: 0 HBP: 0 BLK: 0 WP: 1 HR: 0 S: 10 P: 14 ERA: 5.40 WHIP: 2.400	IP: 0.1 WLS: 2 BF: 0 H: 0 R: 0 ER: 0 SO: 0 BB: 1 IBB: 0 HBP: 0 BLK: 0 WP: 0 HR: 0 S: 5 P: 5 ERA: 0.00 WHIP: 3.000	IP: 2.0 WLS: 8 BF: 2 H: 2 R: 2 ER: 2 SO: 1 BB: 1 IBB: 0 HBP: 0 BLK: 0 WP: 0 HR: 1 S: 9 P: 13 ERA: 9.00 WHIP: 1.500	PITCHER											IP: 7.0 WLS: 29 BF: 6 H: 6 R: 2 ER: 1 SO: 5 BB: 2 IBB: 0 HBP: 0 BLK: 0 WP: 0 HR: 0 S: 37 P: 45 ERA: 1.29 WHIP: 1.143	IP: 1.2 WLS: 9 BF: 3 H: 3 R: 1 ER: 1 SO: 1 BB: 0 IBB: 0 HBP: 0 BLK: 0 WP: 1 HR: 0 S: 10 P: 14 ERA: 5.40 WHIP: 2.400	IP: 0.1 WLS: 2 BF: 0 H: 0 R: 0 ER: 0 SO: 0 BB: 1 IBB: 0 HBP: 0 BLK: 0 WP: 0 HR: 0 S: 5 P: 5 ERA: 0.00 WHIP: 3.000	IP: 2.0 WLS: 8 BF: 2 H: 2 R: 2 ER: 2 SO: 1 BB: 1 IBB: 0 HBP: 0 BLK: 0 WP: 0 HR: 1 S: 9 P: 13 ERA: 9.00 WHIP: 1.500			

Boston Red Sox @ Kansas City Athletics
Municipal Stadium, Kansas City, MO
Sat Jun 05 1965, 8:05 PM EDT
Att. 4,426 - Unknown

livebaseballscorecards.com

AB 43
R 5
H 11
RBI 5
BB 5
SO 7
LOB 23




Batter	1	2	3	4	5	6	7	8	9	10	11	AB	R	H	RBI	BB	SO	LOB	BOTTOM			
Wayne Causey, L OBP: 0.354, SLG: 0.286												2	1	1	0	3	1	0				
Jim Landis, R OBP: 0.351, SLG: 0.306												5	0	0	0	0	2	6				
Bert Campaneris, R OBP: 0.326, SLG: 0.448												5	1	2	1	0	1	0				
Ken Harrelson, R OBP: 0.309, SLG: 0.405												4	0	0	0	1	3	1				
Ed Charles, R OBP: 0.315, SLG: 0.389												3	0	0	0	2	1	1				
Dick Green, R OBP: 0.341, SLG: 0.435												5	1	2	1	0	0	4				
Billy Bryan, L OBP: 0.313, SLG: 0.529												3	0	1	0	0	1	1				
Skip Lockwood, R OBP: 0.289, SLG: 0.500												0	0	0	0	0	0	0				
Rene Lachemann, R OBP: 0.289, SLG: 0.500												2	0	0	0	0	1	1				
Nelson Mathews, R OBP: 0.352, SLG: 0.378												4	0	0	0	1	3	2				
Diego Segui, R OBP: 0.354, SLG: 0.389												2	0	0	0	0	1	1				
Johnny Blanchard, L OBP: 0.354, SLG: 0.396												1	0	0	0	0	0	1				
John Wyatt, R OBP: 0.354, SLG: 0.396												0	0	0	0	0	0	0				
Don Mossi, L OBP: 0.354, SLG: 0.396												0	0	0	0	0	0	0				
Mike Hershberger, R OBP: 0.354, SLG: 0.396												1	0	1	0	0	0	0				
Jesse Hickman, R OBP: 0.354, SLG: 0.396												0	0	0	0	0	0	0				
Fred Talbot, R OBP: 0.354, SLG: 0.405												1	0	0	0	0	1	1				
Inning Stats	R: 0 E: 0 K: 0 S: 3	H: 1 LOB: 0 BB: 0 P: 3	R: 0 E: 0 K: 2 S: 7	H: 0 LOB: 1 BB: 1 P: 11	R: 0 E: 0 K: 1 S: 4	H: 0 LOB: 0 BB: 1 P: 8	R: 0 E: 0 K: 1 S: 6	H: 1 LOB: 2 BB: 1 P: 10	R: 0 E: 0 K: 1 S: 6	H: 1 LOB: 2 BB: 2 P: 10	R: 0 E: 0 K: 0 S: 3	H: 0 LOB: 1 BB: 1 P: 7	R: 0 E: 0 K: 3 S: 10	H: 0 LOB: 0 BB: 0 P: 9	R: 0 E: 0 K: 3 S: 9	H: 0 LOB: 0 BB: 0 P: 9	R: 0 E: 0 K: 2 S: 8	H: 1 LOB: 1 BB: 0 P: 8	1B: 3 2B: 2 3B: 1 HR: 1	SF: 0 SAC: 0 DP: 2 HBP: 0	WP: 1 PB: 0 SB: 2 CS: 0	PA: 45
PITCHER	IP: 6.0 WLS: 25 BF: 5 H: 5 R: 3 ER: 3 SO: 7 BB: 4 IBB: 0 HBP: 0 BLK: 0 WP: 1 HR: 1 S: 35 P: 51 ERA: 4.50 WHIP: 1.500	IP: 2.0 WLS: 8 BF: 0 H: 0 R: 0 ER: 0 SO: 0 BB: 1 IBB: 0 HBP: 0 BLK: 0 WP: 0 HR: 0 S: 6 P: 14 ERA: 2.08 WHIP: 0.500	IP: 3.0 WLS: 12 BF: 2 H: 2 R: 0 ER: 0 SO: 8 BB: 0 IBB: 1 HBP: 0 BLK: 0 WP: 0 HR: 0 S: 27 P: 31 ERA: 0.00 WHIP: 0.667	PITCHER											IP: 6.0 WLS: 25 BF: 5 H: 5 R: 3 ER: 3 SO: 7 BB: 4 IBB: 0 HBP: 0 BLK: 0 WP: 1 HR: 1 S: 35 P: 51 ERA: 4.50 WHIP: 1.500	IP: 2.0 WLS: 8 BF: 0 H: 0 R: 0 ER: 0 SO: 0 BB: 1 IBB: 0 HBP: 0 BLK: 0 WP: 0 HR: 0 S: 6 P: 14 ERA: 2.08 WHIP: 0.500	IP: 3.0 WLS: 12 BF: 2 H: 2 R: 0 ER: 0 SO: 8 BB: 0 IBB: 1 HBP: 0 BLK: 0 WP: 0 HR: 0 S: 27 P: 31 ERA: 0.00 WHIP: 0.667					

Boston Red Sox @ Kansas City Athletics
Municipal Stadium, Kansas City, MO
Sat Jun 05 1965, 8:05 PM EDT
Att. 4,426 - Unknown

livebaseballscorecards.com

AB 38
R 3
H 7
RBI 2
BB 7
SO 15
LOB 19




Batter	1	2	3	4	5	6	7	8	9	AB	R	H	RBI	BB	SO	LOB	TOP					
Chuck Schilling, R OBP: 0.361, SLG: 0.554	0-0 4-3	0-0 L8					0-0 2B BB	0-3 K	0-0 L7	5	1	0	1	1	5		Boston Red Sox @ Kansas City Athletics Municipal Stadium, Kansas City, MO Sun Jun 06 1965, 4:33 AM EDT Unknown					
Dalton Jones, L OBP: 0.439, SLG: 0.539	0-0 F7		0-0 HR		0-0 F4		0-0 SH1-3	0-0 1B 1B		4	2	2	3	0	0	1						
Felix Mantilla, R OBP: 0.416, SLG: 0.518	4-0 BB		0-0 1-3		0-0 2B		0-0 1-3 2B	0-0 1B 1B		4	1	3	2	1	0	0						
Lee Thomas, L OBP: 0.368, SLG: 0.532	0-0 F5		0-0 L9		4-0 G6-4-3 BB		0-0 1-3	4-0 1B BB		3	1	0	0	2	0	2						
Tony Conigliaro, R OBP: 0.324, SLG: 0.460		0-0 1B 1B	0-0 F8		0-0 G6-4-3		0-3 K	0-0 1B 1B		5	1	2	2	0	1	4						
Gary Geiger, L OBP: 0.400, SLG: 0.342		0-0 1B 1B		0-0 G6-4-3 1B		4-0 BB		0-0 1B BB		3	1	3	1	2	0	0						
Bob Tillman, R OBP: 0.261, SLG: 0.283	0-0 F9		0-0 G6-4-3		0-0 F7			0-0 1B BB		4	1	0	0	1	0	6						
Rico Petrocelli, R OBP: 0.225, SLG: 0.239	0-0 F4		0-0 FC5-4 1B		0-0 F3			0-0 1B 1B	0-0 F8	5	1	2	0	0	0	3						
Dave Morehead, R OBP: 0.208, SLG: 0.136	0-0 FC5-4		0-0 FC5-4		0-0 4-3			0-3 K	0-3 K	2	0	1	1	0	0	1						
Jay Ritchie, R OBP: 0.667, SLG: 0.500										1	0	0	0	0	0	1						
Arnold Earley, L OBP: 0.400, SLG: 0.643	1-2 2-H 1B		1-2							0	0	0	0	0	0	0						
Dick Radatz, R OBP: 0.400, SLG: 0.643										2	0	0	0	0	2	3						
Inning Stats	R: 0 E: 0 K: 0 S: 3	H: 0 LOB: 1 BB: 1 P: 7	R: 1 E: 0 K: 0 S: 6	H: 3 LOB: 2 BB: 0 P: 6	R: 1 E: 0 K: 0 S: 4	H: 1 LOB: 0 BB: 0 P: 4	R: 0 E: 0 K: 0 S: 4	H: 2 LOB: 1 BB: 0 P: 4	R: 0 E: 0 K: 0 S: 3	H: 0 LOB: 1 BB: 1 P: 7	R: 1 E: 0 K: 1 S: 7	H: 2 LOB: 1 BB: 0 P: 7	R: 6 E: 0 K: 2 S: 12	H: 5 LOB: 2 BB: 3 P: 24	R: 0 E: 0 K: 1 S: 5	H: 0 LOB: 0 BB: 0 P: 5	1B: 11 2B: 2 3B: 0 HR: 1	SF: 0 SAC: 1 DP: 2 HBP: 0	WP: 0 PB: 0 SB: 2 CS: 0	PA: 46		
PITCHER	IP WLS BF H R ER SO BB IBB HBP BLK WP HR S P ERA WHIP	IP WLS BF H R ER SO BB IBB HBP BLK WP HR S P ERA WHIP	IP WLS BF H R ER SO BB IBB HBP BLK WP HR S P ERA WHIP	IP WLS BF H R ER SO BB IBB HBP BLK WP HR S P ERA WHIP	IP WLS BF H R ER SO BB IBB HBP BLK WP HR S P ERA WHIP	IP WLS BF H R ER SO BB IBB HBP BLK WP HR S P ERA WHIP	IP WLS BF H R ER SO BB IBB HBP BLK WP HR S P ERA WHIP	IP WLS BF H R ER SO BB IBB HBP BLK WP HR S P ERA WHIP	IP WLS BF H R ER SO BB IBB HBP BLK WP HR S P ERA WHIP	IP WLS BF H R ER SO BB IBB HBP BLK WP HR S P ERA WHIP	IP WLS BF H R ER SO BB IBB HBP BLK WP HR S P ERA WHIP	IP WLS BF H R ER SO BB IBB HBP BLK WP HR S P ERA WHIP	IP WLS BF H R ER SO BB IBB HBP BLK WP HR S P ERA WHIP	IP WLS BF H R ER SO BB IBB HBP BLK WP HR S P ERA WHIP	IP WLS BF H R ER SO BB IBB HBP BLK WP HR S P ERA WHIP	IP WLS BF H R ER SO BB IBB HBP BLK WP HR S P ERA WHIP	IP WLS BF H R ER SO BB IBB HBP BLK WP HR S P ERA WHIP	IP WLS BF H R ER SO BB IBB HBP BLK WP HR S P ERA WHIP	IP WLS BF H R ER SO BB IBB HBP BLK WP HR S P ERA WHIP	IP WLS BF H R ER SO BB IBB HBP BLK WP HR S P ERA WHIP	IP WLS BF H R ER SO BB IBB HBP BLK WP HR S P ERA WHIP	IP WLS BF H R ER SO BB IBB HBP BLK WP HR S P ERA WHIP

AB 38
R 9
H 14
RBI 9
BB 7
SO 4
LOB 26



Batter	1	2	3	4	5	6	7	8	9	AB	R	H	RBI	BB	SO	LOB	BOTTOM					
Wayne Causey, L OBP: 0.356, SLG: 0.284	0-0 F8		0-0 F6		0-0 F3		0-0 FC6-4 1B		4-0 HBP 1B BB	4	1	1	0	1	0	0	Boston Red Sox @ Kansas City Athletics Municipal Stadium, Kansas City, MO Sun Jun 06 1965, 4:33 AM EDT Unknown					
Jim Landis, R OBP: 0.364, SLG: 0.315	0-0 F6			0-0 HR 1B	0-0 S 1B		0-0 FC6-4 BLK	1-2 HBP 1B		4	1	2	0	0	0	1						
Bert Campaneris, R OBP: 0.323, SLG: 0.438	0-0 6-3			0-0 F9	4-0 1-2 BB		0-0 6-3	0-0 F8		4	0	0	0	1	0	4						
Ken Harrelson, R OBP: 0.337, SLG: 0.462		4-0 K2-5-2 WP BB		0-0 1-H HR	0-0 F8			0-0 E6 6-3 1B 1B	0-0 1-2 2-H 1B	4	2	3	3	1	0	2						
Dick Green, R OBP: 0.337, SLG: 0.424	0-3 K			4-0 WP 1B BB		0-0 6-3		0-0 6-3	0-0 F8	4	0	0	0	1	1	4						
Ed Charles, R OBP: 0.319, SLG: 0.388	4-0 BB			0-0 WP 1B		0-0 F8		0-0 L9		3	0	1	0	1	0	1						
Billy Bryan, L OBP: 0.320, SLG: 0.549	0-3 K2-5-2			0-3 K	1-2 2-3		0-0 3B		0-0 3-H 1B	4	0	2	1	0	2	4						
Mike Hershberger, R OBP: 0.221, SLG: 0.261			0-0 F7	0-3 K		0-3 K		0-0 F8		4	0	0	0	0	2	4						
Don Buschhorn, R OBP: 0.208, SLG: 0.136			0-3 K		0-0 F7		0-0 4-3		0-0 F9	1	0	0	0	0	1	0						
Jim Dickson, L OBP: 0.208, SLG: 0.136										1	0	0	0	0	0	0						
Don Mossi, L OBP: 0.208, SLG: 0.136										0	0	0	0	0	0	0						
Johnny Blanchard, L OBP: 0.208, SLG: 0.136										0	0	0	0	0	0	0						
Orlando Pena, R OBP: 0.208, SLG: 0.136										0	0	0	0	0	0	0						
Catfish Hunter, R OBP: 0.208, SLG: 0.136										0	0	0	0	0	0	0						
Rene Lachemann, R OBP: 0.208, SLG: 0.136										1	0	0	0	0	0	0						
Inning Stats	R: 0 E: 0 K: 0 S: 3	H: 0 LOB: 0 BB: 0 P: 3	R: 0 E: 0 K: 2 S: 6	H: 0 LOB: 2 BB: 2 P: 14	R: 0 E: 0 K: 1 S: 5	H: 0 LOB: 0 BB: 0 P: 5	R: 2 E: 0 K: 2 S: 10	H: 3 LOB: 2 BB: 1 P: 14	R: 0 E: 0 K: 0 S: 4	H: 1 LOB: 1 BB: 0 P: 6	R: 0 E: 0 K: 0 S: 4	H: 1 LOB: 1 BB: 0 P: 4	R: 1 E: 0 K: 0 S: 5	H: 2 LOB: 1 BB: 0 P: 5	R: 1 E: 0 K: 0 S: 4	H: 1 LOB: 2 BB: 1 P: 9	1B: 7 2B: 1 3B: 1 HR: 1	SF: 0 SAC: 0 DP: 1 HBP: 1	WP: 2 PB: 0 SB: 1 CS: 0	PA: 41		
PITCHER	IP WLS BF H R ER SO BB IBB HBP BLK WP HR S P ERA WHIP	IP WLS BF H R ER SO BB IBB HBP BLK WP HR S P ERA WHIP	IP WLS BF H R ER SO BB IBB HBP BLK WP HR S P ERA WHIP	IP WLS BF H R ER SO BB IBB HBP BLK WP HR S P ERA WHIP	IP WLS BF H R ER SO BB IBB HBP BLK WP HR S P ERA WHIP	IP WLS BF H R ER SO BB IBB HBP BLK WP HR S P ERA WHIP	IP WLS BF H R ER SO BB IBB HBP BLK WP HR S P ERA WHIP	IP WLS BF H R ER SO BB IBB HBP BLK WP HR S P ERA WHIP	IP WLS BF H R ER SO BB IBB HBP BLK WP HR S P ERA WHIP	IP WLS BF H R ER SO BB IBB HBP BLK WP HR S P ERA WHIP	IP WLS BF H R ER SO BB IBB HBP BLK WP HR S P ERA WHIP	IP WLS BF H R ER SO BB IBB HBP BLK WP HR S P ERA WHIP	IP WLS BF H R ER SO BB IBB HBP BLK WP HR S P ERA WHIP	IP WLS BF H R ER SO BB IBB HBP BLK WP HR S P ERA WHIP	IP WLS BF H R ER SO BB IBB HBP BLK WP HR S P ERA WHIP	IP WLS BF H R ER SO BB IBB HBP BLK WP HR S P ERA WHIP	IP WLS BF H R ER SO BB IBB HBP BLK WP HR S P ERA WHIP	IP WLS BF H R ER SO BB IBB HBP BLK WP HR S P ERA WHIP	IP WLS BF H R ER SO BB IBB HBP BLK WP HR S P ERA WHIP	IP WLS BF H R ER SO BB IBB HBP BLK WP HR S P ERA WHIP	IP WLS BF H R ER SO BB IBB HBP BLK WP HR S P ERA WHIP	IP WLS BF H R ER SO BB IBB HBP BLK WP HR S P ERA WHIP

AB 35
R 4
H 9
RBI 4
BB 5
SO 6
LOB 20



Batter	1	2	3	4	5	6	7	8	9	10	11	AB	R	H	RBI	BB	SO	LOB	TOP							
Chuck Schilling, R OBP: 0.348, SLG: 0.525	4-3		1-3		K		G4-6-3			G3 1B		5	0	1	0	0	1	2								
Dalton Jones, L OBP: 0.447, SLG: 0.548	F3		2B			HR BB				G3		4	1	2	1	1	0	2								
Felix Mantilla, R OBP: 0.421, SLG: 0.532	5-3		BB			HR				1B		3	1	1	2	2	1	0								
Lee Thomas, L OBP: 0.364, SLG: 0.522		F8	4-3							4-3		5	0	1	0	0	1	5								
Tony Conigliaro, R OBP: 0.321, SLG: 0.450		HBP	1-3							F7		4	0	0	0	0	0	1								
Gary Geiger, L OBP: 0.364, SLG: 0.302	L8		K							F4		5	0	0	0	0	2	2								
Mike Ryan, R OBP: 0.217, SLG: 0.281	F2		K							K		5	0	0	0	0	3	2								
Rico Petrocelli, R OBP: 0.240, SLG: 0.232			1-3 SH1-4 2B BB							5-3		2	1	0	0	2	0	0								
Dennis Bennett, L OBP: 0.400, SLG: 0.400			SH1-4							FC1-6 BB		0	0	0	0	0	0	0								
Frank Matzone, R OBP: 0.319, SLG: 0.280										FC1-6 G3 1B		1	0	0	0	0	0	0								
Jack Lamabe, R OBP: 0.307, SLG: 0.404												0	0	0	0	0	0	0								
Eddie Bressoud, R OBP: 0.307, SLG: 0.404												0	0	0	0	1	0	0								
Bob Duliba, R OBP: 0.307, SLG: 0.404												1	0	0	0	0	0	1								
Inning Stats	R: 0 E: 0 K: 0 S: 3	H: 0 LOB: 0 BB: 0 P: 3	R: 0 E: 0 K: 0 S: 3	H: 0 LOB: 1 BB: 0 P: 4	R: 1 E: 0 K: 0 S: 4	H: 1 LOB: 2 BB: 2 P: 12	R: 0 E: 0 K: 2 S: 7	H: 0 LOB: 0 BB: 0 P: 7	R: 0 E: 0 K: 1 S: 5	H: 2 LOB: 1 BB: 0 P: 9	R: 0 E: 0 K: 0 S: 2	H: 0 LOB: 0 BB: 1 P: 6	R: 0 E: 0 K: 1 S: 5	H: 1 LOB: 0 BB: 0 P: 5	R: 0 E: 0 K: 1 S: 5	H: 0 LOB: 0 BB: 0 P: 5	R: 0 E: 0 K: 1 S: 6	H: 1 LOB: 3 BB: 2 P: 14	R: 0 E: 0 K: 2 S: 7	H: 0 LOB: 0 BB: 0 P: 7	1B: 3 2B: 1 3B: 0 HR: 1	SF: 0 SAC: 1 DP: 1 HBP: 1	WP: 0 PB: 0 SB: 2 CS: 0	PA: 43		
PITCHER	IP 9.1	WLS 6	BF 37	H 5	R 3	ER 3	SO 5	BB 5	IBB 0	HBP 1	BLK 0	WP 0	HR 0	S 41	P 62	ERA 2.89	WHIP 1.071									
Rollie Sheldon, R ERA: 3.25																										
Don Mossi, L ERA: 2.7																										

Boston Red Sox @ Kansas City Athletics
Municipal Stadium, Kansas City, MO
Sun Jun 06 1965, 4:38 AM EDT
Att: 13,598 - Unknown


AB 35
R 3
H 5
RBI 3
BB 6
SO 8
LOB 15



Batter	1	2	3	4	5	6	7	8	9	10	11	AB	R	H	RBI	BB	SO	LOB	BOTTOM							
Mike Hershberger, R OBP: 0.228, SLG: 0.258	K	F8		BB			6-3			5-3		5	0	1	1	1	1	3								
Wayne Causey, L OBP: 0.357, SLG: 0.283	F4		FC1-4 1B				F9			F8		4	0	1	0	1	0	2								
Bert Campaneris, R OBP: 0.314, SLG: 0.426	F6		FC1-4 BLK				L8			K		5	0	0	0	0	1	3								
Ken Harrelson, R OBP: 0.330, SLG: 0.439		BB 1B BB	F7				5-3			L4		4	1	0	0	1	0	3								
Dick Green, R OBP: 0.339, SLG: 0.420		1B SF8 BB	K				6-3			5-3 1B		4	1	1	0	1	1	1								
Ed Charles, R OBP: 0.322, SLG: 0.395		5-3 1B					1-3			5-3		5	0	2	1	0	0	1								
Nelson Mathews, R OBP: 0.385, SLG: 0.415		SF8					K			K		4	2	2	1	0	2	1								
Rene Lachemann, R OBP: 0.318, SLG: 0.475		3H	6-3				SH1-4 1B					3	0	1	1	2	0	1								
John O'Donoghue, R (11, PH) OBP: 0.375, SLG: 0.333							SH1-4 1B					0	0	0	0	0	0	0								
Rollie Sheldon, R ERA: 3.25							SH1-4					2	0	1	0	0	1	2								
Don Mossi, L ERA: 2.7												0	0	0	0	0	0	0								
Jim Landis, R OBP: 0.364, SLG: 0.315							6-3 1B			K		0	0	0	0	0	0	0								
Inning Stats	R: 0 E: 0 K: 1 S: 5	H: 0 LOB: 0 BB: 0 P: 5	R: 2 E: 0 K: 0 S: 4	H: 1 LOB: 2 BB: 2 P: 13	R: 0 E: 0 K: 1 S: 6	H: 1 LOB: 1 BB: 0 P: 6	R: 0 E: 0 K: 0 S: 5	H: 3 LOB: 2 BB: 1 P: 9	R: 0 E: 0 K: 0 S: 3	H: 0 LOB: 0 BB: 0 P: 3	R: 0 E: 0 K: 1 S: 5	H: 1 LOB: 2 BB: 1 P: 8	R: 0 E: 0 K: 2 S: 8	H: 1 LOB: 2 BB: 1 P: 12	R: 0 E: 0 K: 0 S: 3	H: 0 LOB: 0 BB: 0 P: 3	R: 1 E: 0 K: 0 S: 3	H: 2 LOB: 2 BB: 1 P: 7	1B: 6 2B: 2 3B: 1 HR: 0	SF: 1 SAC: 2 DP: 0 HBP: 1	WP: 0 PB: 0 SB: 0 CS: 0	PA: 46				
PITCHER	IP 4.0	WLS 2	BF 20	H 5	R 0	ER 0	SO 1	BB 3	IBB 0	HBP 0	BLK 1	WP 0	HR 0	S 20	P 33	ERA 6.75	WHIP 2.000									
Dennis Bennett, L ERA: 4.37																										
Jack Lamabe, R ERA: 10.91																										
Bob Duliba, R ERA: 2.08																										

Boston Red Sox @ Kansas City Athletics
Municipal Stadium, Kansas City, MO
Sun Jun 06 1965, 4:38 AM EDT
Att: 13,598 - Unknown

AB 36
R 4
H 9
RBI 4
BB 6
SO 6
LOB 17



Batter	1	2	3	4	5	6	7	8	9	AB	R	H	RBI	BB	SO	LOB	TOP											
Phil Linz, R OBP: 0.310, SLG: 0.304 (1, 6)	L6		F6			K		SH3 2-3 1B		4	0	1	0	0	0	1	New York Yankees @ Kansas City Athletics Municipal Stadium, Kansas City, MO Mon Jun 07 1965, 8:05 PM EDT Att: 7,815 - Unknown - 83 F livebaseballscorecards.com											
Bobby Richardson, R OBP: 0.312, SLG: 0.335 (1, 4)	HBP			5-3		F5		SH3 1-2 3-H		2	0	0	1	0	0	1												
Roger Maris, L OBP: 0.337, SLG: 0.424 (1, 9)	K			1-3 BB		1-H HR		F7		3	1	1	2	1	1	2												
Mickey Mantle, S OBP: 0.410, SLG: 0.471 Ross Moschitto, R (9, PR) (9, 8)	L5			1-3 1-2		K		3B BB		3	0	0	0	1	1	2												
Tom Tresh, S OBP: 0.350, SLG: 0.527 (1, 8) (9, 7)		K		1-3			6-3		1-H 3B	4	0	1	1	0	1	1												
Joe Pepitone, L OBP: 0.288, SLG: 0.410 (1, 3)		F7			F5		F5		F6	4	0	0	0	0	0	1												
Clete Boyer, R OBP: 0.303, SLG: 0.345 (1, 5)		F7			K		1-3		S 1B 1B	4	0	1	0	0	1	0												
Doc Edwards, R OBP: 0.284, SLG: 0.225 Ray Barker, L OBP: 0.313, SLG: 0.296 (8, PH) Pedro Ramos, S OBP: 0.167, SLG: 0.167 (8, 1)			6-3		F9			1B SH3 SH1-4 1B	S 1B	0	0	0	0	0	0	0												
Jim Bouton, R OBP: 0.222, SLG: 0.087 Horace Clarke, S OBP: 0.257, SLG: 0.265 Hal Reniff, R (6, PH) Tony Kubek, L OBP: 0.260, SLG: 0.271 Bob Schmidt, R OBP: 0.256, SLG: 0.297 (8, 2)			K			HR 1B		SH1-4 1-2 2-3	F8	1	0	0	0	0	1	0												
Inning Stats	R: 0 E: 0 K: 1 S: 5	H: 0 LOB: 1 BB: 0 P: 6	R: 0 E: 0 K: 1 S: 5	H: 0 LOB: 0 BB: 0 P: 5	R: 0 E: 0 K: 1 S: 5	H: 0 LOB: 1 BB: 1 P: 7	R: 0 E: 0 K: 1 S: 5	H: 0 LOB: 0 BB: 0 P: 5	R: 2 E: 0 K: 2 S: 9	H: 2 LOB: 0 BB: 0 P: 9	R: 0 E: 0 K: 0 S: 3	H: 0 LOB: 0 BB: 0 P: 3	R: 1 E: 0 K: 0 S: 5	H: 2 LOB: 1 BB: 0 P: 5	R: 1 E: 0 K: 0 S: 5	H: 3 LOB: 3 BB: 1 P: 9		1B: 5 2B: 0 3B: 1 HR: 1	SF: 0 SAC: 2 DP: 0 HBP: 1	WP: 0 PB: 0 CS: 2	PA: 36							
PITCHER	IP	WLS	BF	H	R	ER	SO	BB	IBB	HBP	BLK	WP	HR	S	P	ERA		WHIP										
Fred Talbot, R ERA: 4.0 (1, 1)	6.0		22	2	2	2	6	1	0	1	0	0	1	32	37	3.00		0.500										
Don Mossi, L ERA: 2.08 (7, 1)	1.0	L	3	0	0	0	0	0	0	0	0	0	0	3	3	0.00		0.000										
Moe Drabowsky, R ERA: 4.42 (8, 1)	0.1		3	2	1	1	0	0	0	0	0	0	0	3	3	27.00		6.000										
Jesse Hickman, R ERA: 6.75 (8, 1)	0.2		2	0	0	0	0	0	0	0	0	0	0	2	2	0.00		0.000										
John Wyatt, R ERA: 3.91 (9, 1)	1.0		6	3	1	1	0	1	0	0	0	0	0	5	9	9.00		4.000										

Batter	1	2	3	4	5	6	7	8	9	AB	R	H	RBI	BB	SO	LOB	BOTTOM											
Mike Hershtberger, R OBP: 0.219, SLG: 0.247 (1, 9) (7, 8)	F6		F9		F3		4-3			4	0	0	0	0	0	0	New York Yankees @ Kansas City Athletics Municipal Stadium, Kansas City, MO Mon Jun 07 1965, 8:05 PM EDT Att: 7,815 - Unknown - 83 F livebaseballscorecards.com											
Wayne Causey, L OBP: 0.361, SLG: 0.315 (1, 6) (7, 4)	F5		2B		F8		B2-3 3B			4	1	2	0	0	0	0												
Bert Campaneris, R OBP: 0.308, SLG: 0.417 (1, 8) (7, 6)	6-3		L6		K		B2-3			4	0	0	0	0	1	2												
Ken Harrelson, R OBP: 0.326, SLG: 0.442 (1, 3)		F8		2H 2B		K		K		4	0	1	1	0	2	0												
Dick Green, R OBP: 0.240, SLG: 0.427 (6, PH) Don Blushorn, R (7, 1) Moe Drabowsky, R OBP: 0.309, SLG: 0.359 (8, 1) Jesse Hickman, R (8, 1) Rene Lachemann, R OBP: 0.311, SLG: 0.443 (8, PH) John Wyatt, R (9, 1)			CS 1B		BB E 1B			K		2	0	2	0	1	0	0												
Ed Charles, R OBP: 0.320, SLG: 0.404 (1, 5)		1-2 3B		4-3		K		F9		4	1	1	0	0	1	3												
Billy Bryan, L OBP: 0.318, SLG: 0.537 (1, 2)		BB 1B			F6		E6 BB		K	4	0	1	1	0	1	1												
Nelson Mathews, R OBP: 0.360, SLG: 0.406 (1, 7)		3-H 1B		L6		1-2 2-3 BB		4-3		2	0	0	0	2	0	0												
Fred Talbot, R OBP: 0.320, SLG: 0.417 Johnny Blanchard, L OBP: 0.274, SLG: 0.266 (7, 9)			4-3		K		K		4-3	2	0	0	0	0	1	2												
Inning Stats	R: 0 E: 0 K: 0 S: 3	H: 0 LOB: 0 BB: 0 P: 3	R: 1 E: 0 K: 0 S: 5	H: 3 LOB: 2 BB: 1 P: 9	R: 1 E: 0 K: 0 S: 5	H: 2 LOB: 2 BB: 1 P: 9	R: 0 E: 0 K: 1 S: 5	H: 0 LOB: 0 BB: 0 P: 5	R: 0 E: 1 K: 3 S: 11	H: 1 LOB: 3 BB: 1 P: 15	R: 0 E: 0 K: 0 S: 3	H: 1 LOB: 0 BB: 0 P: 3	R: 0 E: 0 K: 2 S: 7	H: 0 LOB: 0 BB: 0 P: 7	R: 0 E: 0 K: 1 S: 5	H: 0 LOB: 0 BB: 0 P: 5		1B: 3 2B: 3 3B: 2 HR: 0	SF: 0 SAC: 0 DP: 1 HBP: 0	WP: 0 PB: 0 CS: 1	PA: 36							
PITCHER	IP	WLS	BF	H	R	ER	SO	BB	IBB	HBP	BLK	WP	HR	S	P	ERA		WHIP										
Jim Bouton, R ERA: 4.85 Hal Reniff, R ERA: 2.12 Pedro Ramos, R ERA: 3.49	5.0		21	5	2	2	2	2	0	0	0	0	0	14	18	0.00		1.500										
	2.0	W	9	2	0	0	3	1	0	0	0	0	0	12	12	0.00		0.000										
	2.0	S	6	0	0	0	3	0	0	0	0	0	0	12	12	0.00		0.000										

Batter	1	2	3	4	5	6	7	8	9	AB	R	H	RBI	BB	SO	LOB	TOP	
Phil Linz, R OBP: 0.301, SLG: 0.293 (1, 6)	0-0 5-3			0-3 K		0-3 K		0-0 6-3		4	0	0	0	0	2	0		
Bobby Richardson, R OBP: 0.311, SLG: 0.333 (1, 4)	0-0 6-3			0-0 6-3		0-0 FC4-6 1B			0-0 L7	4	0	1	0	0	0	0		
Roger Maris, L OBP: 0.324, SLG: 0.404 (1, 9)	0-0 4-3			0-3 K		0-0 FC4-6 1-2			0-0 4-3	4	0	0	0	0	1	1		
Mickey Mantle, S OBP: 0.409, SLG: 0.469 Ross Moschitto, R (6, 8)		0-0 6-3			0-0 BB 3B 1B	0-0 F9			0-0 6-3	3	1	1	0	0	0	1		
Elston Howard, R OBP: 0.238, SLG: 0.524 (9, PH)										0	0	0	0	0	0	0		
Tom Tresh, S OBP: 0.345, SLG: 0.520 (1, 8) (6, 7)		0-0 5-3			0-0 F7				0-0 6-3	3	0	0	0	0	0	1		
Joe Pepitone, L OBP: 0.289, SLG: 0.405 (1, 3)		0-0 B2-3			4-0 BB 1-2 3B				0-0 4-3	2	1	0	0	1	0	0		
Clete Boyer, R OBP: 0.304, SLG: 0.358 (1, 5)				0-0 F8		0-0 BB 1-2 3B			0-0 4-3	3	0	1	2	0	0	0		
Doc Edwards, R OBP: 0.280, SLG: 0.221 Horace Clarke, S OBP: 0.250, SLG: 0.257 Pedro Ramos, S OBP: 0.167, SLG: 0.167 (1, 2) (8, PH) (8, 1)				0-0 6-3		0-0 F8			0-0 6-3	0	0	0	0	0	0	0		
Bill Stafford, R (1, 1) Pete Mikkelsen, R (6, 1) Hector Lopez, R OBP: 0.241, SLG: 0.342 Bob Schmidt, R OBP: 0.256, SLG: 0.297 (8, 2) (8, 2)				0-0 5-3		0-0 6-3			0-0 F9	2	0	0	0	0	0	1		
Inning Stats	R: 0 E: 0 K: 0 S: 3	H: 0 LOB: 0 BB: 0 P: 3	R: 0 E: 0 K: 0 S: 3	H: 0 LOB: 0 BB: 0 P: 3	R: 0 E: 0 K: 2 S: 7	H: 0 LOB: 0 BB: 0 P: 7	R: 2 E: 0 K: 1 S: 5	H: 2 LOB: 1 BB: 1 P: 9	R: 0 E: 0 K: 0 S: 3	H: 0 LOB: 0 BB: 0 P: 3	R: 0 E: 0 K: 0 S: 3	H: 0 LOB: 0 BB: 0 P: 3	R: 0 E: 0 K: 0 S: 3	H: 0 LOB: 0 BB: 0 P: 3	1B: 2 2B: 0 3B: 1 HR: 0	SF: 0 SAC: 0 DP: 0 HBP: 0	WP: 0 PB: 0 CS: 0	PA: 31
PITCHER John O'Donoghue, L ERA: 3.97 (1, 1)	IP: 9.0 WLS: W BF: 31 H: 3 R: 2 ER: 2 SO: 3 BB: 1 IBB: 0 HBP: 0 BLK: 0 WP: 0 HR: 0 S: 36 P: 40 ERA: 2.00 WHIP: 0.444																	

New York Yankees @ Kansas City Athletics
Municipal Stadium, Kansas City, MO
Tue Jun 08 1965, 8:05 PM EDT
Att: 8,161 - Unknown - 75 F

AB	28
R	2
H	3
RBI	2
BB	1
SO	3
LOB	4



Batter	1	2	3	4	5	6	7	8	9	AB	R	H	RBI	BB	SO	LOB	BOTTOM	
Bert Campaneris, R OBP: 0.312, SLG: 0.416 (1, 6)	4-0 WP S 2B BB		0-0 S 1B			0-0 6-3	0-0 5-3			3	1	1	0	1	0	0		
Wayne Causey, L OBP: 0.356, SLG: 0.313 (1, 4)	0-0 L8		0-0 F6 1-2			0-0 BB E 1B	0-0 6-3			4	1	1	0	0	2			
Jim Landis, R OBP: 0.379, SLG: 0.344 (1, 8)	0-0 1-H 2B		0-0 6-3			0-0 BB E 1B		0-0 G5-4-3 1B		4	1	3	1	0	1			
Ken Harrelson, R OBP: 0.323, SLG: 0.427 (1, 3)	0-0 5-3			0-0 F2		4-0 BB E FC5-3 BB		0-0 G5-4-3 1-2 2-3		3	0	0	0	1	2			
Ed Charles, R OBP: 0.324, SLG: 0.403 (1, 5)	0-0 5-3			0-3 K		0-0 E9 FC5-3 1B		1-0 HBP		3	0	1	2	0	1	1		
Nelson Mathews, R OBP: 0.356, SLG: 0.394 (1, 7)		0-0 5-3		0-0 L7		4-0 BB FC5-3 BB		0-0 6-3		3	0	0	0	1	1			
Mike Hershberger, R OBP: 0.222, SLG: 0.250 (1, 9)		0-0 G4-6-3 1B			0-0 F4	0-0 FC5-3				3	0	1	0	0	3			
Rene Lachemann, R OBP: 0.292, SLG: 0.432 (1, 2)		0-0 G4-6-3 1-2			0-3 K	0-3 K				3	0	0	0	2	4			
John O'Donoghue, R OBP: 0.316, SLG: 0.278 (1, 1)			0-0 F5		0-0 5-3		0-0 F4			3	0	0	0	0	0			
Inning Stats	R: 1 E: 0 K: 0 S: 4	H: 1 LOB: 1 BB: 1 P: 8	R: 0 E: 0 K: 0 S: 3	H: 1 LOB: 0 BB: 0 P: 3	R: 0 E: 0 K: 1 S: 5	H: 1 LOB: 0 BB: 0 P: 5	R: 0 E: 0 K: 1 S: 5	H: 0 LOB: 0 BB: 0 P: 5	R: 2 E: 1 K: 1 S: 8	H: 3 LOB: 3 BB: 2 P: 16	R: 0 E: 0 K: 0 S: 3	H: 0 LOB: 0 BB: 0 P: 3	R: 0 E: 0 K: 0 S: 3	H: 1 LOB: 1 BB: 0 P: 4	1B: 6 2B: 1 3B: 0 HR: 0	SF: 0 SAC: 0 DP: 2 HBP: 1	WP: 1 PB: 0 CS: 0	PA: 33
PITCHER Bill Stafford, R ERA: 2.95 Pete Mikkelsen, R ERA: 3.64 Pedro Ramos, R ERA: 3.38 (1, 1) (6, 1) (8, 1)	IP: 5.1 WLS: L BF: 24 H: 6 R: 3 ER: 3 SO: 2 BB: 3 IBB: 0 HBP: 0 BLK: 0 WP: 1 HR: 0 S: 25 P: 37 ERA: 5.06 WHIP: 1.688																	

New York Yankees @ Kansas City Athletics
Municipal Stadium, Kansas City, MO
Tue Jun 08 1965, 8:05 PM EDT
Att: 8,161 - Unknown - 75 F

AB	29
R	3
H	7
RBI	3
BB	3
SO	3
LOB	14



Batter	1	2	3	4	5	6	7	8	9	AB	R	H	RBI	BB	SO	LOB	TOP		
Phil Linz, R OBP: 0.297, SLG: 0.286 (1, 6)										3	0	0	1	1	1	3			
Bobby Richardson, R OBP: 0.306, SLG: 0.327 (1, 4)										4	0	0	0	0	0	1			
Roger Maris, L OBP: 0.321, SLG: 0.398 (1, 9)										4	0	1	0	0	0	0			
Mickey Mantle, S OBP: 0.405, SLG: 0.463 Ross Moschitto, R (8, 8)										4	1	1	0	0	0	1			
Tom Tresh, S OBP: 0.348, SLG: 0.531 (8, 7)										3	2	1	2	1	0	1			
Joe Pepitone, L OBP: 0.293, SLG: 0.424 (1, 3)										4	1	2	2	0	0	0			
Clete Boyer, R OBP: 0.308, SLG: 0.362 (1, 5)										4	0	2	0	0	0	0			
Bob Schmidt, R OBP: 0.302, SLG: 0.350 (1, 2)										3	1	2	0	1	0	0			
Mel Stottlemyre, R OBP: 0.176, SLG: 0.294 (1, 1)										2	0	0	0	0	0	2			
Inning Stats	R: 0 E: 0 K: 0 S: 2	H: 0 LOB: 0 BB: 1 P: 6	R: 0 E: 0 K: 0 S: 4	H: 2 LOB: 2 BB: 0 P: 4	R: 1 E: 0 K: 0 S: 4	H: 1 LOB: 0 BB: 0 P: 4	R: 2 E: 0 K: 0 S: 4	H: 1 LOB: 2 BB: 1 P: 8	R: 0 E: 0 K: 1 S: 5	H: 0 LOB: 0 BB: 0 P: 5	R: 2 E: 0 K: 0 S: 5	H: 2 LOB: 1 BB: 0 P: 5	R: 0 E: 0 K: 0 S: 4	H: 1 LOB: 1 BB: 0 P: 4	R: 0 E: 0 K: 0 S: 4	H: 1 LOB: 2 BB: 1 P: 8	1B: 6 2B: 1 3B: 0 HR: 2	SF: 1 SAC: 2 DP: 1 HBP: 0	WP: 1 PA: 37
PITCHER	IP WLS BF H R ER SO BB IBB HBP BLK WP HR S P ERA WHIP																		
Diego Segui, R ERA: 4.73 (1, 1)	6.0 L 25 6 5 5 1 2 0 0 0 0 2 24 32 7.50 1.333																		
Wes Stock, R ERA: 6.0 (7, 1)	2.0 8 2 0 0 0 0 0 0 0 0 1 0 8 8 0.00 1.000																		
Jim Dickson, R ERA: 4.32 (9, 1)	1.0 5 1 0 0 0 0 1 0 0 0 0 0 4 8 0.00 2.000																		

New York Yankees @ Kansas City Athletics
Municipal Stadium, Kansas City, MO
Wed Jun 09 1965, 8:05 PM EDT
Att. 7,111 - Unknown - 74 F

AB	31
R	5
H	9
RBI	5
BB	3
SO	1
LOB	8



Batter	1	2	3	4	5	6	7	8	9	AB	R	H	RBI	BB	SO	LOB	BOTTOM				
Bert Campaneris, R OBP: 0.306, SLG: 0.407 (1, 6)										4	0	0	0	0	2	2					
Wayne Causey, L OBP: 0.368, SLG: 0.315 (1, 4)										2	0	1	0	2	1	0					
Jim Landis, R OBP: 0.374, SLG: 0.340 (1, 8)										4	0	1	0	0	2	3					
Ken Harrelson, R OBP: 0.320, SLG: 0.419 (1, 3)										4	0	1	0	0	2	3					
Ed Charles, R OBP: 0.317, SLG: 0.393 (1, 5)										4	0	0	0	0	0	3					
Nelson Mathews, R OBP: 0.352, SLG: 0.398 (1, 7)										4	1	1	0	0	1	2					
Mike Hershberger, R OBP: 0.223, SLG: 0.250 (1, 9)										4	0	1	1	0	0	0					
Rene Lachemann, R OBP: 0.288, SLG: 0.404 (1, 2)										3	0	0	0	1	0	1					
Diego Segui, R OBP: 0.333, SLG: 0.400 Wes Stock, R (7, 1)										2	0	1	0	0	1	0					
Billy Bryan, L OBP: 0.315, SLG: 0.531 Jim Dickson, L (9, 1)										1	0	0	0	0	1	1					
Inning Stats	R: 0 E: 0 K: 3 S: 9	H: 0 LOB: 0 BB: 0 P: 9	R: 0 E: 0 K: 2 S: 7	H: 0 LOB: 0 BB: 0 P: 7	R: 0 E: 0 K: 0 S: 4	H: 1 LOB: 1 BB: 0 P: 4	R: 0 E: 0 K: 0 S: 4	H: 1 LOB: 2 BB: 1 P: 8	R: 0 E: 0 K: 1 S: 5	H: 0 LOB: 0 BB: 0 P: 5	R: 0 E: 0 K: 1 S: 5	H: 0 LOB: 1 BB: 1 P: 9	R: 0 E: 0 K: 0 S: 3	H: 0 LOB: 0 BB: 0 P: 3	R: 0 E: 0 K: 3 S: 10	H: 1 LOB: 2 BB: 1 P: 14	R: 1 E: 0 K: 0 S: 5	H: 3 LOB: 1 BB: 0 P: 5	1B: 5 2B: 1 3B: 0 HR: 0	SF: 0 SAC: 0 DP: 1 HBP: 0	WP: 0 PA: 35
PITCHER	IP WLS BF H R ER SO BB IBB HBP BLK WP HR S P ERA WHIP																				
Mel Stottlemyre, R ERA: 2.63 (1, 1)	9.0 W 35 6 1 1 10 3 0 0 0 0 0 52 64 1.00 1.000																				

New York Yankees @ Kansas City Athletics
Municipal Stadium, Kansas City, MO
Wed Jun 09 1965, 8:05 PM EDT
Att. 7,111 - Unknown - 74 F

AB	32
R	1
H	6
RBI	1
BB	3
SO	10
LOB	15



Batter	1	2	3	4	5	6	7	8	9	AB	R	H	RBI	BB	SO	LOB	TOP					
Dick Howser, R OBP: 0.395, SLG: 0.285 (1, 6)	0-0 1-3		0-0 5-3		0-0 F3			0-0 L8		4	0	0	0	0	0	2	Cleveland Indians @ Kansas City Athletics Municipal Stadium, Kansas City, MO Fri Jun 11 1965, 8:05 PM EDT Att: 4,901 - Unknown					
Pedro Gonzalez, R OBP: 0.245, SLG: 0.327 Ralph Terry, R OBP: 0.167, SLG: 0.136 Billy Moran, R OBP: 0.083, SLG: 0.083 (8, PH) Floyd Weaver, R (8, 1)	0-0 1B			0-0 5-3		0-0 F7		0-3 K		3	0	1	0	0	0	0						
Leon Wagner, L OBP: 0.340, SLG: 0.468 (1, 7)	0-3 K			0-0 F6		0-0 F7		0-0 F9		4	0	0	0	0	1	1						
Rocky Colavito, R OBP: 0.399, SLG: 0.514 (1, 9)		0-0 1-3		0-0 F7		0-0 F9			0-0 L7	4	0	0	0	0	0	0						
Max Alvis, R OBP: 0.351, SLG: 0.486 (1, 5)		0-0 1B			0-0 HR			FC6-5 1B	0-0 6-3	4	1	3	1	0	0	0						
Vic Davallito, L OBP: 0.385, SLG: 0.486 (1, 8)		0-0 F7			0-0 1B FC5-2			FC6-5 1B SF7	0-0 1B	4	1	2	0	0	0	2						
Fred Whitfield, L OBP: 0.299, SLG: 0.519 (1, 3)		0-0 1-3			0-0 1B FC5-2			FC6-4 1B	0-0 L4	4	0	2	0	0	0	2						
Joe Azcue, R OBP: 0.300, SLG: 0.270 (1, 2)			0-0 F7		0-0 FC5-2			SF7		2	0	0	1	0	0	2						
Jack Kratlick, L OBP: 0.187, SLG: 0.200 Mike Hedlund, R (2, 1) Al Luplow, L OBP: 0.253, SLG: 0.600 Dick Donovan, L (3, 1) Don McMahon, R OBP: 0.190, SLG: 1.000 Chuck Hinton, R OBP: 0.331, SLG: 0.302 (7, 4)			0-3 K		0-3 K			FC6-4 1-2		0	0	0	0	0	0	0						
Inning Stats	R: 0 E: 0 K: 1 S: 5	H: 1 LOB: 1 BB: 0 P: 5	R: 0 E: 0 K: 0 S: 4	H: 1 LOB: 0 BB: 0 P: 4	R: 0 E: 0 K: 1 S: 5	H: 0 LOB: 0 BB: 0 P: 5	R: 0 E: 0 K: 0 S: 3	H: 0 LOB: 0 BB: 0 P: 3	R: 1 E: 0 K: 0 S: 8	H: 3 LOB: 2 BB: 0 P: 8	R: 0 E: 0 K: 0 S: 3	H: 0 LOB: 0 BB: 0 P: 3	R: 1 E: 1 K: 0 S: 5	H: 2 LOB: 1 BB: 0 P: 5	R: 0 E: 0 K: 1 S: 5	H: 0 LOB: 0 BB: 0 P: 5		R: 0 E: 0 K: 0 S: 4	H: 1 LOB: 1 BB: 0 P: 4	1B: 7 2B: 0 3B: 0 HR: 1	SF: 1 SAC: 0 DP: 0 HBP: 0	WP: 0 PB: 0 SB: 0 CS: 0
PITCHER Rollie Sheldon, R ERA: 3.0 (1, 1)	IP: 9.0 WLS: W BF: 34 H: 8 R: 2 ER: 2 SO: 4 BB: 0 IBB: 0 HBP: 0 BLK: 0 WP: 0 HR: 1 S: 42 P: 42 ERA: 2.00 WHIP: 0.889															PITCHER	IP: 9.0 WLS: W BF: 34 H: 8 R: 2 ER: 2 SO: 4 BB: 0 IBB: 0 HBP: 0 BLK: 0 WP: 0 HR: 1 S: 42 P: 42 ERA: 2.00 WHIP: 0.889					

Batter	1	2	3	4	5	6	7	8	9	AB	R	H	RBI	BB	SO	LOB	BOTTOM			
Bert Campaneris, R OBP: 0.310, SLG: 0.406 (1, 6)	0-0 F2	1-0 1B 2B HBP		0-0 5-3			0-0 CS 1B			3	1	1	0	0	0	0	Cleveland Indians @ Kansas City Athletics Municipal Stadium, Kansas City, MO Fri Jun 11 1965, 8:05 PM EDT Att: 4,901 - Unknown			
Wayne Causey, L OBP: 0.372, SLG: 0.316 (1, 4)	4-0 1B BB	0-0 1B 2B 1B		0-0 F8			0-0 F8 1-2			3	2	1	1	1	0	1				
Jim Landis, R OBP: 0.378, SLG: 0.386 (1, 8)	0-0 F6	0-0 FC5-4 1H 2H		0-3 K			0-0 HR			4	1	2	3	0	1	1				
Ken Harrelson, R OBP: 0.318, SLG: 0.412 (1, 3)	0-0 1B	0-0 FC5-4		0-3 K			0-3 K			4	0	1	0	0	2	1				
Ed Charles, R OBP: 0.326, SLG: 0.398 (1, 5)	0-0 1-2 2H 1B		0-0 1B CS 1B		4-0 WP BB			0-3 K		3	0	2	1	1	1	0				
Mike Hershberger, R OBP: 0.224, SLG: 0.250 (1, 9)	0-0 L8		0-0 S 1B		0-0 F8 1-2			0-0 L9		4	0	1	0	0	0	3				
Nelson Mathews, R OBP: 0.341, SLG: 0.583 (1, 7)		0-0 4-3	0-3 K		0-0 F8			0-0 4-3		4	0	0	0	0	1	2				
Rene Lachemann, R OBP: 0.291, SLG: 0.400 (1, 2)		0-0 HBP 1B 1B	0-3 K		0-0 4-3					3	1	1	0	0	1	1				
Rollie Sheldon, R OBP: 0.231, SLG: 0.091 (1, 1)		0-3 K		0-3 K			0-0 6-3			3	0	0	0	0	2	1				
Inning Stats	R: 1 E: 0 K: 0 S: 5	H: 2 LOB: 2 BB: 1 P: 9	R: 3 E: 0 K: 1 S: 8	H: 3 LOB: 1 BB: 0 P: 9	R: 0 E: 0 K: 2 S: 8	H: 2 LOB: 1 BB: 0 P: 8	R: 0 E: 0 K: 1 S: 5	H: 0 LOB: 0 BB: 0 P: 5	R: 0 E: 0 K: 2 S: 7	H: 0 LOB: 1 BB: 1 P: 11	R: 0 E: 0 K: 0 S: 3	H: 0 LOB: 0 BB: 0 P: 3	R: 1 E: 0 K: 1 S: 6	H: 2 LOB: 0 BB: 0 P: 6	R: 0 E: 0 K: 1 S: 5	H: 0 LOB: 0 BB: 0 P: 5		1B: 7 2B: 1 3B: 0 HR: 1	SF: 0 SAC: 0 DP: 0 HBP: 1	WP: 1 PB: 0 SB: 1 CS: 2
PITCHER Jack Kratlick, L ERA: 3.89 Mike Hedlund, R ERA: 2.7 Dick Donovan, R ERA: 5.66 Don McMahon, R ERA: 4.15 Ralph Terry, R ERA: 2.99 (1, 1) (2, 1) (3, 1) (5, 1) (7, 1)	IP: 1.2 WLS: L BF: 11 H: 4 R: 4 ER: 4 SO: 4 BB: 1 IBB: 0 HBP: 0 BLK: 0 WP: 0 HR: 0 S: 11 P: 16 ERA: 21.60 WHIP: 3.000															PITCHER Floyd Weaver, R ERA: 6.0 (8, 1)	IP: 1.0 WLS: 3 BF: 3 H: 0 R: 0 ER: 0 SO: 1 BB: 0 IBB: 0 HBP: 0 BLK: 0 WP: 0 HR: 0 S: 5 P: 5 ERA: 0.00 WHIP: 0.000			

Batter	1	2	3	4	5	6	7	8	9	AB	R	H	RBI	BB	SO	LOB	TOP		
Larry Brown, R OBP: 0.291, SLG: 0.317 (1, 6)	5-3		6-3			5-3				3	0	0	0	1	0	0	Cleveland Indians @ Kansas City Athletics Municipal Stadium, Kansas City, MO Sat Jun 12 1965, 4:33 AM EDT Att: 8,822 - Unknown		
Vic Davallio, L OBP: 0.387, SLG: 0.486 (1, 8)	BB 1B		F7			1B		E6 G6-4-3		4	0	2	0	0	0	1			
Leon Wagner, L OBP: 0.343, SLG: 0.466 (1, 7)	4-0 1-2 BB			4-3		G6-4-3 1B		K		3	0	1	0	1	1	2			
Rocky Colavito, R OBP: 0.392, SLG: 0.503 (1, 9)	L8			F5		G6-4-3 1-2		G6-4-3		4	0	0	0	0	0	6			
Max Alvis, R OBP: 0.349, SLG: 0.486 (1, 5)	F2						4-3		F5	4	0	1	0	0	0	2			
Fred Whitfield, L OBP: 0.297, SLG: 0.511 (1, 3)		6-3		6-3					G3	4	0	1	0	0	0	1			
Joe Azcue, R OBP: 0.291, SLG: 0.261 (1, 2)		6-3				K			F7	4	0	0	0	0	1	1			
Pedro Gonzalez, R OBP: 0.250, SLG: 0.327 (1, 4)		F7				6-3				3	0	1	0	0	0	0			
Luis Tiant, R (1, 1)										1	0	0	0	0	1	0			
Billy Moran, R OBP: 0.077, SLG: 0.077 (5, PH) Dick Donovan, L (5, 1) Chico Salmon, R OBP: 0.200, SLG: 0.148 (7, PH) Don McMahon, R OBP: 1.000, SLG: 1.000 (7, 1)			K			K			K	1	0	0	0	0	1	0			
Inning Stats	R: 0 E: 0 K: 0 S: 4	H: 1 LOB: 2 BB: 1 P: 8	R: 0 E: 0 K: 0 S: 3	H: 0 LOB: 0 BB: 0 P: 3	R: 0 E: 0 K: 1 S: 5	H: 0 LOB: 0 BB: 0 P: 5	R: 0 E: 0 K: 0 S: 4	H: 1 LOB: 1 BB: 0 P: 4	R: 0 E: 0 K: 2 S: 7	H: 0 LOB: 3 BB: 0 P: 7	R: 0 E: 0 K: 0 S: 4	H: 2 LOB: 1 BB: 0 P: 4	R: 0 E: 1 K: 1 S: 5	H: 0 LOB: 1 BB: 1 P: 9	R: 0 E: 0 K: 0 S: 3	H: 0 LOB: 0 BB: 0 P: 3	1B: 5 2B: 1 3B: 0 HR: 0	SF: 0 SAC: 0 DP: 2 HBP: 0	WP: 0 PA: 34
PITCHER Fred Talbot, R ERA: 3.5 (1, 1)	IP: 9.0 WLS: W BF: 34 H: 6 R: 0 ER: 0 SO: 5 BB: 2 IBB: 0 HBP: 0 BLK: 0 WP: 0 HR: 0 S: 42 P: 50 ERA: 0.00 WHIP: 0.889																		

Batter	1	2	3	4	5	6	7	8	9	AB	R	H	RBI	BB	SO	LOB	BOTTOM		
Bert Campaneris, R OBP: 0.318, SLG: 0.428 (1, 6)	4-3					S 1B				4	1	3	4	0	0	0	Cleveland Indians @ Kansas City Athletics Municipal Stadium, Kansas City, MO Sat Jun 12 1965, 4:33 AM EDT Att: 8,822 - Unknown		
Wayne Causey, L OBP: 0.365, SLG: 0.314 (1, 4)	HR 1B	1-H 2-H HR	5-3		F8 1-3	4-3 1-2				4	1	1	0	0	0	2			
Jim Landis, R OBP: 0.391, SLG: 0.382 (1, 8)	K			F8 BB	FC5 BB	G1-4-3 BB				1	0	0	0	3	1	1			
Ken Harrelson, R OBP: 0.324, SLG: 0.440 (1, 3)	HR		F8 1-2		F8 1-2	BB				3	1	1	2	1	0	2			
Ed Charles, R OBP: 0.319, SLG: 0.388 (1, 5)	6-3		F6 1-2		FC5 2-3f	G1-4-3 1-2f				4	0	0	0	0	0	4			
Billy Bryan, L OBP: 0.315, SLG: 0.525 (1, 2) Rene Lachemann, R (6, FR) (7, 2)		G3		F8		1B		L5		3	0	1	0	0	0	0			
Mike Hershberger, R OBP: 0.225, SLG: 0.250 (1, 9)		E4 BB HR		L1		1B		4-3		4	2	1	0	0	0	0			
Nelson Mathews, R OBP: 0.338, SLG: 0.373 (1, 7)		4-0 1-2 HR BB		F5		K		4-3		3	1	0	0	1	1	1			
Fred Talbot, R OBP: 0.321, SLG: 0.444 (1, 1)					K	WP 1-H 1B 2B				3	1	1	1	0	2	2			
Inning Stats	R: 2 E: 0 K: 1 S: 7	H: 2 LOB: 0 BB: 0 P: 7	R: 3 E: 1 K: 1 S: 7	H: 1 LOB: 0 BB: 1 P: 11	R: 0 E: 0 K: 0 S: 2	H: 0 LOB: 0 BB: 1 P: 6	R: 0 E: 0 K: 0 S: 3	H: 0 LOB: 0 BB: 0 P: 3	R: 0 E: 0 K: 1 S: 6	H: 1 LOB: 3 BB: 2 P: 14	R: 2 E: 0 K: 1 S: 8	H: 4 LOB: 2 BB: 0 P: 8	R: 0 E: 0 K: 0 S: 2	H: 0 LOB: 0 BB: 1 P: 6	R: 0 E: 0 K: 0 S: 3	H: 0 LOB: 0 BB: 0 P: 3		1B: 5 2B: 1 3B: 0 HR: 2	SF: 0 SAC: 0 DP: 1 HBP: 0
PITCHER Luis Tiant, R ERA: 3.48 Dick Donovan, R ERA: 5.99 Don McMahon, R ERA: 3.8 (1, 1) (5, 1) (7, 1)	IP: 4.0 WLS: L BF: 17 H: 3 R: 5 ER: 2 SO: 2 BB: 2 IBB: 0 HBP: 0 BLK: 0 WP: 1 HR: 0 S: 19 P: 27 ERA: 4.50 WHIP: 1.250																		

Batter	1	2	3	4	5	6	7	8	9	AB	R	H	RBI	BB	SO	LOB	TOP			
Dick Howser, R OBP: 0.366, SLG: 0.301	E8 PB SF7 1B		4-3 1B 1B			L8				5	2	4	0	0	0	0	Cleveland Indians @ Kansas City Athletics Municipal Stadium, Kansas City, MO Sun Jun 13 1965, 4:33 AM EDT Unknown livebaseballscorecards.com			
Vic Davallio, L OBP: 0.383, SLG: 0.481	SF7 2H		4-3 1-2 3-H			1B 2B 1B	1-3		F7	4	1	1	2	0	0	2				
Leon Wagner, L OBP: 0.346, SLG: 0.464	4-3		F6 2H			2B 1-2 1B	G1-4-3 BB			3	0	1	0	1	0	1				
Rocky Colavito, R OBP: 0.389, SLG: 0.497	F7		1B 2H			K	G1-4-3 1-2			4	0	1	1	0	1	3				
Max Alvis, R OBP: 0.352, SLG: 0.492		L5	1-2 1B			1-3 2H 2B			5-3	4	0	2	1	0	0	0				
Fred Whitfield, L OBP: 0.310, SLG: 0.522		2B	G3			4-0 IBB			G4-6-3 1B	3	0	2	0	1	0	2				
Joe Azcue, R OBP: 0.283, SLG: 0.252	F8			F9		6-3			G4-6-3 1-2	4	0	0	0	0	0	5				
Pedro Gonzalez, R OBP: 0.233, SLG: 0.305	F3			6-3		5-3			F2	4	0	0	0	0	0	1				
Sonny Siebert, R OBP: 0.130, SLG: 0.318			1B 4-3 2B		K				G3	3	1	1	0	0	2	0				
Gary Bell, R OBP: 0.167, SLG: 0.667						K				0	0	0	0	0	0	0				
Floyd Weaver, R OBP: 0.194, SLG: 0.143										0	0	0	0	0	0	0				
Chico Salmon, R OBP: 0.194, SLG: 0.143										1	0	0	0	0	0	0				
Inning Stats	R: 1 E: 1 K: 0 S: 4	H: 1 LOB: 0 BB: 0 P: 4	R: 0 E: 0 K: 0 S: 4	H: 1 LOB: 1 BB: 0 P: 4	R: 2 E: 0 K: 0 S: 7	H: 4 LOB: 2 BB: 0 P: 7	R: 0 E: 0 K: 1 S: 5	H: 0 LOB: 0 BB: 0 P: 5	R: 1 E: 0 K: 1 S: 8	H: 4 LOB: 3 BB: 1 P: 12	R: 0 E: 0 K: 0 S: 2	H: 0 LOB: 0 BB: 1 P: 6	R: 0 E: 0 K: 0 S: 3	H: 1 LOB: 0 BB: 0 P: 3	R: 0 E: 0 K: 0 S: 4	H: 1 LOB: 1 BB: 0 P: 4	1B: 9 2B: 3 3B: 0 HR: 0	SF: 1 SAC: 0 DP: 2 HBP: 0	WP: 0 PB: 1 SB: 0 CS: 0	PA: 38
PITCHER	IP WLS BF H R ER SO BB IBB HBP BLK WP HR S P ERA WHIP	IP WLS BF H R ER SO BB IBB HBP BLK WP HR S P ERA WHIP	IP WLS BF H R ER SO BB IBB HBP BLK WP HR S P ERA WHIP	IP WLS BF H R ER SO BB IBB HBP BLK WP HR S P ERA WHIP	IP WLS BF H R ER SO BB IBB HBP BLK WP HR S P ERA WHIP	IP WLS BF H R ER SO BB IBB HBP BLK WP HR S P ERA WHIP	IP WLS BF H R ER SO BB IBB HBP BLK WP HR S P ERA WHIP	IP WLS BF H R ER SO BB IBB HBP BLK WP HR S P ERA WHIP	IP WLS BF H R ER SO BB IBB HBP BLK WP HR S P ERA WHIP	IP WLS BF H R ER SO BB IBB HBP BLK WP HR S P ERA WHIP	IP WLS BF H R ER SO BB IBB HBP BLK WP HR S P ERA WHIP	IP WLS BF H R ER SO BB IBB HBP BLK WP HR S P ERA WHIP	IP WLS BF H R ER SO BB IBB HBP BLK WP HR S P ERA WHIP	IP WLS BF H R ER SO BB IBB HBP BLK WP HR S P ERA WHIP	IP WLS BF H R ER SO BB IBB HBP BLK WP HR S P ERA WHIP	IP WLS BF H R ER SO BB IBB HBP BLK WP HR S P ERA WHIP	IP WLS BF H R ER SO BB IBB HBP BLK WP HR S P ERA WHIP			
Don Buschhorn, R ERA: 4.38	3.0	15	6	3	2	0	0	0	0	0	0	15	15	6.00	2.000					
Moe Drabowsky, R ERA: 4.42	2.0	10	4	1	1	2	0	1	0	0	0	13	17	4.50	2.000					
Orlando Pena, R ERA: 6.4	1.0	3	0	0	0	1	0	0	0	0	0	5	5	0.00	0.000					
Don Mossi, L ERA: 1.23	3.0	W 10	2	0	0	0	1	0	0	0	0	9	13	0.00	1.000					

Batter	1	2	3	4	5	6	7	8	9	AB	R	H	RBI	BB	SO	LOB	BOTTOM			
Bert Campaneris, R OBP: 0.315, SLG: 0.420	5-3		L6			5-3			6-3	4	1	0	0	1	0	1	Cleveland Indians @ Kansas City Athletics Municipal Stadium, Kansas City, MO Sun Jun 13 1965, 4:33 AM EDT Unknown livebaseballscorecards.com			
Wayne Causey, L OBP: 0.354, SLG: 0.305	K		4-3 1-2			3-1			K	4	1	0	0	1	2	1				
Jim Landis, R OBP: 0.403, SLG: 0.394	1B 2B		BB			SH5-3 HR BB			L9	2	2	1	0	2	0	0				
Ken Harrelson, R OBP: 0.339, SLG: 0.476	2H 1B		K			SH5-3 HR BB				3	1	2	4	1	1	2				
Johnny Blanchard, L OBP: 0.274, SLG: 0.264	F7			K		PB BB BB	SH5-3 1-2 2-3			4	1	1	0	0	1	3				
Ed Charles, R OBP: 0.328, SLG: 0.401		K				BB BB	SH5-3 1-2 2-3			2	2	1	0	2	1	0				
Billy Bryan, L OBP: 0.307, SLG: 0.520		K				BB BB	SH5-3 1-2 2-3			1	0	0	2	1	1	0				
Rene Lachemann, R OBP: 0.286, SLG: 0.392		K		SF7 3B		BB BB	E6 1B			0	0	0	0	0	0	0				
Mike Hershberger, R OBP: 0.226, SLG: 0.250		K				BB BB	E6 HBP BB			4	0	1	0	0	2	6				
Don Buschhorn, R Skip Lockwood, R Moe Drabowsky, R Fred Talbot, R Orlando Pena, R Nelson Matthews, R Don Mossi, L			4-3 1B		PO 1B		E6 HBP BB			0	0	0	0	0	0	0				
Inning Stats	R: 1 E: 0 K: 1 S: 7	H: 2 LOB: 1 BB: 0 P: 7	R: 0 E: 0 K: 3 S: 9	H: 0 LOB: 0 BB: 0 P: 9	R: 0 E: 0 K: 1 S: 6	H: 1 LOB: 2 BB: 1 P: 10	R: 1 E: 0 K: 1 S: 6	H: 2 LOB: 0 BB: 0 P: 6	R: 0 E: 0 K: 1 S: 5	H: 0 LOB: 0 BB: 0 P: 5	R: 1 E: 0 K: 2 S: 7	H: 0 LOB: 3 BB: 4 P: 23	R: 5 E: 1 K: 0 S: 5	H: 2 LOB: 3 BB: 3 P: 18	R: 0 E: 0 K: 1 S: 5	H: 0 LOB: 0 BB: 0 P: 5	1B: 4 2B: 1 3B: 1 HR: 1	SF: 1 SAC: 1 DP: 0 HBP: 1	WP: 0 PB: 1 SB: 0 CS: 0	PA: 40
PITCHER	IP WLS BF H R ER SO BB IBB HBP BLK WP HR S P ERA WHIP	IP WLS BF H R ER SO BB IBB HBP BLK WP HR S P ERA WHIP	IP WLS BF H R ER SO BB IBB HBP BLK WP HR S P ERA WHIP	IP WLS BF H R ER SO BB IBB HBP BLK WP HR S P ERA WHIP	IP WLS BF H R ER SO BB IBB HBP BLK WP HR S P ERA WHIP	IP WLS BF H R ER SO BB IBB HBP BLK WP HR S P ERA WHIP	IP WLS BF H R ER SO BB IBB HBP BLK WP HR S P ERA WHIP	IP WLS BF H R ER SO BB IBB HBP BLK WP HR S P ERA WHIP	IP WLS BF H R ER SO BB IBB HBP BLK WP HR S P ERA WHIP	IP WLS BF H R ER SO BB IBB HBP BLK WP HR S P ERA WHIP	IP WLS BF H R ER SO BB IBB HBP BLK WP HR S P ERA WHIP	IP WLS BF H R ER SO BB IBB HBP BLK WP HR S P ERA WHIP	IP WLS BF H R ER SO BB IBB HBP BLK WP HR S P ERA WHIP	IP WLS BF H R ER SO BB IBB HBP BLK WP HR S P ERA WHIP	IP WLS BF H R ER SO BB IBB HBP BLK WP HR S P ERA WHIP	IP WLS BF H R ER SO BB IBB HBP BLK WP HR S P ERA WHIP				
Sonny Siebert, R ERA: 3.04	5.1	24	5	3	3	7	4	0	0	0	0	34	50	5.06	1.688					
Gary Bell, R ERA: 3.0	1.0	L 8	2	4	3	2	3	0	0	0	0	1	9	21	27.00	5.000				
Floyd Weaver, R ERA: 5.56	1.2	7	0	1	0	1	1	0	1	0	0	0	7	12	0.00	0.600				

Batter	1	2	3	4	5	6	7	8	9	AB	R	H	RBI	BB	SO	LOB	TOP																			
Dick Howser, R OBP: 0.364, SLG: 0.295 (1, 6)	1-3	1B S BB		K		FC				3	1	0	0	1	1	1	Cleveland Indians @ Kansas City Athletics Municipal Stadium, Kansas City, MO Sun Jun 13 1965, 4:38 AM EDT Att: 7,179 - Unknown livebaseballscorecards.com																			
Vic Davallio, L OBP: 0.390, SLG: 0.487 (1, 8)		1B S			1B S BB	F8				4	1	3	0	0	0	2																				
Max Alvis, R OBP: 0.355, SLG: 0.492 (1, 5)	1-2 S 1B	1-3 S 1B			BB BB 1B	K				4	0	2	0	0	2	3																				
Rocky Colavito, R OBP: 0.387, SLG: 0.497 (1, 9)	4-3 1-2				K				2B	4	0	1	0	0	1	3																				
Chuck Hinton, R OBP: 0.343, SLG: 0.415 (1, 7)		HR			BB BB				2B	3	1	2	1	1	0	1																				
Chico Salmon, R OBP: 0.229, SLG: 0.161 (5, 4)		E S FC5-2 1B		K	G4-6-3 1-2 2-3 3-H BB				K	3	0	1	1	1	2	3																				
Pedro Gonzalez, R OBP: 0.226, SLG: 0.295 Fred Whitfield, L OBP: 0.313, SLG: 0.518 (5, 3)		FC5-2 3B		F7	G4-6-3 1-2				IBB	2	1	0	0	0	0	2																				
Cam Carreon, R OBP: 0.344, SLG: 0.365 Leon Wagner, L OBP: 0.344, SLG: 0.462 (7, PH)		1-H SH1-3 3B		F6		FC BB			K	2	1	1	1	1	0	0																				
Lee Stange, R OBP: 0.500, SLG: 0.250 (1, 1)		SH1-3 3-H		K					F9	3	0	0	1	0	2	4																				
Inning Stats	R: 0 E: 0 K: 0 S: 4	H: 2 LOB: 1 BB: 0 P: 4	R: 4 E: 0 K: 1 S: 9	H: 4 LOB: 1 BB: 1 P: 13	R: 0 E: 1 K: 1 S: 6	H: 0 LOB: 1 BB: 0 P: 6	R: 0 E: 0 K: 2 S: 7	H: 0 LOB: 0 BB: 0 P: 7	R: 1 E: 0 K: 1 S: 6	H: 2 LOB: 2 BB: 2 P: 14	R: 0 E: 0 K: 2 S: 8	H: 0 LOB: 2 BB: 1 P: 12	R: 0 E: 0 K: 2 S: 9	H: 2 LOB: 3 BB: 1 P: 13																						
PITCHER	IP	WLS	BF	H	R	ER	SO	BB	IBB	HBP	BLK	WP	HR	S	P	ERA	WHIP	PITCHER		IP	WLS	BF	H	R	ER	SO	BB	IBB	HBP	BLK	WP	HR	S	P	ERA	WHIP
John O'Donoghue, L ERA: 4.45 (1, 1)	1.2	L	11	6	4	4	0	1	0	0	0	0	1	10	14	21.60	4.200																			
Catfish Hunter, R ERA: 4.5 (2, 1)	2.2		13	2	1	1	5	2	0	0	0	0	0	21	29	3.38	1.500																			
Wes Stock, R ERA: 5.55 (5, 1)	2.2		12	2	0	0	4	1	1	0	0	0	0	18	26	0.00	1.125																			

Cleveland Indians @ Kansas City Athletics
Municipal Stadium, Kansas City, MO
Sun Jun 13 1965, 4:38 AM EDT
Att: 7,179 - Unknown

AB 30
R 5
H 10
RBI 4
BB 5
SO 9
LOB 25



WP: 0 PA: 36
PB: 0
SB: 5
CS: 0

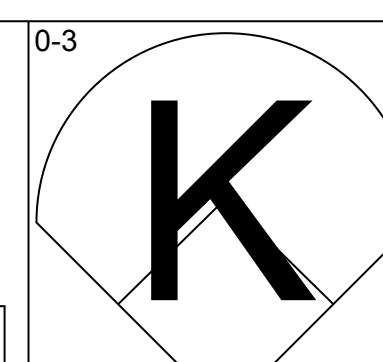
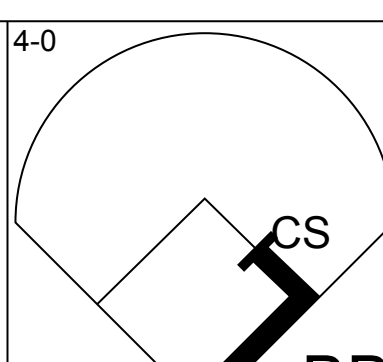
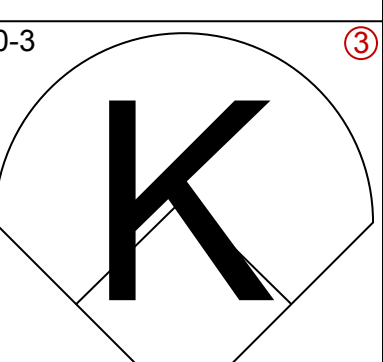
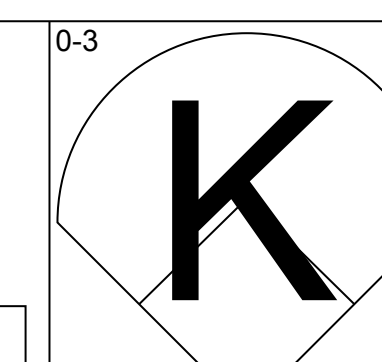
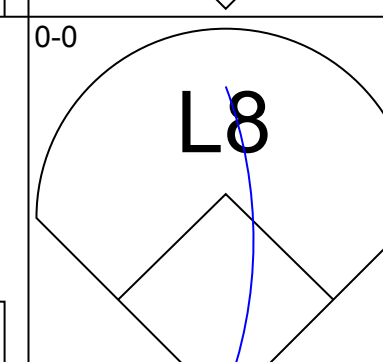
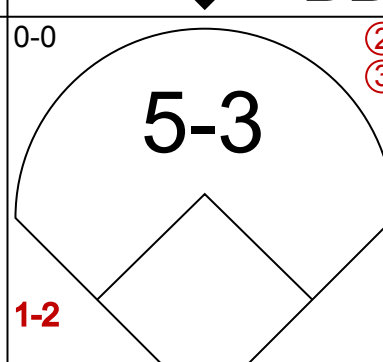
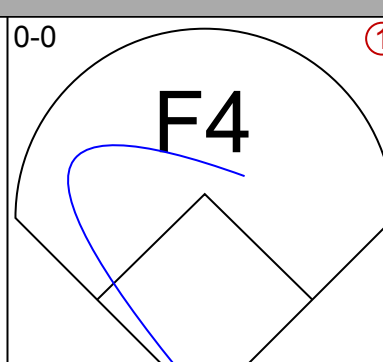
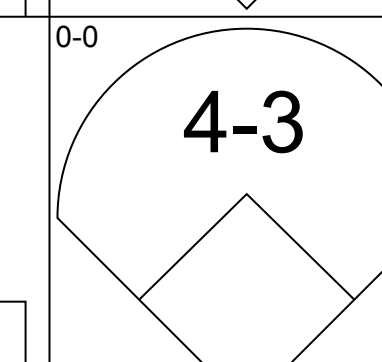
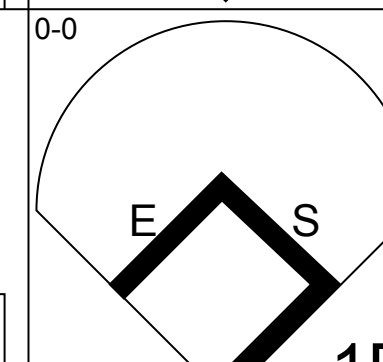
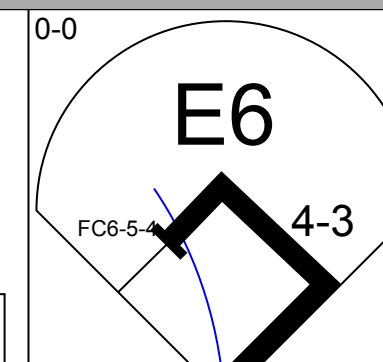
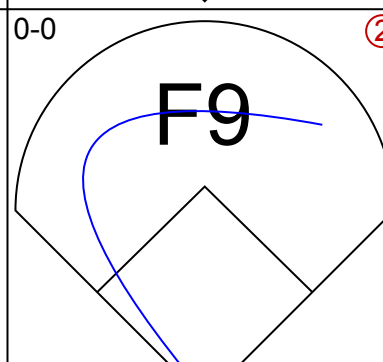
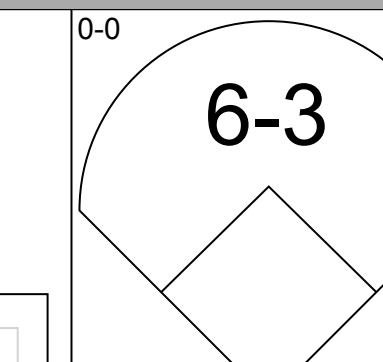
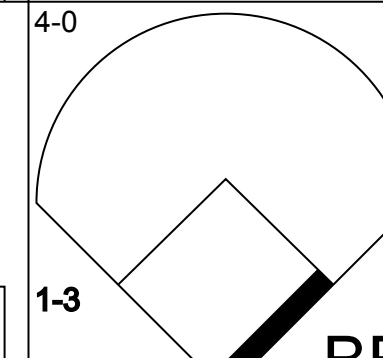
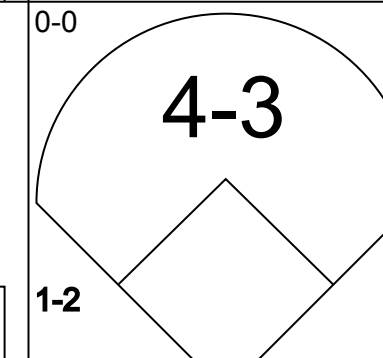
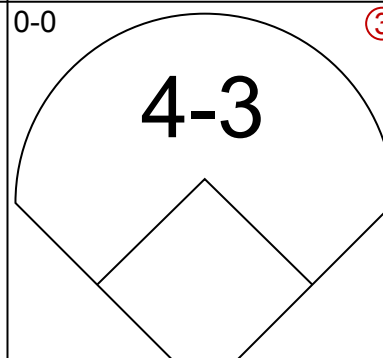
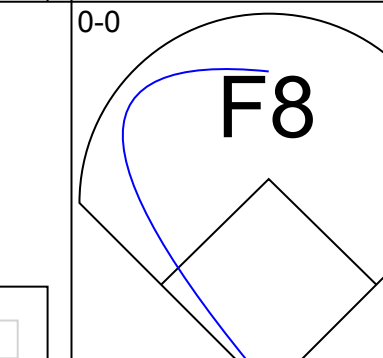
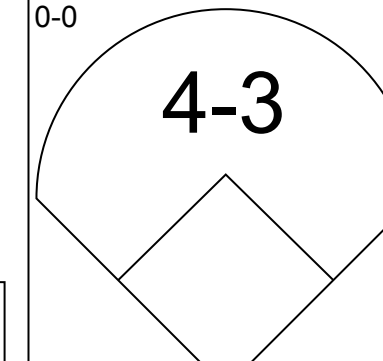
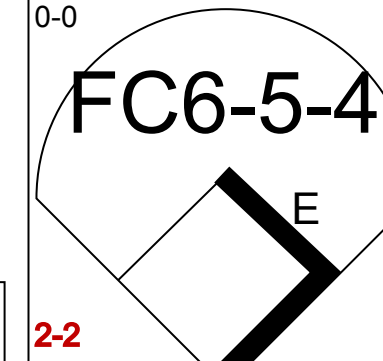
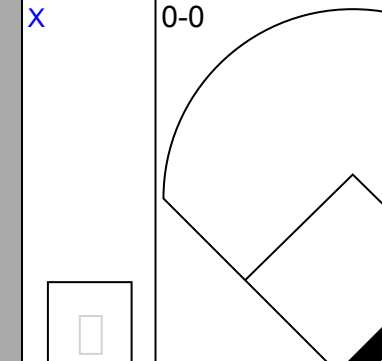
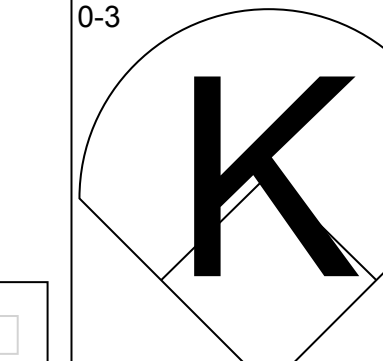
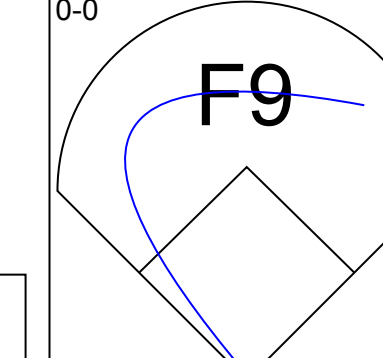
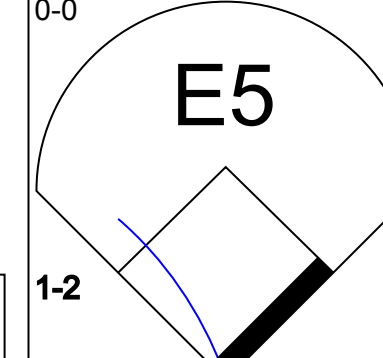
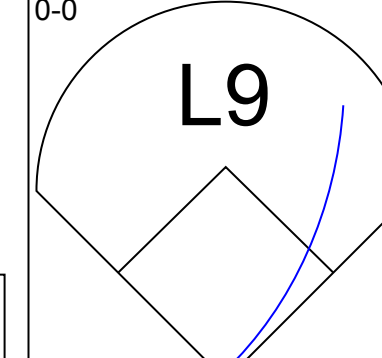
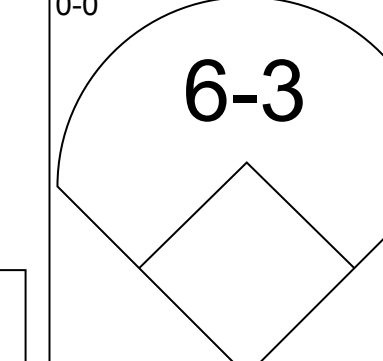
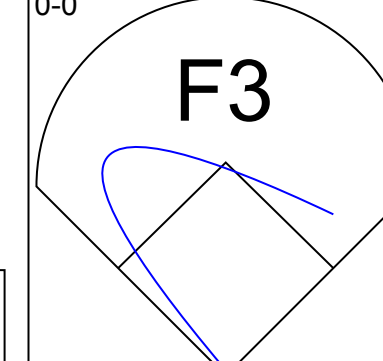
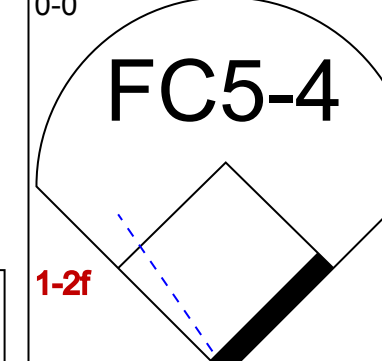
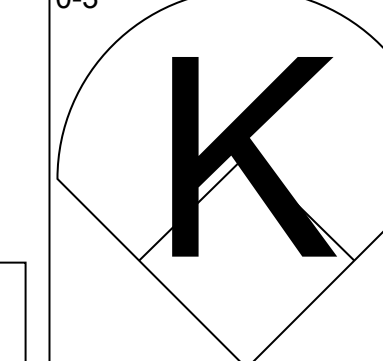
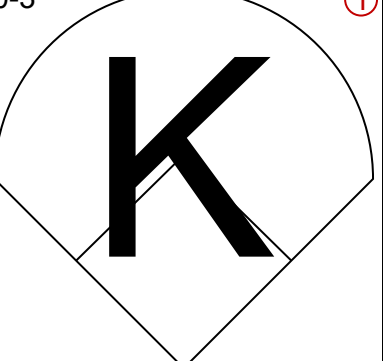
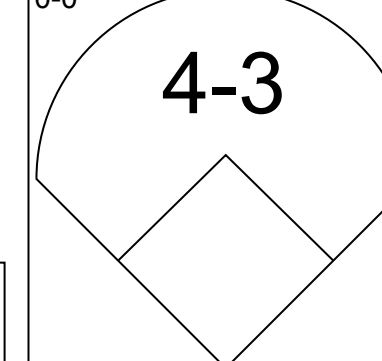
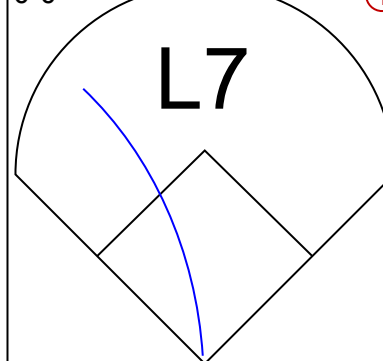
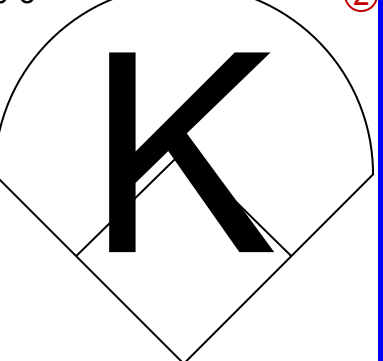
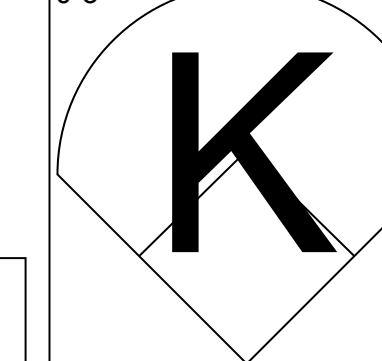

Batter	1	2	3	4	5	6	7	8	9	AB	R	H	RBI	BB	SO	LOB	BOTTOM																			
Bert Campaneris, R OBP: 0.315, SLG: 0.428 (1, 6)	1-3		1B 3B		L5					3	1	1	0	0	0	0	Cleveland Indians @ Kansas City Athletics Municipal Stadium, Kansas City, MO Sun Jun 13 1965, 4:38 AM EDT Att: 7,179 - Unknown livebaseballscorecards.com																			
Wayne Causey, L OBP: 0.383, SLG: 0.306 (1, 4)	K		FC6-4 1B		F6					3	0	1	1	0	1	0																				
Jim Landis, R OBP: 0.393, SLG: 0.383 (1, 8)	F8		FC6-4 1-2		E3 WP					3	0	0	0	0	0	1																				
Ken Harrelson, R OBP: 0.347, SLG: 0.486 (1, 3)		5-3		1B 2B		1-2 BB				2	1	1	0	1	0	0																				
Johnny Blanchard, L OBP: 0.275, SLG: 0.286 (1, 9)		1B		F6	F2					3	0	1	0	0	0	3																				
Ed Charles, R OBP: 0.328, SLG: 0.397 (1, 5)		K		1B BB		F4				2	0	0	0	1	1	1																				
Mike Hershberger, R OBP: 0.229, SLG: 0.252 (1, 7)		1-3			1-3 2-H 1B					3	0	1	1	0	0	1																				
Rene Lachemann, R OBP: 0.271, SLG: 0.370 (1, 2)			6-3		K				F7	3	0	0	0	0	1	2																				
John O'Donoghue, R OBP: 0.316, SLG: 0.278 Catfish Hunter, R Wes Stock, R (1, 1) (2, 1) (5, 1)					K					0	0	0	0	0	0	0																				
Inning Stats	R: 0 E: 0 K: 1 S: 5	H: 0 LOB: 0 BB: 0 P: 5	R: 0 E: 0 K: 1 S: 6	H: 1 LOB: 1 BB: 0 P: 6	R: 1 E: 0 K: 1 S: 7	H: 2 LOB: 1 BB: 0 P: 7	R: 1 E: 0 K: 2 S: 9	H: 2 LOB: 2 BB: 1 P: 13	R: 0 E: 1 K: 0 S: 4	H: 0 LOB: 2 BB: 1 P: 8	R: 0 E: 0 K: 0 S: 3	H: 0 LOB: 0 BB: 0 P: 3	R: 0 E: 0 K: 0 S: 0	H: 0 LOB: 0 BB: 0 P: 0																						
PITCHER	IP	WLS	BF	H	R	ER	SO	BB	IBB	HBP	BLK	WP	HR	S	P	ERA	WHIP	PITCHER		IP	WLS	BF	H	R	ER	SO	BB	IBB	HBP	BLK	WP	HR	S	P	ERA	WHIP
Lee Stange, R ERA: 3.08 (1, 1)	6.0	W	27	5	2	2	5	2	0	0	0	1	0	34	42	3.00	1.167																			

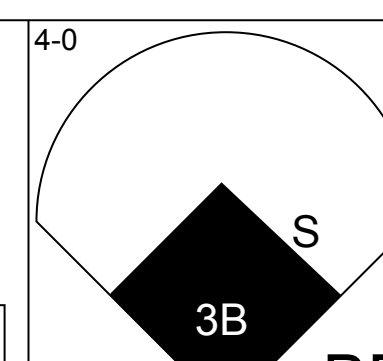
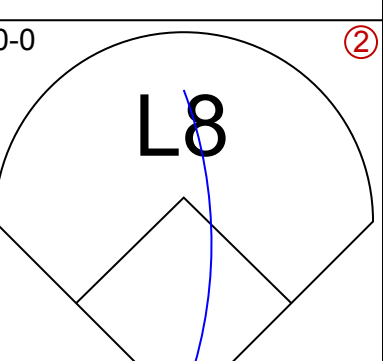
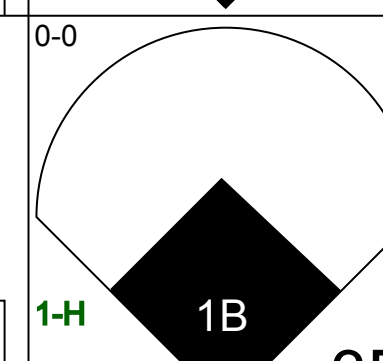
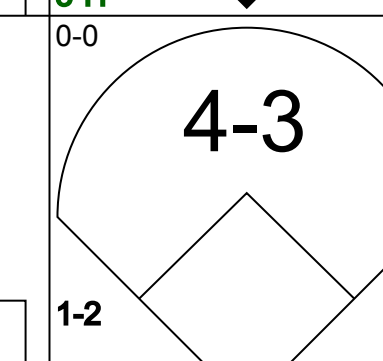
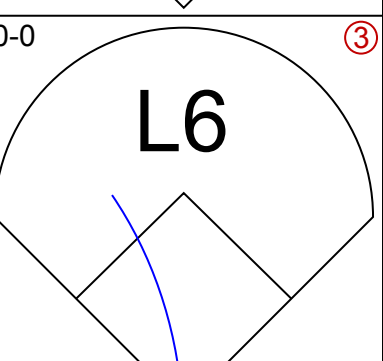
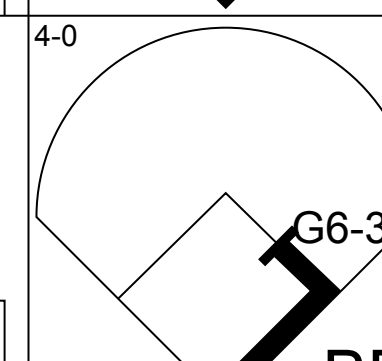
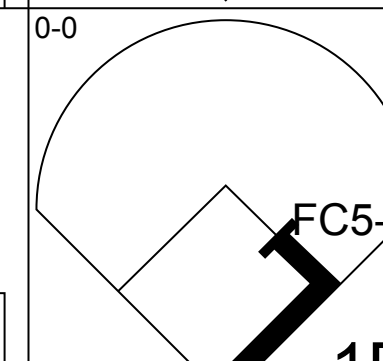
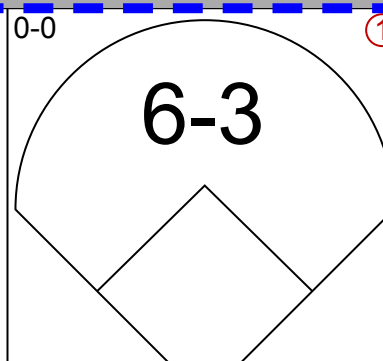
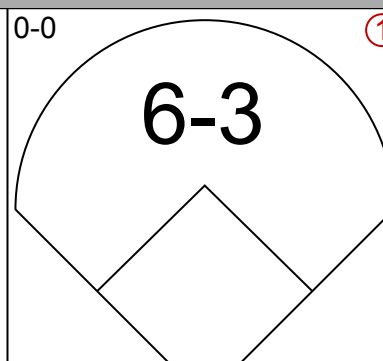
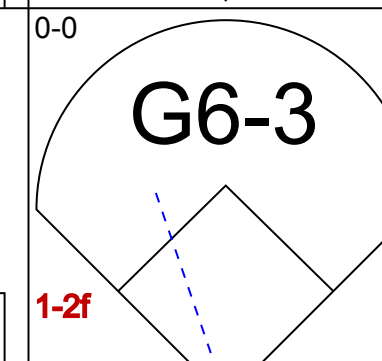
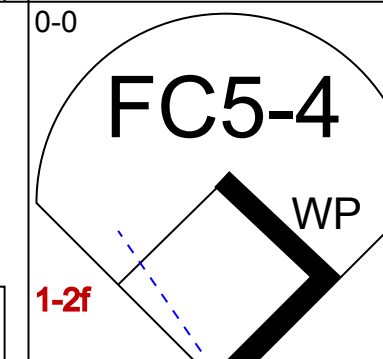
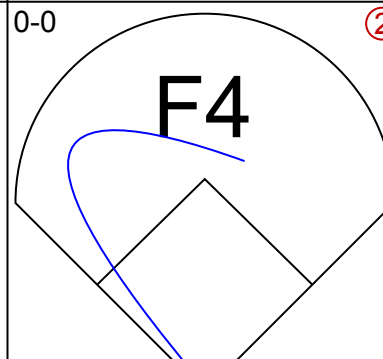
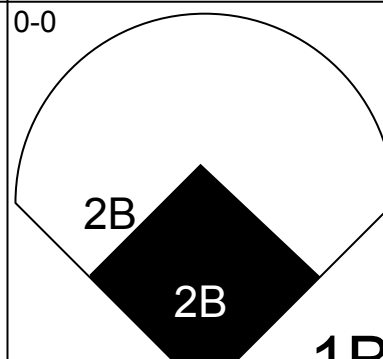
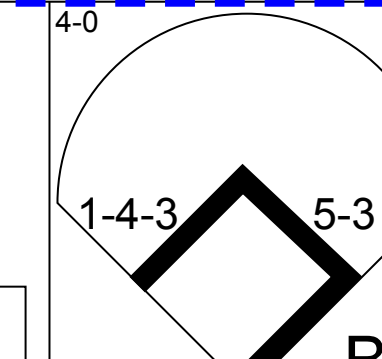
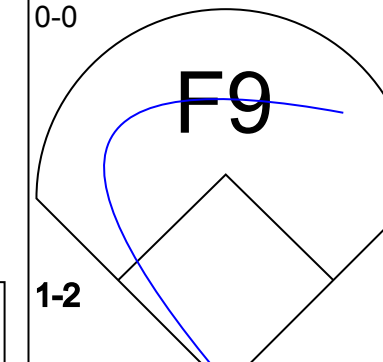
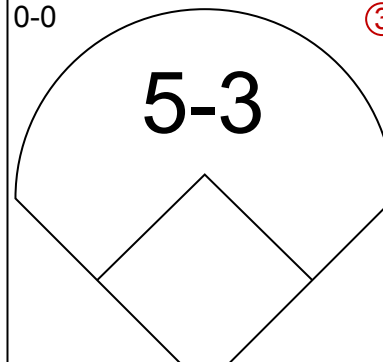
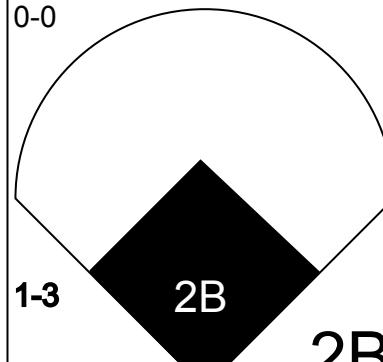
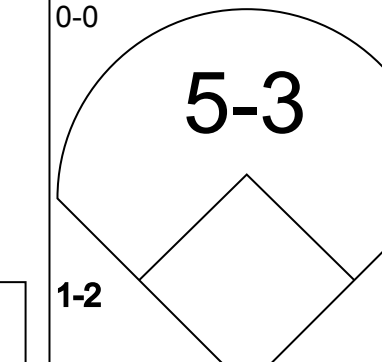
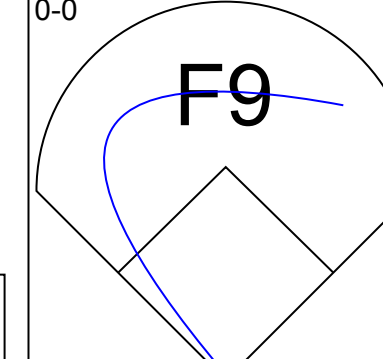
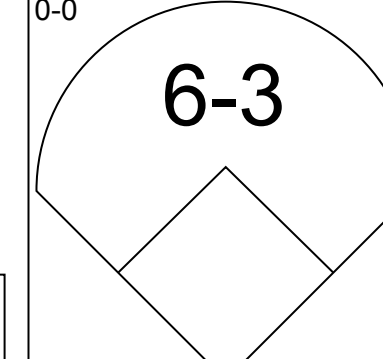
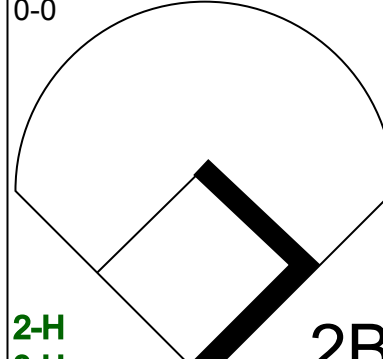
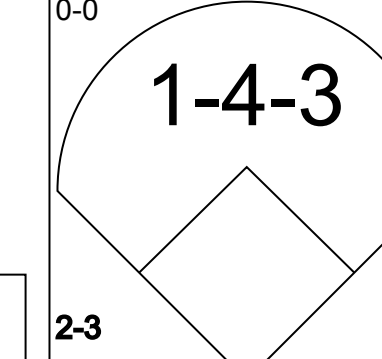
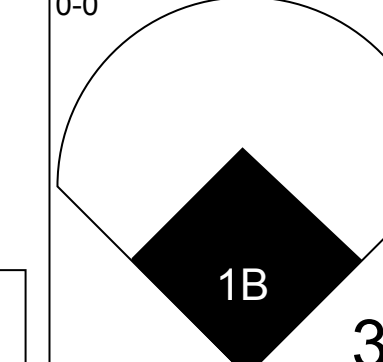
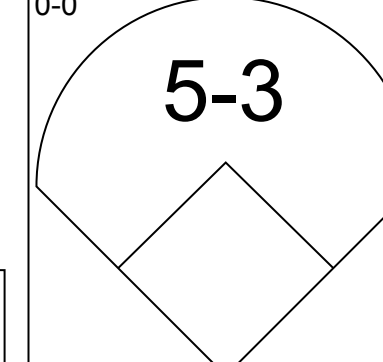
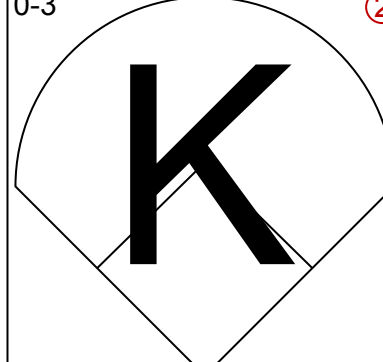
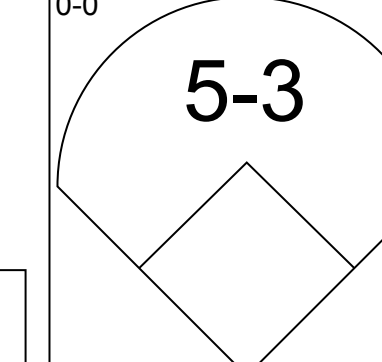
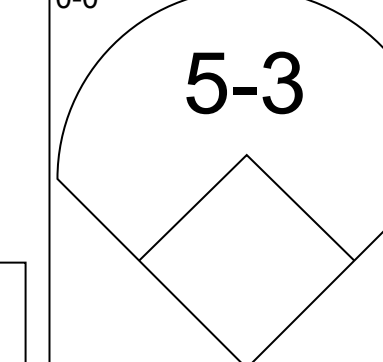
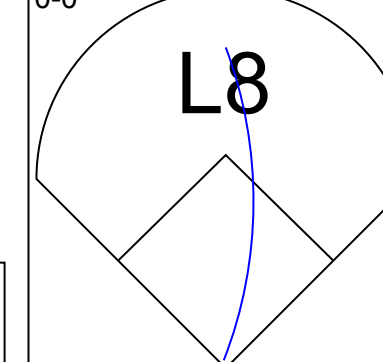
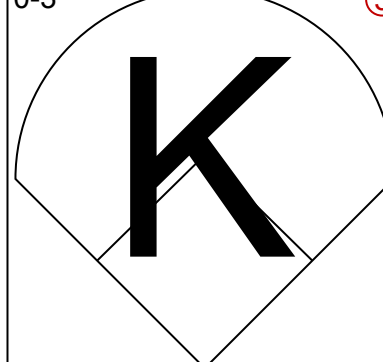
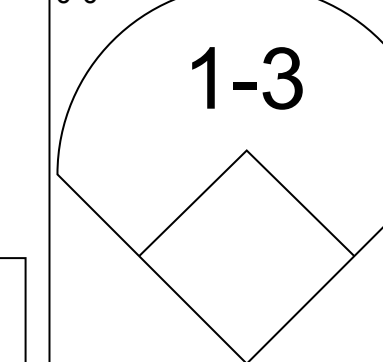
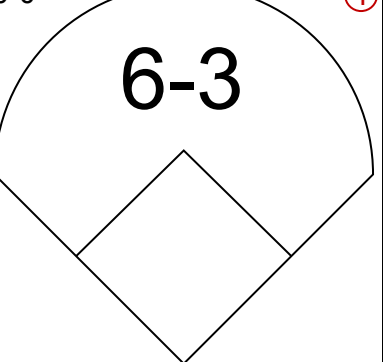
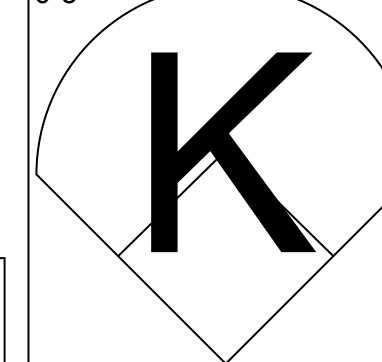

Cleveland Indians @ Kansas City Athletics
Municipal Stadium, Kansas City, MO
Sun Jun 13 1965, 4:38 AM EDT
Att: 7,179 - Unknown

AB 25
R 2
H 5
RBI 2
BB 2
SO 5
LOB 10



WP: 1 PA: 27
PB: 0
SB: 0
CS: 0

Batter	1	2	3	4	5	6	7	8	9	AB	R	H	RBI	BB	SO	LOB	TOP					
Jose Cardenal, R OBP: 0.315, SLG: 0.424 (1, 8)										3	0	0	0	1	3	0	<p>Los Angeles Angels @ Kansas City Athletics Municipal Stadium, Kansas City, MO Tue Jun 15 1965, 8:05 PM EDT Att. 4,550 - Unknown</p>					
Albie Pearson, L OBP: 0.351, SLG: 0.358 (1, 9)										4	0	0	0	0	0	1						
Jim Fregosi, R OBP: 0.280, SLG: 0.364 (1, 6)										4	0	1	0	0	0	0						
Willie Smith, L OBP: 0.271, SLG: 0.390 (1, 7)										3	0	0	0	1	0	1						
Buck Rodgers, S OBP: 0.270, SLG: 0.275 (1, 2)										4	0	1	0	0	1	3						
Vic Power, R OBP: 0.268, SLG: 0.317 (1, 3)										3	0	0	0	0	0	2						
Paul Schaal, R OBP: 0.282, SLG: 0.390 (1, 5)										3	0	0	0	0	0	3						
Bobby Knoop, R OBP: 0.319, SLG: 0.367 (1, 4)										3	0	0	0	0	2	1						
Marcelino Lopez, R Al Springer, L Aubrey Gatewood, R Tom Satriano, L Barry Latman, R Lou Clinton, R Ken McBride, R (1, 1) (3, PH) (3, 1) (5, PH) (5, 1) (8, PH) (8, 1)										0	0	0	0	0	0	0						
Inning Stats	R: 0 E: 0 K: 1 S: 6	H: 1 LOB: 2 BB: 1 P: 10	R: 0 E: 0 K: 1 S: 5	H: 0 LOB: 0 BB: 0 P: 5	R: 0 E: 0 K: 0 S: 2	H: 0 LOB: 0 BB: 1 P: 6	R: 0 E: 2 K: 0 S: 5	H: 0 LOB: 2 BB: 0 P: 5	R: 0 E: 0 K: 3 S: 9	H: 0 LOB: 0 BB: 0 P: 9	R: 0 E: 0 K: 0 S: 3	H: 0 LOB: 0 BB: 0 P: 3	R: 0 E: 0 K: 0 S: 4	H: 1 LOB: 1 BB: 0 P: 4	R: 0 E: 0 K: 2 S: 7	H: 0 LOB: 0 BB: 0 P: 7		R: 0 E: 0 K: 1 S: 5	H: 0 LOB: 0 BB: 0 P: 5	1B: 2 2B: 0 3B: 0 HR: 0	SF: 0 SAC: 0 DP: 0 HBP: 0	WP: 0 PB: 0 SB: 1 CS: 1
PITCHER Diego Segui, R ERA: 4.16 (1, 1)	IP: 9.0 WLS: W BF: 32 H: 2 R: 0 ER: 0 SO: 8 BB: 2 IBB: 0 HBP: 0 BLK: 0 WP: 0 HR: 0 S: 46 P: 54 ERA: 0.00 WHIP: 0.444															PITCHER	IP: WLS: BF: H: R: ER: SO: BB: IBB: HBP: BLK: WP: HR: S: P: ERA: WHIP:					

Batter	1	2	3	4	5	6	7	8	9	AB	R	H	RBI	BB	SO	LOB	BOTTOM			
Bert Campaneris, R OBP: 0.323, SLG: 0.436 (1, 6)										3	1	2	1	1	0	0	<p>Los Angeles Angels @ Kansas City Athletics Municipal Stadium, Kansas City, MO Tue Jun 15 1965, 8:05 PM EDT Att. 4,550 - Unknown</p>			
Wayne Causey, L OBP: 0.366, SLG: 0.320 (1, 4)										3	1	1	1	1	0	1				
Jim Landis, R OBP: 0.389, SLG: 0.378 (1, 8)										4	0	1	1	0	0	2				
Ken Harrelson, R OBP: 0.352, SLG: 0.481 (1, 3)										3	1	1	0	1	0	1				
Ed Charles, R OBP: 0.327, SLG: 0.399 (1, 5)										4	1	1	0	0	0	2				
Mike Hershberger, R OBP: 0.229, SLG: 0.260 (1, 9)										4	0	1	2	0	0	2				
Rene Lachemann, R OBP: 0.270, SLG: 0.397 (1, 2)										4	1	1	0	0	1	2				
Nelson Mathews, R OBP: 0.328, SLG: 0.360 (1, 7)										3	0	0	0	0	1	2				
Diego Segui, R OBP: 0.292, SLG: 0.348 (1, 1)										3	0	0	0	0	1	1				
Inning Stats	R: 2 E: 0 K: 0 S: 5	H: 2 LOB: 1 BB: 1 P: 9	R: 1 E: 0 K: 0 S: 5	H: 2 LOB: 1 BB: 0 P: 5	R: 0 E: 0 K: 0 S: 3	H: 0 LOB: 0 BB: 0 P: 3	R: 0 E: 0 K: 0 S: 3	H: 0 LOB: 0 BB: 0 P: 3	R: 2 E: 0 K: 2 S: 10	H: 3 LOB: 1 BB: 0 P: 10	R: 0 E: 0 K: 1 S: 5	H: 1 LOB: 1 BB: 1 P: 9	R: 0 E: 0 K: 0 S: 3	H: 0 LOB: 1 BB: 1 P: 7	R: 0 E: 0 K: 0 S: 3	H: 0 LOB: 1 BB: 1 P: 7		1B: 3 2B: 3 3B: 2 HR: 0	SF: 0 SAC: 0 DP: 1 HBP: 0	WP: 1 PB: 0 SB: 2 CS: 0
PITCHER Marcelino Lopez, L ERA: 2.55 Aubrey Gatewood, R ERA: 4.29 Barry Latman, R ERA: 2.05 Ken McBride, R ERA: 27.0 (1, 1) (3, 1) (5, 1) (8, 1)	IP: 2.0 WLS: L BF: 11 H: 4 R: 3 ER: 3 SO: 3 BB: 1 IBB: 0 HBP: 0 BLK: 0 WP: 0 HR: 0 S: 10 P: 14 ERA: 13.50 WHIP: 2.500															PITCHER	IP: WLS: BF: H: R: ER: SO: BB: IBB: HBP: BLK: WP: HR: S: P: ERA: WHIP:			

Batter	1	2	3	4	5	6	7	8	9	AB	R	H	RBI	BB	SO	LOB	TOP					
Jose Cardenal, R OBP: 0.315, SLG: 0.423 Al Spangler, L OBP: 0.290, SLG: 0.254	5-3	6-3				G3		F5		3	0	1	2	0	0	1	Los Angeles Angels @ Kansas City Athletics Municipal Stadium, Kansas City, MO Wed Jun 16 1965, 8:05 PM EDT Unknown livebaseballscorecards.com					
Albie Pearson, L OBP: 0.342, SLG: 0.348 Lou Clinton, R OBP: 0.272, SLG: 0.255	G3		F3	L4		5-3				4	0	0	0	0	0	1						
Jim Fregosi, R OBP: 0.278, SLG: 0.361	5-3		F9			L8				5	1	1	0	0	0	0						
Willie Smith, L OBP: 0.274, SLG: 0.390			E4					F9		5	2	2	0	0	1	0						
Joe Adcock, R OBP: 0.321, SLG: 0.452 Vic Power, R OBP: 0.279, SLG: 0.326								F7		2	1	2	2	1	0	0						
Buck Rodgers, S OBP: 0.273, SLG: 0.280										2	0	1	0	0	0	0						
Paul Schaal, R OBP: 0.290, SLG: 0.391										4	1	2	2	0	1	3						
Bobby Knoop, R OBP: 0.324, SLG: 0.370										2	1	1	0	2	0	1						
George Brunet, R OBP: 0.125, SLG: 0.067										4	1	2	0	0	0	4						
Inning Stats	R: 0 E: 0 K: 0 S: 3	H: 0 LOB: 0 BB: 0 P: 3	R: 3 E: 0 K: 0 S: 6	H: 3 LOB: 1 BB: 1 P: 10	R: 0 E: 1 K: 0 S: 4	H: 0 LOB: 2 BB: 1 P: 8	R: 2 E: 0 K: 0 S: 5	H: 3 LOB: 0 BB: 0 P: 5	R: 2 E: 0 K: 1 S: 8	H: 3 LOB: 2 BB: 1 P: 12	R: 0 E: 0 K: 0 S: 3	H: 0 LOB: 0 BB: 0 P: 3	R: 0 E: 0 K: 0 S: 4	H: 1 LOB: 1 BB: 0 P: 4	R: 0 E: 0 K: 2 S: 4	H: 2 LOB: 2 BB: 0 P: 4		R: 0 E: 0 K: 2 S: 8	H: 1 LOB: 1 BB: 0 P: 8	1B: 11 2B: 2 3B: 0 HR: 0	SF: 1 SAC: 2 DP: 0 HBP: 0	WP: 0 PB: 0 SB: 1 CS: 1
PITCHER	IP	WLS	BF	H	R	ER	SO	BB	IBB	HBP	BLK	WP	HR	S	P	ERA	WHIP					
Fred Talbot, R ERA: 3.72	3.0	L	15	3	3	3	0	2	0	0	0	0	0	13	21	9.00	1.667					
Orlando Pena, R ERA: 7.23	1.0		8	6	4	4	0	0	0	0	0	0	0	8	8	36.00	6.000					
Jim Dickson, R ERA: 4.15	1.0		4	0	0	0	1	1	0	0	0	0	0	5	9	0.00	1.000					
Don Buschhorn, R ERA: 3.52	3.0		11	3	0	0	0	0	0	0	0	0	0	11	11	0.00	1.000					
Jesse Hickman, R ERA: 4.91	1.0		4	1	0	0	2	0	0	0	0	0	0	8	8	0.00	1.000					

Batter	1	2	3	4	5	6	7	8	9	AB	R	H	RBI	BB	SO	LOB	BOTTOM					
Bert Campaneris, R OBP: 0.322, SLG: 0.430	K			F2				K		3	0	0	0	1	2	0	Los Angeles Angels @ Kansas City Athletics Municipal Stadium, Kansas City, MO Wed Jun 16 1965, 8:05 PM EDT Unknown livebaseballscorecards.com					
Wayne Causey, L OBP: 0.365, SLG: 0.320	1-3					F4				3	0	1	0	1	0	1						
Jim Landis, R OBP: 0.363, SLG: 0.372 Larry Stahl, L	F8							F6		2	0	0	0	0	1	1						
Ken Harrelson, R OBP: 0.341, SLG: 0.464										4	0	0	0	0	1	3						
Ed Charles, R OBP: 0.330, SLG: 0.401										4	1	2	0	0	0	0						
Mike Hershberger, R OBP: 0.237, SLG: 0.268										4	0	2	0	0	1	0						
Rene Lachemann, R OBP: 0.258, SLG: 0.377										3	0	0	0	0	1	4						
Nelson Mathews, R OBP: 0.321, SLG: 0.353										2	0	0	1	0	1	2						
Fred Talbot, R OBP: 0.310, SLG: 0.420 Skip Lockwood, R OBP: 0.333, SLG: 0.391 Orlando Pena, R OBP: 0.230, SLG: 0.111 Jim Dickson, L										0	0	0	0	0	0	0						
Dick Green, R OBP: 0.347, SLG: 0.434 Don Buschhorn, R OBP: 0.340, SLG: 0.515 Billy Bryan, L OBP: 0.270, SLG: 0.255 Jesse Hickman, R										1	0	0	0	0	0	0						
Inning Stats	R: 0 E: 0 K: 1 S: 5	H: 0 LOB: 0 BB: 0 P: 5	R: 0 E: 0 K: 2 S: 7	H: 0 LOB: 0 BB: 0 P: 7	R: 0 E: 0 K: 1 S: 5	H: 0 LOB: 0 BB: 0 P: 5	R: 0 E: 0 K: 1 S: 6	H: 1 LOB: 1 BB: 0 P: 6	R: 0 E: 0 K: 1 S: 7	H: 2 LOB: 2 BB: 0 P: 7	R: 0 E: 0 K: 0 S: 2	H: 0 LOB: 1 BB: 1 P: 7	R: 1 E: 0 K: 1 S: 6	H: 2 LOB: 0 BB: 0 P: 6	R: 0 E: 0 K: 2 S: 7	H: 0 LOB: 1 BB: 1 P: 11	R: 0 E: 0 K: 0 S: 3	H: 0 LOB: 0 BB: 0 P: 3	1B: 5 2B: 1 3B: 0 HR: 0	SF: 1 SAC: 0 DP: 2 HBP: 1	WP: 0 PB: 0 SB: 0 CS: 0	PA: 33
PITCHER	IP	WLS	BF	H	R	ER	SO	BB	IBB	HBP	BLK	WP	HR	S	P	ERA	WHIP					
George Brunet, L ERA: 2.32	9.0	W	33	5	1	0	9	2	0	1	0	0	0	48	57	0.00	0.778					

Batter	1	2	3	4	5	6	7	8	9	AB	R	H	RBI	BB	SO	LOB	TOP											
Jose Cardenal, R OBP: 0.317, SLG: 0.420 (1, 8)	0-3 K		0-0 6-3		0-0 2B 1B		0-0 F3		4-0 BB	4	1	1	1	1	1	1	Los Angeles Angels @ Kansas City Athletics Municipal Stadium, Kansas City, MO Wed Jun 16 1965, 8:05 PM EDT Att: 7,343 - Unknown											
Albie Pearson, L OBP: 0.336, SLG: 0.350 (1, 9)	0-0 L6		0-0 F5		0-0 1B 2B		0-0 6-3		0-0 F9	5	0	1	0	0	0	2												
Jim Fregosi, R OBP: 0.282, SLG: 0.360 (1, 6)	0-3 K			4-0 HR BB	0-0 2-3 3-H 1B		0-3 K			3	1	1	1	1	2	0												
Willie Smith, L OBP: 0.279, SLG: 0.412 (1, 7)		0-0 G3		0-0 1-H HR	0-0 4-3				0-0 2B	4	1	2	2	0	0	2												
Joe Adcock, R OBP: 0.319, SLG: 0.472 Vic Power, R OBP: 0.279, SLG: 0.326 (8, 3)	0-3 K		0-3 K		0-0 HR		0-3 K		0-3 2B	4	1	1	1	0	3	1												
Tom Satirano, L (1, 2)	0-0 4-3		0-0 F8		0-0 F2		0-0 F2		0-0 F2	4	0	0	0	0	0	1												
Paul Schaal, R OBP: 0.294, SLG: 0.398 (1, 5)			0-0 1B 6-3 2B		0-0 6-3		0-0 FC5-4 1B		0-0 4-3	4	1	2	0	0	0	1												
Bobby Knoop, R OBP: 0.322, SLG: 0.367 (1, 4)			0-0 PB 1B		0-3 K		0-0 FC5-4		0-0 6-3	4	0	1	0	0	1	1												
Dean Chance, R OBP: 0.143, SLG: 0.040 Aubrey Gatewood, R OBP: 0.300, SLG: 0.667 Al Spangler, L OBP: 0.288, SLG: 0.252 Bob Lee, R OBP: 0.200, SLG: 0.444 (6, PH) (6, PH) (6, 1)	0-0 F1		0-0 1-2		0-3 K		0-0 1-3		0-0 F3	2	0	0	0	0	1	2												
Inning Stats	R: 0 E: 0 K: 2 S: 7	H: 0 LOB: 0 BB: 0 P: 7	R: 0 E: 0 K: 1 S: 5	H: 0 LOB: 0 BB: 0 P: 5	R: 1 E: 0 K: 0 S: 5	H: 2 LOB: 1 BB: 0 P: 5	R: 2 E: 0 K: 1 S: 6	H: 1 LOB: 0 BB: 1 P: 10	R: 1 E: 0 K: 2 S: 10	H: 3 LOB: 2 BB: 0 P: 10	R: 1 E: 0 K: 0 S: 5	H: 2 LOB: 1 BB: 0 P: 5	R: 0 E: 0 K: 1 S: 5	H: 0 LOB: 0 BB: 0 P: 5	R: 0 E: 0 K: 1 S: 6	H: 1 LOB: 1 BB: 0 P: 6		R: 0 E: 0 K: 0 S: 3	H: 0 LOB: 1 BB: 0 P: 7	1B: 4 2B: 3 3B: 0 HR: 2	SF: 0 SAC: 0 DP: 0 HBP: 0	WP: 0 PB: 1 SB: 0 CS: 0	PA: 38					
PITCHER	IP	WLS	BF	H	R	ER	SO	BB	IBB	HBP	BLK	WP	HR	S	P	ERA	WHIP											
Rollie Sheldon, R ERA: 3.53 Wes Stock, R ERA: 5.25 John Wyatt, R ERA: 3.75	(1, 1)	6.0	L	27	8	5	5	6	1	0	0	0	0	2	38	42	7.50	1.500										
	(7, 1)	2.0		7	1	0	0	2	0	0	0	0	0	0	11	11	0.00	0.500										
	(9, 1)	1.0		4	0	0	0	0	1	0	0	0	0	0	3	7	0.00	1.000										

livebaseballscores.com


AB 36
R 5
H 9
RBI 5
BB 2
SO 8
LOB 12



Batter	1	2	3	4	5	6	7	8	9	AB	R	H	RBI	BB	SO	LOB	BOTTOM										
Bert Campaneris, R OBP: 0.323, SLG: 0.424 (1, 6)	1-0 4-3 2B HBP		0-0 F6		4-0 FC6-4 BB		0-0 1-3		0-0 F8	3	1	0	0	1	0	2	Los Angeles Angels @ Kansas City Athletics Municipal Stadium, Kansas City, MO Wed Jun 16 1965, 8:05 PM EDT Att: 7,343 - Unknown										
Wayne Causey, L OBP: 0.365, SLG: 0.312 (1, 4)	0-0 4-3		0-0 F7		0-0 F7		0-0 L8		4-0 FC1-6 BB	4	0	0	0	1	0	5											
Larry Stahl, L OBP: 0.286, SLG: 0.333 (1, 8)	0-0 4-3 WP 2B		0-0 5-3		0-0 FC6-4		0-3 K		0-0 FC1-6	5	1	1	1	0	1	4											
Ken Harrelson, R OBP: 0.336, SLG: 0.453 (1, 3)	0-0 4-3		0-0 F7		0-0 1B 1B		0-0 F2		0-0 F7	5	1	1	0	0	0	2											
Ed Charles, R OBP: 0.336, SLG: 0.403 (1, 5)	4-0 S BB		0-0 1B		0-0 1B 1B		0-0 F9		0-0 4-3	4	0	2	0	1	0	1											
Billy Bryan, L OBP: 0.325, SLG: 0.510 (1, 2)	4-0 1-2 BB		0-3 K		0-0 L4-3 1B		0-3 K			3	0	1	1	1	2	1											
Mike Hershberger, R OBP: 0.237, SLG: 0.267 (1, 9)	0-0 6-3			0-0 BB 1B	0-0 L4-3 1B		0-0 6-3			4	0	1	0	0	0	4											
Nelson Mathews, R OBP: 0.326, SLG: 0.367 (1, 7)		0-0 F8		0-0 1-2 BB 1B	0-0 5-3		0-0 1B 2B			4	1	2	0	0	0	1											
Rollie Sheldon, R OBP: 0.200, SLG: 0.077 Skip Lockwood, R OBP: 0.313, SLG: 0.083 Wes Stock, R Rene Lachemann, R OBP: 0.269, SLG: 0.387 John Wyatt, R (6, PH) (7, 1) (8, PH) (9, 1)	0-0 E4		0-3 K		0-0 L8		0-0 L8		0-0 2H 1B	2	0	0	0	0	1	2											
Inning Stats	R: 2 E: 0 K: 0 S: 4	H: 1 LOB: 2 BB: 2 P: 13	R: 0 E: 1 K: 0 S: 4	H: 0 LOB: 1 BB: 0 P: 4	R: 0 E: 0 K: 1 S: 6	H: 1 LOB: 1 BB: 0 P: 6	R: 0 E: 0 K: 1 S: 7	H: 2 LOB: 3 BB: 1 P: 11	R: 1 E: 0 K: 0 S: 5	H: 3 LOB: 1 BB: 0 P: 5	R: 0 E: 0 K: 0 S: 3	H: 0 LOB: 0 BB: 0 P: 3	R: 0 E: 0 K: 1 S: 5	H: 0 LOB: 0 BB: 0 P: 5	R: 1 E: 0 K: 1 S: 7	H: 2 LOB: 1 BB: 0 P: 7		R: 0 E: 0 K: 0 S: 3	H: 0 LOB: 1 BB: 1 P: 7	1B: 7 2B: 3 3B: 0 HR: 0	SF: 0 SAC: 0 DP: 1 HBP: 1	WP: 1 PB: 0 SB: 2 CS: 0	PA: 41				
PITCHER	IP	WLS	BF	H	R	ER	SO	BB	IBB	HBP	BLK	WP	HR	S	P	ERA	WHIP										
Dean Chance, R ERA: 4.91 Aubrey Gatewood, R ERA: 4.17 Bob Lee, R ERA: 1.88	(1, 1)	4.0		24	7	3	3	2	3	0	1	0	0	24	37	6.75	2.500										
	(5, 1)	1.0		2	0	0	0	0	0	0	0	0	0	2	2	0.00	0.000										
	(6, 1)	4.0	W	15	2	1	0	2	1	0	0	0	0	18	22	0.00	0.750										

livebaseballscores.com

AB 36
R 4
H 9
RBI 3
BB 4
SO 4
LOB 22



Batter	1	2	3	4	5	6	7	8	9	AB	R	H	RBI	BB	SO	LOB	TOP			
Bert Campaneris, R OBP: 0.318, SLG: 0.416 (1, 6)	F9		F9			1-3		F9		4	0	0	0	0	0	1				
Wayne Causey, L OBP: 0.357, SLG: 0.304 (1, 4)	4-3			L8		F5		L8		4	0	0	0	0	0	0				
Ed Charles, R OBP: 0.330, SLG: 0.395 (1, 5)	F3			F3		5-3		K		4	0	0	0	0	1	0				
Ken Harrelson, R OBP: 0.343, SLG: 0.479 (1, 3)		G6-4-3 BB		HR		5-3				2	1	1	1	1	0	0				
Mike Hershberger, R OBP: 0.239, SLG: 0.269 (1, 9)	G6-4-3 1-2			1B		F4				3	0	1	0	0	0	1				
Nelson Mathews, R OBP: 0.319, SLG: 0.358 (1, 7)	6-3			F4		1-3				3	0	0	0	0	0	1				
Larry Stahl, L OBP: 0.200, SLG: 0.222 (1, 8)			K		F4			G3		3	0	0	0	0	1	0				
Rene Lachemann, R OBP: 0.257, SLG: 0.369 (1, 2)			F7		K			4-3		3	0	0	0	0	1	0				
John O'Donoghue, R OBP: 0.333, SLG: 0.300 (1, 1)					F6			F7		2	0	1	0	0	0	0				
Skip Lockwood, R OBP: 0.294, SLG: 0.077 (8, PH)										1	0	0	0	0	0	0				
Wes Stock, R (8, 1)										0	0	0	0	0	0	0				
Jim Dickson, L (8, 1)				1B						0	0	0	0	0	0	0				
Inning Stats	R: 0 E: 0 K: 0 S: 3	H: 0 LOB: 0 BB: 0 P: 3	R: 0 E: 0 K: 0 S: 2	H: 0 LOB: 0 BB: 1 P: 6	R: 0 E: 0 K: 1 S: 6	H: 1 LOB: 1 BB: 0 P: 6	R: 1 E: 0 K: 0 S: 5	H: 2 LOB: 1 BB: 0 P: 5	R: 0 E: 0 K: 1 S: 5	H: 0 LOB: 0 BB: 0 P: 3	R: 0 E: 0 K: 0 S: 3	H: 0 LOB: 0 BB: 0 P: 3	R: 0 E: 0 K: 1 S: 5	H: 0 LOB: 0 BB: 0 P: 5	R: 0 E: 0 K: 1 S: 5	H: 0 LOB: 0 BB: 0 P: 5	1B: 2 2B: 0 3B: 0 HR: 1	SF: 0 SAC: 0 DP: 1 HBP: 0	WP: 0 PB: 0 SB: 0 CS: 0	PA: 30
PITCHER Hank Aguirre, L ERA: 3.03 (1, 1)	IP: 9.0 WLS: W BF: 30 H: 3 R: 1 ER: 1 SO: 3 BB: 1 IBB: 0 HBP: 0 BLK: 0 WP: 0 HR: 1 S: 35 P: 39 ERA: 1.00 WHIP: 0.444															PITCHER				

Kansas City Athletics @ Detroit Tigers
Tiger Stadium, Detroit, MI
Fri Jun 18 1965, 7:05 PM EDT
Att: 12,073 - Unknown

AB 29
R 1
H 3
RBI 1
BB 1
SO 3
LOB 3



Batter	1	2	3	4	5	6	7	8	9	AB	R	H	RBI	BB	SO	LOB	BOTTOM			
George Thomas, R OBP: 0.273, SLG: 0.391 (1, 9)	6-3		K	4-3			6-3			4	0	0	0	0	1	2				
Jerry Lumpe, L OBP: 0.313, SLG: 0.306 (1, 4)	L7		BB 2B		L5-4-3 1B		SF9			2	1	1	1	1	0	0				
Don Demeter, R OBP: 0.304, SLG: 0.360 (1, 3)			BB 2B	F3		6-3				3	0	1	0	1	0	1				
Al Kaline, R OBP: 0.401, SLG: 0.562 (1, 8)	K		L5-4-3 2B		L5-4-3			BB		3	0	1	1	1	1	2				
Willie Horton, R OBP: 0.399, SLG: 0.713 (1, 7)		FC6-4 1B	IBB			E6 2B		F8		3	1	1	0	1	0	1				
Don Wert, R OBP: 0.317, SLG: 0.292 (1, 5)		L9	G3			2B		F8		4	0	1	1	0	0	5				
Dick McAuliffe, L OBP: 0.382, SLG: 0.498 (1, 6)	F7			E 4-3 1B		L8		F8		4	0	1	0	0	0	2				
Jackie Moore, R OBP: 0.172, SLG: 0.077 (1, 2)	FC6-4 1-2			4-3		K				3	0	0	0	0	1	2				
Hank Aguirre, R OBP: 0.226, SLG: 0.179 (1, 1)			5-3	K		6-3 SF9 2B				3	1	1	0	0	1	1				
Inning Stats	R: 0 E: 0 K: 1 S: 6	H: 1 LOB: 1 BB: 0 P: 6	R: 0 E: 0 K: 0 S: 4	H: 1 LOB: 1 BB: 0 P: 4	R: 1 E: 0 K: 1 S: 6	H: 1 LOB: 3 BB: 3 P: 18	R: 0 E: 1 K: 1 S: 6	H: 1 LOB: 1 BB: 0 P: 6	R: 0 E: 0 K: 0 S: 3	H: 1 LOB: 0 BB: 0 P: 3	R: 1 E: 1 K: 1 S: 6	H: 1 LOB: 0 BB: 0 P: 6	R: 1 E: 0 K: 0 S: 4	H: 1 LOB: 1 BB: 1 P: 7	R: 0 E: 0 K: 0 S: 3	H: 0 LOB: 1 BB: 1 P: 7	1B: 4 2B: 3 3B: 0 HR: 0	SF: 1 SAC: 0 DP: 1 HBP: 0	WP: 0 PB: 0 SB: 0 CS: 0	PA: 34
PITCHER John O'Donoghue, L ERA: 4.26 Wes Stock, R ERA: 5.21 Jim Dickson, R ERA: 4.05	IP: 7.0 WLS: L BF: 30 H: 7 R: 3 ER: 2 SO: 4 BB: 2 IBB: 1 HBP: 0 BLK: 0 WP: 0 HR: 0 S: 35 P: 47 ERA: 2.57 WHIP: 1.286															PITCHER				

Kansas City Athletics @ Detroit Tigers
Tiger Stadium, Detroit, MI
Fri Jun 18 1965, 7:05 PM EDT
Att: 12,073 - Unknown

AB 29
R 3
H 7
RBI 3
BB 4
SO 4
LOB 16




Batter	1	2	3	4	5	6	7	8	9	AB	R	H	RBI	BB	SO	LOB	TOP					
Bert Campaneris, R OBP: 0.313, SLG: 0.409 (1, 6)	F6		K		F2			4-3		4	0	0	0	0	1	1	Kansas City Athletics @ Detroit Tigers Tiger Stadium, Detroit, MI Sat Jun 19 1965, 4:33 AM EDT Att: 6,914 - Unknown					
Wayne Causey, L OBP: 0.360, SLG: 0.300 (1, 4)	3-1			F9 1B BB		F5		HR BB		2	1	0	0	2	0	0						
Larry Stahl, L OBP: 0.214, SLG: 0.462 (1, 8)	F7			L9		G3		HR		4	1	1	2	0	0	1						
Ken Harrelson, R OBP: 0.341, SLG: 0.472 (1, 3)		K			1-2 1B			L7		4	0	1	0	0	1	0						
Ed Charles, R OBP: 0.333, SLG: 0.402 (1, 5)		K			F9 2B		FC5-4 BB	WP 2B		4	0	2	0	0	1	2						
Billy Bryan, L OBP: 0.331, SLG: 0.505 (1, 2)				L8			FC5-4 BB	3-1		3	0	1	0	1	0	3						
Mike Hershberger, R OBP: 0.233, SLG: 0.261 (1, 9)					4-3			F6		4	0	0	0	0	0	3						
Nelson Mathews, R OBP: 0.318, SLG: 0.362 (1, 7)				F6				FC5-4		4	0	1	0	0	0	2						
Diego Segui, R OBP: 0.285, SLG: 0.333 (3, 1)				K				5-3		1	0	0	0	0	1	0						
Jesse Hickman, R OBP: 0.275, SLG: 0.071 (5, 1)								F3		1	0	0	0	0	0	0						
Skip Lockwood, R OBP: 0.275, SLG: 0.071 (5, 1)										0	0	0	0	0	0	0						
Wes Stock, R OBP: 0.275, SLG: 0.071 (5, 1)										0	0	0	0	0	0	0						
Dick Green, R OBP: 0.246, SLG: 0.422 (7, 1)										0	0	0	0	0	0	0						
John Wyatt, R OBP: 0.246, SLG: 0.422 (7, 1)										0	0	0	0	0	0	0						
Rene Lachemann, R OBP: 0.246, SLG: 0.384 (9, 1)										1	0	0	0	0	0	0						
Inning Stats	R: 0 E: 0 K: 0 S: 3	H: 0 LOB: 0 BB: 0 P: 3	R: 0 E: 0 K: 2 S: 8	H: 1 LOB: 1 BB: 0 P: 8	R: 0 E: 0 K: 2 S: 7	H: 0 LOB: 0 BB: 0 P: 7	R: 0 E: 0 K: 0 S: 4	H: 1 LOB: 2 BB: 1 P: 8	R: 0 E: 0 K: 1 S: 6	H: 1 LOB: 1 BB: 0 P: 6	R: 0 E: 0 K: 0 S: 3	H: 0 LOB: 0 BB: 0 P: 3	R: 0 E: 0 K: 0 S: 4	H: 1 LOB: 2 BB: 1 P: 8	R: 2 E: 0 K: 0 S: 5	H: 2 LOB: 1 BB: 1 P: 9	R: 0 E: 0 K: 0 S: 3	H: 0 LOB: 0 BB: 0 P: 3	1B: 3 2B: 2 3B: 0 HR: 1	SF: 0 SAC: 0 DP: 0 HBP: 0	WP: 1 PB: 0 SB: 0 CS: 0	PA: 36
PITCHER	IP WLS BF H R ER SO BB IBB HBP BLK WP HR S P ERA WHIP																					
Denny McLain, R ERA: 3.98 (1, 1)	9.0 W 36 6 2 2 5 3 0 0 0 1 1 43 55 2.00 1.000																					

Batter	1	2	3	4	5	6	7	8	9	AB	R	H	RBI	BB	SO	LOB	BOTTOM			
Dick McAuliffe, L OBP: 0.388, SLG: 0.530 (1, 6)	K		BB 1B	1-2 2H HR		1-2 HR				4	3	3	5	0	1	0	Kansas City Athletics @ Detroit Tigers Tiger Stadium, Detroit, MI Sat Jun 19 1965, 4:33 AM EDT Att: 6,914 - Unknown			
Jerry Lumpe, L OBP: 0.317, SLG: 0.307 (1, 4)	F3		1B SF9 BB	4-3		FC4-6 1B				3	1	1	0	1	0	0				
Gates Brown, L OBP: 0.305, SLG: 0.418 (1, 9)	HR		1-3 2H 5-3 1B			FC4-6				4	1	2	2	0	1	1				
Al Kaline, R OBP: 0.400, SLG: 0.559 (1, 8)			SF9		L6-3			K		1	0	0	1	1	0	0				
Don Demeter, R OBP: 0.302, SLG: 0.358 (6, 8)			3-H		F3			K		1	0	0	0	0	1	0				
Willie Horton, R OBP: 0.390, SLG: 0.696 (1, 7)	F8		5-3		F3			K		4	0	0	0	0	1	2				
Norm Cash, L OBP: 0.354, SLG: 0.297 (1, 3)		CS BB	CS BB		F3			F3		2	0	0	0	2	0	0				
Don Wert, R OBP: 0.324, SLG: 0.300 (1, 5)		1-2 1B	CS		BB HR 1B			K		4	2	3	0	0	1	0				
Jackie Moore, R OBP: 0.182, SLG: 0.069 (1, 2)		F9		1-2 HR BB		F7		F9		3	1	0	0	1	0	2				
Denny McLain, R OBP: 0.192, SLG: 0.125 (1, 1)		5-3			K			K		4	0	0	0	0	3	4				
Inning Stats	R: 1 E: 0 K: 1 S: 6	H: 1 LOB: 1 BB: 1 P: 10	R: 0 E: 0 K: 0 S: 3	H: 1 LOB: 1 BB: 1 P: 7	R: 2 E: 0 K: 0 S: 4	H: 2 LOB: 1 BB: 2 P: 12	R: 3 E: 0 K: 2 S: 9	H: 2 LOB: 0 BB: 1 P: 13	R: 0 E: 0 K: 1 S: 8	H: 3 LOB: 1 BB: 0 P: 8	R: 0 E: 0 K: 2 S: 7	H: 0 LOB: 0 BB: 0 P: 7	R: 0 E: 0 K: 2 S: 7	H: 0 LOB: 0 BB: 0 P: 7	R: 0 E: 0 K: 2 S: 7	H: 0 LOB: 0 BB: 0 P: 7	1B: 6 2B: 0 3B: 0 HR: 3	SF: 1 SAC: 0 DP: 0 HBP: 0	WP: 0 PB: 0 SB: 0 CS: 2	PA: 37
PITCHER	IP WLS BF H R ER SO BB IBB HBP BLK WP HR S P ERA WHIP																			
Diego Segui, R ERA: 4.37 (1, 1)	2.2 L 15 4 3 3 3 2 1 0 0 0 0 1 9 13 20.25 2.250																			
Jesse Hickman, R ERA: 9.0 (3, 1)	1.1 6 2 3 3 2 1 0 0 0 0 0 1 9 13 20.25 2.250																			
Wes Stock, R ERA: 5.4 (5, 1)	2.0 9 3 2 2 1 0 0 0 0 0 0 1 11 11 9.00 1.500																			
John Wyatt, R ERA: 3.46 (7, 1)	2.0 6 0 0 0 0 4 0 0 0 0 0 0 14 14 0.00 0.000																			



Batter	1	2	3	4	5	6	7	8	9	AB	R	H	RBI	BB	SO	LOB	TOP			
Bert Campaneris, R OBP: 0.313, SLG: 0.411	0-0 E 1B 2B	0-0 6-3	0-0 F7		0-0 F5		0-0 1B 1B		0-0 FC6-4	6	1	2	0	0	0	4	Kansas City Athletics @ Detroit Tigers Tiger Stadium, Detroit, MI Sun Jun 20 1965, 4:33 AM EDT Unknown			
Wayne Causey, L OBP: 0.371, SLG: 0.302	4-0 1B 2-3 1B BB	4-0 CS BB		4-0 1B 1B BB	0-0 G4-6-3		0-0 1B 1B			2	1	1	0	3	0	2				
Ed Charles, R OBP: 0.335, SLG: 0.399	0-0 1B 1-2 3-H 1B	4-0 1B 1-2 BB		0-0 L8		0-0 L6	0-0 F6			4	2	1	1	1	0	4				
Ken Harrelson, R OBP: 0.350, SLG: 0.472	0-0 FC6-4 1B 1-2 2-H 1B	4-0 1B 1-2 2B BB		0-0 1B 1-2 1B		0-0 F7		0-0 F9		4	2	2	1	1	0	0				
Mike Hershberger, R OBP: 0.258, SLG: 0.294	0-0 FC6-4 1B 1-2 2-H 1B	0-0 2B 1B		0-0 1B 1-2 2-3 1B		0-0 2B	0-0 G6-4-3 1B			5	0	5	2	0	0	0				
Nelson Mathews, R OBP: 0.314, SLG: 0.364	0-0 FC6-4 1B 1-2 2-3 HR	0-0 1B 1-1 2-H 2B		0-3 K		0-0 F4	0-0 G6-4-3			5	1	1	1	0	1	7				
Larry Stahl, L OBP: 0.158, SLG: 0.333	0-3 K		0-0 G3	0-0 G1		0-0 4-3		0-3 K		5	0	0	0	0	2	5				
Rene Lachemann, R OBP: 0.289, SLG: 0.420	0-0 1-H 3-H HR		4-0 SH3-4 BB		0-0 BB 1B		4-0 1B 1B BB		0-3 K	3	1	2	3	2	1	0				
Carlton Hunter, R OBP: 0.289, SLG: 0.420	0-0 1-3		0-0 SH3-4		4-0 G4-6-3 BB		0-3 K		0-0 FC6-4 1B	1	0	0	0	0	0	0				
Inning Stats	R: 6 E: 1 K: 1 S: 10	H: 5 LOB: 0 BB: 1 P: 14	R: 2 E: 0 K: 0 S: 3	H: 2 LOB: 2 BB: 3 P: 15	R: 0 E: 0 K: 0 S: 3	H: 0 LOB: 1 BB: 1 P: 7	R: 0 E: 0 K: 1 S: 7	H: 2 LOB: 3 BB: 1 P: 11	R: 0 E: 0 K: 0 S: 4	H: 1 LOB: 1 BB: 0 P: 4	R: 0 E: 0 K: 1 S: 7	H: 2 LOB: 3 BB: 1 P: 11	R: 0 E: 0 K: 0 S: 3	H: 1 LOB: 0 BB: 0 P: 3	R: 0 E: 0 K: 2 S: 8	H: 1 LOB: 1 BB: 0 P: 8		1B: 11 2B: 3 3B: 0 HR: 1	SF: 0 SAC: 1 DP: 2 HBP: 0	WP: 0 PB: 0 SB: 0 CS: 1
PITCHER	IP WLS BF H R ER SO BB IBB HBP BLK WP HR S P ERA WHIP	IP WLS BF H R ER SO BB IBB HBP BLK WP HR S P ERA WHIP																		
Mickey Lolich, L ERA: 3.42	(1, 1)	0.0	4	3	4	4	0	1	0	0	0	0	0	0	0	3	7	∞	∞	
Larry Sherry, R ERA: 2.95	(1, 1)	2.0	11	4	4	4	1	3	0	0	0	0	0	1	10	22	18.00	3.500		
Joe Sparna, R ERA: 3.43	(3, 1)	4.2	W	23	6	0	0	2	4	0	0	0	0	0	23	39	0.00	2.143		
Fred Gladding, R ERA: 2.77	(7, 1)	2.1	S	8	2	0	0	2	0	0	0	0	0	0	12	12	0.00	0.857		

AB	37
R	8
H	15
RBI	8
BB	8
SO	5
LOB	23



Batter	1	2	3	4	5	6	7	8	9	AB	R	H	RBI	BB	SO	LOB	BOTTOM			
Dick McAuliffe, L OBP: 0.389, SLG: 0.523	0-0 4-3		4-0 1B 1B BB	0-0 FC4-6 1B E SF7	4-0 2B BB		0-0 4-3			3	3	0	0	2	0	1	Kansas City Athletics @ Detroit Tigers Tiger Stadium, Detroit, MI Sun Jun 20 1965, 4:33 AM EDT Unknown			
Jerry Lumpe, L OBP: 0.325, SLG: 0.322	4-0 FC5-4 BB		0-0 1B 1-3 1B	0-0 E6 1B 1-2 1B	0-0 1B 1-1 2-H 2B		0-0 1B			4	3	3	2	1	0	1				
Gates Brown, L OBP: 0.428, SLG: 0.424	0-0 F5		4-0 1B 1-2 BB	0-0 1B 1-2 2-3 1B	0-0 S 2B 1B		0-0 F4			4	2	2	1	1	0	2				
Don Demeter, R OBP: 0.302, SLG: 0.358	0-0 F5		4-0 1B 1-2 BB	0-0 1B 1-2 2-3 1B	0-0 S 2B 1B		0-0 F4			0	0	0	0	0	0	0				
Al Kaline, R OBP: 0.400, SLG: 0.563	0-0 FC5-4		0-0 1B 1-3 2-H 3-H 1B	0-0 SF7	0-0 1B 1-1 2-H 2B		0-3 K			4	1	2	4	0	1	1				
Willie Horton, R OBP: 0.396, SLG: 0.709		0-0 HR	4-0 1B 1-2 BB	0-0 1B 1-2 2-H 1B	0-0 F9		0-0 F8			4	1	2	2	1	0	1				
Norm Cash, L OBP: 0.361, SLG: 0.326		0-0 HR	0-0 G6-4-3 1B	0-0 F5	0-0 F3		4-0 BB			4	1	2	3	1	0	2				
Don Wert, R OBP: 0.321, SLG: 0.298		0-0 F9	0-0 F3		0-3 K 2B 1B		0-3 K			5	1	1	0	0	2	3				
Jackie Moore, R OBP: 0.189, SLG: 0.063		4-0 G5-4-3 BB	0-0 G6-4-3		0-3 K 1B		0-3 K			3	0	0	0	1	2	3				
Mickey Lolich, S OBP: 0.121, SLG: 0.094	(1, 1)	0.0	0	0	0	0	0	0	0	0	0	0	0	0	0	0				
Larry Sherry, R OBP: 0.428, SLG: 0.424	(1, 1)	0.0	4	2	2	0	2	0	0	0	0	0	0	0	0	0				
Jake Wood, R OBP: 0.319, SLG: 0.388	(2, PH)	0.0	4	2	2	0	2	0	0	0	0	0	0	0	0	1				
Joe Sparna, R OBP: 0.250, SLG: 0.263	(3, 1)	0.0	4	2	2	0	2	0	0	0	0	0	0	0	0	1				
Fred Gladding, L ERA: 2.77	(7, 1)	2.1	S	8	2	0	0	2	0	0	0	0	0	0	0	0				
Inning Stats	R: 0 E: 0 K: 0 S: 3	H: 0 LOB: 0 BB: 1 P: 7	R: 2 E: 0 K: 0 S: 4	H: 2 LOB: 1 BB: 1 P: 8	R: 4 E: 0 K: 0 S: 5	H: 3 LOB: 1 BB: 3 P: 17	R: 2 E: 1 K: 0 S: 7	H: 3 LOB: 2 BB: 0 P: 7	R: 4 E: 0 K: 1 S: 9	H: 4 LOB: 1 BB: 1 P: 13	R: 0 E: 0 K: 2 S: 7	H: 0 LOB: 0 BB: 0 P: 7	R: 0 E: 0 K: 0 S: 4	H: 1 LOB: 1 BB: 0 P: 4	R: 0 E: 0 K: 2 S: 7	H: 0 LOB: 1 BB: 1 P: 11	1B: 9 2B: 2 3B: 0 HR: 2	SF: 1 SAC: 0 DP: 2 HBP: 0	WP: 0 PB: 0 SB: 2 CS: 0	PA: 43
PITCHER	IP WLS BF H R ER SO BB IBB HBP BLK WP HR S P ERA WHIP	IP WLS BF H R ER SO BB IBB HBP BLK WP HR S P ERA WHIP																		
Orlando Pena, R ERA: 6.88	(7, 1)	2.0	8	1	0	0	2	0	0	0	0	0	0	0	11	15	0.00	1.000		
Caffish Hunter, R ERA: 5.85	(1, 1)	2.0	11	3	4	4	0	3	0	0	0	0	0	0	0	0				
Jim Dickson, R ERA: 4.73	(3, 1)	0.0	4	2	2	2	0	2	0	0	0	0	0	2	10	∞	∞			
Don Mossi, L ERA: 0.96	(3, 1)	2.0	9	3	2	0	0	0	0	0	0	0	0	9	9	0.00	1.500			
Diego Segui, R ERA: 4.78	(5, 1)	0.2	L	6	3	4	4	1	1	0	0	0	0	0	7	11	54.00	6.000		
Wes Stock, R ERA: 5.23	(5, 1)	1.1	5	1	0	0	2	0	0	0	0	0	0	0	9	9	0.00	0.750		



Batter	1	2	3	4	5	6	7	8	9	AB	R	H	RBI	BB	SO	LOB	TOP			
Bert Campaneris, R OBP: 0.316, SLG: 0.413 (1, 6)										4	1	2	0	0	1	1	Kansas City Athletics @ Detroit Tigers Tiger Stadium, Detroit, MI Sun Jun 20 1965, 4:38 AM EDT Att: 20,127 - Unknown			
Wayne Causey, L OBP: 0.364, SLG: 0.295 (1, 4)										4	0	0	1	0	0	0				
Mike Hershberger, R OBP: 0.265, SLG: 0.299 (1, 9)										4	0	2	0	0	0	0				
Ken Harrelson, R OBP: 0.347, SLG: 0.466 (1, 3)										4	0	1	0	0	2	1				
Ed Charles, R OBP: 0.338, SLG: 0.416 (1, 5)										4	1	2	1	0	1	2				
Billy Bryan, L OBP: 0.326, SLG: 0.491 (1, 2)										4	0	0	0	0	1	3				
Larry Stahl, L OBP: 0.130, SLG: 0.273 (1, 8)										4	0	0	0	0	0	1				
Nelson Mathews, R OBP: 0.318, SLG: 0.363 (1, 7)										3	0	1	0	1	2	0				
Rollie Sheldon, R OBP: 0.167, SLG: 0.063 (1, 1)										3	0	0	0	0	1	3				
Inning Stats	R: 1 E: 0 K: 1 S: 6	H: 1 LOB: 0 BB: 0 P: 6	R: 0 E: 0 K: 1 S: 5	H: 0 LOB: 0 BB: 0 P: 5	R: 0 E: 0 K: 1 S: 5	H: 1 LOB: 0 BB: 0 P: 5	R: 0 E: 0 K: 1 S: 7	H: 2 LOB: 2 BB: 0 P: 7	R: 0 E: 0 K: 1 S: 6	H: 1 LOB: 1 BB: 0 P: 6	R: 0 E: 0 K: 0 S: 4	H: 1 LOB: 2 BB: 1 P: 8	R: 0 E: 0 K: 1 S: 6	H: 1 LOB: 1 BB: 0 P: 6	R: 1 E: 0 K: 1 S: 6	H: 1 LOB: 0 BB: 0 P: 6	1B: 7 2B: 0 3B: 0 HR: 1	SF: 0 SAC: 0 DP: 0 HBP: 0	WP: 0 PB: 0 SB: 2 CS: 0	PA: 36
PITCHER Dave Wickersham, R ERA: 5.22 (1, 1)	IP: 9.0 WLS: L BF: 35 H: 8 R: 2 ER: 1 SO: 8 BB: 0 IBB: 1 HBP: 0 BLK: 0 WP: 0 HR: 1 S: 50 P: 54 ERA: 1.00 WHIP: 0.889															PITCHER				

Batter	1	2	3	4	5	6	7	8	9	AB	R	H	RBI	BB	SO	LOB	BOTTOM			
Dick McAuliffe, L OBP: 0.386, SLG: 0.518 (1, 6)										4	0	1	0	0	0	0	Kansas City Athletics @ Detroit Tigers Tiger Stadium, Detroit, MI Sun Jun 20 1965, 4:38 AM EDT Att: 20,127 - Unknown			
Jerry Lumpe, L OBP: 0.327, SLG: 0.337 (1, 4)										4	1	1	1	0	0	1				
Jake Wood, R OBP: 0.319, SLG: 0.388 (9, FR)										0	0	0	0	0	0	0				
Gates Brown, L OBP: 0.324, SLG: 0.429 (1, 9)										4	0	1	0	0	1	1				
Willie Horton, R OBP: 0.393, SLG: 0.697 (1, 7)										3	0	0	0	1	2	2				
Norm Cash, L OBP: 0.355, SLG: 0.319 (1, 3)										3	0	0	0	0	0	2				
Don Demeter, R OBP: 0.297, SLG: 0.351 (1, 8)										3	0	0	0	0	0	0				
Don Wert, R OBP: 0.325, SLG: 0.300 (1, 5)										2	0	1	0	1	0	0				
Jackie Moore, R OBP: 0.179, SLG: 0.059 (1, 2)										2	0	0	0	0	0	1				
Jim Northrup, L OBP: 0.268, SLG: 0.354 (9, PH)										1	0	0	0	0	0	1				
Bill Freehan, R OBP: 0.266, SLG: 0.293 (9, 2)										0	0	0	0	0	0	0				
Dave Wickersham, R (1, 1)										3	0	0	0	0	0	0				
Inning Stats	R: 0 E: 0 K: 0 S: 4	H: 1 LOB: 2 BB: 1 P: 8	R: 0 E: 0 K: 0 S: 2	H: 0 LOB: 0 BB: 1 P: 6	R: 0 E: 0 K: 0 S: 3	H: 0 LOB: 0 BB: 0 P: 3	R: 0 E: 0 K: 0 S: 3	H: 0 LOB: 0 BB: 0 P: 3	R: 1 E: 0 K: 1 S: 6	H: 1 LOB: 0 BB: 0 P: 6	R: 0 E: 0 K: 1 S: 5	H: 0 LOB: 0 BB: 0 P: 5	R: 0 E: 0 K: 0 S: 3	H: 1 LOB: 2 BB: 0 P: 3	R: 0 E: 0 K: 1 S: 6	H: 1 LOB: 0 BB: 0 P: 6	1B: 2 2B: 1 3B: 0 HR: 1	SF: 0 SAC: 0 DP: 2 HBP: 0	WP: 1 PB: 0 SB: 0 CS: 0	PA: 31
PITCHER Rollie Sheldon, R ERA: 3.15 (1, 1)	IP: 9.0 WLS: W BF: 31 H: 4 R: 1 ER: 1 SO: 3 BB: 2 IBB: 0 HBP: 0 BLK: 0 WP: 1 HR: 1 S: 35 P: 43 ERA: 1.00 WHIP: 0.667															PITCHER				

Batter	1	2	3	4	5	6	7	8	9	AB	R	H	RBI	BB	SO	LOB	TOP								
Bert Campaneris, R OBP: 0.317, SLG: 0.415	6-3		E	E5			4-3		4-3	4	0	1	0	1	0	2	Kansas City Athletics @ New York Yankees Yankee Stadium, Bronx, NY Wed Jun 23 1965, 7:05 PM EDT Att: 10,464 - Unknown - 90 F								
Wayne Causey, L OBP: 0.376, SLG: 0.309	K		E4	FC6-4			F4		FC5-4	4	0	1	0	1	1	6									
Jim Landis, R OBP: 0.366, SLG: 0.353	6-3		F9				4-3		FC5-4	5	0	0	1	0	0	5									
Ken Harrelson, R OBP: 0.342, SLG: 0.458				5-3			K		5-3	5	0	1	0	0	1	3									
Ed Charles, R OBP: 0.346, SLG: 0.441										4	1	2	0	0	1	1									
Mike Hershberger, R OBP: 0.275, SLG: 0.304										4	1	2	1	0	0	1									
Rene Lachemann, R OBP: 0.282, SLG: 0.436										4	0	1	1	0	2	3									
Nelson Mathews, R OBP: 0.321, SLG: 0.355										4	0	1	0	0	1	2									
Diego Segui, R Don Buschhorn, R John O'Donoghue, R Jim Dickson, R Skip Lockwood, R Wes Stock, R Dick Green, R Jesse Hickman, R John Wyatt, R Santiago Rosario, L Don Mossi, L										0	0	0	0	0	0	0									
Inning Stats	R: 0 E: 0 K: 1 S: 5	H: 0 LOB: 0 BB: 0 P: 5	R: 0 E: 0 K: 2 S: 8	H: 1 LOB: 1 BB: 0 P: 8	R: 0 E: 1 K: 1 S: 6	H: 1 LOB: 2 BB: 1 P: 10	R: 2 E: 1 K: 1 S: 10	H: 4 LOB: 3 BB: 0 P: 10	R: 0 E: 0 K: 0 S: 3	H: 0 LOB: 0 BB: 0 P: 3	R: 0 E: 0 K: 1 S: 5	H: 0 LOB: 0 BB: 0 P: 5	R: 1 E: 0 K: 1 S: 7	H: 2 LOB: 2 BB: 0 P: 7	R: 0 E: 0 K: 1 S: 7	H: 2 LOB: 2 BB: 0 P: 7		R: 0 E: 0 K: 0 S: 3	H: 0 LOB: 1 BB: 1 P: 7	1B: 7 2B: 2 3B: 1 HR: 0	SF: 0 SAC: 0 DP: 0 HBP: 0	WP: 0 PB: 0 SB: 0 CS: 0	PA: 40		
PITCHER	IP	WLS	BF	H	R	ER	SO	BB	IBB	HBP	BLK	WP	HR	S	P	ERA	WHIP	PITCHER							
Whitey Ford, L ERA: 3.8	(1, 1)	6.0	W	28	8	3	3	6	1	0	0	0	0	39	43	4.50	1.500								
Steve Hamilton, L ERA: 1.82	(7, 1)	3.0	S	12	2	0	0	2	1	0	0	0	0	15	19	0.00	1.000								

Batter	1	2	3	4	5	6	7	8	9	AB	R	H	RBI	BB	SO	LOB	BOTTOM								
Horace Clarke, S OBP: 0.294, SLG: 0.292										3	2	1	0	1	0	1	Kansas City Athletics @ New York Yankees Yankee Stadium, Bronx, NY Wed Jun 23 1965, 7:05 PM EDT Att: 10,464 - Unknown - 90 F								
Bobby Richardson, R OBP: 0.306, SLG: 0.313										3	1	3	2	1	0	0									
Tom Tresh, S OBP: 0.352, SLG: 0.504										4	1	2	1	0	1	3									
Elston Howard, R OBP: 0.265, SLG: 0.338										4	1	0	1	0	0	6									
Jake Gibbs, L										0	0	0	0	0	0	0									
Joe Pepitone, L OBP: 0.298, SLG: 0.400										3	0	0	1	0	0	2									
Hector Lopez, R OBP: 0.248, SLG: 0.305										3	1	1	1	0	0	0									
Ross Moschitto, R OBP: 0.188, SLG: 0.400										1	0	0	0	0	1	0									
Ray Barker, L OBP: 0.383, SLG: 0.470										3	1	2	2	1	1	0									
Phil Linz, R OBP: 0.299, SLG: 0.303										4	0	0	0	0	0	2									
Whitey Ford, L OBP: 0.265, SLG: 0.226	(1, 1)									2	1	0	0	1	0	0									
Steve Hamilton, L ERA: 1.82	(7, 1)									1	0	0	0	0	1	1									
Inning Stats	R: 5 E: 0 K: 0 S: 8	H: 5 LOB: 0 BB: 0 P: 8	R: 3 E: 1 K: 0 S: 5	H: 2 LOB: 1 BB: 1 P: 9	R: 0 E: 0 K: 0 S: 2	H: 0 LOB: 0 BB: 1 P: 6	R: 0 E: 0 K: 1 S: 5	H: 0 LOB: 2 BB: 2 P: 13	R: 0 E: 0 K: 1 S: 5	H: 0 LOB: 0 BB: 0 P: 5	R: 0 E: 0 K: 0 S: 3	H: 0 LOB: 0 BB: 0 P: 3	R: 0 E: 0 K: 0 S: 4	H: 1 LOB: 1 BB: 0 P: 4	R: 0 E: 0 K: 2 S: 8	H: 1 LOB: 1 BB: 0 P: 8	R: 0 E: 0 K: 0 S: 3	H: 0 LOB: 0 BB: 0 P: 8	1B: 7 2B: 2 3B: 0 HR: 1	SF: 1 SAC: 0 DP: 2 HBP: 0	WP: 0 PB: 0 SB: 0 CS: 0	PA: 36			
PITCHER	IP	WLS	BF	H	R	ER	SO	BB	IBB	HBP	BLK	WP	HR	S	P	ERA	WHIP	PITCHER							
Diego Segui, R ERA: 5.31	(1, 1)	0.2	L	7	5	5	0	0	0	0	0	0	0	7	7	67.50	7.500								
Don Buschhorn, R ERA: 4.32	(1, 1)	1.1		7	2	3	2	0	1	0	0	0	0	6	10	13.50	2.250								
Jim Dickson, R ERA: 4.55	(3, 1)	1.0		3	0	0	0	0	1	0	0	0	0	2	6	0.00	1.000								
Wes Stock, R ERA: 5.04	(4, 1)	3.0		11	0	0	0	2	2	0	0	0	0	13	21	0.00	0.667								
John Wyatt, R ERA: 3.45	(7, 1)	1.0		4	1	0	0	0	0	0	0	0	0	4	4	0.00	1.000								

Batter	1	2	3	4	5	6	7	8	9	AB	R	H	RBI	BB	SO	LOB	TOP																		
Bert Campaneris, R OBP: 0.319, SLG: 0.419	B1-3	L7						F8 1B	5-3	5	1	2	0	0	0	0																			
Wayne Causey, L OBP: 0.372, SLG: 0.311	HR 2B		F8					F8	K	5	1	1	0	0	1	2																			
Jim Landis, R OBP: 0.370, SLG: 0.353	HR HBP		K					F8		0	1	0	0	0	0	0																			
Nelson Mathews, R OBP: 0.321, SLG: 0.354	HR		K					F8		3	1	1	1	0	1	0																			
Ken Harrelson, R OBP: 0.345, SLG: 0.480	HR 2H 2H		5-3					F7		4	2	2	3	0	0	0																			
Ed Charles, R OBP: 0.344, SLG: 0.438	K							6-3		4	0	1	1	0	2	0																			
Mike Hershberger, R OBP: 0.297, SLG: 0.311								5-3		3	0	2	0	1	0	0																			
Billy Bryan, L OBP: 0.328, SLG: 0.483								5-3		4	0	1	1	0	3	2																			
Larry Stahl, L OBP: 0.139, SLG: 0.212								5-3		4	0	0	0	0	1	4																			
Rollie Sheldon, R OBP: 0.136, SLG: 0.050								K2-3		4	0	0	0	0	2	0																			
Inning Stats	R: 3 E: 0 K: 2 S: 9	H: 2 LOB: 1 BB: 1 P: 14	R: 0 E: 0 K: 0 S: 3	H: 0 LOB: 0 BB: 0 P: 3	R: 0 E: 0 K: 1 S: 5	H: 0 LOB: 0 BB: 0 P: 5	R: 0 E: 0 K: 2 S: 8	H: 1 LOB: 1 BB: 0 P: 8	R: 0 E: 0 K: 1 S: 5	H: 1 LOB: 0 BB: 0 P: 5	R: 0 E: 0 K: 0 S: 3	H: 0 LOB: 0 BB: 0 P: 3	R: 0 E: 0 K: 1 S: 5	H: 0 LOB: 0 BB: 0 P: 5	R: 3 E: 0 K: 2 S: 13	H: 6 LOB: 3 BB: 0 P: 13	R: 0 E: 0 K: 1 S: 5	H: 0 LOB: 0 BB: 0 P: 5	1B: 7 2B: 2 3B: 0 HR: 1	SF: 0 SAC: 0 DP: 0 HBP: 1	WP: 0 PB: 0 SB: 0 CS: 1	PA: 38													
PITCHER	IP WLS BF H R ER SO BB IBB HBP BLK WP HR S P ERA WHIP																																		
Mel Stottlemyre, R ERA: 2.73	(1, 1)	7.0	L	26	4	3	3	7	1	0	1	0	0	0	1	38	43	3.86	0.714																
Pedro Ramos, R ERA: 3.83	(8, 1)	2.0		12	6	3	3	3	0	0	0	0	0	0	0	18	18	13.50	3.000																

Kansas City Athletics @ New York Yankees
 Yankee Stadium, Bronx, NY
 Thu Jun 24 1965, 3:33 AM EDT
 Alt. 6, 191 - Unknown - 75 F

AB	36
R	6
H	10
RBI	6
BB	1
SO	10
LOB	8



Batter	1	2	3	4	5	6	7	8	9	AB	R	H	RBI	BB	SO	LOB	BOTTOM																		
Horace Clarke, S OBP: 0.291, SLG: 0.275	4-3							F8		3	1	0	0	1	0	0																			
Bobby Richardson, R OBP: 0.366, SLG: 0.312	5-3									4	0	1	0	0	1	1																			
Tom Tresh, S OBP: 0.354, SLG: 0.504	4-3									4	0	2	1	0	0	0																			
Elston Howard, R OBP: 0.250, SLG: 0.319										4	0	0	0	0	1	3																			
Joe Pepitone, L OBP: 0.302, SLG: 0.413										3	1	1	1	1	0	1																			
Hector Lopez, R OBP: 0.250, SLG: 0.299										2	0	0	0	1	1	1																			
Jake Gibbs, L OBP: 0.200, SLG: 0.200										1	0	1	0	0	0	0																			
Ray Barker, L OBP: 0.376, SLG: 0.449										3	0	0	0	1	0	3																			
Phil Linz, R OBP: 0.298, SLG: 0.308										4	0	1	0	0	0	2																			
Mel Stottlemyre, R OBP: 0.171, SLG: 0.317										2	0	0	0	0	0	2																			
Tony Kubek, L OBP: 0.250, SLG: 0.260										1	0	0	0	0	0	0																			
Pedro Ramos, S OBP: 0.143, SLG: 0.143										0	0	0	0	0	0	0																			
Clete Boyer, R OBP: 0.302, SLG: 0.352										1	0	0	0	0	0	1																			
Inning Stats	R: 0 E: 0 K: 0 S: 3	H: 0 LOB: 0 BB: 0 P: 3	R: 1 E: 0 K: 1 S: 6	H: 1 LOB: 1 BB: 1 P: 10	R: 1 E: 0 K: 1 S: 6	H: 1 LOB: 1 BB: 1 P: 10	R: 0 E: 0 K: 0 S: 4	H: 1 LOB: 2 BB: 1 P: 8	R: 0 E: 0 K: 1 S: 5	H: 0 LOB: 0 BB: 0 P: 5	R: 0 E: 0 K: 0 S: 3	H: 0 LOB: 0 BB: 0 P: 7	R: 0 E: 0 K: 0 S: 3	H: 0 LOB: 0 BB: 0 P: 3	R: 0 E: 0 K: 0 S: 4	H: 2 LOB: 1 BB: 0 P: 4	R: 0 E: 0 K: 0 S: 4	H: 1 LOB: 1 BB: 0 P: 4	1B: 4 2B: 1 3B: 0 HR: 1	SF: 0 SAC: 0 DP: 1 HBP: 0	WP: 1 PB: 0 SB: 0 CS: 0	PA: 36													
PITCHER	IP WLS BF H R ER SO BB IBB HBP BLK WP HR S P ERA WHIP																																		
Rollie Sheldon, R ERA: 3.0	(1, 1)	9.0	W	36	6	2	2	3	4	0	0	0	0	0	1	38	54	2.00	1.111																

Kansas City Athletics @ New York Yankees
 Yankee Stadium, Bronx, NY
 Thu Jun 24 1965, 3:33 AM EDT
 Alt. 6, 191 - Unknown - 75 F

AB	32
R	2
H	6
RBI	2
BB	4
SO	3
LOB	14




Batter	1	2	3	4	5	6	7	8	9	AB	R	H	RBI	BB	SO	LOB	TOP					
Bert Campaneris, R OBP: 0.320, SLG: 0.422 (1, 7)	0-3 K		0-0 2B		0-0 FC6-4 CS		0-0 S 1B		0-3 K	5	0	2	0	0	2	3	Kansas City Athletics @ Cleveland Indians Cleveland Municipal Stadium, Cleveland, OH Fri Jun 25 1965, 7:05 PM EDT Att: 12,073 - Unknown livebaseballscorecards.com					
Wayne Causey, L OBP: 0.365, SLG: 0.306 (1, 6)	4-0 BB BB		0-0 F6		0-3 K 1-2		0-0 4-3			3	0	0	0	1	1	3						
Jim Landis, R OBP: 0.360, SLG: 0.341 (1, 8)	0-0 F4		0-3 K			0-3 K		0-3 K		4	0	0	0	0	3	2						
Ken Harrelson, R OBP: 0.343, SLG: 0.470 (1, 3)	4-0 1-2 BB		0-0 F7			0-3 K 1B		0-3 K		3	0	0	0	1	2	1						
Ed Charles, R OBP: 0.339, SLG: 0.430 (1, 5)	0-3 K			0-3 K		0-0 L8		0-3 K		4	0	0	0	0	3	3						
Mike Hershberger, R OBP: 0.297, SLG: 0.317 (1, 9)		0-0 1B		0-0 F4		0-0 1-2 1B			4-0 BB BB	3	0	2	0	1	0	0						
Dick Green, R OBP: 0.345, SLG: 0.411 (1, 4)		0-0 F4		4-0 BB		0-0 F5			4-0 1-2 BB	2	0	0	0	2	0	3						
Rene Lachemann, R OBP: 0.270, SLG: 0.415 (1, 2)		0-3 K		0-0 F5			0-0 F9		0-0 F9	4	0	0	0	0	1	4						
Catfish Hunter, R Skip Lockwood, R Diego Segul, R Nelson Mathewes, R Jim Dickson, L Santiago Rosario, L (1, 1) (5, PH) (5, 1) (7, PH) (7, 1) (8, PH)		0-0 G3			4-0 FC6-4 BB		0-3 K		0-3 K	1	0	0	0	0	0	1						
Inning Stats	R: 0 E: 0 K: 2 S: 7	H: 0 LOB: 2 BB: 2 P: 15	R: 0 E: 0 K: 1 S: 6	H: 1 LOB: 1 BB: 0 P: 6	R: 0 E: 0 K: 1 S: 6	H: 1 LOB: 1 BB: 1 P: 6	R: 0 E: 0 K: 1 S: 5	H: 0 LOB: 1 BB: 1 P: 9	R: 0 E: 0 K: 1 S: 4	H: 0 LOB: 0 BB: 1 P: 8	R: 0 E: 0 K: 2 S: 9	H: 1 LOB: 2 BB: 0 P: 9	R: 0 E: 0 K: 1 S: 6	H: 1 LOB: 1 BB: 0 P: 6	R: 0 E: 0 K: 3 S: 9	H: 0 LOB: 0 BB: 0 P: 9		R: 0 E: 0 K: 2 S: 7	H: 0 LOB: 2 BB: 2 P: 15	1B: 3 2B: 1 3B: 0 HR: 0	SF: 0 SAC: 0 DP: 0 HBP: 0	WP: 0 PB: 1 SB: 1 CS: 1
PITCHER	IP	WLS	BF	H	R	ER	SO	BB	IBB	HBP	BLK	WP	HR	S	P	ERA	WHIP					
Sam McDowell, L ERA: 2.31 Gary Bell, R ERA: 2.61	(1, 1) (9, 1)	8.2 S	36 1	4 0	0 0	0 0	13 1	6 0	0 0	0 0	0 0	0 0	0 0	56 3	80 3	0.00 0.00	1.154 0.000					

Batter	1	2	3	4	5	6	7	8	9	AB	R	H	RBI	BB	SO	LOB	BOTTOM				
Dick Howser, R OBP: 0.355, SLG: 0.269 (1, 6)	0-0 6-3		0-0 L7		0-0 F2		0-0 5-3			4	0	0	0	0	0	0	Kansas City Athletics @ Cleveland Indians Cleveland Municipal Stadium, Cleveland, OH Fri Jun 25 1965, 7:05 PM EDT Att: 12,073 - Unknown livebaseballscorecards.com				
Vic Davallito, L OBP: 0.375, SLG: 0.452 (1, 8)	0-0 L4		0-0 L9		0-0 S S 1B		0-0 4-3			4	0	1	0	0	0	0					
Max Alvis, R OBP: 0.348, SLG: 0.488 (1, 5)	0-3 K		0-0 F7		4-0 1-2 BB		0-0 L6			3	0	0	0	1	1	0					
Rocky Colavito, R OBP: 0.405, SLG: 0.545 (1, 9)		0-0 HR		0-3 K	4-0 1-2 2-3 BB		0-0 F8			3	1	1	1	1	1	0					
Leon Wagner, L OBP: 0.335, SLG: 0.443 (1, 7)		0-0 9-3-6 1B		0-3 K	0-0 6-3		0-0 F7			4	0	1	0	0	1	3					
Fred Whitfield, L OBP: 0.310, SLG: 0.506 (1, 3)		0-0 9-3-6		0-0 HR		0-0 3-1		0-0 4-3		4	1	1	1	0	0	1					
Joe Azcue, R OBP: 0.304, SLG: 0.278 (1, 2)		4-0 1B BB		0-0 1B		0-0 SH5-3 2B				2	0	2	0	1	0	0					
Pedro Gonzalez, R OBP: 0.275, SLG: 0.330 (1, 4)		0-0 1-2 1B		0-0 F6		0-0 SH5-3				2	0	1	0	0	0	1					
Sam McDowell, L OBP: 0.108, SLG: 0.083 Gary Bell, R OBP: 0.125, SLG: 0.500 (1, 1) (9, 1)		0-0 F9		0-0 F7		0-3 K				3	0	0	0	0	1	3					
Inning Stats	R: 0 E: 0 K: 1 S: 5	H: 0 LOB: 0 BB: 0 P: 5	R: 1 E: 0 K: 0 S: 5	H: 3 LOB: 2 BB: 1 P: 9	R: 0 E: 0 K: 0 S: 3	H: 0 LOB: 0 BB: 0 P: 3	R: 1 E: 0 K: 2 S: 9	H: 2 LOB: 1 BB: 0 P: 9	R: 0 E: 0 K: 0 S: 4	H: 1 LOB: 3 BB: 2 P: 12	R: 0 E: 0 K: 1 S: 6	H: 1 LOB: 1 BB: 0 P: 6	R: 0 E: 0 K: 0 S: 3	H: 0 LOB: 0 BB: 0 P: 3	R: 0 E: 0 K: 0 S: 3	H: 0 LOB: 0 BB: 0 P: 3		1B: 4 2B: 2 3B: 0 HR: 2	SF: 0 SAC: 1 DP: 1 HBP: 0	WP: 0 PB: 0 SB: 3 CS: 0	PA: 33
PITCHER	IP	WLS	BF	H	R	ER	SO	BB	IBB	HBP	BLK	WP	HR	S	P	ERA	WHIP				
Catfish Hunter, R ERA: 5.63 Diego Segul, R ERA: 5.18 Jim Dickson, R ERA: 4.25	(1, 1) (5, 1) (7, 1)	4.0 L	17 10	5 2	2 0	2 0	3 1	2 2	0 0	0 0	0 0	0 0	0 0	10 6	18 6	0.00 0.00	2.000 0.000				

Batter	1	2	3	4	5	6	7	8	9	10	11	12	13	14	15	AB	R	H	RBI	BB	SO	LOB	TOP																
Bert Campaneris, R OBP: 0.315, SLG: 0.413 (1.7)	F8		K		F3	K			K		F8		SH3-4			7	0	1	0	0	3	1																	
Wayne Causey, L OBP: 0.366, SLG: 0.308 (1.6)	F3			E	BB	BB	1B	4-3	3-1				F8		1B	8	2	3	0	0	0	4																	
Jim Landis, R OBP: 0.371, SLG: 0.368 (1.8)	K			E	BB	BB	1B		K		K				6-3	6	3	2	0	2	3	3																	
Ken Harrelson, R OBP: 0.344, SLG: 0.403 (1.3)		F3		K												5	0	1	1	2	1	4																	
Ed Charles, R OBP: 0.337, SLG: 0.419 (1.5)	FC4-6			E5				9-5	9-5		SH1-4					4	1	1	3	2	1	2																	
Mike Hershberger, R OBP: 0.296, SLG: 0.370 (1.9)	FC4-6			1B				L9								7	1	1	1	0	0	5																	
Billy Bryan, L OBP: 0.324, SLG: 0.453 (1.2)	F4			F2				F5	F9							5	0	0	0	2	1	5																	
Dick Green, R OBP: 0.341, SLG: 0.400 (1.4)			5-3					6-3								6	0	1	2	0	1	4																	
John O'Donoghue, R OBP: 0.371, SLG: 0.344 (1.1)																1	0	0	0	0	0	0																	
Diego Segui, R OBP: 0.311, SLG: 0.388 (3.1)																1	0	0	0	0	0	1																	
Santiago Rosario, L OBP: 0.302, SLG: 0.311 (8.1)																1	0	0	0	0	0	0																	
John Wyatt, R OBP: 0.320, SLG: 0.419 (1.5)																1	0	0	0	0	0	0																	
Rene Lacharrette, R OBP: 0.291, SLG: 0.311 (1.1)																1	0	0	0	0	0	0																	
Rolife Sheldon, R OBP: 0.344, SLG: 0.388 (1.5)																1	0	1	0	0	0	0																	
Ship Lockwood, R OBP: 0.344, SLG: 0.388 (1.5)																1	0	1	0	0	0	0																	
Jim Dickson, L OBP: 0.344, SLG: 0.388 (1.5)																0	0	0	0	0	0	0																	
Inning Stats	R: 0 E: 0 K: 1 S: 5	H: 0 LOB: 0 BB: 0 P: 5	R: 0 E: 0 K: 0 S: 3	H: 0 LOB: 1 BB: 1 P: 7	R: 0 E: 0 K: 1 S: 5	H: 0 LOB: 0 BB: 0 P: 5	R: 4 E: 2 K: 2 S: 11	H: 3 LOB: 3 BB: 1 P: 15	R: 2 E: 0 K: 0 S: 6	H: 3 LOB: 2 BB: 1 P: 10	R: 0 E: 0 K: 1 S: 5	H: 0 LOB: 1 BB: 0 P: 6	R: 1 E: 0 K: 0 S: 4	H: 2 LOB: 0 BB: 0 P: 4	R: 0 E: 0 K: 0 S: 3	H: 0 LOB: 0 BB: 0 P: 3	R: 0 E: 0 K: 2 S: 7	H: 0 LOB: 0 BB: 0 P: 7	R: 0 E: 0 K: 1 S: 5	H: 1 LOB: 2 BB: 2 P: 13	R: 0 E: 0 K: 0 S: 3	H: 0 LOB: 2 BB: 2 P: 11	R: 0 E: 0 K: 0 S: 4	H: 1 LOB: 2 BB: 1 P: 8	R: 0 E: 0 K: 2 S: 7	H: 0 LOB: 0 BB: 0 P: 7	R: 0 E: 0 K: 0 S: 5	H: 2 LOB: 2 BB: 0 P: 5	1B: 10 2B: 2 3B: 1 HR: 0	SF: 0 SAC: 3 DP: 1 HBP: 1	WP: 0 PB: 0 CS: 0	PA: 66							
PITCHER	IP 3.2	WLS 3	BF 17	H 4	R 4	ER 1	SO 3	BB 2	IBB 0	HBP 0	BLK 0	WP 0	HR 0	R 2	S 21	P 29	ERA 2.46	WHIP 1.364																					
Luis Tiant, R ERA: 3.21 (1.1)											Jack Spring, L ERA: 2.08 (11.1)	IP 5.0	WLS 5	BF 22	H 4	R 0	ER 0	SO 3	BB 3	IBB 0	HBP 0	BLK 0	WP 0	HR 0	R 0	S 25	P 37	ERA 0.00	WHIP 1.400										
Gary Bell, R ERA: 2.91 (4.1)											Jack Kralick, L ERA: 3.86 (6.1)	IP 0.1	WLS 1	BF 0	H 0	R 0	ER 0	SO 0	BB 0	IBB 0	HBP 0	BLK 0	WP 0	HR 0	R 0	S 1	P 1	ERA 0.00	WHIP 0.000										
Lee Stange, R ERA: 3.45 (7.1)											Don McMahon, R ERA: 2.65 (9.1)	IP 2.0	WLS 0	BF 8	H 0	R 0	ER 0	SO 3	BB 1	IBB 1	HBP 0	BLK 0	WP 0	HR 0	R 0	S 12	P 20	ERA 0.00	WHIP 0.500										

Kansas City Athletics @ Cleveland Indians
Cleveland Municipal Stadium, Cleveland, OH
Sun Jun 27 1965, 3:33 AM EDT
Unknown


AB 54
R 7
H 12
RBI 7
BB 8
SO 11
LOB 29



Batter	1	2	3	4	5	6	7	8	9	10	11	12	13	14	15	AB	R	H	RBI	BB	SO	LOB	BOTTOM																
Dick Howser, R OBP: 0.358, SLG: 0.281 (1.8)						F6				L9						5	1	3	0	0	0	2																	
Don McMahon, R OBP: 0.697, SLG: 0.697 (9.1)																0	0	0	0	0	0	0																	
Duke Sims, L OBP: 0.271, SLG: 0.368 (10. PH)																1	0	0	0	0	0	1																	
Jack Spring, R OBP: 0.500, SLG: 0.500 (11.1)																2	0	1	0	0	0	1																	
Vic Davallo, L OBP: 0.380, SLG: 0.450 (1.8)	E5															6	1	2	0	2	1	5																	
Chico Salmon, R OBP: 0.234, SLG: 0.214 (1.5)	K					6-3										7	1	1	0	0	2	8																	
Rocky Colavito, R OBP: 0.406, SLG: 0.545 (1.9)																6	2	2	1	2	1	2																	
Chuck Hinton, R OBP: 0.335, SLG: 0.437 (1.3)	G4-6-3															8	2	4	4	0	0	3																	
Leon Wagner, L OBP: 0.351, SLG: 0.471 (1.7)																3	2	2	1	4	0	0																	
Joe Azcue, R OBP: 0.290, SLG: 0.264 (1.2)																7	0	0	0	0	2	7																	
Pedro Gonzalez, R OBP: 0.292, SLG: 0.364 (1.4)																6	1	3	2	1	1	0																	
Luis Tiant, R ERA: 3.21 (1.1)											Jack Kralick, L ERA: 3.86 (6.1)	IP 0.1	WLS 1	BF 0	H 0	R 0	ER 0	SO 0	BB 0	IBB 0	HBP 0	BLK 0	WP 0	HR 0	R 0	S 1	P 1	ERA 0.00	WHIP 0.000										
Al Lugo, R ERA: 3.13 (1.1)											Lee Stange, R ERA: 3.45 (7.1)	IP 4.0	WLS 0	BF 16	H 4	R 0	ER 0	SO 2	BB 1	IBB 1	HBP 0	BLK 0	WP 0	HR 0	R 0	S 18	P 26	ERA 0.00	WHIP 1.250										
Rolife Sheldon, R ERA: 2.84 (15.1)											Jim Dickson, R ERA: 5.1 (15.1)	IP 0.1	WLS L	BF 4	H 2	R 3	ER 3	SO 0	BB 0	IBB 1	HBP 0	BLK 0	WP 0	HR 0	R 1	S 3	P 7	ERA 81.00	WHIP 6.000										
Inning Stats	R: 1 E: 1 K: 1 S: 6	H: 2 LOB: 1 BB: 1 P: 10	R: 1 E: 0 K: 0 S: 9	H: 2 LOB: 2 BB: 1 P: 13	R: 4 E: 1 K: 0 S: 7	H: 4 LOB: 0 BB: 0 P: 7	R: 0 E: 0 K: 0 S: 3	H: 1 LOB: 1 BB: 0 P: 6	R: 0 E: 0 K: 0 S: 3	H: 1 LOB: 0 BB: 0 P: 3	R: 0 E: 0 K: 0 S: 3	H: 1 LOB: 2 BB: 1 P: 7	R: 0 E: 0 K: 0 S: 6	H: 1 LOB: 2 BB: 1 P: 10	R: 0 E: 0 K: 0 S: 7	H: 0 LOB: 0 BB: 0 P: 3	R: 0 E: 0 K: 1 S: 5	H: 1 LOB: 0 BB: 1 P: 9	R: 0 E: 0 K: 0 S: 3	H: 0 LOB: 1 BB: 1 P: 7	R: 3 E: 0 K: 0 S: 3	H: 2 LOB: 0 BB: 1 P: 7	1B: 14 2B: 3 3B: 0 HR: 4	SF: 0 SAC: 2 DP: 4 HBP: 0	WP: 0 PB: 1 CS: 1	PA: 68													
PITCHER	IP 2.1	WLS 2	BF 15	H 7	R 5	ER 3	SO 3	BB 2	IBB 0	HBP 0	BLK 0	WP 0	HR 2	R 5	S 19	P 27	ERA 11.57	WHIP 3.857																					
John O'Donoghue, L ERA: 4.29 (3.1)											Diego Segui, R ERA: 5.11 (8.1)	IP 4.2	WLS 19	BF 6	H 2	R 2	ER 2	SO 3	BB 0	IBB 1	HBP 0	BLK 0	WP 0	HR 1	R 24	S 28	P 28	ERA 3.86	WHIP 1.286										
John Wyatt, R ERA: 3.13 (1.1)											Rolife Sheldon, R ERA: 2.84 (15.1)	IP 3.0	WLS 14	BF 2	H 0	R 0	ER 0	SO 1	BB 2	IBB 0	HBP 0	BLK 0	WP 0	HR 0	R 0	S 13	P 25	ERA 0.00	WHIP 1.000										

Kansas City Athletics @ Cleveland Indians
Cleveland Municipal Stadium, Cleveland, OH
Sun Jun 27 1965, 3:33 AM EDT
Unknown

AB 57
R 10
H 21
RBI 8
BB 9
SO 9
LOB 31



Batter	1	2	3	4	5	6	7	8	9	AB	R	H	RBI	BB	SO	LOB	TOP								
Bert Campaneris, R OBP: 0.316, SLG: 0.410 (1, 6)	0-3 K			0-0 2B 2B 1B	0-0 6-3	0-3 K			4-0 BB	4	1	1	0	1	2	3	Kansas City Athletics @ Cleveland Indians Cleveland Municipal Stadium, Cleveland, OH Sun Jun 27 1965, 3:38 AM EDT Att: 17,829 - Unknown livebaseballscorecards.com								
Wayne Causey, L OBP: 0.364, SLG: 0.310 (1, 4)	0-0 F6			0-0 1-3 2B 2B	0-0 F7	0-0 1-3			0-3 K	5	1	1	0	0	1	4									
Larry Stahl, L OBP: 0.146, SLG: 0.237 (1, 8) (6, 7)	0-3 K			0-0 HR 2B	0-0 F3				0-3 K	5	1	1	2	0	2	1									
Ken Harrelson, R OBP: 0.348, SLG: 0.482 (1, 3)		0-0 F2		0-0 HR		0-0 BB 1B 1B				4	2	2	2	0	1	0									
Ed Charles, R OBP: 0.336, SLG: 0.414 (1, 5)		0-0 6-3		1-0 1-3 S 1B HBP		0-3 K			0-0 6-3	3	1	0	0	0	1	1									
Mike Hershberger, R OBP: 0.265, SLG: 0.309 (1, 9)		0-0 F8		0-0 1-3		0-0 BB 1B			0-3 K	4	1	1	0	0	1	1									
Santiago Rosario, L OBP: 0.334, SLG: 0.296 Cattfish Hunter, R Don Mossi, L Jim Dickson, L Ship Lickwood, R OBP: 0.348, SLG: 0.119 John Wyatt, R (1, 7) (6, 1) (6, 1) (7, 1) (6, PH) (8, 1)			0-3 K	0-0 FC6-4 1B		4-0 1B BB			0-0 F2	2	0	1	1	1	1	0									
Rene Lachemann, R OBP: 0.266, SLG: 0.402 (1, 2)			0-3 K	0-0 F7		0-0 BB 1B			0-3 K	4	0	1	2	0	2	1									
Wes Stock, R Jim Landis, R OBP: 0.373, SLG: 0.366 (1, 1) (6, PH) (6, 8)			0-3 K	0-0 FC6-4		1-2 BB			0-3 K	2	0	0	0	0	1	1									
Inning Stats	R: 0 E: 0 K: 2 S: 7	H: 0 LOB: 0 BB: 0 P: 7	R: 0 E: 0 K: 0 S: 3	H: 0 LOB: 0 BB: 0 P: 3	R: 0 E: 0 K: 3 S: 9	H: 0 LOB: 1 BB: 0 P: 9	R: 5 E: 0 K: 0 S: 8	H: 5 LOB: 0 BB: 0 P: 9	R: 0 E: 0 K: 0 S: 3	H: 0 LOB: 0 BB: 0 P: 3	R: 2 E: 0 K: 2 S: 10	H: 3 LOB: 3 BB: 2 P: 18	R: 0 E: 0 K: 1 S: 5	H: 0 LOB: 0 BB: 0 P: 5	R: 0 E: 0 K: 2 S: 7	H: 0 LOB: 0 BB: 0 P: 7		R: 0 E: 0 K: 3 S: 9	H: 0 LOB: 1 BB: 1 P: 13	1B: 5 2B: 2 3B: 0 HR: 1	SF: 0 SAC: 0 DP: 0 HBP: 1	WP: 0 PB: 0 SB: 1 CS: 0	PA: 39		
PITCHER	IP	WLS	BF	H	R	ER	SO	BB	IBB	HBP	BLK	WP	HR	S	P	ERA	WHIP								
Floyd Weaver, R ERA: 5.4 (1, 1)	3.1		16	5	5	5	5	0	0	1	0	0	1	25	26	13.50	1.500								
Mike Hedlund, R ERA: 5.09 (4, 1)	2.0		8	2	2	2	1	0	0	0	0	0	0	10	10	9.00	1.000								
Gary Bell, R ERA: 2.86 (6, 1)	0.2	W	5	1	0	0	1	2	0	0	0	0	0	5	13	0.00	4.500								
Sonny Siebert, R ERA: 2.54 (7, 1)	3.0		10	0	0	0	6	1	0	0	0	0	0	21	25	0.00	0.333								

Batter	1	2	3	4	5	6	7	8	9	AB	R	H	RBI	BB	SO	LOB	BOTTOM								
Dick Howser, R OBP: 0.363, SLG: 0.288 (1, 6)	0-0 F5				0-0 E 2B 4-3 1B	0-0 E6 2B			0-0 WP 1B	5	2	3	0	0	0	1	Kansas City Athletics @ Cleveland Indians Cleveland Municipal Stadium, Cleveland, OH Sun Jun 27 1965, 3:38 AM EDT Att: 17,829 - Unknown livebaseballscorecards.com								
Vic Davallillo, L OBP: 0.377, SLG: 0.449 (1, 8)	0-0 1-3				0-0 4-3	0-0 FC3-6 1B 2B			0-0 6-3	5	0	1	2	0	0	4									
Leon Wagner, L OBP: 0.227, SLG: 0.466 Pedro Gonzalez, R OBP: 0.292, SLG: 0.364 (1, 7) (9, 5)	0-0 1B				0-0 F5	0-0 E6 2B			0-0 F7	5	1	1	0	0	0	4									
Rocky Colavito, R OBP: 0.409, SLG: 0.550 (1, 9)	0-0 1B				0-0 6-3	0-0 2-3 2B			0-0 F3	5	1	3	2	0	0	0									
Fred Whitfield, L OBP: 0.301, SLG: 0.494 (1, 3)	0-0 F8				0-0 1-3	0-0 F3			0-0 SH 2B	4	1	0	0	0	0	3									
Chuck Hinton, R OBP: 0.336, SLG: 0.433 (1, 5) (9, 7)					0-0 F3	0-3 K			4-0 2B 1B IBB	4	2	1	0	1	1	1									
Duke Sims, L OBP: 0.227, SLG: 0.500 Max Alvis, R Phil Roof, R OBP: 0.136, SLG: 0.136 (1, 2) (7, PH) (8, 2)					0-0 3-1				0-0 SF8	3	1	1	2	0	0	0									
Larry Brown, R OBP: 0.301, SLG: 0.344 (1, 4)					0-0 HR				0-0 1B 2B	4	3	3	2	0	0	0									
Floyd Weaver, R (1, 1)					0-3 K				0-0 WP 1B	1	0	0	0	0	1	0									
Mike Hedlund, R (4, 1)					0-0 K				0-0 F7	1	0	0	0	0	1	0									
Gary Bell, R OBP: 0.125, SLG: 0.500 Al Luplow, L Sonny Siebert, R OBP: 0.154, SLG: 0.320 (6, 1) (6, PH) (7, 1)					0-0 HR				0-0 WP 1B	0	0	0	0	0	0	0									
Inning Stats	R: 0 E: 0 K: 0 S: 5	H: 2 LOB: 2 BB: 0 P: 5	R: 2 E: 0 K: 1 S: 8	H: 3 LOB: 1 BB: 0 P: 8	R: 0 E: 0 K: 0 S: 3	H: 0 LOB: 0 BB: 0 P: 3	R: 1 E: 0 K: 1 S: 6	H: 1 LOB: 0 BB: 0 P: 6	R: 2 E: 1 K: 1 S: 8	H: 2 LOB: 1 BB: 0 P: 8	R: 2 E: 1 K: 0 S: 6	H: 2 LOB: 1 BB: 0 P: 6	R: 4 E: 1 K: 0 S: 8	H: 4 LOB: 2 BB: 1 P: 12	R: 0 E: 0 K: 0 S: 3	H: 0 LOB: 0 BB: 0 P: 3	1B: 9 2B: 3 3B: 0 HR: 2	SF: 1 SAC: 1 DP: 0 HBP: 0	WP: 1 PB: 0 SB: 0 CS: 0	PA: 42					
PITCHER	IP	WLS	BF	H	R	ER	SO	BB	IBB	HBP	BLK	WP	HR	S	P	ERA	WHIP								
Wes Stock, R ERA: 5.26 (1, 1)	5.0		24	8	5	4	3	0	0	0	0	0	0	4	4	0.00	1.500								
Cattfish Hunter, R ERA: 5.47 (6, 1)	0.2	L	9	5	4	3	0	0	1	0	0	0	0	8	12	40.50	7.500								
Don Mossi, L ERA: 2.51 (6, 1)	0.2		2	0	0	0	0	0	0	0	0	1	0	2	2	0.00	0.000								
Jim Dickson, R ERA: 4.99 (7, 1)	0.2		2	0	0	0	0	0	0	0	0	1	0	2	2	0.00	0.000								
John Wyatt, R ERA: 3.03 (8, 1)	1.0		3	0	0	0	0	0	0	0	0	0	0	3	3	0.00	0.000								

Batter	1	2	3	4	5	6	7	8	9	AB	R	H	RBI	BB	SO	LOB	TOP										
Tom McCraw, L (1, 8) OBP: 0.273, SLG: 0.297 Ken Berry, R (7, PH) OBP: 0.269, SLG: 0.322	4-0 G3 BB		0-3 K		0-0 4-3		0-0 FC5			2	0	0	0	1	1	2											
Don Buford, S (1, 5) OBP: 0.346, SLG: 0.391	0-0 F3		0-0 2B			0-0 4-3 1B		0-0 F6		4	0	2	0	0	0	1											
Floyd Robinson, L (1, 9) OBP: 0.308, SLG: 0.345	0-0 G3		0-3 K			0-0 4-3		0-0 6-3		4	0	0	0	0	1	4											
John Romano, R (1, 2) OBP: 0.356, SLG: 0.461	0-0 F7			0-0 L9		0-0 L5		0-3 K		4	0	0	0	0	1	2											
Bill Skowron, R (1, 3) OBP: 0.327, SLG: 0.453		0-0 G6-3 1B		0-3 K		0-0 F7			0-0 1B 2B	4	1	2	0	0	1	1											
Danny Cater, R (1, 7) OBP: 0.305, SLG: 0.441		0-0 G6-3 1-2		0-0 1-3			0-0 SH1-4 FC5 1B		0-0 6-3 1B	4	0	2	1	0	0	1											
Ron Hansen, R (1, 6) OBP: 0.302, SLG: 0.361		0-3 K			0-0 F2		0-0 FC5 SH1-4 1B		0-0 6-3	4	0	1	0	0	1	1											
Al Weis, S (1, 4) OBP: 0.296, SLG: 0.320 J.C. Martin, L (9, PH) OBP: 0.390, SLG: 0.413			0-0 1-3		4-0 F8 S BB		0-0 SH1-4		0-0 5-3	1	0	0	0	1	0	0											
Gary Peters, L (1, 1) OBP: 0.167, SLG: 0.146 Tommy John, R (3, 1) OBP: 0.190, SLG: 0.150 Smoky Burgess, L (7, PH) OBP: 0.357, SLG: 0.459 Hoyt Wilhelm, R (7, 1) Dave Nicholson, R (9, PH) OBP: 0.224, SLG: 0.315			0-0 2B 1B		0-0 F8		0-0 BB		0-3 K	1	0	1	0	0	0	0											
Inning Stats	R: 0 E: 0 K: 0 S: 3	H: 0 LOB: 1 BB: 1 P: 7	R: 0 E: 0 K: 1 S: 5	H: 1 LOB: 0 BB: 0 P: 5	R: 0 E: 0 K: 2 S: 9	H: 2 LOB: 2 BB: 0 P: 9	R: 0 E: 0 K: 1 S: 5	H: 0 LOB: 0 BB: 0 P: 5	R: 0 E: 0 K: 0 S: 3	H: 0 LOB: 1 BB: 1 P: 7	R: 0 E: 0 K: 0 S: 4	H: 1 LOB: 1 BB: 0 P: 4	R: 0 E: 0 K: 0 S: 4	H: 2 LOB: 1 BB: 1 P: 8	R: 0 E: 0 K: 1 S: 5	H: 0 LOB: 0 BB: 0 P: 5	R: 1 E: 0 K: 1 S: 7	H: 2 LOB: 1 BB: 0 P: 7	1B: 6 2B: 3 3B: 0 HR: 0	SF: 0 SAC: 1 DP: 2 HBP: 0	WP: 0 PB: 0 SB: 1 CS: 0	PA: 36					
PITCHER	IP	WLS	BF	H	R	ER	SO	BB	IBB	HBP	BLK	WP	HR	S	P	ERA	WHIP	PITCHER									
Fred Talbot, R (1, 1) ERA: 3.24	6.1	W	26	6	0	0	4	2	0	0	0	0	0	32	40	0.00	1.263										
Don Mossi, L (7, 1) ERA: 2.51	1.2		7	2	1	1	1	1	0	0	0	0	0	8	12	5.40	1.800										
John Wyatt, R (9, 1) ERA: 2.94	1.0	S	3	0	0	0	1	0	0	0	0	0	0	5	5	0.00	0.000										

Chicago White Sox @ Kansas City Athletics
Municipal Stadium, Kansas City, MO
Wed Jun 30 1965, 8:05 PM EDT
Unknown

AB 32
R 1
H 8
RBI 1
BB 3
SO 6
LOB 18



Batter	1	2	3	4	5	6	7	8	9	AB	R	H	RBI	BB	SO	LOB	BOTTOM										
Bert Campaneris, R (1, 6) OBP: 0.315, SLG: 0.406	4-0 E SF8 BB		0-0 F8		0-0 F9		0-0 F8			3	1	0	0	1	0	1											
Jim Landis, R (1, 8) OBP: 0.382, SLG: 0.372	0-0 E2 1B		0-0 BB 1B		4-0 G5-3 1B BB		0-0 F8			3	1	2	0	1	0	1											
Ed Charles, R (1, 5) OBP: 0.335, SLG: 0.413	0-0 SF8		0-0 F8		0-0 1-2 1B		0-0 5-3			3	0	1	1	0	0	2											
Ken Harrelson, R (1, 3) OBP: 0.346, SLG: 0.473 Santiago Rosario, L (9, 3) OBP: 0.333, SLG: 0.200	0-0 5-3		4-0 1-2 BB		0-0 G5-3		0-3 K			3	0	0	0	1	1	3											
Mike Hershberger, R (1, 9) OBP: 0.299, SLG: 0.313	0-0 FC6-4 2H 1B		0-0 F8			0-0 SH1-3 1B		0-0 F8		4	0	2	1	0	0	2											
Dick Green, R (1, 4) OBP: 0.338, SLG: 0.396 Don Mossi, L (7, 1) John Wyatt, R (9, 1)	0-0 FC6-4			0-0 6-3		0-0 SH1-3		0-3 K		2	0	0	0	0	0	1											
Rene Lachemann, R (1, 2) OBP: 0.258, SLG: 0.389		0-3 K		0-0 5-3		0-0 F3				3	0	0	0	0	1	1											
Nelson Mathews, R (1, 7) OBP: 0.320, SLG: 0.358		0-3 K		0-0 2B		0-0 L8				3	0	1	0	0	1	1											
Fred Talbot, R (1, 1) OBP: 0.297, SLG: 0.371 Wayne Causey, L (7, 4) OBP: 0.367, SLG: 0.314		0-3 K		0-0 4-3			0-0 1B			2	0	0	0	0	1	1											
Inning Stats	R: 2 E: 1 K: 0 S: 5	H: 2 LOB: 1 BB: 1 P: 9	R: 0 E: 0 K: 3 S: 9	H: 0 LOB: 0 BB: 0 P: 9	R: 0 E: 0 K: 0 S: 4	H: 1 LOB: 1 BB: 1 P: 8	R: 0 E: 0 K: 0 S: 4	H: 1 LOB: 1 BB: 0 P: 4	R: 0 E: 0 K: 2 S: 7	H: 0 LOB: 0 BB: 0 P: 7	1B: 6 2B: 1 3B: 0 HR: 0	SF: 1 SAC: 1 DP: 1 HBP: 0	WP: 0 PB: 0 SB: 0 CS: 0	PA: 33													
PITCHER	IP	WLS	BF	H	R	ER	SO	BB	IBB	HBP	BLK	WP	HR	S	P	ERA	WHIP	PITCHER									
Gary Peters, L (1, 1) ERA: 3.57	2.2	L	13	3	2	1	3	2	0	0	0	0	0	17	25	3.38	1.875										
Tommy John, L (3, 1) ERA: 3.33	3.1		13	3	0	0	0	1	0	0	0	0	0	12	16	0.00	1.200										
Hoyt Wilhelm, R (7, 1) ERA: 2.25	2.0		7	1	0	0	2	0	0	0	0	0	0	11	11	0.00	0.500										

Chicago White Sox @ Kansas City Athletics
Municipal Stadium, Kansas City, MO
Wed Jun 30 1965, 8:05 PM EDT
Unknown

AB 28
R 2
H 7
RBI 2
BB 3
SO 5
LOB 13



Batter	1	2	3	4	5	6	7	8	9	AB	R	H	RBI	BB	SO	LOB	TOP			
Tom McCraw, L (1,8) OBP: 0.271, SLG: 0.301 (8,7)	0-0 4-3		0-0 F8		0-0 1B 2B	0-3 K		0-0 1-3		5	1	1	0	0	1	4				
Don Buford, S (1,5) OBP: 0.347, SLG: 0.391 (8,4)	0-0 6-3		0-0 1B		0-0 G3 S 2H 1B		0-0 4-3		0-0 F3	5	0	2	1	0	0	0				
Floyd Robinson, L (1,9) OBP: 0.313, SLG: 0.347	0-0 E 1B		0-0 1-3		0-0 G3 1-2 BB		0-0 G6-4-3 1B		0-0 G3	4	0	2	0	1	0	1				
Bill Skowron, R (1,3) OBP: 0.325, SLG: 0.452	0-3 K			0-0 5-3	0-0 G3		0-0 G6-4-3 1-2		0-0 2B	5	0	1	0	0	1	4				
Danny Cater, R (1,7) OBP: 0.311, SLG: 0.448 (8,5)		0-0 L9 F5 1B		0-0 G3 1B 2B	0-3 K		0-0 WP SH5-3 1B		0-0 F3	5	1	3	0	0	1	3				
J.C. Martin, L (1,2) OBP: 0.388, SLG: 0.406	0-0 F5 1-2		0-0 G3		0-0 1-3 S 3B BB		0-0 SH5-3			2	1	0	0	1	0	2				
Ron Hansen, R (1,6) OBP: 0.301, SLG: 0.359	0-0 L9 2-3		0-0 1B 3H		0-0 1-3		0-3 K		0-3 K	4	0	1	1	0	1	3				
Al Weis, S (1,4) OBP: 0.297, SLG: 0.320 (8, PH)	0-3 K		0-0 1B		0-0 F3		4-0 BB		4-0 BB	3	0	1	0	0	1	2				
Smoky Burgess, L (8, PH) OBP: 0.372, SLG: 0.459										0	0	0	0	1	0	0				
Ken Berry, R (8, FR) OBP: 0.269, SLG: 0.322 (8,8)										0	0	0	0	0	0	0				
Bruce Howard, S (1,1) OBP: 0.261, SLG: 0.263										3	0	1	1	0	0	0				
Eddie Fisher, R (7,1) OBP: 0.150, SLG: 0.105 (8, PH)										0	0	0	0	0	0	0				
John Romano, R (8, FR) OBP: 0.360, SLG: 0.461 (8,1)			0-0 4-3		0-0 G3		0-0 3B		0-0 1-2 BB	0	0	0	0	1	0	0				
John Buzhardt, R (8,1) OBP: 0.222, SLG: 0.087										0	0	0	0	0	0	0				
Inning Stats	R: 0 E: 1 K: 1 S: 6	H: 1 LOB: 1 BB: 0 P: 6	R: 0 E: 0 K: 1 S: 6	H: 1 LOB: 1 BB: 0 P: 6	R: 0 E: 0 K: 0 S: 4	H: 1 LOB: 1 BB: 0 P: 4	R: 1 E: 0 K: 0 S: 5	H: 3 LOB: 2 BB: 0 P: 5	R: 1 E: 0 K: 1 S: 7	H: 2 LOB: 2 BB: 1 P: 11	R: 0 E: 0 K: 0 S: 3	H: 1 LOB: 0 BB: 0 P: 3	R: 0 E: 0 K: 1 S: 6	H: 1 LOB: 3 BB: 2 P: 14	R: 0 E: 0 K: 0 S: 4	H: 1 LOB: 1 BB: 0 P: 4	1B: 8 2B: 3 3B: 1 HR: 0	SF: 0 SAC: 1 DP: 1 HBP: 0	WP: 1 PB: 0 CS: 2	PA: 41
PITCHER	IP WLS BF H R ER SO BB IBB HBP BLK WP HR S P ERA WHIP																			
Rollie Sheldon, R (1,1) ERA: 2.91	4.1 21 8 2 2 2 1 0 0 0 0 0 24 28 4.15 2.077																			
Wes Stock, R (5,1) ERA: 5.16	2.2 10 2 1 1 2 1 0 0 0 0 0 13 17 3.38 1.125																			
John Wyatt, R (8,1) ERA: 2.88	0.2 5 1 0 0 1 2 0 0 0 0 1 0 5 17 0.00 4.500																			
Don Mossi, L (8,1) ERA: 2.65	1.0 4 1 0 0 0 0 0 0 0 0 0 4 4 0.00 1.000																			
Jim Dickson, R (9,1) ERA: 4.94	0.1 W 1 0 0 0 0 0 0 0 0 0 0 0 1 1 0.00 0.000																			

Chicago White Sox @ Kansas City Athletics
Municipal Stadium, Kansas City, MO
Wed Jun 30 1965, 8:05 PM EDT
Att: 4,228 - Unknown

AB	36
R	3
H	12
RBI	3
BB	4
SO	5
LOB	19



Batter	1	2	3	4	5	6	7	8	9	AB	R	H	RBI	BB	SO	LOB	BOTTOM			
Bert Campaneris, R (1,6) OBP: 0.317, SLG: 0.404	0-0 S E 1B		0-0 6-3		0-0 F9		0-0 E6 1-2		1-0 1-2 2-3 3H HBP	4	1	1	1	0	0	2				
Wayne Causey, L (1,4) OBP: 0.365, SLG: 0.322	0-3 K 1H		0-0 K 3B		0-0 G3		0-0 1-3		0-0 F7	4	0	1	0	0	1	2				
Jim Landis, R (1,8) OBP: 0.379, SLG: 0.376	0-0 1B 2B		0-3 K 3H		0-0 G3		0-0 K		0-3 K	4	0	1	0	0	2	1				
Ken Harrelson, R (1,3) OBP: 0.339, SLG: 0.462	0-0 5-3			0-0 F2		0-3 K		0-0 F7		4	0	0	0	0	1	1				
Mike Hershberger, R (1,9) OBP: 0.298, SLG: 0.312	0-0 FC6-4 2-3 1B			0-0 4-3		0-0 F8		0-0 6-3		4	0	1	0	0	0	0				
Ed Charles, R (1,5) OBP: 0.337, SLG: 0.414	0-0 FC6-4 1-2			0-3 K		0-0 HR 1B		0-0 S BB HBP 1B		4	2	2	0	0	1	2				
Billy Bryan, L (1,2) OBP: 0.316, SLG: 0.443		0-0 G3			0-0 L7		0-3 K		0-0 L8	3	0	0	0	0	1	1				
John Wyatt, R (8,1)										0	0	0	0	0	0	0				
Don Mossi, L (8,1)										0	0	0	0	0	0	0				
Jim Dickson, L (9,1)										0	0	0	0	0	0	0				
Santiago Rosario, L (9, PH) OBP: 0.286, SLG: 0.167										1	0	0	0	0	0	1				
Larry Stahl, L (1,7) OBP: 0.200, SLG: 0.341	0-0 4-3			0-0 SH3-4 1B		0-0 HR		4-0 HBP 1B BB		3	1	2	2	1	0	0				
Rollie Sheldon, R (1,1) OBP: 0.167, SLG: 0.091										1	0	0	0	0	1	0				
Wes Stock, R (5,1)										0	0	0	0	0	0	0				
Rene Lachemann, R (7, PH) OBP: 0.273, SLG: 0.396 (8,2)										1	0	1	0	1	0	0				
Inning Stats	R: 1 E: 0 K: 1 S: 8	H: 3 LOB: 2 BB: 0 P: 8	R: 0 E: 0 K: 1 S: 5	H: 0 LOB: 0 BB: 0 P: 5	R: 0 E: 0 K: 1 S: 5	H: 0 LOB: 0 BB: 0 P: 5	R: 0 E: 0 K: 0 S: 4	H: 0 LOB: 1 BB: 0 P: 4	R: 0 E: 0 K: 1 S: 5	H: 0 LOB: 0 BB: 0 P: 5	R: 2 E: 1 K: 1 S: 9	H: 3 LOB: 2 BB: 0 P: 9	R: 0 E: 0 K: 1 S: 5	H: 0 LOB: 0 BB: 0 P: 5	R: 1 E: 0 K: 0 S: 2	H: 1 LOB: 3 BB: 2 P: 11	1B: 6 2B: 1 3B: 1 HR: 1	SF: 0 SAC: 1 DP: 0 HBP: 1	WP: 0 PB: 0 CS: 0	PA: 37
PITCHER	IP WLS BF H R ER SO BB IBB HBP BLK WP HR S P ERA WHIP																			
Bruce Howard, R (1,1) ERA: 3.59	6.2 27 8 3 3 6 0 0 0 0 0 0 39 39 4.05 1.200																			
Eddie Fisher, R (7,1) ERA: 1.29	0.1 2 0 0 0 0 0 0 0 0 0 0 2 2 0.00 0.000																			
John Buzhardt, R (8,1) ERA: 2.85	1.1 L 8 1 1 1 1 1 1 1 0 0 0 7 16 6.75 1.500																			

Chicago White Sox @ Kansas City Athletics
Municipal Stadium, Kansas City, MO
Wed Jun 30 1965, 8:05 PM EDT
Att: 4,228 - Unknown

AB	33
R	4
H	9
RBI	3
BB	2
SO	7
LOB	10



Batter	1	2	3	4	5	6	7	8	9	AB	R	H	RBI	BB	SO	LOB	TOP				
Zoilo Versalles, R OBP: 0.289, SLG: 0.431	E6 1B FC6-4	F9			5-3		SH3-4		K	4	1	0	0	0	1	3					
Joe Nassek, R OBP: 0.303, SLG: 0.371	F6 1B FC6-4	F6			F7		F8		F6	5	0	1	0	0	0	4					
Tony Oliva, L OBP: 0.313, SLG: 0.460	FC6-4 1-2 3-H		6-3		F8				1B 2B	4	1	1	2	0	0	1					
Harmon Killebrew, R OBP: 0.360, SLG: 0.465	K				FC5-4 1B		F5		1B	4	0	2	1	0	1	1					
Bob Allison, R OBP: 0.357, SLG: 0.462	F8				FC5-4 1-2		1B 1B		F3	4	0	1	0	0	0	3					
Jimmie Hall, L OBP: 0.372, SLG: 0.572		1B	5-3				K		F7	4	0	1	0	0	1	2					
Earl Batley, R OBP: 0.383, SLG: 0.411		1B BB							4-3	4	0	3	0	0	0	0					
Jerry Kindall, R OBP: 0.276, SLG: 0.303		L6			5-3		F3		K	4	0	0	0	0	1	4					
Mudcat Grant, R OBP: 0.209, SLG: 0.189					6-3				4-3	2	1	0	0	2	0	0					
Inning Stats	R: 1 E: 1 K: 1 S: 7	H: 1 LOB: 1 BB: 0 P: 7	R: 0 E: 0 K: 0 S: 5	H: 2 LOB: 3 BB: 1 P: 9	R: 0 E: 0 K: 0 S: 4	H: 1 LOB: 0 BB: 0 P: 4	R: 0 E: 0 K: 0 S: 3	H: 1 LOB: 0 BB: 0 P: 3	R: 0 E: 0 K: 1 S: 7	H: 2 LOB: 2 BB: 0 P: 7	R: 2 E: 0 K: 0 S: 5	H: 2 LOB: 1 BB: 1 P: 9	R: 0 E: 0 K: 1 S: 5	H: 0 LOB: 0 BB: 0 P: 5	R: 0 E: 0 K: 1 S: 5	H: 0 LOB: 0 BB: 0 P: 5	1B: 7 2B: 2 3B: 0 HR: 0	SF: 0 SAC: 1 DP: 0 HBP: 0	WP: 0 PB: 0 CS: 0	PA: 38	
PITCHER	IP	WLS	BF	H	R	ER	SO	BB	IBB	HBP	BLK	WP	HR	S	P	ERA	WHIP				
John O'Donoghue, L ERA: 4.16	(1, 1)	6.2	L	31	9	3	2	2	2	0	0	0	0	33	41	2.70	1.650				
Jesse Hickman, R ERA: 7.11	(7, 1)	1.1		4	0	0	0	1	0	0	0	0	0	6	6	0.00	0.000				
Jim Dickson, R ERA: 4.78	(9, 1)	1.0		3	0	0	0	1	0	0	0	0	0	5	5	0.00	0.000				

Minnesota Twins @ Kansas City Athletics
Municipal Stadium, Kansas City, MO
Fri Jul 02 1965, 8:05 PM EDT
Att: 5,960 - Unknown

AB 35
R 3
H 9
RBI 3
BB 2
SO 4
LOB 18



Batter	1	2	3	4	5	6	7	8	9	AB	R	H	RBI	BB	SO	LOB	BOTTOM				
Bert Campaneris, R OBP: 0.316, SLG: 0.401			F4			5-3			5-3	4	0	1	0	0	0	0					
Wayne Causey, L OBP: 0.397, SLG: 0.325										4	1	2	0	0	1	0					
Nelson Mathews, R OBP: 0.320, SLG: 0.358		WP 1B							1B	0	0	0	0	0	0	0					
Jim Landis, R OBP: 0.370, SLG: 0.366		K			5-3				F6	4	0	0	0	0	1	2					
Ken Harrelson, R OBP: 0.342, SLG: 0.469									F2	4	0	2	1	0	0	1					
Ed Charles, R OBP: 0.333, SLG: 0.409					F6				K	3	0	0	0	0	1	2					
Mike Hershberger, R OBP: 0.294, SLG: 0.307			F8		5-3				4-3	3	0	0	0	0	0	1					
Billy Bryan, L OBP: 0.312, SLG: 0.433									G3	3	0	0	0	0	0	0					
Larry Stahl, L OBP: 0.188, SLG: 0.318									F7	3	0	0	0	0	0	0					
John O'Donoghue, R OBP: 0.310, SLG: 0.321										2	0	0	0	0	0	0					
Jesse Hickman, R OBP: 0.250, SLG: 0.143										0	0	0	0	0	0	0					
Santiago Rosario, L OBP: 0.250, SLG: 0.143										1	0	0	0	0	0	0					
Jim Dickson, L										0	0	0	0	0	0	0					
Inning Stats	R: 1 E: 0 K: 1 S: 7	H: 3 LOB: 1 BB: 0 P: 7	R: 0 E: 0 K: 0 S: 3	H: 0 LOB: 0 BB: 0 P: 3	R: 0 E: 0 K: 1 S: 5	H: 0 LOB: 0 BB: 0 P: 5	R: 0 E: 0 K: 0 S: 4	H: 1 LOB: 1 BB: 0 P: 4	R: 0 E: 0 K: 0 S: 3	H: 0 LOB: 0 BB: 0 P: 3	R: 0 E: 0 K: 1 S: 5	H: 0 LOB: 0 BB: 0 P: 5	R: 0 E: 0 K: 0 S: 3	H: 0 LOB: 0 BB: 0 P: 3	R: 0 E: 0 K: 0 S: 4	H: 1 LOB: 1 BB: 0 P: 4	1B: 4 2B: 1 3B: 0 HR: 0	SF: 0 SAC: 0 DP: 0 HBP: 0	WP: 1 PB: 0 CS: 1	PA: 31	
PITCHER	IP	WLS	BF	H	R	ER	SO	BB	IBB	HBP	BLK	WP	HR	S	P	ERA	WHIP				
Mudcat Grant, R ERA: 3.42	(1, 1)	9.0	W	31	5	1	1	3	0	0	0	0	1	37	37	1.00	0.556				

Minnesota Twins @ Kansas City Athletics
Municipal Stadium, Kansas City, MO
Fri Jul 02 1965, 8:05 PM EDT
Att: 5,960 - Unknown

AB 31
R 1
H 5
RBI 1
BB 0
SO 3
LOB 6



Batter	1	2	3	4	5	6	7	8	9	10	11	AB	R	H	RBI	BB	SO	LOB	TOP			
Zoilo Versalles, R OBP: 0.284, SLG: 0.423	K		E5		F8		FC6-4		K		E6	6	0	0	0	0	2	6				
Sandy Valdespino, L OBP: 0.201, SLG: 0.316	FC1-6 BB		K		S 1B		L5-3		F4		K	5	1	1	0	1	2	6				
Tony Oliva, L OBP: 0.312, SLG: 0.456	FC1-6		K		S 1B				K		5-3	5	0	1	1	0	2	3				
Jimmie Hall, L OBP: 0.368, SLG: 0.565	5-3		F7		K2-3				K		F3	3	0	0	0	0	1	4				
Joe Nossek, R OBP: 0.294, SLG: 0.359									K			2	0	0	0	0	1	0				
Don Mincher, L OBP: 0.352, SLG: 0.553									K			5	2	2	2	0	2	0				
Harmon Killebrew, R OBP: 0.361, SLG: 0.471					HR																	
Earl Battey, R OBP: 0.388, SLG: 0.408									SH 2B		5-3	5	0	2	0	0	0	0				
Dave Boswell, R OBP: 0.330, SLG: 0.375									SH		1-3	1	0	0	0	2	0	1				
Jerry Zimmerman, R OBP: 0.220, SLG: 0.240									SH 2B			0	0	0	0	0	0	0				
Jerry Kindall, R OBP: 0.273, SLG: 0.299												1	0	0	0	0	0	0				
Bob Allison, R OBP: 0.355, SLG: 0.460												3	0	0	0	0	1	3				
Al Worthington, R OBP: 0.250, SLG: 0.250												1	0	0	0	0	1	2				
Dick Stigman, R												1	0	1	0	0	0	0				
Jim Kaat, L OBP: 0.350, SLG: 0.292												2	0	1	0	0	0	0				
Johnny Klippstein, R OBP: 0.344, SLG: 0.320												0	0	0	0	0	0	0				
Bill Pleis, L OBP: 0.208, SLG: 0.189												0	0	0	0	0	0	0				
Rich Rollins, R OBP: 0.255, SLG: 0.339												1	0	0	0	1	1	2				
Inning Stats	R: 0 E: 1 K: 1 S: 5	H: 0 LOB: 1 BB: 1 P: 9	R: 0 E: 0 K: 2 S: 7	H: 0 LOB: 1 BB: 1 P: 11	R: 0 E: 1 K: 2 S: 9	H: 1 LOB: 2 BB: 0 P: 9	R: 1 E: 0 K: 2 S: 3	H: 1 LOB: 0 BB: 1 P: 7	R: 1 E: 0 K: 1 S: 7	H: 2 LOB: 1 BB: 0 P: 7	R: 0 E: 0 K: 0 S: 4	H: 1 LOB: 1 BB: 0 P: 4	R: 0 E: 0 K: 0 S: 3	H: 1 LOB: 2 BB: 0 P: 11	R: 0 E: 0 K: 0 S: 3	H: 0 LOB: 0 BB: 0 P: 3	R: 1 E: 1 K: 1 S: 8	H: 2 LOB: 3 BB: 1 P: 12	1B: 5 2B: 3 3B: 0 HR: 2	SF: 0 SAC: 1 DP: 2 HBP: 0	WP: 0 PB: 0 SB: 2 CS: 0	PA: 47
PITCHER	IP ERA	WLS 22	BF 22	H 4	R 2	ER 0	SO 6	BB 3	IBB 0	HBP 0	BLK 0	WP 0	HR 1	S 31	P 43	ERA 3.60	WHIP 1.400					
Diego Segui, R ERA: 5.03																						
Catfish Hunter, R ERA: 5.26																						
Jesse Hickman, R ERA: 5.14																						
Don Mossi, L ERA: 2.5																						
John Wyatt, R ERA: 2.72																						
Jim Dickson, R ERA: 4.96																						
Wes Stock, R ERA: 5.13																						

Minnesota Twins @ Kansas City Athletics
Municipal Stadium, Kansas City, MO
Sat Jul 03 1965, 8:05 PM EDT
Att: 32,503 - Unknown

livebaseballscores.com

AB 42
R 3
H 9
RBI 3
BB 4
SO 13
LOB 27




Batter	1	2	3	4	5	6	7	8	9	10	11	AB	R	H	RBI	BB	SO	LOB	BOTTOM			
Bert Campaneris, R OBP: 0.314, SLG: 0.396	F8		K		F6		G3				SH5-3 BB	4	0	0	0	1	1	1				
Wayne Causey, L OBP: 0.365, SLG: 0.321	L8				3-1 1B BB		F7				SH5-3 1-2	3	0	0	0	1	0	0				
Jim Landis, R OBP: 0.371, SLG: 0.373	K				1B 2B						K	5	1	2	1	0	2	1				
Ken Harrelson, R OBP: 0.343, SLG: 0.464					F6 1B BB						G3 SH1-4 1B	4	0	1	0	1	0	2				
Ed Charles, R OBP: 0.332, SLG: 0.407					F9 1B						SH1-4	4	0	1	1	0	1	0				
Mike Harshbarger, R OBP: 0.291, SLG: 0.309					F8 2B						G3	5	0	1	0	0	0	3				
Rene Lachemann, R OBP: 0.262, SLG: 0.379					F8 2B						F7	4	0	0	0	0	2	3				
Billy Bryan, L OBP: 0.312, SLG: 0.433					F9							0	0	0	0	0	0	0				
Dick Green, R OBP: 0.336, SLG: 0.394												1	0	0	0	0	0	1				
Nelson Mathews, R OBP: 0.318, SLG: 0.368					6-3							4	0	1	0	0	1	1				
Diego Segui, R ERA: 5.03					6-3							1	0	0	0	0	0	0				
Catfish Hunter, R ERA: 5.26					6-3							0	0	0	0	0	0	0				
Jesse Hickman, R ERA: 5.14					FC6-2-5 BB 1B							0	0	0	0	0	0	0				
Don Mossi, L ERA: 2.5												0	0	0	0	0	0	0				
John Wyatt, R ERA: 2.72												0	0	0	0	0	0	0				
Jim Dickson, R ERA: 4.96												0	0	0	0	0	0	0				
Wes Stock, R ERA: 5.13												0	0	0	0	0	0	0				
Inning Stats	R: 0 E: 0 K: 1 S: 5	H: 0 LOB: 0 BB: 0 P: 5	R: 0 E: 0 K: 0 S: 4	H: 1 LOB: 1 BB: 0 P: 4	R: 0 E: 0 K: 1 S: 5	H: 0 LOB: 0 BB: 0 P: 5	R: 1 E: 0 K: 0 S: 5	H: 2 LOB: 2 BB: 1 P: 9	R: 1 E: 0 K: 0 S: 5	H: 2 LOB: 2 BB: 1 P: 9	R: 0 E: 0 K: 2 S: 8	H: 0 LOB: 1 BB: 0 P: 8	R: 0 E: 0 K: 1 S: 5	H: 0 LOB: 0 BB: 0 P: 5	R: 0 E: 0 K: 1 S: 5	H: 0 LOB: 1 BB: 1 P: 9	R: 0 E: 0 K: 0 S: 4	H: 1 LOB: 1 BB: 0 P: 4	1B: 3 2B: 2 3B: 1 HR: 0	SF: 0 SAC: 2 DP: 0 HBP: 0	WP: 1 PB: 0 SB: 0 CS: 0	PA: 43
PITCHER	IP ERA	WLS 21	BF 21	H 5	R 2	ER 2	SO 2	BB 2	IBB 0	HBP 0	BLK 0	WP 0	HR 0	S 23	P 31	ERA 3.86	WHIP 1.500					
Jim Kaat, L ERA: 2.16																						
Johnny Klippstein, R ERA: 2.91																						
Bill Pleis, L ERA: 2.7																						
Al Worthington, R ERA: 1.59																						
Dick Stigman, L ERA: 4.46																						

Minnesota Twins @ Kansas City Athletics
Municipal Stadium, Kansas City, MO
Sat Jul 03 1965, 8:05 PM EDT
Att: 32,503 - Unknown

livebaseballscores.com

AB 38
R 2
H 6
RBI 2
BB 3
SO 7
LOB 13



Batter	1	2	3	4	5	6	7	8	9	AB	R	H	RBI	BB	SO	LOB	TOP								
Zoilo Versalles, R OBP: 0.283, SLG: 0.419	F8			F4 HBP		FC5-4 1B HR		K		3	1	0	0	0	1	1									
Sandy Valdespino, L OBP: 0.317, SLG: 0.315	F2			F4		HR		F6		4	1	1	0	0	0	1									
Tony Oliva, L OBP: 0.314, SLG: 0.467				4-3		HR			K	4	1	2	3	0	1	0									
Jimmie Hall, L OBP: 0.363, SLG: 0.556	2-6	F8			F7	1-3		F7		4	0	0	0	0	0	0									
Don Mincher, L OBP: 0.359, SLG: 0.550		F6					F5		HR	4	1	2	0	0	0	0									
Harmon Killebrew, R OBP: 0.363, SLG: 0.481		5-3			F7				HR	3	1	1	2	1	0	1									
Jerry Kindall, R OBP: 0.288, SLG: 0.293			K					F4		4	0	0	0	0	3	2									
Jerry Zimmerman, R OBP: 0.214, SLG: 0.234			F6			6-3				3	0	0	0	0	0	1									
Camilo Pascual, R OBP: 0.244, SLG: 0.386			F8					F3		1	0	0	0	0	0	0									
Jerry Fosnow, R (3, 1)										0	0	0	0	0	0	0									
Bernie Allen, L OBP: 0.307, SLG: 0.330										0	0	0	0	1	0	0									
Johnny Klippstein, R (6, 1)										1	0	0	0	0	0	0									
Inning Stats	R: 0 E: 0 K: 0 S: 3	H: 1 LOB: 1 BB: 0 P: 3	R: 0 E: 0 K: 0 S: 3	H: 0 LOB: 0 BB: 0 P: 3	R: 0 E: 0 K: 1 S: 5	H: 0 LOB: 0 BB: 0 P: 5	R: 0 E: 0 K: 0 S: 2	H: 0 LOB: 0 BB: 0 P: 3	R: 0 E: 0 K: 1 S: 6	H: 1 LOB: 1 BB: 0 P: 6	R: 3 E: 0 K: 0 S: 5	H: 2 LOB: 0 BB: 1 P: 9	R: 0 E: 0 K: 0 S: 3	H: 0 LOB: 1 BB: 1 P: 7	R: 0 E: 0 K: 1 S: 5	H: 0 LOB: 0 BB: 0 P: 5	R: 2 E: 0 K: 2 S: 9	H: 2 LOB: 2 BB: 0 P: 9	1B: 4 2B: 0 3B: 0 HR: 2	SF: 0 SAC: 0 DP: 0 HBP: 1	WP: 0 PB: 0 CS: 0	PA: 34			
PITCHER	IP	WLS	BF	H	R	ER	SO	BB	IBB	HBP	BLK	WP	HR	S	P	ERA	WHIP								
Fred Talbot, R ERA: 3.33	5.2	L	22	4	3	3	2	1	0	1	0	0	1	23	28	4.76	0.882								
Don Mossi, L ERA: 2.21	2.1		8	0	0	0	1	1	0	0	0	0	0	9	13	0.00	0.429								
Jesse Hickman, R ERA: 7.56	1.0		5	2	2	2	2	0	0	0	0	0	1	9	9	18.00	2.000								

Minnesota Twins @ Kansas City Athletics
Municipal Stadium, Kansas City, MO

AB 31
R 5
H 6
RBI 5
BB 2
SO 5
LOB 6



Sun Jul 04 1965, 4:33 AM EDT
Att: 8,639 - Unknown

Batter	1	2	3	4	5	6	7	8	9	AB	R	H	RBI	BB	SO	LOB	BOTTOM								
Bert Campaneris, R OBP: 0.310, SLG: 0.390	6-3		K		F3			G3		4	0	0	0	0	1	0									
Wayne Causey, L OBP: 0.359, SLG: 0.315	6-3		6-3			G3			K	4	0	0	0	0	1	0									
Jim Landis, R OBP: 0.368, SLG: 0.370	F8			5-3 3B	1B	K			6-3	4	1	1	0	0	1	0									
Ken Harrelson, R OBP: 0.337, SLG: 0.454		5-3		5-3		6-3			F8	4	0	0	0	0	0	1									
Ed Charles, R OBP: 0.336, SLG: 0.418				SH6-3 3B			K			3	1	2	1	0	1	0									
Mike Hershberger, R OBP: 0.293, SLG: 0.308				SH6-3			1-3			1	0	0	1	1	0	0									
Billy Bryan, L OBP: 0.306, SLG: 0.423								K		3	0	0	0	0	2	2									
Larry Stahl, L OBP: 0.173, SLG: 0.292					F4				4-3	3	0	0	0	0	0	2									
Fred Talbot, R OBP: 0.282, SLG: 0.351										2	0	0	0	0	0	0									
Don Mossi, L ERA: 3.06										0	0	0	0	0	0	0									
Santiago Rosario, L OBP: 0.290, SLG: 0.311										1	0	0	0	0	1	0									
Jesse Hickman, R ERA: 2.61										0	0	0	0	0	0	0									
Inning Stats	R: 0 E: 0 K: 0 S: 3	H: 0 LOB: 0 BB: 0 P: 3	R: 0 E: 0 K: 0 S: 4	H: 1 LOB: 2 BB: 1 P: 8	R: 0 E: 0 K: 1 S: 5	H: 0 LOB: 0 BB: 0 P: 5	R: 2 E: 0 K: 1 S: 7	H: 2 LOB: 0 BB: 0 P: 7	R: 0 E: 0 K: 1 S: 3	H: 0 LOB: 0 BB: 0 P: 3	R: 0 E: 0 K: 1 S: 5	H: 0 LOB: 0 BB: 0 P: 5	R: 0 E: 0 K: 2 S: 7	H: 0 LOB: 0 BB: 0 P: 7	R: 0 E: 0 K: 1 S: 5	H: 0 LOB: 0 BB: 0 P: 5	R: 0 E: 0 K: 1 S: 5	H: 0 LOB: 0 BB: 0 P: 5	1B: 2 2B: 0 3B: 1 HR: 0	SF: 0 SAC: 1 DP: 0 HBP: 0	WP: 0 PB: 0 CS: 0	PA: 31			
PITCHER	IP	WLS	BF	H	R	ER	SO	BB	IBB	HBP	BLK	WP	HR	S	P	ERA	WHIP								
Camilo Pascual, R ERA: 3.06	2.1		10	2	2	2	2	0	0	0	0	0	0	14	14	6.75	0.750								
Jerry Fosnow, L ERA: 4.3																									
Johnny Klippstein, R ERA: 2.61	4.0	W	12	0	0	0	5	0	0	0	0	0	0	22	22	0.00	0.000								

Minnesota Twins @ Kansas City Athletics
Municipal Stadium, Kansas City, MO

AB 29
R 2
H 3
RBI 2
BB 1
SO 7
LOB 5



Sun Jul 04 1965, 4:33 AM EDT
Att: 8,639 - Unknown

Batter	1	2	3	4	5	6	7	8	9	AB	R	H	RBI	BB	SO	LOB	TOP				
Jackie Brandt, R OBP: 0.295, SLG: 0.409	F5		6-3	F7		F7			F8	5	0	0	0	0	0	3	Baltimore Orioles @ Kansas City Athletics Municipal Stadium, Kansas City, MO Tue Jul 06 1965, 8:05 PM EDT Att: 3,504 - Unknown livebaseballscorecards.com				
Bob Johnson, R OBP: 0.303, SLG: 0.432	G3 1B BB				7-5-4 2B		K		6-3	4	1	2	0	1	1	0					
Curt Blefary, L OBP: 0.404, SLG: 0.548 Russ Snyder, L OBP: 0.329, SLG: 0.309	G3 1-2		F9		7-5-4 2-3f		G3		F8	5	0	0	0	0	0	3					
Brooks Robinson, R OBP: 0.358, SLG: 0.422			F2							3	0	2	1	1	0	1					
Boog Powell, L OBP: 0.296, SLG: 0.335	K			4-3						4	0	1	0	0	2	2					
Sam Bowens, R OBP: 0.175, SLG: 0.231			F2		1B S SF9 BB					2	2	0	0	2	0	2					
Jerry Adair, R OBP: 0.310, SLG: 0.346			F9				F9			4	0	2	1	0	0	0					
Dick Brown, R OBP: 0.289, SLG: 0.357										3	0	1	0	1	1	1					
Steve Barber, L OBP: 0.214, SLG: 0.292 Dick Hall, R OBP: 0.667, SLG: 0.714					SF9 HR		SH1-4		K	2	1	1	2	0	1	1					
Inning Stats	R: 1 E: 0 K: 1 S: 6	H: 1 LOB: 1 BB: 1 P: 10	R: 0 E: 0 K: 1 S: 5	H: 0 LOB: 0 BB: 0 P: 5	R: 1 E: 0 K: 0 S: 5	H: 2 LOB: 1 BB: 0 P: 5	R: 1 E: 0 K: 0 S: 4	H: 1 LOB: 2 BB: 2 P: 12	R: 0 E: 0 K: 0 S: 5	H: 3 LOB: 2 BB: 0 P: 5	R: 0 E: 0 K: 2 S: 7	H: 0 LOB: 1 BB: 1 P: 11	R: 1 E: 0 K: 1 S: 5	H: 1 LOB: 0 BB: 1 P: 9	R: 0 E: 0 K: 0 S: 3	H: 0 LOB: 0 BB: 0 P: 3	1B: 6 2B: 3 3B: 0 HR: 1	SF: 1 SAC: 1 DP: 1 HBP: 0	WP: 0 PB: 0 SB: 2 CS: 0	PA: 39	
PITCHER	IP	WLS	BF	H	R	ER	SO	BB	IBB	HBP	BLK	WP	HR	S	P	ERA	WHIP				
Catfish Hunter, R ERA: 5.28	5.0	L	24	7	3	3	2	2	1	0	0	0	1	25	37	5.40	1.800				
Jim Dickson, R ERA: 4.79	1.0		4	1	0	0	0	0	0	0	0	0	0	4	4	0.00	1.000				
Jesse Hickman, R ERA: 6.97	2.0		8	1	1	1	3	2	0	0	0	0	0	12	20	4.50	1.500				
John Wyatt, R ERA: 2.65	1.0		3	0	0	0	0	0	0	0	0	0	0	3	3	0.00	0.000				

Batter	1	2	3	4	5	6	7	8	9	AB	R	H	RBI	BB	SO	LOB	BOTTOM				
Bert Campaneris, R OBP: 0.311, SLG: 0.389	L8		6-3			6-3			6-3	4	0	0	0	0	0	0	Baltimore Orioles @ Kansas City Athletics Municipal Stadium, Kansas City, MO Tue Jul 06 1965, 8:05 PM EDT Att: 3,504 - Unknown livebaseballscorecards.com				
Jim Landis, R OBP: 0.366, SLG: 0.370					F3					3	0	0	0	1	1	0					
Ed Charles, R OBP: 0.332, SLG: 0.410										3	0	0	0	1	2	0					
Ken Harrelson, R OBP: 0.332, SLG: 0.442										3	0	1	0	1	0	2					
Mike Hershberger, R OBP: 0.288, SLG: 0.302										3	0	0	0	0	0	2					
Dick Green, R OBP: 0.336, SLG: 0.389										3	0	1	0	0	1	0					
Tommie Reynolds, R OBP: 0.302, SLG: 0.283										3	0	0	0	0	0	2					
Rene Lachemann, R OBP: 0.264, SLG: 0.412										3	1	1	1	0	1	0					
Catfish Hunter, R ERA: 5.28 Jim Dickson, L Skip Lockwood, R OBP: 0.320, SLG: 0.345 Jesse Hickman, R John Wyatt, R Nelson Mathews, R OBP: 0.316, SLG: 0.336										1	0	0	0	0	1	0					
Inning Stats	R: 0 E: 0 K: 2 S: 7	H: 0 LOB: 0 BB: 0 P: 7	R: 0 E: 0 K: 0 S: 3	H: 1 LOB: 1 BB: 1 P: 7	R: 1 E: 0 K: 1 S: 6	H: 1 LOB: 0 BB: 0 P: 6	R: 0 E: 0 K: 1 S: 5	H: 1 LOB: 0 BB: 0 P: 5	R: 0 E: 0 K: 1 S: 5	H: 0 LOB: 0 BB: 0 P: 5	R: 0 E: 0 K: 0 S: 3	H: 0 LOB: 0 BB: 0 P: 3	R: 0 E: 0 K: 1 S: 5	H: 0 LOB: 2 BB: 2 P: 5	R: 0 E: 0 K: 1 S: 5	H: 0 LOB: 2 BB: 2 P: 13	1B: 2 2B: 1 3B: 0 HR: 1	SF: 0 SAC: 0 DP: 2 HBP: 0	WP: 0 PB: 0 SB: 0 CS: 0	PA: 31	
PITCHER	IP	WLS	BF	H	R	ER	SO	BB	IBB	HBP	BLK	WP	HR	S	P	ERA	WHIP				
Steve Barber, L ERA: 3.39	8.2	W	30	3	1	1	8	3	0	0	0	0	1	43	55	1.04	0.692				
Dick Hall, R ERA: 2.09	0.1	S	1	0	0	0	0	0	0	0	0	0	0	1	1	0.00	0.000				



Batter	1	2	3	4	5	6	7	8	9	AB	R	H	RBI	BB	SO	LOB	TOP					
Russ Snyder, L (1, 8) OBP: 0.338, SLG: 0.322										4	1	2	2	1	0	0						
Bob Johnson, R (1, 6) OBP: 0.298, SLG: 0.418										5	1	2	2	0	0	2						
Curt Bielefy, L (1, 7) OBP: 0.403, SLG: 0.538																						
Jackie Brandt, R (9, PH) OBP: 0.300, SLG: 0.408											3	1	2	0	1	0	0					
Brooks Robinson, R (1, 5) OBP: 0.357, SLG: 0.417											4	2	1	0	1	0	3					
Boog Powell, L (1, 3) OBP: 0.305, SLG: 0.343											4	2	2	1	1	0	1					
Sam Bowens, R (1, 9) OBP: 0.191, SLG: 0.254											4	1	2	3	1	1	1					
Jerry Adair, R (1, 4) OBP: 0.309, SLG: 0.344											5	1	2	0	0	0	3					
Dick Brown, R (1, 2) OBP: 0.277, SLG: 0.355										3	0	0	1	0	1	1						
Wally Bunker, R (1, 1) OBP: 0.333, SLG: 0.130										3	1	0	0	1	3	0						
Don Larsen, R (8, 1) OBP: 0.333, SLG: 0.333										0	0	0	0	0	0	0						
Dick Hall, R (8, 1) OBP: 0.667, SLG: 0.714										0	0	0	0	0	0	0						
Inning Stats	R: 2 E: 0 K: 0 S: 5	H: 3 LOB: 2 BB: 2 P: 13	R: 0 E: 0 K: 2 S: 8	H: 1 LOB: 1 BB: 0 P: 8	R: 0 E: 0 K: 0 S: 4	H: 1 LOB: 1 BB: 0 P: 4	R: 0 E: 0 K: 1 S: 5	H: 1 LOB: 0 BB: 0 P: 5	R: 0 E: 0 K: 0 S: 3	H: 0 LOB: 0 BB: 0 P: 3	R: 5 E: 0 K: 0 S: 7	H: 4 LOB: 2 BB: 3 P: 19	R: 0 E: 0 K: 1 S: 5	H: 0 LOB: 0 BB: 0 P: 5	R: 0 E: 0 K: 1 S: 5	H: 0 LOB: 0 BB: 1 P: 5	R: 3 E: 1 K: 0 S: 5	H: 3 LOB: 0 BB: 1 P: 9	1B: 11 2B: 2 3B: 0 HR: 0	SF: 1 SAC: 1 DP: 2 HBP: 0	WP: 1 PB: 0 CS: 1 SB: 0	PA: 43
PITCHER	IP WLS BF H R ER SO BB IBB HBP BLK WP HR S P ERA WHIP																					
Diego Segui, R (1, 1) ERA: 5.29	5.2 L 27 8 6 6 3 4 0 0 0 0 1 0 29 45 9.53 2.118																					
Wes Stock, R (6, 1) ERA: 4.98	2.1 10 2 1 1 2 1 0 0 0 0 0 0 13 17 3.86 1.286																					
Don Mossi, L (9, 1) ERA: 3.38	1.0 6 3 3 3 0 0 1 0 0 0 0 0 5 9 27.00 3.000																					


Baltimore Orioles @ Kansas City Athletics
Municipal Stadium, Kansas City, MO
Thu Jul 08 1965, 4:33 AM EDT
Att: 2,797 - Unknown


AB 35
R 10
H 13
RBI 9
BB 6
SO 5
LOB 11

Batter	1	2	3	4	5	6	7	8	9	AB	R	H	RBI	BB	SO	LOB	BOTTOM					
Mike Herstberger, R (1, 9) OBP: 0.286, SLG: 0.295										5	1	1	0	0	0	1						
Wayne Causey, L (1, 6) OBP: 0.352, SLG: 0.317										5	2	2	1	0	0	0						
Ed Charles, R (1, 5) OBP: 0.334, SLG: 0.406										2	0	0	1	1	0	0						
Skip Lockwood, R (7, 5) OBP: 0.308, SLG: 0.100										1	0	0	0	0	1	2						
Ken Harrelson, R (1, 3) OBP: 0.342, SLG: 0.447										3	1	2	1	1	0	0						
Don Mossi, L (9, 1)										0	0	0	0	0	0	0						
Tommy Reynolds, R (1, 7) OBP: 0.295, SLG: 0.296										4	0	1	1	0	0	3						
Dick Green, R (1, 4) OBP: 0.326, SLG: 0.377										3	0	0	1	0	0	3						
Billy Bryan, L (1, 2) OBP: 0.303, SLG: 0.410										4	0	0	0	0	2	2						
Nelson Mathews, R (1, 8) OBP: 0.308, SLG: 0.354										4	0	0	0	0	0	0						
Diego Segui, R (1, 1) OBP: 0.276, SLG: 0.321										2	0	1	0	0	0	0						
Wes Stock, R (6, 1)										0	0	0	0	0	0	0						
Santiago Rosario, L (8, PH) OBP: 0.429, SLG: 0.867										2	2	2	1	0	0	0						
Inning Stats	R: 0 E: 0 K: 0 S: 3	H: 0 LOB: 0 BB: 0 P: 3	R: 0 E: 0 K: 0 S: 4	H: 1 LOB: 1 BB: 0 P: 4	R: 0 E: 0 K: 0 S: 3	H: 0 LOB: 0 BB: 0 P: 3	R: 0 E: 0 K: 0 S: 3	H: 0 LOB: 2 BB: 2 P: 11	R: 0 E: 0 K: 0 S: 4	H: 1 LOB: 1 BB: 0 P: 4	R: 1 E: 0 K: 0 S: 4	H: 1 LOB: 0 BB: 0 P: 4	R: 0 E: 0 K: 1 S: 5	H: 0 LOB: 0 BB: 0 P: 5	R: 4 E: 0 K: 2 S: 12	H: 5 LOB: 1 BB: 0 P: 12	R: 1 E: 0 K: 0 S: 4	H: 1 LOB: 0 BB: 0 P: 4	1B: 5 2B: 2 3B: 1 HR: 1	SF: 1 SAC: 0 DP: 0 HBP: 0	WP: 0 PB: 0 CS: 0 SB: 0	PA: 38
PITCHER	IP WLS BF H R ER SO BB IBB HBP BLK WP HR S P ERA WHIP																					
Wally Bunker, R (1, 1) ERA: 3.64	7.0 W 29 6 4 4 1 2 0 0 0 0 0 0 29 37 5.14 1.143																					
Don Larsen, R (8, 1) ERA: 4.65	0.1 3 2 0 0 1 0 0 0 0 0 0 0 5 5 0.00 6.000																					
Dick Hall, R (8, 1) ERA: 2.2	1.2 S 6 1 2 2 1 0 0 0 0 0 0 1 8 8 10.80 0.600																					

Baltimore Orioles @ Kansas City Athletics
Municipal Stadium, Kansas City, MO
Thu Jul 08 1965, 4:33 AM EDT
Att: 2,797 - Unknown

AB 35
R 6
H 9
RBI 6
BB 2
SO 3
LOB 11

Batter	1	2	3	4	5	6	7	8	9	10	AB	R	H	RBI	BB	SO	LOB	TOP							
Dick McAuliffe, L OBP: 0.369, SLG: 0.478 (1, 6)	IHR BB		1-3				2-4-3 1B	FC4-6 BB	BB	BB	2	1	1	0	3	0	0	Detroit Tigers @ Kansas City Athletics Municipal Stadium, Kansas City, MO Fri Jul 09 1965, 8:05 PM EDT Att: 5,772 - Unknown AB 36 R 7 H 9 RBI 7 BB 9 SO 8 LOB 17 							
Bill Freehan, R OBP: 0.272, SLG: 0.318 (1, 2)	F3		F2		2-4-3 1-2	K	FC4-6 1-2 2-3	BB	BB	F9	5	0	0	0	0	1	4								
Norm Cash, L OBP: 0.342, SLG: 0.335 (1, 3)	IHR									F5							3		2	1	2	2	0	2	
Willie Horton, R OBP: 0.363, SLG: 0.624 (1, 7) (10, 9)	K2-3		F3							F4	4	3	2	2	1	1	1								
Jim Northrup, L OBP: 0.266, SLG: 0.356 (10, PH)																			3	0	1	0	1	2	1
Al Kaline, R OBP: 0.404, SLG: 0.538 (10, PR)																			0	0	0	0	1	0	0
Gates Brown, L OBP: 0.273, SLG: 0.349 (10, 7)	BB																		0	1	0	0	0	0	0
Don Demeter, R OBP: 0.307, SLG: 0.400 (6, 8)	F7																		3	0	1	0	0	0	2
George Thomas, R OBP: 0.256, SLG: 0.350 (1, 8)																			2	0	1	1	0	0	2
Don Wert, R OBP: 0.329, SLG: 0.328 (1, 5)																			5	0	1	0	0	1	2
Ray Oyler, R OBP: 0.286, SLG: 0.273 (1, 4)																		4	0	1	2	1	0	0	
Joe Sparna, R OBP: 0.200, SLG: 0.208 (4, 1)																		1	0	0	0	0	1	0	
Dave Wickersham, R (9, 1)																		3	0	0	0	0	2	1	
Fred Gladding, L (10, 1)																		1	0	0	0	0	0	2	
Larry Sherry, R OBP: 0.429, SLG: 0.667 (10, 1)																		0	0	0	0	0	0	0	
Inning Stats	R: 2 E: 0 K: 1 S: 6	H: 1 LOB: 1 BB: 2 P: 14	R: 0 E: 0 K: 2 S: 7	H: 0 LOB: 0 BB: 0 P: 7	R: 0 E: 0 K: 0 S: 3	H: 0 LOB: 1 BB: 1 P: 7	R: 0 E: 0 K: 0 S: 3	H: 1 LOB: 0 BB: 0 P: 3	R: 0 E: 0 K: 1 S: 5	H: 1 LOB: 1 BB: 0 P: 5	R: 2 E: 0 K: 2 S: 9	H: 2 LOB: 1 BB: 1 P: 13	R: 0 E: 0 K: 1 S: 5	H: 0 LOB: 2 BB: 2 P: 13	R: 1 E: 0 K: 1 S: 5	H: 1 LOB: 0 BB: 1 P: 9	R: 0 E: 0 K: 0 S: 3	H: 0 LOB: 1 BB: 1 P: 7	R: 2 E: 0 K: 0 S: 6	H: 3 LOB: 2 BB: 1 P: 10	1B: 6 2B: 3 3B: 0 HR: 2	SF: 0 SAC: 0 DP: 2 HBP: 0	WP: 1 PB: 0 SB: 1 CS: 0	PA: 45	
PITCHER	IP WLS BF H R ER SO BB IBB HBP BLK WP HR S P ERA WHIP	IP WLS BF H R ER SO BB IBB HBP BLK WP HR S P ERA WHIP	IP WLS BF H R ER SO BB IBB HBP BLK WP HR S P ERA WHIP	IP WLS BF H R ER SO BB IBB HBP BLK WP HR S P ERA WHIP	IP WLS BF H R ER SO BB IBB HBP BLK WP HR S P ERA WHIP	IP WLS BF H R ER SO BB IBB HBP BLK WP HR S P ERA WHIP	IP WLS BF H R ER SO BB IBB HBP BLK WP HR S P ERA WHIP	IP WLS BF H R ER SO BB IBB HBP BLK WP HR S P ERA WHIP	IP WLS BF H R ER SO BB IBB HBP BLK WP HR S P ERA WHIP	IP WLS BF H R ER SO BB IBB HBP BLK WP HR S P ERA WHIP	IP WLS BF H R ER SO BB IBB HBP BLK WP HR S P ERA WHIP	IP WLS BF H R ER SO BB IBB HBP BLK WP HR S P ERA WHIP	IP WLS BF H R ER SO BB IBB HBP BLK WP HR S P ERA WHIP	IP WLS BF H R ER SO BB IBB HBP BLK WP HR S P ERA WHIP	IP WLS BF H R ER SO BB IBB HBP BLK WP HR S P ERA WHIP	IP WLS BF H R ER SO BB IBB HBP BLK WP HR S P ERA WHIP	IP WLS BF H R ER SO BB IBB HBP BLK WP HR S P ERA WHIP	IP WLS BF H R ER SO BB IBB HBP BLK WP HR S P ERA WHIP	IP WLS BF H R ER SO BB IBB HBP BLK WP HR S P ERA WHIP	IP WLS BF H R ER SO BB IBB HBP BLK WP HR S P ERA WHIP	IP WLS BF H R ER SO BB IBB HBP BLK WP HR S P ERA WHIP	IP WLS BF H R ER SO BB IBB HBP BLK WP HR S P ERA WHIP	IP WLS BF H R ER SO BB IBB HBP BLK WP HR S P ERA WHIP	IP WLS BF H R ER SO BB IBB HBP BLK WP HR S P ERA WHIP	IP WLS BF H R ER SO BB IBB HBP BLK WP HR S P ERA WHIP
Fred Talbot, R ERA: 3.48 (1, 1)	6.0	0.1	1.2	1.1	1.1	1.1	1.1	1.1	1.1	1.1	1.1	1.1	1.1	1.1	1.1	1.1	1.1	6.00	1.500						
Jesse Hickman, R ERA: 6.75 (7, 1)	0.1	3	0	0	0	1	2	0	0	0	1	0	3	11	0.00	6.000									
Jim Dickson, R ERA: 4.82 (7, 1)	1.2	6	1	1	1	1	1	0	0	0	0	0	7	11	5.40	1.200									
John O'Donoghue, L ERA: 4.08 (9, 1)	1.1	L	7	1	2	2	0	1	1	0	0	5	13	13.50	1.500										
John Wyatt, R ERA: 2.49 (10, 1)	0.2	4	2	0	0	0	0	0	0	0	0	0	4	4	0.00	3.000									

Batter	1	2	3	4	5	6	7	8	9	10	AB	R	H	RBI	BB	SO	LOB	BOTTOM							
Bert Campaneris, R OBP: 0.307, SLG: 0.381 (1, 6)	F4	F9		F7		E6			5-3	2B BB	5	0	0	0	1	0	4	Detroit Tigers @ Kansas City Athletics Municipal Stadium, Kansas City, MO Fri Jul 09 1965, 8:05 PM EDT Att: 5,772 - Unknown AB 39 R 5 H 9 RBI 5 BB 7 SO 4 LOB 16 							
Wayne Causey, L OBP: 0.355, SLG: 0.323 (1, 4)	2B SF7 1B		4-3			FC5-4 HBP	6-3		F2	1-3 2B	5	1	2	0	0	0	2								
Ed Charles, R OBP: 0.334, SLG: 0.408 (1, 5)	1B 2B		F8			FC5-4 E 6-3		6-3		6-3	6	3	2	0	0	0	3								
Ken Harrelson, R OBP: 0.344, SLG: 0.448 (1, 3)	1B BB		F9			6-3		6-3		6-3	4	1	1	1	1	0	1								
Mike Hershberger, R OBP: 0.293, SLG: 0.300 (1, 9)	SF7					6-3	E8			2B	3	0	2	3	1	0	0								
Tommy Reynolds, R OBP: 0.303, SLG: 0.293 (1, 7)	3H 1B					6-3	2H 1B			BB 1B	4	0	1	1	1	0	2								
Billy Bryan, L OBP: 0.300, SLG: 0.403 (1, 2)	F8									BB	5	0	1	0	0	2	4								
Nelson Mathews, R OBP: 0.305, SLG: 0.346 (1, 8)			F8			BB BB 1B			4-3	F7	4	0	0	0	1	1	0								
Fred Talbot, R OBP: 0.293, SLG: 0.342 (8, PH)																			1						
Santiago Romo, L OBP: 0.273, SLG: 0.267 (7, 1)																			0						
Jesse Hickman, R (7, 1)																		0							
Johnny Blanchard, L OBP: 0.293, SLG: 0.329 (8, PH)																		0							
John O'Donoghue, R (8, 1)																		0							
John Wyatt, R OBP: 0.429, SLG: 0.667 (10, 1)																		0							
Rene Lachemann, R OBP: 0.291, SLG: 0.408 (10, PH)																		0							
Inning Stats	R: 2 E: 0 K: 0 S: 6	H: 3 LOB: 2 BB: 1 P: 10	R: 0 E: 0 K: 1 S: 5	H: 0 LOB: 0 BB: 0 P: 5	R: 0 E: 0 K: 0 S: 3	H: 0 LOB: 0 BB: 0 P: 3	R: 0 E: 0 K: 0 S: 4	H: 1 LOB: 3 BB: 2 P: 12	R: 1 E: 1 K: 0 S: 4	H: 1 LOB: 1 BB: 0 P: 5	R: 0 E: 0 K: 1 S: 6	H: 0 LOB: 1 BB: 1 P: 10	R: 0 E: 0 K: 1 S: 5	H: 0 LOB: 0 BB: 0 P: 5	R: 2 E: 0 K: 0 S: 6	H: 3 LOB: 2 BB: 1 P: 10	R: 0 E: 0 K: 1 S: 6	H: 1 LOB: 2 BB: 1 P: 10	R: 0 E: 0 K: 1 S: 6	H: 1 LOB: 2 BB: 1 P: 10	1B: 6 2B: 3 3B: 0 HR: 0	SF: 1 SAC: 0 DP: 0 HBP: 1	WP: 0 PB: 0 SB: 0 CS: 0	PA: 48	
PITCHER	IP WLS BF H R ER SO BB IBB HBP BLK WP HR S P ERA WHIP	IP WLS BF H R ER SO BB IBB HBP BLK WP HR S P ERA WHIP	IP WLS BF H R ER SO BB IBB HBP BLK WP HR S P ERA WHIP	IP WLS BF H R ER SO BB IBB HBP BLK WP HR S P ERA WHIP	IP WLS BF H R ER SO BB IBB HBP BLK WP HR S P ERA WHIP	IP WLS BF H R ER SO BB IBB HBP BLK WP HR S P ERA WHIP	IP WLS BF H R ER SO BB IBB HBP BLK WP HR S P ERA WHIP	IP WLS BF H R ER SO BB IBB HBP BLK WP HR S P ERA WHIP	IP WLS BF H R ER SO BB IBB HBP BLK WP HR S P ERA WHIP	IP WLS BF H R ER SO BB IBB HBP BLK WP HR S P ERA WHIP	IP WLS BF H R ER SO BB IBB HBP BLK WP HR S P ERA WHIP	IP WLS BF H R ER SO BB IBB HBP BLK WP HR S P ERA WHIP	IP WLS BF H R ER SO BB IBB HBP BLK WP HR S P ERA WHIP	IP WLS BF H R ER SO BB IBB HBP BLK WP HR S P ERA WHIP	IP WLS BF H R ER SO BB IBB HBP BLK WP HR S P ERA WHIP	IP WLS BF H R ER SO BB IBB HBP BLK WP HR S P ERA WHIP	IP WLS BF H R ER SO BB IBB HBP BLK WP HR S P ERA WHIP	IP WLS BF H R ER SO BB IBB HBP BLK WP HR S P ERA WHIP	IP WLS BF H R ER SO BB IBB HBP BLK WP HR S P ERA WHIP	IP WLS BF H R ER SO BB IBB HBP BLK WP HR S P ERA WHIP	IP WLS BF H R ER SO BB IBB HBP BLK WP HR S P ERA WHIP	IP WLS BF H R ER SO BB IBB HBP BLK WP HR S P ERA WHIP	IP WLS BF H R ER SO BB IBB HBP BLK WP HR S P ERA WHIP	IP WLS BF H R ER SO BB IBB HBP BLK WP HR S P ERA WHIP	IP WLS BF H R ER SO BB IBB HBP BLK WP HR S P ERA WHIP
Joe Sparna, R ERA: 3.39 (1, 1)	3.2	5.0	1.0	1.0	1.0	1.0	1.0	1.0	1.0	1.0	1.0	1.0	1.0	1.0	1.0	1.0	1.0	3.20	1.909						
Dave Wickersham, R ERA: 4.98 (4, 1)	0.1	22	3	3	3	2	2	0	1	0	0	0	23	32	5.40	1.000									
Fred Gladding, R ERA: 3.07 (9, 1)	1.0	W	7	2	0	0	1	2	0	0	0	0	7	15	0.00	4.000									
Larry Sherry, R ERA: 3.16 (10, 1)	0.1	S	1	0	0	0	0	0	0	0	0	0	1	1	0.00	0.000									

Batter	1	2	3	4	5	6	7	8	9	AB	R	H	RBI	BB	SO	LOB	TOP								
Dick McAuliffe, L (1, 6) OBP: 0.373, SLG: 0.478	0-0 G4-6-3 FC 1B		4-0 BB		0-0 4-3		0-0 WP 1B		0-3 K	4	0	2	1	1	1	1									
Bill Freehan, R (1, 2) OBP: 0.266, SLG: 0.310	0-0 FC G4-6-3 1-2		0-0 F3		0-0 1-3		0-0 F5 1-2 3-H 2-3		0-0 F8	5	0	0	0	0	0	4									
Gates Brown, L (1, 7) OBP: 0.261, SLG: 0.333 George Thomas, R (9, PH) OBP: 0.262, SLG: 0.350 (9, 9)	0-0 G4-6-3 1-2 2-3		0-0 L9		0-0 6-3		0-0 L8		4-0 CS BB	4	0	0	0	0	0	6									
Willie Horton, R (1, 9) OBP: 0.365, SLG: 0.620 (9, 7)	0-0 F4			0-0 F6		4-0 BB		0-0 1B BB FC6-4 1B	0-0 CS BB 1-2	3	1	1	0	1	0	1									
Norm Cash, L (1, 3) OBP: 0.341, SLG: 0.339		0-0 2B		0-0 F7		0-0 3-1		0-0 F8		4	0	1	0	0	0	2									
Don Demeter, R (1, 8) OBP: 0.310, SLG: 0.399		0-0 1-3		0-0 F3			0-0 1B 1B	4-0 FC6-4 1B 1-2		3	1	1	0	1	0	1									
Don Wert, R (1, 5) OBP: 0.331, SLG: 0.330		0-0 F6			0-0 6-3		0-0 1B 1B 1-3	0-0 FC6-4 1B 1-2 2-3		4	1	2	0	0	0	1									
Ray Oyler, R (1, 4) OBP: 0.297, SLG: 0.286 (7, PH) Al Kaline, R (7, PH) OBP: 0.429, SLG: 0.540 (7, PR) Jake Wood, R (7, 4) OBP: 0.295, SLG: 0.356 (7, 4)	0-0 5-3				0-0 1B		0-0 WP 1B 1-3 3-H	0-0 FC6-4 1B 1-2 2-3 3-H		2	0	1	0	0	0	1									
Denny McLain, R (1, 1) OBP: 0.150, SLG: 0.105 Larry Sherry, R (8, 1) OBP: 0.429, SLG: 0.667 Mickey Lolich, S (9, 1) OBP: 0.152, SLG: 0.114			0-0 4-3		0-0 K		0-0 F9	0-0 F8		4	0	0	0	0	1	5									
Inning Stats	R: 0 E: 0 K: 0 S: 4	H: 1 LOB: 1 BB: 0 P: 4	R: 0 E: 0 K: 0 S: 4	H: 1 LOB: 1 BB: 0 P: 4	R: 0 E: 0 K: 0 S: 3	H: 0 LOB: 1 BB: 1 P: 7	R: 0 E: 0 K: 0 S: 3	H: 0 LOB: 0 BB: 0 P: 3	R: 0 E: 0 K: 1 S: 6	H: 1 LOB: 1 BB: 0 P: 6	R: 0 E: 0 K: 0 S: 3	H: 0 LOB: 1 BB: 1 P: 7	R: 2 E: 0 K: 0 S: 7	H: 4 LOB: 3 BB: 0 P: 7	R: 1 E: 0 K: 0 S: 5	H: 2 LOB: 2 BB: 1 P: 9	R: 0 E: 0 K: 1 S: 4	H: 0 LOB: 0 BB: 1 P: 8	1B: 8 2B: 1 3B: 0 HR: 0	SF: 0 SAC: 0 DP: 1 HBP: 0	WP: 1 PB: 0 CS: 1 SB: 0	PA: 40			
PITCHER	IP WLS BF H R ER SO BB IBB HBP BLK WP HR S P ERA WHIP	8.0 36 9 3 3 1 3 0 0 0 0 1 0 35 47 3.38 1.500	1.0 W 3 0 0 0 1 1 0 0 0 0 0 4 8 0.00 1.000																						

Detroit Tigers @ Kansas City Athletics
 Municipal Stadium, Kansas City, MO
 Sat Jul 10 1965, 8:05 PM EDT
 Att: 6,080 - Unknown

AB 35
R 3
H 9
RBI 3
BB 4
SO 2
LOB 24


Batter	1	2	3	4	5	6	7	8	9	AB	R	H	RBI	BB	SO	LOB	BOTTOM							
Bert Campaneris, R (1, 6) OBP: 0.304, SLG: 0.376	0-0 F9			0-0 6-3		0-0 5-3		0-0 5-3		4	0	0	0	0	0	0								
Wayne Causey, L (1, 4) OBP: 0.361, SLG: 0.349	4-0 G6-4-3 BB			0-0 3-1		0-0 3B		0-0 HR		3	1	2	1	1	0	0								
Jim Landis, R (1, 8) OBP: 0.358, SLG: 0.357	0-0 G6-4-3 1-2		0-0 L3		0-0 F3		4-0 BB			3	0	0	0	1	0	2								
Ken Harrelson, R (1, 3) OBP: 0.338, SLG: 0.439 Don Mossi, L (9, 1)		0-3 K		0-0 6-3		0-3 K		0-0 F8		4	0	0	0	0	2	1								
Ed Charles, R (1, 5) OBP: 0.338, SLG: 0.415 (7, PR) Skip Lockwood, R (8, 5) OBP: 0.296, SLG: 0.095 (8, 5)		0-0 1-3		0-0 BB 1B		0-0 3B 2B		0-0 F4		3	0	2	0	0	0	0								
Mike Hershberger, R (1, 9) OBP: 0.300, SLG: 0.324		0-0 F5		4-0 BB 1-2 BB		0-0 3B		0-0 SF8 3B		3	1	2	1	1	0	0								
Johnny Blanchard, L (1, 2) OBP: 0.279, SLG: 0.275			0-0 G3		4-0 1-2 BB		0-0 F9		4-0 IBB IBB	2	0	0	0	2	0	2								
Tommye Reynolds, R (1, 7) OBP: 0.300, SLG: 0.279			0-0 F3		0-3 K		0-0 F6		4-0 1-2 IBB	3	0	0	0	1	1	4								
Rollie Sheldon, R (1, 1) OBP: 0.148, SLG: 0.080 Santiago Rosario, L (8, PH) OBP: 0.500, SLG: 0.923 (9, 3) Rene Lachemann, R (9, PH) OBP: 0.259, SLG: 0.408 (9, PH)			0-3 K		0-3 K		0-0 K		0-0 SF8 3-H	2	0	0	0	0	2	0								
Inning Stats	R: 0 E: 0 K: 0 S: 2	H: 0 LOB: 0 BB: 1 P: 6	R: 0 E: 0 K: 1 S: 5	H: 0 LOB: 0 BB: 0 P: 5	R: 0 E: 0 K: 0 S: 3	H: 0 LOB: 0 BB: 0 P: 3	R: 0 E: 0 K: 1 S: 5	H: 1 LOB: 2 BB: 2 P: 13	R: 0 E: 0 K: 1 S: 6	H: 1 LOB: 1 BB: 0 P: 6	R: 1 E: 0 K: 0 S: 7	H: 2 LOB: 2 BB: 0 P: 7	R: 2 E: 0 K: 0 S: 5	H: 2 LOB: 1 BB: 1 P: 9	R: 0 E: 0 K: 0 S: 2	H: 1 LOB: 2 BB: 2 P: 10	1B: 1 2B: 1 3B: 3 HR: 2	SF: 1 SAC: 0 DP: 1 HBP: 0	WP: 0 PB: 0 CS: 0 SB: 0	PA: 36				
PITCHER	IP WLS BF H R ER SO BB IBB HBP BLK WP HR S P ERA WHIP	7.0 27 5 2 2 2 5 3 0 0 0 0 1 34 46 2.57 1.143	1.0 L 8 2 2 2 0 1 2 0 0 0 0 1 5 17 18.00 3.000	0.1 1 0 0 0 0 0 0 0 0 0 0 0 1 1 0.00 0.000																				

Detroit Tigers @ Kansas City Athletics
 Municipal Stadium, Kansas City, MO
 Sat Jul 10 1965, 8:05 PM EDT
 Att: 6,080 - Unknown

AB 29
R 4
H 7
RBI 4
BB 6
SO 5
LOB 10


Batter	1	2	3	4	5	6	7	8	9	AB	R	H	RBI	BB	SO	LOB	TOP										
Dick McAuliffe, L (1, 6) OBP: 0.371, SLG: 0.485	F6		4-3		HR			F8		4	1	1	1	0	0	0	Detroit Tigers @ Kansas City Athletics Municipal Stadium, Kansas City, MO Sun Jul 11 1965, 4:33 AM EDT Att: 5,874 - Unknown										
Don Wert, R (1, 5) OBP: 0.327, SLG: 0.325	F5		L3		F9			6-3		4	0	0	0	0	0	0											
Gates Brown, L (1, 7) OBP: 0.269, SLG: 0.363 George Thomas, R (8, 9) OBP: 0.262, SLG: 0.350	HR		F2		K			4-3		4	1	1	1	0	1	0											
Willie Horton, R (1, 9) OBP: 0.367, SLG: 0.621	1B			HR	2B			6-3		3	1	1	0	1	0	0											
Norm Cash, L (1, 3) OBP: 0.344, SLG: 0.358	1-3			HR	HR			F3		4	1	2	2	0	1	0											
Don Demeter, R (1, 8) OBP: 0.305, SLG: 0.396	F6			F8	F8			1B		4	0	1	0	0	0	2											
Bill Freehan, R (1, 2) OBP: 0.261, SLG: 0.303		F3		F2				F3		4	0	0	0	0	0	1											
Ray Oyler, R (1, 4) OBP: 0.275, SLG: 0.263		L1		F8				K		3	0	0	0	0	1	0											
Hank Aquirre, R (1, 1) OBP: 0.182, SLG: 0.146			K		5-3			K		3	0	0	0	0	2	0											
Inning Stats	R: 1 E: 0 K: 0 S: 5	H: 2 LOB: 2 BB: 1 P: 9	R: 0 E: 0 K: 1 S: 5	H: 0 LOB: 0 BB: 0 P: 5	R: 0 E: 0 K: 0 S: 3	H: 0 LOB: 0 BB: 0 P: 3	R: 2 E: 0 K: 0 S: 5	H: 2 LOB: 0 BB: 0 P: 5	R: 1 E: 0 K: 1 S: 6	H: 1 LOB: 0 BB: 0 P: 6	R: 0 E: 0 K: 1 S: 5	H: 0 LOB: 0 BB: 0 P: 5	R: 0 E: 0 K: 2 S: 7	H: 0 LOB: 0 BB: 0 P: 7	R: 0 E: 0 K: 0 S: 3	H: 0 LOB: 0 BB: 0 P: 3		R: 0 E: 0 K: 0 S: 4	H: 1 LOB: 1 BB: 0 P: 4	1B: 2 2B: 1 3B: 0 HR: 3	SF: 0 SAC: 0 DP: 0 HBP: 0	WP: 0 PB: 0 SB: 0 CS: 0	PA: 34				
PITCHER	IP	WLS	BF	H	R	ER	SO	BB	IBB	HBP	BLK	WP	HR	S	P	ERA	WHIP										
Wes Stock, R (1, 1) ERA: 5.22	4.1	L	19	5	4	4	1	1	0	0	0	0	3	20	24	8.31	1.385										
Jim Dickson, R (5, 1) ERA: 4.52	1.2		5	0	0	0	2	0	0	0	0	0	0	9	9	0.00	0.000										
Jesse Hickman, R (7, 1) ERA: 5.27	3.0		10	1	0	0	2	0	0	0	0	0	0	14	14	0.00	0.333										

Batter	1	2	3	4	5	6	7	8	9	AB	R	H	RBI	BB	SO	LOB	BOTTOM										
Bert Campaneris, R (1, 6) OBP: 0.308, SLG: 0.383	S	3-1		2B		F7			G6-3	5	1	3	0	0	0	2	Detroit Tigers @ Kansas City Athletics Municipal Stadium, Kansas City, MO Sun Jul 11 1965, 4:33 AM EDT Att: 5,874 - Unknown										
Wayne Causey, L (1, 4) OBP: 0.356, SLG: 0.346	F5		BB	2-3		4-3		G6-3		5	1	1	0	0	0	3											
Mike Hershberger, R (1, 9) OBP: 0.300, SLG: 0.320	F7		1B	BB		F8		F9		3	0	0	0	1	0	1											
Ken Harrelson, R (1, 3) OBP: 0.340, SLG: 0.440	1B		1B	1B		6-3		K		4	0	2	2	0	1	0											
Tommy Reynolds, R (1, 7) OBP: 0.311, SLG: 0.292	FC6-4		F6	1B		F5		F5		4	0	2	0	0	0	2											
Rene Lachemann, R (1, 2) OBP: 0.250, SLG: 0.393	FC6-4		L7		F6			F6		4	0	0	0	0	0	5											
Nelson Mathews, R (1, 8) OBP: 0.309, SLG: 0.349		SH1-3	F7		F6			FC6-4		4	0	2	0	0	0	2											
Skip Lockwood, R (1, 5) OBP: 0.290, SLG: 0.120	F3			G3		FC6-4		FC6-4		4	0	1	0	0	0	2											
Wes Stock, R (1, 1) Jim Dickson, L (5, 1) Jim Landis, R (6, PH) Jesse Hickman, R (7, 1) Santiago Rosario, L (9, PH)	SH1-3			1-3		FC6-4		F8		1	0	0	0	0	0	0											
Inning Stats	R: 1 E: 0 K: 0 S: 6	H: 3 LOB: 2 BB: 0 P: 6	R: 0 E: 0 K: 0 S: 4	H: 1 LOB: 1 BB: 0 P: 4	R: 1 E: 0 K: 0 S: 5	H: 2 LOB: 2 BB: 1 P: 9	R: 0 E: 0 K: 0 S: 4	H: 1 LOB: 1 BB: 0 P: 4	R: 0 E: 0 K: 0 S: 4	H: 1 LOB: 1 BB: 0 P: 4	R: 0 E: 0 K: 1 S: 5	H: 0 LOB: 0 BB: 0 P: 5	R: 0 E: 0 K: 0 S: 4	H: 1 LOB: 1 BB: 0 P: 4	R: 0 E: 0 K: 0 S: 3	H: 1 LOB: 0 BB: 0 P: 3		1B: 10 2B: 1 3B: 0 HR: 0	SF: 0 SAC: 1 DP: 1 HBP: 0	WP: 0 PB: 0 SB: 1 CS: 0	PA: 38						
PITCHER	IP	WLS	BF	H	R	ER	SO	BB	IBB	HBP	BLK	WP	HR	S	P	ERA	WHIP										
Hank Aquirre, L (1, 1) ERA: 3.07	9.0	W	38	11	2	2	1	1	0	0	0	0	0	39	43	2.00	1.333										

Batter	1	2	3	4	5	6	7	8	9	AB	R	H	RBI	BB	SO	LOB	TOP				
Bert Campaneris, R OBP: 0.314, SLG: 0.382 (1, 6)										2	0	0	0	2	0	0					
Wayne Causey, L OBP: 0.355, SLG: 0.344 (1, 5)										4	0	1	0	0	0	1					
Mike Hershberger, R OBP: 0.293, SLG: 0.306 (1, 9)										3	0	0	0	1	1	1					
Ken Harrelson, R OBP: 0.346, SLG: 0.468 (1, 3)										3	2	1	1	1	0	2					
Johnny Blanchard, L OBP: 0.277, SLG: 0.274 (9, PH)										4	0	1	0	0	1	2					
John O'Donoghue, R OBP: 0.290, SLG: 0.300 (9, 2)										0	1	0	0	0	0	0					
Rene Lachemann, R OBP: 0.258, SLG: 0.418 (9, 2)										0	0	0	0	0	0	0					
Dick Green, R OBP: 0.326, SLG: 0.393 (1, 4)										3	0	1	0	0	0	0					
Nelson Mathews, R OBP: 0.301, SLG: 0.339 (1, 8)										4	0	0	0	0	2	4					
Tommy Reynolds, R OBP: 0.305, SLG: 0.301 (1, 7)										4	0	2	2	0	1	0					
Rollie Sheldon, R OBP: 0.138, SLG: 0.074 (8, PH)										2	0	0	0	0	1	2					
Santiago Rosario, L OBP: 0.474, SLG: 0.913 (8, 1)										1	0	0	0	0	0	0					
Don Mossi, L (8, 1)										1	0	0	0	0	2						
John Wyatt, R (9, 1)										0	0	0	0	0	0	0					
Inning Stats	R: 0 E: 0 K: 0 S: 3	H: 0 LOB: 0 BB: 0 P: 3	R: 1 E: 0 K: 1 S: 6	H: 1 LOB: 0 BB: 0 P: 6	R: 0 E: 0 K: 1 S: 4	H: 0 LOB: 0 BB: 1 P: 8	R: 0 E: 0 K: 1 S: 5	H: 0 LOB: 0 BB: 0 P: 5	R: 0 E: 0 K: 2 S: 9	H: 2 LOB: 2 BB: 0 P: 9	R: 0 E: 0 K: 0 S: 4	H: 1 LOB: 2 BB: 1 P: 8	R: 0 E: 0 K: 0 S: 3	H: 0 LOB: 0 BB: 0 P: 3	R: 0 E: 0 K: 0 S: 3	H: 0 LOB: 1 BB: 1 P: 7	R: 2 E: 0 K: 1 S: 7	H: 2 LOB: 2 BB: 1 P: 11	1B: 4 2B: 1 3B: 0 HR: 1	SF: 0 SAC: 1 DP: 0 HBP: 0	WP: 0 PA: 37 PB: 0 SB: 1 CS: 1
PITCHER	IP	WLS	BF	H	R	ER	SO	BB	IBB	HBP	BLK	WP	HR	S	P	ERA	WHIP				
Jim Perry, R ERA: 2.04 (1, 1)	7.2		29	4	1	1	5	3	0	0	0	0	1	36	48	1.17	0.913				
Al Worthington, R ERA: 2.06 (8, 1)	1.1	L	7	2	2	2	1	1	0	0	0	0	0	8	12	13.50	2.250				

Kansas City Athletics @ Minnesota Twins
Metropolitan Stadium, Bloomington, MI
Thu Jul 15 1965, 8:05 PM EDT
Att: 16,126 - Unknown - 80 F

livebaseballscores.com

AB 31
R 3
H 6
RBI 3
BB 4
SO 6
LOB 14

Batter	1	2	3	4	5	6	7	8	9	AB	R	H	RBI	BB	SO	LOB	BOTTOM				
Zoilo Versalles, R OBP: 0.288, SLG: 0.421 (1, 6)										5	2	2	0	0	1	4					
Tony Oliva, L OBP: 0.337, SLG: 0.500 (1, 9)										4	0	2	2	0	0	1					
Jimmie Hall, L OBP: 0.370, SLG: 0.563 (1, 8)										3	0	0	0	1	1	2					
Harmon Killebrew, R OBP: 0.371, SLG: 0.480 (1, 5)										3	0	0	0	1	1	3					
Don Mincher, L OBP: 0.318, SLG: 0.526 (1, 3)										4	0	0	0	0	0	1					
Earl Battey, R OBP: 0.402, SLG: 0.430 (1, 2)										4	0	0	0	0	1	0					
Sandy Valdespino, L OBP: 0.331, SLG: 0.325 (9, PH)										3	0	0	0	0	0	0					
Rich Rollins, R OBP: 0.295, SLG: 0.336 (9, PH)										1	0	1	0	0	0	0					
Jerry Kindall, R OBP: 0.265, SLG: 0.285 (9, PH)										3	0	0	0	0	1	0					
Bernie Allen, L OBP: 0.333, SLG: 0.289 (9, PH)										1	0	0	0	0	1	1					
Jim Perry, S OBP: 0.167, SLG: 0.235 (1, 1)										3	0	2	0	0	1	0					
Al Worthington, R OBP: 0.167, SLG: 0.167 (8, 1)										0	0	0	0	0	0	0					
Joe Nosssek, R OBP: 0.295, SLG: 0.356 (9, PH)										1	0	1	0	0	0	0					
Inning Stats	R: 0 E: 0 K: 1 S: 6	H: 1 LOB: 1 BB: 0 P: 6	R: 0 E: 0 K: 1 S: 5	H: 0 LOB: 0 BB: 0 P: 5	R: 1 E: 0 K: 1 S: 7	H: 2 LOB: 2 BB: 1 P: 11	R: 0 E: 0 K: 0 S: 3	H: 0 LOB: 0 BB: 0 P: 3	R: 0 E: 0 K: 0 S: 4	H: 1 LOB: 1 BB: 0 P: 4	R: 0 E: 0 K: 1 S: 5	H: 0 LOB: 1 BB: 1 P: 9	R: 0 E: 0 K: 2 S: 9	H: 2 LOB: 2 BB: 0 P: 9	1B: 6 2B: 1 3B: 1 HR: 0	SF: 0 SAC: 0 DP: 0 HBP: 0	WP: 1 PA: 37 PB: 0 SB: 1 CS: 0				
PITCHER	IP	WLS	BF	H	R	ER	SO	BB	IBB	HBP	BLK	WP	HR	S	P	ERA	WHIP				
Rollie Sheldon, R ERA: 3.08 (1, 1)	7.0		28	6	2	2	4	1	0	0	0	0	0	7	11	0.00	1.000				
Don Mossi, L ERA: 3.04 (8, 1)	1.1	W	6	1	0	0	1	1	0	0	0	0	0	7	11	0.00	1.500				
John Wyatt, R ERA: 2.43 (9, 1)	0.2	S	3	1	0	0	2	0	0	0	0	0	0	7	7	0.00	1.500				

Kansas City Athletics @ Minnesota Twins
Metropolitan Stadium, Bloomington, MI
Thu Jul 15 1965, 8:05 PM EDT
Att: 16,126 - Unknown - 80 F

livebaseballscores.com

AB 35
R 2
H 8
RBI 2
BB 2
SO 7
LOB 12

Batter	1	2	3	4	5	6	7	8	9	AB	R	H	RBI	BB	SO	LOB	TOP									
Bert Campaneris, R OBP: 0.312, SLG: 0.378	5-3 FC5		1B 1B			5-3 F8			F9	6	1	1	0	0	0	4	Kansas City Athletics @ Minnesota Twins Metropolitan Stadium, Bloomington, MI Fri Jul 16 1965, 8:05 PM EDT Att: 16,122 - Unknown - 81 F livebaseballscorecards.com									
Wayne Causey, L OBP: 0.356, SLG: 0.344	L5	2-3	FC5-4 1-2 3-H 1B		1-3				1-3	6	0	2	1	0	0	0										
Dick Green, R OBP: 0.331, SLG: 0.391	1B 1B	K	FC5-4 1-2 2-H 1B		F2				F9	4	1	1	1	1	1	1										
Ken Harrelson, R OBP: 0.347, SLG: 0.464	1B 1B	WP BB	FC5-4 1-2 2-3 1B			F4			K	4	1	1	0	1	1	3										
Johnny Blanchard, L OBP: 0.291, SLG: 0.254 Rene Lachemann, R OBP: 0.256, SLG: 0.414	1B 1B		G3			6-3 BB 1B			F8	3	2	2	1	1	0	2										
Tommy Reynolds, R OBP: 0.322, SLG: 0.303	BB 1B	F9				6-3 BB 1B			5-3	3	2	1	1	2	0	2										
Mike Hershberger, R OBP: 0.295, SLG: 0.307	1B BB		SH BB		F5	6-3			6-3	4	1	1	1	1	0	3										
Nelson Mathews, R OBP: 0.303, SLG: 0.349	FC5 1B BB		K		5-3				4-3	4	1	1	2	1	1	2										
Diego Segui, R OBP: 0.273, SLG: 0.313	1-2 2-3 3-H 1B		SH 1B		F9	E6			K	4	1	1	1	0	1	1										
Inning Stats	R: 4 E: 0 K: 0 S: 8	H: 5 LOB: 3 BB: 2 P: 16	R: 0 E: 0 K: 1 S: 5	H: 0 LOB: 2 BB: 2 P: 13	R: 3 E: 1 K: 1 S: 9	H: 3 LOB: 2 BB: 1 P: 13	R: 0 E: 0 K: 0 S: 3	H: 0 LOB: 1 BB: 0 P: 7	R: 0 E: 0 K: 0 S: 3	H: 0 LOB: 0 BB: 0 P: 3	R: 3 E: 1 K: 0 S: 6	H: 2 LOB: 1 BB: 1 P: 10	R: 0 E: 0 K: 1 S: 6	H: 1 LOB: 1 BB: 0 P: 6	R: 0 E: 0 K: 0 S: 3	H: 0 LOB: 0 BB: 0 P: 3	R: 0 E: 0 K: 1 S: 5	H: 0 LOB: 0 BB: 0 P: 5	1B: 10 2B: 0 3B: 1 HR: 0	SF: 0 SAC: 1 DP: 0 HBP: 0	WP: 1 PB: 0 SB: 1 CS: 0	PA: 47				
PITCHER	IP	WLS	BF	H	R	ER	SO	BB	IBB	HBP	BLK	WP	HR	S	P	ERA	WHIP									
Mudcat Grant, R ERA: 3.56	(1, 1)	0.2	L	9	5	4	4	0	2	0	0	0	0	0	7	15	54.00	10.500								
Jerry Fosnow, L ERA: 4.44	(1, 1)	1.2		11	2	3	2	2	3	0	0	0	1	0	12	24	10.80	3.000								
Mel Nelson, L ERA: 5.45	(3, 1)	4.2		21	4	3	2	1	2	0	0	0	0	0	21	29	3.86	1.286								
Bill Pleis, L ERA: 2.48	(8, 1)	2.0		6	0	0	0	1	0	0	0	0	0	0	8	8	0.00	0.000								


Batter	1	2	3	4	5	6	7	8	9	AB	R	H	RBI	BB	SO	LOB	BOTTOM									
Zoilo Versalles, R OBP: 0.285, SLG: 0.416	F2		F2			K			E3	5	0	0	0	0	1	0	Kansas City Athletics @ Minnesota Twins Metropolitan Stadium, Bloomington, MI Fri Jul 16 1965, 8:05 PM EDT Att: 16,122 - Unknown - 81 F livebaseballscorecards.com									
Tony Oliva, L OBP: 0.340, SLG: 0.503	1B BB		E7 1B			2B			1-3	4	1	2	0	1	1	1										
Jimmie Hall, L OBP: 0.372, SLG: 0.562	F7		2-H 1B		1-3				1B	4	0	2	1	0	0	2										
Harmon Killebrew, R OBP: 0.373, SLG: 0.480	1B		5-3			5-3			FC6-4 1B	4	0	2	0	0	0	1										
Don Mincher, L OBP: 0.316, SLG: 0.517	F9				L6				F7	4	0	1	0	0	0	4										
Earl Battey, R OBP: 0.398, SLG: 0.425 Jerry Zimmerman, R OBP: 0.220, SLG: 0.232		F4			L4				FC6-4	2	0	0	0	0	0	0										
Sandy Valdespino, L OBP: 0.329, SLG: 0.322		4-3			1B				6-3	4	0	1	0	0	0	1										
Jerry Kindall, R OBP: 0.264, SLG: 0.284		F4			F7				K	4	1	1	0	0	1	1										
Mudcat Grant, R ERA: 3.56 Jerry Fosnow, R ERA: 4.44 Mel Nelson, R ERA: 5.45 Rich Rollins, R OBP: 0.294, SLG: 0.335 Bill Pleis, L ERA: 2.48 Bernie Allen, L OBP: 0.326, SLG: 0.292			K			K			F9	0	0	0	0	0	0	0										
Inning Stats	R: 0 E: 0 K: 0 S: 4	H: 1 LOB: 2 BB: 1 P: 8	R: 0 E: 0 K: 0 S: 3	H: 0 LOB: 0 BB: 0 P: 3	R: 1 E: 1 K: 1 S: 7	H: 2 LOB: 1 BB: 0 P: 7	R: 0 E: 0 K: 0 S: 4	H: 1 LOB: 1 BB: 0 P: 4	R: 0 E: 0 K: 2 S: 8	H: 1 LOB: 1 BB: 0 P: 8	R: 0 E: 0 K: 0 S: 4	H: 1 LOB: 1 BB: 0 P: 4	R: 0 E: 0 K: 1 S: 5	H: 0 LOB: 0 BB: 0 P: 5	R: 0 E: 0 K: 1 S: 7	H: 2 LOB: 2 BB: 0 P: 7	R: 1 E: 1 K: 0 S: 5	H: 1 LOB: 1 BB: 0 P: 5	1B: 8 2B: 1 3B: 0 HR: 0	SF: 0 SAC: 0 DP: 0 HBP: 0	WP: 1 PB: 0 SB: 0 CS: 0	PA: 38				
PITCHER	IP	WLS	BF	H	R	ER	SO	BB	IBB	HBP	BLK	WP	HR	S	P	ERA	WHIP									
Diego Segui, R ERA: 4.84	(1, 1)	9.0	W	38	9	2	0	5	1	0	0	0	1	0	47	51	0.00	1.111								



Batter	1	2	3	4	5	6	7	8	9	AB	R	H	RBI	BB	SO	LOB	TOP								
Bert Campaneris, R OBP: 0.313, SLG: 0.377	4-0 CS BB		0-0 F3			0-0 F9		0-0 HR	0-0 FC5-4	4	1	1	0	1	0	2									
Wayne Causey, L OBP: 0.357, SLG: 0.340	0-0 F8			4-0 CS BB		0-0 4-3		0-0 F7		3	0	0	0	1	0	2									
Dick Green, R OBP: 0.333, SLG: 0.420	0-3 K			0-0 F8			0-0 HR	0-0 HR		4	2	2	3	0	1	1									
Ken Harrelson, R OBP: 0.349, SLG: 0.475		0-0 F7		4-0 BB			0-0 HR	0-0 F5		3	1	1	1	1	0	0									
Tommie Reynolds, R OBP: 0.330, SLG: 0.313		0-0 4-3 S 1B		0-0 L9			0-0 F9		0-0 FC3-6 1B	4	0	2	0	0	0	1									
Rene Lachemann, R OBP: 0.248, SLG: 0.400		0-0 4-3			0-3 K		0-3 K		0-0 FC3-6 BB SF8	4	1	0	0	0	2	2									
Mike Hershberger, R OBP: 0.294, SLG: 0.363		0-0 5-3			0-0 6-3		0-0 E6		4-0 E BB BB	3	0	0	0	1	0	1									
Nelson Mathews, R OBP: 0.300, SLG: 0.345			0-0 F9		0-3 K		0-0 4-3		4-0 FC5-4 BB	2	0	0	0	0	1	0									
Johnny Blanchard, L OBP: 0.294, SLG: 0.262									1-2 2-3 BB	1	0	0	0	1	0	1									
John O'Donoghue, R ERA: 4.74			0-0 F3			0-3 K		0-0 4-3	0-0 SF8	1	0	0	0	0	0	0									
Wes Stock, R ERA: 4.9									2-3 3-H	0	0	0	0	0	0	0									
Don Mossi, L ERA: 2.92										0	0	0	0	0	0	0									
John Wyatt, R ERA: 2.38										0	0	0	0	0	0	0									
Inning Stats	R: 0 E: 0 K: 1 S: 4	H: 0 LOB: 0 BB: 1 P: 8	R: 0 E: 0 K: 0 S: 4	H: 1 LOB: 1 BB: 0 P: 4	R: 0 E: 0 K: 0 S: 3	H: 0 LOB: 0 BB: 0 P: 3	R: 0 E: 0 K: 0 S: 2	H: 0 LOB: 1 BB: 2 P: 10	R: 0 E: 0 K: 2 S: 7	H: 0 LOB: 0 BB: 0 P: 7	R: 0 E: 0 K: 1 S: 5	H: 0 LOB: 0 BB: 0 P: 5	R: 2 E: 1 K: 1 S: 8	H: 2 LOB: 1 BB: 0 P: 8	R: 2 E: 0 K: 0 S: 5	H: 2 LOB: 0 BB: 0 P: 5	R: 1 E: 1 K: 0 S: 4	H: 1 LOB: 2 BB: 2 P: 12	1B: 3 2B: 0 3B: 0 HR: 3	SF: 1 SAC: 0 DP: 0 HBP: 0	WP: 0 PB: 0 SB: 1 CS: 2	PA: 37			
PITCHER	IP	WLS	BF	H	R	ER	SO	BB	IBB	HBP	BLK	WP	HR	S	P	ERA	WHIP								
Dick Stigman, L ERA: 2.66	(1, 1)	6.2	25	3	2	2	5	3	0	0	0	0	2	32	44	2.70	0.900								
Johnny Klippstein, R ERA: 2.66	(7, 1)	1.1	6	2	2	2	0	0	0	0	0	0	1	6	6	13.50	1.500								
Al Worthington, R ERA: 2.27	(9, 1)	0.1	L	4	1	1	0	2	0	0	0	0	0	2	10	27.00	9.000								
Bill Pleis, L ERA: 2.43	(9, 1)	0.2	2	0	0	0	0	0	0	0	0	0	0	2	2	0.00	0.000								

Kansas City Athletics @ Minnesota Twins
Metropolitan Stadium, Bloomington, MI

AB 31
R 5
H 6
RBI 5
BB 5
SO 5
LOB 10



Sat Jul 17 1965, 4:33 AM EDT
Att: 12,733 - Unknown - 70 F

Batter	1	2	3	4	5	6	7	8	9	AB	R	H	RBI	BB	SO	LOB	BOTTOM								
Rich Rollins, R OBP: 0.300, SLG: 0.344	0-0 5-3		0-0 BB 1B		0-0 4-3 1B 2B	0-0 9-3		0-0 F9		5	1	3	0	0	0	0									
Joe Nassek, R OBP: 0.280, SLG: 0.338	0-0 1-3		0-3 K		0-0 4-3		0-0 9-3		0-0 4-3	4	0	0	0	0	1	3									
Don Mincher, L OBP: 0.313, SLG: 0.513										1	0	0	0	0	0	0									
Tony Oliva, L OBP: 0.336, SLG: 0.496	0-0 4-3		0-3 K		0-0 G3		0-0 F7		0-0 5-3	5	0	0	0	0	1	2									
Harmon Killebrew, R OBP: 0.377, SLG: 0.479		4-0 BB 1B BB	4-0 BB 1B BB		4-0 BB 1B IBB		0-0 5-3			1	2	0	0	3	0	0									
Bob Allison, R OBP: 0.375, SLG: 0.473		4-0 FC4-6 1B BB	0-0 F3		0-0 BB 1B 1B		0-0 F5			3	1	1	1	1	0	2									
Earl Battey, R OBP: 0.405, SLG: 0.429		0-0 FC4-6 1B		4-0 FC1-4 BB	0-0 BB 1B		0-0 K			3	0	2	2	1	1	0									
Jimmie Hall, L OBP: 0.373, SLG: 0.561		0-3 K		0-0 F7	0-0 BB 1B		0-0 K			4	0	2	1	0	1	3									
Zoilo Versalles, R OBP: 0.282, SLG: 0.411		0-0 FC4-6 1B		0-0 FC1-4 FC5-4	0-0 F9		0-0 F5			4	0	0	0	0	0	6									
Dick Stigman, R ERA: 2.66		0-3 K		0-0 FC5-4			0-3 K		0-0 F8	3	0	0	0	0	2	3									
Johnny Klippstein, R ERA: 2.66										0	0	0	0	0	0	0									
Sandy Valdespino, L OBP: 0.338, SLG: 0.320										1	0	0	0	0	0	1									
Al Worthington, R OBP: 0.167, SLG: 0.167										0	0	0	0	0	0	0									
Bill Pleis, L ERA: 2.43										0	0	0	0	0	0	0									
Inning Stats	R: 0 E: 0 K: 0 S: 3	H: 0 LOB: 0 BB: 0 P: 3	R: 1 E: 0 K: 2 S: 8	H: 1 LOB: 2 BB: 2 P: 16	R: 0 E: 0 K: 2 S: 8	H: 1 LOB: 1 BB: 1 P: 12	R: 0 E: 0 K: 0 S: 3	H: 0 LOB: 1 BB: 1 P: 7	R: 3 E: 0 K: 0 S: 7	H: 4 LOB: 2 BB: 1 P: 11	R: 0 E: 0 K: 1 S: 5	H: 1 LOB: 0 BB: 0 P: 5	R: 0 E: 0 K: 0 S: 3	H: 0 LOB: 0 BB: 0 P: 3	R: 0 E: 0 K: 1 S: 6	H: 1 LOB: 1 BB: 0 P: 6	R: 0 E: 0 K: 0 S: 3	H: 0 LOB: 0 BB: 0 P: 3	1B: 7 2B: 2 3B: 0 HR: 0	SF: 0 SAC: 0 DP: 1 HBP: 0	WP: 0 PB: 0 SB: 1 CS: 0	PA: 39			
PITCHER	IP	WLS	BF	H	R	ER	SO	BB	IBB	HBP	BLK	WP	HR	S	P	ERA	WHIP								
John O'Donoghue, L ERA: 4.25	(1, 1)	4.2	25	6	4	4	4	4	0	0	0	0	0	28	48	7.71	2.143								
Jim Dickson, R ERA: 5.26	(5, 1)	0.1	1	0	0	0	0	0	0	0	0	0	0	1	1	0.00	0.000								
Wes Stock, R ERA: 4.9	(6, 1)	2.0	6	1	0	0	1	0	0	0	0	0	0	8	8	0.00	0.500								
Don Mossi, L ERA: 2.92	(8, 1)	1.0	W	4	1	0	0	1	0	0	0	0	0	6	6	0.00	1.000								
John Wyatt, R ERA: 2.38	(9, 1)	1.0	S	3	0	0	0	0	0	0	0	0	0	3	3	0.00	0.000								

Kansas City Athletics @ Minnesota Twins
Metropolitan Stadium, Bloomington, MI

AB 34
R 4
H 8
RBI 4
BB 5
SO 6
LOB 20



Sat Jul 17 1965, 4:33 AM EDT
Att: 12,733 - Unknown - 70 F

Batter	1	2	3	4	5	6	7	8	9	AB	R	H	RBI	BB	SO	LOB	TOP								
Bert Campaneris, R OBP: 0.317, SLG: 0.386 (1, 6)	4-0 BB L6-4		X 0-0 1B		X 0-0 2B			X 0-3 K		3	0	2	0	1	1	0	Kansas City Athletics @ Baltimore Orioles Memorial Stadium, Baltimore, MD Wed Jul 21 1965, 7:05 PM EDT Unknown livebaseballscorecards.com								
Wayne Causey, L OBP: 0.338, SLG: 0.319 (1, 5)	0-0 L6-4		X 0-0 F2		X 0-0 4-3			X 0-0 F5		4	0	0	0	0	0	3									
Dick Green, R OBP: 0.327, SLG: 0.430 (1, 4)	4-0 BB			X 0-0 F4		X 0-3 K		X 0-0 F2		3	0	0	0	1	1	0									
Ken Harrelson, R OBP: 0.347, SLG: 0.470 (1, 3)	0-3 K			X 0-0 6-3		X 0-0 F8		X 0-0 F2		4	0	0	0	0	1	1									
Mike Hershberger, R OBP: 0.310, SLG: 0.315 (1, 9)		X 0-0 E3		X 0-0 1B		X 0-0 6-3		X 0-0 F8		4	0	1	0	0	0	0									
Jim Landis, R OBP: 0.346, SLG: 0.346 (1, 8)		X 0-0 G1-6-3		X 0-0 1B			X 0-0 F3	X 0-3 K		4	0	1	0	0	1	1									
Tommie Reynolds, R OBP: 0.321, SLG: 0.290 (1, 7)		0-3 K2-3		X 0-0 F9			X 4-0 BB			2	0	0	0	1	1	2									
Billy Bryan, L OBP: 0.292, SLG: 0.389 (1, 2)			X 0-0 F7		X 0-0 F7		X 0-0 F9			3	0	0	0	0	0	1									
John O'Donoghue, R OBP: 0.285, SLG: 0.273 (1, 1)			X 0-0 F3		X 0-0 F2		X 0-0 G3			2	0	0	0	0	0	0									
Santiago Rosario, L OBP: 0.469, SLG: 0.864 (7, PH)										1	0	0	0	0	0	1									
Jim Dickson, L (7, 1)										0	0	0	0	0	0	0									
Don Mossi, L (7, 1)										0	0	0	0	0	0	0									
Jack Aker, R (8, 1)										0	0	0	0	0	0	0									
Inning Stats	R: 0 E: 0 K: 1 S: 4	H: 0 LOB: 1 BB: 2 P: 12	R: 0 E: 1 K: 1 S: 5	H: 0 LOB: 0 BB: 0 P: 5	R: 0 E: 0 K: 0 S: 4	H: 1 LOB: 1 BB: 0 P: 4	R: 0 E: 0 K: 0 S: 5	H: 2 LOB: 2 BB: 0 P: 5	R: 0 E: 0 K: 0 S: 4	H: 1 LOB: 1 BB: 0 P: 4	R: 0 E: 0 K: 1 S: 5	H: 0 LOB: 0 BB: 0 P: 5	R: 0 E: 0 K: 0 S: 3	H: 0 LOB: 1 BB: 1 P: 7	R: 0 E: 0 K: 1 S: 5	H: 0 LOB: 0 BB: 0 P: 5	R: 0 E: 0 K: 1 S: 5	H: 0 LOB: 0 BB: 0 P: 5	1B: 3 2B: 2 3B: 0 HR: 0	SF: 0 SAC: 0 DP: 2 HBP: 0	WP: 0 PB: 0 SB: 1 CS: 0	PA: 33			
PITCHER	IP WLS BF H R ER SO BB IBB HBP BLK WP HR S P ERA WHIP	7.0 W 27 4 0 0 3 3 0 0 0 0 0 0 30 42 0.00 1.000	2.0 S 6 0 0 0 2 0 0 0 0 0 0 0 10 10 0.00 0.000																						

Batter	1	2	3	4	5	6	7	8	9	AB	R	H	RBI	BB	SO	LOB	BOTTOM							
Luis Aparicio, R OBP: 0.274, SLG: 0.363 (1, 6)	0-0 6-3			X 0-3 K		X 0-0 1B		X 0-0 5-3		4	0	1	0	0	1	0	Kansas City Athletics @ Baltimore Orioles Memorial Stadium, Baltimore, MD Wed Jul 21 1965, 7:05 PM EDT Unknown livebaseballscorecards.com							
Jerry Adair, R OBP: 0.307, SLG: 0.338 (1, 4)	4-0 BB G5-4-3			X 0-0 F6		X 0-0 F8		X 0-0 1-3		3	0	0	0	1	0	1								
Boog Powell, L OBP: 0.315, SLG: 0.360 (1, 3)	0-0 G5-4-3			X 0-0 3-1		X 0-0 4-3		X 0-3 K		4	0	0	0	0	1	2								
Brooks Robinson, R OBP: 0.357, SLG: 0.420 (1, 5)		X 0-0 F2		X 0-3 K		X 0-0 4-3 BB 1B				3	0	1	0	0	1	0								
Jackie Brandt, R OBP: 0.300, SLG: 0.382 (1, 8)		X 0-3 K		X 0-3 K		X 0-0 F9				3	0	0	0	0	2	1								
Curt Blefary, L OBP: 0.385, SLG: 0.493 (1, 7)		X 0-0 L3		X 0-0 2B		X 4-0 BB 1-2 4-3 BB				2	1	1	0	1	0	0								
Russ Snyder, L OBP: 0.341, SLG: 0.337 (7, FR) (8, 7)										0	0	0	0	0	0	0								
Sam Bowens, R OBP: 0.192, SLG: 0.244 (1, 9)			X 0-0 6-3		X 0-0 2B		X 0-0 4-3			3	0	1	1	0	0	2								
Dick Brown, R OBP: 0.286, SLG: 0.323 (1, 2)			X 0-0 F8		X 0-0 F4		X 4-0 BB 1-2 2-3 IBB			2	0	0	0	1	0	1								
Mitt Pappas, R OBP: 0.111, SLG: 0.178 (1, 1)			X 0-0 5-3		X 0-3 K		X 0-0 6-3			2	0	0	0	0	1	0								
Norm Siebern, L OBP: 0.364, SLG: 0.433 (7, PH)										0	0	0	0	0	0	0								
Bob Johnson, R OBP: 0.291, SLG: 0.403 (7, PH)										1	0	0	0	0	0	3								
Dick Hall, R OBP: 0.600, SLG: 0.625 (8, 1)										0	0	0	0	0	0	0								
Inning Stats	R: 0 E: 0 K: 0 S: 2	H: 0 LOB: 1 BB: 1 P: 6	R: 0 E: 0 K: 1 S: 5	H: 0 LOB: 0 BB: 0 P: 5	R: 0 E: 0 K: 0 S: 3	H: 0 LOB: 0 BB: 0 P: 3	R: 0 E: 0 K: 1 S: 5	H: 0 LOB: 0 BB: 0 P: 5	R: 1 E: 0 K: 2 S: 9	H: 2 LOB: 1 BB: 0 P: 9	R: 0 E: 0 K: 1 S: 6	H: 1 LOB: 1 BB: 0 P: 6	R: 0 E: 0 K: 0 S: 4	H: 1 LOB: 3 BB: 2 P: 12	R: 0 E: 0 K: 1 S: 5	H: 0 LOB: 0 BB: 0 P: 5	R: 0 E: 0 K: 1 S: 5	H: 0 LOB: 0 BB: 0 P: 5	1B: 2 2B: 2 3B: 0 HR: 0	SF: 0 SAC: 0 DP: 1 HBP: 0	WP: 0 PB: 0 SB: 0 CS: 0	PA: 30		
PITCHER	IP WLS BF H R ER SO BB IBB HBP BLK WP HR S P ERA WHIP	6.0 L 21 3 1 1 5 1 1 0 0 0 0 0 3 11 0.00 3.000	0.2 5 1 0 0 0 1 1 0 0 0 0 0 0 3 11 0.00 3.000	0.1 1 0 0 0 0 0 0 0 0 0 0 0 0 1 1 0.00 0.000	0.1 1 0 0 0 0 0 0 0 0 0 0 0 0 1 1 0.00 0.000	1.0 3 0 0 0 0 1 0 0 0 0 0 0 0 5 5 0.00 0.000																		



Batter	1	2	3	4	5	6	7	8	9	AB	R	H	RBI	BB	SO	LOB	TOP							
Bert Campaneris, R OBP: 0.314, SLG: 0.382	1-3		FC6-4		K			L7		4	0	0	0	0	1	3	Kansas City Athletics @ Baltimore Orioles Memorial Stadium, Baltimore, MD Wed Jul 21 1965, 7:05 PM EDT Att: 10,719 - Unknown livebaseballscorecards.com							
Jose Tartabull, L OBP: 0.314, SLG: 0.382	F7			6-3		F9		F6		4	0	0	0	0	1									
Dick Green, R OBP: 0.322, SLG: 0.423	F8			1-3		6-3		K		4	0	0	0	0	1									
Ken Harrelson, R OBP: 0.353, SLG: 0.485		F8		BB	1B				1B	3	2	2	1	1	0									
Johnny Blanchard, L OBP: 0.294, SLG: 0.276	F2			BB	1B					3	0	1	0	1	1									
Mike Hershberger, R OBP: 0.305, SLG: 0.311	K			BB						3	0	0	1	0	2									
Wayne Causey, L OBP: 0.343, SLG: 0.320			FC6-4	1B		FC4	BB	E4	FC4-6	2	0	1	0	2	0									
Tommy Reynolds, R OBP: 0.309, SLG: 0.278			K		F7		L5-3		K	4	0	0	0	0	2									
Diego Segui, R OBP: 0.265, SLG: 0.303			K			FC4			FC4-6	1	0	0	0	0	1									
Jim Dickson, L OBP: 0.251, SLG: 0.115										0	0	0	0	0	0									
Skip Lockwood, R OBP: 0.500, SLG: 0.500										1	0	1	0	0	0									
Don Buschhorn, R OBP: 0.500, SLG: 0.500										1	0	1	0	0	0									
Santiago Rosario, L OBP: 0.391, SLG: 0.650										1	0	0	0	0	2									
Inning Stats	R: 0 E: 0 K: 0 S: 3	H: 0 LOB: 0 BB: 0 P: 3	R: 0 E: 0 K: 1 S: 5	H: 0 LOB: 0 BB: 0 P: 5	R: 0 E: 0 K: 2 S: 8	H: 1 LOB: 1 BB: 0 P: 8	R: 0 E: 0 K: 0 S: 4	H: 2 LOB: 2 BB: 1 P: 8	R: 0 E: 0 K: 1 S: 5	H: 0 LOB: 0 BB: 1 P: 9	R: 1 E: 0 K: 1 S: 6	H: 1 LOB: 0 BB: 0 P: 6	R: 0 E: 0 K: 1 S: 4	H: 0 LOB: 0 BB: 1 P: 8	R: 0 E: 0 K: 1 S: 6	H: 1 LOB: 1 BB: 0 P: 6	R: 0 E: 0 K: 1 S: 6	H: 1 LOB: 1 BB: 0 P: 6	R: 1 E: 1 K: 1 S: 7	H: 1 LOB: 2 BB: 1 P: 11	1B: 4 2B: 1 3B: 0 HR: 1	SF: 1 SAC: 0 DP: 1 HBP: 0	WP: 0 PB: 0 CS: 0	PA: 36
PITCHER John Miller, R ERA: 3.03	IP: 9.0 WLS: W BF: 36 H: 5 R: 2 ER: 2 SO: 8 BB: 4 IBB: 0 HBP: 0 BLK: 0 WP: 0 HR: 1 S: 48 P: 64 ERA: 2.00 WHIP: 1.000															PITCHER								

Batter	1	2	3	4	5	6	7	8	9	AB	R	H	RBI	BB	SO	LOB	BOTTOM			
Luis Aparicio, R OBP: 0.273, SLG: 0.361	S	F9		K	6-3			K		5	1	1	0	0	2	7	Kansas City Athletics @ Baltimore Orioles Memorial Stadium, Baltimore, MD Wed Jul 21 1965, 7:05 PM EDT Att: 10,719 - Unknown livebaseballscorecards.com			
Russ Snyder, L OBP: 0.342, SLG: 0.339	G4-6-3	4-3		S	K			1-3		5	1	2	3	0	1	5				
Boog Powell, L OBP: 0.317, SLG: 0.363	G4-6-3		F8	1B						1	0	1	0	0	0					
Norm Siebern, L OBP: 0.372, SLG: 0.455	G4-6-3			1B	3B					4	1	3	1	0	0					
Brooks Robinson, R OBP: 0.357, SLG: 0.417	G4-6-3	5-3		WP	1B					4	1	1	1	1	0					
Curt Blefary, L OBP: 0.382, SLG: 0.487	4-3		F9	S	1B			FC3-6		5	1	1	1	0	4					
Jackie Brandt, R OBP: 0.288, SLG: 0.377				E6						5	1	1	0	0	4					
Jerry Adair, R OBP: 0.310, SLG: 0.340		E4								4	1	2	0	0	2					
John Orsino, R OBP: 0.329, SLG: 0.433										3	2	2	2	1	0					
John Miller, R OBP: 0.364, SLG: 0.125										3	0	0	0	1	1					
Inning Stats	R: 1 E: 0 K: 0 S: 5	H: 3 LOB: 1 BB: 0 P: 5	R: 0 E: 1 K: 1 S: 7	H: 1 LOB: 3 BB: 1 P: 11	R: 0 E: 0 K: 0 S: 3	H: 0 LOB: 0 BB: 0 P: 3	R: 7 E: 3 K: 1 S: 13	H: 6 LOB: 1 BB: 0 P: 13	R: 1 E: 0 K: 1 S: 6	H: 1 LOB: 0 BB: 0 P: 6	R: 0 E: 0 K: 0 S: 4	H: 1 LOB: 1 BB: 0 P: 4	R: 0 E: 0 K: 1 S: 6	H: 1 LOB: 2 BB: 1 P: 10	R: 0 E: 0 K: 0 S: 3	H: 1 LOB: 1 BB: 1 P: 7	1B: 11 2B: 1 3B: 1 HR: 1	SF: 0 SAC: 0 DP: 2 HBP: 0	WP: 1 PB: 1 CS: 0	PA: 42
PITCHER Diego Segui, R ERA: 4.76	IP: 3.2 WLS: L BF: 20 H: 7 R: 5 ER: 5 SO: 2 BB: 1 IBB: 0 HBP: 0 BLK: 0 WP: 1 HR: 0 S: 23 P: 27 ERA: 0.00 WHIP: 9.000															PITCHER				
PITCHER Jim Dickson, R ERA: 5.09	IP: 0.1 WLS: L BF: 5 H: 3 R: 3 ER: 3 SO: 0 BB: 0 IBB: 0 HBP: 0 BLK: 0 WP: 0 HR: 0 S: 5 P: 5 ERA: 0.00 WHIP: 9.000															PITCHER				
PITCHER Don Buschhorn, R ERA: 3.96	IP: 4.0 WLS: L BF: 17 H: 4 R: 1 ER: 1 SO: 2 BB: 2 IBB: 0 HBP: 0 BLK: 0 WP: 0 HR: 1 S: 19 P: 27 ERA: 2.25 WHIP: 1.500															PITCHER				


Batter	1	2	3	4	5	6	7	8	9	AB	R	H	RBI	BB	SO	LOB	TOP								
Bert Campaneris, R OBP: 0.315, SLG: 0.383 (1, 6)	0-0 6-3	0-0 2B		0-0 5-3		0-0 E BB		0-0 FC6-4 E S		4	0	1	2	1	0	2	Kansas City Athletics @ Baltimore Orioles Memorial Stadium, Baltimore, MD Thu Jul 22 1965, 7:05 PM EDT Att: 5,496 - Unknown livebaseballscorecards.com								
Wayne Causey, L OBP: 0.344, SLG: 0.319 (1, 5)	0-0 F7	0-0 5-3			0-0 F9 1B	0-0 E6		0-0 G6-4-3 BB		4	1	1	0	1	0	3									
Dick Green, R OBP: 0.327, SLG: 0.424 (1, 4)	4-0 HR BB			0-0 1-6-3 1B		0-0 FC6-4 1B	0-0 G5-3	0-0 G6-4-3		4	2	2	0	1	0	4									
Ken Harrelson, R OBP: 0.357, SLG: 0.500 Santiago Rosario, L OBP: 0.391, SLG: 0.650 (9, PR) (9, 3)	0-0 HR			0-0 F8		0-0 F9		0-0 FC4-6 1B		5	2	3	2	0	0	3									
Mike Hershberger, R OBP: 0.304, SLG: 0.309 (1, 9)	0-0 L8			0-0 1-6-3		0-0 FC6-4 1B		0-0 FC4-6 HR		5	1	1	1	0	0	3									
Jim Landis, R OBP: 0.343, SLG: 0.342 (1, 8)		0-3 K		0-0 4-3		0-0 FC6-4 1B		0-3 K		5	0	1	1	0	2	4									
Billy Bryan, L OBP: 0.301, SLG: 0.414 (1, 2)		0-0 G3			0-0 SH1-3 1B	0-0 1-2 3H 1B		0-0 G4-6-3 1B		5	1	3	3	0	0	1									
Tommy Reynolds, R OBP: 0.316, SLG: 0.287 (1, 7)		0-0 1B 2B 1B		0-0 SH1-3		0-0 F8		0-0 SH FC6-4 1B		4	2	2	0	0	0	3									
Fred Talbot, R OBP: 0.292, SLG: 0.318 (1, 1)		0-0 2B 1B		0-3 K		0-3 K		0-0 SH FC6-4		3	0	1	0	0	2	1									
Inning Stats	R: 2 E: 0 K: 0 S: 4	H: 1 LOB: 0 BB: 1 P: 8	R: 1 E: 0 K: 1 S: 8	H: 3 LOB: 2 BB: 0 P: 8	R: 0 E: 0 K: 1 S: 4	H: 1 LOB: 1 BB: 0 P: 4	R: 0 E: 0 K: 1 S: 6	H: 1 LOB: 1 BB: 0 P: 6	R: 2 E: 0 K: 0 S: 7	H: 4 LOB: 2 BB: 0 P: 7	R: 0 E: 1 K: 1 S: 5	H: 0 LOB: 1 BB: 1 P: 9	R: 1 E: 0 K: 0 S: 4	H: 2 LOB: 0 BB: 0 P: 4	R: 1 E: 0 K: 0 S: 4	H: 1 LOB: 1 BB: 1 P: 8		R: 2 E: 0 K: 1 S: 7	H: 2 LOB: 1 BB: 0 P: 7	1B: 12 2B: 1 3B: 0 HR: 2	SF: 0 SAC: 2 DP: 3 HBP: 0	WP: 0 PB: 0 SB: 2 CS: 0	PA: 44		
PITCHER	IP	WLS	BF	H	R	ER	SO	BB	IBB	HBP	BLK	WP	HR	S	P	ERA	WHIP								
Wally Bunker, R ERA: 3.53 (1, 1)	4.0	L	19	6	3	3	2	1	0	0	0	0	1	22	26	6.75	1.750								
Robin Roberts, R ERA: 3.39 (5, 1)	3.0		15	6	3	3	1	1	0	0	0	0	0	16	20	9.00	2.333								
Don Larsen, R ERA: 4.68 (8, 1)	2.0		10	3	3	2	1	1	0	0	0	0	1	11	15	9.00	2.000								

Batter	1	2	3	4	5	6	7	8	9	AB	R	H	RBI	BB	SO	LOB	BOTTOM								
Luis Aparicio, R OBP: 0.273, SLG: 0.360 Bob Johnson, R OBP: 0.291, SLG: 0.403 (9, 6)	0-0 6-3		0-0 F8		0-0 L5-3 1B		0-0 F8			4	0	1	0	0	0	0	Kansas City Athletics @ Baltimore Orioles Memorial Stadium, Baltimore, MD Thu Jul 22 1965, 7:05 PM EDT Att: 5,496 - Unknown livebaseballscorecards.com								
Russ Snyder, L OBP: 0.335, SLG: 0.331 (1, 9)	0-0 1-3		0-0 4-3		0-0 L5-3		0-0 1-3			4	0	0	0	0	0	1									
Norm Siebern, L OBP: 0.380, SLG: 0.465 (1, 3)	4-0 BB E BB		0-0 1B		0-0 G3		0-0 1B 2B			3	1	2	0	1	0	0									
Brooks Robinson, R OBP: 0.356, SLG: 0.415 (1, 5)	0-0 E5 BB		0-0 F4		0-0 F4		0-0 G3-6-3 1B			4	0	1	1	0	0	2									
Curt Blefary, L OBP: 0.380, SLG: 0.481 (1, 7)	4-0 1-2 2-3 BB		0-3 K		0-0 F7		0-0 G3-6-3			3	0	0	0	1	1	1									
John Orsino, R OBP: 0.328, SLG: 0.434 (1, 2)	0-0 F8		0-0 2B		0-3 K		0-0 F3			4	0	1	0	0	1	3									
Jerry Adair, R OBP: 0.306, SLG: 0.336 (1, 4)		0-0 F8		0-0 5-3		0-0 F4		0-0 F7		4	0	0	0	0	0	1									
Jackie Brandt, R OBP: 0.302, SLG: 0.392 (1, 8)		0-0 5-3		4-0 BB		0-0 HR		0-0 F7		3	1	1	1	1	0	0									
Wally Bunker, R OBP: 0.286, SLG: 0.107 Charlie Lau, L OBP: 0.339, SLG: 0.491 Robin Roberts, S OBP: 0.216, SLG: 0.229 Sam Bowens, R OBP: 0.191, SLG: 0.242 Don Larsen, R OBP: 0.333, SLG: 0.333 (8, 1)		0-0 4-3		0-3 K		0-0 1-3				1	0	0	0	0	0	0									
Inning Stats	R: 0 E: 1 K: 0 S: 4	H: 0 LOB: 3 BB: 2 P: 12	R: 0 E: 0 K: 0 S: 3	H: 0 LOB: 0 BB: 0 P: 3	R: 0 E: 0 K: 2 S: 8	H: 1 LOB: 2 BB: 1 P: 12	R: 0 E: 0 K: 0 S: 3	H: 1 LOB: 0 BB: 0 P: 3	R: 0 E: 0 K: 1 S: 5	H: 0 LOB: 0 BB: 0 P: 5	R: 1 E: 0 K: 0 S: 4	H: 1 LOB: 0 BB: 0 P: 4	R: 1 E: 0 K: 0 S: 4	H: 2 LOB: 0 BB: 0 P: 4	R: 0 E: 0 K: 0 S: 3	H: 0 LOB: 0 BB: 0 P: 3		1B: 3 2B: 3 3B: 0 HR: 1	SF: 0 SAC: 0 DP: 2 HBP: 0	WP: 0 PB: 0 SB: 0 CS: 0	PA: 35				
PITCHER	IP	WLS	BF	H	R	ER	SO	BB	IBB	HBP	BLK	WP	HR	S	P	ERA	WHIP								
Fred Talbot, R ERA: 3.66 (1, 1)	9.0	W	35	6	2	2	3	3	0	0	0	0	1	38	50	2.00	1.000								



Batter	1	2	3	4	5	6	7	8	9	AB	R	H	RBI	BB	SO	LOB	TOP
Bert Campaneris, R OBP: 0.317, SLG: 0.383 (1, 6)	F7		F5		F3			BB		3	0	1	0	1	0	1	Kansas City Athletics @ Washington Senators D.C. Stadium, Washington, DC Fri Jul 23 1965, 7:05 PM EDT Att: 6,209 - Unknown
Jim Landis, R OBP: 0.341, SLG: 0.340 (1, 8)	CS		FC4-6		F3			K		4	0	1	0	0	1	3	
Dick Green, R OBP: 0.326, SLG: 0.419 (1, 4)	BB				F3			F3		3	0	0	0	1	1		
Ken Harrelson, R OBP: 0.356, SLG: 0.500 (1, 3)	F8				1B			F7		4	1	1	0	0	0	2	
Mike Hershberger, R OBP: 0.303, SLG: 0.308 (1, 9)		K			2B			F8		4	1	1	1	0	1	0	
Tommy Reynolds, R OBP: 0.316, SLG: 0.288 (1, 7)		5-3			2H					3	1	1	0	0	0	0	
Jose Tartabull, L OBP: 0.200, SLG: 0.200 (9, PH)					1B					1	0	1	0	0	0	0	
Wayne Causey, L OBP: 0.235, SLG: 0.319 (1, 5)					1B					3	0	1	1	0	0	0	
Santiago Rosario, L OBP: 0.375, SLG: 0.619 (9, PH)		1-3			1-3			F9		1	0	0	0	0	0	1	
Rene Lachemann, R OBP: 0.292, SLG: 0.274 (1, 2)			5-3		SF8			F8		2	0	0	1	0	0	0	
Johnny Blanchard, L OBP: 0.292, SLG: 0.274 (9, PH)					3H					1	0	0	0	0	1	1	
Caffish Hunter, R OBP: 0.100, SLG: 0.100 (1, 1)								F8		2	0	1	0	0	0	1	
Ed Charles, R OBP: 0.336, SLG: 0.413 (7, PH)					4-3					1	0	0	0	0	0	0	
Jack Aker, R (7, 1)					FC4-6					0	0	0	0	0	0	0	
Inning Stats	R: 0 E: 0 K: 0 S: 3	H: 1 LOB: 1 BB: 1 P: 7	R: 0 E: 0 K: 1 S: 5	H: 0 LOB: 0 BB: 0 P: 5	R: 0 E: 0 K: 0 S: 4	H: 1 LOB: 1 BB: 0 P: 4	R: 3 E: 0 K: 0 S: 7	H: 4 LOB: 1 BB: 0 P: 7	R: 0 E: 0 K: 0 S: 3	H: 0 LOB: 0 BB: 0 P: 3	R: 0 E: 0 K: 1 S: 5	H: 0 LOB: 1 BB: 1 P: 9	R: 0 E: 0 K: 1 S: 6	H: 1 LOB: 1 BB: 0 P: 6	1B: 7 2B: 1 3B: 0 HR: 0	SF: 1 SAC: 0 DP: 0 HBP: 0	WP: 0 PA: 35
PITCHER	IP WLS BF H R ER SO BB IBB HBP BLK WP HR S P ERA WHIP																
Mike McCormick, L ERA: 3.09 (1, 1)	7.0 W 27 7 3 3 2 1 0 0 0 0 0 30 34 3.86 1.143																
Steve Ritzik, R ERA: 4.58 (8, 1)	2.0 S 8 1 0 0 2 1 0 0 0 0 0 0 11 15 0.00 1.000																

AB	32
R	3
H	8
RBI	3
BB	2
SO	4
LOB	10



Batter	1	2	3	4	5	6	7	8	9	AB	R	H	RBI	BB	SO	LOB	BOTTOM
Don Blasingame, L OBP: 0.272, SLG: 0.297 (1, 4)	L7	F5			F8			FC4-2		4	1	0	0	0	0	3	Kansas City Athletics @ Washington Senators D.C. Stadium, Washington, DC Fri Jul 23 1965, 7:05 PM EDT Att: 6,209 - Unknown
Ken Hamlin, R OBP: 0.374, SLG: 0.411 (1, 6)	4-3	F8			5-3			2B		4	1	2	2	0	0	1	
Willie Kirkland, L OBP: 0.278, SLG: 0.493 (1, 9)	4-3							HR		3	1	1	1	1	1	1	
Frank Howard, R OBP: 0.346, SLG: 0.478 (1, 7)	1B				K			F8		3	0	0	0	1	2	2	
Dick Nen, L OBP: 0.333, SLG: 0.333 (1, 3)	BB				K			BB		4	0	1	1	0	0	0	
Ken McMullen, R OBP: 0.301, SLG: 0.406 (1, 5)	1B				4-3			F8		4	0	0	0	0	1	2	
Don Lock, R OBP: 0.330, SLG: 0.379 (1, 8)					K			F5		4	0	0	0	0	1	2	
Don Zimmer, R OBP: 0.295, SLG: 0.275 (1, 2)					5-3			1B		4	1	2	1	0	0	0	
Mike McCormick, L OBP: 0.207, SLG: 0.042 (1, 1)					F3			FC4-2		3	0	1	0	0	1	1	
Joe Cunningham, L OBP: 0.362, SLG: 0.331 (7, PH)								K		1	0	0	0	0	0	0	
Steve Ritzik, R OBP: 0.182, SLG: 0.273 (8, 1)								WP		0	0	0	0	0	0	0	
Inning Stats	R: 1 E: 0 K: 0 S: 5	H: 2 LOB: 2 BB: 1 P: 9	R: 1 E: 0 K: 0 S: 5	H: 2 LOB: 1 BB: 0 P: 5	R: 0 E: 0 K: 2 S: 7	H: 0 LOB: 0 BB: 0 P: 7	R: 0 E: 0 K: 1 S: 5	H: 0 LOB: 0 BB: 0 P: 5	R: 1 E: 0 K: 0 S: 4	H: 1 LOB: 0 BB: 0 P: 4	R: 2 E: 0 K: 2 S: 10	H: 3 LOB: 2 BB: 1 P: 14	R: 0 E: 0 K: 0 S: 3	H: 0 LOB: 0 BB: 0 P: 3	1B: 3 2B: 3 3B: 0 HR: 2	SF: 0 SAC: 1 DP: 0 HBP: 0	WP: 1 PA: 34
PITCHER	IP WLS BF H R ER SO BB IBB HBP BLK WP HR S P ERA WHIP																
Caffish Hunter, R ERA: 4.81 (1, 1)	6.0 L 10 3 2 2 2 1 0 0 0 0 1 0 13 17 9.00 2.000																
Jack Aker, R ERA: 6.0 (7, 1)	2.0 L 10 3 2 2 2 1 0 0 0 0 1 0 13 17 9.00 2.000																

AB	31
R	5
H	8
RBI	5
BB	2
SO	6
LOB	10



Batter	1	2	3	4	5	6	7	8	9	AB	R	H	RBI	BB	SO	LOB	TOP			
Bert Campaneris, R OBP: 0.319, SLG: 0.384 (1, 6)	F9		F3		F3			G4-6-3 BB 1B		4	0	2	0	0	0	0	Kansas City Athletics @ Washington Senators D.C. Stadium, Washington, DC Sat Jul 24 1965, 3:33 AM EDT Att: 2,675 - Unknown			
Wayne Causey, L OBP: 0.345, SLG: 0.319 (1, 5)	F9		F3			G5-4-3 1B		G4-6-3 BB 1-2		3	0	1	0	1	0	1				
Dick Green, R OBP: 0.325, SLG: 0.428 (1, 4)	F8					G5-4-3 1-2		G4-6-3 1-2 2-3		4	1	1	1	0	0	3				
Ken Harrelson, R OBP: 0.358, SLG: 0.496 (1, 3)		G6-4-3 HBP			F6					2	0	0	0	1	0	0				
Mike Hershberger, R OBP: 0.301, SLG: 0.305 (1, 9)					F5					2	0	0	0	0	0	1				
Jose Tartabull, L OBP: 0.286, SLG: 0.286 (4, 9) (7, 8)		G6-4-3 1-2								2	0	1	0	0	0	2				
Jim Landis, R OBP: 0.346, SLG: 0.339 (1, 8)										1	0	0	0	2	0	0				
Jim Dickson, L (7, 1)					5-3					0	0	0	0	0	0	0				
John Wyatt, R (8, 1)										0	0	0	0	0	0	0				
Rene Lachemann, R (9, PH) OBP: 0.233, SLG: 0.377										1	0	0	0	0	0	0				
Billy Bryan, L OBP: 0.299, SLG: 0.428 (1, 2)										4	1	1	1	0	0	3				
Tommye Reynolds, R OBP: 0.322, SLG: 0.283 (1, 7)					5-3					2	0	0	0	2	0	0				
Rollie Sheldon, R OBP: 0.125, SLG: 0.069 (3, PH) Skip Lockwood, R OBP: 0.273, SLG: 0.111 Wes Stock, R (3, 1) Johnny Blanchard, L OBP: 0.196, SLG: 0.173 Don Buschhorn, R OBP: 0.190, SLG: 0.090 Santiago Rosario, L OBP: 0.140, SLG: 0.090 (7, 9)										0	0	0	0	0	0	0				
Inning Stats	R: 0 E: 0 K: 0 S: 3	H: 0 LOB: 0 BB: 0 P: 3	R: 0 E: 0 K: 0 S: 2	H: 0 LOB: 1 BB: 1 P: 7	R: 0 E: 0 K: 1 S: 6	H: 1 LOB: 1 BB: 0 P: 6	R: 1 E: 0 K: 0 S: 4	H: 1 LOB: 0 BB: 0 P: 4	R: 1 E: 0 K: 0 S: 4	H: 1 LOB: 0 BB: 0 P: 4	R: 0 E: 0 K: 1 S: 5	H: 1 LOB: 3 BB: 2 P: 13	R: 0 E: 0 K: 0 S: 3	H: 1 LOB: 2 BB: 2 P: 11	R: 0 E: 0 K: 1 S: 5	H: 0 LOB: 1 BB: 1 P: 9	1B: 4 2B: 1 3B: 0 HR: 2	SF: 0 SAC: 0 DP: 4 HBP: 1	WP: 0 PB: 0 SB: 0 CS: 0	PA: 36
PITCHER Phil Ortega, R ERA: 3.75 (1, 1)	IP: 9.0 WLS: W BF: 36 H: 6 R: 2 ER: 2 SO: 3 BB: 6 IBB: 0 HBP: 1 BLK: 0 WP: 0 HR: 2 S: 35 P: 60 ERA: 2.00 WHIP: 1.333															PITCHER				

Batter	1	2	3	4	5	6	7	8	9	AB	R	H	RBI	BB	SO	LOB	BOTTOM		
Don Blasingame, L OBP: 0.268, SLG: 0.292 (1, 4)	F8		F8		F9			6-3		4	0	0	0	0	0	3	Kansas City Athletics @ Washington Senators D.C. Stadium, Washington, DC Sat Jul 24 1965, 3:33 AM EDT Att: 2,675 - Unknown		
Ed Brinkman, R OBP: 0.246, SLG: 0.262 (6, 6)										1	0	0	0	0	0	0			
Ken Hamlin, R OBP: 0.375, SLG: 0.418 (1, 6) (6, 4)										5	2	2	1	0	0	1			
Willie Kirkland, L OBP: 0.282, SLG: 0.507 (1, 9)										4	2	1	3	1	0	0			
Frank Howard, R OBP: 0.350, SLG: 0.479 (1, 7)										3	0	2	1	1	0	0			
Dick Nen, L OBP: 0.326, SLG: 0.317 (1, 3)										2	0	0	1	1	2	1			
Ken McMullen, R OBP: 0.301, SLG: 0.410 (1, 5)										4	1	1	0	0	0	3			
Don Lock, R OBP: 0.332, SLG: 0.405 (1, 8)										4	2	2	3	0	0	0			
Don Zimmer, R OBP: 0.301, SLG: 0.282 (1, 2)										4	1	2	0	0	0	0			
Phil Ortega, R OBP: 0.320, SLG: 0.273 (1, 1)										3	1	1	0	1	1	1			
Inning Stats	R: 2 E: 1 K: 0 S: 5	H: 2 LOB: 1 BB: 1 P: 9	R: 4 E: 1 K: 1 S: 9	H: 4 LOB: 1 BB: 1 P: 13	R: 2 E: 0 K: 1 S: 7	H: 2 LOB: 0 BB: 0 P: 7	R: 0 E: 0 K: 0 S: 3	H: 0 LOB: 2 BB: 2 P: 11	R: 1 E: 0 K: 0 S: 5	H: 2 LOB: 1 BB: 0 P: 5	R: 0 E: 0 K: 1 S: 5	H: 1 LOB: 1 BB: 0 P: 4	R: 0 E: 0 K: 0 S: 3	H: 0 LOB: 0 BB: 0 P: 3	1B: 6 2B: 1 3B: 1 HR: 3	SF: 1 SAC: 0 DP: 0 HBP: 0		WP: 0 PB: 0 SB: 0 CS: 0	PA: 39
PITCHER Rollie Sheldon, R ERA: 3.53 (1, 1)	IP: 2.0 WLS: L BF: 14 H: 6 R: 6 ER: 6 SO: 1 BB: 2 IBB: 0 HBP: 0 BLK: 0 WP: 0 HR: 1 S: 14 P: 22 ERA: 27.00 WHIP: 4.000															PITCHER			
Wes Stock, R ERA: 5.27 (3, 1)	IP: 2.0 WLS: L BF: 10 H: 2 R: 2 ER: 2 SO: 1 BB: 2 IBB: 0 HBP: 0 BLK: 0 WP: 0 HR: 1 S: 10 P: 18 ERA: 9.00 WHIP: 2.000															PITCHER			
Don Buschhorn, R ERA: 4.0 (5, 1)	IP: 2.0 WLS: L BF: 8 H: 2 R: 1 ER: 1 SO: 1 BB: 0 IBB: 0 HBP: 0 BLK: 0 WP: 0 HR: 1 S: 10 P: 10 ERA: 4.50 WHIP: 1.000															PITCHER			
Jim Dickson, R ERA: 4.97 (7, 1)	IP: 1.0 WLS: L BF: 4 H: 1 R: 0 ER: 0 SO: 0 BB: 0 IBB: 0 HBP: 0 BLK: 0 WP: 0 HR: 0 S: 4 P: 4 ERA: 0.00 WHIP: 1.000															PITCHER			
John Wyatt, R ERA: 2.31 (8, 1)	IP: 1.0 WLS: L BF: 3 H: 0 R: 0 ER: 0 SO: 0 BB: 0 IBB: 0 HBP: 0 BLK: 0 WP: 0 HR: 0 S: 3 P: 3 ERA: 0.00 WHIP: 0.000															PITCHER			

Batter	1	2	3	4	5	6	7	8	9	AB	R	H	RBI	BB	SO	LOB	TOP										
Bert Campaneris, R OBP: 0.318, SLG: 0.381 (1, 6)	0-0 5-3			0-0 F8		0-0 1-3		0-0 SH G6-4-3 1B	0-3 K	5	1	1	0	0	1	3	Kansas City Athletics @ Washington Senators D.C. Stadium, Washington, DC Sun Jul 25 1965, 3:33 AM EDT Unknown livebaseballscorecards.com										
Wayne Causey, L OBP: 0.345, SLG: 0.323 (1, 5)	0-0 F7			0-0 FC5 2B		0-0 6-3		0-0 SH G6-4-3		3	0	1	0	0	0	0											
Dick Green, R OBP: 0.320, SLG: 0.421 (1, 4)	0-0 4-3			0-0 5-3		0-3 K		0-0 G6-4-3 1-2 3-H		4	0	0	0	0	1	2											
Ken Harrelson, R OBP: 0.356, SLG: 0.490 (1, 3)		4-0 G6-4-3 BB		0-0 FC5 2-3				0-0 F7	0-0 F6	3	0	0	0	1	0	1											
Mike Hershberger, R OBP: 0.300, SLG: 0.305 (1, 9)		0-0 G6-4-3 1-2			0-0 F7			0-0 1B 2B 1B	0-0 F6	4	1	1	0	0	0	1											
Jim Landis, R OBP: 0.353, SLG: 0.352 (1, 8)		0-3 K			0-0 1B 1B			0-0 1B 2B 1B	0-0 BB FC3-2 2B	4	1	3	0	0	1	0											
Billy Bryan, L OBP: 0.286, SLG: 0.420 Fred Talbot, R OBP: 0.292, SLG: 0.318 Don Mossi, L (9, PH) (9, 1)			0-3 K		0-3 K			0-0 F9 1-2	4-0 FC3-2 BB BB	3	0	0	0	1	2	3											
Tommie Reynolds, R OBP: 0.325, SLG: 0.287 Jose Tartabull, L OBP: 0.444, SLG: 0.500 (7, PH) (7, 7)			0-0 F9		0-0 1B			0-0 2B 2-H 3-H	4-0 FC3-2 BB 1-2 2-3	2	0	1	0	0	0	0											
Deep Singh, R Was 500, R Santiago Roman, L Was 500, L Ed Chastler, R Was 500, R John Wyatt, R Was 500, R Rene Lachmann, R Was 500, R			0-0 5-3		0-3 K			0-0 4-3	0-0 FC3-2 1-2 2-3 3-H	1	0	0	0	0	0	0											
Inning Stats	R: 0 E: 0 K: 0 S: 3	H: 0 LOB: 0 BB: 0 P: 3	R: 0 E: 0 K: 1 S: 4	H: 0 LOB: 0 BB: 1 P: 8	R: 0 E: 0 K: 1 S: 5	H: 0 LOB: 1 BB: 0 P: 5	R: 0 E: 0 K: 2 S: 9	H: 2 LOB: 2 BB: 0 P: 9	R: 0 E: 0 K: 1 S: 5	H: 0 LOB: 0 BB: 0 P: 5	R: 2 E: 0 K: 0 S: 6	H: 3 LOB: 1 BB: 0 P: 6	R: 1 E: 1 K: 0 S: 4	H: 1 LOB: 0 BB: 0 P: 4	R: 0 E: 0 K: 1 S: 6	H: 1 LOB: 2 BB: 2 P: 14		1B: 5 2B: 3 3B: 0 HR: 0	SF: 0 SAC: 1 DP: 2 HBP: 0	WP: 0 PB: 0 SB: 1 CS: 0	PA: 37						
PITCHER	IP	WLS	BF	H	R	ER	SO	BB	IBB	HBP	BLK	WP	HR	S	P	ERA	WHIP										
Howie Koplitz, R ERA: 4.91 Ron Kline, R ERA: 2.02 Marshall Bridges, L ERA: 2.15 Steve Ritzik, R ERA: 4.54	(1, 1)	6.2	25	5	2	2	5	1	0	0	0	0	0	34	38	2.70	0.900										
	(7, 1)	1.2	9	3	1	1	0	1	0	0	0	0	0	8	12	5.40	2.400										
	(9, 1)	0.0	1	0	0	0	0	1	0	0	0	0	0	4	4	∞	∞										
	(9, 1)	0.2	W	2	0	0	0	1	0	0	0	0	0	4	4	0.00	0.000										

Batter	1	2	3	4	5	6	7	8	9	AB	R	H	RBI	BB	SO	LOB	BOTTOM										
Don Blasingame, L OBP: 0.272, SLG: 0.296 Doug Camilli, R OBP: 0.239, SLG: 0.270 (9, PH) (9, 1)	0-3 K		0-0 F8		0-0 1B		0-0 1B		4-0 BB IBB IBB	4	0	2	0	0	1	0	Kansas City Athletics @ Washington Senators D.C. Stadium, Washington, DC Sun Jul 25 1965, 3:33 AM EDT Unknown livebaseballscorecards.com										
Ken Hamlin, R OBP: 0.372, SLG: 0.413 Ed Brinkman, R OBP: 0.248, SLG: 0.262 (8, 6) (8, 6)	0-0 F9		0-0 E 1B		0-0 F8		0-3 K		4-0 1-2 BB IBB	4	0	1	0	0	1	2											
Willie Kirkland, L OBP: 0.280, SLG: 0.493 (1, 9) (1, 9)	0-0 F5		0-0 F6 1-2		0-0 F9			0-0 3-1 BB BB	4-0 1-2 3-H	4	0	0	1	1	0	2											
Frank Howard, R OBP: 0.355, SLG: 0.489 (1, 7) (1, 7)		0-0 F8 2B 2B		0-0 4-3 FC5-2-1 2B		0-0 5-3		0-0 1B 1B		4	1	3	0	0	0	0											
Dick Nen, L OBP: 0.320, SLG: 0.311 (1, 3) (1, 3)		0-0 F8 2-3		0-0 4-3 2-3		0-3 K		0-0 1-2 1B		4	0	1	0	0	1	2											
Don Lock, R OBP: 0.331, SLG: 0.402 (1, 8) (1, 8)		0-3 K		0-0 FC5-2-5-1 3B		0-0 1B		0-0 F7		4	1	1	0	0	1	4											
Ken McMullen, R OBP: 0.303, SLG: 0.419 (1, 5) (1, 5)		0-0 2B 3-H		0-0 WP 3B		0-0 F8		0-0 F9		4	1	2	2	0	0	3											
Mike Brumley, L OBP: 0.206, SLG: 0.150 Don Zimmer, R OBP: 0.305, SLG: 0.296 (9, PH) (9, 1)		0-0 K		0-0 F8 3-H		0-0 4-3		0-0 SH1-4 BB 2B		3	0	0	0	0	1	1											
Howie Koplitz, R OBP: 0.120, SLG: 0.120 Ron Kline, R Marshall Bridges, S OBP: 0.230, SLG: 0.600 Steve Ritzik, R OBP: 0.182, SLG: 0.273 (9, 1) (9, 1)			0-3 K		0-3 K		0-0 L1-3		0-0 SH1-4 2-3	2	0	0	0	0	2	0											
Inning Stats	R: 0 E: 0 K: 1 S: 5	H: 0 LOB: 0 BB: 0 P: 5	R: 1 E: 0 K: 2 S: 9	H: 2 LOB: 1 BB: 0 P: 9	R: 0 E: 1 K: 1 S: 6	H: 1 LOB: 1 BB: 0 P: 6	R: 2 E: 0 K: 0 S: 5	H: 2 LOB: 0 BB: 0 P: 5	R: 0 E: 0 K: 1 S: 6	H: 1 LOB: 1 BB: 0 P: 6	R: 0 E: 0 K: 1 S: 6	H: 1 LOB: 1 BB: 0 P: 6	R: 0 E: 0 K: 0 S: 5	H: 2 LOB: 2 BB: 0 P: 5	R: 1 E: 0 K: 0 S: 2	H: 1 LOB: 3 BB: 3 P: 14		1B: 6 2B: 4 3B: 1 HR: 0	SF: 0 SAC: 1 DP: 0 HBP: 0	WP: 1 PB: 0 SB: 0 CS: 0	PA: 39						
PITCHER	IP	WLS	BF	H	R	ER	SO	BB	IBB	HBP	BLK	WP	HR	S	P	ERA	WHIP										
Diego Segui, R ERA: 4.84 Wes Stock, R ERA: 5.24 Jim Dickson, R ERA: 4.74 Jack Aker, R ERA: 4.15 John Wyatt, R ERA: 2.28	(1, 1)	3.2	16	5	3	3	4	0	0	0	0	0	0	24	24	7.36	1.364										
	(4, 1)	0.1	1	0	0	0	0	0	0	0	0	1	0	1	1	0.00	0.000										
	(5, 1)	2.0	8	2	0	0	2	0	0	0	0	0	0	12	12	0.00	1.000										
	(7, 1)	1.1	7	3	0	0	1	0	0	0	0	0	0	9	9	0.00	2.250										
	(8, 1)	0.2	2	0	0	0	0	0	0	0	0	0	0	2	2	0.00	0.000										

Batter	1	2	3	4	5	6	7	8	9	AB	R	H	RBI	BB	SO	LOB	TOP																							
Bert Campaneris, R OBP: 0.322, SLG: 0.386 (1, 6)	1-3		1B	K		K			E 1B	5	2	2	0	0	2	3																								
Wayne Causey, L OBP: 0.355, SLG: 0.337 (1, 5)	K		FC6-4 1B		FC5-4 1B				E1 1B	5	0	3	2	0	1	1																								
Dick Green, R OBP: 0.315, SLG: 0.412 (1, 4)	K		FC6-4 1B		FC5-4 1B				1B	5	1	1	1	0	1	3																								
Ken Harrelson, R OBP: 0.361, SLG: 0.506 Santiago Rosario, L OBP: 0.367, SLG: 0.577 (9, 3)		G4-6-3 BB		K	1B				F7	4	0	1	0	1	1	1																								
Mike Hershberger, R OBP: 0.293, SLG: 0.297 (1, 9)	G4-6-3			K	F3				K	5	0	0	0	0	2	4																								
Jim Landis, R OBP: 0.360, SLG: 0.362 (1, 8)				1B	2B					3	1	2	1	1	0	0																								
Tommie Reynolds, R OBP: 0.321, SLG: 0.272 (1, 7)	K			1B	1B				6-3	2	2	0	0	2	1	1																								
Rene Lachemann, R OBP: 0.230, SLG: 0.367 (1, 2)			6-3		1B				F9	4	0	1	1	0	1	1																								
Fred Talbot, R OBP: 0.314, SLG: 0.340 Jack Aker, R (7, 1)			K		1B				K	3	1	2	2	0	1	0																								
Inning Stats	R: 0 E: 0 K: 2 S: 7	H: 0 LOB: 0 BB: 0 P: 7	R: 0 E: 0 K: 1 S: 4	H: 0 LOB: 1 BB: 2 P: 12	R: 1 E: 0 K: 1 S: 7	H: 2 LOB: 1 BB: 0 P: 7	R: 2 E: 0 K: 3 S: 12	H: 3 LOB: 2 BB: 1 P: 16	R: 1 E: 0 K: 0 S: 5	H: 3 LOB: 2 BB: 0 P: 5	R: 2 E: 0 K: 2 S: 9	H: 2 LOB: 1 BB: 1 P: 13	R: 0 E: 0 K: 0 S: 3	H: 0 LOB: 0 BB: 0 P: 3	R: 0 E: 0 K: 1 S: 5	H: 0 LOB: 0 BB: 0 P: 5	R: 1 E: 0 K: 1 S: 7	H: 2 LOB: 1 BB: 0 P: 7	1B: 10 2B: 2 3B: 0 HR: 0	SF: 0 SAC: 0 DP: 1 HBP: 0	WP: 0 PB: 0 SB: 3 CS: 0	PA: 41																		
PITCHER	IP	WLS	BF	H	R	ER	SO	BB	IBB	HBP	BLK	WP	HR	S	P	ERA	WHIP	PITCHER				IP	WLS	BF	H	R	ER	SO	BB	IBB	HBP	BLK	WP	HR	S	P	ERA	WHIP		
Jerry Stephenson, R ERA: 6.75 Bob Dutilleul, R ERA: 3.98 Arnold Earley, L ERA: 3.02 Jay Ritchie, R ERA: 2.98	5.0	L	25	8	5	5	7	4	0	0	0	0	0	35	51	9.00	2.400					5.0	L	25	8	5	5	7	4	0	0	0	0	0	0	0	35	51	9.00	2.400

Kansas City Athletics @ Boston Red Sox
Fenway Park, Boston, MA
Tue Jul 27 1965, 7:05 PM EDT
Unknown

AB	37
R	7
H	12
RBI	7
BB	4
SO	11
LOB	14



Batter	1	2	3	4	5	6	7	8	9	AB	R	H	RBI	BB	SO	LOB	BOTTOM																					
Jim Gosger, L OBP: 0.316, SLG: 0.527 (1, 8)	F7		1B		FC6-4 1B				F7	5	0	2	0	0	0	3																						
Frank Malzone, R OBP: 0.288, SLG: 0.260 (1, 5)	F5		F3		FC6-4 1B				G1-6-3 1B	5	0	1	0	0	0	2																						
Carl Yastrzemski, L OBP: 0.414, SLG: 0.618 (1, 7)			1B		G4-6-3 1B				G1-6-3 1B	3	1	2	1	2	0	1																						
Felix Mantilla, R OBP: 0.407, SLG: 0.486 (1, 4)	L7		1B		G4-6-3 1B				5-3	5	0	1	0	0	0	3																						
Lee Thomas, L OBP: 0.376, SLG: 0.493 (1, 3)			4-3						F5	4	0	1	0	0	0	3																						
Tony Conigliaro, R OBP: 0.326, SLG: 0.475 (1, 9)	K				HR				6-3	4	2	2	2	0	1	2																						
Bob Tillman, R OBP: 0.279, SLG: 0.330 (1, 2)	L8		1B		G6-4-3 1B				1B	4	0	2	0	0	0	1																						
Eddie Bressoud, R OBP: 0.318, SLG: 0.385 (1, 6)	F7		G6-4-3		1B				F8	4	0	1	0	0	0	3																						
Jerry Stephenson, L OBP: 0.333, SLG: 0.273 Bob Dutilleul, R ERA: 3.98 Dalton Jones, L OBP: 0.360, SLG: 0.411 Arnold Earley, L ERA: 3.02 Lenny Green, L OBP: 0.359, SLG: 0.438 Jay Ritchie, R OBP: 0.297, SLG: 0.500 (9, 1)			3-1		K				F7	2	0	0	0	0	0	1																						
Inning Stats	R: 0 E: 0 K: 0 S: 3	H: 0 LOB: 1 BB: 1 P: 7	R: 0 E: 0 K: 1 S: 6	H: 1 LOB: 0 BB: 0 P: 6	R: 0 E: 0 K: 0 S: 5	H: 2 LOB: 3 BB: 1 P: 9	R: 1 E: 0 K: 1 S: 6	H: 2 LOB: 0 BB: 0 P: 6	R: 0 E: 0 K: 0 S: 4	H: 2 LOB: 1 BB: 0 P: 4	R: 1 E: 0 K: 0 S: 6	H: 3 LOB: 2 BB: 0 P: 6	R: 1 E: 1 K: 0 S: 5	H: 1 LOB: 1 BB: 0 P: 5	R: 0 E: 0 K: 0 S: 4	H: 1 LOB: 1 BB: 0 P: 4	R: 0 E: 0 K: 0 S: 3	H: 1 LOB: 0 BB: 0 P: 3	1B: 9 2B: 1 3B: 0 HR: 3	SF: 0 SAC: 0 DP: 3 HBP: 0	WP: 0 PB: 0 SB: 0 CS: 0	PA: 40																
PITCHER	IP	WLS	BF	H	R	ER	SO	BB	IBB	HBP	BLK	WP	HR	S	P	ERA	WHIP	PITCHER				IP	WLS	BF	H	R	ER	SO	BB	IBB	HBP	BLK	WP	HR	S	P	ERA	WHIP
Fred Talbot, R ERA: 3.68 Jack Aker, R ERA: 2.7	6.2	W	32	11	3	3	2	2	0	0	0	0	0	8	42	4.05	1.950					2.1	S	8	2	0	0	0	0	0	0	0	0	0	8	8	0.00	0.857

Kansas City Athletics @ Boston Red Sox
Fenway Park, Boston, MA
Tue Jul 27 1965, 7:05 PM EDT
Unknown

AB	38
R	3
H	13
RBI	3
BB	2
SO	2
LOB	19



Batter	1	2	3	4	5	6	7	8	9	AB	R	H	RBI	BB	SO	LOB	TOP				
Bert Campaneris, R OBP: 0.329, SLG: 0.405 (1, 6)										4	0	2	0	0	0	2	Kansas City Athletics @ Boston Red Sox Fenway Park, Boston, MA Wed Jul 28 1965, 7:05 PM EDT Att: 5,270 - Unknown				
Wayne Causey, L OBP: 0.356, SLG: 0.336 (1, 5)										4	0	0	0	0	0	3					
Dick Green, R OBP: 0.316, SLG: 0.413 (1, 4)										4	0	2	0	0	1	0					
Ken Harrelson, R OBP: 0.364, SLG: 0.513 (1, 3)										4	0	1	0	0	0	2					
Mike Hershberger, R OBP: 0.294, SLG: 0.302 (1, 9)										4	0	0	0	0	0	3					
Jim Landis, R OBP: 0.372, SLG: 0.374 (1, 8)										4	0	2	0	0	2	0					
Billy Bryan, L OBP: 0.299, SLG: 0.419 (1, 2)										3	0	1	0	0	1	2					
Tommie Reynolds, R OBP: 0.317, SLG: 0.273 (1, 7)										3	0	0	0	0	1	3					
Rollie Sheldon, R OBP: 0.129, SLG: 0.069 (5, PH)										0	0	0	0	0	0	0					
Santiago Rosario, L OBP: 0.359, SLG: 0.356 (5, 1)										1	0	0	0	0	0	2					
Wes Stock, R (5, 1)										0	0	0	0	0	0	0					
Jose Tartabull, L OBP: 0.375, SLG: 0.357 (7, PH)										1	0	0	0	0	0	1					
Don Buschhorn, R OBP: 0.500, SLG: 0.500 (7, 1)										0	0	0	0	0	0	0					
Inning Stats	R: 0 E: 0 K: 1 S: 5	H: 1 LOB: 0 BB: 0 P: 5	R: 0 E: 0 K: 1 S: 5	H: 0 LOB: 0 BB: 0 P: 5	R: 0 E: 0 K: 0 S: 5	H: 2 LOB: 2 BB: 0 P: 5	R: 0 E: 0 K: 0 S: 3	H: 1 LOB: 0 BB: 0 P: 3	R: 0 E: 1 K: 0 S: 5	H: 1 LOB: 2 BB: 0 P: 5	R: 0 E: 0 K: 0 S: 4	H: 1 LOB: 1 BB: 0 P: 4	R: 0 E: 0 K: 2 S: 8	H: 1 LOB: 0 BB: 0 P: 8	R: 0 E: 0 K: 0 S: 3	H: 0 LOB: 0 BB: 0 P: 3	R: 0 E: 0 K: 1 S: 5	H: 1 LOB: 0 BB: 0 P: 5	1B: 7 2B: 1 3B: 0 HR: 0	SF: 0 SAC: 1 DP: 2 HBP: 0	WP: 0 PA: 33 PB: 0 SB: 0 CS: 0
PITCHER Bill Monbouquette, R ERA: 3.48 (1, 1)	IP: 9.0 WLS: W BF: 33 H: 8 R: 0 ER: 0 SO: 5 BB: 0 IBB: 0 HBP: 0 BLK: 0 WP: 0 HR: 0 S: 43 P: 43 ERA: 0.00 WHIP: 0.889															PITCHER Bill Monbouquette, R ERA: 3.48 (1, 1)	IP: 9.0 WLS: W BF: 33 H: 8 R: 0 ER: 0 SO: 5 BB: 0 IBB: 0 HBP: 0 BLK: 0 WP: 0 HR: 0 S: 43 P: 43 ERA: 0.00 WHIP: 0.889				

Batter	1	2	3	4	5	6	7	8	9	AB	R	H	RBI	BB	SO	LOB	BOTTOM		
Jim Gosger, L OBP: 0.341, SLG: 0.530 (1, 8) (6, 9)										5	0	2	1	0	0	1	Kansas City Athletics @ Boston Red Sox Fenway Park, Boston, MA Wed Jul 28 1965, 7:05 PM EDT Att: 5,270 - Unknown		
Dalton Jones, L OBP: 0.348, SLG: 0.417 (1, 5)										5	1	2	0	0	1	2			
Carl Yastrzemski, L OBP: 0.469, SLG: 0.616 (1, 7)										4	1	2	1	0	1	2			
Felix Mantilla, R OBP: 0.407, SLG: 0.480 (1, 4)										2	1	0	0	1	0	1			
Lee Thomas, L OBP: 0.381, SLG: 0.501 (1, 3)										3	1	2	2	1	0	2			
Tony Conigliaro, R OBP: 0.330, SLG: 0.489 (1, 9)										2	1	1	0	0	0	2			
Lenny Green, L OBP: 0.362, SLG: 0.438 (6, 8)										1	0	1	0	0	0	0			
Russ Nixon, L OBP: 0.319, SLG: 0.356 (1, 2)										4	0	1	1	0	2	3			
Eddie Bressoud, R OBP: 0.316, SLG: 0.394 (1, 6)										4	1	1	0	0	2	3			
Bill Monbouquette, R OBP: 0.156, SLG: 0.098 (1, 1)										3	0	0	0	0	2	1			
Inning Stats	R: 0 E: 0 K: 0 S: 3	H: 1 LOB: 0 BB: 0 P: 3	R: 3 E: 0 K: 2 S: 10	H: 3 LOB: 1 BB: 0 P: 11	R: 0 E: 0 K: 1 S: 6	H: 1 LOB: 2 BB: 1 P: 10	R: 1 E: 0 K: 2 S: 9	H: 2 LOB: 1 BB: 0 P: 9	R: 1 E: 0 K: 1 S: 7	H: 2 LOB: 2 BB: 1 P: 11	R: 0 E: 0 K: 1 S: 5	H: 1 LOB: 0 BB: 0 P: 5	R: 0 E: 0 K: 0 S: 3	H: 0 LOB: 0 BB: 0 P: 3	R: 0 E: 0 K: 0 S: 3	H: 0 LOB: 0 BB: 0 P: 3	1B: 7 2B: 3 3B: 0 HR: 2	SF: 0 SAC: 1 DP: 2 HBP: 2	WP: 2 PA: 38 PB: 1 SB: 0 CS: 0
PITCHER Rollie Sheldon, R ERA: 3.73 (1, 1)	IP: 4.0 WLS: L BF: 20 H: 7 R: 4 ER: 4 SO: 4 BB: 1 IBB: 0 HBP: 1 BLK: 0 WP: 1 HR: 1 S: 28 P: 33 ERA: 9.00 WHIP: 2.000															PITCHER Wes Stock, R ERA: 5.2 (5, 1)	IP: 2.0 WLS: L BF: 12 H: 4 R: 2 ER: 1 SO: 2 BB: 1 IBB: 0 HBP: 1 BLK: 0 WP: 0 HR: 1 S: 14 P: 19 ERA: 4.50 WHIP: 2.500		
Wes Stock, R (5, 1)	IP: 2.0 WLS: L BF: 12 H: 4 R: 2 ER: 1 SO: 2 BB: 1 IBB: 0 HBP: 1 BLK: 0 WP: 0 HR: 1 S: 14 P: 19 ERA: 4.50 WHIP: 2.500															PITCHER Don Buschhorn, R ERA: 3.72 (7, 1)	IP: 2.0 WLS: L BF: 6 H: 1 R: 0 ER: 0 SO: 1 BB: 0 IBB: 0 HBP: 0 BLK: 0 WP: 0 HR: 0 S: 8 P: 8 ERA: 0.00 WHIP: 0.500		

Batter	1	2	3	4	5	6	7	8	9	AB	R	H	RBI	BB	SO	LOB	TOP										
Jose Tartabull, L (1,9) OBP: 0.333, SLG: 0.278	L8		1B	F6			4-3		1-3	4	1	0	0	1	0	0											
Wayne Causey, L (1,6) OBP: 0.360, SLG: 0.350	SF4		1B		6-3		1B			4	2	3	0	0	0	0											
Dick Green, R (1,4) OBP: 0.318, SLG: 0.416	SF4		1B		6-3		FC6-4			3	1	2	2	0	0	0											
Ken Harrelson, R (1,3) OBP: 0.369, SLG: 0.513			1B				FC6-4			2	0	1	0	2	0	2											
Ed Charles, R (1,5) OBP: 0.335, SLG: 0.412	F4				FC6-4				F7	4	0	1	1	0	0	2											
Skip Lockwood, R (8,5) OBP: 0.273, SLG: 0.111										0	0	0	0	0	0	0											
Jim Landis, R (1,8) OBP: 0.366, SLG: 0.367			FC5-4						F8	4	0	0	1	0	2	2											
Tommie Reynolds, R (1,7) OBP: 0.315, SLG: 0.272			G5-4-3						K	4	0	1	0	0	2	2											
Rene Lachemann, R (1,2) OBP: 0.222, SLG: 0.353										3	0	0	0	0	1	1											
Johnny Blanchard, L (9,PH) OBP: 0.281, SLG: 0.263									4-3	1	0	0	0	0	0	0											
Diego Segui, R (1,1) OBP: 0.237, SLG: 0.270										3	0	0	0	0	3	1											
Don Mossi, L (7,1)									1-3	0	0	0	0	0	0	0											
Jack Aker, R (8,1)										0	0	0	0	0	0	0											
Billy Bryan, L (9,PH) OBP: 0.297, SLG: 0.416										1	0	0	0	0	0	0											
Inning Stats	R: 1 E: 0 K: 0 S: 4	H: 1 LOB: 1 BB: 1 P: 8	R: 0 E: 0 K: 3 S: 10	H: 1 LOB: 1 BB: 0 P: 10	R: 3 E: 0 K: 0 S: 5	H: 3 LOB: 1 BB: 2 P: 13	R: 0 E: 0 K: 1 S: 5	H: 0 LOB: 0 BB: 0 P: 5	R: 0 E: 0 K: 2 S: 7	H: 0 LOB: 0 BB: 0 P: 7	R: 0 E: 0 K: 1 S: 7	H: 2 LOB: 2 BB: 0 P: 7	R: 0 E: 0 K: 1 S: 5	H: 0 LOB: 0 BB: 0 P: 5	R: 0 E: 0 K: 0 S: 3	H: 0 LOB: 0 BB: 0 P: 3	1B: 6 2B: 1 3B: 1 HR: 0	SF: 1 SAC: 0 DP: 1 HBP: 0	WP: 0 PB: 0 SB: 1 CS: 0	PA: 37							
PITCHER	IP	WLS	BF	H	R	ER	SO	BB	IBB	HBP	BLK	WP	HR	S	P	ERA	WHIP										
Earl Wilson, R (1,1) ERA: 4.42	2.0		14	5	4	4	3	3	0	0	0	0	0	17	29	18.00	4.000										
Bob Duliba, R (3,1) ERA: 3.44	5.0	W	17	3	0	0	4	0	0	0	0	0	0	25	25	0.00	0.600										
Dick Radatz, R (8,1) ERA: 4.91	2.0	S	6	0	0	0	1	0	0	0	0	0	0	8	8	0.00	0.000										

Kansas City Athletics @ Boston Red Sox
Fenway Park, Boston, MA
Thu Jul 29 1965, 3:33 AM EDT
Att: 3,850 - Unknown

AB	33
R	4
H	8
RBI	4
BB	3
SO	8
LOB	10



Batter	1	2	3	4	5	6	7	8	9	AB	R	H	RBI	BB	SO	LOB	BOTTOM										
Lenny Green, L (1,8) OBP: 0.361, SLG: 0.437	1B		G3			F8	SF9			3	1	1	1	0	0	0											
Dalton Jones, L (1,5) OBP: 0.350, SLG: 0.416	1B					F8				3	0	1	0	1	1	0											
Dick Radatz, R (8,1) OBP: 0.316, SLG: 0.500	1B		G4-6-3				K			0	0	0	0	0	0	0											
Carl Yastrzemski, L (1,7) OBP: 0.406, SLG: 0.611	F7		G4-6-3			K				4	0	1	0	0	1	3											
Felix Mantilla, R (1,4) OBP: 0.406, SLG: 0.477	K				L8		1B		F6	4	1	1	0	0	1	3											
Lee Thomas, L (1,3) OBP: 0.382, SLG: 0.500					4-3		1B		L8	3	1	1	1	1	0	1											
Jim Gosger, L (1,9) OBP: 0.348, SLG: 0.529	K				F8		1B			4	1	2	1	0	1	2											
Russ Nixon, L (1,2) OBP: 0.306, SLG: 0.340										2	0	0	0	0	1	0											
Bob Tillman, R (6,2) OBP: 0.276, SLG: 0.327			K			3-1			L5	1	0	0	1	0	0	2											
Eddie Bressoud, R (1,6) OBP: 0.316, SLG: 0.393			4-3			B2-4				3	1	1	0	0	0	0											
Earl Wilson, R (1,1) OBP: 0.339, SLG: 0.391						5-3				1	0	0	0	0	1	0											
Bob Duliba, R (3,1)										1	0	0	0	0	0	0											
Frank Malzone, R (7,PH) OBP: 0.291, SLG: 0.268										1	1	1	2	0	0	0											
Inning Stats	R: 1 E: 0 K: 2 S: 10	H: 3 LOB: 2 BB: 0 P: 10	R: 0 E: 0 K: 2 S: 7	H: 0 LOB: 0 BB: 0 P: 7	R: 0 E: 0 K: 0 S: 2	H: 0 LOB: 0 BB: 1 P: 6	R: 0 E: 0 K: 0 S: 3	H: 0 LOB: 0 BB: 0 P: 3	R: 0 E: 0 K: 1 S: 5	H: 0 LOB: 0 BB: 0 P: 5	R: 5 E: 0 K: 1 S: 9	H: 4 LOB: 1 BB: 1 P: 13	R: 0 E: 0 K: 0 S: 5	H: 2 LOB: 2 BB: 0 P: 5	1B: 8 2B: 1 3B: 0 HR: 0	SF: 2 SAC: 0 DP: 1 HBP: 0	WP: 0 PB: 0 SB: 0 CS: 0	PA: 34									
PITCHER	IP	WLS	BF	H	R	ER	SO	BB	IBB	HBP	BLK	WP	HR	S	P	ERA	WHIP										
Diego Segui, R (1,1) ERA: 4.83	6.0		23	4	3	3	5	2	0	0	0	0	0	31	39	4.50	1.000										
Don Mossi, L (7,1) ERA: 3.73	1.2	L	10	5	3	3	1	0	0	0	0	0	0	12	12	16.20	3.000										
Jack Aker, R (8,1) ERA: 2.57	0.1		1	0	0	0	0	0	0	0	0	0	0	1	1	0.00	0.000										

Kansas City Athletics @ Boston Red Sox
Fenway Park, Boston, MA
Thu Jul 29 1965, 3:33 AM EDT
Att: 3,850 - Unknown

AB	30
R	6
H	9
RBI	6
BB	2
SO	6
LOB	11



Batter	1	2	3	4	5	6	7	8	9	AB	R	H	RBI	BB	SO	LOB	TOP								
Ed Brinkman, R (1,6) OBP: 0.245, SLG: 0.257										5	1	1	0	0	0	2									
Ken Hamlin, R (1,4) OBP: 0.369, SLG: 0.413										4	0	1	0	0	0	1									
Willie Kirkland, L (1,9) OBP: 0.274, SLG: 0.456										4	1	1	1	0	0	1									
Frank Howard, R (1,7) OBP: 0.359, SLG: 0.490										3	1	1	1	1	1	1									
Don Lock, R (1,8) OBP: 0.335, SLG: 0.404										3	0	0	0	1	1	3									
Don Zimmer, R (1,5) OBP: 0.307, SLG: 0.301										4	0	1	1	0	1	1									
Doug Camilli, R (1,2) OBP: 0.256, SLG: 0.288										3	0	1	0	1	0	2	AB 32								
Joe Cunningham, L (1,3) OBP: 0.375, SLG: 0.318										3	0	1	0	1	0	1	R 3								
Mike McCormick, L (1,1) OBP: 0.188, SLG: 0.037										3	0	0	0	0	0	3	H 7								
Inning Stats	R: 1 E: 0 K: 1 S: 7	H: 2 LOB: 1 BB: 0 P: 7	R: 0 E: 0 K: 0 S: 2	H: 0 LOB: 1 BB: 2 P: 10	R: 0 E: 0 K: 0 S: 3	H: 0 LOB: 0 BB: 0 P: 3	R: 1 E: 0 K: 0 S: 4	H: 1 LOB: 0 BB: 0 P: 4	R: 0 E: 0 K: 0 S: 3	H: 0 LOB: 0 BB: 0 P: 3	R: 1 E: 0 K: 1 S: 7	H: 2 LOB: 2 BB: 1 P: 11	R: 0 E: 0 K: 0 S: 4	H: 1 LOB: 1 BB: 0 P: 4	R: 0 E: 0 K: 1 S: 5	H: 0 LOB: 1 BB: 1 P: 9	R: 0 E: 0 K: 0 S: 4	H: 1 LOB: 1 BB: 0 P: 4	1B: 5 2B: 1 3B: 0 HR: 1	SF: 0 SAC: 1 DP: 1 HBP: 0	WP: 0 PB: 0 SB: 0 CS: 0	PA: 37			
PITCHER	IP	WLS	BF	H	R	ER	SO	BB	IBB	HBP	BLK	WP	HR	S	P	ERA	WHIP								
John O'Donoghue, L (1,1) ERA: 4.15	5.2	L	24	5	3	3	2	3	0	0	0	0	1	25	37	4.76	1.412								
Jack Aker, R (6,1) ERA: 2.16	1.1		5	1	0	0	0	0	0	0	0	0	0	5	5	0.00	0.750								
Jim Dickson, R (8,1) ERA: 4.34	2.0		8	1	0	0	1	1	0	0	0	0	0	9	13	0.00	1.000								

Washington Senators @ Kansas City Athletics
Municipal Stadium, Kansas City, MO
Fri Jul 30 1965, 8:05 PM EDT
Att: 5,252 - Unknown

AB 32
R 3
H 7
RBI 3
BB 4
SO 3
LOB 15



Batter	1	2	3	4	5	6	7	8	9	AB	R	H	RBI	BB	SO	LOB	BOTTOM								
Bert Campaneris, R (1,6) OBP: 0.329, SLG: 0.411										4	1	1	1	0	0	1									
Wayne Causey, L (1,5) OBP: 0.356, SLG: 0.346										4	0	0	0	0	0	1									
Dick Green, R (1,4) OBP: 0.317, SLG: 0.414										4	0	1	0	0	1	1									
Ken Harrelson, R (1,3) OBP: 0.364, SLG: 0.505										4	0	0	0	0	1	1									
Mike Hershberger, R (1,9) OBP: 0.294, SLG: 0.301										4	0	1	0	0	0	0									
Jim Landis, R (1,8) OBP: 0.372, SLG: 0.376										3	0	2	0	1	0	0									
Tommie Reynolds, R (1,7) OBP: 0.306, SLG: 0.266										3	0	0	0	0	1	2	AB 32								
Rene Lachemann, R (1,2) OBP: 0.224, SLG: 0.353										3	0	1	0	0	2	1	R 1								
John O'Donoghue, R (1,1) OBP: 0.263, SLG: 0.351										2	0	0	0	0	0	1	H 6								
Jack Aker, R (6,1)										0	0	0	0	0	0	0	RBI 1								
Ed Charles, R (7,PH) OBP: 0.334, SLG: 0.410										1	0	0	0	0	1	0	BB 1								
Jim Dickson, L (8,1)										0	0	0	0	0	0	0	SO 6								
Inning Stats	R: 0 E: 0 K: 0 S: 4	H: 1 LOB: 1 BB: 0 P: 4	R: 0 E: 0 K: 1 S: 6	H: 1 LOB: 1 BB: 0 P: 6	R: 1 E: 1 K: 1 S: 6	H: 1 LOB: 1 BB: 0 P: 6	R: 0 E: 0 K: 1 S: 5	H: 0 LOB: 1 BB: 1 P: 9	R: 0 E: 0 K: 0 S: 4	H: 1 LOB: 1 BB: 0 P: 4	R: 0 E: 0 K: 1 S: 6	H: 2 LOB: 2 BB: 0 P: 6	R: 0 E: 0 K: 2 S: 7	H: 0 LOB: 0 BB: 0 P: 7	R: 0 E: 0 K: 0 S: 3	H: 0 LOB: 0 BB: 0 P: 3	R: 0 E: 0 K: 0 S: 3	H: 0 LOB: 0 BB: 0 P: 3	1B: 4 2B: 2 3B: 0 HR: 1	SF: 0 SAC: 0 DP: 1 HBP: 0	WP: 0 PB: 0 SB: 0 CS: 1	PA: 33			
PITCHER	IP	WLS	BF	H	R	ER	SO	BB	IBB	HBP	BLK	WP	HR	S	P	ERA	WHIP								
Mike McCormick, L (1,1) ERA: 2.91	9.0	W	33	6	1	1	6	1	0	0	0	0	0	44	48	1.00	0.778								

Washington Senators @ Kansas City Athletics
Municipal Stadium, Kansas City, MO
Fri Jul 30 1965, 8:05 PM EDT
Att: 5,252 - Unknown

AB 32
R 1
H 6
RBI 1
BB 1
SO 6
LOB 8



Batter	1	2	3	4	5	6	7	8	9	AB	R	H	RBI	BB	SO	LOB	TOP										
Don Blasingame, L (1.4) OBP: 0.270, SLG: 0.295	F7	SF9		F8		G6-3		G3		4	0	0	1	0	0	3											
Ken Hamlin, R (1.6) OBP: 0.370, SLG: 0.406				F9			F3		F7	3	1	0	0	2	0	0											
Ed Brinkman, R (9.6) OBP: 0.245, SLG: 0.257	2B	BB								0	0	0	0	0	0	0											
Willie Kirkland, L (1.9) OBP: 0.282, SLG: 0.466	1B			F5			6-3		F7	5	1	3	2	0	0	0											
Frank Howard, R (1.7) OBP: 0.357, SLG: 0.485	K				1-3		6-3			5	0	1	0	0	1	4											
Dick Nen, L (1.3) OBP: 0.368, SLG: 0.393					3-1					4	0	3	1	1	0	0											
Don Lock, R (1.8) OBP: 0.320, SLG: 0.396	5-3			1-3			K		K	5	0	0	0	0	2	6											
Don Zimmer, R (1.5) OBP: 0.305, SLG: 0.295		2B		K		1-3		F9		3	1	0	0	1	1												
Mike Brumley, L (1.2) OBP: 0.243, SLG: 0.231		1B				HBP			FC1-6	3	1	3	0	1	0	0											
Buster Narum, R (1.1) OBP: 0.088, SLG: 0.125						1B				2	0	0	0	0	2	4											
Steve Ridzik, R (6.1) OBP: 0.167, SLG: 0.250	K			K				FC1-6		1	0	0	0	0	0	1											
Ron Kline, R (8.1)						G6-3				0	0	0	0	0	0	0											
						HBP																					
Inning Stats	R: 2 E: 0 K: 1 S: 7	H: 2 LOB: 1 BB: 1 P: 11	R: 2 E: 0 K: 1 S: 7	H: 2 LOB: 2 BB: 2 P: 15	R: 0 E: 0 K: 2 S: 8	H: 1 LOB: 2 BB: 1 P: 12	R: 0 E: 0 K: 0 S: 3	H: 0 LOB: 0 BB: 0 P: 3	R: 0 E: 0 K: 0 S: 3	H: 1 LOB: 1 BB: 0 P: 4	R: 0 E: 0 K: 1 S: 6	H: 1 LOB: 2 BB: 1 P: 10	R: 0 E: 0 K: 0 S: 4	H: 1 LOB: 1 BB: 0 P: 4	R: 0 E: 0 K: 1 S: 7	H: 2 LOB: 2 BB: 0 P: 7	1B: 7 2B: 3 3B: 0 HR: 0	SF: 1 SAC: 0 DP: 1 HBP: 1	WP: 0 PB: 0 SB: 1 CS: 0	PA: 42							
PITCHER	IP	WLS	BF	H	R	ER	SO	BB	IBB	HBP	BLK	WP	HR	S	P	ERA	WHIP										
Fred Talbot, R (1.1) ERA: 3.91	1.2		11	3	4	4	2	3	0	0	0	0	0	12	24	21.60	3.600										
Wes Stock, R (2.1) ERA: 5.1	1.1		7	2	0	0	2	1	0	0	0	0	0	10	14	0.00	2.250										
Jim Dickson, R (4.1) ERA: 4.17	2.0		6	0	0	0	2	0	0	0	0	0	0	6	6	0.00	0.000										
Jack Aker, R (6.1) ERA: 1.74	2.0		9	2	0	0	1	1	0	1	0	0	0	9	14	0.00	1.500										
Don Buschhorn, R (8.1) ERA: 3.6	1.0		4	1	0	0	0	0	0	0	0	0	0	4	4	0.00	1.000										

Washington Senators @ Kansas City Athletics
Municipal Stadium, Kansas City, MO
Sat Jul 31 1965, 8:05 PM EDT
Att: 28,002 - Unknown


AB 35
R 4
H 10
RBI 4
BB 5
SO 6
LOB 19



Batter	1	2	3	4	5	6	7	8	9	AB	R	H	RBI	BB	SO	LOB	BOTTOM										
Bert Campaneris, R (1.6) OBP: 0.327, SLG: 0.409	5-3		FC4		F2		F6		E	5	1	1	0	0	0	3											
Wayne Causey, L (1.5) OBP: 0.360, SLG: 0.351	G3			BB					K	4	1	2	0	1	1	1											
Dick Green, R (1.4) OBP: 0.322, SLG: 0.416	6-3			BB			F9		1B	3	1	1	1	2	0	1											
Ken Harrelson, R (1.3) OBP: 0.362, SLG: 0.498		5-3		K		K		F9	1B	4	0	0	0	1	2	4											
Mike Hershberger, R (1.9) OBP: 0.296, SLG: 0.303		E6		F9		4-3		FC6-4		5	0	2	2	0	0	3											
Jim Landis, R (1.8) OBP: 0.366, SLG: 0.369		G6-4-3		F5			F9	FC6-4	1B	4	1	0	0	0	0	4											
Billy Bryan, L (1.2) OBP: 0.302, SLG: 0.415				F4						3	1	1	1	1	0	0											
John O'Donoghue, R (6. PR) OBP: 0.263, SLG: 0.351					1-3					0	0	0	0	0	0	0											
John Wyatt, R (9.1)							3B		1B	0	0	0	0	0	0	0											
Tommie Reynolds, R (1.7) OBP: 0.320, SLG: 0.285								L7		2	0	1	1	2	0	1											
Fred Talbot, R (1.1) ERA: 3.91																											
Wes Stock, R (2.1) ERA: 5.1																											
Jim Dickson, R (4.1) ERA: 4.17																											
Jack Aker, R (6.1) ERA: 1.74																											
Don Buschhorn, R (8.1) ERA: 3.6																											
Inning Stats	R: 0 E: 0 K: 0 S: 3	H: 0 LOB: 0 BB: 0 P: 3	R: 0 E: 1 K: 0 S: 3	H: 0 LOB: 0 BB: 0 P: 3	R: 0 E: 0 K: 0 S: 3	H: 0 LOB: 1 BB: 1 P: 7	R: 0 E: 0 K: 1 S: 5	H: 0 LOB: 2 BB: 2 P: 13	R: 0 E: 0 K: 0 S: 3	H: 0 LOB: 1 BB: 1 P: 7	R: 0 E: 0 K: 1 S: 6	H: 1 LOB: 1 BB: 0 P: 6	R: 1 E: 0 K: 1 S: 6	H: 1 LOB: 1 BB: 1 P: 10	R: 3 E: 0 K: 0 S: 7	H: 4 LOB: 1 BB: 0 P: 7	R: 1 E: 0 K: 1 S: 6	H: 2 LOB: 3 BB: 2 P: 14	1B: 5 2B: 2 3B: 1 HR: 0	SF: 0 SAC: 0 DP: 1 HBP: 0	WP: 0 PB: 0 SB: 1 CS: 0	PA: 41					
PITCHER	IP	WLS	BF	H	R	ER	SO	BB	IBB	HBP	BLK	WP	HR	S	P	ERA	WHIP										
Buster Narum, R (1.1) ERA: 4.41	5.0		19	4	3	3	2	4	0	0	0	0	0	17	33	0.00	0.800										
Steve Ridzik, R (6.1) ERA: 4.82	2.0		11	4	3	3	2	1	0	0	0	0	0	14	18	13.50	2.500										
Ron Kline, R (8.1) ERA: 2.25	1.2	L	11	4	2	2	1	0	2	0	0	0	0	11	19	10.80	2.400										

Washington Senators @ Kansas City Athletics
Municipal Stadium, Kansas City, MO
Sat Jul 31 1965, 8:05 PM EDT
Att: 28,002 - Unknown

AB 34
R 5
H 8
RBI 5
BB 7
SO 4
LOB 20




Batter	1	2	3	4	5	6	7	8	9	AB	R	H	RBI	BB	SO	LOB	TOP			
Don Blasingame, L (1,4) OBP: 0.273, SLG: 0.298 Ed Brinkman, R (8,6) OBP: 0.247, SLG: 0.259										4	1	2	0	0	0	1	<p>Washington Senators @ Kansas City Athletics Municipal Stadium, Kansas City, MO</p> <p>Sun Aug 01 1965, 4:33 AM EDT Unknown</p>			
Ken Hamlin, R (1,6) OBP: 0.366, SLG: 0.397										4	0	0	0	1	1	4				
Willie Kirkland, L (1,9) OBP: 0.276, SLG: 0.456										4	1	0	0	0	0	3				
Frank Howard, R (1,7) OBP: 0.356, SLG: 0.486 Woodie Held, R (8,7) OBP: 0.357, SLG: 0.455										4	1	1	2	0	2	1				
Dick Nen, L (1,3) OBP: 0.375, SLG: 0.400										4	0	2	1	0	0	0				
Don Lock, R (1,8) OBP: 0.326, SLG: 0.391										4	0	0	0	0	3	2				
Don Zimmer, R (1,5) OBP: 0.310, SLG: 0.300										4	0	2	0	0	0	0				
Mike Brumley, L (1,2) OBP: 0.250, SLG: 0.239										4	0	2	0	0	0	2				
Pete Richert, L (1,1) OBP: 0.209, SLG: 0.150										4	0	1	0	0	1	3				
Inning Stats	R: 0 E: 0 K: 0 S: 3	H: 1 LOB: 0 BB: 0 P: 3	R: 0 E: 0 K: 2 S: 9	H: 2 LOB: 2 BB: 0 P: 9	R: 3 E: 0 K: 1 S: 9	H: 4 LOB: 1 BB: 0 P: 9	R: 0 E: 0 K: 0 S: 4	H: 1 LOB: 1 BB: 0 P: 4	R: 0 E: 0 K: 1 S: 5	H: 0 LOB: 0 BB: 0 P: 5	R: 0 E: 0 K: 0 S: 3	H: 0 LOB: 1 BB: 1 P: 7	R: 0 E: 0 K: 0 S: 3	H: 0 LOB: 0 BB: 0 P: 3	R: 0 E: 0 K: 1 S: 6	H: 1 LOB: 1 BB: 0 P: 6		1B: 10 2B: 1 3B: 0 HR: 0	SF: 0 SAC: 0 DP: 1 HBP: 0	WP: 0 PB: 0 SB: 1 CS: 0
PITCHER	IP WLS BF H R ER SO BB IBB HBP BLK WP HR S P ERA WHIP	8.0 L 34 10 3 3 6 1 0 0 0 0 0 0 45 49 3.38 1.375	1.0 4 1 0 0 1 0 0 0 0 0 0 0 0 6 6 0.00 1.000	PITCHER														ERA WHIP		

AB	37
R	3
H	11
RBI	3
BB	1
SO	7
LOB	16




Batter	1	2	3	4	5	6	7	8	9	AB	R	H	RBI	BB	SO	LOB	BOTTOM			
Bert Campaneris, R (1,6) OBP: 0.326, SLG: 0.406										3	0	0	0	1	1	0	<p>Washington Senators @ Kansas City Athletics Municipal Stadium, Kansas City, MO</p> <p>Sun Aug 01 1965, 4:33 AM EDT Unknown</p>			
Wayne Causey, L (1,5) OBP: 0.362, SLG: 0.354										3	1	2	0	0	0	0				
Dick Green, R (1,4) OBP: 0.324, SLG: 0.428										4	1	2	2	0	1	2				
Ken Harrelson, R (1,3) OBP: 0.357, SLG: 0.491										4	0	0	0	0	0	2				
Mike Hershberger, R (1,9) OBP: 0.292, SLG: 0.299										4	0	0	0	0	0	0				
Jim Landis, R (1,8) OBP: 0.368, SLG: 0.368										3	0	1	0	1	2	0				
Tommie Reynolds, R (1,7) OBP: 0.325, SLG: 0.291										4	0	2	0	0	0	1				
Rene Lachemann, R (1,2) OBP: 0.219, SLG: 0.343 Jose Tartabull, L (9, PH) OBP: 0.316, SLG: 0.263										3	0	0	0	0	0	3				
Rollie Sheldon, R (1,1) OBP: 0.121, SLG: 0.065 Ed Charles, R (8, PH) OBP: 0.333, SLG: 0.409 Jim Dickson, L (9,1)										2	0	0	0	0	2	0				
Inning Stats	R: 0 E: 0 K: 0 S: 3	H: 0 LOB: 1 BB: 1 P: 7	R: 0 E: 0 K: 0 S: 3	H: 0 LOB: 1 BB: 1 P: 7	R: 0 E: 0 K: 3 S: 10	H: 1 LOB: 0 BB: 0 P: 10	R: 0 E: 0 K: 1 S: 5	H: 0 LOB: 0 BB: 0 P: 5	R: 0 E: 0 K: 0 S: 4	H: 1 LOB: 1 BB: 0 P: 4	R: 0 E: 0 K: 0 S: 4	H: 2 LOB: 1 BB: 0 P: 4	R: 2 E: 0 K: 1 S: 7	H: 2 LOB: 0 BB: 0 P: 7	R: 0 E: 0 K: 1 S: 5	H: 1 LOB: 0 BB: 0 P: 5		1B: 6 2B: 0 3B: 0 HR: 1	SF: 0 SAC: 1 DP: 1 HBP: 0	WP: 0 PB: 0 SB: 0 CS: 1
PITCHER	IP WLS BF H R ER SO BB IBB HBP BLK WP HR S P ERA WHIP	9.0 W 34 7 2 2 7 2 0 0 0 0 1 46 54 2.00 1.000	PITCHER														ERA WHIP			



Batter	1	2	3	4	5	6	7	8	9	AB	R	H	RBI	BB	SO	LOB	TOP										
Don Blasingame, L (1,4) OBP: 0.272, SLG: 0.297										4	0	1	0	0	0	3											
Ken Hamlin, R (1,6) OBP: 0.359, SLG: 0.388										4	0	0	0	0	1	1											
Willie Kirkland, L (1,9) OBP: 0.276, SLG: 0.451										4	0	1	0	0	0	0											
Frank Howard, R (1,7) OBP: 0.355, SLG: 0.486										4	1	1	0	0	1	1											
Dick Nen, L (1,3) OBP: 0.395, SLG: 0.464										4	1	3	2	0	0	1											
Don Lock, R (1,8) OBP: 0.322, SLG: 0.385										4	0	0	0	0	2	2											
Don Zimmer, R (1,5) Ed Brinkman, R (9, PR) OBP: 0.294, SLG: 0.294 OBP: 0.247, SLG: 0.259										3	0	0	0	1	1	0											
Doug Camilli, R (1,2) Mike Brumley, L (7, PH) OBP: 0.265, SLG: 0.299 OBP: 0.253, SLG: 0.243										1	0	1	0	1	0	0											
Phil Ortega, R (1,1) Jim King, L (7, PH) Marshall Bridges, S (7, 1) Joe Cunningham, L (9, PH) OBP: 0.321, SLG: 0.277 OBP: 0.314, SLG: 0.395 OBP: 0.200, SLG: 0.600 OBP: 0.373, SLG: 0.315										2	0	0	0	0	2	2											
Inning Stats	R: 0 E: 0 K: 0 S: 3	H: 1 LOB: 0 BB: 0 P: 3	R: 1 E: 0 K: 2 S: 8	H: 1 LOB: 0 BB: 0 P: 8	R: 0 E: 0 K: 1 S: 5	H: 0 LOB: 1 BB: 1 P: 9	R: 0 E: 0 K: 0 S: 4	H: 1 LOB: 1 BB: 0 P: 4	R: 0 E: 0 K: 1 S: 6	H: 1 LOB: 1 BB: 0 P: 6	R: 1 E: 0 K: 0 S: 5	H: 2 LOB: 1 BB: 0 P: 5	R: 0 E: 0 K: 1 S: 6	H: 1 LOB: 1 BB: 0 P: 6	R: 0 E: 0 K: 2 S: 8	H: 1 LOB: 1 BB: 1 P: 8	R: 0 E: 0 K: 1 S: 5	H: 0 LOB: 1 BB: 1 P: 9	1B: 5 2B: 2 3B: 0 HR: 1	SF: 0 SAC: 0 DP: 0 HBP: 0	WP: 0 PB: 0 SB: 0 CS: 0	PA: 36					
PITCHER	IP	WLS	BF	H	R	ER	SO	BB	IBB	HBP	BLK	WP	HR	S	P	ERA	WHIP										
Catfish Hunter, R (1,1) ERA: 5.0	6.0	W	24	6	2	2	4	1	0	0	0	0	1	31	35	3.00	1.167										
Wes Stock, R (7,1) ERA: 5.03	1.0		4	1	0	0	1	0	0	0	0	0	0	6	6	0.00	1.000										
John Wyatt, R (8,1) ERA: 2.55	2.0	S	8	1	0	0	3	1	0	0	0	0	0	13	17	0.00	1.000										

Washington Senators @ Kansas City Athletics
Municipal Stadium, Kansas City, MO
Sun Aug 01 1965, 4:38 AM EDT
Att: 10,758 - Unknown


AB 34
R 2
H 8
RBI 2
BB 2
SO 8
LOB 13



Batter	1	2	3	4	5	6	7	8	9	AB	R	H	RBI	BB	SO	LOB	BOTTOM										
Bert Campaneris, R (1,6) OBP: 0.327, SLG: 0.405										5	0	2	0	0	0	1											
Jose Tartabull, L (1,8) OBP: 0.370, SLG: 0.435										4	1	2	1	1	0	3											
Wayne Causey, L (1,5) OBP: 0.358, SLG: 0.350										4	0	0	0	0	0	2											
Ken Harrelson, R (1,3) OBP: 0.359, SLG: 0.495										4	1	2	0	0	0	1											
Dick Green, R (1,4) OBP: 0.326, SLG: 0.431										3	0	1	1	1	1	2											
Mike Hershberger, R (1,9) OBP: 0.294, SLG: 0.297										2	0	0	0	2	0	2											
Billy Bryan, L (1,2) Diego Segui, R (6, PR) Rene Lachemann, R (9, 2) OBP: 0.067, SLG: 0.067 OBP: 0.237, SLG: 0.270 OBP: 0.219, SLG: 0.343										4	1	2	0	0	2	3											
Tommy Reynolds, R (1,7) OBP: 0.323, SLG: 0.285										3	0	0	0	1	0	3											
Catfish Hunter, R (1,1) Santiago Rosario, L (6, PH) Wes Stock, R (7, 1) John Wyatt, R (8, 1) OBP: 0.067, SLG: 0.067 OBP: 0.364, SLG: 0.552										2	0	0	0	0	1	3											
Inning Stats	R: 1 E: 0 K: 0 S: 4	H: 1 LOB: 0 BB: 0 P: 4	R: 0 E: 0 K: 1 S: 5	H: 0 LOB: 1 BB: 1 P: 9	R: 0 E: 0 K: 1 S: 5	H: 1 LOB: 0 BB: 0 P: 5	R: 1 E: 0 K: 1 S: 7	H: 2 LOB: 3 BB: 2 P: 15	R: 0 E: 0 K: 1 S: 6	H: 1 LOB: 2 BB: 1 P: 10	R: 1 E: 0 K: 0 S: 5	H: 2 LOB: 1 BB: 0 P: 5	R: 0 E: 0 K: 0 S: 4	H: 1 LOB: 2 BB: 1 P: 8	R: 0 E: 0 K: 0 S: 5	H: 2 LOB: 2 BB: 0 P: 5	1B: 7 2B: 2 3B: 0 HR: 1	SF: 0 SAC: 0 DP: 0 HBP: 0	WP: 1 PB: 0 SB: 0 CS: 0	PA: 38							
PITCHER	IP	WLS	BF	H	R	ER	SO	BB	IBB	HBP	BLK	WP	HR	S	P	ERA	WHIP										
Phil Ortega, R (1,1) ERA: 3.98	6.0	L	28	7	3	3	4	4	0	0	0	0	1	32	48	4.50	1.833										
Marshall Bridges, L (7,1) ERA: 2.1	2.0		10	3	0	0	0	1	0	0	0	0	0	9	13	0.00	2.000										

Washington Senators @ Kansas City Athletics
Municipal Stadium, Kansas City, MO
Sun Aug 01 1965, 4:38 AM EDT
Att: 10,758 - Unknown

AB 33
R 3
H 10
RBI 3
BB 5
SO 4
LOB 21



Batter	1	2	3	4	5	6	7	8	9	AB	R	H	RBI	BB	SO	LOB	TOP					
Lenny Green, L (1.8)										5	1	2	0	0	1	2	Boston Red Sox @ Kansas City Athletics Municipal Stadium, Kansas City, MO Tue Aug 03 1965, 8:05 PM EDT Att: 5,576 - Unknown					
Frank Malzone, R (1.5)										5	1	2	0	0	0	2						
Carl Yastrzemski, L (1.7)										4	1	1	1	1	0	3						
Felix Mantilla, R (1.4)										3	0	0	1	2	0	2						
Lee Thomas, L (1.3)										5	0	0	0	0	1	7						
Jim Gosger, L (1.9)										3	2	2	2	2	1	0						
Russ Nixon, L (1.2)										5	1	2	1	0	1	3						
Rico Petrocelli, R (1.6)										5	1	2	0	0	1	3						
Earl Wilson, R (1.1)										3	3	1	3	2	1	1						
Dick Radatz, R (9.1)										0	0	0	0	0	0	0						
Inning Stats	R: 0 E: 0 K: 0 S: 4	H: 2 LOB: 2 BB: 1 P: 8	R: 0 E: 0 K: 2 S: 7	H: 0 LOB: 0 BB: 0 P: 7	R: 1 E: 0 K: 0 S: 4	H: 1 LOB: 0 BB: 0 P: 4	R: 1 E: 0 K: 1 S: 6	H: 1 LOB: 1 BB: 1 P: 10	R: 3 E: 1 K: 1 S: 7	H: 1 LOB: 2 BB: 3 P: 19	R: 2 E: 0 K: 1 S: 7	H: 2 LOB: 1 BB: 1 P: 11	R: 3 E: 0 K: 0 S: 6	H: 3 LOB: 0 BB: 0 P: 6	R: 0 E: 0 K: 0 S: 4	H: 1 LOB: 1 BB: 0 P: 4	R: 0 E: 0 K: 1 S: 5	H: 1 LOB: 1 BB: 1 P: 9	1B: 6 2B: 2 3B: 4 HR: 1	SF: 0 SAC: 0 DP: 2 HBP: 0	WP: 2 PB: 0 SB: 0 CS: 0	PA: 45
PITCHER	IP WLS BF H R ER SO BB IBB HBP BLK WP HR S P ERA WHIP																					
Diego Segui, R (1.1)	4.1 L 21 4 5 2 2 3 4 0 0 0 0 1 0 23 39 4.15 1.846																					
Jim Dickson, R (5.1)	1.2 10 3 2 2 2 2 0 0 0 0 1 0 12 20 10.80 3.000																					
Don Buschhorn, R (7.1)	1.0 6 3 3 3 0 0 0 0 0 0 1 6 6 27.00 3.000																					
Wes Stock, R (8.1)	1.0 4 1 0 0 0 0 0 0 0 0 0 4 4 0.00 1.000																					
Don Mossi, L (9.1)	1.0 4 1 0 0 1 1 0 0 0 0 0 5 9 0.00 2.000																					



Batter	1	2	3	4	5	6	7	8	9	AB	R	H	RBI	BB	SO	LOB	BOTTOM					
Bert Campaneris, R (1.6)										5	0	1	0	0	2	3	Boston Red Sox @ Kansas City Athletics Municipal Stadium, Kansas City, MO Tue Aug 03 1965, 8:05 PM EDT Att: 5,576 - Unknown					
Wayne Causey, L (1.5)										4	0	1	0	1	0	1						
Dick Green, R (1.4)										4	1	0	0	1	1	4						
Ken Harrelson, R (1.3)										4	0	0	0	1	1	4						
Jim Landis, R (1.8)										2	0	0	0	0	0	0						
Don Buschhorn, R (7.1)										0	0	0	0	0	0	0						
Skip Lockwood, R (7. PH)										0	0	0	0	0	0	0						
Wes Stock, R (8.1)										0	0	0	0	0	0	0						
Santiago Rosario, L (8. PH)										1	0	0	0	0	0	2						
Don Mossi, L (9.1)										0	0	0	0	0	0	0						
Mike Hershberger, R (1.9)										3	2	1	0	1	0	0						
Billy Bryan, L (1.2)										4	1	3	3	0	1	0						
Tommye Reynolds, R (1.7)										4	0	2	2	0	1	1						
Diego Segui, R (1.1)										1	0	0	0	0	0	0						
Jim Dickson, L (5.1)										0	0	0	0	0	0	0						
Jose Tartabull, L (6. PH)										3	0	1	0	0	0	3						
Inning Stats	R: 0 E: 0 K: 0 S: 3	H: 0 LOB: 0 BB: 0 P: 3	R: 0 E: 0 K: 0 S: 3	H: 0 LOB: 0 BB: 0 P: 3	R: 0 E: 0 K: 2 S: 7	H: 0 LOB: 0 BB: 0 P: 7	R: 0 E: 0 K: 0 S: 3	H: 1 LOB: 0 BB: 0 P: 3	R: 0 E: 0 K: 0 S: 3	H: 0 LOB: 0 BB: 0 P: 3	R: 0 E: 0 K: 0 S: 4	H: 1 LOB: 1 BB: 0 P: 4	R: 3 E: 1 K: 1 S: 8	H: 2 LOB: 2 BB: 2 P: 16	R: 0 E: 0 K: 1 S: 6	H: 1 LOB: 2 BB: 1 P: 10	R: 2 E: 0 K: 2 S: 11	H: 4 LOB: 3 BB: 1 P: 15	1B: 8 2B: 0 3B: 0 HR: 1	SF: 0 SAC: 0 DP: 0 HBP: 0	WP: 0 PB: 0 SB: 0 CS: 0	PA: 40
PITCHER	IP WLS BF H R ER SO BB IBB HBP BLK WP HR S P ERA WHIP																					
Earl Wilson, R (1.1)	8.0 W 36 9 5 2 4 3 0 0 0 0 1 1 41 53 2.25 1.500																					
Dick Radatz, R (9.1)	1.0 S 4 0 0 0 2 1 0 0 0 0 0 0 7 11 0.00 1.000																					




Batter	1	2	3	4	5	6	7	8	9	AB	R	H	RBI	BB	SO	LOB	TOP								
Lenny Green, L OBP: 0.365, SLG: 0.454										4	1	3	1	1	0	0	Boston Red Sox @ Kansas City Athletics Municipal Stadium, Kansas City, MO Wed Aug 04 1965, 8:05 PM EDT Att. 4,886 - Unknown								
Frank Matzone, R OBP: 0.292, SLG: 0.282										5	1	0	0	0	5										
Carl Yastrzemski, L OBP: 0.492, SLG: 0.661										4	1	1	0	0	1	3									
Felix Mantilla, R OBP: 0.405, SLG: 0.463										3	0	0	0	1	1	0									
Lee Thomas, L OBP: 0.375, SLG: 0.489										2	0	0	0	0	2	0									
Tony Horton, R OBP: 0.330, SLG: 0.395										2	0	1	0	0	1	3									
Bob Tillman, R OBP: 0.276, SLG: 0.329										3	0	0	1	1	1	1									
Jim Gosger, L OBP: 0.366, SLG: 0.510										3	1	1	1	1	0	0									
Rico Petrocelli, R OBP: 0.291, SLG: 0.383										3	1	1	0	1	1	3									
Dave Morehead, R OBP: 0.229, SLG: 0.182										3	0	1	1	0	0	1									
Dick Radatz, R OBP: 0.300, SLG: 0.474										1	0	0	0	0	0	0									
Inning Stats	R: 1 E: 1 K: 0 S: 3	H: 0 LOB: 0 BB: 1 P: 7	R: 0 E: 0 K: 1 S: 5	H: 0 LOB: 0 BB: 0 P: 5	R: 0 E: 0 K: 1 S: 3	H: 1 LOB: 1 BB: 1 P: 7	R: 0 E: 0 K: 2 S: 7	H: 0 LOB: 0 BB: 0 P: 7	R: 2 E: 0 K: 2 S: 11	H: 4 LOB: 2 BB: 0 P: 11	R: 0 E: 0 K: 0 S: 3	H: 1 LOB: 0 BB: 0 P: 3	R: 0 E: 0 K: 0 S: 3	H: 0 LOB: 0 BB: 0 P: 3	R: 2 E: 0 K: 2 S: 9	H: 2 LOB: 3 BB: 3 P: 21	R: 0 E: 0 K: 0 S: 3	H: 0 LOB: 0 BB: 0 P: 3	1B: 5 2B: 3 3B: 0 HR: 0	SF: 0 SAC: 0 DP: 1 HBP: 0	WP: 0 PB: 0 SB: 1 CS: 0	PA: 38			
PITCHER	IP	WLS	BF	H	R	ER	SO	BB	IBB	HBP	BLK	WP	HR	S	P	ERA	WHIP								
John O'Donoghue, L ERA: 4.06	(1, 1)	7.0	L	27	6	3	2	5	2	0	0	0	0	35	43	2.57	1.143								
Jack Aker, R ERA: 3.27	(8, 1)	0.2		7	2	2	2	1	2	1	0	0	0	6	18	27.00	6.000								
John Wyatt, R ERA: 2.48	(8, 1)	1.1		4	0	0	0	1	0	0	0	0	0	6	6	0.00	0.000								

AB	33
R	5
H	8
RBI	4
BB	5
SO	7
LOB	16



Batter	1	2	3	4	5	6	7	8	9	AB	R	H	RBI	BB	SO	LOB	BOTTOM								
Bert Campaneris, R OBP: 0.327, SLG: 0.401										4	1	1	0	1	0	3	Boston Red Sox @ Kansas City Athletics Municipal Stadium, Kansas City, MO Wed Aug 04 1965, 8:05 PM EDT Att. 4,886 - Unknown								
Jose Tartabull, L OBP: 0.304, SLG: 0.367										4	0	0	0	0	0	2									
Jack Aker, R										0	0	0	0	0	0	0									
John Wyatt, R										0	0	0	0	0	0	0									
Johnny Blanchard, L OBP: 0.277, SLG: 0.259										1	0	0	0	0	1	2									
Wayne Causey, L OBP: 0.358, SLG: 0.353										4	0	1	1	0	0	1									
Ken Harrelson, R OBP: 0.355, SLG: 0.483										3	0	0	0	1	1	2									
Dick Green, R OBP: 0.323, SLG: 0.422										4	0	1	0	0	1	2									
Mike Hershberger, R OBP: 0.299, SLG: 0.301										3	0	1	0	1	1	0									
Billy Bryan, L OBP: 0.316, SLG: 0.441										4	0	2	0	0	0	3									
Tommy Reynolds, R OBP: 0.321, SLG: 0.285										3	0	0	0	0	2	3									
Santiago Rosario, L OBP: 0.343, SLG: 0.516										1	0	0	0	0	1	0									
John O'Donoghue, R OBP: 0.250, SLG: 0.333										2	0	0	0	0	0	3									
Jim Landis, R OBP: 0.370, SLG: 0.365										0	0	0	0	2	0	0									
Inning Stats	R: 1 E: 0 K: 1 S: 8	H: 2 LOB: 3 BB: 1 P: 12	R: 0 E: 0 K: 1 S: 5	H: 0 LOB: 0 BB: 0 P: 5	R: 0 E: 0 K: 1 S: 6	H: 1 LOB: 1 BB: 0 P: 6	R: 0 E: 0 K: 0 S: 5	H: 2 LOB: 2 BB: 0 P: 5	R: 0 E: 0 K: 0 S: 3	H: 0 LOB: 0 BB: 0 P: 3	R: 0 E: 0 K: 1 S: 6	H: 1 LOB: 1 BB: 0 P: 6	R: 0 E: 0 K: 0 S: 3	H: 0 LOB: 1 BB: 1 P: 7	R: 0 E: 0 K: 1 S: 4	H: 0 LOB: 2 BB: 2 P: 8	R: 0 E: 0 K: 2 S: 7	H: 0 LOB: 2 BB: 2 P: 15	1B: 4 2B: 1 3B: 1 HR: 0	SF: 0 SAC: 0 DP: 2 HBP: 0	WP: 0 PB: 0 SB: 1 CS: 0	PA: 38			
PITCHER	IP	WLS	BF	H	R	ER	SO	BB	IBB	HBP	BLK	WP	HR	S	P	ERA	WHIP								
Dave Morehead, R ERA: 4.57	(1, 1)	7.0	W	31	6	1	1	4	3	0	0	0	0	36	48	1.29	1.286								
Dick Radatz, R ERA: 4.62	(8, 1)	2.0	S	7	0	0	0	3	2	0	0	0	0	11	19	0.00	1.000								



Batter	1	2	3	4	5	6	7	8	9	AB	R	H	RBI	BB	SO	LOB	TOP		
Lenny Green, L (1,8) OBP: 0.364, SLG: 0.451	0-0 G5-4-3 1B		0-0 4-3		0-3 K			0-0 4-3		4	0	1	0	0	1	0	Boston Red Sox @ Kansas City Athletics Municipal Stadium, Kansas City, MO Thu Aug 05 1965, 8:05 PM EDT Att: 2,187 - Unknown		
Frank Matzone, R (1,5) OBP: 0.291, SLG: 0.282	0-0 G5-4-3 1-2		0-0 1B		0-0 F9			0-0 F2		4	0	1	0	0	0	1			
Carl Yastrzemski, L (1,7) OBP: 0.400, SLG: 0.594	4-0 1B S BB		0-0 L8		0-0 3-1			0-0 F8		3	0	0	0	1	0	1			
Felix Mantilla, R (1,4) OBP: 0.408, SLG: 0.464	0-0 1-3 1B		4-0 4-3 E SF7 BB		4-0 BB			0-0 L8		2	1	1	0	2	0	0			
Lee Thomas, L (1,3) OBP: 0.371, SLG: 0.484	0-0 F7		0-0 4-3		0-0 L9			0-0 F2		4	0	0	0	0	0	4			
Jim Gosger, L (1,9) OBP: 0.337, SLG: 0.523		0-0 6-3		0-0 SF7				0-0 1B		3	0	2	1	0	0	0			
Russ Nixon, L (1,2) OBP: 0.302, SLG: 0.361		0-3 K		0-0 6-3				0-0 F8		4	0	1	0	0	1	1			
Rico Petrocelli, R (1,6) OBP: 0.289, SLG: 0.379		0-3 K		0-3 K				0-0 F8		2	0	0	0	0	2	0			
Dalton Jones, L (7, PH) OBP: 0.351, SLG: 0.413								4-0 1-2 BB		1	0	0	0	0	0	1			
Bob Duliba, R (7, 1) Arnold Earley, L (7, 1) Tony Horton, R (9, PH) OBP: 0.337, SLG: 0.395								0-0 F7		0	0	0	0	1	0	0			
Jim Lonborg, R (1, 1) OBP: 0.200, SLG: 0.190			0-3 K		0-3 K			0-0 F7		2	0	0	0	0	2	0			
Eddie Bressoud, R (7, PH) OBP: 0.300, SLG: 0.371										2	0	0	0	0	0	4			
Inning Stats	R: 0 E: 0 K: 0 S: 4	H: 2 LOB: 2 BB: 1 P: 8	R: 0 E: 0 K: 2 S: 7	H: 0 LOB: 0 BB: 0 P: 7	R: 0 E: 0 K: 1 S: 6	H: 1 LOB: 1 BB: 0 P: 6	R: 1 E: 1 K: 0 S: 3	H: 0 LOB: 0 BB: 1 P: 7	R: 0 E: 0 K: 3 S: 9	H: 0 LOB: 1 BB: 0 P: 9	R: 0 E: 0 K: 0 S: 4	H: 1 LOB: 1 BB: 0 P: 4	R: 0 E: 0 K: 0 S: 3	H: 0 LOB: 0 BB: 0 P: 3	R: 0 E: 0 K: 0 S: 5	H: 2 LOB: 3 BB: 1 P: 9	1B: 5 2B: 1 3B: 0 HR: 0	SF: 1 SAC: 0 DP: 1 HBP: 0	WP: 0 PA: 36 PB: 0 SB: 1 CS: 0
PITCHER	IP WLS BF H R ER SO BB IBB HBP BLK WP HR S P ERA WHIP																		
Fred Talbot, R (1, 1) ERA: 3.66	8.2 W 34 6 1 0 6 3 0 0 0 0 0 0 43 55 0.00 1.038																		
John Wyatt, R (9, 1) ERA: 2.47	0.1 S 2 0 0 0 0 1 0 0 0 0 0 0 1 5 0.00 3.000																		

Batter	1	2	3	4	5	6	7	8	9	AB	R	H	RBI	BB	SO	LOB	BOTTOM
Bert Campaneris, R (1,6) OBP: 0.325, SLG: 0.399	0-0 4-3		0-0 1B 1-2		0-0 F5			0-0 E6 SH5-3 BB		5	0	1	0	0	0	2	Boston Red Sox @ Kansas City Athletics Municipal Stadium, Kansas City, MO Thu Aug 05 1965, 8:05 PM EDT Att: 2,187 - Unknown
Jose Tartabull, L (1,7) OBP: 0.351, SLG: 0.394	0-0 F8		0-0 1B		0-0 S			4-0 SH5-3 BB		3	0	2	1	0	0	0	
Dick Green, R (7, PH) OBP: 0.325, SLG: 0.422			1-3 2-H 1B		0-0 F8			0-0 SH5-3 BB		0	0	0	0	1	0	0	
Wayne Causey, L (1,4) OBP: 0.355, SLG: 0.350	0-0 F8		0-0 F8		0-0 F8			0-0 SH5-3		3	0	0	1	0	0	3	
Ken Harrelson, R (1,3) OBP: 0.357, SLG: 0.483		0-0 F7		0-0 S WP FC6-4 1B			0-0 CS S 1B		4	1	2	0	0	0	2		
Jim Landis, R (1,8) OBP: 0.368, SLG: 0.360		0-3 K		0-0 1-3			0-3 K		3	1	0	0	1	2	2		
Ed Charles, R (1,5) OBP: 0.336, SLG: 0.409		0-0 F3		4-0 FC6-4 BB			0-0 1B		2	0	1	0	1	0	0		
Tommy Reynolds, R (8, 7) OBP: 0.319, SLG: 0.283								0-3 K		1	0	0	0	0	1		
Billy Bryan, L (1,2) OBP: 0.321, SLG: 0.448			0-0 1B 1B		0-0 FC6-4			0-0 1B		4	2	2	2	0	2		
Mike Hershberger, R (1,9) OBP: 0.299, SLG: 0.300			0-0 L9		0-0 F9			0-0 E SH1-4 SH5-3 1B		4	1	1	0	0	3		
Fred Talbot, R (1, 1) OBP: 0.315, SLG: 0.340			0-0 F5		0-0 L7			0-0 SH1-4		3	0	1	1	0	0	1	
John Wyatt, R (9, 1) ERA: 3.41								1-2 2-H 1B		0	0	0	0	0	0	0	
Inning Stats	R: 0 E: 0 K: 0 S: 3	H: 0 LOB: 0 BB: 0 P: 3	R: 0 E: 0 K: 1 S: 5	H: 0 LOB: 0 BB: 0 P: 5	R: 1 E: 0 K: 0 S: 6	H: 3 LOB: 2 BB: 0 P: 6	R: 1 E: 0 K: 0 S: 4	H: 1 LOB: 1 BB: 1 P: 8	R: 0 E: 0 K: 1 S: 6	H: 2 LOB: 1 BB: 0 P: 6	R: 1 E: 1 K: 0 S: 5	H: 1 LOB: 2 BB: 1 P: 9	R: 2 E: 0 K: 1 S: 7	H: 2 LOB: 1 BB: 1 P: 11	1B: 9 2B: 1 3B: 0 HR: 0	SF: 0 SAC: 2 DP: 0 HBP: 0	WP: 1 PA: 37 PB: 0 SB: 4 CS: 1
PITCHER	IP WLS BF H R ER SO BB IBB HBP BLK WP HR S P ERA WHIP																
Jim Lonborg, R (1, 1) ERA: 3.9	6.0 L 25 7 2 2 2 2 1 0 0 0 0 0 0 28 32 3.00 1.333																
Bob Duliba, R (7, 1) ERA: 3.41	0.1 3 1 1 0 0 0 0 0 0 0 0 0 0 3 3 0.00 3.000																
Arnold Earley, L (7, 1) ERA: 3.33	1.2 9 2 2 2 1 2 0 0 0 0 0 0 0 9 17 10.80 2.400																



Batter	1	2	3	4	5	6	7	8	9	AB	R	H	RBI	BB	SO	LOB	TOP					
Norm Siebern, L OBP: 0.403, SLG: 0.473	0-0 1B		4-0 BB 1B 1B BB		0-0 F7		0-0 SH1-3 1B		0-0 2B 1B	4	2	3	0	1	0	0	Baltimore Orioles @ Kansas City Athletics Municipal Stadium, Kansas City, MO Fri Aug 06 1965, 8:05 PM EDT Att: 6,201 - Unknown livebaseballscorecards.com					
Bob Johnson, R OBP: 0.394, SLG: 0.393	0-3 K		0-0 BB 1B		0-0 F3		0-0 SH1-3		0-0 2B 1B	4	2	2	0	0	1	1						
Boog Powell, L OBP: 0.365, SLG: 0.365 Russ Snyder, L OBP: 0.326, SLG: 0.322	0-0 F8		4-0 WP 1B 1-2 2-3 BB		0-3 K		0-0 6-3		0-0 1-2 2B	2	0	0	0	1	1	1						
Brooks Robinson, R OBP: 0.362, SLG: 0.420	0-0 F9		0-0 WP 1-2 2-3 3-H 1B		4-0 1-3 1B BB		0-0 5-3		0-0 F7	4	0	1	2	1	0	2						
Curt Blefary, L OBP: 0.379, SLG: 0.467		0-0 F6	0-0 F7		0-0 1-3 1B		0-0 F5			4	0	1	0	0	0	2						
Jerry Adair, R OBP: 0.297, SLG: 0.321		0-0 E5	0-0 L5		0-0 F9		4-0 BB			3	0	0	0	1	0	4						
Paul Blair, R OBP: 0.294, SLG: 0.301	0-3 K2-3			0-0 L5		0-0 1-3		0-0 F6		4	0	0	0	0	1	4						
Dick Brown, R OBP: 0.295, SLG: 0.394	0-0 F6			0-3 K		0-0 1-3			0-0 F4	4	0	0	0	0	1	3						
Mill Pappas, R OBP: 0.102, SLG: 0.163 John Luciano, R OBP: 0.327, SLG: 0.421 Jim Palmer, L OBP: 0.350, SLG: 0.350 Carl Warwick, R OBP: 0.192, SLG: 0.192 Harvey Haddix, L OBP: 0.297, SLG: 0.374			0-0 F8	0-3 K		0-3 K		0-3 K	0-3 K	1	0	0	0	0	0	0						
Inning Stats	R: 0 E: 0 K: 1 S: 6	H: 1 LOB: 1 BB: 0 P: 6	R: 0 E: 1 K: 1 S: 6	H: 0 LOB: 1 BB: 0 P: 6	R: 2 E: 0 K: 0 S: 5	H: 2 LOB: 2 BB: 2 P: 13	R: 0 E: 0 K: 2 S: 7	H: 0 LOB: 0 BB: 0 P: 7	R: 0 E: 0 K: 1 S: 5	H: 0 LOB: 0 BB: 0 P: 5	R: 0 E: 0 K: 0 S: 4	H: 1 LOB: 1 BB: 0 P: 8	R: 0 E: 0 K: 1 S: 6	H: 0 LOB: 1 BB: 0 P: 6	R: 0 E: 0 K: 0 S: 3	H: 0 LOB: 1 BB: 0 P: 7		R: 2 E: 0 K: 1 S: 8	H: 3 LOB: 1 BB: 0 P: 8	1B: 7 2B: 1 3B: 0 HR: 0	SF: 0 SAC: 1 DP: 0 HBP: 0	WP: 1 PB: 0 SB: 0 CS: 0
PITCHER	IP WLS BF H R ER SO BB IBB HBP BLK WP HR S P ERA WHIP																					
Rollie Sheldon, R ERA: 3.7	(1, 1) 5.0 W 23 4 2 2 5 3 0 0 0 1 0 30 42 3.60 1.400																					
Wes Stock, R ERA: 4.94	(6, 1) 4.0 S 17 4 2 2 2 1 0 0 0 0 0 20 24 4.50 1.250																					

Batter	1	2	3	4	5	6	7	8	9	AB	R	H	RBI	BB	SO	LOB	BOTTOM			
Bert Campaneris, R OBP: 0.326, SLG: 0.399	0-0 4-3	0-0 4-3		0-0 CS 1B		0-0 1B WP 1B		0-0 F9		5	1	2	1	0	0	1	Baltimore Orioles @ Kansas City Athletics Municipal Stadium, Kansas City, MO Fri Aug 06 1965, 8:05 PM EDT Att: 6,201 - Unknown livebaseballscorecards.com			
Jose Tartabull, L OBP: 0.381, SLG: 0.447	0-0 4-3		0-0 1B 2B	0-0 CS	0-0 2B 1B	0-0 3B 1B		0-0 F5		5	3	3	0	0	0	1				
Wayne Causey, L OBP: 0.359, SLG: 0.361	0-0 2B 1B		0-0 E 1B 1B	0-0 F9	0-0 1B 3B					4	2	3	2	0	0	1				
Ken Harrelson, R OBP: 0.359, SLG: 0.490 Santiago Rosario, L OBP: 0.343, SLG: 0.516	0-0 1B 2B		0-3 K	0-0 K	0-0 1B 2B	0-0 F8				4	1	2	2	0	1	2				
Dick Green, R OBP: 0.327, SLG: 0.423	0-0 1B 1B		0-0 E 1B 1B	0-0 K	0-0 K		0-3 K			4	1	2	1	0	2	1				
Jim Landis, R OBP: 0.370, SLG: 0.362	0-0 1B		0-0 F8 1B	0-0 L9	0-0 K		0-3 K			4	0	2	2	0	1	1				
Billy Bryan, L OBP: 0.315, SLG: 0.439	0-0 4-3		0-0 F8 1B	0-0 L9	0-0 K		0-3 K			4	0	0	0	0	0	3				
Mike Hershberger, R OBP: 0.304, SLG: 0.310		0-0 4-3		4-0 L4 BB		0-0 1B 3B		0-0 FC3-6 1B		3	1	2	0	1	0	0				
Rollie Sheldon, R OBP: 0.114, SLG: 0.061 Wes Stock, R ERA: 4.94	0-3 K		0-0 L4	0-0 L4		0-3 K		0-0 FC3-6		2	0	0	0	0	1	1				
Inning Stats	R: 2 E: 0 K: 0 S: 7	H: 4 LOB: 2 BB: 0 P: 7	R: 0 E: 0 K: 1 S: 5	H: 0 LOB: 0 BB: 0 P: 5	R: 3 E: 1 K: 1 S: 8	H: 4 LOB: 1 BB: 0 P: 8	R: 0 E: 0 K: 0 S: 2	H: 1 LOB: 0 BB: 1 P: 6	R: 1 E: 0 K: 1 S: 7	H: 2 LOB: 1 BB: 0 P: 7	R: 3 E: 0 K: 1 S: 9	H: 4 LOB: 1 BB: 0 P: 9	R: 0 E: 0 K: 2 S: 7	H: 0 LOB: 0 BB: 0 P: 7	R: 0 E: 0 K: 0 S: 4	H: 1 LOB: 1 BB: 0 P: 4		1B: 11 2B: 4 3B: 2 HR: 0	SF: 0 SAC: 0 DP: 1 HBP: 0	WP: 1 PB: 0 SB: 1 CS: 1
PITCHER	IP WLS BF H R ER SO BB IBB HBP BLK WP HR S P ERA WHIP																			
Milt Pappas, R ERA: 2.18	(1, 1) 3.0 L 16 8 5 4 2 1 0 0 0 0 1 0 18 22 12.00 2.667																			
Jim Palmer, R ERA: 3.51	(4, 1) 3.0 15 7 4 4 2 1 0 0 0 0 1 0 18 22 12.00 2.667																			
Harvey Haddix, L ERA: 2.08	(7, 1) 2.0 7 1 0 0 0 2 0 0 0 0 0 0 11 11 0.00 0.500																			

Batter	1	2	3	4	5	6	7	8	9	AB	R	H	RBI	BB	SO	LOB	TOP										
Norm Siebern, L OBP: 0.399, SLG: 0.476	L7	F6			6-3		HR		1B SH3	5	2	2	3	0	0	1											
Russ Snyder, L OBP: 0.325, SLG: 0.321	6-3		4-3				F3		1B SH3	5	1	2	0	0	0	0											
Charlie Lau, L Stu Miller, R OBP: 0.362, SLG: 0.525					4-3		K		SH3	4	0	2	0	0	1	1											
Brooks Robinson, R OBP: 0.364, SLG: 0.423	F3		F8				F7		2B	5	1	2	1	0	0	2											
Curt Blefary, L Jackie Brandt, R OBP: 0.371, SLG: 0.455			K				F7		2B	3	0	0	0	0	2	2											
Bob Johnson, R OBP: 0.303, SLG: 0.390					5-3		FC5-4		F2	5	1	2	2	0	0	1											
Jerry Adair, R OBP: 0.302, SLG: 0.330					6-3				F4	5	1	2	1	0	0	1											
Paul Blair, R OBP: 0.286, SLG: 0.294			F9				6-3		E5	4	1	0	0	0	0	3											
Wally Bunker, R Don Larsen, R John Orsino, R OBP: 0.275, SLG: 0.121									6-3	2	0	1	1	0	1	0											
Dick Brown, R OBP: 0.303, SLG: 0.407							HR			0	0	0	0	0	0	0											
Inning Stats	R: 0 E: 0 K: 0 S: 4	H: 1 LOB: 1 BB: 0 P: 4	R: 2 E: 0 K: 1 S: 8	H: 3 LOB: 1 BB: 0 P: 8	R: 0 E: 0 K: 1 S: 6	H: 1 LOB: 0 BB: 0 P: 6	R: 0 E: 0 K: 0 S: 3	H: 0 LOB: 0 BB: 0 P: 3	R: 0 E: 0 K: 1 S: 6	H: 2 LOB: 2 BB: 0 P: 5	R: 2 E: 0 K: 1 S: 7	H: 2 LOB: 0 BB: 0 P: 7	R: 0 E: 0 K: 0 S: 3	H: 0 LOB: 0 BB: 0 P: 3	R: 5 E: 1 K: 0 S: 9	H: 5 LOB: 1 BB: 0 P: 9	1B: 8 2B: 4 3B: 2 HR: 1	SF: 0 SAC: 1 DP: 0 HBP: 0	WP: 0 PB: 0 SB: 0 CS: 0	PA: 43							
PITCHER	IP	WLS	BF	H	R	ER	SO	BB	IBB	HBP	BLK	WP	HR	S	P	ERA	WHIP										
Diego Segui, R ERA: 4.86	(1, 1)	6.0	28	10	4	4	3	0	0	0	0	0	1	34	34	6.00	1.667										
Don Mossi, L ERA: 3.31	(7, 1)	2.1	L	10	2	3	0	1	0	0	0	0	0	12	12	0.00	0.857										
John Wyatt, R ERA: 2.38	(9, 1)	0.2		5	3	2	0	0	0	0	0	0	0	5	5	0.00	4.500										

Baltimore Orioles @ Kansas City Athletics
Municipal Stadium, Kansas City, MO
Sun Aug 08 1965, 4:33 AM EDT
Unknown

AB 42
R 9
H 15
RBI 9
BB 0
SO 4
LOB 12



Batter	1	2	3	4	5	6	7	8	9	AB	R	H	RBI	BB	SO	LOB	BOTTOM											
Bert Campaneris, R OBP: 0.324, SLG: 0.395	1-3	FC5							5-3	5	0	2	2	0	0	2												
Jose Tartabull, L OBP: 0.392, SLG: 0.478					F7		1B		K	4	0	1	0	1	1	2												
Wayne Causey, L OBP: 0.362, SLG: 0.364	G3				F8				1B	5	1	3	0	0	0	1												
Ken Harrelson, R OBP: 0.359, SLG: 0.485					1-3		G5-4-3		SH3	3	0	1	0	1	0	2												
Dick Green, R OBP: 0.325, SLG: 0.416					K				1B	5	0	1	1	0	2	3												
Jim Landis, R OBP: 0.373, SLG: 0.374									FC6-4	3	2	1	0	2	1	3												
Billy Bryan, L OBP: 0.318, SLG: 0.437					K				FC6-4	3	1	1	0	1	1	1												
Mike Hershberger, R OBP: 0.303, SLG: 0.316										4	1	1	2	0	0	4												
Diego Segui, R Don Mossi, L John Wyatt, R OBP: 0.238, SLG: 0.250					5-3					2	0	0	0	1	1	2												
Inning Stats	R: 0 E: 0 K: 0 S: 3	H: 0 LOB: 2 BB: 2 P: 11	R: 0 E: 0 K: 1 S: 6	H: 1 LOB: 2 BB: 1 P: 10	R: 0 E: 0 K: 0 S: 3	H: 0 LOB: 0 BB: 0 P: 3	R: 2 E: 0 K: 2 S: 9	H: 2 LOB: 0 BB: 0 P: 9	R: 0 E: 0 K: 0 S: 4	H: 3 LOB: 1 BB: 0 P: 4	R: 2 E: 1 K: 0 S: 4	H: 1 LOB: 1 BB: 3 P: 16	R: 0 E: 0 K: 2 S: 8	H: 1 LOB: 0 BB: 0 P: 8	R: 0 E: 0 K: 0 S: 3	H: 0 LOB: 0 BB: 0 P: 3	R: 1 E: 0 K: 1 S: 8	H: 3 LOB: 2 BB: 0 P: 8	1B: 10 2B: 0 3B: 0 HR: 1	SF: 0 SAC: 1 DP: 1 HBP: 0	WP: 0 PB: 0 SB: 0 CS: 1	PA: 42						
PITCHER	IP	WLS	BF	H	R	ER	SO	BB	IBB	HBP	BLK	WP	HR	S	P	ERA	WHIP											
Wally Bunker, R ERA: 3.54	(1, 1)	5.2		27	6	4	4	3	5	0	0	0	0	0	27	51	6.35	1.941										
Don Larsen, R ERA: 3.79	(6, 1)	0.1		2	1	0	0	0	0	0	0	0	0	2	2	0.00	3.000											
Stu Miller, R ERA: 1.75	(7, 1)	3.0	W	13	4	1	1	3	0	0	0	0	0	19	19	3.00	1.333											

Baltimore Orioles @ Kansas City Athletics
Municipal Stadium, Kansas City, MO
Sun Aug 08 1965, 4:33 AM EDT
Unknown

AB 35
R 5
H 11
RBI 5
BB 6
SO 6
LOB 20



Batter	1	2	3	4	5	6	7	8	9	AB	R	H	RBI	BB	SO	LOB	TOP					
Bert Campaneris, R OBP: 0.329, SLG: 0.401	4-0 FC1-6 BB		0-0 4-3 S 1B		0-0 1B		0-0 FC6-4			3	0	2	0	1	0	1						
Jose Tartabull, L OBP: 0.356, SLG: 0.426	0-0 FC1-6 FC3-5 BB 1-2f		0-0 4-3		0-0 4-3			0-0 G3		4	0	0	0	0	0	3						
Wayne Causey, L OBP: 0.363, SLG: 0.364	4-0 1-2 BB		0-0 L3			0-0 1B		0-0 F7		3	0	1	0	1	0	1						
Ken Harrelson, R OBP: 0.354, SLG: 0.479	0-3 K			0-0 F3		0-3 K		0-0 L6		4	0	0	0	0	2	3						
Jim Landis, R OBP: 0.368, SLG: 0.367	0-0 FC3-5			0-0 E6		0-3 K			0-0 F2	2	0	0	0	0	0	2						
Tommye Reynolds, R OBP: 0.321, SLG: 0.286										1	0	0	0	0	1	1						
Johnny Blanchard, L OBP: 0.272, SLG: 0.254										1	0	0	0	0	0	0						
Dick Green, R OBP: 0.318, SLG: 0.406		0-0 4-3		0-0 5-3			0-0 F8		0-3 K	4	0	0	0	0	1	2						
Billy Bryan, L OBP: 0.317, SLG: 0.433		0-0 F5		0-0 F5				0-0 F7		4	0	1	0	0	0	1						
Mike Hershberger, R OBP: 0.299, SLG: 0.314		0-0 6-3			0-0 6-3			0-0 F8		4	0	0	0	0	0	1						
Fred Talbot, R OBP: 0.304, SLG: 0.327			0-0 L9		0-3 K			4-0 FC6-4 BB		2	0	0	0	0	1	0						
Jim Dickson, L OBP: 0.381, SLG: 0.516										0	0	0	0	0	1	0						
Santiago Rosario, L OBP: 0.381, SLG: 0.516										0	0	0	0	0	1	0						
Wes Stock, R										0	0	0	0	0	0	0						
Inning Stats	R: 0 E: 0 K: 1 S: 5	H: 0 LOB: 2 BB: 2 P: 13	R: 0 E: 0 K: 0 S: 3	H: 0 LOB: 0 BB: 0 P: 3	R: 0 E: 0 K: 0 S: 4	H: 1 LOB: 1 BB: 0 P: 4	R: 0 E: 1 K: 0 S: 4	H: 0 LOB: 1 BB: 0 P: 4	R: 0 E: 0 K: 1 S: 6	H: 1 LOB: 1 BB: 0 P: 6	R: 0 E: 0 K: 2 S: 8	H: 1 LOB: 1 BB: 0 P: 8	R: 0 E: 0 K: 0 S: 3	H: 0 LOB: 1 BB: 1 P: 7	R: 0 E: 0 K: 0 S: 3	H: 0 LOB: 0 BB: 0 P: 3	R: 0 E: 0 K: 1 S: 6	H: 1 LOB: 1 BB: 0 P: 6	1B: 4 2B: 0 3B: 0 HR: 0	SF: 0 SAC: 0 DP: 0 HBP: 0	WP: 0 PB: 0 SB: 1 CS: 0	PA: 35
PITCHER Dave Wickersham, R ERA: 3.98	IP: 9.0 WLS: W BF: 35 H: 4 R: 0 ER: 0 SO: 5 BB: 3 IBB: 0 HBP: 0 BLK: 0 WP: 0 HR: 0 S: 42 P: 54 ERA: 0.00 WHIP: 0.778															PITCHER	IP: 9.0 WLS: W BF: 35 H: 4 R: 0 ER: 0 SO: 5 BB: 3 IBB: 0 HBP: 0 BLK: 0 WP: 0 HR: 0 S: 42 P: 54 ERA: 0.00 WHIP: 0.778					

Kansas City Athletics @ Detroit Tigers
Tiger Stadium, Detroit, MI
Tue Aug 10 1965, 7:05 PM EDT
Att: 7,529 - Unknown

AB 32
R 0
H 4
RBI 0
BB 3
SO 5
LOB 15



Batter	1	2	3	4	5	6	7	8	9	AB	R	H	RBI	BB	SO	LOB	BOTTOM			
Don Wert, R OBP: 0.338, SLG: 0.351	0-0 F6	0-0 F8			0-0 5-3	0-0 1-3 2H 1B				4	0	1	1	0	0	1				
Jerry Lumpe, L OBP: 0.335, SLG: 0.346	0-0 6-3		0-0 F8		4-0 BB	0-0 5-3				3	0	0	0	1	0	2				
Norm Cash, L OBP: 0.351, SLG: 0.431	4-0 1B BB		4-0 BB		0-0 F8		0-0 F3			2	1	0	0	2	0	1				
Al Kaline, R OBP: 0.406, SLG: 0.517	0-0 1B		0-3 K		0-0 L8		0-0 L8			4	0	1	0	0	1	2				
Gates Brown, L OBP: 0.252, SLG: 0.364	0-0 1-2 3H 1B		0-0 F7			0-0 G3	0-0 S 1B			4	0	2	1	0	0	1				
Don Demeter, R OBP: 0.313, SLG: 0.440	0-0 F3			1-0 HBP		1-0 S 1B WP HBP	0-0 1-3			2	1	0	0	0	0	3				
Dick McAuliffe, L OBP: 0.341, SLG: 0.438		0-0 FC4-6 1B		0-0 F3		4-0 1B BB		0-0 G3		3	1	1	0	1	0	1				
Bill Freehan, R OBP: 0.287, SLG: 0.325		0-0 FC4-6 SH1-4		0-0 F8		0-3 K		0-0 F3		4	0	0	0	0	1	4				
Dave Wickersham, R OBP: 0.070, SLG: 0.070		0-0 SH1-4		0-0 1-3		0-0 1B	0-0 1-2 1B		0-0 F7	3	0	1	1	0	0	1				
Inning Stats	R: 1 E: 0 K: 0 S: 5	H: 2 LOB: 2 BB: 1 P: 9	R: 0 E: 0 K: 0 S: 4	H: 1 LOB: 1 BB: 0 P: 4	R: 0 E: 0 K: 1 S: 5	H: 0 LOB: 1 BB: 1 P: 9	R: 0 E: 0 K: 0 S: 3	H: 0 LOB: 1 BB: 0 P: 4	R: 0 E: 0 K: 1 S: 7	H: 2 LOB: 2 BB: 1 P: 12	R: 0 E: 0 K: 0 S: 4	H: 1 LOB: 1 BB: 0 P: 4	R: 0 E: 0 K: 0 S: 3	H: 0 LOB: 0 BB: 0 P: 3	R: 0 E: 0 K: 1 S: 6	H: 0 LOB: 0 BB: 0 P: 6	1B: 6 2B: 0 3B: 0 HR: 0	SF: 0 SAC: 1 DP: 0 HBP: 2	WP: 1 PB: 0 SB: 2 CS: 0	PA: 36
PITCHER Fred Talbot, R ERA: 3.72	IP: 5.1 WLS: L BF: 25 H: 3 R: 3 ER: 3 SO: 3 BB: 4 IBB: 0 HBP: 2 BLK: 0 WP: 1 HR: 0 S: 21 P: 39 ERA: 5.06 WHIP: 1.312															PITCHER	IP: 5.1 WLS: L BF: 25 H: 3 R: 3 ER: 3 SO: 3 BB: 4 IBB: 0 HBP: 2 BLK: 0 WP: 1 HR: 0 S: 21 P: 39 ERA: 5.06 WHIP: 1.312			
Jim Dickson, R ERA: 4.25	0.2 4 2 0 0 1 0 0 0 0 0 0 6 6 0.00 3.000																0.2 4 2 0 0 1 0 0 0 0 0 0 6 6 0.00 3.000			
Wes Stock, R ERA: 4.82	2.0 7 1 0 0 0 0 0 0 0 0 0 7 7 0.00 0.500																2.0 7 1 0 0 0 0 0 0 0 0 0 7 7 0.00 0.500			

Kansas City Athletics @ Detroit Tigers
Tiger Stadium, Detroit, MI
Tue Aug 10 1965, 7:05 PM EDT
Att: 7,529 - Unknown


AB 29
R 3
H 6
RBI 3
BB 4
SO 2
LOB 16



Batter	1	2	3	4	5	6	7	8	9	AB	R	H	RBI	BB	SO	LOB	TOP					
Bert Campaneris, R OBP: 0.328, SLG: 0.400										4	0	1	0	0	0	0	Kansas City Athletics @ Detroit Tigers Tiger Stadium, Detroit, MI Wed Aug 11 1965, 7:05 PM EDT Unknown					
Jose Tartabull, L OBP: 0.355, SLG: 0.421										3	0	1	0	0	1	0						
Wayne Causey, L OBP: 0.365, SLG: 0.364										3	0	1	0	1	0	1						
Ken Harrelson, R OBP: 0.350, SLG: 0.473										4	0	0	0	0	1	3						
Mike Hershberger, R OBP: 0.298, SLG: 0.322										4	1	1	1	0	0	0						
Ed Charles, R OBP: 0.331, SLG: 0.399										3	0	0	0	1	2	0						
Billy Bryan, L OBP: 0.316, SLG: 0.444										4	1	1	1	0	0	1						
Tommie Reynolds, R OBP: 0.322, SLG: 0.287										3	0	1	0	0	0	0						
Catfish Hunter, R OBP: 0.113, SLG: 0.111									1	0	0	0	0	0	1	0						
Jack Aker, R OBP: 0.285, SLG: 0.500									0	0	0	0	0	0	0	0						
Santiago Rosario, L OBP: 0.279, SLG: 0.252									0	0	0	0	0	0	0	0						
Jim Dickson, L OBP: 0.279, SLG: 0.252									0	0	0	0	0	0	0	0						
Johnny Blanchard, L OBP: 0.279, SLG: 0.252									0	0	0	0	0	0	0	0						
Wes Stock, R OBP: 0.279, SLG: 0.252									0	0	0	0	0	0	0	0						
Inning Stats	R: 0 E: 0 K: 0 S: 3	H: 1 LOB: 0 BB: 0 P: 3	R: 0 E: 0 K: 0 S: 3	H: 0 LOB: 1 BB: 1 P: 7	R: 0 E: 0 K: 1 S: 5	H: 0 LOB: 0 BB: 0 P: 5	R: 0 E: 0 K: 0 S: 3	H: 0 LOB: 0 BB: 0 P: 3	R: 1 E: 0 K: 1 S: 7	H: 2 LOB: 1 BB: 0 P: 7	R: 0 E: 0 K: 2 S: 8	H: 1 LOB: 1 BB: 0 P: 8	R: 1 E: 0 K: 1 S: 6	H: 1 LOB: 0 BB: 0 P: 6	R: 0 E: 0 K: 1 S: 6	H: 1 LOB: 2 BB: 1 P: 10	R: 0 E: 0 K: 0 S: 3	H: 0 LOB: 0 BB: 0 P: 3	1B: 4 2B: 1 3B: 0 HR: 2	SF: 0 SAC: 1 DP: 1 HBP: 0	WP: 0 PB: 0 SB: 1 CS: 0	PA: 34
PITCHER Joe Sparra, R ERA: 3.33	IP: 9.0 WLS: W BF: 34 H: 6 R: 2 ER: 2 SO: 6 BB: 2 IBB: 0 HBP: 0 BLK: 0 WP: 0 HR: 2 S: 44 P: 52 ERA: 2.00 WHIP: 0.889															PITCHER						

Batter	1	2	3	4	5	6	7	8	9	AB	R	H	RBI	BB	SO	LOB	BOTTOM			
Don Wert, R OBP: 0.337, SLG: 0.347										4	1	0	0	1	1	2	Kansas City Athletics @ Detroit Tigers Tiger Stadium, Detroit, MI Wed Aug 11 1965, 7:05 PM EDT Unknown			
Jerry Lumpe, L OBP: 0.337, SLG: 0.346										3	0	1	0	1	0	0				
Ray Oyler, R OBP: 0.239, SLG: 0.313										4	1	2	0	1	0	2				
Norm Cash, L OBP: 0.355, SLG: 0.436										4	1	1	1	1	1	3				
Al Kaline, R OBP: 0.406, SLG: 0.513										4	1	2	0	0	0	4				
Willie Horton, R OBP: 0.344, SLG: 0.533										4	1	2	0	0	0	4				
Gates Brown, L OBP: 0.252, SLG: 0.361										4	1	1	1	0	0	5				
Dick McAuliffe, L OBP: 0.347, SLG: 0.449										2	1	2	4	2	0	0				
Bill Freehan, R OBP: 0.283, SLG: 0.320										4	0	0	0	0	3	3				
Joe Sparra, R OBP: 0.176, SLG: 0.182										4	0	0	0	0	3	3				
Inning Stats	R: 0 E: 0 K: 1 S: 7	H: 2 LOB: 3 BB: 1 P: 11	R: 0 E: 0 K: 1 S: 6	H: 1 LOB: 1 BB: 0 P: 6	R: 5 E: 1 K: 2 S: 12	H: 4 LOB: 0 BB: 0 P: 12	R: 1 E: 0 K: 0 S: 5	H: 2 LOB: 2 BB: 1 P: 9	R: 0 E: 0 K: 1 S: 5	H: 0 LOB: 1 BB: 1 P: 9	R: 0 E: 0 K: 2 S: 7	H: 0 LOB: 1 BB: 1 P: 11	R: 0 E: 0 K: 0 S: 3	H: 0 LOB: 1 BB: 1 P: 7	R: 0 E: 0 K: 0 S: 3	H: 0 LOB: 1 BB: 1 P: 7	1B: 7 2B: 1 3B: 0 HR: 1	SF: 0 SAC: 1 DP: 0 HBP: 0	WP: 0 PB: 0 SB: 1 CS: 0	PA: 40
PITCHER Catfish Hunter, R ERA: 5.2	IP: 3.0 WLS: L BF: 19 H: 7 R: 6 ER: 5 SO: 4 BB: 1 IBB: 1 HBP: 0 BLK: 0 WP: 0 HR: 1 S: 25 P: 33 ERA: 15.00 WHIP: 2.667															PITCHER				
Jack Aker, R ERA: 4.15	IP: 1.0 WLS: L BF: 5 H: 2 R: 0 ER: 0 SO: 0 BB: 0 IBB: 0 HBP: 0 BLK: 0 WP: 0 HR: 0 S: 5 P: 5 ERA: 0.00 WHIP: 2.000																			
Jim Dickson, R ERA: 4.02	IP: 3.0 WLS: L BF: 12 H: 0 R: 0 ER: 0 SO: 4 BB: 3 IBB: 0 HBP: 0 BLK: 0 WP: 0 HR: 0 S: 17 P: 29 ERA: 0.00 WHIP: 1.000																			
Wes Stock, R ERA: 4.76	IP: 1.0 WLS: L BF: 4 H: 0 R: 0 ER: 0 SO: 0 BB: 1 IBB: 0 HBP: 0 BLK: 0 WP: 0 HR: 0 S: 3 P: 7 ERA: 0.00 WHIP: 1.000																			

AB	31
R	2
H	6
RBI	2
BB	2
SO	6
LOB	6



AB	33
R	6
H	9
RBI	6
BB	6
SO	8
LOB	22



Batter	1	2	3	4	5	6	7	8	9	10	AB	R	H	RBI	BB	SO	LOB	TOP								
Bert Campaneris, R OBP: 0.330, SLG: 0.400 Dick Green, R OBP: 0.317, SLG: 0.403	(1, 6) 1-0 G3 SH5-3 HBP		(1, 4) 0-0 F8			(1, 4) 4-0 FC4-6 BB	(1, 4) 0-3 K		(1, 4) 0-0 6-3		0 0 0 0 0 0 0 3 0 0 0 1 1 0															
Jose Tartabull, L OBP: 0.348, SLG: 0.410	(1, 8) 0-0 SH5-3		(1, 8) 0-0 F7			(1, 8) 0-3 K	(1, 8) 0-3 K		(1, 8) 0-0 1B 1B		4 0 1 0 0 2 1															
Wayne Causey, L OBP: 0.365, SLG: 0.362	(1, 4) 0-0 G3			(1, 4) 0-3 K		(1, 4) 0-0 FC4-6 1B		(1, 4) 4-0 BB 1B	(1, 4) 0-0 FC6-4 1B		4 1 1 0 1 1 3															
Ken Harrelson, R OBP: 0.348, SLG: 0.469	(1, 3) 0-3 K			(1, 3) 0-3 K		(1, 3) 0-0 FC6-4 1B		(1, 3) 0-3 K	(1, 3) 0-0 FC6-4		5 0 1 0 0 3 5															
Mike Hershberger, R OBP: 0.294, SLG: 0.316	(1, 9) 0-0 F8			(1, 9) 0-0 F4		(1, 9) 0-0 FC6-4 1B		(1, 9) 0-0 F8		(1, 9) 0-0 F8		5 0 0 0 0 0 3														
Ed Charles, R OBP: 0.335, SLG: 0.400	(1, 5) 0-0 F9					(1, 5) 0-0 1B		(1, 5) 4-0 1B HR	(1, 5) 0-0 1B BB		4 1 2 0 1 0 0															
Tommy Reynolds, R OBP: 0.284, SLG: 0.294 Santiago Koberlin, L OBP: 0.368, SLG: 0.515	(1, 7) 0-0 FC5-4 1B			(1, 7) 0-0 F2		(1, 7) 0-0 1B		(1, 7) 0-0 1B HR	(1, 7) 0-0 1B BB		3 1 2 0 0 0 1 1 0 1 1 0 0 0															
John Wyatt, R Fred Talbot, R Jack Aker, R	(10, PH) 0-0 FC5-4 1B							(10, PH) 1-2 HR 1B	(10, PH) 1-2 2H 1B		0 0 0 0 0 0 0 1 0 0 0 0 0 0 0 0 0 0 0 0 0															
Rene Lachemann, R OBP: 0.233, SLG: 0.378	(1, 2) 0-0 FC5-4			(1, 2) 0-3 K		(1, 2) 0-3 K		(1, 2) 0-0 1B HR	(1, 2) 0-0 F7		4 1 1 3 0 1 4															
Rollie Sheldon, R OBP: 0.108, SLG: 0.057 Skip Lockwood, R OBP: 0.265, SLG: 0.107 Billy Bryan, L OBP: 0.315, SLG: 0.442 Don Mossi, L Johnny Blanchard, L OBP: 0.289, SLG: 0.250	(1, 1) 0-0 K		(1, 1) 0-3 K		(1, 1) 0-3 K		(1, 1) 0-3 K		(1, 1) 0-0 F7		2 0 0 0 0 2 1 0 0 0 0 0 0 0 1 0 0 0 0 1 0 0 0 0 0 0 0 0 1 0 0 0 0 0 0															
Inning Stats	R: 0 E: 0 K: 1 S: 5	H: 0 LOB: 2 BB: 0 P: 6	R: 0 E: 0 K: 0 S: 4	H: 1 LOB: 1 BB: 0 P: 4	R: 0 E: 0 K: 1 S: 5	H: 0 LOB: 0 BB: 0 P: 5	R: 0 E: 0 K: 2 S: 7	H: 0 LOB: 0 BB: 0 P: 7	R: 0 E: 0 K: 2 S: 8	H: 1 LOB: 1 BB: 0 P: 8	R: 0 E: 0 K: 1 S: 6	H: 1 LOB: 2 BB: 1 P: 10	R: 3 E: 0 K: 3 S: 12	H: 3 LOB: 0 BB: 0 P: 12	R: 1 E: 0 K: 1 S: 6	H: 1 LOB: 2 BB: 2 P: 14	R: 0 E: 0 K: 0 S: 5	H: 2 LOB: 0 BB: 0 P: 5	R: 0 E: 0 K: 0 S: 3	H: 0 LOB: 0 BB: 0 P: 3	1B: 8 2B: 0 3B: 0 HR: 1	SF: 0 SAC: 1 DP: 0 HBP: 1	WP: 0 PB: 0 SB: 0 CS: 0	PA: 43		
PITCHER	IP WLS BF H R ER SO BB IBB HBP BLK WP HR S P ERA WHIP	IP WLS BF H R ER SO BB IBB HBP BLK WP HR S P ERA WHIP	IP WLS BF H R ER SO BB IBB HBP BLK WP HR S P ERA WHIP	IP WLS BF H R ER SO BB IBB HBP BLK WP HR S P ERA WHIP	IP WLS BF H R ER SO BB IBB HBP BLK WP HR S P ERA WHIP	IP WLS BF H R ER SO BB IBB HBP BLK WP HR S P ERA WHIP	IP WLS BF H R ER SO BB IBB HBP BLK WP HR S P ERA WHIP	IP WLS BF H R ER SO BB IBB HBP BLK WP HR S P ERA WHIP	IP WLS BF H R ER SO BB IBB HBP BLK WP HR S P ERA WHIP	IP WLS BF H R ER SO BB IBB HBP BLK WP HR S P ERA WHIP	IP WLS BF H R ER SO BB IBB HBP BLK WP HR S P ERA WHIP	IP WLS BF H R ER SO BB IBB HBP BLK WP HR S P ERA WHIP	IP WLS BF H R ER SO BB IBB HBP BLK WP HR S P ERA WHIP	IP WLS BF H R ER SO BB IBB HBP BLK WP HR S P ERA WHIP	IP WLS BF H R ER SO BB IBB HBP BLK WP HR S P ERA WHIP	IP WLS BF H R ER SO BB IBB HBP BLK WP HR S P ERA WHIP	IP WLS BF H R ER SO BB IBB HBP BLK WP HR S P ERA WHIP	IP WLS BF H R ER SO BB IBB HBP BLK WP HR S P ERA WHIP	IP WLS BF H R ER SO BB IBB HBP BLK WP HR S P ERA WHIP	IP WLS BF H R ER SO BB IBB HBP BLK WP HR S P ERA WHIP	IP WLS BF H R ER SO BB IBB HBP BLK WP HR S P ERA WHIP	IP WLS BF H R ER SO BB IBB HBP BLK WP HR S P ERA WHIP	IP WLS BF H R ER SO BB IBB HBP BLK WP HR S P ERA WHIP	IP WLS BF H R ER SO BB IBB HBP BLK WP HR S P ERA WHIP	IP WLS BF H R ER SO BB IBB HBP BLK WP HR S P ERA WHIP	IP WLS BF H R ER SO BB IBB HBP BLK WP HR S P ERA WHIP

Kansas City Athletics @ Detroit Tigers
Tiger Stadium, Detroit, MI
Wed Aug 11 1965, 7:05 PM EDT
Att: 12,937 - Unknown

AB	38
R	4
H	9
RBI	4
BB	3
SO	11
LOB	18

WP: 0	PA: 43
PB: 0	
SB: 0	
CS: 0	

Batter	1	2	3	4	5	6	7	8	9	10	AB	R	H	RBI	BB	SO	LOB	BOTTOM							
Don Wert, R OBP: 0.337, SLG: 0.345	(1, 5) 0-0 L3		(1, 5) 1-0 HBP		(1, 5) 0-0 L6		(1, 5) 0-0 6-3		(1, 5) 0-0 F8	(1, 5) 0-0 1B	5 0 1 1 0 0 0														
Jerry Lumpe, L OBP: 0.338, SLG: 0.345 Ray Oyler, R OBP: 0.239, SLG: 0.313	(1, 4) 0-0 L6		(1, 4) 0-0 6-3		(1, 4) 0-0 WP HR 1B		(1, 4) 0-0 L9		(1, 4) 4-0 WP BB BB		4 1 1 0 1 0 1 0 0 0 0 0 0 0														
Norm Cash, L OBP: 0.358, SLG: 0.433	(1, 3) 1-0 HBP			(1, 3) 0-0 F7	(1, 3) 4-0 HR BB		(1, 3) 0-0 L4		(1, 3) 4-0 WP BB		2 1 0 0 2 0 0														
Willie Horton, R OBP: 0.345, SLG: 0.540	(1, 9) 0-0 1-3			(1, 9) 0-0 1B FC5-2 1B	(1, 9) 1-2 HR BB		(1, 9) 0-0 4-3		(1, 9) 0-0 F9		5 1 2 3 0 0 3														
Gates Brown, L OBP: 0.265, SLG: 0.373	(1, 7) 0-0 6-3			(1, 7) 0-0 HBP FC5-2 1B	(1, 7) 0-0 4-3		(1, 7) 0-0 4-3		(1, 7) 4-0 BB 2B		4 0 2 0 1 0 0														
Don Demeter, R OBP: 0.314, SLG: 0.449	(1, 8) 0-0 G4-3 1B			(1, 8) 0-0 FC5-2 HBP	(1, 8) 1-2 HR		(1, 8) 0-0 HR		(1, 8) 0-0 5-3	(1, 8) 0-3 K	5 1 2 1 0 1 6														
Dick McAuliffe, L OBP: 0.348, SLG: 0.446	(1, 6) 0-0 G4-3			(1, 6) 1-0 HBP	(1, 6) 1-2 2B HBP		(1, 6) 0-3 K		(1, 6) 4-0 BB BB		3 0 0 0 1 1 1														
John Sullivan, L OBP: 0.302, SLG: 0.339 Al Kaline, R OBP: 0.408, SLG: 0.513 Bill Freehan, R OBP: 0.286, SLG: 0.320	(1, 2) 0-0 F9			(1, 2) 0-0 4-3	(1, 2) 0-0 4-1		(1, 2) 0-0 4-1		(1, 2) 4-0 1-2 2B BB		3 0 0 0 0 0 3 0 0 0 0 1 0 0 0 1 0 0 0 0 0														
Mickey Lolich, S OBP: 0.109, SLG: 0.081 Orlando Pena, R OBP: 0.267, SLG: 0.214 Jim Northrup, L OBP: 0.255, SLG: 0.325 Fred Gladding, L Jake Wood, R OBP: 0.370, SLG: 0.400	(1, 1) 0-0 6-3			(1, 1) 0-0 5-3	(1, 1) 0-3 K		(1, 1) 0-3 K		(1, 1) 1-0 1B HBP		3 0 0 0 0 1 0 0 0 0 0 0 0 0 1 0 0 0 0 1 3 0 0 0 0 0 0 0 0 0 0 0 0 0 0														
Inning Stats	R: 0 E: 0 K: 0 S: 3	H: 0 LOB: 1 BB: 0 P: 4	R: 0 E: 0 K: 0 S: 3	H: 1 LOB: 0 BB: 0 P: 3	R: 0 E: 0 K: 0 S: 3	H: 0 LOB: 1 BB: 0 P: 4	R: 0 E: 0 K: 0 S: 5	H: 2 LOB: 3 BB: 0 P: 6	R: 3 E: 0 K: 0 S: 5	H: 2 LOB: 0 BB: 1 P: 9	R: 1 E: 0 K: 2 S: 8	H: 1 LOB: 0 BB: 0 P: 8	R: 0 E: 0 K: 0 S: 3	H: 0 LOB: 0 BB: 0 P: 3	R: 0 E: 0 K: 1 S: 6	H: 1 LOB: 3 BB: 2 P: 14	R: 0 E: 0 K: 1 S: 5	H: 0 LOB: 3 BB: 3 P: 17	R: 1 E: 0 K: 0 S: 2	H: 1 LOB: 1 BB: 0 P: 4	1B: 5 2B: 1 3B: 0 HR: 2	SF: 0 SAC: 0 DP: 1 HBP: 5	WP: 2 PB: 0 SB: 1 CS: 0	PA: 46	
PITCHER	IP WLS BF H R ER SO BB IBB HBP BLK WP HR S P ERA WHIP	IP WLS BF H R ER SO BB IBB HBP BLK WP HR S P ERA WHIP	IP WLS BF H R ER SO BB IBB HBP BLK WP HR S P ERA WHIP	IP WLS BF H R ER SO BB IBB HBP BLK WP HR S P ERA WHIP	IP WLS BF H R ER SO BB IBB HBP BLK WP HR S P ERA WHIP	IP WLS BF H R ER SO BB IBB HBP BLK WP HR S P ERA WHIP	IP WLS BF H R ER SO BB IBB HBP BLK WP HR S P ERA WHIP	IP WLS BF H R ER SO BB IBB HBP BLK WP HR S P ERA WHIP	IP WLS BF H R ER SO BB IBB HBP BLK WP HR S P ERA WHIP	IP WLS BF H R ER SO BB IBB HBP BLK WP HR S P ERA WHIP	IP WLS BF H R ER SO BB IBB HBP BLK WP HR S P ERA WHIP	IP WLS BF H R ER SO BB IBB HBP BLK WP HR S P ERA WHIP	IP WLS BF H R ER SO BB IBB HBP BLK WP HR S P ERA WHIP	IP WLS BF H R ER SO BB IBB HBP BLK WP HR S P ERA WHIP	IP WLS BF H R ER SO BB IBB HBP BLK WP HR S P ERA WHIP	IP WLS BF H R ER SO BB IBB HBP BLK WP HR S P ERA WHIP	IP WLS BF H R ER SO BB IBB HBP BLK WP HR S P ERA WHIP	IP WLS BF H R ER SO BB IBB HBP BLK WP HR S P ERA WHIP	IP WLS BF H R ER SO BB IBB HBP BLK WP HR S P ERA WHIP	IP WLS BF H R ER SO BB IBB HBP BLK WP HR S P ERA WHIP	IP WLS BF H R ER SO BB IBB HBP BLK WP HR S P ERA WHIP	IP WLS BF H R ER SO BB IBB HBP BLK WP HR S P ERA WHIP	IP WLS BF H R ER SO BB IBB HBP BLK WP HR S P ERA WHIP	IP WLS BF H R ER SO BB IBB HBP BLK WP HR S P ERA WHIP	IP WLS BF H R ER SO BB IBB HBP BLK WP HR S P ERA WHIP

Kansas City Athletics @ Detroit Tigers
Tiger Stadium, Detroit, MI
Wed Aug 11 1965, 7:05 PM EDT
Att: 12,937 - Unknown

AB	35
R	5
H	8
RBI	5
BB	6
SO	4
LOB	17

WP: 2	PA: 46
PB: 0	
SB: 1	
CS: 0	

Batter	1	2	3	4	5	6	7	8	9	AB	R	H	RBI	BB	SO	LOB	TOP			
Jose Tartabull, L (1, 8) OBP: 0.357, SLG: 0.431	0-0 4-3 2B		0-0 F7			0-0 1B		0-3 K		4	0	2	0	0	1	0	Kansas City Athletics @ Detroit Tigers Tiger Stadium, Detroit, MI Thu Aug 12 1965, 4:33 AM EDT Att: 6,329 - Unknown			
Dick Green, R (1, 4) OBP: 0.314, SLG: 0.398	0-3 K			0-0 E6 FC5-4		0-3 K		0-0 6-3		4	0	0	0	0	2	2				
Wayne Causey, L (1, 6) OBP: 0.364, SLG: 0.364	0-0 4-3 2-3			0-0 FC5-4 1-2		0-0 F8		0-0 2B		4	0	1	0	0	0	3				
Ken Harrelson, R (1, 3) OBP: 0.344, SLG: 0.463	0-0 F8			0-3 K		0-3 K		0-0 F7		4	0	0	0	0	2	4				
Mike Hershberger, R (1, 9) OBP: 0.291, SLG: 0.314		0-3 K		0-0 FC5-4 1-2			0-0 F5		0-0 L8		4	0	0	0	0	1		2		
Ed Charles, R (1, 5) OBP: 0.332, SLG: 0.396		0-3 K			0-0 F8		0-0 F7			3	0	0	0	0	1	0				
Tommie Reynolds, R (1, 7) OBP: 0.322, SLG: 0.288		0-0 6-3			0-0 F3		0-3 K			3	0	0	0	0	1	0				
Rene Lachemann, R (1, 2) OBP: 0.235, SLG: 0.397			0-0 6-3		0-0 HR			0-0 F8		3	1	1	1	0	0	0				
Diego Segui, R (1, 1) OBP: 0.227, SLG: 0.238			0-3 K					0-3 K		2	0	0	0	0	2	0				
Jack Aker, R (6, 1) Skip Lockwood, R (8, PH) Don Mossi, L (8, 1)										0	0	0	0	0	0	0				
Inning Stats	R: 0 E: 0 K: 1 S: 6	H: 1 LOB: 1 BB: 0 P: 6	R: 0 E: 0 K: 2 S: 7	H: 0 LOB: 0 BB: 0 P: 7	R: 0 E: 0 K: 1 S: 5	H: 0 LOB: 0 BB: 0 P: 5	R: 0 E: 1 K: 1 S: 6	H: 0 LOB: 1 BB: 0 P: 6	R: 1 E: 0 K: 0 S: 8	H: 1 LOB: 0 BB: 0 P: 8	R: 0 E: 0 K: 1 S: 5	H: 0 LOB: 0 BB: 0 P: 5	R: 0 E: 0 K: 2 S: 7	H: 0 LOB: 0 BB: 0 P: 7	R: 0 E: 0 K: 0 S: 4	H: 1 LOB: 1 BB: 0 P: 4	1B: 1 2B: 2 3B: 0 HR: 1	SF: 0 SAC: 0 DP: 0 HBP: 0	WP: 0 PB: 0 SB: 0 CS: 0	PA: 32
PITCHER Hank Aquirre, L (1, 1) ERA: 3.38	IP: 9.0 WLS: W BF: 32 H: 4 R: 1 ER: 1 SO: 11 BB: 0 IBB: 0 HBP: 0 BLK: 0 WP: 0 HR: 1 S: 54 P: 54 ERA: 1.00 WHIP: 0.444															PITCHER				

AB	32
R	1
H	4
RBI	1
BB	0
SO	11
LOB	11



Batter	1	2	3	4	5	6	7	8	9	AB	R	H	RBI	BB	SO	LOB	BOTTOM			
Don Wert, R (1, 5) OBP: 0.340, SLG: 0.347	4-0 1-3 1B BB	0-0 WP 1B		0-0 F8		0-0 1B 2B 1B	0-0 G6-4-3			4	2	2	0	1	0	1	Kansas City Athletics @ Detroit Tigers Tiger Stadium, Detroit, MI Thu Aug 12 1965, 4:33 AM EDT Att: 6,329 - Unknown			
Jerry Lumpe, L (1, 4) OBP: 0.339, SLG: 0.345	4-0 1B 1-3 BB	0-0 F2			0-0 6-3	0-0 2B HR 1B	0-3 K		3	1	1	1	1	0	1	1				
Ray Oyler, R (6, FR) OBP: 0.235, SLG: 0.308	1-2 1B BB	1-2							1	1	0	0	0	1	0	0				
Norm Cash, L (1, 3) OBP: 0.356, SLG: 0.432	0-0 1-3 1-2 2-3	0-0 3-1			0-0 L3	0-0 HR 2B	0-3 K		5	1	1	1	0	1	3					
Willie Horton, R (1, 9) OBP: 0.343, SLG: 0.534	0-0 1-3		0-0 L4		0-0 E6 3B	4-0 HR BB	0-3 K		4	2	0	0	1	1	2					
Gates Brown, L (1, 7) OBP: 0.279, SLG: 0.380	0-0 1B			0-0	4-0 3B BB	0-0 F3			3	1	2	1	1	0	3					
Don Demeter, R (1, 8) OBP: 0.319, SLG: 0.468	0-0 1B		0-0 K		0-0 1B	0-0 HR			4	1	3	7	0	1	1					
Dick McAuliffe, L (1, 6) OBP: 0.344, SLG: 0.441	1-2 3-H 4-3		0-0 F7		1-1 2-H 3-H 3-1	1-1 2-H 3-H 4-3	0-0 K		4	0	0	0	0	0	5					
Bill Freehan, R (1, 2) OBP: 0.292, SLG: 0.334		0-0 HR		0-0 F8		1-0 FC3-6 HBP	0-0 FC3-6 1B		3	1	2	1	0	0	0					
Hank Aquirre, R (1, 1) OBP: 0.143, SLG: 0.113		0-3 K		0-3 K		0-0 FC3-6 1B	0-0 FC3-6 G6-4-3		4	1	0	0	0	2	2					
Inning Stats	R: 2 E: 0 K: 0 S: 5	H: 2 LOB: 2 BB: 2 P: 13	R: 1 E: 0 K: 1 S: 7	H: 2 LOB: 1 BB: 0 P: 7	R: 0 E: 0 K: 1 S: 6	H: 1 LOB: 1 BB: 0 P: 6	R: 0 E: 0 K: 1 S: 5	H: 0 LOB: 0 BB: 0 P: 5	R: 2 E: 0 K: 0 S: 5	H: 1 LOB: 1 BB: 1 P: 9	R: 6 E: 0 K: 0 S: 7	H: 4 LOB: 1 BB: 1 P: 12	R: 0 E: 0 K: 3 S: 9	H: 1 LOB: 0 BB: 0 P: 3	R: 0 E: 0 K: 3 S: 9	H: 0 LOB: 0 BB: 0 P: 9	1B: 7 2B: 1 3B: 1 HR: 2	SF: 0 SAC: 0 DP: 1 HBP: 1	WP: 1 PB: 0 SB: 1 CS: 0	PA: 40
PITCHER Diego Segui, R (1, 1) ERA: 5.07	IP: 5.1 WLS: L BF: 29 H: 8 R: 8 ER: 6 SO: 3 BB: 3 IBB: 0 HBP: 1 BLK: 0 WP: 1 HR: 1 S: 31 P: 44 ERA: 10.12 WHIP: 2.062															PITCHER				
Jack Aker, R (6, 1) ERA: 6.0	1.2 8 3 3 3 0 1 0 0 0 0 1 7 11 16.20 2.400																			
Don Mossi, L (8, 1) ERA: 3.08	1.0 3 0 0 0 3 0 0 0 0 0 0 9 9 0.00 0.000																			

AB	35
R	11
H	11
RBI	11
BB	4
SO	6
LOB	18





Batter	1	2	3	4	5	6	7	8	9	AB	R	H	RBI	BB	SO	LOB	TOP								
Bert Campaneris, R (1.6) OBP: 0.331, SLG: 0.402	4-3		6-3		4-3		G6-4-3			3	0	1	0	1	0	0	Kansas City Athletics @ New York Yankees Yankee Stadium, Bronx, NY Fri Aug 13 1965, 7:05 PM EDT Att: 10,764 - Unknown - 78 F								
Jose Tartabull, L (1.7) OBP: 0.342, SLG: 0.412	6-3		1-3		4-3		G6-4-3			3	0	0	0	0	0	1									
Dick Green, R (7. PH) OBP: 0.313, SLG: 0.396	6-3		1-3		4-3		G6-4-3			1	0	0	0	0	0	3									
Don Mossi, L (7.1)	6-3		1-3		4-3		G6-4-3			0	0	0	0	0	0	0									
Wayne Causey, L (1.4) OBP: 0.365, SLG: 0.365	1B		6-3		6-3			E4		4	0	2	0	0	0	1									
Ken Harrelson, R (1.3) OBP: 0.340, SLG: 0.458	F8		F7		5-3			K		4	0	0	0	0	1	2									
Ed Charles, R (1.5) OBP: 0.331, SLG: 0.392	K		1B		5-3			5-3		3	0	0	0	1	1	1									
Jim Landis, R (1.8) OBP: 0.370, SLG: 0.369	FC3-6		1B		5-3			L8		4	0	2	0	0	0	1									
Billy Bryan, L (1.2) OBP: 0.315, SLG: 0.441	FC3-6		4-3					4-3		3	0	1	0	0	0	3									
Rene Lachemann, R (9. PH) OBP: 0.233, SLG: 0.395	1-2		4-3					4-3		1	0	0	0	0	0	0									
Mike Hershberger, R (1.9) OBP: 0.291, SLG: 0.322	K				HR			F8		4	1	1	1	0	2	2									
John O'Donoghue, R (1.1) OBP: 0.227, SLG: 0.302			K					K		2	0	0	0	0	2	0									
Jim Dickson, L (6.1)										0	0	0	0	0	0	0									
Santiago Rosario, L (7. PH) OBP: 0.399, SLG: 0.500										1	0	0	0	0	0	1									
Tommie Reynolds, R (7.7) OBP: 0.320, SLG: 0.287										1	0	0	0	0	1	0									
Inning Stats	R: 0 E: 0 K: 0 S: 4	H: 1 LOB: 1 BB: 0 P: 4	R: 0 E: 0 K: 2 S: 8	H: 1 LOB: 1 BB: 0 P: 8	R: 0 E: 0 K: 1 S: 5	H: 0 LOB: 0 BB: 0 P: 5	R: 0 E: 0 K: 0 S: 4	H: 1 LOB: 2 BB: 0 P: 8	R: 1 E: 0 K: 1 S: 7	H: 2 LOB: 1 BB: 0 P: 7	R: 0 E: 0 K: 0 S: 3	H: 0 LOB: 0 BB: 0 P: 3	R: 0 E: 1 K: 1 S: 6	H: 1 LOB: 1 BB: 1 P: 10	R: 0 E: 1 K: 1 S: 6	H: 1 LOB: 1 BB: 0 P: 6	R: 0 E: 0 K: 1 S: 5	H: 0 LOB: 0 BB: 0 P: 5	1B: 5 2B: 1 3B: 0 HR: 1	SF: 0 SAC: 0 DP: 1 HBP: 0	WP: 0 PB: 0 SB: 0 CS: 0	PA: 36			
PITCHER	IP	WLS	BF	H	R	ER	SO	BB	IBB	HBP	BLK	WP	HR	S	P	ERA	WHIP								
Jack Cullen, R (1.1) ERA: 2.73	6.1	W	28	6	1	1	5	2	0	0	0	0	1	36	44	1.42	1.263								
Steve Hamilton, L (7.1) ERA: 1.53	2.2	S	8	1	0	0	2	0	0	0	0	0	0	12	12	0.00	0.375								

Batter	1	2	3	4	5	6	7	8	9	AB	R	H	RBI	BB	SO	LOB	BOTTOM								
Bobby Richardson, R (1.4) OBP: 0.308, SLG: 0.340	4-3		5-3		4-3	FC5				4	1	1	0	0	0	2	Kansas City Athletics @ New York Yankees Yankee Stadium, Bronx, NY Fri Aug 13 1965, 7:05 PM EDT Att: 10,764 - Unknown - 78 F								
Joe Pepitone, L (1.3) OBP: 0.323, SLG: 0.431	FC6-4		S		4-3			F8		4	0	2	0	0	0	1									
Mickey Mantle, S (1.7) OBP: 0.398, SLG: 0.486	FC6-4		1B		4-3			F8		3	0	1	1	1	0	1									
Tom Tresh, S (1.8) OBP: 0.344, SLG: 0.475	FC4-6		1B		5-3			F8		4	0	2	0	0	0	3									
Elston Howard, R (1.2) OBP: 0.266, SLG: 0.348	FC4-6		F7		5-3			CS		4	1	1	0	0	1	2									
Hector Lopez, R (1.9) OBP: 0.311, SLG: 0.386			6-3					K		4	0	0	0	0	0	1									
Ross Moschitto, R (9.9) OBP: 0.200, SLG: 0.333	5-3		F9		E1			F9		0	0	0	0	0	0	0									
Clete Boyer, R (1.5) OBP: 0.310, SLG: 0.411	6-3		HR		FC5			K		4	1	2	2	0	1	0									
Phil Linz, R (1.6) OBP: 0.281, SLG: 0.273	5-3		6-3		6-3			K		3	0	0	0	0	0	2									
Jack Cullen, R (1.1) OBP: 0.333, SLG: 0.333			L4		K			K		3	0	0	0	0	2	2									
Inning Stats	R: 0 E: 0 K: 0 S: 5	H: 2 LOB: 2 BB: 0 P: 5	R: 0 E: 0 K: 0 S: 3	H: 0 LOB: 0 BB: 0 P: 3	R: 0 E: 0 K: 0 S: 4	H: 1 LOB: 2 BB: 1 P: 8	R: 1 E: 0 K: 0 S: 4	H: 1 LOB: 0 BB: 0 P: 4	R: 1 E: 0 K: 1 S: 7	H: 2 LOB: 1 BB: 0 P: 7	R: 1 E: 1 K: 1 S: 8	H: 2 LOB: 2 BB: 0 P: 8	R: 0 E: 0 K: 2 S: 7	H: 1 LOB: 0 BB: 0 P: 3	R: 0 E: 0 K: 2 S: 7	H: 0 LOB: 0 BB: 0 P: 7	R: 0 E: 0 K: 2 S: 7	H: 0 LOB: 0 BB: 0 P: 7	1B: 8 2B: 0 3B: 0 HR: 1	SF: 0 SAC: 0 DP: 0 HBP: 0	WP: 0 PB: 0 SB: 1 CS: 1	PA: 35			
PITCHER	IP	WLS	BF	H	R	ER	SO	BB	IBB	HBP	BLK	WP	HR	S	P	ERA	WHIP								
John O'Donoghue, L (1.1) ERA: 4.01	5.0	L	25	8	3	2	1	0	0	0	0	0	0	26	30	3.60	1.800								
Jim Dickson, R (6.1) ERA: 3.95	1.0		3	0	0	0	1	0	0	0	0	0	0	5	5	0.00	0.000								
Don Mossi, L (7.1) ERA: 2.93	2.0		6	1	0	0	2	0	0	0	0	0	0	10	10	0.00	0.500								

Batter	1	2	3	4	5	6	7	8	9	AB	R	H	RBI	BB	SO	LOB	TOP			
Bert Campaneris, R OBP: 0.337, SLG: 0.407 (1, 6)										4	1	4	1	0	0	0	Kansas City Athletics @ New York Yankees Yankee Stadium, Bronx, NY Sat Aug 14 1965, 3:33 AM EDT Att: 51,246 - Unknown - 84 F livebaseballscores.com			
Wayne Causey, L OBP: 0.364, SLG: 0.364 (1, 4)									4	0	1	0	0	0	3					
Jim Landis, R OBP: 0.365, SLG: 0.363 (1, 8)									4	0	0	0	0	2	3					
Ken Harrelson, R OBP: 0.342, SLG: 0.457 Santiago Rosario, L OBP: 0.359, SLG: 0.500 (1, 3) (8, 3)										3	0	1	1	1	0	1				
Ed Charles, R OBP: 0.330, SLG: 0.390 (1, 5)										4	0	1	0	0	0	1				
Mike Hershberger, R OBP: 0.269, SLG: 0.318 (1, 9)										4	0	0	0	0	2	1				
Tommie Reynolds, R OBP: 0.313, SLG: 0.280 (1, 7)										4	0	0	0	0	3	0				
Rene Lachemann, R OBP: 0.235, SLG: 0.394 (1, 2)										3	1	1	0	0	0	0				
Fred Talbot, R OBP: 0.288, SLG: 0.309 John Wyatt, R (7, 1)										2	0	0	0	0	0	0				
Inning Stats	R: 1 E: 0 K: 1 S: 7	H: 2 LOB: 1 BB: 7	R: 0 E: 0 K: 1 S: 5	H: 0 LOB: 0 BB: 5	R: 0 E: 0 K: 1 S: 6	H: 1 LOB: 1 BB: 0 P: 6	R: 0 E: 0 K: 1 S: 5	H: 0 LOB: 0 BB: 5	R: 1 E: 0 K: 0 S: 3	H: 2 LOB: 1 BB: 1 P: 7	R: 0 E: 0 K: 0 S: 3	H: 0 LOB: 0 BB: 3	R: 0 E: 0 K: 0 S: 4	H: 2 LOB: 1 BB: 4	R: 0 E: 0 K: 2 S: 7	H: 0 LOB: 0 BB: 7	1B: 8 2B: 0 3B: 0 HR: 0	SF: 0 SAC: 1 DP: 0 HBP: 0	WP: 0 PB: 1 SB: 2 CS: 2	PA: 34
PITCHER	IP WLS BF H R ER SO BB IBB HBP BLK WP HR S P ERA WHIP	7.0 27 6 2 2 5 1 0 0 0 0 0 36 40 2.57 1.000	2.0 W 7 2 0 0 2 0 0 0 0 0 0 11 11 0.00 1.000																	

Batter	1	2	3	4	5	6	7	8	9	AB	R	H	RBI	BB	SO	LOB	BOTTOM					
Bobby Richardson, R OBP: 0.306, SLG: 0.337 (1, 4)										4	0	0	0	0	0	2	Kansas City Athletics @ New York Yankees Yankee Stadium, Bronx, NY Sat Aug 14 1965, 3:33 AM EDT Att: 51,246 - Unknown - 84 F livebaseballscores.com					
Joe Pepitone, L OBP: 0.322, SLG: 0.429 (1, 3)										4	0	1	0	0	2	1						
Mickey Mantle, S OBP: 0.397, SLG: 0.481 (1, 7)										3	0	0	0	1	1							
Tom Tresh, S OBP: 0.343, SLG: 0.475 (1, 9)										4	0	1	0	0	1	0						
Euston Howard, R OBP: 0.266, SLG: 0.344 (1, 2)										3	0	0	0	1	0	2						
Roger Repoz, L OBP: 0.303, SLG: 0.495 (1, 8)										3	2	2	1	1	1	1						
Clete Boyer, R OBP: 0.309, SLG: 0.412 (1, 5) (8, 6)										4	1	1	0	0	1	3						
Phil Linz, R OBP: 0.279, SLG: 0.270 Ray Barker, R OBP: 0.354, SLG: 0.423 (1, 6) (7, PH) (8, 5)										2	0	0	0	0	0	3						
Whitey Ford, L OBP: 0.241, SLG: 0.204 Tony Kubek, L OBP: 0.273, SLG: 0.305 Al Downing, R OBP: 0.158, SLG: 0.218 Pedro Ramos, S OBP: 0.100, SLG: 0.100 Hector Lopez, R OBP: 0.314, SLG: 0.389 (1, 1) (7, PH) (8, 1) (8, PH)										2	0	0	0	0	2	0						
Inning Stats	R: 0 E: 0 K: 1 S: 5	H: 1 LOB: 0 BB: 0 P: 5	R: 1 E: 0 K: 2 S: 8	H: 1 LOB: 0 BB: 0 P: 8	R: 0 E: 1 K: 2 S: 8	H: 0 LOB: 1 BB: 0 P: 8	R: 0 E: 0 K: 0 S: 4	H: 1 LOB: 3 BB: 2 P: 12	R: 0 E: 0 K: 1 S: 5	H: 0 LOB: 0 BB: 5	R: 0 E: 0 K: 1 S: 5	H: 0 LOB: 1 BB: 1 P: 9	R: 0 E: 0 K: 0 S: 4	H: 2 LOB: 1 BB: 0 P: 4	R: 0 E: 0 K: 1 S: 5	H: 0 LOB: 0 BB: 0 P: 5	R: 2 E: 0 K: 0 S: 4	H: 3 LOB: 2 BB: 1 P: 8	1B: 5 2B: 3 3B: 0 HR: 1	SF: 0 SAC: 0 DP: 1 HBP: 0	WP: 0 PB: 0 SB: 0 CS: 1	PA: 37
PITCHER	IP WLS BF H R ER SO BB IBB HBP BLK WP HR S P ERA WHIP	6.1 27 5 1 1 7 2 1 0 0 0 0 10 14 9.00 1.500																				

Batter	1	2	3	4	5	6	7	8	9	AB R H RBI BB SO LOB	TOP									
Bert Campaneris, R OBP: 0.335, SLG: 0.405	0-0 6-3	0-0 CS 1B		0-0 F9		0-0 1-3		0-0 B3		5 0 1 0 0 0 2	<p>Kansas City Athletics @ New York Yankees Yankee Stadium, Bronx, NY Sun Aug 15 1965, 3:33 AM EDT Unknown - 88 F</p> <p>livebaseballscores.com</p> <p>AB 34 R 4 H 10 RBI 4 BB 3 SO 6 LOB 13</p> 									
Jose Tartabull, L OBP: 0.346, SLG: 0.403	0-0 WP S 1B	4-0 CS BB		0-0 G3		0-3 K		0-0 F4		4 1 1 0 1 1 0										
Wayne Causey, L OBP: 0.365, SLG: 0.365	0-3 K	0-0 FC1-5-4 FC6-4		0-0 1B		0-0 G5-4-3 1B		0-0 F5		5 0 2 0 0 1 2										
Ken Harrelson, R OBP: 0.341, SLG: 0.453 Santiago Rosario, L OBP: 0.350, SLG: 0.486	4-0 1B 1B	0-0 FC6-4		0-3 K		0-0 G5-4-3 1-2		0-0 4-3		3 1 0 0 1 1 3 1 0 0 0 0 0 0										
Jim Landis, R OBP: 0.367, SLG: 0.363	0-0 1B 1-2 1B		0-3 K		0-0 1-3		4-0 FC6-4 BB		3 1 1 1 1 1 0											
Dick Green, R OBP: 0.312, SLG: 0.394	0-0 HBP 1-3 2-H 1B		0-3 K		0-0 5-3		0-0 FC6-4 HBP SH4-3 1B		4 1 1 1 0 1 1											
Billy Bryan, L OBP: 0.322, SLG: 0.447	0-0 HBP 1-2 3-H 1B		0-0 1B		0-0 L8		0-0 SH4-3 HBP 1-2 1B		4 0 3 1 0 0 0											
Mike Hershberger, R OBP: 0.292, SLG: 0.319	1-0 1-2 2-3 HBP		0-0 1B		0-0 F4		1-0 SH4-3 HBP		2 0 1 0 0 0 0											
Caffish Hunter, R OBP: 0.095, SLG: 0.095	0-3 K		0-0 4-1		0-0 1-3		0-0 SH4-3 1-2 2-3 3-H		3 0 0 1 0 1 5											
Inning Stats	R: 3 E: 0 K: 2 S: 11	H: 4 LOB: 3 BB: 1 P: 16	R: 0 E: 0 K: 0 S: 3	H: 1 LOB: 1 BB: 1 P: 7	R: 0 E: 0 K: 2 S: 9	H: 2 LOB: 2 BB: 0 P: 9	R: 0 E: 0 K: 1 S: 6	H: 1 LOB: 1 BB: 0 P: 6	R: 0 E: 0 K: 0 S: 3	H: 0 LOB: 0 BB: 0 P: 3		R: 0 E: 0 K: 1 S: 5	H: 1 LOB: 0 BB: 0 P: 5	R: 0 E: 0 K: 0 S: 4	H: 1 LOB: 2 BB: 0 P: 9	R: 0 E: 0 K: 0 S: 3	H: 0 LOB: 0 BB: 0 P: 3	1B: 10 2B: 0 3B: 0 HR: 0	SF: 0 SAC: 1 DP: 1 HBP: 2	WP: 1 PB: 0 SB: 1 CS: 1
PITCHER	IP WLS BF H R ER SO BB IBB HBP BLK WP HR S P ERA WHIP											IP WLS BF H R ER SO BB IBB HBP BLK WP HR S P ERA WHIP								
Mel Stottlemyre, R ERA: 2.73	(1, 1) 7.0 L 31 9 3 3 6 2 0 1 0 1 0 0 0 40 49 3.86 1.571																			
Hal Reniff, R ERA: 3.52	(8, 1) 2.0 9 1 1 1 0 1 0 1 0 0 0 7 12 4.50 1.000																			

Batter	1	2	3	4	5	6	7	8	9	AB R H RBI BB SO LOB	BOTTOM											
Bobby Richardson, R OBP: 0.304, SLG: 0.335	0-0 F7		0-0 5-3		0-0 1-3			0-0 4-3		4 0 0 0 0 0 1	<p>Kansas City Athletics @ New York Yankees Yankee Stadium, Bronx, NY Sun Aug 15 1965, 3:33 AM EDT Unknown - 88 F</p> <p>livebaseballscores.com</p> <p>AB 30 R 1 H 4 RBI 1 BB 2 SO 3 LOB 7</p> 											
Tony Kubek, L OBP: 0.272, SLG: 0.301	4-0 1B BB		0-0 F5		0-0 F7		0-0 F7		3 0 0 0 1 0 1													
Mickey Mantle, S OBP: 0.395, SLG: 0.476	0-0 F5		4-0 BB		0-0 4-3		0-0 F8		3 0 0 0 1 0 1													
Tom Tresh, S OBP: 0.343, SLG: 0.473	0-0 FC6-4 1B		0-0 F9		0-0 4-3		0-0 3-1		4 0 1 0 0 0 1													
Elston Howard, R OBP: 0.265, SLG: 0.342	0-0 FC6-4		0-0 6-3		0-0 1B		0-0 6-3		4 0 1 0 0 0 2													
Joe Pepitone, L OBP: 0.319, SLG: 0.425		0-0 F9		0-0 F3		0-0 1-3		0-3 K		4 0 0 0 0 1 1												
Roger Repoz, L OBP: 0.304, SLG: 0.518		0-0 HR		0-0 6-3		0-3 K				3 1 1 1 0 1 0												
Clete Boyer, R OBP: 0.309, SLG: 0.411		0-3 K		0-0 SH3-4 1B		0-0 4-3				3 0 1 0 0 1 0												
Mel Stottlemyre, R OBP: 0.149, SLG: 0.270		0-0 F9		0-0 SH3-4		0-0 F4				1 0 0 0 0 0 0												
Ray Barker, L OBP: 0.352, SLG: 0.420 Hal Reniff, R ERA: 3.52	(7, PH) (8, 1)		0-0 F9		1-2					1 0 0 0 0 0 0 0 0 0 0 0 0 0												
Inning Stats	R: 0 E: 0 K: 0 S: 4	H: 1 LOB: 2 BB: 1 P: 8	R: 1 E: 0 K: 1 S: 6	H: 1 LOB: 0 BB: 0 P: 6	R: 0 E: 0 K: 0 S: 3	H: 0 LOB: 1 BB: 1 P: 7	R: 0 E: 0 K: 0 S: 3	H: 0 LOB: 0 BB: 0 P: 3	R: 0 E: 0 K: 0 S: 4	H: 1 LOB: 1 BB: 0 P: 4	R: 0 E: 0 K: 0 S: 4	H: 1 LOB: 1 BB: 0 P: 4	R: 0 E: 0 K: 1 S: 5	H: 0 LOB: 0 BB: 0 P: 5	R: 0 E: 0 K: 0 S: 3	H: 0 LOB: 0 BB: 0 P: 3	R: 0 E: 0 K: 1 S: 5	H: 0 LOB: 0 BB: 0 P: 5	1B: 3 2B: 0 3B: 0 HR: 1	SF: 0 SAC: 1 DP: 0 HBP: 0	WP: 0 PB: 0 SB: 0 CS: 0	PA: 33
PITCHER	IP WLS BF H R ER SO BB IBB HBP BLK WP HR S P ERA WHIP											IP WLS BF H R ER SO BB IBB HBP BLK WP HR S P ERA WHIP										
Caffish Hunter, R ERA: 4.68	(1, 1) 9.0 W 33 4 1 1 3 2 0 0 0 0 0 1 37 45 1.00 0.667																					

Batter	1	2	3	4	5	6	7	8	9	AB	R	H	RBI	BB	SO	LOB	TOP								
Bert Campaneris, R (1, 6) OBP: 0.333, SLG: 0.402	6-3		SH5-3		5-3		F9			3	0	0	0	0	0	0	Kansas City Athletics @ New York Yankees Yankee Stadium, Bronx, NY Sun Aug 15 1965, 3:38 AM EDT Att: 21,441 - Unknown - 86 F livebaseballscorecards.com								
Jose Tartabull, L (1, 7) OBP: 0.358, SLG: 0.413								F3		3	0	2	0	0	1	0									
Tommie Reynolds, R (8, PH) OBP: 0.311, SLG: 0.278										1	0	0	0	0	0	0									
Wayne Causey, L (1, 4) OBP: 0.361, SLG: 0.361										4	0	0	0	0	2	3									
Billy Bryan, L (1, 2) OBP: 0.322, SLG: 0.445										3	1	1	0	0	0	0									
Rene Lachemann, R (8, PH) OBP: 0.294, SLG: 0.391										1	0	0	0	0	0	1									
Jim Landis, R (1, 8) OBP: 0.362, SLG: 0.357										4	0	0	0	0	1	2									
Ed Charles, R (1, 5) OBP: 0.330, SLG: 0.398										4	1	1	2	0	0	0									
Santiago Rosario, L (1, 3) OBP: 0.349, SLG: 0.474										3	1	1	0	0	1	1									
Dick Green, R (9, PH) OBP: 0.314, SLG: 0.396										1	0	1	0	0	0	0									
Mike Hershberger, R (1, 9) OBP: 0.292, SLG: 0.321										4	0	1	0	0	0	2									
Rollie Sheldon, R (1, 1) OBP: 0.128, SLG: 0.081										2	0	1	1	0	0	1									
Jim Dickson, L (6, 1)										0	0	0	0	0	0	0									
Ken Harrelson, R (7, PH) OBP: 0.340, SLG: 0.451										1	0	0	0	0	0	0									
Wes Stock, R (7, 1)										0	0	0	0	0	0	0									
Skip Lockwood, R (9, PH) OBP: 0.250, SLG: 0.100										1	0	0	0	0	0	1									
Inning Stats	R: 0 E: 0 K: 1 S: 5	H: 1 LOB: 0 BB: 0 P: 5	R: 0 E: 0 K: 0 S: 3	H: 0 LOB: 0 BB: 0 P: 3	R: 1 E: 0 K: 0 S: 6	H: 3 LOB: 2 BB: 0 P: 6	R: 2 E: 0 K: 2 S: 10	H: 3 LOB: 1 BB: 0 P: 10	R: 0 E: 0 K: 1 S: 5	H: 0 LOB: 0 BB: 0 P: 5	R: 0 E: 1 K: 0 S: 4	H: 0 LOB: 1 BB: 0 P: 4	R: 0 E: 0 K: 0 S: 3	H: 0 LOB: 0 BB: 0 P: 3	R: 0 E: 0 K: 1 S: 6	H: 1 LOB: 1 BB: 0 P: 4	R: 0 E: 0 K: 0 S: 4	H: 1 LOB: 1 BB: 0 P: 4	1B: 6 2B: 1 3B: 0 HR: 1	SF: 0 SAC: 1 DP: 0 HBP: 0	WP: 0 PB: 1 SB: 0 CS: 1	PA: 36			
PITCHER	IP	WLS	BF	H	R	ER	SO	BB	IBB	HBP	BLK	WP	HR	S	P	ERA	WHIP	PITCHER							
Bill Stafford, R (1, 1) ERA: 3.21	5.0		21	7	3	3	4	0	0	0	0	0	1	29	29	5.40	1.400								
Steve Hamilton, L (6, 1) ERA: 1.41	4.0	W	15	1	0	0	1	0	0	0	0	0	0	17	17	0.00	0.250								

Batter	1	2	3	4	5	6	7	8	9	AB	R	H	RBI	BB	SO	LOB	BOTTOM								
Bobby Richardson, R (1, 4) OBP: 0.303, SLG: 0.339			5-3		6-3	FC6-4		F2		5	1	1	1	0	0	3	Kansas City Athletics @ New York Yankees Yankee Stadium, Bronx, NY Sun Aug 15 1965, 3:38 AM EDT Att: 21,441 - Unknown - 86 F livebaseballscorecards.com								
Tony Kubek, L (1, 6) OBP: 0.276, SLG: 0.304					4-3					4	0	2	0	0	0	1									
Joe Pepitone, L (1, 9) OBP: 0.321, SLG: 0.433										4	2	2	1	0	0	2									
Tom Tresh, S (1, 7) OBP: 0.340, SLG: 0.469										4	0	0	0	0	2	3									
Ray Barker, L (1, 3) OBP: 0.350, SLG: 0.415										4	1	1	0	0	1	2									
Roger Repoz, L (1, 8) OBP: 0.302, SLG: 0.526										4	1	1	2	0	1	0									
Clete Boyer, R (1, 5) OBP: 0.313, SLG: 0.417										4	1	3	1	0	1	0									
Jake Gibbs, L (1, 2) OBP: 0.258, SLG: 0.367										4	1	2	2	0	0	2									
Bill Stafford, R (1, 1) ERA: 3.99										1	0	0	0	0	0	1									
Phil Linz, R (5, PH) ERA: 3.9										0	0	0	0	0	0	0									
Steve Hamilton, L (6, 1) OBP: 0.400, SLG: 0.250										1	0	0	0	1	0	0									
Inning Stats	R: 1 E: 0 K: 1 S: 7	H: 2 LOB: 1 BB: 0 P: 7	R: 0 E: 0 K: 0 S: 4	H: 1 LOB: 1 BB: 0 P: 4	R: 1 E: 0 K: 0 S: 4	H: 1 LOB: 0 BB: 0 P: 4	R: 0 E: 0 K: 1 S: 5	H: 0 LOB: 0 BB: 0 P: 5	R: 0 E: 0 K: 0 S: 4	H: 1 LOB: 1 BB: 0 P: 4	R: 3 E: 0 K: 1 S: 9	H: 4 LOB: 2 BB: 1 P: 13	R: 0 E: 0 K: 1 S: 6	H: 1 LOB: 1 BB: 0 P: 6	R: 2 E: 0 K: 1 S: 7	H: 2 LOB: 0 BB: 0 P: 7	1B: 7 2B: 1 3B: 1 HR: 3	SF: 0 SAC: 1 DP: 0 HBP: 0	WP: 0 PB: 0 SB: 0 CS: 0	PA: 37					
PITCHER	IP	WLS	BF	H	R	ER	SO	BB	IBB	HBP	BLK	WP	HR	S	P	ERA	WHIP	PITCHER							
Rollie Sheldon, R (1, 1) ERA: 3.99	5.1	L	25	9	5	5	3	0	0	0	0	0	2	31	31	8.44	1.688								
Jim Dickson, R (6, 1) ERA: 3.9	0.2		3	0	0	0	0	1	0	0	0	0	0	2	6	0.00	1.500								
Wes Stock, R (7, 1) ERA: 4.86	2.0		9	3	2	2	2	0	0	0	0	0	1	13	13	9.00	1.500								

Batter	1	2	3	4	5	6	7	8	9	AB	R	H	RBI	BB	SO	LOB	TOP								
Bert Campaneris, R OBP: 0.333, SLG: 0.407 (1, 6)										4	1	1	2	0	0	2	Kansas City Athletics @ Cleveland Indians Cleveland Municipal Stadium, Cleveland, OH Tue Aug 17 1965, 7:05 PM EDT Att: 7,298 - Unknown								
Jose Tartabull, L OBP: 0.353, SLG: 0.405 (1, 7)										4	0	1	0	0	0	0									
Wayne Causey, L OBP: 0.363, SLG: 0.365 (1, 4)										4	0	2	0	0	0	0									
Ken Harrelson, R OBP: 0.337, SLG: 0.446 (1, 3)										4	0	0	0	0	2	3									
Santiago Rosario, L OBP: 0.349, SLG: 0.474 (8, 3)										0	0	0	0	0	0	0									
Jim Landis, R OBP: 0.364, SLG: 0.354 (1, 8)										2	0	0	0	2	0	0									
Ed Charles, R OBP: 0.326, SLG: 0.393 (1, 5)										4	0	0	0	0	1	4									
Mike Hershberger, R OBP: 0.292, SLG: 0.323 (1, 9)										4	1	1	0	0	1	0									
Rene Lachemann, R OBP: 0.241, SLG: 0.415 (1, 2)										3	1	2	1	0	0	1									
Lew Krausse, R OBP: 0.336, SLG: 0.401 (1, 6)										4	1	2	2	0	0	0									
Don Mossi, L OBP: 0.340, SLG: 0.463 (7, 1)										0	0	0	0	0	0	0									
Inning Stats	R: 0 E: 0 K: 0 S: 3	H: 0 LOB: 0 BB: 0 P: 3	R: 0 E: 0 K: 1 S: 5	H: 0 LOB: 0 BB: 0 P: 5	R: 0 E: 0 K: 1 S: 4	H: 1 LOB: 1 BB: 0 P: 4	R: 0 E: 0 K: 0 S: 4	H: 2 LOB: 2 BB: 1 P: 8	R: 2 E: 0 K: 1 S: 7	H: 2 LOB: 0 BB: 0 P: 7	R: 0 E: 0 K: 2 S: 7	H: 0 LOB: 1 BB: 1 P: 11	R: 1 E: 0 K: 0 S: 4	H: 1 LOB: 0 BB: 0 P: 4	R: 0 E: 0 K: 0 S: 3	H: 1 LOB: 0 BB: 0 P: 3	R: 0 E: 0 K: 1 S: 5	H: 0 LOB: 0 BB: 0 P: 5	1B: 3 2B: 3 3B: 0 HR: 2	SF: 0 SAC: 1 DP: 3 HBP: 0	WP: 0 PB: 0 SB: 1 CS: 0	PA: 34			
PITCHER	IP	WLS	BF	H	R	ER	SO	BB	IBB	HBP	BLK	WP	HR	S	P	ERA	WHIP								
Lee Stange, R ERA: 3.53 (1, 1)	5.0	L	20	5	2	2	2	1	0	0	0	0	1	23	27	3.60	1.200								
Gary Bell, R ERA: 3.55 (6, 1)	2.0		8	1	1	1	2	1	0	0	0	0	1	11	15	4.50	1.000								
Don McMahon, R ERA: 3.86 (8, 1)	2.0		6	1	0	0	1	0	0	0	0	0	0	8	8	0.00	0.500								

Batter	1	2	3	4	5	6	7	8	9	AB	R	H	RBI	BB	SO	LOB	BOTTOM								
Larry Brown, R OBP: 0.336, SLG: 0.401 (1, 6)										4	1	2	2	0	0	0	Kansas City Athletics @ Cleveland Indians Cleveland Municipal Stadium, Cleveland, OH Tue Aug 17 1965, 7:05 PM EDT Att: 7,298 - Unknown								
Vic Davallilo, L OBP: 0.342, SLG: 0.377 (1, 8)										4	0	1	0	0	0	2									
Leon Wagner, L OBP: 0.355, SLG: 0.485 (1, 7)										3	0	0	0	1	0	0									
Rocky Colavito, R OBP: 0.390, SLG: 0.499 (1, 9)										2	0	0	0	2	1	0									
Fred Whitfield, L OBP: 0.312, SLG: 0.491 (1, 3)										4	0	0	0	0	1	4									
Max Alvis, R OBP: 0.340, SLG: 0.463 (1, 5)										4	0	0	0	0	1	2									
Duke Sims, L OBP: 0.276, SLG: 0.338 (1, 2)										1	0	0	0	2	0	2									
Dick Howser, R OBP: 0.363, SLG: 0.290 (7, PR)										0	1	0	0	0	0	0									
Don McMahon, R OBP: 0.400, SLG: 0.400 (8, 1)										0	0	0	0	0	0	0									
Chico Salmon, R OBP: 0.282, SLG: 0.411 (9, PH)										1	0	0	0	0	0	0									
Pedro Gonzalez, R OBP: 0.314, SLG: 0.380 (1, 4)										4	0	1	0	0	1	4									
Lee Stange, R OBP: 0.267, SLG: 0.120 (1, 1)										2	0	0	0	0	1	1									
Gary Bell, R OBP: 0.091, SLG: 0.364 (6, 1)										0	0	0	0	0	0	0									
Al Luplow, L OBP: 0.243, SLG: 0.324 (7, PH)										1	0	0	0	0	0	1									
Phil Roof, R OBP: 0.182, SLG: 0.156 (8, 2)										0	0	0	0	0	0	0									
Chuck Hinton, R OBP: 0.341, SLG: 0.461 (9, PH)										1	0	0	0	0	1	1									
Inning Stats	R: 0 E: 0 K: 0 S: 3	H: 0 LOB: 0 BB: 0 P: 3	R: 0 E: 1 K: 2 S: 8	H: 0 LOB: 2 BB: 1 P: 12	R: 0 E: 0 K: 1 S: 6	H: 1 LOB: 3 BB: 2 P: 14	R: 0 E: 0 K: 0 S: 3	H: 0 LOB: 0 BB: 1 P: 7	R: 0 E: 0 K: 0 S: 3	H: 0 LOB: 0 BB: 0 P: 3	R: 0 E: 0 K: 0 S: 3	H: 0 LOB: 0 BB: 0 P: 3	R: 2 E: 0 K: 0 S: 4	H: 1 LOB: 1 BB: 1 P: 8	R: 0 E: 0 K: 2 S: 7	H: 0 LOB: 0 BB: 0 P: 7	R: 0 E: 0 K: 1 S: 6	H: 1 LOB: 1 BB: 0 P: 6	1B: 3 2B: 0 3B: 0 HR: 1	SF: 0 SAC: 0 DP: 1 HBP: 0	WP: 0 PB: 0 SB: 1 CS: 0	PA: 36			
PITCHER	IP	WLS	BF	H	R	ER	SO	BB	IBB	HBP	BLK	WP	HR	S	P	ERA	WHIP								
Lew Krausse, R ERA: 2.7 (1, 1)	6.2	W	28	3	2	2	3	5	0	0	0	0	1	29	49	2.70	1.200								
Don Mossi, L ERA: 2.75 (7, 1)	2.1	S	8	1	0	0	3	0	0	0	0	0	0	14	14	0.00	0.429								

Batter	1	2	3	4	5	6	7	8	9	AB	R	H	RBI	BB	SO	LOB	TOP										
Bert Campaneris, R OBP: 0.333, SLG: 0.407 (1, 6)	0-0 6-3		0-0 5-3 1B	0-0 6-3		0-0 3-1		0-0 2B 1B		5	1	2	0	0	0	1											
Jose Tartabull, L OBP: 0.389, SLG: 0.446 (1, 7)	0-0 CS 1B		0-0 5-3 1B		4-0 SH3-1 BB		0-0 1B 6-3 1B	0-0 1-H 2B		4	1	4	1	1	1	0											
Jim Landis, R OBP: 0.365, SLG: 0.354 (1, 8)	4-0 WP BB		0-0 5-3		0-0 SH3-1		0-0 6-3 1B	0-0 F8		3	0	1	0	1	0	3											
Ken Harrelson, R OBP: 0.332, SLG: 0.440 (1, 3)	0-3 K		0-3 K		0-0 F4		0-0 6-3		0-3 K	5	0	0	1	0	3	5											
Ed Charles, R OBP: 0.330, SLG: 0.394 (1, 5)		0-0 1B 1B	0-0 F6		4-0 FC6-4 BB		0-0 5-3		0-0 1B	4	0	2	0	1	0	3											
Mike Hershberger, R OBP: 0.255, SLG: 0.325 (1, 9)		0-0 1B		0-0 1B BB WP 1B		0-0 FC6-4		0-0 K	0-3 K	4	1	2	0	1	1	3											
Dick Green, R OBP: 0.313, SLG: 0.392 (1, 4)		0-3 K		4-0 WP 1B G6-4-3 BB		0-0 6-3		0-0 K	0-0 5-3	4	1	0	0	1	2	5											
Rene Lachemann, R OBP: 0.247, SLG: 0.417 (1, 2)		0-3 K		0-0 G6-4-3 1B		0-0 1B		0-0 5-3		4	0	2	0	0	1	2											
John O'Donoghue, R Tommye Hertzog, R Jack Aker, R Don Mossi, L Santiago Rosario, L John Wyatt, R (1, 1) (4, PH) (4, 1) (7, 1) (8, PH) (8, 1)		0-3 K		0-0 G6-4-3		0-0 K		0-3 K		1	0	0	0	0	1	2											
Inning Stats	R: 0 E: 0 K: 1 S: 5	H: 1 LOB: 1 BB: 1 P: 9	R: 0 E: 0 K: 3 S: 11	H: 2 LOB: 2 BB: 0 P: 11	R: 0 E: 0 K: 1 S: 7	H: 2 LOB: 0 BB: 1 P: 7	R: 2 E: 0 K: 0 S: 4	H: 2 LOB: 0 BB: 1 P: 8	R: 0 E: 0 K: 1 S: 3	H: 0 LOB: 2 BB: 2 P: 11	R: 0 E: 0 K: 1 S: 6	H: 1 LOB: 1 BB: 0 P: 6	R: 1 E: 0 K: 1 S: 7	H: 2 LOB: 2 BB: 1 P: 11	R: 1 E: 0 K: 1 S: 7	H: 2 LOB: 1 BB: 0 P: 7	R: 0 E: 0 K: 2 S: 8	H: 1 LOB: 1 BB: 0 P: 8	1B: 12 2B: 1 3B: 0 HR: 0	SF: 0 SAC: 1 DP: 1 HBP: 0	WP: 2 PB: 0 CS: 1	PA: 43					
PITCHER	IP	WLS	BF	H	R	ER	SO	BB	IBB	HBP	BLK	WP	HR	S	P	ERA	WHIP										
Sam McDowell, L ERA: 2.29	7.0	L	34	10	3	3	7	4	1	0	0	2	0	43	63	3.86	2.000										
Sonny Siebert, R ERA: 2.19	2.0		9	3	1	1	3	0	0	0	0	0	0	15	15	4.50	1.500										

Kansas City Athletics @ Cleveland Indians
Cleveland Municipal Stadium, Cleveland, OH
Wed Aug 18 1965, 7:05 PM EDT
Unknown

AB 37
R 4
H 13
RBI 2
BB 5
SO 10
LOB 26



Batter	1	2	3	4	5	6	7	8	9	AB	R	H	RBI	BB	SO	LOB	BOTTOM										
Larry Brown, R OBP: 0.341, SLG: 0.408 (1, 6)	0-0 1B WP 1B		0-0 WP SF8 2B		0-3 K		4-0 BB		0-0 1-2 1B	3	2	2	0	1	1	0											
Phil Roof, R OBP: 0.182, SLG: 0.156 (8, 2)										0	0	0	0	0	0	0											
Duke Sims, L OBP: 0.288, SLG: 0.348 (9, PH)										1	0	1	0	0	0	0											
Chico Salmon, R OBP: 0.277, SLG: 0.403 (1, 3)	0-0 WP 1B		0-0 SF8		0-0 5-3		0-0 F8		0-3 K	4	0	1	1	0	1	4											
Leon Wagner, L OBP: 0.354, SLG: 0.483 (1, 7)	0-3 K		0-0 WP 1B		0-0 F7		0-0 F6		0-0 1-2 1B	4	0	1	0	0	1	1											
Rocky Colavito, R OBP: 0.393, SLG: 0.500 (1, 9)	0-0 5-3		4-0 1-2 BB		0-0 1B		0-0 E9 1B		0-0 1B	3	0	2	0	1	0	1											
Chuck Hinton, R OBP: 0.338, SLG: 0.457 (1, 8)	0-0 5-3		0-0 5-3		0-0 F3		0-0 F7		0-0 F7	3	0	0	0	0	0	4											
Fred Whitfield, L OBP: 0.311, SLG: 0.489 (8, PH) (9, 3)										1	0	0	0	0	0	1											
Max Alvis, R OBP: 0.338, SLG: 0.458 (1, 5)		0-0 6-3		0-0 1-3		0-0 1-3		0-3 K		4	0	0	0	0	1	2											
Joe Azcue, R OBP: 0.290, SLG: 0.266 (1, 2)		0-0 6-3		0-0 6-3		0-0 SH1-4 1B		0-0 F3		3	0	1	0	0	0	0											
Dick Howser, R OBP: 0.361, SLG: 0.289 (8, 6)										1	0	0	0	0	0	0											
Pedro Gonzalez, R OBP: 0.311, SLG: 0.376 (1, 4)		0-0 L4		0-3 K		0-0 SH1-4		0-0 1-3		3	0	0	0	0	1	0											
Sam McDowell, L OBP: 0.106, SLG: 0.108 (1, 1)			0-0 F3		0-3 K		0-3 K		0-0 1B	2	0	0	0	0	1	0											
Al Luplow, L OBP: 0.243, SLG: 0.324 (7, PH)										0	0	0	0	0	0	0											
Billy Moran, R OBP: 0.200, SLG: 0.158 (7, PH)										1	0	0	0	1	1												
Sonny Siebert, R OBP: 0.104, SLG: 0.191 (8, 1)										0	0	0	0	0	0	0											
Vic Davallo, L OBP: 0.344, SLG: 0.378 (9, PH)										1	0	1	0	0	0	0											
Inning Stats	R: 1 E: 0 K: 1 S: 7	H: 2 LOB: 1 BB: 0 P: 7	R: 0 E: 0 K: 0 S: 3	H: 0 LOB: 0 BB: 0 P: 3	R: 1 E: 0 K: 0 S: 5	H: 2 LOB: 1 BB: 1 P: 9	R: 0 E: 0 K: 1 S: 5	H: 0 LOB: 0 BB: 0 P: 5	R: 0 E: 0 K: 2 S: 7	H: 0 LOB: 0 BB: 0 P: 7	R: 0 E: 0 K: 0 S: 4	H: 1 LOB: 1 BB: 0 P: 4	R: 0 E: 0 K: 1 S: 6	H: 1 LOB: 2 BB: 1 P: 10	R: 0 E: 1 K: 1 S: 6	H: 1 LOB: 1 BB: 0 P: 6	R: 0 E: 0 K: 1 S: 7	H: 2 LOB: 2 BB: 0 P: 7	1B: 8 2B: 1 3B: 0 HR: 0	SF: 1 SAC: 1 DP: 0 HBP: 0	WP: 3 PB: 0 CS: 0	PA: 38					
PITCHER	IP	WLS	BF	H	R	ER	SO	BB	IBB	HBP	BLK	WP	HR	S	P	ERA	WHIP										
John O'Donoghue, L ERA: 4.05	3.0		14	4	2	2	1	1	0	0	0	0	0	15	19	6.00	1.667										
Jack Aker, R ERA: 4.91	3.1	W	12	2	0	0	3	0	0	0	0	0	0	18	18	0.00	0.600										
Don Mossi, L ERA: 2.72	0.2		3	0	0	0	1	1	0	0	0	0	0	4	8	0.00	1.500										
John Wyatt, R ERA: 2.45	2.0	S	9	3	0	0	2	0	0	0	0	0	0	13	13	0.00	1.500										

Kansas City Athletics @ Cleveland Indians
Cleveland Municipal Stadium, Cleveland, OH
Wed Aug 18 1965, 7:05 PM EDT
Unknown

AB 34
R 2
H 9
RBI 1
BB 2
SO 7
LOB 14



Batter	1	2	3	4	5	6	7	8	9	AB	R	H	RBI	BB	SO	LOB	TOP	
Bert Campaneris, R OBP: 0.337, SLG: 0.412 (1, 6)										4	1	3	0	0	0	2	Kansas City Athletics @ Cleveland Indians Cleveland Municipal Stadium, Cleveland, OH Wed Aug 18 1965, 7:05 PM EDT Att: 11,736 - Unknown livebaseballscorecards.com	
Jose Tartabull, L OBP: 0.394, SLG: 0.448 (1, 8)										4	0	2	1	0	1	3		
Wayne Causey, L OBP: 0.359, SLG: 0.361 (1, 5)										4	0	0	0	0	0	5		
Mike Hershberger, R OBP: 0.293, SLG: 0.322 (1, 9)										4	0	0	0	0	2	2		
Ken Harrelson, R OBP: 0.334, SLG: 0.440 (1, 3)										4	0	2	0	0	0	0		
Dick Green, R OBP: 0.312, SLG: 0.390 (1, 4)										4	0	1	0	0	0	3		
Tommy Reynolds, R Johnny Blanchard, L (9, PH)										3	0	1	0	0	0	2		AB 35 R 1 H 11 RBI 1 BB 1 SO 5 LOB 19
Billy Bryan, L Jim Landis, R Jim Dickson, L Santiago Rosario, L (9, PH)										2	0	0	0	0	2	2		
Fred Talbot, R Diego Segui, R Ed Charles, L Lew Krausse, R Wes Stock, R Rene Lachemann, R (7, 2)										0	0	0	0	0	0	0		 WP: 0 PA: 36 ER: 0 WHIP: 1 CS: 1
Inning Stats	R: 0 E: 0 K: 0 S: 4	H: 2 LOB: 1 BB: 0 P: 4	R: 0 E: 0 K: 1 S: 6	H: 1 LOB: 1 BB: 0 P: 6	R: 1 E: 0 K: 1 S: 7	H: 2 LOB: 1 BB: 0 P: 7	R: 0 E: 0 K: 1 S: 6	H: 1 LOB: 1 BB: 0 P: 6	R: 0 E: 0 K: 0 S: 3	H: 1 LOB: 1 BB: 1 P: 7	R: 0 E: 1 K: 0 S: 4	H: 0 LOB: 1 BB: 0 P: 4	R: 0 E: 0 K: 0 S: 3	H: 0 LOB: 0 BB: 0 P: 3	1B: 10 2B: 2 3B: 0 HR: 0	SF: 0 SAC: 0 DP: 2 HBP: 0		
PITCHER	IP WLS BF H R ER SO BB IBB HBP BLK WP HR S P ERA WHIP																	
Jack Kralick, L ERA: 4.07 Gary Bell, R ERA: 3.51	(1, 1) (7, 1)	6.0 S	27 9	11 0	1 0	1 0	5 0	1 0	0 0	0 0	0 0	0 9	36 9	40 9	1.50 0.00	2.000 0.000		

Batter	1	2	3	4	5	6	7	8	9	AB	R	H	RBI	BB	SO	LOB	BOTTOM	
Larry Brown, R OBP: 0.337, SLG: 0.402 (1, 6)										4	0	0	0	0	1	2	Kansas City Athletics @ Cleveland Indians Cleveland Municipal Stadium, Cleveland, OH Wed Aug 18 1965, 7:05 PM EDT Att: 11,736 - Unknown livebaseballscorecards.com	
Vic Davallito, L OBP: 0.343, SLG: 0.380 (1, 8)										4	1	1	0	0	0	1		
Leon Wagner, L Chico Salmon, R (9, 7)										4	0	1	0	0	1	1		
Rocky Colavito, R Chuck Hinton, R (5, 9)										2	1	1	2	0	1	1		
Fred Whitfield, L OBP: 0.310, SLG: 0.495 (1, 3)										4	1	1	1	0	0	2		
Max Alvis, R OBP: 0.335, SLG: 0.455 (1, 5)										3	0	0	0	0	0	1		
Pedro Gonzalez, R OBP: 0.311, SLG: 0.386 (1, 4)										3	1	1	1	0	0	0		AB 30 R 4 H 6 RBI 4 BB 2 SO 6 LOB 9
Duke Sims, L OBP: 0.289, SLG: 0.338 (1, 2)										2	0	0	0	1	1	0		
Jack Kralick, L Gary Bell, R (7, 1)										2	0	1	0	0	1	1		
Inning Stats	R: 3 E: 0 K: 0 S: 6	H: 3 LOB: 0 BB: 0 P: 6	R: 1 E: 0 K: 2 S: 9	H: 2 LOB: 1 BB: 0 P: 9	R: 0 E: 0 K: 1 S: 6	H: 1 LOB: 1 BB: 0 P: 6	R: 0 E: 0 K: 1 S: 5	H: 0 LOB: 1 BB: 1 P: 9	R: 0 E: 0 K: 0 S: 3	H: 0 LOB: 0 BB: 0 P: 3	R: 0 E: 0 K: 1 S: 5	H: 0 LOB: 1 BB: 1 P: 9	R: 0 E: 0 K: 1 S: 5	H: 0 LOB: 1 BB: 1 P: 9	1B: 1 2B: 2 3B: 0 HR: 3	SF: 0 SAC: 0 DP: 0 HBP: 0		
PITCHER	IP WLS BF H R ER SO BB IBB HBP BLK WP HR S P ERA WHIP																	
Fred Talbot, R Diego Segui, R Wes Stock, R Jim Dickson, R	(1, 1) (2, 1) (5, 1) (7, 1)	1.0 3.0 2.0 2.0	L 12 6 7	7 2 0 0	4 0 0 0	4 0 0 2	0 1 0 1	0 0 0 0	0 0 6 10	3 19 6 14	7 23 6 14	0.00 0.00 0.00 0.00	4.000 1.000 0.000 0.500					

Batter	1	2	3	4	5	6	7	8	9	AB	R	H	RBI	BB	SO	LOB	TOP		
Danny Cater, R OBP: 0.319, SLG: 0.418 (1, 7)										5	0	2	0	0	1	2			
Don Buford, S OBP: 0.381, SLG: 0.389 (1, 4) (8, 5)										4	0	1	0	0	0	2			
Floyd Robinson, L OBP: 0.347, SLG: 0.380 (1, 9)										3	1	1	0	1	0	2			
Bill Skowron, R OBP: 0.326, SLG: 0.448 (1, 3)										4	1	1	2	0	0	4			
Pete Ward, L OBP: 0.349, SLG: 0.399 Al Weis, S OBP: 0.345, SLG: 0.382 (1, 5) (8, 4)										4	0	1	0	0	1	2			
John Romano, R OBP: 0.386, SLG: 0.436 Hoyt Wilhelm, R (8, 1) (1, 2)										4	0	0	0	0	0	2			
Ron Hansen, R OBP: 0.313, SLG: 0.383 (1, 6)										3	1	1	0	1	0	0			
Ken Berry, R OBP: 0.255, SLG: 0.323 (1, 8)										3	0	0	0	0	0	1			
Gary Peters, L OBP: 0.200, SLG: 0.238 J.C. Martin, L OBP: 0.343, SLG: 0.357 (1, 1) (8, 2)										3	0	1	1	0	0	1			
Inning Stats	R: 0 E: 0 K: 0 S: 4	H: 1 LOB: 2 BB: 1 P: 8	R: 1 E: 0 K: 0 S: 5	H: 2 LOB: 1 BB: 0 P: 5	R: 2 E: 0 K: 1 S: 7	H: 2 LOB: 0 BB: 1 P: 7	R: 0 E: 0 K: 0 S: 3	H: 0 LOB: 1 BB: 1 P: 7	R: 0 E: 0 K: 0 S: 5	H: 2 LOB: 2 BB: 0 P: 5	R: 0 E: 1 K: 0 S: 4	H: 1 LOB: 1 BB: 0 P: 4	R: 0 E: 0 K: 0 S: 3	H: 0 LOB: 0 BB: 0 P: 3	R: 0 E: 0 K: 1 S: 5	H: 0 LOB: 0 BB: 0 P: 5	1B: 5 2B: 2 3B: 0 HR: 1	SF: 0 SAC: 1 DP: 0 HBP: 0	WP: 0 PA: 37 CS: 0
PITCHER	IP	WLS	BF	H	R	ER	SO	BB	IBB	HBP	BLK	WP	HR	S	P	ERA	WHIP		
Catfish Hunter, R ERA: 4.73 (1, 1)	5.0	L	24	7	3	3	1	2	0	0	0	0	1	24	32	5.40	1.800		
Wes Stock, R ERA: 4.54 (6, 1)	2.0		7	1	0	0	0	0	0	0	0	0	0	7	7	0.00	0.500		
Jim Dickson, R ERA: 3.65 (8, 1)	2.0		6	0	0	0	1	0	0	0	0	0	0	8	8	0.00	0.000		

Chicago White Sox @ Kansas City Athletics
Municipal Stadium, Kansas City, MO
Fri Aug 20 1965, 8:05 PM EDT
Att: 6,681 - Unknown

livebaseballscorecards.com

AB 34
R 3
H 8
RBI 3
BB 2
SO 2
LOB 16

Batter	1	2	3	4	5	6	7	8	9	AB	R	H	RBI	BB	SO	LOB	BOTTOM		
Bert Campaneris, R OBP: 0.336, SLG: 0.411 (1, 6)										4	0	1	0	0	1	0			
Jim Landis, R OBP: 0.363, SLG: 0.351 (1, 8)										4	0	0	0	0	1	2			
Mike Hershberger, R OBP: 0.292, SLG: 0.319 (1, 9)										3	0	0	0	1	0	0			
Ken Harrelson, R OBP: 0.336, SLG: 0.449 (1, 3)										4	1	2	1	0	0	0			
Ed Charles, R OBP: 0.331, SLG: 0.394 (1, 5)										4	0	1	0	0	0	2			
Dick Green, R OBP: 0.306, SLG: 0.385 (1, 4)										4	0	0	0	0	0	2			
Rene Lachemann, R OBP: 0.246, SLG: 0.407 (1, 2)										3	0	0	0	0	1	1			
Tommy Reynolds, R OBP: 0.311, SLG: 0.278 (1, 7)										3	0	1	0	0	0	1			
Catfish Hunter, R OBP: 0.091, SLG: 0.091 Skip Lockwood, R OBP: 0.270, SLG: 0.129 Wes Stock, R (1, 1) (6, PH) (6, 1)										1	0	0	0	0	0	0			
Santiago Rosario, L OBP: 0.326, SLG: 0.439 Jim Dickson, L (8, 1) (7, PH)										0	0	0	0	0	1	1			
Inning Stats	R: 0 E: 0 K: 0 S: 3	H: 0 LOB: 0 BB: 0 P: 3	R: 1 E: 0 K: 0 S: 5	H: 2 LOB: 1 BB: 0 P: 5	R: 0 E: 0 K: 0 S: 3	H: 0 LOB: 0 BB: 0 P: 3	R: 0 E: 0 K: 0 S: 3	H: 1 LOB: 1 BB: 1 P: 7	R: 0 E: 0 K: 2 S: 8	H: 0 LOB: 0 BB: 0 P: 3	R: 0 E: 0 K: 2 S: 7	H: 1 LOB: 1 BB: 0 P: 8	R: 0 E: 0 K: 2 S: 7	H: 0 LOB: 0 BB: 0 P: 7	R: 0 E: 0 K: 0 S: 3	H: 0 LOB: 0 BB: 0 P: 3	1B: 5 2B: 0 3B: 0 HR: 1	SF: 0 SAC: 0 DP: 1 HBP: 0	WP: 1 PA: 33 CS: 0
PITCHER	IP	WLS	BF	H	R	ER	SO	BB	IBB	HBP	BLK	WP	HR	S	P	ERA	WHIP		
Gary Peters, L ERA: 3.93 (1, 1)	7.0		27	6	1	1	2	1	0	0	0	0	1	30	34	1.29	1.000		
Hoyt Wilhelm, R ERA: 2.12 (8, 1)	2.0	S	6	0	0	0	2	0	0	0	0	0	0	10	10	0.00	0.000		

Chicago White Sox @ Kansas City Athletics
Municipal Stadium, Kansas City, MO
Fri Aug 20 1965, 8:05 PM EDT
Att: 6,681 - Unknown

livebaseballscorecards.com

AB 32
R 1
H 6
RBI 1
BB 1
SO 4
LOB 9

Batter	1	2	3	4	5	6	7	8	9	10	11	AB	R	H	RBI	BB	SO	LOB	TOP				
Danny Cater, R OBP: 0.317, SLG: 0.414 Smoky Burgess, L OBP: 0.357, SLG: 0.435 Dave Nicholson, R OBP: 0.239, SLG: 0.278	E6 BB G6-4-3	6-3			F3		F8		E4 FC7-5		K	4	1	0	0	0	0	2					
Don Buford, S OBP: 0.351, SLG: 0.387	G6-4-3 BB 1-2	F8			F8			F2	FC7-5		1B 1B	5	1	1	1	1	0	3					
Floyd Robinson, L OBP: 0.345, SLG: 0.376	G6-4-3 BB 1-2 2-3		5-3		F3			G3	F3		F8	5	0	0	0	1	0	3					
Bill Skowron, R OBP: 0.330, SLG: 0.462 Tom McCraw, L OBP: 0.287, SLG: 0.279	G6-4-3					HR				SH1-4 1B BB	1B	3	1	2	1	1	0	2					
Pete Ward, L OBP: 0.346, SLG: 0.395 Al Weis, S OBP: 0.354, SLG: 0.391	4-3				FC4-2-5		4-3	G3		SH1-4 1B	1B	4	0	0	0	0	0	3					
John Romano, R OBP: 0.362, SLG: 0.431 Eddie Fisher, R OBP: 0.148, SLG: 0.115 Hoyt Wilhelm, R		6-3			F4		6-3		F9	SH1-4	K	3	0	0	0	0	0	1					
Bruce Howard, S OBP: 0.176, SLG: 0.167 Frank Lary, R OBP: 0.238, SLG: 0.238										1-2 2-3		2	0	0	0	0	0	0					
Ron Hansen, R OBP: 0.318, SLG: 0.385		2B 1B			G5-4-3 1B		1-3		BB E HBP		IBB	3	2	2	0	1	0	0					
Ken Berry, R OBP: 0.260, SLG: 0.328		2B			G5-4-3 1B			CS 6-3 1B	E BB FC7-5 HBP		K	4	2	2	1	0	1	4					
Tommy John, R OBP: 0.217, SLG: 0.186 Bob Locker, S							6-3		FC7-5 E		F8	2	0	0	0	0	0	0					
J.C. Martin, L OBP: 0.343, SLG: 0.353	2B				K				1-2 2-3 BB			2	0	0	0	1	0	4					
Inning Stats	R: 1 E: 0 K: 0 S: 3	H: 0 LOB: 1 BB: 2 P: 11	R: 2 E: 0 K: 0 S: 6	H: 3 LOB: 1 BB: 0 P: 6	R: 0 E: 0 K: 1 S: 4	H: 1 LOB: 1 BB: 0 P: 4	R: 0 E: 0 K: 1 S: 5	H: 1 LOB: 0 BB: 0 P: 5	R: 0 E: 0 K: 0 S: 3	H: 1 LOB: 0 BB: 0 P: 3	R: 0 E: 0 K: 0 S: 4	H: 0 LOB: 1 BB: 1 P: 7	R: 2 E: 1 K: 0 S: 4	H: 0 LOB: 2 BB: 2 P: 10	R: 0 E: 0 K: 1 S: 6	H: 1 LOB: 3 BB: 2 P: 14	R: 1 E: 0 K: 2 S: 10	H: 3 LOB: 2 BB: 0 P: 10	1B: 7 2B: 2 3B: 1 HR: 1	SF: 0 SAC: 1 DP: 2 HBP: 2	WP: 0 PB: 0 SB: 0 CS: 1	PA: 51	
PITCHER	IP WLS BF H R ER SO BB IBB HBP BLK WP HR S P ERA WHIP	Rollie Sheldon, R ERA: 4.09	Jack Aker, R ERA: 4.29	Diego Segui, R ERA: 4.91	Wes Stock, R ERA: 4.67	John Wyatt, R ERA: 2.44	Jim Dickson, R ERA: 3.63	Catfish Hunter, R ERA: 4.67	Lew Krausse, R ERA: 3.52														
Batter	1	2	3	4	5	6	7	8	9	10	11	AB	R	H	RBI	BB	SO	LOB	BOTTOM				
Bert Campaneris, R OBP: 0.336, SLG: 0.410	5-3	6-3			S 1B		F2		PB S WP 1B		F4	6	1	2	1	0	0	2					
Mike Hershberger, R OBP: 0.293, SLG: 0.324	WP 3B	6-3			K		F7		WP BB			4	1	1	0	1	1	2					
Jim Landis, R OBP: 0.360, SLG: 0.348	6-3				K			CS 1B	F6			5	0	1	0	0	1	2					
Ken Harrelson, R OBP: 0.334, SLG: 0.444	S 1B BB	6-3			5-3			1-2 K			K	4	1	0	0	1	2	2					
Ed Charles, R OBP: 0.329, SLG: 0.391	1B 1B				K			F4			F3	5	0	1	1	0	2	0					
Dick Green, R OBP: 0.315, SLG: 0.398	1-2 1B				FC5-6 1B			HR	WP G4-1 HBP		K	4	2	3	1	0	1	0					
Rene Lachemann, R OBP: 0.243, SLG: 0.402 Billy Bryan, L OBP: 0.316, SLG: 0.435	K				FC5-6 5-3		3-1		K		K	2	0	0	0	0	1	3					
Tommy Reynolds, R OBP: 0.217, SLG: 0.201 Santiago Rosario, L OBP: 0.285, SLG: 0.288 Catfish Hunter, R OBP: 0.316, SLG: 0.301 Lew Krausse, R OBP: 0.305, SLG: 0.448 Jose Torrealba, L OBP: 0.200, SLG: 0.244 John O'Donoghue, R OBP: 0.222, SLG: 0.239					5-3		3-1		G4-1 1B HBP		FC4-6 BB	3	0	1	0	0	0	1					
Relie Sheldon, R ERA: 2.12 Skip Lockwood, R ERA: 2.56 Wes Stock, R ERA: 4.67 John Wyatt, R ERA: 2.44 Jim Dickson, L ERA: 3.63					L7				G4-1		FC4-6	0	0	0	0	0	0	0					
Inning Stats	R: 2 E: 0 K: 1 S: 8	H: 3 LOB: 2 BB: 1 P: 12	R: 0 E: 0 K: 1 S: 6	H: 1 LOB: 1 BB: 0 P: 6	R: 0 E: 0 K: 1 S: 5	H: 0 LOB: 0 BB: 0 P: 5	R: 0 E: 0 K: 0 S: 4	H: 1 LOB: 1 BB: 0 P: 4	R: 0 E: 0 K: 2 S: 8	H: 0 LOB: 0 BB: 0 P: 3	R: 0 E: 0 K: 1 S: 5	H: 1 LOB: 1 BB: 1 P: 5	R: 3 E: 0 K: 1 S: 6	H: 1 LOB: 1 BB: 1 P: 12	R: 0 E: 0 K: 2 S: 7	H: 0 LOB: 0 BB: 0 P: 7	R: 0 E: 0 K: 1 S: 5	H: 0 LOB: 1 BB: 1 P: 9	1B: 6 2B: 0 3B: 2 HR: 1	SF: 0 SAC: 0 DP: 0 HBP: 2	WP: 3 PB: 1 SB: 3 CS: 1	PA: 46	
PITCHER	IP WLS BF H R ER SO BB IBB HBP BLK WP HR S P ERA WHIP	Tommy John, L ERA: 3.07	Bob Locker, R ERA: 2.56	Eddie Fisher, R ERA: 1.88	Hoyt Wilhelm, R ERA: 2.12	Bruce Howard, R ERA: 3.76	Frank Lary, R ERA: 3.5																


Chicago White Sox @ Kansas City Athletics
Municipal Stadium, Kansas City, MO
Sat Aug 21 1965, 8:05 PM EDT
Att: 26,690 - Unknown

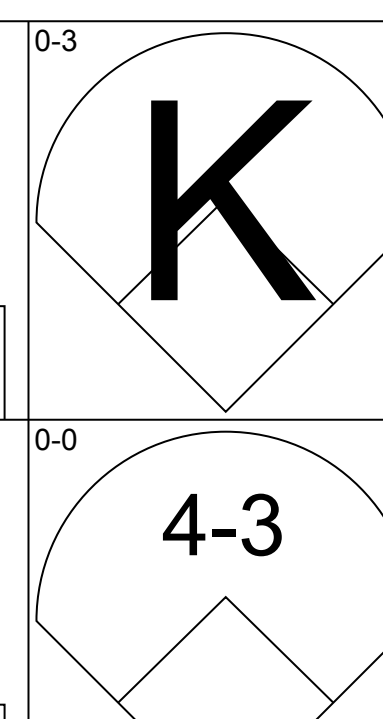
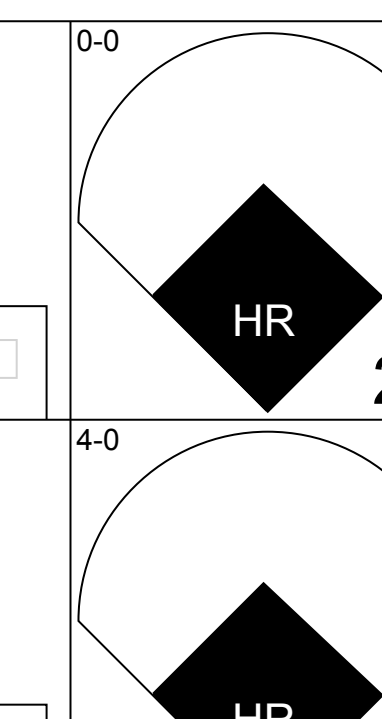
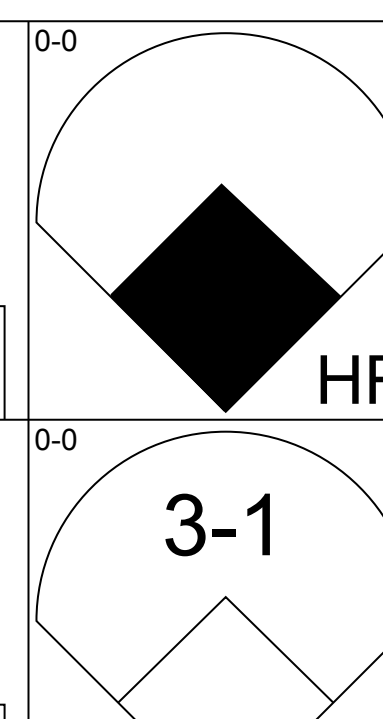
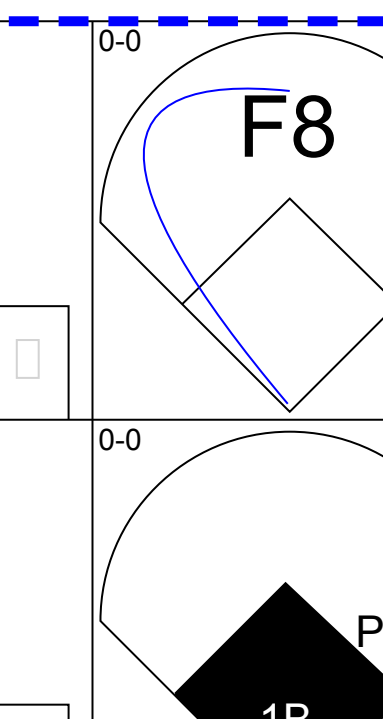
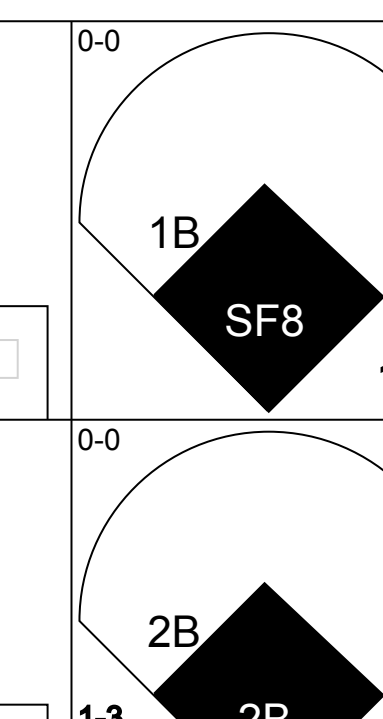
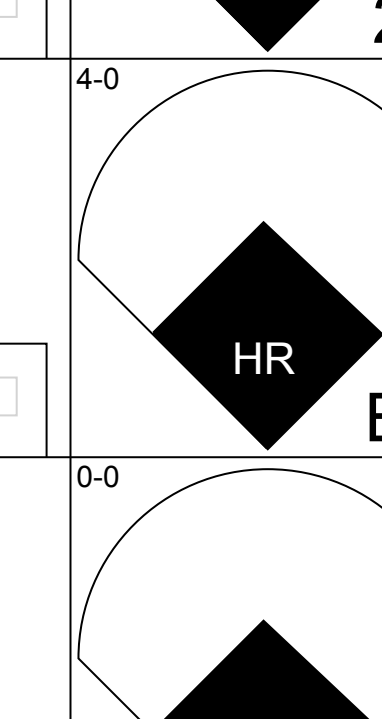
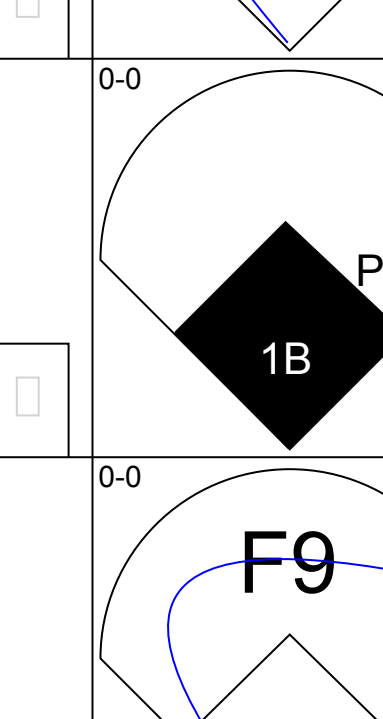
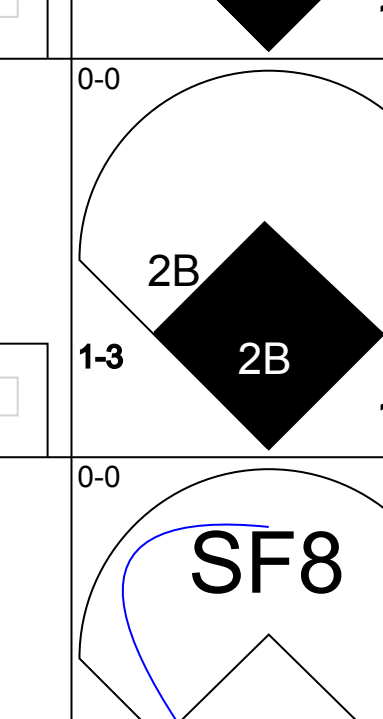
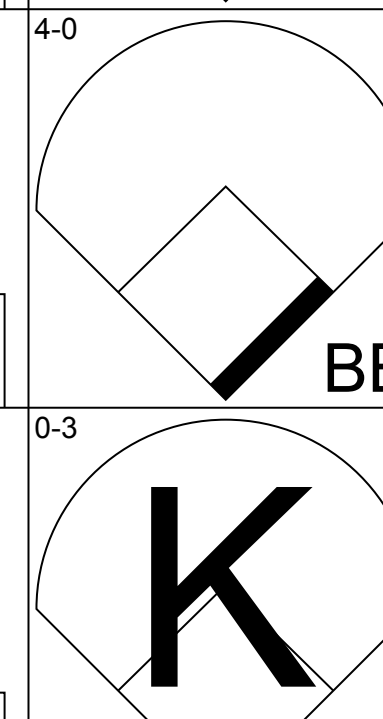
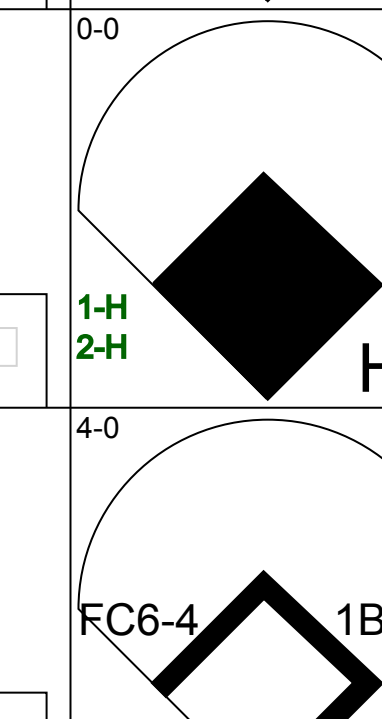
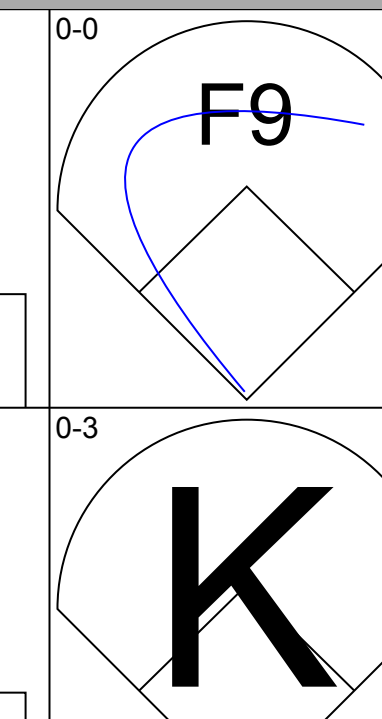
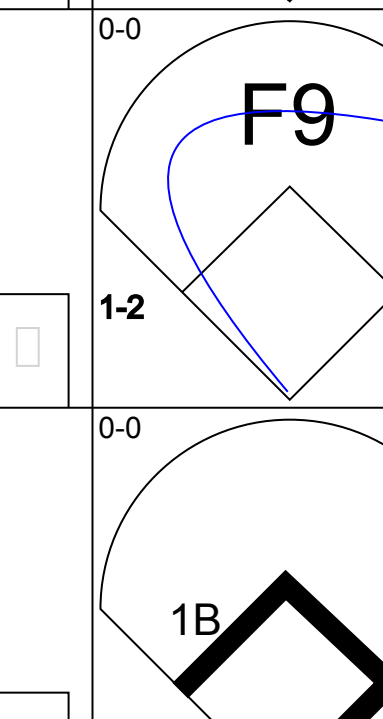
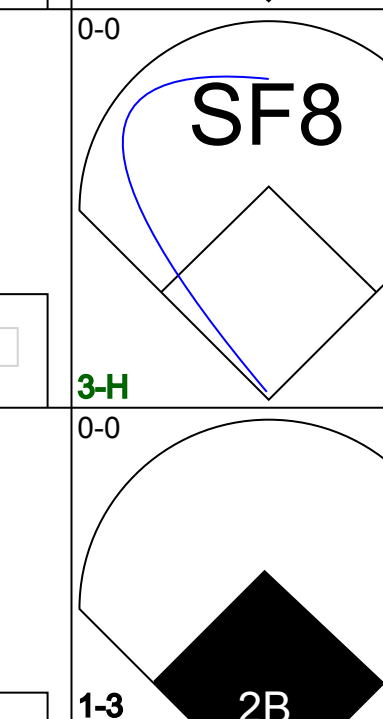
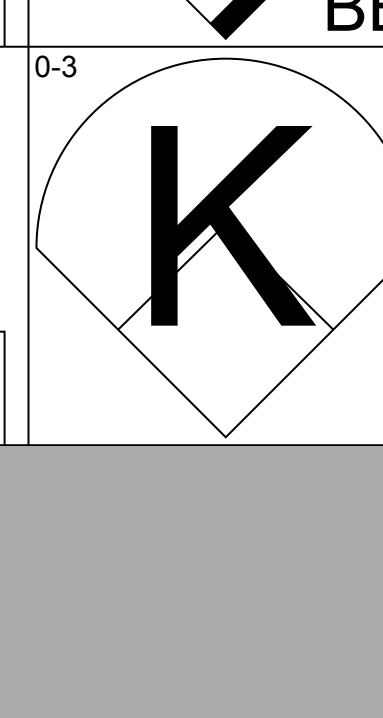
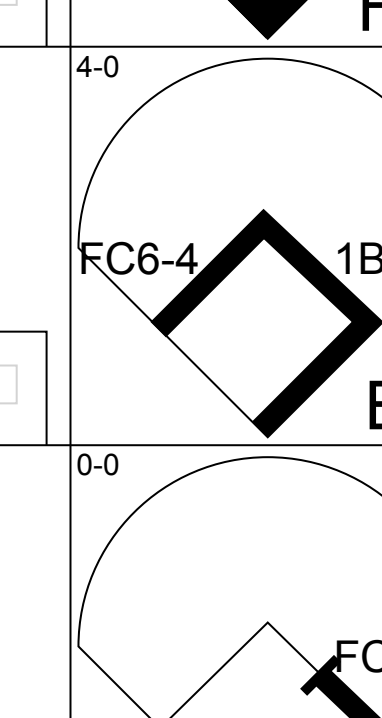
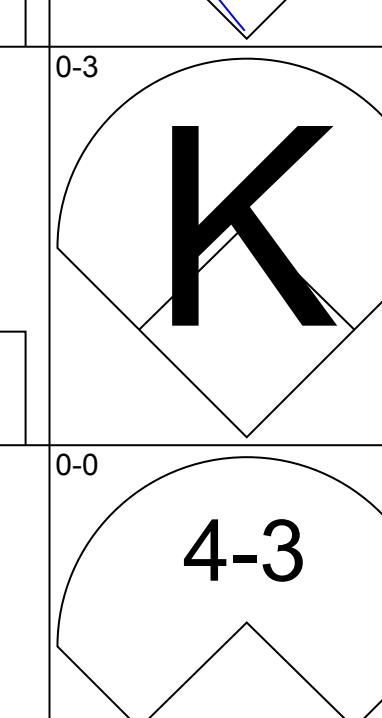
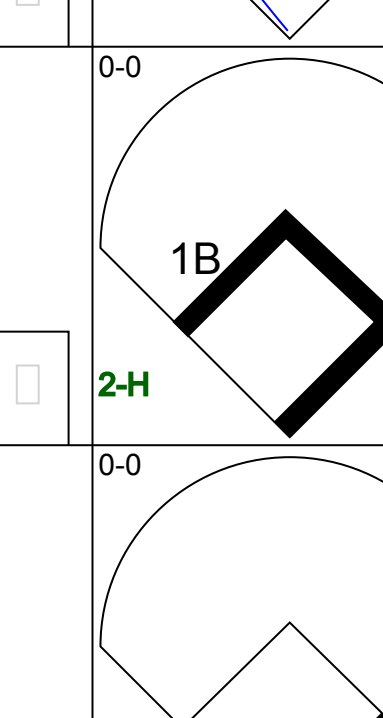
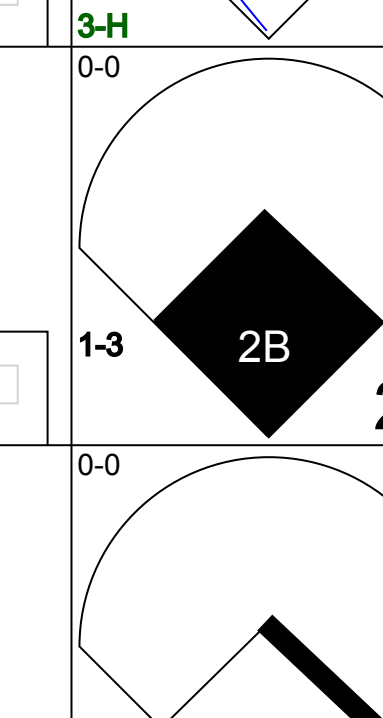

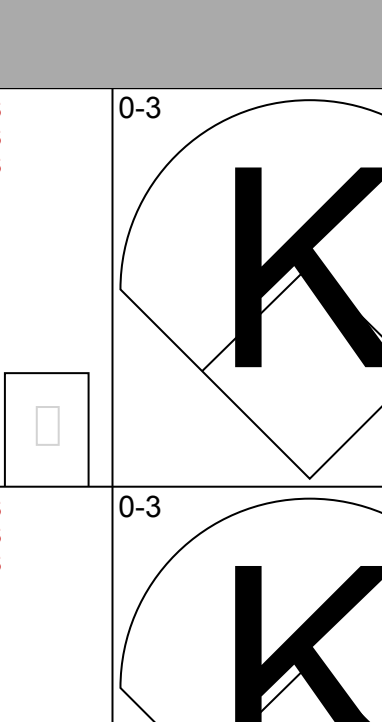
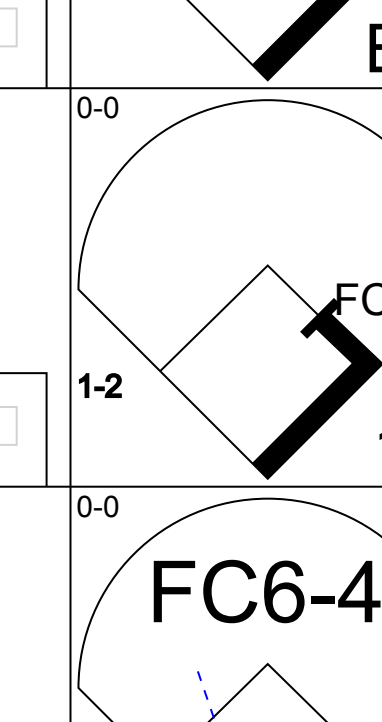
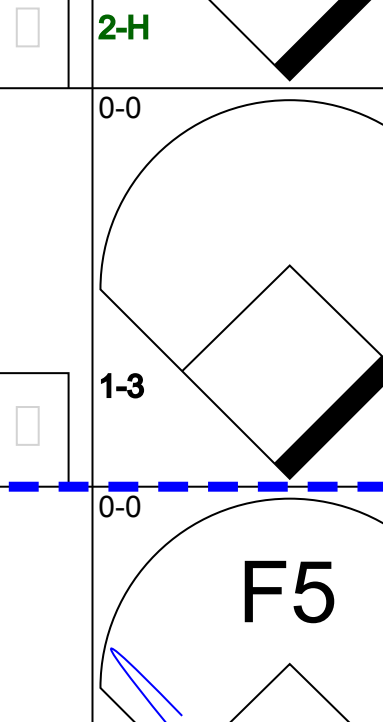
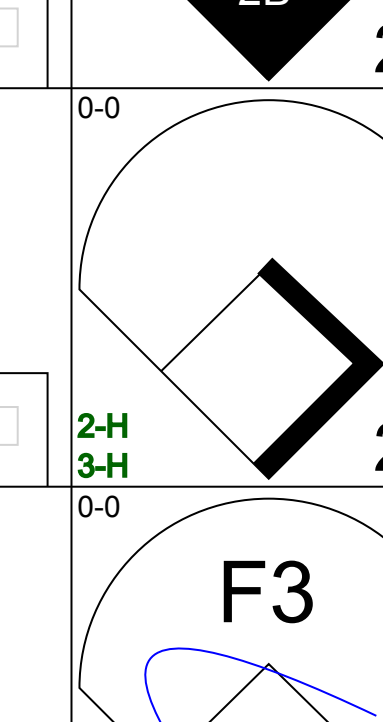

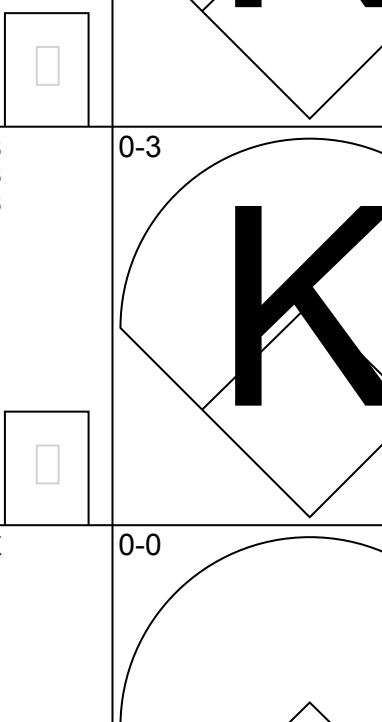
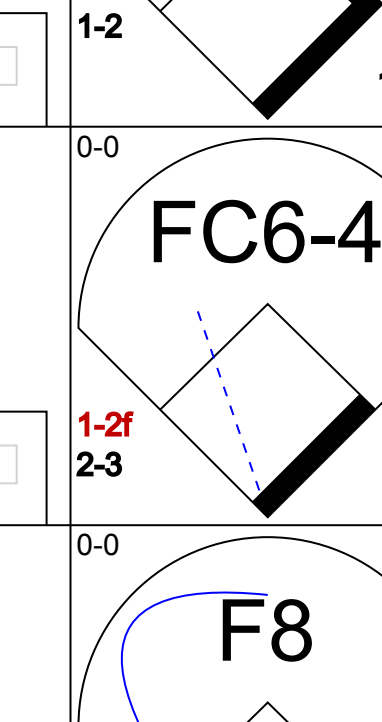
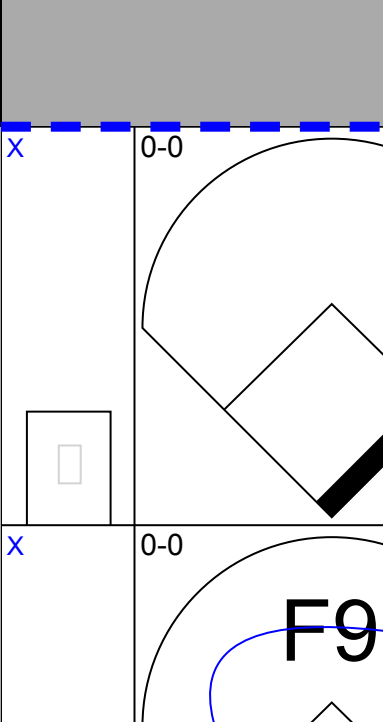
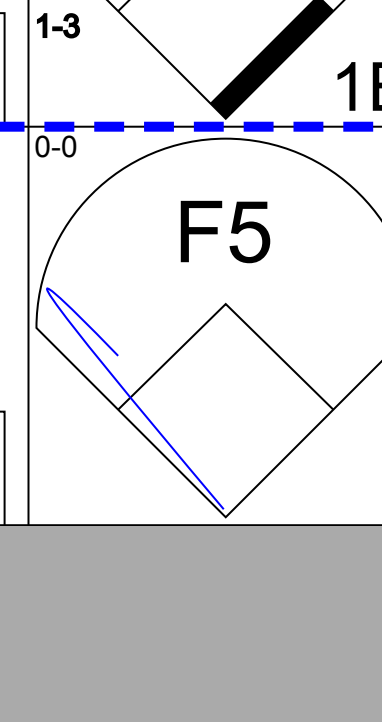
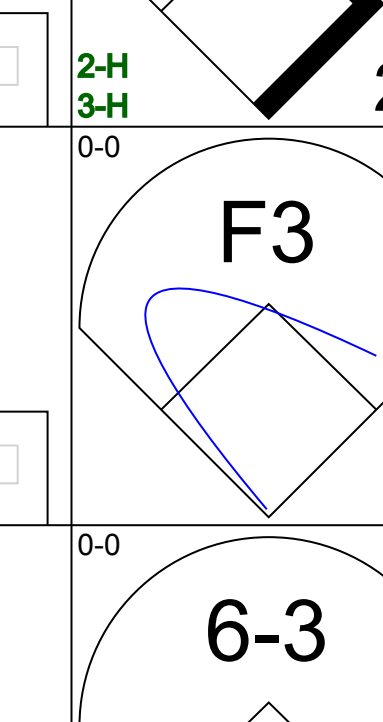

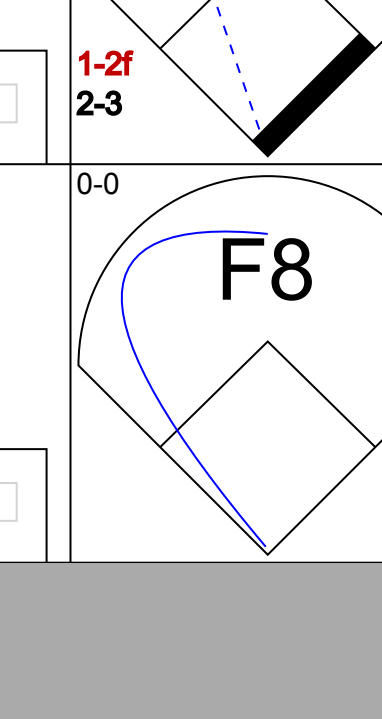
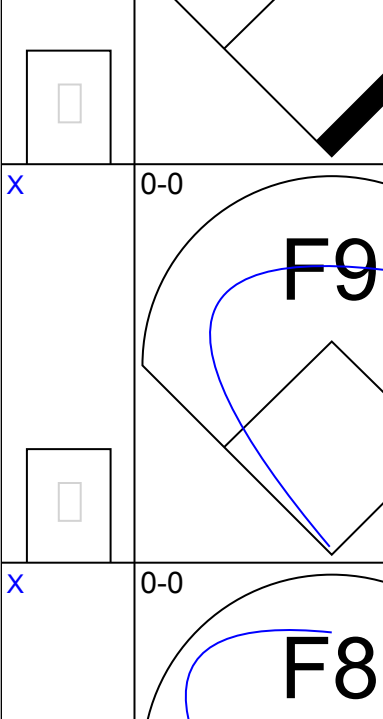
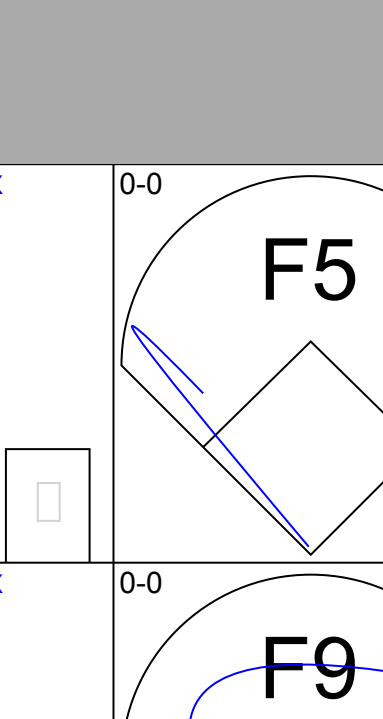
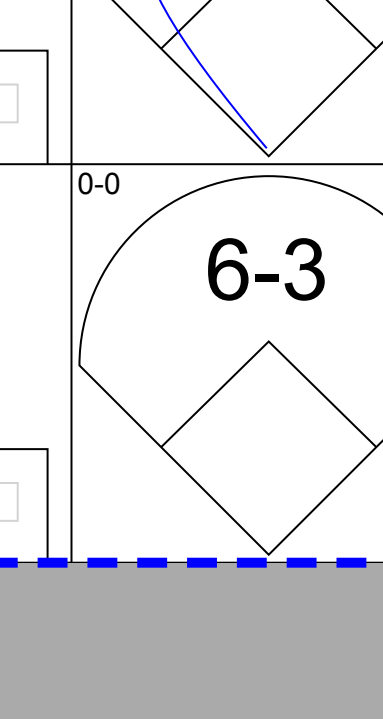

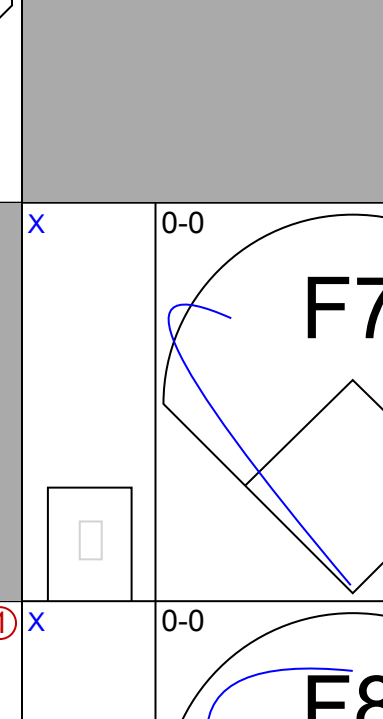
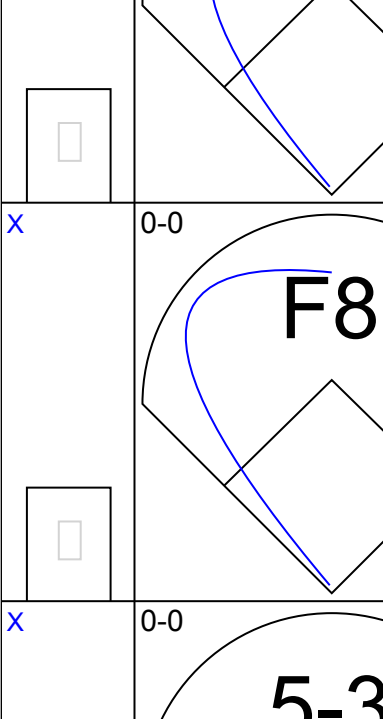
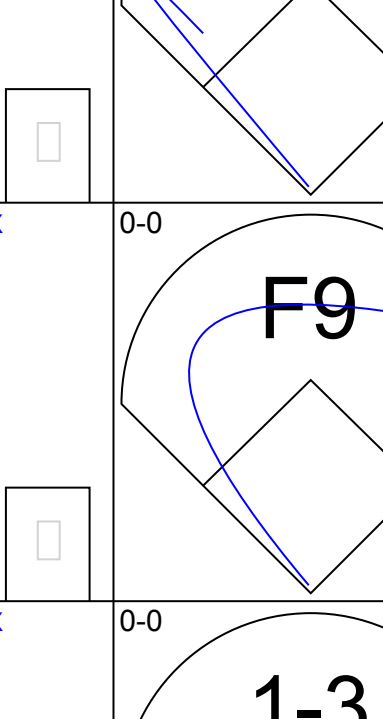
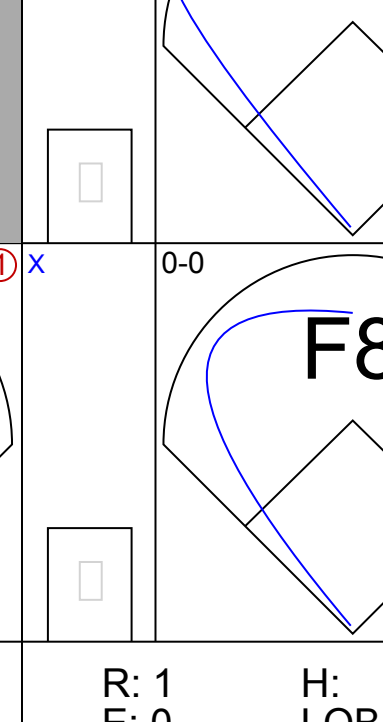
AB 42
R 7
H 11
RBI 6
BB 6
SO 4
LOB 26



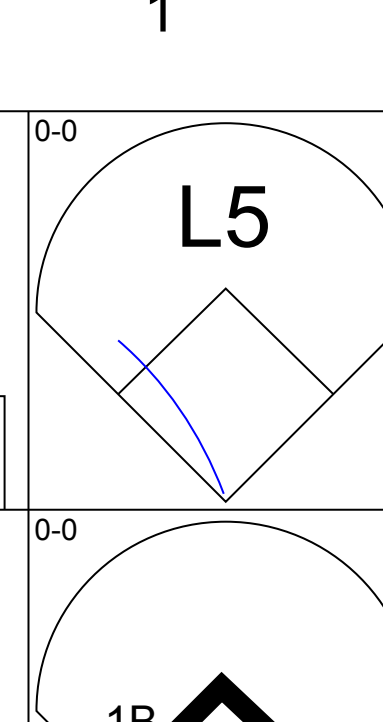
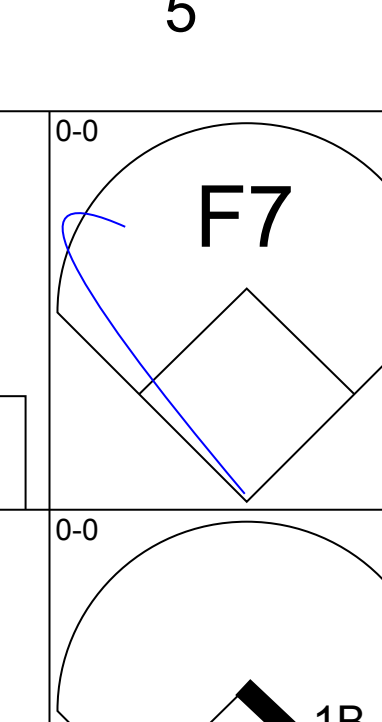
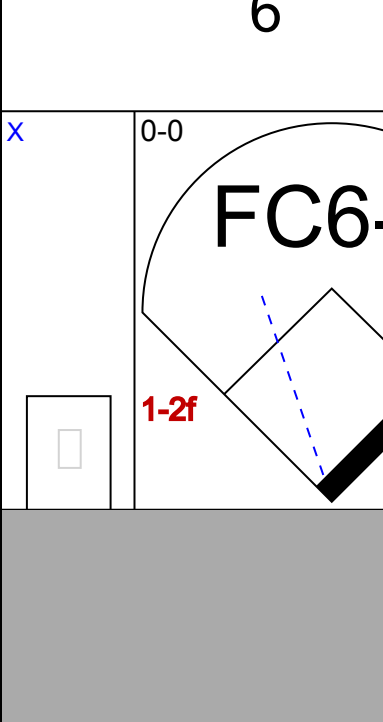
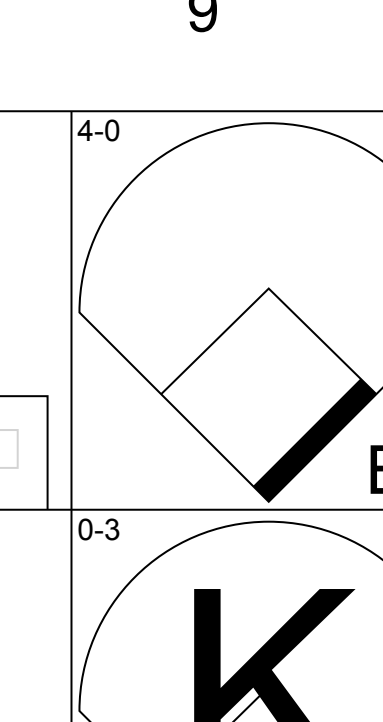
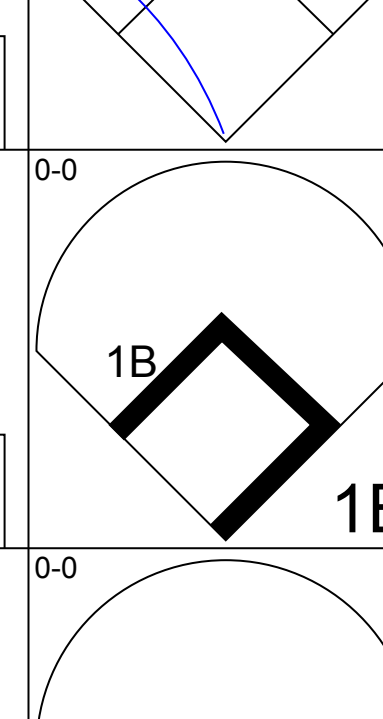
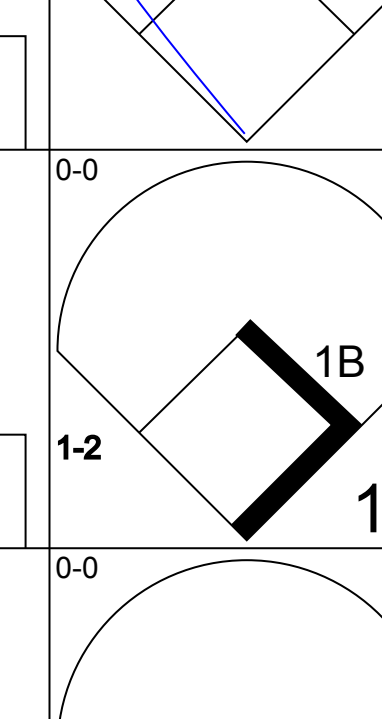
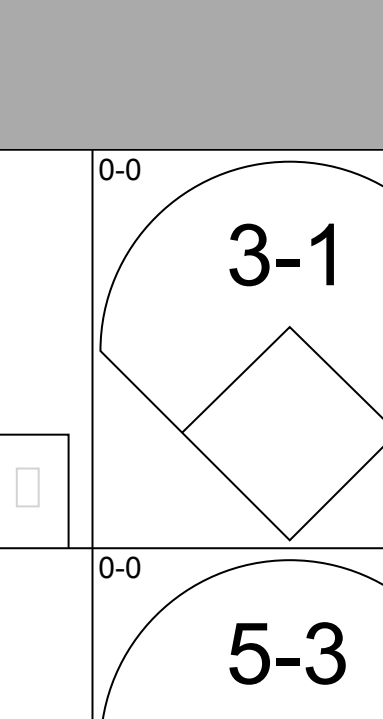
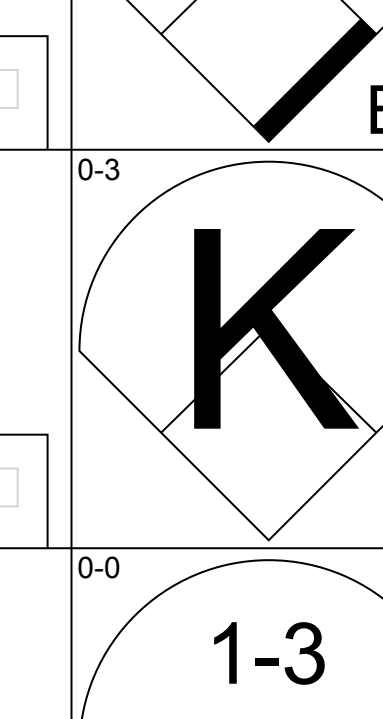
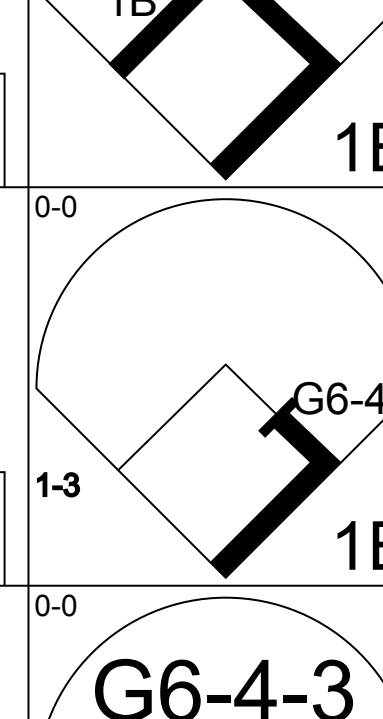
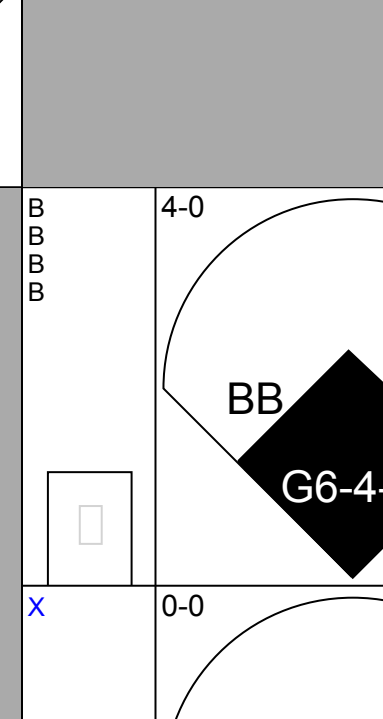
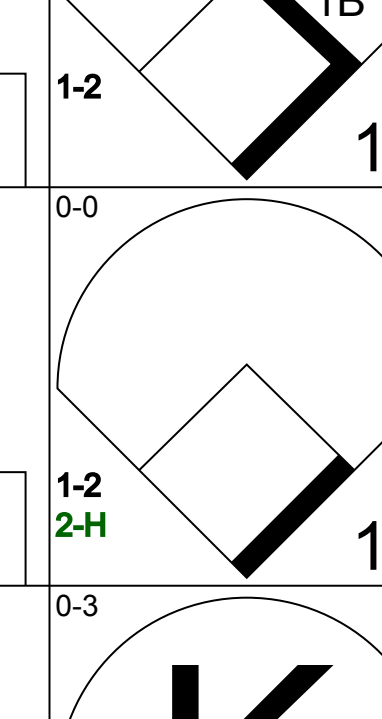
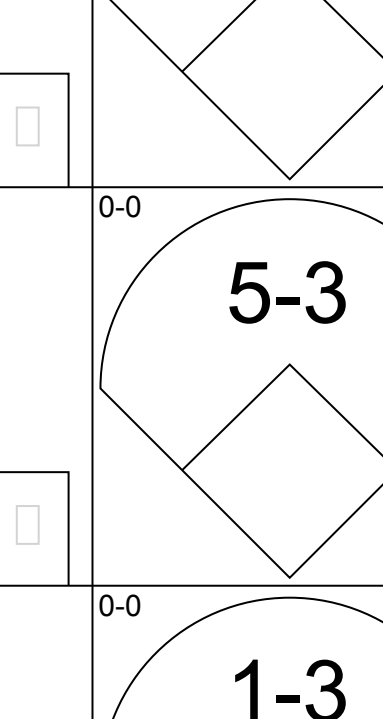
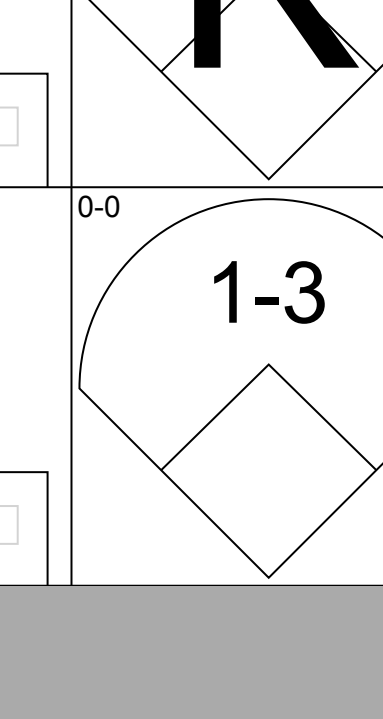
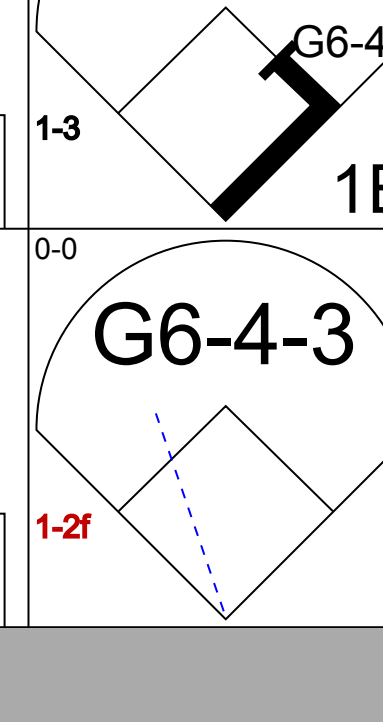
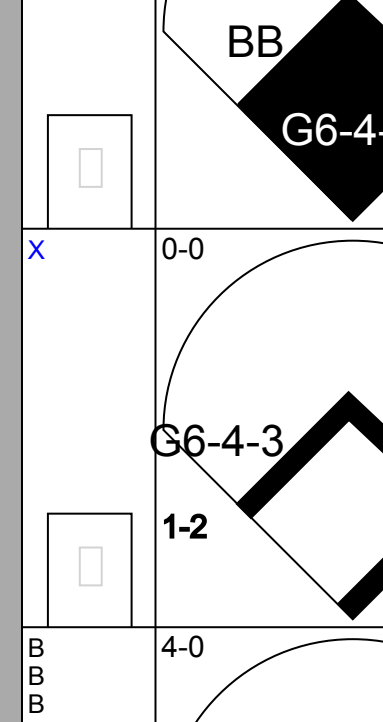
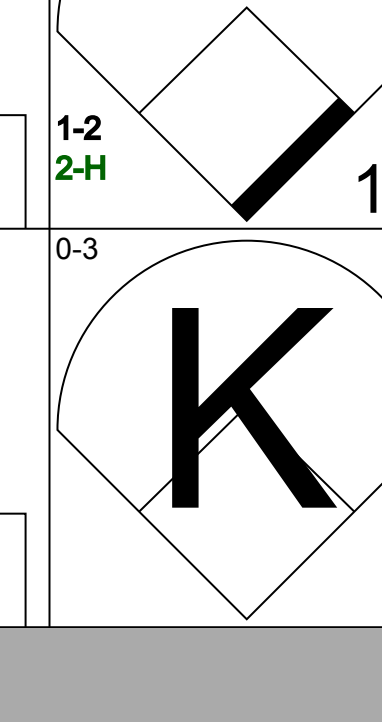
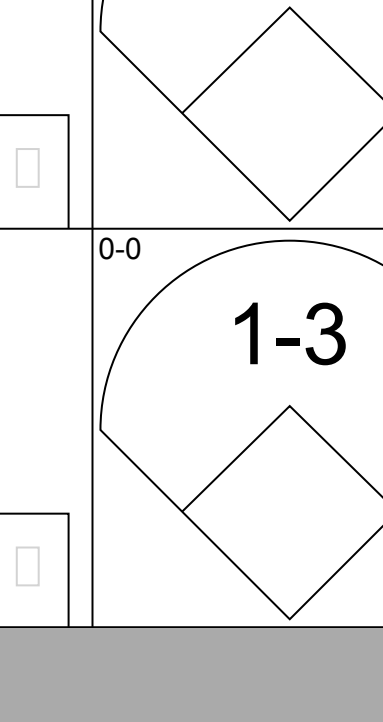

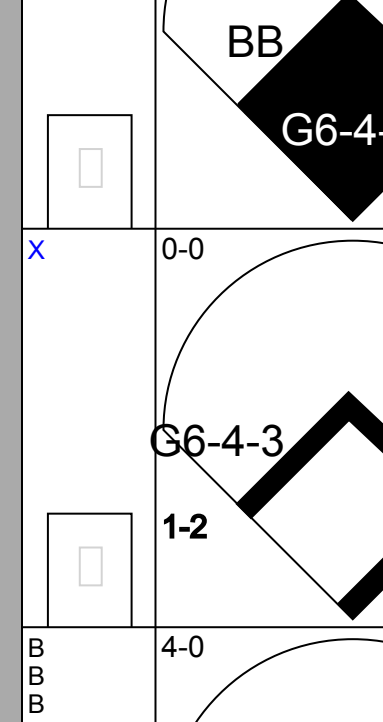


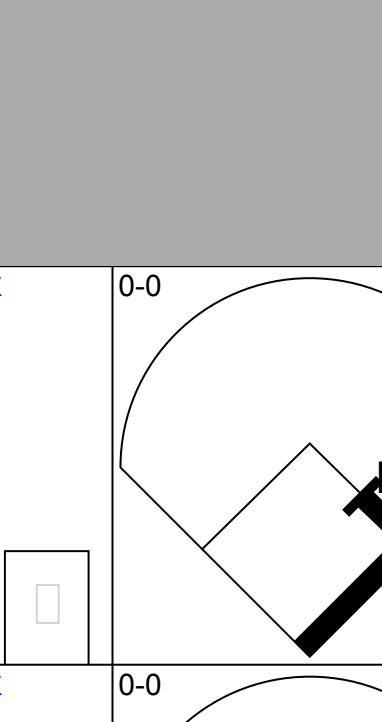
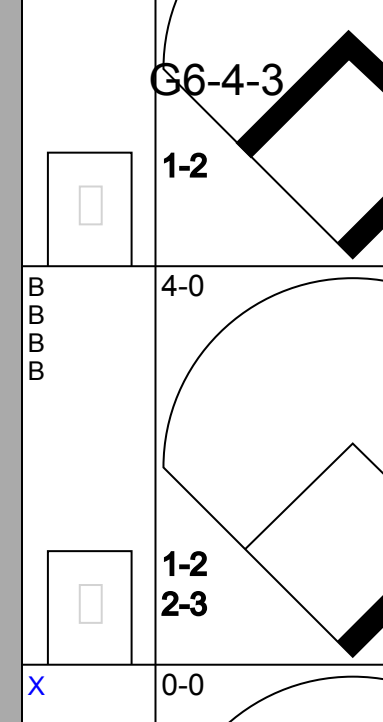
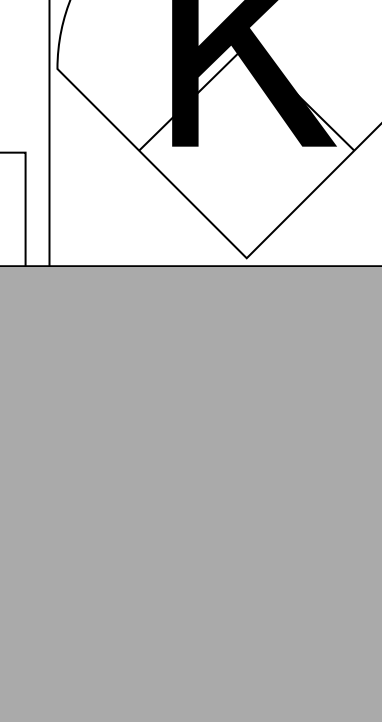
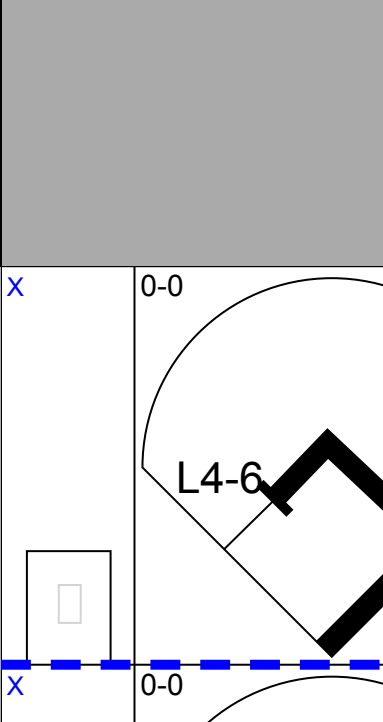
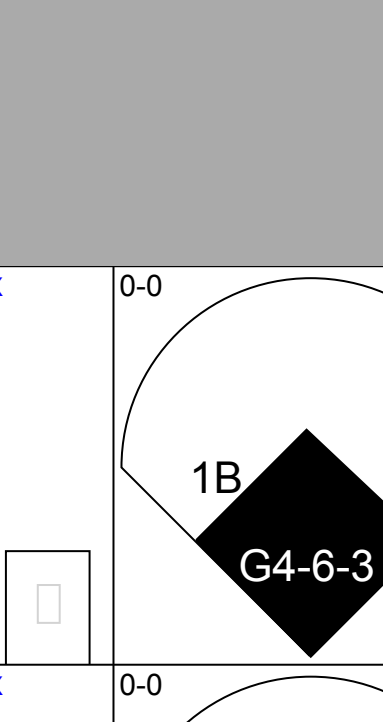
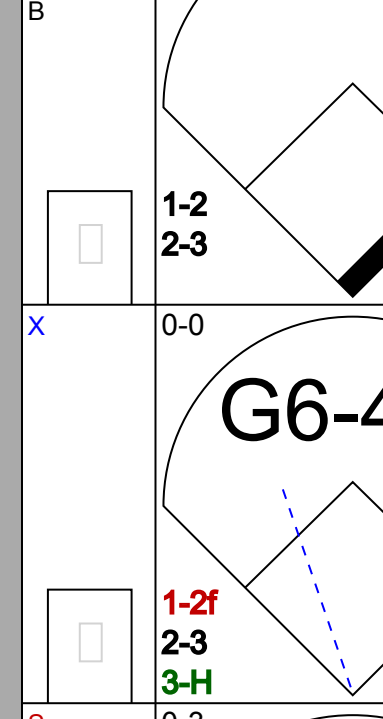
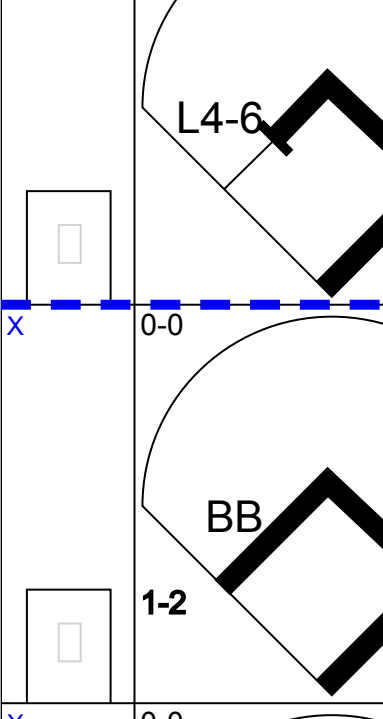
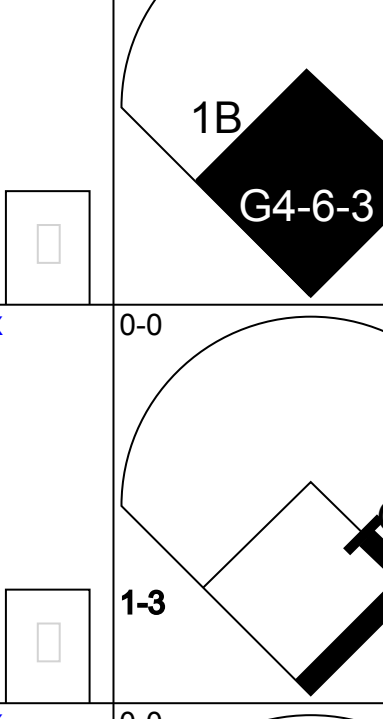

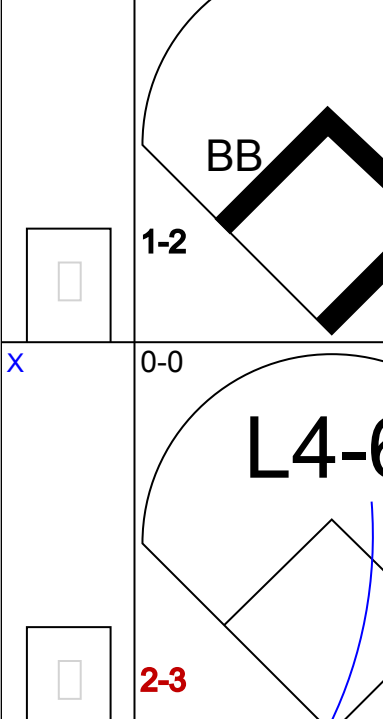
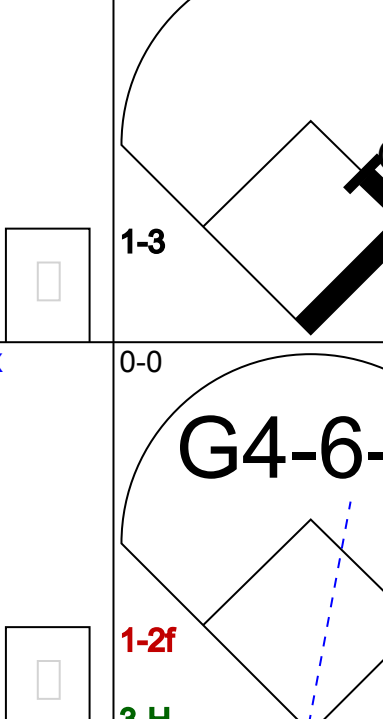

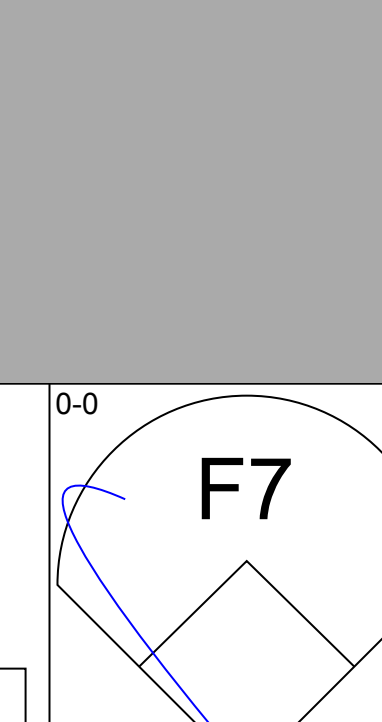
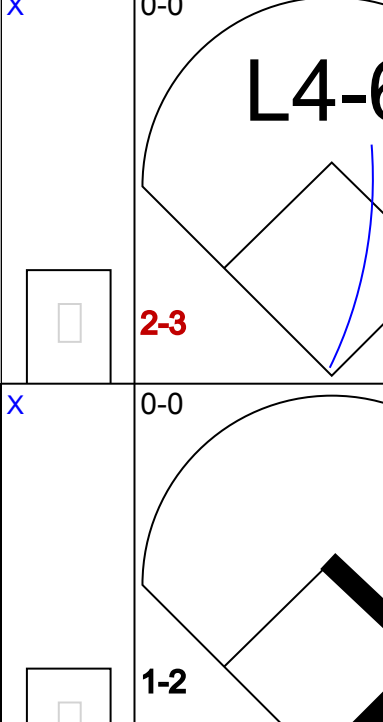

Chicago White Sox @ Kansas City Athletics
Municipal Stadium, Kansas City, MO
Sat Aug 21 1965, 8:05 PM EDT
Att: 26,690 - Unknown


AB 41
R 6
H 9
RBI 4
BB 3
SO 11
LOB 17



Batter	1	2	3	4	5	6	7	8	9	AB	R	H	RBI	BB	SO	LOB	TOP					
Danny Cater, R OBP: 0.320, SLG: 0.426 (1, 7)			 2B	 HR					 1B	5	3	3	1	0	1	0	Chicago White Sox @ Kansas City Athletics Municipal Stadium, Kansas City, MO Sun Aug 22 1965, 4:33 AM EDT Unknown livebaseballscorecards.com					
Don Buford, S OBP: 0.354, SLG: 0.388 (1, 4) (9, 5)	4-3		 HR	3-1			 1B		 2B	4	3	2	0	1	0	0						
Floyd Robinson, L OBP: 0.345, SLG: 0.383 (1, 9)			 HR		 F9		 F9		 SF8	3	1	1	4	1	0	1						
Bill Skowron, R OBP: 0.333, SLG: 0.464 Tom McCraw, L OBP: 0.297, SLG: 0.279 (1, 3) (9, 3)			 1B				 1B		 2B	4	0	2	1	1	2	1						
Pete Ward, L OBP: 0.349, SLG: 0.400 Al Weis, S OBP: 0.354, SLG: 0.391 (1, 5) (9, PR) (9, 4)			 1B		4-3		 1B		 1B	5	0	3	2	0	1	0						
J.C. Martin, L OBP: 0.340, SLG: 0.349 (1, 2)						 1B	 F5		 F3	5	0	1	0	0	1	5						
Ron Hansen, R OBP: 0.317, SLG: 0.383 (1, 6)			 F8			 F9		 F5	 6-3	5	0	1	0	0	0	4						
Ken Berry, R OBP: 0.257, SLG: 0.325 (1, 8)				 F7		 F8		 F9		4	0	0	0	0	0	2						
Joe Horlen, R OBP: 0.224, SLG: 0.185 Bob Locker, S Eddie Fisher, R OBP: 0.143, SLG: 0.111 (1, 1) (6, 1) (6, 1)			5-3	 F8		5-3		1-3		3	0	0	0	0	0	1						
Inning Stats	R: 0 E: 0 K: 2 S: 7	H: 0 LOB: 1 BB: 1 P: 11	R: 0 E: 0 K: 2 S: 8	H: 1 LOB: 1 BB: 0 P: 8	R: 3 E: 0 K: 0 S: 6	H: 3 LOB: 2 BB: 2 P: 14	R: 1 E: 0 K: 0 S: 4	H: 1 LOB: 0 BB: 0 P: 4	R: 0 E: 0 K: 0 S: 5	H: 0 LOB: 0 BB: 0 P: 5	R: 0 E: 0 K: 0 S: 4	H: 1 LOB: 1 BB: 0 P: 4	R: 1 E: 0 K: 0 S: 6	H: 3 LOB: 2 BB: 0 P: 6	R: 0 E: 0 K: 0 S: 3	H: 0 LOB: 0 BB: 0 P: 3		R: 3 E: 0 K: 0 S: 7	H: 4 LOB: 1 BB: 0 P: 7	1B: 8 2B: 3 3B: 0 HR: 2	SF: 1 SAC: 0 DP: 0 HBP: 0	WP: 0 PB: 1 SB: 0 CS: 0
PITCHER	IP WLS BF H R ER SO BB IBB HBP BLK WP HR S P ERA WHIP																					
Fred Talbot, R ERA: 3.94 Jack Aker, R ERA: 4.09 Jim Dickson, R ERA: 3.73 Wes Stock, R ERA: 4.85 (1, 1) (6, 1) (7, 1) (7, 1)	5.0 L 23 5 4 4 5 3 0 0 0 0 0 2 30 42 7.20 1.600																					



Batter	1	2	3	4	5	6	7	8	9	AB	R	H	RBI	BB	SO	LOB	BOTTOM					
Bert Campaneris, R OBP: 0.335, SLG: 0.407 (1, 6)			5-3		 F7	 FC6-4				4	0	0	0	1	0	4	Chicago White Sox @ Kansas City Athletics Municipal Stadium, Kansas City, MO Sun Aug 22 1965, 4:33 AM EDT Unknown livebaseballscorecards.com					
Wayne Causey, L OBP: 0.359, SLG: 0.361 (1, 4)	 1B		4-3		 1B		 3-1		 K	5	0	2	0	0	1	1						
Jim Landis, R OBP: 0.364, SLG: 0.350 (1, 8)	 1B			 1B	 1B		 5-3		 1-3	4	1	2	1	1	0	1						
Ken Harrelson, R OBP: 0.333, SLG: 0.442 (1, 3)	 G6-4-3			 1B	 K		 1-3			4	0	1	0	0	1	4						
Ed Charles, R OBP: 0.336, SLG: 0.397 (1, 5)		 1B		 1B		 1B		 1B		3	1	3	0	1	0	0						
Mike Hershberger, R OBP: 0.299, SLG: 0.325 (1, 9)		 1B		 G6-4-3	 1B		 1B		 1B	4	0	2	0	0	0	3						
Billy Bryan, L OBP: 0.311, SLG: 0.427 (1, 2)	4-3			 K		 L4-6		 G4-6-3		4	0	0	0	0	1	5						
Tommie Reynolds, R OBP: 0.310, SLG: 0.290 (1, 7)	5-3				 F7	 1B		 F8		4	0	1	0	0	0	1						
Fred Talbot, R Joe Taraboulli, L Lew Krausse, R Jack Aker, R Santiago Rosario, L Jim Dickson, L Wes Stock, R Johnny Blanchard, L OBP: 0.283, SLG: 0.304 OBP: 0.406, SLG: 0.455 OBP: 0.299, SLG: 0.325 OBP: 0.143, SLG: 0.111 OBP: 0.299, SLG: 0.325 OBP: 0.310, SLG: 0.290 (1, 1) (5, PR) (5, PR) (6, 1) (6, PR) (7, 1) (7, 1) (9, PR)	 K				 1B	 1B		 F9		1	0	0	0	0	1	0						
Inning Stats	R: 0 E: 0 K: 0 S: 4	H: 2 LOB: 1 BB: 0 P: 4	R: 0 E: 0 K: 0 S: 4	H: 1 LOB: 1 BB: 0 P: 4	R: 0 E: 0 K: 1 S: 5	H: 0 LOB: 0 BB: 0 P: 5	R: 1 E: 0 K: 1 S: 5	H: 1 LOB: 2 BB: 2 P: 13	R: 1 E: 0 K: 1 S: 8	H: 3 LOB: 2 BB: 0 P: 8	R: 0 E: 0 K: 0 S: 5	H: 3 LOB: 3 BB: 1 P: 9	R: 0 E: 0 K: 0 S: 3	H: 0 LOB: 0 BB: 0 P: 3	R: 1 E: 0 K: 0 S: 4	H: 2 LOB: 0 BB: 0 P: 4		R: 0 E: 0 K: 1 S: 5	H: 0 LOB: 1 BB: 1 P: 9	1B: 12 2B: 1 3B: 0 HR: 0	SF: 0 SAC: 0 DP: 4 HBP: 0	WP: 1 PB: 0 SB: 0 CS: 0
PITCHER	IP WLS BF H R ER SO BB IBB HBP BLK WP HR S P ERA WHIP																					
Joe Horlen, R ERA: 3.03 Bob Locker, R Eddie Fisher, R ERA: 1.89 (1, 1) (6, 1) (6, 1)	5.0 W 23 8 2 2 3 2 0 0 0 0 0 1 0 27 35 3.60 2.000																					



Batter	1	2	3	4	5	6	7	8	9	AB	R	H	RBI	BB	SO	LOB	TOP										
Don Buford, S OBP: 0.352, SLG: 0.387 (1, 4)										4	0	1	1	0	1	2	Chicago White Sox @ Kansas City Athletics Municipal Stadium, Kansas City, MO Sun Aug 22 1965, 4:38 AM EDT Att: 9,310 - Unknown livebaseballscorecards.com										
Floyd Robinson, L OBP: 0.346, SLG: 0.381 (1, 9)										4	0	1	0	1	0	1											
Danny Cater, R OBP: 0.318, SLG: 0.423 (1, 7)										5	1	1	0	0	1	3											
Bill Skowron, R OBP: 0.336, SLG: 0.464 Tom McCraw, L OBP: 0.297, SLG: 0.279 (8, PR)										2	0	1	0	2	0	1											
John Romano, R OBP: 0.362, SLG: 0.430 (1, 2)										3	0	1	1	0	0	2											
Pete Ward, L OBP: 0.348, SLG: 0.398 (1, 5)										4	0	1	0	0	1	4											
Ron Hansen, R OBP: 0.316, SLG: 0.380 (1, 6)										3	0	0	0	1	0	1											
Ken Berry, R OBP: 0.259, SLG: 0.328 (1, 8)										3	1	1	0	1	0	3											
John Buzhardt, R OBP: 0.239, SLG: 0.146 (1, 1)										4	0	1	0	0	2	2											
Inning Stats	R: 1 E: 0 K: 0 S: 5	H: 3 LOB: 2 BB: 1 P: 9	R: 1 E: 0 K: 1 S: 7	H: 1 LOB: 1 BB: 0 P: 7	R: 0 E: 0 K: 1 S: 3	H: 1 LOB: 2 BB: 1 P: 3	R: 0 E: 0 K: 1 S: 6	H: 1 LOB: 1 BB: 1 P: 10	R: 0 E: 0 K: 0 S: 3	H: 0 LOB: 1 BB: 0 P: 7	R: 0 E: 0 K: 0 S: 4	H: 1 LOB: 0 BB: 0 P: 4	R: 0 E: 0 K: 0 S: 3	H: 0 LOB: 0 BB: 0 P: 3	R: 0 E: 0 K: 0 S: 4	H: 1 LOB: 2 BB: 1 P: 8	R: 0 E: 0 K: 3 S: 9	H: 0 LOB: 1 BB: 1 P: 13	1B: 7 2B: 1 3B: 0 HR: 0	SF: 1 SAC: 1 DP: 2 HBP: 0	WP: 1 PB: 1 CS: 0	PA: 39					
PITCHER	IP	WLS	BF	H	R	ER	SO	BB	IBB	HBP	BLK	WP	HR	S	P	ERA	WHIP										
John O'Donoghue, L ERA: 3.89 John Wyatt, R ERA: 2.4	(1, 1)	8.0	L	35	8	2	1	2	3	1	0	0	0	35	51	1.12	1.375										
(9, 1)	1.0	4	0	0	0	0	3	1	0	0	0	0	0	9	13	0.00	1.000										

Batter	1	2	3	4	5	6	7	8	9	AB	R	H	RBI	BB	SO	LOB	BOTTOM										
Bert Campaneris, R OBP: 0.332, SLG: 0.403 (1, 6)										4	0	0	0	0	1	1	Chicago White Sox @ Kansas City Athletics Municipal Stadium, Kansas City, MO Sun Aug 22 1965, 4:38 AM EDT Att: 9,310 - Unknown livebaseballscorecards.com										
Wayne Causey, L OBP: 0.356, SLG: 0.359 (1, 4)										4	1	1	0	0	1	0											
Jim Landis, R OBP: 0.363, SLG: 0.349 (1, 8)										4	0	1	0	0	0	0											
Billy Bryan, L OBP: 0.306, SLG: 0.422 (1, 2)										3	0	0	1	0	2	0											
Ed Charles, R OBP: 0.333, SLG: 0.393 (1, 5)										3	0	0	0	0	1	1											
Mike Hershberger, R OBP: 0.293, SLG: 0.323 (1, 9)										3	0	0	0	0	0	0											
Santiago Rosario, L OBP: 0.353, SLG: 0.432 (1, 3)										3	0	1	0	0	0	0											
Tommy Reynolds, R OBP: 0.310, SLG: 0.291 (1, 7)										3	0	1	0	0	0	1											
John O'Donoghue, R OBP: 0.217, SLG: 0.289 Johnny Blanchard, L OBP: 0.251, SLG: 0.241 John Wyatt, R (9, 1)										1	0	0	0	0	0	1											
										1	0	0	0	0	0	0											
										0	0	0	0	0	0	0											
Inning Stats	R: 1 E: 0 K: 0 S: 5	H: 2 LOB: 1 BB: 0 P: 5	R: 0 E: 0 K: 0 S: 4	H: 1 LOB: 0 BB: 0 P: 4	R: 0 E: 0 K: 2 S: 3	H: 0 LOB: 0 BB: 0 P: 7	R: 0 E: 0 K: 2 S: 7	H: 0 LOB: 0 BB: 0 P: 7	R: 0 E: 0 K: 0 S: 3	H: 0 LOB: 0 BB: 0 P: 3	R: 0 E: 0 K: 1 S: 5	H: 0 LOB: 0 BB: 0 P: 5	R: 0 E: 0 K: 0 S: 3	H: 0 LOB: 0 BB: 0 P: 3	1B: 4 2B: 0 3B: 0 HR: 0	SF: 1 SAC: 1 DP: 0 HBP: 0	WP: 0 PB: 0 CS: 0	PA: 31									
PITCHER	IP	WLS	BF	H	R	ER	SO	BB	IBB	HBP	BLK	WP	HR	S	P	ERA	WHIP										
John Buzhardt, R ERA: 3.08	(1, 1)	9.0	W	31	4	1	1	5	0	0	0	0	0	41	41	1.00	0.444										

Batter	1	2	3	4	5	6	7	8	9	AB	R	H	RBI	BB	SO	LOB	TOP				
Don Wert, R OBP: 0.336, SLG: 0.349 (1, 5)	F3		E HR 1B		G1-6-3			F7		4	1	1	0	0	0	2	Detroit Tigers @ Kansas City Athletics Municipal Stadium, Kansas City, MO Mon Aug 23 1965, 8:05 PM EDT Att: 3,414 - Unknown				
Jerry Lumpe, L OBP: 0.326, SLG: 0.332 (1, 4)	L6		E6 HR 1B				F6	F9		4	1	1	0	0	0	1					
Gates Brown, L OBP: 0.293, SLG: 0.460 (1, 7)	F9						L1		G1	4	1	1	3	0	0	0					
Willie Horton, R OBP: 0.342, SLG: 0.531 (1, 9)		F9	6-3				6-3			3	0	0	0	0	0	0					
Don Demeter, R OBP: 0.326, SLG: 0.472 (1, 8)		K			5-3				F8	4	0	0	0	0	2	1					
Norm Cash, L OBP: 0.351, SLG: 0.431 (1, 3)		S BB			F2			F9	F8	3	0	0	0	1	0	1					
Bill Freehan, R OBP: 0.291, SLG: 0.326 (1, 2)		K			K			6-3		3	0	0	0	0	2	1					
Ray Oyler, R OBP: 0.294, SLG: 0.367 (1, 6)			K							2	0	1	0	1	1	0					
Mickey Lolich, S OBP: 0.106, SLG: 0.078 (1, 1)			K							0	0	0	0	0	0	0					
Julio Navarro, R (2, 1)			K							2	0	0	0	0	1	1					
Jim Northrup, L OBP: 0.254, SLG: 0.318 (8, PH)										1	0	0	0	0	1	1					
Orlando Pena, R OBP: 0.278, SLG: 0.188 (8, 1)										0	0	0	0	0	0	0					
Inning Stats	R: 0 E: 0 K: 0 S: 3	H: 0 LOB: 0 BB: 0 P: 3	R: 0 E: 0 K: 2 S: 7	H: 0 LOB: 1 BB: 1 P: 11	R: 3 E: 1 K: 2 S: 10	H: 3 LOB: 0 BB: 0 P: 10	R: 0 E: 0 K: 1 S: 5	H: 0 LOB: 0 BB: 0 P: 5	R: 0 E: 0 K: 0 S: 3	H: 1 LOB: 0 BB: 0 P: 3	R: 0 E: 0 K: 0 S: 3	H: 0 LOB: 0 BB: 0 P: 3	R: 0 E: 0 K: 1 S: 5	H: 0 LOB: 1 BB: 1 P: 9	R: 0 E: 0 K: 0 S: 3	H: 0 LOB: 1 BB: 0 P: 4	1B: 3 2B: 0 3B: 0 HR: 1	SF: 0 SAC: 0 DP: 1 HBP: 1	WP: 0 PB: 0 SB: 1 CS: 0	PA: 33	
PITCHER	IP	WLS	BF	H	R	ER	SO	BB	IBB	HBP	BLK	WP	HR	S	P	ERA	WHIP				
Rollie Sheldon, R ERA: 4.08 (1, 1)	7.0	W	26	4	3	3	6	2	0	0	0	0	1	36	44	3.86	0.857				
John Wyatt, R ERA: 2.33 (8, 1)	2.0	S	7	0	0	0	1	0	0	1	0	0	0	8	9	0.00	0.000				

AB	30
R	3
H	4
RBI	3
BB	2
SO	7
LOB	8



Batter	1	2	3	4	5	6	7	8	9	AB	R	H	RBI	BB	SO	LOB	BOTTOM				
Bert Campaneris, R OBP: 0.331, SLG: 0.403 (1, 6)	5-3	SF8			F4					3	0	1	1	0	0	0	Detroit Tigers @ Kansas City Athletics Municipal Stadium, Kansas City, MO Mon Aug 23 1965, 8:05 PM EDT Att: 3,414 - Unknown				
Jose Tartabull, L OBP: 0.420, SLG: 0.484 (1, 8)		1B	5-3							3	1	2	0	1	0	1					
Mike Hershberger, R OBP: 0.293, SLG: 0.322 (1, 9)					6-3					4	0	1	1	0	1	2					
Ken Harrelson, R OBP: 0.333, SLG: 0.448 (1, 3)										4	1	1	1	0	2	1					
Santiago Rosario, L OBP: 0.353, SLG: 0.432 (9, 3)	K				5-3					0	0	0	0	0	0	0					
Ed Charles, R OBP: 0.331, SLG: 0.390 (1, 5)					F9					3	0	0	0	0	0	1					
Wayne Causey, L OBP: 0.360, SLG: 0.360 (1, 4)										2	1	1	0	1	0	0					
Rene Lachemann, R OBP: 0.245, SLG: 0.491 (1, 2)										3	1	1	0	0	1	1					
Tommie Reynolds, R OBP: 0.310, SLG: 0.291 (1, 7)										3	0	1	1	0	1	1					
Rollie Sheldon, R OBP: 0.122, SLG: 0.077 (1, 1)										2	0	0	0	0	1	1					
John Wyatt, R (8, 1)										0	0	0	0	0	0	0					
Inning Stats	R: 1 E: 0 K: 1 S: 7	H: 2 LOB: 1 BB: 0 P: 7	R: 2 E: 0 K: 0 S: 6	H: 3 LOB: 1 BB: 0 P: 6	R: 0 E: 0 K: 0 S: 3	H: 0 LOB: 0 BB: 0 P: 3	R: 0 E: 0 K: 1 S: 5	H: 0 LOB: 1 BB: 1 P: 9	R: 0 E: 0 K: 0 S: 4	H: 1 LOB: 0 BB: 0 P: 4	R: 0 E: 0 K: 2 S: 7	H: 1 LOB: 0 BB: 0 P: 7	R: 0 E: 0 K: 1 S: 5	H: 1 LOB: 0 BB: 0 P: 5	1B: 6 2B: 1 3B: 1 HR: 1	SF: 1 SAC: 1 DP: 2 HBP: 0	WP: 0 PB: 0 SB: 0 CS: 1	PA: 32			
PITCHER	IP	WLS	BF	H	R	ER	SO	BB	IBB	HBP	BLK	WP	HR	S	P	ERA	WHIP				
Mickey Lolich, L ERA: 3.97 (1, 1)	1.0	L	8	5	3	3	1	0	0	0	0	0	1	26	34	1.50	0.667				
Julio Navarro, R ERA: 4.24 (2, 1)	6.0	L	20	2	1	1	4	2	0	0	0	0	0	5	5	0.00	1.000				
Orlando Pena, R ERA: 4.44 (8, 1)	1.0		3	1	0	0	1	0	0	0	0	0	0	5	5	0.00	1.000				

AB	27
R	4
H	8
RBI	4
BB	2
SO	6
LOB	8



Batter	1	2	3	4	5	6	7	8	9	AB	R	H	RBI	BB	SO	LOB	TOP					
Don Wert, R OBP: 0.336, SLG: 0.350 (1.5)	F9		1B	5-3		F8 WP 1B		F4		5	0	2	0	0	0	0						
Jerry Lumpe, L OBP: 0.333, SLG: 0.337 George Smith, R OBP: 0.190, SLG: 0.105 (5.4)	2B 1B		E 1B		1B 1B	F8			K	3	3	3	0	0	0	0						
Gates Brown, L OBP: 0.296, SLG: 0.461 (1.7)	1H 2B		E 1B BB		K	F2			4-3	4	1	1	1	1	1	2						
Willie Horton, R OBP: 0.342, SLG: 0.530 (1.9)	5-3		E7 2B 1B		5-3				6-3	5	1	2	1	0	0	2						
Don Demeter, R OBP: 0.327, SLG: 0.474 (1.8)	5-3		1B 2B		HR 1B				5-3	5	2	2	2	0	0	2						
Norm Cash, L OBP: 0.355, SLG: 0.442 (1.3)		K	1B		HR				BB	3	1	2	3	1	1	0						
John Sullivan, L OBP: 0.342, SLG: 0.369 (1.2)		K	K		1B				K	4	0	1	0	0	3	2						
Ray Oyler, R OBP: 0.281, SLG: 0.349 (1.6)	5-3			K		F4			F7	4	0	0	0	0	1	1						
Denny McLain, R OBP: 0.121, SLG: 0.066 (1.1)			K	K		K			K	4	0	0	0	0	4	0						
Inning Stats	R: 1 E: 0 K: 0 S: 5	H: 2 LOB: 1 BB: 0 P: 5	R: 0 E: 0 K: 2 S: 7	H: 0 LOB: 0 BB: 0 P: 7	R: 4 E: 1 K: 2 S: 11	H: 5 LOB: 1 BB: 1 P: 15	R: 0 E: 0 K: 2 S: 7	H: 0 LOB: 0 BB: 0 P: 7	R: 3 E: 0 K: 1 S: 9	H: 4 LOB: 1 BB: 0 P: 9	R: 0 E: 0 K: 1 S: 6	H: 1 LOB: 1 BB: 0 P: 6	R: 0 E: 0 K: 1 S: 5	H: 0 LOB: 1 BB: 1 P: 9	R: 0 E: 0 K: 1 S: 5	H: 0 LOB: 0 BB: 0 P: 5	R: 0 E: 0 K: 1 S: 6	H: 1 LOB: 1 BB: 0 P: 6	1B: 10 2B: 2 3B: 0 HR: 1	SF: 0 SAC: 0 DP: 0 HBP: 0	WP: 1 PB: 0 SB: 2 CS: 0	PA: 41
PITCHER	IP	WLS	BF	H	R	ER	SO	BB	IBB	HBP	BLK	WP	HR	S	P	ERA	WHIP					
Lew Krausse, R ERA: 6.97 (1.1)	2.2	L	15	7	5	5	3	1	0	0	0	0	0	20	24	16.88	3.000					
Diego Segui, R ERA: 5.02 (3.1)	2.1		11	4	3	3	4	0	0	0	0	0	1	19	19	11.57	1.714					
Jim Dickson, R ERA: 3.62 (6.1)	2.0		8	1	0	0	2	1	0	0	0	1	0	11	15	0.00	1.000					
Jack Aker, R ERA: 3.75 (8.1)	2.0		7	1	0	0	2	0	0	0	0	0	0	11	11	0.00	0.500					

Detroit Tigers @ Kansas City Athletics
Municipal Stadium, Kansas City, MO
Tue Aug 24 1965, 8:05 PM EDT
Att: 4,437 - Unknown

AB 39
R 8
H 13
RBI 7
BB 2
SO 11
LOB 10



Batter	1	2	3	4	5	6	7	8	9	AB	R	H	RBI	BB	SO	LOB	BOTTOM				
Bert Campaneris, R OBP: 0.331, SLG: 0.402 (1.6)	1-3		2-3		F5			WP 1B FC5-4		4	1	1	0	0	0	0					
Jose Tartabull, L OBP: 0.423, SLG: 0.484 (1.8)	F7		1B		F3			FC5-4 1B		4	0	2	0	0	0	0					
Wayne Causey, L OBP: 0.357, SLG: 0.357 (1.4)	F7		L8		F7			K		4	0	0	0	0	1	3					
Ed Charles, R OBP: 0.333, SLG: 0.392 (1.5) Skip Lockwood, R OBP: 0.292, SLG: 0.125 (6, PR) (7.5)		6-3		1B 1B		G6-4-3 1B		FC5-4 BB		3	0	2	0	0	0	0					
Ken Harrelson, R OBP: 0.329, SLG: 0.444 (1.3)		F5		K		G6-4-3		FC5-4		4	0	0	1	0	1	4					
Mike Hershberger, R OBP: 0.295, SLG: 0.322 (1.9)		BLK HBP		1B		F3		F7		3	0	1	0	0	0	2					
Billy Bryan, L OBP: 0.305, SLG: 0.416 (1.2)	F6			K		K			G5-4-3 BB	3	0	0	0	1	2	3					
Tommie Reynolds, R OBP: 0.309, SLG: 0.296 (1.7)			4-3		F4				G5-4-3	4	0	1	0	0	0	3					
Lew Krausse, R ERA: 6.97 (1.1) Diego Segui, R ERA: 5.02 (3.1) Johnny Sanguich, L OBP: 0.226, SLG: 0.245 (5. PH) Jim Dickson, L ERA: 3.62 (6.1) Santiago Rosario, L OBP: 0.185, SLG: 0.422 (7. PH) Jack Aker, R ERA: 3.75 (8.1) Rene Lachemann, R OBP: 0.043, SLG: 0.336 (9. PH)				HR		L3		G3		0	0	0	0	0	0	0					
Inning Stats	R: 0 E: 0 K: 0 S: 3	H: 0 LOB: 0 BB: 0 P: 3	R: 0 E: 0 K: 0 S: 3	H: 0 LOB: 1 BB: 0 P: 4	R: 1 E: 0 K: 0 S: 5	H: 2 LOB: 1 BB: 0 P: 5	R: 0 E: 0 K: 2 S: 9	H: 2 LOB: 2 BB: 0 P: 9	R: 0 E: 0 K: 0 S: 3	H: 0 LOB: 0 BB: 0 P: 3	R: 0 E: 0 K: 1 S: 6	H: 1 LOB: 1 BB: 0 P: 6	R: 0 E: 0 K: 1 S: 7	H: 2 LOB: 2 BB: 1 P: 11	R: 0 E: 0 K: 1 S: 4	H: 0 LOB: 0 BB: 1 P: 8	1B: 6 2B: 1 3B: 0 HR: 1	SF: 0 SAC: 0 DP: 2 HBP: 1	WP: 1 PB: 0 SB: 0 CS: 0	PA: 36	
PITCHER	IP	WLS	BF	H	R	ER	SO	BB	IBB	HBP	BLK	WP	HR	S	P	ERA	WHIP				
Denny McLain, R ERA: 2.79 (1.1)	9.0	W	36	8	2	2	5	2	0	1	1	1	1	43	52	2.00	1.111				

Detroit Tigers @ Kansas City Athletics
Municipal Stadium, Kansas City, MO
Tue Aug 24 1965, 8:05 PM EDT
Att: 4,437 - Unknown

AB 33
R 2
H 8
RBI 2
BB 2
SO 5
LOB 16



Batter	1	2	3	4	5	6	7	8	9	AB	R	H	RBI	BB	SO	LOB	TOP			
Don Wert, R OBP: 0.334, SLG: 0.347 (1, 5)										4	0	0	0	0	0	2				
Jerry Lumpe, L OBP: 0.334, SLG: 0.337 (1, 4)										3	0	1	0	1	0	0				
Gates Brown, L OBP: 0.295, SLG: 0.454 (1, 7)										3	0	0	0	1	0	4				
Willie Horton, R OBP: 0.342, SLG: 0.527 (1, 9)										4	0	1	0	0	2	2				
Don Demeter, R OBP: 0.328, SLG: 0.477 (1, 8)										4	0	2	0	0	1	1				
Norm Cash, L OBP: 0.352, SLG: 0.437 (1, 3)										4	0	0	0	0	0	2				
John Sullivan, L OBP: 0.342, SLG: 0.368 George Thomas, R OBP: 0.265, SLG: 0.323 (0, PH)										3	0	1	0	0	0	1				
Ray Oyler, R OBP: 0.280, SLG: 0.337 (1, 6)										3	0	0	0	1	0	1				
Joe Sparma, R OBP: 0.200, SLG: 0.197 Dave Wickersham, R OBP: 0.000, SLG: 0.000 Ron Nischwitz, L OBP: 0.000, SLG: 0.000 Jim Northrup, L OBP: 0.000, SLG: 0.000 Terry Fox, R OBP: 0.000, SLG: 0.000 Jake Wood, R OBP: 0.000, SLG: 0.000 Fred Gladding, L OBP: 0.000, SLG: 0.000 (1, 1)										1	0	0	0	0	0	1				
Inning Stats	R: 0 E: 0 K: 1 S: 6	H: 1 LOB: 1 BB: 0 P: 6	R: 0 E: 0 K: 1 S: 6	H: 1 LOB: 1 BB: 0 P: 6	R: 0 E: 0 K: 1 S: 5	H: 0 LOB: 0 BB: 0 P: 5	R: 0 E: 0 K: 1 S: 5	H: 0 LOB: 1 BB: 1 P: 9	R: 0 E: 0 K: 0 S: 4	H: 1 LOB: 3 BB: 2 P: 12	R: 0 E: 0 K: 0 S: 3	H: 0 LOB: 0 BB: 0 P: 3	R: 0 E: 0 K: 0 S: 4	H: 2 LOB: 2 BB: 0 P: 4	R: 0 E: 0 K: 1 S: 5	H: 0 LOB: 0 BB: 0 P: 5	1B: 5 2B: 1 3B: 0 HR: 0	SF: 0 SAC: 0 DP: 0 HBP: 0	WP: 0 PB: 0 SB: 1 CS: 0	PA: 35
PITCHER Cattfish Hunter, R ERA: 4.19 (1, 1)	IP: 9.0 WLS: W BF: 35 H: 6 R: 0 ER: 0 SO: 5 BB: 3 IBB: 0 HBP: 0 BLK: 0 WP: 0 HR: 0 S: 42 P: 54 ERA: 0.00 WHIP: 1.000															PITCHER				

Detroit Tigers @ Kansas City Athletics
Municipal Stadium, Kansas City, MO
Wed Aug 25 1965, 8:05 PM EDT
Att: 4,794 - Unknown


AB 32
R 0
H 6
RBI 0
BB 3
SO 5
LOB 13

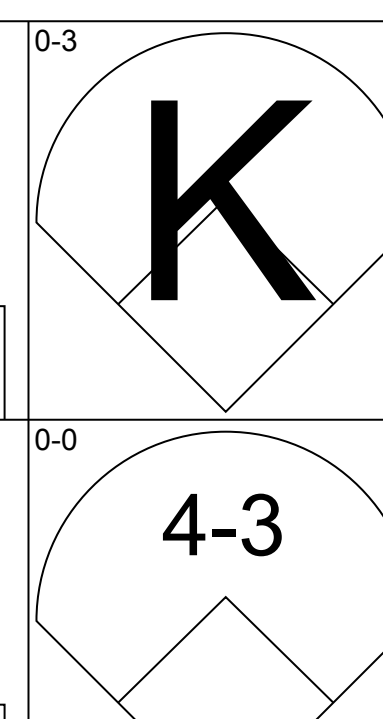
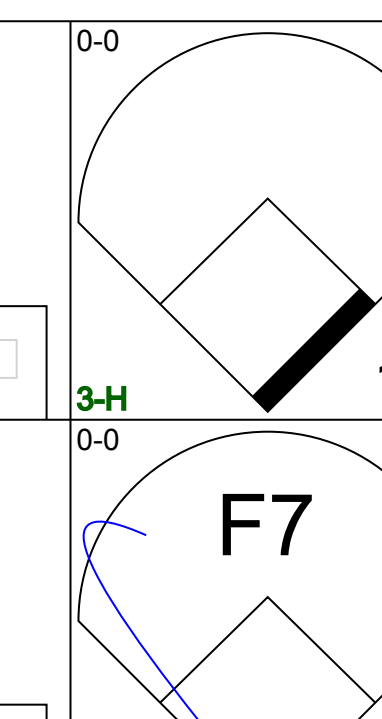
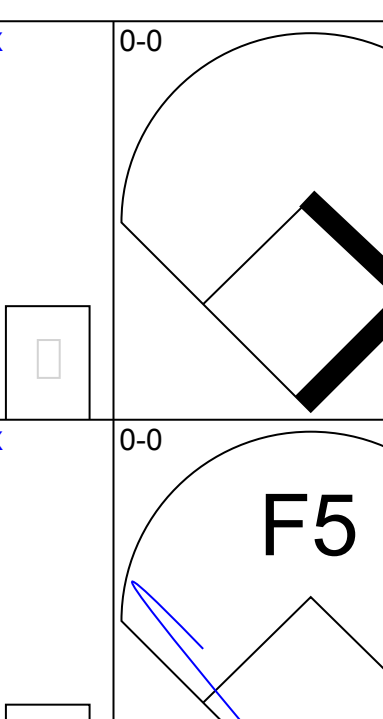
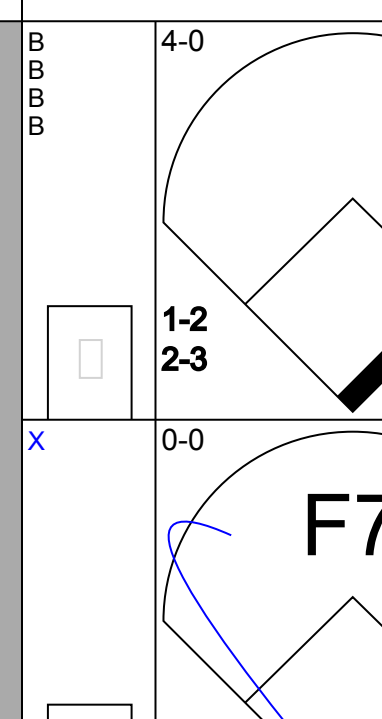
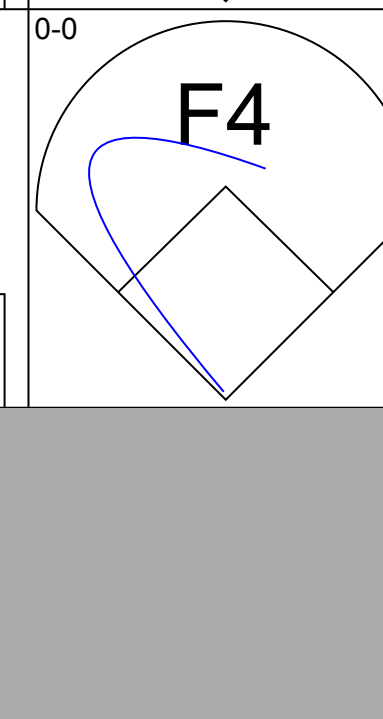
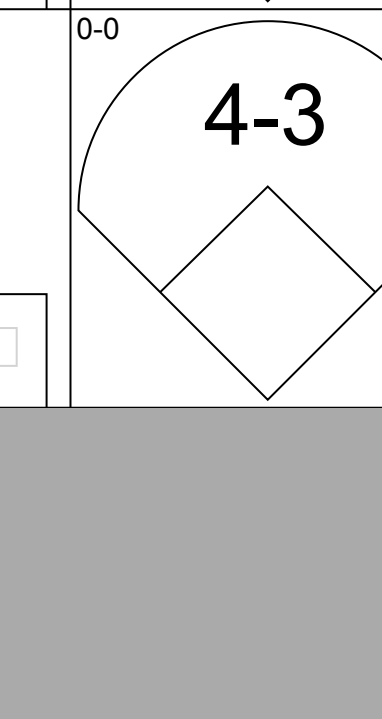





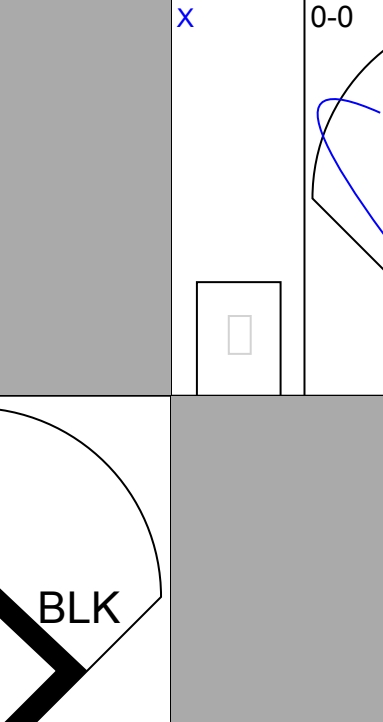
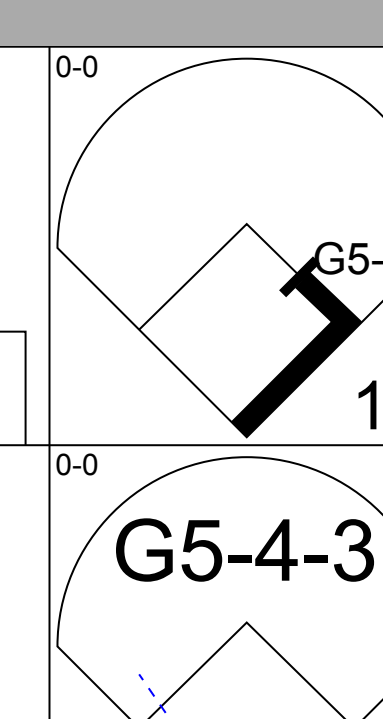
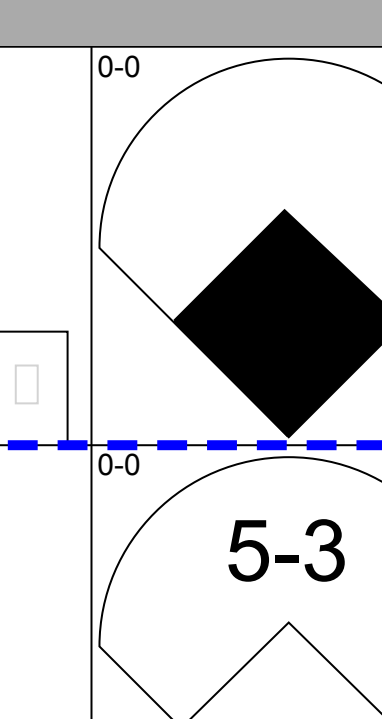

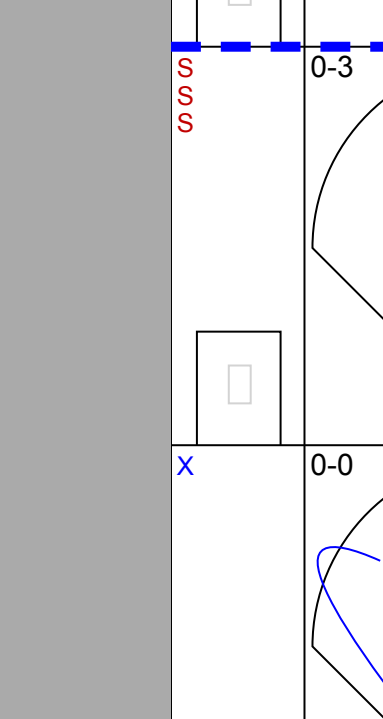
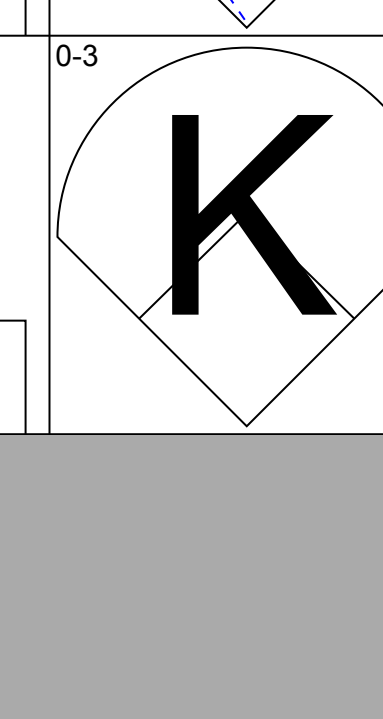
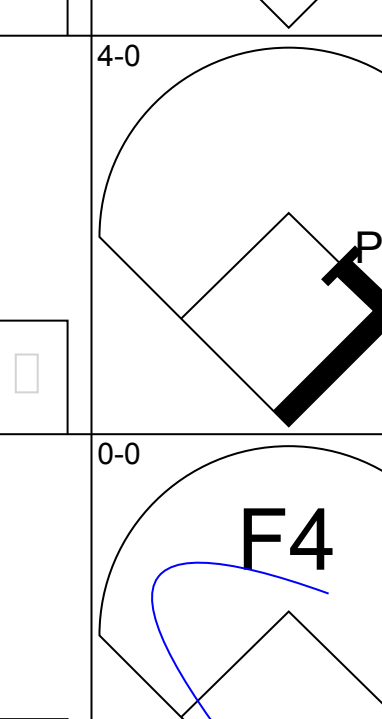



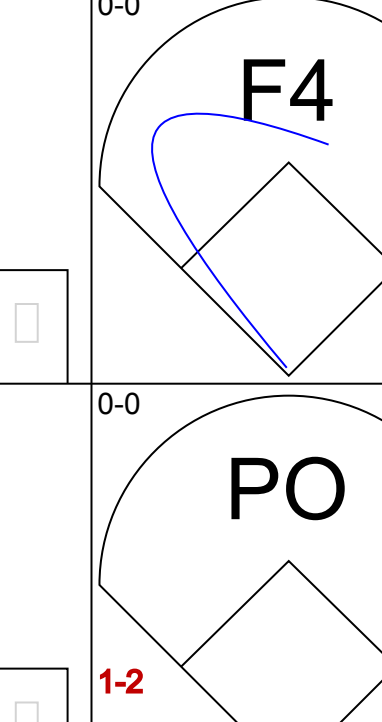
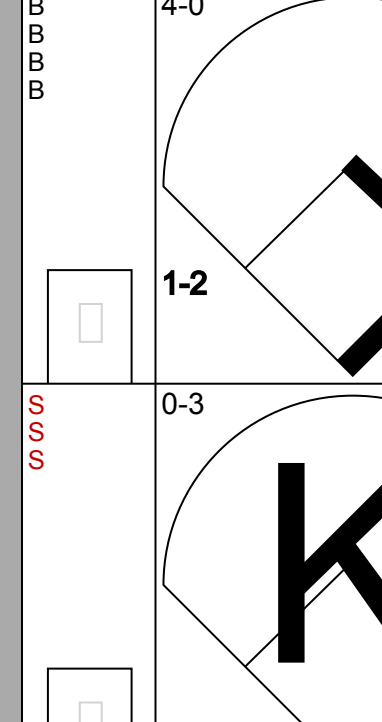
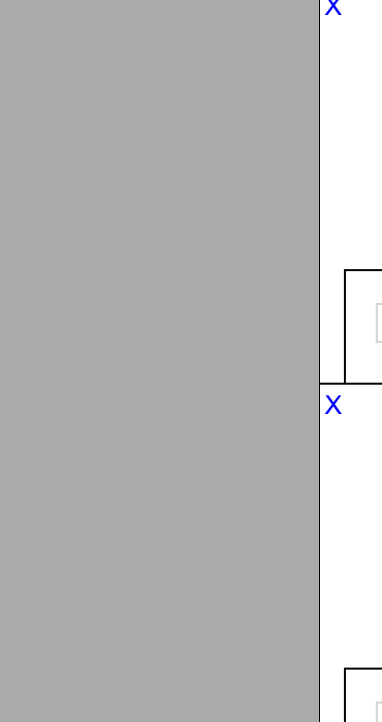
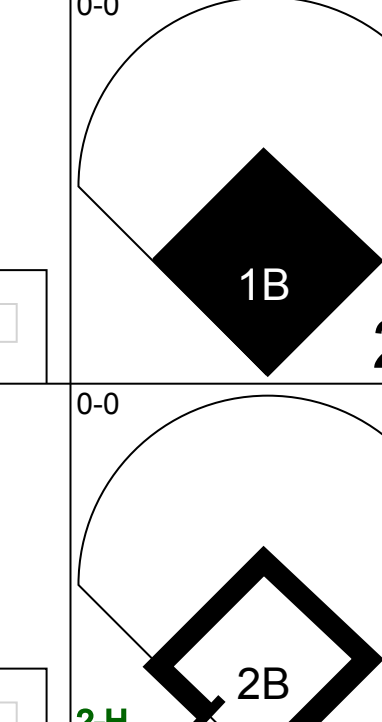
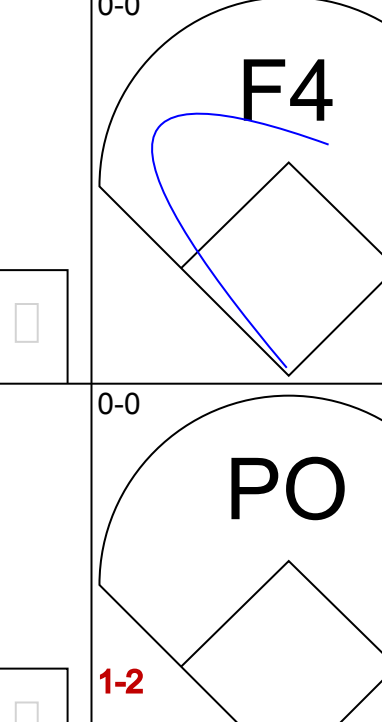
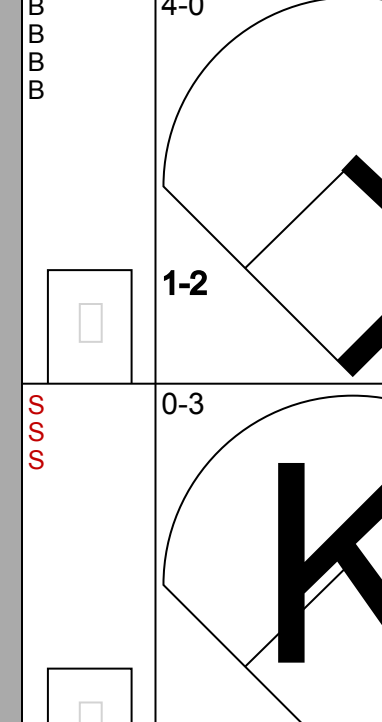
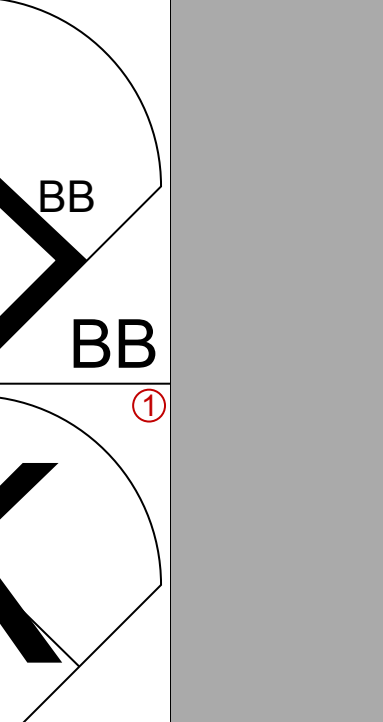
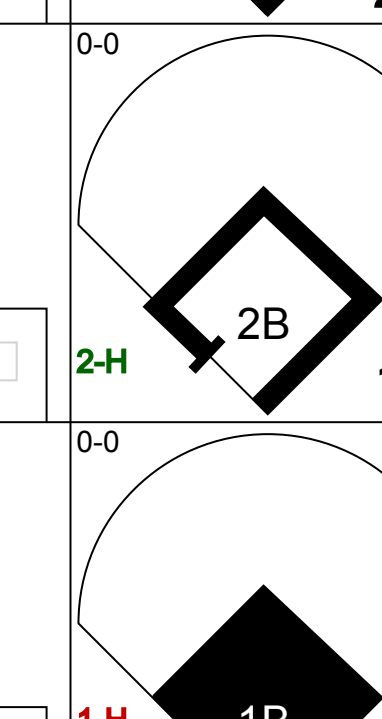
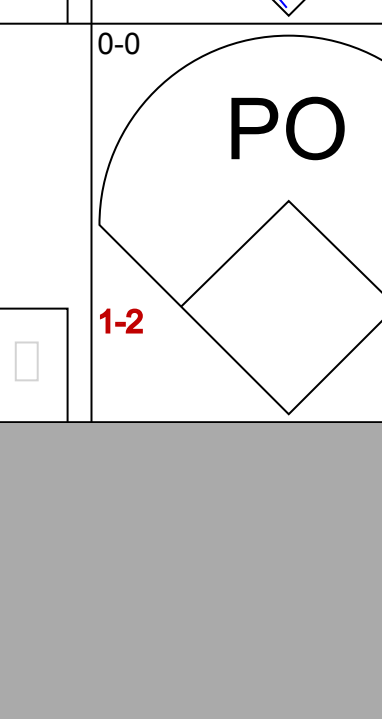
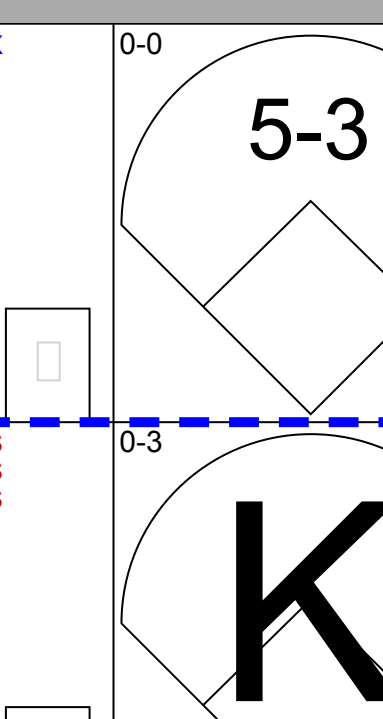
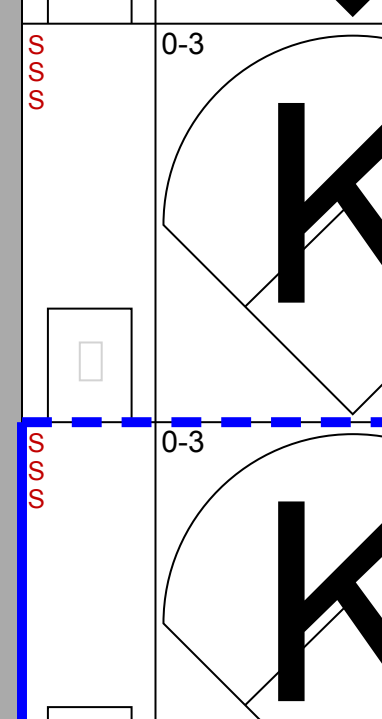
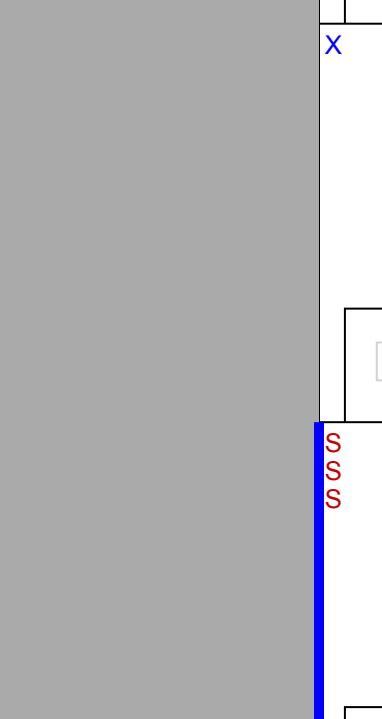
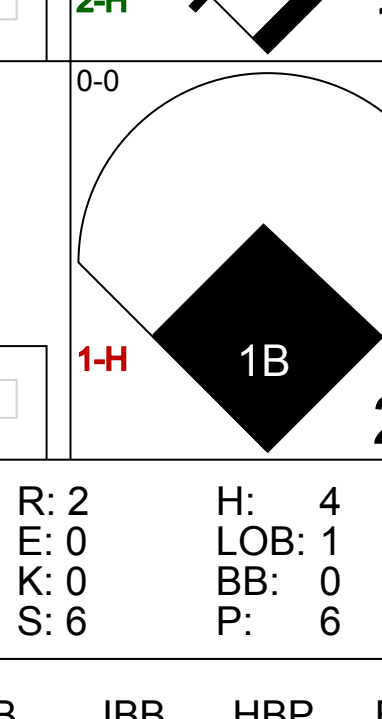
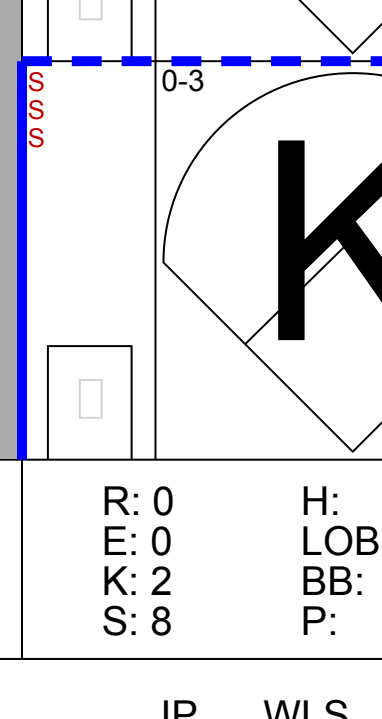
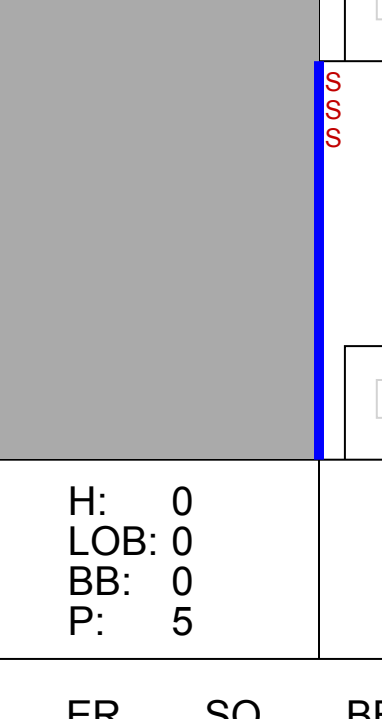


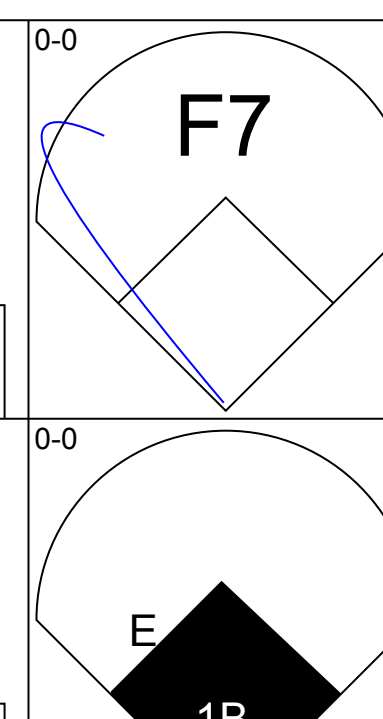
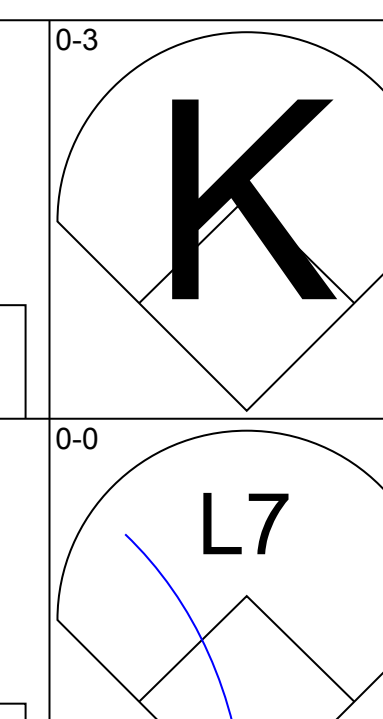
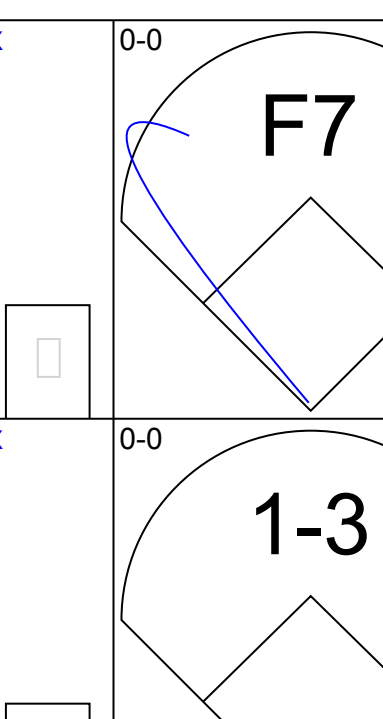
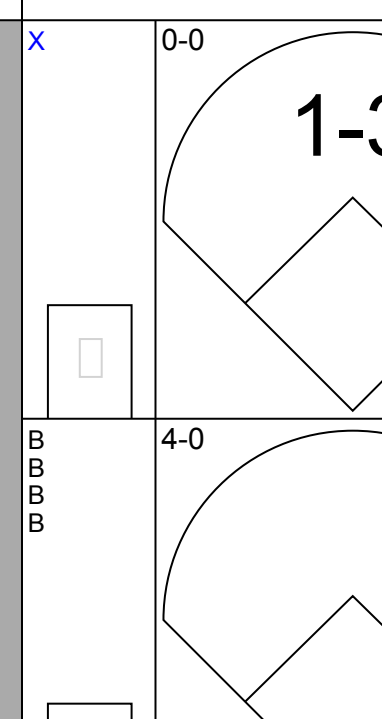
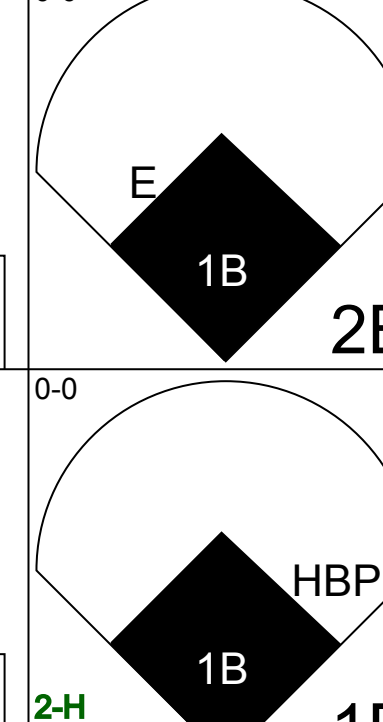
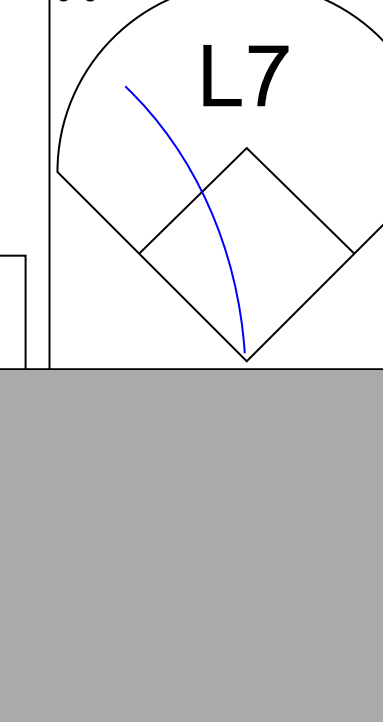
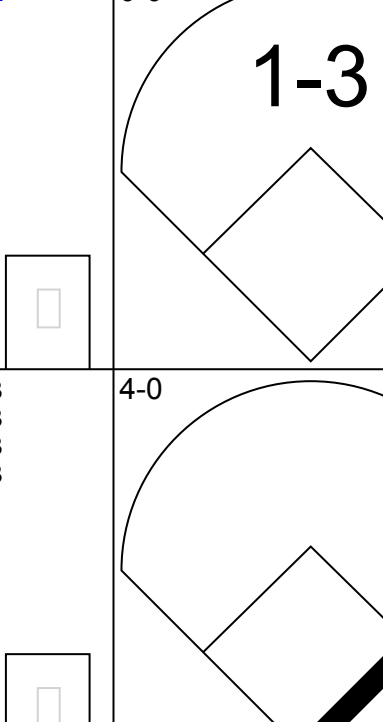
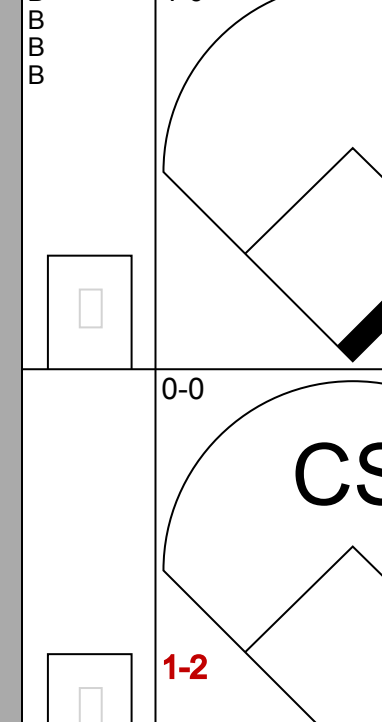
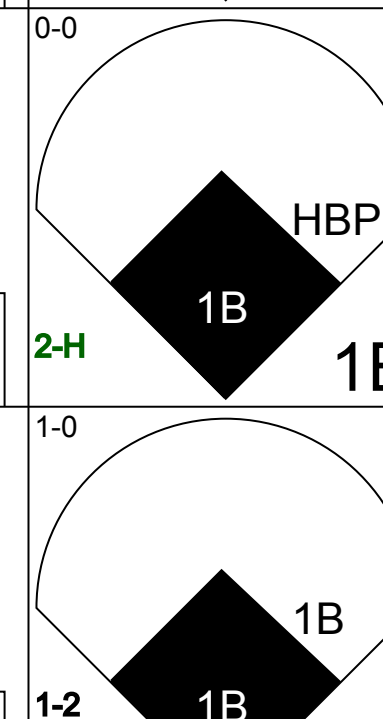
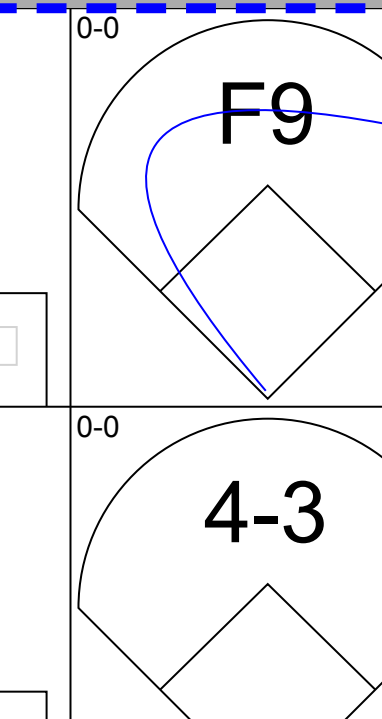
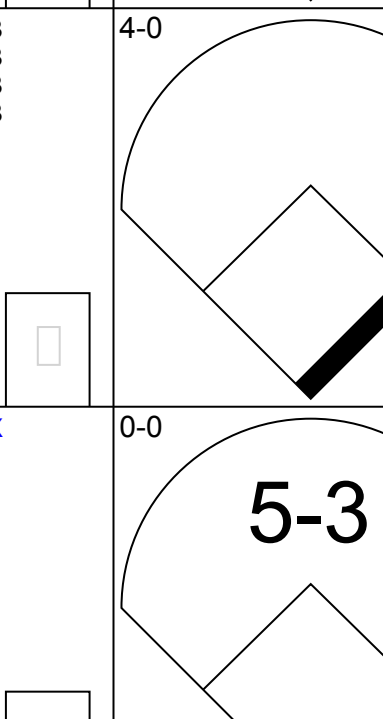
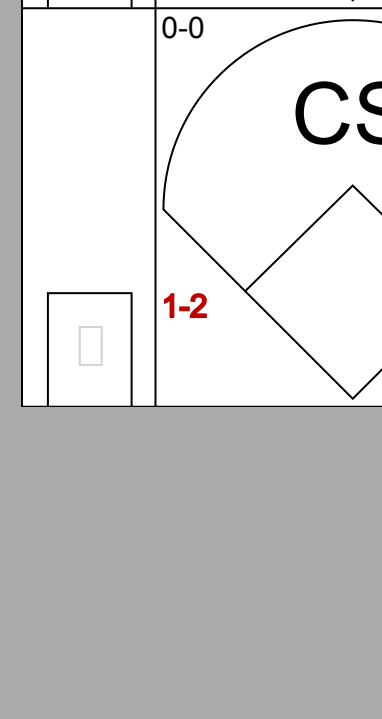
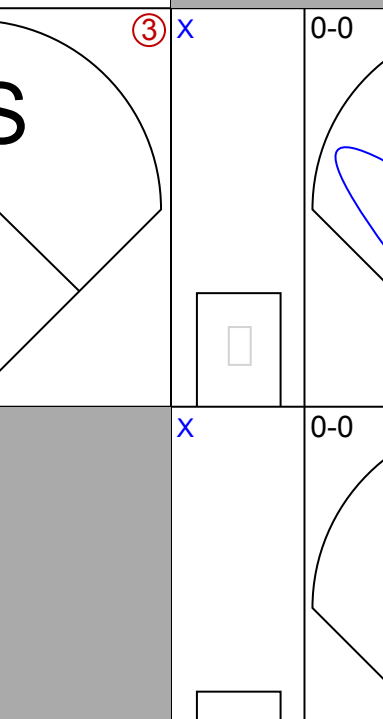
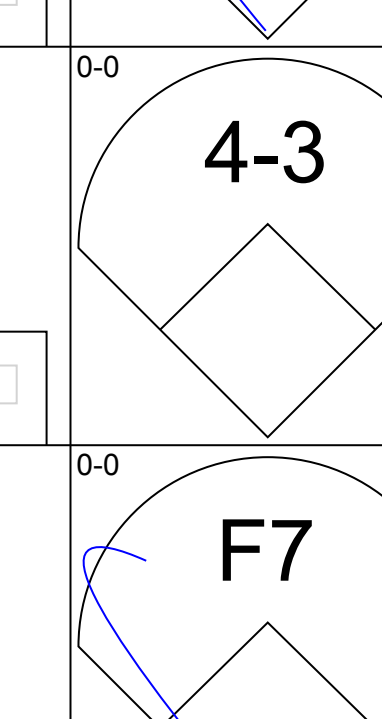
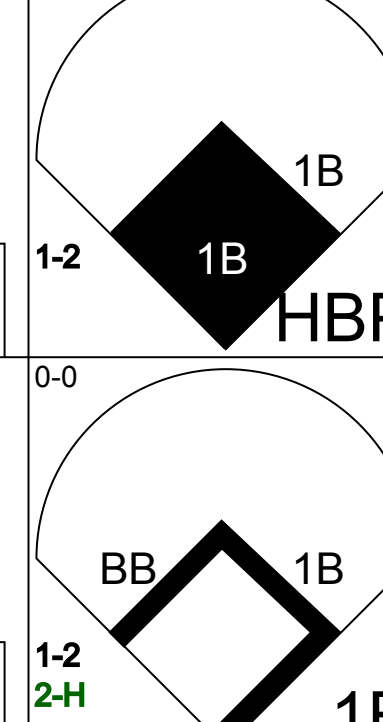
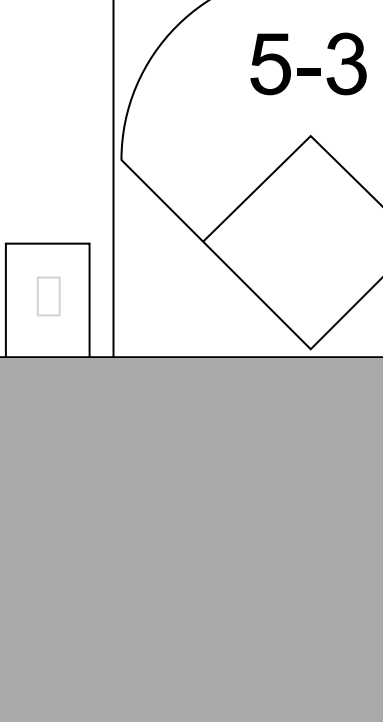
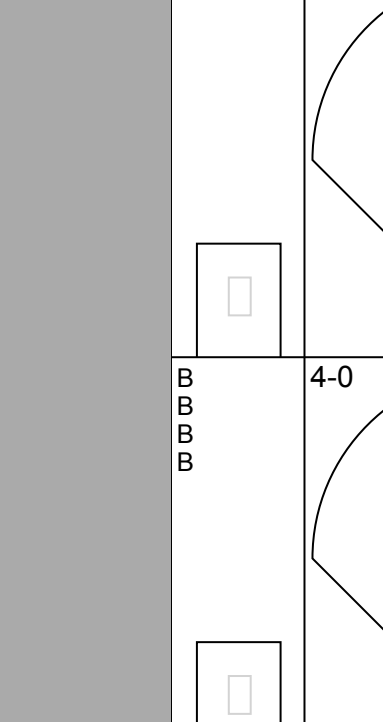
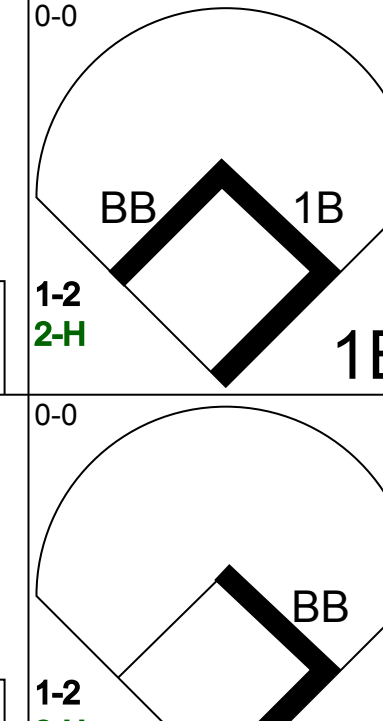
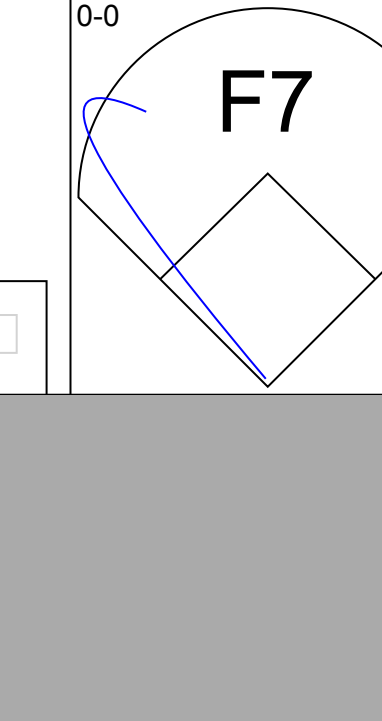

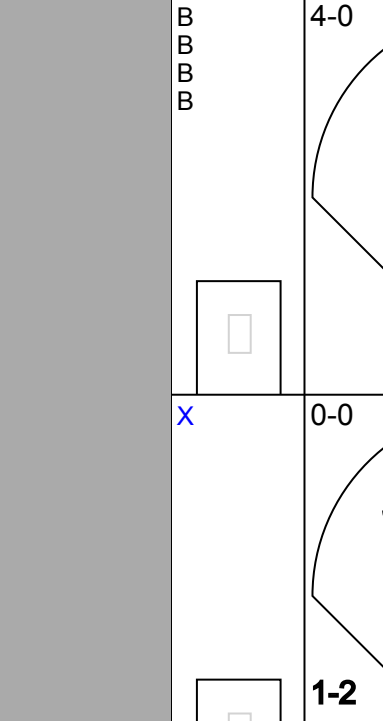
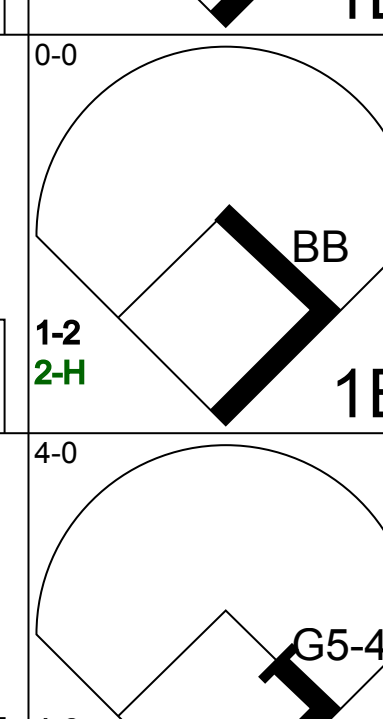
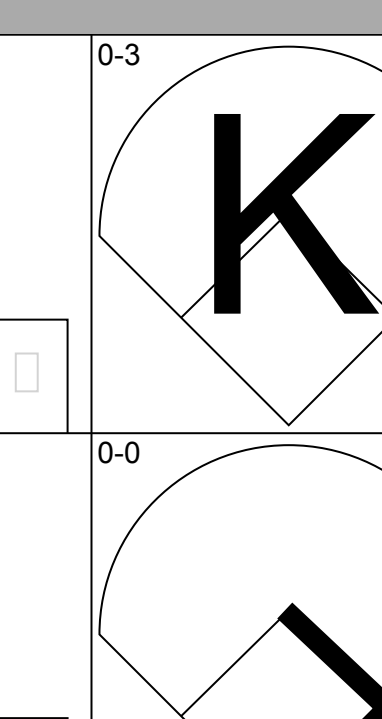
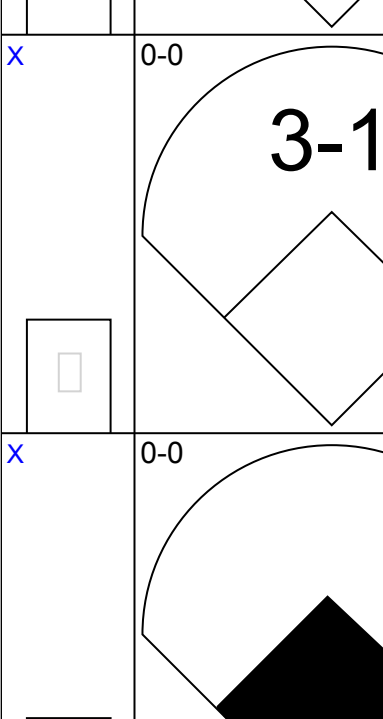
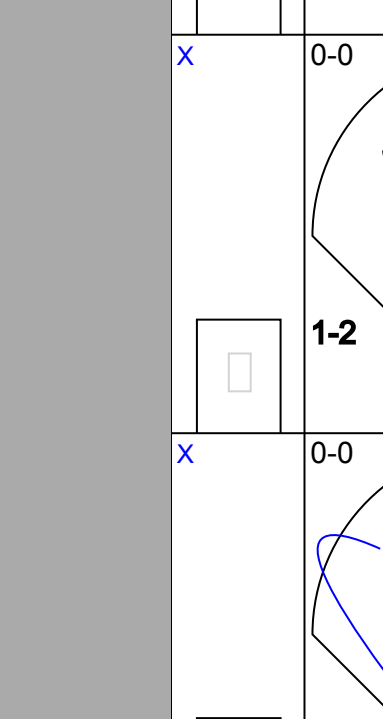
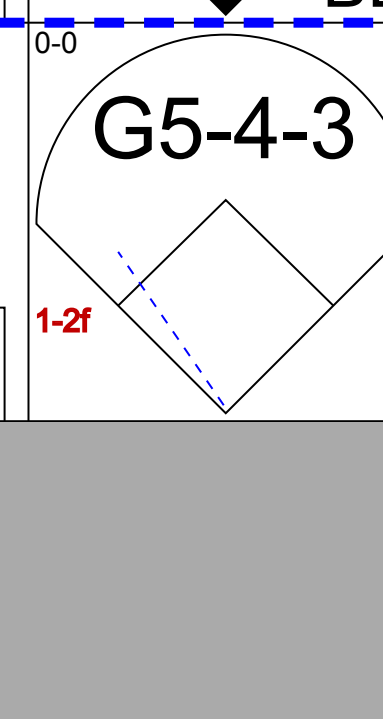
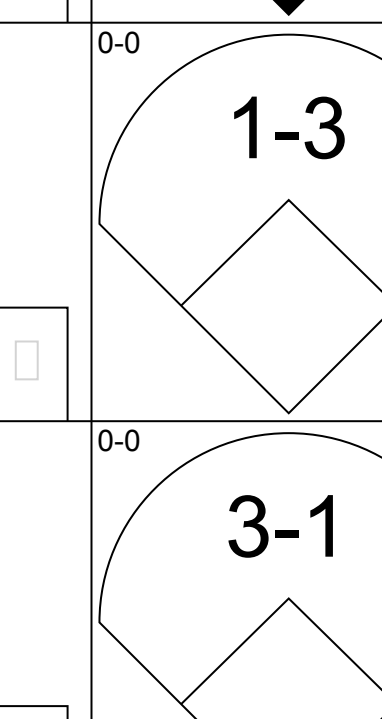
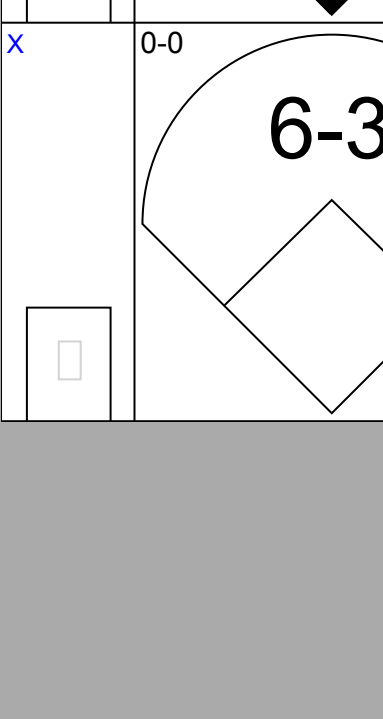
Batter	1	2	3	4	5	6	7	8	9	AB	R	H	RBI	BB	SO	LOB	BOTTOM	
Bert Campaneris, R OBP: 0.334, SLG: 0.407 (1, 6)										3	2	2	0	0	0	0		
Wayne Causey, L OBP: 0.356, SLG: 0.358 (1, 4)										4	0	1	2	0	0	1		
Jose Tartabull, L OBP: 0.417, SLG: 0.475 (1, 7)										4	1	2	0	0	1	1		
Ed Charles, R OBP: 0.335, SLG: 0.394 (1, 5)									4	1	2	0	0	1	1	1		
Jim Landis, R OBP: 0.364, SLG: 0.346 (1, 8)										2	0	0	0	2	1	2		
Ken Harellson, R OBP: 0.329, SLG: 0.441 Santiago Rosario, L OBP: 0.340, SLG: 0.422 (8, 3)									4	0	1	2	0	0	4	0		
Johnny Blanchard, L OBP: 0.259, SLG: 0.260 (1, 2)									4	1	1	1	0	1	2	2		
Mike Hershberger, R OBP: 0.294, SLG: 0.320 (1, 9)									3	0	0	0	1	0	0	0		
Cattfish Hunter, R OBP: 0.077, SLG: 0.077 (1, 1)									4	0	0	0	0	1	2	2		
Inning Stats	R: 1 E: 1 K: 1 S: 8	H: 2 LOB: 2 BB: 0 P: 8	R: 1 E: 0 K: 0 S: 5	H: 2 LOB: 1 BB: 0 P: 5	R: 2 E: 0 K: 1 S: 7	H: 3 LOB: 2 BB: 2 P: 15	R: 1 E: 0 K: 0 S: 4	H: 1 LOB: 2 BB: 1 P: 9	R: 0 E: 0 K: 0 S: 3	H: 0 LOB: 0 BB: 0 P: 3	R: 0 E: 0 K: 1 S: 5	H: 0 LOB: 0 BB: 0 P: 5	R: 0 E: 0 K: 1 S: 5	H: 0 LOB: 0 BB: 0 P: 5	1B: 5 2B: 1 3B: 1 HR: 1	SF: 0 SAC: 0 DP: 0 HBP: 1	WP: 0 PB: 0 SB: 1 CS: 2	PA: 36
PITCHER Joe Sparma, R ERA: 3.23 Dave Wickersham, R ERA: 4.34 Ron Nischwitz, L ERA: 2.53 Terry Fox, R ERA: 3.26 Fred Gladding, R ERA: 3.25 (1, 1)	IP: 2.0 WLS: L BF: 12 H: 5 R: 3 ER: 3 SO: 3 BB: 0 IBB: 3 HBP: 1 BLK: 0 WP: 0 HR: 1 S: 14 P: 14 ERA: 13.50 WHIP: 2.500															PITCHER		

Detroit Tigers @ Kansas City Athletics
Municipal Stadium, Kansas City, MO
Wed Aug 25 1965, 8:05 PM EDT
Att: 4,794 - Unknown

AB 32
R 5
H 8
RBI 5
BB 3
SO 4
LOB 13



Batter	1	2	3	4	5	6	7	8	9	AB	R	H	RBI	BB	SO	LOB	TOP																		
Don Wert, R OBP: 0.337, SLG: 0.351 (1, 5)										3	0	2	1	1	1	0	Detroit Tigers @ Kansas City Athletics Municipal Stadium, Kansas City, MO Thu Aug 26 1965, 4:33 AM EDT Att: 3,806 - Unknown																		
Jerry Lumpe, L OBP: 0.331, SLG: 0.333 (1, 4)										4	0	0	0	0	0	5																			
Gates Brown, L OBP: 0.289, SLG: 0.444 (1, 7)										4	0	0	0	0	0	1																			
Norm Cash, L OBP: 0.353, SLG: 0.447 (1, 3)										4	1	2	1	0	1	0																			
Don Demeter, R OBP: 0.325, SLG: 0.472 (1, 8)										4	0	0	0	0	0	1																			
Willie Horton, R OBP: 0.343, SLG: 0.526 (1, 9)										3	0	1	0	1	2	0																			
Bill Freehan, R OBP: 0.293, SLG: 0.329 (1, 2)										3	1	1	0	1	0	1																			
Ray Oyler, R OBP: 0.289, SLG: 0.344 (1, 6)										4	0	2	1	0	1	2																			
Hank Aguirre, R OBP: 0.133, SLG: 0.105 (1, 1)										0	0	0	0	0	0	0																			
Orlando Pena, R OBP: 0.276, SLG: 0.188 (3, PH)										0	0	0	0	0	0	0																			
Jim Northrup OBP: 0.240, SLG: 0.333 (3, PH)										1	1	1	0	0	0	0																			
Larry Sherry, R OBP: 0.325, SLG: 0.571 (3, PH)										1	0	0	0	0	1	0																			
Jake Wood, R OBP: 0.355, SLG: 0.374 (7, PH)										1	0	0	0	0	1	2																			
Julio Navarro, R OBP: 0.182, SLG: 0.100 (9, PH)										1	0	0	0	0	0	1																			
George Smith, R OBP: 0.182, SLG: 0.100 (9, PH)										1	0	0	0	0	1	1																			
Inning Stats	R: 0 E: 0 K: 1 S: 5	H: 0 LOB: 0 BB: 0 P: 5	R: 0 E: 0 K: 1 S: 5	H: 1 LOB: 0 BB: 0 P: 5	R: 2 E: 0 K: 0 S: 6	H: 4 LOB: 1 BB: 0 P: 6	R: 1 E: 0 K: 0 S: 3	H: 1 LOB: 0 BB: 1 P: 7	R: 0 E: 0 K: 1 S: 6	H: 1 LOB: 1 BB: 0 P: 6	R: 0 E: 0 K: 0 S: 3	H: 0 LOB: 0 BB: 0 P: 3	R: 0 E: 0 K: 2 S: 8	H: 1 LOB: 3 BB: 2 P: 16	R: 0 E: 0 K: 1 S: 5	H: 0 LOB: 0 BB: 0 P: 5	R: 0 E: 0 K: 2 S: 8	H: 1 LOB: 1 BB: 0 P: 8	1B: 5 2B: 3 3B: 0 HR: 1	SF: 0 SAC: 0 DP: 1 HBP: 0	WP: 0 PB: 0 SB: 0 CS: 0	PA: 37													
PITCHER	IP WLS BF H R ER SO BB IBB HBP BLK WP HR S P ERA WHIP																																		
Fred Talbot, R ERA: 4.03 (1, 1)	3.0	13	6	3	3	2	0	0	0	0	0	0	0	0	2	6	9.00	2.000																	
Wes Stock, R ERA: 4.79 (4, 1)	1.0	3	0	0	0	0	1	0	0	0	0	0	0	2	6	0.00	1.000																		
Diego Segui, R ERA: 4.95 (5, 1)	2.0	9	2	0	0	1	1	0	0	1	0	0	10	14	0.00	1.500																			
Jim Dickson, R ERA: 3.56 (7, 1)	1.0	W	4	0	0	0	2	1	0	0	0	0	7	11	0.00	1.000																			
John Wyatt, R ERA: 2.29 (8, 1)	2.0	S	7	1	0	0	3	0	0	0	0	0	13	13	0.00	0.500																			

Batter	1	2	3	4	5	6	7	8	9	AB	R	H	RBI	BB	SO	LOB	BOTTOM																	
Bert Campaneris, R OBP: 0.331, SLG: 0.404 (1, 6)										4	0	0	0	0	1	0	Detroit Tigers @ Kansas City Athletics Municipal Stadium, Kansas City, MO Thu Aug 26 1965, 4:33 AM EDT Att: 3,806 - Unknown																	
Jose Tartabull, L OBP: 0.420, SLG: 0.480 (1, 9)										3	1	1	0	1	0	0																		
Jim Landis, R OBP: 0.366, SLG: 0.346 (1, 8)										3	1	1	1	1	0	0																		
Ed Charles, R OBP: 0.337, SLG: 0.394 (1, 5)										0	1	0	0	0	0	0																		
Wayne Causey, L OBP: 0.356, SLG: 0.365 (2, 5)										3	1	1	1	0	0	1																		
Ken Harrelson, R OBP: 0.330, SLG: 0.441 (1, 3)										3	0	1	1	1	0	0																		
Dick Green, R OBP: 0.315, SLG: 0.398 (1, 4)										3	0	1	1	0	1	0																		
Tommie Reynolds, R OBP: 0.318, SLG: 0.323 (1, 7)										3	1	2	1	1	0	1																		
Mike Hershberger, R OBP: 0.294, SLG: 0.320 (9, 9)										0	0	0	0	0	0	0																		
Rene Lachemann, R OBP: 0.239, SLG: 0.392 (1, 2)										3	0	0	0	0	0	4																		
Fred Talbot, R ERA: 3.77 (1, 1)	0.1	7	4	3	3	0	1	0	0	1	0	0	0	0	0	0																		
Orlando Pena, R ERA: 4.35 (1, 1)	1.2	4	0	0	0	2	0	0	0	0	0	8	8	0.00	0.000																			
Larry Sherry, R ERA: 3.29 (3, 1)	4.0	L	15	2	1	1	1	1	0	0	0	1	16	20	2.25	0.750																		
Julio Navarro, R ERA: 4.26 (7, 1)	2.0		8	1	1	1	0	2	0	0	0	0	1	6	14	4.50	1.500																	
Inning Stats	R: 3 E: 1 K: 0 S: 6	H: 4 LOB: 2 BB: 1 P: 11	R: 0 E: 0 K: 2 S: 7	H: 0 LOB: 0 BB: 0 P: 7	R: 0 E: 0 K: 0 S: 3	H: 0 LOB: 0 BB: 0 P: 3	R: 0 E: 0 K: 1 S: 6	H: 1 LOB: 1 BB: 0 P: 6	R: 0 E: 0 K: 0 S: 3	H: 0 LOB: 0 BB: 1 P: 7	R: 1 E: 0 K: 0 S: 4	H: 1 LOB: 0 BB: 0 P: 4	R: 0 E: 0 K: 0 S: 2	H: 0 LOB: 0 BB: 1 P: 6	R: 1 E: 0 K: 0 S: 4	H: 1 LOB: 1 BB: 1 P: 8	1B: 3 2B: 2 3B: 0 HR: 2	SF: 0 SAC: 1 DP: 1 HBP: 1	WP: 0 PB: 0 SB: 0 CS: 1	PA: 35														
PITCHER	IP WLS BF H R ER SO BB IBB HBP BLK WP HR S P ERA WHIP																																	
Hank Aguirre, L ERA: 3.77 (1, 1)	0.1	7	4	3	3	0	1	0	0	0	0	8	8	0.00	0.000																			
Orlando Pena, R ERA: 4.35 (1, 1)	1.2	4	0	0	0	2	0	0	0	0	0	8	8	0.00	0.000																			
Larry Sherry, R ERA: 3.29 (3, 1)	4.0	L	15	2	1	1	1	1	0	0	0	1	16	20	2.25	0.750																		
Julio Navarro, R ERA: 4.26 (7, 1)	2.0		8	1	1	1	0	2	0	0	0	1	6	14	4.50	1.500																		

Batter	1	2	3	4	5	6	7	8	9	AB	R	H	RBI	BB	SO	LOB	TOP		
Bobby Richardson, R OBP: 0.302, SLG: 0.343 (1.4)										4	0	1	0	0	0	2			
Tony Kubek, L OBP: 0.280, SLG: 0.287 (1.6)										4	0	0	0	0	2	3			
Mickey Mantle, S OBP: 0.391, SLG: 0.464 (1.7)										3	0	1	0	1	0	1			
Ross Moschitto, R OBP: 0.200, SLG: 0.333 (9.7)										0	0	0	0	0	0	0			
Elston Howard, R OBP: 0.267, SLG: 0.343 (1.2)										4	0	1	0	0	0	2			
Hector Lopez, R OBP: 0.311, SLG: 0.379 (1.9)										4	0	0	0	0	0	2			
Ray Barker, L OBP: 0.324, SLG: 0.380 (1.3)										3	0	0	0	0	1	1			
Clete Boyer, R OBP: 0.317, SLG: 0.435 (1.5)										2	0	1	0	1	0	0			
Roger Repoz, L OBP: 0.327, SLG: 0.522 (1.8)										2	0	0	0	1	0	1			
Whitey Ford, L OBP: 0.227, SLG: 0.194 (1.1)										3	0	0	0	0	2	3			
Inning Stats	R: 0 E: 0 K: 1 S: 5	H: 1 LOB: 0 BB: 0 P: 5	R: 0 E: 0 K: 0 S: 3	H: 1 LOB: 0 BB: 0 P: 3	R: 0 E: 0 K: 0 S: 3	H: 0 LOB: 2 BB: 2 P: 11	R: 0 E: 0 K: 0 S: 2	H: 0 LOB: 0 BB: 1 P: 6	R: 0 E: 0 K: 2 S: 8	H: 1 LOB: 1 BB: 0 P: 8	R: 0 E: 0 K: 0 S: 3	H: 0 LOB: 0 BB: 0 P: 3	R: 0 E: 0 K: 1 S: 5	H: 0 LOB: 0 BB: 0 P: 5	R: 0 E: 1 K: 0 S: 4	H: 0 LOB: 1 BB: 0 P: 4	1B: 4 2B: 0 3B: 0 HR: 0	SF: 0 SAC: 0 DP: 3 HBP: 0	WP: 1 PA: 32 CS: 0
PITCHER John O'Donoghue, L ERA: 3.67 (1.1)	IP: 9.0 WLS: W BF: 32 H: 4 R: 0 ER: 0 SO: 5 BB: 3 IBB: 0 HBP: 0 BLK: 0 WP: 1 HR: 0 S: 39 P: 51 ERA: 0.00 WHIP: 0.778															PITCHER			

New York Yankees @ Kansas City Athletics
Municipal Stadium, Kansas City, MO
Fri Aug 27 1965, 8:05 PM EDT
Att: 12,163 - Unknown - 80 F

AB	29
R	0
H	4
RBI	0
BB	3
SO	5
LOB	15



Batter	1	2	3	4	5	6	7	8	9	AB	R	H	RBI	BB	SO	LOB	BOTTOM		
Bert Campaneris, R OBP: 0.331, SLG: 0.402 (1.6)										3	0	0	0	1	1	1			
Wayne Causey, L OBP: 0.357, SLG: 0.367 (1.5)										4	0	2	0	0	0	1			
Skip Lockwood, R OBP: 0.282, SLG: 0.125 (9, FR)										0	1	0	0	0	0	0			
Jose Tartabull, L OBP: 0.422, SLG: 0.481 (1.9)										4	0	2	0	0	0	1			
Ken Harrelson, R OBP: 0.329, SLG: 0.438 (1.3)										2	0	0	0	0	1	0			
Jim Landis, R OBP: 0.364, SLG: 0.343 (1.8)										3	0	0	0	1	0	2			
Dick Green, R OBP: 0.317, SLG: 0.397 (1.4)										3	0	1	1	1	1	1			
Tommie Reynolds, R OBP: 0.313, SLG: 0.318 (1.7)										3	0	0	0	0	0	2			
Rene Lachemann, R OBP: 0.241, SLG: 0.388 (1.2)										2	0	0	0	1	1	1			
John O'Donoghue, R OBP: 0.204, SLG: 0.271 (1.1)										3	0	0	0	0	2	2			
Inning Stats	R: 0 E: 0 K: 0 S: 3	H: 0 LOB: 0 BB: 0 P: 3	R: 0 E: 0 K: 1 S: 5	H: 0 LOB: 0 BB: 0 P: 5	R: 0 E: 0 K: 1 S: 5	H: 0 LOB: 1 BB: 1 P: 6	R: 0 E: 0 K: 1 S: 5	H: 1 LOB: 0 BB: 0 P: 5	R: 0 E: 0 K: 0 S: 3	H: 0 LOB: 1 BB: 1 P: 7	R: 0 E: 0 K: 2 S: 7	H: 0 LOB: 1 BB: 1 P: 11	R: 0 E: 0 K: 1 S: 6	H: 1 LOB: 1 BB: 0 P: 6	R: 0 E: 1 K: 1 S: 6	H: 0 LOB: 3 BB: 1 P: 8	1B: 5 2B: 0 3B: 0 HR: 0	SF: 0 SAC: 2 DP: 3 HBP: 0	WP: 1 PA: 33 CS: 0
PITCHER Whitey Ford, L ERA: 3.41 (1.1)	IP: 8.1 WLS: L BF: 33 H: 5 R: 1 ER: 1 SO: 6 BB: 3 IBB: 1 HBP: 0 BLK: 0 WP: 1 HR: 0 S: 41 P: 57 ERA: 1.08 WHIP: 0.960															PITCHER			


New York Yankees @ Kansas City Athletics
Municipal Stadium, Kansas City, MO
Fri Aug 27 1965, 8:05 PM EDT
Att: 12,163 - Unknown - 80 F

AB	27
R	1
H	5
RBI	1
BB	4
SO	6
LOB	11



Batter	1	2	3	4	5	6	7	8	9	AB	R	H	RBI	BB	SO	LOB	TOP
Bobby Richardson, R OBP: 0.303, SLG: 0.344 (1.4)	4-3			FC4-6 1B		6-3			G3 1B	4	0	2	0	0	0	0	New York Yankees @ Kansas City Athletics Municipal Stadium, Kansas City, MO Sat Aug 28 1965, 8:05 PM EDT Att: 16,792 - Unknown livebaseballscorecards.com
Tony Kubek, L OBP: 0.257, SLG: 0.283 (1.6)	F4			FC4-6 FC5-4 1-2			F9		G3 1-2	4	0	0	0	0	0	2	
Mickey Mantle, S OBP: 0.390, SLG: 0.463 (1.7) Joe Pepitone, L OBP: 0.314, SLG: 0.417 (1.7)	K			FC5-4 1-2			L9		K	1	0	0	0	0	1	0	
Elston Howard, R OBP: 0.268, SLG: 0.343 (1.2)		F7		6-3			1B			3	0	1	0	0	0	1	
Roger Repoz, L OBP: 0.321, SLG: 0.511 (1.8)		F2			4-3		F8			3	0	0	0	0	0	1	
Hector Lopez, R OBP: 0.307, SLG: 0.374 (1.9)		K			L9			F3		3	0	0	0	0	1	0	
Clete Boyer, R OBP: 0.315, SLG: 0.432 (1.5)			K		F9			K		3	0	0	0	0	2	0	
Ray Barker, L OBP: 0.319, SLG: 0.373 (1.3)			4-3		3-1			F8		3	0	0	0	0	0	0	
Mel Stottlemyre, R OBP: 0.136, SLG: 0.247 (1.1) Roger Maris, L OBP: 0.353, SLG: 0.435 (6, PH) Hal Reniff, R OBP: 0.242, SLG: 0.344 (9, PH)			4-3		6-3			6-3		1	0	0	0	0	0	0	
Inning Stats	R: 0 E: 0 K: 1 S: 5	H: 0 LOB: 0 BB: 0 P: 5	R: 0 E: 0 K: 1 S: 5	H: 0 LOB: 0 BB: 0 P: 5	R: 0 E: 0 K: 1 S: 5	H: 0 LOB: 1 BB: 0 P: 4	R: 0 E: 0 K: 0 S: 3	H: 0 LOB: 0 BB: 0 P: 3	R: 0 E: 0 K: 0 S: 4	H: 1 LOB: 1 BB: 0 P: 4	R: 0 E: 0 K: 1 S: 5	H: 0 LOB: 0 BB: 0 P: 5	R: 0 E: 0 K: 1 S: 6	H: 1 LOB: 1 BB: 0 P: 6	1B: 3 2B: 0 3B: 0 HR: 0	SF: 0 SAC: 0 DP: 0 HBP: 0	
PITCHER Rollie Sheldon, R ERA: 3.83 (1.1)	IP: 9.0 WLS: W BF: 30 H: 3 R: 0 ER: 0 SO: 5 BB: 0 IBB: 0 HBP: 0 BLK: 0 WP: 0 HR: 0 S: 40 P: 40 ERA: 0.00 WHIP: 0.333											PITCHER	IP: 9.0 WLS: W BF: 30 H: 3 R: 0 ER: 0 SO: 5 BB: 0 IBB: 0 HBP: 0 BLK: 0 WP: 0 HR: 0 S: 40 P: 40 ERA: 0.00 WHIP: 0.333				

Batter	1	2	3	4	5	6	7	8	9	AB	R	H	RBI	BB	SO	LOB	BOTTOM		
Bert Campaneris, R OBP: 0.334, SLG: 0.404 (1.6)	G4-6-3 BB		1-H 2B		1B 1B BB		K			2	1	1	1	2	1	0	New York Yankees @ Kansas City Athletics Municipal Stadium, Kansas City, MO Sat Aug 28 1965, 8:05 PM EDT Att: 16,792 - Unknown livebaseballscorecards.com		
Wayne Causey, L OBP: 0.356, SLG: 0.365 (1.5)	G4-6-3 1-2		F7		1B 1-2 2-H 3-H		1-3			4	0	1	2	0	0	2			
Jose Tartabull, L OBP: 0.417, SLG: 0.473 (1.9)	K		4-3		1B 1-2 2-H		L4			4	0	1	1	0	1	1			
Ken Harrelson, R OBP: 0.328, SLG: 0.436 (1.3) Santiago Rossario, L OBP: 0.340, SLG: 0.413 (9.3)		1B	6-3		K		5-3			4	0	1	0	0	1	2			
Jim Landis, R OBP: 0.360, SLG: 0.338 (1.8)		K	K		K		G1			4	0	0	0	0	3	3			
Dick Green, R OBP: 0.315, SLG: 0.394 (1.4)		K	F8		F7					3	0	0	0	0	1	1			
Billy Bryan, L OBP: 0.309, SLG: 0.419 (1.2)		K			SH2-4 1B BB		G4-6-3 1B			3	1	2	0	0	1	1			
Tommie Reynolds, R OBP: 0.318, SLG: 0.320 (1.7)			WP S 2B 1B		SH2-4 1B BB		G4-6-3			2	2	1	0	1	0	1			
Rollie Sheldon, R OBP: 0.116, SLG: 0.073 (1.1)		K	SH2-4		K					2	0	0	0	0	2	1			
Inning Stats	R: 0 E: 0 K: 1 S: 4	H: 0 LOB: 1 BB: 1 P: 8	R: 0 E: 0 K: 3 S: 10	H: 1 LOB: 0 BB: 0 P: 10	R: 1 E: 0 K: 1 S: 7	H: 2 LOB: 1 BB: 0 P: 7	R: 0 E: 0 K: 1 S: 5	H: 0 LOB: 0 BB: 0 P: 5	R: 3 E: 0 K: 2 S: 10	H: 3 LOB: 2 BB: 2 P: 18	R: 0 E: 0 K: 0 S: 3	H: 1 LOB: 0 BB: 0 P: 3	R: 0 E: 0 K: 2 S: 7	H: 0 LOB: 0 BB: 0 P: 7	R: 0 E: 0 K: 0 S: 3	H: 0 LOB: 0 BB: 0 P: 3		1B: 6 2B: 1 3B: 0 HR: 0	SF: 0 SAC: 1 DP: 2 HBP: 0
PITCHER Mel Stottlemyre, R ERA: 2.7 (6.1) Hal Reniff, R ERA: 3.66 (1.1)	IP: 5.0 WLS: L BF: 23 H: 6 R: 4 ER: 4 SO: 8 BB: 3 IBB: 0 HBP: 0 BLK: 0 WP: 1 HR: 0 S: 36 P: 48 ERA: 7.20 WHIP: 1.800											PITCHER	IP: 3.0 WLS: 9 BF: 1 H: 0 R: 0 ER: 0 SO: 2 BB: 0 IBB: 0 HBP: 0 BLK: 0 WP: 0 HR: 0 S: 13 P: 13 ERA: 0.00 WHIP: 0.333						



Batter	1	2	3	4	5	6	7	8	9	AB	R	H	RBI	BB	SO	LOB	TOP					
Bobby Richardson, R OBP: 0.301, SLG: 0.342	L8		F7		6-3		F8			4	0	0	0	0	0	0						
Tony Kubek, L OBP: 0.254, SLG: 0.279	K			4-3	F6		F7			4	0	0	0	0	1	0						
Roger Repoz, L OBP: 0.325, SLG: 0.525	K			PB	CS			F2		4	1	2	0	0	1	0						
Elston Howard, R OBP: 0.270, SLG: 0.359		K		1B	CS	HR		F8		4	2	2	1	0	1	0						
Hector Lopez, R OBP: 0.314, SLG: 0.385		5-3		3-1	F8			WP		4	0	3	0	0	0	0						
Clete Boyer, R OBP: 0.314, SLG: 0.431		5-3		3-1	5-3			K		4	0	1	1	0	1	2						
Jake Gibbs, L OBP: 0.243, SLG: 0.417	K			3-1		HR		L7		4	1	1	1	0	1	3						
Ray Barker, L OBP: 0.317, SLG: 0.366			4-3					F8		3	0	0	0	1	1	0						
Ross Moschitto, R OBP: 0.200, SLG: 0.333								K		0	0	0	0	0	0	0						
Al Downing, R OBP: 0.184, SLG: 0.203			6-3		F6			4-3		4	0	0	0	0	0	3						
Inning Stats	R: 0 E: 0 K: 2 S: 7	H: 0 LOB: 0 BB: 0 P: 7	R: 0 E: 0 K: 2 S: 8	H: 1 LOB: 1 BB: 0 P: 8	R: 0 E: 0 K: 0 S: 3	H: 0 LOB: 0 BB: 0 P: 3	R: 2 E: 0 K: 0 S: 7	H: 4 LOB: 3 BB: 1 P: 11	R: 0 E: 0 K: 0 S: 3	H: 1 LOB: 0 BB: 0 P: 3	R: 2 E: 0 K: 1 S: 7	H: 2 LOB: 0 BB: 0 P: 7	R: 0 E: 0 K: 0 S: 3	H: 0 LOB: 0 BB: 0 P: 3	R: 0 E: 0 K: 1 S: 6	H: 1 LOB: 1 BB: 0 P: 6	R: 0 E: 0 K: 0 S: 3	H: 0 LOB: 0 BB: 0 P: 3	1B: 4 2B: 2 3B: 1 HR: 2	SF: 0 SAC: 0 DP: 0 HBP: 0	WP: 1 PB: 1 CS: 0	PA: 37
PITCHER	IP	WLS	BF	H	R	ER	SO	BB	IBB	HBP	BLK	WP	HR	S	P	ERA	WHIP					
Lew Krausse, R ERA: 6.59	3.1	L	15	5	2	2	4	0	0	0	0	0	0	23	23	5.40	1.500					
Jack Aker, R ERA: 3.51	1.2		6	1	0	0	0	0	1	0	0	0	0	5	9	0.00	0.600					
Wes Stock, R ERA: 4.95	0.2		4	2	2	2	0	0	0	0	0	0	2	4	4	27.00	3.000					
Don Mossi, L ERA: 2.64	1.1		4	0	0	0	1	0	0	0	0	0	0	6	6	0.00	0.000					
Jim Dickson, R ERA: 3.46	2.0		7	1	0	0	1	0	0	0	0	1	0	9	9	0.00	0.500					

New York Yankees @ Kansas City Athletics
Municipal Stadium, Kansas City, MO
Sun Aug 29 1965, 4:33 AM EDT
Att: 16,167 - Unknown

AB 35
R 4
H 9
RBI 3
BB 1
SO 6
LOB 8



Batter	1	2	3	4	5	6	7	8	9	AB	R	H	RBI	BB	SO	LOB	BOTTOM					
Bert Campaneris, R OBP: 0.333, SLG: 0.403	SH1-3		F9		FC6-4		F8			4	1	1	0	0	0	2						
Jose Tartabull, L OBP: 0.411, SLG: 0.460	6-3		K			4-3		4-3		3	0	0	0	1	1	0						
Jim Landis, R OBP: 0.360, SLG: 0.336	SH1-3		PO			F7		4-3		2	0	0	0	1	0	0						
Ed Charles, R OBP: 0.333, SLG: 0.389	6-3		PO		K		F8			4	0	0	1	0	2	1						
Ken Harrelson, R OBP: 0.325, SLG: 0.432	K				K			K		4	0	0	0	0	4	1						
Dick Green, R OBP: 0.317, SLG: 0.393		6-3		K2-3			1B			3	1	1	0	1	2	0						
Mike Hershberger, R OBP: 0.294, SLG: 0.319		6-3			F8		E5			4	1	1	0	0	1	1						
Rene Lachemann, R OBP: 0.247, SLG: 0.398										3	0	2	1	0	1	1						
Fred Talbot, R OBP: 0.279, SLG: 0.298		K								0	0	0	0	0	0	0						
Billy Bryan, L OBP: 0.309, SLG: 0.419					FC6-4					0	0	0	0	0	0	0						
Lew Krausse, R ERA: 6.59										1	0	0	0	0	0	1						
Jack Aker, R ERA: 3.51										0	0	0	0	0	0	0						
Tommye Reynolds, R OBP: 0.254, SLG: 0.318										1	0	0	0	0	0	1						
Wes Stock, R ERA: 4.95										0	0	0	0	0	0	0						
Don Mossi, L ERA: 2.64										0	0	0	0	0	0	0						
Wayne Causey, L OBP: 0.305, SLG: 0.395										1	0	0	0	0	0	1						
Jim Dickson, L ERA: 3.46										0	0	0	0	0	0	0						
Inning Stats	R: 1 E: 0 K: 1 S: 6	H: 1 LOB: 1 BB: 1 P: 10	R: 0 E: 0 K: 1 S: 5	H: 0 LOB: 1 BB: 1 P: 9	R: 0 E: 0 K: 1 S: 4	H: 0 LOB: 0 BB: 1 P: 8	R: 0 E: 0 K: 3 S: 9	H: 0 LOB: 0 BB: 0 P: 9	R: 0 E: 0 K: 1 S: 6	H: 1 LOB: 1 BB: 0 P: 6	R: 0 E: 0 K: 0 S: 3	H: 0 LOB: 0 BB: 0 P: 3	R: 2 E: 1 K: 1 S: 8	H: 3 LOB: 1 BB: 0 P: 8	R: 0 E: 0 K: 1 S: 5	H: 0 LOB: 0 BB: 0 P: 5	R: 0 E: 0 K: 3 S: 9	H: 0 LOB: 0 BB: 0 P: 9	1B: 4 2B: 1 3B: 0 HR: 0	SF: 0 SAC: 1 DP: 0 HBP: 0	WP: 0 PB: 0 CS: 0	PA: 35
PITCHER	IP	WLS	BF	H	R	ER	SO	BB	IBB	HBP	BLK	WP	HR	S	P	ERA	WHIP					
Al Downing, L ERA: 3.74	9.0	W	34	5	3	2	12	3	0	0	0	0	0	55	67	2.00	0.889					

New York Yankees @ Kansas City Athletics
Municipal Stadium, Kansas City, MO
Sun Aug 29 1965, 4:33 AM EDT
Att: 16,167 - Unknown


AB 30
R 3
H 5
RBI 2
BB 3
SO 12
LOB 9



Batter	1	2	3	4	5	6	7	8	9	10	11	AB	R	H	RBI	BB	SO	LOB	TOP					
Vic Davallillo, L OBP: 0.334, SLG: 0.370 (1, 8)	L7		F7		F6			1B		SH1-3 1B		5	1	2	0	0	0	3						
Pedro Gonzalez, R OBP: 0.303, SLG: 0.364 (9, 9) (10, 4)	6-3		FC6-4		K			K		SH1-3		4	0	0	0	0	2	3						
Leon Wagner, L OBP: 0.364, SLG: 0.491 Chico Salmon, R OBP: 0.284, SLG: 0.404 (9, PR) (9, 7)	K			6-3		4-3				1B SF9	1B	3	0	0	0	1	1	0						
Rocky Colavito, R OBP: 0.383, SLG: 0.498 Dick Howser, R OBP: 0.359, SLG: 0.287 (9, PR) (9, 4) Bobby Tiefenauer, R (10, 1)		L6			WP BB					1B	K	3	0	1	0	1	0	0						
Fred Whitfield, L OBP: 0.315, SLG: 0.511 (1, 3)	6-3			F6				6-3		F9		5	0	1	0	0	0	3						
Larry Brown, R OBP: 0.334, SLG: 0.402 (1, 6)	F7			F7				5-3		SF9		3	0	0	1	0	0	1						
Max Alvis, R OBP: 0.330, SLG: 0.432 (1, 5)			6-3					K				4	0	1	0	1	1	0						
Duke Sims, L OBP: 0.320, SLG: 0.398 Phil Roof, R OBP: 0.294, SLG: 0.133 (9, 2)				E 1B				F4		K		4	0	2	0	0	1	2						
Sonny Siebert, R OBP: 0.214, SLG: 0.184 Al Luplow, L OBP: 0.214, SLG: 0.282 Don McMahon, R OBP: 0.333, SLG: 0.233 Chuck Hinton, R OBP: 0.343, SLG: 0.460 (10, PH) (10, 9)				E4 FC6-4				K		K		2	0	0	0	0	0	2						
Inning Stats	R: 0 E: 0 K: 1 S: 5	H: 0 LOB: 0 BB: 0 P: 5	R: 0 E: 0 K: 0 S: 3	H: 0 LOB: 0 BB: 0 P: 3	R: 0 E: 1 K: 0 S: 5	H: 1 LOB: 2 BB: 0 P: 5	R: 0 E: 0 K: 0 S: 3	H: 0 LOB: 1 BB: 1 P: 7	R: 0 E: 0 K: 0 S: 4	H: 1 LOB: 1 BB: 0 P: 4	R: 0 E: 0 K: 1 S: 5	H: 0 LOB: 0 BB: 0 P: 5	R: 0 E: 0 K: 2 S: 8	H: 1 LOB: 1 BB: 0 P: 8	R: 1 E: 0 K: 1 S: 7	H: 2 LOB: 2 BB: 1 P: 11	R: 1 E: 0 K: 2 S: 9	H: 2 LOB: 1 BB: 0 P: 9	R: 0 E: 0 K: 0 S: 3	H: 1 LOB: 1 BB: 1 P: 7	1B: 8 2B: 0 3B: 0 HR: 0	SF: 1 SAC: 2 DP: 1 HBP: 0	WP: 1 PB: 0 SB: 2 CS: 0	PA: 44
PITCHER	IP 8.0	WLS 2.0	BF 10	H 4	R 1	ER 1	SO 5	BB 2	IBB 0	HBP 0	BLK 0	WP 0	HR 0	S 38	P 46	ERA 1.12	WHIP 0.625							
Fred Talbot, R ERA: 3.9 John Wyatt, R ERA: 2.33 Jim Dickson, R ERA: 3.6	(1, 1)	(9, 1)	(11, 1)																					

Cleveland Indians @ Kansas City Athletics
Municipal Stadium, Kansas City, MO
Tue Aug 31 1965, 8:05 PM EDT
Att: 3,970 - Unknown


AB 38
R 2
H 8
RBI 2
BB 3
SO 8
LOB 17



Batter	1	2	3	4	5	6	7	8	9	10	11	AB	R	H	RBI	BB	SO	LOB	BOTTOM					
Dick Green, R OBP: 0.317, SLG: 0.390 (1, 4)	HBP		F6		F6			F3			SH2-4 1B	4	1	1	0	0	0	0						
Jose Tartabull, L OBP: 0.395, SLG: 0.441 (1, 7)	K		F7		1-3					F2		4	0	0	0	0	1	1						
Wayne Causey, L OBP: 0.354, SLG: 0.361 (1, 6)	F8		6-3					L7				4	0	1	0	1	0	1						
Ed Charles, R OBP: 0.331, SLG: 0.385 (1, 5)	F9							K		L8		5	1	2	1	0	1	2						
Jim Landis, R OBP: 0.358, SLG: 0.330 (1, 8)					SH1-3 1B					K		2	0	0	0	1	2	1						
Santiago Rosario, L OBP: 0.316, SLG: 0.388 (1, 3)					SF7					6-3		3	0	0	1	0	1	1						
Billy Bryan, L OBP: 0.308, SLG: 0.429 (1, 2)					K					F4		4	1	1	1	0	2	1						
Mike Hershberger, R OBP: 0.292, SLG: 0.316 (1, 9)										6-3		4	0	1	0	0	0	0						
Fred Talbot, R ERA: 2.07 Don McMahon, R ERA: 3.76 Bobby Tiefenauer, R ERA: 4.91 (1, 1) (8, 1) (10, 1) (11, 1)										5-3		3	0	0	0	0	2	2						
Inning Stats	R: 0 E: 0 K: 1 S: 5	H: 0 LOB: 1 BB: 0 P: 6	R: 0 E: 0 K: 3 S: 10	H: 1 LOB: 2 BB: 1 P: 14	R: 0 E: 0 K: 0 S: 3	H: 0 LOB: 0 BB: 0 P: 3	R: 1 E: 1 K: 1 S: 6	H: 1 LOB: 0 BB: 0 P: 6	R: 0 E: 0 K: 1 S: 5	H: 0 LOB: 0 BB: 0 P: 5	R: 0 E: 0 K: 0 S: 3	H: 0 LOB: 0 BB: 0 P: 3	R: 0 E: 0 K: 1 S: 6	H: 1 LOB: 1 BB: 0 P: 6	R: 1 E: 0 K: 1 S: 6	H: 1 LOB: 0 BB: 0 P: 6	R: 1 E: 0 K: 0 S: 3	H: 1 LOB: 2 BB: 1 P: 7	1B: 5 2B: 0 3B: 0 HR: 1	SF: 1 SAC: 2 DP: 0 HBP: 1	WP: 0 PB: 0 SB: 0 CS: 0	PA: 40		
PITCHER	IP 7.0	WLS 2.0	BF 25	H 2	R 1	ER 0	SO 8	BB 1	IBB 0	HBP 0	BLK 0	WP 0	HR 0	S 39	P 44	ERA 0.00	WHIP 0.429							
Sonny Siebert, R Don McMahon, R Bobby Tiefenauer, R	(1, 1)	(8, 1)	(10, 1)																					

Cleveland Indians @ Kansas City Athletics
Municipal Stadium, Kansas City, MO
Tue Aug 31 1965, 8:05 PM EDT
Att: 3,970 - Unknown

AB 34
R 3
H 6
RBI 3
BB 2
SO 10
LOB 9



Batter	1	2	3	4	5	6	7	8	9	AB	R	H	RBI	BB	SO	LOB	TOP			
Chico Salmon, R (1, 3) OBP: 0.276, SLG: 0.391 Duke Sims, L (7, PH) OBP: 0.317, SLG: 0.393 (7, 2)	L5		K		6-3		5-3			3	0	0	0	0	1	0				
Vic Davallito, L (1, 8) OBP: 0.333, SLG: 0.369	G3		F7		G5-4-3 1B		F7			4	0	1	0	0	0	2				
Chuck Hinton, R (1, 7) OBP: 0.342, SLG: 0.458	K		1B		G5-4-3 1-2		5-3			4	0	1	0	0	1	1				
Rocky Colavito, R (1, 9) OBP: 0.382, SLG: 0.496 Dick Howser, R (8, PR) OBP: 0.359, SLG: 0.287 (8, 4)	F7		K		5-3		FC6-4 1B			4	0	1	0	0	1	1				
Max Alvis, R (1, 5) OBP: 0.328, SLG: 0.429	K2-3				L7		FC6-4 1B			4	0	0	0	0	2	1				
Larry Brown, R (1, 6) OBP: 0.336, SLG: 0.404	2B		1B		5-3		1B			4	1	2	0	0	0	1				
Pedro Gonzalez, R (1, 4) OBP: 0.306, SLG: 0.369	1B		1B		S		6-3			4	1	2	1	0	0	0				
Joe Azcue, R (1, 2) OBP: 0.291, SLG: 0.271 Richie Scheinblum, S (7, PR) Lee Stange, R (7, 1) Leon Wagner, L (9, PH) OBP: 0.364, SLG: 0.490	FC6-4 1B		2B		4-0		WP 2B			2	0	2	1	1	0	0				
Luis Tiant, R (1, 1) OBP: 0.143, SLG: 0.150 Billy Moran, R (7, PH) Fred Whitfield, L (7, PH) OBP: 0.316, SLG: 0.514 (7, 3)	FC6-4 1-2		3-1		1-2		1B			2	0	0	0	0	0	3				
Inning Stats	R: 0 E: 0 K: 1 S: 5	H: 0 LOB: 0 BB: 0 P: 5	R: 2 E: 0 K: 1 S: 8	H: 3 LOB: 1 BB: 0 P: 8	R: 0 E: 0 K: 2 S: 8	H: 1 LOB: 1 BB: 0 P: 8	R: 0 E: 0 K: 0 S: 4	H: 1 LOB: 2 BB: 1 P: 8	R: 0 E: 0 K: 0 S: 3	H: 1 LOB: 0 BB: 0 P: 3	R: 1 E: 0 K: 0 S: 5	H: 2 LOB: 1 BB: 0 P: 5	R: 0 E: 0 K: 0 S: 4	H: 1 LOB: 1 BB: 0 P: 4	R: 0 E: 0 K: 0 S: 3	H: 0 LOB: 0 BB: 0 P: 3	1B: 8 2B: 2 3B: 0 HR: 0	SF: 0 SAC: 0 DP: 1 HBP: 0	WP: 1 PB: 0 SB: 1 CS: 0	PA: 36
PITCHER	IP	WLS	BF	H	R	ER	SO	BB	IBB	HBP	BLK	WP	HR	S	P	ERA	WHIP			
John O'Donoghue, L (1, 1) ERA: 3.69 Jack Aker, R (7, 1) ERA: 3.1	6.1	W	26	8	3	3	5	1	0	0	0	0	0	35	39	4.26	1.421			

Cleveland Indians @ Kansas City Athletics
Municipal Stadium, Kansas City, MO
Wed Sep 01 1965, 8:05 PM EDT
Att: 3,466 - Unknown

AB 35
R 3
H 10
RBI 3
BB 1
SO 5
LOB 11



Batter	1	2	3	4	5	6	7	8	9	AB	R	H	RBI	BB	SO	LOB	BOTTOM			
Dick Green, R (1, 4) OBP: 0.316, SLG: 0.389	K	L6			6-3		1B			4	0	1	0	0	1	0				
Jose Tartabull, L (1, 7) OBP: 0.391, SLG: 0.434	1B		4-3		6-3		F8			4	0	1	0	0	0	1				
Wayne Causey, L (1, 6) OBP: 0.353, SLG: 0.367	F6		F7			HR	F7			4	1	1	1	0	0	1				
Ed Charles, R (1, 5) OBP: 0.328, SLG: 0.381	F8		F8			F7	6-3			4	0	0	0	0	0	1				
Jim Landis, R (1, 8) OBP: 0.360, SLG: 0.328	HR	BB			6-3		BB			2	1	0	0	2	0	0				
Santiago Rosario, L (1, 3) OBP: 0.300, SLG: 0.365	E6 HR				K		K			3	1	0	0	0	2	2				
Billy Bryan, L (1, 2) OBP: 0.312, SLG: 0.444	HR				1B		K			3	1	2	3	0	1	1				
Mike Hershberger, R (1, 9) OBP: 0.290, SLG: 0.314	6-3				6-3		F6			3	0	0	0	0	0	1				
John O'Donoghue, R (1, 1) OBP: 0.196, SLG: 0.260 Jack Aker, R (7, 1)	F8				5-3		K			2	0	0	0	0	0	0				
Inning Stats	R: 0 E: 0 K: 1 S: 6	H: 1 LOB: 1 BB: 0 P: 6	R: 3 E: 1 K: 0 S: 5	H: 1 LOB: 0 BB: 1 P: 9	R: 0 E: 0 K: 0 S: 3	H: 0 LOB: 0 BB: 0 P: 3	R: 0 E: 0 K: 1 S: 6	H: 1 LOB: 1 BB: 0 P: 6	R: 1 E: 0 K: 2 S: 8	H: 1 LOB: 1 BB: 1 P: 12	R: 0 E: 0 K: 1 S: 6	H: 1 LOB: 1 BB: 0 P: 6	R: 0 E: 0 K: 0 S: 3	H: 0 LOB: 0 BB: 0 P: 3	1B: 3 2B: 0 3B: 0 HR: 2	SF: 0 SAC: 0 DP: 0 HBP: 0	WP: 0 PB: 0 SB: 0 CS: 0	PA: 32		
PITCHER	IP	WLS	BF	H	R	ER	SO	BB	IBB	HBP	BLK	WP	HR	S	P	ERA	WHIP			
Luis Tiant, R (1, 1) ERA: 3.39 Lee Stange, R (7, 1) ERA: 3.4	6.0	L	25	4	4	3	4	2	0	0	0	0	0	9	9	0.00	0.500			

Cleveland Indians @ Kansas City Athletics
Municipal Stadium, Kansas City, MO
Wed Sep 01 1965, 8:05 PM EDT
Att: 3,466 - Unknown


AB 30
R 4
H 5
RBI 4
BB 2
SO 5
LOB 7



Batter	1	2	3	4	5	6	7	8	9	AB	R	H	RBI	BB	SO	LOB	TOP																					
Max Alvis, R OBP: 0.328, SLG: 0.427 (1, 5)	0-3 K	1-0 HR HBP		0-0 F5			0-0 2B 1B	0-0 F7		4	2	1	0	0	1	0																						
Vic Davallio, L OBP: 0.334, SLG: 0.368 (1, 8)	0-0 6-3	4-0 HR BB		0-3 K			0-0 2B 1B	0-0 6-3		4	2	1	0	1	1	0																						
Leon Wagner, L OBP: 0.382, SLG: 0.494 Chuck Hinton, R OBP: 0.342, SLG: 0.458 (9, 7)	4-0 FC6-4 BB	0-0 HR		0-0 G3			0-0 L7		0-0 1-3	4	1	1	3	1	0	2																						
Rocky Colavito, R OBP: 0.382, SLG: 0.496 Dick Howser, R OBP: 0.359, SLG: 0.287 (9, 4)	0-0 FC6-4	4-0 HR		0-0 F6			0-0 1B 2B		0-0 L5	4	1	1	1	1	0	1																						
Fred Whitfield, L OBP: 0.317, SLG: 0.512 Chico Salmon, R OBP: 0.276, SLG: 0.391 (9, 3)		0-0 F5		0-0 1B			0-0 1-3 1B		0-0 3-1	5	0	2	2	0	0	1																						
Larry Brown, R OBP: 0.335, SLG: 0.402 (1, 6)		0-0 1B E	0-0 5-3		0-0 5-3		0-0 1-3			4	1	1	0	0	0	2																						
Pedro Gonzalez, R OBP: 0.305, SLG: 0.367 (9, 9)		0-0 1B E	0-0 6-3		0-0 1-3		0-0 1-3		0-0 5-3	4	1	1	0	0	0	1																						
Duke Sims, L OBP: 0.314, SLG: 0.419 (1, 2)		0-0 F7	0-0 F7		0-0 G3		0-0 HR			4	1	1	1	0	0	2																						
Ralph Terry, R OBP: 0.235, SLG: 0.261 Gary Bell, R OBP: 0.071, SLG: 0.286 Don McMahon, R OBP: 0.286, SLG: 0.286 (6, 1)	0-0 E8 1B		0-0 F9		0-0 5-3		0-3 K			2	1	1	1	0	0	0																						
Inning Stats	R: 0 E: 0 K: 1 S: 5	H: 0 LOB: 1 BB: 1 P: 9	R: 6 E: 1 K: 0 S: 7	H: 4 LOB: 1 BB: 2 P: 16	R: 0 E: 0 K: 0 S: 3	H: 0 LOB: 0 BB: 0 P: 3	R: 0 E: 0 K: 1 S: 5	H: 0 LOB: 0 BB: 0 P: 5	R: 0 E: 0 K: 0 S: 4	H: 1 LOB: 1 BB: 0 P: 4	R: 0 E: 0 K: 0 S: 3	H: 0 LOB: 0 BB: 0 P: 3	R: 3 E: 0 K: 0 S: 7	H: 4 LOB: 1 BB: 0 P: 7	R: 1 E: 0 K: 1 S: 6	H: 1 LOB: 0 BB: 0 P: 6	R: 0 E: 0 K: 0 S: 3	H: 0 LOB: 0 BB: 0 P: 3	1B: 7 2B: 1 3B: 0 HR: 2	SF: 0 SAC: 0 DP: 0 HBP: 1	WP: 0 PB: 0 SB: 1 CS: 0	PA: 41																
PITCHER	IP	WLS	BF	H	R	ER	SO	BB	IBB	HBP	BLK	WP	HR	S	P	ERA	WHIP	PITCHER		IP	WLS	BF	H	R	ER	SO	BB	IBB	HBP	BLK	WP	HR	S	P	ERA	WHIP		
Rollie Sheldon, R ERA: 4.14	1.2		12	4	6	6	1	2	0	1	0	0	1	11	20	32.40	3.600	Wes Stock, R ERA: 4.91		2.0		7	1	1	1	1	0	0	0	0	0	1	9	9	4.50	0.500		
Diego Segul, R ERA: 4.89	2.1		8	0	0	0	1	1	0	0	0	0	0	9	13	0.00	0.429																					
Jim Dickson, R ERA: 3.5	2.0		7	1	0	0	1	0	0	0	0	0	0	7	7	0.00	0.500																					
Don Mossi, L ERA: 4.0	0.1	L	5	4	3	3	0	0	0	0	0	0	0	5	5	81.00	12.000																					
John Wyatt, R ERA: 2.3	0.2		2	0	0	0	0	0	0	0	0	0	0	2	2	0.00	0.000																					

Cleveland Indians @ Kansas City Athletics
Municipal Stadium, Kansas City, MO
Thu Sep 02 1965, 4:33 AM EDT
Att: 2,113 - Unknown


AB 37
R 10
H 10
RBI 8
BB 3
SO 3
LOB 9



Batter	1	2	3	4	5	6	7	8	9	AB	R	H	RBI	BB	SO	LOB	BOTTOM																					
Dick Green, R OBP: 0.316, SLG: 0.387 (1, 4)	0-0 6-3		0-3 K		0-3 K	0-0 SH5-4	0-0 1B			4	0	1	0	0	2	0																						
Jose Tartabull, L OBP: 0.384, SLG: 0.425 (1, 8)	0-0 L9		0-0 F5		0-0 1B	0-0 6-3	0-0 F2			5	1	1	1	0	0	3																						
Wayne Causey, L OBP: 0.355, SLG: 0.370 (1, 6)	0-0 L8		0-0 1B		0-0 1B	0-0 BB 1B	0-0 F8			5	0	3	1	0	0	0																						
Ed Charles, R OBP: 0.331, SLG: 0.384 (1, 5)		0-0 6-3	0-0 1B		0-0 FC5-4 1B	0-0 BB 1B	0-0 4-3			5	0	3	1	0	0	0																						
Billy Bryan, L OBP: 0.314, SLG: 0.439 (1, 2)		0-0 G3	0-0 4-3		0-3 K	0-0 FC6-4 BB	0-0 BB			3	0	0	0	2	1	4																						
Mike Hershberger, R OBP: 0.289, SLG: 0.312 (1, 9)		0-0 2B 1B	0-0 FC5-4		0-0 FC6-4	0-0 1-3	0-0 1-3			5	1	1	0	0	0	6																						
Santiago Rosario, L OBP: 0.309, SLG: 0.366 (1, 3)		0-0 1B 2B	0-0 6-3		0-0 1B 1B	0-0 1-3	0-0 F6			5	2	2	1	0	0	0																						
Tommy Reynolds, R OBP: 0.327, SLG: 0.332 (1, 7)		0-0 1B	0-0 2B		0-0 2B	0-0 SH5-4 1B	0-0 F7			5	1	4	1	0	0	0																						
Inning Stats	R: 0 E: 0 K: 0 S: 3	H: 0 LOB: 0 BB: 0 P: 3	R: 2 E: 0 K: 1 S: 8	H: 3 LOB: 1 BB: 0 P: 8	R: 0 E: 0 K: 1 S: 7	H: 2 LOB: 2 BB: 0 P: 7	R: 0 E: 0 K: 0 S: 4	H: 1 LOB: 1 BB: 0 P: 4	R: 1 E: 0 K: 2 S: 10	H: 3 LOB: 2 BB: 0 P: 10	R: 3 E: 0 K: 0 S: 8	H: 5 LOB: 3 BB: 1 P: 12	R: 0 E: 0 K: 1 S: 7	H: 2 LOB: 2 BB: 0 P: 7	R: 0 E: 0 K: 0 S: 3	H: 0 LOB: 1 BB: 1 P: 7	R: 0 E: 0 K: 1 S: 5	H: 0 LOB: 0 BB: 0 P: 5	1B: 14 2B: 2 3B: 0 HR: 0	SF: 0 SAC: 1 DP: 0 HBP: 0	WP: 0 PB: 0 SB: 0 CS: 0	PA: 45																
PITCHER	IP	WLS	BF	H	R	ER	SO	BB	IBB	HBP	BLK	WP	HR	S	P	ERA	WHIP	PITCHER		IP	WLS	BF	H	R	ER	SO	BB	IBB	HBP	BLK	WP	HR	S	P	ERA	WHIP		
Ralph Terry, R ERA: 3.62	4.1		22	9	3	3	3	0	0	0	0	0	0	10	10	6.23	2.077	Wes Stock, R ERA: 4.91		2.0		7	1	1	1	1	0	0	0	0	1	9	9	4.50	0.500			
Gary Bell, R ERA: 3.52	1.1		8	4	3	3	1	0	0	0	0	0	0	10	10	20.25	3.000																					
Don McMahon, R ERA: 3.57	3.1	W	15	3	0	0	2	2	0	0	0	0	0	17	25	0.00	1.500																					

Cleveland Indians @ Kansas City Athletics
Municipal Stadium, Kansas City, MO
Thu Sep 02 1965, 4:33 AM EDT
Att: 2,113 - Unknown

AB 42
R 6
H 16
RBI 6
BB 2
SO 6
LOB 16



Batter	1	2	3	4	5	6	7	8	9	AB	R	H	RBI	BB	SO	LOB	TOP				
Bert Campaneris, R OBP: 0.332, SLG: 0.398 Dick Green, R OBP: 0.312, SLG: 0.382	0-0 6-3		0-0 4-3		0-0 6-3			0-0 F2		3	0	0	0	0	0	0					
Jose Tartabull, L OBP: 0.373, SLG: 0.412	0-0 F8		0-0 F7		0-0 6-3			0-0 L5		4	0	0	0	0	0	0					
Wayne Causey, L OBP: 0.354, SLG: 0.368	0-0 1B		0-0 6-3		0-0 5-3			0-0 1-3		4	0	1	0	0	0	0					
Ed Charles, R OBP: 0.337, SLG: 0.397	0-0 FC6-4 1B		0-0 E7 1B		0-0 CS 1B			0-3 K		4	0	3	0	0	1	0					
Ken Harrelson, R OBP: 0.327, SLG: 0.428 Santiago Rosario, L OBP: 0.319, SLG: 0.397	0-0 FC6-4		0-3 K		0-0 CS		0-0 F9		0-0 E8 L3-6 1B	3	0	0	0	0	1	3					
Tommie Reynolds, R OBP: 0.325, SLG: 0.329		0-0 E		0-0 5-3			0-0 FC1-6 1B		0-0 L3-6	4	1	2	0	0	0	2					
Billy Bryan, L OBP: 0.318, SLG: 0.444		0-0 E6 L8 2B		0-3 K			4-0 FC1-6 BB			2	0	1	1	1	1	1					
Mike Hershberger, R OBP: 0.284, SLG: 0.307		0-0 L8			0-0 5-3		0-0 FC1-6			3	0	0	0	0	0	3					
Lew Krausse, R John Wyatt, R		0-0 4-3			0-0 1-3		0-3 K			3	0	0	0	0	1	2					
Inning Stats	R: 0 E: 0 K: 0 S: 5	H: 2 LOB: 2 BB: 0 P: 5	R: 1 E: 1 K: 0 S: 4	H: 2 LOB: 0 BB: 0 P: 4	R: 0 E: 0 K: 2 S: 3	H: 0 LOB: 0 BB: 0 P: 3	R: 0 E: 1 K: 2 S: 8	H: 1 LOB: 1 BB: 0 P: 8	R: 0 E: 0 K: 0 S: 3	H: 0 LOB: 0 BB: 0 P: 3	R: 0 E: 0 K: 0 S: 6	H: 1 LOB: 2 BB: 1 P: 10	R: 0 E: 0 K: 1 S: 3	H: 0 LOB: 0 BB: 0 P: 3	R: 0 E: 1 K: 1 S: 5	H: 1 LOB: 0 BB: 0 P: 5	1B: 7 2B: 2 3B: 0 HR: 0	SF: 0 SAC: 0 DP: 1 HBP: 0	WP: 0 PB: 0 SB: 2 CS: 1	PA: 34	
PITCHER	IP WLS BF H R ER SO BB IBB HBP BLK WP HR S P ERA WHIP	IP WLS BF H R ER SO BB IBB HBP BLK WP HR S P ERA WHIP	IP WLS BF H R ER SO BB IBB HBP BLK WP HR S P ERA WHIP	IP WLS BF H R ER SO BB IBB HBP BLK WP HR S P ERA WHIP	IP WLS BF H R ER SO BB IBB HBP BLK WP HR S P ERA WHIP	IP WLS BF H R ER SO BB IBB HBP BLK WP HR S P ERA WHIP	IP WLS BF H R ER SO BB IBB HBP BLK WP HR S P ERA WHIP	IP WLS BF H R ER SO BB IBB HBP BLK WP HR S P ERA WHIP	IP WLS BF H R ER SO BB IBB HBP BLK WP HR S P ERA WHIP	IP WLS BF H R ER SO BB IBB HBP BLK WP HR S P ERA WHIP	IP WLS BF H R ER SO BB IBB HBP BLK WP HR S P ERA WHIP	IP WLS BF H R ER SO BB IBB HBP BLK WP HR S P ERA WHIP	IP WLS BF H R ER SO BB IBB HBP BLK WP HR S P ERA WHIP	IP WLS BF H R ER SO BB IBB HBP BLK WP HR S P ERA WHIP	IP WLS BF H R ER SO BB IBB HBP BLK WP HR S P ERA WHIP	IP WLS BF H R ER SO BB IBB HBP BLK WP HR S P ERA WHIP	IP WLS BF H R ER SO BB IBB HBP BLK WP HR S P ERA WHIP	IP WLS BF H R ER SO BB IBB HBP BLK WP HR S P ERA WHIP	IP WLS BF H R ER SO BB IBB HBP BLK WP HR S P ERA WHIP	IP WLS BF H R ER SO BB IBB HBP BLK WP HR S P ERA WHIP	IP WLS BF H R ER SO BB IBB HBP BLK WP HR S P ERA WHIP

Kansas City Athletics @ Los Angeles Angels
Dodger Stadium, Los Angeles, CA
Fri Sep 03 1965, 7:05 PM PDT
Att: 4,319 - Unknown

AB	32
R	1
H	8
RBI	1
BB	1
SO	4
LOB	11




Batter	1	2	3	4	5	6	7	8	9	AB	R	H	RBI	BB	SO	LOB	BOTTOM					
Jose Cardenal, R OBP: 0.285, SLG: 0.368	0-0 4-3		0-0 5-3			0-0 L9 2B		0-3 K		4	0	1	0	0	1	1						
Albie Pearson, L OBP: 0.395, SLG: 0.383	0-0 2B		0-0 L3		0-0 L3	4-0 BB		0-0 L3		3	0	1	0	1	0	2						
Jim Fregosi, R OBP: 0.319, SLG: 0.405	0-3 K		0-0 4-3		0-0 L9	0-0 L9		0-0 1B		4	0	1	0	0	1	3						
Willie Smith, L OBP: 0.306, SLG: 0.435	0-0 F5		0-0 3-1		0-0 F9			0-0 L8		4	0	0	0	0	0	4						
Vic Power, R OBP: 0.289, SLG: 0.331		0-0 F4			0-0 1B 1B			0-0 L8		4	0	1	0	0	0	1						
Bobby Knoop, R OBP: 0.310, SLG: 0.384		0-0 5-3			0-0 G5-4-3 1B			0-3 K		4	0	1	0	0	2	1						
Buck Rodgers, S OBP: 0.256, SLG: 0.256		0-0 6-3			0-0 F4			0-0 6-3		3	0	0	0	0	0	2						
Paul Schaal, R OBP: 0.305, SLG: 0.317 Al Spangler, L OBP: 0.305, SLG: 0.264 Tom Satriono, L OBP: 0.276, SLG: 0.288			0-3 K		0-0 G5-4-3			0-0 F9		2	0	0	0	0	1	2						
Fred Newman, R OBP: 0.159, SLG: 0.115 Joe Adcock, R OBP: 0.315, SLG: 0.441 Marcelino Lopez, R OBP: 0.239, SLG: 0.297 Bob Lee, R OBP: 0.158, SLG: 0.278			0-0 F3			0-3 K		0-0 1B		2	0	0	0	0	1	0						
Inning Stats	R: 0 E: 0 K: 1 S: 6	H: 1 LOB: 1 BB: 0 P: 6	R: 0 E: 0 K: 0 S: 3	H: 0 LOB: 0 BB: 0 P: 3	R: 0 E: 0 K: 1 S: 5	H: 0 LOB: 0 BB: 0 P: 5	R: 0 E: 0 K: 0 S: 3	H: 0 LOB: 0 BB: 0 P: 3	R: 0 E: 0 K: 0 S: 6	H: 2 LOB: 1 BB: 0 P: 4	R: 0 E: 0 K: 1 S: 6	H: 1 LOB: 2 BB: 1 P: 10	R: 0 E: 0 K: 1 S: 5	H: 0 LOB: 0 BB: 0 P: 5	R: 0 E: 0 K: 1 S: 6	H: 1 LOB: 2 BB: 0 P: 6	R: 0 E: 0 K: 1 S: 6	H: 1 LOB: 1 BB: 0 P: 6	1B: 4 2B: 2 3B: 0 HR: 0	SF: 0 SAC: 0 DP: 1 HBP: 0	WP: 0 PB: 0 SB: 1 CS: 0	PA: 33
PITCHER	IP WLS BF H R ER SO BB IBB HBP BLK WP HR S P ERA WHIP	IP WLS BF H R ER SO BB IBB HBP BLK WP HR S P ERA WHIP	IP WLS BF H R ER SO BB IBB HBP BLK WP HR S P ERA WHIP	IP WLS BF H R ER SO BB IBB HBP BLK WP HR S P ERA WHIP	IP WLS BF H R ER SO BB IBB HBP BLK WP HR S P ERA WHIP	IP WLS BF H R ER SO BB IBB HBP BLK WP HR S P ERA WHIP	IP WLS BF H R ER SO BB IBB HBP BLK WP HR S P ERA WHIP	IP WLS BF H R ER SO BB IBB HBP BLK WP HR S P ERA WHIP	IP WLS BF H R ER SO BB IBB HBP BLK WP HR S P ERA WHIP	IP WLS BF H R ER SO BB IBB HBP BLK WP HR S P ERA WHIP	IP WLS BF H R ER SO BB IBB HBP BLK WP HR S P ERA WHIP	IP WLS BF H R ER SO BB IBB HBP BLK WP HR S P ERA WHIP	IP WLS BF H R ER SO BB IBB HBP BLK WP HR S P ERA WHIP	IP WLS BF H R ER SO BB IBB HBP BLK WP HR S P ERA WHIP	IP WLS BF H R ER SO BB IBB HBP BLK WP HR S P ERA WHIP	IP WLS BF H R ER SO BB IBB HBP BLK WP HR S P ERA WHIP	IP WLS BF H R ER SO BB IBB HBP BLK WP HR S P ERA WHIP	IP WLS BF H R ER SO BB IBB HBP BLK WP HR S P ERA WHIP	IP WLS BF H R ER SO BB IBB HBP BLK WP HR S P ERA WHIP	IP WLS BF H R ER SO BB IBB HBP BLK WP HR S P ERA WHIP	IP WLS BF H R ER SO BB IBB HBP BLK WP HR S P ERA WHIP	

Kansas City Athletics @ Los Angeles Angels
Dodger Stadium, Los Angeles, CA
Fri Sep 03 1965, 7:05 PM PDT
Att: 4,319 - Unknown

AB	32
R	0
H	6
RBI	0
BB	1
SO	6
LOB	16



Batter	1	2	3	4	5	6	7	8	9	AB	R	H	RBI	BB	SO	LOB	TOP			
Bert Campaneris, R (1,6) OBP: 0.331, SLG: 0.399	5-3		1-3			SF9 1-3 2B		6-3		4	0	1	0	0	0	0	Kansas City Athletics @ Los Angeles Angels Dodger Stadium, Los Angeles, CA Sat Sep 04 1965, 7:05 PM PDT Att: 4,418 - Unknown			
Jose Tartabull, L (1,7) OBP: 0.370, SLG: 0.415	1-3			1-3		1-3			2B	4	0	1	0	0	0	2				
Wayne Causey, L (1,4) OBP: 0.354, SLG: 0.367	4-3			K		SF9			BB	2	0	0	1	1	1	0				
Ed Charles, R (1,5) OBP: 0.338, SLG: 0.399		BLK 2B		S BB		K			K	3	0	1	0	1	2	3				
Ken Harrelson, R (1,3) OBP: 0.324, SLG: 0.423		K		K			K		K	4	0	0	0	0	4	4				
Jim Landis, R (1,8) OBP: 0.358, SLG: 0.324		K			K		5-3		K	4	0	0	0	0	3	3				
Billy Bryan, L (1,2) OBP: 0.314, SLG: 0.438		K			5-3		F7			3	0	0	0	0	1	1				
Mike Hershberger, R (1,9) OBP: 0.282, SLG: 0.305			F8		K			6-3		3	0	0	0	0	1	0				
Catfish Hunter, R (1,1) OBP: 0.103, SLG: 0.103			K			2B SF9 1B			K	2	1	1	0	0	1	0				
Don Mossi, L (7,1) Wes Stock, R (7,1) Santiago Rosario, L (8,PH) Jim Dickson, L (8,1)										0	0	0	0	0	0	0				
Inning Stats	R: 0 E: 0 K: 0 S: 3	H: 0 LOB: 0 BB: 0 P: 3	R: 0 E: 0 K: 3 S: 10	H: 1 LOB: 1 BB: 0 P: 10	R: 0 E: 0 K: 1 S: 5	H: 0 LOB: 0 BB: 0 P: 5	R: 0 E: 0 K: 2 S: 7	H: 0 LOB: 1 BB: 1 P: 11	R: 0 E: 0 K: 1 S: 7	H: 0 LOB: 0 BB: 0 P: 7	R: 0 E: 0 K: 1 S: 5	H: 0 LOB: 0 BB: 0 P: 5	R: 0 E: 0 K: 1 S: 5	H: 0 LOB: 0 BB: 1 P: 14	R: 0 E: 0 K: 3 S: 10	H: 1 LOB: 2 BB: 1 P: 14	1B: 1 2B: 3 3B: 0 HR: 0	SF: 1 SAC: 0 DP: 0 HBP: 0	WP: 0 PB: 0 SB: 1 CS: 0	PA: 33
PITCHER Dean Chance, R (1,1) ERA: 3.27	IP: 9.0 WLS: W BF: 33 H: 4 R: 1 ER: 1 SO: 14 BB: 2 IBB: 0 HBP: 0 BLK: 1 WP: 0 HR: 0 S: 59 P: 67 ERA: 1.00 WHIP: 0.667																			

Batter	1	2	3	4	5	6	7	8	9	AB	R	H	RBI	BB	SO	LOB	BOTTOM			
Al Spangler, L (1,8) OBP: 0.309, SLG: 0.270	4-3					E 1B				3	1	2	0	0	0	0	Kansas City Athletics @ Los Angeles Angels Dodger Stadium, Los Angeles, CA Sat Sep 04 1965, 7:05 PM PDT Att: 4,418 - Unknown			
Jim Piersall, R (7,PH) OBP: 0.321, SLG: 0.430			1B			1-3 2-H 1B				1	0	1	1	0	0	0				
Albie Pearson, L (1,9) OBP: 0.385, SLG: 0.380	K		6-3			1-H BB		F8		3	0	0	0	1	1	3				
Jim Fregosi, R (1,6) OBP: 0.319, SLG: 0.405	K			F7 4-3 2B		K		F9		4	1	1	0	0	2	3				
Joe Adcock, R (1,3) OBP: 0.312, SLG: 0.437		K		F7		K		F9		3	0	0	0	0	2	2				
Vic Power, R (8,PH) OBP: 0.287, SLG: 0.330				2-3						1	0	0	0	0	0	0				
Willie Smith, L (1,7) OBP: 0.306, SLG: 0.433				4-3		F5		3-1		4	0	1	1	0	0	1				
Bobby Knoop, R (1,4) OBP: 0.307, SLG: 0.380				1B		3-H				4	0	0	0	0	0	1				
Tom Satriano, L (1,2) OBP: 0.279, SLG: 0.291			1-3			F7		1B SH 1B		3	1	1	0	0	0	1				
Paul Schaal, R (1,5) OBP: 0.305, SLG: 0.317			5-3			F8		1B SH 1B		3	1	1	0	0	0	0				
Dean Chance, R (1,1) OBP: 0.147, SLG: 0.095			K			K		SH 1B		2	0	0	1	0	2	0				
Inning Stats	R: 0 E: 0 K: 2 S: 7	H: 0 LOB: 0 BB: 0 P: 7	R: 0 E: 0 K: 1 S: 6	H: 1 LOB: 1 BB: 0 P: 6	R: 0 E: 0 K: 1 S: 6	H: 1 LOB: 0 BB: 0 P: 6	R: 1 E: 0 K: 0 S: 4	H: 1 LOB: 0 BB: 0 P: 4	R: 0 E: 0 K: 1 S: 5	H: 0 LOB: 0 BB: 0 P: 5	R: 1 E: 0 K: 2 S: 8	H: 1 LOB: 1 BB: 1 P: 12	R: 2 E: 1 K: 0 S: 7	H: 3 LOB: 2 BB: 0 P: 7	R: 0 E: 0 K: 0 S: 3	H: 0 LOB: 0 BB: 0 P: 3	1B: 6 2B: 1 3B: 0 HR: 0	SF: 0 SAC: 1 DP: 0 HBP: 0	WP: 0 PB: 0 SB: 0 CS: 0	PA: 33
PITCHER Cattfish Hunter, R (1,1) ERA: 4.13 Don Mossi, L (7,1) ERA: 3.97 Wes Stock, R (7,1) ERA: 4.89 Jim Dickson, R (8,1) ERA: 3.45	IP: 6.1 WLS: L BF: 27 H: 6 R: 4 ER: 3 SO: 7 BB: 1 IBB: 0 HBP: 0 BLK: 0 WP: 0 HR: 0 S: 40 P: 44 ERA: 4.26 WHIP: 1.105																			

AB	30
R	1
H	4
RBI	1
BB	2
SO	14
LOB	13



AB	31
R	4
H	7
RBI	3
BB	1
SO	7
LOB	11



Batter	1	2	3	4	5	6	7	8	9	AB	R	H	RBI	BB	SO	LOB	TOP					
Zoilo Versalles, R OBP: 0.310, SLG: 0.442	0-3 K		0-0 F7	0-0 G4-6-3		0-3 K		0-0 5-3		5	0	0	0	0	2	3						
Cesar Tovar, R OBP: 0.316, SLG: 0.235	0-3 K		0-0 F9	0-0 4-3					4-0 5-3 BB	3	0	0	0	0	1	2						
Dick Stigman, R OBP: 0.133, SLG: 0.200										1	0	1	0	0	0	0						
Johnny Klippstein, R										0	0	0	0	0	0	0						
Sandy Valdespino, L OBP: 0.316, SLG: 0.328										0	1	0	0	1	0	0						
Tony Oliva, L OBP: 0.373, SLG: 0.487	0-0 4-3		0-0 2B		4-0 WP S 1B BB			4-0 5-3 E 1B BB		2	2	1	1	3	0	0						
Bob Allison, R OBP: 0.346, SLG: 0.455		0-0 5-3	0-0 2B		0-0 F4			0-0 L6		5	0	1	1	0	0	5						
Earl Battey, R OBP: 0.368, SLG: 0.411		0-0 5-3	0-0 F8		0-3 K			0-0 5-3		5	0	0	1	0	1	4						
Don Mincher, L OBP: 0.350, SLG: 0.536				0-0 BB 1B	4-0 1B IBB			0-0 F5		4	1	3	1	1	0	0						
Rich Rollins, R OBP: 0.309, SLG: 0.344			0-0 F8		4-0 1B BB			0-0 F8		4	1	1	1	1	0	2						
Jerry Kindall, R OBP: 0.274, SLG: 0.300			0-0 1B	0-0 1B G4-6-3	0-3 K			0-0 F6		4	2	2	1	0	1	2						
Camilo Pascual, R OBP: 0.246, SLG: 0.367				0-0 1B				0-0 F8		0	0	0	0	0	0	0						
Dave Boswell, R OBP: 0.337, SLG: 0.371				0-0 1B						1	1	1	0	0	0	0						
Jim Kaat, L OBP: 0.350, SLG: 0.477				0-0 1B						3	0	1	1	0	0	0						
Al Worthington, R OBP: 0.287, SLG: 0.125				0-0 2B	0-0 G4-6-3					0	0	0	0	0	0	0						
Jim Kaat, L OBP: 0.274, SLG: 0.289				0-0 1B				0-0 F8		0	0	0	0	0	0	0						
Inning Stats	R: 0 E: 0 K: 2 S: 7	H: 0 LOB: 0 BB: 0 P: 7	R: 0 E: 0 K: 0 S: 4	H: 1 LOB: 1 BB: 0 P: 4	R: 2 E: 0 K: 0 S: 7	H: 4 LOB: 2 BB: 0 P: 7	R: 3 E: 0 K: 0 S: 5	H: 3 LOB: 0 BB: 1 P: 9	R: 1 E: 0 K: 2 S: 8	H: 1 LOB: 2 BB: 2 P: 16	R: 0 E: 0 K: 1 S: 6	H: 1 LOB: 0 BB: 1 P: 10	R: 0 E: 0 K: 0 S: 3	H: 0 LOB: 0 BB: 0 P: 3	R: 0 E: 0 K: 0 S: 3	H: 0 LOB: 0 BB: 0 P: 3	R: 2 E: 1 K: 0 S: 4	H: 1 LOB: 1 BB: 2 P: 12	1B: 9 2B: 2 3B: 0 HR: 0	SF: 0 SAC: 0 DP: 1 HBP: 0	WP: 1 PB: 0 CS: 1	PA: 43
PITCHER	IP	WLS	BF	H	R	ER	SO	BB	IBB	HBP	BLK	WP	HR	S	P	ERA	WHIP					
John O'Donoghue, L ERA: 3.74	2.2		13	5	2	2	2	0	0	0	0	0	0	17	17	6.75	1.875					
Wes Stock, R ERA: 5.16	0.1		4	2	3	3	0	1	0	0	0	0	0	3	7	81.00	9.000					
Diego Segui, R ERA: 4.87	2.0	L	9	2	1	1	2	1	1	0	0	1	0	11	19	4.50	1.500					
Jim Dickson, R ERA: 3.36	2.0		8	1	0	0	1	0	1	0	0	0	0	9	13	0.00	0.500					
Jack Aker, R ERA: 3.27	1.0		5	0	2	2	0	2	0	0	0	0	0	3	11	18.00	2.000					

Minnesota Twins @ Kansas City Athletics
Municipal Stadium, Kansas City, MO
Mon Sep 06 1965, 4:33 AM EDT
Unknown

AB 37
R 8
H 11
RBI 7
BB 6
SO 5
LOB 18



Batter	1	2	3	4	5	6	7	8	9	AB	R	H	RBI	BB	SO	LOB	BOTTOM				
Bert Campaneris, R OBP: 0.329, SLG: 0.395	0-0 6-3	0-0 2B		0-3 K		0-0 6-3	0-3 K		0-0 F8	6	1	1	1	0	2	4					
Jose Tartabull, L OBP: 0.380, SLG: 0.421	0-0 G3	0-0 1B		0-0 F3		0-0 5-3		0-0 F7	0-0 G1-4-3 1B	6	1	2	3	0	0	0					
Wayne Causey, L OBP: 0.359, SLG: 0.366	4-0 FC5-4 BB	4-0 1B BB		4-0 BB		4-0 WP BB		4-0 BB 1B BB	0-0 G1-4-3 1B	1	0	0	0	5	0	2					
Ed Charles, R OBP: 0.341, SLG: 0.404	0-0 FC5-4	0-0 1B		0-0 5-3		4-0 1B BB		0-0 BB 1B		4	0	2	1	1	0	2					
Jim Landis, R OBP: 0.359, SLG: 0.319		0-0 BB			0-0 F5	0-3 K		4-0 1B BB		3	1	0	0	2	2	4					
Ken Harrelson, R OBP: 0.324, SLG: 0.418		0-0 L6	4-0 FC5-4 BB		0-0 K			0-0 F3	0-3 K	4	0	0	0	1	2	4					
Billy Bryan, L OBP: 0.316, SLG: 0.443		0-0 F8	4-0 FC5-4 BB		0-0 3B			0-3 K	0-0 F7	4	0	1	0	1	1	4					
Mike Hershberger, R OBP: 0.287, SLG: 0.307		0-0 1B	0-0 FC5-4		4-0 BB			4-0 1B BB	0-0 1B	3	2	2	1	2	0	2					
John O'Donoghue, R ERA: 3.54		0-0 2B	0-0 4-3		0-3 K			0-0 1B		1	1	1	0	0	0	0					
Dave Boswell, R ERA: 3.32		0-0 1B			0-0 K			0-0 1B		1	0	0	0	0	0	0					
Dick Stigman, L ERA: 4.37		0-0 2B			0-0 K			0-0 1B		1	0	0	0	0	0	0					
Johnny Klippstein, R ERA: 2.41		0-0 1B			0-0 K			0-0 1B		1	0	0	0	0	0	0					
Al Worthington, R ERA: 2.02		0-0 1B			0-0 K			0-0 1B		1	0	0	0	0	0	0					
Inning Stats	R: 0 E: 0 K: 0 S: 3	H: 0 LOB: 1 BB: 1 P: 7	R: 5 E: 0 K: 1 S: 10	H: 5 LOB: 2 BB: 2 P: 18	R: 0 E: 0 K: 1 S: 5	H: 0 LOB: 1 BB: 1 P: 9	R: 0 E: 0 K: 2 S: 8	H: 1 LOB: 2 BB: 1 P: 12	R: 0 E: 0 K: 1 S: 5	H: 0 LOB: 2 BB: 2 P: 13	R: 0 E: 0 K: 2 S: 8	H: 1 LOB: 2 BB: 1 P: 12	R: 0 E: 0 K: 1 S: 6	H: 1 LOB: 3 BB: 2 P: 14	R: 1 E: 0 K: 0 S: 5	H: 3 LOB: 2 BB: 0 P: 5	1B: 8 2B: 3 3B: 1 HR: 0	SF: 0 SAC: 0 DP: 2 HBP: 0	WP: 1 PB: 0 CS: 0	PA: 48	
PITCHER	IP	WLS	BF	H	R	ER	SO	BB	IBB	HBP	BLK	WP	HR	S	P	ERA	WHIP				
Camilo Pascual, R ERA: 3.54	1.2		11	4	5	5	0	2	0	0	0	0	0	6	18	0.00	3.600				
Dick Stigman, L ERA: 4.37	2.2	W	13	1	0	0	3	4	0	0	0	1	0	15	31	0.00	1.875				
Johnny Klippstein, R ERA: 2.41	1.2		9	2	0	0	3	2	0	0	0	0	0	13	21	0.00	2.400				
Al Worthington, R ERA: 2.02	1.0		6	2	1	1	1	1	0	0	0	0	0	7	11	9.00	3.000				

Minnesota Twins @ Kansas City Athletics
Municipal Stadium, Kansas City, MO
Mon Sep 06 1965, 4:33 AM EDT
Unknown

AB 36
R 6
H 11
RBI 6
BB 12
SO 8
LOB 25



Batter	1	2	3	4	5	6	7	8	9	AB	R	H	RBI	BB	SO	LOB	TOP					
Zoilo Versalles, R OBP: 0.309, SLG: 0.442	(1, 6) 0-3 K	(1, 6) 0-0 L7		(1, 6) 0-0 F8			(1, 6) 0-0 1-3 2B			4	0	1	0	0	1	3						
Sandy Valdespino, L OBP: 0.314, SLG: 0.357	(1, 7) 0-0 1B		(1, 7) 0-0 1-5-3		(1, 7) 0-0 P3		(1, 7) 0-0 1-3			4	0	1	0	0	0	1						
Tony Oliva, L OBP: 0.372, SLG: 0.487	(1, 9) 0-0 F7		(1, 9) 0-0 F7		(1, 9) 0-0 2B		(1, 9) 0-0 3-1			4	0	1	0	0	0	2						
Don Mincher, L OBP: 0.346, SLG: 0.528	(1, 3) 0-0 F3		(1, 3) 0-0 F3		(1, 3) 0-0 F7					4	0	0	0	0	0	2						
Rich Rollins, R OBP: 0.309, SLG: 0.341		(1, 5) 4-0 1B 4-3 BB		(1, 5) 0-0 6-3		(1, 5) 0-0 L8		(1, 5) 0-3 K		3	1	0	0	1	1	1						
Jimmie Hall, L OBP: 0.350, SLG: 0.475	(1, 8) 0-0 4-3 S 1B		(1, 8) 0-0 P4		(1, 8) 0-0 3-1					4	1	1	0	0	0	0						
Al Worthington, R OBP: 0.300, SLG: 0.125	(8, 1) 0-0 4-3 S 1B									0	0	0	0	0	0	0						
Jerry Kindall, R OBP: 0.274, SLG: 0.298	(1, 4) 0-3 K		(1, 4) 4-0 1B BB		(1, 4) 0-3 K					2	1	0	0	1	2	2						
Cesar Tovar, R OBP: 0.300, SLG: 0.222	(9, PH) 0-0 1-2 K									1	0	0	0	0	0	0						
Earl Batley, R OBP: 0.368, SLG: 0.411	(9, 2) 0-0 1-2 K									0	0	0	0	0	0	0						
Jerry Zimmerman, R OBP: 0.270, SLG: 0.257	(1, 2) 0-0 4-3		(1, 2) 0-0 4-3		(1, 2) 0-0 1-2 1B BB					3	0	1	1	0	1	1						
Bob Allison, R OBP: 0.345, SLG: 0.453	(9, PH) 0-0 4-3									1	0	0	0	0	1	0						
Frank Quilici, R OBP: 0.252, SLG: 0.257	(9, 4) 0-0 2-3 3-H 1B		(9, 4) 0-0 1-2 1B							0	0	0	0	0	0	0						
Jim Merritt, L OBP: 0.217, SLG: 0.143	(1, 1) 0-0 E6		(1, 1) 0-0 1-2 2-H 1B							3	0	2	2	0	0	0						
Ted Uhlhaender, L OBP: 0.333, SLG: 0.333	(8, 7) 0-0 3-H 1B									1	0	0	0	0	0	0						
Inning Stats	R: 0 E: 0 K: 1 S: 6	H: 1 LOB: 1 BB: 0 P: 6	R: 2 E: 1 K: 1 S: 7	H: 2 LOB: 1 BB: 1 P: 11	R: 0 E: 0 K: 0 S: 3	H: 0 LOB: 0 BB: 0 P: 3	R: 1 E: 0 K: 0 S: 5	H: 2 LOB: 2 BB: 1 P: 9	R: 0 E: 0 K: 0 S: 4	H: 1 LOB: 1 BB: 0 P: 4	R: 0 E: 0 K: 2 S: 7	H: 0 LOB: 0 BB: 0 P: 7	R: 0 E: 0 K: 0 S: 4	H: 1 LOB: 1 BB: 0 P: 4	R: 0 E: 0 K: 1 S: 5	H: 0 LOB: 0 BB: 0 P: 5	R: 0 E: 0 K: 1 S: 5	H: 0 LOB: 0 BB: 0 P: 5	1B: 5 2B: 2 3B: 0 HR: 0	SF: 0 SAC: 0 DP: 0 HBP: 0	WP: 0 PB: 0 SB: 1 CS: 1	PA: 36
PITCHER	IP WLS BF H R ER SO BB IBB HBP BLK WP HR S P ERA WHIP																					
Rollie Sheldon, R ERA: 4.11	(1, 1) 8.0 33 7 3 3 5 2 0 0 0 0 0 0 41 49 3.38 1.125																					
Catfish Hunter, R ERA: 4.09	(9, 1) 1.0 W 3 0 0 0 1 0 0 0 0 0 0 0 5 5 0.00 0.000																					

Minnesota Twins @ Kansas City Athletics
Municipal Stadium, Kansas City, MO
Mon Sep 06 1965, 8:05 PM EDT
Att: 10,489 - Unknown


AB	34
R	3
H	7
RBI	3
BB	2
SO	6
LOB	12



Batter	1	2	3	4	5	6	7	8	9	AB	R	H	RBI	BB	SO	LOB	BOTTOM					
Bert Campaneris, R OBP: 0.330, SLG: 0.394	(1, 6) 4-0 L9 BB		(1, 6) 0-0 F8			(1, 6) 0-0 G5-4-3 1B		(1, 6) 0-0 F9		3	0	1	0	1	0	0						
Dick Green, R OBP: 0.306, SLG: 0.376	(1, 4) 0-0 L9		(1, 4) 0-3 K			(1, 4) 0-0 G5-4-3		(1, 4) 0-0 2B		4	1	1	0	0	1	2						
Jose Tartabull, L OBP: 0.377, SLG: 0.423	(1, 7) 0-0 L6		(1, 7) 0-0 6-3			(1, 7) 0-0 3-1		(1, 7) 0-0 2B		4	0	1	1	0	0	0						
Ed Charles, R OBP: 0.340, SLG: 0.401	(1, 5) 4-0 1B BB		(1, 5) 0-0 F9		(1, 5) 0-0 6-3		(1, 5) 0-0 P3			3	1	0	0	1	0	1						
Jim Landis, R OBP: 0.363, SLG: 0.318	(1, 8) 4-0 1B BB		(1, 8) 0-0 F9		(1, 8) 4-0 BB		(1, 8) 4-0 BB SF9 BB			1	1	0	0	3	0	0						
Ken Harrelson, R OBP: 0.322, SLG: 0.415	(1, 3) 0-0 P5		(1, 3) 0-0 6-3		(1, 3) 0-0 6-3		(1, 3) 0-0 K			3	0	0	0	0	1	3						
Wayne Causey, L OBP: 0.359, SLG: 0.365	(9, PH) 0-0 P5									1	0	0	0	0	0	1						
Rene Lachemann, R OBP: 0.257, SLG: 0.390	(1, 2) 0-0 1-2 2-H 1B		(1, 2) 0-0 6-3		(1, 2) 0-0 6-3		(1, 2) 0-3 K			3	0	1	1	1	1	1						
Mike Hershberger, R OBP: 0.287, SLG: 0.309	(1, 9) 0-0 P6		(1, 9) 0-0 P4		(1, 9) 0-0 P4		(1, 9) 0-0 PB 3-1 2B			4	1	1	0	0	1	5						
Rollie Sheldon, R OBP: 0.111, SLG: 0.070	(1, 1) 0-0 4-3		(1, 1) 0-0 K2-3							2	0	0	0	0	1	2						
Billy Bryan, L OBP: 0.315, SLG: 0.441	(8, PH) 0-0 4-3									1	0	0	1	0	0	0						
Catfish Hunter, R OBP: 0.103, SLG: 0.103	(9, 1) 0-0 4-3									0	0	0	0	0	0	0						
Santiago Rosario, L OBP: 0.310, SLG: 0.387	(9, PH) 0-0 4-3									0	0	0	1	0	0	0						
Inning Stats	R: 0 E: 0 K: 0 S: 2	H: 0 LOB: 0 BB: 1 P: 6	R: 1 E: 0 K: 0 S: 4	H: 1 LOB: 2 BB: 2 P: 12	R: 0 E: 0 K: 1 S: 5	H: 0 LOB: 0 BB: 0 P: 5	R: 0 E: 0 K: 0 S: 3	H: 0 LOB: 0 BB: 0 P: 3	R: 0 E: 0 K: 1 S: 5	H: 0 LOB: 0 BB: 0 P: 5	R: 0 E: 0 K: 2 S: 7	H: 1 LOB: 1 BB: 1 P: 11	R: 0 E: 0 K: 0 S: 4	H: 0 LOB: 1 BB: 0 P: 4	R: 2 E: 0 K: 0 S: 6	H: 3 LOB: 1 BB: 0 P: 6	R: 1 E: 1 K: 1 S: 5	H: 0 LOB: 2 BB: 2 P: 13	1B: 2 2B: 3 3B: 0 HR: 0	SF: 1 SAC: 0 DP: 1 HBP: 0	WP: 0 PB: 1 SB: 0 CS: 0	PA: 36
PITCHER	IP WLS BF H R ER SO BB IBB HBP BLK WP HR S P ERA WHIP																					
Jim Merritt, L ERA: 3.55	(1, 1) 7.2 30 5 3 3 4 4 0 0 0 0 0 6 14 3.52 1.174																					
Al Worthington, R ERA: 1.99	(8, 1) 1.0 L 6 0 1 0 1 2 0 0 0 0 0 0 6 14 0.00 2.000																					

Minnesota Twins @ Kansas City Athletics
Municipal Stadium, Kansas City, MO
Mon Sep 06 1965, 8:05 PM EDT
Att: 10,489 - Unknown

AB	29
R	4
H	5
RBI	4
BB	6
SO	5
LOB	15




Batter	1	2	3	4	5	6	7	8	9	10	11	12	13	AB R H RBI BB SO LOB	TOP																					
Jose Cardenal, R OBP: 0.265, SLG: 0.362	F4			F7		F6		F4	2	5-3	L5		SF7	6 0 0 1 0 0 1	Los Angeles Angels @ Kansas City Athletics Municipal Stadium, Kansas City, MO Wed Sep 08 1965, 8:05 PM EDT Att. 21,576 - Unknown livebaseballscorecards.com																					
Albie Pearson, L OBP: 0.369, SLG: 0.372	F7			G3		E		BB		BB		4-3	L9	5 2 1 0 2 0 2																						
Jim Fregosi, R OBP: 0.324, SLG: 0.405	F7			2B		E9		BB		E6		L9		5 1 1 0 1 0 1																						
Joe Adcock, R OBP: 0.312, SLG: 0.429		F7												4 0 2 2 0 0 1																						
Marcelino Lopez, R OBP: 0.225, SLG: 0.279														0 0 0 0 0 0 0																						
Vic Power, R OBP: 0.263, SLG: 0.324														0 0 0 0 0 0 0																						
Willie Smith, L OBP: 0.309, SLG: 0.426														1 0 0 0 0 0 2																						
Charlie Dees, L OBP: 0.268, SLG: 0.324														1 0 0 0 0 0 0																						
Bobby Knopf, R OBP: 0.319, SLG: 0.392		1-3												3 1 1 0 3 1 2																						
Ed Kirkpatrick, L OBP: 0.400, SLG: 0.400														5 0 2 0 0 0 4																						
Tom Egan, R OBP: 0.303, SLG: 0.233														2 0 0 0 2 0 0																						
Buck Rodgers, S OBP: 0.255, SLG: 0.254														2 1 0 0 0 0 1																						
Paul Schaaf, R OBP: 0.304, SLG: 0.314														5 0 1 0 1 0 4																						
Dean Chance, R OBP: 0.139, SLG: 0.090														4 0 0 0 0 4 4																						
Bob Lee, R OBP: 0.143, SLG: 0.250														1 0 0 0 0 0 1																						
Merritt Ranew, L OBP: 0.268, SLG: 0.295														1 0 0 0 0 0 3																						
Jim Coates, R ERA: 2.16														0 0 0 0 0 0 0																						
Inning Stats	R: 0 E: 0 K: 0 S: 3	H: 0 LOB: 0 BB: 0 P: 3	R: 0 E: 0 K: 0 S: 3	H: 1 LOB: 1 BB: 0 P: 3	R: 0 E: 0 K: 1 S: 5	H: 0 LOB: 0 BB: 0 P: 5	R: 1 E: 0 K: 0 S: 5	H: 3 LOB: 2 BB: 0 P: 5	R: 0 E: 0 K: 1 S: 5	H: 0 LOB: 2 BB: 2 P: 13	R: 1 E: 0 K: 1 S: 5	H: 1 LOB: 2 BB: 2 P: 9	R: 0 E: 1 K: 0 S: 4	H: 0 LOB: 3 BB: 0 P: 12	R: 0 E: 0 K: 0 S: 3	H: 0 LOB: 0 BB: 0 P: 3	R: 2 E: 1 K: 0 S: 5	H: 0 LOB: 2 BB: 2 P: 13	1B: 7 2B: 2 3B: 0 HR: 0	SF: 1 SAC: 1 DP: 1 HBP: 0	WP: 1 PB: 0 SB: 1 CS: 0	PA: 56														
PITCHER	IP WLS BF H R ER SO BB IBB HBP BLK WP HR S P ERA WHIP																																			
Dick Joyce, L ERA: 0.84	6.0	23	5	2	1	2	1	0	0	0	0	0	0	26	30	1.50	1.000																			
Don Mossi, L ERA: 3.86	0.1	1	0	0	0	0	0	0	0	0	0	0	0	1	1	0.00	0.000																			
Jim Dickson, R ERA: 3.33	0.2	3	0	0	0	1	1	0	0	0	0	0	0	4	8	0.00	1.500																			
Bert Campaneris, R ERA: 3.0	1.0	5	1	1	1	1	2	0	0	0	0	0	0	5	13	9.00	3.000																			
Aurelio Montegudo, R ERA: 4.84	1.0	5	1	0	0	1	1	0	0	0	0	0	0	5	9	0.00	2.000																			

Batter	1	2	3	4	5	6	7	8	9	10	11	12	13	AB R H RBI BB SO LOB	BOTTOM																					
Bert Campaneris, R ERA: 3.0	SH1-3					K		6-3						3 1 0 0 1 1 0	Los Angeles Angels @ Kansas City Athletics Municipal Stadium, Kansas City, MO Wed Sep 08 1965, 8:05 PM EDT Att. 21,576 - Unknown livebaseballscorecards.com																					
Jose Tartabull, L OBP: 0.371, SLG: 0.412	SH1-3					L6		1-3		FC1-6				4 0 0 0 1 0 1																						
Wayne Causey, L OBP: 0.360, SLG: 0.365	4-3													5 1 2 0 1 0 3																						
Ed Charles, R OBP: 0.338, SLG: 0.400	PB					6-3		5-3		F8				6 0 1 1 0 0 6																						
Jim Landis, R OBP: 0.362, SLG: 0.317						F7				FC6-4				5 1 1 0 0 1 2																						
Billy Hoge, L ERA: 3.86	F8													3 0 0 0 0 0 2																						
Randy Schwartz, L ERA: 3.27														2 0 0 0 0 2 0																						
Mike Hershberger, R OBP: 0.287, SLG: 0.309														0 0 0 0 0 0 0																						
Larry Stahl, L OBP: 0.179, SLG: 0.275														3 0 0 0 1 1 2																						
Lou Clinton, R OBP: 0.316, SLG: 0.336														1 0 0 0 0 0 0																						
Dick Green, R OBP: 0.306, SLG: 0.375														4 0 1 1 0 2 1																						
Dick Joyce, L ERA: 0.84														2 0 0 0 0 1 0																						
Don Mossi, L ERA: 3.86														0 0 0 0 0 0 0																						
Santiago Rosario, L OBP: 0.297, SLG: 0.369														3 0 0 0 0 0 2																						
Inning Stats	R: 1 E: 0 K: 0 S: 4	H: 1 LOB: 2 BB: 1 P: 9	R: 0 E: 0 K: 1 S: 5	H: 0 LOB: 0 BB: 0 P: 5	R: 0 E: 0 K: 0 S: 3	H: 0 LOB: 0 BB: 0 P: 3	R: 0 E: 0 K: 1 S: 6	H: 1 LOB: 1 BB: 0 P: 6	R: 0 E: 0 K: 1 S: 5	H: 1 LOB: 1 BB: 1 P: 9	R: 0 E: 0 K: 0 S: 3	H: 0 LOB: 0 BB: 0 P: 3	R: 2 E: 0 K: 0 S: 7	H: 4 LOB: 2 BB: 0 P: 7	R: 0 E: 0 K: 2 S: 4	H: 1 LOB: 2 BB: 1 P: 8	R: 0 E: 0 K: 2 S: 7	H: 0 LOB: 0 BB: 0 P: 7	R: 0 E: 0 K: 0 S: 4	H: 1 LOB: 2 BB: 1 P: 8	R: 0 E: 0 K: 0 S: 3	H: 0 LOB: 0 BB: 0 P: 3	1B: 7 2B: 2 3B: 0 HR: 0	SF: 0 SAC: 1 DP: 0 HBP: 1	WP: 0 PB: 1 SB: 2 CS: 0	PA: 52										
PITCHER	IP WLS BF H R ER SO BB IBB HBP BLK WP HR S P ERA WHIP																																			
Dean Chance, R ERA: 3.27	8.1	32	5	3	3	6	2	0	1	0	0	0	0	41	50	3.24	0.840																			
Bob Lee, R ERA: 1.81	3.2	W 17	4	0	0	2	2	0	0	0	0	0	0	19	27	0.00	1.636																			
Jim Coates, R ERA: 2.16	1.0	S 3	0	0	0	0	0	0	0	0	0	0	0	3	3	0.00	0.000																			

AB 45
R 5
H 8
RBI 3
BB 9
SO 5
LOB 26



AB 46
R 3
H 9
RBI 3
BB 4
SO 8
LOB 19



Batter	1	2	3	4	5	6	7	8	9	AB	R	H	RBI	BB	SO	LOB	TOP							
Charlie Dees, L OBP: 0.167, SLG: 0.167 (1, 3)										5	1	1	0	0	1	4								
Bobby Knoop, R OBP: 0.322, SLG: 0.397 (1, 4)										5	1	3	1	0	0	0								
Jim Fregosi, R OBP: 0.325, SLG: 0.404 (1, 6)										4	1	1	0	1	1	1								
Willie Smith, L OBP: 0.307, SLG: 0.426 (1, 7)										5	1	1	3	0	2	3								
Ed Kirkpatrick, L OBP: 0.444, SLG: 0.778 (1, 9)										4	2	2	1	0	1	3								
Rick Reichardt, R OBP: 0.250, SLG: 0.250 (1, 8)										4	0	1	1	0	0	3								
Buck Rodgers, S OBP: 0.258, SLG: 0.255 (1, 2)										3	0	1	0	1	0	1								
Paul Schaal, R OBP: 0.303, SLG: 0.311 (1, 5)										3	0	0	0	1	1	1								
Fred Newman, R OBP: 0.178, SLG: 0.154 (1, 1)										4	1	2	1	0	0	0								
Inning Stats	R: 4 E: 0 K: 0 S: 6	H: 4 LOB: 0 BB: 1 P: 10	R: 0 E: 0 K: 0 S: 3	H: 0 LOB: 0 BB: 0 P: 3	R: 0 E: 0 K: 2 S: 9	H: 2 LOB: 2 BB: 0 P: 9	R: 0 E: 0 K: 1 S: 5	H: 0 LOB: 0 BB: 0 P: 5	R: 0 E: 0 K: 0 S: 3	H: 0 LOB: 0 BB: 0 P: 3	R: 1 E: 0 K: 0 S: 5	H: 2 LOB: 1 BB: 0 P: 5	R: 1 E: 0 K: 1 S: 7	H: 2 LOB: 1 BB: 0 P: 7	R: 1 E: 0 K: 0 S: 4	H: 2 LOB: 2 BB: 2 P: 12	R: 0 E: 0 K: 2 S: 7	H: 0 LOB: 0 BB: 0 P: 7	1B: 8 2B: 4 3B: 0 HR: 1	SF: 0 SAC: 0 DP: 1 HBP: 0	WP: 0 PB: 0 SB: 0 CS: 0	PA: 40		
PITCHER	IP	WLS	BF	H	R	ER	SO	BB	IBB	HBP	BLK	WP	HR	S	P	ERA	WHIP					ERA	WHIP	
Lew Krausse, R ERA: 6.0 (1, 1)	0.0	L	4	3	4	4	0	1	0	0	0	0	0	0	3	7	∞	∞					0.00	0.000
Diego Segui, R ERA: 4.58 (1, 1)	5.0		17	3	0	0	3	0	0	0	0	0	0	23	23	0.00	0.600							
Wes Stock, R ERA: 5.27 (6, 1)	1.1		8	4	2	2	1	0	0	0	0	0	1	10	10	13.50	3.000							
Ron Tompkins, R ERA: 9.0 (7, 1)	1.0		6	1	1	1	0	2	0	0	0	0	0	4	12	9.00	3.000							
Jack Aker, R ERA: 3.21 (8, 1)	0.2		2	1	0	0	0	0	0	0	0	0	0	2	2	0.00	1.500							

Los Angeles Angels @ Kansas City Athletics
Municipal Stadium, Kansas City, MO
Thu Sep 09 1965, 8:05 PM EDT
Att: 1,271 - Unknown

AB	37
R	7
H	12
RBI	7
BB	3
SO	6
LOB	16



Batter	1	2	3	4	5	6	7	8	9	AB	R	H	RBI	BB	SO	LOB	BOTTOM							
Jose Tartabull, L OBP: 0.363, SLG: 0.401 (1, 8) (7, 7)										4	0	0	0	0	0	3								
Dick Green, R OBP: 0.305, SLG: 0.376 (1, 4)										4	1	1	0	0	1	1								
Wayne Causey, L OBP: 0.250, SLG: 0.363 (1, 6) (7, 8)										3	0	0	0	0	0	1								
Jim Landis, R OBP: 0.361, SLG: 0.316 (7, 8)										1	0	0	0	0	0	0								
Ed Charles, R OBP: 0.337, SLG: 0.406 (1, 5) (7, 6)										4	1	1	2	0	0	0								
Billy Bryan, L OBP: 0.311, SLG: 0.437 (1, 2)										4	0	0	0	0	0	0								
Tommie Reynolds, R OBP: 0.324, SLG: 0.327 (1, 7) (7, 5)										3	0	1	0	0	0	0								
Randy Schwartz, L OBP: 0.250, SLG: 0.250 (1, 3) (6, 3)										2	0	1	0	0	0	0								
Santiago Rosario, L OBP: 0.293, SLG: 0.364 (6, 3)										1	0	0	0	0	0	1								
Mike Hershberger, R OBP: 0.287, SLG: 0.313 (1, 9)										3	0	1	0	0	1	1								
Lew Krausse, R (1, 1)										0	0	0	0	0	0	0								
Diego Segui, R OBP: 0.279, SLG: 0.304 (1, 1)										1	0	0	0	0	1	1								
Larry Stahl, R OBP: 0.180, SLG: 0.288 (5, PH)										1	0	1	0	0	0	0								
Wes Stock, R (6, 1)										0	0	0	0	0	0	0								
Ron Tompkins, R (7, 1)										0	0	0	0	0	0	0								
Jack Aker, R (8, PH)										0	0	0	0	0	0	0								
Johnny Blanchard, L OBP: 0.296, SLG: 0.286 (8, PH)										1	0	1	0	0	0	0								
Don Mossi, L ERA: 3.26 (9, 1)										0	0	0	0	0	0	0								
Inning Stats	R: 2 E: 0 K: 0 S: 5	H: 2 LOB: 0 BB: 0 P: 5	R: 0 E: 0 K: 1 S: 6	H: 1 LOB: 0 BB: 0 P: 6	R: 0 E: 0 K: 0 S: 3	H: 0 LOB: 0 BB: 0 P: 3	R: 0 E: 0 K: 0 S: 3	H: 0 LOB: 0 BB: 0 P: 3	R: 0 E: 0 K: 0 S: 3	H: 0 LOB: 0 BB: 0 P: 3	R: 0 E: 0 K: 0 S: 3	H: 1 LOB: 0 BB: 0 P: 3	R: 0 E: 0 K: 1 S: 6	H: 1 LOB: 1 BB: 0 P: 6	R: 0 E: 0 K: 0 S: 3	H: 0 LOB: 0 BB: 0 P: 3	R: 0 E: 0 K: 1 S: 6	H: 0 LOB: 0 BB: 0 P: 3	1B: 3 2B: 2 3B: 1 HR: 1	SF: 0 SAC: 0 DP: 2 HBP: 0	WP: 0 PB: 0 SB: 0 CS: 0	PA: 32		
PITCHER	IP	WLS	BF	H	R	ER	SO	BB	IBB	HBP	BLK	WP	HR	S	P	ERA	WHIP					ERA	WHIP	
Fred Newman, R ERA: 3.26 (1, 1)	9.0	W	32	7	2	2	3	0	0	0	0	0	0	1	38	38	2.00	0.778						

Los Angeles Angels @ Kansas City Athletics
Municipal Stadium, Kansas City, MO
Thu Sep 09 1965, 8:05 PM EDT
Att: 1,271 - Unknown

AB	32
R	2
H	7
RBI	2
BB	0
SO	3
LOB	8



Batter	1	2	3	4	5	6	7	8	9	AB	R	H	RBI	BB	SO	LOB	TOP		
Jose Tartabull, L (1,9) OBP: 0.360, SLG: 0.404	F3		6-3					G3		4	0	1	0	0	0	0	Kansas City Athletics @ Baltimore Orioles Memorial Stadium, Baltimore, MD Fri Sep 10 1965, 7:05 PM EDT Unknown livebaseballscorecards.com		
Dick Green, R (1,4) OBP: 0.302, SLG: 0.373	5-3		6-3					L1		4	0	0	0	0	1	2			
Wayne Causey, L (1,6) OBP: 0.355, SLG: 0.360	F8		G3					F7		4	0	0	0	0	0	0			
Ed Charles, R (1,5) OBP: 0.339, SLG: 0.414										4	1	2	1	0	0	0			
Jim Landis, R (1,8) OBP: 0.358, SLG: 0.312										4	0	0	0	0	1	1			
Ken Harrelson, R (1,3) OBP: 0.323, SLG: 0.415										4	0	1	0	0	1	0			
Billy Bryan, L (1,2) OBP: 0.311, SLG: 0.436										3	1	1	0	0	0	1			
Tommy Reynolds, R (1,7) OBP: 0.324, SLG: 0.327										3	0	1	1	0	0	2			
Fred Talbot, R (1,1) OBP: 0.243, SLG: 0.258										3	0	0	0	0	1	3			
John Wyatt, R (8,1)										0	0	0	0	0	0	0			
Inning Stats	R: 0 E: 0 K: 0 S: 3	H: 0 LOB: 0 BB: 0 P: 3	R: 2 E: 1 K: 1 S: 8	H: 2 LOB: 1 BB: 0 P: 8	R: 0 E: 0 K: 0 S: 3	H: 0 LOB: 0 BB: 0 P: 3	R: 0 E: 0 K: 0 S: 3	H: 0 LOB: 0 BB: 0 P: 3	R: 0 E: 0 K: 1 S: 5	H: 2 LOB: 2 BB: 0 P: 9	R: 0 E: 0 K: 0 S: 4	H: 1 LOB: 1 BB: 0 P: 4	R: 0 E: 0 K: 0 S: 3	H: 0 LOB: 0 BB: 0 P: 3	R: 0 E: 0 K: 0 S: 3	H: 1 LOB: 0 BB: 0 P: 3	1B: 4 2B: 1 3B: 0 HR: 1	SF: 0 SAC: 0 DP: 1 HBP: 0	WP: 0 PA: 33 CS: 0
PITCHER	IP WLS BF H R ER SO BB IBB HBP BLK WP HR S P ERA WHIP																		
Mitt Pappas, R (1,1) ERA: 2.43	7.0		27	5	2	1	4	0	0	0	0	0	0	0	1	35	35	1.29	0.714
Stu Miller, R (8,1) ERA: 2.01	2.0	W	6	1	0	0	0	0	0	0	0	0	0	0	0	6	6	0.00	0.500

Batter	1	2	3	4	5	6	7	8	9	AB	R	H	RBI	BB	SO	LOB	BOTTOM		
Luis Aparicio, R (1,6) OBP: 0.286, SLG: 0.353	6-3		6-3							4	0	0	0	0	0	1	Kansas City Athletics @ Baltimore Orioles Memorial Stadium, Baltimore, MD Fri Sep 10 1965, 7:05 PM EDT Unknown livebaseballscorecards.com		
Russ Snyder, L (1,9) OBP: 0.318, SLG: 0.321	G3									4	1	3	1	0	0	0			
Boog Powell, L (1,3) OBP: 0.333, SLG: 0.382										3	0	2	1	1	0	1			
Brooks Robinson, R (1,5) OBP: 0.356, SLG: 0.449	L6									4	1	1	1	0	0	4			
Curt Blefary, L (1,7) OBP: 0.380, SLG: 0.481										3	1	2	1	1	0	0			
Jerry Adair, R (1,4) OBP: 0.294, SLG: 0.336										4	1	2	1	0	0	2			
Paul Blair, R (1,8) OBP: 0.301, SLG: 0.333										4	0	1	0	0	0	2			
Dick Brown, R (1,2) OBP: 0.307, SLG: 0.379										3	0	0	0	1	0	2			
Mitt Pappas, R (1,1) OBP: 0.095, SLG: 0.129										2	0	0	0	0	1	0			
Charlie Lau, L (7,PH) OBP: 0.368, SLG: 0.422										1	0	1	0	0	0	0			
Mark Belanger, R (7,PR) OBP: 0.125, SLG: 0.133										0	1	0	0	0	0	0			
Stu Miller, R (8,1) OBP: 0.125, SLG: 0.133										1	0	0	0	0	1	1			
Inning Stats	R: 0 E: 0 K: 0 S: 4	H: 1 LOB: 1 BB: 0 P: 4	R: 0 E: 0 K: 0 S: 3	H: 0 LOB: 1 BB: 1 P: 7	R: 1 E: 0 K: 0 S: 5	H: 2 LOB: 1 BB: 0 P: 5	R: 0 E: 0 K: 0 S: 4	H: 2 LOB: 1 BB: 0 P: 4	R: 0 E: 0 K: 1 S: 6	H: 1 LOB: 2 BB: 1 P: 10	R: 0 E: 0 K: 0 S: 3	H: 1 LOB: 0 BB: 0 P: 3	R: 1 E: 0 K: 0 S: 5	H: 2 LOB: 1 BB: 0 P: 5	R: 3 E: 0 K: 1 S: 7	H: 3 LOB: 1 BB: 1 P: 11	1B: 5 2B: 5 3B: 0 HR: 3	SF: 0 SAC: 0 DP: 3 HBP: 0	WP: 0 PA: 36 CS: 1
PITCHER	IP WLS BF H R ER SO BB IBB HBP BLK WP HR S P ERA WHIP																		
Fred Talbot, R (1,1) ERA: 3.88	7.0	L	31	10	3	3	1	2	0	0	0	0	0	0	1	31	39	3.86	1.714
John Wyatt, R (8,1) ERA: 2.35	1.0		5	2	2	2	1	1	0	0	0	0	0	0	2	6	10	18.00	3.000

Batter	1	2	3	4	5	6	7	8	9	AB	R	H	RBI	BB	SO	LOB	TOP				
Jose Tartabull, L (1, 8) OBP: 0.371, SLG: 0.414	1-3		1-2		G6-4-3		F6		F7	5	0	2	1	0	0	2					
Tommie Reynolds, R (1, 7) OBP: 0.327, SLG: 0.324	5-3		F8		G6-4-3		FC6-4			4	0	0	0	0	0	4					
Wayne Causey, L (1, 6) OBP: 0.350, SLG: 0.354	F4		1-3			4-3		K		4	0	0	0	0	1	1					
Ed Charles, R (1, 5) OBP: 0.340, SLG: 0.416		6-3			F9			K		4	1	2	0	0	1	0					
Ken Harrelson, R (1, 3) OBP: 0.326, SLG: 0.426 John Wyatt, R (9, 1)	6-3				F5			K		3	0	0	0	1	1	1					
Billy Bryan, L (1, 2) OBP: 0.315, SLG: 0.438		1B				BB				0	0	0	0	0	0	0					
Mike Hershberger, R (1, 9)					F7				SH3-4	3	0	1	1	0	0	3					
Dick Green, R (1, 4) OBP: 0.310, SLG: 0.376		4-3								3	1	2	1	1	0	2					
Rollie Sheldon, R (1, 1) OBP: 0.125, SLG: 0.087 Santiago Rosario, L (9, PH) OBP: 0.289, SLG: 0.358										3	0	1	0	0	2	2					
Inning Stats	R: 0 E: 0 K: 0 S: 3	H: 0 LOB: 0 BB: 0 P: 3	R: 1 E: 0 K: 0 S: 4	H: 2 LOB: 1 BB: 1 P: 8	R: 0 E: 0 K: 0 S: 4	H: 2 LOB: 1 BB: 0 P: 4	R: 0 E: 0 K: 0 S: 4	H: 1 LOB: 1 BB: 0 P: 4	R: 1 E: 0 K: 1 S: 6	H: 2 LOB: 0 BB: 0 P: 6	R: 0 E: 0 K: 1 S: 5	H: 0 LOB: 1 BB: 1 P: 9	R: 0 E: 0 K: 3 S: 9	H: 0 LOB: 0 BB: 0 P: 9	R: 1 E: 0 K: 0 S: 5	H: 2 LOB: 1 BB: 0 P: 5	1B: 8 2B: 3 3B: 0 HR: 0	SF: 0 SAC: 1 DP: 2 HBP: 0	WP: 0 PB: 1 CS: 1	PA: 37	
PITCHER	IP	WLS	BF	H	R	ER	SO	BB	IBB	HBP	BLK	WP	HR	S	P	ERA	WHIP				
Wally Bunker, R (1, 1) ERA: 3.55	8.0		32	8	2	1	5	3	0	0	0	0	0	39	51	1.12	1.375				
Dick Hall, R (9, 1) ERA: 3.23	1.0	L	5	2	1	1	0	0	0	0	0	0	0	5	5	9.00	2.000				

Kansas City Athletics @ Baltimore Orioles
 Memorial Stadium, Baltimore, MD
 Sat Sep 11 1965, 7:05 PM EDT
 Att: 3,889 - Unknown

AB	33
R	3
H	10
RBI	3
BB	3
SO	5
LOB	18



Batter	1	2	3	4	5	6	7	8	9	AB	R	H	RBI	BB	SO	LOB	BOTTOM				
Luis Aparicio, R (1, 6) OBP: 0.285, SLG: 0.352	F8		1B		6-3			F8		4	0	1	0	0	0	0					
Russ Snyder, L (1, 9) OBP: 0.317, SLG: 0.317	F8		1B				1-3			3	0	1	0	1	0	0					
Boog Powell, L (1, 3) OBP: 0.336, SLG: 0.406		3B			F9			G3		4	2	2	1	0	0	3					
Brooks Robinson, R (1, 5) OBP: 0.358, SLG: 0.459					F9					4	0	1	1	0	0	2					
Curt Blefary, L (1, 7) OBP: 0.376, SLG: 0.479	F9				4-3			F9		4	0	0	0	0	0	1					
Jerry Adair, R (1, 4) OBP: 0.293, SLG: 0.337					F3			F9		4	0	1	0	0	0	0					
Paul Blair, R (1, 8) OBP: 0.301, SLG: 0.332		K			5-3					3	0	1	0	0	1	1					
Dick Brown, R (1, 2) OBP: 0.301, SLG: 0.372		G6-4-3								3	0	0	0	0	1	2					
Wally Bunker, R (1, 1) OBP: 0.216, SLG: 0.091 Charlie Lau, L (8, PH) OBP: 0.365, SLG: 0.418 Dick Hall, R (9, 1) OBP: 0.467, SLG: 0.538									G3	2	0	0	0	0	2	0					
Inning Stats	R: 1 E: 0 K: 0 S: 5	H: 2 LOB: 1 BB: 0 P: 5	R: 0 E: 0 K: 1 S: 5	H: 1 LOB: 0 BB: 0 P: 5	R: 0 E: 0 K: 1 S: 7	H: 2 LOB: 2 BB: 0 P: 7	R: 0 E: 0 K: 0 S: 3	H: 0 LOB: 0 BB: 0 P: 3	R: 0 E: 0 K: 2 S: 7	H: 0 LOB: 0 BB: 0 P: 7	R: 1 E: 0 K: 0 S: 4	H: 1 LOB: 0 BB: 0 P: 4	R: 0 E: 0 K: 0 S: 3	H: 1 LOB: 1 BB: 1 P: 7	R: 0 E: 0 K: 0 S: 3	H: 0 LOB: 0 BB: 0 P: 3	1B: 5 2B: 0 3B: 1 HR: 1	SF: 0 SAC: 0 DP: 1 HBP: 0	WP: 0 PB: 0 CS: 1	PA: 33	
PITCHER	IP	WLS	BF	H	R	ER	SO	BB	IBB	HBP	BLK	WP	HR	S	P	ERA	WHIP				
Rollie Sheldon, R (1, 1) ERA: 4.02	8.0	W	30	7	2	2	4	1	0	0	0	0	0	37	41	2.25	1.000				
John Wyatt, R (9, 1) ERA: 2.32	1.0	S	3	0	0	0	0	0	0	0	0	0	0	3	3	0.00	0.000				

Kansas City Athletics @ Baltimore Orioles
 Memorial Stadium, Baltimore, MD
 Sat Sep 11 1965, 7:05 PM EDT
 Att: 3,889 - Unknown


AB	32
R	2
H	7
RBI	2
BB	1
SO	4
LOB	9



Batter	1	2	3	4	5	6	7	8	9	AB	R	H	RBI	BB	SO	LOB	TOP
Jose Tartabull, L (1.8) Mike Hershberger, R (8. PH) John Wyatt, R (8.1) Don Mossi, L (8.1)	0-0 1-3	0-0 4-3			0-0 P5		0-0 5-3	0-0 1-2 2-H 1B		4	0	0	0	0	0	1	
Dick Green, R (1.4) Wayne Causey, L (1.6) Ed Charles, R (1.5) Ken Harrelson, R (1.3) Billy Bryan, L (1.2) Rene Lachemann, R (8. PH)	4-0 4-3 1B BB		4-0 L9-3 BB		0-0 6-3		4-0 BB BB	0-3 K		2	1	0	0	3	1	2	
Larry Stahl, L (1.9) Tommy Reynolds, R (1.7) Calfish Hunter, R (1.1) Jim Dickson, L (5.1) Santiago Rosario, L (7. PH) Paul Lindblad, L (7.1) Randy Schwartz, L (8. PH) Jim Landis, R (8. PH)		0-0 F7		0-0 4-3		0-0 5-3 HR		0-0 P5		4	1	1	1	0	0	1	
Inning Stats	R: 1 H: 1 E: 0 LOB: 2 K: 0 BB: 2 S: 4	R: 0 H: 0 E: 0 LOB: 1 K: 0 BB: 1 S: 3	R: 0 H: 1 E: 0 LOB: 1 K: 1 BB: 1 S: 5	R: 0 H: 1 E: 0 LOB: 1 K: 0 BB: 0 S: 4	R: 0 H: 0 E: 0 LOB: 0 K: 1 BB: 0 S: 5	R: 2 H: 2 E: 0 LOB: 2 K: 1 BB: 0 S: 7	R: 0 H: 0 E: 0 LOB: 0 K: 2 BB: 2 S: 9	R: 0 H: 0 E: 1 LOB: 1 K: 1 BB: 0 S: 6	1B: 3 SF: 0 2B: 2 SAC: 1 3B: 0 DP: 1 HR: 3 HBP: 0	WP: 0 PA: 42 FB: 0 SB: 0 CS: 0							
PITCHER	IP WLS BF H R ER SO BB IBB HBP BLK WP HR S P ERA WHIP	IP WLS BF H R ER SO BB IBB HBP BLK WP HR S P ERA WHIP	IP WLS BF H R ER SO BB IBB HBP BLK WP HR S P ERA WHIP	IP WLS BF H R ER SO BB IBB HBP BLK WP HR S P ERA WHIP	IP WLS BF H R ER SO BB IBB HBP BLK WP HR S P ERA WHIP	IP WLS BF H R ER SO BB IBB HBP BLK WP HR S P ERA WHIP	IP WLS BF H R ER SO BB IBB HBP BLK WP HR S P ERA WHIP	IP WLS BF H R ER SO BB IBB HBP BLK WP HR S P ERA WHIP									

Kansas City Athletics @ Minnesota Twins
 Metropolitan Stadium, Bloomington, MI
 Wed Sep 15 1965, 8:05 PM EDT
 Att. 9,354 - Unknown - 50 F

AB	33
R	5
H	7
RBI	5
BB	8
SO	6
LOB	14

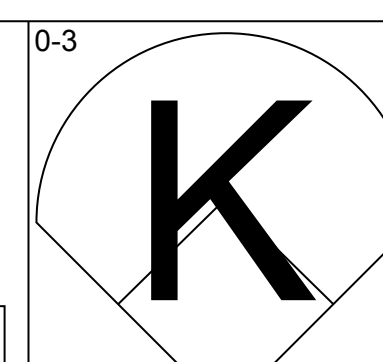
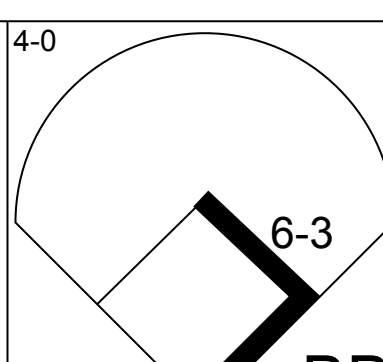
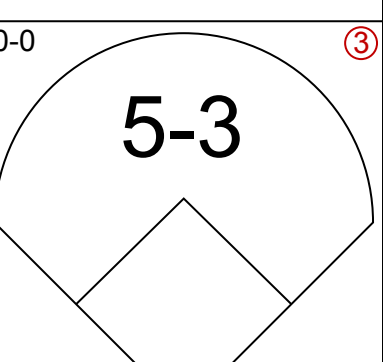
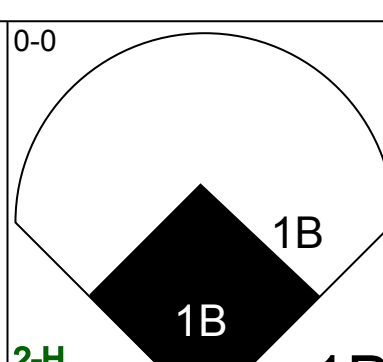
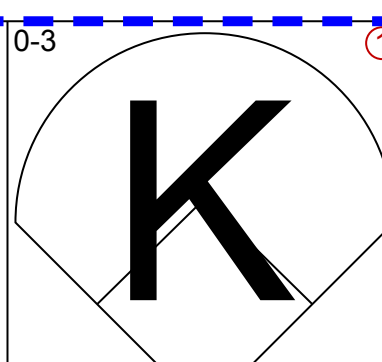
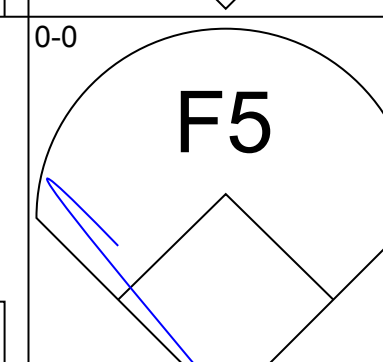
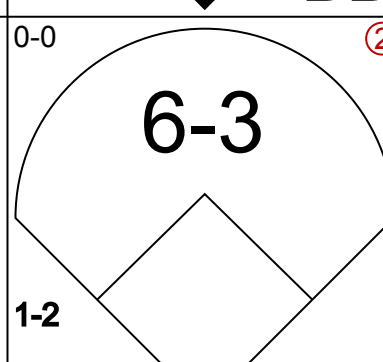
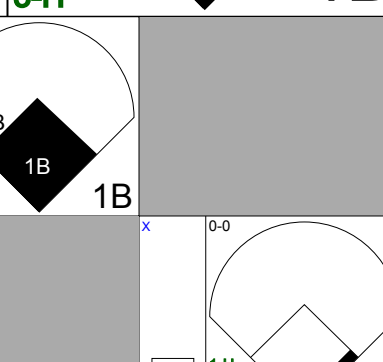
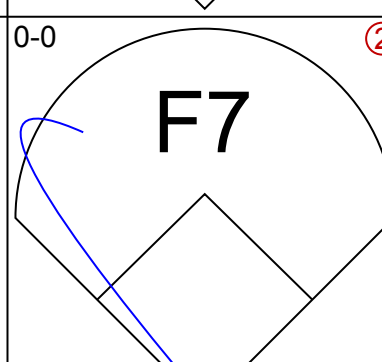
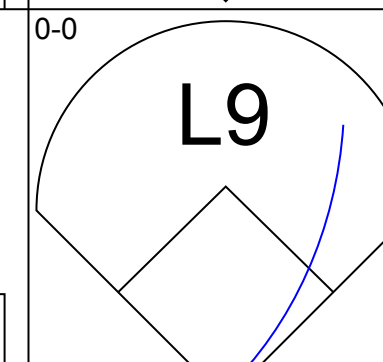
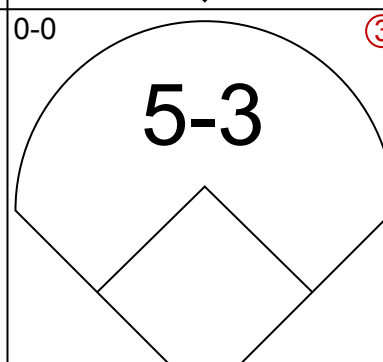
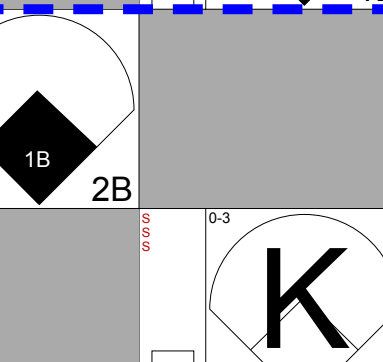
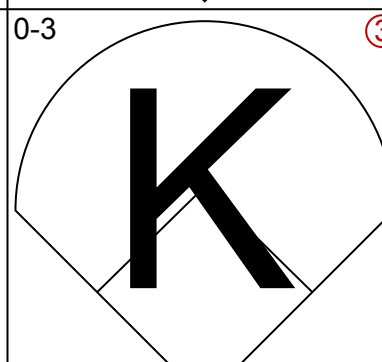
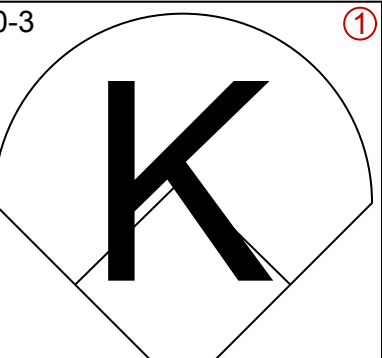
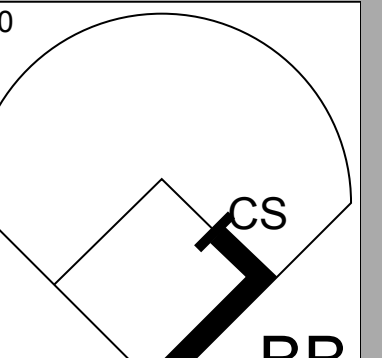
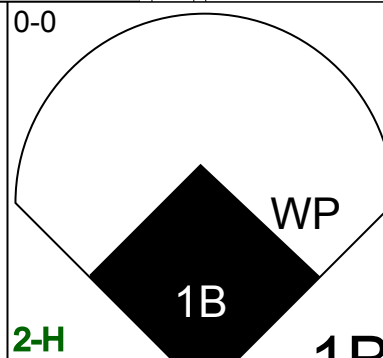
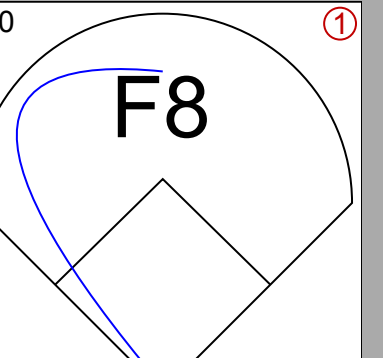
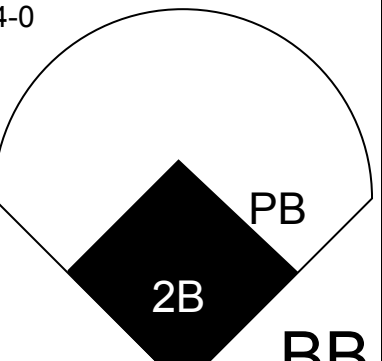
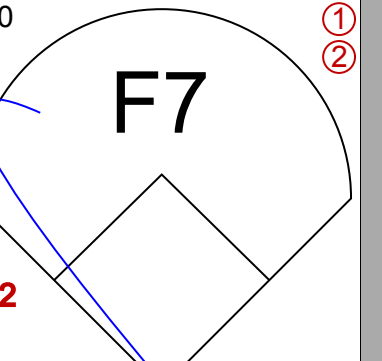
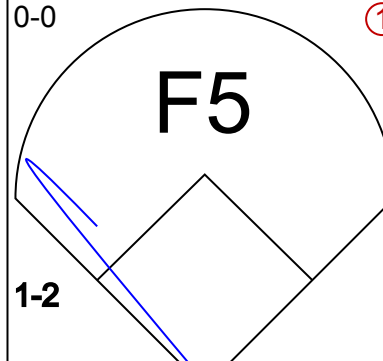
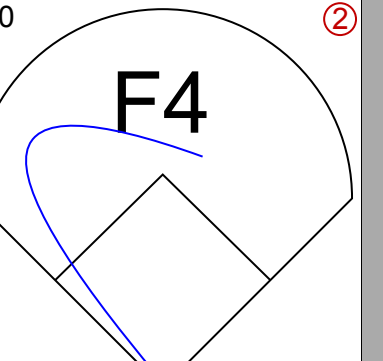
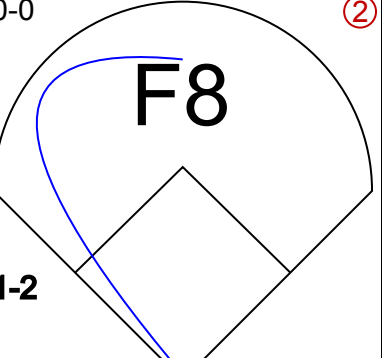
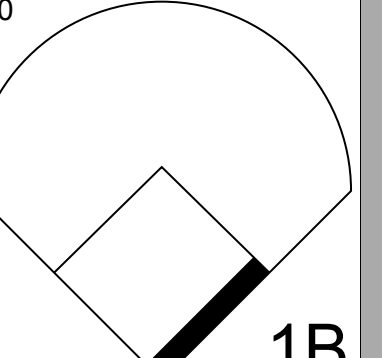
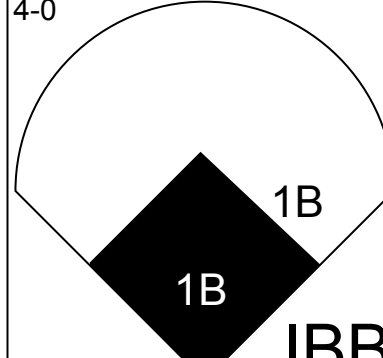
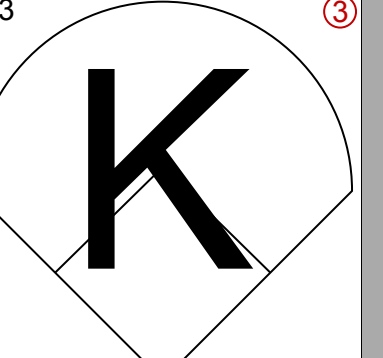
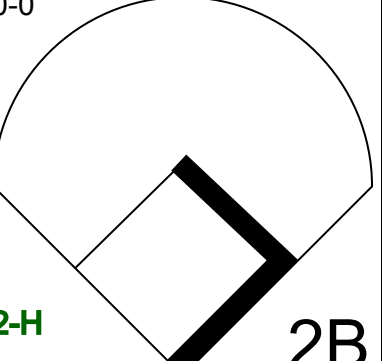
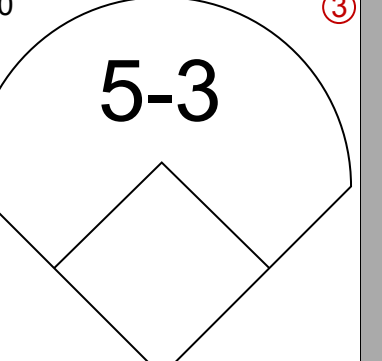
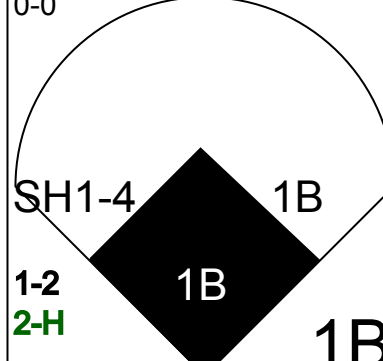

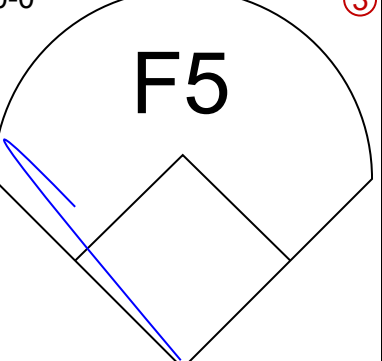
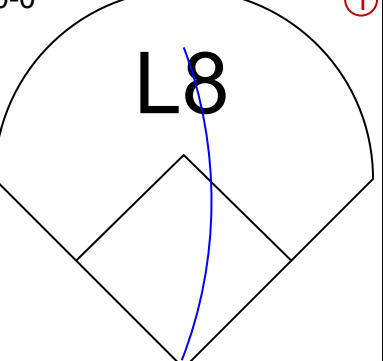

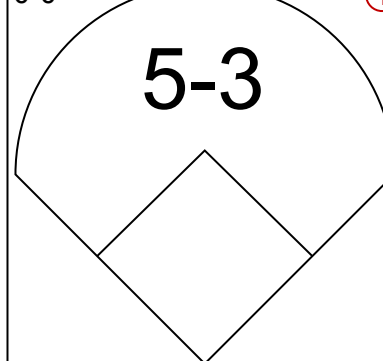
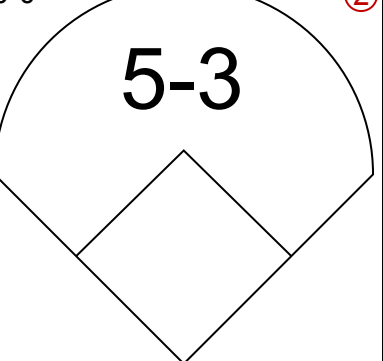
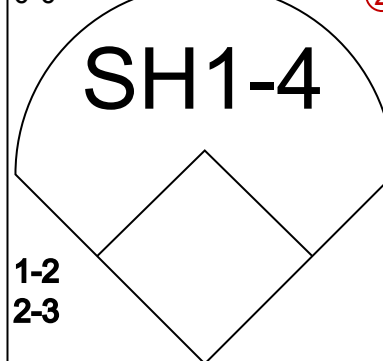

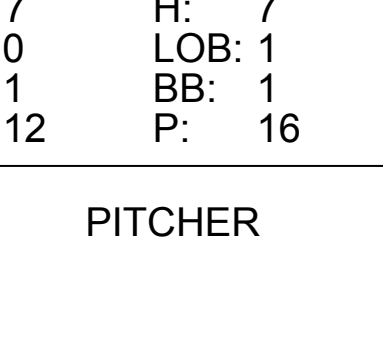


Batter	1	2	3	4	5	6	7	8	9	AB	R	H	RBI	BB	SO	LOB	BOTTOM
Zoilo Versalles, R (1.6) Sandy Valdespino, L (1.7) Tony Oliva, L (1.9) Bob Allison, R (4. PR) Jimmie Hall, L (1.8) Earl Battey, R (1.2) Jerry Zimmerman, R (6.2) Don Mincher, L (1.3) Rich Rollins, R (1.5) Jerry Kindall, R (1.4) Ted Uhlhaender, L (8. PH) Frank Quilici, R (9.4)	0-0 FC SF7 2B		0-3 K		0-0 E1 1B 1B		0-0 F8	0-0 5-3		5	2	2	0	0	1	2	
Jim Perry, S (1.1) Dave Boswell, R (8.1) Gary Roggenburk, L (8.1) Johnny Klippstein, R (8.1) Bill Pleis, L (9.1)	0-0 FC CS 2-3		0-0 F2		0-0 PB 1B IBB		0-0 4-3	0-3 K		4	0	0	0	1	1	3	
Earl Battey, R (1.2) Jerry Zimmerman, R (6.2) Don Mincher, L (1.3) Rich Rollins, R (1.5) Jerry Kindall, R (1.4) Ted Uhlhaender, L (8. PH) Frank Quilici, R (9.4)	0-0 SF7 3-H		0-0 K		0-0 FC1-6 1B 1B		0-0 K	0-3 K		1	0	1	1	0	0	0	
Inning Stats	R: 1 H: 1 E: 0 LOB: 1 K: 1 BB: 0 S: 6	R: 0 H: 1 E: 0 LOB: 1 K: 0 BB: 0 S: 4	R: 0 H: 0 E: 0 LOB: 0 K: 1 BB: 0 S: 5	R: 1 H: 2 E: 1 LOB: 2 K: 0 BB: 0 S: 5	R: 3 H: 2 E: 2 LOB: 3 K: 0 BB: 3 S: 6	R: 0 H: 0 E: 0 LOB: 0 K: 1 BB: 0 S: 5	R: 0 H: 0 E: 0 LOB: 0 K: 2 BB: 0 S: 7	R: 0 H: 3 E: 0 LOB: 2 K: 1 BB: 1 S: 8	1B: 8 SF: 1 2B: 2 SAC: 1 3B: 0 DP: 1 HR: 0 HBP: 0	WP: 0 PA: 38 FB: 1 SB: 0 CS: 1							
PITCHER	IP WLS BF H R ER SO BB IBB HBP BLK WP HR S P ERA WHIP	IP WLS BF H R ER SO BB IBB HBP BLK WP HR S P ERA WHIP	IP WLS BF H R ER SO BB IBB HBP BLK WP HR S P ERA WHIP	IP WLS BF H R ER SO BB IBB HBP BLK WP HR S P ERA WHIP	IP WLS BF H R ER SO BB IBB HBP BLK WP HR S P ERA WHIP	IP WLS BF H R ER SO BB IBB HBP BLK WP HR S P ERA WHIP	IP WLS BF H R ER SO BB IBB HBP BLK WP HR S P ERA WHIP	IP WLS BF H R ER SO BB IBB HBP BLK WP HR S P ERA WHIP									


Kansas City Athletics @ Minnesota Twins
 Metropolitan Stadium, Bloomington, MI
 Wed Sep 15 1965, 8:05 PM EDT
 Att. 9,354 - Unknown - 50 F

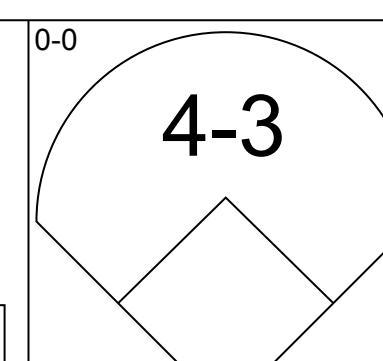
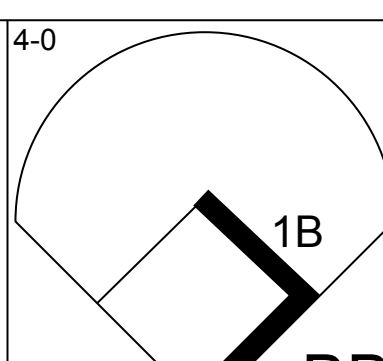
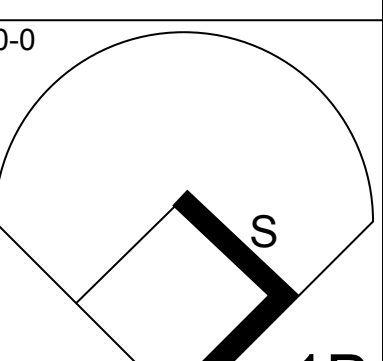
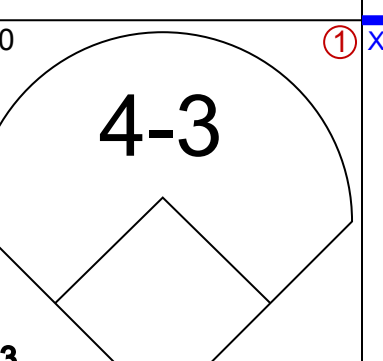
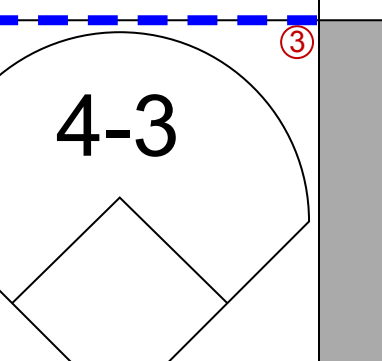
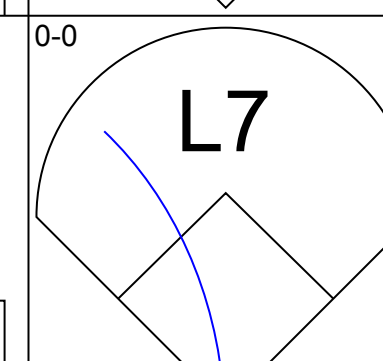
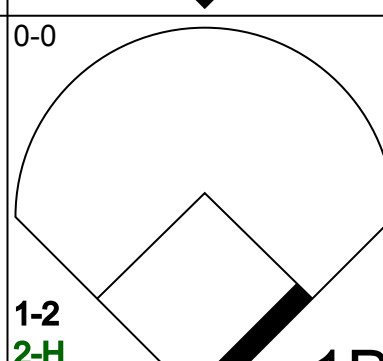
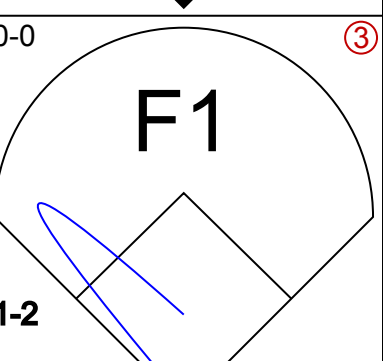
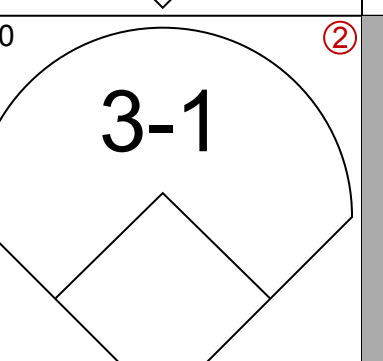
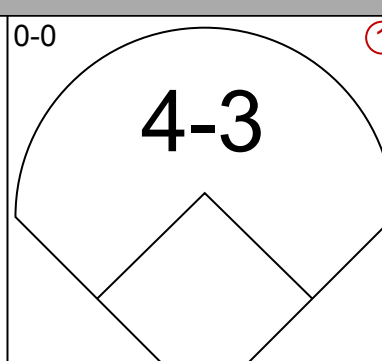
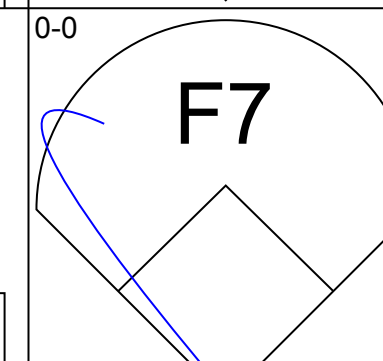
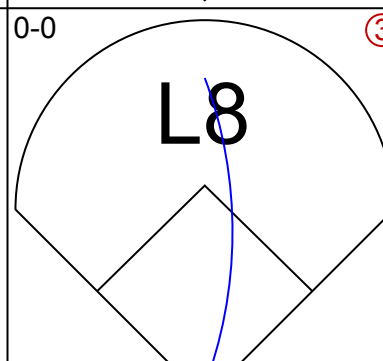
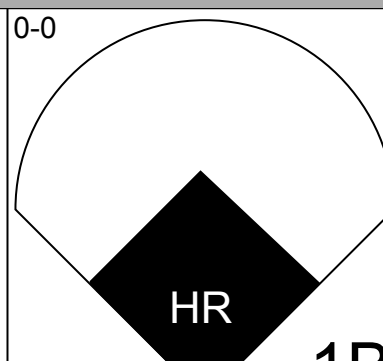
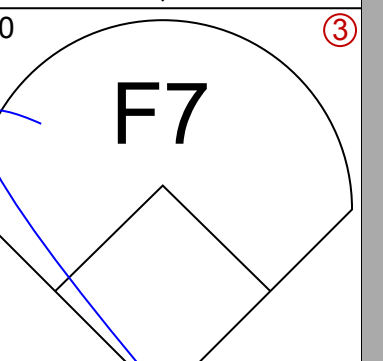
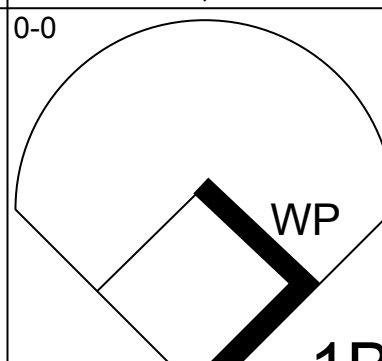
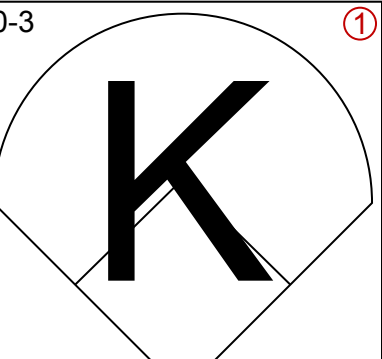

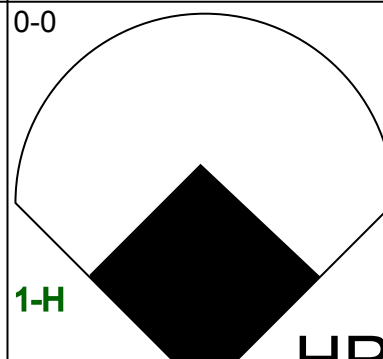
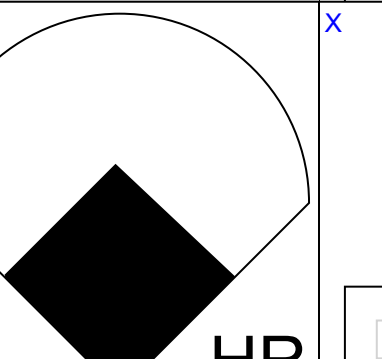
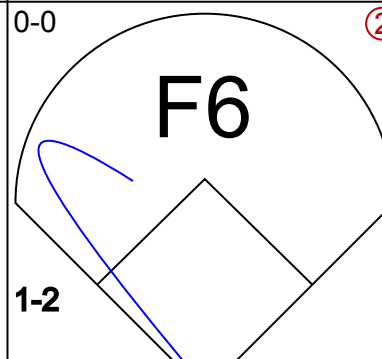
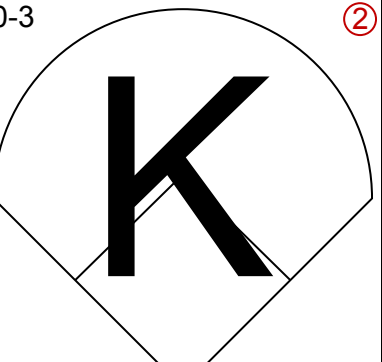
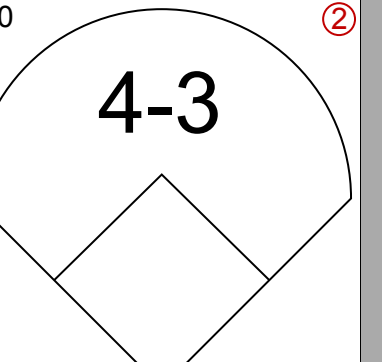
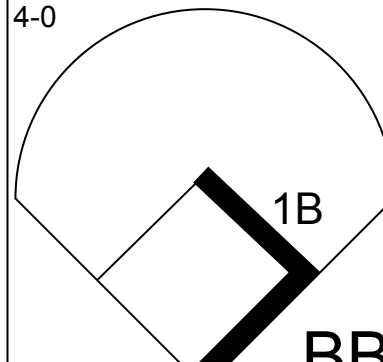
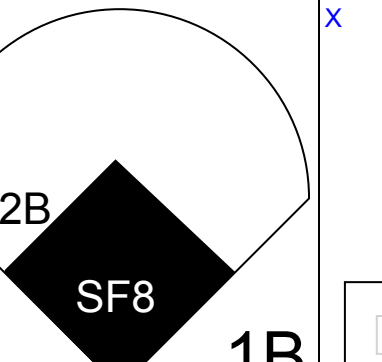
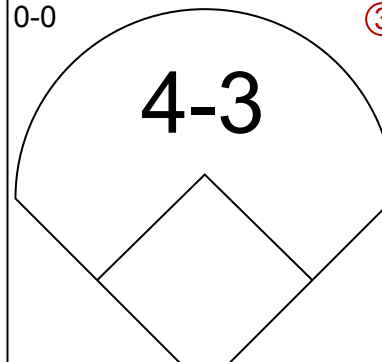
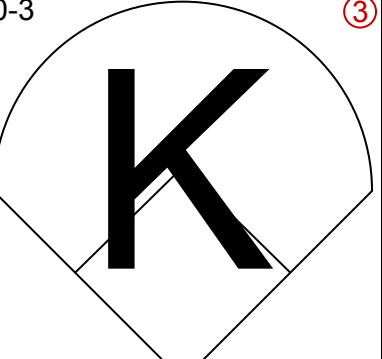
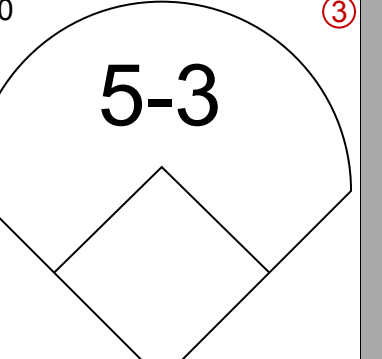
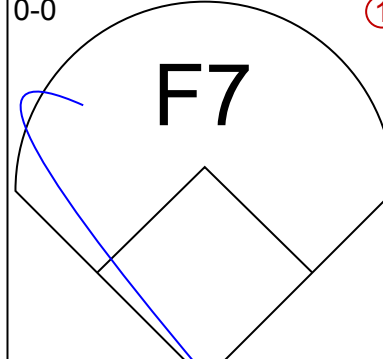
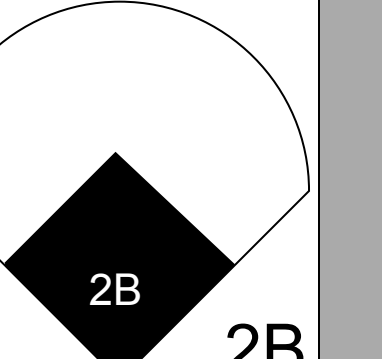
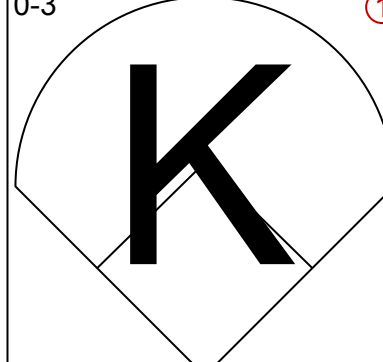
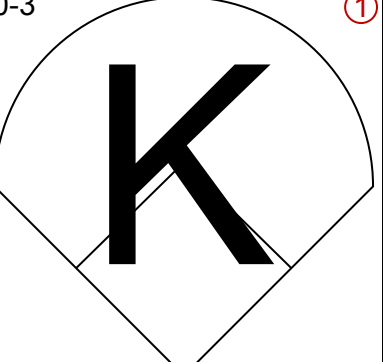
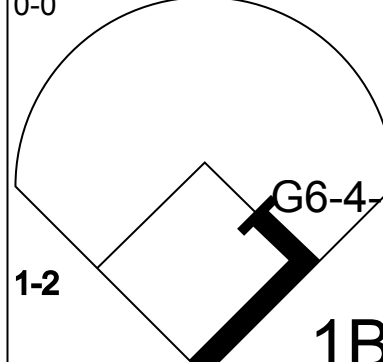
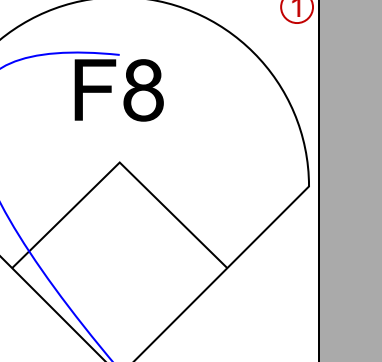
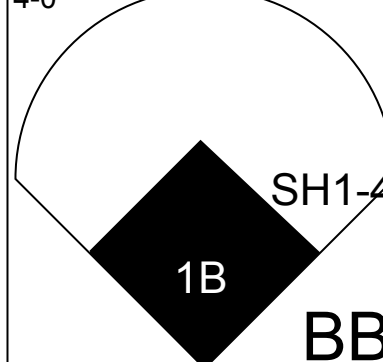
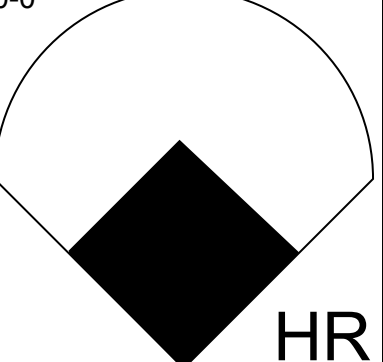
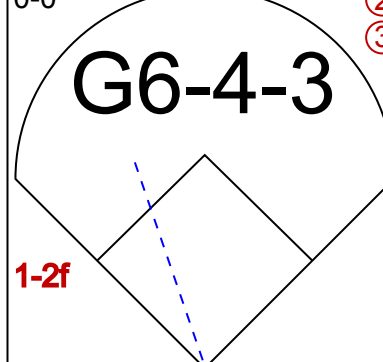
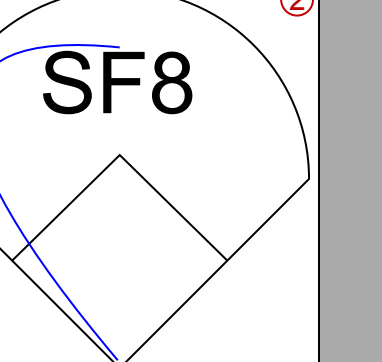
AB	32
R	7
H	9
RBI	5
BB	4
SO	6
LOB	21



Batter	1	2	3	4	5	6	7	8	9	AB	R	H	RBI	BB	SO	LOB	TOP	
Dick Green, R OBP: 0.315, SLG: 0.373 (1, 4)										4	1	2	1	2	0		Kansas City Athletics @ Boston Red Sox Fenway Park, Boston, MA Fri Sep 17 1965, 7:05 PM EDT Att: 3,589 - Unknown	
Wayne Causey, L OBP: 0.345, SLG: 0.351 (1, 6)										5	1	2	1	0	0	1		
Jim Landis, R OBP: 0.353, SLG: 0.308 (1, 8)										5	1	1	0	0	2	2		
Ed Charles, R OBP: 0.339, SLG: 0.412 (1, 5)										3	1	1	2	1	1	0		
Ken Harrelson, R OBP: 0.330, SLG: 0.437 (1, 3)										3	1	0	0	1	0	2		
Billy Bryan, L OBP: 0.318, SLG: 0.450 (1, 2)										3	1	1	0	1	1	1		
Tommy Reynolds, R OBP: 0.336, SLG: 0.328 (1, 7)										4	1	2	2	0	0	1		
Mike Hershberger, R OBP: 0.294, SLG: 0.317 (1, 9)										4	1	1	1	0	0	1		
Rollie Sheldon, R OBP: 0.120, SLG: 0.083 Jack Aker, R (6, 1)										2	0	0	0	0	0	0		
Jim Dickson, L John Wyatt, R (8, 1)										1	0	0	0	0	1	0		
Inning Stats	R: 0 E: 0 K: 1 S: 5	H: 0 LOB: 0 BB: 0 P: 5	R: 1 E: 0 K: 1 S: 6	H: 1 LOB: 1 BB: 1 P: 10	R: 0 E: 0 K: 0 S: 3	H: 0 LOB: 1 BB: 1 P: 7	R: 0 E: 0 K: 0 S: 3	H: 1 LOB: 0 BB: 0 P: 3	R: 7 E: 0 K: 1 S: 12	H: 7 LOB: 1 BB: 1 P: 16	R: 0 E: 0 K: 1 S: 5	H: 0 LOB: 0 BB: 0 P: 5	R: 0 E: 0 K: 2 S: 7	H: 0 LOB: 0 BB: 0 P: 7	1B: 7 2B: 2 3B: 0 HR: 0	SF: 0 SAC: 1 DP: 0 HBP: 0	WP: 1 PB: 1 SB: 1 CS: 0	PA: 39
PITCHER	IP WLS BF H R ER SO BB IBB HBP BLK WP HR S P ERA WHIP																	
Jim Lonborg, R ERA: 4.52 Bob Duliba, R ERA: 3.49 Jay Ritchie, R ERA: 3.26 Bob Heffner, R ERA: 6.75 Dick Radatz, R ERA: 3.92	(1, 1) (6, 1) (6, 1) (8, 1) (9, 1)	5.1 0.1 1.1 1.0 1.0	L 4 4 3 3	25 3 0 0 0	6 2 0 0 0	6 2 0 0 0	5 2 0 0 0	2 0 2 1 2	3 0 0 0 0	1 0 0 0 0	0 4 8 5 7	25 4 8 5 7	41 4 8 5 7	0.00 54.00 0.00 0.00 0.00	1.688 9.000 0.000 0.000 0.000			

AB	34
R	8
H	9
RBI	8
BB	4
SO	7
LOB	8



Batter	1	2	3	4	5	6	7	8	9	AB	R	H	RBI	BB	SO	LOB	BOTTOM					
Jim Gosger, L OBP: 0.334, SLG: 0.429 (1, 8)										4	0	1	0	1	0	2	Kansas City Athletics @ Boston Red Sox Fenway Park, Boston, MA Fri Sep 17 1965, 7:05 PM EDT Att: 3,589 - Unknown					
Dalton Jones, L OBP: 0.345, SLG: 0.391 (1, 5)										5	0	1	1	0	0	2						
Carl Yastrzemski, L OBP: 0.400, SLG: 0.550 (1, 7)										5	1	2	0	0	0	3						
Tony Conigliaro, R OBP: 0.331, SLG: 0.521 (1, 9)										5	2	2	3	0	2	1						
Lee Thomas, L OBP: 0.364, SLG: 0.463 (1, 3)										4	1	1	0	1	1	1						
Felix Mantilla, R OBP: 0.383, SLG: 0.432 (1, 4)										4	1	1	0	0	1	1						
Eddie Bressoud, R OBP: 0.297, SLG: 0.355 (1, 6)										4	0	1	0	0	2	2						
Mike Ryan, R OBP: 0.192, SLG: 0.274 (1, 2)										2	2	1	2	1	0	2						
Jim Lonborg, R BP: 0.203, SLG: 0.186 Bob Duliba, R OBP: 0.340, SLG: 0.290 Jay Ritchie, R OBP: 0.361, SLG: 0.434 Lenny Green, R OBP: 0.305, SLG: 0.308 Bob Heffner, R Earl Wilson, R OBP: 0.285, SLG: 0.444 Dick Radatz, R OBP: 0.274, SLG: 0.333	(1, 1) (6, 1) (6, 1) (7, PH) (8, 1) (8, PH) (8, PH) (9, 1)	5.0 2.0 0.2 1.1	W 9 4 S	23 4 2 5	4 2 1 1	4 2 1 0	6 0 0 0	6 0 0 0	6 0 0 0	3 0 0 0	2 1 4 5	32 9 4 5	44 9 4 5	0.00 9.00 13.50 0.00	1.600 2.000 3.000 0.750							
PITCHER	IP WLS BF H R ER SO BB IBB HBP BLK WP HR S P ERA WHIP																					
Rollie Sheldon, R ERA: 4.11 Jack Aker, R ERA: 3.67 Jim Dickson, R ERA: 3.42 John Wyatt, R ERA: 2.44	(1, 1) (6, 1) (8, 1) (8, 1)	5.0 2.0 0.2 1.1	W 9 4 S	23 4 2 5	4 2 1 0	4 2 1 0	6 0 0 0	6 0 0 0	6 0 0 0	6 0 0 0	3 0 0 0	2 1 4 5	32 9 4 5	0.00 9.00 13.50 0.00	1.600 2.000 3.000 0.750							
Inning Stats	R: 0 E: 0 K: 0 S: 3	H: 0 LOB: 0 BB: 0 P: 3	R: 0 E: 0 K: 3 S: 9	H: 0 LOB: 0 BB: 0 P: 9	R: 1 E: 0 K: 1 S: 6	H: 1 LOB: 2 BB: 2 P: 14	R: 0 E: 0 K: 1 S: 5	H: 0 LOB: 0 BB: 0 P: 5	R: 1 E: 0 K: 1 S: 7	H: 2 LOB: 1 BB: 0 P: 7	R: 2 E: 0 K: 0 S: 5	H: 3 LOB: 1 BB: 1 P: 9	R: 0 E: 0 K: 0 S: 4	H: 1 LOB: 1 BB: 0 P: 4	R: 3 E: 0 K: 0 S: 7	H: 4 LOB: 1 BB: 0 P: 7	R: 0 E: 0 K: 0 S: 4	H: 1 LOB: 1 BB: 0 P: 4	1B: 6 2B: 3 3B: 0 HR: 3	SF: 1 SAC: 1 DP: 1 HBP: 0	WP: 1 PB: 0 SB: 1 CS: 0	PA: 41



Batter	1	2	3	4	5	6	7	8	9	AB	R	H	RBI	BB	SO	LOB	TOP		
Dick Green, R OBP: 0.313, SLG: 0.369	0-0 6-3			0-3 K		0-0 F9		0-0 FC5		4	0	0	0	0	1	2			
Wayne Causey, L OBP: 0.348, SLG: 0.350	0-3 K			0-0 F7			0-0 WP 1B	0-0 L9		4	1	1	0	0	1	2			
Jim Landis, R OBP: 0.354, SLG: 0.311	0-0 G3			0-0 4-3			0-0 FC6-4 1B	0-0 1B		4	0	2	2	0	0	0			
Ed Charles, R OBP: 0.336, SLG: 0.408		0-3 K			0-0 6-3		0-0 FC6-4 1B	0-0 6-3		4	0	0	0	0	1	3			
Ken Harrelson, R OBP: 0.329, SLG: 0.438		0-0 6-3			0-0 1-3 2B		0-0 F7		0-0 5-3	4	0	1	0	0	0	1			
Billy Bryan, L OBP: 0.314, SLG: 0.444		0-0 3-1			0-0 1-3		0-0 F2		0-0 F7	4	0	0	0	0	0	2			
Tommie Reynolds, R OBP: 0.335, SLG: 0.323			0-0 F9		0-0 L8			4-0 1B BB	0-3 K	3	1	0	0	1	1	1			
Mike Hershberger, R OBP: 0.294, SLG: 0.317			0-0 6-3		0-0 4-3			0-0 FC5 1B		3	0	1	0	0	0	0			
Dick Joyce, L Diego Segui, R Ron Tompkins, R Larry Stahl, L Aurelio Monteaugudo, R Jose Tartabull, L Wes Stock, R			0-3 K		0-0 F9			0-0 FC5 1B	0-0 1B	0	0	0	0	0	0	0			
Inning Stats	R: 0 E: 0 K: 1 S: 5	H: 0 LOB: 0 BB: 0 P: 5	R: 0 E: 0 K: 1 S: 5	H: 0 LOB: 0 BB: 0 P: 5	R: 0 E: 0 K: 1 S: 5	H: 0 LOB: 0 BB: 0 P: 5	R: 0 E: 0 K: 0 S: 4	H: 1 LOB: 1 BB: 0 P: 4	R: 0 E: 0 K: 0 S: 3	H: 0 LOB: 0 BB: 0 P: 3	R: 1 E: 0 K: 0 S: 5	H: 2 LOB: 1 BB: 0 P: 5	R: 2 E: 0 K: 0 S: 6	H: 3 LOB: 2 BB: 1 P: 10	R: 0 E: 0 K: 1 S: 5	H: 0 LOB: 0 BB: 0 P: 5	1B: 5 2B: 1 3B: 0 HR: 0	SF: 0 SAC: 0 DP: 0 HBP: 0	WP: 1 PA: 34
PITCHER	IP WLS BF H R ER SO BB IBB HBP BLK WP HR S P ERA WHIP																		
Earl Wilson, R ERA: 3.91	7.0 W 26 4 3 3 4 1 0 0 0 0 1 0 33 37 3.86 0.714																		
Dick Radatz, R ERA: 3.86	2.0 S 8 2 0 0 1 0 0 0 0 0 0 0 10 10 0.00 1.000																		

Kansas City Athletics @ Boston Red Sox
Fenway Park, Boston, MA
Sat Sep 18 1965, 3:33 AM EDT
Att: 3,115 - Unknown

AB 33
R 3
H 6
RBI 3
BB 1
SO 5
LOB 11



Batter	1	2	3	4	5	6	7	8	9	AB	R	H	RBI	BB	SO	LOB	BOTTOM		
Eddie Bressoud, R OBP: 0.300, SLG: 0.362	0-0 F8			0-0 CS 1B		0-0 5-3				4	0	2	0	0	0	0			
Frank Malzone, R OBP: 0.298, SLG: 0.322	4-0 E WP BB	0-0 F4		0-0 1-2 2B			0-0 L8			3	1	1	0	1	0	1			
Carl Yastrzemski, L OBP: 0.389, SLG: 0.547	0-0 E6 1B BB	0-3 K		4-0 BB BB			0-0 L7			3	1	0	0	1	1	2			
Tony Conigliaro, R OBP: 0.332, SLG: 0.519	4-0 1B WP BB	0-0 6-3		0-0 F8			4-0 FC6-4 BB			2	1	0	0	2	0	3			
Tony Horton, R OBP: 0.374, SLG: 0.506	0-0 E 1B		0-0 4-3 1B		0-0 F3		0-0 FC6-4			4	1	2	1	0	0	1			
Felix Mantilla, R OBP: 0.382, SLG: 0.429	4-0 E SF7 BB		0-0 F2		0-0 1-3			0-0 F9		3	1	0	0	1	0	1			
Jim Gosger, L OBP: 0.333, SLG: 0.426	0-0 E8 1B		0-0 4-3		0-0 F2			0-0 6-3		4	0	1	1	0	0	1			
Mike Ryan, R OBP: 0.183, SLG: 0.263	0-0 SF7		0-0 F3			0-0 6-3		0-0 5-3		3	0	0	1	0	0	1			
Earl Wilson, R OBP: 0.315, SLG: 0.427				0-0 6-3						3	0	0	0	0	1	1			
Dick Radatz, R OBP: 0.214, SLG: 0.333					0-3 K					0	0	0	0	0	0	0			
Inning Stats	R: 5 E: 2 K: 0 S: 6	H: 2 LOB: 1 BB: 3 P: 18	R: 0 E: 0 K: 1 S: 6	H: 1 LOB: 1 BB: 0 P: 6	R: 0 E: 0 K: 0 S: 4	H: 1 LOB: 1 BB: 0 P: 4	R: 0 E: 0 K: 0 S: 4	H: 2 LOB: 2 BB: 1 P: 8	R: 0 E: 0 K: 0 S: 3	H: 0 LOB: 0 BB: 0 P: 3	R: 0 E: 0 K: 1 S: 5	H: 0 LOB: 0 BB: 0 P: 5	R: 0 E: 0 K: 0 S: 3	H: 0 LOB: 1 BB: 1 P: 7	R: 0 E: 0 K: 0 S: 3	H: 0 LOB: 0 BB: 0 P: 3	1B: 4 2B: 2 3B: 0 HR: 0	SF: 1 SAC: 0 DP: 0 HBP: 0	WP: 2 PA: 35
PITCHER	IP WLS BF H R ER SO BB IBB HBP BLK WP HR S P ERA WHIP																		
Dick Joyce, L ERA: 3.27	0.1 L 5 1 4 3 0 2 0 0 0 0 0 1 0 9 13 0.00 1.800																		
Diego Segui, R ERA: 4.63	1.2 8 2 1 0 1 1 0 0 0 0 1 0 9 13 0.00 1.333																		
Ron Tompkins, R ERA: 2.25	3.0 12 3 0 0 0 1 0 0 0 0 0 0 11 15 0.00 0.500																		
Aurelio Monteaugudo, R ERA: 5.22	2.0 7 0 0 0 1 1 0 0 0 0 0 0 8 12 0.00 0.000																		
Wes Stock, R ERA: 5.22	1.0 3 0 0 0 0 0 0 0 0 0 0 0 3 3 0.00 0.000																		

Kansas City Athletics @ Boston Red Sox
Fenway Park, Boston, MA
Sat Sep 18 1965, 3:33 AM EDT
Att: 3,115 - Unknown

AB 29
R 5
H 6
RBI 3
BB 5
SO 2
LOB 11



Batter	1	2	3	4	5	6	7	8	9	AB	R	H	RBI	BB	SO	LOB	TOP			
Dick Green, R OBP: 0.312, SLG: 0.368 (1, 4)	0-0 1-3		0-0 1B		0-3 K			0-3 K		4	1	1	0	0	2	0	Kansas City Athletics @ Boston Red Sox Fenway Park, Boston, MA Sun Sep 19 1965, 3:33 AM EDT Att: 2,891 - Unknown livebaseballscorecards.com			
Wayne Causey, L OBP: 0.349, SLG: 0.351 (1, 6)	0-0 1B		0-0 4-3		0-0 F3			0-0 FC6-4 1B		4	0	2	0	0	0	1				
Jim Landis, R OBP: 0.356, SLG: 0.322 (1, 8)	0-3 K		0-0 3-1 1B		0-0 HR			0-0 FC6-4 1-2		4	1	2	2	0	1	2				
Ed Charles, R OBP: 0.333, SLG: 0.404 (1, 5)	0-0 L8		0-0 3-1 1-2		0-0 6-3			0-0 5-3		4	0	0	0	0	0	3				
Ken Harrelson, R OBP: 0.329, SLG: 0.435 (1, 3)		0-0 6-3		0-3 K		0-0 CS BB		0-0 6-3		3	0	0	0	1	1	1				
Billy Bryan, L OBP: 0.314, SLG: 0.441 (1, 2)		0-0 1B 1B		0-3 K		0-0 F5 1-2		0-0 F8		4	0	1	0	0	1	1				
Tommie Reynolds, R OBP: 0.333, SLG: 0.326 (1, 7)		0-0 F8		0-0 F8			0-0 1-6 2B	0-0 F9		4	0	1	0	0	0	1				
Mike Hershberger, R OBP: 0.294, SLG: 0.317 (1, 9)		0-0 1-2 1B		0-0 4-3			0-0 1-6 2-3	0-0 F9		3	0	1	0	0	0	1				
Fred Talbot, R Joe Garaboldi, L Jim Dickson, L Don Mossi, L Santiago Rosario, L Jack Aker, R (1, 1) (5, PH) (5, 1) (6, 1) (7, PH) (7, 1)		0-0 F3		0-0 F8		0-0 F8		0-0 4-3		1	0	0	0	0	0	2				
Inning Stats	R: 0 E: 0 K: 1 S: 6	H: 1 LOB: 1 BB: 0 P: 6	R: 0 E: 0 K: 0 S: 5	H: 2 LOB: 2 BB: 0 P: 5	R: 1 E: 0 K: 1 S: 7	H: 2 LOB: 1 BB: 0 P: 7	R: 0 E: 0 K: 1 S: 5	H: 0 LOB: 0 BB: 0 P: 5	R: 0 E: 0 K: 0 S: 3	H: 1 LOB: 0 BB: 1 P: 7	R: 0 E: 0 K: 0 S: 3	H: 1 LOB: 1 BB: 0 P: 6	R: 0 E: 0 K: 0 S: 3	H: 0 LOB: 0 BB: 0 P: 3	R: 0 E: 0 K: 0 S: 3	H: 0 LOB: 0 BB: 0 P: 3		1B: 6 2B: 2 3B: 0 HR: 1	SF: 0 SAC: 0 DP: 1 HBP: 0	WP: 0 PB: 0 SB: 0 CS: 1
PITCHER Bill Monbouquette, R ERA: 3.77 (1, 1)	IP: 9.0 WLS: W BF: 34 H: 8 R: 2 ER: 2 SO: 5 BB: 1 IBB: 0 HBP: 0 BLK: 0 WP: 0 HR: 1 S: 43 P: 47 ERA: 2.00 WHIP: 1.000															PITCHER IP: 9.0 WLS: W BF: 34 H: 8 R: 2 ER: 2 SO: 5 BB: 1 IBB: 0 HBP: 0 BLK: 0 WP: 0 HR: 1 S: 43 P: 47 ERA: 2.00 WHIP: 1.000				


Batter	1	2	3	4	5	6	7	8	9	AB	R	H	RBI	BB	SO	LOB	BOTTOM			
Jim Gosger, L OBP: 0.335, SLG: 0.436 (1, 8)	0-0 F9		0-0 IHR		0-0 3-1 BB			0-3 K		3	1	1	1	1	1	1	Kansas City Athletics @ Boston Red Sox Fenway Park, Boston, MA Sun Sep 19 1965, 3:33 AM EDT Att: 2,891 - Unknown livebaseballscorecards.com			
Dalton Jones, L OBP: 0.344, SLG: 0.392 (1, 5)	0-0 G3 2B		0-0 F8		0-0 3-1 1-2		0-0 L8			4	0	1	0	0	0	1				
Carl Yastrzemski, L OBP: 0.395, SLG: 0.542 (1, 7)	0-0 G3 2-3		0-0 E4 4-3 1B BB		0-0 L6		0-0 6-3			4	1	0	0	0	0	1				
Tony Conigliaro, R OBP: 0.335, SLG: 0.517 (1, 9)	0-0 BB		0-0 4-3 1B BB		0-0 FC6-4 BB		0-3 K			1	1	0	0	3	1	0				
Lee Thomas, L OBP: 0.362, SLG: 0.460 (1, 3)	0-0 G3		0-0 4-3 1-2 2-3		0-0 F8		0-0 3-1			4	0	0	0	0	0	5				
Felix Mantilla, R OBP: 0.381, SLG: 0.428 (1, 4)		0-0 F7		0-0 HBP 1B		0-0 FC6-4 1-2		0-0 F6		4	0	1	2	0	0	1				
Eddie Bressoud, R OBP: 0.302, SLG: 0.365 (1, 6)		0-0 F6		0-0 HBP		0-0 4-3 2B		0-0 5-3		3	0	1	0	0	0	0				
Mike Ryan, R OBP: 0.188, SLG: 0.266 (1, 2)		0-0 1B		0-0 K		0-0 F8		0-0 5-3		3	0	1	0	0	1	3				
Bill Monbouquette, R OBP: 0.156, SLG: 0.076 (1, 1)		0-3 K		0-0 1-3		0-0 4-3 2-3		0-0 5-3		3	0	0	0	0	1	2				
Inning Stats	R: 0 E: 0 K: 0 S: 4	H: 1 LOB: 2 BB: 1 P: 8	R: 0 E: 0 K: 1 S: 6	H: 1 LOB: 1 BB: 0 P: 6	R: 3 E: 1 K: 1 S: 8	H: 2 LOB: 2 BB: 1 P: 13	R: 0 E: 0 K: 0 S: 2	H: 0 LOB: 0 BB: 1 P: 6	R: 0 E: 0 K: 1 S: 6	H: 1 LOB: 1 BB: 0 P: 6	R: 0 E: 0 K: 1 S: 5	H: 0 LOB: 0 BB: 0 P: 5	R: 0 E: 0 K: 0 S: 3	H: 0 LOB: 0 BB: 0 P: 3	R: 0 E: 0 K: 0 S: 3	H: 0 LOB: 0 BB: 0 P: 3		1B: 2 2B: 2 3B: 0 HR: 1	SF: 0 SAC: 0 DP: 0 HBP: 1	WP: 0 PB: 0 SB: 0 CS: 0
PITCHER Fred Talbot, R ERA: 3.84 Jim Dickson, R ERA: 3.35 Don Mossi, L ERA: 3.6 Jack Aker, R ERA: 3.5 (1, 1) (5, 1) (6, 1) (7, 1)	IP: 4.0 WLS: L BF: 20 H: 4 R: 3 ER: 3 SO: 1 BB: 4 IBB: 3 HBP: 1 BLK: 0 WP: 0 HR: 0 S: 20 P: 33 ERA: 2.25 WHIP: 1.750															PITCHER IP: 4.0 WLS: L BF: 20 H: 4 R: 3 ER: 3 SO: 1 BB: 4 IBB: 3 HBP: 1 BLK: 0 WP: 0 HR: 0 S: 20 P: 33 ERA: 2.25 WHIP: 1.750				

Batter	1	2	3	4	5	6	7	8	9	AB	R	H	RBI	BB	SO	LOB	TOP								
Jose Tartabull, L (1.8) Mike Hershberger, R (9. PH) OBP: 0.365, SLG: 0.413 OBP: 0.299, SLG: 0.319	0-0 1-3		0-0 1B		0-0 2B		0-0 FC1-6		0-0 E5 SF7 1B	4	1	2	1	0	0	1									
Dick Green, R (1.4) OBP: 0.311, SLG: 0.366	0-0 6-3		0-0 E 1B		0-3 K		0-0 F3		0-0 E5 SF7	5	1	1	1	0	1	4									
Wayne Causey, L (1.6) OBP: 0.348, SLG: 0.348	0-0 F7		0-0 E8		0-0 4-3				0-0 L7 SF7	4	0	0	1	0	0	1									
Ed Charles, R (1.5) OBP: 0.332, SLG: 0.400		0-0 5-3	0-3 K		0-0 P5				0-0 F8 BB	4	0	0	0	1	1	1									
Ken Harrelson, R (1.3) Santiago Rosario, L (8.3) OBP: 0.330, SLG: 0.434 OBP: 0.289, SLG: 0.352		0-0 5-3		0-3 K		0-0 1B			4-0 CS BB F7	3	0	1	0	1	1	0									
Billy Bryan, L (1.2) OBP: 0.313, SLG: 0.439		0-3 K		0-0 6-3		0-0 F8			0-0 CS 1B BB	4	1	1	0	0	1	1									
Tommie Reynolds, R (1.7) OBP: 0.332, SLG: 0.322			0-3 K		0-0 6-3		0-0 L7		4-0 BB 1B BB	3	1	0	0	1	1	1									
Larry Stahl, L (1.9) Jim Landis, R (9. PH) OBP: 0.231, SLG: 0.417 OBP: 0.337, SLG: 0.324			0-0 SH2-3 1B		0-0 HR		0-0 FC1-6 1B		0-0 BB 1B 1B	3	2	3	1	0	0	0									
Caffish Hunter, R (1.1) John Wyatt, R (8.1) OBP: 0.094, SLG: 0.094			0-0 SH2-3		0-0 6-3		0-3 K		4-0 E5 BB	2	0	0	0	0	1	1									
Inning Stats	R: 0 E: 0 K: 0 S: 3	H: 0 LOB: 0 BB: 0 P: 3	R: 0 E: 0 K: 1 S: 5	H: 0 LOB: 0 BB: 0 P: 5	R: 3 E: 1 K: 2 S: 11	H: 3 LOB: 1 BB: 0 P: 11	R: 0 E: 0 K: 1 S: 5	H: 0 LOB: 0 BB: 0 P: 5	R: 1 E: 0 K: 1 S: 7	H: 2 LOB: 1 BB: 0 P: 7	R: 0 E: 0 K: 0 S: 4	H: 1 LOB: 1 BB: 0 P: 4	R: 0 E: 0 K: 1 S: 6	H: 1 LOB: 1 BB: 0 P: 6	R: 0 E: 0 K: 0 S: 2	H: 0 LOB: 0 BB: 1 P: 6	R: 4 E: 1 K: 0 S: 6	H: 3 LOB: 2 BB: 3 P: 18	1B: 8 2B: 1 3B: 0 HR: 1	SF: 1 SAC: 1 DP: 0 HBP: 0	WP: 0 PB: 0 SB: 0 CS: 1	PA: 42			
PITCHER	IP	WLS	BF	H	R	ER	SO	BB	IBB	HBP	BLK	WP	HR	S	P	ERA	WHIP								
Mudcat Grant, R (1.1) ERA: 3.37	8.0	L	32	7	4	3	6	1	0	0	0	0	1	43	47	3.38	1.000								
Garry Roggenburk, L (9.1) ERA: 3.43	0.0		4	2	4	3	0	2	0	0	0	0	0	2	10	=	=								
Bill Pleis, L (9.1) ERA: 3.02	1.0	S	5	1	0	0	0	1	0	0	0	0	0	4	8	0.00	2.000								

Kansas City Athletics @ Minnesota Twins
 Metropolitan Stadium, Bloomington, MI
 Mon Sep 20 1965, 4:33 AM EDT
 Att: 537 - Unknown - 52 F

livebaseballscores.com

AB 35
 R 8
 H 10
 RBI 7
 BB 4
 SO 6
 LOB 12





Batter	1	2	3	4	5	6	7	8	9	AB	R	H	RBI	BB	SO	LOB	BOTTOM								
Zoilo Versalles, R (1.6) OBP: 0.315, SLG: 0.447	0-0 F5		0-3 K			0-0 P5		0-0 F3		4	0	0	0	0	1	2									
Ted Uhlhaender, L (1.7) OBP: 0.231, SLG: 0.231	0-0 L9			0-0 4-3		0-0 1-3		0-0 F5		4	0	0	0	0	0	1									
Sandy Valdespino, L (1.9) OBP: 0.309, SLG: 0.322	0-0 5-3			0-0 4-3		0-0 F8			0-0 G3	4	0	0	0	0	0	0									
Jimmie Hall, L (1.8) OBP: 0.349, SLG: 0.475		0-0 4-3		0-0 4-3			0-0 F9		0-0 4-3	4	0	0	0	0	0	0									
Earl Battey, R (1.2) OBP: 0.374, SLG: 0.415		0-0 6-3			0-0 P3		0-0 P4		0-0 L7	4	0	0	0	0	0	0									
Don Mincher, L (1.3) OBP: 0.348, SLG: 0.519		0-3 K			0-0 HR		0-0 HR			3	2	2	2	0	1	0									
Rich Rollins, R (1.5) OBP: 0.312, SLG: 0.336			4-0 FC6-4 BB		0-0 5-3		0-0 P3			2	0	0	0	1	0	0									
Frank Quilici, R (1.4) OBP: 0.283, SLG: 0.274			0-0 FC6-4 1-3							3	0	2	0	0	0	1									
Mudcat Grant, R (1.1) Bob Allison, R (8. PH) Garry Roggenburk, R (9.1) Bill Pleis, L (9.1) OBP: 0.219, SLG: 0.236 OBP: 0.348, SLG: 0.448			0-0 1-3		0-3 K			0-0 P2		2	0	0	0	0	1	2									
Inning Stats	R: 0 E: 0 K: 0 S: 3	H: 0 LOB: 0 BB: 0 P: 3	R: 0 E: 0 K: 1 S: 5	H: 0 LOB: 0 BB: 0 P: 5	R: 0 E: 0 K: 1 S: 5	H: 0 LOB: 1 BB: 1 P: 9	R: 0 E: 0 K: 0 S: 3	H: 0 LOB: 0 BB: 0 P: 3	R: 1 E: 0 K: 0 S: 4	H: 1 LOB: 1 BB: 0 P: 4	R: 0 E: 0 K: 0 S: 4	H: 1 LOB: 1 BB: 0 P: 4	R: 0 E: 0 K: 0 S: 3	H: 0 LOB: 0 BB: 0 P: 3	R: 0 E: 0 K: 0 S: 3	H: 0 LOB: 0 BB: 0 P: 3	1B: 1 2B: 1 3B: 0 HR: 2	SF: 0 SAC: 0 DP: 0 HBP: 0	WP: 0 PB: 0 SB: 0 CS: 0	PA: 32					
PITCHER	IP	WLS	BF	H	R	ER	SO	BB	IBB	HBP	BLK	WP	HR	S	P	ERA	WHIP								
Caffish Hunter, R (1.1) ERA: 4.37	7.0	W	26	4	2	2	3	1	0	0	0	0	2	31	35	2.57	0.714								
John Wyatt, R (8.1) ERA: 2.39	2.0	S	6	0	0	0	0	0	0	0	0	0	0	6	6	0.00	0.000								


Kansas City Athletics @ Minnesota Twins
 Metropolitan Stadium, Bloomington, MI
 Mon Sep 20 1965, 4:33 AM EDT
 Att: 537 - Unknown - 52 F

livebaseballscores.com

AB 31
 R 2
 H 4
 RBI 2
 BB 1
 SO 3
 LOB 7



Batter	1	2	3	4	5	6	7	8	9	AB	R	H	RBI	BB	SO	LOB	TOP			
Don Blasingame, L (1,4) OBP: 0.283, SLG: 0.297	4-0 HR BB		0-0 6-3		0-0 1B		0-0 F5		0-0 FC4-6 1B	4	1	2	0	1	0	0	Washington Senators @ Kansas City Athletics Municipal Stadium, Kansas City, MO Tue Sep 21 1965, 8:05 PM EDT Att: 1,600 - Unknown AB 35 R 4 H 8 RBI 4 BB 4 SO 10 LOB 16 			
Ken McMullen, R (1,5) OBP: 0.328, SLG: 0.419	0-3 K		0-0 BB 1B		0-0 F9			0-0 F8	FC4-6 1-2 1B	5	0	1	0	0	1	3				
Jim King, L (1,9) OBP: 0.337, SLG: 0.430	0-0 1-H HR		4-0 1-2 BB		0-3 K			4-0 1B BB BB	0-0 F8	3	2	1	2	2	1	2				
Frank Howard, R (1,7) Fred Valentine, S (8, PR) OBP: 0.362, SLG: 0.490 OBP: 0.241, SLG: 0.154	0-3 K		0-3 K			0-0 G6-4-3 1B		0-0 BB 1B 1B		4	0	2	0	0	2	2				
Dick Nen, L (1,3) OBP: 0.319, SLG: 0.366	0-0 F4			0-0 1-3		0-0 F9		0-0 BB 1B		4	0	1	0	0	0	1				
Don Lock, R (1,8) OBP: 0.324, SLG: 0.387		0-0 1-3		0-0 F4		0-0 G6-4-3 1-2 1B		0-3 K		4	0	0	0	0	1	4				
Jim French, L (1,2) OBP: 0.478, SLG: 0.550		0-0 4-3		0-3 K			0-0 HR	4-0 1-2 2-3 3-H BB		3	1	1	2	1	1	0				
Ed Brinkman, R (1,6) OBP: 0.248, SLG: 0.246		0-3 K		0-0 1-3			0-3 K	0-0 F8		4	0	0	0	0	2	4				
Jim Duckworth, R (1,1) Frank Kreutzer, R (8,1) Ron Kline, R (8,1)			0-3 K		0-0 5-3		0-3 K		0-0 L6-3	3	0	0	0	0	2	0				
										0	0	0	0	0	0	0				
										1	0	0	0	0	0	0				
Inning Stats	R: 2 E: 0 K: 2 S: 8	H: 1 LOB: 0 BB: 1 P: 12	R: 0 E: 0 K: 1 S: 5	H: 0 LOB: 0 BB: 0 P: 5	R: 0 E: 0 K: 2 S: 8	H: 1 LOB: 2 BB: 1 P: 12	R: 0 E: 0 K: 1 S: 6	H: 0 LOB: 1 BB: 0 P: 6	R: 0 E: 0 K: 0 S: 3	H: 1 LOB: 0 BB: 0 P: 3	R: 1 E: 0 K: 2 S: 8	H: 1 LOB: 0 BB: 0 P: 8	R: 1 E: 0 K: 1 S: 7	H: 2 LOB: 2 BB: 2 P: 15	R: 0 E: 0 K: 0 S: 4	H: 1 LOB: 1 BB: 0 P: 4	1B: 6 2B: 0 3B: 0 HR: 2	SF: 0 SAC: 0 DP: 1 HBP: 0	WP: 0 PB: 1 SB: 0 CS: 0	PA: 39
PITCHER	IP WLS BF H R ER SO BB IBB HBP BLK WP HR S P ERA WHIP																			
Rollie Sheldon, R (1,1) ERA: 4.07	6.0 L 24 4 2 2 7 2 0 0 0 0 1 36 44 3.00 1.000																			
Jim Dickson, R (7,1) ERA: 3.51	1.1 7 2 2 2 2 1 0 0 0 0 1 10 14 13.50 2.250																			
Don Mossi, L (8,1) ERA: 3.55	0.2 4 1 0 0 1 1 0 0 0 0 0 5 9 0.00 3.000																			
Jack Aker, R (9,1) ERA: 3.43	1.0 4 1 0 0 0 0 0 0 0 0 0 4 4 0.00 1.000																			

Batter	1	2	3	4	5	6	7	8	9	AB	R	H	RBI	BB	SO	LOB	BOTTOM			
Jose Tartabull, L (1,8) Mike Hershberger, R (8, PH) OBP: 0.360, SLG: 0.407 OBP: 0.297, SLG: 0.320	0-0 F7			0-0 4-3		0-3 K		0-0 1-2 3-H 1B		3	0	0	0	0	1	0	Washington Senators @ Kansas City Athletics Municipal Stadium, Kansas City, MO Tue Sep 21 1965, 8:05 PM EDT Att: 1,600 - Unknown AB 31 R 3 H 5 RBI 3 BB 2 SO 10 LOB 5 			
Dick Green, R (1,4) OBP: 0.308, SLG: 0.363	0-3 K			0-0 3-1			0-0 F3	0-0 F8		4	0	0	0	0	1	2				
Wayne Causey, L (1,6) OBP: 0.344, SLG: 0.346	0-3 K			0-3 K			0-0 6-3		0-0 6-3	4	0	0	0	0	2	0				
Ed Charles, R (1,5) OBP: 0.331, SLG: 0.398		0-0 F8			0-3 K		0-0 6-3		4-0 BB	3	0	0	0	1	1	0				
Ken Harrelson, R (1,3) OBP: 0.329, SLG: 0.439		0-0 F2			0-0 HR			0-0 F7	0-0 F4	4	1	1	1	0	0	1				
Billy Bryan, L (1,2) OBP: 0.309, SLG: 0.433		0-3 K			0-3 K			0-3 K	0-0 F8	4	0	0	0	0	3	1				
Tommie Reynolds, R (1,7) OBP: 0.332, SLG: 0.327			0-3 K		0-0 G3			0-0 1B 2B		3	1	1	0	0	1	0				
Larry Stahl, L (1,9) OBP: 0.250, SLG: 0.419			0-3 K			4-0 3-4 BB		0-0 1B 1B 1B		2	1	1	1	1	1	0				
Rollie Sheldon, R (1,1) Jim Landis, R (6, PH) Jim Dickson, L (7,1) Don Mossi, L (8,1) Santiago Rosario, L (8, PH) Jack Aker, R (9,1)			0-0 F9			0-0 3-4		0-0 1-3 1B		1	0	0	0	0	0	0				
										1	0	0	0	0	0	1				
										0	0	0	0	0	0	0				
										0	0	0	0	0	0	0				
										1	0	1	0	0	0	0				
Inning Stats	R: 0 E: 0 K: 2 S: 7	H: 0 LOB: 0 BB: 0 P: 7	R: 0 E: 0 K: 1 S: 5	H: 0 LOB: 0 BB: 0 P: 5	R: 0 E: 0 K: 1 S: 5	H: 0 LOB: 0 BB: 0 P: 5	R: 1 E: 0 K: 2 S: 8	H: 1 LOB: 0 BB: 0 P: 8	R: 0 E: 0 K: 1 S: 4	H: 0 LOB: 1 BB: 1 P: 8	R: 0 E: 0 K: 0 S: 3	H: 0 LOB: 0 BB: 0 P: 3	R: 2 E: 0 K: 1 S: 9	H: 4 LOB: 2 BB: 0 P: 9	R: 0 E: 0 K: 0 S: 3	H: 0 LOB: 1 BB: 1 P: 7	1B: 3 2B: 2 3B: 0 HR: 1	SF: 0 SAC: 0 DP: 1 HBP: 0	WP: 0 PB: 0 SB: 0 CS: 0	PA: 33
PITCHER	IP WLS BF H R ER SO BB IBB HBP BLK WP HR S P ERA WHIP																			
Jim Duckworth, R (1,1) ERA: 4.09	7.2 W 27 4 3 3 10 1 0 0 0 0 1 46 50 3.52 0.652																			
Frank Kreutzer, L (8,1) ERA: 4.35	0.0 1 1 0 0 0 0 0 0 0 0 0 1 1 ∞ ∞																			
Ron Kline, R (8,1) ERA: 2.28	1.1 S 5 0 0 0 0 1 0 0 0 0 0 4 8 0.00 0.750																			

Batter	1	2	3	4	5	6	7	8	9	AB	R	H	RBI	BB	SO	LOB	TOP										
Don Blasingame, L (1,4) OBP: 0.287, SLG: 0.297										3	2	1	0	2	0	0	Washington Senators @ Kansas City Athletics Municipal Stadium, Kansas City, MO Wed Sep 22 1965, 8:05 PM EDT Att: 1,731 - Unknown										
Ken McMullen, R (1,5) OBP: 0.325, SLG: 0.422										5	1	2	0	0	1	5											
Jim King, L (1,9) OBP: 0.338, SLG: 0.439										4	1	1	4	0	2	0											
Frank Howard, R (1,7) OBP: 0.359, SLG: 0.486										4	0	0	0	0	0	3											
Steve Ridzik, R (7,1) OBP: 0.187, SLG: 0.278										1	0	0	0	0	0	0											
Dick Nen, L (1,3) OBP: 0.317, SLG: 0.359										4	0	0	0	1	2	0											
Don Lock, R (1,8) OBP: 0.325, SLG: 0.394										4	2	2	0	0	0	1											
Jim French, L (1,2) OBP: 0.444, SLG: 0.500										4	0	1	0	0	0	2											
Ed Brinkman, R (1,6) OBP: 0.248, SLG: 0.253										4	1	1	3	0	0	2											
Pete Richert, L (1,1) OBP: 0.206, SLG: 0.167										2	0	0	0	0	1	0											
Bob Chance, L (7, PH) OBP: 0.307, SLG: 0.353										1	0	0	0	0	1	0											
Paul Casanova, R (7, PR) OBP: 0.267, SLG: 0.185										0	1	0	0	0	0	0											
Fred Valentine, S (7,7) OBP: 0.267, SLG: 0.185										1	0	1	0	0	0	0											
Inning Stats	R: 1 E: 0 K: 0 S: 4	H: 1 LOB: 0 BB: 0 P: 4	R: 0 E: 0 K: 1 S: 6	H: 1 LOB: 1 BB: 0 P: 6	R: 0 E: 0 K: 0 S: 3	H: 0 LOB: 0 BB: 0 P: 3	R: 0 E: 0 K: 1 S: 5	H: 0 LOB: 0 BB: 0 P: 5	R: 3 E: 0 K: 0 S: 9	H: 4 LOB: 2 BB: 0 P: 10	R: 0 E: 0 K: 0 S: 3	H: 0 LOB: 0 BB: 0 P: 3	R: 3 E: 0 K: 2 S: 9	H: 1 LOB: 1 BB: 1 P: 13	R: 1 E: 1 K: 0 S: 5	H: 2 LOB: 3 BB: 2 P: 13	R: 0 E: 0 K: 2 S: 7	H: 0 LOB: 0 BB: 0 P: 7	1B: 4 2B: 2 3B: 1 HR: 2	SF: 0 SAC: 0 DP: 0 HBP: 1	WP: 2 PB: 2 SB: 0 CS: 0	PA: 41					
PITCHER	IP WLS BF H R ER SO BB IBB HBP BLK WP HR S P ERA WHIP																										
Ron Tompkins, R (1,1) ERA: 2.97	3.0	11	2	1	1	1	0	0	0	0	0	0	0	13	13	3.00	0.667										
Paul Lindblad, L (4,1) ERA: 9.0	2.0	L 11	4	3	3	2	0	0	1	0	1	1	14	15	13.50	2.000											
Wes Stock, R (6,1) ERA: 5.18	1.0	3	0	0	0	0	0	0	0	0	0	0	3	3	0.00	0.000											
Aurelio Monteaudo, R (7,1) ERA: 6.75	1.0	6	1	3	3	2	1	0	0	0	1	1	9	13	27.00	2.000											
Blue Moon Odum, R (8,1) ERA: 9.0	1.0	7	2	1	1	0	2	0	0	0	0	0	5	13	9.00	4.000											

Batter	1	2	3	4	5	6	7	8	9	AB	R	H	RBI	BB	SO	LOB	BOTTOM									
Dick Green, R (1,4) OBP: 0.306, SLG: 0.359										4	0	0	0	0	1	5	Washington Senators @ Kansas City Athletics Municipal Stadium, Kansas City, MO Wed Sep 22 1965, 8:05 PM EDT Att: 1,731 - Unknown									
Wayne Causey, L (1,6) OBP: 0.341, SLG: 0.343										4	0	0	0	0	0	0										
Jim Landis, R (1,8) OBP: 0.353, SLG: 0.319										4	0	0	0	0	2	0										
Ed Charles, R (1,5) OBP: 0.333, SLG: 0.396										2	1	0	0	2	0	0										
Ken Harrelson, R (1,3) OBP: 0.331, SLG: 0.446										2	1	1	2	1	0	1										
Tommie Reynolds, R (1,7) OBP: 0.335, SLG: 0.327										3	0	1	0	1	0	1										
Mike Hershberger, R (1,9) OBP: 0.299, SLG: 0.322										3	0	1	0	0	0	2										
Rene Lachemann, R (1,2) OBP: 0.260, SLG: 0.387										4	0	1	0	0	2	3										
Ron Tompkins, R (1,1) ERA: 2.97										0	0	0	0	0	0	0										
Paul Lindblad, L (4,1) ERA: 9.0										0	0	0	0	0	0	0										
Wes Stock, R (6,1) ERA: 5.18										0	0	0	0	0	0	0										
Aurelio Monteaudo, R (7,1) ERA: 6.75										0	0	0	0	0	0	0										
Blue Moon Odum, R (8,1) ERA: 9.0										0	0	0	0	0	0	0										
Inning Stats	R: 0 E: 0 K: 1 S: 5	H: 0 LOB: 0 BB: 0 P: 5	R: 1 E: 0 K: 0 S: 3	H: 1 LOB: 1 BB: 1 P: 7	R: 0 E: 0 K: 2 S: 7	H: 0 LOB: 0 BB: 0 P: 7	R: 0 E: 0 K: 1 S: 5	H: 0 LOB: 0 BB: 0 P: 5	R: 1 E: 0 K: 0 S: 5	H: 2 LOB: 2 BB: 1 P: 9	R: 0 E: 0 K: 1 S: 5	H: 0 LOB: 0 BB: 0 P: 5	R: 0 E: 0 K: 0 S: 4	H: 1 LOB: 3 BB: 1 P: 9	R: 0 E: 0 K: 0 S: 3	H: 0 LOB: 1 BB: 1 P: 7	R: 0 E: 0 K: 1 S: 6	H: 1 LOB: 1 BB: 0 P: 6	1B: 3 2B: 1 3B: 0 HR: 1	SF: 1 SAC: 0 DP: 0 HBP: 1	WP: 0 PB: 0 SB: 1 CS: 1	PA: 36				
PITCHER	IP WLS BF H R ER SO BB IBB HBP BLK WP HR S P ERA WHIP																									
Pete Richert, L (1,1) ERA: 2.58	6.0	W 22	3	2	2	5	2	0	0	0	0	1	30	38	3.00	0.833										
Steve Ridzik, R (7,1) ERA: 3.8	3.0	S 14	2	0	0	1	2	0	1	0	0	0	13	22	0.00	1.333										

Batter	1	2	3	4	5	6	7	8	9	AB	R	H	RBI	BB	SO	LOB	TOP				
Jim Gosger, L (1, 8) OBP: 0.325, SLG: 0.417	F8			F4		FC4-6		K		4	0	0	0	0	1	2	Boston Red Sox @ Kansas City Athletics Municipal Stadium, Kansas City, MO Fri Sep 24 1965, 8:05 PM EDT Att: 2,304 - Unknown livebaseballscorecards.com				
Dalton Jones, L (1, 5) OBP: 0.335, SLG: 0.379	F5			F8		4-3			4-3	4	0	0	0	0	0	1					
Carl Yastrzemski, L (1, 7) OBP: 0.389, SLG: 0.539	4-3			BB					4-3	3	0	1	0	1	0	0					
Tony Conigliaro, R (1, 9) OBP: 0.333, SLG: 0.507		F7		F5			F8		F4	4	0	0	0	0	2						
Lee Thomas, L (1, 3) OBP: 0.358, SLG: 0.452		3-1			F9		F2			3	0	0	0	0	1						
Felix Mantilla, R (1, 4) OBP: 0.376, SLG: 0.420		F6			K		K			3	0	0	0	0	2	1					
Eddie Bressoud, R (1, 6) OBP: 0.295, SLG: 0.354			3-1		K					3	0	1	0	0	1	0					
Mike Ryan, R (1, 2) OBP: 0.191, SLG: 0.261			F4			K		L8		3	0	0	0	0	1	1					
Earl Wilson, R (1, 1) OBP: 0.315, SLG: 0.427 Jay Ritchie, R (2, 1) OBP: 0.330, SLG: 0.200 Rico Petrocelli, R (6, PH) OBP: 0.341, SLG: 0.413 Bob Duliba, R (6, 1) OBP: 0.375, SLG: 0.430 Arnold Earley, L (7, 1) OBP: 0.309, SLG: 0.430 Lenny Green, L (8, PH) OBP: 0.325, SLG: 0.430 Bob Heffner, R (8, 1)			K			FC4-6		F4		0	0	0	0	0	0	0					
Inning Stats	R: 0 E: 0 K: 0 S: 3	H: 0 LOB: 0 BB: 0 P: 3	R: 0 E: 0 K: 0 S: 3	H: 0 LOB: 0 BB: 1 P: 3	R: 0 E: 0 K: 1 S: 5	H: 0 LOB: 0 BB: 1 P: 5	R: 0 E: 0 K: 0 S: 3	H: 0 LOB: 1 BB: 1 P: 7	R: 0 E: 0 K: 2 S: 7	H: 0 LOB: 0 BB: 0 P: 7	R: 0 E: 0 K: 1 S: 5	H: 0 LOB: 1 BB: 1 P: 9	R: 0 E: 0 K: 1 S: 6	H: 1 LOB: 1 BB: 0 P: 6	R: 0 E: 0 K: 1 S: 6	H: 1 LOB: 1 BB: 0 P: 6	R: 0 E: 0 K: 0 S: 3	H: 0 LOB: 0 BB: 0 P: 3	1B: 1 2B: 1 3B: 0 HR: 0	SF: 0 SAC: 0 DP: 0 HBP: 0	WP: 0 PA: 31 PB: 0 SB: 0 CS: 0
PITCHER Caffish Hunter, R (1, 1) ERA: 4.05	IP: 9.0 WLS: W BF: 31 H: 2 R: 0 ER: 0 SO: 6 BB: 2 IBB: 0 HBP: 0 BLK: 0 WP: 0 HR: 0 S: 41 P: 49 ERA: 0.00 WHIP: 0.444															PITCHER					

Batter	1	2	3	4	5	6	7	8	9	AB	R	H	RBI	BB	SO	LOB	BOTTOM		
Jose Tartabull, L (1, 8) OBP: 0.372, SLG: 0.418	E	BB		L7		HR	F7			5	3	3	0	0	0	1	Boston Red Sox @ Kansas City Athletics Municipal Stadium, Kansas City, MO Fri Sep 24 1965, 8:05 PM EDT Att: 2,304 - Unknown livebaseballscorecards.com		
Dick Green, R (1, 4) OBP: 0.306, SLG: 0.364	E8	BB		4-3		HR	F8			4	2	1	3	1	0	1			
Wayne Causey, L (1, 6) OBP: 0.346, SLG: 0.350	5-3				FC6-4	4-3		L7		5	0	3	3	0	0	0			
Ed Charles, R (1, 5) OBP: 0.332, SLG: 0.394	5-3	4-3		FC6-4	FC6-4	E	BB	1B		5	1	2	0	0	0	4			
Ken Harrelson, R (1, 3) OBP: 0.332, SLG: 0.445	K			K	K	E	BB	F6		3	0	0	0	2	2	3			
Billy Bryan, L (1, 2) OBP: 0.315, SLG: 0.443	K			F7		E6	FC6-4	FC6-4		5	0	2	1	0	1	4			
Mike Hershberger, R (1, 9) OBP: 0.299, SLG: 0.323				F3		F8	FC6-4	FC6-4		5	0	1	0	0	0	7			
Tommie Reynolds, R (1, 7) OBP: 0.334, SLG: 0.327		L4-3		F4		K	F8			4	0	0	0	0	1	2			
Caffish Hunter, R (1, 1) OBP: 0.167, SLG: 0.194		BB	1B		G3	1B	HR	2B		4	2	3	0	0	0	0			
Inning Stats	R: 2 E: 1 K: 2 S: 10	H: 2 LOB: 1 BB: 0 P: 10	R: 2 E: 0 K: 0 S: 6	H: 4 LOB: 2 BB: 1 P: 10	R: 0 E: 0 K: 0 S: 3	H: 0 LOB: 1 BB: 1 P: 7	R: 0 E: 0 K: 0 S: 3	H: 0 LOB: 0 BB: 0 P: 3	R: 1 E: 0 K: 1 S: 7	H: 2 LOB: 1 BB: 0 P: 7	R: 3 E: 1 K: 1 S: 10	H: 4 LOB: 3 BB: 1 P: 14	R: 0 E: 0 K: 0 S: 4	H: 1 LOB: 1 BB: 0 P: 4	R: 0 E: 0 K: 0 S: 5	H: 2 LOB: 2 BB: 0 P: 5	1B: 13 2B: 2 3B: 0 HR: 1	SF: 0 SAC: 0 DP: 1 HBP: 0	WP: 0 PA: 43 PB: 0 SB: 2 CS: 0
PITCHER Earl Wilson, R (1, 1) ERA: 3.96 Jay Ritchie, R (2, 1) ERA: 3.17 Bob Duliba, R (6, 1) ERA: 3.75 Arnold Earley, L (7, 1) ERA: 3.68 Bob Heffner, R (8, 1) ERA: 7.19	IP: 1.2 WLS: L BF: 12 H: 6 R: 4 ER: 2 SO: 2 BB: 1 IBB: 0 HBP: 0 BLK: 0 WP: 0 HR: 0 S: 15 P: 19 ERA: 10.80 WHIP: 4.200															PITCHER			




Batter	1	2	3	4	5	6	7	8	9	AB	R	H	RBI	BB	SO	LOB	TOP			
Jim Gosger, L OBP: 0.324, SLG: 0.415 (1, 8)										4	1	1	0	0	0	0				
Dalton Jones, L OBP: 0.332, SLG: 0.375 Frank Malzone, R OBP: 0.294, SLG: 0.318 (8, PH) (8, 5)										3	0	0	0	0	1	0				
Carl Yastrzemski, L OBP: 0.399, SLG: 0.541 (1, 7)										4	1	2	0	0	1	0				
Tony Conigliaro, R OBP: 0.336, SLG: 0.514 (1, 9)										3	2	2	2	1	0	1				
Lee Thomas, L OBP: 0.359, SLG: 0.458 (1, 3)										3	1	1	2	1	0	1				
Felix Mantilla, R OBP: 0.375, SLG: 0.419 (1, 4)										4	0	1	0	0	1	1				
Eddie Bressoud, R OBP: 0.291, SLG: 0.349 (1, 6)										4	0	0	0	0	1	1	AB 34			
Mike Ryan, R OBP: 0.184, SLG: 0.250 (1, 2)										4	0	0	0	0	0	1	R 5			
Bill Monbouquette, R OBP: 0.147, SLG: 0.074 (1, 1)										4	0	0	0	0	3	1	H 7			
Inning Stats	R: 0 E: 1 K: 0 S: 4	H: 1 LOB: 1 BB: 0 P: 4	R: 0 E: 0 K: 0 S: 3	H: 0 LOB: 0 BB: 0 P: 3	R: 0 E: 0 K: 1 S: 5	H: 0 LOB: 0 BB: 0 P: 5	R: 0 E: 0 K: 1 S: 6	H: 1 LOB: 1 BB: 0 P: 6	R: 0 E: 0 K: 1 S: 6	H: 0 LOB: 0 BB: 0 P: 5	R: 2 E: 0 K: 1 S: 6	H: 1 LOB: 0 BB: 1 P: 10	R: 3 E: 0 K: 3 S: 12	H: 3 LOB: 1 BB: 0 P: 16	R: 0 E: 0 K: 0 S: 3	H: 0 LOB: 0 BB: 0 P: 3	1B: 4 2B: 1 3B: 0 HR: 2	SF: 0 SAC: 0 DP: 0 HBP: 0	WP: 2 PB: 2 SB: 0 CS: 0	PA: 36
PITCHER	IP WLS BF H R ER SO BB IBB HBP BLK WP HR S P ERA WHIP																			
Satchel Paige, R ERA: 4.57 (1, 1)	3.0	10	1	0	0	1	0	0	0	0	0	0	0	12	12	0.00	0.333			
Diego Segui, R ERA: 4.57 (4, 1)	4.0	16	3	2	2	4	1	0	0	0	1	1	23	27	4.50	1.000				
Don Mossi, L ERA: 3.68 (8, 1)	0.1	L	2	1	1	1	0	0	0	0	0	0	4	4	27.00	3.000				
John Wyatt, R ERA: 2.58 (8, 1)	0.1		4	2	2	2	1	0	0	0	1	0	5	9	54.00	9.000				
Jack Aker, R ERA: 3.28 (8, 1)	1.1		4	0	0	0	1	0	0	0	0	0	6	6	0.00	0.000				

Boston Red Sox @ Kansas City Athletics
Municipal Stadium, Kansas City, MO
Sat Sep 25 1965, 8:05 PM EDT
Att: 9,289 - Unknown

livebaseballscorecards.com

AB 34
R 5
H 7
RBI 4
BB 2
SO 8
LOB 7




Batter	1	2	3	4	5	6	7	8	9	AB	R	H	RBI	BB	SO	LOB	BOTTOM					
Bert Campaneris, R OBP: 0.327, SLG: 0.386 (1, 6)										4	0	0	0	0	0	0						
Jose Tartabull, L OBP: 0.374, SLG: 0.420 (1, 8)										4	1	2	0	0	1	0						
Wayne Causey, L OBP: 0.345, SLG: 0.348 (1, 5)										3	0	0	0	1	0	1						
Billy Bryan, L OBP: 0.317, SLG: 0.447 (1, 2)										4	1	2	1	0	1	1						
Dick Green, R OBP: 0.308, SLG: 0.365 (1, 4)										4	0	2	1	0	0	1						
Santiago Rosario, L OBP: 0.287, SLG: 0.346 (1, 3)										4	0	1	0	0	0	2						
Mike Hershberger, R OBP: 0.297, SLG: 0.321 (1, 9)										3	0	0	0	0	0	1	AB 32					
Tommie Reynolds, R OBP: 0.331, SLG: 0.323 (1, 7)										3	0	0	0	0	1	1	R 2					
Satchel Paige, R Diego Segui, R Larry Spivey, R Don Mossi, L John Wyatt, R Jack Aker, R (1, 1) (4, 1) (7, PH) (8, 1) (8, 1) (8, 1)										1	0	0	0	0	1	1	H 7					
Inning Stats	R: 1 E: 0 K: 0 S: 5	H: 2 LOB: 1 BB: 0 P: 5	R: 0 E: 0 K: 2 S: 8	H: 1 LOB: 0 BB: 0 P: 8	R: 0 E: 0 K: 1 S: 5	H: 1 LOB: 1 BB: 1 P: 9	R: 0 E: 0 K: 0 S: 3	H: 1 LOB: 0 BB: 0 P: 3	R: 0 E: 0 K: 1 S: 5	H: 0 LOB: 0 BB: 0 P: 5	R: 1 E: 0 K: 1 S: 7	H: 2 LOB: 1 BB: 0 P: 7	R: 0 E: 0 K: 1 S: 5	H: 0 LOB: 0 BB: 0 P: 5	R: 0 E: 0 K: 0 S: 3	H: 0 LOB: 0 BB: 0 P: 3	R: 0 E: 0 K: 0 S: 3	H: 0 LOB: 0 BB: 0 P: 3	1B: 6 2B: 1 3B: 0 HR: 0	SF: 0 SAC: 0 DP: 1 HBP: 0	WP: 0 PB: 0 SB: 0 CS: 1	PA: 33
PITCHER	IP WLS BF H R ER SO BB IBB HBP BLK WP HR S P ERA WHIP																					
Bill Monbouquette, R ERA: 3.7 (1, 1)	9.0	W	33	7	2	2	6	1	0	0	0	0	44	48	2.00	0.889						

Boston Red Sox @ Kansas City Athletics
Municipal Stadium, Kansas City, MO
Sat Sep 25 1965, 8:05 PM EDT
Att: 9,289 - Unknown


livebaseballscorecards.com


AB 32
R 2
H 7
RBI 2
BB 1
SO 6
LOB 8



Batter	1	2	3	4	5	6	7	8	9	AB	R	H	RBI	BB	SO	LOB	TOP				
Jim Gosger, L OBP: 0.323, SLG: 0.412 (1, 8)										5	0	1	0	0	0	4	Boston Red Sox @ Kansas City Athletics Municipal Stadium, Kansas City, MO Sun Sep 26 1965, 4:33 AM EDT Att: 2,874 - Unknown livebaseballscorecards.com				
Dalton Jones, L OBP: 0.332, SLG: 0.374 (1, 5)										4	0	1	0	0	0	1					
Carl Yastrzemski, L OBP: 0.397, SLG: 0.539 (1, 7)										4	0	1	0	0	0	2					
Tony Conigliaro, R OBP: 0.339, SLG: 0.514 (1, 9)										2	1	1	0	2	0	1					
Lee Thomas, L OBP: 0.360, SLG: 0.459 (1, 3)										3	0	1	0	1	1	2					
Felix Mantilla, R OBP: 0.374, SLG: 0.418 (1, 4)										4	0	1	0	0	1	4					
Eddie Bressoud, R OBP: 0.294, SLG: 0.346 (1, 6)										2	0	0	0	2	1	1					
Mike Ryan, R OBP: 0.180, SLG: 0.245 (1, 2)										2	0	0	0	0	0	4					
Lenny Green, L OBP: 0.358, SLG: 0.429 (6, PH)										1	0	0	1	0	0	2					
Bob Tillman, R OBP: 0.288, SLG: 0.307 (6, 2)										0	0	0	0	0	0	0					
Tony Horton, R OBP: 0.371, SLG: 0.500 (9, PH)										1	0	0	0	0	1	0					
Dennis Bennett, L OBP: 0.279, SLG: 0.211 (1, 1)										2	0	0	0	1	1	0					
Russ Nixon, L OBP: 0.292, SLG: 0.319 (9, PH)										1	0	1	0	0	0	0					
Inning Stats	R: 0 E: 0 K: 1 S: 6	H: 1 LOB: 2 BB: 1 P: 10	R: 0 E: 0 K: 1 S: 5	H: 1 LOB: 0 BB: 0 P: 5	R: 0 E: 0 K: 0 S: 3	H: 0 LOB: 0 BB: 0 P: 3	R: 0 E: 0 K: 1 S: 6	H: 1 LOB: 3 BB: 2 P: 14	R: 0 E: 0 K: 1 S: 6	H: 1 LOB: 1 BB: 0 P: 6	R: 1 E: 0 K: 0 S: 4	H: 1 LOB: 0 BB: 3 P: 16	R: 0 E: 0 K: 0 S: 3	H: 1 LOB: 0 BB: 0 P: 3	R: 0 E: 0 K: 1 S: 5	H: 1 LOB: 0 BB: 0 P: 5	1B: 6 2B: 1 3B: 0 HR: 0	SF: 0 SAC: 0 DP: 2 HBP: 0	WP: 0 PB: 1 SB: 2 CS: 1	PA: 38	
PITCHER	IP	WLS	BF	H	R	ER	SO	BB	IBB	HBP	BLK	WP	HR	S	P	ERA	WHIP				
Rollie Sheldon, R ERA: 3.97 (1, 1)	7.0	W	31	6	1	1	4	4	2	0	0	0	0	33	57	1.29	1.429				
Jack Aker, R ERA: 3.14 (8, 1)	2.0	S	6	1	0	0	1	0	0	0	0	0	0	8	8	0.00	0.500				

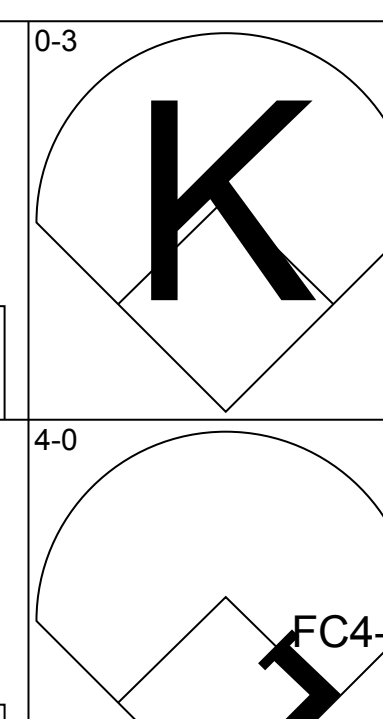
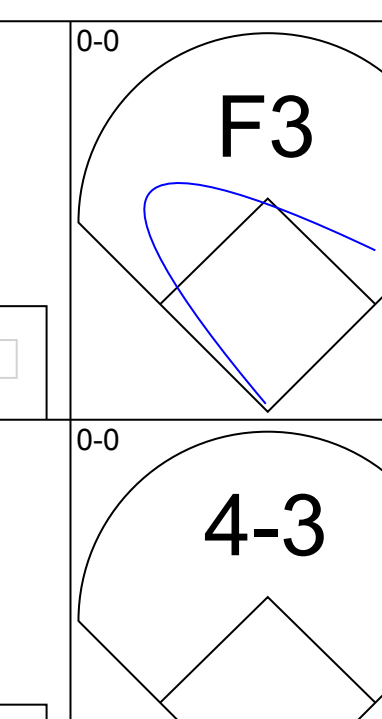
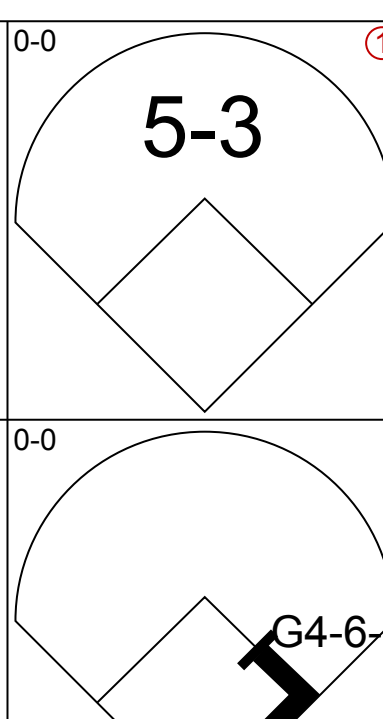
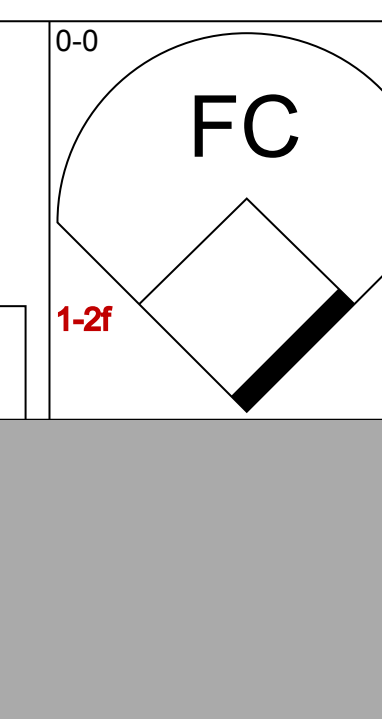
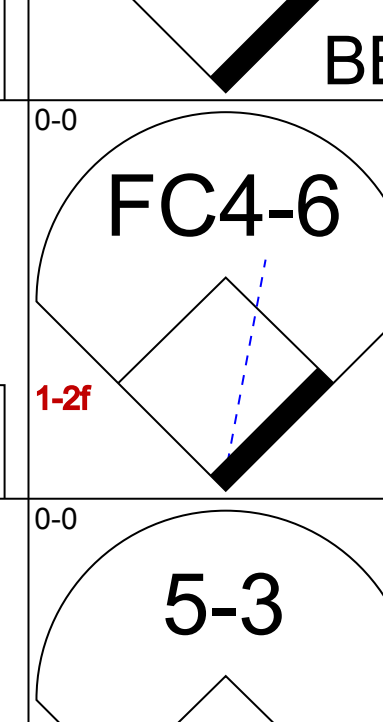

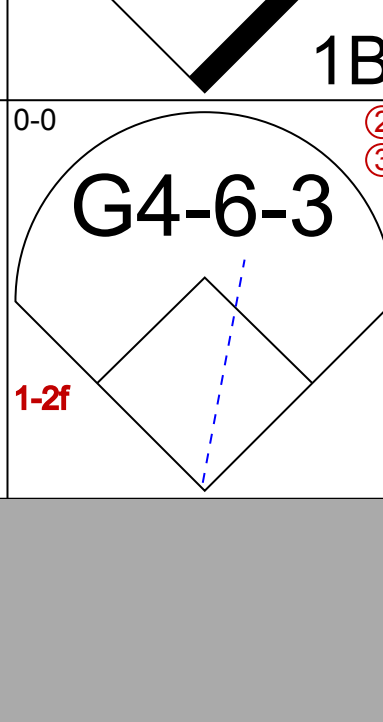


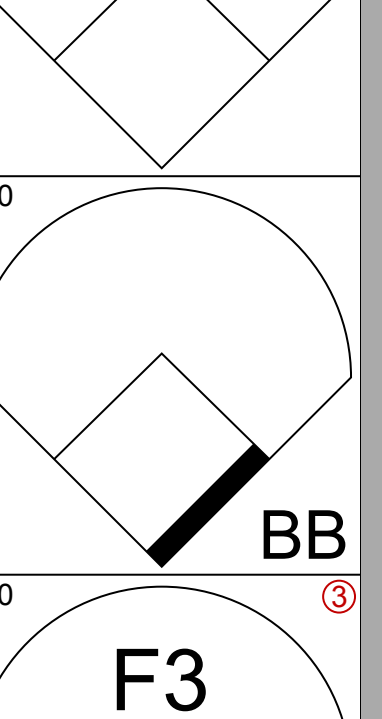



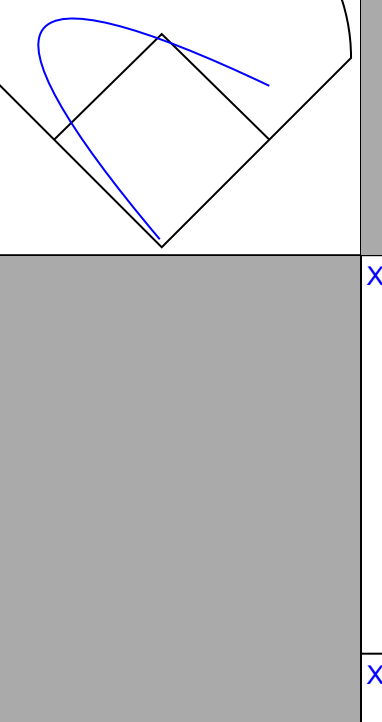
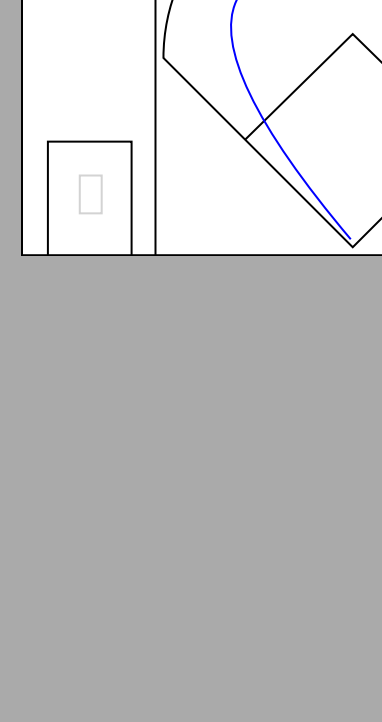
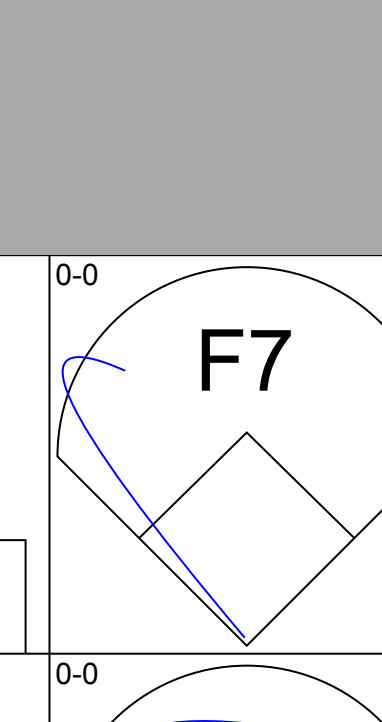
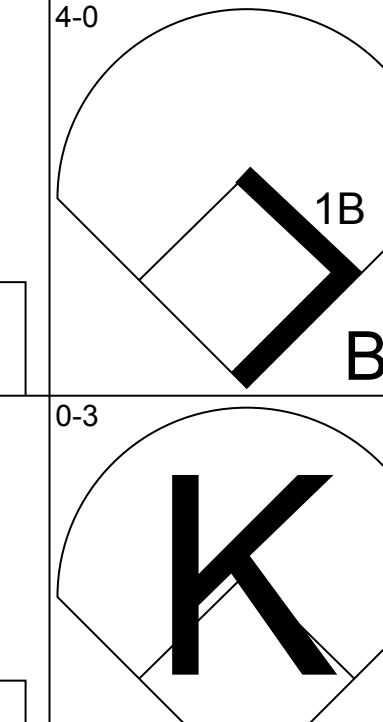
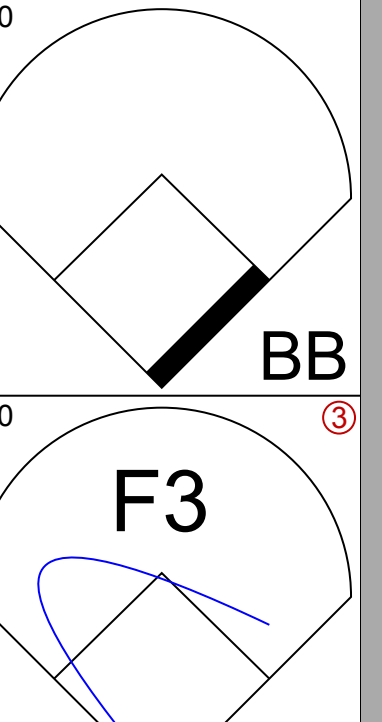
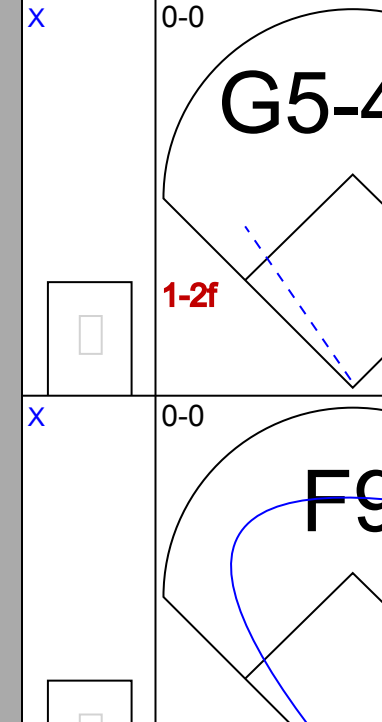


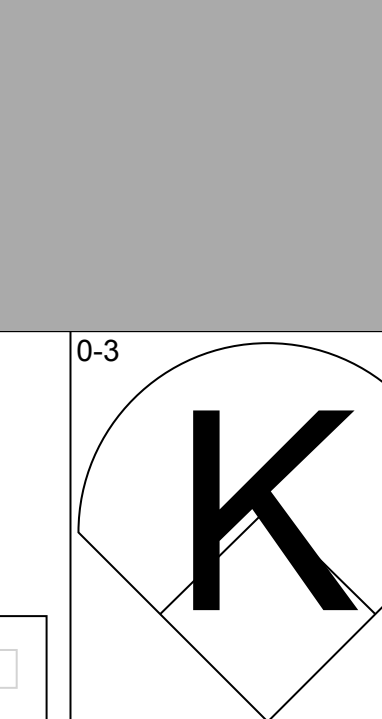

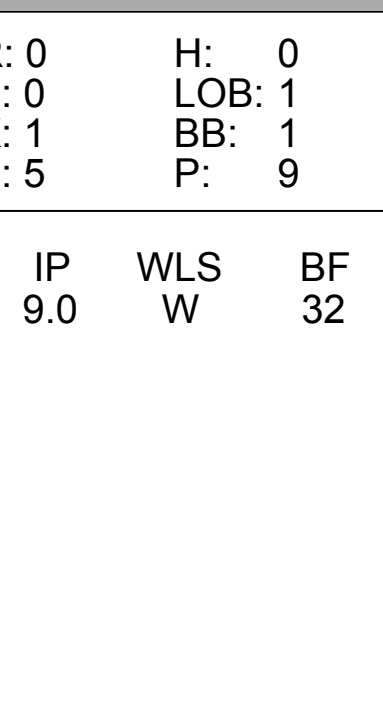
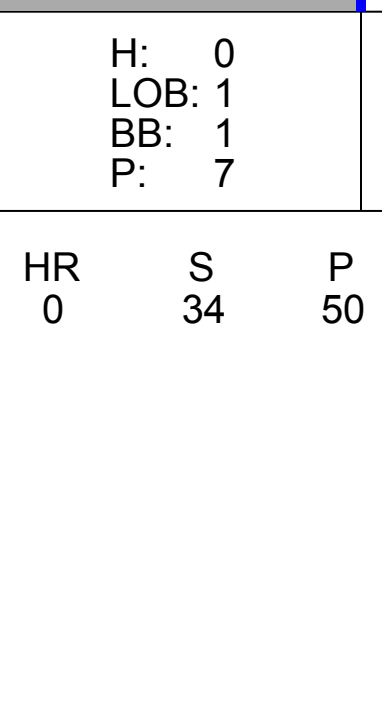
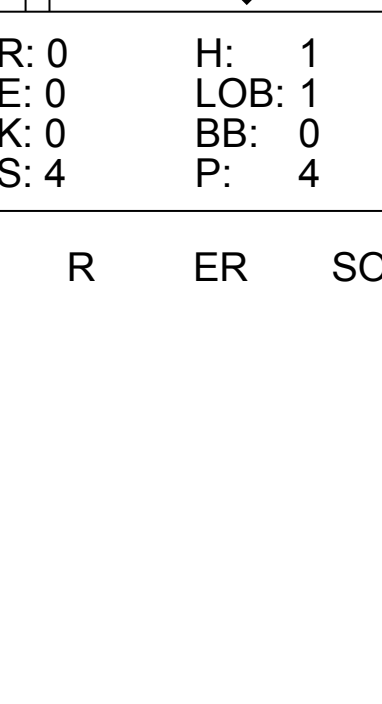
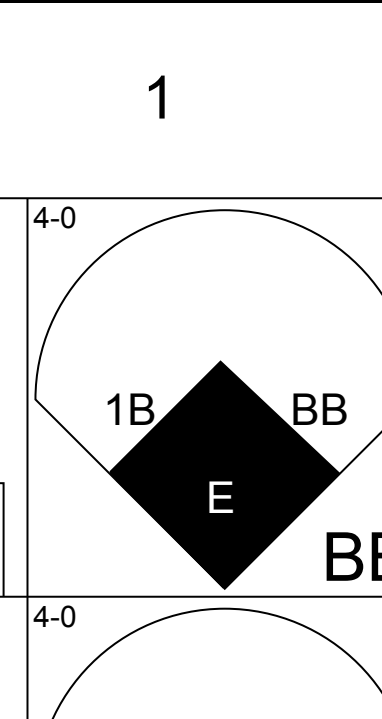
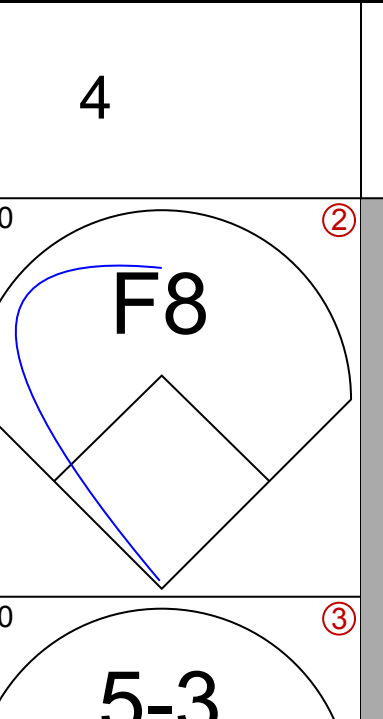
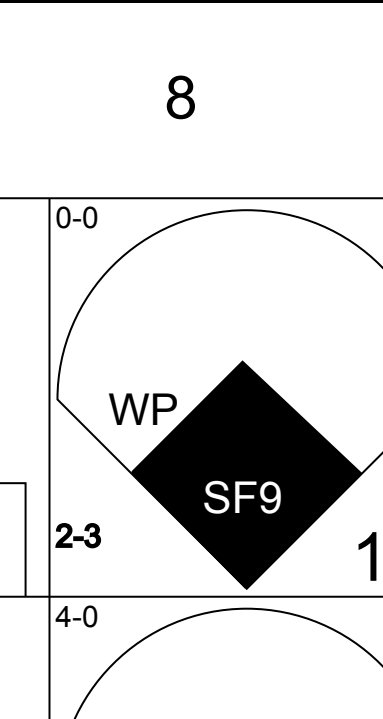

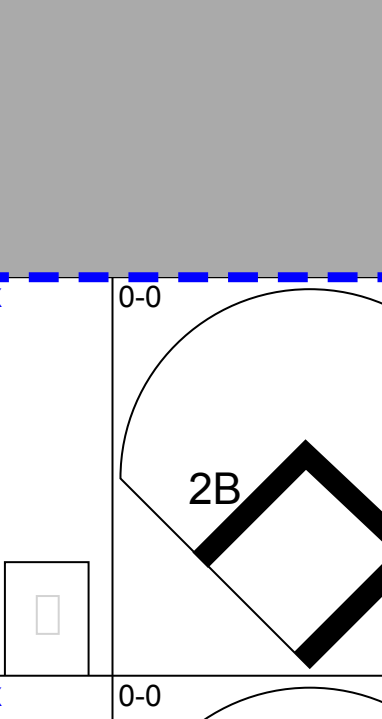
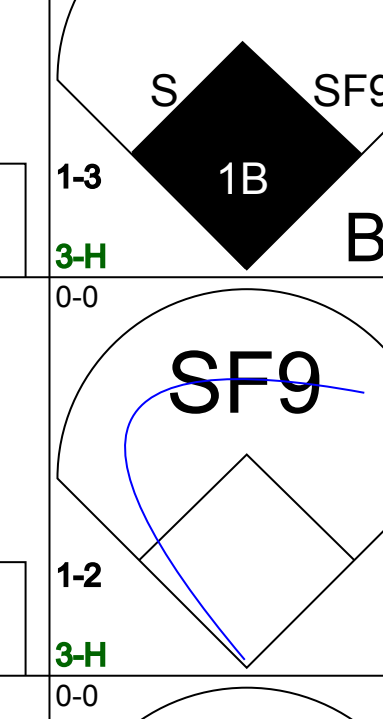
Batter	1	2	3	4	5	6	7	8	9	AB	R	H	RBI	BB	SO	LOB	BOTTOM				
Bert Campaneris, R OBP: 0.329, SLG: 0.390 (1, 6)										3	0	2	1	1	1	1	Boston Red Sox @ Kansas City Athletics Municipal Stadium, Kansas City, MO Sun Sep 26 1965, 4:33 AM EDT Att: 2,874 - Unknown livebaseballscorecards.com				
Jim Landis, R OBP: 0.351, SLG: 0.315 (1, 8)										3	0	0	0	0	0	3					
Dick Green, R OBP: 0.310, SLG: 0.367 (1, 4)										3	1	1	0	1	0	2					
Ed Charles, R OBP: 0.331, SLG: 0.393 (1, 5)										4	0	1	1	0	0	2					
Ken Harrelson, R OBP: 0.331, SLG: 0.442 (1, 3)										3	0	0	0	1	0	1					
Mike Hershberger, R OBP: 0.295, SLG: 0.318 (1, 9)										4	0	0	0	0	1	3					
Tommie Reynolds, R OBP: 0.326, SLG: 0.319 (1, 7)										3	0	0	0	0	1	3					
Rene Lachemann, R OBP: 0.259, SLG: 0.383 (1, 2)										3	0	1	0	0	1	0					
Rollie Sheldon, R OBP: 0.115, SLG: 0.080 (1, 1)										1	0	0	0	0	0	0					
Jose Tartabull, L OBP: 0.377, SLG: 0.423 (7, PH)										1	1	1	0	0	0	0					
Jack Aker, R ERA: 3.14 (8, 1)										0	0	0	0	0	0	0					
Inning Stats	R: 0 E: 0 K: 0 S: 3	H: 0 LOB: 1 BB: 1 P: 7	R: 0 E: 0 K: 1 S: 5	H: 0 LOB: 0 BB: 0 P: 5	R: 0 E: 0 K: 0 S: 4	H: 1 LOB: 1 BB: 0 P: 4	R: 1 E: 0 K: 1 S: 7	H: 2 LOB: 1 BB: 0 P: 7	R: 0 E: 0 K: 1 S: 6	H: 1 LOB: 1 BB: 0 P: 6	R: 0 E: 0 K: 0 S: 3	H: 0 LOB: 2 BB: 2 P: 11	R: 1 E: 0 K: 1 S: 7	H: 2 LOB: 1 BB: 0 P: 7	R: 0 E: 0 K: 0 S: 3	H: 0 LOB: 0 BB: 0 P: 3	1B: 4 2B: 2 3B: 0 HR: 0	SF: 0 SAC: 2 DP: 0 HBP: 0	WP: 0 PB: 0 SB: 0 CS: 0	PA: 33	
PITCHER	IP	WLS	BF	H	R	ER	SO	BB	IBB	HBP	BLK	WP	HR	S	P	ERA	WHIP				
Dennis Bennett, L ERA: 4.38 (1, 1)	8.0	L	33	6	2	2	4	2	1	0	0	0	0	38	50	2.25	1.000				

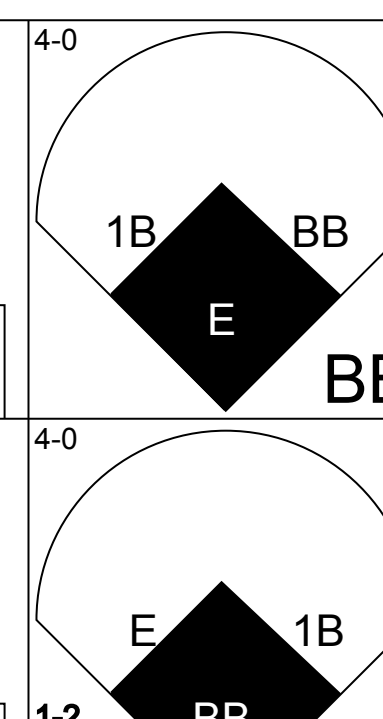
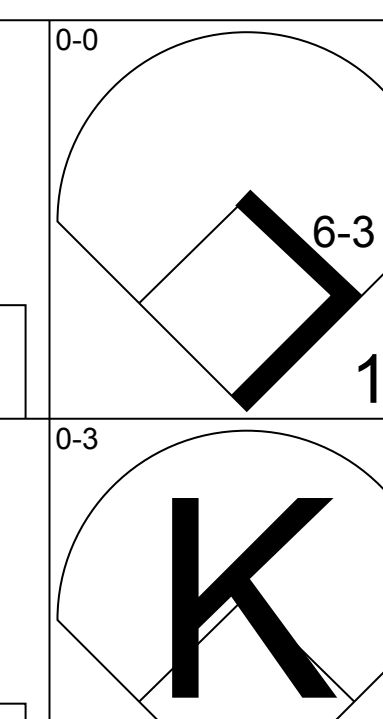
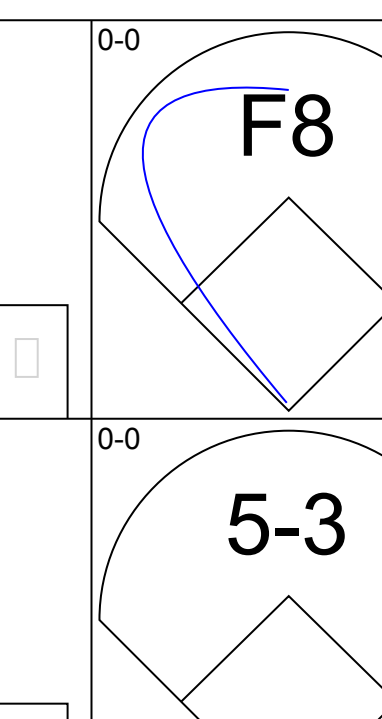
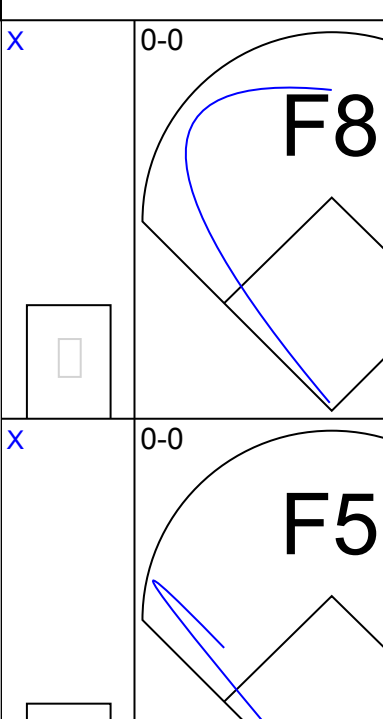
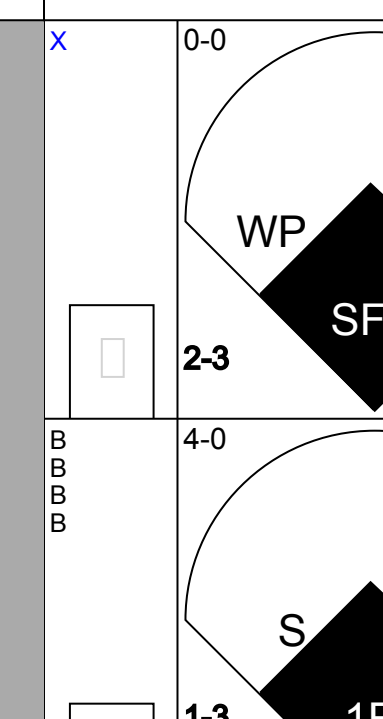
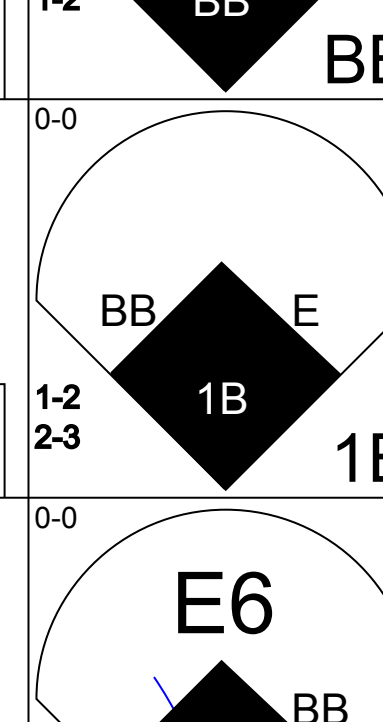
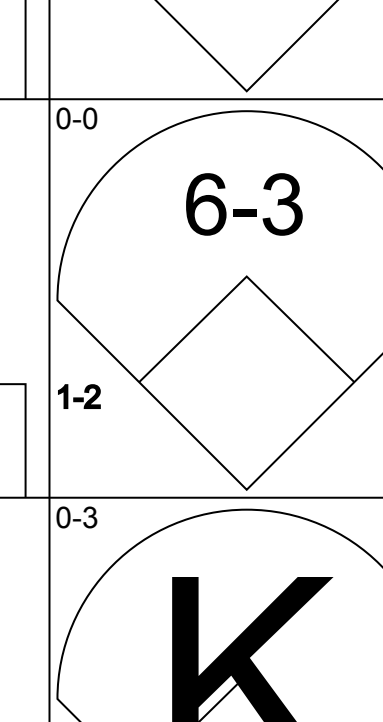


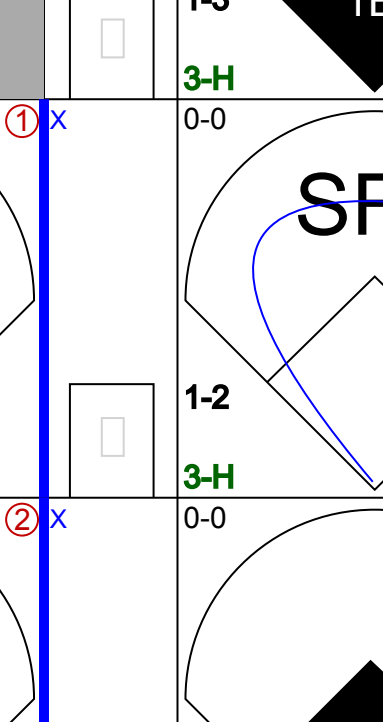
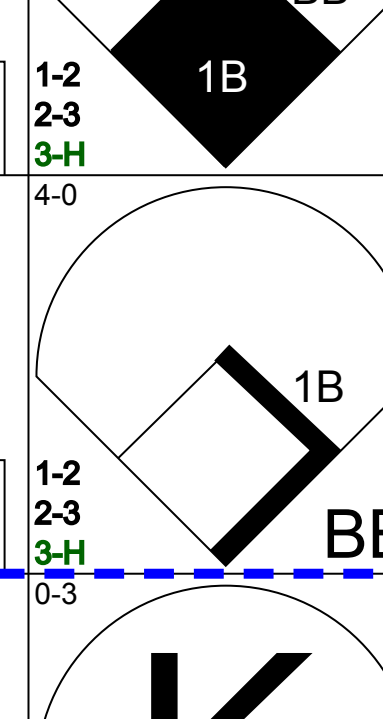



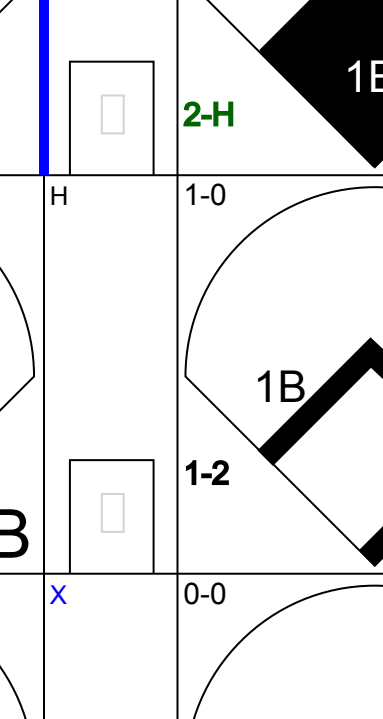
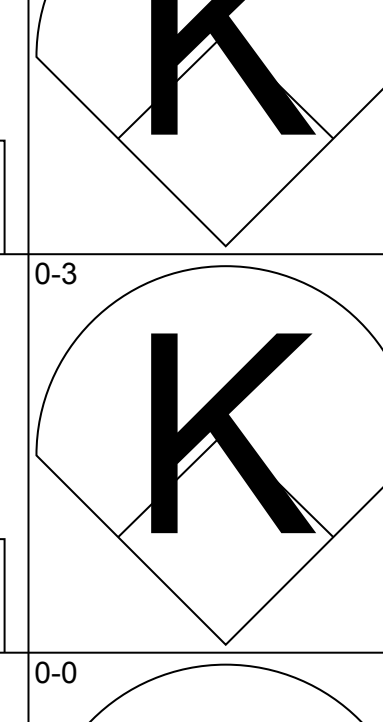



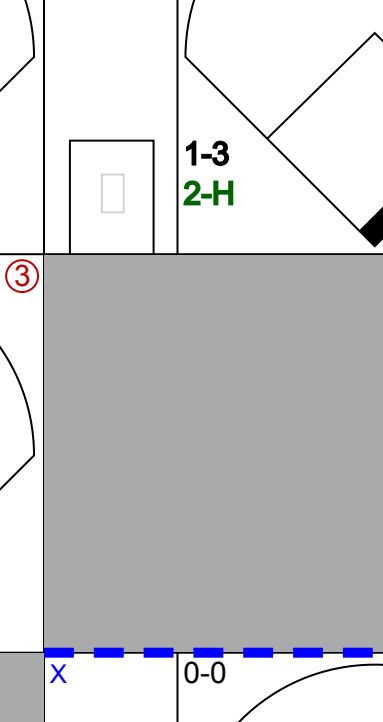
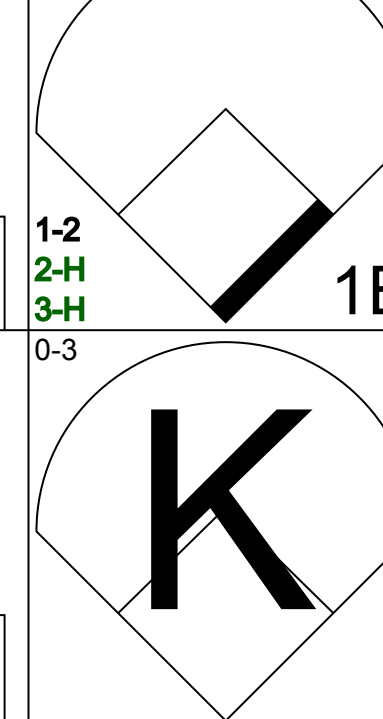
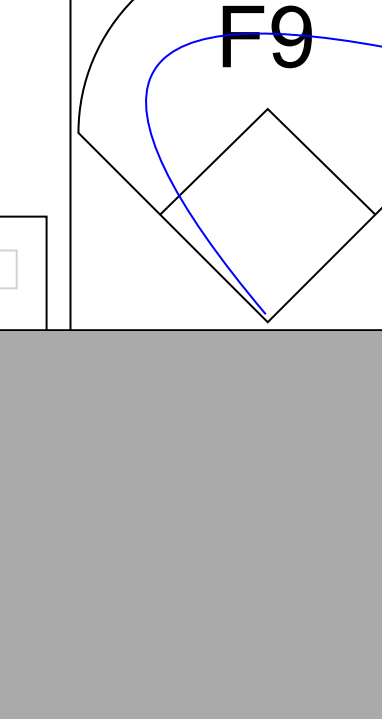
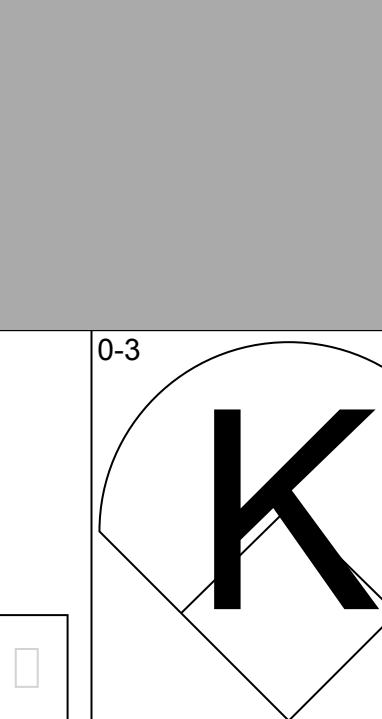
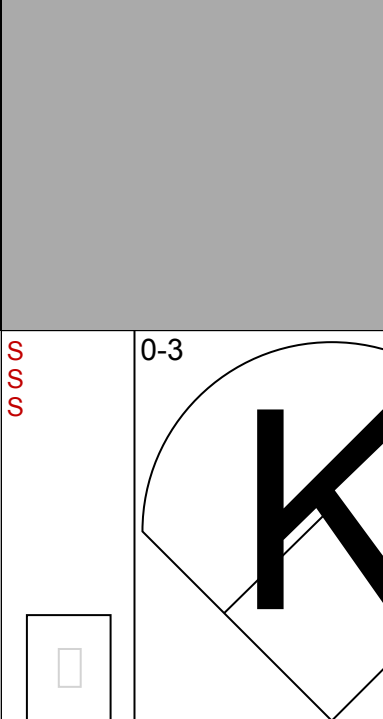
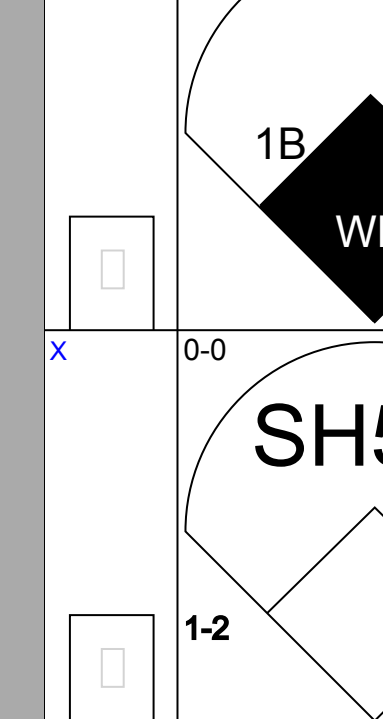
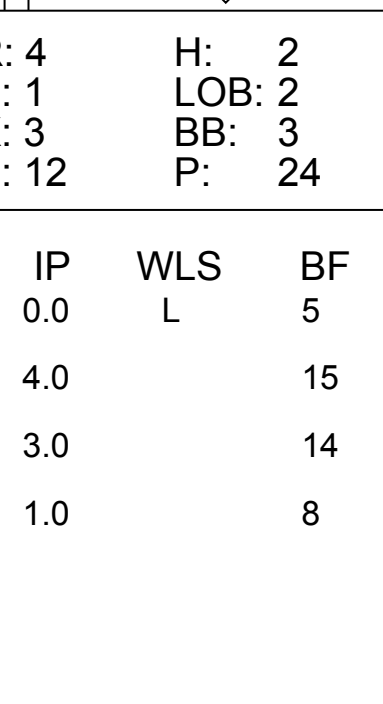
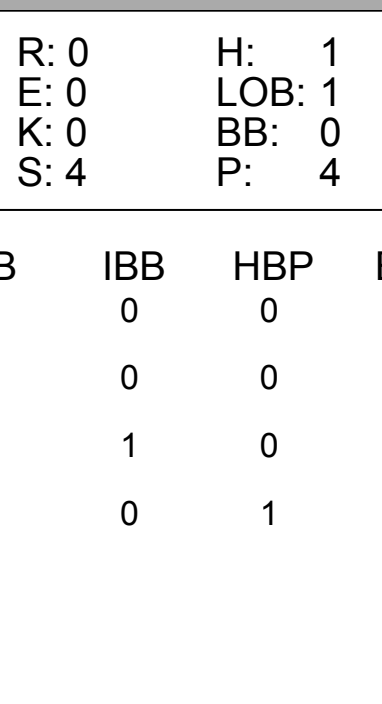
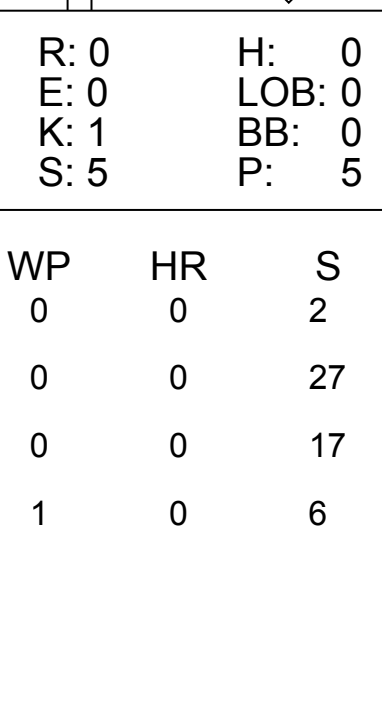
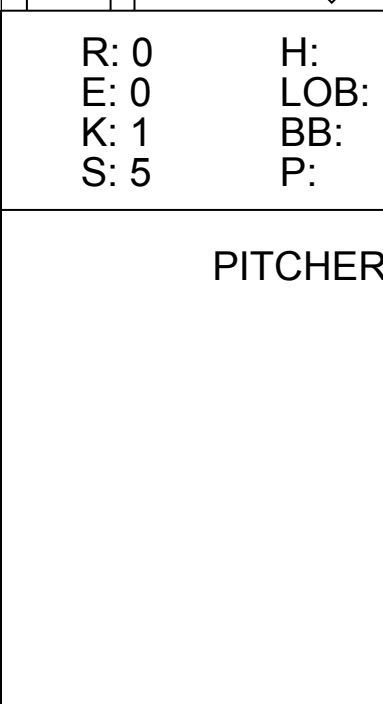
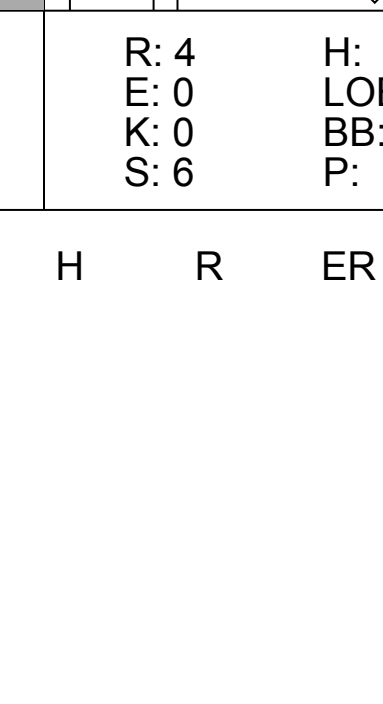
Batter	1	2	3	4	5	6	7	8	9	AB	R	H	RBI	BB	SO	LOB	TOP					
Bert Campaneris, R OBP: 0.331, SLG: 0.390	4-0 CS BB		0-0 1B			0-0 F9		0-0 5-3		3	0	1	0	1	0	0	Kansas City Athletics @ Washington Senators D.C. Stadium, Washington, DC Tue Sep 28 1965, 7:05 PM EDT Unknown 					
Wayne Causey, L OBP: 0.342, SLG: 0.344	0-0 4-3 1-2		0-0 6-3			0-3 K		0-0 F5		4	0	0	0	0	1	2						
Jose Tartabull, L OBP: 0.376, SLG: 0.429	0-0 3B			0-0 5-3		0-0 F8		0-0 5-3		4	0	1	0	0	0	0						
Ken Harrelson, R OBP: 0.331, SLG: 0.436	0-3 K			4-0 BB		4-0 F8 BB		0-0 6-3		2	0	0	0	2	1	1						
Dick Green, R OBP: 0.312, SLG: 0.368		0-0 6-3		0-0 F5		4-0 1-2 BB		0-0 2B		3	1	1	0	1	0	1						
Billy Bryan, L OBP: 0.315, SLG: 0.443	0-0 1-3			0-0 5-3		0-0 F8		0-0 2B		4	0	1	1	0	0	3						
Jim Landis, R OBP: 0.348, SLG: 0.312		0-0 F6			0-0 1-3		0-0 F9		0-0 6-3		4	0	0	0	0	3						
Tommy Reynolds, R OBP: 0.331, SLG: 0.316			0-0 F9		0-0 F2		0-0 6-3			2	0	0	0	0	0	0						
Santiago Rosario, L OBP: 0.292, SLG: 0.350										1	0	0	0	0	0	2						
Mike Hershberger, R OBP: 0.294, SLG: 0.317										0	0	0	0	0	0	0						
Caffish Hunter, R OBP: 0.158, SLG: 0.184			0-3 K			0-0 6-3		0-0 F8		2	0	0	0	0	1	0						
Jim Dickson, L (5, 1)										0	0	0	0	0	0	0						
Paul Lindblad, L (6, 1)										0	0	0	0	0	0	0						
Larry Stahl, L OBP: 0.236, SLG: 0.394										1	0	0	0	0	0	0						
Ron Tompkins, R (8, 1)										0	0	0	0	0	0	0						
Inning Stats	R: 0 E: 0 K: 1 S: 5	H: 1 LOB: 1 BB: 1 P: 9	R: 0 E: 0 K: 0 S: 3	H: 0 LOB: 0 BB: 0 P: 3	R: 0 E: 0 K: 1 S: 6	H: 1 LOB: 1 BB: 0 P: 6	R: 0 E: 0 K: 0 S: 3	H: 0 LOB: 1 BB: 1 P: 7	R: 0 E: 0 K: 0 S: 3	H: 0 LOB: 0 BB: 0 P: 3	R: 0 E: 0 K: 1 S: 5	H: 0 LOB: 0 BB: 0 P: 5	R: 0 E: 0 K: 0 S: 3	H: 0 LOB: 2 BB: 2 P: 11	R: 0 E: 0 K: 0 S: 3	H: 0 LOB: 0 BB: 0 P: 3	R: 1 E: 0 K: 0 S: 5	H: 2 LOB: 1 BB: 0 P: 5	1B: 1 2B: 2 HR: 0	SF: 0 SAC: 0 HBP: 0	WP: 0 PB: 0 CS: 1	PA: 34
PITCHER Joe Coleman, R ERA: 1.0	IP: 9.0 WLS: W BF: 34 H: 4 R: 1 ER: 1 SO: 3 BB: 4 IBB: 0 HBP: 0 BLK: 0 WP: 0 HR: 0 S: 36 P: 52 ERA: 1.00 WHIP: 0.889															PITCHER						

Batter	1	2	3	4	5	6	7	8	9	AB	R	H	RBI	BB	SO	LOB	BOTTOM			
Don Blasingame, L OBP: 0.287, SLG: 0.299	0-0 4-3		0-0 F6		0-0 SF7	0-0 E 1B				3	0	1	2	0	0	0	Kansas City Athletics @ Washington Senators D.C. Stadium, Washington, DC Tue Sep 28 1965, 7:05 PM EDT Unknown 			
Ken McMullen, R OBP: 0.325, SLG: 0.421	0-0 HR		0-0 6-3		0-0 1B 1B	4-0 1-2 IBB				3	2	2	2	1	0	0				
Bob Chance, L OBP: 0.315, SLG: 0.361	0-0 G1-4-3 1B			0-0 2B	0-0 1B 1B	0-3 K				4	0	3	0	0	1	3				
Frank Howard, R OBP: 0.358, SLG: 0.480	0-0 G1-4-3			0-0 6-3	0-0 1B 1B	0-3 K				4	0	1	1	0	1	2				
Willie Kirkland, L OBP: 0.298, SLG: 0.398	0-0 1-2			0-0 6-3	0-0 1B 1B	0-3 K				0	0	0	0	0	0	0				
Dick Nen, L OBP: 0.308, SLG: 0.368		0-0 HR		0-0 F9	0-0 F9	0-3 K				4	1	1	1	0	1	3				
Don Lock, R OBP: 0.315, SLG: 0.378		0-3 K		0-3 K		0-0 F9		0-3 K		4	0	0	0	0	3	1				
Jim French, L OBP: 0.436, SLG: 0.496	0-0 F7				4-0 SH1-4 1B SF7 BB	0-0 BB 1B		0-0 4-3		3	2	1	0	1	0	0				
Ed Brinkman, R OBP: 0.251, SLG: 0.257	0-0 5-3				0-0 SH1-4 1B 1B	4-0 1B BB		0-0 4-3		3	1	1	0	1	0	0				
Joe Coleman, R (1, 1)			0-3 K		0-0 SH1-4	0-3 K		0-3 K		3	0	0	0	0	3	2				
Inning Stats	R: 1 E: 0 K: 0 S: 4	H: 2 LOB: 0 BB: 0 P: 4	R: 1 E: 0 K: 1 S: 6	H: 1 LOB: 0 BB: 0 P: 6	R: 0 E: 0 K: 1 S: 5	H: 0 LOB: 0 BB: 0 P: 5	R: 0 E: 0 K: 1 S: 6	H: 1 LOB: 0 BB: 0 P: 6	R: 3 E: 0 K: 0 S: 7	H: 4 LOB: 2 BB: 1 P: 11	R: 1 E: 0 K: 2 S: 9	H: 2 LOB: 3 BB: 2 P: 17	R: 0 E: 0 K: 3 S: 9	H: 0 LOB: 0 BB: 0 P: 9	R: 0 E: 0 K: 1 S: 5	H: 0 LOB: 0 BB: 0 P: 5	1B: 7 2B: 1 3B: 0 HR: 2	SF: 1 SAC: 1 DP: 1 HBP: 0	WP: 0 PB: 0 CS: 0	PA: 36
PITCHER Caffish Hunter, R ERA: 4.25	IP: 4.2 WLS: L BF: 21 H: 7 R: 5 ER: 5 SO: 3 BB: 1 IBB: 0 HBP: 0 BLK: 0 WP: 0 HR: 2 S: 26 P: 30 ERA: 9.64 WHIP: 1.714															PITCHER				
Jim Dickson, R ERA: 3.49	1.0	8	3	1	1	1	1	1	0	0	0	8	16	9.00	4.000					
Paul Lindblad, L ERA: 6.23	1.1	4	0	0	0	4	0	0	0	0	0	12	12	0.00	0.000					
Ron Tompkins, R ERA: 2.25	1.0	3	0	0	0	1	0	0	0	0	0	5	5	0.00	0.000					

Batter	1	2	3	4	5	6	7	8	9	AB	R	H	RBI	BB	SO	LOB	TOP										
Bert Campaneris, R OBP: 0.330, SLG: 0.388 (1, 6)	F5		FC4-6 1B	FC4-6 1B		F7		K		5	1	1	0	0	1	3	Kansas City Athletics @ Washington Senators D.C. Stadium, Washington, DC Tue Sep 28 1965, 7:05 PM EDT Att: 1,664 - Unknown livebaseballscorecards.com										
Larry Stahl, L OBP: 0.250, SLG: 0.429 (1, 7)	4-1		SF9 3B			4-3			K	4	1	2	3	0	0	0											
Jim Landis, R OBP: 0.347, SLG: 0.311 (9, PH)										1	0	0	0	0	1	0											
Jose Tartabull, L OBP: 0.372, SLG: 0.430 (1, 8)	WP 2B		SF9	F4		F4			1-3	4	0	1	1	0	0	2											
Ed Charles, R OBP: 0.331, SLG: 0.391 (1, 5)	6-3		F4						4-3	5	1	1	0	0	1	1											
Ken Harrelson, R OBP: 0.331, SLG: 0.433 (1, 3)										3	1	0	0	1	0	1											
Dick Green, R OBP: 0.313, SLG: 0.371 (1, 4)										4	2	2	1	0	1	0											
Mike Hershberger, R OBP: 0.294, SLG: 0.319 (1, 9)										4	0	1	2	0	0	1											
Rene Lachemann, R OBP: 0.263, SLG: 0.390 (1, 2)										4	1	2	1	0	0	1											
John O'Donoghue, R OBP: 0.232, SLG: 0.291 (1, 1)										2	1	1	0	0	1	1											
Don Mossi, L (6, 1)										1	0	0	0	0	0	1											
Inning Stats	R: 0 E: 0 K: 0 S: 4	H: 1 LOB: 1 BB: 0 P: 4	R: 0 E: 0 K: 0 S: 3	H: 0 LOB: 0 BB: 0 P: 3	R: 3 E: 0 K: 0 S: 6	H: 3 LOB: 0 BB: 0 P: 6	R: 3 E: 1 K: 0 S: 7	H: 3 LOB: 2 BB: 1 P: 11	R: 2 E: 0 K: 1 S: 8	H: 3 LOB: 1 BB: 0 P: 8	R: 0 E: 0 K: 0 S: 3	H: 0 LOB: 0 BB: 0 P: 3	R: 0 E: 0 K: 1 S: 6	H: 1 LOB: 1 BB: 0 P: 6	R: 0 E: 0 K: 1 S: 5	H: 0 LOB: 0 BB: 0 P: 5	1B: 6 2B: 4 3B: 1 HR: 0	SF: 1 SAC: 1 DP: 0 HBP: 0	WP: 1 PB: 0 CS: 0	PA: 40							
PITCHER	IP	WLS	BF	H	R	ER	SO	BB	IBB	HBP	BLK	WP	HR	S	P	ERA	WHIP										
Pete Craig, R ERA: 8.16 (1, 1)	3.1	L	17	6	6	5	0	1	0	0	0	1	0	16	20	13.50	2.100										
Buster Narum, R ERA: 4.42 (4, 1)	1.2		10	4	2	2	1	0	0	0	0	0	0	12	12	10.80	2.400										
Steve Ridzik, R ERA: 3.96 (6, 1)	1.0		3	0	0	0	0	0	0	0	0	0	0	3	3	0.00	0.000										
Howie Koplitz, R ERA: 4.04 (7, 1)	2.0		7	1	0	0	3	0	0	0	0	0	0	13	13	0.00	0.500										
Mike McCormick, L ERA: 3.37 (9, 1)	1.0		3	0	0	0	1	0	0	0	0	0	0	5	5	0.00	0.000										

Batter	1	2	3	4	5	6	7	8	9	AB	R	H	RBI	BB	SO	LOB	BOTTOM										
Ed Brinkman, R OBP: 0.248, SLG: 0.254 (1, 6)	K		6-3			F9		F2		5	0	0	0	0	1	2	Kansas City Athletics @ Washington Senators D.C. Stadium, Washington, DC Tue Sep 28 1965, 7:05 PM EDT Att: 1,664 - Unknown livebaseballscorecards.com										
Ken McMullen, R OBP: 0.328, SLG: 0.425 (1, 5)			1-3			6-3			F6	5	1	1	1	0	1	2											
Woodie Held, R OBP: 0.344, SLG: 0.454 (1, 9)	F6		4-3						F5	5	1	1	0	0	0	0											
Frank Howard, R OBP: 0.359, SLG: 0.482 (1, 7)						F9			F5	4	0	1	0	1	0	1											
Don Lock, R OBP: 0.317, SLG: 0.377 (1, 8)						4-3			F2	3	1	1	0	1	1	1											
Brant Aveya, R OBP: 0.300, SLG: 0.900 (1, 3)	K2-3								F7	4	2	2	3	0	1	3											
Paul Casanova, R OBP: 0.667, SLG: 0.800 (1, 2)										4	1	3	1	0	1	0											
Don Blasingame, L OBP: 0.285, SLG: 0.296 (1, 4)										4	0	0	0	0	2	3											
Pete Craig, L OBP: 0.276, SLG: 0.667 (1, 1)										1	0	0	0	0	0	0											
Buster Narum, R OBP: 0.083, SLG: 0.109 (4, 1)										0	0	0	0	0	0	0											
Ken Harrelson, R OBP: 0.331, SLG: 0.371 (9, PH)										1	0	0	0	0	0	0											
Steve Ridzik, R OBP: 0.147, SLG: 0.278 (6, 1)										0	0	0	0	0	0	0											
Don Zimmer, R OBP: 0.285, SLG: 0.253 (6, PH)										1	0	0	0	0	0	1											
Howie Koplitz, R OBP: 0.285, SLG: 0.100 (7, 1)										0	0	0	0	0	0	0											
Willie Kirkland, L OBP: 0.265, SLG: 0.397 (6, PH)										1	0	0	0	0	0	1											
Mike McCormick, L OBP: 0.199, SLG: 0.073 (9, 1)										0	0	0	0	0	0	0											
Inning Stats	R: 1 E: 0 K: 2 S: 8	H: 1 LOB: 2 BB: 2 P: 16	R: 0 E: 0 K: 1 S: 5	H: 0 LOB: 0 BB: 0 P: 5	R: 0 E: 0 K: 0 S: 3	H: 0 LOB: 0 BB: 0 P: 3	R: 1 E: 0 K: 1 S: 7	H: 2 LOB: 1 BB: 0 P: 7	R: 0 E: 0 K: 0 S: 3	H: 0 LOB: 0 BB: 0 P: 3	R: 4 E: 2 K: 1 S: 11	H: 4 LOB: 2 BB: 0 P: 11	R: 0 E: 0 K: 1 S: 6	H: 1 LOB: 1 BB: 0 P: 6	R: 0 E: 0 K: 1 S: 6	H: 1 LOB: 1 BB: 0 P: 6	R: 0 E: 0 K: 0 S: 3	H: 0 LOB: 0 BB: 0 P: 3	1B: 5 2B: 1 3B: 1 HR: 2	SF: 0 SAC: 0 DP: 0 HBP: 0	WP: 0 PB: 1 CS: 0	PA: 40					
PITCHER	IP	WLS	BF	H	R	ER	SO	BB	IBB	HBP	BLK	WP	HR	S	P	ERA	WHIP										
John O'Donoghue, L ERA: 3.85 (1, 1)	5.1	W	24	3	1	0	3	0	0	0	0	0	0	22	22	0.00	0.818										
Don Mossi, L ERA: 3.44 (6, 1)	3.2	S	16	3	1	0	3	0	0	0	0	0	0	22	22	0.00	0.818										

Batter	1	2	3	4	5	6	7	8	9	AB	R	H	RBI	BB	SO	LOB	TOP
Bert Campaneris, R OBP: 0.328, SLG: 0.385 (1, 6)										4	0	0	0	0	1	1	<p>Kansas City Athletics @ Washington Senators D.C. Stadium, Washington, DC Wed Sep 29 1965, 7:05 PM EDT Att: 1,206 - Unknown</p> <p>livebaseballscorecards.com</p>
Larry Stahl, L OBP: 0.275, SLG: 0.438 (1, 7)										3	0	2	0	1	0	0	
Jose Tartabull, L OBP: 0.365, SLG: 0.422 (1, 8)										4	0	0	0	0	0	3	
Ed Charles, R OBP: 0.332, SLG: 0.390 (1, 5)										3	0	1	0	1	0	1	
Ken Harrelson, R OBP: 0.332, SLG: 0.432 (1, 3)										2	0	0	0	2	0	2	
Dick Green, R OBP: 0.312, SLG: 0.369 (1, 4)										3	0	0	0	0	1	2	
Billy Bryan, L OBP: 0.315, SLG: 0.442 (1, 2)										3	0	1	0	0	0	0	
Mike Hershberger, R OBP: 0.292, SLG: 0.317 (1, 9)										3	0	0	0	0	0	2	
Diego Segui, R OBP: 0.234, SLG: 0.298 Lew Krausse, R OBP: 0.341, SLG: 0.384 Wayne Causey, L OBP: 0.267, SLG: 0.397 Aurelio Monteagudo, R OBP: 0.346, SLG: 0.456 Santiago Rosario, L OBP: 0.318, SLG: 0.376 John Wyatt, R OBP: 0.317, SLG: 0.330 (1, 1) (1, 1) (5, PH) (5, 1) (8, PH) (8, 1)										0	0	0	0	0	0	0	
Inning Stats	R: 0 H: 0 E: 0 K: 1 S: 5	H: 0 R: 0 ER: 0 SO: 3 BB: 1 P: 9	R: 0 H: 1 E: 0 K: 1 S: 5	H: 0 R: 0 ER: 0 SO: 3 BB: 0 P: 5	R: 0 H: 0 E: 0 K: 0 S: 3	H: 0 R: 0 ER: 0 SO: 3 BB: 1 P: 7	R: 0 H: 0 E: 0 K: 0 S: 3	H: 1 R: 0 ER: 0 SO: 3 BB: 0 P: 3	R: 0 H: 1 E: 0 K: 0 S: 4	H: 1 R: 0 ER: 0 SO: 4 BB: 1 P: 7	1B: 5 2B: 0 3B: 0 HR: 0	SF: 0 SAC: 0 DP: 4 HBP: 0	WP: 0 PB: 0 SB: 0 CS: 0	PA: 32			
PITCHER Jim Hannan, R ERA: 4.91 (1, 1)	IP: 9.0 WLS: W BF: 32 H: 5 R: 0 ER: 0 SO: 3 BB: 4 IBB: 0 HBP: 0 BLK: 0 WP: 0 HR: 0 S: 34 P: 50 ERA: 0.00 WHIP: 1.000																

Batter	1	2	3	4	5	6	7	8	9	AB	R	H	RBI	BB	SO	LOB	BOTTOM
Don Blasingame, L OBP: 0.288, SLG: 0.298 (1, 4)										4	2	2	0	1	0	0	<p>Kansas City Athletics @ Washington Senators D.C. Stadium, Washington, DC Wed Sep 29 1965, 7:05 PM EDT Att: 1,206 - Unknown</p> <p>livebaseballscorecards.com</p>
Ken McMullen, R OBP: 0.328, SLG: 0.423 (1, 5)										3	2	0	0	2	1	1	
Bob Chance, L OBP: 0.317, SLG: 0.376 Willie Kirkland, L OBP: 0.267, SLG: 0.397 (1, 9) (6, PH) (9, 9)										4	1	2	0	0	0	1	
Frank Howard, R OBP: 0.356, SLG: 0.478 Woodie Held, R OBP: 0.346, SLG: 0.456 (1, 7) (8, 7)										4	1	0	1	0	1	4	
Dick Nen, L OBP: 0.317, SLG: 0.376 Joe Cunningham, L OBP: 0.377, SLG: 0.330 (1, 3) (9, 3)										3	1	2	1	1	0	0	
Don Lock, R OBP: 0.318, SLG: 0.376 (1, 8)										4	0	1	1	1	1	3	
Paul Casanova, R OBP: 0.500, SLG: 0.556 (1, 2)										4	0	1	0	0	2	7	
Ed Brinkman, R OBP: 0.251, SLG: 0.256 (1, 6)										4	1	2	2	0	0	4	
Jim Hannan, R (1, 1)										3	0	0	0	0	3	2	
Inning Stats	R: 4 H: 2 E: 1 K: 3 S: 12	H: 1 R: 4 ER: 1 SO: 8 BB: 3 P: 24	R: 0 H: 1 E: 0 K: 2 S: 8	H: 1 R: 0 ER: 0 SO: 4 BB: 0 P: 4	R: 0 H: 0 E: 0 K: 1 S: 5	H: 0 R: 0 ER: 0 SO: 5 BB: 0 P: 5	R: 0 H: 2 E: 0 K: 1 S: 7	H: 1 R: 0 ER: 0 SO: 5 BB: 0 P: 5	R: 4 H: 4 E: 0 K: 0 S: 6	H: 4 R: 0 ER: 0 SO: 11 BB: 1 P: 11	1B: 10 2B: 1 3B: 0 HR: 0	SF: 1 SAC: 1 DP: 0 HBP: 1	WP: 2 PB: 0 SB: 1 CS: 0	PA: 42			
PITCHER Diego Segui, R ERA: 4.83 Lew Krausse, R ERA: 5.04 Aurelio Monteagudo, R ERA: 3.98 John Wyatt, R ERA: 3.25 (1, 1) (1, 1) (5, 1) (8, 1)	IP: 0.0 WLS: L BF: 5 H: 1 R: 4 ER: 1 SO: 0 BB: 3 IBB: 0 HBP: 0 BLK: 0 WP: 0 HR: 0 S: 14 P: 27 ERA: 0.00 WHIP: 0.750																

Batter	1	2	3	4	5	6	7	8	9	AB	R	H	RBI	BB	SO	LOB	TOP										
Bert Campaneris, R OBP: 0.326, SLG: 0.382 (1, 6)	5-3		CS 1B		FC5-4			F7 1B		4	0	2	0	0	0	1											
Dick Green, R OBP: 0.308, SLG: 0.363 (1, 4)	K		K					F7		3	0	0	0	0	3	1											
Wayne Causey, L OBP: 0.341, SLG: 0.343 (8, PH)										1	0	0	0	0	0	1											
Larry Stahl, L OBP: 0.250, SLG: 0.395 (1, 8)	4-3		K					3-1		4	0	0	0	0	1	0											
Ed Charles, R OBP: 0.332, SLG: 0.388 (1, 5)		HR			F9			5-3		3	1	1	0	1	0	0											
Billy Bryan, L OBP: 0.315, SLG: 0.446 (1, 2)		HR			K			6-3		4	1	1	2	0	1	1											
Ken Harrelson, R OBP: 0.329, SLG: 0.429 (1, 3)			5-3		3-1					4	0	1	0	0	0	0											
Mike Hershberger, R OBP: 0.289, SLG: 0.312 (1, 9)			E7					6-3		3	0	0	0	0	0	1											
Tommy Reynolds, R OBP: 0.327, SLG: 0.311 (1, 7)			K					5-3		3	0	0	0	0	1	2											
Catfish Hunter, R OBP: 0.150, SLG: 0.175 (1, 1)			F6							2	0	0	0	0	0	1											
Santiago Rosario, L OBP: 0.297, SLG: 0.341 (7, PH)					E8					1	0	0	0	0	1	1											
Jack Aker, R (7, 1)								K		0	0	0	0	0	0	0											
Inning Stats	R: 0 E: 0 K: 1 S: 5	H: 0 LOB: 0 BB: 0 P: 5	R: 2 E: 1 K: 1 S: 7	H: 1 LOB: 1 BB: 1 P: 11	R: 0 E: 0 K: 2 S: 7	H: 1 LOB: 0 BB: 0 P: 7	R: 0 E: 0 K: 1 S: 5	H: 0 LOB: 0 BB: 0 P: 5	R: 0 E: 1 K: 0 S: 4	H: 0 LOB: 1 BB: 0 P: 4	R: 0 E: 0 K: 1 S: 6	H: 1 LOB: 1 BB: 0 P: 6	R: 0 E: 0 K: 1 S: 6	H: 1 LOB: 1 BB: 0 P: 6	R: 0 E: 0 K: 0 S: 3	H: 0 LOB: 0 BB: 0 P: 3	R: 0 E: 0 K: 0 S: 3	H: 0 LOB: 0 BB: 0 P: 3	1B: 3 2B: 1 3B: 0 HR: 1	SF: 0 SAC: 0 DP: 0 HBP: 0	WP: 1 PB: 0 SB: 0 CS: 1	PA: 33					
PITCHER	IP	WLS	BF	H	R	ER	SO	BB	IBB	HBP	BLK	WP	HR	S	P	ERA	WHIP										
Joe Horlen, R ERA: 2.89 (1, 1)	7.0	W	27	4	2	2	7	1	0	0	0	1	1	40	44	2.57	0.714										
Eddie Fisher, R ERA: 2.4 (8, 1)	1.0	S	3	1	0	0	0	0	0	0	0	0	0	3	3	0.00	1.000										
Hoyt Wilhelm, R ERA: 1.8 (9, 1)	1.0	S	3	0	0	0	0	0	0	0	0	0	0	3	3	0.00	0.000										

Kansas City Athletics @ Chicago White Sox
Comiskey Park, Chicago, IL
Sun Oct 03 1965, 4:33 AM EDT
Att. 4,611 - Unknown

AB	32
R	2
H	5
RBI	2
BB	1
SO	7
LOB	9



Batter	1	2	3	4	5	6	7	8	9	AB	R	H	RBI	BB	SO	LOB	BOTTOM										
Tom McCraw, L OBP: 0.309, SLG: 0.344 (1, 3)	1B		F7					CS 1B		4	2	3	1	0	0	0											
Don Buford, S OBP: 0.358, SLG: 0.389 (1, 4)	K		S 1B					1B BB		3	1	2	0	1	1	1											
Floyd Robinson, L OBP: 0.352, SLG: 0.385 (1, 7)	WP 1B		1B					1B BB		3	0	2	2	1	0	1											
Pete Ward, L OBP: 0.327, SLG: 0.367 (1, 5)	K		F9					L4		4	0	0	0	0	1	4											
Hoyt Wilhelm, R (9, 1)										0	0	0	0	0	0	0											
John Romano, R OBP: 0.355, SLG: 0.424 (1, 2)	F7							1B		3	0	0	0	0	1	1											
J.C. Martin, L OBP: 0.333, SLG: 0.339 (8, 2)										1	0	1	0	0	0	0											
Ron Hansen, R OBP: 0.305, SLG: 0.344 (1, 6)		6-3			F8			F8		4	0	0	0	0	0	3											
Bill Voss, L OBP: 0.250, SLG: 0.333 (1, 9)			F7							3	0	0	0	0	1	0											
Tommy Agee, R OBP: 0.238, SLG: 0.211 (9, 9)					F3					0	0	0	0	0	0	0											
Ken Berry, R OBP: 0.268, SLG: 0.347 (1, 8)			K							3	0	0	0	0	2	0											
Joe Horlen, R OBP: 0.192, SLG: 0.147 (1, 1)										2	0	0	0	0	1	0											
Bill Heath, L (7, PH)										1	0	0	0	0	0	0											
Eddie Fisher, R OBP: 0.167, SLG: 0.172 (8, 1)										0	0	0	0	0	0	0											
Al Weis, S OBP: 0.356, SLG: 0.393 (9, 4)										0	0	0	0	0	0	0											
Inning Stats	R: 1 E: 0 K: 2 S: 9	H: 2 LOB: 1 BB: 0 P: 9	R: 0 E: 0 K: 1 S: 5	H: 0 LOB: 0 BB: 0 P: 5	R: 1 E: 0 K: 1 S: 7	H: 2 LOB: 1 BB: 0 P: 7	R: 0 E: 0 K: 1 S: 5	H: 0 LOB: 0 BB: 0 P: 5	R: 1 E: 0 K: 0 S: 5	H: 2 LOB: 1 BB: 0 P: 5	R: 0 E: 0 K: 0 S: 3	H: 0 LOB: 0 BB: 0 P: 3	R: 0 E: 0 K: 2 S: 7	H: 0 LOB: 0 BB: 0 P: 7	R: 0 E: 0 K: 0 S: 4	H: 2 LOB: 3 BB: 2 P: 12	1B: 6 2B: 0 3B: 1 HR: 1	SF: 0 SAC: 0 DP: 0 HBP: 0	WP: 1 PB: 0 SB: 1 CS: 1	PA: 33							
PITCHER	IP	WLS	BF	H	R	ER	SO	BB	IBB	HBP	BLK	WP	HR	S	P	ERA	WHIP										
Catfish Hunter, R ERA: 4.26 (1, 1)	6.0	L	24	6	3	3	5	2	0	0	0	0	0	11	19	4.50	1.000										
Jack Aker, R ERA: 3.16 (7, 1)	2.0		9	2	0	0	2	2	0	0	0	0	0	1	1	0.00	2.000										

Kansas City Athletics @ Chicago White Sox
Comiskey Park, Chicago, IL
Sun Oct 03 1965, 4:33 AM EDT
Att. 4,611 - Unknown

AB	31
R	3
H	8
RBI	3
BB	2
SO	7
LOB	10

