



Kansas City Athletics - 1966

Batter	1	2	3	4	5	6	7	8	9	AB	R	H	RBI	BB	SO	LOB	TOP			
Jose Tartabull, L (1.8)	F9		G3					F6		4	0	1	0	0	0	2	Kansas City Athletics @ Minnesota Twins Metropolitan Stadium, Bloomington, MI Tue Apr 12 1966, 4:33 AM EST Att: 21,658 - Unknown - 52 F livebaseballscorecards.com			
Mike Hershberger, R (1.9)	G3					2B		F7		4	1	2	0	0	0	0				
Wayne Causey, L (1.6)	4-3			3B		1B				4	0	1	0	0	0	3				
Billy Bryan, L (1.2)		F9							1B	4	0	0	1	0	0	1				
Ken Harrelson, R (1.3)		K								4	0	0	0	0	1	0				
Larry Stahl, L (1.7)		F5								2	0	0	0	1	0	0				
Dick Green, R (1.4)			5-3							3	0	1	0	0	0	0				
Ed Charles, R (1.5)										2	0	0	0	1	0	2				
Catfish Hunter, R (1.1)			SH1-4							2	0	1	0	0	0	0				
Inning Stats	R: 0 E: 0 K: 0 S: 3	H: 0 LOB: 0 BB: 0 P: 3	R: 0 E: 0 K: 1 S: 5	H: 0 LOB: 0 BB: 0 P: 5	R: 0 E: 0 K: 0 S: 3	H: 0 LOB: 1 BB: 1 P: 7	R: 1 E: 0 K: 0 S: 4	H: 1 LOB: 0 BB: 0 P: 4	R: 0 E: 0 K: 0 S: 3	H: 0 LOB: 0 BB: 0 P: 3	R: 0 E: 0 K: 0 S: 4	H: 2 LOB: 1 BB: 0 P: 4	R: 0 E: 0 K: 0 S: 4	H: 1 LOB: 2 BB: 1 P: 8	R: 0 E: 0 K: 0 S: 3	H: 1 LOB: 0 BB: 0 P: 3		1B: 4 2B: 1 3B: 1 HR: 0	SF: 0 SAC: 1 DP: 2 HBP: 0	WP: 0 PB: 0 CS: 0
PITCHER Mudcat Grant, R (1.1) ERA: 1.0	IP: 9.0 WLS: W BF: 32 H: 6 R: 1 ER: 1 SO: 1 BB: 2 IBB: 0 HBP: 0 BLK: 0 WP: 0 HR: 0 S: 32 P: 40 ERA: 1.00 WHIP: 0.889															PITCHER				

Batter	1	2	3	4	5	6	7	8	9	AB	R	H	RBI	BB	SO	LOB	BOTTOM			
Zoilo Versalles, R (1.6)	F5		1-3							3	1	0	0	1	0	1	Kansas City Athletics @ Minnesota Twins Metropolitan Stadium, Bloomington, MI Tue Apr 12 1966, 4:33 AM EST Att: 21,658 - Unknown - 52 F livebaseballscorecards.com			
Sandy Valdespino, L (1.7)	F7									4	0	2	2	0	0	0				
Tony Oliva, L (1.9)	L8		1B							3	0	0	0	0	0	1				
Harmon Killebrew, R (1.5)		6-3								3	0	0	0	0	1	0				
Don Mincher, L (1.3)										3	0	1	0	0	0	0				
Jimmie Hall, L (1.8)		2B								2	0	0	0	1	0	0				
Earl Batley, R (1.2)										3	0	0	0	0	0	2				
Bernie Allen, L (1.4)			E9							3	1	1	0	0	0	0				
Mudcat Grant, R (1.1)			SH4-3							2	0	0	0	0	1	0				
Inning Stats	R: 0 E: 0 K: 0 S: 3	H: 0 LOB: 0 BB: 0 P: 3	R: 0 E: 0 K: 0 S: 3	H: 1 LOB: 1 BB: 1 P: 7	R: 1 E: 1 K: 0 S: 5	H: 2 LOB: 1 BB: 0 P: 5	R: 0 E: 0 K: 0 S: 3	H: 0 LOB: 0 BB: 0 P: 3	R: 0 E: 0 K: 1 S: 5	H: 0 LOB: 0 BB: 0 P: 5	R: 0 E: 0 K: 1 S: 5	H: 0 LOB: 0 BB: 0 P: 5	R: 0 E: 0 K: 0 S: 3	H: 0 LOB: 0 BB: 0 P: 3	R: 1 E: 0 K: 0 S: 1	H: 1 LOB: 1 BB: 1 P: 5		1B: 3 2B: 1 3B: 0 HR: 0	SF: 0 SAC: 1 DP: 1 HBP: 0	WP: 1 PB: 0 CS: 0
PITCHER Catfish Hunter, R (1.1) ERA: 2.25	IP: 8.0 WLS: L BF: 29 H: 4 R: 2 ER: 2 SO: 2 BB: 2 IBB: 0 HBP: 0 BLK: 0 WP: 1 HR: 0 S: 31 P: 39 ERA: 2.25 WHIP: 0.750															PITCHER				

Batter	1	2	3	4	5	6	7	8	9	AB	R	H	RBI	BB	SO	LOB	TOP										
Jose Tartabull, L (1, 8) OBP: 0.125, SLG: 0.250	5-3		1-3	4-3			F7			4	0	0	0	0	0	0											
Mike Hershberger, R (1, 9) OBP: 0.375, SLG: 0.625	6-3		1B SF9		1-3		6-3			4	1	1	0	0	0	0											
Wayne Causey, L (1, 6) OBP: 0.500, SLG: 0.500								F8		4	0	3	0	0	0	0											
Billy Bryan, L (1, 2)	4-3		SF9		F7		4-3			3	0	0	1	0	0	2											
Dick Green, R (1, 4) OBP: 0.286, SLG: 0.286		6-3	5-3			F6				4	0	1	0	0	0	1											
Larry Stahl, L (1, 7)		K			3-1		F9			4	0	0	0	0	1	1											
Ken Harrelson, R (1, 3) OBP: 0.375, SLG: 0.286										3	1	2	0	1	1	0											
Ed Charles, R (1, 5) OBP: 0.429, SLG: 0.200					E5		F5			3	1	1	0	1	0	1											
Rollie Sheldon, R (1, 1)										2	0	0	0	0	2	2											
Paul Lindblad, L (4, 1)										1	0	0	0	0	0	0											
Ron Stone, L (9, PH)										1	0	0	0	0	0	0											
Inning Stats	R: 0 E: 0 K: 0 S: 4	H: 1 LOB: 1 BB: 0 P: 4	R: 0 E: 0 K: 2 S: 7	H: 0 LOB: 2 BB: 2 P: 15	R: 1 E: 0 K: 0 S: 5	H: 2 LOB: 1 BB: 0 P: 5	R: 2 E: 1 K: 1 S: 7	H: 2 LOB: 0 BB: 0 P: 7	R: 0 E: 0 K: 0 S: 3	H: 1 LOB: 1 BB: 0 P: 4	R: 0 E: 0 K: 0 S: 3	H: 0 LOB: 0 BB: 0 P: 3	R: 0 E: 0 K: 0 S: 4	H: 1 LOB: 1 BB: 0 P: 4	R: 0 E: 0 K: 1 S: 5	H: 0 LOB: 0 BB: 0 P: 5	1B: 8 2B: 0 3B: 0 HR: 0	SF: 1 SAC: 0 DP: 0 HBP: 0	WP: 0 PB: 0 SB: 2 CS: 0	PA: 36							
PITCHER	IP	WLS	BF	H	R	ER	SO	BB	IBB	HBP	BLK	WP	HR	S	P	ERA	WHIP										
Camilo Pascual, R (1, 1) ERA: 1.13	8.0	W	33	8	3	1	3	2	0	0	0	0	0	37	45	1.12	1.250										
Johnny Klippstein, R (9, 1) ERA: 0.00	1.0	S	3	0	0	0	1	0	0	0	0	0	0	5	5	0.00	0.000										

Kansas City Athletics @ Minnesota Twins
Metropolitan Stadium, Bloomington, MI
Wed Apr 13 1966, 4:33 AM EST
Att. 5,556 - Unknown - 54 F

AB	33
R	3
H	8
RBI	1
BB	2
SO	4
LOB	7



Batter	1	2	3	4	5	6	7	8	9	AB	R	H	RBI	BB	SO	LOB	BOTTOM										
Zoilo Versalles, R (1, 6) OBP: 0.250, SLG: 0.143	E5 HR	FC5-4			1-4-3					4	2	1	0	0	0	2											
Sandy Valdespino, L (1, 7) OBP: 0.500, SLG: 0.975										4	2	2	2	0	0	0											
Tony Oliva, L (1, 9) OBP: 0.286, SLG: 0.714										4	1	2	3	0	0	0											
Harmon Killebrew, R (1, 5) OBP: 0.143, SLG: 0.143										4	0	1	0	0	2	1											
Don Mincher, L (1, 3) OBP: 0.429, SLG: 0.400										2	0	0	0	2	0	1											
Jimmie Hall, L (1, 8)										3	0	0	0	0	2	2											
Earl Battey, R (1, 2)										2	0	0	0	1	0	1											
Bernie Allen, L (1, 4) OBP: 0.333, SLG: 0.333										3	0	1	0	0	0	0											
Camilo Pascual, R (1, 1) ERA: 3.0										2	0	0	0	0	0	1											
Bob Allison, R (8, PH) ERA: 5.4										1	0	0	0	0	1	0											
Johnny Klippstein, R (9, 1) ERA: 5.4										0	0	0	0	0	0	0											
Inning Stats	R: 2 E: 1 K: 1 S: 7	H: 2 LOB: 1 BB: 1 P: 11	R: 0 E: 0 K: 0 S: 3	H: 1 LOB: 1 BB: 1 P: 7	R: 0 E: 0 K: 0 S: 3	H: 0 LOB: 0 BB: 0 P: 3	R: 0 E: 0 K: 1 S: 4	H: 0 LOB: 0 BB: 1 P: 8	R: 0 E: 0 K: 0 S: 3	H: 0 LOB: 0 BB: 0 P: 3	R: 0 E: 0 K: 1 S: 5	H: 0 LOB: 0 BB: 0 P: 5	R: 0 E: 0 K: 1 S: 5	H: 0 LOB: 0 BB: 0 P: 5	R: 3 E: 0 K: 1 S: 9	H: 4 LOB: 1 BB: 0 P: 9	1B: 5 2B: 0 3B: 0 HR: 2	SF: 0 SAC: 0 DP: 1 HBP: 0	WP: 0 PB: 0 SB: 0 CS: 1	PA: 32							
PITCHER	IP	WLS	BF	H	R	ER	SO	BB	IBB	HBP	BLK	WP	HR	S	P	ERA	WHIP										
Rollie Sheldon, R (1, 1) ERA: 3.0	3.0	L	14	3	2	1	1	3	2	0	0	0	1	13	25	3.00	2.000										
Paul Lindblad, L (4, 1) ERA: 5.4	5.0	L	18	4	3	3	4	0	0	0	0	0	1	26	26	5.40	0.800										

Kansas City Athletics @ Minnesota Twins
Metropolitan Stadium, Bloomington, MI
Wed Apr 13 1966, 4:33 AM EST
Att. 5,556 - Unknown - 54 F

AB	29
R	5
H	7
RBI	5
BB	3
SO	5
LOB	8



Batter	1	2	3	4	5	6	7	8	9	AB	R	H	RBI	BB	SO	LOB	TOP		
Jose Tartabull, L (1, 8) OBP: 0.167, SLG: 0.250										4	1	1	0	0	1	2			
Mike Hershberger, R (1, 9) OBP: 0.417, SLG: 0.583										4	0	2	1	0	0	1			
Ken Harrelson, R (1, 3) OBP: 0.250, SLG: 0.182										4	0	0	0	0	2	3			
Dick Green, R (1, 4) OBP: 0.273, SLG: 0.273										4	0	1	0	0	2	2			
Ed Charles, R (1, 5) OBP: 0.273, SLG: 0.111										4	0	0	0	0	1	1			
Ossie Chavarria, R (1, 7)										4	0	0	0	0	0	1			
Wayne Causey, L (1, 6) Bert Campaneris, R (9, PR)										3	0	1	0	1	0	0			
Ken Suarez, R (1, 2)										2	1	0	0	1	2	1			
Fred Talbot, R (1, 1) Ernie Fazio, R (6, PH) Lew Krausse, R (8, PH) Phil Roof, R (8, PH) John Wyatt, R (8, 1)										1	0	0	0	0	1	0			
Inning Stats	R: 0 E: 0 K: 2 S: 8	H: 1 LOB: 1 BB: 0 P: 8	R: 0 E: 0 K: 0 S: 3	H: 0 LOB: 2 BB: 0 P: 3	R: 0 E: 0 K: 3 S: 9	H: 0 LOB: 0 BB: 0 P: 9	R: 0 E: 0 K: 0 S: 3	H: 0 LOB: 0 BB: 0 P: 3	R: 0 E: 0 K: 1 S: 7	H: 2 LOB: 1 BB: 1 P: 11	R: 0 E: 0 K: 2 S: 7	H: 0 LOB: 1 BB: 1 P: 11	R: 0 E: 0 K: 2 S: 8	H: 1 LOB: 1 BB: 0 P: 8	R: 0 E: 0 K: 0 S: 4	H: 2 LOB: 2 BB: 0 P: 4	1B: 6 2B: 0 3B: 0 HR: 0	SF: 0 SAC: 0 DP: 0 HBP: 0	WP: 2 PA: 35 SB: 0 CS: 1
PITCHER	IP WLS BF H R ER SO BB IBB HBP BLK WP HR S P ERA WHIP																		
Jim Kaat, L (1, 1) ERA: 2.08	8.2 W 34 6 2 2 10 2 0 0 0 2 0 52 60 2.08 0.923																		
Jim Merritt, L (9, 1) ERA:	0.1 S 0 0 0 0 0 0 0 0 0 0 0 0 0 0.00 0.000																		

Kansas City Athletics @ Minnesota Twins
Metropolitan Stadium, Bloomington, MI
Thu Apr 14 1966, 4:33 AM EST
Att. 5,274 - Unknown - 52 F

livebaseballscores.com

AB	32
R	2
H	6
RBI	1
BB	2
SO	10
LOB	11



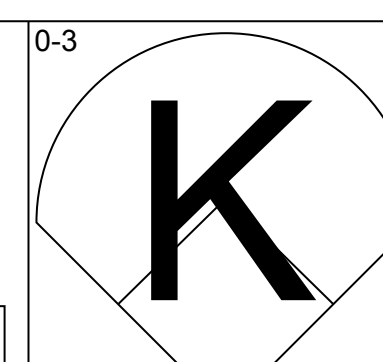
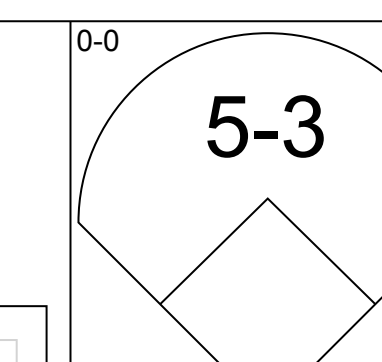
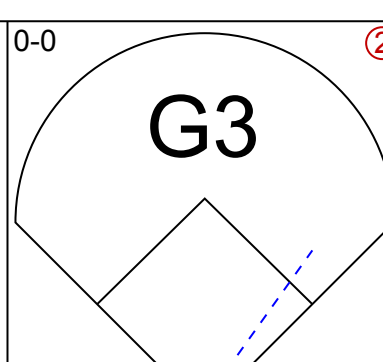
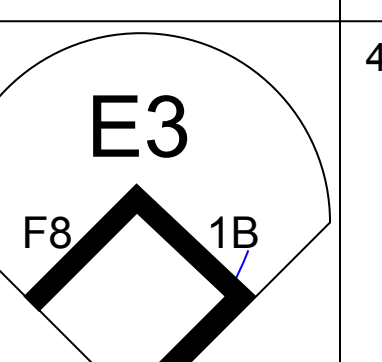
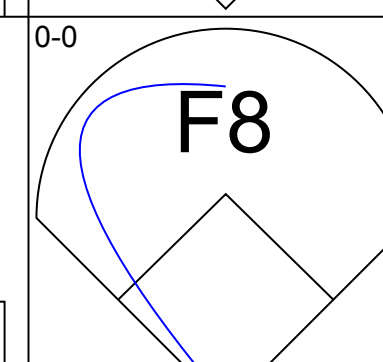
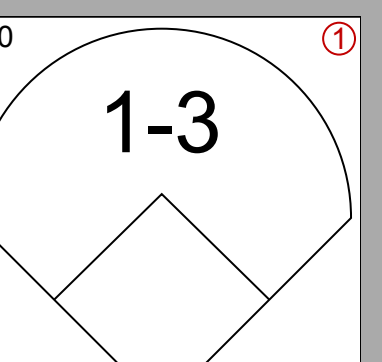
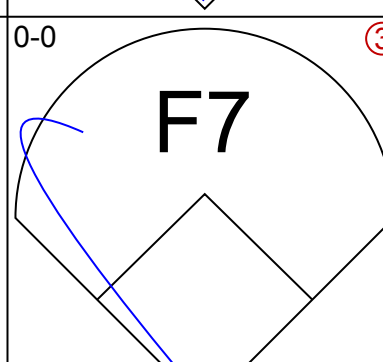
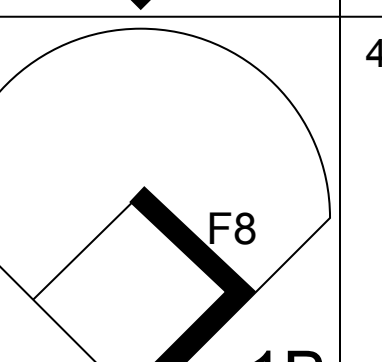
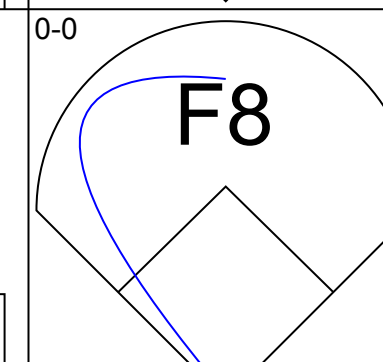
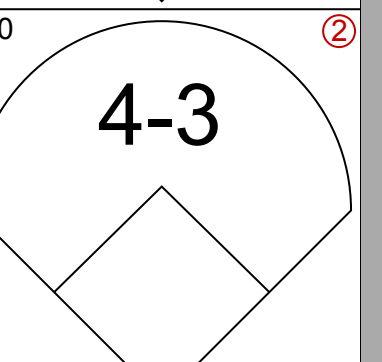
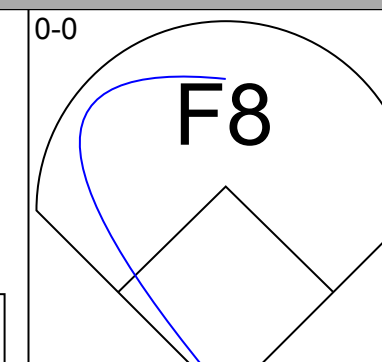
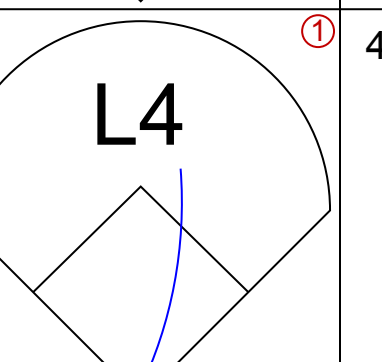
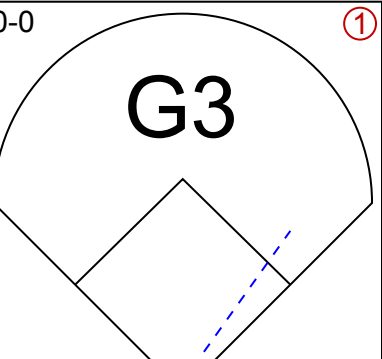
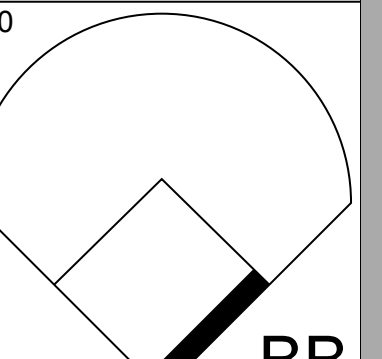
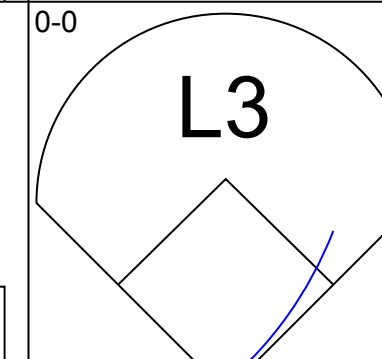
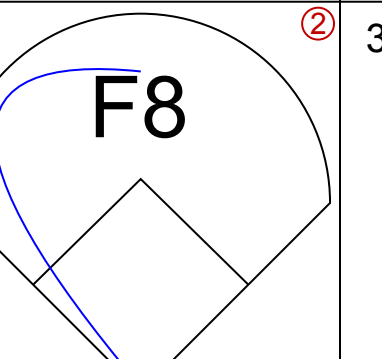
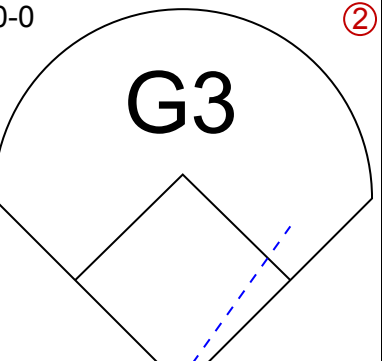
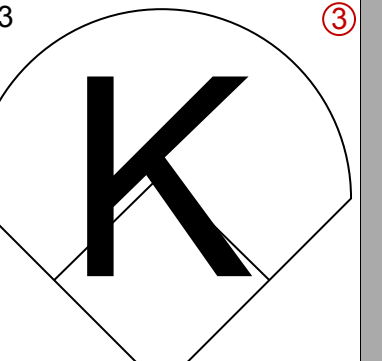
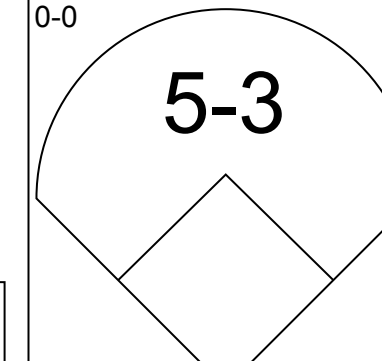
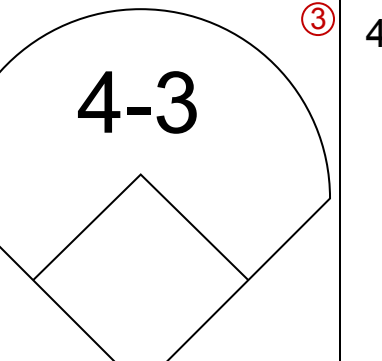
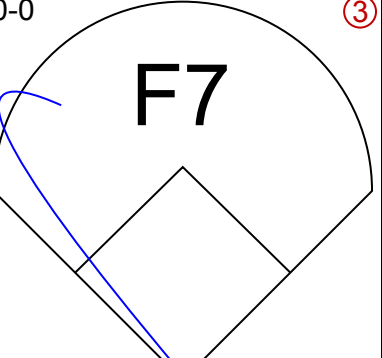
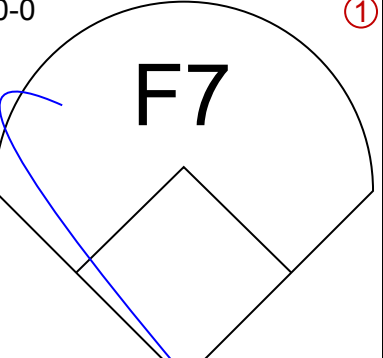
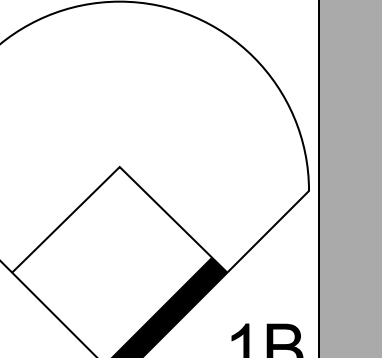
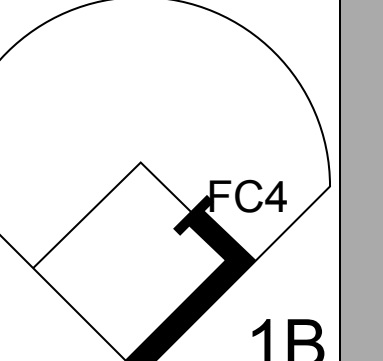
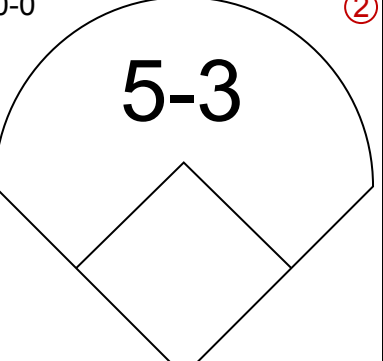
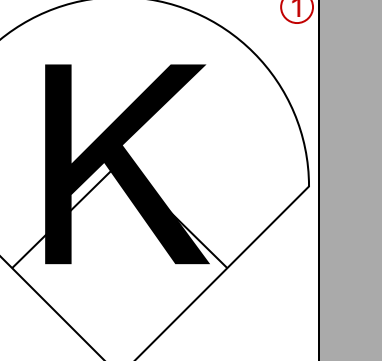
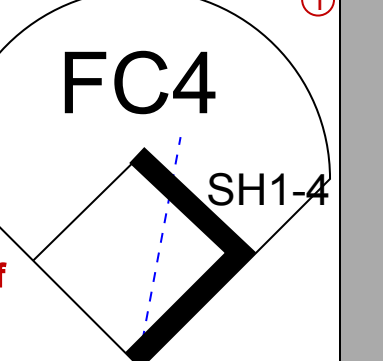
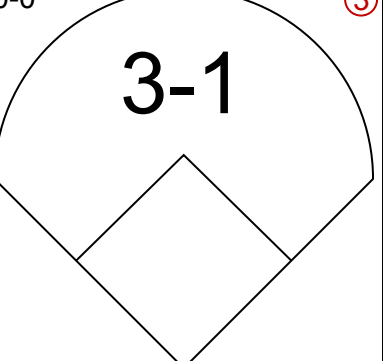
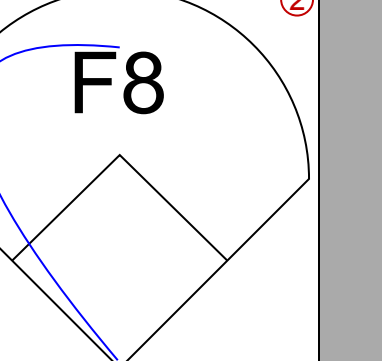
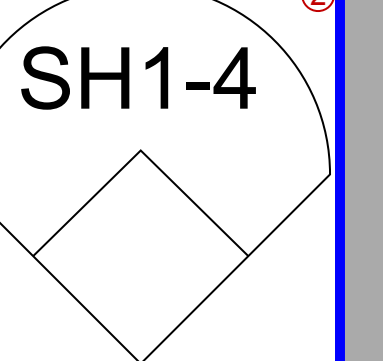
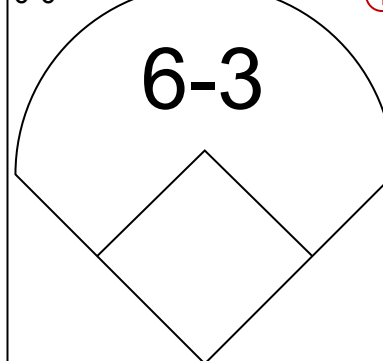
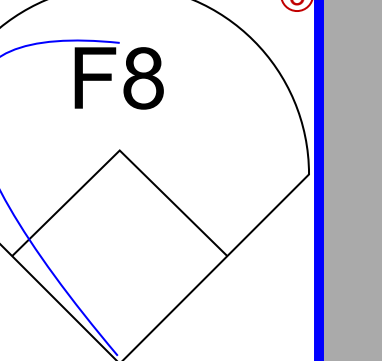
Batter	1	2	3	4	5	6	7	8	9	AB	R	H	RBI	BB	SO	LOB	BOTTOM		
Zoilo Versalles, R (1, 6) OBP: 0.417, SLG: 0.364										4	0	3	1	0	0	0			
Sandy Valdespino, L (1, 7) OBP: 0.417, SLG: 0.636										3	2	0	0	1	0	4			
Tony Oliva, L (1, 9) OBP: 0.455, SLG: 1.000										3	1	2	2	1	0	2			
Harmon Killebrew, R (1, 5) OBP: 0.182, SLG: 0.100										3	0	0	0	1	2	3			
Don Mincher, L (1, 3) OBP: 0.273, SLG: 0.222										4	0	0	0	0	0	2			
Jimmie Hall, L (1, 8)										2	0	0	0	2	1	3			
Earl Batley, R (1, 2) OBP: 0.200, SLG: 0.111										4	0	1	0	0	0	5			
Bernie Allen, L (1, 4) OBP: 0.300, SLG: 0.300										4	1	1	0	0	0	2			
Jim Kaat, L (1, 1) Jim Merritt, L (9, 1)										2	0	0	0	1	0	0			
Inning Stats	R: 1 E: 1 K: 0 S: 6	H: 2 LOB: 3 BB: 1 P: 10	R: 1 E: 0 K: 1 S: 7	H: 2 LOB: 2 BB: 1 P: 11	R: 0 E: 0 K: 0 S: 3	H: 0 LOB: 1 BB: 1 P: 7	R: 0 E: 0 K: 1 S: 7	H: 2 LOB: 0 BB: 0 P: 7	R: 0 E: 0 K: 0 S: 2	H: 0 LOB: 0 BB: 1 P: 6	R: 0 E: 0 K: 0 S: 3	H: 0 LOB: 0 BB: 0 P: 3	R: 0 E: 0 K: 0 S: 1	H: 0 LOB: 0 BB: 2 P: 9	R: 0 E: 0 K: 1 S: 6	H: 1 LOB: 1 BB: 0 P: 6	1B: 6 2B: 0 3B: 0 HR: 1	SF: 0 SAC: 0 DP: 1 HBP: 0	WP: 0 PA: 35 SB: 0 CS: 2
PITCHER	IP WLS BF H R ER SO BB IBB HBP BLK WP HR S P ERA WHIP																		
Fred Talbot, R (1, 1) ERA: 5.4	5.0 L 25 6 4 3 2 4 0 0 0 0 0 1 25 41 5.40 2.000																		
Lew Krausse, R (6, 1) ERA:	2.0 6 0 0 0 0 2 0 0 0 0 0 0 4 12 0.00 1.000																		
John Wyatt, R (8, 1) ERA:	1.0 4 1 0 0 1 0 0 0 0 0 0 0 6 6 0.00 1.000																		

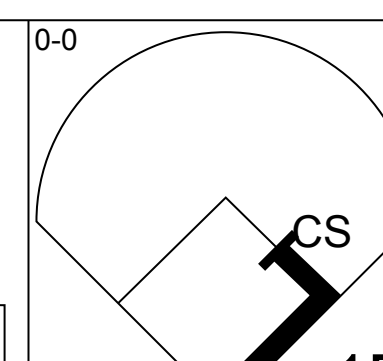
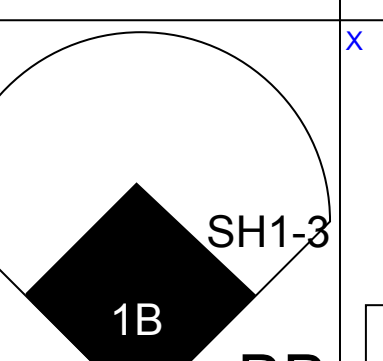
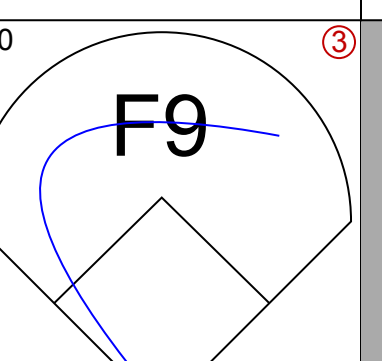
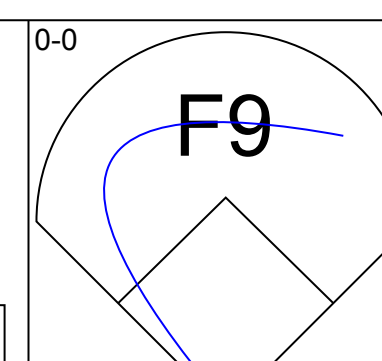
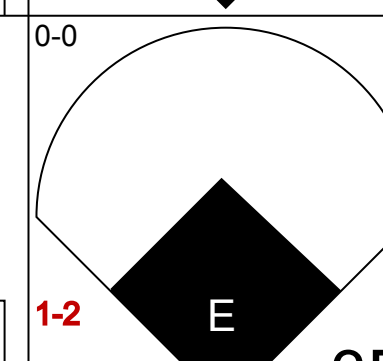
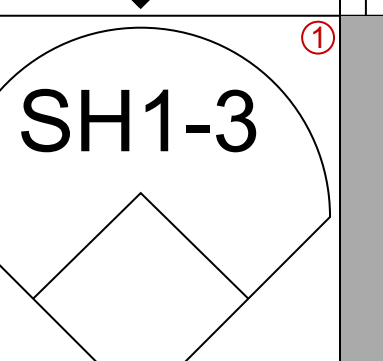
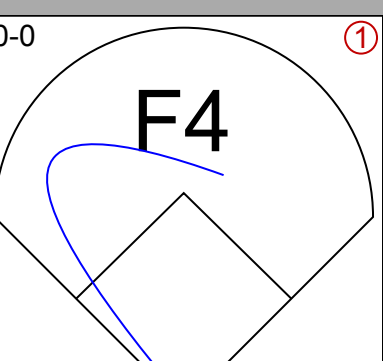
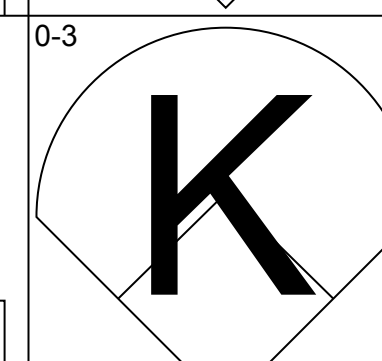
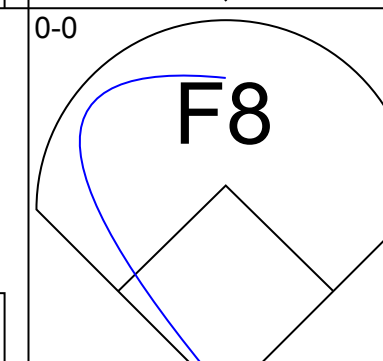
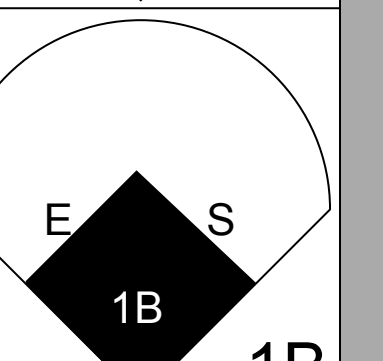

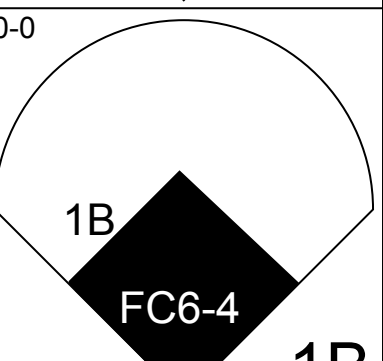


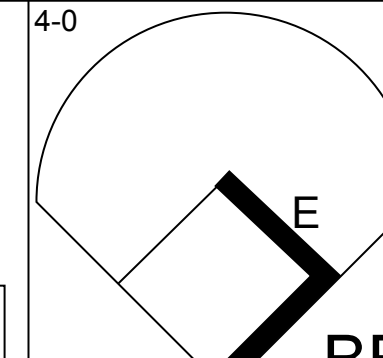
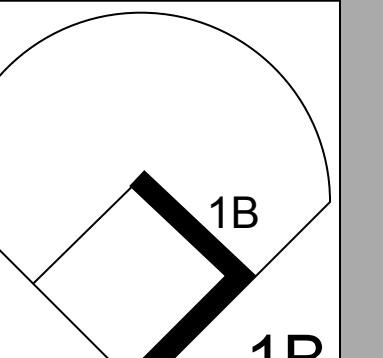

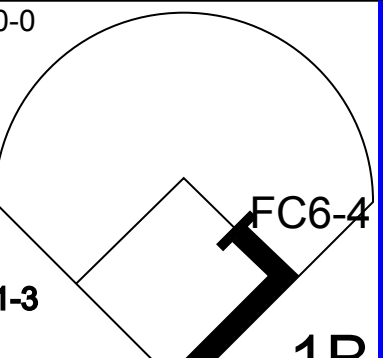

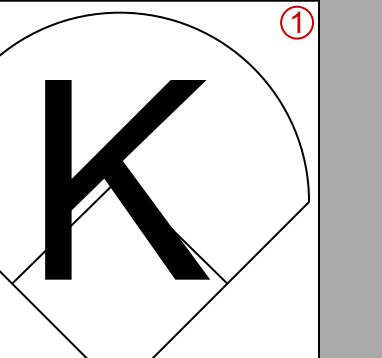
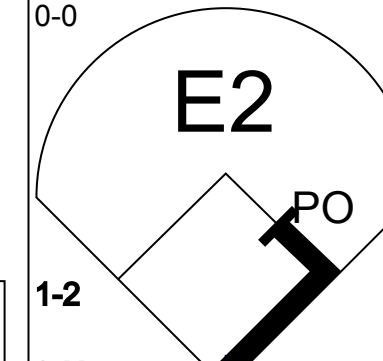
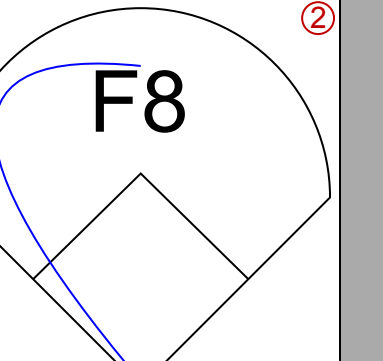
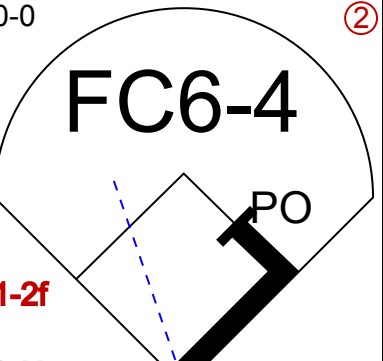
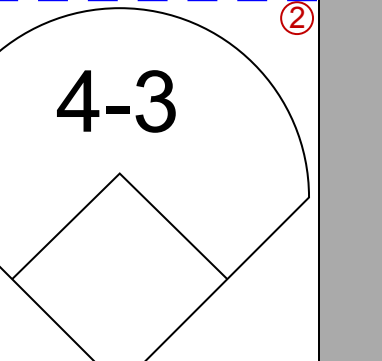
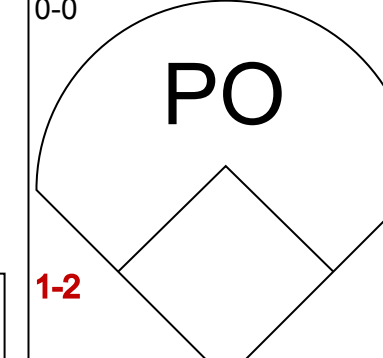
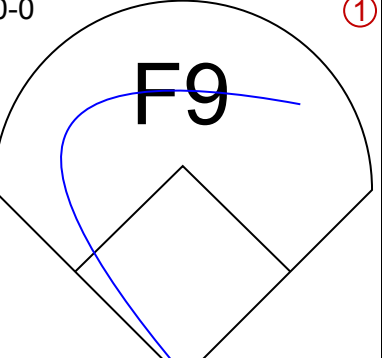

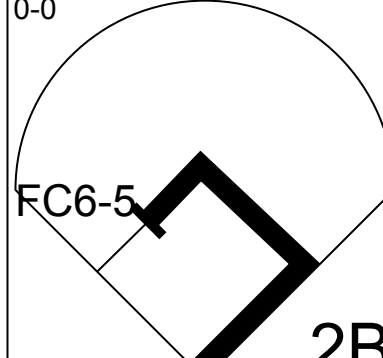

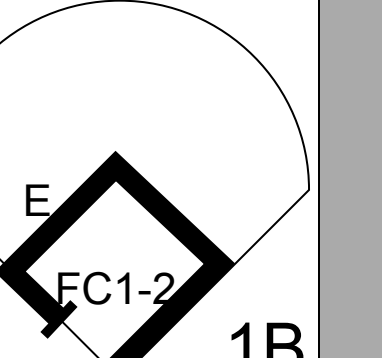

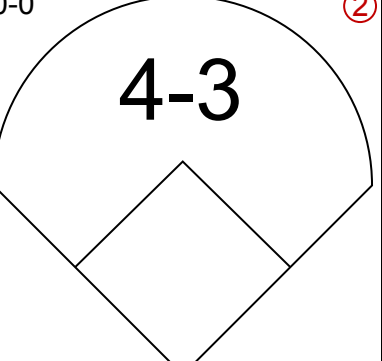
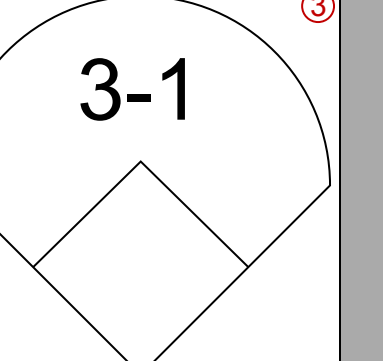
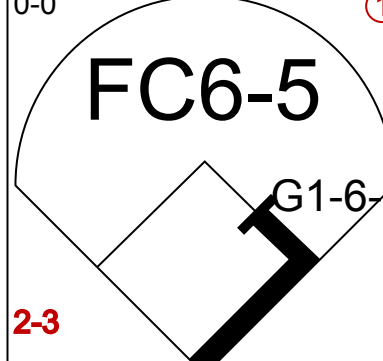
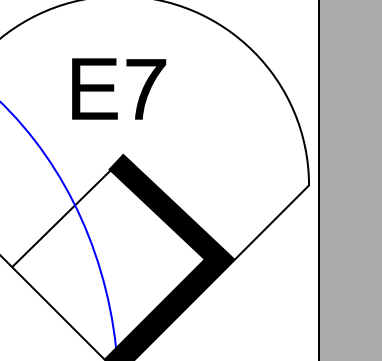
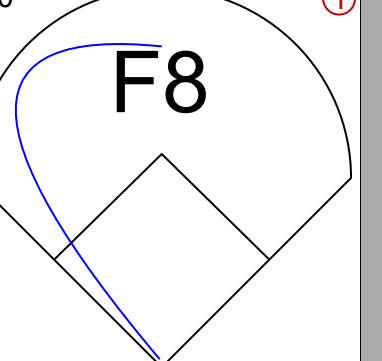
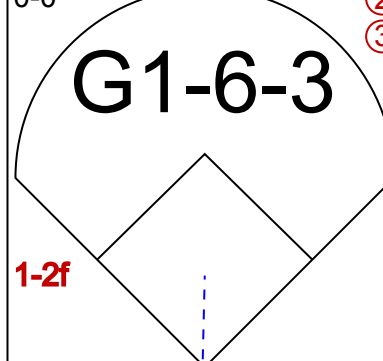


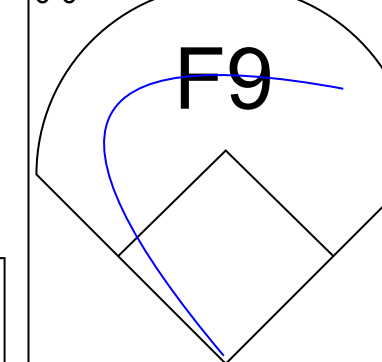
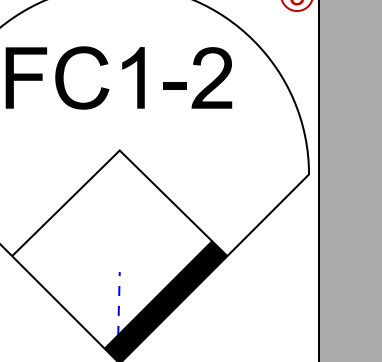
Kansas City Athletics @ Minnesota Twins
Metropolitan Stadium, Bloomington, MI
Thu Apr 14 1966, 4:33 AM EST
Att. 5,274 - Unknown - 52 F

livebaseballscores.com

AB	29
R	4
H	7
RBI	3
BB	6
SO	3
LOB	21



Batter	1	2	3	4	5	6	7	8	9	AB	R	H	RBI	BB	SO	LOB	TOP			
Bert Campaneris, R OBP: 0.222, SLG: 0.333 (1, 6)										4	0	0	0	0	1	1	Kansas City Athletics @ Chicago White Sox Comiskey Park, Chicago, IL Sun Apr 17 1966, 4:33 AM EST Att: 15,807 - Unknown			
Jose Tartabull, L OBP: 0.150, SLG: 0.200 (1, 8)										4	0	1	0	0	0	0				
Manny Jimenez, L (1, 7)										4	0	0	0	0	0	2				
Billy Bryan, L (1, 2)									3	0	0	0	1	0	2					
Dick Green, R OBP: 0.211, SLG: 0.211 (1, 4)										4	0	0	0	0	1	3				
Wayne Causey, L OBP: 0.497, SLG: 0.429 (1, 5)										3	0	1	0	0	0	0				
Ken Harrelson, R OBP: 0.211, SLG: 0.167 (1, 3)									3	0	1	0	0	1	1					
Larry Stahl, L (1, 9)									3	0	0	0	0	0	2					
Rollie Sheldon, R Paul Lindblad, L Ron Stone, L Aurelio Monteagudo, R Mike Hershberger, R Jack Aker, R (1, 1) (3, 1) (6, PH) (6, 1) (8, PH) (8, 1)									0	0	0	0	0	0	0	0				
Inning Stats	R: 0 E: 0 K: 1 S: 5	H: 0 LOB: 0 BB: 0 P: 5	R: 0 E: 0 K: 0 S: 3	H: 0 LOB: 0 BB: 0 P: 3	R: 0 E: 0 K: 0 S: 4	H: 1 LOB: 1 BB: 0 P: 4	R: 0 E: 0 K: 1 S: 5	H: 0 LOB: 1 BB: 1 P: 9	R: 0 E: 0 K: 0 S: 3	H: 0 LOB: 0 BB: 0 P: 3	R: 0 E: 0 K: 0 S: 3	H: 0 LOB: 0 BB: 0 P: 3	R: 0 E: 0 K: 1 S: 6	H: 1 LOB: 1 BB: 0 P: 6	R: 0 E: 1 K: 0 S: 5	H: 1 LOB: 2 BB: 0 P: 5		1B: 3 2B: 0 3B: 0 HR: 0	SF: 0 SAC: 1 DP: 0 HBP: 0	WP: 0 PB: 0 SB: 0 CS: 0
PITCHER John Buzhardt, R ERA:	IP: 9.0 WLS: W BF: 32 H: 3 R: 0 ER: 0 SO: 3 BB: 1 IBB: 0 HBP: 0 BLK: 0 WP: 0 HR: 0 S: 37 P: 41 ERA: 0.00 WHIP: 0.444											PITCHER IP: WLS: BF: H: R: ER: SO: BB: IBB: HBP: BLK: WP: HR: S: P: ERA: WHIP								

Batter	1	2	3	4	5	6	7	8	9	AB	R	H	RBI	BB	SO	LOB	BOTTOM			
Tommie Agee, R OBP: 0.389, SLG: 0.385 (1, 8) (6, 7)										3	1	1	0	1	0	0	Kansas City Athletics @ Chicago White Sox Comiskey Park, Chicago, IL Sun Apr 17 1966, 4:33 AM EST Att: 15,807 - Unknown			
Don Buford, S OBP: 0.197, SLG: 0.235 (1, 5)										3	1	1	0	0	1	0				
Floyd Robinson, L OBP: 0.556, SLG: 0.800 (1, 9)										4	3	3	2	0	0	1				
Pete Ward, L OBP: 0.417, SLG: 0.300 Ken Berry, R OBP: 0.333, SLG: 0.333 (1, 7) (6, PR) (6, 8)										2	0	2	1	1	0	0				
Tom McCraw, L OBP: 0.368, SLG: 0.313 (1, 3)										4	0	0	1	0	0	3				
Ron Hansen, R OBP: 0.353, SLG: 0.375 (1, 6)										4	0	3	0	0	0	0				
J.C. Martin, L OBP: 0.250, SLG: 0.182 (1, 2)										4	0	0	0	0	0	4				
Al Weis, S OBP: 0.333, SLG: 0.167 (1, 4)										3	0	1	0	1	0	1				
John Buzhardt, R (1, 1)										4	0	0	0	0	1	4				
Inning Stats	R: 1 E: 1 K: 0 S: 4	H: 2 LOB: 1 BB: 1 P: 8	R: 0 E: 0 K: 0 S: 4	H: 1 LOB: 1 BB: 0 P: 4	R: 2 E: 0 K: 0 S: 6	H: 3 LOB: 2 BB: 1 P: 10	R: 0 E: 0 K: 1 S: 5	H: 0 LOB: 0 BB: 0 P: 5	R: 1 E: 0 K: 0 S: 4	H: 2 LOB: 1 BB: 0 P: 4	R: 0 E: 0 K: 0 S: 3	H: 1 LOB: 0 BB: 0 P: 3	R: 0 E: 0 K: 1 S: 5	H: 0 LOB: 0 BB: 0 P: 5	R: 1 E: 1 K: 1 S: 8	H: 2 LOB: 3 BB: 1 P: 12		1B: 8 2B: 1 3B: 1 HR: 1	SF: 0 SAC: 1 DP: 1 HBP: 0	WP: 0 PB: 0 SB: 1 CS: 1
PITCHER Rollie Sheldon, R ERA: 5.08 Paul Lindblad, L ERA: 4.7 Aurelio Monteagudo, R ERA: Jack Aker, R ERA: 9.0	IP: 2.1 WLS: L BF: 13 H: 5 R: 3 ER: 2 SO: 0 BB: 2 IBB: 0 HBP: 0 BLK: 0 WP: 0 HR: 0 S: 11 P: 19 ERA: 7.71 WHIP: 3.000											PITCHER IP: WLS: BF: H: R: ER: SO: BB: IBB: HBP: BLK: WP: HR: S: P: ERA: WHIP								

Batter	1	2	3	4	5	6	7	8	9	AB	R	H	RBI	BB	SO	LOB	TOP			
Zoilo Versalles, R OBP: 0.280, SLG: 0.250 (1, 6)	L3		K		1-3	L8			5-3	5	0	0	0	0	1	3				
Sandy Valdespino, L OBP: 0.250, SLG: 0.348 (1, 7)	F7		K		F6					4	0	0	0	0	2	0				
Tony Oliva, L OBP: 0.609, SLG: 1.150 (1, 9)	BB		BB 1B		1-3					3	1	2	0	1	0	0				
Don Mincher, L OBP: 0.304, SLG: 0.167 (1, 3)	K		1B BB			BB 1B BB			2-6	2	1	0	0	2	1	2				
Harmon Killebrew, R OBP: 0.304, SLG: 0.273 (1, 5)		1B 1B	FC6-4 1B			BB 1B			6-3	4	0	3	1	0	0	0				
Jimmie Hall, L OBP: 0.182, SLG: 0.053 (1, 8)	K		FC6-4 1-2			L8			K	4	0	0	0	0	2	5				
Bernie Allen, L OBP: 0.333, SLG: 0.222 (1, 4)		1-3 1B			G1-6-3 BB				L8	3	0	1	0	1	0	2				
Jerry Zimmerman, R (1, 2)					F3				L9	2	0	0	0	1	1	3				
Ted Uhlaender, L (9, PH)	K					BB BB				1	0	0	0	0	0	0				
Camilo Pascual, R (1, 1)					G1-6-3				F4	2	0	0	0	0	0	3				
Russ Nixon, L OBP: 0.667, SLG: 1.000 (6, PH)	4-3									0	0	0	1	1	0	0				
Jim Merritt, L (6, 1)										0	0	0	0	0	0	0				
Rich Rollins, R (9, PH)						1-2 2-3 3-H				1	0	0	0	0	0	0				
Inning Stats	R: 0 E: 0 K: 1 S: 5	H: 0 LOB: 1 BB: 1 P: 9	R: 0 E: 0 K: 2 S: 9	H: 2 LOB: 2 BB: 0 P: 9	R: 1 E: 0 K: 2 S: 9	H: 2 LOB: 2 BB: 1 P: 13	R: 0 E: 0 K: 0 S: 2	H: 0 LOB: 0 BB: 1 P: 6	R: 0 E: 0 K: 0 S: 3	H: 0 LOB: 0 BB: 0 P: 3	R: 0 E: 0 K: 1 S: 5	H: 1 LOB: 3 BB: 0 P: 5	R: 0 E: 0 K: 1 S: 5	H: 0 LOB: 0 BB: 0 P: 5	R: 0 E: 0 K: 0 S: 3	H: 0 LOB: 0 BB: 0 P: 3	1B: 6 2B: 1 3B: 0 HR: 0	SF: 0 SAC: 0 DP: 2 HBP: 0	WP: 0 PB: 0 CS: 0	PA: 37
PITCHER	IP	WLS	BF	H	R	ER	SO	BB	IBB	HBP	BLK	WP	HR	S	P	ERA	WHIP			
Chuck Dobson, R ERA: 3.18 (1, 1)	5.2	W	27	5	2	2	5	6	0	0	0	0	0	31	55	3.18	1.941			
Lew Krausse, R ERA: (6, 1)	3.1	S	10	1	0	0	2	0	0	0	0	0	0	14	14	0.00	0.300			

Minnesota Twins @ Kansas City Athletics
Municipal Stadium, Kansas City, MO
Tue Apr 19 1966, 7:05 PM EST
Att: 17,416 - Unknown - 51 F

AB 31
R 2
H 6
RBI 2
BB 6
SO 7
LOB 18



Batter	1	2	3	4	5	6	7	8	9	AB	R	H	RBI	BB	SO	LOB	BOTTOM			
Bert Campaneris, R OBP: 0.154, SLG: 0.231 (1, 6)	K	6-3			1-3					4	0	0	0	0	2	2				
Jose Tartabull, L OBP: 0.208, SLG: 0.217 (1, 8)	E9 BLK		BB BB G1-2-3 1B		BB BB 1B BB				F9	3	2	1	0	1	0	0				
Manny Jimenez, L (1, 9)	G3		G1-2-3 BB		1-2 BB				K	2	0	0	0	2	1	0				
Ron Stone, L (8, 9)										0	0	0	0	0	0	0				
Ken Harrelson, R OBP: 0.304, SLG: 0.250 (1, 3)										2	0	1	0	2	1	2				
Ossie Chavarria, R (8, PR) (9, 3)	CS BB		G1-2-3 BB		K				WP 2B	0	0	0	0	0	0	0				
Wayne Causey, L OBP: 0.421, SLG: 0.389 (1, 5)	CS		G1-2-3						K	4	0	1	1	0	2	4				
Dick Green, R OBP: 0.217, SLG: 0.217 (1, 4)			1-2 2-3 3-H		1-2 2-H 1B				K	4	1	1	0	0	1	6				
Larry Stahl, L (1, 7)									F8	2	0	0	0	0	0	1				
Mike Hershberger, R OBP: 0.368, SLG: 0.500 (6, PH) (7, 7)	F8				G3				F9	2	0	0	0	0	0	2				
Ken Suarez, R OBP: 0.250, SLG: 0.143 (1, 2)									K	3	0	1	0	0	2	0				
Chuck Dobson, R (1, 1)									K	2	0	0	0	0	0	1				
Lew Krausse, R (6, 1)	E9				F9				K	1	0	0	0	0	1	0				
Inning Stats	R: 1 E: 1 K: 1 S: 5	H: 0 LOB: 0 BB: 1 P: 9	R: 1 E: 1 K: 1 S: 8	H: 2 LOB: 2 BB: 0 P: 8	R: 0 E: 0 K: 0 S: 3	H: 1 LOB: 2 BB: 2 P: 11	R: 0 E: 0 K: 1 S: 5	H: 0 LOB: 0 BB: 0 P: 5	R: 0 E: 0 K: 1 S: 6	H: 1 LOB: 2 BB: 2 P: 14	R: 0 E: 0 K: 2 S: 7	H: 0 LOB: 0 BB: 0 P: 7	R: 0 E: 0 K: 2 S: 7	H: 0 LOB: 0 BB: 0 P: 7	R: 0 E: 0 K: 2 S: 8	H: 1 LOB: 2 BB: 0 P: 8	1B: 4 2B: 1 3B: 0 HR: 0	SF: 0 SAC: 0 DP: 1 HBP: 0	WP: 1 PB: 0 CS: 1	PA: 35
PITCHER	IP	WLS	BF	H	R	ER	SO	BB	IBB	HBP	BLK	WP	HR	S	P	ERA	WHIP			
Camilo Pascual, R ERA: 1.38 (1, 1)	5.0	L	24	4	3	1	4	5	0	0	1	1	0	27	47	1.80	1.800			
Jim Merritt, L ERA: (6, 1)	3.0		10	1	0	0	6	0	0	0	0	1	0	22	22	0.00	0.333			

Minnesota Twins @ Kansas City Athletics
Municipal Stadium, Kansas City, MO
Tue Apr 19 1966, 7:05 PM EST
Att: 17,416 - Unknown - 51 F


AB 29
R 3
H 5
RBI 1
BB 5
SO 10
LOB 18



Batter	1	2	3	4	5	6	7	8	9	AB	R	H	RBI	BB	SO	LOB	TOP		
Tommie Agee, R (1, 8) OBP: 0.332, SLG: 0.621	K			F3		2B		G5-3		4	0	1	0	0	1	3			
Don Buford, S (1, 4) OBP: 0.324, SLG: 0.300	F9			1B		F6			K	4	0	1	0	0	1	1			
Floyd Robinson, L (1, 9) OBP: 0.500, SLG: 0.667	K			F6			G6-3 BB		1B 3B	3	1	1	0	1	1	1			
Bill Skowron, R (1, 3) Joe Horlen, R (9, PR)		G2		1-3			G6-3		FC5-4 1B	4	0	1	1	0	0	2			
Pete Ward, L (1, 5) Lee Elia, R (9, PR)		L3			3-1		F7		FC5-4 1B	4	0	0	0	0	0	1			
John Romano, R (1, 2) Ken Berry, R (8, PR) J.C. Martin, L (8, 2) Gene Freese, R (9, PH)		F9			K			SH3 1B BB	1B	2	0	0	0	1	1	0			
Tom McCraw, L (1, 7) OBP: 0.353, SLG: 0.333			F9		CS 1B			G5-3 SH3 1B	F3	4	0	2	0	0	0	2			
Ron Hansen, R (1, 6) OBP: 0.303, SLG: 0.241			F6		CS	K		SH3		2	0	0	0	0	1	0			
John Buzhardt, R (1, 1) Smoky Burgess, L (8, PH) Al Weis, S (8, PR) Bob Locker, S (8, 1)			K			F3			BB	2	0	0	0	0	1	0			
Inning Stats	R: 0 H: 0 E: 0 K: 2 S: 7	H: 0 LOB: 0 BB: 0 P: 7	R: 0 H: 0 E: 0 K: 0 S: 3	H: 0 LOB: 0 BB: 0 P: 3	R: 0 H: 0 E: 0 K: 1 S: 5	H: 0 LOB: 0 BB: 0 P: 5	R: 0 H: 1 E: 0 K: 0 S: 4	H: 1 LOB: 1 BB: 0 P: 4	R: 0 H: 1 E: 0 K: 1 S: 6	H: 1 LOB: 0 BB: 0 P: 6	R: 0 H: 0 E: 0 K: 0 S: 2	H: 0 LOB: 0 BB: 1 P: 6	R: 0 H: 1 E: 0 K: 0 S: 3	H: 1 LOB: 2 BB: 0 P: 11	R: 1 H: 3 E: 0 K: 1 S: 8	H: 3 LOB: 2 BB: 0 P: 8	1B: 5 2B: 1 3B: 1 HR: 0	SF: 0 SAC: 1 DP: 2 HBP: 0	WP: 0 PA: 35 CS: 1
PITCHER	IP	WLS	BF	H	R	ER	SO	BB	IBB	HBP	BLK	WP	HR	S	P	ERA	WHIP		
Catfish Hunter, R (1, 1) ERA: 1.07	8.1	W	31	6	1	1	6	3	0	0	0	0	0	40	52	1.08	1.080		
Paul Lindblad, L (9, 1) ERA: 4.5	0.1		1	0	0	0	0	0	0	0	0	0	0	1	1	0.00	0.000		
John Wyatt, R (9, 1) ERA: 3.0	0.1	S	2	1	0	0	0	0	0	0	0	0	0	2	2	0.00	3.000		

Chicago White Sox @ Kansas City Athletics
Municipal Stadium, Kansas City, MO
Sat Apr 23 1966, 4:33 AM EST
Att: 5,865 - Unknown


AB	30
R	1
H	7
RBI	1
BB	3
SO	6
LOB	10



Batter	1	2	3	4	5	6	7	8	9	AB	R	H	RBI	BB	SO	LOB	BOTTOM		
Bert Campaneris, R (1, 6) OBP: 0.282, SLG: 0.313	SH1-3 1B		SH3-4		F7		WP 1B			3	0	2	1	0	0	0			
Jose Tartabull, L (1, 8) OBP: 0.222, SLG: 0.231	SH1-3		5-3			FC6-4 1B	1-3			3	0	1	0	0	0	2			
Manny Jimenez, L (1, 7) Larry Stahl, L (9, 7)	G4-6-3 BB					FC6-4 1B		6-3		2	0	0	0	2	0	1			
Billy Bryan, L (1, 2)	G4-6-3		F6			F7		F3		4	0	0	0	0	5				
Dick Green, R (1, 4) OBP: 0.222, SLG: 0.222		BLK 1B		6-3		5-3		5-3		4	0	1	0	0	0	1			
Wayne Causey, L (1, 5) OBP: 0.364, SLG: 0.333		F2		F7			G1			3	0	0	0	0	0	1			
Ken Harrelson, R (1, 3) OBP: 0.308, SLG: 0.227		F8		K				3B BB		2	1	0	0	1	1	1			
Mike Hershberger, R (1, 9) OBP: 0.364, SLG: 0.571		K			6-3			1B 3B		3	1	1	1	0	1	1			
Catfish Hunter, R (1, 1) Paul Lindblad, L (9, 1) John Wyatt, R (9, 1)			SH3-4 1B		F4		L4			3	0	1	0	0	0	1			
Inning Stats	R: 0 H: 1 E: 0 K: 0 S: 3	H: 1 LOB: 1 BB: 1 P: 7	R: 0 H: 1 E: 0 K: 1 S: 6	H: 1 LOB: 1 BB: 0 P: 6	R: 0 H: 1 E: 0 K: 0 S: 4	H: 1 LOB: 2 BB: 1 P: 8	R: 0 H: 0 E: 0 K: 1 S: 5	H: 0 LOB: 0 BB: 0 P: 5	R: 0 H: 0 E: 0 K: 0 S: 3	H: 0 LOB: 0 BB: 0 P: 3	R: 0 H: 1 E: 0 K: 0 S: 4	H: 1 LOB: 1 BB: 0 P: 4	R: 2 H: 2 E: 0 K: 0 S: 5	H: 2 LOB: 1 BB: 1 P: 9	R: 0 H: 0 E: 0 K: 0 S: 3	H: 0 LOB: 0 BB: 0 P: 3	1B: 5 2B: 0 3B: 1 HR: 0	SF: 0 SAC: 2 DP: 1 HBP: 0	WP: 1 PA: 32 CS: 0
PITCHER	IP	WLS	BF	H	R	ER	SO	BB	IBB	HBP	BLK	WP	HR	S	P	ERA	WHIP		
John Buzhardt, R (1, 1) ERA: 1.13	7.0	L	29	6	2	2	2	3	0	0	1	0	0	30	42	2.57	1.286		
Bob Locker, R (8, 1) ERA:	1.0		3	0	0	0	0	0	0	0	0	0	0	3	3	0.00	0.000		

Chicago White Sox @ Kansas City Athletics
Municipal Stadium, Kansas City, MO
Sat Apr 23 1966, 4:33 AM EST
Att: 5,865 - Unknown

AB	27
R	2
H	6
RBI	2
BB	3
SO	2
LOB	13



Batter	1	2	3	4	5	6	7	8	9	10	AB	R	H	RBI	BB	SO	LOB	TOP	
Tommie Agee, R OBP: 0.452, SLG: 0.636 (1, 8)	0-0 FC6-5 2B	1-0 HBP		0-0 F2			0-0 6-3		0-0 FC6 1B		4	0	2	0	0	0	0		
Don Buford, S OBP: 0.308, SLG: 0.286 (1, 4) (8, 5)	0-0 FC6-5 1B 2-3	0-0 F9			0-0 1B FC4-6		0-0 G3		0-0 F9		5	2	1	0	0	0	3		
Floyd Robinson, L OBP: 0.488, SLG: 0.629 (1, 9) (8, 7)	0-0 1B	0-0 4-3			0-0 FC4-6 1B		0-0 F3		0-0 FC6 1-2		5	1	2	0	0	0	2		
Pete Ward, L OBP: 0.250, SLG: 0.241 Ken Berry, R OBP: 0.500, SLG: 1.000 (1, 5) (8, 9)	0-0 BB 1B		0-3 K		0-0 FC4-6 1-2		0-0 4-3		0-0 4-3		4	0	1	2	0	1	1		
Tom McCraw, L OBP: 0.410, SLG: 0.400 (1, 7) (8, 3)	0-0 BB 1B		0-0 E 1B		0-0 F8 3-4		0-0 6-3 1B		0-0 6-3 1B		5	0	4	2	0	0	1		
Bill Skowron, R OBP: 0.227, SLG: 0.238 Al Weis, S OBP: 0.238, SLG: 0.111 (1, 3) (8, 4)	0-3 K		0-0 F2		0-3 K		0-0 6-3		0-0 F9		4	0	0	0	0	2	5		
J.C. Martin, L OBP: 0.333, SLG: 0.200 (1, 2) B B B	4-0 1-2 2-3 BB		0-0 F2		0-0 F8		0-0 F8		4-0 BB		3	0	1	0	2	0	1		
Ron Hansen, R OBP: 0.289, SLG: 0.212 (1, 6) S S	0-3 K		0-0 6-3		0-0 6-3		0-0 F9		0-0 6-3		4	0	0	0	1	1	5		
Gary Peters, L Smoky Burgess, L Eddie Fisher, R (1, 1) (9, PH) (9, 1)		0-0 F6		0-0 F5		0-0 4-3		0-0 4-3		0-0 5-3		3	0	0	0	0	0		
Inning Stats	R: 2 E: 0 K: 2 S: 11	H: 4 LOB: 3 BB: 1 P: 15	R: 0 E: 0 K: 0 S: 3	H: 0 LOB: 1 BB: 0 P: 4	R: 0 E: 1 K: 1 S: 6	H: 2 LOB: 2 BB: 0 P: 6	R: 0 E: 0 K: 0 S: 3	H: 0 LOB: 0 BB: 0 P: 3	R: 0 E: 0 K: 0 S: 3	H: 0 LOB: 0 BB: 0 P: 3	R: 0 E: 0 K: 0 S: 4	H: 1 LOB: 2 BB: 1 P: 8	R: 0 E: 0 K: 0 S: 4	H: 1 LOB: 1 BB: 0 P: 4	R: 1 E: 0 K: 1 S: 7	H: 2 LOB: 2 BB: 1 P: 11	1B: 10 2B: 1 3B: 1 HR: 0	SF: 0 SAC: 0 DP: 0 HBP: 1	WP: 0 PA: 45
PITCHER	IP 5.0	WLS 0	BF 24	H 8	R 3	ER 3	SO 4	BB 1	IBB 0	HBP 1	BLK 0	WP 0	HR 0	S 30	P 35	ERA 5.40	WHIP 1.800		
Fred Talbot, R ERA: 5.4																			
Lew Krauss, R ERA: 0.87																			

Chicago White Sox @ Kansas City Athletics
Municipal Stadium, Kansas City, MO
Sun Apr 24 1966, 4:33 AM EDT
Att. 10,084 - Unknown


AB	41
R	4
H	12
RBI	4
BB	3
SO	5
LOB	21



Batter	1	2	3	4	5	6	7	8	9	10	AB	R	H	RBI	BB	SO	LOB	BOTTOM	
Bert Campaneris, R OBP: 0.238, SLG: 0.286 (1, 6)	0-0 6-3	0-0 4-3			0-0 5-3			0-0 4-3		0-0 E3 FC1-6 1B	5	0	1	0	0	0	1		
Jose Tartabull, L OBP: 0.188, SLG: 0.194 (1, 8)	0-0 F8		0-3 K		0-0 4-3		0-0 5-3		0-0 FC1-6 1-3		5	0	0	0	0	1	2		
Mike Hershberger, R OBP: 0.333, SLG: 0.480 (1, 9) B B B	4-0 FC5-4 BB		0-0 F8		0-0 F7		0-0 F9		0-0 1-3		4	0	0	0	1	0	2		
Ken Harrelson, R OBP: 0.290, SLG: 0.222 (1, 3)	0-0 FC5-4 1-2		0-0 1B		0-3 K		0-0 F9		0-3 K S		5	0	1	0	0	2	3		
Dick Green, R OBP: 0.258, SLG: 0.258 (1, 4)		0-0 2B 1B		0-3 K		0-0 F9		0-0 F6		0-0 1B S	4	2	2	0	0	1	1		
Ed Charles, R OBP: 0.222, SLG: 0.188 Wayne Causey, L OBP: 0.391, SLG: 0.364 (1, 5) (9, PH) (10, 5)		0-0 1B 2B		0-3 K		0-0 F6		0-0 4-3 1B		0-0 4-3 1B	3	1	1	1	0	1	0		
Manny Jimenez, L OBP: 0.300, SLG: 0.067 (1, 7)		0-0 F4		0-0 1B		0-0 6-3		0-0 4-3		0-0 4-3	4	0	1	0	0	0	2		
Ken Suarez, R OBP: 0.273, SLG: 0.200 Billy Bryan, L (1, 2) (9, PH) (10, 2)		0-0 SH1-4 1B		0-0 L6		0-0 6-3		0-0 6-3		0-0 4-3	3	0	1	1	0	0	1		
Fred Talbot, R Lew Krauss, R Ossie Chavarria, R (1, 1) (6, 1) (10, PH)		0-0 SH1-4		0-0 F6		0-0 F7		0-0 F7		0-0 E 1B	1	0	0	0	0	0	1		
Inning Stats	R: 0 E: 0 K: 0 S: 3	H: 3 LOB: 1 BB: 0 P: 7	R: 2 E: 0 K: 0 S: 6	H: 3 LOB: 1 BB: 0 P: 6	R: 0 E: 0 K: 2 S: 8	H: 1 LOB: 1 BB: 0 P: 8	R: 0 E: 0 K: 1 S: 6	H: 1 LOB: 1 BB: 0 P: 6	R: 0 E: 0 K: 0 S: 3	H: 0 LOB: 0 BB: 0 P: 3	R: 0 E: 0 K: 0 S: 3	H: 0 LOB: 0 BB: 0 P: 3	R: 0 E: 0 K: 0 S: 3	H: 2 LOB: 1 BB: 0 P: 7	R: 1 E: 1 K: 0 S: 5	H: 2 LOB: 2 BB: 0 P: 5	1B: 8 2B: 1 3B: 0 HR: 0	SF: 0 SAC: 1 DP: 0 HBP: 0	WP: 0 PA: 40
PITCHER	IP 8.0	WLS 0	BF 30	H 5	R 2	ER 2	SO 4	BB 1	IBB 0	HBP 0	BLK 0	WP 0	HR 0	S 37	P 41	ERA 2.25	WHIP 0.750		
Gary Peters, L ERA: 1.17																			
Eddie Fisher, R ERA: 1.69																			

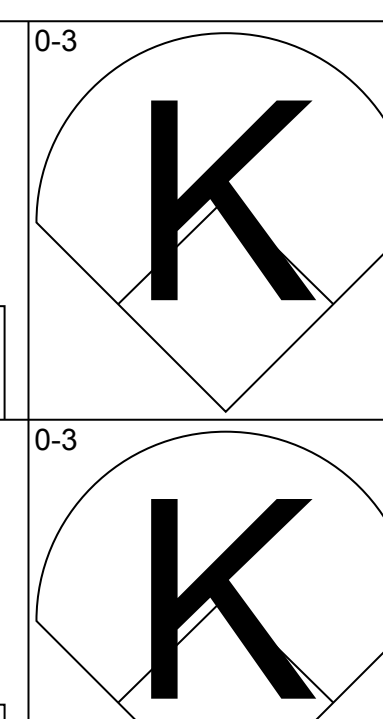
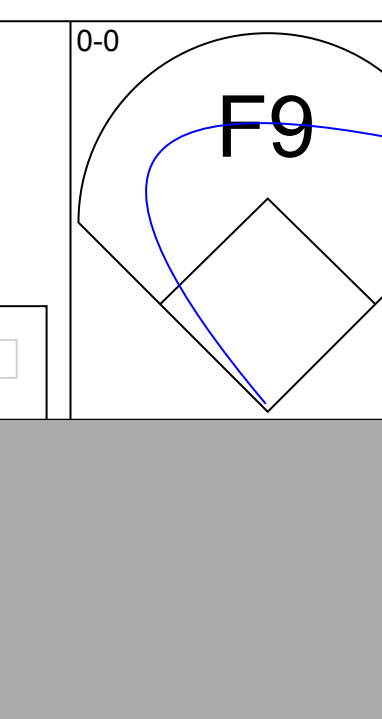
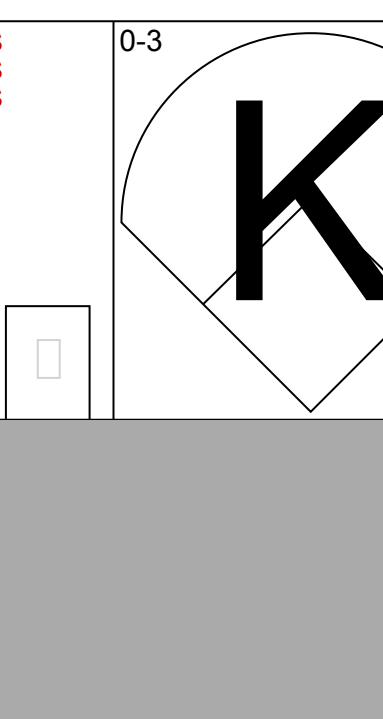
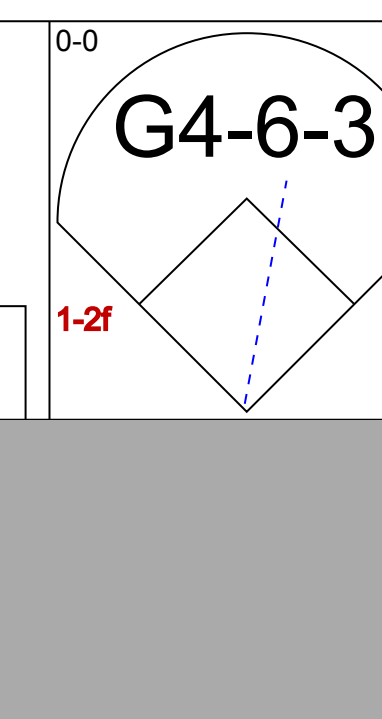

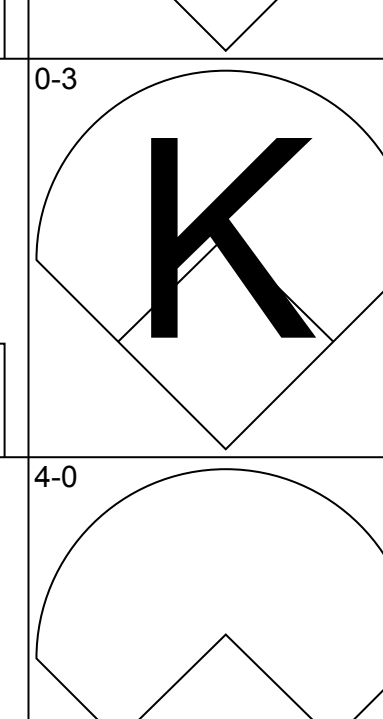
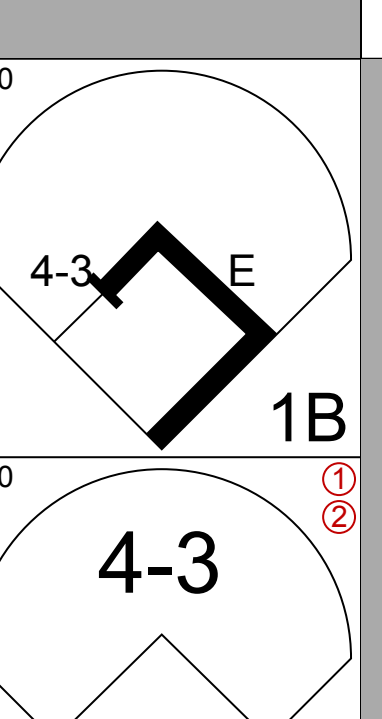
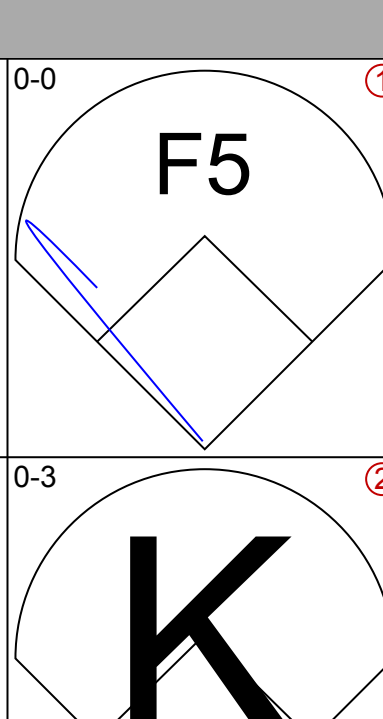
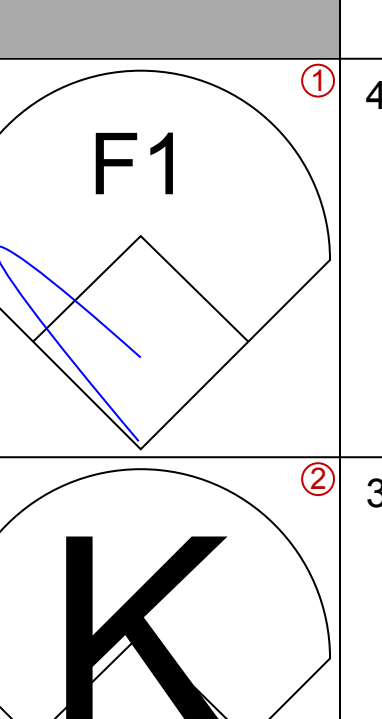
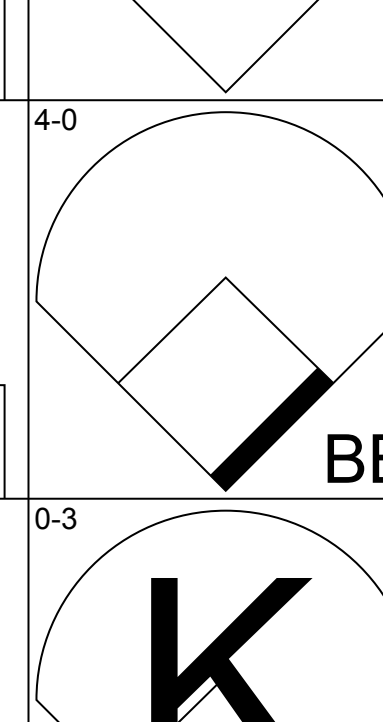
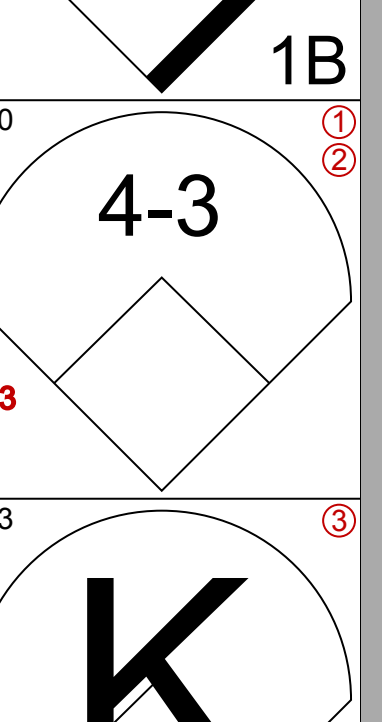
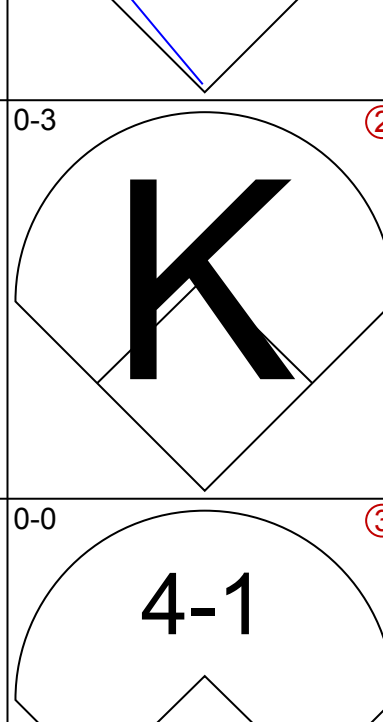
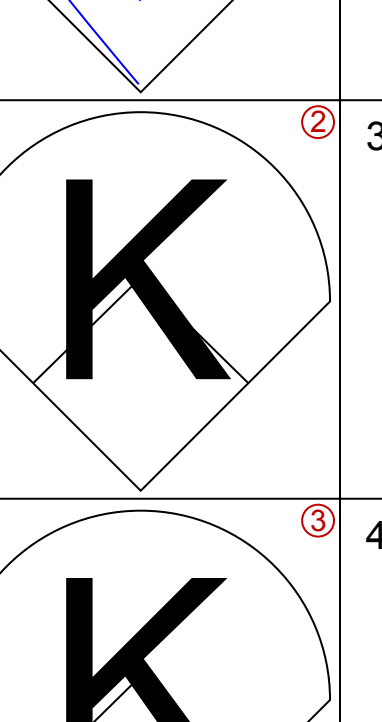
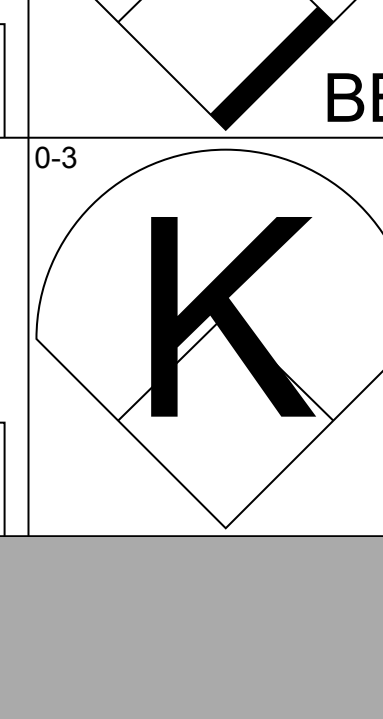

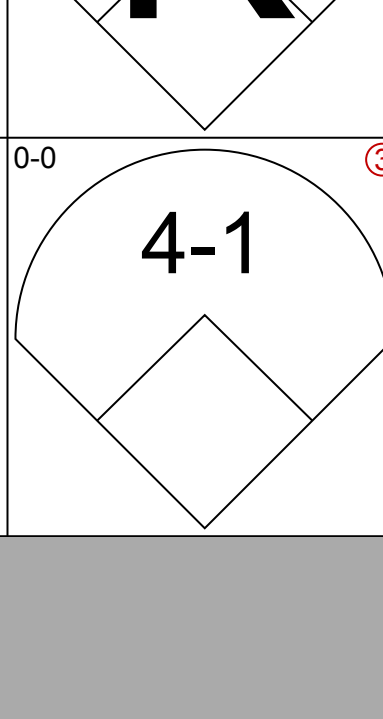
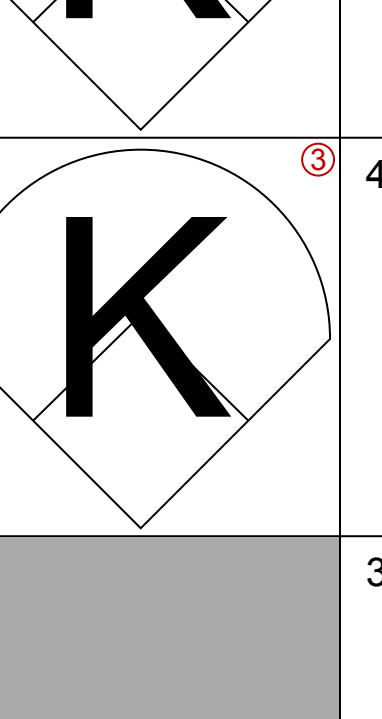
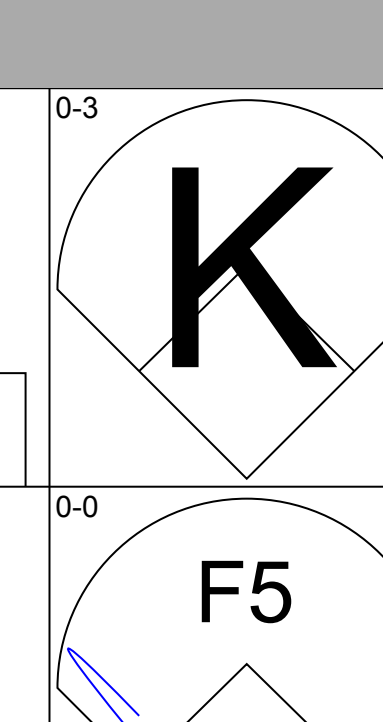
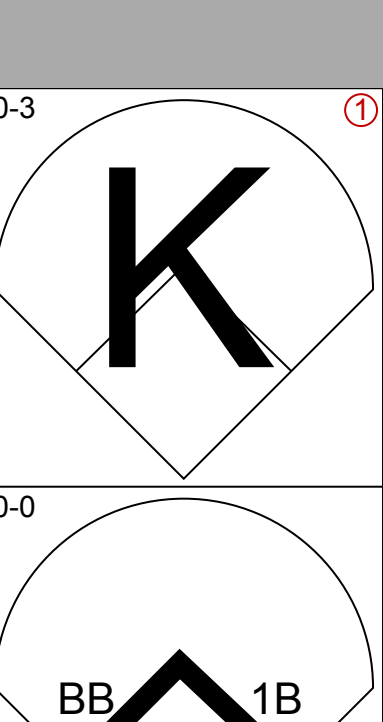
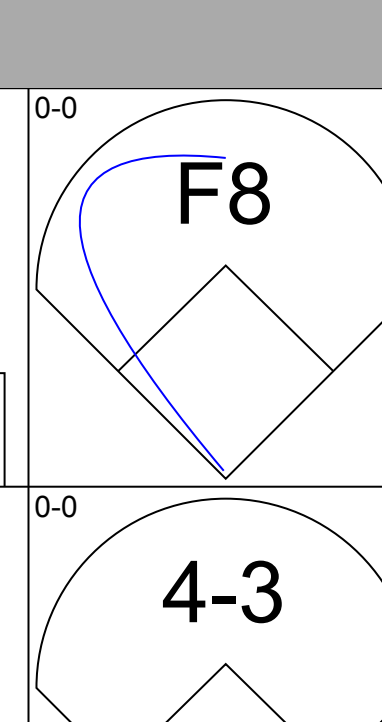
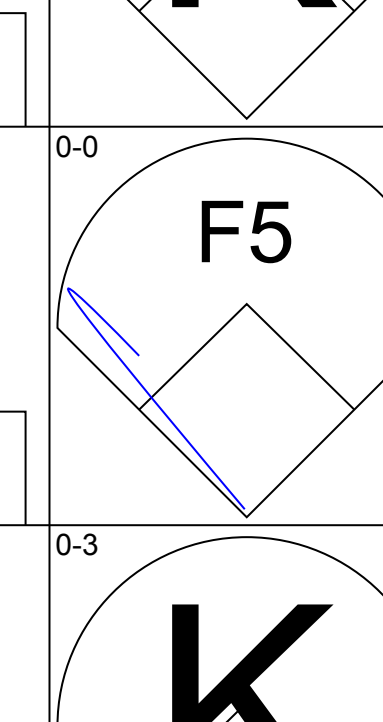
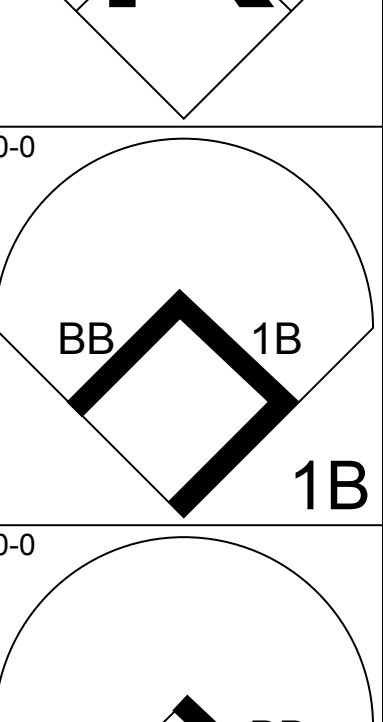
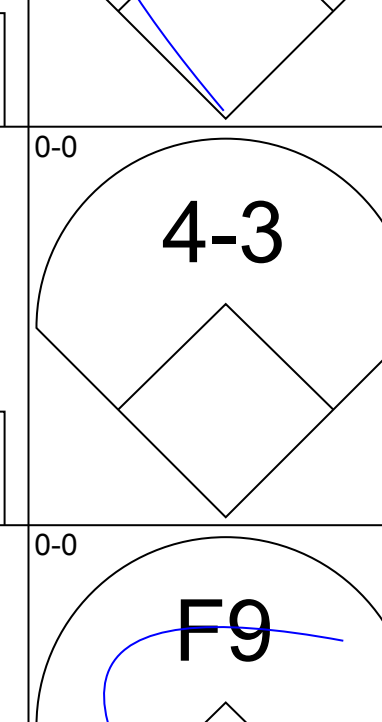
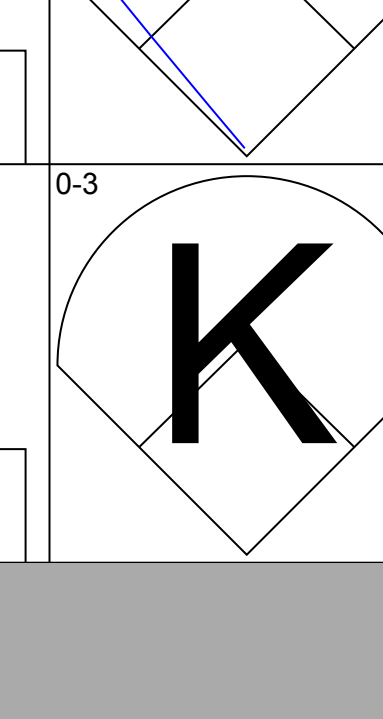
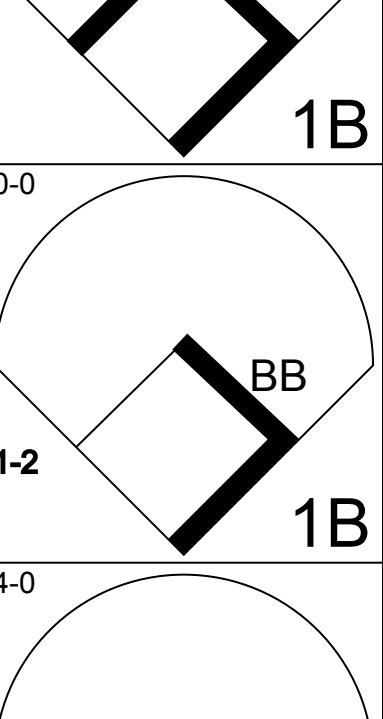
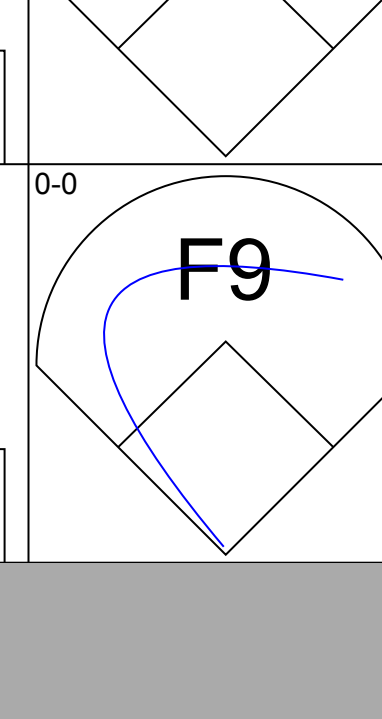
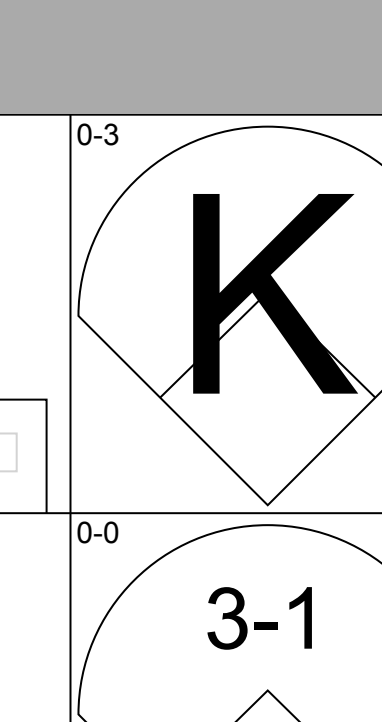
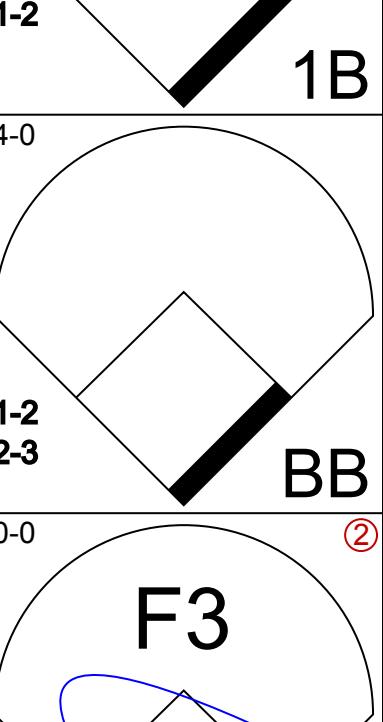
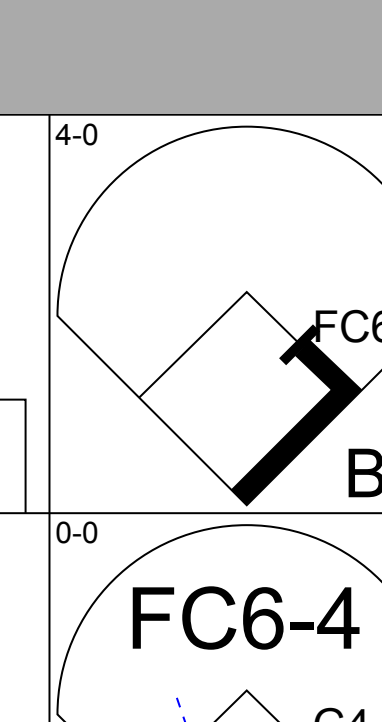
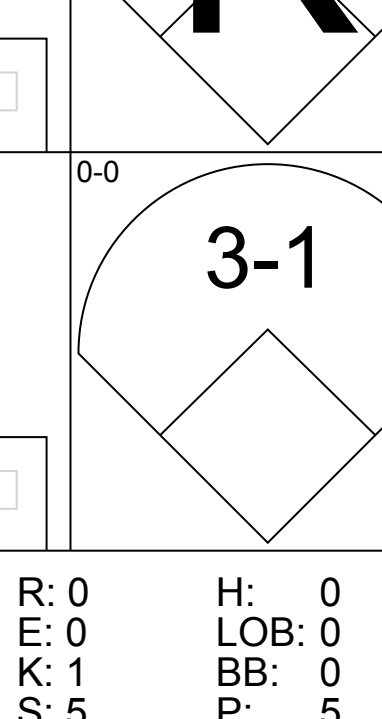
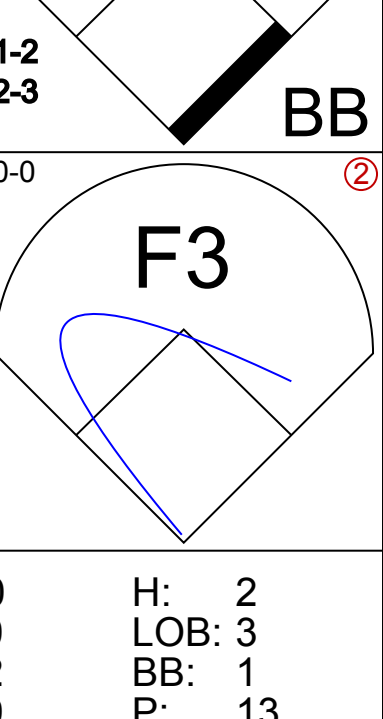
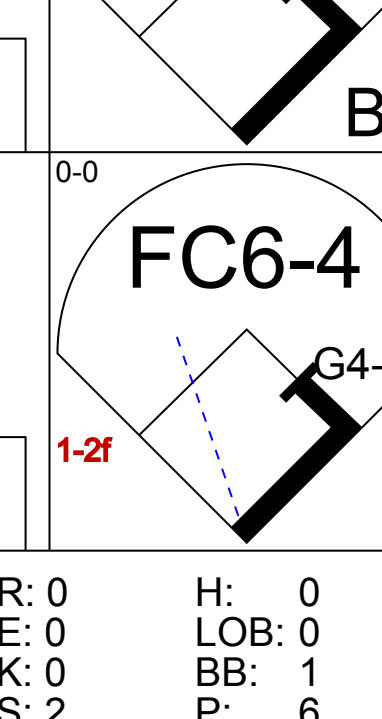
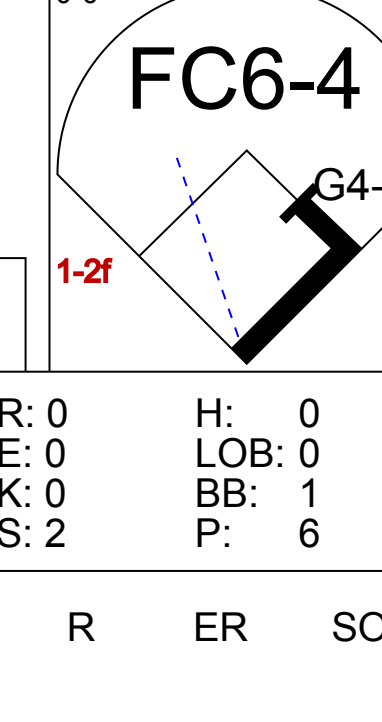
Chicago White Sox @ Kansas City Athletics
Municipal Stadium, Kansas City, MO
Sun Apr 24 1966, 4:33 AM EDT
Att. 10,084 - Unknown

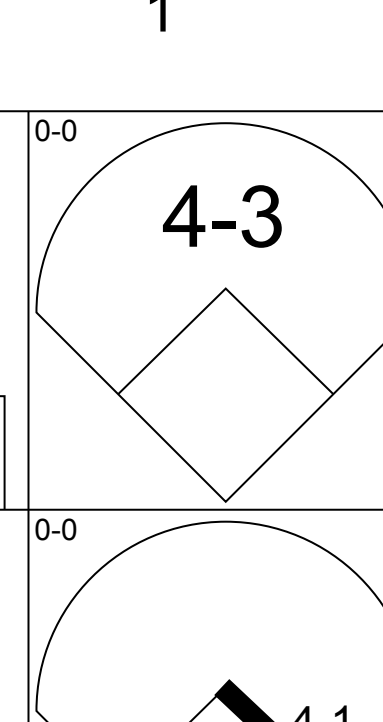
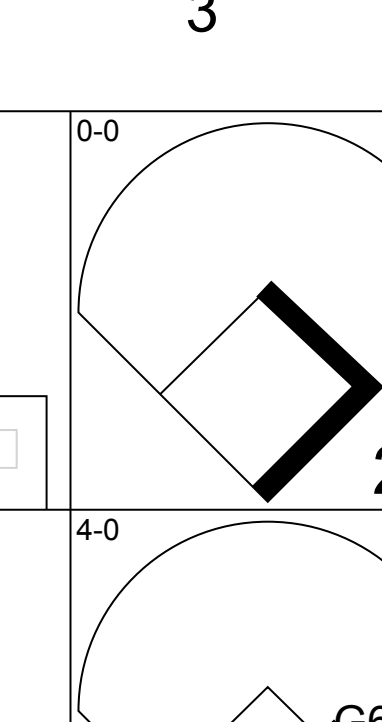
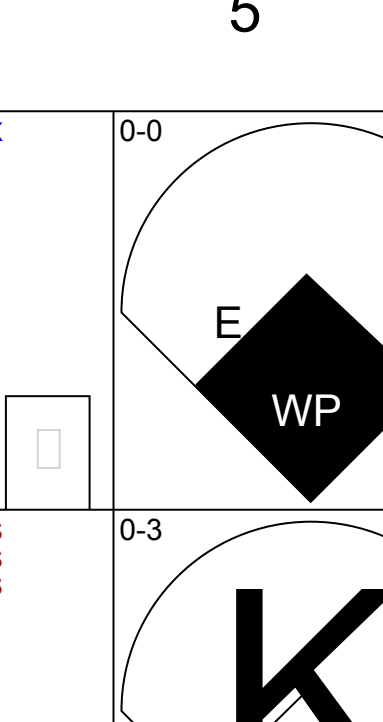
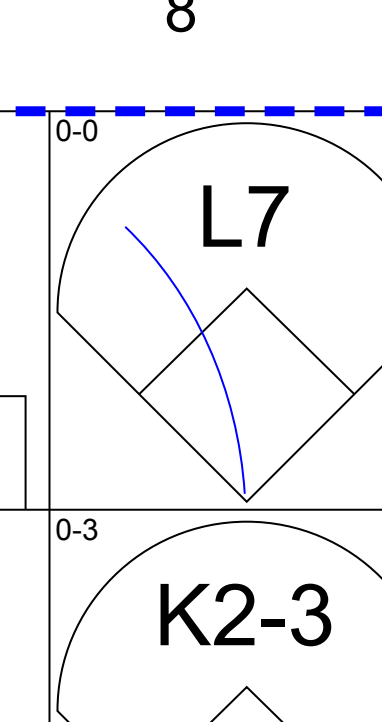

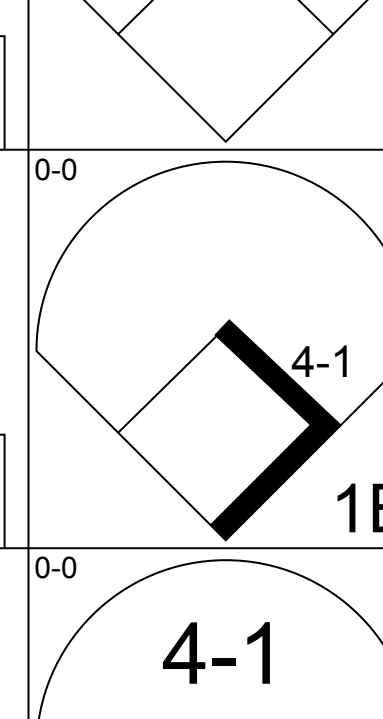
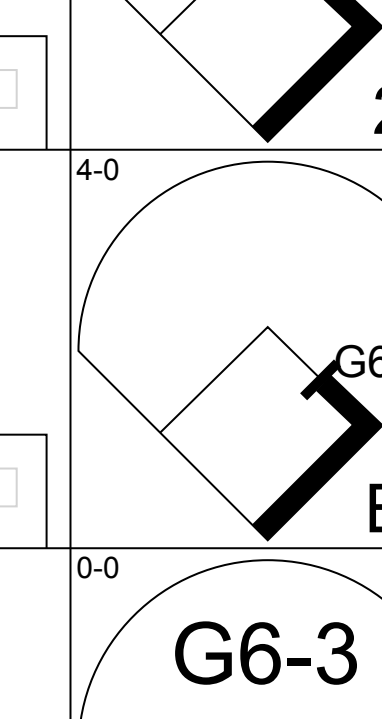
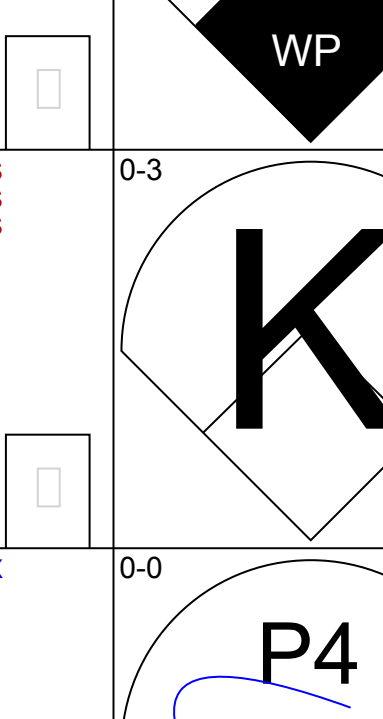
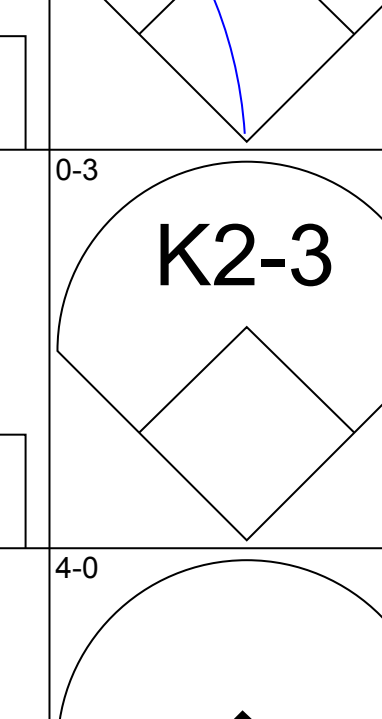
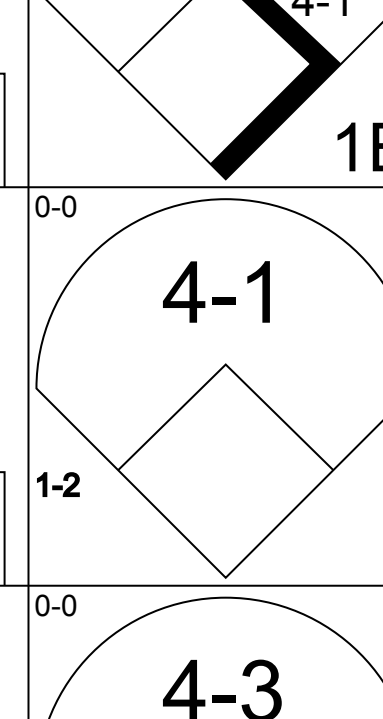
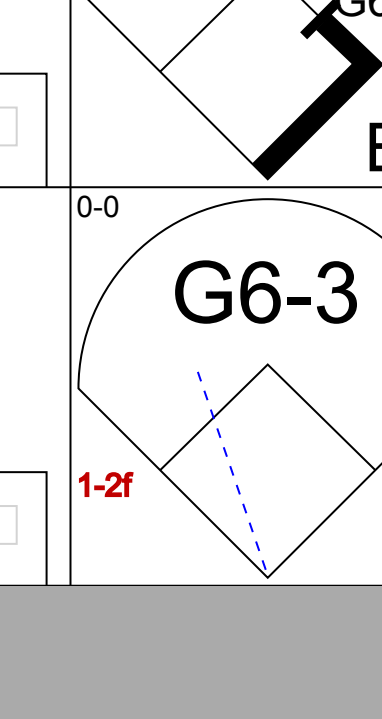
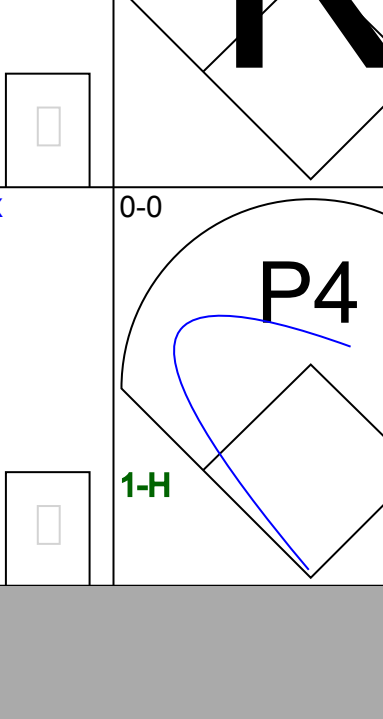
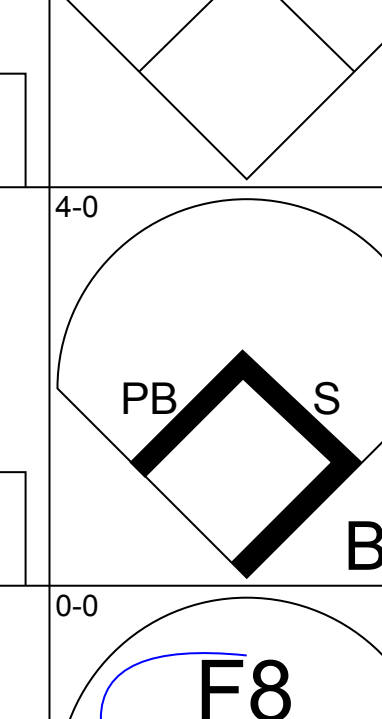
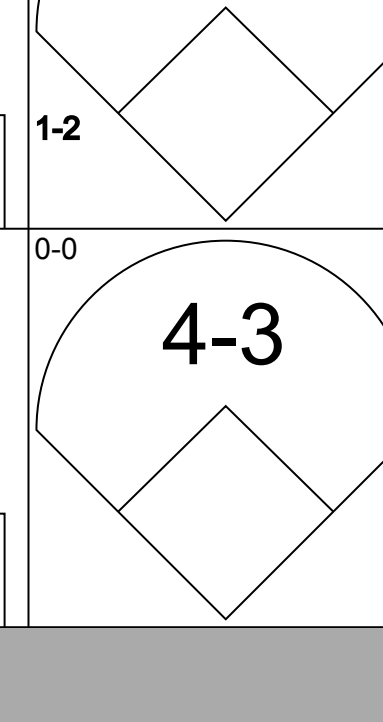
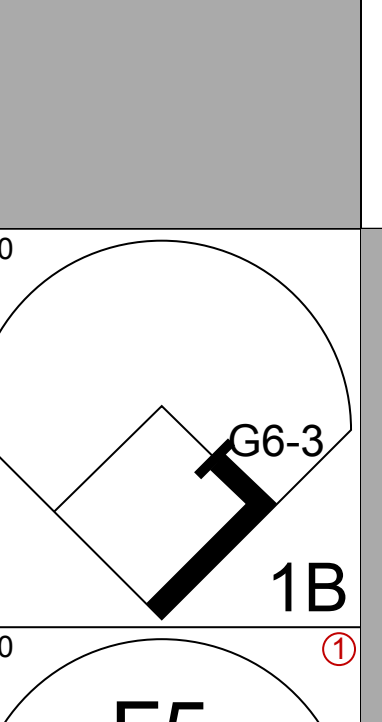
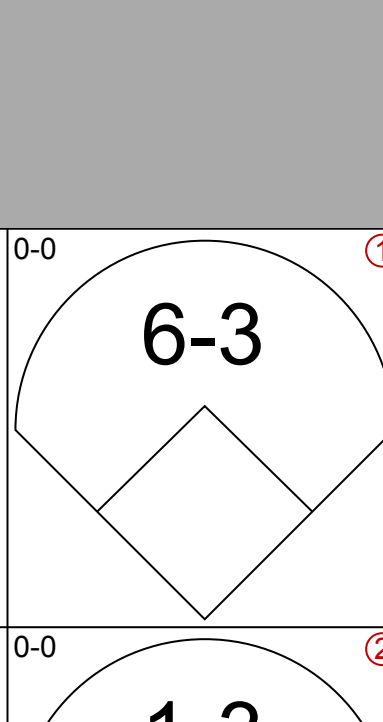
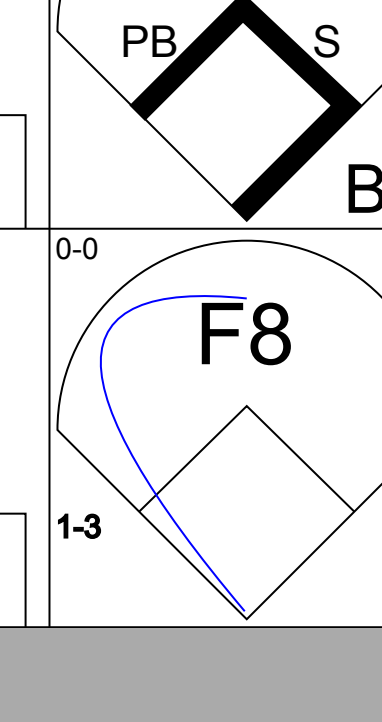
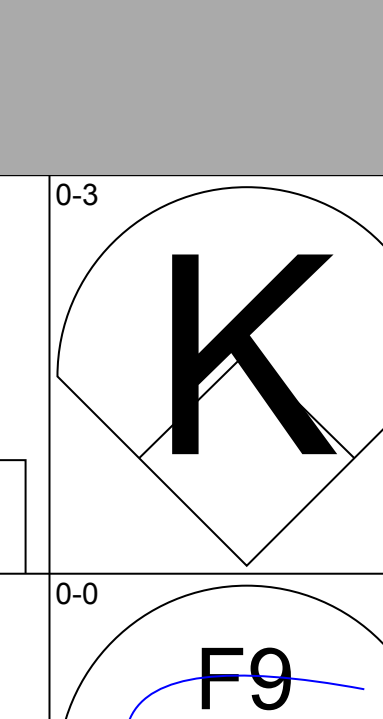
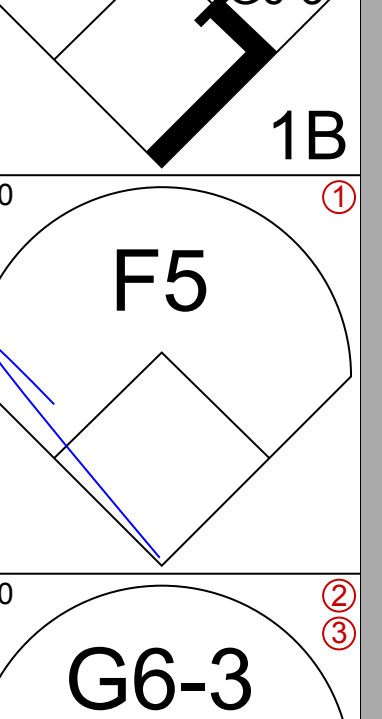
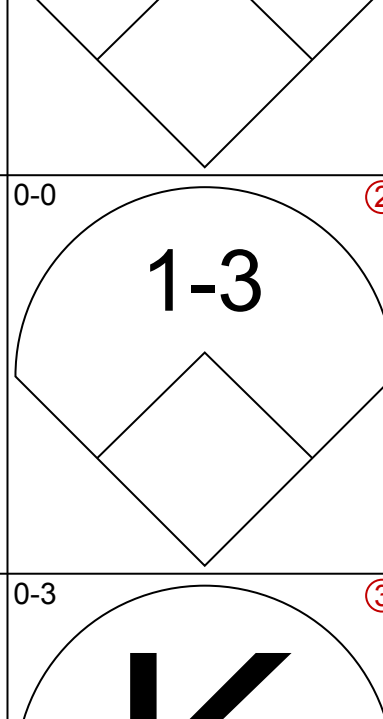
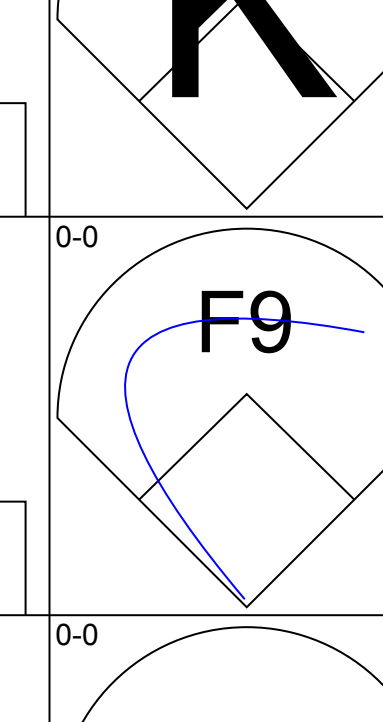
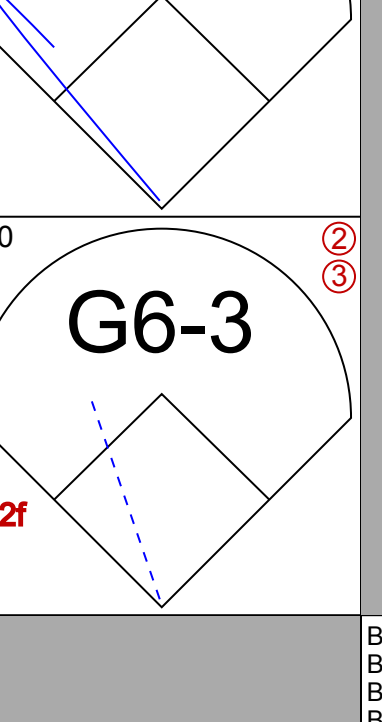
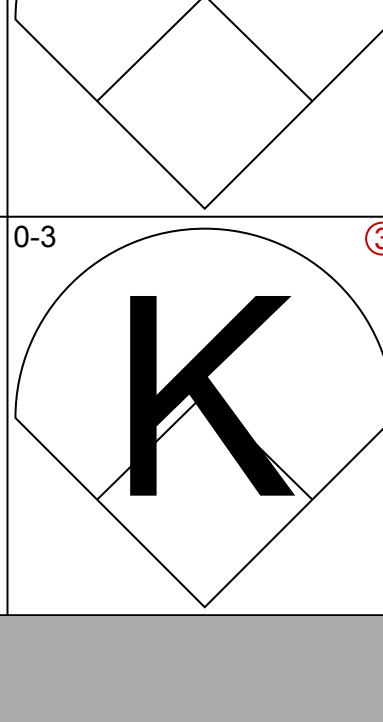
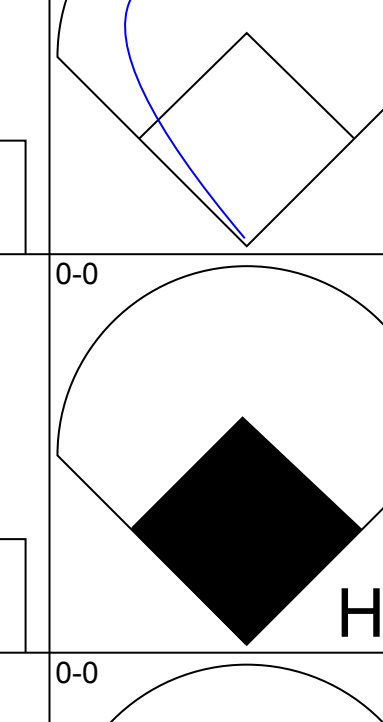
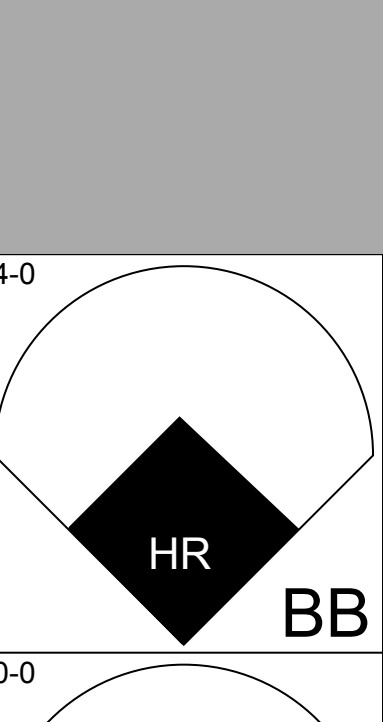
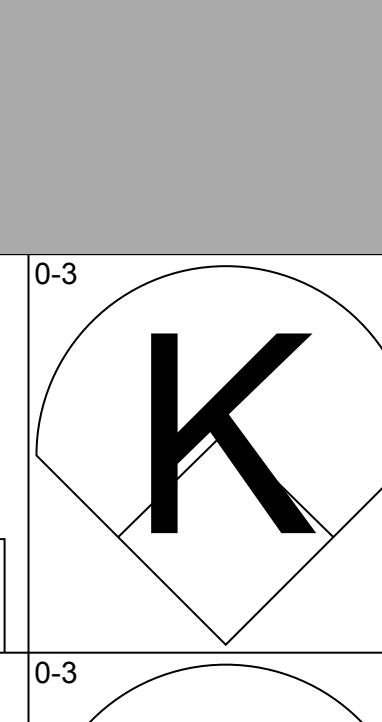
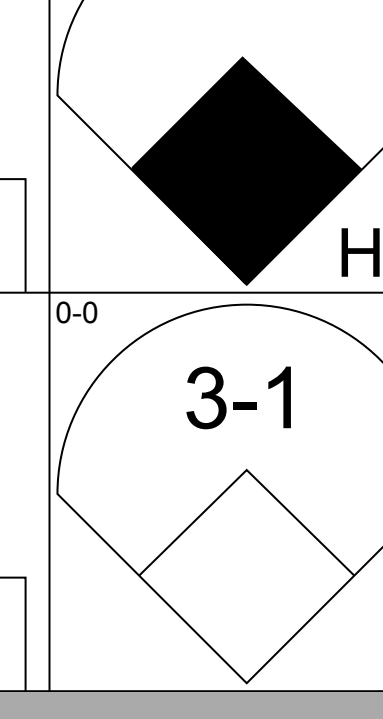
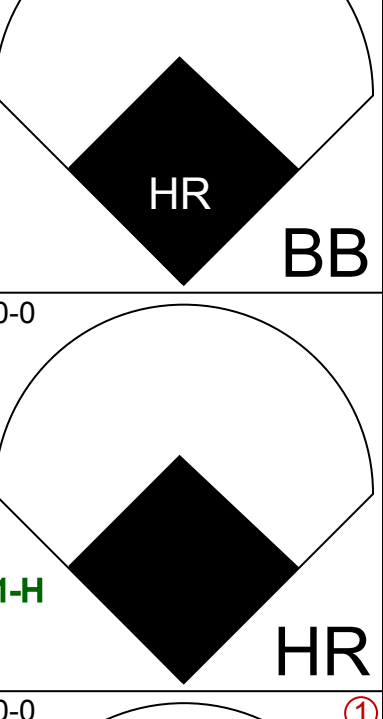
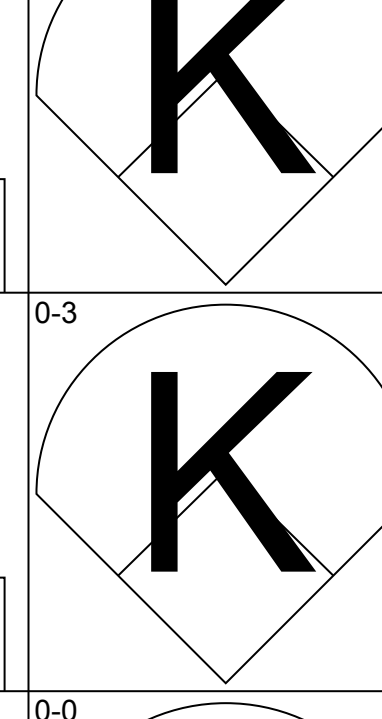
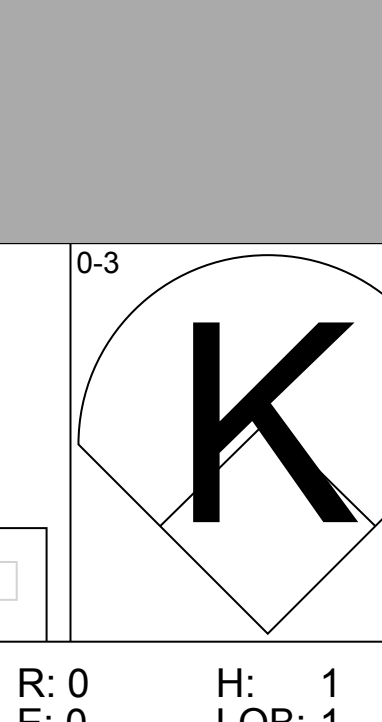
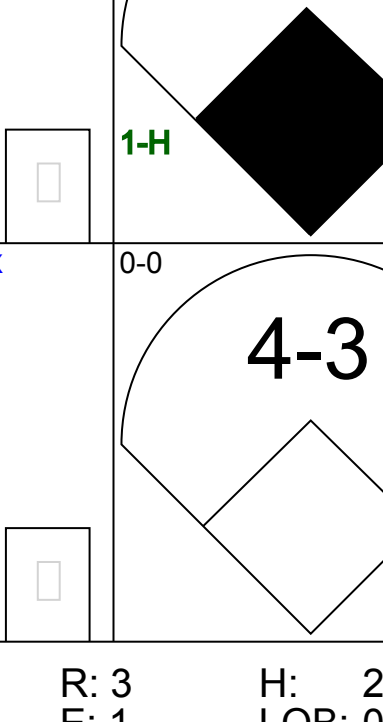
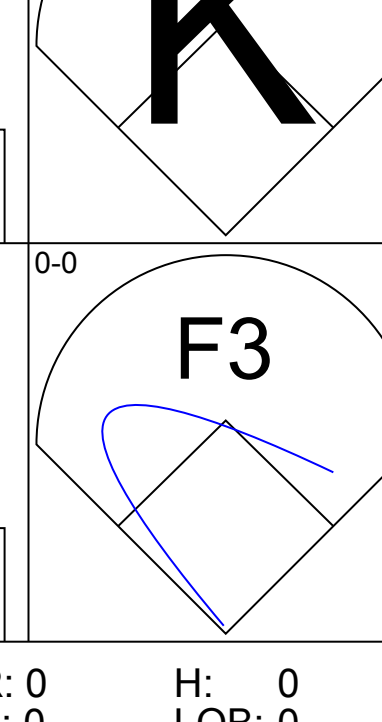
AB	38
R	3
H	9
RBI	3
BB	1
SO	5
LOB	14



Batter	1	2	3	4	5	6	7	8	9	AB	R	H	RBI	BB	SO	LOB	TOP
Bert Campaneris, R OBP: 0.200, SLG: 0.240 (1, 6)	F9		F9		6-3			F4		4	0	0	0	0	0	0	Kansas City Athletics @ Cleveland Indians Cleveland Municipal Stadium, Cleveland, OH Mon Apr 25 1966, 7:05 PM EDT Att: 5,227 - Unknown livebaseballscorecards.com
Jose Tartabull, L OBP: 0.194, SLG: 0.200 (1, 8)	F8		F9			G1-4-3 BB 1B		1-3		4	0	1	0	0	0	0	
Mike Hershberger, R OBP: 0.419, SLG: 0.480 (1, 9)	E BB					G1-4-3 BB 1-2		FC5-4 BB		0	0	0	0	4	0	0	
Ken Harrelson, R OBP: 0.257, SLG: 0.194 (1, 3)	E3 FC5-4 1-2		K			G1-4-3 1-2 2-3		FC5-4 BB		4	0	0	0	0	1	5	
Dick Green, R OBP: 0.229, SLG: 0.229 (1, 4)	FC5-4 1-2			K		K			F8	4	0	0	0	0	2	3	
Ed Charles, R OBP: 0.227, SLG: 0.158 (1, 5)		E BB		6-3				F3		3	0	0	0	1	0	0	
Ossie Chavarria, R OBP: 0.222, SLG: 0.125 (1, 7)	E6 K2 1-3		1-3					BB		3	0	0	0	1	1	1	
Ken Suarez, R OBP: 0.214, SLG: 0.154 (1, 2)		K			5-3			F5		3	0	0	0	0	1	3	
Rollie Sheldon, R Phil Roof, R Aurelio Montegudo, R (1, 1) (7, PH) (7, 1)	K2 1-2				K			K		2	0	0	0	0	2	2	
Inning Stats	R: 0 E: 1 K: 0 S: 4	H: 0 LOB: 2 BB: 1 P: 8	R: 0 E: 1 K: 2 S: 7	H: 0 LOB: 2 BB: 1 P: 11	R: 0 E: 0 K: 1 S: 5	H: 0 LOB: 0 BB: 1 P: 9	R: 0 E: 0 K: 1 S: 5	H: 0 LOB: 0 BB: 0 P: 5	R: 0 E: 0 K: 1 S: 5	H: 1 LOB: 1 BB: 1 P: 9	R: 0 E: 0 K: 1 S: 3	H: 0 LOB: 1 BB: 1 P: 7	R: 0 E: 0 K: 1 S: 5	H: 0 LOB: 0 BB: 0 P: 5	1B: 1 2B: 1 3B: 0 HR: 0	SF: 0 SAC: 0 DP: 2 HBP: 0	WP: 0 PA: 34 PB: 0 CS: 0
PITCHER Sam McDowell, L ERA: 1.99 (1, 1)	IP: 9.0 WLS: W BF: 34 H: 1 R: 0 ER: 0 SO: 8 BB: 6 IBB: 0 HBP: 0 BLK: 0 WP: 0 HR: 0 S: 44 P: 68 ERA: 0.00 WHIP: 0.778															PITCHER IP: 9.0 WLS: W BF: 34 H: 1 R: 0 ER: 0 SO: 8 BB: 6 IBB: 0 HBP: 0 BLK: 0 WP: 0 HR: 0 S: 44 P: 68 ERA: 0.00 WHIP: 0.778	

Batter	1	2	3	4	5	6	7	8	9	AB	R	H	RBI	BB	SO	LOB	BOTTOM
Vic Davallillo, L OBP: 0.351, SLG: 0.323 (1, 8)	F7		FC1-4 1B 1-2		1-4-3			4-3		4	0	0	0	0	0	2	Kansas City Athletics @ Cleveland Indians Cleveland Municipal Stadium, Cleveland, OH Mon Apr 25 1966, 7:05 PM EDT Att: 5,227 - Unknown livebaseballscorecards.com
Max Alvis, R OBP: 0.500, SLG: 0.559 (1, 5)						2B 1B BB		2B FC5-2 BB		2	1	2	0	2	0	0	
Leon Wagner, L Jim Landis, R OBP: 0.286, SLG: 0.346 OBP: 0.545, SLG: 0.667 (1, 7) (7, PR) (8, 7)	F3		4-3			1B 2B		1B 2B		4	1	2	0	0	0	3	
Rocky Colavito, R OBP: 0.400, SLG: 0.516 (1, 9)	4-3					K		FC5-2 3-H		4	0	0	0	0	2	5	
Fred Whitfield, L OBP: 0.438, SLG: 0.867 (1, 3)		4-3		4-3		1B IBB		1-4-6		3	0	0	0	1	0	2	
Pedro Gonzalez, R OBP: 0.273, SLG: 0.250 (1, 4)	F3			4-3				F4		3	0	0	0	1	0	3	
Larry Brown, R OBP: 0.233, SLG: 0.179 (1, 6)		K				1-3 2-H 3-H 4-0		1B		4	0	1	2	0	1	1	
Del Crandall, R OBP: 0.333, SLG: 0.300 (1, 2)			FC1-4 1B		SH5-3 2B			1B		3	0	2	0	1	0	0	
Sam McDowell, L OBP: 0.222, SLG: 0.222 (1, 1)			K		SH5-3 2-3			K		2	0	0	0	0	2	4	
Inning Stats	R: 0 E: 0 K: 0 S: 4	H: 1 LOB: 1 BB: 0 P: 4	R: 0 E: 0 K: 1 S: 5	H: 0 LOB: 0 BB: 0 P: 5	R: 0 E: 0 K: 1 S: 5	H: 0 LOB: 0 BB: 0 P: 5	R: 0 E: 0 K: 2 S: 9	H: 2 LOB: 3 BB: 3 P: 21	R: 0 E: 0 K: 0 S: 4	H: 1 LOB: 2 BB: 1 P: 8	R: 0 E: 0 K: 0 S: 2	H: 0 LOB: 0 BB: 1 P: 6	R: 0 E: 0 K: 0 S: 2	H: 0 LOB: 1 BB: 1 P: 6	1B: 4 2B: 4 3B: 0 HR: 0	SF: 0 SAC: 1 DP: 1 HBP: 0	WP: 0 PA: 35 PB: 0 CS: 0
PITCHER Rollie Sheldon, R Aurelio Montegudo, R ERA: 3.97 ERA: (1, 1) (7, 1)	IP: 6.0 WLS: L BF: 27 H: 6 R: 2 ER: 2 SO: 5 BB: 2 IBB: 2 HBP: 0 BLK: 0 WP: 0 HR: 0 S: 34 P: 46 ERA: 3.00 WHIP: 1.167															PITCHER IP: 2.0 WLS: L BF: 8 H: 1 R: 0 ER: 0 SO: 0 BB: 0 IBB: 0 HBP: 0 BLK: 0 WP: 0 HR: 0 S: 6 P: 14 ERA: 0.00 WHIP: 1.500	

Batter	1	2	3	4	5	6	7	8	9	AB	R	H	RBI	BB	SO	LOB	TOP				
Bert Campaneris, R OBP: 0.172, SLG: 0.207 (1, 6)										4	0	0	0	0	2	4	<p>Kansas City Athletics @ Cleveland Indians Cleveland Municipal Stadium, Cleveland, OH</p> <p>Tue Apr 26 1966, 7:05 PM EDT Att: 3,789 - Unknown</p> <p>livebaseballscorecards.com</p> <p>AB 28 R 0 H 3 RBI 0 BB 3 SO 12 LOB 10</p> 				
Jose Tartabull, L OBP: 0.200, SLG: 0.205 (1, 8)										4	0	1	0	0	1	0					
Manny Jimenez, L OBP: 0.292, SLG: 0.056 (1, 7)										3	0	0	0	1	2	1					
Billy Bryan, L (1, 3)										4	0	0	0	0	3	1					
Larry Stahl, L (1, 9)										3	0	0	0	0	2	0					
Wayne Causey, L OBP: 0.385, SLG: 0.360 (1, 5)										3	0	1	0	0	0	0					
Ossie Chavarria, R OBP: 0.250, SLG: 0.182 (1, 4)										3	0	1	0	0	1	0					
Ken Suarez, R OBP: 0.294, SLG: 0.143 (1, 2)										1	0	0	0	2	1	0					
Chuck Dobson, R (1, 1)										2	0	0	0	0	0	3					
Ron Stone, L (8, PH)										1	0	0	0	0	0	1					
Jim Dickson, L (8, 1)										0	0	0	0	0	0	0					
Inning Stats	R: 0 E: 0 K: 3 S: 9	H: 0 LOB: 1 BB: 1 P: 13	R: 0 E: 0 K: 2 S: 7	H: 0 LOB: 0 BB: 0 P: 7	R: 0 E: 0 K: 1 S: 5	H: 0 LOB: 0 BB: 0 P: 5	R: 0 E: 1 K: 1 S: 5	H: 1 LOB: 0 BB: 0 P: 5	R: 0 E: 0 K: 2 S: 9	H: 2 LOB: 3 BB: 1 P: 13	R: 0 E: 0 K: 0 S: 3	H: 0 LOB: 0 BB: 0 P: 3	R: 0 E: 0 K: 0 S: 2	H: 0 LOB: 0 BB: 1 P: 6	R: 0 E: 0 K: 2 S: 7	H: 0 LOB: 0 BB: 0 P: 7	1B: 3 2B: 0 3B: 0 HR: 0	SF: 0 SAC: 0 DP: 1 HBP: 0	WP: 0 PB: 0 CS: 0	PA: 31	
PITCHER Luis Tiant, R ERA:	IP: 9.0	WLS: W	BF: 31	H: 3	R: 0	ER: 0	SO: 12	BB: 3	IBB: 0	HBP: 0	BLK: 0	WP: 0	HR: 0	S: 52	P: 64	ERA: 0.00	WHIP: 0.667				

Batter	1	2	3	4	5	6	7	8	9	AB	R	H	RBI	BB	SO	LOB	BOTTOM				
Vic Davallo, L OBP: 0.366, SLG: 0.371 (1, 8)										4	1	2	0	0	0	0	<p>Kansas City Athletics @ Cleveland Indians Cleveland Municipal Stadium, Cleveland, OH</p> <p>Tue Apr 26 1966, 7:05 PM EDT Att: 3,789 - Unknown</p> <p>livebaseballscorecards.com</p> <p>AB 28 R 4 H 6 RBI 3 BB 3 SO 7 LOB 8</p> 				
Max Alvis, R OBP: 0.500, SLG: 0.541 (1, 5)										3	0	1	0	1	2	1					
Leon Wagner, L OBP: 0.281, SLG: 0.310 (1, 7)										3	0	0	0	1	0	3					
Rocky Colavito, R OBP: 0.385, SLG: 0.486 (1, 9)										4	0	1	0	0	0	2					
Fred Whitfield, L OBP: 0.368, SLG: 0.722 (1, 3)										3	0	0	0	0	1	1					
Pedro Gonzalez, R OBP: 0.250, SLG: 0.229 (1, 4)										3	0	0	0	0	1	1					
Larry Brown, R OBP: 0.273, SLG: 0.300 (1, 6)										2	2	1	1	1	1	0					
Duke Sims, L OBP: 0.286, SLG: 0.692 (1, 2)										3	1	1	2	0	1	0					
Luis Tiant, R (1, 1)										3	0	0	0	0	1	0					
Inning Stats	R: 0 E: 0 K: 0 S: 4	H: 1 LOB: 1 BB: 0 P: 4	R: 1 E: 0 K: 1 S: 6	H: 1 LOB: 0 BB: 0 P: 6	R: 0 E: 0 K: 1 S: 5	H: 1 LOB: 1 BB: 1 P: 9	R: 0 E: 0 K: 0 S: 3	H: 1 LOB: 0 BB: 0 P: 3	R: 3 E: 1 K: 1 S: 7	H: 2 LOB: 0 BB: 1 P: 11	R: 0 E: 0 K: 1 S: 5	H: 0 LOB: 0 BB: 0 P: 5	R: 0 E: 0 K: 2 S: 7	H: 0 LOB: 0 BB: 0 P: 7	R: 0 E: 0 K: 1 S: 5	H: 0 LOB: 1 BB: 1 P: 9		1B: 3 2B: 1 3B: 0 HR: 2	SF: 0 SAC: 0 DP: 2 HBP: 0	WP: 1 PB: 1 CS: 0	PA: 31
PITCHER Chuck Dobson, R ERA: 3.55 Jim Dickson, R ERA:	IP: 7.0	WLS: L	BF: 27	H: 6	R: 4	ER: 3	SO: 6	BB: 2	IBB: 0	HBP: 0	BLK: 0	WP: 1	HR: 2	S: 37	P: 45	ERA: 3.86	WHIP: 1.143				
PITCHER	IP: 1.0	WLS: L	BF: 4	H: 0	R: 0	ER: 0	SO: 1	BB: 1	IBB: 0	HBP: 0	BLK: 0	WP: 0	HR: 0	S: 5	P: 9	ERA: 0.00	WHIP: 1.000				

Batter	1	2	3	4	5	6	7	8	9	AB	R	H	RBI	BB	SO	LOB	TOP			
Jose Tartabull, L (1,8) OBP: 0.184, SLG: 0.188	0-0 6-3		0-0 4-3			0-0 L8		0-0 E 1B		4	0	1	0	0	0	1				
Bert Campaneris, R (1,6) OBP: 0.211, SLG: 0.270	0-3 K		0-0 1-3			0-0 FC6-4 1-2		0-0 E5 G5-4-3		4	0	0	0	0	0	1				
Manny Jimenez, L (1,9) Ralph Terry, R (6,1) Ed Charles, R (8, FH) Jesse Hickman, R (8,1)	0-0 1-3			0-0 G6-3 1B		0-0 1-3		0-0 G5-4-3 1-2		3	0	1	0	0	0	1				
Dick Green, R (1,4) OBP: 0.256, SLG: 0.262		0-3 K		0-0 G6-3 1-2			0-0 1-3		0-0 L9	4	0	0	0	0	1	1				
Billy Bryan, L (1,2) OBP: 0.107, SLG: 0.077		0-0 1B		0-0 F6			0-0 1B		0-0 4-3	0	0	0	0	0	0	0				
Ken Harrelson, R (1,3) OBP: 0.233, SLG: 0.179		0-3 K			0-0 G4-6-3 1B		0-3 K		0-3 K	4	0	1	0	0	3	2				
Wayne Causey, L (1,5) OBP: 0.414, SLG: 0.346		4-0 BB			0-0 G4-6-3 1-2 BB		4-0 1-2 BB			1	0	0	0	2	0	1				
Mike Hershberger, R (1,7) OBP: 0.342, SLG: 0.375		0-0 F8			0-0 6-3		0-3 K			3	0	0	0	0	1	4				
Fred Talbot, R (1,1) Aurelio Monteaugudo, R (3,1) Larry Stahl, L (6, FH) OBP: 0.159, SLG: 0.278			0-0 1-3			0-0 FC6-4 1B		0-0 4-3		1	0	0	0	0	0	0				
Inning Stats	R: 0 E: 0 K: 1 S: 5	H: 0 LOB: 0 BB: 0 P: 5	R: 0 E: 0 K: 2 S: 8	H: 1 LOB: 2 BB: 1 P: 12	R: 0 E: 0 K: 0 S: 3	H: 0 LOB: 0 BB: 0 P: 3	R: 0 E: 0 K: 0 S: 3	H: 1 LOB: 0 BB: 0 P: 3	R: 0 E: 0 K: 0 S: 4	H: 1 LOB: 0 BB: 0 P: 4	R: 0 E: 1 K: 2 S: 8	H: 1 LOB: 2 BB: 1 P: 12	R: 0 E: 1 K: 0 S: 4	H: 1 LOB: 1 BB: 0 P: 4	R: 0 E: 0 K: 1 S: 5	H: 0 LOB: 0 BB: 0 P: 5	1B: 6 2B: 0 3B: 0 HR: 0	SF: 0 SAC: 0 DP: 3 HBP: 0	WP: 0 PB: 0 SB: 0 CS: 0	PA: 33
PITCHER Mel Stottlemyre, R (1,1) ERA: 1.8	IP: 9.0 WLS: W BF: 33 H: 6 R: 0 ER: 0 SO: 6 BB: 2 IBB: 0 HBP: 0 BLK: 0 WP: 0 HR: 0 S: 43 P: 51 ERA: 0.00 WHIP: 0.889																			

Kansas City Athletics @ New York Yankees
Yankee Stadium, Bronx, NY
Sat Apr 30 1966, 3:33 AM EDT
Att: 11,416 - Unknown - 55 F

AB 27
R 0
H 4
RBI 0
BB 2
SO 6
LOB 14



Batter	1	2	3	4	5	6	7	8	9	AB	R	H	RBI	BB	SO	LOB	BOTTOM			
Bobby Richardson, R (1,4) OBP: 0.322, SLG: 0.382	4-0 1B G4-6-3 BB		0-0 F6		0-0 F2		0-0 E5			3	1	0	0	1	0	3				
Roy White, S (1,7) OBP: 0.500, SLG: 0.588	0-0 G4-6-3 1-3 1B		4-0 F7 S BB		0-0 FC3-6 S		0-0 F5			3	1	1	0	1	0	3				
Roger Maris, L (1,9) OBP: 0.280, SLG: 0.163	0-0 G4-6-3 1-2 3-H		0-0 F9		0-0 F4		0-0 F8			4	0	0	0	0	0	3				
Mickey Mantle, S (1,8) OBP: 0.450, SLG: 0.424 Lou Clinton, R (6, PR) OBP: 0.500, SLG: 0.733	0-0 L1		4-0 S BB		0-0 2B		0-0 2B			2	0	1	0	1	0	0				
Joe Pepitone, L (1,3) OBP: 0.278, SLG: 0.385		0-0 F9		0-0 F7		0-0 F2		0-0 F6		4	0	0	0	0	0	4				
Clete Boyer, R (1,6) OBP: 0.200, SLG: 0.250		0-0 E 1B		0-0 6-3		0-0 6-3		0-0 6-3		4	1	1	0	0	0	3				
Horace Clarke, S (1,5)		0-0 E5 1B SH3-4		4-0 1B BB		0-0 3-1		4-0 G5-4-3 BB		2	2	0	0	2	0	2				
Jake Gibbs, L (1,2) OBP: 0.273, SLG: 0.545		0-0 SH3-4 1B		0-0 FC3-6 1B S		0-0 F3		0-0 F8		4	1	2	1	0	0	1				
Mel Stottlemyre, R (1,1) OBP: 0.222, SLG: 0.125		0-0 SH3-4		0-0 FC3-6 1B		0-0 4-3		0-0 G5-4-3		3	0	1	2	0	0	1				
Inning Stats	R: 1 E: 0 K: 0 S: 3	H: 1 LOB: 1 BB: 1 P: 7	R: 2 E: 1 K: 0 S: 6	H: 2 LOB: 1 BB: 0 P: 6	R: 1 E: 0 K: 0 S: 3	H: 0 LOB: 1 BB: 2 P: 11	R: 2 E: 0 K: 0 S: 5	H: 2 LOB: 1 BB: 1 P: 9	R: 0 E: 0 K: 0 S: 4	H: 1 LOB: 1 BB: 0 P: 4	R: 0 E: 1 K: 0 S: 4	H: 0 LOB: 1 BB: 0 P: 4	R: 0 E: 0 K: 0 S: 2	H: 0 LOB: 0 BB: 1 P: 6	R: 0 E: 0 K: 0 S: 2	H: 0 LOB: 0 BB: 1 P: 6	1B: 5 2B: 2 3B: 0 HR: 0	SF: 0 SAC: 1 DP: 2 HBP: 0	WP: 0 PB: 0 SB: 0 CS: 0	PA: 36
PITCHER Fred Talbot, R (1,1) ERA: 6.75 Aurelio Monteaugudo, R (3,1) ERA: 2.57 Ralph Terry, R (6,1) ERA: Jesse Hickman, R (8,1) ERA:	IP: 2.0 WLS: L BF: 11 H: 3 R: 4 ER: 3 SO: 0 BB: 2 IBB: 0 HBP: 0 BLK: 0 WP: 0 HR: 0 S: 9 P: 17 ERA: 13.50 WHIP: 2.500																			


Kansas City Athletics @ New York Yankees
Yankee Stadium, Bronx, NY
Sat Apr 30 1966, 3:33 AM EDT
Att: 11,416 - Unknown - 55 F

AB 30
R 6
H 7
RBI 3
BB 5
SO 0
LOB 20



Batter	1	2	3	4	5	6	7	8	9	AB	R	H	RBI	BB	SO	LOB	TOP							
Bert Campaneris, R OBP: 0.239, SLG: 0.311	0-0 E 4-1 1B	0-0 E 1-H 2B		0-3 K			0-0 E1 1B			4	2	3	1	0	1	1	Kansas City Athletics @ New York Yankees Yankee Stadium, Bronx, NY Sun May 01, 1966, 3:38 AM EDT Att: 17,387 - Overcast - 67 F livebaseballscorecards.com							
Jose Tartabull, L OBP: 0.175, SLG: 0.179	0-0 4-1 1-2	0-0 E9 2-H 1B			0-0 F7		0-0 4-3 1B			4	0	1	1	0	0	2								
Ed Charles, R OBP: 0.278, SLG: 0.250	0-0 E6 2-H 6-3	0-0 F9			0-0 F9			0-0 2B		4	0	1	0	0	0	1								
Dick Green, R OBP: 0.216, SLG: 0.220	0-0 6-3 1-2		0-0 F3		0-0 5-3			0-0 F5		4	0	0	0	0	0	2								
Ken Harrelson, R OBP: 0.196, SLG: 0.149	0-0 1-3		0-0 F3		0-3 K			0-0 6-3		4	0	0	0	0	1	2								
Mike Hershberger, R OBP: 0.371, SLG: 0.333		0-0 L5	0-0 F8		0-0 F8			0-0 6-3		4	0	0	0	0	0	1								
Ossie Chavarria, R OBP: 0.318, SLG: 0.333		0-0 1B FC4-6 1B		0-0 SH2-4 1B		0-3 K		0-0 F4		4	1	2	0	0	1	0								
Ken Suarez, R OBP: 0.308, SLG: 0.217		0-0 FC4-6 1B		0-0 F7			0-0 5-3	0-3 K		3	0	1	0	0	0	1								
Wayne Causey, L OBP: 0.400, SLG: 0.333		0-0 FC4-6 1B		0-0 SH2-4			0-0 L4	0-3 K		1	0	0	0	0	0	0								
Chuck Dobson, R		0-0 FC4-6 2B		0-0 SH2-4				0-3 K		0	0	0	0	0	0	0								
Lew Krausse, R		1-2 3-H		1-2						0	0	0	0	0	0	0								
Ron Stone, L										0	0	0	0	0	0	0								
Jim Dickson, L										0	0	0	0	0	0	0								
Billy Bryan, L OBP: 0.103, SLG: 0.074										0	0	0	0	0	0	0								
Inning Stats	R: 1 E: 1 K: 0 S: 5	H: 1 LOB: 1 BB: 0 P: 5	R: 3 E: 1 K: 0 S: 7	H: 4 LOB: 1 BB: 0 P: 7	R: 0 E: 0 K: 0 S: 3	H: 0 LOB: 0 BB: 0 P: 3	R: 0 E: 0 K: 1 S: 6	H: 1 LOB: 1 BB: 0 P: 6	R: 0 E: 0 K: 0 S: 3	H: 0 LOB: 0 BB: 0 P: 3	R: 0 E: 0 K: 2 S: 7	H: 0 LOB: 0 BB: 0 P: 7	R: 0 E: 1 K: 0 S: 4	H: 1 LOB: 1 BB: 0 P: 4	R: 0 E: 0 K: 0 S: 4	H: 1 LOB: 1 BB: 0 P: 4	R: 0 E: 0 K: 0 S: 7	H: 0 LOB: 0 BB: 0 P: 7	1B: 6 2B: 2 3B: 0 HR: 0	SF: 0 SAC: 1 DP: 0 HBP: 0	WP: 0 PB: 0 SB: 0 CS: 0	PA: 36		
PITCHER	IP WLS BF H R ER SO BB IBB HBP BLK WP HR S P ERA WHIP																							
Fritz Peterson, L ERA: 5.06	(1, 1) 2.0	W 12	5	4	3	0	0	0	0	0	0	0	0	0	12	12	13.50	2.500						
Jack Cullen, R ERA: 1.74	(3, 1) 7.0	W 24	3	0	0	5	0	0	0	0	0	0	0	0	34	34	0.00	0.429						

Batter	1	2	3	4	5	6	7	8	9	AB	R	H	RBI	BB	SO	LOB	BOTTOM							
Bobby Richardson, R OBP: 0.309, SLG: 0.359	0-0 HR 1B	0-0 F6			0-0 6-3	0-0 FC6 1B		0-0 L7		5	1	2	1	0	0	2	Kansas City Athletics @ New York Yankees Yankee Stadium, Bronx, NY Sun May 01, 1966, 3:38 AM EDT Att: 17,387 - Overcast - 67 F livebaseballscorecards.com							
Roy White, S OBP: 0.472, SLG: 0.595	0-0 L8		0-0 G6-3 BB			0-0 FC6		0-0 F8		4	1	1	1	1	0	2								
Roger Maris, L OBP: 0.305, SLG: 0.260	0-0 1-H HR		0-0 G6-3 1-2		0-0 2B 1B BB	0-0 3-1		0-0 2B		4	2	2	2	1	0	1								
Joe Pepitone, L OBP: 0.274, SLG: 0.417	0-0 F5		0-0 4-3		0-0 1B 2B	0-0 SF7 3B		0-0 F3		5	2	2	0	0	0	1								
Tom Tresh, S OBP: 0.310, SLG: 0.275	0-3 K			0-0 L9	0-0 SH1-3 2B IBB	0-0 1B S BB				2	2	0	0	2	1	0								
Lou Clinton, R OBP: 0.500, SLG: 0.706		0-0 1B BB		0-0 F3	0-0 SH1-3 2B 1B	0-0 SF7				2	1	1	3	1	0	0								
Clete Boyer, R OBP: 0.213, SLG: 0.259		0-0 1-2 1B		0-0 5-3	0-0 SH1-3	0-0 S IBB 1B				3	0	2	0	0	0	0								
Jake Gibbs, L OBP: 0.333, SLG: 0.571		0-0 F8			0-0 F6	0-0 2-H 3-H 2B		0-0 1B 2B		3	1	1	2	1	0	2								
Fritz Peterson, S OBP: 0.250, SLG: 0.250		0-3 K			0-0 1-3	0-3 K		0-3 K		0	0	0	0	0	0	0								
Mickey Mantle, S OBP: 0.400, SLG: 0.368						0-0 K		0-0 K		1	0	0	0	0	1	2								
Jack Cullen, R ERA: 9.0						1-2 2-3 3-H				3	0	0	0	0	2	3								
Inning Stats	R: 2 E: 0 K: 1 S: 7	H: 2 LOB: 0 BB: 0 P: 7	R: 0 E: 0 K: 1 S: 6	H: 1 LOB: 2 BB: 1 P: 10	R: 0 E: 0 K: 0 S: 2	H: 0 LOB: 0 BB: 1 P: 6	R: 0 E: 0 K: 0 S: 3	H: 0 LOB: 0 BB: 0 P: 3	R: 0 E: 0 K: 1 S: 10	H: 5 LOB: 1 BB: 2 P: 18	R: 2 E: 0 K: 1 S: 7	H: 2 LOB: 2 BB: 2 P: 15	R: 0 E: 0 K: 0 S: 4	H: 1 LOB: 1 BB: 0 P: 4	1B: 5 2B: 3 3B: 1 HR: 2	SF: 1 SAC: 1 DP: 1 HBP: 0	WP: 0 PB: 0 SB: 3 CS: 0	PA: 40						
PITCHER	IP WLS BF H R ER SO BB IBB HBP BLK WP HR S P ERA WHIP																							
Chuck Dobson, R ERA: 4.58	(1, 1) 5.0	L 21	4	4	4	2	0	1	0	0	0	0	0	0	9	13	36.00	4.000						
Lew Krausse, R ERA: 3.97	(6, 1) 1.0	L 8	4	4	4	1	0	1	0	0	0	0	0	0	11	19	9.00	2.000						
Jim Dickson, R ERA: 9.0	(7, 1) 2.0	11	3	2	2	1	1	1	0	0	0	0	0	0	0	0								



Batter	1	2	3	4	5	6	7	8	9	AB	R	H	RBI	BB	SO	LOB	TOP		
Bert Campaneris, R (1,6) OBP: 0.296, SLG: 0.296										4	0	0	1	0	1	2			
Manny Jimenez, L (1,7) OBP: 0.281, SLG: 0.115										4	0	1	0	0	0	3			
Billy Bryan, L (1,2) OBP: 0.118, SLG: 0.094										4	0	1	0	0	1	1			
Larry Stahl, L (1,9) OBP: 0.125, SLG: 0.217										4	0	0	0	0	2	2			
Jose Tartabull, L (1,8) OBP: 0.200, SLG: 0.210 Ralph Terry, R (6,1)										1	0	1	0	2	0	0			
Ossie Chavarria, R (8,PH) OBP: 0.333, SLG: 0.360 Jim Dickson, L (8,1)										0	0	0	0	0	0	0			
Wayne Causey, L (1,5) OBP: 0.353, SLG: 0.290										4	0	0	0	0	0	5			
Ken Harrelson, R (1,3) OBP: 0.220, SLG: 0.167										4	1	1	0	0	0	1			
Dick Green, R (1,4) OBP: 0.220, SLG: 0.211										3	1	1	0	0	1	0			
Fred Talbot, R (1,1) Ron Stone, L (6,8) OBP: 0.167, SLG: 0.167										1	0	0	0	0	0	0			
Inning Stats	R: 0 E: 0 K: 2 S: 9	H: 2 LOB: 3 BB: 1 P: 13	R: 0 E: 0 K: 1 S: 5	H: 0 LOB: 0 BB: 0 P: 5	R: 0 E: 0 K: 0 S: 3	H: 0 LOB: 1 BB: 1 P: 7	R: 0 E: 0 K: 0 S: 4	H: 1 LOB: 1 BB: 0 P: 4	R: 0 E: 0 K: 1 S: 6	H: 1 LOB: 1 BB: 0 P: 6	R: 2 E: 1 K: 0 S: 5	H: 2 LOB: 1 BB: 0 P: 6	R: 0 E: 0 K: 0 S: 3	H: 0 LOB: 0 BB: 0 P: 3	R: 0 E: 0 K: 0 S: 3	H: 0 LOB: 0 BB: 0 P: 3	1B: 5 2B: 0 3B: 1 HR: 0	SF: 0 SAC: 1 DP: 1 HBP: 1	WP: 0 PA: 36 CS: 0
PITCHER Dean Chance, R (1,1) ERA: 2.88	IP: 9.0 WLS: W BF: 36 H: 6 R: 2 ER: 1 SO: 5 BB: 2 IBB: 0 HBP: 1 BLK: 0 WP: 0 HR: 0 S: 43 P: 52 ERA: 1.00 WHIP: 0.889																		

Kansas City Athletics @ California Angels
Anaheim Stadium, Anaheim, CA
Wed May 04 1966, 10:05 PM EDT
Att: 8,145 - Unknown

AB 32
R 2
H 6
RBI 1
BB 2
SO 5
LOB 14



Batter	1	2	3	4	5	6	7	8	9	AB	R	H	RBI	BB	SO	LOB	BOTTOM		
Paul Schaaf, R (1,5) OBP: 0.427, SLG: 0.390										4	1	1	0	1	0	2			
Jim Fregosi, R (1,6) OBP: 0.250, SLG: 0.292										5	0	0	0	0	1	2			
Bobby Knoop, R (1,4) OBP: 0.313, SLG: 0.506										5	1	2	0	0	1	0			
Norm Siebern, L (1,3) OBP: 0.400, SLG: 0.390 Tom Satrino, L (8,3) OBP: 0.500, SLG: 0.833										3	3	3	2	1	0	0			
Rick Reichardt, R (1,8) OBP: 0.411, SLG: 0.629										1	1	1	0	0	0	0			
Jackie Warner, R (1,9) OBP: 0.422, SLG: 0.691										5	3	3	1	0	0	3			
Ed Kirkpatrick, L (1,7) OBP: 0.429, SLG: 0.211										4	3	2	2	1	0	4			
Buck Rodgers, S (1,2) OBP: 0.271, SLG: 0.354										2	1	1	2	2	0	0			
Dean Chance, R (1,1) OBP: 0.067, SLG: 0.067										4	0	0	0	0	2	4			
Inning Stats	R: 0 E: 0 K: 1 S: 4	H: 0 LOB: 0 BB: 1 P: 8	R: 2 E: 0 K: 0 S: 6	H: 4 LOB: 1 BB: 0 P: 6	R: 5 E: 0 K: 0 S: 8	H: 5 LOB: 1 BB: 0 P: 9	R: 0 E: 0 K: 1 S: 5	H: 0 LOB: 0 BB: 0 P: 5	R: 3 E: 0 K: 1 S: 7	H: 2 LOB: 1 BB: 2 P: 15	R: 0 E: 0 K: 0 S: 5	H: 2 LOB: 2 BB: 0 P: 5	R: 0 E: 0 K: 1 S: 6	H: 1 LOB: 1 BB: 0 P: 6	R: 3 E: 0 K: 0 S: 5	H: 3 LOB: 2 BB: 2 P: 13	1B: 11 2B: 4 3B: 1 HR: 1	SF: 0 SAC: 0 DP: 0 HBP: 1	WP: 1 PA: 44 CS: 0
PITCHER Fred Talbot, R (1,1) ERA: 10.06 Ralph Terry, R (6,1) ERA: 12.0 Jim Dickson, R (8,1) ERA: 12.0	IP: 5.0 WLS: L BF: 28 H: 11 R: 10 ER: 10 SO: 3 BB: 2 IBB: 1 HBP: 0 BLK: 0 WP: 1 HR: 1 S: 30 P: 43 ERA: 18.00 WHIP: 2.600																		

Kansas City Athletics @ California Angels
Anaheim Stadium, Anaheim, CA
Wed May 04 1966, 10:05 PM EDT
Att: 8,145 - Unknown

AB 38
R 13
H 17
RBI 12
BB 5
SO 4
LOB 16




Batter	1	2	3	4	5	6	7	8	9	AB	R	H	RBI	BB	SO	LOB	TOP			
Jose Tartabull, L (1, 8) OBP: 0.217, SLG: 0.227										4	0	2	0	0	0	0				
Bert Campaneris, R (1, 6) OBP: 0.220, SLG: 0.276										4	0	0	0	0	0	2				
Manny Jimenez, L (1, 7) OBP: 0.250, SLG: 0.100										4	0	0	0	0	0	2				
Ken Harrelson, R (1, 3) OBP: 0.206, SLG: 0.155										4	0	0	0	0	2	1				
Billy Bryan, L (1, 2) OBP: 0.162, SLG: 0.118										2	0	1	0	1	0	0				
Mike Hershberger, R (1, 9) OBP: 0.269, SLG: 0.304										3	0	0	0	0	0	2				
Wayne Causey, L (1, 5) OBP: 0.351, SLG: 0.294										3	0	1	0	0	0	1				
Dick Green, R (1, 4) OBP: 0.210, SLG: 0.200										3	0	0	0	0	0	1				
Rollie Sheldon, R (1, 1) (& PH)										2	0	0	0	0	0	0				
Larry Stahl, L (8, PH) John Wyatt, R (8, 1)										1	0	0	0	0	0	0				
										0	0	0	0	0	0	0				
Inning Stats	R: 0 E: 0 K: 0 S: 4	H: 1 LOB: 1 BB: 0 P: 4	R: 0 E: 0 K: 0 S: 3	H: 1 LOB: 0 BB: 0 P: 3	R: 0 E: 0 K: 1 S: 4	H: 1 LOB: 1 BB: 0 P: 4	R: 0 E: 0 K: 1 S: 5	H: 0 LOB: 1 BB: 1 P: 9	R: 0 E: 0 K: 0 S: 3	H: 1 LOB: 0 BB: 0 P: 3	R: 0 E: 1 K: 1 S: 6	H: 0 LOB: 1 BB: 0 P: 6	R: 0 E: 0 K: 0 S: 3	H: 0 LOB: 0 BB: 0 P: 3	R: 0 E: 0 K: 0 S: 3	H: 0 LOB: 0 BB: 0 P: 3	1B: 4 2B: 0 3B: 0 HR: 0	SF: 0 SAC: 0 DP: 2 HBP: 0	WP: 0 PB: 0 SB: 0 CS: 1	PA: 31
PITCHER	IP WLS BF H R ER SO BB IBB HBP BLK WP HR S P ERA WHIP																			
Fred Newman, R (1, 1) ERA: 5.19	6.0 W 21 4 0 0 1 1 0 0 0 0 0 0 22 26 0.00 0.833																			
Bob Lee, R (7, 1) ERA: 0.95	3.0 S 10 0 0 0 1 0 0 0 0 0 0 0 12 12 0.00 0.000																			

Kansas City Athletics @ California Angels
Anaheim Stadium, Anaheim, CA
Thu May 05 1966, 10:05 PM EDT
Att: 8,593 - Unknown

livebaseballscorecards.com

AB	30
R	0
H	4
RBI	0
BB	1
SO	2
LOB	9




Batter	1	2	3	4	5	6	7	8	9	AB	R	H	RBI	BB	SO	LOB	BOTTOM			
Paul Schaaf, R (1, 5) OBP: 0.430, SLG: 0.377										2	1	0	0	2	0	1				
Jim Fregosi, R (1, 6) OBP: 0.253, SLG: 0.293										3	0	1	0	0	0	3				
Bobby Knoop, R (1, 4) OBP: 0.298, SLG: 0.481										4	0	0	0	0	2	3				
Norm Siebern, L (1, 3) OBP: 0.415, SLG: 0.395										2	0	1	1	1	0	0				
Jose Cardenal, R (7, 8) OBP: 0.207, SLG: 0.218										1	0	0	0	0	1	0				
Rick Reichardt, R (1, 8) OBP: 0.416, SLG: 0.621										4	0	2	0	0	1	2				
Jackie Warner, R (1, 9) OBP: 0.403, SLG: 0.655										3	0	0	0	0	3	3				
Ed Kirkpatrick, L (1, 7) OBP: 0.419, SLG: 0.227										3	0	1	0	0	0	1				
Bob Lee, R (7, 1)										0	0	0	0	0	0	0				
Buck Rodgers, S (1, 2) OBP: 0.260, SLG: 0.338										3	0	0	0	0	0	0				
Fred Newman, R (1, 1) OBP: 0.500, SLG: 0.500										2	0	1	0	0	1	0				
Tom Satriano, L (7, 3) OBP: 0.571, SLG: 0.857										1	0	1	0	0	0	0				
Inning Stats	R: 1 E: 0 K: 1 S: 7	H: 2 LOB: 2 BB: 1 P: 11	R: 0 E: 0 K: 1 S: 5	H: 0 LOB: 0 BB: 0 P: 5	R: 0 E: 0 K: 1 S: 6	H: 1 LOB: 2 BB: 1 P: 10	R: 0 E: 0 K: 1 S: 5	H: 1 LOB: 0 BB: 0 P: 5	R: 0 E: 0 K: 1 S: 4	H: 1 LOB: 1 BB: 0 P: 4	R: 0 E: 0 K: 1 S: 6	H: 1 LOB: 1 BB: 1 P: 6	R: 0 E: 0 K: 0 S: 3	H: 0 LOB: 0 BB: 0 P: 7	R: 0 E: 0 K: 3 S: 9	H: 0 LOB: 0 BB: 0 P: 9	1B: 7 2B: 1 3B: 0 HR: 0	SF: 0 SAC: 1 DP: 1 HBP: 0	WP: 0 PB: 0 SB: 1 CS: 0	PA: 32
PITCHER	IP WLS BF H R ER SO BB IBB HBP BLK WP HR S P ERA WHIP																			
Rollie Sheldon, R (1, 1) ERA: 1.98	7.0 L 29 7 1 1 5 3 0 0 0 0 0 0 36 48 1.29 1.429																			
John Wyatt, R (8, 1) ERA: 2.7	1.0 3 0 0 0 3 0 0 0 0 0 0 0 9 9 0.00 0.000																			


Kansas City Athletics @ California Angels
Anaheim Stadium, Anaheim, CA
Thu May 05 1966, 10:05 PM EDT
Att: 8,593 - Unknown

livebaseballscorecards.com

AB	28
R	1
H	7
RBI	1
BB	3
SO	8
LOB	13



Batter	1	2	3	4	5	6	7	8	9	AB	R	H	RBI	BB	SO	LOB	TOP					
Fred Valentine, S OBP: 0.294, SLG: 0.365 (1, 8)	1-3		K		F6			G4-6-3		4	0	0	0	0	1	1	Washington Senators @ Kansas City Athletics Municipal Stadium, Kansas City, MO Fri May 06 1966, 8:05 PM EDT Att: 6,324 - Unknown livebaseballscorecards.com					
Don Blasingame, L OBP: 0.276, SLG: 0.219 (1, 4)	FC1-4 BB		FC4-6 BB			K			6-3	2	0	0	0	2	1	0						
Ken McMullen, R OBP: 0.329, SLG: 0.484 (1, 5)	FC1-4 1-2		K			6-3			6-3	4	0	0	0	0	1	2						
Frank Howard, R OBP: 0.279, SLG: 0.444 (1, 7)	5-3		FC4-6 1-2			5-3			5-3	4	0	0	0	0	0	2						
Jim King, L OBP: 0.478, SLG: 0.500 (1, 9)		1B 5-3 1B								3	1	2	0	0	1	0						
Dick Nen, L OBP: 0.357, SLG: 0.333 (1, 3)					F5					3	0	1	0	0	0	1						
Ed Brinkman, R OBP: 0.250, SLG: 0.306 (1, 6)										3	0	0	1	0	0	2						
Jim French, L OBP: 0.500, SLG: 0.375 (1, 2)										3	0	0	0	0	1	1						
Pete Richert, L Casey Cox, R Willie Kirkland, L Tom Cheney, R	K									2	0	0	0	0	2	1						
	K									0	0	0	0	0	0	0						
Inning Stats	R: 0 E: 0 K: 0 S: 3	H: 0 LOB: 1 BB: 1 P: 7	R: 1 E: 0 K: 1 S: 7	H: 2 LOB: 1 BB: 0 P: 7	R: 0 E: 0 K: 2 S: 7	H: 0 LOB: 1 BB: 1 P: 11	R: 0 E: 0 K: 0 S: 3	H: 1 LOB: 0 BB: 0 P: 3	R: 0 E: 0 K: 2 S: 7	H: 0 LOB: 0 BB: 0 P: 7	R: 0 E: 0 K: 1 S: 5	H: 0 LOB: 0 BB: 0 P: 5	R: 0 E: 0 K: 1 S: 5	H: 0 LOB: 0 BB: 0 P: 5	R: 0 E: 0 K: 0 S: 3	H: 1 LOB: 0 BB: 3 P: 3	R: 0 E: 0 K: 0 S: 3	H: 0 LOB: 0 BB: 0 P: 3	1B: 3 2B: 1 3B: 1 HR: 0	SF: 0 SAC: 0 DP: 2 HBP: 0	WP: 0 PB: 0 SB: 0 CS: 0	PA: 31
PITCHER Chuck Dobson, R ERA: 3.38 (1, 1)	IP: 9.0 WLS: W BF: 31 H: 4 R: 1 ER: 1 SO: 7 BB: 2 IBB: 0 HBP: 0 BLK: 0 WP: 0 HR: 0 S: 43 P: 51 ERA: 1.00 WHIP: 0.667											PITCHER	IP: 9.0 WLS: W BF: 31 H: 4 R: 1 ER: 1 SO: 7 BB: 2 IBB: 0 HBP: 0 BLK: 0 WP: 0 HR: 0 S: 43 P: 51 ERA: 1.00 WHIP: 0.667									

Batter	1	2	3	4	5	6	7	8	9	AB	R	H	RBI	BB	SO	LOB	BOTTOM			
Bert Campaneris, R OBP: 0.206, SLG: 0.258 (1, 6)	F7		6-3		FC6-4 1-2 2-3 3-H			1-3		4	0	0	1	0	0	4	Washington Senators @ Kansas City Athletics Municipal Stadium, Kansas City, MO Fri May 06 1966, 8:05 PM EDT Att: 6,324 - Unknown livebaseballscorecards.com			
Jose Tartabull, L OBP: 0.233, SLG: 0.232 (1, 8)						K				3	0	1	0	1	1	2				
Dick Green, R OBP: 0.212, SLG: 0.203 (1, 4)										4	0	1	0	0	1	1				
Ed Charles, R OBP: 0.273, SLG: 0.250 (1, 5)										4	0	0	0	0	1	3				
Ken Harrelson, R Larry Stahl, L	F2									3	1	1	0	1	0	0				
	F7									0	0	0	0	0	0	0				
Mike Hershberger, R OBP: 0.268, SLG: 0.280 (1, 7)										4	0	0	0	0	0	3				
Ossie Chavarria, R OBP: 0.367, SLG: 0.346 (1, 9)										1	1	0	0	2	1	0				
Ken Suarez, R OBP: 0.375, SLG: 0.259 (1, 2)										2	0	1	0	1	1	0				
Chuck Dobson, R OBP: 0.125, SLG: 0.125 (1, 1)										3	0	1	1	0	1	2				
Inning Stats	R: 0 E: 0 K: 1 S: 5	H: 0 LOB: 1 BB: 1 P: 9	R: 0 E: 0 K: 1 S: 5	H: 0 LOB: 0 BB: 0 P: 5	R: 0 E: 0 K: 1 S: 5	H: 0 LOB: 0 BB: 0 P: 5	R: 0 E: 0 K: 1 S: 5	H: 0 LOB: 0 BB: 0 P: 5	R: 2 E: 0 K: 0 S: 5	H: 2 LOB: 2 BB: 2 P: 13	R: 0 E: 0 K: 1 S: 5	H: 0 LOB: 0 BB: 0 P: 5	R: 0 E: 0 K: 1 S: 6	H: 1 LOB: 2 BB: 1 P: 10	R: 0 E: 0 K: 0 S: 4	H: 2 LOB: 2 BB: 1 P: 8	1B: 5 2B: 0 3B: 0 HR: 0	SF: 0 SAC: 0 DP: 1 HBP: 0	WP: 1 PB: 0 SB: 1 CS: 0	PA: 33
PITCHER Pete Richert, L Casey Cox, R Tom Cheney, R	IP: 6.1 WLS: L BF: 26 H: 3 R: 2 ER: 2 SO: 5 BB: 4 IBB: 0 HBP: 0 BLK: 0 WP: 1 HR: 0 S: 32 P: 48 ERA: 2.84 WHIP: 1.105											PITCHER	IP: 6.1 WLS: L BF: 26 H: 3 R: 2 ER: 2 SO: 5 BB: 4 IBB: 0 HBP: 0 BLK: 0 WP: 1 HR: 0 S: 32 P: 48 ERA: 2.84 WHIP: 1.105							

Batter	1	2	3	4	5	6	7	8	9	AB	R	H	RBI	BB	SO	LOB	TOP			
Fred Valentine, S OBP: 0.292, SLG: 0.358 (1, 8)	0-0 4-3		0-0 2B 1B		0-0 F2			0-0 4-3		4	1	1	0	0	0	0	Washington Senators @ Kansas City Athletics Municipal Stadium, Kansas City, MO Sat May 07 1966, 4:33 AM EDT Att: 7,548 - Unknown			
Don Blasingame, L OBP: 0.325, SLG: 0.286 (1, 4)	0-0 1B		0-0 1-H 2B		0-0 F4			4-0 BB		3	0	2	1	1	0	0				
Ken McMullen, R OBP: 0.324, SLG: 0.470 (1, 5)	0-3 K		0-3 K			0-0 FC5-4 1B		0-0 F9		4	0	1	0	0	2	3				
Frank Howard, R OBP: 0.278, SLG: 0.424 Pete Richert, L (9, PR)	0-3 K			0-3 K		0-0 FC5-4 CS 1-2			4-0 G3 2B BB	3	0	0	0	1	2	2				
Jim King, L OBP: 0.407, SLG: 0.417 (1, 9)		0-0 3-1		0-0 F9		0-0 F8 1-2			0-0 G3 1-2	4	0	0	0	0	2					
Dick Nen, L OBP: 0.406, SLG: 0.400 (1, 3)		4-0 CS BB		0-0 BB 1B			0-0 F7		0-0 2B	3	0	2	1	1	0	0				
Ed Brinkman, R OBP: 0.250, SLG: 0.292 (1, 6)		0-0 F5 1-2		4-0 1-2 BB			0-0 6-3		0-0 F8	3	0	0	0	1	0	3				
Jim French, L OBP: 0.462, SLG: 0.300 (1, 2) Paul Casanova, R (7, 2)			4-0 CS BB	0-0 6-3			0-0 F8		0-3 K	2	0	0	0	1	0	2				
Bob Chance, L OBP: 0.238, SLG: 0.429 (9, PH)			0-3 K		0-0 5-3			0-3 K2-3		1	0	0	0	0	1	1				
Mike McCormick, L OBP: 0.444, SLG: 0.375 (5, PH) Bob Slaughter, S OBP: 0.231, SLG: 0.333 (5, 1) Diego Segui, R (5, 1) Bob Humphreys, R (6, 1) Willie Kirkland, L OBP: 0.290, SLG: 0.182 (8, PH) Jim Hannan, R (8, 1) Ron Kline, R OBP: 1.000, SLG: 1.000 (8, 1)			0-3 K		0-0 5-3			0-3 K2-3		1	0	0	0	0	1	1				
Inning Stats	R: 0 E: 0 K: 2 S: 8	H: 1 LOB: 1 BB: 0 P: 8	R: 0 E: 0 K: 0 S: 2	H: 0 LOB: 0 BB: 1 P: 6	R: 1 E: 0 K: 2 S: 8	H: 2 LOB: 1 BB: 1 P: 12	R: 0 E: 0 K: 1 S: 6	H: 1 LOB: 2 BB: 1 P: 10	R: 0 E: 0 K: 0 S: 3	H: 0 LOB: 0 BB: 0 P: 3	R: 0 E: 0 K: 0 S: 3	H: 0 LOB: 0 BB: 0 P: 3	R: 0 E: 0 K: 1 S: 5	H: 0 LOB: 1 BB: 1 P: 9	R: 1 E: 0 K: 1 S: 6	H: 1 LOB: 2 BB: 1 P: 10	1B: 4 2B: 3 3B: 0 HR: 0	SF: 0 SAC: 0 DP: 1 HBP: 0	WP: 0 PB: 0 SB: 0 CS: 3	PA: 35
PITCHER Catfish Hunter, R ERA: 3.5 (1, 1)	IP: 9.0 WLS: W BF: 35 H: 6 R: 2 ER: 2 SO: 7 BB: 5 IBB: 0 HBP: 0 BLK: 0 WP: 0 HR: 0 S: 44 P: 64 ERA: 2.00 WHIP: 1.222															PITCHER IP: WLS: BF: H: R: ER: SO: BB: IBB: HBP: BLK: WP: HR: S: P: ERA: WHIP				

Batter	1	2	3	4	5	6	7	8	9	AB	R	H	RBI	BB	SO	LOB	BOTTOM			
Bert Campaneris, R OBP: 0.209, SLG: 0.273 (1, 6)	0-0 SH1-3 4-3 2B		0-0 6-3		0-0 5-3		0-0 F8			4	1	1	0	0	0	0	Washington Senators @ Kansas City Athletics Municipal Stadium, Kansas City, MO Sat May 07 1966, 4:33 AM EDT Att: 7,548 - Unknown			
Jose Tartabull, L OBP: 0.250, SLG: 0.278 (1, 8)	0-0 SH1-3 2-3		0-0 F9		0-0 S 1B		0-0 2B 3B			3	1	2	0	0	0	0				
Dick Green, R OBP: 0.214, SLG: 0.221 (1, 4)	0-0 4-3 3-H			0-0 1B 2B		0-0 F5 1-2		0-0 4-3		4	1	1	1	0	0	2				
Ed Charles, R OBP: 0.292, SLG: 0.341 (1, 5)	0-0 3B			0-0 6-3		0-0 F8		0-0 2B 3-H		4	0	2	1	0	0	2				
Ken Harrelson, R OBP: 0.225, SLG: 0.169 (1, 3) Larry Stahl, L OBP: 0.120, SLG: 0.208 (9, 9)	0-0 5-3			0-0 E 1B 2-H		0-3 K 1B		0-3 K		4	1	1	1	0	2	2				
Mike Hershberger, R OBP: 0.263, SLG: 0.315 (1, 7)		0-0 L4		0-0 E5 1B 1-2		0-0 BB CS 1B		0-0 SH1-4 BLK 2B		4	1	2	0	0	1					
Ossie Chavarria, R OBP: 0.394, SLG: 0.357 (1, 9) (9, 3)		0-0 F9		0-0 L4 1-3 2-H		4-0 CS BB BB		0-0 SH1-4 2-3		2	0	1	1	1	0	0				
Ken Suarez, R OBP: 0.389, SLG: 0.241 (1, 2)		0-0 6-3			4-0 BB		4-0 CS BB 1-2 2-3		0-3 K 3-H	2	0	0	0	2	1	0				
Catfish Hunter, R OBP: 0.294, SLG: 0.375 (1, 1)			0-3 K		0-0 L4 2-3		0-3 K 1-2 2-3 3-H		0-3 K	4	0	0	0	0	3	6				
Inning Stats	R: 1 E: 0 K: 0 S: 5	H: 2 LOB: 1 BB: 0 P: 5	R: 0 E: 0 K: 0 S: 3	H: 0 LOB: 0 BB: 0 P: 3	R: 0 E: 0 K: 1 S: 5	H: 0 LOB: 0 BB: 0 P: 5	R: 2 E: 1 K: 0 S: 6	H: 3 LOB: 2 BB: 1 P: 10	R: 0 E: 0 K: 0 S: 4	H: 1 LOB: 1 BB: 0 P: 4	R: 0 E: 0 K: 2 S: 7	H: 1 LOB: 2 BB: 2 P: 15	R: 1 E: 0 K: 1 S: 7	H: 2 LOB: 1 BB: 0 P: 7	R: 1 E: 0 K: 2 S: 8	H: 1 LOB: 0 BB: 0 P: 8		1B: 4 2B: 5 3B: 2 HR: 0	SF: 0 SAC: 2 DP: 1 HBP: 0	WP: 0 PB: 0 SB: 1 CS: 3
PITCHER Mike McCormick, L ERA: 3.64 (1, 1) Diego Segui, R ERA: 9.0 (5, 1) Bob Humphreys, R ERA: 0.9 (6, 1) Jim Hannan, R ERA: 3.86 (8, 1) Ron Kline, R ERA: 6.1 (8, 1)	IP: 4.0 WLS: L BF: 18 H: 5 R: 3 ER: 3 SO: 3 BB: 1 IBB: 0 HBP: 0 BLK: 0 WP: 0 HR: 0 S: 19 P: 23 ERA: 6.75 WHIP: 1.500															PITCHER IP: WLS: BF: H: R: ER: SO: BB: IBB: HBP: BLK: WP: HR: S: P: ERA: WHIP				

Batter	1	2	3	4	5	6	7	8	9	AB	R	H	RBI	BB	SO	LOB	TOP				
Rico Petrocelli, R OBP: 0.312, SLG: 0.398	L7		F2		6-3		1B		1-3	5	1	1	0	0	0	0					
Lenny Green, L OBP: 0.333, SLG: 0.279	G3		3-1		4-3		L7		1-3	5	0	0	0	0	0	1					
Carl Yastrzemski, L OBP: 0.420, SLG: 0.533	1B		2B		BB		1B			3	0	3	0	1	0	0					
George Scott, R OBP: 0.411, SLG: 0.795	F8		E5		BB		1B			4	0	2	1	0	0	2					
Tony Conigliaro, R OBP: 0.286, SLG: 0.322		F5	FC6-4		BB		1B			3	0	0	0	1	0	4					
Dalton Jones, L OBP: 0.258, SLG: 0.321		5-3			1B				1-3	4	0	1	0	0	0	3					
Joe Foy, R OBP: 0.387, SLG: 0.273		1B	F8				L7		1-3	3	0	0	0	1	0	1					
Mike Ryan, R OBP: 0.224, SLG: 0.319		BB								3	0	1	0	0	0	1	AB 35				
Bob Sadowski, R			F4				1-3			0	0	0	0	0	0	0	R 1				
Jim Gosger, L OBP: 0.319, SLG: 0.279										0	0	0	0	0	0	0	H 8				
Dick Radatz, R		1B								0	1	0	0	0	1	0	RBI 1				
Pete Magrini, R										0	0	0	0	0	0	0	BB 3				
Jim Lonborg, R										0	1	0	0	0	0	0	SO 3				
Joe Christopher, R										0	0	0	0	0	0	0	LOB 15				
Bob Tillman, R OBP: 0.279, SLG: 0.275									5-3	2	0	0	0	0	2	3					
Inning Stats	R: 0 E: 0 K: 0 S: 4	H: 1 LOB: 1 BB: 0 P: 4	R: 0 E: 0 K: 1 S: 6	H: 1 LOB: 2 BB: 1 P: 10	R: 0 E: 1 K: 0 S: 5	H: 1 LOB: 2 BB: 0 P: 5	R: 0 E: 0 K: 1 S: 6	H: 1 LOB: 3 BB: 2 P: 12	R: 0 E: 0 K: 0 S: 3	H: 0 LOB: 0 BB: 0 P: 3	R: 1 E: 0 K: 0 S: 5	H: 3 LOB: 1 BB: 0 P: 5	R: 0 E: 0 K: 1 S: 5	H: 0 LOB: 0 BB: 0 P: 5	R: 0 E: 0 K: 0 S: 3	H: 0 LOB: 0 BB: 0 P: 3	1B: 7 2B: 2 3B: 0 HR: 0	SF: 0 SAC: 0 DP: 1 HBP: 0	WP: 1 PB: 0 SB: 0 CS: 0	PA: 38	
PITCHER	IP	WLS	BF	H	R	ER	SO	BB	IBB	HBP	BLK	WP	HR	S	P	ERA	WHIP				
Rollie Sheldon, R ERA: 1.87	6.1	W	31	8	1	1	2	3	0	0	0	0	0	32	44	1.42	1.737				
John Wyatt, R ERA: 2.99	0.2		1	0	0	0	0	0	0	0	0	1	0	1	1	0.00	0.000				
Jack Aker, R ERA: 1.8	2.0	S	6	0	0	0	1	0	0	0	0	0	0	8	8	0.00	0.000				

Boston Red Sox @ Kansas City Athletics
Municipal Stadium, Kansas City, MO
Mon May 09 1966, 8:05 PM EDT
Att: 2,921 - Unknown

AB 35
R 1
H 8
RBI 1
BB 3
SO 3
LOB 15



Batter	1	2	3	4	5	6	7	8	9	AB	R	H	RBI	BB	SO	LOB	BOTTOM				
Jose Tartabull, L OBP: 0.259, SLG: 0.266	FC3-6		K		6-3		2B			2	1	0	0	2	1	1					
Bert Campaneris, R OBP: 0.240, SLG: 0.342	FC3-6				3B		1B			3	2	2	1	1	0	1					
Manny Jimenez, L OBP: 0.250, SLG: 0.175	L7				5-3					3	1	1	1	0	0	2					
Mike Hershberger, R OBP: 0.281, SLG: 0.310										1	0	1	1	0	0	0					
Ken Harrelson, R OBP: 0.241, SLG: 0.181										3	1	1	0	1	1	2					
Larry Stahl, L OBP: 0.152, SLG: 0.219	FC4-3-6									4	1	2	0	0	1	1					
Dick Green, R OBP: 0.218, SLG: 0.213	G4-6-3									4	0	1	1	0	1	2					
Wayne Causey, L OBP: 0.289, SLG: 0.244			F5		FC6		F8			4	0	0	0	0	1	1					
Ken Suarez, R OBP: 0.375, SLG: 0.219					FC5-4					2	0	0	0	1	0	1					
Rollie Sheldon, R										2	0	0	0	0	2	2					
John Wyatt, R										0	0	0	0	0	0	0					
Billy Bryan, L OBP: 0.171, SLG: 0.108										1	0	0	0	0	0	0					
Jack Aker, R										0	0	0	0	0	0	0					
Inning Stats	R: 0 E: 0 K: 0 S: 2	H: 0 LOB: 0 BB: 1 P: 6	R: 0 E: 0 K: 0 S: 3	H: 1 LOB: 0 BB: 0 P: 3	R: 0 E: 0 K: 2 S: 7	H: 0 LOB: 1 BB: 1 P: 11	R: 4 E: 0 K: 1 S: 8	H: 3 LOB: 1 BB: 2 P: 16	R: 0 E: 0 K: 1 S: 6	H: 1 LOB: 1 BB: 0 P: 6	R: 0 E: 0 K: 1 S: 5	H: 1 LOB: 0 BB: 0 P: 5	R: 2 E: 0 K: 0 S: 5	H: 2 LOB: 1 BB: 1 P: 9	R: 0 E: 0 K: 2 S: 7	H: 0 LOB: 0 BB: 0 P: 7	1B: 5 2B: 2 3B: 1 HR: 0	SF: 0 SAC: 0 DP: 1 HBP: 0	WP: 2 PB: 0 SB: 1 CS: 2	PA: 34	
PITCHER	IP	WLS	BF	H	R	ER	SO	BB	IBB	HBP	BLK	WP	HR	S	P	ERA	WHIP				
Pete Magrini, R ERA: 9.82	3.0	L	14	3	4	4	2	4	0	0	0	0	0	14	30	12.00	2.333				
Jim Lonborg, R ERA: 4.25	2.0		8	2	0	0	2	0	0	0	0	1	0	12	12	0.00	1.000				
Bob Sadowski, R ERA: 8.44	2.0		9	3	2	2	1	1	0	0	0	0	0	10	14	9.00	2.000				
Dick Radatz, R ERA: 5.06	1.0		3	0	0	0	2	0	0	0	0	0	0	7	7	0.00	0.000				

Boston Red Sox @ Kansas City Athletics
Municipal Stadium, Kansas City, MO
Mon May 09 1966, 8:05 PM EDT
Att: 2,921 - Unknown

AB 29
R 6
H 8
RBI 4
BB 5
SO 7
LOB 13



Batter	1	2	3	4	5	6	7	8	9	10	AB	R	H	RBI	BB	SO	LOB	
Rico Petrocelli, R (1, 6) OBP: 0.306, SLG: 0.386	K	5-3			F7		G3 1B		K		5	0	1	0	0	2	2	
Jim Gosger, L (1, 8) OBP: 0.294, SLG: 0.255	F8				F9		G3				4	0	0	0	0	0	1	
George Thomas, R (10, PH) OBP: 0.474, SLG: 0.333	F8				F8						0	0	0	0	0	1	0	
Carl Yastrzemski, L (1, 7) OBP: 0.419, SLG: 0.516	S BB				L8						3	0	0	0	2	0	1	
George Scott, R (1, 3) OBP: 0.420, SLG: 0.795	K										5	1	3	0	0	1	3	
Tony Conigliaro, R (1, 9)					L9						4	1	1	1	1	1	2	
Joe Foy, R (1, 5) OBP: 0.388, SLG: 0.271					L8						4	1	1	1	1	1	2	
Mike Ryan, R (1, 2) OBP: 0.226, SLG: 0.314					L9						4	0	1	1	0	0	2	
George Smith, R (1, 4) OBP: 0.239, SLG: 0.213					L9						3	0	1	0	1	1	1	
Dick Stigman, R (1, 1) OBP: 0.125, SLG: 0.125					F8						3	0	0	0	0	2	3	
Darrell Brandon, R (7, 1)	K										1	0	0	0	0	1	0	
Inning Stats	R: 0 E: 0 K: 2 S: 7	H: 0 LOB: 1 BB: 1 P: 11	R: 1 E: 0 K: 1 S: 7	H: 2 LOB: 2 BB: 1 P: 11	R: 0 E: 0 K: 0 S: 4	H: 1 LOB: 1 BB: 1 P: 4	R: 0 E: 0 K: 0 S: 3	H: 0 LOB: 1 BB: 1 P: 7	R: 0 E: 0 K: 0 S: 5	H: 2 LOB: 0 BB: 0 P: 5	R: 0 E: 0 K: 1 S: 6	H: 1 LOB: 2 BB: 1 P: 10	R: 0 E: 0 K: 3 S: 9	H: 0 LOB: 0 BB: 0 P: 9	R: 0 E: 1 K: 0 S: 3	H: 1 LOB: 2 BB: 2 P: 11	1B: 6 2B: 1 3B: 0 HR: 1	SF: 0 SAC: 0 DP: 2 HBP: 0
PITCHER	IP WLS BF H R ER SO BB IBB HBP BLK WP HR S P ERA WHIP	IP WLS BF H R ER SO BB IBB HBP BLK WP HR S P ERA WHIP	IP WLS BF H R ER SO BB IBB HBP BLK WP HR S P ERA WHIP	IP WLS BF H R ER SO BB IBB HBP BLK WP HR S P ERA WHIP	IP WLS BF H R ER SO BB IBB HBP BLK WP HR S P ERA WHIP	IP WLS BF H R ER SO BB IBB HBP BLK WP HR S P ERA WHIP	IP WLS BF H R ER SO BB IBB HBP BLK WP HR S P ERA WHIP	IP WLS BF H R ER SO BB IBB HBP BLK WP HR S P ERA WHIP	IP WLS BF H R ER SO BB IBB HBP BLK WP HR S P ERA WHIP	IP WLS BF H R ER SO BB IBB HBP BLK WP HR S P ERA WHIP	IP WLS BF H R ER SO BB IBB HBP BLK WP HR S P ERA WHIP	IP WLS BF H R ER SO BB IBB HBP BLK WP HR S P ERA WHIP	IP WLS BF H R ER SO BB IBB HBP BLK WP HR S P ERA WHIP	IP WLS BF H R ER SO BB IBB HBP BLK WP HR S P ERA WHIP	IP WLS BF H R ER SO BB IBB HBP BLK WP HR S P ERA WHIP	IP WLS BF H R ER SO BB IBB HBP BLK WP HR S P ERA WHIP	IP WLS BF H R ER SO BB IBB HBP BLK WP HR S P ERA WHIP	IP WLS BF H R ER SO BB IBB HBP BLK WP HR S P ERA WHIP

TOP

Boston Red Sox @ Kansas City Athletics
Municipal Stadium, Kansas City, MO
Tue May 10 1966, 8:05 PM EDT
Att: 2,897 - Unknown

AB	36
R	2
H	8
RBI	2
BB	6
SO	8
LOB	18




WP: 0	PA: 42
PB: 0	
SB: 1	
CS: 0	

Batter	1	2	3	4	5	6	7	8	9	10	AB	R	H	RBI	BB	SO	LOB	
Bert Campaneris, R (1, 6) OBP: 0.247, SLG: 0.342	L9 S E 1B		K	K		F3			6-3		6	1	2	1	0	2	3	
Jose Tartabull, L (1, 8) OBP: 0.267, SLG: 0.274	L8				K				6-3		5	0	2	0	0	1	1	
Mike Hershberger, R (1, 7) OBP: 0.275, SLG: 0.317	L9				F9						5	0	1	0	0	0	3	
Ken Harrelson, R (1, 3) OBP: 0.262, SLG: 0.176	E6				E6						2	1	0	0	3	0	0	
Ed Charles, R (1, 5) OBP: 0.270, SLG: 0.319	6-3				E4						3	0	0	0	0	0	3	
Lew Krausse, R (6, 1) ERA: 4.05	6-3				E4						1	0	0	0	0	0	0	
Manny Jimenez, L (7, PH) OBP: 0.248, SLG: 0.171	6-3				E4						1	0	0	0	0	0	0	
Jack Aker, R (8, 1) ERA: 1.29	6-3				E4						1	0	0	0	0	0	0	
Larry Stahl, L (9, PH) OBP: 0.147, SLG: 0.212	6-3				E4						1	0	0	0	0	0	2	
Paul Lindblad, L (10, 1) ERA: 7.0	6-3				E4						0	0	0	0	0	0	0	
Dick Green, R (1, 4) OBP: 0.205, SLG: 0.200					F7						5	0	0	0	0	2	3	
Ossie Chavarria, R (1, 9) OBP: 0.350, SLG: 0.314					F7						5	1	0	0	0	3	0	
Ken Suarez, R (1, 2) OBP: 0.419, SLG: 0.242					K						1	0	1	0	2	0	0	
Ron Stone, L (6, PR) OBP: 0.167, SLG: 0.167					K						0	0	0	0	0	0	0	
Phil Roof, R (7, 2)					K						2	0	0	0	0	1	1	
Ralph Terry, R (1, 1)					K						1	0	0	0	1	1	1	
Wayne Causey, L (6, 5) OBP: 0.292, SLG: 0.233					K						2	0	0	0	1	0	1	
Inning Stats	R: 1 E: 1 K: 0 S: 5	H: 1 LOB: 1 BB: 0 P: 5	R: 0 E: 0 K: 1 S: 5	H: 0 LOB: 1 BB: 1 P: 9	R: 0 E: 0 K: 1 S: 6	H: 1 LOB: 2 BB: 1 P: 10	R: 0 E: 0 K: 3 S: 10	H: 1 LOB: 2 BB: 1 P: 14	R: 1 E: 2 K: 1 S: 7	H: 0 LOB: 1 BB: 1 P: 7	R: 0 E: 0 K: 1 S: 6	H: 1 LOB: 2 BB: 1 P: 10	R: 0 E: 0 K: 0 S: 4	H: 1 LOB: 2 BB: 1 P: 8	R: 1 E: 0 K: 2 S: 8	H: 1 LOB: 2 BB: 1 P: 12	1B: 5 2B: 1 3B: 0 HR: 0	SF: 0 SAC: 0 DP: 0 HBP: 0
PITCHER	IP WLS BF H R ER SO BB IBB HBP BLK WP HR S P ERA WHIP	IP WLS BF H R ER SO BB IBB HBP BLK WP HR S P ERA WHIP	IP WLS BF H R ER SO BB IBB HBP BLK WP HR S P ERA WHIP	IP WLS BF H R ER SO BB IBB HBP BLK WP HR S P ERA WHIP	IP WLS BF H R ER SO BB IBB HBP BLK WP HR S P ERA WHIP	IP WLS BF H R ER SO BB IBB HBP BLK WP HR S P ERA WHIP	IP WLS BF H R ER SO BB IBB HBP BLK WP HR S P ERA WHIP	IP WLS BF H R ER SO BB IBB HBP BLK WP HR S P ERA WHIP	IP WLS BF H R ER SO BB IBB HBP BLK WP HR S P ERA WHIP	IP WLS BF H R ER SO BB IBB HBP BLK WP HR S P ERA WHIP	IP WLS BF H R ER SO BB IBB HBP BLK WP HR S P ERA WHIP	IP WLS BF H R ER SO BB IBB HBP BLK WP HR S P ERA WHIP	IP WLS BF H R ER SO BB IBB HBP BLK WP HR S P ERA WHIP	IP WLS BF H R ER SO BB IBB HBP BLK WP HR S P ERA WHIP	IP WLS BF H R ER SO BB IBB HBP BLK WP HR S P ERA WHIP	IP WLS BF H R ER SO BB IBB HBP BLK WP HR S P ERA WHIP	IP WLS BF H R ER SO BB IBB HBP BLK WP HR S P ERA WHIP	IP WLS BF H R ER SO BB IBB HBP BLK WP HR S P ERA WHIP



BOTTOM

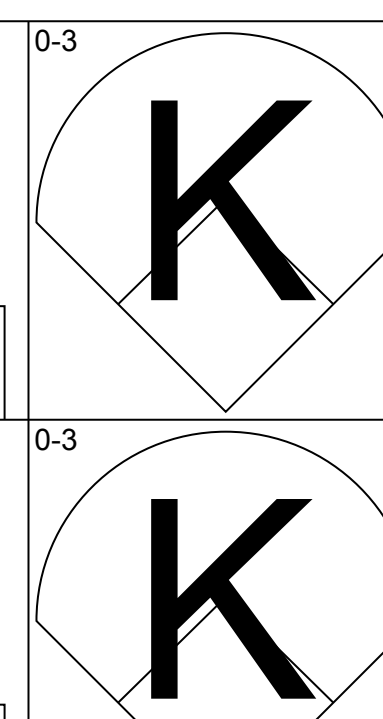
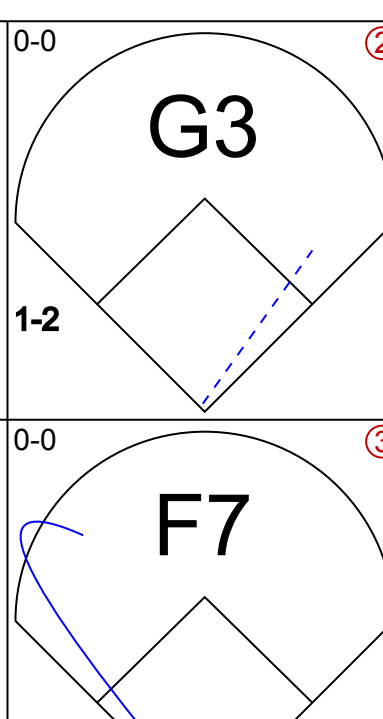
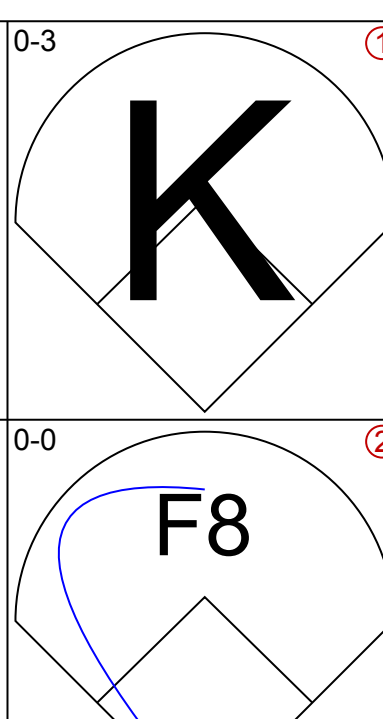
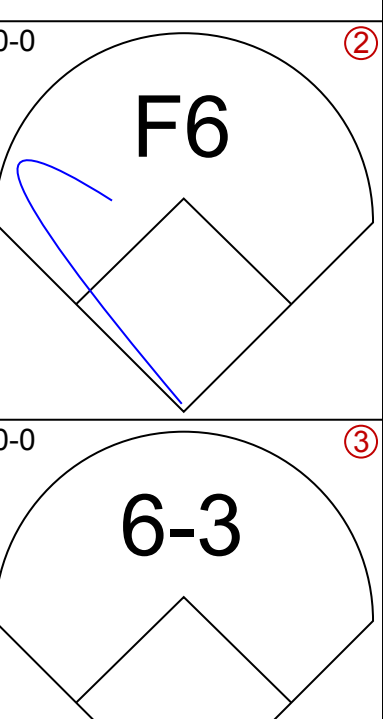
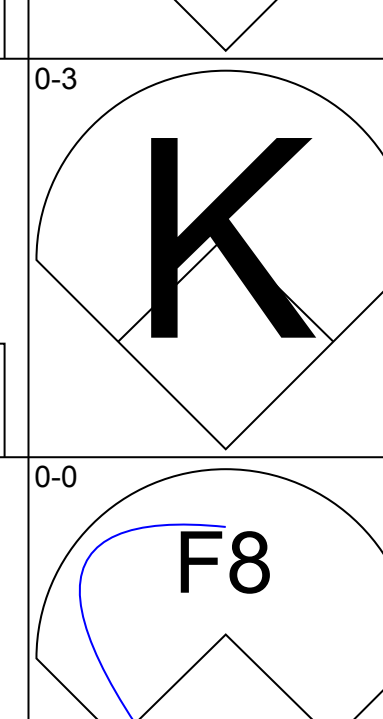
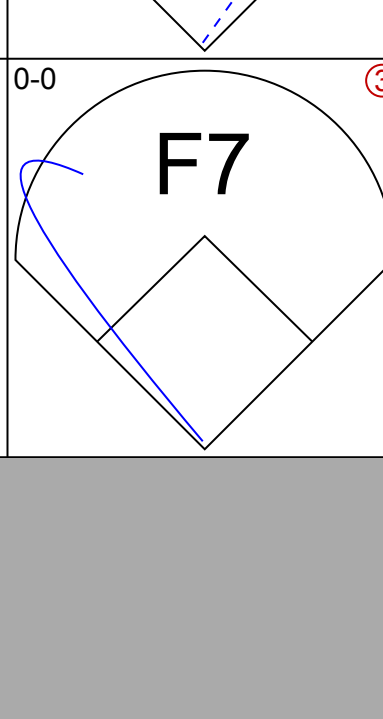
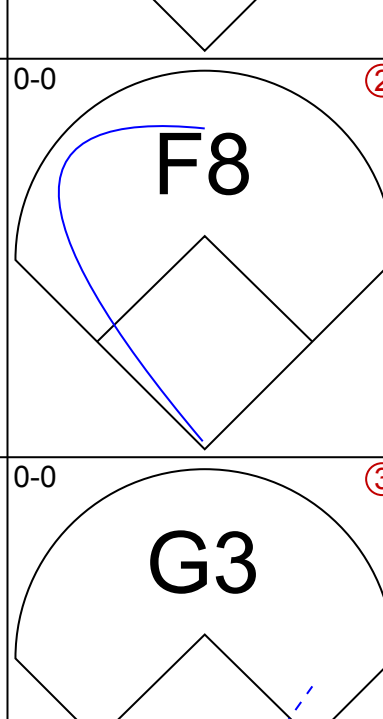
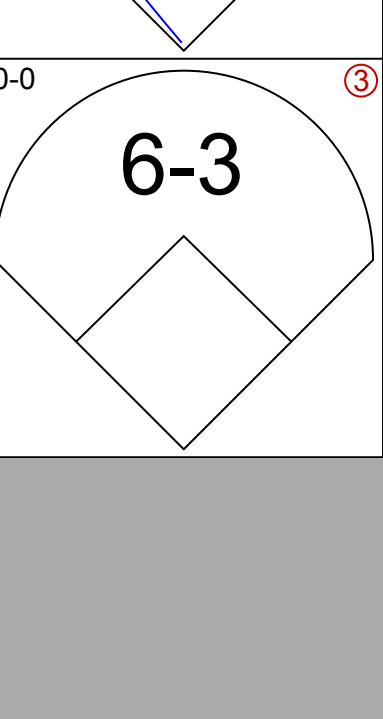
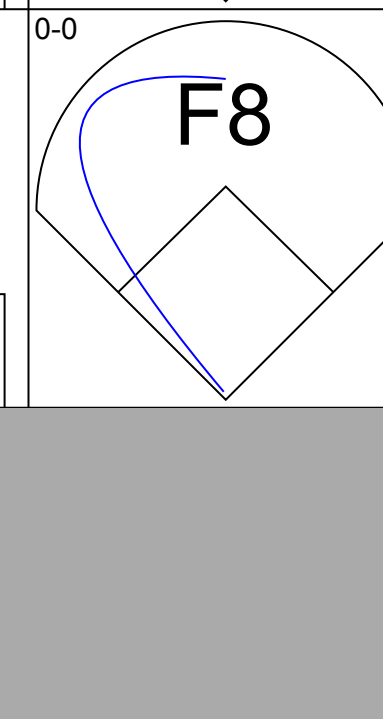
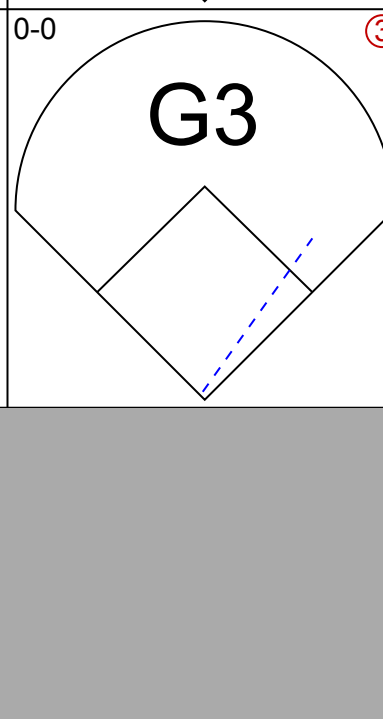
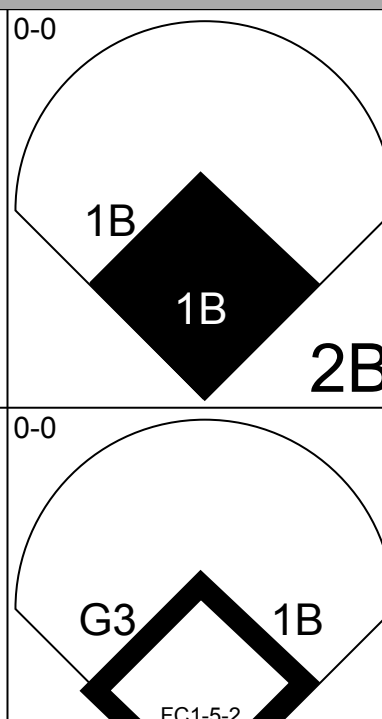
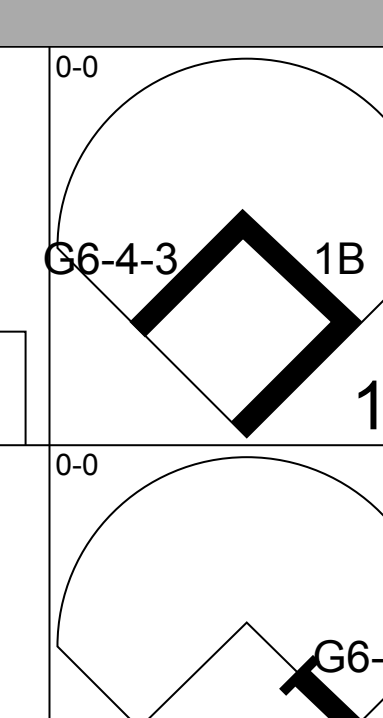
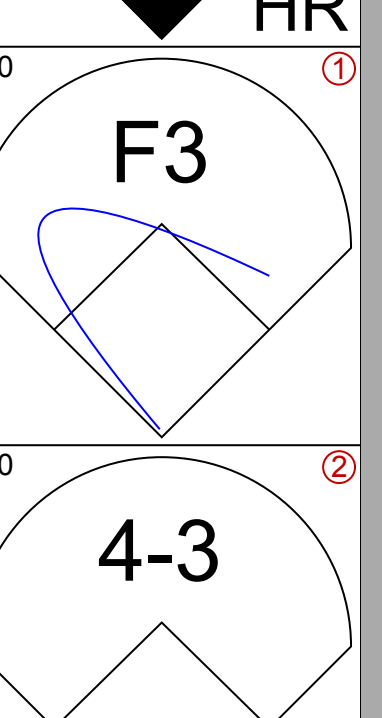
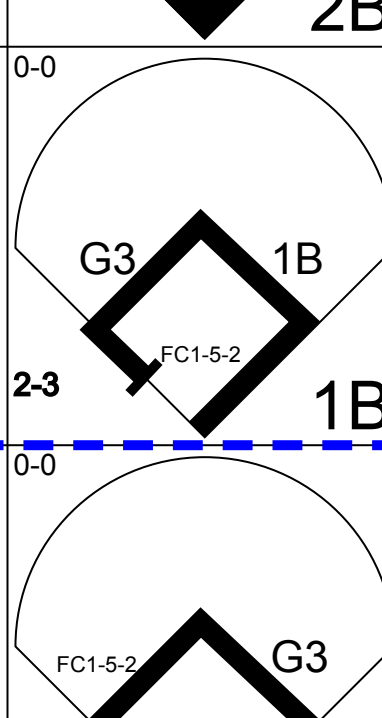
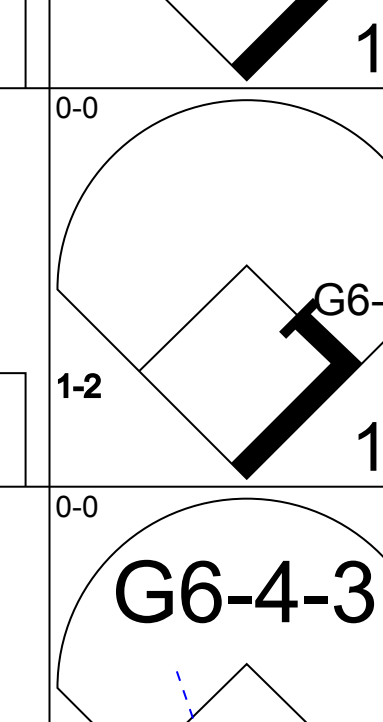
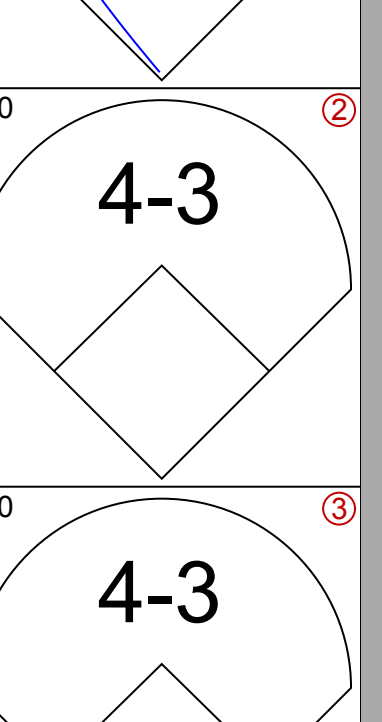
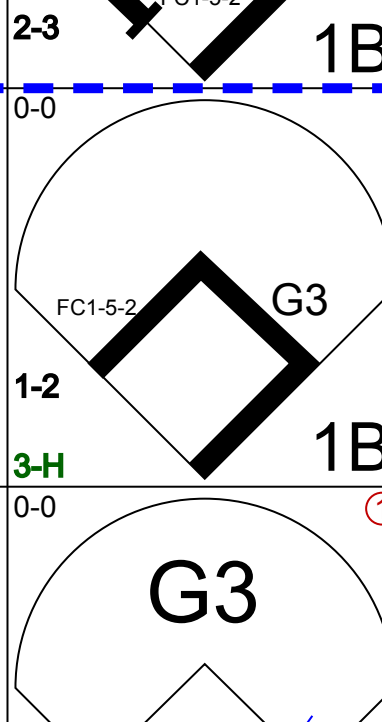
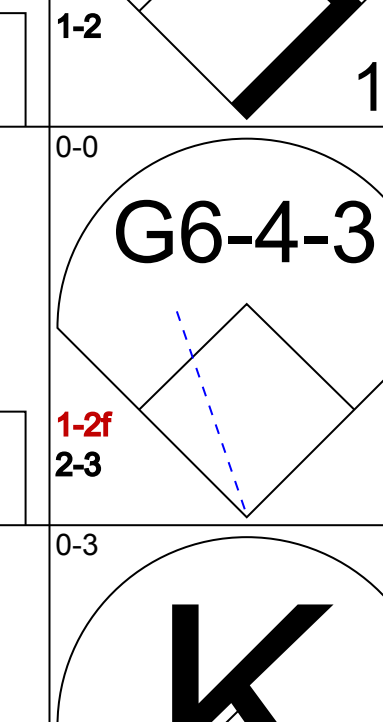
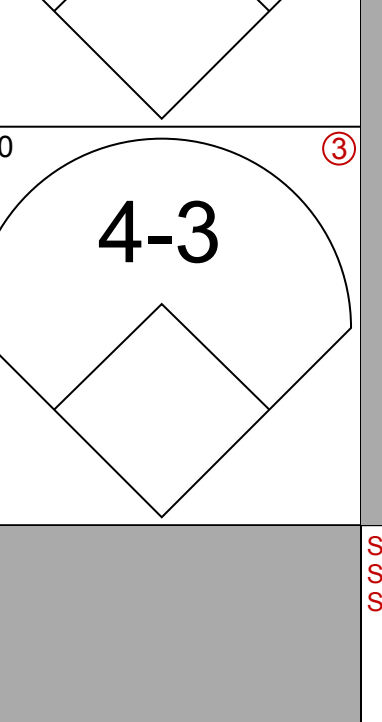
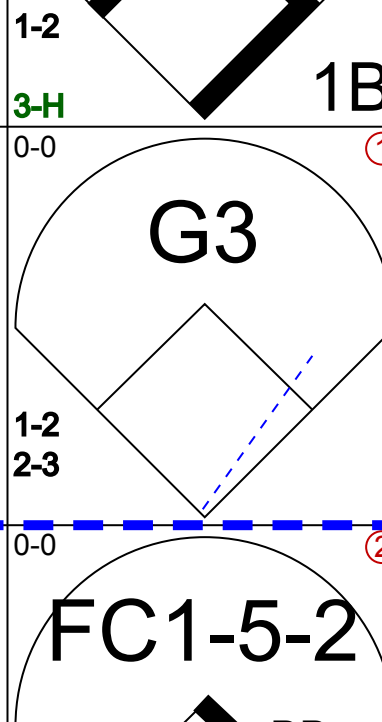
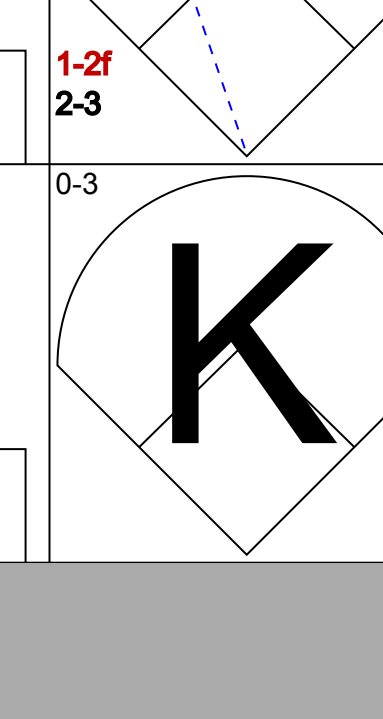
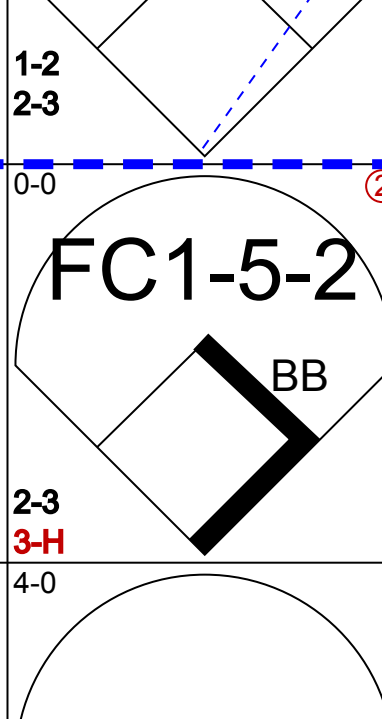
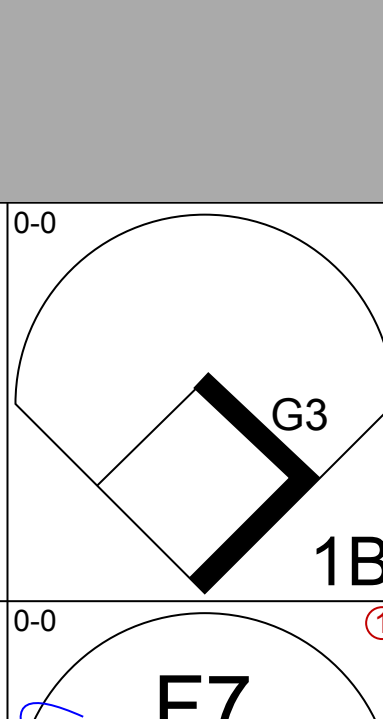
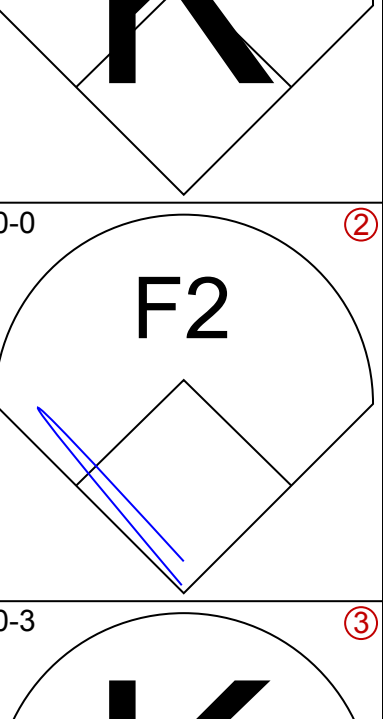
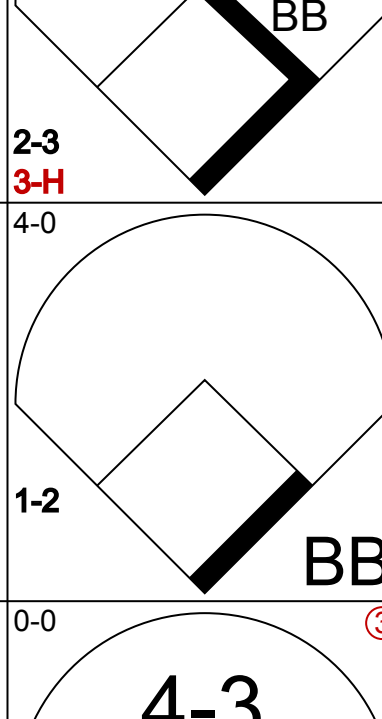
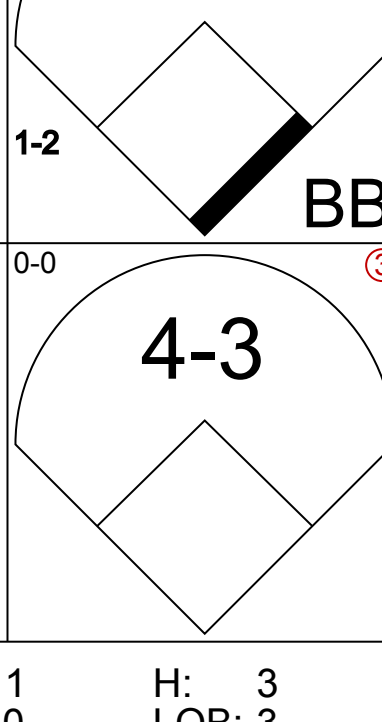
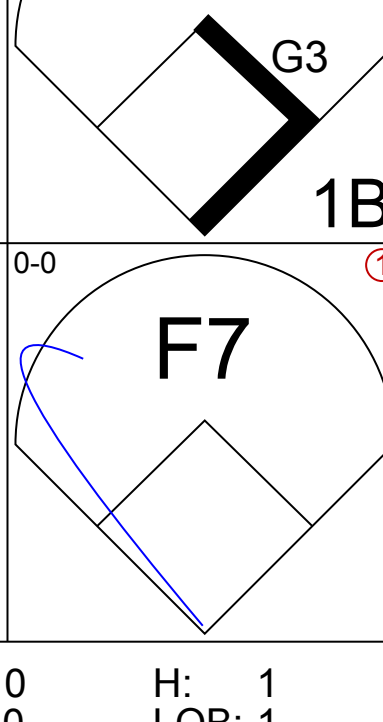
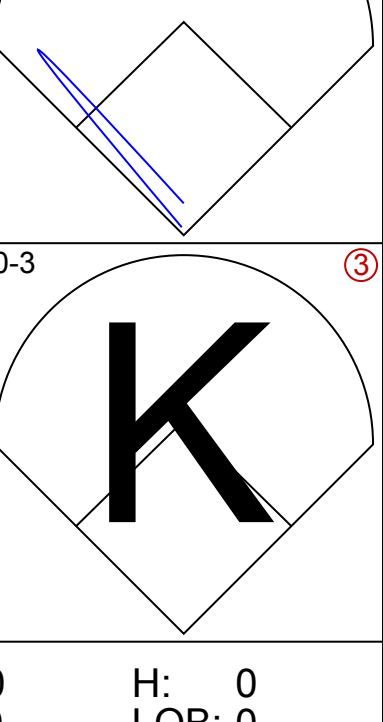
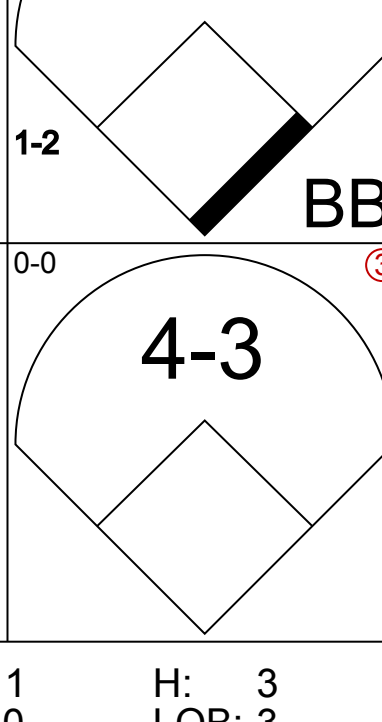
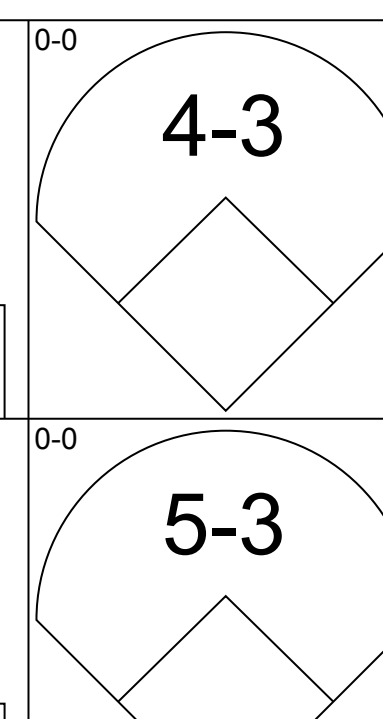
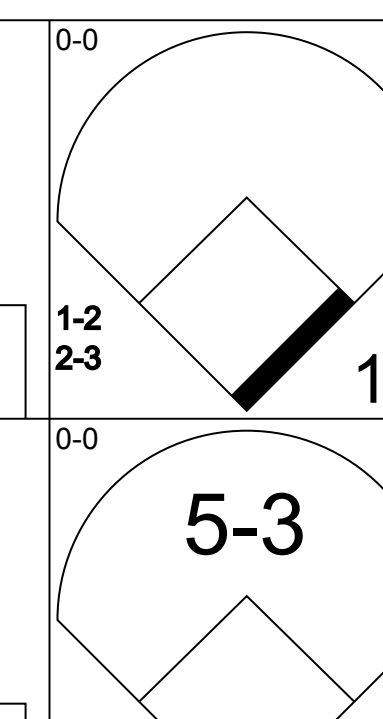
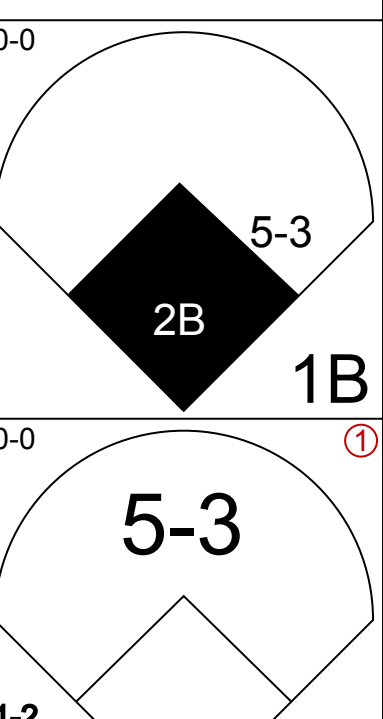
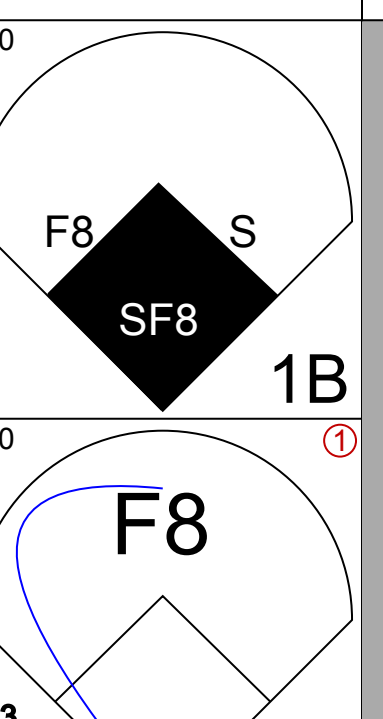
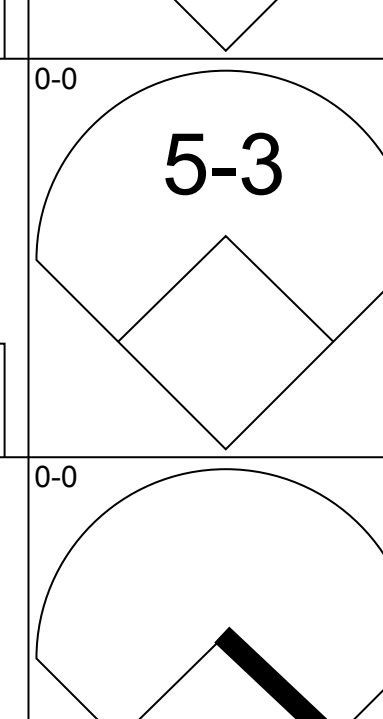
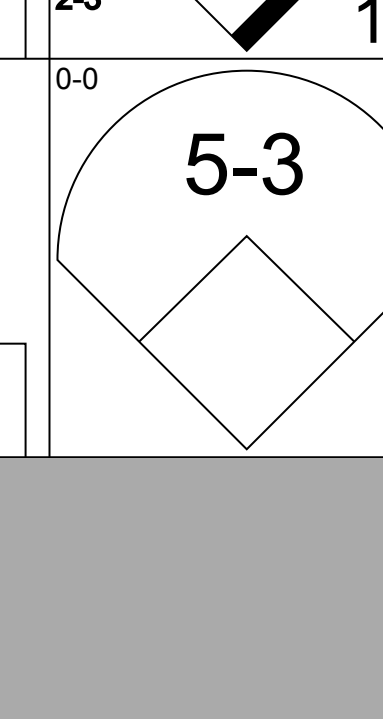
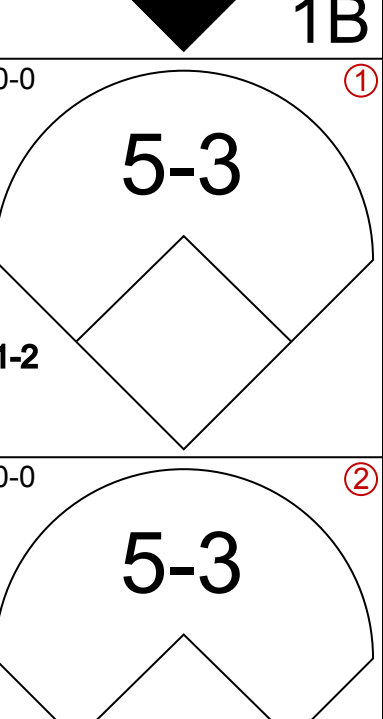
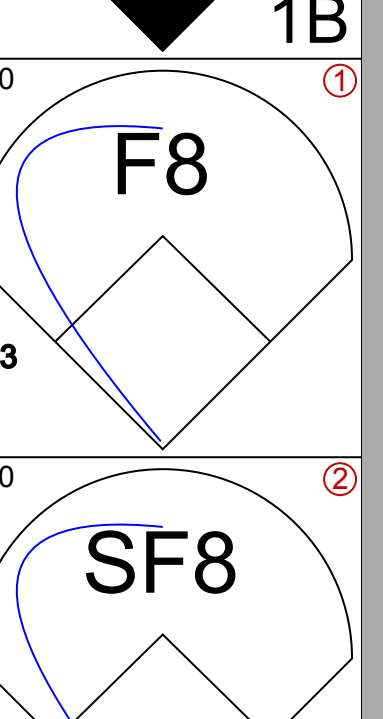
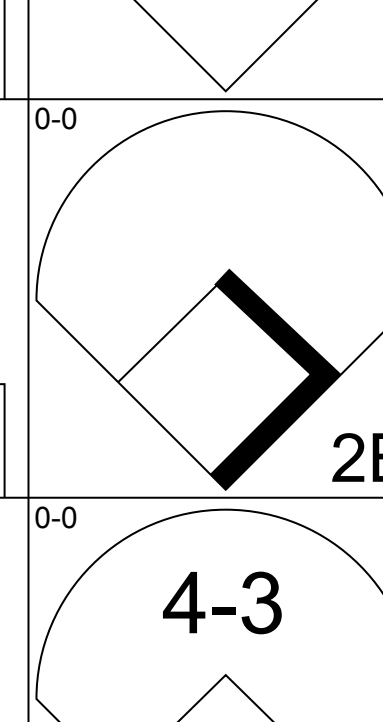
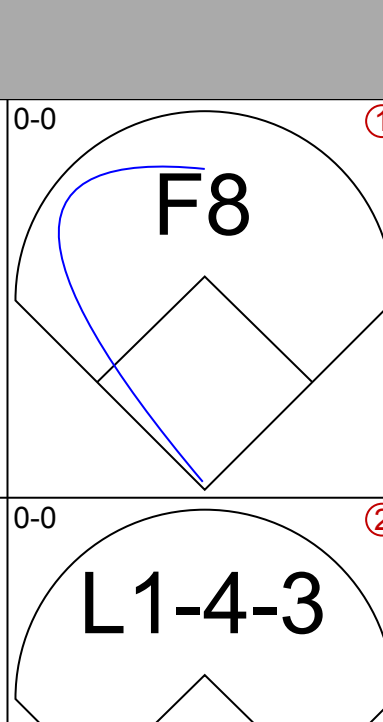
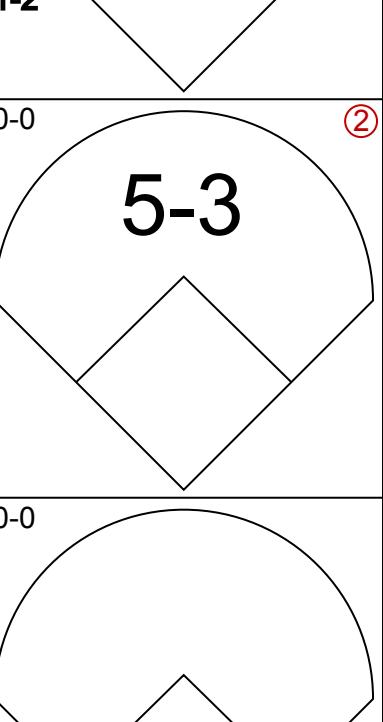
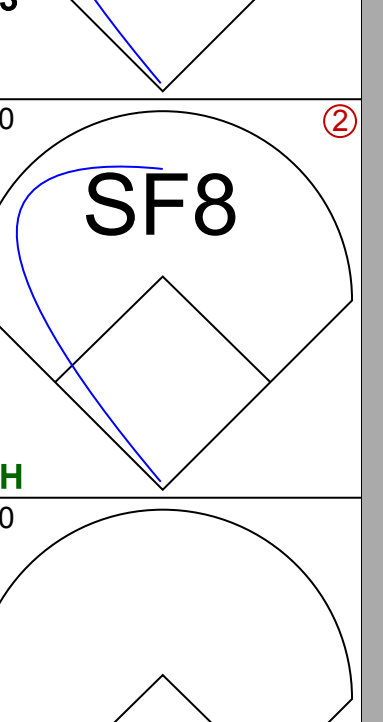
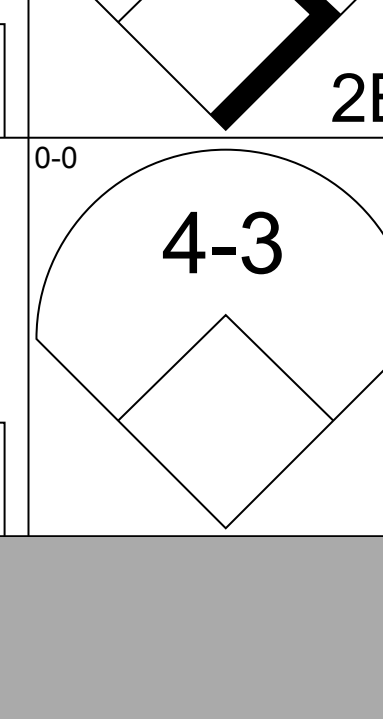
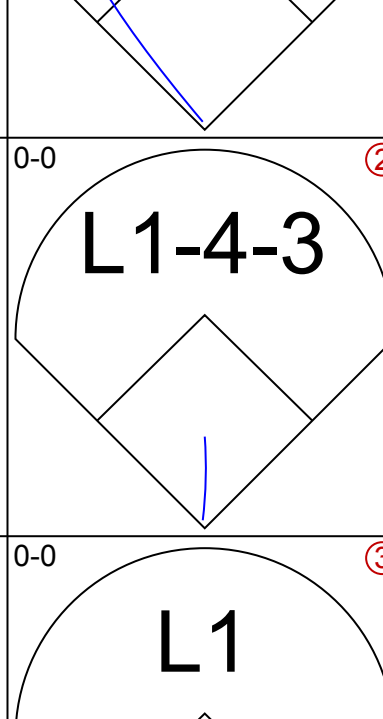
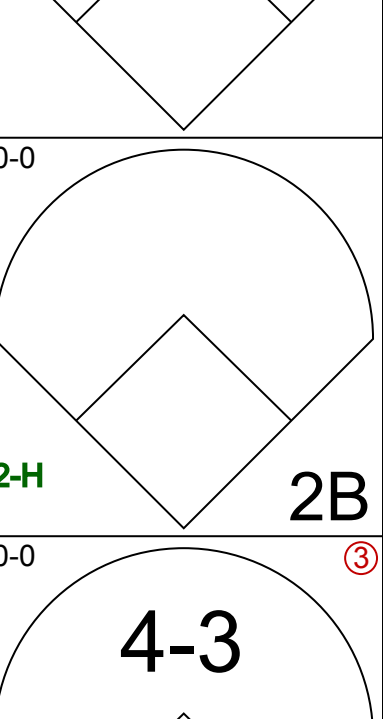
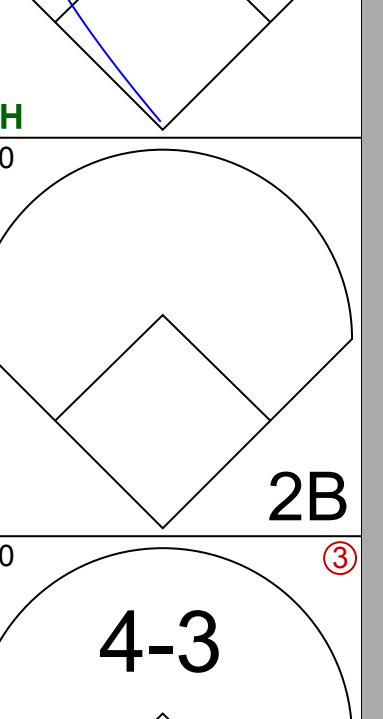
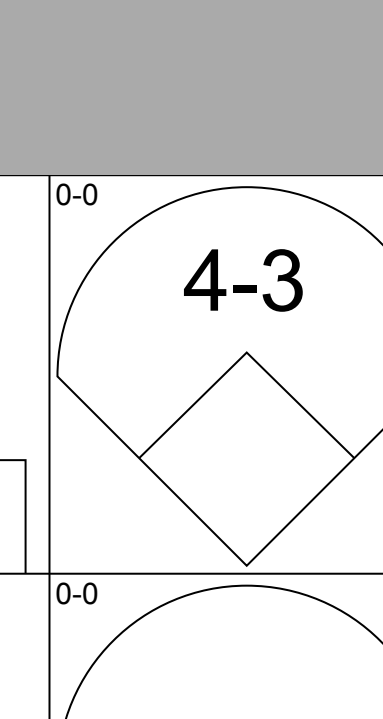
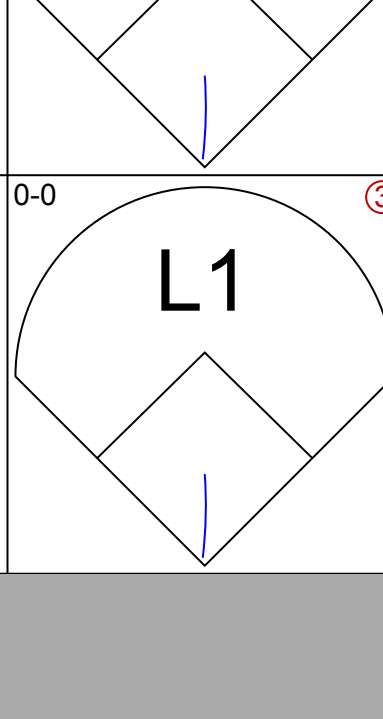
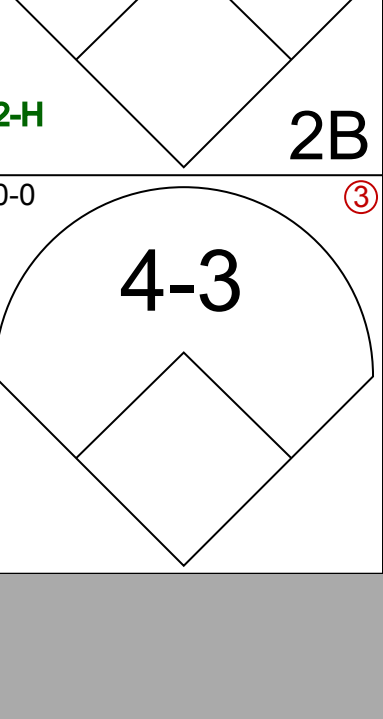
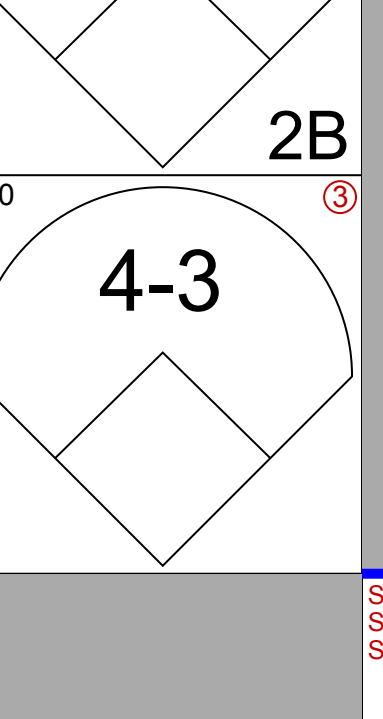
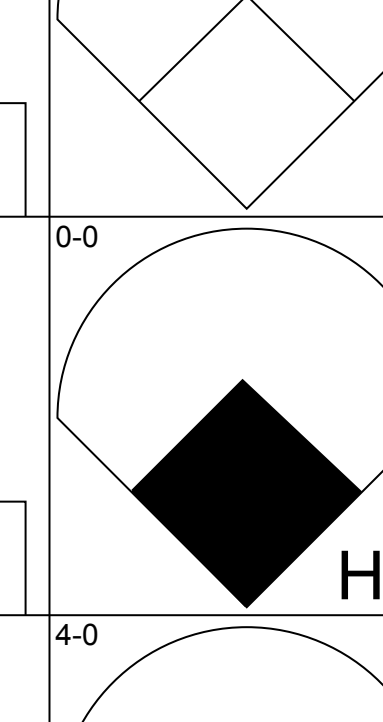
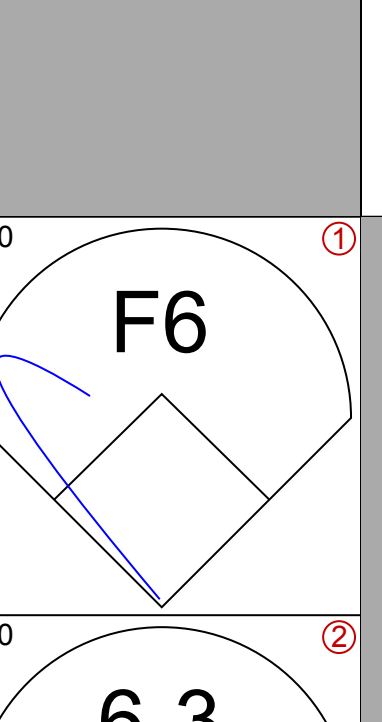
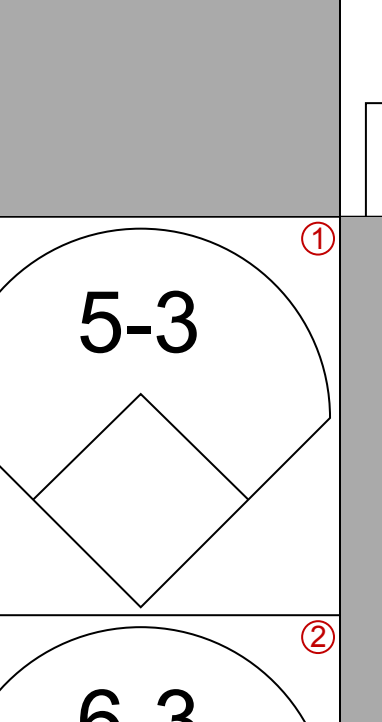
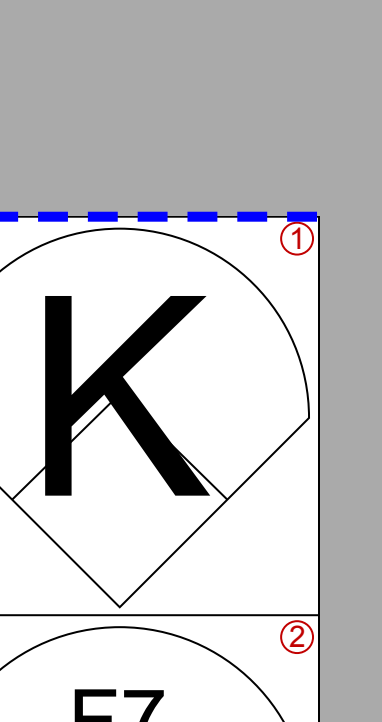
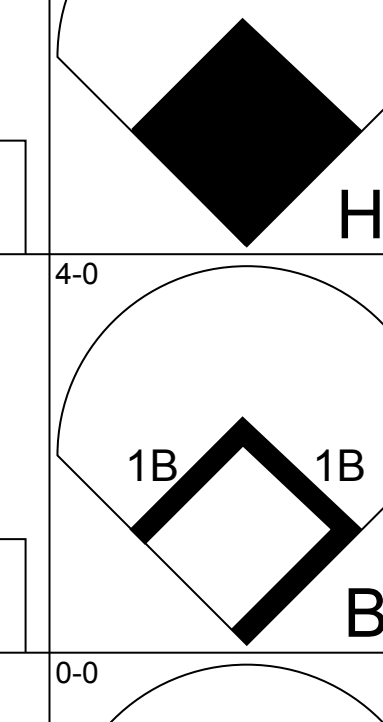
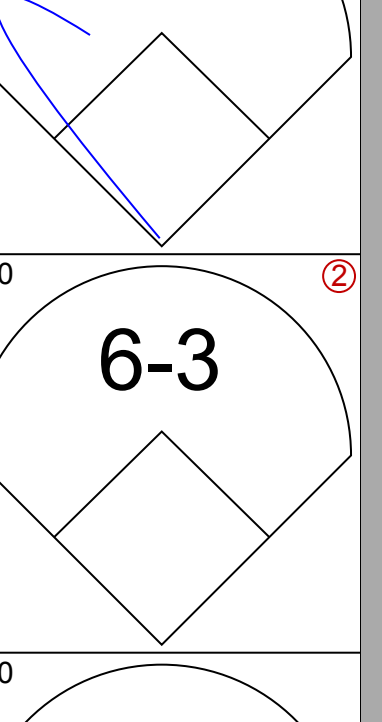
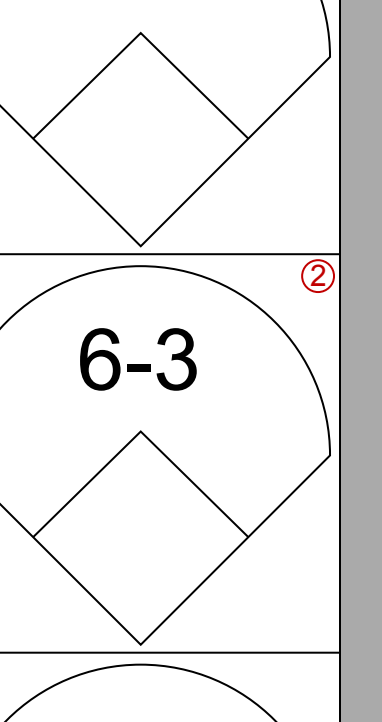
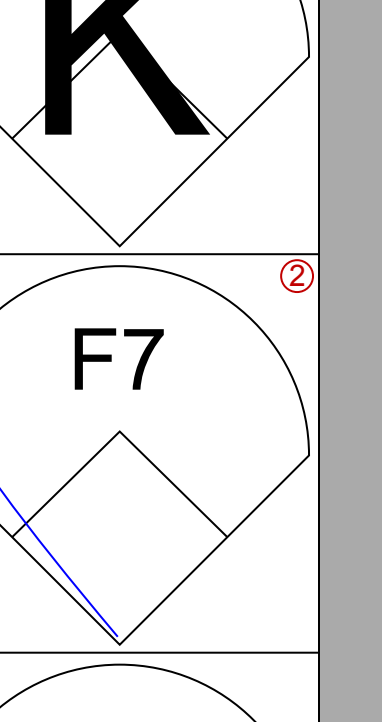
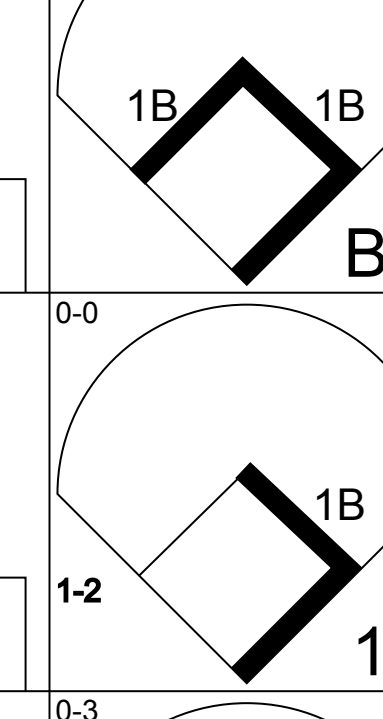
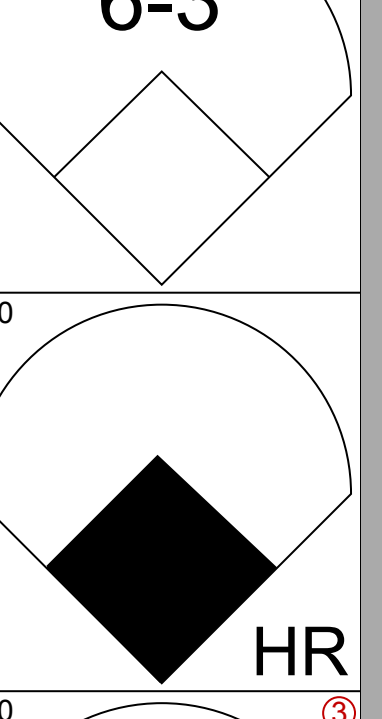
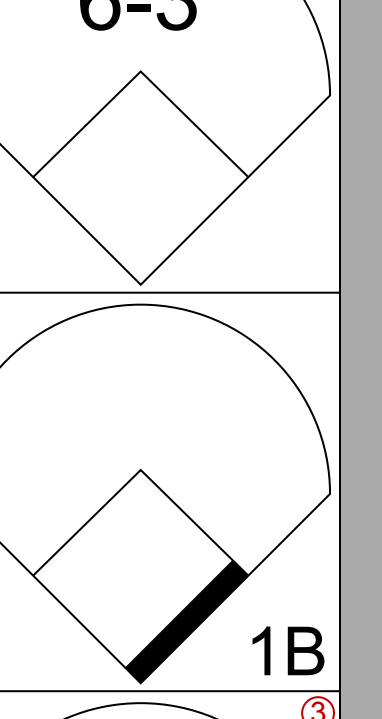
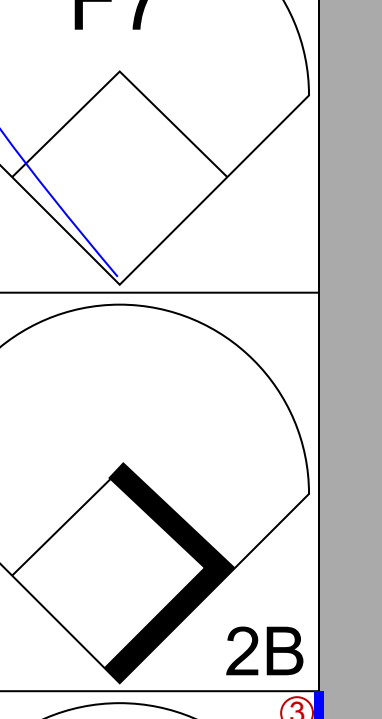
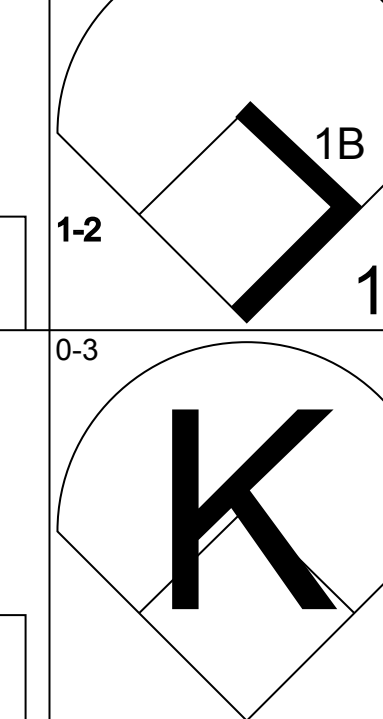
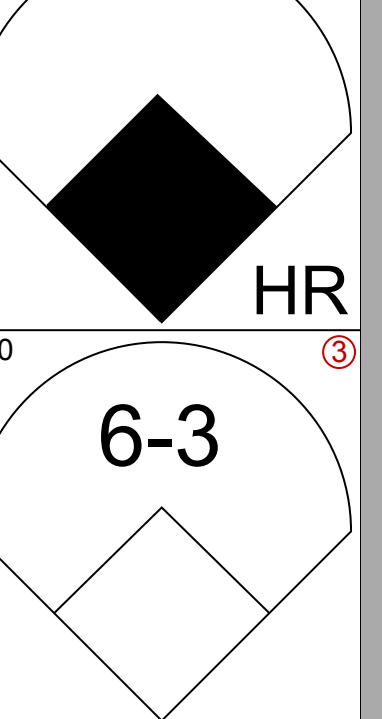
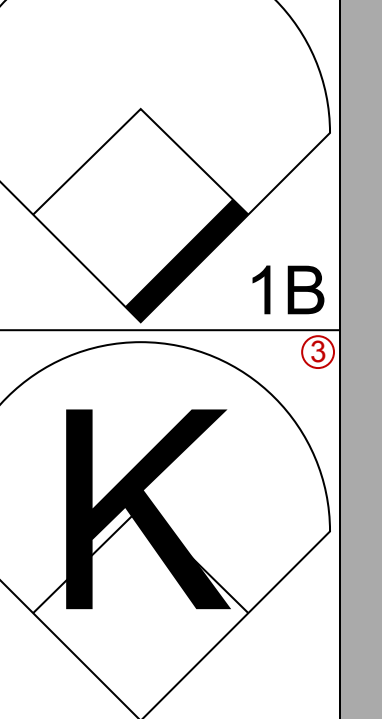
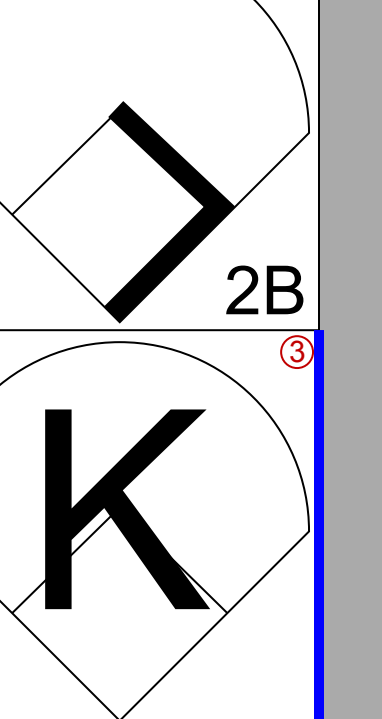

Boston Red Sox @ Kansas City Athletics
Municipal Stadium, Kansas City, MO
Tue May 10 1966, 8:05 PM EDT
Att: 2,897 - Unknown

AB	39
R	3
H	6
RBI	1
BB	7
SO	10
LOB	20



WP: 0	PA: 46
PB: 1	
SB: 4	
CS: 0	

Batter	1	2	3	4	5	6	7	8	9	AB	R	H	RBI	BB	SO	LOB	TOP										
Roy White, S OBP: 0.419, SLG: 0.494 (1, 7)	4-0 2B BB		1-3		0-0 FC6-2 3B		0-0 CS 1B		0-0 FC6-4 CS	4	1	2	0	1	0	1	New York Yankees @ Kansas City Athletics Municipal Stadium, Kansas City, MO Fri May 13 1966, 8:05 PM EDT Alt. 9,619 - Unknown - 60 F AB 31 R 4 H 8 RBI 2 BB 6 SO 6 LOB 19 										
Bobby Richardson, R OBP: 0.336, SLG: 0.366 (1, 4)	0-3 K		4-0 1-3 BB		0-0 FC6-2 PO		0-0 G3		0-0 CS	3	0	0	0	1	1	3											
Mickey Mantle, S OBP: 0.342, SLG: 0.377 Roger Repoz, L OBP: 0.286, SLG: 0.429 (7, 8)	0-0 F9 WP 2B		1-3		0-0 PO		4-0 FC4-6 BB		0-0 F4	3	1	1	1	1	0	1											
Joe Pepitone, L OBP: 0.230, SLG: 0.378 (1, 3)	0-0 F9 2-3		4-3		0-0 FC4-6 BB 1B				0-0 F9	4	1	0	0	0	0	3											
Tom Tresh, S OBP: 0.330, SLG: 0.241 (1, 5)	4-0 CS BB				0-0 CS 1B		4-0 1B BLK BB		0-0 FC5-4 1B	2	1	2	0	2	0	0											
Roger Maris, L OBP: 0.318, SLG: 0.338 (1, 9)	0-3 K		0-3 K		0-0 K		0-0 BLK BB 1B		0-3 K	4	0	1	1	0	3	3											
Clete Boyer, R OBP: 0.234, SLG: 0.291 (1, 6)			0-0 G6-4-3 1B		0-0 1B		4-0 BLK BB		0-0 FC5-4 1-2	3	0	2	0	1	0	1											
Elston Howard, R OBP: 0.233, SLG: 0.239 (1, 2)			0-0 G6-4-3 1-2		0-0 1-3		0-0 F3		0-0 5-3	4	0	0	0	0	0	5											
Whitey Ford, L Steve Hamilton, L Ray Barker, L Pedro Ramos, S (1, 1) (3, 1) (6, PH) (6, 1)			0-0 5-3		0-0 6-3		0-3 K		0-3 K FC6-4	1	0	0	0	0	0	0											
Inning Stats	R: 2 E: 0 K: 2 S: 8	H: 1 LOB: 1 BB: 2 P: 16	R: 0 E: 0 K: 0 S: 3	H: 1 LOB: 0 BB: 0 P: 3	R: 0 E: 0 K: 0 S: 3	H: 0 LOB: 1 BB: 1 P: 7	R: 0 E: 0 K: 1 S: 6	H: 2 LOB: 1 BB: 0 P: 6	R: 0 E: 0 K: 0 S: 3	H: 1 LOB: 2 BB: 3 P: 18	R: 0 E: 0 K: 0 S: 3	H: 1 LOB: 1 BB: 0 P: 6	R: 0 E: 0 K: 1 S: 6	H: 1 LOB: 1 BB: 0 P: 6	R: 0 E: 0 K: 1 S: 5	H: 0 LOB: 0 BB: 0 P: 5		1B: 6 2B: 2 3B: 1 HR: 0	SF: 0 SAC: 0 DP: 2 HBP: 0	WP: 1 PB: 1 CS: 0	PA: 39						
PITCHER	IP	WLS	BF	H	R	ER	SO	BB	IBB	HBP	BLK	WP	HR	S	P	ERA	WHIP	PITCHER									
Chuck Dobson, R ERA: 3.94 John Wyatt, R ERA: 2.7 Jim Dickson, R ERA: 9.25 Aurelio Monteaquedo, R ERA: 2.79 Jack Aker, R ERA: 1.98 (1, 1) (6, 1) (6, 1) (8, 1) (9, 1)	5.1	L	24	6	4	4	3	5	0	0	0	1	0	25	45	6.75	2.062										
Batter	1	2	3	4	5	6	7	8	9	AB	R	H	RBI	BB	SO	LOB	BOTTOM										
Bert Campaneris, R OBP: 0.264, SLG: 0.393 (1, 6)	0-0 B1-3		0-0 FC5-2-5 3B		0-0 L7		0-0 L8		0-0 FC3-6 1B	5	0	2	0	0	0	1	New York Yankees @ Kansas City Athletics Municipal Stadium, Kansas City, MO Fri May 13 1966, 8:05 PM EDT Alt. 9,619 - Unknown - 60 F AB 36 R 2 H 10 RBI 2 BB 2 SO 6 LOB 23 										
Jose Tartabull, L OBP: 0.270, SLG: 0.309 (1, 8)	0-0 5-3 1B		0-0 FC5-2-5 2B		0-3 K		0-0 5-3		0-0 FC3-6 1B	5	1	1	0	0	1	4											
Mike Hershberger, R OBP: 0.295, SLG: 0.348 (1, 9)	0-0 5-3 1-2		0-0 2B		1-0 FC6-4 HBP		0-0 FC3-6 1B		0-0 SF7	3	0	2	2	0	0	1											
Ed Charles, R OBP: 0.281, SLG: 0.321 (1, 5)	0-0 L8		0-0 5-3		0-0 FC6-4 1-2		0-0 FC3-6 1B		0-0 1-3	5	0	1	0	0	0	4											
Ken Harrelson, R OBP: 0.261, SLG: 0.183 (9, 7)			0-0 S 5-3 1B		0-0 F7		0-3 K		0-0 F7	4	0	1	0	0	1	2											
Dick Green, R OBP: 0.198, SLG: 0.184 (1, 4)	0-0 5-3 1-2		0-0 K		0-3 K		0-0 F3		0-0 FC3-6 BB	4	0	0	0	0	1	3											
Joe Nosske, R Billy Bryan, L (1, 7) (8, PH) (9, 3)	0-3 K		0-0 K		4-0 1B BB		0-3 K		4-0 BB	2	0	0	0	1	2	1											
Ken Suarez, R Wayne Causey, L Aurelio Monteaquedo, R Ossie Chavarria, R Jack Aker, R (1, 2) (7, PH) (8, 1) (8, PH) (9, 1)	0-0 F3		0-0 F3		0-0 1B		0-0 K		0-0 F3	2	0	1	0	0	0	1											
Chuck Dobson, R John Wyatt, R Jim Dickson, L Larry Stahl, L Phil Roof, R Ron Stone, L (1, 1) (6, 1) (6, 1) (7, PH) (8, 2) (9, PH)	0-0 F6		0-0 5-3		0-0 5-3		0-3 K		0-0 FC3-6 1B SF7	2	0	0	0	0	0	2											
Inning Stats	R: 0 E: 0 K: 0 S: 4	H: 1 LOB: 1 BB: 0 P: 4	R: 0 E: 0 K: 1 S: 6	H: 1 LOB: 0 BB: 0 P: 6	R: 1 E: 0 K: 0 S: 5	H: 2 LOB: 1 BB: 0 P: 5	R: 0 E: 0 K: 1 S: 6	H: 1 LOB: 2 BB: 1 P: 10	R: 0 E: 0 K: 2 S: 7	H: 0 LOB: 0 BB: 0 P: 7	R: 0 E: 0 K: 1 S: 6	H: 1 LOB: 1 BB: 0 P: 6	R: 0 E: 0 K: 0 S: 5	H: 2 LOB: 3 BB: 1 P: 9	R: 1 E: 0 K: 0 S: 5	H: 2 LOB: 1 BB: 0 P: 5		1B: 8 2B: 1 3B: 1 HR: 0	SF: 1 SAC: 0 DP: 0 HBP: 1	WP: 0 PB: 0 CS: 0	PA: 40						
PITCHER	IP	WLS	BF	H	R	ER	SO	BB	IBB	HBP	BLK	WP	HR	S	P	ERA	WHIP	PITCHER									
Whitey Ford, L ERA: 2.08 Steve Hamilton, L ERA: 4.05 Pedro Ramos, R ERA: 4.15 (1, 1) (3, 1) (6, 1)	2.0	W	14	2	1	1	2	1	0	1	0	0	0	10	10	0.00	1.000										

Batter	1	2	3	4	5	6	7	8	9	AB	R	H	RBI	BB	SO	LOB	TOP			
Roy White, S OBP: 0.402, SLG: 0.469 (1, 7)										4	0	0	0	0	2	2	New York Yankees @ Kansas City Athletics Municipal Stadium, Kansas City, MO Sat May 14 1966, 8:05 PM EDT Att: 12,258 - Unknown - 70 F			
Bobby Richardson, R OBP: 0.324, SLG: 0.332 (1, 4)										4	0	0	0	0	1	2				
Mickey Mantle, S OBP: 0.341, SLG: 0.417 (1, 8)										3	1	1	1	0	0	0				
Roger Repoz, L OBP: 0.375, SLG: 0.625 (6, 8)										1	1	1	0	0	0	0				
Joe Pepitone, L OBP: 0.240, SLG: 0.382 (1, 3)										4	0	2	0	0	0	0				
Tom Tresh, S OBP: 0.337, SLG: 0.253 (1, 5)										4	0	2	1	0	1	0				
Roger Maris, L OBP: 0.315, SLG: 0.333 (1, 9)										4	0	1	0	0	0	4				
Clete Boyer, R OBP: 0.224, SLG: 0.278 (1, 6)										4	0	0	0	0	2	4				
Jake Gibbs, L OBP: 0.409, SLG: 0.500 (1, 2)										2	0	1	0	2	0	0				
Mel Stottlemyre, R OBP: 0.125, SLG: 0.067 (1, 1)										2	0	0	0	0	1	1				
Horace Clarke, S OBP: 0.300, SLG: 0.250 (8, PH)										1	0	0	0	0	1	1				
Hal Reniff, R OBP: 0.361, SLG: 0.433 (8, PH)										0	0	0	0	0	0	0				
Lou Clinton, R OBP: 0.361, SLG: 0.433 (8, PH)										1	0	0	0	0	0	3				
Inning Stats	R: 0 E: 0 K: 2 S: 7	H: 0 LOB: 0 BB: 0 P: 7	R: 0 E: 0 K: 1 S: 6	H: 2 LOB: 1 BB: 0 P: 6	R: 0 E: 0 K: 0 S: 4	H: 1 LOB: 1 BB: 0 P: 4	R: 1 E: 0 K: 0 S: 4	H: 1 LOB: 0 BB: 0 P: 4	R: 0 E: 0 K: 2 S: 7	H: 0 LOB: 0 BB: 0 P: 7	R: 0 E: 0 K: 1 S: 5	H: 1 LOB: 1 BB: 0 P: 6	R: 0 E: 0 K: 1 S: 6	H: 0 LOB: 1 BB: 1 P: 9	R: 1 E: 0 K: 0 S: 6	H: 3 LOB: 3 BB: 1 P: 10	1B: 6 2B: 1 3B: 0 HR: 1	SF: 0 SAC: 0 DP: 1 HBP: 0	WP: 1 PB: 0 CS: 0	PA: 36
PITCHER	IP WLS BF H R ER SO BB IBB HBP BLK WP HR S P ERA WHIP																			
Fred Talbot, R ERA: 6.0 (1, 1)	8.0 W 31 7 2 2 8 1 0 0 0 1 1 46 50 2.25 1.000																			
Paul Lindblad, L ERA: 6.75 (9, 1)	0.1 2 1 0 0 0 0 0 0 0 0 0 2 2 0.00 3.000																			
Jack Aker, R ERA: 1.0 (9, 1)	0.2 S 3 0 0 0 0 1 0 0 0 0 0 2 6 0.00 1.500																			
Batter	1	2	3	4	5	6	7	8	9	AB	R	H	RBI	BB	SO	LOB	BOTTOM			
Jose Tartabull, L OBP: 0.288, SLG: 0.327 (1, 8)										4	2	3	0	0	0	0	New York Yankees @ Kansas City Athletics Municipal Stadium, Kansas City, MO Sat May 14 1966, 8:05 PM EDT Att: 12,258 - Unknown - 70 F			
Bert Campaneris, R OBP: 0.253, SLG: 0.376 (1, 6)										4	0	0	0	0	0	5				
Mike Hershberger, R OBP: 0.293, SLG: 0.361 (1, 7)										3	0	1	1	0	0	1				
Billy Bryan, L OBP: 0.234, SLG: 0.238 (1, 2)										4	0	2	1	0	0	1				
Larry Stahl, L OBP: 0.140, SLG: 0.262 (1, 9)										4	0	0	0	0	0	2				
Ken Harrelson, R OBP: 0.260, SLG: 0.221 (1, 3)										4	1	1	1	0	1	0				
Wayne Causey, L OBP: 0.281, SLG: 0.216 (1, 5)										3	0	0	0	1	0	0				
Dick Green, R OBP: 0.232, SLG: 0.264 (1, 4)										4	1	4	1	0	0	0				
Fred Talbot, R OBP: 0.100, SLG: 0.100 (1, 1)										4	0	0	0	0	3	4				
Paul Lindblad, L ERA: 2.0 (9, 1)										0	0	0	0	0	0	0				
Jack Aker, R ERA: 3.96 (9, 1)										0	0	0	0	0	0	0				
Inning Stats	R: 0 E: 0 K: 0 S: 4	H: 1 LOB: 1 BB: 0 P: 4	R: 1 E: 0 K: 1 S: 8	H: 3 LOB: 3 BB: 1 P: 12	R: 0 E: 0 K: 0 S: 3	H: 0 LOB: 0 BB: 0 P: 3	R: 1 E: 0 K: 0 S: 4	H: 1 LOB: 0 BB: 0 P: 4	R: 1 E: 0 K: 0 S: 5	H: 2 LOB: 1 BB: 0 P: 5	R: 0 E: 0 K: 1 S: 6	H: 1 LOB: 1 BB: 0 P: 6	R: 1 E: 0 K: 0 S: 5	H: 2 LOB: 1 BB: 0 P: 5	R: 0 E: 0 K: 2 S: 8	H: 1 LOB: 1 BB: 0 P: 8	1B: 5 2B: 4 3B: 0 HR: 2	SF: 1 SAC: 0 DP: 0 HBP: 0	WP: 0 PB: 0 CS: 0	PA: 36
PITCHER	IP WLS BF H R ER SO BB IBB HBP BLK WP HR S P ERA WHIP																			
Mel Stottlemyre, R ERA: 2.0 (1, 1)	7.0 L 32 10 4 4 2 1 0 0 0 0 0 2 35 39 5.14 1.571																			
Hal Reniff, R ERA: 3.96 (8, 1)	1.0 4 1 0 0 2 0 0 0 0 0 0 8 8 0.00 1.000																			

Batter	1	2	3	4	5	6	7	8	9	AB	R	H	RBI	BB	SO	LOB	TOP							
Roy White, S OBP: 0.392, SLG: 0.453 (1, 7)	6-3	G3			K	F6		1B		5	0	1	0	0	1	1								
Bobby Richardson, R OBP: 0.345, SLG: 0.367 (1, 4)	BB G3 1B		6-3		1B BB		1B SF9	1B		4	2	3	0	1	0	0								
Tom Tresh, S OBP: 0.330, SLG: 0.250 (1, 5)	G3		1-3		F7		BB 1B	F9		5	0	1	0	0	0	4								
Joe Pepitone, L OBP: 0.248, SLG: 0.381 (1, 3)	BB BB		4-3		1B 1B		SF9		L9	3	1	1	1	1	0	0								
Roger Maris, L OBP: 0.351, SLG: 0.369 (1, 9)	1-2 2-3 BB			1B SF9 2B	1B 1B		BB BB		2B 1B	3	2	3	1	2	0	0								
Roger Repoz, L OBP: 0.482, SLG: 0.667 (1, 8)	G3			F9	1-3 3-H 1B		G6-4-3 BB		2B	4	0	2	2	1	0	4								
Clete Boyer, R OBP: 0.223, SLG: 0.274 (1, 6)			F7		SF9 1B	6-3		G6-4-3 1-2	F8	5	0	1	0	0	0	6								
Elston Howard, R OBP: 0.231, SLG: 0.229 (1, 2)		6-3		SF9		6-3			4-3 IBB	3	0	0	1	1	0	0								
Al Downing, R OBP: 0.154, SLG: 0.154 Pedro Ramos, S (9, 1)				K		K			4-3 K	5	0	1	0	0	3	3								
										0	0	0	0	0	0	0								
Inning Stats	R: 0 E: 0 K: 0 S: 4	H: 1 LOB: 3 BB: 2 P: 12	R: 0 E: 0 K: 0 S: 4	H: 1 LOB: 1 BB: 0 P: 4	R: 0 E: 0 K: 0 S: 3	H: 0 LOB: 0 BB: 0 P: 3	R: 1 E: 0 K: 1 S: 7	H: 2 LOB: 1 BB: 0 P: 7	R: 2 E: 0 K: 1 S: 8	H: 3 LOB: 2 BB: 1 P: 12	R: 0 E: 0 K: 1 S: 5	H: 0 LOB: 0 BB: 0 P: 5	R: 1 E: 0 K: 0 S: 4	H: 2 LOB: 2 BB: 2 P: 12	R: 0 E: 0 K: 0 S: 5	H: 2 LOB: 2 BB: 0 P: 5	R: 1 E: 0 K: 1 S: 7	H: 2 LOB: 2 BB: 1 P: 11	1B: 11 2B: 2 3B: 0 HR: 0	SF: 2 SAC: 0 DP: 1 HBP: 0	WP: 0 PB: 0 CS: 0	PA: 45		
PITCHER	IP WLS BF H R ER SO BB IBB HBP BLK WP HR S P ERA WHIP	5.0 L 25 7 3 3 2 3 0 0 0 0 0 26 38 5.40 2.000	3.0 2 14 4 1 1 1 2 0 0 0 0 0 14 22 3.00 2.000	1.0 6 2 1 1 1 1 0 1 0 0 0 0 7 11 9.00 2.000																				

New York Yankees @ Kansas City Athletics
Municipal Stadium, Kansas City, MO
Sun May 15 1966, 4:33 AM EDT
Unknown

AB	37
R	5
H	13
RBI	5
BB	6
SO	4
LOB	18



Batter	1	2	3	4	5	6	7	8	9	AB	R	H	RBI	BB	SO	LOB	BOTTOM							
Bert Campaneris, R OBP: 0.263, SLG: 0.375 (1, 6)	S E G3 BB		F2			F9			BB 1B	3	2	1	0	1	0	1								
Jose Tartabull, L OBP: 0.287, SLG: 0.317 (1, 8)	G3			6-3		F8		1B BB		3	0	0	0	1	0	2								
Mike Hershberger, R OBP: 0.302, SLG: 0.366 (1, 9)	F8			G6-4-3 1B		F7		G6-4-3 1B		4	0	2	1	0	0	0								
Ed Charles, R OBP: 0.279, SLG: 0.316 (1, 5)	F8			G6-4-3 1-2		1B		K		4	0	1	0	0	1	3								
Ken Harrelson, R OBP: 0.250, SLG: 0.211 (1, 3)			K		5-3		K		G6-4-3	4	0	0	0	0	2	3								
Dick Green, R OBP: 0.224, SLG: 0.255 (1, 4)			K		F6		K			3	0	0	0	0	2	1								
Joe Nosseck, R Aurelio Montegudo, R Wayne Causey, L Jim Dickson, L (1, 7) (6, 1) (8, PH) (9, 1)	F8				K			K		2	0	0	0	0	1	0								
Ken Suarez, R OBP: 0.392, SLG: 0.293 (1, 2)			G3			FC6-2 3B		K		3	0	1	0	0	1	0								
Rollie Sheldon, R Ossie Chavarria, R OBP: 0.326, SLG: 0.289 (1, 1) (6, 7)			L4			FC6-2		K		1	0	0	0	0	0	0								
										2	0	0	0	0	1	1								
Inning Stats	R: 1 E: 0 K: 0 S: 3	H: 0 LOB: 0 BB: 1 P: 7	R: 0 E: 0 K: 2 S: 7	H: 0 LOB: 0 BB: 0 P: 7	R: 0 E: 0 K: 0 S: 3	H: 0 LOB: 0 BB: 0 P: 3	R: 0 E: 0 K: 0 S: 3	H: 1 LOB: 0 BB: 0 P: 3	R: 0 E: 0 K: 1 S: 5	H: 0 LOB: 0 BB: 0 P: 5	R: 0 E: 0 K: 0 S: 4	H: 1 LOB: 1 BB: 0 P: 4	R: 0 E: 0 K: 2 S: 8	H: 1 LOB: 1 BB: 0 P: 8	R: 0 E: 0 K: 3 S: 9	H: 0 LOB: 0 BB: 0 P: 9	R: 1 E: 0 K: 1 S: 6	H: 2 LOB: 1 BB: 1 P: 10	1B: 4 2B: 0 3B: 1 HR: 0	SF: 0 SAC: 0 DP: 2 HBP: 0	WP: 0 PB: 0 CS: 0	PA: 32		
PITCHER	IP WLS BF H R ER SO BB IBB HBP BLK WP HR S P ERA WHIP	8.0 W 30 5 2 2 8 5 2 2 8 0 0 4 4 0.00 0.000																						


New York Yankees @ Kansas City Athletics
Municipal Stadium, Kansas City, MO
Sun May 15 1966, 4:33 AM EDT
Unknown


AB	30
R	2
H	5
RBI	1
BB	2
SO	9
LOB	11




Batter	1	2	3	4	5	6	7	8	9	AB	R	H	RBI	BB	SO	LOB	TOP					
Roy White, S OBP: 0.406, SLG: 0.472 (1, 7)										3	1	2	0	1	0	1	New York Yankees @ Kansas City Athletics Municipal Stadium, Kansas City, MO Sun May 15 1966, 4:38 AM EDT Att: 32,088 - Cloudy - 70 F					
Bobby Richardson, R OBP: 0.342, SLG: 0.363 (1, 4)										4	1	1	0	0	0	3						
Tom Tresh, S OBP: 0.336, SLG: 0.247 (1, 5)										1	0	0	1	2	0	0						
Joe Pepitone, L OBP: 0.239, SLG: 0.367 (1, 3)										4	1	0	0	0	0	3						
Roger Maris, L OBP: 0.347, SLG: 0.364 (1, 9)										4	0	1	0	0	1	0						
Roger Repoz, L OBP: 0.471, SLG: 0.625 (1, 8)										4	0	2	1	0	0	0						
Clete Boyer, R OBP: 0.215, SLG: 0.263 (1, 6)										4	0	0	0	0	0	3						
Jake Gibbs, L OBP: 0.385, SLG: 0.455 (1, 2)										4	0	1	0	0	0	1						
Bob Friend, R Pedro Ramos, S (7, 1)										2	0	0	0	0	1	0						
										1	0	0	0	0	1	1						
Inning Stats	R: 2 E: 1 K: 1 S: 7	H: 2 LOB: 0 BB: 0 P: 7	R: 0 E: 0 K: 0 S: 3	H: 0 LOB: 0 BB: 0 P: 3	R: 0 E: 0 K: 1 S: 5	H: 0 LOB: 2 BB: 2 P: 13	R: 0 E: 0 K: 0 S: 3	H: 0 LOB: 0 BB: 0 P: 3	R: 0 E: 0 K: 0 S: 4	H: 1 LOB: 1 BB: 0 P: 4	R: 1 E: 0 K: 0 S: 4	H: 2 LOB: 1 BB: 1 P: 8	R: 0 E: 0 K: 0 S: 4	H: 1 LOB: 1 BB: 0 P: 4	R: 0 E: 0 K: 0 S: 3	H: 0 LOB: 0 BB: 0 P: 3		R: 0 E: 0 K: 1 S: 6	H: 1 LOB: 1 BB: 0 P: 6	1B: 6 2B: 1 3B: 0 HR: 0	SF: 1 SAC: 1 DP: 1 HBP: 0	WP: 0 PB: 0 CS: 1
PITCHER	IP WLS BF H R ER SO BB IBB HBP BLK WP HR S P ERA WHIP																					
Ralph Terry, R (1, 1)	5.0 L 20 3 2 0 2 2 0 0 0 0 0 0 22 30 0.00 1.000																					
Paul Lindblad, L (6, 1)	0.1 4 2 1 1 0 1 0 0 0 0 0 0 3 7 27.00 9.000																					
Jack Aker, R (6, 1)	2.2 8 1 0 0 0 0 0 0 0 0 0 0 8 8 0.00 0.375																					
Lew Krausse, R (9, 1)	1.0 4 1 0 0 1 0 0 0 0 0 0 0 6 6 0.00 1.000																					

Batter	1	2	3	4	5	6	7	8	9	AB	R	H	RBI	BB	SO	LOB	BOTTOM			
Jose Tartabull, L OBP: 0.295, SLG: 0.324 (1, 8)										4	0	2	0	0	0	1	New York Yankees @ Kansas City Athletics Municipal Stadium, Kansas City, MO Sun May 15 1966, 4:38 AM EDT Att: 32,088 - Cloudy - 70 F			
Bert Campaneris, R OBP: 0.282, SLG: 0.370 (1, 6)										4	0	1	0	0	0	1				
Mike Hershberger, R OBP: 0.289, SLG: 0.350 (1, 7)										4	0	0	0	0	0	2				
Billy Bryan, L OBP: 0.216, SLG: 0.217 (1, 2)										4	0	0	0	0	0	2				
Larry Stahl, L OBP: 0.191, SLG: 0.304 (1, 9)										4	1	3	0	0	0	0				
Ken Harrelson, R OBP: 0.260, SLG: 0.215 (1, 3)										3	0	1	0	1	1	2				
Wayne Causey, L OBP: 0.274, SLG: 0.214 (1, 5)										4	0	1	1	0	0	3				
Dick Green, R OBP: 0.216, SLG: 0.245 (1, 4)										4	0	0	0	0	1	4				
Ralph Terry, R (1, 1)										1	0	0	0	0	1	0				
Ossie Chavarria, R (5, PH)										1	0	0	0	0	1	2				
Paul Lindblad, L (6, 1)										0	0	0	0	0	0	0				
Jack Aker, R (6, 1)										0	0	0	0	0	0	0				
Joe Nossak, R (8, PH)										1	0	1	0	0	0	0				
Lew Krausse, R (9, 1)										0	0	0	0	0	0	0				
Inning Stats	R: 0 E: 0 K: 0 S: 3	H: 1 LOB: 0 BB: 0 P: 3	R: 0 E: 0 K: 1 S: 6	H: 1 LOB: 1 BB: 0 P: 6	R: 0 E: 0 K: 2 S: 7	H: 0 LOB: 0 BB: 0 P: 7	R: 0 E: 0 K: 0 S: 3	H: 0 LOB: 0 BB: 0 P: 3	R: 1 E: 0 K: 1 S: 8	H: 4 LOB: 2 BB: 0 P: 8	R: 0 E: 0 K: 0 S: 3	H: 0 LOB: 0 BB: 1 P: 3	R: 0 E: 0 K: 0 S: 5	H: 2 LOB: 2 BB: 0 P: 5	R: 0 E: 0 K: 0 S: 4	H: 1 LOB: 1 BB: 0 P: 4	1B: 9 2B: 0 3B: 0 HR: 0	SF: 0 SAC: 0 DP: 0 HBP: 0	WP: 0 PB: 0 CS: 0	PA: 35
PITCHER	IP WLS BF H R ER SO BB IBB HBP BLK WP HR S P ERA WHIP																			
Bob Friend, R (1, 1)	6.1 W 24 6 1 1 4 0 0 0 0 0 0 31 35 1.42 1.105																			
Pedro Ramos, R (7, 1)	2.2 S 11 3 0 0 0 0 0 0 0 0 0 11 11 0.00 1.125																			



Batter	1	2	3	4	5	6	7	8	9	AB	R	H	RBI	BB	SO	LOB	TOP			
Jim Fregosi, R OBP: 0.278, SLG: 0.266 (1, 6)	FC5-4 BB		S 2B BB		BB		F6			1	1	0	0	3	0	0	California Angels @ Kansas City Athletics Municipal Stadium, Kansas City, MO Wed May 18 1966, 8:05 PM EDT Unknown 			
Bobby Knoop, R OBP: 0.296, SLG: 0.492 Jackie Hernandez, R (8, 4)	K		1-H 2B				F9		F3	4	0	1	1	0	1	2				
Willie Smith, L OBP: 0.231, SLG: 0.200 (1, 9)	F9		F3				F8		F6	4	0	0	0	0	0	3				
Rick Reichardt, R OBP: 0.411, SLG: 0.611 (1, 8)	FC5-4 1-2			2B 1B			F6		1B	4	0	2	0	0	0	2				
Joe Adcock, R OBP: 0.463, SLG: 0.771 (1, 3)		K		1-3 2B			K		F8	4	0	1	0	0	2	1				
Ed Kirkpatrick, L OBP: 0.411, SLG: 0.442 (1, 7)	F9			4-0 IBB			4-3		F8	3	0	0	0	1	0	0				
Buck Rodgers, S OBP: 0.250, SLG: 0.406 (1, 2)	K			K			K		F2	4	0	0	0	0	3	3				
Paul Schaal, R OBP: 0.385, SLG: 0.380 (1, 5)			K	K			5-3		F8	4	0	0	0	0	2	3				
Marcelino Lopez, R OBP: 0.200, SLG: 0.267 Jack Sanford, R (4, 1)			K	K			F3			2	0	0	0	0	2	3				
Jose Cardenal, R OBP: 0.281, SLG: 0.352 Jim McGlothlin, R OBP: 0.111, SLG: 0.333 (7, PH) (7, 1)			K	K			F3			0	0	0	0	0	0	0				
Inning Stats	R: 0 E: 0 K: 1 S: 5	H: 0 LOB: 1 BB: 1 P: 9	R: 0 E: 0 K: 2 S: 7	H: 0 LOB: 0 BB: 0 P: 7	R: 1 E: 0 K: 2 S: 8	H: 1 LOB: 1 BB: 1 P: 12	R: 0 E: 0 K: 3 S: 11	H: 2 LOB: 3 BB: 1 P: 15	R: 0 E: 0 K: 0 S: 3	H: 0 LOB: 0 BB: 0 P: 7	R: 0 E: 0 K: 2 S: 7	H: 0 LOB: 0 BB: 0 P: 3	R: 0 E: 0 K: 0 S: 4	H: 1 LOB: 1 BB: 0 P: 4	R: 0 E: 0 K: 0 S: 3	H: 0 LOB: 0 BB: 0 P: 3	1B: 2 2B: 2 3B: 0 HR: 0	SF: 0 SAC: 0 DP: 0 HBP: 0	WP: 0 PB: 0 SB: 1 CS: 0	PA: 35
PITCHER Caffish Hunter, R ERA: 3.1 (1, 1)	IP: 9.0 WLS: W BF: 35 H: 4 R: 1 ER: 1 SO: 10 BB: 3 IBB: 1 HBP: 0 BLK: 0 WP: 0 HR: 0 S: 51 P: 67 ERA: 1.00 WHIP: 0.778															PITCHER				

Batter	1	2	3	4	5	6	7	8	9	AB	R	H	RBI	BB	SO	LOB	BOTTOM	
Bert Campaneris, R OBP: 0.262, SLG: 0.375 (1, 6)	1-3		4-3				F2			4	1	1	0	0	0	0	California Angels @ Kansas City Athletics Municipal Stadium, Kansas City, MO Wed May 18 1966, 8:05 PM EDT Unknown 	
Jose Tartabull, L OBP: 0.284, SLG: 0.312 (1, 8)	3-1		K				F8		4-3	4	0	0	0	0	1	1		
Mike Hershberger, R OBP: 0.289, SLG: 0.349 (1, 9)	F9			3B 1B			F9		1B PB 1B BB	3	2	1	0	1	0	0		
Ed Charles, R OBP: 0.308, SLG: 0.393 (1, 5)		2B 2B		1-H 1B 3B			F9		1B 1-3 3-H 1B	4	2	3	2	0	0	0		
Ken Harrelson, R OBP: 0.269, SLG: 0.227 (1, 3)		K2-3		3B 1B			F3		1-3 3-H 1B	4	1	2	2	0	1	1		
Dick Green, R OBP: 0.236, SLG: 0.304 (1, 4)		6-3 2-H 2B		1-H SF7 3B			2B		K	4	1	3	2	0	1	2		
Joe Nosssek, R OBP: 0.266, SLG: 0.167 Larry Stahl, L OBP: 0.220, SLG: 0.319 (4, PH) (5, 7)		6-3 2-3		SF7			FC4-6 IBB		G6-4-3 1B	1	0	0	0	0	0	1		
Ken Suarez, R OBP: 0.364, SLG: 0.267 (1, 2)		K		1-3			FC4-6 1-2		G6-4-3	4	0	0	0	0	1	4		
Caffish Hunter, R OBP: 0.217, SLG: 0.273 (1, 1)			K		F8				K	4	0	0	0	0	3	0		
Inning Stats	R: 0 E: 0 K: 0 S: 3	H: 0 LOB: 0 BB: 0 P: 3	R: 1 E: 0 K: 2 S: 9	H: 2 LOB: 1 BB: 0 P: 9	R: 0 E: 0 K: 2 S: 7	H: 0 LOB: 0 BB: 0 P: 7	R: 4 E: 0 K: 0 S: 7	H: 4 LOB: 0 BB: 0 P: 7	R: 0 E: 0 K: 0 S: 4	H: 1 LOB: 2 BB: 1 P: 8	R: 2 E: 1 K: 2 S: 10	H: 3 LOB: 2 BB: 1 P: 14	R: 0 E: 0 K: 1 S: 5	H: 1 LOB: 0 BB: 0 P: 5	1B: 5 2B: 4 3B: 2 HR: 0	SF: 1 SAC: 0 DP: 1 HBP: 0		WP: 0 PB: 1 SB: 0 CS: 0
PITCHER Marcelino Lopez, L ERA: 3.51 Jack Sanford, R ERA: 2.79 Jim McGlothlin, R ERA: 3.9 (1, 1) (4, 1) (7, 1)	IP: 3.0 WLS: L BF: 15 H: 1 R: 0 ER: 0 SO: 4 BB: 0 IBB: 0 HBP: 0 BLK: 0 WP: 0 HR: 0 S: 23 P: 23 ERA: 15.00 WHIP: 2.000															PITCHER		

Batter	1	2	3	4	5	6	7	8	9	AB	R	H	RBI	BB	SO	LOB	TOP										
Jose Tartabull, L (1,8) <small>OBP: 0.293, SLG: 0.307</small> Joe Nossek, R (6,8) <small>OBP: 0.333, SLG: 0.500</small>	F4		6-3			FC3-6			K	3	0	0	0	0	0	2											
Larry Stahl, L (1,7) <small>OBP: 0.224, SLG: 0.327</small>	F9					G3			4-3	4	0	1	0	0	0	1											
Mike Hershberger, R (1,9) <small>OBP: 0.307, SLG: 0.367</small>	2-3					G6-4-3			L9	3	0	0	0	0	0	1											
Billy Bryan, L (1,2) <small>OBP: 0.222, SLG: 0.208</small>						G3			3-1	2	0	0	0	1	0	0											
Ken Harrelson, R (1,3) <small>OBP: 0.261, SLG: 0.221</small>						5-3			K	3	0	0	0	0	1	1											
Ed Charles, R (1,5) <small>OBP: 0.294, SLG: 0.375</small>						6-3			6-3	3	0	0	0	0	1	0											
Dick Green, R (1,4) <small>OBP: 0.230, SLG: 0.294</small>						4-3			F3	3	0	1	0	0	0	0											
Ossie Chavarria, R (1,6) <small>OBP: 0.298, SLG: 0.262</small> John Wyatt, R (8,1)						K			F9	3	0	0	0	0	1	1											
Fred Talbot, R (1,1) <small>OBP: 0.167, SLG: 0.091</small> Wayne Causey, L (8,6) <small>OBP: 0.299, SLG: 0.233</small>						K2-3			F9	0	0	0	0	0	0	0											
Fred Talbot, R (1,1) <small>OBP: 0.167, SLG: 0.091</small> Wayne Causey, L (8,6) <small>OBP: 0.299, SLG: 0.233</small>						K2-3			L9	1	0	0	0	1	1	1											
Wayne Causey, L (8,6) <small>OBP: 0.299, SLG: 0.233</small>						K2-3			L9	1	0	0	0	0	0	0											
Inning Stats	R: 0 E: 0 K: 0 S: 3	H: 0 LOB: 0 BB: 0 P: 3	R: 0 E: 0 K: 1 S: 4	H: 0 LOB: 0 BB: 1 P: 8	R: 0 E: 0 K: 2 S: 8	H: 1 LOB: 1 BB: 0 P: 8	R: 0 E: 0 K: 0 S: 3	H: 1 LOB: 0 BB: 0 P: 3	R: 0 E: 0 K: 0 S: 3	H: 0 LOB: 0 BB: 0 P: 3	R: 0 E: 0 K: 0 S: 3	H: 0 LOB: 0 BB: 0 P: 5	R: 0 E: 0 K: 0 S: 3	H: 0 LOB: 0 BB: 0 P: 3	R: 0 E: 0 K: 1 S: 5	H: 0 LOB: 0 BB: 0 P: 5	R: 0 E: 0 K: 1 S: 5	H: 0 LOB: 0 BB: 0 P: 5	1B: 2 2B: 0 3B: 0 HR: 0	SF: 0 SAC: 0 DP: 2 HBP: 0	WP: 1 PB: 0 SB: 1 CS: 0	PA: 29					
PITCHER	IP	WLS	BF	H	R	ER	SO	BB	IBB	HBP	BLK	WP	HR	S	P	ERA	WHIP										
Jose Santiago, R (1,1) <small>ERA: 2.36</small>	9.0	W	29	2	0	0	5	2	0	0	0	1	0	37	45	0.00	0.444										

Kansas City Athletics @ Boston Red Sox
Fenway Park, Boston, MA
Fri May 20 1966, 7:05 PM EDT
Att: 13,192 - Unknown

AB 27
R 0
H 2
RBI 0
BB 2
SO 5
LOB 7



Batter	1	2	3	4	5	6	7	8	9	AB	R	H	RBI	BB	SO	LOB	BOTTOM										
Rico Petrocelli, R (1,6) <small>OBP: 0.295, SLG: 0.421</small>	6-3		F6							4	1	1	2	0	0	0											
Jim Gosger, L (1,8) <small>OBP: 0.328, SLG: 0.245</small>	E								F8	2	0	1	0	2	0	0											
Carl Yastrzemski, L (1,7) <small>OBP: 0.375, SLG: 0.433</small>	E1		F7						4-3	4	1	0	0	0	0	3											
George Scott, R (1,3) <small>OBP: 0.372, SLG: 0.650</small>									F8	3	0	1	0	1	1	1											
Tony Conigliaro, R (1,9) <small>OBP: 0.284, SLG: 0.377</small>	K								F7	4	0	1	0	0	1	3											
Dalton Jones, L (1,4) <small>OBP: 0.286, SLG: 0.340</small> George Smith, R (9,4) <small>OBP: 0.244, SLG: 0.250</small>	F8								4-3	3	0	0	0	1	0	3											
Joe Foy, R (1,5) <small>OBP: 0.340, SLG: 0.284</small>									G6-4-3	3	0	0	0	0	1	3											
Bob Tillman, R (1,2) <small>OBP: 0.293, SLG: 0.296</small>									5-3	3	1	1	0	0	0	0											
Jose Santiago, R (1,1) <small>OBP: 0.071, SLG: 0.071</small>									1-3	2	0	0	0	0	0	0											
Inning Stats	R: 0 E: 1 K: 1 S: 7	H: 1 LOB: 3 BB: 1 P: 11	R: 0 E: 0 K: 0 S: 3	H: 0 LOB: 0 BB: 0 P: 3	R: 0 E: 0 K: 1 S: 5	H: 0 LOB: 1 BB: 1 P: 9	R: 0 E: 0 K: 1 S: 5	H: 0 LOB: 0 BB: 0 P: 5	R: 0 E: 0 K: 0 S: 3	H: 0 LOB: 0 BB: 0 P: 3	R: 1 E: 1 K: 0 S: 4	H: 2 LOB: 2 BB: 2 P: 12	R: 2 E: 0 K: 0 S: 5	H: 2 LOB: 0 BB: 0 P: 5	R: 0 E: 0 K: 0 S: 3	H: 0 LOB: 0 BB: 0 P: 3	R: 0 E: 0 K: 0 S: 3	H: 0 LOB: 0 BB: 0 P: 3	1B: 3 2B: 1 3B: 0 HR: 1	SF: 0 SAC: 1 DP: 1 HBP: 0	WP: 0 PB: 0 SB: 0 CS: 0	PA: 33					
PITCHER	IP	WLS	BF	H	R	ER	SO	BB	IBB	HBP	BLK	WP	HR	S	P	ERA	WHIP										
Fred Talbot, R (1,1) <small>ERA: 5.63</small> John Wyatt, R (8,1) <small>ERA: 2.45</small>	7.0	L	30	5	3	3	3	2	2	0	0	0	0	32	48	3.86	1.000										
John Wyatt, R (8,1) <small>ERA: 2.45</small>	1.0		3	0	0	0	0	0	0	0	0	0	0	3	3	0.00	0.000										

Kansas City Athletics @ Boston Red Sox
Fenway Park, Boston, MA
Fri May 20 1966, 7:05 PM EDT
Att: 13,192 - Unknown

AB 28
R 3
H 5
RBI 2
BB 4
SO 3
LOB 13



Batter	1	2	3	4	5	6	7	8	9	AB	R	H	RBI	BB	SO	LOB	TOP										
Wayne Causey, L OBP: 0.306, SLG: 0.234 (1, 6)										4	1	1	0	1	0	0	Kansas City Athletics @ Boston Red Sox Fenway Park, Boston, MA Sat May 21 1966, 3:33 AM EDT Att: 5,557 - Unknown										
Dick Green, R OBP: 0.239, SLG: 0.295 (1, 4)										3	1	1	0	1	1												
Mike Hershberger, R OBP: 0.303, SLG: 0.362 (1, 8)										4	1	1	1	0	0	2											
Billy Bryan, L OBP: 0.224, SLG: 0.212 (1, 3)										4	0	1	2	0	1	2											
Larry Stahl, L OBP: 0.226, SLG: 0.373 (1, 9)										4	1	1	2	0	1	1											
Ken Harrelson, R OBP: 0.261, SLG: 0.215 (1, 7)										3	0	0	0	1	1	1											
Ed Charles, R OBP: 0.278, SLG: 0.353 (1, 5)										4	0	0	0	0	1	2											
Ken Suarez, R OBP: 0.355, SLG: 0.240 (1, 2)										3	0	0	0	1	2	1											
Rollie Sheldon, R OBP: 0.067, SLG: 0.067 Paul Lindblad, L Jack Aker, R (1, 1) (6, 1) (6, 1)										0	0	0	0	0	0	0											
Inning Stats	R: 0 E: 0 K: 0 S: 3	H: 0 LOB: 1 BB: 1 P: 7	R: 1 E: 0 K: 1 S: 6	H: 1 LOB: 1 BB: 1 P: 10	R: 0 E: 0 K: 1 S: 6	H: 1 LOB: 1 BB: 0 P: 6	R: 0 E: 0 K: 2 S: 7	H: 0 LOB: 1 BB: 1 P: 11	R: 4 E: 0 K: 0 S: 7	H: 4 LOB: 1 BB: 1 P: 11	R: 0 E: 0 K: 2 S: 7	H: 0 LOB: 0 BB: 0 P: 7	R: 0 E: 0 K: 1 S: 5	H: 0 LOB: 0 BB: 0 P: 5	R: 0 E: 0 K: 1 S: 5	H: 0 LOB: 0 BB: 0 P: 5		R: 0 E: 0 K: 0 S: 3	H: 0 LOB: 0 BB: 0 P: 3	1B: 5 2B: 0 3B: 0 HR: 1	SF: 0 SAC: 0 DP: 0 HBP: 0	WP: 1 PB: 0 SB: 1 CS: 0	PA: 37				
PITCHER	IP	WLS	BF	H	R	ER	SO	BB	IBB	HBP	BLK	WP	HR	S	P	ERA	WHIP										
Jerry Stephenson, R ERA: 5.75 Darrell Brandon, R ERA: 4.05 Dick Stigman, L ERA: 4.45 Ken Sanders, R ERA: 2.72	4.0	19	4	3	3	4	3	0	0	0	0	1	1	24	36	6.75	1.750										

Batter	1	2	3	4	5	6	7	8	9	AB	R	H	RBI	BB	SO	LOB	BOTTOM										
Rico Petrocelli, R OBP: 0.285, SLG: 0.405 (1, 6)										5	0	0	0	0	1	4	Kansas City Athletics @ Boston Red Sox Fenway Park, Boston, MA Sat May 21 1966, 3:33 AM EDT Att: 5,557 - Unknown										
Jim Gosger, L OBP: 0.333, SLG: 0.276 (1, 8) (5, 9)										5	1	2	2	0	0	0											
Carl Yastrzemski, L OBP: 0.385, SLG: 0.499 (1, 7)										4	3	3	2	0	0	2											
George Scott, R OBP: 0.369, SLG: 0.638 (1, 3)										4	0	1	0	0	1	2											
Tony Conigliaro, R OBP: 0.279, SLG: 0.374 Lenny Green, L OBP: 0.343, SLG: 0.322 George Thomas, R OBP: 0.316, SLG: 0.161 (1, 9) (5, 8) (6, PH) (7, 8)										1	0	0	1	0	0	0											
Dalton Jones, L OBP: 0.300, SLG: 0.327 (1, 4)										2	0	0	0	2	0	0											
Joe Foy, R OBP: 0.346, SLG: 0.318 (1, 5)										4	1	2	1	0	0	1											
Bob Tillman, R OBP: 0.295, SLG: 0.298 Earl Wilson, R OBP: 0.429, SLG: 0.667 Mike Ryan, R OBP: 0.236, SLG: 0.290 (1, 2) (7, PR) (8, 2)										3	0	1	0	0	0	2											
Jerry Stephenson, L OBP: 0.099, SLG: 0.099 Darrell Brandon, R Dick Stigman, R OBP: 0.343, SLG: 0.322 Joe Christopher, R Ken Sanders, R George Smith, R OBP: 0.241, SLG: 0.247 (1, 1) (5, 1) (5, 1) (5, PH) (6, 1) (6, PH)										1	0	0	0	0	0	0											
Inning Stats	R: 1 E: 0 K: 0 S: 4	H: 1 LOB: 0 BB: 0 P: 4	R: 0 E: 0 K: 0 S: 3	H: 0 LOB: 0 BB: 0 P: 3	R: 0 E: 0 K: 0 S: 3	H: 0 LOB: 0 BB: 0 P: 3	R: 2 E: 1 K: 1 S: 8	H: 2 LOB: 2 BB: 1 P: 12	R: 0 E: 0 K: 0 S: 5	H: 0 LOB: 0 BB: 0 P: 5	R: 1 E: 0 K: 0 S: 4	H: 2 LOB: 1 BB: 1 P: 8	R: 1 E: 0 K: 0 S: 5	H: 2 LOB: 2 BB: 0 P: 5	R: 0 E: 0 K: 0 S: 3	H: 0 LOB: 0 BB: 0 P: 3		R: 1 E: 0 K: 0 S: 4	H: 2 LOB: 3 BB: 1 P: 8	1B: 5 2B: 1 3B: 1 HR: 2	SF: 1 SAC: 1 DP: 1 HBP: 0	WP: 0 PB: 0 SB: 1 CS: 0	PA: 38				
PITCHER	IP	WLS	BF	H	R	ER	SO	BB	IBB	HBP	BLK	WP	HR	S	P	ERA	WHIP										
Rollie Sheldon, R ERA: 2.47 Paul Lindblad, L ERA: 6.23 Jack Aker, R ERA: 1.65	5.0	22	2	0	0	0	2	1	0	0	0	0	0	1	5	0.00	1.500										

Batter	1	2	3	4	5	6	7	8	9	AB	R	H	RBI	BB	SO	LOB	TOP			
Wayne Causey, L (1, 6) OBP: 0.303, SLG: 0.235										4	0	1	0	0	0	0	Kansas City Athletics @ Boston Red Sox Fenway Park, Boston, MA Sun May 22 1966, 3:33 AM EDT Att: 20,540 - Unknown			
Dick Green, R (1, 4) OBP: 0.240, SLG: 0.289										2	0	0	1	1	0	0				
Mike Hershberger, R (1, 8) OBP: 0.321, SLG: 0.381										3	0	2	0	1	0	1				
Billy Bryan, L (1, 3) OBP: 0.210, SLG: 0.196										4	0	0	0	0	2	5				
Larry Stahl, L (1, 9) OBP: 0.212, SLG: 0.349										4	0	0	0	0	0	4				
Ed Charles, R (1, 5) OBP: 0.283, SLG: 0.333										4	0	0	0	0	1	1				
Ken Harrelson, R (1, 7) OBP: 0.254, SLG: 0.209										3	0	0	0	0	2	0				
Ken Suarez, R (1, 2) OBP: 0.338, SLG: 0.226										3	0	0	0	0	1	0				
Ralph Terry, R (1, 1) OBP: 0.400, SLG: 0.250										2	1	1	0	0	0	0				
Ron Stone, L (8, PH) OBP: 0.222, SLG: 0.222										1	0	0	0	0	0	0				
John Wyatt, R (8, 1)										0	0	0	0	0	0	0				
Inning Stats	R: 0 E: 1 K: 1 S: 5	H: 0 LOB: 2 BB: 2 P: 13	R: 0 E: 0 K: 1 S: 5	H: 0 LOB: 0 BB: 0 P: 5	R: 1 E: 0 K: 0 S: 5	H: 2 LOB: 1 BB: 0 P: 5	R: 0 E: 0 K: 1 S: 5	H: 0 LOB: 0 BB: 0 P: 5	R: 0 E: 0 K: 1 S: 6	H: 1 LOB: 1 BB: 0 P: 6	R: 0 E: 0 K: 1 S: 5	H: 0 LOB: 0 BB: 0 P: 5	R: 0 E: 0 K: 0 S: 3	H: 0 LOB: 0 BB: 0 P: 3	R: 0 E: 0 K: 0 S: 4	H: 1 LOB: 1 BB: 0 P: 4	1B: 3 2B: 1 3B: 0 HR: 0	SF: 1 SAC: 0 DP: 0 HBP: 0	WP: 0 PB: 0 SB: 1 CS: 0	PA: 33
PITCHER Earl Wilson, R (1, 1) ERA: 3.84	IP: 9.0 WLS: W BF: 33	H: 4 R: 1 ER: 1 SO: 6	BB: 2 IBB: 0 HBP: 0 BLK: 0	WP: 0 HR: 0 S: 43 P: 51	ERA: 1.00 WHIP: 0.667	PITCHER										ERA: 1.00 WHIP: 0.667				

AB	30
R	1
H	4
RBI	1
BB	2
SO	6
LOB	11



Batter	1	2	3	4	5	6	7	8	9	AB	R	H	RBI	BB	SO	LOB	BOTTOM			
Rico Petrocelli, R (1, 6) OBP: 0.277, SLG: 0.393										4	0	0	0	0	0	1	Kansas City Athletics @ Boston Red Sox Fenway Park, Boston, MA Sun May 22 1966, 3:33 AM EDT Att: 20,540 - Unknown			
Jim Gosger, L (1, 8) OBP: 0.325, SLG: 0.290										4	1	1	0	0	1	0				
Carl Yastrzemski, L (1, 7) OBP: 0.385, SLG: 0.493										3	0	1	1	1	0	0				
George Scott, R (1, 3) OBP: 0.364, SLG: 0.628										2	0	0	0	0	1	1				
George Thomas, R (5, 3) OBP: 0.300, SLG: 0.152										2	0	0	0	0	1	1				
Tony Conigliaro, R (1, 9) OBP: 0.271, SLG: 0.362										4	0	0	0	0	3	1				
Dalton Jones, L (1, 4) OBP: 0.328, SLG: 0.418										3	2	2	1	1	0	0				
Joe Foy, R (1, 5) OBP: 0.345, SLG: 0.318										3	1	1	1	0	0	0				
Bob Tillman, R (1, 2) OBP: 0.313, SLG: 0.293										1	1	0	0	2	0	0				
Earl Wilson, R (1, 1) OBP: 0.417, SLG: 0.619										3	0	1	1	0	1	1				
Inning Stats	R: 0 E: 0 K: 0 S: 3	H: 0 LOB: 0 BB: 0 P: 3	R: 0 E: 0 K: 0 S: 3	H: 0 LOB: 0 BB: 0 P: 3	R: 0 E: 0 K: 1 S: 5	H: 0 LOB: 1 BB: 1 P: 9	R: 1 E: 0 K: 2 S: 8	H: 1 LOB: 1 BB: 1 P: 12	R: 0 E: 0 K: 1 S: 5	H: 0 LOB: 0 BB: 0 P: 5	R: 3 E: 1 K: 1 S: 8	H: 3 LOB: 1 BB: 1 P: 12	R: 1 E: 0 K: 2 S: 8	H: 2 LOB: 1 BB: 1 P: 12	R: 1 E: 0 K: 0 S: 8	H: 2 LOB: 1 BB: 1 P: 12	1B: 2 2B: 3 3B: 0 HR: 1	SF: 0 SAC: 0 DP: 0 HBP: 0	WP: 0 PB: 0 SB: 1 CS: 1	PA: 34
PITCHER Ralph Terry, R (1, 1) ERA: 1.71	IP: 7.0 WLS: L BF: 28	H: 4 R: 4 ER: 3 SO: 5	BB: 2 IBB: 1 HBP: 0 BLK: 0	WP: 0 HR: 1 S: 35 P: 47	ERA: 3.86 WHIP: 0.857	PITCHER										ERA: 3.86 WHIP: 0.857				
PITCHER John Wyatt, R (8, 1) ERA: 3.0	IP: 1.0 WLS: 5 BF: 2	H: 2 R: 1 ER: 1 SO: 2	BB: 0 IBB: 1 HBP: 0 BLK: 0	WP: 0 HR: 0 S: 8 P: 12	ERA: 9.00 WHIP: 2.000	PITCHER										ERA: 9.00 WHIP: 2.000				

AB	29
R	5
H	6
RBI	4
BB	4
SO	7
LOB	5



Batter	1	2	3	4	5	6	7	8	9	10	11	12	AB	R	H	RBI	BB	SO	LOB	TOP				
Joe Nosek, R OBP: 0.214, SLG: 0.308 (1, 8)	F8	6-3			6-3			F8		F7			5	0	0	0	0	0	2					
Ken Harrelson, R OBP: 0.252, SLG: 0.209 (1, 3)	F7			FC6-4 1B	K			F7			P4		5	0	1	0	0	1	0					
Mike Harshberger, R OBP: 0.316, SLG: 0.373 (1, 9)	1B	2B		FC6-4 WP 1-2				5-3			5-3		5	1	1	0	0	0	1					
Ed Charles, R OBP: 0.259, SLG: 0.325 (1, 5)	2B	1B		K				6-3		K		F9	5	1	1	0	0	2	1					
Dick Green, R OBP: 0.246, SLG: 0.297 (1, 4)	2B			6-3				K		5-3		CS BB	4	0	1	2	1	1	0					
Ossie Chavarria, R OBP: 0.269, SLG: 0.234 (1, 7) (10, 6)	F9			F7				F9		F7		4-3	5	0	0	0	0	0	2					
Wayne Causey, L OBP: 0.313, SLG: 0.259 (1, 6) Ron Stone, L OBP: 0.222, SLG: 0.222 (10, PR) Larry Stahl, L OBP: 0.224, SLG: 0.359 (10, 7)		4-3						6-3			SH1-4 1B	HR 1B	4	0	2	0	0	0	0					
Phil Roof, R OBP: 0.250, SLG: 0.875 (1, 2)	BLK	3B		P6				E5		SH1-4		HR 1B	4	2	2	2	0	0	1					
Catfish Hunter, R OBP: 0.192, SLG: 0.240 (1, 1) Ken Suarez, R OBP: 0.333, SLG: 0.222 (10, PH) Jack Aker, R (10, 1)	P4				6-3			4-3		K		4-3	3	0	0	0	0	0	2					
Inning Stats	R: 2 E: 0 K: 0 S: 6	H: 3 LOB: 1 BB: 0 P: 6	R: 1 E: 0 K: 0 S: 4	H: 1 LOB: 0 BB: 0 P: 4	R: 0 E: 0 K: 1 S: 5	H: 1 LOB: 1 BB: 0 P: 5	R: 0 E: 0 K: 0 S: 4	H: 1 LOB: 1 BB: 0 P: 4	R: 0 E: 0 K: 1 S: 5	H: 0 LOB: 0 BB: 0 P: 5	R: 0 E: 1 K: 0 S: 4	H: 0 LOB: 1 BB: 0 P: 4	R: 0 E: 0 K: 0 S: 3	H: 0 LOB: 0 BB: 0 P: 5	R: 0 E: 0 K: 1 S: 6	H: 1 LOB: 2 BB: 0 P: 6	R: 0 E: 0 K: 0 S: 3	H: 0 LOB: 0 BB: 0 P: 3	R: 2 E: 0 K: 0 S: 4	H: 2 LOB: 0 BB: 1 P: 8	1B: 6 2B: 2 3B: 1 HR: 1	SF: 0 SAC: 1 DP: 1 HBP: 0	WP: 1 PB: 0 SB: 0 CS: 2	PA: 45
PITCHER Mike McCormick, L ERA: 3.75 Casey Cox, R ERA: 2.93	IP: 10.0 WLS: 10.0 BF: 37 H: 7 R: 3 ER: 3 SO: 5 BB: 0 IBB: 0 HBP: 0 BLK: 1 WP: 1 HR: 0 S: 47 P: 47 ERA: 2.70 WHIP: 0.700																							

Kansas City Athletics @ Washington Senators
D.C. Stadium, Washington, DC
Mon May 23 1966, 7:05 PM EDT
Att. 3,898 - Unknown

AB	43
R	5
H	9
RBI	4
BB	1
SO	5
LOB	11



Batter	1	2	3	4	5	6	7	8	9	10	11	12	AB	R	H	RBI	BB	SO	LOB	BOTTOM				
Fred Valentine, S OBP: 0.387, SLG: 0.515 (1, 8) (10, 7)	K			L8	BB			F8		L6			4	0	0	0	1	1	0					
Bob Saverine, S OBP: 0.286, SLG: 0.353 (1, 4)	P4			HR 1B	4-3			4-3		F8			5	1	1	0	0	0	2					
Jim King, L OBP: 0.384, SLG: 0.429 (1, 9)	F2			F3				F9			L3		5	1	1	1	0	0	1					
Frank Howard, R OBP: 0.343, SLG: 0.479 (9, PR) Don Lock, R OBP: 0.358, SLG: 0.443 (10, 8)		F3		HR				P6		E6 BB		E5 CS	4	1	1	2	0	0	0					
Dick Nen, L OBP: 0.280, SLG: 0.286 (1, 3)	4-3			HR BB				F3		F3		K	3	0	0	0	2	1	1					
Ken McMullen, R OBP: 0.280, SLG: 0.370 (1, 5)	F2			BB	F7			P3		P3		6-3	5	0	0	0	0	0	3					
Paul Casanova, R OBP: 0.305, SLG: 0.500 (1, 2)					F9			F8		F8		6-3	5	0	0	0	0	0	2					
Ed Brinkman, R OBP: 0.237, SLG: 0.281 Don Blasingame, L OBP: 0.296, SLG: 0.226 (12, PH)					F9			K		K		G3	3	0	0	0	1	2	2					
Mike McCormick, L ERA: 3.09 Willie Kirkland, L OBP: 0.276, SLG: 0.125 (10, PH) Casey Cox, R ERA: 1.4 (11, 1)	K			K	FC4-6 BB 1-2			G3		F9			3	0	0	0	0	1	1					
Inning Stats	R: 0 E: 0 K: 1 S: 5	H: 0 LOB: 0 BB: 0 P: 3	R: 0 E: 0 K: 0 S: 3	H: 0 LOB: 0 BB: 0 P: 3	R: 0 E: 0 K: 1 S: 5	H: 0 LOB: 0 BB: 0 P: 5	R: 2 E: 0 K: 0 S: 5	H: 2 LOB: 1 BB: 1 P: 9	R: 0 E: 0 K: 0 S: 3	H: 0 LOB: 2 BB: 2 P: 11	R: 1 E: 0 K: 0 S: 4	H: 1 LOB: 0 BB: 0 P: 4	R: 0 E: 0 K: 1 S: 5	H: 0 LOB: 0 BB: 0 P: 5	R: 0 E: 0 K: 0 S: 3	H: 0 LOB: 2 BB: 1 P: 3	R: 0 E: 1 K: 0 S: 5	H: 0 LOB: 1 BB: 0 P: 5	R: 0 E: 0 K: 0 S: 3	H: 0 LOB: 1 BB: 0 P: 3	1B: 1 2B: 1 3B: 0 HR: 2	SF: 0 SAC: 0 DP: 1 HBP: 0	WP: 0 PB: 0 SB: 0 CS: 1	PA: 44
PITCHER Catfish Hunter, R ERA: 3.09 Jack Aker, R ERA: 1.4	IP: 9.0 WLS: 3 BF: 35 H: 3 R: 3 ER: 3 SO: 4 BB: 4 IBB: 0 HBP: 0 BLK: 0 WP: 0 HR: 2 S: 39 P: 55 ERA: 3.00 WHIP: 0.778																							

Kansas City Athletics @ Washington Senators
D.C. Stadium, Washington, DC
Mon May 23 1966, 7:05 PM EDT
Att. 3,898 - Unknown

AB	40
R	3
H	3
RBI	3
BB	4
SO	5
LOB	12



Batter	1	2	3	4	5	6	7	8	9	AB	R	H	RBI	BB	SO	LOB	TOP																			
Wayne Causey, L OBP: 0.298, SLG: 0.237 (1, 6)	L3		F7		F9			K		4	0	0	0	0	1	1	Kansas City Athletics @ Washington Senators D.C. Stadium, Washington, DC Tue May 24 1966, 7:05 PM EDT Att: 3,606 - Unknown																			
Ken Harrelson, R OBP: 0.287, SLG: 0.254 Ken Suarez, R OBP: 0.333, SLG: 0.222 (1, 3)	BB		2B			HR		5-3		3	1	2	1	1	0	0																				
Mike Hershberger, R OBP: 0.303, SLG: 0.358 (1, 9)	F9		F9			F8		F9		4	0	0	0	0	2																					
Larry Stahl, L OBP: 0.225, SLG: 0.353 (1, 7)	P3			4-3			3-1		SH1-3 1B	4	0	1	0	0	1																					
Ed Charles, R OBP: 0.250, SLG: 0.313 (1, 5)		6-3		P3			6-3		SH1-3 1-2	3	0	0	0	0	0																					
Dick Green, R OBP: 0.246, SLG: 0.289 (1, 4)		K		K			P4		IBB	3	0	0	0	1	2	0																				
Joe Nossek, R OBP: 0.278, SLG: 0.412 (1, 8)					F7				F8	4	0	2	0	0	2																					
Phil Roof, R OBP: 0.182, SLG: 0.636 John Wyatt, R (7, 1)		K					K			3	0	0	0	0	3	2																				
Chuck Dobson, R OBP: 0.143, SLG: 0.143 Billy Bryan, L OBP: 0.206, SLG: 0.193 (6, 3)			K						4-3	2	0	1	0	0	1	0																				
										1	0	0	0	0	0	0																				
Inning Stats	R: 0 E: 0 K: 0 S: 3	H: 0 LOB: 1 BB: 1 P: 7	R: 0 E: 0 K: 2 S: 8	H: 1 LOB: 1 BB: 0 P: 8	R: 0 E: 0 K: 1 S: 6	H: 1 LOB: 0 BB: 0 P: 6	R: 0 E: 0 K: 1 S: 5	H: 0 LOB: 0 BB: 0 P: 5	R: 1 E: 0 K: 0 S: 4	H: 1 LOB: 0 BB: 0 P: 4	R: 0 E: 0 K: 1 S: 5	H: 1 LOB: 0 BB: 0 P: 5	R: 0 E: 0 K: 1 S: 5	H: 0 LOB: 0 BB: 1 P: 5	R: 0 E: 0 K: 0 S: 4	H: 1 LOB: 2 BB: 1 P: 8	1B: 3 2B: 2 3B: 0 HR: 1	SF: 0 SAC: 1 DP: 0 HBP: 0	WP: 0 PB: 0 SB: 0 CS: 0	PA: 34																
PITCHER	IP	WLS	BF	H	R	ER	SO	BB	IBB	HBP	BLK	WP	HR	S	P	ERA	WHIP	PITCHER		IP	WLS	BF	H	R	ER	SO	BB	IBB	HBP	BLK	WP	HR	S	P	ERA	WHIP
Phil Ortega, R ERA: 2.56 Ron Kline, R ERA: 3.65	(1, 1)	7.0	26	5	1	1	6	1	0	0	0	0	1	37	41	1.29	0.857			(8, 1)	2.0	W	8	1	0	0	1	0	1	0	0	0	9	13	0.00	0.500

AB 31
R 1
H 6
RBI 1
BB 2
SO 7
LOB 8




Batter	1	2	3	4	5	6	7	8	9	AB	R	H	RBI	BB	SO	LOB	BOTTOM																			
Fred Valentine, S OBP: 0.383, SLG: 0.504 (1, 8)	FC4-6 BB		1-3		4-3		4-3			3	0	0	0	1	0	3	Kansas City Athletics @ Washington Senators D.C. Stadium, Washington, DC Tue May 24 1966, 7:05 PM EDT Att: 3,606 - Unknown																			
Bob Saverine, S OBP: 0.287, SLG: 0.327 (1, 4)	FC4-6 G4-6-3 1-2		K		F7			4-3		4	0	0	0	0	1	2																				
Jim King, L OBP: 0.364, SLG: 0.403 (1, 9)	G4-6-3 1-2		K			P6		4-3		4	0	0	0	0	1	1																				
Frank Howard, R OBP: 0.333, SLG: 0.464 (1, 7)		5-3		1-3		F8		F7		4	0	0	0	0	0																					
Dick Nen, L OBP: 0.289, SLG: 0.276 (1, 3)		K		G3		K			HR BB	3	1	0	0	1	2	0																				
Ken McMullen, R OBP: 0.296, SLG: 0.374 (1, 5)					FC6-4 1B		P4		K	4	0	2	0	0	1	1																				
Paul Casanova, R OBP: 0.306, SLG: 0.483 Willie Kirkland, L OBP: 0.267, SLG: 0.120 (9, PH)		1B HBP 1B			FC6-4 1B 1-2		6-3		K	2	0	0	0	0	1	1																				
Ed Brinkman, R OBP: 0.254, SLG: 0.292 Don Lock, R OBP: 0.366, SLG: 0.493 (9, PH)						4-3 SH1-4 BB		BB 1B		2	0	2	0	1	0	0																				
Phil Ortega, R OBP: 0.176, SLG: 0.067 Bob Chance, L OBP: 0.200, SLG: 0.310 Don Blasingame, L OBP: 0.296, SLG: 0.226 Ron Kline, R OBP: 0.400, SLG: 0.250 (8, 1)			4-3			SH1-4 BB		1-2 BB		1	0	0	0	0	3	0																				
										0	0	0	0	1	0	0																				
										0	0	0	0	0	0	0																				
Inning Stats	R: 0 E: 0 K: 0 S: 2	H: 0 LOB: 0 BB: 1 P: 6	R: 0 E: 0 K: 1 S: 7	H: 2 LOB: 3 BB: 0 P: 8	R: 0 E: 0 K: 2 S: 7	H: 0 LOB: 0 BB: 0 P: 7	R: 0 E: 0 K: 0 S: 4	H: 1 LOB: 1 BB: 0 P: 4	R: 0 E: 0 K: 0 S: 3	H: 0 LOB: 1 BB: 1 P: 7	R: 0 E: 0 K: 1 S: 5	H: 0 LOB: 0 BB: 0 P: 5	R: 0 E: 0 K: 0 S: 4	H: 1 LOB: 2 BB: 1 P: 8	R: 0 E: 0 K: 0 S: 3	H: 0 LOB: 0 BB: 0 P: 3	R: 2 E: 0 K: 2 S: 7	H: 1 LOB: 0 BB: 1 P: 11	1B: 4 2B: 0 3B: 0 HR: 1	SF: 0 SAC: 1 DP: 1 HBP: 1	WP: 0 PB: 0 SB: 0 CS: 0	PA: 35														
PITCHER	IP	WLS	BF	H	R	ER	SO	BB	IBB	HBP	BLK	WP	HR	S	P	ERA	WHIP	PITCHER		IP	WLS	BF	H	R	ER	SO	BB	IBB	HBP	BLK	WP	HR	S	P	ERA	WHIP
Chuck Dobson, R ERA: 3.56 John Wyatt, R ERA: 3.66	(1, 1)	6.2	27	4	0	0	4	3	0	1	0	0	1	11	15	9.00	1.050			(7, 1)	2.0	L	8	1	2	2	2	1	0	0	0	1	11	15	9.00	1.000

AB 29
R 2
H 5
RBI 2
BB 4
SO 6
LOB 12




Batter	1	2	3	4	5	6	7	8	9	AB	R	H	RBI	BB	SO	LOB	TOP					
Wayne Causey, L (1,6) OBP: 0.284, SLG: 0.228	L7			P4		SF7		6-3		3	0	0	1	0	0	0	Kansas City Athletics @ Washington Senators D.C. Stadium, Washington, DC Wed May 25 1966, 7:05 PM EDT Att: 3,117 - Unknown					
Ken Harrelson, R (1,3) OBP: 0.274, SLG: 0.270	6-3			6-3		FC6-5 1-H 2B		S 1B		4	0	2	1	0	0	0						
Mike Hershberger, R (1,9) OBP: 0.293, SLG: 0.345	K			L8		FC6-5 FC3-6 2-3		L7		4	0	0	0	0	1	2						
Billy Bryan, L (1,2) OBP: 0.194, SLG: 0.180		K			K	FC3-6 1-2		K		4	0	0	0	0	3	2						
Larry Stahl, L (1,7) OBP: 0.227, SLG: 0.347		4-3			F7			K		4	0	1	0	0	1	0						
Dick Green, R (1,4) OBP: 0.248, SLG: 0.290		5-3			4-3			1B 1B		3	0	1	0	0	0	0						
Ed Charles, R (1,5) OBP: 0.281, SLG: 0.357				2-3		HR		1B		4	1	2	1	0	0	1						
Joe Nossek, R (1,8) OBP: 0.364, SLG: 0.450				CS 1B		SH SF7 1B		K		3	1	2	0	1	1	2						
Fred Talbot, R (1,1) Jim Dickson, L (6,1) Ossie Chavarría, R (7,PH) Lew Krausse, R (7,1) Paul Lindblad, L (7,1) Jack Aker, R (8,1)				L9 1-2		SH 2B 1-3		K		1	1	0	0	0	0	1						
Inning Stats	R: 0 E: 0 K: 1 S: 5	H: 0 LOB: 0 BB: 0 P: 5	R: 0 E: 0 K: 1 S: 5	H: 0 LOB: 0 BB: 0 P: 5	R: 0 E: 0 K: 0 S: 3	H: 1 LOB: 0 BB: 0 P: 3	R: 0 E: 0 K: 0 S: 3	H: 0 LOB: 0 BB: 0 P: 3	R: 0 E: 0 K: 1 S: 5	H: 0 LOB: 0 BB: 0 P: 5	R: 3 E: 1 K: 0 S: 7	H: 3 LOB: 1 BB: 0 P: 7	R: 0 E: 0 K: 3 S: 11	H: 2 LOB: 2 BB: 0 P: 11	R: 0 E: 0 K: 1 S: 6	H: 1 LOB: 1 BB: 0 P: 6	R: 0 E: 1 K: 1 S: 6	H: 1 LOB: 2 BB: 1 P: 10	1B: 6 2B: 1 3B: 0 HR: 1	SF: 1 SAC: 2 DP: 0 HBP: 0	WP: 0 PB: 0 SB: 1 CS: 1	PA: 36
PITCHER	IP	WLS	BF	H	R	ER	SO	BB	IBB	HBP	BLK	WP	HR	S	P	ERA	WHIP					
Diego Seguí, R (1,1) ERA: 4.81	5.1	L	20	4	3	2	3	0	0	0	0	0	1	26	26	3.38	0.750					
Dick Lines, L (6,1) ERA: 2.35	1.2		7	2	0	0	3	0	0	0	0	0	0	13	13	0.00	1.200					
Bob Humphreys, R (8,1) ERA: 2.08	2.0		9	2	0	0	2	0	1	0	0	0	0	12	16	0.00	1.000					

Batter	1	2	3	4	5	6	7	8	9	AB	R	H	RBI	BB	SO	LOB	BOTTOM					
Fred Valentine, S (1,9) OBP: 0.373, SLG: 0.490	4-3			F8		F8		K		4	0	0	0	0	1	3	Kansas City Athletics @ Washington Senators D.C. Stadium, Washington, DC Wed May 25 1966, 7:05 PM EDT Att: 3,117 - Unknown					
Bob Humphreys, R (8,1)										0	0	0	0	0	0	0						
Bob Saverine, S (1,4) OBP: 0.281, SLG: 0.356	F8			FC6-4 SF8 1B		WP 2B		K		4	1	2	0	0	1	0						
Don Lock, R (1,8) OBP: 0.360, SLG: 0.473	K			FC6-4 1-2 BB		6-3		5-3		3	0	0	0	1	1	1						
Frank Howard, R (1,7) OBP: 0.331, SLG: 0.453		5-3		FC6-4 1-2 2-3		4-0 2-3 BB		F3		3	0	0	0	1	0	2						
Bob Chance, L (1,3) OBP: 0.176, SLG: 0.281		K		SF8		P4		K		3	0	0	1	0	2	2						
Ken McMullen, R (1,5) OBP: 0.288, SLG: 0.362		3-1		L7				E6 1-6-3 BB		4	0	0	0	0	1	1						
Paul Casanova, R (1,2) OBP: 0.297, SLG: 0.467				F5		6-3		K		2	0	0	0	0	0	0						
Willie Kirkland, L (7,PH) OBP: 0.258, SLG: 0.115										1	0	0	0	0	1	1						
Don Blasingame, L (8,4) OBP: 0.292, SLG: 0.222										1	0	0	0	0	0	0						
Ed Brinkman, R (1,6) OBP: 0.250, SLG: 0.288				P3		F9				2	0	0	0	0	0	0						
Dick Nen, L (7,PH) OBP: 0.296, SLG: 0.276										0	0	0	0	1	0	0						
Doug Camilli, R (8,2) OBP: 0.229, SLG: 0.212								1-6-3 1-2 BB		0	0	0	0	0	0	0						
Diego Seguí, R (1,1) OBP: 0.300, SLG: 0.250						4-3		1-6-3		2	0	1	0	0	0	0						
Dick Lines, R (6,1)										0	0	0	0	0	0	0						
Jim King, L (7,PH) OBP: 0.359, SLG: 0.397										1	0	0	0	0	0	2						
Inning Stats	R: 0 E: 0 K: 1 S: 5	H: 0 LOB: 0 BB: 0 P: 5	R: 0 E: 0 K: 1 S: 5	H: 0 LOB: 0 BB: 0 P: 5	R: 0 E: 0 K: 0 S: 4	H: 1 LOB: 1 BB: 0 P: 4	R: 1 E: 0 K: 0 S: 4	H: 1 LOB: 1 BB: 1 P: 8	R: 0 E: 0 K: 0 S: 3	H: 0 LOB: 0 BB: 0 P: 3	R: 0 E: 0 K: 0 S: 4	H: 1 LOB: 2 BB: 1 P: 8	R: 0 E: 1 K: 2 S: 8	H: 0 LOB: 2 BB: 1 P: 12	R: 0 E: 0 K: 1 S: 5	H: 0 LOB: 0 BB: 0 P: 5	R: 0 E: 0 K: 2 S: 7	H: 0 LOB: 0 BB: 0 P: 7	1B: 2 2B: 1 3B: 0 HR: 0	SF: 1 SAC: 0 DP: 0 HBP: 0	WP: 1 PB: 0 SB: 0 CS: 0	PA: 34
PITCHER	IP	WLS	BF	H	R	ER	SO	BB	IBB	HBP	BLK	WP	HR	S	P	ERA	WHIP					
Fred Talbot, R (1,1) ERA: 5.12	5.2		22	3	1	1	2	2	0	0	0	0	0	24	32	1.59	0.882					
Jim Dickson, R (6,1) ERA: 9.0	0.1		1	0	0	0	0	0	0	0	0	0	0	1	1	0.00	0.000					
Lew Krausse, R (7,1) ERA: 3.24	0.1		3	0	0	0	1	1	0	0	0	0	0	4	8	0.00	3.000					
Paul Lindblad, L (7,1) ERA: 5.93	0.2		2	0	0	0	1	0	0	0	0	0	0	4	4	0.00	0.000					
Jack Aker, R (8,1) ERA: 1.27	2.0	S	6	0	0	0	3	0	0	0	0	0	0	12	12	0.00	0.000					



Batter	1	2	3	4	5	6	7	8	9	AB	R	H	RBI	BB	SO	LOB	TOP								
Luis Aparicio, R OBP: 0.250, SLG: 0.279 (1, 6)	5-3		SH5-3		1B FC6-4		F9			4	1	2	0	0	0	0	Baltimore Orioles @ Kansas City Athletics Municipal Stadium, Kansas City, MO Sat May 28 1966, 8:05 PM EDT Att: 12,393 - Unknown livebaseballscorecards.com								
Boog Powell, L OBP: 0.321, SLG: 0.400 (1, 3)	K		FC6-4		1B FC6-4		3-1			5	0	2	1	0	2	1									
Frank Robinson, R OBP: 0.453, SLG: 0.630 Russ Snyder, L OBP: 0.345, SLG: 0.327 (9, PR) (9, 7)	6-3		FC6-4		FC6-4 G4-6-3		K		SH1-3 E	4	0	1	1	1	1	1									
Brooks Robinson, R OBP: 0.371, SLG: 0.528 (1, 5)			FC6-4		G4-6-3				SH1-3 E	4	0	1	1	1	1	1									
Curt Blefary, L OBP: 0.354, SLG: 0.516 Paul Blair, R OBP: 0.238, SLG: 0.316 (8, 8)			FC6-4		G4-6-3				SH1-3 E	5	2	2	1	0	0	3									
Sam Bowens, R OBP: 0.313, SLG: 0.323 (8, 7) (9, 9)			FC6-4		G4-6-3				SH1-3 E	3	1	2	1	1	1	0									
Davey Johnson, R OBP: 0.252, SLG: 0.311 (1, 4)			FC6-4		G4-6-3				SH1-3 E	0	0	0	0	0	0	0									
Andy Etchebarren, R OBP: 0.295, SLG: 0.362 (1, 2)			SH5-3		G1				SH1-3 E	5	1	1	0	0	1	6									
John Miller, R (1, 1)			SH		K				SH1-3 E	4	1	1	1	1	0	2									
Moe Drabowsky, R OBP: 0.600, SLG: 0.333 (5, 1)			SH		K				SH1-3 E	4	1	1	1	1	1	4									
Inning Stats	R: 0 E: 0 K: 1 S: 5	H: 0 LOB: 0 BB: 0 P: 5	R: 0 E: 0 K: 0 S: 4	H: 1 LOB: 1 BB: 0 P: 4	R: 2 E: 0 K: 1 S: 8	H: 2 LOB: 3 BB: 2 P: 16	R: 0 E: 0 K: 1 S: 5	H: 0 LOB: 0 BB: 0 P: 5	R: 1 E: 0 K: 0 S: 4	H: 2 LOB: 0 BB: 0 P: 4	R: 0 E: 0 K: 2 S: 8	H: 1 LOB: 2 BB: 1 P: 12	R: 0 E: 0 K: 1 S: 5	H: 0 LOB: 0 BB: 0 P: 5	R: 4 E: 0 K: 2 S: 12	H: 4 LOB: 1 BB: 0 P: 12	R: 2 E: 1 K: 0 S: 6	H: 2 LOB: 3 BB: 1 P: 10	1B: 8 2B: 3 3B: 1 HR: 0	SF: 0 SAC: 4 DP: 1 HBP: 0	WP: 1 PB: 2 CS: 3	PA: 45			
PITCHER	IP	WLS	BF	H	R	ER	SO	BB	IBB	HBP	BLK	WP	HR	S	P	ERA	WHIP								
Ralph Terry, R ERA: 2.42 (1, 1)	5.0	L	22	5	3	3	3	1	1	0	0	0	0	26	34	5.40	1.200								
Lew Krausse, R ERA: 2.99 (6, 1)	2.0		8	1	0	0	3	1	0	0	0	1	0	13	17	0.00	1.000								
John Wyatt, R ERA: 6.19 (8, 1)	0.0		4	3	4	4	0	0	0	0	0	0	0	4	4	∞	∞								
Jim Dickson, R ERA: 7.36 (8, 1)	2.0		11	3	2	0	2	1	0	0	0	0	0	14	18	0.00	2.000								

Batter	1	2	3	4	5	6	7	8	9	AB	R	H	RBI	BB	SO	LOB	BOTTOM								
Bert Campaneris, R OBP: 0.267, SLG: 0.366 (1, 6)	1B BB				F4		K		L7	4	0	1	0	1	1	2	Baltimore Orioles @ Kansas City Athletics Municipal Stadium, Kansas City, MO Sat May 28 1966, 8:05 PM EDT Att: 12,393 - Unknown livebaseballscorecards.com								
Larry Stahl, L OBP: 0.253, SLG: 0.363 (1, 7)			K		BB 1B					4	1	3	1	0	1	1									
Mike Hershberger, R OBP: 0.300, SLG: 0.359 (1, 9)					1B BB		1-3			3	0	0	0	1	0	2									
Billy Bryan, L OBP: 0.213, SLG: 0.206 (1, 2)					BB 1B					3	0	1	1	1	0	1									
Ken Harrelson, R OBP: 0.266, SLG: 0.256 (1, 3)					K					3	0	0	0	1	2	2									
Danny Cater, R OBP: 0.182, SLG: 0.219 (1, 5)					K					4	0	0	0	0	3	2									
Dick Green, R OBP: 0.241, SLG: 0.288 (1, 4)					1-3		B1-3		1-3	4	0	0	0	0	2										
Joe Nosske, R OBP: 0.400, SLG: 0.571 (1, 8)					1B 2B					4	1	2	0	0	0	0									
Ralph Terry, R OBP: 0.253, SLG: 0.200 Ron Stone, L OBP: 0.275, SLG: 0.273 Lew Krausse, R OBP: 0.247, SLG: 0.337 Ed Charles, R OBP: 0.247, SLG: 0.337 John Wyatt, L OBP: 0.247, SLG: 0.337 Jim Dickson, L OBP: 0.247, SLG: 0.337 Phil Roof, R OBP: 0.167, SLG: 0.583 (5, PH) (8, 1) (8, 1) (8, 1) (8, 1) (8, PH)					P4				F7	1	0	0	0	0	0	0									
Inning Stats	R: 0 E: 0 K: 0 S: 3	H: 1 LOB: 1 BB: 1 P: 7	R: 0 E: 0 K: 0 S: 3	H: 0 LOB: 0 BB: 0 P: 3	R: 0 E: 0 K: 1 S: 6	H: 1 LOB: 1 BB: 0 P: 6	R: 0 E: 0 K: 1 S: 5	H: 0 LOB: 2 BB: 2 P: 13	R: 2 E: 0 K: 1 S: 8	H: 3 LOB: 2 BB: 1 P: 12	R: 0 E: 0 K: 1 S: 5	H: 0 LOB: 0 BB: 0 P: 5	R: 0 E: 0 K: 1 S: 6	H: 1 LOB: 1 BB: 0 P: 6	R: 0 E: 0 K: 2 S: 7	H: 0 LOB: 0 BB: 0 P: 7		R: 0 E: 0 K: 0 S: 4	H: 1 LOB: 1 BB: 0 P: 4	1B: 5 2B: 1 3B: 1 HR: 0	SF: 0 SAC: 0 DP: 0 HBP: 0	WP: 0 PB: 0 SB: 0 CS: 0	PA: 37		
PITCHER	IP	WLS	BF	H	R	ER	SO	BB	IBB	HBP	BLK	WP	HR	S	P	ERA	WHIP								
John Miller, R ERA: 4.03 (1, 1)	4.2		22	5	2	2	2	4	0	0	0	0	0	22	38	3.86	1.929								
Moe Drabowsky, R ERA: 3.1 (5, 1)	4.1	W	15	2	0	0	5	0	0	0	0	0	0	25	25	0.00	0.462								




Batter	1	2	3	4	5	6	7	8	9	AB	R	H	RBI	BB	SO	LOB	TOP					
Luis Aparicio, R (1, 6) OBP: 0.244, SLG: 0.272	F9		F5		F7		F8			4	0	0	0	0	0	2	<p>Baltimore Orioles @ Kansas City Athletics</p> <p>Municipal Stadium, Kansas City, MO</p> <p>Sun May 29 1966, 4:33 AM EDT</p> <p>Att: 10,378 - Unknown</p>					
Boog Powell, L (1, 3) OBP: 0.333, SLG: 0.402	FC5-4 BB		G3							2	0	1	0	2	0	1						
Frank Robinson, R (1, 9) OBP: 0.443, SLG: 0.613	K			K	K				4-3	4	0	0	0	0	3	3						
Brooks Robinson, R (1, 5) OBP: 0.362, SLG: 0.515	FC5-4 1-2			F9		5-3			P3	4	0	0	0	0	0	1						
Curt Blefary, L (1, 7) OBP: 0.351, SLG: 0.508		F8		4-3			FC1-4 1B		F8	4	0	1	0	0	0	0						
Sam Bowens, R (1, 8) OBP: 0.306, SLG: 0.314		F8			1B 2B	FC1-4 2B			4-3	4	2	1	0	0	0	1						
Davey Johnson, R (1, 4) OBP: 0.267, SLG: 0.333		F2			1-2 2B 1B	1-H 2B			1B	4	1	3	1	0	0	0						
Andy Etchebarren, R (1, 2) OBP: 0.301, SLG: 0.369							F8		K	3	0	1	2	1	1	2						
Jim Palmer, R (1, 1) OBP: 0.250, SLG: 0.364									5-3	2	0	0	0	0	2	2						
Russ Snyder, L (7, PH) OBP: 0.339, SLG: 0.321										1	0	0	0	0	1	0						
Eddie Watt, R (7, 1) OBP: 0.125, SLG: 0.125										0	0	0	0	0	0	0						
Woodie Held, R (9, PH) OBP: 0.423, SLG: 0.381										1	0	0	0	0	0	1						
Inning Stats	R: 0 E: 0 K: 1 S: 5	H: 0 LOB: 1 BB: 1 P: 9	R: 0 E: 0 K: 0 S: 3	H: 0 LOB: 0 BB: 0 P: 3	R: 0 E: 0 K: 1 S: 5	H: 0 LOB: 1 BB: 1 P: 9	R: 0 E: 0 K: 1 S: 5	H: 0 LOB: 0 BB: 0 P: 5	R: 2 E: 0 K: 2 S: 10	H: 3 LOB: 2 BB: 1 P: 14	R: 1 E: 0 K: 0 S: 5	H: 2 LOB: 1 BB: 0 P: 5	R: 0 E: 0 K: 1 S: 5	H: 1 LOB: 0 BB: 0 P: 5	R: 0 E: 0 K: 0 S: 3	H: 0 LOB: 0 BB: 0 P: 3	R: 0 E: 0 K: 1 S: 6	H: 1 LOB: 1 BB: 0 P: 6	1B: 5 2B: 2 3B: 0 HR: 0	SF: 0 SAC: 0 DP: 0 HBP: 0	WP: 0 PB: 0 SB: 0 CS: 0	PA: 36
PITCHER	IP WLS BF H R ER SO BB IBB HBP BLK WP HR S P ERA WHIP																					
Catfish Hunter, R (1, 1) ERA: 3.21	6.0 W 26 5 3 3 5 3 0 0 0 0 0 0 33 45 4.50 1.333																					
Jack Aker, R (7, 1) ERA: 1.11	3.0 S 10 2 0 0 2 0 0 0 0 0 0 0 14 14 0.00 0.667																					

AB 33
R 3
H 7
RBI 3
BB 3
SO 7
LOB 13



Batter	1	2	3	4	5	6	7	8	9	AB	R	H	RBI	BB	SO	LOB	BOTTOM			
Bert Campaneris, R (1, 6) OBP: 0.267, SLG: 0.357	B3		2-3 SF8 BB		K		F2			3	1	0	0	1	1	1	<p>Baltimore Orioles @ Kansas City Athletics</p> <p>Municipal Stadium, Kansas City, MO</p> <p>Sun May 29 1966, 4:33 AM EDT</p> <p>Att: 10,378 - Unknown</p>			
Larry Stahl, L (1, 7) OBP: 0.253, SLG: 0.357	K		2-3 1-3		2H 1B		F9			4	0	1	1	0	1	1				
Mike Hershberger, R (1, 9) OBP: 0.291, SLG: 0.350	5-3		SF8		P2		F7			3	0	0	1	0	0	1				
Danny Cater, R (1, 5) OBP: 0.200, SLG: 0.250		2B 2B	K						FC3-6 1B	4	1	2	0	0	2	0				
Dick Green, R (1, 4) OBP: 0.241, SLG: 0.281		2B BB		K		1-3			FC3-6 1-2	3	1	0	0	1	1	1				
Ken Harrelson, R (1, 3) OBP: 0.272, SLG: 0.280		K							K	3	1	1	1	1	2	3				
Ossie Chavarria, R (9, 3) OBP: 0.250, SLG: 0.216				CS BB					K	0	0	0	0	0	0	0				
Joe Nossek, R (1, 8) OBP: 0.412, SLG: 0.581				6-3					P6	3	1	1	2	1	0	2				
Phil Roof, R (1, 2) OBP: 0.267, SLG: 0.733		5-3								3	1	2	1	0	0	1				
Catfish Hunter, R (1, 1) OBP: 0.185, SLG: 0.231										1	0	0	0	0	0	1				
Billy Bryan, L (6, PH) OBP: 0.211, SLG: 0.203					SH1-4 1B					1	0	0	0	0	1	1				
Jack Aker, R (7, 1) ERA: 2.1					1-2					0	0	0	0	0	0	0				
Inning Stats	R: 0 E: 0 K: 1 S: 5	H: 0 LOB: 0 BB: 0 P: 5	R: 2 E: 0 K: 1 S: 7	H: 2 LOB: 1 BB: 1 P: 11	R: 1 E: 0 K: 1 S: 5	H: 0 LOB: 0 BB: 1 P: 9	R: 0 E: 0 K: 1 S: 4	H: 0 LOB: 0 BB: 1 P: 8	R: 1 E: 0 K: 1 S: 7	H: 2 LOB: 1 BB: 0 P: 7	R: 2 E: 0 K: 2 S: 9	H: 2 LOB: 1 BB: 1 P: 13	R: 0 E: 0 K: 0 S: 3	H: 0 LOB: 0 BB: 0 P: 3	R: 0 E: 0 K: 1 S: 6	H: 1 LOB: 1 BB: 0 P: 6	1B: 3 2B: 2 3B: 1 HR: 1	SF: 1 SAC: 1 DP: 0 HBP: 0	WP: 0 PB: 0 SB: 1 CS: 1	PA: 34
PITCHER	IP WLS BF H R ER SO BB IBB HBP BLK WP HR S P ERA WHIP																			
Jim Palmer, R (1, 1) ERA: 3.69	6.0 L 27 6 6 6 7 4 0 0 0 0 0 0 37 53 9.00 1.667																			
Eddie Watt, R (7, 1) ERA: 2.1	2.0 7 1 0 0 1 0 0 0 0 0 0 0 9 9 0.00 0.500																			



Batter	1	2	3	4	5	6	7	8	9	AB	R	H	RBI	BB	SO	LOB	TOP					
Vic Davallilo, L (1.8) OBP: 0.299, SLG: 0.331			4-3		E4				F7	4	1	0	1	0	2							
Max Alvis, R (1.5) OBP: 0.339, SLG: 0.331			K		FC5-4					3	0	1	1	1	2							
Leon Wagner, L (1.7) OBP: 0.313, SLG: 0.397	F6				SF8		K			3	0	1	1	0	4							
Rocky Colavito, R (1.9) OBP: 0.307, SLG: 0.324	F2		K2-3		L8					3	0	0	0	1	4							
Fred Whitfield, L (1.3) OBP: 0.261, SLG: 0.375				F8		F5		F7		4	0	1	1	0	0	1						
Chico Salmon, R (1.6) OBP: 0.273, SLG: 0.329	F8			F7		K		K		4	0	0	0	0	2	3						
Pedro Gonzalez, R (1.4) OBP: 0.265, SLG: 0.288		K		5-3		4-3		5-3		4	0	0	0	0	1	1						
Duke Sims, L (1.2) OBP: 0.304, SLG: 0.472		6-3			FC5-4		F8		F9	4	1	1	0	0	0	0						
John O'Donoghue, R (1.1) OBP: 0.091, SLG: 0.091					E3		K		4-3	2	1	0	0	0	1	1						
Tom Kelley, R (6.1) OBP: 0.100, SLG: 0.100					FC5-4					1	0	0	0	0	1	0						
Bob Allen, L (7.1) OBP: 0.333, SLG: 0.333					SF8					0	0	0	0	0	0	0						
Tony Martinez, R (9. PH) OBP: 0.333, SLG: 0.333										1	0	0	0	0	0	0						
Inning Stats	R: 1 E: 0 K: 0 S: 5	H: 2 LOB: 2 BB: 1 P: 9	R: 0 E: 0 K: 2 S: 7	H: 0 LOB: 0 BB: 0 P: 7	R: 0 E: 0 K: 2 S: 8	H: 1 LOB: 1 BB: 0 P: 8	R: 0 E: 0 K: 0 S: 3	H: 0 LOB: 0 BB: 0 P: 3	R: 2 E: 2 K: 0 S: 6	H: 1 LOB: 1 BB: 0 P: 6	R: 0 E: 0 K: 1 S: 5	H: 0 LOB: 0 BB: 0 P: 5	R: 0 E: 0 K: 2 S: 8	H: 1 LOB: 2 BB: 1 P: 12	R: 0 E: 0 K: 1 S: 5	H: 0 LOB: 1 BB: 1 P: 9	R: 0 E: 0 K: 0 S: 3	H: 0 LOB: 0 BB: 0 P: 3	1B: 5 2B: 0 3B: 0 HR: 0	SF: 1 SAC: 0 DP: 0 HBP: 0	WP: 0 PB: 0 SB: 1 CS: 0	PA: 37
PITCHER	IP WLS BF H R ER SO BB IBB HBP BLK WP HR S P ERA WHIP																					
Rollie Sheldon, R (1.1) ERA: 2.54	6.0 W 25 4 3 1 5 1 0 0 0 0 0 0 34 38 1.50 0.833																					
Jack Aker, R (7.1) ERA: 0.99	3.0 S 12 1 0 0 3 2 0 0 0 0 0 0 16 24 0.00 1.000																					

Cleveland Indians @ Kansas City Athletics
Municipal Stadium, Kansas City, MO
Wed Jun 01 1966, 8:05 PM EDT
Att: 7,458 - Unknown

AB 33
R 3
H 5
RBI 3
BB 3
SO 8
LOB 18

Batter	1	2	3	4	5	6	7	8	9	AB	R	H	RBI	BB	SO	LOB	BOTTOM			
Bert Campaneris, R (1.6) OBP: 0.262, SLG: 0.339	1-3				K		4-3		1-3	1	0	0	0	0	0	0				
Ossie Chavarria, R (3. PH) OBP: 0.250, SLG: 0.218					K					4	1	1	0	0	1	0				
Ed Charles, R (1.5) OBP: 0.267, SLG: 0.375	F4				K		HR			5	1	3	1	0	1	0				
Mike Hershberger, R (1.9) OBP: 0.309, SLG: 0.371									K	4	1	3	1	1	1	1				
Danny Cater, R (1.7) OBP: 0.231, SLG: 0.316	5-3		F8		F9					4	1	1	1	0	0	4				
Larry Stahl, L (9.7) OBP: 0.263, SLG: 0.378										0	0	0	0	0	0	0				
Dick Green, R (1.4) OBP: 0.263, SLG: 0.296		2-3		HR						2	3	1	0	2	0	0				
Ken Harrelson, R (1.3) OBP: 0.276, SLG: 0.298		F3				5-3				4	1	2	3	0	0	1				
Joe Nosske, R (1.8) OBP: 0.400, SLG: 0.548		6-3		HR						4	0	2	2	0	0	0				
Phil Roof, R (1.2) OBP: 0.231, SLG: 0.538			1-3		F8		F6	L5		4	0	0	0	0	2					
Rollie Sheldon, R (1.1) ERA: 1.82					1-3		4-3		K	2	0	0	0	0	1	0				
Billy Bryan, L (6. PH) ERA: 3.34			K							1	0	0	0	0	0	1				
Jack Aker, R (7.1) ERA: 3.68										1	0	0	0	0	1	0				
Inning Stats	R: 0 E: 0 K: 0 S: 4	H: 1 LOB: 1 BB: 0 P: 4	R: 0 E: 0 K: 0 S: 3	H: 0 LOB: 0 BB: 0 P: 3	R: 1 E: 0 K: 1 S: 8	H: 3 LOB: 2 BB: 0 P: 8	R: 2 E: 0 K: 0 S: 4	H: 1 LOB: 0 BB: 1 P: 8	R: 0 E: 0 K: 2 S: 7	H: 0 LOB: 1 BB: 1 P: 11	R: 1 E: 0 K: 0 S: 5	H: 2 LOB: 1 BB: 0 P: 5	R: 4 E: 0 K: 0 S: 7	H: 5 LOB: 1 BB: 1 P: 11	R: 0 E: 0 K: 2 S: 8	H: 1 LOB: 1 BB: 0 P: 8	1B: 8 2B: 1 3B: 2 HR: 2	SF: 0 SAC: 0 DP: 0 HBP: 0	WP: 0 PB: 0 SB: 0 CS: 0	PA: 39
PITCHER	IP WLS BF H R ER SO BB IBB HBP BLK WP HR S P ERA WHIP																			
John O'Donoghue, L (1.1) ERA: 1.82	5.1 L 25 7 4 4 3 2 0 0 0 0 0 1 29 37 6.75 1.688																			
Tom Kelley, R (6.1) ERA: 3.34	1.0 8 4 4 4 0 1 0 0 0 0 0 1 7 11 36.00 5.000																			
Bob Allen, L (7.1) ERA: 3.68	1.2 6 2 0 0 2 0 0 0 0 0 0 0 10 10 0.00 1.200																			

Cleveland Indians @ Kansas City Athletics
Municipal Stadium, Kansas City, MO
Wed Jun 01 1966, 8:05 PM EDT
Att: 7,458 - Unknown

AB 36
R 8
H 13
RBI 8
BB 3
SO 5
LOB 9

Batter	1	2	3	4	5	6	7	8	9	AB	R	H	RBI	BB	SO	LOB	TOP				
Bert Campaneris, R (1, 6) OBP: 0.295, SLG: 0.409	4-0 S BB		0-0 SH1 5-3-5 2B		0-0 G3			0-0 3B		3	0	2	0	1	0	0	Kansas City Athletics @ Baltimore Orioles Memorial Stadium, Baltimore, MD Fri Jun 03 1966, 7:05 PM EDT Att: 11,178 - Unknown livebaseballscores.com				
Larry Stahl, L (1, 7) OBP: 0.262, SLG: 0.361	0-3 K		0-0 SH1		0-3 K			0-3 K		3	0	0	0	0	3	2					
Mike Hershberger, R (1, 9) OBP: 0.309, SLG: 0.399	0-3 K		0-0 5-3-5		0-0 F3			0-0 3-1		4	0	0	0	0	1	3					
Danny Cater, R (1, 5) OBP: 0.230, SLG: 0.306	0-0 6-3		3-H		0-0 F9			0-0 G4-6-3 1B		4	0	1	0	0	0	1					
Dick Green, R (1, 4) OBP: 0.279, SLG: 0.322		4-0 5-3 HR BB		0-0 2B				0-0 G4-6-3 1-2		3	1	1	0	1	0	1					
Joe Nosssek, R (1, 8) OBP: 0.358, SLG: 0.469		0-0 5-3		0-0 6-3				0-3 K		3	0	0	0	0	0	2					
Billy Bryan, L (9, PH) OBP: 0.203, SLG: 0.194		1-2						0-0 F7		1	0	0	0	0	1	0					
Ken Harrelson, R (1, 3) OBP: 0.303, SLG: 0.331		0-0 2-H HR		4-0 IBB				4-0 G6-4-3 BB		1	1	1	2	2	0	0					
Phil Roof, R (1, 2) OBP: 0.212, SLG: 0.515		0-0 F6		0-3 K				0-0 G6-4-3 1-2		3	0	0	0	0	1	3					
Catfish Hunter, R (1, 1) OBP: 0.172, SLG: 0.214		0-3 K						0-3 K		2	0	0	0	0	1	0					
Jose Tartabull, L (8, PH) OBP: 0.286, SLG: 0.299										1	0	0	0	0	1	0					
Jim Dickson, L (8, 1)										0	0	0	0	0	0	0					
Inning Stats	R: 0 E: 0 K: 2 S: 7	H: 0 LOB: 1 BB: 1 P: 11	R: 2 E: 0 K: 1 S: 6	H: 1 LOB: 0 BB: 1 P: 10	R: 0 E: 0 K: 0 S: 3	H: 1 LOB: 2 BB: 0 P: 10	R: 0 E: 0 K: 1 S: 5	H: 0 LOB: 0 BB: 0 P: 5	R: 0 E: 0 K: 0 S: 2	H: 0 LOB: 0 BB: 1 P: 6	R: 0 E: 0 K: 2 S: 8	H: 1 LOB: 1 BB: 0 P: 8	R: 0 E: 0 K: 1 S: 5	H: 0 LOB: 0 BB: 0 P: 5	1B: 1 2B: 3 3B: 1 HR: 1	SF: 0 SAC: 1 DP: 3 HBP: 0	WP: 0 PA: 33 PB: 0 SB: 1 CS: 0				
PITCHER Jim Palmer, R (1, 1) ERA: 3.48	IP: 9.0 WLS: W BF: 33	H: 5 R: 2 ER: 2 SO: 8	BB: 3 IBB: 1 HBP: 0 BLK: 0	WP: 0 HR: 1 S: 45 P: 61	ERA: 2.00 WHIP: 0.889	PITCHER											IP: 9.0 WLS: W BF: 33	H: 5 R: 2 ER: 2 SO: 8	BB: 3 IBB: 1 HBP: 0 BLK: 0	WP: 0 HR: 1 S: 45 P: 61	ERA: 2.00 WHIP: 0.889

Batter	1	2	3	4	5	6	7	8	9	AB	R	H	RBI	BB	SO	LOB	BOTTOM				
Luis Aparicio, R (1, 6) OBP: 0.270, SLG: 0.333	0-0 F4		0-0 1B		0-0 4-3 HR 2B			0-0 SH3-4 1B		4	1	3	0	0	0	0	Kansas City Athletics @ Baltimore Orioles Memorial Stadium, Baltimore, MD Fri Jun 03 1966, 7:05 PM EDT Att: 11,178 - Unknown livebaseballscores.com				
Russ Snyder, L (1, 8) OBP: 0.390, SLG: 0.370	0-0 9-3-2 BB 1B		0-0 1-2 1B		0-0 4-3			0-0 SH3-4		3	0	2	0	0	0	1					
Frank Robinson, R (1, 9) OBP: 0.449, SLG: 0.638	4-0 1-2 BB		0-0 F7		0-0 2-3 HR			0-0 5-3		3	1	1	2	1	0	3					
Brooks Robinson, R (1, 5) OBP: 0.360, SLG: 0.519	0-0 9-3-2 2-3		0-3 K		0-0 F8			4-0 IBB		3	0	0	0	1	1	4					
Boog Powell, L (1, 3) OBP: 0.362, SLG: 0.478		0-0 2B FC6-2 1B		0-0 F7				0-0 F7		3	0	1	0	1	0	4					
Curt Blefary, L (1, 7) OBP: 0.356, SLG: 0.503		0-0 FC6-2 SF8 2B		0-0 1-3				0-0 F8		4	1	1	0	0	0	1					
Paul Blair, R (9, 7) OBP: 0.262, SLG: 0.347		0-0 FC6-2 SF8 2B		0-0 1-3				0-0 F6		0	0	0	0	0	0	0					
Davey Johnson, R (1, 4) OBP: 0.294, SLG: 0.364		0-0 FC6-2		0-0 5-3				0-0 L5		4	0	0	0	0	0	2					
Andy Etchebarren, R (1, 2) OBP: 0.312, SLG: 0.424		0-0 SF8		0-0 1B				0-0 F6		3	0	1	1	0	1	0					
Jim Palmer, R (1, 1) OBP: 0.222, SLG: 0.320		0-3 K		0-3 K				0-0 F3		3	0	0	0	0	2	2					
Inning Stats	R: 0 E: 0 K: 0 S: 3	H: 1 LOB: 1 BB: 1 P: 7	R: 1 E: 0 K: 1 S: 7	H: 2 LOB: 1 BB: 0 P: 7	R: 0 E: 0 K: 1 S: 7	H: 2 LOB: 2 BB: 0 P: 7	R: 0 E: 0 K: 1 S: 6	H: 1 LOB: 1 BB: 0 P: 6	R: 2 E: 0 K: 0 S: 5	H: 2 LOB: 1 BB: 1 P: 9	R: 0 E: 0 K: 0 S: 3	H: 0 LOB: 0 BB: 0 P: 3	R: 0 E: 0 K: 0 S: 4	H: 1 LOB: 2 BB: 1 P: 8	R: 0 E: 0 K: 1 S: 5	H: 0 LOB: 0 BB: 0 P: 5	1B: 6 2B: 3 3B: 0 HR: 1	SF: 1 SAC: 1 DP: 1 HBP: 0	WP: 0 PA: 35 PB: 0 SB: 0 CS: 0		
PITCHER Cattfish Hunter, R (1, 1) ERA: 3.26	IP: 7.0 WLS: L BF: 32	H: 9 R: 3 ER: 3 SO: 3	BB: 2 IBB: 1 HBP: 0 BLK: 0	WP: 0 HR: 1 S: 35 P: 47	ERA: 3.86 WHIP: 1.571	PITCHER											IP: 7.0 WLS: L BF: 32	H: 9 R: 3 ER: 3 SO: 3	BB: 2 IBB: 1 HBP: 0 BLK: 0	WP: 0 HR: 1 S: 35 P: 47	ERA: 3.86 WHIP: 1.571
PITCHER Jim Dickson, R (8, 1) ERA: 6.23	IP: 1.0 WLS: L BF: 3	H: 0 R: 0 ER: 0 SO: 1	BB: 0 IBB: 0 HBP: 0 BLK: 0	WP: 0 HR: 0 S: 5 P: 5	ERA: 0.00 WHIP: 0.000	PITCHER											IP: 1.0 WLS: L BF: 3	H: 0 R: 0 ER: 0 SO: 1	BB: 0 IBB: 0 HBP: 0 BLK: 0	WP: 0 HR: 0 S: 5 P: 5	ERA: 0.00 WHIP: 0.000


Batter	1	2	3	4	5	6	7	8	9	AB	R	H	RBI	BB	SO	LOB	TOP			
Bert Campaneris, R (1,6) OBP: 0.296, SLG: 0.407 John Wyatt, R (6,1) Phil Roof, R (9,PH) OBP: 0.206, SLG: 0.500	0-0 1B		0-0 1-3			0-0 1-3			0-0 5-3	3	0	1	0	0	0	0	Kansas City Athletics @ Baltimore Orioles Memorial Stadium, Baltimore, MD Sat Jun 04 1966, 7:05 PM EDT Unknown livebaseballscorecards.com			
Ed Charles, R (1,5) OBP: 0.287, SLG: 0.370	0-3 K			0-0 5-3			0-0 G6-3 1B		0-0 5-3	4	0	1	0	0	1	1				
Mike Hershberger, R (1,9) OBP: 0.302, SLG: 0.361	0-3 K			0-0 1-3			0-0 F8			3	0	0	0	0	1	2				
Danny Cater, R (1,7) OBP: 0.222, SLG: 0.295	0-3 K			0-0 F9			0-0 G6-3			3	0	0	0	0	1	2				
Dick Green, R (1,4) OBP: 0.274, SLG: 0.316 Ossie Chavarria, R (8,4) OBP: 0.250, SLG: 0.218		0-3 K			0-0 F6			0-0 4-3		3	0	0	0	0	1	0				
Ken Harrelson, R (1,3) OBP: 0.288, SLG: 0.324 Ron Stone, L (8,3) OBP: 0.273, SLG: 0.273		0-3 K			0-3 K			0-0 F7		3	0	0	0	0	2	0				
Joe Nossek, R (1,8) OBP: 0.357, SLG: 0.462		0-0 4-3			0-0 6-3					3	0	1	0	0	0	0				
Ken Suarez, R (1,2) OBP: 0.319, SLG: 0.211			0-0 1-3			0-3 K		0-3 K		3	0	0	0	0	2	1				
Chuck Dobson, R (1,1) OBP: 0.118, SLG: 0.118 Ernie Fazio, R (6,PH) OBP: 0.250, SLG: 0.250			0-0 4-3			0-0 F8			0-0 5-3	1	0	0	0	0	0	0				
Inning Stats	R: 0 E: 0 K: 3 S: 10	H: 1 LOB: 1 BB: 0 P: 10	R: 0 E: 0 K: 2 S: 7	H: 0 LOB: 0 BB: 0 P: 7	R: 0 E: 0 K: 0 S: 3	H: 0 LOB: 0 BB: 0 P: 3	R: 0 E: 0 K: 0 S: 3	H: 0 LOB: 0 BB: 0 P: 3	R: 0 E: 0 K: 1 S: 5	H: 0 LOB: 0 BB: 0 P: 5	R: 0 E: 0 K: 0 S: 3	H: 1 LOB: 0 BB: 0 P: 3	R: 0 E: 0 K: 1 S: 6	H: 1 LOB: 1 BB: 0 P: 6	R: 0 E: 0 K: 0 S: 3	H: 0 LOB: 0 BB: 0 P: 3		1B: 3 2B: 0 3B: 0 HR: 0	SF: 0 SAC: 0 DP: 1 HBP: 0	WP: 0 PB: 0 SB: 1 CS: 0
PITCHER Steve Barber, L (1,1) ERA: 1.85	IP: 9.0 WLS: W BF: 29 H: 3 R: 0 ER: 0 SO: 8 BB: 0 IBB: 0 HBP: 0 BLK: 0 WP: 0 HR: 0 S: 45 P: 45 ERA: 0.00 WHIP: 0.333																			

Batter	1	2	3	4	5	6	7	8	9	AB	R	H	RBI	BB	SO	LOB	BOTTOM			
Luis Aparicio, R (1,6) OBP: 0.274, SLG: 0.332	0-0 F9			0-0 1B	0-3 K			0-0 1-3		4	0	1	0	1	1	1	Kansas City Athletics @ Baltimore Orioles Memorial Stadium, Baltimore, MD Sat Jun 04 1966, 7:05 PM EDT Unknown livebaseballscorecards.com			
Russ Snyder, L (1,8) OBP: 0.391, SLG: 0.403	0-3 K	0-0 F6		0-3 K		0-0 HR		0-0 BB		4	1	1	1	1	2	3				
Frank Robinson, R (1,9) OBP: 0.461, SLG: 0.669 Sam Bowers, R (6,PR) OBP: 0.271, SLG: 0.263			0-0 5-3 2B		4-0 2B 1B BB	1-0 CS HBP		0-0 F8		2	3	2	1	1	0	0				
Brooks Robinson, R (1,5) OBP: 0.361, SLG: 0.521	0-3 K		0-0 5-3		0-0 1B E 2B	0-0 1B E 1B		0-0 6-3		5	1	2	0	0	1	2				
Boog Powell, L (1,3) OBP: 0.371, SLG: 0.489		4-0 WP PB BB BB	0-0 G3		0-0 1B E 1B	0-3 K				3	2	2	2	1	1	1				
Curt Blefary, L (1,7) OBP: 0.356, SLG: 0.493		4-0 PB WP SF7 BB	0-0 G3		0-0 F7	0-0 G3				3	1	0	0	1	0	4				
Davey Johnson, R (1,4) OBP: 0.293, SLG: 0.364		0-0 SF7	0-0 4-3		0-0 E8 1B PB 1B		0-3 K			3	1	1	1	0	1	1				
Andy Etchebarren, R (1,2) OBP: 0.310, SLG: 0.416		4-0 SH1-4 BB		0-0 L3	0-3 K		0-0 1-3			3	0	0	0	1	1	2				
Steve Barber, L (1,1) OBP: 0.048, SLG: 0.048		0-0 SH1-4		0-0 4-3		0-0 PB 1B		0-3 K		3	0	1	1	0	1	0				
Inning Stats	R: 1 E: 0 K: 2 S: 8	H: 1 LOB: 2 BB: 4 P: 8	R: 2 E: 0 K: 0 S: 3	H: 0 LOB: 4 BB: 4 P: 19	R: 1 E: 0 K: 0 S: 5	H: 2 LOB: 1 BB: 0 P: 5	R: 0 E: 0 K: 1 S: 6	H: 1 LOB: 1 BB: 0 P: 6	R: 4 E: 1 K: 2 S: 11	H: 4 LOB: 1 BB: 1 P: 15	R: 1 E: 0 K: 1 S: 6	H: 2 LOB: 1 BB: 0 P: 7	R: 0 E: 0 K: 2 S: 7	H: 0 LOB: 0 BB: 0 P: 7	R: 0 E: 0 K: 0 S: 3	H: 0 LOB: 1 BB: 1 P: 7		1B: 5 2B: 3 3B: 0 HR: 2	SF: 1 SAC: 1 DP: 0 HBP: 1	WP: 1 PB: 2 SB: 0 CS: 1
PITCHER Chuck Dobson, R (1,1) ERA: 4.64 John Wyatt, R (6,1) ERA: 5.69	IP: 5.0 WLS: L BF: 28 H: 8 R: 8 ER: 6 SO: 5 BB: 5 IBB: 0 HBP: 0 BLK: 0 WP: 1 HR: 1 S: 33 P: 53 ERA: 10.80 WHIP: 2.600																			

Batter	1	2	3	4	5	6	7	8	9	10	11	12	AB	R	H	RBI	BB	SO	LOB	TOP						
Bert Campaneris, R OBP: 0.297, SLG: 0.400 (1.6)	K			F2		B3		E4 1B	CS	F3		BB		5	1	1	0	1	1	0						
Joe Nossek, R OBP: 0.339, SLG: 0.431 (1.8)	K			L7		F9				K		K	6	0	1	1	0	3	2							
Mike Hershberger, R OBP: 0.296, SLG: 0.356 (1.9)	K			F4			F7 1B	L3		6-3			5	0	1	0	0	1	1							
Danny Cater, R OBP: 0.232, SLG: 0.312 (7.5)		F4			F8 1B SF8		F7				F4		5	2	2	0	0	0	1							
Ken Harrelson, R OBP: 0.306, SLG: 0.325 (1.3)		F4			F8 1B			BB			F4		3	1	1	0	2	0	0							
Dick Green, R OBP: 0.272, SLG: 0.331 (1.4)		K			F8		K				6-3		5	1	1	3	0	2	4							
Ed Charles, R OBP: 0.271, SLG: 0.370 (7. PH)																										
Larry Stahl, L OBP: 0.264, SLG: 0.360 (7.7)																										
Phil Roof, R OBP: 0.194, SLG: 0.472 (8. PH)																										
Billy Bryan, L OBP: 0.196, SLG: 0.187 (8.2)																										
Fred Talbot, R ERA: 4.77 (7.1)																										
Jim Dickson, R ERA: 6.08 (8.1)																										
Paul Lindblad, L ERA: 4.96 (9.1)																										
Jack Aker, R ERA: 0.89 (12.1)																										
Sam Edwards, R ERA: 2.68 (12.7)																										
Inning Stats	R: 0 E: 0 K: 3 S: 9	H: 0 LOB: 0 BB: 0 P: 9	R: 0 E: 0 K: 1 S: 5	H: 0 LOB: 0 BB: 0 P: 5	R: 0 E: 0 K: 1 S: 4	H: 0 LOB: 0 BB: 1 P: 8	R: 0 E: 0 K: 0 S: 3	H: 0 LOB: 0 BB: 0 P: 3	R: 1 E: 0 K: 0 S: 5	H: 2 LOB: 1 BB: 0 P: 5	R: 0 E: 0 K: 1 S: 6	H: 1 LOB: 2 BB: 1 P: 10	R: 1 E: 1 K: 1 S: 7	H: 2 LOB: 1 BB: 0 P: 7	R: 3 E: 0 K: 1 S: 7	H: 3 LOB: 0 BB: 1 P: 11	R: 0 E: 0 K: 1 S: 5	H: 0 LOB: 0 BB: 0 P: 5	R: 0 E: 0 K: 0 S: 3	H: 0 LOB: 0 BB: 0 P: 3	R: 0 E: 0 K: 2 S: 8	H: 1 LOB: 2 BB: 1 P: 12	1B: 7 2B: 1 3B: 0 HR: 1	SF: 1 SAC: 0 DP: 0 HBP: 0	WP: 0 PB: 0 SB: 0 CS: 2	PA: 48
PITCHER	IP	WLS	BF	H	R	ER	SO	BB	IBB	HBP	BLK	WP	HR	S	P	ERA	WHIP									
Dave McNally, L ERA: 3.21 (1.1)	6.1		23	3	1	1	5	2	0	0	0	0	0	1	13	17	1.42	0.789								
Eddie Watt, R ERA: 2.45 (7.1)	1.2		10	4	4	3	2	1	0	0	0	0	0	1	13	17	16.20	3.000								
Dick Hall, R ERA: 1.59 (9.1)	1.0		3	1	0	0	1	0	0	0	0	0	0	5	5	0.00	1.000									
Moe Drabowsky, R ERA: 2.96 (10.1)	2.1		8	1	0	0	1	0	0	0	0	0	0	10	10	0.00	0.429									
Stu Miller, R ERA: 1.62 (12.1)	0.2	W	3	0	0	0	2	1	0	0	0	0	0	6	10	0.00	1.500									

Kansas City Athletics @ Baltimore Orioles
Memorial Stadium, Baltimore, MD
Sat Jun 04 1966, Postponed
Alt. 24.213 - Unknown

AB 42
R 5
H 9
RBI 5
BB 4
SO 11
LOB 14

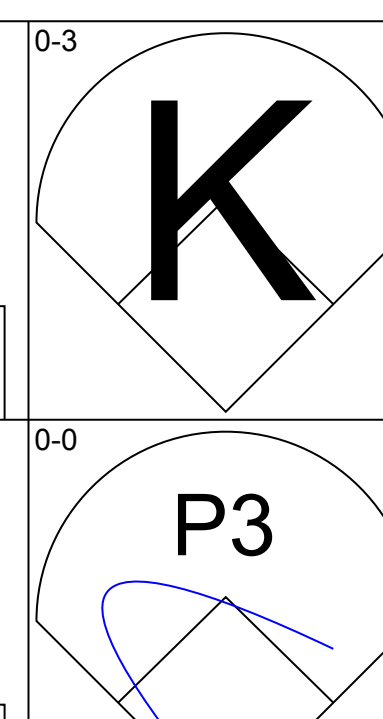
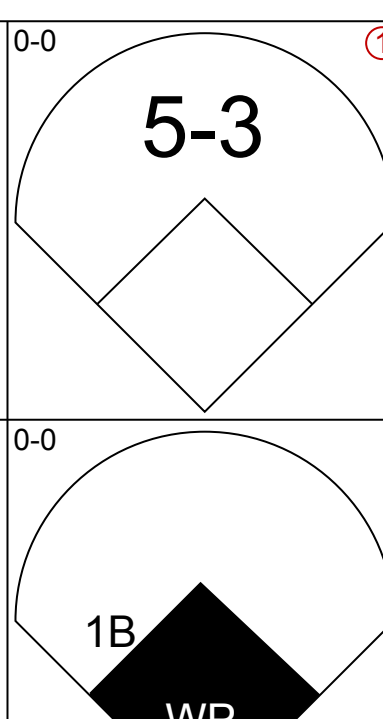
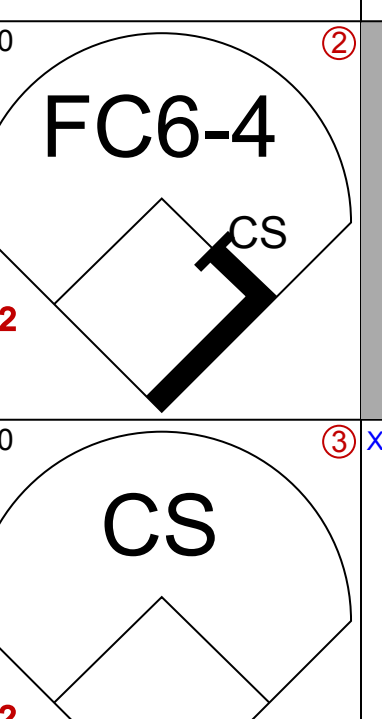
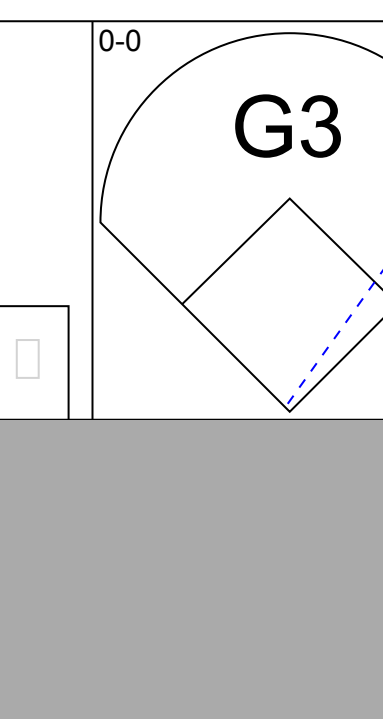
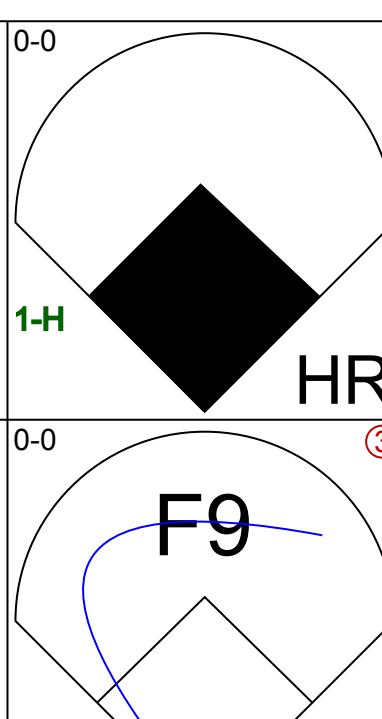
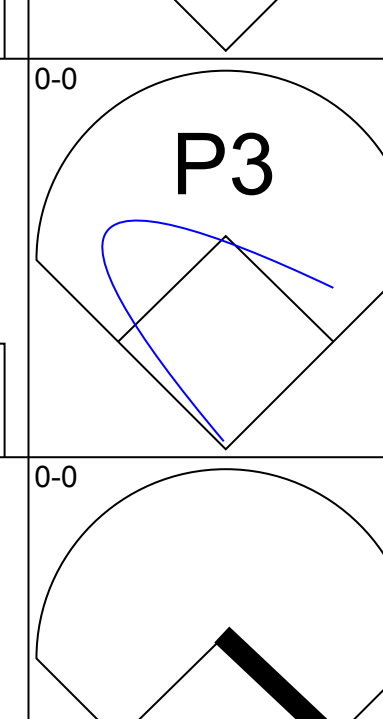
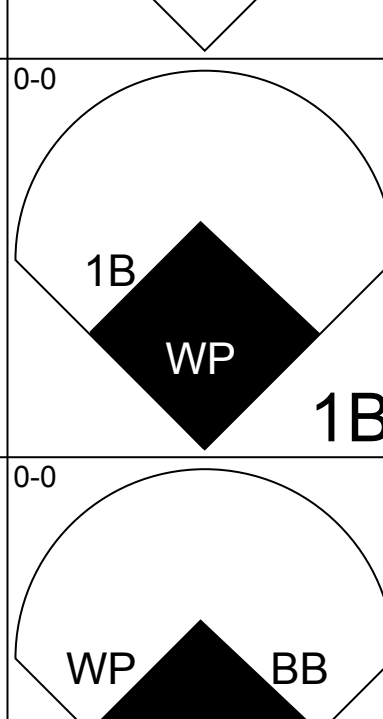
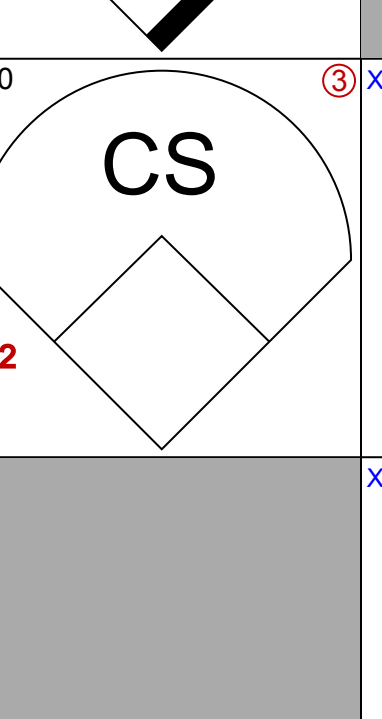
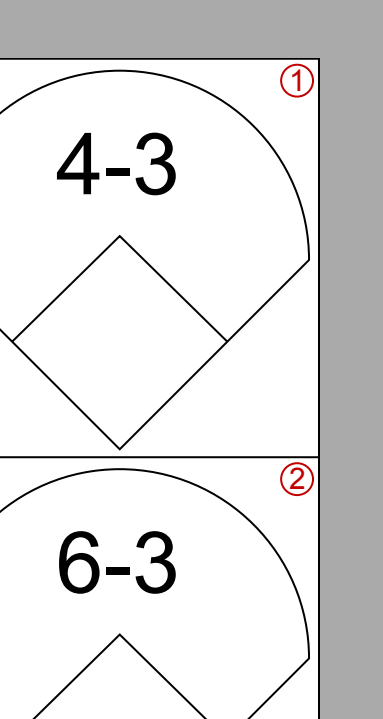
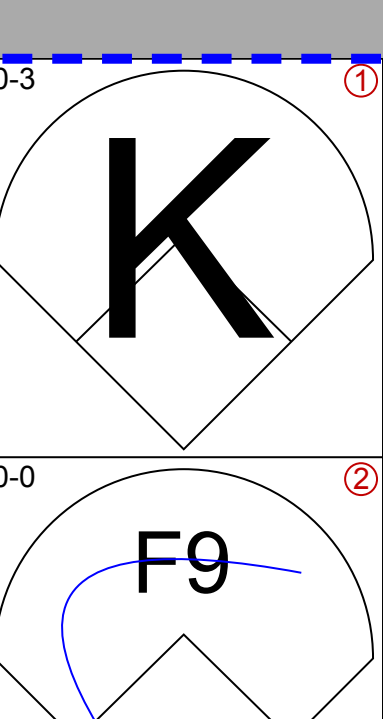
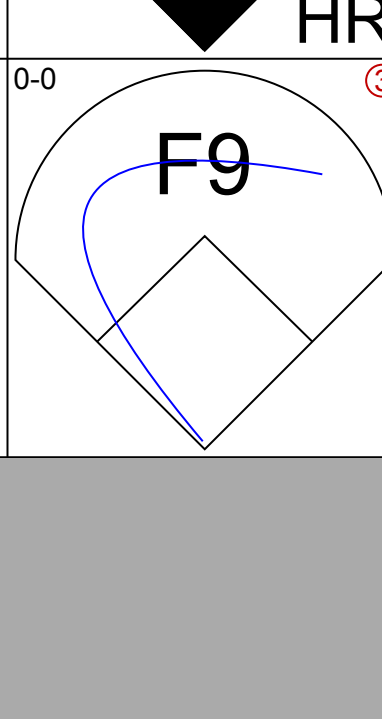
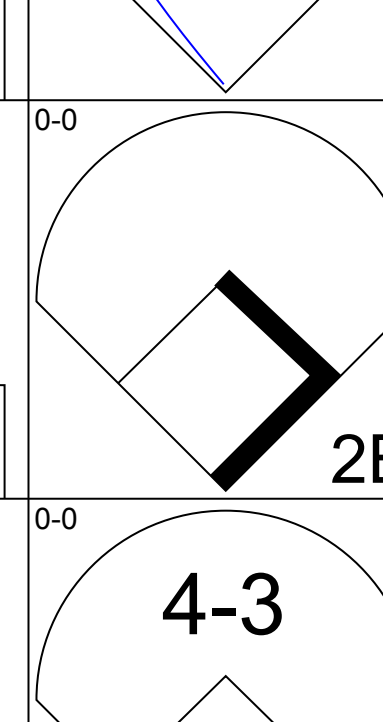
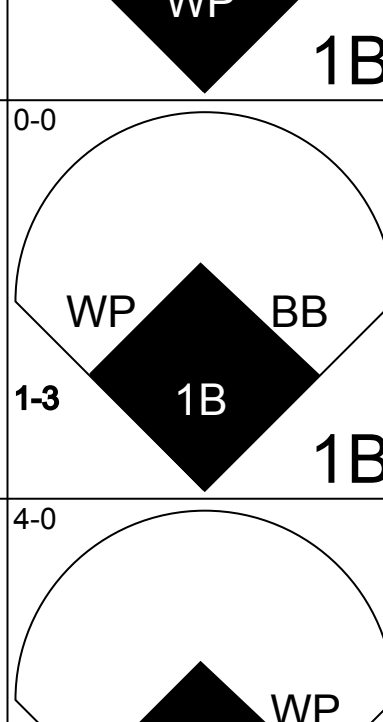

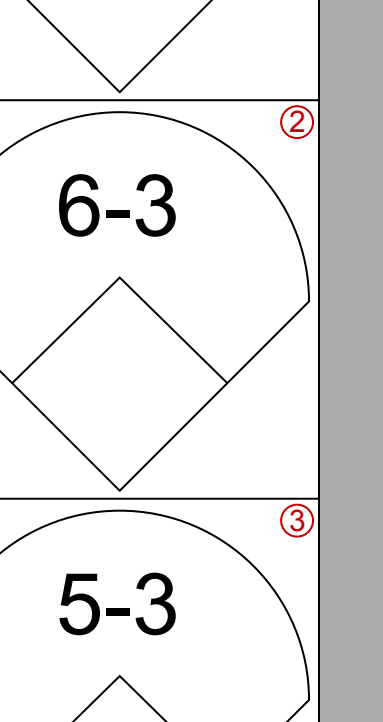
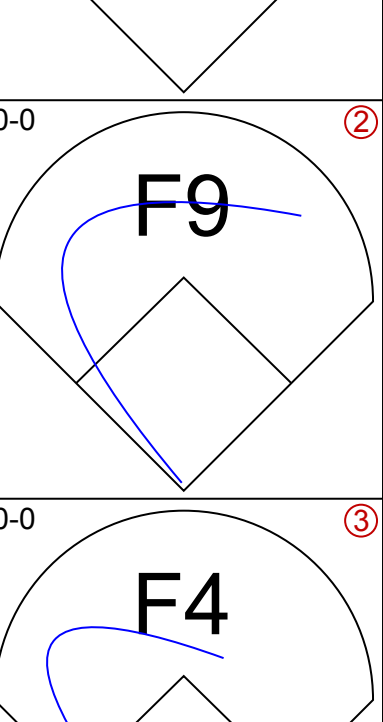
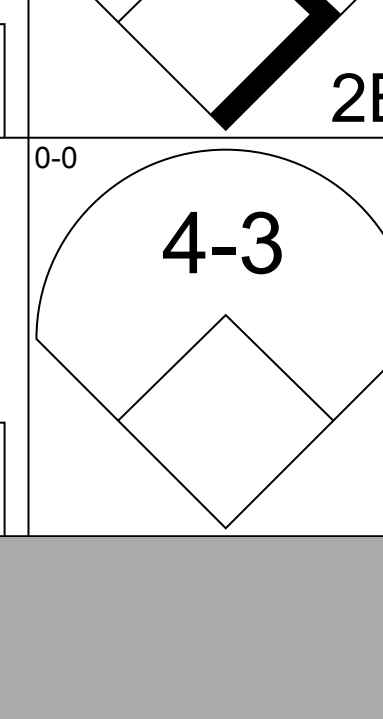
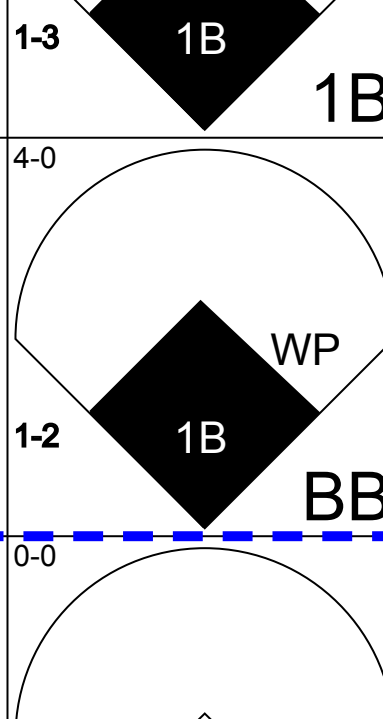

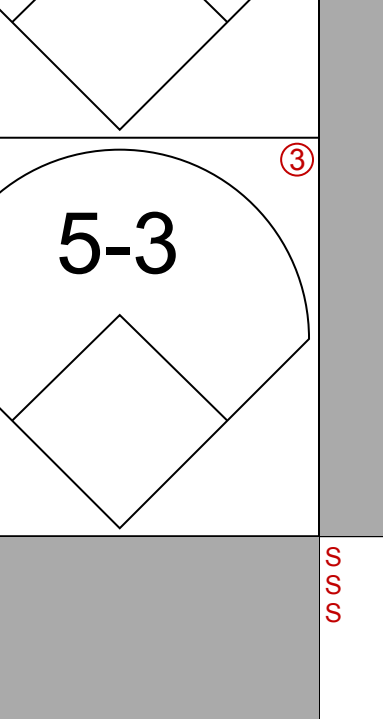
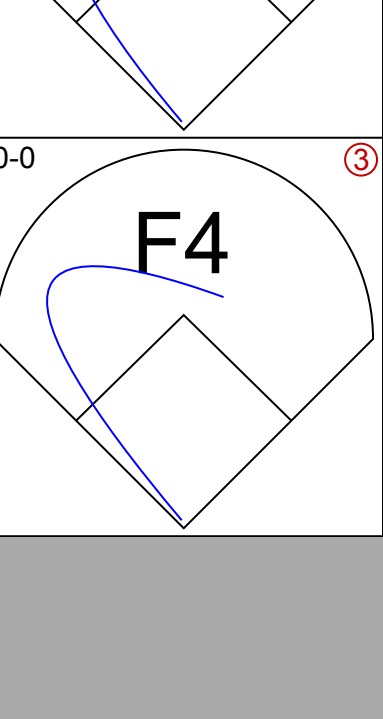
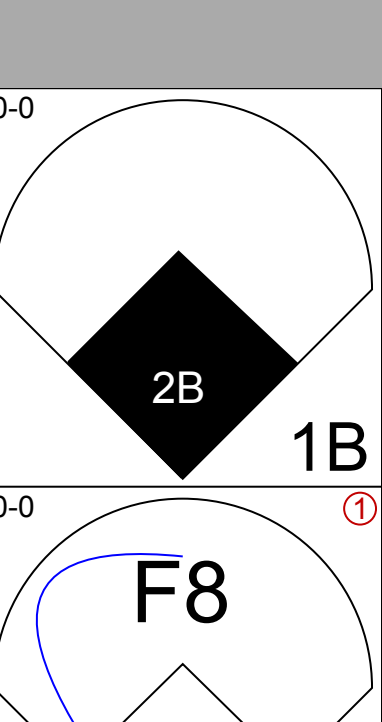
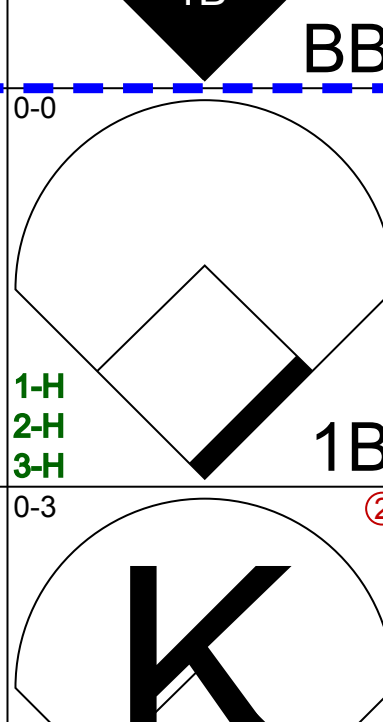

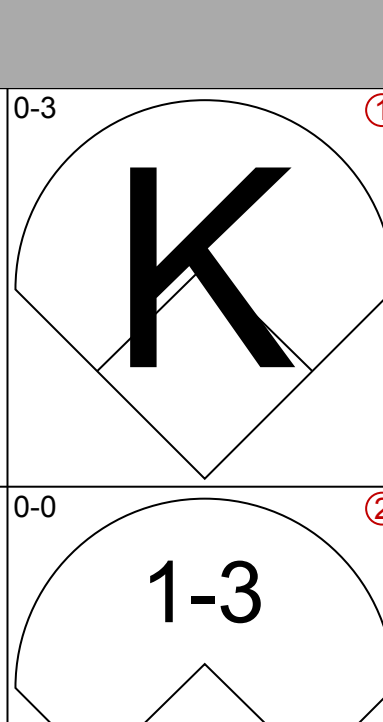
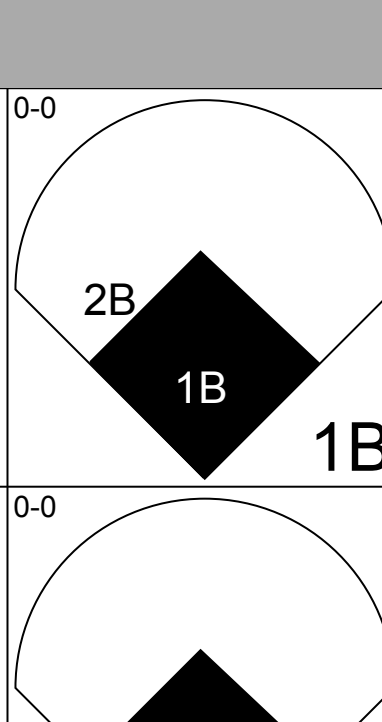
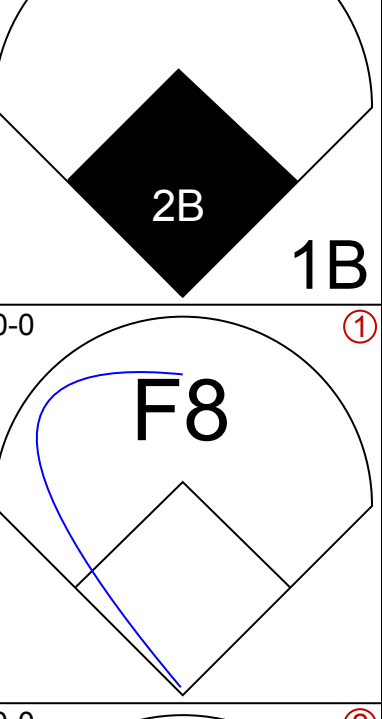
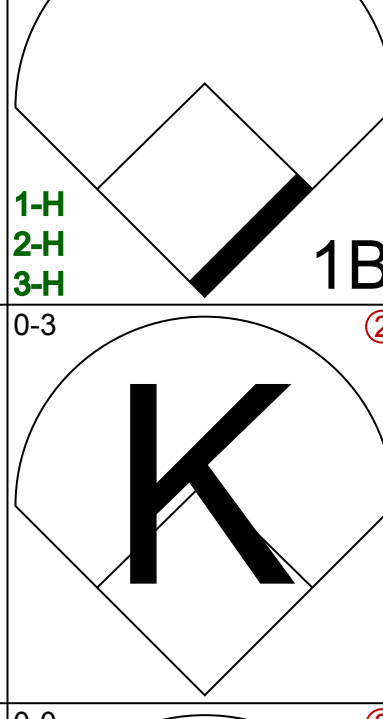

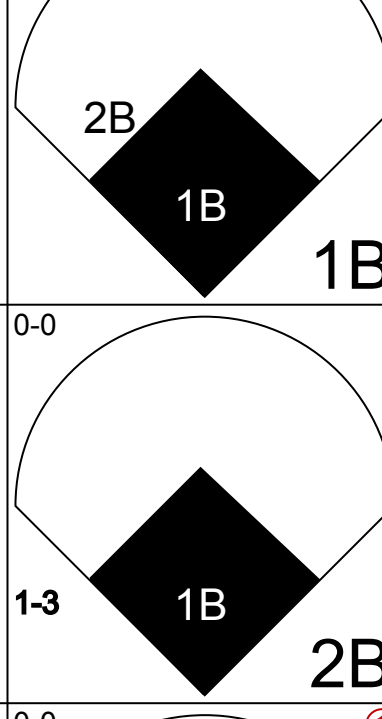
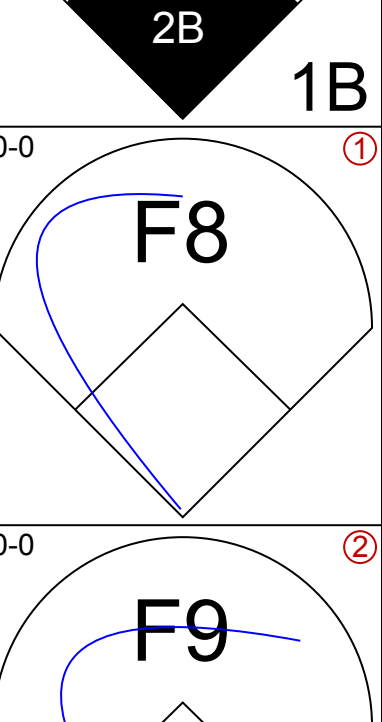
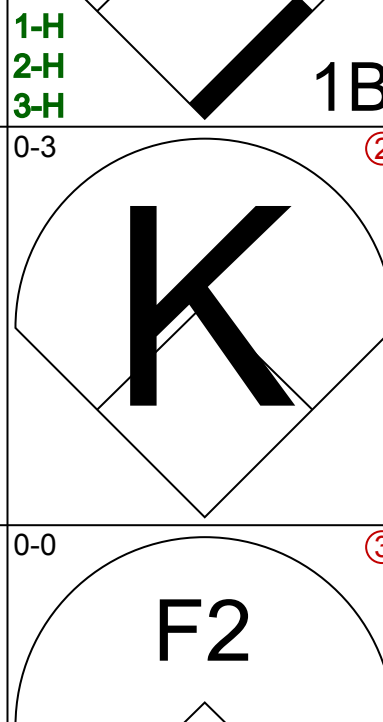

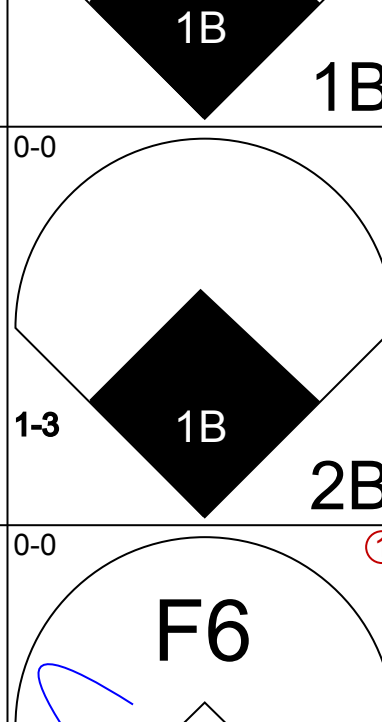

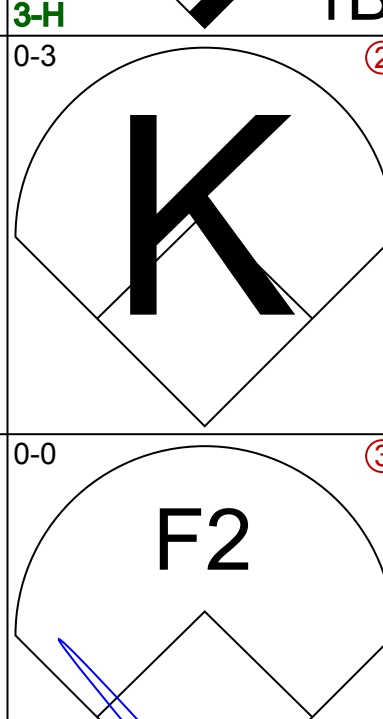
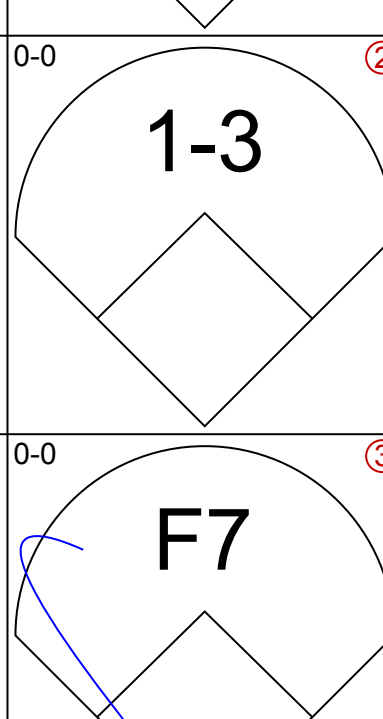
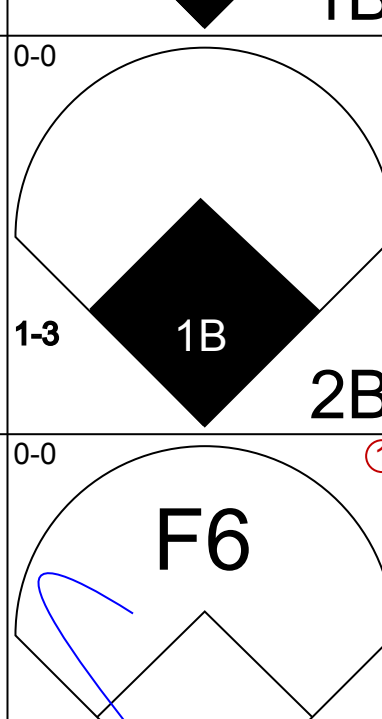

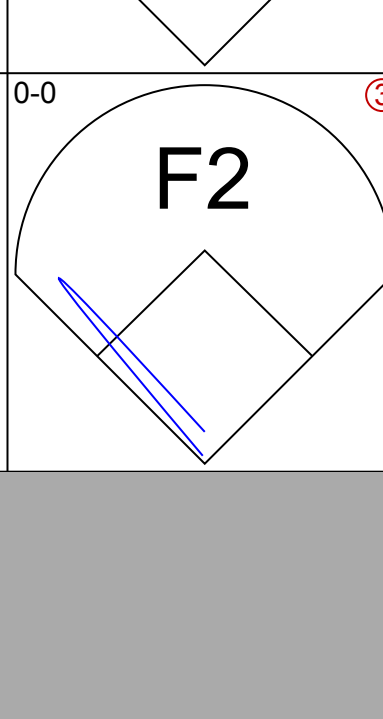
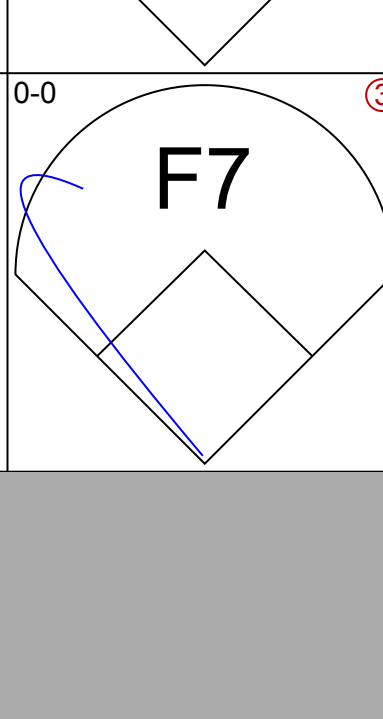
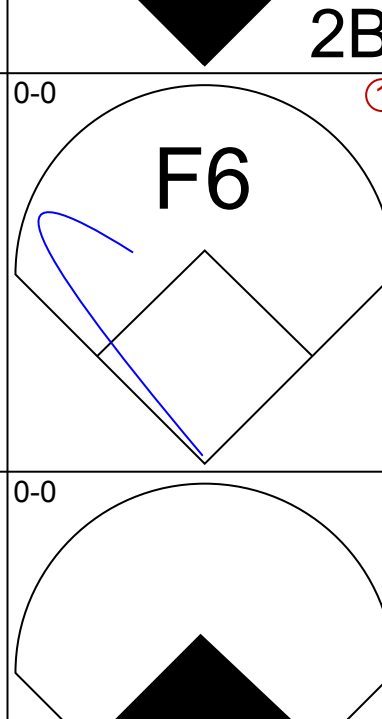

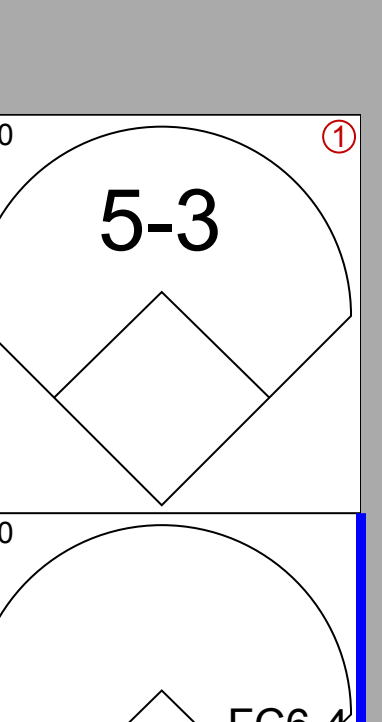
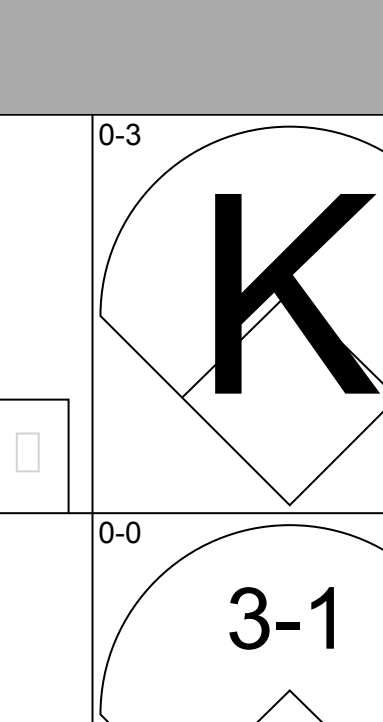
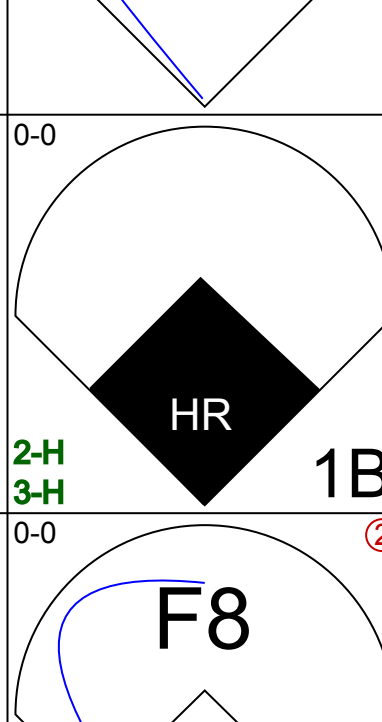


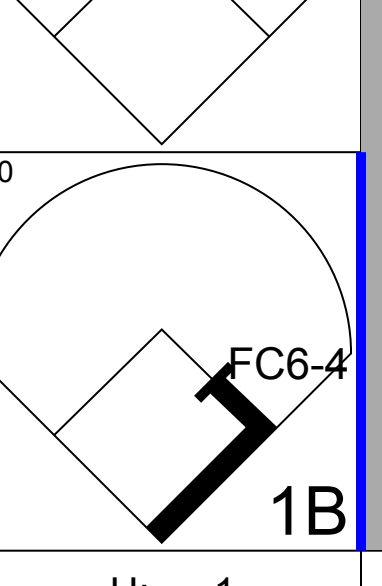
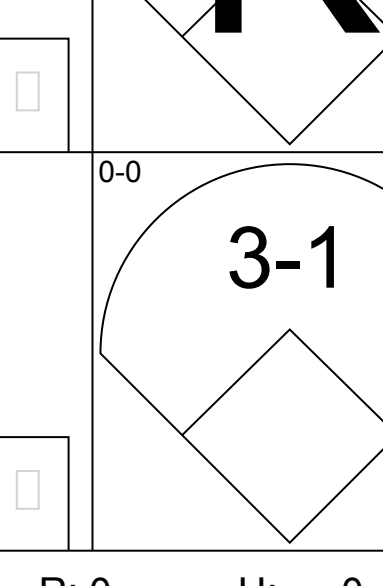
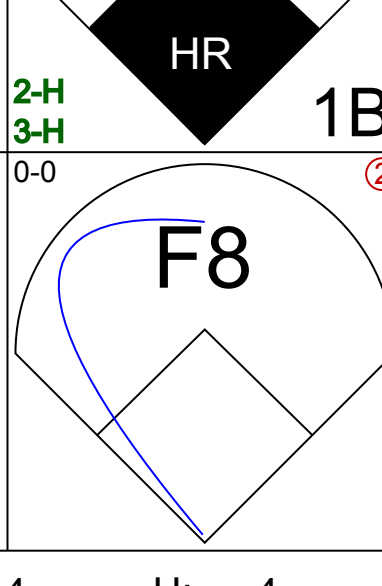


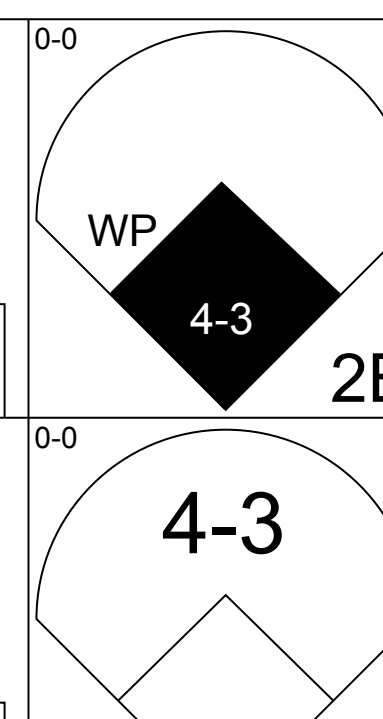
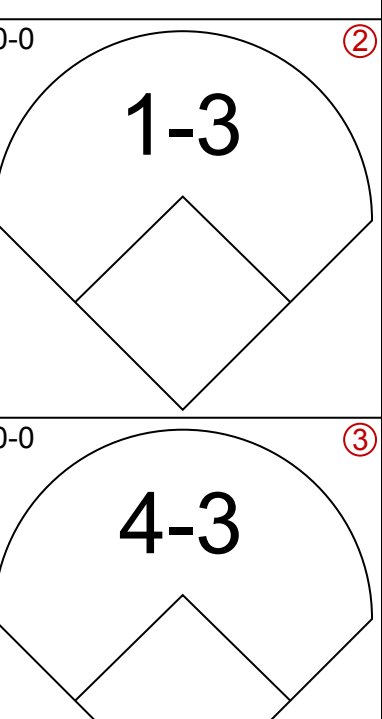
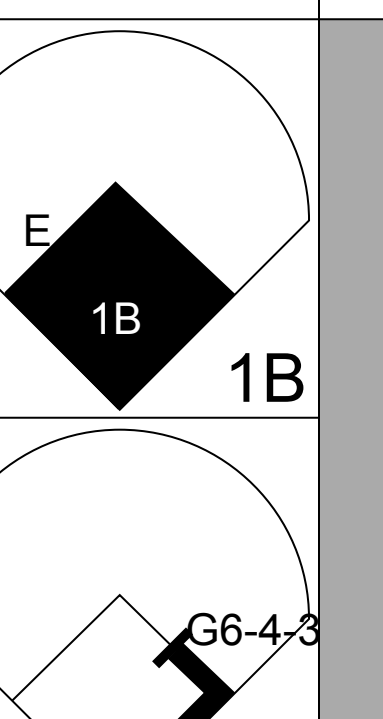
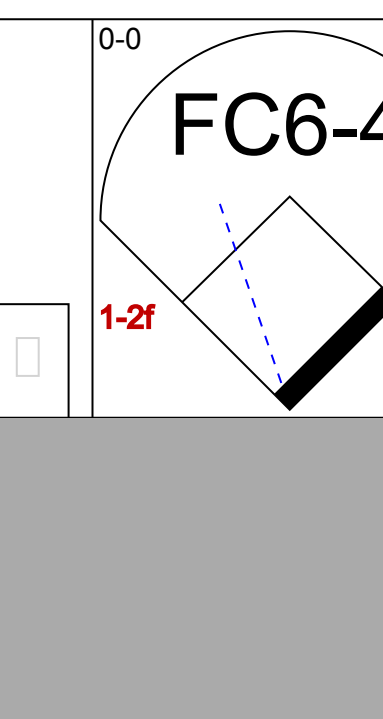
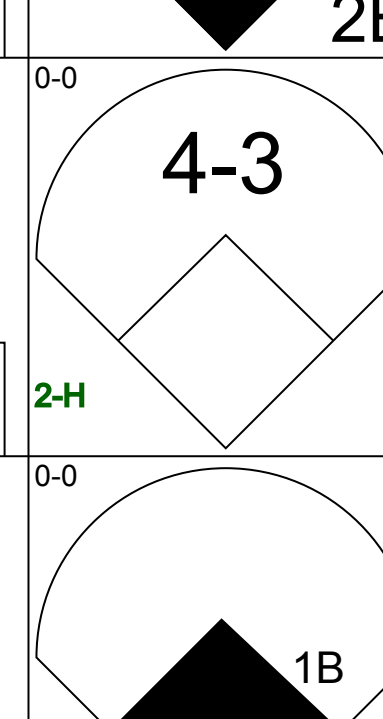
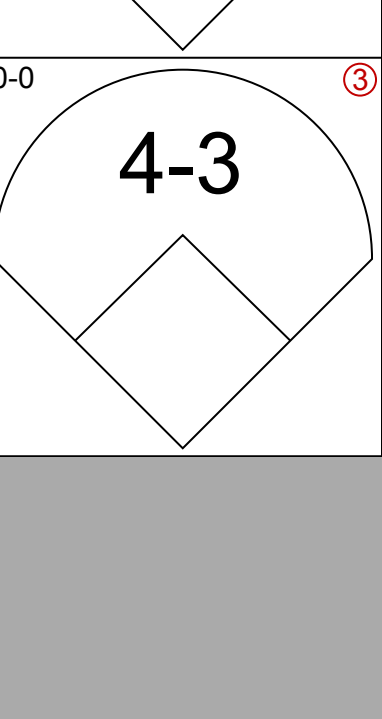
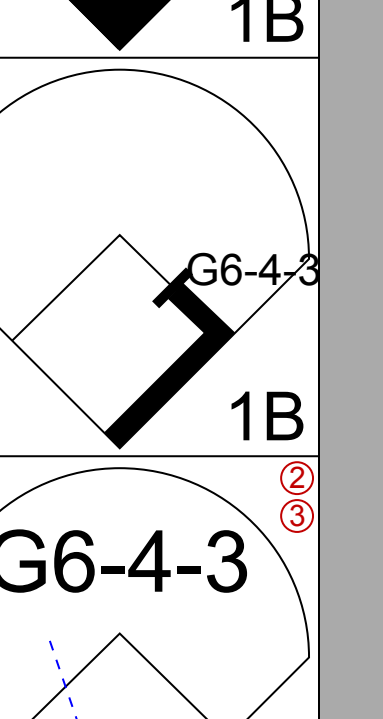
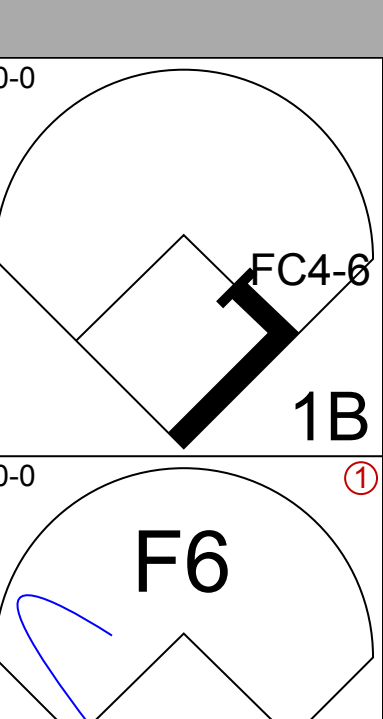
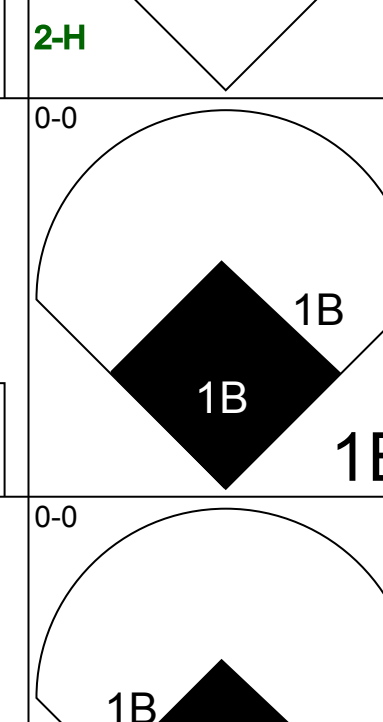
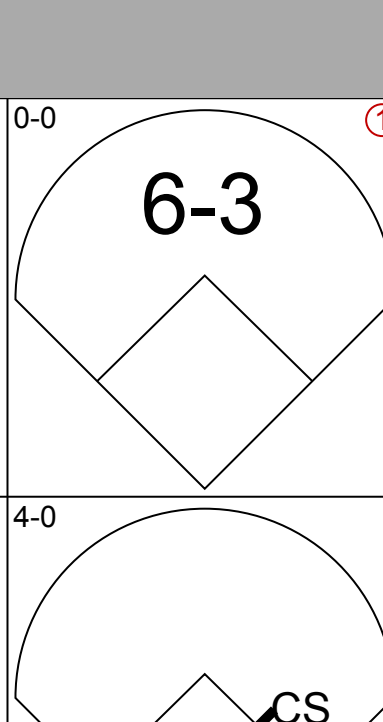
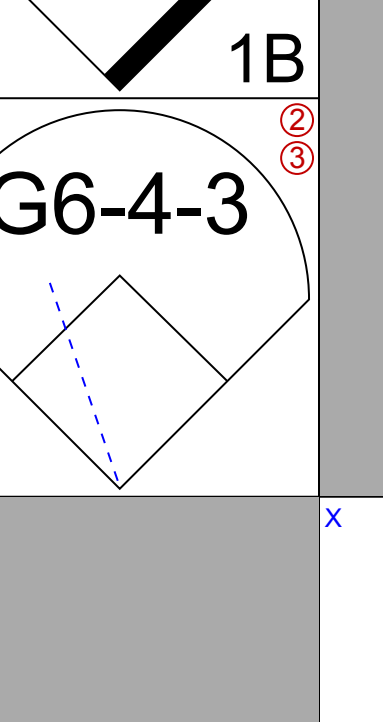
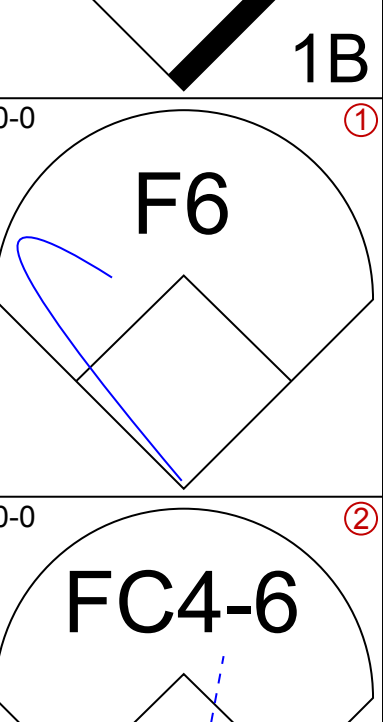
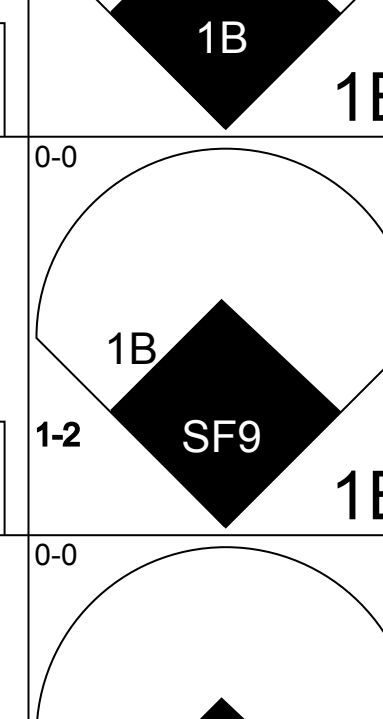
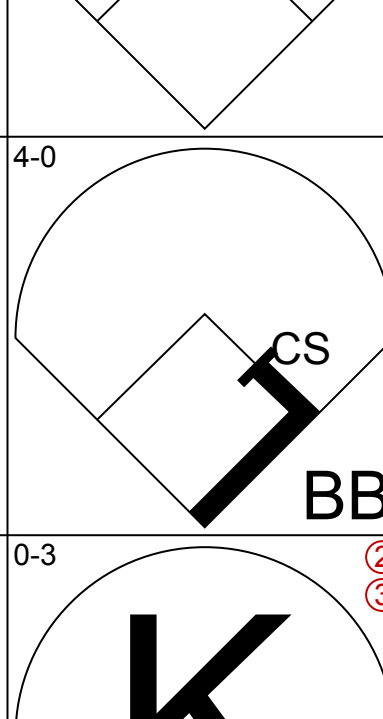

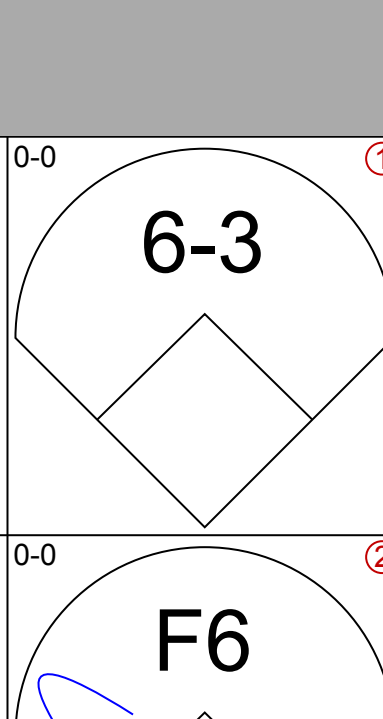
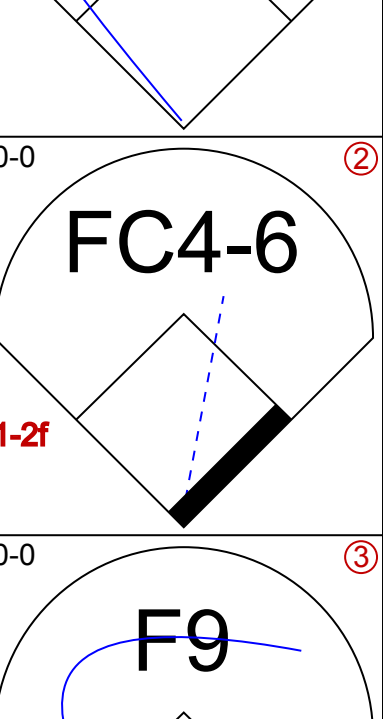
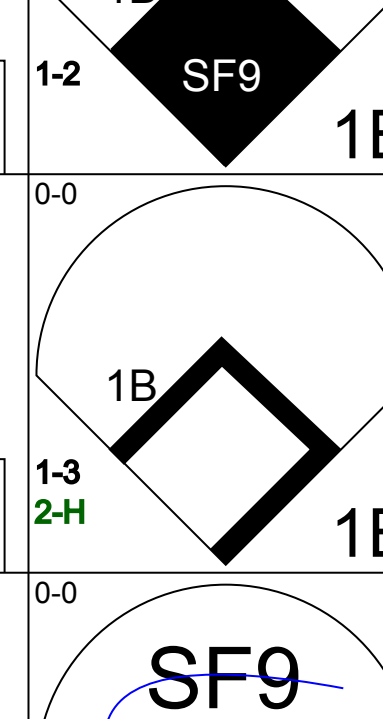
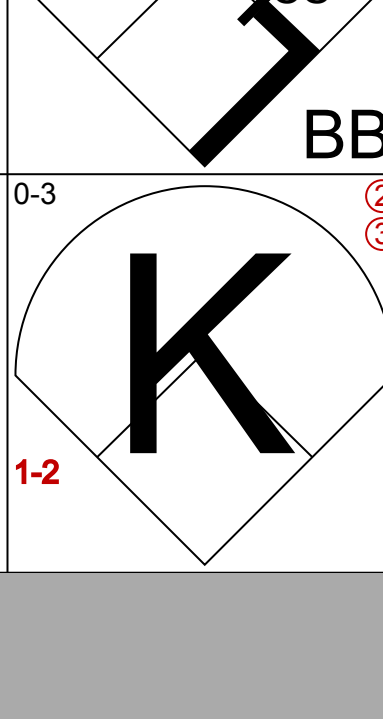
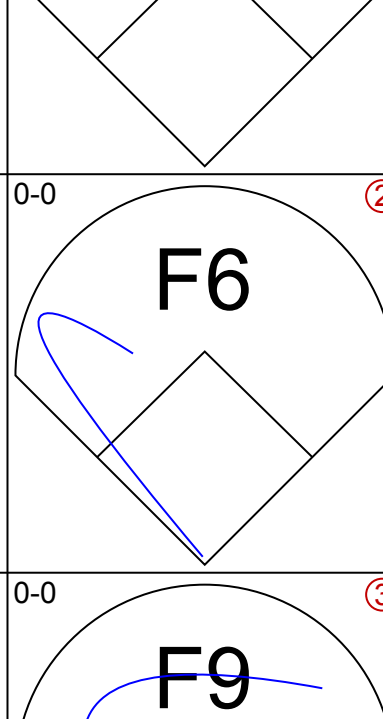
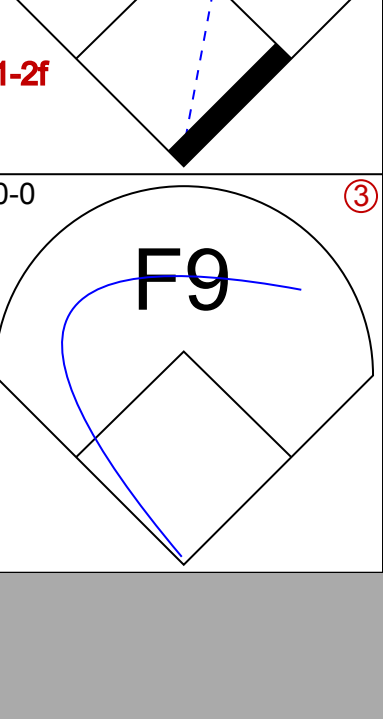
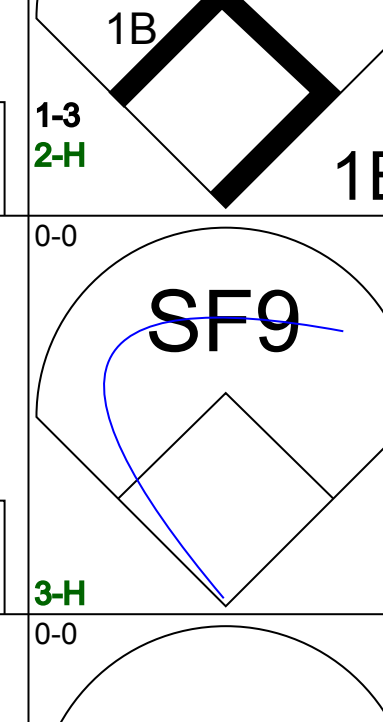
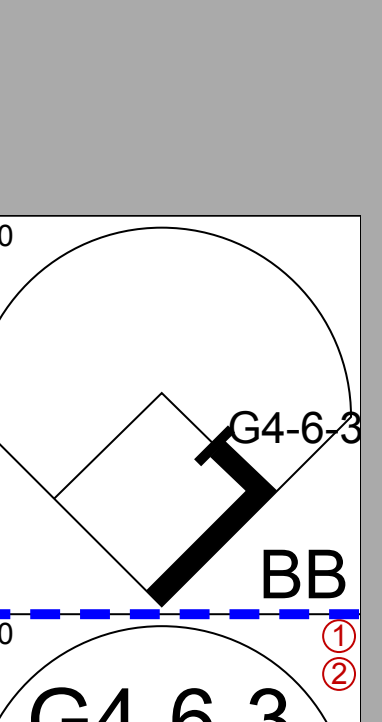
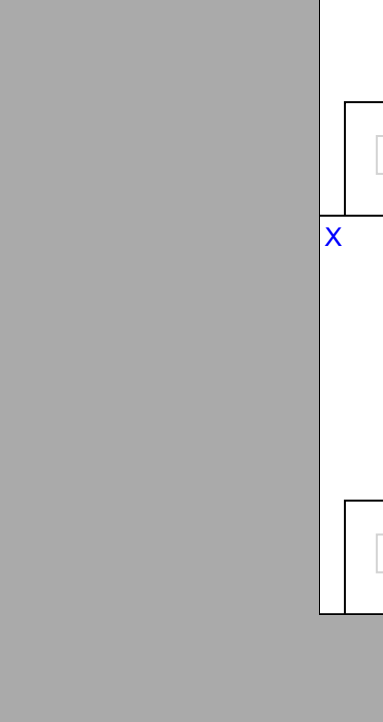
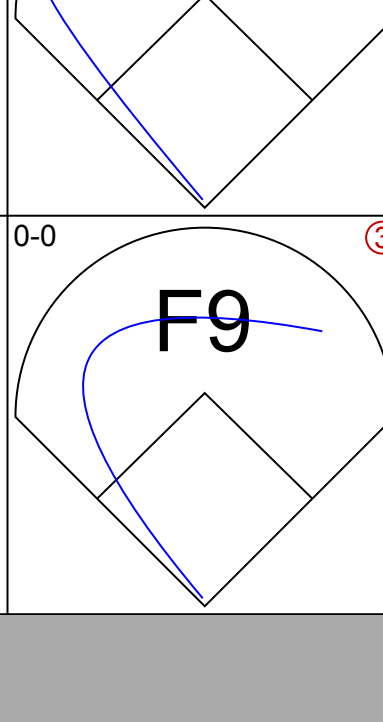
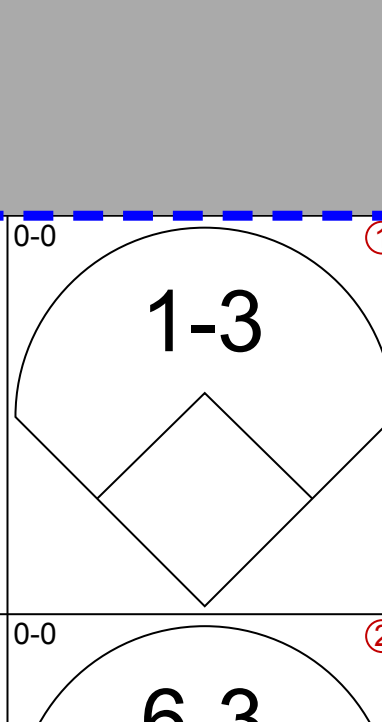
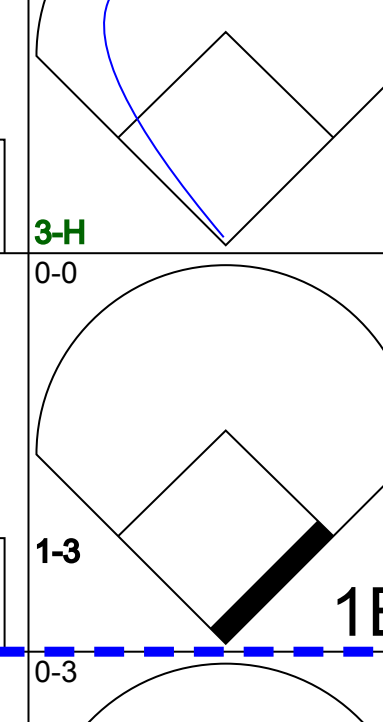
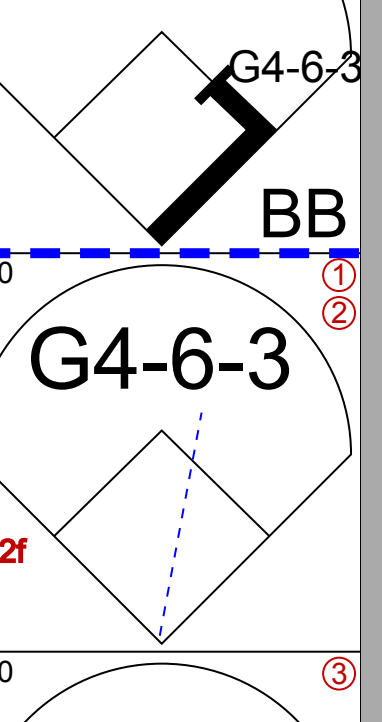

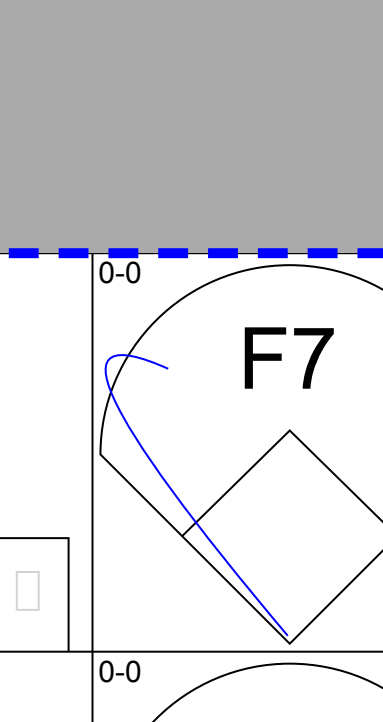
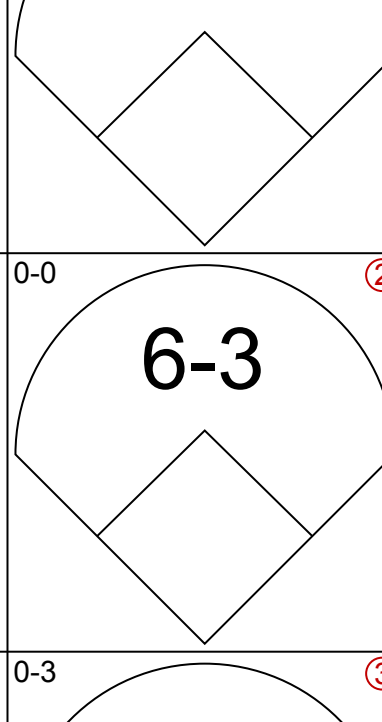
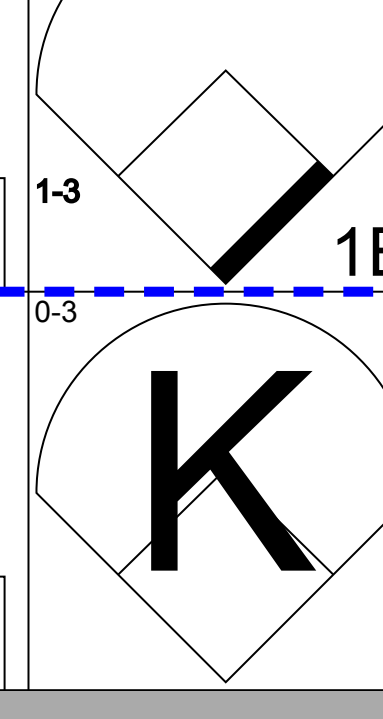
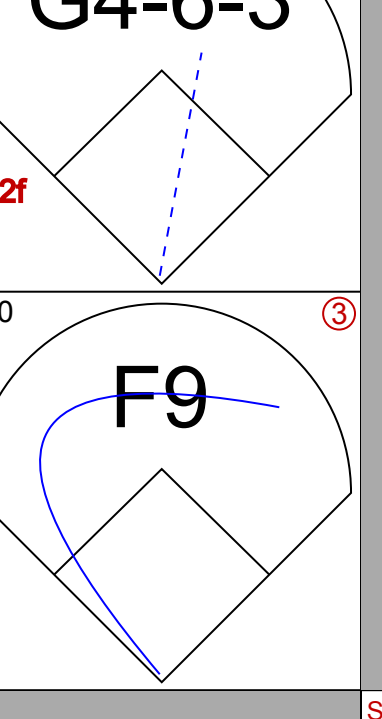
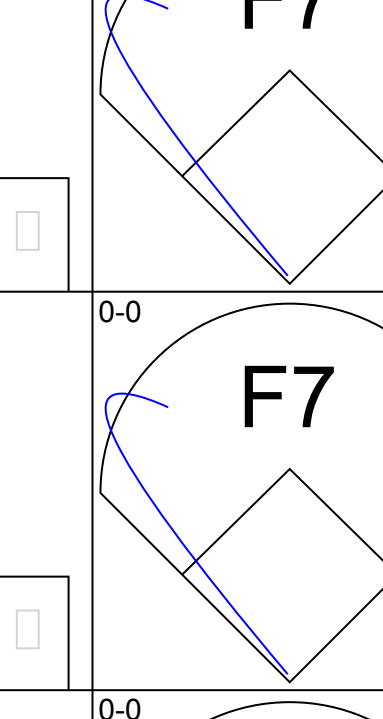

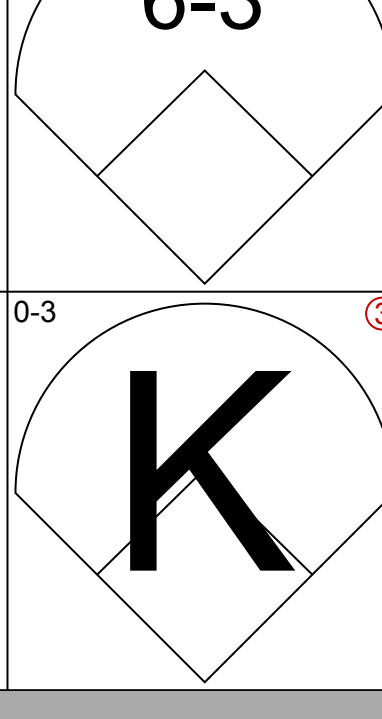
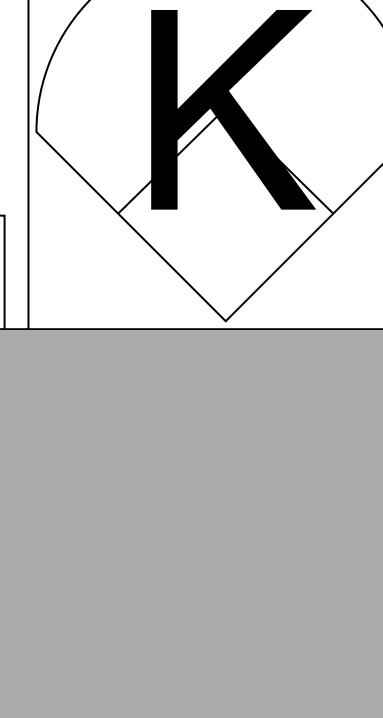
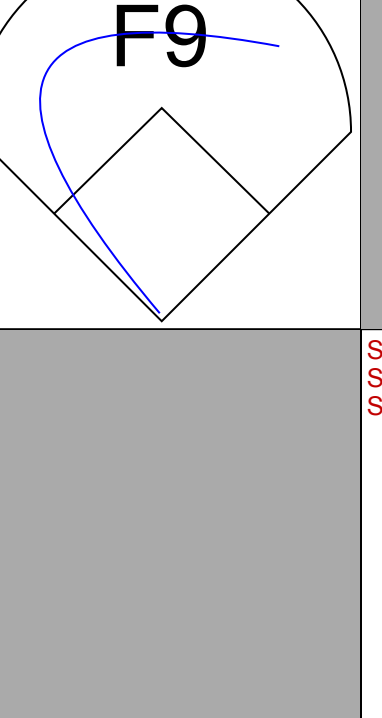

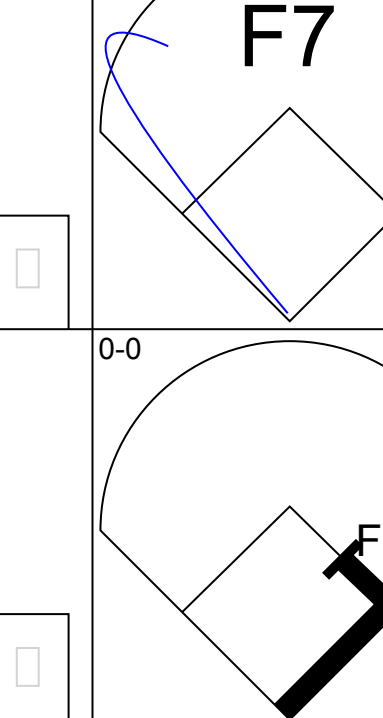
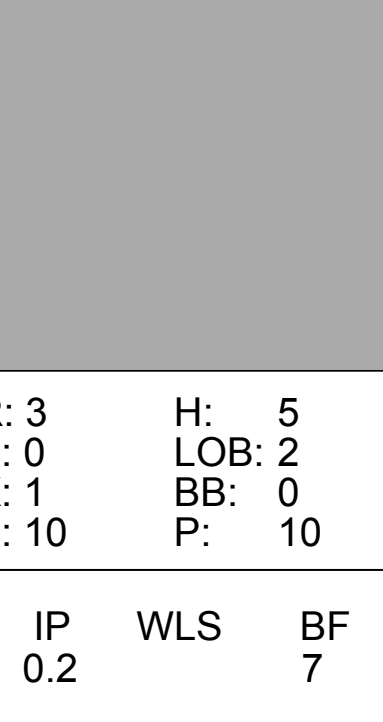
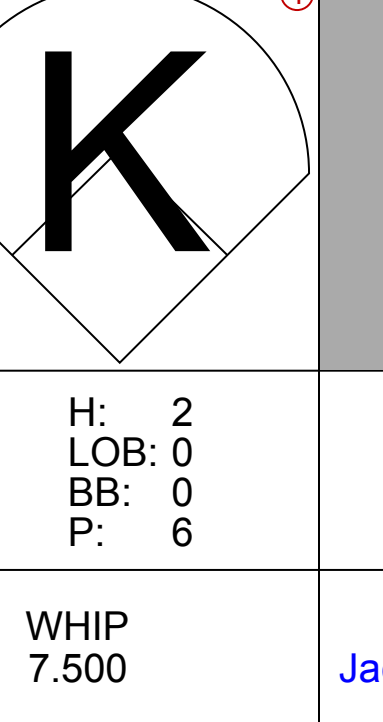
Batter	1	2	3	4	5	6	7	8	9	10	11	12	AB	R	H	RBI	BB	SO	LOB	BOTTOM								
Luis Aparicio, R OBP: 0.271, SLG: 0.342 (1.6)	F8			HR		F8	F8		FC6-4			6-3	6	1	1	2	0	0	3									
Russ Snyder, L OBP: 0.398, SLG: 0.434 (7.7)	6-3			F3		F8							6	0	3	2	0	0	0									
Frank Robinson, R OBP: 0.464, SLG: 0.671 (1.9)	FC6-4 1B			F8									4	1	2	0	1	0	1									
Brooks Robinson, R OBP: 0.397, SLG: 0.510 (1.5)	FC6-4				F4								4	1	0	0	1	1	3									
Boog Powell, L OBP: 0.373, SLG: 0.486 (1.3)													1	0	0	0	1	0	0									
Bob Johnson, R OBP: 0.361, SLG: 0.281 (7.3)													2	0	0	0	1	0	1									
Curt Stefany, L OBP: 0.396, SLG: 0.490 (7.1)													3	0	1	2	0	1	1									
Paul Blair, R OBP: 0.297, SLG: 0.340 (7.8)													2	0	0	0	0	0	0									
Stu Miller, R OBP: 0.143, SLG: 0.143 (12.1)													0	0	0	0	0	0	0									
Davey Johnson, R OBP: 0.290, SLG: 0.358 (1.4)													5	0	1	0	0	0	2									
Andy Etchebarren, R OBP: 0.307, SLG: 0.409 (1.2)													5	1	1	0	0	2	1									
Dave McNally, R ERA: 4.77 (7.1)													2	1	1	0	0	1	0									
Jim Dickson, R ERA: 6.08 (8.1)													1	0	0	0	0	1	1									
Paul Lindblad, L ERA: 4.96 (9.1)													0	0	0	0	0	0	0									
Jack Aker, R ERA: 0.89 (12.1)													1	0	0	0	0	1	1									
Sam Edwards, R ERA: 2.68 (12.7)													1	1	1	0	0	0	0									
Inning Stats	R: 0 E: 0 K: 0 S: 4	H: 1 LOB: 1 BB: 0 P: 4	R: 0 E: 0 K: 1 S: 4	H: 0 LOB: 0 BB: 1 P: 8	R: 2 E: 0 K: 0 S: 5	H: 2 LOB: 0 BB: 0 P: 5	R: 0 E: 0 K: 0 S: 3	H: 0 LOB: 0 BB: 0 P: 3	R: 0 E: 0 K: 1 S: 5	H: 0 LOB: 0 BB: 0 P: 5	R: 2 E: 0 K: 0 S: 5	H: 2 LOB: 2 BB: 2 P: 13	R: 1 E: 0 K: 1 S: 7	H: 2 LOB: 0 BB: 0 P: 7	R: 0 E: 0 K: 1 S: 5	H: 0 LOB: 0 BB: 0 P: 5	R: 0 E: 0 K: 2 S: 8	H: 1 LOB: 1 BB: 1 P: 8	R: 0 E: 0 K: 0 S: 3	H: 1 LOB: 1 BB: 1 P: 7	R: 0 E: 0 K: 1 S: 5	H: 0 LOB: 0 BB: 0 P: 5	R: 1 E: 0 K: 0 S: 3	H: 2 LOB: 1 BB: 0 P: 3	1B: 6 2B: 4 3B: 0 HR: 1	SF: 0 SAC: 0 DP: 1 HBP: 0	WP: 1 PB: 0 SB: 0 CS: 1	PA: 47
PITCHER	IP	WLS	BF	H	R	ER	SO	BB	IBB	HBP	BLK	WP	HR	S	P	ERA	WHIP											
Fred Talbot, R ERA: 4.77 (1.1)	6.2		29	7	5	5	3	2	1	0	0	1	1	32	44	6.75	1.350											
Jim Dickson, R ERA: 6.08 (8.1)	0.1		1	0	0	0	0	0	0	0	0	0	0	1	1	0.00	0.000											
Paul Lindblad, L ERA: 4.96 (9.1)	1.0		3	0	0	0	1	0	0	0	0	0	5	5	0.00	0.000												
Jack Aker, R ERA: 0.89 (12.1)	3.0		11	2	0	0	3	0	1	0	0	0	16	20	0.00	0.667												
Rolie Sheldon, R ERA: 2.68 (12.1)	0.1	L	3	2	1	1	0	0	0	0	0	0	3	3	27.00	6.000												


Kansas City Athletics @ Baltimore Orioles
Memorial Stadium, Baltimore, MD
Sat Jun 04 1966, Postponed
Alt. 24.213 - Unknown

AB 43
R 6
H 11
RBI 6
BB 4
SO 7
LOB 14



Batter	1	2	3	4	5	6	7	8	9	AB	R	H	RBI	BB	SO	LOB	TOP					
Bert Campaneris, R OBP: 0.294, SLG: 0.414 (1, 6)										5	1	2	0	1	1		Kansas City Athletics @ Baltimore Orioles Memorial Stadium, Baltimore, MD Sun Jun 05 1966, 3:33 AM EDT Att: 9,745 - Unknown					
Larry Stahl, L OBP: 0.261, SLG: 0.352 (1, 7)										5	1	1	0	0	1							
Mike Hershberger, R OBP: 0.304, SLG: 0.366 (1, 9)										4	1	2	0	0	0							
Danny Cater, R OBP: 0.232, SLG: 0.302 (1, 5)										3	1	0	0	1	0	1						
Ken Harrelson, R OBP: 0.316, SLG: 0.335 (9, PR)										4	1	3	2	0	1	0						
Ernie Fazio, R OBP: 0.200, SLG: 0.200 (9, PR)										0	1	0	0	0	0	0						
Ossie Chavarria, R OBP: 0.250, SLG: 0.218 (9, 3)										0	0	0	0	0	0	0						
Dick Green, R OBP: 0.271, SLG: 0.335 (1, 4)										4	1	1	0	0	1	2						
Joe Nossek, R OBP: 0.318, SLG: 0.403 (1, 8)										4	0	0	0	0	0	5						
Phil Roof, R OBP: 0.225, SLG: 0.500 (1, 2)										4	2	2	3	0	1	0						
Bob Sheldon, R OBP: 0.275, SLG: 0.350 (1, 6)										4	2	2	0	0	0	1						
Inning Stats	R: 0 E: 0 K: 1 S: 6	H: 1 LOB: 1 P: 6	R: 2 E: 0 K: 0 S: 5	H: 3 LOB: 1 BB: 0 P: 5	R: 3 E: 0 K: 1 S: 8	H: 3 LOB: 1 BB: 1 P: 12	R: 0 E: 0 K: 0 S: 3	H: 1 LOB: 0 BB: 0 P: 3	R: 0 E: 0 K: 0 S: 3	H: 0 LOB: 0 BB: 0 P: 3	R: 0 E: 0 K: 1 S: 5	H: 0 LOB: 0 BB: 0 P: 5	R: 0 E: 0 K: 1 S: 5	H: 0 LOB: 0 BB: 0 P: 5	R: 0 E: 0 K: 1 S: 5	H: 0 LOB: 0 BB: 0 P: 5	R: 4 E: 0 K: 0 S: 7	H: 4 LOB: 1 BB: 0 P: 7	1B: 8 2B: 3 3B: 0 HR: 1	SF: 0 SAC: 0 DP: 0 HBP: 0	WP: 1 PB: 0 SB: 0 CS: 1	PA: 39
PITCHER	IP	WLS	BF	H	R	ER	SO	BB	IBB	HBP	BLK	WP	HR	S	P	ERA	WHIP					
Wally Bunker, R ERA: 4.12 (1, 1)	2.1	L	13	6	5	5	1	1	0	0	0	0	0	14	18	19.29	3.000					
Gene Brabender, R ERA: 4.05 (3, 1)	4.2		15	2	0	0	3	0	0	0	0	1	0	21	21	0.00	0.429					
Dick Hall, R ERA: 2.83 (8, 1)	2.0		10	4	4	4	1	0	0	0	0	0	1	12	12	18.00	2.000					

Batter	1	2	3	4	5	6	7	8	9	AB	R	H	RBI	BB	SO	LOB	BOTTOM					
Luis Aparicio, R OBP: 0.275, SLG: 0.350 (1, 6)										4	2	2	0	0	0	1	Kansas City Athletics @ Baltimore Orioles Memorial Stadium, Baltimore, MD Sun Jun 05 1966, 3:33 AM EDT Att: 9,745 - Unknown					
Russ Snyder, L OBP: 0.402, SLG: 0.437 (1, 8)										4	0	2	2	0	0	0						
Frank Robinson, R OBP: 0.460, SLG: 0.660 (1, 9)										4	1	1	0	0	0	2						
Brooks Robinson, R OBP: 0.359, SLG: 0.507 (1, 5)										3	1	1	0	1	0	1						
Curt Blefary, L OBP: 0.353, SLG: 0.484 (1, 7)										4	0	1	1	0	1	2						
Davey Johnson, R OBP: 0.285, SLG: 0.354 (1, 4)										2	0	0	1	1	0	0						
Bob Johnson, R OBP: 0.341, SLG: 0.278 (1, 3)										4	0	1	0	0	0	1						
Andy Etchebarren, R OBP: 0.301, SLG: 0.399 (1, 2)										4	0	0	0	0	2	2						
Wally Bunker, R OBP: 0.091, SLG: 0.095 (3, 1)										1	0	0	0	0	1	0						
Boog Powell, L OBP: 0.376, SLG: 0.490 (7, PH)										1	0	1	0	0	0	0						
Paul Blair, R OBP: 0.257, SLG: 0.340 (7, PR)										0	0	0	0	0	0	0						
Dick Hall, R OBP: 0.250, SLG: 0.250 (8, 1)										0	0	0	0	0	0	0						
Inning Stats	R: 3 E: 0 K: 1 S: 10	H: 5 LOB: 2 P: 10	R: 0 E: 0 K: 1 S: 5	H: 0 LOB: 0 BB: 0 P: 5	R: 0 E: 0 K: 1 S: 4	H: 0 LOB: 1 BB: 1 P: 8	R: 0 E: 0 K: 0 S: 2	H: 0 LOB: 0 BB: 1 P: 6	R: 1 E: 1 K: 1 S: 6	H: 2 LOB: 0 BB: 0 P: 6	R: 0 E: 0 K: 0 S: 3	H: 0 LOB: 0 BB: 0 P: 3	R: 0 E: 0 K: 0 S: 4	H: 1 LOB: 1 BB: 0 P: 4	R: 0 E: 0 K: 0 S: 4	H: 1 LOB: 1 BB: 0 P: 4	R: 0 E: 0 K: 1 S: 5	H: 0 LOB: 0 BB: 0 P: 5	1B: 8 2B: 2 3B: 0 HR: 0	SF: 1 SAC: 0 DP: 3 HBP: 0	WP: 1 PB: 0 SB: 0 CS: 1	PA: 35
PITCHER	IP	WLS	BF	H	R	ER	SO	BB	IBB	HBP	BLK	WP	HR	S	P	ERA	WHIP					
Rollie Sheldon, R ERA: 3.12 (1, 1)	0.2		7	5	3	3	0	0	0	0	0	0	0	3	3	0.00	0.000					
Lew Krausse, R ERA: 3.57 (1, 1)	0.1		1	0	0	0	1	0	0	0	0	0	0	3	3	0.00	0.000					
Jim Dickson, R ERA: 5.28 (2, 1)	2.0	W	7	0	0	0	2	2	0	0	0	0	0	9	17	0.00	1.000					
Ralph Terry, R ERA: 2.04 (4, 1)	3.0		9	2	1	0	1	0	0	0	0	0	0	11	11	0.00	0.667					
Catfish Hunter, R ERA: 3.18 (7, 1)	2.0		8	2	0	0	0	0	0	0	0	0	0	8	8	0.00	1.000					



Batter	1	2	3	4	5	6	7	8	9	AB	R	H	RBI	BB	SO	LOB	TOP			
Bert Campaneris, R (1, 6) OBP: 0.293, SLG: 0.409										4	0	1	0	0	1	0	Kansas City Athletics @ Minnesota Twins Metropolitan Stadium, Bloomington, MI Tue Jun 07 1966, 8:05 PM EDT Att: 10,735 - Unknown - 67 F livebaseballscores.com			
Ed Charles, R (1, 5) OBP: 0.277, SLG: 0.400										4	1	1	1	0	1	1				
Mike Hershberger, R (1, 9) OBP: 0.302, SLG: 0.369										4	0	1	0	0	0	0				
Danny Cater, R (1, 7) OBP: 0.243, SLG: 0.310										4	0	2	0	0	0	1				
Ken Harrelson, R (1, 3) OBP: 0.320, SLG: 0.340										4	0	2	0	0	1	1				
Dick Green, R (1, 4) OBP: 0.265, SLG: 0.327										4	0	0	0	0	3	3				
Joe Nossek, R (1, 8) OBP: 0.319, SLG: 0.400										3	0	1	0	0	0	2				
Phil Roof, R (1, 2) OBP: 0.209, SLG: 0.465 John Wyatt, R (7, 1)										3	0	0	0	0	0	3				
Rollie Sheldon, R (1, 1) OBP: 0.100, SLG: 0.100 Ossie Chavarria, R (5, PH) OBP: 0.246, SLG: 0.214 Paul Lindblad, L (5, 1) Ken Suarez, R (7, 2) OBP: 0.314, SLG: 0.207										1	0	0	0	0	1	0				
Inning Stats	R: 0 E: 0 K: 0 S: 3	H: 1 LOB: 0 BB: 0 P: 3	R: 0 E: 0 K: 1 S: 7	H: 2 LOB: 2 BB: 0 P: 7	R: 1 E: 0 K: 1 S: 7	H: 2 LOB: 1 BB: 0 P: 7	R: 0 E: 0 K: 1 S: 6	H: 2 LOB: 1 BB: 0 P: 6	R: 0 E: 0 K: 2 S: 7	H: 0 LOB: 0 BB: 0 P: 7	R: 0 E: 0 K: 1 S: 5	H: 0 LOB: 0 BB: 0 P: 5	R: 0 E: 0 K: 0 S: 3	H: 0 LOB: 0 BB: 0 P: 3	R: 0 E: 0 K: 1 S: 5	H: 1 LOB: 1 BB: 0 P: 6		1B: 6 2B: 1 3B: 0 HR: 1	SF: 0 SAC: 0 DP: 1 HBP: 0	WP: 0 PB: 0 SB: 1 CS: 0
PITCHER Jim Kaat, L (1, 1) ERA: 2.63	IP: 9.0 WLS: W BF: 33 H: 8 R: 1 ER: 1 SO: 8 BB: 0 IBB: 0 HBP: 0 BLK: 0 WP: 0 HR: 1 S: 49 P: 49 ERA: 1.00 WHIP: 0.889															PITCHER				

Batter	1	2	3	4	5	6	7	8	9	AB	R	H	RBI	BB	SO	LOB	BOTTOM			
Zoilo Versalles, R (1, 6) OBP: 0.289, SLG: 0.379										4	2	3	0	0	0	0	Kansas City Athletics @ Minnesota Twins Metropolitan Stadium, Bloomington, MI Tue Jun 07 1966, 8:05 PM EDT Att: 10,735 - Unknown - 67 F livebaseballscores.com			
Sandy Valdespino, L (1, 7) OBP: 0.246, SLG: 0.333										3	0	1	1	0	0	1				
Tony Oliva, L (1, 8) OBP: 0.395, SLG: 0.653										4	1	0	0	0	1	2				
Don Mincher, L (1, 3) OBP: 0.305, SLG: 0.382										4	1	2	1	0	0	0				
Harmon Killebrew, R (1, 5) OBP: 0.363, SLG: 0.485										4	0	2	0	0	0	2				
Jimmie Hall, L (1, 9) OBP: 0.270, SLG: 0.390										3	1	2	0	1	1	1				
Earl Batley, R (1, 2) OBP: 0.350, SLG: 0.347										3	0	0	0	0	1	5				
Bernie Allen, L (1, 4) OBP: 0.326, SLG: 0.361										3	1	1	0	1	0	3				
Jim Kaat, L (1, 1) OBP: 0.257, SLG: 0.303										4	0	1	2	0	0	2				
Inning Stats	R: 0 E: 0 K: 1 S: 5	H: 0 LOB: 0 BB: 0 P: 5	R: 0 E: 0 K: 0 S: 4	H: 2 LOB: 1 BB: 0 P: 4	R: 2 E: 1 K: 0 S: 5	H: 2 LOB: 0 BB: 0 P: 5	R: 2 E: 0 K: 1 S: 6	H: 2 LOB: 2 BB: 2 P: 14	R: 0 E: 0 K: 0 S: 3	H: 1 LOB: 0 BB: 0 P: 3	R: 0 E: 0 K: 1 S: 6	H: 1 LOB: 2 BB: 0 P: 7	R: 2 E: 0 K: 0 S: 6	H: 3 LOB: 1 BB: 0 P: 6	R: 0 E: 0 K: 0 S: 4	H: 1 LOB: 1 BB: 0 P: 4		1B: 10 2B: 2 3B: 0 HR: 0	SF: 1 SAC: 0 DP: 2 HBP: 1	WP: 0 PB: 0 SB: 2 CS: 0
PITCHER Rollie Sheldon, R (1, 1) ERA: 3.36 Paul Lindblad, L (5, 1) ERA: 5.21 John Wyatt, R (7, 1) ERA: 5.31	IP: 4.0 WLS: L BF: 18 H: 6 R: 4 ER: 3 SO: 2 BB: 1 IBB: 0 HBP: 0 BLK: 0 WP: 0 HR: 0 S: 20 P: 28 ERA: 6.75 WHIP: 1.750															PITCHER				

Batter	1	2	3	4	5	6	7	8	9	AB	R	H	RBI	BB	SO	LOB	TOP																					
Bert Campaneris, R OBP: 0.290, SLG: 0.403 (1, 6)	F7		K			F2			K	5	0	1	1	0	2	1																						
Joe Nassek, R OBP: 0.297, SLG: 0.371 (1, 8)	K			P6	5-3		6-3		F8	5	0	0	0	0	1	2																						
Mike Hershberger, R OBP: 0.307, SLG: 0.379 (1, 9)				F9		BB 1B	F9			4	1	2	0	0	0	0																						
Danny Cater, R OBP: 0.262, SLG: 0.320 (1, 5)	5-3				1B	1B SF9 BB				3	1	2	0	1	0	1																						
Ken Harrelson, R OBP: 0.319, SLG: 0.337 (1, 3)		5-3		F7		SF9 1B E 1B	K			4	1	1	1	0	1	2																						
Larry Stahl, L OBP: 0.261, SLG: 0.349 (1, 7)		P5			K2-3	E 1B		K		4	1	1	0	0	2	0																						
Dick Green, R OBP: 0.265, SLG: 0.325 (1, 4)		5-3			SH1-3 1B	K		5-3		4	1	1	0	0	1	3																						
Phil Roof, R OBP: 0.213, SLG: 0.457 (1, 2)			6-3		1B SH1-3 1B	SF9		1-3		3	0	1	1	0	0	0																						
Fred Talbot, R OBP: 0.190, SLG: 0.250 Jack Aker, R (9, 1)			K		SH1-3	E9 2B		6-3		3	0	1	2	0	1	0																						
										0	0	0	0	0	0	0																						
Inning Stats	R: 0 E: 0 K: 1 S: 6	H: 1 LOB: 1 BB: 0 P: 6	R: 0 E: 0 K: 0 S: 3	H: 0 LOB: 0 BB: 0 P: 3	R: 0 E: 0 K: 2 S: 7	H: 0 LOB: 0 BB: 0 P: 7	R: 0 E: 0 K: 0 S: 4	H: 1 LOB: 1 BB: 0 P: 4	R: 1 E: 0 K: 1 S: 8	H: 3 LOB: 2 BB: 0 P: 8	R: 4 E: 1 K: 1 S: 9	H: 4 LOB: 1 BB: 1 P: 13	R: 0 E: 0 K: 1 S: 5	H: 0 LOB: 0 BB: 0 P: 5	R: 0 E: 0 K: 1 S: 5	H: 0 LOB: 0 BB: 0 P: 5	R: 0 E: 0 K: 1 S: 5	H: 0 LOB: 0 BB: 0 P: 5	1B: 8 2B: 2 3B: 0 HR: 0	SF: 1 SAC: 1 DP: 0 HBP: 0	WP: 0 PA: 38 SB: 0 CS: 0																	
PITCHER	IP WLS BF H R ER SO BB IBB HBP BLK WP HR S P ERA WHIP																																					
Mudcat Grant, R ERA: 3.53 Jim Perry, R ERA: 3.51 Al Worthington, R ERA: 2.25	(1, 1) (6, 1) (8, 1)	5.2 1.1 2.0	L 5 6	27 1 0	9 0 0	5 0 0	5 1 0	5 0 0	5 0 0	1 0 0	0 0 0	0 0 0	0 0 0	0 0 0	0 7 10	36 7 10	40 7 10	0.00 0.00 0.00	0.750 0.000																			

Kansas City Athletics @ Minnesota Twins
Metropolitan Stadium, Bloomington, MI
Wed Jun 08 1966, 8:05 PM EDT
Att: 9,749 - Unknown

AB 35
R 5
H 10
RBI 5
BB 1
SO 8
LOB 9



Batter	1	2	3	4	5	6	7	8	9	AB	R	H	RBI	BB	SO	LOB	BOTTOM				
Zoilo Versalles, R OBP: 0.282, SLG: 0.368 (1, 6)	L9		K		6-3		P4		P2	5	0	0	0	0	1	1					
Sandy Valdespino, L OBP: 0.253, SLG: 0.314 (1, 7)	P5		K		6-3			1-3		4	0	0	0	0	1	0					
Tony Oliva, L OBP: 0.387, SLG: 0.639 (1, 8)	F7			F7	F9			6-3		4	0	0	0	0	0	0					
Don Mincher, L OBP: 0.310, SLG: 0.402 (1, 3)		1B 2B		1B 2B		3-1		F8		4	2	2	0	0	0	0					
Harmon Killebrew, R OBP: 0.366, SLG: 0.491 (1, 5)		2H 1B		K		F8		1B 2B		4	1	2	1	0	1	1					
Jimmie Hall, L OBP: 0.287, SLG: 0.392 (1, 9)		F7		WP 1B IBB			BB	FC3-6 1B		2	1	1	0	2	0	1					
Earl Batley, R OBP: 0.355, SLG: 0.352 Cesar Tovar, R OBP: 0.301, SLG: 0.341 (9, PR)		F9		WP 1B		L8		FC3-6 1B		4	0	2	2	0	0	2					
Bernie Allen, L OBP: 0.324, SLG: 0.354 (1, 4)		4-3		1-2 2H IBB			L9	FC3-6 1B		3	0	0	0	1	0	3					
Mudcat Grant, R OBP: 0.154, SLG: 0.200 Jim Perry, S OBP: 0.500, SLG: 0.333 Russ Nixon, L OBP: 0.286, SLG: 0.308 Al Worthington, R OBP: 0.250, SLG: 0.500 Rich Rollins, R OBP: 0.270, SLG: 0.321 (9, PH)	(1, 1) (6, 1) (7, PH) (8, 1) (9, PH)	8.0 1.0	W S	33 4	6 1	4 0	4 0	5 0	5 0	1 0	2 0	0 0	0 0	0 0	0 0	0 0					
Inning Stats	R: 0 E: 0 K: 0 S: 3	H: 0 LOB: 0 BB: 0 P: 3	R: 1 E: 0 K: 0 S: 5	H: 2 LOB: 1 BB: 0 P: 5	R: 0 E: 0 K: 2 S: 7	H: 0 LOB: 0 BB: 0 P: 7	R: 1 E: 0 K: 2 S: 9	H: 2 LOB: 2 BB: 2 P: 17	R: 0 E: 0 K: 0 S: 3	H: 0 LOB: 0 BB: 0 P: 3	R: 0 E: 0 K: 0 S: 3	H: 0 LOB: 1 BB: 1 P: 7	R: 0 E: 0 K: 1 S: 5	H: 0 LOB: 0 BB: 0 P: 5	R: 0 E: 0 K: 0 S: 3	H: 0 LOB: 0 BB: 0 P: 3	R: 2 E: 0 K: 0 S: 6	H: 3 LOB: 1 BB: 0 P: 6	1B: 4 2B: 3 3B: 0 HR: 0	SF: 1 SAC: 0 DP: 0 HBP: 0	WP: 1 PA: 37 SB: 0 CS: 0
PITCHER	IP WLS BF H R ER SO BB IBB HBP BLK WP HR S P ERA WHIP																				
Fred Talbot, R ERA: 4.74 Jack Aker, R ERA: 0.84	(1, 1) (9, 1)	8.0 1.0	W S	33 4	6 1	4 0	4 0	5 0	5 0	1 0	2 0	0 0	0 0	0 0	0 0	0 0					

Kansas City Athletics @ Minnesota Twins
Metropolitan Stadium, Bloomington, MI
Wed Jun 08 1966, 8:05 PM EDT
Att: 9,749 - Unknown

AB 33
R 4
H 7
RBI 4
BB 3
SO 5
LOB 11



Batter	1	2	3	4	5	6	7	8	9	AB	R	H	RBI	BB	SO	LOB	TOP	
Bert Campaneris, R OBP: 0.295, SLG: 0.405 (1, 6)										4	0	2	0	0	1	1	Kansas City Athletics @ Minnesota Twins Metropolitan Stadium, Bloomington, MI Thu Jun 09 1966, 8:05 PM EDT Alt. 9,621 - Unknown - 67 F livebaseballscorecards.com	
Joe Nassek, R OBP: 0.295, SLG: 0.365 (1, 8)										4	1	1	0	0	0	2		
Mike Hershberger, R OBP: 0.311, SLG: 0.378 (1, 9)										3	1	1	0	1	0	3		
Danny Cater, R OBP: 0.261, SLG: 0.311 (1, 5)										3	1	0	0	1	0	2		
Ken Harrelson, R OBP: 0.317, SLG: 0.335 (1, 3)										1	0	0	0	0	1	3		
Ron Stone, L OBP: 0.250, SLG: 0.250 (1, 3)										3	0	0	0	0	0	1		
Larry Stahl, L OBP: 0.261, SLG: 0.363 (1, 7)										4	1	1	3	0	2	1		
Dick Green, R OBP: 0.265, SLG: 0.324 (1, 4)										4	0	1	1	0	0	0		
Phil Roof, R OBP: 0.216, SLG: 0.440 (1, 2)										4	0	1	0	0	1	1		
Catfish Hunter, R OBP: 0.156, SLG: 0.194 (7, 1)										3	0	0	0	0	1	1		
Paul Lindblad, L (7, 1)										0	0	0	0	0	0	0		
John Wyatt, R (7, 1)										0	0	0	0	0	0	0		
Jose Tartabull, L OBP: 0.281, SLG: 0.294 (9, PH)										1	0	0	0	0	1	0		
Inning Stats	R: 4 E: 0 K: 1 S: 9	H: 4 LOB: 1 BB: 1 P: 13	R: 0 E: 0 K: 0 S: 4	H: 1 LOB: 1 BB: 0 P: 4	R: 0 E: 0 K: 1 S: 5	H: 0 LOB: 0 BB: 0 P: 5	R: 0 E: 0 K: 0 S: 5	H: 0 LOB: 0 BB: 0 P: 5	R: 0 E: 0 K: 1 S: 6	H: 1 LOB: 1 BB: 0 P: 6	R: 0 E: 0 K: 0 S: 3	H: 0 LOB: 1 BB: 1 P: 7	R: 0 E: 0 K: 2 S: 7	H: 0 LOB: 0 BB: 0 P: 7	1B: 6 2B: 0 3B: 1 HR: 0	SF: 0 SAC: 0 DP: 0 HBP: 0	WP: 0 PB: 0 SB: 1 CS: 0	PA: 36
PITCHER	IP WLS BF H R ER SO BB IBB HBP BLK WP HR S P ERA WHIP																	
Camilo Pascual, R ERA: 5.37 (1, 1)	0.2	6	3	4	4	1	1	0	0	0	0	0	0	0	7	20	54.00	6.000
Dwight Siebler, R ERA: 3.53 (1, 1)	4.1	16	3	0	0	2	0	0	0	0	0	0	0	0	20	20	0.00	0.692
Pete Cimino, R ERA: 2.84 (6, 1)	2.0	W	7	1	0	2	0	0	0	0	0	0	0	0	11	11	0.00	0.500
Al Worthington, R ERA: 2.1 (8, 1)	2.0	S	7	0	0	2	1	0	0	0	0	0	0	0	10	14	0.00	0.500

Batter	1	2	3	4	5	6	7	8	9	AB	R	H	RBI	BB	SO	LOB	BOTTOM			
Zoilo Versalles, R OBP: 0.285, SLG: 0.385 (1, 6)										5	1	2	1	0	1	2	Kansas City Athletics @ Minnesota Twins Metropolitan Stadium, Bloomington, MI Thu Jun 09 1966, 8:05 PM EDT Alt. 9,621 - Unknown - 67 F livebaseballscorecards.com			
Sandy Valdespino, L OBP: 0.251, SLG: 0.297 (1, 7)										4	0	0	0	1	1	0				
Tony Oliva, L OBP: 0.389, SLG: 0.652 (1, 8)										4	1	2	1	0	0	2				
Don Mincher, L OBP: 0.315, SLG: 0.427 (1, 3)										4	2	2	1	0	0	3				
Harmon Killebrew, R OBP: 0.374, SLG: 0.531 (1, 5)										4	2	3	3	0	0	0				
Jimmie Hall, L OBP: 0.286, SLG: 0.396 (1, 9)										4	0	1	0	0	0	1				
Earl Batley, R OBP: 0.352, SLG: 0.344 (1, 2)										3	1	0	0	1	0	2				
Bernie Allen, L OBP: 0.322, SLG: 0.352 (1, 4)										4	1	1	0	0	0	4				
Camilo Pascual, R OBP: 0.200, SLG: 0.200 (1, 1)										0	0	0	0	0	0	0				
Dwight Siebler, R (1, 1)										0	0	0	0	1	0	0				
Bob Allison, R OBP: 0.313, SLG: 0.295 (6, PH)										1	0	1	1	0	0	0				
Pete Cimino, R (6, 1)										0	0	0	0	0	0	0				
Rich Rollins, R OBP: 0.271, SLG: 0.388 (7, PH)										1	1	2	0	0	0	0				
Al Worthington, R OBP: 0.200, SLG: 0.400 (8, 1)										1	0	0	0	0	1	0				
Inning Stats	R: 0 E: 0 K: 0 S: 3	H: 1 LOB: 1 BB: 1 P: 7	R: 0 E: 0 K: 0 S: 4	H: 1 LOB: 0 BB: 0 P: 4	R: 0 E: 0 K: 0 S: 2	H: 0 LOB: 0 BB: 1 P: 6	R: 0 E: 0 K: 0 S: 3	H: 1 LOB: 0 BB: 0 P: 3	R: 1 E: 0 K: 0 S: 5	H: 2 LOB: 1 BB: 0 P: 5	R: 2 E: 0 K: 0 S: 5	H: 2 LOB: 0 BB: 0 P: 5	R: 6 E: 1 K: 0 S: 10	H: 6 LOB: 2 BB: 1 P: 14	R: 0 E: 0 K: 3 S: 9	H: 0 LOB: 0 BB: 0 P: 9	1B: 5 2B: 2 3B: 0 HR: 6	SF: 0 SAC: 0 DP: 3 HBP: 0	WP: 0 PB: 0 SB: 0 CS: 0	PA: 38
PITCHER	IP WLS BF H R ER SO BB IBB HBP BLK WP HR S P ERA WHIP																			
Catfish Hunter, R ERA: 3.57 (1, 1)	6.1	L	28	9	6	6	0	0	0	0	0	0	0	0	25	37	8.53	1.895		
Paul Lindblad, L ERA: 6.05 (7, 1)	0.1		3	2	2	2	0	0	0	0	0	2	3	3	3	54.00	6.000			
John Wyatt, R ERA: 5.4 (7, 1)	1.1		7	2	1	1	3	0	0	0	0	0	1	13	13	6.75	1.500			

Batter	1	2	3	4	5	6	7	8	9	AB	R	H	RBI	BB	SO	LOB	TOP											
Bert Campaneris, R OBP: 0.294, SLG: 0.398 (1, 6)	F7		E BB		F3		K			3	1	0	0	1	1	1	Kansas City Athletics @ California Angels Anaheim Stadium, Anaheim, CA Fri Jun 10 1966, 10:05 PM EDT Att: 12,903 - Unknown livebaseballscorecards.com											
Jose Tartabull, L OBP: 0.288, SLG: 0.301 Joe Nossek, R OBP: 0.295, SLG: 0.365 (8, FR) (8, 8)	S 1B		E3 1-H		G3					4	0	2	1	0	0	0												
Mike Hershberger, R OBP: 0.310, SLG: 0.375 (1, 9)	K		2-3		2-3		CS 1B			4	0	1	0	0	1	3												
Danny Cater, R OBP: 0.252, SLG: 0.300 Osste Chavarria, R OBP: 0.246, SLG: 0.214 (8, 5) (8, 5)	K		1-3		CS		F8			4	0	0	0	0	2	3												
Larry Stahl, L OBP: 0.260, SLG: 0.353 (1, 7)					F8		6-3			3	1	0	0	1	0	0												
Ken Harrelson, R OBP: 0.321, SLG: 0.335 Ron Stone, L OBP: 0.250, SLG: 0.250 (9, 3) (9, 3)	S BB		1-3 1B		1-3 1B		K			3	1	1	0	1	1	0												
Dick Green, R OBP: 0.299, SLG: 0.316 (1, 4)	F5		1-3		1-3		F7			4	0	0	0	0	1	3												
Phil Roof, R OBP: 0.241, SLG: 0.442 (1, 2)	6-3						SH2-3 BB			2	0	1	2	1	0	1												
Chuck Dobson, R OBP: 0.105, SLG: 0.105 Lew Krausse, R OBP: 0.246, SLG: 0.214 Jack Aker, R OBP: 0.246, SLG: 0.214 (5, 1) (7, 1)	K		K		K		SH2-3			2	0	0	0	0	2	1												
Inning Stats	R: 0 E: 0 K: 2 S: 8	H: 1 LOB: 1 BB: 0 P: 8	R: 0 E: 0 K: 0 S: 3	H: 0 LOB: 1 BB: 1 P: 7	R: 1 E: 2 K: 1 S: 6	H: 0 LOB: 1 BB: 1 P: 10	R: 2 E: 0 K: 1 S: 6	H: 2 LOB: 0 BB: 1 P: 10	R: 0 E: 0 K: 0 S: 5	H: 0 LOB: 0 BB: 0 P: 5	R: 0 E: 0 K: 1 S: 5	H: 0 LOB: 1 BB: 1 P: 9	R: 0 E: 0 K: 1 S: 5	H: 1 LOB: 1 BB: 0 P: 5	R: 0 E: 0 K: 1 S: 5	H: 0 LOB: 0 BB: 0 P: 5		1B: 5 2B: 0 3B: 0 HR: 0	SF: 0 SAC: 1 DP: 0 HBP: 0	WP: 0 PB: 0 SB: 2 CS: 2	PA: 35							
PITCHER	IP	WLS	BF	H	R	ER	SO	BB	IBB	HBP	BLK	WP	HR	S	P	ERA	WHIP											
Dean Chance, R ERA: 3.76 Jack Sanford, R ERA: 3.59 Minnie Rojas, R ERA: 2.03	(1, 1)	7.0	L	28	4	3	2	6	4	0	0	0	0	0	36	52	2.57	1.143										

Batter	1	2	3	4	5	6	7	8	9	AB	R	H	RBI	BB	SO	LOB	BOTTOM										
Jose Cardenal, R OBP: 0.322, SLG: 0.382 (1, 8)	1B BB 1B		L6				F9			5	1	3	0	0	0	1	Kansas City Athletics @ California Angels Anaheim Stadium, Anaheim, CA Fri Jun 10 1966, 10:05 PM EDT Att: 12,903 - Unknown livebaseballscorecards.com										
Ed Kirkpatrick, L OBP: 0.313, SLG: 0.330 (1, 9)	BB BB 1B		4-3				F8			4	0	1	0	1	0	3											
Willie Smith, L OBP: 0.300, SLG: 0.246 (1, 7)	BB BB		K				E3 BB			3	0	0	0	2	1	4											
Norm Siebern, L OBP: 0.437, SLG: 0.412 (1, 3)	L3 BB						4-3			2	0	0	2	3	0	5											
Jim Fregosi, R OBP: 0.305, SLG: 0.305 (1, 6)	F9						FC5			5	0	0	0	0	1	9											
Bobby Knoop, R OBP: 0.294, SLG: 0.451 (1, 4)	L3						FC5-4			4	0	0	0	0	2	4											
Buck Rodgers, S OBP: 0.235, SLG: 0.318 (1, 2)	F3						4-3			4	0	0	0	0	0	1											
Paul Schaal, R OBP: 0.354, SLG: 0.342 Joe Adcock, R OBP: 0.337, SLG: 0.519 Jackie Hernandez, R OBP: 0.337, SLG: 0.519 (8, PH) (8, PR) (9, 5)	CS BB						BB 1B BB			1	0	0	0	2	0	0											
Dean Chance, R Tom Seaver, L Jackie Hernandez, R Jack Sanford, R Frank Matzone, R Minnie Rojas, R (1, 1) (7, PH) (8, PH) (8, PH) (8, PH) (9, 1)	K						BB 1B BB			2	0	0	0	0	2	2											
Inning Stats	R: 1 E: 0 K: 0 S: 4	H: 2 LOB: 2 BB: 2 P: 12	R: 0 E: 0 K: 1 S: 4	H: 0 LOB: 0 BB: 1 P: 8	R: 0 E: 0 K: 1 S: 5	H: 0 LOB: 0 BB: 0 P: 5	R: 0 E: 0 K: 1 S: 5	H: 0 LOB: 3 BB: 2 P: 14	R: 0 E: 0 K: 1 S: 5	H: 0 LOB: 0 BB: 0 P: 5	R: 1 E: 1 K: 0 S: 4	H: 0 LOB: 3 BB: 3 P: 16	R: 0 E: 0 K: 1 S: 5	H: 0 LOB: 1 BB: 1 P: 9	R: 0 E: 1 K: 0 S: 5	H: 1 LOB: 2 BB: 0 P: 5		1B: 4 2B: 1 3B: 0 HR: 0	SF: 0 SAC: 0 DP: 1 HBP: 0	WP: 0 PB: 0 SB: 0 CS: 1	PA: 41						
PITCHER	IP	WLS	BF	H	R	ER	SO	BB	IBB	HBP	BLK	WP	HR	S	P	ERA	WHIP										
Chuck Dobson, R ERA: 4.42 Lew Krausse, R ERA: 3.29 Jack Aker, R ERA: 0.78	(1, 1)	4.2	W	10	0	1	0	1	3	0	0	0	0	9	21	0.00	1.500										

Batter	1	2	3	4	5	6	7	8	9	10	11	12	13	14	AB	R	H	RBI	BB	SO	LOB	TOP					
Bert Campaneris, R OBP: 0.290, SLG: 0.407 (1, 6)															6	1	1	1	0	2	2						
Jose Tartabull, L OBP: 0.287, SLG: 0.299 (1, 7)															4	1	1	0	2	0	0						
Mike Hershberger, R OBP: 0.311, SLG: 0.370 (1, 9)															5	0	1	1	1	1	2						
Roger Repoz, L OBP: 0.392, SLG: 0.489 John Wyatt, R (8, 1)															4	0	2	1	0	0	0						
Ron Stone, L OBP: 0.255, SLG: 0.235 Lew Krausse, R (10, 1)														6	0	0	0	0	0	4							
Danny Cater, R OBP: 0.240, SLG: 0.284 (1, 5)														5	0	1	0	1	2	0							
Ken Harelson, R OBP: 0.321, SLG: 0.337 (1, 3)														6	0	0	0	0	0	4							
Ernie Fazio, R OBP: 0.286, SLG: 0.167 Larry Stahl, L OBP: 0.256, SLG: 0.350 Dick Green, R OBP: 0.255, SLG: 0.311 (6, PH)														1	0	0	0	1	1	1							
Phil Roof, R OBP: 0.250, SLG: 0.421 (1, 2)														5	1	1	0	1	0	3							
Ralph Terry, R OBP: 0.162, SLG: 0.100 Jack Aker, R (7, 1)														3	0	0	0	0	1	2							
Joe Nossek, R OBP: 0.284, SLG: 0.351 (8, 8)														3	0	0	0	0	0	1							
Inning Stats	R: 0 E: 0 K: 2 S: 7	H: 0 LOB: 0 BB: 0 P: 7	R: 0 E: 0 K: 1 S: 6	H: 1 LOB: 1 BB: 0 P: 6	R: 2 E: 0 K: 2 S: 11	H: 4 LOB: 2 BB: 0 P: 11	R: 0 E: 0 K: 0 S: 3	H: 0 LOB: 0 BB: 0 P: 7	R: 0 E: 0 K: 0 S: 4	H: 1 LOB: 0 BB: 1 P: 8	R: 1 E: 0 K: 0 S: 3	H: 1 LOB: 0 BB: 1 P: 7	R: 0 E: 0 K: 0 S: 3	H: 0 LOB: 0 BB: 0 P: 3	R: 0 E: 1 K: 0 S: 3	H: 0 LOB: 1 BB: 1 P: 7	R: 0 E: 0 K: 2 S: 7	H: 0 LOB: 0 BB: 0 P: 7	R: 0 E: 0 K: 1 S: 5	H: 0 LOB: 0 BB: 0 P: 5	R: 0 E: 0 K: 0 S: 3	H: 0 LOB: 0 BB: 0 P: 3	1B: 5 2B: 1 3B: 0 HR: 1	SF: 0 SAC: 0 DP: 1 HBP: 0	WP: 0 PB: 0 SB: 1 CS: 0	PA: 54	
PITCHER	IP	WLS	BF	H	R	ER	SO	BB	IBB	HBP	BLK	WP	HR	S	P	ERA	WHIP										
Jim McGlothlin, R ERA: 3.7	6.0		26	6	2	2	5	2	0	0	0	0	0	34	42	3.00	1.333										
Howie Reed, R ERA: 2.93	1.0	4	1	1	1	0	1	0	0	0	0	0	1	3	7	9.00	2.000										
Bob Lee, R ERA: 2.49	2.0	7	0	0	0	0	1	0	0	0	0	0	0	6	10	0.00	0.500										
Lew Burdette, R ERA: 3.0	1.0	4	0	0	0	0	1	0	0	0	0	0	0	3	7	0.00	1.000										
Jack Sanford, R ERA: 3.31	4.0	W	13	0	0	0	3	1	0	0	0	0	0	18	22	0.00	0.250										

Kansas City Athletics @ California Angels
 Anaheim Stadium, Anaheim, CA
 Sat Jun 11 1966, 10:05 PM EDT
 Att: 15,796 - Unknown

AB: 48
 R: 3
 H: 7
 RBI: 3
 BB: 6
 SO: 8
 LOB: 18

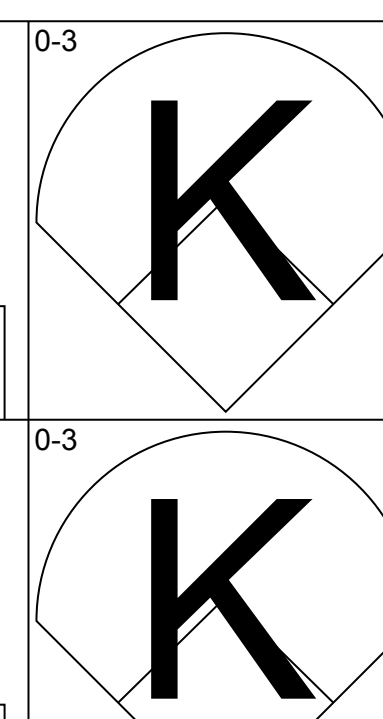
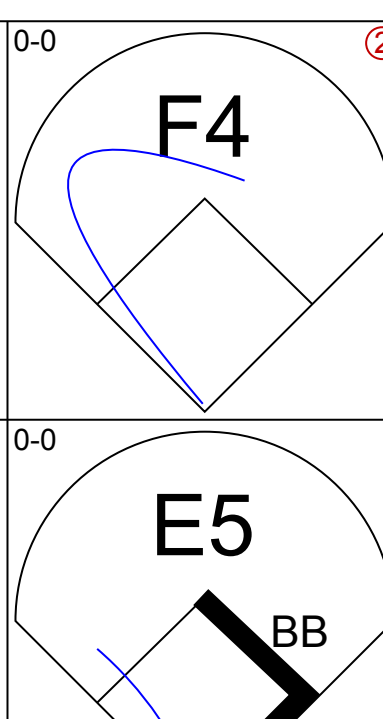
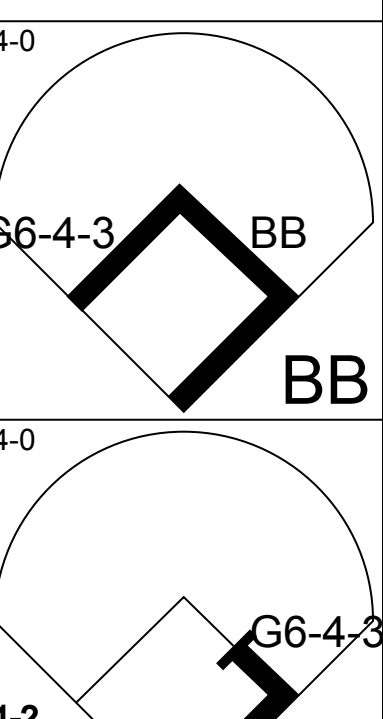
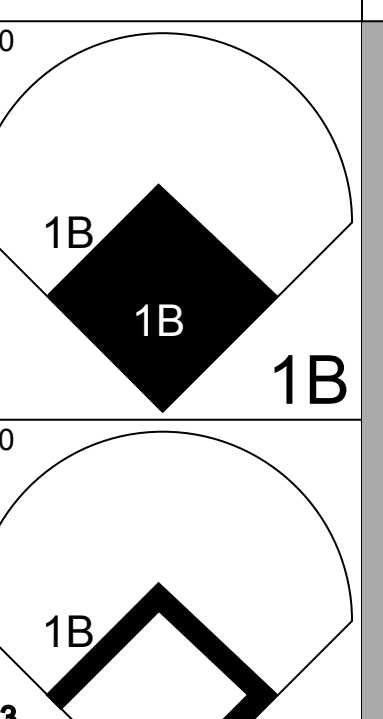
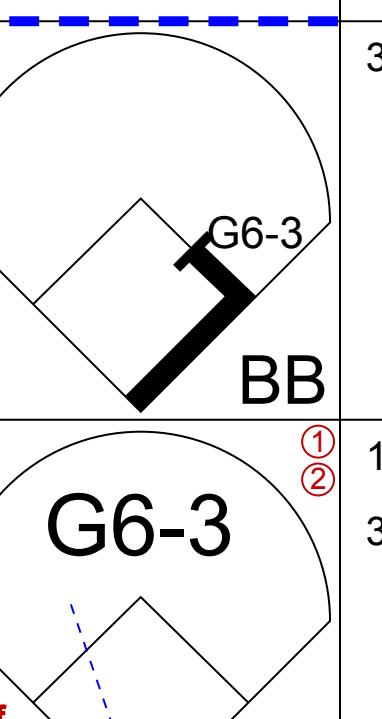
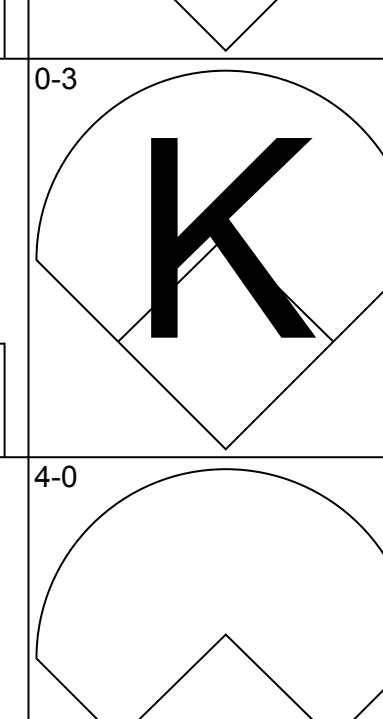
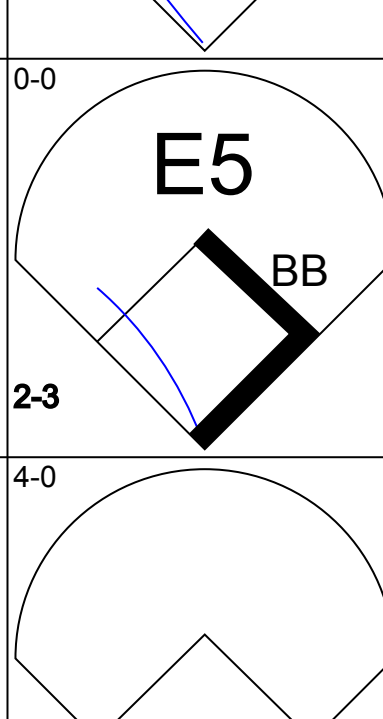
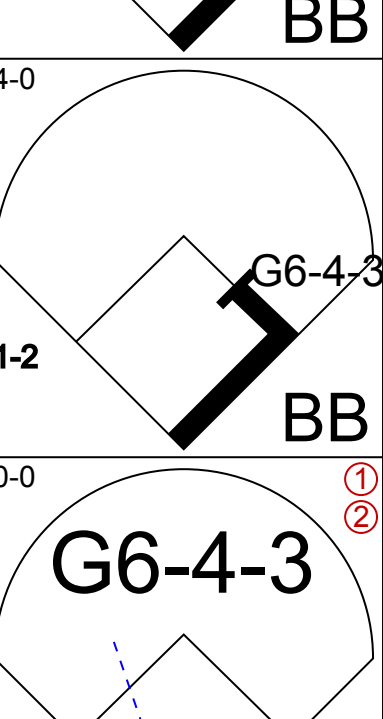
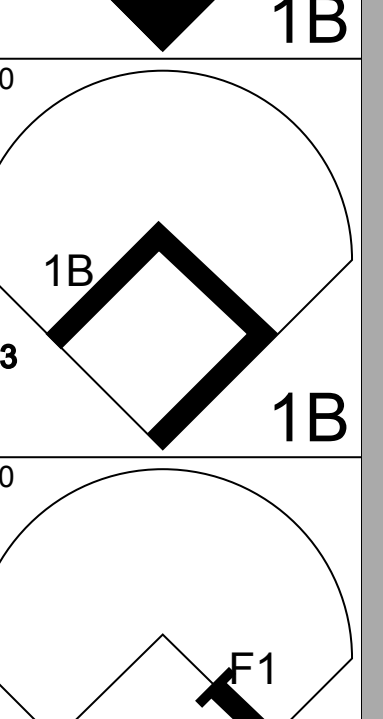
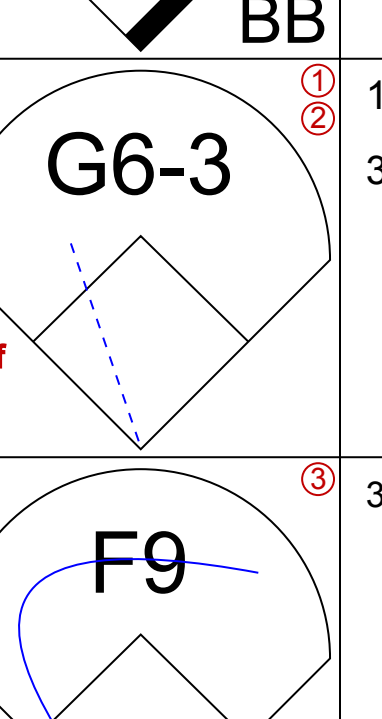
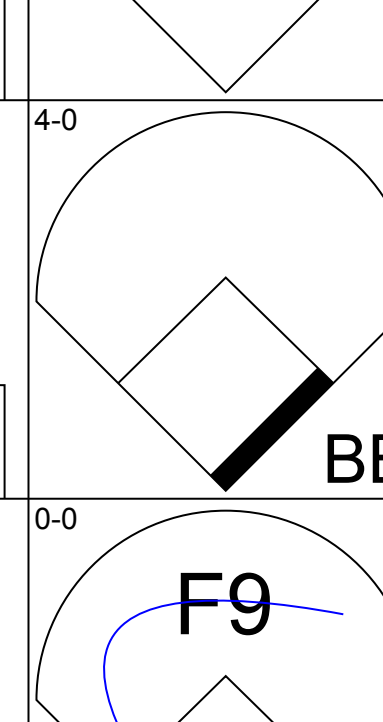
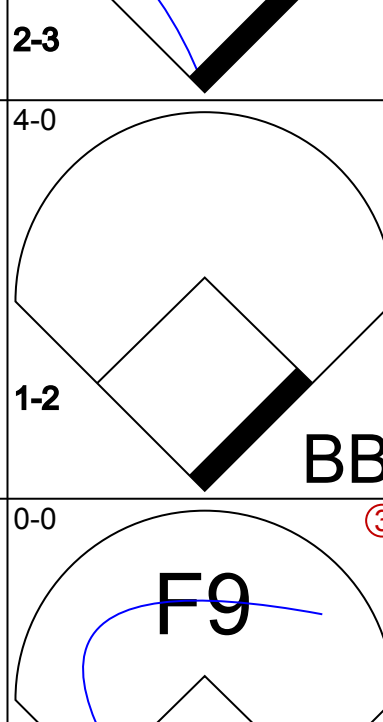
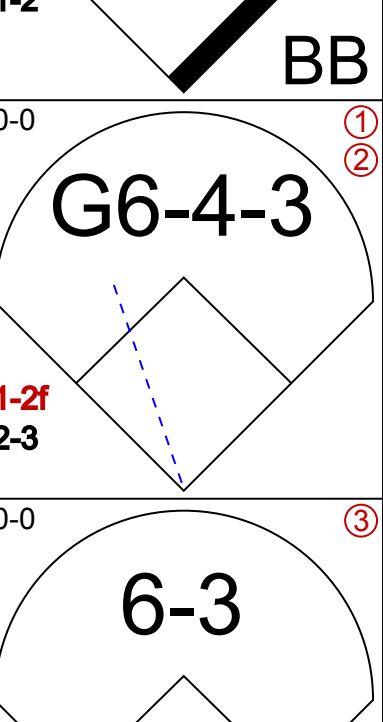
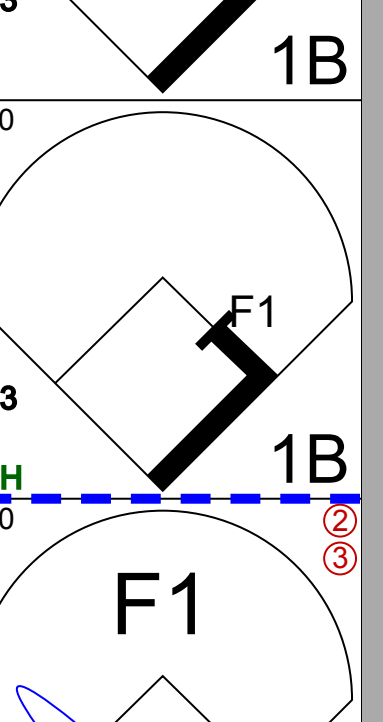
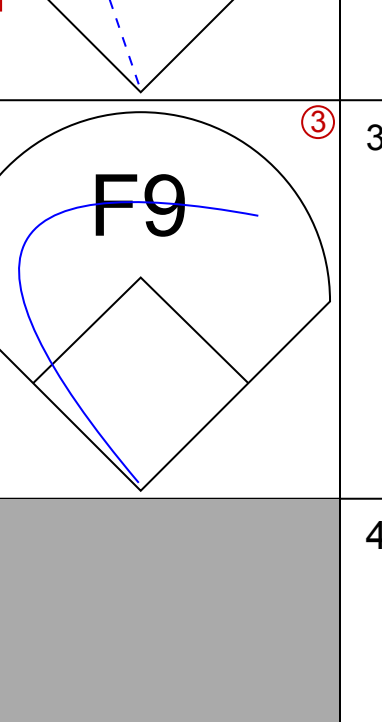
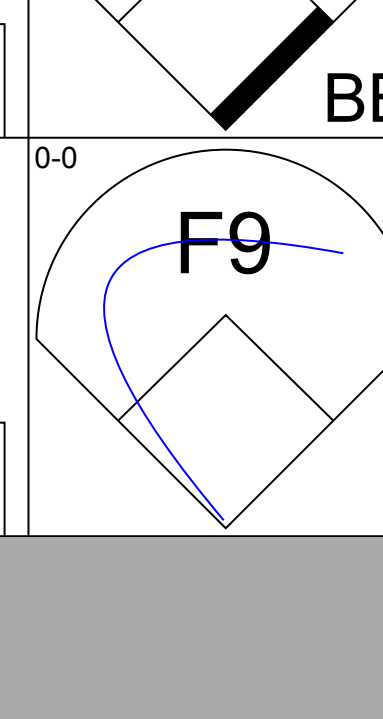
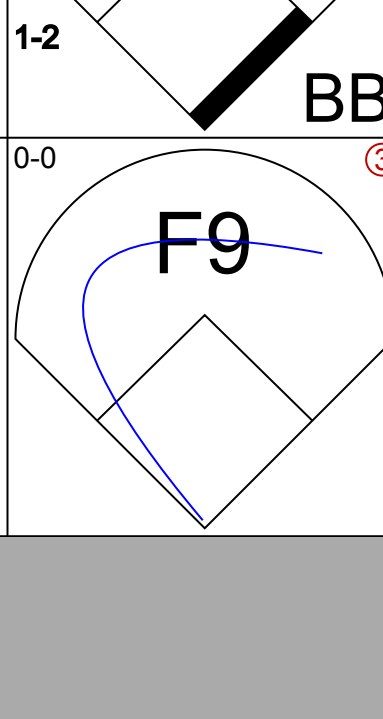
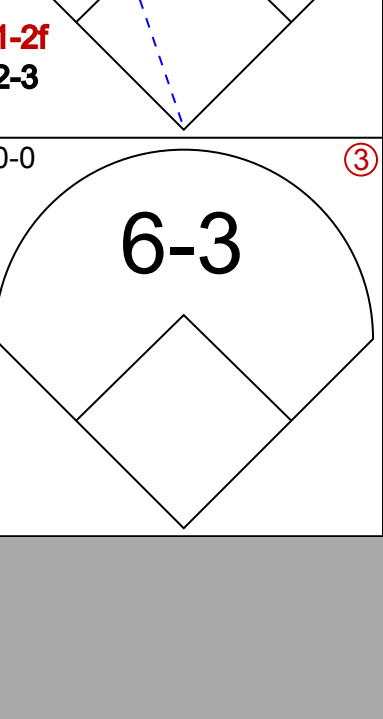
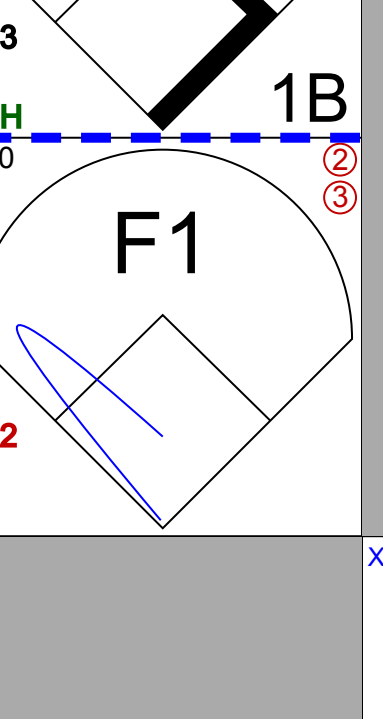





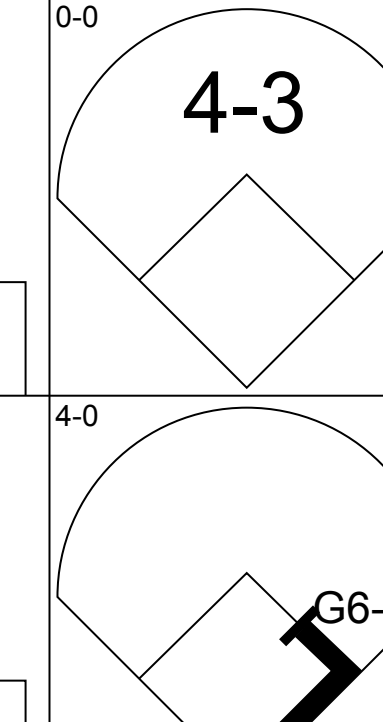
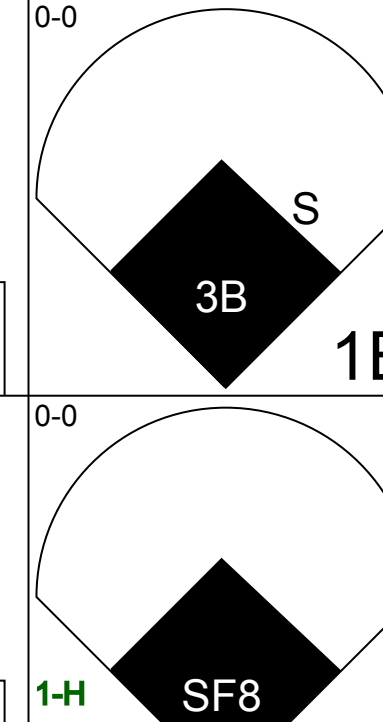
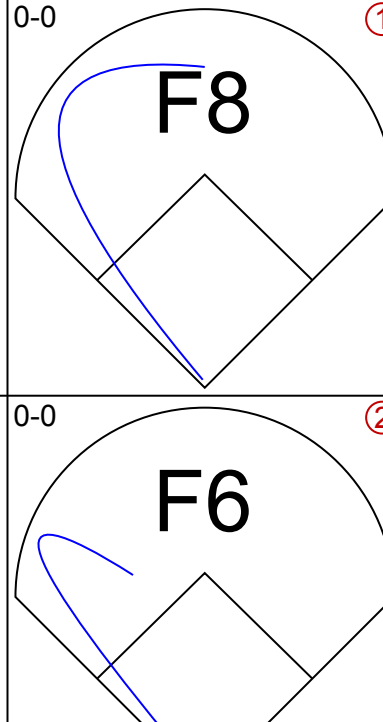
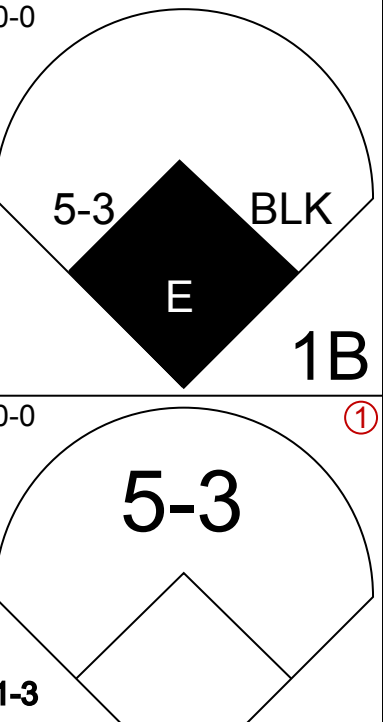
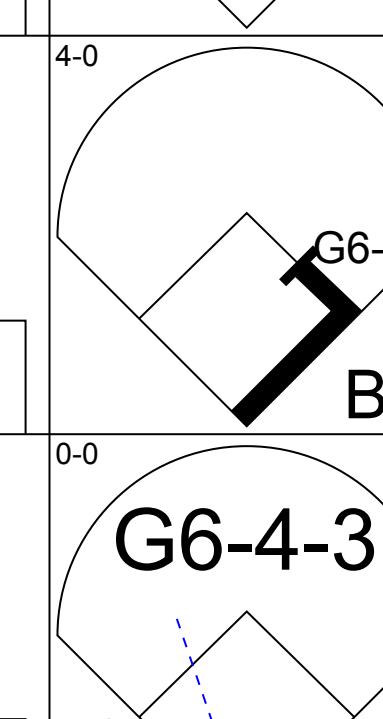
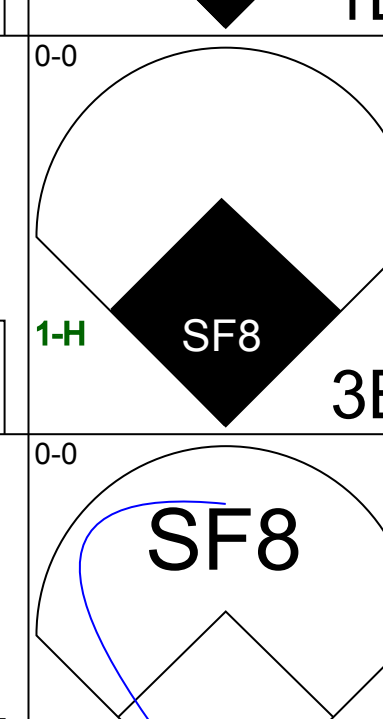
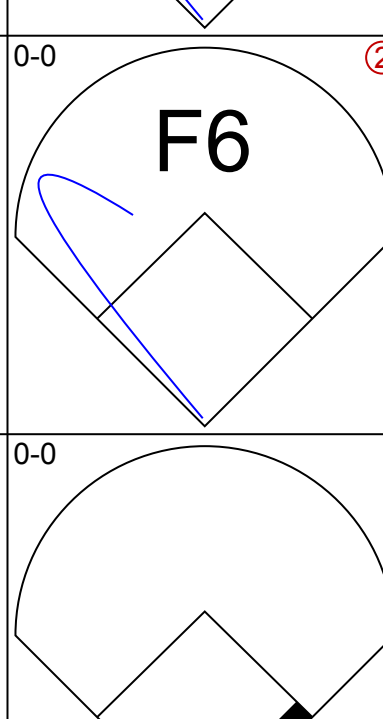
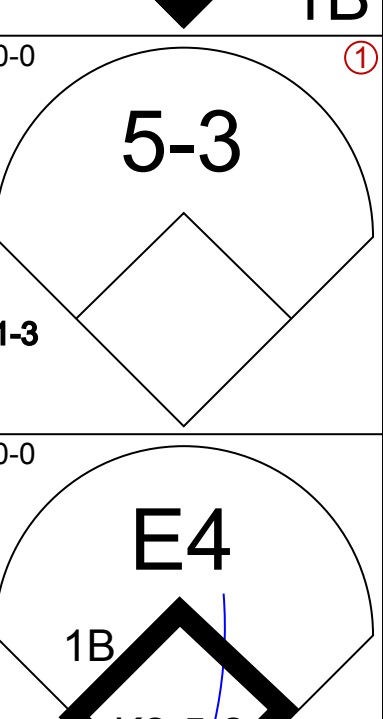
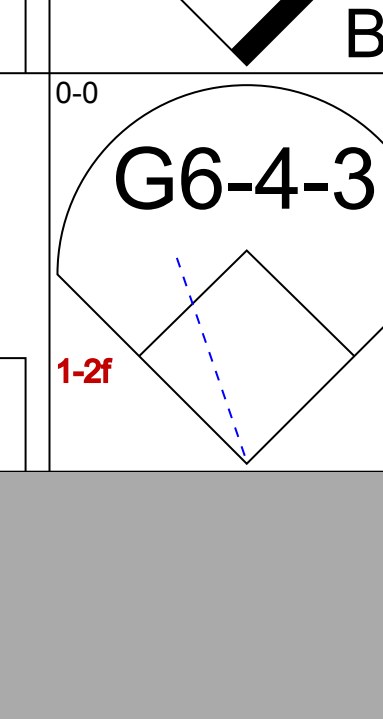
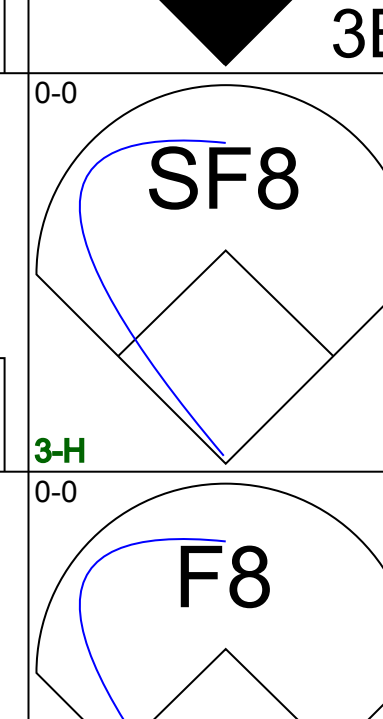
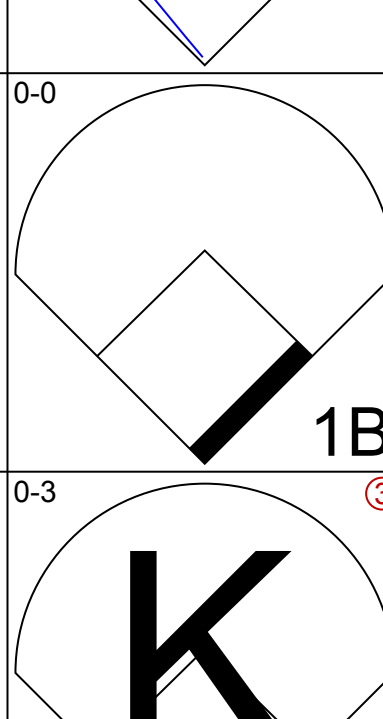
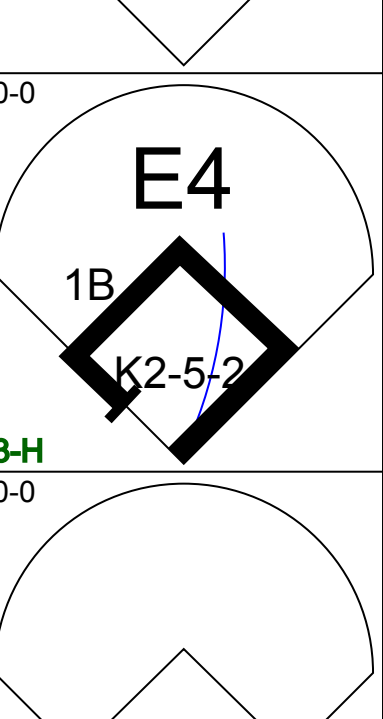
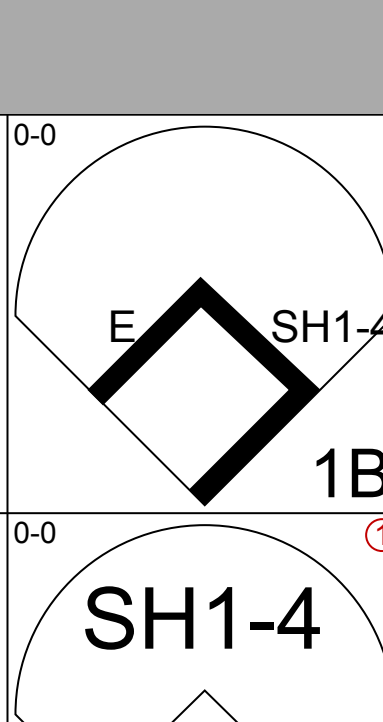



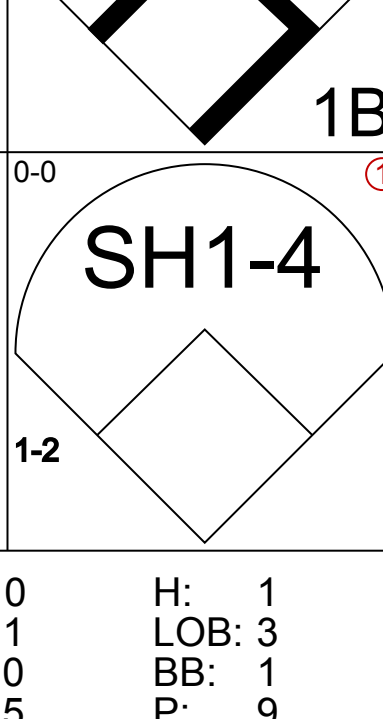

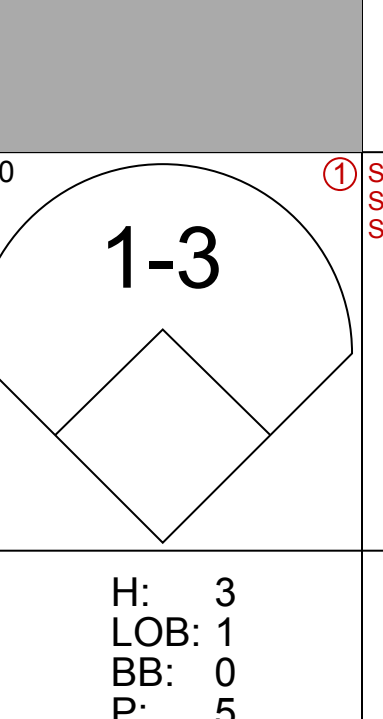



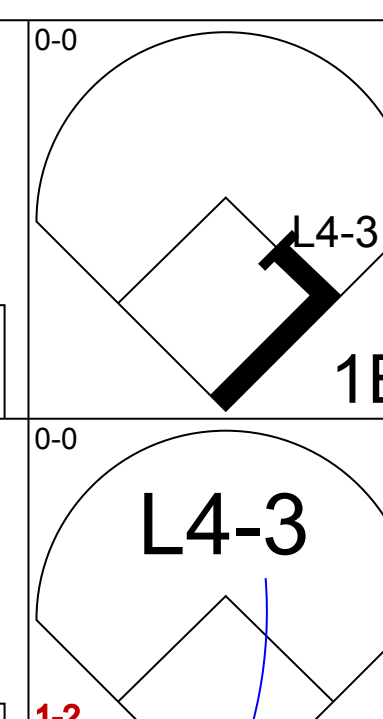
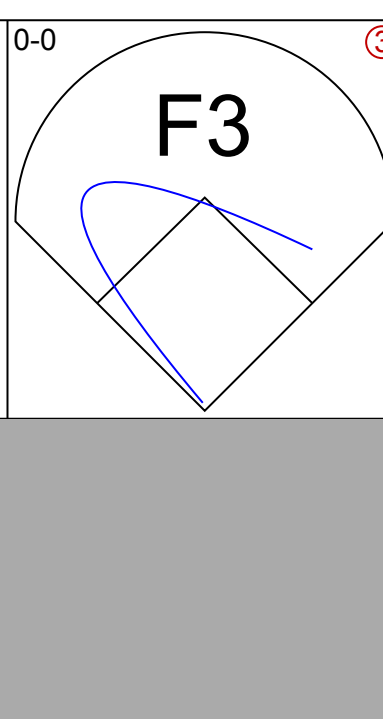
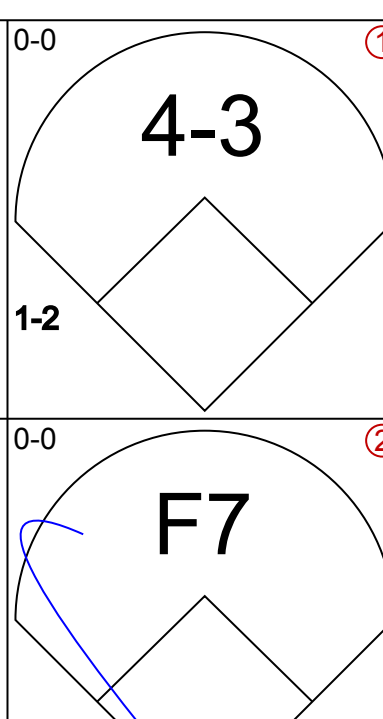
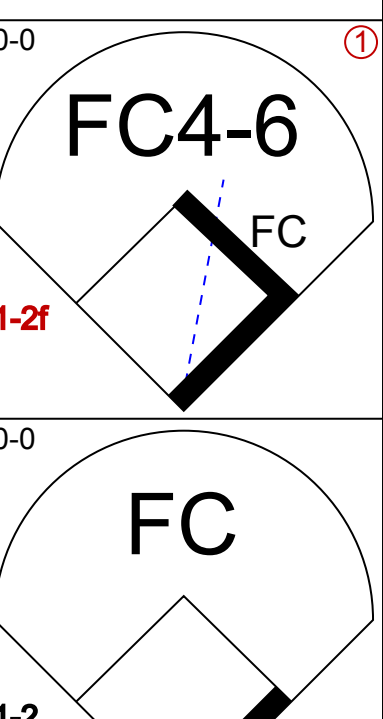
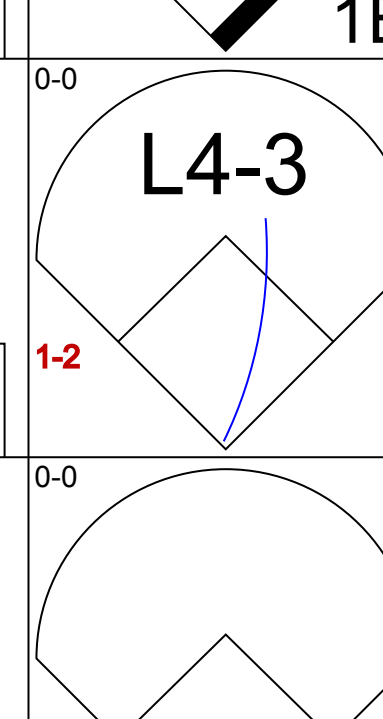
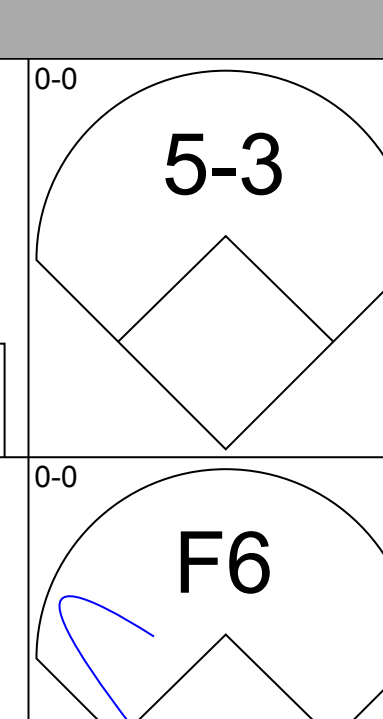
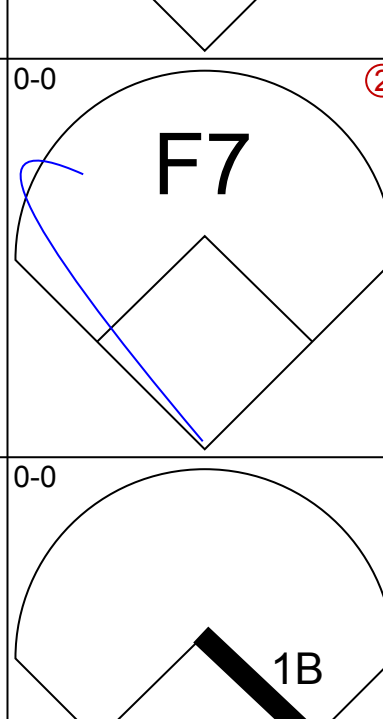
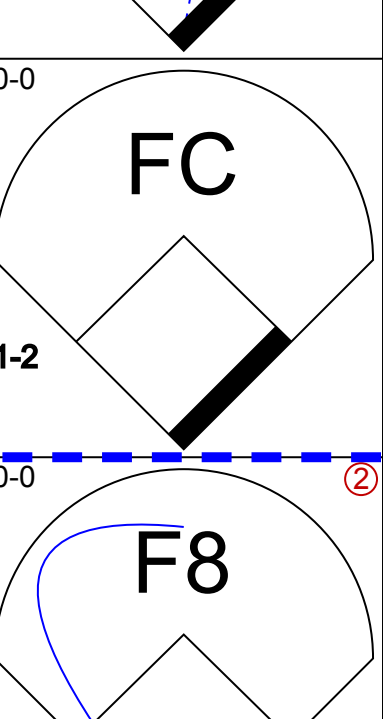
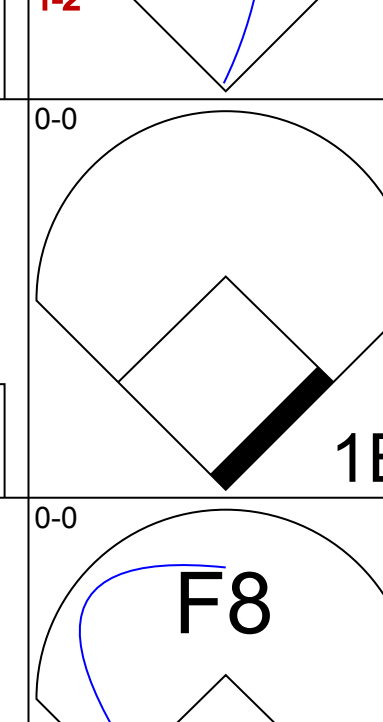
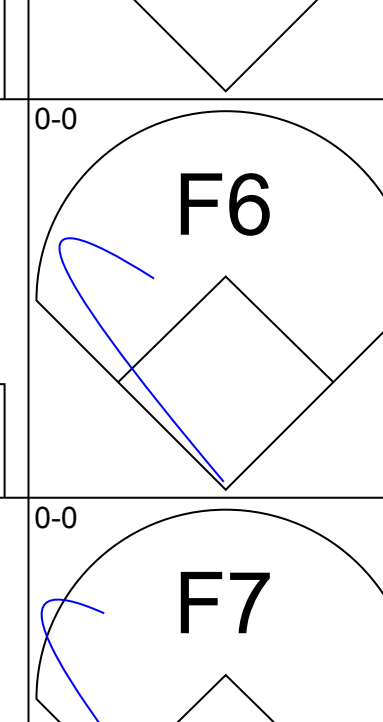
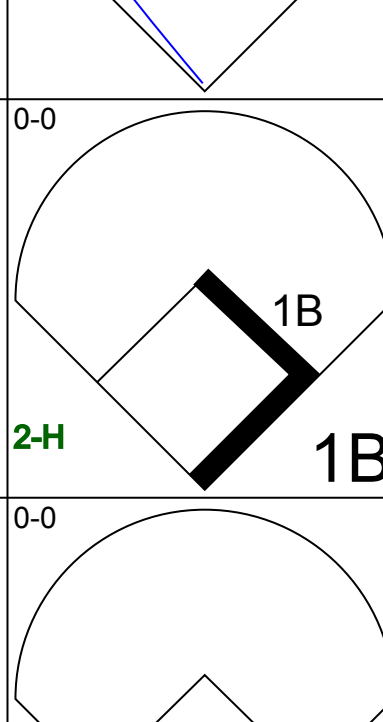
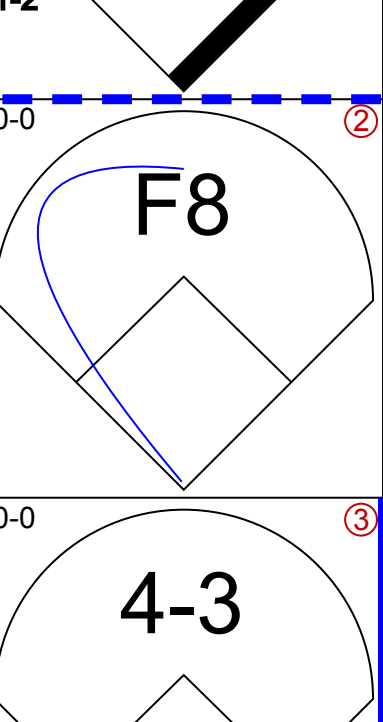
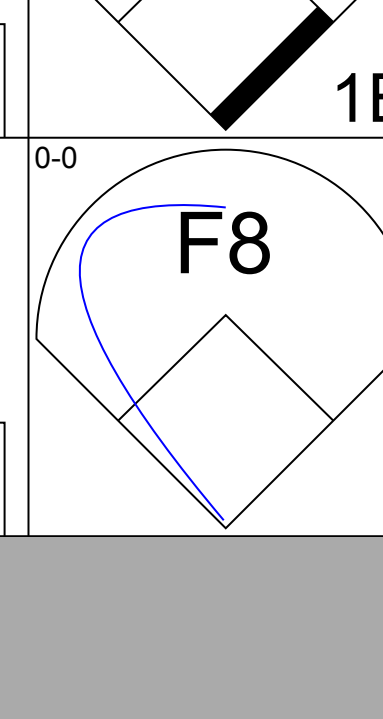
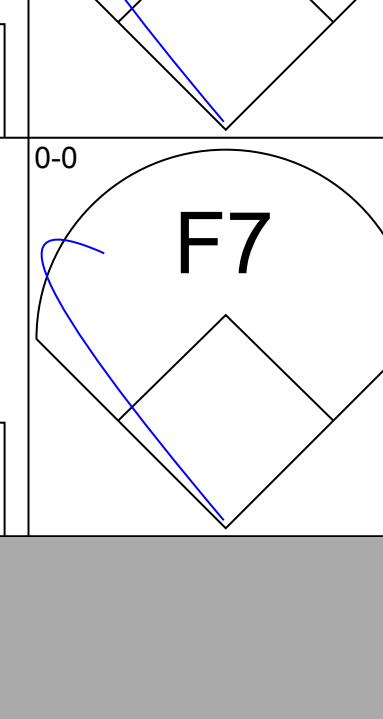
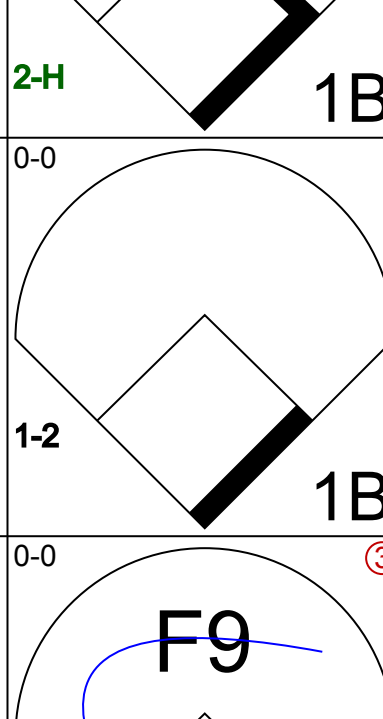
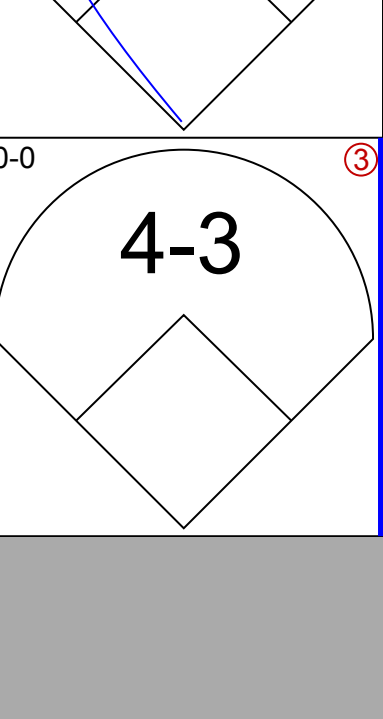


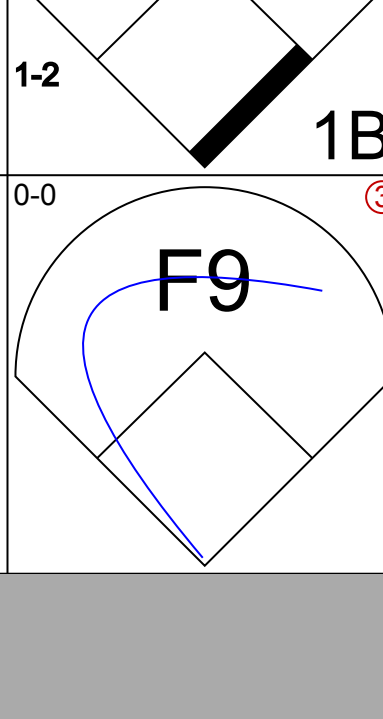
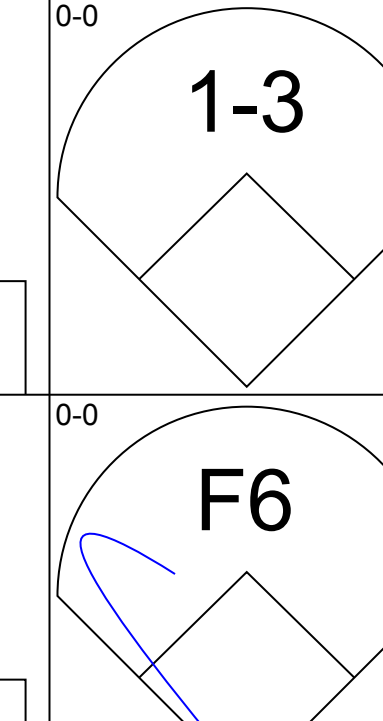
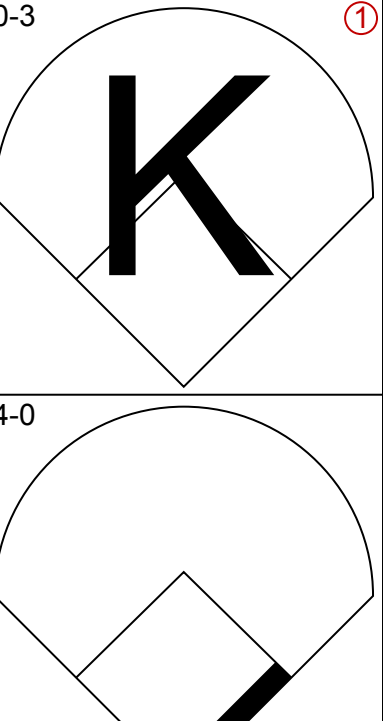
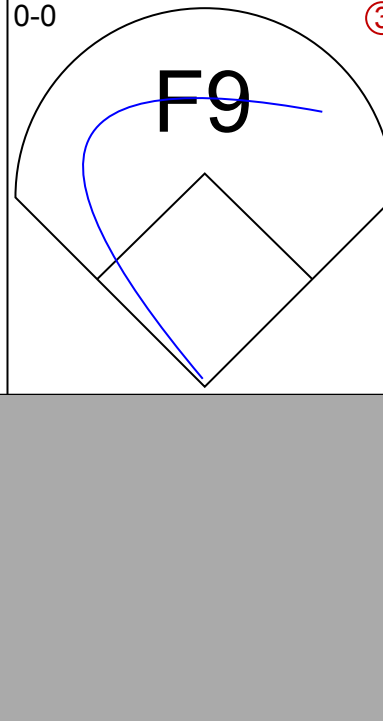
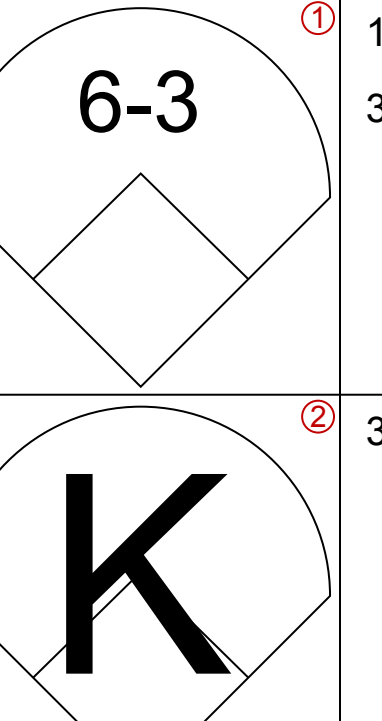
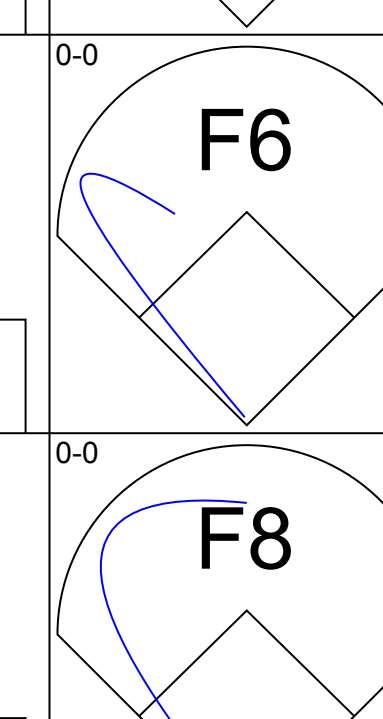
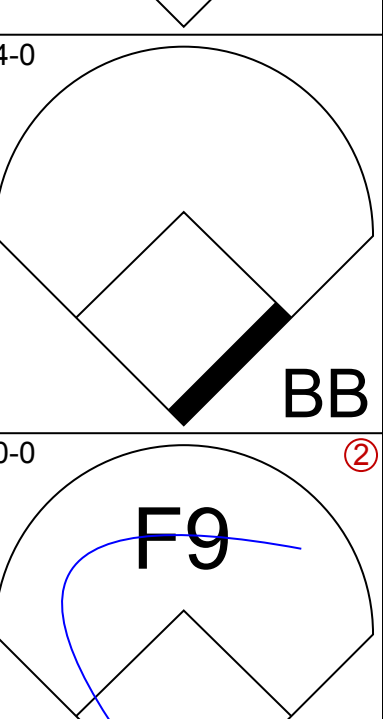
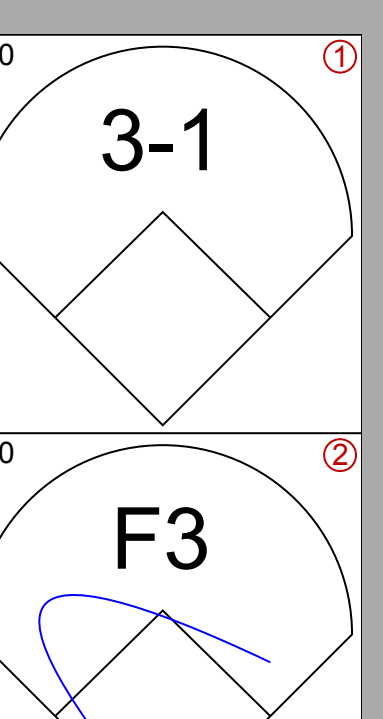
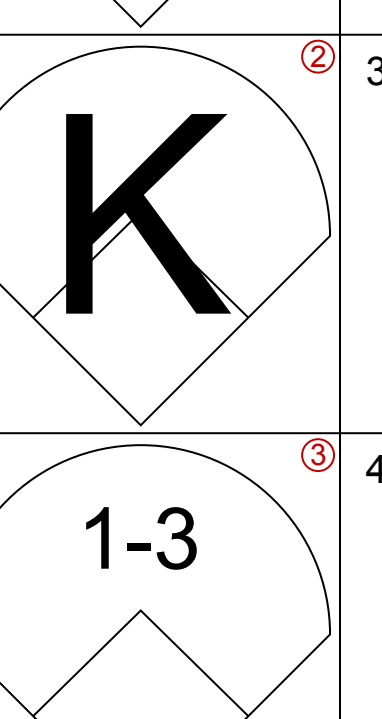
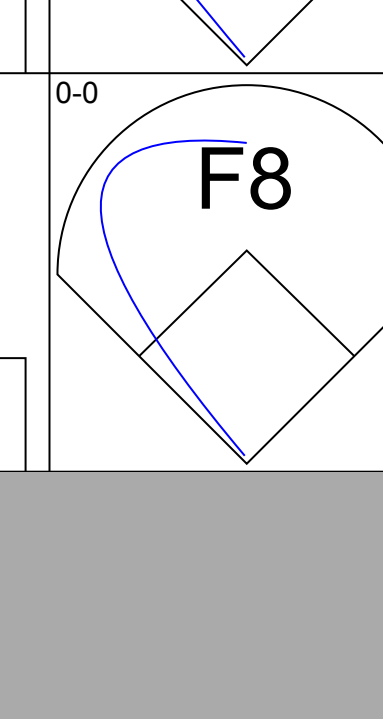
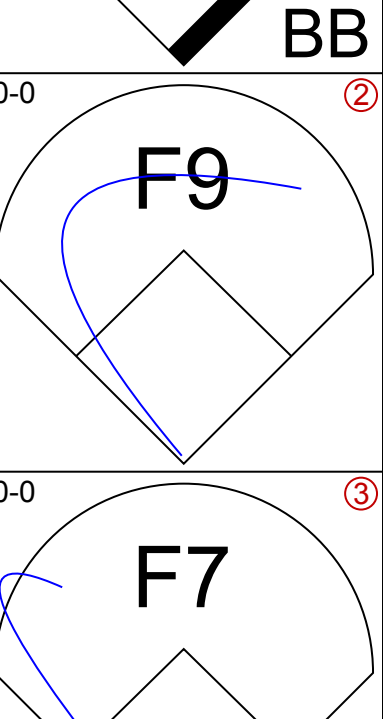
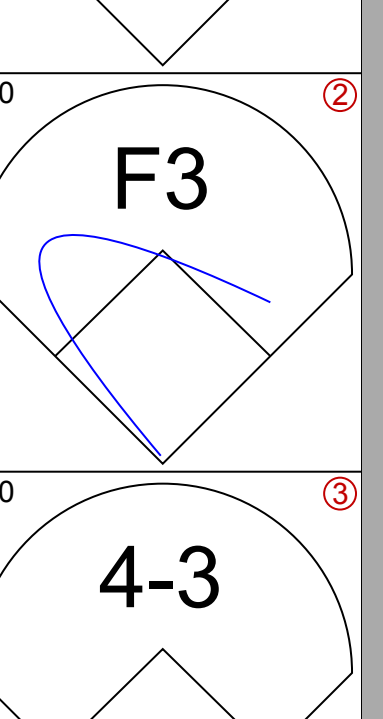
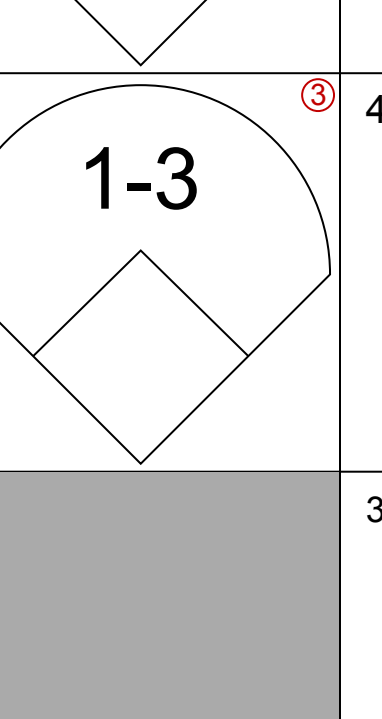
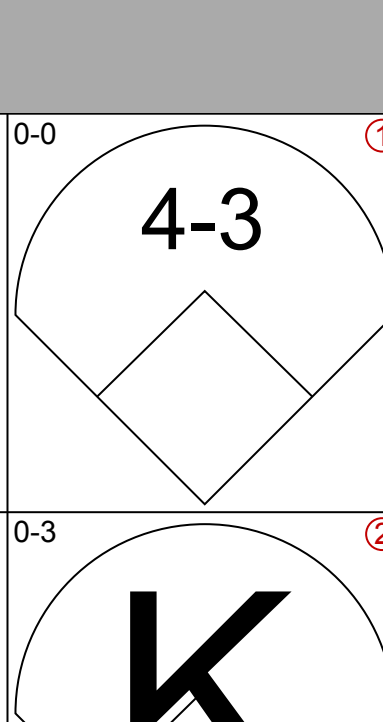
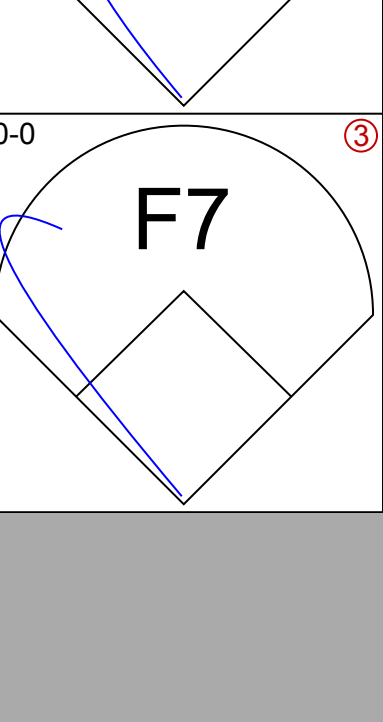
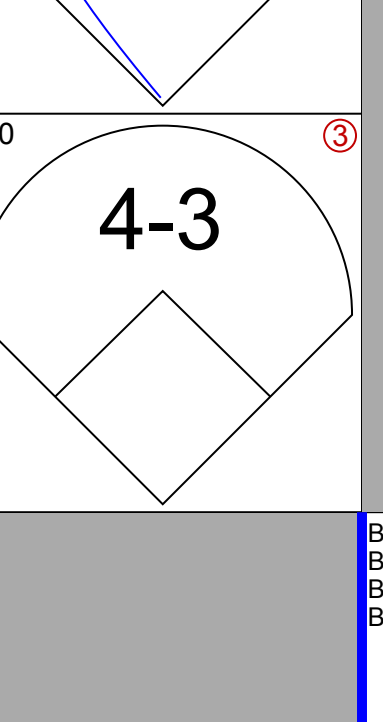
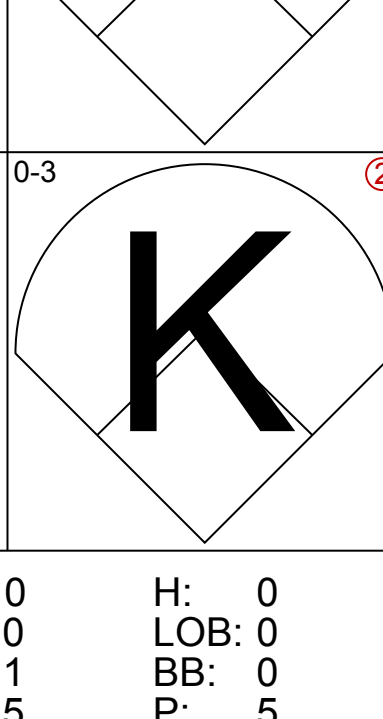
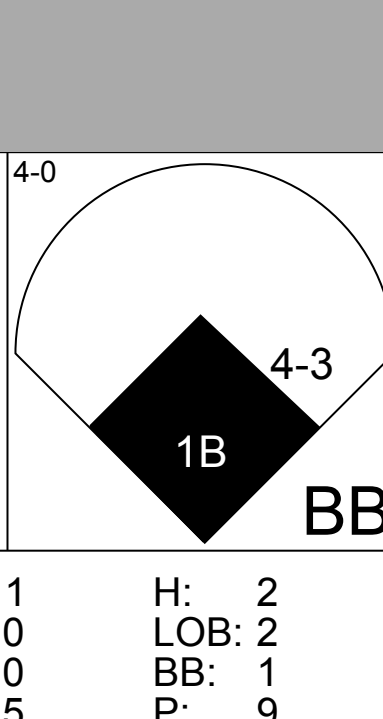
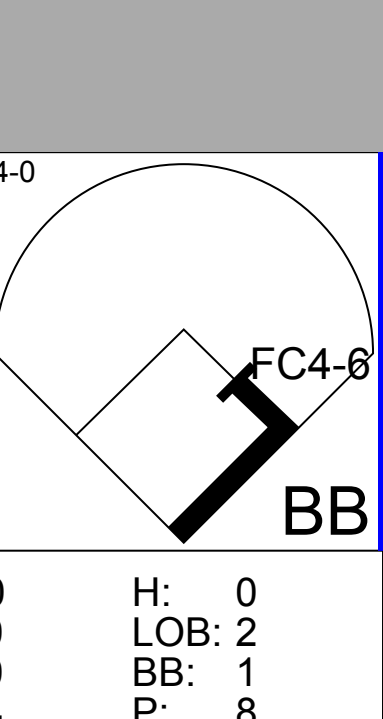
Batter	1	2	3	4	5	6	7	8	9	10	11	12	13	14	AB	R	H	RBI	BB	SO	LOB	BOTTOM						
Jim Piersall, R OBP: 0.224, SLG: 0.217 (1, 8)															6	0	1	1	1	0	0							
Ed Kirkpatrick, L OBP: 0.322, SLG: 0.333 (1, 9)															5	0	2	1	1	0	0							
Willie Smith, L OBP: 0.276, SLG: 0.224 (1, 7)															6	0	0	0	0	0	2							
Norm Siebern, L OBP: 0.438, SLG: 0.405 Jackie Warner, R OBP: 0.300, SLG: 0.469 Lew Burdette, R (10, 1)															2	0	0	0	2	1	0							
Paul Schaal, R OBP: 0.357, SLG: 0.342 Jack Sanford, R OBP: 0.286, SLG: 0.417 Bobby Knoop, R OBP: 0.282, SLG: 0.443 (11, 1)														6	0	1	0	0	3	4								
Frank Matzone, R OBP: 0.267, SLG: 0.244 (1, 5)															6	0	0	0	0	2								
Tom Satriano, L OBP: 0.400, SLG: 0.333 Rick Reichardt, R OBP: 0.380, SLG: 0.529 Bob Lee, R (8, 1)															2	0	0	0	0	0								
Joe Adcock, R OBP: 0.326, SLG: 0.500 (9, PH)															0	0	0	0	0	0								
Jackie Hernandez, R (1, 6)															2	1	0	0	0	0								
Jim Fregosi, R OBP: 0.313, SLG: 0.318 (7, PH)															4	1	3	1	0	1								
Jim McGlothlin, R OBP: 0.154, SLG: 0.250 Jose Cardenal, R OBP: 0.326, SLG: 0.404 Howie Reed, R (7, 1)															1	1	1	1	0	0								
Buck Rodgers, S OBP: 0.250, SLG: 0.311 (8, 2)															0	0	0	0	0	5								
Inning Stats	R: 0 E: 0 K: 0 S: 3	H: 0 LOB: 0 BB: 0 P: 3	R: 0 E: 0 K: 1 S: 5	H: 0 LOB: 0 BB: 0 P: 5	R: 1 E: 1 K: 1 S: 6	H: 1 LOB: 2 BB: 1 P: 10	R: 0 E: 0 K: 1 S: 5	H: 0 LOB: 0 BB: 0 P: 5	R: 0 E: 0 K: 0 S: 3	H: 0 LOB: 1 BB: 1 P: 7	R: 0 E: 0 K: 0 S: 3	H: 0 LOB: 0 BB: 0 P: 3	R: 1 E: 0 K: 1 S: 7	H: 2 LOB: 2 BB: 1 P: 11	R: 0 E: 0 K: 1 S: 6	H: 1 LOB: 2 BB: 1 P: 10	R: 0 E: 0 K: 0 S: 4	H: 1 LOB: 1 BB: 0 P: 4	R: 0 E: 0 K: 0 S: 3	H: 0 LOB: 0 BB: 0 P: 3	R: 0 E: 0 K: 1 S: 5	H: 0 LOB: 0 BB: 0 P: 5	R: 1 E: 0 K: 0 S: 4	H: 2 LOB: 1 BB: 0 P: 4	1B: 6 2B: 1 3B: 0 HR: 1	SF: 0 SAC: 0 DP: 0 HBP: 0	WP: 2 PB: 0 SB: 1 CS: 0	PA: 55
PITCHER	IP	WLS	BF	H	R	ER	SO	BB	IBB	HBP	BLK	WP	HR	S	P	ERA	WHIP											
Ralph Terry, R ERA: 1.93	6.2		26	2	2	1	4	4	0	0	0	0	0	30	46	1.35	0.900											
Jack Aker, R ERA: 0.77	0.1	1	0	0	0	0	0	0	0	0	0	0	0	1	1	0.00	0.000											
John Wyatt, R ERA: 5.32	2.0	9	2	1	1	1	1	1	0	0	0	0	0	10	14	4.50	1.500											
Lew Krausse, R ERA: 3.07	4.2	L	19	4	1	1	2	1	0	0	0	0	0	22	26	1.93	1.071											

Kansas City Athletics @ California Angels
 Anaheim Stadium, Anaheim, CA
 Sat Jun 11 1966, 10:05 PM EDT
 Att: 15,796 - Unknown

AB: 49
 R: 4
 H: 8
 RBI: 4
 BB: 6
 SO: 7
 LOB: 17



Batter	1	2	3	4	5	6	7	8	9	AB	R	H	RBI	BB	SO	LOB	TOP			
Bert Campaneris, R OBP: 0.298, SLG: 0.406 (1, 6)										3	1	1	0	2	1	1	Kansas City Athletics @ California Angels Anaheim Stadium, Anaheim, CA Sun Jun 12 1966, 6:33 AM EDT Att: 23,485 - Unknown			
Roger Repoz, L OBP: 0.385, SLG: 0.479 (1, 8)										1	0	0	0	0	1	0				
Joe Nossek, R OBP: 0.294, SLG: 0.350 (3, PH) (3, 8)										3	0	1	0	1	0	2				
Mike Hershberger, R OBP: 0.319, SLG: 0.369 (1, 9)										3	0	1	1	2	0	2				
Danny Cater, R OBP: 0.232, SLG: 0.275 (1, 7)										4	0	0	0	0	0	7				
Ken Harrelson, R OBP: 0.325, SLG: 0.341 (1, 3)										4	2	2	0	0	0	0				
Ed Charles, R OBP: 0.284, SLG: 0.417 (1, 5)										3	1	1	1	1	0	1				
Phil Roof, R OBP: 0.250, SLG: 0.417 (1, 2)										3	0	1	2	0	0	1				
Ernie Fazio, R OBP: 0.364, SLG: 0.300 (1, 4)										4	0	2	0	0	1	1				
Rollie Sheldon, R OBP: 0.087, SLG: 0.087 Jack Aker, R (8, 1)										3	0	0	0	0	2	2				
Inning Stats	R: 0 E: 0 K: 2 S: 7	H: 0 LOB: 1 BB: 1 P: 11	R: 0 E: 0 K: 0 S: 2	H: 0 LOB: 0 BB: 1 P: 6	R: 0 E: 1 K: 0 S: 5	H: 1 LOB: 3 BB: 1 P: 9	R: 2 E: 0 K: 1 S: 7	H: 2 LOB: 0 BB: 0 P: 7	R: 0 E: 0 K: 0 S: 2	H: 1 LOB: 1 BB: 0 P: 6	R: 1 E: 0 K: 0 S: 5	H: 3 LOB: 1 BB: 0 P: 5	R: 1 E: 1 K: 1 S: 7	H: 2 LOB: 2 BB: 0 P: 7	R: 0 E: 0 K: 0 S: 2	H: 0 LOB: 0 BB: 1 P: 6	1B: 8 2B: 1 3B: 1 HR: 0	SF: 1 SAC: 1 DP: 4 HBP: 0	WP: 0 PB: 0 SB: 1 CS: 0	PA: 39
PITCHER	IP	WLS	BF	H	R	ER	SO	BB	IBB	HBP	BLK	WP	HR	S	P	ERA	WHIP			
Marcelino Lopez, L ERA: 3.27	6.1	L	30	7	3	3	4	5	0	0	0	0	0	33	53	4.26	1.895			
Lew Burdette, R ERA: 3.13	1.2		6	2	1	1	1	0	0	0	1	0	0	8	8	5.40	1.200			
Howie Reed, R ERA: 2.45	1.0		3	0	0	0	0	1	0	0	0	0	0	2	6	0.00	1.000			

Batter	1	2	3	4	5	6	7	8	9	AB	R	H	RBI	BB	SO	LOB	BOTTOM			
Paul Schaaf, R OBP: 0.355, SLG: 0.339 (1, 5)										4	0	1	0	0	0	2	Kansas City Athletics @ California Angels Anaheim Stadium, Anaheim, CA Sun Jun 12 1966, 6:33 AM EDT Att: 23,485 - Unknown			
Jim Fregosi, R OBP: 0.308, SLG: 0.312 (1, 6)										4	0	0	0	0	0	3				
Rick Reichardt, R OBP: 0.384, SLG: 0.531 (1, 7) (6, 8)										3	0	2	1	0	0	0				
Jim Piersall, R OBP: 0.224, SLG: 0.217 Joe Adcock, R OBP: 0.323, SLG: 0.494 (6, PH) (9, 3)										0	0	0	0	0	0	0				
Norm Siebern, L OBP: 0.433, SLG: 0.400 Howie Reed, R (9, 1)										4	0	1	0	0	0	3				
Jose Cardenal, R OBP: 0.324, SLG: 0.401 Willie Smith, L OBP: 0.266, SLG: 0.214 (5, PH) (6, 7)										1	0	0	0	0	0	0				
Ed Kirkpatrick, L OBP: 0.320, SLG: 0.324 (1, 9)										3	0	0	0	1	1	0				
Buck Rodgers, S OBP: 0.225, SLG: 0.304 (1, 2)										4	0	0	0	0	0	1				
Jackie Hernandez, R (1, 4) (9, 8)										3	0	0	0	0	0	1				
Marcelino Lopez, R OBP: 0.308, SLG: 0.333 Lew Burdette, R (7, 1)										1	1	0	0	1	1	0				
Tom Satriano, L OBP: 0.415, SLG: 0.333 (6, PH) Jackie Warner, R OBP: 0.300, SLG: 0.469 (8, PR) Bobby Knopp, R OBP: 0.282, SLG: 0.443 (9, 4)										0	0	0	0	0	0	0				
Inning Stats	R: 0 E: 0 K: 0 S: 4	H: 2 LOB: 1 BB: 0 P: 4	R: 0 E: 0 K: 0 S: 3	H: 0 LOB: 0 BB: 0 P: 3	R: 0 E: 0 K: 1 S: 5	H: 0 LOB: 0 BB: 0 P: 5	R: 0 E: 0 K: 0 S: 3	H: 0 LOB: 0 BB: 0 P: 3	R: 0 E: 0 K: 0 S: 3	H: 2 LOB: 1 BB: 1 P: 9	R: 1 E: 0 K: 0 S: 5	H: 0 LOB: 2 BB: 1 P: 9	R: 0 E: 0 K: 0 S: 3	H: 0 LOB: 2 BB: 1 P: 8	R: 0 E: 0 K: 1 S: 5	H: 0 LOB: 0 BB: 0 P: 5	1B: 4 2B: 1 3B: 0 HR: 0	SF: 0 SAC: 0 DP: 1 HBP: 0	WP: 0 PB: 0 SB: 0 CS: 0	PA: 34
PITCHER	IP	WLS	BF	H	R	ER	SO	BB	IBB	HBP	BLK	WP	HR	S	P	ERA	WHIP			
Rollie Sheldon, R ERA: 3.13	7.1	W	29	4	1	1	2	3	0	0	0	0	0	30	42	1.23	0.955			
Jack Aker, R ERA: 0.74	1.2	S	5	0	0	0	1	0	0	0	0	0	0	7	7	0.00	0.000			

Batter	1	2	3	4	5	6	7	8	9	AB	R	H	RBI	BB	SO	LOB	TOP			
Cesar Tovar, R OBP: 0.327, SLG: 0.376 (1, 6)	0-0 5-3		0-0 1B			0-0 F7		0-0 3-1 1B 2B		4	1	2	0	0	0	0				
Rich Rollins, R OBP: 0.293, SLG: 0.370 (1, 5)	0-0 5-3		0-0 F4			0-0 1B 1B		0-0 3-1		4	1	1	0	0	0	2				
Tony Oliva, L OBP: 0.389, SLG: 0.625 (1, 8)	0-0 4-3				0-0 F7		0-0 1B 1B	0-3 K		4	0	1	0	0	1	1				
Don Mincher, L OBP: 0.331, SLG: 0.425 (1, 3)		0-0 F7		0-0 4-3 1B		0-0 FC4-6 1B		0-0 BB 1B		4	0	3	2	0	0	0				
Harmon Killebrew, R OBP: 0.361, SLG: 0.495 (1, 7)		0-0 E5 FC6-4		0-0 4-3		0-3 3-H K		0-0 3-H 4-0 BB		3	0	0	0	1	1	3				
Jimmie Hall, L OBP: 0.276, SLG: 0.377 (1, 9)		0-0 FC6-4 BLK		0-0 F7		0-0 FC4-6		0-0 BB		4	0	0	0	0	0	6				
Earl Batley, R OBP: 0.349, SLG: 0.336 (1, 2)		0-3 K				0-0 F7		0-0 F3		4	0	0	0	0	1	1				
Bernie Allen, L OBP: 0.306, SLG: 0.337 (1, 4)			0-0 F7			0-0 5-3		0-0 F9		4	0	0	0	0	0	0				
Camilo Pascual, R OBP: 0.200, SLG: 0.200 (2, 1)						0-0 6-3				0	0	0	0	0	0	0				
Dwight Siebler, R (7, PH)						0-0 6-3				2	0	0	0	0	0	0				
Sandy Valdespino, L OBP: 0.238, SLG: 0.253 (7, PH)										1	0	0	0	0	0	0				
Johnny Klippstein, R (7, PH)										0	0	0	0	0	0	0				
Russ Nixon, L OBP: 0.207, SLG: 0.286 (9, PH)										1	0	0	0	0	0	0				
Inning Stats	R: 0 E: 0 K: 0 S: 3	H: 0 LOB: 0 BB: 0 P: 3	R: 0 E: 1 K: 1 S: 6	H: 0 LOB: 1 BB: 0 P: 6	R: 0 E: 0 K: 0 S: 4	H: 1 LOB: 1 BB: 0 P: 4	R: 0 E: 0 K: 0 S: 4	H: 1 LOB: 0 BB: 0 P: 4	R: 0 E: 0 K: 1 S: 8	H: 3 LOB: 2 BB: 0 P: 8	R: 0 E: 0 K: 0 S: 3	H: 0 LOB: 0 BB: 0 P: 3	R: 1 E: 0 K: 1 S: 7	H: 2 LOB: 2 BB: 1 P: 11	R: 0 E: 0 K: 0 S: 3	H: 0 LOB: 0 BB: 0 P: 3	1B: 6 2B: 1 3B: 0 HR: 0	SF: 0 SAC: 0 DP: 0 HBP: 0	WP: 0 PB: 0 SB: 0 CS: 0	PA: 36
PITCHER Catfish Hunter, R ERA: 3.42 (1, 1)	IP: 9.0 WLS: W BF: 36 H: 7 R: 2 ER: 2 SO: 3 BB: 1 IBB: 0 HBP: 0 BLK: 1 WP: 0 HR: 0 S: 41 P: 45 ERA: 2.00 WHIP: 0.889																			

Minnesota Twins @ Kansas City Athletics
Municipal Stadium, Kansas City, MO
Mon Jun 13 1966, 8:05 PM EDT
Unknown

AB 35
R 2
H 7
RBI 2
BB 1
SO 3
LOB 13



Batter	1	2	3	4	5	6	7	8	9	AB	R	H	RBI	BB	SO	LOB	BOTTOM	
Bert Campaneris, R OBP: 0.301, SLG: 0.406 (1, 6)	0-0 F2	0-0 F8		0-0 1B		0-0 5-3 1B		0-0 6-3		5	0	2	1	0	0	2		
Joe Nassek, R OBP: 0.278, SLG: 0.329 (1, 8)	0-0 F7	0-0 G3		0-0 F4		0-0 5-3		0-3 K		5	0	0	0	0	1	5		
Mike Hershberger, R OBP: 0.315, SLG: 0.365 (1, 9)	0-0 5-3		0-0 F8		0-0 4-3 1B		0-0 F9		0-0 F9	5	0	1	0	0	0	2		
Danny Cater, R OBP: 0.238, SLG: 0.281 (2, PR)										1	0	1	0	0	0	0		
Ed Charles, R OBP: 0.294, SLG: 0.418 (3, 5)		BB 1B BB		S BB		4-3		2B 1B		2	1	1	0	1	0	1		
Ken Harrelson, R OBP: 0.328, SLG: 0.346 (1, 3)		0-3 K		4-0 BB		0-0 F9		0-0 2B		3	0	1	0	1	1	2		
Larry Stahl, L OBP: 0.258, SLG: 0.342 (1, 7)		4-0 1B 2B BB		0-3 K		0-3 K		0-0 G3		3	1	0	0	1	2	5		
Phil Roof, R OBP: 0.265, SLG: 0.413 (1, 2)		4-0 1B 2B BB		0-3 K		0-0 1B 1B		0-3 K		3	2	1	0	1	2	4		
Ernie Fazio, R OBP: 0.400, SLG: 0.308 (1, 4)		0-0 2B 1B		0-0 5-3		0-0 F3		4-0 IBB		3	1	1	1	1	0	1		
Catfish Hunter, R OBP: 0.194, SLG: 0.257 (1, 1)		0-0 1B 2B		0-0 4-3		0-0 5-3 1B		0-0 1-3		4	0	2	3	0	0	3		
Inning Stats	R: 0 E: 0 K: 0 S: 3	H: 0 LOB: 0 BB: 0 P: 3	R: 4 E: 0 K: 1 S: 8	H: 3 LOB: 2 BB: 2 P: 16	R: 0 E: 0 K: 2 S: 7	H: 0 LOB: 2 BB: 2 P: 15	R: 0 E: 0 K: 0 S: 4	H: 1 LOB: 1 BB: 0 P: 4	R: 0 E: 0 K: 1 S: 6	H: 1 LOB: 1 BB: 0 P: 6	R: 0 E: 0 K: 1 S: 7	H: 2 LOB: 3 BB: 1 P: 11	R: 0 E: 0 K: 1 S: 5	H: 0 LOB: 0 BB: 0 P: 5	1B: 8 2B: 2 3B: 0 HR: 0	SF: 0 SAC: 0 DP: 0 HBP: 0	WP: 0 PB: 0 SB: 1 CS: 0	PA: 39
PITCHER Camilo Pascual, R ERA: 5.78 (1, 1)	IP: 1.1 WLS: L BF: 9 H: 3 R: 4 ER: 4 SO: 1 BB: 2 IBB: 0 HBP: 0 BLK: 0 WP: 0 HR: 0 S: 9 P: 17 ERA: 27.00 WHIP: 3.750																	
Dwight Siebler, R ERA: 3.27 (2, 1)	IP: 4.2 WLS: 21 BF: 5 H: 1 R: 1 ER: 1 SO: 3 BB: 2 IBB: 0 HBP: 0 BLK: 0 WP: 0 HR: 25 S: 33 P: 1.93 WHIP: 1.500																	
Johnny Klippstein, R ERA: 4.7 (7, 1)	IP: 2.0 WLS: 9 BF: 2 H: 0 R: 0 ER: 0 SO: 2 BB: 0 IBB: 1 HBP: 0 BLK: 0 WP: 0 HR: 12 S: 16 P: 0.00 WHIP: 1.000																	

Minnesota Twins @ Kansas City Athletics
Municipal Stadium, Kansas City, MO
Mon Jun 13 1966, 8:05 PM EDT
Unknown

AB 34
R 5
H 10
RBI 5
BB 5
SO 6
LOB 25



Batter	1	2	3	4	5	6	7	8	9	AB	R	H	RBI	BB	SO	LOB	TOP					
Cesar Tovar, R OBP: 0.330, SLG: 0.378 (1, 6)	0-3 K		0-0 2B FC2-5 1B	0-0 CS 1B		0-0 5-3		0-3 K		5	1	2	0	0	2	0						
Rich Rollins, R OBP: 0.322, SLG: 0.436 (1, 5)	0-0 1B FC6-4 1B		0-0 FC2-5 1-3 2B	0-0 CS 1-2	0-0 1B 5-3 2B	0-0 F4		0-0 2B		5	2	4	0	0	0	0						
Tony Oliva, L OBP: 0.389, SLG: 0.620 (1, 8)	0-0 FC6-4 1-3 1B		0-0 FC2-5 1B 2-3 3-H		0-0 F9 1B 5-3 1B	0-0 G3		0-0 F6		5	1	2	1	0	0	2						
Harmon Killebrew, R OBP: 0.357, SLG: 0.485 (9, PH) Jimmie Hall, L OBP: 0.276, SLG: 0.377 (9, 7)	0-0 FC6-4 1-2 3-H		0-0 F8		0-0 5-3		0-0 F8		4-0 S BB BB	4	0	0	2	1	0	3						
Don Mincher, L OBP: 0.339, SLG: 0.433 (1, 3)	0-3 K		0-0 IBB 1B		0-0 F9		0-0 PB FC4-6 2B		4-0 S BB	4	1	2	0	1	1	2						
Bob Allison, R OBP: 0.330, SLG: 0.326 (1, 9)		0-0 FC4 1B	4-0 1-2 IBB		4-0 1B 1B IBB		4-0 FC4-6 BB		0-3 K	2	1	1	0	3	1	2						
Bernie Allen, L OBP: 0.308, SLG: 0.335 (1, 4)		0-0 FC4 1-2	0-0 3-1		0-0 1B 1B		0-0 FC4-6 FC6-4		4-0 BB	4	0	1	2	1	0	5						
Jerry Zimmerman, R OBP: 0.365, SLG: 0.289 (1, 2)		0-0 F8		0-0 F7		0-0 FC6-4		0-0 F2		5	0	1	1	0	0	5						
Jim Perry, S OBP: 0.308, SLG: 0.182 (1, 1)		0-0 F8		0-3 K		0-3 K		0-3 K		5	0	0	0	0	3	6						
Inning Stats	R: 1 E: 0 K: 2 S: 9	H: 2 LOB: 1 BB: 0 P: 9	R: 0 E: 0 K: 0 S: 4	H: 1 LOB: 1 BB: 0 P: 4	R: 1 E: 0 K: 0 S: 6	H: 3 LOB: 3 BB: 1 P: 10	R: 0 E: 0 K: 1 S: 5	H: 1 LOB: 0 BB: 0 P: 5	R: 3 E: 0 K: 1 S: 9	H: 4 LOB: 2 BB: 1 P: 13	R: 0 E: 0 K: 0 S: 3	H: 0 LOB: 0 BB: 0 P: 3	R: 1 E: 0 K: 0 S: 4	H: 1 LOB: 1 BB: 1 P: 8	R: 0 E: 0 K: 2 S: 8	H: 1 LOB: 3 BB: 3 P: 17	R: 0 E: 0 K: 1 S: 5	H: 0 LOB: 0 BB: 0 P: 17	1B: 9 2B: 4 3B: 0 HR: 0	SF: 0 SAC: 0 DP: 0 HBP: 0	WP: 0 PB: 1 CS: 2	PA: 46
PITCHER	IP	WLS	BF	H	R	ER	SO	BB	IBB	HBP	BLK	WP	HR	S	P	ERA	WHIP					
Paul Lindblad, L ERA: 6.66 Jim Dickson, R ERA: 4.19	(1, 1) 5.0	(8, PH) L 27	(9, 6) 18	11	5	5	4	0	2	0	0	0	0	33	41	9.00	2.200					
	(6, 1) 4.0			2	1	0	3	4	0	0	0	0	0	20	36	0.00	1.500					

Minnesota Twins @ Kansas City Athletics
Municipal Stadium, Kansas City, MO
Mon Jun 13 1966, 8:05 PM EDT
Att: 15,416 - Unknown

AB 39
R 6
H 13
RBI 6
BB 6
SO 7
LOB 25



Batter	1	2	3	4	5	6	7	8	9	AB	R	H	RBI	BB	SO	LOB	BOTTOM				
Bert Campaneris, R OBP: 0.302, SLG: 0.404 (1, 6)	0-0 4-3 WP 4-3 1B		0-0 F9		0-3 K			0-0 F4		3	1	1	0	0	1	2					
Ossie Chavarria, R OBP: 0.242, SLG: 0.211 (8, PH) Joe Nassek, R OBP: 0.287, SLG: 0.337 (1, 8)	0-0 4-3 1-3 1B		0-0		0-3 K			0-0 HBP 1B		4	0	2	0	0	1	3					
Mike Hershberger, R OBP: 0.314, SLG: 0.359 (1, 9)	0-0 4-3		0-0 F6			0-0 F7		1-0 HBP		3	0	0	1	0	0	1					
Ken Harrelson, R OBP: 0.327, SLG: 0.344 (1, 3)	0-3 K			0-3 K		0-0 FC5-4 1B		0-3 K		4	0	1	0	0	3	2					
Ed Charles, R OBP: 0.285, SLG: 0.404 (1, 5)		0-0 F7		0-3 K		0-0 FC5-4 1-2		0-0 F9		4	0	0	0	0	1	3					
Larry Stahl, L OBP: 0.250, SLG: 0.331 (1, 7)		0-0 4-3		0-0 4-3		0-0 G3			0-0 F8	4	0	0	0	0	1						
Phil Roof, R OBP: 0.278, SLG: 0.433 (1, 2)		0-0 1B			0-0 K		0-0 F7		0-3 K	4	0	2	0	0	1	0					
Dick Green, R OBP: 0.250, SLG: 0.304 (1, 4)		0-0 F8			0-3 K		0-0 4-3		0-0 F2	4	0	0	0	0	1	2					
Paul Lindblad, L (1, 1) Roger Repoz, L OBP: 0.396, SLG: 0.479 (5, PH) Jim Dickson, L OBP: 0.500, SLG: 0.500 (6, 1)			0-0 6-3		4-0 BB		0-0 5-3			1	0	0	0	0	0	0					
Inning Stats	R: 1 E: 0 K: 1 S: 6	H: 1 LOB: 0 BB: 0 P: 6	R: 0 E: 0 K: 0 S: 4	H: 1 LOB: 1 BB: 0 P: 4	R: 0 E: 0 K: 2 S: 7	H: 0 LOB: 0 BB: 0 P: 7	R: 0 E: 0 K: 3 S: 10	H: 1 LOB: 2 BB: 1 P: 14	R: 0 E: 0 K: 0 S: 4	H: 1 LOB: 1 BB: 0 P: 4	R: 0 E: 0 K: 0 S: 3	H: 0 LOB: 0 BB: 0 P: 3	R: 0 E: 0 K: 1 S: 6	H: 1 LOB: 2 BB: 0 P: 7	R: 0 E: 0 K: 1 S: 5	H: 0 LOB: 0 BB: 0 P: 5	1B: 5 2B: 1 3B: 0 HR: 0	SF: 0 SAC: 0 DP: 0 HBP: 1	WP: 1 PB: 0 CS: 0	PA: 35	
PITCHER	IP	WLS	BF	H	R	ER	SO	BB	IBB	HBP	BLK	WP	HR	S	P	ERA	WHIP				
Jim Perry, R ERA: 3.13	(1, 1) 9.0			6	1	1	8	1	0	1	0	1	0	49	54	1.00	0.778				

Minnesota Twins @ Kansas City Athletics
Municipal Stadium, Kansas City, MO
Mon Jun 13 1966, 8:05 PM EDT
Att: 15,416 - Unknown

AB 33
R 1
H 6
RBI 1
BB 1
SO 8
LOB 14




Batter	1	2	3	4	5	6	7	8	9	AB	R	H	RBI	BB	SO	LOB	TOP								
Bert Campaneris, R OBP: 0.304, SLG: 0.410 (1, 6)	F7		4-3 2B	K		E		4-3		5	1	2	2	0	1	2									
Jim Gosger, L OBP: 0.309, SLG: 0.381 (1, 7)	F5		4-3		F8	E6		4-3		5	0	0	0	0	0	3									
Mike Hershberger, R OBP: 0.319, SLG: 0.373 (1, 9)	F4		1B 2B		2B	G6-4-3		5-3		5	1	2	1	0	0	3									
Danny Cater, R OBP: 0.231, SLG: 0.271 (1, 5)		E5		1B		F4		4-3		0	1	0	0	0	0	0									
Ken Harrelson, R OBP: 0.316, SLG: 0.332 (1, 3)	K		5-3		F5		4-3			4	0	0	0	0	1	3									
Phil Roof, R OBP: 0.286, SLG: 0.446 (1, 2)	L5		K			K		K		4	0	0	0	0	3	2									
Dick Green, R OBP: 0.254, SLG: 0.307 (1, 4)	1B 1B			1-3		1B 1B		2-3		4	1	2	0	0	0	0									
Joe Nossek, R OBP: 0.306, SLG: 0.366 (1, 8)	1B 1B			S 2B		1B 1B		6-3		4	1	3	1	0	0	0									
Lew Krausse, R (1, 1)	5-3			K		E 1B		E1		2	0	0	0	1	1	3									
Larry Stahl, L OBP: 0.248, SLG: 0.328 (8, PH)										1	0	0	0	0	0	0									
Ken Sanders, R (8, 1)										0	0	0	0	0	0	0									
Inning Stats	R: 0 E: 0 K: 0 S: 3	H: 0 LOB: 0 BB: 0 P: 3	R: 1 E: 1 K: 1 S: 8	H: 2 LOB: 2 BB: 0 P: 8	R: 2 E: 0 K: 1 S: 8	H: 3 LOB: 1 BB: 0 P: 8	R: 0 E: 0 K: 2 S: 8	H: 1 LOB: 1 BB: 0 P: 8	R: 0 E: 0 K: 1 S: 4	H: 1 LOB: 1 BB: 0 P: 4	R: 2 E: 1 K: 1 S: 8	H: 3 LOB: 2 BB: 1 P: 12	R: 0 E: 0 K: 1 S: 5	H: 0 LOB: 0 BB: 0 P: 5	R: 0 E: 1 K: 0 S: 4	H: 0 LOB: 1 BB: 0 P: 4	R: 0 E: 0 K: 0 S: 3	H: 0 LOB: 0 BB: 0 P: 3	1B: 6 2B: 4 3B: 0 HR: 0	SF: 0 SAC: 0 DP: 1 HBP: 0	WP: 1 PB: 0 SB: 1 CS: 0	PA: 40			
PITCHER	IP	WLS	BF	H	R	ER	SO	BB	IBB	HBP	BLK	WP	HR	S	P	ERA	WHIP								
Gary Peters, L ERA: 2.8 (1, 1)	5.1	L	27	9	5	4	5	1	0	0	0	1	0	36	40	6.75	1.875								
Hoyt Wilhelm, R ERA (6, 1)	1.2		6	1	0	0	1	0	0	0	0	0	0	8	8	0.00	0.600								
Joe Horlen, R ERA: 2.35 (8, 1)	2.0		7	0	0	0	0	0	0	0	0	0	0	7	7	0.00	0.000								

Kansas City Athletics @ Chicago White Sox
Comiskey Park, Chicago, IL
Wed Jun 15 1966, 4:33 AM EDT
Att: 10,318 - Unknown

livebaseballscorecards.com

AB 34
R 5
H 9
RBI 4
BB 1
SO 6
LOB 16




Batter	1	2	3	4	5	6	7	8	9	AB	R	H	RBI	BB	SO	LOB	BOTTOM								
Tommie Agee, R OBP: 0.311, SLG: 0.364 (1, 8)	SH1-3 BB	G1-4-3			F7		K			3	1	0	0	1	1	3									
Don Buford, S OBP: 0.310, SLG: 0.318 (1, 5)	SH1-3		K		F8		4-3			3	0	0	0	0	1	0									
Tom McCraw, L OBP: 0.295, SLG: 0.295 (1, 7)	SH1-3		4-3		F6		K			3	0	0	1	0	1	0									
Bill Skowron, R OBP: 0.289, SLG: 0.345 (1, 3)	BB		G3		4-3		1-3			3	0	0	0	1	0	0									
Floyd Robinson, L OBP: 0.358, SLG: 0.395 (1, 9)	4-3			F5		F8		BLK G3 2B		4	1	1	0	0	0	1									
Jerry Adair, R OBP: 0.356, SLG: 0.364 (1, 4)		F4		4-3 BB		1B 2B		G3		3	1	1	1	1	0	0									
J.C. Martin, L OBP: 0.357, SLG: 0.408 (1, 2)				4-3		F2		BB		3	1	1	0	1	0	2									
Ken Berry, R OBP: 0.258, SLG: 0.267 (9, PR)	1B 2B			1-2						0	0	0	0	0	0	0									
Lee Elia, R OBP: 0.324, SLG: 0.420 (1, 6)	1B 1B		K		K		1B			4	0	2	1	0	2	2									
Gary Peters, L OBP: 0.276, SLG: 0.379 (1, 1)					K		F7			2	0	1	1	0	1	0									
Hoyt Wilhelm, R (6, 1)										0	0	0	0	0	0	0									
Smoky Burgess, L OBP: 0.370, SLG: 0.304 (7, PH)					G1-4-3					1	0	0	0	0	0	1									
Joe Horlen, R OBP: 0.091, SLG: 0.048 (8, 1)										0	0	0	0	0	0	0									
John Romano, R OBP: 0.406, SLG: 0.426 (9, PH)										1	0	0	0	0	0	1									
Inning Stats	R: 1 E: 0 K: 0 S: 3	H: 0 LOB: 1 BB: 2 P: 11	R: 1 E: 0 K: 0 S: 5	H: 3 LOB: 1 BB: 0 P: 5	R: 0 E: 0 K: 1 S: 5	H: 0 LOB: 0 BB: 0 P: 5	R: 0 E: 0 K: 1 S: 5	H: 0 LOB: 1 BB: 1 P: 9	R: 0 E: 0 K: 1 S: 3	H: 0 LOB: 0 BB: 0 P: 3	R: 1 E: 0 K: 1 S: 7	H: 2 LOB: 1 BB: 0 P: 7	R: 0 E: 0 K: 1 S: 5	H: 0 LOB: 0 BB: 0 P: 5	R: 1 E: 0 K: 1 S: 6	H: 1 LOB: 1 BB: 1 P: 10	1B: 3 2B: 3 3B: 0 HR: 0	SF: 0 SAC: 2 DP: 1 HBP: 0	WP: 0 PB: 0 SB: 0 CS: 0	PA: 36					
PITCHER	IP	WLS	BF	H	R	ER	SO	BB	IBB	HBP	BLK	WP	HR	S	P	ERA	WHIP								
Lew Krausse, R ERA: 3.22 (1, 1)	7.0	W	28	5	3	3	4	3	0	0	0	0	0	33	45	3.86	1.143								
Ken Sanders, R ERA: 3.83 (8, 1)	2.0	S	8	1	1	1	2	1	0	0	1	0	0	11	15	4.50	1.000								


Kansas City Athletics @ Chicago White Sox
Comiskey Park, Chicago, IL
Wed Jun 15 1966, 4:33 AM EDT
Att: 10,318 - Unknown


livebaseballscorecards.com

AB 30
R 4
H 6
RBI 4
BB 4
SO 6
LOB 10



Batter	1	2	3	4	5	6	7	8	9	AB	R	H	RBI	BB	SO	LOB	TOP			
Bert Campaneris, R (1, 6) OBP: 0.297, SLG: 0.398	F4		E3 1B		5-3					4	1	1	0	0	0	1	Kansas City Athletics @ Chicago White Sox Comiskey Park, Chicago, IL Thu Jun 16 1966, 8:05 PM EDT Att: 5,475 - Unknown			
Jim Gosger, L (1, 7) OBP: 0.306, SLG: 0.373	F6		1B				6-3			4	0	2	1	0	0	1				
Mike Hershberger, R (1, 9) OBP: 0.312, SLG: 0.360	F9		F8		5-3			4-3		4	0	0	0	0	0	3				
Danny Cater, R (1, 5) OBP: 0.261, SLG: 0.294								5-3		0	0	0	0	0	0	0				
Dick Green, R (1, 4) OBP: 0.249, SLG: 0.315		5-3	4-3				FC5-4	K		4	0	0	0	0	1	4				
Ken Harrelson, R (1, 3) OBP: 0.315, SLG: 0.330		F6			5-3		F7			4	0	1	0	0	0	2				
Joe Nossek, R (1, 8) OBP: 0.283, SLG: 0.337		L6			F2		5-3			4	0	0	0	0	0	3				
Ken Suarez, R (1, 2) OBP: 0.315, SLG: 0.200 (9, PH)					F6			F8		2	1	0	0	1	0	0				
Larry Stahl, L (9, PH) OBP: 0.244, SLG: 0.323								F2		1	0	0	0	0	0	1				
Ralph Terry, R (1, 1) OBP: 0.167, SLG: 0.091										1	0	0	0	0	1	0				
Ernie Fazio, R (7, PH) OBP: 0.350, SLG: 0.389										1	0	0	0	0	0	0				
Jim Dickson, L (7, 1) OBP: 0.500, SLG: 0.500										0	0	0	0	0	0	0				
Guido Grilli, L (8, 1) OBP: 0.500, SLG: 0.500										0	0	0	0	0	0	0				
Roger Repoz, L (9, PH) OBP: 0.371, SLG: 0.456										1	0	0	0	0	1	1				
Inning Stats	R: 0 E: 0 K: 0 S: 3	H: 0 LOB: 0 BB: 0 P: 3	R: 0 E: 0 K: 0 S: 4	H: 1 LOB: 1 BB: 0 P: 4	R: 2 E: 1 K: 0 S: 6	H: 2 LOB: 2 BB: 1 P: 10	R: 0 E: 0 K: 0 S: 3	H: 0 LOB: 0 BB: 0 P: 3	R: 0 E: 0 K: 1 S: 6	H: 1 LOB: 1 BB: 0 P: 6	R: 0 E: 0 K: 0 S: 4	H: 1 LOB: 1 BB: 0 P: 4	R: 0 E: 0 K: 1 S: 5	H: 0 LOB: 0 BB: 0 P: 5	R: 0 E: 0 K: 1 S: 6	H: 1 LOB: 1 BB: 0 P: 6	1B: 7 2B: 0 3B: 0 HR: 0	SF: 0 SAC: 1 DP: 0 HBP: 0	WP: 0 PB: 0 SB: 0 CS: 1	PA: 36
PITCHER	IP WLS BF H R ER SO BB IBB HBP BLK WP HR S P ERA WHIP																			
Juan Pizarro, L (1, 1) ERA: 1.79	8.0 W 33 7 2 1 2 1 0 0 0 0 0 0 36 40 1.12 1.000																			
Bob Locker, R (9, 1) ERA: 1.77	1.0 S 3 0 0 0 1 0 0 0 0 0 0 0 5 5 0.00 0.000																			
Batter	1	2	3	4	5	6	7	8	9	AB	R	H	RBI	BB	SO	LOB	BOTTOM			
Tommie Agee, R (1, 8) OBP: 0.312, SLG: 0.367	6-3		1B HR		1-3					4	1	1	0	0	0	0	Kansas City Athletics @ Chicago White Sox Comiskey Park, Chicago, IL Thu Jun 16 1966, 8:05 PM EDT Att: 5,475 - Unknown			
Don Buford, S (1, 5) OBP: 0.312, SLG: 0.317	F9		1B HR				L3			4	1	1	0	0	0	0				
Tom McCraw, L (1, 3) OBP: 0.316, SLG: 0.368	F7		1B HR							3	2	2	5	0	0	0				
John Romano, R (1, 2) OBP: 0.396, SLG: 0.411										3	0	0	0	0	2	0				
Floyd Robinson, L (1, 9) OBP: 0.356, SLG: 0.384										3	0	0	0	0	0	0				
Jerry Adair, R (1, 4) OBP: 0.350, SLG: 0.347										3	0	0	0	0	0	0				
Lee Elia, R (1, 6) OBP: 0.309, SLG: 0.387										2	0	0	0	1	0	0				
Ken Berry, R (1, 7) OBP: 0.261, SLG: 0.270										3	1	1	0	0	0	1				
Juan Pizarro, L (1, 1) OBP: 0.188, SLG: 0.143										3	0	0	0	0	1	1				
Bob Locker, S (9, 1) OBP: 0.286, SLG: 0.167										0	0	0	0	0	0	0				
Inning Stats	R: 0 E: 0 K: 0 S: 3	H: 0 LOB: 0 BB: 0 P: 3	R: 0 E: 0 K: 1 S: 5	H: 0 LOB: 0 BB: 0 P: 5	R: 4 E: 0 K: 1 S: 9	H: 4 LOB: 0 BB: 0 P: 9	R: 0 E: 0 K: 0 S: 3	H: 0 LOB: 0 BB: 0 P: 3	R: 0 E: 0 K: 0 S: 4	H: 1 LOB: 0 BB: 0 P: 4	R: 0 E: 0 K: 0 S: 2	H: 0 LOB: 0 BB: 1 P: 6	R: 0 E: 0 K: 1 S: 5	H: 0 LOB: 0 BB: 0 P: 5	R: 0 E: 0 K: 1 S: 5	H: 0 LOB: 0 BB: 0 P: 5	1B: 3 2B: 0 3B: 0 HR: 2	SF: 0 SAC: 0 DP: 0 HBP: 0	WP: 0 PB: 0 SB: 0 CS: 1	PA: 29
PITCHER	IP WLS BF H R ER SO BB IBB HBP BLK WP HR S P ERA WHIP																			
Ralph Terry, R (1, 1) ERA: 2.63	6.0 L 23 5 5 5 2 1 0 0 0 0 0 0 2 27 7.50 0.833																			
Jim Dickson, R (7, 1) ERA: 3.74	1.0 3 0 0 0 0 1 0 0 0 0 0 0 2 6 0.00 1.000																			
Guido Grilli, L (8, 1) ERA: 5.68	1.0 3 0 0 0 1 0 0 0 0 0 0 0 5 5 0.00 0.000																			

Batter	1	2	3	4	5	6	7	8	9	AB	R	H	RBI	BB	SO	LOB	TOP								
Jose Cardenal, R OBP: 0.336, SLG: 0.421	F2		F7						1-3	5	1	2	1	0	0	0	California Angels @ Kansas City Athletics Municipal Stadium, Kansas City, MO Fri Jun 17 1966, 8:05 PM EDT Att: 9,805 - Unknown 								
Willie Smith, L OBP: 0.282, SLG: 0.266 Minnie Rojas, R	E3		F8							4	0	1	2	0	0	1									
Jim Fregosi, R OBP: 0.311, SLG: 0.352	4-3			E6					L6	4	1	1	0	0	0	1									
Norm Sieben, L OBP: 0.420, SLG: 0.401 Jackie Hernandez, R Joe Adcock, R OBP: 0.333, SLG: 0.526				G1-6-3						3	0	1	0	1	0	2									
Ed Kirkpatrick, L OBP: 0.320, SLG: 0.360	4-3									0	0	0	0	0	0	0									
Frank Malzone, R OBP: 0.270, SLG: 0.345 Paul Schaal, R OBP: 0.357, SLG: 0.337										0	0	0	0	0	0	0									
Bobby Knoop, R OBP: 0.279, SLG: 0.445										0	0	0	0	0	0	0									
Buck Rodgers, S OBP: 0.222, SLG: 0.294										0	0	0	0	0	0	0									
Marcelino Lopez, R OBP: 0.333, SLG: 0.333 Jack Sanford, R OBP: 0.250, SLG: 0.357 Tom Saltriano, L OBP: 0.377, SLG: 0.279 Jim Piersall, R OBP: 0.250, SLG: 0.220										0	0	0	0	0	0	0									
										0	0	0	0	0	0	0									
										0	0	0	0	0	0	0									
										0	0	0	0	0	0	0									
Inning Stats	R: 0 E: 1 K: 0 S: 4	H: 0 LOB: 2 BB: 1 P: 8	R: 0 E: 0 K: 1 S: 5	H: 0 LOB: 0 BB: 0 P: 5	R: 0 E: 0 K: 1 S: 5	H: 0 LOB: 0 BB: 0 P: 5	R: 0 E: 1 K: 0 S: 3	H: 0 LOB: 1 BB: 1 P: 7	R: 1 E: 0 K: 1 S: 7	H: 2 LOB: 1 BB: 0 P: 7	R: 1 E: 0 K: 1 S: 6	H: 1 LOB: 0 BB: 0 P: 6	R: 2 E: 0 K: 1 S: 7	H: 3 LOB: 1 BB: 0 P: 7	R: 0 E: 0 K: 0 S: 4	H: 1 LOB: 2 BB: 1 P: 8		R: 0 E: 0 K: 0 S: 3	H: 0 LOB: 0 BB: 0 P: 3	1B: 4 2B: 0 3B: 3 HR: 0	SF: 1 SAC: 0 DP: 1 HBP: 0	WP: 0 PB: 0 SB: 0 CS: 0	PA: 37		
PITCHER	IP	WLS	BF	H	R	ER	SO	BB	IBB	HBP	BLK	WP	HR	S	P	ERA	WHIP								
Catfish Hunter, R ERA: 3.53	7.1	L	31	7	4	4	5	2	0	0	0	0	0	39	47	4.91	1.227								
Guido Grilli, L ERA: 5.4	0.1		2	0	0	0	0	1	0	0	0	0	0	1	5	0.00	3.000								
Jack Aker, R ERA: 1.13	1.1		4	0	0	0	0	0	0	0	0	0	0	4	4	0.00	0.000								

Batter	1	2	3	4	5	6	7	8	9	AB	R	H	RBI	BB	SO	LOB	BOTTOM								
Bert Campaneris, R OBP: 0.291, SLG: 0.390	K	6-3			6-3			F7		4	0	0	0	0	1	2	California Angels @ Kansas City Athletics Municipal Stadium, Kansas City, MO Fri Jun 17 1966, 8:05 PM EDT Att: 9,805 - Unknown 								
Jim Gosger, L OBP: 0.304, SLG: 0.370	G1							5-3		4	0	1	0	0	1	0									
Mike Hershberger, R OBP: 0.307, SLG: 0.353	F3									4	0	0	0	0	0	1									
Danny Cater, R OBP: 0.253, SLG: 0.286										4	0	0	0	0	0	0									
Ken Harrelson, R OBP: 0.314, SLG: 0.325										3	1	0	0	1	0	0									
Dick Green, R OBP: 0.250, SLG: 0.312										2	1	0	0	1	0	0									
Joe Nosssek, R OBP: 0.294, SLG: 0.346 Jack Aker, R										3	0	2	2	0	0	0									
Phil Roof, R OBP: 0.279, SLG: 0.438										0	0	0	0	0	0	0									
Phil Roof, R OBP: 0.279, SLG: 0.438										3	0	1	0	0	1	1									
Catfish Hunter, R OBP: 0.184, SLG: 0.243 Guido Grilli, L ERA: 3.32 Larry Stahl, L OBP: 0.243, SLG: 0.320										2	0	0	0	0	2	2									
										0	0	0	0	0	0	0									
										1	0	0	0	0	0	0									
Inning Stats	R: 0 E: 0 K: 1 S: 5	H: 0 LOB: 0 BB: 0 P: 5	R: 2 E: 0 K: 1 S: 7	H: 2 LOB: 2 BB: 2 P: 15	R: 0 E: 0 K: 1 S: 5	H: 0 LOB: 0 BB: 0 P: 5	R: 0 E: 0 K: 0 S: 3	H: 0 LOB: 0 BB: 0 P: 3	R: 0 E: 0 K: 2 S: 7	H: 0 LOB: 0 BB: 0 P: 7	R: 0 E: 0 K: 0 S: 3	H: 1 LOB: 0 BB: 0 P: 3	R: 0 E: 0 K: 0 S: 4	H: 1 LOB: 1 BB: 0 P: 4	R: 0 E: 0 K: 0 S: 3	H: 0 LOB: 0 BB: 0 P: 3		R: 0 E: 0 K: 0 S: 3	H: 0 LOB: 0 BB: 0 P: 3	1B: 4 2B: 0 3B: 0 HR: 0	SF: 0 SAC: 0 DP: 0 HBP: 0	WP: 0 PB: 0 SB: 0 CS: 1	PA: 32		
PITCHER	IP	WLS	BF	H	R	ER	SO	BB	IBB	HBP	BLK	WP	HR	S	P	ERA	WHIP								
Marcelino Lopez, L ERA: 3.35	1.1		8	2	2	2	1	2	0	0	0	0	0	8	16	0.00	3.000								
Jack Sanford, R ERA: 3.32	4.2	W	14	1	0	0	4	0	0	0	0	0	0	22	22	0.00	0.214								
Minnie Rojas, R ERA: 1.19	3.0	S	10	1	0	0	0	0	0	0	0	0	0	10	10	0.00	0.333								


Batter	1	2	3	4	5	6	7	8	9	AB	R	H	RBI	BB	SO	LOB	TOP											
Jose Cardenal, R OBP: 0.333, SLG: 0.417 (1, 8)	F8		F7		K		SF8	1B		4	0	1	1	0	1	0	California Angels @ Kansas City Athletics Municipal Stadium, Kansas City, MO Sat Jun 18 1966, 8:05 PM EDT Att: 24,405 - Unknown livebaseballscorecards.com											
Willie Smith, L OBP: 0.282, SLG: 0.296 Bob Lee, R (7, 1)	F9		F5	F3		HR		K	4	1	1	2	0	0	0													
Jim Fregosi, R OBP: 0.312, SLG: 0.353 (1, 6)	6-3		1B	2B	1B			6-3	5	1	2	0	0	0	0													
Norm Siebern, L OBP: 0.424, SLG: 0.407 Joe Adcock, R OBP: 0.327, SLG: 0.515 (7, PH) (7, 3)	K		HBP	2B	1B		K	F7	3	1	2	0	0	1	0													
Ed Kirkpatrick, L OBP: 0.318, SLG: 0.352 (1, 9)	K		2B	HBP		F6	2-3		3	1	0	0	0	1	2													
Bobby Knoop, R OBP: 0.283, SLG: 0.450 (1, 4)	1B		2B			F9		F9	4	0	2	3	0	0	1													
Buck Rodgers, S OBP: 0.227, SLG: 0.300 (1, 2)	F7					F7		1B	3	1	1	0	1	0	2													
Paul Schaal, R OBP: 0.359, SLG: 0.346 (1, 5)			F4	F7		WP	SF8	2B	4	1	2	0	0	0	2													
Dean Chance, R OBP: 0.029, SLG: 0.029 Jim Piersall, R OBP: 0.263, SLG: 0.220 (7, PH) (7, 7)	K		K	G3		HR	SF8	SH3-1	2	0	0	0	0	1	2													
						BB	HR	BB	0	1	0	1	1	0	0													
Inning Stats	R: 0 E: 0 K: 0 S: 3	H: 0 LOB: 0 BB: 0 P: 3	R: 0 E: 0 K: 2 S: 8	H: 1 LOB: 1 BB: 0 P: 8	R: 0 E: 0 K: 1 S: 5	H: 0 LOB: 0 BB: 0 P: 5	R: 3 E: 0 K: 0 S: 6	H: 3 LOB: 2 BB: 1 P: 11	R: 0 E: 0 K: 1 S: 4	H: 1 LOB: 1 BB: 0 P: 4	R: 3 E: 0 K: 1 S: 8	H: 3 LOB: 1 BB: 1 P: 12	R: 1 E: 0 K: 0 S: 5	H: 3 LOB: 2 BB: 0 P: 5	R: 0 E: 0 K: 1 S: 5	H: 0 LOB: 0 BB: 0 P: 5	1B: 7 2B: 3 3B: 0 HR: 1	SF: 1 SAC: 1 DP: 0 HBP: 1	WP: 1 PB: 0 SB: 1 CS: 0	PA: 40								
PITCHER	IP	WLS	BF	H	R	ER	SO	BB	IBB	HBP	BLK	WP	HR	S	P	ERA	WHIP											
Chuck Dobson, R ERA: 4.61 (1, 1)	4.0	L	18	4	3	3	3	1	0	0	0	0	0	22	27	6.75	1.250											
Jim Dickson, R ERA: 3.42 (5, 1)	2.0		7	1	0	0	1	0	0	0	0	0	0	9	9	0.00	0.500											
Ken Sanders, R ERA: 4.35 (7, 1)	0.1		5	3	3	3	0	1	0	0	0	0	1	1	4	8	81.00	12.000										
Guido Grilli, L ERA: 5.87 Jack Aker, R ERA: 1.09 (8, 1)	1.0		5	2	1	1	1	0	0	0	0	0	0	7	7	9.00	2.000											
	1.2		5	1	0	0	1	0	0	0	0	0	0	7	7	0.00	0.600											

Batter	1	2	3	4	5	6	7	8	9	AB	R	H	RBI	BB	SO	LOB	BOTTOM										
Bert Campaneris, R OBP: 0.286, SLG: 0.382 (1, 6)	L5			6-3		6-3		6-3		4	0	0	1	0	0	1	California Angels @ Kansas City Athletics Municipal Stadium, Kansas City, MO Sat Jun 18 1966, 8:05 PM EDT Att: 24,405 - Unknown livebaseballscorecards.com										
Jim Gosper, L OBP: 0.305, SLG: 0.369 (1, 8)	CS			K		BB		F2	3	0	1	0	1	1	1												
Mike Hershberger, R OBP: 0.301, SLG: 0.346 (1, 9)	6-3			6-3		5-3		F2	4	0	0	0	0	0	3												
Roger Repoz, L OBP: 0.379, SLG: 0.450 (1, 3)	F8					K		1-3	3	0	1	0	1	1	0												
Danny Cater, R OBP: 0.247, SLG: 0.278 (1, 5)	K			5-3		E5		G6-3	4	0	0	0	0	1	2												
Larry Stahl, L OBP: 0.243, SLG: 0.333 (1, 7)	1-3					F7		BLK	4	1	1	0	0	1	2												
Dick Green, R OBP: 0.255, SLG: 0.315 (1, 4)				5-3		FC4-6		1-3	4	1	2	0	0	0	2												
Phil Roof, R OBP: 0.281, SLG: 0.427 Jack Aker, R (8, 1)				5-3		FC4-6		1B	2	0	0	0	1	1	2												
Ken Harrelson, R OBP: 0.313, SLG: 0.323 (9, PH)						FC4-6		K	1	0	0	0	0	1	1												
Chuck Dobson, R OBP: 0.295, SLG: 0.395 Jim Dickson, L OBP: 0.297, SLG: 0.350 Ron Stone, L OBP: 0.222, SLG: 0.222 Ken Sanders, R OBP: 0.302, SLG: 0.500 Guido Grilli, L OBP: 0.311, SLG: 0.187 (1, 1) (5, 1) (6, PH) (7, 1) (7, 1) (8, 2)				4-3		FC4-6		E5	1	0	0	0	0	0	0												
						1-2		6-3	0	0	0	0	0	0	0												
Inning Stats	R: 0 E: 0 K: 0 S: 3	H: 1 LOB: 0 BB: 0 P: 3	R: 0 E: 0 K: 1 S: 5	H: 0 LOB: 0 BB: 0 P: 5	R: 0 E: 0 K: 1 S: 5	H: 0 LOB: 0 BB: 0 P: 5	R: 0 E: 0 K: 1 S: 5	H: 0 LOB: 0 BB: 0 P: 5	R: 2 E: 0 K: 0 S: 4	H: 1 LOB: 1 BB: 2 P: 12	R: 0 E: 1 K: 2 S: 9	H: 1 LOB: 2 BB: 0 P: 9	R: 0 E: 1 K: 0 S: 4	H: 0 LOB: 1 BB: 0 P: 4	R: 1 E: 0 K: 1 S: 6	H: 2 LOB: 1 BB: 1 P: 10	1B: 4 2B: 0 3B: 1 HR: 0	SF: 0 SAC: 0 DP: 1 HBP: 0	WP: 0 PB: 0 SB: 2 CS: 1	PA: 35							
PITCHER	IP	WLS	BF	H	R	ER	SO	BB	IBB	HBP	BLK	WP	HR	S	P	ERA	WHIP										
Dean Chance, R ERA: 3.5 Bob Lee, R ERA: 2.37 (1, 1) (7, 1)	6.0	W	21	2	2	1	3	2	0	0	0	0	0	25	33	1.50	0.667										
	3.0	S	14	3	1	1	3	1	0	0	1	0	0	19	23	3.00	1.333										

Batter	1	2	3	4	5	6	7	8	9	AB	R	H	RBI	BB	SO	LOB	TOP			
Jose Cardenal, R OBP: 0.332, SLG: 0.414	1-3		4-3		G3 1B		6-3			4	0	1	0	0	0	1	California Angels @ Kansas City Athletics Municipal Stadium, Kansas City, MO Sun Jun 19 1966, 4:33 AM EDT Unknown			
Wille Smith, L OBP: 0.252, SLG: 0.284	F3		F3		G3			K		4	0	0	0	0	1	1				
Jim Fregosi, R OBP: 0.315, SLG: 0.360	F6				6-3					4	0	2	0	0	0	1				
Norm Siebern, L OBP: 0.420, SLG: 0.403		1B HBP 1B	F6			4-3		F2		4	0	1	0	0	0	2				
Ed Kirkpatrick, L OBP: 0.310, SLG: 0.341		K			G3			4-3		4	0	0	0	0	1	2				
Bobby Knoop, R OBP: 0.282, SLG: 0.445		1B HBP			F8					3	0	0	0	0	0	0				
Buck Rodgers, S OBP: 0.282, SLG: 0.300								F8		3	0	1	0	1	0	0				
Paul Schaaf, R OBP: 0.362, SLG: 0.346		K			F3					3	0	1	0	1	1	4				
Clyde Wright, R OBP: 0.286, SLG: 0.286	4-3							F1		4	0	0	0	0	1	5				
Inning Stats	R: 0 E: 0 K: 0 S: 3	H: 0 LOB: 0 BB: 0 P: 3	R: 0 E: 0 K: 2 S: 9	H: 2 LOB: 3 BB: 0 P: 10	R: 0 E: 0 K: 0 S: 4	H: 1 LOB: 1 BB: 0 P: 4	R: 0 E: 0 K: 0 S: 3	H: 0 LOB: 1 BB: 0 P: 7	R: 0 E: 0 K: 1 S: 6	H: 1 LOB: 1 BB: 0 P: 6	R: 0 E: 0 K: 0 S: 3	H: 0 LOB: 1 BB: 1 P: 7	R: 0 E: 0 K: 1 S: 6	H: 1 LOB: 1 BB: 0 P: 6	R: 0 E: 0 K: 0 S: 4	H: 1 LOB: 1 BB: 0 P: 4	1B: 5 2B: 1 3B: 0 HR: 0	SF: 0 SAC: 0 DP: 0 HBP: 1	WP: 0 PB: 0 SB: 0 CS: 0	PA: 36
PITCHER Lew Krausse, R ERA: 2.58	IP: 9.0 WLS: W BF: 36 H: 6 R: 0 ER: 0 SO: 4 BB: 2 IBB: 0 HBP: 1 BLK: 0 WP: 0 HR: 0 S: 41 P: 50 ERA: 0.00 WHIP: 0.889															PITCHER				

Batter	1	2	3	4	5	6	7	8	9	AB	R	H	RBI	BB	SO	LOB	BOTTOM			
Bert Campaneris, R OBP: 0.294, SLG: 0.399	F7								SH3 1B	4	1	3	0	0	0	0	California Angels @ Kansas City Athletics Municipal Stadium, Kansas City, MO Sun Jun 19 1966, 4:33 AM EDT Unknown			
Jim Gosger, L OBP: 0.304, SLG: 0.362	K		4-3			L3		SH3		3	0	0	0	0	1	2				
Mike Hershberger, R OBP: 0.305, SLG: 0.346					F8	F8		1B IBB		3	0	1	0	1	0	1				
Danny Cater, R OBP: 0.247, SLG: 0.277	F9				1-3			F9		4	0	1	1	0	0	1				
Ken Harrelson, R OBP: 0.313, SLG: 0.323		5-3			2-4 1B			F4		3	0	1	0	0	0	0				
Dick Green, R OBP: 0.256, SLG: 0.316		5-3			2-4			F8		3	0	1	0	0	0	0				
Ed Charles, R OBP: 0.278, SLG: 0.393						G6-4-3 1B				3	0	0	0	0	0	1				
Phil Roof, R OBP: 0.272, SLG: 0.412			K2-3			F8		K		3	0	0	0	0	2	0				
Lew Krausse, R			K					F4		3	0	0	0	0	2	0				
Inning Stats	R: 0 E: 0 K: 1 S: 6	H: 1 LOB: 1 BB: 0 P: 6	R: 0 E: 0 K: 0 S: 3	H: 0 LOB: 0 BB: 0 P: 3	R: 0 E: 0 K: 2 S: 8	H: 1 LOB: 1 BB: 0 P: 8	R: 0 E: 0 K: 0 S: 3	H: 1 LOB: 1 BB: 0 P: 3	R: 0 E: 0 K: 1 S: 6	H: 1 LOB: 1 BB: 0 P: 6	R: 0 E: 0 K: 0 S: 3	H: 0 LOB: 0 BB: 0 P: 3	R: 0 E: 0 K: 1 S: 5	H: 0 LOB: 0 BB: 0 P: 5	R: 1 E: 0 K: 0 S: 3	H: 2 LOB: 2 BB: 1 P: 7	1B: 6 2B: 0 3B: 1 HR: 0	SF: 0 SAC: 1 DP: 1 HBP: 0	WP: 0 PB: 0 SB: 0 CS: 0	PA: 31
PITCHER Clyde Wright, L ERA: 1.04	IP: 8.1 WLS: L BF: 32 H: 7 R: 1 ER: 1 SO: 5 BB: 0 IBB: 1 HBP: 0 BLK: 0 WP: 0 HR: 0 S: 40 P: 44 ERA: 1.08 WHIP: 0.840															PITCHER				

AB 33
R 0
H 6
RBI 0
BB 2
SO 4
LOB 16




AB 29
R 1
H 7
RBI 1
BB 1
SO 5
LOB 5



Batter	1	2	3	4	5	6	7	8	9	AB	R	H	RBI	BB	SO	LOB	TOP								
Tommie Agee, R (1, 8) OBP: 0.319, SLG: 0.395	F3		CS 1B		2H 3B			S E 2B		4	1	3	1	0	0	0	Chicago White Sox @ Kansas City Athletics Municipal Stadium, Kansas City, MO Mon Jun 20 1966, 8:05 PM EDT Att: 6,710 - Unknown livebaseballscorecards.com								
Don Buford, S (1, 5) OBP: 0.312, SLG: 0.329	S S SF6 1B		F8		1-3			F9		4	1	1	0	0	0	2									
Tom McCraw, L (1, 3) OBP: 0.320, SLG: 0.353	SF6 S 1-2 BB		6-3		4-3			FC4-6 BB		2	0	0	0	2	0	0									
John Romano, R (1, 2) OBP: 0.392, SLG: 0.417	SF6		5-3		F4			FC4-6 BB		3	0	0	1	0	0	1									
Floyd Robinson, L (1, 9) OBP: 0.348, SLG: 0.377	F9		4-3		F2			4-3		4	0	0	0	0	0	2									
Jerry Adair, R (1, 4) OBP: 0.340, SLG: 0.352		6-3		K				F2		4	0	0	0	0	1	0									
Lee Elia, R (1, 6) OBP: 0.302, SLG: 0.389		K		5-3				2B		4	0	1	0	0	1	0									
Ken Berry, R (1, 7) OBP: 0.269, SLG: 0.333								F7		4	1	2	0	0	0	1									
Joe Horlen, R (1, 1) OBP: 0.083, SLG: 0.043								F7		2	0	0	0	0	0	2									
Bob Locker, S (8, 1) OBP: 0.296, SLG: 0.167					SH2-4					0	0	0	0	0	0	0									
Juan Pizarro, L (8, 1) OBP: 0.188, SLG: 0.143					SH2-4					0	0	0	0	0	0	0									
Inning Stats	R: 1 E: 0 K: 0 S: 4	H: 1 LOB: 1 BB: 1 P: 8	R: 0 E: 0 K: 1 S: 6	H: 1 LOB: 1 BB: 0 P: 6	R: 0 E: 0 K: 0 S: 3	H: 1 LOB: 0 BB: 0 P: 3	R: 0 E: 0 K: 1 S: 5	H: 0 LOB: 0 BB: 0 P: 5	R: 1 E: 0 K: 0 S: 5	H: 2 LOB: 1 BB: 0 P: 5	R: 0 E: 0 K: 0 S: 3	H: 0 LOB: 0 BB: 0 P: 3	R: 0 E: 0 K: 0 S: 4	H: 1 LOB: 1 BB: 0 P: 4	R: 1 E: 0 K: 0 S: 4	H: 1 LOB: 1 BB: 1 P: 8	R: 0 E: 0 K: 0 S: 3	H: 0 LOB: 0 BB: 0 P: 3	1B: 4 2B: 2 3B: 1 HR: 0	SF: 1 SAC: 1 DP: 0 HBP: 0	WP: 0 PB: 0 SB: 4 CS: 1	PA: 35			
PITCHER	IP WLS BF H R ER SO BB IBB HBP BLK WP HR S P ERA WHIP	IP WLS BF H R ER SO BB IBB HBP BLK WP HR S P ERA WHIP	IP WLS BF H R ER SO BB IBB HBP BLK WP HR S P ERA WHIP	IP WLS BF H R ER SO BB IBB HBP BLK WP HR S P ERA WHIP	IP WLS BF H R ER SO BB IBB HBP BLK WP HR S P ERA WHIP	IP WLS BF H R ER SO BB IBB HBP BLK WP HR S P ERA WHIP	IP WLS BF H R ER SO BB IBB HBP BLK WP HR S P ERA WHIP	IP WLS BF H R ER SO BB IBB HBP BLK WP HR S P ERA WHIP	IP WLS BF H R ER SO BB IBB HBP BLK WP HR S P ERA WHIP	IP WLS BF H R ER SO BB IBB HBP BLK WP HR S P ERA WHIP	IP WLS BF H R ER SO BB IBB HBP BLK WP HR S P ERA WHIP	IP WLS BF H R ER SO BB IBB HBP BLK WP HR S P ERA WHIP	IP WLS BF H R ER SO BB IBB HBP BLK WP HR S P ERA WHIP	IP WLS BF H R ER SO BB IBB HBP BLK WP HR S P ERA WHIP	IP WLS BF H R ER SO BB IBB HBP BLK WP HR S P ERA WHIP	IP WLS BF H R ER SO BB IBB HBP BLK WP HR S P ERA WHIP	IP WLS BF H R ER SO BB IBB HBP BLK WP HR S P ERA WHIP	IP WLS BF H R ER SO BB IBB HBP BLK WP HR S P ERA WHIP	IP WLS BF H R ER SO BB IBB HBP BLK WP HR S P ERA WHIP	IP WLS BF H R ER SO BB IBB HBP BLK WP HR S P ERA WHIP	IP WLS BF H R ER SO BB IBB HBP BLK WP HR S P ERA WHIP	IP WLS BF H R ER SO BB IBB HBP BLK WP HR S P ERA WHIP	IP WLS BF H R ER SO BB IBB HBP BLK WP HR S P ERA WHIP	IP WLS BF H R ER SO BB IBB HBP BLK WP HR S P ERA WHIP	IP WLS BF H R ER SO BB IBB HBP BLK WP HR S P ERA WHIP

Batter	1	2	3	4	5	6	7	8	9	AB	R	H	RBI	BB	SO	LOB	BOTTOM								
Bert Campaneris, R (1, 6) OBP: 0.296, SLG: 0.395	K		6-3		K			1-2 2-3 BB		3	0	0	0	1	2	0	Chicago White Sox @ Kansas City Athletics Municipal Stadium, Kansas City, MO Mon Jun 20 1966, 8:05 PM EDT Att: 6,710 - Unknown livebaseballscorecards.com								
Jim Gosger, L (1, 8) OBP: 0.291, SLG: 0.346	4-3		3-1		F9			F4		3	0	0	0	0	0	0									
Ken Harrelson, R (8, PH) OBP: 0.310, SLG: 0.320										1	0	0	0	0	0	3									
Ken Suarez, R (9, 2) OBP: 0.316, SLG: 0.194										0	0	0	0	0	0	0									
Mike Hershberger, R (1, 9) OBP: 0.315, SLG: 0.356					FC3-6 BB			F8		3	0	1	0	1	0	3									
Roger Repoz, L (1, 3) OBP: 0.338, SLG: 0.397	K		FC3-6		1-6-3			F9		4	0	0	0	0	1	2									
Danny Cater, R (1, 5) OBP: 0.241, SLG: 0.265			F2		F9			6-3		3	0	0	0	1	0	0									
Larry Stahl, L (1, 7) OBP: 0.245, SLG: 0.353			4-3		3-1			6-3		3	0	0	0	0	1	0									
Ken Sanders, R (8, 1) OBP: 0.273, SLG: 0.387					K			3-1		0	0	0	0	0	0	0									
Ed Charles, R (9, PH) OBP: 0.273, SLG: 0.387								F8		1	0	0	0	0	0	1									
Dick Green, R (1, 4) OBP: 0.264, SLG: 0.319					6-3			F8		4	0	1	0	0	0	1									
Phil Roof, R (1, 2) OBP: 0.281, SLG: 0.443										2	1	1	1	1	0	1									
Ossie Chavarría, R (8, PR) OBP: 0.246, SLG: 0.203								BB 1B BB		0	0	0	0	0	0	0									
Bill Stafford, R (1, 1) OBP: 0.250, SLG: 0.250					F8			BB 1B		2	0	0	0	0	0	0									
Ron Stone, L (8, 7) OBP: 0.250, SLG: 0.250					6-3			BB 1B		1	0	1	0	0	0	0									
Inning Stats	R: 0 E: 0 K: 2 S: 8	H: 1 LOB: 0 BB: 0 P: 8	R: 0 E: 0 K: 0 S: 4	H: 1 LOB: 0 BB: 0 P: 4	R: 0 E: 0 K: 0 S: 3	H: 0 LOB: 0 BB: 0 P: 3	R: 0 E: 0 K: 0 S: 2	H: 0 LOB: 0 BB: 1 P: 6	R: 1 E: 0 K: 1 S: 6	H: 1 LOB: 0 BB: 0 P: 6	R: 0 E: 0 K: 1 S: 5	H: 0 LOB: 0 BB: 0 P: 5	R: 0 E: 0 K: 0 S: 3	H: 0 LOB: 0 BB: 0 P: 3	R: 0 E: 0 K: 0 S: 4	H: 1 LOB: 3 BB: 2 P: 12	R: 0 E: 0 K: 0 S: 3	H: 0 LOB: 1 BB: 1 P: 7	1B: 3 2B: 0 3B: 0 HR: 1	SF: 0 SAC: 0 DP: 0 HBP: 0	WP: 0 PB: 1 SB: 1 CS: 0	PA: 34			
PITCHER	IP WLS BF H R ER SO BB IBB HBP BLK WP HR S P ERA WHIP	IP WLS BF H R ER SO BB IBB HBP BLK WP HR S P ERA WHIP	IP WLS BF H R ER SO BB IBB HBP BLK WP HR S P ERA WHIP	IP WLS BF H R ER SO BB IBB HBP BLK WP HR S P ERA WHIP	IP WLS BF H R ER SO BB IBB HBP BLK WP HR S P ERA WHIP	IP WLS BF H R ER SO BB IBB HBP BLK WP HR S P ERA WHIP	IP WLS BF H R ER SO BB IBB HBP BLK WP HR S P ERA WHIP	IP WLS BF H R ER SO BB IBB HBP BLK WP HR S P ERA WHIP	IP WLS BF H R ER SO BB IBB HBP BLK WP HR S P ERA WHIP	IP WLS BF H R ER SO BB IBB HBP BLK WP HR S P ERA WHIP	IP WLS BF H R ER SO BB IBB HBP BLK WP HR S P ERA WHIP	IP WLS BF H R ER SO BB IBB HBP BLK WP HR S P ERA WHIP	IP WLS BF H R ER SO BB IBB HBP BLK WP HR S P ERA WHIP	IP WLS BF H R ER SO BB IBB HBP BLK WP HR S P ERA WHIP	IP WLS BF H R ER SO BB IBB HBP BLK WP HR S P ERA WHIP	IP WLS BF H R ER SO BB IBB HBP BLK WP HR S P ERA WHIP	IP WLS BF H R ER SO BB IBB HBP BLK WP HR S P ERA WHIP	IP WLS BF H R ER SO BB IBB HBP BLK WP HR S P ERA WHIP	IP WLS BF H R ER SO BB IBB HBP BLK WP HR S P ERA WHIP	IP WLS BF H R ER SO BB IBB HBP BLK WP HR S P ERA WHIP	IP WLS BF H R ER SO BB IBB HBP BLK WP HR S P ERA WHIP	IP WLS BF H R ER SO BB IBB HBP BLK WP HR S P ERA WHIP	IP WLS BF H R ER SO BB IBB HBP BLK WP HR S P ERA WHIP	IP WLS BF H R ER SO BB IBB HBP BLK WP HR S P ERA WHIP	IP WLS BF H R ER SO BB IBB HBP BLK WP HR S P ERA WHIP




Batter	1	2	3	4	5	6	7	8	9	AB	R	H	RBI	BB	SO	LOB	TOP										
Tommie Agee, R OBP: 0.324, SLG: 0.397 (1, 8)										4	1	2	1	1	1	0	Chicago White Sox @ Kansas City Athletics Municipal Stadium, Kansas City, MO Tue Jun 21 1966, 8:05 PM EDT Att: 6,380 - Unknown										
Don Buford, S OBP: 0.317, SLG: 0.335 (1, 5) (9, 7)										5	0	3	2	0	0	1											
Tom McCraw, L OBP: 0.316, SLG: 0.344 (1, 9) (7, 3)										4	0	0	0	1	2	4											
Bill Skowron, R OBP: 0.283, SLG: 0.331 Floyd Robinson, L OBP: 0.350, SLG: 0.380 Al Weis, S OBP: 0.229, SLG: 0.147 (1, 3) (7, 9) (9, FR) (9, 6)										4	1	0	0	0	0	2											
J.C. Martin, L OBP: 0.351, SLG: 0.432 (1, 2)										5	2	2	1	0	0	1											
Jerry Adair, R OBP: 0.343, SLG: 0.355 (1, 4)										5	0	2	2	0	0	0											
Lee Elia, R OBP: 0.300, SLG: 0.383 John Romano, R OBP: 0.396, SLG: 0.431 Joe Horlen, R OBP: 0.083, SLG: 0.043 Gene Freese, R OBP: 0.298, SLG: 0.349 (1, 6) (9, PH) (9, FR) (9, 5)										4	0	1	0	0	1	2											
Ken Berry, R OBP: 0.257, SLG: 0.318 (1, 7) (9, 9)										5	2	0	0	0	0	6											
Tommy John, R OBP: 0.172, SLG: 0.310 Dennis Higgins, R OBP: 0.288, SLG: 0.143 Wayne Cusick, R OBP: 0.300, SLG: 0.228 Hoyt Wilhelm, R OBP: 0.083, SLG: 0.157 Smoky Burgess, R OBP: 0.240, SLG: 0.230 Gary Peters, L OBP: 0.281, SLG: 0.408 (1, 1) (3, 1) (6, PH) (6, 1) (7, 1) (6, PH) (8, 1)										1	0	1	1	0	0	0											
Inning Stats	R: 0 E: 0 K: 1 S: 5	H: 1 LOB: 0 BB: 0 P: 5	R: 0 E: 0 K: 0 S: 3	H: 0 LOB: 0 BB: 0 P: 3	R: 1 E: 1 K: 1 S: 7	H: 2 LOB: 2 BB: 1 P: 11	R: 1 E: 0 K: 1 S: 7	H: 2 LOB: 1 BB: 0 P: 7	R: 0 E: 0 K: 0 S: 4	H: 1 LOB: 1 BB: 0 P: 4	R: 5 E: 2 K: 0 S: 9	H: 4 LOB: 2 BB: 1 P: 13	R: 0 E: 0 K: 0 S: 4	H: 1 LOB: 1 BB: 0 P: 4	R: 0 E: 0 K: 0 S: 3	H: 0 LOB: 0 BB: 0 P: 3		R: 1 E: 0 K: 1 S: 8	H: 3 LOB: 3 BB: 0 P: 8	1B: 10 2B: 3 3B: 1 HR: 0	SF: 0 SAC: 0 DP: 1 HBP: 0	WP: 0 PA: 44 PB: 0 SB: 1 CS: 0					
PITCHER	IP	WLS	BF	H	R	ER	SO	BB	IBB	HBP	BLK	WP	HR	S	P	ERA	WHIP	PITCHER									
Ralph Terry, R ERA: 2.72 Jim Dickson, R ERA: 3.29 Ken Sanders, R ERA: 4.1 Jack Aker, R ERA: 1.19 (1, 1) (6, 1) (7, 1) (8, 1)	5.0		23	7	4	2	3	1	0	0	0	0	0	28	32	3.60	1.600										

AB 42
R 8
H 14
RBI 8
BB 2
SO 4
LOB 16



Batter	1	2	3	4	5	6	7	8	9	AB	R	H	RBI	BB	SO	LOB	BOTTOM										
Bert Campaneris, R OBP: 0.307, SLG: 0.405 (1, 6)										5	3	4	0	0	0	0	Chicago White Sox @ Kansas City Athletics Municipal Stadium, Kansas City, MO Tue Jun 21 1966, 8:05 PM EDT Att: 6,380 - Unknown										
Jim Gosger, L OBP: 0.291, SLG: 0.344 (1, 7)										4	1	1	0	0	2	4											
Mike Hershberger, R OBP: 0.325, SLG: 0.362 (1, 9)										3	2	2	1	2	0	1											
Danny Cater, R OBP: 0.241, SLG: 0.259 (1, 5)										4	0	0	1	1	0	5											
Ken Harrelson, R OBP: 0.313, SLG: 0.324 (1, 3)										4	1	2	4	0	0	0											
Dick Green, R OBP: 0.264, SLG: 0.323 (1, 4)										4	1	1	1	0	1	2											
Joe Nosssek, R OBP: 0.301, SLG: 0.361 (1, 8)										4	0	2	1	0	0	0											
Phil Roof, R OBP: 0.270, SLG: 0.424 (1, 2)										4	0	0	0	0	2	2											
Ralph Terry, R OBP: 0.214, SLG: 0.154 Jim Dickson, L OBP: 0.500, SLG: 0.500 Roger Repoz, L OBP: 0.333, SLG: 0.391 Ken Sanders, R Jack Aker, R (1, 1) (6, 1) (6, PH) (7, 1) (8, 1)										2	1	1	0	0	1	0											
Inning Stats	R: 0 E: 0 K: 1 S: 6	H: 1 LOB: 1 BB: 0 P: 6	R: 0 E: 0 K: 1 S: 6	H: 1 LOB: 0 BB: 0 P: 6	R: 5 E: 0 K: 1 S: 10	H: 5 LOB: 1 BB: 1 P: 14	R: 1 E: 0 K: 1 S: 7	H: 2 LOB: 1 BB: 0 P: 7	R: 0 E: 0 K: 0 S: 3	H: 0 LOB: 0 BB: 0 P: 3	R: 0 E: 0 K: 1 S: 5	H: 0 LOB: 0 BB: 0 P: 5	R: 2 E: 0 K: 1 S: 6	H: 3 LOB: 0 BB: 1 P: 10	R: 0 E: 0 K: 2 S: 7	H: 0 LOB: 0 BB: 0 P: 7		R: 1 E: 1 K: 0 S: 2	H: 1 LOB: 1 BB: 1 P: 6	1B: 11 2B: 2 3B: 0 HR: 0	SF: 0 SAC: 1 DP: 0 HBP: 0	WP: 1 PA: 40 PB: 1 SB: 4 CS: 0					
PITCHER	IP	WLS	BF	H	R	ER	SO	BB	IBB	HBP	BLK	WP	HR	S	P	ERA	WHIP	PITCHER									
Tommy John, L ERA: 2.27 Dennis Higgins, R ERA: 3.45 Hoyt Wilhelm, R ERA: 5.06 Bob Locker, R ERA: 1.85 Gary Peters, L ERA: 2.59 (1, 1) (3, 1) (6, 1) (7, 1) (8, 1)	2.2		16	7	5	5	3	1	0	0	0	1	0	11	11	3.86	0.857										

AB 36
R 9
H 13
RBI 8
BB 3
SO 8
LOB 14



Batter	1	2	3	4	5	6	7	8	9	AB	R	H	RBI	BB	SO	LOB	TOP								
Tommie Agee, R OBP: 0.329, SLG: 0.410 (1, 8)	4-0 F8 1B 2B BB		0-0 F9		0-3 K 1-2			0-0 1B 2B	0-0 FC1-4 3B	4	3	2	2	1	1	1	Chicago White Sox @ Kansas City Athletics Municipal Stadium, Kansas City, MO Wed Jun 22 1966, 4:33 AM EDT Unknown livebaseballscorecards.com								
Don Buford, S OBP: 0.322, SLG: 0.337 (1, 5)	0-0 F8 2B 1B		0-0 6-3			0-0 F7		0-0 E IBB 1B	4-0 FC1-4 IBB	4	1	2	2	1	0	0									
Tom McCraw, L OBP: 0.311, SLG: 0.338 Bill Skowron, R OBP: 0.280, SLG: 0.327 (6, PH) (8, 3)	0-0 F8 1-2 2-3		0-0 4-3			0-0 F7		0-0 F8 2-H 3-H	0-0 FC1-4 E S	3	0	0	0	0	0	2									
John Romano, R OBP: 0.399, SLG: 0.437 Jerry McNertney, R OBP: 0.353, SLG: 0.290 (8, PR) (8, 2)	0-0 2B 2H 3-H			0-0 F7			0-0 5-3	4-0 E IBB 1-2	0-0 F7 1-3	3	0	1	2	1	0	0									
Floyd Robinson, L OBP: 0.353, SLG: 0.377 (1, 9)	0-0 6-3			4-0 1B BB				0-0 F7 1-2 2-3		2	0	0	0	2	0	0									
Jerry Adair, R OBP: 0.349, SLG: 0.361 (1, 4)		0-0 6-3		0-0 BB				0-0 6-3 G6-4-3 1B		4	0	2	0	0	0	3									
Lee Elia, R OBP: 0.288, SLG: 0.367 (1, 6)		0-3 K		0-0 F5 1-3				0-0 G6-4-3 1B 1-2	0-0 F6	4	0	0	0	0	1	2									
Ken Berry, R OBP: 0.265, SLG: 0.325 (1, 7)		0-0 1B		0-0 4-3				0-3 K 1-2	0-0 BB 3B 1B	4	1	2	0	0	1	0									
Bruce Howard, S Smoky Burgess, L OBP: 0.387, SLG: 0.346 (8, PH) Joe Horlen, R OBP: 0.083, SLG: 0.043 (8, PR) Bob Locker, S OBP: 0.375, SLG: 0.167 (8, 1)		0-0 F9		4-0 CS BB				0-0 2B 1B 2B	4-0 3B BB	1	0	0	0	1	0	1									
Inning Stats	R: 2 E: 0 K: 0 S: 4	H: 2 LOB: 0 BB: 1 P: 8	R: 0 E: 0 K: 1 S: 6	H: 1 LOB: 1 BB: 0 P: 6	R: 0 E: 0 K: 0 S: 3	H: 0 LOB: 0 BB: 0 P: 3	R: 0 E: 0 K: 0 S: 3	H: 1 LOB: 1 BB: 1 P: 7	R: 0 E: 0 K: 1 S: 4	H: 0 LOB: 0 BB: 0 P: 8	R: 0 E: 0 K: 0 S: 3	H: 0 LOB: 0 BB: 0 P: 3	R: 0 E: 0 K: 0 S: 3	H: 1 LOB: 0 BB: 0 P: 3	R: 2 E: 1 K: 1 S: 8	H: 3 LOB: 3 BB: 2 P: 16		R: 3 E: 0 K: 0 S: 5	H: 2 LOB: 1 BB: 2 P: 13	1B: 6 2B: 3 3B: 1 HR: 0	SF: 0 SAC: 0 DP: 1 HBP: 0	WP: 0 PB: 0 SB: 1 CS: 1	PA: 40		
PITCHER	IP	WLS	BF	H	R	ER	SO	BB	IBB	HBP	BLK	WP	HR	S	P	ERA	WHIP								
Catfish Hunter, R ERA: 3.62	(1, 1)		7.1	29	8	4	4	3	3	0	0	0	0	32	44	4.91	1.500								
Guido Grilli, L ERA: 5.53	(8, 1)		0.1	3	0	0	0	0	1	1	0	0	0	1	9	0.00	3.000								
Ken Sanders, R ERA: 4.5	(8, 1)	L	1.1	8	2	3	3	0	1	1	0	0	0	6	14	20.25	2.250								

Batter	1	2	3	4	5	6	7	8	9	AB	R	H	RBI	BB	SO	LOB	BOTTOM								
Bert Campaneris, R OBP: 0.302, SLG: 0.397 (1, 6)	0-0 1-3		0-0 6-3		0-0 6-3			0-3 K		4	0	0	0	0	1	0	Chicago White Sox @ Kansas City Athletics Municipal Stadium, Kansas City, MO Wed Jun 22 1966, 4:33 AM EDT Unknown livebaseballscorecards.com								
Jim Gosger, L OBP: 0.290, SLG: 0.337 (1, 7)	4-0 1B HR BB		0-0 F7		0-0 F9			0-0 4-3		3	1	0	0	1	0	0									
Mike Hershberger, R OBP: 0.324, SLG: 0.360 (1, 9)	0-0 1-3 HR 1B		0-0 F9		0-0 F4			0-0 5-3		4	1	1	0	0	0	0									
Roger Repoz, L OBP: 0.329, SLG: 0.425 (1, 3)	0-3 K			0-3 K				0-0 HR	0-0 F9	4	1	1	1	0	2	2									
Danny Cater, R OBP: 0.247, SLG: 0.284 (1, 5)	0-0 1-H 3-H HR			0-0 1B				0-0 6-3	0-0 6-3	4	0	2	3	0	0	0									
Joe Nassek, R OBP: 0.291, SLG: 0.348 (1, 8)	0-3 K			0-0 4-3 1-2				0-0 F8	0-0 5-3	4	0	0	0	0	1	1									
Phil Roof, R OBP: 0.272, SLG: 0.415 (1, 2)		0-3 K		4-0 BB				0-0 F9		2	0	0	0	1	1	0									
Ernie Fazio, R OBP: 0.304, SLG: 0.333 (1, 4)		0-0 4-3		0-0 F7				0-0 5-3		3	0	0	0	0	0	2									
Catfish Hunter, R OBP: 0.171, SLG: 0.225 Guido Grilli, L OBP: 0.500, SLG: 0.500 Ken Sanders, R ERA: 1.78 (8, 1)		0-3 K		0-0 6-3				0-0 6-3		3	0	0	0	0	1	0									
Inning Stats	R: 3 E: 0 K: 2 S: 9	H: 2 LOB: 0 BB: 1 P: 13	R: 0 E: 0 K: 2 S: 7	H: 0 LOB: 0 BB: 0 P: 7	R: 0 E: 0 K: 1 S: 6	H: 1 LOB: 2 BB: 1 P: 10	R: 0 E: 0 K: 0 S: 3	H: 0 LOB: 0 BB: 0 P: 3	R: 1 E: 0 K: 0 S: 4	H: 1 LOB: 0 BB: 0 P: 4	R: 0 E: 0 K: 0 S: 3	H: 0 LOB: 0 BB: 0 P: 3	R: 0 E: 0 K: 1 S: 5	H: 0 LOB: 0 BB: 0 P: 5	R: 0 E: 0 K: 0 S: 3	H: 0 LOB: 0 BB: 0 P: 3		1B: 2 2B: 0 3B: 0 HR: 2	SF: 0 SAC: 0 DP: 0 HBP: 0	WP: 0 PB: 0 SB: 0 CS: 0	PA: 33				
PITCHER	IP	WLS	BF	H	R	ER	SO	BB	IBB	HBP	BLK	WP	HR	S	P	ERA	WHIP								
Bruce Howard, R ERA: 3.61	(1, 1)		7.0	27	4	4	4	5	2	0	0	0	0	35	43	5.14	0.857								
Bob Locker, R ERA: 1.78	(8, 1)	W	2.0	6	0	0	0	1	0	0	0	0	0	8	8	0.00	0.000								

Batter	1	2	3	4	5	6	7	8	9	AB	R	H	RBI	BB	SO	LOB	TOP			
Tommie Agee, R OBP: 0.324, SLG: 0.404 (1, 8)	F3		K		3-1			6-3		4	0	0	0	0	1	0	Chicago White Sox @ Kansas City Athletics Municipal Stadium, Kansas City, MO Wed Jun 22 1966, 8:05 PM EDT Att: 12,488 - Unknown livebaseballscorecards.com			
Wayne Causey, L OBP: 0.296, SLG: 0.220 (1, 4)	K		FC4 BB		F8			F8		3	0	0	0	1	1	0				
Don Buford, S OBP: 0.321, SLG: 0.336 (1, 5)	1B		F8		G3			4-3		4	0	1	0	0	0	1				
Floyd Robinson, L OBP: 0.351, SLG: 0.374 (1, 9)	3-1 1-2		FC4					FC3-6 1B		4	0	1	0	0	0	2				
Tom McCraw, L OBP: 0.309, SLG: 0.335 (1, 3)								FC3-6 E E		4	1	1	0	0	0	1				
J.C. Martin, L OBP: 0.347, SLG: 0.424 (1, 2)								E6		4	0	1	0	0	0	2				
Al Weis, S OBP: 0.229, SLG: 0.147 (9, PR)	5-3 1B							G5-3 E		0	0	0	0	0	0	0				
Lee Elia, R OBP: 0.290, SLG: 0.360 (1, 6)								E4		2	0	0	0	1	0	1				
Smoky Burgess, L OBP: 0.375, SLG: 0.333 (9, PH)	5-3							1-2 2-3		1	0	0	0	0	0	2				
Joe Horlen, R OBP: 0.083, SLG: 0.043 (9, PR)	1-2							G5-3		0	0	0	0	0	0	0				
Ken Berry, R OBP: 0.275, SLG: 0.328 (1, 7)										2	0	1	1	1	1	0				
John Romano, R OBP: 0.396, SLG: 0.433 (9, PH)										1	0	0	0	0	0	3				
John Buzhardt, R OBP: 0.160, SLG: 0.087 (1, 1)										3	0	0	0	0	1	4				
Bob Locker, S OBP: 0.375, SLG: 0.167 (7, 1)	1-3									0	0	0	0	0	0	0				
Inning Stats	R: 0 E: 0 K: 1 S: 6	H: 1 LOB: 1 BB: 0 P: 6	R: 0 E: 0 K: 0 S: 4	H: 1 LOB: 2 BB: 1 P: 8	R: 0 E: 0 K: 1 S: 5	H: 0 LOB: 1 BB: 1 P: 9	R: 1 E: 0 K: 1 S: 6	H: 2 LOB: 1 BB: 1 P: 10	R: 0 E: 0 K: 0 S: 3	H: 0 LOB: 0 BB: 0 P: 3	R: 0 E: 0 K: 0 S: 5	H: 0 LOB: 2 BB: 0 P: 5	R: 0 E: 0 K: 0 S: 3	H: 0 LOB: 0 BB: 0 P: 3	R: 0 E: 2 K: 0 S: 5	H: 1 LOB: 2 BB: 0 P: 5	1B: 5 2B: 0 3B: 0 HR: 0	SF: 0 SAC: 0 DP: 1 HBP: 0	WP: 0 PB: 0 SB: 1 CS: 1	PA: 35
PITCHER	IP WLS BF H R ER SO BB IBB HBP BLK WP HR S P ERA WHIP	IP WLS BF H R ER SO BB IBB HBP BLK WP HR S P ERA WHIP	IP WLS BF H R ER SO BB IBB HBP BLK WP HR S P ERA WHIP	IP WLS BF H R ER SO BB IBB HBP BLK WP HR S P ERA WHIP	IP WLS BF H R ER SO BB IBB HBP BLK WP HR S P ERA WHIP	IP WLS BF H R ER SO BB IBB HBP BLK WP HR S P ERA WHIP	IP WLS BF H R ER SO BB IBB HBP BLK WP HR S P ERA WHIP	IP WLS BF H R ER SO BB IBB HBP BLK WP HR S P ERA WHIP	IP WLS BF H R ER SO BB IBB HBP BLK WP HR S P ERA WHIP	IP WLS BF H R ER SO BB IBB HBP BLK WP HR S P ERA WHIP	IP WLS BF H R ER SO BB IBB HBP BLK WP HR S P ERA WHIP	IP WLS BF H R ER SO BB IBB HBP BLK WP HR S P ERA WHIP	IP WLS BF H R ER SO BB IBB HBP BLK WP HR S P ERA WHIP	IP WLS BF H R ER SO BB IBB HBP BLK WP HR S P ERA WHIP	IP WLS BF H R ER SO BB IBB HBP BLK WP HR S P ERA WHIP	IP WLS BF H R ER SO BB IBB HBP BLK WP HR S P ERA WHIP	IP WLS BF H R ER SO BB IBB HBP BLK WP HR S P ERA WHIP			
Chuck Dobson, R ERA: 4.23 (1, 1)	8.1 W 34	5 1 1 4	3 0 0 0	0 0 0 0	0 0 0 0	0 0 1 1	0.00 0.000													
Jack Aker, R ERA: 1.17 (9, 1)	0.2 S 1	0 0 0 0	0 0 0 0	0 0 0 0	0 0 1 1	0.00 0.000														

Batter	1	2	3	4	5	6	7	8	9	AB	R	H	RBI	BB	SO	LOB	BOTTOM			
Bert Campaneris, R OBP: 0.305, SLG: 0.399 (1, 6)	6-3		6-3		E6 1-3 1B			FC6-4 1B		4	0	2	1	0	0	0	Chicago White Sox @ Kansas City Athletics Municipal Stadium, Kansas City, MO Wed Jun 22 1966, 8:05 PM EDT Att: 12,488 - Unknown livebaseballscorecards.com			
Jim Gosger, L OBP: 0.288, SLG: 0.331 (1, 8)	K				K			FC6-4 FC6-4		3	0	0	0	1	2	4				
Mike Hershberger, R OBP: 0.319, SLG: 0.354 (1, 9)	3-1		F5					FC6-4		4	0	0	0	0	0	3				
Ken Harrelson, R OBP: 0.312, SLG: 0.319 (1, 3)					6-3			6-3		3	1	0	0	1	0	0				
Larry Stahl, L OBP: 0.245, SLG: 0.364 (1, 7)					G1			1-3		4	0	1	1	0	0	0				
Danny Cater, R OBP: 0.290, SLG: 0.282 (1, 5)										1	0	0	0	0	1	0				
Ed Charles, R OBP: 0.269, SLG: 0.380 (6, 5)					K					2	0	0	0	0	1	0				
Phil Roof, R OBP: 0.274, SLG: 0.412 (1, 2)										3	0	1	0	0	2	2				
Ossie Chavarria, R OBP: 0.246, SLG: 0.203 (7, PR) (8, 4)	K				K			BB 1B		0	1	0	0	0	0	0				
Ernie Fazio, R OBP: 0.320, SLG: 0.348 (1, 4)								BB 1B		2	0	1	0	0	1	1				
Roger Repoz, L OBP: 0.338, SLG: 0.425 (7, PH)								BB 1B		0	1	0	0	1	0	0				
Ken Suarez, R OBP: 0.316, SLG: 0.194 (8, 2)								BB 1B BB		0	0	0	0	0	0	0				
Chuck Dobson, R OBP: 0.125, SLG: 0.125 (1, 1)								FC6-4 1B		3	0	1	1	0	1	1				
Jack Aker, R (9, 1)					K			FC6-4 1B		0	0	0	0	0	0	0				
Inning Stats	R: 0 E: 0 K: 1 S: 5	H: 0 LOB: 0 BB: 0 P: 5	R: 1 E: 0 K: 2 S: 7	H: 1 LOB: 1 BB: 1 P: 12	R: 0 E: 0 K: 1 S: 5	H: 0 LOB: 1 BB: 1 P: 9	R: 0 E: 0 K: 1 S: 5	H: 0 LOB: 0 BB: 0 P: 5	R: 0 E: 1 K: 2 S: 9	H: 2 LOB: 2 BB: 0 P: 9	R: 0 E: 0 K: 0 S: 3	H: 0 LOB: 0 BB: 0 P: 3	R: 2 E: 0 K: 0 S: 6	H: 3 LOB: 2 BB: 1 P: 10	R: 0 E: 0 K: 1 S: 5	H: 0 LOB: 0 BB: 0 P: 5	1B: 5 2B: 0 3B: 1 HR: 0	SF: 0 SAC: 0 DP: 0 HBP: 1	WP: 0 PB: 0 SB: 0 CS: 0	PA: 33
PITCHER	IP WLS BF H R ER SO BB IBB HBP BLK WP HR S P ERA WHIP	IP WLS BF H R ER SO BB IBB HBP BLK WP HR S P ERA WHIP	IP WLS BF H R ER SO BB IBB HBP BLK WP HR S P ERA WHIP	IP WLS BF H R ER SO BB IBB HBP BLK WP HR S P ERA WHIP	IP WLS BF H R ER SO BB IBB HBP BLK WP HR S P ERA WHIP	IP WLS BF H R ER SO BB IBB HBP BLK WP HR S P ERA WHIP	IP WLS BF H R ER SO BB IBB HBP BLK WP HR S P ERA WHIP	IP WLS BF H R ER SO BB IBB HBP BLK WP HR S P ERA WHIP	IP WLS BF H R ER SO BB IBB HBP BLK WP HR S P ERA WHIP	IP WLS BF H R ER SO BB IBB HBP BLK WP HR S P ERA WHIP	IP WLS BF H R ER SO BB IBB HBP BLK WP HR S P ERA WHIP	IP WLS BF H R ER SO BB IBB HBP BLK WP HR S P ERA WHIP	IP WLS BF H R ER SO BB IBB HBP BLK WP HR S P ERA WHIP	IP WLS BF H R ER SO BB IBB HBP BLK WP HR S P ERA WHIP	IP WLS BF H R ER SO BB IBB HBP BLK WP HR S P ERA WHIP	IP WLS BF H R ER SO BB IBB HBP BLK WP HR S P ERA WHIP				
John Buzhardt, R ERA: 3.18 (1, 1)	6.1 L 28	6 3 3 7	3 0 1 0	0 0 0 0	0 0 7 7	0.00 0.000														
Bob Locker, R ERA: 1.72 (7, 1)	1.2 5	0 0 0 1	0 0 0 0	0 0 0 0	0 0 7 7	0.00 0.000														

AB 32
R 1
H 5
RBI 1
BB 3
SO 4
LOB 16




AB 29
R 3
H 6
RBI 3
BB 3
SO 8
LOB 11



Batter	1	2	3	4	5	6	7	8	9	AB	R	H	RBI	BB	SO	LOB	TOP					
Bert Campaneris, R OBP: 0.305, SLG: 0.399										5	1	2	0	0	1	0	Kansas City Athletics @ Cleveland Indians Cleveland Municipal Stadium, Cleveland, OH Sat Jun 25 1966, 3:33 AM EDT Att: 14,923 - Unknown					
Jim Gosger, L OBP: 0.299, SLG: 0.330										3	2	0	0	2	0	1						
Roger Repoz, L OBP: 0.356, SLG: 0.413										3	2	1	0	2	1	0						
Mike Hershberger, R OBP: 0.337, SLG: 0.378										4	1	3	4	1	0	0						
Danny Cater, R OBP: 0.260, SLG: 0.287										5	0	1	0	0	0	5						
Larry Stahl, L OBP: 0.255, SLG: 0.376										5	1	3	2	0	2	0						
Dick Green, R OBP: 0.273, SLG: 0.324										3	0	1	1	1	2	0						
Phil Roof, R OBP: 0.284, SLG: 0.410									4	0	0	0	1	0	7							
Paul Lindblad, L OBP: 0.500, SLG: 0.500									4	0	0	0	0	1	1	0						
Inning Stats	R: 0 E: 0 K: 1 S: 6	H: 1 LOB: 2 BB: 1 P: 10	R: 0 E: 0 K: 2 S: 7	H: 0 LOB: 1 BB: 1 P: 11	R: 0 E: 0 K: 1 S: 5	H: 0 LOB: 0 BB: 0 P: 5	R: 1 E: 0 K: 0 S: 5	H: 2 LOB: 1 BB: 0 P: 5	R: 0 E: 0 K: 0 S: 3	H: 1 LOB: 0 BB: 0 P: 3	R: 1 E: 0 K: 0 S: 4	H: 2 LOB: 2 BB: 2 P: 12	R: 3 E: 0 K: 0 S: 6	H: 3 LOB: 3 BB: 2 P: 15	R: 2 E: 0 K: 1 S: 7	H: 2 LOB: 1 BB: 1 P: 11	R: 0 E: 0 K: 2 S: 7	H: 0 LOB: 0 BB: 0 P: 7	1B: 9 2B: 2 3B: 0 HR: 0	SF: 0 SAC: 0 DP: 1 HBP: 1	WP: 1 PB: 0 SB: 2 CS: 1	PA: 44
PITCHER	IP WLS BF H R ER SO BB IBB HBP BLK WP HR S P ERA WHIP																					
Gary Bell, R ERA: 2.7	(1, 1) 6.1 L 30 7 5 5 4 5 1 0 0 0 1 0 32 56 7.11 1.895																					
Luis Tiant, R ERA: 2.51	(7, 1) 0.2 5 2 0 0 0 0 0 0 1 0 0 0 4 5 0.00 3.000																					
Tom Kelley, R ERA: 4.91	(8, 1) 2.0 9 2 2 2 3 1 0 0 0 0 0 0 14 18 9.00 1.500																					

Batter	1	2	3	4	5	6	7	8	9	AB	R	H	RBI	BB	SO	LOB	BOTTOM			
Jim Landis, R OBP: 0.397, SLG: 0.418										4	0	0	0	0	1	2	Kansas City Athletics @ Cleveland Indians Cleveland Municipal Stadium, Cleveland, OH Sat Jun 25 1966, 3:33 AM EDT Att: 14,923 - Unknown			
Leon Wagner, L OBP: 0.324, SLG: 0.409										3	0	2	0	1	0	0				
Chico Salmon, R OBP: 0.343, SLG: 0.442										4	0	1	0	0	0	2				
Rocky Colavito, R OBP: 0.351, SLG: 0.465										3	0	0	0	1	0	4				
Max Alvis, R OBP: 0.328, SLG: 0.340										4	1	1	1	0	0	2				
Fred Whitfield, L OBP: 0.286, SLG: 0.414										4	0	0	0	0	0	0				
Joe Azcue, R OBP: 0.320, SLG: 0.325										2	0	0	0	0	0	0				
Del Crandall, R OBP: 0.405, SLG: 0.531										1	0	0	0	0	0	1				
Buddy Booker, L OBP: 0.200, SLG: 0.500										1	0	0	0	0	0	0				
Pedro Gonzalez, R OBP: 0.264, SLG: 0.309										4	0	1	0	0	0	1				
Gary Bell, R OBP: 0.250, SLG: 0.219										2	0	0	0	0	0	1				
Luis Tiant, R OBP: 0.318, SLG: 0.063										0	0	0	0	0	0	0				
Larry Brown, R OBP: 0.323, SLG: 0.293										1	0	1	0	0	0	0				
Tom Kelley, R OBP: 0.091, SLG: 0.091										0	0	0	0	0	0	0				
Inning Stats	R: 0 E: 0 K: 0 S: 4	H: 1 LOB: 1 BB: 0 P: 4	R: 1 E: 0 K: 0 S: 5	H: 2 LOB: 0 BB: 0 P: 5	R: 0 E: 0 K: 0 S: 3	H: 0 LOB: 0 BB: 0 P: 3	R: 0 E: 0 K: 1 S: 5	H: 0 LOB: 0 BB: 0 P: 5	R: 0 E: 0 K: 0 S: 3	H: 0 LOB: 1 BB: 1 P: 7	R: 0 E: 1 K: 0 S: 5	H: 1 LOB: 2 BB: 0 P: 5	R: 0 E: 0 K: 0 S: 3	H: 1 LOB: 1 BB: 1 P: 7	R: 0 E: 0 K: 0 S: 3	H: 0 LOB: 0 BB: 0 P: 3	1B: 5 2B: 0 3B: 0 HR: 1	SF: 0 SAC: 0 DP: 1 HBP: 0	WP: 0 PB: 0 SB: 0 CS: 0	PA: 35
PITCHER	IP WLS BF H R ER SO BB IBB HBP BLK WP HR S P ERA WHIP																			
Paul Lindblad, L ERA: 4.57	(1, 1) 7.0 W 30 6 1 1 1 0 2 0 0 0 0 0 30 38 1.29 1.143																			
Jim Dickson, R ERA: 3.04	(8, 1) 2.0 S 5 0 0 0 0 0 0 0 0 0 0 0 5 5 0.00 0.000																			

AB	36
R	7
H	11
RBI	7
BB	7
SO	7
LOB	14



AB	33
R	1
H	6
RBI	1
BB	2
SO	1
LOB	13




Batter	1	2	3	4	5	6	7	8	9	AB	R	H	RBI	BB	SO	LOB	TOP								
Bert Campaneris, R OBP: 0.303, SLG: 0.408 (1, 6)	F8	F4		K			HR		5-3	5	1	1	1	0	1	3	Kansas City Athletics @ Cleveland Indians Cleveland Municipal Stadium, Cleveland, OH Sun Jun 26 1966, 3:33 AM EDT Unknown livebaseballscorecards.com								
Jim Gosger, L OBP: 0.294, SLG: 0.322 (1, 8) (6, 7)	K		4-3	FC4-6			K			4	0	0	0	0	2	2									
Roger Repoz, L OBP: 0.362, SLG: 0.446 (1, 3)	BB			HR			K			3	1	1	1	1	1	0									
Mike Hershberger, R OBP: 0.332, SLG: 0.372 (1, 9)	F9		4-3						E5	4	0	0	0	0	0	1									
Danny Cater, R OBP: 0.259, SLG: 0.286 (1, 5)		HR		E6					K	4	1	1	0	0	1	1									
Larry Stahl, L OBP: 0.252, SLG: 0.371 Joe Nossek, R OBP: 0.282, SLG: 0.336 (6, PH) (6, 8)	K		4-3				F3		5-3	2	0	0	0	0	1	2									
Dick Green, R OBP: 0.277, SLG: 0.341 (1, 4)		HR					5-3		K	4	1	2	2	0	1	1									
Phil Roof, R OBP: 0.292, SLG: 0.422 (1, 2)							F9			4	0	2	0	0	0	0									
Caffish Hunter, R OBP: 0.186, SLG: 0.238 Jack Aker, R (8, 1)	SH2-3						4-3		K	2	0	1	0	0	0	0									
Inning Stats	R: 0 E: 0 K: 1 S: 5	H: 0 LOB: 1 BB: 1 P: 9	R: 2 E: 0 K: 1 S: 8	H: 3 LOB: 1 BB: 0 P: 8	R: 1 E: 1 K: 0 S: 5	H: 1 LOB: 1 BB: 0 P: 5	R: 0 E: 0 K: 1 S: 7	H: 3 LOB: 2 BB: 0 P: 7	R: 0 E: 0 K: 0 S: 3	H: 0 LOB: 0 BB: 0 P: 3	R: 1 E: 0 K: 2 S: 8	H: 1 LOB: 0 BB: 0 P: 8	R: 0 E: 1 K: 2 S: 8	H: 0 LOB: 1 BB: 0 P: 8	R: 0 E: 0 K: 1 S: 5	H: 0 LOB: 0 BB: 0 P: 5		1B: 4 2B: 1 3B: 0 HR: 3	SF: 0 SAC: 1 DP: 0 HBP: 0	WP: 0 PB: 0 SB: 1 CS: 0	PA: 37				
PITCHER	IP	WLS	BF	H	R	ER	SO	BB	IBB	HBP	BLK	WP	HR	S	P	ERA	WHIP								
Steve Hargan, R ERA: 2.96 (1, 1)	3.1	L	18	7	3	3	2	1	0	0	0	0	2	21	25	8.10	2.400								
John O'Donoghue, L ERA: 3.0 (4, 1)	1.2		5	0	0	0	1	0	0	0	0	0	0	7	7	0.00	0.000								
Sam McDowell, L ERA: 2.57 (6, 1)	2.0		7	1	1	1	2	0	0	0	0	0	1	11	11	4.50	0.500								
Dick Radatz, R ERA: 5.11 (8, 1)	2.0		7	0	0	0	3	0	0	0	0	0	0	13	13	0.00	0.000								

Batter	1	2	3	4	5	6	7	8	9	AB	R	H	RBI	BB	SO	LOB	BOTTOM								
Vic Davallito, L OBP: 0.284, SLG: 0.308 (1, 8)	4-3		6-3					6-3	F3	5	0	1	0	0	0	1	Kansas City Athletics @ Cleveland Indians Cleveland Municipal Stadium, Cleveland, OH Sun Jun 26 1966, 3:33 AM EDT Unknown livebaseballscorecards.com								
Leon Wagner, L OBP: 0.332, SLG: 0.418 (1, 7)			FC5	1B			4-3			3	1	2	0	1	0	1									
Chico Salmon, R OBP: 0.346, SLG: 0.450 (1, 6)	K						F8			4	0	2	1	0	1	1									
Rocky Colavito, R OBP: 0.349, SLG: 0.459 (1, 9)	K		FC5					F2		3	0	0	0	1	1	4									
Fred Whitfield, L OBP: 0.266, SLG: 0.415 (1, 3)							F6			4	0	1	0	0	0	2									
Max Alvis, R OBP: 0.326, SLG: 0.339 (1, 5)							F9			4	0	1	0	0	0	2									
Pedro Gonzalez, R OBP: 0.259, SLG: 0.303 (1, 4)							K			4	1	0	0	0	1	2									
Del Crandall, R OBP: 0.385, SLG: 0.500 (1, 2)										2	0	0	0	0	0	1									
Jim Landis, R OBP: 0.354, SLG: 0.414 (7, PH) Dick Radatz, R (8, 1)							6-3			1	0	0	0	0	0	0									
Tony Curry, L OBP: 0.375, SLG: 0.286 (9, PH) Steve Hargan, R (1, 1) John O'Donoghue, R (4, 1) Larry Brown, L (5, PH) Sam McDowell, L (6, 1) Buddy Booker, L (7, PH) (8, 2)							5-3			1	0	0	0	0	0	0									
Inning Stats	R: 0 E: 0 K: 2 S: 8	H: 1 LOB: 1 BB: 0 P: 8	R: 0 E: 0 K: 0 S: 4	H: 1 LOB: 1 BB: 0 P: 4	R: 0 E: 0 K: 0 S: 4	H: 0 LOB: 0 BB: 1 P: 8	R: 0 E: 0 K: 1 S: 5	H: 0 LOB: 0 BB: 0 P: 5	R: 0 E: 0 K: 0 S: 3	H: 0 LOB: 1 BB: 1 P: 7	R: 0 E: 0 K: 0 S: 3	H: 0 LOB: 0 BB: 0 P: 3	R: 1 E: 0 K: 0 S: 5	H: 2 LOB: 1 BB: 0 P: 5	R: 1 E: 0 K: 0 S: 5	H: 2 LOB: 1 BB: 0 P: 5	1B: 4 2B: 4 3B: 0 HR: 0	SF: 0 SAC: 0 DP: 0 HBP: 0	WP: 0 PB: 0 SB: 0 CS: 0	PA: 37					
PITCHER	IP	WLS	BF	H	R	ER	SO	BB	IBB	HBP	BLK	WP	HR	S	P	ERA	WHIP								
Caffish Hunter, R ERA: 3.47 Jack Aker, R ERA: 1.31 (8, 1)	7.1	W	30	6	1	1	3	2	0	0	0	0	0	7	7	5.40	1.200								

Batter	1	2	3	4	5	6	7	8	9	AB	R	H	RBI	BB	SO	LOB	TOP					
Bert Campaneris, R OBP: 0.306, SLG: 0.409 Jim Dickson, L OBP: 0.500, SLG: 0.500	0-0 4-3-4 1B		0-0 E S PB 1B		0-0 4-3		0-0 6-3			4	1	2	1	0	0	2						
Jim Gosger, L OBP: 0.286, SLG: 0.315	0-0 4-3-4 1-2		0-0 F7		0-3 K		0-0 F6			4	0	0	0	0	1	3						
Roger Repoz, L OBP: 0.357, SLG: 0.437 Ernie Fazio, R OBP: 0.320, SLG: 0.348	0-0 4-3			0-0 1B G6-4-3		0-0 F9		0-3 K		4	1	1	0	0	1	0						
Mike Hershberger, R OBP: 0.331, SLG: 0.370 Joe Nassek, R OBP: 0.282, SLG: 0.336		0-3 K		0-0 1B G6-4-3		0-0 6-3		0-0 6-3		4	0	1	0	0	1	0						
Danny Cater, R OBP: 0.259, SLG: 0.285 Ed Charles, R OBP: 0.269, SLG: 0.380	0-0 4-3		0-0 G6-4-3		0-0 E 1B		0-0 6-3			4	0	1	0	0	0	1						
Larry Stahl, L OBP: 0.258, SLG: 0.370	0-0 F8		0-0 BB		0-0 E8 1B			0-0 F3		3	0	1	0	1	0	0						
Dick Green, R OBP: 0.277, SLG: 0.343			0-0 1B 2B		0-0 F6		0-0 F9		0-0 F8	4	1	1	0	0	0	3						
Phil Roof, R OBP: 0.290, SLG: 0.416			0-3 K		0-0 SH1-4 1B		0-0 F5		0-0 F6	4	0	1	0	0	1	1						
Bill Stafford, R Guido Grilli, L Jim Duckworth, R Ralph Terry, R Ron Stone, L Ossie Chavanna, R	0-0 F9		0-0 F9		0-0 SH1-4 1-2		0-0 2B			1	0	0	0	0	0	1						
Inning Stats	R: 0 E: 0 K: 0 S: 3	H: 1 LOB: 0 BB: 0 P: 3	R: 0 E: 0 K: 1 S: 5	H: 0 LOB: 0 BB: 0 P: 5	R: 2 E: 0 K: 1 S: 7	H: 2 LOB: 0 BB: 0 P: 7	R: 1 E: 0 K: 0 S: 4	H: 2 LOB: 1 BB: 0 P: 8	R: 0 E: 0 K: 1 S: 6	H: 1 LOB: 1 BB: 0 P: 6	R: 0 E: 1 K: 0 S: 5	H: 2 LOB: 2 BB: 0 P: 5	R: 0 E: 0 K: 0 S: 4	H: 1 LOB: 0 BB: 0 P: 4	R: 0 E: 0 K: 1 S: 5	H: 0 LOB: 0 BB: 0 P: 5	R: 0 E: 0 K: 0 S: 3	H: 0 LOB: 0 BB: 0 P: 3	1B: 7 2B: 3 3B: 0 HR: 0	SF: 0 SAC: 1 DP: 2 HBP: 0	WP: 0 PB: 1 SB: 1 CS: 0	PA: 35
PITCHER	IP WLS BF H R ER SO BB IBB HBP BLK WP HR S P ERA WHIP	IP WLS BF H R ER SO BB IBB HBP BLK WP HR S P ERA WHIP																				
Sonny Siebert, R ERA: 2.97	6.0 W 25 8 3 2 3 1 0 0 0 0 0 30 34 3.00 1.500	3.0 S 10 1 0 0 1 0 0 0 0 0 0 12 12 0.00 0.333																				
Dick Radatz, R ERA: 4.73																						

Kansas City Athletics @ Cleveland Indians
Cleveland Municipal Stadium, Cleveland, OH
Sun Jun 26 1966, 3:38 AM EDT
Att: 32,249 - Unknown

AB	33
R	3
H	9
RBI	1
BB	1
SO	4
LOB	11



Batter	1	2	3	4	5	6	7	8	9	AB	R	H	RBI	BB	SO	LOB	BOTTOM			
Vic Davallilo, L OBP: 0.295, SLG: 0.318	4-0 HR BB		0-0 G6-3 1B		0-0 1B	0-0 SF8	0-0 WP 6-3 1B			3	1	3	3	1	0	0				
Chico Salmon, R OBP: 0.353, SLG: 0.471	0-0 1-2 HR		0-0 G6-3		0-0 1B	0-0 3-H 1B	0-0 1-3 2-H 3-H 1B			5	2	3	5	0	0	2				
Leon Wagner, L OBP: 0.330, SLG: 0.430 Chuck Hinton, R OBP: 0.276, SLG: 0.236	0-3 K			0-3 K	0-0 4-3	0-0 K	0-0 2-H 3-H HR 1B		0-0 F9	4	1	1	3	0	2	2				
Rocky Colavito, R OBP: 0.352, SLG: 0.473 Dick Radatz, R	0-0 F9			0-0 FC4-6 1B		0-0 K		0-3 K		4	1	2	1	0	1	0				
Fred Whitfield, L OBP: 0.265, SLG: 0.408	0-0 F3		0-0 FC4-6 FC6-4		0-0 BB 1B BB	0-0 BB 1B BB	0-0 F8	0-0 F7		4	1	0	0	1	0	1				
Max Alvis, R OBP: 0.328, SLG: 0.340	0-0 F9		0-0 FC6-4		0-0 BB 1B BB	0-0 BB 1B BB	0-0 BB 1B BB	0-0 F3		5	2	2	0	0	0	1				
Larry Brown, R OBP: 0.314, SLG: 0.274	0-0 4-3			0-0 4-3	0-0 4-3	0-0 F5	4-0 BB 1B BB		0-0 F3	3	1	0	0	1	0	2				
Buddy Booker, L OBP: 0.333, SLG: 0.571 Jim Landis, R OBP: 0.360, SLG: 0.414 Pedro Gonzalez, R OBP: 0.259, SLG: 0.303	0-3 K			0-0 FC6-4 1B	0-0 FC6-4 1B	4-0 1-2 2-3 3-H 1B BB	4-0 1-2 2-3 3-H 1B BB	4-0 1-2 2-3 3-H 1B BB		2	1	1	0	1	1	0				
Sonny Siebert, R OBP: 0.195, SLG: 0.200 Tony Curry, L OBP: 0.444, SLG: 0.286 Del Crandall, R OBP: 0.400, SLG: 0.500	0-0 F8		0-0 F8		0-0 FC6-4 1B	4-0 1-2 2-3 3-H 1B BB	4-0 1-2 2-3 3-H 1B BB	4-0 1-2 2-3 3-H 1B BB		2	1	0	0	0	0	1				
Inning Stats	R: 2 E: 0 K: 1 S: 6	H: 1 LOB: 1 BB: 1 P: 10	R: 0 E: 0 K: 1 S: 5	H: 0 LOB: 0 BB: 0 P: 5	R: 0 E: 0 K: 0 S: 3	H: 1 LOB: 0 BB: 0 P: 3	R: 0 E: 0 K: 1 S: 6	H: 1 LOB: 1 BB: 0 P: 6	R: 1 E: 0 K: 0 S: 6	H: 3 LOB: 2 BB: 0 P: 6	R: 7 E: 0 K: 1 S: 9	H: 4 LOB: 3 BB: 3 P: 21	R: 4 E: 0 K: 0 S: 5	H: 2 LOB: 1 BB: 3 P: 17	R: 0 E: 0 K: 1 S: 5	H: 0 LOB: 0 BB: 0 P: 5	1B: 9 2B: 0 3B: 0 HR: 3	SF: 1 SAC: 0 DP: 1 HBP: 0	WP: 1 PB: 0 SB: 0 CS: 0	PA: 42
PITCHER	IP WLS BF H R ER SO BB IBB HBP BLK WP HR S P ERA WHIP	IP WLS BF H R ER SO BB IBB HBP BLK WP HR S P ERA WHIP																		
Bill Stafford, R ERA: 4.6	0.1 L 6 2 5 5 0 3 0 0 0 0 1 3 15 135.00 15.000																			
Guido Grilli, L ERA: 5.19																				
Jim Duckworth, R ERA: 7.71																				
Ralph Terry, R ERA: 3.02																				
Jim Dickson, R ERA: 4.09																				


Kansas City Athletics @ Cleveland Indians
Cleveland Municipal Stadium, Cleveland, OH
Sun Jun 26 1966, 3:38 AM EDT
Att: 32,249 - Unknown

AB	34
R	14
H	12
RBI	14
BB	7
SO	5
LOB	10



Batter	1	2	3	4	5	6	7	8	9	AB	R	H	RBI	BB	SO	LOB	TOP									
Luis Aparicio, R OBP: 0.270, SLG: 0.343	F4	FC6		6-3			5-3		2B	5	0	1	0	0	0	4	Baltimore Orioles @ Kansas City Athletics Municipal Stadium, Kansas City, MO Wed Jun 29 1966, 8:05 PM EDT Att: 11,291 - Unknown livebaseballscorecards.com									
Russ Snyder, L OBP: 0.416, SLG: 0.457	1B		6-3		F8		BB	BB	1B	4	1	2	0	1	0	0										
Frank Robinson, R OBP: 0.432, SLG: 0.608	F5		F8		F8		BB	BB	1B	4	1	0	0	1	0	2										
Brooks Robinson, R OBP: 0.341, SLG: 0.493	1B		6-3		F9		BB	BB	1B	3	0	1	1	1	0	0										
Boog Powell, L OBP: 0.399, SLG: 0.530	G3			F9	4-3		L9		1B	4	1	2	2	0	0	2										
Curt Blefary, L OBP: 0.344, SLG: 0.458		1B		4-3			L9		5-3	4	0	1	0	0	0	1										
Paul Blair, R OBP: 0.264, SLG: 0.353		FC1-2		1-2						0	0	0	0	0	0	0										
Davey Johnson, R OBP: 0.283, SLG: 0.342	F8		F9		F9		K		6-3	4	0	0	0	0	1	2										
Andy Etchebarren, R OBP: 0.319, SLG: 0.437	FC1-2			2B			BB	SH1-4	K	3	2	2	1	1	1	0										
Dave McNally, R OBP: 0.182, SLG: 0.226	FC1-2			2B			SH1-4		F2	2	0	1	1	0	0	2										
Dick Hall, R OBP: 0.200, SLG: 0.200										1	0	0	0	0	0	0										
Inning Stats	R: 0 E: 0 K: 0 S: 5	H: 2 LOB: 2 BB: 0 P: 5	R: 0 E: 0 K: 0 S: 5	H: 2 LOB: 2 BB: 0 P: 5	R: 0 E: 0 K: 0 S: 3	H: 0 LOB: 0 BB: 0 P: 3	R: 2 E: 0 K: 0 S: 6	H: 3 LOB: 1 BB: 0 P: 6	R: 0 E: 0 K: 0 S: 3	H: 0 LOB: 0 BB: 0 P: 3	R: 0 E: 0 K: 1 S: 5	H: 0 LOB: 0 BB: 0 P: 5	R: 3 E: 0 K: 0 S: 3	H: 1 LOB: 2 BB: 4 P: 19	R: 0 E: 0 K: 1 S: 5	H: 0 LOB: 0 BB: 0 P: 5	R: 0 E: 0 K: 0 S: 4	H: 2 LOB: 1 BB: 0 P: 4	1B: 7 2B: 3 3B: 0 HR: 0	SF: 0 SAC: 1 DP: 0 HBP: 0	WP: 0 PB: 0 SB: 0 CS: 0	PA: 39				
PITCHER	IP	WLS	BF	H	R	ER	SO	BB	IBB	HBP	BLK	WP	HR	S	P	ERA	WHIP									
Lew Krausse, R ERA: 3.38	(1, 1)	6.2	L	30	7	5	5	1	3	0	0	0	0	0	29	41	6.75	1.500								
Ken Sanders, R ERA: 4.53	(7, 1)	0.0		1	0	0	0	0	1	0	0	0	0	0	4	∞	∞									
Guido Grilli, L ERA: 4.09	(7, 1)	2.1		8	3	0	0	1	0	0	0	0	0	10	10	0.00	1.286									

Batter	1	2	3	4	5	6	7	8	9	AB	R	H	RBI	BB	SO	LOB	BOTTOM									
Bert Campaneris, R OBP: 0.303, SLG: 0.402	F9		5-3		F8		F9		F5	5	0	0	0	0	0	1	Baltimore Orioles @ Kansas City Athletics Municipal Stadium, Kansas City, MO Wed Jun 29 1966, 8:05 PM EDT Att: 11,291 - Unknown livebaseballscorecards.com									
Joe Nassek, R OBP: 0.281, SLG: 0.333	5-3		5-3		4-3		F8			4	0	1	0	0	0	0										
Roger Repoz, L OBP: 0.358, SLG: 0.426	K				4-3					4	0	2	0	0	1	2										
Mike Hershberger, R OBP: 0.329, SLG: 0.368		F3		1B	F7		F7			4	0	1	0	0	0	3										
Danny Cater, R OBP: 0.264, SLG: 0.301		F3		F4						4	1	1	0	0	0	2										
Ed Charles, R OBP: 0.276, SLG: 0.384		BB		6-3		1B	3B		5-3	4	1	2	1	0	0	0										
Dick Green, R OBP: 0.277, SLG: 0.336		BB		5-3		SH1-3	1B		5-3	2	0	0	0	1	0	0										
Phil Roof, R OBP: 0.295, SLG: 0.419		BB		5-3		SH1-3			4-3	1	0	0	1	1	0	0										
Ron Stone, L OBP: 0.275, SLG: 0.318		BB		F7		SH1-3			F2	1	0	0	0	0	0	0										
Lew Krausse, R ERA: 3.22	(1, 1)	5.0	W	24	6	2	2	2	3	0	0	0	0	0	0	0		0								
Ken Sanders, R ERA: 4.53	(7, 1)	0.0		1	0	0	0	0	0	0	0	0	0	0	0	0	0									
Guido Grilli, L ERA: 4.09	(7, 1)	2.1		8	3	0	0	1	0	0	0	0	0	10	10	0.00	1.286									
Jim Gosger, L ERA: 2.34	(9, PH)	4.0	W	13	1	0	0	1	0	0	0	0	0	15	15	0.00	0.250									
Inning Stats	R: 0 E: 0 K: 1 S: 5	H: 0 LOB: 0 BB: 0 P: 5	R: 0 E: 0 K: 1 S: 6	H: 1 LOB: 3 BB: 2 P: 14	R: 0 E: 0 K: 0 S: 5	H: 2 LOB: 2 BB: 0 P: 5	R: 0 E: 0 K: 0 S: 3	H: 0 LOB: 0 BB: 0 P: 3	R: 0 E: 0 K: 0 S: 4	H: 0 LOB: 0 BB: 0 P: 3	R: 2 E: 0 K: 1 S: 7	H: 2 LOB: 0 BB: 0 P: 7	R: 0 E: 0 K: 0 S: 4	H: 1 LOB: 1 BB: 0 P: 4	R: 0 E: 0 K: 0 S: 3	H: 0 LOB: 0 BB: 0 P: 3	R: 0 E: 0 K: 0 S: 3	H: 0 LOB: 0 BB: 0 P: 3	1B: 6 2B: 0 3B: 1 HR: 0	SF: 0 SAC: 2 DP: 0 HBP: 0	WP: 0 PB: 0 SB: 1 CS: 0	PA: 37				
PITCHER	IP	WLS	BF	H	R	ER	SO	BB	IBB	HBP	BLK	WP	HR	S	P	ERA	WHIP									
Dave McNally, L ERA: 3.22	(1, 1)	5.0	W	24	6	2	2	2	3	0	0	0	0	0	25	37	3.60	1.800								
Dick Hall, R ERA: 2.34	(6, 1)	4.0	W	13	1	0	0	1	0	0	0	0	0	15	15	0.00	0.250									



Batter	1	2	3	4	5	6	7	8	9	AB	R	H	RBI	BB	SO	LOB	TOP		
Bert Campaneris, R OBP: 0.292, SLG: 0.387 (1, 6)	F7	6-3		F4			L8		6-3	5	0	0	0	0	0	0	Kansas City Athletics @ Detroit Tigers Tiger Stadium, Detroit, MI Fri Jul 01 1966, 7:05 PM EDT Unknown		
Jim Gosger, L OBP: 0.305, SLG: 0.328 (1, 8)	BB		F9				BB		3-1	2	0	0	0	3	0				
Roger Repoz, L OBP: 0.339, SLG: 0.392 (1, 3)	K		F5		F3		L3		K	5	0	0	0	0	2				
Mike Hershberger, R OBP: 0.323, SLG: 0.360 (1, 9)	L8		FC	BB	F9				F9	4	0	1	0	0	2				
Larry Stahl, L OBP: 0.263, SLG: 0.366 (1, 7)		1B	BB	FC					1B	2	2	1	0	2	1				
Ed Charles, R OBP: 0.296, SLG: 0.439 (1, 5)	L9		FC						1B	4	1	2	1	0	3				
Dick Green, R OBP: 0.284, SLG: 0.341 (1, 4)	HR		K						1B	4	1	3	1	0	1				
Phil Roof, R OBP: 0.292, SLG: 0.432 (1, 2)	HR			L8		G6-4-3			6-3	4	1	1	3	0	3				
Bill Stafford, R OBP: 0.296, SLG: 0.303 (5, PH)	6-3									2	0	0	0	0	1				
Guido Grilli, L OBP: 0.292, SLG: 0.331 (8, PH)										0	0	0	0	0	0				
Ken Sanders, R OBP: 0.333, SLG: 0.143 (8, 1)										0	0	0	0	0	0				
Inning Stats	R: 0 E: 0 K: 1 S: 5	H: 0 LOB: 1 BB: 1 P: 9	R: 3 E: 0 K: 0 S: 5	H: 2 LOB: 0 BB: 1 P: 9	R: 0 E: 0 K: 1 S: 7	H: 1 LOB: 3 BB: 1 P: 11	R: 0 E: 0 K: 1 S: 5	H: 0 LOB: 0 BB: 0 P: 5	R: 0 E: 0 K: 0 S: 2	H: 0 LOB: 0 BB: 1 P: 6	R: 1 E: 0 K: 1 S: 8	H: 3 LOB: 2 BB: 0 P: 8	R: 0 E: 0 K: 1 S: 5	H: 0 LOB: 0 BB: 0 P: 5	1B: 6 2B: 1 3B: 0 HR: 2	SF: 0 SAC: 0 DP: 2 HBP: 0	WP: 0 PA: 39 PB: 0 SB: 0 CS: 0		
PITCHER	IP	WLS	BF	H	R	ER	SO	BB	IBB	HBP	BLK	WP	HR	S	P	ERA	WHIP		
Denny McLain, R ERA: 3.1 (1, 1)	7.2	W	35	8	5	5	4	5	0	0	0	0	2	38	58	5.87	1.696		
Larry Sherry, R ERA: 3.15 (8, 1)	1.1	S	4	0	0	0	2	0	0	0	0	0	0	8	8	0.00	0.000		

livebaseballscorecards.com



AB 34
R 5
H 8
RBI 5
BB 5
SO 6
LOB 17

Batter	1	2	3	4	5	6	7	8	9	AB	R	H	RBI	BB	SO	LOB	BOTTOM		
Dick McAuliffe, L OBP: 0.404, SLG: 0.580 (1, 6)	F9			F9			K			3	1	0	0	2	1	Kansas City Athletics @ Detroit Tigers Tiger Stadium, Detroit, MI Fri Jul 01 1966, 7:05 PM EDT Unknown			
Jake Wood, R OBP: 0.374, SLG: 0.452 (1, 4)	E4									4	3	2	0	1	0				
Dick Tracewski, R OBP: 0.241, SLG: 0.154 (9, 4)	BB		1B		F5		L4-3		BB	0	0	0	0	0	0				
Norm Cash, L OBP: 0.302, SLG: 0.437 (1, 3)	BB		K		F9		L4-3		F9	4	1	1	0	1	1				
Al Kaline, R OBP: 0.388, SLG: 0.547 (1, 8)	L3		SF8				L4-3			4	2	2	2	0	5				
Jim Northrup, L OBP: 0.318, SLG: 0.408 (1, 9)	K				5-3		1B		HBP	3	0	1	1	0	1				
Willie Horton, R OBP: 0.324, SLG: 0.427 (3, PH)			SF8							1	0	1	2	0	0				
Gates Brown, L OBP: 0.305, SLG: 0.378 (4, 7)	1B									2	0	1	3	0	0				
Bill Freehan, R OBP: 0.299, SLG: 0.374 (1, 2)	4-3		G3				F5		5-3	4	0	0	0	0	5				
Don Wert, R OBP: 0.367, SLG: 0.367 (1, 5)			F5		K		F7		K	4	0	0	0	0	2				
Denny McLain, R OBP: 0.250, SLG: 0.224 (1, 1)					K					2	1	0	0	1	2				
Larry Sherry, R OBP: 0.400, SLG: 0.400 (8, 1)	K						1B		4-3	1	0	0	0	0	0				
Inning Stats	R: 2 E: 1 K: 1 S: 7	H: 1 LOB: 2 BB: 2 P: 15	R: 0 E: 0 K: 1 S: 5	H: 0 LOB: 0 BB: 0 P: 5	R: 2 E: 0 K: 1 S: 8	H: 3 LOB: 1 BB: 0 P: 8	R: 0 E: 0 K: 2 S: 7	H: 0 LOB: 0 BB: 0 P: 7	R: 1 E: 0 K: 0 S: 4	H: 1 LOB: 0 BB: 0 P: 4	R: 0 E: 0 K: 0 S: 3	H: 0 LOB: 0 BB: 0 P: 3	R: 3 E: 0 K: 1 S: 8	H: 3 LOB: 2 BB: 1 P: 13	R: 0 E: 0 K: 1 S: 5	H: 0 LOB: 2 BB: 2 P: 13	1B: 7 2B: 0 3B: 0 HR: 1	SF: 1 SAC: 0 DP: 0 HBP: 1	WP: 0 PA: 39 PB: 0 SB: 2 CS: 0
PITCHER	IP	WLS	BF	H	R	ER	SO	BB	IBB	HBP	BLK	WP	HR	S	P	ERA	WHIP		
Bill Stafford, R ERA: 4.79 (1, 1)	5.0	L	23	5	5	3	5	2	0	0	0	0	0	31	39	5.40	1.400		
Jim Dickson, R ERA: 4.4 (6, 1)	1.1		6	1	2	2	1	1	0	0	0	0	0	7	11	13.50	1.500		
Wes Stock, R ERA: 27.0 (7, 1)	0.1		2	1	0	0	0	0	0	0	0	0	0	2	2	0.00	3.000		
Guido Grilli, L ERA: 6.75 (7, 1)	0.1		3	1	1	1	0	0	0	0	1	0	0	2	3	27.00	3.000		
Ken Sanders, R ERA: 4.37 (8, 1)	1.0		5	0	0	0	1	2	0	0	0	0	0	5	13	0.00	2.000		

livebaseballscorecards.com



AB 32
R 8
H 8
RBI 8
BB 5
SO 7
LOB 18

Batter	1	2	3	4	5	6	7	8	9	AB	R	H	RBI	BB	SO	LOB	TOP								
Bert Campaneris, R OBP: 0.296, SLG: 0.385 (1, 6)	0-0 6-3		0-0 4-3		0-0 S 1B		0-0 S 1B	0-0 3-1 1B		5	1	3	0	0	0	0	Kansas City Athletics @ Detroit Tigers Tiger Stadium, Detroit, MI Sat Jul 02 1966, 4:33 AM EDT Att: 11,200 - Unknown								
Jim Gosger, L OBP: 0.303, SLG: 0.322 (1, 8)	0-3 K		0-0 F7		0-3 K		4-0 BB 1B	0-0 3-1 1B		4	0	0	0	1	2	4									
Roger Repoz, L OBP: 0.336, SLG: 0.400 (1, 3)	0-0 HR			4-0 1B E BB	0-3 K		0-3 BB 1B	4-0 FC6-4 BB		3	2	1	1	2	2	5									
Mike Hershberger, R OBP: 0.330, SLG: 0.364 (1, 9)	0-0 1B			0-0 FC6-4 1B	0-0 F7		0-0 BB 1B	0-0 FC6-4		5	0	3	1	0	0	6									
Ed Charles, R OBP: 0.291, SLG: 0.421 (1, 5)	0-0 5-3			0-0 E6 FC6-4		0-3 K	0-0 F9		4-0 FC5-4 BB	4	0	0	1	1	1	4									
Danny Cater, R OBP: 0.278, SLG: 0.321 (1, 7)		0-0 WP K2-5-2 2B		0-3 K		0-0 1B	4-0 FC6-4 BB		0-0 FC5-4 G1-4-3	4	0	2	0	1	1	3									
Dick Green, R OBP: 0.282, SLG: 0.337 (1, 4)	0-3 K			0-0 FC6-4		0-0 1B	0-0 FC6-4		0-0 G1-4-3	5	0	1	0	0	1	7									
Phil Roof, R OBP: 0.283, SLG: 0.414 (1, 2)	0-3 K2-5-2			0-0 F3		0-3 K		0-0 E5 3-1 1B		4	0	0	0	0	2	5									
Paul Lindblad, L OBP: 0.291, SLG: 0.391 (5, PH)			0-0 4-3		0-0 E 1B		0-3 K		0-0 F4	2	0	1	0	0	0	0									
Larry Stahl, L OBP: 0.281, SLG: 0.364 (6, PH)					0-0 1B					1	0	0	0	0	1	2									
Jim Dickson, L OBP: 0.300, SLG: 0.350 (7, 1)										0	0	0	0	0	0	0									
Ken Sanders, R OBP: 0.292, SLG: 0.448 (7, 1)										0	0	0	0	0	0	0									
Ossie Chavez, R OBP: 0.285, SLG: 0.352 (8, PH)										1	0	0	0	0	0	1									
Guido Grilli, L OBP: 0.300, SLG: 0.500 (8, 1)										0	0	0	0	0	0	0									
Inning Stats	R: 1 E: 0 K: 1 S: 7	H: 2 LOB: 1 BB: 0 P: 7	R: 0 E: 0 K: 2 S: 7	H: 1 LOB: 1 BB: 0 P: 7	R: 0 E: 0 K: 0 S: 3	H: 0 LOB: 0 BB: 0 P: 3	R: 1 E: 1 K: 1 S: 7	H: 1 LOB: 2 BB: 0 P: 11	R: 0 E: 0 K: 2 S: 9	H: 2 LOB: 2 BB: 0 P: 9	R: 0 E: 0 K: 3 S: 11	H: 2 LOB: 2 BB: 0 P: 11	R: 1 E: 0 K: 1 S: 7	H: 2 LOB: 2 BB: 2 P: 15	R: 0 E: 1 K: 0 S: 5	H: 1 LOB: 3 BB: 1 P: 9	R: 0 E: 0 K: 0 S: 2	H: 0 LOB: 0 BB: 1 P: 6	1B: 9 2B: 2 3B: 0 HR: 1	SF: 0 SAC: 0 DP: 2 HBP: 0	WP: 1 PB: 0 SB: 2 CS: 0	PA: 43			
PITCHER	IP	WLS	BF	H	R	ER	SO	BB	IBB	HBP	BLK	WP	HR	S	P	ERA	WHIP								
Earl Wilson, R ERA: 3.81 (1, 1)	6.0	W	29	9	3	3	9	2	0	0	0	1	1	45	53	4.50	1.833								
Orlando Pena, R ERA: 2.59 (7, 1)	1.2		10	2	0	0	1	2	0	0	0	0	0	10	18	0.00	2.400								
Larry Sherry, R ERA: 3.05 (8, 1)	1.1	S	4	0	0	0	0	1	0	0	0	0	0	3	7	0.00	0.750								

Batter	1	2	3	4	5	6	7	8	9	AB	R	H	RBI	BB	SO	LOB	BOTTOM								
Dick McAuliffe, L OBP: 0.393, SLG: 0.572 (1, 6)	0-0 HR		0-0 F7	0-0 F9		0-0 4-3		0-0 3-1		5	1	1	1	0	0	3	Kansas City Athletics @ Detroit Tigers Tiger Stadium, Detroit, MI Sat Jul 02 1966, 4:33 AM EDT Att: 11,200 - Unknown								
Jake Wood, R OBP: 0.376, SLG: 0.435 (1, 4)	0-0 L5-3 1B		0-0 L3		0-0 5-3		4-0 FC1-6 BB	0-0 5-3		4	0	1	0	1	0	0									
Norm Cash, L OBP: 0.299, SLG: 0.427 (1, 3)	0-0 F2		0-0 1B		0-0 F2		0-0 FC1-6 HR	0-3 K		5	1	1	0	0	1	2									
Al Kaline, R OBP: 0.396, SLG: 0.573 (1, 8)	0-0 L5-3		0-0 L8		4-0 HR BB		0-0 HR			3	2	1	2	1	0	2									
Willie Horton, R OBP: 0.330, SLG: 0.455 (1, 7)	4-0 1B			0-0 1B 3B	0-0 HR		0-0 F3			3	2	2	2	1	0	0									
Jim Northrup, L OBP: 0.316, SLG: 0.402 (1, 9)	0-0 F8			0-0 E SH1-3 1B	0-0 4-3		0-0 1B	0-0 1B		4	1	2	1	0	0	2									
Bill Freehan, R OBP: 0.300, SLG: 0.374 (1, 2)		0-0 F8		0-0 SH1-3		0-0 5-3		0-0 1B 1B		3	0	1	0	0	0	0									
Don Wert, R OBP: 0.367, SLG: 0.364 (1, 5)		0-0 4-3		0-0 6-3		0-0 SH1-4 1B		0-0 1B		4	0	2	1	0	0	1									
Earl Wilson, R OBP: 0.360, SLG: 0.477 (1, 1)		0-0 6-3		0-0 E5		0-0 SH1-4		0-0 F8		2	0	0	0	0	0	1									
Orlando Pena, R OBP: 0.125, SLG: 0.125 (7, 1)										1	0	0	0	0	0	2									
Larry Sherry, R OBP: 0.400, SLG: 0.400 (8, 1)										0	0	0	0	0	0	0									
Inning Stats	R: 1 E: 0 K: 0 S: 5	H: 2 LOB: 2 BB: 1 P: 9	R: 0 E: 0 K: 0 S: 3	H: 0 LOB: 0 BB: 0 P: 3	R: 0 E: 0 K: 0 S: 4	H: 1 LOB: 1 BB: 0 P: 4	R: 1 E: 1 K: 0 S: 6	H: 2 LOB: 2 BB: 0 P: 6	R: 2 E: 0 K: 0 S: 4	H: 1 LOB: 0 BB: 1 P: 8	R: 0 E: 0 K: 0 S: 4	H: 1 LOB: 1 BB: 0 P: 4	R: 3 E: 0 K: 0 S: 7	H: 4 LOB: 2 BB: 1 P: 11	R: 0 E: 0 K: 1 S: 5	H: 0 LOB: 0 BB: 0 P: 5	1B: 7 2B: 0 3B: 1 HR: 3	SF: 0 SAC: 2 DP: 0 HBP: 0	WP: 0 PB: 0 SB: 0 CS: 0	PA: 39					
PITCHER	IP	WLS	BF	H	R	ER	SO	BB	IBB	HBP	BLK	WP	HR	S	P	ERA	WHIP								
Paul Lindblad, L ERA: 4.86 (1, 1)	5.0	L	24	6	4	4	4	1	0	0	0	0	1	9	13	16.20	3.000								
Jim Dickson, R ERA: 5.01 (6, 1)	1.2		10	4	3	3	0	1	0	0	0	0	0	2	2	0.00	3.000								
Ken Sanders, R ERA: 4.35 (7, 1)	0.1		2	1	0	0	0	0	0	0	0	0	0	2	2	0.00	3.000								
Guido Grilli, L ERA: 6.28 (8, 1)	1.0		3	0	0	0	1	0	0	0	0	0	0	5	5	0.00	0.000								



Batter	1	2	3	4	5	6	7	8	9	AB	R	H	RBI	BB	SO	LOB	TOP			
Bert Campaneris, R OBP: 0.292, SLG: 0.380 (1, 6)										4	0	0	0	0	3	2	Kansas City Athletics @ Detroit Tigers Tiger Stadium, Detroit, MI Sun Jul 03 1966, 4:33 AM EDT Unknown			
Jim Gosger, L OBP: 0.306, SLG: 0.337 (1, 8)										3	1	1	1	1	1	0				
Roger Repoz, L OBP: 0.333, SLG: 0.389 (1, 3)										3	1	0	0	1	3	1				
Mike Hershberger, R OBP: 0.329, SLG: 0.363 (1, 9)										4	0	1	0	0	0	0				
Danny Cater, R OBP: 0.278, SLG: 0.325 (1, 5)										4	1	1	1	0	0	1				
Larry Stahl, L OBP: 0.261, SLG: 0.361 (1, 7)										4	0	1	0	0	1	1				
Dick Green, R OBP: 0.281, SLG: 0.336 (1, 4)										4	0	1	1	0	1	1				
Phil Roof, R OBP: 0.284, SLG: 0.407 (1, 2)										2	0	0	0	1	1	1				
Lew Krausse, R Jack Aker, R (9, 1)										2	0	0	0	0	2	1				
Inning Stats	R: 0 E: 0 K: 3 S: 9	H: 0 LOB: 0 BB: 0 P: 9	R: 1 E: 0 K: 0 S: 5	H: 2 LOB: 1 BB: 0 P: 5	R: 0 E: 0 K: 3 S: 9	H: 0 LOB: 1 BB: 1 P: 13	R: 0 E: 0 K: 0 S: 3	H: 0 LOB: 0 BB: 0 P: 3	R: 0 E: 0 K: 1 S: 6	H: 1 LOB: 1 BB: 0 P: 6	R: 1 E: 0 K: 0 S: 4	H: 1 LOB: 1 BB: 1 P: 8	R: 0 E: 0 K: 2 S: 7	H: 0 LOB: 1 BB: 1 P: 11	R: 1 E: 0 K: 1 S: 6	H: 1 LOB: 0 BB: 0 P: 7	1B: 3 2B: 1 3B: 0 HR: 1	SF: 0 SAC: 2 DP: 0 HBP: 0	WP: 0 PB: 0 SB: 0 CS: 0	PA: 35
PITCHER	IP WLS BF H R ER SO BB IBB HBP BLK WP HR S P ERA WHIP	IP WLS BF H R ER SO BB IBB HBP BLK WP HR S P ERA WHIP																		
Dave Wickersham, R ERA: 2.99 Fred Gladding, R ERA: 3.99	(1, 1) (8, 1)	7.0 L 28 4 2 2 9 3 0 0 0 0 0 1 43 55 2.57 1.000	2.0 7 1 1 1 3 0 0 0 0 0 0 1 13 4.50 0.500																	

Batter	1	2	3	4	5	6	7	8	9	AB	R	H	RBI	BB	SO	LOB	BOTTOM					
Dick McAuliffe, L OBP: 0.394, SLG: 0.573 (1, 6)										3	0	1	0	1	1	1	Kansas City Athletics @ Detroit Tigers Tiger Stadium, Detroit, MI Sun Jul 03 1966, 4:33 AM EDT Unknown					
Jake Wood, R OBP: 0.378, SLG: 0.436 (1, 4) (4, 3)										2	0	1	0	0	0	1						
Norm Cash, L OBP: 0.286, SLG: 0.426 (3, PH) Jerry Lumpe, L OBP: 0.328, SLG: 0.360 (4, 4)										1	0	0	0	0	0	1						
Al Kaline, R OBP: 0.393, SLG: 0.566 (1, 8)										3	0	0	0	1	0	3						
Jim Northrup, L OBP: 0.314, SLG: 0.399 (1, 9)										4	0	1	0	0	1	3						
Willie Horton, R OBP: 0.329, SLG: 0.451 (1, 7)										4	0	1	0	0	0	2						
Bill Freehan, R OBP: 0.299, SLG: 0.369 (1, 2)										3	0	0	0	1	0	3						
Don Wert, R OBP: 0.365, SLG: 0.359 (1, 5)										3	0	0	0	1	0	2						
Dave Wickersham, R OBP: 0.043, SLG: 0.087 Orlando McFarlane, R OBP: 0.232, SLG: 0.370 Fred Gladding, L Gates Brown, L OBP: 0.309, SLG: 0.383 (1, 1) (7, PH) (8, 1) (9, PH)										2	0	0	0	0	1	2						
Inning Stats	R: 0 E: 0 K: 0 S: 4	H: 1 LOB: 2 BB: 1 P: 8	R: 0 E: 0 K: 1 S: 6	H: 1 LOB: 0 BB: 0 P: 6	R: 0 E: 0 K: 1 S: 5	H: 0 LOB: 1 BB: 1 P: 9	R: 0 E: 0 K: 1 S: 5	H: 0 LOB: 0 BB: 0 P: 5	R: 0 E: 0 K: 0 S: 3	H: 0 LOB: 1 BB: 1 P: 7	R: 0 E: 0 K: 0 S: 5	H: 2 LOB: 2 BB: 0 P: 5	R: 0 E: 0 K: 2 S: 7	H: 0 LOB: 0 BB: 0 P: 7	R: 0 E: 1 K: 1 S: 6	H: 1 LOB: 1 BB: 0 P: 6	R: 0 E: 0 K: 0 S: 3	H: 0 LOB: 1 BB: 1 P: 7	1B: 4 2B: 1 3B: 0 HR: 0	SF: 0 SAC: 2 DP: 0 HBP: 0	WP: 0 PB: 0 SB: 0 CS: 0	PA: 36
PITCHER	IP WLS BF H R ER SO BB IBB HBP BLK WP HR S P ERA WHIP	IP WLS BF H R ER SO BB IBB HBP BLK WP HR S P ERA WHIP																				
Lew Krausse, R ERA: 2.96 Jack Aker, R ERA: 1.35	(1, 1) (9, 1)	8.1 S 34 5 0 0 0 4 0 0 0 0 0 2 2 0.00 0.000	0.2 S 2 0 0 0 0 0 0 0 0 0 0 2 2 0.00 0.000																			

Batter	1	2	3	4	5	6	7	8	9	AB	R	H	RBI	BB	SO	LOB	TOP								
Bert Campaneris, R OBP: 0.297, SLG: 0.398 (1, 6)	L8		F9						1B	5	3	3	3	0	0	0	Kansas City Athletics @ Detroit Tigers Tiger Stadium, Detroit, MI Sun Jul 03 1966, 4:38 AM EDT Att: 31,542 - Unknown								
Danny Cater, R OBP: 0.286, SLG: 0.343 (1, 7)	4-3		HR				L8		2B	4	2	2	4	1	0	0									
Roger Repoz, L OBP: 0.323, SLG: 0.376 (1, 3)	K		K		G4-6-3		F3		SH3-4	4	0	0	0	0	2	1									
Mike Hershberger, R OBP: 0.330, SLG: 0.363 (1, 9)			1B		5-3		K		1B	5	1	2	1	0	1	0									
Ed Charles, R OBP: 0.301, SLG: 0.424 (1, 5)			1B						1B	4	1	2	0	1	1	1									
Dick Green, R OBP: 0.283, SLG: 0.337 (1, 4)	F3		1B						1B	5	0	2	1	0	1	3									
Joe Nosske, R OBP: 0.291, SLG: 0.344 (6, PH)									F6	2	1	1	0	0	1	2									
Jim Gosger, L OBP: 0.311, SLG: 0.335 (6, 8)									1B	1	0	0	0	2	0	1									
Phil Roof, R OBP: 0.294, SLG: 0.410 (1, 2)									BB	4	1	2	1	1	1	2									
Jim Nash, R (1, 1)										2	1	0	0	0	1	1									
Wes Stock, R (7, 1)										1	0	0	0	0	1	2									
Guido Grilli, L OBP: 0.500, SLG: 0.500 (9, 1)										0	0	0	0	0	0	0									
Inning Stats	R: 0 E: 0 K: 1 S: 5	H: 0 LOB: 0 BB: 0 P: 5	R: 0 E: 0 K: 0 S: 2	H: 0 LOB: 0 BB: 1 P: 6	R: 5 E: 0 K: 2 S: 13	H: 5 LOB: 2 BB: 1 P: 17	R: 0 E: 0 K: 2 S: 7	H: 0 LOB: 0 BB: 0 P: 7	R: 0 E: 0 K: 0 S: 2	H: 0 LOB: 0 BB: 1 P: 6	R: 1 E: 0 K: 1 S: 6	H: 2 LOB: 1 BB: 1 P: 10	R: 1 E: 0 K: 1 S: 6	H: 1 LOB: 0 BB: 0 P: 6	R: 0 E: 0 K: 2 S: 9	H: 2 LOB: 2 BB: 0 P: 9	R: 3 E: 0 K: 0 S: 7	H: 4 LOB: 2 BB: 1 P: 11	1B: 10 2B: 2 3B: 0 HR: 2	SF: 0 SAC: 2 DP: 1 HBP: 0	WP: 0 PB: 0 SB: 1 CS: 1	PA: 44			
PITCHER	IP	WLS	BF	H	R	ER	SO	BB	IBB	HBP	BLK	WP	HR	S	P	ERA	WHIP								
Hank Aguirre, L ERA: 3.25 (1, 1)	2.1	L	13	4	5	5	2	2	0	0	0	0	1	15	23	19.29	2.571								
Joe Sparrma, R ERA: 5.17 (3, 1)	2.2		9	1	0	0	3	1	0	0	0	0	0	14	18	0.00	0.750								
Bill Monbouquette, R ERA: 5.12 (6, 1)	2.0		9	3	2	2	2	0	1	0	0	0	1	12	16	9.00	1.500								
Johnny Podres, L ERA: 2.66 (8, 1)	1.1		9	5	3	3	2	0	0	0	0	0	0	13	13	20.25	3.750								
Fred Gladding, R ERA: 3.92 (9, 1)	0.2		4	1	0	0	0	1	0	0	0	0	0	3	7	0.00	3.000								

Batter	1	2	3	4	5	6	7	8	9	AB	R	H	RBI	BB	SO	LOB	BOTTOM								
Don Wert, R OBP: 0.366, SLG: 0.355 (1, 5)	F3		BB				F9		FC5-4	3	0	0	0	2	0	1	Kansas City Athletics @ Detroit Tigers Tiger Stadium, Detroit, MI Sun Jul 03 1966, 4:38 AM EDT Att: 31,542 - Unknown								
Jerry Lumpe, L OBP: 0.321, SLG: 0.351 (1, 4)	F8		K				F8		F9	5	0	0	0	0	1	5									
Norm Cash, L OBP: 0.297, SLG: 0.420 (1, 3)	F3								F4	4	0	0	0	0	2	1									
Al Kaline, R OBP: 0.391, SLG: 0.573 (1, 8)										4	1	1	1	0	1	2									
Johnny Podres, L OBP: 0.500, SLG: 0.333 (8, 1)										0	0	0	0	0	0	0									
Fred Gladding, L (9, 1)										0	0	0	0	0	0	0									
Jim Northrup, L OBP: 0.313, SLG: 0.401 (1, 9)										4	0	1	0	0	0	0									
Willie Horton, R OBP: 0.332, SLG: 0.457 (1, 7)										4	1	2	0	0	1	1									
Bill Freehan, R OBP: 0.302, SLG: 0.372 (1, 2)										4	1	2	1	0	0	1									
Ray Oyler, R OBP: 0.333, SLG: 0.287 (1, 6)										1	0	0	0	1	1	1									
Dick McAuliffe, L OBP: 0.391, SLG: 0.568 (7, PH)										2	0	0	0	0	0	2									
Hank Aguirre, R (1, 1)										0	0	0	0	0	0	0									
Joe Sparrma, R OBP: 0.297, SLG: 0.300 (3, 1)										0	0	0	0	0	0	0									
Jake Wood, L OBP: 0.276, SLG: 0.473 (5, PH)										1	0	0	0	0	1	1									
Bill Monbouquette, R OBP: 0.297, SLG: 0.473 (8, 1)										0	0	0	0	0	0	0									
Gates Brown, L OBP: 0.321, SLG: 0.421 (7, PH)										1	1	1	2	0	0	0									
Inning Stats	R: 0 E: 0 K: 0 S: 3	H: 0 LOB: 0 BB: 0 P: 3	R: 0 E: 0 K: 1 S: 5	H: 0 LOB: 0 BB: 0 P: 5	R: 0 E: 0 K: 1 S: 5	H: 0 LOB: 2 BB: 2 P: 13	R: 0 E: 0 K: 2 S: 7	H: 0 LOB: 0 BB: 0 P: 7	R: 1 E: 0 K: 2 S: 9	H: 2 LOB: 2 BB: 1 P: 13	R: 1 E: 0 K: 1 S: 6	H: 2 LOB: 0 BB: 0 P: 6	R: 2 E: 1 K: 0 S: 6	H: 2 LOB: 2 BB: 0 P: 7	R: 0 E: 0 K: 0 S: 4	H: 1 LOB: 1 BB: 0 P: 4	R: 0 E: 0 K: 0 S: 3	H: 0 LOB: 1 BB: 0 P: 4	1B: 3 2B: 3 3B: 0 HR: 2	SF: 0 SAC: 1 DP: 1 HBP: 2	WP: 1 PB: 0 SB: 0 CS: 0	PA: 39			
PITCHER	IP	WLS	BF	H	R	ER	SO	BB	IBB	HBP	BLK	WP	HR	S	P	ERA	WHIP								
Jim Nash, R ERA: 5.68 (1, 1)	6.1	W	27	6	4	4	7	3	0	0	0	0	0	2	38	5.68	1.421								
Wes Stock, R ERA: 4.5 (7, 1)	1.2		8	1	0	0	0	0	0	1	0	0	0	7	8	0.00	0.600								
Guido Grilli, L ERA: 5.87 (9, 1)	1.0	S	4	0	0	0	0	0	0	1	0	0	0	3	4	0.00	0.000								

Batter	1	2	3	4	5	6	7	8	9	AB	R	H	RBI	BB	SO	LOB	TOP								
Bert Campaneris, R OBP: 0.295, SLG: 0.394 (1, 6)	5-3		FC6-2-5		K	F1		G6-4-3 WP 1B		5	0	1	0	0	1	4	Kansas City Athletics @ Baltimore Orioles Memorial Stadium, Baltimore, MD Mon Jul 04 1966, 7:05 PM EDT Att: 24,129 - Unknown								
Jim Gosger, L OBP: 0.317, SLG: 0.335 (1, 8)			F7			F4		G6-4-3 HBP		3	1	1	1	1	0	1									
Danny Cater, R OBP: 0.288, SLG: 0.344 (1, 7)	K			4-3				G6-4-3 1-2 2-3		5	2	2	2	0	1	3									
Roger Repoz, L OBP: 0.312, SLG: 0.361 (1, 3)		E4		3-4		F6		4-3		5	0	0	0	0	0	4									
Ed Charles, R OBP: 0.311, SLG: 0.436 (1, 5)		K		K		HBP 1-3 2B		1B		5	1	3	1	0	2	1									
Larry Stahl, L OBP: 0.270, SLG: 0.364 (1, 9)		F9				1B		K		4	1	2	0	1	1	3									
Dick Green, R OBP: 0.289, SLG: 0.351 (1, 4)								K		4	2	2	5	0	0	3									
Phil Roof, R OBP: 0.297, SLG: 0.406 (1, 2)			E7 1-3 2B					E5		4	1	1	0	1	0	5									
Catfish Hunter, R OBP: 0.204, SLG: 0.234 (1, 1)			1-3					F2		3	1	1	0	0	1	1									
Joe Nosssek, R OBP: 0.289, SLG: 0.341 (7, PH)										1	0	0	0	0	0	1									
Jim Duckworth, R (7, 1)										0	0	0	0	0	0	0									
Jack Aker, R (9, 1)										0	0	0	0	0	0	0									
Inning Stats	R: 0 E: 0 K: 1 S: 5	H: 1 LOB: 1 BB: 0 P: 5	R: 0 E: 1 K: 1 S: 6	H: 0 LOB: 1 BB: 0 P: 6	R: 0 E: 1 K: 0 S: 4	H: 1 LOB: 1 BB: 0 P: 4	R: 0 E: 0 K: 1 S: 5	H: 0 LOB: 0 BB: 0 P: 5	R: 6 E: 0 K: 1 S: 10	H: 5 LOB: 3 BB: 3 P: 23	R: 0 E: 0 K: 1 S: 5	H: 0 LOB: 0 BB: 0 P: 5	R: 3 E: 1 K: 1 S: 9	H: 3 LOB: 1 BB: 0 P: 9	R: 0 E: 0 K: 0 S: 3	H: 1 LOB: 1 BB: 0 P: 4	R: 0 E: 0 K: 0 S: 4	H: 2 LOB: 1 BB: 0 P: 4	1B: 11 2B: 2 3B: 0 HR: 1	SF: 0 SAC: 0 DP: 3 HBP: 2	WP: 1 PB: 0 SB: 0 CS: 1	PA: 44			
PITCHER	IP	WLS	BF	H	R	ER	SO	BB	IBB	HBP	BLK	WP	HR	S	P	ERA	WHIP								
Gene Brabender, R ERA: 4.18 (1, 1)	4.1	L	20	5	5	5	4	2	0	0	0	0	0	26	34	10.38	1.615								
Moe Drabowsky, R ERA: 3.15 (5, 1)	0.1		4	2	0	0	0	1	0	0	0	0	0	3	7	0.00	9.000								
Dick Hall, R ERA: 2.92 (8, 1)	2.1		12	3	4	4	2	0	0	1	0	0	1	15	16	15.43	1.286								
Eddie Fisher, R ERA: 1.84 (8, 1)	2.0		8	3	0	0	0	0	0	1	0	1	0	7	8	0.00	1.500								

Batter	1	2	3	4	5	6	7	8	9	AB	R	H	RBI	BB	SO	LOB	BOTTOM								
Luis Aparicio, R OBP: 0.269, SLG: 0.353 (1, 6)	SH1-3 2B		6-3		F7			F7	6-3	5	0	1	0	0	0	1	Kansas City Athletics @ Baltimore Orioles Memorial Stadium, Baltimore, MD Mon Jul 04 1966, 7:05 PM EDT Att: 24,129 - Unknown								
Russ Snyder, L OBP: 0.409, SLG: 0.464 (1, 8)	SH1-3 2-3		HR				F8	4-3		3	1	1	1	0	0	0									
Frank Robinson, R OBP: 0.420, SLG: 0.598 (1, 9)	5-3		F5				E6 1B SF7	F8		4	1	0	0	0	0	1									
Brooks Robinson, R OBP: 0.348, SLG: 0.503 (1, 5)	4-3		F7				1B	F8		4	0	1	0	0	0	1									
Boog Powell, L OBP: 0.388, SLG: 0.518 (1, 3)		K			F9		SF7	BB 1B		3	1	1	1	0	1	0									
Curt Blefary, L OBP: 0.345, SLG: 0.439 (1, 7)		E1 1B			E1 CS		F9	BB 1B 3B BB		3	2	0	0	1	0	1									
Davey Johnson, R OBP: 0.296, SLG: 0.353 (1, 4)					5-3		K	1-2 2H 3B 1B		4	1	2	2	0	1	1									
Andy Etchebarren, R OBP: 0.315, SLG: 0.435 (1, 2)		K			F6		K	1-2 2H 3B		4	0	1	2	0	2	1									
Gene Brabender, R ERA: 4.18 (1, 1)										1	0	0	0	0	1	1									
Moe Drabowsky, R ERA: 3.15 (5, 1)										0	0	0	0	0	0	0									
Dick Hall, R ERA: 2.92 (8, 1)										1	0	0	0	0	1	0									
Woodle Field, R OBP: 0.285, SLG: 0.390 (7, PH)										1	0	0	0	0	1	0									
Eddie Fisher, R ERA: 1.84 (8, 1)										0	0	0	0	0	0	0									
Sam Blowers, R OBP: 0.206, SLG: 0.462 (9, PH)										1	0	0	0	0	1	1									
Inning Stats	R: 0 E: 0 K: 0 S: 4	H: 1 LOB: 1 BB: 0 P: 4	R: 1 E: 1 K: 3 S: 11	H: 1 LOB: 1 BB: 0 P: 11	R: 1 E: 0 K: 0 S: 4	H: 1 LOB: 0 BB: 0 P: 4	R: 0 E: 1 K: 0 S: 3	H: 0 LOB: 0 BB: 0 P: 3	R: 0 E: 0 K: 1 S: 5	H: 0 LOB: 0 BB: 0 P: 5	R: 1 E: 1 K: 0 S: 5	H: 1 LOB: 1 BB: 0 P: 5	R: 0 E: 0 K: 3 S: 9	H: 0 LOB: 0 BB: 0 P: 9	R: 0 E: 0 K: 0 S: 3	H: 0 LOB: 0 BB: 0 P: 3	R: 3 E: 0 K: 1 S: 8	H: 3 LOB: 1 BB: 1 P: 12	1B: 4 2B: 1 3B: 1 HR: 1	SF: 1 SAC: 1 DP: 0 HBP: 0	WP: 0 PB: 0 SB: 0 CS: 1	PA: 37			
PITCHER	IP	WLS	BF	H	R	ER	SO	BB	IBB	HBP	BLK	WP	HR	S	P	ERA	WHIP								
Catfish Hunter, R ERA: 3.52 (7, 1)	6.0	W	24	4	3	1	4	0	0	0	0	0	0	32	32	1.50	0.667								
Jim Duckworth, R ERA: 7.06 (9, 1)	2.1		11	3	3	3	3	1	0	0	0	0	0	16	20	11.57	1.714								
Jack Aker, R ERA: 1.37 (9, 1)	0.2	S	2	0	0	0	1	0	0	0	0	0	0	4	4	0.00	0.000								



Batter	1	2	3	4	5	6	7	8	9	AB	R	H	RBI	BB	SO	LOB	TOP
Bert Campaneris, R OBP: 0.295, SLG: 0.392 (1, 6)										4	0	1	0	0	1	1	Kansas City Athletics @ Baltimore Orioles Memorial Stadium, Baltimore, MD Wed Jul 06 1966, 7:05 PM EDT Unknown
Roger Repoz, L OBP: 0.321, SLG: 0.366 Ken Suarez, R OBP: 0.308, SLG: 0.188 (1, 3) (4, 2)										1	0	1	0	0	0	0	
Ed Charles, R OBP: 0.303, SLG: 0.425 (1, 5)										4	0	0	0	0	0	3	
Mike Hershberger, R OBP: 0.330, SLG: 0.363 (1, 9) (5, 8)										3	0	1	0	0	0	0	
Danny Cater, R OBP: 0.284, SLG: 0.340 (1, 7)										3	0	0	0	0	0	1	
Dick Green, R OBP: 0.288, SLG: 0.351 (1, 4)										3	0	1	0	0	0	0	
Joe Nossek, R OBP: 0.292, SLG: 0.344 Ken Sanders, R OBP: 0.300, SLG: 0.125 (1, 8) (5, 1)										2	0	1	0	0	0	1	
Phil Roof, R OBP: 0.294, SLG: 0.400 (1, 2) (4, 3)										2	0	0	0	0	0	0	
Bill Stafford, R OBP: 0.300, SLG: 0.590 Guido Grilli, L OBP: 0.246, SLG: 0.254 Ossie Chavarria, R OBP: 0.246, SLG: 0.254 (1, 1) (3, 1) (5, 9)										1	0	0	0	0	0	1	
Inning Stats	R: 0 E: 0 K: 0 S: 3	H: 1 LOB: 0 BB: 0 P: 3	R: 0 E: 0 K: 0 S: 3	H: 0 LOB: 0 BB: 0 P: 3	R: 0 E: 0 K: 1 S: 6	H: 1 LOB: 1 BB: 0 P: 6	R: 0 E: 0 K: 0 S: 2	H: 0 LOB: 0 BB: 0 P: 3	R: 0 E: 0 K: 0 S: 3	H: 1 LOB: 1 BB: 0 P: 4	R: 0 E: 0 K: 0 S: 4	H: 0 LOB: 0 BB: 0 P: 3	R: 0 E: 0 K: 2 S: 8	H: 1 LOB: 1 BB: 0 P: 8	1B: 5 2B: 0 3B: 0 HR: 0	SF: 0 SAC: 1 DP: 3 HBP: 1	
PITCHER Steve Barber, L ERA: 1.92 (1, 1)	IP: 9.0 WLS: W BF: 30 H: 5 R: 0 ER: 0 SO: 4 BB: 0 IBB: 0 HBP: 1 BLK: 0 WP: 0 HR: 0 S: 37 P: 38 ERA: 0.00 WHIP: 0.556																

AB 28
R 0
H 5
RBI 0
BB 0
SO 4
LOB 8



Batter	1	2	3	4	5	6	7	8	9	AB	R	H	RBI	BB	SO	LOB	BOTTOM		
Luis Aparicio, R OBP: 0.274, SLG: 0.358 (1, 6)										4	2	2	0	1	0	3	Kansas City Athletics @ Baltimore Orioles Memorial Stadium, Baltimore, MD Wed Jul 06 1966, 7:05 PM EDT Unknown		
Russ Snyder, L OBP: 0.413, SLG: 0.468 (1, 8) (8, 9)										5	2	3	2	0	2	1			
Frank Robinson, R OBP: 0.423, SLG: 0.598 Paul Blair, R OBP: 0.263, SLG: 0.354 (1, 9) (8, 8)										5	2	3	2	0	1	1			
Brooks Robinson, R OBP: 0.354, SLG: 0.508 (1, 5)										3	2	2	1	2	0	1			
Boog Powell, L OBP: 0.385, SLG: 0.517 (1, 3)										4	0	1	4	0	0	2			
Curt Blefary, L OBP: 0.336, SLG: 0.430 (1, 7)										5	0	0	0	0	1	5			
Davey Johnson, R OBP: 0.297, SLG: 0.352 (1, 4)										4	1	1	0	1	1	1			
Andy Etchebarren, R OBP: 0.321, SLG: 0.436 (1, 2)										2	1	1	1	1	0	0			
Steve Barber, L OBP: 0.075, SLG: 0.075 (1, 1)										4	1	0	0	0	3	6			
Inning Stats	R: 0 E: 0 K: 2 S: 7	H: 1 LOB: 0 BB: 0 P: 7	R: 1 E: 1 K: 1 S: 8	H: 2 LOB: 3 BB: 1 P: 12	R: 3 E: 1 K: 1 S: 8	H: 3 LOB: 2 BB: 2 P: 16	R: 1 E: 0 K: 1 S: 7	H: 2 LOB: 1 BB: 0 P: 7	R: 5 E: 1 K: 0 S: 7	H: 3 LOB: 2 BB: 2 P: 16	R: 0 E: 0 K: 1 S: 5	H: 0 LOB: 0 BB: 0 P: 5	R: 1 E: 0 K: 0 S: 4	H: 2 LOB: 0 BB: 0 P: 4	R: 0 E: 0 K: 2 S: 7	H: 0 LOB: 0 BB: 0 P: 7		1B: 10 2B: 3 3B: 0 HR: 0	SF: 1 SAC: 0 DP: 1 HBP: 1
PITCHER Bill Stafford, R ERA: 5.56 Guido Grilli, L ERA: 7.54 Ken Sanders, R ERA: 4.24 (1, 1) (3, 1) (5, 1)	IP: 2.0 WLS: L BF: 12 H: 5 R: 3 ER: 3 SO: 3 BB: 0 IBB: 0 HBP: 0 BLK: 0 WP: 0 HR: 0 S: 17 P: 21 ERA: 13.50 WHIP: 2.500																		

AB 36
R 11
H 13
RBI 10
BB 5
SO 8
LOB 20



Batter	1	2	3	4	5	6	7	8	9	AB	R	H	RBI	BB	SO	LOB	TOP										
Chuck Hinton, R (1, 8) OBP: 0.295, SLG: 0.277	F7		1B		K		F8			4	0	1	0	0	1	0	Cleveland Indians @ Kansas City Athletics Municipal Stadium, Kansas City, MO Fri Jul 08 1966, 8:05 PM EDT Att: 15,461 - Unknown livebaseballscorecards.com										
Leon Wagner, L (1, 7) OBP: 0.326, SLG: 0.430	FC6-4 BB		F8			S BB		F3		2	0	0	0	2	0	1											
Chico Salmon, R (1, 4) OBP: 0.345, SLG: 0.427 (6, 3)	FC6-4 1-2			F7		K		F7		4	0	0	0	0	1	2											
Rocky Colavito, R (1, 9) OBP: 0.364, SLG: 0.479	5-3			S 1B		F8				4	0	2	0	0	0	2											
Fred Whitfield, L (1, 3) OBP: 0.266, SLG: 0.408 Pedro Gonzalez, R (6, PR) OBP: 0.266, SLG: 0.303 (6, 4)		F8		K			H 1-0			2	0	0	0	0	1	1											
Max Alvis, R (1, 5) OBP: 0.329, SLG: 0.331		F5		H 1-0		HBP		F5		3	0	1	0	0	0	2											
Larry Brown, R (1, 6) OBP: 0.213, SLG: 0.312 Tony Curry, L (9, PH) OBP: 0.333, SLG: 0.167		5-3								3	1	1	0	0	0	2											
Joe Azcue, R (1, 2) OBP: 0.313, SLG: 0.336			F7		F2		WP SF8 1B		E1 5-3	3	0	0	1	0	0	2											
Sonny Siebert, R (1, 1) OBP: 0.213, SLG: 0.239 Jim Landis, R (9, PH) OBP: 0.340, SLG: 0.365			K		K			5-3		1	0	0	0	0	0	1											
Inning Stats	R: 0 E: 0 K: 0 S: 3	H: 0 LOB: 1 BB: 1 P: 7	R: 0 E: 0 K: 0 S: 3	H: 0 LOB: 0 BB: 0 P: 3	R: 0 E: 0 K: 1 S: 6	H: 1 LOB: 1 BB: 0 P: 6	R: 0 E: 0 K: 1 S: 6	H: 1 LOB: 2 BB: 0 P: 7	R: 0 E: 0 K: 2 S: 7	H: 0 LOB: 0 BB: 0 P: 7	R: 0 E: 0 K: 1 S: 5	H: 0 LOB: 2 BB: 1 P: 10	R: 1 E: 0 K: 0 S: 4	H: 1 LOB: 0 BB: 0 P: 4	R: 0 E: 0 K: 1 S: 6	H: 1 LOB: 1 BB: 0 P: 6		R: 0 E: 1 K: 0 S: 4	H: 1 LOB: 1 BB: 0 P: 4	1B: 4 2B: 1 3B: 0 HR: 0	SF: 1 SAC: 0 DP: 0 HBP: 2	WP: 2 PB: 0 SB: 2 CS: 1	PA: 36				
PITCHER	IP	WLS	BF	H	R	ER	SO	BB	IBB	HBP	BLK	WP	HR	S	P	ERA	WHIP										
Lew Krausse, R (1, 1) ERA: 2.76	8.0	W	32	4	1	1	6	2	0	2	0	1	0	40	50	1.12	0.750										
Jim Duckworth, R (9, 1) ERA: 6.75	1.0	S	4	1	0	0	0	0	0	0	0	0	0	4	4	0.00	1.000										

Batter	1	2	3	4	5	6	7	8	9	AB	R	H	RBI	BB	SO	LOB	BOTTOM										
Bert Campaneris, R (1, 6) OBP: 0.295, SLG: 0.387	F3		S BB		F9			2B 1B		3	1	1	0	1	0	0	Cleveland Indians @ Kansas City Athletics Municipal Stadium, Kansas City, MO Fri Jul 08 1966, 8:05 PM EDT Att: 15,461 - Unknown livebaseballscorecards.com										
Jim Gosger, L (1, 8) OBP: 0.316, SLG: 0.333 Jim Duckworth, R (9, 1)	K		K			K		K		4	0	0	0	0	4	3											
Roger Repoz, L (1, 3) OBP: 0.327, SLG: 0.383			F9			4-3				4	0	2	2	0	0	1											
Mike Hershberger, R (1, 9) OBP: 0.326, SLG: 0.355	F9				F9		F7		F8	4	0	0	0	0	0	2											
Danny Cater, R (1, 5) OBP: 0.295, SLG: 0.356		BB				BB		6-3		1	0	0	0	2	0	0											
Larry Stahl, L (1, 7) OBP: 0.276, SLG: 0.385		K			F3		4-3			3	0	0	0	0	1	2											
Dick Green, R (1, 4) OBP: 0.291, SLG: 0.344		K			1-3		F5			3	0	0	0	0	1	2											
Ken Suarez, R (1, 2) OBP: 0.305, SLG: 0.179 Tim Talton, L (8, PH)			F9				4-3		L4	2	0	0	0	0	0	1											
Phil Roof, R (9, 2) OBP: 0.290, SLG: 0.395										1	0	0	0	0	0	0											
Lew Krausse, R (1, 1) Joe Nosssek, R (8, PH) OBP: 0.302, SLG: 0.361 (9, 8)			K		K			1B 2B 1B		2	0	0	0	0	2	0											
Inning Stats	R: 0 E: 0 K: 1 S: 6	H: 1 LOB: 1 BB: 0 P: 6	R: 0 E: 0 K: 2 S: 7	H: 0 LOB: 1 BB: 1 P: 11	R: 0 E: 0 K: 2 S: 7	H: 0 LOB: 1 BB: 1 P: 11	R: 0 E: 0 K: 0 S: 3	H: 0 LOB: 1 BB: 1 P: 7	R: 0 E: 0 K: 1 S: 5	H: 0 LOB: 0 BB: 0 P: 5	R: 0 E: 0 K: 1 S: 5	H: 0 LOB: 0 BB: 0 P: 5	R: 0 E: 0 K: 0 S: 3	H: 0 LOB: 0 BB: 0 P: 3	R: 2 E: 0 K: 1 S: 8	H: 3 LOB: 1 BB: 0 P: 8	1B: 3 2B: 1 3B: 0 HR: 0	SF: 0 SAC: 0 DP: 0 HBP: 0	WP: 0 PB: 0 SB: 1 CS: 0	PA: 31							
PITCHER	IP	WLS	BF	H	R	ER	SO	BB	IBB	HBP	BLK	WP	HR	S	P	ERA	WHIP										
Sonny Siebert, R (1, 1) ERA: 2.86	8.0	L	31	4	2	2	8	3	0	0	0	0	0	44	56	2.25	0.875										

Batter	1	2	3	4	5	6	7	8	9	AB	R	H	RBI	BB	SO	LOB	TOP					
Larry Brown, R OBP: 0.319, SLG: 0.298	L3			F3		G5-4-3 BB			1B	3	0	1	0	1	0	0	Cleveland Indians @ Kansas City Athletics Municipal Stadium, Kansas City, MO Sun Jul 10 1966, 4:33 AM EDT Unknown livebaseballscorecards.com					
Chico Salmon, R OBP: 0.352, SLG: 0.432	F7			1B		G5-4-3 1-2			F3	4	0	1	0	0	0	2						
Leon Wagner, L OBP: 0.327, SLG: 0.432	K			F9					F8	4	0	0	0	0	1	2						
Rocky Colavito, R OBP: 0.361, SLG: 0.470		F6		2-3					F5	3	0	0	0	0	0	1						
Chuck Hinton, R OBP: 0.312, SLG: 0.289		6-3			K				5-3	3	0	0	0	0	1	0						
Max Alvis, R OBP: 0.325, SLG: 0.335		F6			HR				F7	3	1	1	1	0	0	0						
Pedro Gonzalez, R OBP: 0.266, SLG: 0.298			F8		F3				1-3	3	0	0	0	0	0	0						
Del Crandall, R OBP: 0.313, SLG: 0.339			F7		F3				K	2	0	0	0	0	0	0						
John O'Donoghue, R OBP: 0.195, SLG: 0.158										0	0	0	0	0	0	0						
Tony Curry, L OBP: 0.313, SLG: 0.154										1	0	0	0	0	1	0						
Bob Allen, L OBP: 0.250, SLG: 0.143										0	0	0	0	0	0	0						
Sam McDowell, L OBP: 0.241, SLG: 0.250				K						0	0	0	0	0	0	0						
Tom Kelley, R OBP: 0.125, SLG: 0.125										1	0	0	0	0	1	0						
Buddy Booker, L OBP: 0.263, SLG: 0.444										1	0	0	0	0	0	0						
Vic Davallito, L OBP: 0.292, SLG: 0.310										1	0	0	0	0	1	0						
Inning Stats	R: 0 E: 0 K: 1 S: 5	H: 0 LOB: 0 BB: 0 P: 5	R: 0 E: 0 K: 0 S: 3	H: 0 LOB: 0 BB: 0 P: 3	R: 0 E: 0 K: 1 S: 5	H: 0 LOB: 0 BB: 0 P: 5	R: 0 E: 0 K: 0 S: 4	H: 1 LOB: 1 BB: 0 P: 4	R: 1 E: 0 K: 1 S: 6	H: 1 LOB: 0 BB: 0 P: 6	R: 0 E: 0 K: 0 S: 2	H: 0 LOB: 0 BB: 1 P: 6	R: 0 E: 0 K: 0 S: 3	H: 0 LOB: 0 BB: 0 P: 3	R: 0 E: 0 K: 1 S: 5	H: 0 LOB: 0 BB: 0 P: 5	R: 0 E: 0 K: 1 S: 6	H: 1 LOB: 1 BB: 0 P: 6	1B: 2 2B: 0 3B: 0 HR: 1	SF: 0 SAC: 0 DP: 1 HBP: 0	WP: 0 PB: 0 SB: 0 CS: 0	PA: 30
PITCHER Jim Nash, R ERA: 2.93	IP: 9.0 WLS: W BF: 30 H: 3 R: 1 ER: 1 SO: 5 BB: 1 IBB: 0 HBP: 0 BLK: 0 WP: 0 HR: 1 S: 39 P: 43 ERA: 1.00 WHIP: 0.444															PITCHER	IP: 9.0 WLS: W BF: 30 H: 3 R: 1 ER: 1 SO: 5 BB: 1 IBB: 0 HBP: 0 BLK: 0 WP: 0 HR: 1 S: 39 P: 43 ERA: 1.00 WHIP: 0.444					

Batter	1	2	3	4	5	6	7	8	9	AB	R	H	RBI	BB	SO	LOB	BOTTOM			
Bert Campaneris, R OBP: 0.295, SLG: 0.382	1-3			FC6-4 1B		6-3				4	0	2	0	1	0	1	Cleveland Indians @ Kansas City Athletics Municipal Stadium, Kansas City, MO Sun Jul 10 1966, 4:33 AM EDT Unknown livebaseballscorecards.com			
Danny Cater, R OBP: 0.298, SLG: 0.354		1B		1B						4	0	0	0	0	0	2				
Larry Stahl, L OBP: 0.273, SLG: 0.376	5-3			FC6-4						0	0	0	0	0	0	0				
Ernie Fazio, R OBP: 0.266, SLG: 0.308		4-3								1	0	0	0	0	0	3				
Jim Gosger, L OBP: 0.315, SLG: 0.329				1-2						0	0	0	0	0	0	0				
Mike Hershberger, R OBP: 0.321, SLG: 0.347	2B BB									3	1	0	0	1	0	1				
Ed Charles, R OBP: 0.322, SLG: 0.462	1B 2B			CS BB						3	1	2	1	1	0	0				
Dick Green, R OBP: 0.294, SLG: 0.345	HR 1B			K						4	1	2	1	0	1	2				
Joe Nassek, R OBP: 0.299, SLG: 0.377	HR									4	1	1	2	0	1	1				
Ossie Chavarria, R OBP: 0.274, SLG: 0.262										2	0	1	0	2	0	1				
Phil Roof, R OBP: 0.285, SLG: 0.387	F3									3	0	0	0	0	0	2				
Jim Nash, R OBP: 0.167, SLG: 0.333		K2-3								4	0	1	0	0	3	1				
Inning Stats	R: 4 E: 0 K: 0 S: 7	H: 4 LOB: 1 BB: 1 P: 11	R: 0 E: 0 K: 1 S: 6	H: 1 LOB: 0 BB: 0 P: 6	R: 0 E: 1 K: 1 S: 5	H: 0 LOB: 1 BB: 1 P: 9	R: 0 E: 0 K: 1 S: 6	H: 1 LOB: 1 BB: 0 P: 6	R: 0 E: 0 K: 1 S: 4	H: 0 LOB: 1 BB: 1 P: 9	R: 0 E: 0 K: 1 S: 5	H: 0 LOB: 1 BB: 1 P: 9	R: 0 E: 0 K: 0 S: 4	H: 1 LOB: 1 BB: 0 P: 4	R: 0 E: 0 K: 1 S: 6	H: 1 LOB: 3 BB: 2 P: 14	1B: 5 2B: 3 3B: 0 HR: 1	SF: 0 SAC: 1 DP: 0 HBP: 0	WP: 0 PB: 0 SB: 0 CS: 1	PA: 38
PITCHER Sam McDowell, L ERA: 2.58	IP: 0.2 WLS: L BF: 6 H: 3 R: 4 ER: 4 SO: 0 BB: 1 IBB: 0 HBP: 0 BLK: 0 WP: 0 HR: 1 S: 5 P: 9 ERA: 54.00 WHIP: 6.000															PITCHER	IP: 0.2 WLS: L BF: 6 H: 3 R: 4 ER: 4 SO: 0 BB: 1 IBB: 0 HBP: 0 BLK: 0 WP: 0 HR: 1 S: 5 P: 9 ERA: 54.00 WHIP: 6.000			
PITCHER Tom Kelley, R ERA: 4.29	IP: 4.1 WLS: L BF: 18 H: 4 R: 0 ER: 0 SO: 3 BB: 1 IBB: 0 HBP: 0 BLK: 0 WP: 0 HR: 0 S: 23 P: 27 ERA: 0.00 WHIP: 1.154															PITCHER	IP: 4.1 WLS: L BF: 18 H: 4 R: 0 ER: 0 SO: 3 BB: 1 IBB: 0 HBP: 0 BLK: 0 WP: 0 HR: 0 S: 23 P: 27 ERA: 0.00 WHIP: 1.154			
PITCHER John O'Donoghue, L ERA: 3.67	IP: 2.0 WLS: L BF: 8 H: 1 R: 0 ER: 0 SO: 1 BB: 1 IBB: 0 HBP: 0 BLK: 0 WP: 0 HR: 0 S: 9 P: 13 ERA: 0.00 WHIP: 1.000															PITCHER	IP: 2.0 WLS: L BF: 8 H: 1 R: 0 ER: 0 SO: 1 BB: 1 IBB: 0 HBP: 0 BLK: 0 WP: 0 HR: 0 S: 9 P: 13 ERA: 0.00 WHIP: 1.000			
PITCHER Bob Allen, L ERA: 3.71	IP: 1.0 WLS: L BF: 6 H: 1 R: 0 ER: 0 SO: 1 BB: 1 IBB: 0 HBP: 0 BLK: 0 WP: 0 HR: 0 S: 6 P: 14 ERA: 0.00 WHIP: 2.000															PITCHER	IP: 1.0 WLS: L BF: 6 H: 1 R: 0 ER: 0 SO: 1 BB: 1 IBB: 0 HBP: 0 BLK: 0 WP: 0 HR: 0 S: 6 P: 14 ERA: 0.00 WHIP: 2.000			

Batter	1	2	3	4	5	6	7	8	9	AB	R	H	RBI	BB	SO	LOB	TOP								
Dick Howser, R (1,4) OBP: 0.330, SLG: 0.396	0-3 K		4-0 3B BB		0-0 F9		0-0 3B		0-0 1B	4	1	2	0	1	1	0	Cleveland Indians @ Kansas City Athletics Municipal Stadium, Kansas City, MO Sun Jul 10 1966, 4:38 AM EDT Att: 19,238 - Unknown livebaseballscorecards.com								
Chico Salmon, R (1,7) OBP: 0.349, SLG: 0.435	0-0 6-3		0-3 K		0-0 1B 3B		0-3 K		0-0 L7	5	1	1	0	0	2	4									
Chuck Hinton, R (1,8) OBP: 0.316, SLG: 0.309	0-0 5-3		0-0 1-H 3B		0-0 G5-4-3 1B		0-3 K			4	0	2	2	0	1	1									
Rocky Colavito, R (1,9) OBP: 0.356, SLG: 0.464		0-0 4-3	0-3 K		0-0 G5-4-3 1B				0-0 L7	4	0	0	0	0	1	2									
Fred Whitfield, L (1,3) OBP: 0.266, SLG: 0.406		0-0 BB 1B			0-0 L9		0-0 F3		0-0 2-3	4	0	1	0	0	0	0									
Max Alvis, R (1,5) OBP: 0.324, SLG: 0.341		0-0 F8			0-0 SF9 3B		0-3 K		0-0 1-3	4	1	1	0	0	1	1									
Larry Brown, R (1,6) OBP: 0.337, SLG: 0.302		4-0 1-2 BB			4-0 BB		0-0 1B		0-0 F4	2	0	1	0	2	0	0									
Joe Azcue, R (1,2) OBP: 0.311, SLG: 0.336		0-0 L7			0-0 SF9		0-0 5-3		0-0 1B 4-3 1B	3	0	1	1	0	0	3									
Vic Davallillo, L (9, PR) OBP: 0.292, SLG: 0.310					3-H 5-3					0	0	0	0	0	0	0									
Steve Hargan, R (1,1) OBP: 0.294, SLG: 0.143					0-3 K		0-0 F3		0-0 4-3	2	0	0	0	0	1	1									
Tony Curry, L (7, PH) OBP: 0.125, SLG: 0.125									1-2 4-3	1	0	0	0	0	0	0									
Dick Radatz, R (7, 1) OBP: 0.125, SLG: 0.125										0	0	0	0	0	0	0									
Leon Wagner, L (9, PH) OBP: 0.326, SLG: 0.430										1	0	0	0	0	0	1									
Inning Stats	R: 0 E: 0 K: 1 S: 5	H: 0 LOB: 0 BB: 0 P: 5	R: 0 E: 0 K: 0 S: 4	H: 1 LOB: 2 BB: 1 P: 8	R: 1 E: 0 K: 2 S: 8	H: 1 LOB: 1 BB: 1 P: 12	R: 1 E: 0 K: 1 S: 6	H: 1 LOB: 1 BB: 1 P: 10	R: 1 E: 0 K: 0 S: 4	H: 2 LOB: 0 BB: 0 P: 4	R: 0 E: 0 K: 1 S: 6	H: 1 LOB: 1 BB: 0 P: 6	R: 0 E: 0 K: 2 S: 8	H: 1 LOB: 0 BB: 0 P: 8	R: 0 E: 0 K: 0 S: 3	H: 0 LOB: 0 BB: 0 P: 3	R: 0 E: 0 K: 0 S: 5	H: 2 LOB: 2 BB: 0 P: 5	1B: 5 2B: 0 3B: 4 HR: 0	SF: 1 SAC: 0 DP: 1 HBP: 0	WP: 0 PB: 0 CS: 0	PA: 38			
PITCHER	IP WLS BF H R ER SO BB IBB HBP BLK WP HR S P ERA WHIP																								
Bill Stafford, R (1,1) ERA: 5.54	3.1	16	3	2	2	3	3	0	0	0	0	0	0	0	0	19	31	5.40	1.800						
Wes Stock, R (4,1) ERA: 8.1	1.2	6	2	1	1	1	0	0	0	0	0	0	0	0	0	8	8	5.40	1.200						
Jim Duckworth, R (6,1) ERA: 6.46	1.0	4	1	0	0	1	0	0	0	0	0	0	0	0	6	6	0.00	1.000							
Jack Aker, R (7,1) ERA: 1.51	3.0	W 12	3	0	0	2	0	0	0	0	0	0	0	0	16	16	0.00	1.000							

Batter	1	2	3	4	5	6	7	8	9	AB	R	H	RBI	BB	SO	LOB	BOTTOM								
Bert Campaneris, R (1,6) OBP: 0.298, SLG: 0.384	0-0 1B PB 2B 1B		0-0 1-3		0-0 F7		0-0 S 2B 1B			4	2	2	0	0	0	1	Cleveland Indians @ Kansas City Athletics Municipal Stadium, Kansas City, MO Sun Jul 10 1966, 4:38 AM EDT Att: 19,238 - Unknown livebaseballscorecards.com								
Jim Gosger, L (1,8) OBP: 0.315, SLG: 0.333	0-0 F8		0-0 2B		0-0 3-1		0-0 1-H 2B			3	0	1	0	0	0	2									
Jim Duckworth, R (6,1) OBP: 0.111, SLG: 0.222			0-0 2B				0-0 2B			0	0	0	0	0	0	0									
Jack Aker, R (7,1) OBP: 0.111, SLG: 0.222			0-0 2B				0-0 L6			1	0	1	1	0	0	1									
Mike Hershberger, R (1,9) OBP: 0.320, SLG: 0.346	0-0 2B 4-3 1B		0-3 K		0-3 K2-3		0-0 L6			4	1	1	0	0	2	1									
Roger Repoz, L (1,3) OBP: 0.329, SLG: 0.411	0-0 1-3 3-H 2B		0-0 2B		0-0 1B 2B		0-0 5-3			4	2	2	1	0	0	0									
Ed Charles, R (1,5) OBP: 0.320, SLG: 0.453	0-0 4-3		0-3 K		0-0 5-3		0-0 5-3		0-0 BB	3	0	0	1	1	1	2									
Larry Stahl, L (1,7) OBP: 0.277, SLG: 0.384	0-0 2B		0-3 K		0-0 K		0-0 1B		0-0 F3	4	0	2	2	0	1	1									
Dick Green, R (1,4) OBP: 0.290, SLG: 0.340	0-3 K		0-0 4-3		0-0 4-3		0-0 4-3		0-3 K	4	0	0	0	0	2	3									
Phil Roof, R (1,2) OBP: 0.286, SLG: 0.386		0-0 E1 B3-6-4		0-0 WP 1B		0-3 K				3	0	1	0	0	1	0									
Bill Stafford, R (1,1) ERA: 2.84	6.0	L 25	8	4	4	6	0	0	0	0	0	0	0	0	0	0									
Wes Stock, R (4,1) ERA: 4.66	2.0	9	2	1	1	2	1	0	0	0	0	0	0	0	0	0									
Tim Talton, L (5, PH) OBP: 0.500, SLG: 1.250										1	0	0	0	0	1	1									
Joe Nosssek, R (6,8) OBP: 0.297, SLG: 0.374										1	0	0	0	0	0	0									
Inning Stats	R: 3 E: 0 K: 1 S: 9	H: 4 LOB: 1 BB: 0 P: 9	R: 0 E: 1 K: 0 S: 3	H: 0 LOB: 0 BB: 0 P: 3	R: 0 E: 0 K: 1 S: 5	H: 1 LOB: 0 BB: 0 P: 5	R: 0 E: 0 K: 2 S: 7	H: 0 LOB: 0 BB: 0 P: 7	R: 0 E: 0 K: 1 S: 6	H: 1 LOB: 1 BB: 0 P: 6	R: 1 E: 0 K: 0 S: 7	H: 2 LOB: 1 BB: 0 P: 7	R: 1 E: 0 K: 1 S: 7	H: 2 LOB: 1 BB: 0 P: 7	R: 0 E: 0 K: 1 S: 5	H: 0 LOB: 1 BB: 1 P: 9	R: 0 E: 0 K: 0 S: 5	H: 0 LOB: 1 BB: 1 P: 9	1B: 5 2B: 5 3B: 0 HR: 0	SF: 0 SAC: 0 DP: 1 HBP: 0	WP: 1 PB: 1 CS: 0	PA: 34			
PITCHER	IP WLS BF H R ER SO BB IBB HBP BLK WP HR S P ERA WHIP																								
Steve Hargan, R (1,1) ERA: 2.84	6.0	L 25	8	4	4	6	0	0	0	0	0	0	0	0	0	0	0	6.00	1.333						
Dick Radatz, R (7,1) ERA: 4.66	2.0	9	2	1	1	2	1	0	0	0	0	0	0	0	0	0	0	4.50	1.500						

Batter	1	2	3	4	5	6	7	8	9	AB	R	H	RBI	BB	SO	LOB	TOP																					
Horace Clarke, S (1, 6) OBP: 0.265, SLG: 0.267	0-0 1B		0-0 2B		0-0 6-3		0-0 1-3	0-0 F5		5	0	2	0	0	0	4																						
Bobby Richardson, R (1, 4) OBP: 0.291, SLG: 0.345	0-0 1B		0-0 5-3		0-0 F8			0-0 F8	0-0 5-3	5	0	1	0	0	0	1																						
Jake Gibbs, L (1, 2) OBP: 0.355, SLG: 0.429	0-0 F6		0-0 L9			0-0 3-1		0-0 E BB SF8 1B	0-0 6-3	5	1	1	0	0	0	3																						
Joe Peppone, L (1, 9) OBP: 0.287, SLG: 0.494	0-0 L4-3			0-0 4-3 3B		0-0 HR		4-0 SF8 E 1-2 HBP BB	0-3 K	4	3	2	1	1	1	2																						
Tom Tresh, S (1, 8) OBP: 0.333, SLG: 0.329		0-0 F9		0-0 4-3		0-0 F6		0-0 FC4 HBP SF8 1B		4	1	0	1	0	0	2																						
Elston Howard, R (1, 3) OBP: 0.313, SLG: 0.404		0-0 F7		3-H 0-0 1B		0-0 6-3		0-0 SF8		3	0	1	1	0	0	0																						
Ray Barker, L (8, 3) OBP: 0.238, SLG: 0.362								1-2 2-3 3-H		0	0	0	0	0	0	0																						
Roy White, S (1, 7) OBP: 0.321, SLG: 0.377				0-3 K			0-0 F3	0-0 1B HBP IBB		3	0	1	0	1	1	1																						
Clete Boyer, R (1, 5) OBP: 0.269, SLG: 0.349		0-0 F2		0-0 F7			0-0 F7	1-0 1B HBP		3	0	0	1	0	0	2																						
Al Downing, R (1, 1) OBP: 0.184, SLG: 0.216			0-3 K		0-0 6-3			0-0 1B		2	0	0	0	0	1	0																						
Roger Maris, L (7, PH) OBP: 0.313, SLG: 0.367								1-2 2-3 3-H		1	0	1	0	0	0	0																						
Lou Clinton, R (7, PR) OBP: 0.280, SLG: 0.345								1-2 2-3 3-H		0	0	0	0	0	0	0																						
Hal Reniff, R (7, 1) OBP: 0.364, SLG: 0.364								1-2 2-3 3-H		1	0	1	1	0	0	0																						
Pedro Ramos, S (8, 1) OBP: 0.143, SLG: 0.143								1-2 2-3 3-H		0	0	0	0	0	0	0																						
Inning Stats	R: 0 E: 0 K: 0 S: 4	H: 2 LOB: 1 BB: 0 P: 4	R: 0 E: 0 K: 0 S: 4	H: 1 LOB: 1 BB: 0 P: 4	R: 0 E: 0 K: 1 S: 6	H: 1 LOB: 1 BB: 0 P: 6	R: 1 E: 0 K: 1 S: 7	H: 2 LOB: 1 BB: 0 P: 7	R: 0 E: 0 K: 0 S: 3	H: 0 LOB: 0 BB: 0 P: 3	R: 1 E: 0 K: 0 S: 4	H: 1 LOB: 0 BB: 0 P: 4	R: 0 E: 0 K: 0 S: 4	H: 1 LOB: 1 BB: 0 P: 4	R: 3 E: 1 K: 0 S: 6	H: 2 LOB: 2 BB: 2 P: 15	R: 0 E: 0 K: 1 S: 5	H: 0 LOB: 0 BB: 0 P: 5	1B: 6 2B: 3 3B: 1 HR: 1	SF: 1 SAC: 0 DP: 1 HBP: 1	WP: 0 PA: 40 CS: 0																	
PITCHER	IP WLS BF H R ER SO BB IBB HBP BLK WP HR S P ERA WHIP																																					
Catfish Hunter, R (1, 1) ERA: 3.88	7.1	30	9	3	2	2	2	0	0	0	0	0	0	0	1	34	34	2.46	1.227																			
Guido Grilli, L (8, 1) ERA: 7.32	0.0	L	1	0	0	0	0	1	0	0	0	0	0	0	0	0	4	∞	∞																			
Jack Aker, R (8, 1) ERA: 1.47	1.2	9	1	2	0	1	1	0	1	1	0	0	0	0	0	9	14	0.00	0.600																			

New York Yankees @ Kansas City Athletics
Municipal Stadium, Kansas City, MO
Thu Jul 14 1966, 8:05 PM EDT
Att: 20,197 - Unknown - 95 F


AB 36
R 5
H 10
RBI 5
BB 2
SO 3
LOB 15



Batter	1	2	3	4	5	6	7	8	9	AB	R	H	RBI	BB	SO	LOB	BOTTOM																				
Bert Campaneris, R (1, 6) OBP: 0.303, SLG: 0.392	0-0 5-3		0-0 F8 SF7 2B		0-0 E8 1B 1B			0-0 BB 1B 1B		4	3	3	0	0	0	0																					
Roger Repoz, L (1, 3) OBP: 0.340, SLG: 0.424	0-0 3B 2B		0-0 F8		0-0 1B			4-0 FC3-5 1B BB		3	1	2	1	1	0	1																					
Mike Hershberger, R (1, 9) OBP: 0.322, SLG: 0.355	0-0 FC5-2 3B		0-0 SF7		0-0 F9			0-0 FC3-5 1B		3	0	2	3	0	0	1																					
Ed Charles, R (1, 5) OBP: 0.313, SLG: 0.442	0-0 FC5-2 FC5-4		0-0 6-3			0-0 5-3		0-0 FC3-5		4	0	0	0	0	0	3																					
Danny Cater, R (1, 7) OBP: 0.293, SLG: 0.348	0-0 FC5-4			0-3 K		0-0 6-3		0-0 F3		4	0	0	0	0	1	3																					
Dick Green, R (1, 4) OBP: 0.286, SLG: 0.342		0-3 K		0-0 L7-4 2B		0-3 K		0-0 F6		4	0	1	0	0	2	2																					
Joe Nosssek, R (1, 8) OBP: 0.293, SLG: 0.369		0-0 F6		0-0 L7-4			0-0 G3		0-3 K	2	0	0	0	0	1	0																					
Jim Gosger, L (7, PH) (8, 8) OBP: 0.313, SLG: 0.330										2	0	0	0	0	1	0																					
Phil Roof, R (1, 2) OBP: 0.287, SLG: 0.381		4-0 BB			0-0 5-3		0-0 5-3		0-3 K	2	0	0	0	1	0	0																					
Larry Stahl, L (9, PH) OBP: 0.276, SLG: 0.382										1	0	0	0	0	1	0																					
Catfish Hunter, R (1, 1) OBP: 0.189, SLG: 0.216		0-3 K			0-0 F2		0-3 K		0-0 F8	3	0	0	0	0	2	1																					
Guido Grilli, L (8, 1) OBP: 0.500, SLG: 0.500										0	0	0	0	0	0	0																					
Jack Aker, R (8, 1) OBP: 0.111, SLG: 0.222										0	0	0	0	0	0	0																					
Tim Talton, L (9, PH) OBP: 0.400, SLG: 1.000										1	0	0	0	0	0	0																					
Inning Stats	R: 1 E: 0 K: 0 S: 5	H: 2 LOB: 1 BB: 0 P: 5	R: 0 E: 0 K: 2 S: 7	H: 0 LOB: 1 BB: 1 P: 11	R: 1 E: 0 K: 0 S: 4	H: 1 LOB: 0 BB: 0 P: 4	R: 0 E: 0 K: 1 S: 5	H: 1 LOB: 0 BB: 0 P: 5	R: 1 E: 1 K: 0 S: 5	H: 2 LOB: 1 BB: 0 P: 5	R: 0 E: 0 K: 1 S: 5	H: 0 LOB: 0 BB: 0 P: 5	R: 0 E: 0 K: 1 S: 5	H: 0 LOB: 0 BB: 0 P: 5	R: 1 E: 0 K: 0 S: 5	H: 2 LOB: 2 BB: 1 P: 9	R: 0 E: 0 K: 2 S: 7	H: 0 LOB: 0 BB: 0 P: 7	1B: 4 2B: 4 3B: 1 HR: 0	SF: 1 SAC: 0 DP: 1 HBP: 0	WP: 0 PA: 36 CS: 0																
PITCHER	IP WLS BF H R ER SO BB IBB HBP BLK WP HR S P ERA WHIP																																				
Al Downing, L (1, 1) ERA: 3.12	6.0	24	6	3	2	4	4	1	0	0	0	0	0	0	7	11	9.00	3.000																			
Hal Reniff, R (7, 1) ERA: 2.29	1.0	6	2	1	1	1	1	1	0	0	0	0	0	0	7	11	9.00	3.000																			
Pedro Ramos, R (8, 1) ERA: 3.86	2.0	W	6	0	0	0	2	0	0	0	0	0	0	0	10	10	0.00	0.000																			

New York Yankees @ Kansas City Athletics
Municipal Stadium, Kansas City, MO
Thu Jul 14 1966, 8:05 PM EDT
Att: 20,197 - Unknown - 95 F


AB 33
R 4
H 8
RBI 4
BB 2
SO 7
LOB 12



Batter	1	2	3	4	5	6	7	8	9	AB	R	H	RBI	BB	SO	LOB	TOP					
Horace Clarke, S OBP: 0.241, SLG: 0.240 (1, 6)	G3		F6		K		F9		F9	5	0	0	0	0	1	1						
Bobby Richardson, R OBP: 0.252, SLG: 0.347 (1, 4)	G4-6-3 BB		1B 2B		4-3		K		K	4	1	1	1	1	2	0						
Jake Gibbs, L OBP: 0.367, SLG: 0.425 (1, 2)	G4-6-3		1B			E 1B BB	F6		1B BB	3	1	1	1	2	0	1						
Joe Peppone, L OBP: 0.289, SLG: 0.495 (1, 9)		F8 2B	F8			FC1 1B 1-2 1B		4-3	1B BB	5	1	2	0	0	0	2						
Tom Tresh, S OBP: 0.329, SLG: 0.323 (1, 8)	F9			G3		F7		L4	4-3	5	0	0	0	0	0	5						
Elston Howard, R OBP: 0.316, SLG: 0.401 Ray Barker, L OBP: 0.238, SLG: 0.362 (8, PR) (8, 3)	F8			FC4-6 BB		F9		BB 1B BB		2	0	0	0	2	0	3						
Roy White, S OBP: 0.324, SLG: 0.379 (1, 7)	F5			FC4-6 E S 1-2		1B 1B		BB 1B		4	0	2	1	0	0	2						
Clete Boyer, R OBP: 0.272, SLG: 0.349 (1, 5)			6-3	F8		FC4-6 1B		1B BB		3	0	1	1	1	0	1						
Mel Stottlemyre, R OBP: 0.200, SLG: 0.213 Steve Hamilton, L (8, 1)			2B 1B		K	FC4-6 1-2		K		4	1	1	0	0	2	5						
Inning Stats	R: 0 E: 0 K: 0 S: 2	H: 0 LOB: 0 BB: 1 P: 6	R: 0 E: 0 K: 0 S: 4	H: 1 LOB: 1 BB: 0 P: 4	R: 2 E: 0 K: 0 S: 6	H: 3 LOB: 1 BB: 0 P: 6	R: 0 E: 0 K: 0 S: 3	H: 0 LOB: 1 BB: 0 P: 7	R: 0 E: 0 K: 2 S: 7	H: 0 LOB: 0 BB: 0 P: 7	R: 2 E: 1 K: 0 S: 6	H: 2 LOB: 2 BB: 1 P: 10	R: 0 E: 0 K: 1 S: 5	H: 0 LOB: 0 BB: 0 P: 5	R: 0 E: 0 K: 1 S: 6	H: 1 LOB: 3 BB: 2 P: 14	R: 0 E: 0 K: 1 S: 6	H: 1 LOB: 2 BB: 1 P: 10	1B: 6 2B: 2 3B: 0 HR: 0	SF: 0 SAC: 0 DP: 1 HBP: 0	WP: 0 PB: 0 CS: 1	PA: 41
PITCHER	IP	WLS	BF	H	R	ER	SO	BB	IBB	HBP	BLK	WP	HR	S	P	ERA	WHIP					
Lew Krausse, R ERA: 2.79 Wes Stock, R ERA: 8.75 Ken Sanders, R ERA: 4.01 Jack Aker, R ERA: 1.44	5.2		26	6	4	2	2	3	0	0	0	0	0	27	39	3.18	1.588					

New York Yankees @ Kansas City Athletics
Municipal Stadium, Kansas City, MO
Fri Jul 15 1966, 8:05 PM EDT
Att: 23,229 - Unknown - 80 F


AB 35
R 4
H 8
RBI 4
BB 6
SO 5
LOB 20





Batter	1	2	3	4	5	6	7	8	9	AB	R	H	RBI	BB	SO	LOB	BOTTOM					
Bert Campaneris, R OBP: 0.302, SLG: 0.390 (1, 6)	1B FC4-6 1B	F8		F7			6-3			4	1	1	0	0	0	1						
Jim Gosger, L OBP: 0.316, SLG: 0.333 (9, 7)	FC4-6 1B	4-3				G4-6-3 1B		F4		4	0	2	0	0	0	1						
Mike Hershberger, R OBP: 0.324, SLG: 0.360 (1, 9)	FC4-6 E BB 1-2 1B		1B SF9 2B		G4-6-3 1-2			BB 2B 1B		4	3	2	1	0	0	2						
Roger Repoz, L OBP: 0.349, SLG: 0.425 (1, 3)	1B BB		FC3-6 1B		K			2B BB		2	1	1	0	2	1	0						
Danny Cater, R OBP: 0.292, SLG: 0.352 Jack Aker, R OBP: 0.111, SLG: 0.222 (9, 1)	F8		SF9			5-3		WP 2B		3	0	1	3	0	0	2						
Larry Stahl, L OBP: 0.277, SLG: 0.381 Ed Charles, R OBP: 0.311, SLG: 0.440 (8, PH) (9, 5)	FC3-6 1B		FC3-6 E S 1-2			4-3		F7		3	0	1	1	0	0	1						
Dick Green, R OBP: 0.286, SLG: 0.338 (1, 4)	3-1		5-3			F7		K		4	0	0	0	0	1	4						
Phil Roof, R OBP: 0.283, SLG: 0.376 Osste Chavarria, R OBP: 0.270, SLG: 0.258 Ken Sanders, R OBP: 0.364, SLG: 0.222 Joe Nossek, R OBP: 0.293, SLG: 0.369 (7, PH) (8, 1) (9, 8)		K		5-3				6-3		2	0	0	0	0	1	0						
Lew Krausse, R OBP: 0.174, SLG: 0.050 Wes Stock, R Tim Talton, L OBP: 0.333, SLG: 0.833 (7, PH) (8, 2)				K				F7		2	0	1	0	0	1	0						
Inning Stats	R: 2 E: 1 K: 0 S: 6	H: 3 LOB: 2 BB: 1 P: 10	R: 0 E: 0 K: 1 S: 6	H: 1 LOB: 0 BB: 0 P: 6	R: 1 E: 0 K: 0 S: 5	H: 2 LOB: 1 BB: 0 P: 5	R: 0 E: 0 K: 1 S: 5	H: 0 LOB: 0 BB: 0 P: 5	R: 0 E: 0 K: 0 S: 3	H: 0 LOB: 0 BB: 0 P: 3	R: 0 E: 0 K: 0 S: 3	H: 0 LOB: 0 BB: 0 P: 3	R: 2 E: 0 K: 1 S: 7	H: 2 LOB: 1 BB: 1 P: 11	R: 0 E: 0 K: 0 S: 6	H: 1 LOB: 2 BB: 1 P: 10	1B: 7 2B: 2 3B: 0 HR: 0	SF: 1 SAC: 0 DP: 1 HBP: 0	WP: 1 PB: 0 CS: 0	PA: 34		
PITCHER	IP	WLS	BF	H	R	ER	SO	BB	IBB	HBP	BLK	WP	HR	S	P	ERA	WHIP					
Mel Stottlemyre, R ERA: 3.38 Steve Hamilton, L ERA: 2.02	7.1	L	32	9	5	5	3	2	0	0	0	0	1	0	4	4	0.00	0.000				

New York Yankees @ Kansas City Athletics
Municipal Stadium, Kansas City, MO
Fri Jul 15 1966, 8:05 PM EDT
Att: 23,229 - Unknown - 80 F

AB 31
R 5
H 9
RBI 5
BB 2
SO 4
LOB 12



Batter	1	2	3	4	5	6	7	8	9	10	AB	R	H	RBI	BB	SO	LOB	TOP				
Rico Petrocelli, R OBP: 0.288, SLG: 0.425	K			F9		1-3		1B 2B		K	5	1	1	1	0	2	0	Boston Red Sox @ Kansas City Athletics Municipal Stadium, Kansas City, MO Sun Jul 17 1966, 4:38 AM EDT Att: 17,241 - Unknown AB 34 R 3 H 8 RBI 3 BB 2 SO 11 LOB 12 				
Jose Tartabull, L OBP: 0.284, SLG: 0.315	F5			F9		F8		CS 1B			4	0	1	1	0	0	0					
Carl Yastrzemski, L OBP: 0.346, SLG: 0.415	F5			4-3		4-3		CS 1-2 1B		SH1 1B	4	0	1	0	0	0	0					
Tony Conigliaro, R OBP: 0.334, SLG: 0.495	K					1B 1B		1B BB		SH1 1-2	2	0	1	0	1	1	0					
Dalton Jones, L OBP: 0.305, SLG: 0.404	G3					1-2 1B		G6-4-3 1B		G6-3 BB	3	0	2	0	1	0	0					
George Scott, R OBP: 0.333, SLG: 0.492	F7					K		G6-4-3 1-2 1B		G6-3 1-2f	4	0	0	0	0	1	6					
Joe Foy, R OBP: 0.331, SLG: 0.413				K		K		0-0 2B 1B		0-0 HR	4	2	2	1	0	2	2					
Bob Tillman, R OBP: 0.275, SLG: 0.279				5-3		F8		0-0 F8		0-3 K	2	0	0	0	0	0	2					
Lenny Green, L OBP: 0.319, SLG: 0.298											1	0	0	0	0	0	1					
Mike Ryan, R OBP: 0.261, SLG: 0.274											1	0	0	0	0	1	0					
Lee Stange, R OBP: 0.111, SLG: 0.059				K		K		0-3 K		0-3 K	1	0	0	0	0	1	0					
Eddie Kasko, R OBP: 0.292, SLG: 0.322											1	0	0	0	0	1	0					
Jim Lonborg, R OBP: 0.100, SLG: 0.103											0	0	0	0	0	0	0					
Don Demeter, R OBP: 0.251, SLG: 0.417											1	0	0	0	0	1	1					
John Wyatt, R OBP: 0.261, SLG: 0.274											1	0	0	0	0	1	0					
Inning Stats	R: 0 E: 0 K: 1 S: 5	H: 0 LOB: 0 BB: 0 P: 5	R: 0 E: 0 K: 1 S: 5	H: 0 LOB: 0 BB: 0 P: 5	R: 0 E: 0 K: 2 S: 7	H: 0 LOB: 0 BB: 0 P: 7	R: 0 E: 0 K: 2 S: 9	H: 2 LOB: 2 BB: 0 P: 9	R: 0 E: 0 K: 1 S: 5	H: 0 LOB: 0 BB: 0 P: 5	R: 0 E: 0 K: 0 S: 3	H: 1 LOB: 1 BB: 1 P: 7	R: 2 E: 0 K: 1 S: 7	H: 3 LOB: 0 BB: 0 P: 7	R: 0 E: 0 K: 0 S: 3	H: 1 LOB: 1 BB: 1 P: 7	R: 1 E: 0 K: 3 S: 10	H: 1 LOB: 0 BB: 0 P: 10	1B: 6 2B: 1 3B: 0 HR: 1	SF: 0 SAC: 1 DP: 2 HBP: 0	WP: 0 PB: 0 SB: 0 CS: 1	PA: 38
PITCHER	IP 8.0	WLS 29	BF 6	H 2	R 2	ER 2	SO 8	BB 1	IBB 0	HBP 0	BLK 0	WP 0	HR 0	S 44	P 48	ERA 2.25	WHIP 0.875					
Bill Stafford, R ERA: 4.78																						
Ken Sanders, R ERA: 3.91	IP 2.0	WLS L	BF 8	H 2	R 1	ER 1	SO 3	BB 1	IBB 0	HBP 0	BLK 0	WP 0	HR 1	S 13	P 17	ERA 4.50	WHIP 1.500					

Batter	1	2	3	4	5	6	7	8	9	10	AB	R	H	RBI	BB	SO	LOB	BOTTOM				
Ossie Chavarria, R OBP: 0.267, SLG: 0.247	S E 1B	K			6-3			K		F8	5	1	1	0	0	2	3	Boston Red Sox @ Kansas City Athletics Municipal Stadium, Kansas City, MO Sun Jul 17 1966, 4:38 AM EDT Att: 17,241 - Unknown AB 34 R 2 H 7 RBI 1 BB 2 SO 10 LOB 11 				
Jim Gosger, L OBP: 0.317, SLG: 0.335	K			K		F9		K			4	0	0	0	0	3	1					
Mike Hershberger, R OBP: 0.326, SLG: 0.364	E8 2H 1B			F9		6-3		K			4	0	1	1	0	1	0					
Roger Repoz, L OBP: 0.344, SLG: 0.401	K			CS BB		L6		G6-3 1B		G6-3 1-2f	3	0	1	0	1	1	1					
Danny Cater, R OBP: 0.292, SLG: 0.351	K			CS		F4		G6-3 1-2f		G6-3 1-2f	4	0	1	0	0	1	2					
Larry Stahl, L OBP: 0.284, SLG: 0.391		SH1-4 S 1B		FC4-6 1B S		G1		6-3			4	1	1	0	0	0	1					
Dick Green, R OBP: 0.282, SLG: 0.332		F9		L7		F8		6-3		6-3	3	0	0	0	0	0	2					
Ernie Fazio, R OBP: 0.300, SLG: 0.321		1-2									0	0	0	0	0	0	0					
Ed Charles, R OBP: 0.312, SLG: 0.434											1	0	0	0	0	0	0					
Phil Roof, R OBP: 0.297, SLG: 0.383		SH1-4 BB		1-3 1B		6-3		K		K	3	0	1	0	1	1	0					
Bill Stafford, R ERA: 4.17		SH1-4				4-3					2	0	0	0	0	1	1					
Ken Sanders, R ERA: 4.46											0	0	0	0	0	0	0					
Tim Talton, L OBP: 0.444, SLG: 0.778											1	0	1	0	0	0	0					
Bert Campaneris, R OBP: 0.304, SLG: 0.392		1-2 2-3									0	0	0	0	0	0	0					
Inning Stats	R: 1 E: 1 K: 3 S: 11	H: 2 LOB: 1 BB: 0 P: 11	R: 0 E: 0 K: 1 S: 6	H: 1 LOB: 2 BB: 1 P: 10	R: 0 E: 0 K: 1 S: 4	H: 0 LOB: 0 BB: 1 P: 8	R: 1 E: 0 K: 1 S: 7	H: 2 LOB: 1 BB: 0 P: 7	R: 0 E: 0 K: 0 S: 3	H: 0 LOB: 0 BB: 0 P: 3	R: 0 E: 0 K: 0 S: 3	H: 0 LOB: 0 BB: 0 P: 3	R: 0 E: 0 K: 3 S: 9	H: 0 LOB: 0 BB: 0 P: 9	R: 0 E: 0 K: 0 S: 3	H: 1 LOB: 0 BB: 0 P: 3	R: 0 E: 0 K: 1 S: 6	H: 1 LOB: 1 BB: 0 P: 6	1B: 7 2B: 0 3B: 0 HR: 0	SF: 0 SAC: 1 DP: 1 HBP: 0	WP: 0 PB: 0 SB: 4 CS: 1	PA: 38
PITCHER	IP 5.0	WLS 21	BF 5	H 2	R 2	ER 2	SO 6	BB 2	IBB 0	HBP 0	BLK 0	WP 0	HR 0	S 31	P 39	ERA 3.60	WHIP 1.400					
Lee Stange, R																						
Jim Lonborg, R	IP 2.0	WLS 6	BF 0	H 0	R 0	ER 0	SO 0	BB 0	IBB 0	HBP 0	BLK 0	WP 0	HR 0	S 6	P 6	ERA 0.00	WHIP 0.000					
John Wyatt, R ERA: 3.1	IP 3.0	WLS W	BF 10	H 2	R 0	ER 0	SO 4	BB 0	IBB 0	HBP 0	BLK 0	WP 0	HR 0	S 18	P 18	ERA 0.00	WHIP 0.667					

Batter	1	2	3	4	5	6	7	8	9	AB	R	H	RBI	BB	SO	LOB	TOP					
Jim Gosger, L (1, 8) OBP: 0.316, SLG: 0.331	4-0 1B BB		0-3 K			0-0 FC4-6 G1-6-3		0-0 4-3		3	0	0	0	1	1	2						
Roger Repoz, L (1, 3) OBP: 0.342, SLG: 0.398	0-0 BB 1-3 1B		0-3 K			0-0 G1-6-3			0-0 B1-3	4	0	1	0	0	1	1						
Mike Hershberger, R (1, 9) OBP: 0.322, SLG: 0.360	0-0 F2			0-0 1-3				0-0 5-3	0-0 L7	4	0	0	0	0	0	2						
Larry Stahl, L (1, 7) OBP: 0.292, SLG: 0.400	4-0 BB G5-4-3 1-2 BB			0-3 K				0-0 5-3 1B	0-0 2B	3	0	2	0	1	1	0						
Danny Cater, R (1, 5) OBP: 0.288, SLG: 0.346	0-0 G5-4-3 1-2			0-0 F3				0-0 5-3	0-0 L9	4	0	0	0	0	0	5						
Dick Green, R (1, 4) OBP: 0.283, SLG: 0.332		0-0 G4-3 1B			0-0 5-3			0-0 F3		3	0	1	0	0	0	1						
Ossie Chavarria, R (1, 6) OBP: 0.270, SLG: 0.250		0-0 G4-3 1-2			0-0 5-3			0-0 FC3-6 1B		3	0	1	0	0	0	1						
Phil Roof, R (1, 2) OBP: 0.294, SLG: 0.379 (8, PH)			0-0 F7		0-3 K			0-0 FC3-6 1-2		2	0	0	0	0	1	0						
Tim Talton, L (8, PH) OBP: 0.400, SLG: 0.700 (8, 2)								0-0 K		1	0	0	0	0	0	1						
Caffish Hunter, R (1, 1) OBP: 0.200, SLG: 0.226			0-0 1-3			0-0 FC4-6 1B				2	0	1	0	0	0	0						
Ed Charles, R (8, PH) OBP: 0.311, SLG: 0.432								0-3 K		1	0	0	0	0	1	1						
Ken Sanders, R (8, 1) OBP: 0.364, SLG: 0.222										0	0	0	0	0	0	0						
Inning Stats	R: 0 E: 0 K: 0 S: 3	H: 1 LOB: 2 BB: 2 P: 11	R: 0 E: 0 K: 0 S: 3	H: 1 LOB: 0 BB: 0 P: 3	R: 0 E: 0 K: 2 S: 7	H: 0 LOB: 0 BB: 0 P: 7	R: 0 E: 0 K: 1 S: 5	H: 0 LOB: 0 BB: 0 P: 5	R: 0 E: 0 K: 1 S: 5	H: 0 LOB: 0 BB: 0 P: 5	R: 0 E: 0 K: 0 S: 3	H: 1 LOB: 0 BB: 0 P: 3	R: 0 E: 0 K: 1 S: 4	H: 1 LOB: 1 BB: 0 P: 4	R: 0 E: 0 K: 1 S: 6	H: 1 LOB: 1 BB: 0 P: 6	R: 0 E: 0 K: 0 S: 4	H: 1 LOB: 1 BB: 0 P: 4	1B: 5 2B: 1 3B: 0 HR: 0	SF: 0 SAC: 0 DP: 3 HBP: 0	WP: 0 PB: 0 SB: 0 CS: 0	PA: 32
PITCHER Mel Stottlemyre, R (1, 1) ERA: 3.19	IP: 9.0 WLS: W BF: 32 H: 6 R: 0 ER: 0 SO: 5 BB: 2 IBB: 0 HBP: 0 BLK: 0 WP: 0 HR: 0 S: 40 P: 48 ERA: 0.00 WHIP: 0.889															PITCHER	IP: 9.0 WLS: W BF: 32 H: 6 R: 0 ER: 0 SO: 5 BB: 2 IBB: 0 HBP: 0 BLK: 0 WP: 0 HR: 0 S: 40 P: 48 ERA: 0.00 WHIP: 0.889					

Kansas City Athletics @ New York Yankees
Yankee Stadium, Bronx, NY
Wed Jul 20 1966, 7:05 PM EDT
Att: 14,871 - Unknown - 76 F

AB	30
R	0
H	6
RBI	0
BB	2
SO	5
LOB	14

Batter	1	2	3	4	5	6	7	8	9	AB	R	H	RBI	BB	SO	LOB	BOTTOM			
Horace Clarke, S (1, 6) OBP: 0.316, SLG: 0.438	0-0 F8		0-0 HR		0-0 F8		4-0 BB			3	1	1	2	1	0	0				
Bobby Richardson, R (1, 4) OBP: 0.286, SLG: 0.339	0-0 6-3		0-0 F8			0-0 4-3 1B	0-0 F9			4	1	1	0	0	0	1				
Mickey Mantle, S (1, 8) OBP: 0.382, SLG: 0.563 (8, PH)	4-0 BB		0-3 K			0-0 4-3 2B		0-3 K		2	0	0	0	1	1	1				
Lou Clinton, R (7, 9) OBP: 0.284, SLG: 0.351						2-3 1B				1	0	0	0	0	1	0				
Joe Pepitone, L (1, 9) OBP: 0.295, SLG: 0.506 (7, 8)	0-0 L7				0-0 F7		0-0 5-3 1B		0-0 F7	4	0	1	1	0	0	1				
Tom Tresh, S (1, 7) OBP: 0.329, SLG: 0.341		0-0 F9			0-0 F4		0-0 5-3		0-0 F7	4	1	1	1	0	0	1				
Elston Howard, R (1, 3) OBP: 0.318, SLG: 0.392 (8, FR)		0-0 6-3			0-0 1B		4-0 FC4 BB		0-0 HR	3	0	2	0	1	0	0				
Ray Barker, L (9, 3) OBP: 0.250, SLG: 0.390							0-0 FC4 BB		0-0 1B	0	0	0	0	0	0	0				
Jake Gibbs, L (1, 2) OBP: 0.348, SLG: 0.406		0-0 4-3			0-0 G3		0-0 FC4 1-2		0-0 L7	4	0	0	0	0	0	4				
Clete Boyer, R (1, 5) OBP: 0.292, SLG: 0.377			4-0 SH3-4 HR BB			0-0 F8		0-0 F2		2	1	0	0	1	0	0				
Mel Stottlemyre, R (1, 1) OBP: 0.192, SLG: 0.204			0-0 SH3-4 1-2			0-0 F9		0-3 K		2	0	0	0	0	1	0				
Inning Stats	R: 0 E: 0 K: 0 S: 3	H: 0 LOB: 1 BB: 1 P: 7	R: 0 E: 0 K: 0 S: 3	H: 0 LOB: 0 BB: 0 P: 3	R: 2 E: 0 K: 1 S: 6	H: 1 LOB: 1 BB: 1 P: 10	R: 0 E: 0 K: 0 S: 4	H: 1 LOB: 1 BB: 0 P: 4	R: 0 E: 0 K: 0 S: 3	H: 0 LOB: 0 BB: 0 P: 3	R: 1 E: 0 K: 0 S: 5	H: 2 LOB: 2 BB: 1 P: 9	R: 0 E: 0 K: 1 S: 5	H: 0 LOB: 1 BB: 1 P: 9	R: 1 E: 0 K: 1 S: 7	H: 2 LOB: 1 BB: 0 P: 7	1B: 3 2B: 1 3B: 0 HR: 2	SF: 0 SAC: 1 DP: 0 HBP: 0	WP: 0 PB: 0 SB: 1 CS: 0	PA: 34
PITCHER Caffish Hunter, R (1, 1) ERA: 3.68	IP: 7.0 WLS: L BF: 29 H: 4 R: 3 ER: 3 SO: 2 BB: 4 IBB: 3 HBP: 0 BLK: 0 WP: 0 HR: 1 S: 29 P: 45 ERA: 3.86 WHIP: 1.143															PITCHER Ken Sanders, R (8, 1) ERA: 3.99	IP: 1.0 WLS: 5 BF: 2 H: 1 R: 1 ER: 1 SO: 1 BB: 0 IBB: 0 HBP: 0 BLK: 0 WP: 0 HR: 1 S: 7 P: 7 ERA: 9.00 WHIP: 2.000			

Kansas City Athletics @ New York Yankees
Yankee Stadium, Bronx, NY
Wed Jul 20 1966, 7:05 PM EDT
Att: 14,871 - Unknown - 76 F

AB	29
R	4
H	6
RBI	4
BB	4
SO	3
LOB	8

Batter	1	2	3	4	5	6	7	8	9	AB	R	H	RBI	BB	SO	LOB	TOP										
Ossie Chavarria, R OBP: 0.293, SLG: 0.284 (1, 6)										4	2	2	0	1	1	1	Kansas City Athletics @ Washington Senators D.C. Stadium, Washington, DC Fri Jul 22 1966, 7:05 PM EDT Att.: 4,705 - Unknown										
Jim Gosger, L OBP: 0.319, SLG: 0.343 (1, 8)										3	2	1	1	1	0	1											
Mike Hershberger, R OBP: 0.322, SLG: 0.357 (1, 9)										3	0	1	1	1	1	0											
Roger Repoz, L OBP: 0.351, SLG: 0.396 (1, 3)										3	1	3	0	2	0	0											
Danny Cater, R OBP: 0.283, SLG: 0.350 (1, 5)										5	1	1	4	0	0	6											
Larry Stahl, L OBP: 0.286, SLG: 0.390 (1, 7)										4	0	0	0	0	2	2											
Dick Green, R OBP: 0.291, SLG: 0.346 (1, 4)										4	1	2	0	0	1	0											
Phil Roof, R OBP: 0.294, SLG: 0.371 (1, 2)										3	0	0	0	1	0	2											
Jim Nash, R OBP: 0.091, SLG: 0.182 (6, PH)										2	0	0	0	0	2	2											
Ed Charles, R OBP: 0.311, SLG: 0.429 (6, PH)										1	0	1	1	0	0	0											
Wes Stock, R (6, 1)										1	0	0	0	0	1	0											
Inning Stats	R: 1 E: 0 K: 0 S: 4	H: 2 LOB: 1 BB: 1 P: 8	R: 0 E: 0 K: 1 S: 6	H: 1 LOB: 1 BB: 0 P: 6	R: 1 E: 0 K: 0 S: 5	H: 3 LOB: 1 BB: 0 P: 5	R: 0 E: 0 K: 3 S: 9	H: 0 LOB: 1 BB: 1 P: 13	R: 1 E: 0 K: 0 S: 4	H: 1 LOB: 2 BB: 0 P: 12	R: 3 E: 0 K: 1 S: 6	H: 1 LOB: 2 BB: 2 P: 14	R: 0 E: 0 K: 1 S: 5	H: 0 LOB: 0 BB: 0 P: 5	R: 0 E: 0 K: 1 S: 6	H: 1 LOB: 1 BB: 0 P: 6	1B: 6 2B: 4 3B: 0 HR: 2	SF: 0 SAC: 2 DP: 2 HBP: 0	WP: 0 PB: 0 SB: 0 CS: 2	PA: 41							
PITCHER	IP	WLS	BF	H	R	ER	SO	BB	IBB	HBP	BLK	WP	HR	S	P	ERA	WHIP										
Diego Segui, R ERA: 5.0 (1, 1)	3.0		14	6	2	2	1	1	0	0	0	0	1	15	19	6.00	2.333										
Dick Lines, L ERA: 2.45 (4, 1)	2.1	L	13	3	2	2	3	3	0	0	0	0	0	16	28	7.71	2.571										
Bob Humphreys, R ERA: 3.74 (6, 1)	1.2		7	1	3	3	2	1	1	0	0	0	1	9	17	16.20	1.200										
Casey Cox, R ERA: 3.23 (8, 1)	2.0		7	1	0	0	2	0	0	0	0	0	0	11	11	0.00	0.500										

Batter	1	2	3	4	5	6	7	8	9	AB	R	H	RBI	BB	SO	LOB	BOTTOM										
Don Blasingame, L OBP: 0.281, SLG: 0.276 (1, 4)										4	0	0	0	0	0	2	Kansas City Athletics @ Washington Senators D.C. Stadium, Washington, DC Fri Jul 22 1966, 7:05 PM EDT Att.: 4,705 - Unknown										
Ken McMullen, R OBP: 0.288, SLG: 0.345 (1, 5)										4	1	1	0	0	1	1											
Jim King, L OBP: 0.346, SLG: 0.396 (1, 9)										3	1	2	0	1	1	0											
Frank Howard, R OBP: 0.341, SLG: 0.434 (1, 7)										4	0	1	1	0	1	3											
Don Lock, R OBP: 0.365, SLG: 0.469 (1, 8)										3	0	2	0	1	0	1											
Dick Nen, L OBP: 0.280, SLG: 0.269 (1, 3)										4	0	0	0	0	2	5											
Paul Casanova, R OBP: 0.252, SLG: 0.377 (1, 2)										4	0	0	1	0	0	4											
Ed Brinkman, R OBP: 0.278, SLG: 0.353 (1, 6)										3	0	2	0	1	0	0											
Diego Segui, R OBP: 0.156, SLG: 0.111 (3, PH)										0	0	0	0	0	0	0											
Bob Savarese, S OBP: 0.271, SLG: 0.316 (4, 1)										1	0	0	0	0	1	1											
Dick Lines, R (6, 1)										1	0	0	0	0	1	3											
Bob Humphreys, R OBP: 0.356, SLG: 0.350 (7, PH)										0	0	0	0	0	0	0											
Fred Valentine, S OBP: 0.354, SLG: 0.443 (8, 1)										1	0	0	0	0	1	1											
Casey Cox, R (9, PH)										0	0	0	0	0	0	0											
Willie Kirkland, L OBP: 0.275, SLG: 0.350 (9, PH)										1	0	0	0	0	1	1											
Inning Stats	R: 0 E: 0 K: 1 S: 5	H: 0 LOB: 0 BB: 0 P: 5	R: 0 E: 0 K: 2 S: 8	H: 1 LOB: 1 BB: 0 P: 8	R: 0 E: 0 K: 0 S: 3	H: 1 LOB: 0 BB: 0 P: 3	R: 2 E: 1 K: 2 S: 10	H: 2 LOB: 3 BB: 2 P: 18	R: 0 E: 0 K: 0 S: 4	H: 2 LOB: 1 BB: 0 P: 4	R: 0 E: 0 K: 0 S: 3	H: 1 LOB: 0 BB: 0 P: 3	R: 0 E: 0 K: 2 S: 8	H: 0 LOB: 1 BB: 0 P: 8	R: 0 E: 0 K: 0 S: 2	H: 0 LOB: 0 BB: 1 P: 6	R: 0 E: 0 K: 0 S: 4	H: 1 LOB: 1 BB: 0 P: 4	1B: 5 2B: 4 3B: 0 HR: 0	SF: 0 SAC: 0 DP: 4 HBP: 0	WP: 0 PB: 0 SB: 0 CS: 0	PA: 36					
PITCHER	IP	WLS	BF	H	R	ER	SO	BB	IBB	HBP	BLK	WP	HR	S	P	ERA	WHIP										
Jim Nash, R ERA: 2.15 (1, 1)	5.0		22	6	2	0	5	1	1	0	0	0	0	30	38	0.00	1.400										
Wes Stock, R ERA: 4.15 (6, 1)	4.0	S	14	2	0	0	2	1	0	0	0	0	0	17	21	0.00	0.750										

Batter	1	2	3	4	5	6	7	8	9	AB	R	H	RBI	BB	SO	LOB	TOP			
Ossie Chavarria, R OBP: 0.282, SLG: 0.272 (1, 6)	0-0 4-3		0-0 6-3						0-0 5-3	4	0	0	0	0	0	0				
Roger Repoz, L OBP: 0.343, SLG: 0.387 (1, 3)	0-3 K			0-0 1-3					0-3 K	4	0	0	0	0	2	0				
Mike Hershberger, R OBP: 0.320, SLG: 0.354 (1, 9)	0-0 4-3			0-0 F5					0-0 E6 G5-4-3	3	0	0	0	0	0	0				
Danny Cater, R OBP: 0.284, SLG: 0.362 (1, 7)		0-0 6-3		0-0 HR					0-0 F9	3	1	1	1	0	0	1				
Ed Charles, R OBP: 0.307, SLG: 0.422 (1, 5)		0-0 1-3		0-0 F3					0-0 G5-4-3	3	0	0	0	0	0	1				
Dick Green, R OBP: 0.294, SLG: 0.352 (1, 4)		0-0 2B			0-0 1B				0-0 F7	3	0	2	0	0	0	0				
Joe Nossek, R OBP: 0.283, SLG: 0.353 (1, 8)		0-0 F7			0-0 G4-3				0-0 1-3	3	0	0	0	0	0	2				
Phil Roof, R OBP: 0.289, SLG: 0.365 (1, 2)			0-0 F9						0-0 F8	3	0	0	0	0	0	0				
Bill Stafford, R OBP: 0.364, SLG: 0.222 (4, 1)				0-0 F8					0-0 F8	1	0	0	0	0	0	0				
Ken Sanders, R OBP: 0.318, SLG: 0.341 (6, PH)										0	0	0	0	0	0	0				
Jim Gosger, L OBP: 0.133, SLG: 0.200 (6, 1)										1	0	0	0	0	0	0				
Paul Lindblad, L OBP: 0.291, SLG: 0.300 (9, PH)										1	0	0	0	0	0	0				
Inning Stats	R: 0 E: 0 K: 1 S: 5	H: 0 LOB: 0 BB: 0 P: 5	R: 0 E: 0 K: 0 S: 4	H: 1 LOB: 1 BB: 0 P: 4	R: 0 E: 0 K: 0 S: 3	H: 0 LOB: 0 BB: 0 P: 3	R: 1 E: 0 K: 0 S: 4	H: 1 LOB: 0 BB: 0 P: 4	R: 0 E: 0 K: 0 S: 3	H: 0 LOB: 0 BB: 0 P: 3	R: 0 E: 1 K: 0 S: 3	H: 0 LOB: 0 BB: 0 P: 3	R: 0 E: 0 K: 0 S: 3	H: 0 LOB: 0 BB: 0 P: 3	R: 0 E: 0 K: 1 S: 5	H: 0 LOB: 0 BB: 0 P: 5	1B: 1 2B: 1 3B: 0 HR: 1	SF: 0 SAC: 0 DP: 2 HBP: 0	WP: 0 PB: 0 SB: 0 CS: 0	PA: 29
PITCHER Barry Moore, L ERA: 1.0 (1, 1)	IP: 9.0 WLS: W BF: 29 H: 3 R: 1 ER: 1 SO: 2 BB: 0 IBB: 0 HBP: 0 BLK: 0 WP: 0 HR: 1 S: 33 P: 33 ERA: 1.00 WHIP: 0.333																			

Kansas City Athletics @ Washington Senators
D.C. Stadium, Washington, DC
Sat Jul 23 1966, 3:33 AM EDT
Att: 2,777 - Unknown

AB	29
R	1
H	3
RBI	1
BB	0
SO	2
LOB	4



Batter	1	2	3	4	5	6	7	8	9	AB	R	H	RBI	BB	SO	LOB	BOTTOM			
Bob Saverine, S OBP: 0.271, SLG: 0.319 (1, 4)	0-0 F4		0-0 F5	0-0 E3 2B		0-0 2B				4	1	1	1	0	0	2				
Ken McMullen, R OBP: 0.291, SLG: 0.350 (1, 5)	0-0 F8		0-0 F8	0-0 2B					0-0 G5-4-3 1B	4	0	2	3	0	0	0				
Fred Valentine, S OBP: 0.330, SLG: 0.438 (1, 7)	0-0 G3		0-0 6-3	0-0 3-1					0-0 G5-4-3 1-2	4	0	0	0	0	0	2				
Jim King, L OBP: 0.345, SLG: 0.393 (1, 9)		0-3 K		0-0 FC5-4 1B					0-0 F9	4	0	1	0	0	1	0				
Don Lock, R OBP: 0.360, SLG: 0.461 (1, 8)		0-3 K		0-0 FC5-4 1B					0-0 F7	4	1	0	0	0	1	1				
Dick Phillips, L OBP: 0.308, SLG: 0.250 (1, 3)		0-0 1B 3B 1B		0-0 E8 1B					0-0 F8	4	2	2	0	0	0	1				
Paul Casanova, R OBP: 0.256, SLG: 0.379 (1, 2)		0-0 3B 1B		0-0 E FC2 1B					0-0 5-3	4	1	2	1	0	0	1				
Ed Brinkman, R OBP: 0.280, SLG: 0.361 (1, 6)		0-0 3B 1B		0-0 E FC2 2B 1B					0-0 K	4	1	2	3	0	1	1				
Barry Moore, L OBP: 0.333, SLG: 0.333 (1, 1)		0-0 1-3 3B		0-0 FC2 2B					0-0 2B 1B	3	2	1	0	0	0	3				
Inning Stats	R: 0 E: 0 K: 0 S: 3	H: 0 LOB: 0 BB: 0 P: 3	R: 2 E: 0 K: 2 S: 10	H: 3 LOB: 1 BB: 0 P: 10	R: 0 E: 0 K: 0 S: 3	H: 0 LOB: 0 BB: 0 P: 3	R: 5 E: 4 K: 0 S: 9	H: 4 LOB: 1 BB: 0 P: 9	R: 0 E: 0 K: 0 S: 3	H: 0 LOB: 0 BB: 0 P: 3	R: 1 E: 0 K: 1 S: 6	H: 2 LOB: 1 BB: 0 P: 6	R: 0 E: 0 K: 0 S: 3	H: 1 LOB: 0 BB: 0 P: 3	R: 0 E: 0 K: 0 S: 4	H: 1 LOB: 1 BB: 0 P: 4	1B: 8 2B: 2 3B: 1 HR: 0	SF: 0 SAC: 0 DP: 1 HBP: 0	WP: 0 PB: 0 SB: 0 CS: 0	PA: 35
PITCHER Bill Stafford, R ERA: 5.02 Ken Sanders, R ERA: 3.91 Paul Lindblad, L ERA: 5.15	IP: 3.2 WLS: L BF: 19 H: 6 R: 7 ER: 3 SO: 2 BB: 0 IBB: 0 HBP: 0 BLK: 0 WP: 0 HR: 0 S: 23 P: 23 ERA: 7.36 WHIP: 1.636																			

Kansas City Athletics @ Washington Senators
D.C. Stadium, Washington, DC
Sat Jul 23 1966, 3:33 AM EDT
Att: 2,777 - Unknown

AB	35
R	8
H	11
RBI	8
BB	0
SO	3
LOB	11



Batter	1	2	3	4	5	6	7	8	9	AB	R	H	RBI	BB	SO	LOB	TOP			
Ossie Chavarria, R OBP: 0.271, SLG: 0.260 (1, 6)	F4		K		F8			5-3		4	0	0	0	0	1	2	Kansas City Athletics @ Washington Senators D.C. Stadium, Washington, DC Sun Jul 24 1966, 3:33 AM EDT Unknown			
Roger Repoz, L OBP: 0.342, SLG: 0.401 (1, 3)	K		F6		K			HR		4	1	1	1	0	2	2				
Mike Hershberger, R OBP: 0.322, SLG: 0.359 (1, 9)	F8				3B	2B		F9		4	1	2	0	0	0	0				
Danny Cater, R OBP: 0.283, SLG: 0.364 (1, 7)					F9			F3		4	0	1	0	0	1	2				
Ed Charles, R OBP: 0.310, SLG: 0.434 (1, 5)			K					F9		4	0	2	1	0	1	1				
Dick Green, R OBP: 0.293, SLG: 0.351 (1, 4)			5-3		6-3					4	0	1	0	0	0	3				
Joe Nossek, R OBP: 0.276, SLG: 0.344 (1, 8)			1-3		F1					4	0	0	0	0	0	3				
Phil Roof, R OBP: 0.294, SLG: 0.379 (1, 2)								F3		4	0	2	0	0	0	1				
Caffish Hunter, R OBP: 0.193, SLG: 0.218 (7, PH)			K							2	0	0	0	0	2	2				
Jim Gosger, L OBP: 0.317, SLG: 0.340 (7, 1)										1	0	0	0	0	1	0				
Paul Lindblad, L OBP: 0.133, SLG: 0.200 (8, 1)										0	0	0	0	0	0	0				
Ken Sanders, R OBP: 0.364, SLG: 0.222 (8, 1)										0	0	0	0	0	0	0				
Inning Stats	R: 0 E: 0 K: 1 S: 5	H: 0 LOB: 0 BB: 0 P: 5	R: 0 E: 0 K: 1 S: 6	H: 1 LOB: 1 BB: 0 P: 6	R: 0 E: 0 K: 2 S: 8	H: 1 LOB: 1 BB: 0 P: 8	R: 1 E: 0 K: 0 S: 5	H: 2 LOB: 1 BB: 0 P: 5	R: 0 E: 0 K: 1 S: 6	H: 1 LOB: 1 BB: 0 P: 8	R: 0 E: 0 K: 1 S: 5	H: 0 LOB: 0 BB: 0 P: 5	R: 1 E: 0 K: 0 S: 4	H: 1 LOB: 0 BB: 0 P: 4	R: 0 E: 0 K: 0 S: 4	H: 1 LOB: 1 BB: 0 P: 4	1B: 3 2B: 4 3B: 1 HR: 1	SF: 0 SAC: 0 DP: 0 HBP: 0	WP: 0 PB: 0 CS: 0	PA: 35
PITCHER Pete Richert, L ERA: 3.14 (1, 1)	IP: 9.0 WLS: W BF: 35 H: 9 R: 2 ER: 2 SO: 8 BB: 0 IBB: 0 HBP: 0 BLK: 0 WP: 0 HR: 1 S: 51 P: 51 ERA: 2.00 WHIP: 1.000															PITCHER				

AB	35
R	2
H	9
RBI	2
BB	0
SO	8
LOB	16



Batter	1	2	3	4	5	6	7	8	9	AB	R	H	RBI	BB	SO	LOB	BOTTOM			
Bob Saverine, S OBP: 0.280, SLG: 0.344 (1, 4)	1B		2B	1B	HR		K			4	2	3	1	0	1	0	Kansas City Athletics @ Washington Senators D.C. Stadium, Washington, DC Sun Jul 24 1966, 3:33 AM EDT Unknown			
Ken McMullen, R OBP: 0.293, SLG: 0.361 (1, 5)			K		F8		HR			4	1	2	1	0	1	1				
Jim King, L OBP: 0.397, SLG: 0.397 (1, 9)										3	1	1	0	0	0	2				
Fred Valentine, S OBP: 0.332, SLG: 0.449 (6, 9)	F2		1B	2B			HR			1	1	1	1	0	0	0				
Frank Howard, R OBP: 0.340, SLG: 0.429 (1, 7)			4-0							3	0	0	0	1	1	2				
Willie Kirkland, L OBP: 0.275, SLG: 0.350 (8, 7)	F3			1B	BB		K			0	0	0	0	0	0	0				
Don Lock, R OBP: 0.359, SLG: 0.469 (1, 8)	F7			K			F8			4	1	1	1	0	1	5				
Dick Phillips, L OBP: 0.294, SLG: 0.250 (1, 3)			G3				6-3			4	0	1	2	0	0	0				
Paul Casanova, R OBP: 0.252, SLG: 0.372 (1, 2)			F8		K					4	0	0	0	0	2	2				
Ed Brinkman, R OBP: 0.280, SLG: 0.363 (1, 6)							F8			4	0	1	0	0	1	0				
Pete Richert, L OBP: 0.086, SLG: 0.086 (1, 1)			K		F8		K			3	0	0	0	0	2	1				
Inning Stats	R: 0 E: 0 K: 0 S: 5	H: 2 LOB: 2 BB: 0 P: 5	R: 0 E: 0 K: 1 S: 6	H: 1 LOB: 0 BB: 0 P: 6	R: 2 E: 0 K: 3 S: 12	H: 3 LOB: 2 BB: 1 P: 16	R: 1 E: 0 K: 0 S: 4	H: 1 LOB: 0 BB: 0 P: 4	R: 1 E: 0 K: 0 S: 4	H: 1 LOB: 0 BB: 0 P: 4	R: 0 E: 0 K: 1 S: 5	H: 0 LOB: 0 BB: 0 P: 5	R: 2 E: 0 K: 2 S: 9	H: 2 LOB: 0 BB: 0 P: 9	R: 0 E: 0 K: 2 S: 7	H: 0 LOB: 0 BB: 0 P: 7	1B: 4 2B: 2 3B: 0 HR: 4	SF: 0 SAC: 0 DP: 0 HBP: 0	WP: 0 PB: 0 CS: 0	PA: 35
PITCHER Caffish Hunter, R ERA: 3.77 (1, 1)	IP: 6.0 WLS: L BF: 27 H: 8 R: 4 ER: 4 SO: 5 BB: 1 IBB: 0 HBP: 0 BLK: 0 WP: 1 HR: 2 S: 36 P: 40 ERA: 6.00 WHIP: 1.500															PITCHER				
Paul Lindblad, L ERA: 5.37 (7, 1)	IP: 1.0 WLS: L BF: 5 H: 2 R: 2 ER: 2 SO: 2 BB: 0 IBB: 0 HBP: 0 BLK: 0 WP: 0 HR: 2 S: 9 P: 9 ERA: 18.00 WHIP: 2.000															PITCHER				
Ken Sanders, R ERA: 3.86 (8, 1)	IP: 1.0 WLS: L BF: 3 H: 0 R: 0 ER: 0 SO: 2 BB: 0 IBB: 0 HBP: 0 BLK: 0 WP: 0 HR: 0 S: 7 P: 7 ERA: 0.00 WHIP: 0.000															PITCHER				

AB	34
R	6
H	10
RBI	6
BB	1
SO	9
LOB	13



Batter	1	2	3	4	5	6	7	8	9	AB	R	H	RBI	BB	SO	LOB	TOP															
Jim Gosger, L (1.8) OBP: 0.315, SLG: 0.335										4	1	0	0	1	2	0	Kansas City Athletics @ Washington Senators D.C. Stadium, Washington, DC Sun Jul 24 1966, 3:38 AM EDT Att: 10,306 - Unknown															
Roger Repoz, L (1.3) OBP: 0.343, SLG: 0.414										4	1	1	2	0	0	1																
Mike Hershberger, R (1.9) OBP: 0.320, SLG: 0.357										5	0	1	0	0	1	2																
Larry Stahl, L (1.7) OBP: 0.281, SLG: 0.383										4	0	0	0	0	1	2																
Ed Charles, R (1.5) OBP: 0.314, SLG: 0.435										4	1	2	0	0	0	0																
Tim Talton, L (1.2) OBP: 0.375, SLG: 0.563										4	1	1	0	0	1	1																
Dick Green, R (1.4) OBP: 0.296, SLG: 0.356										4	0	2	2	0	0	1																
Ossie Chavarria, R (1.6) OBP: 0.279, SLG: 0.263										3	0	1	0	1	2	1																
Jim Dickson, L (1.1) OBP: 0.250, SLG: 0.250										2	0	0	0	0	1	2																
Ken Sanders, R (6.1) OBP: 0.364, SLG: 0.222										1	0	0	0	0	1	0																
Danny Cater, R (8. PH) OBP: 0.282, SLG: 0.363										0	0	0	0	0	0	0																
Jack Aker, R (8.1) OBP: 0.100, SLG: 0.200										0	0	0	0	0	0	2																
Inning Stats	R: 4 E: 0 K: 1 S: 9	H: 4 LOB: 2 BB: 2 P: 17	R: 0 E: 0 K: 1 S: 6	H: 0 LOB: 1 BB: 0 P: 6	R: 0 E: 0 K: 1 S: 6	H: 1 LOB: 1 BB: 0 P: 6	R: 0 E: 0 K: 3 S: 9	H: 0 LOB: 0 BB: 0 P: 10	R: 0 E: 0 K: 0 S: 3	H: 0 LOB: 0 BB: 0 P: 3	R: 0 E: 0 K: 0 S: 4	H: 1 LOB: 1 BB: 0 P: 4	R: 0 E: 0 K: 1 S: 7	H: 2 LOB: 2 BB: 0 P: 7	R: 0 E: 0 K: 0 S: 3	H: 0 LOB: 0 BB: 0 P: 3	1B: 6 2B: 1 3B: 0 HR: 1	SF: 0 SAC: 0 DP: 0 HBP: 1	WP: 0 PB: 1 CS: 0	PA: 39												
PITCHER	IP WLS BF H R ER SO BB IBB HBP BLK WP HR S P ERA WHIP																															
Phil Ortega, R (1.1) ERA: 4.03	0.2	7	4	4	4	1	1	0	0	0	0	1	8	12	54.00	7.500																
Dick Lines, L (1.1) ERA: 2.35	2.1	10	1	0	0	2	0	1	0	0	0	0	13	17	0.00	0.429																
Bob Humphreys, R (4.1) ERA: 3.68	1.0	4	0	0	0	3	0	0	1	0	0	0	9	10	0.00	0.000																
Casey Cox, R (5.1) ERA: 3.02	5.0	W 18	3	0	0	3	0	0	0	0	0	0	24	24	0.00	0.600																

Batter	1	2	3	4	5	6	7	8	9	AB	R	H	RBI	BB	SO	LOB	BOTTOM															
Bob Saverine, S (1.4) OBP: 0.288, SLG: 0.343										3	1	1	1	2	1	1	Kansas City Athletics @ Washington Senators D.C. Stadium, Washington, DC Sun Jul 24 1966, 3:38 AM EDT Att: 10,306 - Unknown															
Ken McMullen, R (1.5) OBP: 0.294, SLG: 0.365										5	0	2	0	0	1	2																
Fred Valentine, S (1.9) OBP: 0.333, SLG: 0.444										3	0	0	0	1	3	3																
Frank Howard, R (1.7) OBP: 0.345, SLG: 0.430										2	1	1	0	2	0	1																
Willie Kirkland, L (6. PR) OBP: 0.275, SLG: 0.350										0	0	0	0	0	0	0																
Don Lock, R (1.8) OBP: 0.357, SLG: 0.466										4	0	1	0	0	1	5																
Dick Phillips, L (1.3) OBP: 0.238, SLG: 0.200										4	1	0	1	0	0	5																
John Orsino, R (1.2) OBP: 0.174, SLG: 0.217										1	0	0	0	0	1	0																
Paul Casanova, R (3.2) OBP: 0.257, SLG: 0.389										3	2	2	1	0	1	0																
Ed Brinkman, R (1.6) OBP: 0.282, SLG: 0.364										4	1	2	0	0	1	2																
Phil Ortega, R (1.1) OBP: 0.154, SLG: 0.059										0	0	0	0	0	0	0																
Dick Lines, R (1.1) OBP: 0.296, SLG: 0.276										0	0	0	0	0	0	0																
Don Basingame, L (3. PR) OBP: 0.286, SLG: 0.356										1	0	0	0	0	0	1																
Bob Humphreys, R (4.1) OBP: 0.304, SLG: 0.336										0	0	0	0	0	0	0																
Ken Harrison, R (4. PR) OBP: 0.304, SLG: 0.336										1	1	1	3	0	0	0																
Casey Cox, R (5.1) ERA: 1.99										2	0	0	0	0	2	1																
Inning Stats	R: 0 E: 0 K: 1 S: 5	H: 0 LOB: 1 BB: 1 P: 9	R: 0 E: 0 K: 1 S: 5	H: 0 LOB: 0 BB: 0 P: 5	R: 0 E: 0 K: 2 S: 9	H: 2 LOB: 2 BB: 0 P: 9	R: 4 E: 0 K: 1 S: 9	H: 4 LOB: 1 BB: 1 P: 13	R: 0 E: 0 K: 1 S: 4	H: 0 LOB: 1 BB: 2 P: 12	R: 3 E: 1 K: 1 S: 9	H: 4 LOB: 3 BB: 1 P: 14	R: 0 E: 0 K: 3 S: 9	H: 0 LOB: 0 BB: 0 P: 9	R: 0 E: 0 K: 1 S: 5	H: 0 LOB: 0 BB: 0 P: 5	1B: 7 2B: 1 3B: 0 HR: 2	SF: 0 SAC: 0 DP: 0 HBP: 1	WP: 1 PB: 0 SB: 1 CS: 1	PA: 39												
PITCHER	IP WLS BF H R ER SO BB IBB HBP BLK WP HR S P ERA WHIP																															
Jim Dickson, R (1.1) ERA: 5.35	3.2	19	6	4	4	4	2	0	0	0	0	1	25	33	9.82	2.182																
Jim Duckworth, R (4.1) ERA: 6.84	1.2	L 12	4	3	3	3	3	0	1	0	1	1	14	27	16.20	4.200																
Ken Sanders, R (6.1) ERA: 3.77	1.2	5	0	0	0	3	0	0	0	0	0	0	11	11	0.00	0.000																
Jack Aker, R (8.1) ERA: 1.99	1.0	3	0	0	0	1	0	0	0	0	0	0	5	5	0.00	0.000																

AB 36
R 4
H 8
RBI 4
BB 2
SO 9
LOB 12



AB 33
R 7
H 10
RBI 6
BB 5
SO 11
LOB 21



Batter	1	2	3	4	5	6	7	8	9	AB	R	H	RBI	BB	SO	LOB	TOP					
Bert Campaneris, R OBP: 0.309, SLG: 0.398 (1, 6)										5	2	3	0	0	0	2						
Ossie Chavarria, R OBP: 0.294, SLG: 0.269 (1, 3)										5	0	2	1	0	1	3						
Mike Hershberger, R OBP: 0.319, SLG: 0.352 (1, 9)										4	0	0	0	1	1	4						
Danny Cater, R OBP: 0.288, SLG: 0.378 (1, 7)										5	1	3	1	0	0	1						
Ed Charles, R OBP: 0.311, SLG: 0.426 (1, 5)										4	0	0	0	1	0	4						
Dick Green, R OBP: 0.295, SLG: 0.354 (1, 4)										4	0	1	0	0	1	1						
Joe Nossek, R OBP: 0.271, SLG: 0.338 (9, PH)										3	0	0	0	0	0	2	AB 39					
Tim Talton, L OBP: 0.412, SLG: 0.647 (9, PH)										1	1	1	0	0	0	0	R 5					
Phil Roof, R OBP: 0.289, SLG: 0.373 (9, PH)										3	0	0	0	0	1	3	H 13					
Roger Repoz, L OBP: 0.341, SLG: 0.412 (9, PH)										1	0	0	0	0	1	1	RBI 3					
Lew Krausse, R OBP: 0.192, SLG: 0.087 (3, 1)										1	0	1	0	0	0	0	BB 2					
Ralph Terry, R OBP: 0.287, SLG: 0.286 (5, PH)										0	0	0	0	0	0	0	SO 6					
Jim Cofer, R OBP: 0.331, SLG: 0.341 (5, 1)										0	0	0	0	0	0	0	LOB 21					
Bill Stafford, R OBP: 0.341, SLG: 0.341 (5, 1)										0	0	0	0	0	0	0						
Ernie Fazio, R OBP: 0.273, SLG: 0.290 (7, PH)										0	0	0	0	0	0	0						
Ken Sanders, R OBP: 0.364, SLG: 0.222 (8, 1)										0	0	0	0	0	0	0						
Joe Grzenda, R OBP: 0.364, SLG: 0.222 (8, 1)										0	0	0	0	0	0	0						
Larry Stahl, L OBP: 0.288, SLG: 0.396 (9, PH)										1	1	1	1	0	0	0						
Inning Stats	R: 2 E: 0 K: 0 S: 5	H: 3 LOB: 1 BB: 1 P: 9	R: 0 E: 0 K: 1 S: 6	H: 1 LOB: 1 BB: 0 P: 6	R: 0 E: 0 K: 1 S: 6	H: 1 LOB: 1 BB: 0 P: 6	R: 0 E: 0 K: 1 S: 5	H: 0 LOB: 0 BB: 0 P: 5	R: 0 E: 0 K: 1 S: 6	H: 1 LOB: 2 BB: 0 P: 6	R: 0 E: 1 K: 2 S: 8	H: 2 LOB: 2 BB: 0 P: 5	R: 0 E: 0 K: 1 S: 3	H: 1 LOB: 0 BB: 0 P: 3	R: 0 E: 0 K: 0 S: 3	H: 0 LOB: 0 BB: 0 P: 3	R: 3 E: 1 K: 1 S: 9	H: 4 LOB: 2 BB: 1 P: 13	1B: 9 2B: 3 3B: 0 HR: 1	SF: 0 SAC: 0 DP: 2 HBP: 0	WP: 0 PB: 0 SB: 0 CS: 0	PA: 41
PITCHER	IP	WLS	BF	H	R	ER	SO	BB	IBB	HBP	BLK	WP	HR	S	P	ERA	WHIP					
Dennis Bennett, L ERA: 1.45 (1, 1)	7.0	W	30	9	2	2	5	1	0	0	0	0	1	39	43	2.57	1.429					
John Wyatt, R ERA: 3.41 (8, 1)	1.2		10	4	3	3	1	1	0	0	0	0	0	11	15	16.20	3.000					
Don McMahon, R ERA: 2.83 (9, 1)	0.1	S	1	0	0	0	0	0	0	0	0	0	0	1	1	0.00	0.000					

Kansas City Athletics @ Boston Red Sox
Fenway Park, Boston, MA
Tue Jul 26 1966, 7:05 PM EDT
Att: 10,958 - Unknown

Batter	1	2	3	4	5	6	7	8	9	AB	R	H	RBI	BB	SO	LOB	BOTTOM					
Rico Petrocelli, R OBP: 0.283, SLG: 0.400 (1, 6)										4	0	0	1	0	1	2						
Joe Foy, R OBP: 0.345, SLG: 0.436 (1, 5)										3	3	2	2	2	0	0						
Carl Yastrzemski, L OBP: 0.353, SLG: 0.419 (1, 7)										4	1	1	0	1	1	0						
Tony Conigliaro, R OBP: 0.331, SLG: 0.497 (1, 9)										4	2	2	1	0	2	3						
Don Demeter, R OBP: 0.288, SLG: 0.459 (1, 8)										5	0	2	1	0	1	3						
George Scott, R OBP: 0.333, SLG: 0.471 (1, 3)										4	0	2	0	1	1	2						
Mike Ryan, R OBP: 0.265, SLG: 0.289 (1, 2)										5	0	2	2	0	0	3	AB 37					
George Smith, R OBP: 0.286, SLG: 0.354 (1, 4)										4	2	3	0	1	0	1	R 8					
Dennis Bennett, L (1, 1)										2	0	0	0	0	2	4	H 15					
Lenny Green, L OBP: 0.339, SLG: 0.330 (7, PH)										1	0	1	1	0	0	0	RBI 8					
John Wyatt, R (8, 1)										1	0	0	0	0	1	2	SO 9					
Don McMahon, R (9, 1)										0	0	0	0	0	0	0	LOB 20					
Inning Stats	R: 3 E: 0 K: 1 S: 8	H: 3 LOB: 3 BB: 3 P: 20	R: 2 E: 0 K: 1 S: 7	H: 2 LOB: 1 BB: 0 P: 8	R: 0 E: 0 K: 1 S: 6	H: 1 LOB: 1 BB: 0 P: 6	R: 1 E: 0 K: 1 S: 8	H: 3 LOB: 2 BB: 0 P: 8	R: 1 E: 0 K: 0 S: 4	H: 1 LOB: 0 BB: 0 P: 4	R: 0 E: 0 K: 2 S: 8	H: 1 LOB: 1 BB: 0 P: 8	R: 1 E: 0 K: 2 S: 9	H: 2 LOB: 3 BB: 2 P: 17	R: 0 E: 0 K: 1 S: 7	H: 2 LOB: 2 BB: 0 P: 7	1B: 8 2B: 5 3B: 0 HR: 2	SF: 1 SAC: 1 DP: 0 HBP: 1	WP: 1 PB: 0 SB: 0 CS: 0	PA: 45		
PITCHER	IP	WLS	BF	H	R	ER	SO	BB	IBB	HBP	BLK	WP	HR	S	P	ERA	WHIP					
Lew Krausse, R ERA: 3.02 (1, 1)	2.0	L	15	5	5	5	2	1	2	0	0	0	0	1	15	28	22.50	3.000				
Ralph Terry, R ERA: 3.66 (3, 1)	2.0		10	4	1	1	2	0	0	0	0	0	1	14	14	4.50	2.000					
Bill Stafford, R ERA: 4.99 (5, 1)	2.0		8	2	1	1	2	0	0	0	0	0	0	12	12	4.50	1.000					
Ken Sanders, R ERA: 3.84 (7, 1)	1.0		7	2	1	1	2	2	0	0	0	1	0	9	17	9.00	4.000					
Joe Grzenda, L ERA: (8, 1)	1.0		5	2	0	0	1	0	0	0	0	0	0	7	7	0.00	2.000					

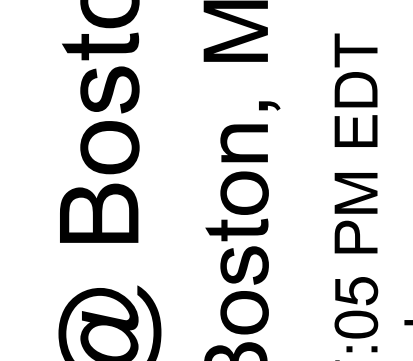
Kansas City Athletics @ Boston Red Sox
Fenway Park, Boston, MA
Tue Jul 26 1966, 7:05 PM EDT
Att: 10,958 - Unknown

Batter	1	2	3	4	5	6	7	8	9	AB	R	H	RBI	BB	SO	LOB	TOP					
Bert Campaneris, R OBP: 0.310, SLG: 0.398 Ossie Chavarria, R OBP: 0.282, SLG: 0.267										5	2	2	1	0	1	0	Kansas City Athletics @ Boston Red Sox Fenway Park, Boston, MA Wed Jul 27 1966, 7:05 PM EDT Att: 12,638 - Unknown					
Jim Gosger, L OBP: 0.321, SLG: 0.354 Joe Nossek, R OBP: 0.271, SLG: 0.338										5	3	2	2	1	1	0						
Mike Hershberger, R OBP: 0.322, SLG: 0.364										5	3	3	2	0	0	2						
Roger Repoz, L OBP: 0.352, SLG: 0.419										4	2	3	2	1	0	1						
Danny Cater, R OBP: 0.290, SLG: 0.379 Wes Stock, R										5	1	2	1	0	0	3						
Larry Stahl, L OBP: 0.282, SLG: 0.382										5	1	1	2	0	1	3						
Dick Green, R OBP: 0.290, SLG: 0.356 Ernie Fazio, R OBP: 0.265, SLG: 0.281										4	0	2	3	0	0	2						
Phil Roof, R OBP: 0.287, SLG: 0.365										4	1	0	0	1	3	4						
Jim Nash, R OBP: 0.067, SLG: 0.133 Ed Charles, R OBP: 0.315, SLG: 0.426										4	1	0	0	0	0	3						
										0	0	0	0	1	0	0						
Inning Stats	R: 5 E: 1 K: 0 S: 8	H: 4 LOB: 1 BB: 1 P: 12	R: 0 E: 0 K: 1 S: 6	H: 1 LOB: 1 BB: 0 P: 6	R: 0 E: 0 K: 0 S: 3	H: 0 LOB: 0 BB: 0 P: 3	R: 7 E: 2 K: 1 S: 11	H: 5 LOB: 1 BB: 2 P: 19	R: 0 E: 0 K: 0 S: 3	H: 2 LOB: 2 BB: 0 P: 9	R: 2 E: 0 K: 1 S: 8	H: 3 LOB: 1 BB: 0 P: 8	R: 0 E: 0 K: 1 S: 5	H: 0 LOB: 0 BB: 1 P: 5	R: 0 E: 0 K: 0 S: 2	H: 0 LOB: 0 BB: 1 P: 6	1B: 13 2B: 0 3B: 0 HR: 2	SF: 0 SAC: 0 DP: 1 HBP: 0	WP: 0 PB: 0 SB: 2 CS: 0	PA: 47		
PITCHER	IP WLS BF H R ER SO BB IBB HBP BLK WP HR S P ERA WHIP	IP WLS BF H R ER SO BB IBB HBP BLK WP HR S P ERA WHIP	IP WLS BF H R ER SO BB IBB HBP BLK WP HR S P ERA WHIP	IP WLS BF H R ER SO BB IBB HBP BLK WP HR S P ERA WHIP	IP WLS BF H R ER SO BB IBB HBP BLK WP HR S P ERA WHIP	IP WLS BF H R ER SO BB IBB HBP BLK WP HR S P ERA WHIP	IP WLS BF H R ER SO BB IBB HBP BLK WP HR S P ERA WHIP	IP WLS BF H R ER SO BB IBB HBP BLK WP HR S P ERA WHIP	IP WLS BF H R ER SO BB IBB HBP BLK WP HR S P ERA WHIP	IP WLS BF H R ER SO BB IBB HBP BLK WP HR S P ERA WHIP	IP WLS BF H R ER SO BB IBB HBP BLK WP HR S P ERA WHIP	IP WLS BF H R ER SO BB IBB HBP BLK WP HR S P ERA WHIP	IP WLS BF H R ER SO BB IBB HBP BLK WP HR S P ERA WHIP	IP WLS BF H R ER SO BB IBB HBP BLK WP HR S P ERA WHIP	IP WLS BF H R ER SO BB IBB HBP BLK WP HR S P ERA WHIP	IP WLS BF H R ER SO BB IBB HBP BLK WP HR S P ERA WHIP	IP WLS BF H R ER SO BB IBB HBP BLK WP HR S P ERA WHIP	IP WLS BF H R ER SO BB IBB HBP BLK WP HR S P ERA WHIP	IP WLS BF H R ER SO BB IBB HBP BLK WP HR S P ERA WHIP	IP WLS BF H R ER SO BB IBB HBP BLK WP HR S P ERA WHIP	IP WLS BF H R ER SO BB IBB HBP BLK WP HR S P ERA WHIP	IP WLS BF H R ER SO BB IBB HBP BLK WP HR S P ERA WHIP
Jose Santiago, R ERA: 3.78	1.1	0.1	L	6	3	5	4	0	1	0	0	0	0	0	0	0	0	0	5	9	108.00	12.000
Jim Lonborg, R ERA: 4.85	1.1	2.2		16	5	6	5	1	2	0	0	0	0	0	0	0	0	0	16	24	16.88	2.625
Dan Osinski, R ERA: 4.25	4.1	2.0		8	2	1	1	1	0	0	0	0	0	0	0	0	0	0	10	10	4.50	1.000
Dick Stigman, L ERA: 4.74	6.1	2.0		11	5	2	2	3	0	0	0	0	0	2	17	17	9.00	2.500				
Don McMahon, R ERA: 2.73	8.1	2.0		6	0	0	0	1	1	0	0	0	0	0	7	11	0.00	0.500				
PITCHER	IP WLS BF H R ER SO BB IBB HBP BLK WP HR S P ERA WHIP	IP WLS BF H R ER SO BB IBB HBP BLK WP HR S P ERA WHIP	IP WLS BF H R ER SO BB IBB HBP BLK WP HR S P ERA WHIP	IP WLS BF H R ER SO BB IBB HBP BLK WP HR S P ERA WHIP	IP WLS BF H R ER SO BB IBB HBP BLK WP HR S P ERA WHIP	IP WLS BF H R ER SO BB IBB HBP BLK WP HR S P ERA WHIP	IP WLS BF H R ER SO BB IBB HBP BLK WP HR S P ERA WHIP	IP WLS BF H R ER SO BB IBB HBP BLK WP HR S P ERA WHIP	IP WLS BF H R ER SO BB IBB HBP BLK WP HR S P ERA WHIP	IP WLS BF H R ER SO BB IBB HBP BLK WP HR S P ERA WHIP	IP WLS BF H R ER SO BB IBB HBP BLK WP HR S P ERA WHIP	IP WLS BF H R ER SO BB IBB HBP BLK WP HR S P ERA WHIP	IP WLS BF H R ER SO BB IBB HBP BLK WP HR S P ERA WHIP	IP WLS BF H R ER SO BB IBB HBP BLK WP HR S P ERA WHIP	IP WLS BF H R ER SO BB IBB HBP BLK WP HR S P ERA WHIP	IP WLS BF H R ER SO BB IBB HBP BLK WP HR S P ERA WHIP	IP WLS BF H R ER SO BB IBB HBP BLK WP HR S P ERA WHIP	IP WLS BF H R ER SO BB IBB HBP BLK WP HR S P ERA WHIP	IP WLS BF H R ER SO BB IBB HBP BLK WP HR S P ERA WHIP	IP WLS BF H R ER SO BB IBB HBP BLK WP HR S P ERA WHIP	IP WLS BF H R ER SO BB IBB HBP BLK WP HR S P ERA WHIP	IP WLS BF H R ER SO BB IBB HBP BLK WP HR S P ERA WHIP
Rico Petrocelli, R OBP: 0.286, SLG: 0.405 Eddie Kasko, R OBP: 0.304, SLG: 0.365										3	0	2	0	0	1	0	Kansas City Athletics @ Boston Red Sox Fenway Park, Boston, MA Wed Jul 27 1966, 7:05 PM EDT Att: 12,638 - Unknown					
Joe Foy, R OBP: 0.346, SLG: 0.438										3	1	1	1	1	1	1						
Carl Yastrzemski, L OBP: 0.350, SLG: 0.416 Lenny Green, L OBP: 0.336, SLG: 0.327										3	0	0	0	0	2	1						
Tony Conigliaro, R OBP: 0.332, SLG: 0.505										3	0	2	1	0	0	0						
Don Demeter, R OBP: 0.287, SLG: 0.455										4	0	1	0	0	1	2						
George Scott, R OBP: 0.333, SLG: 0.467										3	0	0	0	1	1	2						
Mike Ryan, R OBP: 0.281, SLG: 0.285										4	0	0	0	0	2	3						
George Smith, R OBP: 0.283, SLG: 0.349										4	0	0	0	0	1	0						
Jose Santiago, R OBP: 0.214, SLG: 0.195 Jim Lonborg, R OBP: 0.297, SLG: 0.100 Dan Osinski, R OBP: 0.276, SLG: 0.305 Dick Stigman, L OBP: 0.112, SLG: 0.118 Dalton Jones, L OBP: 0.208, SLG: 0.400 Don McMahon, R OBP: 0.317, SLG: 0.339										0	0	0	0	0	0	0						
										1	0	0	0	0	0	0						
Inning Stats	R: 0 E: 0 K: 3 S: 9	H: 0 LOB: 0 BB: 0 P: 9	R: 0 E: 0 K: 1 S: 6	H: 1 LOB: 1 BB: 0 P: 6	R: 0 E: 0 K: 1 S: 6	H: 1 LOB: 1 BB: 0 P: 6	R: 0 E: 0 K: 1 S: 6	H: 1 LOB: 1 BB: 0 P: 6	R: 0 E: 0 K: 0 S: 5	H: 3 LOB: 2 BB: 1 P: 10	R: 0 E: 0 K: 0 S: 4	H: 1 LOB: 2 BB: 1 P: 8	R: 0 E: 0 K: 1 S: 5	H: 0 LOB: 0 BB: 0 P: 5	R: 0 E: 0 K: 2 S: 7	H: 0 LOB: 0 BB: 0 P: 7	1B: 3 2B: 3 3B: 1 HR: 0	SF: 1 SAC: 0 DP: 0 HBP: 0	WP: 1 PB: 0 SB: 0 CS: 0	PA: 36		
PITCHER	IP WLS BF H R ER SO BB IBB HBP BLK WP HR S P ERA WHIP	IP WLS BF H R ER SO BB IBB HBP BLK WP HR S P ERA WHIP	IP WLS BF H R ER SO BB IBB HBP BLK WP HR S P ERA WHIP	IP WLS BF H R ER SO BB IBB HBP BLK WP HR S P ERA WHIP	IP WLS BF H R ER SO BB IBB HBP BLK WP HR S P ERA WHIP	IP WLS BF H R ER SO BB IBB HBP BLK WP HR S P ERA WHIP	IP WLS BF H R ER SO BB IBB HBP BLK WP HR S P ERA WHIP	IP WLS BF H R ER SO BB IBB HBP BLK WP HR S P ERA WHIP	IP WLS BF H R ER SO BB IBB HBP BLK WP HR S P ERA WHIP	IP WLS BF H R ER SO BB IBB HBP BLK WP HR S P ERA WHIP	IP WLS BF H R ER SO BB IBB HBP BLK WP HR S P ERA WHIP	IP WLS BF H R ER SO BB IBB HBP BLK WP HR S P ERA WHIP	IP WLS BF H R ER SO BB IBB HBP BLK WP HR S P ERA WHIP	IP WLS BF H R ER SO BB IBB HBP BLK WP HR S P ERA WHIP	IP WLS BF H R ER SO BB IBB HBP BLK WP HR S P ERA WHIP	IP WLS BF H R ER SO BB IBB HBP BLK WP HR S P ERA WHIP	IP WLS BF H R ER SO BB IBB HBP BLK WP HR S P ERA WHIP	IP WLS BF H R ER SO BB IBB HBP BLK WP HR S P ERA WHIP	IP WLS BF H R ER SO BB IBB HBP BLK WP HR S P ERA WHIP	IP WLS BF H R ER SO BB IBB HBP BLK WP HR S P ERA WHIP	IP WLS BF H R ER SO BB IBB HBP BLK WP HR S P ERA WHIP	IP WLS BF H R ER SO BB IBB HBP BLK WP HR S P ERA WHIP
Jim Nash, R ERA: 2.23 Wes Stock, R ERA: 3.6	1.1	2.0	S	6	0	0	0	3	0	0	0	0	0	0	0	0	0	0	12	12	0.00	0.000

AB 43
R 14
H 15
RBI 13
BB 4
SO 6
LOB 19



AB 33
R 2
H 7
RBI 2
BB 2
SO 10
LOB 11



Batter	1	2	3	4	5	6	7	8	9	AB	R	H	RBI	BB	SO	LOB	TOP			
Don Wert, R OBP: 0.354, SLG: 0.337 (1, 5)										3	0	1	0	1	0	1	Detroit Tigers @ Kansas City Athletics Municipal Stadium, Kansas City, MO Fri Jul 29 1966, 8:05 PM EDT Att: 12,302 - Unknown			
Jerry Lumpe, L OBP: 0.289, SLG: 0.313 (1, 4)										4	0	0	0	0	1	3				
Jim Northrup, L OBP: 0.307, SLG: 0.423 (1, 9)										4	0	0	0	0	0	1				
Al Kaline, R OBP: 0.408, SLG: 0.614 (1, 8)										4	0	2	0	0	0	1				
Norm Cash, L OBP: 0.315, SLG: 0.414 (1, 3)										3	0	1	0	1	0	1				
Willie Horton, R OBP: 0.346, SLG: 0.495 (1, 7)										4	1	2	1	0	1	2				
Bill Freehan, R OBP: 0.286, SLG: 0.338 (1, 2)										4	0	0	0	0	0	5				
Ray Oyler, R OBP: 0.275, SLG: 0.264 (1, 6)										3	0	0	0	0	0	0				
Johnny Podres, L OBP: 0.444, SLG: 0.286 (6, PH)										1	0	0	0	0	1	0				
Jake Wood, R OBP: 0.333, SLG: 0.374 (6, PH)										1	0	0	0	0	1	0				
Dave Wickersham, R OBP: 0.056, SLG: 0.083 (6, PH)										0	0	0	0	0	0	0				
Gates Brown, L OBP: 0.313, SLG: 0.404 (8, PH)										1	0	1	0	0	0	0				
Fred Gladding, L ERA: 1.91 (8, 1)										0	0	0	0	0	0	0				
Inning Stats	R: 0 E: 0 K: 0 S: 2	H: 0 LOB: 0 BB: 1 P: 6	R: 1 E: 0 K: 0 S: 4	H: 2 LOB: 0 BB: 0 P: 4	R: 0 E: 0 K: 2 S: 8	H: 1 LOB: 1 BB: 0 P: 8	R: 0 E: 0 K: 0 S: 3	H: 0 LOB: 0 BB: 0 P: 3	R: 0 E: 0 K: 1 S: 5	H: 0 LOB: 0 BB: 0 P: 5	R: 0 E: 0 K: 0 S: 4	H: 1 LOB: 2 BB: 1 P: 8	R: 0 E: 0 K: 0 S: 4	H: 1 LOB: 1 BB: 0 P: 4	R: 0 E: 1 K: 0 S: 5	H: 2 LOB: 2 BB: 0 P: 5	1B: 5 2B: 1 3B: 0 HR: 1	SF: 0 SAC: 0 DP: 3 HBP: 0	WP: 0 PB: 0 SB: 1 CS: 0	PA: 34
PITCHER	IP WLS BF H R ER SO BB IBB HBP BLK WP HR S P ERA WHIP																			
Law Krausse, R ERA: 2.92 (1, 1)	6.1 W 23 4 1 1 4 2 0 0 0 0 0 29 37 1.42 0.947																			
Jack Aker, R ERA: 1.91 (7, 1)	2.2 S 11 3 0 0 0 0 0 0 0 0 0 0 11 11 0.00 1.125																			

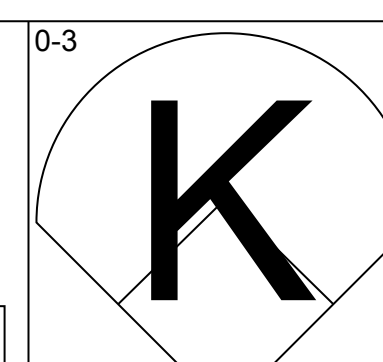
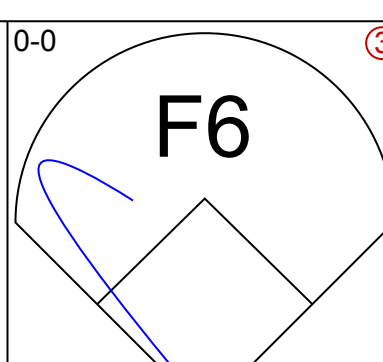
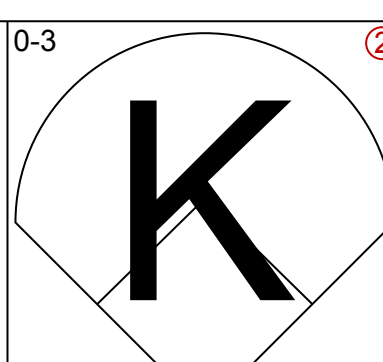
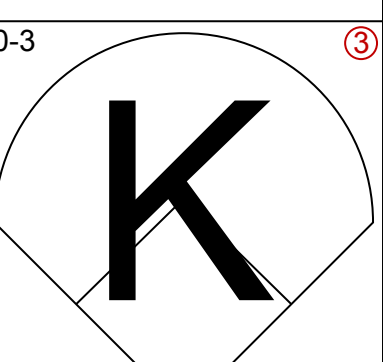
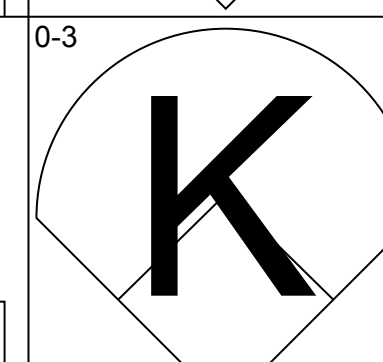
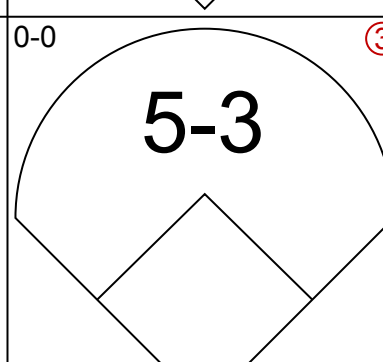
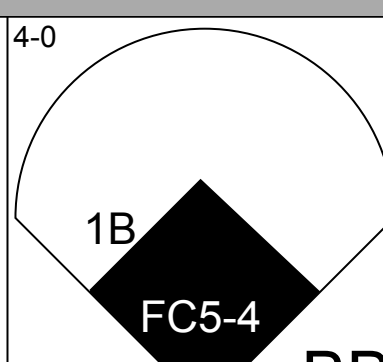
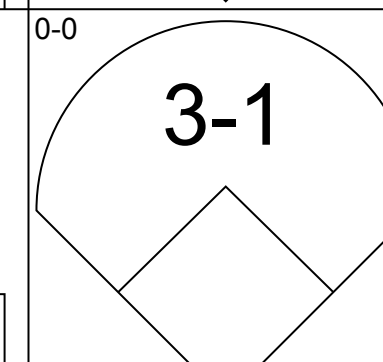

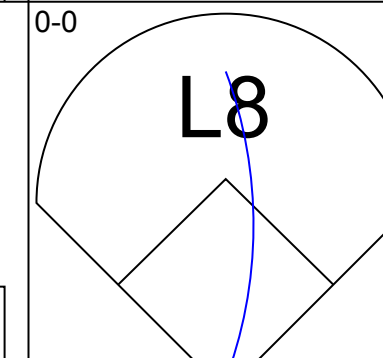
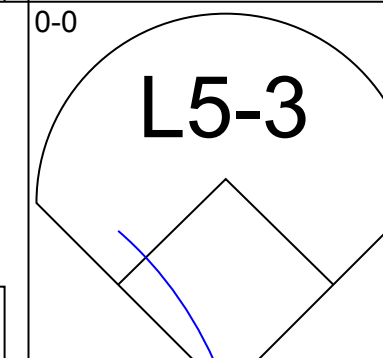
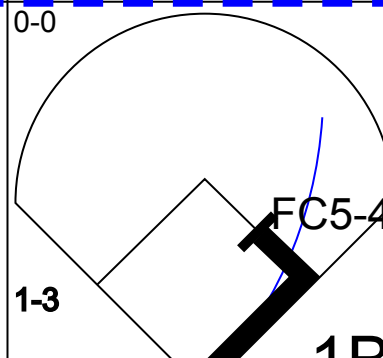
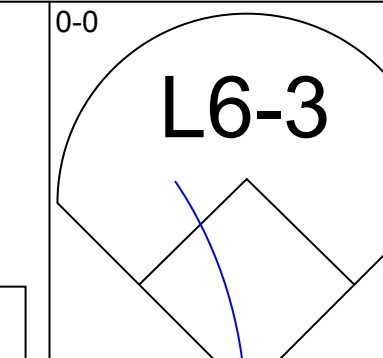
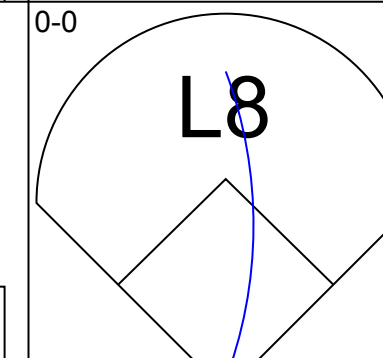
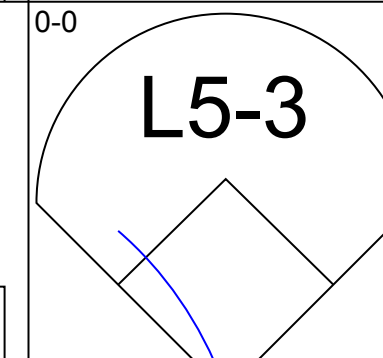
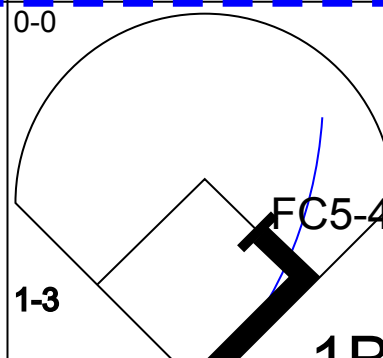
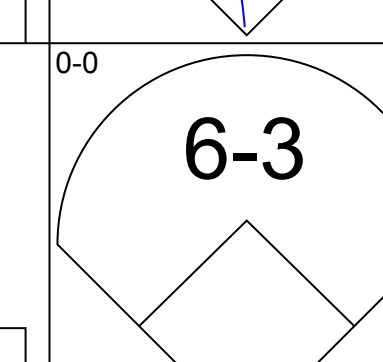
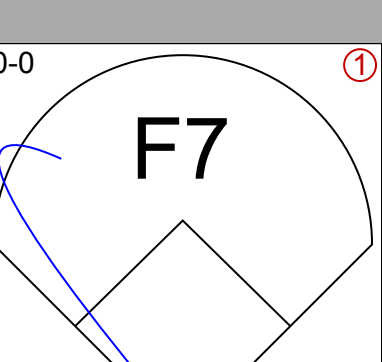
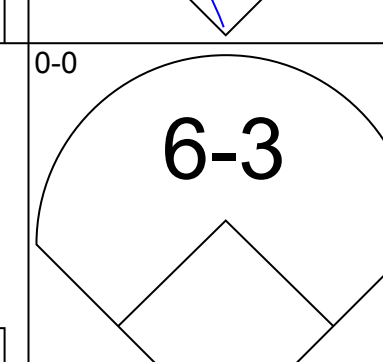
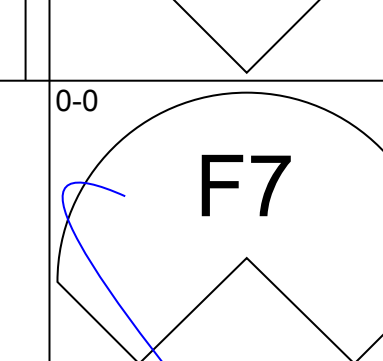
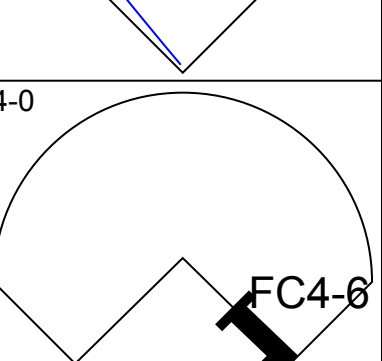
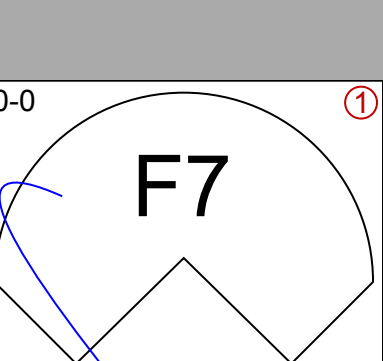
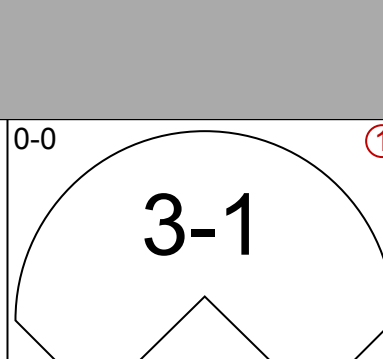
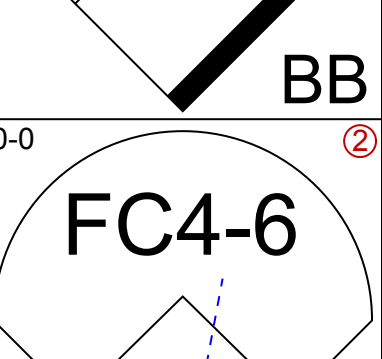
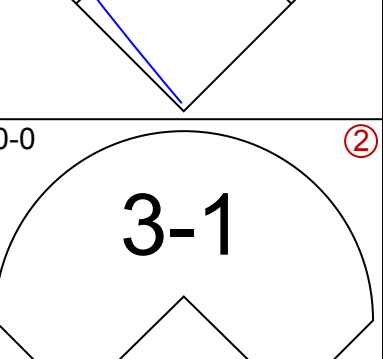
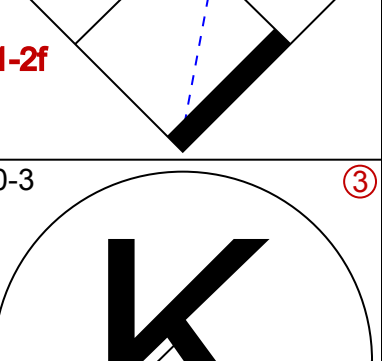
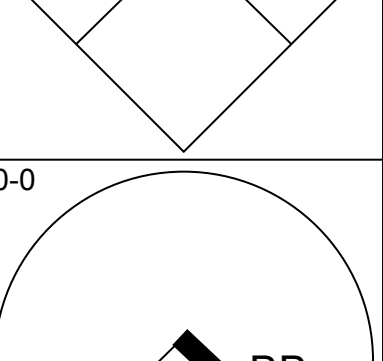

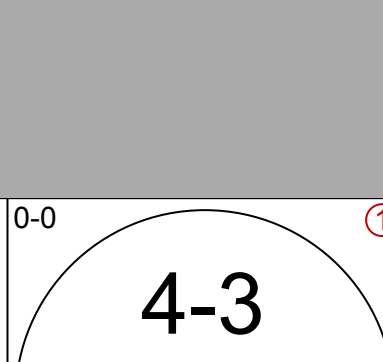
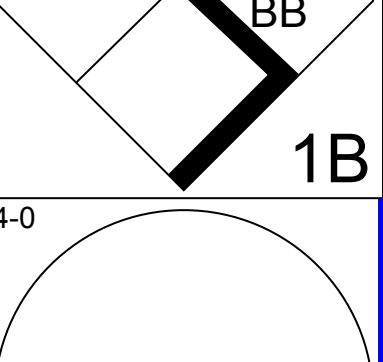

Batter	1	2	3	4	5	6	7	8	9	AB	R	H	RBI	BB	SO	LOB	BOTTOM				
Bert Campaneris, R OBP: 0.309, SLG: 0.396 (1, 6)										4	0	1	2	0	0	0	Detroit Tigers @ Kansas City Athletics Municipal Stadium, Kansas City, MO Fri Jul 29 1966, 8:05 PM EDT Att: 12,302 - Unknown				
Roger Repoz, L OBP: 0.350, SLG: 0.413 (1, 3)										3	0	0	0	1	0	1					
Mike Hershberger, R OBP: 0.319, SLG: 0.360 (1, 9)										4	0	0	0	0	0	1					
Danny Cater, R OBP: 0.286, SLG: 0.373 (1, 7)										4	0	0	0	0	0	0					
Ed Charles, R OBP: 0.324, SLG: 0.440 (1, 5)										3	0	3	0	0	0	0					
Dick Green, R OBP: 0.301, SLG: 0.359 (1, 4)										3	1	2	0	0	0	1					
Joe Nosske, R OBP: 0.266, SLG: 0.331 (1, 8)										3	1	0	0	0	0	3					
Phil Roof, R OBP: 0.288, SLG: 0.361 (1, 2)										2	1	0	0	1	0	0					
Law Krausse, R OBP: 0.214, SLG: 0.160 (1, 1)										2	1	1	2	0	0	0					
Jack Aker, R OBP: 0.091, SLG: 0.182 (7, 1)										1	0	0	0	0	1	0					
Inning Stats	R: 0 E: 0 K: 0 S: 3	H: 0 LOB: 0 BB: 0 P: 3	R: 4 E: 1 K: 0 S: 7	H: 4 LOB: 1 BB: 1 P: 11	R: 0 E: 0 K: 0 S: 4	H: 1 LOB: 1 BB: 0 P: 4	R: 0 E: 0 K: 0 S: 3	H: 0 LOB: 0 BB: 0 P: 3	R: 0 E: 0 K: 0 S: 4	H: 2 LOB: 1 BB: 0 P: 4	R: 0 E: 0 K: 1 S: 5	H: 0 LOB: 0 BB: 0 P: 5	R: 0 E: 0 K: 0 S: 2	H: 0 LOB: 0 BB: 1 P: 6	R: 0 E: 0 K: 0 S: 2	H: 0 LOB: 0 BB: 0 P: 6		1B: 5 2B: 2 3B: 0 HR: 0	SF: 0 SAC: 0 DP: 1 HBP: 0	WP: 0 PB: 0 SB: 0 CS: 0	PA: 31
PITCHER	IP WLS BF H R ER SO BB IBB HBP BLK WP HR S P ERA WHIP																				
Johnny Podres, L ERA: 3.61 (1, 1)	5.0 L 21 5 4 0 0 1 0 0 0 0 0 0 20 24 7.20 1.200																				
Dave Wickersham, R ERA: 3.49 (6, 1)	2.0 7 2 0 0 0 1 0 0 0 0 0 0 9 9 0.00 1.000																				
Fred Gladding, R ERA: 3.49 (8, 1)	1.0 3 0 0 0 0 0 1 0 0 0 0 0 0 2 6 0.00 1.000																				

AB	32
R	1
H	7
RBI	1
BB	2
SO	4
LOB	14



AB	29
R	4
H	7
RBI	4
BB	2
SO	1
LOB	6

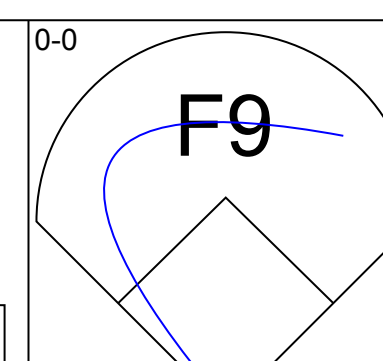
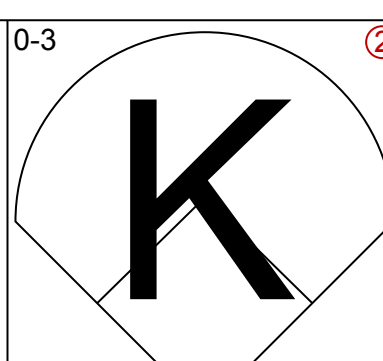
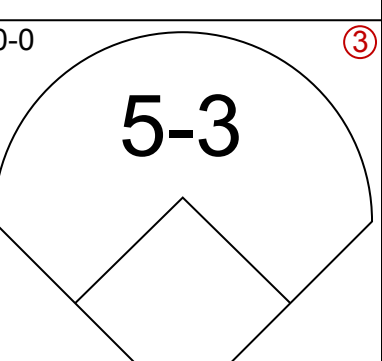
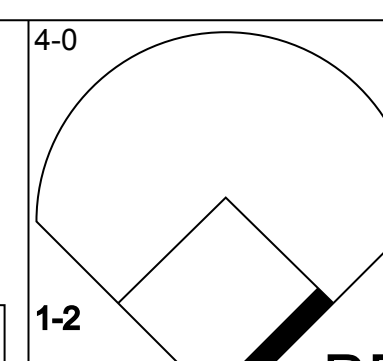
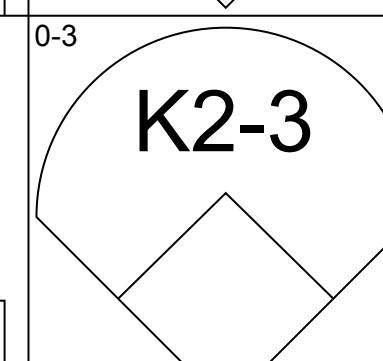
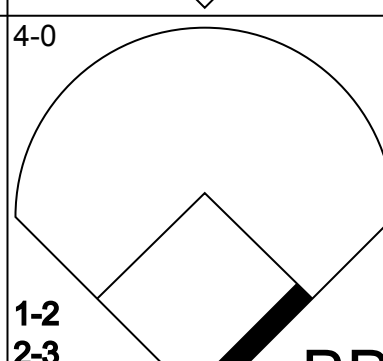
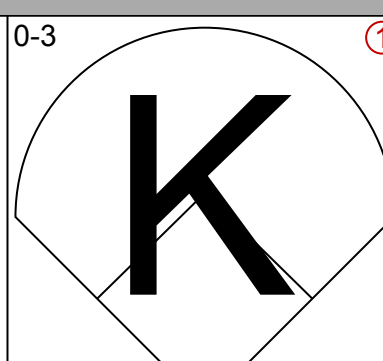
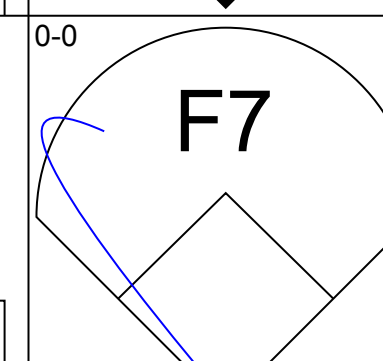
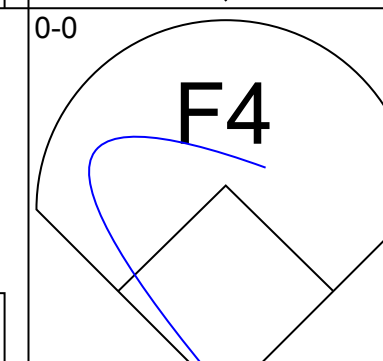
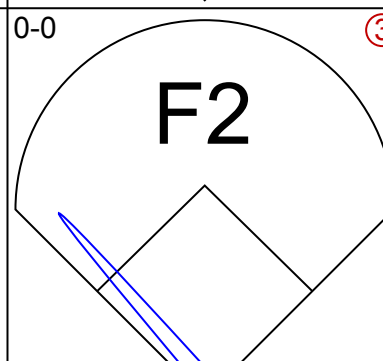
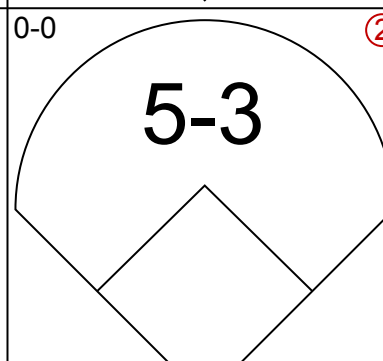
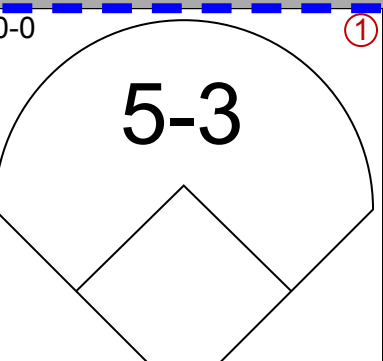
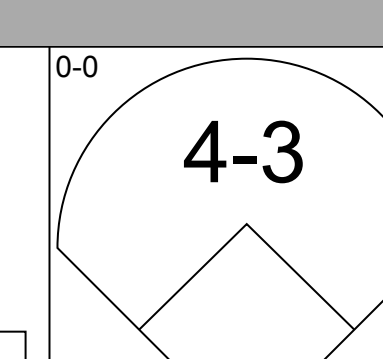
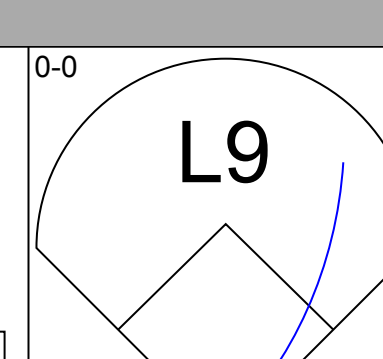
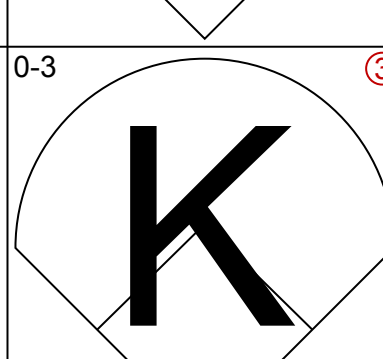
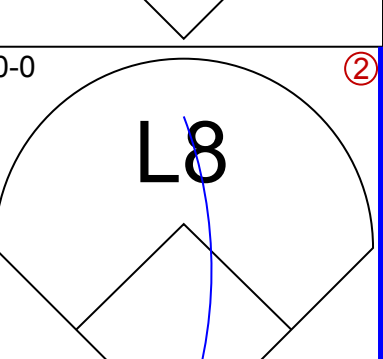
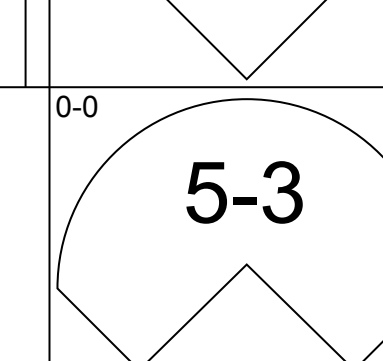
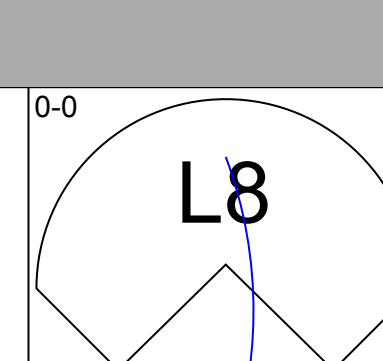
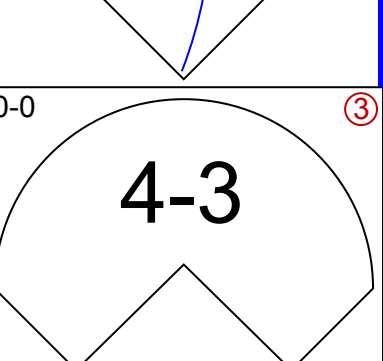
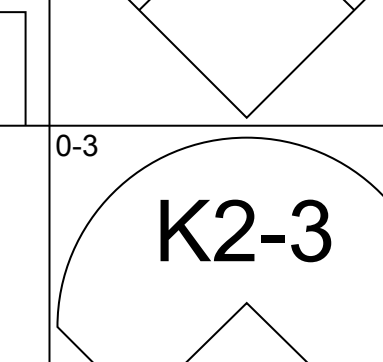
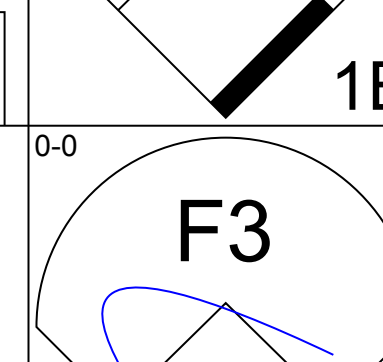
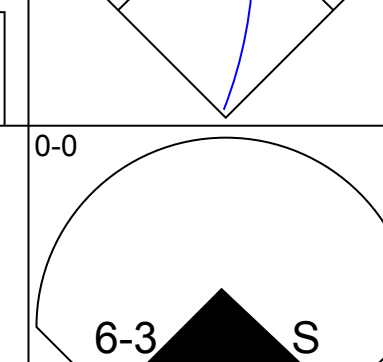
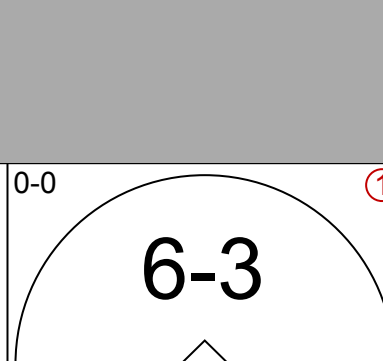
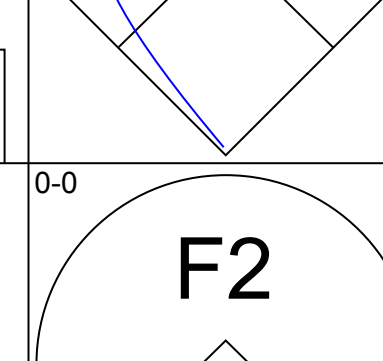
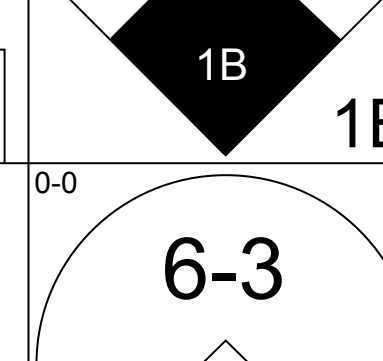
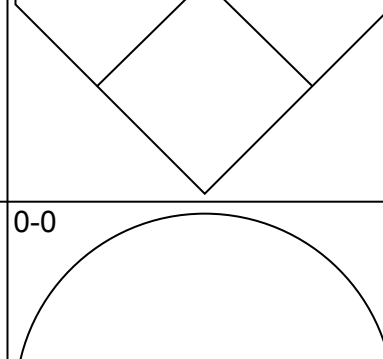
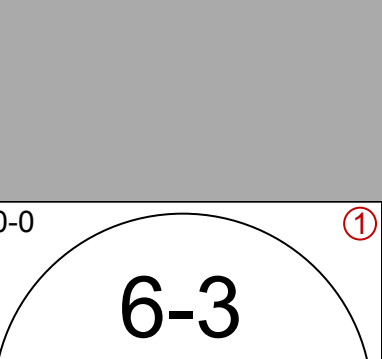
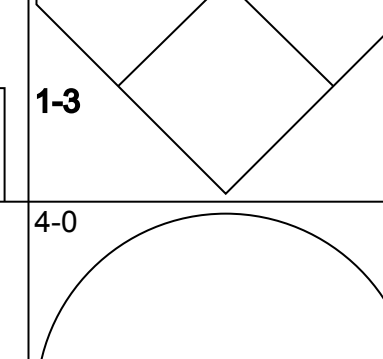
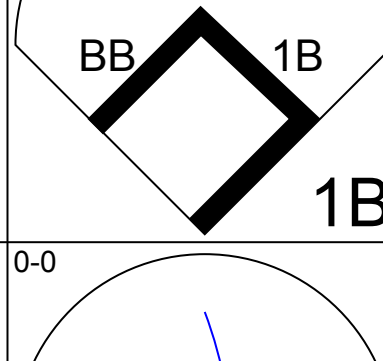
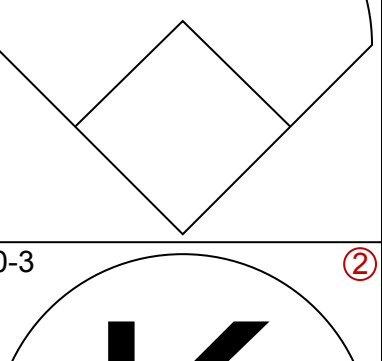
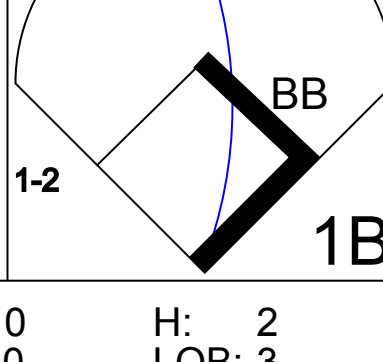
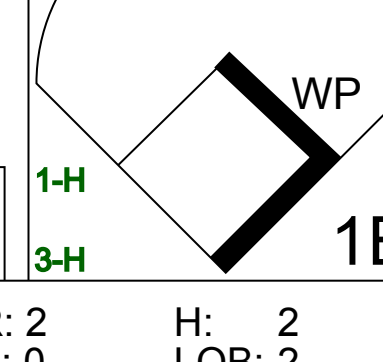
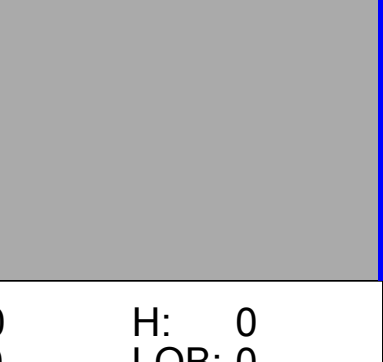


Batter	1	2	3	4	5	6	7	8	9	AB	R	H	RBI	BB	SO	LOB	TOP			
Don Wert, R OBP: 0.350, SLG: 0.332 (1, 5)										4	0	0	0	0	3	3				
Ray Oyer, R OBP: 0.271, SLG: 0.258 (1, 6)										3	0	0	0	0	1	0				
Jake Wood, R OBP: 0.337, SLG: 0.374 (9, PH)										0	1	0	0	1	0	0				
Norm Cash, L OBP: 0.312, SLG: 0.409 (1, 3)										4	0	0	0	0	1	1				
Al Kaline, R OBP: 0.406, SLG: 0.609 (1, 8)										4	0	1	0	0	0	0				
Willie Horton, R OBP: 0.342, SLG: 0.488 (1, 7)										4	0	0	1	0	0	1				
Jim Northrup, L OBP: 0.307, SLG: 0.419 (1, 9)										3	0	0	0	1	1	1				
Jerry Lumpe, L OBP: 0.286, SLG: 0.309 (1, 4)										3	0	0	0	0	0	1				
Orlando McFarlane, R OBP: 0.311, SLG: 0.414 (1, 2)										3	0	2	0	0	1	1				
Mickey Lolich, S OBP: 0.286, SLG: 0.222 (1, 1)										2	0	0	0	0	1	1				
Gates Brown, L OBP: 0.318, SLG: 0.404 (8, PH)										0	0	0	0	1	0	0				
Larry Sherry, R OBP: 0.426, SLG: 0.714 (8, 1)										0	0	0	0	0	0	0				
Inning Stats	R: 0 E: 0 K: 2 S: 7	H: 0 LOB: 0 BB: 0 P: 7	R: 0 E: 0 K: 0 S: 3	H: 0 LOB: 0 BB: 0 P: 3	R: 0 E: 0 K: 1 S: 6	H: 1 LOB: 1 BB: 0 P: 6	R: 0 E: 0 K: 0 S: 3	H: 0 LOB: 0 BB: 0 P: 3	R: 0 E: 0 K: 1 S: 5	H: 0 LOB: 1 BB: 1 P: 9	R: 0 E: 0 K: 0 S: 3	H: 0 LOB: 0 BB: 0 P: 3	R: 0 E: 0 K: 1 S: 6	H: 1 LOB: 2 BB: 1 P: 10	R: 1 E: 0 K: 2 S: 8	H: 1 LOB: 1 BB: 1 P: 12	1B: 3 2B: 0 3B: 0 HR: 0	SF: 0 SAC: 0 DP: 0 HBP: 0	WP: 0 PB: 0 SB: 0 CS: 0	PA: 33
PITCHER	IP	WLS	BF	H	R	ER	SO	BB	IBB	HBP	BLK	WP	HR	S	P	ERA	WHIP			
Blue Moon Odom, R ERA: 1.13 (1, 1)	8.0	W	29	2	1	1	6	3	0	0	0	0	0	38	50	1.12	0.625			
Joe Grzenda, L ERA: (9, 1)	0.1		1	0	0	0	1	0	0	0	0	0	0	3	3	0.00	0.000			
Wes Stock, R ERA: 3.45 (9, 1)	0.2	S	3	1	0	0	1	0	0	0	0	0	0	5	5	0.00	1.500			

Detroit Tigers @ Kansas City Athletics
Municipal Stadium, Kansas City, MO
Sat Jul 30 1966, 4:33 AM EDT
Att: 19,907 - Unknown


AB 30
R 1
H 3
RBI 1
BB 3
SO 8
LOB 9

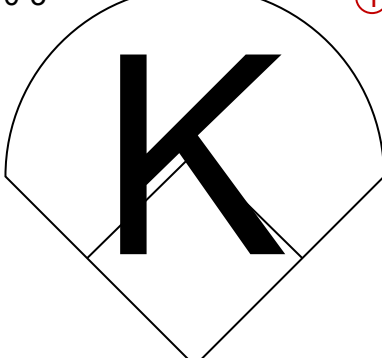
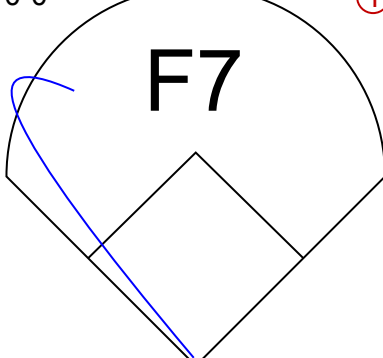
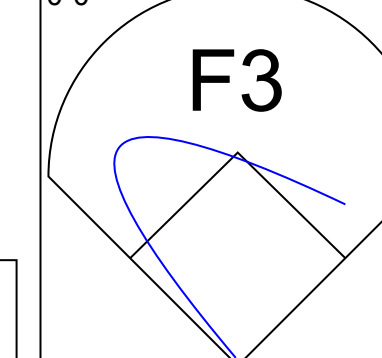
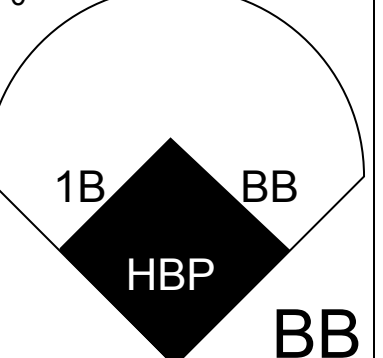
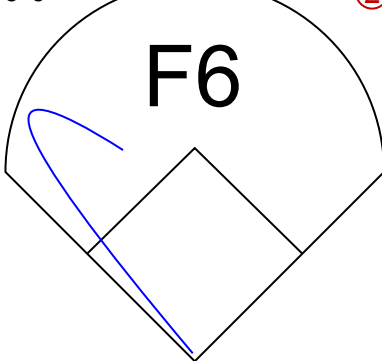
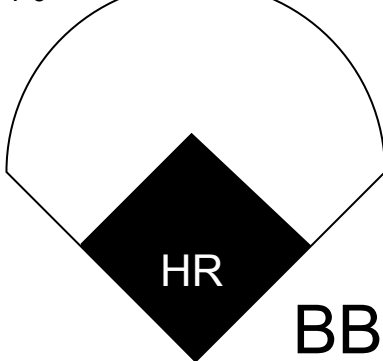
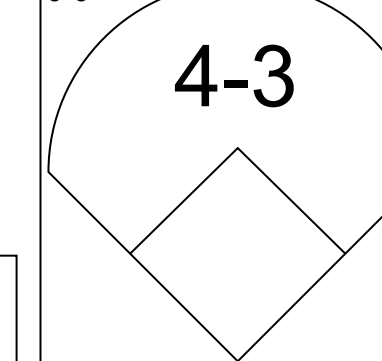
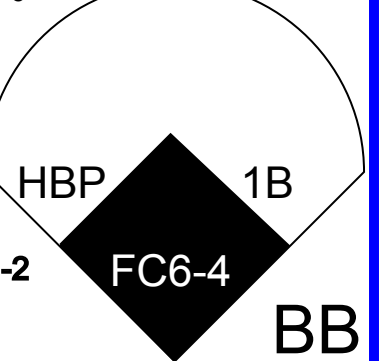


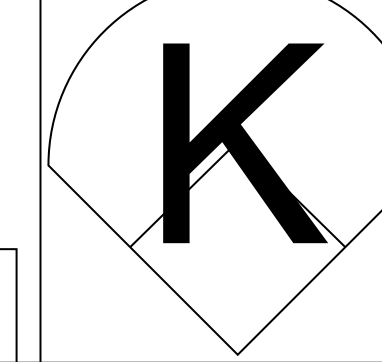
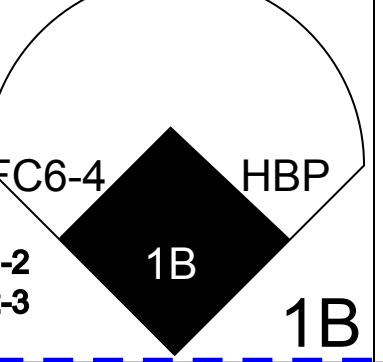
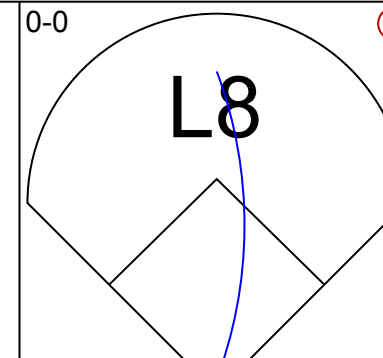
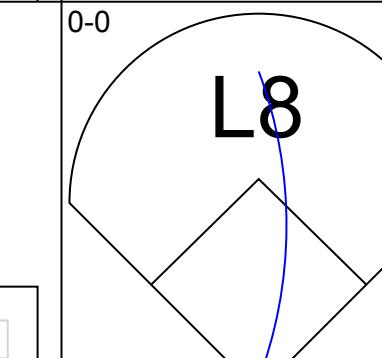
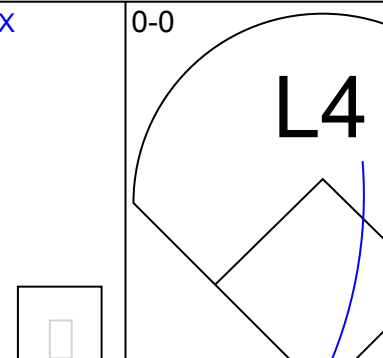
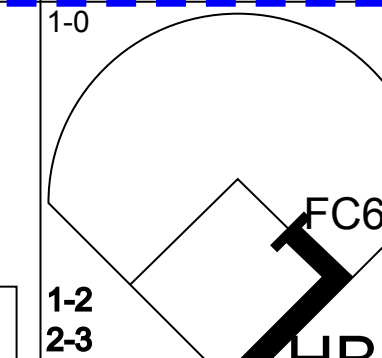
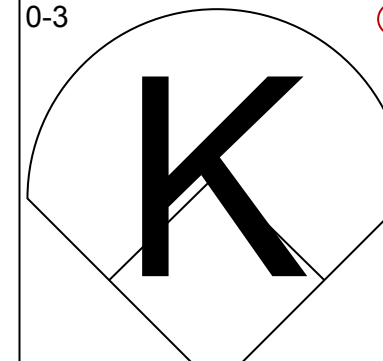
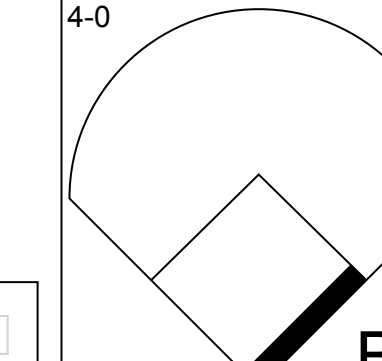
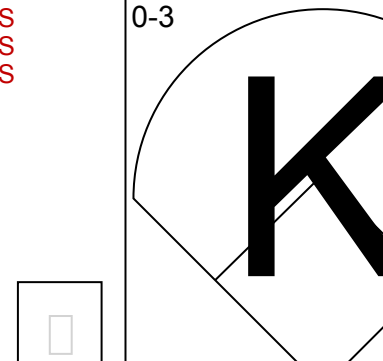
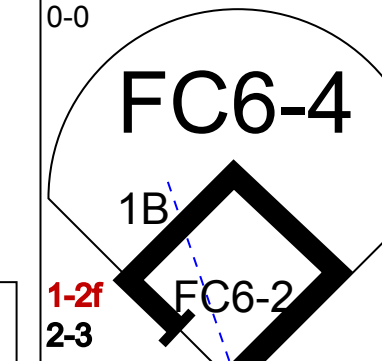
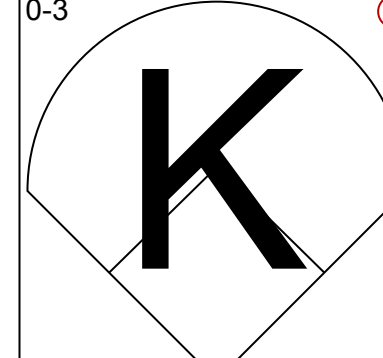
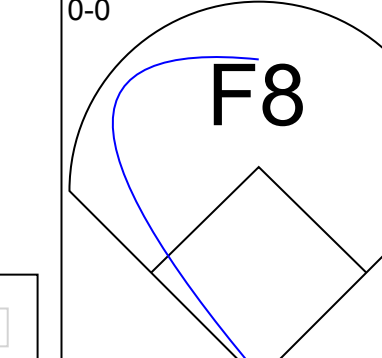
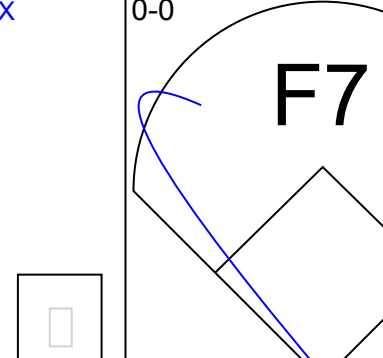
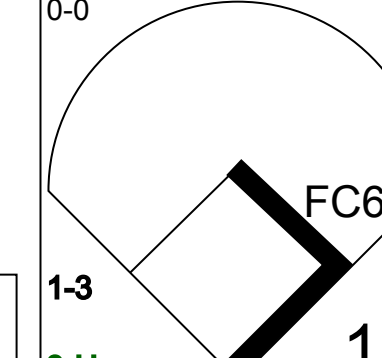
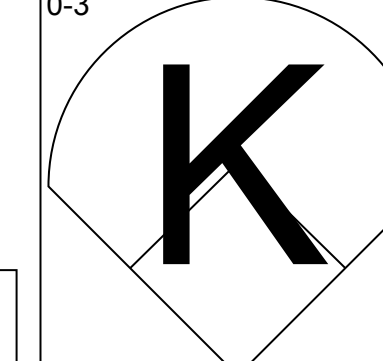
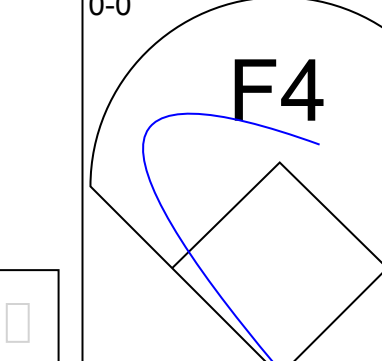
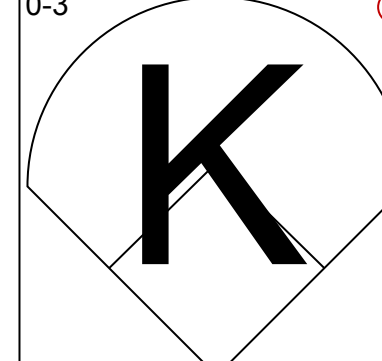
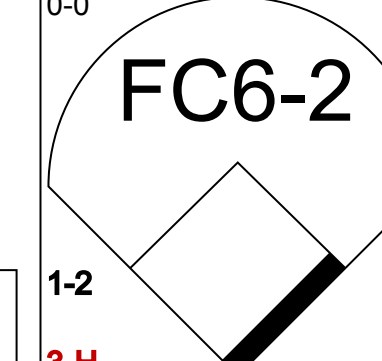
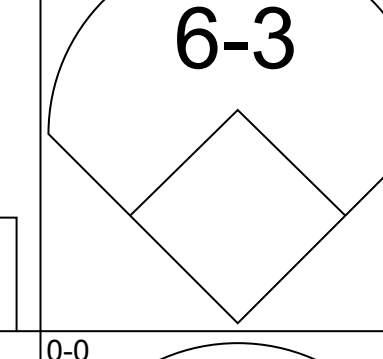
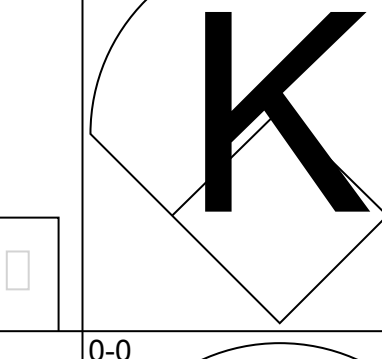
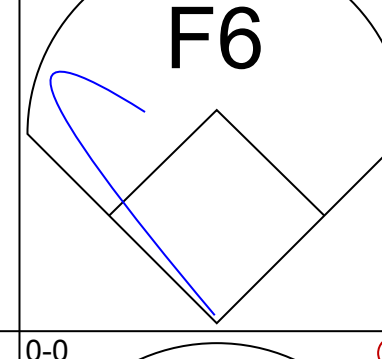
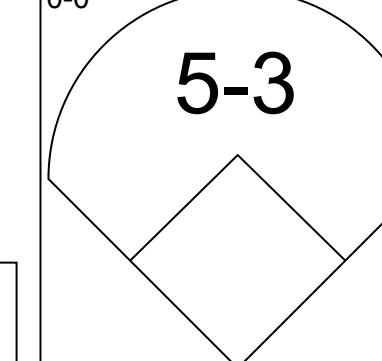
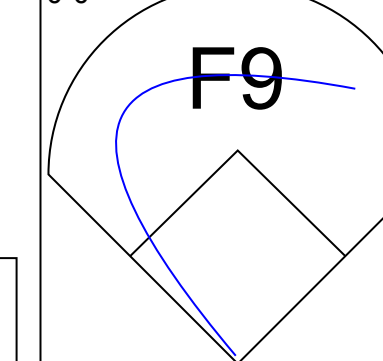
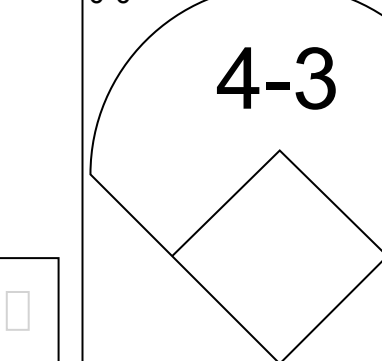
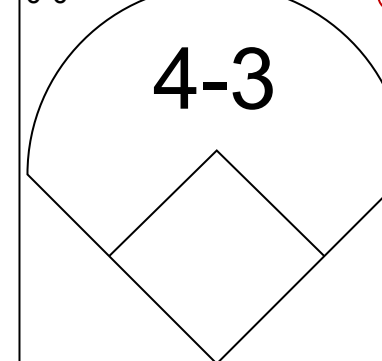


Batter	1	2	3	4	5	6	7	8	9	AB	R	H	RBI	BB	SO	LOB	BOTTOM			
Bert Campaneris, R OBP: 0.309, SLG: 0.393 (1, 6)										3	0	0	0	1	1	2				
Roger Repoz, L OBP: 0.348, SLG: 0.406 (1, 3)										3	0	0	0	1	2	2				
Mike Hershberger, R OBP: 0.316, SLG: 0.356 (1, 9)										4	0	0	0	0	0	3				
Danny Cater, R OBP: 0.282, SLG: 0.368 (1, 7)										4	0	0	0	0	1	0				
Larry Stahl, L OBP: 0.292, SLG: 0.382 (9, 7)										0	0	0	0	0	0	0				
Ed Charles, R OBP: 0.323, SLG: 0.436 (1, 5)										4	0	1	0	0	0	0				
Dick Green, R OBP: 0.301, SLG: 0.359 (1, 4)										3	1	1	0	0	1	1				
Joe Nosseck, R OBP: 0.262, SLG: 0.325 (1, 8)										3	0	0	0	0	0	2				
Phil Roof, R OBP: 0.293, SLG: 0.363 (1, 2)										2	1	1	0	1	0	0				
Blue Moon Odom, R OBP: 0.667, SLG: 0.667 (1, 1)										3	0	2	2	0	1	0				
Joe Grzenda, R ERA: 4.59 (9, 1)										0	0	0	0	0	0	0				
Wes Stock, R ERA: 3.35 (9, 1)										0	0	0	0	0	0	0				
Inning Stats	R: 0 E: 0 K: 1 S: 5	H: 0 LOB: 0 BB: 0 P: 5	R: 0 E: 0 K: 1 S: 5	H: 0 LOB: 0 BB: 0 P: 5	R: 0 E: 0 K: 1 S: 7	H: 2 LOB: 3 BB: 1 P: 11	R: 0 E: 0 K: 0 S: 4	H: 1 LOB: 1 BB: 0 P: 4	R: 0 E: 0 K: 1 S: 5	H: 0 LOB: 0 BB: 0 P: 5	R: 0 E: 0 K: 2 S: 7	H: 0 LOB: 0 BB: 0 P: 7	R: 2 E: 0 K: 0 S: 5	H: 2 LOB: 2 BB: 2 P: 13	R: 0 E: 0 K: 0 S: 3	H: 0 LOB: 0 BB: 0 P: 3	1B: 5 2B: 0 3B: 0 HR: 0	SF: 0 SAC: 0 DP: 0 HBP: 0	WP: 1 PB: 0 SB: 2 CS: 0	PA: 32
PITCHER	IP	WLS	BF	H	R	ER	SO	BB	IBB	HBP	BLK	WP	HR	S	P	ERA	WHIP			
Mickey Lolich, L ERA: 4.59 (1, 1)	7.0	L	29	5	2	2	6	2	1	0	0	0	0	3	3	0.00	1.000			
Larry Sherry, R ERA: 3.35 (8, 1)	1.0		3	0	0	0	0	0	0	0	0	0	0	3	3	0.00	0.000			

Detroit Tigers @ Kansas City Athletics
Municipal Stadium, Kansas City, MO
Sat Jul 30 1966, 4:33 AM EDT
Att: 19,907 - Unknown


AB 29
R 2
H 5
RBI 2
BB 3
SO 6
LOB 10

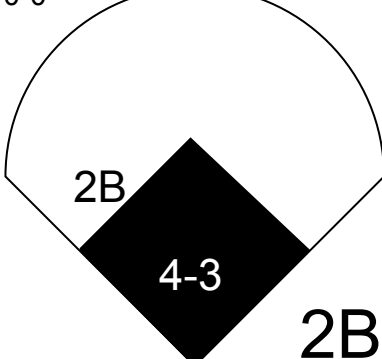
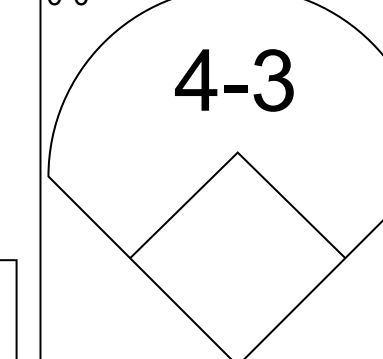
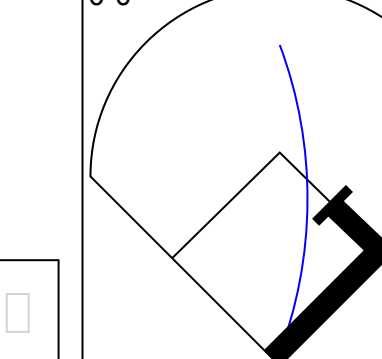
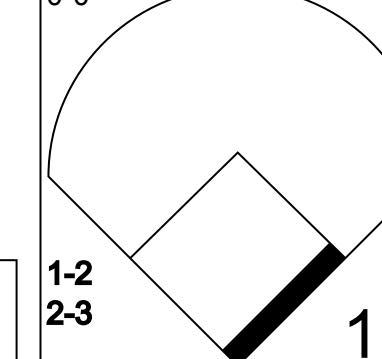
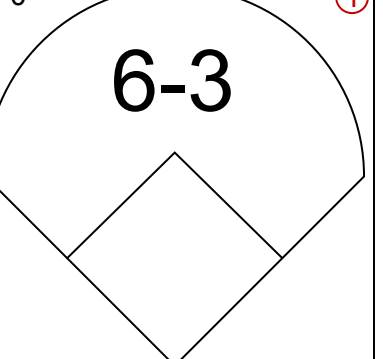
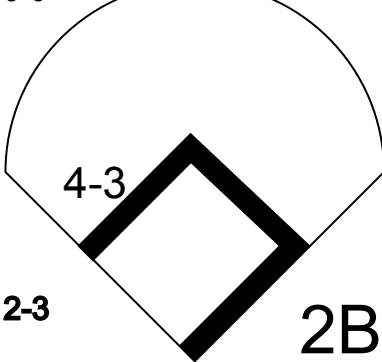
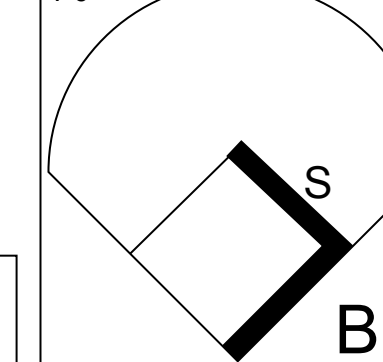
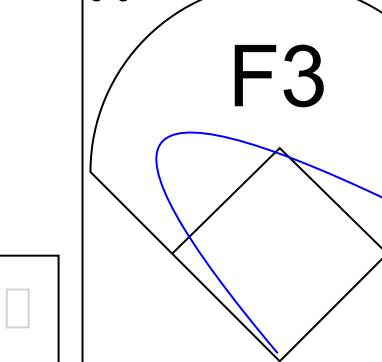
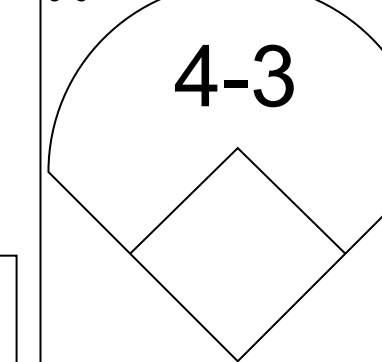
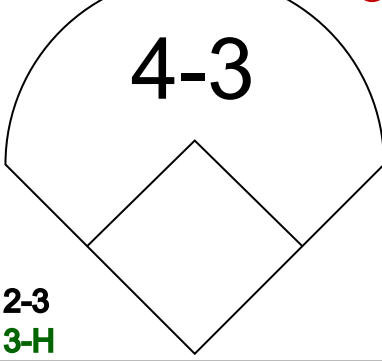
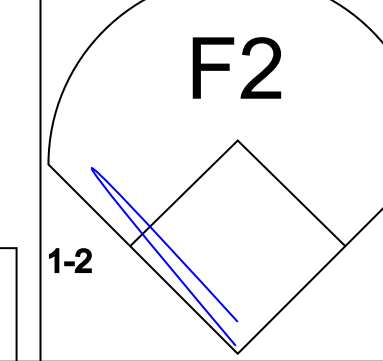
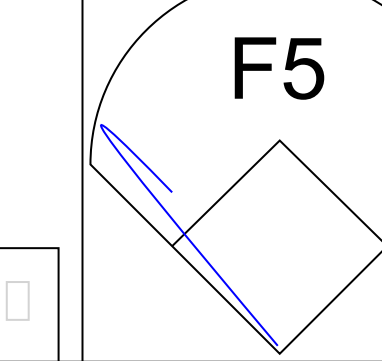
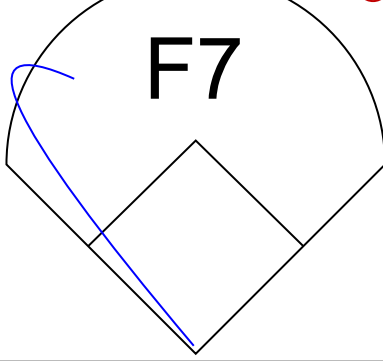
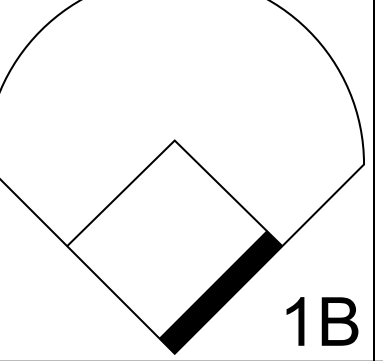
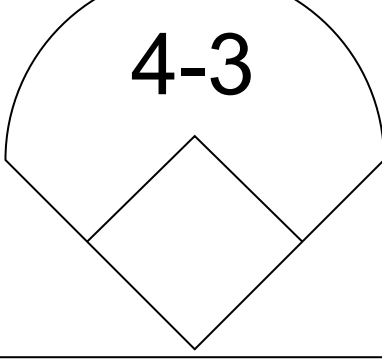
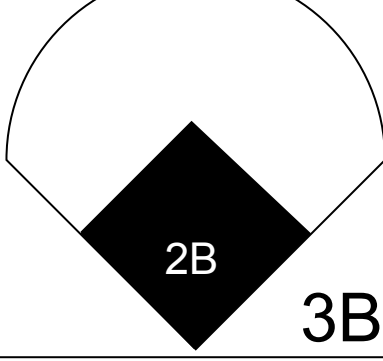
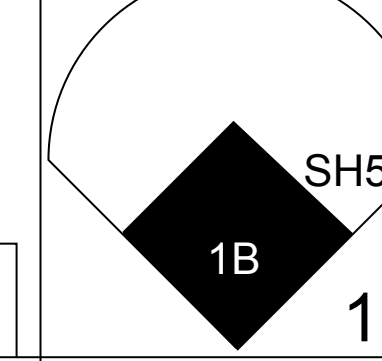
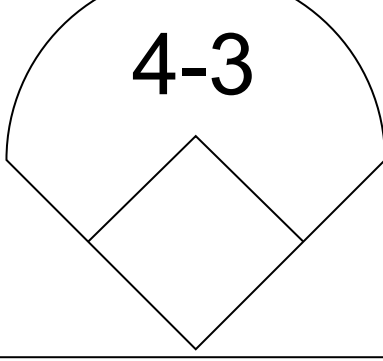
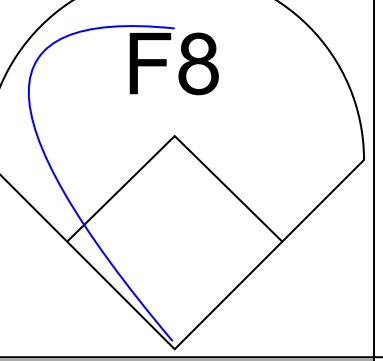
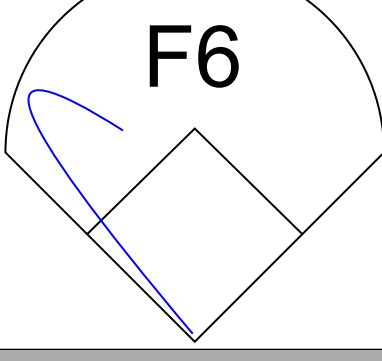
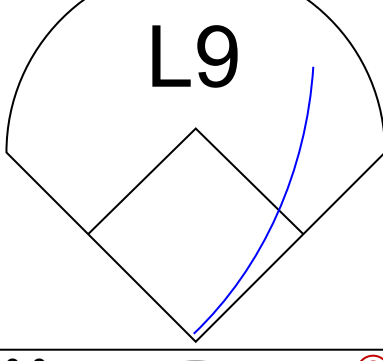
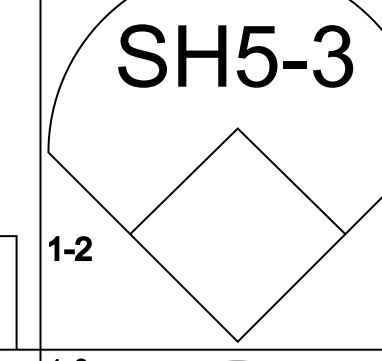
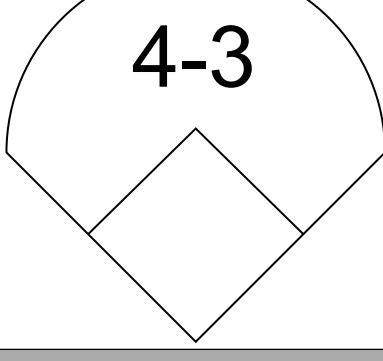
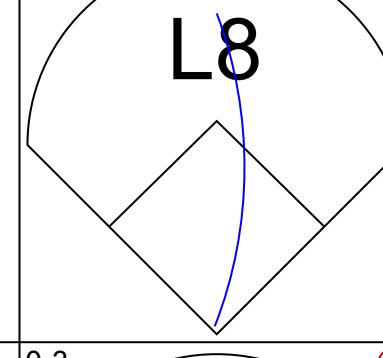
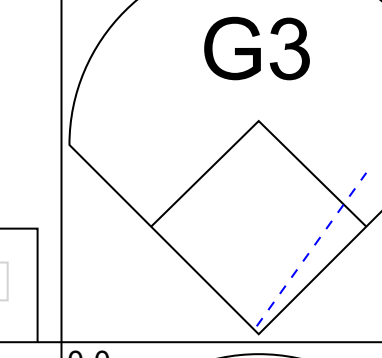
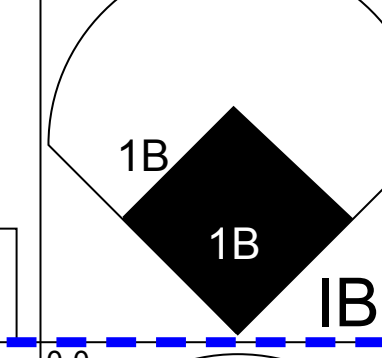
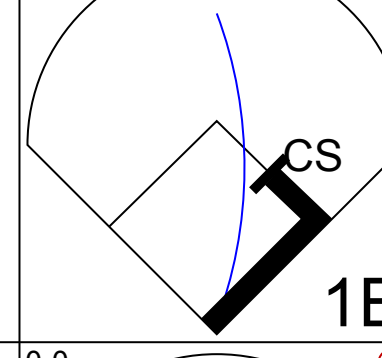
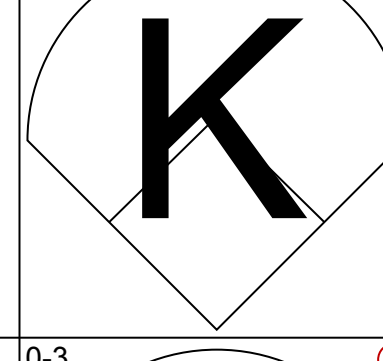
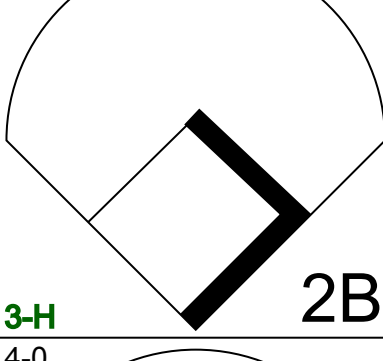
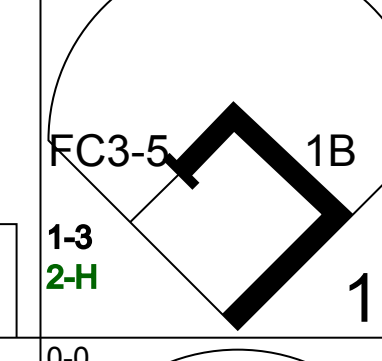
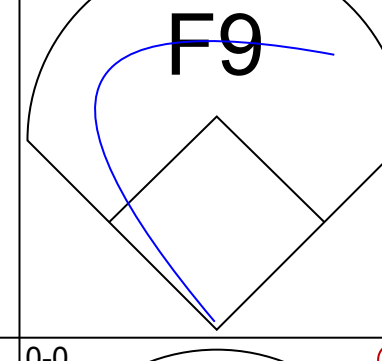
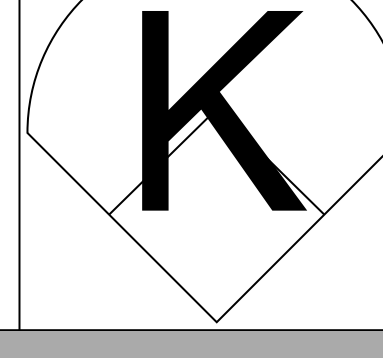
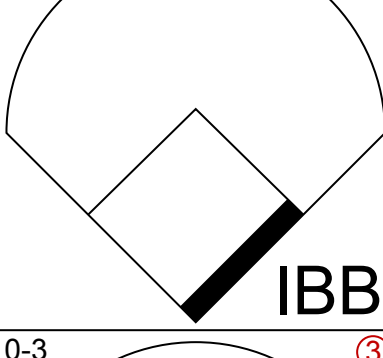
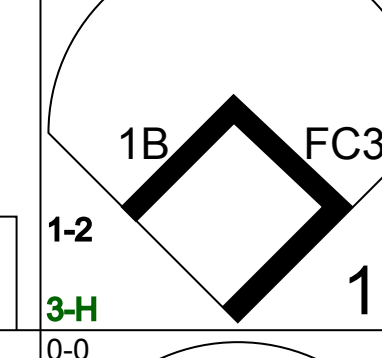
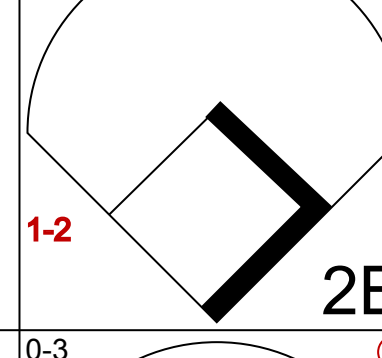
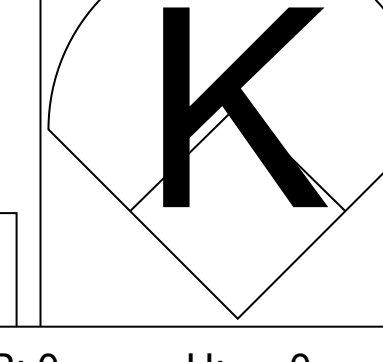
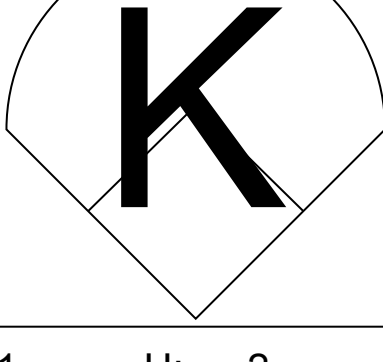
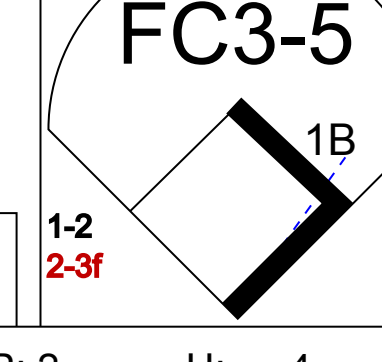
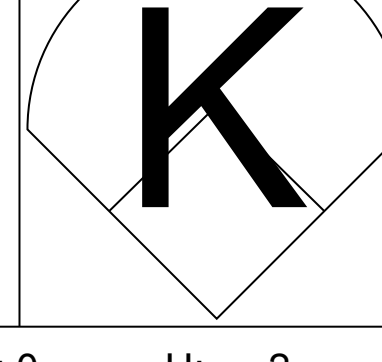


Batter	1	2	3	4	5	6	7	8	9	AB	R	H	RBI	BB	SO	LOB	TOP								
Don Wert, R OBP: 0.349, SLG: 0.329 (1, 5)										3	1	0	0	1	1	0									
Gates Brown, L OBP: 0.324, SLG: 0.397 Larry Sherry, R OBP: 0.429, SLG: 0.714 (1, 7)										2	2	0	0	2	0	0									
Norm Cash, L OBP: 0.314, SLG: 0.418 (1, 3)										4	2	2	2	0	2	0									
Al Kaline, R OBP: 0.405, SLG: 0.603 (9, 9)										3	0	0	1	0	0	0									
Willie Horton, R OBP: 0.341, SLG: 0.482 (9, 7)										3	0	0	1	1	2	2									
Jerry Lumpe, L OBP: 0.285, SLG: 0.308 (1, 4)										4	0	1	1	0	1	1									
Orlando McFarlane, R OBP: 0.292, SLG: 0.387 (1, 2)										4	0	0	0	0	2	2									
Ray Oyler, R OBP: 0.267, SLG: 0.255 Jake Wood, R OBP: 0.335, SLG: 0.372 Fred Gladding, L (8, PH) Mickey Stanley, R OBP: 0.336, SLG: 0.327 (9, PH)										2	0	0	0	0	1	0									
Bill Monbouquette, R OBP: 0.174, SLG: 0.136 Dave Wickersham, R OBP: 0.056, SLG: 0.083 Hank Aguirre, R (6, 1) Jim Northrup, L OBP: 0.306, SLG: 0.418 Dick Tracewski, R OBP: 0.244, SLG: 0.194 (8, PH)										2	0	0	0	0	0	0									
Inning Stats	R: 0 E: 0 K: 2 S: 7	H: 0 LOB: 0 BB: 0 P: 7	R: 0 E: 0 K: 2 S: 7	H: 0 LOB: 0 BB: 0 P: 7	R: 0 E: 0 K: 1 S: 5	H: 0 LOB: 0 BB: 0 P: 5	R: 2 E: 0 K: 0 S: 4	H: 1 LOB: 1 BB: 2 P: 12	R: 0 E: 0 K: 1 S: 5	H: 0 LOB: 0 BB: 0 P: 5	R: 0 E: 0 K: 1 S: 5	H: 0 LOB: 0 BB: 0 P: 5	R: 0 E: 0 K: 1 S: 5	H: 0 LOB: 0 BB: 0 P: 5	R: 0 E: 0 K: 1 S: 5	H: 0 LOB: 0 BB: 0 P: 5	R: 3 E: 0 K: 0 S: 5	H: 2 LOB: 2 BB: 2 P: 14	1B: 2 2B: 0 3B: 0 HR: 1	SF: 0 SAC: 0 DP: 0 HBP: 1	WP: 0 PB: 0 SB: 0 CS: 0	PA: 35			
PITCHER	IP	WLS	BF	H	R	ER	SO	BB	IBB	HBP	BLK	WP	HR	S	P	ERA	WHIP								
Jim Nash, R ERA: 2.44 Joe Grzenda, L ERA: 13.5 Jack Aker, R ERA: 1.88	8.0		28	1	3	3	9	3	0	0	0	0	1	43	55	3.38	0.500								
	0.0	L	2	1	0	0	0	1	0	0	0	0	0	1	5	∞	∞								
	1.0	S	5	1	2	2	0	0	0	1	0	0	0	4	5	18.00	1.000								

Detroit Tigers @ Kansas City Athletics
Municipal Stadium, Kansas City, MO
Sun Jul 31 1966, 4:33 AM EDT
Unknown


AB 30
R 5
H 3
RBI 5
BB 4
SO 9
LOB 7



Batter	1	2	3	4	5	6	7	8	9	AB	R	H	RBI	BB	SO	LOB	BOTTOM								
Bert Campaneris, R OBP: 0.313, SLG: 0.399 (1, 6)										5	1	3	0	0	0	0									
Jim Gosger, L OBP: 0.322, SLG: 0.356 (1, 8)										4	0	1	0	1	0	3									
Mike Hershberger, R OBP: 0.314, SLG: 0.354 (1, 9)										5	0	1	1	0	0	2									
Roger Repoz, L OBP: 0.350, SLG: 0.416 (1, 3)										5	2	2	0	0	0	2									
Ed Charles, R OBP: 0.318, SLG: 0.430 (1, 5)										3	0	0	0	0	0	2									
Larry Stahl, L OBP: 0.286, SLG: 0.381 (1, 7)										3	1	1	0	1	0	1									
Dick Green, R OBP: 0.303, SLG: 0.363 (1, 4)										4	0	2	2	0	1	1									
Phil Roof, R OBP: 0.301, SLG: 0.372 (1, 2)										3	0	2	1	1	1	0									
Jim Nash, R OBP: 0.053, SLG: 0.105 Joe Grzenda, R Jack Aker, R OBP: 0.091, SLG: 0.182 (1, 1)										4	0	0	0	0	3	5									
Inning Stats	R: 1 E: 0 K: 0 S: 5	H: 2 LOB: 1 BB: 0 P: 5	R: 0 E: 0 K: 2 S: 7	H: 0 LOB: 0 BB: 0 P: 7	R: 0 E: 0 K: 1 S: 5	H: 0 LOB: 1 BB: 1 P: 9	R: 1 E: 0 K: 1 S: 7	H: 2 LOB: 2 BB: 1 P: 11	R: 0 E: 0 K: 0 S: 3	H: 1 LOB: 0 BB: 0 P: 3	R: 2 E: 0 K: 0 S: 7	H: 4 LOB: 3 BB: 1 P: 11	R: 0 E: 0 K: 0 S: 3	H: 0 LOB: 0 BB: 0 P: 3	R: 0 E: 0 K: 1 S: 6	H: 2 LOB: 1 BB: 0 P: 6	R: 0 E: 0 K: 0 S: 4	H: 1 LOB: 1 BB: 0 P: 4	1B: 7 2B: 4 3B: 1 HR: 0	SF: 0 SAC: 1 DP: 0 HBP: 0	WP: 0 PB: 0 SB: 1 CS: 1	PA: 40			
PITCHER	IP	WLS	BF	H	R	ER	SO	BB	IBB	HBP	BLK	WP	HR	S	P	ERA	WHIP								
Bill Monbouquette, R ERA: 5.06 Dave Wickersham, R ERA: 3.48 Hank Aguirre, L ERA: 3.75 Fred Gladding, R ERA: 3.42 Larry Sherry, R ERA: 3.32	5.1		24	6	4	4	4	1	2	0	0	0	0	29	41	6.75	1.312								
	0.1		4	3	0	0	0	0	0	0	0	0	0	4	4	0.00	9.000								
	1.1	W	4	0	0	0	0	0	0	0	0	0	0	4	4	0.00	2.000								
	1.0	S	4	1	0	0	0	0	0	0	0	0	0	4	4	0.00	1.000								

Detroit Tigers @ Kansas City Athletics
Municipal Stadium, Kansas City, MO
Sun Jul 31 1966, 4:33 AM EDT
Unknown


AB 36
R 4
H 12
RBI 4
BB 3
SO 5
LOB 16



Batter	1	2	3	4	5	6	7	8	9	AB	R	H	RBI	BB	SO	LOB	TOP								
Don Wert, R OBP: 0.347, SLG: 0.325 (1, 5)										4	0	0	0	1	1	3									
Jake Wood, R OBP: 0.343, SLG: 0.382 (1, 4)										4	3	2	0	1	0	1									
Norm Cash, L OBP: 0.318, SLG: 0.420 (1, 3)										3	0	2	0	1	0	1									
Al Kaline, R OBP: 0.401, SLG: 0.597 Jim Northrup, L OBP: 0.305, SLG: 0.416 (1, 9) (4, 9)										3	1	0	0	0	1	4									
Willie Horton, R OBP: 0.345, SLG: 0.493 (1, 7)										4	3	2	3	1	1	1									
Mickey Stanley, R OBP: 0.339, SLG: 0.343 (1, 8)										4	0	1	2	1	1	1									
Bill Freehan, R OBP: 0.286, SLG: 0.337 (1, 2)										4	0	1	1	0	0	1									
Ray Oyler, R OBP: 0.276, SLG: 0.276 (1, 6)										3	0	2	0	1	0	2									
Earl Wilson, R OBP: 0.308, SLG: 0.439 (1, 1)										4	0	0	0	0	2	6									
Inning Stats	R: 3 E: 0 K: 0 S: 5	H: 2 LOB: 1 BB: 2 P: 13	R: 0 E: 0 K: 1 S: 4	H: 0 LOB: 0 BB: 1 P: 8	R: 2 E: 1 K: 0 S: 6	H: 3 LOB: 3 BB: 2 P: 14	R: 0 E: 0 K: 1 S: 5	H: 0 LOB: 1 BB: 1 P: 9	R: 0 E: 0 K: 0 S: 3	H: 0 LOB: 0 BB: 0 P: 3	R: 0 E: 0 K: 0 S: 4	H: 1 LOB: 1 BB: 0 P: 4	R: 0 E: 0 K: 1 S: 6	H: 1 LOB: 1 BB: 0 P: 6	R: 0 E: 0 K: 2 S: 8	H: 1 LOB: 1 BB: 0 P: 8	R: 2 E: 0 K: 1 S: 7	H: 2 LOB: 0 BB: 0 P: 7	1B: 6 2B: 1 3B: 2 HR: 1	SF: 0 SAC: 2 DP: 0 HBP: 0	WP: 1 PB: 0 SB: 0 CS: 0	PA: 43			
PITCHER	IP	WLS	BF	H	R	ER	SO	BB	IBB	HBP	BLK	WP	HR	S	P	ERA	WHIP								
Gil Blanco, L ERA: 15.43 (1, 1)	2.1	L	12	3	4	4	1	4	0	0	0	1	0	10	26	15.43	3.000								
Ken Sanders, R ERA: 3.83 (3, 1)	2.2		13	2	1	1	1	2	0	0	0	0	0	13	21	3.38	1.500								
Paul Lindblad, L ERA: 5.11 (6, 1)	3.0		12	3	0	0	3	0	0	0	0	0	0	18	18	0.00	1.000								
Joe Grzenda, L ERA: 15.43 (9, 1)	1.0		5	2	2	2	1	0	0	0	0	0	1	7	7	18.00	2.000								

Detroit Tigers @ Kansas City Athletics
 Municipal Stadium, Kansas City, MO
 Sun Jul 31 1966, 4:38 AM EDT
 Att: 20,260 - Unknown


AB	34
R	7
H	10
RBI	6
BB	6
SO	6
LOB	21



Batter	1	2	3	4	5	6	7	8	9	AB	R	H	RBI	BB	SO	LOB	BOTTOM								
Bert Campaneris, R OBP: 0.315, SLG: 0.403 (1, 6)										4	0	2	0	0	1	1									
Jim Gosger, L OBP: 0.325, SLG: 0.360 Joe Grzenda, R (1, 7) (9, 1)										3	0	1	0	1	1	1									
Larry Stahl, L OBP: 0.285, SLG: 0.376 (1, 9) (9, 7)										3	0	0	0	0	0	2									
Roger Repoz, L OBP: 0.349, SLG: 0.412 (1, 8)										2	0	0	0	1	1	2									
Danny Cater, R OBP: 0.281, SLG: 0.366 (1, 5) (3, 3)										4	0	1	0	0	0	3									
Tim Talton, L OBP: 0.444, SLG: 0.667 Ed Charles, R OBP: 0.314, SLG: 0.424 (1, 3) (3, 5)										1	1	1	0	0	0	0									
Dick Green, R OBP: 0.302, SLG: 0.365 (1, 4)										4	0	1	1	0	0	1									
Phil Roof, R OBP: 0.297, SLG: 0.367 (1, 2)										3	0	0	0	0	2	1									
Gil Blanco, L Ken Sanders, R Paul Lindblad, L Mike Hershberger, R (1, 1) (3, 1) (5, PH) (6, 1) (8, PH) (9, 9)										0	0	0	0	0	0	0									
Inning Stats	R: 0 E: 0 K: 0 S: 3	H: 1 LOB: 2 BB: 2 P: 11	R: 1 E: 0 K: 1 S: 7	H: 2 LOB: 1 BB: 0 P: 7	R: 0 E: 0 K: 2 S: 7	H: 0 LOB: 0 BB: 0 P: 7	R: 0 E: 0 K: 0 S: 3	H: 1 LOB: 0 BB: 0 P: 3	R: 0 E: 0 K: 2 S: 7	H: 0 LOB: 0 BB: 0 P: 7	R: 0 E: 0 K: 0 S: 4	H: 1 LOB: 1 BB: 0 P: 4	R: 0 E: 0 K: 1 S: 5	H: 0 LOB: 0 BB: 0 P: 5	R: 0 E: 0 K: 0 S: 4	H: 1 LOB: 2 BB: 0 P: 5	R: 0 E: 0 K: 0 S: 3	H: 0 LOB: 0 BB: 0 P: 3	1B: 3 2B: 3 3B: 0 HR: 0	SF: 0 SAC: 2 DP: 1 HBP: 1	WP: 0 PB: 0 SB: 0 CS: 1	PA: 34			
PITCHER	IP	WLS	BF	H	R	ER	SO	BB	IBB	HBP	BLK	WP	HR	S	P	ERA	WHIP								
Earl Wilson, R ERA: 3.69 (1, 1)	9.0	W	34	6	1	1	6	2	0	1	0	0	0	43	52	1.00	0.889								

Detroit Tigers @ Kansas City Athletics
 Municipal Stadium, Kansas City, MO
 Sun Jul 31 1966, 4:38 AM EDT
 Att: 20,260 - Unknown

AB	29
R	1
H	6
RBI	1
BB	2
SO	6
LOB	12



Batter	1	2	3	4	5	6	7	8	9	AB	R	H	RBI	BB	SO	LOB	TOP					
Ed Brinkman, R (1.6) OBP: 0.285, SLG: 0.378										5	1	2	1	0	1	2	Washington Senators @ Kansas City Athletics Municipal Stadium, Kansas City, MO Mon Aug 01 1966, 8:05 PM EDT Att: 3,706 - Unknown					
Bob Saverine, S (1.4) OBP: 0.311, SLG: 0.371										4	0	2	0	1	1	2						
Ken McMullen, R (1.5) OBP: 0.297, SLG: 0.363										3	0	0	1	0	1	3						
Fred Valentine, S (1.9) OBP: 0.357, SLG: 0.479										5	1	2	0	0	2	3						
Frank Howard, R (1.7) OBP: 0.350, SLG: 0.448										3	1	1	1	0	0	2						
Willie Kirkland, L (6.7) OBP: 0.256, SLG: 0.315										2	1	0	0	0	0	2						
Don Lock, R (1.8) OBP: 0.359, SLG: 0.443										3	0	0	0	1	2	1						
Ken Harrelson, R (1.3) OBP: 0.311, SLG: 0.345										3	1	1	0	1	0	0						
Paul Casanova, R (1.2) OBP: 0.262, SLG: 0.393										4	1	2	1	0	0	1						
Barry Moore, L (1.1) OBP: 0.111, SLG: 0.111										3	0	0	0	0	0	2						
Casey Cox, R (7.1)										0	0	0	0	0	0	0						
Jim King, L (8. PH) OBP: 0.340, SLG: 0.392										0	0	0	0	0	0	0						
Ken Hamlin, R (8. PH) OBP: 0.262, SLG: 0.282										1	0	0	0	0	0	2						
Ron Kline, R (8.1) OBP: 0.400, SLG: 0.250										0	0	0	0	0	0	0						
Inning Stats	R: 1 E: 0 K: 2 S: 8	H: 1 LOB: 0 BB: 0 P: 8	R: 0 E: 0 K: 0 S: 3	H: 0 LOB: 0 BB: 0 P: 3	R: 1 E: 0 K: 0 S: 5	H: 2 LOB: 1 BB: 0 P: 5	R: 2 E: 1 K: 1 S: 8	H: 3 LOB: 1 BB: 0 P: 8	R: 0 E: 1 K: 1 S: 7	H: 1 LOB: 2 BB: 0 P: 7	R: 0 E: 0 K: 1 S: 5	H: 0 LOB: 0 BB: 0 P: 5	R: 0 E: 0 K: 1 S: 8	H: 1 LOB: 1 BB: 0 P: 8	R: 2 E: 1 K: 0 S: 5	H: 2 LOB: 2 BB: 2 P: 13	R: 0 E: 0 K: 0 S: 3	H: 0 LOB: 1 BB: 1 P: 7	1B: 4 2B: 3 3B: 3 HR: 0	SF: 1 SAC: 0 DP: 0 HBP: 0	WP: 0 PB: 0 SB: 1 CS: 0	PA: 41
PITCHER	IP WLS BF H R ER SO BB IBB HBP BLK WP HR S P ERA WHIP																					
Ralph Terry, R (1.1) ERA: 3.8	5.0	23	7	4	3	4	0	0	0	0	0	0	0	0	13	13	5.40	1.400				
Paul Lindblad, L (6.1) ERA: 4.95	2.0	7	1	0	0	3	0	0	0	0	0	0	0	0	3	13	0.00	0.500				
Wes Stock, R (8.1) ERA: 3.94	0.1	L	5	2	2	1	0	2	0	0	0	0	0	0	13	11	27.00	12.000				
Joe Grzenda, L (8.1) ERA: 9.0	1.2	6	0	0	0	0	1	0	0	0	0	0	0	5	9	0.00	0.600					

Batter	1	2	3	4	5	6	7	8	9	AB	R	H	RBI	BB	SO	LOB	BOTTOM					
Bert Campaneris, R (1.6) OBP: 0.313, SLG: 0.406										5	1	1	2	0	0	2	Washington Senators @ Kansas City Athletics Municipal Stadium, Kansas City, MO Mon Aug 01 1966, 8:05 PM EDT Att: 3,706 - Unknown					
Jim Gosger, L (1.7) OBP: 0.322, SLG: 0.357										5	0	1	1	0	3	1						
Mike Hershberger, R (1.9) OBP: 0.320, SLG: 0.359										2	1	2	0	2	0	0						
Roger Repoz, L (1.8) OBP: 0.352, SLG: 0.411										3	0	1	1	1	0	3						
Danny Cater, R (1.3) OBP: 0.281, SLG: 0.365										4	0	1	0	0	0	3						
Ed Charles, R (1.5) OBP: 0.309, SLG: 0.416										4	0	0	0	0	0	2						
Dick Green, R (1.4) OBP: 0.300, SLG: 0.362										3	0	0	0	0	0	0						
Phil Roof, R (1.2) OBP: 0.296, SLG: 0.365										4	1	1	0	0	1	1						
Ralph Terry, R (1.1) OBP: 0.213, SLG: 0.286										0	0	0	0	1	0	0						
Joe Niekirk, R (5. PH) OBP: 0.296, SLG: 0.329										1	0	0	0	0	0	0						
Paul Lindblad, L (6.1) OBP: 0.125, SLG: 0.148										0	0	0	0	0	0	0						
Ossie Chiverton, R (7. PH) OBP: 0.225, SLG: 0.287										0	1	0	0	1	0	0						
Wes Stock, R (8.1) OBP: 0.262, SLG: 0.282										0	0	0	0	0	0	0						
Joe Grzenda, R (8.1) OBP: 0.262, SLG: 0.282										0	0	0	0	0	0	0						
Larry Stahl, L (9. PH) OBP: 0.266, SLG: 0.374										1	0	0	0	0	0	0						
Inning Stats	R: 0 E: 0 K: 0 S: 3	H: 0 LOB: 1 BB: 1 P: 7	R: 0 E: 0 K: 0 S: 3	H: 0 LOB: 0 BB: 0 P: 3	R: 0 E: 0 K: 1 S: 5	H: 0 LOB: 1 BB: 1 P: 9	R: 0 E: 0 K: 0 S: 2	H: 0 LOB: 1 BB: 2 P: 10	R: 0 E: 0 K: 0 S: 4	H: 1 LOB: 1 BB: 0 P: 4	R: 1 E: 0 K: 1 S: 6	H: 2 LOB: 0 BB: 0 P: 6	R: 3 E: 0 K: 0 S: 7	H: 4 LOB: 2 BB: 1 P: 11	R: 0 E: 0 K: 1 S: 6	H: 1 LOB: 0 BB: 0 P: 6	R: 0 E: 0 K: 1 S: 5	H: 0 LOB: 0 BB: 0 P: 5	1B: 6 2B: 1 3B: 1 HR: 0	SF: 0 SAC: 1 DP: 2 HBP: 0	WP: 0 PB: 0 SB: 0 CS: 0	PA: 38
PITCHER	IP WLS BF H R ER SO BB IBB HBP BLK WP HR S P ERA WHIP																					
Barry Moore, L (1.1) ERA: 2.91	6.2	29	6	4	4	2	5	0	0	0	0	0	0	0	28	48	5.40	1.650				
Casey Cox, R (7.1) ERA: 3.23	0.1	W	2	1	0	0	0	0	0	0	0	0	0	2	2	0.00	3.000					
Ron Kline, R (8.1) ERA: 2.91	2.0	S	7	1	0	0	2	0	0	0	0	0	0	11	11	0.00	0.500					

Batter	1	2	3	4	5	6	7	8	9	AB	R	H	RBI	BB	SO	LOB	TOP								
Ed Brinkman, R (1,6) OBP: 0.281, SLG: 0.373	5-3		FC6-4 BB 1B	4-3		F8			F4	5	1	0	0	0	0	2									
Bob Saverine, S (1,4) OBP: 0.304, SLG: 0.362	4-3		F7			6-3			K	5	0	1	0	0	0	1									
Ken McMullen, R (1,5) OBP: 0.301, SLG: 0.367	5-3		BB 1B			F7			P3-1 1B	4	1	1	0	0	0	1									
Fred Valentine, S (1,9) OBP: 0.356, SLG: 0.475		4-3	1B 1-2 2-3 BB			F9			F2	3	0	0	0	1	0	0									
Frank Howard, R (1,7) Dick Lines, R (8,1) OBP: 0.350, SLG: 0.444	F7					5-3			3-1	4	0	1	2	0	0	0									
Ron Kline, R (8,1) OBP: 0.400, SLG: 0.250			1-3 2-H 3-H 1B							0	0	0	0	0	0	0									
Don Lock, R (1,8) OBP: 0.362, SLG: 0.441		1B	1-2 BB			1B WP 2B BB			K	2	1	1	0	2	1	0									
Ken Harrelson, R (1,3) OBP: 0.315, SLG: 0.350		1B	K			K				4	0	2	0	0	2	4									
Paul Casanova, R (1,2) OBP: 0.258, SLG: 0.385	6-3					2B 1B			F9	4	1	1	0	0	0	3									
Pete Richert, L (1,1) OBP: 0.109, SLG: 0.109						2-3 2B 1B				2	0	1	0	0	1	0									
Dick Nen, L (6,PH) OBP: 0.282, SLG: 0.277						1-H 3-H 2B			F5	1	0	1	2	0	0	0									
Bob Humphreys, R (6,1) OBP: 0.625, SLG: 0.400			FC6-4 1B							0	0	0	0	0	0	0									
Willie Kirkland, L (8,7) OBP: 0.284, SLG: 0.310										1	0	0	0	0	0	0									
Inning Stats	R: 0 E: 0 K: 0 S: 3	H: 0 LOB: 0 BB: 0 P: 3	R: 0 E: 0 K: 0 S: 5	H: 2 LOB: 2 BB: 0 P: 5	R: 2 E: 0 K: 1 S: 8	H: 3 LOB: 3 BB: 2 P: 16	R: 0 E: 0 K: 1 S: 5	H: 0 LOB: 0 BB: 0 P: 5	R: 0 E: 0 K: 0 S: 3	H: 0 LOB: 0 BB: 0 P: 3	R: 2 E: 0 K: 1 S: 7	H: 2 LOB: 1 BB: 1 P: 11	R: 0 E: 0 K: 0 S: 3	H: 1 LOB: 0 BB: 0 P: 3	R: 0 E: 0 K: 1 S: 6	H: 1 LOB: 1 BB: 0 P: 6	R: 0 E: 0 K: 1 S: 5	H: 0 LOB: 0 BB: 0 P: 5	1B: 7 2B: 3 3B: 0 HR: 0	SF: 0 SAC: 0 DP: 1 HBP: 0	WP: 1 PB: 0 SB: 0 CS: 0	PA: 38			
PITCHER	IP	WLS	BF	H	R	ER	SO	BB	IBB	HBP	BLK	WP	HR	S	P	ERA	WHIP								
Blue Moon Odom, R (1,1) ERA: 3.21	6.0	L	28	7	4	4	3	3	0	0	0	1	0	31	43	6.00	1.667								
Wes Stock, R (7,1) ERA: 3.71	1.0		3	1	0	0	0	0	0	0	0	0	0	3	3	0.00	1.000								
Ken Sanders, R (8,1) ERA: 3.73	2.0		7	1	0	0	2	0	0	0	0	0	0	11	11	0.00	0.500								

Washington Senators @ Kansas City Athletics
Municipal Stadium, Kansas City, MO
Wed Aug 03 1966, 8:05 PM EDT
Att: 7,918 - Unknown

AB 35
R 4
H 9
RBI 4
BB 3
SO 5
LOB 11



Batter	1	2	3	4	5	6	7	8	9	AB	R	H	RBI	BB	SO	LOB	BOTTOM								
Bert Campaneris, R (1,6) OBP: 0.316, SLG: 0.411	S 2B 1B	K				F8			F2	5	1	1	0	0	1	5									
Jim Gosger, L (1,7) OBP: 0.318, SLG: 0.355	F1					3-1			6-3	3	0	0	0	0	0	1									
Ossie Chavarria, R (8,PH) OBP: 0.294, SLG: 0.267			4-3							0	0	0	0	1	0	0									
Tim Talton, L (9,PH) OBP: 0.421, SLG: 0.632	1-2								1B BB	1	0	0	0	0	0	2									
Mike Hershberger, R (1,9) OBP: 0.321, SLG: 0.366			F8			F9			F7	4	0	1	1	0	0	1									
Roger Repoz, L (1,8) OBP: 0.344, SLG: 0.400	F6					F8			F8	4	0	0	0	0	1	2									
Danny Cater, R (1,3) OBP: 0.283, SLG: 0.368	F3					5-3				4	1	2	0	0	0	1									
Ed Charles, R (1,5) OBP: 0.311, SLG: 0.421						F8 6-3 2B			F9	3	0	1	0	1	0	2									
Dick Green, R (1,4) OBP: 0.302, SLG: 0.370						F8			K	4	1	2	1	0	1	2									
Phil Roof, R (1,2) OBP: 0.303, SLG: 0.374						1-2 2-3 1B				4	0	1	1	0	0	3									
Ernie Fazio, R (9,PR) OBP: 0.285, SLG: 0.281			F2			6-3			1B	0	0	0	0	0	0	0									
Blue Moon Odom, R (1,1) OBP: 0.400, SLG: 0.400						2-3 3-H 1B				2	0	0	0	0	0	3									
Wes Stock, R (7,1)			F1			1-3				0	0	0	0	0	0	0									
Don Blasingame, L (7,PH) OBP: 0.283, SLG: 0.275										0	0	0	0	1	0	0									
Ken Sanders, R (8,1) OBP: 0.364, SLG: 0.222										0	0	0	0	0	0	0									
Larry Stahl, L (9,PH) OBP: 0.287, SLG: 0.377									1B	1	0	1	0	0	0	0									
Inning Stats	R: 1 E: 0 K: 0 S: 5	H: 2 LOB: 1 BB: 0 P: 5	R: 0 E: 0 K: 1 S: 7	H: 2 LOB: 2 BB: 0 P: 7	R: 0 E: 0 K: 1 S: 5	H: 0 LOB: 0 BB: 0 P: 5	R: 1 E: 0 K: 0 S: 4	H: 1 LOB: 1 BB: 1 P: 8	R: 0 E: 0 K: 0 S: 3	H: 0 LOB: 0 BB: 0 P: 3	R: 0 E: 0 K: 0 S: 3	H: 0 LOB: 0 BB: 0 P: 3	R: 1 E: 0 K: 0 S: 3	H: 1 LOB: 1 BB: 1 P: 7	R: 0 E: 0 K: 0 S: 4	H: 1 LOB: 2 BB: 1 P: 8	R: 0 E: 0 K: 1 S: 7	H: 2 LOB: 2 BB: 0 P: 7	1B: 6 2B: 3 3B: 0 HR: 1	SF: 0 SAC: 0 DP: 1 HBP: 0	WP: 0 PB: 0 SB: 1 CS: 0	PA: 38			
PITCHER	IP	WLS	BF	H	R	ER	SO	BB	IBB	HBP	BLK	WP	HR	S	P	ERA	WHIP								
Pete Richert, L (1,1) ERA: 3.19	5.0	W	21	5	2	2	2	1	0	0	0	0	0	24	28	3.60	1.200								
Bob Humphreys, R (6,1) ERA: 3.52	2.0		7	1	1	1	0	1	0	0	0	0	1	6	10	4.50	1.000								
Dick Lines, L (8,1) ERA: 2.54	0.0		1	0	0	0	0	1	0	0	0	0	0	4	4	∞	∞								
Ron Kline, R (8,1) ERA: 2.82	2.0	S	9	3	0	0	1	0	0	0	0	0	0	11	11	0.00	1.500								

Washington Senators @ Kansas City Athletics
Municipal Stadium, Kansas City, MO
Wed Aug 03 1966, 8:05 PM EDT
Att: 7,918 - Unknown

AB 35
R 3
H 9
RBI 3
BB 3
SO 3
LOB 22



Batter	1	2	3	4	5	6	7	8	9	AB	R	H	RBI	BB	SO	LOB	TOP					
Ed Brinkman, R (1, 6) OBP: 0.280, SLG: 0.372	F9		K				FC5-2 2B			4	0	1	0	0	1	2	Washington Senators @ Kansas City Athletics Municipal Stadium, Kansas City, MO Thu Aug 04 1966, 4:33 AM EDT Att: 5,545 - Unknown					
Bob Saverine, S (1, 4) OBP: 0.311, SLG: 0.378	SF8 3B		F7			1B	2B			3	1	2	1	1	0	0						
Ken McMullen, R (1, 5) OBP: 0.298, SLG: 0.364	SF8			4-3		L7	5-3			3	0	0	1	0	4							
Fred Valentine, S (1, 9) OBP: 0.353, SLG: 0.470	F4			4-3		F5		K		4	0	0	0	0	1	2						
Frank Howard, R (1, 7) OBP: 0.349, SLG: 0.440		E5 FC4-6		WP BB		5-3		1-6-3		3	0	0	0	1	0	2						
Don Lock, R (1, 8) OBP: 0.361, SLG: 0.439		K		F3			1B 2B	K		4	1	1	0	0	2	2						
Ken Harrelson, R (1, 3) OBP: 0.314, SLG: 0.349		K			F9		2B FC5-2 1B	F8		4	0	1	0	0	1	1						
Paul Casanova, R (1, 2) OBP: 0.256, SLG: 0.383					F9					2	0	0	0	0	0	1						
Jim King, L (7, PH) OBP: 0.340, SLG: 0.395	FC4-6						FC5-2 2B 2B			1	1	1	1	0	0	0						
Jim French, L (7, 2) OBP: 0.364, SLG: 0.222								G4-6-3 1B		1	0	1	0	0	0	0						
Phil Ortega, R (1, 1) OBP: 0.140, SLG: 0.053			6-3							1	0	0	0	0	0	0						
Mike McCormick, L (4, 1) OBP: 0.265, SLG: 0.348					4-3			G4-6-3 1B		1	0	0	0	0	0	0						
Dick Nen, L (7, PH) OBP: 0.281, SLG: 0.276										1	0	0	0	0	1	2						
Dick Lines, R (7, 1) OBP: 0.252, SLG: 0.308										0	0	0	0	0	0	0						
Willie Kirkland, L (9, PH) OBP: 0.252, SLG: 0.308										1	0	0	0	0	0	1						
Inning Stats	R: 1 E: 0 K: 0 S: 4	H: 1 LOB: 0 BB: 0 P: 4	R: 0 E: 1 K: 2 S: 8	H: 0 LOB: 1 BB: 0 P: 8	R: 0 E: 0 K: 1 S: 5	H: 0 LOB: 0 BB: 0 P: 5	R: 0 E: 0 K: 0 S: 3	H: 0 LOB: 0 BB: 1 P: 7	R: 0 E: 0 K: 0 S: 3	H: 0 LOB: 0 BB: 0 P: 3	R: 0 E: 0 K: 0 S: 4	H: 1 LOB: 2 BB: 1 P: 8	R: 2 E: 0 K: 1 S: 9	H: 4 LOB: 2 BB: 0 P: 9	R: 0 E: 0 K: 2 S: 7	H: 0 LOB: 0 BB: 0 P: 7	R: 0 E: 0 K: 0 S: 3	H: 1 LOB: 0 BB: 0 P: 3	1B: 4 2B: 2 3B: 1 HR: 0	SF: 1 SAC: 0 DP: 1 HBP: 0	WP: 1 PB: 0 SB: 0 CS: 0	PA: 36
PITCHER	IP WLS BF H R ER SO BB IBB HBP BLK WP HR S P ERA WHIP																					
Jim Nash, R (1, 1) ERA: 2.65	6.2 W 29 6 3 3 4 2 0 0 0 0 1 0 35 43 4.05 1.200																					
Jack Aker, R (7, 1) ERA: 1.77	2.1 S 7 1 0 0 2 0 0 0 0 0 0 0 11 11 0.00 0.429																					

Batter	1	2	3	4	5	6	7	8	9	AB	R	H	RBI	BB	SO	LOB	BOTTOM			
Bert Campaneris, R (1, 6) OBP: 0.318, SLG: 0.414	F9 1B 2B		K				4-3			4	1	2	0	0	1	0	Washington Senators @ Kansas City Athletics Municipal Stadium, Kansas City, MO Thu Aug 04 1966, 4:33 AM EDT Att: 5,545 - Unknown			
Jim Gosger, L (1, 7) OBP: 0.318, SLG: 0.353				1-2 2-3		1B				2	0	0	0	1	1	4				
Ossie Chavarria, R (7, PH) OBP: 0.300, SLG: 0.267	F9			K						0	0	0	0	1	0	0				
Larry Stahl, L (8, 7) OBP: 0.287, SLG: 0.377	2-3			BB			FC5-4 BB			0	0	0	0	0	0	0				
Mike Hershberger, R (1, 9) OBP: 0.321, SLG: 0.366			F9		F7		FC5-4 1-2			4	0	1	1	0	0	5				
Roger Repoz, L (1, 8) OBP: 0.339, SLG: 0.393	3-H		K		4-3		F8			4	0	0	0	0	2	2				
Danny Cater, R (1, 3) OBP: 0.283, SLG: 0.367			F7		BB 1B		5-3			4	1	1	0	0	0	1				
Ed Charles, R (1, 5) OBP: 0.314, SLG: 0.420			F3		BB 1B BB		K			3	1	1	0	1	1	0				
Dick Green, R (1, 4) OBP: 0.301, SLG: 0.367			F5		1B 1B BB		F5			3	1	0	0	1	0	1				
Phil Roof, R (1, 2) OBP: 0.304, SLG: 0.374			F8		1B 1B		5-3			3	0	1	2	0	0	0				
Jim Nash, R (1, 1) OBP: 0.091, SLG: 0.136					1-3 2-H 3-H		1B			3	0	1	1	0	1	0				
Jack Aker, R (7, 1) OBP: 0.091, SLG: 0.162			K		1-2 3-H		1B			0	0	0	0	0	0	0				
Inning Stats	R: 1 E: 0 K: 1 S: 7	H: 2 LOB: 1 BB: 0 P: 7	R: 0 E: 0 K: 0 S: 3	H: 0 LOB: 0 BB: 0 P: 3	R: 0 E: 0 K: 2 S: 7	H: 0 LOB: 1 BB: 1 P: 11	R: 3 E: 0 K: 1 S: 9	H: 4 LOB: 3 BB: 2 P: 17	R: 0 E: 0 K: 2 S: 7	H: 0 LOB: 0 BB: 0 P: 7	R: 0 E: 0 K: 0 S: 3	H: 0 LOB: 0 BB: 0 P: 3	R: 0 E: 0 K: 0 S: 3	H: 0 LOB: 1 BB: 1 P: 7	R: 0 E: 0 K: 0 S: 3	H: 1 LOB: 0 BB: 0 P: 3	1B: 6 2B: 2 3B: 0 HR: 0	SF: 0 SAC: 0 DP: 1 HBP: 0	WP: 0 PB: 0 SB: 0 CS: 0	PA: 34
PITCHER	IP WLS BF H R ER SO BB IBB HBP BLK WP HR S P ERA WHIP																			
Phil Ortega, R (1, 1) ERA: 4.14	3.1 L 18 5 4 4 3 0 0 0 0 0 0 0 15 15 10.80 2.400																			
Mike McCormick, L (4, 1) ERA: 3.74	2.2 9 1 0 0 3 0 0 0 0 0 0 0 15 15 0.00 0.375																			
Dick Lines, L (7, 1) ERA: 2.45	2.0 7 1 0 0 0 1 0 0 0 0 0 0 6 10 0.00 1.000																			

Batter	1	2	3	4	5	6	7	8	9	AB	R	H	RBI	BB	SO	LOB	TOP										
Zoilo Versalles, R OBP: 0.303, SLG: 0.371 Bernie Allen, L OBP: 0.310, SLG: 0.340	F8		F4		1-3		G1-4-3 1B		CS 1B	4	0	1	0	0	0	0	10										
Jimmie Hall, L OBP: 0.307, SLG: 0.447	F9		WP BB		F6		G1-4-3 1-2		F9	4	0	0	0	1	0	2	10										
Tony Oliva, L OBP: 0.373, SLG: 0.554	F8		F5			2B 1B	BB 2B		K	5	1	2	0	0	1	2	12										
Harmon Killebrew, R OBP: 0.387, SLG: 0.492		6-3	F6			2B 1B	BB BB			3	1	1	0	1	0	1	10										
Don Mincher, L OBP: 0.307, SLG: 0.384	F3				G3	2B 2B	BB BB			3	1	1	2	1	0	0	10										
Cesar Tovar, R OBP: 0.333, SLG: 0.375	1B 2B		1B		1B	1B 2B	1-2 BB			4	1	3	1	0	0	3	10										
Ted Uhlhaender, L OBP: 0.238, SLG: 0.277	1B 2B		1B		G6-3 1B	2-3 1B	G6-4-3 1B		K	4	1	3	0	0	1	0	10										
Jerry Zimmerman, R OBP: 0.324, SLG: 0.326	1B 2B		G6-3		G6-3	K	K		F9	4	0	1	2	0	1	4	14										
Mudcat Grant, R OBP: 0.189, SLG: 0.220	1B				5-3	G6-4-3			6-3	4	0	1	0	0	0	2	14										
Inning Stats	R: 0 E: 0 K: 0 S: 3	H: 0 LOB: 0 BB: 0 P: 3	R: 2 E: 0 K: 0 S: 6	H: 4 LOB: 2 BB: 0 P: 6	R: 0 E: 0 K: 0 S: 3	H: 0 LOB: 1 BB: 1 P: 7	R: 0 E: 0 K: 0 S: 4	H: 2 LOB: 1 BB: 0 P: 4	R: 0 E: 0 K: 0 S: 3	H: 0 LOB: 0 BB: 0 P: 3	R: 3 E: 0 K: 1 S: 9	H: 5 LOB: 1 BB: 0 P: 9	R: 0 E: 0 K: 0 S: 4	H: 2 LOB: 3 BB: 2 P: 12	R: 0 E: 0 K: 1 S: 5	H: 0 LOB: 0 BB: 0 P: 5	R: 0 E: 0 K: 1 S: 5	H: 1 LOB: 1 BB: 0 P: 5	1B: 9 2B: 6 3B: 0 HR: 0	SF: 0 SAC: 0 DP: 4 HBP: 0	WP: 1 PB: 0 CS: 0	PA: 39					
PITCHER	IP	WLS	BF	H	R	ER	SO	BB	IBB	HBP	BLK	WP	HR	S	P	ERA	WHIP										
Lew Krausse, R ERA: 3.19	(1, 1)	5.0	L	24	10	5	5	0	1	0	0	0	0	23	27	9.00	2.200										
Joe Grzenda, L ERA: 5.14	(6, 1)	3.0		12	3	0	0	2	2	0	0	0	0	14	22	0.00	1.667										
Wes Stock, R ERA: 3.5	(9, 1)	1.0		3	1	0	0	1	0	0	0	0	0	5	5	0.00	1.000										

Minnesota Twins @ Kansas City Athletics
Municipal Stadium, Kansas City, MO

AB 36
R 5
H 14
RBI 5
BB 3
SO 3
LOB 14




Sat Aug 06 1966, 8:05 PM EDT
Att: 14,524 - Unknown

Batter	1	2	3	4	5	6	7	8	9	AB	R	H	RBI	BB	SO	LOB	BOTTOM										
Bert Campaneris, R OBP: 0.314, SLG: 0.408	F8		FC6-4			4-3		E4		4	0	0	0	0	0	1	10										
Larry Stahl, L OBP: 0.286, SLG: 0.379	5-3 2B		4-3			F6		4-3		4	0	1	0	0	0	2	10										
Mike Hershberger, R OBP: 0.317, SLG: 0.364	5-3		F7			6-3		E6		4	0	0	0	0	0	2	10										
Danny Cater, R OBP: 0.285, SLG: 0.367	1-3						F9		G5-4-3	4	0	0	0	0	1	2	12										
Roger Repoz, L OBP: 0.332, SLG: 0.384	1-3						F8		F5	4	0	0	0	0	0	0	10										
Ed Charles, R OBP: 0.313, SLG: 0.420	F9 2B						F9		E5 PB	3	0	1	0	0	0	0	10										
Dick Green, R OBP: 0.303, SLG: 0.367	F9						L5			3	0	1	0	0	0	2	10										
Phil Roof, R OBP: 0.303, SLG: 0.365	5-3					G5-4-3		F4		3	0	0	0	0	0	2	10										
Lew Krausse, R OBP: 0.219, SLG: 0.172 Joe Grzenda, R	(1, 1)	(6, 1)							K	2	0	1	0	0	1	0	10										
Don Blasingame, L OBP: 0.282, SLG: 0.274 Wes Stock, R	(8, PH)	(9, 1)	FC6-4 1B			K		K		1	0	0	0	0	0	0	10										
Inning Stats	R: 0 E: 0 K: 0 S: 4	H: 1 LOB: 1 BB: 0 P: 4	R: 0 E: 0 K: 0 S: 4	H: 1 LOB: 1 BB: 0 P: 4	R: 0 E: 0 K: 1 S: 5	H: 0 LOB: 0 BB: 0 P: 5	R: 0 E: 0 K: 1 S: 5	H: 0 LOB: 0 BB: 0 P: 5	R: 0 E: 0 K: 0 S: 3	H: 0 LOB: 0 BB: 0 P: 3	R: 0 E: 1 K: 0 S: 4	H: 0 LOB: 1 BB: 0 P: 4	R: 0 E: 1 K: 1 S: 6	H: 0 LOB: 1 BB: 0 P: 6	R: 0 E: 1 K: 0 S: 3	H: 0 LOB: 0 BB: 0 P: 3	1B: 2 2B: 2 3B: 0 HR: 0	SF: 0 SAC: 0 DP: 2 HBP: 0	WP: 0 PB: 1 CS: 0	PA: 32							
PITCHER	IP	WLS	BF	H	R	ER	SO	BB	IBB	HBP	BLK	WP	HR	S	P	ERA	WHIP										
Mudcat Grant, R ERA: 3.12	(1, 1)	9.0	W	32	4	0	0	3	0	0	0	0	0	38	38	0.00	0.444										

Minnesota Twins @ Kansas City Athletics
Municipal Stadium, Kansas City, MO

AB 32
R 0
H 4
RBI 0
BB 0
SO 3
LOB 11




Sat Aug 06 1966, 8:05 PM EDT
Att: 14,524 - Unknown

Batter	1	2	3	4	5	6	7	8	9	AB	R	H	RBI	BB	SO	LOB	TOP																					
Zoilo Versalles, R OBP: 0.300, SLG: 0.367 (1, 6)	1-3		F7			F7		F9		4	0	0	0	0	0	0	Minnesota Twins @ Kansas City Athletics Municipal Stadium, Kansas City, MO Sun Aug 07 1966, 4:33 AM EDT Unknown livebaseballscorecards.com																					
Jimmie Hall, L OBP: 0.307, SLG: 0.452 (1, 7)	1-3			3B		K		F9		4	0	1	0	0	1	0																						
Tony Oliva, L OBP: 0.372, SLG: 0.551 (1, 9)	6-3			P6		1B		K		4	1	1	0	0	1	1																						
Harmon Killebrew, R OBP: 0.390, SLG: 0.496 (1, 5)		1B			G4-6-3	1B			4-3	3	1	2	0	1	0	0																						
Don Mincher, L OBP: 0.309, SLG: 0.386 (1, 3)					G4-6-3	1B		F9		4	0	2	2	0	0	2																						
Russ Nixon, L OBP: 0.326, SLG: 0.259 Jerry Zimmerman, R OBP: 0.324, SLG: 0.326 (1, 2) (9, 2)					G1-6-3	1B			P5	4	0	0	0	0	0	3																						
Cesar Tovar, R OBP: 0.330, SLG: 0.370 (1, 4)										3	0	0	0	0	1	0																						
Ted Uhlaender, L OBP: 0.240, SLG: 0.278 (1, 8)										3	0	1	0	0	0	0																						
Dave Boswell, R OBP: 0.164, SLG: 0.167 Pete Cimino, R (6, 1) Al Worthington, R OBP: 0.286, SLG: 0.571 (9, 1)										2	0	0	0	0	1	1																						
Inning Stats	R: 0 E: 0 K: 0 S: 3	H: 0 LOB: 0 BB: 0 P: 3	R: 1 E: 0 K: 1 S: 6	H: 2 LOB: 0 BB: 0 P: 6	R: 0 E: 0 K: 1 S: 5	H: 0 LOB: 0 BB: 0 P: 5	R: 0 E: 0 K: 0 S: 3	H: 1 LOB: 1 BB: 1 P: 7	R: 0 E: 0 K: 0 S: 4	H: 1 LOB: 1 BB: 0 P: 4	R: 1 E: 0 K: 1 S: 8	H: 3 LOB: 2 BB: 0 P: 8	R: 0 E: 0 K: 0 S: 3	H: 0 LOB: 0 BB: 0 P: 3	R: 0 E: 0 K: 0 S: 5	H: 0 LOB: 0 BB: 0 P: 3		R: 0 E: 0 K: 0 S: 3	H: 0 LOB: 0 BB: 0 P: 3	1B: 5 2B: 1 3B: 1 HR: 0	SF: 0 SAC: 0 DP: 2 HBP: 0	WP: 0 PB: 0 CS: 0	PA: 33															
PITCHER	IP	WLS	BF	H	R	ER	SO	BB	IBB	HBP	BLK	WP	HR	S	P	ERA	WHIP	PITCHER				IP	WLS	BF	H	R	ER	SO	BB	IBB	HBP	BLK	WP	HR	S	P	ERA	WHIP
Blue Moon Odom, R ERA: 3.0 Wes Stock, R ERA: 3.15	(1, 1) (8, 1)	7.0 L	27 27	7 7	2 2	2 2	3 3	1 0	0 0	0 0	0 0	0 0	0 0	32 32	36 36	2.57 2.57	1.143 1.143																					

AB	32
R	2
H	7
RBI	2
BB	1
SO	4
LOB	7




Batter	1	2	3	4	5	6	7	8	9	AB	R	H	RBI	BB	SO	LOB	BOTTOM																					
Bert Campaneris, R OBP: 0.310, SLG: 0.403 (1, 6)	K		P6	K			F7		4-3	5	0	0	0	0	2	3	Minnesota Twins @ Kansas City Athletics Municipal Stadium, Kansas City, MO Sun Aug 07 1966, 4:33 AM EDT Unknown livebaseballscorecards.com																					
Jim Gosger, L OBP: 0.326, SLG: 0.356 (1, 8)	P4		S				BB		FC6-4	3	1	2	0	2	0	0																						
Mike Hershberger, R OBP: 0.320, SLG: 0.371 (1, 9)							F8		BB	4	0	2	1	1	0	2																						
Larry Stahl, L OBP: 0.282, SLG: 0.373 (1, 7)	K						F8		BB	4	0	0	0	0	1	5																						
Ed Charles, R OBP: 0.308, SLG: 0.413 (1, 5)							F2		1-3	4	0	0	0	0	1	1																						
Roger Repoz, L OBP: 0.335, SLG: 0.383 (1, 3)							FC		S	3	0	1	0	1	1	0																						
Dick Green, R OBP: 0.305, SLG: 0.366 (1, 4)							FC		BB	3	0	1	0	1	0	1																						
Phil Roof, R OBP: 0.298, SLG: 0.359 (1, 2)									BB	4	0	0	0	0	1	4																						
Blue Moon Odom, R OBP: 0.286, SLG: 0.286 Don Blasingame, L OBP: 0.281, SLG: 0.272 Wes Stock, R (7, PH) Tim Talton, L OBP: 0.400, SLG: 0.600 (9, PH)										2	0	0	0	0	1	2																						
Inning Stats	R: 0 E: 0 K: 2 S: 8	H: 1 LOB: 1 BB: 0 P: 8	R: 0 E: 0 K: 2 S: 7	H: 0 LOB: 1 BB: 1 P: 11	R: 1 E: 0 K: 1 S: 6	H: 1 LOB: 1 BB: 1 P: 10	R: 0 E: 0 K: 2 S: 10	H: 2 LOB: 3 BB: 0 P: 10	R: 0 E: 0 K: 0 S: 4	H: 1 LOB: 1 BB: 0 P: 4	R: 0 E: 0 K: 0 S: 3	H: 0 LOB: 0 BB: 0 P: 3	R: 0 E: 0 K: 0 S: 4	H: 1 LOB: 2 BB: 1 P: 8	R: 0 E: 0 K: 0 S: 3	H: 0 LOB: 1 BB: 1 P: 7		R: 0 E: 0 K: 0 S: 3	H: 0 LOB: 1 BB: 1 P: 7	1B: 5 2B: 0 3B: 1 HR: 0	SF: 0 SAC: 0 DP: 0 HBP: 0	WP: 0 PB: 0 CS: 0	PA: 39															
PITCHER	IP	WLS	BF	H	R	ER	SO	BB	IBB	HBP	BLK	WP	HR	S	P	ERA	WHIP	PITCHER				IP	WLS	BF	H	R	ER	SO	BB	IBB	HBP	BLK	WP	HR	S	P	ERA	WHIP
Dave Boswell, R ERA: 3.08 Pete Cimino, R ERA: 2.74 Al Worthington, R ERA: 2.26	(1, 1) (6, 1) (9, 1)	5.0 3.2 0.1	W 15 S	23 1	0 0	0 0	0 0	3 0	0 0	0 0	0 0	0 0	0 0	12 12	24 24	0.00 0.00	1.091 1.091																					



Batter	1	2	3	4	5	6	7	8	9	AB	R	H	RBI	BB	SO	LOB	TOP			
Zoilo Versalles, R OBP: 0.302, SLG: 0.368 (1, 6)										4	0	2	0	0	0	0	Minnesota Twins @ Kansas City Athletics Municipal Stadium, Kansas City, MO Sun Aug 07 1966, 4:38 AM EDT Att: 17,611 - Unknown			
Jimmie Hall, L OBP: 0.302, SLG: 0.444 (1, 7)										4	0	0	0	0	0	3				
Tony Oliva, L OBP: 0.371, SLG: 0.548 (1, 9)										4	1	1	0	0	1	3				
Harmon Killebrew, R OBP: 0.391, SLG: 0.499 (1, 3)										4	1	2	1	0	0	1				
Rich Rollins, R OBP: 0.287, SLG: 0.393 (1, 5)										4	0	0	0	0	1	1				
Cesar Tovar, R OBP: 0.325, SLG: 0.369 (1, 4)										4	0	1	0	0	1	1				
Ted Uhlaender, L OBP: 0.235, SLG: 0.272 (1, 8)										4	0	0	0	0	0	1				
Jerry Zimmerman, R OBP: 0.324, SLG: 0.319 (1, 2)										2	0	0	0	1	0	0				
Jim Perry, S OBP: 0.250, SLG: 0.258 (1, 1)										2	0	0	0	0	0	0				
Johnny Klippstein, R (6, 1)										0	0	0	0	0	0	0				
Andy Kosco, R OBP: 0.256, SLG: 0.297 (8, PH)										1	0	0	0	0	0	1				
Bob Allison, R OBP: 0.344, SLG: 0.380 (8, PR)										0	0	0	0	0	0	0				
Al Worthington, R OBP: 0.256, SLG: 0.571 (8, 1)										0	0	0	0	0	0	0				
Inning Stats	R: 2 E: 1 K: 1 S: 8	H: 2 LOB: 1 BB: 0 P: 8	R: 0 E: 0 K: 0 S: 3	H: 0 LOB: 0 BB: 0 P: 3	R: 0 E: 0 K: 1 S: 5	H: 1 LOB: 0 BB: 0 P: 3	R: 0 E: 0 K: 0 S: 3	H: 0 LOB: 0 BB: 0 P: 3	R: 0 E: 0 K: 0 S: 4	H: 1 LOB: 1 BB: 0 P: 4	R: 0 E: 0 K: 1 S: 5	H: 0 LOB: 0 BB: 0 P: 5	R: 0 E: 0 K: 0 S: 4	H: 1 LOB: 2 BB: 1 P: 8	R: 0 E: 0 K: 0 S: 4	H: 1 LOB: 1 BB: 0 P: 4	1B: 5 2B: 1 3B: 0 HR: 0	SF: 0 SAC: 0 DP: 1 HBP: 0	WP: 0 PB: 1 SB: 0 CS: 0	PA: 34
PITCHER	IP WLS BF H R ER SO BB IBB HBP BLK WP HR S P ERA WHIP																			
Paul Lindblad, L ERA: 4.52 (1, 1)	8.0 W 30 5 2 1 3 1 0 0 0 0 0 0 35 39 1.12 0.750																			
Jack Aker, R ERA: 1.74 (9, 1)	1.0 S 4 1 0 0 0 0 0 0 0 0 0 0 4 4 0.00 1.000																			



Batter	1	2	3	4	5	6	7	8	9	AB	R	H	RBI	BB	SO	LOB	BOTTOM			
Bert Campaneris, R OBP: 0.307, SLG: 0.398 (1, 6)										4	1	0	0	0	1	1	Minnesota Twins @ Kansas City Athletics Municipal Stadium, Kansas City, MO Sun Aug 07 1966, 4:38 AM EDT Att: 17,611 - Unknown			
Jim Gosger, L OBP: 0.325, SLG: 0.354 (1, 7)										4	1	1	0	0	0	1				
Mike Hershberger, R OBP: 0.317, SLG: 0.367 (1, 9)										4	0	0	0	0	1	1				
Danny Cater, R OBP: 0.285, SLG: 0.365 (1, 3)										4	1	1	0	0	0	1				
Roger Repoz, L OBP: 0.337, SLG: 0.387 (1, 8)										3	1	1	1	1	0	0				
Dick Green, R OBP: 0.308, SLG: 0.367 (1, 4)										2	0	1	2	0	0	0				
Ed Charles, R OBP: 0.310, SLG: 0.414 (1, 5)										2	0	1	0	0	0	0				
Phil Roof, R OBP: 0.295, SLG: 0.354 (1, 2)										3	0	0	0	0	2	4				
Paul Lindblad, L OBP: 0.158, SLG: 0.167 (1, 1)										2	0	0	0	1	1	0				
Jack Aker, R OBP: 0.091, SLG: 0.182 (9, 1)										0	0	0	0	0	0	0				
Inning Stats	R: 0 E: 0 K: 0 S: 3	H: 0 LOB: 0 BB: 0 P: 3	R: 0 E: 0 K: 0 S: 3	H: 0 LOB: 0 BB: 0 P: 3	R: 0 E: 0 K: 1 S: 5	H: 0 LOB: 0 BB: 0 P: 5	R: 3 E: 0 K: 2 S: 12	H: 5 LOB: 2 BB: 0 P: 12	R: 1 E: 1 K: 0 S: 4	H: 0 LOB: 1 BB: 1 P: 8	R: 0 E: 0 K: 1 S: 4	H: 0 LOB: 0 BB: 0 P: 3	R: 0 E: 0 K: 1 S: 5	H: 0 LOB: 0 BB: 0 P: 5	R: 0 E: 0 K: 1 S: 5	H: 0 LOB: 0 BB: 0 P: 5	1B: 4 2B: 1 3B: 0 HR: 0	SF: 0 SAC: 1 DP: 0 HBP: 1	WP: 0 PB: 0 SB: 1 CS: 0	PA: 32
PITCHER	IP WLS BF H R ER SO BB IBB HBP BLK WP HR S P ERA WHIP																			
Jim Perry, R ERA: 3.02 (1, 1)	5.0 L 24 5 4 3 3 2 0 0 0 0 0 0 27 36 5.40 1.400																			
Johnny Klippstein, R ERA: 3.13 (6, 1)	2.0 5 0 0 0 1 0 0 0 0 0 0 0 7 7 0.00 0.000																			
Al Worthington, R ERA: 2.25 (8, 1)	1.0 3 0 0 0 1 0 0 0 0 0 0 0 5 5 0.00 0.000																			



Batter	1	2	3	4	5	6	7	8	9	AB	R	H	RBI	BB	SO	LOB	TOP								
Don Buford, S OBP: 0.319, SLG: 0.340 (1, 5)	0-0 5-3		0-0 5-3		0-0 F9		0-0 L7		0-0 F8	5	0	0	0	0	0	4									
Tommie Agee, R OBP: 0.316, SLG: 0.406 (1, 8)	0-0 5-3		0-0 P4			0-0 F8	1-2 2-3 BB		0-0 F8	4	0	0	0	1	0	0									
Pete Ward, L OBP: 0.279, SLG: 0.236 (7, 9)	0-0 F7			0-0 FC6-4 2B		0-0 WP BB SF9 1B		0-0 F9		4	1	2	0	0	0	3									
Tom McCraw, L OBP: 0.298, SLG: 0.349 (8, 3)										0	0	0	0	0	0	0									
John Romano, R OBP: 0.370, SLG: 0.473 (8, PR)		0-0 HR		0-0 FC6-4 G6-4-3		4-0 SF9 WP BB		0-0 SH1-4 1B		3	1	2	1	1	0	1									
Joe Horlen, R OBP: 0.140, SLG: 0.100 (8, 2)										0	0	0	0	0	0	0									
Jerry McNertney, R OBP: 0.311, SLG: 0.244 (8, 2)										0	0	0	0	0	0	0									
Ken Berry, R OBP: 0.328, SLG: 0.430 (7, 7)	0-0 6-3			0-0 G6-4-3		0-0 SF9		0-0 SH1-4 1B		2	0	0	1	0	0	1									
Bill Skowron, R OBP: 0.327, SLG: 0.369 (8, PR)						0-0 SH1-4 1B		4-0 6-3		3	0	2	0	1	0	1									
Floyd Robinson, L OBP: 0.337, SLG: 0.345 (8, 9)										0	0	0	0	0	0	0									
Lee Elia, R OBP: 0.299, SLG: 0.308 (1, 6)	0-0 F9					0-0 SH1-4 1B		0-3 BB SH2-4 1B	0-3 K	4	0	2	0	0	1	3									
Al Weis, S OBP: 0.183, SLG: 0.116 (1, 4)	0-0 FC6					0-0 SH1-4		0-0 SH2-4	0-3 K	2	0	0	0	0	1	3									
Bruce Howard, S OBP: 0.182, SLG: 0.071 (7, 1)			0-0 P4			0-0 F2		4-0 BB BB	0-3 K	2	0	0	0	1	0	2									
Bob Locker, S OBP: 0.375, SLG: 0.286 (7, 1)										1	0	0	0	0	1	0									
Inning Stats	R: 0 E: 0 K: 0 S: 3	H: 0 LOB: 0 BB: 0 P: 3	R: 1 E: 0 K: 0 S: 5	H: 2 LOB: 1 BB: 0 P: 5	R: 0 E: 0 K: 0 S: 3	H: 0 LOB: 0 BB: 0 P: 3	R: 0 E: 0 K: 0 S: 3	H: 1 LOB: 0 BB: 0 P: 3	R: 0 E: 0 K: 0 S: 5	H: 2 LOB: 2 BB: 0 P: 5	R: 1 E: 0 K: 0 S: 4	H: 1 LOB: 1 BB: 1 P: 8	R: 0 E: 0 K: 0 S: 4	H: 1 LOB: 3 BB: 2 P: 12	R: 0 E: 0 K: 2 S: 8	H: 1 LOB: 2 BB: 0 P: 12	R: 0 E: 0 K: 1 S: 5	H: 0 LOB: 0 BB: 0 P: 5	1B: 6 2B: 1 3B: 0 HR: 1	SF: 1 SAC: 3 DP: 1 HBP: 0	WP: 1 PB: 0 SB: 0 CS: 0	PA: 38			
PITCHER	IP	WLS	BF	H	R	ER	SO	BB	IBB	HBP	BLK	WP	HR	S	P	ERA	WHIP								
Gil Blanco, L ERA: 5.14 (1, 1)	5.1	L	22	6	2	2	0	1	0	0	0	0	1	21	25	3.38	1.312								
Ken Sanders, R ERA: 3.57 (6, 1)	1.1		7	1	0	0	0	2	0	0	0	1	0	5	13	0.00	2.250								
Joe Grzenda, L ERA: 4.91 (7, 1)	0.1		1	0	0	0	0	0	0	0	0	0	0	1	1	0.00	0.000								
Wes Stock, R ERA: 2.86 (8, 1)	2.0		8	1	0	0	3	0	1	0	0	0	0	13	17	0.00	0.500								

Chicago White Sox @ Kansas City Athletics
Municipal Stadium, Kansas City, MO
Tue Aug 09 1966, 8:05 PM EDT
Att: 7,285 - Unknown

AB 30
R 2
H 8
RBI 2
BB 4
SO 3
LOB 18



Batter	1	2	3	4	5	6	7	8	9	AB	R	H	RBI	BB	SO	LOB	BOTTOM								
Bert Campaneris, R OBP: 0.307, SLG: 0.398 (1, 6)	0-0 4-3 2B		0-0 L6		0-0 4-3			0-0 E5 4-3 E		4	0	1	0	0	0	1									
Jim Gosger, L OBP: 0.321, SLG: 0.349 (1, 7)	0-0 4-3		0-0 4-3			0-0 F8		0-0 4-3		4	0	0	0	0	0	2									
Mike Hershberger, R OBP: 0.314, SLG: 0.365 (1, 9)	0-0 F2			0-0 1-3		0-0 2B		0-0 P3		4	0	1	0	0	0	2									
Danny Cater, R OBP: 0.281, SLG: 0.359 (1, 3)	0-0 L8			0-0 G3		0-0 P5		0-3 K		4	0	0	0	0	1	3									
Roger Repoz, L OBP: 0.328, SLG: 0.375 (1, 8)		0-3 K		0-0 P3		0-0 F7			0-3 K	4	0	0	0	0	2	1									
Dick Green, R OBP: 0.316, SLG: 0.374 (1, 4)		0-0 1B			0-0 2B 2B		0-3 K		0-0 6-3	4	1	2	0	0	1	0									
Ed Charles, R OBP: 0.319, SLG: 0.430 (1, 5)		0-3 K			0-0 6-3 2B		0-0 4-3 1B		0-3 K2-3	4	0	2	1	0	2	1									
Phil Roof, R OBP: 0.296, SLG: 0.351 (7, PH)					0-0 5-3		0-0 4-3			2	0	0	0	0	0	2									
Larry Stahl, R OBP: 0.278, SLG: 0.368 (8, 2)							1-2 2-3			1	0	0	0	0	0	1									
Tim Talton, L OBP: 0.400, SLG: 0.600 (8, 2)										0	0	0	0	0	0	0									
Gil Blanco, L (1, 1)					0-0 F7		0-0 6-3			2	0	0	0	0	0	1									
Ken Sanders, R OBP: 0.333, SLG: 0.200 (6, 1)										0	0	0	0	0	0	0									
Joe Grzenda, R (7, 1)										0	0	0	0	0	0	0									
Don Blasingame, L OBP: 0.279, SLG: 0.271 (7, PH)										1	0	0	0	0	0	1									
Wes Stock, R (8, 1)										0	0	0	0	0	0	0									
Inning Stats	R: 0 E: 0 K: 0 S: 4	H: 1 LOB: 1 BB: 0 P: 4	R: 0 E: 0 K: 2 S: 8	H: 1 LOB: 1 BB: 0 P: 8	R: 0 E: 0 K: 0 S: 3	H: 0 LOB: 0 BB: 0 P: 3	R: 0 E: 0 K: 0 S: 3	H: 0 LOB: 0 BB: 0 P: 3	R: 1 E: 0 K: 0 S: 5	H: 2 LOB: 1 BB: 0 P: 5	R: 0 E: 0 K: 0 S: 4	H: 1 LOB: 1 BB: 0 P: 4	R: 0 E: 0 K: 1 S: 6	H: 1 LOB: 1 BB: 0 P: 6	R: 0 E: 2 K: 1 S: 6	H: 0 LOB: 1 BB: 0 P: 6	R: 0 E: 0 K: 2 S: 7	H: 0 LOB: 0 BB: 0 P: 7	1B: 2 2B: 4 3B: 0 HR: 0	SF: 0 SAC: 0 DP: 0 HBP: 0	WP: 0 PB: 0 SB: 0 CS: 0	PA: 34			
PITCHER	IP	WLS	BF	H	R	ER	SO	BB	IBB	HBP	BLK	WP	HR	S	P	ERA	WHIP								
Bruce Howard, R ERA: 2.37 (1, 1)	6.1	W	25	6	1	1	3	0	0	0	0	0	0	31	31	1.42	0.947								
Bob Locker, R ERA: 2.16 (7, 1)	2.2	S	9	0	0	0	3	0	0	0	0	0	0	15	15	0.00	0.000								

Chicago White Sox @ Kansas City Athletics
Municipal Stadium, Kansas City, MO
Tue Aug 09 1966, 8:05 PM EDT
Att: 7,285 - Unknown

AB 34
R 1
H 6
RBI 1
BB 0
SO 6
LOB 15



Batter	1	2	3	4	5	6	7	8	9	AB	R	H	RBI	BB	SO	LOB	TOP										
Don Buford, S (1,5) Wayne Causey, L (7,5) OBP: 0.322, SLG: 0.341 OBP: 0.323, SLG: 0.301	G3		1B SF9				CS BB	G6-3		2	2	1	0	2	0	0											
Tommie Agee, R (1,8) OBP: 0.319, SLG: 0.413	5-3		SF9 S 1B				HR		6-3	4	2	2	1	0	0	0											
Pete Ward, L (1,9) Floyd Robinson, L (7,9) OBP: 0.278, SLG: 0.244 OBP: 0.339, SLG: 0.345	K		K				K	2B		4	0	1	3	0	3	2											
John Romano, R (1,2) Jerry McNetney, R (9,2) OBP: 0.367, SLG: 0.469 OBP: 0.311, SLG: 0.244		K	SF9				P3	L8		4	0	1	1	0	1	1											
Tom McCraw, L (1,3) OBP: 0.299, SLG: 0.357			P5						1B	5	1	2	1	0	0	3											
Ken Berry, R (1,7) OBP: 0.329, SLG: 0.430																											
Ken Berry, R (1,7) OBP: 0.329, SLG: 0.430		E4 1B					G5-3-5 WP 1B	L6		5	1	2	0	0	1	3											
Lee Elia, R (1,6) OBP: 0.299, SLG: 0.302		5-3					G5-3-5			3	0	0	0	1	1	2											
Al Weis, S (1,4) OBP: 0.200, SLG: 0.129								K		3	1	2	1	1	1	0											
Gary Peters, L (1,1) Dennis Higgins, R (9,1) OBP: 0.258, SLG: 0.371 OBP: 0.200, SLG: 0.111										4	1	2	1	0	0	3											
										0	0	0	0	0	0	0											
Inning Stats	R: 0 E: 0 K: 1 S: 5	H: 0 LOB: 0 BB: 0 P: 5	R: 3 E: 1 K: 1 S: 8	H: 4 LOB: 1 BB: 0 P: 8	R: 1 E: 0 K: 1 S: 7	H: 2 LOB: 1 BB: 0 P: 7	R: 0 E: 0 K: 0 S: 3	H: 1 LOB: 1 BB: 1 P: 7	R: 1 E: 0 K: 1 S: 5	H: 0 LOB: 0 BB: 0 P: 9	R: 0 E: 0 K: 1 S: 5	H: 0 LOB: 0 BB: 0 P: 5	R: 4 E: 0 K: 2 S: 10	H: 3 LOB: 1 BB: 1 P: 15	R: 0 E: 0 K: 0 S: 3	H: 1 LOB: 1 BB: 1 P: 7	R: 0 E: 0 K: 0 S: 4	H: 1 LOB: 2 BB: 1 P: 8	1B: 8 2B: 4 3B: 0 HR: 1	SF: 1 SAC: 0 DP: 2 HBP: 1	WP: 1 PB: 0 SB: 1 CS: 1	PA: 42					
PITCHER	IP	WLS	BF	H	R	ER	SO	BB	IBB	HBP	BLK	WP	HR	S	P	ERA	WHIP	PITCHER									
Law Krause, R (1,1) ERA: 3.43	3.0	L	14	6	4	4	3	0	0	0	0	0	0	20	20	12.00	2.000										
Vern Handrahan, R (4,1) ERA: 10.8	3.1		15	3	4	4	3	3	0	1	0	1	1	17	30	10.80	1.800										
Joe Grzenda, L (7,1) ERA: 4.5	2.2		13	4	1	1	1	2	0	0	0	0	0	13	21	3.38	2.250										

Chicago White Sox @ Kansas City Athletics
Municipal Stadium, Kansas City, MO
Wed Aug 10 1966, 8:05 PM EDT
Att: 9,004 - Unknown

livebaseballscorecards.com

AB 35
R 9
H 13
RBI 8
BB 5
SO 7
LOB 16




Batter	1	2	3	4	5	6	7	8	9	AB	R	H	RBI	BB	SO	LOB	BOTTOM										
Bert Campaneris, R (1,6) OBP: 0.307, SLG: 0.396			FC6-4							4	0	1	0	0	0	1											
Ossie Chavarria, R (1,7) OBP: 0.292, SLG: 0.270	FC4-6 CS		K							4	0	0	0	0	1	2											
Mike Hershberger, R (1,9) OBP: 0.319, SLG: 0.366										4	1	2	0	0	0	0											
Danny Cater, R (1,3) OBP: 0.284, SLG: 0.361										4	0	2	0	0	0	1											
Dick Green, R (1,4) OBP: 0.318, SLG: 0.374										3	0	1	0	1	0	2											
Ed Charles, R (1,5) OBP: 0.318, SLG: 0.431										4	0	1	2	0	0	3											
Joe Nossek, R (1,8) Roger Repoz, L (9,PH) OBP: 0.265, SLG: 0.333 OBP: 0.327, SLG: 0.373										3	0	0	0	0	0	2											
Phil Roof, R (1,2) OBP: 0.296, SLG: 0.350										1	0	0	0	0	0	1											
Lew Krause, R (1,1) Jim Gosger, L (3,PH) Vern Handrahan, L (4,1) Joe Grzenda, R (7,1) OBP: 0.219, SLG: 0.172 OBP: 0.320, SLG: 0.348 OBP: 0.327, SLG: 0.373										0	0	0	0	0	0	0											
										1	0	0	0	0	1	1											
										1	0	0	0	0	0	0											
										1	0	0	0	0	1	0											
Inning Stats	R: 0 E: 0 K: 0 S: 4	H: 2 LOB: 1 BB: 0 P: 4	R: 0 E: 0 K: 0 S: 3	H: 0 LOB: 0 BB: 0 P: 3	R: 0 E: 0 K: 2 S: 8	H: 1 LOB: 1 BB: 0 P: 8	R: 0 E: 0 K: 0 S: 3	H: 0 LOB: 1 BB: 1 P: 7	R: 0 E: 0 K: 0 S: 3	H: 0 LOB: 0 BB: 0 P: 3	R: 0 E: 0 K: 0 S: 3	H: 0 LOB: 0 BB: 0 P: 3	R: 0 E: 0 K: 0 S: 4	H: 2 LOB: 1 BB: 0 P: 4	R: 0 E: 0 K: 1 S: 5	H: 0 LOB: 0 BB: 0 P: 5	R: 2 E: 0 K: 0 S: 6	H: 3 LOB: 1 BB: 0 P: 6	1B: 6 2B: 2 3B: 0 HR: 0	SF: 0 SAC: 0 DP: 1 HBP: 0	WP: 0 PB: 0 SB: 0 CS: 1	PA: 34					
PITCHER	IP	WLS	BF	H	R	ER	SO	BB	IBB	HBP	BLK	WP	HR	S	P	ERA	WHIP	PITCHER									
Gary Peters, L (1,1) ERA: 2.21	8.2	W	33	8	2	2	3	0	0	0	0	0	0	1	42	2.08	1.038										
Dennis Higgins, R (9,1) ERA: 2.91	0.1	S	1	0	0	0	0	0	0	0	0	0	0	1	1	0.00	0.000										

Chicago White Sox @ Kansas City Athletics
Municipal Stadium, Kansas City, MO
Wed Aug 10 1966, 8:05 PM EDT
Att: 9,004 - Unknown

livebaseballscorecards.com

AB 33
R 1
H 8
RBI 2
BB 1
SO 3
LOB 13



Batter	1	2	3	4	5	6	7	8	9	AB	R	H	RBI	BB	SO	LOB	TOP											
Don Buford, S OBP: 0.322, SLG: 0.342 (1, 5)	G3		1B S BB	K			K		4-3	5	1	1	3	1	2	0	Chicago White Sox @ Kansas City Athletics Municipal Stadium, Kansas City, MO Thu Aug 11 1966, 8:05 PM EDT Att: 13,643 - Unknown livebaseballscorecards.com											
Tommie Agee, R OBP: 0.320, SLG: 0.413 (1, 8)	6-3		WP S BB	5-3			F2		4-3 G3 1B	5	1	2	1	0	0	1												
Pete Ward, L OBP: 0.295, SLG: 0.269 (1, 9) (4, 7)			G3 BB FC6-4 BB				HR 2B		G3 1-2	3	3	2	0	2	0	1												
John Romano, R OBP: 0.372, SLG: 0.483 Jerry McNetney, R OBP: 0.304, SLG: 0.238 (1, 2) (7, 2)	E4		3H BB FC6-4 G3 BB				HR 2B		4-3 2-3	2	1	1	2	2	0	1												
Tom McCraw, L OBP: 0.301, SLG: 0.354 (1, 3)	1-3		G3				CS BB		1-3 IBB	3	0	0	1	2	0	6												
Ken Berry, R OBP: 0.330, SLG: 0.428 Juan Pizarro, L OBP: 0.143, SLG: 0.105 Bob Locker, S OBP: 0.375, SLG: 0.286 Smoky Burgess, L OBP: 0.423, SLG: 0.395 Hoyt Wilhelm, R (8, PH) (8, 1)			K IBB				B5		SH5-6-3 BB	1	0	0	0	1	1	0												
Lee Elia, R OBP: 0.257, SLG: 0.299 Wayne Causey, L OBP: 0.324, SLG: 0.302 (1, 6) (3, 4)	5-3		FC6-4 IBB				BB BB 2B 1B		F8 F8	2	0	0	1	0	0	2												
Al Weis, S OBP: 0.200, SLG: 0.125 (1, 4) (3, 6)	K		F8				BB BB 2B BB		L8 L5	4	1	0	0	1	1	2												
John Buzhardt, R OBP: 0.179, SLG: 0.135 Dennis Higgins, R OBP: 0.273, SLG: 0.200 Floyd Robinson, L OBP: 0.338, SLG: 0.342 (4, PH) (4, 9)			WP 1B 1B				G3 2B BB		5-3 F9	0	0	0	0	0	0	0												
Inning Stats	R: 0 E: 1 K: 0 S: 4	H: 0 LOB: 2 BB: 1 P: 8	R: 0 E: 0 K: 2 S: 7	H: 0 LOB: 0 BB: 0 P: 7	R: 4 E: 0 K: 0 S: 5	H: 2 LOB: 2 BB: 4 P: 21	R: 0 E: 0 K: 1 S: 5	H: 0 LOB: 0 BB: 0 P: 5	R: 5 E: 0 K: 0 S: 6	H: 4 LOB: 1 BB: 3 P: 18	R: 1 E: 0 K: 0 S: 4	H: 1 LOB: 1 BB: 1 P: 8	R: 0 E: 0 K: 1 S: 5	H: 0 LOB: 0 BB: 0 P: 5	R: 0 E: 0 K: 0 S: 4	H: 1 LOB: 3 BB: 2 P: 12		R: 0 E: 0 K: 0 S: 3	H: 0 LOB: 0 BB: 0 P: 3	1B: 4 2B: 3 3B: 0 HR: 1	SF: 0 SAC: 1 DP: 0 HBP: 0	WP: 2 PB: 0 SB: 2 CS: 1	PA: 46					
PITCHER	IP	WLS	BF	H	R	ER	SO	BB	IBB	HBP	BLK	WP	HR	S	P	ERA		WHIP										
Blue Moon Odom, R ERA: 4.3 (1, 1)	2.0		12	2	4	4	2	3	0	0	0	2	0	13	25	18.00		2.500										
Ken Sanders, R ERA: 3.87 (3, 1)	2.2	L	14	3	4	4	1	3	1	0	0	0	1	12	28	13.50		2.250										
Wes Stock, R ERA: 3.47 (5, 1)	1.1		8	2	2	2	0	2	0	0	0	0	0	6	14	13.50		3.000										
Jack Aker, R ERA: 1.67 (7, 1)	3.0		12	1	0	0	1	1	1	0	0	0	0	12	20	0.00		0.667										

Batter	1	2	3	4	5	6	7	8	9	AB	R	H	RBI	BB	SO	LOB	BOTTOM											
Bert Campaneris, R OBP: 0.308, SLG: 0.396 (1, 6)	E S 7-2 1B		K					F8		5	0	2	1	0	2	2	Chicago White Sox @ Kansas City Athletics Municipal Stadium, Kansas City, MO Thu Aug 11 1966, 8:05 PM EDT Att: 13,643 - Unknown livebaseballscorecards.com											
Mike Hershberger, R OBP: 0.374, SLG: 0.305 (1, 9)	7-2		1B WP 5-6-3 BB				3-1		F8	4	1	0	0	1	0	2												
Roger Repoz, L OBP: 0.325, SLG: 0.370 (1, 8)	3-1		L8				K		FC6-4 FC1-2 1B 1B	5	0	1	0	0	1	1												
Danny Cater, R OBP: 0.291, SLG: 0.368 (1, 3)			1B 2-3 1B				1B		5-3	5	0	4	0	0	0	0												
Dick Green, R OBP: 0.317, SLG: 0.372 (1, 4)			1B 3B 1B				L9		FC6-4 BB FC1-2 1B	5	2	1	1	0	0	4												
Ed Charles, R OBP: 0.320, SLG: 0.435 (1, 5)			3B 1B				5-3		FC1-2 1B BB E	5	3	2	1	0	1	3												
Jim Gosger, L OBP: 0.325, SLG: 0.362 (1, 7)			1B 3B				K		2B 2B 1B 2B	3	2	2	3	1	1	0												
Phil Roof, R OBP: 0.300, SLG: 0.354 Larry Stahl, L OBP: 0.281, SLG: 0.371 Tim Talton, L OBP: 0.400, SLG: 0.600 (1, 2) (7, PH) (8, 2)			1B 3B				K		L8 E4 BB	3	0	2	1	0	0	1												
Blue Moon Odom, R OBP: 0.250, SLG: 0.250 Ken Sanders, R OBP: 0.333, SLG: 0.200 Wes Stock, R (1, 1) (3, 1) (5, 1)			K				SH3-4 1B		L8 E4 1B	1	0	1	1	0	0	0												
Ossie Chavarria, R OBP: 0.290, SLG: 0.267 Jack Aker, R OBP: 0.083, SLG: 0.167 (6, PH) (7, 1)			K				SH3-4		1-3 2H 3H 1B	1	0	0	0	0	0	0												
Inning Stats	R: 0 E: 0 K: 0 S: 3	H: 1 LOB: 0 BB: 0 P: 3	R: 4 E: 0 K: 2 S: 11	H: 5 LOB: 0 BB: 0 P: 11	R: 1 E: 0 K: 0 S: 4	H: 1 LOB: 1 BB: 1 P: 8	R: 0 E: 0 K: 2 S: 8	H: 1 LOB: 0 BB: 0 P: 8	R: 0 E: 0 K: 1 S: 6	H: 1 LOB: 1 BB: 0 P: 6	R: 2 E: 0 K: 1 S: 8	H: 3 LOB: 1 BB: 0 P: 8	R: 2 E: 1 K: 0 S: 6	H: 3 LOB: 2 BB: 1 P: 10	R: 0 E: 0 K: 0 S: 3	H: 0 LOB: 0 BB: 0 P: 3		R: 0 E: 0 K: 1 S: 5	H: 0 LOB: 0 BB: 0 P: 5	1B: 12 2B: 3 3B: 1 HR: 0	SF: 0 SAC: 1 DP: 1 HBP: 0	WP: 1 PB: 0 SB: 1 CS: 1	PA: 42					
PITCHER	IP	WLS	BF	H	R	ER	SO	BB	IBB	HBP	BLK	WP	HR	S	P	ERA		WHIP										
John Buzhardt, R ERA: 3.81 (1, 1)	1.0		8	6	4	4	0	0	0	0	0	1	0	10	14	4.50		1.000										
Dennis Higgins, R ERA: 2.5 (2, 1)	2.0		7	1	1	1	2	1	0	0	0	1	0	10	14	4.50		1.000										
Juan Pizarro, L ERA: 3.9 (4, 1)	3.0	W	14	5	2	2	4	0	0	0	0	0	0	22	22	6.00		1.667										
Bob Locker, R ERA: 2.24 (7, 1)	1.0		7	3	2	1	0	1	0	0	0	0	0	6	10	9.00		4.000										
Hoyt Wilhelm, R ERA: 1.85 (8, 1)	2.0	S	6	0	0	0	1	0	0	0	0	0	0	8	8	0.00		0.000										

Batter	1	2	3	4	5	6	7	8	9	AB	R	H	RBI	BB	SO	LOB	TOP			
Bert Campaneris, R OBP: 0.305, SLG: 0.393 (1, 6)										4	1	0	0	0	0	0				
Mike Hershberger, R OBP: 0.311, SLG: 0.261 (1, 9)										4	0	0	0	0	1	1				
Roger Repoz, L OBP: 0.327, SLG: 0.372 (1, 8)										4	0	2	1	0	0	0				
Danny Cater, R OBP: 0.288, SLG: 0.363 (1, 3)										4	0	0	0	0	1	3				
Dick Green, R OBP: 0.316, SLG: 0.378 (1, 4)										4	1	1	1	0	0	0				
Ed Charles, R OBP: 0.319, SLG: 0.436 (1, 5)										4	0	1	0	0	1	0				
Jim Gosger, L OBP: 0.327, SLG: 0.365 (1, 7)										3	0	1	0	1	0	0				
Phil Roof, R OBP: 0.298, SLG: 0.351 (1, 2)										2	0	0	0	0	0	2				
Don Blasingame, L OBP: 0.276, SLG: 0.270 (7, PH)										1	0	0	0	0	0	0				
Tim Talton, L OBP: 0.400, SLG: 0.600 (7, 2)										0	0	0	0	0	0	0				
Ossie Chavarria, R OBP: 0.288, SLG: 0.285 (9, PH)										1	0	0	0	0	1	1				
Paul Lindblad, L OBP: 0.143, SLG: 0.150 (1, 1)										2	0	0	0	0	1	2				
Larry Stahl, L OBP: 0.280, SLG: 0.369 (7, PH)										1	0	0	0	0	1	0				
Vern Handrahan, L (7, 1)										0	0	0	0	0	0	0				
Inning Stats	R: 0 E: 0 K: 1 S: 5	H: 0 LOB: 0 BB: 0 P: 5	R: 1 E: 0 K: 1 S: 7	H: 2 LOB: 2 BB: 1 P: 11	R: 0 E: 0 K: 0 S: 4	H: 1 LOB: 1 BB: 0 P: 4	R: 0 E: 0 K: 0 S: 3	H: 0 LOB: 0 BB: 0 P: 3	R: 1 E: 2 K: 1 S: 8	H: 1 LOB: 2 BB: 0 P: 8	R: 0 E: 0 K: 0 S: 3	H: 0 LOB: 0 BB: 0 P: 3	R: 0 E: 0 K: 1 S: 5	H: 0 LOB: 0 BB: 0 P: 5	R: 0 E: 0 K: 0 S: 3	H: 1 LOB: 1 BB: 0 P: 8	1B: 2 2B: 2 3B: 0 HR: 1	SF: 0 SAC: 0 DP: 0 HBP: 0	WP: 0 PB: 0 SB: 0 CS: 0	PA: 35
PITCHER Jim Perry, R ERA: 2.86 (1, 1)	IP: 9.0 WLS: W BF: 35 H: 5 R: 2 ER: 1 SO: 6 BB: 1 IBB: 0 HBP: 0 BLK: 0 WP: 0 HR: 1 S: 46 P: 50 ERA: 1.00 WHIP: 0.667															PITCHER				

Kansas City Athletics @ Minnesota Twins
Metropolitan Stadium, Bloomington, MI
Fri Aug 12 1966, 8:05 PM EDT
Att: 18,018 - Unknown

livebaseballscores.com

AB 34
R 2
H 5
RBI 2
BB 1
SO 6
LOB 9



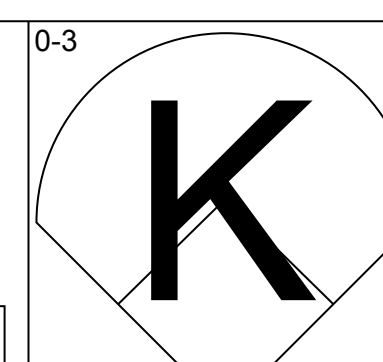
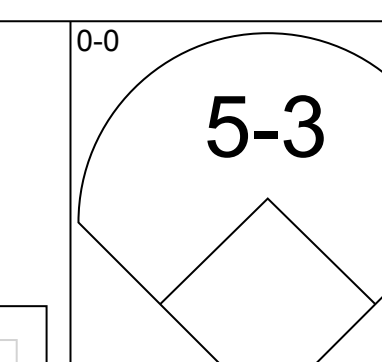
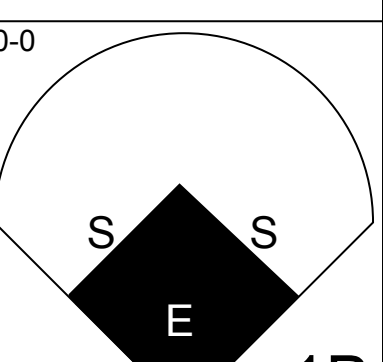
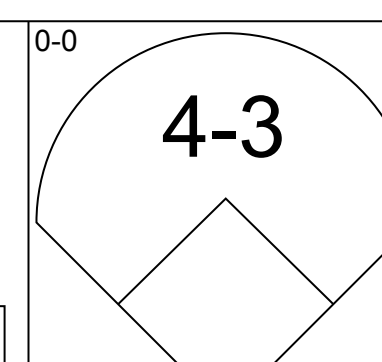
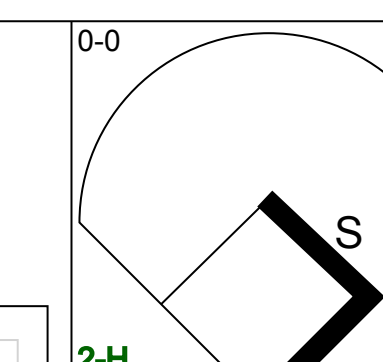
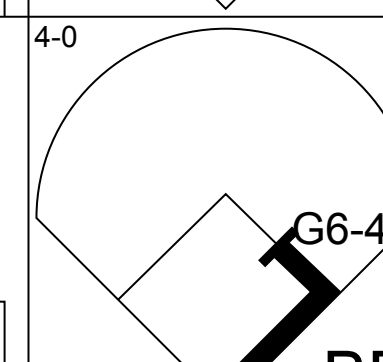
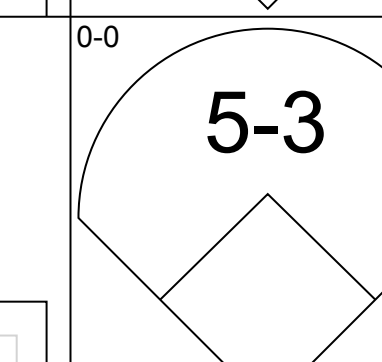
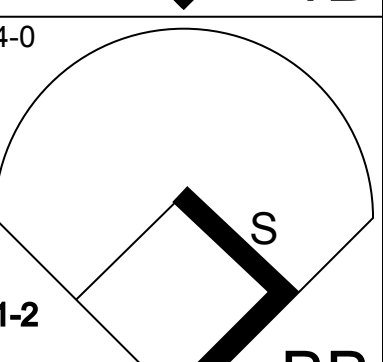
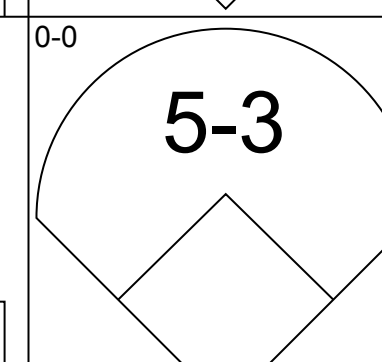
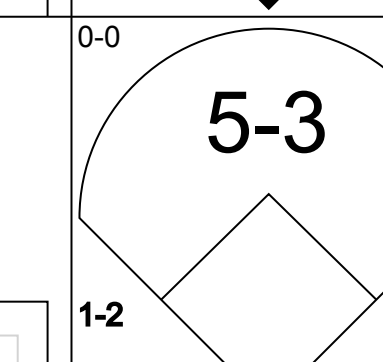
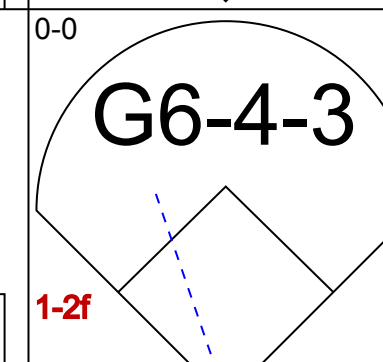
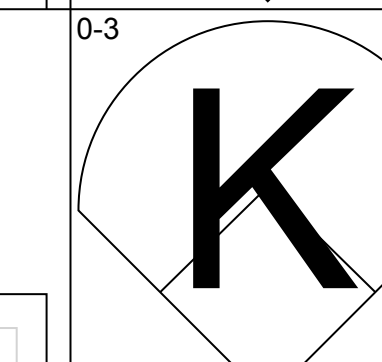
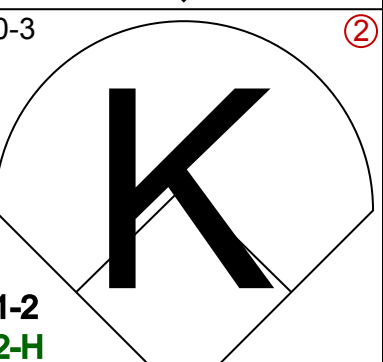
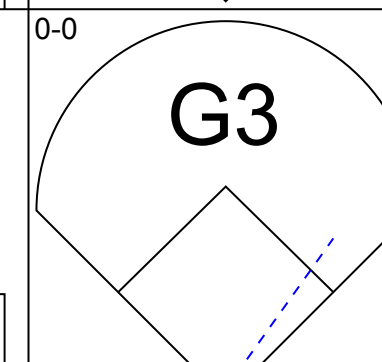
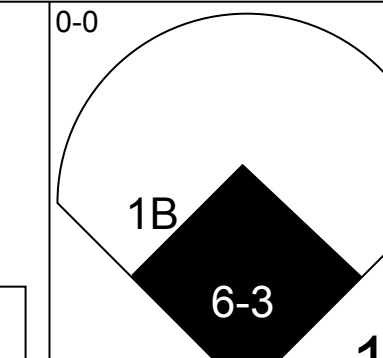
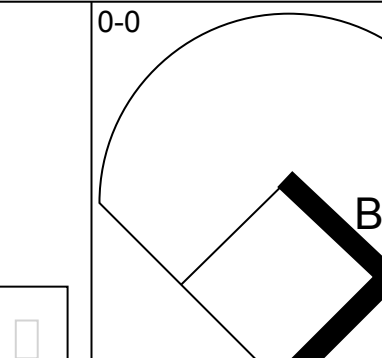
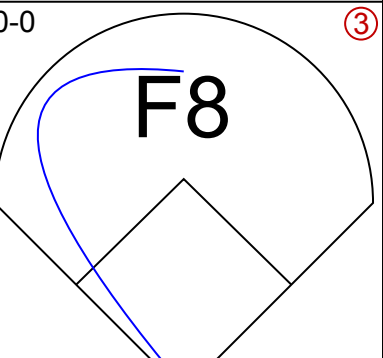
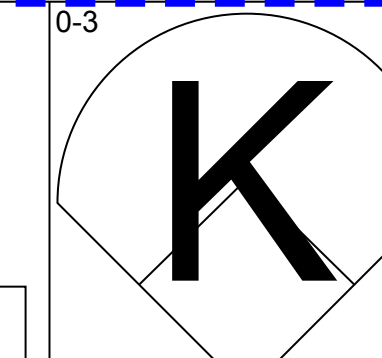
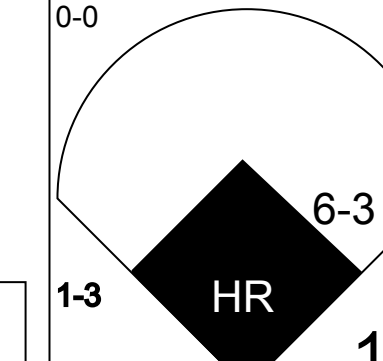
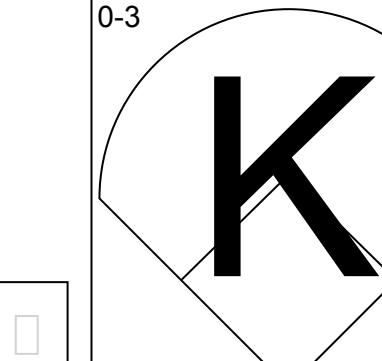
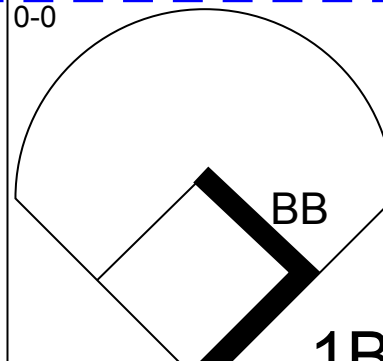
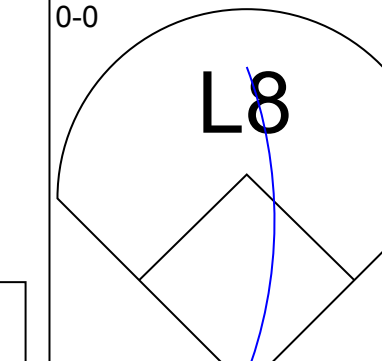
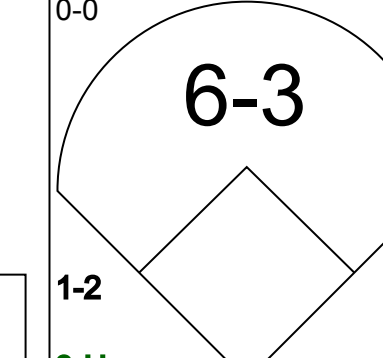
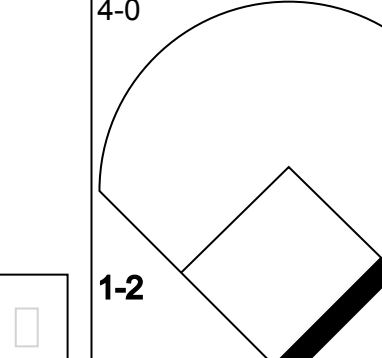
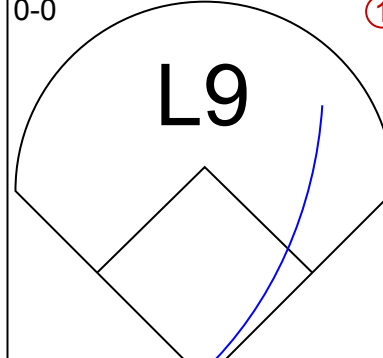
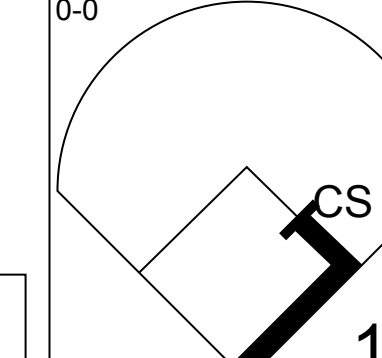
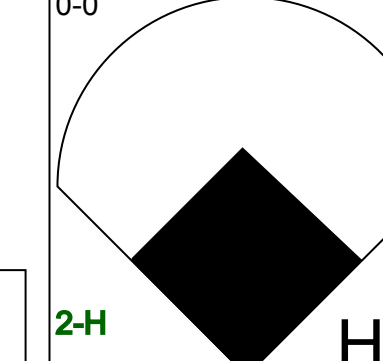
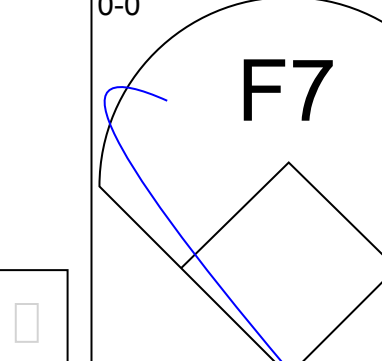
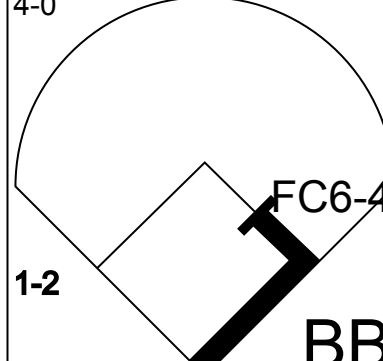
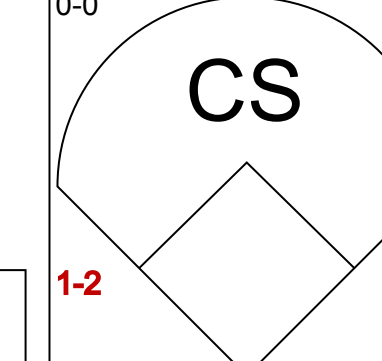
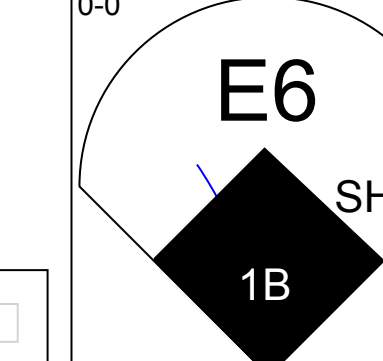
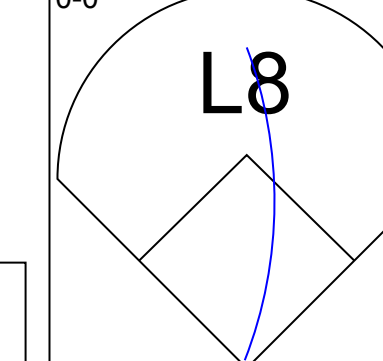
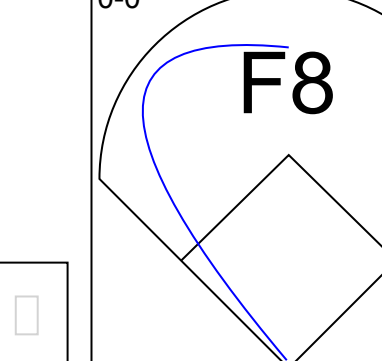
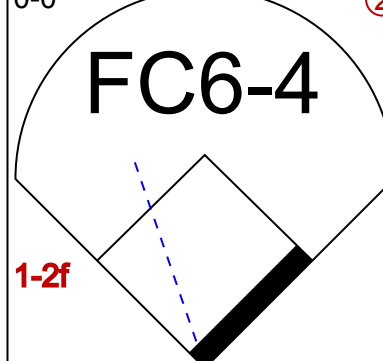
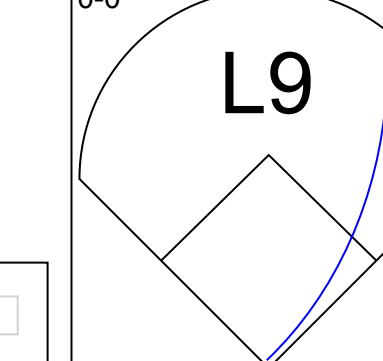
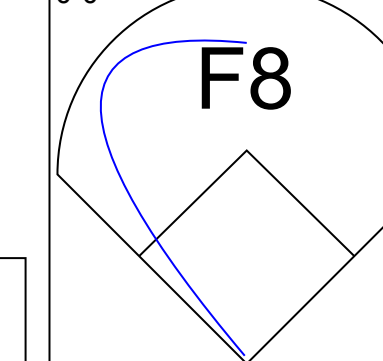
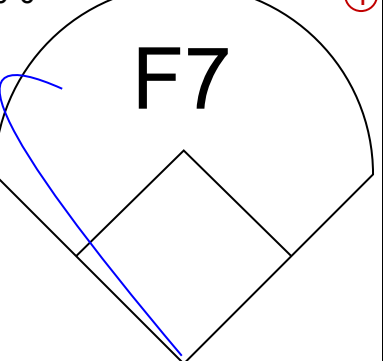
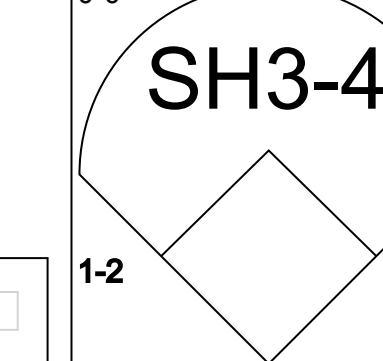
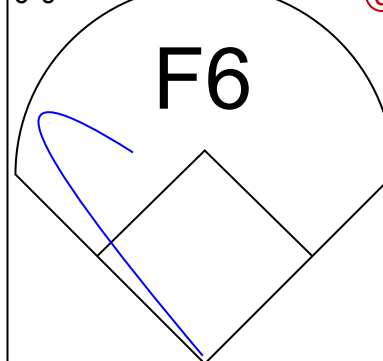
Batter	1	2	3	4	5	6	7	8	9	AB	R	H	RBI	BB	SO	LOB	BOTTOM	
Zoilo Versalles, R OBP: 0.300, SLG: 0.367 (1, 6)										2	1	1	0	0	0	1		
Bernie Allen, L OBP: 0.305, SLG: 0.341 (4, PR) (5, 4)										2	0	0	0	0	0	1		
Rich Rollins, R OBP: 0.284, SLG: 0.394 (1, 5)										4	0	1	1	0	0	3		
Tony Oliva, L OBP: 0.371, SLG: 0.546 (1, 9)										3	1	2	1	1	0	1		
Harmon Killebrew, R OBP: 0.395, SLG: 0.518 (1, 3)										3	1	1	2	1	0	2		
Earl Battey, R OBP: 0.332, SLG: 0.342 (1, 2)										3	0	1	0	1	0	1		
Jerry Zimmerman, R OBP: 0.324, SLG: 0.319 (9, 2)										0	0	0	0	0	0	0		
Andy Kosco, R OBP: 0.254, SLG: 0.285 (1, 7)										3	0	0	0	1	0	2		
Cesar Tovar, R OBP: 0.333, SLG: 0.368 (1, 4) (5, 6)										4	2	3	0	0	0	0		
Ted Uhlhaender, L OBP: 0.243, SLG: 0.275 (1, 8)										3	0	1	0	1	0	1		
Jim Perry, S OBP: 0.250, SLG: 0.286 (1, 1)										4	1	1	1	0	1	2		
Inning Stats	R: 3 E: 0 K: 0 S: 6	H: 3 LOB: 0 BB: 0 P: 6	R: 2 E: 0 K: 0 S: 6	H: 3 LOB: 1 BB: 0 P: 6	R: 0 E: 0 K: 0 S: 2	H: 0 LOB: 0 BB: 1 P: 6	R: 1 E: 1 K: 0 S: 3	H: 1 LOB: 2 BB: 1 P: 8	R: 0 E: 0 K: 1 S: 5	H: 0 LOB: 0 BB: 0 P: 5	R: 0 E: 0 K: 0 S: 3	H: 0 LOB: 2 BB: 2 P: 11	R: 0 E: 0 K: 0 S: 4	H: 1 LOB: 1 BB: 0 P: 4	1B: 6 2B: 4 3B: 0 HR: 1	SF: 0 SAC: 0 DP: 2 HBP: 1	WP: 2 PB: 0 SB: 3 CS: 1	PA: 37
PITCHER Paul Lindblad, L ERA: 4.75 (1, 1)	IP: 6.0 WLS: L BF: 28 H: 10 R: 6 ER: 5 SO: 10 BB: 3 IBB: 0 HBP: 1 BLK: 0 WP: 0 HR: 1 S: 26 P: 39 ERA: 7.50 WHIP: 2.167															PITCHER		
Vern Handrahan, R ERA: 6.75 (7, 1)	IP: 2.0 WLS: 9 BF: 1 H: 1 R: 0 ER: 0 SO: 0 BB: 2 IBB: 0 HBP: 0 BLK: 0 WP: 1 HR: 0 S: 7 P: 15 ERA: 0.00 WHIP: 1.500															PITCHER		

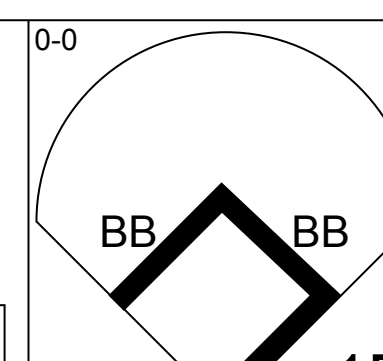
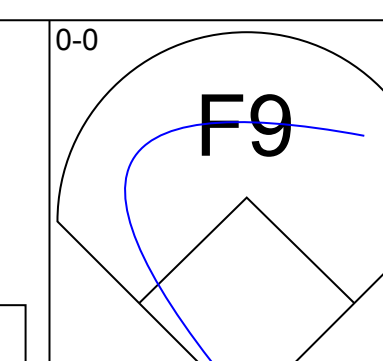
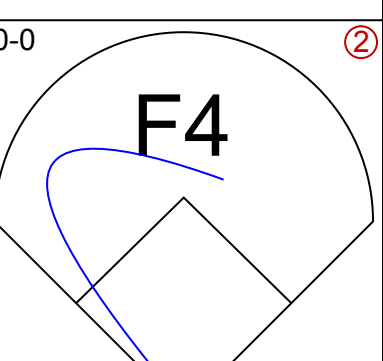
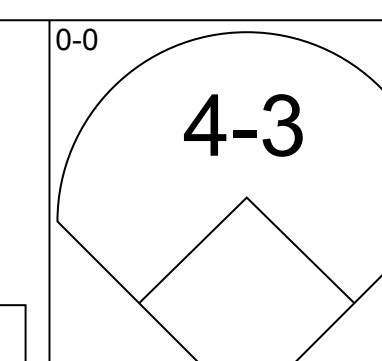
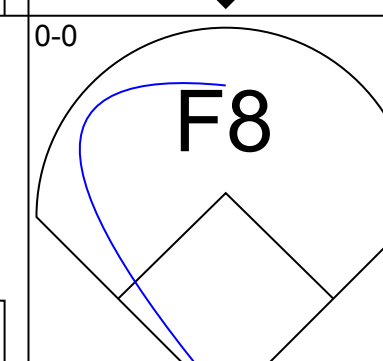
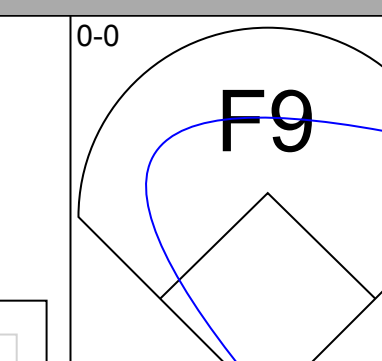
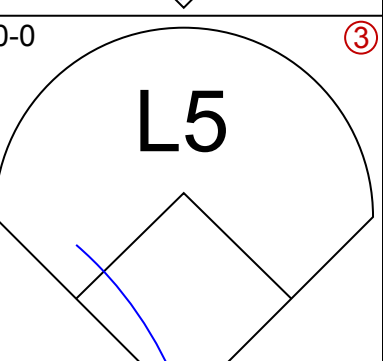
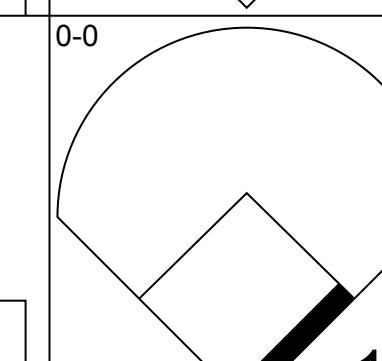
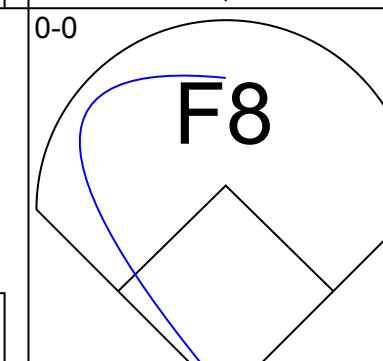
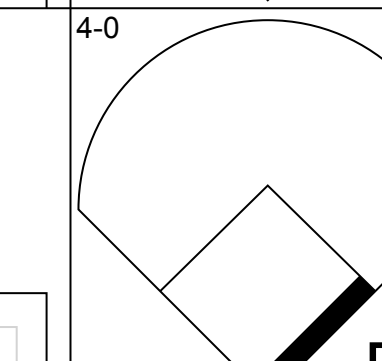
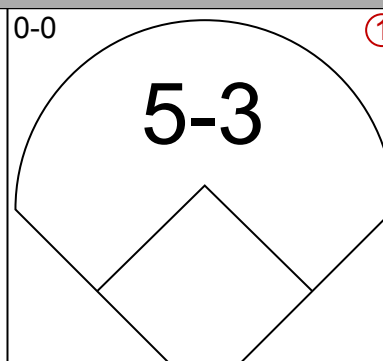
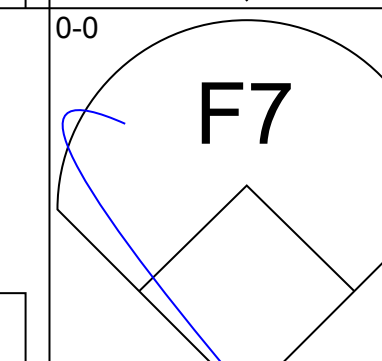
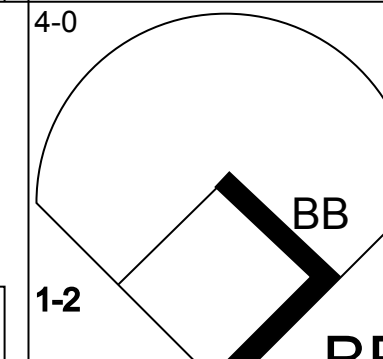
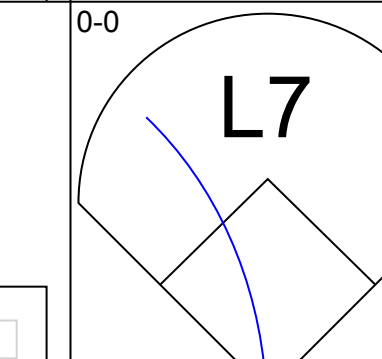
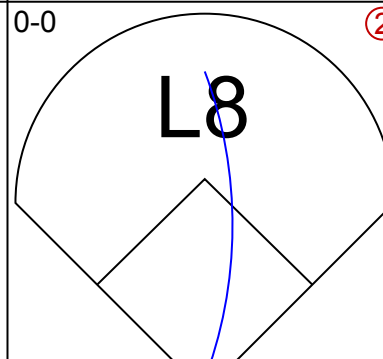
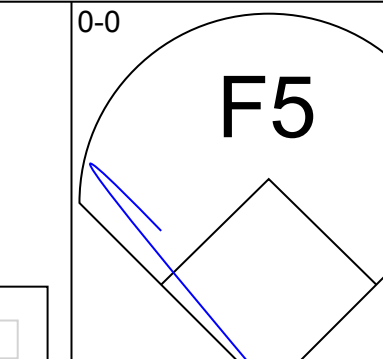
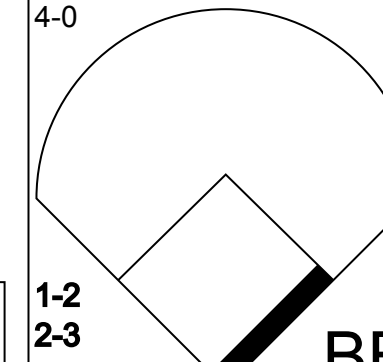
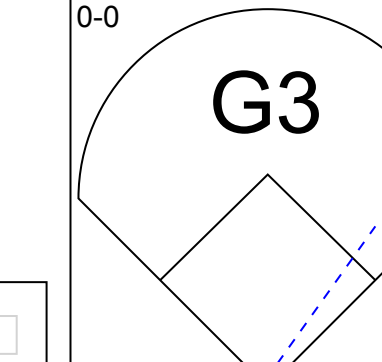
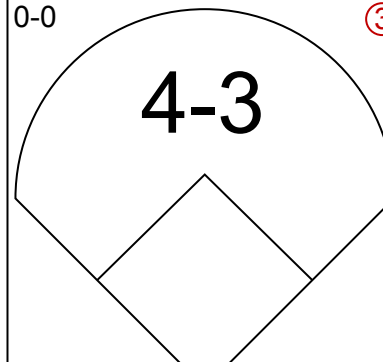
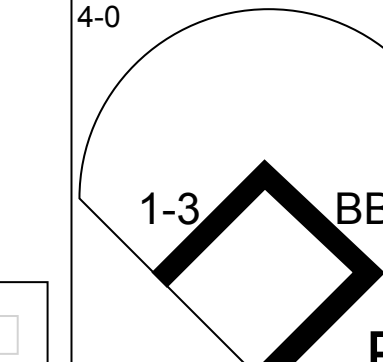
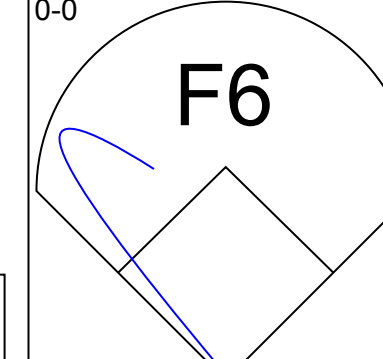
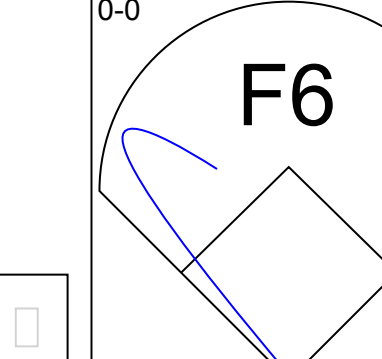
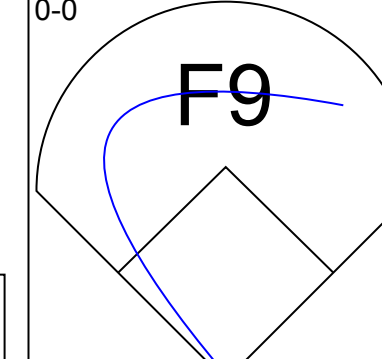
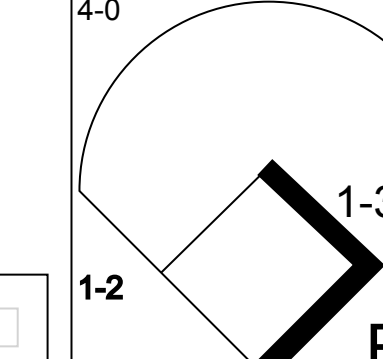
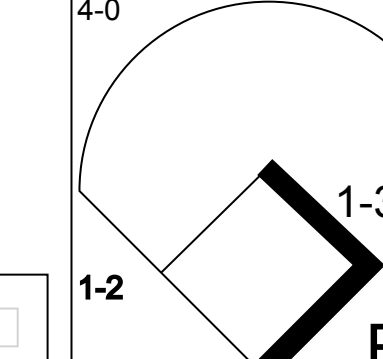
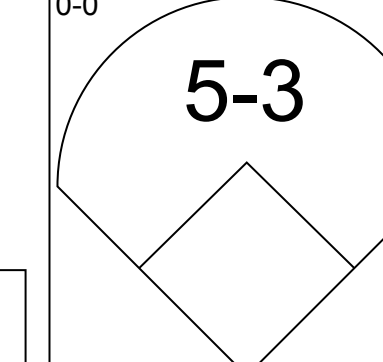
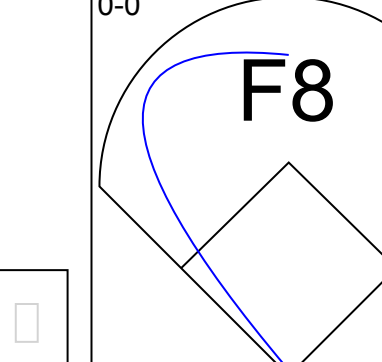
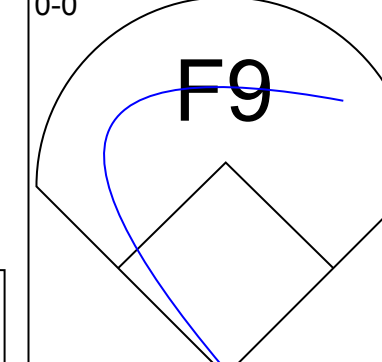
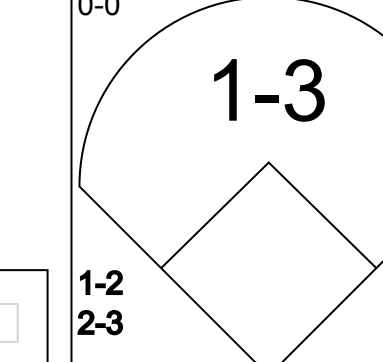
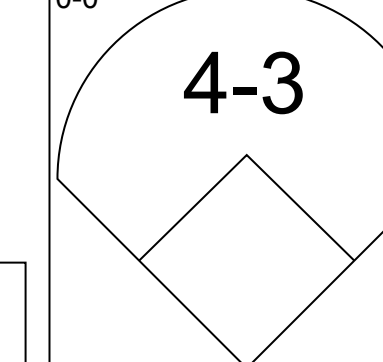
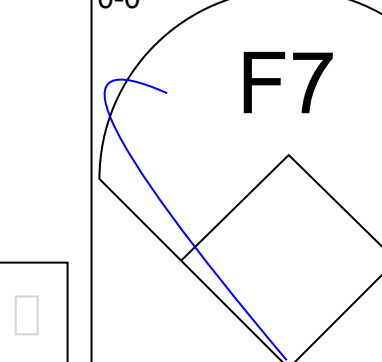
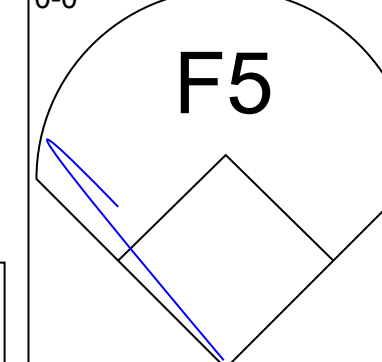
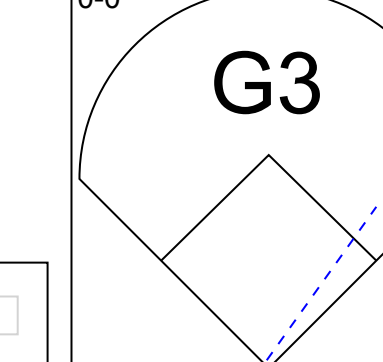
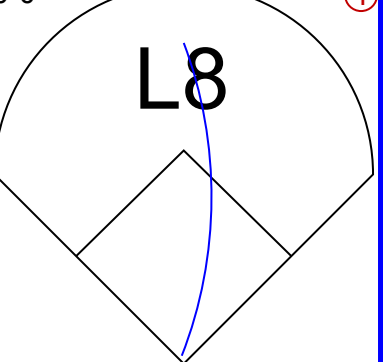
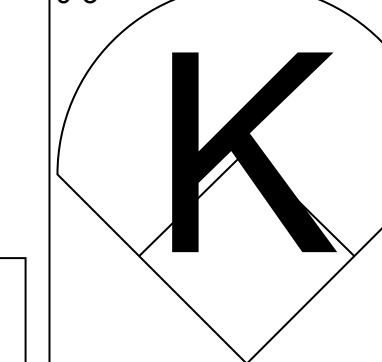
Kansas City Athletics @ Minnesota Twins
Metropolitan Stadium, Bloomington, MI
Fri Aug 12 1966, 8:05 PM EDT
Att: 18,018 - Unknown

livebaseballscores.com

AB 31
R 6
H 11
RBI 5
BB 5
SO 1
LOB 14



Batter	1	2	3	4	5	6	7	8	9	AB	R	H	RBI	BB	SO	LOB	TOP			
Bert Campaneris, R OBP: 0.306, SLG: 0.393 (1, 6)					 1B				 1B	5	1	2	1	0	1	0	Kansas City Athletics @ Minnesota Twins Metropolitan Stadium, Bloomington, MI Sun Aug 14 1966, 4:33 AM EDT Unknown - 7 1 F			
Mike Hershberger, R OBP: 0.312, SLG: 0.359 (1, 9)					 1-2				 1-2	3	0	0	0	2	0	1				
Roger Repoz, L OBP: 0.323, SLG: 0.366 (1, 8)					 1-2 2-H					4	0	0	0	0	2	2				
Dick Green, R OBP: 0.318, SLG: 0.379 (1, 4)		 1B		 1B						4	1	2	0	0	1	1				
Jim Gosger, L OBP: 0.329, SLG: 0.367 (1, 7)		 1B				 1B				4	1	2	0	0	1	1				
Danny Cater, R OBP: 0.290, SLG: 0.363 (1, 3)				 1-2				 1B		3	0	1	1	1	0	2				
Ed Charles, R OBP: 0.321, SLG: 0.446 (1, 5)						 1-2		 1-2	 1B	3	2	1	2	1	0	2				
Phil Roof, R OBP: 0.294, SLG: 0.346 (1, 2)						 1-2				4	0	0	0	0	0	5				
Jim Nash, R OBP: 0.103, SLG: 0.138 (1, 1)									 1-2	3	0	0	0	0	0	2				
Jack Aker, R OBP: 0.083, SLG: 0.167 (9, 1)										0	0	0	0	0	0	0				
Inning Stats	R: 0 E: 0 K: 1 S: 4	H: 0 LOB: 0 BB: 1 P: 8	R: 3 E: 0 K: 0 S: 6	H: 3 LOB: 0 BB: 0 P: 6	R: 0 E: 0 K: 1 S: 5	H: 0 LOB: 0 BB: 0 P: 5	R: 0 E: 0 K: 1 S: 6	H: 1 LOB: 2 BB: 1 P: 10	R: 1 E: 0 K: 0 S: 6	H: 1 LOB: 1 BB: 1 P: 10	R: 0 E: 0 K: 0 S: 4	H: 0 LOB: 0 BB: 0 P: 3	R: 0 E: 0 K: 1 S: 5	H: 1 LOB: 1 BB: 0 P: 5	R: 1 E: 1 K: 0 S: 5	H: 1 LOB: 1 BB: 0 P: 5	1B: 7 2B: 0 3B: 0 HR: 1	SF: 0 SAC: 1 DP: 1 HBP: 0	WP: 0 PB: 0 SB: 4 CS: 1	PA: 39
PITCHER	IP WLS BF H R ER SO BB IBB HBP BLK WP HR S P ERA WHIP																			
Mudcat Grant, R ERA: 3.02 (1, 1)	5.0 L 22 5 4 3 4 3 0 0 0 0 0 1 27 39 5.40 1.600																			
Johnny Klippstein, R ERA: 3.28 (6, 1)	2.0 8 1 0 0 0 1 0 0 0 0 0 0 7 11 0.00 1.000																			
Camilo Pascual, R ERA: 4.96 (8, 1)	2.0 8 2 1 0 1 0 0 0 0 0 0 0 10 10 0.00 1.000																			

Batter	1	2	3	4	5	6	7	8	9	AB	R	H	RBI	BB	SO	LOB	BOTTOM			
Zoilo Versalles, R OBP: 0.300, SLG: 0.366 (1, 6)	 1B				 2					4	0	1	0	0	0	1	Kansas City Athletics @ Minnesota Twins Metropolitan Stadium, Bloomington, MI Sun Aug 14 1966, 4:33 AM EDT Unknown - 7 1 F			
Jimmie Hall, L OBP: 0.292, SLG: 0.427 (1, 7)										4	0	1	0	0	0	1				
Tony Oliva, L OBP: 0.370, SLG: 0.542 (1, 9)										3	0	0	0	1	0	2				
Harmon Killebrew, R OBP: 0.393, SLG: 0.514 (1, 5)	 1-2									3	0	0	0	1	0	1				
Don Mincher, L OBP: 0.312, SLG: 0.387 (1, 3)	 1-2 2-3							 BB		2	0	0	0	2	0	1				
Earl Battey, R OBP: 0.329, SLG: 0.338 (1, 2)										3	0	0	0	0	0	3				
Camilo Pascual, R OBP: 0.242, SLG: 0.219 (8, 1)									 BB	0	0	0	0	0	0	0				
Rich Rollins, R OBP: 0.286, SLG: 0.394 (9, PH)									 1-2	0	0	0	0	1	0	0				
Cesar Tovar, R OBP: 0.329, SLG: 0.363 (1, 4)										4	0	0	0	0	0	2				
Ted Uhlhaender, L OBP: 0.239, SLG: 0.270 (1, 8)										4	0	0	0	0	0	2				
Mudcat Grant, R OBP: 0.196, SLG: 0.226 (1, 1)										1	0	1	0	0	0	0				
Bernie Allen, L OBP: 0.334, SLG: 0.340 (5, PH)										1	0	0	0	0	0	0				
Johnny Klippstein, R OBP: 0.340, SLG: 0.340 (6, 1)										0	0	0	0	0	0	0				
Russ Nixon, L OBP: 0.348, SLG: 0.276 (8, 2)										1	0	0	0	0	1	0				
Inning Stats	R: 0 E: 0 K: 0 S: 4	H: 1 LOB: 3 BB: 2 P: 12	R: 0 E: 0 K: 0 S: 4	H: 1 LOB: 1 BB: 0 P: 4	R: 0 E: 0 K: 0 S: 3	H: 0 LOB: 1 BB: 1 P: 7	R: 0 E: 0 K: 0 S: 3	H: 0 LOB: 0 BB: 0 P: 3	R: 0 E: 0 K: 0 S: 3	H: 0 LOB: 0 BB: 0 P: 3	R: 0 E: 0 K: 0 S: 3	H: 0 LOB: 0 BB: 0 P: 3	R: 0 E: 0 K: 1 S: 6	H: 1 LOB: 1 BB: 0 P: 6	R: 0 E: 0 K: 0 S: 3	H: 0 LOB: 2 BB: 2 P: 11	1B: 3 2B: 0 3B: 0 HR: 0	SF: 0 SAC: 0 DP: 0 HBP: 0	WP: 0 PB: 0 SB: 0 CS: 0	PA: 35
PITCHER	IP WLS BF H R ER SO BB IBB HBP BLK WP HR S P ERA WHIP																			
Jim Nash, R ERA: 2.11 (1, 1)	8.1 W 33 3 0 0 0 5 0 0 0 0 0 0 30 50 0.00 0.960																			
Jack Aker, R ERA: 1.66 (9, 1)	0.2 S 2 0 0 0 0 0 0 0 0 0 0 0 2 2 0.00 0.000																			

Batter	1	2	3	4	5	6	7	8	9	AB	R	H	RBI	BB	SO	LOB	TOP							
Bert Campaneris, R OBP: 0.303, SLG: 0.389	F9		5-3			6-3		G3		4	0	0	0	0	0	0								
Mike Hershberger, R OBP: 0.316, SLG: 0.268	E4		F8			HR		WP BB		3	1	2	1	1	0	0								
Danny Cater, R OBP: 0.287, SLG: 0.359	F9			L9		6-3		FC5-4-5		4	0	0	0	0	0	2								
Dick Green, R OBP: 0.317, SLG: 0.378	K			K			BB 2B	K		4	1	1	0	0	3	2								
Ed Charles, R OBP: 0.320, SLG: 0.441		F7		6-3			BB 2B 1B	6-3		3	1	0	0	1	0	0								
Ossie Chavarria, R OBP: 0.296, SLG: 0.283					F3		BB 1B	K		3	1	2	1	0	0	0								
Jim Gosger, L OBP: 0.328, SLG: 0.365							BB 1B 2B	K		1	0	0	0	0	1	0								
Joe Nossek, R OBP: 0.257, SLG: 0.328					5-3		BB 1B	F5		3	0	0	0	0	0	3								
Larry Stahl, L OBP: 0.283, SLG: 0.369		F6						BB		0	0	0	0	1	0	0								
Jack Aker, R OBP: 0.083, SLG: 0.167										0	0	0	0	0	0	0								
Phil Roof, R OBP: 0.293, SLG: 0.344		K			K		CS 1B	F7		4	0	1	2	0	2	2								
Gil Blanco, L OBP: 0.293, SLG: 0.344							2H 3H			1	0	0	0	0	0	0								
Ernie Fazio, R OBP: 0.257, SLG: 0.273			F8			K		F9		1	0	0	0	0	1	0								
Ken Sanders, R OBP: 0.308, SLG: 0.182										1	0	0	0	0	0	1								
Roger Repoz, L OBP: 0.323, SLG: 0.366										0	0	0	0	0	0	0								
Inning Stats	R: 0 E: 1 K: 1 S: 6	H: 1 LOB: 1 P: 6	R: 0 E: 0 K: 1 S: 6	H: 1 LOB: 1 BB: 0 P: 6	R: 0 E: 0 K: 0 S: 3	H: 0 LOB: 0 BB: 0 P: 3	R: 0 E: 0 K: 1 S: 5	H: 0 LOB: 0 BB: 0 P: 5	R: 0 E: 0 K: 1 S: 5	H: 0 LOB: 0 BB: 0 P: 5	R: 1 E: 0 K: 1 S: 6	H: 1 LOB: 0 BB: 0 P: 6	R: 3 E: 0 K: 0 S: 5	H: 3 LOB: 0 BB: 1 P: 9	R: 0 E: 0 K: 1 S: 5	H: 0 LOB: 1 BB: 1 P: 9	R: 0 E: 0 K: 1 S: 5	H: 0 LOB: 1 BB: 1 P: 9	1B: 4 2B: 1 3B: 0 HR: 1	SF: 0 SAC: 0 DP: 0 HBP: 0	WP: 1 PB: 0 CS: 1	PA: 35		
PITCHER	IP	WLS	BF	H	R	ER	SO	BB	IBB	HBP	BLK	WP	HR	S	P	ERA	WHIP							
Jim Merritt, L ERA: 3.85	6.1	L	26	6	4	4	5	1	0	0	0	0	1	35	39	5.68	1.105							
Al Worthington, R ERA: 2.13	0.2		1	0	0	0	0	0	0	0	0	0	0	1	1	0.00	0.000							
Pete Cimino, R ERA: 2.63	2.0		8	0	0	0	2	2	0	0	0	1	0	10	18	0.00	1.000							

Kansas City Athletics @ Minnesota Twins
Metropolitan Stadium, Bloomington, MI
Sun Aug 14 1966, 4:38 AM EDT
Att: 24,797 - Unknown

livebaseballscorecards.com

AB 32
R 4
H 6
RBI 4
BB 3
SO 7
LOB 10



Batter	1	2	3	4	5	6	7	8	9	AB	R	H	RBI	BB	SO	LOB	BOTTOM							
Cesar Tovar, R OBP: 0.336, SLG: 0.366	4-3 BB		1B	WP CS 1B			FC6-4 PB			3	0	2	1	2	0	1								
Ted Uhlhaender, L OBP: 0.238, SLG: 0.265	4-3		L9	2H BB			K		1B	4	0	0	0	1	1	6								
Tony Oliva, L OBP: 0.369, SLG: 0.540	4-3		IBB	CS	F5		F8			4	0	1	1	0	0	3								
Harmon Killebrew, R OBP: 0.392, SLG: 0.510	F2		1B	G6-4-3 IBB	F9			5-3		3	0	0	0	1	0	1								
Earl Battey, R OBP: 0.328, SLG: 0.335			G6-4-3		F6			F3		3	0	0	0	1	0	3								
Jimmie Hall, L OBP: 0.292, SLG: 0.436		K		HR			K		K	4	1	1	1	0	3	1								
Rich Rollins, R OBP: 0.282, SLG: 0.385		L7		5-3			F8		1-3	4	0	0	0	0	0	1								
Bernie Allen, L OBP: 0.303, SLG: 0.342		K		1B 2B			6-3		L9	4	1	1	0	0	1	1								
Jim Merritt, L ERA: 3.85			E3 BB		K			FC6-4 BB		2	1	0	0	0	1	1								
Al Worthington, R ERA: 2.13										0	0	0	0	0	0	0								
Don Mincher OBP: 0.286, SLG: 0.371										0	0	0	0	1	0	0								
Bob Allison OBP: 0.244, SLG: 0.387										0	0	0	0	0	0	0								
Pete Cimino, R ERA: 2.63										0	0	0	0	0	0	0								
Russ Nixon OBP: 0.268, SLG: 0.298										1	0	1	0	0	0	0								
Jim Kaat OBP: 0.298, SLG: 0.298										0	0	0	0	0	0	0								
Inning Stats	R: 0 E: 0 K: 0 S: 3	H: 0 LOB: 1 P: 7	R: 0 E: 0 K: 2 S: 7	H: 0 LOB: 1 BB: 1 P: 11	R: 1 E: 1 K: 0 S: 4	H: 1 LOB: 2 BB: 2 P: 12	R: 2 E: 0 K: 1 S: 7	H: 3 LOB: 1 BB: 1 P: 11	R: 0 E: 0 K: 0 S: 3	H: 0 LOB: 0 BB: 0 P: 3	R: 0 E: 0 K: 1 S: 5	H: 0 LOB: 0 BB: 0 P: 5	R: 0 E: 0 K: 1 S: 5	H: 0 LOB: 2 BB: 1 P: 9	R: 0 E: 0 K: 1 S: 5	H: 0 LOB: 0 BB: 0 P: 5	R: 0 E: 0 K: 0 S: 5	H: 2 LOB: 2 BB: 0 P: 5	1B: 4 2B: 1 3B: 0 HR: 1	SF: 0 SAC: 0 DP: 1 HBP: 0	WP: 1 PB: 1 CS: 1	PA: 39		
PITCHER	IP	WLS	BF	H	R	ER	SO	BB	IBB	HBP	BLK	WP	HR	S	P	ERA	WHIP							
Gil Blanco, L ERA: 4.74	5.0		23	4	3	2	3	4	1	0	0	0	0	24	44	3.60	1.600							
Ken Sanders, R ERA: 3.74	3.0	W	10	0	0	0	3	1	0	0	0	0	0	15	19	0.00	0.333							
Jack Aker, R ERA: 1.64	1.0	S	5	2	0	0	0	0	0	0	0	0	0	5	5	0.00	2.000							

Kansas City Athletics @ Minnesota Twins
Metropolitan Stadium, Bloomington, MI
Sun Aug 14 1966, 4:38 AM EDT
Att: 24,797 - Unknown

livebaseballscorecards.com

AB 32
R 3
H 6
RBI 3
BB 6
SO 6
LOB 18




Batter	1	2	3	4	5	6	7	8	9	10	AB	R	H	RBI	BB	SO	LOB					
Bert Campaneris, R OBP: 0.302, SLG: 0.386 (1, 6)	1-3		SH1-4 3B 1B		1-3		F6		K		5	1	1	0	0	1	0					
Mike Hershberger, R OBP: 0.316, SLG: 0.369 (1, 9)	1-3		SH1-4		4-1 2B		F5			6-3	4	0	1	0	0	0	0					
Roger Repoz, L OBP: 0.320, SLG: 0.360 (1, 8)	WP BB		1-3		4-1		4-3			G3	4	0	0	0	1	0	3					
Dick Green, R OBP: 0.318, SLG: 0.383 (1, 4)	5-3		1B 3B		F3					K	5	1	2	2	0	1	2					
Danny Cater, R OBP: 0.297, SLG: 0.356 (1, 3)		5-3				F8		F9			0	0	0	0	0	0	0					
Ed Charles, R OBP: 0.319, SLG: 0.438 (1, 5)			FC3-6 1B		FC6-4		F3		K		4	0	1	0	0	1	2					
Jim Gosger, L OBP: 0.328, SLG: 0.364 Joe Grzenda, R (8, 1)			FC3-6 PO WP 1-2		F6		1B		1-3		4	0	1	0	0	0	2					
Phil Roof, R OBP: 0.296, SLG: 0.344 (1, 2)					5-3					6-3	3	0	1	0	1	0	0					
Lew Krausse, R OBP: 0.229, SLG: 0.188 Larry Stahl, L OBP: 0.262, SLG: 0.368 (8, 7)			PO		SH1-4 3B 1B		K			1-3	3	1	1	0	0	1	2					
Inning Stats	R: 0 E: 0 K: 0 S: 3	H: 0 LOB: 1 BB: 1 P: 7	R: 0 E: 0 K: 0 S: 3	H: 1 LOB: 1 BB: 1 P: 7	R: 3 E: 0 K: 0 S: 7	H: 4 LOB: 1 BB: 0 P: 7	R: 0 E: 0 K: 1 S: 5	H: 0 LOB: 0 BB: 0 P: 5	R: 0 E: 0 K: 0 S: 5	H: 2 LOB: 2 BB: 0 P: 5	R: 0 E: 0 K: 0 S: 3	H: 0 LOB: 0 BB: 0 P: 3	R: 0 E: 0 K: 1 S: 6	H: 1 LOB: 1 BB: 0 P: 6	R: 0 E: 0 K: 1 S: 5	H: 0 LOB: 0 BB: 0 P: 5	R: 0 E: 0 K: 1 S: 5	H: 0 LOB: 0 BB: 0 P: 5	1B: 7 2B: 1 3B: 1 HR: 0	SF: 0 SAC: 1 DP: 0 HBP: 0	WP: 3 PB: 0 SB: 1 CS: 0	PA: 41
PITCHER	IP	WLS	BF	H	R	ER	SO	BB	IBB	HBP	BLK	WP	HR	S	P	ERA	WHIP					
Joe Horlen, R ERA: 2.57 Bob Locker, R ERA: 2.14	(1, 1) 7.0		31	9	3	3	1	2	0	0	0	2	0	31	39	3.86	1.571					
	(8, 1) 3.0	W	9	0	0	0	3	0	0	0	0	0	0	15	15	0.00	0.000					

TOP

Kansas City Athletics @ Chicago White Sox
Comiskey Park, Chicago, IL
Mon Aug 15 1966, 8:05 PM EDT
Att: 8,745 - Unknown

AB	33
R	3
H	8
RBI	2
BB	2
SO	4
LOB	11




Batter	1	2	3	4	5	6	7	8	9	10	AB	R	H	RBI	BB	SO	LOB					
Don Buford, S OBP: 0.321, SLG: 0.341 (1, 5)	4-3		L1			G5-4-3 BB		F9			4	0	1	1	1	0	0					
Tommy Agee, R OBP: 0.323, SLG: 0.422 (1, 8)			F8			G5-4-3 1-2					3	1	1	1	0	0	1					
Floyd Robinson, L OBP: 0.340, SLG: 0.335 Ken Berry, R OBP: 0.329, SLG: 0.427 (8, PH) (9, 7)	4-3				6-3		F4		F8		3	0	0	0	0	0	0					
Pete Ward, L OBP: 0.304, SLG: 0.284 (1, 7) (9, 9)							1B			4-3	4	0	2	0	0	0	0					
Tom McCraw, L OBP: 0.294, SLG: 0.346 (1, 3)	F6				F4			G3		1-3	4	0	0	0	0	0	2					
Jerry Adair, R OBP: 0.296, SLG: 0.336 (1, 4) (8, 6)			1-3		F4					K	4	1	1	0	0	1	1					
Lee Elia, R OBP: 0.259, SLG: 0.296 Bill Skowron, R OBP: 0.326, SLG: 0.379 Al Weis, S OBP: 0.200, SLG: 0.128 (8, 4)			F6			6-3					2	0	0	0	0	0	0					
Jerry McNertney, R OBP: 0.283, SLG: 0.226 (1, 2)										SH1-4 1B	1	1	1	2	0	0	0					
Joe Horlen, R OBP: 0.133, SLG: 0.095 Bob Locker, S OBP: 0.353, SLG: 0.267 John Romano, R OBP: 0.368, SLG: 0.472 Gary Peters, L OBP: 0.262, SLG: 0.369 (10, PH) (10, PR)			K							SH1-4 1B	3	0	0	0	0	1	0					
Inning Stats	R: 1 E: 0 K: 0 S: 5	H: 2 LOB: 1 BB: 0 P: 5	R: 0 E: 0 K: 1 S: 5	H: 0 LOB: 0 BB: 0 P: 5	R: 0 E: 0 K: 0 S: 3	H: 0 LOB: 0 BB: 0 P: 3	R: 0 E: 0 K: 0 S: 4	H: 1 LOB: 1 BB: 0 P: 4	R: 0 E: 0 K: 0 S: 3	H: 0 LOB: 0 BB: 0 P: 3	R: 2 E: 0 K: 0 S: 5	H: 2 LOB: 0 BB: 0 P: 5	R: 0 E: 0 K: 1 S: 5	H: 0 LOB: 1 BB: 0 P: 6	R: 0 E: 0 K: 1 S: 5	H: 0 LOB: 0 BB: 0 P: 5	R: 0 E: 0 K: 0 S: 3	H: 2 LOB: 2 BB: 1 P: 7	1B: 4 2B: 1 3B: 0 HR: 2	SF: 0 SAC: 1 DP: 1 HBP: 1	WP: 0 PB: 0 SB: 0 CS: 0	PA: 37
PITCHER	IP	WLS	BF	H	R	ER	SO	BB	IBB	HBP	BLK	WP	HR	S	P	ERA	WHIP					
Lew Krausse, R ERA: 3.43 Joe Grzenda, L ERA: 4.63	(1, 1) 7.2		29	5	3	3	2	1	0	0	0	0	2	31	36	3.52	0.783					
	(8, 1) 1.2	L	8	2	1	1	1	0	1	0	0	0	0	9	13	5.40	1.200					

BOTTOM

Kansas City Athletics @ Chicago White Sox
Comiskey Park, Chicago, IL
Mon Aug 15 1966, 8:05 PM EDT
Att: 8,745 - Unknown


AB	33
R	4
H	7
RBI	4
BB	2
SO	3
LOB	5



Batter	1	2	3	4	5	6	7	8	9	AB	R	H	RBI	BB	SO	LOB	TOP										
Bert Campaneris, R OBP: 0.308, SLG: 0.397 (1, 6)	0-0 SH1-3 E 1B		0-0 WP 3B		0-0 E 1B			0-0 S 1B		4	4	4	0	0	0	0											
Mike Hershberger, R OBP: 0.314, SLG: 0.267 (1, 9)	0-0 SH1-3 1-2		0-0 L6 3-H		0-0 6-3 1-H			0-3 K 1-H		3	0	0	0	0	1	0											
Danny Cater, R OBP: 0.286, SLG: 0.354 (1, 3)	4-0 2-3 BB		0-0 6-3			0-0 6-3		0-3 K		0	0	0	0	0	0	0											
Dick Green, R OBP: 0.315, SLG: 0.380 (1, 4)	0-0 6-3 1-3 3-H			0-0 F7		0-3 K		0-0 F6		4	0	0	0	0	1	1											
Ed Charles, R OBP: 0.315, SLG: 0.432 (1, 5)	0-3 K			0-0 6-3		0-3 K			0-0 F5	4	0	0	0	0	2	1											
Ossie Chavarria, R OBP: 0.297, SLG: 0.285 Roger Repoz, L OBP: 0.319, SLG: 0.359 (9, PH) (9, 8)		0-0 F7			0-0 1B			0-3 K		3	0	1	0	0	1	0											
Phil Roof, R OBP: 0.292, SLG: 0.339 (1, 2)		0-0 5-3			0-0 6-3			0-0 G3		4	0	0	0	0	1	1											
Joe Nossek, R OBP: 0.262, SLG: 0.328 (9, 7)		0-0 4-3				0-0 1-3			0-0 1B	3	0	1	0	0	0	0											
Blue Moon Odom, R OBP: 0.182, SLG: 0.182 Jack Aker, R OBP: 0.083, SLG: 0.167 (7, 1)			0-0 4-3			0-0 1-3		0-3 K		3	0	0	0	0	1	1											
Inning Stats	R: 1 E: 0 K: 1 S: 6	H: 1 LOB: 1 BB: 1 P: 10	R: 0 E: 0 K: 0 S: 3	H: 0 LOB: 0 BB: 0 P: 3	R: 1 E: 0 K: 0 S: 4	H: 1 LOB: 0 BB: 0 P: 4	R: 0 E: 0 K: 0 S: 4	H: 1 LOB: 1 BB: 0 P: 4	R: 1 E: 1 K: 0 S: 4	H: 1 LOB: 0 BB: 0 P: 4	R: 0 E: 0 K: 2 S: 7	H: 0 LOB: 0 BB: 0 P: 7	R: 0 E: 0 K: 2 S: 8	H: 1 LOB: 1 BB: 0 P: 8	R: 1 E: 0 K: 1 S: 8	H: 1 LOB: 0 BB: 0 P: 8	R: 0 E: 0 K: 1 S: 5	H: 0 LOB: 0 BB: 0 P: 5	1B: 5 2B: 0 3B: 1 HR: 0	SF: 0 SAC: 1 DP: 0 HBP: 0	WP: 1 PB: 2 SB: 3 CS: 0	PA: 34					
PITCHER	IP	WLS	BF	H	R	ER	SO	BB	IBB	HBP	BLK	WP	HR	S	P	ERA	WHIP										
Tommy John, L ERA: 2.21 Hoyt Wilhelm, R ERA: 1.85	(1, 1) 7.0	L 27	5	3	1	5	5	1	0	0	0	1	0	36	40	1.29	0.857										

Kansas City Athletics @ Chicago White Sox
Comiskey Park, Chicago, IL
Tue Aug 16 1966, 8:05 PM EDT
Att: 12,712 - Unknown


AB 29
R 4
H 6
RBI 0
BB 0
SO 7
LOB 4



Batter	1	2	3	4	5	6	7	8	9	AB	R	H	RBI	BB	SO	LOB	BOTTOM										
Don Buford, S OBP: 0.322, SLG: 0.349 (1, 5)	0-0 G3		0-0 3B		0-0 F7			0-0 F7		5	0	2	2	0	0	0											
Tommie Agee, R OBP: 0.321, SLG: 0.418 (1, 8)	0-0 F8		0-3 K			0-0 F7	0-3 K			4	0	0	0	0	2	3											
Pete Ward, L OBP: 0.308, SLG: 0.285 Joe Horlen, R OBP: 0.133, SLG: 0.095 Jim Hicks, R (9, 7)	4-0 BB		0-0 F7			0-0 4-3		0-0 SH2-4 1B		3	0	1	0	1	0	1											
John Romano, R OBP: 0.367, SLG: 0.468 Jerry McNertney, R OBP: 0.305, SLG: 0.226 (8, 2)	0-0 F2			0-3 K		4-0 BB		4-0 SH2-4 BB		2	0	0	0	1	1	1											
Tom McCraw, L OBP: 0.292, SLG: 0.344 (9, 9)		0-0 F9			0-3 K		0-0 4-3	0-0 SH2-4		3	0	0	0	0	1	1											
Bill Skowron, R OBP: 0.328, SLG: 0.385 (1, 3)		0-0 2B			0-0 1B		0-0 6-3	0-0 1-3		4	0	2	0	0	0	3											
Jerry Adair, R OBP: 0.295, SLG: 0.335 (8, 4)		0-0 5-3			0-0 1-3		0-0 1B	0-0 1-3		4	1	1	0	0	0	5											
Al Weis, S OBP: 0.204, SLG: 0.127 Floyd Robinson, L OBP: 0.334, SLG: 0.334 Hoyt Wilhelm, R (8, 1)	0-0 3-1				4-0 BB		0-3 K		0-0 4-3	1	0	0	0	1	0	1											
Smoky Burgess, L OBP: 0.400, SLG: 0.370 (9, PH)					0-0 BB			1-2 K		1	0	0	0	0	0	0											
Tommy John, R OBP: 0.212, SLG: 0.245 Wayne Causey, L OBP: 0.324, SLG: 0.299 Lee Elia, R OBP: 0.258, SLG: 0.294 (8, 6)			0-3 K		0-0 G1-4-6-3		4-0 2B	0-0 L1		2	0	0	0	0	1	1											
Inning Stats	R: 0 E: 0 K: 0 S: 3	H: 0 LOB: 1 BB: 1 P: 7	R: 0 E: 0 K: 0 S: 4	H: 1 LOB: 1 BB: 0 P: 4	R: 0 E: 0 K: 2 S: 8	H: 1 LOB: 1 BB: 0 P: 8	R: 0 E: 0 K: 2 S: 8	H: 1 LOB: 1 BB: 0 P: 8	R: 0 E: 0 K: 0 S: 2	H: 0 LOB: 0 BB: 1 P: 6	R: 0 E: 0 K: 0 S: 3	H: 0 LOB: 1 BB: 1 P: 7	R: 2 E: 0 K: 2 S: 9	H: 2 LOB: 2 BB: 1 P: 13	R: 0 E: 0 K: 0 S: 4	H: 1 LOB: 3 BB: 1 P: 8	R: 0 E: 0 K: 0 S: 3	H: 0 LOB: 0 BB: 0 P: 3	1B: 3 2B: 2 3B: 1 HR: 0	SF: 0 SAC: 1 DP: 1 HBP: 0	WP: 1 PB: 0 SB: 0 CS: 0	PA: 37					
PITCHER	IP	WLS	BF	H	R	ER	SO	BB	IBB	HBP	BLK	WP	HR	S	P	ERA	WHIP										
Blue Moon Odom, R ERA: 3.94 Jack Aker, R ERA: 1.99	(1, 1) 6.2	W 28	5	2	2	5	5	4	0	0	0	1	0	34	50	2.70	1.350										

Kansas City Athletics @ Chicago White Sox
Comiskey Park, Chicago, IL
Tue Aug 16 1966, 8:05 PM EDT
Att: 12,712 - Unknown

AB 31
R 2
H 6
RBI 2
BB 5
SO 6
LOB 17



Batter	1	2	3	4	5	6	7	8	9	AB	R	H	RBI	BB	SO	LOB	TOP					
Bert Campaneris, R (1, 6) OBP: 0.307, SLG: 0.395										5	0	1	0	0	1	2	Kansas City Athletics @ Chicago White Sox Comiskey Park, Chicago, IL Wed Aug 17 1966, 8:05 PM EDT Unknown					
Mike Hershberger, R (1, 9) OBP: 0.377, SLG: 0.268										4	0	2	0	1	0	1						
Danny Cater, R (1, 3) OBP: 0.290, SLG: 0.358										0	0	0	0	0	0	0						
Dick Green, R (1, 4) OBP: 0.313, SLG: 0.376										4	0	0	0	0	1	5						
Tim Talton, L (9, PH) OBP: 0.381, SLG: 0.571										1	0	0	0	0	0	2						
Roger Repoz, L (1, 8) OBP: 0.322, SLG: 0.358										3	1	1	0	1	0	0						
Ed Charles, R (1, 5) OBP: 0.314, SLG: 0.429										4	0	1	0	0	2	4						
Jim Gosger, L (1, 7) OBP: 0.324, SLG: 0.359										4	0	0	0	0	1	2						
Phil Roof, R (1, 2) OBP: 0.292, SLG: 0.339										3	0	1	1	0	0	1						
Don Blasingame, L (9, PH) OBP: 0.277, SLG: 0.288										1	0	0	0	0	0	0						
Paul Lindblad, L (1, 1) OBP: 0.167, SLG: 0.217										3	0	1	0	0	0	1						
Jack Aker, R (8, 1) OBP: 0.063, SLG: 0.167										0	0	0	0	0	0	0						
Larry Stahl, L (9, PH) OBP: 0.285, SLG: 0.370										1	1	1	0	0	0	0						
Inning Stats	R: 0 E: 0 K: 2 S: 8	H: 1 LOB: 1 BB: 0 P: 8	R: 1 E: 0 K: 1 S: 7	H: 2 LOB: 1 BB: 0 P: 7	R: 0 E: 0 K: 1 S: 6	H: 1 LOB: 3 BB: 2 P: 14	R: 0 E: 0 K: 0 S: 4	H: 1 LOB: 0 BB: 0 P: 4	R: 0 E: 0 K: 0 S: 3	H: 0 LOB: 0 BB: 0 P: 3	R: 0 E: 0 K: 0 S: 4	H: 1 LOB: 1 BB: 0 P: 4	R: 0 E: 0 K: 0 S: 5	H: 2 LOB: 2 BB: 0 P: 5	R: 0 E: 0 K: 1 S: 5	H: 0 LOB: 0 BB: 0 P: 5	R: 1 E: 0 K: 1 S: 8	H: 3 LOB: 2 BB: 0 P: 8	1B: 10 2B: 1 3B: 0 HR: 0	SF: 0 SAC: 0 DP: 0 HBP: 0	WP: 0 PB: 0 SB: 0 CS: 0	PA: 40
PITCHER	IP	WLS	BF	H	R	ER	SO	BB	IBB	HBP	BLK	WP	HR	S	P	ERA	WHIP					
John Buzhardt, R (1, 1) ERA: 3.47	7.0		31	8	1	1	4	1	1	0	0	0	0	37	45	1.29	1.286					
Bob Locker, R (8, 1) ERA: 2.19	2.0	W	9	3	1	1	2	0	0	0	0	0	0	13	13	4.50	1.500					

Batter	1	2	3	4	5	6	7	8	9	AB	R	H	RBI	BB	SO	LOB	BOTTOM				
Don Buford, S (1, 5) OBP: 0.321, SLG: 0.350										4	1	1	0	0	2	1	Kansas City Athletics @ Chicago White Sox Comiskey Park, Chicago, IL Wed Aug 17 1966, 8:05 PM EDT Unknown				
Tommie Agee, R (1, 8) OBP: 0.320, SLG: 0.416										3	1	0	0	1	1	0					
Ken Berry, R (1, 7) OBP: 0.325, SLG: 0.421										4	1	0	1	0	0	1					
John Romano, R (1, 2) OBP: 0.367, SLG: 0.467										3	0	1	0	0	0	0					
Bill Skowron, R (1, 3) OBP: 0.327, SLG: 0.394										4	1	1	3	0	1	2					
Floyd Robinson, L (9, 9) OBP: 0.339, SLG: 0.334										0	0	0	0	0	0	0					
Jerry Adair, R (1, 4) OBP: 0.301, SLG: 0.341										4	0	3	0	0	0	0					
Jim Hicks, R (1, 9) OBP: 0.294, SLG: 0.347										2	0	0	0	0	1	1					
Tom McCraw, L (7, PH) OBP: 0.294, SLG: 0.347										1	0	1	0	0	0	0					
Lee Elia, R (1, 6) OBP: 0.260, SLG: 0.297										2	0	1	0	0	0	0					
Smoky Burgess, L (7, PH) OBP: 0.393, SLG: 0.362										1	0	0	0	0	0	1					
Bob Locker, S (8, 1) OBP: 0.333, SLG: 0.250										1	0	0	0	0	0	1					
John Buzhardt, R (1, 1) OBP: 0.171, SLG: 0.128										2	0	0	0	0	0	1					
Pete Ward, L (7, PH) OBP: 0.306, SLG: 0.283										1	0	0	0	0	0	1					
Al Weis, S (8, 4) OBP: 0.204, SLG: 0.127										0	0	0	0	0	0	0					
Inning Stats	R: 0 E: 0 K: 2 S: 7	H: 0 LOB: 0 BB: 0 P: 7	R: 0 E: 0 K: 1 S: 6	H: 1 LOB: 1 BB: 0 P: 6	R: 0 E: 0 K: 1 S: 5	H: 0 LOB: 0 BB: 0 P: 5	R: 0 E: 2 K: 0 S: 5	H: 1 LOB: 3 BB: 0 P: 5	R: 0 E: 0 K: 1 S: 6	H: 1 LOB: 1 BB: 0 P: 6	R: 0 E: 0 K: 0 S: 4	H: 1 LOB: 1 BB: 0 P: 4	R: 0 E: 0 K: 0 S: 4	H: 1 LOB: 1 BB: 0 P: 4	R: 4 E: 1 K: 0 S: 7	H: 3 LOB: 1 BB: 1 P: 11	1B: 6 2B: 1 3B: 0 HR: 1	SF: 0 SAC: 2 DP: 0 HBP: 0	WP: 0 PB: 1 SB: 0 CS: 0	PA: 35	
PITCHER	IP	WLS	BF	H	R	ER	SO	BB	IBB	HBP	BLK	WP	HR	S	P	ERA	WHIP				
Paul Lindblad, L (1, 1) ERA: 4.57	3.0	L	30	6	3	3	5	1	0	0	0	0	0	39	43	3.86	1.000				
Jack Aker, R (8, 1) ERA: 1.66	1.0		5	2	1	0	0	0	0	0	0	0	1	5	5	0.00	2.000				

Batter	1	2	3	4	5	6	7	8	9	AB	R	H	RBI	BB	SO	LOB	TOP			
Bert Campaneris, R (1, 6) OBP: 0.306, SLG: 0.393	F9		G3			F9		1-2 1B		4	0	1	0	0	0	1	Kansas City Athletics @ Chicago White Sox Comiskey Park, Chicago, IL Wed Aug 17 1966, 8:05 PM EDT Att: 15,570 - Unknown livebaseballscorecards.com			
Don Blasingame, L (1, 4) OBP: 0.273, SLG: 0.264	F4			B1		6-3		K		3	0	0	0	0	0	0				
Dick Green, R (8, PH) OBP: 0.312, SLG: 0.375	F4									1	0	0	0	0	1	2				
Wes Stock, R (8, 1)	F4									0	0	0	0	0	0	0				
Mike Hershberger, R (1, 9) OBP: 0.314, SLG: 0.364	F4			5-3		F8				4	0	0	0	0	0	0				
Jim Gosger, L (1, 8) OBP: 0.320, SLG: 0.355		4-3		F4			F8			4	0	0	0	0	0	0				
Danny Cater, R (1, 5) OBP: 0.287, SLG: 0.354		5-3			L4		K2-3			0	0	0	0	0	0	0				
Roger Repoz, L (1, 3) OBP: 0.318, SLG: 0.354		F8			F3		K			3	0	0	0	0	1	0				
Larry Stahl, L (1, 7) OBP: 0.293, SLG: 0.386										3	1	3	0	0	0	0				
Phil Roof, R (1, 2) OBP: 0.293, SLG: 0.338				K				G6-4-3		3	0	1	1	0	1	2				
Vern Handrahan, L (1, 1)										2	0	0	0	0	2	2				
Ken Sanders, R (5, 1) OBP: 0.308, SLG: 0.182										0	0	0	0	0	0	0				
Tim Talton, L (8, PH) OBP: 0.409, SLG: 0.591										1	0	1	0	0	0	0				
Blue Moon Odom, R (8, PR) OBP: 0.182, SLG: 0.182										0	0	0	0	0	0	0				
Ossie Chavarria, R (8, 4) OBP: 0.297, SLG: 0.285										0	0	0	0	0	0	0				
Inning Stats	R: 0 E: 0 K: 0 S: 3	H: 0 LOB: 0 BB: 0 P: 3	R: 0 E: 0 K: 0 S: 3	H: 0 LOB: 0 BB: 0 P: 3	R: 0 E: 0 K: 2 S: 8	H: 1 LOB: 1 BB: 0 P: 8	R: 0 E: 0 K: 0 S: 3	H: 0 LOB: 0 BB: 0 P: 3	R: 1 E: 0 K: 1 S: 7	H: 2 LOB: 1 BB: 0 P: 7	R: 0 E: 0 K: 0 S: 3	H: 0 LOB: 0 BB: 0 P: 7	R: 0 E: 0 K: 1 S: 7	H: 3 LOB: 2 BB: 0 P: 7	R: 0 E: 0 K: 0 S: 3	H: 0 LOB: 0 BB: 0 P: 3	1B: 5 2B: 0 3B: 1 HR: 0	SF: 0 SAC: 0 DP: 1 HBP: 0	WP: 0 PB: 0 SB: 0 CS: 0	PA: 32
PITCHER	IP WLS BF H R ER SO BB IBB HBP BLK WP HR S P ERA WHIP																			
Jack Lamabe, R (1, 1) ERA: 2.92	7.2 W 28 6 1 1 5 0 0 0 0 0 0 0 38 38 1.17 0.783																			
Juan Pizarro, L (8, 1) ERA: 3.92	1.1 S 4 0 0 0 1 0 0 0 0 0 0 0 6 6 0.00 0.000																			

Batter	1	2	3	4	5	6	7	8	9	AB	R	H	RBI	BB	SO	LOB	BOTTOM			
Al Weis, S (1, 4) OBP: 0.212, SLG: 0.138	F3		1B		K		1B			4	1	2	0	0	1	0	Kansas City Athletics @ Chicago White Sox Comiskey Park, Chicago, IL Wed Aug 17 1966, 8:05 PM EDT Att: 15,570 - Unknown livebaseballscorecards.com			
Don Buford, S (1, 5) OBP: 0.326, SLG: 0.356	S		1B		CS		7-2			3	0	3	1	1	0	0				
Tommie Agee, R (1, 8) OBP: 0.324, SLG: 0.422	K		1B		CS		7-2			2	1	1	1	2	1	1				
Pete Ward, L (1, 9) OBP: 0.301, SLG: 0.279	4-3		1B		CS		7-2			2	0	0	1	0	0	1				
Ken Berry, R (7, 7) OBP: 0.325, SLG: 0.421	4-3		1B		CS		7-2			0	0	0	0	0	0	0				
Smoky Burgess, L (7, PH) OBP: 0.388, SLG: 0.354			1B		BB		CS			1	0	0	0	0	0	3				
Floyd Robinson, L (8, 9) OBP: 0.339, SLG: 0.334			1B		CS		7-2			0	0	0	0	0	0	0				
Bill Skowron, R (1, 3) OBP: 0.330, SLG: 0.394		5-3		1-3		1B		6-3		3	1	1	0	1	0	0				
Tom McCraw, L (1, 7) OBP: 0.293, SLG: 0.345		G3		F9		5-3		6-3		4	0	1	0	0	0	1				
Jerry Adair, R (1, 6) OBP: 0.304, SLG: 0.338		F7		F8		5-3		BB		2	0	0	0	2	0	0				
John Romano, R (1, 2) OBP: 0.369, SLG: 0.480			1B		HR		5-3			4	2	2	2	0	1	4				
Jack Lamabe, R (1, 1) OBP: 0.071, SLG: 0.037			1B		HR		5-3			3	0	0	0	0	3	3				
Juan Pizarro, L (8, 1) OBP: 0.130, SLG: 0.095			K		K		K			1	0	0	0	0	0	2				
Inning Stats	R: 0 E: 0 K: 1 S: 6	H: 1 LOB: 1 BB: 0 P: 6	R: 0 E: 0 K: 0 S: 3	H: 0 LOB: 0 BB: 0 P: 3	R: 2 E: 0 K: 1 S: 7	H: 3 LOB: 1 BB: 1 P: 11	R: 0 E: 0 K: 0 S: 3	H: 0 LOB: 0 BB: 0 P: 3	R: 1 E: 0 K: 2 S: 7	H: 1 LOB: 0 BB: 1 P: 11	R: 2 E: 0 K: 1 S: 7	H: 2 LOB: 2 BB: 2 P: 15	R: 0 E: 0 K: 0 S: 3	H: 2 LOB: 1 BB: 1 P: 7	R: 0 E: 0 K: 1 S: 6	H: 1 LOB: 2 BB: 1 P: 10	1B: 7 2B: 3 3B: 0 HR: 2	SF: 1 SAC: 0 DP: 2 HBP: 0	WP: 0 PB: 0 SB: 0 CS: 2	PA: 38
PITCHER	IP WLS BF H R ER SO BB IBB HBP BLK WP HR S P ERA WHIP																			
Vern Handrahan, R (1, 1) ERA: 6.3	4.2 L 20 5 3 3 4 1 1 0 0 0 0 1 26 34 5.79 1.286																			
Ken Sanders, R (5, 1) ERA: 3.94	2.1 11 4 2 2 1 2 1 0 0 0 0 1 10 22 7.71 2.571																			
Wes Stock, R (8, 1) ERA: 3.33	1.0 5 1 0 0 1 1 0 0 0 0 0 0 6 10 0.00 2.000																			

Batter	1	2	3	4	5	6	7	8	9	AB	R	H	RBI	BB	SO	LOB	TOP																					
Bert Campaneris, R OBP: 0.305, SLG: 0.394 (1, 6)	B1-3		5-3				B1-3		G6-4-3	5	0	1	0	0	0	1	Kansas City Athletics @ New York Yankees Yankee Stadium, Bronx, NY Fri Aug 19 1966, 7:05 PM EDT Unknown - 91 F																					
Don Blasingame, L OBP: 0.272, SLG: 0.263 (1, 4)	4-1		G3						E6	5	0	1	0	0	0	1																						
Larry Stahl, L Wes Stock, R Joe Nossek, R OBP: 0.265, SLG: 0.330 (1, 9) (5, 1) (8, FH) (8, 7)				F5	1-3			FC6-4 1B		2	0	0	0	1	0	1																						
Danny Cater, R OBP: 0.289, SLG: 0.363 (1, 3)	F6			HR				1B	FC5	5	1	2	1	0	0	3																						
Roger Repoz, L OBP: 0.321, SLG: 0.379 (1, 8)		K		HR				1B		4	2	2	2	0	1	2																						
Jim Gosger, L Ed Charles, R OBP: 0.318, SLG: 0.351 OBP: 0.316, SLG: 0.431 (1, 7) (8, FH) (8, 5)	4-3			3-1						3	0	0	0	0	0	0																						
Ossie Chavarria, R Vern Handrahan, L OBP: 0.292, SLG: 0.335 (1, 2) (8, 1)								1B		4	0	2	0	0	0	2																						
Phil Roof, R OBP: 0.292, SLG: 0.335 (1, 2)	L7			F4			5-3		1B G6-4-3 BB	3	1	0	0	1	0	2																						
Jim Nash, R Joe Grzenda, R Mike Hershberger, R OBP: 0.100, SLG: 0.133 OBP: 0.314, SLG: 0.364 (1, 1) (4, 1) (5, FH) (5, 9)			K		K		5-3			1	0	0	0	0	1	0																						
Inning Stats	R: 0 E: 0 K: 0 S: 3	H: 0 LOB: 1 BB: 1 P: 7	R: 0 E: 0 K: 1 S: 6	H: 1 LOB: 1 BB: 0 P: 6	R: 0 E: 0 K: 1 S: 5	H: 0 LOB: 0 BB: 0 P: 5	R: 2 E: 0 K: 0 S: 6	H: 3 LOB: 1 BB: 0 P: 6	R: 0 E: 0 K: 0 S: 4	H: 1 LOB: 1 BB: 0 P: 4	R: 0 E: 0 K: 0 S: 3	H: 0 LOB: 0 BB: 0 P: 3	R: 1 E: 0 K: 0 S: 6	H: 3 LOB: 2 BB: 0 P: 6	R: 1 E: 1 K: 0 S: 5	H: 2 LOB: 2 BB: 1 P: 9		1B: 7 2B: 1 3B: 0 HR: 3	SF: 0 SAC: 0 DP: 1 HBP: 0	WP: 0 PB: 0 SB: 0 CS: 0	PA: 40																	
PITCHER	IP	WLS	BF	H	R	ER	SO	BB	IBB	HBP	BLK	WP	HR	S	P	ERA	WHIP	PITCHER				IP	WLS	BF	H	R	ER	SO	BB	IBB	HBP	BLK	WP	HR	S	P	ERA	WHIP
Fred Talbot, R ERA: 4.76 (1, 1)	7.0	W	28	6	3	3	3	1	0	0	0	0	3	33	37	3.86	1.000																					
Steve Hamilton, L ERA: 2.99 (8, 1)	1.2		11	5	2	2	0	1	0	0	0	0	0	10	14	10.80	3.600																					
Doolley Womack, R ERA: 2.72 (9, 1)	0.1	S	1	0	0	0	0	0	0	0	0	0	0	1	1	0.00	0.000																					

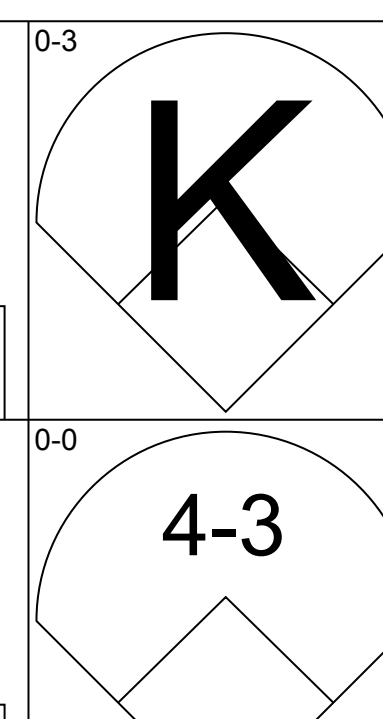
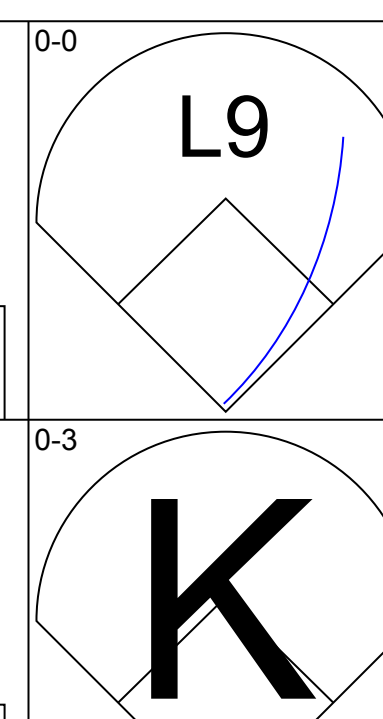
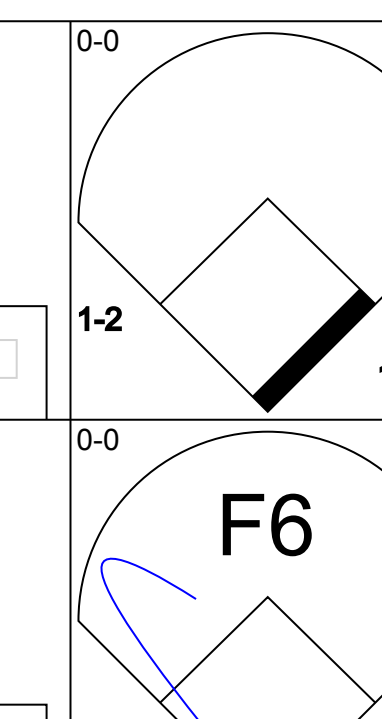
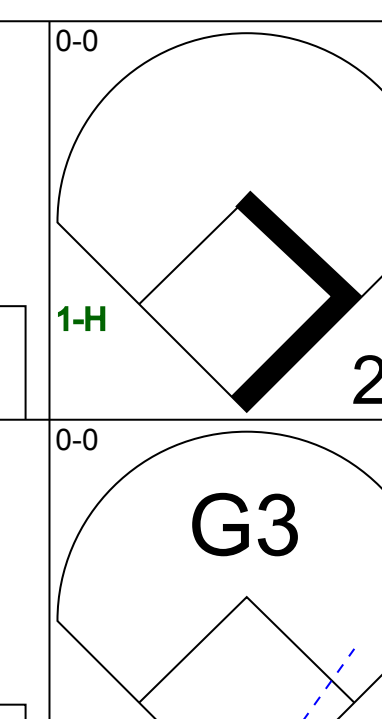
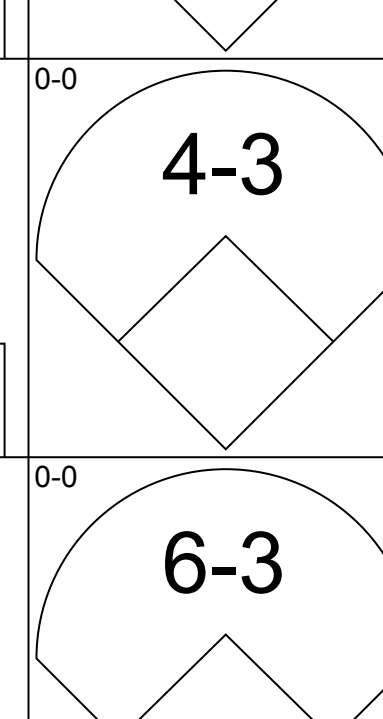
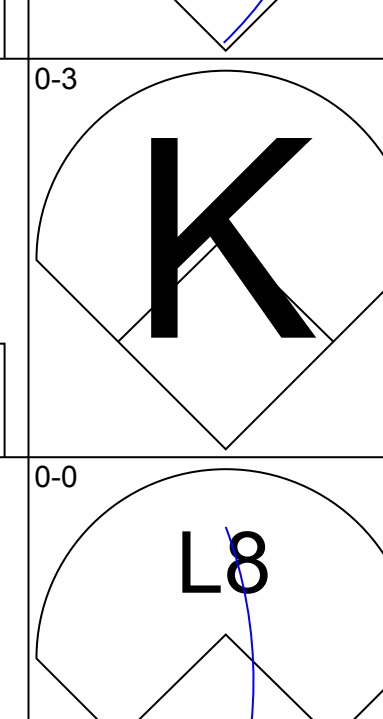
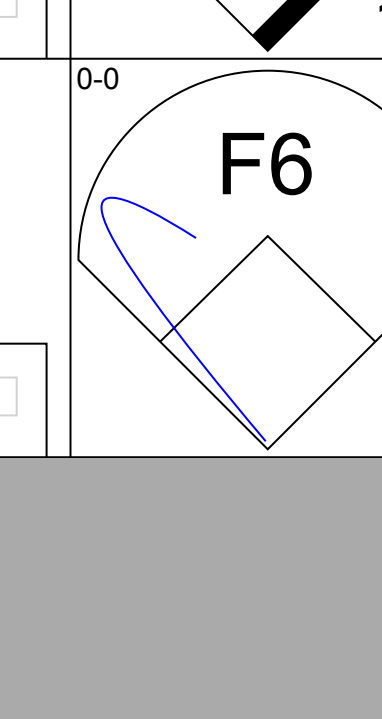
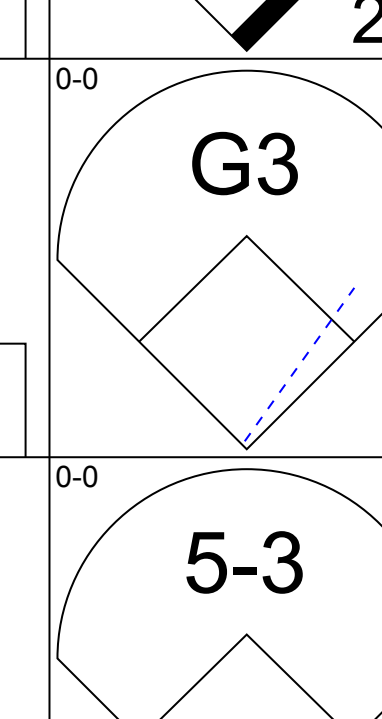
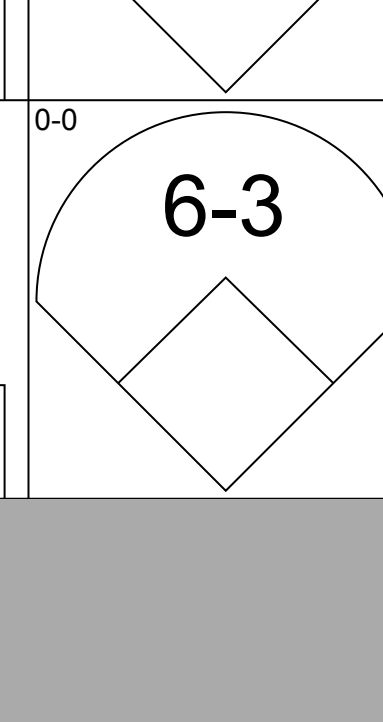
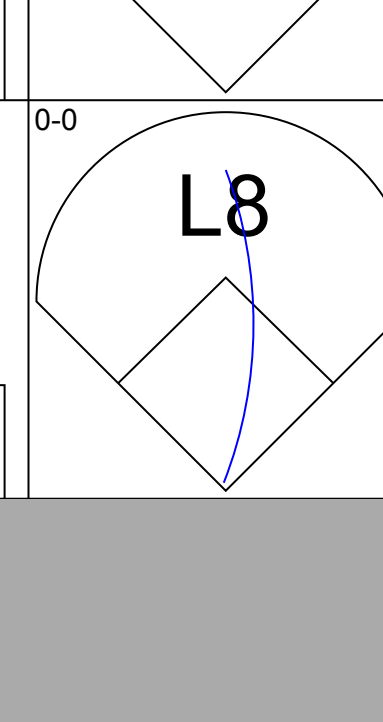
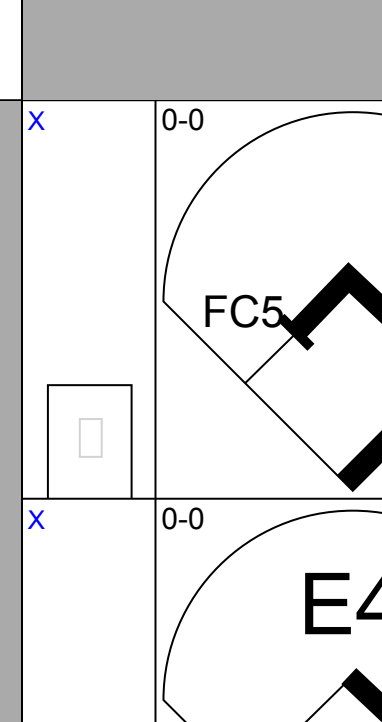
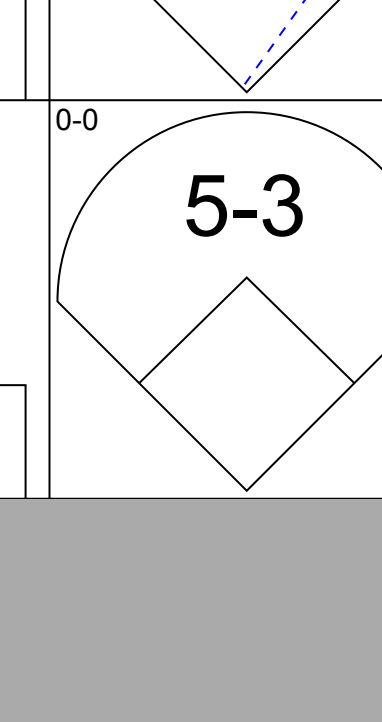
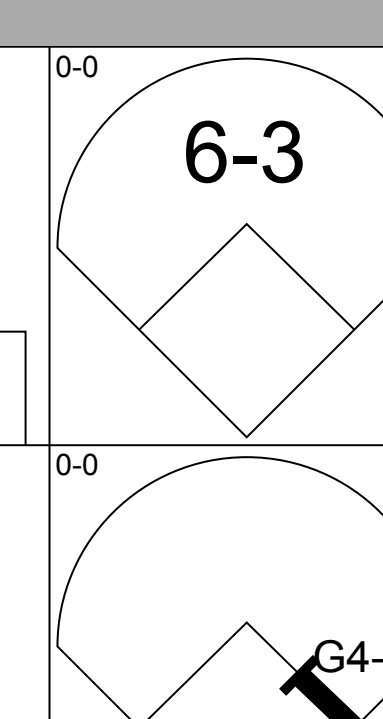
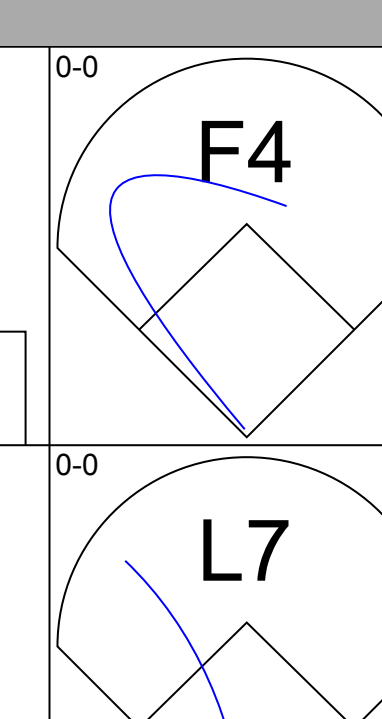
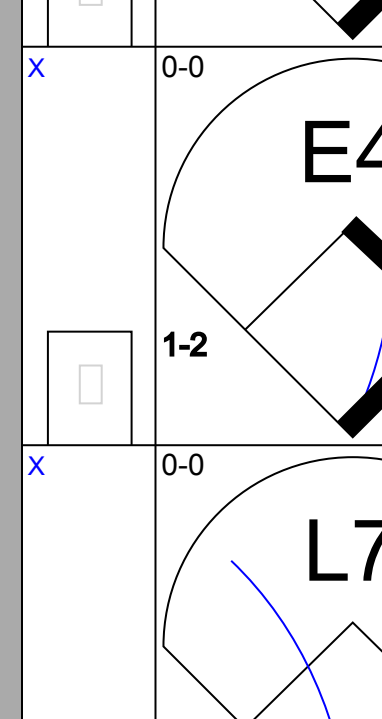
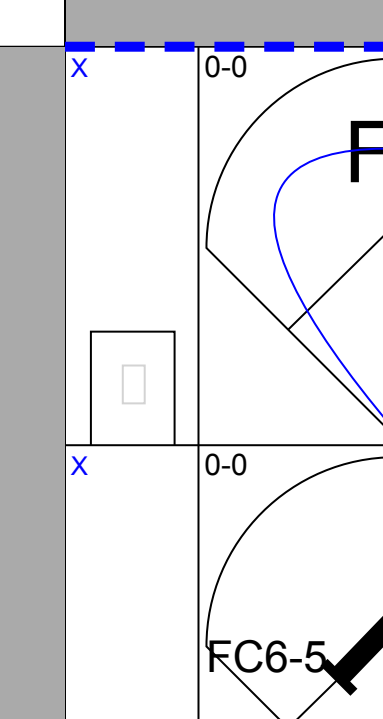
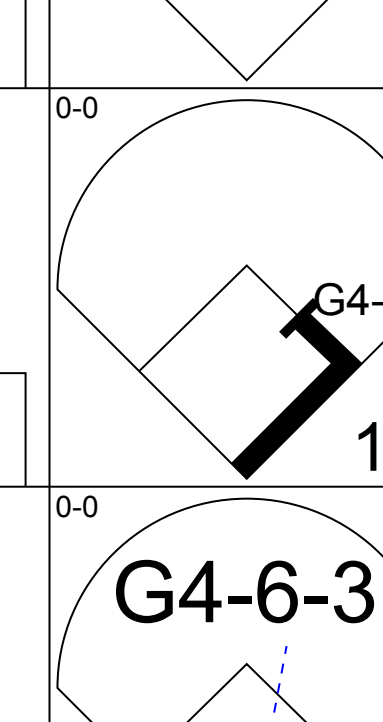
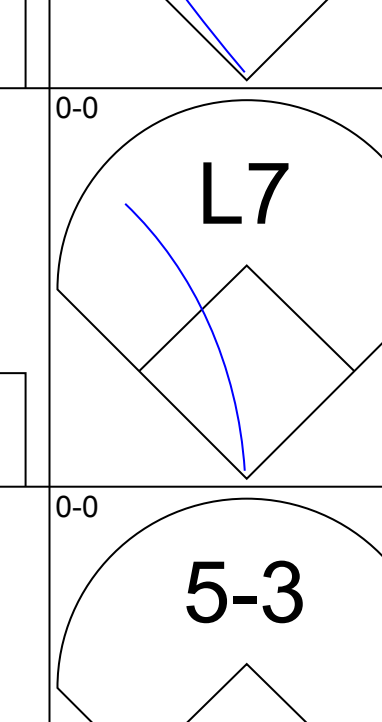
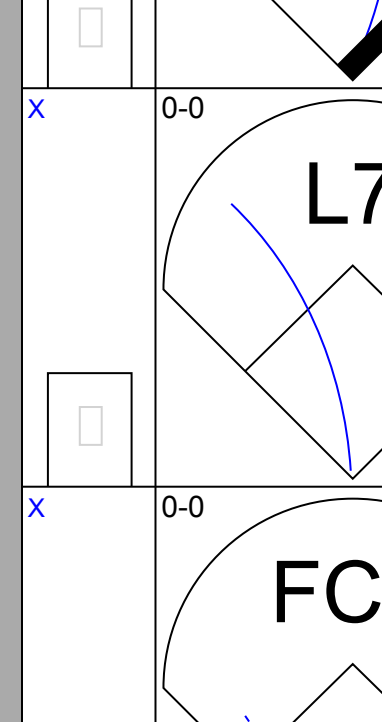
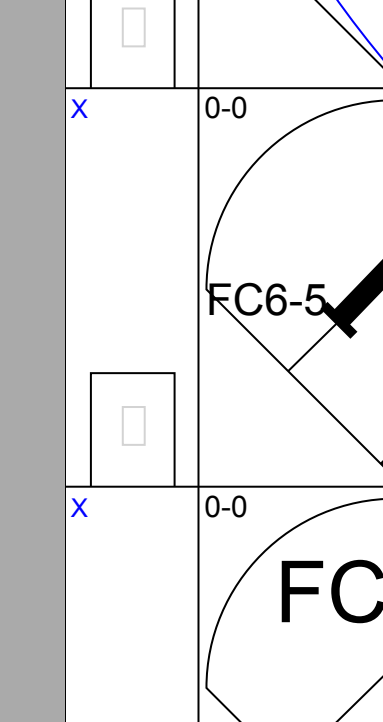
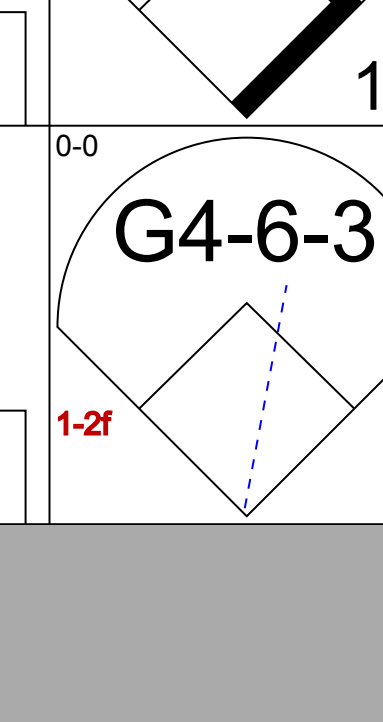
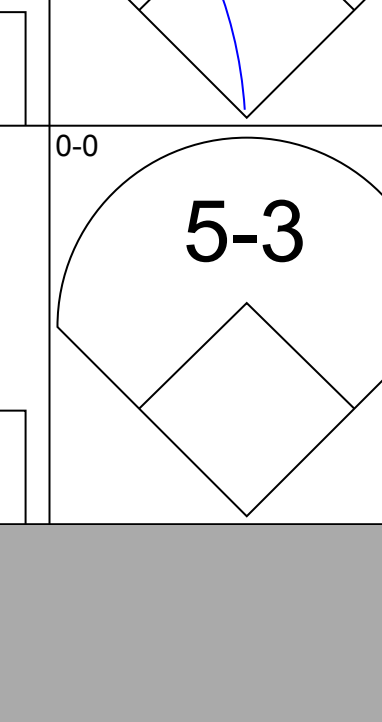
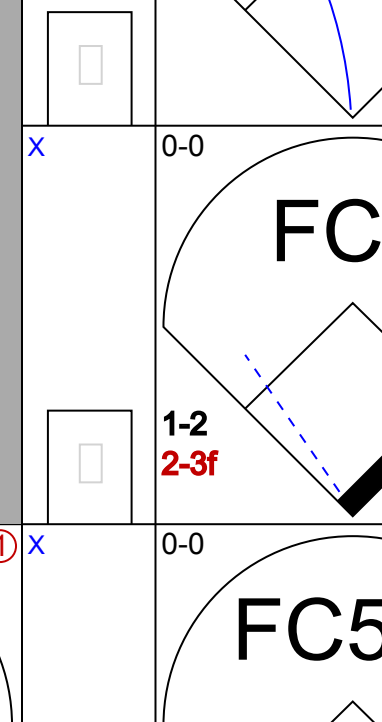
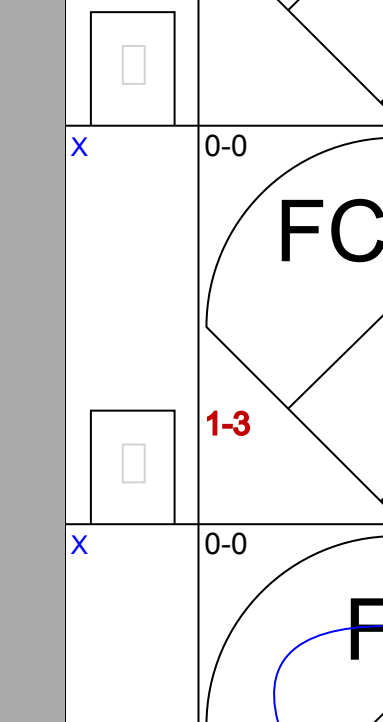
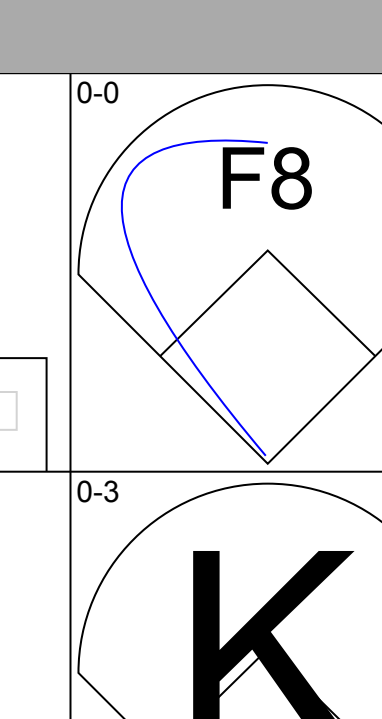
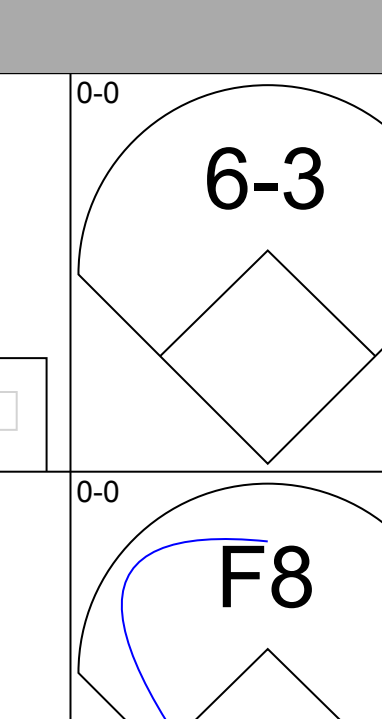
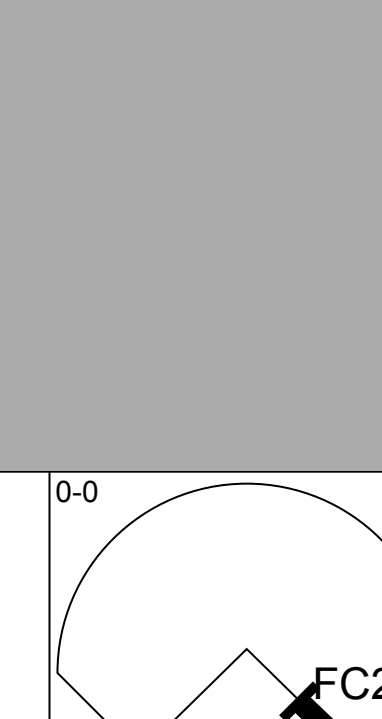
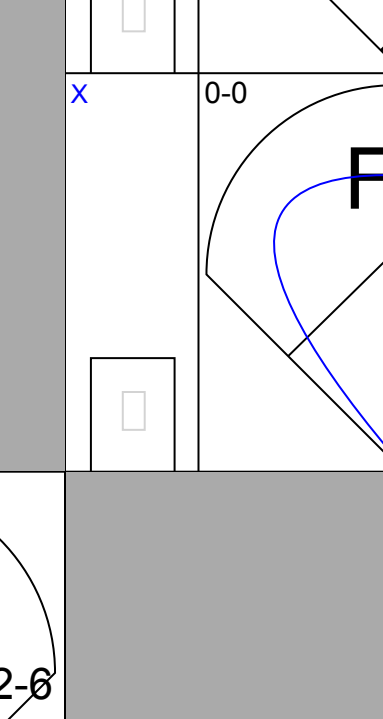
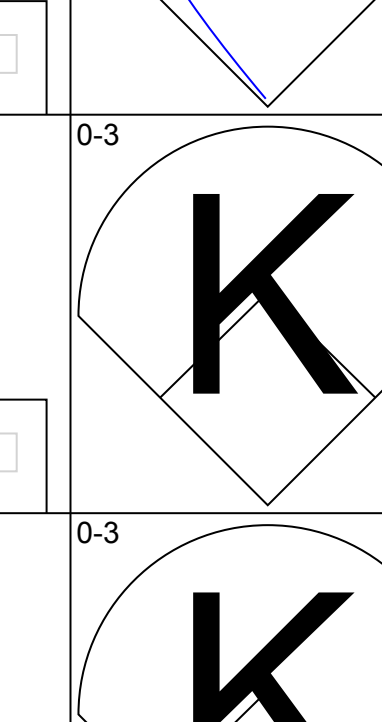
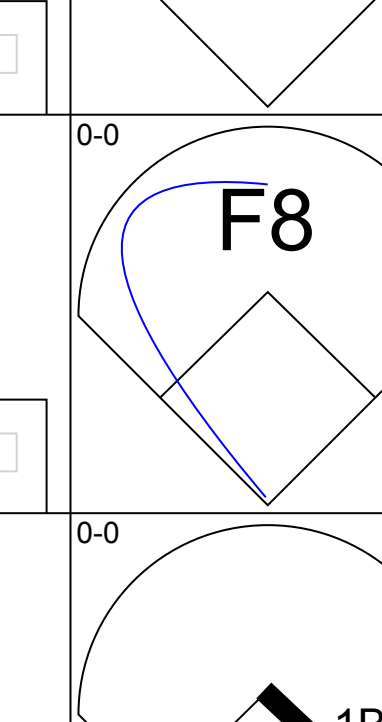
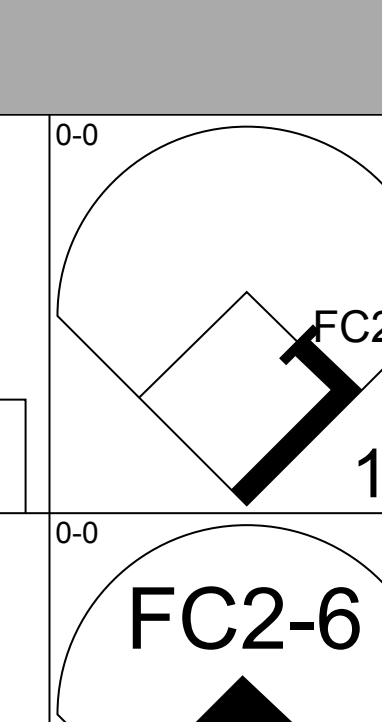
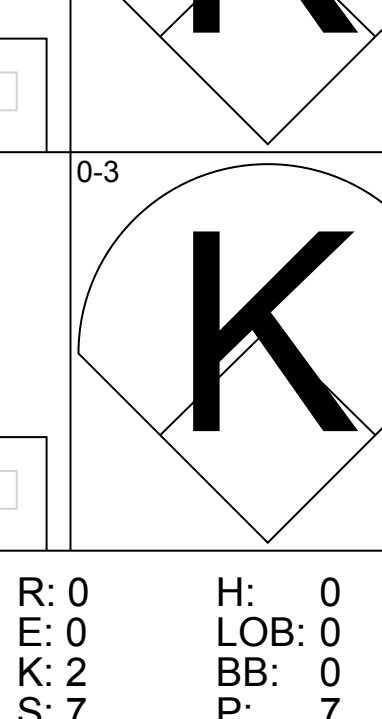
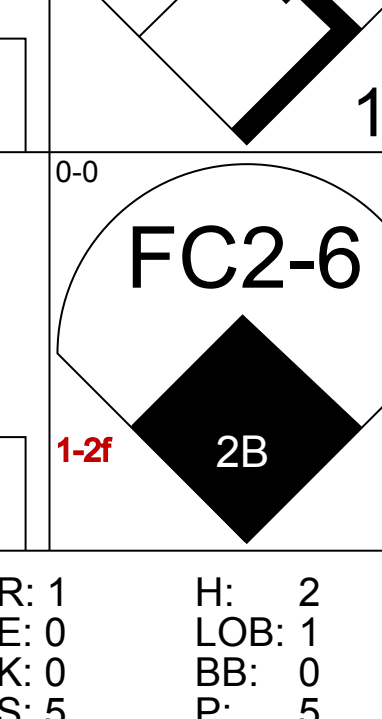
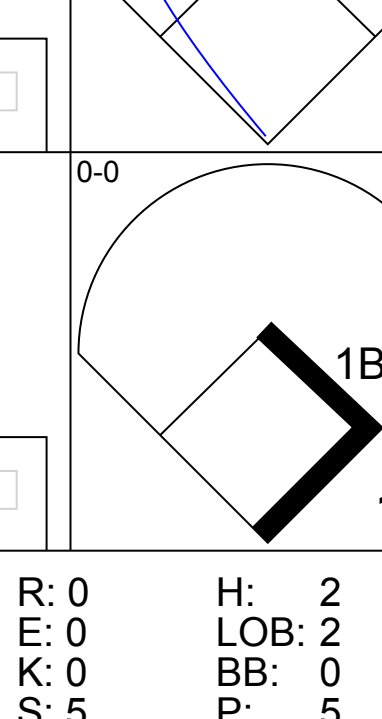
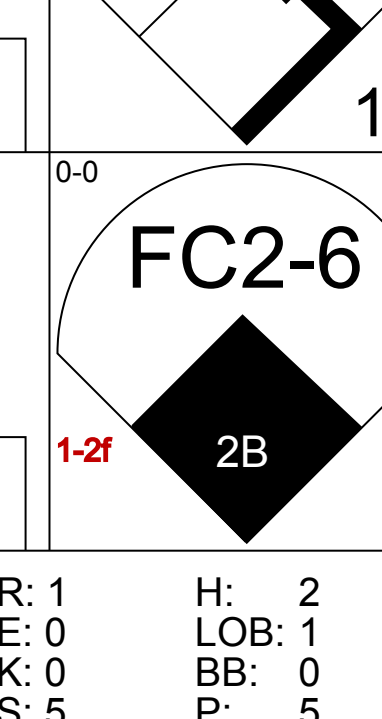
AB 38
R 5
H 11
RBI 4
BB 2
SO 3
LOB 13

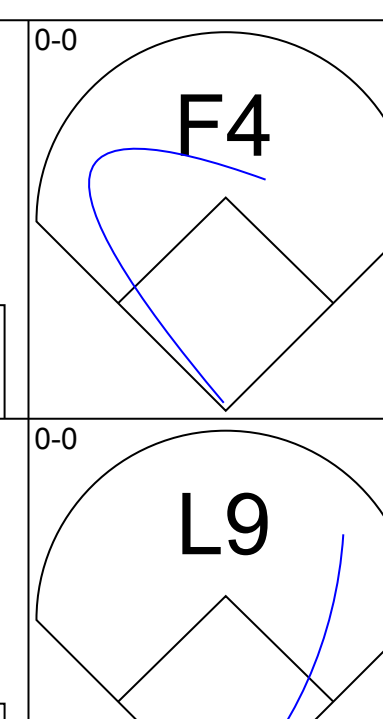
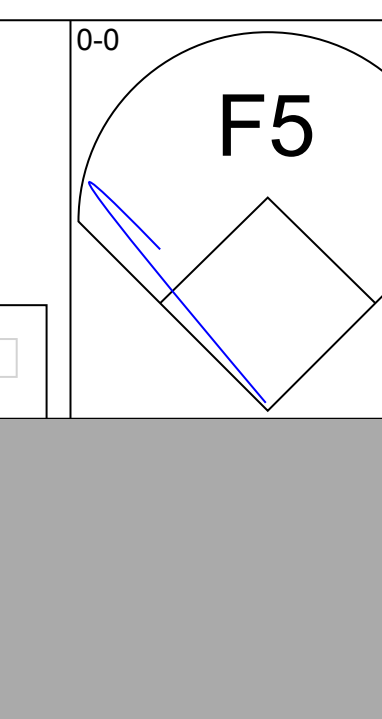
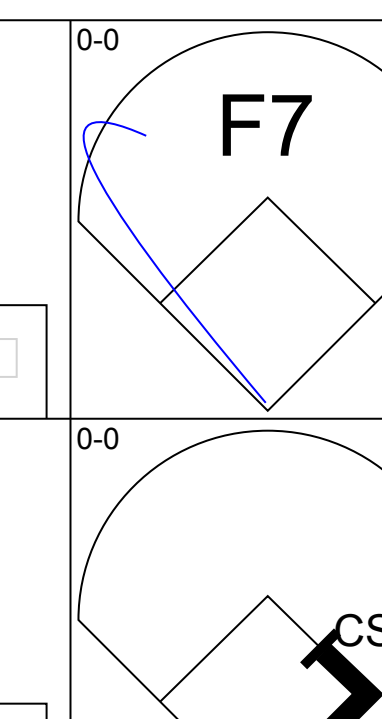
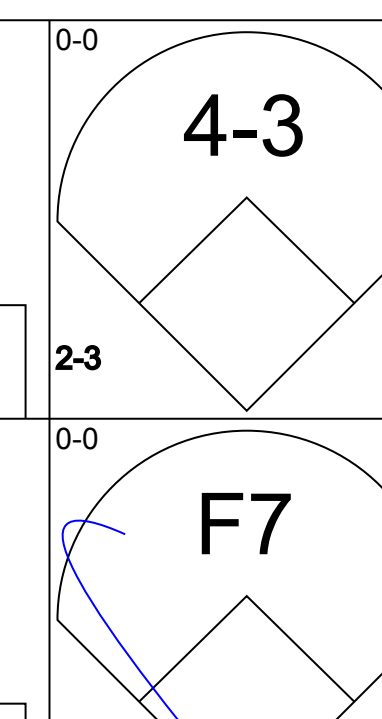
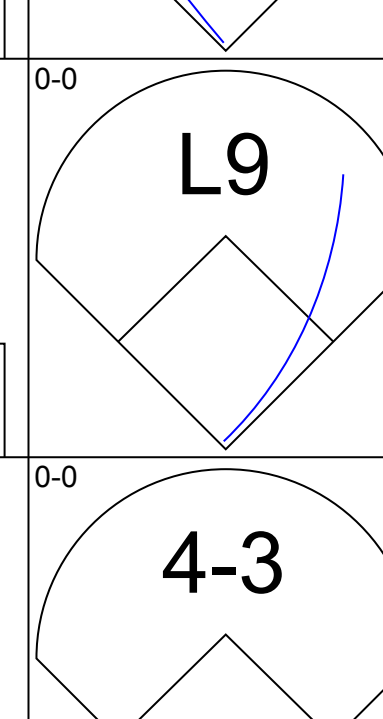
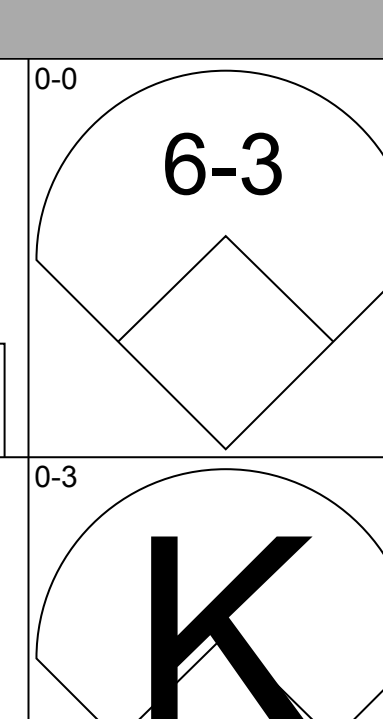
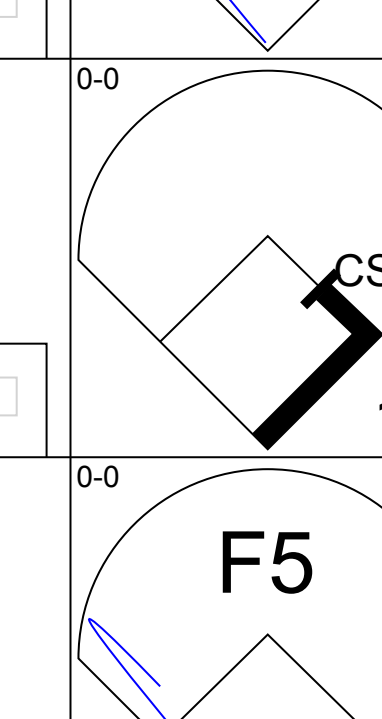
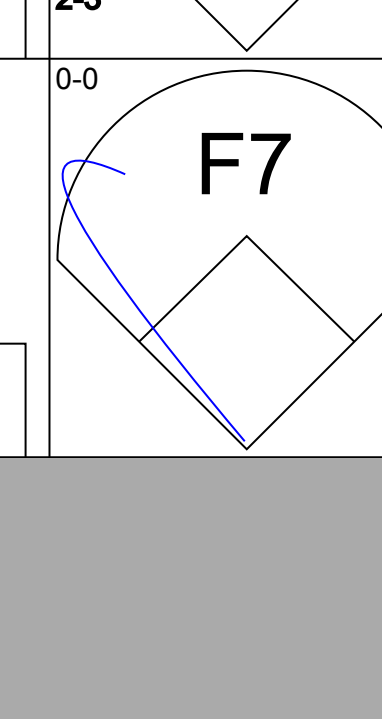
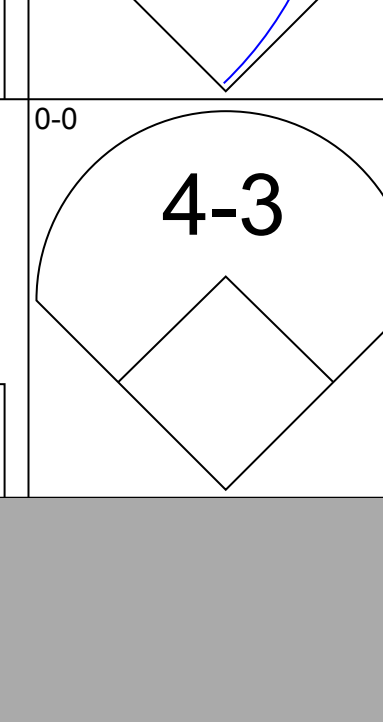
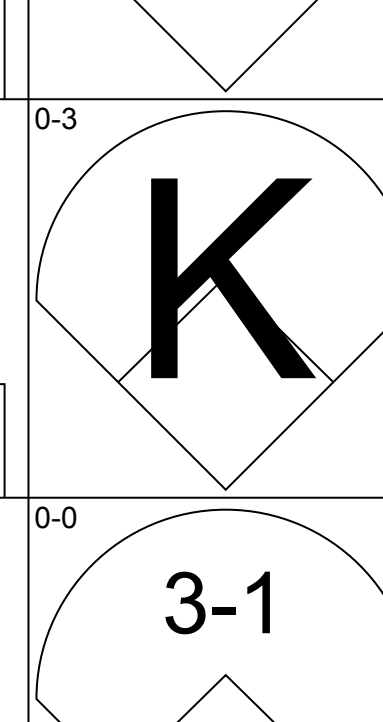
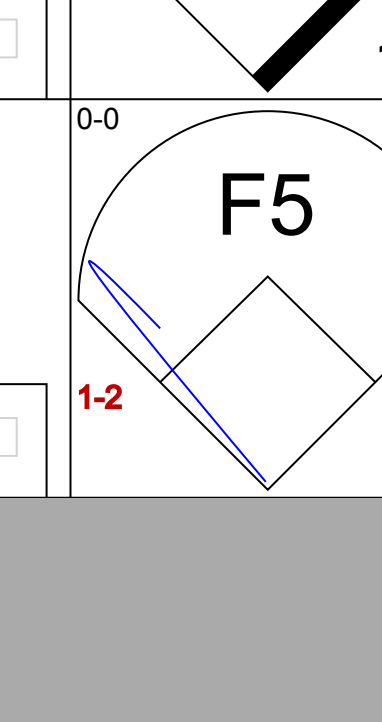
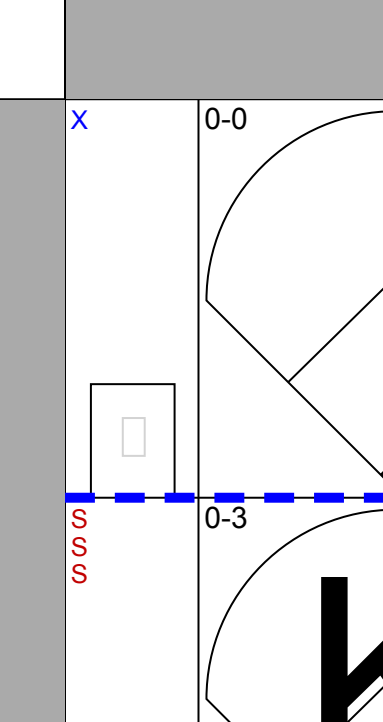
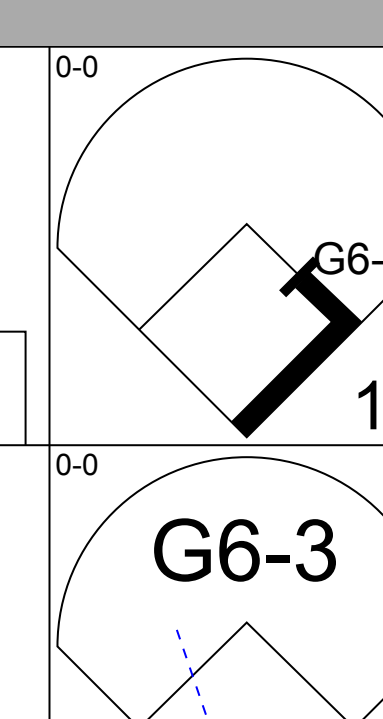
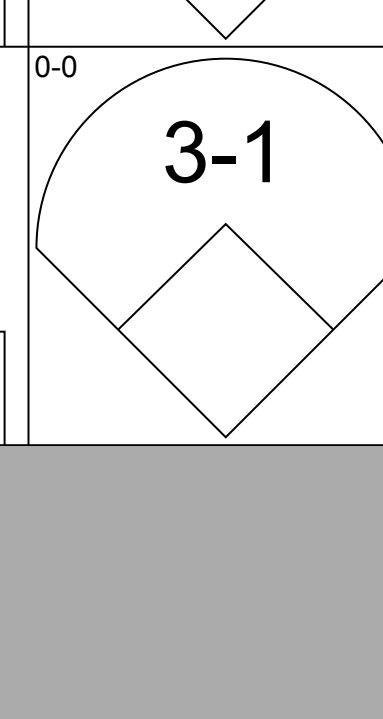
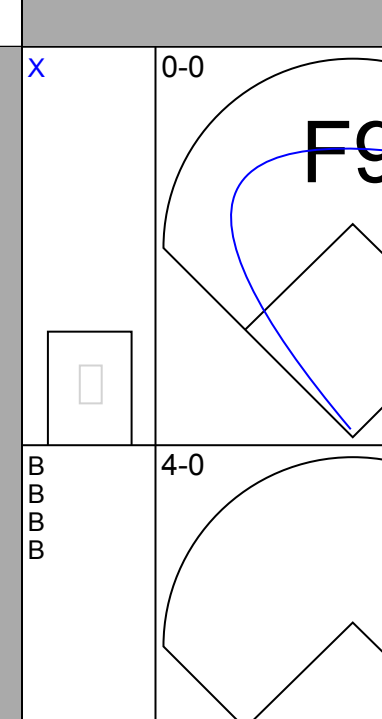
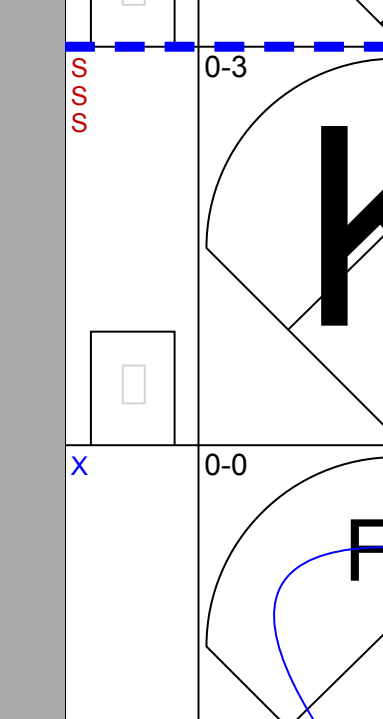
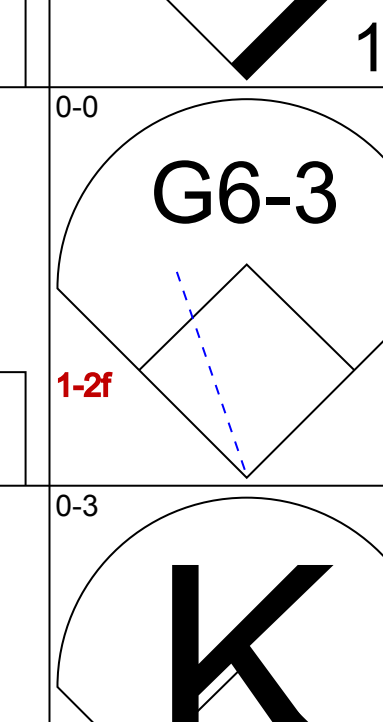
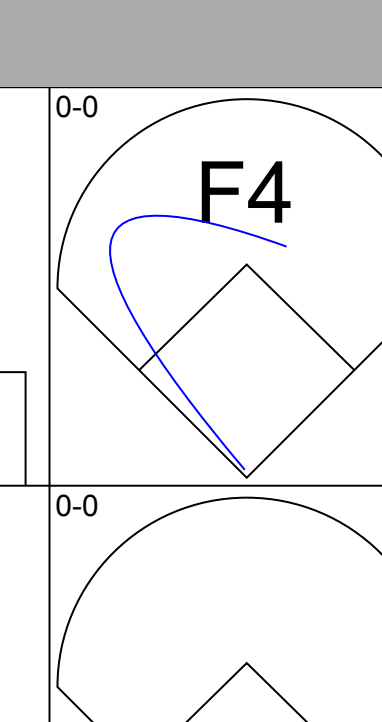
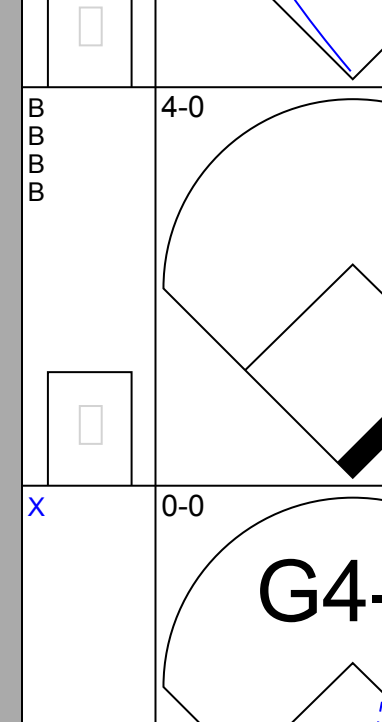
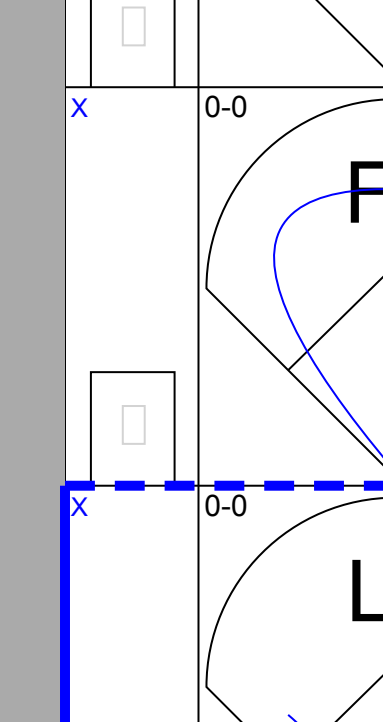
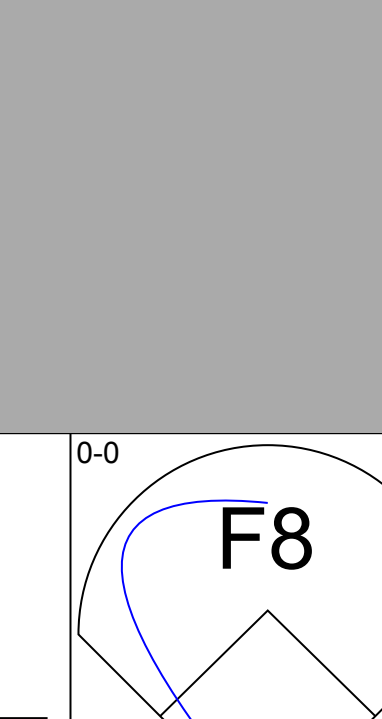
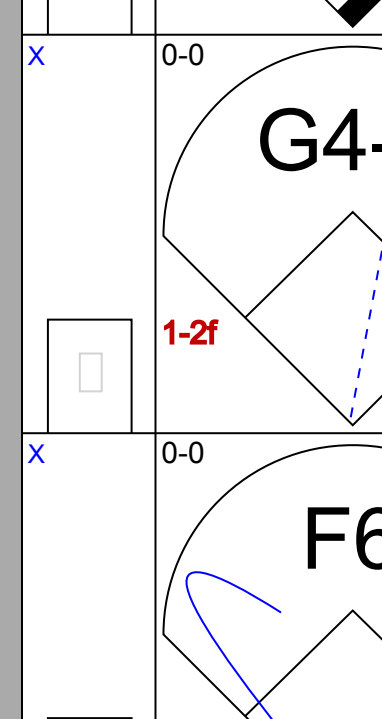
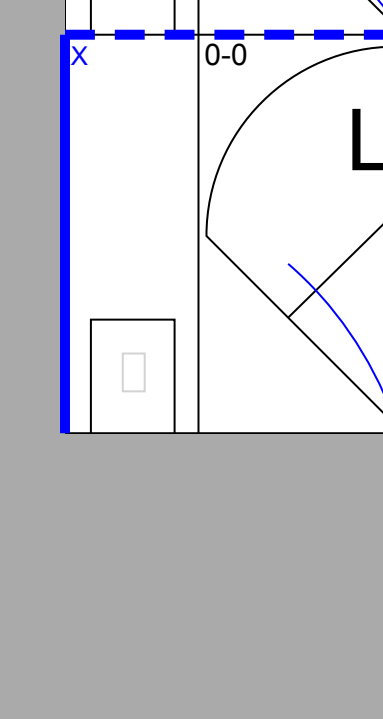
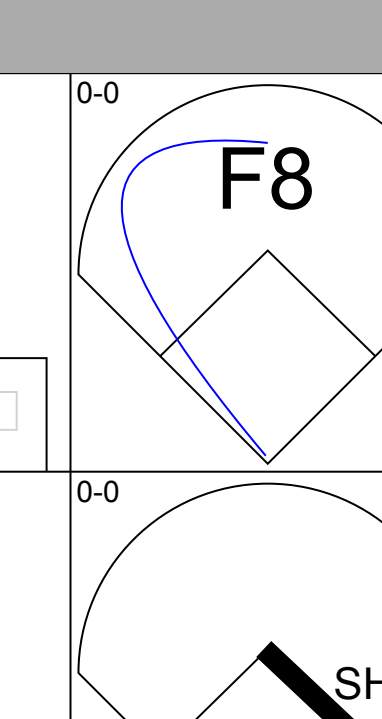
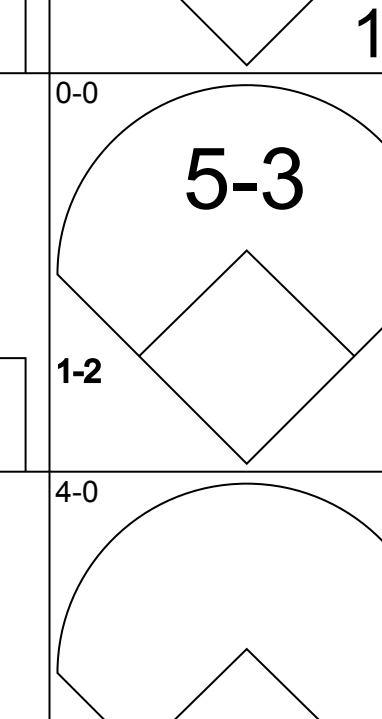
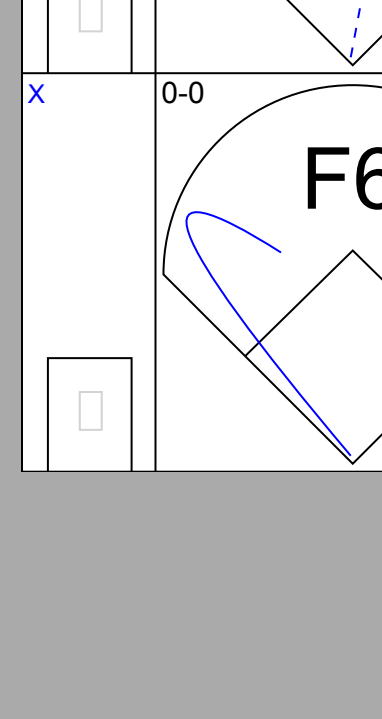
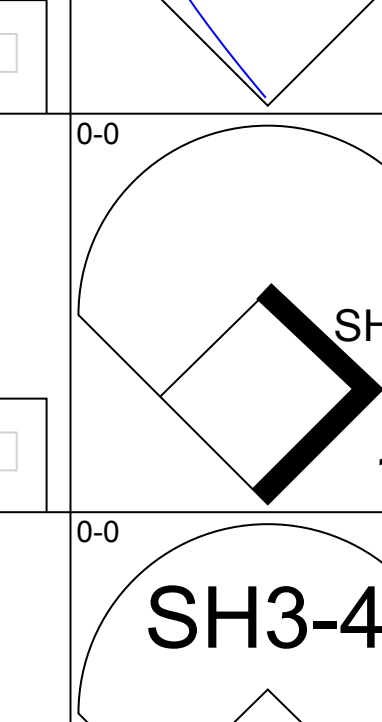
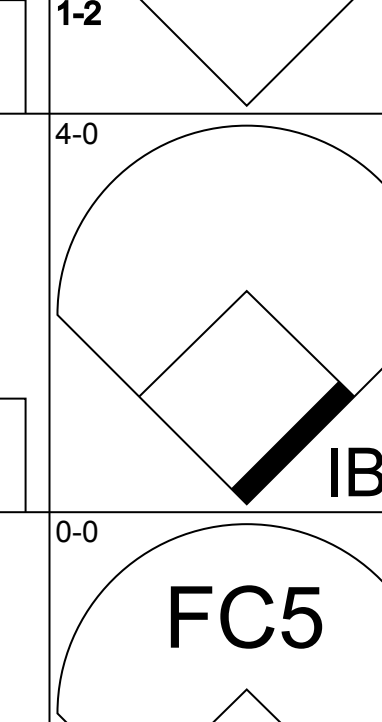
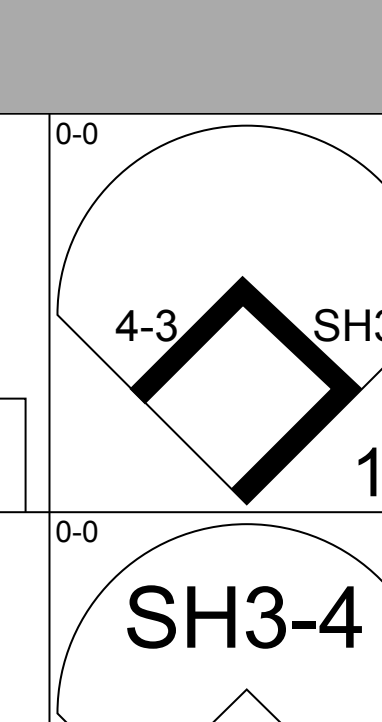
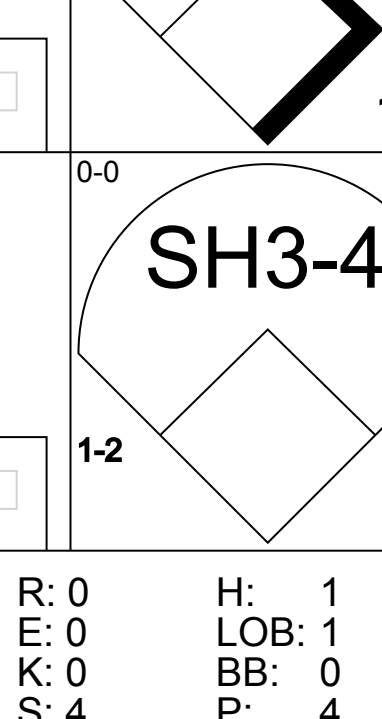
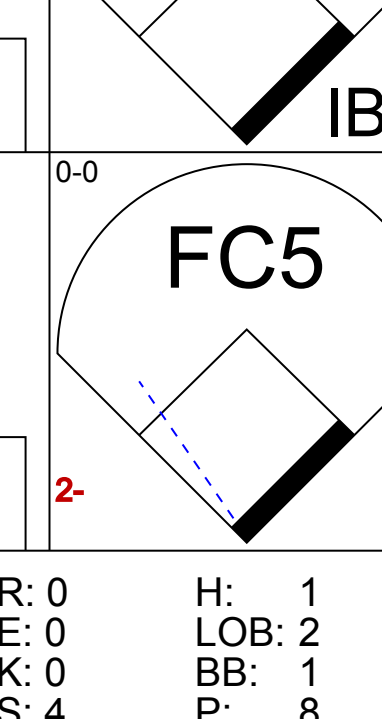
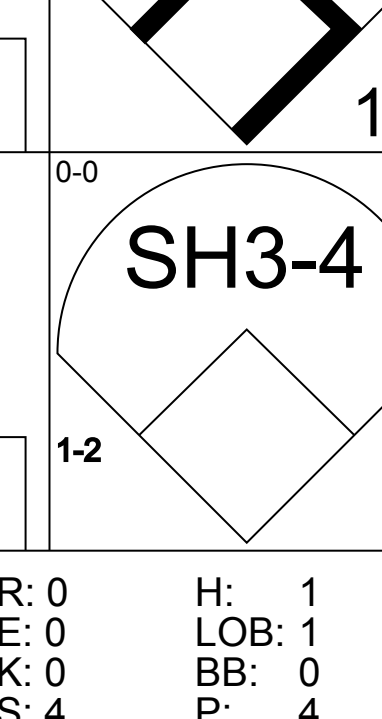


Batter	1	2	3	4	5	6	7	8	9	AB	R	H	RBI	BB	SO	LOB	BOTTOM																					
Roy White, S OBP: 0.308, SLG: 0.352 (1, 7)	3-1	4-3		WP 1B						3	1	1	1	1	0	1	Kansas City Athletics @ New York Yankees Yankee Stadium, Bronx, NY Fri Aug 19 1966, 7:05 PM EDT Unknown - 91 F																					
Bobby Richardson, R OBP: 0.297, SLG: 0.351 (1, 4)	6-3									3	0	1	1	1	0	0																						
Tom Tresh, S OBP: 0.340, SLG: 0.414 (1, 8)	F8	F8		G5-4-3 1B						4	1	1	1	0	0	3																						
Joe Pepitone, L OBP: 0.294, SLG: 0.487 (1, 3)		1B 1B		F6	G3					4	1	1	0	0	1	0																						
Roger Maris, L OBP: 0.310, SLG: 0.383 (1, 9)		1B BB		5-3						4	1	2	0	0	0	0																						
Elston Howard, R OBP: 0.322, SLG: 0.366 (1, 2)		SF9 1B		5-3						2	1	0	0	2	1	0																						
Clete Boyer, R OBP: 0.293, SLG: 0.386 (1, 5)		SF9 1B		5-3						4	1	1	1	0	0	2																						
Horace Clarke, S OBP: 0.309, SLG: 0.369 (1, 6)		1B 4-3		5-3						4	1	1	1	0	0	2																						
Fred Talbot, R Steve Hamilton, L Doolley Womack, L OBP: 0.236, SLG: 0.200 OBP: 0.053, SLG: 0.053 OBP: 0.250, SLG: 0.250 (1, 1) (8, 1) (9, 1)		SF9								3	0	1	1	0	0	3																						
Inning Stats	R: 4 E: 0 K: 0 S: 3	H: 4 LOB: 2 BB: 2 P: 15	R: 0 E: 0 K: 0 S: 4	H: 1 LOB: 3 BB: 2 P: 12	R: 1 E: 0 K: 0 S: 4	H: 2 LOB: 0 BB: 0 P: 4	R: 0 E: 0 K: 0 S: 3	H: 0 LOB: 1 BB: 1 P: 3	R: 0 E: 0 K: 0 S: 2	H: 0 LOB: 0 BB: 1 P: 6	R: 1 E: 0 K: 1 S: 6	H: 1 LOB: 0 BB: 0 P: 6	R: 1 E: 0 K: 1 S: 6	H: 1 LOB: 0 BB: 0 P: 6	R: 1 E: 0 K: 1 S: 6	H: 1 LOB: 0 BB: 0 P: 6		1B: 5 2B: 2 3B: 0 HR: 2	SF: 1 SAC: 0 DP: 1 HBP: 0	WP: 1 PB: 0 SB: 0 CS: 1	PA: 37																	
PITCHER	IP	WLS	BF	H	R	ER	SO	BB	IBB	HBP	BLK	WP	HR	S	P	ERA	WHIP	PITCHER				IP	WLS	BF	H	R	ER	SO	BB	IBB	HBP	BLK	WP	HR	S	P	ERA	WHIP
Jim Nash, R ERA: 2.65 (1, 1)	3.0	L	20	7	5	5	0	3	0	0	0	0	0	16	32	15.00	3.333																					
Joe Grzenda, L ERA: 4.29 (4, 1)	1.0		2	0	0	0	0	0	0	0	0	0	0	2	2	0.00	0.000																					
Wes Stock, R ERA: 3.29 (5, 1)	3.0		10	1	1	1	1	1	0	0	0	0	1	11	15	3.00	0.667																					
Vern Handrahan, R ERA: 6.55 (8, 1)	1.0		4	1	1	1	1	0	0	0	0	0	1	6	6	9.00	1.000																					

AB 30
R 7
H 9
RBI 7
BB 5
SO 2
LOB 9



Batter	1	2	3	4	5	6	7	8	9	AB	R	H	RBI	BB	SO	LOB	TOP			
Bert Campaneris, R OBP: 0.307, SLG: 0.397										4	0	2	1	0	1	0	Kansas City Athletics @ New York Yankees Yankee Stadium, Bronx, NY Fri Aug 19 1966, 7:05 PM EDT Att: 12,338 - Unknown - 88 F livebaseballscorecards.com			
Roger Repoz, L OBP: 0.317, SLG: 0.374										4	0	0	0	0	1	3				
Mike Hershberger, R OBP: 0.314, SLG: 0.363										4	0	1	0	0	0	1				
Danny Cater, R OBP: 0.286, SLG: 0.359										4	0	0	0	0	0	1				
Ed Charles, R OBP: 0.319, SLG: 0.432										4	0	2	0	0	0	2				
Ossie Chavarria, R OBP: 0.295, SLG: 0.282										4	0	0	0	0	0	4				
Joe Nossek, R OBP: 0.259, SLG: 0.323											4	0	0	0	0	3				
Phil Roof, R OBP: 0.293, SLG: 0.335										3	0	1	0	0	1	0				
Lew Krausse, R OBP: 0.237, SLG: 0.200										3	1	1	0	0	1	1				
Jack Aker, R OBP: 0.083, SLG: 0.167										0	0	0	0	0	0	0				
Inning Stats	R: 0 E: 0 K: 1 S: 5	H: 0 LOB: 0 BB: 0 P: 5	R: 0 E: 0 K: 0 S: 3	H: 1 LOB: 0 BB: 0 P: 3	R: 0 E: 0 K: 2 S: 7	H: 0 LOB: 0 BB: 0 P: 7	R: 0 E: 0 K: 1 S: 5	H: 0 LOB: 0 BB: 0 P: 5	R: 0 E: 0 K: 0 S: 5	H: 2 LOB: 2 BB: 0 P: 5	R: 0 E: 1 K: 0 S: 5	H: 1 LOB: 2 BB: 0 P: 5	R: 1 E: 0 K: 0 S: 5	H: 2 LOB: 1 BB: 0 P: 5	R: 0 E: 0 K: 0 S: 4	H: 1 LOB: 1 BB: 0 P: 4	1B: 6 2B: 1 3B: 0 HR: 0	SF: 0 SAC: 0 DP: 1 HBP: 0	WP: 0 PB: 0 SB: 1 CS: 0	PA: 34
PITCHER	IP WLS BF H R ER SO BB IBB HBP BLK WP HR S P ERA WHIP																			
Fritz Peterson, L ERA: 3.76	(1, 1) 8.0 L 30 6 1 1 4 0 0 0 0 0 0 0 38 38 1.12 0.750																			
Pedro Ramos, R ERA: 3.66	(9, 1) 1.0 4 1 0 0 0 0 0 0 0 0 0 0 4 4 0.00 1.000																			

Batter	1	2	3	4	5	6	7	8	9	AB	R	H	RBI	BB	SO	LOB	BOTTOM					
Roy White, S OBP: 0.304, SLG: 0.347										4	0	0	0	0	0	2	Kansas City Athletics @ New York Yankees Yankee Stadium, Bronx, NY Fri Aug 19 1966, 7:05 PM EDT Att: 12,338 - Unknown - 88 F livebaseballscorecards.com					
Bobby Richardson, R OBP: 0.297, SLG: 0.350										4	0	1	0	0	0	1						
Tom Tresh, S OBP: 0.339, SLG: 0.412										4	0	1	0	0	1	1						
Roger Maris, L OBP: 0.309, SLG: 0.381										4	0	1	0	0	1	1						
Jake Gibbs, L OBP: 0.332, SLG: 0.349										3	0	0	0	1	0	2						
Billy Bryan, L OBP: 0.200, SLG: 0.247										3	0	1	0	0	1	1						
Elston Howard, R OBP: 0.322, SLG: 0.366										0	0	0	0	0	0	0						
Ray Barker, L OBP: 0.230, SLG: 0.348										1	0	0	0	0	0	1						
Clete Boyer, R OBP: 0.291, SLG: 0.383										3	0	0	0	0	0	2						
Horace Clarke, S OBP: 0.319, SLG: 0.376										2	0	2	0	1	0	0						
Fritz Peterson, S OBP: 0.204, SLG: 0.229										1	0	0	0	0	0	2						
Hector Lopez, R OBP: 0.274, SLG: 0.377										0	0	0	0	0	0	0						
Pedro Ramos, S OBP: 0.182, SLG: 0.182										0	0	0	0	0	0	0						
Inning Stats	R: 0 E: 0 K: 0 S: 3	H: 0 LOB: 0 BB: 0 P: 3	R: 0 E: 0 K: 1 S: 5	H: 1 LOB: 0 BB: 0 P: 5	R: 0 E: 0 K: 0 S: 4	H: 1 LOB: 1 BB: 0 P: 4	R: 0 E: 0 K: 1 S: 5	H: 0 LOB: 0 BB: 0 P: 5	R: 0 E: 0 K: 0 S: 4	H: 1 LOB: 2 BB: 1 P: 8	R: 0 E: 0 K: 0 S: 3	H: 1 LOB: 1 BB: 0 P: 3	R: 0 E: 0 K: 0 S: 3	H: 0 LOB: 1 BB: 1 P: 7	R: 0 E: 0 K: 0 S: 4	H: 1 LOB: 1 BB: 0 P: 4	R: 0 E: 0 K: 1 S: 6	H: 1 LOB: 1 BB: 0 P: 6	1B: 6 2B: 0 3B: 0 HR: 0	SF: 0 SAC: 2 DP: 1 HBP: 0	WP: 0 PB: 0 SB: 0 CS: 1	PA: 33
PITCHER	IP WLS BF H R ER SO BB IBB HBP BLK WP HR S P ERA WHIP																					
Lew Krausse, R ERA: 3.21	(1, 1) 8.0 W 30 6 0 0 2 1 0 0 0 0 0 0 32 40 0.00 0.875																					
Joe Grzenda, L ERA: 4.05	(9, 1) 0.2 2 0 0 0 1 0 0 0 0 0 0 0 4 4 0.00 0.000																					
Jack Aker, R ERA: 1.67	(9, 1) 0.1 S 1 0 0 0 0 0 0 0 0 0 0 0 1 1 0.00 0.000																					

Batter	1	2	3	4	5	6	7	8	9	AB	R	H	RBI	BB	SO	LOB	TOP								
Bert Campaneris, R OBP: 0.308, SLG: 0.398 (1, 6)										4	0	1	0	1	0	0	Kansas City Athletics @ Boston Red Sox Fenway Park, Boston, MA Wed Aug 24 1966, 7:05 PM EDT Unknown								
Jim Gosger, L OBP: 0.322, SLG: 0.352 (1, 7)										3	1	0	0	1	1	2									
Mike Hershberger, R OBP: 0.315, SLG: 0.363 (1, 9)										3	1	1	1	1	0	1									
Danny Cater, R OBP: 0.294, SLG: 0.360 (1, 3)										2	1	0	0	2	1	0									
Roger Repoz, L OBP: 0.318, SLG: 0.385 (1, 8)										4	1	2	2	0	1	3									
Ed Charles, R OBP: 0.322, SLG: 0.427 (1, 5)										4	0	0	0	0	2	2									
Dick Green, R OBP: 0.311, SLG: 0.372 (1, 4)										3	0	0	0	0	1	1									
Phil Roof, R OBP: 0.291, SLG: 0.332 (1, 2)										4	0	1	0	0	1	2									
Jim Nash, R OBP: 0.091, SLG: 0.121 (1, 1)										3	0	0	0	0	1	1									
Jack Aker, R OBP: 0.077, SLG: 0.154 (7, 1)										1	0	0	0	0	1	0									
Inning Stats	R: 0 H: 1 E: 0 K: 2 S: 7	H: 1 LOB: 2 BB: 2 P: 15	R: 0 H: 1 E: 0 K: 0 S: 4	H: 1 LOB: 1 BB: 0 P: 4	R: 0 H: 0 E: 0 K: 0 S: 3	H: 0 LOB: 0 BB: 0 P: 3	R: 0 H: 0 E: 0 K: 1 S: 5	H: 0 LOB: 1 BB: 1 P: 9	R: 0 H: 0 E: 0 K: 1 S: 5	H: 0 LOB: 0 BB: 0 P: 5	R: 4 H: 2 E: 1 K: 1 S: 8	H: 2 LOB: 0 BB: 1 P: 12	R: 0 H: 0 E: 0 K: 0 S: 3	H: 0 LOB: 1 BB: 0 P: 4	R: 0 H: 1 E: 0 K: 3 S: 10	H: 1 LOB: 2 BB: 0 P: 11	R: 0 H: 0 E: 0 K: 1 S: 4	H: 0 LOB: 0 BB: 1 P: 8	1B: 1 2B: 4 3B: 0 HR: 1	SF: 0 SAC: 0 DP: 1 HBP: 2	WP: 1 PB: 0 SB: 1 CS: 2	PA: 38			
PITCHER	IP	WLS	BF	H	R	ER	SO	BB	IBB	HBP	BLK	WP	HR	S	P	ERA	WHIP								
Darrell Brandon, R ERA: 3.97 (1, 1)	7.0	L	30	4	4	3	5	4	0	1	0	0	1	35	52	3.86	1.143								
John Wyatt, R ERA: 3.67 (8, 1)	2.0		8	1	0	0	4	1	0	1	0	1	0	14	19	0.00	1.000								

AB	31
R	4
H	5
RBI	3
BB	5
SO	9
LOB	12



Batter	1	2	3	4	5	6	7	8	9	AB	R	H	RBI	BB	SO	LOB	BOTTOM								
Dalton Jones, L OBP: 0.307, SLG: 0.383 (1, 4)										4	1	1	0	0	1	1	Kansas City Athletics @ Boston Red Sox Fenway Park, Boston, MA Wed Aug 24 1966, 7:05 PM EDT Unknown								
Joe Foy, R OBP: 0.358, SLG: 0.423 (1, 5)										4	1	2	1	0	1	0									
Carl Yastrzemski, L OBP: 0.362, SLG: 0.429 (1, 7)										4	0	0	0	0	0	2									
Tony Conigliaro, R OBP: 0.338, SLG: 0.515 (1, 9)										4	0	1	1	0	2	1									
Don Demeter, R OBP: 0.294, SLG: 0.490 (1, 8)										4	0	1	0	0	1	2									
George Scott, R OBP: 0.328, SLG: 0.451 (1, 3)										3	0	0	0	1	0	1									
Eddie Kasko, R OBP: 0.291, SLG: 0.309 (1, 6)										4	0	2	0	0	0	2									
Mike Ryan, R OBP: 0.259, SLG: 0.273 (1, 2)										3	0	0	0	0	1	2									
Darrell Brandon, R OBP: 0.188, SLG: 0.241 (1, 1)										2	0	0	0	0	0	1									
Lenny Green, L OBP: 0.341, SLG: 0.328 (7, PH)										1	0	1	0	0	0	0									
John Wyatt, R ERA: 1.62 (8, 1)										0	0	0	0	0	0	0									
Inning Stats	R: 0 H: 0 E: 0 K: 2 S: 7	H: 1 LOB: 0 BB: 0 P: 7	R: 0 H: 1 E: 0 K: 1 S: 5	H: 1 LOB: 1 BB: 1 P: 9	R: 0 H: 0 E: 0 K: 1 S: 5	H: 0 LOB: 0 BB: 0 P: 5	R: 0 H: 1 E: 0 K: 0 S: 4	H: 1 LOB: 1 BB: 0 P: 4	R: 0 H: 1 E: 0 K: 0 S: 4	H: 1 LOB: 1 BB: 0 P: 4	R: 2 H: 3 E: 0 K: 1 S: 8	H: 3 LOB: 1 BB: 0 P: 8	R: 0 H: 2 E: 0 K: 0 S: 4	H: 2 LOB: 1 BB: 0 P: 4	R: 0 H: 0 E: 0 K: 1 S: 5	H: 0 LOB: 0 BB: 0 P: 5	R: 0 H: 0 E: 0 K: 0 S: 3	H: 0 LOB: 0 BB: 0 P: 3	1B: 4 2B: 4 3B: 0 HR: 0	SF: 0 SAC: 0 DP: 2 HBP: 0	WP: 0 PB: 0 SB: 0 CS: 0	PA: 34			
PITCHER	IP	WLS	BF	H	R	ER	SO	BB	IBB	HBP	BLK	WP	HR	S	P	ERA	WHIP								
Jim Nash, R ERA: 2.88 (1, 1)	6.0	W	24	6	2	2	5	1	0	0	0	0	0	33	37	3.00	1.167								
Jack Aker, R ERA: 1.62 (7, 1)	3.0	S	10	2	0	0	1	0	0	0	0	0	0	12	12	0.00	0.667								



Batter	1	2	3	4	5	6	7	8	9	AB	R	H	RBI	BB	SO	LOB	TOP										
Bert Campaneris, R OBP: 0.309, SLG: 0.398 (1, 6)										5	2	2	0	0	1	2											
Jim Gosger, L OBP: 0.320, SLG: 0.359 (1, 7)										5	2	1	2	0	0	3											
Mike Hershberger, R OBP: 0.319, SLG: 0.366 (1, 9)										5	1	3	3	0	0	0											
Danny Cater, R OBP: 0.293, SLG: 0.358 (1, 3)										5	1	1	0	0	0	2											
Roger Repoz, L OBP: 0.314, SLG: 0.381 (1, 8)										3	0	0	1	0	1	1											
Ed Charles, R OBP: 0.327, SLG: 0.442 (1, 5)										4	1	3	2	0	0	0											
Dick Green, R OBP: 0.310, SLG: 0.371 Ossie Chavarria, R OBP: 0.290, SLG: 0.279 (3, 4)										2	0	0	0	0	2	0											
Phil Roof, R OBP: 0.290, SLG: 0.329 (1, 2)										3	1	0	0	1	2	1											
Lew Krausse, R OBP: 0.238, SLG: 0.205 (1, 1)										3	0	1	0	0	1	1											
Inning Stats	R: 1 E: 0 K: 1 S: 7	H: 2 LOB: 1 BB: 0 P: 7	R: 0 E: 0 K: 2 S: 7	H: 0 LOB: 0 BB: 0 P: 7	R: 5 E: 1 K: 1 S: 10	H: 4 LOB: 0 BB: 0 P: 10	R: 2 E: 0 K: 1 S: 6	H: 1 LOB: 1 BB: 1 P: 10	R: 0 E: 0 K: 0 S: 4	H: 1 LOB: 1 BB: 0 P: 4	R: 0 E: 0 K: 0 S: 3	H: 0 LOB: 0 BB: 0 P: 3	R: 0 E: 0 K: 2 S: 8	H: 1 LOB: 1 BB: 0 P: 8	R: 0 E: 0 K: 0 S: 4	H: 1 LOB: 1 BB: 0 P: 4	1B: 9 2B: 0 3B: 0 HR: 2	SF: 1 SAC: 1 DP: 0 HBP: 0	WP: 0 PB: 0 SB: 3 CS: 0	PA: 40							
PITCHER	IP	WLS	BF	H	R	ER	SO	BB	IBB	HBP	BLK	WP	HR	S	P	ERA	WHIP										
Jose Santiago, R ERA: 3.58 (1, 1)	2.2	L	15	6	6	2	3	0	0	0	0	0	1	21	21	6.75	2.250										
Dan Osinski, R ERA: 3.95 (3, 1)	0.1		1	0	0	0	1	0	0	0	0	0	0	3	3	0.00	0.000										
Rollie Sheldon, R ERA: 4.09 (4, 1)	2.0		9	2	2	2	1	1	0	0	0	0	1	10	14	9.00	1.500										
Bill Short, L ERA: 2.66 (6, 1)	2.0		7	1	0	0	0	0	0	0	0	0	0	7	7	0.00	0.500										
Jim Lomborg, R ERA: 4.63 (8, 1)	2.0		8	2	0	0	2	0	0	0	0	0	0	12	12	0.00	1.000										

Kansas City Athletics @ Boston Red Sox
Fenway Park, Boston, MA
Wed Aug 24 1966, 7:05 PM EDT
Att: 18,666 - Unknown

AB 37
R 8
H 11
RBI 8
BB 1
SO 7
LOB 12

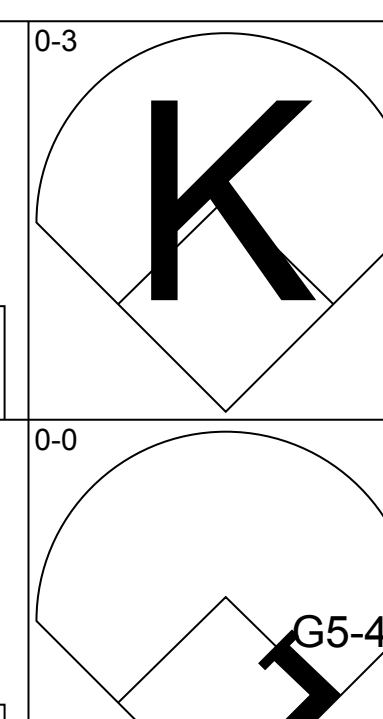
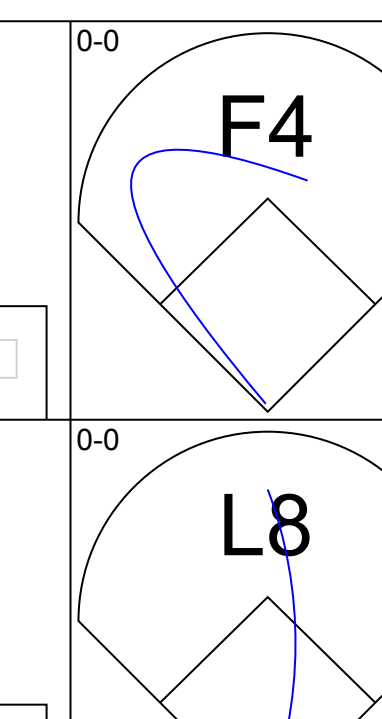
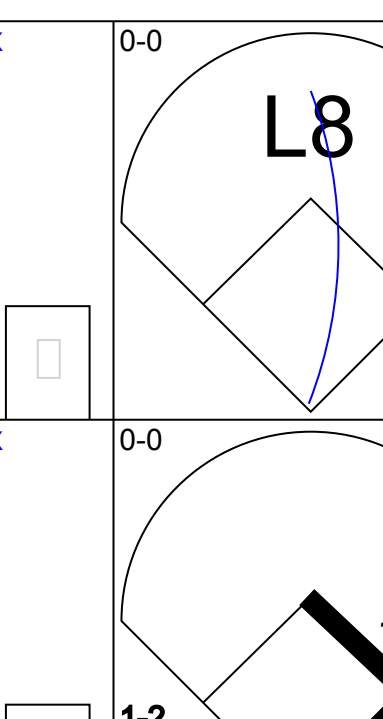
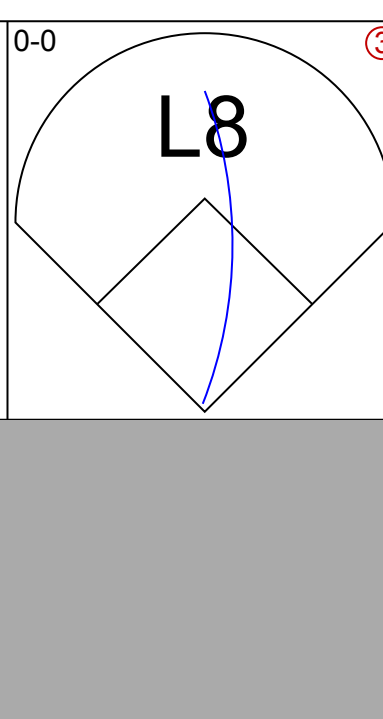
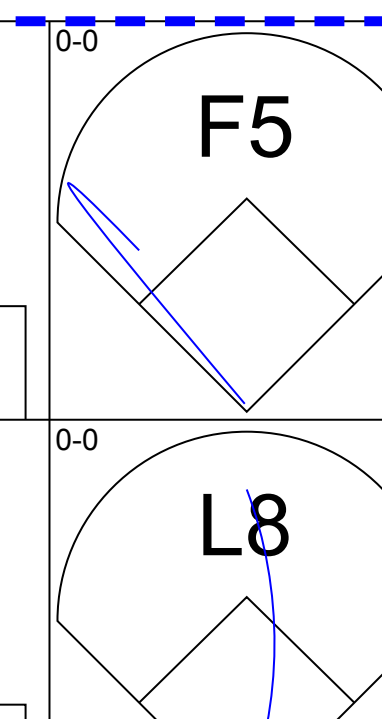
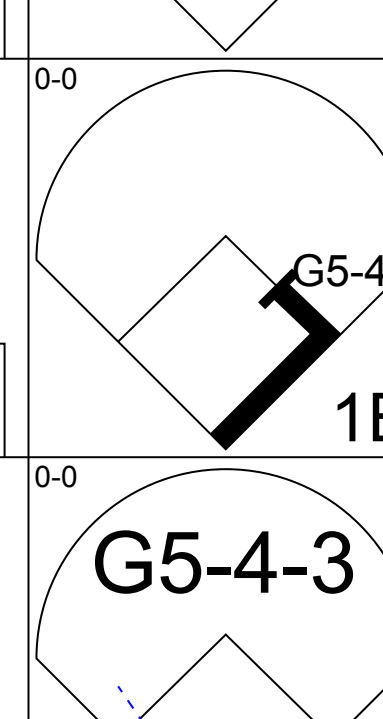
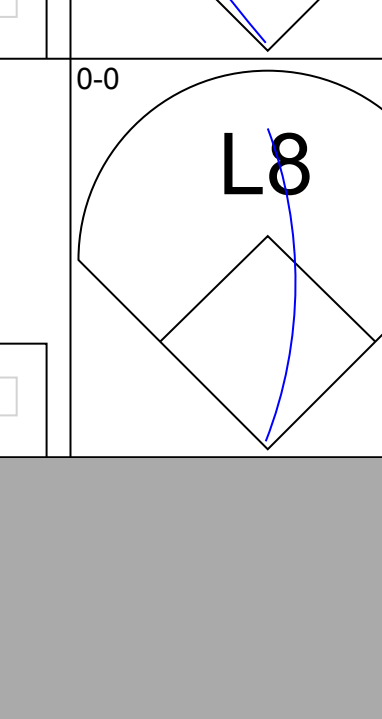
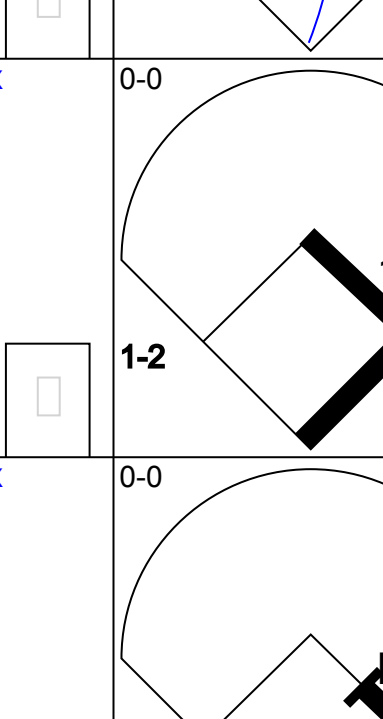
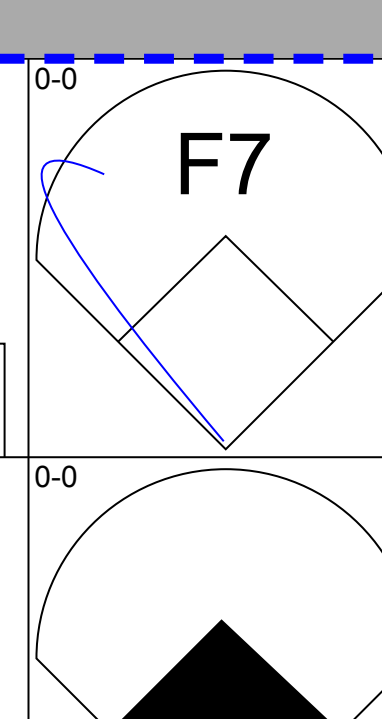
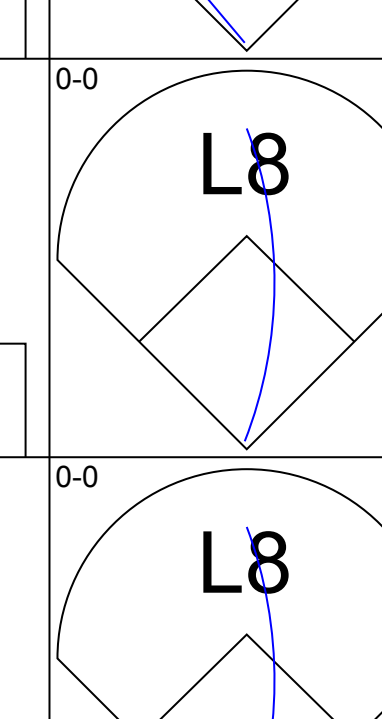
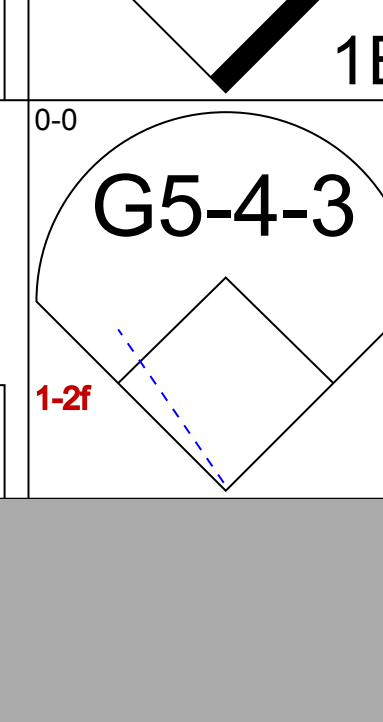
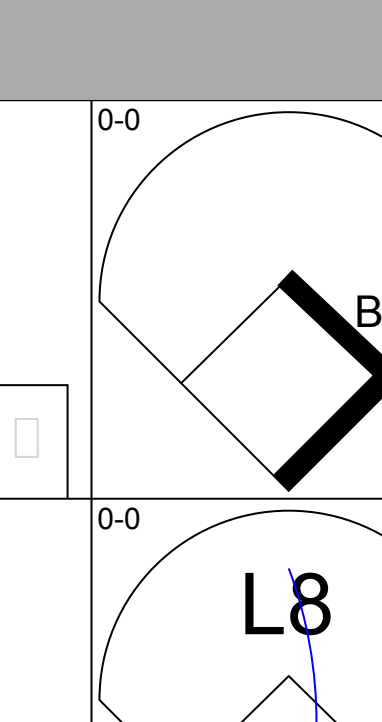
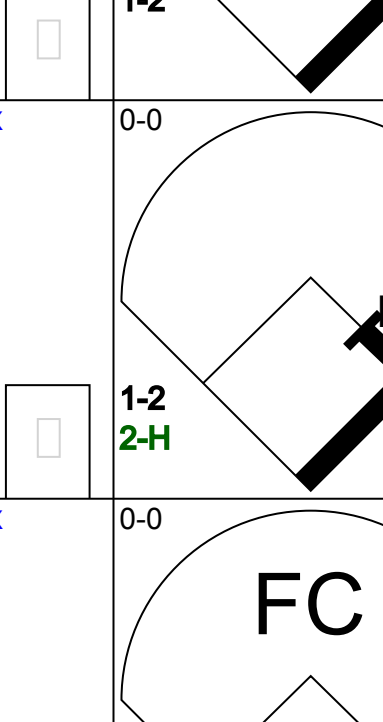
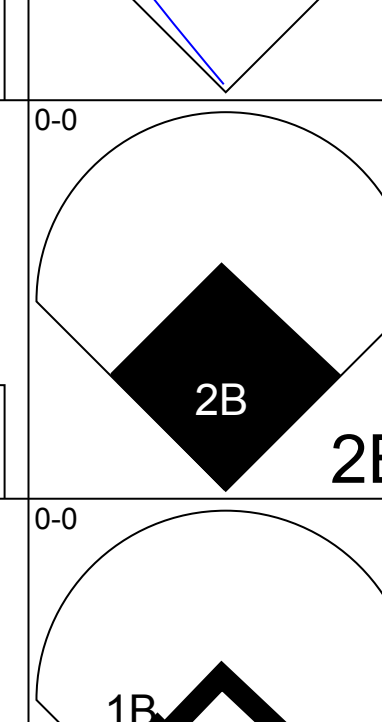
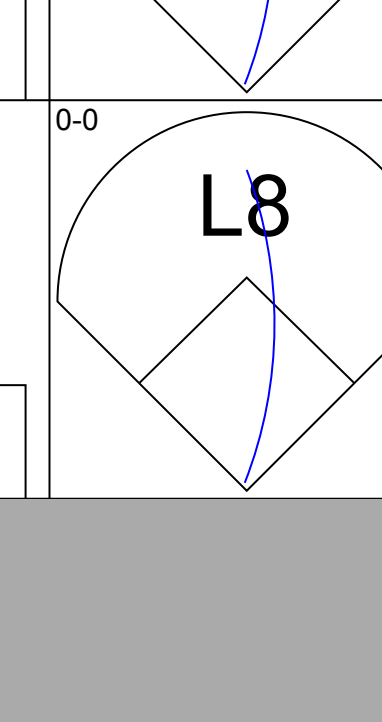
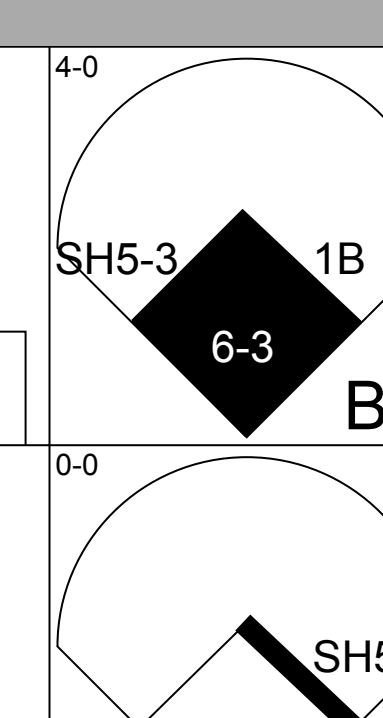
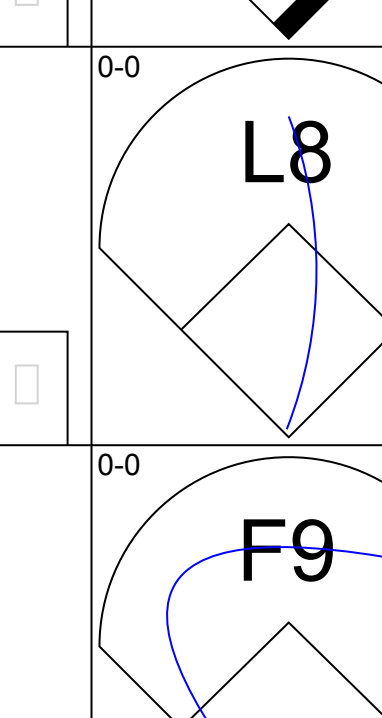
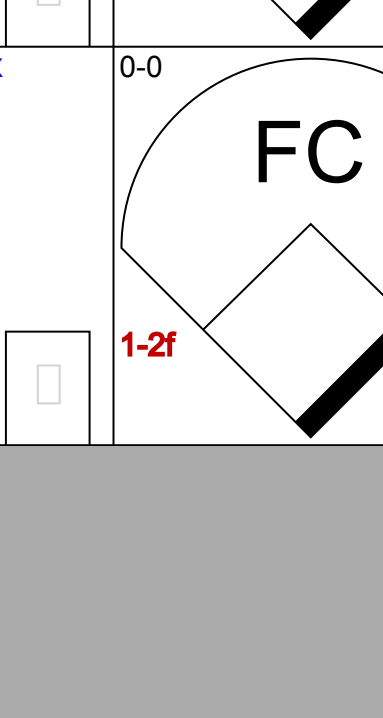
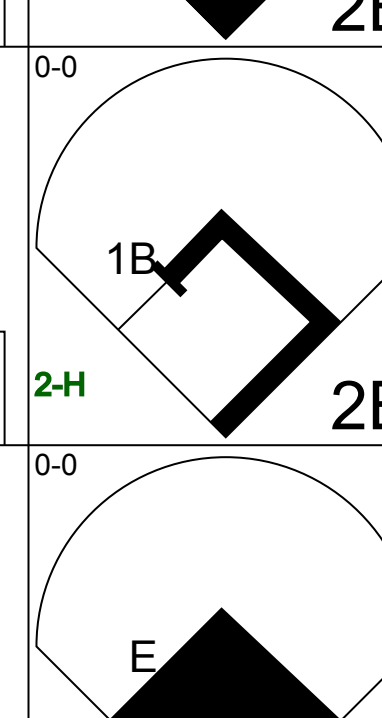
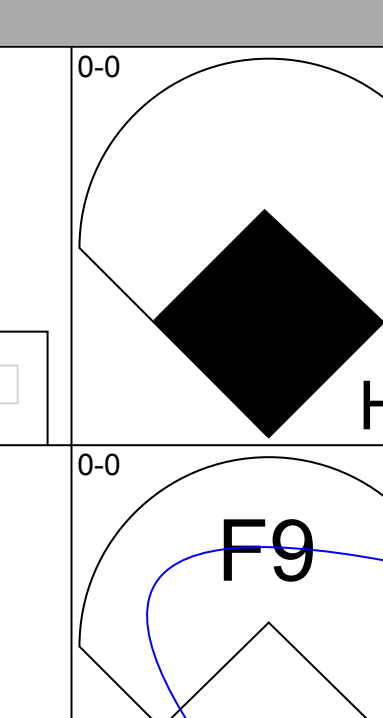
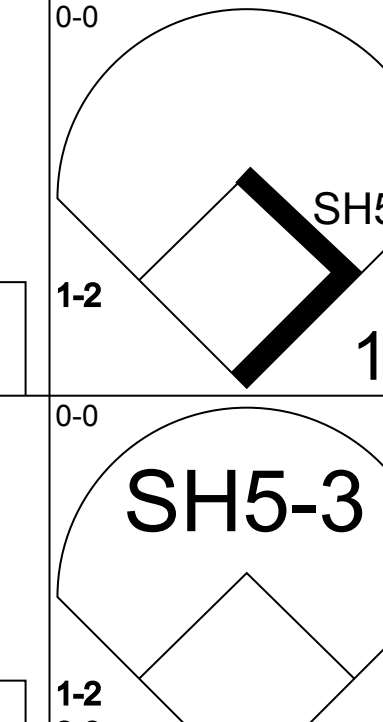
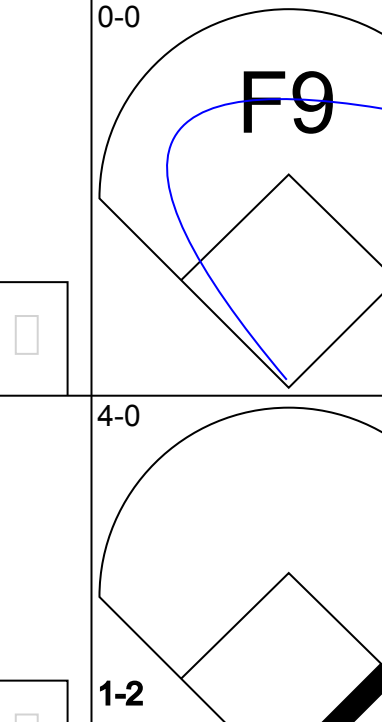
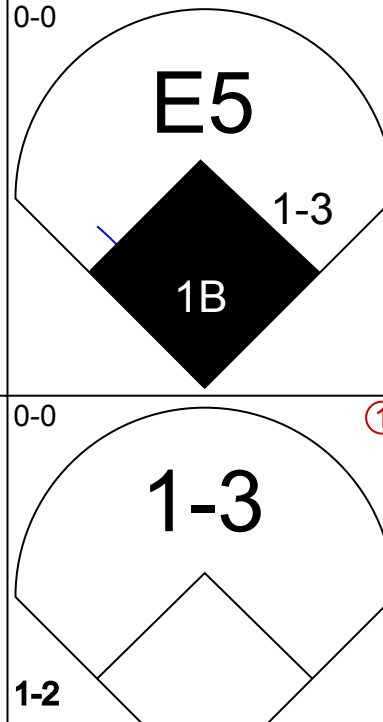
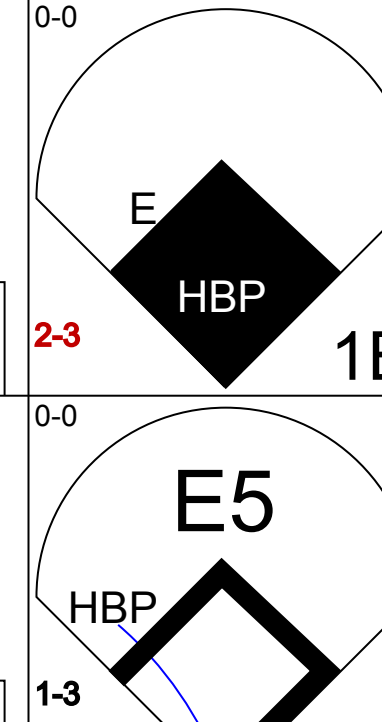

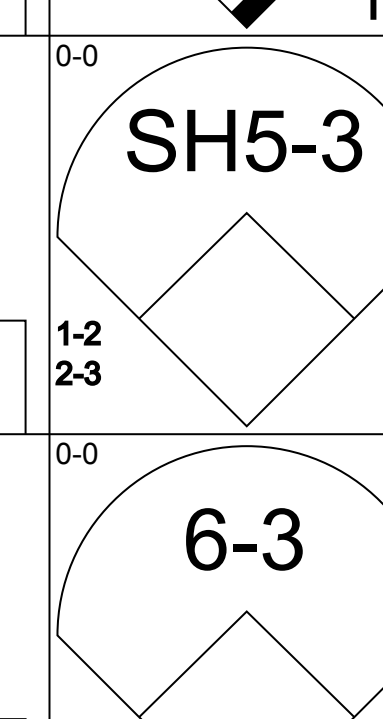
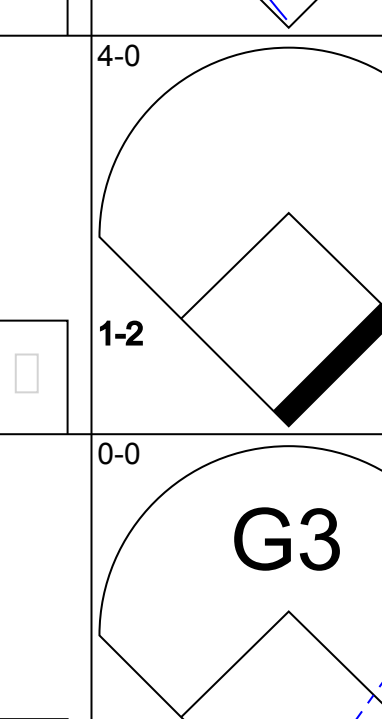
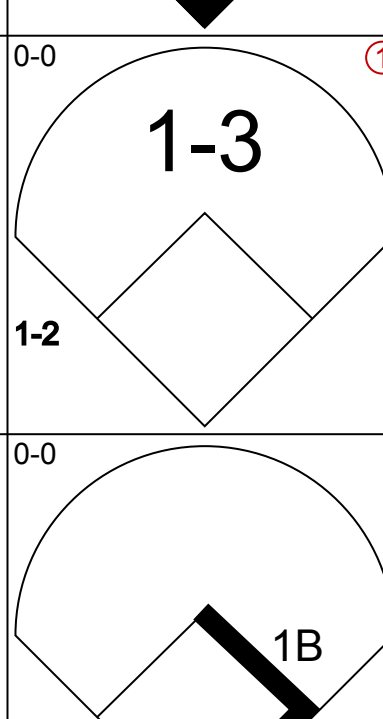
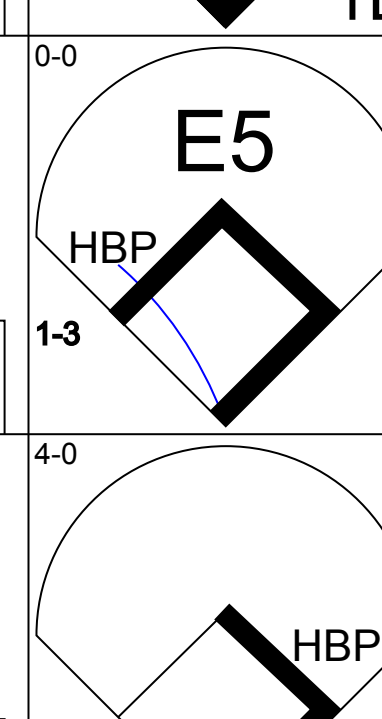

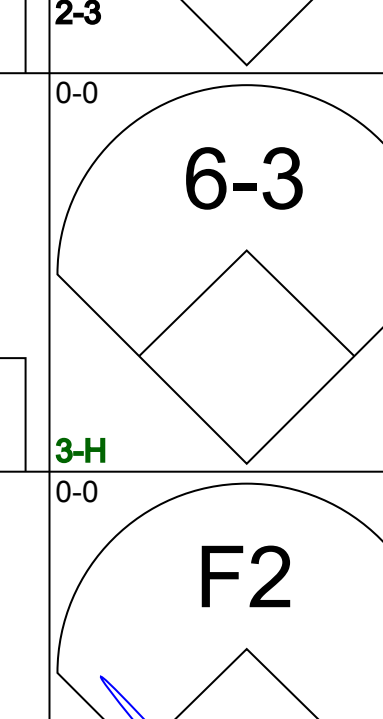
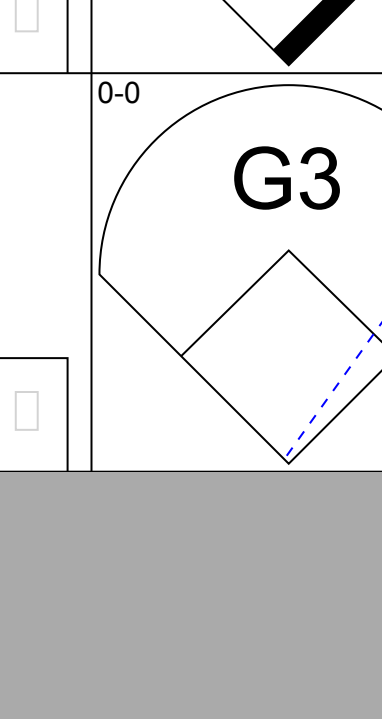
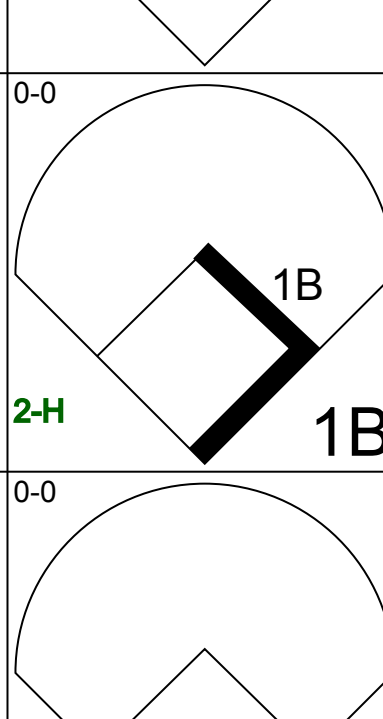
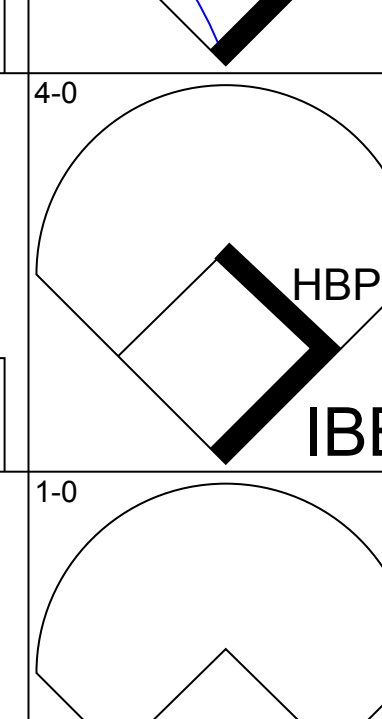

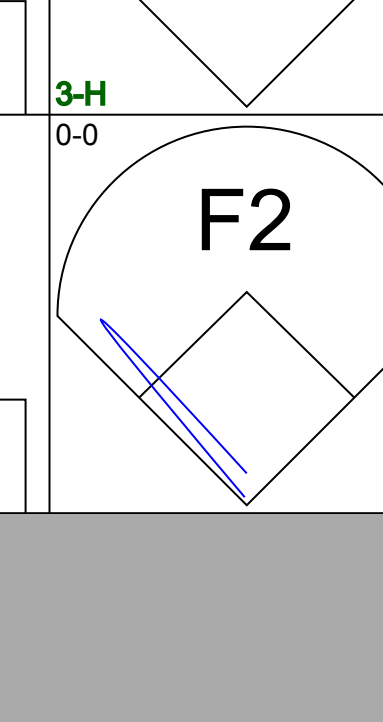
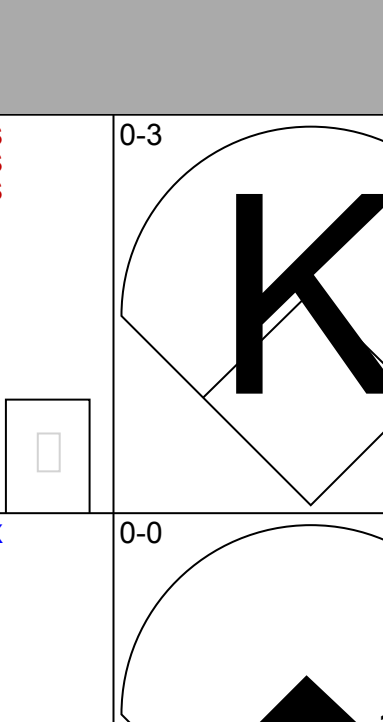
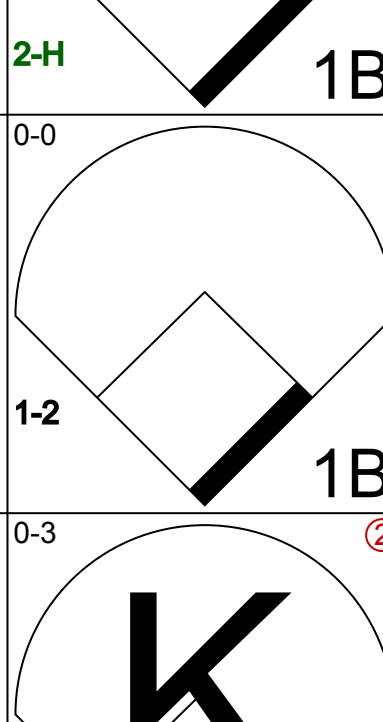

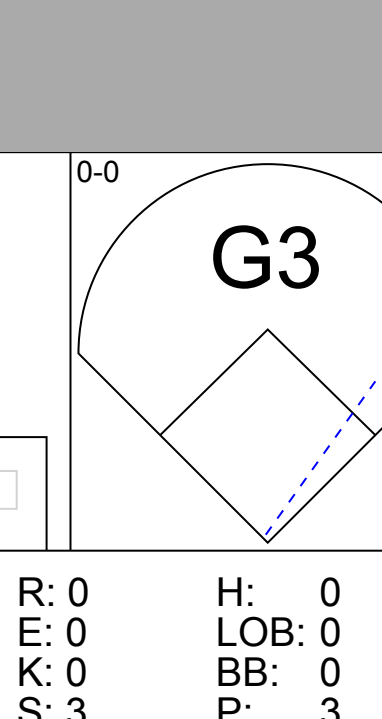
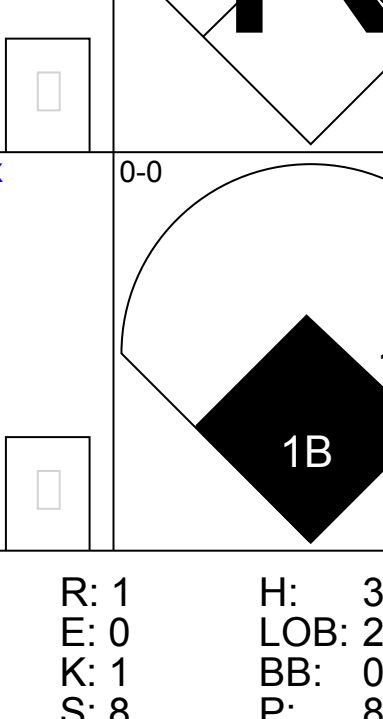
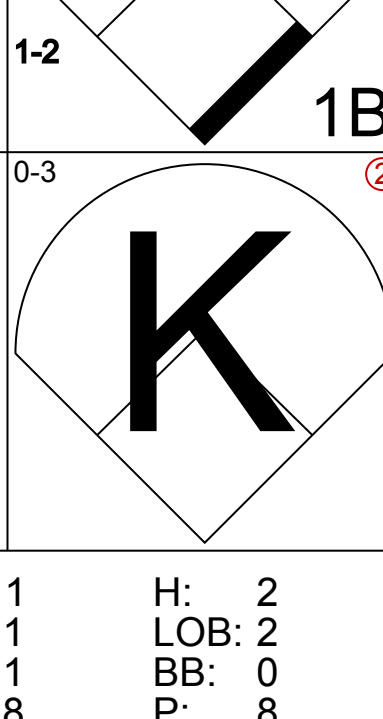
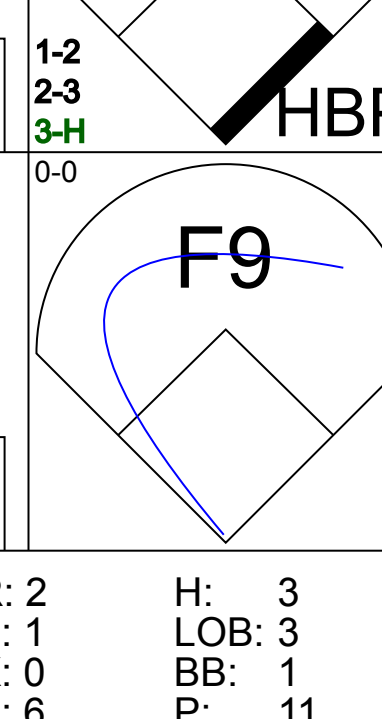


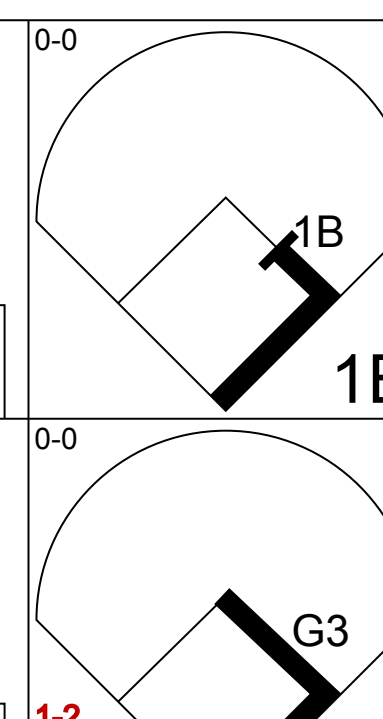
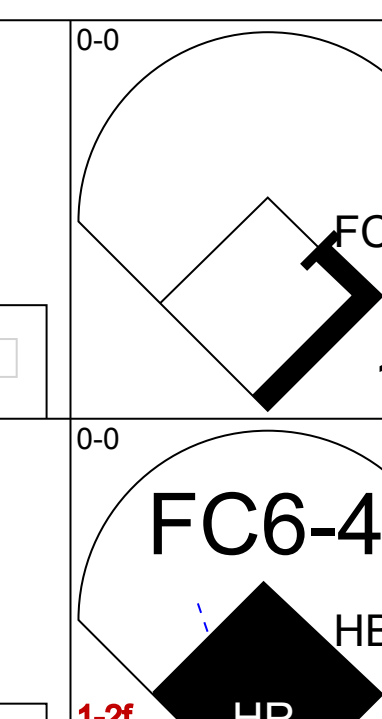
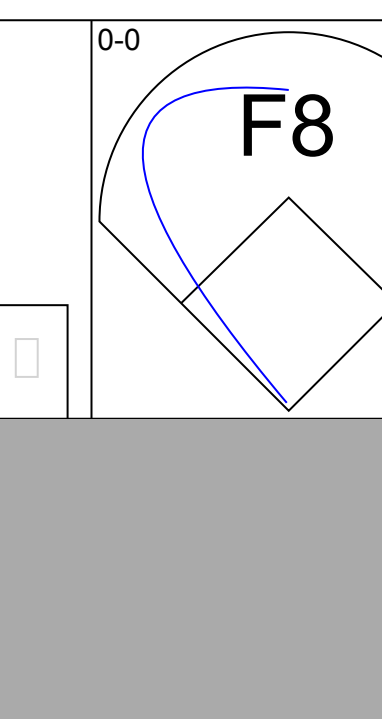
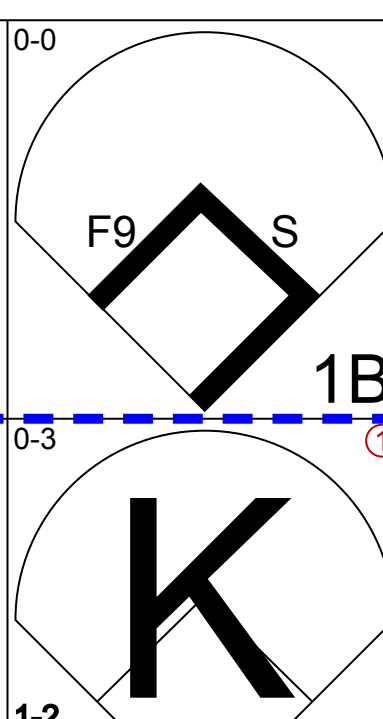
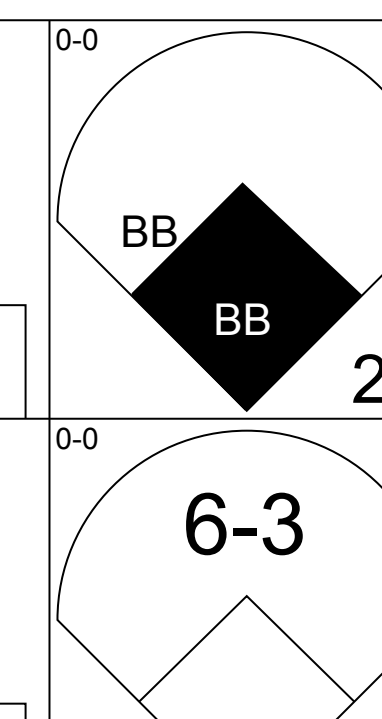
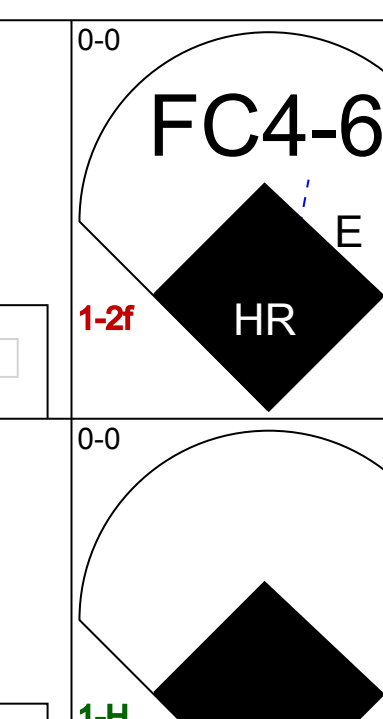
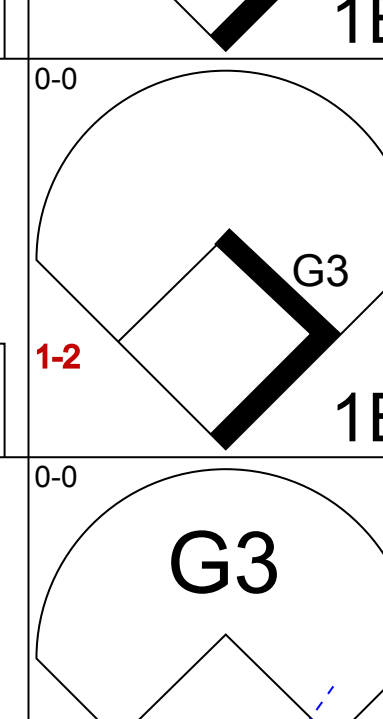
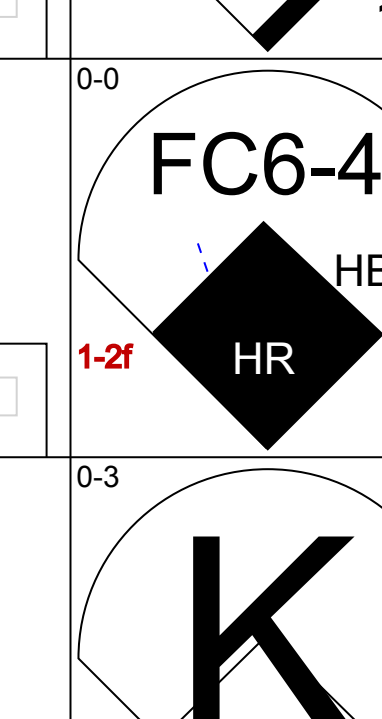
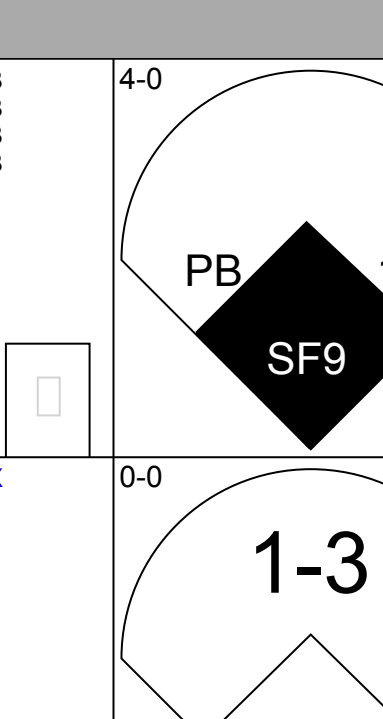
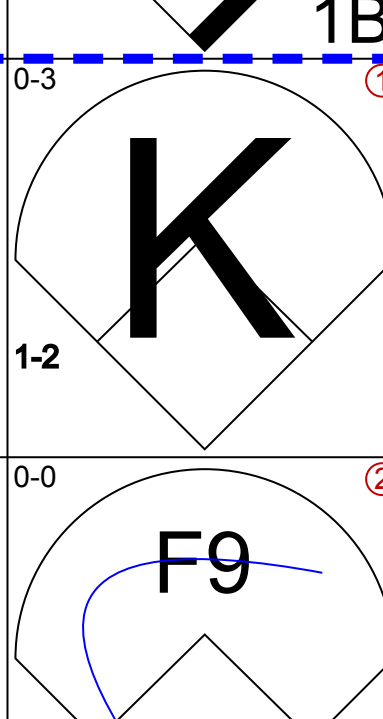
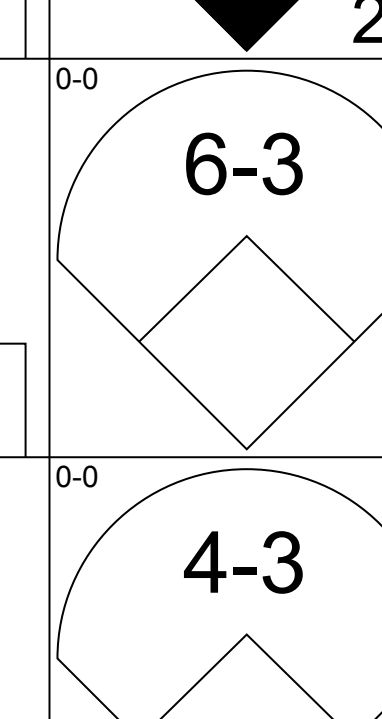
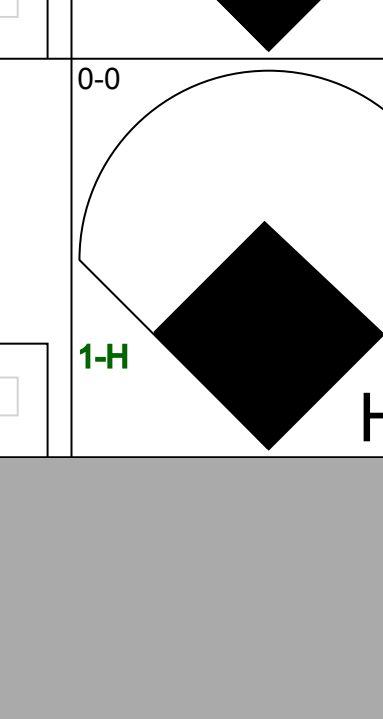
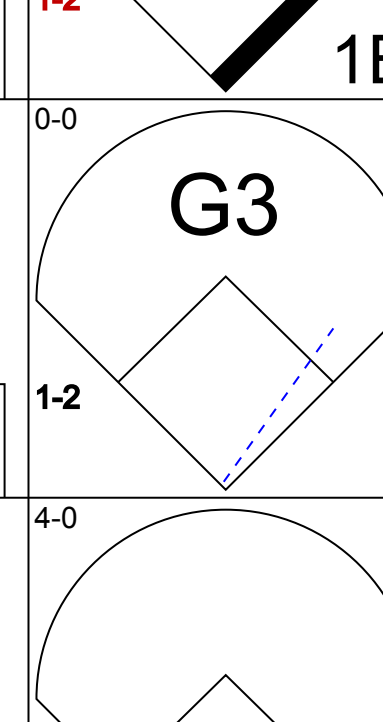
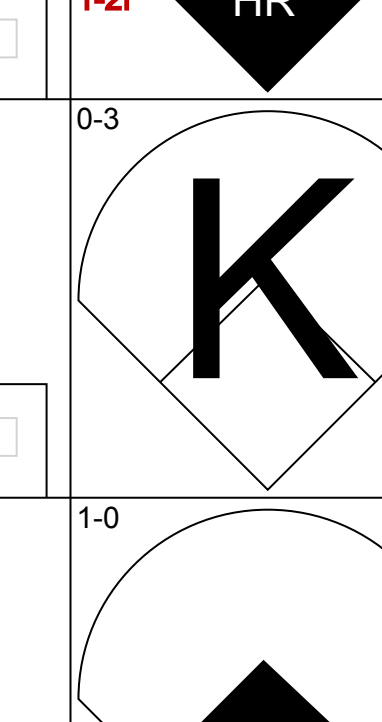
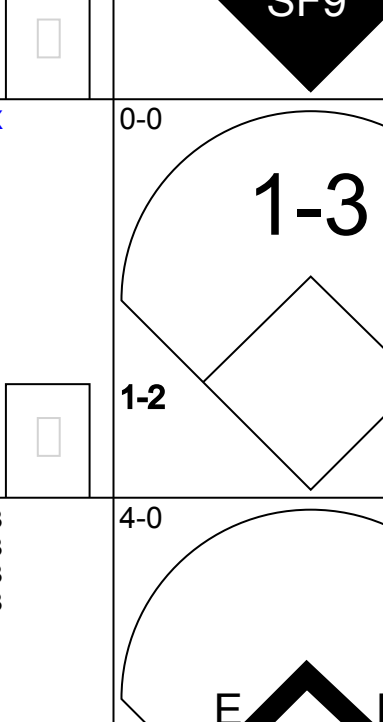
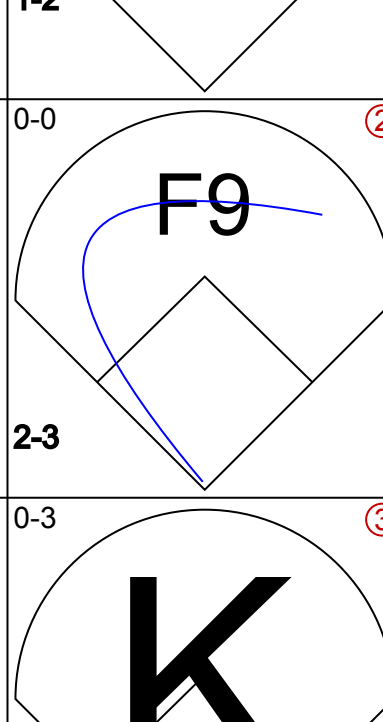
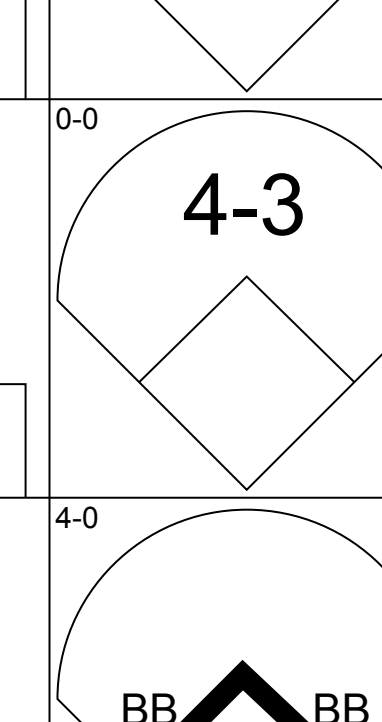
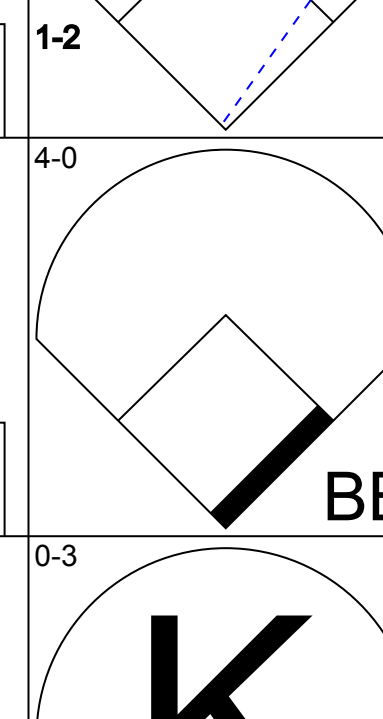
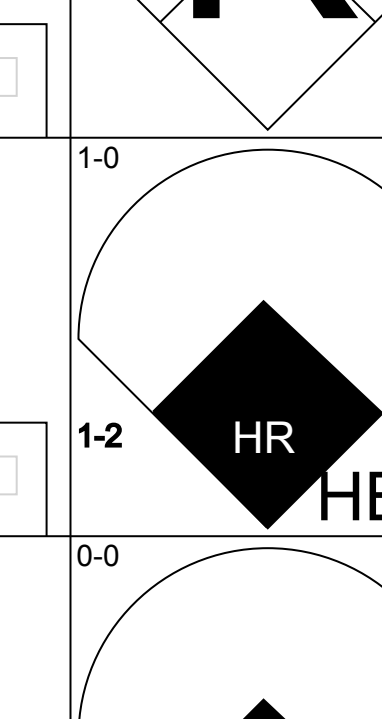
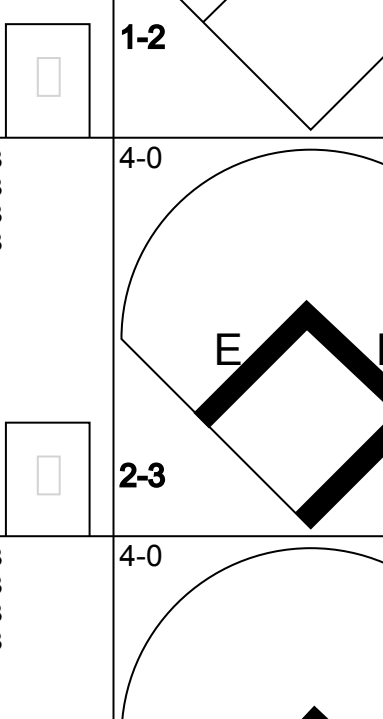

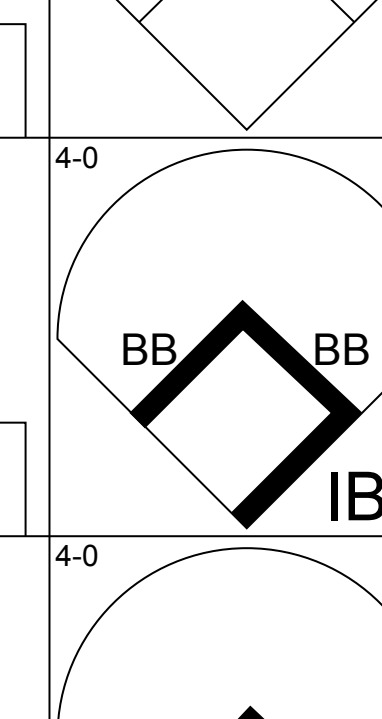

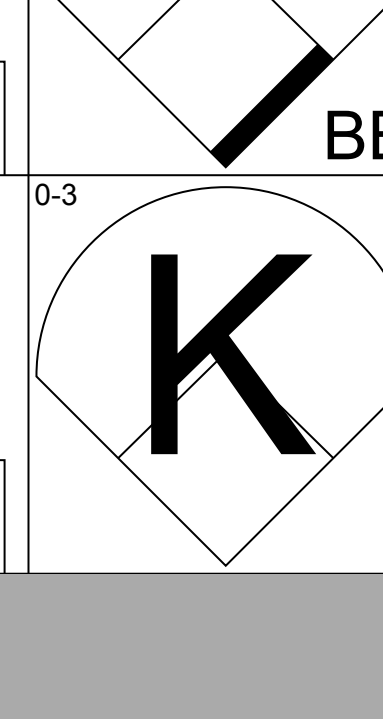
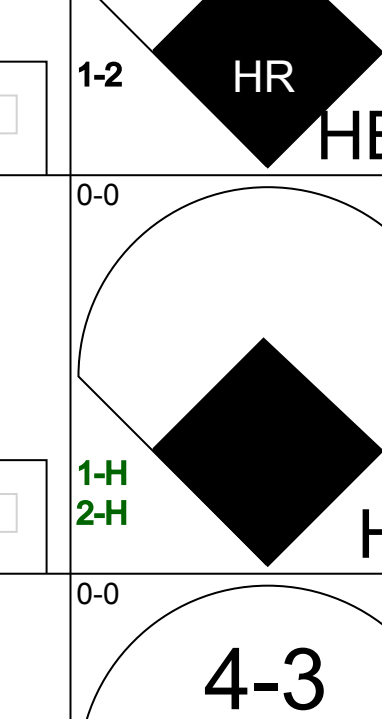
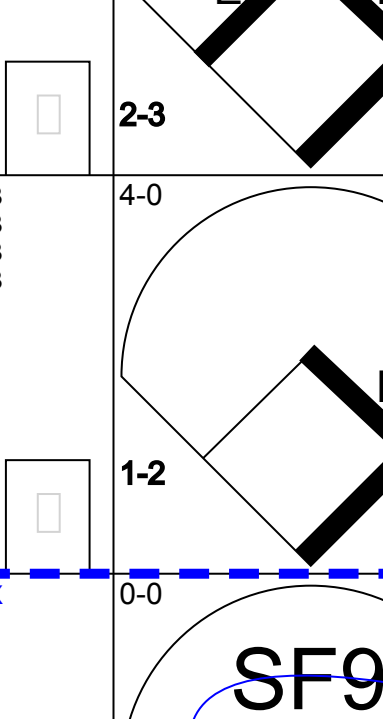

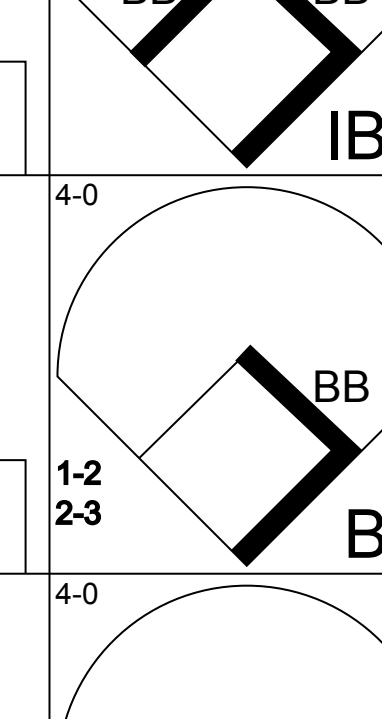
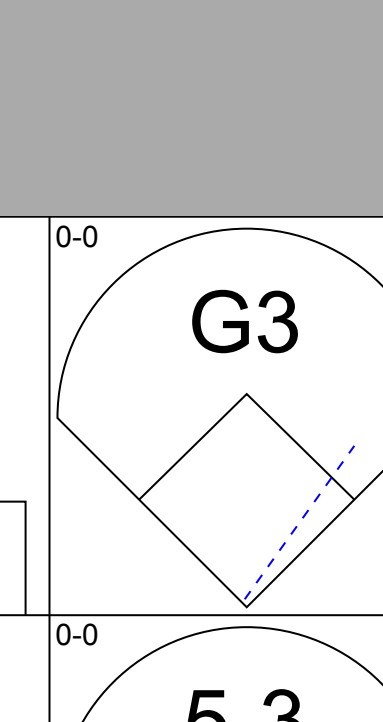
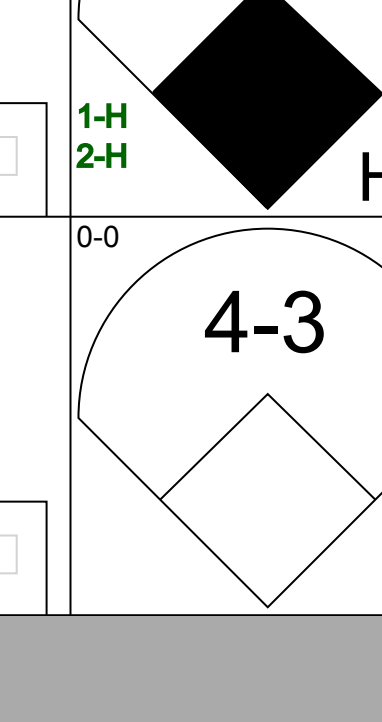
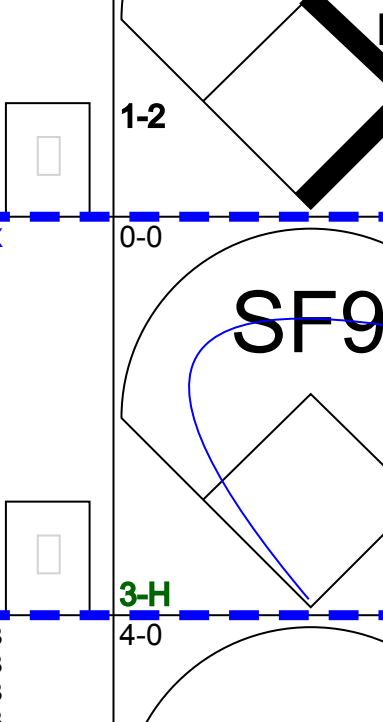

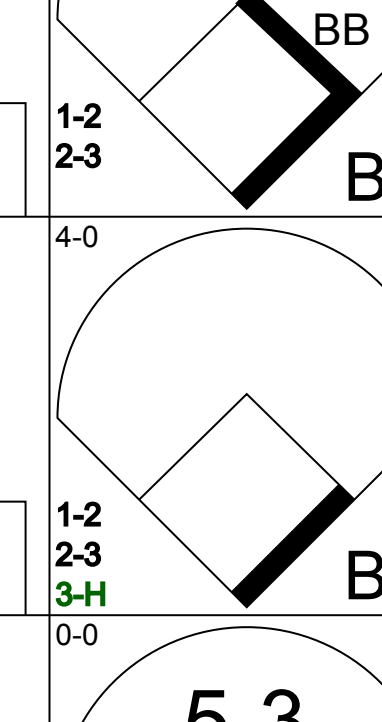
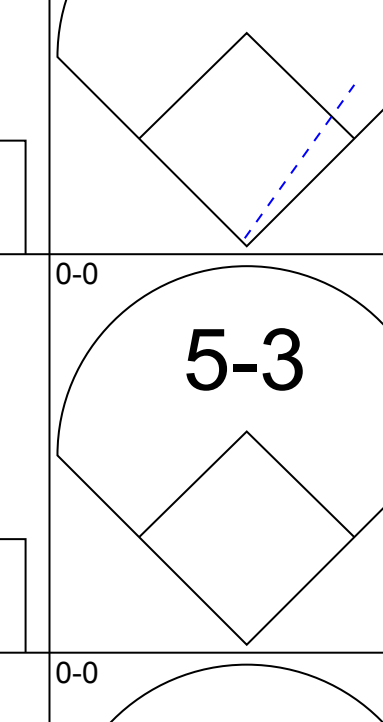
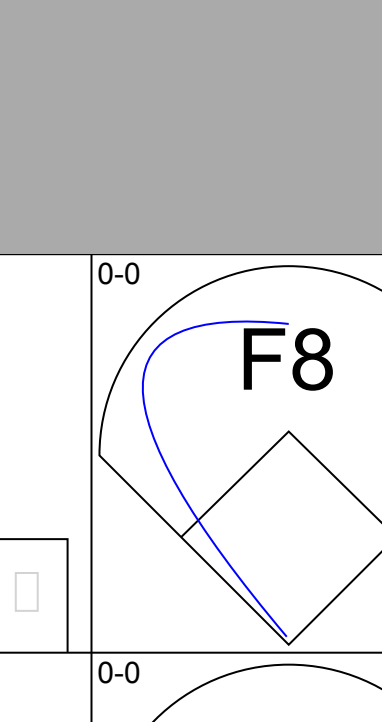

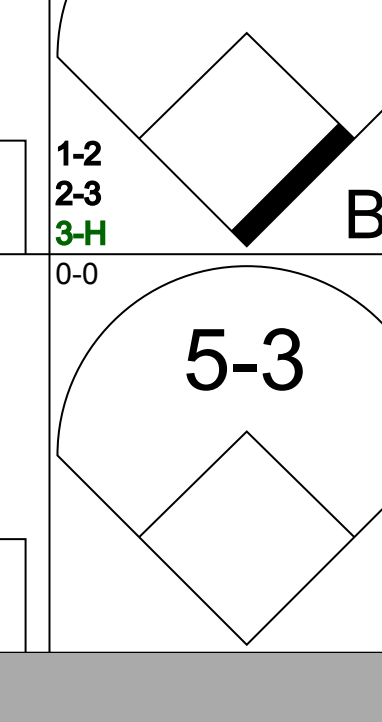
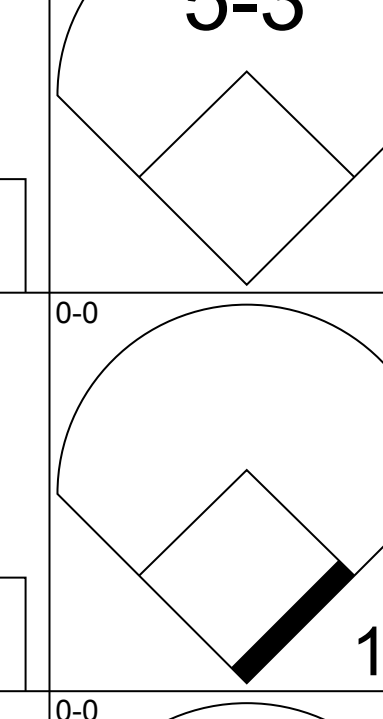
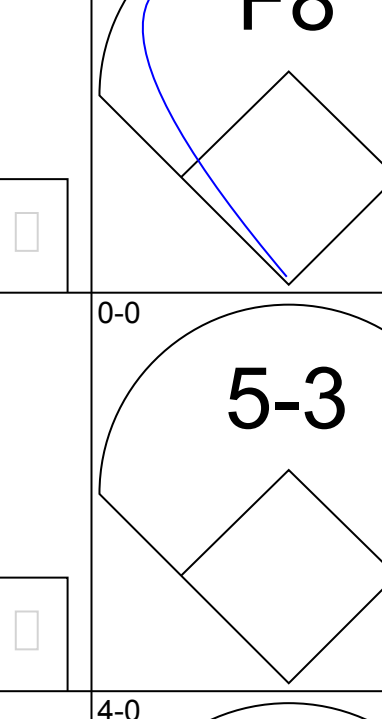
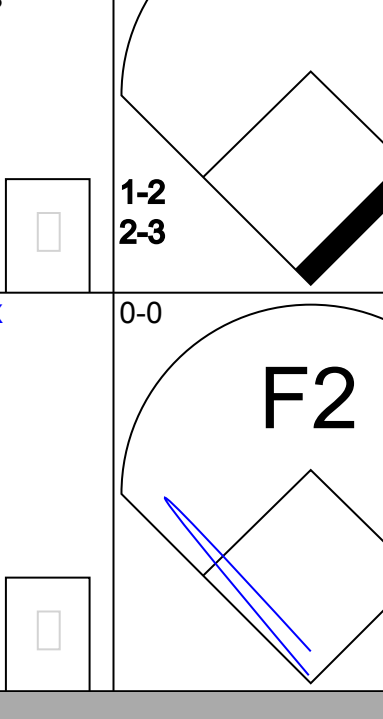
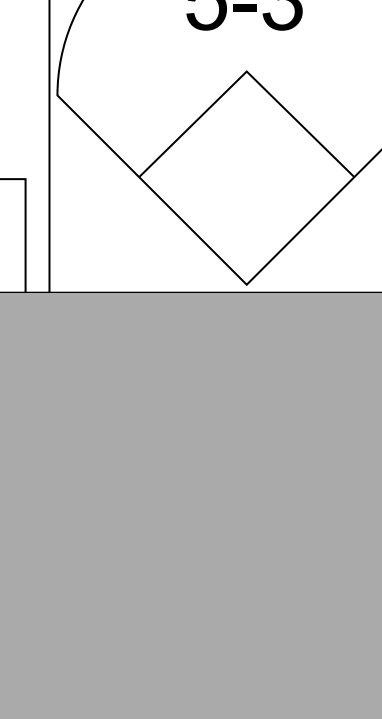
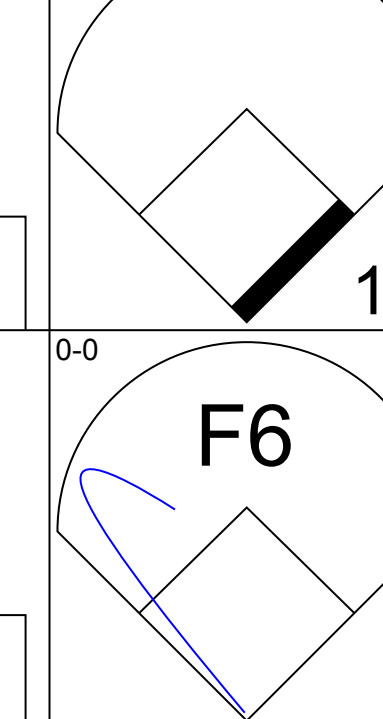
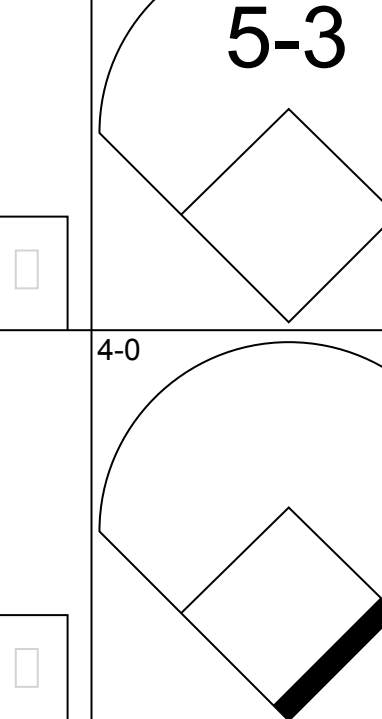
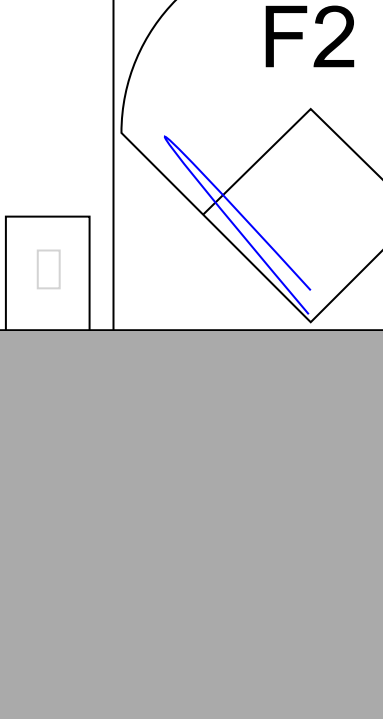

Batter	1	2	3	4	5	6	7	8	9	AB	R	H	RBI	BB	SO	LOB	BOTTOM										
Jose Tartabull, L OBP: 0.321, SLG: 0.322 (1, 8)										4	0	0	0	0	1	4											
Joe Foy, R OBP: 0.357, SLG: 0.421 (1, 5)										4	0	1	2	0	0	0											
Carl Yastrzemski, L OBP: 0.359, SLG: 0.425 (1, 7)										4	0	0	0	0	2	2											
Tony Conigliaro, R OBP: 0.337, SLG: 0.515 (1, 9)										4	0	1	0	0	0	0											
George Scott, R OBP: 0.328, SLG: 0.448 (1, 3)										3	0	0	0	1	0	1											
Dalton Jones, L OBP: 0.306, SLG: 0.380 (1, 4)										4	1	1	0	0	0	1											
Eddie Kasko, R OBP: 0.290, SLG: 0.302 (1, 6)										3	1	0	0	1	0	0											
Bob Tillman, R OBP: 0.305, SLG: 0.376 (1, 2)										2	1	1	1	1	0	0											
Jose Santiago, R ERA: 3.58 (1, 1)	9.0	W	34	5	3	3	4	3	0	0	0	0	0	0	0	0											
Dan Osinski, R ERA: 3.95 (3, 1)	0.1		1	0	0	0	1	0	0	0	0	0	0	0	0	0											
Rollie Sheldon, R ERA: 4.09 (4, 1)	2.0		9	2	2	2	1	1	0	0	0	0	1	10	14	9.00	1.500										
Bill Short, L ERA: 2.66 (6, 1)	2.0		7	1	0	0	0	0	0	0	0	0	0	7	7	0.00	0.500										
Jim Lomborg, R ERA: 4.63 (8, 1)	2.0		8	2	0	0	2	0	0	0	0	0	0	12	12	0.00	1.000										
Inning Stats	R: 0 E: 0 K: 1 S: 5	H: 0 LOB: 0 BB: 0 P: 5	R: 0 E: 0 K: 0 S: 2	H: 0 LOB: 0 BB: 1 P: 6	R: 1 E: 0 K: 1 S: 6	H: 1 LOB: 0 BB: 0 P: 6	R: 0 E: 0 K: 0 S: 4	H: 1 LOB: 1 BB: 0 P: 4	R: 2 E: 0 K: 0 S: 5	H: 2 LOB: 2 BB: 2 P: 13	R: 0 E: 0 K: 0 S: 3	H: 0 LOB: 0 BB: 0 P: 3	R: 0 E: 0 K: 1 S: 6	H: 1 LOB: 1 BB: 0 P: 6	R: 0 E: 0 K: 1 S: 5	H: 0 LOB: 0 BB: 0 P: 5	R: 0 E: 0 K: 0 S: 3	H: 0 LOB: 0 BB: 0 P: 3	1B: 3 2B: 1 3B: 0 HR: 1	SF: 0 SAC: 0 DP: 1 HBP: 0	WP: 0 PB: 0 SB: 0 CS: 0	PA: 34					
PITCHER	IP	WLS	BF	H	R	ER	SO	BB	IBB	HBP	BLK	WP	HR	S	P	ERA	WHIP										
Lew Krausse, R ERA: 3.2 (1, 1)	9.0	W	34	5	3	3	4	3	0	0	0	0	1	39	51	3.00	0.889										

Kansas City Athletics @ Boston Red Sox
Fenway Park, Boston, MA
Wed Aug 24 1966, 7:05 PM EDT
Att: 18,666 - Unknown

AB 31
R 3
H 5
RBI 3
BB 3
SO 4
LOB 11



Batter	1	2	3	4	5	6	7	8	9	AB	R	H	RBI	BB	SO	LOB	TOP					
Bert Campaneris, R OBP: 0.306, SLG: 0.393 (1, 6)										5	0	0	0	0	1	3	Kansas City Athletics @ Boston Red Sox Fenway Park, Boston, MA Thu Aug 25 1966, 3:33 AM EDT Unknown					
Mike Hershberger, R OBP: 0.319, SLG: 0.266 (1, 9)										5	0	2	0	0	0	0						
Danny Cater, R OBP: 0.297, SLG: 0.364 (1, 3)										5	1	3	1	0	0	1						
Ed Charles, R OBP: 0.331, SLG: 0.456 (1, 5)										4	2	2	2	1	0	3						
Ossie Chavarria, R OBP: 0.294, SLG: 0.283 (1, 4)										5	2	2	0	0	0	1						
Joe Nassek, R OBP: 0.283, SLG: 0.321 Larry Stahl, L OBP: 0.293, SLG: 0.380 (7, PH) (7, 7)										1	0	0	0	1	0	1						
Roger Repoz, L OBP: 0.316, SLG: 0.379 (1, 8)										4	0	1	2	1	0	3						
Phil Roof, R OBP: 0.292, SLG: 0.327 (1, 2)										4	0	1	1	0	2	2						
Blue Moon Odom, R OBP: 0.231, SLG: 0.231 Joe Grzenda, R OBP: 0.316, SLG: 0.358 Vern Handrahan, L OBP: 0.297, SLG: 0.154 (5, 1) (6, PH) (6, 1) (6, 1)										2	1	1	0	0	0	0						
Inning Stats	R: 0 E: 0 K: 1 S: 5	H: 1 LOB: 0 BB: 0 P: 5	R: 1 E: 0 K: 0 S: 4	H: 1 LOB: 1 BB: 1 P: 8	R: 0 E: 0 K: 0 S: 3	H: 0 LOB: 0 BB: 0 P: 3	R: 0 E: 0 K: 0 S: 4	H: 1 LOB: 2 BB: 1 P: 8	R: 1 E: 0 K: 1 S: 8	H: 3 LOB: 2 BB: 0 P: 8	R: 1 E: 1 K: 1 S: 8	H: 2 LOB: 2 BB: 0 P: 8	R: 2 E: 1 K: 0 S: 6	H: 3 LOB: 3 BB: 1 P: 11	R: 0 E: 0 K: 0 S: 3	H: 0 LOB: 0 BB: 0 P: 3		R: 1 E: 1 K: 2 S: 9	H: 1 LOB: 1 BB: 0 P: 9	1B: 9 2B: 2 3B: 0 HR: 1	SF: 0 SAC: 1 DP: 1 HBP: 1	WP: 0 PB: 0 CS: 0
PITCHER	IP	WLS	BF	H	R	ER	SO	BB	IBB	HBP	BLK	WP	HR	S	P	ERA	WHIP					
Dennis Bennett, L ERA: 3.31 Don McMahon, R ERA: 2.93 John Wyatt, R ERA: 3.69	(1, 1)	6.0	28	8	3	2	3	2	0	0	0	0	0	32	40	3.00	1.667					

Batter	1	2	3	4	5	6	7	8	9	AB	R	H	RBI	BB	SO	LOB	BOTTOM				
Jose Tartabull, L OBP: 0.290, SLG: 0.333 (1, 8)										6	2	4	0	0	0	2	Kansas City Athletics @ Boston Red Sox Fenway Park, Boston, MA Thu Aug 25 1966, 3:33 AM EDT Unknown				
Joe Foy, R OBP: 0.358, SLG: 0.428 (1, 5)										5	3	2	2	1	1	3					
Carl Yastrzemski, L OBP: 0.356, SLG: 0.421 (1, 7)										5	0	0	0	0	1	5					
Tony Conigliaro, R OBP: 0.342, SLG: 0.514 (1, 9)										1	1	0	0	3	1	1					
George Scott, R OBP: 0.330, SLG: 0.453 (1, 3)										3	1	1	3	2	2	2					
Dalton Jones, L OBP: 0.303, SLG: 0.376 Don Demeter, R OBP: 0.292, SLG: 0.488 Eddie Kasko, R OBP: 0.300, SLG: 0.307 (1, 4) (5, PH) (6, 6)										2	0	0	0	0	0	0					
Bob Tillman, R OBP: 0.308, SLG: 0.372 (1, 2)										4	0	1	0	1	0	3					
George Smith, R OBP: 0.283, SLG: 0.348 (6, 4)										4	0	2	0	1	0	3					
Dennis Bennett, L OBP: 0.188, SLG: 0.333 Don McMahon, R OBP: 0.143, SLG: 0.154 Lenny Green, L OBP: 0.338, SLG: 0.325 John Wyatt, R OBP: 0.304, SLG: 0.321 (1, 1) (7, 1) (7, PH) (8, 1) (8, PH)										2	1	1	1	1	0	1					
Inning Stats	R: 0 E: 0 K: 1 S: 6	H: 2 LOB: 2 BB: 1 P: 10	R: 0 E: 0 K: 0 S: 4	H: 1 LOB: 1 BB: 0 P: 4	R: 3 E: 0 K: 1 S: 7	H: 2 LOB: 0 BB: 0 P: 8	R: 0 E: 0 K: 0 S: 3	H: 0 LOB: 1 BB: 1 P: 7	R: 1 E: 1 K: 2 S: 9	H: 2 LOB: 1 BB: 0 P: 9	R: 0 E: 0 K: 1 S: 6	H: 2 LOB: 2 BB: 1 P: 10	R: 0 E: 0 K: 0 S: 4	H: 1 LOB: 3 BB: 3 P: 16	R: 2 E: 1 K: 0 S: 4	H: 2 LOB: 0 BB: 0 P: 4		1B: 8 2B: 1 3B: 0 HR: 3	SF: 1 SAC: 0 DP: 1 HBP: 1	WP: 0 PB: 1 CS: 0	PA: 47
PITCHER	IP	WLS	BF	H	R	ER	SO	BB	IBB	HBP	BLK	WP	HR	S	P	ERA	WHIP				
Blue Moon Odom, R ERA: 4.54 Joe Grzenda, L ERA: 3.45 Vern Handrahan, R ERA: 5.4 Wes Stock, R ERA: 3.81 Ken Sanders, R ERA: 4.0	(1, 1)	4.1	23	5	4	4	2	5	0	0	0	0	0	1	1	0.00	0.000				

Batter	1	2	3	4	5	6	7	8	9	AB	R	H	RBI	BB	SO	LOB	TOP				
Bert Campaneris, R (1, 6) OBP: 0.305, SLG: 0.392 Lew Krausse, R (9, PH) OBP: 0.233, SLG: 0.200	0-0 4-3		0-0 G3 1B		0-0		0-0 FC		0-0	4	0	1	0	0	0	3					
Jim Gosger, L (1, 7) OBP: 0.318, SLG: 0.354	0-0 1-3		0-0 G3 1-2			4-0 FC1-6 BB	0-0 G3			3	0	0	0	1	0	3					
Mike Hershberger, R (1, 9) OBP: 0.319, SLG: 0.365	0-0 1B 1B		0-0 6-3			0-0 F9		0-0 F7		4	0	1	0	0	0	2					
Danny Cater, R (1, 3) OBP: 0.296, SLG: 0.362 (4, 5)	0-0 1-2 1B			0-0 L7		0-0 FC1-6 BB 1-2		0-0 F8		4	0	1	0	0	0	1					
Roger Repoz, L (1, 8) OBP: 0.318, SLG: 0.378	0-0 F6			0-3 K		4-0 BB 1-2		0-0 1B		3	0	1	0	1	1	2					
Ed Charles, R (1, 5) OBP: 0.329, SLG: 0.453 Tim Talton, L (4, 3) OBP: 0.385, SLG: 0.654		0-0 F9		0-0 1-3		0-0 4-3		0-0 K		2	0	0	0	0	0	0					
Ossie Chavarria, R (1, 4) OBP: 0.299, SLG: 0.289		0-0 G6-4-3 1B			0-0 F8		0-0 FC E 1B		0-0 F8	4	0	2	0	0	0	0					
Phil Roof, R (1, 2) OBP: 0.295, SLG: 0.344		0-0 G6-4-3 1-2			0-0 4-3 2B		0-0 E5 FC 1-2		0-0 HR	4	1	2	1	0	0	2					
Paul Lindblad, L (1, 1) OBP: 0.179, SLG: 0.222 Larry Siehl, L (5, PH) OBP: 0.262, SLG: 0.379 Vern Handrahan, L (5, 1) OBP: 0.295, SLG: 0.261 Don Blasingame, L (7, PH) OBP: 0.295, SLG: 0.261 Wes Stock, R (7, 1) OBP: 0.295, SLG: 0.261 Joe Nossek, R (9, PH) OBP: 0.295, SLG: 0.261			0-3 K		0-0 4-3 2-3		0-3 K		0-0 5-3	1	0	0	0	0	1	0					
Inning Stats	R: 0 E: 0 K: 0 S: 5	H: 2 LOB: 2 BB: 0 P: 5	R: 0 E: 0 K: 0 S: 3	H: 1 LOB: 0 BB: 0 P: 3	R: 0 E: 0 K: 1 S: 6	H: 1 LOB: 1 BB: 0 P: 6	R: 0 E: 0 K: 1 S: 5	H: 0 LOB: 0 BB: 0 P: 5	R: 0 E: 0 K: 0 S: 4	H: 1 LOB: 1 BB: 0 P: 4	R: 0 E: 0 K: 0 S: 3	H: 0 LOB: 2 BB: 2 P: 11	R: 0 E: 1 K: 1 S: 7	H: 1 LOB: 2 BB: 0 P: 7	R: 0 E: 0 K: 1 S: 6	H: 1 LOB: 1 BB: 0 P: 6	R: 1 E: 0 K: 0 S: 4	H: 1 LOB: 0 BB: 0 P: 4	1B: 6 2B: 1 3B: 0 HR: 1	SF: 0 SAC: 0 DP: 1 HBP: 0	WP: 0 PA: 37 PB: 0 SB: 0 CS: 0
PITCHER Hank Fischer, R (1, 1) ERA: 4.72	IP: 9.0 WLS: W BF: 37 H: 8 R: 1 ER: 1 SO: 4 BB: 2 IBB: 0 HBP: 0 BLK: 0 WP: 0 HR: 1 S: 43 P: 51 ERA: 1.00 WHIP: 1.111															PITCHER					

Kansas City Athletics @ Boston Red Sox
Fenway Park, Boston, MA
Thu Aug 25 1966, 3:38 AM EDT
Att: 8,321 - Unknown

AB 35
R 1
H 8
RBI 1
BB 2
SO 4
LOB 19



Batter	1	2	3	4	5	6	7	8	9	AB	R	H	RBI	BB	SO	LOB	BOTTOM		
Eddie Kasko, R (1, 6) OBP: 0.292, SLG: 0.298	0-0 F7		0-0 6-3	0-0 F9			0-3 K			4	0	0	0	0	1	1			
Joe Foy, R (1, 5) OBP: 0.359, SLG: 0.426	4-0 HR BB		0-0 L8	0-0 1-3			4-0 BB			2	1	0	0	2	0	1			
Don Demeter, R (1, 8) OBP: 0.295, SLG: 0.488	0-3 K		0-0 BB 1B 1B		0-0 1B 1B		0-0 F7			4	1	2	0	0	1	2			
Tony Conigliaro, R (1, 9) OBP: 0.343, SLG: 0.520	0-0 1-H HR		0-0 BB 1B 1B		0-0 L7		0-0 F9			4	2	2	2	0	0	2			
George Scott, R (1, 3) OBP: 0.332, SLG: 0.453	0-0 F7		4-0 1B BB		0-0 G5-4-3 1B			0-0 L8		3	0	1	0	1	0	0			
George Thomas, R (1, 7) OBP: 0.303, SLG: 0.319		0-0 F9	0-0 1-2 2-3 3-H		0-0 G5-4-3 1B			0-0 5-3		4	0	1	2	0	0	2			
Mike Ryan, R (1, 2) OBP: 0.261, SLG: 0.273		0-0 L7	0-0 L8			0-0 L6		4-0 S BB		3	0	0	0	1	0	2			
George Smith, R (1, 4) OBP: 0.285, SLG: 0.346		4-0 BB		0-0 L8		0-3 K		4-0 1-2 IBB		2	0	0	0	2	1	0			
Hank Fischer, R (1, 1) OBP: 0.071, SLG: 0.071		0-0 L9		0-0 1B		0-0 6-3		0-3 K		4	0	1	0	0	1	3			
Inning Stats	R: 2 E: 0 K: 1 S: 6	H: 1 LOB: 1 BB: 1 P: 10	R: 0 E: 0 K: 0 S: 3	H: 0 LOB: 1 BB: 1 P: 7	R: 2 E: 0 K: 0 S: 6	H: 3 LOB: 2 BB: 1 P: 10	R: 0 E: 0 K: 0 S: 4	H: 1 LOB: 1 BB: 0 P: 4	R: 0 E: 0 K: 0 S: 4	H: 2 LOB: 1 BB: 0 P: 4	R: 0 E: 0 K: 1 S: 5	H: 0 LOB: 0 BB: 0 P: 5	R: 0 E: 0 K: 1 S: 5	H: 0 LOB: 1 BB: 1 P: 9	R: 0 E: 0 K: 1 S: 5	H: 0 LOB: 2 BB: 2 P: 13	1B: 6 2B: 0 3B: 0 HR: 1	SF: 0 SAC: 0 DP: 1 HBP: 0	WP: 0 PA: 36 PB: 0 SB: 1 CS: 0
PITCHER Paul Lindblad, L (1, 1) ERA: 4.69 Vern Handrahan, R (5, 1) ERA: 4.7 Wes Stock, R (7, 1) ERA: 3.56	IP: 4.0 WLS: L BF: 20 H: 5 R: 4 ER: 4 SO: 1 BB: 3 IBB: 0 HBP: 0 BLK: 0 WP: 0 HR: 1 S: 19 P: 31 ERA: 9.00 WHIP: 2.000															PITCHER			

Kansas City Athletics @ Boston Red Sox
Fenway Park, Boston, MA
Thu Aug 25 1966, 3:38 AM EDT
Att: 8,321 - Unknown

AB 30
R 4
H 7
RBI 4
BB 6
SO 4
LOB 13




Batter	1	2	3	4	5	6	7	8	9	AB	R	H	RBI	BB	SO	LOB	TOP				
John Donaldson, L (1,4)	F7		F7		F7		K		5-3	5	0	0	0	0	1	3	Kansas City Athletics @ California Angels Anaheim Stadium, Anaheim, CA Fri Aug 26 1966, 10:05 PM EDT Att: 12,292 - Unknown				
Jim Gosger, L (1,7) OBP: 0.322, SLG: 0.358	1-3 1B		F9		1-2 1B		4-3		E 1B	5	1	3	1	0	0	1					
Mike Hershberger, R (1,9) Wes Stock, R (7,1) Blue Moon Odom, R (9,PH) Jack Aker, R (9,1) OBP: 0.296, SLG: 0.231 OBP: 0.077, SLG: 0.154	1-3 1-2		5-3		F4		3-1		E5 BB	4	0	0	0	0	0	4					
Danny Cater, R (1,3) OBP: 0.293, SLG: 0.358	F4			5-3		F3		1-5-3	E5	5	0	0	0	0	2						
Ed Charles, R (1,5) OBP: 0.331, SLG: 0.457		F8						1-3		4	1	2	0	0	0						
Roger Repoz, L (1,8) OBP: 0.317, SLG: 0.377		F8		F4		F5				4	0	1	0	0	2						
Ossie Chavarria, R (1,6) OBP: 0.304, SLG: 0.314				F1				4-3		4	1	2	2	0	2						
Phil Roof, R (1,2) OBP: 0.297, SLG: 0.349						F7	K			4	1	2	0	0	1						
Gil Blanco, L (1,1) Joe Nossek, R (7,PH) OBP: 0.264, SLG: 0.321	F8				E5 1B				5-3	2	0	0	0	0	1						
Inning Stats	R: 0 E: 0 K: 0 S: 4	H: 1 LOB: 1 BB: 0 P: 4	R: 1 E: 0 K: 0 S: 5	H: 2 LOB: 1 BB: 0 P: 5	R: 0 E: 0 K: 0 S: 3	H: 0 LOB: 0 BB: 0 P: 3	R: 0 E: 0 K: 0 S: 4	H: 1 LOB: 1 BB: 0 P: 4	R: 0 E: 1 K: 1 S: 5	H: 2 LOB: 1 BB: 0 P: 7	R: 0 E: 0 K: 0 S: 6	H: 1 LOB: 1 BB: 0 P: 6	R: 0 E: 0 K: 0 S: 4	H: 1 LOB: 1 BB: 0 P: 4	R: 2 E: 1 K: 0 S: 5	H: 2 LOB: 1 BB: 1 P: 9		1B: 8 2B: 2 3B: 0 HR: 1	SF: 0 SAC: 0 DP: 0 HBP: 0	WP: 0 PB: 0 SB: 0 CS: 0	PA: 40
PITCHER	IP	WLS	BF	H	R	ER	SO	BB	IBB	HBP	BLK	WP	HR	S	P	ERA	WHIP				
Jim Coates, R (1,1) ERA: 2.66	6.0		26	7	2	2	1	0	0	0	0	0	1	28	28	3.00	1.167				
Marcelino Lopez, L (7,1) ERA: 4.13	2.2		13	4	2	1	1	1	0	0	0	0	0	14	18	3.38	1.875				
Jack Sanford, R (9,1) ERA: 3.66	0.1	W	1	0	0	0	0	0	0	0	0	0	0	1	1	0.00	0.000				

AB	39
R	4
H	11
RBI	3
BB	1
SO	2
LOB	17



Batter	1	2	3	4	5	6	7	8	9	AB	R	H	RBI	BB	SO	LOB	BOTTOM				
Jose Cardenal, R (1,8) OBP: 0.315, SLG: 0.383				K					K	0	0	0	0	0	0	0	Kansas City Athletics @ California Angels Anaheim Stadium, Anaheim, CA Fri Aug 26 1966, 10:05 PM EDT Att: 12,292 - Unknown				
Jim Piersall, R (1,FR) OBP: 0.243, SLG: 0.210	E 1B HBP	4-3							K	2	1	0	0	1	1	0					
Willie Smith, L (9,PH) OBP: 0.250, SLG: 0.241										1	0	0	0	0	1	0					
Jay Johnstone, L (1,7) OBP: 0.322, SLG: 0.477	E6 BB 1B	1-3		4-3		4-3				5	2	1	1	0	2						
Jim Fregosi, R (1,6) OBP: 0.301, SLG: 0.374	BB 1B	FC5 S BB					6-3			3	1	2	1	1	0	0					
Joe Adcock, R (1,3) OBP: 0.366, SLG: 0.605	K			PO		K		F2		3	0	0	0	1	2	2					
Buck Rodgers, S (1,2) OBP: 0.269, SLG: 0.332	BB 1B	FC5						F4		3	1	0	0	1	0	2					
Bobby Knoop, R (1,4) OBP: 0.296, SLG: 0.376	K			F9				F9		3	0	0	0	1	1	3					
Paul Schaal, R (1,5) OBP: 0.363, SLG: 0.338	1B BB			6-3		F8		6-3		3	0	0	1	1	0	1					
Ed Kirkpatrick, L (1,9) OBP: 0.316, SLG: 0.348								K		3	0	2	2	1	1	0					
Jim Coates, R (1,1) Jackie Hernandez, R (6,PH) Marcelino Lopez, R (7,1) Jack Sanford, R (9,1) OBP: 0.091, SLG: 0.050 OBP: 0.259, SLG: 0.250 OBP: 0.217, SLG: 0.250	K			K				K		2	0	0	0	0	2	3					
Inning Stats	R: 4 E: 1 K: 3 S: 12	H: 2 LOB: 2 BB: 2 P: 21	R: 0 E: 0 K: 0 S: 3	H: 0 LOB: 2 BB: 2 P: 11	R: 0 E: 0 K: 1 S: 6	H: 1 LOB: 1 BB: 0 P: 6	R: 0 E: 0 K: 1 S: 5	H: 1 LOB: 0 BB: 0 P: 5	R: 0 E: 0 K: 1 S: 5	H: 0 LOB: 1 BB: 1 P: 9	R: 0 E: 0 K: 0 S: 3	H: 0 LOB: 0 BB: 0 P: 3	R: 0 E: 0 K: 1 S: 5	H: 0 LOB: 0 BB: 0 P: 5	R: 1 E: 0 K: 2 S: 7	H: 1 LOB: 0 BB: 0 P: 7	1B: 4 2B: 0 3B: 0 HR: 1	SF: 0 SAC: 0 DP: 0 HBP: 1	WP: 0 PB: 0 SB: 1 CS: 0	PA: 39	
PITCHER	IP	WLS	BF	H	R	ER	SO	BB	IBB	HBP	BLK	WP	HR	S	P	ERA	WHIP				
Gil Blanco, L (1,1) ERA: 5.76	6.0		29	4	4	0	7	7	0	0	0	0	0	35	64	0.00	1.833				
Wes Stock, R (7,1) ERA: 3.34	2.0		6	0	0	0	1	0	0	0	0	0	0	8	8	0.00	0.000				
Jack Aker, R (9,1) ERA: 1.71	0.2	L	3	1	1	1	2	0	0	0	0	0	1	7	7	13.50	1.500				


AB	30
R	5
H	5
RBI	5
BB	7
SO	10
LOB	14



Batter	1	2	3	4	5	6	7	8	9	AB	R	H	RBI	BB	SO	LOB	TOP		
John Donaldson, L (1,4) OBP: 0.143, SLG: 0.077	0-0 3-1			0-0 6-3		0-0 1-3		0-0 3-1		4	0	0	0	0	0	1			
Jim Gosger, L (1,7) OBP: 0.322, SLG: 0.358	0-0 4-3			0-0 4-3		2-3 1B BB			0-0 1B BB	3	0	1	0	1	0	0			
Larry Stahl, L (1,9) OBP: 0.290, SLG: 0.377	0-0 4-3			0-0 4-3		0-0 FC6-4 1B			0-0 F9	4	0	1	1	0	0	1			
Danny Cater, R (1,3) OBP: 0.293, SLG: 0.358		0-0 L3			0-0 5-3	0-0 FC6-4 1B			4-0 1B BB	3	0	0	0	1	0	2			
Roger Repoz, L (1,8) OBP: 0.318, SLG: 0.375		0-0 F5			0-0 4-3		0-0 G6-4-3 1B		0-0 F2	4	0	1	0	0	0	2			
Ed Charles, R (1,5) OBP: 0.331, SLG: 0.452		0-0 F8			0-3 K		0-0 F8		0-0 1B	4	0	1	0	0	1	1			
Ossie Chavarria, R (1,6) OBP: 0.301, SLG: 0.317			0-0 F8			0-0 E7 1B 2B			0-0 G6-4-3	3	1	1	0	0	0	1			
Phil Roof, R (1,2) OBP: 0.294, SLG: 0.344			0-0 4-3			0-0 1-3 SH1-4 1B			0-0 F9	3	1	1	1	0	0	0			
Jim Nash, R (1,1) OBP: 0.086, SLG: 0.114			0-0 5-3			0-0 SH1-4			0-0 F9	2	0	0	0	0	0	0			
Inning Stats	R: 0 E: 0 K: 0 S: 3	H: 0 LOB: 0 BB: 0 P: 3	R: 0 E: 0 K: 0 S: 3	H: 0 LOB: 0 BB: 0 P: 3	R: 0 E: 0 K: 0 S: 3	H: 0 LOB: 0 BB: 0 P: 3	R: 0 E: 0 K: 1 S: 5	H: 0 LOB: 0 BB: 0 P: 5	R: 2 E: 1 K: 0 S: 6	H: 3 LOB: 2 BB: 1 P: 10	R: 0 E: 0 K: 0 S: 3	H: 1 LOB: 0 BB: 0 P: 3	R: 0 E: 0 K: 0 S: 3	H: 0 LOB: 0 BB: 0 P: 3	R: 0 E: 0 K: 0 S: 4	H: 2 LOB: 2 BB: 1 P: 8	1B: 5 2B: 1 3B: 0 HR: 0	SF: 0 SAC: 1 DP: 1 HBP: 0	WP: 0 PA: 33 CS: 0
PITCHER Fred Newman, R (1,1) ERA: 4.64	IP: 9.0 WLS: L BF: 33 H: 6 R: 2 ER: 2 SO: 1 BB: 2 IBB: 0 HBP: 0 BLK: 0 WP: 0 HR: 0 S: 33 P: 41 ERA: 2.00 WHIP: 0.889															PITCHER			

Kansas City Athletics @ California Angels
 Anaheim Stadium, Anaheim, CA
 Sun Aug 28 1966, 6:33 AM EDT
 Att: 9,453 - Unknown


AB	30
R	2
H	6
RBI	2
BB	2
SO	1
LOB	8





Batter	1	2	3	4	5	6	7	8	9	AB	R	H	RBI	BB	SO	LOB	BOTTOM		
Jose Cardenal, R (1,8) OBP: 0.314, SLG: 0.379	0-0 BB BB 1B	0-0 F7		0-3 K			0-0 6-3		0-0 F7	5	0	1	0	0	1	3			
Jay Johnstone, L (1,7) OBP: 0.312, SLG: 0.450	0-3 K		0-0 F2		0-0 F3		0-0 F8			4	0	0	0	0	1	1			
Jim Fregosi, R (1,6) OBP: 0.303, SLG: 0.379	4-0 1-2 BB BB		0-0 F3		0-0 6-3		0-0 F3			3	0	0	0	1	0	0			
Joe Adcock, R (1,3) OBP: 0.367, SLG: 0.600	0-0 F3		0-0		0-3 K			0-0	0-0 FC4-6 1B	4	0	2	0	0	1	2			
Jackie Hernandez, R (8, PR) OBP: 0.087, SLG: 0.048										0	0	0	0	0	0	0			
Jim Piersall, R (9, 9) OBP: 0.250, SLG: 0.228										0	0	0	0	0	0	0			
Buck Rodgers, S (1,2) OBP: 0.280, SLG: 0.350	4-0 1-2 2-3 BB		0-0 F4			0-0 4-3 3B		0-0 FC4-6	0-0 1-2	3	1	1	0	1	0	2			
Ed Kirkpatrick, L (1,9) OBP: 0.311, SLG: 0.338			0-3 K		0-0 F8		0-3 K		0-3 K	3	0	0	0	0	2	4			
Norm Siebern, L (8, PH) OBP: 0.373, SLG: 0.362										1	0	0	0	0	1	1			
Bobby Knoop, R (1,4) OBP: 0.268, SLG: 0.373		0-0 5-3		4-0 1B BB		0-0 4-3		0-0 F7		3	0	0	1	1	0	1			
Paul Schaaf, R (1,5) OBP: 0.373, SLG: 0.351		0-0		0-0	0-0	3-H 0-0 FC6-4 1B			0-0 L5	4	0	3	0	0	0	0			
Fred Newman, R (1,1) OBP: 0.222, SLG: 0.192		0-0		0-0	0-0				0-3 K	3	0	0	0	0	0	4			
Willie Smith, L (9, PH) OBP: 0.249, SLG: 0.240		0-0 F7		0-0 F6		0-0 FC6-4				1	0	0	0	0	1	0			
Inning Stats	R: 0 E: 0 K: 2 S: 8	H: 1 LOB: 3 BB: 2 P: 16	R: 0 E: 0 K: 0 S: 4	H: 1 LOB: 1 BB: 0 P: 4	R: 0 E: 0 K: 1 S: 6	H: 1 LOB: 2 BB: 1 P: 10	R: 0 E: 0 K: 1 S: 5	H: 0 LOB: 0 BB: 0 P: 5	R: 1 E: 0 K: 1 S: 7	H: 2 LOB: 1 BB: 0 P: 7	R: 0 E: 0 K: 0 S: 3	H: 0 LOB: 0 BB: 0 P: 3	R: 0 E: 0 K: 1 S: 6	H: 1 LOB: 1 BB: 0 P: 6	R: 0 E: 0 K: 1 S: 5	H: 0 LOB: 0 BB: 0 P: 5	1B: 6 2B: 0 3B: 1 HR: 0	SF: 0 SAC: 0 DP: 0 HBP: 0	WP: 0 PA: 37 CS: 0
PITCHER Jim Nash, R (1,1) ERA: 2.5	IP: 9.0 WLS: W BF: 37 H: 7 R: 1 ER: 1 SO: 7 BB: 3 IBB: 0 HBP: 0 BLK: 0 WP: 0 HR: 0 S: 48 P: 60 ERA: 1.00 WHIP: 1.111															PITCHER			

Kansas City Athletics @ California Angels
 Anaheim Stadium, Anaheim, CA
 Sun Aug 28 1966, 6:33 AM EDT
 Att: 9,453 - Unknown

AB	34
R	1
H	7
RBI	1
BB	3
SO	7
LOB	18



Batter	1	2	3	4	5	6	7	8	9	AB	R	H	RBI	BB	SO	LOB	TOP										
Horace Clarke, S OBP: 0.328, SLG: 0.390 (1, 6)										5	1	2	1	0	0	0	New York Yankees @ Kansas City Athletics Municipal Stadium, Kansas City, MO Mon Aug 29 1966, 8:05 PM EDT Att: 15,894 - Unknown - 86 F AB 31 R 7 H 11 RBI 6 BB 4 SO 2 LOB 7 										
Bobby Richardson, R OBP: 0.293, SLG: 0.345 (1, 4)										3	0	1	1	0	0	1											
Mickey Mantle, S OBP: 0.389, SLG: 0.545 Steve Hamilton, L OBP: 0.053, SLG: 0.053 (8, 1)										4	1	2	0	0	1	0											
Joe Pepitone, L OBP: 0.296, SLG: 0.498 (1, 3)										4	1	2	0	0	0	1											
Tom Tresh, S OBP: 0.346, SLG: 0.414 (1, 7)										3	1	1	2	0	0	0											
Steve Whitaker, L OBP: 0.429, SLG: 0.885 (8, 8)										3	0	1	0	1	0	1											
Elston Howard, R OBP: 0.330, SLG: 0.375 (1, 2)										4	0	0	0	0	1	2											
Clete Boyer, R OBP: 0.298, SLG: 0.378 (1, 5)										2	1	1	0	2	0	0											
Fred Talbot, R OBP: 0.224, SLG: 0.189 Doolley Womack, L OBP: 0.200, SLG: 0.200 Roger Maris, L OBP: 0.306, SLG: 0.372 Lou Clinton, R OBP: 0.301, SLG: 0.415 (8, 9)										1	0	0	0	0	0	1											
Inning Stats	R: 0 E: 0 K: 0 S: 3	H: 1 LOB: 0 BB: 0 P: 3	R: 0 E: 0 K: 0 S: 3	H: 0 LOB: 1 BB: 1 P: 7	R: 0 E: 0 K: 0 S: 3	H: 1 LOB: 0 BB: 0 P: 3	R: 1 E: 0 K: 0 S: 5	H: 3 LOB: 1 BB: 0 P: 5	R: 0 E: 0 K: 1 S: 4	H: 0 LOB: 0 BB: 1 P: 8	R: 0 E: 0 K: 0 S: 3	H: 0 LOB: 0 BB: 0 P: 3	R: 0 E: 0 K: 0 S: 6	H: 1 LOB: 0 BB: 1 P: 10	R: 4 E: 0 K: 0 S: 6	H: 4 LOB: 0 BB: 1 P: 10		1B: 7 2B: 1 3B: 2 HR: 1	SF: 2 SAC: 0 DP: 4 HBP: 0	WP: 1 PB: 0 CS: 0	PA: 37						
PITCHER	IP	WLS	BF	H	R	ER	SO	BB	IBB	HBP	BLK	WP	HR	S	P	ERA	WHIP										
Low Krausse, R ERA: 3.34 (1, 1)	8.0	L	32	9	5	5	2	3	0	0	0	1	0	33	45	5.62	1.500										
Joe Grzenda, L ERA: 4.32 (9, 1)	0.0		1	1	0	0	0	0	0	0	1	0	0	1	1	∞	∞										
Vern Handrahan, R ERA: 5.09 (9, 1)	1.0		4	1	2	2	0	1	0	0	0	0	1	3	7	18.00	2.000										
Batter	1	2	3	4	5	6	7	8	9	AB	R	H	RBI	BB	SO	LOB	BOTTOM										
Bert Campaneris, R OBP: 0.305, SLG: 0.390 (1, 6)										3	0	0	0	0	0	0	New York Yankees @ Kansas City Athletics Municipal Stadium, Kansas City, MO Mon Aug 29 1966, 8:05 PM EDT Att: 15,894 - Unknown - 86 F AB 27 R 2 H 3 RBI 1 BB 5 SO 6 LOB 7 										
Jim Gosger, L OBP: 0.322, SLG: 0.355 (1, 7)										3	0	0	0	1	0	1											
Mike Hershberger, R OBP: 0.317, SLG: 0.362 (1, 9)										3	0	1	0	1	0	1											
Danny Cater, R OBP: 0.293, SLG: 0.356 (1, 3)										3	0	0	0	1	1	1											
Roger Repoz, L OBP: 0.320, SLG: 0.373 (1, 8)										2	1	0	0	2	1	0											
Ed Charles, R OBP: 0.330, SLG: 0.449 (1, 5)										4	1	1	0	0	0	3											
Ossie Chavarria, R OBP: 0.302, SLG: 0.317 (1, 4)										3	0	1	1	0	1	0											
Phil Roof, R OBP: 0.291, SLG: 0.341 (1, 2)										3	0	0	0	0	1	1											
Lew Krausse, R OBP: 0.217, SLG: 0.186 Joe Grzenda, R Vern Handrahan, L (9, 1)										3	0	0	0	0	2	0											
Inning Stats	R: 0 E: 0 K: 1 S: 5	H: 0 LOB: 1 BB: 1 P: 9	R: 2 E: 0 K: 0 S: 4	H: 2 LOB: 0 BB: 1 P: 8	R: 0 E: 0 K: 0 S: 3	H: 1 LOB: 3 BB: 2 P: 12	R: 0 E: 0 K: 3 S: 9	H: 0 LOB: 0 BB: 0 P: 9	R: 0 E: 0 K: 0 S: 2	H: 0 LOB: 0 BB: 1 P: 6	R: 0 E: 0 K: 0 S: 3	H: 0 LOB: 0 BB: 0 P: 3	R: 0 E: 0 K: 1 S: 5	H: 0 LOB: 0 BB: 0 P: 5	R: 0 E: 0 K: 0 S: 3	H: 0 LOB: 0 BB: 0 P: 3		R: 0 E: 0 K: 1 S: 5	H: 0 LOB: 0 BB: 0 P: 5	1B: 3 3B: 0 HR: 0	SF: 0 SAC: 0 DP: 3 HBP: 1	WP: 0 PB: 0 CS: 0	PA: 33				
PITCHER	IP	WLS	BF	H	R	ER	SO	BB	IBB	HBP	BLK	WP	HR	S	P	ERA	WHIP										
Fred Talbot, R ERA: 4.65 (1, 1)	2.2		14	3	2	2	1	4	0	1	0	0	0	11	28	6.75	2.625										
Doolley Womack, R ERA: 2.37 (3, 1)	4.1	W	13	0	0	0	4	1	0	0	0	0	0	20	24	0.00	0.231										
Steve Hamilton, L ERA: 2.81 (8, 1)	2.0	S	6	0	0	0	1	0	0	0	0	0	0	8	8	0.00	0.000										



Batter	1	2	3	4	5	6	7	8	9	AB	R	H	RBI	BB	SO	LOB	TOP										
Ed Brinkman, R OBP: 0.273, SLG: 0.340 (1, 6)	F9	5-3			F3		E6 SH2-4 1B		K	5	0	0	0	0	1	0	Washington Senators @ Kansas City Athletics Municipal Stadium, Kansas City, MO Wed Aug 31 1966, 8:05 PM EDT Unknown										
Bob Saverine, S OBP: 0.309, SLG: 0.348 (1, 4)	5-3			BB BB	4-3		SH2-4			2	0	0	0	1	0	0											
Fred Valentine, S OBP: 0.360, SLG: 0.469 (1, 9)	HR			BB BB	4-0 G4-3 BB					3	1	2	0	1	0	0											
Frank Howard, R OBP: 0.342, SLG: 0.451 Willie Kirkland, L OBP: 0.295, SLG: 0.336 (7, 7)	HR				K		FC5-4 SH SF8 1B		6-3	4	2	2	2	0	1	3											
Ken McMullen, R OBP: 0.297, SLG: 0.370 (1, 5)	WP 1B				G4-3		SH FC5-4		5-3	3	0	1	0	0	0	2											
Don Lock, R OBP: 0.339, SLG: 0.403 (1, 8)	1-2 BB				FC6 BB		FC5-4 SF8 PB 1-2 2-3		K	2	0	0	0	2	1	2											
Ken Harrelson, R OBP: 0.318, SLG: 0.354 (1, 3)	6-3				F7		1-2 IBB		6-3	3	0	0	0	1	0	3											
Paul Casanova, R OBP: 0.273, SLG: 0.416 (1, 2)		K			F4		SF8		4-3	3	0	0	1	0	1	1											
Mike McCormick, L OBP: 0.246, SLG: 0.310 (1, 1)		K			FC6		F4		K	4	0	0	0	0	2	3											
Inning Stats	R: 2 E: 0 K: 0 S: 6	H: 3 LOB: 2 BB: 1 P: 10	R: 0 E: 0 K: 2 S: 7	H: 0 LOB: 0 BB: 0 P: 7	R: 0 E: 0 K: 1 S: 4	H: 0 LOB: 1 BB: 2 P: 12	R: 0 E: 0 K: 0 S: 3	H: 0 LOB: 1 BB: 1 P: 7	R: 0 E: 0 K: 0 S: 3	H: 0 LOB: 0 BB: 0 P: 3	R: 1 E: 0 K: 0 S: 5	H: 1 LOB: 2 BB: 1 P: 9	R: 0 E: 1 K: 0 S: 4	H: 1 LOB: 1 BB: 0 P: 4	R: 0 E: 0 K: 1 S: 5	H: 0 LOB: 0 BB: 0 P: 5	R: 0 E: 0 K: 2 S: 3	H: 0 LOB: 0 BB: 0 P: 7	1B: 4 2B: 0 3B: 0 HR: 1	SF: 1 SAC: 2 DP: 1 HBP: 0	WP: 1 PB: 1 CS: 0	PA: 37					
PITCHER	IP	WLS	BF	H	R	ER	SO	BB	IBB	HBP	BLK	WP	HR	S	P	ERA	WHIP										
Gil Blanco, L ERA: 5.7 (1, 1)	5.0	L	23	4	3	3	3	4	0	0	0	1	1	25	41	5.40	1.600										
Ken Sanders, R ERA: 3.89 (6, 1)	1.0		4	0	0	0	0	0	1	0	0	0	0	3	7	0.00	0.000										
Vern Handrahan, R ERA: 4.58 (7, 1)	2.0		7	1	0	0	1	0	0	0	0	0	0	9	9	0.00	0.500										
Wes Stock, R ERA: 3.15 (9, 1)	1.0		3	0	0	0	2	0	0	0	0	0	0	7	7	0.00	0.000										

Batter	1	2	3	4	5	6	7	8	9	AB	R	H	RBI	BB	SO	LOB	BOTTOM										
Bert Campaneris, R OBP: 0.302, SLG: 0.385 (1, 6)	F9		F3			FC6-4 1-2		K		4	0	0	0	0	1	2	Washington Senators @ Kansas City Athletics Municipal Stadium, Kansas City, MO Wed Aug 31 1966, 8:05 PM EDT Unknown										
Mike Hershberger, R OBP: 0.316, SLG: 0.359 (1, 9)	F7				F7		F8		6-3	4	0	0	0	0	0	1											
Ed Charles, R OBP: 0.331, SLG: 0.447 (1, 5)					5-3		F5		F8	4	0	1	0	0	0	1											
Danny Cater, R OBP: 0.295, SLG: 0.358 (1, 3)	F9				WP 1B				F3	4	0	1	0	0	1	1											
Ossie Chavarria, R OBP: 0.301, SLG: 0.322 (1, 4)			F8		F7		5-3			3	0	0	0	0	0	1											
Joe Nassek, R OBP: 0.285, SLG: 0.321 (1, 7)			F8				F8			3	0	1	0	0	0	0											
Roger Repoz, L OBP: 0.322, SLG: 0.375 (1, 8)			L6			G4-6-3 1B				2	0	0	0	1	1	1											
Phil Roof, R OBP: 0.288, SLG: 0.337 (1, 2)			1-3			G4-6-3			K	3	0	0	0	0	1	2											
Gil Blanco, L OBP: 0.290, SLG: 0.143 Ken Sanders, R OBP: 0.325, SLG: 0.359 Jim Cooper, L OBP: 0.325, SLG: 0.359 Vern Handrahan, L OBP: 0.325, SLG: 0.359 John Donaldson, L OBP: 0.325, SLG: 0.359 Wes Stock, R OBP: 0.325, SLG: 0.359 (1, 1) (6, 1) (6, PH) (7, 1) (8, PH) (9, 1)			1-3						F4	1	0	0	0	0	0	0											
Inning Stats	R: 0 E: 0 K: 0 S: 4	H: 1 LOB: 1 BB: 0 P: 4	R: 0 E: 0 K: 0 S: 3	H: 0 LOB: 0 BB: 0 P: 3	R: 0 E: 0 K: 0 S: 3	H: 0 LOB: 0 BB: 0 P: 3	R: 0 E: 0 K: 1 S: 5	H: 1 LOB: 1 BB: 0 P: 5	R: 0 E: 0 K: 2 S: 7	H: 0 LOB: 1 BB: 1 P: 11	R: 0 E: 0 K: 0 S: 3	H: 0 LOB: 0 BB: 0 P: 3	R: 0 E: 0 K: 0 S: 3	H: 0 LOB: 0 BB: 0 P: 3	1B: 4 2B: 0 3B: 0 HR: 0	SF: 0 SAC: 0 DP: 1 HBP: 0	WP: 1 PB: 0 CS: 0	PA: 31									
PITCHER	IP	WLS	BF	H	R	ER	SO	BB	IBB	HBP	BLK	WP	HR	S	P	ERA	WHIP										
Mike McCormick, L ERA: 3.43 (1, 1)	9.0	W	31	4	0	0	4	1	0	0	0	1	0	38	42	0.00	0.556										

Batter	1	2	3	4	5	6	7	8	9	AB	R	H	RBI	BB	SO	LOB	TOP										
Ed Brinkman, R (1, 6) OBP: 0.271, SLG: 0.338	1-3		6-3		L9		K			3	0	0	0	0	0	2	Washington Senators @ Kansas City Athletics Municipal Stadium, Kansas City, MO Wed Aug 31 1966, 8:05 PM EDT Att: 7,333 - Unknown										
Jim King, L (7, PH) OBP: 0.337, SLG: 0.377										1	0	0	0	0	1	2											
Bob Humphreys, R (7, 1) OBP: 0.357, SLG: 0.182										0	0	0	0	0	0	0											
Bob Saverine, S (1, 4) OBP: 0.309, SLG: 0.347	FC5-4 1B		F7		K		K			4	0	1	0	0	2	4											
Fred Valentine, S (1, 9) OBP: 0.358, SLG: 0.465	F2				K		F8		L8	4	0	0	0	0	1	1											
Frank Howard, R (1, 7) OBP: 0.341, SLG: 0.449	FC5-4 1-2				5-3		G3 1B		K	4	0	1	0	0	1	1											
Ken McMullen, R (1, 5) OBP: 0.297, SLG: 0.371		1-3					G3 1-2		1-3	4	0	1	0	0	0	1											
Don Lock, R (1, 8) OBP: 0.339, SLG: 0.401										2	0	0	0	1	1	1											
Dick Phillips, L (9, PH) OBP: 0.226, SLG: 0.172	F4						K		F2	1	0	0	0	0	0	0											
Ken Harrelson, R (1, 3) OBP: 0.315, SLG: 0.350			F8		F6		K		6-3	4	0	0	0	0	1	2											
Paul Casanova, R (1, 2) OBP: 0.278, SLG: 0.419					E4 6-3 1B		SH5-3 1B		K	4	0	3	0	0	1	0											
Barry Moore, L (1, 1) OBP: 0.125, SLG: 0.125							SH5-3 1-2 1B			1	0	0	0	0	1	1											
Casey Cox, R (6, 1)										0	0	0	0	0	0	0											
Ken Hamlin, R (7, PH) OBP: 0.262, SLG: 0.288			K							1	0	1	0	0	0	0											
Inning Stats	R: 0 E: 0 K: 0 S: 4	H: 1 LOB: 1 BB: 0 P: 4	R: 0 E: 0 K: 0 S: 3	H: 0 LOB: 0 BB: 0 P: 3	R: 0 E: 1 K: 1 S: 6	H: 1 LOB: 1 BB: 0 P: 6	R: 0 E: 0 K: 1 S: 6	H: 1 LOB: 2 BB: 1 P: 10	R: 0 E: 0 K: 1 S: 6	H: 1 LOB: 1 BB: 0 P: 6	R: 0 E: 0 K: 3 S: 11	H: 2 LOB: 2 BB: 0 P: 11	R: 0 E: 0 K: 1 S: 5	H: 0 LOB: 0 BB: 0 P: 5	R: 0 E: 0 K: 1 S: 5	H: 0 LOB: 0 BB: 0 P: 5		1B: 6 2B: 1 3B: 0 HR: 0	SF: 0 SAC: 1 DP: 0 HBP: 0	WP: 0 PB: 0 CS: 0	PA: 35						
PITCHER	IP	WLS	BF	H	R	ER	SO	BB	IBB	HBP	BLK	WP	HR	S	P	ERA	WHIP										
Paul Lindblad, L (1, 1) ERA: 4.4	6.1	W	26	6	0	0	5	1	0	0	0	0	0	35	39	0.00	1.105										
Jim Nash, R (7, 1) ERA: 2.43	2.2	S	9	1	0	0	4	0	0	0	0	0	0	17	17	0.00	0.375										

Batter	1	2	3	4	5	6	7	8	9	AB	R	H	RBI	BB	SO	LOB	BOTTOM											
Bert Campaneris, R (1, 6) OBP: 0.303, SLG: 0.385	G4-6-3 1B		4-3		E S BB		F4			3	0	1	0	1	0	2	Washington Senators @ Kansas City Athletics Municipal Stadium, Kansas City, MO Wed Aug 31 1966, 8:05 PM EDT Att: 7,333 - Unknown											
Jim Gosger, L (1, 7) OBP: 0.323, SLG: 0.357										2	0	0	0	0	0	1												
Danny Cater, R (5, PH) OBP: 0.295, SLG: 0.357	G4-6-3 1-2		6-3		1-3 BB		F8			1	0	0	0	1	0	0												
Mike Hershberger, R (1, 9) OBP: 0.310, SLG: 0.356	4-0 3B BB						F9		5-3	2	1	0	0	2	0	2												
Ed Charles, R (1, 5) OBP: 0.333, SLG: 0.454	0-0 1-H WP 3B		5-3				1B F7 3B 1B		K	4	2	2	1	0	1	1												
Ossie Chavarria, R (1, 4) OBP: 0.295, SLG: 0.314	5-3				F9		F7		F8	4	0	0	0	0	0	1												
Roger Repoz, L (1, 3) OBP: 0.324, SLG: 0.375					4-0 1B BB		4-3		K	3	1	1	0	1	1	0												
Joe Nossek, R (1, 8) OBP: 0.269, SLG: 0.335					F3				4-3	4	0	2	2	0	0	0												
Phil Roof, R (1, 2) OBP: 0.286, SLG: 0.333			K2-3-2				F3		FC5 1B	3	0	0	0	0	1	3												
Paul Lindblad, L (1, 1) OBP: 0.194, SLG: 0.233							F3			3	0	1	0	0	2	1												
Jim Nash, R (7, 1) OBP: 0.086, SLG: 0.114							K			0	0	0	0	0	0	0												
Inning Stats	R: 2 E: 0 K: 0 S: 4	H: 2 LOB: 0 BB: 1 P: 8	R: 0 E: 0 K: 2 S: 7	H: 1 LOB: 1 BB: 1 P: 11	R: 0 E: 0 K: 0 S: 3	H: 0 LOB: 0 BB: 1 P: 7	R: 0 E: 0 K: 0 S: 3	H: 0 LOB: 0 BB: 0 P: 3	R: 0 E: 0 K: 1 S: 5	H: 0 LOB: 2 BB: 2 P: 13	R: 2 E: 0 K: 0 S: 7	H: 4 LOB: 2 BB: 0 P: 7	R: 0 E: 0 K: 1 S: 5	H: 0 LOB: 0 BB: 0 P: 5	R: 0 E: 0 K: 1 S: 5	H: 0 LOB: 0 BB: 0 P: 5		1B: 5 2B: 1 3B: 2 HR: 0	SF: 0 SAC: 0 DP: 2 HBP: 0	WP: 1 PB: 0 CS: 0	PA: 34							
PITCHER	IP	WLS	BF	H	R	ER	SO	BB	IBB	HBP	BLK	WP	HR	S	P	ERA		WHIP										
Barry Moore, L (1, 1) ERA: 3.94	5.1	L	25	6	4	4	3	5	0	0	0	0	0	26	46	6.75		2.062										
Casey Cox, R (6, 1) ERA: 3.44	0.2		3	1	0	0	0	0	0	0	0	0	0	3	3	0.00		1.500										
Bob Humphreys, R (7, 1) ERA: 2.95	2.0		6	0	0	0	2	0	0	0	0	0	0	10	10	0.00	0.000											

AB	33
R	0
H	7
RBI	0
BB	1
SO	9
LOB	15



Batter	1	2	3	4	5	6	7	8	9	AB	R	H	RBI	BB	SO	LOB	TOP					
Dalton Jones, L (1,4) OBP: 0.303, SLG: 0.379	4-3		L3-6		F4			2B		4	0	1	0	0	0	3	Boston Red Sox @ Kansas City Athletics Municipal Stadium, Kansas City, MO Fri Sep 02 1966, 8:05 PM EDT Att: 6,243 - Unknown livebaseballscorecards.com					
Joe Foy, R (1,5) OBP: 0.359, SLG: 0.420	F3		2-3			6-3		K		3	0	0	0	1	1							
Carl Yastrzemski, L (1,7) OBP: 0.397, SLG: 0.424			1-2			4-3		F8		4	0	1	0	0	0	3						
Tony Conigliaro, R (1,9) OBP: 0.337, SLG: 0.507	L7					G3		F9		4	0	0	0	0	2							
George Scott, R (1,3) OBP: 0.328, SLG: 0.446		6-3							6-3	4	0	0	0	0	2	0						
Don Demeter, R (1,8) OBP: 0.291, SLG: 0.473		F6								4	1	1	0	0	0	0						
Rico Petrocelli, R (1,6) OBP: 0.285, SLG: 0.387		6-3								4	0	1	0	0	0	1						
Mike Ryan, R (1,2) OBP: 0.263, SLG: 0.277										2	0	1	0	0	0	0						
Lenny Green, L (7, PH) OBP: 0.338, SLG: 0.325										1	0	0	1	0	0	1						
Dan Osinski, R (7, PH) OBP: 0.500, SLG: 0.500										0	0	0	0	0	0	0						
Jose Tartabull, L (9, PH) OBP: 0.288, SLG: 0.331										1	0	0	0	0	0	1						
Hank Fischer, R (1,1) OBP: 0.133, SLG: 0.103										1	0	1	0	1	0	0						
Bill Short, L (6,1) OBP: 0.093, SLG: 0.083										0	0	0	0	0	0	0						
Bob Tillman, R (7, PH) OBP: 0.299, SLG: 0.341										1	0	0	0	0	0	1						
Inning Stats	R: 0 E: 0 K: 0 S: 4	H: 1 LOB: 1 BB: 0 P: 4	R: 0 E: 0 K: 0 S: 3	H: 0 LOB: 0 BB: 0 P: 3	R: 0 E: 0 K: 0 S: 3	H: 1 LOB: 2 BB: 2 P: 11	R: 0 E: 0 K: 1 S: 5	H: 0 LOB: 0 BB: 0 P: 5	R: 0 E: 1 K: 0 S: 4	H: 1 LOB: 1 BB: 0 P: 4	R: 0 E: 0 K: 0 S: 3	H: 0 LOB: 0 BB: 0 P: 3	R: 1 E: 1 K: 1 S: 7	H: 1 LOB: 1 BB: 0 P: 7	R: 0 E: 0 K: 1 S: 6	H: 1 LOB: 1 BB: 0 P: 6	R: 0 E: 0 K: 0 S: 4	H: 1 LOB: 1 BB: 0 P: 4	1B: 4 2B: 3 3B: 0 HR: 0	SF: 0 SAC: 0 DP: 1 HBP: 0	WP: 1 PB: 0 SB: 0 CS: 0	PA: 35
PITCHER Lew Krausse, R (1,1) ERA: 3.14	IP: 9.0 WLS: W BF: 35 H: 6 R: 1 ER: 0 SO: 3 BB: 2 IBB: 0 HBP: 0 BLK: 0 WP: 1 HR: 0 S: 39 P: 47 ERA: 0.00 WHIP: 0.889															PITCHER						

Batter	1	2	3	4	5	6	7	8	9	AB	R	H	RBI	BB	SO	LOB	BOTTOM						
Bert Campaneris, R (1,6) OBP: 0.301, SLG: 0.382	6-3		FC5-4		G5-4-3			L7		4	0	0	1	0	0	3	Boston Red Sox @ Kansas City Athletics Municipal Stadium, Kansas City, MO Fri Sep 02 1966, 8:05 PM EDT Att: 6,243 - Unknown livebaseballscorecards.com						
Jim Gosger, L (1,7) OBP: 0.323, SLG: 0.356	F6		1-2							4	1	1	0	0	2	1							
Ed Charles, R (1,5) OBP: 0.332, SLG: 0.450	F8		3-H							3	1	0	0	1	0	1							
Larry Stahl, L (1,9) OBP: 0.289, SLG: 0.374		L5								4	1	2	1	0	0	0							
Danny Cater, R (1,3) OBP: 0.300, SLG: 0.361										2	0	2	1	1	0	0							
Roger Repoz, L (1,8) OBP: 0.322, SLG: 0.373										2	0	0	0	0	1	2							
Joe Nosske, R (6, PH) OBP: 0.276, SLG: 0.342										2	0	2	0	0	0	0							
John Donaldson, L (1,4) OBP: 0.235, SLG: 0.188										2	1	2	0	0	0	0							
Ossie Chavarria, R (6, PH) OBP: 0.293, SLG: 0.313										1	0	0	0	0	1	2							
Phil Roof, R (1,2) OBP: 0.286, SLG: 0.343										3	1	1	1	0	1	2							
Lew Krausse, R (1,1) OBP: 0.224, SLG: 0.178										2	0	0	0	0	1	2							
Inning Stats	R: 0 E: 0 K: 0 S: 3	H: 0 LOB: 0 BB: 0 P: 3	R: 0 E: 0 K: 0 S: 3	H: 1 LOB: 0 BB: 0 P: 3	R: 1 E: 1 K: 2 S: 9	H: 1 LOB: 1 BB: 0 P: 9	R: 0 E: 0 K: 1 S: 5	H: 0 LOB: 1 BB: 1 P: 9	R: 0 E: 0 K: 1 S: 5	H: 1 LOB: 1 BB: 0 P: 6	R: 2 E: 1 K: 1 S: 8	H: 4 LOB: 1 BB: 0 P: 8	R: 1 E: 0 K: 1 S: 6	H: 1 LOB: 0 BB: 0 P: 6	R: 1 E: 0 K: 0 S: 3	H: 2 LOB: 1 BB: 1 P: 7		R: 1 E: 0 K: 0 S: 3	H: 1 LOB: 1 BB: 1 P: 7	1B: 9 2B: 1 3B: 0 HR: 1	SF: 1 SAC: 0 DP: 3 HBP: 1	WP: 0 PB: 0 SB: 1 CS: 1	PA: 34
PITCHER Hank Fischer, R (1,1) ERA: 4.56	IP: 5.1 WLS: L BF: 23 H: 6 R: 3 ER: 1 SO: 4 BB: 1 IBB: 0 HBP: 0 BLK: 0 WP: 0 HR: 0 S: 29 P: 34 ERA: 1.69 WHIP: 1.312															PITCHER							
Bill Short, L (6,1) ERA: 2.82	0.2	2	1	0	0	1	0	0	0	0	0	4	4	0.00	1.500								
Dan Osinski, R (7,1) ERA: 3.99	2.0	8	3	2	2	1	1	0	0	0	1	9	13	9.00	2.000								

Batter	1	2	3	4	5	6	7	8	9	AB	R	H	RBI	BB	SO	LOB	TOP										
Rico Petrocelli, R OBP: 0.288, SLG: 0.388 (1, 6)										4	1	2	1	1	0	0	Boston Red Sox @ Kansas City Athletics Municipal Stadium, Kansas City, MO Sat Sep 03 1966, 4:33 AM EDT Att: 9,110 - Unknown livebaseballscorecards.com										
Joe Foy, R OBP: 0.362, SLG: 0.423 (1, 5)										4	1	3	0	0	0	0											
Carl Yastrzemski, L OBP: 0.359, SLG: 0.425 (1, 7)										4	2	2	0	1	0	4											
Tony Conigliaro, R OBP: 0.342, SLG: 0.515 (1, 9)										3	1	2	2	2	0	2											
George Scott, R OBP: 0.330, SLG: 0.447 (1, 3)										5	0	3	4	0	0	1											
Don Demeter, R OBP: 0.287, SLG: 0.465 (1, 8)										5	0	0	0	0	1	4											
Mike Ryan, R OBP: 0.262, SLG: 0.276 (1, 2)										5	0	1	0	0	2	4											
George Smith, R OBP: 0.286, SLG: 0.352 (1, 4)										4	1	1	0	0	0	1											
Jim Lonborg, R OBP: 0.130, SLG: 0.159 (1, 1)										3	1	0	0	0	3	0											
Inning Stats	R: 2 E: 0 K: 1 S: 8	H: 4 LOB: 2 BB: 1 P: 12	R: 3 E: 0 K: 0 S: 6	H: 3 LOB: 3 BB: 1 P: 10	R: 0 E: 0 K: 1 S: 5	H: 0 LOB: 0 BB: 0 P: 5	R: 0 E: 0 K: 1 S: 5	H: 0 LOB: 0 BB: 0 P: 5	R: 2 E: 0 K: 0 S: 6	H: 3 LOB: 1 BB: 0 P: 6	R: 0 E: 0 K: 1 S: 5	H: 1 LOB: 2 BB: 1 P: 10	R: 0 E: 0 K: 1 S: 5	H: 1 LOB: 0 BB: 0 P: 5	R: 0 E: 0 K: 1 S: 6	H: 1 LOB: 2 BB: 1 P: 10		R: 0 E: 0 K: 0 S: 4	H: 1 LOB: 1 BB: 0 P: 4	1B: 12 2B: 1 3B: 0 HR: 1	SF: 0 SAC: 2 DP: 1 HBP: 0	WP: 0 PB: 0 SB: 0 CS: 0	PA: 43				
PITCHER	IP	WLS	BF	H	R	ER	SO	BB	IBB	HBP	BLK	WP	HR	S	P	ERA	WHIP										
Catfish Hunter, R ERA: 4.04 (1, 1)	1.0	L	10	6	5	5	1	0	1	0	0	0	0	11	15	45.00	6.000										
Wes Stock, R ERA: 2.97 (2, 1)	2.0		7	1	0	0	1	1	0	0	0	0	0	8	12	0.00	1.000										
Vern Handrahan, R ERA: 4.76 (4, 1)	3.0		14	4	2	2	2	1	0	0	0	0	1	17	21	6.00	1.667										
Ken Sanders, R ERA: 3.82 (7, 1)	2.0		8	2	0	0	2	1	0	0	0	0	0	11	15	0.00	1.500										
Bill Edgerton, L ERA: (9, 1)	1.0		4	1	0	0	0	0	0	0	0	0	0	4	4	0.00	1.000										
Batter	1	2	3	4	5	6	7	8	9	AB	R	H	RBI	BB	SO	LOB	BOTTOM										
Bert Campaneris, R OBP: 0.303, SLG: 0.387 (1, 6)										4	0	2	0	0	0	0	Boston Red Sox @ Kansas City Athletics Municipal Stadium, Kansas City, MO Sat Sep 03 1966, 4:33 AM EDT Att: 9,110 - Unknown livebaseballscorecards.com										
John Donaldson, L OBP: 0.190, SLG: 0.150 (1, 4)										4	0	0	0	0	0	3											
Ed Charles, R OBP: 0.330, SLG: 0.446 (1, 7)										3	0	0	0	0	2	1											
Ken Sanders, R OBP: 0.250, SLG: 0.143 (7, 1)										0	0	0	0	0	0	0											
Bill Edgerton, L OBP: 0.357, SLG: 0.607 (9, PH)										0	0	0	0	0	0	0											
Tim Talton, L OBP: 0.357, SLG: 0.607 (9, PH)										1	0	0	0	0	0	1											
Larry Stahl, L OBP: 0.285, SLG: 0.368 (1, 9)										4	0	0	0	0	1	1											
Danny Cater, R OBP: 0.300, SLG: 0.359 (1, 3) (7, 7)										2	0	0	0	1	0	0											
Rick Monday, L (1, 8)										3	0	0	0	0	2	1											
Sal Bando, R (1, 5)										3	0	0	0	0	0	1											
Phil Roof, R OBP: 0.284, SLG: 0.341 (1, 2)										2	0	0	0	0	0	0											
Rene Lachemann, R (6, 2)										1	0	0	0	0	0	0											
Catfish Hunter, R OBP: 0.193, SLG: 0.218 (1, 1)										0	0	0	0	0	0	0											
Wes Stock, R (2, 1)										0	0	0	0	0	0	0											
Roger Repoz, L OBP: 0.363, SLG: 0.379 (4, 1)										1	0	0	0	0	0	0											
Vern Handrahan, R (4, 1)										0	0	0	0	0	0	0											
Randy Schwartz, L (6, PH) (7, 3)										2	0	0	0	0	0	0											
Inning Stats	R: 0 E: 0 K: 1 S: 5	H: 0 LOB: 0 BB: 0 P: 5	R: 0 E: 0 K: 1 S: 5	H: 0 LOB: 1 BB: 1 P: 9	R: 0 E: 0 K: 0 S: 4	H: 1 LOB: 1 BB: 0 P: 4	R: 0 E: 0 K: 0 S: 3	H: 0 LOB: 0 BB: 0 P: 3	R: 0 E: 0 K: 1 S: 5	H: 0 LOB: 0 BB: 0 P: 5	R: 0 E: 0 K: 1 S: 6	H: 1 LOB: 1 BB: 0 P: 6	R: 0 E: 0 K: 1 S: 5	H: 0 LOB: 0 BB: 0 P: 5	R: 0 E: 0 K: 0 S: 3	H: 0 LOB: 0 BB: 0 P: 3	R: 0 E: 1 K: 0 S: 4	H: 0 LOB: 1 BB: 0 P: 4	1B: 1 2B: 0 3B: 1 HR: 0	SF: 0 SAC: 0 DP: 0 HBP: 0	WP: 0 PB: 0 SB: 1 CS: 0	PA: 31					
PITCHER	IP	WLS	BF	H	R	ER	SO	BB	IBB	HBP	BLK	WP	HR	S	P	ERA	WHIP										
Jim Lonborg, R ERA: 4.12 (1, 1)	9.0	W	31	2	0	0	5	1	0	0	0	0	0	40	44	0.00	0.333										


Batter	1	2	3	4	5	6	7	8	9	AB	R	H	RBI	BB	SO	LOB	TOP				
Rico Petrocelli, R OBP: 0.287, SLG: 0.384 (1, 6)										4	0	1	0	0	1	3	Boston Red Sox @ Kansas City Athletics Municipal Stadium, Kansas City, MO Sun Sep 04 1966, 4:38 AM EDT Att: 13,738 - Unknown				
Joe Foy, R OBP: 0.365, SLG: 0.423 (1, 5)										2	0	0	0	2	0						
Don Demeter, R OBP: 0.289, SLG: 0.467 (1, 8)										3	0	1	0	1	0	1					
Tony Conigliaro, R OBP: 0.343, SLG: 0.512 (1, 9)										3	0	0	0	1	0	4					
George Scott, R OBP: 0.331, SLG: 0.443 (1, 3)										2	1	0	0	2	1	1					
George Thomas, R OBP: 0.317, SLG: 0.321 (1, 7)										3	1	1	0	1	1	2					
Bob Tillman, R OBP: 0.287, SLG: 0.337 (9, PH)										2	0	0	1	1	1	3					
George Smith, R OBP: 0.287, SLG: 0.350 (9, PH)										2	0	0	0	1	1	3					
Jose Santiago, R OBP: 0.226, SLG: 0.218 (4, 1)										0	0	0	0	1	0	0					
Carl Yastrzemski, L OBP: 0.357, SLG: 0.424 (9, PH)										1	0	0	0	0	0	0					
Inning Stats	R: 0 E: 0 K: 0 S: 2	H: 1 LOB: 1 BB: 2 P: 10	R: 0 E: 0 K: 2 S: 7	H: 0 LOB: 1 BB: 1 P: 11	R: 0 E: 0 K: 0 S: 2	H: 0 LOB: 1 BB: 2 P: 10	R: 0 E: 0 K: 1 S: 4	H: 0 LOB: 0 BB: 1 P: 8	R: 0 E: 0 K: 0 S: 3	H: 0 LOB: 0 BB: 0 P: 3	R: 2 E: 1 K: 1 S: 7	H: 1 LOB: 1 BB: 1 P: 11	R: 0 E: 0 K: 1 S: 6	H: 1 LOB: 2 BB: 0 P: 10	R: 0 E: 0 K: 0 S: 3	H: 0 LOB: 0 BB: 0 P: 3	1B: 2 2B: 2 3B: 1 HR: 0	SF: 0 SAC: 0 DP: 3 HBP: 0	WP: 0 PB: 0 SB: 0 CS: 0	PA: 36	
PITCHER	IP WLS BF H R ER SO BB IBB HBP BLK WP HR S P ERA WHIP	7.0 W 28 2 2 1 5 9 0 0 0 0 0 0 29 65 1.29 1.571	1.0 5 1 0 0 1 1 0 0 0 0 0 0 6 10 0.00 2.000	1.0 S 3 0 0 0 0 0 0 0 0 0 0 0 3 3 0.00 0.000																	

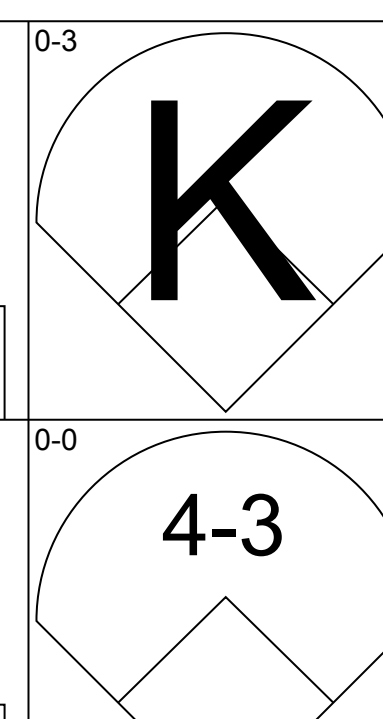
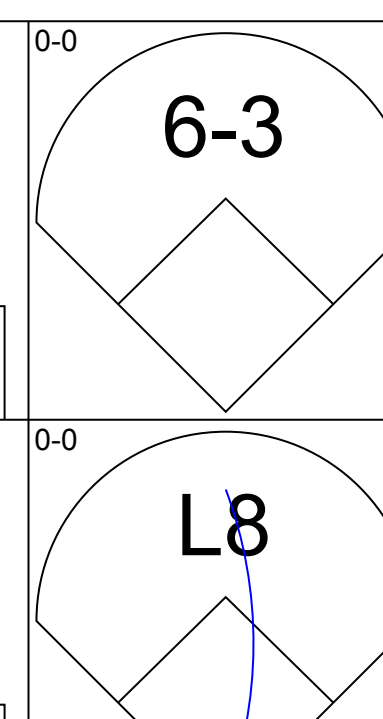
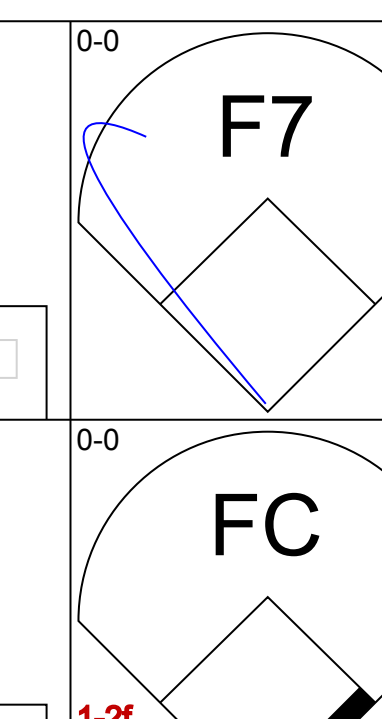
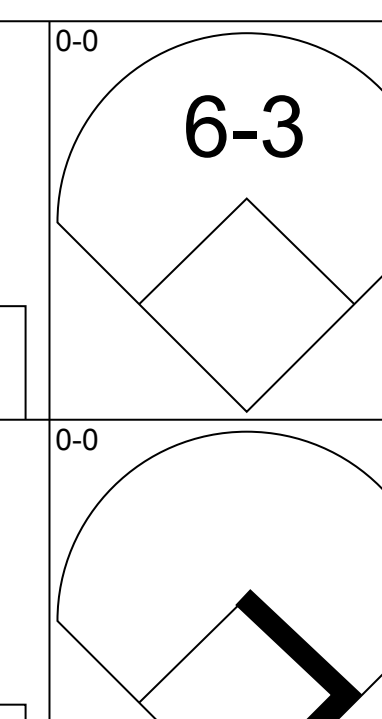
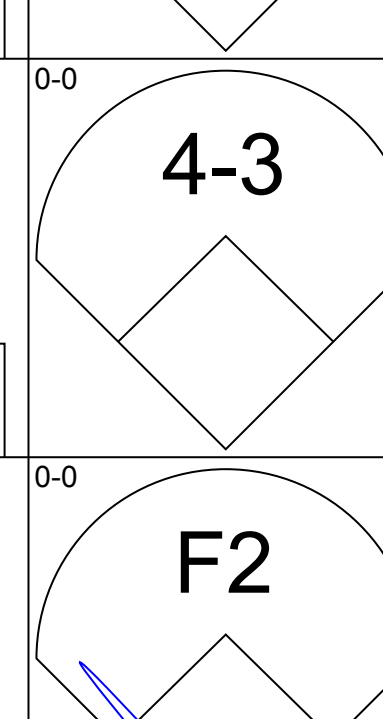
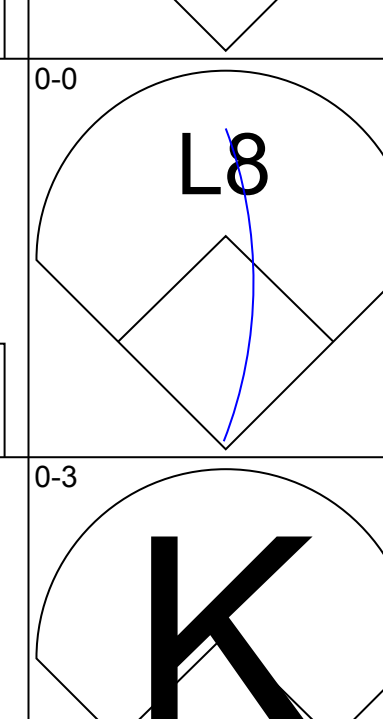
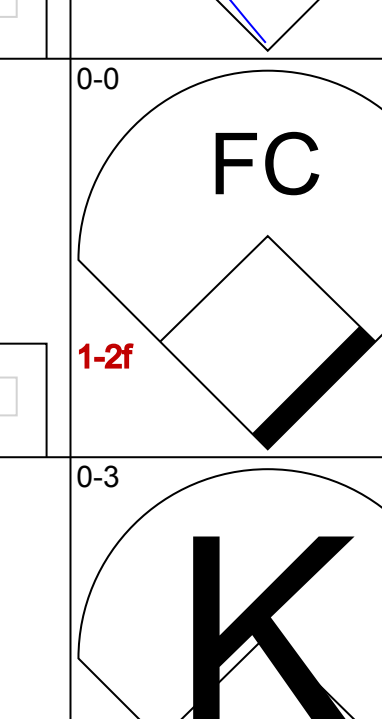
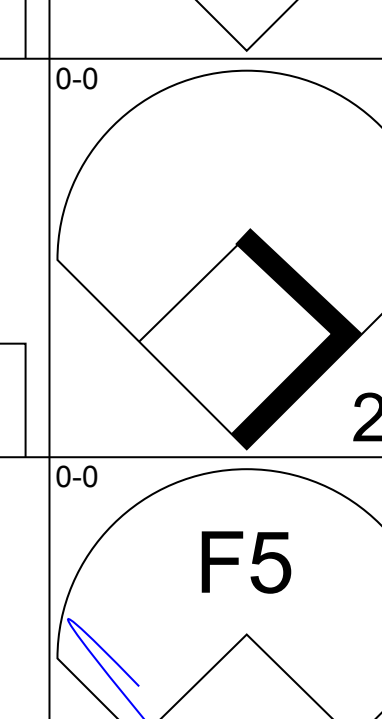
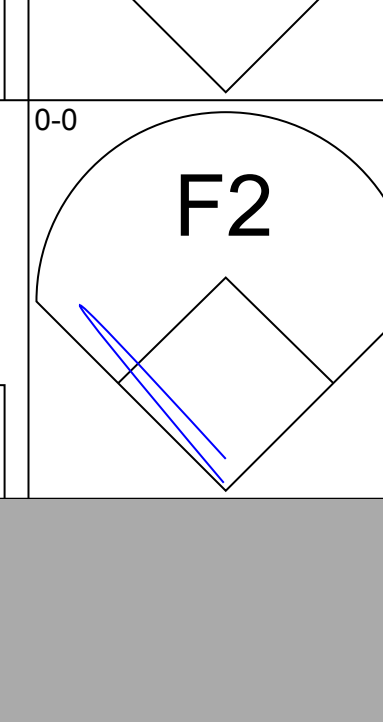
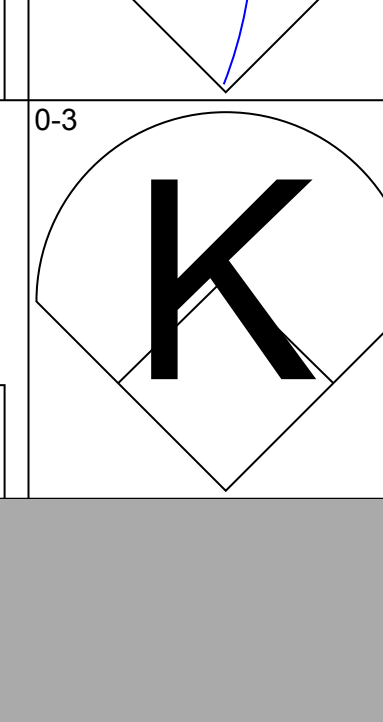
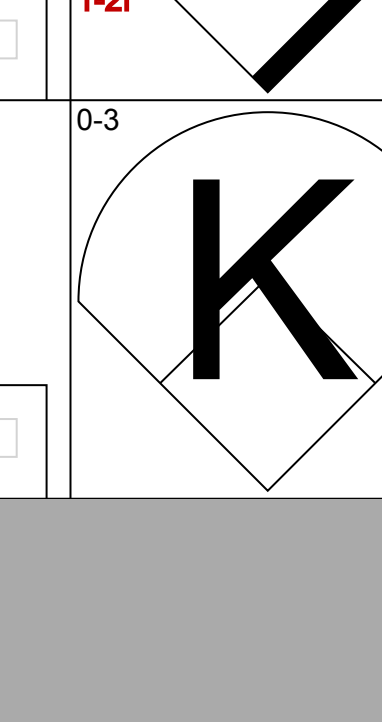
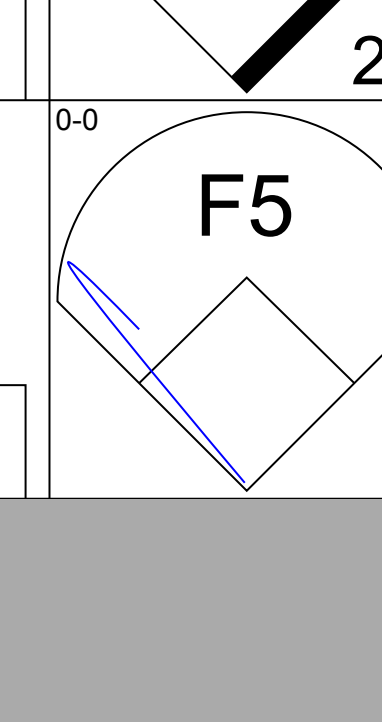
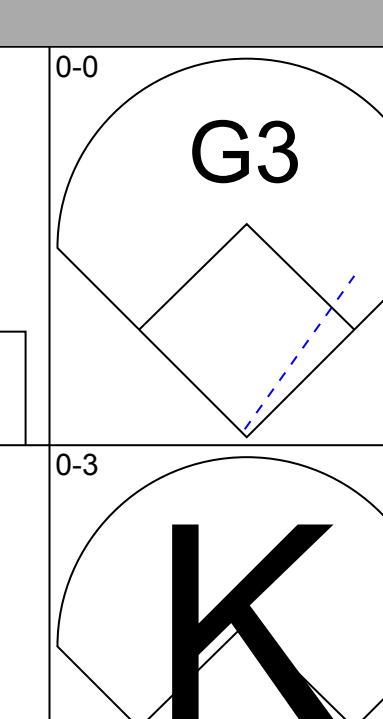
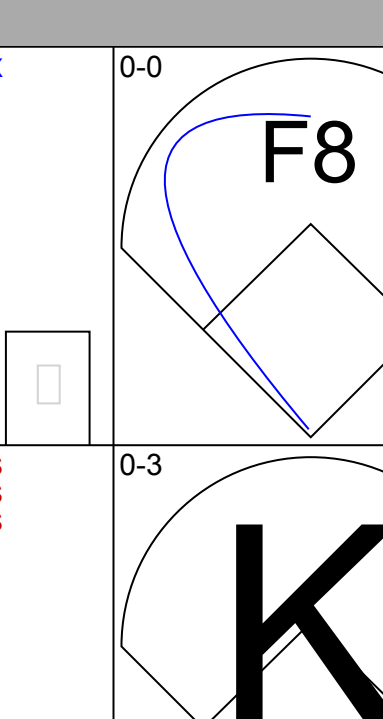
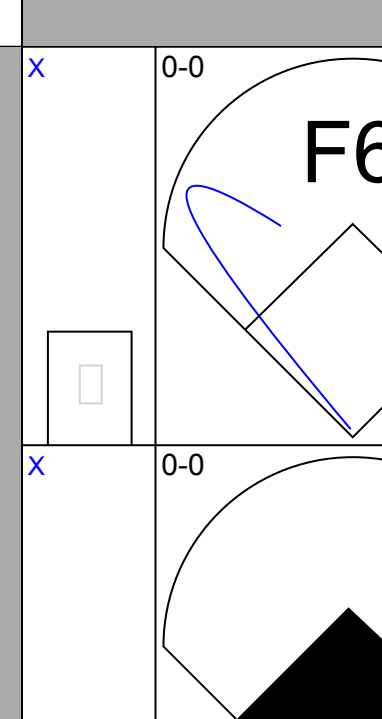
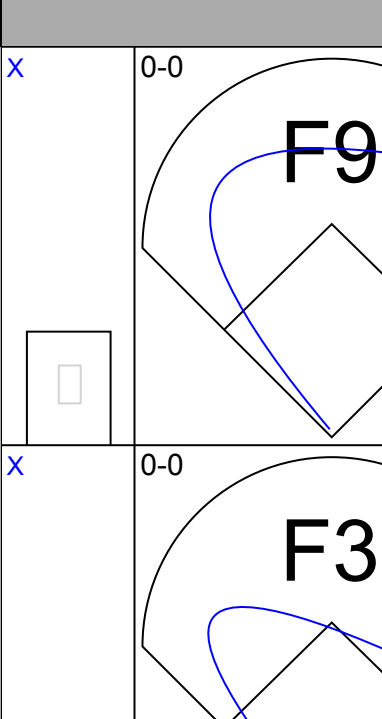








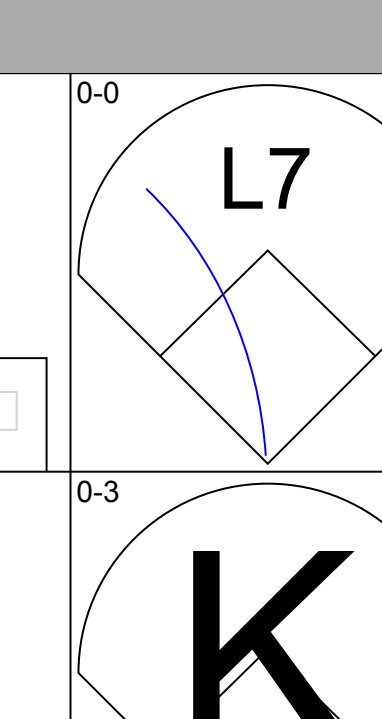
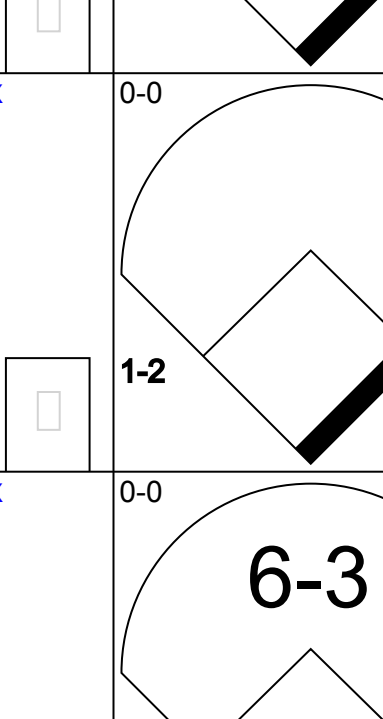
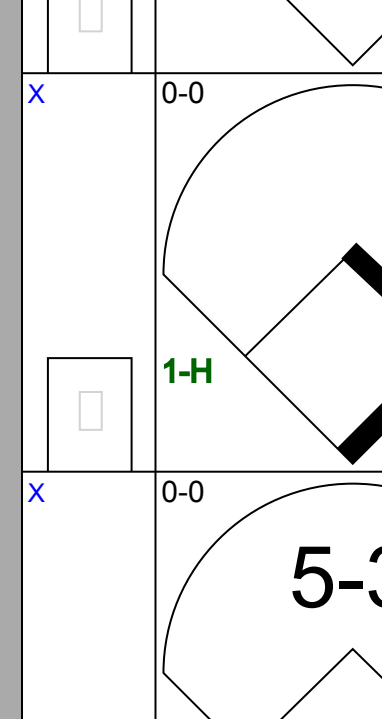
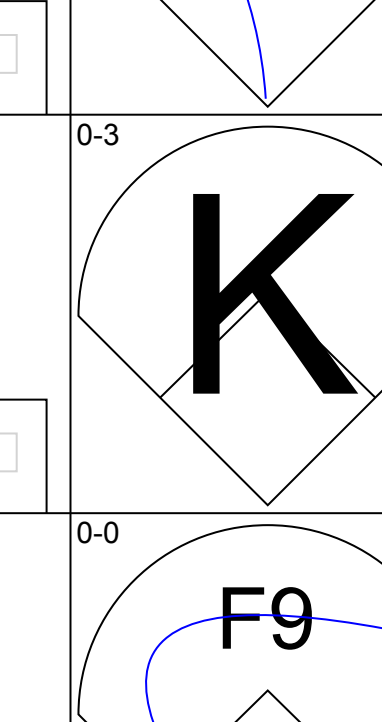
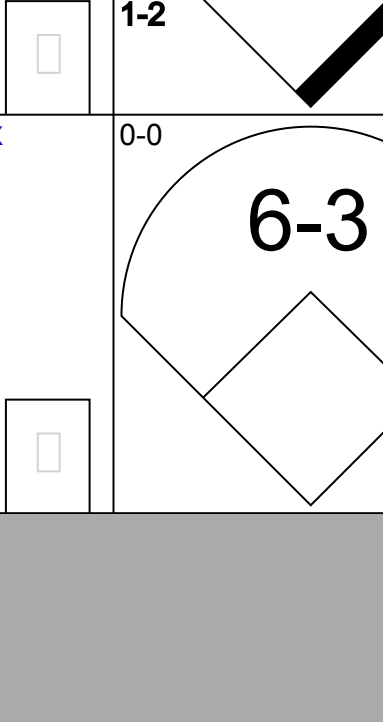
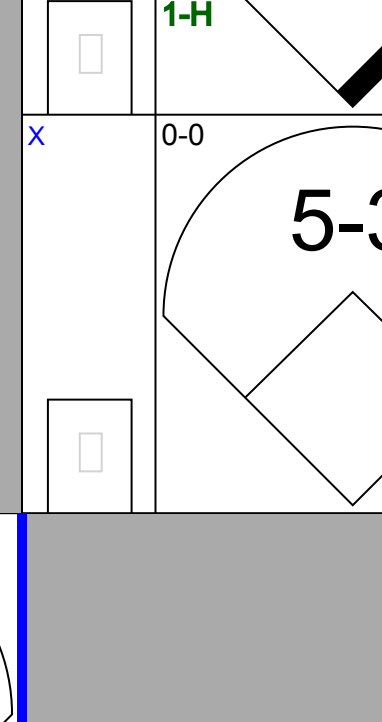
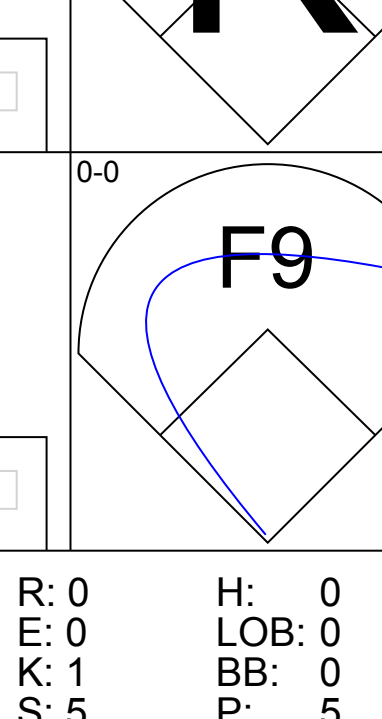
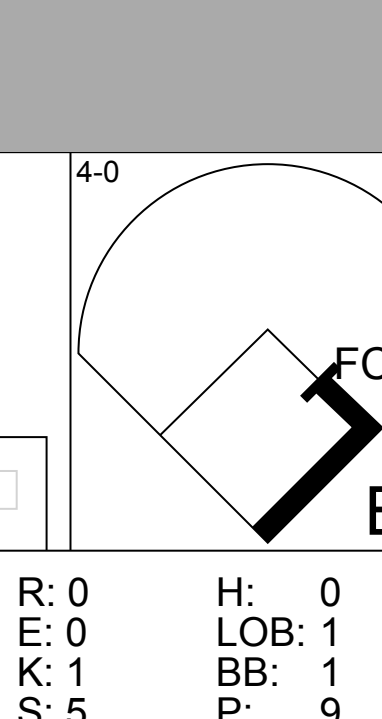
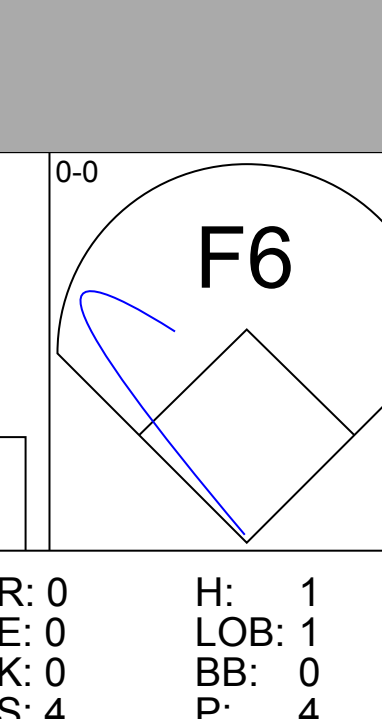
AB	26
R	2
H	3
RBI	2
BB	10
SO	6
LOB	19



Batter	1	2	3	4	5	6	7	8	9	AB	R	H	RBI	BB	SO	LOB	BOTTOM						
Bert Campaneris, R OBP: 0.303, SLG: 0.385 (1, 6)																	5	0	1	0	0	1	3
Larry Stahl, L OBP: 0.283, SLG: 0.365 (1, 7)																	5	0	1	1	0	0	1
Mike Hershberger, R OBP: 0.315, SLG: 0.353 (1, 9)																	4	0	0	0	0	1	3
Tim Talton, L OBP: 0.387, SLG: 0.600 (5, PR)																	2	1	1	0	0	0	1
Rick Monday, L (6, 8)																	1	1	0	0	0	0	0
Ed Charles, R OBP: 0.328, SLG: 0.441 (1, 5)																	4	2	2	1	0	0	0
Roger Repoz, L OBP: 0.326, SLG: 0.374 (6, 3)																	2	0	1	0	1	1	2
Dick Green, R OBP: 0.309, SLG: 0.368 (1, 4)																	4	2	2	2	0	1	2
Phil Roof, R OBP: 0.285, SLG: 0.339 (1, 2)																	3	1	1	1	1	0	3
Gil Blanco, L OBP: 0.167, SLG: 0.167 (8, 1)																	3	0	2	2	0	0	2
Wes Stock, R (8, 1)																	0	0	0	0	0	0	0
Sal Bando, R (8, PH)																	1	0	0	0	0	1	0
Jack Aker, R OBP: 0.071, SLG: 0.143 (9, 1)																	0	0	0	0	0	0	0
Inning Stats	R: 0 E: 0 K: 1 S: 6	H: 1 LOB: 0 BB: 0 P: 6	R: 0 E: 0 K: 1 S: 6	H: 1 LOB: 1 BB: 1 P: 10	R: 0 E: 0 K: 0 S: 3	H: 0 LOB: 0 BB: 0 P: 3	R: 4 E: 0 K: 1 S: 11	H: 6 LOB: 2 BB: 0 P: 11	R: 3 E: 0 K: 0 S: 5	H: 3 LOB: 1 BB: 1 P: 10	R: 0 E: 0 K: 0 S: 3	H: 0 LOB: 0 BB: 0 P: 3	R: 0 E: 1 K: 0 S: 4	H: 0 LOB: 1 BB: 0 P: 4	R: 0 E: 0 K: 2 S: 7	H: 0 LOB: 0 BB: 0 P: 7	1B: 11 2B: 0 3B: 0 HR: 0	SF: 0 SAC: 1 DP: 0 HBP: 1	WP: 0 PB: 0 SB: 2 CS: 1	PA: 38			
PITCHER	IP WLS BF H R ER SO BB IBB HBP BLK WP HR S P ERA WHIP	3.1 L 17 4 4 0 0 0 0 0 0 0 0 0 4 4 0.00 3.000	2.0 10 3 3 3 0 1 0 1 0 0 0 0 8 13 13.50 2.000	2.0 7 0 0 0 2 0 0 0 0 0 0 0 11 11 0.00 0.000																			

AB	34
R	7
H	11
RBI	7
BB	2
SO	5
LOB	17

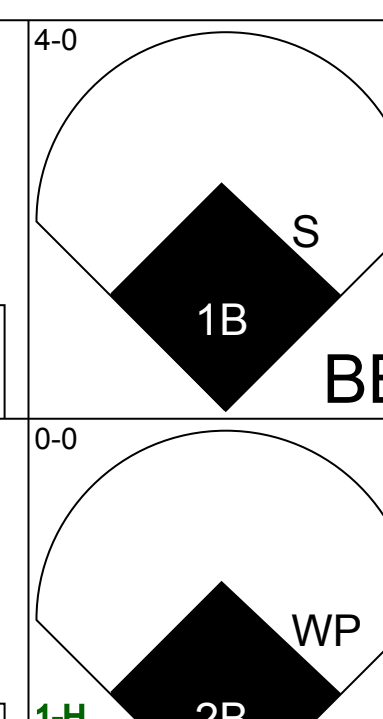
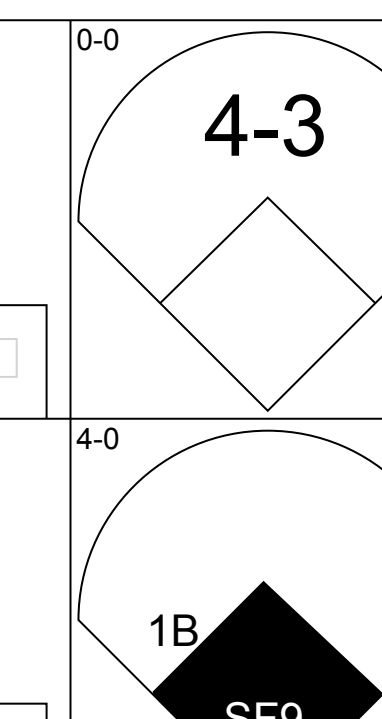
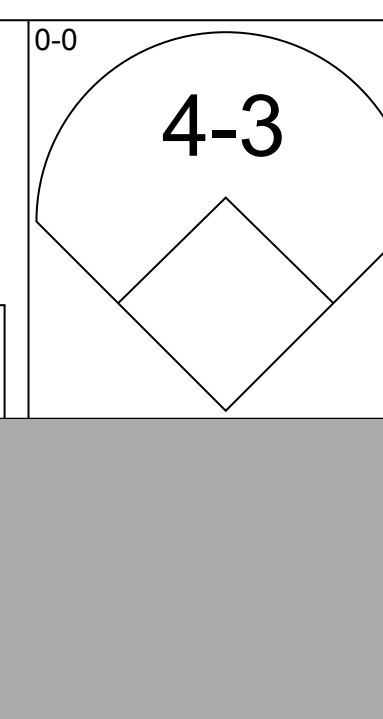
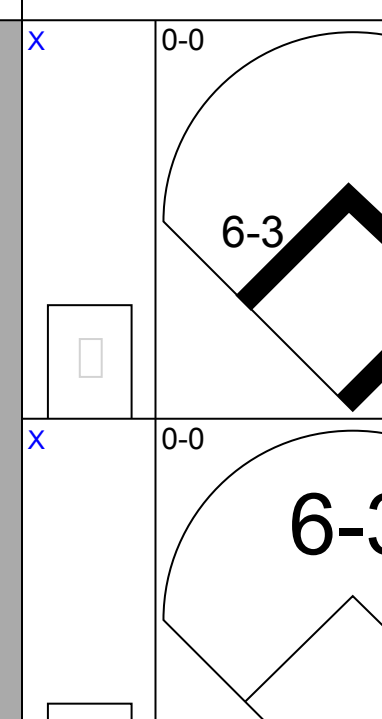
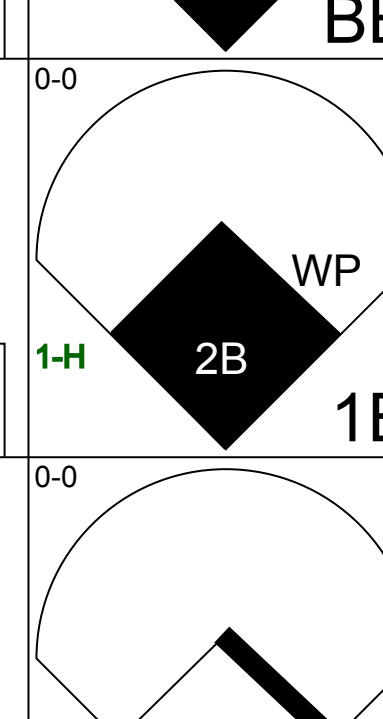
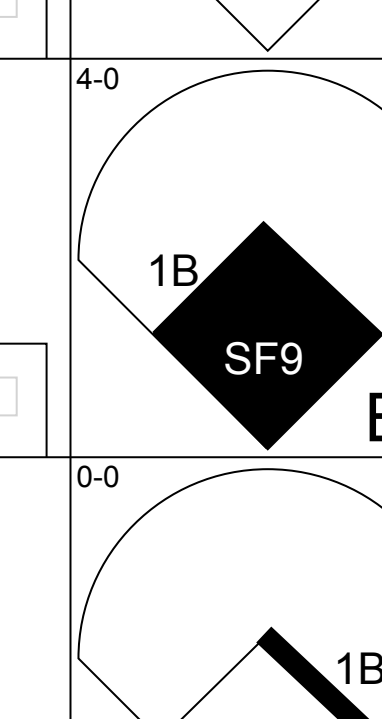
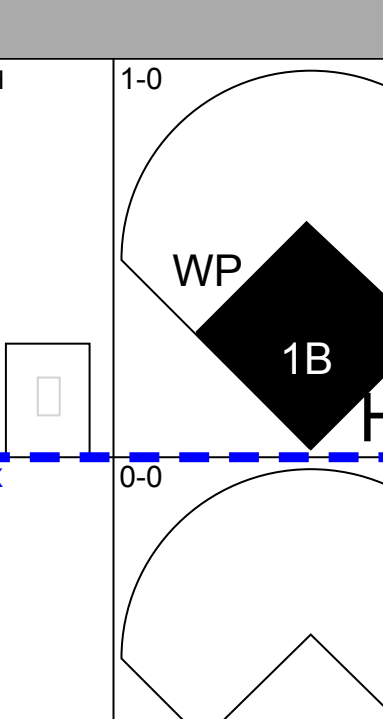
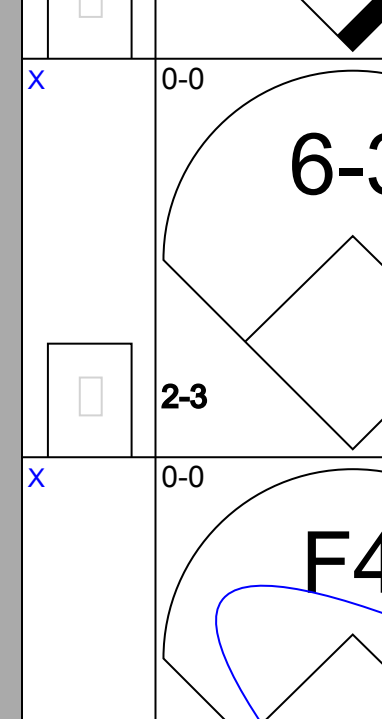
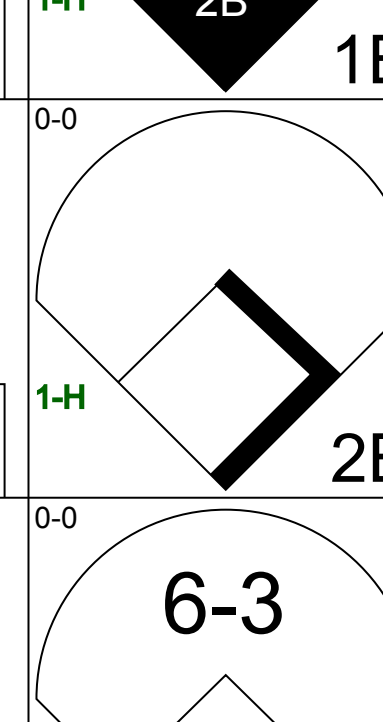
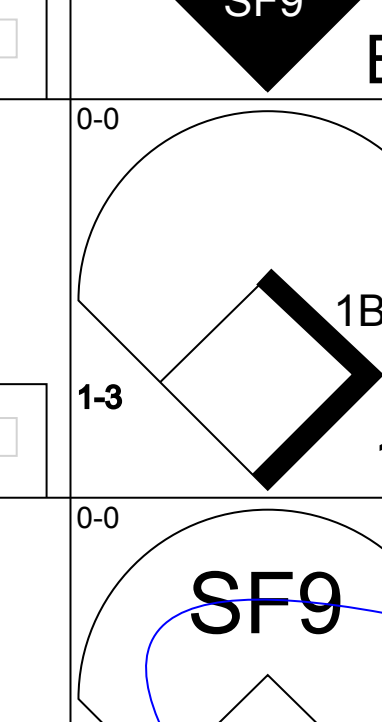
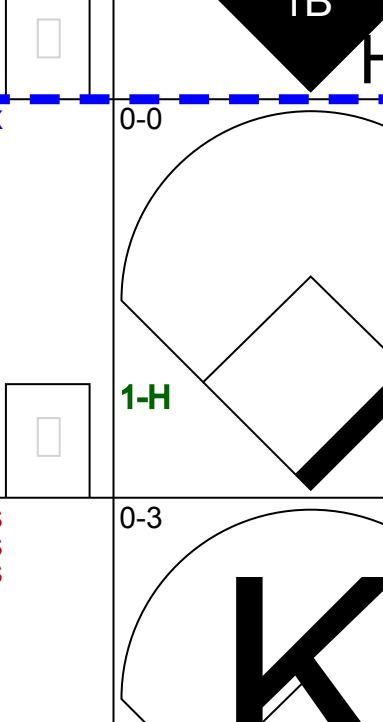
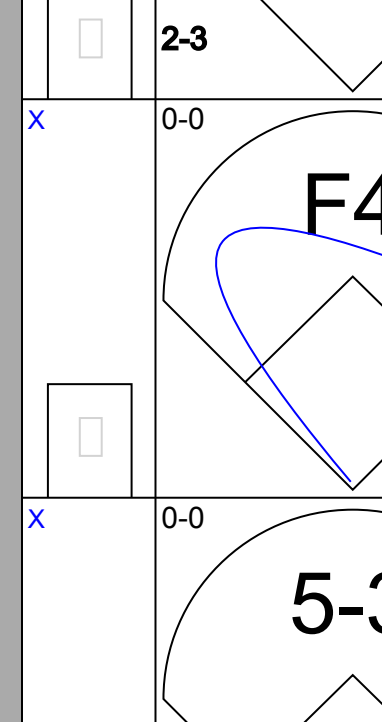
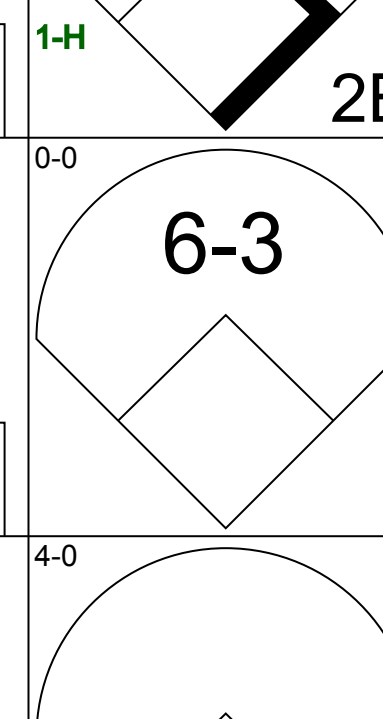
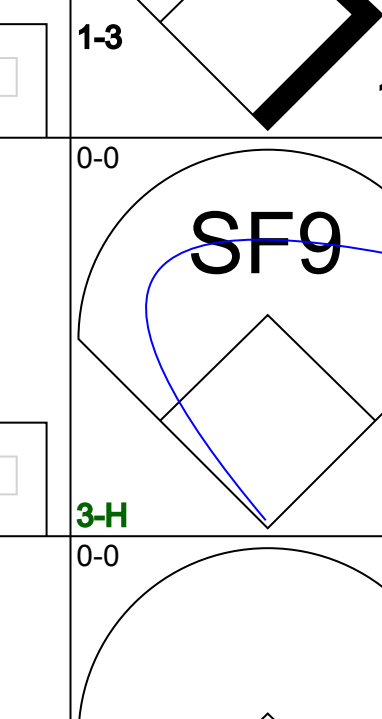
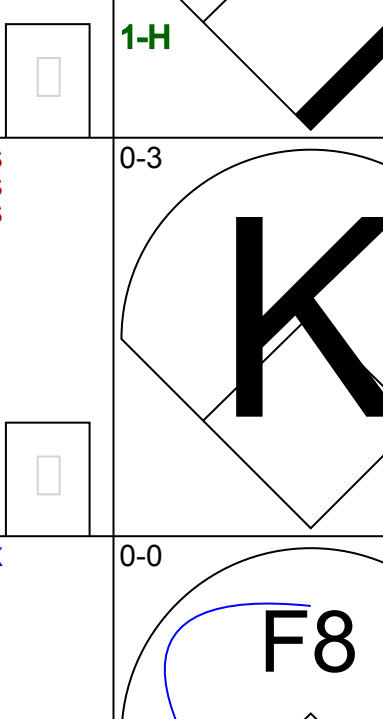
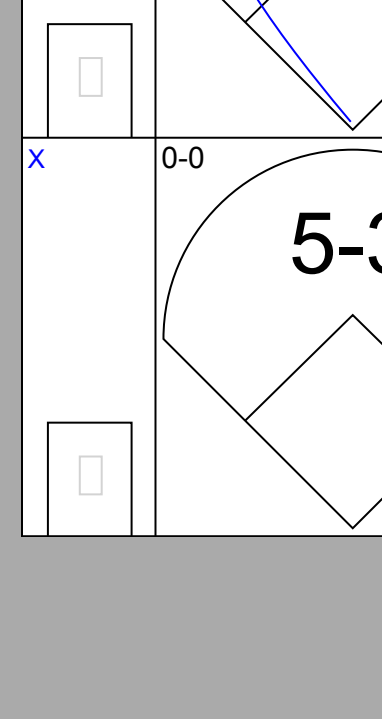
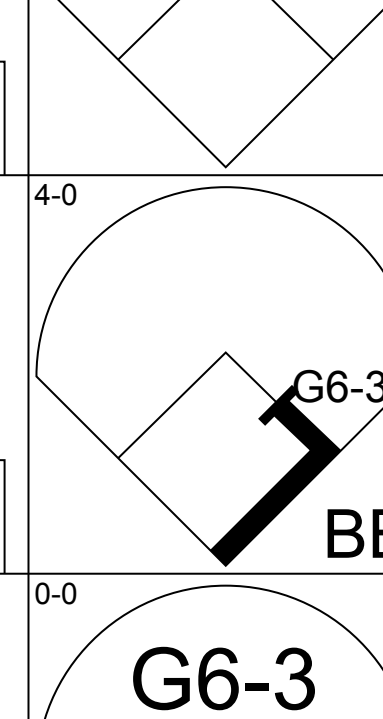
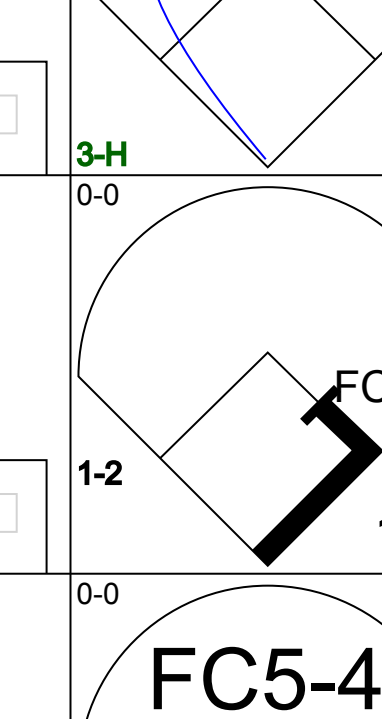
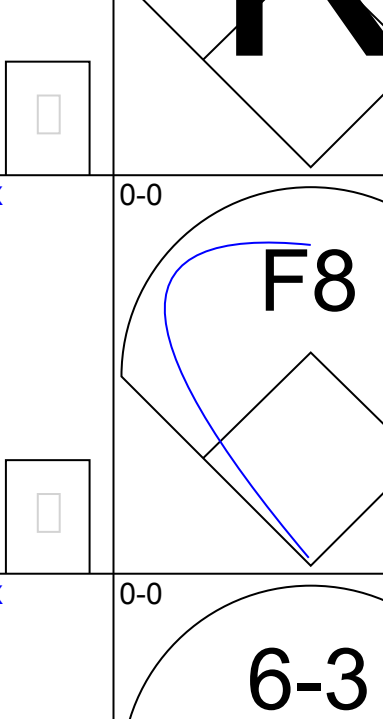
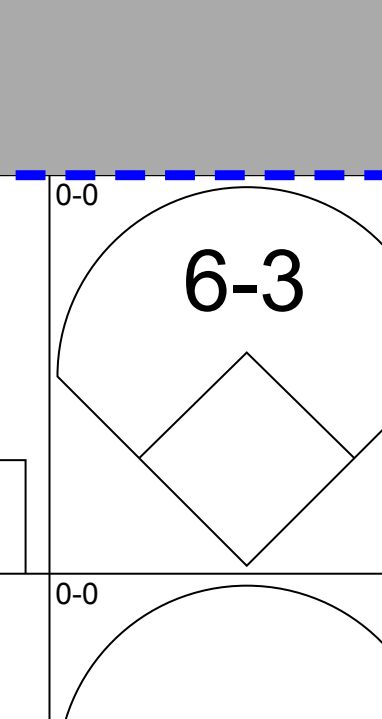
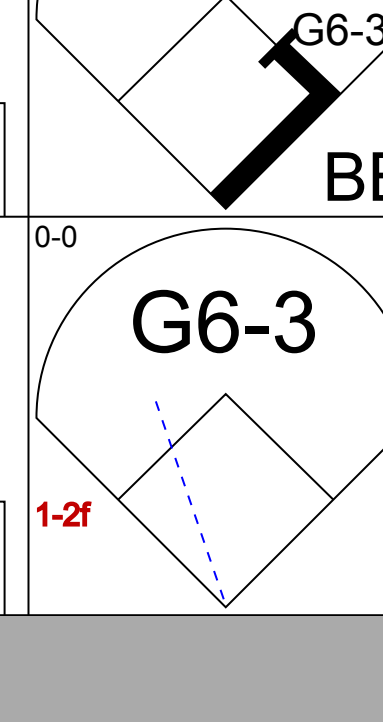
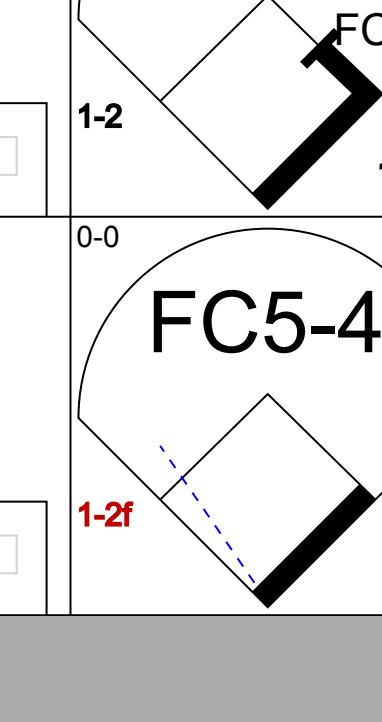
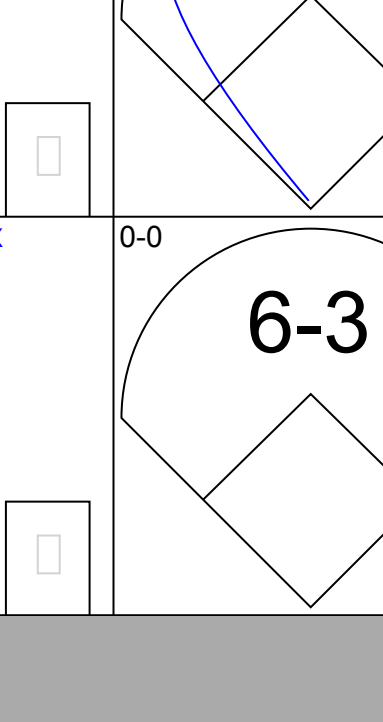
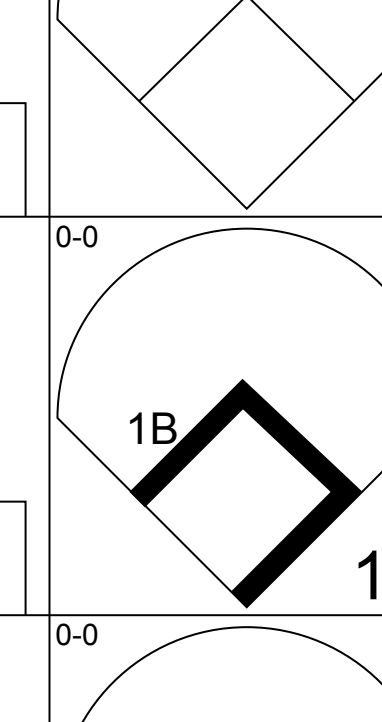
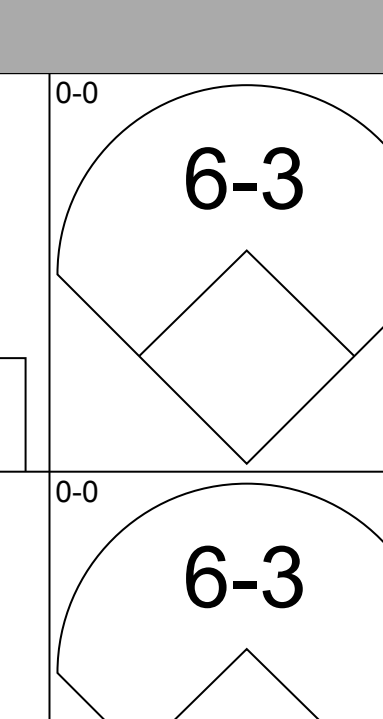
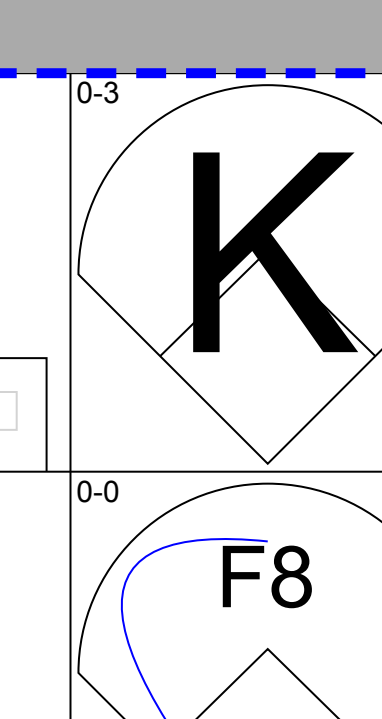
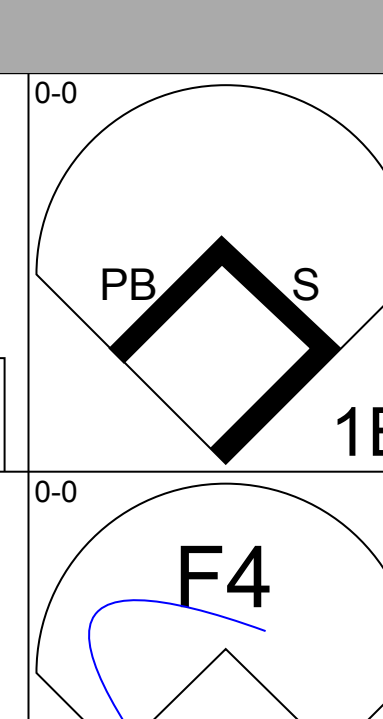
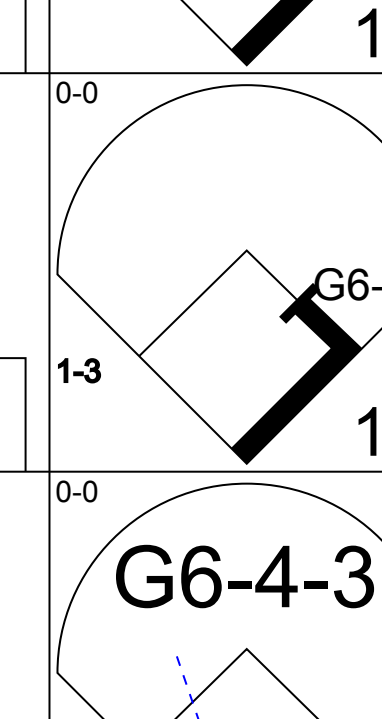
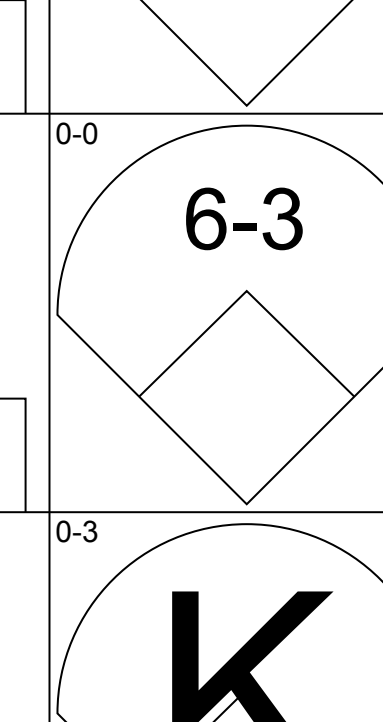
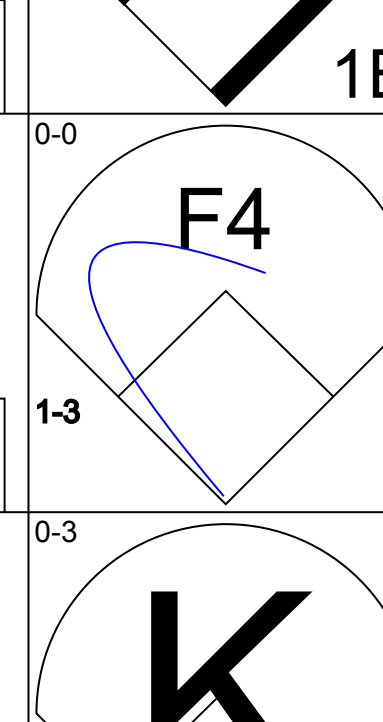
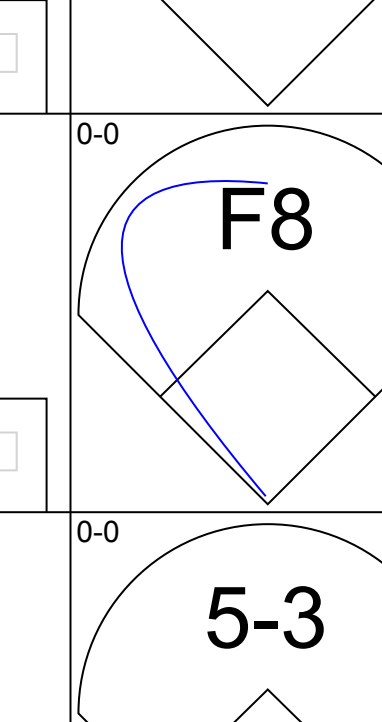
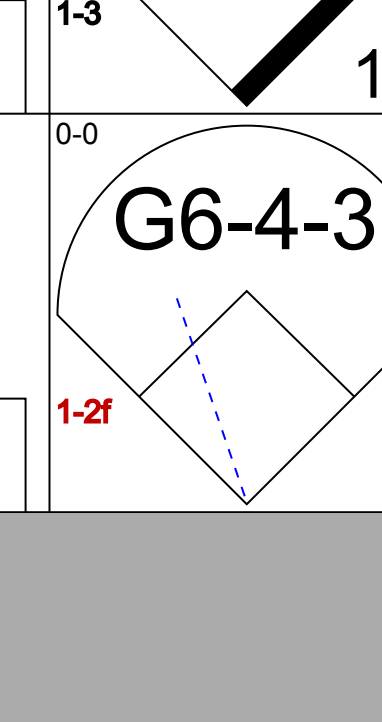
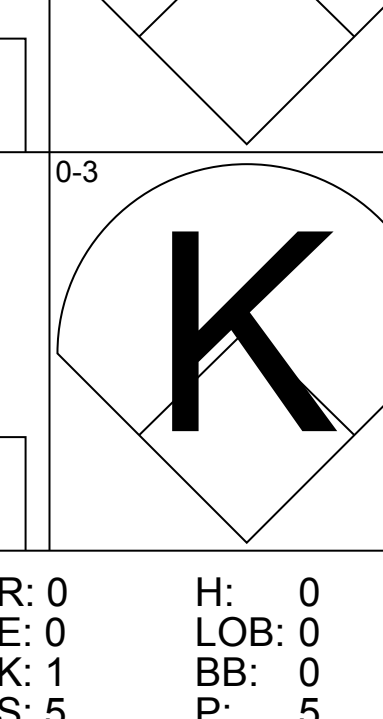
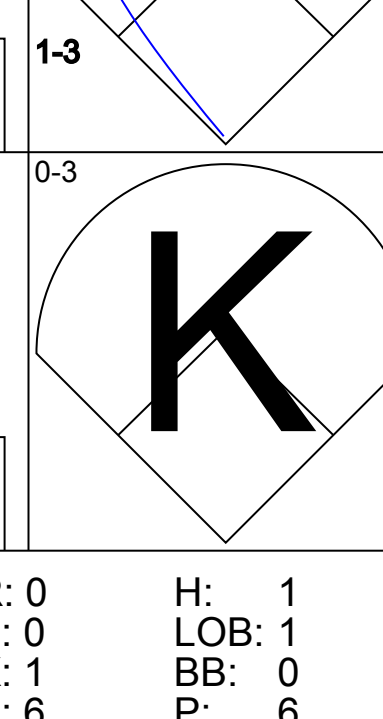
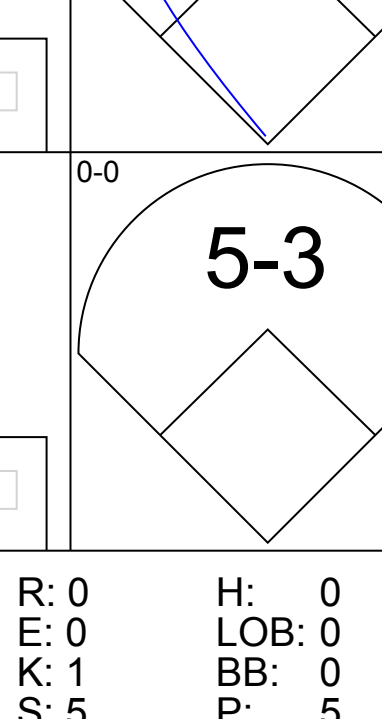


Batter	1	2	3	4	5	6	7	8	9	AB	R	H	RBI	BB	SO	LOB	TOP		
Jose Cardenal, R OBP: 0.315, SLG: 0.391 (1, 7)										4	0	0	0	0	1	1			
Jay Johnstone, L OBP: 0.298, SLG: 0.403 (1, 8)										4	0	1	0	0	0	1			
Jim Fregosi, R OBP: 0.305, SLG: 0.381 (1, 6)										4	0	0	0	0	2	2			
Norm Siebern, L OBP: 0.367, SLG: 0.351 (1, 3)											4	0	0	0	0	0			
Bobby Knoop, R OBP: 0.274, SLG: 0.388 (1, 4)										4	1	1	0	0	2	0			
Willie Smith, L OBP: 0.241, SLG: 0.232 (1, 9)										4	0	1	0	0	1	1			
Tom Satriano, L OBP: 0.333, SLG: 0.302 (1, 2)										3	0	2	1	0	0	0			
Paul Schaal, R OBP: 0.368, SLG: 0.347 (1, 5)										3	0	0	0	0	1	3			
Marcelino Lopez, R OBP: 0.245, SLG: 0.239 (5, 1)										1	0	0	0	0	0	0			
Jim Coates, R OBP: 0.291, SLG: 0.357 (6, PH)										0	0	0	0	0	0	0			
Ed Knapick, L OBP: 0.194, SLG: 0.148 (6, 1)										0	0	0	0	1	0	0			
Minnie Rojas, R OBP: 0.247, SLG: 0.275 (6, PH)										0	0	0	0	0	0	0			
Frank Matzone, R OBP: 0.247, SLG: 0.275 (8, PH)										1	0	0	0	0	0	0			
Lew Burdette, R OBP: 0.143, SLG: 0.143 (8, 1)										0	0	0	0	0	0	0			
Inning Stats	R: 0 E: 0 K: 1 S: 5	H: 0 LOB: 0 BB: 0 P: 5	R: 0 E: 0 K: 1 S: 5	H: 0 LOB: 0 BB: 0 P: 5	R: 0 E: 0 K: 1 S: 5	H: 0 LOB: 0 BB: 0 P: 5	R: 0 E: 0 K: 1 S: 5	H: 2 LOB: 2 BB: 0 P: 7	R: 0 E: 0 K: 1 S: 5	H: 0 LOB: 1 BB: 1 P: 9	R: 1 E: 0 K: 0 S: 7	H: 2 LOB: 1 BB: 0 P: 7	R: 0 E: 0 K: 0 S: 4	H: 1 LOB: 1 BB: 0 P: 4	R: 0 E: 0 K: 0 S: 3	H: 0 LOB: 0 BB: 0 P: 3	1B: 3 2B: 2 3B: 0 HR: 0	SF: 0 SAC: 0 DP: 0 HBP: 0	WP: 0 PA: 33 SB: 0 CS: 0
PITCHER Jim Nash, R ERA: 2.3 (1, 1)	IP: 9.0 WLS: W BF: 33 H: 5 R: 1 ER: 1 SO: 7 BB: 1 IBB: 0 HBP: 0 BLK: 0 WP: 0 HR: 0 S: 46 P: 50 ERA: 1.00 WHIP: 0.667																		

California Angels @ Kansas City Athletics
Municipal Stadium, Kansas City, MO
Mon Sep 05 1966, 8:05 PM EDT
Att: 7,074 - Unknown

AB 32
R 1
H 5
RBI 1
BB 1
SO 7
LOB 8



Batter	1	2	3	4	5	6	7	8	9	AB	R	H	RBI	BB	SO	LOB	BOTTOM		
Bert Campaneris, R OBP: 0.305, SLG: 0.386 (1, 6)										3	1	1	0	1	0	1			
Mike Hershberger, R OBP: 0.319, SLG: 0.354 (1, 9)										2	3	1	1	1	0	1			
Ed Charles, R OBP: 0.332, SLG: 0.448 (1, 5)										4	0	3	2	0	0	1			
Danny Cater, R OBP: 0.297, SLG: 0.355 (1, 3)										3	0	0	1	0	1	3			
Dick Green, R OBP: 0.310, SLG: 0.368 (1, 4)										3	0	1	0	1	0	1			
Joe Nassek, R OBP: 0.276, SLG: 0.340 (1, 8)										4	0	1	0	0	0	5			
Ossie Chavarria, R OBP: 0.295, SLG: 0.315 (1, 7)										2	0	1	0	0	0	0			
Larry Stahl, L OBP: 0.285, SLG: 0.366 (7, 7)										2	0	1	0	0	1	0			
Phil Roof, R OBP: 0.282, SLG: 0.334 (1, 2)											4	0	0	0	0	3			
Jim Nash, R OBP: 0.079, SLG: 0.105 (1, 1)										3	0	0	0	0	2	1			
Inning Stats	R: 2 E: 0 K: 0 S: 4	H: 2 LOB: 1 BB: 2 P: 12	R: 0 E: 0 K: 1 S: 5	H: 0 LOB: 0 BB: 0 P: 5	R: 1 E: 0 K: 0 S: 5	H: 2 LOB: 2 BB: 1 P: 9	R: 0 E: 0 K: 1 S: 6	H: 1 LOB: 1 BB: 0 P: 6	R: 1 E: 0 K: 1 S: 6	H: 1 LOB: 1 BB: 0 P: 7	R: 0 E: 0 K: 1 S: 5	H: 0 LOB: 0 BB: 0 P: 5	R: 0 E: 0 K: 0 S: 4	H: 1 LOB: 1 BB: 0 P: 4	R: 0 E: 0 K: 0 S: 4	H: 2 LOB: 1 BB: 0 P: 4	1B: 7 2B: 2 3B: 0 HR: 0	SF: 1 SAC: 0 DP: 2 HBP: 1	WP: 3 PA: 35 SB: 1 CS: 0
PITCHER Marcelino Lopez, L ERA: 4.26 (1, 1)	IP: 4.0 WLS: L BF: 20 H: 5 R: 4 ER: 4 SO: 2 BB: 3 IBB: 0 HBP: 1 BLK: 0 WP: 1 HR: 0 S: 20 P: 33 ERA: 9.00 WHIP: 2.000																		
Jim Coates, R ERA: 3.71 (5, 1)	IP: 1.0 WLS: L BF: 4 H: 1 R: 0 ER: 0 SO: 1 BB: 0 IBB: 0 HBP: 0 BLK: 0 WP: 0 HR: 0 S: 6 P: 6 ERA: 0.00 WHIP: 1.000																		
Minnie Rojas, R ERA: 2.72 (6, 1)	IP: 2.0 WLS: L BF: 7 H: 1 R: 0 ER: 0 SO: 1 BB: 0 IBB: 0 HBP: 0 BLK: 0 WP: 0 HR: 0 S: 9 P: 9 ERA: 0.00 WHIP: 0.500																		
Lew Burdette, R ERA: 3.3 (8, 1)	IP: 1.0 WLS: L BF: 4 H: 2 R: 0 ER: 0 SO: 0 BB: 0 IBB: 0 HBP: 0 BLK: 0 WP: 0 HR: 0 S: 4 P: 4 ERA: 0.00 WHIP: 2.000																		

California Angels @ Kansas City Athletics
Municipal Stadium, Kansas City, MO
Mon Sep 05 1966, 8:05 PM EDT
Att: 7,074 - Unknown

AB 30
R 4
H 9
RBI 4
BB 3
SO 4
LOB 16



Batter	1	2	3	4	5	6	7	8	9	AB	R	H	RBI	BB	SO	LOB	TOP				
Jose Cardenal, R OBP: 0.318, SLG: 0.397	0-0 S 3B 2B	0-0 4-3		0-0 2B		4-0 IBB			0-0 6-3	4	1	2	0	1	0	0					
Jay Johnstone, L OBP: 0.295, SLG: 0.392	0-0 L9 2-3	4-0 CS BB		0-3 K		0-0 4-3			0-0 F2	4	0	0	0	1	1	5					
Jim Fregosi, R OBP: 0.305, SLG: 0.379	4-0 3B BB	4-0 1-2 BB			0-0 5-3				0-0 L4	3	1	0	0	2	1	0					
Joe Adcock, R OBP: 0.368, SLG: 0.605	0-0 1-H 2B 3B	0-0 L8			0-0 5-3				0-0 F9	4	1	1	2	0	0	1					
Bobby Knoop, R OBP: 0.272, SLG: 0.385	0-3 K		0-3 K		0-0 F9				0-0 L4	4	0	0	0	0	2	1					
Paul Schaaf, R OBP: 0.370, SLG: 0.347	4-0 BB 2B BB		0-3 K		0-0 SH1-3 WP 1B				0-3 K	3	1	1	0	1	2	0					
Tom Egan, R	4-0 2B 1-2 BB		0-3 K		0-0 6-3				0-0 4-3	2	0	0	0	1	1	1					
Tom Satriano, L OBP: 0.332, SLG: 0.300	4-0 2B 1-2 BB		0-3 K		0-0 6-3				0-0 4-3	1	0	0	0	0	0	0					
Jim Piersall, R OBP: 0.295, SLG: 0.263	0-0 1-3 2-H 3-H		0-3 K		4-0 SH1-3 BB				4-0 BB	2	0	1	2	2	1	0					
Fred Newman, R OBP: 0.207, SLG: 0.179	0-0 F7		0-0 5-3		0-0 SH1-3				0-0 L8	1	0	0	0	0	0	2					
Clyde Wright, R OBP: 0.111, SLG: 0.111					1-2 2-3					1	0	0	0	0	0	0					
Bob Lee, R										1	0	0	0	0	0	1					
Inning Stats	R: 4 E: 0 K: 1 S: 8	H: 3 LOB: 2 BB: 3 P: 20	R: 0 E: 0 K: 0 S: 2	H: 0 LOB: 1 BB: 2 P: 10	R: 0 E: 0 K: 3 S: 9	H: 0 LOB: 0 BB: 0 P: 9	R: 0 E: 0 K: 2 S: 8	H: 1 LOB: 1 BB: 0 P: 8	R: 0 E: 0 K: 0 S: 3	H: 0 LOB: 0 BB: 0 P: 3	R: 0 E: 0 K: 1 S: 5	H: 0 LOB: 0 BB: 0 P: 5	R: 0 E: 0 K: 1 S: 5	H: 0 LOB: 1 BB: 1 P: 9	R: 0 E: 0 K: 0 S: 3	H: 0 LOB: 0 BB: 0 P: 3	1B: 1 2B: 3 3B: 1 HR: 0	SF: 0 SAC: 1 DP: 0 HBP: 0	WP: 1 PB: 0 SB: 1 CS: 1	PA: 39	
PITCHER	IP WLS BF H R ER SO BB IBB HBP BLK WP HR S P ERA WHIP	0.2 L 8 3 4 4 1 3 0 0 0 0 0 7 19 54.00 9.000	1.1 5 0 0 0 0 2 0 0 0 0 0 0 3 11 0.00 1.500	3.0 10 1 0 0 5 0 0 0 0 0 0 0 20 20 0.00 0.333	1.0 6 1 0 0 0 1 1 0 0 1 0 4 12 0.00 2.000	2.0 7 0 0 0 2 1 0 0 0 0 0 10 14 0.00 0.500	1.0 3 0 0 0 0 0 0 0 0 0 0 3 3 0.00 0.000	9.1 1.0 3 0 0 0 0 0 0 0 0 0 3 3 0.00 0.000													

California Angels @ Kansas City Athletics
Municipal Stadium, Kansas City, MO
Tue Sep 06 1966, 8:05 PM EDT
Att: 4,591 - Unknown

AB 30
R 4
H 5
RBI 4
BB 8
SO 8
LOB 11



Batter	1	2	3	4	5	6	7	8	9	AB	R	H	RBI	BB	SO	LOB	BOTTOM					
Bert Campaneris, R OBP: 0.304, SLG: 0.386	0-0 L8	0-0 1-H 2-H 2B			0-0 FC5-6 4-3	0-0 F6			0-0 L7	5	0	1	1	0	0	4						
Jim Gosger, L OBP: 0.321, SLG: 0.352	0-3 K		0-0 6-3		0-0 4-3				0-0 L8	1	0	0	0	0	1	0						
Joe Nosssek, R OBP: 0.271, SLG: 0.333	0-0 K		0-0 6-3		0-0 4-3				0-0 L8	4	0	0	0	0	0	1						
Mike Hershberger, R OBP: 0.320, SLG: 0.352	0-0 L9		0-0 5-3		4-0 BB				4-0 1B BB	2	0	0	0	2	0	0						
Larry Stahl, L OBP: 0.286, SLG: 0.367		0-0 WP 1B		0-0 F8		0-0 F9			0-0 1B	2	1	1	0	0	0	0						
Danny Cater, R OBP: 0.296, SLG: 0.356		0-0 1B 1B		0-0 F8		0-0 F9			1-2 1B	2	0	1	0	0	0	2						
Ed Charles, R OBP: 0.334, SLG: 0.448		0-0 HBP 1B 1B		0-0 FC4-6 1B		0-0 5-3			0-0 F4	4	1	2	1	0	0	1						
Roger Repoz, L OBP: 0.325, SLG: 0.371		0-0 L9		0-0 F6		4-0 E 1B BB			0-0 4-3	3	0	0	0	1	0	2						
Dick Green, R OBP: 0.310, SLG: 0.367		0-0 F7		0-0 FC4-6 1-2		0-0 1B 1B			0-0 4-3	4	0	1	0	0	0	2						
Phil Roof, R OBP: 0.325, SLG: 0.333		1-0 1B		0-0 4-3		0-0 1B			0-3 K	1	1	0	0	0	0	1						
Tim Talton, L OBP: 0.246, SLG: 0.613		1-2 2B HBP		0-0 4-3		1-2 2-3 1B			0-0 L9	1	0	0	0	0	0	0						
Wes Stock, R OBP: 0.296, SLG: 0.313		1-2 2B HBP		0-0 4-3		1-2 2-3 1B			0-0 L9	0	0	0	0	0	0	0						
Jack Aker, R OBP: 0.143		1-2 2B 1B		0-0 FC5-6 1B		0-3 K			0-0 L9	0	0	0	0	0	0	0						
Inning Stats	R: 0 E: 0 K: 1 S: 5	H: 0 LOB: 0 BB: 0 P: 5	R: 3 E: 0 K: 0 S: 6	H: 4 LOB: 3 BB: 0 P: 7	R: 0 E: 0 K: 0 S: 3	H: 0 LOB: 0 BB: 0 P: 3	R: 0 E: 0 K: 0 S: 4	H: 1 LOB: 1 BB: 0 P: 4	R: 0 E: 1 K: 0 S: 4	H: 1 LOB: 2 BB: 1 P: 8	R: 0 E: 0 K: 1 S: 7	H: 2 LOB: 3 BB: 1 P: 11	R: 0 E: 0 K: 0 S: 3	H: 1 LOB: 1 BB: 1 P: 7	R: 0 E: 0 K: 1 S: 5	H: 0 LOB: 0 BB: 0 P: 5	R: 0 E: 0 K: 0 S: 3	H: 0 LOB: 0 BB: 0 P: 3	1B: 8 2B: 1 3B: 0 HR: 0	SF: 0 SAC: 0 DP: 0 HBP: 1	WP: 1 PB: 0 SB: 0 CS: 0	PA: 38
PITCHER	IP WLS BF H R ER SO BB IBB HBP BLK WP HR S P ERA WHIP	2.0 10 4 3 3 3 1 0 0 1 0 0 11 12 13.50 2.000	3.1 15 3 0 0 0 2 0 0 0 0 0 13 21 0.00 1.500	3.2 W 13 2 0 0 2 1 0 0 0 0 16 20 0.00 0.818																		


California Angels @ Kansas City Athletics
Municipal Stadium, Kansas City, MO
Tue Sep 06 1966, 8:05 PM EDT
Att: 4,591 - Unknown


AB 34
R 3
H 9
RBI 3
BB 3
SO 3
LOB 16



Batter	1	2	3	4	5	6	7	8	9	AB	R	H	RBI	BB	SO	LOB	TOP			
Jose Cardenal, R OBP: 0.320, SLG: 0.400 (1, 8)										4	1	2	0	0	0	0	California Angels @ Kansas City Athletics Municipal Stadium, Kansas City, MO Wed Sep 07 1966, 8:05 PM EDT Att: 5,119 - Unknown AB 35 R 3 H 7 RBI 3 BB 1 SO 8 LOB 14			
Jay Johnstone, L OBP: 0.288, SLG: 0.383 (1, 7)										4	1	0	0	0	2	2				
Jim Fregosi, R OBP: 0.305, SLG: 0.378 (1, 6)										4	0	1	1	0	1	1				
Joe Adcock, R OBP: 0.367, SLG: 0.615 Tom Egan, R (6, 2)										3	1	1	1	0	1	2				
Willie Smith, L OBP: 0.241, SLG: 0.238 (1, 9)										4	0	1	1	0	1	0				
Bobby Knoop, R OBP: 0.274, SLG: 0.388 (1, 4)										3	0	1	0	1	0	0				
Tom Satriano, L OBP: 0.330, SLG: 0.299 (6, 3)										4	0	1	0	0	0	4				
Paul Schaaf, R OBP: 0.368, SLG: 0.344 Norm Siebern, L OBP: 0.366, SLG: 0.350 Jackie Hernandez, R OBP: 0.120, SLG: 0.045 (6, PH) (6, 5)										2	0	0	0	0	0	1				
George Brunet, R OBP: 0.138, SLG: 0.175 Jim Coates, R OBP: 0.297, SLG: 0.091 Ed Klingsmith, L OBP: 0.234, SLG: 0.338 Minnie Rojas, R OBP: 0.142, SLG: 0.143 Lew Burdette, R OBP: 0.142, SLG: 0.143 Frank Malzone, R OBP: 0.244, SLG: 0.273 (1, 1) (5, 1) (7, PH) (7, 1) (7, 1) (6, PH)										2	0	0	0	0	1	1				
Inning Stats	R: 0 E: 0 K: 1 S: 5	H: 0 LOB: 0 BB: 0 P: 5	R: 0 E: 0 K: 0 S: 4	H: 1 LOB: 1 BB: 0 P: 4	R: 0 E: 0 K: 0 S: 3	H: 0 LOB: 0 BB: 0 P: 3	R: 1 E: 0 K: 1 S: 6	H: 1 LOB: 0 BB: 0 P: 6	R: 0 E: 0 K: 1 S: 9	H: 3 LOB: 3 BB: 1 P: 13	R: 0 E: 0 K: 1 S: 8	H: 1 LOB: 0 BB: 0 P: 8	R: 0 E: 0 K: 1 S: 5	H: 0 LOB: 0 BB: 0 P: 5	R: 0 E: 0 K: 1 S: 5	H: 0 LOB: 0 BB: 0 P: 5		1B: 3 2B: 2 3B: 1 HR: 1	SF: 0 SAC: 0 DP: 0 HBP: 0	WP: 0 PB: 0 SB: 0 CS: 0
PITCHER	IP WLS BF H R ER SO BB IBB HBP BLK WP HR S P ERA WHIP																			
LeW Krausse, R ERA: 3.15 Jack Aker, R ERA: 1.77 (1, 1) (6, 1)	5.1 W 23 6 3 2 4 0 0 0 0 0 0 1 31 31 3.38 1.125																			
LeW Krausse, R ERA: 3.15 Jack Aker, R ERA: 1.77 (6, 1)	3.2 S 13 1 0 0 4 0 1 0 0 0 0 0 20 24 0.00 0.273																			

Batter	1	2	3	4	5	6	7	8	9	AB	R	H	RBI	BB	SO	LOB	BOTTOM			
Bert Campaneris, R OBP: 0.306, SLG: 0.391 (1, 6)										5	2	3	0	0	0	2	California Angels @ Kansas City Athletics Municipal Stadium, Kansas City, MO Wed Sep 07 1966, 8:05 PM EDT Att: 5,119 - Unknown AB 33 R 6 H 14 RBI 6 BB 2 SO 4 LOB 18			
Mike Hershberger, R OBP: 0.321, SLG: 0.354 (1, 9)										4	2	2	2	0	0	2				
Ed Charles, R OBP: 0.336, SLG: 0.447 (1, 5)										3	1	1	0	1	1	1				
Danny Cater, R OBP: 0.302, SLG: 0.362 (1, 3)										4	0	3	3	0	0	0				
Dick Green, R OBP: 0.309, SLG: 0.366 (1, 4)										4	0	1	0	0	1	3				
Ossie Chavarria, R OBP: 0.296, SLG: 0.315 Jim Gosger, L OBP: 0.320, SLG: 0.351 Roger Repoz, L OBP: 0.325, SLG: 0.371 (1, 7) (7, PH) (8, 7)										2	0	1	1	0	0	0				
Joe Nosseck, R OBP: 0.270, SLG: 0.332 (1, 8)										4	0	1	0	0	0	4				
Phil Roof, R OBP: 0.285, SLG: 0.332 Randy Schwartz, L OBP: 0.250, SLG: 0.250 Rene Lachemann, R OBP: 0.333, SLG: 0.667 (1, 2) (6, PH) (7, 2)										1	0	0	0	1	1	0				
LeW Krausse, R OBP: 0.240, SLG: 0.196 Jack Aker, R OBP: 0.063, SLG: 0.125 (1, 1) (6, 1)										1	1	1	0	0	0	0				
Inning Stats	R: 3 E: 0 K: 1 S: 9	H: 4 LOB: 1 BB: 0 P: 9	R: 0 E: 0 K: 0 S: 3	H: 0 LOB: 1 BB: 1 P: 7	R: 0 E: 0 K: 1 S: 5	H: 1 LOB: 0 BB: 0 P: 5	R: 0 E: 0 K: 1 S: 5	H: 0 LOB: 0 BB: 0 P: 5	R: 1 E: 0 K: 0 S: 4	H: 2 LOB: 0 BB: 0 P: 4	R: 0 E: 0 K: 0 S: 5	H: 2 LOB: 2 BB: 1 P: 11	R: 0 E: 0 K: 1 S: 6	H: 1 LOB: 1 BB: 0 P: 6	R: 0 E: 0 K: 1 S: 6	H: 0 LOB: 0 BB: 0 P: 6		1B: 11 2B: 3 3B: 0 HR: 0	SF: 1 SAC: 2 DP: 1 HBP: 0	WP: 0 PB: 0 SB: 0 CS: 0
PITCHER	IP WLS BF H R ER SO BB IBB HBP BLK WP HR S P ERA WHIP																			
George Brunet, L ERA: 3.21 Jim Coates, R ERA: 3.45 Minnie Rojas, R ERA: 2.95 Lew Burdette, R ERA: 3.22 (1, 1) (5, 1) (7, 1) (7, 1)	4.0 L 19 7 4 4 3 0 0 0 0 0 0 0 7 7 9.00 2.000																			
George Brunet, L ERA: 3.21 Jim Coates, R ERA: 3.45 Minnie Rojas, R ERA: 2.95 Lew Burdette, R ERA: 3.22 (7, 1)	2.0 7 2 0 0 0 0 0 0 0 0 0 7 7 0.00 1.000																			
George Brunet, L ERA: 3.21 Jim Coates, R ERA: 3.45 Minnie Rojas, R ERA: 2.95 Lew Burdette, R ERA: 3.22 (7, 1)	0.1 4 2 2 2 0 1 0 0 0 0 0 0 3 7 54.00 9.000																			
George Brunet, L ERA: 3.21 Jim Coates, R ERA: 3.45 Minnie Rojas, R ERA: 2.95 Lew Burdette, R ERA: 3.22 (7, 1)	1.2 8 3 0 0 1 0 0 0 0 0 0 0 10 10 0.00 1.800																			

Batter	1	2	3	4	5	6	7	8	9	AB	R	H	RBI	BB	SO	LOB	TOP					
Dick McAuliffe, L (1, 6) OBP: 0.376, SLG: 0.511	0-3 K ①		0-3 K ③						0-3 K ③	5	0	2	0	0	3	1	<p>Detroit Tigers @ Kansas City Athletics Municipal Stadium, Kansas City, MO</p> <p>Sat Sep 10 1966, 8:05 PM EDT Att: 13,068 - Unknown</p> <p>livebaseballscorecards.com</p> <p>AB 34 R 0 H 8 RBI 0 BB 3 SO 7 LOB 17</p> 					
Jerry Lumpe, L (1, 4) OBP: 0.297, SLG: 0.304	0-0 F8 ②			0-3 K ①	0-0 F9 ③		0-0 4-3 ③			4	0	0	0	0	1	3						
Norm Cash, L (1, 3) OBP: 0.349, SLG: 0.466	0-0 F6 ③			4-0 BB BB ②		0-0 F5 ①		0-0 F7 ①		3	0	0	0	1	0	0						
Gates Brown, L (1, 7) OBP: 0.339, SLG: 0.450		0-0 F3 ①		0-0 F4 ②		0-0 1B 2B ②		0-0 5-3 1B ②		4	0	2	0	0	0	1						
Willie Horton, R (1, 9) OBP: 0.328, SLG: 0.496				4-0 1-2 BB ③		0-0 5-3 ②		0-0 5-3 ②		3	0	1	0	1	0	2						
Jim Northrup, L (1, 8) OBP: 0.320, SLG: 0.467	0-3 K ②			0-0 F9 ③		0-0 2-3 1B ③		0-0 F7 ③		4	0	1	0	0	1	4						
Don Wert, R (1, 5) OBP: 0.344, SLG: 0.373	0-3 K ③				0-3 K ①	0-0 L4 ③			0-0 5-3 ①	4	0	0	0	0	2	3						
Bill Freehan, R (1, 2) OBP: 0.289, SLG: 0.356						0-0 1B 2B ②		0-0 1-3 ①	4-0 5-3 BB ②	3	0	2	0	1	0	0						
Denny McLain, R (1, 1) Al Kaline, R (7, PH) Dave Wickersham, R (7, 1) Hank Aguirre, L (7, 1) George Korince, R (8, 1) Don Pepper, L (8, PH)				0-0 L4-3 ①		0-0 F8 ②		0-0 F3 ②	0-0 5-3 ②	2	0	0	0	0	0	2						
Inning Stats	R: 0 E: 0 K: 1 S: 5	H: 0 LOB: 0 BB: 0 P: 5	R: 0 E: 0 K: 2 S: 8	H: 1 LOB: 1 BB: 0 P: 8	R: 0 E: 0 K: 1 S: 5	H: 1 LOB: 0 BB: 0 P: 5	R: 0 E: 0 K: 1 S: 5	H: 0 LOB: 2 BB: 2 P: 13	R: 0 E: 0 K: 1 S: 7	H: 2 LOB: 2 BB: 0 P: 7	R: 0 E: 0 K: 0 S: 5	H: 2 LOB: 2 BB: 0 P: 5	R: 0 E: 0 K: 0 S: 4	H: 1 LOB: 1 BB: 0 P: 4	R: 0 E: 0 K: 0 S: 4	H: 1 LOB: 1 BB: 0 P: 4		R: 0 E: 0 K: 1 S: 5	H: 0 LOB: 1 BB: 1 P: 9	1B: 6 2B: 3 3B: 0 HR: 0	SF: 0 SAC: 0 DP: 1 HBP: 0	WP: 0 PB: 0 SB: 0 CS: 0
PITCHER	IP WLS BF H R ER SO BB IBB HBP BLK WP HR S P ERA WHIP																					
Jim Nash, R (1, 1) ERA: 2.16	6.0 W 25 6 0 0 6 2 0 0 0 0 0 0 35 43 0.00 1.333																					
Jack Aker, R (7, 1) ERA: 1.69	3.0 S 12 2 0 0 1 1 0 0 0 0 0 0 13 17 0.00 1.000																					

Batter	1	2	3	4	5	6	7	8	9	AB	R	H	RBI	BB	SO	LOB	BOTTOM			
Bert Campaneris, R (1, 6) OBP: 0.308, SLG: 0.390	0-3 K ①	0-0 F4 ③					0-0 6-3 ①			4	0	0	0	0	1	2	<p>Detroit Tigers @ Kansas City Athletics Municipal Stadium, Kansas City, MO</p> <p>Sat Sep 10 1966, 8:05 PM EDT Att: 13,068 - Unknown</p> <p>livebaseballscorecards.com</p> <p>AB 30 R 5 H 7 RBI 5 BB 7 SO 8 LOB 15</p> 			
Jim Gosger, L (1, 7) OBP: 0.324, SLG: 0.351	4-0 2B BB		4-0 G6-3 BB		0-3 K ②		0-0 1B ①	0-0 F9 ③		3	2	1	1	2	1	1				
Mike Hershberger, R (1, 9) OBP: 0.320, SLG: 0.354	0-0 1H 2B		0-0 G6-3 ①	1-2	0-0 1-3 ③		0-0 1B ①			4	0	2	2	0	0	1				
Tim Talton, L (1, 3) OBP: 0.400, SLG: 0.576	4-0 BB BB		0-0 F4 ③			0-0 F6 ①	0-0 F2 ②			2	0	0	0	1	0	0				
Joe Nosssek, R (7, PH) OBP: 0.274, SLG: 0.335										1	0	0	0	0	0	1				
Ed Charles, R (1, 5) OBP: 0.339, SLG: 0.451	0-0 F9 ②			0-0 HR		4-0 4-3 WP BB ②	4-0 1-2 BB IBB			2	1	1	1	2	0	2				
Roger Repoz, L (1, 8) OBP: 0.322, SLG: 0.367	0-3 K ③			0-3 K ①		0-0 4-3 ②	4-0 1-2 2-3 BB ③			3	0	0	0	0	2	3				
Danny Cater, R (7, PH) OBP: 0.304, SLG: 0.361										0	0	0	0	1	0	0				
Dick Green, R (1, 4) OBP: 0.305, SLG: 0.360		0-0 F3 ①		0-3 K ②		0-0 F6 ③	0-0 FC6-4 ③	1-2		4	0	0	0	0	1	4				
Phil Roof, R (1, 2) OBP: 0.288, SLG: 0.331		0-3 K ②		4-0 BB ③				0-0 E5 1B	0-3 K ①	3	1	1	0	1	2	0				
Jim Nash, R (1, 1) OBP: 0.100, SLG: 0.150		0-0 2B		0-3 K ③				0-0 E7 1B	0-0 5-3 ②	2	0	1	0	0	1	1				
Jack Aker, R (7, 1) OBP: 0.111, SLG: 0.167								0-0 1B ①		2	1	1	1	0	0	0				
Inning Stats	R: 1 E: 0 K: 2 S: 8	H: 1 LOB: 2 BB: 2 P: 16	R: 0 E: 0 K: 1 S: 6	H: 1 LOB: 1 BB: 0 P: 6	R: 0 E: 0 K: 0 S: 2	H: 0 LOB: 0 BB: 1 P: 6	R: 1 E: 0 K: 3 S: 10	H: 1 LOB: 1 BB: 1 P: 14	R: 0 E: 0 K: 1 S: 5	H: 0 LOB: 0 BB: 0 P: 5	R: 0 E: 0 K: 0 S: 3	H: 0 LOB: 1 BB: 1 P: 7	R: 3 E: 2 K: 0 S: 7	H: 4 LOB: 3 BB: 2 P: 15	R: 0 E: 0 K: 1 S: 5	H: 0 LOB: 1 BB: 0 P: 6	1B: 4 2B: 2 3B: 0 HR: 1	SF: 0 SAC: 0 DP: 1 HBP: 1	WP: 1 PB: 0 SB: 3 CS: 0	PA: 38
PITCHER	IP WLS BF H R ER SO BB IBB HBP BLK WP HR S P ERA WHIP																			
Denny McLain, R (1, 1) ERA: 3.62	6.0 L 25 3 2 2 7 5 0 0 0 0 0 0 34 54 81.00 12.000																			
Dave Wickersham, R (7, 1) ERA: 3.68	0.1 5 4 3 3 0 0 0 0 0 0 0 0 5 5 0.00 1.500																			
Hank Aguirre, L (7, 1) ERA: 3.87	0.2 4 0 0 0 0 1 1 0 0 0 0 0 2 10 0.00 0.000																			
George Korince, R (8, 1) ERA:	1.0 4 0 0 0 1 0 0 1 0 0 0 0 5 6 0.00 0.000																			

Batter	1	2	3	4	5	6	7	8	9	AB	R	H	RBI	BB	SO	LOB	TOP			
Dick McAuliffe, L (1, 6) OBP: 0.373, SLG: 0.505	0-3 K		0-3 K			0-0 F8		0-0 F8	4 0 0 0 0 2 0											
Jerry Lumpe, L (1, 4) OBP: 0.287, SLG: 0.303 Dick Tracewski, R (9, FR) OBP: 0.246, SLG: 0.211	0-0 F9		0-0 L3			0-0 F9		0-0 L3-6 1B	4 0 1 0 0 0 0 0 0 0 0 0 0 0											
Norm Cash, L (1, 3) OBP: 0.347, SLG: 0.463	0-0 4-1			0-0 4-1		0-0 F3		0-0 L3-6 1-2	4 0 0 0 0 0 1											
Gates Brown, L (1, 7) OBP: 0.339, SLG: 0.444		4-0 1B SF9 BB		0-0 G3			0-3 K		2 1 0 0 1 1 0											
Willie Horton, R (1, 9) OBP: 0.328, SLG: 0.497	0-3 K			0-0 2B		0-0 5-3			3 0 1 0 0 1 1											
Jim Northrup, L (1, 8) OBP: 0.320, SLG: 0.466	0-0 1-3 1B			0-0 4-3		0-0 4-3			3 0 1 0 0 0 1											
Don Wert, R (1, 5) OBP: 0.342, SLG: 0.372	0-0 SF9 1-2 3-H				0-0 F8		0-0 F4		2 0 0 1 0 0 0											
Bill Freehan, R (1, 2) OBP: 0.289, SLG: 0.354	0-0 F9				0-0 F3		4-0 L5-4-3 BB		2 0 0 0 1 0 1											
Earl Wilson, R (1, 1) OBP: 0.313, SLG: 0.534 Orlando Pena, R (3, 1) OBP: 0.111, SLG: 0.111 Al Kaline, R (8, PH) OBP: 0.395, SLG: 0.551 Fred Gladding, L (8, 1) OBP: 0.395, SLG: 0.551	0-0 F9		0-0 F9		0-3 K		0-0 L5-4-3 1-2		1 0 0 0 0 0 0 1 0 0 0 0 1 0 1 0 0 0 0 0 1 0 0 0 0 0 0 0											
Inning Stats	R: 0 E: 0 K: 1 S: 5	H: 0 LOB: 0 BB: 0 P: 5	R: 1 E: 0 K: 1 S: 6	H: 1 LOB: 1 BB: 1 P: 10	R: 0 E: 0 K: 1 S: 5	H: 0 LOB: 0 BB: 0 P: 5	R: 0 E: 0 K: 0 S: 4	H: 1 LOB: 1 BB: 0 P: 4	R: 0 E: 0 K: 1 S: 5	H: 0 LOB: 0 BB: 0 P: 5	R: 0 E: 0 K: 1 S: 5	H: 0 LOB: 0 BB: 0 P: 5	R: 0 E: 0 K: 0 S: 2	H: 0 LOB: 0 BB: 1 P: 6	R: 0 E: 0 K: 0 S: 3	H: 1 LOB: 1 BB: 0 P: 3	1B: 2 2B: 2 HR: 0	SF: 1 SAC: 0 HBP: 0	WP: 0 PB: 0 SB: 1 CS: 0	PA: 30
PITCHER Lew Krausse, R (1, 1) ERA: 3.03	IP: 9.0 WLS: W BF: 30 H: 3 R: 1 ER: 1 SO: 5 BB: 2 IBB: 0 HBP: 0 BLK: 0 WP: 0 HR: 0 S: 38 P: 46 ERA: 1.00 WHIP: 0.556																			

Detroit Tigers @ Kansas City Athletics
Municipal Stadium, Kansas City, MO
Sun Sep 11 1966, 4:33 AM EDT
Att: 8,553 - Unknown


AB	27
R	1
H	3
RBI	1
BB	2
SO	5
LOB	5



Batter	1	2	3	4	5	6	7	8	9	AB	R	H	RBI	BB	SO	LOB	BOTTOM			
Bert Campaneris, R (1, 6) OBP: 0.311, SLG: 0.391 Ossie Chavarria, R (3, 6) OBP: 0.303, SLG: 0.321	1-0 6-3 1B HBP			4-0 1-2 2-3 BB			0-0 2B		1 1 1 0 0 0 0 1 0 1 1 1 0 0											
Jim Gosger, L (1, 7) OBP: 0.321, SLG: 0.347	0-0 F3 1-2	0-0 CS 3-H	0-0 3-1-3	0-0 F5		0-0 3-1		4 0 0 0 0 0 5												
Mike Hershberger, R (1, 9) OBP: 0.317, SLG: 0.351	0-0 6-3 2-3		0-0 6-3		0-0 F9		0-0 F2		4 0 0 0 0 0 2											
Ed Charles, R (1, 5) OBP: 0.338, SLG: 0.447	4-0 1B S BB		0-0 5-3		0-0 4-3		0-0 F3		3 1 0 0 1 0 1											
Danny Cater, R (1, 3) OBP: 0.306, SLG: 0.362	0-0 1-1 3-H 1B			0-0 FC4-6 1B	0-0 F6		0-0 F9		4 0 2 2 0 0 0											
Roger Repoz, L (1, 8) OBP: 0.324, SLG: 0.375	0-3 K			0-0 FC4-6 2B BB 1-2		0-0 SF7 3B		0-0 2B 1B	4 3 2 0 0 1 2											
Dick Green, R (1, 4) OBP: 0.307, SLG: 0.367			0-0 F8		0-0 BB 1-3 2B		0-0 SF7 3-H		3 0 2 2 0 0 0											
Phil Roof, R (1, 2) OBP: 0.290, SLG: 0.329		4-0 1B SH2-4 CS BB		4-0 BB IBB		0-3 K		0-3 K	2 0 0 0 2 2 1											
Lew Krausse, R (1, 1) OBP: 0.226, SLG: 0.184		0-0 SH2-4 1-2		0-3 K		0-0 6-3		0-3 K	3 0 0 0 0 2 4											
Inning Stats	R: 2 E: 0 K: 1 S: 6	H: 1 LOB: 1 BB: 1 P: 11	R: 0 E: 0 K: 0 S: 3	H: 1 LOB: 1 BB: 1 P: 7	R: 0 E: 0 K: 0 S: 3	H: 0 LOB: 0 BB: 0 P: 3	R: 1 E: 0 K: 1 S: 7	H: 2 LOB: 2 BB: 2 P: 15	R: 0 E: 0 K: 0 S: 3	H: 0 LOB: 0 BB: 0 P: 3	R: 1 E: 0 K: 1 S: 6	H: 1 LOB: 0 BB: 0 P: 6	R: 0 E: 0 K: 0 S: 4	H: 1 LOB: 1 BB: 0 P: 4	R: 1 E: 0 K: 2 S: 9	H: 2 LOB: 1 BB: 0 P: 9	1B: 4 2B: 3 3B: 1 HR: 0	SF: 1 SAC: 1 DP: 0 HBP: 1	WP: 0 PB: 0 SB: 2 CS: 1	PA: 37
PITCHER Earl Wilson, R (1, 1) ERA: 3.16 Orlando Pena, R (3, 1) ERA: 2.71 Fred Gladding, R (8, 1) ERA: 3.72	IP: 2.0 WLS: L BF: 10 H: 2 R: 2 ER: 2 SO: 2 BB: 2 IBB: 0 HBP: 1 BLK: 0 WP: 0 HR: 0 S: 9 P: 18 ERA: 9.00 WHIP: 2.000																			

Detroit Tigers @ Kansas City Athletics
Municipal Stadium, Kansas City, MO
Sun Sep 11 1966, 4:33 AM EDT
Att: 8,553 - Unknown

AB	29
R	5
H	8
RBI	5
BB	4
SO	5
LOB	15



Batter	1	2	3	4	5	6	7	8	9	AB	R	H	RBI	BB	SO	LOB	TOP										
Bert Campaneris, R (1, 6) OBP: 0.305, SLG: 0.384	0-0 1-3	0-0 6-3			0-0 5-3			0-3 K		4	0	0	0	0	1	2											
Mike Hershberger, R (1, 9) OBP: 0.313, SLG: 0.346	0-3 K		0-0 F8		0-3 K			0-3 K		4	0	0	0	0	3	0											
Ed Charles, R (1, 5) OBP: 0.335, SLG: 0.444	0-0 F9		0-0 F5		0-0 F5			0-0 1B		4	0	1	0	0	0	0											
Danny Cater, R (1, 3) OBP: 0.310, SLG: 0.364		0-0 BB 2B 1B	0-3 K		0-0 1-3			4-0 1-2 BB		3	1	1	0	1	1	0											
Dick Green, R (1, 4) OBP: 0.306, SLG: 0.374	0-0 F2			0-0 HR	0-3 K			0-3 K		4	1	1	1	0	2	3											
Ossie Chavarria, R (1, 7) OBP: 0.304, SLG: 0.317 Roger Repoz, L (8, 7) OBP: 0.326, SLG: 0.381	4-0 1-2 2B BB		0-3 K		0-0 6-3				4-0 S BB	2	1	0	0	1	1	0											
Joe Nossek, R (1, 8) OBP: 0.278, SLG: 0.339	0-0 1-H 2-H 2B BB		4-0 BB		0-0 2-3			0-3 1-2 K		3	0	1	2	1	1	1											
Phil Roof, R (1, 2) OBP: 0.284, SLG: 0.322	0-0 6-3		0-0 F7		0-3 K			0-3 K		4	0	0	0	0	2	3											
Blue Moon Odom, R (1, 1) OBP: 0.192, SLG: 0.125	4-0 BB		0-3 K		0-3 K			0-3 K		3	0	0	0	1	3	2											
Inning Stats	R: 0 E: 0 K: 1 S: 5	H: 0 LOB: 0 BB: 5	R: 2 E: 0 K: 0 S: 5	H: 2 LOB: 2 BB: 13	R: 0 E: 0 K: 1 S: 5	H: 0 LOB: 0 BB: 5	R: 1 E: 0 K: 2 S: 8	H: 1 LOB: 1 BB: 12	R: 0 E: 0 K: 1 S: 5	H: 0 LOB: 0 BB: 5	R: 0 E: 0 K: 2 S: 7	H: 0 LOB: 0 BB: 7	R: 0 E: 0 K: 3 S: 10	H: 1 LOB: 2 BB: 14	R: 0 E: 0 K: 3 S: 9	H: 0 LOB: 1 BB: 13	1B: 2 2B: 1 3B: 0 HR: 1	SF: 0 SAC: 0 DP: 0 HBP: 0	WP: 0 PB: 0 CS: 2	PA: 36							
PITCHER	IP	WLS	BF	H	R	ER	SO	BB	IBB	HBP	BLK	WP	HR	S	P	ERA	WHIP										
Sam McDowell, L (1, 1) ERA: 3.06	7.0	L	27	3	3	3	8	3	0	0	0	0	1	40	52	3.86	0.857										
Luis Tiant, R (8, 1) ERA: 3.31	2.0		9	1	0	0	6	2	0	0	0	0	0	19	27	0.00	1.500										

Kansas City Athletics @ Cleveland Indians
Cleveland Municipal Stadium, Cleveland, OH
Wed Sep 14 1966, 7:05 PM EDT
Att: 4,027 - Unknown

AB	31
R	3
H	4
RBI	3
BB	5
SO	14
LOB	11



Batter	1	2	3	4	5	6	7	8	9	AB	R	H	RBI	BB	SO	LOB	BOTTOM										
Larry Brown, R (1, 6) OBP: 0.319, SLG: 0.301	0-0 F3		4-0 BB		0-0 L6		0-0 F8			3	0	0	0	1	0	2											
Vic Davallilo, L (1, 8) OBP: 0.295, SLG: 0.307	0-0 FC4-6 1B		0-0 F8		0-0 F8		0-3 K			4	0	1	0	0	1	1											
Leon Wagner, L (1, 7) OBP: 0.349, SLG: 0.466	0-0 FC4-6 1-2		0-3 K		4-0 1B BB		0-0 F3			3	0	0	0	1	1	2											
Fred Whitfield, L (1, 3) OBP: 0.287, SLG: 0.448	0-0 F3		0-3 K2-3		0-0 1-2 1B		0-3 K			4	0	1	0	0	2	1											
Rocky Colavito, R (1, 9) OBP: 0.332, SLG: 0.438		0-0 G4-6-3 1B		0-0 6-3		0-0 F7		0-0 F3		4	0	1	0	0	0	2											
Max Alvis, R (1, 5) OBP: 0.301, SLG: 0.376		0-0 G4-6-3 1-2		0-0 1B		0-0 F8		0-0 F6		4	0	1	0	0	0	3											
Vern Fuller, R (1, 4) Jim Gentile, L (9, PH) Jose Vidal, R (9, PR)	4-0 BB		0-0 F7		0-0 6-3 BB		4-0 BB		4-0 BB	1	0	0	0	2	0	1											
Del Crandall, R (1, 2) OBP: 0.320, SLG: 0.361 Duke Sims, L (7, PH) OBP: 0.354, SLG: 0.487	0-0 F4		0-0 F8		0-3 K		0-3 1-2 BB		4-0 BB	2	0	0	0	0	0	1											
Sam McDowell, L (1, 1) OBP: 0.200, SLG: 0.189 Bill Davis, L (7, PH) OBP: 0.333, SLG: 0.533 Luis Tiant, R (8, 1) OBP: 0.077, SLG: 0.040 Chuck Hinton, R (9, PH) OBP: 0.320, SLG: 0.395		0-0 4-3		0-0 L6 1B		0-0 6-3		0-0 5-3		2	0	1	0	0	0	0											
Inning Stats	R: 0 E: 0 K: 0 S: 4	H: 1 LOB: 1 BB: 0 P: 4	R: 0 E: 0 K: 0 S: 3	H: 1 LOB: 1 BB: 1 P: 7	R: 0 E: 0 K: 1 S: 5	H: 0 LOB: 1 BB: 1 P: 9	R: 0 E: 0 K: 1 S: 6	H: 1 LOB: 1 BB: 0 P: 6	R: 0 E: 0 K: 0 S: 3	H: 1 LOB: 1 BB: 0 P: 3	R: 0 E: 0 K: 0 S: 4	H: 1 LOB: 2 BB: 1 P: 8	R: 0 E: 0 K: 1 S: 5	H: 0 LOB: 1 BB: 1 P: 9	R: 0 E: 0 K: 2 S: 7	H: 0 LOB: 0 BB: 0 P: 7	R: 0 E: 0 K: 0 S: 3	H: 0 LOB: 2 BB: 2 P: 11	1B: 5 2B: 0 3B: 0 HR: 0	SF: 0 SAC: 0 DP: 1 HBP: 0	WP: 0 PB: 0 CS: 0	PA: 36					
PITCHER	IP	WLS	BF	H	R	ER	SO	BB	IBB	HBP	BLK	WP	HR	S	P	ERA	WHIP										
Blue Moon Odom, R (1, 1) ERA: 2.79	9.0	W	36	5	0	0	5	6	0	0	0	0	0	40	64	0.00	1.222										

Kansas City Athletics @ Cleveland Indians
Cleveland Municipal Stadium, Cleveland, OH
Wed Sep 14 1966, 7:05 PM EDT
Att: 4,027 - Unknown

AB	30
R	0
H	5
RBI	0
BB	6
SO	5
LOB	17



Batter	1	2	3	4	5	6	7	8	9	10	11	AB	R	H	RBI	BB	SO	LOB	TOP			
Bert Campaneris, R OBP: 0.304, SLG: 0.383 (1, 6)	0-0 1B		0-0 5-3			0-0 6-3		0-0 F3			0-0 SF8	4	0	1	1	0	0	2				
Jim Gosger, L OBP: 0.317, SLG: 0.342 Joe Nossek, R OBP: 0.278, SLG: 0.339 (1, 7)	0-0 6-3-1-4-6		0-0 F2			0-0 3-1			0-0 F9		0-0 FC3-6 2B	5	0	0	0	0	0	3				
Roger Repoz, L OBP: 0.330, SLG: 0.384 (1, 9)	4-0 CS BB				0-0 1-3				4-0 F9		0-0 2B	3	0	1	0	2	0	0				
Ed Charles, R OBP: 0.331, SLG: 0.439 (1, 5)	0-0 CS	0-0 5-3		0-0 1-3		0-0 F6			0-0 K		0-0 F4	5	0	0	0	0	1	3				
Danny Cater, R OBP: 0.307, SLG: 0.361 (1, 3)		0-3 K		0-0 5-3					0-0 F8		0-0 6-3	4	0	0	0	0	1	1				
Rick Monday, L (1, 8)		4-0 BB				0-0 F3			0-0 FC6		0-0 6-3	3	0	0	0	1	0	1				
Dick Green, R OBP: 0.304, SLG: 0.371 Joe Grzenda, R (10, 1)		0-3 K				0-0 F5			0-0 F2		0-3 K	4	0	0	0	0	2	1	AB 33			
Wes Stock, R (10, 1)												0	0	0	0	0	0	0	R 1			
Gil Blanco, L OBP: 0.167, SLG: 0.167 Vern Handrahan, L (11, 1)												0	0	0	0	0	0	0	H 4			
Phil Roof, R OBP: 0.285, SLG: 0.321 Larry Stahl, L OBP: 0.285, SLG: 0.364 Ken Sanders, R OBP: 0.250, SLG: 0.143 John Donaldson, L OBP: 0.208, SLG: 0.136 (1, 2)			4-0 SH1-4 BB			0-3 K			0-3 K		4-0 1B SF8 BB	1	0	0	0	1	1	0	RBI 1			
Bill Edgerton, L (1, 1)											0-0 1B	0	0	0	0	0	0	0	BB 5			
Randy Schwartz, L OBP: 0.333, SLG: 0.200 Cattfish Hunter, R OBP: 0.193, SLG: 0.218 Tim Talton, L OBP: 0.410, SLG: 0.568 (8, 2)			0-0 SH1-4			0-3 K			0-0 1B		0-0 FC3-6 1B	1	0	0	0	0	1	0	SO 7			
												2	0	2	0	0	0	0	LOB 11			
Inning Stats	R: 0 E: 0 K: 0 S: 2	H: 1 LOB: 0 BB: 1 P: 6	R: 0 E: 0 K: 2 S: 7	H: 0 LOB: 1 BB: 1 P: 11	R: 0 E: 0 K: 1 S: 3	H: 0 LOB: 1 BB: 1 P: 7	R: 0 E: 0 K: 0 S: 3	H: 0 LOB: 0 BB: 0 P: 3	R: 0 E: 0 K: 1 S: 5	H: 0 LOB: 0 BB: 0 P: 5	R: 0 E: 0 K: 1 S: 6	H: 1 LOB: 1 BB: 0 P: 6	R: 0 E: 0 K: 1 S: 5	H: 0 LOB: 0 BB: 0 P: 5	R: 0 E: 0 K: 1 S: 5	H: 0 LOB: 0 BB: 0 P: 5	R: 1 E: 0 K: 0 S: 5	H: 2 LOB: 2 BB: 1 P: 9	1B: 3 2B: 2 3B: 0 HR: 0	SF: 1 SAC: 1 DP: 1 HBP: 0	WP: 0 PB: 0 SB: 0 CS: 1	PA: 41
PITCHER Sonny Siebert, R ERA: 2.8 (1, 1)	IP 11.0	WLS L	BF 40	H 4	R 1	ER 1	SO 7	BB 5	IBB 0	HBP 0	BLK 0	WP 0	HR 0	S 49	P 69	ERA 0.82	WHIP 0.818					

Kansas City Athletics @ Cleveland Indians
Cleveland Municipal Stadium, Cleveland, OH
Thu Sep 15 1966, 7:05 PM EDT
Att. 3,786 - Unknown

AB	33
R	1
H	4
RBI	1
BB	5
SO	7
LOB	11



Batter	1	2	3	4	5	6	7	8	9	10	11	AB	R	H	RBI	BB	SO	LOB	BOTTOM			
Vern Fuller, R OBP: 0.500, SLG: 0.200 Buddy Booker, L OBP: 0.276, SLG: 0.481 Dick Howser, R OBP: 0.303, SLG: 0.355 (1, 4)	0-0 6-3		0-0 F6			0-0 G4-3 1B			0-3 K		4-0 FC6-4 1B BB	4	0	1	0	1	1	0				
Vic Davallillo, L OBP: 0.299, SLG: 0.311 (1, 8)	0-0 BB 1B		0-3 K			0-0 G4-3 1-2f			0-0 G3-6-3 1-2f		0-0 FC6-4 1-2 1B	6	0	3	0	0	1	2				
Leon Wagner, L OBP: 0.349, SLG: 0.465 (1, 7)	0-0 F9		0-0 1B 1B			0-0 BB 1B			0-0 F9		0-0 4-3	6	0	2	0	0	0	4				
Rocky Colavito, R OBP: 0.336, SLG: 0.438 Jim Landis, R OBP: 0.327, SLG: 0.340 (1, 9)	4-0 BB 1-2 BB		0-0 1B 1B			4-0 BB 1-2 BB			0-0 F7		4-0 BB BB BB	2	0	1	0	3	0	1				
Fred Whitfield, L OBP: 0.284, SLG: 0.444 Chico Salmon, R OBP: 0.296, SLG: 0.358 (1, 3)	0-0 1-3		0-0 F4			0-0 F3			0-0 4-3		0-0 F6	4	0	0	0	0	0	6				
Joe Azcue, R OBP: 0.315, SLG: 0.373 Jose Vidal, R (8, PR)			0-0 F8			0-0 5-3			0-0 5-3		4-0 BB BB	4	0	2	0	0	0	0				
Duke Sims, L OBP: 0.359, SLG: 0.487 (9, 2)						0-0 2B			0-0 2B		1-2 BB BB	0	0	0	0	0	0	0				
Max Alvis, R OBP: 0.302, SLG: 0.375 (1, 5)			0-0 6-3			0-0 K			0-0 K		0-0 BB BB	4	0	1	0	1	2	2				
Larry Brown, R OBP: 0.318, SLG: 0.298 Bill Davis, L OBP: 0.316, SLG: 0.500 (1, 6)			4-0 BB			0-0 F8			0-0 F7		0-3 K	3	0	0	0	1	1	3				
Sonny Siebert, R OBP: 0.153, SLG: 0.153 Jim Gentile, L OBP: 0.327, SLG: 0.412 (1, 1)			0-0 4-3			0-0 5-3			0-0 F8		0-3 K	4	0	0	0	0	0	3				
												1	0	0	0	0	1	0				
Inning Stats	R: 0 E: 0 K: 0 S: 4	H: 1 LOB: 2 BB: 1 P: 8	R: 0 E: 0 K: 0 S: 3	H: 0 LOB: 1 BB: 1 P: 7	R: 0 E: 0 K: 1 S: 7	H: 2 LOB: 2 BB: 0 P: 7	R: 0 E: 0 K: 1 S: 6	H: 1 LOB: 1 BB: 0 P: 6	R: 0 E: 0 K: 1 S: 6	H: 1 LOB: 1 BB: 0 P: 6	R: 0 E: 0 K: 1 S: 6	H: 1 LOB: 1 BB: 0 P: 6	R: 0 E: 0 K: 0 S: 2	H: 0 LOB: 0 BB: 1 P: 6	R: 0 E: 0 K: 1 S: 5	H: 0 LOB: 3 BB: 3 P: 17	R: 0 E: 0 K: 1 S: 6	H: 1 LOB: 2 BB: 1 P: 10	1B: 8 2B: 2 3B: 0 HR: 0	SF: 0 SAC: 0 DP: 2 HBP: 0	WP: 0 PB: 0 SB: 0 CS: 0	PA: 49
PITCHER Bill Edgerton, L ERA: 4.82 (1, 1)	IP 5.0	WLS L	BF 23	H 8	R 2	ER 0	SO 2	BB 3	IBB 0	HBP 0	BLK 0	WP 0	HR 0	S 24	P 36	ERA 0.00	WHIP 1.800					
Cattfish Hunter, R ERA: 3.88 (6, 1)	2.0	8	2	0	0	2	0	0	0	0	0	0	0	0	12	0.00	1.000					
Ken Sanders, R ERA: 3.71 (8, 1)	2.1	9	1	0	0	1	2	0	0	0	0	0	0	9	0.00	1.286						
Joe Grzenda, L ERA: 4.15 (10, 1)	0.1	2	0	0	0	0	1	0	0	0	0	0	0	1	5	0.00	3.000					
Wes Stock, R ERA: 2.59 (10, 1)	0.2	W	5	1	0	0	2	2	0	0	0	0	0	7	15	0.00	4.500					
PITCHER Gil Blanco, L ERA: 4.82 (11, 1)	IP 0.1	WLS S	BF 1	H 0	R 0	ER 0	SO 0	BB 0	IBB 0	HBP 0	BLK 0	WP 0	HR 0	S 1	P 1	ERA 0.00	WHIP 0.000					
Vern Handrahan, R ERA: 4.32 (11, 1)	0.1	S	1	0	0	0	0	0	0	0	0	0	0	0	1	1	0.00	0.000				

Kansas City Athletics @ Cleveland Indians
Cleveland Municipal Stadium, Cleveland, OH
Thu Sep 15 1966, 7:05 PM EDT
Att. 3,786 - Unknown

AB	41
R	0
H	10
RBI	0
BB	8
SO	7
LOB	27



Batter	1	2	3	4	5	6	7	8	9	AB	R	H	RBI	BB	SO	LOB	TOP										
Bert Campaneris, R OBP: 0.302, SLG: 0.380 (1, 6)	1-3		4-3			L6	6-3			4	0	0	0	0	0	1	Kansas City Athletics @ Washington Senators D.C. Stadium, Washington, DC Sat Sep 17 1966, Postponed Att: 7,500 - Unknown livebaseballscorecards.com										
Mike Hershberger, R OBP: 0.377, SLG: 0.348 (1, 9)	FC1-6 1B			6-3		1B 6-3 BB		CS 1B		3	1	2	0	1	0	0											
Ed Charles, R OBP: 0.335, SLG: 0.444 (1, 5)	FC1-6 1-2 S			1B		6-3 1B		1B 1-2 2B		4	0	3	0	0	0	1											
Danny Cater, R OBP: 0.277, SLG: 0.360 Tim Talton, L OBP: 0.415, SLG: 0.564 (1, 3) (4, PH) (4, 3)	6-3			1B		6-3		G4-3 1B		1	0	0	0	0	0	1											
Sal Bando, R OBP: 0.286, SLG: 0.296 Rick Monday, L (8, PH) (8, 8)	1-2			1B		1-2 3-H		2-3 1B		2	0	1	1	0	0	1											
Dick Green, R OBP: 0.302, SLG: 0.368 (1, 4)		F5		L5		F8		G4-3		4	0	0	0	0	0	5											
Ossie Chavarria, R OBP: 0.302, SLG: 0.316 Roger Repoz, L OBP: 0.332, SLG: 0.393 (1, 7) (4, PH) (4, 8) (8, 3)	6-3			F8				HR		1	0	0	0	0	0	0											
Joe Nosssek, R OBP: 0.277, SLG: 0.338 Larry Stahl, L OBP: 0.286, SLG: 0.364 (1, 8) (4, 7)	6-3			4-3		1-3 1B		4-3		1	0	0	0	0	0	0											
Phil Roof, R OBP: 0.282, SLG: 0.317 (1, 2)			F9	F7		1-3		L1-3		4	0	0	0	0	0	2											
Lew Krausse, R OBP: 0.214, SLG: 0.176 Jack Aker, R OBP: 0.100, SLG: 0.150 (1, 1) (8, 1)			K	F8		SF7		K		2	0	0	1	0	1	0											
Inning Stats	R: 0 E: 0 K: 0 S: 4	H: 1 LOB: 1 BB: 0 P: 4	R: 0 E: 0 K: 0 S: 3	H: 0 LOB: 0 BB: 0 P: 3	R: 0 E: 0 K: 1 S: 5	H: 0 LOB: 0 BB: 0 P: 5	R: 0 E: 0 K: 0 S: 5	H: 2 LOB: 2 BB: 0 P: 5	R: 0 E: 0 K: 0 S: 3	H: 0 LOB: 0 BB: 0 P: 3	R: 1 E: 0 K: 0 S: 4	H: 1 LOB: 1 BB: 1 P: 8	R: 0 E: 0 K: 0 S: 4	H: 3 LOB: 2 BB: 0 P: 4	R: 1 E: 0 K: 1 S: 6	H: 1 LOB: 0 BB: 0 P: 6	1B: 7 2B: 1 3B: 0 HR: 1	SF: 1 SAC: 0 DP: 1 HBP: 0	WP: 0 PA: 36								
PITCHER	IP	WLS	BF	H	R	ER	SO	BB	IBB	HBP	BLK	WP	HR	S	P	ERA	WHIP										
Barry Moore, L ERA: 4.14 (1, 1)	3.0		10	1	0	0	1	0	0	0	0	0	0	12	12	0.00	0.333										
Jim Hannan, R ERA: 4.12 (4, 1)	4.0	L	19	5	2	2	0	2	0	0	0	0	0	17	25	4.50	1.750										
Casey Cox, R ERA: 3.61 (8, 1)	0.1		1	1	0	0	0	0	0	0	0	0	0	1	1	0.00	3.000										
Dick Lines, L ERA: 2.43 (8, 1)	0.2		2	1	0	0	0	0	0	0	0	0	0	2	2	0.00	1.500										
Ron Kline, R ERA: 2.47 (9, 1)	1.0		4	1	1	1	1	0	0	0	0	0	1	6	6	9.00	1.000										

Batter	1	2	3	4	5	6	7	8	9	AB	R	H	RBI	BB	SO	LOB	BOTTOM										
Ed Brinkman, R OBP: 0.263, SLG: 0.330 (1, 6)	F9			5-3			F4		4-3	4	0	0	0	0	0	0	Kansas City Athletics @ Washington Senators D.C. Stadium, Washington, DC Sat Sep 17 1966, Postponed Att: 7,500 - Unknown livebaseballscorecards.com										
Bob Saverine, S OBP: 0.304, SLG: 0.338 Ken Hamlin, R OBP: 0.274, SLG: 0.305 Dick Phillips, L OBP: 0.237, SLG: 0.171 (1, 4) (8, 4) (9, PH)	5-3			F9		G3		4-3		3	0	0	0	0	0	0											
Dick Nen, L OBP: 0.297, SLG: 0.327 (1, 3)	K			G3		2B		G3		4	0	1	0	0	1	0											
Fred Valentine, S OBP: 0.355, SLG: 0.461 (1, 8)		F9		4-3		4-3				3	0	0	0	0	0	1											
Jim King, L OBP: 0.330, SLG: 0.388 (1, 9)		F4		F6		BB 1B BB				2	0	0	0	1	0	0											
Hank Allen, R OBP: 0.300, SLG: 0.125 (1, 7)		F9		L6		K		K		3	0	0	0	0	1	1											
Paul Casanova, R OBP: 0.275, SLG: 0.403 (1, 2)			K			1-3		BB 1B		3	0	1	0	0	1	0											
Tim Cullen, R OBP: 0.190, SLG: 0.200 Willie Kirkland, L OBP: 0.287, SLG: 0.335 Ken McMullen, R OBP: 0.289, SLG: 0.355 (1, 5) (8, PH) (9, 5)			1-4-3			K		G6-4-3 BB		2	0	0	0	0	1	0											
Barry Moore, L OBP: 0.118, SLG: 0.118 Bob Chance, L OBP: 0.207, SLG: 0.286 Jim Hershberger, R OBP: 0.377, SLG: 0.687 Casey Cox, R Dick Lines, R Frank Howard, R OBP: 0.305, SLG: 0.448 Ron Kline, R OBP: 0.400, SLG: 0.250 (1, 1) (3, PH) (4, 1) (8, 1) (8, PH) (9, 1)			K			F9		G6-4-3		0	0	0	0	0	0	0											
Inning Stats	R: 0 E: 0 K: 1 S: 5	H: 0 LOB: 0 BB: 0 P: 5	R: 0 E: 0 K: 0 S: 3	H: 0 LOB: 0 BB: 0 P: 3	R: 0 E: 0 K: 2 S: 7	H: 0 LOB: 0 BB: 0 P: 7	R: 0 E: 0 K: 0 S: 3	H: 0 LOB: 0 BB: 0 P: 3	R: 0 E: 0 K: 1 S: 5	H: 0 LOB: 0 BB: 0 P: 5	R: 0 E: 0 K: 0 S: 4	H: 1 LOB: 1 BB: 0 P: 4	R: 0 E: 0 K: 1 S: 5	H: 1 LOB: 2 BB: 2 P: 13	R: 0 E: 0 K: 0 S: 3	H: 0 LOB: 0 BB: 0 P: 3		1B: 1 2B: 1 3B: 0 HR: 0	SF: 0 SAC: 0 DP: 1 HBP: 0	WP: 0 PA: 30							
PITCHER	IP	WLS	BF	H	R	ER	SO	BB	IBB	HBP	BLK	WP	HR	S	P	ERA	WHIP										
Lew Krausse, R ERA: 2.5 (1, 1)	7.1	W	25	2	0	0	5	1	0	0	0	0	0	34	38	0.00	0.409										
Jack Aker, R ERA: 1.62 (8, 1)	1.2	S	5	0	0	0	0	1	0	0	0	0	0	4	8	0.00	0.600										

Batter	1	2	3	4	5	6	7	8	9	AB	R	H	RBI	BB	SO	LOB	TOP			
Bert Campaneris, R OBP: 0.302, SLG: 0.381 (1, 6)										4	0	1	0	0	0	0				
Larry Stahl, L OBP: 0.282, SLG: 0.359 (1, 9)										4	0	0	0	0	2	1				
Ed Charles, R OBP: 0.333, SLG: 0.442 Randy Schwartz, L OBP: 0.286, SLG: 0.167 Sal Bando, R OBP: 0.286, SLG: 0.286 (7, PH) (7, 5)										2	0	0	0	0	0	1				
Tim Talton, L OBP: 0.386, SLG: 0.524 (1, 3)										3	0	0	0	0	0	1				
Roger Repoz, L OBP: 0.330, SLG: 0.390 (1, 8)										3	0	0	0	0	1	0				
Jim Gosger, L OBP: 0.317, SLG: 0.342 (1, 7)										3	0	1	0	0	0	0				
Dick Green, R OBP: 0.300, SLG: 0.365 (1, 4)										3	0	0	0	0	0	1				
Phil Roof, R OBP: 0.283, SLG: 0.315 (1, 2)										2	0	0	0	1	1	0				
Blue Moon Odom, R OBP: 0.172, SLG: 0.111 (1, 1)										3	0	0	0	0	1	0				
Inning Stats	R: 0 E: 0 K: 1 S: 6	H: 1 LOB: 1 BB: 0 P: 6	R: 0 E: 0 K: 1 S: 5	H: 0 LOB: 0 BB: 0 P: 5	R: 0 E: 0 K: 1 S: 5	H: 0 LOB: 0 BB: 0 P: 5	R: 0 E: 0 K: 0 S: 3	H: 0 LOB: 0 BB: 0 P: 3	R: 0 E: 0 K: 1 S: 5	H: 0 LOB: 0 BB: 0 P: 5	R: 0 E: 0 K: 0 S: 5	H: 0 LOB: 0 BB: 0 P: 5	R: 0 E: 0 K: 0 S: 3	H: 1 LOB: 1 BB: 1 P: 7	R: 0 E: 0 K: 0 S: 3	H: 0 LOB: 0 BB: 0 P: 3	1B: 1 2B: 1 3B: 0 HR: 0	SF: 0 SAC: 0 DP: 0 HBP: 0	WP: 0 PB: 0 SB: 2 CS: 0	PA: 30
PITCHER Phil Ortega, R ERA: 3.82 (1, 1)	IP: 9.0 WLS: W BF: 29	H: 2 R: 0 ER: 0 SO: 5	BB: 0 IBB: 1 HBP: 0 BLK: 0	WP: 0 HR: 0 S: 38 P: 42	ERA: 0.00 WHIP: 0.222															

Kansas City Athletics @ Washington Senators
D.C. Stadium, Washington, DC
Sun Sep 18 1966, 3:33 AM EDT
Att: 5,135 - Unknown

AB 28
R 0
H 2
RBI 0
BB 1
SO 5
LOB 4



Batter	1	2	3	4	5	6	7	8	9	AB	R	H	RBI	BB	SO	LOB	BOTTOM			
Ken Hamlin, R OBP: 0.267, SLG: 0.297 (1, 4)										4	0	0	0	0	1	1				
Dick Nen, L OBP: 0.293, SLG: 0.323 Ken Harrelson, R OBP: 0.314, SLG: 0.345 (1, 3) (7, 3)										3	0	0	0	0	0	0				
Fred Valentine, S OBP: 0.356, SLG: 0.464 (1, 8) (6, 7)										3	0	1	1	0	0	0				
Frank Howard, R OBP: 0.350, SLG: 0.447 Don Lock, R OBP: 0.333, SLG: 0.388 (1, 7) (8, 8)										3	0	1	0	0	0	1				
Jim King, L OBP: 0.327, SLG: 0.384 (1, 9)										3	0	0	0	0	1	1				
Paul Casanova, R OBP: 0.276, SLG: 0.403 (1, 2)										3	0	1	0	0	0	1				
Ed Brinkman, R OBP: 0.284, SLG: 0.330 (1, 6)										3	0	1	0	0	0	2				
Tim Cullen, R OBP: 0.174, SLG: 0.182 Willie Kirkland, L OBP: 0.288, SLG: 0.333 Ken McMullen, R OBP: 0.289, SLG: 0.355 (1, 5) (8, PH) (9, 5)										2	0	0	0	0	0	1				
Phil Ortega, R OBP: 0.148, SLG: 0.056 (1, 1)										2	0	0	0	1	1	1				
Inning Stats	R: 0 E: 0 K: 1 S: 5	H: 0 LOB: 0 BB: 0 P: 5	R: 0 E: 0 K: 0 S: 4	H: 1 LOB: 1 BB: 0 P: 4	R: 0 E: 0 K: 1 S: 5	H: 0 LOB: 0 BB: 0 P: 5	R: 0 E: 0 K: 0 S: 3	H: 0 LOB: 0 BB: 0 P: 3	R: 0 E: 0 K: 0 S: 2	H: 0 LOB: 0 BB: 1 P: 6	R: 0 E: 0 K: 0 S: 2	H: 0 LOB: 0 BB: 0 P: 3	R: 0 E: 0 K: 1 S: 6	H: 1 LOB: 1 BB: 0 P: 6	R: 1 E: 0 K: 0 S: 3	H: 2 LOB: 1 BB: 0 P: 3	1B: 4 2B: 0 3B: 1 HR: 0	SF: 0 SAC: 0 DP: 2 HBP: 1	WP: 0 PB: 0 SB: 0 CS: 0	PA: 30
PITCHER Blue Moon Odom, R ERA: 2.61 (1, 1)	IP: 8.1 WLS: L BF: 30	H: 5 R: 1 ER: 1 SO: 4	BB: 1 IBB: 0 HBP: 1 BLK: 0	WP: 0 HR: 0 S: 36 P: 41	ERA: 1.08 WHIP: 0.720															

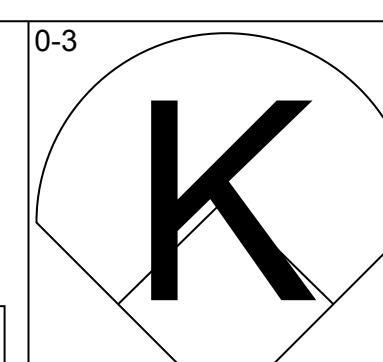
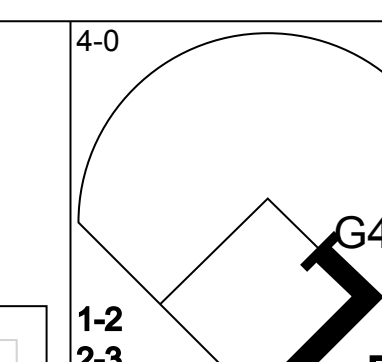
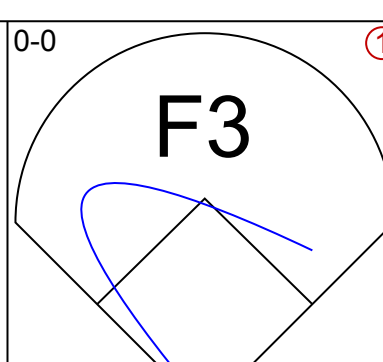
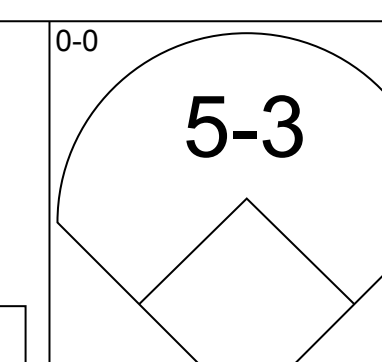
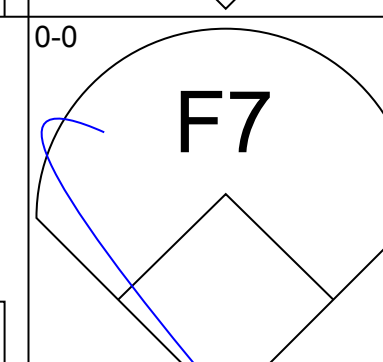
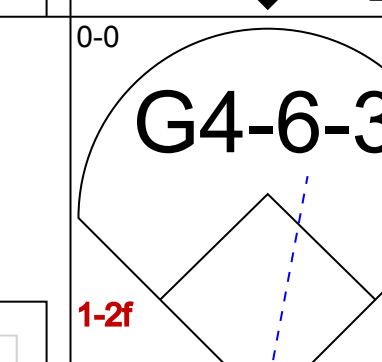
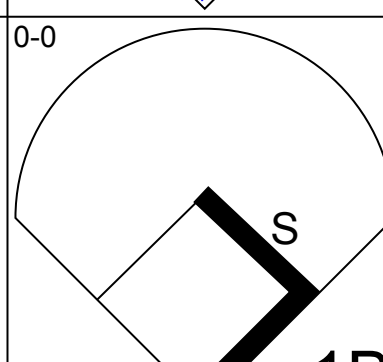
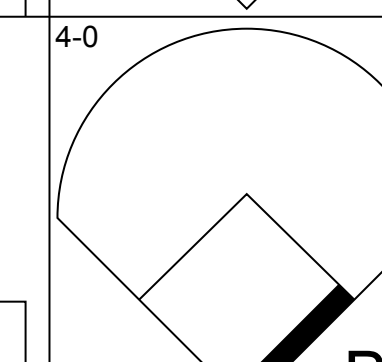
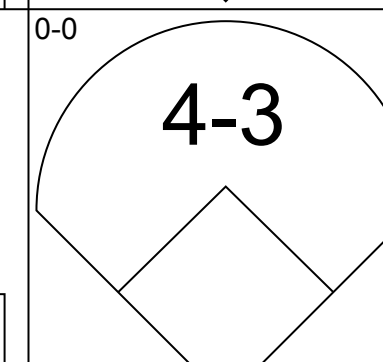
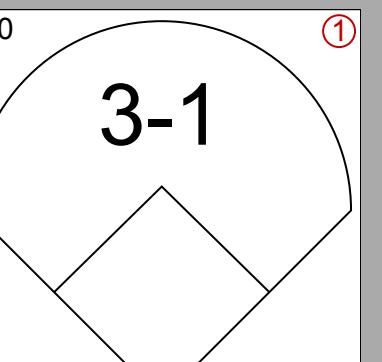
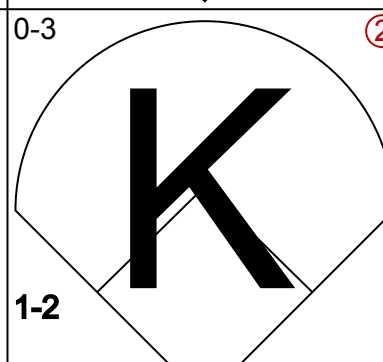
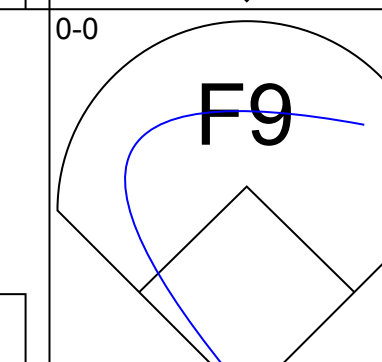
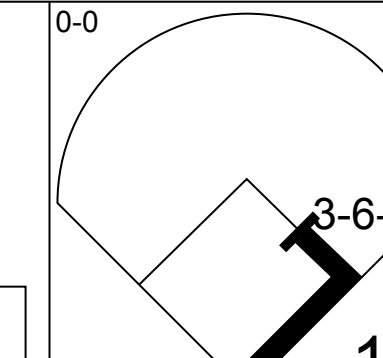
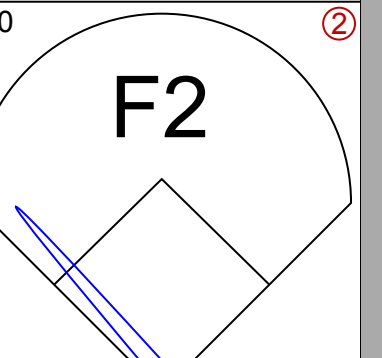
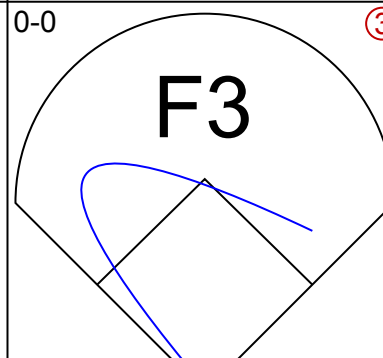
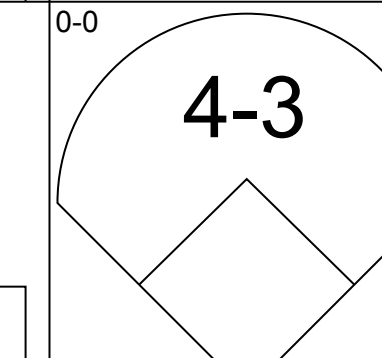
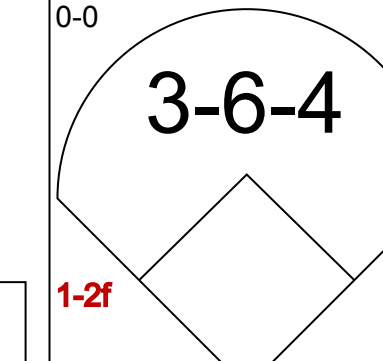
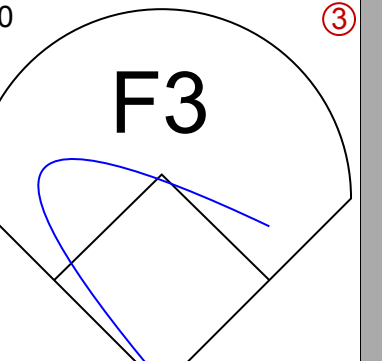
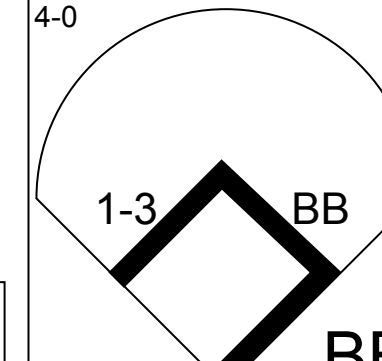
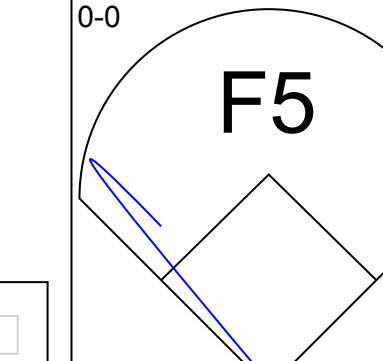

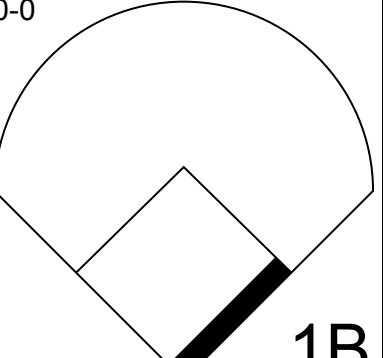
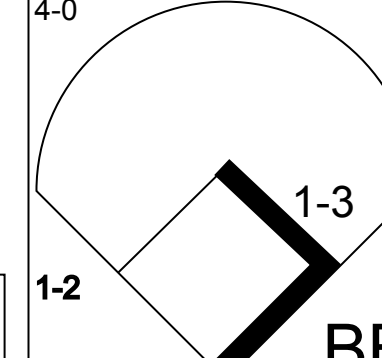
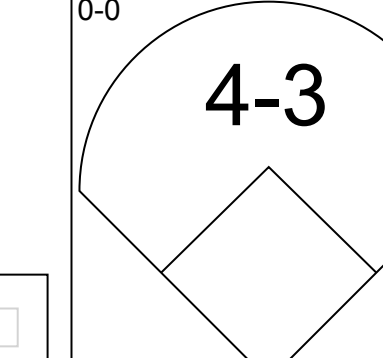
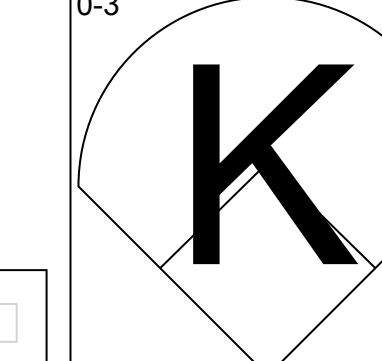
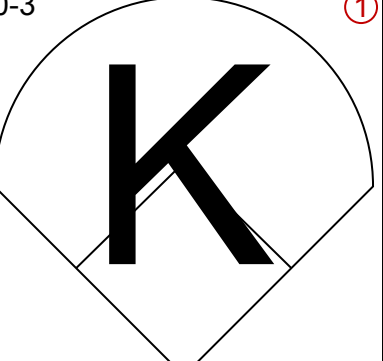
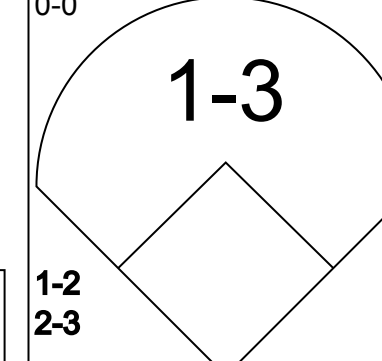
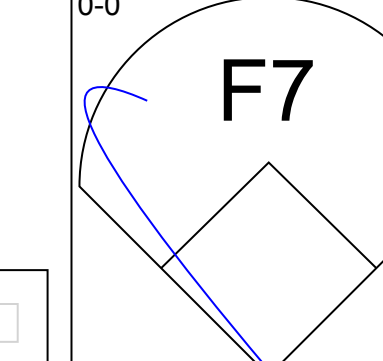
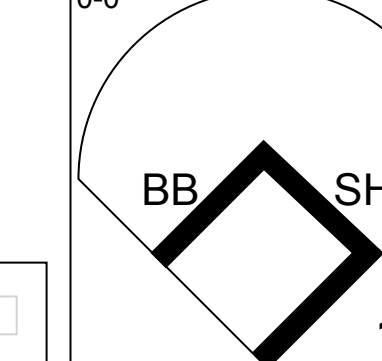
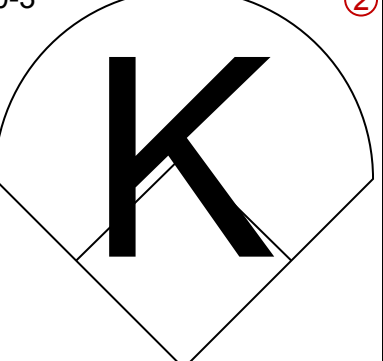
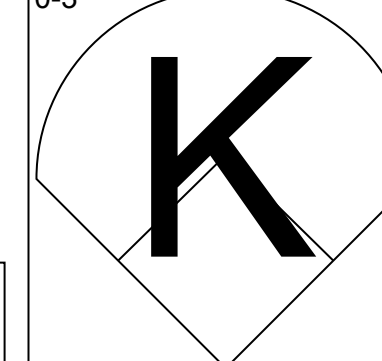
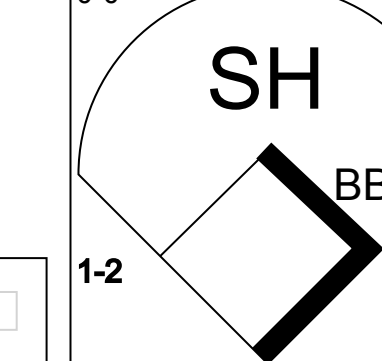
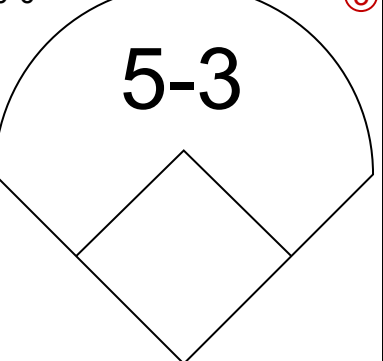
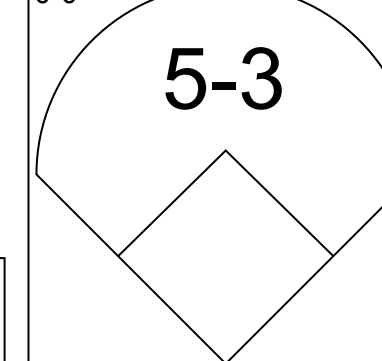
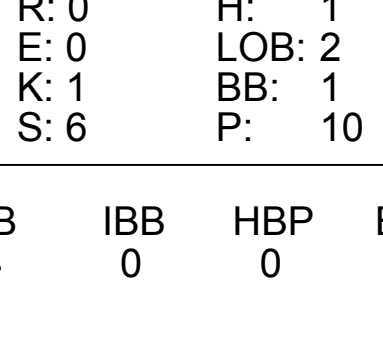
Kansas City Athletics @ Washington Senators
D.C. Stadium, Washington, DC
Sun Sep 18 1966, 3:33 AM EDT
Att: 5,135 - Unknown

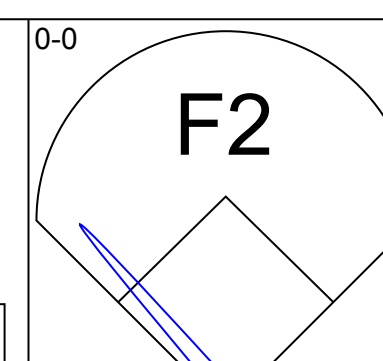
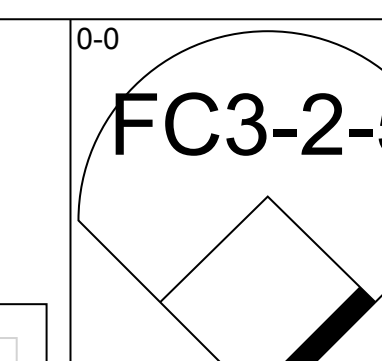
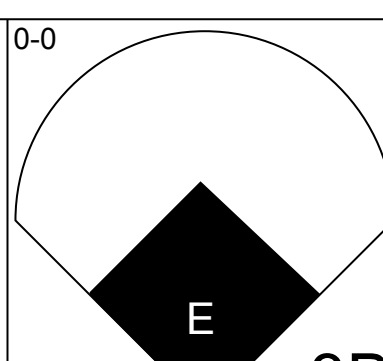
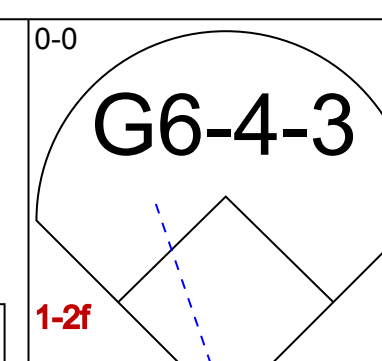
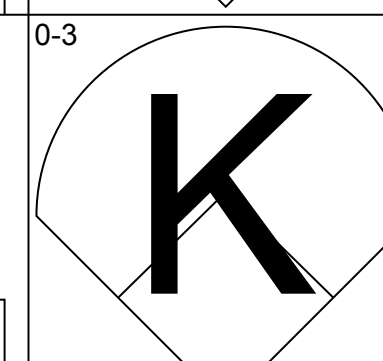
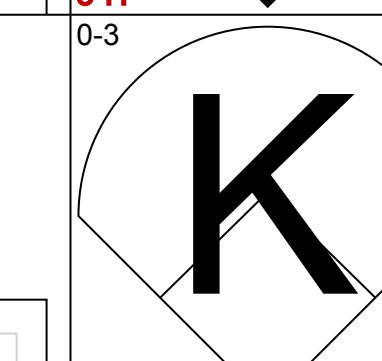
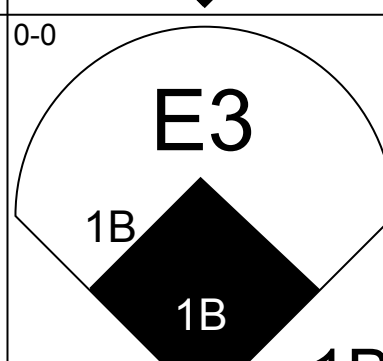
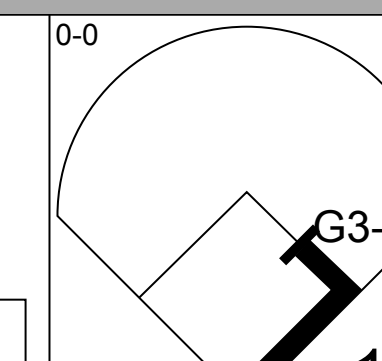
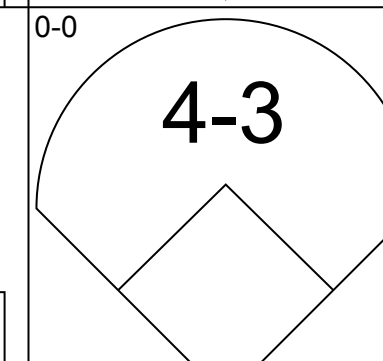
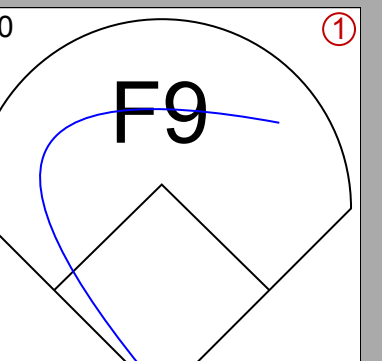
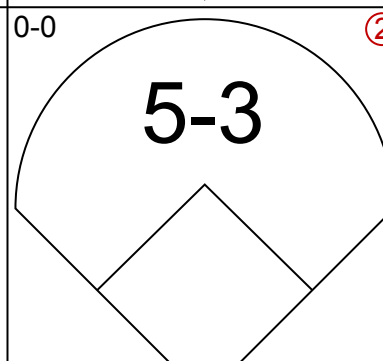
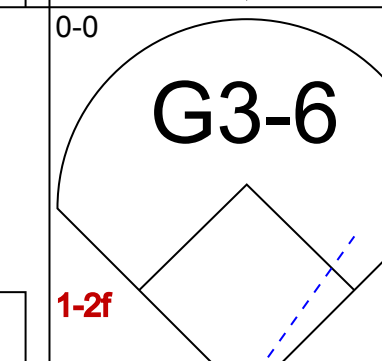
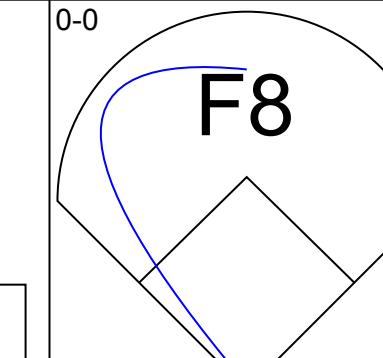
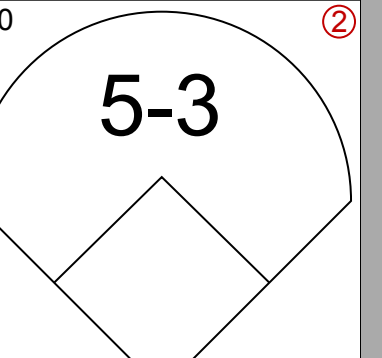
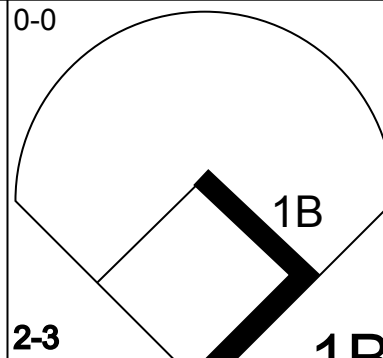
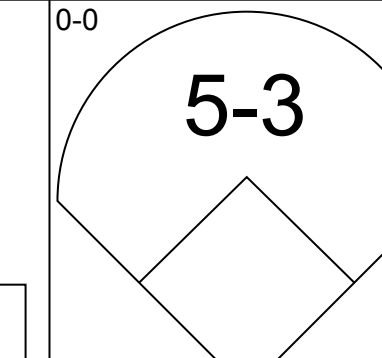
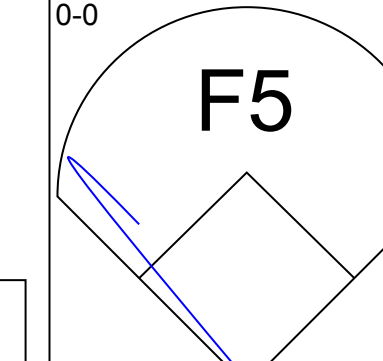
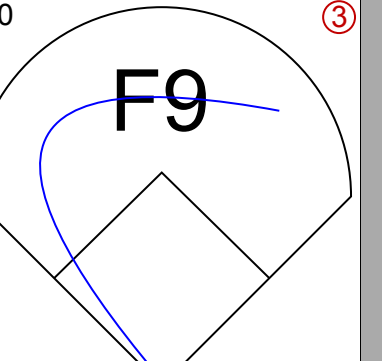
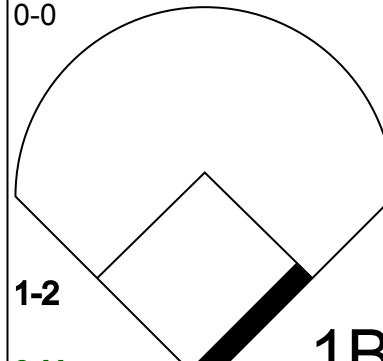
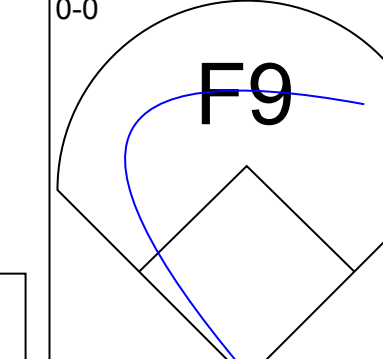
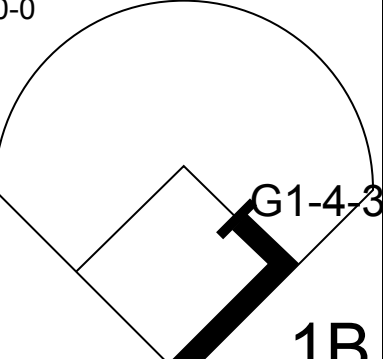
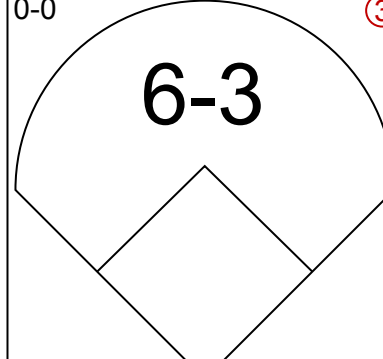
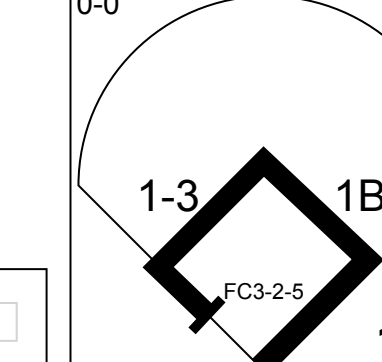
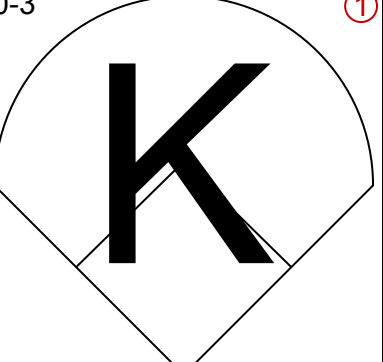
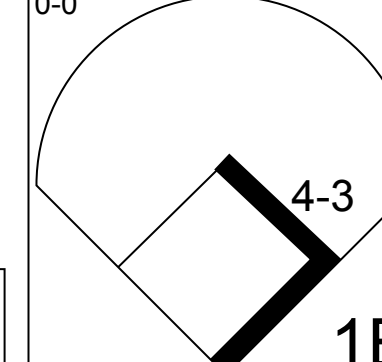
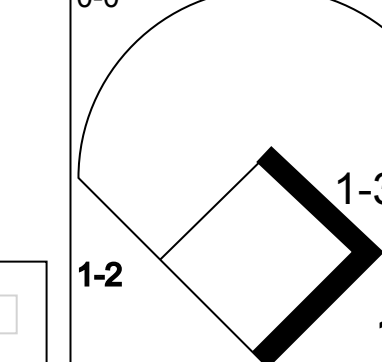
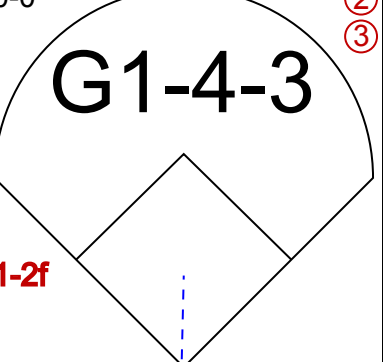
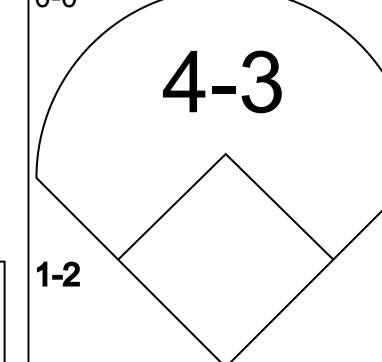
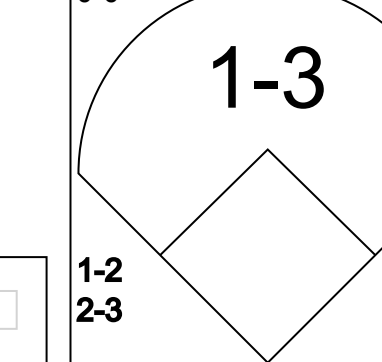
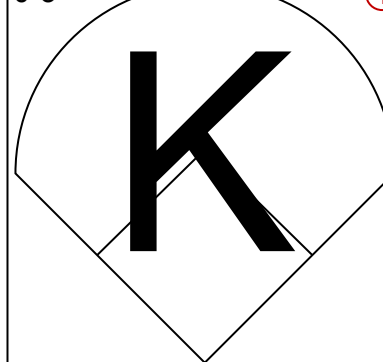
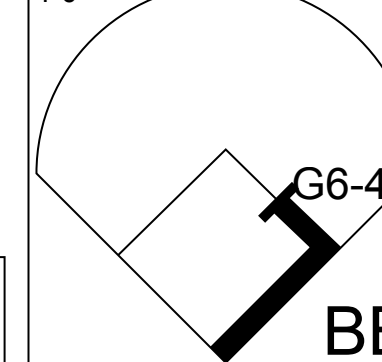
AB 28
R 1
H 5
RBI 1
BB 1
SO 4
LOB 9



Batter	1	2	3	4	5	6	7	8	9	AB	R	H	RBI	BB	SO	LOB	TOP					
Luis Aparicio, R OBP: 0.308, SLG: 0.366 (1, 6)	F9		F9		4-3		5-3	E9		6	1	2	0	0	0	0	Baltimore Orioles @ Kansas City Athletics Municipal Stadium, Kansas City, MO Wed Sep 21 1966, 8:05 PM EDT Att: 12,021 - Unknown livebaseballscorecards.com					
Russ Snyder, L OBP: 0.370, SLG: 0.406 (1, 8) (8, 7)	F9		BB		2B		HR	E7	K	5	2	3	1	1	1	2						
Frank Robinson, R OBP: 0.410, SLG: 0.640 (1, 9)	1-3		BB		K		HR	HR	L7	5	2	2	4	1	1	3						
Brooks Robinson, R OBP: 0.333, SLG: 0.448 (1, 5)		S	F9		F6		F4	HR		5	1	2	0	0	0	3						
Boog Powell, L OBP: 0.374, SLG: 0.541 Paul Blair, R OBP: 0.301, SLG: 0.409 (8, PR) (8, 8)	K				K		3-1			4	1	1	0	1	2	1						
Curt Blefary, L OBP: 0.375, SLG: 0.465 (8, 3) (1, 7)							K			5	1	3	1	0	2	2						
Davey Johnson, R OBP: 0.295, SLG: 0.348 (1, 4)					5-3					4	0	1	0	1	0	5						
Andy Etchebarren, R OBP: 0.296, SLG: 0.371 Charlie Lau, L OBP: 0.625, SLG: 0.909 Mark Belanger, R OBP: 0.500, SLG: 0.500 Larry Haney, R OBP: 0.216, SLG: 0.285 (8, PH) (8, PR) (8, 2)	FC6-4						5-3		5-3	2	0	0	0	1	0	2						
Dave McNally, R OBP: 0.224, SLG: 0.270 Gene Brubender, R OBP: 0.077, SLG: 0.077 Stu Miller, R OBP: 0.235, SLG: 0.111 Vic Roznovsky, L OBP: 0.222, SLG: 0.348 Sam Bowers, R OBP: 0.200, SLG: 0.339 Eddie Fisher, R OBP: 0.143, SLG: 0.214 (8, 1) (8, 1) (7, PH) (7, 1) (8, PH) (8, PR) (8, 1)			F8		K		K2-3			2	0	0	0	0	1	2						
Inning Stats	R: 0 E: 0 K: 0 S: 3	H: 0 LOB: 0 BB: 0 P: 3	R: 1 E: 0 K: 1 S: 6	H: 2 LOB: 1 BB: 1 P: 10	R: 0 E: 0 K: 0 S: 3	H: 0 LOB: 2 BB: 2 P: 11	R: 0 E: 0 K: 2 S: 8	H: 1 LOB: 2 BB: 1 P: 12	R: 0 E: 0 K: 1 S: 6	H: 1 LOB: 1 BB: 0 P: 6	R: 0 E: 0 K: 1 S: 6	H: 1 LOB: 1 BB: 0 P: 6	R: 2 E: 0 K: 1 S: 7	H: 2 LOB: 0 BB: 0 P: 7	R: 7 E: 2 K: 1 S: 13	H: 8 LOB: 2 BB: 1 P: 17		R: 0 E: 0 K: 1 S: 7	H: 2 LOB: 2 BB: 0 P: 7	1B: 12 2B: 3 3B: 0 HR: 2	SF: 0 SAC: 0 DP: 0 HBP: 0	WP: 0 PB: 0 CS: 1
PITCHER	IP	WLS	BF	H	R	ER	SO	BB	IBB	HBP	BLK	WP	HR	S	P	ERA	WHIP			ERA	WHIP	
Jim Nash, R ERA: 2.13	6.0		26	5	1	1	5	3	1	0	0	0	0	32	14	1.50	1.333			0.00	2.250	
Jack Aker, R ERA: 2.02	1.1		9	4	5	5	1	1	0	0	0	0	1	10	4	33.75	3.750			0.00	0.000	
Wes Stock, R ERA: 2.74	0.0	L	2	2	1	0	0	0	0	0	0	0	0	2	2	∞	∞			0.00	0.000	
Bill Edgerton, L ERA: 1.08	0.0		1	1	1	1	0	0	0	0	0	0	0	1	1	∞	∞			0.00	0.000	
Ken Sanders, R ERA: 3.79	0.0		2	2	2	2	0	0	0	0	0	0	1	2	2	∞	∞			0.00	0.000	


Batter	1	2	3	4	5	6	7	8	9	AB	R	H	RBI	BB	SO	LOB	BOTTOM				
Bert Campaneris, R OBP: 0.302, SLG: 0.380 (1, 6)	F7		S		6-3		K			4	1	1	1	1	1	2	Baltimore Orioles @ Kansas City Athletics Municipal Stadium, Kansas City, MO Wed Sep 21 1966, 8:05 PM EDT Att: 12,021 - Unknown livebaseballscorecards.com				
Mike Hershberger, R OBP: 0.316, SLG: 0.347 (1, 9)	F5		F8		SH		F2		6-3	5	1	1	0	0	0	2					
Sal Bando, R OBP: 0.214, SLG: 0.214 (1, 5)	F6		K		SH		F2		4-3	4	1	0	0	0	1	1					
Danny Cater, R OBP: 0.307, SLG: 0.360 (1, 3)		SH1-4	6-3		SF8		F9			4	1	2	1	0	0	1					
Dick Green, R OBP: 0.297, SLG: 0.360 (1, 4)	FC5				2B		K		6-3	5	2	1	0	0	1	2					
Ossie Chavarria, R OBP: 0.304, SLG: 0.323 Jim Gosger, L OBP: 0.318, SLG: 0.346 (8, PH) (9, 7)	SH1-4						L6		4-3	2	1	1	1	0	0	0					
Joe Nosssek, R OBP: 0.282, SLG: 0.342 Rick Monday, L (8, PH) (9, 8)	E2				E3		E			3	0	2	1	0	0	0					
Phil Roof, R OBP: 0.280, SLG: 0.312 Randy Schwartz, L OBP: 0.222, SLG: 0.125 Rene Lachemann, R OBP: 0.200, SLG: 0.400 (8, PH) (9, 2)	F3				K		4-3		K	1	0	0	0	0	1	1					
Joe Nash, R OBP: 0.143, SLG: 0.214 Roger Brown, L OBP: 0.077, SLG: 0.077 Wes Stock, R OBP: 0.235, SLG: 0.111 Bill Edgerton, L OBP: 0.222, SLG: 0.348 Ken Sanders, R OBP: 0.200, SLG: 0.339 Joe Grzenda, L OBP: 0.222, SLG: 0.348 Vern Handrahan, L OBP: 0.143, SLG: 0.214 (8, 1) (8, 1) (7, PH) (7, 1) (8, PH) (8, PR) (8, 1)	K				K		K			2	0	0	0	0	0	2					
Inning Stats	R: 0 E: 0 K: 0 S: 3	R: 2 E: 2 K: 1 S: 8	R: 0 E: 0 K: 1 S: 5	H: 2 LOB: 1 BB: 0 P: 8	R: 2 E: 1 K: 2 S: 10	H: 2 LOB: 1 BB: 0 P: 10	R: 2 E: 1 K: 1 S: 7	H: 1 LOB: 0 BB: 0 P: 7	R: 0 E: 0 K: 2 S: 3	H: 0 LOB: 0 BB: 0 P: 3	R: 0 E: 0 K: 1 S: 5	H: 0 LOB: 1 BB: 1 P: 9	R: 2 E: 0 K: 0 S: 6	H: 3 LOB: 1 BB: 0 P: 6	1B: 6 2B: 3 3B: 0 HR: 0	SF: 1 SAC: 2 DP: 0 HBP: 0		WP: 1 PB: 0 SB: 2 CS: 0	PA: 41		
PITCHER	IP	WLS	BF	H	R	ER	SO	BB	IBB	HBP	BLK	WP	HR	S	P	ERA	WHIP			ERA	WHIP
Dave McNally, L ERA: 2.93	5.0		24	5	0	1	5	1	0	0	0	0	0	8	8	0.00	1.000			0.00	1.000
Gene Brubender, R ERA: 3.8	1.0		4	1	0	0	2	0	0	0	0	0	0	8	8	0.00	1.000			0.00	1.000
Stu Miller, R ERA: 2.35	1.0	W	3	0	0	0	0	0	0	0	0	0	0	3	3	0.00	0.000			0.00	0.000
Eddie Fisher, R ERA: 2.56	2.0	S	10	3	2	2	1	1	0	0	0	1	0	11	15	9.00	2.000			0.00	2.000

Batter	1	2	3	4	5	6	7	8	9	AB	R	H	RBI	BB	SO	LOB	TOP						
Vern Fuller, R (1.4) OBP: 0.400, SLG: 0.393										3	0	0	0	1	1	0	Cleveland Indians @ Kansas City Athletics Municipal Stadium, Kansas City, MO Fri Sep 23 1966, 8:05 PM EDT Att: 6,665 - Unknown						
Vic Davallio, L (1.8) OBP: 0.301, SLG: 0.323										3	0	1	0	1	0	3							
Leon Wagner, L (1.7) OBP: 0.340, SLG: 0.455										4	0	0	0	0	1	2							
Bill Davis, L (1.3) OBP: 0.281, SLG: 0.357										4	0	1	0	0	0	2							
Max Alvis, R (1.5) OBP: 0.306, SLG: 0.382										3	0	0	0	1	0	1							
Duke Sims, L (1.2) OBP: 0.347, SLG: 0.457										3	0	1	0	1	0	0							
Jose Vidal, R (1.9) OBP: 0.286, SLG: 0.278										2	0	0	0	0	2	1							
Jim Gentile, L (7, PH) OBP: 0.326, SLG: 0.410										1	0	0	0	0	2								
Jack Kralick, L (7, 1) OBP: 0.077, SLG: 0.077										0	0	0	0	0	0	0							
Fred Whitfield, L (9, PH) OBP: 0.284, SLG: 0.444										1	0	0	0	0	0	0							
Larry Brown, R (1.6) OBP: 0.321, SLG: 0.306										3	0	1	0	0	2	3							
Gary Bell, R (1, 1) OBP: 0.190, SLG: 0.162										1	0	0	0	0	0	1							
Tom Kelley, R (6, 1) OBP: 0.143, SLG: 0.143										0	0	0	0	0	0	0							
Rocky Colavito, R (7, PH) OBP: 0.333, SLG: 0.434										1	0	0	0	0	0	2							
Inning Stats	R: 0 E: 0 K: 1 S: 5	H: 0 LOB: 0 BB: 0 P: 5	R: 0 E: 0 K: 0 S: 3	H: 1 LOB: 0 BB: 0 P: 3	R: 0 E: 0 K: 1 S: 6	H: 1 LOB: 2 BB: 1 P: 10	R: 0 E: 0 K: 0 S: 3	H: 0 LOB: 0 BB: 0 P: 3	R: 0 E: 0 K: 2 S: 8	H: 1 LOB: 1 BB: 0 P: 8	R: 0 E: 0 K: 1 S: 6	H: 1 LOB: 2 BB: 0 P: 6	R: 0 E: 0 K: 1 S: 5	H: 0 LOB: 2 BB: 2 P: 13	R: 0 E: 0 K: 0 S: 3	H: 0 LOB: 0 BB: 1 P: 7	R: 0 E: 0 K: 0 S: 3	H: 0 LOB: 0 BB: 0 P: 3	1B: 4 2B: 1 3B: 0 HR: 0	SF: 0 SAC: 1 DP: 2 HBP: 0	WP: 0 PB: 0 SB: 1 CS: 0	PA: 34	
PITCHER Blue Moon Odom, R (1, 1) ERA: 2.33	IP: 9.0 WLS: W BF: 34 H: 4 R: 0 ER: 0 SO: 6 BB: 4 IBB: 0 HBP: 0 BLK: 0 WP: 0 HR: 0 S: 42 P: 58 ERA: 0.00 WHIP: 0.889																						

Batter	1	2	3	4	5	6	7	8	9	AB	R	H	RBI	BB	SO	LOB	BOTTOM					
Bert Campaneris, R (1, 6) OBP: 0.301, SLG: 0.382										4	1	1	0	0	0	4	Cleveland Indians @ Kansas City Athletics Municipal Stadium, Kansas City, MO Fri Sep 23 1966, 8:05 PM EDT Att: 6,665 - Unknown					
Rick Monday, L (1, 8) OBP: 0.296, SLG: 0.182										4	1	2	1	0	2	2						
Mike Hershberger, R (1, 9) OBP: 0.313, SLG: 0.343										4	0	0	0	0	0	2						
Danny Cater, R (1, 3) OBP: 0.307, SLG: 0.359										4	0	1	0	0	0	0						
Roger Repoz, L (1, 7) OBP: 0.328, SLG: 0.384										3	0	1	1	0	0	0						
Sal Bando, R (1, 5) OBP: 0.286, SLG: 0.300										3	0	1	0	0	0	2						
Dick Green, R (1, 4) OBP: 0.296, SLG: 0.359										3	0	2	0	0	1	1						
Phil Roof, R (1, 2) OBP: 0.280, SLG: 0.311										3	0	1	0	0	0	2						
Blue Moon Odom, R (1, 1) OBP: 0.188, SLG: 0.103										2	0	0	0	1	1	2						
Inning Stats	R: 0 E: 0 K: 1 S: 5	H: 0 LOB: 0 BB: 0 P: 5	R: 0 E: 0 K: 0 S: 3	H: 0 LOB: 0 BB: 0 P: 3	R: 0 E: 0 K: 0 S: 3	H: 0 LOB: 0 BB: 0 P: 3	R: 0 E: 0 K: 1 S: 5	H: 1 LOB: 0 BB: 0 P: 5	R: 2 E: 1 K: 1 S: 9	H: 4 LOB: 2 BB: 0 P: 9	R: 0 E: 0 K: 0 S: 3	H: 1 LOB: 1 BB: 1 P: 7	R: 0 E: 0 K: 0 S: 3	H: 1 LOB: 0 BB: 0 P: 3	R: 0 E: 0 K: 0 S: 3	H: 1 LOB: 0 BB: 0 P: 3		1B: 8 2B: 0 3B: 1 HR: 0	SF: 0 SAC: 0 DP: 3 HBP: 0	WP: 0 PB: 0 SB: 0 CS: 0	PA: 31	
PITCHER Gary Bell, R (1, 1) ERA: 3.18	IP: 5.2 WLS: L BF: 23 H: 7 R: 2 ER: 2 SO: 4 BB: 0 IBB: 0 HBP: 0 BLK: 0 WP: 0 HR: 0 S: 31 P: 31 ERA: 3.18 WHIP: 1.235																					
Tom Kelley, R (6, 1) ERA: 4.34	0.1	1	0	0	0	0	0	0	0	0	0	1	1	0.00	0.000							
Jack Kralick, L (7, 1) ERA: 3.82	2.0	7	2	0	0	0	1	0	0	0	0	6	10	0.00	1.500							

Batter	1	2	3	4	5	6	7	8	9	AB	R	H	RBI	BB	SO	LOB	TOP								
Vern Fuller, R OBP: 0.368, SLG: 0.355 Jim Gentle, L OBP: 0.324, SLG: 0.407 Dick Howser, R OBP: 0.301, SLG: 0.353	6-3		FC1-4		F4		F5		5-3	3	0	0	0	0	0	1	Cleveland Indians @ Kansas City Athletics Municipal Stadium, Kansas City, MO Sat Sep 24 1966, 4:33 AM EDT Att: 8,907 - Unknown								
Leon Wagner, L OBP: 0.340, SLG: 0.452 Pedro Gonzalez, R OBP: 0.265, SLG: 0.284	F3		FC4-6		F9		E			3	0	0	0	1	0										
Chuck Hinton, R OBP: 0.321, SLG: 0.398							5-3		E5	4	0	2	0	0	1										
Max Alvis, R OBP: 0.305, SLG: 0.381	F6		K				FC5-4		F7	4	0	1	0	0	1										
Chico Salmon, R OBP: 0.297, SLG: 0.356					F8		FC5-4		5-3	4	0	1	0	0	1										
Joe Azcue, R OBP: 0.312, SLG: 0.382					6-3				4-1	4	1	1	0	0	1										
Jose Vidal, R OBP: 0.280, SLG: 0.273					F2				K	4	1	1	0	0	1										
Larry Brown, R OBP: 0.319, SLG: 0.304 Vic Davallilo, L OBP: 0.302, SLG: 0.324	F7				K				L8	2	0	0	0	0	1										
Luis Tiant, R OBP: 0.125, SLG: 0.097 Dick Radatz, R OBP: 0.091, SLG: 0.091					L8				K	2	0	1	0	0	0										
										1	0	0	0	0	1										
Inning Stats	R: 0 E: 0 K: 0 S: 4	H: 1 LOB: 1 BB: 0 P: 4	R: 0 E: 0 K: 0 S: 4	H: 1 LOB: 1 BB: 0 P: 4	R: 0 E: 0 K: 1 S: 7	H: 2 LOB: 2 BB: 0 P: 7	R: 0 E: 0 K: 0 S: 3	H: 0 LOB: 0 BB: 0 P: 3	R: 0 E: 0 K: 1 S: 5	H: 0 LOB: 0 BB: 0 P: 5	R: 0 E: 0 K: 0 S: 4	H: 1 LOB: 2 BB: 0 P: 4	R: 3 E: 1 K: 0 S: 7	H: 3 LOB: 2 BB: 1 P: 11	R: 0 E: 0 K: 1 S: 5	H: 0 LOB: 0 BB: 0 P: 5	R: 0 E: 0 K: 1 S: 5	H: 0 LOB: 0 BB: 0 P: 5	1B: 7 2B: 1 3B: 0 HR: 0	SF: 0 SAC: 1 DP: 0 HBP: 0	WP: 0 PB: 0 SB: 0 CS: 0	PA: 37			
PITCHER	IP	WLS	BF	H	R	ER	SO	BB	IBB	HBP	BLK	WP	HR	S	P	ERA	WHIP								
Paul Lindblad, L ERA: 4.19	6.0	L	25	7	2	1	2	0	0	0	0	0	0	29	29	1.50	1.167								
Jack Aker, R ERA: 1.98	2.0		9	1	1	0	1	0	1	0	0	0	0	10	14	0.00	0.500								
Wes Stock, R ERA: 2.68	1.0		3	0	0	0	1	0	0	0	0	0	0	5	5	0.00	0.000								

Batter	1	2	3	4	5	6	7	8	9	AB	R	H	RBI	BB	SO	LOB	BOTTOM								
Bert Campaneris, R OBP: 0.301, SLG: 0.381	K			1-3				F3		4	0	1	1	0	1	2	Cleveland Indians @ Kansas City Athletics Municipal Stadium, Kansas City, MO Sat Sep 24 1966, 4:33 AM EDT Att: 8,907 - Unknown								
Rick Monday, L OBP: 0.255, SLG: 0.154	F7			K			K	K		4	0	0	0	0	3	4									
Mike Hershberger, R OBP: 0.371, SLG: 0.341 Tim Linton, L OBP: 0.360, SLG: 0.500	4-3			F7			L9	F8		3	0	0	0	0	0	1									
Danny Cater, R OBP: 0.308, SLG: 0.360										4	0	2	0	0	0	0									
Roger Repoz, L OBP: 0.324, SLG: 0.379										4	0	0	0	0	1	2									
Sal Bando, R OBP: 0.320, SLG: 0.417										4	0	2	0	0	0	1									
Dick Green, R OBP: 0.295, SLG: 0.357 Randy Schwartz, L OBP: 0.167, SLG: 0.091										3	0	0	0	0	1	2									
Phil Roof, R OBP: 0.281, SLG: 0.312 Larry Stahl, L OBP: 0.297, SLG: 0.366										1	0	1	0	0	0	0									
Paul Lindblad, L OBP: 0.171, SLG: 0.206 Jack Aker, R OBP: 0.100, SLG: 0.150 Jim Gosger, L OBP: 0.320, SLG: 0.350 Wes Stock, R ERA: 4.7										1	0	0	0	0	0	0									
										0	0	0	0	0	0	0									
Inning Stats	R: 0 E: 0 K: 1 S: 5	H: 0 LOB: 0 BB: 0 P: 5	R: 0 E: 0 K: 0 S: 3	H: 0 LOB: 0 BB: 0 P: 3	R: 0 E: 0 K: 0 S: 3	H: 0 LOB: 0 BB: 0 P: 3	R: 0 E: 0 K: 1 S: 5	H: 0 LOB: 0 BB: 0 P: 5	R: 0 E: 1 K: 1 S: 7	H: 2 LOB: 1 BB: 0 P: 7	R: 0 E: 0 K: 0 S: 4	H: 1 LOB: 1 BB: 0 P: 4	R: 0 E: 0 K: 1 S: 7	H: 2 LOB: 2 BB: 0 P: 7	R: 0 E: 0 K: 0 S: 4	H: 1 LOB: 1 BB: 0 P: 4	1B: 6 2B: 1 3B: 1 HR: 0	SF: 0 SAC: 1 DP: 0 HBP: 0	WP: 0 PB: 0 SB: 0 CS: 2	PA: 34					
PITCHER	IP	WLS	BF	H	R	ER	SO	BB	IBB	HBP	BLK	WP	HR	S	P	ERA	WHIP								
Luis Tiant, R ERA: 3.0	7.0		27	7	1	1	5	0	0	0	0	0	0	9	9	1.29	1.000								
Dick Radatz, R ERA: 4.7	2.0	S	7	1	0	0	1	0	0	0	0	0	0	9	9	0.00	0.500								




Batter	1	2	3	4	5	6	7	8	9	AB	R	H	RBI	BB	SO	LOB	TOP			
Vern Fuller, R OBP: 0.366, SLG: 0.333 (1, 4)	4-0		5-3		F5			K		2	0	0	0	1	0	0	Cleveland Indians @ Kansas City Athletics Municipal Stadium, Kansas City, MO Sun Sep 25 1966, 4:33 AM EDT Att: 9,023 - Unknown			
Fred Whitfield, L OBP: 0.283, SLG: 0.443 (8, PH)	4-3								1B IBB	1	0	0	0	0	1	0				
Chico Salmon, R OBP: 0.299, SLG: 0.358 (9, 3)	BB								1B	1	0	1	1	0	0	0				
Vic Davallio, L OBP: 0.306, SLG: 0.327 (1, 8)	4-3		5-3		1B			F9		3	1	2	1	1	0	1				
Leon Wagner, L OBP: 0.339, SLG: 0.449 (1, 7)	F5		5-3		1B			F9		4	0	0	0	1	0	4				
Del Crandall, R OBP: 0.320, SLG: 0.361 (9, 2)	F5		5-3		1B			F9		0	0	0	0	0	0	0				
Max Alvis, R OBP: 0.306, SLG: 0.381 (1, 5)	6-3		K					E5		5	0	2	1	0	1	2				
Bill Davis, L OBP: 0.278, SLG: 0.323 (8, PR)		L9			F6			K		3	0	0	0	1	1	0				
Pedro Gonzalez, R OBP: 0.284, SLG: 0.283 (8, 4)									K	1	0	0	0	0	1	3				
Jose Vidal, R OBP: 0.321, SLG: 0.333 (1, 9)		1B			1B			F5		2	0	1	0	1	0	0				
Jim Gentile, L OBP: 0.323, SLG: 0.405 (8, PH)		BB			2B					1	0	0	0	0	1	2				
Jim Landis, R OBP: 0.317, SLG: 0.323 (8, 9)										1	0	0	0	0	0	3				
Joe Azcue, R OBP: 0.385 (9, PR)								F9		3	0	2	0	1	0	0				
Dick Howser, R OBP: 0.301, SLG: 0.353 (9, 6)		1B			G4-6-3				2B	0	1	0	0	0	0	0				
Larry Brown, R OBP: 0.317, SLG: 0.302 (1, 6)								K		3	0	0	0	0	1	4				
Duke Sims, L OBP: 0.347, SLG: 0.457 (9, PH)	F8		G4-6-3					K		0	0	0	0	0	0	0				
Chuck Hinton, R OBP: 0.323, SLG: 0.402 (9, 7)									SF9	1	1	1	0	0	0	0				
Steve Hargan, R OBP: 0.153, SLG: 0.123 (1, 1)								K		3	0	0	0	0	1	2				
Rocky Colavito, R OBP: 0.334, SLG: 0.434 (9, PH)	6-3								1B	0	1	0	0	1	0	0				
Dick Radatz, R OBP: 0.091, SLG: 0.091 (9, 1)									1B	0	0	0	0	0	0	0				
Inning Stats	R: 0 E: 0 K: 0 S: 3	H: 0 LOB: 1 BB: 1 P: 7	R: 0 E: 0 K: 0 S: 4	H: 1 LOB: 2 BB: 1 P: 8	R: 0 E: 0 K: 1 S: 6	H: 1 LOB: 1 BB: 0 P: 6	R: 0 E: 0 K: 0 S: 4	H: 2 LOB: 1 BB: 0 P: 4	R: 0 E: 0 K: 1 S: 5	H: 0 LOB: 0 BB: 0 P: 5	R: 0 E: 0 K: 2 S: 7	H: 0 LOB: 0 BB: 0 P: 7	R: 1 E: 1 K: 2 S: 8	H: 1 LOB: 2 BB: 2 P: 16	R: 3 E: 0 K: 1 S: 8	H: 3 LOB: 3 BB: 3 P: 20	1B: 7 2B: 2 3B: 0 HR: 0	SF: 1 SAC: 0 DP: 1 HBP: 0	WP: 0 PB: 0 CS: 0	PA: 42
PITCHER	IP WLS BF H R ER SO BB IBB HBP BLK WP HR S P ERA WHIP																			
Jim Nash, R ERA: 2.06 (1, 1)	8.0	34	6	2	1	6	5	0	0	0	0	0	0	41	61	1.12	1.375			
Bill Edgerton, L ERA: 3.24 (9, 1)	0.0	L 2	1	0	0	0	0	1	0	0	0	0	0	1	5	∞	∞			
Jack Aker, R ERA: 1.96 (9, 1)	1.0	6	2	2	2	1	0	1	0	0	0	0	0	7	11	18.00	2.000			

Batter	1	2	3	4	5	6	7	8	9	AB	R	H	RBI	BB	SO	LOB	BOTTOM				
Bert Campaneris, R OBP: 0.301, SLG: 0.380 (1, 6)	F7		L4					5-3		4	0	1	0	0	0	0	Cleveland Indians @ Kansas City Athletics Municipal Stadium, Kansas City, MO Sun Sep 25 1966, 4:33 AM EDT Att: 9,023 - Unknown				
Rick Monday, L OBP: 0.229, SLG: 0.133 (1, 8)	K		K		2-6		1-6-3	4-3		4	0	0	0	0	2	0					
Jim Gosger, L OBP: 0.321, SLG: 0.351 (1, 7)										4	1	2	0	0	0	0					
Joe Nosssek, R OBP: 0.282, SLG: 0.342 (9, 7)	1B		F2				F4			0	0	0	0	0	0	0					
Danny Cater, R OBP: 0.308, SLG: 0.359 (1, 5)					F3			5-3		4	0	1	0	0	1	1					
Larry Stahl, L OBP: 0.290, SLG: 0.365 (1, 9)							F8			3	1	1	1	1	0	0					
Tim Talton, L OBP: 0.358, SLG: 0.490 (1, 3)										3	0	1	0	0	0	3					
Roger Repoz, L OBP: 0.324, SLG: 0.378 (7, PR)	F8				4-3					1	0	0	0	0	0	0					
Dick Green, R OBP: 0.292, SLG: 0.354 (1, 4)										4	0	0	0	0	0	1					
Phil Roof, R OBP: 0.281, SLG: 0.310 (1, 2)										2	0	0	0	1	1	0					
Jim Nash, R OBP: 0.089, SLG: 0.133 (9, 1)										3	0	0	0	0	3	2					
Bill Edgerton, L (9, 1)										0	0	0	0	0	0	0					
Jack Aker, R OBP: 0.100, SLG: 0.150 (9, 1)										0	0	0	0	0	0	0					
Inning Stats	R: 1 E: 0 K: 1 S: 8	H: 3 LOB: 2 BB: 0 P: 8	R: 0 E: 0 K: 2 S: 7	H: 0 LOB: 0 BB: 0 P: 7	R: 0 E: 0 K: 1 S: 5	H: 0 LOB: 0 BB: 0 P: 5	R: 1 E: 0 K: 0 S: 3	H: 0 LOB: 0 BB: 1 P: 7	R: 0 E: 0 K: 1 S: 5	H: 1 LOB: 1 BB: 0 P: 5	R: 0 E: 0 K: 0 S: 3	H: 0 LOB: 0 BB: 0 P: 3	R: 0 E: 0 K: 1 S: 6	H: 1 LOB: 1 BB: 0 P: 6	R: 0 E: 0 K: 0 S: 3	H: 0 LOB: 0 BB: 0 P: 3		1B: 6 2B: 0 3B: 0 HR: 0	SF: 0 SAC: 0 DP: 0 HBP: 0	WP: 1 PB: 0 SB: 1 CS: 0	PA: 34
PITCHER	IP WLS BF H R ER SO BB IBB HBP BLK WP HR S P ERA WHIP																				
Steve Hargan, R ERA: 2.45 (1, 1)	8.0	32	6	2	2	7	1	0	0	0	0	0	0	43	51	2.25		0.875			
Dick Radatz, R ERA: 4.64 (9, 1)	1.0	S 3	0	0	0	0	0	0	0	0	0	3	3	0.00	0.000						

Batter	1	2	3	4	5	6	7	8	9	AB	R	H	RBI	BB	SO	LOB	TOP								
Bert Campaneris, R OBP: 0.301, SLG: 0.379 Ossie Chavarria, R OBP: 0.306, SLG: 0.325	(1, 6) 0-3 K		(3) 6-3						(0-0) E6 1B	3	0	1	0	0	1	0									
Mike Hershberger, R OBP: 0.310, SLG: 0.340	(1, 9) 4-3					(0-0) 5-3-6 1B	(0-0) F3		(0-0) E6 1B	5	0	1	0	0	1	1									
Jim Gosger, L OBP: 0.320, SLG: 0.357	(1, 7) 0-0 G3					(0-0) F8			(0-0) L9	5	1	1	1	0	0	2									
Ed Charles, R OBP: 0.337, SLG: 0.444						(0-0) 1B			(0-0) E6	5	1	3	0	0	0	1									
Danny Cater, R OBP: 0.309, SLG: 0.361						(0-0) E9 1B			(0-0) F8	4	0	2	0	0	1	2									
Phil Monday, L OBP: 0.237, SLG: 0.125 Joe Nossek, R OBP: 0.285, SLG: 0.345	(1, 8) (8, PH) K					(0-3) K			(0-0) K	2	1	0	0	1	2	3									
Dick Green, R OBP: 0.294, SLG: 0.361	(1, 4) 0-0 F7								(0-0) K	1	1	1	1	0	0	0									
Phil Roof, R OBP: 0.280, SLG: 0.309 Lary Stahl, L OBP: 0.280, SLG: 0.365 Jack Aker, R OBP: 0.095, SLG: 0.143	(1, 2) (7, PH) (8, PH) K		(1) 6-3						(0-0) SF8	2	0	0	0	0	1	0									
Blue Moon Odom, R OBP: 0.176, SLG: 0.097 Wes Stock, R Joe Grzenda, R Tim Talton, L OBP: 0.364, SLG: 0.547	(1, 1) (6, 1) (6, 1) (7, PH) (7, 2) K		(2) K						(0-0) F8	2	0	0	0	0	2	0									
Inning Stats	R: 0 E: 0 K: 1 S: 5	H: 0 LOB: 0 BB: 0 P: 5	R: 0 E: 0 K: 1 S: 6	H: 1 LOB: 1 BB: 0 P: 6	R: 0 E: 0 K: 1 S: 5	H: 0 LOB: 0 BB: 0 P: 5	R: 0 E: 1 K: 2 S: 9	H: 2 LOB: 2 BB: 0 P: 9	R: 0 E: 0 K: 2 S: 7	H: 0 LOB: 0 BB: 0 P: 7	R: 1 E: 0 K: 0 S: 5	H: 3 LOB: 1 BB: 0 P: 5	R: 3 E: 0 K: 0 S: 5	H: 2 LOB: 0 BB: 1 P: 9	R: 3 E: 0 K: 2 S: 10	H: 3 LOB: 0 BB: 0 P: 10	R: 1 E: 2 K: 0 S: 5	H: 2 LOB: 3 BB: 0 P: 5	1B: 10 2B: 1 3B: 0 HR: 3	SF: 1 SAC: 0 DP: 1 HBP: 0	WP: 0 PB: 0 SB: 1 CS: 0	PA: 40			
PITCHER	IP	WLS	BF	H	R	ER	SO	BB	IBB	HBP	BLK	WP	HR	S	P	ERA	WHIP								
Earl Wilson, R ERA: 3.07	(1, 1) 6.0		25	7	3	3	7	1	0	0	0	0	1	38	42	4.50	1.333								
Orlando Pena, R ERA: 2.93	(7, 1) 1.0		4	1	1	1	0	0	0	0	0	0	1	4	4	9.00	1.000								
Hank Aguirre, L ERA: 3.83	(8, 1) 1.1	L	8	4	4	3	2	0	0	0	0	0	1	12	12	20.25	3.000								
Fred Gladding, R ERA: 3.38	(9, 1) 0.2		3	1	0	0	0	0	0	0	0	0	0	3	3	0.00	1.500								

Kansas City Athletics @ Detroit Tigers
Tiger Stadium, Detroit, MI
Fri Sep 30 1966, 7:05 PM EDT
Att: 4,491 - Unknown

AB	38
R	8
H	13
RBI	7
BB	1
SO	9
LOB	10



Batter	1	2	3	4	5	6	7	8	9	AB	R	H	RBI	BB	SO	LOB	BOTTOM								
Jake Wood, R OBP: 0.335, SLG: 0.345	(1, 4) 0-0 F4		(1) 1-3			(0-0) F9			(0-0) 1-3	5	0	1	0	0	0	2									
Dick McAuliffe, L OBP: 0.372, SLG: 0.504	(1, 6) 4-0 1B		(2) 4-1			(4-0) 1B			(0-0) 1-3	3	0	1	1	2	0	0									
Norm Cash, L OBP: 0.349, SLG: 0.467	(1, 3) 0-0 1B		(3) F8			(0-0) L9			(0-0) F8	5	0	1	0	0	1	5									
Al Kaline, R OBP: 0.393, SLG: 0.539	(1, 9) 0-0 L6					(0-3) K			(4-0) E S 1B	4	1	1	0	1	2	2									
Willie Horton, R OBP: 0.321, SLG: 0.481	(1, 7) 0-3 K					(2) 4-3			(0-0) F5	5	1	1	0	0	2	3									
Don Wert, R OBP: 0.342, SLG: 0.373	(1, 5) 0-3 K		(1) F8			(0-0) F8			(4-0) E 1B	4	1	2	0	1	1	0									
Mickey Stanley, R OBP: 0.339, SLG: 0.423	(1, 8) 0-0 E 1B					(0-0) F5			(0-0) F3	5	1	2	0	0	0	4									
Bill Freehan, R OBP: 0.293, SLG: 0.351	(1, 2) 0-0 E9					(4-0) E 1B			(0-0) E4	4	1	2	1	1	0	4									
Earl Wilson, R OBP: 0.299, SLG: 0.500 Orlando Pena, R OBP: 0.111, SLG: 0.111 Jerry Lumpe, L OBP: 0.277, SLG: 0.293 Hank Aguirre, R OBP: 0.241, SLG: 0.160 Fred Gladding, L	(1, 1) (7, 1) (7, PH) (8, 1) (9, 1) L4-3		(2) L4-3			(0-0) F8			(0-0) L9	3	0	1	2	0	0	3									
Inning Stats	R: 0 E: 0 K: 1 S: 6	H: 1 LOB: 2 BB: 1 P: 10	R: 0 E: 1 K: 1 S: 6	H: 2 LOB: 1 BB: 0 P: 6	R: 0 E: 0 K: 1 S: 5	H: 0 LOB: 0 BB: 0 P: 5	R: 0 E: 0 K: 1 S: 5	H: 0 LOB: 0 BB: 0 P: 5	R: 1 E: 0 K: 0 S: 5	H: 2 LOB: 2 BB: 1 P: 9	R: 3 E: 1 K: 0 S: 6	H: 2 LOB: 3 BB: 3 P: 18	R: 1 E: 0 K: 1 S: 8	H: 3 LOB: 2 BB: 0 P: 8	R: 0 E: 0 K: 1 S: 5	H: 0 LOB: 0 BB: 0 P: 5	R: 0 E: 0 K: 1 S: 7	H: 2 LOB: 2 BB: 0 P: 7	1B: 11 2B: 2 3B: 0 HR: 0	SF: 0 SAC: 0 DP: 1 HBP: 0	WP: 1 PB: 0 SB: 1 CS: 0	PA: 44			
PITCHER	IP	WLS	BF	H	R	ER	SO	BB	IBB	HBP	BLK	WP	HR	S	P	ERA	WHIP								
Blue Moon Odom, R ERA: 2.49	(1, 1) 5.1		27	7	4	3	3	4	0	0	0	0	0	29	45	5.06	2.062								
Wes Stock, R ERA: 2.66	(6, 1) 0.1		2	0	0	0	0	1	0	0	0	0	0	1	5	0.00	3.000								
Joe Grzenda, L ERA: 3.27	(6, 1) 0.1		1	0	0	0	0	0	0	0	0	0	0	1	1	0.00	0.000								
Jack Aker, R ERA: 1.99	(7, 1) 3.0	W	14	5	1	1	3	0	0	0	0	0	0	20	20	3.00	1.667								


Kansas City Athletics @ Detroit Tigers
Tiger Stadium, Detroit, MI
Fri Sep 30 1966, 7:05 PM EDT
Att: 4,491 - Unknown

AB	39
R	5
H	12
RBI	4
BB	5
SO	6
LOB	25



Batter	1	2	3	4	5	6	7	8	9	AB	R	H	RBI	BB	SO	LOB	TOP					
Bert Campaneris, R OBP: 0.300, SLG: 0.377 (1, 6)	5-3		K	F8			F8	S BB		4	0	0	0	1	1	1	Kansas City Athletics @ Detroit Tigers Tiger Stadium, Detroit, MI Sat Oct 01 1966, 4:33 AM EDT Att: 3,445 - Unknown					
John Donaldson, L OBP: 0.194, SLG: 0.138 (1, 4)	F6		1-3		1-3		BB 1B	L9		5	1	1	0	0	0	2						
Jim Gosger, L OBP: 0.323, SLG: 0.359 (1, 7)	G3		1B BB				1B BB		K	3	0	1	0	2	1	0						
Danny Cater, R OBP: 0.316, SLG: 0.366 (1, 3)		HR 1B	1-2 1B		2B		BB			4	1	4	1	1	0	0						
Roger Repoz, L OBP: 0.322, SLG: 0.384 (1, 9)		1-H HR	5-3		K		1-2 2-H 1B		1B	5	1	1	2	0	2	7						
Rick Monday, L OBP: 0.233, SLG: 0.189 (1, 8)		SH 3B		K	K		F5		G3	5	1	1	0	0	2	5						
Dick Green, R OBP: 0.296, SLG: 0.363 (1, 5)		K		1B 2B 1B			F4		1B 1B	4	1	2	0	0	1	1						
Phil Roof, R OBP: 0.283, SLG: 0.311 (1, 2)		SH CS	2B 1B		F3				1B K 1B	3	0	2	1	0	0	0						
Jim Nash, R OBP: 0.102, SLG: 0.163 (1, 1)		3-H K	1-2 K		1-3 2-H 2B		K		K	4	0	1	1	0	3	3						
Inning Stats	R: 0 E: 0 K: 0 S: 3	H: 0 LOB: 0 BB: 0 P: 3	R: 3 E: 0 K: 2 S: 10	H: 3 LOB: 0 BB: 0 P: 10	R: 0 E: 0 K: 1 S: 6	H: 1 LOB: 2 BB: 1 P: 10	R: 1 E: 0 K: 1 S: 7	H: 3 LOB: 1 BB: 0 P: 7	R: 0 E: 0 K: 2 S: 8	H: 1 LOB: 2 BB: 1 P: 12	R: 0 E: 0 K: 1 S: 5	H: 0 LOB: 0 BB: 0 P: 5	R: 1 E: 0 K: 1 S: 7	H: 2 LOB: 2 BB: 1 P: 11	R: 0 E: 0 K: 1 S: 6	H: 2 LOB: 2 BB: 0 P: 10	R: 0 E: 0 K: 1 S: 6	H: 1 LOB: 1 BB: 0 P: 6	1B: 9 2B: 2 3B: 1 HR: 1	SF: 0 SAC: 1 DP: 0 HBP: 0	WP: 0 PB: 0 SB: 1 CS: 1	PA: 42
PITCHER	IP	WLS	BF	H	R	ER	SO	BB	IBB	HBP	BLK	WP	HR	S	P	ERA	WHIP					
Denny McLain, R ERA: 3.92 (1, 1)	3.2	L	18	7	4	4	4	1	0	0	0	0	1	25	29	9.82	2.182					
Mickey Lolich, L ERA: 4.77 (4, 1)	3.1		15	3	1	1	4	1	1	0	0	0	0	21	29	2.70	1.200					
Dave Wickersham, R ERA: 3.26 (8, 1)	2.0		9	3	0	0	2	1	0	0	0	0	0	12	16	0.00	2.000					

Batter	1	2	3	4	5	6	7	8	9	AB	R	H	RBI	BB	SO	LOB	BOTTOM						
Don Wert, R OBP: 0.344, SLG: 0.373 (1, 5)	BB 1B BB		HR BB	F8			F4		1-2 1B	3	1	1	0	2	0	0	Kansas City Athletics @ Detroit Tigers Tiger Stadium, Detroit, MI Sat Oct 01 1966, 4:33 AM EDT Att: 3,445 - Unknown						
Jake Wood, R OBP: 0.333, SLG: 0.343 (1, 4)	BB 1B		F4		K			K		4	0	1	0	0	2	1							
Norm Cash, L OBP: 0.350, SLG: 0.472 (1, 3)	F9		1-H HR		K			1B 1B		4	1	2	2	0	1	2							
Al Kaline, R OBP: 0.393, SLG: 0.537 (1, 9)	1-2 2-3 BB		F9 1B BB		F3			L3		2	0	0	0	2	0	1							
Gates Brown, L OBP: 0.344, SLG: 0.442 (1, 7)	F4		S 1B		F4			1B 1B		4	0	2	0	0	0	3							
Mickey Stanley, R OBP: 0.333, SLG: 0.416 (1, 8)	F3		F9		L7			F9		4	0	0	0	0	0	7							
Bill Freehan, R OBP: 0.293, SLG: 0.350 (1, 2)		K	F7		K			1B 1B		4	0	1	0	0	2	2							
Ray Oyler, R OBP: 0.263, SLG: 0.252 (1, 6)	K		5-3				F1		F7	4	0	0	0	0	1	1							
Denny McLain, R OBP: 0.224, SLG: 0.204 (1, 1)										1	0	0	0	0	0	0	Kansas City Athletics @ Detroit Tigers Tiger Stadium, Detroit, MI Sat Oct 01 1966, 4:33 AM EDT Att: 3,445 - Unknown						
Mickey Lolich, S OBP: 0.223, SLG: 0.172 (4, 1)										1	0	0	0	0	1	0							
Jerry Lumpe, L OBP: 0.276, SLG: 0.292 (7, PH)										1	0	0	0	0	0	0							
Dave Wickersham, R OBP: 0.085, SLG: 0.067 (8, 1)										0	0	0	0	0	0	0							
Oriando McFarlane, R OBP: 0.306, SLG: 0.419 (9, PH)										1	0	0	0	0	1	1							
Inning Stats	R: 0 E: 0 K: 0 S: 4	H: 1 LOB: 3 BB: 2 P: 12	R: 0 E: 0 K: 2 S: 7	H: 0 LOB: 0 BB: 0 P: 7	R: 2 E: 0 K: 0 S: 5	H: 2 LOB: 2 BB: 2 P: 13	R: 0 E: 0 K: 1 S: 5	H: 0 LOB: 0 BB: 0 P: 5	R: 0 E: 0 K: 2 S: 7	H: 0 LOB: 0 BB: 0 P: 7	R: 0 E: 0 K: 1 S: 5	H: 0 LOB: 0 BB: 0 P: 5	R: 0 E: 0 K: 1 S: 3	H: 0 LOB: 0 BB: 0 P: 3	R: 0 E: 0 K: 1 S: 7	H: 2 LOB: 2 BB: 0 P: 7		R: 0 E: 0 K: 1 S: 6	H: 2 LOB: 1 BB: 0 P: 6	1B: 6 2B: 0 3B: 0 HR: 1	SF: 0 SAC: 0 DP: 0 HBP: 0	WP: 0 PB: 0 SB: 1 CS: 0	PA: 37
PITCHER	IP	WLS	BF	H	R	ER	SO	BB	IBB	HBP	BLK	WP	HR	S	P	ERA		WHIP					
Jim Nash, R ERA: 2.06 (1, 1)	9.0	W	37	7	2	2	8	4	0	0	0	0	1	49	65	2.00	1.222						

Batter	1	2	3	4	5	6	7	8	9	AB	R	H	RBI	BB	SO	LOB	TOP						
Bert Campaneris, R (1, 6) OBP: 0.302, SLG: 0.379	0-0 SH1-3 E 1B		0-0 S 1B	0-0 6-3			0-0 5-3		0-0 BB 1B	5	2	3	1	0	0	0	Kansas City Athletics @ Detroit Tigers Tiger Stadium, Detroit, MI Sun Oct 02 1966, 4:33 AM EDT Att: 5,364 - Unknown						
John Donaldson, L (1, 4) OBP: 0.212, SLG: 0.133	0-0 SH1-3		0-0 6-3		4-0 G6-4-3 BB		0-0 F7		4-0 BB 1B	1	0	0	0	1	0	1							
Ernie Fazio, R (5, FR) OBP: 0.289, SLG: 0.265	1-2		1-2						1-2 BB	1	0	0	0	1	0	0							
Dick Green, R (1, 5) OBP: 0.297, SLG: 0.363	0-3 K2-3 2H		0-0 BB HR 1B		0-0 G6-4-3 1-2				0-3 K	5	1	2	1	0	2	3							
Jim Gosger, L (1, 7) OBP: 0.325, SLG: 0.359	0-3 K		4-0 HR BB		0-0 1B				0-0 L9	3	1	1	0	1	1	1							
Danny Cater, R (1, 3) OBP: 0.317, SLG: 0.373		0-0 6-3	0-0 1H 2H HR		0-0 4-3				0-0 L3-6-3 1B	4	1	2	3	0	0	1							
Joe Naseck, R (1, 9) OBP: 0.285, SLG: 0.343	0-0 6-3		0-3 K			0-0 1B			0-0 L3-6-3 1-2	4	0	1	0	0	1	1							
Rick Monday, L (1, 8) OBP: 0.213, SLG: 0.171	0-0 4-3		0-0 F7			0-3 K			0-0 F5	4	0	0	0	0	1	1							
Phil Roof, R (1, 2) OBP: 0.285, SLG: 0.320			0-0 HR		0-0 F4		0-3 K		4-0 1B BB	3	1	1	1	1	1	1							
Caffish Hunter, R (1, 1) OBP: 0.194, SLG: 0.203			4-0 E 1B BB		0-0 4-3		0-0 F8		0-0 F3	3	1	0	0	1	0	2							
Paul Lindblad, L (9, 1) OBP: 0.171, SLG: 0.206										0	0	0	0	0	0	0							
Inning Stats	R: 1 E: 1 K: 2 S: 8	H: 1 LOB: 0 BB: 0 P: 8	R: 0 E: 0 K: 0 S: 3	H: 0 LOB: 0 BB: 0 P: 3	R: 6 E: 0 K: 1 S: 9	H: 4 LOB: 0 BB: 2 P: 17	R: 0 E: 0 K: 0 S: 3	H: 0 LOB: 0 BB: 0 P: 3	R: 0 E: 0 K: 0 S: 3	H: 1 LOB: 1 BB: 0 P: 7	R: 0 E: 0 K: 0 S: 4	H: 1 LOB: 1 BB: 0 P: 4	R: 0 E: 0 K: 0 S: 3	H: 0 LOB: 0 BB: 0 P: 3	R: 0 E: 0 K: 0 S: 5	H: 1 LOB: 2 BB: 2 P: 13	1B: 8 2B: 1 3B: 0 HR: 2	SF: 0 SAC: 1 DP: 2 HBP: 0	WP: 0 PB: 0 SB: 2 CS: 0	PA: 39			
PITCHER	IP WLS BF H R ER SO BB IBB HBP BLK WP HR S P ERA WHIP	2.1 L 13 4 6 4 2 2 0 0 0 0 1 15 23 15.43 2.571	3.0 1 1 1 1 1 0 0 0 0 0 0 1 5 10 13.50 1.500	3.0 1 1 1 1 1 0 0 0 0 0 0 6 5 10 0.00 1.000	3.0 1 1 1 1 1 0 0 0 0 0 0 12 12 0.00 1.000	3.0 1 1 1 1 1 0 0 0 0 0 0 8 16 0.00 2.000																	

Batter	1	2	3	4	5	6	7	8	9	AB	R	H	RBI	BB	SO	LOB	BOTTOM						
Dick McAuliffe, L (1, 6) OBP: 0.373, SLG: 0.509	0-0 HR		0-0 F9		0-3 K		0-0 F8		0-0 G4-6-3 1B	5	1	2	3	0	1	3	Kansas City Athletics @ Detroit Tigers Tiger Stadium, Detroit, MI Sun Oct 02 1966, 4:33 AM EDT Att: 5,364 - Unknown						
Jerry Lumpe, L (1, 4) OBP: 0.275, SLG: 0.291	0-3 K		0-0 1B		0-0 F5				0-0 G4-6-3 1-2	5	0	1	0	0	1	3							
Norm Cash, L (1, 3) OBP: 0.351, SLG: 0.478	0-0 1B		0-0 F9			0-0 HR		0-3 K		4	1	2	1	0	1	1							
Al Kaline, R (1, 9) OBP: 0.392, SLG: 0.534	0-0 L8		0-0 L5-3		0-3 K		0-0 K		0-0 1B	4	0	1	0	0	1	1							
Gates Brown, L (1, 7) OBP: 0.337, SLG: 0.432	0-0 F9		0-0 F9		0-0 F5		0-3 K			4	0	0	0	0	1	2							
Don Wert, R (1, 5) OBP: 0.342, SLG: 0.370		0-0 F6		0-0 F7		0-0 F6			0-0 F3	4	0	0	0	0	0	0							
Mickey Stanley, R (1, 8) OBP: 0.336, SLG: 0.426		0-0 CS 1B		0-0 E5 HBP		0-0 F8			0-0 1B 3B	4	1	2	0	0	0	0							
Orlando McFarlane, R (1, 2) OBP: 0.304, SLG: 0.413		0-3 K		0-3 K		4-0 FC4-6 BB			0-0 2B 1B 1B	2	0	0	0	0	2	2							
Jake Wood, R (7, PH) OBP: 0.336, SLG: 0.343									0-0 3H 1B	0	0	0	0	0	0	0							
Joe Sparma, R (8, PH) OBP: 0.294, SLG: 0.352									0-0 1B 2B	0	0	0	0	0	0	0							
Johnny Podres, L (1, 1) OBP: 0.281, SLG: 0.333									0-0 1B	0	0	0	0	0	0	0							
Orlando Pena, R (3, 1) OBP: 0.111, SLG: 0.111									0-0 1B	0	0	0	0	0	0	0							
Don Pepper, L (3, PH) OBP: 0.111, SLG: 0.111									0-0 1B	0	0	0	0	0	0	0							
Fred Gladding, L (4, 1) OBP: 0.217, SLG: 0.261									0-0 1B	0	0	0	0	0	0	0							
Arlo Brunsberg, L (5, PH) OBP: 0.500, SLG: 1.667									0-0 1B	0	0	0	0	0	0	0							
Inning Stats	R: 1 E: 0 K: 1 S: 7	H: 2 LOB: 1 BB: 0 P: 7	R: 0 E: 0 K: 1 S: 5	H: 1 LOB: 0 BB: 0 P: 5	R: 0 E: 0 K: 0 S: 4	H: 1 LOB: 1 BB: 0 P: 4	R: 0 E: 0 K: 0 S: 3	H: 0 LOB: 0 BB: 0 P: 3	R: 0 E: 0 K: 2 S: 8	H: 0 LOB: 2 BB: 0 P: 9	R: 1 E: 0 K: 1 S: 6	H: 1 LOB: 0 BB: 0 P: 6	R: 0 E: 0 K: 0 S: 3	H: 0 LOB: 1 BB: 1 P: 7	R: 0 E: 0 K: 2 S: 8	H: 1 LOB: 1 BB: 0 P: 8	R: 3 E: 0 K: 0 S: 6	H: 4 LOB: 0 BB: 0 P: 6	1B: 6 2B: 1 3B: 1 HR: 2	SF: 0 SAC: 0 DP: 1 HBP: 1	WP: 0 PB: 0 SB: 0 CS: 1	PA: 38	
PITCHER	IP WLS BF H R ER SO BB IBB HBP BLK WP HR S P ERA WHIP	8.1 W 36 9 5 5 7 1 0 0 0 0 2 48 53 5.40 1.200	0.2 S 2 1 0 0 0 0 0 0 0 0 0 2 2 0.00 1.500																				

