



Kansas City Athletics - 1967

Batter	1	2	3	4	5	6	7	8	9	AB	R	H	RBI	BB	SO	LOB	TOP								
Vic Davallio, L (1.8) OBP: 0.200, SLG: 0.200	F8		F7				E3		G4-6-3	5	0	1	0	0	0	1	Cleveland Indians @ Kansas City Athletics Municipal Stadium, Kansas City, MO Tue Apr 11 1967, 7:05 PM EST Att: 20,590 - Unknown AB 33 R 3 H 5 RBI 3 BB 3 SO 6 LOB 13 								
Max Alvis, R (1.5)	F8		5-3				5-3			4	0	0	0	0	0	2									
Leon Wagner, L (1.7)	K						G3			3	0	0	0	1	2	2									
Fred Whitfield, L (1.3)		4-3	F3				1-3			4	0	0	0	0	1	2									
Chuck Hinton, R (1.9) OBP: 0.250, SLG: 0.500		K					5-3			4	1	1	0	0	1	0									
Gus Gil, R (1.4) OBP: 0.500, SLG: 0.333		E5					K			3	2	1	0	1	1	0									
Duke Sims, L (1.2) OBP: 0.500, SLG: 0.667							K			3	0	1	2	1	1	1									
Larry Brown, R (1.6) OBP: 0.333, SLG: 0.333										3	0	1	1	0	0	2									
Willie Smith, L (9, PH)										1	0	0	0	0	0	0									
Sam McDowell, L (11, 1) (6, PH)										2	0	0	0	0	0	2									
Lee Mays, L (6, PH)										1	0	0	0	0	0	1									
Steve Hargan, R (6, 1)										0	0	0	0	0	0	0									
Bob Allen, L (6, 1)										0	0	0	0	0	0	0									
Rocky Colavito, R (6, PH)										0	0	0	0	0	0	0									
Chico Salmon, R (6, PH)										0	0	0	0	0	0	0									
Inning Stats	R: 0 E: 0 K: 1 S: 5	H: 0 LOB: 0 BB: 0 P: 5	R: 1 E: 1 K: 1 S: 7	H: 1 LOB: 2 BB: 1 P: 11	R: 0 E: 0 K: 0 S: 3	H: 0 LOB: 1 BB: 1 P: 7	R: 0 E: 0 K: 0 S: 4	H: 1 LOB: 1 BB: 0 P: 4	R: 0 E: 0 K: 1 S: 6	H: 1 LOB: 1 BB: 0 P: 6	R: 2 E: 0 K: 0 S: 5	H: 2 LOB: 1 BB: 1 P: 9	R: 0 E: 1 K: 1 S: 6	H: 0 LOB: 1 BB: 0 P: 6	R: 0 E: 0 K: 2 S: 7	H: 0 LOB: 0 BB: 0 P: 7	R: 0 E: 0 K: 0 S: 2	H: 0 LOB: 1 BB: 0 P: 3	1B: 3 2B: 2 3B: 0 HR: 0	SF: 0 SAC: 0 DP: 1 HBP: 1	WP: 0 PB: 0 CS: 0	PA: 37			
PITCHER	IP	WLS	BF	H	R	ER	SO	BB	IBB	HBP	BLK	WP	HR	S	P	ERA	WHIP								
Jim Nash, R (1, 1) ERA: 2.57	7.0	W	31	5	3	2	4	3	0	0	0	0	0	36	48	2.57	1.143								
Jack Aker, R (8, 1) ERA:	2.0	S	6	0	0	0	2	0	0	1	0	0	0	9	10	0.00	0.000								

Batter	1	2	3	4	5	6	7	8	9	AB	R	H	RBI	BB	SO	LOB	BOTTOM								
Bert Campaneris, R (1.6) OBP: 0.600, SLG: 0.500	FC2	CS		FC5		1-6-3		F7		4	0	2	0	1	0	0	Cleveland Indians @ Kansas City Athletics Municipal Stadium, Kansas City, MO Tue Apr 11 1967, 7:05 PM EST Att: 20,590 - Unknown AB 31 R 4 H 10 RBI 3 BB 9 SO 8 LOB 27 								
Mike Hershberger, R (1.9) OBP: 0.500, SLG: 0.500	4-3			SH1-3		F7		1B		4	0	2	1	0	0	1									
Danny Cater, R (1.3) OBP: 0.400, SLG: 0.400	FC2	CS		K		6-3				5	1	2	0	0	1	2									
Ed Charles, R (1.5) OBP: 1.000, SLG: 1.000										1	1	1	0	3	0	0									
Allan Lewis, S (7, PR)										0	0	0	0	0	0	0									
Ossie Chavarria, R (8.5)										0	0	0	0	1	0	0									
Joe Rudi, R (1.7) OBP: 0.500, SLG: 0.333										3	0	1	0	1	0	3									
Roger Repoz, L (7, PR) (8, 7)										1	1	0	0	0	1	3									
Dick Green, R (1.4)	1-3									4	0	0	0	1	2	9									
Joe Nossek, R (1.8) OBP: 0.250, SLG: 0.250										4	0	1	2	0	2	2									
Phil Roof, R (1.2) OBP: 0.667, SLG: 0.500										2	1	1	0	1	1	2									
Jim Gosger, L (7, PH)										0	0	0	0	1	0	0									
Jack Aker, R (8, 1)										0	0	0	0	0	0	0									
Jim Nash, R (1, 1)										2	0	0	0	0	1	3									
Ray Webster, L (7, PH)										1	0	0	0	0	0	2									
Ken Suarez, R (8, 2)										0	0	0	0	0	0	0									
Inning Stats	R: 0 E: 0 K: 0 S: 4	H: 1 LOB: 3 BB: 2 P: 12	R: 1 E: 0 K: 1 S: 6	H: 2 LOB: 1 BB: 1 P: 10	R: 2 E: 0 K: 2 S: 10	H: 3 LOB: 2 BB: 1 P: 14	R: 0 E: 0 K: 1 S: 5	H: 0 LOB: 2 BB: 2 P: 13	R: 0 E: 0 K: 2 S: 8	H: 1 LOB: 1 BB: 0 P: 8	R: 0 E: 0 K: 0 S: 3	H: 0 LOB: 0 BB: 0 P: 3	R: 1 E: 1 K: 0 S: 6	H: 1 LOB: 2 BB: 2 P: 14	R: 0 E: 0 K: 2 S: 9	H: 2 LOB: 3 BB: 1 P: 13	1B: 10 2B: 0 3B: 0 HR: 0	SF: 0 SAC: 2 DP: 0 HBP: 0	WP: 2 PB: 1 SB: 1 CS: 1	PA: 43					
PITCHER	IP	WLS	BF	H	R	ER	SO	BB	IBB	HBP	BLK	WP	HR	S	P	ERA	WHIP								
Sam McDowell, L (1, 1) ERA: 5.4	5.0	L	27	7	3	3	6	6	0	0	0	0	0	33	57	5.40	2.600								
Steve Hargan, R (6, 1) ERA:	2.1		13	3	1	0	1	3	0	0	0	0	0	12	24	0.00	2.571								
Bob Allen, L (8, 1) ERA:	0.2		2	0	0	0	2	0	0	0	0	0	0	6	6	0.00	0.000								

Batter	1	2	3	4	5	6	7	8	9	AB	R	H	RBI	BB	SO	LOB	TOP					
Luis Aparicio, R OBP: 0.222, SLG: 0.200 (1, 6)										5	0	0	0	0	0	4						
Paul Blair, R OBP: 0.250, SLG: 0.400 (1, 8)										4	0	0	0	0	1	1						
Frank Robinson, R OBP: 0.438, SLG: 1.000 (1, 9)										4	1	2	0	0	0	0						
Brooks Robinson, R OBP: 0.313, SLG: 0.667 (1, 5)										4	0	2	1	0	0	1						
Boog Powell, L OBP: 0.375, SLG: 0.467 (1, 3)										3	1	1	0	1	0	2						
Curt Blefary, L OBP: 0.250, SLG: 0.214 (1, 7)										4	1	1	1	0	0	3						
Davey Johnson, R OBP: 0.267, SLG: 0.267 (1, 4)										4	0	1	0	0	2	2						
Andy Etchebarren, R OBP: 0.375, SLG: 0.688 (1, 2)										4	0	2	1	0	0	1						
Wally Bunker, R Frank Bertaina, L Russ Snyder, L John Miller, R Mike Epstein, L Eddie Fisher, R Charlie Lau, L (1, 1) (4, 1) (5, Ph) (5, 1) (7, Ph) (7, 1) (9, Ph)										0	0	0	0	0	0	0						
Inning Stats	R: 0 E: 0 K: 1 S: 5	H: 0 LOB: 0 BB: 0 P: 5	R: 0 E: 0 K: 0 S: 4	H: 1 LOB: 1 BB: 0 P: 4	R: 0 E: 0 K: 0 S: 4	H: 1 LOB: 1 BB: 0 P: 4	R: 0 E: 0 K: 0 S: 3	H: 0 LOB: 1 BB: 1 P: 7	R: 0 E: 0 K: 1 S: 6	H: 1 LOB: 1 BB: 0 P: 6	R: 0 E: 0 K: 0 S: 3	H: 1 LOB: 0 BB: 0 P: 3	R: 2 E: 0 K: 1 S: 8	H: 3 LOB: 1 BB: 0 P: 8	R: 1 E: 0 K: 0 S: 5	H: 2 LOB: 1 BB: 0 P: 5	R: 0 E: 0 K: 0 S: 4	H: 1 LOB: 1 BB: 0 P: 4	1B: 6 2B: 3 3B: 1 HR: 0	SF: 0 SAC: 1 DP: 1 HBP: 0	WP: 1 PB: 0 CS: 0	PA: 37
PITCHER Cattfish Hunter, R ERA: 3.0 (1, 1)	IP: 9.0 WLS: W BF: 37 H: 10 R: 3 ER: 3 SO: 3 BB: 1 IBB: 0 HBP: 0 BLK: 0 WP: 1 HR: 0 S: 42 P: 46 ERA: 3.00 WHIP: 1.222															PITCHER						

Baltimore Orioles @ Kansas City Athletics
Municipal Stadium, Kansas City, MO
Sat Apr 15 1967, 4:33 AM EST
Att: 6,727 - Unknown

AB 35
R 3
H 10
RBI 3
BB 1
SO 3
LOB 16



Batter	1	2	3	4	5	6	7	8	9	AB	R	H	RBI	BB	SO	LOB	BOTTOM			
Bert Campaneris, R OBP: 0.357, SLG: 0.385 (1, 6)										5	2	2	1	0	0	2				
Mike Hershberger, R OBP: 0.500, SLG: 0.500 (1, 9)										4	2	2	3	1	0	0				
Danny Cater, R OBP: 0.571, SLG: 0.500 (1, 3)										4	1	4	1	1	0	0				
Ed Charles, R OBP: 0.615, SLG: 0.444 (1, 5)										5	1	2	0	0	1	4				
Roger Repoz, L OBP: 0.500, SLG: 1.400 (1, 8)										4	1	2	3	0	0	2				
Dick Green, R OBP: 0.154, SLG: 0.083 (1, 4)										4	0	0	0	0	0	1				
Jim Gosger, L OBP: 0.333, SLG: 0.143 (1, 7)										3	1	1	0	1	0	0				
Phil Roof, R OBP: 0.500, SLG: 0.750 (1, 2)										3	2	1	1	1	0	1				
Cattfish Hunter, R OBP: 0.250, SLG: 0.250 (1, 1)										4	1	1	1	0	2	2				
Inning Stats	R: 2 E: 0 K: 0 S: 6	H: 3 LOB: 1 BB: 0 P: 6	R: 0 E: 0 K: 1 S: 5	H: 0 LOB: 1 BB: 1 P: 9	R: 1 E: 0 K: 0 S: 3	H: 1 LOB: 0 BB: 1 P: 7	R: 3 E: 0 K: 1 S: 8	H: 4 LOB: 1 BB: 0 P: 8	R: 1 E: 0 K: 0 S: 5	H: 1 LOB: 0 BB: 1 P: 9	R: 3 E: 0 K: 0 S: 7	H: 4 LOB: 2 BB: 1 P: 11	R: 0 E: 0 K: 0 S: 3	H: 0 LOB: 0 BB: 0 P: 3	R: 1 E: 1 K: 0 S: 5	H: 2 LOB: 1 BB: 0 P: 5	1B: 10 2B: 3 3B: 1 HR: 1	SF: 0 SAC: 0 DP: 2 HBP: 0	WP: 0 PB: 0 CS: 0	PA: 40
PITCHER Wally Bunker, R ERA: 14.73 Frank Bertaina, L John Miller, R Eddie Fisher, R (1, 1) (4, 1) (5, 1) (7, 1)	IP: 3.2 WLS: L BF: 19 H: 7 R: 6 ER: 6 SO: 2 BB: 2 IBB: 0 HBP: 0 BLK: 0 WP: 0 HR: 0 S: 21 P: 29 ERA: 14.73 WHIP: 2.455															PITCHER				


Baltimore Orioles @ Kansas City Athletics
Municipal Stadium, Kansas City, MO
Sat Apr 15 1967, 4:33 AM EST
Att: 6,727 - Unknown

AB 36
R 11
H 15
RBI 10
BB 4
SO 3
LOB 12



Batter	1	2	3	4	5	6	7	8	9	AB	R	H	RBI	BB	SO	LOB	TOP								
Dick McAuliffe, L (1.4)	3-1	BB	FC4-6	1-2	FC4-6	1B BB	1B	BB	K	4	1	1	1	1	1	1	Detroit Tigers @ Kansas City Athletics Municipal Stadium, Kansas City, MO Sun Apr 16 1967, 4:33 AM EST Unknown								
Don Wert, R (1.5)	5-3	F8	F6	F6	F7	F7	1B	BB	BB	5	0	1	0	1	0	6									
Gates Brown, L (1.7) Mickey Stanley, R (9.8)	BB	BB	K	4-3	4-3	1B BB	1-3	BB	4-3	4	1	0	0	2	1	4									
Al Kaline, R (1.9)	BB	BB	WP BB	BB	G1-6-3	1B	1-2 2-3 3-H	2B	1B	3	1	2	1	2	0	0									
Jim Northrup, L (1.8) (9.7)	4-3	BB	K	BB	G1-6-3	1B	1-2	BB	BB	4	1	1	3	1	1	4									
Norm Cash, L (1.3)	4-3	BB	WP BB	BB	F7	2B	BB	BB	BB	2	0	0	0	3	0	0									
Bill Freehan, R (1.2)	2B	BB	1-2 2-3	BB	FC5-6	HBP	F3	BB	BB	2	0	1	1	2	0	2									
Ray Oyler, R (1.6)	1-3	BB	F7	BB	BB	FC5-6	BB	BB	F7	4	1	1	0	1	1	4									
Denny McLain, R (1.1)	6-3	BB	FC4-6	BB	FC5-6	1B	BB	BB	K	4	1	0	0	1	2	4									
Inning Stats	R: 0 E: 0 K: 0 S: 3	H: 0 LOB: 2 BB: 2 P: 11	R: 0 E: 0 K: 0 S: 4	H: 1 LOB: 3 BB: 2 P: 12	R: 0 E: 0 K: 2 S: 7	H: 0 LOB: 3 BB: 3 P: 19	R: 0 E: 0 K: 0 S: 3	H: 0 LOB: 1 BB: 1 P: 7	R: 0 E: 0 K: 0 S: 3	H: 1 LOB: 0 BB: 0 P: 3	R: 5 E: 0 K: 0 S: 6	H: 3 LOB: 2 BB: 3 P: 19	R: 0 E: 0 K: 2 S: 8	H: 1 LOB: 2 BB: 0 P: 9	R: 1 E: 0 K: 0 S: 3	H: 1 LOB: 1 BB: 2 P: 11	R: 0 E: 0 K: 2 S: 7	H: 0 LOB: 1 BB: 1 P: 11	1B: 5 2B: 2 3B: 0 HR: 0	SF: 0 SAC: 0 DP: 1 HBP: 2	WP: 1 PB: 0 SB: 0 CS: 0	PA: 48			
PITCHER	IP	WLS	BF	H	R	ER	SO	BB	IBB	HBP	BLK	WP	HR	S	P	ERA	WHIP								
Blue Moon Odom, R (1.1)	5.1	L	28	3	3	3	2	9	0	1	0	1	0	22	59	5.06	2.250								
Jim Nash, R (6.1)	0.2		6	2	2	2	0	2	0	0	0	0	0	4	12	27.00	6.000								
Lew Krausse, R (7.1)	3.0		14	2	1	1	4	3	0	1	0	0	0	18	31	3.00	1.667								

Batter	1	2	3	4	5	6	7	8	9	AB	R	H	RBI	BB	SO	LOB	BOTTOM								
Bert Campaneris, R (1.6)	L9	FC6-4	F6	F6	F2	BB	CS	BB	F7	4	0	0	0	1	0	1	Detroit Tigers @ Kansas City Athletics Municipal Stadium, Kansas City, MO Sun Apr 16 1967, 4:33 AM EST Unknown								
Mike Hershberger, R (1.9)	S	BB	F6	SF7	3B	F8	1-2	BB	BB	3	1	1	0	1	0	1									
Danny Cater, R (1.3)	L9	BB	2B	SF7	6-3	BB	BB	BB	BB	3	0	1	1	0	0	1									
Ed Charles, R (1.5)	BB	BB	K	G3	G3	BB	BB	BB	5-3	3	0	0	0	1	1	1									
Roger Repoz, L (1.8)	K	BB	F2	HR	HR	BB	BB	BB	1B	4	1	2	1	0	1	3									
Dick Green, R (1.4)	HR	HR	L9	L9	E5	BB	BB	BB	F8	4	1	1	1	0	0	1									
Jim Gosger, L (1.7)	P2-3	BB	3-1	3-1	F3	F3	BB	BB	4-3	3	0	0	0	1	0	2									
Phil Roof, R (1.2) Ken Suarez, R (2.2)	P2-3	P2-3	BB	BB	K	K	BB	BB	F3	0	0	0	0	0	0	0									
Tim Talton, L (6. PH) (7.2)	1-2	BB	BB	BB	BB	K	BB	BB	K	2	0	0	0	0	1	1									
Blue Moon Odom, R (1.1) Jim Nash, R (6.1)	FC6-4	1B	K	K	K	K	BB	BB	K	2	0	1	0	0	1	1									
Joe Rudi, R (6. PH) Lew Krausse, R (7.1)	FC6-4	1B	K	K	K	K	BB	BB	K	1	0	0	0	0	0	0									
Rick Monday, L (9. PH)	1B	1B	K	K	K	K	BB	BB	K	1	0	0	0	0	1	0									
Inning Stats	R: 0 E: 0 K: 1 S: 5	H: 0 LOB: 2 BB: 2 P: 13	R: 1 E: 0 K: 0 S: 4	H: 2 LOB: 1 BB: 1 P: 8	R: 0 E: 0 K: 1 S: 6	H: 1 LOB: 1 BB: 0 P: 6	R: 0 E: 0 K: 1 S: 5	H: 0 LOB: 1 BB: 1 P: 9	R: 1 E: 0 K: 0 S: 4	H: 1 LOB: 0 BB: 0 P: 4	R: 1 E: 1 K: 2 S: 9	H: 1 LOB: 1 BB: 0 P: 9	R: 0 E: 0 K: 0 S: 2	H: 0 LOB: 0 BB: 1 P: 6	R: 0 E: 0 K: 0 S: 4	H: 1 LOB: 1 BB: 0 P: 4	R: 0 E: 0 K: 1 S: 5	H: 0 LOB: 0 BB: 0 P: 5	1B: 2 2B: 2 3B: 1 HR: 2	SF: 1 SAC: 0 DP: 1 HBP: 0	WP: 0 PB: 0 SB: 1 CS: 1	PA: 37			
PITCHER	IP	WLS	BF	H	R	ER	SO	BB	IBB	HBP	BLK	WP	HR	S	P	ERA	WHIP								
Denny McLain, R (1.1)	9.0	W	37	6	3	3	6	5	0	0	0	0	2	44	64	3.00	1.222								



Batter	1	2	3	4	5	6	7	8	9	AB	R	H	RBI	BB	SO	LOB	TOP					
Dick McAuliffe, L OBP: 0.412, SLG: 0.357	F7		1B			1B		L4		5	0	2	0	0	0	5						
Don Wert, R OBP: 0.310, SLG: 0.231	F8				1B			FC6-4		5	0	1	1	0	0	2						
Gates Brown, L OBP: 0.310, SLG: 0.500	4-3			1B	2B					5	1	1	0	0	1	3						
Al Kaline, R OBP: 0.517, SLG: 0.652		L4		L5				L6-3		5	1	2	1	0	0	1						
Jim Northrup, L OBP: 0.464, SLG: 0.520	L5			2B	1B			G1-6-3		4	2	1	1	0	0	1						
Norm Cash, L OBP: 0.519, SLG: 0.250	4-3			2B				BB		3	2	2	1	1	0	0						
Jim Price, R OBP: 0.800, SLG: 0.800			F4					BB		4	0	3	2	0	0	1						
Ray Oyler, R OBP: 0.462, SLG: 0.455			FC5-4					BB		4	1	2	0	0	1	2						
Mickey Lolich, S George Kinnear, R Jake Wood, R Johnny Nippstein, R Jerry Lingo, L Orlando Pena, R Hank Aguirre, R Bill Frazier, R Larry Sherry, R Bill Monbouquette, R			K					FC6-4		1	0	0	0	0	0	1						
Inning Stats	R: 0 E: 0 K: 0 S: 3	H: 0 LOB: 0 BB: 0 P: 3	R: 0 E: 0 K: 0 S: 3	H: 0 LOB: 0 BB: 0 P: 3	R: 0 E: 0 K: 1 S: 6	H: 2 LOB: 1 BB: 0 P: 6	R: 2 E: 0 K: 0 S: 6	H: 3 LOB: 1 BB: 0 P: 6	R: 1 E: 0 K: 0 S: 5	H: 3 LOB: 1 BB: 0 P: 5	R: 2 E: 0 K: 1 S: 8	H: 3 LOB: 2 BB: 1 P: 12	R: 0 E: 1 K: 1 S: 5	H: 0 LOB: 0 BB: 0 P: 5	R: 2 E: 0 K: 0 S: 5	H: 3 LOB: 2 BB: 1 P: 10	R: 0 E: 0 K: 0 S: 3	H: 1 LOB: 0 BB: 0 P: 3	1B: 11 2B: 5 3B: 0 HR: 1	SF: 0 SAC: 0 DP: 4 HBP: 1	WP: 0 PB: 0 SB: 0 CS: 1	PA: 41
PITCHER	IP	WLS	BF	H	R	ER	SO	BB	IBB	HBP	BLK	WP	HR	S	P	ERA	WHIP					
Chuck Dobson, R ERA: 8.44	(1, 1)	5.1	24	9	5	5	1	1	0	0	0	0	1	25	29	8.44	1.875					
Jack Aker, R ERA: 4.91	(6, 1)	1.2	W	12	5	2	2	2	1	0	1	0	0	0	14	19	10.80	3.600				
Tony Pierce, L ERA:	(8, 1)	0.2		1	0	0	0	0	0	0	0	0	0	1	1	0.00	0.000					
Bob Duliba, R ERA:	(8, 1)	0.1		1	0	0	0	0	0	0	0	0	0	1	1	0.00	0.000					
Paul Lindblad, L ERA:	(9, 1)	1.0	S	3	1	0	0	0	0	0	0	0	0	3	3	0.00	1.000					

Detroit Tigers @ Kansas City Athletics
Municipal Stadium, Kansas City, MO
Sun Apr 16 1967, 4:38 AM EST
Att: 14,902 - Unknown


AB	38
R	7
H	15
RBI	7
BB	2
SO	3
LOB	17



Batter	1	2	3	4	5	6	7	8	9	AB	R	H	RBI	BB	SO	LOB	BOTTOM					
Bert Campaneris, R OBP: 0.333, SLG: 0.364	K			K						5	1	2	2	0	2	1						
Mike Hershberger, R OBP: 0.545, SLG: 0.722	HR		1B							5	3	3	1	0	0	2						
Danny Cater, R OBP: 0.478, SLG: 0.650	HR		F8							5	1	2	3	0	0	3						
Ed Charles, R OBP: 0.455, SLG: 0.294	K		1B							5	0	1	1	0	2	3						
Joe Rudi, R OBP: 0.300, SLG: 0.222	F7		F7							1	0	0	0	0	0	0						
Roger Repoz, L OBP: 0.462, SLG: 1.083	(3, PH)		F7							3	1	1	0	0	0	2						
Dick Green, R OBP: 0.238, SLG: 0.400			F7							4	1	2	0	0	1	2						
Joe Nosssek, R OBP: 0.200, SLG: 0.200	(1, 8)		K							1	0	0	0	0	1	1						
Jim Gosage, R OBP: 0.375, SLG: 0.100	(4, PH)		K							0	0	0	1	2	0	0						
Allan Lewis, S Rick Monday, L	(8, PH) (9, 7)		1B							0	1	0	0	0	0	0						
Ken Suarez, R OBP: 0.500, SLG: 1.000	(1, 2)		HR							3	2	1	2	1	2	2						
Chuck Dobson, R Jack Aker, R Tony Pierce, R Bob Duliba, R Ray Webster, L Paul Lindblad, L	(1, 1) (6, 1) (8, 1) (8, 1) (8, PH) (9, 1)		F6							2	0	0	0	0	1	1						
Inning Stats	R: 2 E: 0 K: 2 S: 9	H: 2 LOB: 0 BB: 0 P: 9	R: 2 E: 0 K: 1 S: 7	H: 2 LOB: 0 BB: 0 P: 7	R: 1 E: 0 K: 0 S: 5	H: 2 LOB: 1 BB: 0 P: 5	R: 0 E: 0 K: 3 S: 9	H: 0 LOB: 1 BB: 1 P: 13	R: 0 E: 0 K: 0 S: 3	H: 0 LOB: 0 BB: 0 P: 3	R: 1 E: 0 K: 1 S: 7	H: 2 LOB: 1 BB: 0 P: 7	R: 2 E: 0 K: 1 S: 8	H: 3 LOB: 1 BB: 0 P: 8	R: 3 E: 1 K: 1 S: 7	H: 2 LOB: 2 BB: 2 P: 15	R: 0 E: 0 K: 0 S: 0	H: 0 LOB: 0 BB: 0 P: 0	1B: 6 2B: 5 3B: 0 HR: 2	SF: 1 SAC: 0 DP: 1 HBP: 0	WP: 1 PB: 0 SB: 4 CS: 0	PA: 40
PITCHER	IP	WLS	BF	H	R	ER	SO	BB	IBB	HBP	BLK	WP	HR	S	P	ERA	WHIP					
Mickey Lolich, L ERA: 9.35	(1, 1)	2.1		13	6	5	5	3	0	0	0	0	0	0	0	19.29	2.571					
George Kinnear, R ERA:	(3, 1)	1.2		6	0	0	0	3	1	0	0	0	0	11	15	0.00	0.600					
Johnny Klippstein, R ERA:	(5, 1)	1.0		3	0	0	0	0	0	0	0	0	0	3	3	0.00	0.000					
Orlando Pena, R Aguirre, L	(6, 1) (7, 1)	1.0	L	7	4	3	3	1	0	0	0	0	0	9	9	27.00	4.000					
Hank Aguirre, L ERA:	(7, 1)	1.0		4	1	0	0	1	0	0	0	0	0	6	6	0.00	1.000					
PITCHER	IP	WLS	BF	H	R	ER	SO	BB	IBB	HBP	BLK	WP	HR	S	P	ERA	WHIP					
Larry Sherry, R ERA: 13.5	(8, 1)	0.0		2	3	3	0	2	0	0	0	0	0	2	10	*	*					
Bill Monbouquette, R ERA:	(8, 1)	1.0		3	0	0	0	1	0	0	0	0	0	5	5	0.00	0.000					

Detroit Tigers @ Kansas City Athletics
Municipal Stadium, Kansas City, MO
Sun Apr 16 1967, 4:38 AM EST
Att: 14,902 - Unknown

AB	36
R	11
H	13
RBI	11
BB	3
SO	9
LOB	18



Batter	1	2	3	4	5	6	7	8	9	AB	R	H	RBI	BB	SO	LOB	TOP			
Bert Campaneris, R OBP: 0.345, SLG: 0.346 (1, 6)	6-3		1B		L5		HBP		F8	4	0	1	0	0	0	0	Kansas City Athletics @ Cleveland Indians Cleveland Municipal Stadium, Cleveland, OH Wed Apr 19 1967, 3:33 AM EST Att: 26,133 - Unknown livebaseballscorecards.com			
Mike Hershberger, R OBP: 0.538, SLG: 0.667 (1, 9)	G4-6-3 1B		2B		F8		E6			3	0	1	0	1	0	1				
Danny Cater, R OBP: 0.444, SLG: 0.625 (1, 3)	G4-6-3 1-2		2B		1-3		F3			4	0	1	0	0	0	3				
Ed Charles, R OBP: 0.423, SLG: 0.250 (1, 5)		F5	F4		6-3			BB		3	0	0	0	1	0	2				
Roger Repoz, L OBP: 0.500, SLG: 1.000 Joe Nossek, R OBP: 0.167, SLG: 0.167 (8, PH) (8, 8)	FC5-4 1B		HBP		1-3			K		2	0	1	0	0	0	0				
Dick Green, R OBP: 0.200, SLG: 0.333 (1, 4)	FC5-4 1B		F7		F5			K		4	0	0	0	0	1	5				
Jim Gosger, L OBP: 0.366, SLG: 0.154 Joe Rudi, R OBP: 0.273, SLG: 0.200 (7, 7)	S 1B		G3		G3			K		3	0	1	0	0	0	0				
Ken Suarez, R OBP: 0.500, SLG: 1.143 (1, 2)	1-2 BB		F5		F5			HR	F7	3	1	1	1	1	0	0				
Jim Nash, R (1, 1)	F4				K				K	2	0	0	0	0	1	3				
Rick Monday, L (7, PH) Bob Duliba, R (7, 1) Ossie Chavarria, R (8, PH)							F8		K	1	0	0	0	0	0	0				
Inning Stats	R: 0 E: 0 K: 0 S: 3	H: 1 LOB: 0 BB: 0 P: 3	R: 0 E: 0 K: 0 S: 5	H: 2 LOB: 3 BB: 1 P: 9	R: 0 E: 0 K: 1 S: 4	H: 2 LOB: 0 BB: 1 P: 9	R: 0 E: 0 K: 0 S: 5	H: 0 LOB: 0 BB: 0 P: 5	R: 0 E: 0 K: 0 S: 3	H: 0 LOB: 0 BB: 0 P: 3	R: 0 E: 0 K: 0 S: 5	H: 0 LOB: 1 BB: 1 P: 13	R: 0 E: 0 K: 1 S: 5	H: 0 LOB: 0 BB: 0 P: 5	1B: 4 2B: 1 3B: 0 HR: 1	SF: 0 SAC: 0 DP: 1 HBP: 2	WP: 0 PB: 0 SB: 1 CS: 0	PA: 37		
PITCHER	IP	WLS	BF	H	R	ER	SO	BB	IBB	HBP	BLK	WP	HR	S	P	ERA	WHIP			
Sonny Siebert, R ERA: 1.23 Bob Allen, L ERA:	(1, 1)	7.0	W	30	6	1	1	1	2	0	2	0	0	1	28	38	1.29	1.143		
(8, 1)	2.0	S	7	0	0	0	4	1	0	0	0	0	0	14	18	0.00	0.500			

Batter	1	2	3	4	5	6	7	8	9	AB	R	H	RBI	BB	SO	LOB	BOTTOM			
Vic Davalillo, L OBP: 0.182, SLG: 0.182 (1, 8)	6-3	K					F2			4	1	1	0	0	1	3	Kansas City Athletics @ Cleveland Indians Cleveland Municipal Stadium, Cleveland, OH Wed Apr 19 1967, 3:33 AM EST Att: 26,133 - Unknown livebaseballscorecards.com			
Max Alvis, R OBP: 0.250, SLG: 0.389 (1, 5)	HR		CS BB		1B		5-3			3	1	2	1	1	0	0				
Chuck Hinton, R OBP: 0.381, SLG: 0.600 (1, 9)	F6		6-3		SF7			HR		3	1	1	2	0	0	1				
Fred Whitfield, L OBP: 0.333, SLG: 0.450 (1, 3)	F6		K		F5			K		4	0	0	0	0	2	1				
Leon Wagner, L OBP: 0.389, SLG: 0.529 Chico Salmon, R OBP: 0.667, SLG: 0.667 (6, PR) (7, 7)	K				CS 1B			BB 1B		3	0	2	0	0	1	0				
Duke Sims, L OBP: 0.283, SLG: 0.500 (1, 2)	HR		K		K			K		4	1	1	1	0	2	3				
Gus Gil, R OBP: 0.283, SLG: 0.188 (1, 4)	F7				BB BB			BB		1	0	0	0	2	0	0				
Larry Brown, R OBP: 0.375, SLG: 0.286 (1, 6)	1B				BB PO BB			G5-4-3		1	0	0	0	2	0	2				
Sonny Siebert, R OBP: 0.500, SLG: 0.500 Willie Smith, L OBP: 0.333, SLG: 0.333 Bob Allen, L ERA: 2.08 (8, 1)	1B				PO		F8		CS 1B	2	0	1	0	0	0	0				
Inning Stats	R: 1 E: 0 K: 0 S: 4	H: 1 LOB: 0 BB: 0 P: 4	R: 1 E: 0 K: 2 S: 9	H: 2 LOB: 2 BB: 1 P: 13	R: 0 E: 0 K: 1 S: 4	H: 0 LOB: 0 BB: 1 P: 8	R: 0 E: 0 K: 1 S: 4	H: 1 LOB: 1 BB: 2 P: 12	R: 1 E: 0 K: 0 S: 5	H: 2 LOB: 1 BB: 0 P: 5	R: 0 E: 0 K: 1 S: 5	H: 1 LOB: 2 BB: 1 P: 9	R: 0 E: 0 K: 0 S: 6	H: 2 LOB: 0 BB: 0 P: 6	1B: 7 2B: 1 3B: 0 HR: 3	SF: 1 SAC: 0 DP: 2 HBP: 0		WP: 0 PB: 0 SB: 0 CS: 3	PA: 34	
PITCHER	IP	WLS	BF	H	R	ER	SO	BB	IBB	HBP	BLK	WP	HR	S	P	ERA	WHIP			
Jim Nash, R ERA: 4.61 Bob Duliba, R ERA: 2.08	(1, 1)	6.0	L	26	7	3	3	5	0	0	0	0	0	2	31	51	4.50	2.000		
(7, 1)	2.0		7	3	1	1	1	0	0	0	0	0	1	9	9	4.50	1.500			

Batter	1	2	3	4	5	6	7	8	9	AB	R	H	RBI	BB	SO	LOB	TOP			
Bert Campaneris, R OBP: 0.333, SLG: 0.333	F4			5-3		G6-4-3 1-2 1B		F8		4	0	1	0	0	0	1				
Mike Hershberger, R OBP: 0.467, SLG: 0.500	F3			5-3		G6-4-3 1-2			4-3	4	0	0	0	0	0	2				
Danny Cater, R OBP: 0.387, SLG: 0.536	6-3			F9					6-3	4	0	0	0	0	0	0				
Ed Charles, R OBP: 0.433, SLG: 0.261					K				6-3	3	0	1	0	1	1	0				
Roger Repoz, L OBP: 0.500, SLG: 0.882					E 1B				1B	3	0	1	0	1	0	2				
Dick Green, R OBP: 0.178, SLG: 0.296	6-3			5-3					BB	3	0	0	0	0	1	3				
Jim Gosger, L OBP: 0.318, SLG: 0.125					3-1					3	0	0	0	0	1	1				
Ken Suarez, R OBP: 0.583, SLG: 1.125																				
Ray Webster, L OBP: 0.250, SLG: 0.500																				
Jack Aker, R																				
Lew Krausse, R																				
Tim Talton, L																				
Inning Stats	R: 0 E: 0 K: 0 S: 3	H: 0 LOB: 0 BB: 0 P: 3	R: 0 E: 0 K: 0 S: 2	H: 0 LOB: 0 BB: 1 P: 6	R: 0 E: 0 K: 0 S: 3	H: 1 LOB: 0 BB: 0 P: 3	R: 0 E: 0 K: 0 S: 3	H: 0 LOB: 0 BB: 0 P: 3	R: 0 E: 1 K: 1 S: 6	H: 1 LOB: 1 BB: 0 P: 6	R: 0 E: 0 K: 0 S: 5	H: 0 LOB: 1 BB: 1 P: 9	R: 0 E: 0 K: 1 S: 6	H: 1 LOB: 1 BB: 0 P: 6	R: 0 E: 0 K: 0 S: 4	H: 1 LOB: 1 BB: 0 P: 4	1B: 5 2B: 0 3B: 0 HR: 0	SF: 0 SAC: 0 DP: 2 HBP: 0	WP: 0 PB: 0 SB: 0 CS: 1	PA: 32
PITCHER Steve Hargan, R ERA:	IP: 9.0 WLS: W BF: 32 H: 5 R: 0 ER: 0 SO: 3 BB: 3 IBB: 0 HBP: 0 BLK: 0 WP: 0 HR: 0 S: 35 P: 47 ERA: 0.00 WHIP: 0.889															PITCHER				

Kansas City Athletics @ Cleveland Indians
Cleveland Municipal Stadium, Cleveland, OH

AB 29
R 0
H 5
RBI 0
BB 3
SO 3
LOB 11

Thu Apr 20 1967, 3:33 AM EST
Att: 4,684 - Unknown

Kansas City Athletics @ Cleveland Indians
Cleveland Municipal Stadium, Cleveland, OH

Thu Apr 20 1967, 3:33 AM EST
Att: 4,684 - Unknown

Batter	1	2	3	4	5	6	7	8	9	AB	R	H	RBI	BB	SO	LOB	BOTTOM			
Vic Davallilo, L OBP: 0.231, SLG: 0.269	1-3									4	0	2	0	0	0	0				
Max Alvis, R OBP: 0.217, SLG: 0.333	L5									3	0	0	0	0	0	0				
Chuck Hinton, R OBP: 0.320, SLG: 0.500	F8									4	0	0	0	0	0	1				
Fred Whitfield, L OBP: 0.320, SLG: 0.458										4	1	1	0	0	0	1				
Leon Wagner, L OBP: 0.381, SLG: 0.500										3	0	1	0	0	0	1				
Chico Salmon, R OBP: 0.667, SLG: 0.667										0	0	0	0	0	0	0				
Duke Sims, L OBP: 0.273, SLG: 0.450										2	1	0	0	1	1	1				
Gus Gil, R OBP: 0.273, SLG: 0.211										3	0	1	1	0	0	1				
Larry Brown, R OBP: 0.421, SLG: 0.267										1	0	0	0	2	1	1				
Steve Hargan, R										3	0	0	0	0	2	4				
Inning Stats	R: 0 E: 0 K: 0 S: 3	H: 2 LOB: 1 BB: 1 P: 11	R: 2 E: 0 K: 1 S: 7	H: 2 LOB: 1 BB: 1 P: 11	R: 0 E: 0 K: 0 S: 4	H: 1 LOB: 0 BB: 0 P: 4	R: 0 E: 0 K: 1 S: 6	H: 1 LOB: 2 BB: 1 P: 10	R: 0 E: 0 K: 0 S: 3	H: 0 LOB: 0 BB: 0 P: 3	R: 0 E: 0 K: 1 S: 5	H: 0 LOB: 0 BB: 0 P: 5	R: 0 E: 0 K: 1 S: 5	H: 1 LOB: 2 BB: 1 P: 9	R: 0 E: 0 K: 0 S: 3	H: 0 LOB: 0 BB: 0 P: 3	1B: 3 2B: 2 3B: 0 HR: 0	SF: 0 SAC: 1 DP: 0 HBP: 0	WP: 0 PB: 0 SB: 0 CS: 0	PA: 31
PITCHER Lew Krausse, R ERA: 4.5 Jack Aker, R ERA: 3.86	IP: 7.0 WLS: L BF: 28 H: 5 R: 2 ER: 1 SO: 4 BB: 2 IBB: 1 HBP: 0 BLK: 0 WP: 0 HR: 0 S: 33 P: 45 ERA: 1.29 WHIP: 1.000															PITCHER				

AB 27
R 2
H 5
RBI 1
BB 3
SO 4
LOB 10

Thu Apr 20 1967, 3:33 AM EST
Att: 4,684 - Unknown

Batter	1	2	3	4	5	6	7	8	9	AB	R	H	RBI	BB	SO	LOB	TOP																					
Bert Campaneris, R OBP: 0.391, SLG: 0.364	5-3		F7				FC4-2 BB			3	0	1	1	1	0	0	Kansas City Athletics @ Baltimore Orioles Memorial Stadium, Baltimore, MD Fri Apr 21 1967, 6:05 PM EST Att: 7,729 - Unknown																					
Mike Hershberger, R OBP: 0.441, SLG: 0.552	K		2B				FC4-2			4	0	1	0	0	1	4																						
Rick Monday, L OBP: 0.167, SLG: 0.333	2B		F8				FC4-2-3-2			4	0	1	0	0	0	5																						
Danny Cater, R OBP: 0.343, SLG: 0.469	F9		F9							4	0	0	0	0	1	2																						
Roger Repoz, L OBP: 0.545, SLG: 1.000		1B								2	1	2	0	0	0	0																						
Jim Gosger, L OBP: 0.333, SLG: 0.333		2B								2	1	1	1	0	0	0																						
Ed Charles, R OBP: 0.412, SLG: 0.259		1B								4	0	1	1	0	1	1																						
Ossie Chavarria, R		K								4	0	0	0	0	2	1																						
Ken Suarez, R OBP: 0.563, SLG: 0.900		K								2	1	0	0	2	1	1																						
Caffish Hunter, R OBP: 0.143, SLG: 0.143										3	0	0	0	0	0	2																						
Jack Aker, R	6-3									0	0	0	0	0	0	0																						
Inning Stats	R: 0 E: 0 K: 1 S: 6	H: 1 LOB: 1 BB: 0 P: 6	R: 1 E: 0 K: 2 S: 9	H: 2 LOB: 1 BB: 0 P: 9	R: 0 E: 0 K: 1 S: 4	H: 1 LOB: 0 BB: 0 P: 4	R: 0 E: 0 K: 1 S: 5	H: 1 LOB: 0 BB: 0 P: 5	R: 1 E: 0 K: 0 S: 4	H: 1 LOB: 0 BB: 1 P: 8	R: 1 E: 1 K: 2 S: 3	H: 0 LOB: 1 BB: 2 P: 11	R: 0 E: 0 K: 2 S: 7	H: 0 LOB: 0 BB: 0 P: 7	R: 0 E: 0 K: 0 S: 3	H: 0 LOB: 0 BB: 0 P: 3	1B: 1 2B: 7 3B: 0 HR: 1	SF: 0 SAC: 1 DP: 2 HBP: 0	WP: 0 PB: 0 SB: 0 CS: 0	PA: 36																		
PITCHER	IP	WLS	BF	H	R	ER	SO	BB	IBB	HBP	BLK	WP	HR	S	P	ERA	WHIP	PITCHER				IP	WLS	BF	H	R	ER	SO	BB	IBB	HBP	BLK	WP	HR	S	P	ERA	WHIP
Tom Phoebus, R ERA: 3.6	(1, 1)	6.0	L	28	7	3	3	4	3	0	0	0	0	1	33	45	4.50	1.667																				
Eddie Watt, R ERA	(7, 1)	1.0		2	0	0	0	0	0	0	0	0	0	0	2	2	0.00	0.000																				
Eddie Fisher, R ERA	(8, 1)	2.0		6	0	0	0	2	0	0	0	0	0	0	10	10	0.00	0.000																				

AB	32
R	3
H	7
RBI	3
BB	3
SO	6
LOB	16



Batter	1	2	3	4	5	6	7	8	9	AB	R	H	RBI	BB	SO	LOB	BOTTOM																					
Luis Aparicio, R OBP: 0.306, SLG: 0.313	F9		BLK 1B	F3			6-3			4	1	1	0	0	0	2	Kansas City Athletics @ Baltimore Orioles Memorial Stadium, Baltimore, MD Fri Apr 21 1967, 6:05 PM EST Att: 7,729 - Unknown																					
Paul Blair, R OBP: 0.182, SLG: 0.250	F8		5-3							4	0	0	0	0	1	1																						
Frank Robinson, R OBP: 0.353, SLG: 0.613	K		6-3							4	0	0	0	0	2	1																						
Brooks Robinson, R OBP: 0.324, SLG: 0.433		1B								3	0	1	1	1	0	0																						
Boog Powell, L OBP: 0.303, SLG: 0.375	F7		4-3							4	0	1	0	0	0	2																						
Curt Blefary, L OBP: 0.344, SLG: 0.346										3	0	1	0	1	0	1																						
Davey Johnson, R OBP: 0.276, SLG: 0.333										2	0	0	0	1	1	2																						
Mark Belanger, R										0	0	0	0	0	0	0																						
Charlie Lau, L										1	0	0	0	0	0	1																						
Andy Etchebarren, R OBP: 0.308, SLG: 0.520										2	0	0	0	1	2	2																						
Mike Epstein, L										0	0	0	0	1	0	0																						
Sam Bowens, R										0	0	0	0	0	0	0																						
Tom Phoebus, R										2	0	0	0	0	1	5																						
Eddie Watt, R										0	0	0	0	0	0	0																						
Russ Snyder, L OBP: 0.500, SLG: 1.500										1	0	0	0	0	1	0																						
Eddie Fisher, R										0	0	0	0	0	0	0																						
Woodie Held, R										1	0	0	0	0	0	2																						
Inning Stats	R: 0 E: 0 K: 1 S: 5	H: 0 LOB: 0 BB: 0 P: 5	R: 0 E: 0 K: 2 S: 8	H: 1 LOB: 3 BB: 2 P: 16	R: 1 E: 0 K: 0 S: 5	H: 2 LOB: 1 BB: 0 P: 5	R: 0 E: 0 K: 1 S: 5	H: 0 LOB: 2 BB: 2 P: 13	R: 0 E: 0 K: 1 S: 5	H: 0 LOB: 0 BB: 0 P: 5	R: 0 E: 0 K: 0 S: 3	H: 0 LOB: 0 BB: 0 P: 3	R: 0 E: 0 K: 2 S: 7	H: 0 LOB: 0 BB: 0 P: 7	R: 0 E: 0 K: 1 S: 5	H: 0 LOB: 0 BB: 0 P: 5	R: 0 E: 0 K: 0 S: 4	H: 1 LOB: 2 BB: 1 P: 8	1B: 3 2B: 1 3B: 0 HR: 0	SF: 0 SAC: 0 DP: 0 HBP: 0	WP: 0 PB: 0 SB: 0 CS: 0	PA: 36																
PITCHER	IP	WLS	BF	H	R	ER	SO	BB	IBB	HBP	BLK	WP	HR	S	P	ERA	WHIP	PITCHER				IP	WLS	BF	H	R	ER	SO	BB	IBB	HBP	BLK	WP	HR	S	P	ERA	WHIP
Caffish Hunter, R ERA: 2.04	(1, 1)	8.2	W	35	4	1	1	8	4	1	0	1	0	0	46	66	1.04	0.923																				
Jack Aker, R ERA: 3.6	(9, 1)	0.1	S	1	0	0	0	0	0	0	0	0	0	0	1	1	0.00	0.000																				



Batter	1	2	3	4	5	6	7	8	9	AB	R	H	RBI	BB	SO	LOB	TOP			
Bert Campaneris, R OBP: 0.390, SLG: 0.405 (1, 6)	0-0 4-3 S 1B		0-0 5-3 1-2		0-0 1B		0-0 1B			4	0	3	0	0	0	1	Kansas City Athletics @ Baltimore Orioles Memorial Stadium, Baltimore, MD Sat Apr 22 1967, 3:33 AM EST Att: 7,701 - Unknown livebaseballscorecards.com			
Mike Hershberger, R OBP: 0.471, SLG: 0.500 Bob Duliba, R (7, 1)	0-0 6-3 1-2		4-0 BB		0-3 K		0-0 F7			3	0	0	0	1	1	3				
Rick Monday, L OBP: 0.100, SLG: 0.200 (1, 7)	0-0 4-3 2-3		0-0 2-3		0-0 F9		0-0 4-3			4	0	0	0	0	0	3				
Danny Cater, R OBP: 0.359, SLG: 0.486 (1, 3)		0-0 F8 2B		0-0 5-3		4-0 BB E BB		0-0 F3		3	1	1	0	1	0	0				
Roger Repoz, L OBP: 0.500, SLG: 0.864 (1, 8)		0-0 F8 2-3		0-0 F6		4-0 FC5-4 BB		0-0 F3		3	0	0	0	1	0	1				
Ed Charles, R OBP: 0.395, SLG: 0.258 (1, 5)		0-0 5-3		0-0 1B		0-0 FC5-4 WP 1B 1-2 2-H		0-3 K		4	1	1	0	0	1	2				
Ossie Chavarria, R OBP: 0.333, SLG: 0.143 Joe Rudi, R OBP: 0.250, SLG: 0.182 (9, PH)		4-0 BB		0-0 F9		0-0 1B 1-H		0-0 6-3		2	0	1	1	1	0	1				
Ken Suarez, R OBP: 0.526, SLG: 0.750 Dick Green, R OBP: 0.172, SLG: 0.286 (9, PH)		0-0 F2		4-0 BB		0-0 F9 S6-3 BB		0-0 6-3		2	0	0	0	1	0	3				
Blue Moon Odom, R OBP: 0.667, SLG: 0.667 Ray Webster, L OBP: 0.200, SLG: 0.400 Tony Pierce, R OBP: 0.308, SLG: 0.300 (7, 9)			0-0 5-3 1B		0-0 G6-3 1-2		0-0 F8		0-0 F8	1	0	1	0	0	0	0				
Inning Stats	R: 0 E: 0 K: 0 S: 3	H: 1 LOB: 0 BB: 0 P: 3	R: 0 E: 0 K: 0 S: 4	H: 1 LOB: 2 BB: 1 P: 8	R: 0 E: 0 K: 0 S: 3	H: 1 LOB: 1 BB: 0 P: 7	R: 0 E: 0 K: 0 S: 4	H: 1 LOB: 1 BB: 0 P: 4	R: 0 E: 0 K: 0 S: 5	H: 1 LOB: 1 BB: 1 P: 9	R: 2 E: 0 K: 0 S: 4	H: 1 LOB: 1 BB: 2 P: 12	R: 0 E: 0 K: 1 S: 5	H: 1 LOB: 0 BB: 0 P: 5	R: 0 E: 0 K: 0 S: 3	H: 0 LOB: 0 BB: 0 P: 3		1B: 6 2B: 1 3B: 0 HR: 0	SF: 0 SAC: 0 DP: 1 HBP: 0	WP: 2 PA: 36 SB: 0 CS: 1
PITCHER	IP WLS BF H R ER SO BB IBB HBP BLK WP HR S P ERA WHIP	6.0 W 26 6 2 0 1 5 0 0 0 1 0 23 43 0.00 1.833	3.0 S 10 1 0 0 1 0 0 0 0 0 0 12 12 0.00 0.333																	

Batter	1	2	3	4	5	6	7	8	9	AB	R	H	RBI	BB	SO	LOB	BOTTOM			
Luis Aparicio, R OBP: 0.317, SLG: 0.351 (1, 6)	0-0 5-3		0-0 FC5-4 HR		0-0 BLK S BB 1B		0-0 F7-4 2B		0-0 F9	5	2	2	0	0	0	1	Kansas City Athletics @ Baltimore Orioles Memorial Stadium, Baltimore, MD Sat Apr 22 1967, 3:33 AM EST Att: 7,701 - Unknown livebaseballscorecards.com			
Russ Snyder, L OBP: 0.429, SLG: 1.167 (9, 9)	0-0 4-3		0-0 HR		0-3 K		0-0 F4		4-0 2B 1B BB	4	2	1	2	1	1	2				
Frank Robinson, R OBP: 0.436, SLG: 0.758 Paul Blair, R OBP: 0.182, SLG: 0.250 (9, 8)			4-0 BB		4-0 BB BLK 2B IBB		4-0 IBB		0-0 1B 2B	2	3	2	1	3	0	0				
Brooks Robinson, R OBP: 0.333, SLG: 0.394 (1, 5)	0-0 F4		4-0 BB		4-0 2B IBB		0-0 F7-4		0-0 F6	3	1	0	0	2	0	4				
Boog Powell, L OBP: 0.289, SLG: 0.351 (1, 3)		0-0 F3		0-0 4-3		0-3 K		0-0 6-3		5	1	1	2	0	1	5				
Curt Blefary, L OBP: 0.405, SLG: 0.600 (1, 7)		0-0 1-3		0-0 1B		4-0 2B BB		0-0 HR		4	3	3	4	1	0	0				
Woodie Held, R OBP: 0.400, SLG: 0.800 Mark Belanger, R OBP: 0.500, SLG: 0.500 (7, PR) (8, 4)		0-0 F5		0-3 K		0-0 2B		0-0 HR		4	0	2	3	0	1	1				
Andy Etchebarren, R OBP: 0.323, SLG: 0.464 (1, 2)			4-0 FC5-4 BB		0-3 K		4-0 FC5-4 IBB		0-0 5-3	3	0	0	0	2	2	3				
Wally Bunker, R OBP: 0.333, SLG: 0.394 (1, 1)			0-3 K		0-0 1-3		0-0 FC5-4		0-3 K	3	0	0	0	0	1	4				
Bill Dillman, R OBP: 0.333, SLG: 0.394 (7, 1)			0-0 K		0-0 1-3		0-0 FC5-4		0-3 K	1	0	0	0	0	1	2				
Inning Stats	R: 1 E: 0 K: 0 S: 4	H: 1 LOB: 0 BB: 0 P: 4	R: 0 E: 0 K: 0 S: 3	H: 0 LOB: 0 BB: 0 P: 3	R: 2 E: 0 K: 1 S: 6	H: 1 LOB: 3 BB: 3 P: 18	R: 0 E: 0 K: 2 S: 8	H: 1 LOB: 1 BB: 0 P: 8	R: 4 E: 0 K: 2 S: 9	H: 2 LOB: 2 BB: 4 P: 25	R: 0 E: 0 K: 0 S: 3	H: 1 LOB: 1 BB: 1 P: 7	R: 1 E: 0 K: 2 S: 9	H: 2 LOB: 2 BB: 0 P: 9	R: 4 E: 0 K: 0 S: 7	H: 4 LOB: 1 BB: 1 P: 11	1B: 4 2B: 5 3B: 0 HR: 4	SF: 0 SAC: 0 DP: 1 HBP: 0	WP: 1 PA: 44 SB: 1 CS: 0	
PITCHER	IP WLS BF H R ER SO BB IBB HBP BLK WP HR S P ERA WHIP	4.0 L 18 3 3 3 3 3 3 3 3 0 2 21 33 6.75 1.500	2.0 5 13 3 4 4 2 1 4 0 1 0 0 12 32 18.00 2.000	2.0 6 13 6 5 5 2 1 0 0 0 1 2 16 20 22.50 3.500																



Batter	1	2	3	4	5	6	7	8	9	AB	R	H	RBI	BB	SO	LOB	TOP										
Bert Campaneris, R OBP: 0.413, SLG: 0.400 (1, 6)										3	0	1	0	2	1	2	Kansas City Athletics @ Baltimore Orioles Memorial Stadium, Baltimore, MD Sun Apr 23 1967, 3:33 AM EST Unknown livebaseballscorecards.com										
Rick Monday, L OBP: 0.133, SLG: 0.267 (1, 8)										5	0	1	0	0	4	5											
Mike Hershberger, R OBP: 0.393, SLG: 0.444 (1, 9)										4	0	0	0	1	2	2											
Danny Cater, R OBP: 0.349, SLG: 0.462 (1, 3)										4	0	1	0	0	2	2											
Ed Charles, R OBP: 0.381, SLG: 0.257 (1, 5)										4	0	1	0	0	0	2											
Joe Rudi, R OBP: 0.267, SLG: 0.154 (8, PH)										2	1	0	0	1	0	3											
Roger Repoz, L OBP: 0.481, SLG: 0.826 (8, 7)										1	0	0	0	0	0	0											
Dick Green, R OBP: 0.212, SLG: 0.267 (1, 4)										2	0	0	0	2	1	0											
Ken Suarez, R OBP: 0.500, SLG: 0.643 (9, PH)										2	0	0	0	1	0	1											
Ray Webster, L OBP: 0.333, SLG: 1.000 (9, PH)										1	1	1	1	0	0	0											
Jim Nash, R (1, 1)										0	0	0	1	2	0	0											
Jim Gosger, L OBP: 0.333, SLG: 0.300 (9, PH)										0	0	0	0	1	0	0											
Inning Stats	R: 0 E: 0 K: 2 S: 7	H: 0 LOB: 2 BB: 2 P: 15	R: 1 E: 0 K: 1 S: 4	H: 0 LOB: 2 BB: 4 P: 20	R: 0 E: 1 K: 0 S: 4	H: 0 LOB: 1 BB: 0 P: 4	R: 0 E: 0 K: 1 S: 4	H: 0 LOB: 1 BB: 0 P: 12	R: 0 E: 0 K: 1 S: 7	H: 3 LOB: 2 BB: 0 P: 7	R: 0 E: 0 K: 1 S: 5	H: 0 LOB: 0 BB: 1 P: 9	R: 0 E: 0 K: 3 S: 9	H: 0 LOB: 0 BB: 0 P: 9	R: 0 E: 0 K: 0 S: 3	H: 0 LOB: 3 BB: 0 P: 3	R: 1 E: 0 K: 1 S: 6	H: 2 LOB: 1 BB: 1 P: 10	1B: 3 2B: 2 3B: 0 HR: 1	SF: 1 SAC: 0 DP: 3 HBP: 0	WP: 1 PB: 0 SB: 1 CS: 0	PA: 39					
PITCHER	IP	WLS	BF	H	R	ER	SO	BB	IBB	HBP	BLK	WP	HR	S	P	ERA	WHIP										
Steve Barber, L ERA: 0.61 (1, 1)	5.2	W	27	3	1	1	6	9	0	0	1	1	0	30	66	1.59	2.118										
Moe Drabowsky, R ERA: 1.99 (6, 1)	2.1		10	2	1	1	3	1	0	0	0	0	1	15	19	3.86	1.286										
Stu Miller, R ERA: 4.15 (9, 1)	1.0	S	2	0	0	0	1	0	0	0	0	0	0	4	4	0.00	0.000										

Batter	1	2	3	4	5	6	7	8	9	AB	R	H	RBI	BB	SO	LOB	BOTTOM										
Luis Aparicio, R OBP: 0.326, SLG: 0.381 (1, 6)										5	0	2	0	0	0	2	Kansas City Athletics @ Baltimore Orioles Memorial Stadium, Baltimore, MD Sun Apr 23 1967, 3:33 AM EST Unknown livebaseballscorecards.com										
Russ Snyder, L OBP: 0.583, SLG: 1.000 (9, 9)										2	1	1	0	3	1	0											
Frank Robinson, R OBP: 0.432, SLG: 0.789 (1, 9)										5	1	2	3	0	1	3											
Paul Blair, R OBP: 0.182, SLG: 0.250 (9, 8)										0	0	0	0	0	0	0											
Brooks Robinson, R OBP: 0.364, SLG: 0.500 (1, 5)										5	1	3	1	0	0	3											
Boog Powell, L OBP: 0.286, SLG: 0.325 (1, 3)										3	0	0	0	1	0	1											
Curt Blefary, L OBP: 0.416, SLG: 0.563 (1, 7)										2	0	0	0	2	1	1											
Woodie Held, R OBP: 0.556, SLG: 0.875 (1, 4)										3	0	2	0	1	0	1											
Mark Belanger, R OBP: 0.500, SLG: 0.500 (9, 4)										0	1	0	0	0	0	0											
Andy Etchebarren, R OBP: 0.314, SLG: 0.419 (1, 2)										3	0	0	0	1	0	6											
Steve Barber, L (1, 1)										2	0	0	0	0	1	4											
Moe Drabowsky, R OBP: 0.500, SLG: 0.500 (6, 1)										2	1	1	1	0	0	0											
Stu Miller, R (9, 1)										0	0	0	0	0	0	0											
Inning Stats	R: 0 E: 0 K: 1 S: 5	H: 1 LOB: 3 BB: 2 P: 14	R: 3 E: 0 K: 0 S: 5	H: 2 LOB: 1 BB: 2 P: 13	R: 0 E: 0 K: 1 S: 5	H: 1 LOB: 2 BB: 2 P: 13	R: 0 E: 0 K: 0 S: 4	H: 2 LOB: 1 BB: 1 P: 8	R: 0 E: 0 K: 0 S: 4	H: 2 LOB: 0 BB: 0 P: 4	R: 0 E: 0 K: 1 S: 5	H: 0 LOB: 0 BB: 0 P: 5	R: 0 E: 0 K: 0 S: 6	H: 3 LOB: 3 BB: 1 P: 10	R: 2 E: 0 K: 0 S: 6	H: 3 LOB: 3 BB: 1 P: 10	1B: 7 2B: 2 3B: 0 HR: 2	SF: 0 SAC: 0 DP: 1 HBP: 0	WP: 1 PB: 0 SB: 0 CS: 1	PA: 40							
PITCHER	IP	WLS	BF	H	R	ER	SO	BB	IBB	HBP	BLK	WP	HR	S	P	ERA	WHIP										
Jim Nash, R ERA: 4.98 (1, 1)	8.0	L	40	11	5	5	4	8	0	0	0	1	2	40	72	5.62	2.375										




Batter	1	2	3	4	5	6	7	8	9	AB	R	H	RBI	BB	SO	LOB	TOP								
Bert Campaneris, R OBP: 0.431, SLG: 0.432	4-0 S SH1-4 1B BB	0-0 S 2B 1B		0-0 F8			0-0 2B	0-0 1-3		4	2	2	0	1	0	2									
Rick Monday, L OBP: 0.211, SLG: 0.333	0-0 SH1-4	0-0 1-3 2B			0-3 K		0-0 4-1		4-0 CS BB	3	0	1	2	1	1	1									
Mike Hershberger, R OBP: 0.390, SLG: 0.425	0-0 CS 1B	0-0 F5			0-0 F8			1-0 FC5-4 HBP	0-0 F6	4	0	1	1	0	0	2									
Danny Cater, R OBP: 0.333, SLG: 0.432	0-0 1-2 1B		0-0 5-3		0-3 K			0-0 FC5-4 1B BB PB	0-0 5-3	5	1	1	0	0	1	1									
Ed Charles, R OBP: 0.370, SLG: 0.237	0-0 F9		0-0 F4		0-0 5-3			4-0 PB 1B WP BB		3	1	0	0	1	0	1									
Joe Rudi, R OBP: 0.313, SLG: 0.286		0-0 1B 2B		0-3 K		0-3 K		0-0 WP PB SF9 1B		1	1	1	0	0	0	0									
Roger Repoz, L OBP: 0.467, SLG: 0.769								1-2 2-3 1B		3	1	1	0	0	2	0									
Dick Green, R OBP: 0.243, SLG: 0.273		0-0 L5-6 1B		0-0 F4		0-3 K		4-0 SF9 S 1B BB		3	0	1	0	1	1	0									
Allan Lewis, S (8, PR)								1-3 2-H 3-H 1B BB		0	1	0	0	0	0	0									
Ossie Chavarria, R OBP: 0.333, SLG: 0.143		0-0 L5-6 1B		0-3 K		0-0 K		0-0 SF9		3	1	1	1	0	1	0									
Ken Suarez, R OBP: 0.480, SLG: 0.588		0-0 1B 2B 1B		0-3 K		0-0 K		1-3 3-H 1B BB		0	0	0	1	0	0	0									
Tim Talton, L OBP: 0.250, SLG: 0.333		0-0 1B 2B 1B		0-0 K		0-0 K		0-0 SF9		0	0	0	1	0	0	0									
Chuck Dobson, R OBP: 0.500, SLG: 0.500		0-0 L5-6		0-0 K		0-0 K		1-3 3-H 1B BB		1	0	0	0	0	0	2									
Paul Lindblad, L OBP: 0.500, SLG: 0.500								3-H 1B		2	0	1	0	0	0	0									
Jack Aker, R OBP: 0.500, SLG: 0.500								3-H 1B		1	0	1	1	0	0	0									
Inning Stats	R: 1 E: 0 K: 0 S: 4	H: 2 LOB: 1 BB: 1 P: 8	R: 3 E: 0 K: 0 S: 7	H: 5 LOB: 1 BB: 0 P: 7	R: 0 E: 0 K: 1 S: 5	H: 0 LOB: 0 BB: 0 P: 5	R: 0 E: 0 K: 1 S: 6	H: 1 LOB: 0 BB: 0 P: 6	R: 0 E: 0 K: 2 S: 7	H: 0 LOB: 0 BB: 0 P: 7	R: 0 E: 0 K: 2 S: 7	H: 0 LOB: 0 BB: 0 P: 7	R: 0 E: 0 K: 1 S: 4	H: 1 LOB: 1 BB: 0 P: 4	R: 4 E: 0 K: 0 S: 5	H: 2 LOB: 1 BB: 2 P: 14	R: 0 E: 0 K: 0 S: 2	H: 0 LOB: 0 BB: 1 P: 6	1B: 8 2B: 4 3B: 0 HR: 0	SF: 1 SAC: 1 DP: 1 HBP: 1	WP: 1 PB: 1 CS: 3	PA: 40			
PITCHER	IP	WLS	BF	H	R	ER	SO	BB	IBB	HBP	BLK	WP	HR	S	P	ERA	WHIP								
Dave McNally, L ERA: 6.6	1.2		11	7	4	4	0	1	0	0	0	0	0	10	14	21.60	4.800								
Eddie Watt, R ERA: 6.6	4.1		14	1	0	0	6	0	0	0	0	0	0	26	26	0.00	0.231								
Eddie Fisher, R ERA: 6.75	1.1	L	8	2	3	3	0	1	0	1	0	0	0	6	11	20.25	2.250								
Stu Miller, R ERA: 3.0	1.2		7	1	1	1	0	2	0	0	0	1	0	5	13	5.40	1.800								

Kansas City Athletics @ Baltimore Orioles
Memorial Stadium, Baltimore, MD
Sun Apr 23 1967, 3:38 AM EST
Att: 23,965 - Unknown

livebaseballscorecards.com

AB 33
R 8
H 11
RBI 6
BB 4
SO 6
LOB 9




Batter	1	2	3	4	5	6	7	8	9	AB	R	H	RBI	BB	SO	LOB	BOTTOM									
Luis Aparicio, R OBP: 0.333, SLG: 0.447	0-0 6-3	0-0 4-3		0-0 5-3			0-0 HR	0-0 SH1-4 1B		5	1	2	1	0	0	3										
Russ Snyder, L OBP: 0.583, SLG: 0.909	0-0 1B 2B		4-0 HR BB	0-0 F6			0-0 2-3	0-0 SH1-4		3	1	1	0	1	0	0										
Frank Robinson, R OBP: 0.490, SLG: 0.875	0-0 2-H 1B		0-0 1-H HR		4-0 CS BB		4-0 1B 2B BB	4-0 IBB		2	2	2	2	3	0	0										
Brooks Robinson, R OBP: 0.367, SLG: 0.512	0-0 6-3		0-0 3B 2B		0-3 K		0-0 2B 1B	0-0 F4		5	2	2	0	0	1	4										
Boog Powell, L OBP: 0.319, SLG: 0.409		4-0 FC5 1B BB	0-0 2-H 3B		0-0 F8		1-H 2B 2B	0-3 K		4	1	2	3	1	1	2										
Curt Blefary, L OBP: 0.413, SLG: 0.528		0-0 PB FC5 1B	0-3 K		0-3 K		4-0 2B IBB	0-0 F5		4	0	1	0	1	2	1										
Woodie Held, R OBP: 0.462, SLG: 0.667		0-0 FC5 1B	0-3 K		0-0 K		0-3 2B	4-0 G3-6 BB		4	0	1	0	0	2	5										
Mark Belanger, R OBP: 0.500, SLG: 0.500		0-0 FC5 PB	0-3 K		0-0 K		0-0 1B	0-0 G3-6 BB		0	0	0	0	0	0	0										
Charlie Lau, L (9, PH)		1-2 2-3f								0	0	0	1	0	0	0										
Paul Blair, R OBP: 0.182, SLG: 0.250		0-3 K		0-0 F7			0-0 F8	0-0 G3-6-1		4	0	1	1	0	1	4										
Larry Haney, R OBP: 0.375, SLG: 0.625		1-2 2-3					1-3 2-H 2B	0-0 1-2		1	0	0	0	0	0	1										
Mike Epstein, L (9, PH)																										
Dave McNally, R OBP: 0.200, SLG: 0.400		4-0 K		0-3 K		0-0 6-3	0-3 K			0	0	0	0	0	0	0										
Eddie Watt, R (2, 1)										1	0	0	0	1	1	0										
Sam Bowens, R (6, PH)										1	0	0	0	0	0	1										
Eddie Fisher, R (7, 1)										1	0	0	0	0	1	2										
Stu Miller, R (8, 1)										0	0	0	0	0	0	0										
Inning Stats	R: 0 E: 0 K: 0 S: 4	H: 2 LOB: 1 BB: 0 P: 4	R: 0 E: 0 K: 1 S: 6	H: 1 LOB: 3 BB: 2 P: 14	R: 3 E: 0 K: 2 S: 10	H: 3 LOB: 1 BB: 1 P: 14	R: 0 E: 0 K: 1 S: 5	H: 0 LOB: 0 BB: 0 P: 5	R: 0 E: 0 K: 1 S: 4	H: 0 LOB: 0 BB: 1 P: 8	R: 0 E: 0 K: 1 S: 6	H: 1 LOB: 1 BB: 0 P: 6	R: 4 E: 0 K: 2 S: 11	H: 4 LOB: 2 BB: 2 P: 19	R: 0 E: 0 K: 1 S: 6	H: 1 LOB: 2 BB: 1 P: 10	R: 0 E: 0 K: 0 S: 2	H: 0 LOB: 1 BB: 1 P: 6	1B: 5 2B: 5 3B: 1 HR: 2	SF: 0 SAC: 1 DP: 2 HBP: 0	WP: 0 PB: 1 SB: 0 CS: 1	PA: 44				
PITCHER	IP	WLS	BF	H	R	ER	SO	BB	IBB	HBP	BLK	WP	HR	S	P	ERA	WHIP									
Chuck Dobson, R ERA: 9.82	2.0		13	5	3	3	1	3	0	0	0	0	0	1	12	24	13.50	4.000								
Paul Lindblad, L ERA: 2.16	4.1		17	3	2	2	5	2	0	0	0	0	1	25	33	4.15	1.154									
Jack Aker, R ERA: 4.7	2.2	W	14	4	2	2	3	1	2	0	0	0	0	17	29	6.75	1.875									

Kansas City Athletics @ Baltimore Orioles
Memorial Stadium, Baltimore, MD
Sun Apr 23 1967, 3:38 AM EST
Att: 23,965 - Unknown

livebaseballscorecards.com

AB 35
R 7
H 12
RBI 7
BB 8
SO 9
LOB 23




Batter	1	2	3	4	5	6	7	8	9	AB	R	H	RBI	BB	SO	LOB	TOP					
Bert Campaneris, R (1, 6) OBP: 0.340, SLG: 0.396	F5		K		L6			K		4	0	0	0	0	2	2	Kansas City Athletics @ Detroit Tigers Tiger Stadium, Detroit, MI Tue Apr 25 1967, 6:05 PM EST Att: 4,773 - Unknown					
Jim Gosger, L (1, 7) OBP: 0.355, SLG: 0.273	4-3				F4					2	0	0	0	2	0	1						
Rick Monday, L (1, 8) OBP: 0.217, SLG: 0.318										4	0	1	0	0	3	3						
Danny Cater, R (1, 3) OBP: 0.346, SLG: 0.438										4	0	2	0	0	0	2						
Roger Repoz, L (1, 9) OBP: 0.412, SLG: 0.667										4	0	0	0	0	0	2						
Ed Charles, R (1, 5) OBP: 0.380, SLG: 0.244										3	0	1	0	1	1	0						
Tim Talton, L (1, 2) OBP: 0.125, SLG: 0.143										4	0	0	0	0	0	4						
Dick Green, R (1, 4) OBP: 0.250, SLG: 0.278										3	0	1	0	0	0	2						
Lew Krausse, R (1, 1) Mike Hershberger, R (8, PH) Blue Moon Odum, R (8, 1) OBP: 0.667, SLG: 0.667										1	0	0	0	0	0	0						
Inning Stats	R: 0 E: 0 K: 0 S: 3	H: 1 LOB: 1 BB: 0 P: 3	R: 0 E: 0 K: 0 S: 4	H: 1 LOB: 2 BB: 1 P: 8	R: 0 E: 0 K: 2 S: 7	H: 0 LOB: 1 BB: 1 P: 11	R: 0 E: 0 K: 0 S: 4	H: 2 LOB: 1 BB: 0 P: 4	R: 0 E: 0 K: 1 S: 5	H: 1 LOB: 1 BB: 0 P: 4	R: 0 E: 0 K: 0 S: 5	H: 0 LOB: 0 BB: 0 P: 5	R: 0 E: 0 K: 0 S: 3	H: 0 LOB: 0 BB: 0 P: 3	R: 0 E: 0 K: 2 S: 7	H: 0 LOB: 2 BB: 2 P: 15	R: 0 E: 0 K: 1 S: 5	H: 0 LOB: 0 BB: 0 P: 5	1B: 5 2B: 0 3B: 0 HR: 0	SF: 0 SAC: 1 DP: 1 HBP: 0	WP: 0 PB: 0 SB: 0 CS: 0	PA: 34
PITCHER Joe Sparma, R (1, 1) ERA: 2.66	IP: 9.0 WLS: W BF: 34 H: 5 R: 0 ER: 0 SO: 6 BB: 4 IBB: 0 HBP: 0 BLK: 0 WP: 0 HR: 0 S: 42 P: 58 ERA: 0.00 WHIP: 1.000															PITCHER						

Batter	1	2	3	4	5	6	7	8	9	AB	R	H	RBI	BB	SO	LOB	BOTTOM					
Dick McAuliffe, L (1, 4) OBP: 0.381, SLG: 0.364										2	2	1	1	2	0	0	Kansas City Athletics @ Detroit Tigers Tiger Stadium, Detroit, MI Tue Apr 25 1967, 6:05 PM EST Att: 4,773 - Unknown					
Don Wert, R (1, 5) OBP: 0.273, SLG: 0.184										4	0	0	0	0	0	4						
Gates Brown, L (1, 7) Mickey Stanley, R (8, 8)										4	1	0	0	0	0	1						
Al Kaline, R (1, 9) OBP: 0.463, SLG: 0.638										4	1	1	1	0	1	0						
Jim Northrup, L (1, 8) OBP: 0.396, SLG: 0.490										4	1	2	1	0	0	0						
Norm Cash, L (1, 3) OBP: 0.542, SLG: 0.400										2	0	1	1	2	0	1						
Bill Freehan, R (1, 2) OBP: 0.479, SLG: 0.763										2	0	0	1	0	2	3						
Ray Oyler, R (1, 6) OBP: 0.364, SLG: 0.345										3	0	0	0	0	2	4						
Joe Sparma, R (1, 1)										3	0	0	0	0	3	2						
Inning Stats	R: 4 E: 1 K: 0 S: 7	H: 3 LOB: 1 BB: 1 P: 11	R: 0 E: 0 K: 1 S: 5	H: 0 LOB: 0 BB: 0 P: 5	R: 0 E: 0 K: 1 S: 5	H: 0 LOB: 0 BB: 0 P: 5	R: 0 E: 0 K: 1 S: 5	H: 0 LOB: 2 BB: 2 P: 14	R: 0 E: 0 K: 0 S: 3	H: 0 LOB: 0 BB: 0 P: 3	R: 0 E: 0 K: 2 S: 6	H: 0 LOB: 0 BB: 1 P: 10	R: 1 E: 0 K: 1 S: 6	H: 1 LOB: 0 BB: 0 P: 6	R: 0 E: 1 K: 2 S: 9	H: 1 LOB: 2 BB: 0 P: 9	R: 0 E: 1 K: 2 S: 9	H: 1 LOB: 0 BB: 0 P: 9	1B: 4 2B: 0 3B: 0 HR: 1	SF: 1 SAC: 1 DP: 0 HBP: 1	WP: 0 PB: 0 SB: 0 CS: 1	PA: 35
PITCHER Lew Krausse, R (1, 1) ERA: 4.24 Blue Moon Odum, R (8, 1) ERA: 5.23	IP: 7.0 WLS: L BF: 30 H: 4 R: 5 ER: 3 SO: 6 BB: 3 IBB: 1 HBP: 1 BLK: 0 WP: 0 HR: 1 S: 37 P: 54 ERA: 3.86 WHIP: 1.000															PITCHER						

Batter	1	2	3	4	5	6	7	8	9	AB	R	H	RBI	BB	SO	LOB	TOP					
Bert Campaneris, R (1, 6) OBP: 0.373, SLG: 0.365										4	0	0	0	0	4	1	Kansas City Athletics @ Boston Red Sox Fenway Park, Boston, MA Fri Apr 28 1967, 6:05 PM EST Att: 9,026 - Unknown					
Mike Hershberger, R (1, 9) OBP: 0.415, SLG: 0.432										4	0	2	0	0	0	0						
Rick Monday, L (1, 8) OBP: 0.222, SLG: 0.308										4	0	1	0	0	1	2						
Danny Cater, R (1, 3) OBP: 0.339, SLG: 0.423										4	0	1	0	0	1	4						
Roger Repoz, L (1, 7) OBP: 0.395, SLG: 0.618										4	0	1	0	0	1	1						
Ed Charles, R (1, 5) OBP: 0.352, SLG: 0.222										4	0	0	0	0	2	3						
Dick Green, R (1, 4) OBP: 0.238, SLG: 0.263										2	0	0	0	0	2	2						
Jim Gosger, L (7, PH) OBP: 0.344, SLG: 0.261										1	0	0	0	0	0	0						
Chuck Dobson, R (7, 1)										0	0	0	0	0	0	0						
Phil Roof, R (1, 2) OBP: 0.417, SLG: 0.600										2	0	0	0	0	1	2						
Tim Talton, L (7, PH) OBP: 0.111, SLG: 0.125										1	0	0	0	0	0	0						
Caffish Hunter, R (1, 1) OBP: 0.222, SLG: 0.222										2	0	1	0	0	1	0						
Ted Kubiak, S (7, PH) (7, 4)										1	0	0	0	0	0	0						
Inning Stats	R: 0 E: 0 K: 1 S: 6	H: 2 LOB: 1 BB: 0 P: 6	R: 0 E: 1 K: 1 S: 6	H: 0 LOB: 1 BB: 0 P: 6	R: 0 E: 0 K: 2 S: 9	H: 2 LOB: 2 BB: 0 P: 9	R: 0 E: 0 K: 3 S: 10	H: 1 LOB: 1 BB: 0 P: 10	R: 0 E: 0 K: 2 S: 7	H: 0 LOB: 0 BB: 0 P: 7	R: 0 E: 0 K: 3 S: 10	H: 1 LOB: 1 BB: 0 P: 10	R: 0 E: 0 K: 0 S: 3	H: 0 LOB: 0 BB: 0 P: 3	R: 0 E: 0 K: 0 S: 5	H: 0 LOB: 0 BB: 0 P: 5	R: 0 E: 0 K: 0 S: 3	H: 0 LOB: 0 BB: 0 P: 3	1B: 6 2B: 0 3B: 0 HR: 0	SF: 0 SAC: 0 DP: 0 HBP: 0	WP: 1 PB: 0 SB: 2 CS: 2	PA: 33
PITCHER Jim Lonborg, R (1, 1) ERA: 3.51	IP: 9.0 WLS: W BF: 33 H: 6 R: 0 ER: 0 SO: 13 BB: 0 IBB: 0 HBP: 0 BLK: 0 WP: 1 HR: 0 S: 59 P: 59 ERA: 0.00 WHIP: 0.667															PITCHER						

Batter	1	2	3	4	5	6	7	8	9	AB	R	H	RBI	BB	SO	LOB	BOTTOM						
Reggie Smith, S (1, 8) OBP: 0.254, SLG: 0.358										3	1	1	1	1	0	0	Kansas City Athletics @ Boston Red Sox Fenway Park, Boston, MA Fri Apr 28 1967, 6:05 PM EST Att: 9,026 - Unknown						
Joe Foy, R (1, 5) OBP: 0.283, SLG: 0.167										3	0	0	0	1	1	1							
Carl Yastrzemski, L (1, 7) OBP: 0.382, SLG: 0.588										4	0	0	0	0	1	2							
Tony Conigliaro, R (1, 9) OBP: 0.390, SLG: 0.486										4	0	1	0	0	2	1							
Rico Petrocelli, R (1, 6) OBP: 0.444, SLG: 0.553										4	0	0	0	0	4	1							
George Scott, R (1, 3) OBP: 0.342, SLG: 0.226										3	1	1	0	1	1	0							
Russ Gibson, R (1, 2) OBP: 0.353, SLG: 0.367										2	0	0	0	1	1	3							
Mike Andrews, R (1, 4) OBP: 0.478, SLG: 0.667										2	1	1	1	1	0	1							
Jim Lonborg, R (1, 1) OBP: 0.222, SLG: 0.125										2	0	1	0	0	1	0							
Inning Stats	R: 0 E: 0 K: 2 S: 7	H: 0 LOB: 1 BB: 1 P: 11	R: 0 E: 0 K: 2 S: 7	H: 0 LOB: 1 BB: 1 P: 11	R: 0 E: 0 K: 1 S: 5	H: 0 LOB: 0 BB: 0 P: 5	R: 0 E: 0 K: 2 S: 7	H: 0 LOB: 0 BB: 0 P: 7	R: 2 E: 0 K: 2 S: 10	H: 4 LOB: 1 BB: 0 P: 10	R: 0 E: 0 K: 1 S: 6	H: 1 LOB: 2 BB: 1 P: 10	R: 1 E: 1 K: 0 S: 3	H: 0 LOB: 1 BB: 2 P: 11	R: 0 E: 0 K: 1 S: 5	H: 0 LOB: 0 BB: 0 P: 5		R: 0 E: 0 K: 1 S: 5	H: 0 LOB: 0 BB: 0 P: 5	1B: 4 2B: 1 3B: 0 HR: 0	SF: 0 SAC: 1 DP: 0 HBP: 0	WP: 2 PB: 0 SB: 3 CS: 1	PA: 33
PITCHER Caffish Hunter, R (1, 1) ERA: 2.28	IP: 6.0 WLS: L BF: 25 H: 5 R: 2 ER: 2 SO: 10 BB: 2 IBB: 1 HBP: 0 BLK: 0 WP: 1 HR: 0 S: 42 P: 54 ERA: 3.00 WHIP: 1.167															PITCHER							
Chuck Dobson, R (7, 1) ERA: 7.71	IP: 2.0 WLS: 8 BF: 0 H: 1 R: 0 ER: 0 SO: 1 BB: 2 IBB: 0 HBP: 0 BLK: 0 WP: 1 HR: 0 S: 8 P: 16 ERA: 0.00 WHIP: 1.000															PITCHER							

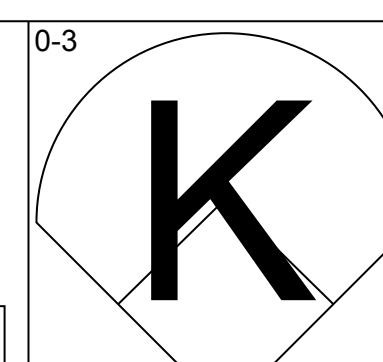
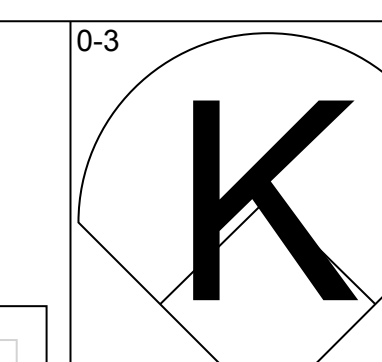
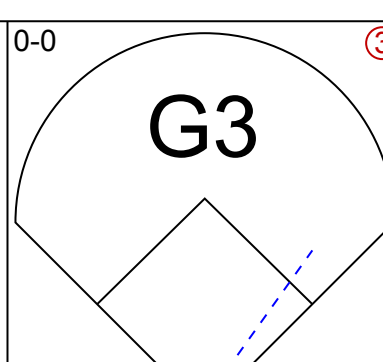
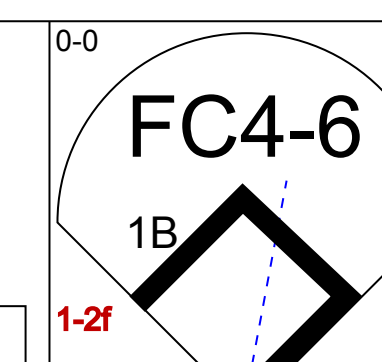
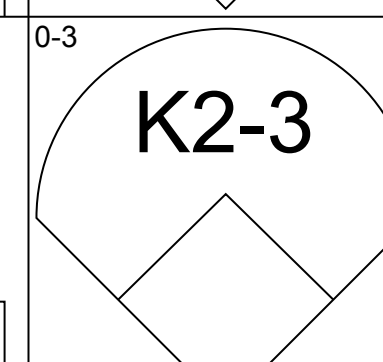
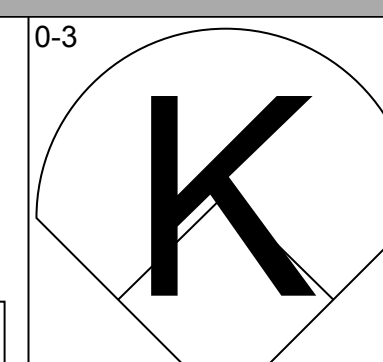
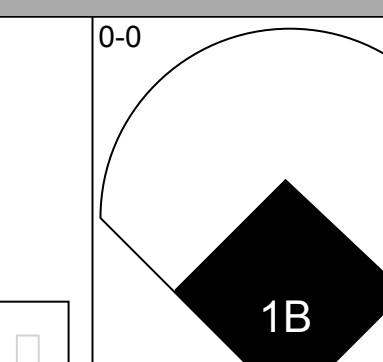
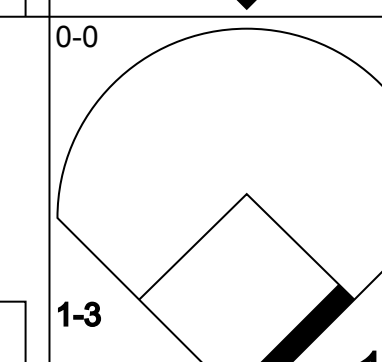
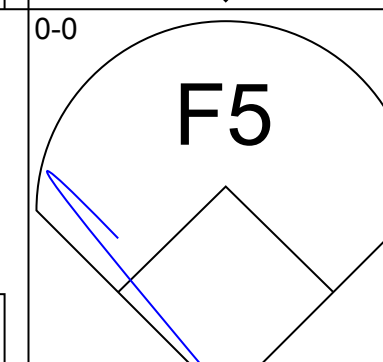
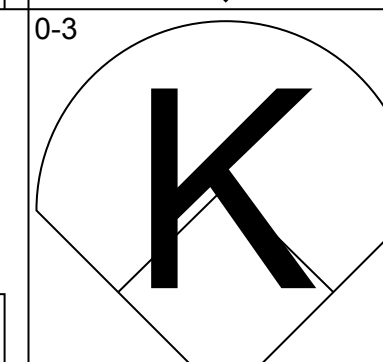
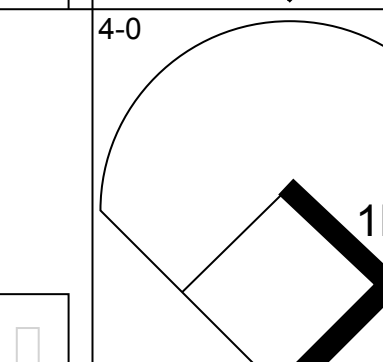
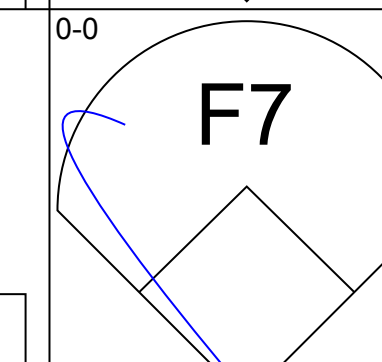
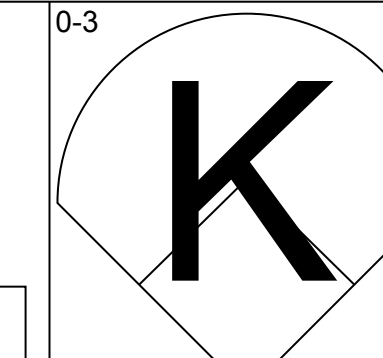
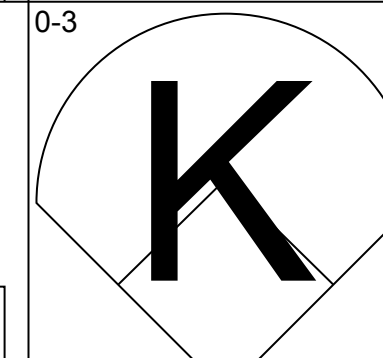
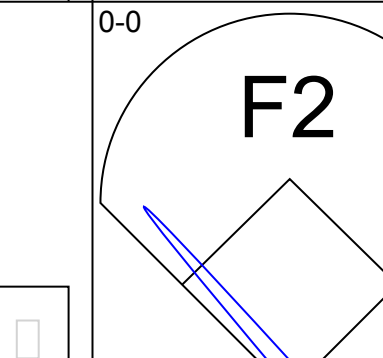
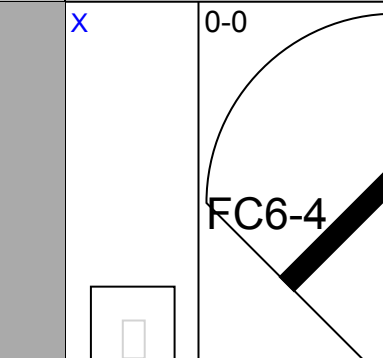
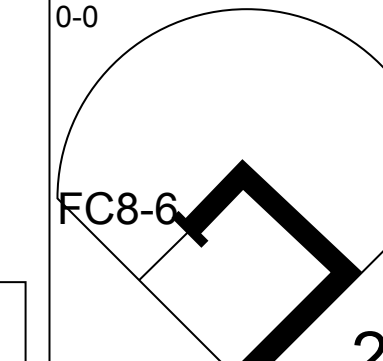
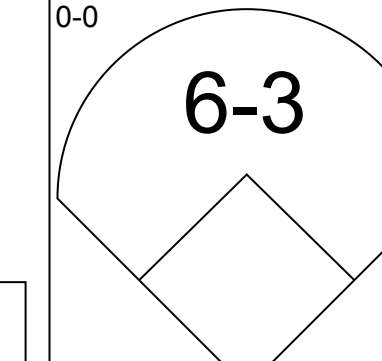
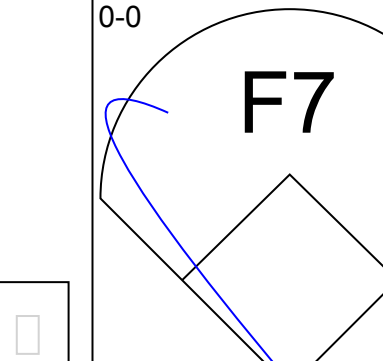
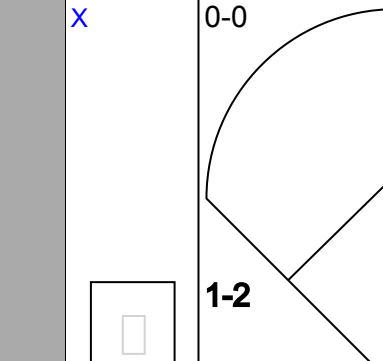
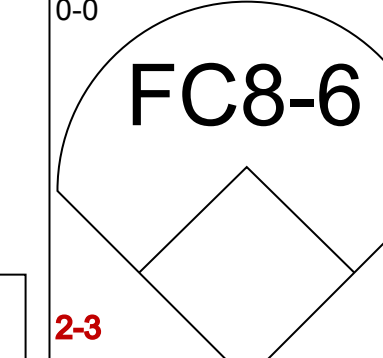
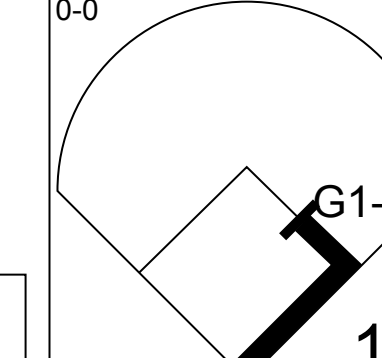
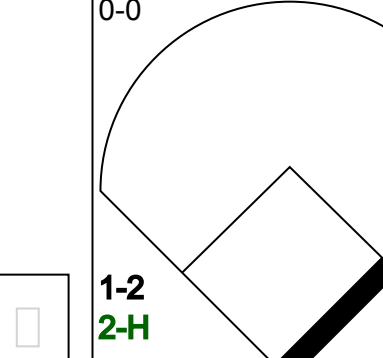
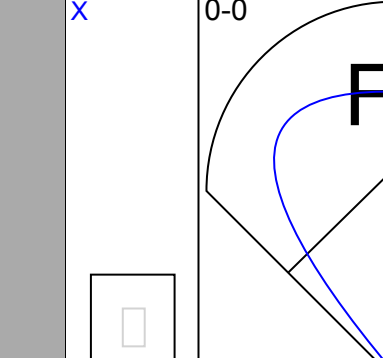
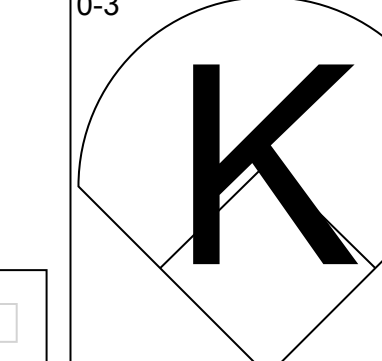
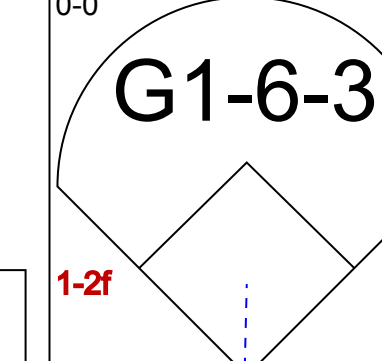
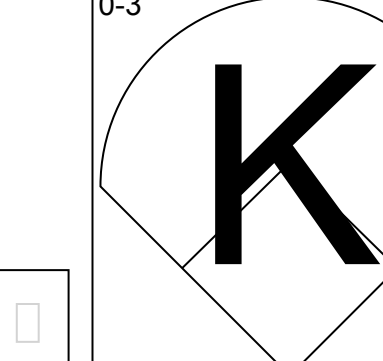
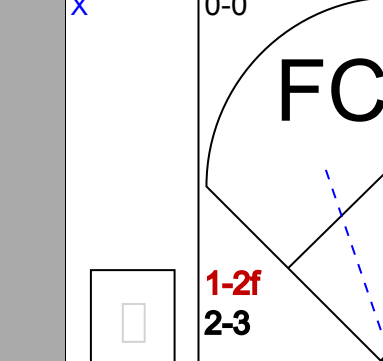
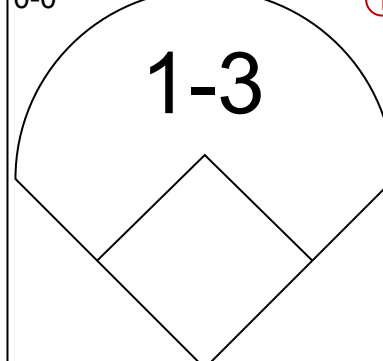
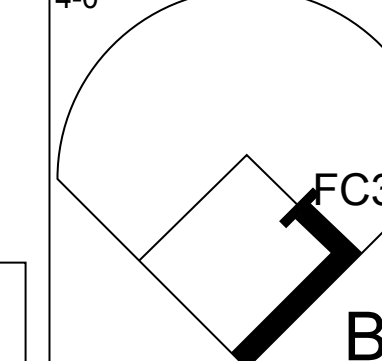
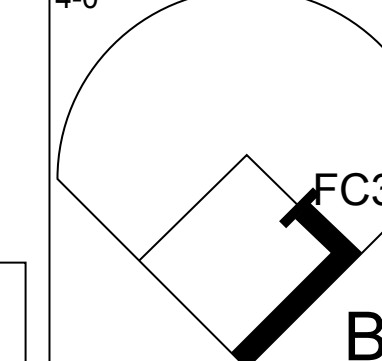
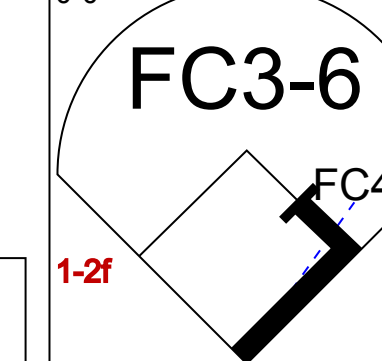
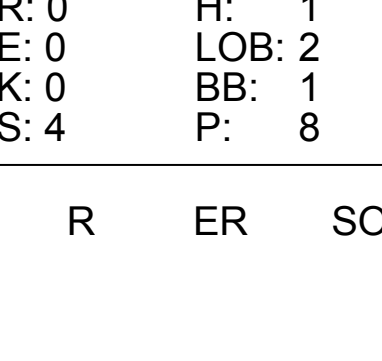


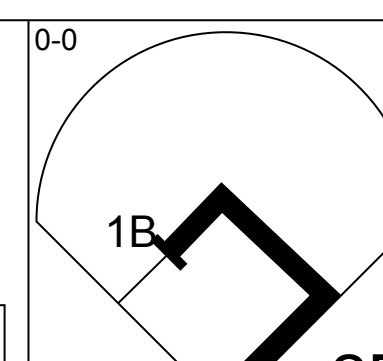
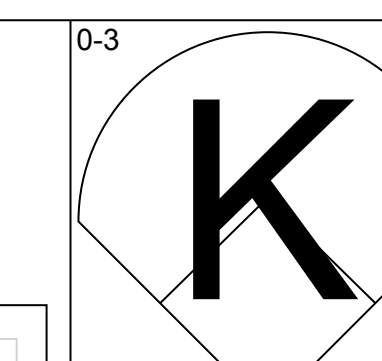

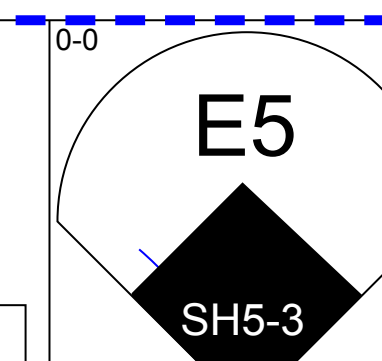
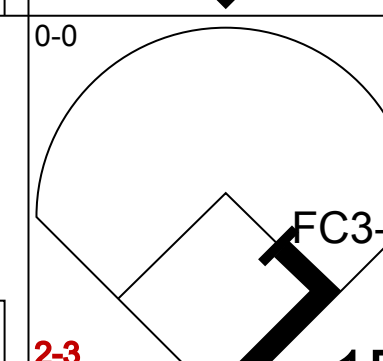
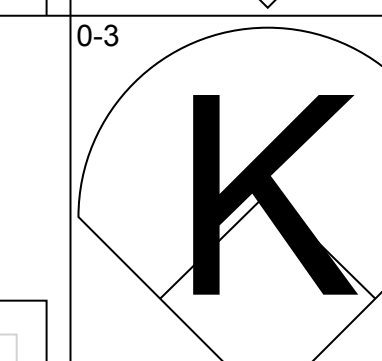
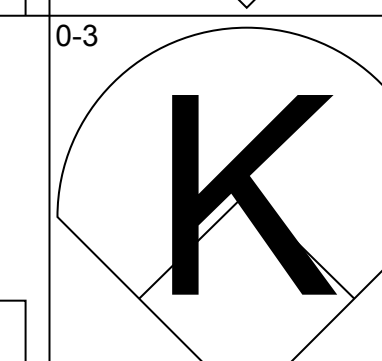
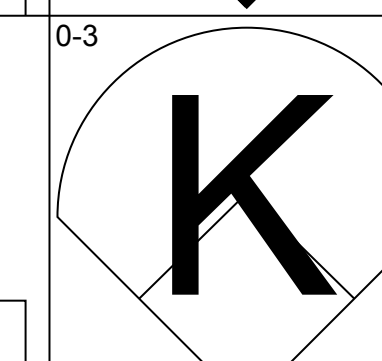
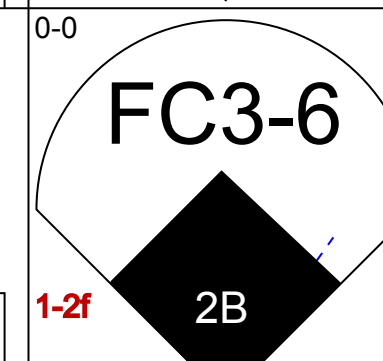
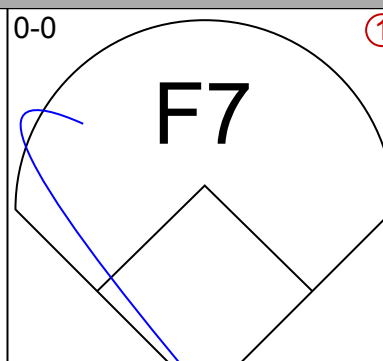
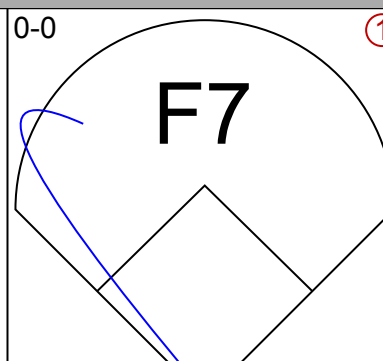
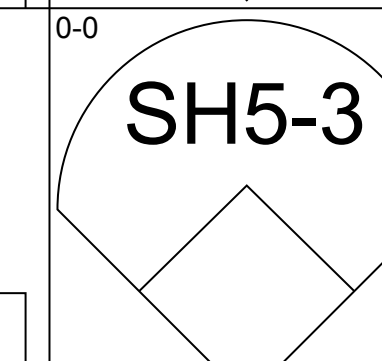
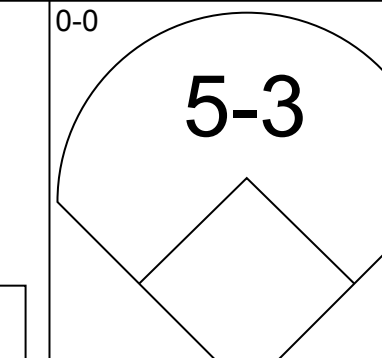
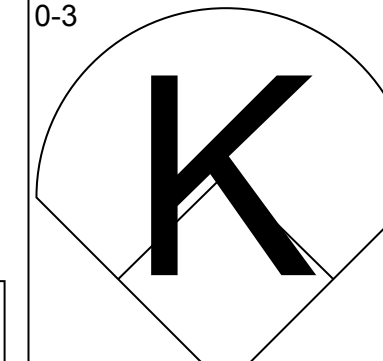
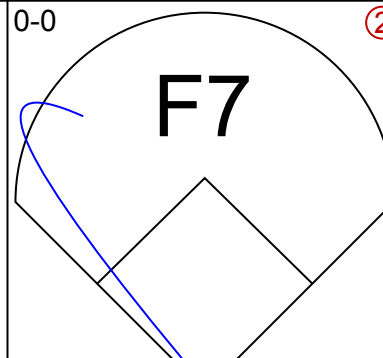
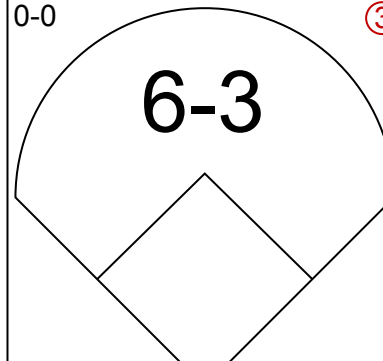


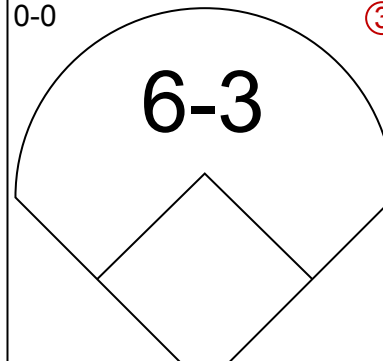


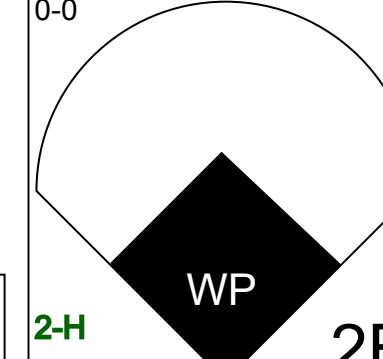

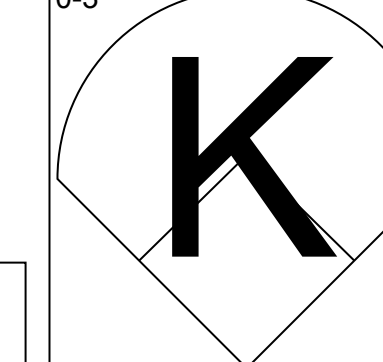
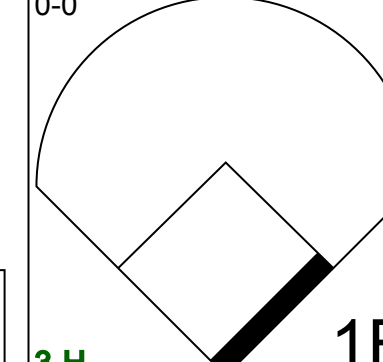
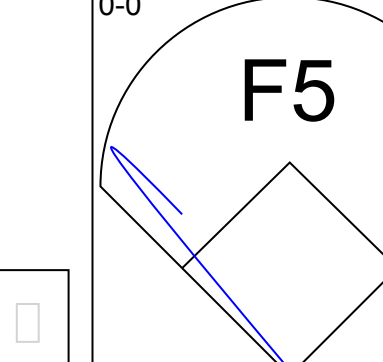

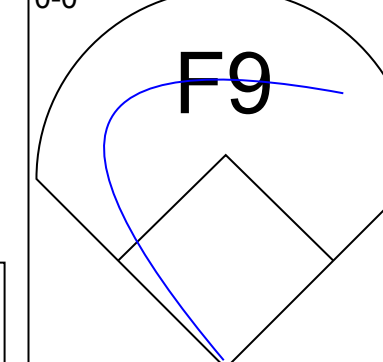
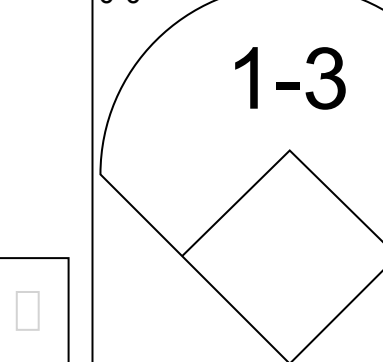
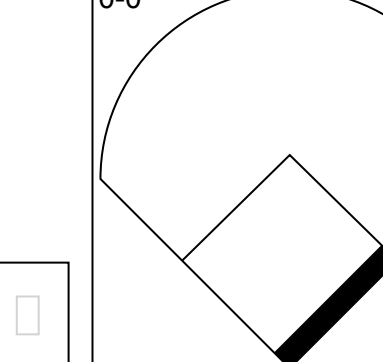

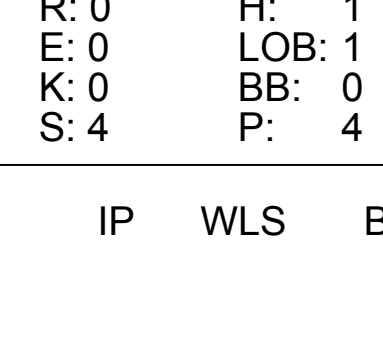
Batter	1	2	3	4	5	6	7	8	9	AB	R	H	RBI	BB	SO	LOB	TOP		
Bert Campaneris, R OBP: 0.394, SLG: 0.387 (1, 6)	F5		F6			CS 1B		F9		4	0	1	0	0	0	1	Kansas City Athletics @ Boston Red Sox Fenway Park, Boston, MA Sun Apr 30 1967, 3:33 AM EDT Att: 31,450 - Unknown		
Mike Hershberger, R OBP: 0.375, SLG: 0.400 (1, 9)	6-3		6-3			5-3		6-3		4	0	0	0	0	0	1			
Rick Monday, L OBP: 0.296, SLG: 0.361 (1, 8)	F9			4-3			F8 SH1-3 1B		F8		4	0	1	0	0	0			
Danny Cater, R OBP: 0.373, SLG: 0.532 Osste Chavarria, R OBP: 0.273, SLG: 0.111 (9, 5)		HR		F9			SH1-3 1-2		1-3		3	1	1	1	0	0			
Jim Gosger, L OBP: 0.333, SLG: 0.296 (1, 7)	F9			K			F8				3	0	0	0	0	1			
Dick Green, R OBP: 0.266, SLG: 0.340 (1, 4)	6-3				6-3		K				3	0	0	0	0	1			
Ray Webster, L OBP: 0.400, SLG: 0.800 (1, 3)	1B				F8			SH5-3 1B		3	0	2	0	0	0	0			
Phil Roof, R OBP: 0.294, SLG: 0.400 (1, 2)	K				K			SH5-3 1-2		2	0	0	0	0	2	1			
Jim Nash, R (1, 1)			K			K		K		3	0	0	0	0	3	1			
Inning Stats	R: 0 E: 0 K: 0 S: 3	H: 0 LOB: 0 BB: 0 P: 3	R: 1 E: 0 K: 1 S: 7	H: 2 LOB: 1 BB: 0 P: 7	R: 0 E: 0 K: 1 S: 5	H: 0 LOB: 0 BB: 0 P: 5	R: 0 E: 0 K: 1 S: 5	H: 0 LOB: 0 BB: 0 P: 5	R: 0 E: 0 K: 1 S: 5	H: 1 LOB: 0 BB: 0 P: 5	R: 0 E: 0 K: 1 S: 6	H: 1 LOB: 1 BB: 0 P: 6	R: 0 E: 0 K: 1 S: 6	H: 1 LOB: 1 BB: 0 P: 6	R: 0 E: 0 K: 0 S: 3	H: 0 LOB: 0 BB: 0 P: 3		1B: 4 2B: 0 3B: 0 HR: 1	SF: 0 SAC: 0 DP: 0 HBP: 0
PITCHER	IP	WLS	BF	H	R	ER	SO	BB	IBB	HBP	BLK	WP	HR	S	P	ERA	WHIP		
Darrell Brandon, R ERA: 4.38 (1, 1)	8.0	L	28	5	1	1	7	0	0	0	0	0	1	42	42	1.12	0.625		
Dan Osinski, R ERA: (9, 1)	1.0		3	0	0	0	0	0	0	0	0	0	0	3	3	0.00	0.000		

Batter	1	2	3	4	5	6	7	8	9	AB	R	H	RBI	BB	SO	LOB	BOTTOM		
Reggie Smith, S OBP: 0.300, SLG: 0.387 (1, 8)	E5 1B		BB 1B		L3 1-2			FC1-6 6-3 1-2		4	0	2	0	0	0	2	Kansas City Athletics @ Boston Red Sox Fenway Park, Boston, MA Sun Apr 30 1967, 3:33 AM EDT Att: 31,450 - Unknown		
Joe Foy, R OBP: 0.285, SLG: 0.200 (1, 5)	F4		BB 1-2		F8			6-3 1-2		3	0	0	0	1	0	2			
Carl Yastrzemski, L OBP: 0.348, SLG: 0.508 Dan Osinski, R OBP: 0.500, SLG: 0.500 (1, 7) (9, 1)	K		K			F5		F8		4	0	0	0	0	2	4			
Tony Conigliaro, R OBP: 0.365, SLG: 0.479 (1, 9)	F3			K		5-3			E5		4	0	0	0	1	1			
Rico Petrocelli, R OBP: 0.438, SLG: 0.500 (1, 6)	6-3			BB 1B		F4			F1		3	0	0	0	1	0			
George Scott, R OBP: 0.397, SLG: 0.250 (1, 3)	K2-4 BB			F8			F9		K		3	0	0	0	1	2			
Russ Gibson, R OBP: 0.341, SLG: 0.375 (1, 2)	K2-4 1-2			1B			F8		K		4	0	1	0	0	2			
Mike Andrews, R OBP: 0.387, SLG: 0.500 (1, 4)			F8		F3			F9		3	0	0	0	0	0	2			
Darrell Brandon, R OBP: 0.429, SLG: 0.333 Jose Tartabull, L OBP: 0.345, SLG: 0.208 (8, PH) (9, 7)	K				L3 1B			FC1-6 1B		2	0	1	0	0	1	0			
Inning Stats	R: 0 E: 1 K: 1 S: 6	H: 1 LOB: 1 BB: 0 P: 6	R: 0 E: 0 K: 1 S: 4	H: 0 LOB: 1 BB: 1 P: 8	R: 0 E: 0 K: 2 S: 8	H: 1 LOB: 2 BB: 1 P: 12	R: 0 E: 0 K: 1 S: 6	H: 1 LOB: 2 BB: 1 P: 10	R: 0 E: 0 K: 0 S: 3	H: 0 LOB: 0 BB: 0 P: 3	R: 0 E: 0 K: 0 S: 3	H: 0 LOB: 0 BB: 0 P: 3	R: 0 E: 0 K: 0 S: 4	H: 1 LOB: 1 BB: 0 P: 4	R: 0 E: 1 K: 2 S: 8	H: 0 LOB: 1 BB: 0 P: 8		1B: 5 2B: 2 3B: 0 HR: 0	SF: 0 SAC: 0 DP: 2 HBP: 0
PITCHER	IP	WLS	BF	H	R	ER	SO	BB	IBB	HBP	BLK	WP	HR	S	P	ERA	WHIP		
Jim Nash, R ERA: 3.52 (1, 1)	9.0	W	34	5	0	0	7	3	0	0	0	0	0	45	57	0.00	0.889		

Batter	1	2	3	4	5	6	7	8	9	AB	R	H	RBI	BB	SO	LOB	TOP			
Bob Saverine, S (1,4) OBP: 0.350, SLG: 0.350	F7		S 1B		F4			G6-3		4	0	1	0	0	0	2	Washington Senators @ Kansas City Athletics Municipal Stadium, Kansas City, MO Tue May 02 1967, 8:05 PM EDT Att: 6,498 - Unknown			
Fred Valentine, S (1,8) OBP: 0.366, SLG: 0.304	S 1B		BB 1-2		F9			S 1B		3	0	2	0	1	0	1				
Jim King, L (1,9) OBP: 0.289, SLG: 0.444	K 1-2		F8		F5			F8		4	0	0	0	0	1	4				
Frank Howard, R (1,7) OBP: 0.344, SLG: 0.527 Bernie Allen, L (9, PR) OBP: 0.200, SLG: 0.212	F7			6-3		K		FC4-6 S 1B		4	0	1	0	0	1	1				
Ken McMullen, R (1,5) OBP: 0.279, SLG: 0.409		F7		F5		5-3		F9		4	0	0	0	0	0	1				
Dick Nen, L (1,3) OBP: 0.222, SLG: 0.176	F7			1B			F5	FC4-6 S 1-2		4	0	1	0	0	0	1				
Jim French, L (1,2)	K			K			G6-4-3 BB	F4		3	0	0	0	1	2	2				
Ed Brinkman, R (1,6) OBP: 0.257, SLG: 0.275			K				G6-4-3 S 1-2			3	0	1	0	0	1	1				
Jim Hannan, R (1,1)			K					G6-3 S 1B		2	0	0	0	0	2	1				
Dick Lines, R (7,1)			K							0	0	0	0	0	0	0				
Bob Chance, L (8, PH) OBP: 0.406, SLG: 0.462 Hank Allen, R (8, PR) OBP: 0.357, SLG: 0.538 Casey Cox, R (8,1)										1	0	1	0	0	0	0				
										0	0	0	0	0	0	0				
Inning Stats	R: 0 E: 0 K: 1 S: 6	H: 1 LOB: 1 BB: 0 P: 6	R: 0 E: 0 K: 1 S: 5	H: 0 LOB: 0 BB: 0 P: 5	R: 0 E: 0 K: 2 S: 8	H: 1 LOB: 2 BB: 1 P: 12	R: 0 E: 0 K: 1 S: 6	H: 1 LOB: 1 BB: 0 P: 6	R: 0 E: 0 K: 1 S: 5	H: 0 LOB: 0 BB: 0 P: 5	R: 0 E: 0 K: 0 S: 2	H: 0 LOB: 0 BB: 1 P: 6	R: 0 E: 0 K: 0 S: 4	H: 2 LOB: 1 BB: 0 P: 4	R: 0 E: 0 K: 0 S: 4	H: 1 LOB: 1 BB: 0 P: 4	1B: 6 2B: 1 3B: 0 HR: 0	SF: 0 SAC: 0 DP: 2 HBP: 0	WP: 0 PB: 0 CS: 0	PA: 34
PITCHER Caffish Hunter, R (1,1) ERA: 1.65	IP: 9.0 WLS: W BF: 34 H: 7 R: 0 ER: 0 SO: 7 BB: 2 IBB: 0 HBP: 0 BLK: 0 WP: 0 HR: 0 S: 46 P: 54 ERA: 0.00 WHIP: 1.000															PITCHER				


Batter	1	2	3	4	5	6	7	8	9	AB	R	H	RBI	BB	SO	LOB	BOTTOM
Bert Campaneris, R (1,6) OBP: 0.354, SLG: 0.343	K		K		K		F4			4	0	0	0	0	3	0	Washington Senators @ Kansas City Athletics Municipal Stadium, Kansas City, MO Tue May 02 1967, 8:05 PM EDT Att: 6,498 - Unknown
Ray Webster, L (1,3) OBP: 0.400, SLG: 0.667 Alan Lewis, S (7, PR) Ted Kubiak, S (8,4)	4-3		3-1		F5		S 1B			4	0	1	0	0	0	0	
Rick Monday, L (1,8) OBP: 0.277, SLG: 0.349	S 1B		3-1		6-3		K 1-2			4	0	1	0	0	1	1	
Danny Cater, R (1,5) OBP: 0.347, SLG: 0.500	5-3			K		1B 2B		6-3		4	1	1	0	0	1	1	
Roger Repoz, L (1,9) OBP: 0.404, SLG: 0.585		K		S 2B		G4-3-6 BB		5-3 1B		3	0	2	0	1	1	0	
Dick Green, R (1,4) OBP: 0.267, SLG: 0.315	6-3			S BB		G4-3-6 1-2 2-H		5-3 1-2		3	0	1	1	1	0	1	
Jim Gosger, L (1,7) OBP: 0.350, SLG: 0.333				K		G4-3-6 1-2 2-3		IBB		3	0	1	0	1	1	4	
Phil Roof, R (1,2) OBP: 0.304, SLG: 0.316		FC6-4 HBP				1-3		K		2	0	0	0	1	1	3	
Caffish Hunter, R (1,1) OBP: 0.167, SLG: 0.167	FC6-4 1-2			K				5-3		3	0	0	0	0	1	5	
Inning Stats	R: 0 E: 0 K: 1 S: 6	H: 1 LOB: 1 BB: 0 P: 6	R: 0 E: 0 K: 1 S: 5	H: 1 LOB: 2 BB: 0 P: 7	R: 0 E: 0 K: 3 S: 10	H: 1 LOB: 3 BB: 2 P: 18	R: 1 E: 0 K: 0 S: 4	H: 2 LOB: 1 BB: 1 P: 8	R: 0 E: 0 K: 1 S: 6	H: 1 LOB: 2 BB: 0 P: 6	R: 0 E: 0 K: 1 S: 6	H: 1 LOB: 2 BB: 1 P: 10	1B: 4 2B: 3 3B: 0 HR: 0	SF: 0 SAC: 0 DP: 1 HBP: 1	WP: 0 PB: 0 CS: 0	PA: 35	
PITCHER Jim Hannan, R (1,1) ERA: 3.83 Dick Lines, L (7,1) Casey Cox, R (8,1) ERA: 1.93	IP: 6.2 WLS: L BF: 29 H: 6 R: 1 ER: 1 SO: 7 BB: 3 IBB: 0 HBP: 0 BLK: 0 WP: 0 HR: 0 S: 39 P: 52 ERA: 1.35 WHIP: 1.350															PITCHER	

Batter	1	2	3	4	5	6	7	8	9	AB	R	H	RBI	BB	SO	LOB	TOP					
Horace Clarke, S OBP: 0.340, SLG: 0.250 (1, 4)										4	0	0	0	0	2	2	New York Yankees @ Kansas City Athletics Municipal Stadium, Kansas City, MO Sun May 07 1967, 4:33 AM EDT Unknown livebaseballscorecards.com					
Tom Tresh, S OBP: 0.372, SLG: 0.417 (1, 7)										4	1	2	0	0	2	0						
Mickey Mantle, S OBP: 0.393, SLG: 0.480 (1, 3)										3	0	0	0	1	1	2						
Joe Pepitone, L OBP: 0.300, SLG: 0.286 (1, 8)										4	0	1	0	0	2	2						
Steve Whitaker, L OBP: 0.302, SLG: 0.440 (1, 9)										4	0	2	0	0	0	2						
Elston Howard, R OBP: 0.340, SLG: 0.390 (1, 2)										4	0	2	1	0	0	3						
Charley Smith, R OBP: 0.275, SLG: 0.274 (1, 5)										4	0	0	0	0	2	5						
John Kennedy, R OBP: 0.333, SLG: 0.262 (8, PH)										1	0	0	0	1	0	0						
Jake Gibbs, L OBP: 0.372, SLG: 0.333 (8, PH)										0	0	0	0	1	0	0						
Thad Tillotson, R OBP: 0.148, SLG: 0.080 (8, PH)										0	0	0	0	0	0	0						
Ray Barker, L OBP: 0.148, SLG: 0.080 (8, PH)										1	0	0	0	0	0	2						
Whitey Ford, L OBP: 0.154, SLG: 0.154 (8, PH)										2	0	0	0	0	2	1						
Billy Bryan, L OBP: 0.410, SLG: 0.353 (8, 6)										1	0	0	0	0	0	1						
Dick Howser, R OBP: 0.410, SLG: 0.353 (8, 6)										0	0	0	0	0	0	0						
Inning Stats	R: 0 E: 0 K: 2 S: 7	H: 0 LOB: 0 BB: 0 P: 7	R: 0 E: 0 K: 1 S: 5	H: 1 LOB: 0 BB: 0 P: 5	R: 0 E: 0 K: 3 S: 9	H: 0 LOB: 1 BB: 1 P: 13	R: 0 E: 0 K: 3 S: 9	H: 0 LOB: 0 BB: 0 P: 9	R: 0 E: 0 K: 0 S: 3	H: 1 LOB: 0 BB: 0 P: 3	R: 0 E: 0 K: 1 S: 5	H: 0 LOB: 0 BB: 0 P: 5	R: 1 E: 0 K: 1 S: 7	H: 2 LOB: 2 BB: 1 P: 11	R: 0 E: 0 K: 0 S: 4	H: 1 LOB: 2 BB: 1 P: 8	R: 0 E: 0 K: 0 S: 5	H: 2 LOB: 2 BB: 0 P: 5	1B: 5 2B: 3 3B: 0 HR: 0	SF: 0 SAC: 0 DP: 2 HBP: 0	WP: 0 PB: 0 CS: 0	PA: 35
PITCHER	IP WLS BF H R ER SO BB IBB HBP BLK WP HR S P ERA WHIP																					
Jim Nash, R ERA: 3.13 (1, 1)	6.2 W 24 4 1 1 10 2 0 0 0 0 0 0 42 50 1.35 0.900																					
Jack Aker, R ERA: 2.95 (7, 1)	2.1 S 11 3 0 0 1 1 0 0 0 0 0 0 12 16 0.00 1.714																					

Batter	1	2	3	4	5	6	7	8	9	AB	R	H	RBI	BB	SO	LOB	BOTTOM					
Bert Campaneris, R OBP: 0.345, SLG: 0.338 (1, 6)										4	1	1	0	0	1	0	New York Yankees @ Kansas City Athletics Municipal Stadium, Kansas City, MO Sun May 07 1967, 4:33 AM EDT Unknown livebaseballscorecards.com					
Rick Monday, L OBP: 0.255, SLG: 0.314 (1, 8)										4	0	1	0	0	3	1						
Mike Hershberger, R OBP: 0.342, SLG: 0.375 (8, PH)										3	1	0	0	0	0	1						
Jim Gosger, L OBP: 0.328, SLG: 0.303 (9, 9)										0	0	0	1	0	0	0						
Danny Cater, R OBP: 0.349, SLG: 0.513 (1, 3)										4	1	1	1	0	0	0						
Ed Charles, R OBP: 0.339, SLG: 0.196 (1, 5)										3	0	0	0	0	1	2						
Dick Green, R OBP: 0.258, SLG: 0.317 (1, 4)										3	1	1	1	0	0	0						
Joe Nosske, R OBP: 0.286, SLG: 0.286 (1, 7)										3	0	1	0	0	0	0						
Phil Roof, R OBP: 0.276, SLG: 0.280 (1, 2)										3	0	1	0	0	1	1						
Jim Nash, R OBP: 0.200, SLG: 0.200 (7, 1)										2	0	0	0	0	0	0						
Inning Stats	R: 1 E: 0 K: 1 S: 7	H: 3 LOB: 1 BB: 0 P: 7	R: 0 E: 0 K: 1 S: 5	H: 0 LOB: 0 BB: 0 P: 5	R: 0 E: 0 K: 2 S: 7	H: 0 LOB: 0 BB: 0 P: 7	R: 2 E: 1 K: 0 S: 6	H: 2 LOB: 1 BB: 0 P: 6	R: 0 E: 0 K: 1 S: 5	H: 0 LOB: 0 BB: 0 P: 5	R: 0 E: 0 K: 0 S: 3	H: 0 LOB: 0 BB: 0 P: 3	R: 0 E: 0 K: 0 S: 4	H: 1 LOB: 1 BB: 0 P: 4	R: 1 E: 1 K: 1 S: 6	H: 0 LOB: 0 BB: 0 P: 6	R: 1 E: 0 K: 1 S: 6	H: 0 LOB: 0 BB: 0 P: 6	1B: 3 2B: 3 3B: 0 HR: 0	SF: 0 SAC: 1 DP: 0 HBP: 0	WP: 2 PB: 0 CS: 0	PA: 31
PITCHER	IP WLS BF H R ER SO BB IBB HBP BLK WP HR S P ERA WHIP																					
Whitey Ford, L ERA: 1.35 (8, 1)	7.0 L 27 6 3 1 5 0 0 0 0 0 0 0 37 37 1.29 0.857																					
Thad Tillotson, R ERA: 3.0 (8, 1)	1.0 4 0 1 0 1 0 0 0 0 0 0 0 6 6 0.00 0.000																					

Batter	1	2	3	4	5	6	7	8	9	AB	R	H	RBI	BB	SO	LOB	TOP										
Horace Clarke, S (1, 4) OBP: 0.327, SLG: 0.265	F9		G3		4-3	2B			F8	5	0	1	2	0	0	0	New York Yankees @ Kansas City Athletics Municipal Stadium, Kansas City, MO Sun May 07 1967, 4:38 AM EDT Att: 19,125 - Unknown										
Tom Tresh, S (1, 7) OBP: 0.360, SLG: 0.400 Bill Robinson, R (6, PH) (6, 7) OBP: 0.283, SLG: 0.250	K		F7		E6	5-3			1B	3	0	0	0	0	1	0											
Mickey Mantle, S (1, 3) OBP: 0.400, SLG: 0.472 Ray Barker, L (7, PR) (7, 3) OBP: 0.179, SLG: 0.080	F9			1B	FC6-4	1B			1B	3	2	1	0	1	0	1											
Joe Pepitone, L (1, 8) OBP: 0.338, SLG: 0.344				1B	1B	1B			1B	5	2	4	2	0	0	1											
Steve Whitaker, L (1, 9) OBP: 0.276, SLG: 0.400	K		K	1B	G3				F6	5	0	0	0	0	2	7											
Jake Gibbs, L (1, 2) OBP: 0.375, SLG: 0.341	3-1			SF9	1B				F9	5	0	2	1	0	0	1											
Dick Howser, R (1, 5) OBP: 0.477, SLG: 0.405				1B	1B				F6	3	0	3	2	2	0	0											
John Kennedy, R (1, 6) OBP: 0.321, SLG: 0.261	FC6-4			SF9		2B			F9	4	1	1	1	0	0	5											
Al Downing, R (1, 1) OBP: 0.333, SLG: 0.375 Dooley Womack, L (7, 1) OBP: 0.283, SLG: 0.250			F7	K		2B			4-3	3	1	1	0	0	1	2											
Inning Stats	R: 0 E: 0 K: 1 S: 5	H: 0 LOB: 0 BB: 0 P: 5	R: 1 E: 0 K: 1 S: 7	H: 2 LOB: 1 BB: 0 P: 7	R: 0 E: 0 K: 0 S: 3	H: 0 LOB: 0 BB: 0 P: 3	R: 2 E: 0 K: 2 S: 10	H: 3 LOB: 2 BB: 1 P: 14	R: 1 E: 1 K: 0 S: 5	H: 1 LOB: 1 BB: 0 P: 5	R: 2 E: 0 K: 0 S: 6	H: 4 LOB: 1 BB: 0 P: 6	R: 0 E: 0 K: 0 S: 3	H: 1 LOB: 1 BB: 0 P: 3	R: 0 E: 0 K: 0 S: 3	H: 0 LOB: 1 BB: 1 P: 7	R: 2 E: 0 K: 0 S: 6	H: 3 LOB: 3 BB: 2 P: 14	1B: 10 2B: 4 3B: 0 HR: 0	SF: 1 SAC: 0 DP: 1 HBP: 0	WP: 3 PA: 44 CS: 0						
PITCHER	IP	WLS	BF	H	R	ER	SO	BB	IBB	HBP	BLK	WP	HR	S	P	ERA	WHIP										
Catfish Hunter, R (1, 1) ERA: 2.25	3.1	L	16	5	3	3	3	1	0	0	0	0	0	21	25	8.10	1.800										
Blue Moon Odom, R (4, 1) ERA: 7.53	1.1		6	1	1	0	1	0	0	0	0	1	0	8	8	0.00	0.750										
Paul Lindblad, L (5, 1) ERA: 3.97	1.1		7	4	2	2	0	0	0	0	0	1	0	7	7	13.50	3.000										
Tony Pierce, L (7, 1) ERA: 5.19	2.0		7	1	0	0	0	1	0	0	0	1	0	6	10	0.00	1.000										
Wes Stock, R (9, 1) ERA: 18.0	1.0		8	3	2	2	0	2	0	0	0	0	0	6	14	18.00	5.000										

Batter	1	2	3	4	5	6	7	8	9	AB	R	H	RBI	BB	SO	LOB	BOTTOM										
Bert Campaneris, R (1, 6) OBP: 0.337, SLG: 0.321	1B		K		5-3				FC6-4	4	1	0	0	1	2	4	New York Yankees @ Kansas City Athletics Municipal Stadium, Kansas City, MO Sun May 07 1967, 4:38 AM EDT Att: 19,125 - Unknown										
Rick Monday, L (1, 8) OBP: 0.293, SLG: 0.327	SF7		1B			1B			F7	4	1	2	0	1	0	1											
Mike Hershberger, R (1, 9) OBP: 0.359, SLG: 0.397	SF7					1B			F2	4	0	3	1	0	0	0											
Danny Cater, R (1, 3) OBP: 0.341, SLG: 0.494	K		L6			L4			FC4-6	5	1	1	0	0	1	7											
Ed Charles, R (1, 5) OBP: 0.358, SLG: 0.250	K					F8			1B	5	0	3	2	0	1	1											
Dick Green, R (1, 4) OBP: 0.236, SLG: 0.292			F2			F8			K	5	0	0	0	0	1	4											
Joe Nosske, R (1, 7) OBP: 0.250, SLG: 0.250 Paul Lindblad, L (5, 1) OBP: 0.300, SLG: 0.500 Ted Kuback, S (6, PH) (6, 7) OBP: 0.250, SLG: 0.400 Tony Pierce, L (7, 1) OBP: 0.300, SLG: 0.500 Wes Stock, R (9, 1) OBP: 0.283, SLG: 0.250			F3			F7			F8	2	0	0	0	0	0	0											
Phil Roof, R (1, 2) OBP: 0.250, SLG: 0.250 Roger Repoz, L (8, PH) (9, 7) OBP: 0.400, SLG: 0.568			F4			K			FC4-6	3	0	0	0	0	1	3											
Catfish Hunter, R (1, 1) OBP: 0.154, SLG: 0.154 Blue Moon Odom, R (4, 1) OBP: 0.300, SLG: 0.500 Ossie Chavarria, R (5, 7) OBP: 0.357, SLG: 0.100 Jim Gosger, L (8, PH) (9, 2) OBP: 0.341, SLG: 0.303 Ken Suarez, R (9, 2) OBP: 0.460, SLG: 0.588						6-3			F4	1	0	0	0	0	0	0											
Inning Stats	R: 1 E: 0 K: 2 S: 8	H: 1 LOB: 1 BB: 1 P: 12	R: 0 E: 0 K: 0 S: 3	H: 0 LOB: 0 BB: 0 P: 3	R: 0 E: 0 K: 1 S: 6	H: 1 LOB: 2 BB: 1 P: 10	R: 0 E: 0 K: 0 S: 3	H: 0 LOB: 0 BB: 0 P: 3	R: 0 E: 0 K: 1 S: 5	H: 0 LOB: 0 BB: 0 P: 5	R: 1 E: 0 K: 0 S: 6	H: 3 LOB: 3 BB: 1 P: 10	R: 0 E: 0 K: 1 S: 6	H: 1 LOB: 2 BB: 1 P: 10	R: 0 E: 0 K: 1 S: 7	H: 2 LOB: 3 BB: 1 P: 11	R: 1 E: 0 K: 0 S: 5	H: 2 LOB: 1 BB: 0 P: 5	1B: 9 2B: 1 3B: 0 HR: 0	SF: 1 SAC: 0 DP: 0 HBP: 0	WP: 0 PA: 42 CS: 0						
PITCHER	IP	WLS	BF	H	R	ER	SO	BB	IBB	HBP	BLK	WP	HR	S	P	ERA	WHIP										
Al Downing, L (1, 1) ERA: 1.82	6.2	W	30	6	2	2	5	4	0	0	0	0	0	13	17	2.70	1.500										
Dooley Womack, R (7, 1) ERA: 0.66	2.1	S	12	4	1	1	1	1	0	0	0	0	0	13	17	3.86	2.143										



Batter	1	2	3	4	5	6	7	8	9	AB	R	H	RBI	BB	SO	LOB	TOP
Jose Tartabull, L (1, 8) OBP: 0.364, SLG: 0.282	L6		F9			5-3		F8		4	0	0	0	0	0	0	
Mike Andrews, R (1, 4) OBP: 0.351, SLG: 0.462	E3 1B		F8			4-3		6-3		4	0	0	0	0	0	0	
Carl Yastrzemski, L (1, 7) OBP: 0.341, SLG: 0.446	F9			G5-4-3 1B			1B HR		4-3	4	1	2	0	0	0	1	
George Scott, R (1, 3) OBP: 0.390, SLG: 0.400				G5-4-3 1-2 1B			1-2 HR 1B		F7	4	1	2	0	0	0	1	
Tony Conigliaro, R (1, 9) OBP: 0.338, SLG: 0.470	F3			K			1-1 2-H HR			4	1	2	3	0	1	2	
Dalton Jones, L (1, 5) OBP: 0.356, SLG: 0.425		G3			F6			F9		4	0	0	0	0	0	1	
Rico Petrocelli, R (1, 6) OBP: 0.363, SLG: 0.395		K			F2			K		3	0	0	0	0	2	0	
Bob Tillman, R (1, 2) OBP: 0.167, SLG: 0.118		F7			5-3			6-3		3	0	0	0	0	0	0	
Jim Lonborg, R (1, 1) OBP: 0.154, SLG: 0.083			F3			K				1	0	0	0	0	0	0	
Bill Landis, L (5, 1)										0	0	0	0	0	0	0	
Galen Cisco, R (5, 1)										1	0	0	0	1	0	0	
Reggie Smith, S (8, PH) OBP: 0.289, SLG: 0.329										1	0	0	0	1	0	0	
Don McMahon, R (8, 1)										0	0	0	0	0	0	0	
Inning Stats	R: 0 E: 1 K: 0 S: 5	H: 1 LOB: 2 BB: 0 P: 5	R: 0 E: 0 K: 1 S: 5	H: 0 LOB: 0 BB: 0 P: 5	R: 0 E: 0 K: 1 S: 3	H: 1 LOB: 0 BB: 0 P: 5	R: 0 E: 0 K: 1 S: 5	H: 0 LOB: 0 BB: 0 P: 3	R: 0 E: 0 K: 1 S: 5	H: 0 LOB: 0 BB: 0 P: 5	R: 3 E: 0 K: 1 S: 8	H: 3 LOB: 0 BB: 0 P: 8	R: 0 E: 0 K: 1 S: 5	H: 0 LOB: 1 BB: 0 P: 4	1B: 5 2B: 0 3B: 0 HR: 1	SF: 0 SAC: 0 DP: 1 HBP: 0	WP: 0 PA: 33 PB: 0 SB: 0 CS: 0
PITCHER	IP WLS BF H R ER SO BB IBB HBP BLK WP HR S P ERA WHIP																
Lew Krausse, R (1, 1) ERA: 3.18	8.0 W 29 5 3 3 5 0 0 0 0 0 1 39 39 3.38 0.625																
Jack Aker, R (9, 1) ERA: 2.79	1.0 S 4 1 0 0 0 0 0 0 0 0 0 0 4 4 0.00 1.000																

Boston Red Sox @ Kansas City Athletics
Municipal Stadium, Kansas City, MO
Tue May 09 1967, 8:05 PM EDT
Unknown

AB 33
R 3
H 6
RBI 3
BB 0
SO 5
LOB 5



Batter	1	2	3	4	5	6	7	8	9	AB	R	H	RBI	BB	SO	LOB	BOTTOM		
Bert Campaneris, R (1, 6) OBP: 0.361, SLG: 0.353	E S 1B		3B 2B		S SH1-3 1B	F9		4-0 1-2 2-3 3-H BB		4	1	3	1	1	0	1			
Rick Monday, L (1, 8) OBP: 0.297, SLG: 0.373	K 1-3		SH1-3 3B		SH1-3 1-2		G3-6-3 1B	K		4	1	2	1	0	2	4			
Roger Repoz, L (1, 7) OBP: 0.592, SLG: 0.556	K		SH1-3				G3-6-3			1	0	0	1	0	1	1			
Mike Hershberger, R (5, PH) OBP: 0.363, SLG: 0.391	K		SH1-3		S BB		1-2 2-3 3-H			1	0	0	0	1	0	1			
Danny Cater, R (1, 5) OBP: 0.326, SLG: 0.471	6-3		5-3		K 1-2 2-3		F6			4	0	0	0	0	1	3			
Ray Webster, L (1, 3) OBP: 0.318, SLG: 0.545		WP SF9 2B			F8			E4 F9 BB 1B		2	1	1	0	0	0	0			
Ed Charles, R (5, PH) OBP: 0.377, SLG: 0.263										1	0	1	0	1	0	0			
Allan Lewis, S (8, PR)										0	1	0	0	0	0	0			
Ossie Chavarria, R (9, 5) OBP: 0.357, SLG: 0.100										0	0	0	0	0	0	0			
Tim Talton, L (1, 2) OBP: 0.200, SLG: 0.154		F7			2B 1B		F4	K		2	0	1	0	0	0	1			
Joe Nosssek, R (5, PH) OBP: 0.235, SLG: 0.235										1	0	0	0	0	0	3			
Phil Roof, R (6, 2) OBP: 0.242, SLG: 0.241		2-3								1	0	0	0	0	1	1			
Jim Gosger, L (1, 9) OBP: 0.333, SLG: 0.333		SF9				6-3		F9		3	0	1	1	0	0	1			
Dick Green, R (1, 4) OBP: 0.240, SLG: 0.279		3-H K			2B	6-3		E6 FC9-6 BB S BB		3	0	0	0	1	1	2			
Lew Krausse, R (1, 1)					F6	K				3	0	0	0	0	1	3			
Ted Kubiak, S (8, PH) OBP: 0.500, SLG: 0.400										0	0	0	0	1	0	0			
Jack Aker, R (9, 1) OBP: 0.200, SLG: 0.200										0	0	0	0	0	0	0			
Inning Stats	R: 0 E: 0 K: 2 S: 8	H: 1 LOB: 1 BB: 0 P: 8	R: 1 E: 0 K: 1 S: 6	H: 1 LOB: 0 BB: 0 P: 6	R: 2 E: 0 K: 0 S: 5	H: 2 LOB: 0 BB: 0 P: 5	R: 0 E: 0 K: 1 S: 7	H: 2 LOB: 2 BB: 0 P: 7	R: 0 E: 0 K: 1 S: 6	H: 1 LOB: 3 BB: 2 P: 14	R: 0 E: 1 K: 0 S: 4	H: 0 LOB: 1 BB: 0 P: 4	R: 0 E: 0 K: 0 S: 3	H: 1 LOB: 0 BB: 0 P: 3	R: 1 E: 1 K: 2 S: 8	H: 1 LOB: 3 BB: 3 P: 20	1B: 5 2B: 3 3B: 1 HR: 0	SF: 1 SAC: 2 DP: 1 HBP: 0	WP: 1 PA: 38 PB: 0 SB: 4 CS: 0
PITCHER	IP WLS BF H R ER SO BB IBB HBP BLK WP HR S P ERA WHIP																		
Jim Lonborg, R (1, 1) ERA: 3.52	4.0 18 6 3 3 4 0 0 0 0 0 0 0 26 26 6.75 1.500																		
Bill Landis, L (5, 1) ERA: 9.0	0.2 5 1 0 0 1 1 1 0 0 0 0 0 5 13 0.00 3.000																		
Galen Cisco, R (5, 1)	2.1 8 1 0 0 0 0 0 0 0 0 0 0 8 8 0.00 0.429																		
Don McMahon, R (8, 1) ERA: 1.69	1.0 L 7 1 1 1 2 3 0 0 0 0 0 0 8 20 9.00 4.000																		

Boston Red Sox @ Kansas City Athletics
Municipal Stadium, Kansas City, MO
Tue May 09 1967, 8:05 PM EDT
Unknown

AB 30
R 4
H 9
RBI 4
BB 5
SO 7
LOB 21




Batter	1	2	3	4	5	6	7	8	9	AB	R	H	RBI	BB	SO	LOB	TOP						
Jose Tartabull, L (1, 8) OBP: 0.408, SLG: 0.293	4-0 F8-6-4 BB		0-3 K					4-0 BB BB	4-0 BB BB	2	1	1	0	3	1	0	Boston Red Sox @ Kansas City Athletics Municipal Stadium, Kansas City, MO Tue May 09 1967, 8:05 PM EDT Att: 7,708 - Unknown						
Joe Foy, R (1, 5) OBP: 0.282, SLG: 0.170	0-0 F8-6-4		0-0 F8				0-0 F9 1-2	4-0 BB BB	4-0 BB BB	3	1	0	1	2	0	2							
Carl Yastrzemski, L (1, 7) OBP: 0.344, SLG: 0.448	4-0 BB			0-0 F8			0-0 F8	0-0 F6	0-0 BB BB	4	0	1	3	1	0	3							
George Scott, R (1, 3) OBP: 0.378, SLG: 0.386	0-3 K			0-3 K			0-0 FC6-4 1B	0-0 F7	0-3 K	5	0	1	0	0	3	4							
Tony Conigliaro, R (1, 9) OBP: 0.333, SLG: 0.449		0-0 F9		0-0 1-3			0-3 K		4-0 SH3 1B BB	3	1	0	0	1	1	1							
Rico Petrocelli, R (1, 6) OBP: 0.368, SLG: 0.400		0-0 1B			0-0 F8		0-0 FC6-4 BB 1-2	0-0 1B SH3 BB	0-0 1B SH3 BB	4	1	2	0	0	0	1							
Mike Andrews, R (1, 4) OBP: 0.350, SLG: 0.444		0-0 F3			0-0 5-3		4-0 BB 1-2	0-0 SH3	0-0 1-2 2-3	2	0	0	0	1	0	1							
Mike Ryan, R (1, 2) OBP: 0.167, SLG: 0.167		0-0 5-3			0-0 F8		0-0 1-3	0-0 BB 2-3 3-H	0-0 BB 2B 1-3	2	0	0	0	0	0	1							
Dalton Jones, L (7, PH) OBP: 0.348, SLG: 0.415										1	0	0	0	0	0	2							
Bob Tillman, R (7, 2) OBP: 0.211, SLG: 0.167										1	1	1	1	0	0	0							
Jose Santiago, R (1, 1) OBP: 0.286, SLG: 0.326			0-3 K				0-3 K		0-0 1-3	2	0	0	0	0	2	0							
Reggie Smith, S (8, PH) OBP: 0.286, SLG: 0.326										1	0	0	0	0	1	0							
John Wyatt, R (8, 1) OBP: 0.400, SLG: 0.500										0	0	0	0	0	0	0							
Don Demeter, R (8, PH) OBP: 0.400, SLG: 0.500										1	0	0	0	0	2	0							
Dan Osinski, R (9, 1) OBP: 0.250, SLG: 0.250										0	0	0	0	0	0	0							
Inning Stats	R: 0 E: 0 K: 1 S: 4	H: 0 LOB: 1 BB: 2 P: 12	R: 0 E: 0 K: 0 S: 4	H: 1 LOB: 1 BB: 0 P: 4	R: 0 E: 0 K: 2 S: 7	H: 0 LOB: 0 BB: 0 P: 7	R: 0 E: 0 K: 1 S: 5	H: 0 LOB: 0 BB: 0 P: 5	R: 0 E: 0 K: 0 S: 3	H: 0 LOB: 0 BB: 0 P: 3	R: 0 E: 0 K: 1 S: 6	H: 1 LOB: 1 BB: 0 P: 6	R: 0 E: 0 K: 1 S: 6	H: 1 LOB: 2 BB: 1 P: 10	R: 0 E: 0 K: 1 S: 5	H: 0 LOB: 2 BB: 2 P: 13	R: 5 E: 0 K: 1 S: 8	H: 3 LOB: 1 BB: 3 P: 20	1B: 5 2B: 2 3B: 0 HR: 0	SF: 0 SAC: 1 DP: 1 HBP: 0	WP: 0 PB: 0 SB: 1 CS: 1	PA: 40	
PITCHER	IP WLS BF H R ER SO BB IBB HBP BLK WP HR S P ERA WHIP	7.1 0 29 3 0 0 7 5 0 0 0 0 0 0 38 58 0.00 1.091	0.1 0 1 0 0 0 0 0 0 0 0 0 0 0 1 1 0.00 0.000	1.0 L 8 2 5 5 0 3 0 0 0 0 0 0 5 17 45.00 5.000	0.1 0 2 1 0 0 1 0 0 0 0 0 0 0 4 4 0.00 3.000																		

AB 31
R 5
H 6
RBI 5
BB 8
SO 8
LOB 17



Batter	1	2	3	4	5	6	7	8	9	AB	R	H	RBI	BB	SO	LOB	BOTTOM					
Bert Campaneris, R (1, 6) OBP: 0.360, SLG: 0.352	0-0 K BB 1B		0-0 SH1-4 1-2		0-0 F4		0-0 F9			3	0	1	0	0	0	1	Boston Red Sox @ Kansas City Athletics Municipal Stadium, Kansas City, MO Tue May 09 1967, 8:05 PM EDT Att: 7,708 - Unknown					
Rick Monday, L (1, 8) OBP: 0.294, SLG: 0.355	4-0 1-2 BB		0-3 K			0-0 1-3		0-3 K		3	0	0	0	1	2	1						
Roger Repoz, L (1, 7) OBP: 0.364, SLG: 0.510	0-3 K 2-3		0-3 K			0-0 6-3		0-3 K		4	0	0	0	0	3	3						
Danny Cater, R (1, 5) OBP: 0.323, SLG: 0.462	0-0 F8			0-0 6-3		0-0 6-3		0-0 5-3		4	0	1	0	0	0	1						
Ray Webster, L (1, 3) OBP: 0.269, SLG: 0.462		0-0 F5		0-0 6-3		0-0 F5		0-3 K		4	0	0	0	0	1	1						
Dick Green, R (1, 4) OBP: 0.241, SLG: 0.278		0-3 K		0-0 K S 1B		0-0 F6		0-0 6-3		4	0	1	0	0	1	0						
Jim Gosger, L (1, 9) OBP: 0.346, SLG: 0.425		0-0 HR		0-3 K 1-2		0-0 2B 1B		0-0 F9		4	2	2	1	0	1	1						
Phil Roof, R (1, 2) OBP: 0.250, SLG: 0.281		0-3 K			0-3 K		0-0 SH2-3 1-H 2B			3	0	1	1	0	2	0						
Chuck Dobson, R (1, 1) OBP: 0.143, SLG: 0.143			0-0 SH1-4				0-0 F7			2	0	1	0	0	0	0						
Paul Lindblad, L (8, 1) OBP: 0.500, SLG: 0.500										0	0	0	0	0	0	0						
Jack Aker, R (8, 1) OBP: 0.200, SLG: 0.200										0	0	0	0	0	0	0						
Bob Duliba, R (9, 1) OBP: 0.200, SLG: 0.200										0	0	0	0	0	0	0						
Inning Stats	R: 0 E: 0 K: 1 S: 5	H: 1 LOB: 1 BB: 1 P: 9	R: 1 E: 0 K: 2 S: 8	H: 1 LOB: 0 BB: 0 P: 8	R: 0 E: 0 K: 2 S: 8	H: 1 LOB: 1 BB: 0 P: 8	R: 0 E: 0 K: 1 S: 6	H: 1 LOB: 1 BB: 0 P: 6	R: 0 E: 0 K: 0 S: 5	H: 0 LOB: 0 BB: 0 P: 5	R: 0 E: 0 K: 0 S: 4	H: 1 LOB: 1 BB: 0 P: 4	R: 1 E: 0 K: 0 S: 5	H: 2 LOB: 1 BB: 0 P: 5	R: 0 E: 0 K: 2 S: 7	H: 0 LOB: 0 BB: 0 P: 7		R: 0 E: 0 K: 1 S: 5	H: 0 LOB: 0 BB: 0 P: 5	1B: 5 2B: 1 3B: 0 HR: 1	SF: 0 SAC: 2 DP: 0 HBP: 0	WP: 0 PB: 0 SB: 1 CS: 0
PITCHER	IP WLS BF H R ER SO BB IBB HBP BLK WP HR S P ERA WHIP	7.0 0 28 7 2 2 7 1 0 0 0 0 0 0 41 45 0.00 1.143	1.0 W 3 0 0 0 2 0 0 0 0 0 0 0 7 7 0.00 0.000	1.0 S 3 0 0 0 1 0 0 0 0 0 0 0 5 5 0.00 0.000																		

AB 31
R 2
H 7
RBI 2
BB 1
SO 10
LOB 8



Batter	1	2	3	4	5	6	7	8	9	AB	R	H	RBI	BB	SO	LOB	TOP															
Jose Tartabull, L (1, 8) <small>OBP: 0.415, SLG: 0.311</small> Reggie Smith, S (9, PH) <small>OBP: 0.283, SLG: 0.322</small>										4	1	2	0	0	0	2																
Joe Foy, R (1, 5) <small>OBP: 0.257, SLG: 0.172</small>										5	1	1	0	0	1	1																
Carl Yastrzemski, L (1, 7) <small>OBP: 0.360, SLG: 0.478</small>										3	1	2	1	1	1	0																
George Scott, R (1, 3) <small>OBP: 0.372, SLG: 0.378</small>										4	0	1	2	0	1	1																
Tony Conigliaro, R (1, 9) <small>OBP: 0.329, SLG: 0.431</small>										3	0	0	0	1	0	1																
Rico Petrocelli, R (1, 6) <small>OBP: 0.384, SLG: 0.386</small>										3	0	0	0	1	0	2																
Mike Andrews, R (1, 4) <small>OBP: 0.344, SLG: 0.421</small>										3	1	0	0	1	0	1																
Bob Tillman, R (1, 2) <small>OBP: 0.304, SLG: 0.238</small>										3	0	2	0	1	0	1																
Billy Rohr, L (1, 1) Hank Fischer, R (3, 1) Tony Horton, R (4, PH) Lee Stange, R (4, 1) Don McMahon, R (7, 1) Bill Landis, L (8, 1) Don Demeter, R (9, PH) <small>OBP: 0.364, SLG: 0.455</small>										0	0	0	0	0	0	0																
Inning Stats	R: 3 E: 0 K: 0 S: 6	H: 4 LOB: 0 BB: 0 P: 6	R: 0 E: 0 K: 0 S: 4	H: 2 LOB: 2 BB: 0 P: 4	R: 0 E: 0 K: 1 S: 5	H: 0 LOB: 0 BB: 0 P: 5	R: 1 E: 1 K: 0 S: 5	H: 2 LOB: 2 BB: 1 P: 9	R: 0 E: 0 K: 0 S: 6	H: 1 LOB: 2 BB: 1 P: 10	R: 0 E: 0 K: 0 S: 2	H: 0 LOB: 0 BB: 1 P: 6	R: 0 E: 0 K: 0 S: 3	H: 0 LOB: 1 BB: 1 P: 7	R: 0 E: 0 K: 2 S: 7	H: 0 LOB: 1 BB: 1 P: 11	1B: 7 2B: 3 3B: 0 HR: 0	SF: 0 SAC: 1 DP: 2 HBP: 0	WP: 1 PB: 0 SB: 0 CS: 0	PA: 39												
PITCHER	IP WLS BF H R ER SO BB IBB HBP BLK WP HR S P ERA WHIP																															
Blue Moon Odom, R (1, 1) <small>ERA: 7.17</small> Paul Lindblad, L (7, 1) <small>ERA: 3.07</small>	6.0	27	9	4	4	2	2	0	0	0	1	0	29	37	6.00	1.833																

Boston Red Sox @ Kansas City Athletics
Municipal Stadium, Kansas City, MO
Wed May 10 1967, 8:05 PM EDT
Att: 4,996 - Unknown

AB	32
R	4
H	9
RBI	4
BB	5
SO	4
LOB	11



Batter	1	2	3	4	5	6	7	8	9	AB	R	H	RBI	BB	SO	LOB	BOTTOM															
Bert Campaneris, R (1, 6) <small>OBP: 0.352, SLG: 0.355</small>										5	1	1	1	0	0	2																
Rick Monday, L (1, 8) <small>OBP: 0.315, SLG: 0.418</small>										5	2	3	3	0	1	1																
Mike Hershberger, R (1, 9) <small>OBP: 0.262, SLG: 0.354</small> Allan Lewis, S (8, PH) Roger Repoz, L (9, 9) <small>OBP: 0.364, SLG: 0.510</small>										4	0	1	0	1	2	1																
Danny Cater, R (1, 3) <small>OBP: 0.327, SLG: 0.453</small>										4	1	1	1	1	0	2																
Ed Charles, R (1, 5) <small>OBP: 0.378, SLG: 0.262</small>										4	0	1	0	1	0	2																
Dick Green, R (1, 4) <small>OBP: 0.282, SLG: 0.280</small>										3	0	1	2	2	0	2																
Joe Nossek, R (1, 7) <small>OBP: 0.222, SLG: 0.222</small> Jim Gosger, L (3, PH) <small>OBP: 0.357, SLG: 0.419</small> Phil Roof, R (1, 2) <small>OBP: 0.263, SLG: 0.273</small> Tim Talton, L (7, PH) <small>OBP: 0.185, SLG: 0.143</small> Blue Moon Odom, R (1, 1) <small>OBP: 0.667, SLG: 0.667</small> Ray Webster, L (6, PH) <small>OBP: 0.259, SLG: 0.444</small> Paul Lindblad, L (7, 1) <small>OBP: 0.333, SLG: 0.333</small>										1	0	0	0	0	1																	
Phil Roof, R (1, 2) <small>OBP: 0.263, SLG: 0.273</small> Tim Talton, L (7, PH) <small>OBP: 0.185, SLG: 0.143</small> Blue Moon Odom, R (1, 1) <small>OBP: 0.667, SLG: 0.667</small> Ray Webster, L (6, PH) <small>OBP: 0.259, SLG: 0.444</small> Paul Lindblad, L (7, 1) <small>OBP: 0.333, SLG: 0.333</small>										1	1	0	0	1	1	0																
Blue Moon Odom, R (1, 1) <small>OBP: 0.667, SLG: 0.667</small> Ray Webster, L (6, PH) <small>OBP: 0.259, SLG: 0.444</small> Paul Lindblad, L (7, 1) <small>OBP: 0.333, SLG: 0.333</small>										2	1	2	0	0	0	0																
Inning Stats	R: 0 E: 0 K: 0 S: 3	H: 0 LOB: 0 BB: 0 P: 3	R: 0 E: 1 K: 0 S: 4	H: 0 LOB: 1 BB: 0 P: 4	R: 3 E: 0 K: 1 S: 9	H: 4 LOB: 3 BB: 2 P: 17	R: 0 E: 0 K: 2 S: 8	H: 1 LOB: 1 BB: 0 P: 8	R: 0 E: 0 K: 0 S: 6	H: 1 LOB: 1 BB: 0 P: 6	R: 0 E: 0 K: 0 S: 4	H: 1 LOB: 1 BB: 0 P: 4	R: 2 E: 0 K: 0 S: 6	H: 3 LOB: 2 BB: 1 P: 10	R: 2 E: 0 K: 0 S: 4	H: 1 LOB: 3 BB: 4 P: 20	1B: 9 2B: 1 3B: 0 HR: 1	SF: 0 SAC: 1 DP: 0 HBP: 0	WP: 1 PB: 0 SB: 2 CS: 0	PA: 43												
PITCHER	IP WLS BF H R ER SO BB IBB HBP BLK WP HR S P ERA WHIP																															
Billy Rohr, L (1, 1) <small>ERA: 4.56</small> Hank Fischer, R (3, 1) <small>ERA: 2.69</small> Lee Stange, R (4, 1) <small>ERA: 6.52</small> Don McMahon, R (7, 1) <small>ERA: 3.09</small> Bill Landis, L (8, 1) <small>ERA: 7.71</small>	2.2	14	4	3	3	1	1	0	0	0	0	0	1	5	0.00	3.000																
Lee Stange, R (4, 1) <small>ERA: 6.52</small> Don McMahon, R (7, 1) <small>ERA: 3.09</small> Bill Landis, L (8, 1) <small>ERA: 7.71</small>	3.2	18	6	2	1	3	1	0	0	0	0	0	23	27	2.46	1.909																
Don McMahon, R (7, 1) <small>ERA: 3.09</small> Bill Landis, L (8, 1) <small>ERA: 7.71</small>	1.0	8	1	2	2	0	4	0	0	0	0	1	4	20	18.00	5.000																
Bill Landis, L (8, 1) <small>ERA: 7.71</small>	0.1	1	0	0	0	0	0	0	0	0	0	0	1	1	0.00	0.000																

Boston Red Sox @ Kansas City Athletics
Municipal Stadium, Kansas City, MO
Wed May 10 1967, 8:05 PM EDT
Att: 4,996 - Unknown

AB	35
R	7
H	11
RBI	7
BB	7
SO	4
LOB	20



Batter	1	2	3	4	5	6	7	8	9	AB	R	H	RBI	BB	SO	LOB	TOP			
Bert Campaneris, R OBP: 0.343, SLG: 0.344 Ted Kubiak, S OBP: 0.444, SLG: 0.333	F8		5-3			6-3		K		3	0	0	0	0	0	0	Kansas City Athletics @ Minnesota Twins Metropolitan Stadium, Bloomington, MI Thu May 11 1967, 8:05 PM EDT Att: 7,423 - Unknown livebaseballscorecards.com			
Rick Monday, L OBP: 0.325, SLG: 0.406	WP BB				K	BB BB		K		2	0	0	0	2	2	0				
Ray Webster, L OBP: 0.258, SLG: 0.400	4-3				F4	BB		3-1		3	0	0	0	1	0	1				
Danny Cater, R OBP: 0.327, SLG: 0.449 Tony Pierce, R Mike Hershberger, R OBP: 0.360, SLG: 0.378	5-3				1B	3-1		5-3		3	0	1	0	0	0	3				
Jim Gosger, L OBP: 0.350, SLG: 0.391					F9			G3		3	0	0	0	1	1	1				
Dick Green, R OBP: 0.261, SLG: 0.269					1-3			F2		3	0	0	0	1	1	0				
Sal Bando, R					5-3			FC6-4 BB		3	0	0	0	1	0	2				
Phil Roof, R OBP: 0.244, SLG: 0.250 Ken Suarez, R OBP: 0.460, SLG: 0.588					5-3			FC6-4		3	0	0	0	0	1	1				
Caffish Hunter, R OBP: 0.143, SLG: 0.143 Roger Repoz, L OBP: 0.357, SLG: 0.500 Tim Talton, L OBP: 0.176, SLG: 0.133					F3			K		1	0	0	0	0	0	0				
								K		1	0	0	0	0	1	0				
								K		1	0	0	0	0	1	0				
Inning Stats	R: 0 E: 0 K: 0 S: 3	H: 0 LOB: 1 BB: 1 P: 7	R: 0 E: 0 K: 2 S: 7	H: 0 LOB: 0 BB: 0 P: 7	R: 0 E: 0 K: 0 S: 3	H: 0 LOB: 0 BB: 0 P: 3	R: 0 E: 0 K: 1 S: 6	H: 1 LOB: 1 BB: 0 P: 6	R: 0 E: 0 K: 1 S: 5	H: 0 LOB: 0 BB: 2 P: 5	R: 0 E: 0 K: 0 S: 3	H: 0 LOB: 1 BB: 1 P: 7	R: 0 E: 0 K: 3 S: 9	H: 0 LOB: 0 BB: 2 P: 9	R: 0 E: 0 K: 0 S: 3	H: 0 LOB: 2 BB: 2 P: 11	1B: 1 2B: 0 3B: 0 HR: 0	SF: 0 SAC: 0 DP: 0 HBP: 0	WP: 2 PB: 0 SB: 0 CS: 0	PA: 34
PITCHER Dean Chance, R ERA: 2.56	IP: 9.0 WLS: W BF: 34 H: 1 R: 0 ER: 0 SO: 8 BB: 6 IBB: 0 HBP: 0 BLK: 0 WP: 1 HR: 0 S: 44 P: 68 ERA: 0.00 WHIP: 0.778															PITCHER				

Batter	1	2	3	4	5	6	7	8	9	AB	R	H	RBI	BB	SO	LOB	BOTTOM			
Cesar Tovar, R OBP: 0.365, SLG: 0.383	WP BB 1B BB	BB 2B 1B	F3		FC5-4			F4		4	2	1	0	1	0	2	Kansas City Athletics @ Minnesota Twins Metropolitan Stadium, Bloomington, MI Thu May 11 1967, 8:05 PM EDT Att: 7,423 - Unknown livebaseballscorecards.com			
Rod Carew, L OBP: 0.381, SLG: 0.423	BB WP 1B E	F7			5-3			F2		5	1	1	0	0	1	1				
Zolio Versalles, R OBP: 0.358, SLG: 0.462	K	F7			F2			6-3		4	0	0	0	0	1	3				
Harmon Killebrew, R OBP: 0.408, SLG: 0.434	E BB 1B IBB	2B 1B BB			5-3			HBP		1	2	0	0	2	0	0				
Rich Reese, L OBP: 0.375, SLG: 0.692	1B BB E	1B 2B						G1		3	3	2	3	1	0	1				
Ron Clark, R OBP: 0.237, SLG: 0.444	E6 BB 1B	1B			K			6-3		4	0	1	3	0	1	2				
Ted Uhlaender, L OBP: 0.304, SLG: 0.609	BB 1B	K			FC3-5 2B			1-3		4	0	2	2	0	1	1				
Jerry Zimmerman, R OBP: 0.250, SLG: 0.125	BB				F8			6-3		2	0	0	0	2	0	0				
	BB							FC3-5 BB		4	0	0	0	0	3	5				
Dean Chance, R	K				K			FC3-5 FC5-4		4	0	0	0	0	3	5				
Inning Stats	R: 4 E: 1 K: 2 S: 9	H: 2 LOB: 3 BB: 4 P: 25	R: 3 E: 0 K: 1 S: 8	H: 3 LOB: 1 BB: 1 P: 12	R: 0 E: 0 K: 1 S: 5	H: 0 LOB: 0 BB: 0 P: 5	R: 0 E: 0 K: 0 S: 3	H: 0 LOB: 0 BB: 0 P: 3	R: 1 E: 0 K: 1 S: 7	H: 2 LOB: 2 BB: 1 P: 11	R: 0 E: 0 K: 0 S: 3	H: 0 LOB: 0 BB: 0 P: 4	R: 0 E: 0 K: 2 S: 7	H: 0 LOB: 0 BB: 0 P: 7	R: 0 E: 0 K: 2 S: 7	H: 0 LOB: 0 BB: 0 P: 7	1B: 4 2B: 2 3B: 0 HR: 1	SF: 0 SAC: 0 DP: 0 HBP: 1	WP: 1 PB: 0 SB: 0 CS: 0	PA: 38
PITCHER Caffish Hunter, R ERA: 3.51 Tony Pierce, L ERA: 3.95	IP: 5.0 WLS: L BF: 28 H: 7 R: 8 ER: 7 SO: 5 BB: 5 IBB: 1 HBP: 0 BLK: 0 WP: 1 HR: 1 S: 32 P: 56 ERA: 12.60 WHIP: 2.400															PITCHER				

AB	28
R	0
H	1
RBI	0
BB	6
SO	8
LOB	8

AB	31
R	8
H	7
RBI	8
BB	6
SO	7
LOB	15



Batter	1	2	3	4	5	6	7	8	9	AB	R	H	RBI	BB	SO	LOB	TOP					
Bert Campaneris, R OBP: 0.348, SLG: 0.360 (1, 6)										4	0	2	0	0	1	0	Kansas City Athletics @ Minnesota Twins Metropolitan Stadium, Bloomington, MI Fri May 12 1967, 8:05 PM EDT Att: 9,590 - Unknown					
Rick Monday, L OBP: 0.333, SLG: 0.452 (1, 8)										4	1	2	1	0	1	0						
Mike Hershberger, R OBP: 0.350, SLG: 0.372 Allan Lewis, S (8, PR)										4	0	1	0	0	0	2						
Roger Repoz, L OBP: 0.357, SLG: 0.500 (8, 9)										0	0	0	0	0	0	0						
Danny Cater, R OBP: 0.324, SLG: 0.441 (1, 3)										4	0	1	0	0	2	3						
Sal Bando, R (1, 5)										3	0	0	0	1	1	4						
Dick Green, R OBP: 0.283, SLG: 0.293 (1, 4)										4	1	3	0	0	0	0						
Joe Nosssek, R OBP: 0.250, SLG: 0.250 Jim Gosger, L OBP: 0.339, SLG: 0.375 (6, PH)										2	0	1	0	0	0	1						
Phil Roof, R OBP: 0.222, SLG: 0.231 (1, 2)										3	0	0	1	0	0	4						
Jim Nash, R (1, 1)										3	0	0	0	0	3	1						
Inning Stats	R: 0 E: 0 K: 2 S: 9	H: 2 LOB: 2 BB: 0 P: 9	R: 1 E: 0 K: 1 S: 6	H: 1 LOB: 0 BB: 0 P: 6	R: 1 E: 0 K: 0 S: 5	H: 3 LOB: 1 BB: 0 P: 5	R: 0 E: 0 K: 1 S: 6	H: 2 LOB: 1 BB: 0 P: 6	R: 0 E: 0 K: 1 S: 5	H: 0 LOB: 0 BB: 0 P: 5	R: 0 E: 0 K: 1 S: 6	H: 1 LOB: 2 BB: 1 P: 10	R: 0 E: 0 K: 2 S: 7	H: 0 LOB: 0 BB: 0 P: 7	R: 0 E: 0 K: 1 S: 5	H: 1 LOB: 1 BB: 0 P: 5	R: 0 E: 0 K: 0 S: 3	H: 0 LOB: 0 BB: 0 P: 3	1B: 8 2B: 2 3B: 0 HR: 1	SF: 1 SAC: 0 DP: 1 HBP: 0	WP: 0 PB: 0 SB: 1 CS: 2	PA: 35
PITCHER	IP WLS BF H R ER SO BB IBB HBP BLK WP HR S P ERA WHIP	IP WLS BF H R ER SO BB IBB HBP BLK WP HR S P ERA WHIP																				
Jim Kaat, L ERA: 5.25 (1, 1)	3.0 L 16 8 2 2 3 0 0 0 0 0 1 22 22 6.00 2.667																					
Dave Boswell, R ERA: 7.13 (4, 1)	5.0 16 2 0 0 6 1 0 0 0 0 0 27 31 0.00 0.600																					
Al Worthington, R ERA: 2.55 (9, 1)	1.0 3 0 0 0 0 0 0 0 0 0 0 3 3 0.00 0.000																					

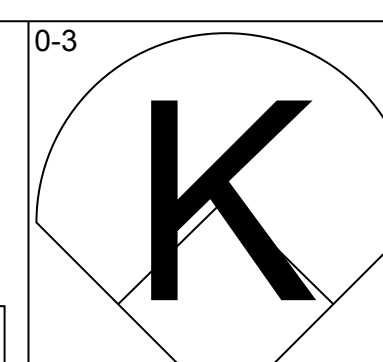
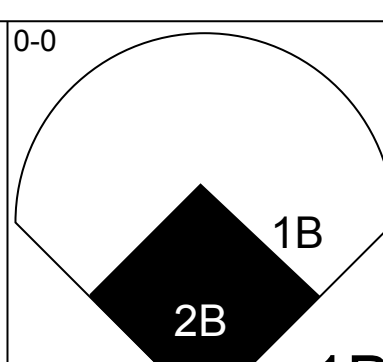
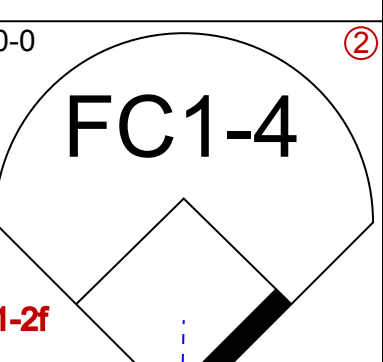
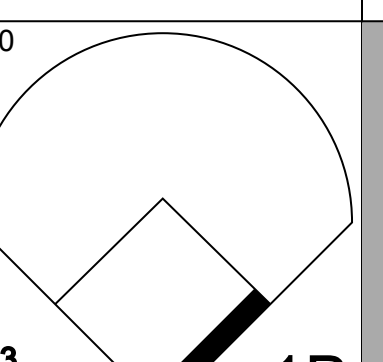
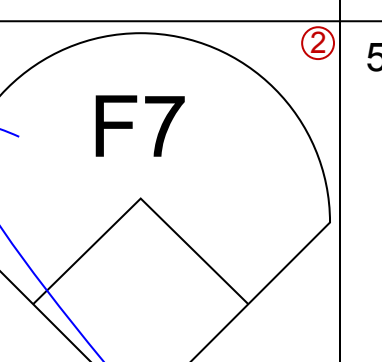
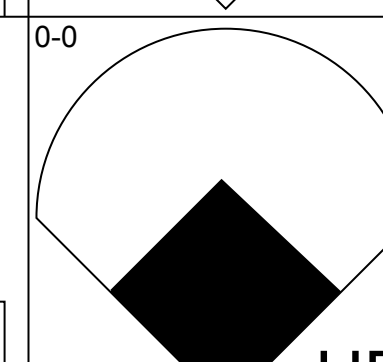
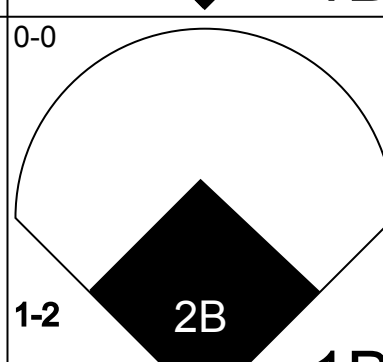
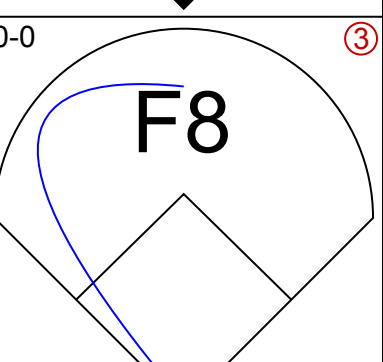
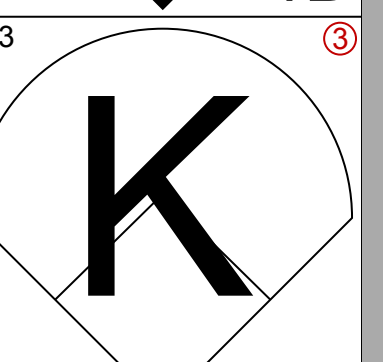

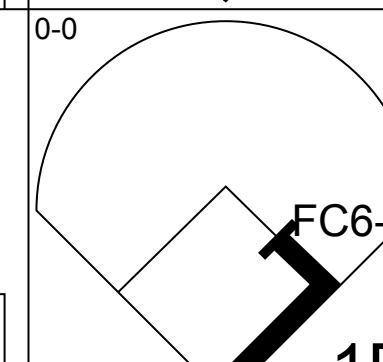
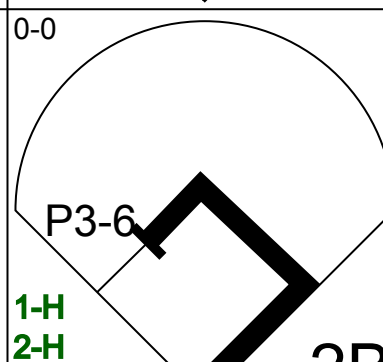

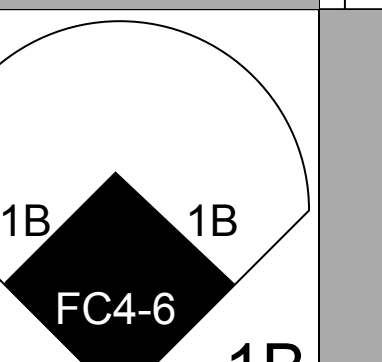
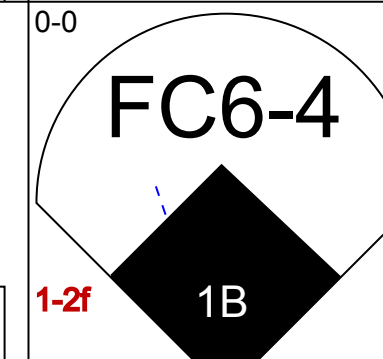
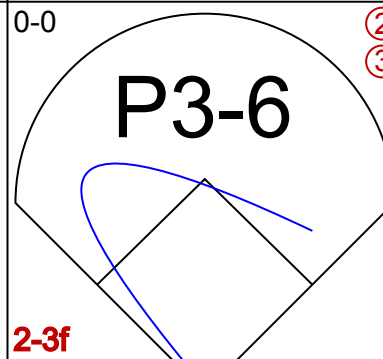

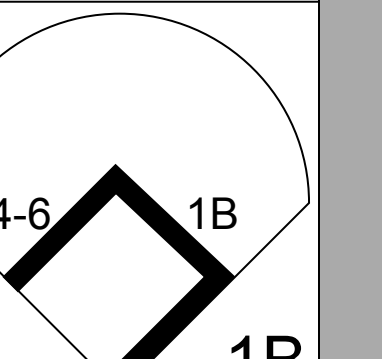
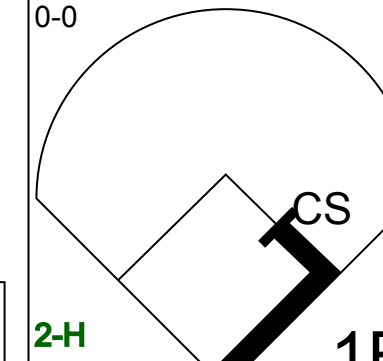
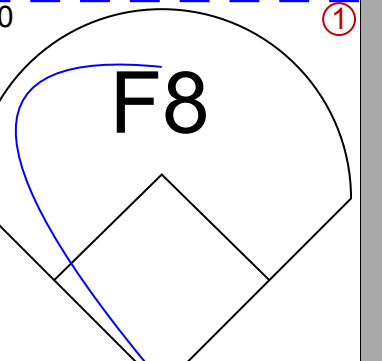
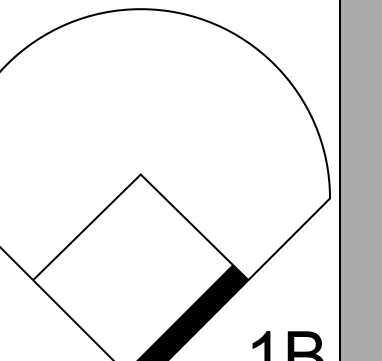
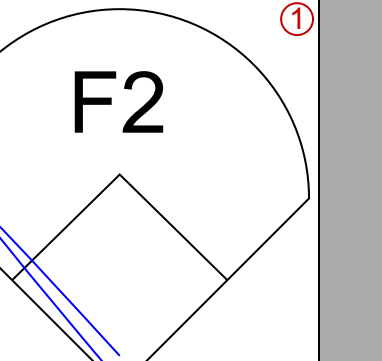
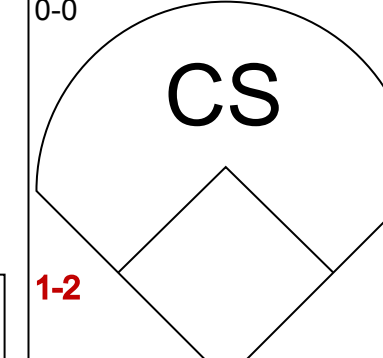
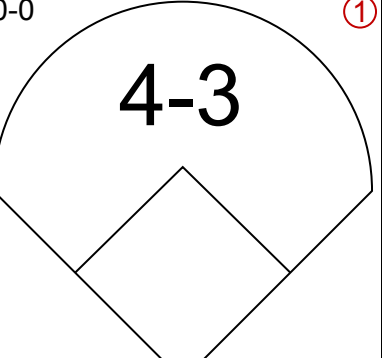
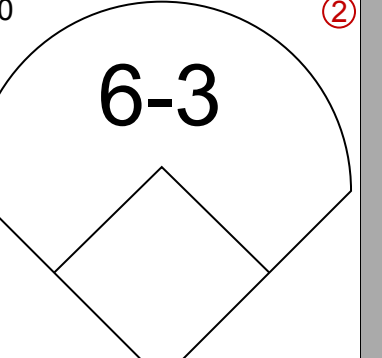
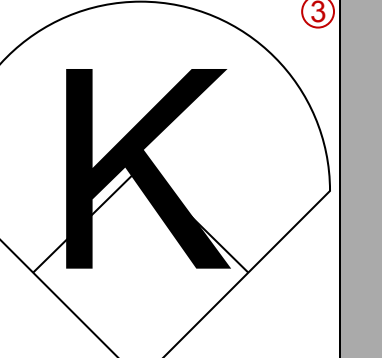
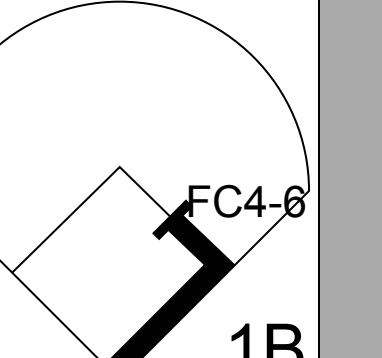
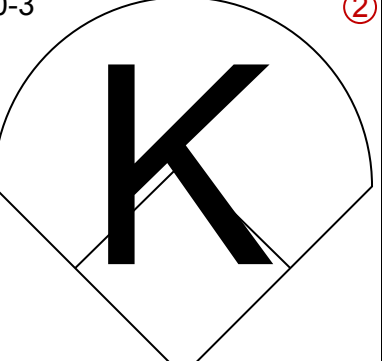

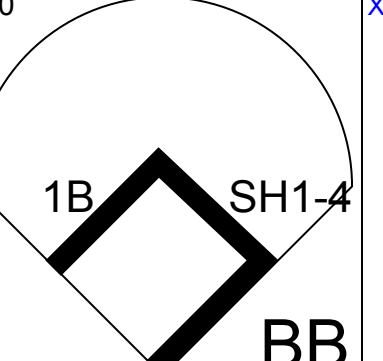
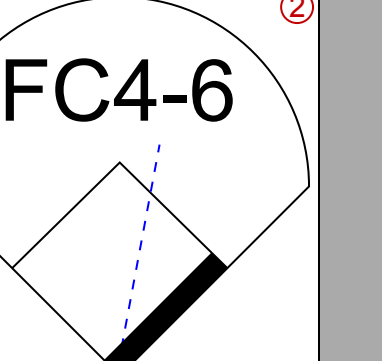
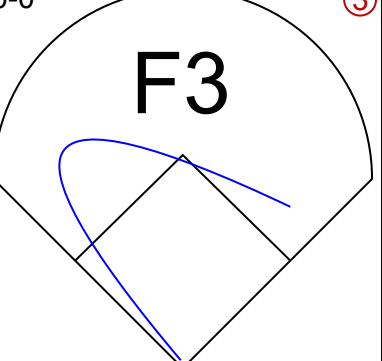
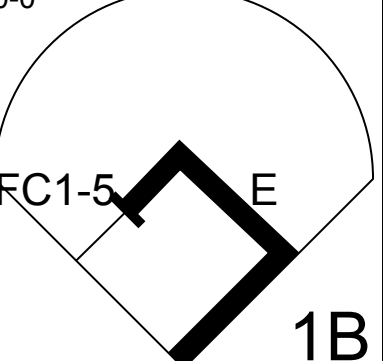
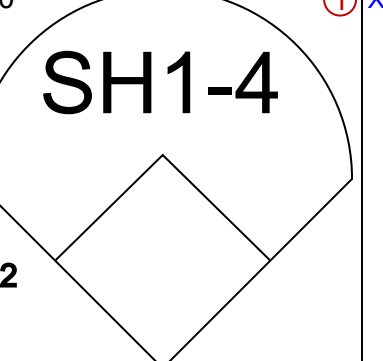
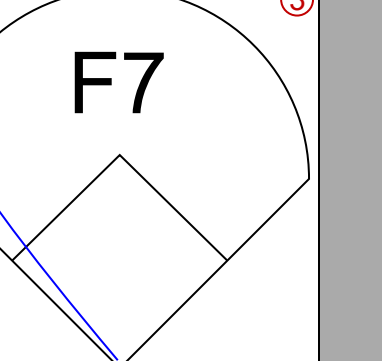
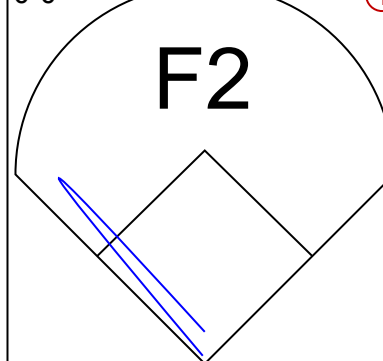
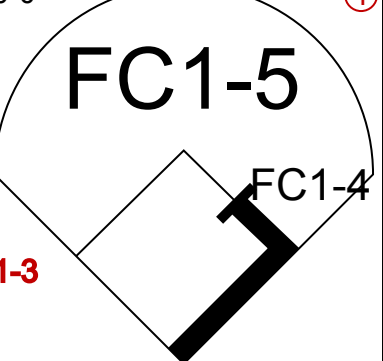
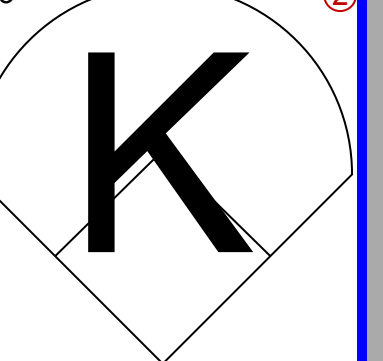
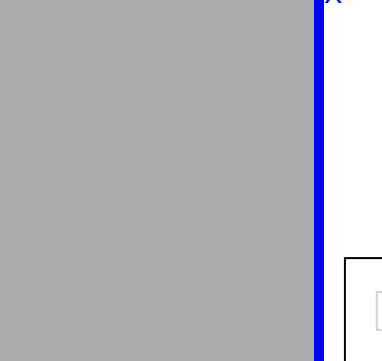
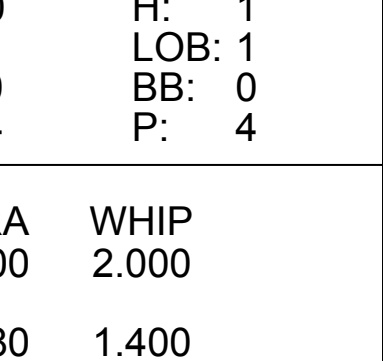
Batter	1	2	3	4	5	6	7	8	9	AB	R	H	RBI	BB	SO	LOB	BOTTOM					
Cesar Tovar, R OBP: 0.361, SLG: 0.371 (1, 9)										3	0	0	0	1	0	2	Kansas City Athletics @ Minnesota Twins Metropolitan Stadium, Bloomington, MI Fri May 12 1967, 8:05 PM EDT Att: 9,590 - Unknown					
Rod Carew, L OBP: 0.386, SLG: 0.420 (1, 4)										3	0	1	0	1	0	1						
Zolio Versalles, R OBP: 0.343, SLG: 0.442 (1, 6)										4	0	0	0	0	1	3						
Harmon Killebrew, R OBP: 0.396, SLG: 0.418 (1, 3)										3	0	0	0	0	0	1						
Rich Reese, L OBP: 0.316, SLG: 0.563 (1, 7)										3	0	0	0	0	3	1						
Ron Clark, R OBP: 0.220, SLG: 0.410 (1, 5)										3	0	0	0	0	1	0						
Ted Uhlaender, L OBP: 0.269, SLG: 0.538 (1, 8)										3	0	0	0	0	0	0						
Jerry Zimmerman, R OBP: 0.267, SLG: 0.120 Sandy Valdespino, L OBP: 0.500, SLG: 1.200 Al Worthington, R (9, 1)										1	0	0	0	1	0	0						
Jim Kaat, L OBP: 0.231, SLG: 0.250 Dave Boswell, R OBP: 0.250, SLG: 1.000 Russ Nixon, L OBP: 0.226, SLG: 0.233 (9, 2)										1	0	0	0	0	0	2						
Inning Stats	R: 0 E: 0 K: 0 S: 3	H: 1 LOB: 0 BB: 0 P: 3	R: 0 E: 0 K: 1 S: 5	H: 0 LOB: 0 BB: 0 P: 5	R: 0 E: 1 K: 0 S: 3	H: 0 LOB: 1 BB: 1 P: 7	R: 0 E: 0 K: 1 S: 5	H: 0 LOB: 0 BB: 1 P: 9	R: 0 E: 0 K: 0 S: 3	H: 0 LOB: 0 BB: 0 P: 3	R: 1 E: 0 K: 0 S: 3	H: 1 LOB: 0 BB: 1 P: 7	R: 0 E: 0 K: 2 S: 7	H: 0 LOB: 0 BB: 0 P: 7	R: 0 E: 0 K: 2 S: 7	H: 0 LOB: 0 BB: 0 P: 7		R: 0 E: 0 K: 1 S: 5	H: 0 LOB: 0 BB: 0 P: 5	1B: 1 2B: 0 3B: 0 HR: 1	SF: 0 SAC: 0 DP: 3 HBP: 0	WP: 0 PB: 0 SB: 0 CS: 0
PITCHER	IP WLS BF H R ER SO BB IBB HBP BLK WP HR S P ERA WHIP	IP WLS BF H R ER SO BB IBB HBP BLK WP HR S P ERA WHIP																				
Jim Nash, R ERA: 2.72 (1, 1)	9.0 W 30 2 1 1 7 3 0 0 0 0 1 41 53 1.00 0.556																					

AB	33
R	2
H	10
RBI	2
BB	1
SO	9
LOB	17



AB	27
R	1
H	2
RBI	1
BB	3
SO	7
LOB	10

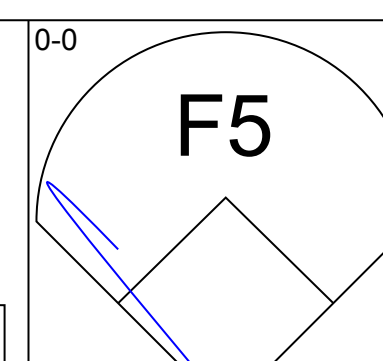
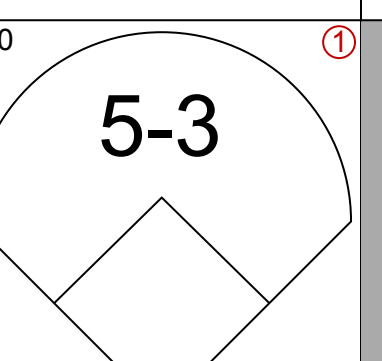
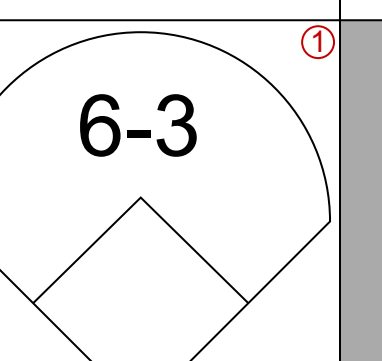
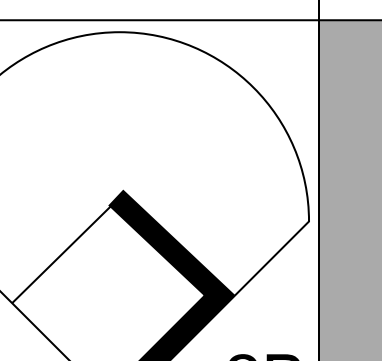
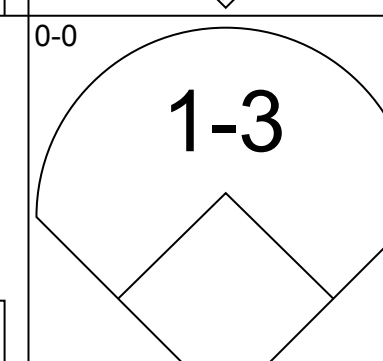
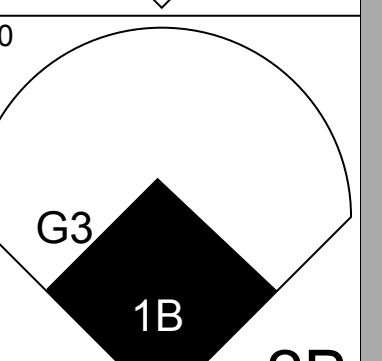
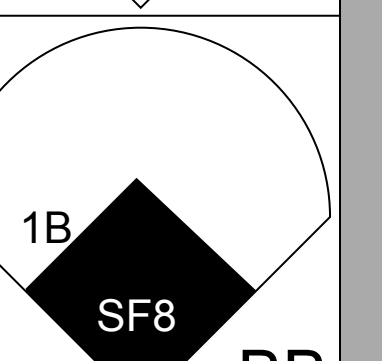
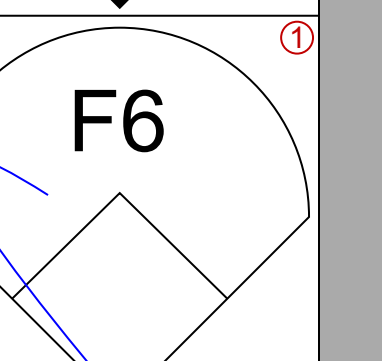
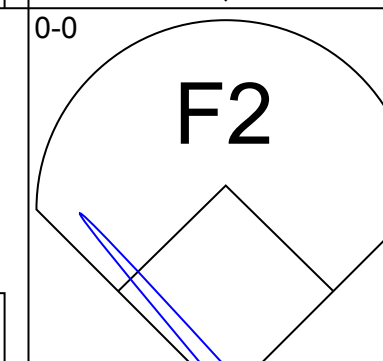
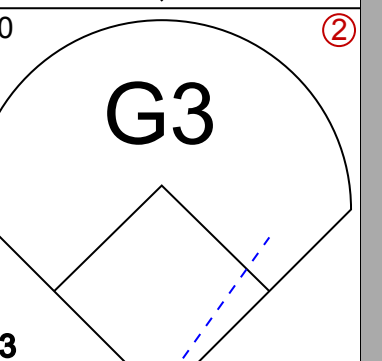
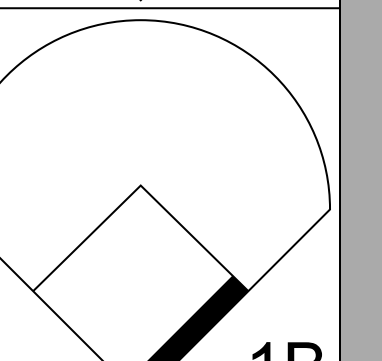
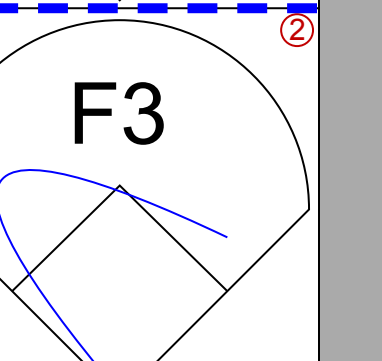
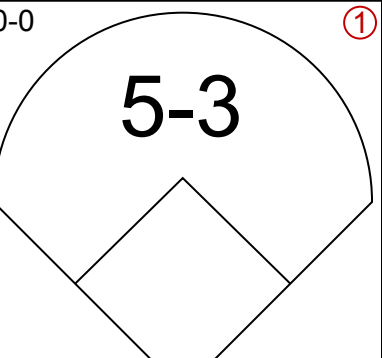
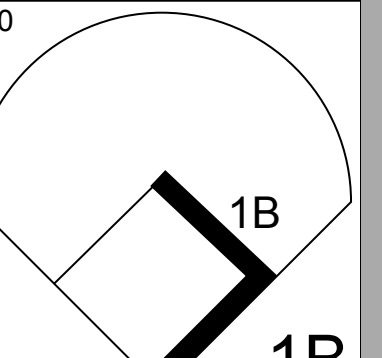
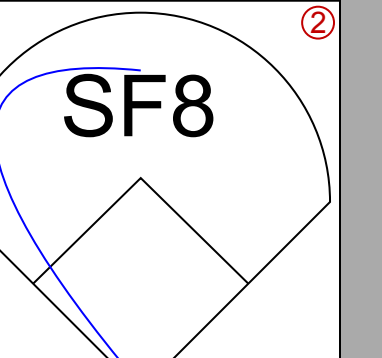

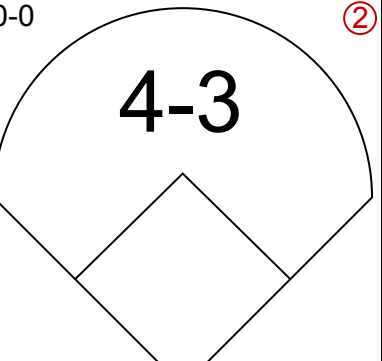
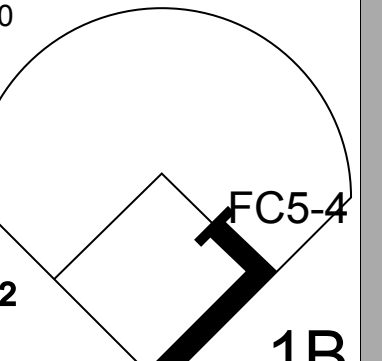
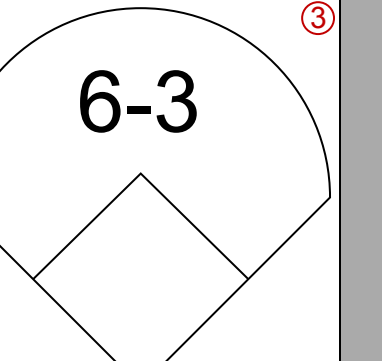
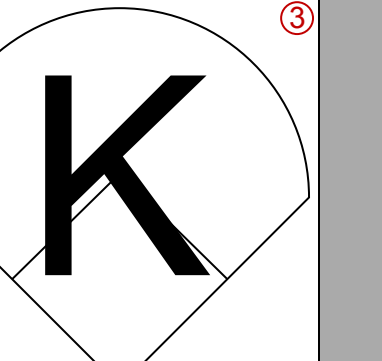

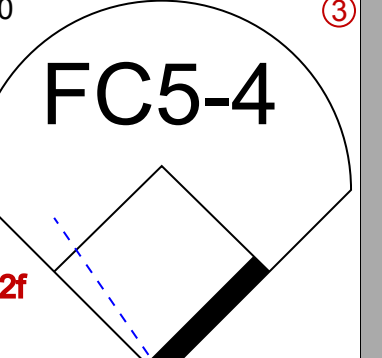
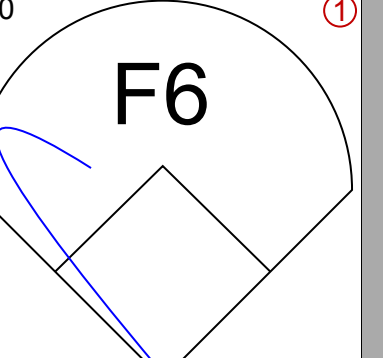
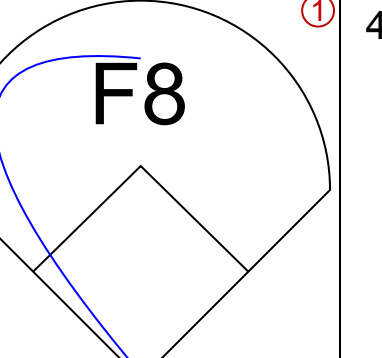
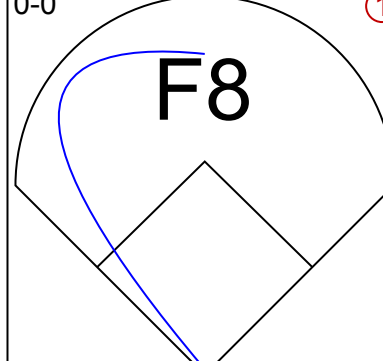
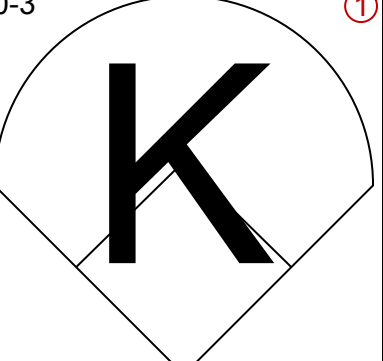
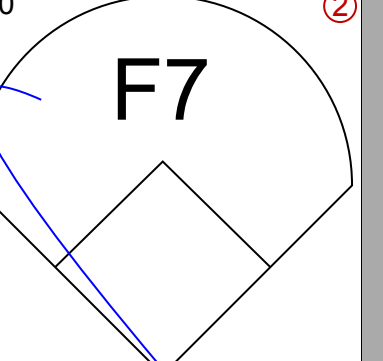
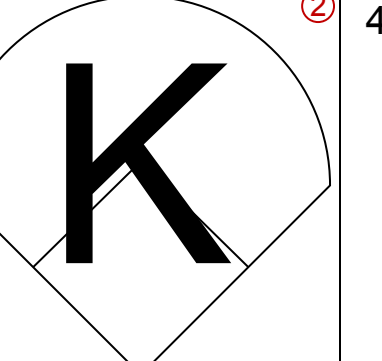
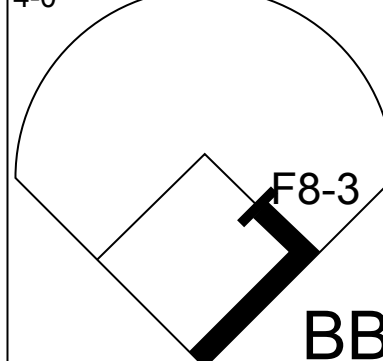
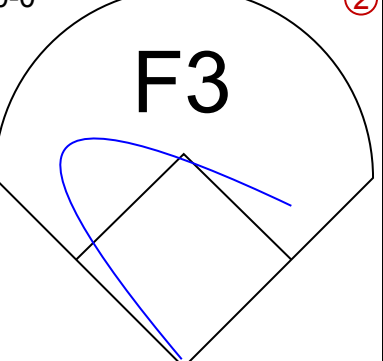

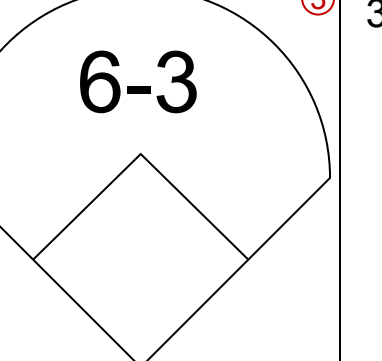
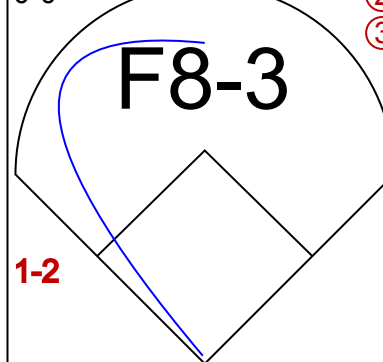
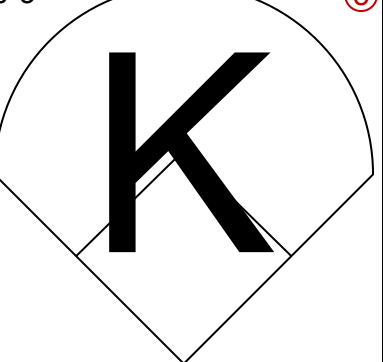
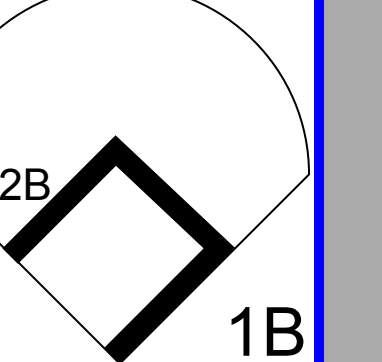


Batter	1	2	3	4	5	6	7	8	9	AB	R	H	RBI	BB	SO	LOB	TOP					
Bert Campaneris, R OBP: 0.350, SLG: 0.362										5	1	2	0	0	1	1						
Rick Monday, L OBP: 0.337, SLG: 0.487										5	2	2	1	0	1	3						
Ray Webster, L OBP: 0.314, SLG: 0.471										4	1	3	2	0	0	0						
Danny Cater, R OBP: 0.321, SLG: 0.434										4	1	1	0	0	1	2						
Jim Gosger, L OBP: 0.348, SLG: 0.385										4	0	2	1	0	0	2						
Dick Green, R OBP: 0.281, SLG: 0.291										4	0	1	0	0	1	1						
Sal Bando, R										3	0	0	1	1	2	2	AB 36					
Phil Roof, R OBP: 0.229, SLG: 0.238										3	0	1	0	0	0	2	R 5					
Lew Krausse, R										2	0	0	0	0	0	1	H 12					
Roger Repoz, L OBP: 0.351, SLG: 0.490										1	0	0	0	0	1	1	RBI 5					
Roberto Rodriguez, R										0	0	0	0	0	0	0	BB 1					
Paul Lindblad, L OBP: 0.250, SLG: 0.250										1	0	0	0	0	0	0	SO 7					
										1	0	0	0	0	0	0	LOB 15					
Inning Stats	R: 2 E: 1 K: 1 S: 7	H: 3 LOB: 0 BB: 0 P: 7	R: 0 E: 0 K: 1 S: 5	H: 0 LOB: 0 BB: 0 P: 5	R: 2 E: 0 K: 0 S: 5	H: 3 LOB: 0 BB: 0 P: 5	R: 0 E: 0 K: 1 S: 5	H: 0 LOB: 0 BB: 0 P: 5	R: 0 E: 1 K: 0 S: 4	H: 1 LOB: 1 BB: 0 P: 4	R: 0 E: 0 K: 2 S: 8	H: 1 LOB: 1 BB: 0 P: 8	R: 0 E: 0 K: 2 S: 8	H: 1 LOB: 2 BB: 1 P: 12	R: 1 E: 0 K: 0 S: 6	H: 3 LOB: 3 BB: 0 P: 6	R: 0 E: 0 K: 0 S: 3	H: 0 LOB: 0 BB: 0 P: 3	1B: 10 2B: 2 3B: 0 HR: 1	SF: 0 SAC: 1 DP: 1 HBP: 0	WP: 0 PB: 0 SB: 0 CS: 1	PA: 39
PITCHER	IP WLS BF H R ER SO BB IBB HBP BLK WP HR S P ERA WHIP																					
Mudcat Grant, R ERA: 4.06	(1, 1) 3.0 L 13 6 4 3 2 0 0 0 0 0 0 1 17 17 9.00 2.000																					
Jim Perry, R ERA: 4.11	(4, 1) 5.0 22 6 1 1 5 1 0 0 0 0 0 0 31 35 1.80 1.400																					
Ron Kline, R ERA: 1.42	(9, 1) 1.0 3 0 0 0 0 0 0 0 0 0 0 0 3 3 0.00 0.000																					

Kansas City Athletics @ Minnesota Twins
Metropolitan Stadium, Bloomington, MI
Sat May 13 1967, 4:33 AM EDT
Att: 11,852 - Unknown

AB 36
R 5
H 12
RBI 5
BB 1
SO 7
LOB 15



Batter	1	2	3	4	5	6	7	8	9	AB	R	H	RBI	BB	SO	LOB	BOTTOM					
Cesar Tovar, R OBP: 0.357, SLG: 0.376										4	0	1	0	0	0	0						
Rod Carew, L OBP: 0.391, SLG: 0.429										3	2	1	0	1	0	2						
Tony Oliva, L OBP: 0.326, SLG: 0.375										4	0	1	0	0	0	3						
Harmon Killebrew, R OBP: 0.400, SLG: 0.420										2	0	1	2	1	0	0						
Rich Reese, L OBP: 0.304, SLG: 0.500										4	0	1	0	0	1	4						
Zoilo Versalles, R OBP: 0.330, SLG: 0.424										4	0	0	0	0	0	2						
Earl Batley, R OBP: 0.256, SLG: 0.200										4	0	0	0	0	2	0	AB 31					
Ron Clark, R OBP: 0.222, SLG: 0.381										3	0	0	0	1	1	0	R 2					
Mudcat Grant, R OBP: 0.154, SLG: 0.154										0	0	0	0	0	0	0	H 6					
Sandy Valdespino, L OBP: 0.429, SLG: 1.000										1	0	0	0	0	1	1	RBI 2					
Jim Perry, S										1	0	0	0	1	0	0	BB 3					
Ted Uhlaender, L OBP: 0.296, SLG: 0.556										1	0	1	0	0	0	0	SO 5					
Ron Kline, R										0	0	0	0	0	0	0	LOB 12					
										0	0	0	0	0	0	0						
Inning Stats	R: 0 E: 0 K: 0 S: 3	H: 0 LOB: 0 BB: 0 P: 3	R: 0 E: 0 K: 0 S: 3	H: 0 LOB: 0 BB: 0 P: 3	R: 0 E: 0 K: 0 S: 2	H: 0 LOB: 1 BB: 1 P: 6	R: 1 E: 0 K: 0 S: 6	H: 3 LOB: 2 BB: 0 P: 6	R: 0 E: 0 K: 2 S: 7	H: 0 LOB: 0 BB: 0 P: 7	R: 1 E: 0 K: 0 S: 4	H: 1 LOB: 1 BB: 1 P: 8	R: 0 E: 0 K: 1 S: 5	H: 0 LOB: 0 BB: 0 P: 5	R: 0 E: 0 K: 1 S: 7	H: 2 LOB: 3 BB: 1 P: 11	R: 0 E: 0 K: 1 S: 5	H: 0 LOB: 0 BB: 0 P: 5	1B: 4 2B: 3 3B: 0 HR: 0	SF: 1 SAC: 0 DP: 1 HBP: 0	WP: 0 PB: 0 SB: 0 CS: 0	PA: 35
PITCHER	IP WLS BF H R ER SO BB IBB HBP BLK WP HR S P ERA WHIP																					
Lew Krausse, R ERA: 3.15	(1, 1) 6.0 W 23 4 2 2 2 2 0 0 0 0 0 0 25 33 3.00 1.000																					
Roberto Rodriguez, R ERA:	(7, 1) 1.1 6 2 0 0 1 0 0 0 0 0 0 0 8 8 0.00 1.500																					
Paul Lindblad, L ERA: 2.76	(8, 1) 1.2 S 6 0 0 0 2 0 1 0 0 0 0 0 9 13 0.00 0.000																					

Kansas City Athletics @ Minnesota Twins
Metropolitan Stadium, Bloomington, MI
Sat May 13 1967, 4:33 AM EDT
Att: 11,852 - Unknown

AB 31
R 2
H 6
RBI 2
BB 3
SO 5
LOB 12



Batter	1	2	3	4	5	6	7	8	9	AB	R	H	RBI	BB	SO	LOB	TOP										
Bert Campaneris, R OBP: 0.344, SLG: 0.355										5	1	1	0	0	0	1											
Rick Monday, L OBP: 0.322, SLG: 0.463										4	1	0	0	0	2	1											
Mike Hershberger, R OBP: 0.369, SLG: 0.396 Allan Lewis, S OBP: 0.351, SLG: 0.490										5	1	3	2	0	0	0											
Roger Repoz, L OBP: 0.351, SLG: 0.490										5	0	0	0	0	0	4											
Danny Cater, R OBP: 0.308, SLG: 0.414																											
Dick Green, R OBP: 0.290, SLG: 0.303										3	1	1	0	1	1	0											
Joe Nasek, R OBP: 0.250, SLG: 0.250 Jim Gosger, L OBP: 0.357, SLG: 0.382										0	0	0	0	0	0	0											
Sal Bando, R OBP: 0.313, SLG: 0.083										3	0	1	1	1	1	2											
Phil Roof, R OBP: 0.250, SLG: 0.244										3	0	1	0	1	0	2											
Chuck Dobson, R OBP: 0.200, SLG: 0.200 Jack Aker, R OBP: 0.167, SLG: 0.167										3	0	1	0	0	1	2											
Inning Stats	R: 4 E: 1 K: 0 S: 7	H: 4 LOB: 1 BB: 1 P: 11	R: 0 E: 0 K: 1 S: 7	H: 2 LOB: 2 BB: 0 P: 7	R: 0 E: 0 K: 1 S: 5	H: 0 LOB: 0 BB: 0 P: 5	R: 0 E: 0 K: 1 S: 5	H: 0 LOB: 0 BB: 0 P: 5	R: 0 E: 0 K: 0 S: 3	H: 1 LOB: 2 BB: 1 P: 10	R: 0 E: 0 K: 0 S: 3	H: 0 LOB: 0 BB: 0 P: 3	R: 0 E: 0 K: 1 S: 6	H: 1 LOB: 3 BB: 2 P: 14	R: 0 E: 0 K: 1 S: 6	H: 1 LOB: 2 BB: 0 P: 6	1B: 7 2B: 2 3B: 0 HR: 0	SF: 0 SAC: 1 DP: 1 HBP: 0	WP: 0 PB: 0 SB: 1 CS: 0	PA: 40							
PITCHER	IP	WLS	BF	H	R	ER	SO	BB	IBB	HBP	BLK	WP	HR	S	P	ERA	WHIP										
Jim Ollom, L ERA: 5.87	0.1	L	5	2	4	3	0	1	0	0	0	0	0	4	8	81.00	9.000										
Dave Boswell, R ERA: 5.64	4.2		17	4	0	0	3	0	0	0	0	0	0	23	23	0.00	0.857										
Al Worthington, R ERA: 2.29	2.0		8	1	0	0	1	1	0	0	0	0	0	9	13	0.00	1.000										
Ron Kline, R ERA: 1.23	2.0		10	2	0	0	2	1	1	0	0	0	0	12	20	0.00	1.500										

Kansas City Athletics @ Minnesota Twins
Metropolitan Stadium, Bloomington, MI
Sun May 14 1967, 4:33 AM EDT
Att: 11,549 - Unknown

AB	35
R	4
H	9
RBI	4
BB	4
SO	6
LOB	15



Batter	1	2	3	4	5	6	7	8	9	AB	R	H	RBI	BB	SO	LOB	BOTTOM										
Cesar Tovar, R OBP: 0.353, SLG: 0.371										4	0	1	0	0	1	2											
Rod Carew, L OBP: 0.385, SLG: 0.414										3	0	0	0	1	0	1											
Tony Oliva, L OBP: 0.300, SLG: 0.341										4	0	0	0	0	0	1											
Harmon Killebrew, R OBP: 0.404, SLG: 0.452										3	1	1	1	1	0	1											
Rich Reese, L OBP: 0.296, SLG: 0.500										4	1	1	0	0	1	3											
Zoilo Versalles, R OBP: 0.318, SLG: 0.408										4	0	0	0	0	1	1											
Earl Batley, R OBP: 0.279, SLG: 0.231										4	0	2	1	0	0	0											
Ron Clark, R OBP: 0.208, SLG: 0.356 Ted Uhlaender, L OBP: 0.296, SLG: 0.536										3	0	0	0	0	1	2											
Jim Ollom, R ERA: 5.26, SLG: 0.250 Dave Boswell, R ERA: 5.87, SLG: 0.800 Russ Nixon, R ERA: 5.21, SLG: 0.226 Al Worthington, R ERA: 2.29 Bob Allison, R OBP: 0.352, SLG: 0.432 Ron Kline, R ERA: 1.23										0	0	0	0	0	0	0											
Inning Stats	R: 0 E: 2 K: 1 S: 7	H: 0 LOB: 0 BB: 0 P: 7	R: 0 E: 0 K: 1 S: 5	H: 0 LOB: 0 BB: 0 P: 5	R: 0 E: 0 K: 0 S: 3	H: 0 LOB: 0 BB: 0 P: 3	R: 0 E: 0 K: 0 S: 3	H: 1 LOB: 0 BB: 0 P: 3	R: 0 E: 0 K: 1 S: 8	H: 3 LOB: 2 BB: 1 P: 12	R: 0 E: 0 K: 0 S: 3	H: 0 LOB: 1 BB: 1 P: 7	R: 0 E: 0 K: 2 S: 7	H: 0 LOB: 0 BB: 0 P: 7	1B: 3 2B: 1 3B: 0 HR: 1	SF: 0 SAC: 0 DP: 2 HBP: 0	WP: 0 PB: 0 SB: 0 CS: 0	PA: 35									
PITCHER	IP	WLS	BF	H	R	ER	SO	BB	IBB	HBP	BLK	WP	HR	S	P	ERA	WHIP										
Chuck Dobson, R ERA: 4.55	6.1	W	25	5	2	2	2	1	0	0	0	0	1	28	32	2.84	0.947										
Jack Aker, R ERA: 4.3	2.2	S	10	0	0	0	3	2	0	0	0	0	0	14	22	0.00	0.750										

Kansas City Athletics @ Minnesota Twins
Metropolitan Stadium, Bloomington, MI
Sun May 14 1967, 4:33 AM EDT
Att: 11,549 - Unknown

AB	32
R	2
H	5
RBI	2
BB	3
SO	5
LOB	12



Batter	1	2	3	4	5	6	7	8	9	AB	R	H	RBI	BB	SO	LOB	TOP			
Jose Cardenal, R OBP: 0.286, SLG: 0.320										3	1	2	0	2	0	1	California Angels @ Kansas City Athletics Municipal Stadium, Kansas City, MO Mon May 15 1967, 8:05 PM EDT Att: 6,461 - Unknown livebaseballscorecards.com			
Jim Fregosi, R OBP: 0.314, SLG: 0.375										4	0	1	0	1	1	3				
Jimmie Hall, L OBP: 0.311, SLG: 0.406										3	0	0	1	0	0	1				
Bill Skowron, R OBP: 0.136, SLG: 0.273										1	0	0	0	0	0	2				
Rick Reichardt, R OBP: 0.344, SLG: 0.385										3	0	1	0	1	1	1				
Don Mincher, L OBP: 0.400, SLG: 0.570										4	1	2	1	0	0	1				
Buck Rodgers, S OBP: 0.300, SLG: 0.238										4	0	2	0	0	1	1				
Johnny Werhas, R OBP: 0.275, SLG: 0.367										1	0	0	0	1	0	0				
Bill Keiso, R OBP: 0.226, SLG: 0.282										0	0	0	0	0	0	0				
Jay Johnstone, L OBP: 0.226, SLG: 0.282										0	0	0	0	0	0	1				
Lew Burdette, R OBP: 0.300, SLG: 0.278										0	0	0	0	0	0	0				
Orlando McFarlane, R OBP: 0.300, SLG: 0.278										0	0	0	0	0	1	0				
Minnie Rojas, R OBP: 0.300, SLG: 0.278										0	0	0	0	0	0	0				
Bobby Knoop, R OBP: 0.241, SLG: 0.278										4	0	0	0	0	1	1				
Rickey Clark, R OBP: 0.409, SLG: 0.389										0	0	0	0	0	0	0				
Tom Satriano, L OBP: 0.409, SLG: 0.389										3	0	0	0	0	1	0				
Inning Stats	R: 1 E: 0 K: 0 S: 5	H: 3 LOB: 2 BB: 1 P: 9	R: 0 E: 0 K: 0 S: 3	H: 0 LOB: 1 BB: 1 P: 7	R: 0 E: 0 K: 0 S: 3	H: 1 LOB: 0 BB: 0 P: 3	R: 0 E: 0 K: 0 S: 3	H: 0 LOB: 1 BB: 1 P: 3	R: 0 E: 0 K: 1 S: 7	H: 2 LOB: 1 BB: 0 P: 7	R: 0 E: 0 K: 0 S: 4	H: 1 LOB: 2 BB: 1 P: 8	R: 0 E: 0 K: 1 S: 6	H: 1 LOB: 1 BB: 1 P: 6	R: 0 E: 0 K: 2 S: 7	H: 0 LOB: 1 BB: 1 P: 11	1B: 5 2B: 2 3B: 0 HR: 1	SF: 0 SAC: 1 DP: 1 HBP: 0	WP: 0 PB: 0 SB: 0 CS: 0	PA: 38
PITCHER	IP WLS BF H R ER SO BB IBB HBP BLK WP HR S P ERA WHIP	6.2 W 29 7 2 2 2 4 0 0 0 0 1 29 45 2.70 1.650	2.1 S 9 1 0 0 3 1 0 0 0 0 0 0 14 18 0.00 0.857																	

Batter	1	2	3	4	5	6	7	8	9	AB	R	H	RBI	BB	SO	LOB	BOTTOM				
Bert Campaneris, R OBP: 0.349, SLG: 0.360										4	2	2	0	0	0	1	California Angels @ Kansas City Athletics Municipal Stadium, Kansas City, MO Mon May 15 1967, 8:05 PM EDT Att: 6,461 - Unknown livebaseballscorecards.com				
Ray Webster, L OBP: 0.308, SLG: 0.447										4	1	1	0	0	1	2					
Rick Monday, L OBP: 0.326, SLG: 0.476										2	0	1	1	0	0	2					
Roger Repoz, L OBP: 0.373, SLG: 0.500										1	0	1	0	1	0	0					
Danny Cater, R OBP: 0.298, SLG: 0.400										4	0	0	1	0	0	3					
Joe Nosssek, R OBP: 0.250, SLG: 0.250										0	0	0	0	0	0	0					
Jim Gosger, L OBP: 0.351, SLG: 0.373										4	0	1	0	0	0	3					
Dick Green, R OBP: 0.276, SLG: 0.290										4	0	0	0	0	2	2					
Sal Bando, R OBP: 0.316, SLG: 0.133										3	1	1	0	0	0	0					
Phil Roof, R OBP: 0.255, SLG: 0.271										3	1	1	0	0	1	0					
Blue Moon Odom, R OBP: 0.500, SLG: 0.500										2	0	0	0	0	1	0					
Tony Pierce, R OBP: 0.500, SLG: 0.500										1	0	0	0	0	1	0					
Inning Stats	R: 2 E: 0 K: 0 S: 6	H: 3 LOB: 1 BB: 0 P: 6	R: 0 E: 0 K: 1 S: 5	H: 0 LOB: 0 BB: 0 P: 5	R: 1 E: 1 K: 0 S: 5	H: 2 LOB: 1 BB: 0 P: 5	R: 2 E: 2 K: 1 S: 8	H: 2 LOB: 1 BB: 0 P: 8	R: 0 E: 0 K: 0 S: 3	H: 1 LOB: 0 BB: 0 P: 3	R: 0 E: 0 K: 2 S: 7	H: 0 LOB: 0 BB: 0 P: 7	R: 0 E: 0 K: 1 S: 5	H: 0 LOB: 1 BB: 1 P: 9	R: 0 E: 0 K: 1 S: 5	H: 0 LOB: 1 BB: 1 P: 9	1B: 6 2B: 2 3B: 0 HR: 0	SF: 0 SAC: 0 DP: 0 HBP: 0	WP: 1 PB: 0 SB: 0 CS: 0	PA: 33	
PITCHER	IP WLS BF H R ER SO BB IBB HBP BLK WP HR S P ERA WHIP	3.1 L 17 6 1 0 0 1 0 0 0 0 0 0 8 8 0.00 0.600	2.0 6 0 0 0 3 0 0 0 0 0 0 0 12 12 0.00 0.000	1.0 4 0 0 0 1 1 0 0 0 0 0 0 5 9 0.00 1.000																	


Batter	1	2	3	4	5	6	7	8	9	AB	R	H	RBI	BB	SO	LOB	TOP					
Jose Cardenal, R OBP: 0.273, SLG: 0.304 (1, 8)	F5		K			6-3		F8		4	0	0	0	0	1	1	California Angels @ Kansas City Athletics Municipal Stadium, Kansas City, MO Tue May 16 1967, 8:05 PM EDT Att: 4,793 - Unknown					
Jim Fregosi, R OBP: 0.312, SLG: 0.366 (1, 6)	1B		K			3-1		F9		3	0	0	0	1	1							
Jimmie Hall, L OBP: 0.308, SLG: 0.397 (1, 9)	FC6-4			G3			E6		K	4	0	1	0	0	1	0						
Don Mincher, L OBP: 0.395, SLG: 0.552 (1, 3)	K			G5-4-3			K		F2	3	0	0	0	1	2	3						
Rick Reichardt, R OBP: 0.349, SLG: 0.384 (1, 7)	FC6-4			G5-4-3			FC6-4			3	0	1	0	0	0	3						
Buck Rodgers, S OBP: 0.284, SLG: 0.224 (1, 2)		G3					FC6-4		4-3	4	0	0	0	0	0	3						
Tom Satriano, L OBP: 0.383, SLG: 0.359 (1, 4)		F4					4-3			3	0	0	0	0	0	2						
Johnny Werhas, R OBP: 0.200, SLG: 0.111 (1, 5)		F8								3	0	1	0	0	1	0						
Jim McGlothlin, R Lew Burdette, R Jay Johnstone, L Pete Cimino, R Don Wallace, L Bill Kelso, R (1, 1) (5, 1) (6, Ph) (6, 1) (8, Ph) (8, 1)			5-3				F4		K	1	0	0	0	0	0	0	AB 30 R 0 H 3 RBI 0 BB 2 SO 7 LOB 14					
Inning Stats	R: 0 E: 0 K: 1 S: 6	H: 1 LOB: 2 BB: 1 P: 10	R: 0 E: 0 K: 0 S: 3	H: 0 LOB: 0 BB: 0 P: 3	R: 0 E: 0 K: 2 S: 7	H: 0 LOB: 0 BB: 0 P: 7	R: 0 E: 0 K: 0 S: 2	H: 0 LOB: 0 BB: 1 P: 6	R: 0 E: 0 K: 1 S: 5	H: 0 LOB: 0 BB: 0 P: 5	R: 0 E: 0 K: 0 S: 3	H: 0 LOB: 0 BB: 0 P: 3	R: 0 E: 1 K: 1 S: 6	H: 0 LOB: 2 BB: 0 P: 7	R: 0 E: 0 K: 1 S: 6	H: 1 LOB: 1 BB: 0 P: 6	R: 0 E: 0 K: 1 S: 6	H: 1 LOB: 1 BB: 0 P: 6	1B: 3 2B: 0 3B: 0 HR: 0	SF: 0 SAC: 0 DP: 1 HBP: 1	WP: 0 PB: 0 SB: 0 CS: 0	PA: 33
PITCHER Caffish Hunter, R ERA: 2.88 (1, 1)	IP: 9.0 WLS: W BF: 33 H: 3 R: 0 ER: 0 SO: 7 BB: 2 IBB: 0 HBP: 1 BLK: 0 WP: 0 HR: 0 S: 44 P: 53 ERA: 0.00 WHIP: 0.556															PITCHER						

Batter	1	2	3	4	5	6	7	8	9	AB	R	H	RBI	BB	SO	LOB	BOTTOM			
Bert Campaneris, R OBP: 0.346, SLG: 0.356 (1, 6)	K		CS					F9		4	0	1	0	0	2	2	California Angels @ Kansas City Athletics Municipal Stadium, Kansas City, MO Tue May 16 1967, 8:05 PM EDT Att: 4,793 - Unknown			
Rick Monday, L OBP: 0.333, SLG: 0.483 (1, 8)	BB		CS	4-3			K			3	1	1	2	1	1	0				
Ray Webster, L OBP: 0.349, SLG: 0.488 (1, 3)	BB			4-3						3	0	2	1	1	0	0				
Danny Cater, R OBP: 0.296, SLG: 0.395 (1, 7)	FC6-4			4-3						4	1	1	0	0	0	3				
Joe Nosske, R OBP: 0.250, SLG: 0.250 (9, 7)	FC6-4			S	5-3			F9		0	0	0	0	0	0	0				
Jim Gosger, L OBP: 0.359, SLG: 0.381 (1, 9)		L3								4	0	2	1	0	1	0				
Dick Green, R OBP: 0.278, SLG: 0.299 (1, 4)		F9			1-3					4	0	1	0	0	1	2				
Sal Bando, R OBP: 0.348, SLG: 0.167 (1, 5)		F9				E		K		3	1	1	0	1	1	1	AB 30 R 4 H 9 RBI 4 BB 5 SO 9 LOB 14			
Phil Roof, R OBP: 0.271, SLG: 0.260 (1, 2)			CS					K		2	0	0	0	2	1	2				
Caffish Hunter, R OBP: 0.118, SLG: 0.118 (1, 1)			K							3	1	0	0	0	2	4	AB 30 R 4 H 9 RBI 4 BB 5 SO 9 LOB 14			
Inning Stats	R: 0 E: 0 K: 1 S: 4	H: 0 LOB: 1 BB: 2 P: 12	R: 0 E: 0 K: 0 S: 3	H: 0 LOB: 0 BB: 0 P: 3	R: 0 E: 0 K: 1 S: 4	H: 1 LOB: 0 BB: 1 P: 8	R: 1 E: 0 K: 0 S: 5	H: 2 LOB: 1 BB: 0 P: 5	R: 3 E: 1 K: 1 S: 9	H: 3 LOB: 1 BB: 0 P: 9	R: 0 E: 0 K: 2 S: 7	H: 1 LOB: 2 BB: 2 P: 15	R: 0 E: 0 K: 1 S: 6	H: 1 LOB: 1 BB: 0 P: 6	R: 0 E: 0 K: 3 S: 10	H: 1 LOB: 1 BB: 0 P: 10	1B: 6 2B: 4 3B: 0 HR: 0	SF: 0 SAC: 0 DP: 1 HBP: 0	WP: 1 PB: 0 SB: 1 CS: 3	PA: 36
PITCHER Jim McGlothlin, R ERA: 2.03 Lew Burdette, R ERA: 0.82 Pete Cimino, R ERA: 3.1 Bill Kelso, R ERA: 2.25 (1, 1) (5, 1) (6, 1) (8, 1)	IP: 4.2 WLS: L BF: 21 H: 6 R: 4 ER: 1 SO: 3 BB: 3 IBB: 0 HBP: 0 BLK: 0 WP: 0 HR: 0 S: 24 P: 36 ERA: 1.93 WHIP: 1.929															PITCHER				

Batter	1	2	3	4	5	6	7	8	9	AB	R	H	RBI	BB	SO	LOB	TOP								
Jose Cardenal, R OBP: 0.258, SLG: 0.286 (1, 8)	0-3 K		0-0 1-3		0-0 F7		0-0 6-3		0-0 5-3	5	0	0	0	0	1	2									
Rick Reichardt, R OBP: 0.362, SLG: 0.412 (1, 7)	4-0 WP 1B BB		0-0 2H HR		4-0 SH1-4 E BB		0-0 F9			2	3	1	2	2	0	0									
Jimmie Hall, L OBP: 0.296, SLG: 0.380 (1, 9)	0-0 F5 1-2		0-0 1-3		0-0 SH1-4 1-2			0-3 K		3	0	0	0	0	1	1									
Don Mincher, L OBP: 0.407, SLG: 0.580 (1, 3)	0-0 2-4 2H 1B			0-0 F5		0-0 E9 2H 3B		0-0 3B 1B		4	2	3	2	0	0	0									
Jim Fregosi, R OBP: 0.317, SLG: 0.393 (1, 6)	0-0 2-4 1-2	0-0 6-3		0-0 F7		0-0 1B 2B		0-0 SH1-4 3B		4	1	2	1	0	0	0									
Tom Satriano, L OBP: 0.380, SLG: 0.357 (1, 2)		0-0 4-3		0-0 G3		0-0 BB 1B		0-0 SH1-4		3	0	1	1	0	0	0									
Johnny Werhas, R OBP: 0.208, SLG: 0.095 (1, 5)	0-3 K			0-0 6-3		4-0 FC6 BB		0-0 1-3		3	0	0	0	1	1	0									
Bobby Knoop, R OBP: 0.250, SLG: 0.313 (1, 4)			0-0 HR 2B		0-0 3B		0-0 FC6 1-2		0-3 K	4	1	2	0	0	1	2									
Jack Sanford, R OBP: 0.333, SLG: 0.500 (1, 1)			0-3 K		0-3 K			0-3 K		2	0	0	0	0	2	2									
Minnie Rojas, R (6, 1)								0-0 1-3		2	0	0	0	0	1	0									
Inning Stats	R: 1 E: 0 K: 1 S: 5	H: 1 LOB: 1 BB: 1 P: 9	R: 0 E: 0 K: 1 S: 5	H: 0 LOB: 0 BB: 0 P: 5	R: 2 E: 0 K: 1 S: 7	H: 2 LOB: 0 BB: 0 P: 7	R: 0 E: 0 K: 0 S: 3	H: 0 LOB: 0 BB: 0 P: 3	R: 0 E: 0 K: 1 S: 6	H: 1 LOB: 1 BB: 0 P: 6	R: 2 E: 1 K: 0 S: 5	H: 3 LOB: 2 BB: 2 P: 13	R: 0 E: 0 K: 0 S: 3	H: 0 LOB: 0 BB: 0 P: 3	R: 2 E: 0 K: 1 S: 7	H: 2 LOB: 2 BB: 0 P: 7	R: 0 E: 0 K: 2 S: 7	H: 0 LOB: 0 BB: 0 P: 7	1B: 3 2B: 2 3B: 3 HR: 1	SF: 0 SAC: 0 DP: 0 HBP: 0	WP: 1 PB: 0 SB: 0 CS: 0	PA: 37			
PITCHER	IP	WLS	BF	H	R	ER	SO	BB	IBB	HBP	BLK	WP	HR	S	P	ERA	WHIP								
Jim Nash, R ERA: 3.1 (1, 1)	3.0	L	13	3	3	3	3	1	0	0	0	1	1	17	21	9.00	1.333								
Roberto Rodriguez, R ERA: 4.15 (4, 1)	3.0		14	4	2	2	1	2	0	0	0	0	0	14	22	6.00	2.000								
Chuck Dobson, R ERA: 4.4 (7, 1)	1.0		3	0	0	0	0	0	0	0	0	0	0	3	3	0.00	0.000								
Paul Lindblad, L ERA: 3.63 (8, 1)	1.0		5	2	2	2	1	0	0	0	0	0	0	7	7	18.00	2.000								
Jack Aker, R ERA: 4.13 (9, 1)	1.0		3	0	0	0	2	0	0	0	0	0	0	7	7	0.00	0.000								

California Angels @ Kansas City Athletics
Municipal Stadium, Kansas City, MO
Wed May 17 1967, 8:05 PM EDT
Att: 7,010 - Unknown


AB 32
R 7
H 9
RBI 6
BB 3
SO 7
LOB 7



Batter	1	2	3	4	5	6	7	8	9	AB	R	H	RBI	BB	SO	LOB	BOTTOM								
Bert Campaneris, R OBP: 0.351, SLG: 0.361 (1, 6)	0-0 F8		0-0 F9			0-0 E9 1B 1B		0-0 1B 1B		4	1	2	0	0	0	0									
Rick Monday, L OBP: 0.230, SLG: 0.473 (1, 8)	0-3 K			0-0 3-1		0-0 L6-3 1B		0-0 F8		4	0	1	2	0	1	2									
Ray Webster, L OBP: 0.340, SLG: 0.467 (1, 3)	0-0 6-3			0-0 5-3		0-0 L6-3 1B		0-0 1B		4	0	1	1	0	0	1									
Danny Cater, R OBP: 0.295, SLG: 0.385 (1, 7)		0-0 F3		4-0 BB		0-0 F3		0-0 5-3		3	0	0	0	1	0	2									
Jack Aker, R OBP: 0.167, SLG: 0.167 (9, 1)										0	0	0	0	0	0	0									
Jim Gosger, L OBP: 0.341, SLG: 0.358 (1, 9)		0-3 K		0-0 F7			0-0 F5		0-0 F8	4	0	0	0	0	1	1									
Dick Green, R OBP: 0.277, SLG: 0.317 (1, 4)		0-0 3B			0-0 4-3		0-0 F7		0-3 K	4	0	1	0	0	1	0									
Sal Bando, R OBP: 0.296, SLG: 0.136 (1, 5)		0-0 5-3			0-0 F4		0-0 F8		0-0 F8	4	0	0	0	0	0	1									
Phil Roof, R OBP: 0.262, SLG: 0.250 (1, 2)			0-0 1-3		0-0 6-3			0-0 F7		2	0	0	0	0	0	0									
Joe Nosssek, R OBP: 0.238, SLG: 0.238 (8, PH) (9, 7)										1	0	0	0	0	0	0									
Jim Nash, R OBP: 0.295, SLG: 0.385 (1, 1)			0-0 1-3		0-0 1-3		0-0 E 1B 1B		0-0 1B 1B	0	0	0	0	0	0	0									
Roger Repoz, L OBP: 0.207, SLG: 0.497 (3, PH)										1	0	0	0	0	0	0									
Roberto Rodriguez, R (4, 1)										0	0	0	0	0	0	0									
Mike Herzberger, R (6, PH)										1	1	1	0	0	0	0									
Chuck Dobson, R OBP: 0.229, SLG: 0.230 (7, 1)										0	0	0	0	0	0	0									
Paul Lindblad, L OBP: 0.229, SLG: 0.250 (8, 1)										0	0	0	0	0	0	0									
Tim Taylor, L OBP: 0.222, SLG: 0.188 (8, PH) (9, 2)										1	1	1	0	0	0	0									
Inning Stats	R: 0 E: 0 K: 1 S: 5	H: 0 LOB: 0 BB: 0 P: 5	R: 0 E: 0 K: 1 S: 6	H: 1 LOB: 0 BB: 0 P: 6	R: 0 E: 0 K: 0 S: 3	H: 0 LOB: 0 BB: 0 P: 3	R: 0 E: 0 K: 0 S: 3	H: 0 LOB: 1 BB: 1 P: 7	R: 0 E: 0 K: 0 S: 3	H: 0 LOB: 0 BB: 0 P: 3	R: 2 E: 1 K: 0 S: 5	H: 3 LOB: 0 BB: 0 P: 5	R: 0 E: 0 K: 0 S: 3	H: 0 LOB: 0 BB: 0 P: 3	R: 1 E: 0 K: 0 S: 6	H: 3 LOB: 2 BB: 0 P: 6	R: 0 E: 0 K: 1 S: 5	H: 0 LOB: 0 BB: 0 P: 5	1B: 6 2B: 1 3B: 1 HR: 0	SF: 0 SAC: 0 DP: 1 HBP: 0	WP: 0 PB: 0 SB: 0 CS: 0	PA: 34			
PITCHER	IP	WLS	BF	H	R	ER	SO	BB	IBB	HBP	BLK	WP	HR	S	P	ERA	WHIP								
Jack Sanford, R ERA: 3.38 (1, 1)	5.0	W	20	4	2	1	2	1	0	0	0	0	0	16	16	2.25	0.750								
Minnie Rojas, R ERA: 0.91 (6, 1)	4.0	S	14	3	1	1	1	0	0	0	0	0	0	16	16	2.25	0.750								

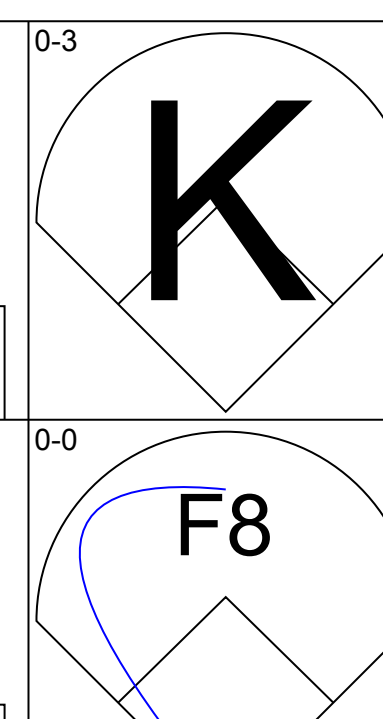
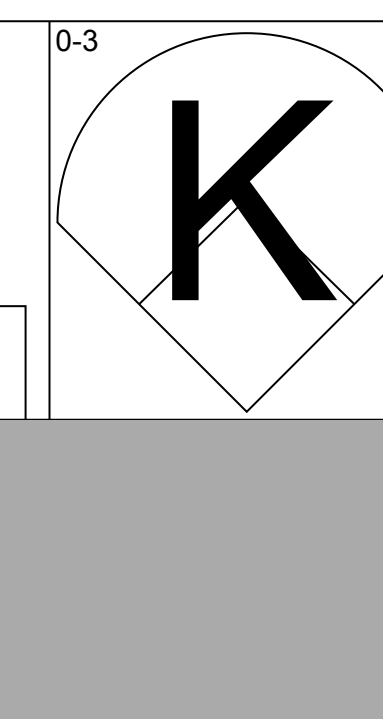
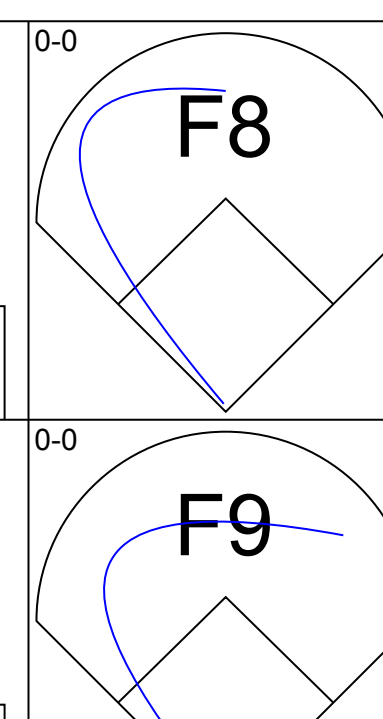
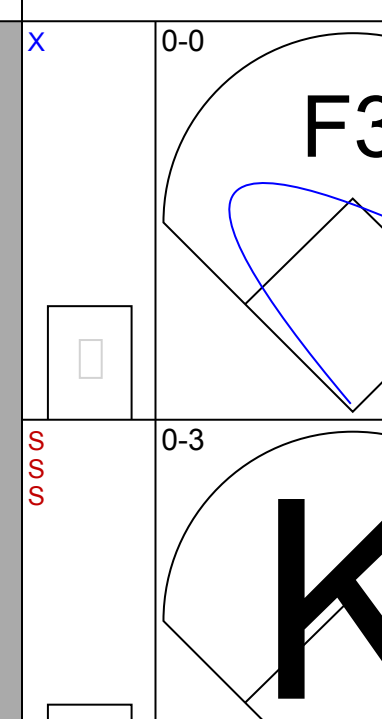
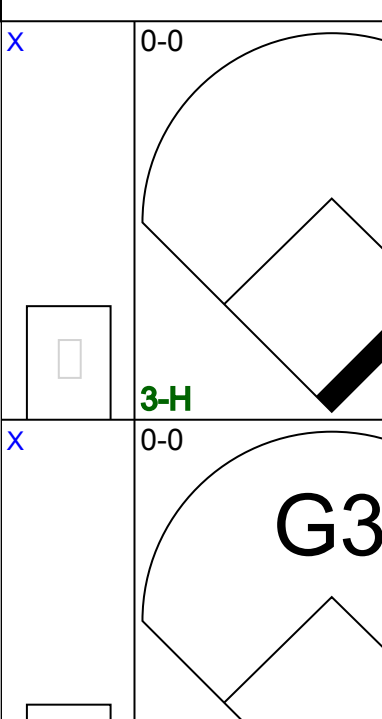
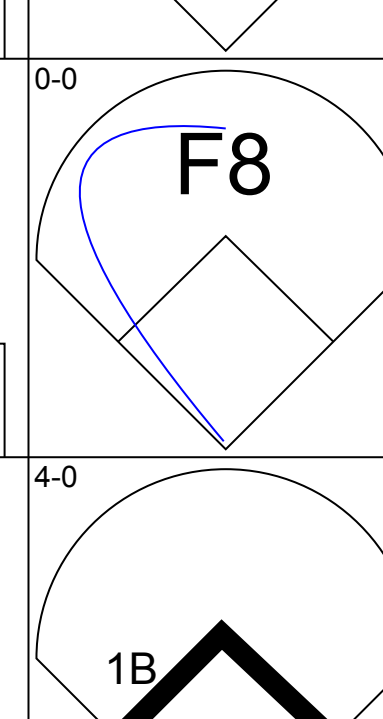
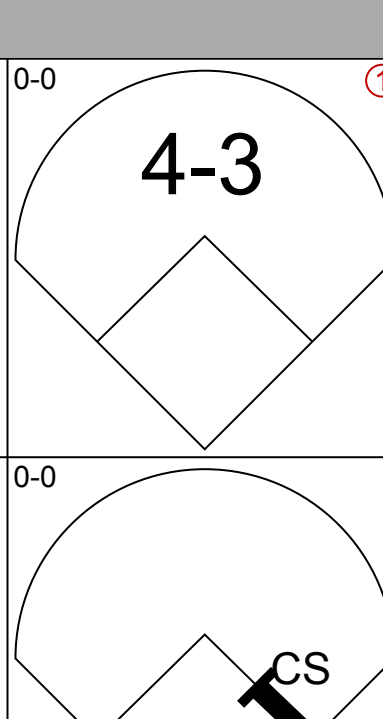
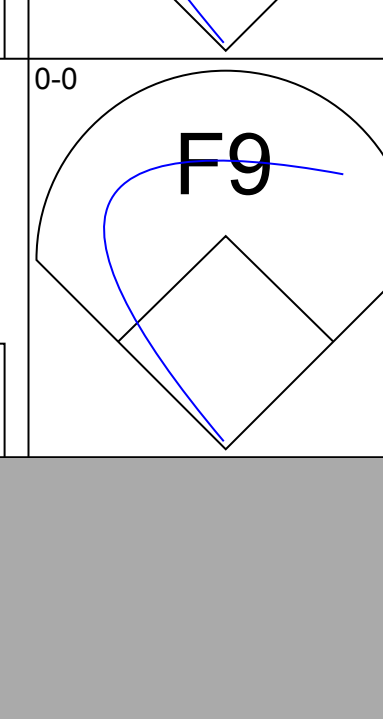
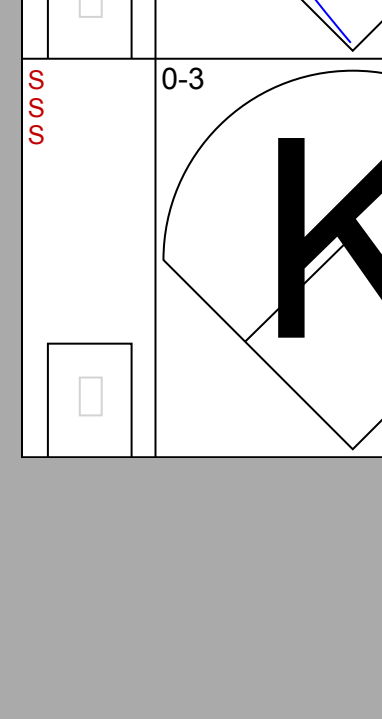
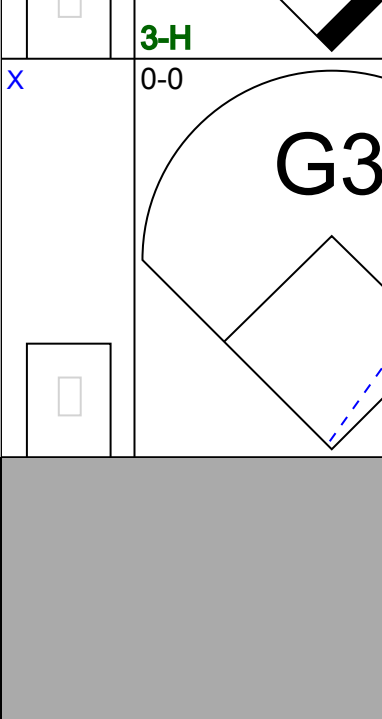
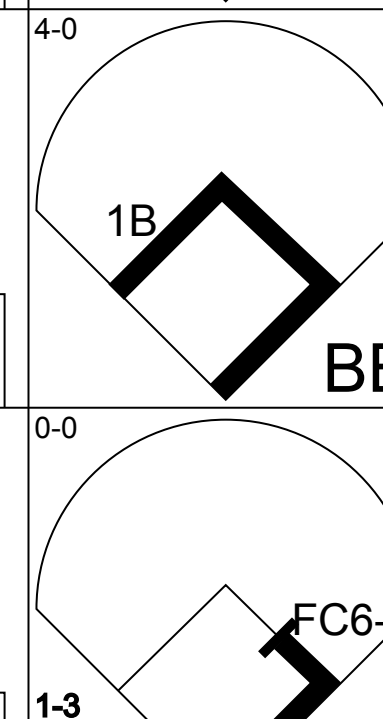
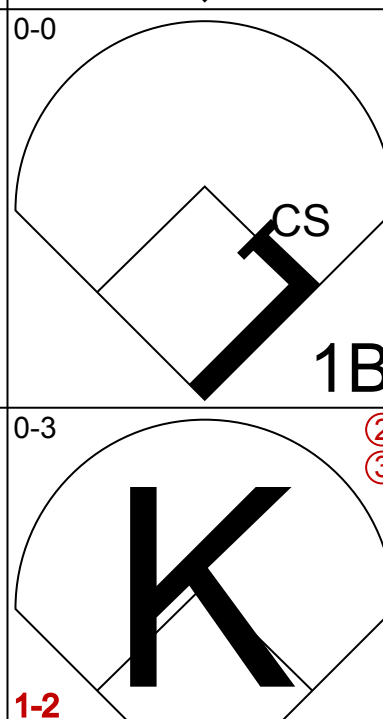

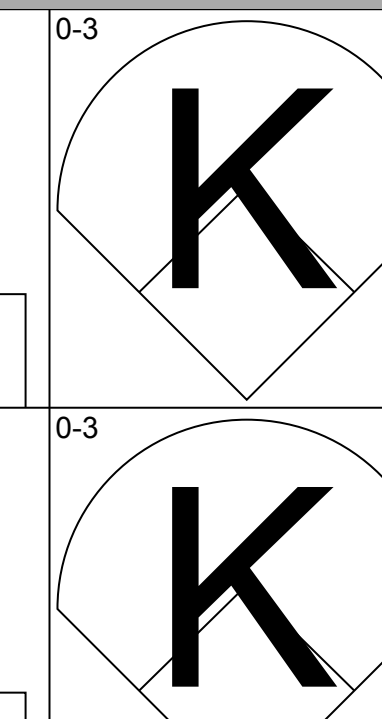
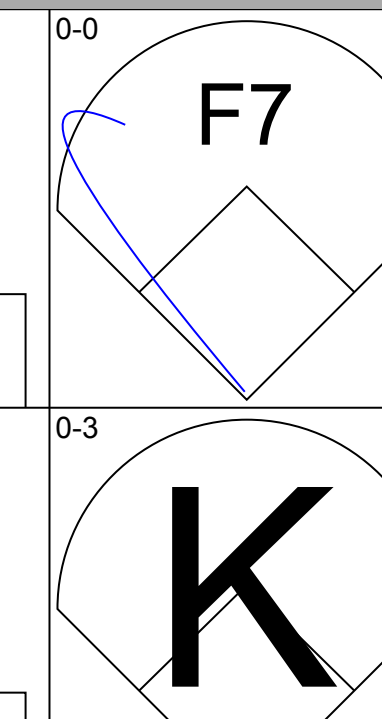
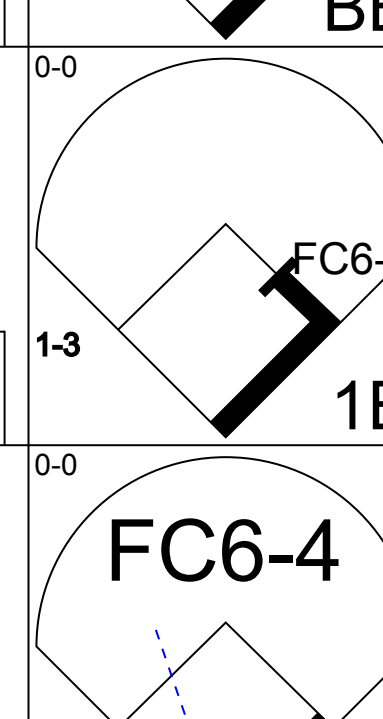
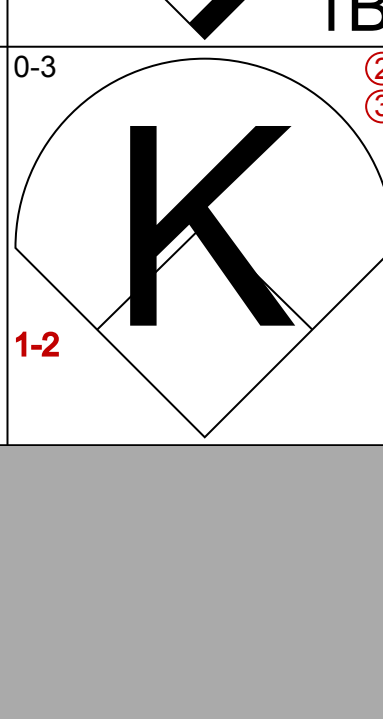
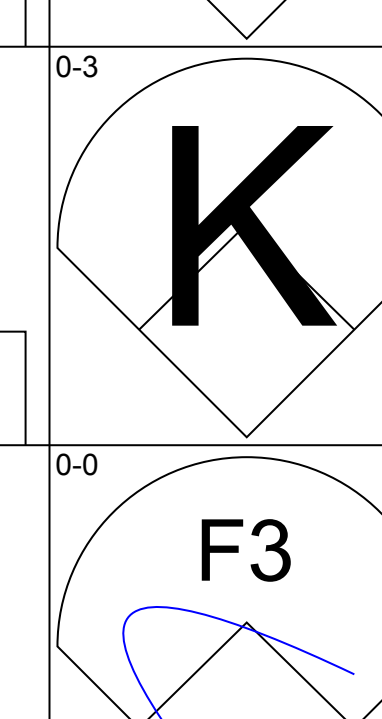
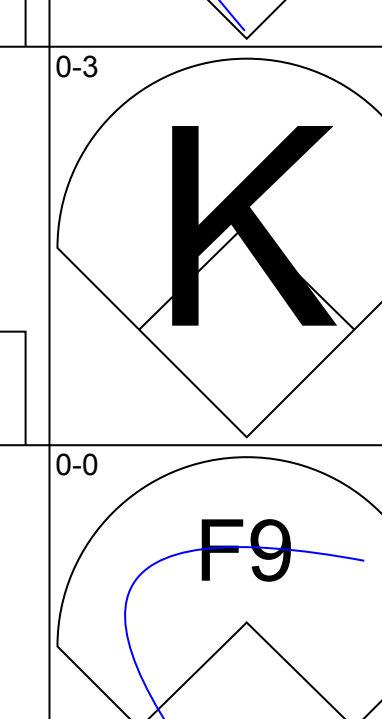
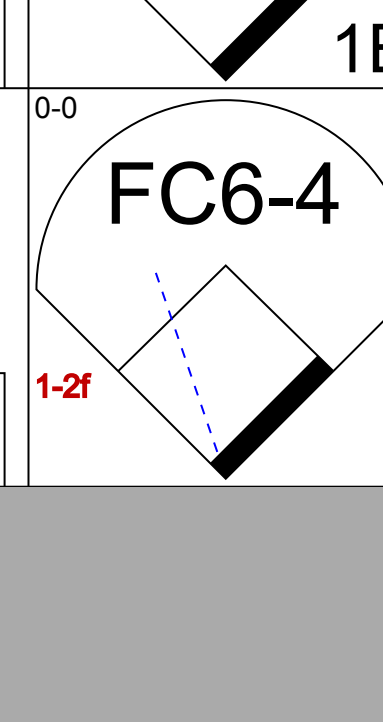
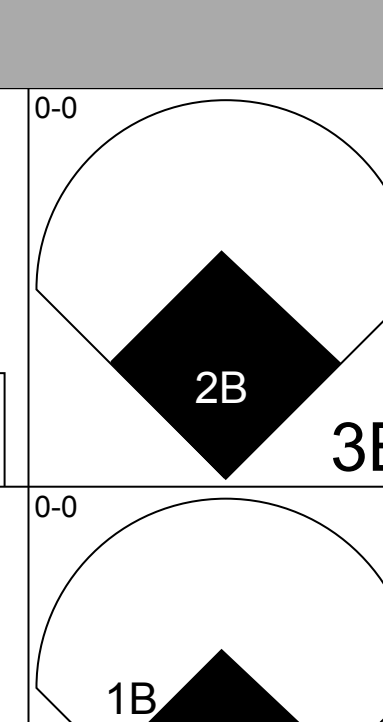
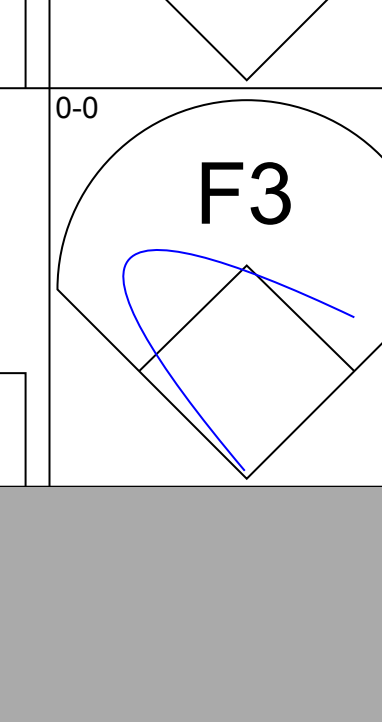
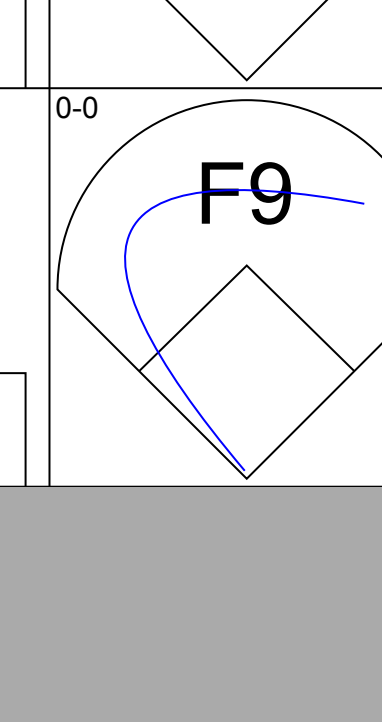
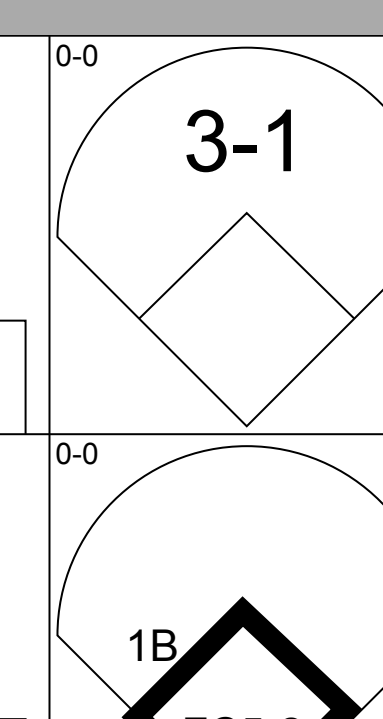
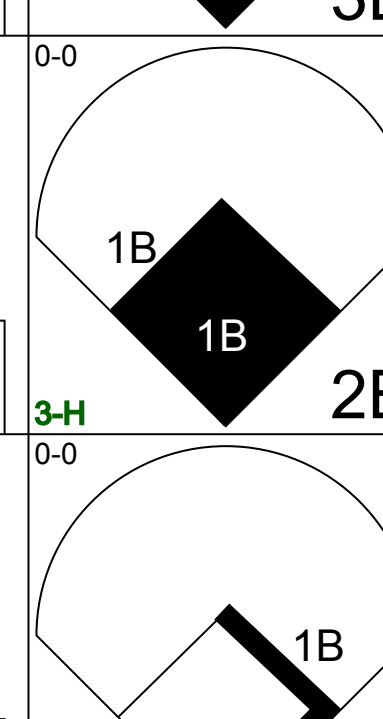
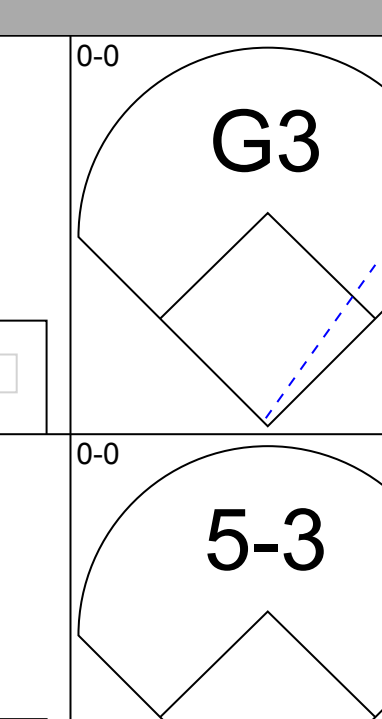
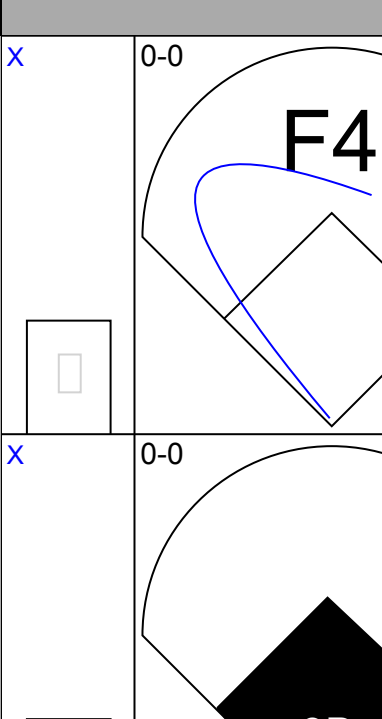
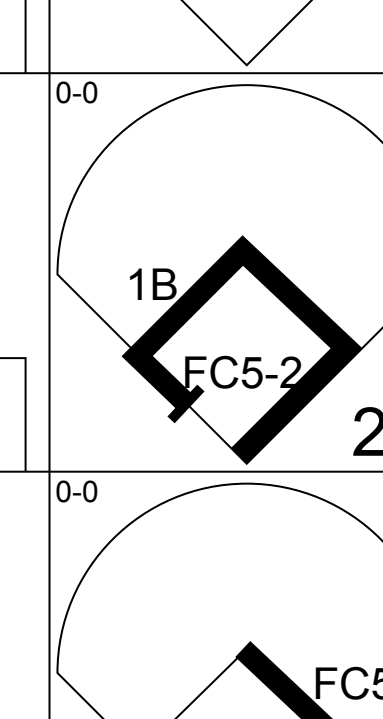
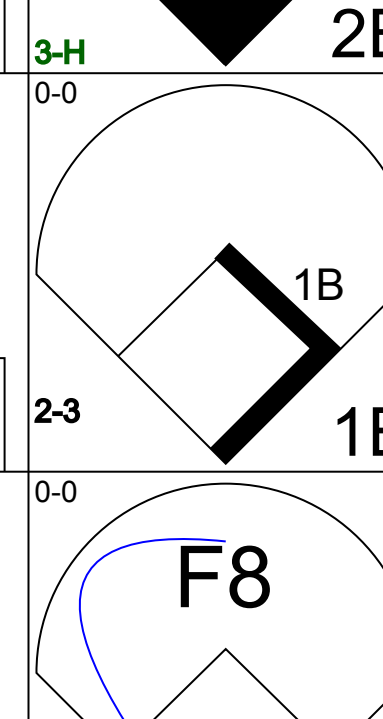
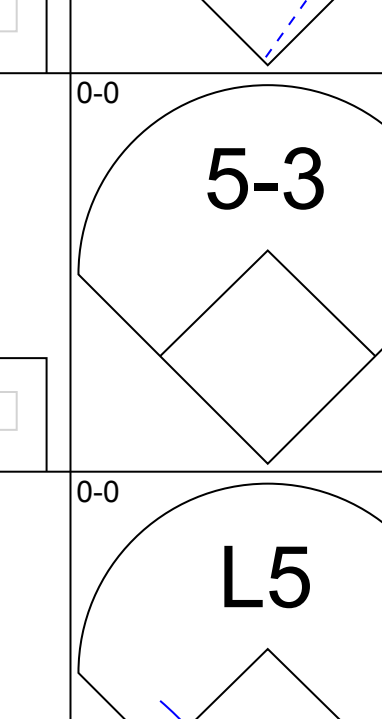
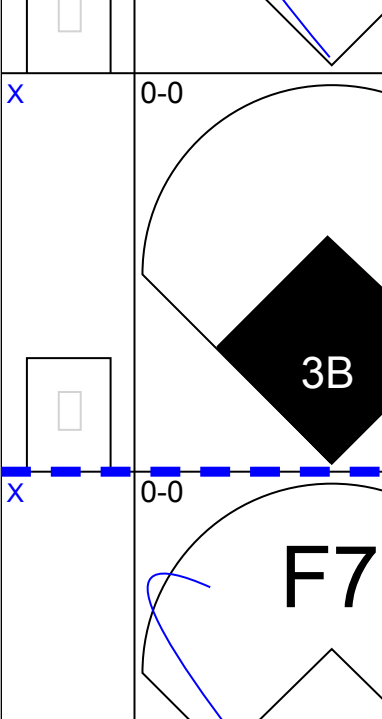
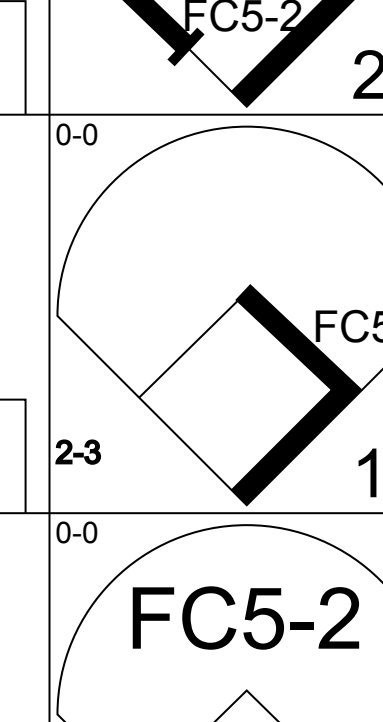
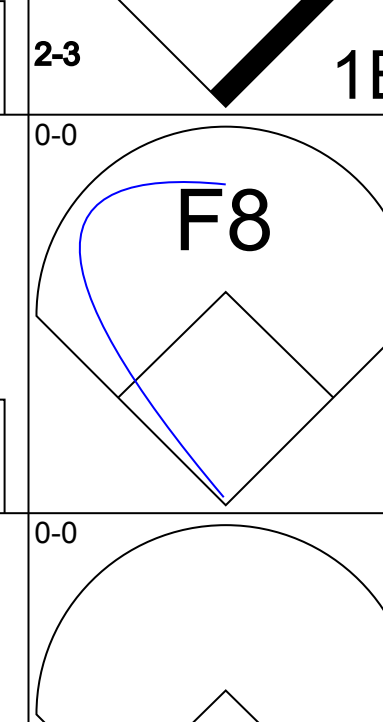
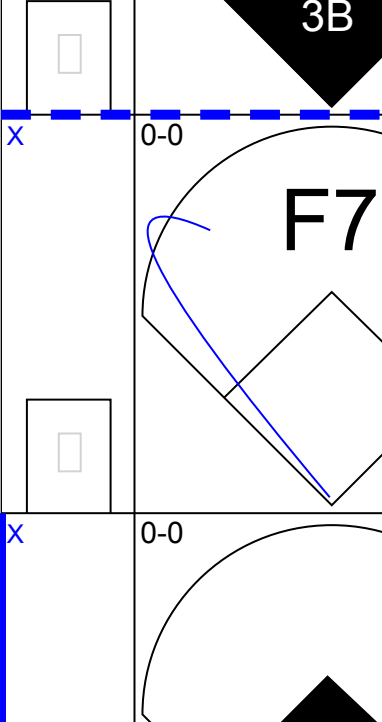
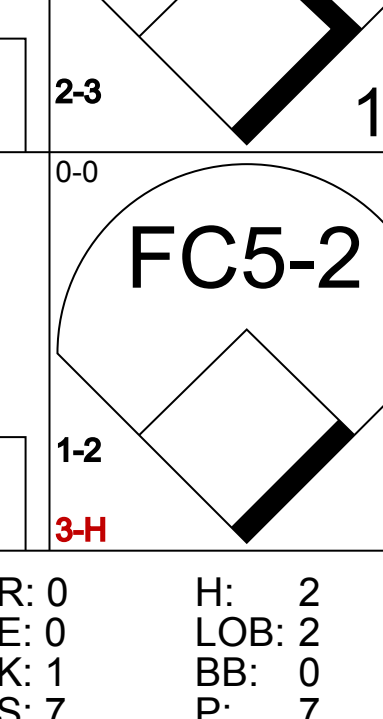
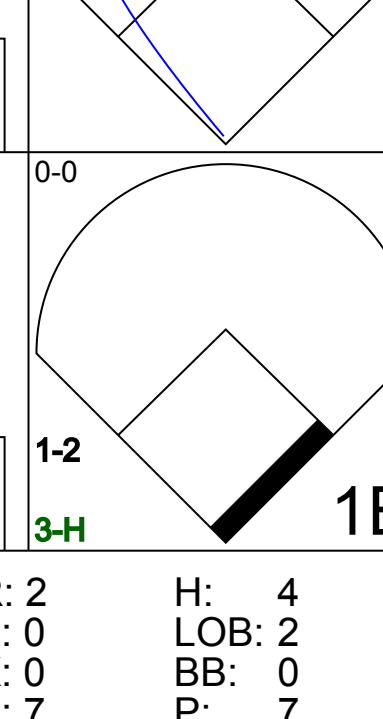

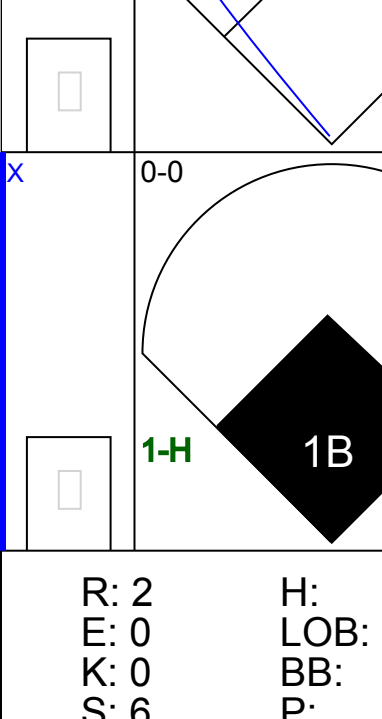
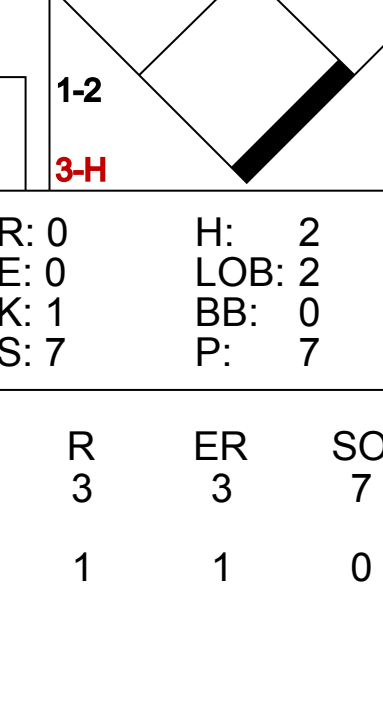
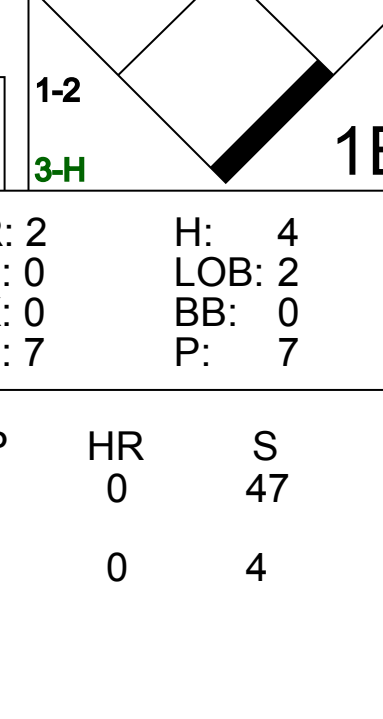
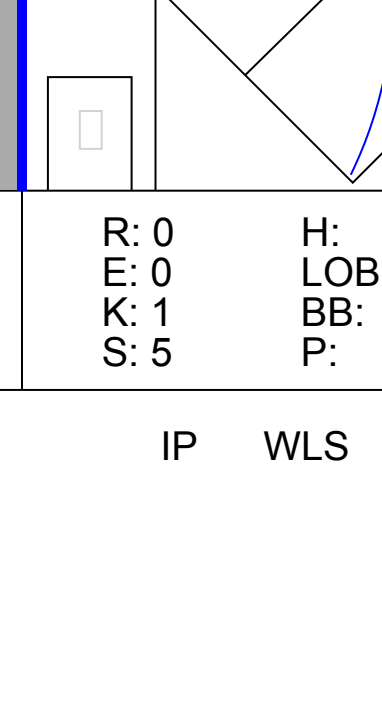
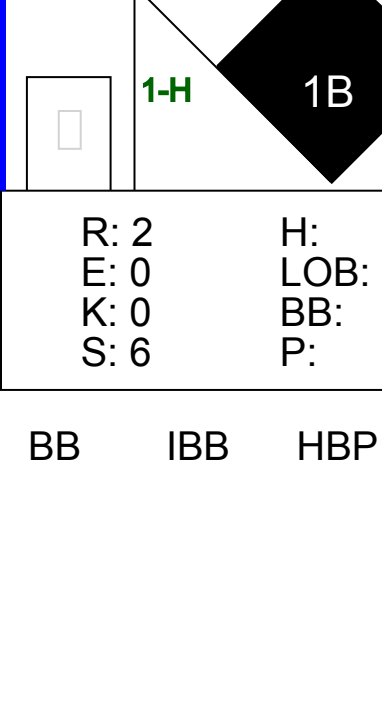
California Angels @ Kansas City Athletics
Municipal Stadium, Kansas City, MO
Wed May 17 1967, 8:05 PM EDT
Att: 7,010 - Unknown

AB 33
R 3
H 7
RBI 3
BB 1
SO 3
LOB 7



Batter	1	2	3	4	5	6	7	8	9	AB	R	H	RBI	BB	SO	LOB	TOP																
Don Buford, S OBP: 0.320, SLG: 0.312 (1, 5)	F9		1B	5-3			5-3		5-3	5	1	1	0	0	0	2	Chicago White Sox @ Kansas City Athletics Municipal Stadium, Kansas City, MO Sat May 20 1967, 4:33 AM EDT Att: 9,502 - Unknown livebaseballscorecards.com																
Tom McCraw, L OBP: 0.306, SLG: 0.380 (1, 3)	1-3		2B		3-1		F8		K	5	1	1	0	0	1	2																	
Tommie Agee, R OBP: 0.333, SLG: 0.453 (1, 8)	K		K		5-3					4	1	1	0	0	2	1																	
Pete Ward, L OBP: 0.361, SLG: 0.398 (1, 7)		1B	F3		K				G3	4	0	1	0	0	1	2																	
Ken Berry, R OBP: 0.347, SLG: 0.321 (1, 9)		2B					K		K	3	1	1	0	1	2	1																	
J.C. Martin, L OBP: 0.271, SLG: 0.220 Duane Josephson, R (6, PH) OBP: 0.291, SLG: 0.288 (6, 2)		1B					F9			1	0	1	2	1	0	0																	
Jerry Adair, R OBP: 0.247, SLG: 0.262 (1, 4)		BB							1B	2	0	1	1	0	0	0																	
Ron Hansen, R OBP: 0.280, SLG: 0.238 Al Weis, S (9, PR) OBP: 0.222, SLG: 0.222 (9, PR)					F3		FC5-4		FC5-4	4	0	1	0	0	1	4																	
Tommy John, R OBP: 0.115, SLG: 0.155 Dennis Higgins, R OBP: 0.300, SLG: 0.400 Bruce Howard, S OBP: 0.260, SLG: 0.260 Dick Kenworthy, R OBP: 0.260, SLG: 0.260 Wilbur Wood, R OBP: 0.190, SLG: 0.238 (7, 1)									FC5-4	0	0	0	0	0	1	3																	
Walt Williams, R OBP: 0.190, SLG: 0.238 (9, PH)							F7		FC5-4	1	0	0	0	0	0	1																	
Inning Stats	R: 0 E: 0 K: 1 S: 5	H: 0 LOB: 0 BB: 0 P: 5	R: 0 E: 0 K: 2 S: 9	H: 2 LOB: 3 BB: 1 P: 13	R: 3 E: 0 K: 2 S: 10	H: 3 LOB: 1 BB: 1 P: 14	R: 0 E: 0 K: 1 S: 5	H: 0 LOB: 0 BB: 0 P: 5	R: 0 E: 0 K: 1 S: 6	H: 1 LOB: 1 BB: 0 P: 6	R: 0 E: 0 K: 0 S: 3	H: 0 LOB: 0 BB: 0 P: 3	R: 1 E: 0 K: 2 S: 9	H: 2 LOB: 1 BB: 0 P: 9	R: 0 E: 1 K: 1 S: 6	H: 1 LOB: 2 BB: 0 P: 6	1B: 7 2B: 2 3B: 0 HR: 0	SF: 0 SAC: 0 DP: 0 HBP: 0	WP: 0 PB: 0 CS: 2	PA: 38													
PITCHER	IP WLS BF H R ER SO BB IBB HBP BLK WP HR S P ERA WHIP																																
Catfish Hunter, R ERA: 3.23 Paul Lindblad, L ERA: 3.09	(1, 1) (4, 1)	3.0 W	16 22	5 4	3 1	3 1	5 6	2 0	0 0	0 0	0 0	0 0	0 0	24 34	32 34	9.00 1.50	2.333 0.667																

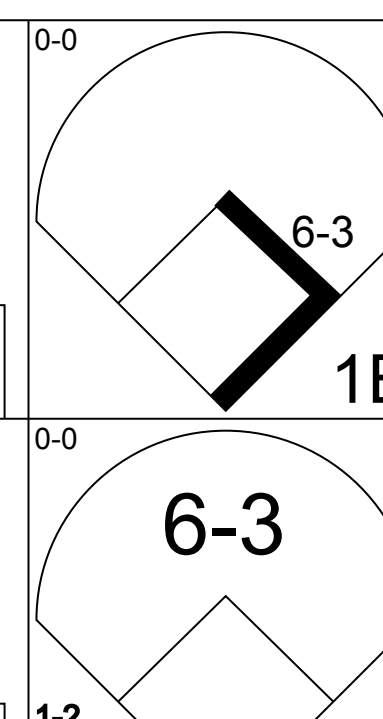
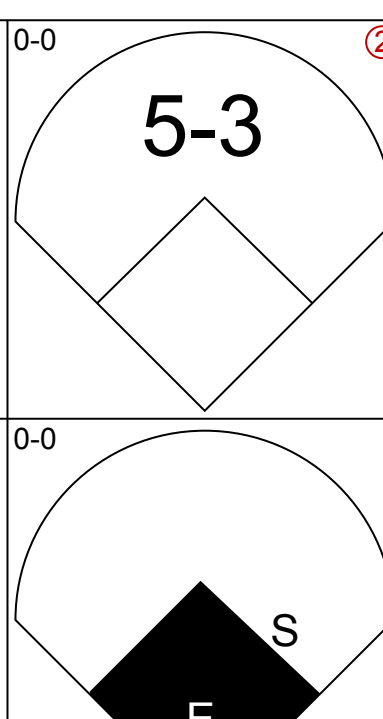
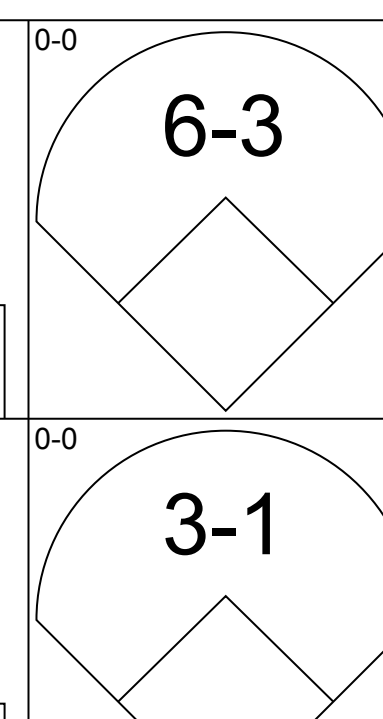
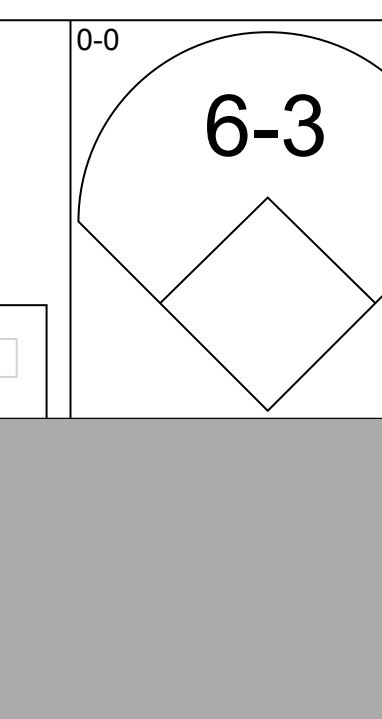
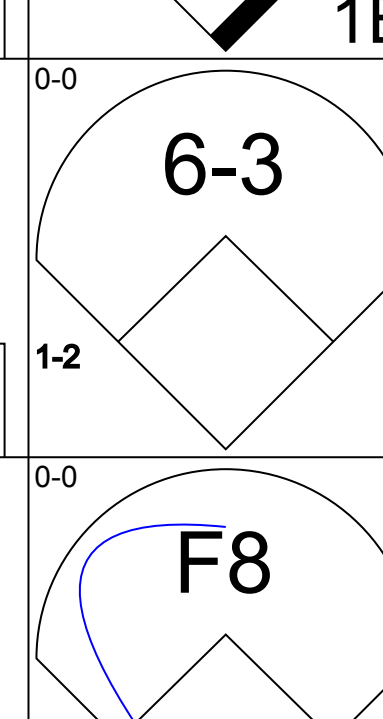
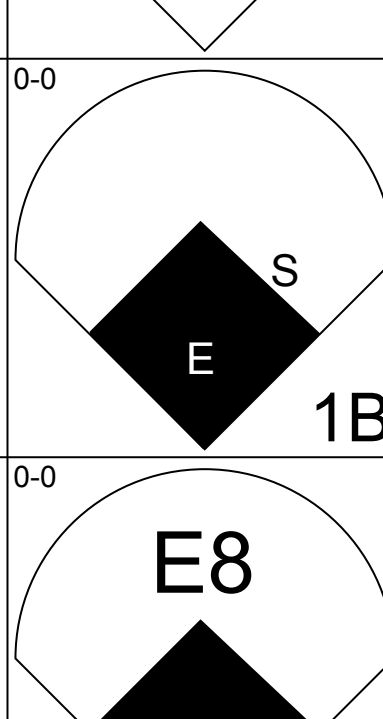
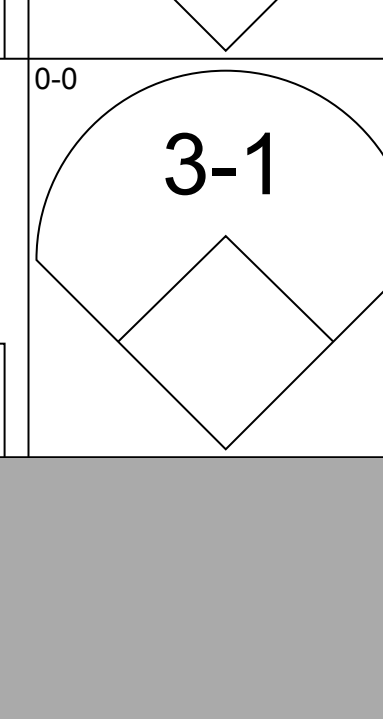
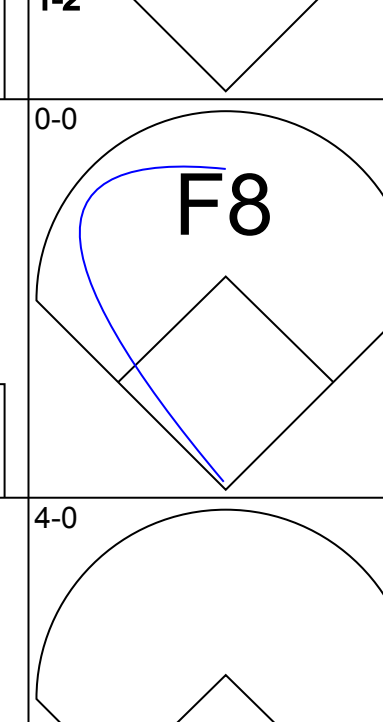
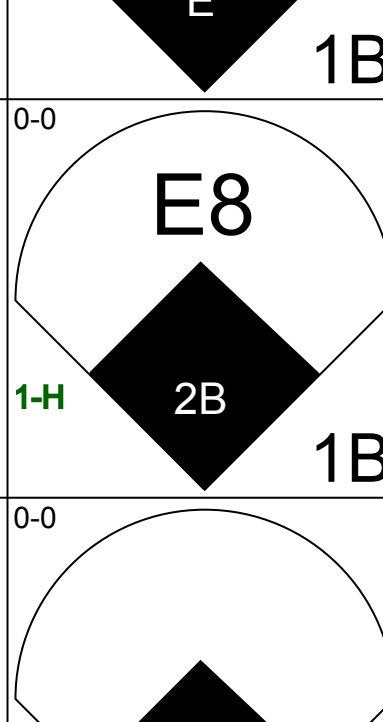

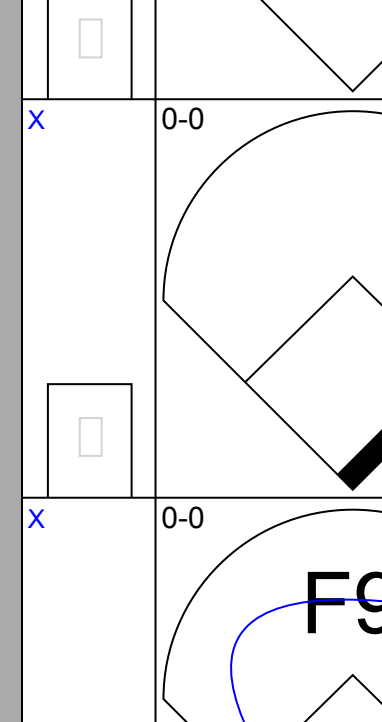
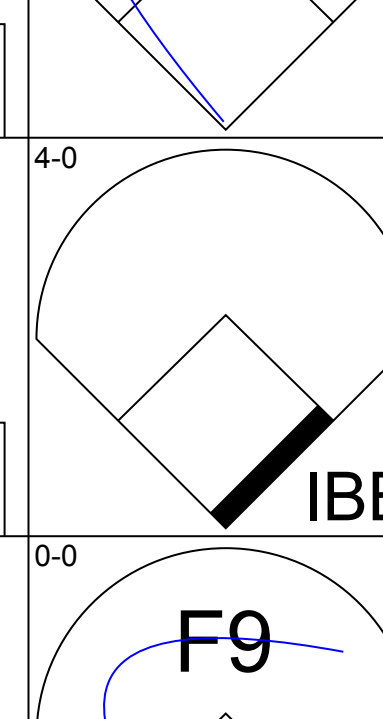
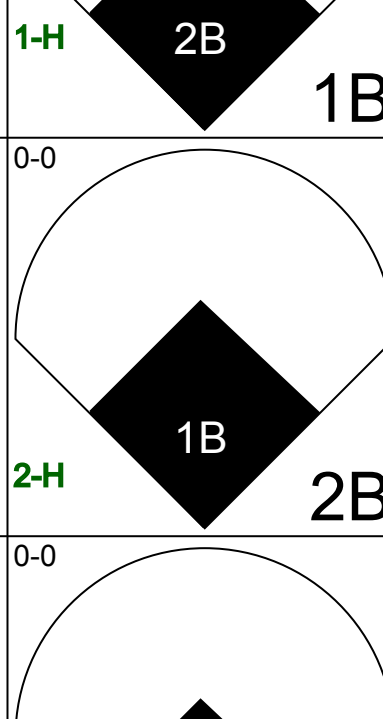

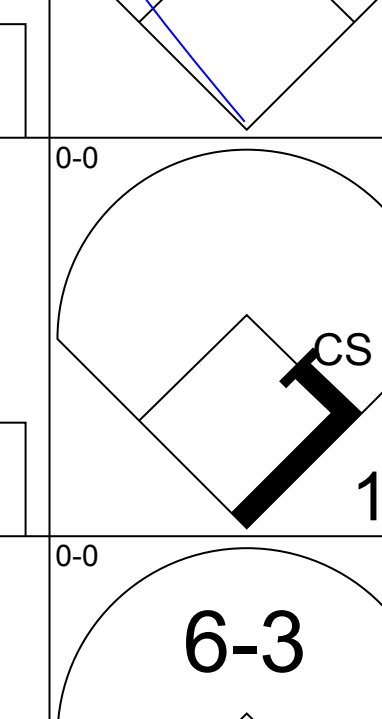
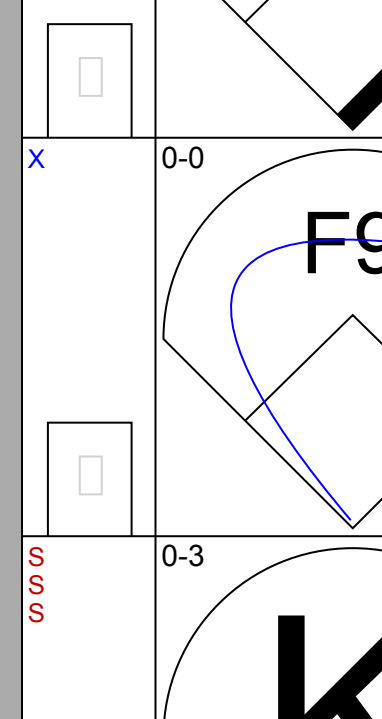
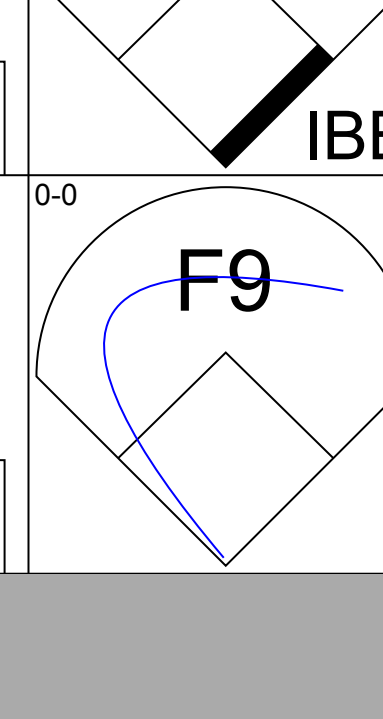
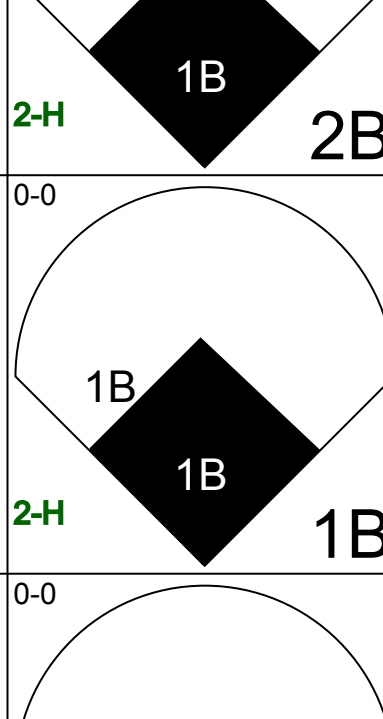

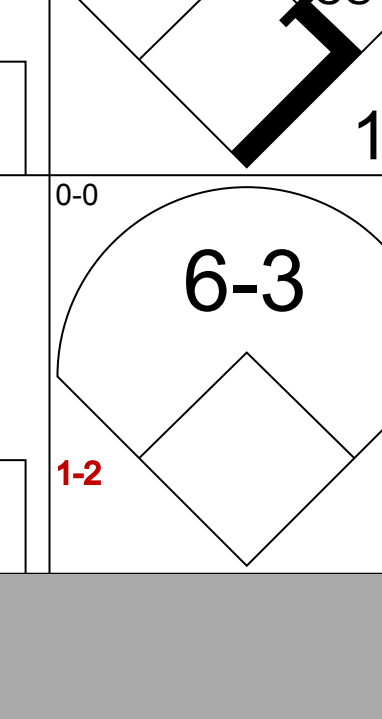
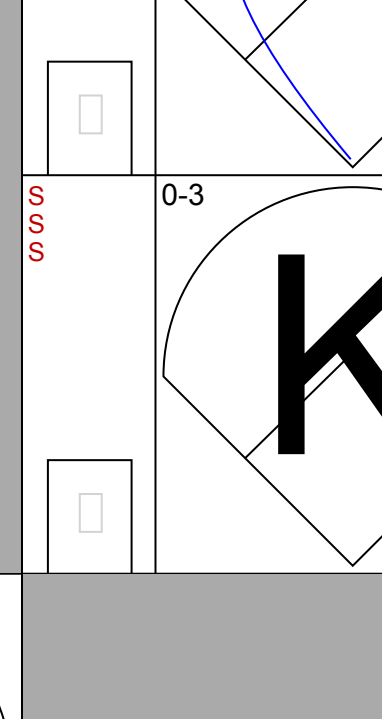
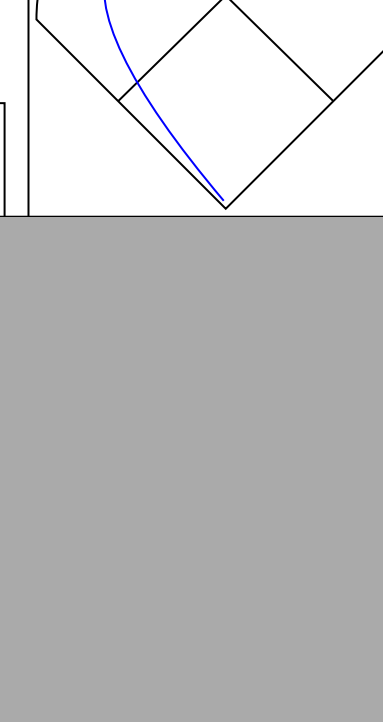
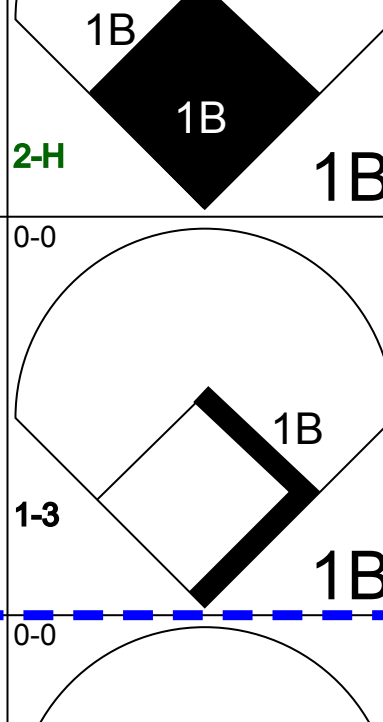

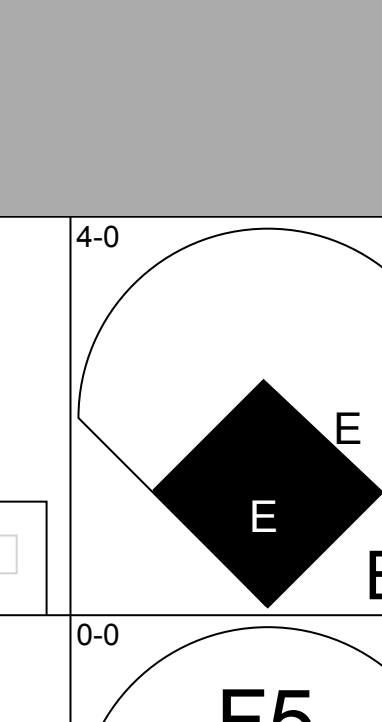
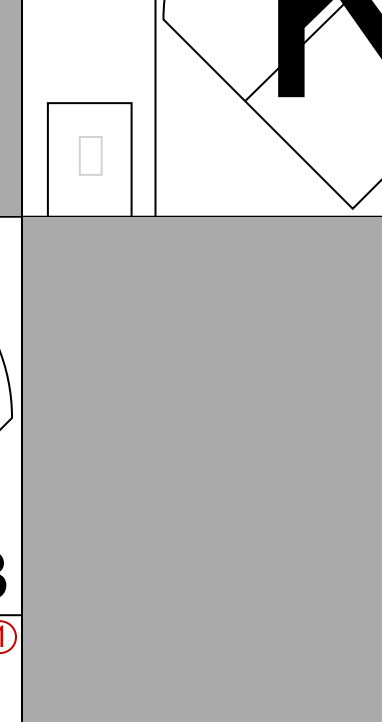
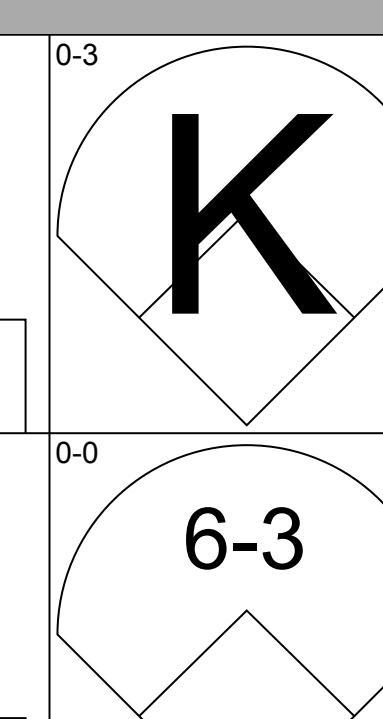
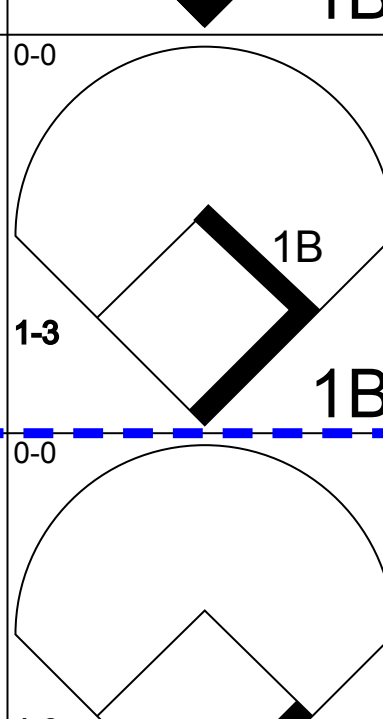
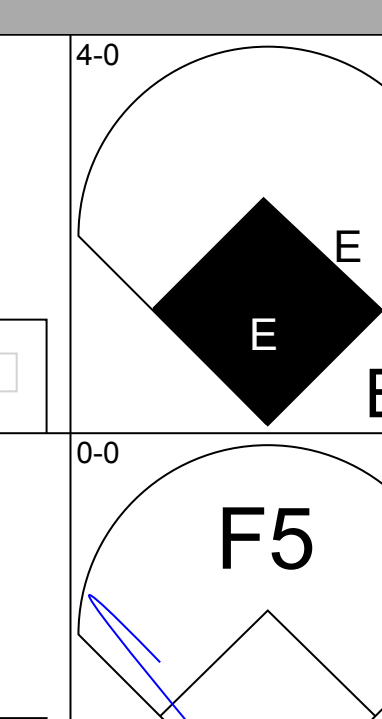
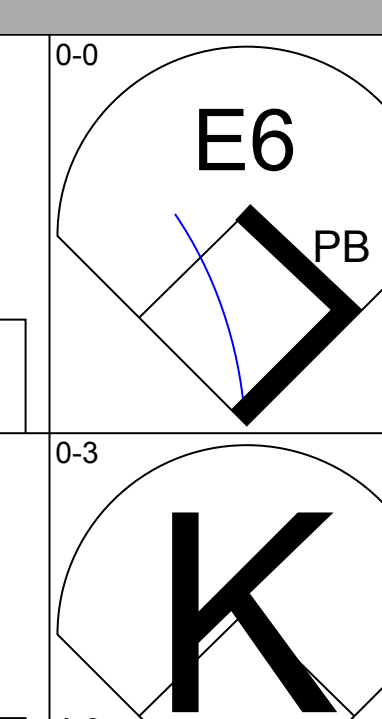
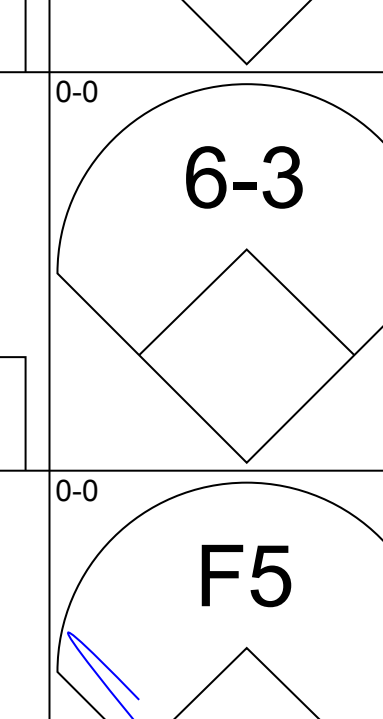
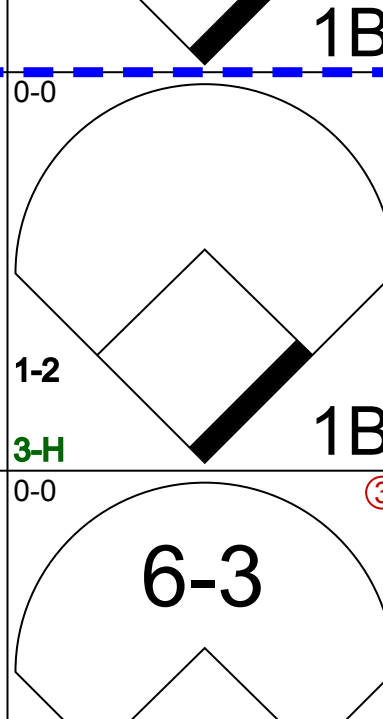
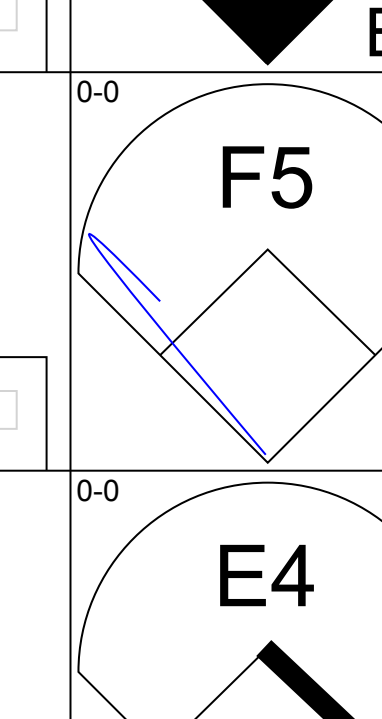
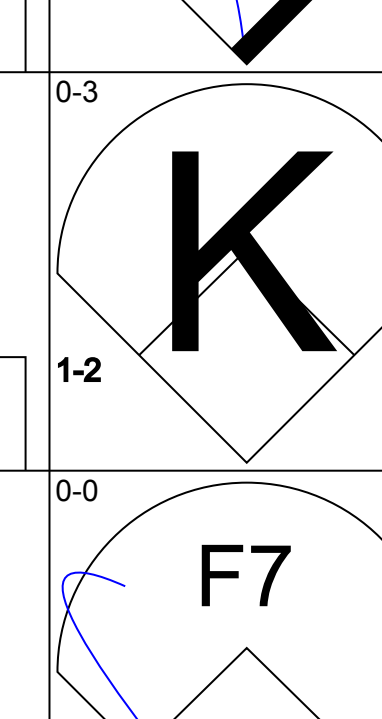
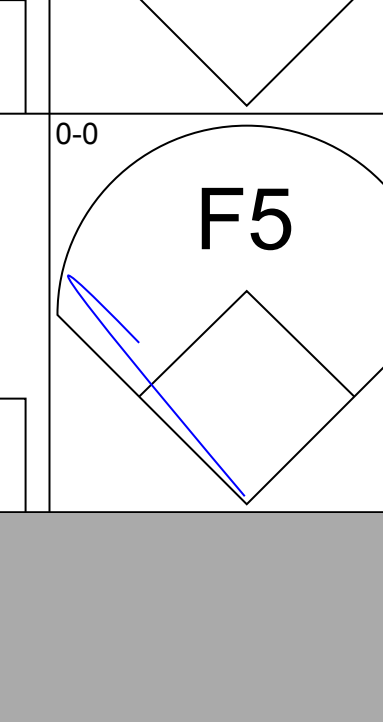
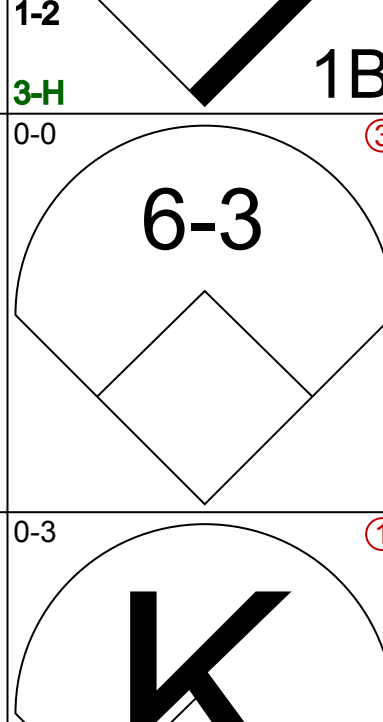
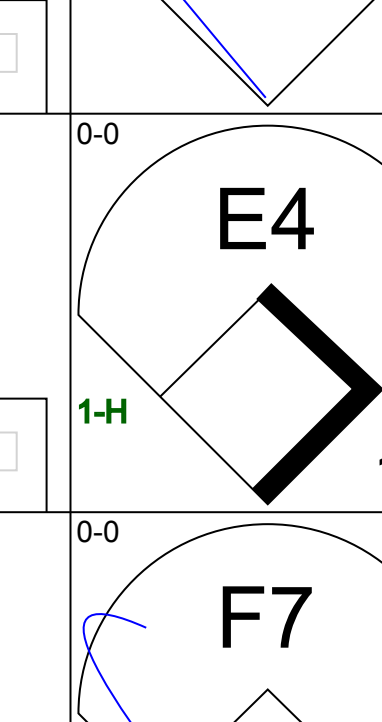
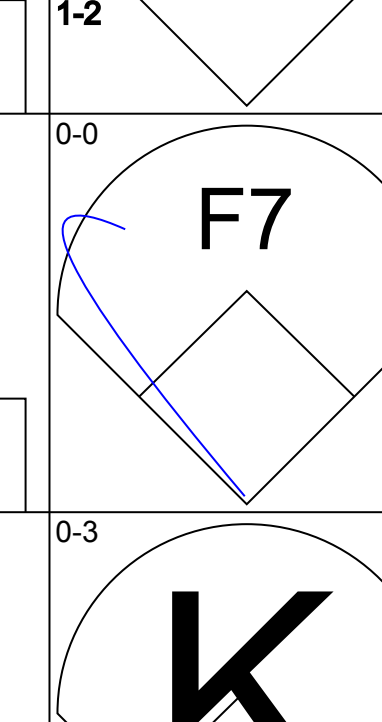

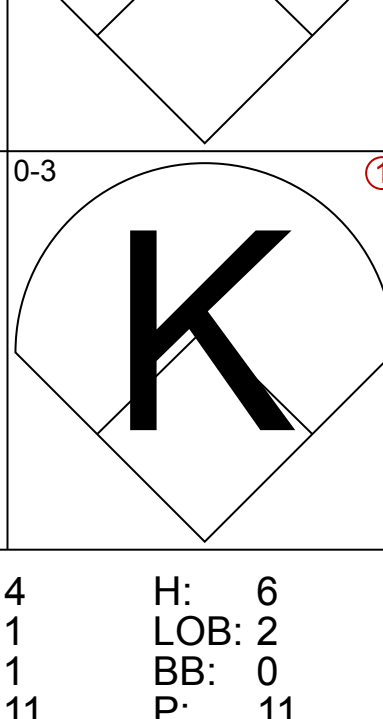
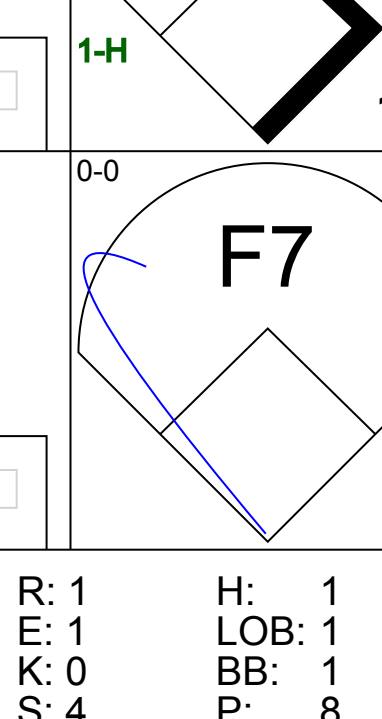
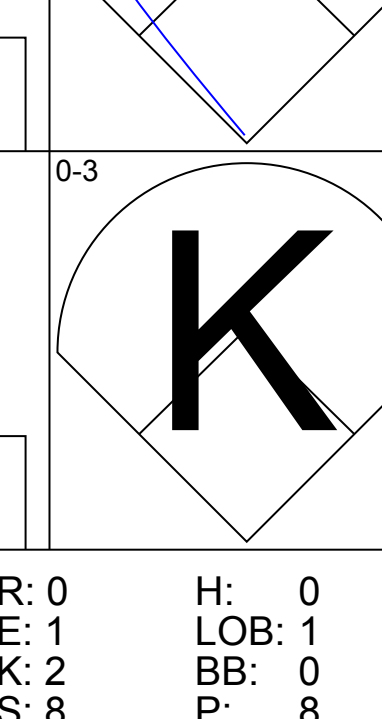
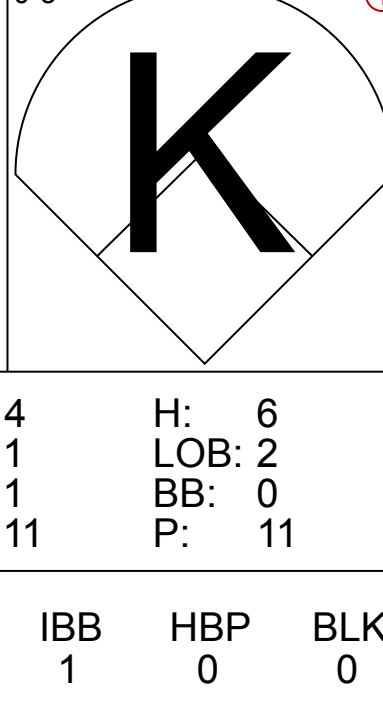
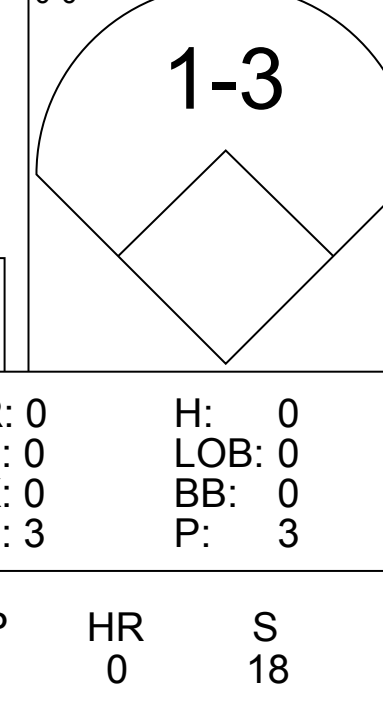
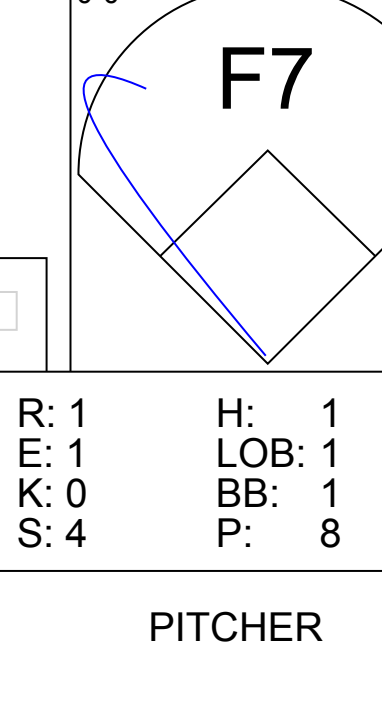
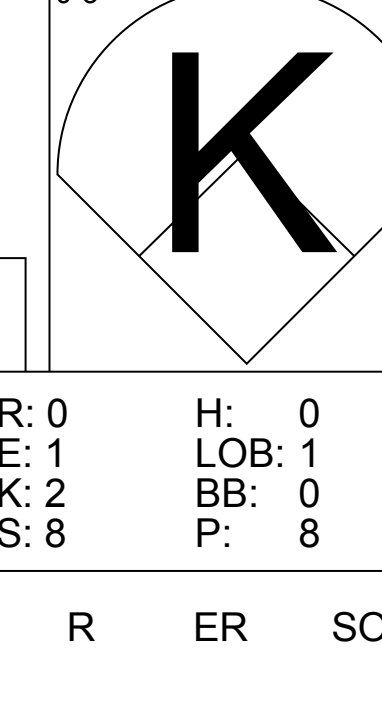
Batter	1	2	3	4	5	6	7	8	9	AB	R	H	RBI	BB	SO	LOB	BOTTOM																
Bert Campaneris, R OBP: 0.352, SLG: 0.362 (1, 6)	K2-3		K		F8					5	1	2	1	0	2	2	Chicago White Sox @ Kansas City Athletics Municipal Stadium, Kansas City, MO Sat May 20 1967, 4:33 AM EDT Att: 9,502 - Unknown livebaseballscorecards.com																
Rick Monday, L OBP: 0.339, SLG: 0.485 (1, 8)	K2-3	1B								4	2	1	0	1	2	3																	
Mike Hershberger, R OBP: 0.359, SLG: 0.362 (1, 9)	E5	FC1-6-4								2	1	0	2	1	0	2																	
Danny Cater, R OBP: 0.304, SLG: 0.380 Allan Lewis, S (8, PR) Ray Webster, L OBP: 0.340, SLG: 0.467 (9, 3)										4	1	2	1	0	0	1																	
Dick Green, R OBP: 0.273, SLG: 0.312 (1, 4)	F8									0	0	0	0	0	0	0																	
Sal Bando, R OBP: 0.314, SLG: 0.172 (1, 5)										4	0	0	0	0	0	0																	
Joe Nosssek, R OBP: 0.200, SLG: 0.200 Jim Gosger, L OBP: 0.329, SLG: 0.343 (3, PH) (4, 7)										4	1	1	1	1	0	3																	
Phil Roof, R OBP: 0.288, SLG: 0.333 Tim Talton, L OBP: 0.316, SLG: 0.400 (3, PH) (4, 2)										3	2	1	0	0	1	1																	
Catfish Hunter, R OBP: 0.111, SLG: 0.111 Roger Repoz, L OBP: 0.377, SLG: 0.500 Paul Lindblad, L OBP: 0.167, SLG: 0.167 (3, PH) (4, 1)										1	0	0	0	0	0	1																	
Inning Stats	R: 0 E: 1 K: 2 S: 9	H: 1 LOB: 2 BB: 0 P: 9	R: 2 E: 0 K: 0 S: 6	H: 3 LOB: 2 BB: 1 P: 10	R: 3 E: 0 K: 1 S: 7	H: 2 LOB: 2 BB: 1 P: 13	R: 1 E: 0 K: 1 S: 6	H: 1 LOB: 1 BB: 1 P: 10	R: 0 E: 0 K: 0 S: 3	H: 1 LOB: 0 BB: 0 P: 3	R: 1 E: 0 K: 0 S: 4	H: 1 LOB: 0 BB: 0 P: 4	R: 0 E: 0 K: 1 S: 6	H: 0 LOB: 1 BB: 0 P: 6	R: 2 E: 0 K: 1 S: 7	H: 2 LOB: 1 BB: 0 P: 7		1B: 7 2B: 4 3B: 1 HR: 0	SF: 2 SAC: 0 DP: 1 HBP: 2	WP: 2 PB: 2 CS: 1	PA: 41												
PITCHER	IP WLS BF H R ER SO BB IBB HBP BLK WP HR S P ERA WHIP																																
Tommy John, L ERA: 2.98 Dennis Higgins, R ERA: 6.75 Bruce Howard, R ERA: 2.84 Wilbur Wood, L ERA: 1.17	(1, 1) (3, 1) (3, 1) (7, 1)	2.0 L	12 3	4 0	2 3	2 3	2 0	1 1	0 0	0 0	0 0	0 0	0 0	15 20	19 24	9.00 4.50	2.500 1.500																

Batter	1	2	3	4	5	6	7	8	9	AB	R	H	RBI	BB	SO	LOB	TOP			
Tommie Agee, R OBP: 0.328, SLG: 0.441 (1, 8)										5	0	1	1	0	2	4				
Don Buford, S OBP: 0.307, SLG: 0.298 (1, 5)										5	0	0	0	0	1	3				
Tom McCraw, L OBP: 0.313, SLG: 0.379 (1, 3)										3	0	1	0	1	1	0				
Pete Ward, L OBP: 0.358, SLG: 0.392 (1, 7)										4	0	1	0	0	3	1				
Ken Berry, R OBP: 0.344, SLG: 0.336 (1, 9)										4	1	1	0	0	0	2				
Wayne Causey, L OBP: 0.395, SLG: 0.471 (1, 4)										4	1	1	1	0	0	0				
Duane Josephson, R OBP: 0.322, SLG: 0.339 (9, PR)										4	0	3	0	0	0	0				
Al Weis, S OBP: 0.222, SLG: 0.222 (7, 1)										0	1	0	0	0	0	0				
Ron Hansen, R OBP: 0.278, SLG: 0.238 (1, 6)										4	0	1	0	0	0	3				
Jim O'Toole, S Dennis Higgins, R Smoky Burgess, L Joe Horfan, S Wilbur Wood, R Walt Williams, R Hoyt Wilhelm, R Gary Peters, L (1, 1) (3, 1) (4, PH) (4, PH) (4, 1) (7, PH) (7, 1) (7, 1) (9, PH)										1	0	0	0	0	0	2				
Inning Stats	R: 0 E: 0 K: 1 S: 6	H: 1 LOB: 2 BB: 1 P: 10	R: 0 E: 0 K: 1 S: 7	H: 2 LOB: 2 BB: 0 P: 7	R: 0 E: 0 K: 1 S: 5	H: 1 LOB: 0 BB: 0 P: 5	R: 2 E: 0 K: 0 S: 7	H: 4 LOB: 2 BB: 0 P: 7	R: 0 E: 0 K: 2 S: 3	H: 0 LOB: 0 BB: 0 P: 3	R: 0 E: 0 K: 1 S: 5	H: 0 LOB: 0 BB: 0 P: 5	R: 0 E: 0 K: 1 S: 5	H: 0 LOB: 0 BB: 0 P: 5	R: 2 E: 0 K: 0 S: 6	H: 3 LOB: 1 BB: 0 P: 6	1B: 7 2B: 2 3B: 2 HR: 0	SF: 0 SAC: 0 DP: 0 HBP: 0	WP: 0 PB: 0 SB: 0 CS: 1	PA: 38
PITCHER	IP	WLS	BF	H	R	ER	SO	BB	IBB	HBP	BLK	WP	HR	S	P	ERA	WHIP			
Jim Nash, R ERA: 3.12	8.1	W	34	9	3	3	7	1	0	0	0	0	0	47	51	3.24	1.200			
Jack Aker, R ERA: 4.38	0.2	S	4	2	1	1	0	0	0	0	0	0	0	4	4	13.50	3.000			

Chicago White Sox @ Kansas City Athletics
Municipal Stadium, Kansas City, MO
Sun May 21 1967, 4:33 AM EDT
Att: 15,374 - Unknown


AB	37
R	4
H	11
RBI	4
BB	1
SO	7
LOB	15



Batter	1	2	3	4	5	6	7	8	9	AB	R	H	RBI	BB	SO	LOB	BOTTOM			
Bert Campaneris, R OBP: 0.349, SLG: 0.358 (1, 6)										4	0	1	0	0	0	1				
Ted Kubiak, S OBP: 0.400, SLG: 0.286 (9, 6)										0	0	0	0	0	0	0				
Rick Monday, L OBP: 0.336, SLG: 0.476 (1, 8)										4	1	1	0	0	0	1				
Mike Hershberger, R OBP: 0.361, SLG: 0.387 (1, 9)										4	1	2	1	0	0	1				
Danny Cater, R OBP: 0.317, SLG: 0.394 (1, 3)										3	1	2	1	1	0	1				
Dick Green, R OBP: 0.272, SLG: 0.310 (1, 4)										4	1	1	1	0	1	4				
Sal Bando, R OBP: 0.333, SLG: 0.188 (1, 5)										3	1	1	0	1	1	0				
Joe Nosssek, R OBP: 0.192, SLG: 0.192 (1, 7)										1	0	0	0	0	0	0				
Jim Gosger, L OBP: 0.330, SLG: 0.342 (3, PH) (4, 7)										3	0	1	1	0	1	2				
Phil Roof, R OBP: 0.286, SLG: 0.328 (1, 2)										4	0	1	1	0	0	3				
Jim Nash, R Jack Aker, R OBP: 0.167, SLG: 0.167 (1, 1) (9, 1)										4	0	0	0	0	2	2				
Inning Stats	R: 0 E: 0 K: 0 S: 4	H: 1 LOB: 2 BB: 1 P: 8	R: 0 E: 0 K: 1 S: 5	H: 0 LOB: 0 BB: 0 P: 5	R: 4 E: 1 K: 1 S: 11	H: 6 LOB: 2 BB: 0 P: 11	R: 0 E: 0 K: 0 S: 3	H: 0 LOB: 0 BB: 0 P: 3	R: 0 E: 0 K: 1 S: 6	H: 1 LOB: 1 BB: 0 P: 6	R: 1 E: 1 K: 0 S: 4	H: 1 LOB: 1 BB: 1 P: 8	R: 0 E: 0 K: 1 S: 6	H: 1 LOB: 1 BB: 0 P: 6	R: 0 E: 1 K: 2 S: 8	H: 0 LOB: 1 BB: 0 P: 8	1B: 9 2B: 1 3B: 0 HR: 0	SF: 0 SAC: 0 DP: 0 HBP: 0	WP: 0 PB: 1 SB: 1 CS: 1	PA: 36
PITCHER	IP	WLS	BF	H	R	ER	SO	BB	IBB	HBP	BLK	WP	HR	S	P	ERA	WHIP			
Jim O'Toole, L ERA: 3.0	2.2	L	15	6	4	4	2	0	0	0	0	0	0	2	2	0.00	3.000			
Dennis Higgins, R ERA: 6.52	0.1		2	1	0	0	0	0	0	0	0	0	0	2	2	0.00	3.000			
Wilbur Wood, L ERA: 1.69	3.0		11	2	1	1	0	1	0	0	0	0	0	10	14	3.00	1.000			
Hoyt Wilhelm, R ERA:	2.0		8	1	0	0	3	0	0	0	0	0	0	14	14	0.00	0.500			

Chicago White Sox @ Kansas City Athletics
Municipal Stadium, Kansas City, MO
Sun May 21 1967, 4:33 AM EDT
Att: 15,374 - Unknown

AB	34
R	5
H	10
RBI	5
BB	2
SO	5
LOB	15



Batter	1	2	3	4	5	6	7	8	9	AB	R	H	RBI	BB	SO	LOB	TOP			
Dick Green, R OBP: 0.266, SLG: 0.302 (1, 4)			SH1-4		K		K			3	0	0	0	0	2	1				
Ray Webster, L OBP: 0.333, SLG: 0.449 (1, 7)	6-3		6-3		1B			F6		4	0	1	1	0	0	1				
Rick Monday, L OBP: 0.342, SLG: 0.491 (1, 8)	F8		E		5-3			1B BB		3	1	1	1	1	0	1				
Danny Cater, R OBP: 0.315, SLG: 0.390 (1, 3)		1-3	E5			F8		1B		4	0	1	0	0	0	0				
Jim Gosger, L OBP: 0.326, SLG: 0.338 (1, 9)	E 1B		G3			F8		F8		4	0	1	0	0	0	3				
Sal Bando, R OBP: 0.302, SLG: 0.167 (1, 5)	FC6-5-4-6 WP 1-3			6-3		1-3		F4		4	0	0	0	0	0	3				
Phil Roof, R OBP: 0.284, SLG: 0.323 (1, 2)	5-3			K			S 1B		5-3	4	0	1	0	0	1	1	AB 34			
Ted Kubiak, S OBP: 0.357, SLG: 0.364 (1, 6)			SH1-4 6-3 2B	6-3			6-3		6-3	4	1	1	0	0	0	1	R 3			
Chuck Dobson, R OBP: 0.167, SLG: 0.167 Roger Repoz, L OBP: 0.371, SLG: 0.491 Tony Pierce, R (7, PH) Blue Moon Odom, R OBP: 0.500, SLG: 0.500 Mike Hershberger, R OBP: 0.359, SLG: 0.363 (9, PH)			E1 6-3 SH1-4 3B		6-3		K		5-3	2	1	0	0	0	0	1	H 6			
Inning Stats	R: 0 E: 0 K: 0 S: 3	H: 0 LOB: 0 BB: 0 P: 3	R: 0 E: 1 K: 0 S: 4	H: 1 LOB: 1 BB: 0 P: 4	R: 3 E: 2 K: 0 S: 7	H: 2 LOB: 1 BB: 0 P: 7	R: 0 E: 0 K: 1 S: 5	H: 0 LOB: 0 BB: 0 P: 5	R: 0 E: 0 K: 0 S: 3	H: 0 LOB: 0 BB: 0 P: 3	R: 0 E: 0 K: 2 S: 8	H: 1 LOB: 1 BB: 0 P: 8	R: 0 E: 0 K: 0 S: 4	H: 1 LOB: 2 BB: 1 P: 8	R: 0 E: 0 K: 0 S: 3	H: 0 LOB: 0 BB: 0 P: 3	1B: 4 2B: 1 3B: 1 HR: 0	SF: 0 SAC: 1 DP: 0 HBP: 0	WP: 1 PB: 0 SB: 1 CS: 0	PA: 36
PITCHER Jim McGlothlin, R ERA: 1.65 (1, 1)	IP: 9.0 WLS: W BF: 36 H: 6 R: 3 ER: 0 SO: 4 BB: 1 IBB: 0 HBP: 0 BLK: 0 WP: 1 HR: 0 S: 43 P: 47 ERA: 0.00 WHIP: 0.778															PITCHER				

Kansas City Athletics @ California Angels
 Anaheim Stadium, Anaheim, CA
 Mon May 22 1967, 10:05 PM EDT
 Att: 7,502 - Unknown

AB	34
R	3
H	6
RBI	2
BB	1
SO	4
LOB	13



Batter	1	2	3	4	5	6	7	8	9	AB	R	H	RBI	BB	SO	LOB	BOTTOM			
Paul Schaaf, R OBP: 0.258, SLG: 0.240 (1, 5)	F9		G3-6		F9		WP 1B 1B			4	1	1	0	0	0	1				
Jay Johnstone, L OBP: 0.237, SLG: 0.284 Jose Cardenal, R OBP: 0.242, SLG: 0.267 (7, PH) (8, 8)	G3		F6		1B		5-3			3	0	1	0	0	0	0				
Jim Fregosi, R OBP: 0.311, SLG: 0.391 (1, 6)	K			1B 2B	F7		F8			4	1	1	0	0	1	3				
Don Mincher, L OBP: 0.403, SLG: 0.600 (1, 3)		HR		F7	4-3					4	1	2	3	0	0	2				
Jimmie Hall, L OBP: 0.289, SLG: 0.356 (1, 9)	4-3			2B 1B		4-3	F9			4	1	1	0	0	0	1				
Rick Reichardt, R OBP: 0.336, SLG: 0.395 (1, 7)		4-3 BB		F5		6-3		L3		3	0	0	0	1	0	2				
Tom Satriono, L OBP: 0.391, SLG: 0.382 (1, 2)	4-3			1-3 2B		F8		4-3		4	0	1	2	0	0	1				
Bobby Knoop, R OBP: 0.259, SLG: 0.304 (1, 4)	6-3			1-3 3-H 4-0			1B SH WP BB	K		2	1	0	0	2	1	1				
Jim McGlothlin, R OBP: 0.167, SLG: 0.091 (1, 1)			G3-6 BB		K		SH WP 1B 1B			1	1	0	0	1	1	2				
Inning Stats	R: 0 E: 0 K: 1 S: 5	H: 0 LOB: 0 BB: 0 P: 5	R: 1 E: 0 K: 0 S: 4	H: 1 LOB: 1 BB: 1 P: 8	R: 0 E: 0 K: 0 S: 2	H: 0 LOB: 0 BB: 1 P: 6	R: 2 E: 0 K: 1 S: 8	H: 3 LOB: 2 BB: 1 P: 12	R: 0 E: 0 K: 0 S: 4	H: 1 LOB: 1 BB: 0 P: 4	R: 0 E: 0 K: 0 S: 3	H: 0 LOB: 0 BB: 0 P: 3	R: 3 E: 0 K: 0 S: 6	H: 2 LOB: 1 BB: 1 P: 10	R: 0 E: 0 K: 1 S: 5	H: 0 LOB: 0 BB: 0 P: 5	1B: 5 2B: 1 3B: 0 HR: 1	SF: 0 SAC: 1 DP: 1 HBP: 0	WP: 1 PB: 0 SB: 0 CS: 0	PA: 35
PITCHER Chuck Dobson, R ERA: 4.42 Tony Pierce, L ERA: 4.7 Blue Moon Odom, R ERA: 5.7	IP: 6.0 WLS: L BF: 3 H: 1 R: 3 ER: 3 SO: 2 BB: 1 IBB: 0 HBP: 0 BLK: 0 WP: 0 HR: 1 S: 26 P: 38 ERA: 4.50 WHIP: 1.167															PITCHER				

Kansas City Athletics @ California Angels
 Anaheim Stadium, Anaheim, CA
 Mon May 22 1967, 10:05 PM EDT
 Att: 7,502 - Unknown

AB	30
R	6
H	7
RBI	5
BB	4
SO	3
LOB	15



Batter	1	2	3	4	5	6	7	8	9	AB	R	H	RBI	BB	SO	LOB	TOP										
Ted Kubiak, S OBP: 0.278, SLG: 0.267 (1, 6)	4-3		F9		6-3			F5		4	0	0	0	0	0	1	Kansas City Athletics @ California Angels Anaheim Stadium, Anaheim, CA Tue May 23 1967, 10:05 PM EDT Att: 8,710 - Unknown										
Ray Webster, L OBP: 0.309, SLG: 0.415 (1, 7)	4-3		F9			F8		FC6-4		4	0	0	0	0	0	1											
Rick Monday, L OBP: 0.339, SLG: 0.482 (1, 8)	1B		F7			6-3			F8	4	0	1	0	0	0	0											
Danny Cater, R OBP: 0.313, SLG: 0.386 (1, 3)	4-3			1B		F7			5-3	4	0	1	0	0	0	1											
Jim Gosger, L OBP: 0.323, SLG: 0.333 (1, 9)	K			F6			G6-4-3 1B		K	4	0	1	0	0	2	1											
Dick Green, R OBP: 0.267, SLG: 0.303 (1, 4)	CS 1B			F8			G6-4-3 1-2			3	0	1	0	0	0	2											
Sal Bando, R OBP: 0.304, SLG: 0.158 (1, 5)	2B BLK BB			6-3			6-3			2	1	0	0	1	0	1											
Phil Roof, R OBP: 0.286, SLG: 0.338 (1, 2)	1-3 2B				F8			F7		3	0	1	0	0	0	0											
Lew Krausse, R Roberto Rodriguez, R Tony Pierce, R Roger Repoz, L Jack Aker, R	F8				K			FC6-4 BB		2	0	0	0	0	1	1											
Inning Stats	R: 0 E: 0 K: 0 S: 4	H: 1 LOB: 1 BB: 0 P: 4	R: 1 E: 0 K: 1 S: 6	H: 2 LOB: 1 BB: 1 P: 10	R: 0 E: 0 K: 0 S: 3	H: 0 LOB: 0 BB: 0 P: 3	R: 0 E: 0 K: 0 S: 4	H: 1 LOB: 1 BB: 0 P: 4	R: 0 E: 0 K: 1 S: 5	H: 0 LOB: 0 BB: 0 P: 5	R: 0 E: 0 K: 0 S: 3	H: 0 LOB: 0 BB: 0 P: 3	R: 0 E: 0 K: 0 S: 3	H: 1 LOB: 0 BB: 0 P: 3	R: 0 E: 0 K: 0 S: 3	H: 0 LOB: 1 BB: 1 P: 7		R: 0 E: 0 K: 1 S: 5	H: 0 LOB: 0 BB: 0 P: 5	1B: 4 2B: 1 3B: 0 HR: 0	SF: 0 SAC: 0 DP: 1 HBP: 0	WP: 0 PB: 0 SB: 0 CS: 1	PA: 32				
PITCHER	IP	WLS	BF	H	R	ER	SO	BB	IBB	HBP	BLK	WP	HR	S	P	ERA	WHIP										
Jack Sanford, R ERA: 2.94	7.0	W	25	5	1	1	2	1	0	0	1	0	0	28	32	1.29	0.857										
Minnie Rojas, R ERA: 0.63	2.0	S	7	0	0	0	1	1	0	0	0	0	0	8	12	0.00	0.500										

Batter	1	2	3	4	5	6	7	8	9	AB	R	H	RBI	BB	SO	LOB	BOTTOM										
Paul Schaal, R OBP: 0.252, SLG: 0.233 Bill Skowron, R Minnie Rojas, R	F9		K		6-3		1-3			3	0	0	0	0	1	3	Kansas City Athletics @ California Angels Anaheim Stadium, Anaheim, CA Tue May 23 1967, 10:05 PM EDT Att: 8,710 - Unknown										
Jay Johnstone, L OBP: 0.238, SLG: 0.277 (1, 8)	4-3		G3			K	1B CS BB			3	1	0	0	1	1	2											
Jim Fregosi, R OBP: 0.321, SLG: 0.416 (1, 6)	5-3			4-3 BB			HR	CS 1B		3	1	2	1	1	0	0											
Don Mincher, L OBP: 0.406, SLG: 0.597 (1, 3)		F8		F7		HR	CS	G3 1B		4	1	2	0	0	0	1											
Jimmie Hall, L OBP: 0.287, SLG: 0.385 (1, 9)		F4		4-3		HR		G3		4	1	1	2	0	0	2											
Rick Reichardt, R OBP: 0.333, SLG: 0.386 (1, 7)		5-3		6-3		K		BB		3	0	0	0	1	1	1											
Tom Satriano, L OBP: 0.382, SLG: 0.373 (8, 5)			S BB 1B		4-3	4-3		F7		4	0	1	0	0	0	2											
Bobby Knoop, R OBP: 0.266, SLG: 0.305 (1, 4)			S BB		K		E7 SH5-4 1-3 1B	K		3	1	1	0	1	2	2											
Jack Sanford, R Don Wallace, L Buck Rodgers, S			K				SH5-4			2	0	1	0	0	1	2											
Inning Stats	R: 0 E: 0 K: 0 S: 3	H: 0 LOB: 0 BB: 0 P: 3	R: 0 E: 0 K: 2 S: 8	H: 0 LOB: 2 BB: 1 P: 12	R: 0 E: 0 K: 0 S: 3	H: 0 LOB: 1 BB: 1 P: 7	R: 0 E: 0 K: 1 S: 6	H: 1 LOB: 1 BB: 0 P: 6	R: 3 E: 0 K: 2 S: 10	H: 3 LOB: 0 BB: 0 P: 10	R: 2 E: 1 K: 0 S: 4	H: 2 LOB: 0 BB: 1 P: 8	R: 0 E: 0 K: 1 S: 6	H: 1 LOB: 2 BB: 1 P: 10	R: 0 E: 0 K: 1 S: 6	H: 0 LOB: 0 BB: 0 P: 10		1B: 6 2B: 0 3B: 0 HR: 2	SF: 0 SAC: 1 DP: 0 HBP: 0	WP: 0 PB: 0 SB: 0 CS: 2	PA: 36						
PITCHER	IP	WLS	BF	H	R	ER	SO	BB	IBB	HBP	BLK	WP	HR	S	P	ERA	WHIP										
Lew Krausse, R ERA: 4.18	6.0	L	26	6	4	4	5	2	0	0	0	0	2	34	42	6.00	1.333										
Roberto Rodriguez, R ERA: 5.14	0.2		4	1	0	0	0	1	0	0	0	0	0	3	7	0.00	3.000										
Tony Pierce, L ERA: 4.6	0.1		0	0	1	1	0	0	0	0	0	0	0	0	0	27.00	0.000										
Jack Aker, R ERA: 4.21	1.0		5	1	0	0	1	1	0	0	0	0	0	6	10	0.00	2.000										

Batter	1	2	3	4	5	6	7	8	9	AB	R	H	RBI	BB	SO	LOB	TOP										
Cesar Tovar, R OBP: 0.381, SLG: 0.472 (1, 8)	0-0 6-3	0-0 FC5-4		0-0 F9		0-0 FC5-4		0-0 F8	5 0 0 0 0 0 6																		
Rod Carew, L OBP: 0.368, SLG: 0.433 (1, 4)	0-0 1B		0-0 HR		0-0 F9	0-3 K		0-0 5-3	5 1 2 1 0 1 1																		
Zolio Versalles, R OBP: 0.306, SLG: 0.390 (1, 6)	0-3 K		0-0 F7		0-0 1B SF8		0-0 1-3		4 1 1 0 0 1 1																		
Harmon Killebrew, R OBP: 0.389, SLG: 0.525 (1, 3)	0-0 F7		0-0 F8		0-0 FC5 2-3 1B		0-3 K		4 0 1 0 0 1 1																		
Tony Oliva, L OBP: 0.295, SLG: 0.346 (1, 9)		0-0 FC5-2 3B		0-0 F5		0-0 SF8		0-0 3-1	3 0 1 1 0 0 0																		
Bob Allison, R OBP: 0.352, SLG: 0.412 (1, 7)		0-0 F4		0-0 F8	0-0 BB	0-0 BB		0-3 K	3 0 0 0 1 1 1																		
Rich Rollins, R OBP: 0.312, SLG: 0.265 (1, 5)		0-0 FC5-2 BB 3-H		4-0 1B BB	0-0 FC5	0-0 BB		0-0 G6-4-3 1B	3 0 1 0 1 0 3																		
Jerry Zimmerman, R OBP: 0.305, SLG: 0.196 (1, 2)		4-0 BB		0-0 BB	0-0 1B			0-0 G6-4-3	3 0 1 0 1 0 1																		
Dave Boswell, R OBP: 0.308, SLG: 0.500 (1, 1)		4-0 BB		0-3 K				0-3 K	2 0 1 0 1 1 2																		
Earl Batley, R OBP: 0.294, SLG: 0.205 (9, PH)		1-2 2-3 BB		0-0 FC5-4 BB	0-0 K	0-0 FC5-4 1B			1 0 0 0 0 1 0																		
Inning Stats	R: 0 E: 0 K: 1 S: 6	H: 1 LOB: 1 BB: 0 P: 6	R: 0 E: 0 K: 0 S: 4	H: 1 LOB: 3 BB: 2 P: 12	R: 1 E: 0 K: 0 S: 4	H: 1 LOB: 0 BB: 0 P: 4	R: 0 E: 0 K: 1 S: 6	H: 1 LOB: 2 BB: 1 P: 10	R: 1 E: 0 K: 0 S: 5	H: 2 LOB: 1 BB: 0 P: 9	R: 0 E: 0 K: 1 S: 6	H: 1 LOB: 1 BB: 0 P: 6	R: 0 E: 0 K: 1 S: 5	H: 0 LOB: 0 BB: 0 P: 5	R: 0 E: 0 K: 1 S: 5	H: 1 LOB: 0 BB: 0 P: 5	R: 0 E: 0 K: 1 S: 5	H: 0 LOB: 0 BB: 0 P: 5	1B: 5 2B: 1 3B: 1 HR: 1	SF: 1 SAC: 0 DP: 1 HBP: 0	WP: 0 PB: 0 SB: 1 CS: 0	PA: 38					
PITCHER	IP	WLS	BF	H	R	ER	SO	BB	IBB	HBP	BLK	WP	HR	S	P	ERA	WHIP										
Catfish Hunter, R ERA: 3.26 (1, 1)	5.0		25	6	2	2	2	4	0	0	0	0	1	25	41	3.60	2.000										
Paul Lindblad, L ERA: 2.63 (6, 1)	4.0	W	13	2	0	0	4	0	0	0	0	0	0	21	21	0.00	0.500										

Minnesota Twins @ Kansas City Athletics
Municipal Stadium, Kansas City, MO
Thu May 25 1967, 8:05 PM EDT
Att: 7,295 - Unknown


AB	33
R	2
H	8
RBI	2
BB	4
SO	6
LOB	16



Batter	1	2	3	4	5	6	7	8	9	AB	R	H	RBI	BB	SO	LOB	BOTTOM										
Bert Campaneris, R OBP: 0.347, SLG: 0.355 (1, 6)	0-0 F5	0-0 F3			0-0 F9		0-0 S 1B		4 1 1 0 0 0 2																		
Jim Gosger, L OBP: 0.340, SLG: 0.345 (1, 9)	0-0 BB 1B	0-0 F2			4-0 BB		0-0 CS 1B		3 1 2 1 1 0 2																		
Rick Monday, L OBP: 0.336, SLG: 0.469 (1, 8)	4-0 1B FC3-6 BB		0-3 K		0-0 L4		0-0 CS	0-0 2-3	3 1 0 0 1 1 1																		
Danny Cater, R OBP: 0.318, SLG: 0.389 (1, 3)	0-0 FC3-6 1B		0-0 5-3		0-0 1-3		0-0 1B		4 0 2 1 0 0 0																		
Roger Repoz, L OBP: 0.358, SLG: 0.458 (1, 7)	0-0 FC3-6		0-3 K		0-0 F5		0-3 K		4 0 0 1 0 2 2																		
Dick Green, R OBP: 0.266, SLG: 0.303 (1, 4)	0-0 F9			0-3 K		0-0 S 1B		0-3 K	3 0 1 0 0 1 1																		
Allan Lewis, S OBP: 0.355, SLG: 0.079 (6, FR)									0 0 0 0 0 0 0																		
Ossie Chavarria, R OBP: 0.353, SLG: 0.083 (7, 4)									1 0 0 0 0 1 1																		
Sal Bando, R OBP: 0.306, SLG: 0.150 (1, 5)		4-0 1B BB		0-3 K		0-0 5-3			2 0 0 0 1 1 1																		
Phil Roof, R OBP: 0.275, SLG: 0.324 (1, 2)		0-3 K		0-3 K				0-3 K	3 0 0 0 0 3 1																		
Catfish Hunter, R OBP: 0.158, SLG: 0.158 (1, 1)		0-0 1B			0-0 5-3			0-0 F6	1 0 1 0 0 0 0																		
Mike Hersberger, R OBP: 0.355, SLG: 0.079 (6, PH)									1 0 0 0 0 0 0																		
Paul Lindblad, L OBP: 0.143, SLG: 0.143 (6, 1)									1 0 0 0 0 0 0																		
Inning Stats	R: 2 E: 0 K: 0 S: 5	H: 2 LOB: 1 BB: 1 P: 9	R: 0 E: 0 K: 1 S: 6	H: 1 LOB: 2 BB: 1 P: 10	R: 0 E: 0 K: 2 S: 7	H: 0 LOB: 0 BB: 0 P: 7	R: 0 E: 0 K: 3 S: 9	H: 0 LOB: 0 BB: 0 P: 9	R: 0 E: 0 K: 0 S: 3	H: 0 LOB: 1 BB: 1 P: 7	R: 0 E: 0 K: 0 S: 4	H: 1 LOB: 2 BB: 0 P: 4	R: 1 E: 0 K: 1 S: 6	H: 2 LOB: 0 BB: 0 P: 6	R: 0 E: 0 K: 2 S: 8	H: 1 LOB: 1 BB: 0 P: 8	R: 0 E: 0 K: 2 S: 8	H: 1 LOB: 1 BB: 0 P: 8	1B: 7 2B: 0 3B: 0 HR: 0	SF: 0 SAC: 0 DP: 0 HBP: 0	WP: 0 PB: 0 SB: 0 CS: 1	PA: 34					
PITCHER	IP	WLS	BF	H	R	ER	SO	BB	IBB	HBP	BLK	WP	HR	S	P	ERA	WHIP										
Dave Boswell, R ERA: 4.29 (1, 1)	8.0	L	33	7	3	3	9	3	0	0	0	0	0	48	60	3.38	1.250										

Minnesota Twins @ Kansas City Athletics
Municipal Stadium, Kansas City, MO
Thu May 25 1967, 8:05 PM EDT
Att: 7,295 - Unknown

AB	30
R	3
H	7
RBI	3
BB	3
SO	9
LOB	11



Batter	1	2	3	4	5	6	7	8	9	AB	R	H	RBI	BB	SO	LOB	TOP				
Cesar Tovar, R OBP: 0.382, SLG: 0.476 (1, 8)										5	1	2	0	0	2	1					
Rod Carew, L OBP: 0.376, SLG: 0.435 (1, 4)										4	1	2	0	1	0	3					
Zolio Versalles, R OBP: 0.316, SLG: 0.397 (1, 6)										5	2	3	0	0	0	3					
Harmon Killebrew, R OBP: 0.383, SLG: 0.536 (1, 3)										5	1	1	2	0	2	8					
Tony Oliva, L OBP: 0.280, SLG: 0.325 (1, 9)										5	0	0	0	0	0	4					
Bob Allison, R OBP: 0.357, SLG: 0.410 (1, 7)										3	0	1	1	1	1	0					
Rich Rollins, R OBP: 0.309, SLG: 0.264 (1, 5)										4	0	1	2	0	0	1					
Jerry Zimmerman, R OBP: 0.302, SLG: 0.185 (1, 2)									3	0	0	0	0	2	3						
Jim Merritt, L OBP: 0.167, SLG: 0.333 (1, 1)									4	0	1	0	0	1	1						
Inning Stats	R: 3 E: 0 K: 2 S: 10	H: 3 LOB: 2 BB: 2 P: 18	R: 0 E: 0 K: 1 S: 7	H: 2 LOB: 2 BB: 0 P: 7	R: 0 E: 0 K: 1 S: 5	H: 0 LOB: 1 BB: 0 P: 5	R: 0 E: 0 K: 0 S: 3	H: 0 LOB: 1 BB: 0 P: 4	R: 2 E: 0 K: 0 S: 6	H: 3 LOB: 1 BB: 0 P: 6	R: 0 E: 0 K: 0 S: 3	H: 0 LOB: 0 BB: 0 P: 3	R: 0 E: 0 K: 3 S: 9	H: 0 LOB: 1 BB: 0 P: 9	R: 0 E: 0 K: 1 S: 6	H: 1 LOB: 1 BB: 0 P: 6	1B: 8 2B: 2 3B: 0 HR: 1	SF: 0 SAC: 0 DP: 0 HBP: 1	WP: 0 PB: 0 CS: 0	PA: 41	
PITCHER	IP	WLS	BF	H	R	ER	SO	BB	IBB	HBP	BLK	WP	HR	S	P	ERA	WHIP				
Jim Nash, R ERA: 3.59 (1, 1)	5.0	L	26	8	5	5	4	2	0	1	0	0	1	31	40	9.00	2.000				
Diego Segui, R ERA: (6, 1)	2.0		8	2	0	0	0	0	0	0	0	0	0	8	8	0.00	1.000				
Tony Pierce, L ERA: 4.08 (8, 1)	2.0		7	1	0	0	4	0	0	0	0	0	0	15	15	0.00	0.500				

Minnesota Twins @ Kansas City Athletics
Municipal Stadium, Kansas City, MO
Fri May 26 1967, 8:05 PM EDT
Att: 10,555 - Unknown


AB 38
R 5
H 11
RBI 5
BB 2
SO 8
LOB 24



Batter	1	2	3	4	5	6	7	8	9	AB	R	H	RBI	BB	SO	LOB	BOTTOM					
Bert Campaneris, R OBP: 0.351, SLG: 0.359 (1, 6)										4	0	2	0	0	0	0						
Rick Monday, L OBP: 0.333, SLG: 0.457 (1, 8)										3	0	0	0	1	2	2						
Mike Hershberger, R OBP: 0.342, SLG: 0.364 (1, 9)										4	0	0	0	0	1	3						
Danny Cater, R OBP: 0.329, SLG: 0.399 (1, 3)										4	0	3	0	0	0	0						
Sal Bando, R OBP: 0.302, SLG: 0.140 (1, 5)										3	0	0	0	1	1	3						
Joe Nassek, R OBP: 0.167, SLG: 0.167 (1, 7)										4	0	0	0	0	0	3						
Ossie Chavarria, R OBP: 0.286, SLG: 0.063 (1, 4)										4	0	0	0	0	1	3						
Phil Roof, R OBP: 0.265, SLG: 0.311 Tony Pierce, R (8, 1)										3	0	0	0	0	2	2						
Jim Nash, R (1, 1)										1	0	0	0	0	1	0						
Jim Gosger, L OBP: 0.337, SLG: 0.341 (5, PH)										1	0	0	0	0	1	0						
Diego Segui, R (6, 1)										0	0	0	0	0	0	0						
Ken Suarez, R OBP: 0.462, SLG: 0.556 (8, 2)										1	0	0	0	0	0	0						
Inning Stats	R: 0 E: 0 K: 1 S: 5	H: 0 LOB: 0 BB: 0 P: 5	R: 0 E: 0 K: 1 S: 6	H: 1 LOB: 2 BB: 1 P: 10	R: 0 E: 0 K: 1 S: 6	H: 1 LOB: 1 BB: 0 P: 6	R: 0 E: 0 K: 0 S: 3	H: 0 LOB: 0 BB: 0 P: 3	R: 0 E: 0 K: 2 S: 7	H: 0 LOB: 0 BB: 0 P: 7	R: 0 E: 0 K: 3 S: 11	H: 2 LOB: 2 BB: 0 P: 11	R: 0 E: 0 K: 1 S: 5	H: 0 LOB: 0 BB: 0 P: 5	R: 0 E: 0 K: 0 S: 3	H: 0 LOB: 1 BB: 1 P: 7	R: 0 E: 0 K: 0 S: 4	H: 1 LOB: 1 BB: 0 P: 4	1B: 5 2B: 0 3B: 0 HR: 0	SF: 0 SAC: 0 DP: 0 HBP: 0	WP: 1 PB: 0 CS: 0	PA: 34
PITCHER	IP	WLS	BF	H	R	ER	SO	BB	IBB	HBP	BLK	WP	HR	S	P	ERA	WHIP					
Jim Merritt, L ERA: 0.93 (1, 1)	9.0	W	34	5	0	0	9	2	0	0	0	1	0	50	58	0.00	0.778					

Minnesota Twins @ Kansas City Athletics
Municipal Stadium, Kansas City, MO
Fri May 26 1967, 8:05 PM EDT
Att: 10,555 - Unknown

AB 32
R 0
H 5
RBI 0
BB 2
SO 9
LOB 16




Batter	1	2	3	4	5	6	7	8	9	AB	R	H	RBI	BB	SO	LOB	TOP			
Cesar Tovar, R (1.8) OBP: 0.367, SLG: 0.456	4-3		5-3 BB			L6	F7		5-3	4	0	0	0	1	0	3	Minnesota Twins @ Kansas City Athletics Municipal Stadium, Kansas City, MO Sun May 28 1967, 4:38 AM EDT Att: 17,979 - Unknown livebaseballscorecards.com			
Rod Carew, L (1.4) OBP: 0.368, SLG: 0.418	1B		5-3 1-2							3	0	2	0	1	0	1				
Zolio Versalles, R (1.6) OBP: 0.313, SLG: 0.381	F9		K			F8			K	4	0	0	0	0	2	4				
Harmon Killebrew, R (1.3) OBP: 0.376, SLG: 0.511	1B					1-3			F7	4	0	1	0	0	0	2				
Tony Oliva, L (1.9) OBP: 0.279, SLG: 0.312	K2-3					F8			4-3	4	0	0	0	0	2	3				
Bob Allison, R (1.7) OBP: 0.378, SLG: 0.465										4	2	2	0	0	1	0				
Rich Rollins, R (1.5) OBP: 0.326, SLG: 0.280						K				4	0	3	1	0	1	0				
Earl Batley, R (1.2) OBP: 0.288, SLG: 0.200										1	0	0	0	0	0	1				
Jerry Zimmerman, R (2.2) OBP: 0.298, SLG: 0.161										1	0	0	0	0	1	0				
Rich Reese, L (7. PH) OBP: 0.323, SLG: 0.481										1	0	0	1	0	0	1				
Russ Nixon, L (7.2) OBP: 0.212, SLG: 0.219										1	0	0	0	0	0	1				
Jim Kaat, L (1.1) OBP: 0.211, SLG: 0.333										2	0	0	0	0	0	0				
Sandy Valdespino, L (7. PH) OBP: 0.400, SLG: 0.750										1	0	0	0	0	0	2				
Ron Kline, R (7.1) OBP: 0.399, SLG: 0.367										0	0	0	0	0	0	0				
Jim Perry, S (8.1) OBP: 0.304, SLG: 0.300										0	0	0	0	0	0	0				
Frank Quilici, R (9. PH) OBP: 0.304, SLG: 0.300										1	0	0	0	0	1	1				
Inning Stats	R: 0 E: 0 K: 1 S: 7	H: 2 LOB: 2 BB: 0 P: 7	R: 0 E: 0 K: 0 S: 3	H: 1 LOB: 0 BB: 0 P: 3	R: 0 E: 0 K: 1 S: 5	H: 0 LOB: 1 BB: 1 P: 9	R: 0 E: 0 K: 1 S: 5	H: 0 LOB: 0 BB: 0 P: 5	R: 0 E: 0 K: 2 S: 7	H: 0 LOB: 0 BB: 1 P: 7	R: 1 E: 1 K: 0 S: 6	H: 2 LOB: 2 BB: 0 P: 6	R: 0 E: 0 K: 2 S: 8	H: 1 LOB: 1 BB: 0 P: 8	R: 1 E: 0 K: 1 S: 7	H: 2 LOB: 1 BB: 0 P: 7	1B: 6 2B: 2 3B: 0 HR: 0	SF: 0 SAC: 0 DP: 1 HBP: 0	WP: 0 PB: 0 CS: 0	PA: 37
PITCHER	IP WLS BF H R ER SO BB IBB HBP BLK WP HR S P ERA WHIP	6.1 W 26 5 1 1 5 2 0 0 0 0 0 0 34 42 1.42 1.105	2.2 S 11 3 1 1 3 0 0 0 0 0 0 0 17 17 3.38 1.125																	

Batter	1	2	3	4	5	6	7	8	9	AB	R	H	RBI	BB	SO	LOB	BOTTOM				
Bert Campaneris, R (1.6) OBP: 0.329, SLG: 0.348	6-3		FC6-2 WP 1B 1-2 3-H			G2				4	2	1	0	0	0	2	Minnesota Twins @ Kansas City Athletics Municipal Stadium, Kansas City, MO Sun May 28 1967, 4:38 AM EDT Att: 17,979 - Unknown livebaseballscorecards.com				
Rick Monday, L (1.8) OBP: 0.346, SLG: 0.472	4-3		1B WP 1-2 2-3			K				3	2	1	0	1	1	0					
Mike Hershberger, R (1.9) OBP: 0.339, SLG: 0.367	K		1B 1-H 2-H 3-H			F8				4	1	2	3	0	1	0					
Danny Cater, R (1.3) OBP: 0.325, SLG: 0.390			K			F9				4	1	1	1	0	2	0					
Ossie Chavarria, R (1.4) OBP: 0.308, SLG: 0.100										1	0	0	0	1	0	0					
Roger Repoz, L (7. PH) OBP: 0.369, SLG: 0.500										0	0	0	0	1	0	0					
Ted Kubiak, S (8.4) OBP: 0.304, SLG: 0.300										0	0	0	1	0	0	0					
Joe Nassek, R (1.7) OBP: 0.200, SLG: 0.257	4									4	0	2	1	0	0	2					
Sal Bando, R (1.5) OBP: 0.295, SLG: 0.196										4	0	1	0	0	0	4					
Ken Suarez, R (1.2) OBP: 0.448, SLG: 0.500										2	1	0	0	1	2	1					
Blue Moon Odom, R (1.1) OBP: 0.400, SLG: 0.400										2	0	0	0	0	0	2					
Paul Lindblad, L (7.1) OBP: 0.125, SLG: 0.125										1	0	0	0	0	0	0					
Inning Stats	R: 0 E: 0 K: 1 S: 5	H: 0 LOB: 0 BB: 0 P: 5	R: 0 E: 0 K: 1 S: 4	H: 0 LOB: 1 BB: 1 P: 8	R: 3 E: 0 K: 0 S: 5	H: 3 LOB: 1 BB: 1 P: 9	R: 0 E: 0 K: 0 S: 4	H: 1 LOB: 1 BB: 0 P: 4	R: 0 E: 0 K: 1 S: 5	H: 0 LOB: 0 BB: 0 P: 5	R: 0 E: 0 K: 2 S: 7	H: 0 LOB: 0 BB: 0 P: 7	R: 0 E: 1 K: 1 S: 5	H: 0 LOB: 1 BB: 1 P: 9	R: 4 E: 0 K: 0 S: 7	H: 4 LOB: 1 BB: 1 P: 11	1B: 4 2B: 3 3B: 3 HR: 0	SF: 0 SAC: 1 DP: 2 HBP: 0	WP: 1 PB: 0 CS: 0	PA: 34	
PITCHER	IP WLS BF H R ER SO BB IBB HBP BLK WP HR S P ERA WHIP	6.0 L 22 4 3 3 5 1 1 0 0 0 0 0 11 19 4.50 1.000	1.2 11 4 4 4 1 1 1 0 0 0 0 0 11 19 21.60 3.000	0.1 1 0 0 0 0 0 0 0 0 0 0 0 1 1 0.00 0.000																	

Batter	1	2	3	4	5	6	7	8	9	AB	R	H	RBI	BB	SO	LOB	TOP								
Bert Campaneris, R (1, 6) OBP: 0.326, SLG: 0.344	F5		E1			L3 1B		G4-3-6	F7	5	0	1	0	0	0	2	Kansas City Athletics @ Washington Senators D.C. Stadium, Washington, DC Tue May 30 1967, 3:33 AM EDT Unknown								
Ray Webster, L (1, 3) OBP: 0.303, SLG: 0.429	K		F4			L3 1-2		1B BB		3	0	0	0	1	1	2									
Rick Monday, L (1, 8) OBP: 0.352, SLG: 0.469	F5			4-3						3	0	1	0	0	0	0									
Danny Cater, R (1, 5) OBP: 0.324, SLG: 0.387		F9			1B					4	0	1	0	0	0	3									
Jim Gosger, L (1, 9) OBP: 0.330, SLG: 0.326				F7						3	1	1	0	1	0	1									
Roger Repoz, L (1, 7) OBP: 0.368, SLG: 0.470		F5 BB		F8						4	0	0	0	0	1	3									
Phil Roof, R (1, 2) OBP: 0.280, SLG: 0.381				F8						4	1	2	2	0	0	1									
Ted Kubiak, S (1, 4) OBP: 0.269, SLG: 0.261			K							3	0	0	0	0	2	1									
Joe Nosssek, R (9, PH) OBP: 0.194, SLG: 0.250					K					1	0	0	0	0	1	0									
Jim Nash, R (1, 1) Mike Hershberger, R (8, PH) Lew Krausse, R (8, 1) Sal Bando, R (9, PH) OBP: 0.306, SLG: 0.196			K							2	0	0	0	0	2	0									
Inning Stats	R: 0 E: 0 K: 1 S: 5	H: 0 LOB: 0 BB: 0 P: 5	R: 0 E: 0 K: 0 S: 3	H: 0 LOB: 1 BB: 1 P: 7	R: 0 E: 1 K: 2 S: 8	H: 0 LOB: 1 BB: 0 P: 8	R: 0 E: 0 K: 0 S: 4	H: 1 LOB: 1 BB: 0 P: 4	R: 0 E: 0 K: 2 S: 7	H: 0 LOB: 0 BB: 0 P: 7	R: 0 E: 0 K: 0 S: 3	H: 1 LOB: 1 BB: 0 P: 4	R: 0 E: 0 K: 1 S: 6	H: 1 LOB: 1 BB: 0 P: 6	R: 0 E: 0 K: 0 S: 4	H: 2 LOB: 2 BB: 1 P: 8	R: 2 E: 0 K: 1 S: 7	H: 2 LOB: 1 BB: 1 P: 11	1B: 5 2B: 2 3B: 0 HR: 1	SF: 0 SAC: 0 DP: 2 HBP: 1	WP: 1 PB: 0 SB: 0 CS: 0	PA: 37			
PITCHER	IP	WLS	BF	H	R	ER	SO	BB	IBB	HBP	BLK	WP	HR	S	P	ERA	WHIP								
Phil Ortega, R (1, 1) ERA: 4.17	8.1	W	34	7	2	2	6	2	0	1	0	0	1	43	52	2.16	1.080								
Dave Baldwin, R (9, 1) ERA: 1.42	0.2	S	3	0	0	0	1	1	0	0	0	1	0	4	8	0.00	1.500								

AB	33
R	2
H	7
RBI	2
BB	3
SO	7
LOB	13




Batter	1	2	3	4	5	6	7	8	9	AB	R	H	RBI	BB	SO	LOB	BOTTOM									
Tim Cullen, R (1, 4) OBP: 0.324, SLG: 0.269	F9 S BB		6-3					SH E HR		2	1	0	0	1	0	0	Kansas City Athletics @ Washington Senators D.C. Stadium, Washington, DC Tue May 30 1967, 3:33 AM EDT Unknown									
Ken McMullen, R (1, 5) OBP: 0.239, SLG: 0.307	F9 1-3			HR BB	K			F5		3	1	0	0	1	1	3										
Fred Valentine, S (1, 8) OBP: 0.355, SLG: 0.333	1-3			F8				F8		4	1	0	0	0	0	4										
Frank Howard, R (1, 7) OBP: 0.372, SLG: 0.566	F7			HR				4-3		4	2	2	6	0	0	1										
Cap Peterson, R (1, 9) OBP: 0.357, SLG: 0.364					1B			K		4	0	2	0	0	1	0										
Paul Casanova, R (1, 2) OBP: 0.314, SLG: 0.357		G5-4-3 1-2			1B			F6		4	0	1	0	0	0	1										
Ken Harrelson, R (1, 3) OBP: 0.284, SLG: 0.308			K		K			F9		3	0	0	0	0	2	2										
Ed Brinkman, R (1, 6) OBP: 0.253, SLG: 0.258			6-3		K			F3		3	0	0	0	0	1	2										
Phil Ortega, R (1, 1) Dave Baldwin, R (9, 1)			K					FC3 SH HR BB		2	1	0	0	1	2	0										
Inning Stats	R: 0 E: 0 K: 0 S: 3	H: 0 LOB: 1 BB: 1 P: 7	R: 0 E: 0 K: 1 S: 5	H: 1 LOB: 0 BB: 0 P: 5	R: 0 E: 0 K: 1 S: 5	H: 0 LOB: 0 BB: 0 P: 5	R: 2 E: 0 K: 2 S: 10	H: 3 LOB: 2 BB: 1 P: 14	R: 0 E: 0 K: 2 S: 7	H: 0 LOB: 0 BB: 0 P: 7	R: 0 E: 0 K: 1 S: 5	H: 0 LOB: 0 BB: 0 P: 5	R: 0 E: 0 K: 0 S: 3	H: 0 LOB: 0 BB: 0 P: 3	R: 4 E: 2 K: 0 S: 6	H: 1 LOB: 1 BB: 1 P: 10		1B: 3 2B: 0 3B: 0 HR: 2	SF: 0 SAC: 1 DP: 1 HBP: 0	WP: 0 PB: 0 SB: 1 CS: 0	PA: 33					
PITCHER	IP	WLS	BF	H	R	ER	SO	BB	IBB	HBP	BLK	WP	HR	S	P	ERA	WHIP									
Jim Nash, R (1, 1) ERA: 3.49	7.0	L	26	4	2	2	7	4	2	2	7	0	0	0	0	0	2.57	0.857								
Lew Krausse, R (8, 1) ERA: 4.45	1.0		7	1	4	0	0	1	0	0	0	0	1	6	10	0.00	2.000									



Batter	1	2	3	4	5	6	7	8	9	10	11	AB	R	H	RBI	BB	SO	LOB	TOP								
Bert Campaneris, R OBP: 0.328, SLG: 0.345 (1, 6)	K		5-3			SH1-3 1B		3-1 BLK 1B		F8		5	2	2	0	0	1	0									
Rick Monday, L OBP: 0.349, SLG: 0.462 (1, 8)	F7		K			SH1-3 1-2		3-1 1-3		G3-6-3 1B		4	0	1	0	0	1	1									
Mike Hershberger, R OBP: 0.336, SLG: 0.363 Jim Gosger, L OBP: 0.324, SLG: 0.319 (1, 9) (8, 9)	5-3		4-3			6-3 2-3		G3		G3-6-3 1-2		3	0	0	0	0	0	1									
Danny Cater, R OBP: 0.326, SLG: 0.383 (1, 3)		6-3		6-3		FC6-4 1B		BLK E BB		F9		4	0	1	1	1	0	0									
Sal Bando, R OBP: 0.318, SLG: 0.189 Lew Krausse, R (8, PR)		4-0 1B BB		6-3		FC6-4 3-H 1B		1-0 H BB		F8		2	0	0	0	1	0	1									
Dick Green, R OBP: 0.267, SLG: 0.301 (8, 5)		1B BB				1-2		1-3 3-H HBP		F8		1	0	0	0	0	0	0									
Ossie Chavarria, R OBP: 0.321, SLG: 0.136 Roger Repoz, L OBP: 0.364, SLG: 0.463 Ted Kutnick, S OBP: 0.250, SLG: 0.240 (1, 4) (7, PH) (7, 4)				F7		F7		K		5-3		2	0	1	0	0	0	0									
Joe Nossek, R OBP: 0.175, SLG: 0.225 (1, 7)						F3		6-3				4	0	0	0	0	0	2									
Phil Roof, R OBP: 0.278, SLG: 0.375 (1, 2)						K				F3		4	0	1	0	0	1	2									
Catfish Hunter, R OBP: 0.318, SLG: 0.318 Jack Aker, R OBP: 0.143, SLG: 0.143 (1, 1) (8, 1)						K		5-3		K		3	1	1	1	0	1	1									
						HR						1	0	0	0	0	1	0									
Inning Stats	R: 0 E: 0 K: 1 S: 5	H: 0 LOB: 0 BB: 0 P: 5	R: 0 E: 0 K: 0 S: 4	H: 1 LOB: 2 BB: 1 P: 8	R: 1 E: 0 K: 1 S: 6	H: 1 LOB: 0 BB: 0 P: 6	R: 0 E: 0 K: 0 S: 3	H: 0 LOB: 0 BB: 0 P: 3	R: 0 E: 0 K: 2 S: 7	H: 0 LOB: 0 BB: 0 P: 7	R: 1 E: 0 K: 0 S: 5	H: 2 LOB: 1 BB: 0 P: 5	R: 0 E: 0 K: 1 S: 6	H: 1 LOB: 1 BB: 0 P: 6	R: 1 E: 0 K: 0 S: 4	H: 1 LOB: 2 BB: 1 P: 9	R: 0 E: 0 K: 1 S: 5	H: 0 LOB: 0 BB: 0 P: 5	R: 0 E: 0 K: 0 S: 3	H: 0 LOB: 0 BB: 0 P: 3	1B: 6 2B: 0 3B: 0 HR: 1	SF: 0 SAC: 1 DP: 1 HBP: 1	WP: 0 PB: 0 SB: 2 CS: 0	PA: 42			
PITCHER	IP ERA WLS BF H R ER SO BB IBB HBP BLK WP HR S P ERA WHIP	Barry Moore, L ERA: 2.91 (1, 1)	1.1 6 2 1 0 1 0 0 0 0 0 0 0 0 0 8 8 0.00 1.500	Bob Priddy, R ERA: 4.09 (7, 1)	0.1 3 0 0 0 0 1 0 1 1 0 0 1 6 0.00 3.000	Darold Knowles, L ERA: 0.65 (8, 1)	1.1 4 0 0 0 1 0 0 0 0 0 0 6 6 0.00 0.000	Dave Baldwin, R ERA: 1.29 Bob Humphreys, R ERA: 5.61 (10, 1)	2.0 W 6 1 0 0 0 0 0 0 0 0 6 6 0.00 0.500																		

Kansas City Athletics @ Washington Senators
D.C. Stadium, Washington, DC
Tue May 30 1967, 3:38 AM EDT
Att: 27,908 - Unknown

AB 38
R 3
H 7
RBI 2
BB 2
SO 6
LOB 12



Batter	1	2	3	4	5	6	7	8	9	10	11	AB	R	H	RBI	BB	SO	LOB	BOTTOM			
Tim Cullen, R OBP: 0.316, SLG: 0.254 (1, 4)			F5			F7		4-3		6-3		4	0	0	0	1	0	1				
Ken McMullen, R OBP: 0.237, SLG: 0.303 (1, 5)			K			F3		K		F8		5	0	1	1	0	2	1				
Fred Valentine, S OBP: 0.357, SLG: 0.362 (1, 8)			F2			F9		K		F8		5	1	2	1	0	0	1				
Frank Howard, R OBP: 0.366, SLG: 0.550 (1, 7)			F8			F9		G5-4-3 1B		HR		4	0	0	0	1	2	3				
Cap Peterson, R OBP: 0.359, SLG: 0.391 (1, 9)			F7			F8		G5-4-3 1B		HR		4	1	1	1	1	0	1				
Ken Harrelson, R OBP: 0.273, SLG: 0.294 Dave Baldwin, R (8, 1)						F7		F5		BB		3	0	0	0	0	1	0				
Jim King, L OBP: 0.337, SLG: 0.333 (9, PH) (10, 2)			K			6-3		F9		BB		0	0	0	0	0	0	0				
Doug Camilli, R OBP: 0.212, SLG: 0.281 Paul Casanova, R OBP: 0.311, SLG: 0.354 Bob Humphreys, R OBP: 1.000, SLG: 1.000 (1, 2) (9, PH) (10, 1)			K			F3		F3		K		1	0	0	0	0	1	2				
Ed Brinkman, R OBP: 0.247, SLG: 0.250 (1, 6)						F7		F5		4-3		4	0	0	0	0	0	2				
Barry Moore, L OBP: 0.308, SLG: 0.364 Bob Saverine, S OBP: 0.317, SLG: 0.317 Bob Priddy, R OBP: 0.250, SLG: 0.250 Darold Knowles, L (1, 1) (6, PH) (7, 1) (8, 1)						3-1		1B 2B		3-1		1	1	1	0	0	0	0				
Dick Nen, L OBP: 0.279, SLG: 0.345 (8, 3)								HR				2	1	1	1	0	0	0				
Inning Stats	R: 0 E: 0 K: 1 S: 5	H: 0 LOB: 1 BB: 1 P: 9	R: 0 E: 0 K: 2 S: 7	H: 0 LOB: 0 BB: 0 P: 7	R: 0 E: 0 K: 0 S: 3	H: 0 LOB: 0 BB: 0 P: 3	R: 0 E: 0 K: 0 S: 3	H: 0 LOB: 1 BB: 1 P: 7	R: 0 E: 0 K: 0 S: 3	H: 0 LOB: 0 BB: 0 P: 3	R: 1 E: 0 K: 1 S: 6	H: 1 LOB: 0 BB: 0 P: 6	R: 0 E: 0 K: 2 S: 8	H: 1 LOB: 2 BB: 2 P: 16	R: 0 E: 0 K: 0 S: 3	H: 0 LOB: 0 BB: 0 P: 3	R: 1 E: 0 K: 1 S: 5	H: 1 LOB: 0 BB: 0 P: 5	1B: 2 2B: 1 3B: 0 HR: 3	SF: 0 SAC: 0 DP: 1 HBP: 0	WP: 0 PB: 0 SB: 0 CS: 0	PA: 41
PITCHER	IP ERA WLS BF H R ER SO BB IBB HBP BLK WP HR S P ERA WHIP	Catfish Hunter, R ERA: 3.17 (1, 1)	7.1 L 14 2 2 2 4 2 0 0 0 0 0 2 20 28 5.40 1.200																			

Kansas City Athletics @ Washington Senators
D.C. Stadium, Washington, DC
Tue May 30 1967, 3:38 AM EDT
Att: 27,908 - Unknown

AB 37
R 4
H 6
RBI 4
BB 4
SO 7
LOB 11



Batter	1	2	3	4	5	6	7	8	9	AB	R	H	RBI	BB	SO	LOB	TOP											
Bert Campaneris, R OBP: 0.318, SLG: 0.333			5-3		F3			5-3		5	0	2	0	0	0	1												
Ray Webster, L OBP: 0.316, SLG: 0.427			G3			E5 2B SF7			F7	5	2	1	1	0	0	1												
Jim Gosger, L OBP: 0.313, SLG: 0.306										0	0	0	0	0	0	0												
Mike Herstberger, R OBP: 0.339, SLG: 0.350					F7				G3	4	0	1	0	0	0	1												
Roger Repoz, L OBP: 0.368, SLG: 0.432										0	0	0	0	0	0	0												
Rick Monday, L OBP: 0.350, SLG: 0.458						F2			E4	0	0	0	0	0	0	0												
Joe Nossek, R OBP: 0.205, SLG: 0.273										4	0	2	1	0	0	2												
Danny Cater, R OBP: 0.326, SLG: 0.369					F9				K	3	0	0	0	2	1	4												
Dick Green, R OBP: 0.256, SLG: 0.299					1-3		F3			3	0	0	1	0	1	4												
Phil Roof, R OBP: 0.279, SLG: 0.343			1-3				F8			3	0	0	0	1	0	3												
Sal Bando, R OBP: 0.292, SLG: 0.169			L5				F8			4	0	0	0	0	1	3												
Chuck Dobson, R OBP: 0.235, SLG: 0.235					F5				K	4	1	2	0	0	1	0												
Inning Stats	R: 0 E: 0 K: 0 S: 4	H: 1 LOB: 2 BB: 0 P: 5	R: 0 E: 0 K: 1 S: 5	H: 0 LOB: 0 BB: 0 P: 5	R: 0 E: 0 K: 0 S: 3	H: 0 LOB: 0 BB: 0 P: 3	R: 0 E: 0 K: 0 S: 4	H: 1 LOB: 1 BB: 0 P: 4	R: 0 E: 0 K: 0 S: 4	H: 1 LOB: 1 BB: 0 P: 4	R: 1 E: 0 K: 1 S: 7	H: 1 LOB: 3 BB: 2 P: 15	R: 2 E: 0 K: 0 S: 6	H: 4 LOB: 3 BB: 1 P: 11	R: 0 E: 0 K: 1 S: 5	H: 0 LOB: 0 BB: 0 P: 5	R: 0 E: 1 K: 1 S: 6	H: 0 LOB: 1 BB: 0 P: 6	1B: 6 2B: 2 3B: 0 HR: 0	SF: 1 SAC: 0 DP: 0 HBP: 2	WP: 0 PB: 0 SB: 0 CS: 0	PA: 41						
PITCHER	IP	WLS	BF	H	R	ER	SO	BB	IBB	HBP	BLK	WP	HR	S	P	ERA	WHIP											
Gary Peters, L ERA: 2.13	(1, 1)	6.1	L	29	7	3	2	2	1	1	1	0	0	0	30	39	2.84	1.263										
Don McMahon, R ERA: 3.93	(7, 1)	0.2		5	1	0	0	0	0	1	1	0	0	0	3	8	0.00	1.500										
Bruce Howard, R ERA: 3.05	(8, 1)	2.0		7	0	0	0	2	0	0	0	0	0	0	11	11	0.00	0.000										

Kansas City Athletics @ Chicago White Sox
Comiskey Park, Chicago, IL
Sat Jun 03 1967, 4:33 AM EDT
Att: 6,466 - Unknown

AB 35
R 3
H 8
RBI 3
BB 3
SO 4
LOB 19

Batter	1	2	3	4	5	6	7	8	9	AB	R	H	RBI	BB	SO	LOB	BOTTOM											
Don Buford, S OBP: 0.307, SLG: 0.289						1-3		6-3		3	0	0	0	1	0	0												
Ken Berry, R OBP: 0.358, SLG: 0.380						K				4	0	2	0	0	1	2												
Tommie Agee, R OBP: 0.344, SLG: 0.447					F2				F3	4	1	1	0	0	1	2												
Tom McCraw, L OBP: 0.317, SLG: 0.437									1-3	4	0	2	1	0	0	1												
Pete Ward, L OBP: 0.353, SLG: 0.372					F9				F7	3	0	0	0	1	0	2												
Wayne Causey, L OBP: 0.344, SLG: 0.352					6-3				4-3	4	0	0	0	0	0	3												
J.C. Martin, L OBP: 0.274, SLG: 0.243						1-3			K	4	0	0	0	0	1	0												
Ron Hansen, R OBP: 0.260, SLG: 0.254						F8			1-3	3	0	0	0	0	0	0												
Gary Peters, L OBP: 0.294, SLG: 0.485	(1, 1)								K	1	0	0	0	0	0	0												
Don McMahon, R OBP: 0.231, SLG: 0.263	(7, 1)									0	0	0	0	0	0	0												
Walt Williams, R OBP: 0.231, SLG: 0.308	(7, PH)									1	0	0	0	0	1	0												
Bruce Howard, S OBP: 0.231, SLG: 0.308	(8, 1)									0	0	0	0	0	0	0												
Inning Stats	R: 0 E: 0 K: 1 S: 5	H: 1 LOB: 0 BB: 0 P: 5	R: 0 E: 1 K: 0 S: 3	H: 0 LOB: 0 BB: 0 P: 3	R: 0 E: 0 K: 0 S: 3	H: 0 LOB: 2 BB: 1 P: 8	R: 0 E: 0 K: 0 S: 4	H: 1 LOB: 1 BB: 0 P: 4	R: 0 E: 0 K: 0 S: 3	H: 0 LOB: 0 BB: 0 P: 3	R: 1 E: 0 K: 1 S: 7	H: 2 LOB: 2 BB: 1 P: 11	R: 0 E: 0 K: 1 S: 5	H: 0 LOB: 0 BB: 0 P: 5	R: 0 E: 0 K: 0 S: 4	H: 1 LOB: 1 BB: 0 P: 4	R: 0 E: 0 K: 1 S: 5	H: 0 LOB: 0 BB: 0 P: 5	1B: 4 2B: 1 3B: 0 HR: 0	SF: 0 SAC: 0 DP: 0 HBP: 1	WP: 0 PB: 0 SB: 0 CS: 1	PA: 34						
PITCHER	IP	WLS	BF	H	R	ER	SO	BB	IBB	HBP	BLK	WP	HR	S	P	ERA	WHIP											
Chuck Dobson, R ERA: 3.96	(1, 1)	9.0	W	34	5	1	1	4	1	1	1	0	0	0	39	48	1.00	0.667										

Kansas City Athletics @ Chicago White Sox
Comiskey Park, Chicago, IL
Sat Jun 03 1967, 4:33 AM EDT
Att: 6,466 - Unknown

AB 31
R 1
H 5
RBI 1
BB 2
SO 4
LOB 10

Batter	1	2	3	4	5	6	7	8	9	AB	R	H	RBI	BB	SO	LOB	TOP					
Bert Campaneris, R OBP: 0.311, SLG: 0.326 (1, 6)	0-0 5-3		0-0 6-3		0-0 FC6-4			0-0 4-3		4	0	0	0	0	0	1	Kansas City Athletics @ Chicago White Sox Comiskey Park, Chicago, IL Sun Jun 04 1967, 4:33 AM EDT Unknown livebaseballscorecards.com					
Ray Webster, L OBP: 0.301, SLG: 0.405 (1, 3)	0-3 K		0-3 K			0-0 1-3		0-0 F7		4	0	0	0	0	2	0						
Mike Hershberger, R OBP: 0.320, SLG: 0.346 (1, 9)	0-0 1-3		0-0 1B			0-0 4-3			0-3 K	4	0	1	0	0	1	0						
Danny Cater, R OBP: 0.325, SLG: 0.366 (1, 7)		0-0 1-3 1B		0-0 1-3		0-0 F8			0-0 F8	4	0	1	0	0	0	0						
Dick Green, R OBP: 0.252, SLG: 0.290 (1, 4)		0-3 K		0-3 K			0-3 K		0-0 F9	4	0	0	0	0	3	1						
Sal Bando, R OBP: 0.293, SLG: 0.177 (1, 5)		0-0 1-3 1B		0-0 5-3			0-0 4-3			3	0	1	0	0	0	0						
Joe Nosssek, R OBP: 0.213, SLG: 0.277 (1, 8)		0-0 1-3			0-0 E6					3	0	1	0	0	0	2						
Phil Roof, R OBP: 0.289, SLG: 0.347 (1, 2)		4-0 IBB			0-0 FC6-4 1B			0-0 5-3		2	0	1	0	1	0	1						
Caffish Hunter, R OBP: 0.167, SLG: 0.292 (1, 1)		0-0 3-1			0-3 K			0-0 F9		2	0	0	0	0	1	5						
Ossie Chavarria, R OBP: 0.290, SLG: 0.120 (8, PH)										1	0	0	0	0	0	0						
Blue Moon Odom, R OBP: 0.400, SLG: 0.400 (8, 1)										0	0	0	0	0	0	0						
Inning Stats	R: 0 E: 0 K: 1 S: 5	H: 0 LOB: 0 BB: 0 P: 5	R: 0 E: 0 K: 1 S: 7	H: 2 LOB: 3 BB: 1 P: 11	R: 0 E: 0 K: 1 S: 5	H: 1 LOB: 1 BB: 0 P: 5	R: 0 E: 0 K: 1 S: 5	H: 0 LOB: 0 BB: 0 P: 5	R: 0 E: 1 K: 1 S: 6	H: 1 LOB: 1 BB: 0 P: 6	R: 0 E: 0 K: 0 S: 3	H: 0 LOB: 0 BB: 0 P: 3	R: 0 E: 0 K: 1 S: 6	H: 1 LOB: 1 BB: 0 P: 6	R: 0 E: 0 K: 0 S: 3	H: 0 LOB: 0 BB: 0 P: 3	R: 0 E: 0 K: 1 S: 5	H: 0 LOB: 0 BB: 0 P: 5	1B: 5 2B: 0 3B: 0 HR: 0	SF: 0 SAC: 0 DP: 0 HBP: 0	WP: 0 PB: 0 SB: 0 CS: 0	PA: 32
PITCHER Tommy John, L ERA: 2.86 (1, 1)	IP: 9.0 WLS: W BF: 32 H: 5 R: 0 ER: 0 SO: 7 BB: 0 IBB: 1 HBP: 0 BLK: 0 WP: 0 HR: 0 S: 45 P: 49 ERA: 0.00 WHIP: 0.556															PITCHER	IP: 9.0 WLS: W BF: 32 H: 5 R: 0 ER: 0 SO: 7 BB: 0 IBB: 1 HBP: 0 BLK: 0 WP: 0 HR: 0 S: 45 P: 49 ERA: 0.00 WHIP: 0.556					

Batter	1	2	3	4	5	6	7	8	9	AB	R	H	RBI	BB	SO	LOB	BOTTOM					
Wayne Causey, L OBP: 0.328, SLG: 0.333 (1, 4)	0-0 F5		0-0 F6		0-0 SH3			0-0 6-3		3	0	0	0	0	0	1	Kansas City Athletics @ Chicago White Sox Comiskey Park, Chicago, IL Sun Jun 04 1967, 4:33 AM EDT Unknown livebaseballscorecards.com					
Al Weis, S OBP: 0.409, SLG: 0.429 (9, 4)					1-2 SH3					0	0	0	0	0	0	0						
Don Buford, S OBP: 0.306, SLG: 0.288 (1, 5)	0-0 CS 1B			0-0 F8	0-0 F4			0-0 4-3		4	0	1	0	0	0	1						
Ed Stroud, L OBP: 0.200, SLG: 0.600 (1, 7)	0-3 K			0-0 1B 3B	0-0 6-3			0-0 1-6-3		4	1	1	0	0	1	2						
Tommie Agee, R OBP: 0.349, SLG: 0.447 (1, 8)		0-3 K		1-0 BB 1B HBP		0-0 G3-6-3 1B				2	1	1	0	0	1	0						
Tom McCraw, L OBP: 0.318, SLG: 0.431 (1, 3)		0-0 G3		4-0 1B BB		0-0 G3-6-3 1-2				2	0	0	0	1	0	1						
Ken Berry, R OBP: 0.357, SLG: 0.380 (1, 9)		0-0 F4		0-0 1-2 2H 3H 1B		0-0 1-3				3	0	1	2	0	0	0						
Ron Hansen, R OBP: 0.262, SLG: 0.256 (1, 6)			0-0 1B	0-0 K		0-0 F3				3	0	1	0	0	1	2						
Jerry McNertney, R OBP: 0.214, SLG: 0.231 (1, 2)			0-0 F3	0-3 K		0-0 F3				3	0	0	0	0	1	3						
Tommy John, R OBP: 0.130, SLG: 0.136 (1, 1)			0-0 F2		0-0 SH3 1B		0-0 6-3			3	0	1	0	0	0	1						
Inning Stats	R: 0 E: 0 K: 1 S: 5	H: 1 LOB: 1 BB: 0 P: 5	R: 0 E: 0 K: 1 S: 5	H: 0 LOB: 0 BB: 0 P: 5	R: 0 E: 0 K: 0 S: 4	H: 1 LOB: 1 BB: 0 P: 4	R: 2 E: 0 K: 2 S: 9	H: 2 LOB: 2 BB: 1 P: 14	R: 0 E: 0 K: 0 S: 4	H: 1 LOB: 1 BB: 0 P: 4	R: 0 E: 0 K: 0 S: 3	H: 1 LOB: 0 BB: 0 P: 3	R: 0 E: 0 K: 0 S: 3	H: 0 LOB: 0 BB: 0 P: 3	R: 0 E: 0 K: 0 S: 3	H: 0 LOB: 0 BB: 0 P: 3	R: 0 E: 0 K: 0 S: 3	H: 0 LOB: 0 BB: 0 P: 3	1B: 5 2B: 1 3B: 1 HR: 0	SF: 0 SAC: 1 DP: 2 HBP: 1	WP: 0 PB: 0 SB: 0 CS: 1	PA: 30
PITCHER Caffish Hunter, R ERA: 3.11 (1, 1)	IP: 7.0 WLS: L BF: 27 H: 6 R: 2 ER: 2 SO: 4 BB: 1 IBB: 1 HBP: 0 BLK: 0 WP: 0 HR: 0 S: 33 P: 38 ERA: 2.57 WHIP: 1.000															PITCHER	IP: 7.0 WLS: L BF: 27 H: 6 R: 2 ER: 2 SO: 4 BB: 1 IBB: 1 HBP: 0 BLK: 0 WP: 0 HR: 0 S: 33 P: 38 ERA: 2.57 WHIP: 1.000					
Blue Moon Odom, R ERA: 5.4 (8, 1)	IP: 1.0 WLS: 3 BF: 0 H: 0 R: 0 ER: 0 SO: 0 BB: 0 IBB: 0 HBP: 0 BLK: 0 WP: 0 HR: 0 S: 3 P: 3 ERA: 0.00 WHIP: 0.000															PITCHER	IP: 1.0 WLS: 3 BF: 0 H: 0 R: 0 ER: 0 SO: 0 BB: 0 IBB: 0 HBP: 0 BLK: 0 WP: 0 HR: 0 S: 3 P: 3 ERA: 0.00 WHIP: 0.000					

Batter	1	2	3	4	5	6	7	8	9	AB	R	H	RBI	BB	SO	LOB	TOP										
Bert Campaneris, R OBP: 0.308, SLG: 0.319	1-3		FC5-4	F7					F9	4	0	0	0	1	0	2											
Ray Webster, L OBP: 0.299, SLG: 0.434	HR		K		G3		F8			4	1	1	1	0	1	2											
Jim Gosger, L OBP: 0.311, SLG: 0.324	3-1				G3		F8			4	1	1	0	0	0	1											
Danny Cater, R OBP: 0.325, SLG: 0.362	K							F7		2	0	0	0	0	2	0											
Sal Bando, R OBP: 0.299, SLG: 0.175	K			FC3-6 HBP	K					1	0	0	0	0	0	0											
Roger Repoz, L OBP: 0.363, SLG: 0.423	3-1			FC3-6 2B		4-3				4	1	1	0	0	0	2											
Joe Nassek, R OBP: 0.235, SLG: 0.314	F7			2B		1-3				4	1	2	2	0	0	0											
Dick Green, R OBP: 0.298, SLG: 0.291	6-3			2B				5-3		3	0	1	0	1	0	1											
Ken Suarez, R OBP: 0.459, SLG: 0.583									K	4	1	2	1	0	2	1											
Jim Nash, R OBP: 0.120, SLG: 0.045									1-3	3	0	1	1	0	1	1											
Tony Pierce, R (8, 1)										1	0	0	0	0	0	0											
Inning Stats	R: 1 E: 0 K: 1 S: 6	H: 1 LOB: 0 BB: 0 P: 6	R: 0 E: 0 K: 0 S: 3	H: 0 LOB: 0 BB: 0 P: 3	R: 0 E: 0 K: 1 S: 6	H: 1 LOB: 1 BB: 0 P: 6	R: 4 E: 0 K: 0 S: 6	H: 4 LOB: 1 BB: 1 P: 11	R: 0 E: 0 K: 1 S: 5	H: 1 LOB: 1 BB: 0 P: 6	R: 0 E: 0 K: 1 S: 5	H: 0 LOB: 1 BB: 1 P: 9	R: 0 E: 0 K: 0 S: 4	H: 2 LOB: 1 BB: 0 P: 4	R: 0 E: 0 K: 1 S: 5	H: 0 LOB: 0 BB: 0 P: 5	1B: 4 2B: 3 3B: 1 HR: 1	SF: 0 SAC: 0 DP: 0 HBP: 1	WP: 0 PB: 0 CS: 1	PA: 37							
PITCHER	IP	WLS	BF	H	R	ER	SO	BB	IBB	HBP	BLK	WP	HR	S	P	ERA	WHIP										
John Buzhardt, R ERA: 5.18	3.2	L	18	6	5	5	2	1	0	1	0	0	1	20	25	12.27	1.909										
Wilbur Wood, L ERA: 1.93	0.1		1	0	0	0	0	0	0	0	0	0	0	1	1	0.00	0.000										
Don McMahon, R ERA: 3.54	2.0		7	1	0	0	2	0	0	0	0	0	0	11	11	0.00	0.500										
Bruce Howard, R ERA: 2.9	2.0		8	2	0	0	1	1	0	0	0	0	0	9	13	0.00	1.500										
Bob Locker, R ERA: 1.5	1.0		3	0	0	0	1	0	0	0	0	0	0	5	5	0.00	0.000										

Kansas City Athletics @ Chicago White Sox
Comiskey Park, Chicago, IL
Sun Jun 04 1967, 4:38 AM EDT
Att: 30,552 - Unknown

AB	34
R	5
H	9
RBI	5
BB	2
SO	6
LOB	10



Batter	1	2	3	4	5	6	7	8	9	AB	R	H	RBI	BB	SO	LOB	BOTTOM										
Wayne Causey, L OBP: 0.333, SLG: 0.328									4-3	1	0	0	0	1	0	2											
Pete Ward, L OBP: 0.359, SLG: 0.374										2	0	1	0	1	0	0											
Don Buford, S OBP: 0.309, SLG: 0.285										2	0	0	1	2	0	1											
Ed Stroud, L OBP: 0.111, SLG: 0.333	K									4	2	0	0	0	1	6											
Tommie Agee, R OBP: 0.353, SLG: 0.467	K									4	1	2	2	0	1	2											
Tom McCraw, L OBP: 0.310, SLG: 0.421	F6									4	0	0	1	0	1	3											
Ken Berry, R OBP: 0.355, SLG: 0.376										4	0	1	0	0	1	2											
Ron Hansen, R OBP: 0.281, SLG: 0.256										4	0	1	0	0	2	3											
Al Weis, S OBP: 0.409, SLG: 0.429	K									0	0	0	0	0	0	0											
Jerry McNertney, R OBP: 0.235, SLG: 0.250										3	1	1	0	0	0	0											
Smoky Burgess, L OBP: 0.289, SLG: 0.250										1	0	0	0	0	0	1											
J.C. Martin, L OBP: 0.274, SLG: 0.243										0	0	0	0	0	0	0											
John Buzhardt, R OBP: 0.333, SLG: 0.333										1	0	0	0	0	1	2											
Walt Williams, R OBP: 0.266, SLG: 0.263										0	0	0	0	0	0	0											
Don McMahon, R OBP: 0.309, SLG: 0.285										0	0	0	0	0	0	0											
Gary Peters, L OBP: 0.286, SLG: 0.471										1	0	0	0	0	0	1											
Bruce Howard, S OBP: 0.321, SLG: 0.308										0	0	0	0	0	0	0											
Bob Locker, S OBP: 0.308, SLG: 0.687										0	0	0	0	0	0	0											
Dick Kenworthy, R OBP: 0.308, SLG: 0.687										1	0	0	0	0	0	0											
Inning Stats	R: 0 E: 0 K: 2 S: 7	H: 0 LOB: 2 BB: 2 P: 15	R: 0 E: 0 K: 2 S: 9	H: 2 LOB: 2 BB: 0 P: 9	R: 1 E: 1 K: 2 S: 9	H: 1 LOB: 2 BB: 1 P: 13	R: 1 E: 1 K: 0 S: 3	H: 0 LOB: 1 BB: 2 P: 11	R: 0 E: 0 K: 0 S: 3	H: 0 LOB: 0 BB: 0 P: 3	R: 0 E: 0 K: 1 S: 5	H: 0 LOB: 0 BB: 0 P: 5	R: 2 E: 0 K: 1 S: 7	H: 2 LOB: 0 BB: 0 P: 7	R: 0 E: 0 K: 0 S: 3	H: 1 LOB: 1 BB: 0 P: 3	R: 0 E: 0 K: 0 S: 3	H: 0 LOB: 0 BB: 0 P: 3	1B: 5 2B: 0 3B: 0 HR: 1	SF: 1 SAC: 0 DP: 2 HBP: 0	WP: 0 PB: 1 SB: 3 CS: 0	PA: 38					
PITCHER	IP	WLS	BF	H	R	ER	SO	BB	IBB	HBP	BLK	WP	HR	S	P	ERA	WHIP										
Jim Nash, R ERA: 3.51	7.1	W	34	6	4	3	8	5	0	0	0	0	1	45	65	3.68	1.500										
Tony Pierce, L ERA: 3.04	1.2	S	4	0	0	0	0	0	0	0	0	0	0	4	4	0.00	0.000										

Kansas City Athletics @ Chicago White Sox
Comiskey Park, Chicago, IL
Sun Jun 04 1967, 4:38 AM EDT
Att: 30,552 - Unknown


AB	32
R	4
H	6
RBI	4
BB	5
SO	8
LOB	22



Batter	1	2	3	4	5	6	7	8	9	10	11	AB	R	H	RBI	BB	SO	LOB	TOP							
Dick McAuliffe, L OBP: 0.386, SLG: 0.479 (1, 4)	F6	F9			F9				4-1			4	1	0	0	1	0	1								
Don Wert, R OBP: 0.299, SLG: 0.301 (1, 5)	1B		F7		F8			1B		6-3		3	0	0	0	2	0	0								
Al Kaline, R OBP: 0.439, SLG: 0.596 (1, 9)	L9		L9							L7		5	0	2	1	0	0	1								
Willie Horton, R OBP: 0.333, SLG: 0.557 Mickey Stanley, R OBP: 0.273, SLG: 0.229 (1, 7) (7, 8)					F7					5-3		4	0	2	0	0	0	3								
Jim Northrup, L OBP: 0.350, SLG: 0.436 (1, 8) (7, 7)	F7											4	1	2	0	1	0	2								
Norm Cash, L OBP: 0.289, SLG: 0.388 (1, 3)		K	K									5	0	2	1	0	2	3								
Bill Freehan, R OBP: 0.430, SLG: 0.548 (1, 2)					F2							4	1	1	0	1	0	1								
Ray Oyler, R OBP: 0.295, SLG: 0.285 (1, 6)		E6			6-3							5	0	0	0	0	0	2								
Denny McLain, R OBP: 0.097, SLG: 0.034 (1, 1)		6-3			K							5	0	0	0	0	2	2								
Inning Stats	R: 0 E: 0 K: 0 S: 4	H: 1 LOB: 2 BB: 1 P: 8	R: 1 E: 1 K: 1 S: 7	H: 1 LOB: 1 BB: 0 P: 7	R: 0 E: 0 K: 1 S: 6	H: 1 LOB: 2 BB: 1 P: 10	R: 0 E: 0 K: 1 S: 5	H: 0 LOB: 0 BB: 0 P: 5	R: 0 E: 0 K: 0 S: 4	H: 1 LOB: 1 BB: 0 P: 4	R: 0 E: 0 K: 0 S: 3	H: 1 LOB: 0 BB: 0 P: 3	R: 1 E: 0 K: 1 S: 6	H: 1 LOB: 2 BB: 2 P: 14	R: 0 E: 0 K: 0 S: 3	H: 1 LOB: 0 BB: 0 P: 3	R: 0 E: 0 K: 0 S: 3	H: 0 LOB: 0 BB: 0 P: 3	R: 0 E: 0 K: 0 S: 3	H: 0 LOB: 0 BB: 0 P: 3	R: 1 E: 0 K: 0 S: 4	H: 2 LOB: 1 BB: 1 P: 8	1B: 5 2B: 5 3B: 0 HR: 0	SF: 0 SAC: 0 DP: 3 HBP: 0	WP: 0 PB: 0 SB: 0 CS: 0	PA: 45
PITCHER	IP 7.0	WLS 7	BF 31	H 6	R 2	ER 1	SO 4	BB 4	IBB 0	HBP 0	BLK 0	WP 0	HR 0	S 35	P 51	ERA 1.29	WHIP 1.429									
Diego Segui, R ERA: 1.26 (1, 1)																										
Jack Aker, R ERA: 3.65 (8, 1)																										

Detroit Tigers @ Kansas City Athletics
Municipal Stadium, Kansas City, MO
Mon Jun 05 1967, 8:05 PM EDT
Att: 5,804 - Unknown


AB	40
R	3
H	9
RBI	2
BB	5
SO	4
LOB	15



Batter	1	2	3	4	5	6	7	8	9	10	11	AB	R	H	RBI	BB	SO	LOB	BOTTOM						
Bert Campaneris, R OBP: 0.306, SLG: 0.316 (1, 6)	1B		5-3		E6				F3			5	1	1	0	0	0	0							
Ray Webster, L OBP: 0.296, SLG: 0.414 Allan Lewis, S (7, PR)	F7		F5		F8							4	0	0	0	0	0	2							
Sal Bando, R OBP: 0.289, SLG: 0.175 Ossie Chavarria, R OBP: 0.313, SLG: 0.120 (11, 5)												0	0	0	0	0	0	0							
Jim Gosger, L OBP: 0.301, SLG: 0.311 Jack Aker, R OBP: 0.143, SLG: 0.143 (8, 1)	K		L9		F2							4	0	0	0	0	1	3							
Danny Cater, R OBP: 0.337, SLG: 0.367 (8, 3)												3	0	2	1	2	0	0							
Roger Repoz, L OBP: 0.354, SLG: 0.422 (1, 7)												5	0	1	0	0	2	5							
Joe Nassek, R OBP: 0.250, SLG: 0.339 (1, 8)												5	0	2	0	0	2	3							
Dick Green, R OBP: 0.263, SLG: 0.303 (1, 4)												4	1	1	0	1	0	1							
Phil Roof, R OBP: 0.288, SLG: 0.337 Ted Kutnick, S OBP: 0.226, SLG: 0.214 (11, PH)												3	0	0	0	1	1	3							
Diego Segui, R OBP: 0.320, SLG: 0.338 (8, 9)												2	0	0	0	0	2	5							
Inning Stats	R: 1 E: 0 K: 1 S: 6	H: 2 LOB: 1 BB: 0 P: 6	R: 0 E: 0 K: 1 S: 6	H: 1 LOB: 2 BB: 1 P: 10	R: 0 E: 0 K: 0 S: 3	H: 0 LOB: 0 BB: 0 P: 3	R: 0 E: 0 K: 2 S: 9	H: 2 LOB: 3 BB: 1 P: 13	R: 0 E: 0 K: 1 S: 6	H: 0 LOB: 2 BB: 0 P: 10	R: 0 E: 0 K: 2 S: 7	H: 1 LOB: 0 BB: 0 P: 7	R: 1 E: 0 K: 0 S: 4	H: 1 LOB: 0 BB: 0 P: 4	R: 0 E: 0 K: 1 S: 5	H: 0 LOB: 2 BB: 0 P: 13	R: 0 E: 0 K: 0 S: 3	H: 0 LOB: 0 BB: 0 P: 3	1B: 4 2B: 2 3B: 1 HR: 0	SF: 0 SAC: 1 DP: 0 HBP: 0	WP: 1 PB: 0 SB: 3 CS: 1	PA: 45			
PITCHER	IP 11.0	WLS W	BF 45	H 7	R 2	ER 1	SO 8	BB 4	IBB 1	HBP 0	BLK 0	WP 1	HR 0	S 56	P 76	ERA 0.82	WHIP 1.000								
Denny McLain, R ERA: 3.59 (1, 1)																									

Detroit Tigers @ Kansas City Athletics
Municipal Stadium, Kansas City, MO
Mon Jun 05 1967, 8:05 PM EDT
Att: 5,804 - Unknown


AB	39
R	2
H	7
RBI	1
BB	5
SO	8
LOB	22



Batter	1	2	3	4	5	6	7	8	9	AB	R	H	RBI	BB	SO	LOB	TOP			
Dick McAuliffe, L (1,4) OBP: 0.386, SLG: 0.476 Jerry Lumpe, L (8,4) OBP: 0.333, SLG: 0.176	0-0 F6	0-0 G5-4-3 1B		0-0 F6			0-0 SH2-4 1B	0-0 G3		5	0	2	0	0	0	0				
Don Wert, R (1,5) OBP: 0.298, SLG: 0.300	0-0 6-3	0-0 G5-4-3 1-2		0-0 F6			0-0 SH2-4 1-2		0-0 FC6-4 1B	4	1	1	0	0	0	1				
Al Kaline, R (1,9) OBP: 0.443, SLG: 0.592	4-0 E S 1B BB		4-0 3B BB	0-0 L6-3			0-0 L5-3		0-0 FC6-4 1-2 1B	3	2	1	0	2	0	1				
Willie Horton, R (1,7) OBP: 0.338, SLG: 0.568 Mickey Stanley, R (7,8) OBP: 0.298, SLG: 0.224	4-0 BB 1B 1B BB		0-0 1B 3B	0-0 F8			0-0 F4		0-0 FC6-4 1-2 2-3 1B	3	2	1	1	1	0	1				
Jim Northrup, L (1,8) OBP: 0.356, SLG: 0.440	0-0 1B 1B		0-0 1-3	0-0 F5				0-0 HR 1B	0-0 1B 1B	5	3	3	3	0	0	1				
Norm Cash, L (1,3) OBP: 0.395, SLG: 0.411	4-0 1B BB		0-0 F9	0-0 F5				0-0 HR 1B	0-0 1B	4	1	2	3	1	0	1				
Bill Heath, L (1,2) OBP: 0.304, SLG: 0.158	0-0 1B		0-0 2B 1B	0-0 F3				0-0 4-3	0-0 F9	5	0	2	3	0	0	1				
Ray Oyler, R (1,6) OBP: 0.292, SLG: 0.289 Dick Tracewski, R (9,6) OBP: 0.276, SLG: 0.389	0-0 F7		0-0 1-3 2B	0-0 K				0-0 F2	0-0 F6	5	0	1	0	0	1	3				
Earl Wilson, R (1,1) OBP: 0.275, SLG: 0.405		0-0 1-3	0-0 5-3	0-0 5-3				0-0 HR		4	1	1	1	0	0	2				
Inning Stats	R: 3 E: 0 K: 0 S: 5	H: 2 LOB: 2 BB: 3 P: 17	R: 0 E: 0 K: 0 S: 3	H: 1 LOB: 0 BB: 0 P: 3	R: 2 E: 0 K: 0 S: 6	H: 3 LOB: 2 BB: 1 P: 10	R: 0 E: 0 K: 0 S: 3	H: 0 LOB: 0 BB: 0 P: 3	R: 0 E: 0 K: 1 S: 5	H: 0 LOB: 0 BB: 0 P: 5	R: 0 E: 0 K: 0 S: 4	H: 1 LOB: 1 BB: 0 P: 4	R: 3 E: 0 K: 0 S: 6	H: 3 LOB: 0 BB: 0 P: 6	R: 3 E: 0 K: 0 S: 7	H: 4 LOB: 1 BB: 0 P: 7	1B: 10 2B: 1 3B: 1 HR: 2	SF: 0 SAC: 1 DP: 1 HBP: 0	WP: 0 PB: 0 CS: 0	PA: 44
PITCHER	IP WLS BF H R ER SO BB IBB HBP BLK WP HR S P ERA WHIP																			
Lew Krausse, R (1,1) ERA: 4.87 Chuck Dobson, R (9,1) ERA: 4.39	8.0 L 37 10 8 8 1 4 0 0 0 0 0 2 35 51 9.00 1.750																			
1.0 7 4 3 3 0 0 0 0 0 0 0 0 7 7 27.00 4.000																				

Detroit Tigers @ Kansas City Athletics
Municipal Stadium, Kansas City, MO
Tue Jun 06 1967, 8:05 PM EDT
Unknown


AB 39
R 11
H 14
RBI 11
BB 4
SO 1
LOB 13



Batter	1	2	3	4	5	6	7	8	9	AB	R	H	RBI	BB	SO	LOB	BOTTOM					
Bert Campaneris, R (1,6) OBP: 0.305, SLG: 0.315	0-0 F2			0-0 F3		0-3 K		0-0 PB 1B		4	0	1	0	0	1	1						
Mike Hershberger, R (1,9) OBP: 0.318, SLG: 0.336 Chuck Dobson, R (9,1) OBP: 0.235, SLG: 0.235	0-3 K			0-0 L5		0-0 1B		0-3 K		4	0	1	0	0	2	2						
Ray Webster, L (1,3) OBP: 0.284, SLG: 0.407	0-3 K			0-0 1B		0-3 K		0-0 F4		4	0	1	0	0	2	4						
Rick Monday, L (1,8) OBP: 0.354, SLG: 0.459		0-0 G6-4-3 1B		0-0 3-1				0-0 F7		4	1	2	0	0	0	1						
Danny Cater, R (1,5) OBP: 0.335, SLG: 0.365		0-0 G6-4-3 1-2						0-0 F8		4	0	1	0	0	1	2						
Dick Green, R (1,4) OBP: 0.282, SLG: 0.297		0-0 F4						0-0 6-3		3	0	0	0	1	1	1						
Joe Nosske, R (1,7) OBP: 0.233, SLG: 0.317			0-3 K					0-0 F7		4	0	0	0	0	2	3						
Phil Roof, R (1,2) OBP: 0.295, SLG: 0.343			0-0 6-3					0-0 1B 1B		4	0	2	1	0	0	0						
Lew Krausse, R (1,1) OBP: 0.056, SLG: 0.056 Jim Gosger, L (8,PH) OBP: 0.304, SLG: 0.315			0-3 K					0-0 PB 1B 1B		2	0	0	0	0	2	1						
								0-0 4-3		2	0	1	0	0	0	2						
Inning Stats	R: 0 E: 0 K: 2 S: 7	H: 0 LOB: 0 BB: 0 P: 7	R: 0 E: 0 K: 0 S: 3	H: 1 LOB: 0 BB: 0 P: 3	R: 0 E: 0 K: 2 S: 7	H: 0 LOB: 0 BB: 0 P: 7	R: 0 E: 0 K: 0 S: 4	H: 1 LOB: 1 BB: 0 P: 4	R: 0 E: 0 K: 1 S: 5	H: 0 LOB: 0 BB: 0 P: 5	R: 0 E: 0 K: 3 S: 11	H: 2 LOB: 2 BB: 0 P: 11	R: 0 E: 0 K: 1 S: 6	H: 1 LOB: 1 BB: 0 P: 6	R: 0 E: 0 K: 1 S: 7	H: 2 LOB: 2 BB: 0 P: 7	R: 1 E: 0 K: 1 S: 7	H: 2 LOB: 2 BB: 1 P: 11	1B: 9 2B: 0 3B: 0 HR: 0	SF: 0 SAC: 0 DP: 1 HBP: 0	WP: 1 PB: 1 CS: 0	PA: 36
PITCHER	IP WLS BF H R ER SO BB IBB HBP BLK WP HR S P ERA WHIP																					
Earl Wilson, R (1,1) ERA: 3.22	9.0 W 36 9 1 1 1 1 1 0 0 0 1 0 57 61 1.00 1.111																					

Detroit Tigers @ Kansas City Athletics
Municipal Stadium, Kansas City, MO
Tue Jun 06 1967, 8:05 PM EDT
Unknown

AB 35
R 1
H 9
RBI 1
BB 1
SO 11
LOB 17



Batter	1	2	3	4	5	6	7	8	9	AB	R	H	RBI	BB	SO	LOB	TOP										
Don Wert, R OBP: 0.296, SLG: 0.300 (1, 5)	F7		F6		K		F9		G3	5	0	0	0	0	1	2											
Dick Tracewski, R OBP: 0.273, SLG: 0.409 (1, 4)	5-3		2B		F8		F9			4	0	1	0	0	0	1											
Al Kaline, R OBP: 0.444, SLG: 0.605 (1, 9)	FC4-6 BB		L7		K				HR	3	1	1	1	1	1	2											
Willie Horton, R OBP: 0.331, SLG: 0.559 (1, 7)	FC4-6 1-2				5-3		F4		K	4	0	0	0	0	1	1											
Jim Northrup, L OBP: 0.366, SLG: 0.452 (1, 8)		G5-3 1B			2B		BB		BB	2	1	2	0	2	0	0											
Bill Freehan, R OBP: 0.438, SLG: 0.553 (1, 2)		1-2 1B			2B		F6		F9	4	0	2	1	0	0	2											
Mickey Stanley, R OBP: 0.262, SLG: 0.224 (1, 3)		K			5-3		F5		G3	4	0	0	0	0	1	4											
Ray Oyler, R OBP: 0.284, SLG: 0.275 (1, 6)	G5-3 2-3f				F4		F3		1-3	4	0	0	0	0	0	3											
Mickey Lolich, S OBP: 0.296, SLG: 0.174 (1, 1)							K			2	0	1	0	0	1	0											
Earl Wilson, R OBP: 0.268, SLG: 0.395 (7, PH)										1	0	0	0	0	1	0											
Dave Wickersham, R (7, 1)										0	0	0	0	0	0	0											
Jim Price, R OBP: 0.389, SLG: 0.500 (9, PH)									1B	1	0	1	0	0	0	0											
Inning Stats	R: 0 E: 0 K: 0 S: 3	H: 0 LOB: 1 BB: 1 P: 7	R: 0 E: 0 K: 1 S: 6	H: 2 LOB: 1 BB: 0 P: 6	R: 0 E: 0 K: 1 S: 6	H: 1 LOB: 1 BB: 0 P: 6	R: 1 E: 0 K: 0 S: 5	H: 2 LOB: 1 BB: 0 P: 5	R: 0 E: 0 K: 2 S: 8	H: 1 LOB: 1 BB: 0 P: 8	R: 0 E: 0 K: 1 S: 3	H: 0 LOB: 0 BB: 1 P: 7	R: 0 E: 0 K: 1 S: 5	H: 0 LOB: 0 BB: 0 P: 5	R: 1 E: 0 K: 1 S: 6	H: 1 LOB: 1 BB: 1 P: 10	R: 0 E: 0 K: 0 S: 4	H: 1 LOB: 1 BB: 0 P: 4	1B: 4 2B: 3 3B: 0 HR: 1	SF: 0 SAC: 0 DP: 1 HBP: 0	WP: 0 PB: 0 SB: 0 CS: 0	PA: 37					
PITCHER	IP	WLS	BF	H	R	ER	SO	BB	IBB	HBP	BLK	WP	HR	S	P	ERA	WHIP										
Paul Lindblad, L ERA: 2.17 (1, 1)	7.2	W	32	7	2	2	6	3	0	0	0	0	1	41	53	2.35	1.304										
Jim Nash, R ERA: 3.49 (8, 1)	0.1		1	0	0	0	0	0	0	0	0	0	0	1	1	0.00	0.000										
Tony Pierce, L ERA: 2.81 (9, 1)	1.0	S	4	1	0	0	0	0	0	0	0	0	0	4	4	0.00	1.000										

Detroit Tigers @ Kansas City Athletics
Municipal Stadium, Kansas City, MO
Wed Jun 07 1967, 8:05 PM EDT
Att: 5,584 - Unknown

AB 34
R 2
H 8
RBI 2
BB 3
SO 6
LOB 15



Batter	1	2	3	4	5	6	7	8	9	AB	R	H	RBI	BB	SO	LOB	BOTTOM										
Bert Campaneris, R OBP: 0.310, SLG: 0.317 (1, 6)	SH1-3 SF9 1B		F8			HR BB		SH1-4		2	2	1	0	1	0	0											
Ray Webster, L OBP: 0.284, SLG: 0.392 (1, 3)	SH1-3		L5			F5		E 1B BB		2	0	0	0	1	0	1											
Sal Bando, R OBP: 0.289, SLG: 0.175 (9, 5)	1-3					1-2		BB		0	0	0	0	0	0	0											
Mike Herstberger, R OBP: 0.331, SLG: 0.340 (1, 9)	SF9				G4-6-3 1B	K		E 1B		3	0	2	1	0	1	1											
Tony Pierce, R (9, 1)	3-H							2-3 1B		0	0	0	0	0	0	0											
Rick Monday, L OBP: 0.357, SLG: 0.480 (1, 8)	FC6-4 1B		G4-6-3		1-2	HR		E1 G4-6-3		4	1	2	2	0	0	3											
Danny Cater, R OBP: 0.332, SLG: 0.357 (1, 5)	FC6-4 1-2f		F7			L9		G4-6-3 1-2f		4	0	0	0	0	0	4											
Joe Nassek, R OBP: 0.219, SLG: 0.297 (1, 7)		F8				F8		6-3		3	0	0	0	0	0	0											
Dick Green, R OBP: 0.283, SLG: 0.298 (1, 4)		6-3				K		1B		3	0	1	0	0	1	0											
Phil Roof, R OBP: 0.296, SLG: 0.342 (1, 2)		F2				1B		K		3	0	1	0	0	1	1											
Paul Lindblad, L OBP: 0.077, SLG: 0.077 (1, 1)						K				2	0	0	0	0	2	1											
Jim Nash, R OBP: 0.120, SLG: 0.045 (8, 1)						K		E8 1B SH1-4		0	0	0	0	0	0	0											
Jim Gosger, L OBP: 0.300, SLG: 0.319 (9, 9)										1	1	0	0	0	0	0											
Inning Stats	R: 1 E: 0 K: 0 S: 5	H: 2 LOB: 1 BB: 0 P: 5	R: 0 E: 0 K: 0 S: 3	H: 0 LOB: 0 BB: 0 P: 3	R: 0 E: 0 K: 1 S: 5	H: 0 LOB: 0 BB: 0 P: 5	R: 0 E: 0 K: 0 S: 3	H: 1 LOB: 0 BB: 0 P: 3	R: 0 E: 0 K: 2 S: 8	H: 1 LOB: 1 BB: 0 P: 8	R: 2 E: 0 K: 1 S: 6	H: 1 LOB: 1 BB: 1 P: 10	R: 0 E: 0 K: 1 S: 5	H: 1 LOB: 0 BB: 0 P: 5	R: 1 E: 2 K: 0 S: 5	H: 1 LOB: 2 BB: 1 P: 9	1B: 6 2B: 0 3B: 0 HR: 1	SF: 1 SAC: 2 DP: 2 HBP: 0	WP: 0 PB: 0 SB: 0 CS: 0	PA: 32							
PITCHER	IP	WLS	BF	H	R	ER	SO	BB	IBB	HBP	BLK	WP	HR	S	P	ERA	WHIP										
Mickey Lolich, L ERA: 4.31 (1, 1)	6.0	L	23	5	3	3	4	1	0	0	0	0	1	30	34	4.50	1.000										
Dave Wickersham, R ERA: 1.99 (7, 1)	2.0		9	2	1	0	1	1	0	0	0	0	0	10	14	0.00	1.500										

Detroit Tigers @ Kansas City Athletics
Municipal Stadium, Kansas City, MO
Wed Jun 07 1967, 8:05 PM EDT
Att: 5,584 - Unknown

AB 27
R 4
H 7
RBI 3
BB 2
SO 5
LOB 11



Batter	1	2	3	4	5	6	7	8	9	AB	R	H	RBI	BB	SO	LOB	TOP		
Lee Mays, L OBP: 0.288, SLG: 0.433 (1,9)	F8		1-2 1B		4-3		K			4	0	1	0	0	1	1	Cleveland Indians @ Kansas City Athletics Municipal Stadium, Kansas City, MO Fri Jun 09 1967, 8:05 PM EDT Unknown		
Chuck Hinton, R OBP: 0.321, SLG: 0.356 (1,8)	K		F8		F7			K		4	0	0	0	0	2	3			
Leon Wagner, L OBP: 0.277, SLG: 0.438 (1,7)	3-1		F6			1B 1B		2B 1B		4	0	2	0	0	0	2			
Fred Whitfield, L OBP: 0.289, SLG: 0.415 (1,3)		F6		1B 1B		F5		1-3 2B		4	0	2	0	0	0	1			
Max Alvis, R OBP: 0.320, SLG: 0.439 (1,5)		4-0 BB		F7		1-2 1B		F4		3	0	1	0	1	0	3			
Duke Sims, L OBP: 0.309, SLG: 0.313 (1,2)		0-3 K		0-0 G6-3 1B		0-0 F7		0-0 5-3		4	0	1	0	0	1	5			
Pedro Gonzalez, R OBP: 0.289, SLG: 0.324 (1,4)		0-0 1-3		0-0 G6-3		0-0 1-3			F8	3	0	0	0	0	0	5			
Vic Davallilo, L OBP: 0.280, SLG: 0.320 (9, PH)				1-2						1	0	0	0	0	0	0			
Larry Brown, R OBP: 0.360, SLG: 0.421 (1,6)			4-0 1B BB		0-0 3B		0-0 1B		F3	3	0	2	0	1	0	0			
Steve Hargan, R OBP: 0.233, SLG: 0.179 (1,1)			0-3 K		0-0 5-3		0-0 F8		F4	3	0	0	0	0	1	2			
Tony Horton, R OBP: 0.280, SLG: 0.333 (9, PH)										1	0	0	0	0	0	0			
Inning Stats	R: 0 E: 0 K: 1 S: 5	H: 0 LOB: 0 BB: 0 P: 5	R: 0 E: 0 K: 1 S: 5	H: 0 LOB: 1 BB: 1 P: 9	R: 0 E: 0 K: 1 S: 6	H: 1 LOB: 2 BB: 1 P: 10	R: 0 E: 0 K: 0 S: 4	H: 2 LOB: 1 BB: 0 P: 4	R: 0 E: 0 K: 0 S: 5	H: 1 LOB: 1 BB: 0 P: 4	R: 0 E: 0 K: 0 S: 5	H: 2 LOB: 2 BB: 0 P: 5	R: 0 E: 0 K: 1 S: 7	H: 1 LOB: 0 BB: 0 P: 5	R: 0 E: 0 K: 0 S: 3	H: 0 LOB: 0 BB: 0 P: 3	1B: 7 2B: 1 3B: 1 HR: 0	SF: 0 SAC: 0 DP: 1 HBP: 0	WP: 0 PA: 36 SB: 0 CS: 0
PITCHER Chuck Dobson, R ERA: 3.75 (1,1)	IP: 9.0 WLS: W BF: 36 H: 9 R: 0 ER: 0 SO: 5 BB: 2 IBB: 0 HBP: 0 BLK: 0 WP: 0 HR: 0 S: 44 P: 52 ERA: 0.00 WHIP: 1.222															PITCHER IP: WLS: BF: H: R: ER: SO: BB: IBB: HBP: BLK: WP: HR: S: P: ERA: WHIP			

Batter	1	2	3	4	5	6	7	8	9	AB	R	H	RBI	BB	SO	LOB	BOTTOM		
Bert Campaneris, R OBP: 0.304, SLG: 0.310 (1,6)	F8		L5			F7		2-3		4	0	0	0	0	0	1	Cleveland Indians @ Kansas City Athletics Municipal Stadium, Kansas City, MO Fri Jun 09 1967, 8:05 PM EDT Unknown		
Reggie Jackson, L OBP: 0.304, SLG: 0.310 (1,9)	F8			0-3 K		5-3				3	0	0	0	0	1	0			
Ray Webster, L OBP: 0.286, SLG: 0.410 (1,3)	4-3			0-3 K		FC5-2 3B				3	0	1	0	0	1	0			
Rick Monday, L OBP: 0.357, SLG: 0.474 (1,8)		0-3 K		4-0 BB		6-3				2	0	0	0	1	1	1			
Danny Cater, R OBP: 0.327, SLG: 0.351 (1,5)		0-0 G3		0-3 K		FC5-2 HR				3	1	0	0	0	1	2			
Dick Green, R OBP: 0.263, SLG: 0.298 (8,5)				0-3 K		3-H HR				0	0	0	0	0	0	0			
Jim Gosger, L OBP: 0.308, SLG: 0.348 (1,7)		0-3 K2-3		4-0 G6-3 BB		1-H HR				2	1	1	2	1	1	0			
John Donaldson, L OBP: 0.289, SLG: 0.333 (1,4)			0-0 5-3		0-0 G6-3		0-3 K			3	0	0	0	0	1	1			
Phil Roof, R OBP: 0.289, SLG: 0.333 (1,2)			0-3 K		0-3 K			F8		3	0	0	0	0	2	0			
Chuck Dobson, R OBP: 0.200, SLG: 0.200 (1,1)			0-0 F8			F4		5-3		3	0	0	0	0	0	1			
Inning Stats	R: 0 E: 0 K: 0 S: 3	H: 0 LOB: 0 BB: 0 P: 3	R: 0 E: 0 K: 2 S: 7	H: 0 LOB: 0 BB: 0 P: 7	R: 0 E: 0 K: 1 S: 6	H: 0 LOB: 1 BB: 0 P: 6	R: 0 E: 0 K: 3 S: 9	H: 0 LOB: 1 BB: 1 P: 13	R: 0 E: 0 K: 1 S: 4	H: 0 LOB: 0 BB: 1 P: 8	R: 0 E: 0 K: 0 S: 3	H: 0 LOB: 0 BB: 0 P: 3	R: 2 E: 0 K: 1 S: 7	H: 2 LOB: 2 BB: 0 P: 7	R: 0 E: 0 K: 0 S: 3	H: 0 LOB: 0 BB: 0 P: 3	1B: 0 2B: 0 3B: 1 HR: 1	SF: 0 SAC: 0 DP: 1 HBP: 0	WP: 0 PA: 28 SB: 0 CS: 0
PITCHER Steve Hargan, R ERA: 1.78 (1,1)	IP: 8.0 WLS: L BF: 28 H: 2 R: 2 ER: 2 SO: 8 BB: 2 IBB: 0 HBP: 0 BLK: 0 WP: 0 HR: 1 S: 42 P: 50 ERA: 2.25 WHIP: 0.500															PITCHER IP: WLS: BF: H: R: ER: SO: BB: IBB: HBP: BLK: WP: HR: S: P: ERA: WHIP			

Batter	1	2	3	4	5	6	7	8	9	AB	R	H	RBI	BB	SO	LOB	TOP					
Lee Mays, L OBP: 0.273, SLG: 0.408 (1, 7)	F5		F8			F9		F6		4	0	0	0	0	0	2	Cleveland Indians @ Kansas City Athletics Municipal Stadium, Kansas City, MO Fri Jun 09 1967, 8:05 PM EDT Att: 10,285 - Unknown livebaseballscorecards.com					
Max Alvis, R OBP: 0.325, SLG: 0.443 Chico Salmon, R OBP: 0.279, SLG: 0.254 (6, 5)	1B		1B			4-3		F6		3	0	2	0	0	0	0						
Chuck Hinton, R OBP: 0.316, SLG: 0.351 Pedro Gonzalez, R OBP: 0.287, SLG: 0.321 (6, 6)	K			4-3		F3		F7		3	0	0	0	0	1							
Fred Whitfield, L OBP: 0.284, SLG: 0.409 Tony Horton, R OBP: 0.269, SLG: 0.320 (6, 3)	G3			F3		F4		K		2	0	0	0	0	1							
Rocky Colavito, R OBP: 0.357, SLG: 0.396 (1, 9)		G6-3 BB		F7		G3 2B		L5		3	0	1	0	1	0							
Joe Azzue, R OBP: 0.337, SLG: 0.474 Duke Sims, L OBP: 0.306, SLG: 0.309 (6, 2)	G6-3 1-2			L5		G3 2-3		G3		2	0	0	0	0	1							
Gus Gil, R OBP: 0.200, SLG: 0.189 (1, 4)	K			6-3		K		K		3	0	0	0	0	2							
Larry Brown, R OBP: 0.367, SLG: 0.435 Vic Davallio, L OBP: 0.297, SLG: 0.327 (6, 8)			1B 2B			1B		1B		2	0	2	0	0	0							
Sam McDowell, L OBP: 0.250, SLG: 0.375 Orlando Pena, R (1, 1) Don Demeter, R (8, PH) Steve Bailey, R (8, 1)			K			K		F7		0	0	0	0	0	0							
Inning Stats	R: 0 E: 0 K: 1 S: 6	H: 1 LOB: 1 BB: 0 P: 6	R: 0 E: 0 K: 1 S: 4	H: 0 LOB: 0 BB: 1 P: 8	R: 0 E: 0 K: 1 S: 6	H: 2 LOB: 2 BB: 0 P: 6	R: 0 E: 0 K: 0 S: 3	H: 0 LOB: 0 BB: 0 P: 3	R: 0 E: 0 K: 1 S: 6	H: 1 LOB: 1 BB: 0 P: 6	R: 0 E: 0 K: 0 S: 3	H: 0 LOB: 0 BB: 0 P: 3	R: 0 E: 0 K: 1 S: 6	H: 1 LOB: 1 BB: 0 P: 6	R: 0 E: 0 K: 0 S: 4	H: 1 LOB: 1 BB: 0 P: 4		R: 0 E: 0 K: 1 S: 5	H: 0 LOB: 0 BB: 0 P: 5	1B: 4 2B: 2 3B: 0 HR: 0	SF: 0 SAC: 0 DP: 1 HBP: 0	WP: 0 PB: 0 SB: 0 CS: 0
PITCHER Caffish Hunter, R ERA: 2.77 (1, 1)	IP: 9.0 WLS: W BF: 32 H: 6 R: 0 ER: 0 SO: 6 BB: 1 IBB: 0 HBP: 0 BLK: 0 WP: 0 HR: 0 S: 43 P: 47 ERA: 0.00 WHIP: 0.778															PITCHER	IP: 9.0 WLS: W BF: 32 H: 6 R: 0 ER: 0 SO: 6 BB: 1 IBB: 0 HBP: 0 BLK: 0 WP: 0 HR: 0 S: 43 P: 47 ERA: 0.00 WHIP: 0.778					

Batter	1	2	3	4	5	6	7	8	9	AB	R	H	RBI	BB	SO	LOB	BOTTOM			
Bert Campaneris, R OBP: 0.303, SLG: 0.306 (1, 6)				K			F8			3	1	0	0	1	1	2	Cleveland Indians @ Kansas City Athletics Municipal Stadium, Kansas City, MO Fri Jun 09 1967, 8:05 PM EDT Att: 10,285 - Unknown livebaseballscorecards.com			
Ray Webster, L OBP: 0.284, SLG: 0.398 (1, 3)	G3 1B BB	G3		6-3		G3		G3		3	1	0	0	1	0					
Mike Hershberger, R OBP: 0.323, SLG: 0.543 Reggie Jackson, L OBP: 0.200, SLG: 0.600 (5, 9)	1B HR	1-3						K		2	1	1	1	0	0					
Danny Cater, R OBP: 0.329, SLG: 0.353 Rick Monday, L OBP: 0.353, SLG: 0.468 (5, 8)	1B HR							K		2	0	0	0	0	2					
Dave Duncan, R OBP: 0.500, SLG: 1.250 (1, 2)				F8		4-3		BB BB 1B		4	1	2	3	0	0					
Dick Green, R OBP: 0.266, SLG: 0.294 (1, 5)	3B BB			F7		5-3		BB BB		2	1	0	0	2	0					
Joe Nosssek, R OBP: 0.206, SLG: 0.279 (5, 7)	F9			F5		5-3		F9		4	0	0	0	0	3					
John Donaldson, L OBP: 0.286, SLG: 0.500 (1, 4)				6-3		F9				3	0	1	1	1	0					
Caffish Hunter, R OBP: 0.179, SLG: 0.286 (1, 1)	K			WP 1B		K		K		4	0	1	0	0	3					
Inning Stats	R: 6 E: 0 K: 1 S: 9	H: 4 LOB: 3 BB: 3 P: 21	R: 0 E: 0 K: 1 S: 5	H: 0 LOB: 0 BB: 0 P: 5	R: 0 E: 0 K: 0 S: 3	H: 0 LOB: 0 BB: 0 P: 3	R: 0 E: 0 K: 1 S: 6	H: 1 LOB: 1 BB: 0 P: 6	R: 0 E: 0 K: 1 S: 5	H: 1 LOB: 3 BB: 2 P: 16	R: 0 E: 0 K: 2 S: 8	H: 1 LOB: 3 BB: 2 P: 16	R: 0 E: 0 K: 2 S: 8	H: 1 LOB: 3 BB: 2 P: 16	R: 0 E: 0 K: 1 S: 5	H: 0 LOB: 0 BB: 0 P: 5		1B: 4 2B: 0 3B: 2 HR: 1	SF: 0 SAC: 0 DP: 0 HBP: 0	WP: 2 PB: 1 SB: 0 CS: 0
PITCHER Sam McDowell, L ERA: 4.54 (1, 1) Orlando Pena, R ERA: 2.61 (1, 1) Steve Bailey, R ERA: 2.36 (8, 1)	IP: 0.0 WLS: L BF: 26 H: 4 R: 2 ER: 4 SO: 4 BB: 2 IBB: 0 HBP: 0 BLK: 0 WP: 2 HR: 1 S: 37 P: 41 ERA: 2.57 WHIP: 0.714															PITCHER	IP: 0.0 WLS: L BF: 26 H: 4 R: 2 ER: 4 SO: 4 BB: 2 IBB: 0 HBP: 0 BLK: 0 WP: 2 HR: 1 S: 37 P: 41 ERA: 2.57 WHIP: 0.714			

Batter	1	2	3	4	5	6	7	8	9	AB	R	H	RBI	BB	SO	LOB	TOP			
Vic Davallio, L (1, 8) OBP: 0.286, SLG: 0.324	F5		F7			5-3		1B		4	0	1	0	0	0	2	Cleveland Indians @ Kansas City Athletics Municipal Stadium, Kansas City, MO Sat Jun 10 1967, 4:33 AM EDT Att: 23,450 - Unknown			
Max Alvis, R (1, 5) OBP: 0.333, SLG: 0.449	K					FC5		1B		4	0	3	1	0	1	0				
Leon Wagner, L (1, 7) OBP: 0.289, SLG: 0.425 Gus Gil, R (8, 4) OBP: 0.200, SLG: 0.189	K		G3			F7		F6		4	0	0	0	0	1	5				
Fred Whitfield, L (1, 3) OBP: 0.283, SLG: 0.404		F5		G3				5-3		4	0	1	0	0	0	2				
Rocky Colavito, R (1, 9) OBP: 0.345, SLG: 0.380		F4		F6		FC5				4	0	0	0	0	0	2				
Duke Sims, L (1, 2) OBP: 0.296, SLG: 0.297		3-1		K						4	0	0	0	0	1	0				
Pedro Gonzalez, R (1, 4) OBP: 0.288, SLG: 0.321 Bob Allen, L (7, 1) Tony Horton, R (9, PH) OBP: 0.264, SLG: 0.314			BB			F9		F8		3	1	1	0	0	0	0				
Larry Brown, R (1, 6) OBP: 0.367, SLG: 0.429			1B			6-3		F9		2	0	0	0	1	0	0				
Sonny Siebert, R (1, 1) OBP: 0.250, SLG: 0.600 Lee Maye, L (7, 4) OBP: 0.269, SLG: 0.403			BB			2-3				2	0	0	0	0	1	2				
			K					F5		1	0	0	0	0	0	0				
Inning Stats	R: 0 E: 0 K: 2 S: 7	H: 0 LOB: 0 BB: 0 P: 7	R: 0 E: 0 K: 0 S: 3	H: 0 LOB: 0 BB: 0 P: 3	R: 1 E: 0 K: 1 S: 7	H: 2 LOB: 2 BB: 1 P: 11	R: 0 E: 0 K: 1 S: 5	H: 0 LOB: 0 BB: 0 P: 5	R: 0 E: 0 K: 0 S: 3	H: 0 LOB: 0 BB: 0 P: 3	R: 0 E: 0 K: 0 S: 5	H: 2 LOB: 2 BB: 0 P: 5	R: 0 E: 0 K: 0 S: 3	H: 0 LOB: 0 BB: 0 P: 5	R: 0 E: 0 K: 1 S: 5	H: 0 LOB: 0 BB: 0 P: 5	1B: 6 2B: 0 3B: 0 HR: 0	SF: 0 SAC: 0 DP: 0 HBP: 0	WP: 0 PB: 0 SB: 0 CS: 0	PA: 34
PITCHER Jim Nash, R (1, 1) ERA: 3.23	IP: 9.0 WLS: W BF: 34 H: 6 R: 1 ER: 1 SO: 5	BB: 1 IBB: 0 HBP: 0 BLK: 0	WP: 0 HR: 0 S: 43 P: 47	ERA: 1.00 WHIP: 0.778	PITCHER	IP: 9.0 WLS: W BF: 34 H: 6 R: 1 ER: 1 SO: 5	BB: 1 IBB: 0 HBP: 0 BLK: 0	WP: 0 HR: 0 S: 43 P: 47	ERA: 1.00 WHIP: 0.778	PITCHER	IP: 9.0 WLS: W BF: 34 H: 6 R: 1 ER: 1 SO: 5	BB: 1 IBB: 0 HBP: 0 BLK: 0	WP: 0 HR: 0 S: 43 P: 47	ERA: 1.00 WHIP: 0.778						

Batter	1	2	3	4	5	6	7	8	9	AB	R	H	RBI	BB	SO	LOB	BOTTOM			
Bert Campaneris, R (1, 6) OBP: 0.296, SLG: 0.299	F7		6-3					6-3		5	1	0	0	0	0	1	Cleveland Indians @ Kansas City Athletics Municipal Stadium, Kansas City, MO Sat Jun 10 1967, 4:33 AM EDT Att: 23,450 - Unknown			
Reggie Jackson, L (1, 9) OBP: 0.444, SLG: 0.500	HR		BB			G3		BB		1	3	0	0	3	0	0				
Ray Webster, L (1, 3) OBP: 0.295, SLG: 0.443 Ken Harrelson, R (7, PH) OBP: 0.258, SLG: 0.313 Dick Green, R (8, 5) OBP: 0.269, SLG: 0.294	HR		BB			F6		E6		3	2	2	2	0	0	1				
Rick Monday, L (1, 8) OBP: 0.362, SLG: 0.481	1B		BB			HR		2B		4	1	3	2	0	0	1				
Danny Cater, R (1, 5) OBP: 0.327, SLG: 0.348	F2		BB			F7		E		3	1	0	0	1	1	3				
Dave Duncan, R (1, 2) OBP: 0.375, SLG: 1.125	K		BB			F9		IBB		4	1	1	2	0	1	1				
Jim Gosger, L (1, 7) OBP: 0.307, SLG: 0.345			1B			HR		K		4	0	1	0	0	1	1				
John Donaldson, L (1, 4) OBP: 0.182, SLG: 0.300	K		1B			F8		4-3		4	0	0	0	0	1	1				
Jim Nash, R (1, 1) OBP: 0.138, SLG: 0.077	K					F8		K		4	0	1	0	0	3	0				
						FC6-4		K		1B: 4 2B: 2 3B: 0 HR: 2	SF: 0 SAC: 0 DP: 0 HBP: 0	WP: 0 PB: 0 SB: 3 CS: 0	PA: 37							
Inning Stats	R: 2 E: 0 K: 1 S: 7	H: 2 LOB: 1 BB: 1 P: 11	R: 0 E: 0 K: 2 S: 7	H: 1 LOB: 0 BB: 0 P: 7	R: 1 E: 0 K: 1 S: 6	H: 1 LOB: 1 BB: 1 P: 10	R: 0 E: 0 K: 0 S: 3	H: 0 LOB: 0 BB: 0 P: 3	R: 0 E: 0 K: 1 S: 5	H: 0 LOB: 0 BB: 0 P: 5	R: 2 E: 0 K: 0 S: 5	H: 2 LOB: 0 BB: 0 P: 5	R: 5 E: 2 K: 1 S: 9	H: 2 LOB: 1 BB: 2 P: 17	R: 0 E: 0 K: 1 S: 5	H: 0 LOB: 0 BB: 0 P: 5	1B: 4 2B: 2 3B: 0 HR: 2	SF: 0 SAC: 0 DP: 0 HBP: 0	WP: 0 PB: 0 SB: 3 CS: 0	PA: 37
PITCHER Sonny Siebert, R (1, 1) ERA: 2.72 Bob Allen, L (7, 1) ERA: 3.26	IP: 6.2 WLS: L BF: 29 H: 7 R: 7 ER: 4 SO: 5	BB: 3 IBB: 0 HBP: 0 BLK: 0	WP: 0 HR: 2 S: 36 P: 48	ERA: 5.40 WHIP: 1.500	PITCHER	IP: 1.1 WLS: L BF: 8 H: 1 R: 3 ER: 0 SO: 2	BB: 0 IBB: 1 HBP: 0 BLK: 0	WP: 0 HR: 0 S: 11 P: 15	ERA: 0.00 WHIP: 0.750											

Batter	1	2	3	4	5	6	7	8	9	AB	R	H	RBI	BB	SO	LOB	TOP					
Max Alvis, R OBP: 0.330, SLG: 0.442 (1,5)										5	0	0	0	0	0	1						
Chuck Hinton, R OBP: 0.319, SLG: 0.355 (1,7)										3	1	1	0	1	1	0						
Don Demeter, R OBP: 0.296, SLG: 0.431 (1,8)										4	1	1	0	0	0	1						
Vic Davalillo, L OBP: 0.282, SLG: 0.319 (8,8)										0	0	0	0	0	0	0						
Rocky Colavito, R OBP: 0.342, SLG: 0.404 (1,9)										4	1	1	1	0	0	3						
Joe Azcue, R OBP: 0.356, SLG: 0.494 (1,2)										3	0	2	0	1	0	2						
Tony Horton, R OBP: 0.298, SLG: 0.315 (1,3)										3	0	1	0	0	0	1						
Fred Whitfield, L OBP: 0.302, SLG: 0.438 (8,3)										0	0	0	0	1	0	0						
Pedro Gonzalez, R OBP: 0.302, SLG: 0.316 (1,4)										3	0	0	0	0	0	4						
Leon Wagner, L OBP: 0.285, SLG: 0.464 (8, PH)										1	0	0	0	0	1	3						
Gus Gil, R OBP: 0.200, SLG: 0.189 (8,4)										0	0	0	0	0	0	0						
Larry Brown, R OBP: 0.354, SLG: 0.412 (1,6)										4	0	1	0	0	0	0						
John O'Donoghue, R OBP: 0.100, SLG: 0.400 (1,1)										3	0	0	0	0	1	0						
George Culver, R OBP: 1.000, SLG: 1.000 (9,1)										0	0	0	0	0	0	0						
Bob Allen, L OBP: 1.000, SLG: 1.000 (9,1)										0	0	0	0	0	0	0						
Orlando Pena, R OBP: 1.000, SLG: 1.000 (9,1)										0	0	0	0	0	0	0						
Inning Stats	R: 0 E: 0 K: 1 S: 5	H: 0 LOB: 0 BB: 0 P: 5	R: 0 E: 0 K: 0 S: 4	H: 1 LOB: 1 BB: 0 P: 4	R: 0 E: 0 K: 0 S: 3	H: 0 LOB: 0 BB: 0 P: 3	R: 2 E: 1 K: 0 S: 5	H: 1 LOB: 1 BB: 1 P: 9	R: 0 E: 0 K: 0 S: 3	H: 0 LOB: 0 BB: 0 P: 3	R: 1 E: 0 K: 0 S: 6	H: 3 LOB: 2 BB: 0 P: 6	R: 0 E: 0 K: 0 S: 3	H: 1 LOB: 0 BB: 0 P: 3	R: 0 E: 0 K: 1 S: 6	H: 1 LOB: 3 BB: 2 P: 14	R: 0 E: 0 K: 1 S: 5	H: 0 LOB: 0 BB: 0 P: 5	1B: 3 2B: 3 3B: 0 HR: 1	SF: 0 SAC: 1 DP: 0 HBP: 0	WP: 0 PB: 1 SB: 1 CS: 1	PA: 38
PITCHER	IP	WLS	BF	H	R	ER	SO	BB	IBB	HBP	BLK	WP	HR	S	P	ERA	WHIP					
Paul Lindblad, L ERA: 2.09 (1,1)	6.0	L	26	6	3	1	1	1	0	0	0	0	1	27	31	1.50	1.167					
Blue Moon Odom, R ERA: 4.94 (7,1)	1.0		2	0	0	0	0	0	0	0	0	0	0	2	2	0.00	0.000					
Jack Aker, R ERA: 3.46 (8,1)	2.0		9	1	0	0	2	2	0	0	0	0	0	11	19	0.00	1.500					

Cleveland Indians @ Kansas City Athletics
Municipal Stadium, Kansas City, MO
Sun Jun 11 1967, 4:38 AM EDT
Att: 13,417 - Unknown


AB	33
R	3
H	7
RBI	1
BB	3
SO	3
LOB	15



Batter	1	2	3	4	5	6	7	8	9	AB	R	H	RBI	BB	SO	LOB	BOTTOM					
Bert Campaneris, R OBP: 0.292, SLG: 0.294 (1,6)										5	1	1	0	0	1	4						
Reggie Jackson, L OBP: 0.353, SLG: 0.571 (1,9)										4	0	1	0	0	0	0						
Rick Monday, L OBP: 0.364, SLG: 0.485 (1,8)										3	0	0	0	1	0	1						
Dave Duncan, R OBP: 0.313, SLG: 0.750 (1,2)										4	0	0	0	0	2	2						
Danny Cater, R OBP: 0.318, SLG: 0.336 (1,5)										4	0	0	0	0	0	1						
Ken Harrelson, R OBP: 0.286, SLG: 0.310 (1,3)										3	0	1	0	1	0	0						
Allan Lewis, S OBP: 0.310, SLG: 0.432 (9, FR)										0	0	0	0	0	0	0						
Mike Hershberger, R OBP: 0.333, SLG: 0.363 (1,7)										3	1	2	0	0	0	1						
Ray Webster, L OBP: 0.291, SLG: 0.432 (9, PH)										1	0	0	0	0	0	1						
Dick Green, R OBP: 0.274, SLG: 0.295 (1,4)										2	0	1	0	1	0	1						
Jim Gosger, L OBP: 0.310, SLG: 0.336 (9, PH)										0	0	0	0	1	0	0						
Paul Lindblad, L OBP: 0.200, SLG: 0.200 (1,1)										2	0	2	1	0	0	0						
Blue Moon Odom, R OBP: 0.333, SLG: 0.333 (7,1)										0	0	0	0	0	0	0						
Joe Nosssek, R OBP: 0.200, SLG: 0.271 (7, PH)										1	0	0	0	0	0	0						
Jack Aker, R OBP: 0.143, SLG: 0.143 (8,1)										0	0	0	0	0	0	0						
John Donaldson, L OBP: 0.188, SLG: 0.267 (9, PH)										1	0	0	0	0	0	2						
Inning Stats	R: 1 E: 0 K: 1 S: 6	H: 1 LOB: 0 BB: 0 P: 6	R: 1 E: 0 K: 0 S: 5	H: 2 LOB: 2 BB: 1 P: 9	R: 0 E: 0 K: 0 S: 4	H: 1 LOB: 1 BB: 0 P: 4	R: 0 E: 0 K: 0 S: 4	H: 2 LOB: 2 BB: 0 P: 4	R: 0 E: 0 K: 0 S: 3	H: 0 LOB: 1 BB: 1 P: 7	R: 0 E: 0 K: 0 S: 4	H: 2 LOB: 2 BB: 0 P: 4	R: 0 E: 0 K: 1 S: 5	H: 0 LOB: 0 BB: 0 P: 5	R: 0 E: 0 K: 1 S: 5	H: 0 LOB: 0 BB: 0 P: 5	R: 0 E: 0 K: 0 S: 3	H: 0 LOB: 2 BB: 2 P: 11	1B: 5 2B: 2 3B: 1 HR: 0	SF: 0 SAC: 0 DP: 0 HBP: 0	WP: 1 PB: 0 SB: 2 CS: 0	PA: 37
PITCHER	IP	WLS	BF	H	R	ER	SO	BB	IBB	HBP	BLK	WP	HR	S	P	ERA	WHIP					
John O'Donoghue, L ERA: 2.37 (1,1)	8.0	W	33	8	2	2	3	2	1	0	0	0	0	36	48	2.25	1.250					
George Culver, R ERA: 4.08 (9,1)	0.1		1	0	0	0	0	0	0	0	0	0	0	1	1	0.00	0.000					
Bob Allen, L ERA: 3.26 (9,1)	0.0		1	0	0	0	0	1	0	0	0	1	0	0	4	∞	∞					
Orlando Pena, R ERA: 2.53 (9,1)	0.2	S	2	0	0	0	0	0	0	0	0	0	0	2	2	0.00	0.000					

Cleveland Indians @ Kansas City Athletics
Municipal Stadium, Kansas City, MO
Sun Jun 11 1967, 4:38 AM EDT
Att: 13,417 - Unknown

AB	33
R	2
H	8
RBI	1
BB	4
SO	3
LOB	13

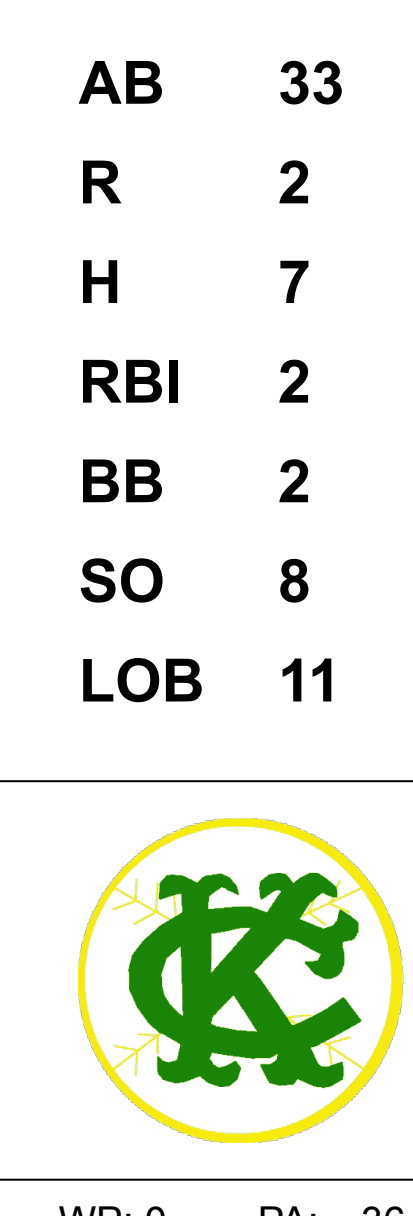


Batter	1	2	3	4	5	6	7	8	9	AB	R	H	RBI	BB	SO	LOB	TOP					
Luis Aparicio, R (1.6)	F8		6-3	3B		3B		6-3		5	0	2	3	0	0	0	Baltimore Orioles @ Kansas City Athletics Municipal Stadium, Kansas City, MO Mon Jun 12 1967, 8:05 PM EDT Att: 5,726 - Unknown					
Russ Snyder, L (1.7)	5-3		F8	L4		6-3		6-3		5	0	0	0	0	0	2						
Curt Blefary, L (1.3)	K			1B	SF8	BB		K	HBP	3	2	1	0	1	2	0						
Frank Robinson, R (1.9)		1B	SF8	BB		SF8	BB	F3	K	4	2	2	0	1	1	2						
Brooks Robinson, R (1.5)		SF8	1B	1B		SF8	BB	K	G6-4-3	4	2	2	0	1	1	2						
Davey Johnson, R (1.4)	SF8		SF8	1B		6-3		G6-4-3	1B	3	1	1	2	0	0	2						
Paul Blair, R (1.8)		2H	1B	3B	IBB			1B	1B	4	1	3	2	1	0	0						
Andy Etchebarren, R (1.2)		K		3B	BB			F7		4	2	2	2	1	1	1						
Pete Richert, L (1.1)			K	SF9		6-3		F5		3	0	0	1	0	1	3						
Inning Stats	R: 0 E: 0 K: 1 S: 5	H: 0 LOB: 0 BB: 0 P: 5	R: 2 E: 0 K: 1 S: 6	H: 2 LOB: 0 BB: 1 P: 10	R: 0 E: 0 K: 1 S: 5	H: 0 LOB: 0 BB: 0 P: 5	R: 5 E: 0 K: 0 S: 5	H: 2 LOB: 1 BB: 4 P: 21	R: 0 E: 0 K: 1 S: 6	H: 1 LOB: 1 BB: 0 P: 6	R: 1 E: 0 K: 0 S: 5	H: 2 LOB: 1 BB: 0 P: 5	R: 2 E: 0 K: 1 S: 9	H: 4 LOB: 2 BB: 0 P: 9	R: 0 E: 0 K: 1 S: 5	H: 0 LOB: 1 BB: 0 P: 6	R: 0 E: 0 K: 0 S: 4	H: 2 LOB: 1 BB: 0 P: 4	1B: 10 2B: 1 3B: 2 HR: 0	SF: 3 SAC: 0 DP: 1 HBP: 1	WP: 0 PB: 0 SB: 1 CS: 0	PA: 44
PITCHER	IP WLS BF H R ER SO BB IBB HBP BLK WP HR S P ERA WHIP																					
Lew Krausse, R (1.1)	5.0 L 24 5 7 7 4 4 1 0 0 0 0 0 27 47 12.60 1.800																					
Diego Segui, R (6.1)	2.0 12 6 3 3 1 0 0 0 0 0 0 0 14 14 13.50 3.000																					
Bill Edgerton, L (8.1)	2.0 8 2 0 0 1 0 0 1 0 0 0 0 9 10 0.00 1.000																					

AB	35
R	10
H	13
RBI	10
BB	5
SO	6
LOB	12



Batter	1	2	3	4	5	6	7	8	9	AB	R	H	RBI	BB	SO	LOB	BOTTOM					
Bert Campaneris, R (1.6)	5-3		S	2B		F9		F6		4	0	1	0	0	0	2	Baltimore Orioles @ Kansas City Athletics Municipal Stadium, Kansas City, MO Mon Jun 12 1967, 8:05 PM EDT Att: 5,726 - Unknown					
Reggie Jackson, L (1.9)	K		SF7			K		K		3	0	0	1	0	3	2						
Rick Monday, L (1.8)	4-3		3H	4.0		HR		K		3	1	1	1	1	1	0						
Dave Duncan, R (1.2)		K	K			F8		K		4	0	0	0	0	3	2						
Ken Harrelson, R (1.3)	5-3					2B		5-3		4	0	1	0	0	0	0						
Danny Cater, R (1.5)						F9		F8		4	0	1	0	0	0	1						
Mike Hershberger, R (1.7)						F8		K		4	0	0	0	0	1	2						
Dick Green, R (1.4)						1B		1B		4	0	2	0	0	0	0						
Lew Krausse, R (1.1)						F2		F8		0	1	0	0	1	0	0						
Joe Nosssek, R (5, PH)										1	0	0	0	0	0	1						
Diego Segui, R (6.1)										0	0	0	0	0	0	0						
John Donaldson, L (7, PH)										2	0	1	0	0	0	1						
Inning Stats	R: 0 E: 0 K: 1 S: 5	H: 0 LOB: 0 BB: 0 P: 5	R: 0 E: 0 K: 1 S: 6	H: 1 LOB: 1 BB: 0 P: 6	R: 1 E: 0 K: 1 S: 6	H: 1 LOB: 2 BB: 2 P: 14	R: 0 E: 0 K: 0 S: 3	H: 0 LOB: 0 BB: 0 P: 3	R: 0 E: 0 K: 1 S: 6	H: 1 LOB: 1 BB: 0 P: 6	R: 1 E: 0 K: 0 S: 5	H: 2 LOB: 1 BB: 0 P: 5	R: 0 E: 0 K: 1 S: 6	H: 1 LOB: 1 BB: 0 P: 6	R: 0 E: 0 K: 2 S: 7	H: 0 LOB: 0 BB: 0 P: 7	R: 0 E: 0 K: 1 S: 6	H: 1 LOB: 1 BB: 0 P: 6	1B: 3 2B: 3 3B: 0 HR: 1	SF: 1 SAC: 0 DP: 0 HBP: 0	WP: 0 PB: 0 SB: 1 CS: 0	PA: 36
PITCHER	IP WLS BF H R ER SO BB IBB HBP BLK WP HR S P ERA WHIP																					
Pete Richert, L (1.1)	9.0 W 36 7 2 2 8 2 0 0 0 0 1 50 58 2.00 1.000																					



Batter	1	2	3	4	5	6	7	8	9	AB	R	H	RBI	BB	SO	LOB	TOP													
Luis Aparicio, R (1, 6) OBP: 0.281, SLG: 0.322										4	0	1	0	0	0	0														
Russ Snyder, L (1, 7) OBP: 0.355, SLG: 0.442										4	0	0	0	0	1	1														
Curt Blefary, L (1, 3) OBP: 0.372, SLG: 0.481										4	0	1	0	0	0	1														
Frank Robinson, R (1, 9) OBP: 0.434, SLG: 0.696										3	0	0	0	1	0	2														
Brooks Robinson, R (1, 5) OBP: 0.323, SLG: 0.382										3	0	0	0	0	1	2														
Davey Johnson, R (1, 4) OBP: 0.328, SLG: 0.368										3	0	1	0	0	0	0														
Paul Blair, R (1, 8) OBP: 0.342, SLG: 0.438										3	0	0	0	0	1	2														
Andy Etchebarren, R (1, 2) OBP: 0.319, SLG: 0.416										3	0	1	0	0	1	0														
Steve Barber, L (1, 1) OBP: 0.158, SLG: 0.059										2	0	0	0	0	1	0														
Vic Roznovsky, L (8, PH) OBP: 0.316, SLG: 0.294										1	0	0	0	0	1	1														
Moe Drabowsky, R (8, 1) OBP: 0.417, SLG: 0.364										0	0	0	0	0	0	0														
Inning Stats	R: 0 E: 0 K: 0 S: 4	H: 1 LOB: 1 BB: 0 P: 4	R: 0 E: 0 K: 1 S: 5	H: 0 LOB: 0 BB: 0 P: 5	R: 0 E: 0 K: 2 S: 7	H: 0 LOB: 0 BB: 0 P: 7	R: 0 E: 0 K: 1 S: 6	H: 1 LOB: 1 BB: 0 P: 6	R: 0 E: 0 K: 0 S: 3	H: 0 LOB: 0 BB: 0 P: 3	R: 0 E: 0 K: 1 S: 5	H: 0 LOB: 0 BB: 0 P: 5	R: 0 E: 0 K: 0 S: 4	H: 1 LOB: 2 BB: 1 P: 8	R: 0 E: 0 K: 1 S: 5	H: 1 LOB: 0 BB: 0 P: 5	R: 0 E: 0 K: 0 S: 3	H: 0 LOB: 0 BB: 0 P: 3	1B: 4 2B: 1 3B: 0 HR: 0	SF: 0 SAC: 0 DP: 1 HBP: 0	WP: 0 PB: 0 SB: 0 CS: 0	PA: 31								
PITCHER Caffish Hunter, R (1, 1) ERA: 2.49	IP: 9.0 WLS: W BF: 31	H: 4 R: 0 ER: 0 SO: 6	BB: 1 IBB: 0 HBP: 0 BLK: 0	WP: 0 HR: 0 S: 42 P: 46	ERA: 0.00 WHIP: 0.556											IP: 9.0 WLS: W BF: 31	H: 4 R: 0 ER: 0 SO: 6	BB: 1 IBB: 0 HBP: 0 BLK: 0	WP: 0 HR: 0 S: 42 P: 46	ERA: 0.00 WHIP: 0.556										

Baltimore Orioles @ Kansas City Athletics
Municipal Stadium, Kansas City, MO
Tue Jun 13 1967, 8:05 PM EDT
Att: 8,735 - Unknown

livebaseballscorecards.com

AB 30
R 0
H 4
RBI 0
BB 1
SO 6
LOB 9

Batter	1	2	3	4	5	6	7	8	9	AB	R	H	RBI	BB	SO	LOB	BOTTOM													
Bert Campaneris, R (1, 6) OBP: 0.295, SLG: 0.310										4	0	2	1	0	0	0														
Reggie Jackson, L (1, 7) OBP: 0.280, SLG: 0.400										3	0	0	0	1	1	1														
Danny Cater, R (1, 5) OBP: 0.311, SLG: 0.329										4	0	0	0	0	1	1														
Rick Monday, L (1, 8) OBP: 0.365, SLG: 0.491										3	0	0	0	1	2	0														
Ken Harrelson, R (1, 3) OBP: 0.267, SLG: 0.311										2	0	0	0	1	0	2														
Allan Lewis, S (6, PR)										0	0	0	0	0	0	0														
John Donaldson, L (7, 4) OBP: 0.222, SLG: 0.353										0	0	0	0	0	0	0														
Mike Hershberger, R (1, 9) OBP: 0.331, SLG: 0.355										2	1	1	0	1	1	0														
Dick Green, R (1, 4) OBP: 0.275, SLG: 0.294										3	0	0	0	0	1	3														
Phil Roof, R (1, 2) OBP: 0.290, SLG: 0.328										2	0	0	0	1	0	0														
Caffish Hunter, R (1, 1) OBP: 0.161, SLG: 0.258										3	0	0	0	0	2															
Inning Stats	R: 0 E: 1 K: 1 S: 5	H: 0 LOB: 2 BB: 2 P: 13	R: 1 E: 0 K: 1 S: 5	H: 1 LOB: 2 BB: 2 P: 13	R: 0 E: 0 K: 0 S: 3	H: 0 LOB: 0 BB: 0 P: 3	R: 0 E: 0 K: 1 S: 5	H: 0 LOB: 0 BB: 0 P: 5	R: 0 E: 0 K: 1 S: 6	H: 1 LOB: 1 BB: 0 P: 6	R: 0 E: 0 K: 1 S: 6	H: 1 LOB: 1 BB: 1 P: 10	R: 0 E: 0 K: 0 S: 3	H: 0 LOB: 0 BB: 0 P: 3	R: 0 E: 0 K: 1 S: 5	H: 0 LOB: 0 BB: 0 P: 5	R: 0 E: 0 K: 0 S: 3	H: 0 LOB: 0 BB: 0 P: 3	1B: 1 2B: 2 3B: 0 HR: 0	SF: 0 SAC: 0 DP: 0 HBP: 0	WP: 0 PB: 0 SB: 0 CS: 0	PA: 31								
PITCHER Steve Barber, L (1, 1) ERA: 4.02	IP: 7.0 WLS: L BF: 28	H: 3 R: 1 ER: 1 SO: 5	BB: 5 IBB: 0 HBP: 0 BLK: 0	WP: 0 HR: 0 S: 33 P: 53	ERA: 1.29 WHIP: 1.143											IP: 1.0 WLS: 3 BF: 3	H: 0 R: 0 ER: 0 SO: 1	BB: 0 IBB: 0 HBP: 0 BLK: 0	WP: 0 HR: 0 S: 5 P: 5	ERA: 0.00 WHIP: 0.000										

Baltimore Orioles @ Kansas City Athletics
Municipal Stadium, Kansas City, MO
Tue Jun 13 1967, 8:05 PM EDT
Att: 8,735 - Unknown


livebaseballscorecards.com

AB 26
R 1
H 3
RBI 1
BB 5
SO 6
LOB 9

Batter	1	2	3	4	5	6	7	8	9	AB	R	H	RBI	BB	SO	LOB	TOP				
Luis Aparicio, R OBP: 0.274, SLG: 0.314 (1, 6)	F3		4-3		F9		5-3		G1-4-3	5	0	0	0	0	0	2					
Paul Blair, R OBP: 0.345, SLG: 0.447 (1, 8)	F8		K					K		4	0	2	0	0	2	0					
Curt Blefary, L OBP: 0.365, SLG: 0.471 (1, 7)	F8		G3		F8			K2-3		4	0	0	0	0	1	2					
Frank Robinson, R OBP: 0.439, SLG: 0.696 (1, 9)				K						3	0	2	0	1	1	0					
Boog Powell, L OBP: 0.347, SLG: 0.398 (1, 3)	F3			1B						4	1	1	0	0	0	4					
Brooks Robinson, R OBP: 0.326, SLG: 0.379 (1, 5)		F3		G5-3						2	1	0	0	2	0	1					
Davey Johnson, R OBP: 0.332, SLG: 0.377 (1, 4)		1-3								4	0	2	2	0	0	1					
Andy Etchebarren, R OBP: 0.324, SLG: 0.414 (1, 2)				G5-3						3	0	1	0	1	0	2					
Dave McNally, R OBP: 0.174, SLG: 0.217 Rus Snyder, L OBP: 0.302, SLG: 0.436 Eddie Fisher, R OBP: 0.309, SLG: 0.293 Stu Miller, R OBP: 0.306, SLG: 0.278 (11, 1)										1	0	0	0	0	1	1					
Inning Stats	R: 0 E: 0 K: 0 S: 4	H: 1 LOB: 2 BB: 1 P: 8	R: 0 E: 0 K: 1 S: 5	H: 0 LOB: 1 BB: 1 P: 9	R: 0 E: 0 K: 1 S: 5	H: 0 LOB: 0 BB: 0 P: 5	R: 1 E: 0 K: 1 S: 6	H: 2 LOB: 1 BB: 0 P: 10	R: 0 E: 0 K: 0 S: 4	H: 1 LOB: 1 BB: 0 P: 6	R: 0 E: 0 K: 0 S: 3	H: 0 LOB: 0 BB: 0 P: 3	R: 0 E: 0 K: 2 S: 8	H: 1 LOB: 1 BB: 1 P: 8	R: 1 E: 0 K: 0 S: 4	H: 2 LOB: 1 BB: 1 P: 8	1B: 5 2B: 3 3B: 0 HR: 0	SF: 0 SAC: 0 DP: 2 HBP: 0	WP: 0 PB: 1 SB: 0 CS: 0	PA: 37	
PITCHER	IP	WLS	BF	H	R	ER	SO	BB	IBB	HBP	BLK	WP	HR	S	P	ERA	WHIP				
Chuck Dobson, R ERA: 3.56 Jack Aker, R ERA: 3.43	(1, 1)	6.0	W	25	5	1	4	3	0	0	0	0	0	30	42	1.50	1.333				
(7, 1)	3.0	S	12	3	1	1	2	1	0	0	0	0	0	15	19	3.00	1.333				

Baltimore Orioles @ Kansas City Athletics
Municipal Stadium, Kansas City, MO
Wed Jun 14 1967, 8:05 PM EDT
Att: 12,096 - Unknown


AB 33
R 2
H 8
RBI 2
BB 4
SO 6
LOB 15



Batter	1	2	3	4	5	6	7	8	9	AB	R	H	RBI	BB	SO	LOB	BOTTOM				
Bert Campaneris, R OBP: 0.293, SLG: 0.308 (1, 6)	F8	FC4-6				F2		F5		5	1	1	0	0	0	3					
Reggie Jackson, L OBP: 0.333, SLG: 0.435 (1, 7)										3	2	1	1	1	2	2					
Mike Hershberger, R OBP: 0.335, SLG: 0.351 (1, 9)										2	1	0	0	2	0	1					
Dave Duncan, R OBP: 0.320, SLG: 0.600 (1, 2)										5	1	3	1	0	2	3					
Rick Monday, L OBP: 0.362, SLG: 0.491 (1, 8)										4	1	1	2	0	1	2					
Danny Cater, R OBP: 0.311, SLG: 0.329 Ray Webster, L OBP: 0.288, SLG: 0.429 (1, 3)										3	1	1	0	0	1	2					
(7, PH)										1	0	0	0	0	1	0					
Dick Green, R OBP: 0.290, SLG: 0.303 (1, 5)										2	2	2	1	2	0	0					
John Donaldson, L OBP: 0.318, SLG: 0.476 (1, 4)										4	0	3	3	0	0	1					
Chuck Dobson, R OBP: 0.174, SLG: 0.174 Jack Aker, R OBP: 0.143, SLG: 0.143 (1, 1)										3	0	0	1	0	0	4					
(7, 1)										0	0	0	0	0	0	0					
Inning Stats	R: 0 E: 0 K: 0 S: 2	H: 0 LOB: 0 BB: 0 P: 3	R: 3 E: 1 K: 1 S: 9	H: 4 LOB: 1 BB: 0 P: 9	R: 1 E: 0 K: 0 S: 4	H: 1 LOB: 1 BB: 1 P: 8	R: 0 E: 0 K: 0 S: 3	H: 1 LOB: 0 BB: 0 P: 3	R: 4 E: 1 K: 1 S: 9	H: 5 LOB: 2 BB: 2 P: 17	R: 0 E: 0 K: 1 S: 5	H: 0 LOB: 0 BB: 0 P: 5	R: 0 E: 0 K: 2 S: 7	H: 0 LOB: 0 BB: 0 P: 7	R: 1 E: 0 K: 2 S: 9	H: 1 LOB: 3 BB: 2 P: 17	1B: 9 2B: 3 3B: 0 HR: 0	SF: 0 SAC: 2 DP: 0 HBP: 1	WP: 1 PB: 0 SB: 1 CS: 1	PA: 40	
PITCHER	IP	WLS	BF	H	R	ER	SO	BB	IBB	HBP	BLK	WP	HR	S	P	ERA	WHIP				
Dave McNally, L ERA: 5.4 Eddie Fisher, R ERA: 3.73 Wally Bunker, R ERA: 4.15 Stu Miller, R ERA: 3.03	(1, 1)	4.0	L	18	6	4	3	1	0	0	0	0	0	4	8	6.75	1.750				
(5, 1)	0.1	5	4	4	4	0	1	0	0	0	0	0	0	4	8	108.00	15.000				
(5, 1)	1.2	7	1	0	0	2	1	0	0	0	0	0	0	10	14	0.00	1.200				
(7, 1)	2.0	10	1	1	1	4	2	0	0	0	0	0	0	16	24	4.50	1.500				

Baltimore Orioles @ Kansas City Athletics
Municipal Stadium, Kansas City, MO
Wed Jun 14 1967, 8:05 PM EDT
Att: 12,096 - Unknown


AB 32
R 9
H 12
RBI 9
BB 5
SO 7
LOB 18



Batter	1	2	3	4	5	6	7	8	9	AB	R	H	RBI	BB	SO	LOB	TOP								
Bert Campaneris, R OBP: 0.312, SLG: 0.331 (1, 6)										4	2	3	1	1	0	2									
Reggie Jackson, L OBP: 0.390, SLG: 0.469 (1, 7)										3	1	1	0	1	2	1									
Ray Webster, L OBP: 0.297, SLG: 0.421 (1, 3)										5	0	2	1	0	1	2									
Rick Monday, L OBP: 0.354, SLG: 0.475 (1, 8)										5	1	2	0	0	2	4									
Danny Cater, R OBP: 0.316, SLG: 0.348 (1, 5)										4	2	2	1	1	0	3									
Jim Gosger, L OBP: 0.322, SLG: 0.338 (1, 9)										4	0	1	2	1	0	2									
Dave Duncan, R OBP: 0.235, SLG: 0.441 (1, 2)										5	0	0	0	0	4	6									
John Donaldson, L OBP: 0.323, SLG: 0.483 (1, 4)										4	0	1	0	0	0	1									
Paul Lindblad, L OBP: 0.226, SLG: 0.239 (3, 1)										2	0	1	0	0	0	0									
Jack Aker, R OBP: 0.143, SLG: 0.143 (6, 1)										0	0	0	0	0	0	0									
Ken Harnelson, R OBP: 0.262, SLG: 0.324 (8, PH)										0	0	0	0	0	0	0									
Diego Segui, R (8, 1)										0	0	0	0	0	0	0									
Inning Stats	R: 1 E: 0 K: 1 S: 8	H: 3 LOB: 3 BB: 1 P: 12	R: 0 E: 0 K: 0 S: 3	H: 0 LOB: 2 BB: 2 P: 11	R: 2 E: 1 K: 1 S: 9	H: 4 LOB: 2 BB: 0 P: 9	R: 0 E: 0 K: 2 S: 7	H: 0 LOB: 0 BB: 0 P: 7	R: 1 E: 0 K: 1 S: 6	H: 1 LOB: 0 BB: 0 P: 6	R: 0 E: 0 K: 2 S: 7	H: 1 LOB: 0 BB: 0 P: 7	R: 0 E: 0 K: 1 S: 5	H: 1 LOB: 0 BB: 0 P: 5	R: 0 E: 0 K: 2 S: 8	H: 1 LOB: 1 BB: 0 P: 8	R: 2 E: 0 K: 1 S: 7	H: 2 LOB: 2 BB: 1 P: 12	1B: 10 2B: 2 3B: 0 HR: 2	SF: 0 SAC: 0 DP: 1 HBP: 1	WP: 0 PB: 0 SB: 0 CS: 1	PA: 43			
PITCHER	IP	WLS	BF	H	R	ER	SO	BB	IBB	HBP	BLK	WP	HR	S	P	ERA	WHIP								
Denny McLain, R ERA: 4.16 (1, 1)	2.2		18	7	3	3	2	3	0	0	0	0	1	19	31	10.12	3.750								
Johnny Podres, L ERA: 3.72 (3, 1)	3.1		11	2	1	1	5	0	0	0	0	0	1	21	21	2.70	0.600								
Dave Wickersham, R ERA: 2.16 (7, 1)	2.0		10	4	2	2	3	0	0	1	0	0	0	15	16	9.00	2.000								
Hank Aguirre, L ERA: 1.32 (9, 1)	0.2		3	0	0	0	0	0	1	0	0	0	0	2	6	0.00	0.000								
Fred Gladding, R ERA: 1.61 (9, 1)	0.1	W	1	0	0	0	1	0	0	0	0	0	0	3	3	0.00	0.000								

Kansas City Athletics @ Detroit Tigers
Tiger Stadium, Detroit, MI
Sat Jun 17 1967, 4:33 AM EDT
Unknown

AB	38
R	6
H	13
RBI	5
BB	4
SO	11
LOB	22



Batter	1	2	3	4	5	6	7	8	9	AB	R	H	RBI	BB	SO	LOB	BOTTOM								
Don Wert, R OBP: 0.299, SLG: 0.311 (1, 5)										5	1	3	0	0	1	4									
Dick McAuliffe, L OBP: 0.367, SLG: 0.453 (1, 4) (7, 6)										4	0	0	1	1	2	5									
Al Kaline, R OBP: 0.432, SLG: 0.576 (1, 9)										5	0	1	1	0	0	5									
Willie Horton, R OBP: 0.341, SLG: 0.529 (1, 7)										3	1	1	1	1	1	1									
Jim Northrup, L OBP: 0.365, SLG: 0.455 (8, 7)										1	1	1	0	0	0	0									
Bill Freehan, R OBP: 0.441, SLG: 0.563 (1, 2)										4	1	2	1	1	1	1									
Norm Cash, L OBP: 0.388, SLG: 0.416 (1, 3)										3	0	0	0	2	0	2									
Mickey Stanley, R OBP: 0.245, SLG: 0.225 (1, 8)										4	1	1	1	1	1	6									
Ray Oyler, R OBP: 0.281, SLG: 0.268 (1, 6)										2	0	1	0	0	1	1									
Jerry Lumpe, L OBP: 0.246, SLG: 0.150 (6, PH) (7, 4)										1	1	0	0	2	0	1									
Denny McLain, R OBP: 0.339, SLG: 0.388 (1, 1)										1	0	0	0	0	0	1									
Johnny Podres, L OBP: 0.226, SLG: 0.230 (3, 1)										1	0	1	0	0	0	0									
Gates Brown, R OBP: 0.201, SLG: 0.194 (6, PH)										0	1	0	0	1	0	0									
Dave Wickersham, R ERA: 2.57 (7, 1)										1	0	0	0	0	0	0									
Hank Aguirre, R OBP: 0.192, SLG: 0.190 (9, 1)										0	0	0	0	0	0	0									
Fred Gladding, L OBP: 0.320, SLG: 0.190 (9, PH)										1	0	1	1	0	0	0									
Inning Stats	R: 1 E: 0 K: 1 S: 7	H: 3 LOB: 3 BB: 2 P: 15	R: 0 E: 0 K: 1 S: 7	H: 2 LOB: 0 BB: 0 P: 7	R: 1 E: 0 K: 1 S: 6	H: 1 LOB: 1 BB: 1 P: 10	R: 0 E: 0 K: 1 S: 6	H: 1 LOB: 1 BB: 0 P: 6	R: 0 E: 0 K: 2 S: 7	H: 0 LOB: 0 BB: 0 P: 7	R: 3 E: 1 K: 0 S: 3	H: 0 LOB: 1 BB: 4 P: 19	R: 1 E: 1 K: 0 S: 4	H: 2 LOB: 0 BB: 0 P: 4	R: 0 E: 0 K: 0 S: 4	H: 1 LOB: 1 BB: 0 P: 4	R: 2 E: 0 K: 1 S: 6	H: 2 LOB: 2 BB: 2 P: 14	1B: 9 2B: 4 3B: 0 HR: 0	SF: 0 SAC: 0 DP: 1 HBP: 0	WP: 1 PB: 0 SB: 0 CS: 0	PA: 45			
PITCHER	IP	WLS	BF	H	R	ER	SO	BB	IBB	HBP	BLK	WP	HR	S	P	ERA	WHIP								
Paul Lindblad, L ERA: 2.35 (1, 1)	2.0		13	5	2	2	2	3	0	0	0	1	0	20	32	5.40	1.500								
Blue Moon Odom, R ERA: 4.89 (3, 1)	3.1		15	2	3	2	4	3	0	0	0	0	0	20	32	5.40	1.500								
Bill Edgerton, L ERA: 2.57 (6, 1)	0.0		1	0	0	0	0	1	0	0	0	0	0	4	4	∞	∞								
Jack Aker, R ERA: 3.35 (6, 1)	1.2		6	2	1	1	0	0	0	0	0	0	0	6	6	5.40	1.200								
Diego Segui, R ERA: 4.05 (8, 1)	1.2	L	10	3	1	1	1	2	0	0	0	0	0	10	18	5.40	3.000								

Kansas City Athletics @ Detroit Tigers
Tiger Stadium, Detroit, MI
Sat Jun 17 1967, 4:33 AM EDT
Unknown

AB	36
R	7
H	12
RBI	6
BB	9
SO	7
LOB	27



Table of batter performance for the top half of the game. Columns represent batters 1-19. Rows show individual batter stats (R, H, E, K, S) and inning stats (R, H, E, K, S). Batter actions are shown in diamond diagrams with labels like F7, K, BB, HR, etc.


Kansas City Athletics @ Detroit Tigers
Tiger Stadium, Detroit, MI
Sat Jun 17 1967, 4:38 AM EDT
Att. 14,871 - Unknown
AB 74
R 6
H 21
RBI 5
BB 9
SO 13
LOB 41
livebaseballscorecards.com
Logo: Detroit Tigers

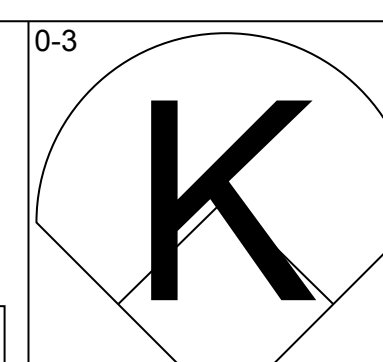
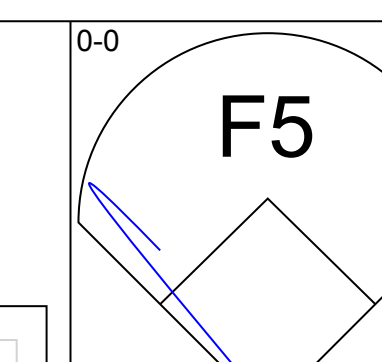
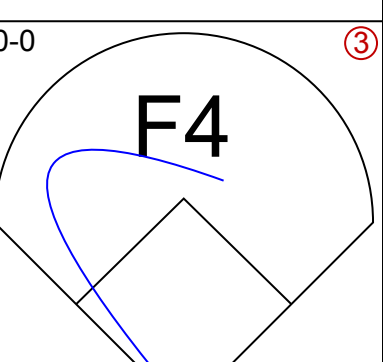
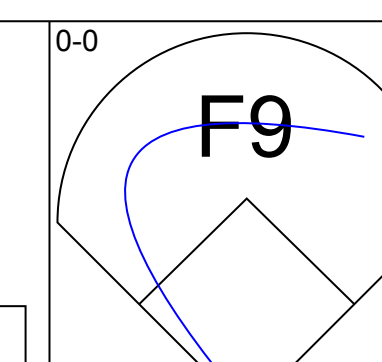
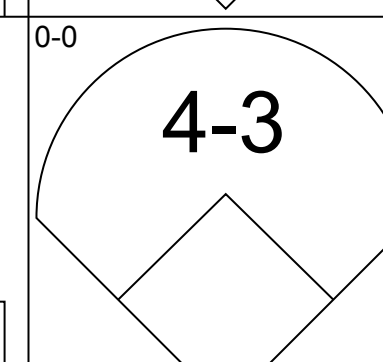
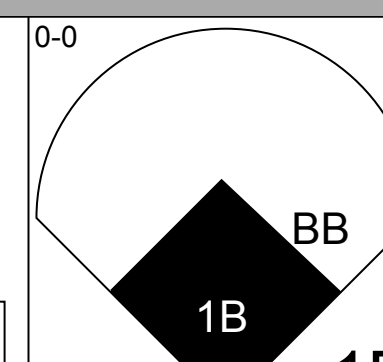
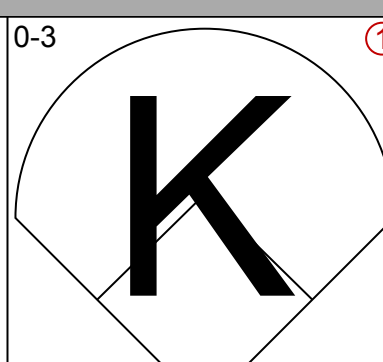
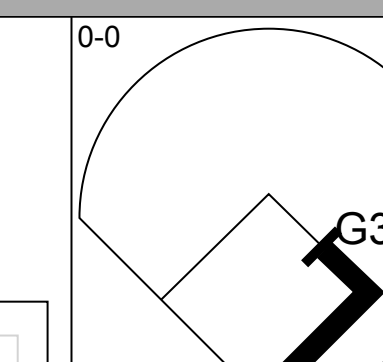
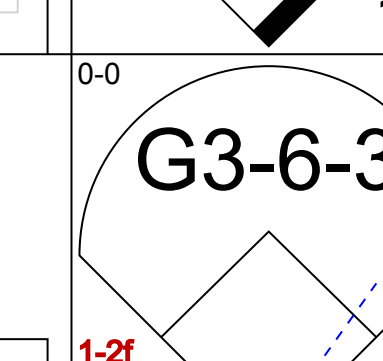
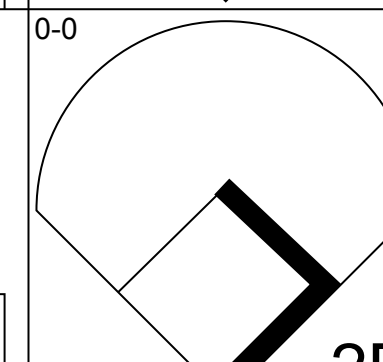
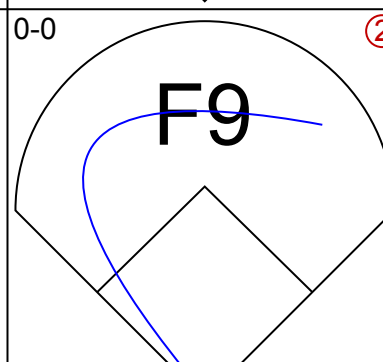
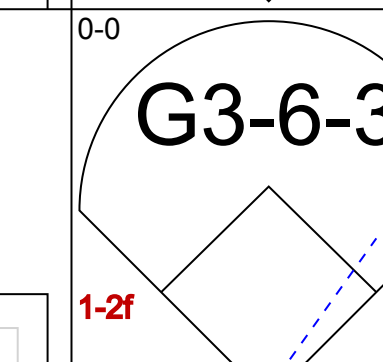
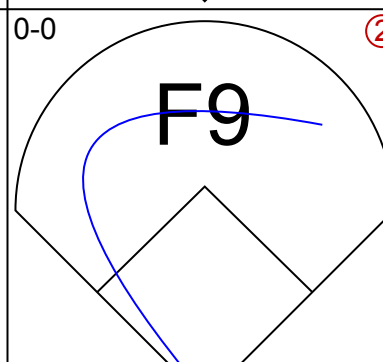
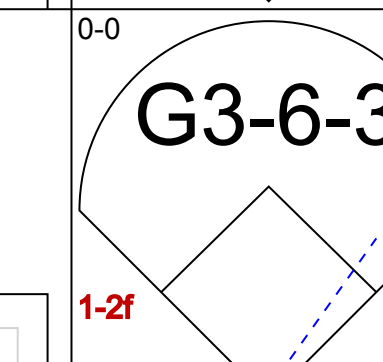
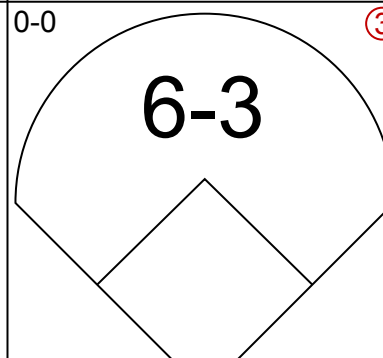
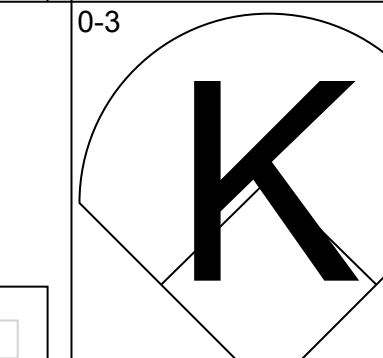
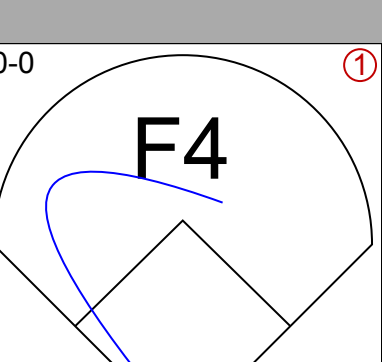
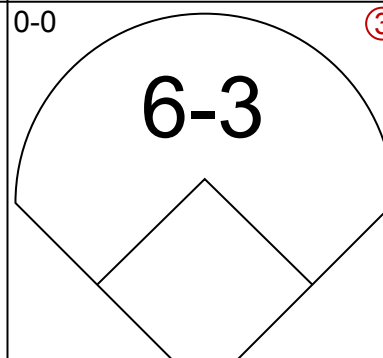
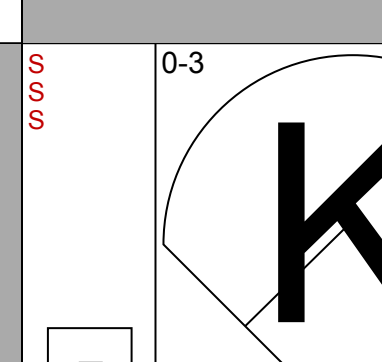
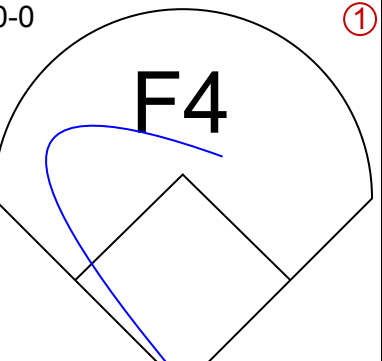
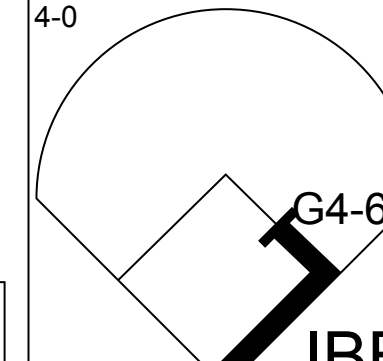
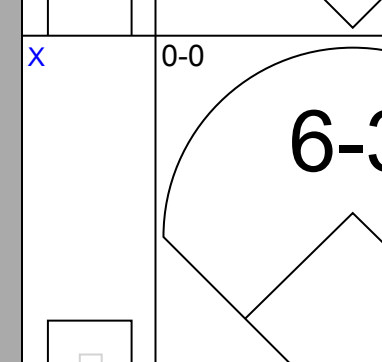
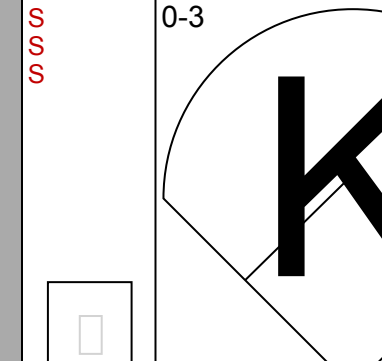
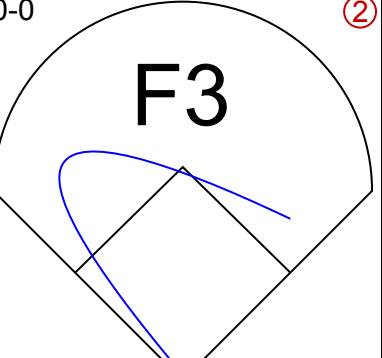
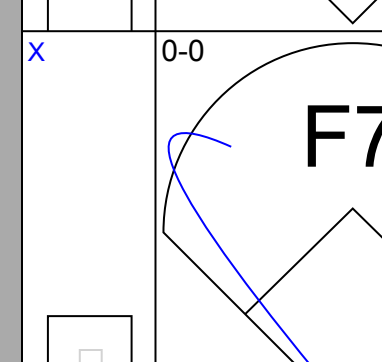
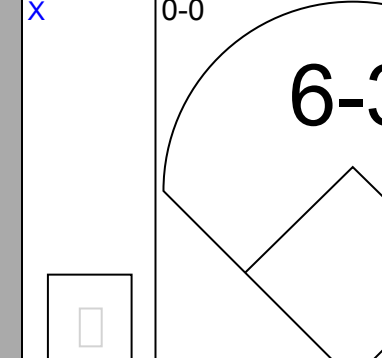
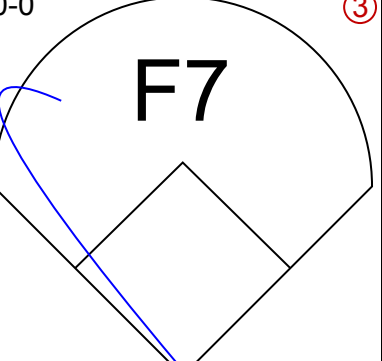
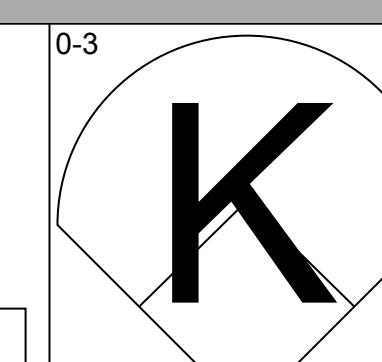
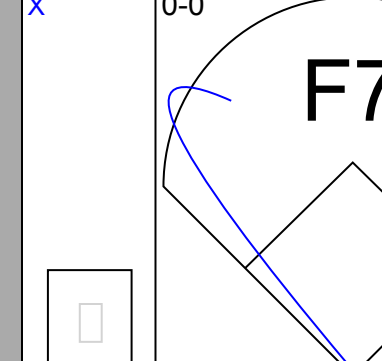
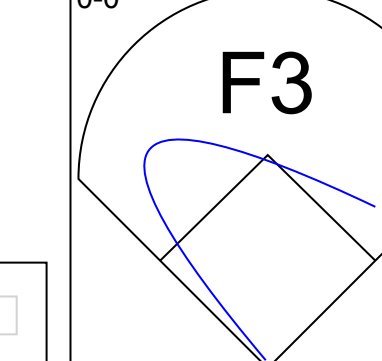
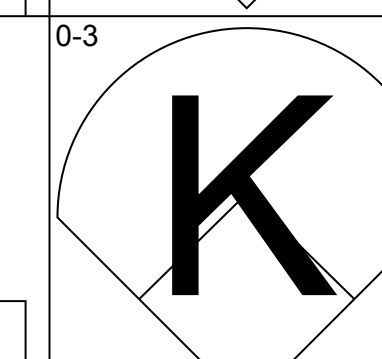
PITCHER IP WLS BF H R ER SO BB IBB HBP BLK WP HR S P ERA WHIP
Earl Wilson, R (1.1) 9.0 39 8 4 4 2 2 0 0 0 0 0 0 12 20 0.00 2.500
Fred Gladning, R (10.1) 2.0 10 3 0 0 2 2 0 0 0 0 0 0 12 20 0.00 1.875
Hank Aguirre, L (12.1) 2.2 12 5 0 0 0 0 0 0 0 0 0 0 12 12 0.00 0.750
Larry Sherry, R (14.1) 1.1 6 1 1 0 1 0 0 0 0 0 0 0 8 8 0.00 1.250
Mike Marshall, R (16.1) 4.0 L 17 4 1 1 1 1 0 0 0 0 0 1 18 22 2.25 1.250

Table of batter performance for the bottom half of the game. Columns represent batters 1-19. Rows show individual batter stats (R, H, E, K, S) and inning stats (R, H, E, K, S). Batter actions are shown in diamond diagrams with labels like FC6-4, K, SH1, F9, etc.

Kansas City Athletics @ Detroit Tigers
Tiger Stadium, Detroit, MI
Sat Jun 17 1967, 4:38 AM EDT
Att. 14,871 - Unknown
AB 67
R 5
H 12
RBI 4
BB 9
SO 17
LOB 36
livebaseballscorecards.com
Logo: Detroit Tigers

PITCHER IP WLS BF H R ER SO BB IBB HBP BLK WP HR S P ERA WHIP
Tony Pierce, L (1.1) 4.0 21 6 3 3 3 1 0 1 0 0 0 0 18 23 0.00 0.500
Jack Sanford, R (5.1) 3.0 13 2 0 0 4 0 2 0 0 0 1 0 19 27 0.00 0.667
Paul Lindblad, L (8.1) 3.0 11 0 0 0 4 2 0 0 0 0 0 0 17 25 0.00 0.667
Jack Aker, R (12.1) 3.2 15 2 1 1 2 2 0 0 0 0 0 1 17 25 2.46 1.091
Diego Segui, R (15.1) 1.1 6 3 1 1 0 3 1 0 1 0 0 0 18 23 0.00 0.500
Bill Edgerton, L (18.1) 1.1 6 3 1 1 0 3 1 0 1 0 0 0 18 23 0.00 0.500

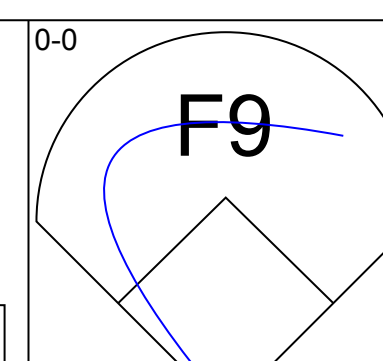
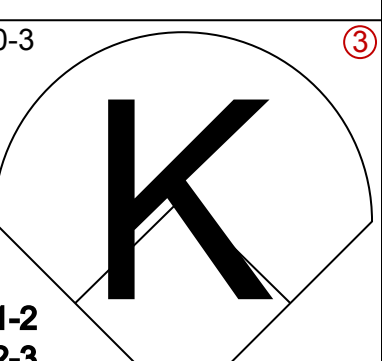
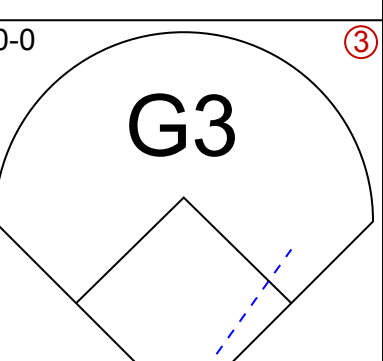
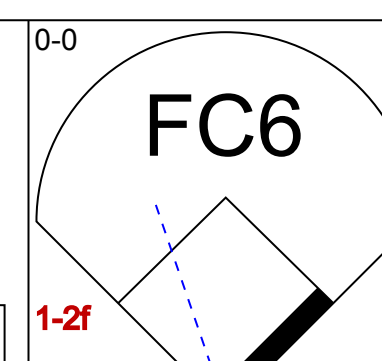
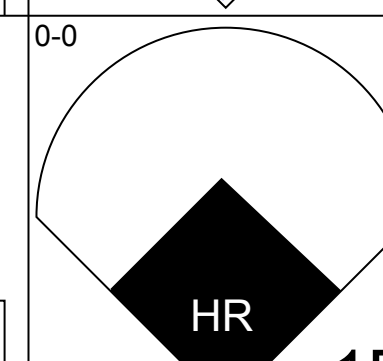
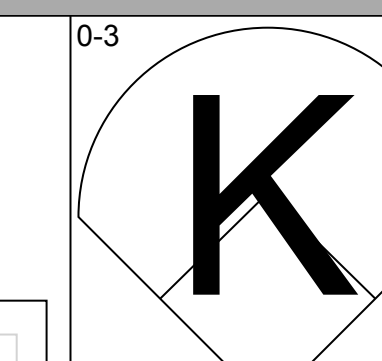
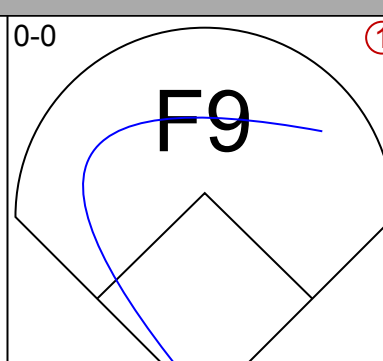
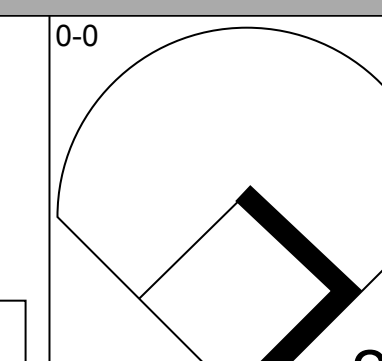
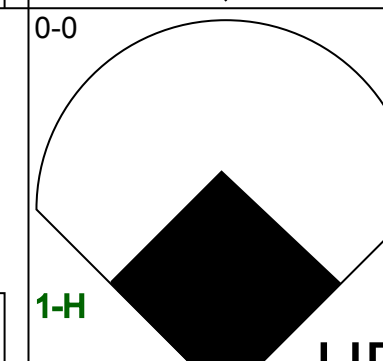
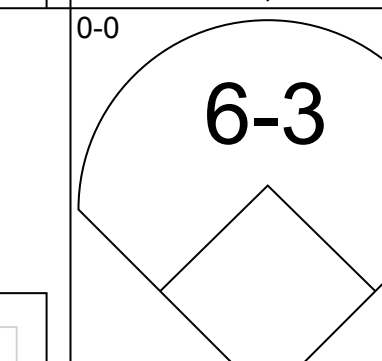
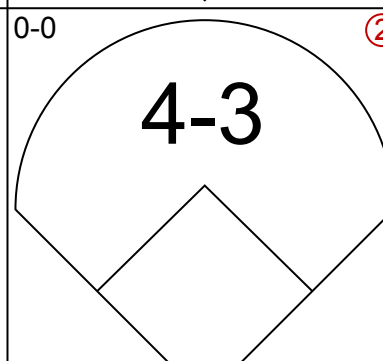
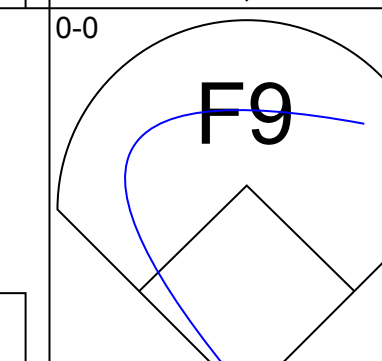
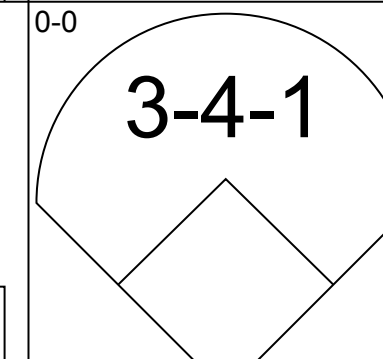
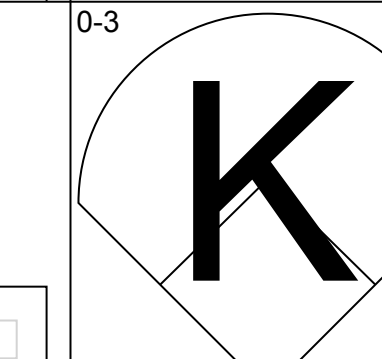
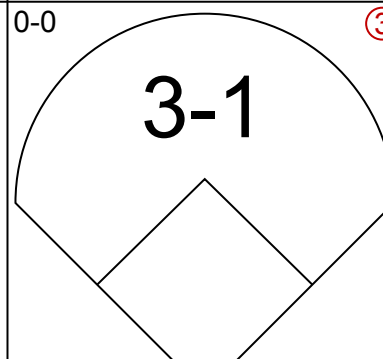
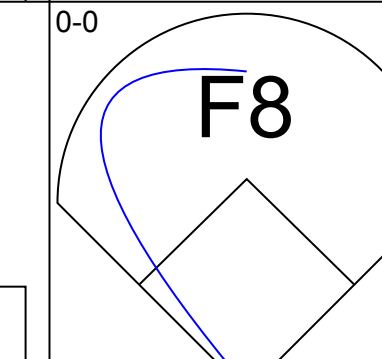
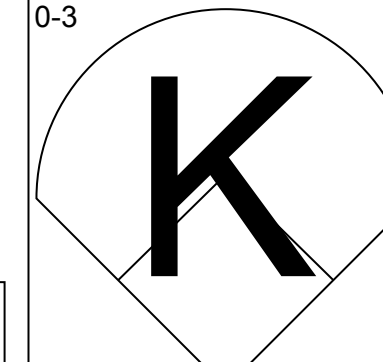
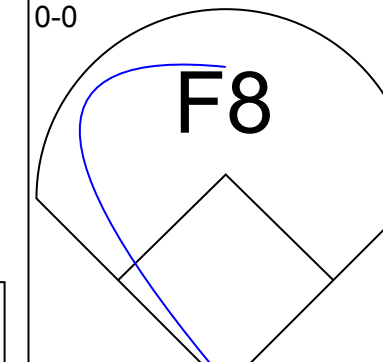
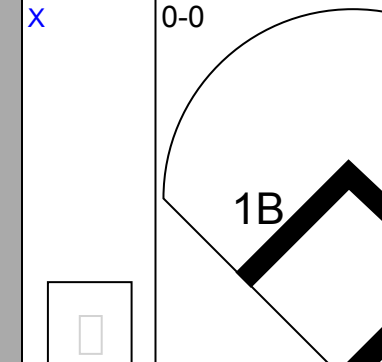
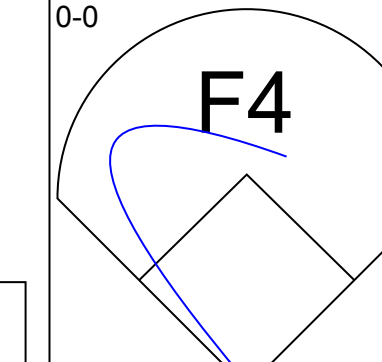
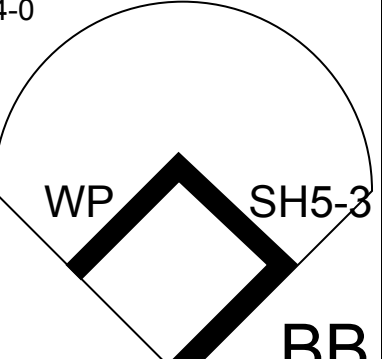
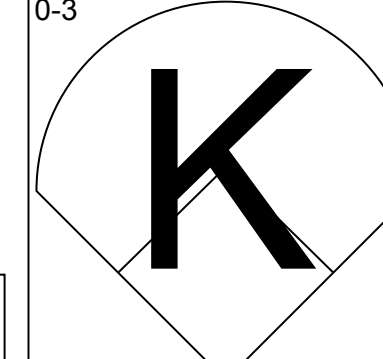
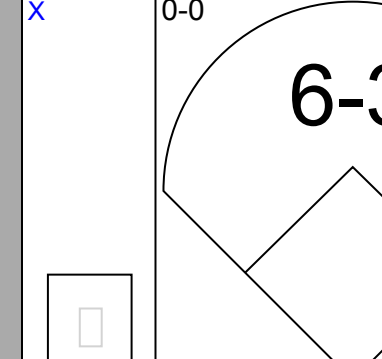
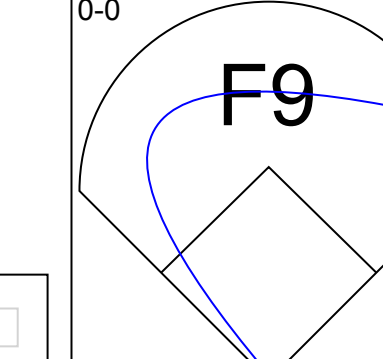
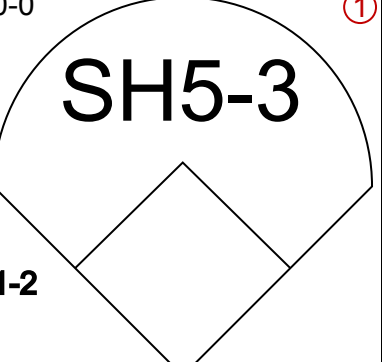
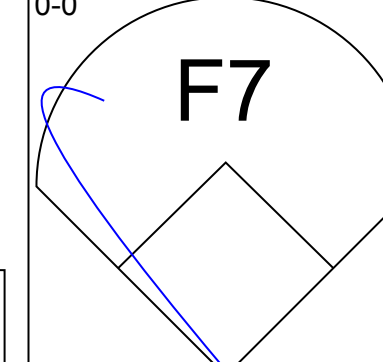
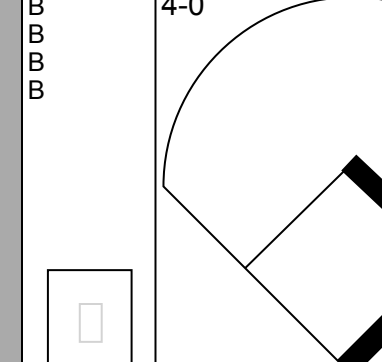
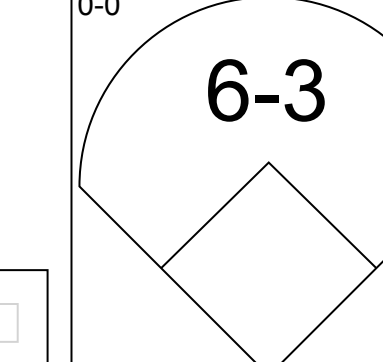
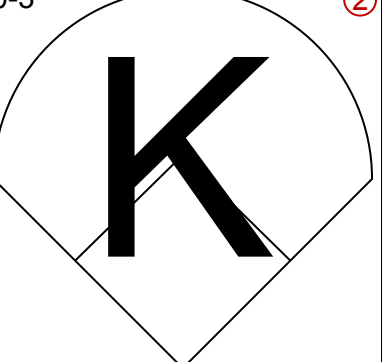
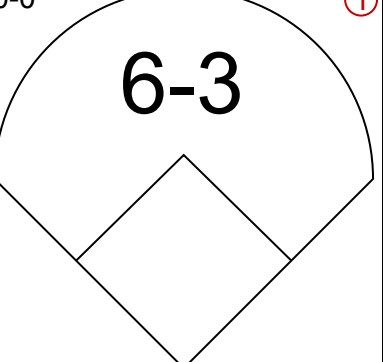
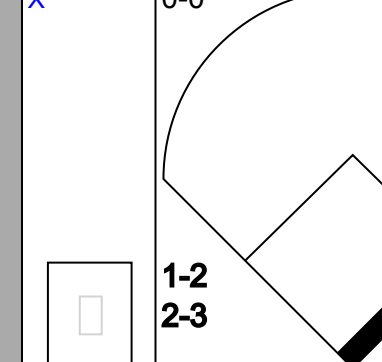
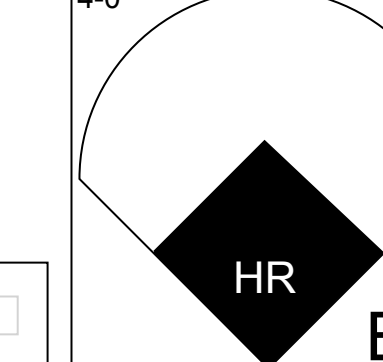
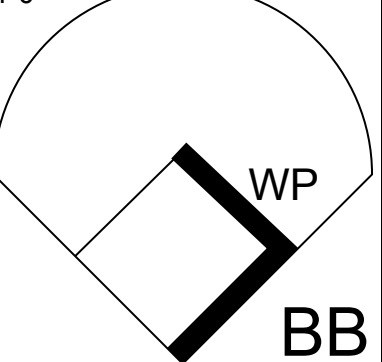
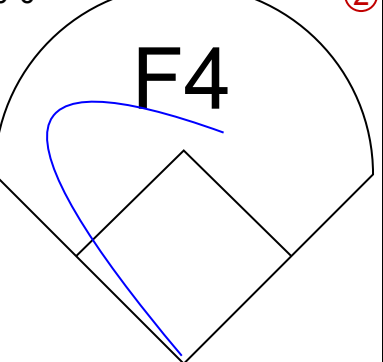
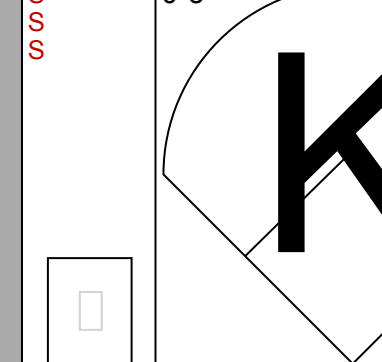
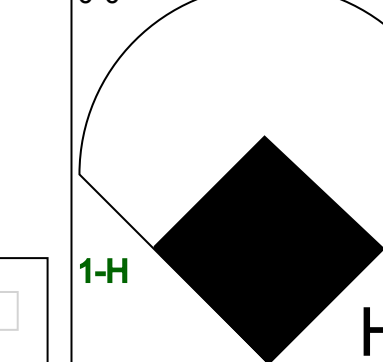
Batter	1	2	3	4	5	6	7	8	9	AB	R	H	RBI	BB	SO	LOB	TOP									
Bert Campaneris, R OBP: 0.318, SLG: 0.339	5-3							4-3		4	1	2	0	1	0	0	Kansas City Athletics @ Detroit Tigers Tiger Stadium, Detroit, MI Sun Jun 18 1967, 4:33 AM EDT Att: 24,634 - Unknown									
Reggie Jackson, L OBP: 0.375, SLG: 0.409	K	K		G3		K		5-3		5	0	0	0	0	3	3										
Ray Webster, L OBP: 0.315, SLG: 0.425 Tony Pierce, R (9, 1)		F2		L5						4	2	2	1	0	0	2										
Rick Monday, L OBP: 0.345, SLG: 0.467										0	0	0	0	0	0	0										
Danny Cater, R OBP: 0.322, SLG: 0.362										3	2	0	0	2	0	3										
Jim Gosger, L OBP: 0.343, SLG: 0.362										5	2	2	2	0	0	1										
John Donaldson, L OBP: 0.333, SLG: 0.439										3	1	3	2	2	0	0										
Phil Roof, R OBP: 0.295, SLG: 0.336										4	0	0	0	1	1	4										
Caffish Hunter, R OBP: 0.167, SLG: 0.250										4	0	0	0	0	2	3										
Inning Stats	R: 3 E: 0 K: 2 S: 9	H: 2 LOB: 2 BB: 2 P: 18	R: 0 E: 0 K: 1 S: 6	H: 1 LOB: 1 BB: 0 P: 6	R: 1 E: 0 K: 1 S: 5	H: 1 LOB: 2 BB: 3 P: 17	R: 0 E: 0 K: 0 S: 3	H: 0 LOB: 1 BB: 1 P: 7	R: 0 E: 0 K: 1 S: 6	H: 1 LOB: 1 BB: 0 P: 6	R: 1 E: 0 K: 2 S: 9	H: 2 LOB: 1 BB: 0 P: 9	R: 0 E: 0 K: 0 S: 3	H: 0 LOB: 1 BB: 1 P: 7	R: 0 E: 0 K: 1 S: 5	H: 0 LOB: 0 BB: 0 P: 5		R: 3 E: 2 K: 1 S: 8	H: 2 LOB: 0 BB: 0 P: 8	1B: 2 2B: 7 3B: 1 HR: 0	SF: 0 SAC: 0 DP: 1 HBP: 1	WP: 1 PB: 0 SB: 3 CS: 0	PA: 44			
PITCHER	IP	WLS	BF	H	R	ER	SO	BB	IBB	HBP	BLK	WP	HR	S	P	ERA		WHIP								
Joe Sparma, R ERA: 3.96	(1, 1)	2.0	L	15	4	4	3	4	0	1	1	0	0	16	33	18.00		4.000								
Pat Dobson, R ERA: 2.7	(3, 1)	3.0		11	1	0	0	2	2	0	0	0	0	13	21	0.00		1.000								
Larry Sherry, R ERA: 6.56	(6, 1)	2.0		9	2	1	2	1	0	0	0	1	0	12	16	4.50		1.500								
Hank Aguirre, L ERA: 1.47	(8, 1)	2.0		9	2	3	1	2	0	0	0	0	0	13	13	4.50		1.000								
Batter	1	2	3	4	5	6	7	8	9	AB	R	H	RBI	BB	SO	LOB		BOTTOM								
Dick McAuliffe, L OBP: 0.367, SLG: 0.447	F8									4	0	1	0	1	1	1	Kansas City Athletics @ Detroit Tigers Tiger Stadium, Detroit, MI Sun Jun 18 1967, 4:33 AM EDT Att: 24,634 - Unknown									
Don Wert, R OBP: 0.310, SLG: 0.317										5	0	3	1	0	0	1										
Gates Brown, L OBP: 0.292, SLG: 0.303										4	1	0	0	1	1	6										
Al Kaline, R OBP: 0.423, SLG: 0.563										4	0	0	0	0	1	2										
Jim Northrup, L OBP: 0.361, SLG: 0.439										4	1	1	0	0	0	1										
Norm Cash, L OBP: 0.385, SLG: 0.422										4	1	2	3	0	1	0										
Bill Heath, L OBP: 0.267, SLG: 0.154										4	0	0	0	0	1	1										
Ray Oyler, R OBP: 0.276, SLG: 0.264 Bill Freehan, R OBP: 0.435, SLG: 0.542										2	0	0	0	1	1	0										
Joe Sparma, R Pat Dobson, R Jerry Lumpe, L Larry Sherry, R Mickey Stanley, R Hank Aguirre, R Willie Horton, R Dick Tracy, R Dick Tracy, R	(1, 1) (3, 1) (5, PH) (8, 1) (7, PH) (8, 1) (9, PH) (9, PH) (9, PH)									0	0	0	0	0	0	0	0									
Inning Stats	R: 0 E: 0 K: 0 S: 4	H: 1 LOB: 0 BB: 0 P: 4	R: 0 E: 0 K: 1 S: 5	H: 0 LOB: 0 BB: 0 P: 5	R: 0 E: 0 K: 2 S: 7	H: 0 LOB: 1 BB: 1 P: 11	R: 1 E: 0 K: 0 S: 4	H: 1 LOB: 1 BB: 1 P: 8	R: 0 E: 0 K: 2 S: 8	H: 1 LOB: 2 BB: 1 P: 12	R: 2 E: 0 K: 1 S: 7	H: 2 LOB: 0 BB: 0 P: 7	R: 0 E: 0 K: 0 S: 3	H: 0 LOB: 0 BB: 0 P: 3	R: 0 E: 0 K: 0 S: 3	H: 0 LOB: 0 BB: 0 P: 3	R: 1 E: 0 K: 2 S: 10	H: 3 LOB: 3 BB: 1 P: 14	1B: 7 2B: 0 3B: 0 HR: 1	SF: 0 SAC: 0 DP: 0 HBP: 0	WP: 0 PB: 0 SB: 0 CS: 0	PA: 39				
PITCHER	IP	WLS	BF	H	R	ER	SO	BB	IBB	HBP	BLK	WP	HR	S	P	ERA	WHIP									
Caffish Hunter, R ERA: 2.64	(1, 1)	8.2	W	38	8	4	4	7	4	0	0	0	0	48	64	4.15	1.385									
Tony Pierce, L ERA: 4.24	(9, 1)	0.1	S	1	0	0	0	1	0	0	0	0	0	3	3	0.00	0.000									

Batter	1	2	3	4	5	6	7	8	9	AB	R	H	RBI	BB	SO	LOB	TOP			
Bert Campaneris, R OBP: 0.313, SLG: 0.333 (1, 6)										4	0	0	0	0	1	0				
Reggie Jackson, L OBP: 0.383, SLG: 0.417 (1, 7)										4	1	2	0	0	1	0				
Ray Webster, L OBP: 0.320, SLG: 0.431 (1, 3)										3	1	1	0	1	0	1				
Rick Monday, L OBP: 0.344, SLG: 0.462 (1, 8)										4	0	1	1	0	2	1				
Jim Gosger, L OBP: 0.343, SLG: 0.357 (1, 9)										2	0	0	0	1	1	0				
Danny Cater, R OBP: 0.318, SLG: 0.359 (1, 5)										2	0	0	1	0	0	0				
John Donaldson, L OBP: 0.313, SLG: 0.409 (1, 4)										3	0	0	0	0	0	2				
Phil Roof, R OBP: 0.289, SLG: 0.328 (1, 2)										3	0	0	0	0	1	0				
Chuck Dobson, R OBP: 0.154, SLG: 0.154 (1, 1)										3	0	0	0	0	2	0				
Inning Stats	R: 0 E: 0 K: 2 S: 8	H: 1 LOB: 1 BB: 0 P: 8	R: 0 E: 0 K: 0 S: 3	H: 0 LOB: 0 BB: 0 P: 3	R: 0 E: 0 K: 0 S: 3	H: 0 LOB: 0 BB: 0 P: 3	R: 2 E: 0 K: 0 S: 4	H: 2 LOB: 1 BB: 2 P: 12	R: 0 E: 0 K: 1 S: 5	H: 0 LOB: 0 BB: 0 P: 5	R: 0 E: 0 K: 1 S: 5	H: 0 LOB: 0 BB: 0 P: 5	R: 0 E: 0 K: 2 S: 7	H: 0 LOB: 0 BB: 0 P: 7	R: 0 E: 0 K: 1 S: 5	H: 1 LOB: 0 BB: 0 P: 5	1B: 3 2B: 1 3B: 0 HR: 0	SF: 1 SAC: 0 DP: 2 HBP: 0	WP: 0 PB: 0 CS: 0	PA: 31
PITCHER Steve Hargan, R ERA: 2.37 (1, 1)	IP: 9.0 WLS: W BF: 31 H: 4 R: 2 ER: 2 SO: 8 BB: 1 IBB: 1 HBP: 0 BLK: 0 WP: 0 HR: 0 S: 45 P: 53 ERA: 2.00 WHIP: 0.556															PITCHER				

Kansas City Athletics @ Cleveland Indians
Cleveland Municipal Stadium, Cleveland, OH
Mon Jun 19 1967, 7:05 PM EDT
Unknown

AB	28
R	2
H	4
RBI	2
BB	2
SO	8
LOB	4

WP	0	PA	31
PB	0		
CS	0		

Batter	1	2	3	4	5	6	7	8	9	AB	R	H	RBI	BB	SO	LOB	BOTTOM					
Lee Maye, L OBP: 0.284, SLG: 0.438 (1, 9)										4	0	0	0	0	1	5						
Chuck Hinton, R OBP: 0.331, SLG: 0.378 (1, 8)										4	1	2	0	0	1	0						
Leon Wagner, L OBP: 0.290, SLG: 0.472 (1, 7)										4	1	1	2	0	0	1						
Fred Whitfield, L OBP: 0.287, SLG: 0.402 (1, 3)										4	0	0	0	0	1	1						
Max Alvis, R OBP: 0.332, SLG: 0.433 (1, 5)										4	0	1	0	0	1	1						
Duke Sims, L OBP: 0.289, SLG: 0.270 (1, 2)										3	0	0	0	1	1	1						
Pedro Gonzalez, R OBP: 0.289, SLG: 0.290 (1, 4)										2	0	0	0	1	0	0						
Larry Brown, R OBP: 0.352, SLG: 0.396 (1, 6)										3	1	1	0	1	1	1						
Steve Hargan, R OBP: 0.243, SLG: 0.265 (1, 1)										3	1	1	2	1	1	3						
Inning Stats	R: 2 E: 0 K: 1 S: 7	H: 2 LOB: 0 BB: 0 P: 7	R: 0 E: 0 K: 2 S: 7	H: 0 LOB: 2 BB: 2 P: 15	R: 0 E: 0 K: 2 S: 7	H: 0 LOB: 0 BB: 0 P: 7	R: 0 E: 0 K: 1 S: 5	H: 0 LOB: 0 BB: 0 P: 5	R: 0 E: 0 K: 0 S: 3	H: 0 LOB: 0 BB: 0 P: 3	R: 0 E: 0 K: 0 S: 3	H: 0 LOB: 0 BB: 0 P: 3	R: 0 E: 0 K: 1 S: 7	H: 2 LOB: 3 BB: 1 P: 11	R: 0 E: 0 K: 0 S: 4	H: 1 LOB: 1 BB: 0 P: 4	R: 2 E: 0 K: 0 S: 3	H: 1 LOB: 0 BB: 1 P: 7	1B: 2 2B: 2 3B: 0 HR: 2	SF: 0 SAC: 1 DP: 0 HBP: 0	WP: 1 PB: 0 CS: 0	PA: 36
PITCHER Chuck Dobson, R ERA: 3.62 (1, 1)	IP: 8.2 WLS: L BF: 36 H: 6 R: 4 ER: 4 SO: 7 BB: 4 IBB: 0 HBP: 0 BLK: 0 WP: 1 HR: 2 S: 46 P: 62 ERA: 4.15 WHIP: 1.154															PITCHER						

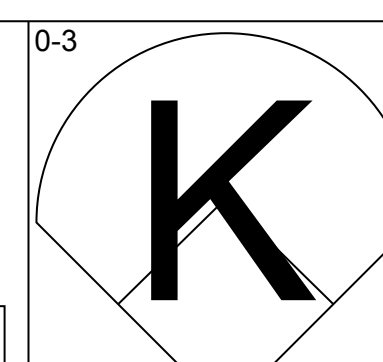
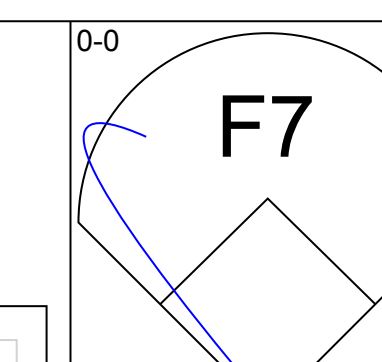
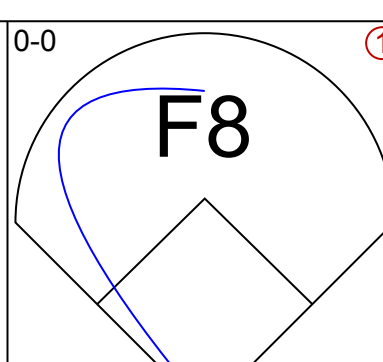
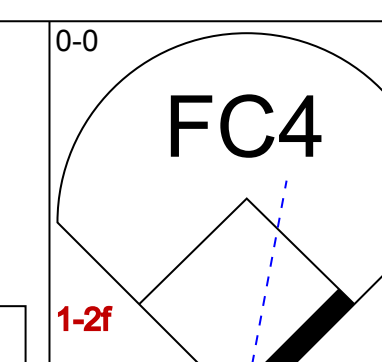
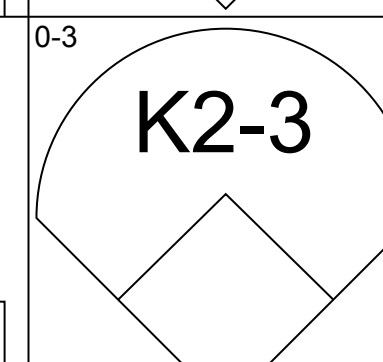
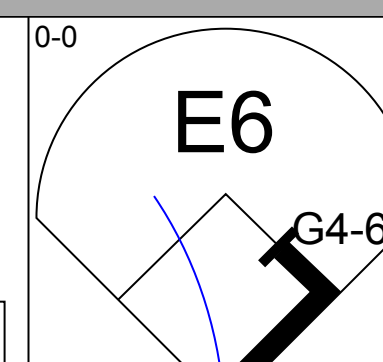
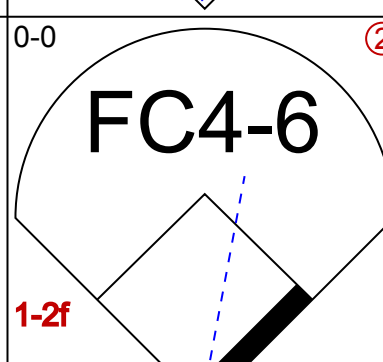
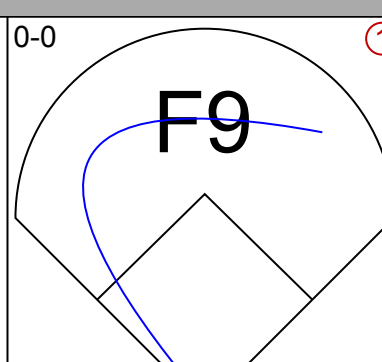
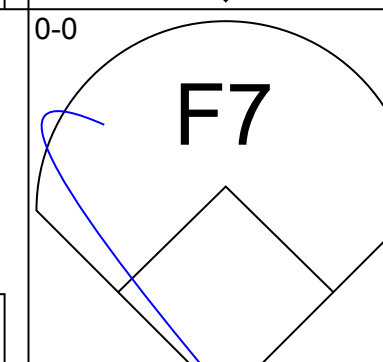
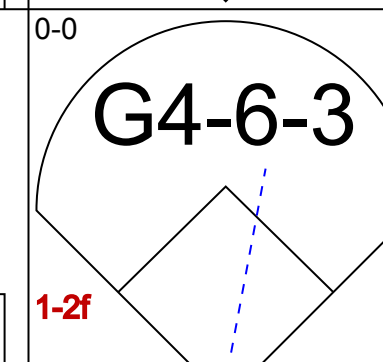
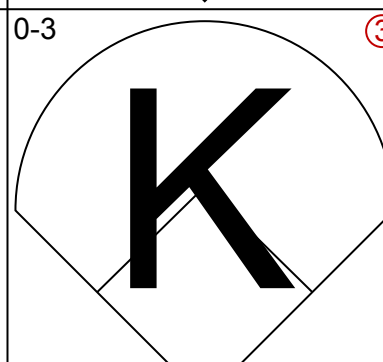
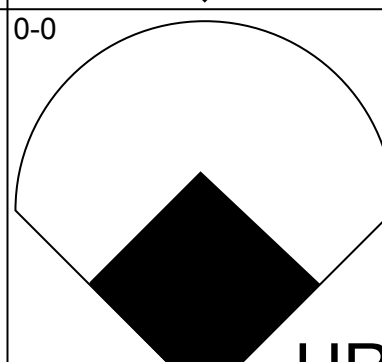
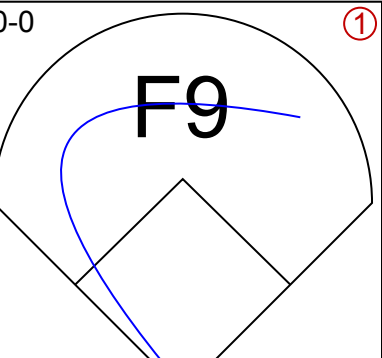
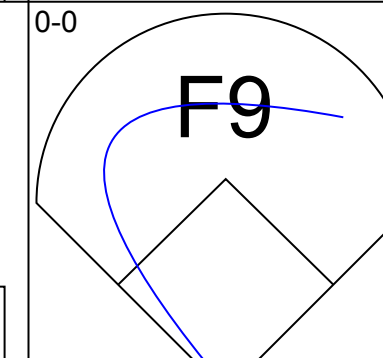
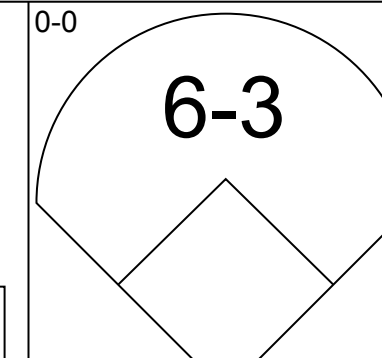
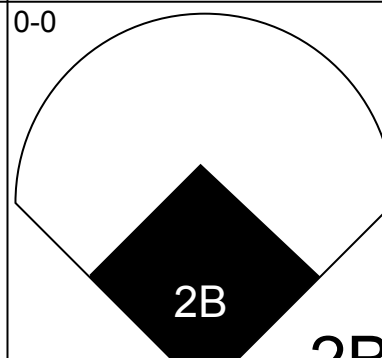
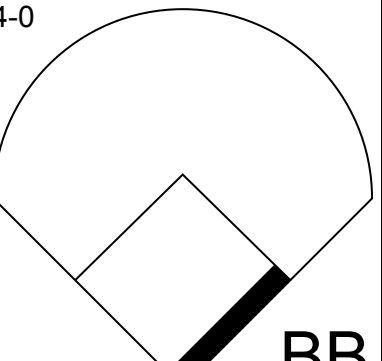
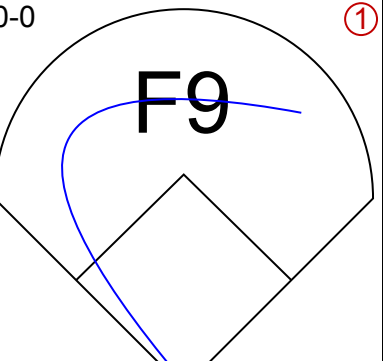
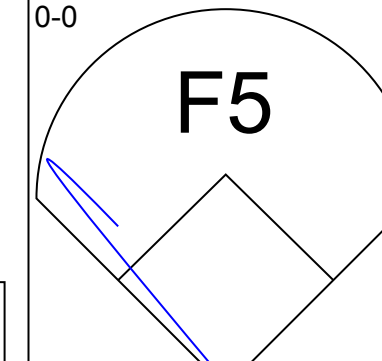
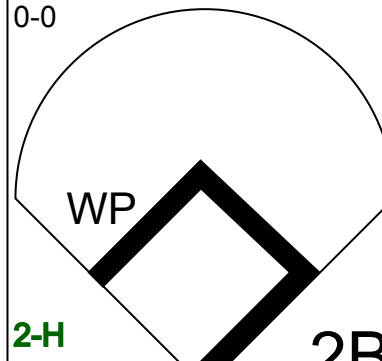
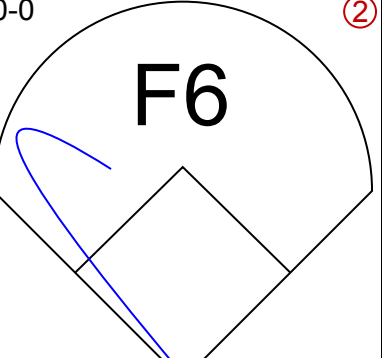
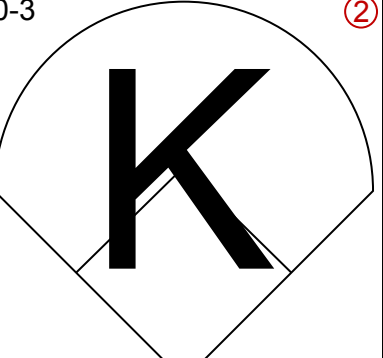
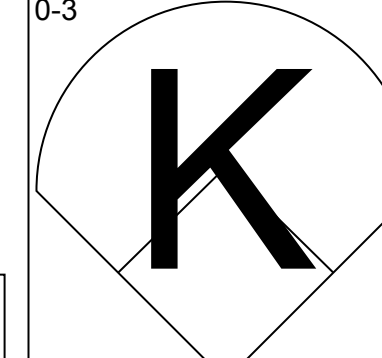
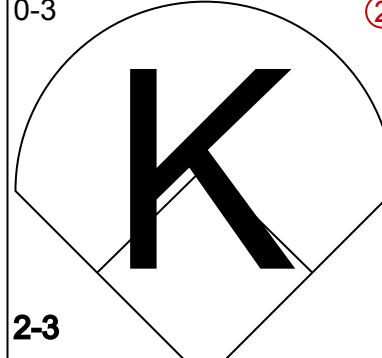
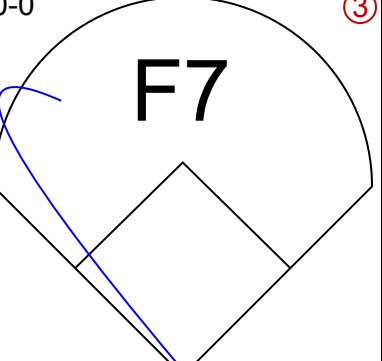
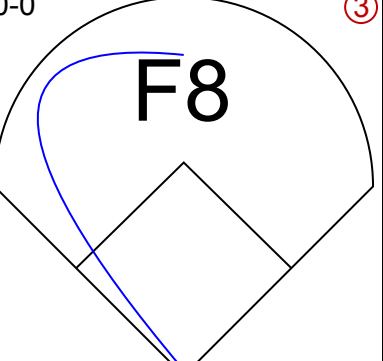
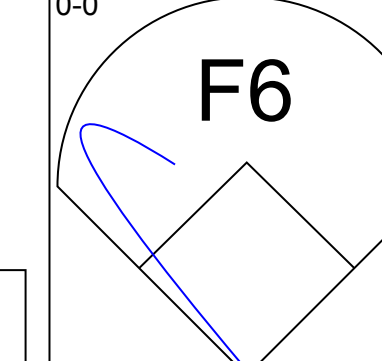
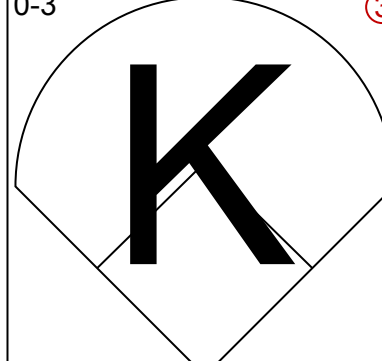
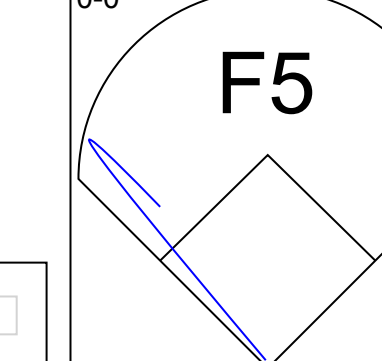
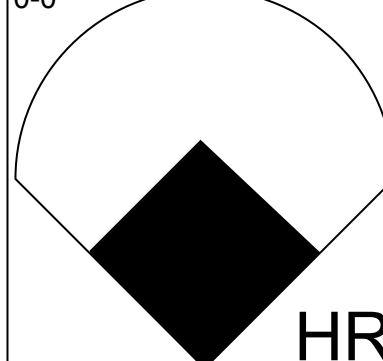
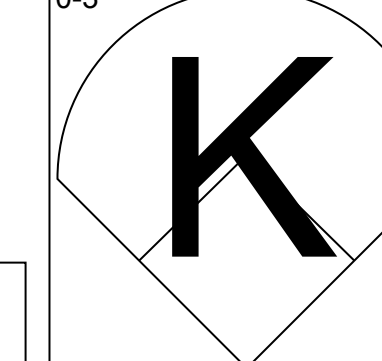
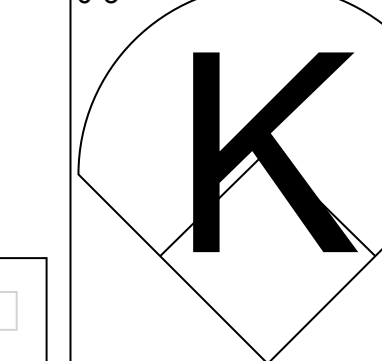
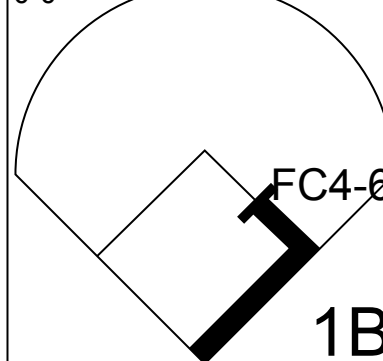
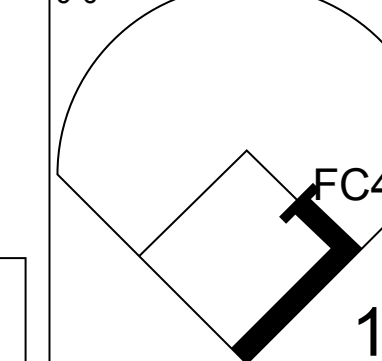

Kansas City Athletics @ Cleveland Indians
Cleveland Municipal Stadium, Cleveland, OH
Mon Jun 19 1967, 7:05 PM EDT
Unknown

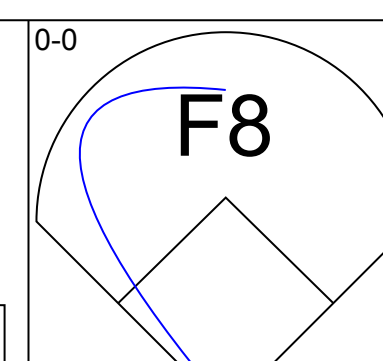
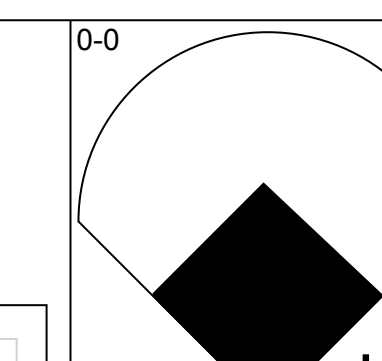
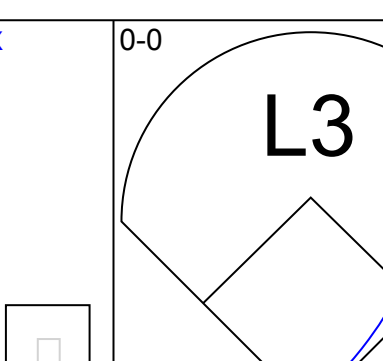
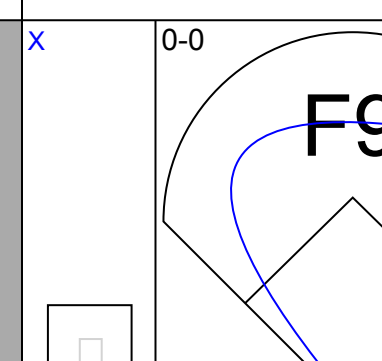
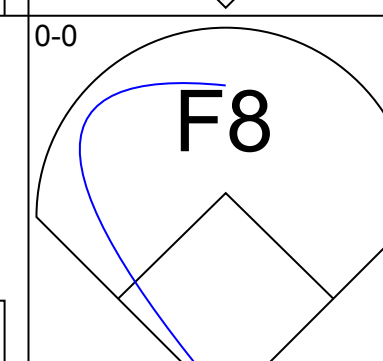
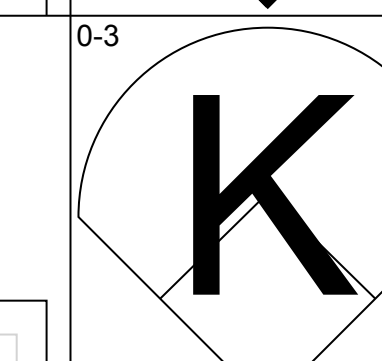
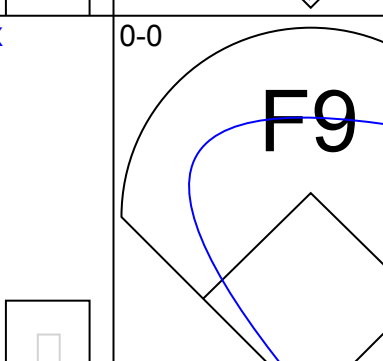
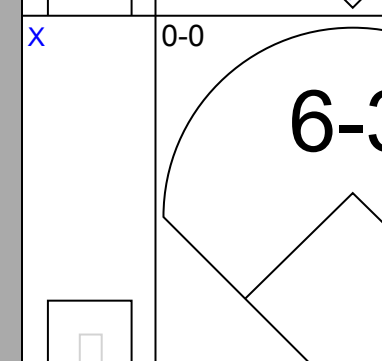
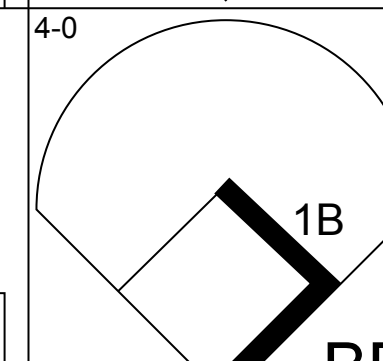
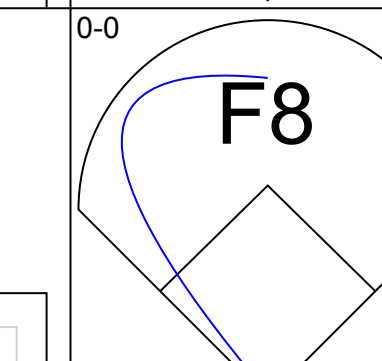
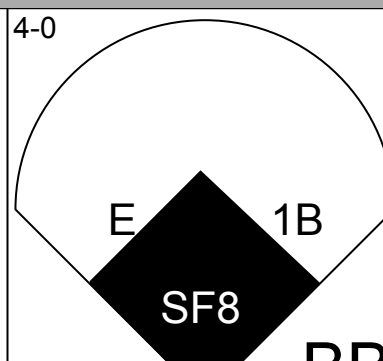
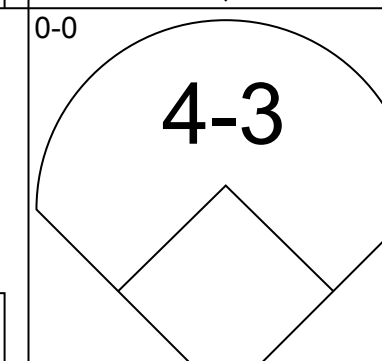

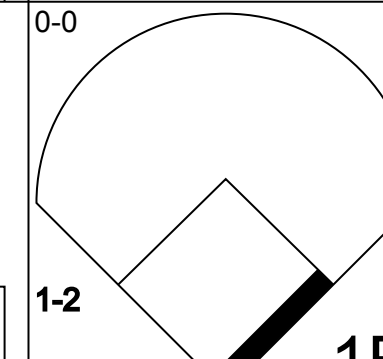
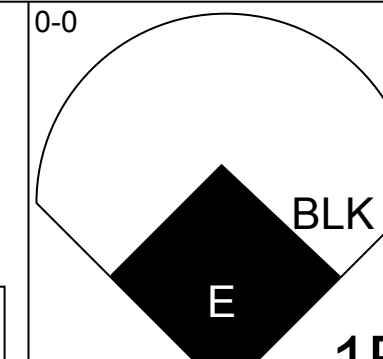

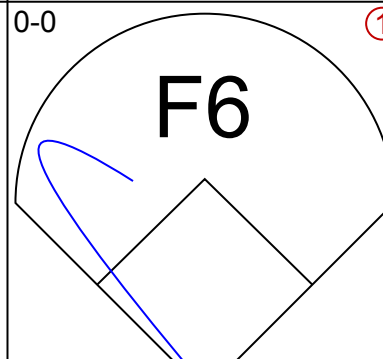
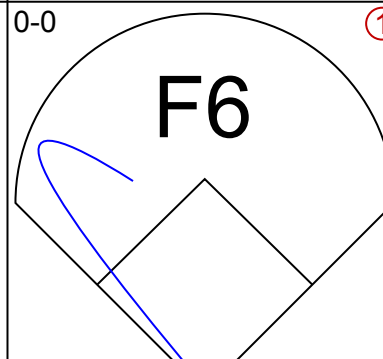
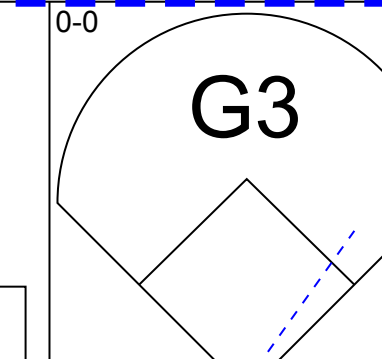
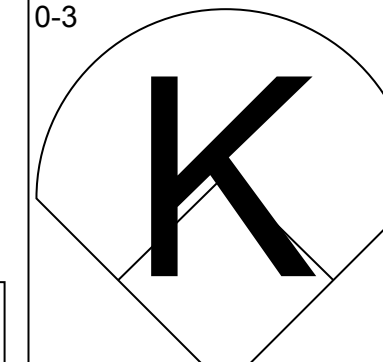
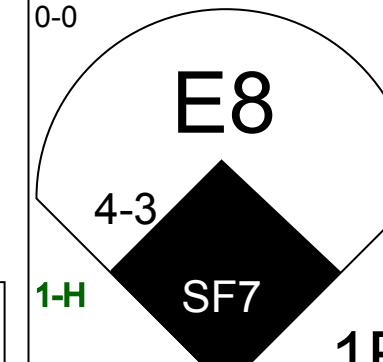

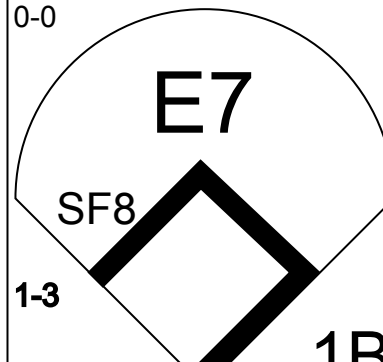
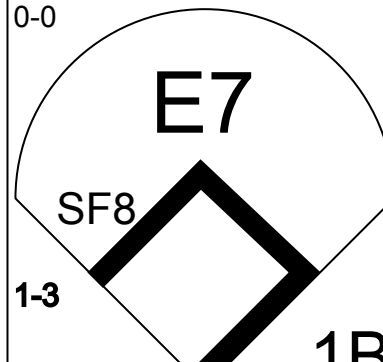
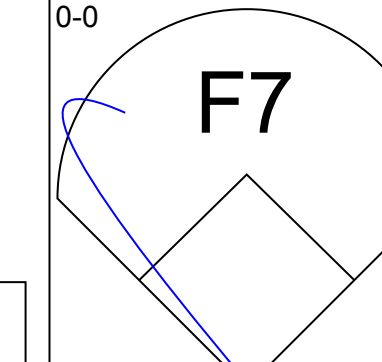
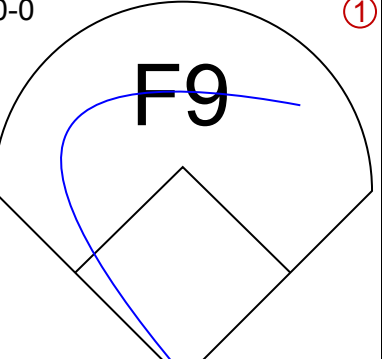
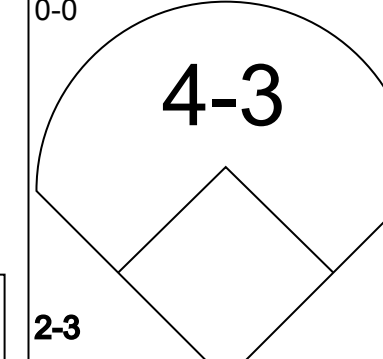
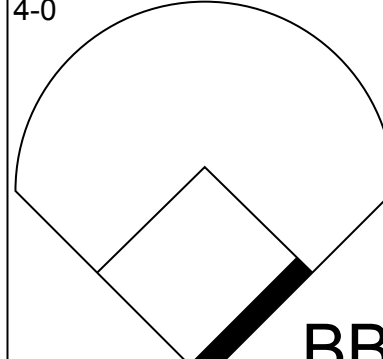
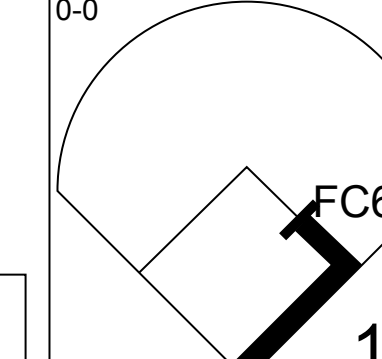

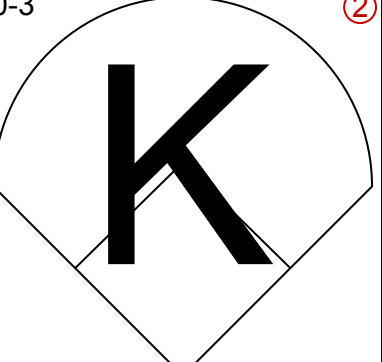
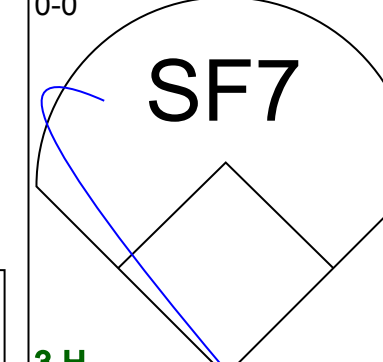
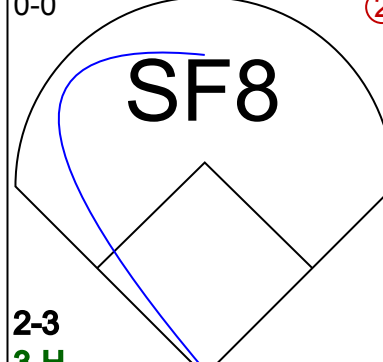
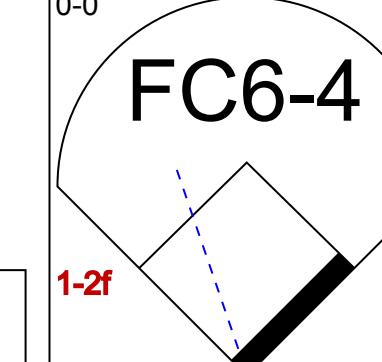

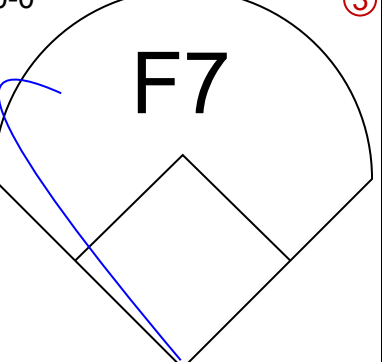
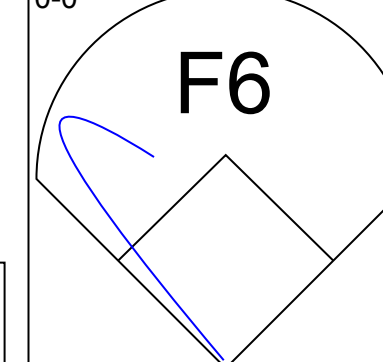
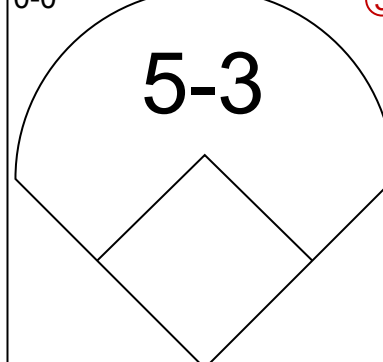
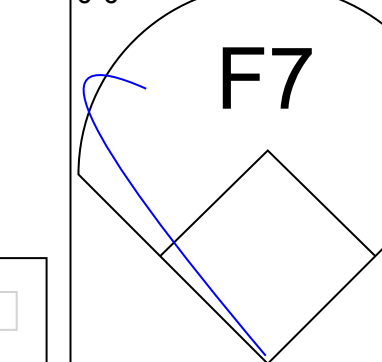
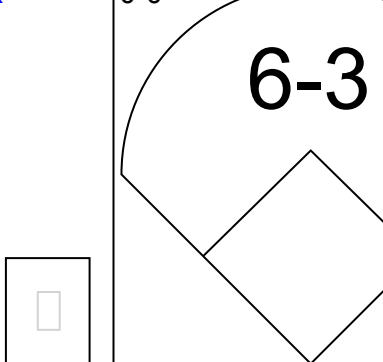
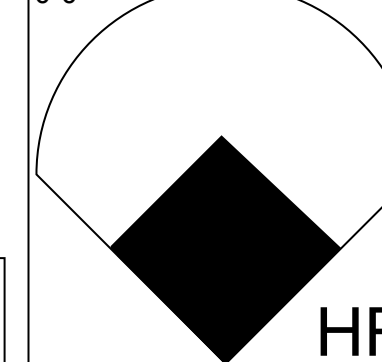
AB	31
R	4
H	6
RBI	4
BB	4
SO	7
LOB	13

WP	1	PA	36
PB	0		
CS	0		

Batter	1	2	3	4	5	6	7	8	9	AB	R	H	RBI	BB	SO	LOB	TOP																	
Bert Campaneris, R OBP: 0.316, SLG: 0.347 (1, 6)										4	1	2	1	0	0	1	Kansas City Athletics @ Cleveland Indians Cleveland Municipal Stadium, Cleveland, OH Mon Jun 19 1967, 7:05 PM EDT Att: 8,770 - Unknown																	
Reggie Jackson, L OBP: 0.359, SLG: 0.385 (1, 7) (4, 8)										4	0	0	0	0	3	2																		
Ray Webster, L OBP: 0.311, SLG: 0.418 (1, 3)										4	0	0	0	0	1	1																		
Rick Monday, L OBP: 0.345, SLG: 0.463 Mike Hershberger, R OBP: 0.337, SLG: 0.352 (1, 8) (4, PR) (4, 9)										2	0	1	0	0	1	0																		
Jim Gosger, L OBP: 0.343, SLG: 0.356 (1, 9) (4, 7)										3	0	1	0	0	0	1																		
Ken Harrelson, R OBP: 0.257, SLG: 0.298 (9, PH)										1	0	0	0	0	0	0																		
Danny Cater, R OBP: 0.317, SLG: 0.357 (1, 5)										4	0	1	0	0	0	2																		
Dave Duncan, R OBP: 0.243, SLG: 0.514 (1, 2)										2	0	0	0	0	2	0																		
John Donaldson, L OBP: 0.294, SLG: 0.383 (1, 4)										3	0	0	0	0	0	1																		
Lew Krausse, R OBP: 0.136, SLG: 0.095 Bill Edgerton, L (8, 1) Blue Moon Odom, R OBP: 0.308, SLG: 0.308 (8, 1)										3	0	1	0	0	1	1																		
										0	0	0	0	0	0	0																		
Inning Stats	R: 1 E: 0 K: 3 S: 10	H: 1 LOB: 0 BB: 0 P: 10	R: 0 E: 0 K: 1 S: 5	H: 0 LOB: 0 BB: 0 P: 5	R: 0 E: 0 K: 1 S: 5	H: 0 LOB: 0 BB: 0 P: 5	R: 0 E: 0 K: 1 S: 6	H: 1 LOB: 1 BB: 0 P: 6	R: 0 E: 0 K: 0 S: 4	H: 1 LOB: 0 BB: 0 P: 4	R: 0 E: 0 K: 1 S: 5	H: 1 LOB: 0 BB: 0 P: 5	R: 0 E: 0 K: 1 S: 6	H: 1 LOB: 1 BB: 0 P: 6	R: 0 E: 1 K: 0 S: 4	H: 0 LOB: 1 BB: 0 P: 4	1B: 5 2B: 0 3B: 0 HR: 1	SF: 0 SAC: 1 DP: 0 HBP: 0	WP: 0 PB: 0 SB: 0 CS: 0	PA: 33														
PITCHER	IP WLS BF H R ER SO BB IBB HBP BLK WP HR S P ERA WHIP																																	
Sonny Siebert, R ERA: 2.63 Bob Allen, L ERA: 2.82	(1, 1) (9, 1)	8.0 W S	29 4	6 0	1 0	1 0	8 0	0 0	0 0	0 0	0 0	0 0	0 0	1 4	45 4	45 4	1.12 0.00	0.750 0.000																

Batter	1	2	3	4	5	6	7	8	9	AB	R	H	RBI	BB	SO	LOB	BOTTOM																	
Lee Maye, L OBP: 0.302, SLG: 0.439 (1, 9) (9, 7)										2	1	1	0	1	0	2	Kansas City Athletics @ Cleveland Indians Cleveland Municipal Stadium, Cleveland, OH Mon Jun 19 1967, 7:05 PM EDT Att: 8,770 - Unknown																	
Chuck Hinton, R OBP: 0.327, SLG: 0.373 (1, 8) (9, 9)										3	0	0	0	0	1	2																		
Leon Wagner, L OBP: 0.289, SLG: 0.467 Vic Davalillo, L OBP: 0.275, SLG: 0.310 (1, 7) (8, PR) (9, 8)										4	0	1	0	0	0	1																		
Fred Whitfield, L OBP: 0.291, SLG: 0.401 Bob Allen, L (1, 3) (9, 1)										3	0	1	1	1	0	0																		
Max Alvis, R OBP: 0.327, SLG: 0.426 (1, 5)										4	0	0	0	0	1	4																		
Joe Azcue, R OBP: 0.375, SLG: 0.495 (1, 2)										4	0	1	0	0	1	2																		
Pedro Gonzalez, R OBP: 0.283, SLG: 0.284 (1, 4)										3	0	0	0	0	1	1																		
Larry Brown, R OBP: 0.351, SLG: 0.395 (1, 6)										3	0	1	0	0	0	0																		
Sonny Siebert, R OBP: 0.250, SLG: 0.625 Don Demeter, R OBP: 0.290, SLG: 0.485 Chico Salmon, R OBP: 0.271, SLG: 0.246 (1, 1) (8, PH) (9, 3)										2	0	0	0	0	1	2																		
										1	1	1	1	0	0	0																		
Inning Stats	R: 0 E: 0 K: 0 S: 4	H: 1 LOB: 2 BB: 1 P: 8	R: 0 E: 0 K: 1 S: 7	H: 2 LOB: 2 BB: 0 P: 7	R: 0 E: 0 K: 1 S: 5	H: 0 LOB: 0 BB: 0 P: 5	R: 0 E: 0 K: 0 S: 3	H: 0 LOB: 0 BB: 0 P: 3	R: 0 E: 0 K: 1 S: 5	H: 0 LOB: 1 BB: 0 P: 6	R: 0 E: 0 K: 0 S: 3	H: 0 LOB: 0 BB: 0 P: 3	R: 0 E: 0 K: 2 S: 10	H: 3 LOB: 2 BB: 1 P: 14	1B: 5 2B: 0 3B: 0 HR: 1	SF: 0 SAC: 1 DP: 0 HBP: 1	WP: 0 PB: 0 SB: 0 CS: 0	PA: 33																
PITCHER	IP WLS BF H R ER SO BB IBB HBP BLK WP HR S P ERA WHIP																																	
Lew Krausse, R ERA: 5.13 Bill Edgerton, L ERA: 2.16 Blue Moon Odom, R ERA: 4.82	(1, 1) (8, 1) (8, 1)	7.1 L 2	29 2	4 2	2 0	2 0	3 0	2 0	0 0	0 0	0 0	0 0	0 0	0 6	32 6	41 6	2.46 0.00	0.818 0.000																


Batter	1	2	3	4	5	6	7	8	9	AB	R	H	RBI	BB	SO	LOB	TOP								
Bert Campaneris, R (1, 6) OBP: 0.311, SLG: 0.342										4	0	0	0	0	1	2	Kansas City Athletics @ Cleveland Indians Cleveland Municipal Stadium, Cleveland, OH Tue Jun 20 1967, 3:33 AM EDT Att: 5,100 - Unknown livebaseballscorecards.com								
Ray Webster, L (1, 3) OBP: 0.303, SLG: 0.407										4	0	0	0	0	1	1									
Rick Monday, L (1, 8) OBP: 0.343, SLG: 0.473										4	1	1	1	0	1	2									
Danny Cater, R (1, 5) OBP: 0.316, SLG: 0.360										4	1	1	0	0	0	0									
Jim Gosger, L (1, 9) OBP: 0.347, SLG: 0.362										3	0	1	1	1	0	0									
Reggie Jackson, L (1, 7) OBP: 0.338, SLG: 0.357										4	0	0	0	0	3	2									
John Donaldson, L (1, 4) Dave Duncan, R (9, PH) OBP: 0.237, SLG: 0.500										3	0	0	0	0	0	1									
Phil Roof, R (1, 2) OBP: 0.289, SLG: 0.351										3	1	1	1	0	1	0									
Jim Nash, R (1, 1) Ken Harrelson, R (8, PH) Diego Segui, R (8, 1)										2	0	1	0	0	1	0									
Inning Stats	R: 0 E: 0 K: 2 S: 7	H: 0 LOB: 0 BB: 0 P: 7	R: 0 E: 0 K: 0 S: 3	H: 0 LOB: 1 BB: 1 P: 7	R: 0 E: 0 K: 1 S: 5	H: 0 LOB: 0 BB: 0 P: 5	R: 0 E: 1 K: 0 S: 3	H: 0 LOB: 0 BB: 0 P: 3	R: 0 E: 0 K: 1 S: 5	H: 0 LOB: 0 BB: 0 P: 5	R: 1 E: 0 K: 1 S: 7	H: 2 LOB: 1 BB: 0 P: 7	R: 0 E: 0 K: 1 S: 5	H: 0 LOB: 0 BB: 0 P: 5	R: 0 E: 0 K: 1 S: 6	H: 1 LOB: 1 BB: 0 P: 6		R: 2 E: 0 K: 2 S: 10	H: 3 LOB: 1 BB: 0 P: 10	1B: 2 2B: 2 3B: 0 HR: 2	SF: 0 SAC: 0 DP: 1 HBP: 0	WP: 1 PB: 0 SB: 0 CS: 0	PA: 34		
PITCHER	IP	WLS	BF	H	R	ER	SO	BB	IBB	HBP	BLK	WP	HR	S	P	ERA	WHIP								
Luis Tiant, R (1, 1) ERA: 2.52	8.1	W	32	6	3	3	7	1	0	0	0	0	2	45	49	3.24	0.840								
Steve Bailey, R (9, 1) ERA: 2.23	0.2	S	2	0	0	0	2	0	0	0	0	1	0	6	6	0.00	0.000								

Batter	1	2	3	4	5	6	7	8	9	AB	R	H	RBI	BB	SO	LOB	BOTTOM								
Lee Maye, L (1, 9) OBP: 0.300, SLG: 0.461										4	1	1	1	0	0	0	Kansas City Athletics @ Cleveland Indians Cleveland Municipal Stadium, Cleveland, OH Tue Jun 20 1967, 3:33 AM EDT Att: 5,100 - Unknown livebaseballscorecards.com								
Chuck Hinton, R (1, 8) OBP: 0.322, SLG: 0.367										4	0	0	0	0	1	0									
Leon Wagner, L (1, 7) Vic Davalillo, L (8, 8) OBP: 0.275, SLG: 0.310										2	1	0	0	2	0	0									
Fred Whitfield, L (1, 3) Chico Salmon, R (9, 3) OBP: 0.271, SLG: 0.246										4	1	2	0	0	0	1									
Max Alvis, R (1, 5) OBP: 0.330, SLG: 0.427										4	1	2	1	0	1	2									
Joe Azcue, R (1, 2) OBP: 0.379, SLG: 0.491										3	0	1	0	1	0	1									
Pedro Gonzalez, R (1, 4) OBP: 0.276, SLG: 0.280										2	0	0	2	0	1	1									
Larry Brown, R (1, 6) OBP: 0.347, SLG: 0.389										3	0	0	0	0	2	2									
Luis Tiant, R (1, 1) Steve Bailey, R (9, 1) ERA: 3.62										3	1	1	1	0	0	0									
Inning Stats	R: 0 E: 0 K: 1 S: 6	H: 1 LOB: 2 BB: 1 P: 10	R: 0 E: 0 K: 1 S: 5	H: 0 LOB: 0 BB: 0 P: 5	R: 1 E: 0 K: 1 S: 6	H: 1 LOB: 0 BB: 0 P: 6	R: 2 E: 1 K: 0 S: 5	H: 2 LOB: 0 BB: 0 P: 5	R: 0 E: 0 K: 0 S: 3	H: 0 LOB: 0 BB: 0 P: 3	R: 1 E: 1 K: 0 S: 4	H: 1 LOB: 2 BB: 2 P: 12	R: 1 E: 0 K: 0 S: 4	H: 1 LOB: 0 BB: 0 P: 4	R: 0 E: 0 K: 0 S: 4	H: 1 LOB: 1 BB: 0 P: 4		R: 0 E: 0 K: 0 S: 4	H: 1 LOB: 1 BB: 0 P: 4	1B: 5 2B: 0 3B: 0 HR: 2	SF: 2 SAC: 0 DP: 0 HBP: 0	WP: 0 PB: 0 SB: 0 CS: 0	PA: 34		
PITCHER	IP	WLS	BF	H	R	ER	SO	BB	IBB	HBP	BLK	WP	HR	S	P	ERA	WHIP								
Jim Nash, R (1, 1) ERA: 3.62	7.0	L	30	6	5	4	3	3	0	0	1	0	2	33	45	5.14	1.286								
Diego Segui, R (8, 1) ERA: 3.65	1.0		4	1	0	0	0	0	0	0	0	0	0	4	4	0.00	1.000								

Batter	1	2	3	4	5	6	7	8	9	AB	R	H	RBI	BB	SO	LOB	TOP					
Bert Campaneris, R OBP: 0.313, SLG: 0.344 (1, 6)	5-3		1B				SF9	K		4	1	2	2	0	1	3						
Mike Hershberger, R OBP: 0.369, SLG: 0.366 (1, 9)	1B		1B				1B		F7	5	0	4	1	0	0	0						
Rick Monday, L OBP: 0.340, SLG: 0.467 (1, 8)	K		F8				1B		5-3	5	0	1	1	0	1	4						
Danny Cater, R OBP: 0.311, SLG: 0.353 (1, 5)	1-3			6-3			1-3	K	F7	5	0	0	0	0	1	3						
Ken Harrelson, R OBP: 0.257, SLG: 0.296 Diego Segui, R (7, 1)		6-3		5-3			F8		4-3	3	0	0	0	0	0	0						
Reggie Jackson, L OBP: 0.333, SLG: 0.351 (8, PH)										0	0	0	0	0	0	0						
Ossie Chavarria, R OBP: 0.275, SLG: 0.152 (1, 4)	5-3			F8			6-3	K		4	0	0	0	0	1	0						
Joe Nossek, R OBP: 0.276, SLG: 0.276 Dave Duncan, R OBP: 0.237, SLG: 0.500 (8, 2)	F4						K	E3 SF9	BB 1B	4	1	2	0	0	1	0						
Phil Roof, R OBP: 0.288, SLG: 0.348 Blue Moon Odom, R OBP: 0.308, SLG: 0.339 Jack Aker, R OBP: 0.143, SLG: 0.143 (8, PH)			F9				6-3	5-3	BB 1B	4	0	1	0	0	0	1						
Paul Lindblad, L OBP: 0.211, SLG: 0.211 Jim Gosger, L OBP: 0.350, SLG: 0.373 Jack Sanford, R OBP: 0.235, SLG: 0.313 Ray Webster, L OBP: 0.306, SLG: 0.404 (7, PH)			6-3				1B 2B	E4 1B	1-2 2-3 BB	1	0	0	0	0	0	0						
Inning Stats	R: 0 E: 0 K: 1 S: 6	H: 1 LOB: 1 BB: 0 P: 6	R: 0 E: 0 K: 0 S: 3	H: 0 LOB: 0 BB: 0 P: 3	R: 0 E: 0 K: 0 S: 5	H: 2 LOB: 2 BB: 0 P: 5	R: 0 E: 0 K: 0 S: 3	H: 0 LOB: 0 BB: 0 P: 3	R: 2 E: 0 K: 1 S: 8	H: 3 LOB: 1 BB: 0 P: 8	R: 0 E: 0 K: 0 S: 3	H: 0 LOB: 0 BB: 0 P: 3	R: 2 E: 2 K: 1 S: 9	H: 3 LOB: 2 BB: 0 P: 9	R: 0 E: 0 K: 2 S: 9	H: 2 LOB: 3 BB: 1 P: 13	R: 0 E: 0 K: 0 S: 3	H: 0 LOB: 0 BB: 0 P: 3	1B: 10 2B: 1 3B: 0 HR: 0	SF: 1 SAC: 0 DP: 0 HBP: 0	WP: 0 PB: 0 SB: 1 CS: 0	PA: 40
PITCHER	IP	WLS	BF	H	R	ER	SO	BB	IBB	HBP	BLK	WP	HR	S	P	ERA	WHIP					
Pete Richert, L ERA: 3.45	6.2	W	30	9	4	2	2	0	0	0	0	0	0	34	34	2.70	1.350					
Moe Drabowsky, R ERA: 1.06	1.0		6	2	0	0	2	1	0	0	0	0	0	9	13	0.00	3.000					
Eddie Watt, R ERA: 1.64	1.1	S	4	0	0	0	1	0	0	0	0	0	0	6	6	0.00	0.000					

Kansas City Athletics @ Baltimore Orioles
Memorial Stadium, Baltimore, MD
Wed Jun 21 1967, 7:05 PM EDT
Att: 19,213 - Unknown

AB	38
R	4
H	11
RBI	4
BB	1
SO	5
LOB	12



Batter	1	2	3	4	5	6	7	8	9	AB	R	H	RBI	BB	SO	LOB	BOTTOM				
Curt Blefary, L OBP: 0.397, SLG: 0.475 (1, 7)	1-3		FC3-6 FC6-4				F7	SF8		3	0	0	1	0	0	1					
Luis Aparicio, R OBP: 0.275, SLG: 0.319 (1, 6)	K		FC6-4				L4-3 BB	1-3		3	0	0	0	1	1	3					
Paul Blair, R OBP: 0.348, SLG: 0.464 (1, 8)	1-3						L4-3			4	1	2	0	0	0	1					
Frank Robinson, R OBP: 0.439, SLG: 0.692 (1, 9)		F4					HR	F7		4	2	2	2	0	0	0					
Brooks Robinson, R OBP: 0.319, SLG: 0.372 (1, 5)		F7					HR	F7		4	2	2	2	0	0	0					
Boog Powell, L OBP: 0.344, SLG: 0.394 (1, 3)								SH2-4	F8	3	0	0	0	0	0	0					
Davey Johnson, R OBP: 0.332, SLG: 0.374 Mark Belanger, R OBP: 0.350, SLG: 0.389 (1, 4)								1-2		3	1	1	0	1	1	0					
Andy Etchebarren, R OBP: 0.353, SLG: 0.432 Larry Haney, R OBP: 0.357, SLG: 0.404 (8, 2)								2B		4	1	1	2	0	0	1					
Pete Richert, L OBP: 0.063, SLG: 0.065 Moe Drabowsky, R OBP: 0.385, SLG: 0.333 Eddie Watt, R (8, 1)								1B	F7	4	0	0	0	0	0	0					
Andy Etchebarren, R OBP: 0.353, SLG: 0.432 Larry Haney, R OBP: 0.357, SLG: 0.404 (8, 2)								2B		1	0	1	0	1	0	0					
Pete Richert, L OBP: 0.063, SLG: 0.065 Moe Drabowsky, R OBP: 0.385, SLG: 0.333 Eddie Watt, R (8, 1)								1B		1	0	1	0	0	0	0					
Inning Stats	R: 0 E: 0 K: 1 S: 5	H: 0 LOB: 0 BB: 0 P: 5	R: 0 E: 0 K: 0 S: 4	H: 1 LOB: 1 BB: 0 P: 4	R: 0 E: 0 K: 0 S: 4	H: 1 LOB: 1 BB: 0 P: 4	R: 2 E: 1 K: 2 S: 10	H: 2 LOB: 2 BB: 1 P: 14	R: 0 E: 0 K: 0 S: 2	H: 0 LOB: 0 BB: 1 P: 6	R: 3 E: 1 K: 0 S: 6	H: 2 LOB: 2 BB: 1 P: 11	R: 0 E: 0 K: 0 S: 3	H: 1 LOB: 0 BB: 0 P: 3	R: 0 E: 0 K: 1 S: 6	H: 1 LOB: 1 BB: 0 P: 6	1B: 6 2B: 2 3B: 0 HR: 1	SF: 1 SAC: 1 DP: 1 HBP: 1	WP: 0 PB: 0 SB: 0 CS: 0	PA: 36	
PITCHER	IP	WLS	BF	H	R	ER	SO	BB	IBB	HBP	BLK	WP	HR	S	P	ERA	WHIP				
Paul Lindblad, L ERA: 2.37	4.0		18	4	2	2	3	0	1	0	0	0	0	8	17	4.50	1.000				
Jack Sanford, R ERA: 4.31	2.0	L	11	2	3	2	0	1	1	1	0	0	0	8	17	9.00	1.500				
Diego Segui, R ERA: 3.51	1.0		3	1	0	0	0	0	0	0	0	0	0	3	3	0.00	1.000				
Jack Aker, R ERA: 3.08	1.0		4	1	0	0	1	0	0	0	0	0	0	6	6	0.00	1.000				

Kansas City Athletics @ Baltimore Orioles
Memorial Stadium, Baltimore, MD
Wed Jun 21 1967, 7:05 PM EDT
Att: 19,213 - Unknown

AB	30
R	5
H	8
RBI	5
BB	3
SO	4
LOB	12



Batter	1	2	3	4	5	6	7	8	9	AB	R	H	RBI	BB	SO	LOB	TOP										
Jay Johnstone, L (1,8) OBP: 0.220, SLG: 0.253	F7		F6			K2-3		1B	FC6-4	5	1	2	0	0	1	1											
Jim Fregosi, R (1,6) OBP: 0.333, SLG: 0.412	K			1B		1B		2B	FC6-4	5	0	3	1	0	1	2											
Jimmie Hall, L (1,9) OBP: 0.309, SLG: 0.438	F5			K		F8		K		4	0	0	0	0	2	3											
Don Mincher, L (1,3) OBP: 0.396, SLG: 0.544		K		F8			SH1-4	1B	IBB	3	0	1	0	1	1	1											
Woodie Held, R (1,5) OBP: 0.333, SLG: 0.452		K		4-3			SH1-4		K	3	0	0	0	0	2	3											
Jose Cardenal, R (9,7) OBP: 0.285, SLG: 0.361		K					1-2		K	0	0	0	0	0	0	0											
Rick Reichardt, R (1,7) OBP: 0.315, SLG: 0.375		K							K	3	0	0	0	0	3	1											
Paul Schaal, R (7,5) OBP: 0.305, SLG: 0.288		K				K			K	1	0	0	0	0	1	0											
Buck Rodgers, S (1,2) OBP: 0.262, SLG: 0.297			F9		L3			BB	6-3	3	0	0	0	1	0	0											
Bobby Knoop, R (1,4) OBP: 0.288, SLG: 0.341				SH1-4	F8				1B	4	1	2	0	0	0	2											
Rickey Clark, R (1,1)										2	0	0	0	0	0	0											
Minnie Rojas, R (8,1) OBP: 0.222, SLG: 0.125			SH1-4			6-3		F8	1B	1	0	1	1	0	0	0											
Inning Stats	R: 0 E: 0 K: 1 S: 5	H: 0 LOB: 0 BB: 0 P: 5	R: 0 E: 0 K: 3 S: 9	H: 0 LOB: 0 BB: 0 P: 9	R: 0 E: 0 K: 0 S: 4	H: 1 LOB: 1 BB: 0 P: 4	R: 0 E: 0 K: 1 S: 6	H: 1 LOB: 1 BB: 0 P: 6	R: 0 E: 0 K: 1 S: 5	H: 0 LOB: 0 BB: 0 P: 5	R: 0 E: 0 K: 1 S: 6	H: 1 LOB: 2 BB: 1 P: 10	R: 1 E: 0 K: 2 S: 9	H: 2 LOB: 2 BB: 1 P: 13	R: 1 E: 0 K: 1 S: 8	H: 3 LOB: 2 BB: 0 P: 8	1B: 7 2B: 2 3B: 0 HR: 0	SF: 0 SAC: 2 DP: 0 HBP: 0	WP: 0 PB: 0 SB: 1 CS: 1	PA: 38							
PITCHER	IP	WLS	BF	H	R	ER	SO	BB	IBB	HBP	BLK	WP	HR	S	P	ERA	WHIP										
Catfish Hunter, R (1,1) ERA: 2.52	8.0	L	32	6	1	1	10	1	1	0	0	0	0	50	58	1.12	0.875										
Jack Aker, R (9,1) ERA: 3.2	1.0		6	3	1	1	1	0	0	0	0	0	0	8	8	9.00	3.000										

California Angels @ Kansas City Athletics
Municipal Stadium, Kansas City, MO
Fri Jun 23 1967, 8:05 PM EDT
Att: 8,244 - Unknown

AB	34
R	2
H	9
RBI	2
BB	2
SO	11
LOB	13



Batter	1	2	3	4	5	6	7	8	9	AB	R	H	RBI	BB	SO	LOB	BOTTOM										
Bert Campaneris, R (1,6) OBP: 0.315, SLG: 0.344	G3		K		1-3			E7		3	0	1	0	0	1	1											
John Donaldson, L (1,4) OBP: 0.276, SLG: 0.340	3-1		G3			G6-4-3		K		3	0	0	0	1	1	3											
Ray Webster, L (1,3) OBP: 0.298, SLG: 0.393	G3			4-3		G6-4-3		5-3		4	0	0	0	0	0	4											
Rick Monday, L (1,8) OBP: 0.335, SLG: 0.458	1-3			6-3		6-3		6-3		4	0	0	0	0	1	1											
Jim Gosger, L (1,9) OBP: 0.348, SLG: 0.370		6-3			FC4-6		1-3		F9	4	0	1	0	0	0	0											
Reggie Jackson, L (1,7) OBP: 0.329, SLG: 0.344					FC4-6		F7		F8	4	0	1	0	0	0	1											
Ossie Chavarria, R (1,5) OBP: 0.256, SLG: 0.139		5-3					5-3			3	0	0	0	0	0	1											
Phil Roof, R (1,2) OBP: 0.291, SLG: 0.345										1	0	0	0	1	0	1											
Ken Harrison, R (8,PH) OBP: 0.255, SLG: 0.293		5-3						F8		1	0	0	0	0	0	0											
Dave Duncan, R (9,2) OBP: 0.237, SLG: 0.500										0	0	0	0	0	0	0											
Catfish Hunter, R (1,1) OBP: 0.158, SLG: 0.237										2	0	0	0	0	0	1											
Mike Hershberger, R (8,PH) OBP: 0.353, SLG: 0.366										0	0	0	0	1	0	0											
Jack Aker, R (9,1) OBP: 0.143, SLG: 0.143										0	0	0	0	0	0	0											
Inning Stats	R: 0 E: 0 K: 0 S: 3	H: 0 LOB: 1 BB: 0 P: 4	R: 0 E: 0 K: 0 S: 4	H: 1 LOB: 1 BB: 0 P: 4	R: 0 E: 0 K: 1 S: 5	H: 0 LOB: 0 BB: 0 P: 5	R: 0 E: 0 K: 0 S: 4	H: 1 LOB: 1 BB: 0 P: 4	R: 0 E: 0 K: 0 S: 3	H: 0 LOB: 0 BB: 0 P: 3	R: 0 E: 1 K: 1 S: 6	H: 1 LOB: 2 BB: 1 P: 10	R: 0 E: 0 K: 1 S: 5	H: 0 LOB: 0 BB: 0 P: 5	1B: 3 2B: 0 3B: 0 HR: 0	SF: 0 SAC: 0 DP: 1 HBP: 1	WP: 0 PB: 0 SB: 1 CS: 0	PA: 33									
PITCHER	IP	WLS	BF	H	R	ER	SO	BB	IBB	HBP	BLK	WP	HR	S	P	ERA	WHIP										
Rickey Clark, R (1,1) ERA: 2.36	7.1	W	28	3	0	0	1	0	0	0	0	0	0	26	39	0.00	0.818										
Minnie Rojas, R (8,1) ERA: 1.92	1.2	S	5	0	0	0	2	0	0	0	0	0	0	9	9	0.00	0.000										

California Angels @ Kansas City Athletics
Municipal Stadium, Kansas City, MO
Fri Jun 23 1967, 8:05 PM EDT
Att: 8,244 - Unknown

AB	29
R	0
H	3
RBI	0
BB	3
SO	3
LOB	13



Batter	1	2	3	4	5	6	7	8	9	AB	R	H	RBI	BB	SO	LOB	TOP									
Jose Cardenal, R OBP: 0.284, SLG: 0.358 (1, 7)	F7		FC1-4 2H 1B			6-3		F9		4	0	1	1	0	0	1										
Jim Fregosi, R OBP: 0.336, SLG: 0.413 (1, 6)			FC1-4 1-2			PB 1B		K		4	0	2	0	0	1	2										
Jimmie Hall, L OBP: 0.304, SLG: 0.429 Rick Reichardt, R OBP: 0.314, SLG: 0.373 (9, PH)	F8		F5			K			5-3	3	0	0	0	0	1	3										
Don Mincher, L OBP: 0.394, SLG: 0.537 (1, 3)	F9			G6-4-3 BB		4-3			4-1	3	0	0	0	1	0	2										
Jay Johnstone, L OBP: 0.215, SLG: 0.247 (1, 8)		F8		F4			K		F9	4	0	0	0	0	1	1										
Woodie Held, R OBP: 0.322, SLG: 0.434 Ken Turner, R (7, 1)		F4		G6-4-3 1-2			K			3	0	0	0	0	1	1										
Buck Rodgers, S OBP: 0.258, SLG: 0.292 (1, 2)		F5			4-3		F5			3	0	0	0	0	0	0										
Bobby Knoop, R OBP: 0.289, SLG: 0.338 (1, 4)			SH1 1B BB			K		K		2	1	0	0	1	2	0										
Clyde Wright, R Johnny Werhas, R Bill Ketsko, R Tom Satriano, L Paul Schaal, R (1, 1) (5, PH) (5, 1) (7, 1) (8, PH) (8, 1)			SH1			F5				0	0	0	0	0	0	0										
Inning Stats	R: 0 E: 0 K: 0 S: 4	H: 1 LOB: 1 BB: 0 P: 4	R: 0 E: 0 K: 0 S: 3	H: 0 LOB: 0 BB: 0 P: 3	R: 1 E: 0 K: 0 S: 4	H: 1 LOB: 1 BB: 1 P: 8	R: 0 E: 0 K: 0 S: 2	H: 0 LOB: 0 BB: 1 P: 6	R: 0 E: 0 K: 1 S: 5	H: 0 LOB: 0 BB: 0 P: 5	R: 0 E: 0 K: 1 S: 6	H: 1 LOB: 1 BB: 0 P: 6	R: 0 E: 0 K: 2 S: 7	H: 0 LOB: 0 BB: 0 P: 7	R: 0 E: 0 K: 2 S: 8	H: 1 LOB: 1 BB: 0 P: 8	R: 0 E: 0 K: 0 S: 3	H: 0 LOB: 0 BB: 0 P: 3	1B: 4 2B: 0 3B: 0 HR: 0	SF: 0 SAC: 1 DP: 1 HBP: 0	WP: 0 PB: 1 SB: 0 CS: 0	PA: 32				
PITCHER	IP WLS BF H R ER SO BB IBB HBP BLK WP HR S P ERA WHIP	8.0 W 29 4 1 1 6 2 0 0 0 0 0 0 39 47 1.12 0.750	1.0 S 3 0 0 0 0 0 0 0 0 0 0 0 3 3 0.00 0.000																							

California Angels @ Kansas City Athletics
Municipal Stadium, Kansas City, MO

AB 29
R 1
H 4
RBI 1
BB 2
SO 6
LOB 10



Sat Jun 24 1967, 4:33 AM EDT
Att: 7,172 - Unknown

Batter	1	2	3	4	5	6	7	8	9	AB	R	H	RBI	BB	SO	LOB	BOTTOM								
Bert Campaneris, R OBP: 0.311, SLG: 0.339 (1, 6)	G3	F7			F2		F4			4	0	0	0	0	0	2									
Ray Webster, L OBP: 0.305, SLG: 0.391 (1, 3)	FC6-4 BB		5-3		2B BB		1B BB			1	0	0	0	3	0	0									
Mike Hershberger, R OBP: 0.359, SLG: 0.375 (1, 9)	FC6-4 FC4-6 1-2		K		2B		1B			4	0	2	0	0	1	1									
Rick Monday, L OBP: 0.329, SLG: 0.450 (1, 8)	FC4-6 1-2		F6		K		G3			4	0	0	0	0	1	5									
Danny Cater, R OBP: 0.310, SLG: 0.351 (1, 5)		3-1		1B FC3-5 1B		F3		6-3		4	0	1	0	0	0	0									
Dave Duncan, R OBP: 0.238, SLG: 0.476 (1, 2)		3B 1B		F7		K		K		4	1	1	0	0	2	1									
Reggie Jackson, L OBP: 0.351, SLG: 0.391 (1, 7)		1B 3B		FC3-5 1B		F7		FC6 HBP		3	1	2	1	0	0	0									
John Donaldson, L OBP: 0.274, SLG: 0.333 (1, 4)		S 1B		FC3-5		F6		FC6		4	0	1	1	0	0	3									
Jim Nash, R OBP: 0.167, SLG: 0.121 Tony Pierce, R (9, 1)		3H 1B		3-3		1B BB				3	0	1	0	0	1	3									
Inning Stats	R: 0 E: 0 K: 0 S: 3	H: 0 LOB: 1 BB: 1 P: 7	R: 2 E: 0 K: 1 S: 8	H: 3 LOB: 1 BB: 0 P: 8	R: 0 E: 0 K: 1 S: 5	H: 0 LOB: 0 BB: 0 P: 5	R: 0 E: 0 K: 0 S: 5	H: 2 LOB: 2 BB: 0 P: 5	R: 0 E: 0 K: 1 S: 5	H: 1 LOB: 1 BB: 1 P: 9	R: 0 E: 0 K: 1 S: 5	H: 0 LOB: 0 BB: 0 P: 5	R: 0 E: 0 K: 0 S: 5	H: 2 LOB: 3 BB: 1 P: 9	R: 0 E: 0 K: 1 S: 5	H: 0 LOB: 1 BB: 0 P: 6	R: 0 E: 0 K: 1 S: 5	H: 0 LOB: 1 BB: 0 P: 6	1B: 6 2B: 1 3B: 1 HR: 0	SF: 0 SAC: 0 DP: 0 HBP: 1	WP: 0 PB: 0 SB: 1 CS: 0	PA: 35			
PITCHER	IP WLS BF H R ER SO BB IBB HBP BLK WP HR S P ERA WHIP	4.0 L 18 5 2 2 2 1 0 0 0 0 0 0 14 22 0.00 1.875	2.2 2 12 3 0 0 2 2 0 0 0 0 0 0 14 22 0.00 1.875	1.1 5 0 0 0 0 1 0 0 1 0 0 0 6 7 0.00 0.000																					

California Angels @ Kansas City Athletics
Municipal Stadium, Kansas City, MO

AB 31
R 2
H 8
RBI 2
BB 3
SO 5
LOB 15



Sat Jun 24 1967, 4:33 AM EDT
Att: 7,172 - Unknown

Batter	1	2	3	4	5	6	7	8	9	AB	R	H	RBI	BB	SO	LOB	TOP			
Jose Cardenal, R OBP: 0.279, SLG: 0.352 (1, 8)	4-3	4-3			F9		6-3			4	0	0	0	0	0	0	California Angels @ Kansas City Athletics Municipal Stadium, Kansas City, MO Sun Jun 25 1967, 4:33 AM EDT Att: 10,648 - Unknown livebaseballscorecards.com			
Paul Schaaf, R OBP: 0.300, SLG: 0.282 (1, 5)	K		6-3		F7		5-3			4	0	0	0	0	1	0				
Jim Fregosi, R OBP: 0.342, SLG: 0.420 (1, 6)	BB IHR 1B			2B		BB		K		3	1	2	0	1	1	0				
Don Mincher, L OBP: 0.395, SLG: 0.532 (1, 3)	BB IHR BB 1B			G4-6-3 BB	G3			K		2	1	0	0	2	1	1				
Jimmie Hall, L OBP: 0.314, SLG: 0.430 (1, 9)	BB IHR BB 1-2 2-3		G4-6-3			F7 1B			4-3 2-3 BB	2	1	1	0	2	0	2				
Rick Reichardt, R OBP: 0.313, SLG: 0.384 Jay Johnstone, L OBP: 0.215, SLG: 0.247 (1, 7) (9, 8)	IHR			4-3		F7		2-3		4	1	1	4	0	0	2				
Tom Satriano, L OBP: 0.333, SLG: 0.344 Buck Rodgers, S OBP: 0.258, SLG: 0.292 (1, 2) (9, 2)	1-3			4-3 BB 1B		6-3		4-3		3	0	0	0	1	0	1				
Bobby Knoop, R OBP: 0.292, SLG: 0.338 (1, 4)		6-3					K			3	0	1	0	1	1	0				
George Brunet, R OBP: 0.088, SLG: 0.061 Minnie Rojas, R OBP: 0.200, SLG: 0.111 (1, 1) (8, 1)	K			K		F7		G1		3	0	0	0	0	2	1				
										1	0	0	0	0	0	2				
Inning Stats	R: 4 E: 0 K: 1 S: 7	H: 2 LOB: 0 BB: 2 P: 15	R: 0 E: 0 K: 1 S: 5	H: 0 LOB: 0 BB: 0 P: 5	R: 0 E: 0 K: 0 S: 3	H: 1 LOB: 1 BB: 1 P: 7	R: 0 E: 0 K: 1 S: 5	H: 1 LOB: 1 BB: 1 P: 9	R: 0 E: 0 K: 0 S: 3	H: 0 LOB: 1 BB: 0 P: 3	R: 0 E: 0 K: 1 S: 5	H: 0 LOB: 0 BB: 0 P: 5	R: 0 E: 0 K: 2 S: 7	H: 0 LOB: 0 BB: 0 P: 7	R: 0 E: 0 K: 0 S: 3	H: 0 LOB: 2 BB: 2 P: 11	1B: 3 2B: 1 3B: 0 HR: 1	SF: 0 SAC: 0 DP: 1 HBP: 0	WP: 0 PB: 0 CS: 0	PA: 36
PITCHER	IP WLS BF H R ER SO BB IBB HBP BLK WP HR S P ERA WHIP																			
Blue Moon Odom, R ERA: 5.02 (1, 1)	5.0 L 22 4 4 4 3 5 0 0 0 0 0 0 23 43 7.20 1.800																			
Diego Segui, R ERA: 3.14 (6, 1)	3.0 9 1 0 0 3 0 0 0 0 0 0 0 15 15 0.00 0.333																			
Jack Aker, R ERA: 3.14 (9, 1)	1.0 5 0 0 0 0 1 1 0 0 0 0 0 3 11 0.00 1.000																			

Batter	1	2	3	4	5	6	7	8	9	AB	R	H	RBI	BB	SO	LOB	BOTTOM					
Bert Campaneris, R OBP: 0.317, SLG: 0.349 (1, 6)	F7 SF8 2B		S 1B			5-3		1B 1B		4	1	3	0	0	0	0	California Angels @ Kansas City Athletics Municipal Stadium, Kansas City, MO Sun Jun 25 1967, 4:33 AM EDT Att: 10,648 - Unknown livebaseballscorecards.com					
Ray Webster, L OBP: 0.314, SLG: 0.390 (1, 3)	F7		1-3			F9 BB		S 1B		3	0	1	1	1	0	2						
Mike Hershberger, R OBP: 0.351, SLG: 0.371 Jim Gosger, L OBP: 0.346, SLG: 0.368 (1, 9) (8, PH) (9, 9)	SF8		F6			F9		K		2	0	0	1	0	0	2						
Danny Cater, R OBP: 0.309, SLG: 0.347 (1, 5)	BB					F9		K		3	0	0	0	1	1	2						
Rick Monday, L OBP: 0.324, SLG: 0.441 (1, 8)	G3					F2		K		4	0	0	0	0	2	1						
Dave Duncan, R OBP: 0.217, SLG: 0.435 (1, 2)		6-3				F8		K		4	0	0	0	0	2	0						
Reggie Jackson, L OBP: 0.333, SLG: 0.368 (1, 7)								G3	G3	4	0	0	0	0	1	0						
John Donaldson, L OBP: 0.277, SLG: 0.350 (1, 4)			K			1-3				3	1	1	0	0	1	0						
Blue Moon Odom, R OBP: 0.286, SLG: 0.286 Joe Nosssek, R OBP: 0.208, SLG: 0.273 Diego Segui, R (8, PH) Ken Harrelson, R OBP: 0.261, SLG: 0.300 Jack Aker, R OBP: 0.143, SLG: 0.143 (1, 1) (5, PH) (6, 1) (8, PH) (9, 1)			K			6-3		1B 1B		1	0	0	0	0	1	0						
								2B		1	0	0	0	0	0	0						
								1B 1B		0	0	0	0	0	0	0						
								2H		1	1	1	0	0	0	0						
Inning Stats	R: 1 E: 0 K: 0 S: 4	H: 1 LOB: 1 BB: 1 P: 8	R: 0 E: 0 K: 1 S: 5	H: 0 LOB: 0 BB: 0 P: 5	R: 0 E: 0 K: 1 S: 6	H: 1 LOB: 1 BB: 0 P: 6	R: 0 E: 0 K: 0 S: 3	H: 0 LOB: 0 BB: 0 P: 3	R: 0 E: 0 K: 1 S: 5	H: 0 LOB: 0 BB: 0 P: 5	R: 0 E: 0 K: 0 S: 2	H: 0 LOB: 0 BB: 1 P: 6	R: 0 E: 0 K: 2 S: 7	H: 0 LOB: 0 BB: 0 P: 7	R: 2 E: 0 K: 2 S: 11	H: 4 LOB: 2 BB: 0 P: 11	R: 0 E: 0 K: 2 S: 7	H: 0 LOB: 0 BB: 0 P: 7	1B: 4 2B: 2 3B: 0 HR: 0	SF: 1 SAC: 0 DP: 0 HBP: 0	WP: 0 PB: 0 CS: 0	PA: 34
PITCHER	IP WLS BF H R ER SO BB IBB HBP BLK WP HR S P ERA WHIP																					
George Brunet, L ERA: 4.06 (1, 1)	7.1 W 28 5 3 3 5 2 0 0 0 0 0 0 36 44 3.68 0.955																					
Minnie Rojas, R ERA: 1.95 (8, 1)	1.2 S 6 1 0 0 4 0 0 0 0 0 0 0 14 14 0.00 0.600																					


Batter	1	2	3	4	5	6	7	8	9	AB	R	H	RBI	BB	SO	LOB	TOP			
Horace Clarke, S OBP: 0.307, SLG: 0.276	F6		6-3			F3		SH1-3 1B	S 2B 1B	5	2	2	1	0	0	0	New York Yankees @ Kansas City Athletics Municipal Stadium, Kansas City, MO Mon Jun 26 1967, 8:05 PM EDT Att: 9,409 - Unknown			
Bill Robinson, R OBP: 0.252, SLG: 0.278	1B			6-3		1B		SH1-3	2B 1B	4	0	3	1	0	0	0				
Mickey Mantle, S OBP: 0.379, SLG: 0.495 Mike Hegan, L OBP: 0.161, SLG: 0.107	1B			K		K		1B BB	4-3	3	0	1	0	1	2	1				
Joe Pepitone, L OBP: 0.317, SLG: 0.383	F8			F3			F8	1B 1B		4	0	1	1	0	0	1				
Tom Tresh, S OBP: 0.283, SLG: 0.350		F9			K			1B		4	1	2	2	0	1	0				
Elston Howard, R OBP: 0.256, SLG: 0.255 Jake Gibbs, L OBP: 0.304, SLG: 0.300	F8				2B		HR	1B	6-3	3	0	1	0	1	0	2				
Ruben Amaro, R OBP: 0.287, SLG: 0.263			K		F9		BB			0	0	0	0	0	0	0				
John Kennedy, R OBP: 0.322, SLG: 0.315			5-3		F4		K		WP SH3-4 1B BB	3	1	0	0	1	1	2				
Fred Talbot, R OBP: 0.348, SLG: 0.368 Bill Monbouquette, R Hal Reniff, R Thad Tillotson, R OBP: 0.200, SLG: 0.077			4-3			K		K	SH3-4	2	0	0	0	0	1	0				
									1-2	1	0	0	0	0	0	0				
Inning Stats	R: 0 E: 0 K: 0 S: 4	H: 2 LOB: 1 BB: 0 P: 4	R: 0 E: 0 K: 1 S: 5	H: 0 LOB: 0 BB: 0 P: 5	R: 0 E: 0 K: 1 S: 3	H: 0 LOB: 0 BB: 0 P: 3	R: 0 E: 0 K: 1 S: 5	H: 0 LOB: 0 BB: 0 P: 5	R: 0 E: 0 K: 2 S: 6	H: 1 LOB: 1 BB: 0 P: 6	R: 1 E: 0 K: 1 S: 6	H: 1 LOB: 1 BB: 1 P: 10	R: 2 E: 0 K: 1 S: 8	H: 3 LOB: 2 BB: 1 P: 12	R: 2 E: 0 K: 0 S: 5	H: 2 LOB: 1 BB: 1 P: 9	1B: 7 2B: 2 3B: 0 HR: 1	SF: 0 SAC: 2 DP: 0 HBP: 0	WP: 1 PB: 0 CS: 1	PA: 39
PITCHER	IP WLS BF H R ER SO BB IBB HBP BLK WP HR S P ERA WHIP																			
Paul Lindblad, L ERA: 2.26	7.0 L 26 5 1 1 6 1 0 0 0 0 1 37 41 1.29 0.857																			
Jack Sanford, R ERA: 4.52	1.2 11 4 4 4 1 2 0 0 0 1 0 11 19 21.60 3.600																			
Jack Aker, R ERA: 3.12	0.1 2 1 0 0 0 0 0 0 0 0 0 2 2 0.00 3.000																			

AB	34
R	5
H	10
RBI	5
BB	3
SO	7
LOB	9



Batter	1	2	3	4	5	6	7	8	9	AB	R	H	RBI	BB	SO	LOB	BOTTOM					
Bert Campaneris, R OBP: 0.315, SLG: 0.346	S 1B		5-3		K		F9		F5	5	0	1	0	0	1	2	New York Yankees @ Kansas City Athletics Municipal Stadium, Kansas City, MO Mon Jun 26 1967, 8:05 PM EDT Att: 9,409 - Unknown					
Mike Hershberger, R OBP: 0.352, SLG: 0.308	F5		F6			1B 1B		1B BB	F7	4	1	1	0	1	0	2						
Ray Webster, L OBP: 0.324, SLG: 0.395	F7		FC6-4 BB			1B		1B		3	0	2	0	1	0	1						
Danny Cater, R OBP: 0.305, SLG: 0.342	1-3		FC6-4			F9		F8		4	0	0	0	0	0	5						
Rick Monday, L OBP: 0.331, SLG: 0.444		F7		CS 1B				1B	G6-4-3	3	0	2	1	1	0	0						
Dave Duncan, R OBP: 0.204, SLG: 0.408 Ken Harrelson, R OBP: 0.259, SLG: 0.297 Phil Roof, R OBP: 0.291, SLG: 0.345		5-3		K		K		G6-4-3	1-2	3	0	0	0	0	2	3						
Reggie Jackson, L OBP: 0.341, SLG: 0.403	1B 1B				F9					4	1	2	0	0	0	1						
John Donaldson, L OBP: 0.304, SLG: 0.375				CS	1-3					4	0	3	1	0	0	0						
Paul Lindblad, L OBP: 0.190, SLG: 0.190 Jim Gosger, L OBP: 0.344, SLG: 0.365 Jack Sanford, R OBP: 0.235, SLG: 0.313 Jack Aker, R OBP: 0.143, SLG: 0.143 Joe Nasseak, R OBP: 0.205, SLG: 0.269						K			F4	2	0	0	0	0	1	2						
										1	0	0	0	0	0	1						
										0	0	0	0	0	0	0						
										1	0	0	0	0	0	1						
Inning Stats	R: 0 E: 0 K: 0 S: 4	H: 1 LOB: 1 BB: 0 P: 4	R: 0 E: 0 K: 0 S: 5	H: 2 LOB: 2 BB: 0 P: 5	R: 0 E: 0 K: 1 S: 3	H: 0 LOB: 1 BB: 1 P: 7	R: 0 E: 0 K: 1 S: 5	H: 1 LOB: 0 BB: 0 P: 5	R: 0 E: 0 K: 2 S: 7	H: 0 LOB: 0 BB: 0 P: 7	R: 0 E: 0 K: 1 S: 6	H: 2 LOB: 2 BB: 1 P: 10	R: 0 E: 0 K: 0 S: 4	H: 1 LOB: 1 BB: 0 P: 4	R: 1 E: 0 K: 0 S: 4	H: 2 LOB: 1 BB: 1 P: 8	R: 1 E: 0 K: 0 S: 5	H: 2 LOB: 1 BB: 0 P: 5	1B: 10 2B: 0 3B: 1 HR: 0	SF: 0 SAC: 0 DP: 1 HBP: 0	WP: 0 PB: 0 CS: 1	PA: 39
PITCHER	IP WLS BF H R ER SO BB IBB HBP BLK WP HR S P ERA WHIP																					
Fred Talbot, R ERA: 3.8	6.1 W 26 7 0 0 4 1 1 0 0 0 0 0 32 40 0.00 1.263																					
Bill Monbouquette, R ERA: 2.78	1.0 6 2 1 1 0 0 0 0 0 0 0 5 9 9.00 3.000																					
Hal Reniff, R ERA: 4.26	0.2 3 2 1 1 0 0 0 0 0 0 0 3 3 13.50 3.000																					
Thad Tillotson, R ERA: 3.91	1.0 S 3 0 0 0 0 0 0 0 0 0 0 3 3 0.00 0.000																					

AB	35
R	2
H	11
RBI	2
BB	3
SO	4
LOB	20



Batter	1	2	3	4	5	6	7	8	9	AB	R	H	RBI	BB	SO	LOB	TOP			
Horace Clarke, S (1, 4) OBP: 0.302, SLG: 0.271			4-3		6-3		G3			4	0	0	0	0	1	0				
Jake Gibbs, L (1, 2) OBP: 0.310, SLG: 0.295			FC3-6 1B BB		G3		F7			2	1	0	0	2	0	0				
Mickey Mantle, S (1, 3) OBP: 0.381, SLG: 0.497	F4		FC3-6 1-2 BB		1B FC4-6 2B		1-3			3	1	1	0	1	0	1				
Joe Pepitone, L (1, 8) OBP: 0.316, SLG: 0.381			FC3-6 1B 1-2 2-3		FC4-6 1B 2-3		F7			4	0	1	0	0	1	3				
Steve Whitaker, L (1, 9) OBP: 0.297, SLG: 0.402		6-3			FC4-6 1-2 3-H		F2			4	0	1	2	0	0	1				
Tom Tresh, S (1, 7) OBP: 0.282, SLG: 0.345		BB BB			K		F9			3	0	0	0	1	2	1				
Charley Smith, R (1, 5) OBP: 0.258, SLG: 0.289		K			F6		F6			4	0	0	0	0	1	2				
Ruben Amaro, R (1, 6) OBP: 0.288, SLG: 0.260		BB			K		6-3			2	0	0	0	1	1	0				
Al Downing, R (1, 1) OBP: 0.206, SLG: 0.258		F6			K		K			2	0	0	0	0	1	2				
Bill Monbouquette, R (5, 1)										0	0	0	0	0	0	0				
Dick Howser, R (7, FH) OBP: 0.421, SLG: 0.322										1	0	0	0	0	1	0				
Hal Reniff, R (7, 1)										0	0	0	0	0	0	0				
Inning Stats	R: 0 E: 0 K: 2 S: 7	H: 0 LOB: 1 BB: 1 P: 11	R: 0 E: 0 K: 1 S: 5	H: 0 LOB: 2 BB: 2 P: 13	R: 1 E: 0 K: 0 S: 3	H: 1 LOB: 2 BB: 2 P: 11	R: 0 E: 0 K: 2 S: 7	H: 0 LOB: 0 BB: 0 P: 7	R: 0 E: 0 K: 1 S: 5	H: 0 LOB: 0 BB: 0 P: 5	R: 1 E: 0 K: 1 S: 7	H: 2 LOB: 1 BB: 0 P: 7	R: 0 E: 0 K: 0 S: 3	H: 0 LOB: 0 BB: 0 P: 3	R: 0 E: 0 K: 0 S: 3	H: 0 LOB: 0 BB: 0 P: 3	1B: 2 2B: 1 3B: 0 HR: 0	SF: 0 SAC: 0 DP: 0 HBP: 0	WP: 0 PB: 0 CS: 1	PA: 34
PITCHER Catfish Hunter, R (1, 1) ERA: 2.48	IP: 9.0 WLS: W BF: 34 H: 3 R: 2 ER: 2 SO: 8 BB: 5 IBB: 0 HBP: 0 BLK: 0 WP: 0 HR: 0 S: 45 P: 65 ERA: 2.00 WHIP: 0.889															PITCHER				

New York Yankees @ Kansas City Athletics
Municipal Stadium, Kansas City, MO
Tue Jun 27 1967, 8:05 PM EDT
Unknown


AB	29
R	2
H	3
RBI	2
BB	5
SO	8
LOB	10

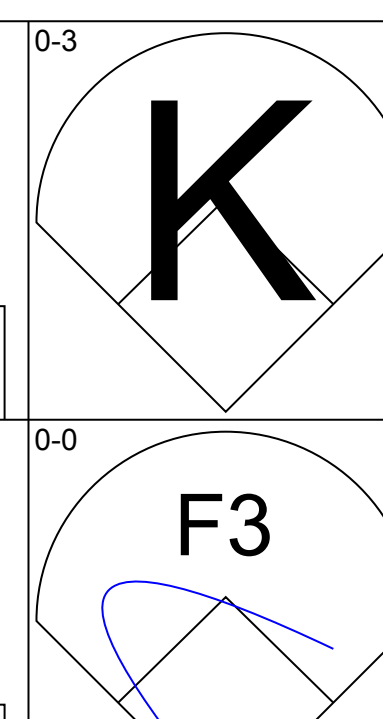
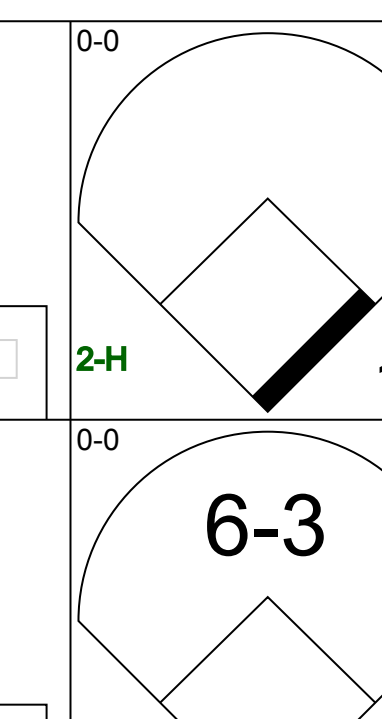
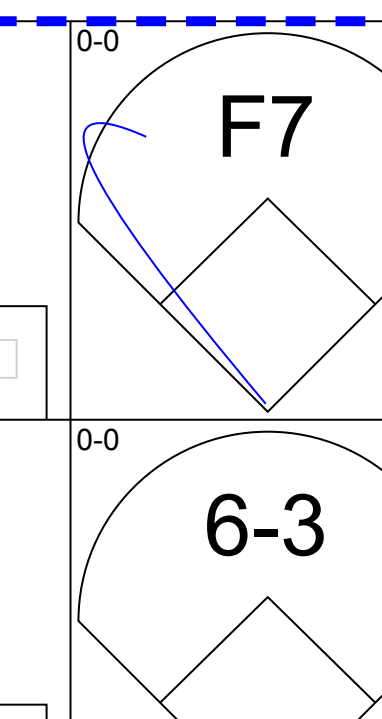
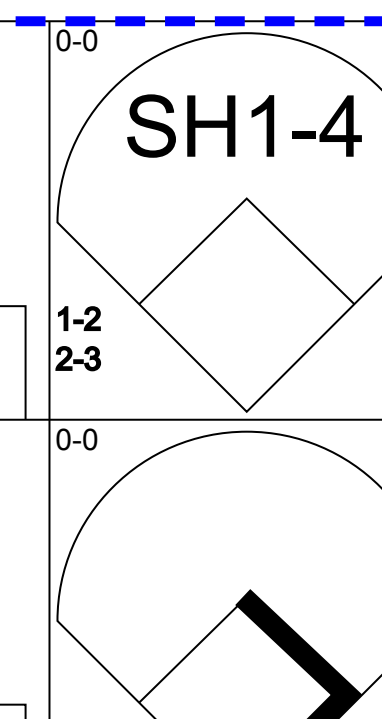
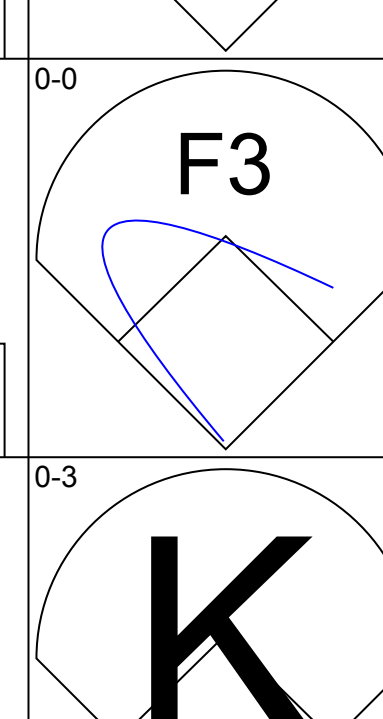
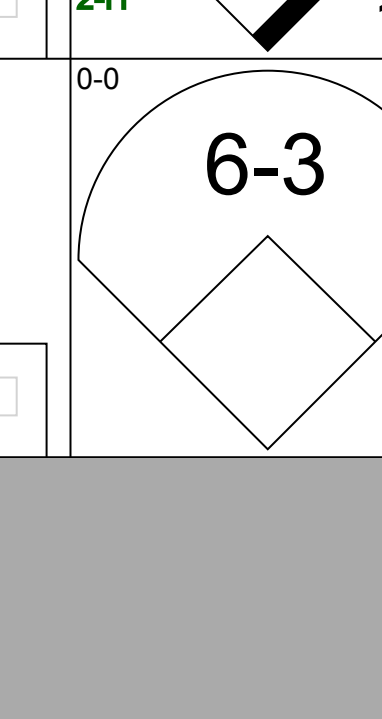
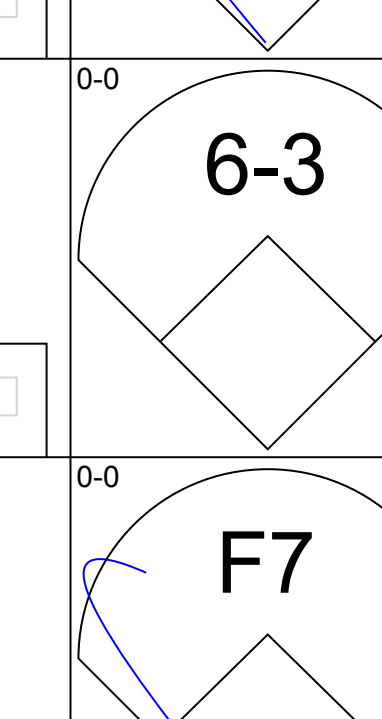
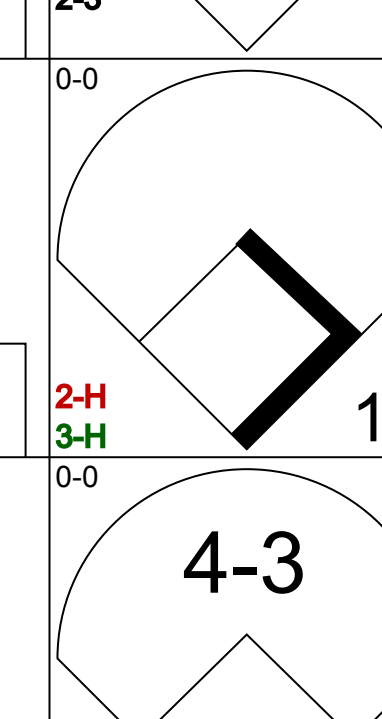
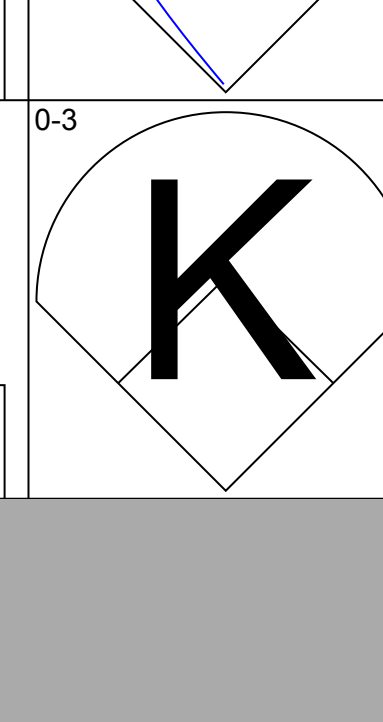
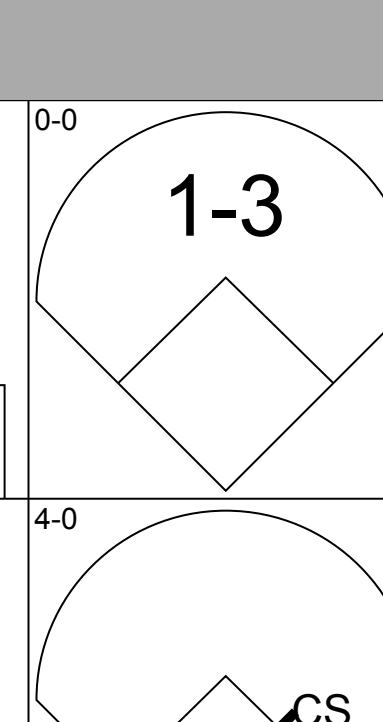
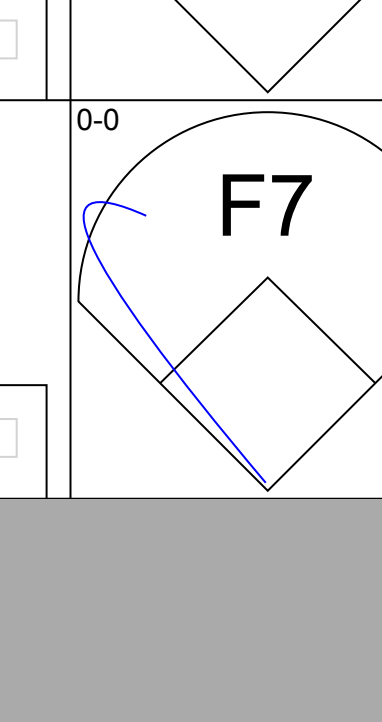
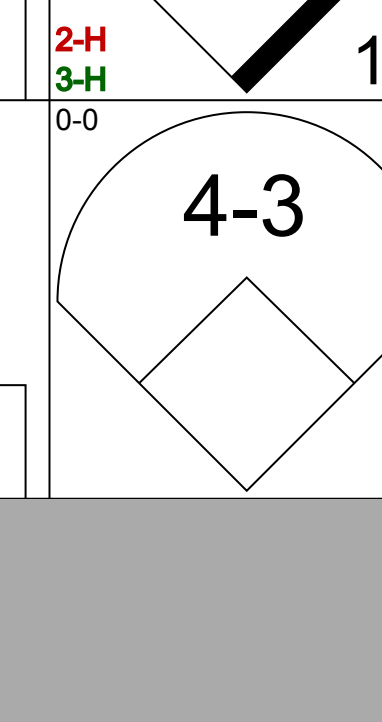
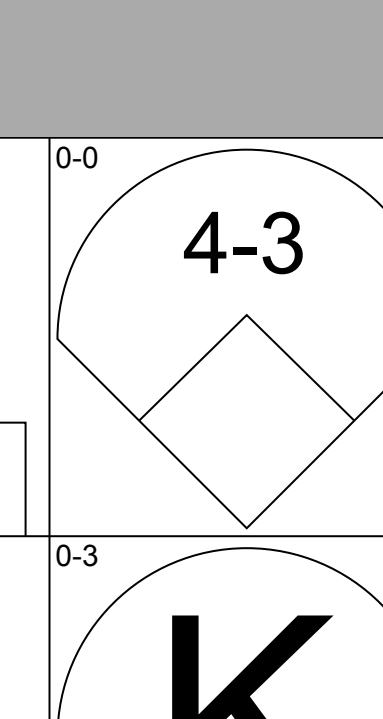
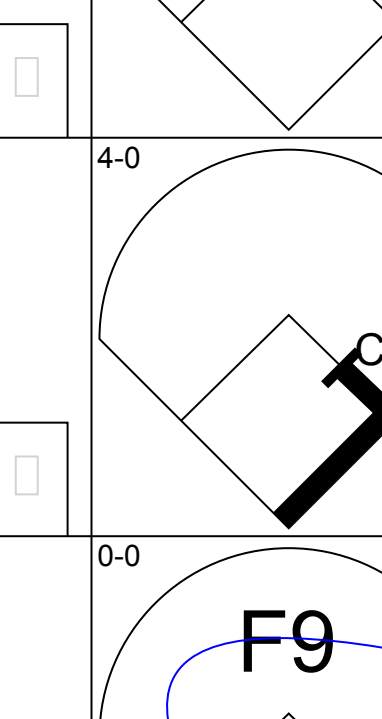
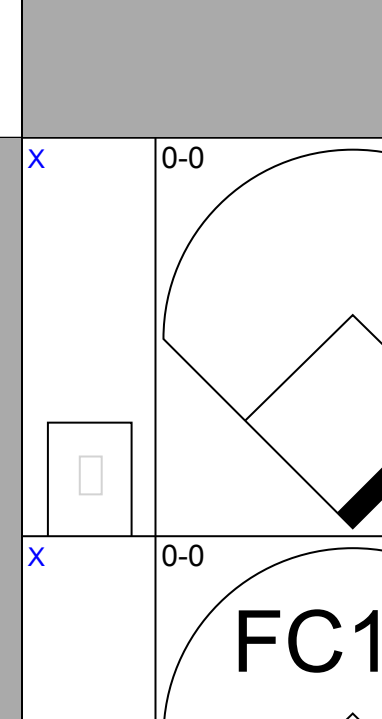
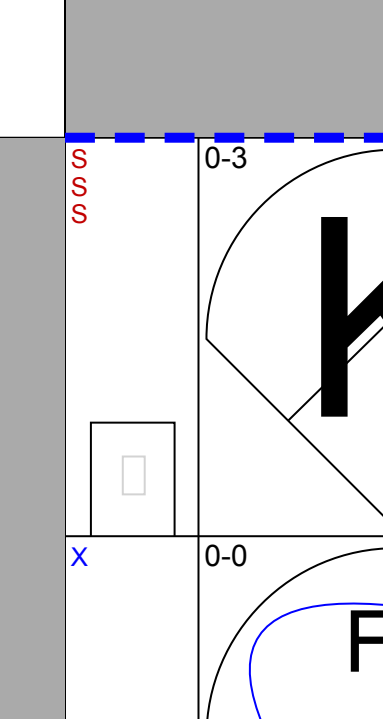

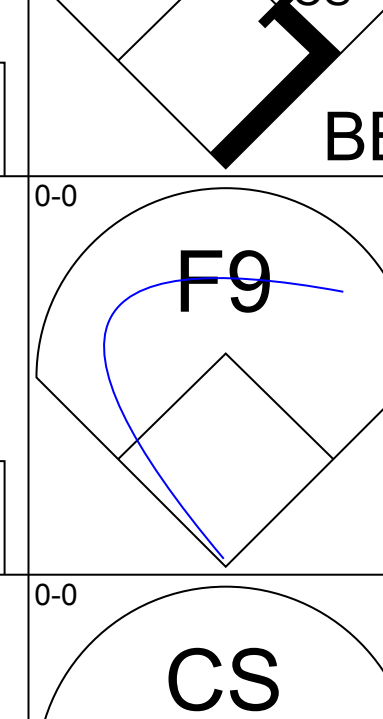
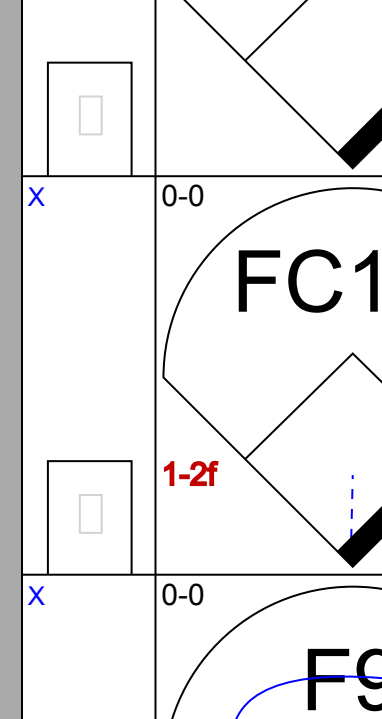
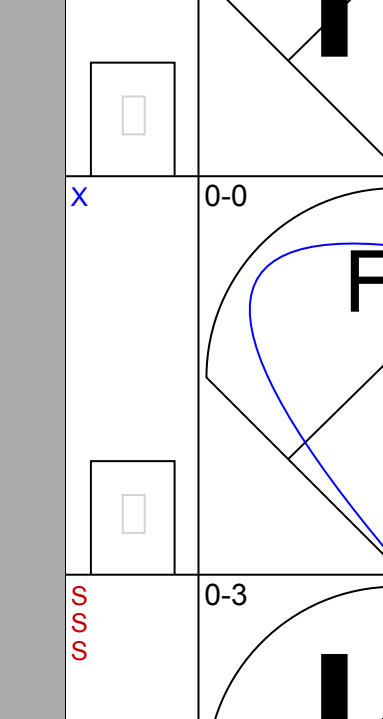

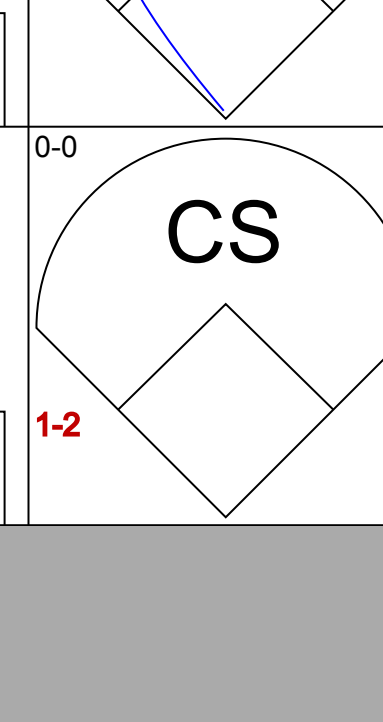
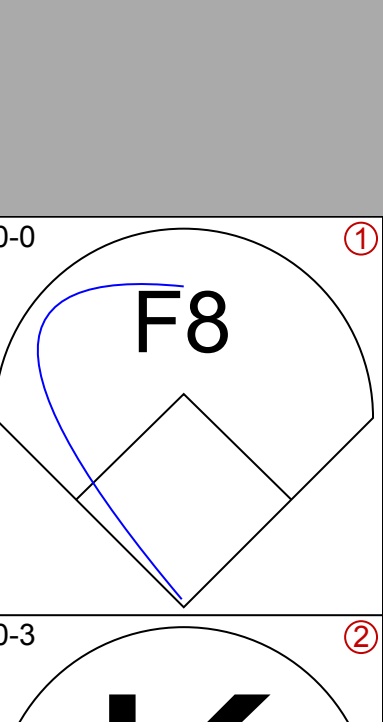
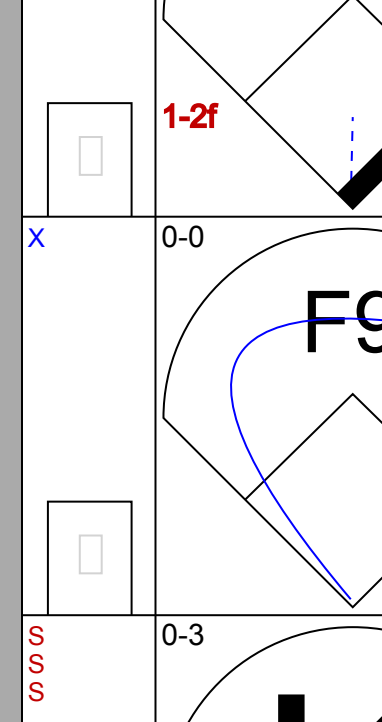
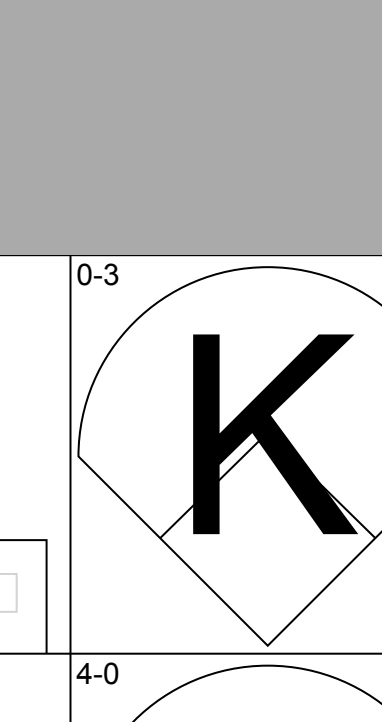
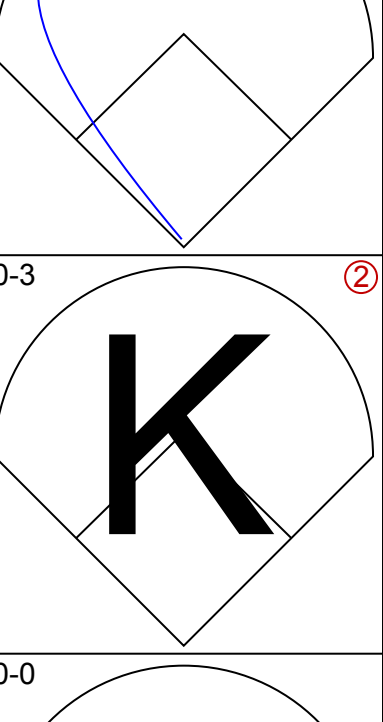
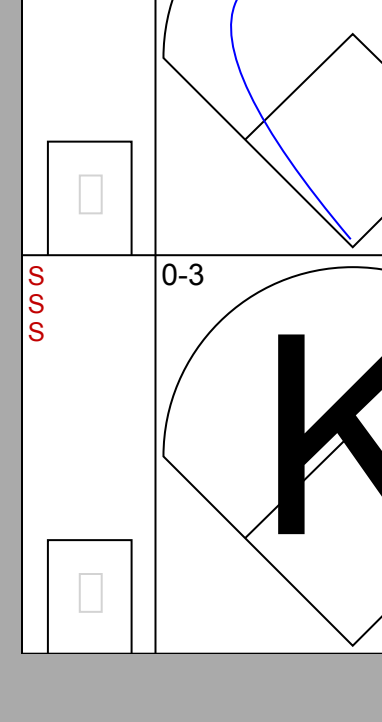
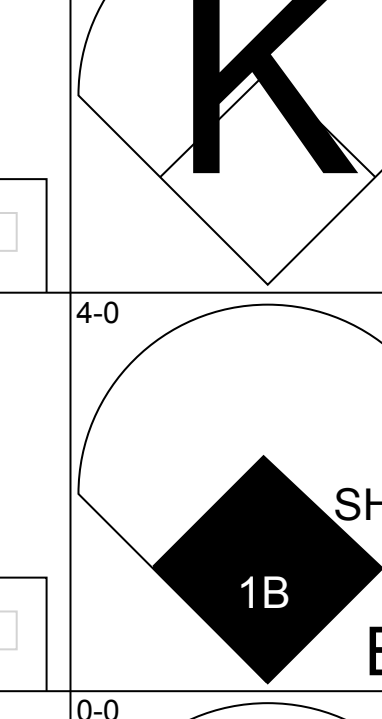
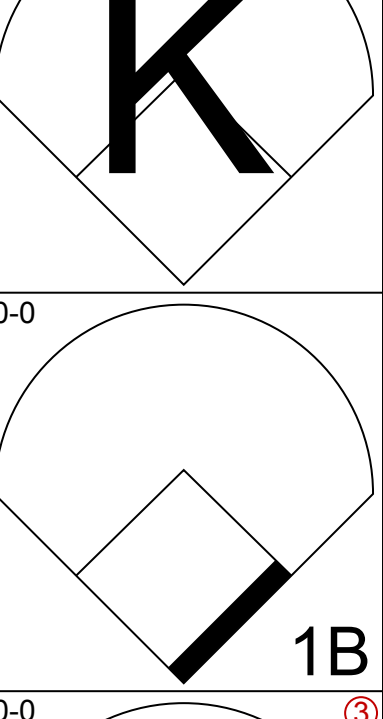
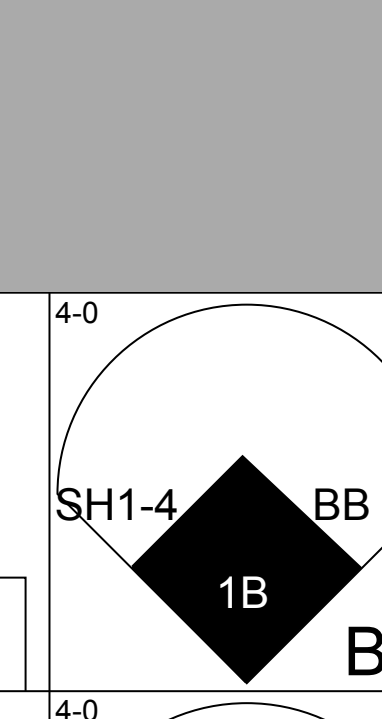
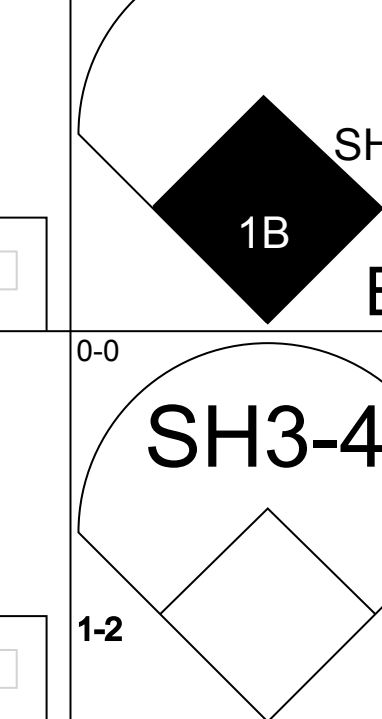
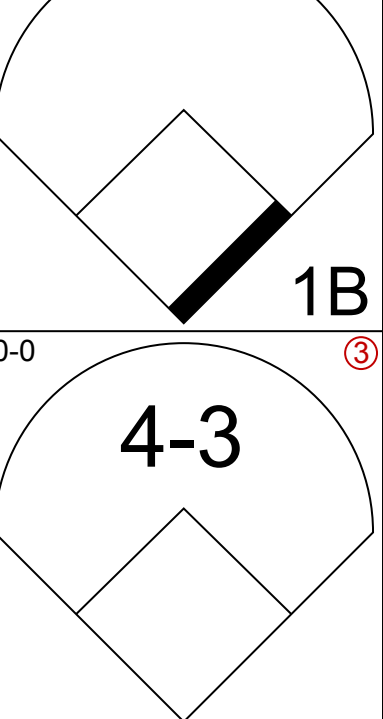
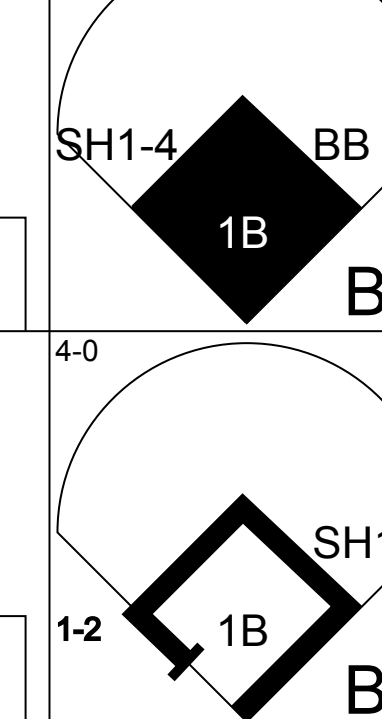


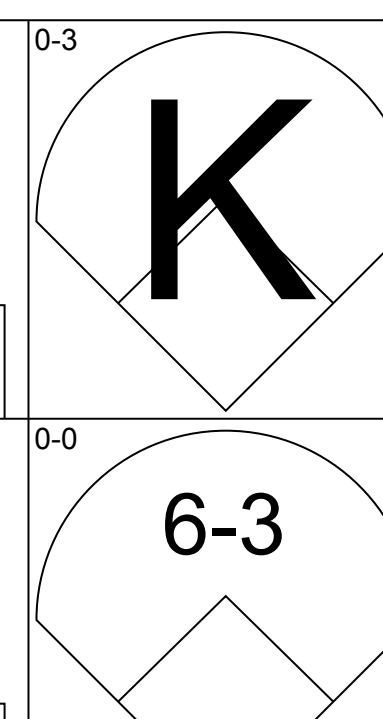
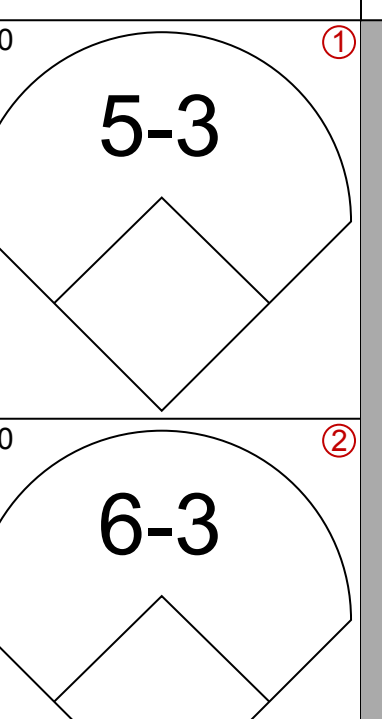
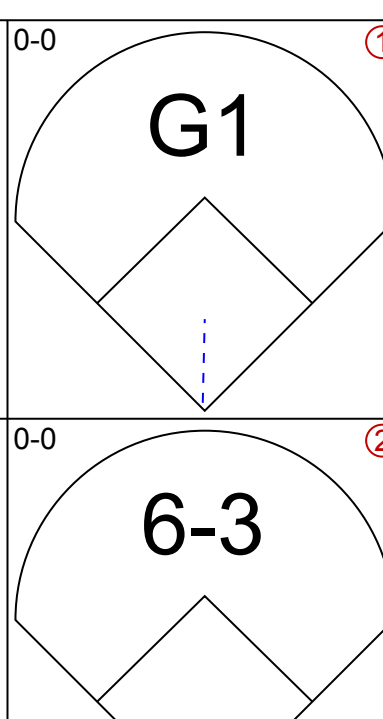
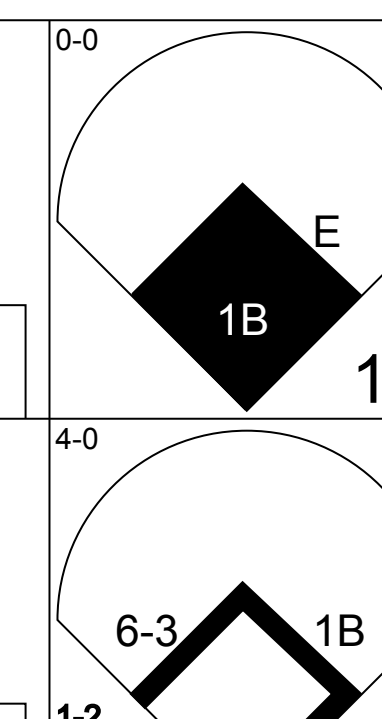
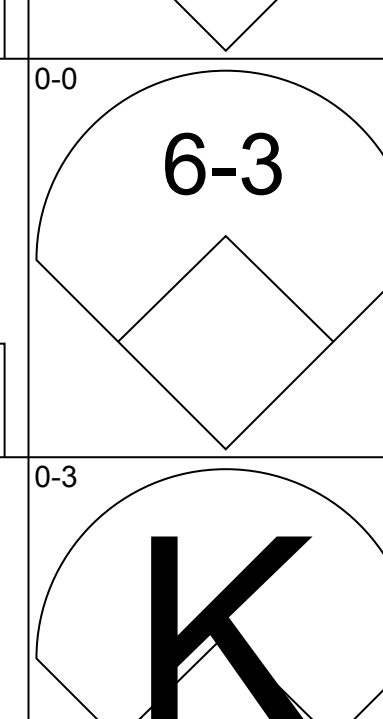
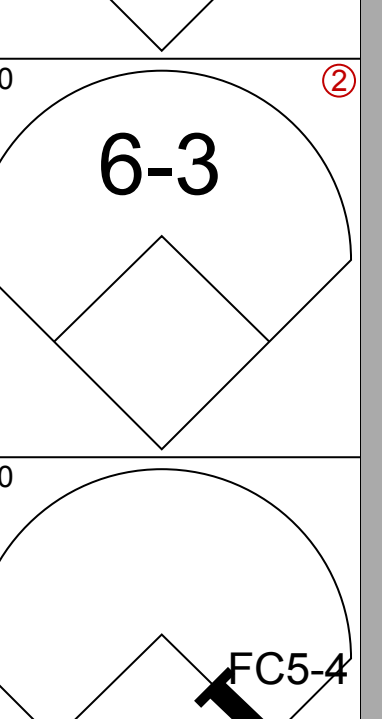
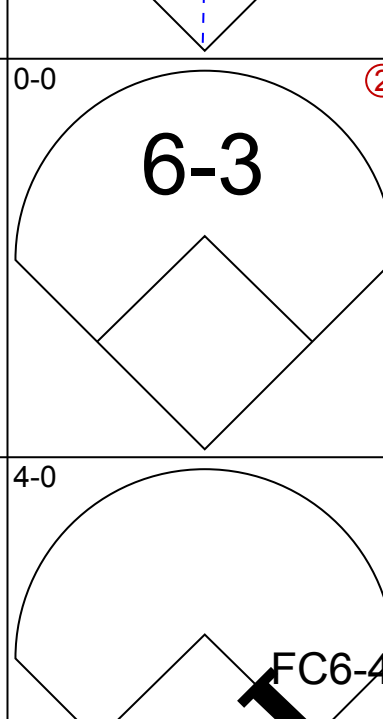
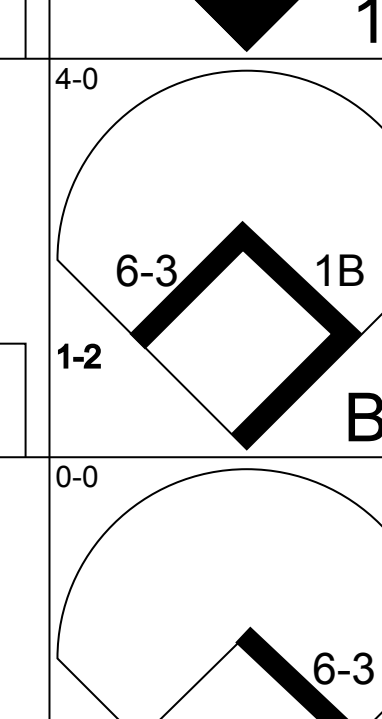
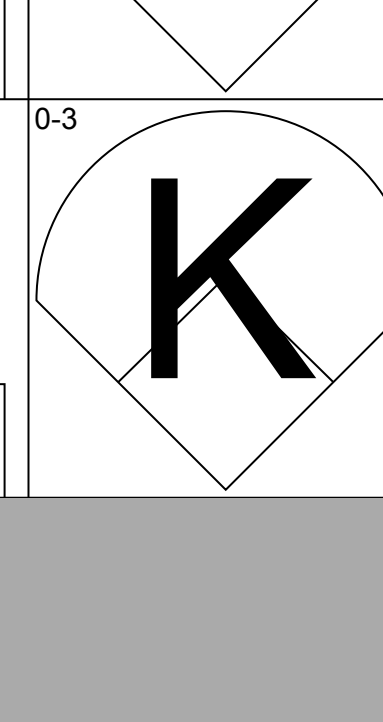
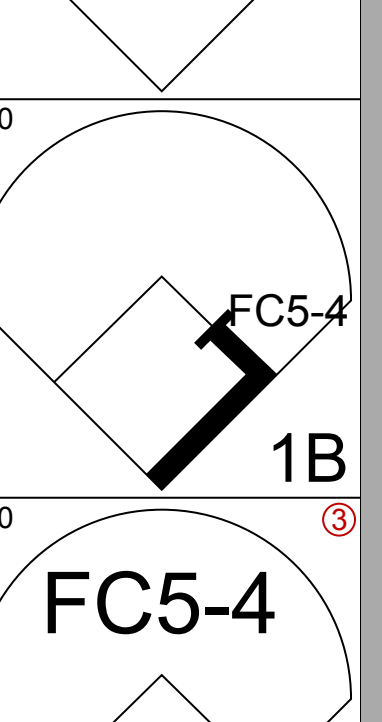
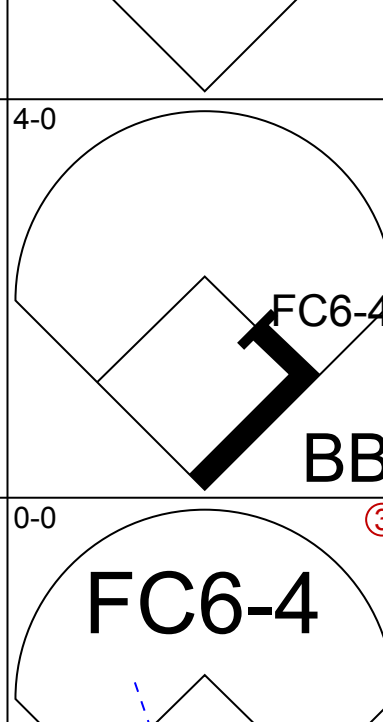
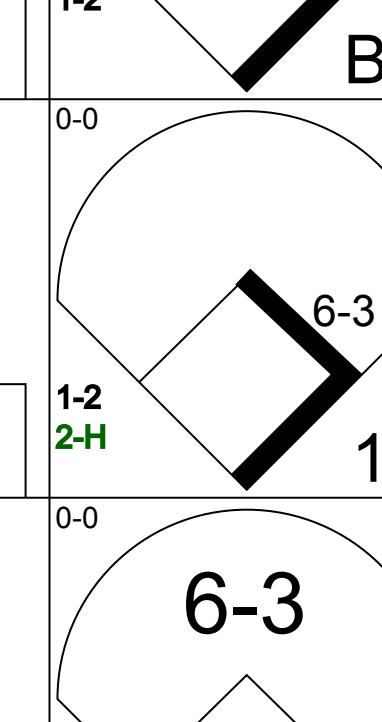
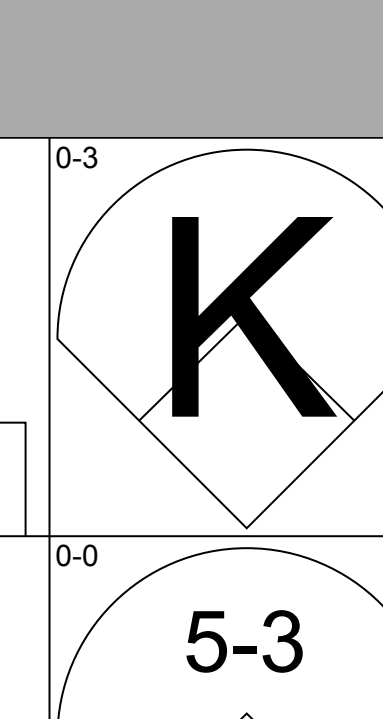
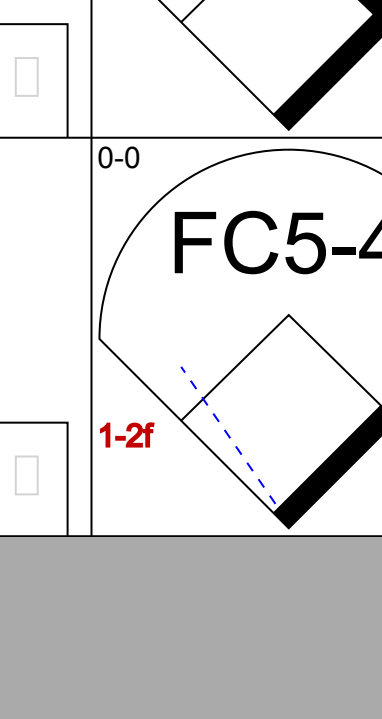
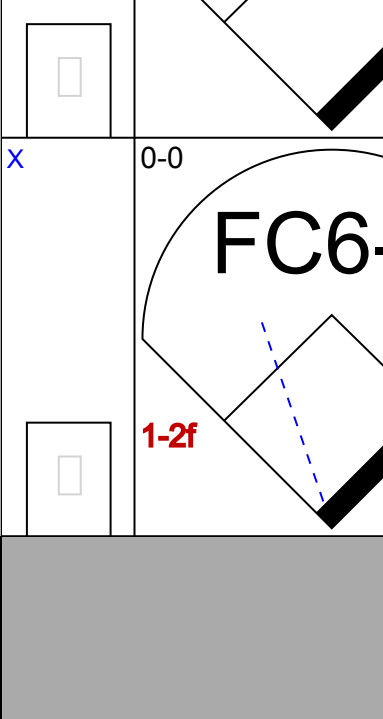
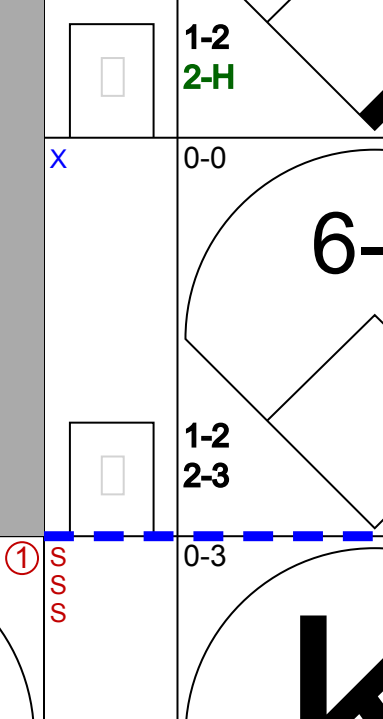

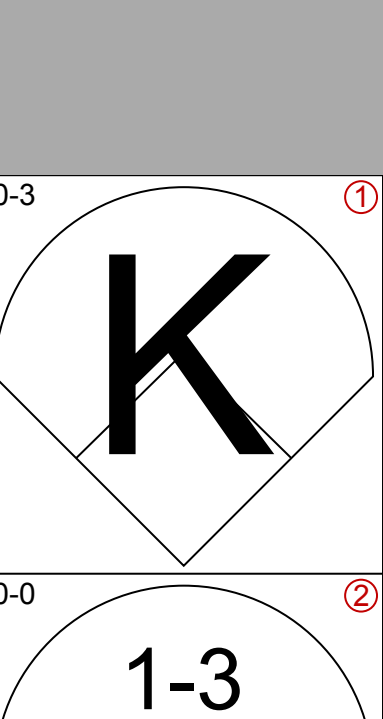
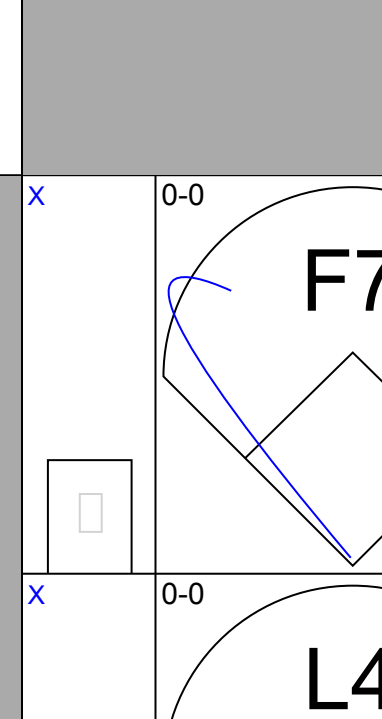
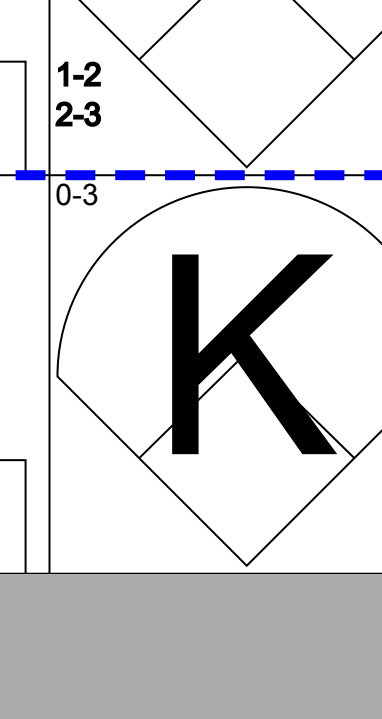

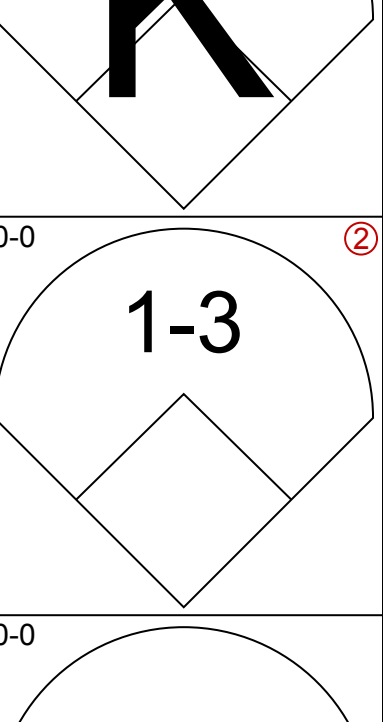
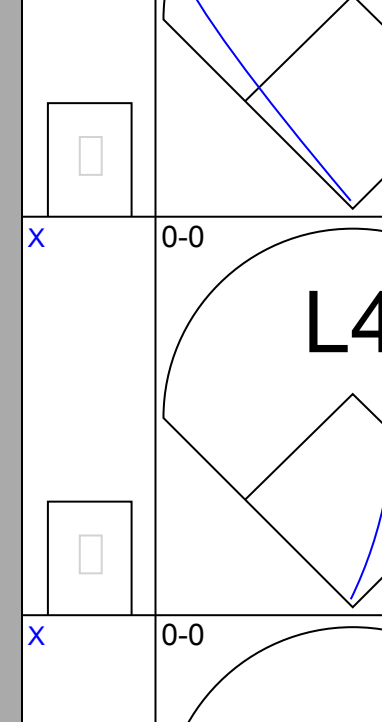
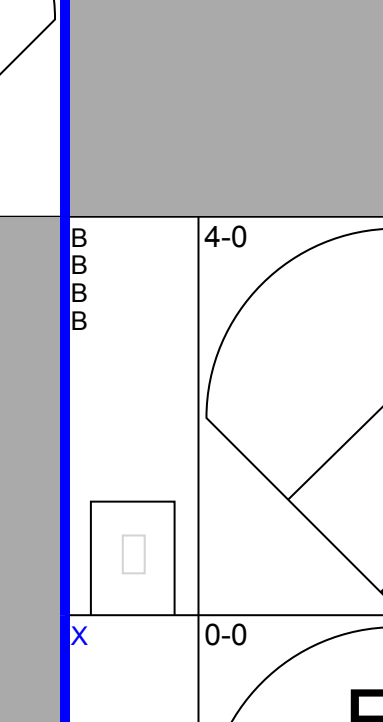
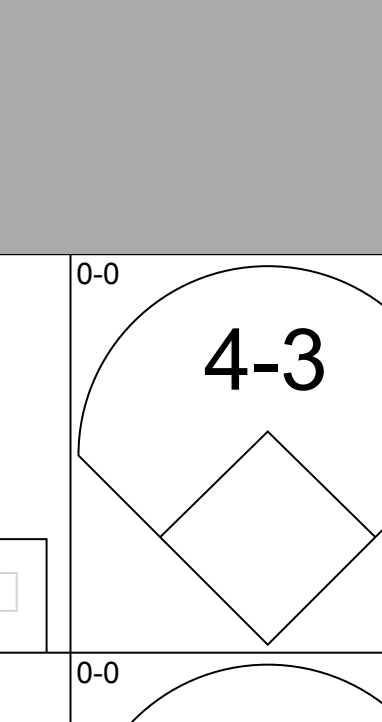
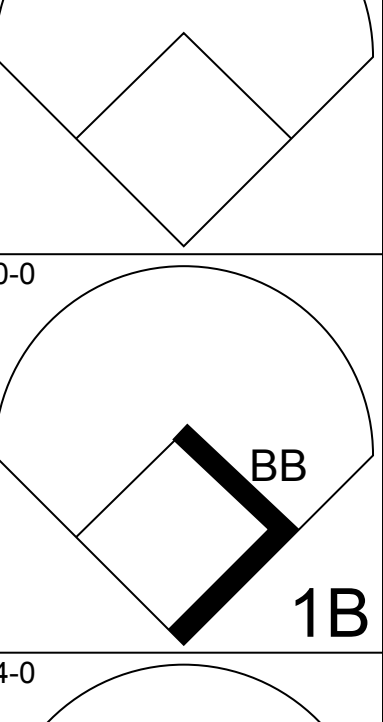
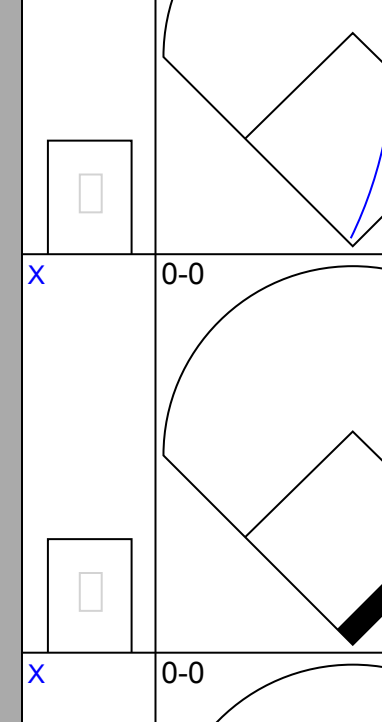
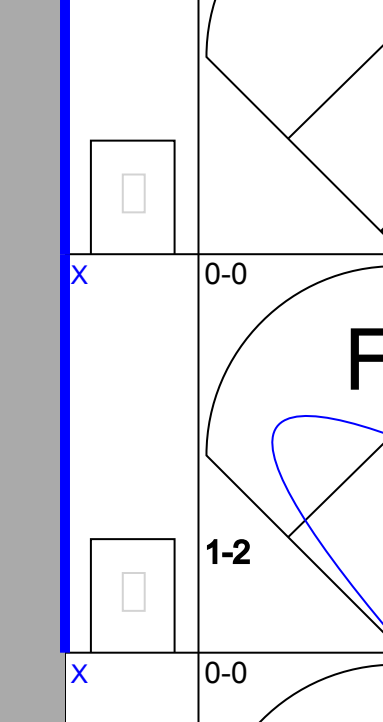
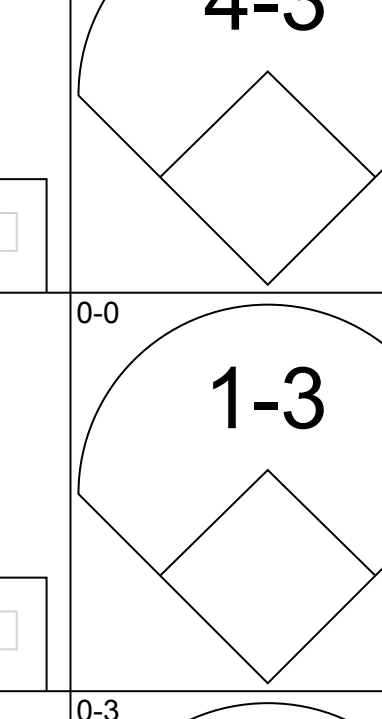
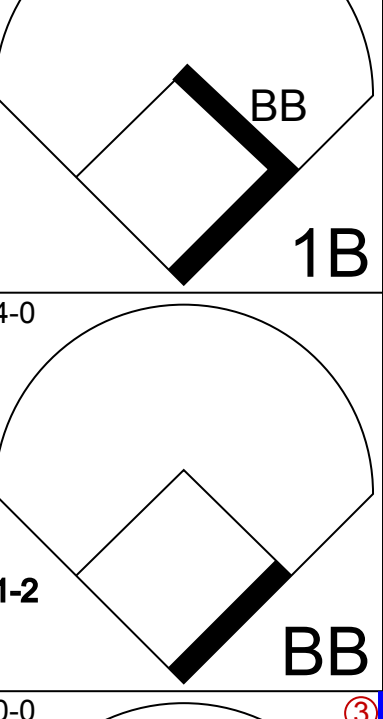
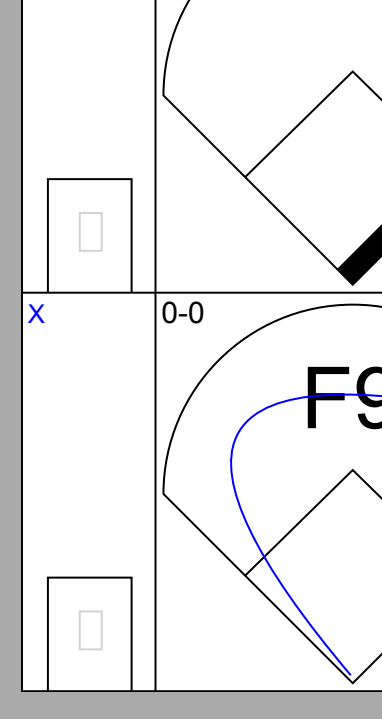
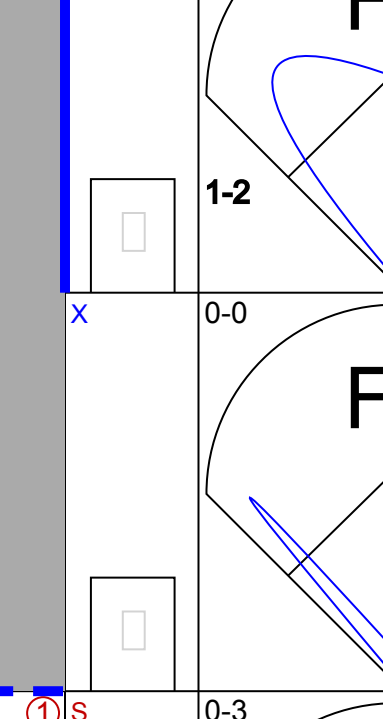
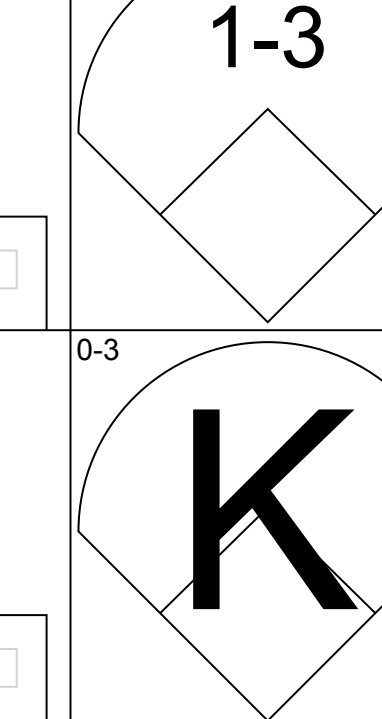
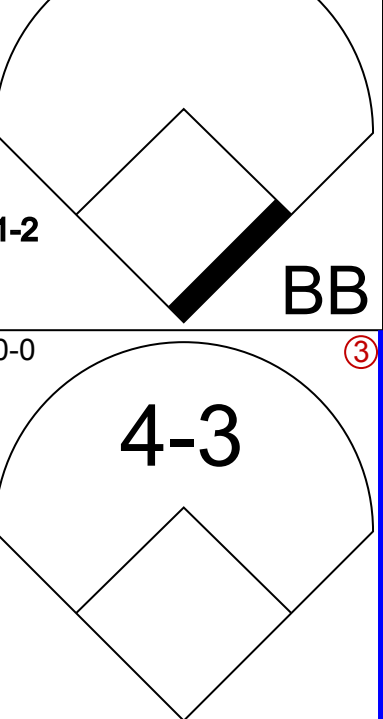
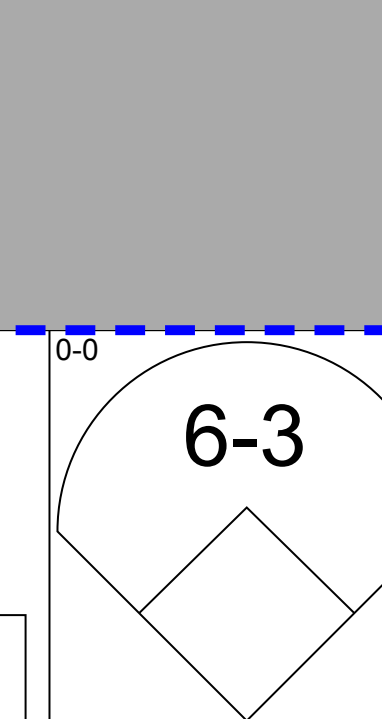
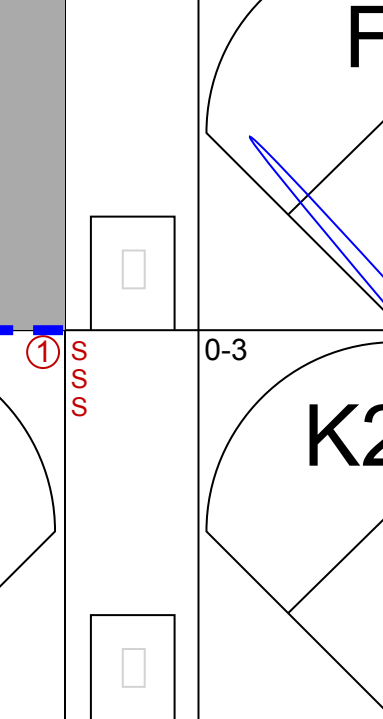
Batter	1	2	3	4	5	6	7	8	9	AB	R	H	RBI	BB	SO	LOB	BOTTOM			
Bert Campaneris, R (1, 6) OBP: 0.316, SLG: 0.343	F8		SH1-3 3B BB		4-3			K		3	2	0	0	2	1	2				
Mike Hershberger, R (1, 9) OBP: 0.360, SLG: 0.375	BB BB		SH1-3 1-2 2-3		E 1B BB		F8			2	2	1	0	2	0	0				
Ray Webster, L (1, 3) OBP: 0.331, SLG: 0.398	BB BB		F7		E8 1B BB		4-3			4	1	2	2	1	0	2				
Danny Cater, R (1, 5) OBP: 0.306, SLG: 0.350	K		IHR 3B		1-3 2-H 2B 1B		K			5	2	2	4	0	2	3				
Rick Monday, L (1, 8) OBP: 0.333, SLG: 0.456	G3		IHR 3B		F5		FC6-5 5-3 BB			3	1	1	2	1	0	3				
Dave Duncan, R (1, 2) OBP: 0.226, SLG: 0.423		CS BB	K		2-H 1B 2B		5-3			3	1	1	1	1	1	1				
Reggie Jackson, L (1, 7) OBP: 0.326, SLG: 0.382	K		K		3-1		FC6-5 2-3			4	0	0	0	0	1	3				
John Donaldson, L (1, 4) OBP: 0.301, SLG: 0.358	6-3		6-3		6-3		F2			3	0	0	0	1	0	2				
Catfish Hunter, R (1, 1) OBP: 0.190, SLG: 0.286			SH1-3 3B 2B		K		5-3			4	1	2	1	0	1	0				
Inning Stats	R: 0 E: 0 K: 1 S: 5	H: 0 LOB: 2 BB: 2 P: 13	R: 0 E: 0 K: 1 S: 4	H: 0 LOB: 1 BB: 1 P: 8	R: 4 E: 0 K: 1 S: 8	H: 3 LOB: 0 BB: 1 P: 12	R: 0 E: 0 K: 1 S: 5	H: 0 LOB: 0 BB: 0 P: 5	R: 5 E: 1 K: 0 S: 7	H: 4 LOB: 2 BB: 3 P: 19	R: 0 E: 0 K: 1 S: 5	H: 0 LOB: 0 BB: 0 P: 5	R: 0 E: 0 K: 0 S: 3	H: 0 LOB: 1 BB: 1 P: 7	R: 1 E: 0 K: 1 S: 7	H: 2 LOB: 1 BB: 0 P: 7	1B: 4 2B: 3 3B: 1 HR: 1	SF: 0 SAC: 1 DP: 0 HBP: 0	WP: 0 PB: 0 CS: 1	PA: 40
PITCHER Al Downing, L (1, 1) ERA: 2.68	IP: 4.0 WLS: L BF: 21 H: 4 R: 7 ER: 7 SO: 4 BB: 6 IBB: 0 HBP: 0 BLK: 0 WP: 0 HR: 0 S: 23 P: 47 ERA: 9.00 WHIP: 2.500															PITCHER				
Bill Monbouquette, R (5, 1) ERA: 3.28	IP: 2.0 WLS: L BF: 10 H: 3 R: 2 ER: 2 SO: 1 BB: 0 IBB: 0 HBP: 0 BLK: 0 WP: 0 HR: 0 S: 11 P: 15 ERA: 9.00 WHIP: 1.500															PITCHER				
Hal Reniff, R (7, 1) ERA: 4.28	IP: 2.0 WLS: L BF: 9 H: 2 R: 1 ER: 1 SO: 1 BB: 1 IBB: 0 HBP: 0 BLK: 0 WP: 0 HR: 0 S: 10 P: 14 ERA: 4.50 WHIP: 1.500															PITCHER				

New York Yankees @ Kansas City Athletics
Municipal Stadium, Kansas City, MO
Tue Jun 27 1967, 8:05 PM EDT
Unknown

AB	31
R	10
H	9
RBI	10
BB	8
SO	6
LOB	16



Batter	1	2	3	4	5	6	7	8	9	AB	R	H	RBI	BB	SO	LOB	TOP			
Horace Clarke, S OBP: 0.303, SLG: 0.272 (1, 4)										3	0	1	1	0	1	0	New York Yankees @ Kansas City Athletics Municipal Stadium, Kansas City, MO Tue Jun 27 1967, 8:05 PM EDT Att: 11,039 - Unknown livebaseballscorecards.com			
Dick Howser, R OBP: 0.414, SLG: 0.319 Ruben Amaro, R OBP: 0.288, SLG: 0.260 (1, 6)										4	0	1	1	0	0	1				
Tom Tresh, S OBP: 0.280, SLG: 0.342 Bill Robinson, R OBP: 0.248, SLG: 0.273 (1, 7)										2	0	0	0	0	1	0				
Joe Pepitone, L OBP: 0.319, SLG: 0.380 (1, 8)										3	0	1	0	1	1	0				
Steve Whitaker, L OBP: 0.291, SLG: 0.394 (1, 9)										4	0	0	0	0	1	2				
Jake Gibbs, L OBP: 0.301, SLG: 0.286 (1, 2)										4	0	0	0	0	2	1				
Mike Hegan, L OBP: 0.147, SLG: 0.097 (1, 3)										3	0	0	0	0	3	1				
John Kennedy, R OBP: 0.344, SLG: 0.324 (1, 5)										1	2	1	0	2	0	0				
Joe Verbanic, R OBP: 0.222, SLG: 0.333 Mickey Mantle, S OBP: 0.384, SLG: 0.497 Frank Tepedino, L OBP: 0.200, SLG: 0.200 Dooley Womack, L OBP: 0.200, SLG: 0.200 Steve Hamilton, L OBP: 0.333, SLG: 0.333 (1, 1)										1	0	0	0	0	0	1				
Inning Stats	R: 0 E: 0 K: 2 S: 7	H: 0 LOB: 0 BB: 0 P: 7	R: 0 E: 0 K: 2 S: 7	H: 0 LOB: 0 BB: 0 P: 7	R: 1 E: 0 K: 1 S: 6	H: 1 LOB: 1 BB: 1 P: 10	R: 0 E: 0 K: 0 S: 2	H: 0 LOB: 0 BB: 1 P: 6	R: 0 E: 0 K: 1 S: 3	H: 1 LOB: 1 BB: 0 P: 6	R: 0 E: 0 K: 1 S: 6	H: 1 LOB: 1 BB: 0 P: 6	R: 1 E: 0 K: 0 S: 3	H: 1 LOB: 2 BB: 2 P: 11	R: 0 E: 0 K: 2 S: 7	H: 0 LOB: 0 BB: 0 P: 7		1B: 4 2B: 0 3B: 0 HR: 0	SF: 0 SAC: 2 DP: 0 HBP: 0	WP: 0 PA: 34 CS: 1
PITCHER	IP WLS BF H R ER SO BB IBB HBP BLK WP HR S P ERA WHIP																			
Chuck Dobson, R ERA: 3.51 Diego Segui, R ERA: 3.23 Jack Aker, R ERA: 3.06 Tony Pierce, L ERA: 4.0	(1, 1) 5.0 L 18 2 1 1 6 2 0 0 0 0 0 0 28 36 1.80 0.800	(6, 1) 2.0 9 1 1 1 1 2 0 0 0 0 0 0 9 17 4.50 1.500	(8, 1) 1.0 3 1 0 0 0 0 0 0 0 0 0 0 3 3 0.00 1.000	(9, 1) 1.0 3 0 0 0 2 0 0 0 0 0 0 0 7 7 0.00 0.000																

Batter	1	2	3	4	5	6	7	8	9	AB	R	H	RBI	BB	SO	LOB	BOTTOM				
Bert Campaneris, R OBP: 0.315, SLG: 0.341 (1, 6)										4	1	1	0	0	1	0	New York Yankees @ Kansas City Athletics Municipal Stadium, Kansas City, MO Tue Jun 27 1967, 8:05 PM EDT Att: 11,039 - Unknown livebaseballscorecards.com				
Mike Hershberger, R OBP: 0.357, SLG: 0.309 (1, 9)										3	0	0	0	1	0	0					
Ray Webster, L OBP: 0.341, SLG: 0.402 (1, 3)										3	0	2	1	1	1	0					
Danny Cater, R OBP: 0.302, SLG: 0.345 (1, 5)										4	0	0	0	0	1	4					
Rick Monday, L OBP: 0.328, SLG: 0.448 Tony Pierce, R (9, 1)											4	0	0	0	2	2					
Reggie Jackson, L OBP: 0.315, SLG: 0.367 Ossie Chavarria, R OBP: 0.273, SLG: 0.139 (1, 7)											3	0	0	0	0	1		0			
John Donaldson, L OBP: 0.316, SLG: 0.371 Ken Harrelson, R OBP: 0.257, SLG: 0.294 (9, PH)											3	0	2	0	0	0		0			
Phil Roof, R OBP: 0.290, SLG: 0.338 (1, 2)											3	0	0	0	1	0		2			
Chuck Dobson, R OBP: 0.148, SLG: 0.148 Jim Cooney, L OBP: 0.342, SLG: 0.303 Diego Segui, R OBP: 0.255, SLG: 0.143 Jack Aker, R OBP: 0.255, SLG: 0.263 Joe Nosssek, R (9, 8)											1	0	0	0	0	1		0			
Inning Stats	R: 0 E: 0 K: 2 S: 7	H: 0 LOB: 0 BB: 0 P: 7	R: 0 E: 0 K: 2 S: 7	H: 0 LOB: 0 BB: 0 P: 7	R: 0 E: 0 K: 1 S: 5	H: 0 LOB: 0 BB: 0 P: 5	R: 0 E: 0 K: 0 S: 4	H: 1 LOB: 1 BB: 0 P: 4	R: 0 E: 0 K: 1 S: 6	H: 1 LOB: 2 BB: 1 P: 10	R: 0 E: 0 K: 0 S: 3	H: 0 LOB: 1 BB: 1 P: 7	R: 0 E: 0 K: 0 S: 4	H: 1 LOB: 1 BB: 0 P: 4	R: 1 E: 1 K: 1 S: 7	H: 2 LOB: 2 BB: 1 P: 11		R: 0 E: 0 K: 1 S: 5	H: 0 LOB: 1 BB: 1 P: 9	1B: 5 2B: 0 3B: 0 HR: 0	SF: 0 SAC: 0 DP: 0 HBP: 0
PITCHER	IP WLS BF H R ER SO BB IBB HBP BLK WP HR S P ERA WHIP																				
Joe Verbanic, R ERA: 1.0 Dooley Womack, R ERA: 2.45 Steve Hamilton, L ERA: 2.63	(1, 1) 7.0 W 26 3 0 0 6 2 0 0 0 0 0 0 36 44 0.00 0.714	(8, 1) 0.2 5 2 1 1 0 1 0 0 0 0 0 0 4 8 13.50 4.500	(8, 1) 1.1 S 5 0 0 0 2 1 0 0 0 0 0 0 8 12 0.00 0.750																		

Batter	1	2	3	4	5	6	7	8	9	AB	R	H	RBI	BB	SO	LOB	TOP										
Horace Clarke, S OBP: 0.302, SLG: 0.272 (1,4)	4-3		1-3			1B		5-3		4	0	1	0	0	0	1	New York Yankees @ Kansas City Athletics Municipal Stadium, Kansas City, MO Wed Jun 28 1967, 4:33 AM EDT Att: 10,170 - Unknown livebaseballscorecards.com										
Jake Gibbs, L OBP: 0.293, SLG: 0.277 (1,2)	G3		F4			F5		4-3		4	0	0	0	0	0	2											
Mickey Mantle, S OBP: 0.382, SLG: 0.490 (1,3)	BB			4-3		K		5-3		3	0	0	0	1	1	2											
Joe Pepitone, L OBP: 0.322, SLG: 0.377 (1,8)	FC4-6			F6		1B		1-3		2	0	0	0	2	0	0											
Steve Whitaker, L OBP: 0.290, SLG: 0.391 (1,9)	FC4-6			G3		F7		FC4-6		4	0	1	0	0	0	3											
Bill Robinson, R OBP: 0.248, SLG: 0.273 (1,7)		F2				F9		FC4-6		4	0	1	0	0	0	1											
Ruben Amaro, R OBP: 0.287, SLG: 0.260 (1,6)						F8		F8		4	0	1	0	0	1	3											
John Kennedy, R OBP: 0.337, SLG: 0.316 (7, PH)										2	0	0	0	0	0	1											
Tom Tresh, S OBP: 0.270, SLG: 0.341 (7, PH)										1	0	0	0	0	1	2											
Charley Smith, R OBP: 0.258, SLG: 0.289 (7, 5)										0	0	0	0	0	0	0											
Fritz Peterson, S OBP: 0.286, SLG: 0.118 (1, 1)										2	0	0	0	0	0	0											
Dick Howser, R OBP: 0.420, SLG: 0.326 (8, PH)										1	0	1	0	0	0	0											
Thad Tillotson, R OBP: 0.200, SLG: 0.077 (8, 1)										0	0	0	0	0	0	0											
Inning Stats	R: 0 E: 0 K: 0 S: 3	H: 0 LOB: 2 BB: 2 P: 11	R: 0 E: 0 K: 0 S: 3	H: 1 LOB: 0 BB: 0 P: 3	R: 0 E: 0 K: 0 S: 3	H: 0 LOB: 0 BB: 0 P: 3	R: 0 E: 0 K: 0 S: 3	H: 0 LOB: 0 BB: 0 P: 3	R: 0 E: 0 K: 1 S: 6	H: 1 LOB: 1 BB: 0 P: 6	R: 0 E: 0 K: 2 S: 8	H: 1 LOB: 2 BB: 1 P: 12	R: 0 E: 1 K: 0 S: 4	H: 1 LOB: 1 BB: 0 P: 4	R: 0 E: 0 K: 0 S: 4	H: 1 LOB: 1 BB: 0 P: 4	1B: 5 2B: 1 3B: 0 HR: 0	SF: 0 SAC: 0 DP: 1 HBP: 0	WP: 0 PB: 0 CS: 0	PA: 34							
PITCHER	IP	WLS	BF	H	R	ER	SO	BB	IBB	HBP	BLK	WP	HR	S	P	ERA	WHIP										
LeW Krausse, R ERA: 4.72 (1, 1)	7.0	W	27	4	0	0	3	3	0	0	0	0	0	30	42	0.00	1.000										
Tony Pierce, L ERA: 3.96 (8, 1)	1.1		5	1	0	0	0	0	0	0	0	0	0	5	5	0.00	0.750										
Jack Aker, R ERA: 3.02 (9, 1)	0.2	S	2	0	0	0	0	0	0	0	0	0	0	2	2	0.00	0.000										

Batter	1	2	3	4	5	6	7	8	9	AB	R	H	RBI	BB	SO	LOB	BOTTOM										
Bert Campaneris, R OBP: 0.315, SLG: 0.343 (1,6)	F4		1B			E7		F7		4	2	1	0	0	0	0	New York Yankees @ Kansas City Athletics Municipal Stadium, Kansas City, MO Wed Jun 28 1967, 4:33 AM EDT Att: 10,170 - Unknown livebaseballscorecards.com										
Mike Hershberger, R OBP: 0.362, SLG: 0.374 (1,9)			2B			3-1				3	0	2	1	0	0	1											
Ray Webster, L OBP: 0.337, SLG: 0.398 (1,3)										2	0	0	0	0	1	2											
Ken Harrelson, R OBP: 0.263, SLG: 0.301 (6, PH)										1	0	1	1	0	0	0											
Danny Cater, R OBP: 0.299, SLG: 0.342 (1,5)										3	0	0	0	0	1	2											
Rick Monday, L OBP: 0.324, SLG: 0.443 (1,8)										3	0	0	0	0	1	0											
Dave Duncan, R OBP: 0.232, SLG: 0.436 (1,2)										3	0	1	0	0	0	0											
Reggie Jackson, L OBP: 0.305, SLG: 0.354 (1,7)										3	0	0	0	0	1	1											
John Donaldson, L OBP: 0.304, SLG: 0.356 (1,4)										3	0	0	0	0	0	1											
LeW Krausse, R OBP: 0.125, SLG: 0.087 (1, 1)										2	0	0	0	0	1	0											
Tony Pierce, R OBP: 0.143, SLG: 0.143 (8, 1)										1	0	0	0	0	1	0											
Jack Aker, R OBP: 0.143, SLG: 0.143 (9, 1)										0	0	0	0	0	0	0											
Inning Stats	R: 0 E: 0 K: 1 S: 6	H: 1 LOB: 1 BB: 0 P: 6	R: 0 E: 0 K: 2 S: 8	H: 1 LOB: 1 BB: 0 P: 8	R: 1 E: 0 K: 1 S: 6	H: 2 LOB: 0 BB: 0 P: 6	R: 0 E: 0 K: 1 S: 5	H: 0 LOB: 0 BB: 0 P: 5	R: 0 E: 0 K: 1 S: 3	H: 0 LOB: 0 BB: 0 P: 3	R: 1 E: 1 K: 0 S: 4	H: 1 LOB: 0 BB: 0 P: 4	R: 0 E: 0 K: 0 S: 3	H: 0 LOB: 0 BB: 0 P: 3	R: 0 E: 0 K: 1 S: 5	H: 0 LOB: 0 BB: 0 P: 5	1B: 3 2B: 2 3B: 0 HR: 0	SF: 0 SAC: 0 DP: 2 HBP: 0	WP: 0 PB: 0 CS: 0	PA: 28							
PITCHER	IP	WLS	BF	H	R	ER	SO	BB	IBB	HBP	BLK	WP	HR	S	P	ERA	WHIP										
Fritz Peterson, L ERA: 4.58 (1, 1)	7.0	L	25	5	2	1	5	0	0	0	0	0	0	35	35	1.29	0.714										
Thad Tillotson, R ERA: 3.83 (8, 1)	1.0		3	0	0	0	1	0	0	0	0	0	0	5	5	0.00	0.000										

Batter	1	2	3	4	5	6	7	8	9	AB	R	H	RBI	BB	SO	LOB	TOP					
Mike Andrews, R (1.4) OBP: 0.342, SLG: 0.330										4	0	1	0	0	0	0						
Joe Foy, R (1.5) OBP: 0.335, SLG: 0.456										4	1	1	0	0	1	1						
Carl Yastrzemski, L (1.7) OBP: 0.427, SLG: 0.629										3	1	0	0	1	2	1						
Tony Conigliaro, R (1.9) OBP: 0.355, SLG: 0.508										4	2	1	3	0	0	1						
George Scott, R (1.3) OBP: 0.348, SLG: 0.462										3	1	1	1	1	0	0						
Jerry Adair, R (1.6) OBP: 0.247, SLG: 0.262										4	0	1	1	0	0	0						
Reggie Smith, S (1.8) OBP: 0.281, SLG: 0.329										3	0	0	0	1	1	0						
Mike Ryan, R (1.2) OBP: 0.299, SLG: 0.296										4	0	0	0	0	2	3						
Gary Bell, R (1.1) John Wyatt, R (8.1)										3	0	0	0	0	0	0						
Inning Stats	R: 0 E: 0 K: 1 S: 6	H: 1 LOB: 1 BB: 0 P: 6	R: 0 E: 0 K: 1 S: 5	H: 0 LOB: 0 BB: 0 P: 5	R: 0 E: 0 K: 1 S: 5	H: 0 LOB: 0 BB: 0 P: 5	R: 0 E: 0 K: 2 S: 7	H: 0 LOB: 0 BB: 0 P: 7	R: 1 E: 0 K: 0 S: 4	H: 1 LOB: 0 BB: 0 P: 4	R: 3 E: 0 K: 0 S: 5	H: 2 LOB: 0 BB: 1 P: 9	R: 0 E: 0 K: 1 S: 5	H: 0 LOB: 0 BB: 0 P: 5	R: 0 E: 0 K: 0 S: 3	H: 0 LOB: 0 BB: 0 P: 3	R: 1 E: 1 K: 0 S: 5	H: 1 LOB: 3 BB: 2 P: 13	1B: 2 2B: 1 3B: 0 HR: 2	SF: 0 SAC: 0 DP: 0 HBP: 0	WP: 0 PB: 0 SB: 0 CS: 1	PA: 36
PITCHER	IP WLS BF H R ER SO BB IBB HBP BLK WP HR S P ERA WHIP																					
Jim Nash, R (1.1) ERA: 3.57	6.0 L 23 4 4 4 5 1 0 0 0 0 2 32 36 6.00 0.833																					
Jack Sanford, R (7.1) ERA: 4.96	2.0 6 0 0 0 1 0 0 0 0 0 0 8 8 0.00 0.000																					
Jack Aker, R (9.1) ERA: 2.96	1.0 7 1 1 0 0 1 1 0 0 0 0 5 13 0.00 2.000																					

Boston Red Sox @ Kansas City Athletics
Municipal Stadium, Kansas City, MO

AB 33
R 5
H 5
RBI 5
BB 3
SO 6
LOB 9



WP: 0 PA: 36
PB: 0
SB: 0
CS: 1

Fri Jun 30 1967, 8:05 PM EDT
Att: 8,629 - Unknown

livebaseballscores.com

Batter	1	2	3	4	5	6	7	8	9	AB	R	H	RBI	BB	SO	LOB	BOTTOM					
Bert Campaneris, R (1.6) OBP: 0.311, SLG: 0.339										4	0	0	0	0	1	1						
Mike Hershberger, R (1.9) OBP: 0.360, SLG: 0.371										4	1	1	0	0	0	1						
Ray Webster, L (1.3) OBP: 0.340, SLG: 0.406										4	1	2	0	0	0	0						
Rick Monday, L (1.8) OBP: 0.327, SLG: 0.448										4	0	2	2	0	0	1						
Jack Aker, R (9.1) OBP: 0.143, SLG: 0.143										0	0	0	0	0	0	0						
Danny Cater, R (1.5) OBP: 0.295, SLG: 0.337										4	0	0	0	0	1	1						
Reggie Jackson, L (1.7) OBP: 0.303, SLG: 0.341										3	0	0	0	1	2	0						
Dave Duncan, R (1.2) OBP: 0.233, SLG: 0.414										3	1	0	0	1	1	1						
John Donaldson, L (1.4) OBP: 0.313, SLG: 0.377										4	0	2	1	0	0	1						
Jim Nash, R (1.1) OBP: 0.158, SLG: 0.114										2	0	0	0	0	1	2						
Jack Sanford, R (7.1) OBP: 0.235, SLG: 0.313										0	0	0	0	0	0	0						
Jim Gosger, L (6. PH) OBP: 0.339, SLG: 0.358										2	0	0	0	0	0	1						
Inning Stats	R: 0 E: 0 K: 0 S: 3	H: 0 LOB: 0 BB: 0 P: 3	R: 0 E: 0 K: 0 S: 3	H: 1 LOB: 0 BB: 0 P: 3	R: 1 E: 0 K: 0 S: 4	H: 1 LOB: 1 BB: 1 P: 8	R: 0 E: 0 K: 0 S: 3	H: 0 LOB: 0 BB: 0 P: 3	R: 0 E: 0 K: 3 S: 10	H: 1 LOB: 1 BB: 0 P: 10	R: 0 E: 0 K: 0 S: 4	H: 1 LOB: 1 BB: 0 P: 4	R: 0 E: 0 K: 2 S: 10	H: 0 LOB: 1 BB: 1 P: 7	R: 2 E: 0 K: 2 S: 10	H: 3 LOB: 1 BB: 0 P: 10	R: 0 E: 1 K: 1 S: 6	H: 0 LOB: 1 BB: 0 P: 6	1B: 4 2B: 3 3B: 0 HR: 0	SF: 0 SAC: 0 DP: 0 HBP: 0	WP: 0 PB: 0 SB: 0 CS: 0	PA: 36
PITCHER	IP WLS BF H R ER SO BB IBB HBP BLK WP HR S P ERA WHIP																					
Gary Bell, R (1.1) ERA: 3.09	7.2 W 31 7 3 3 4 2 0 0 0 0 0 0 9 45 3.52 1.174																					
John Wyatt, R (8.1) ERA: 3.02	1.1 S 5 0 0 0 2 0 0 0 0 0 0 0 9 9 0.00 0.000																					

Boston Red Sox @ Kansas City Athletics
Municipal Stadium, Kansas City, MO

AB 34
R 3
H 7
RBI 3
BB 2
SO 6
LOB 9



WP: 0 PA: 36
PB: 0
SB: 0
CS: 0

Fri Jun 30 1967, 8:05 PM EDT
Att: 8,629 - Unknown

livebaseballscores.com

Batter	1	2	3	4	5	6	7	8	9	AB	R	H	RBI	BB	SO	LOB	TOP								
Mike Andrews, R OBP: 0.333, SLG: 0.321 (1, 4)	F4	F3			F9	L4-6		F7	F7	6	0	0	0	0	0	4									
Joe Foy, R OBP: 0.332, SLG: 0.448 (1, 5)	S BB		F9		K		6-3	F7		4	0	0	0	1	1	0									
Carl Yastrzemski, L OBP: 0.431, SLG: 0.628 George Thomas, R OBP: 0.257, SLG: 0.219 (1, 7) (7, 7)			WP 1B		4-3		SH1-3 E BB	1B E HBP		2	2	1	0	2	0	0									
Tony Conigliaro, R OBP: 0.363, SLG: 0.528 Jose Santiago, R OBP: 0.306, SLG: 0.750 (1, 9) (8, 1)	K		S 1B				SH1-3 HR	E 1B		4	2	3	2	0	1	2									
George Scott, R OBP: 0.355, SLG: 0.469 (1, 3)	1-3		S 1B				SH2-4 BB 1B	E 1B IBB	1-H 2-H 2B	3	2	2	2	2	0	2									
Jerry Adair, R OBP: 0.253, SLG: 0.268 (1, 6)		1B FC5-4					SH2-4	E5 1B	F8	4	2	2	0	0	0	2									
Reggie Smith, S OBP: 0.287, SLG: 0.329 (1, 8)		FC5-4 1B			G3		BB 1B IBB	1B IBB	K	3	1	1	0	2	1	0									
Mike Ryan, R OBP: 0.304, SLG: 0.294 (1, 2)		FC5-4			K		L4-6 1B BB		F9	4	0	1	3	1	1	1									
Jim Lonborg, R OBP: 0.149, SLG: 0.111 Jose Tartabull, L OBP: 0.308, SLG: 0.246 (1, 1) (8, 9)		K			K		1-2 2-3 1B	6-3		4	0	1	2	0	2	3									
Inning Stats	R: 0 E: 0 K: 1 S: 5	H: 0 LOB: 2 BB: 2 P: 13	R: 1 E: 0 K: 1 S: 7	H: 2 LOB: 1 BB: 0 P: 7	R: 1 E: 0 K: 0 S: 5	H: 4 LOB: 2 BB: 0 P: 5	R: 0 E: 0 K: 2 S: 7	H: 0 LOB: 0 BB: 0 P: 7	R: 0 E: 0 K: 1 S: 5	H: 0 LOB: 0 BB: 0 P: 5	R: 3 E: 0 K: 0 S: 4	H: 2 LOB: 1 BB: 3 P: 16	R: 3 E: 1 K: 0 S: 5	H: 1 LOB: 2 BB: 3 P: 17	R: 2 E: 0 K: 0 S: 5	H: 2 LOB: 1 BB: 0 P: 6	R: 0 E: 0 K: 1 S: 6	H: 1 LOB: 1 BB: 0 P: 6	1B: 10 2B: 2 3B: 0 HR: 1	SF: 0 SAC: 2 DP: 1 HBP: 1	WP: 2 PB: 0 SB: 2 CS: 0	PA: 46			
PITCHER	IP	WLS	BF	H	R	ER	SO	BB	IBB	HBP	BLK	WP	HR	S	P	ERA	WHIP								
Chuck Dobson, R ERA: 3.72 (1, 1)	5.0	L	23	7	4	4	5	3	0	0	0	1	1	30	42	7.20	2.000								
Blue Moon Odom, R ERA: 5.15 (6, 1)	0.1		4	1	1	1	0	1	1	0	0	0	0	2	10	27.00	6.000								
Diego Segui, R ERA: 3.06 (6, 1)	1.2		9	1	3	0	0	1	2	0	0	0	0	6	18	0.00	1.200								
Tony Pierce, L ERA: 4.12 (8, 1)	2.0		10	3	2	2	1	0	0	1	0	0	0	11	12	9.00	1.500								

Boston Red Sox @ Kansas City Athletics
Municipal Stadium, Kansas City, MO
Sat Jul 01 1967, 4:33 AM EDT
Att: 12,951 - Unknown

AB 35
R 10
H 12
RBI 9
BB 8
SO 6
LOB 14



Batter	1	2	3	4	5	6	7	8	9	AB	R	H	RBI	BB	SO	LOB	BOTTOM								
Bert Campaneris, R OBP: 0.307, SLG: 0.334 (1, 6)	F7		K			5-3		F2		4	0	0	0	0	1	0									
Mike Hershberger, R OBP: 0.362, SLG: 0.370 (1, 9)	4-3				6-3		2B BB	G3 1B		3	0	1	0	1	0	0									
John Donaldson, L OBP: 0.345, SLG: 0.420 (1, 4)					FC4-6 1B			G3 1B		4	0	4	0	0	0	0									
Rick Monday, L OBP: 0.322, SLG: 0.440 (1, 8)	1-4-3				FC4-6 HR		K	G3		4	1	0	0	0	1	6									
Ray Webster, L OBP: 0.339, SLG: 0.420 (1, 3)		4-3			1-H HR		G3	G3		4	1	1	2	0	0	4									
Dave Duncan, R OBP: 0.219, SLG: 0.387 (1, 2)		K			F7					4	0	0	0	0	3	0									
Dick Green, R OBP: 0.285, SLG: 0.302 (1, 5)					5-3					4	0	1	0	0	0	0									
Reggie Jackson, L OBP: 0.291, SLG: 0.326 (1, 7)			4-3					F8		4	0	0	0	0	1	1									
Chuck Dobson, R OBP: 0.138, SLG: 0.138 Blue Moon Odom, R OBP: 0.286, SLG: 0.286 Diego Segui, R OBP: 0.261, SLG: 0.298 Ken Harrelson, R OBP: 0.261, SLG: 0.298 Tony Pierce, R OBP: 0.261, SLG: 0.298 (1, 1) (6, 1) (6, 1) (7, PH) (8, 1)			K					F4		2	0	0	0	0	1	0									
Inning Stats	R: 0 E: 0 K: 0 S: 4	H: 1 LOB: 1 BB: 0 P: 4	R: 0 E: 0 K: 1 S: 5	H: 0 LOB: 0 BB: 0 P: 5	R: 0 E: 0 K: 2 S: 7	H: 0 LOB: 0 BB: 0 P: 7	R: 2 E: 0 K: 0 S: 5	H: 2 LOB: 0 BB: 0 P: 5	R: 0 E: 0 K: 1 S: 3	H: 0 LOB: 0 BB: 0 P: 3	R: 0 E: 0 K: 1 S: 6	H: 1 LOB: 2 BB: 1 P: 10	R: 0 E: 0 K: 1 S: 6	H: 1 LOB: 1 BB: 0 P: 6	R: 0 E: 0 K: 0 S: 5	H: 2 LOB: 2 BB: 0 P: 5	R: 0 E: 0 K: 2 S: 7	H: 0 LOB: 0 BB: 0 P: 7	1B: 4 2B: 2 3B: 0 HR: 1	SF: 0 SAC: 0 DP: 0 HBP: 0	WP: 0 PB: 0 SB: 0 CS: 0	PA: 35			
PITCHER	IP	WLS	BF	H	R	ER	SO	BB	IBB	HBP	BLK	WP	HR	S	P	ERA	WHIP								
Jim Lonborg, R ERA: 2.98 (1, 1)	7.0	W	27	5	2	2	5	1	0	0	0	0	0	36	40	2.57	0.857								
Jose Santiago, R ERA: 3.61 (8, 1)	2.0	S	8	2	0	0	2	0	0	0	0	0	0	12	12	0.00	1.000								

Boston Red Sox @ Kansas City Athletics
Municipal Stadium, Kansas City, MO
Sat Jul 01 1967, 4:33 AM EDT
Att: 12,951 - Unknown


AB 34
R 2
H 7
RBI 2
BB 1
SO 7
LOB 12



Batter	1	2	3	4	5	6	7	8	9	AB	R	H	RBI	BB	SO	LOB	TOP			
Ed Stroud, L OBP: 0.313, SLG: 0.284 (1, 8)										5	1	1	0	0	0	0	Washington Senators @ Kansas City Athletics Municipal Stadium, Kansas City, MO Tue Jul 04 1967, 4:33 AM EDT Unknown			
Ken McMullen, R OBP: 0.282, SLG: 0.319 (1, 5)										4	1	2	1	0	0					
Frank Howard, R OBP: 0.340, SLG: 0.528 Fred Valentine, S OBP: 0.329, SLG: 0.333 (1, 7) (7, 7)										3	1	2	3	1	0	0				
Cap Peterson, R OBP: 0.325, SLG: 0.378 (1, 9)										4	0	0	0	0	0	3				
Mike Epstein, L OBP: 0.328, SLG: 0.385 (1, 3)										4	0	2	0	0	1	0				
Paul Casanova, R OBP: 0.293, SLG: 0.384 (1, 2)										4	0	1	0	0	2	2				
Bernie Allen, L OBP: 0.230, SLG: 0.222 (1, 4)										4	0	0	0	0	0	2				
Ed Brinkman, R OBP: 0.251, SLG: 0.244 (1, 6)										3	1	1	0	0	0	0				
Phil Ortega, R OBP: 0.125, SLG: 0.067 Dick Lines, R OBP: 0.375, SLG: 0.167 Darold Knowles, L (1, 1) (8, 1) (9, 1)										3	0	0	0	0	1	3				
Inning Stats	R: 0 E: 0 K: 0 S: 4	H: 2 LOB: 1 BB: 0 P: 4	R: 0 E: 0 K: 1 S: 6	H: 1 LOB: 2 BB: 0 P: 7	R: 0 E: 0 K: 2 S: 3	H: 0 LOB: 0 BB: 1 P: 7	R: 0 E: 0 K: 2 S: 7	H: 0 LOB: 0 BB: 0 P: 7	R: 4 E: 0 K: 1 S: 10	H: 5 LOB: 1 BB: 0 P: 10	R: 0 E: 0 K: 0 S: 3	H: 0 LOB: 0 BB: 0 P: 3	R: 0 E: 0 K: 0 S: 4	H: 1 LOB: 1 BB: 0 P: 4	R: 0 E: 0 K: 1 S: 5	H: 0 LOB: 0 BB: 0 P: 5		1B: 8 2B: 0 3B: 0 HR: 1	SF: 0 SAC: 0 DP: 1 HBP: 1	WP: 1 PB: 0 SB: 0 CS: 0
PITCHER	IP WLS BF H R ER SO BB IBB HBP BLK WP HR S P ERA WHIP																			
Law Krausse, R ERA: 4.75 Jack Sanford, R ERA: 4.5 (1, 1) (8, 1)	7.0 L 30 8 4 4 4 1 0 0 0 0 1 1 36 41 5.14 1.286																			

Batter	1	2	3	4	5	6	7	8	9	AB	R	H	RBI	BB	SO	LOB	BOTTOM			
Bert Campaneris, R OBP: 0.308, SLG: 0.332 (1, 6)										5	1	2	0	0	0	1	Washington Senators @ Kansas City Athletics Municipal Stadium, Kansas City, MO Tue Jul 04 1967, 4:33 AM EDT Unknown			
Mike Hershberger, R OBP: 0.267, SLG: 0.269 (1, 9)										3	2	1	0	1	0	1				
John Donaldson, L OBP: 0.347, SLG: 0.409 (1, 4)										3	0	1	0	1	0	2				
Danny Cater, R OBP: 0.295, SLG: 0.339 (1, 5)										4	0	1	2	0	0	3				
Ray Webster, L OBP: 0.337, SLG: 0.417 Ken Harrelson, R OBP: 0.256, SLG: 0.292 (1, 3) (8, PH) (9, 3)										3	0	1	0	0	0	2				
Rick Monday, L OBP: 0.320, SLG: 0.431 (1, 8)										1	0	0	1	0	0	1				
Jim Gosger, L OBP: 0.328, SLG: 0.345 Joe Nosske, R OBP: 0.198, SLG: 0.259 (1, 7) (9, PH)										3	0	0	0	0	0	3				
Phil Roof, R OBP: 0.280, SLG: 0.324 (1, 2)										4	0	0	0	0	0	0				
Lew Krausse, R OBP: 0.115, SLG: 0.080 Ossie Chavarria, R OBP: 0.267, SLG: 0.135 Jack Sanford, R OBP: 0.235, SLG: 0.313 Dick Green, R OBP: 0.289, SLG: 0.307 Allan Lewis, S (1, 1) (7, PH) (8, 1) (9, PH) (9, PR)										2	0	0	0	0	1	0				
Inning Stats	R: 2 E: 0 K: 0 S: 5	H: 2 LOB: 1 BB: 1 P: 9	R: 0 E: 0 K: 1 S: 5	H: 0 LOB: 0 BB: 0 P: 5	R: 0 E: 0 K: 1 S: 3	H: 0 LOB: 0 BB: 0 P: 3	R: 0 E: 0 K: 1 S: 6	H: 1 LOB: 1 BB: 0 P: 6	R: 0 E: 0 K: 0 S: 4	H: 1 LOB: 2 BB: 1 P: 8	R: 0 E: 0 K: 0 S: 3	H: 0 LOB: 0 BB: 0 P: 3	R: 1 E: 0 K: 0 S: 4	H: 1 LOB: 1 BB: 1 P: 8	R: 0 E: 0 K: 0 S: 4	H: 1 LOB: 1 BB: 0 P: 4		1B: 5 2B: 2 3B: 0 HR: 0	SF: 0 SAC: 0 DP: 0 HBP: 0	WP: 0 PB: 0 SB: 1 CS: 0
PITCHER	IP WLS BF H R ER SO BB IBB HBP BLK WP HR S P ERA WHIP																			
Phil Ortega, R ERA: 3.81 Dick Lines, L ERA: 2.98 Darold Knowles, L ERA: 2.25 (1, 1) (8, 1) (9, 1)	7.0 W 30 6 1 0 0 0 0 0 0 0 0 0 6 6 0.00 0.600																			

AB	35
R	4
H	9
RBI	4
BB	1
SO	5
LOB	10



Batter	1	2	3	4	5	6	7	8	9	AB	R	H	RBI	BB	SO	LOB	TOP
Ed Stroud, L (1, 8) OBP: 0.310, SLG: 0.273	6-3		F8		FC4-6			FC5-4 BB		3	0	0	0	1	0	2	Washington Senators @ Kansas City Athletics Municipal Stadium, Kansas City, MO Tue Jul 04 1967, 4:38 AM EDT Att: 12,864 - Unknown livebaseballscores.com
Ken McMullen, R (1, 5) OBP: 0.276, SLG: 0.315	K		1-3		5-3			FC5-4 G6-4-3		4	0	0	0	0	1	3	
Frank Howard, R (1, 7) OBP: 0.339, SLG: 0.522	F7		F7					G6-4-3		3	0	0	0	1	0	2	
Cap Peterson, R (1, 9) OBP: 0.324, SLG: 0.376		F9		F7		FC6-4 BB			G3 1B	4	0	1	0	0	0	1	
Mike Epstein, L (1, 3)	K		F2		K			F8		4	0	0	0	0	2	2	
Paul Casanova, R (1, 2)	1B				F3			G3		4	0	2	0	0	0	2	
Bernie Allen, L (1, 4)	1B		6-3					F5		4	0	1	0	0	0	2	
Ed Brinkman, R (1, 6)	FC6-4				FC4-6 1B					3	0	1	0	0	0	2	
Bob Priddy, R (1, 1)					K			F9		1	0	1	0	0	0	0	
Dick Nen, L (5, PH) OBP: 0.288, SLG: 0.337										1	0	0	0	0	1	1	
Casey Cox, R (5, 1)										0	0	0	0	0	0	0	
Hank Allen, R (7, PH) OBP: 0.248, SLG: 0.284										1	0	0	0	0	0	0	
Bob Humphreys, R (7, 1) OBP: 0.250, SLG: 0.143										0	0	0	0	0	0	0	
Inning Stats	R: 0 E: 0 K: 1 S: 5	H: 0 LOB: 0 BB: 0 P: 5	R: 0 E: 0 K: 1 S: 7	H: 2 LOB: 2 BB: 0 P: 7	R: 0 E: 0 K: 0 S: 4	H: 1 LOB: 1 BB: 0 P: 4	R: 0 E: 0 K: 0 S: 4	H: 1 LOB: 1 BB: 0 P: 4	R: 0 E: 0 K: 1 S: 6	H: 1 LOB: 1 BB: 1 P: 6	R: 0 E: 0 K: 0 S: 3	H: 0 LOB: 0 BB: 0 P: 3	R: 0 E: 0 K: 0 S: 2	H: 0 LOB: 0 BB: 1 P: 6	R: 0 E: 0 K: 0 S: 4	H: 1 LOB: 1 BB: 0 P: 4	1B: 6 2B: 0 3B: 0 HR: 0 SF: 0 SAC: 0 DP: 1 HBP: 0 WP: 0 PA: 34 FB: 0 SB: 0 CS: 0
PITCHER Jim Nash, R (1, 1) ERA: 3.31	IP: 9.0 WLS: W BF: 34 H: 6 R: 0 ER: 0 SO: 4 BB: 2 IBB: 0 HBP: 0 BLK: 0 WP: 0 HR: 0 S: 40 P: 48 ERA: 0.00 WHIP: 0.889																

Batter	1	2	3	4	5	6	7	8	9	AB	R	H	RBI	BB	SO	LOB	BOTTOM	
Bert Campaneris, R (1, 6) OBP: 0.307, SLG: 0.334	6-3 1B 2B		G3		6-3			F2		4	1	1	0	0	0	0	Washington Senators @ Kansas City Athletics Municipal Stadium, Kansas City, MO Tue Jul 04 1967, 4:38 AM EDT Att: 12,864 - Unknown livebaseballscores.com	
Mike Hershberger, R (1, 9) OBP: 0.360, SLG: 0.267	6-3		K		WP S 1B			5-3		4	0	1	0	0	1	1		
John Donaldson, L (1, 4)	1B		3-1		G3			F7		4	0	1	1	0	0	1		
Danny Cater, R (1, 5) OBP: 0.294, SLG: 0.338	1B				4-3			F8		4	0	1	0	0	0	0		
Ray Webster, L (1, 3) OBP: 0.340, SLG: 0.412	6-3-4-6							6-3		2	1	0	0	2	0	2		
Allan Lewis, S (8, PR)										0	0	0	0	0	0	0		
Dick Green, R (9, 5) OBP: 0.289, SLG: 0.307	1-2				3B BB			BB		0	0	0	0	0	0	0		
Rick Monday, L (1, 8) OBP: 0.326, SLG: 0.442		1B CS 1B		1B 3B		1B BB		F8		3	2	2	1	1	0	1		
Jim Gosger, L (1, 7) OBP: 0.338, SLG: 0.357		CS 1B		CS 1B		1B BB				3	0	3	1	0	0	0		
Phil Roof, R (1, 2) OBP: 0.275, SLG: 0.318		K		K		1-3				3	0	0	0	0	2	5		
Jim Nash, R (1, 1) OBP: 0.146, SLG: 0.105		K			K			4-3		3	0	0	0	0	2	1		
Inning Stats	R: 1 E: 0 K: 0 S: 5	H: 3 LOB: 1 BB: 0 P: 5	R: 1 E: 0 K: 2 S: 8	H: 2 LOB: 2 BB: 0 P: 8	R: 0 E: 0 K: 1 S: 5	H: 0 LOB: 0 BB: 0 P: 5	R: 2 E: 0 K: 1 S: 6	H: 2 LOB: 0 BB: 1 P: 10	R: 0 E: 0 K: 0 S: 4	H: 1 LOB: 1 BB: 1 P: 8	R: 0 E: 0 K: 0 S: 3	H: 0 LOB: 0 BB: 0 P: 3	R: 0 E: 0 K: 0 S: 3	H: 0 LOB: 1 BB: 1 P: 7	R: 0 E: 0 K: 0 S: 3	H: 0 LOB: 1 BB: 1 P: 7		1B: 7 2B: 3 3B: 1 HR: 0 SF: 0 SAC: 0 DP: 2 HBP: 0 WP: 1 PA: 33 FB: 0 SB: 1 CS: 3
PITCHER Bob Priddy, R (1, 1) ERA: 4.72 Casey Cox, R (5, 1) ERA: 3.08 Bob Humphreys, R (7, 1) ERA: 4.68	IP: 4.0 WLS: L BF: 17 H: 7 R: 4 ER: 4 SO: 4 BB: 1 IBB: 0 HBP: 0 BLK: 0 WP: 0 HR: 0 S: 24 P: 28 ERA: 9.00 WHIP: 2.000																	

Batter	1	2	3	4	5	6	7	8	9	AB	R	H	RBI	BB	SO	LOB	TOP								
Ed Stroud, L OBP: 0.315, SLG: 0.263 (1, 8)	4-0 CS BB		0-0 3-1			4-0 1B 2B BB	0-3 K		0-0 1-3	3	1	0	0	2	1	0	Washington Senators @ Kansas City Athletics Municipal Stadium, Kansas City, MO Wed Jul 05 1967, 8:05 PM EDT Att: 5,674 - Unknown								
Ken McMullen, R OBP: 0.283, SLG: 0.317 (1, 5)	4-0 BB		0-0 HR 1B			0-0 1-3 2B 1B	0-0 5-3		0-3 K	4	2	2	0	1	1	0									
Frank Howard, R OBP: 0.341, SLG: 0.532 (1, 7)	0-3 K		0-0 HR			4-0 2B 1-2 BB	0-0 F9		0-0 CS 1B	3	1	1	2	1	1	1									
Fred Valentine, S OBP: 0.332, SLG: 0.337 (8, 7)			0-3 HR			0-0 1-2 BB	4-0 BB		0-0 CS 1B	1	0	1	0	0	0	0									
Cap Peterson, R OBP: 0.327, SLG: 0.379 (1, 9)	0-0 1-3		0-3 K			0-0 2B	4-0 BB		0-0 CS	3	0	1	2	1	1	1									
Mike Epstein, L OBP: 0.324, SLG: 0.387 (1, 3)		0-0 3B				0-0 IBB	0-3 K			3	0	1	0	1	1	1									
Paul Casanova, R OBP: 0.292, SLG: 0.380 (1, 2)	0-3 K		0-0 K			0-3 K			0-0 E6 SH1-3	4	1	0	0	0	2	4									
Bernie Allen, L OBP: 0.233, SLG: 0.220 (1, 4)	0-3 K		0-0 K			0-3 K			0-0 SH1-3	2	0	0	1	1	2	4									
Tim Cullen, R OBP: 0.302, SLG: 0.220 (1, 6)	0-3 K		0-0 K			0-0 F8	0-0 6-3		0-0 4-3	4	0	0	0	0	1	2									
Barry Moore, L OBP: 0.167, SLG: 0.222 (1, 1)			0-3 K			0-3 K	0-3 K		0-3 K	3	0	0	0	0	3	0									
Dave Baldwin, R (7, 1)										1	0	0	0	0	1	0									
Darold Knowles, L (8, 1)										0	0	0	0	0	0	0									
Inning Stats	R: 0 E: 0 K: 1 S: 4	H: 0 LOB: 1 BB: 2 P: 12	R: 0 E: 0 K: 3 S: 10	H: 1 LOB: 1 BB: 0 P: 10	R: 2 E: 0 K: 2 S: 9	H: 2 LOB: 0 BB: 0 P: 9	R: 0 E: 0 K: 0 S: 3	H: 0 LOB: 1 BB: 1 P: 7	R: 2 E: 0 K: 3 S: 11	H: 2 LOB: 3 BB: 3 P: 23	R: 0 E: 0 K: 2 S: 7	H: 0 LOB: 0 BB: 0 P: 7	R: 0 E: 0 K: 1 S: 5	H: 0 LOB: 1 BB: 1 P: 9	R: 1 E: 1 K: 1 S: 6	H: 0 LOB: 0 BB: 0 P: 6	R: 0 E: 0 K: 1 S: 5	H: 1 LOB: 0 BB: 0 P: 5	1B: 3 2B: 1 3B: 1 HR: 1	SF: 0 SAC: 1 DP: 0 HBP: 0	WP: 0 PB: 0 SB: 1 CS: 2	PA: 40			
PITCHER	IP	WLS	BF	H	R	ER	SO	BB	IBB	HBP	BLK	WP	HR	S	P	ERA	WHIP								
Chuck Dobson, R ERA: 3.91 (1, 1)	5.0	L	25	5	4	4	9	5	1	0	0	0	1	37	61	7.20	2.000								
Tony Pierce, L ERA: 3.92 (6, 1)	2.0		7	0	0	0	3	1	0	0	0	0	0	12	16	0.00	0.500								
Jack Aker, R ERA: 2.81 (8, 1)	2.0		7	1	1	0	2	0	0	0	0	0	0	11	11	0.00	0.500								

Batter	1	2	3	4	5	6	7	8	9	AB	R	H	RBI	BB	SO	LOB	BOTTOM								
Bert Campaneris, R OBP: 0.311, SLG: 0.339 (1, 6)	0-0 CS 1B		0-0 6-3			0-0 E 1B 1B	0-3 K		0-0 1B	5	1	3	0	0	1	2	Washington Senators @ Kansas City Athletics Municipal Stadium, Kansas City, MO Wed Jul 05 1967, 8:05 PM EDT Att: 5,674 - Unknown								
John Donaldson, L OBP: 0.346, SLG: 0.396 (1, 4)	0-3 K					0-3 K	4-0 1-2 2-3 BB		0-3 K	4	0	1	0	1	3	3									
Mike Hershberger, R OBP: 0.359, SLG: 0.360 (1, 9)	0-0 6-3					0-0 5-3	0-0 F9		0-3 K	4	0	0	0	0	1	5									
Danny Cater, R OBP: 0.291, SLG: 0.333 (1, 7)		0-0 1-3				0-0 5-3	0-0 E6 1B		0-0 F7	4	1	0	0	0	0	2									
Ken Harrelson, R OBP: 0.258, SLG: 0.294 (1, 3)		0-0 F8				0-0 5-3	0-0 K		0-0 1B 3B	3	0	1	2	0	0	1									
Ray Webster, L OBP: 0.343, SLG: 0.426 (8, PH) (9, 3)						0-0 K	0-3 2H 3H 1B		0-0 1B 3B	1	1	1	0	0	0	0									
Dick Green, R OBP: 0.294, SLG: 0.311 (1, 5)		0-0 1B				0-0 F9	0-3 K		0-0 G4-3-6 1B	4	0	2	1	0	1	1									
Rick Monday, L OBP: 0.325, SLG: 0.439 (1, 8)		0-0 4-3				0-0 FC4-6 1B	0-0 F9		0-0 G4-3-6 1B	4	0	1	0	0	0	2									
Ken Suarez, R OBP: 0.425, SLG: 0.581 (1, 2)			0-0 5-3			0-0 F2	0-0 BB 2B		0-3 K	4	0	1	0	0	1	1									
Chuck Dobson, R OBP: 0.133, SLG: 0.133 (5, PH) (5, PH) (5, 1)			0-0 4-3			0-0 FC4-6	4-0 BB BB		0-0 3-1	1	0	0	0	0	0	0									
Ted Kubiak, S OBP: 0.295, SLG: 0.194 (7, PH) (7, 1)						0-0 1-2 BB				1	0	0	0	0	0	0									
Jack Aker, R OBP: 0.142, SLG: 0.143 (8, 1) (8, PH) (8, PH) (8, 1)										0	0	0	0	0	0	0									
Inning Stats	R: 0 E: 0 K: 1 S: 5	H: 1 LOB: 0 BB: 0 P: 5	R: 0 E: 0 K: 0 S: 4	H: 1 LOB: 0 BB: 0 P: 4	R: 0 E: 0 K: 0 S: 3	H: 0 LOB: 0 BB: 0 P: 3	R: 0 E: 0 K: 0 S: 4	H: 1 LOB: 1 BB: 0 P: 4	R: 2 E: 1 K: 2 S: 10	H: 2 LOB: 1 BB: 0 P: 10	R: 0 E: 0 K: 2 S: 8	H: 1 LOB: 3 BB: 2 P: 16	R: 0 E: 0 K: 0 S: 4	H: 2 LOB: 0 BB: 0 P: 4	R: 1 E: 0 K: 2 S: 8	H: 1 LOB: 1 BB: 0 P: 8	R: 0 E: 0 K: 2 S: 8	H: 1 LOB: 1 BB: 0 P: 8	1B: 8 2B: 1 3B: 1 HR: 0	SF: 0 SAC: 0 DP: 1 HBP: 0	WP: 0 PB: 0 SB: 0 CS: 1	PA: 38			
PITCHER	IP	WLS	BF	H	R	ER	SO	BB	IBB	HBP	BLK	WP	HR	S	P	ERA	WHIP								
Barry Moore, L ERA: 4.09 (1, 1)	6.1	W	27	7	2	0	3	1	0	0	0	0	0	9	13	9.00	3.000								
Dave Baldwin, R ERA: 1.35 (7, 1)	1.0		6	2	1	1	2	1	0	0	0	0	0	9	13	9.00	3.000								
Darold Knowles, L ERA: 2.17 (8, 1)	1.2	S	5	1	0	0	2	0	0	0	0	0	0	9	9	0.00	0.600								

Batter	1	2	3	4	5	6	7	8	9	AB	R	H	RBI	BB	SO	LOB	TOP								
Rick Monday, L OBP: 0.324, SLG: 0.436 (1, 8)										4	0	1	0	0	0	0									
Mike Hershberger, R OBP: 0.353, SLG: 0.553 (1, 9)										4	0	0	0	0	0	2									
John Donaldson, L OBP: 0.361, SLG: 0.410 (1, 4)										4	0	3	0	0	0	0									
Danny Cater, R OBP: 0.290, SLG: 0.330 (1, 5)										3	0	0	0	1	0	3									
Ray Webster, L OBP: 0.341, SLG: 0.422 (1, 3)											4	2	1	0	0	0	1								
Jim Gosger, L OBP: 0.347, SLG: 0.374 (1, 7)											3	0	2	1	1	0	0								
Dick Green, R OBP: 0.288, SLG: 0.304 (1, 6)											4	0	0	0	0	2	4								
Ken Suarez, R OBP: 0.395, SLG: 0.545 (1, 2)											2	0	0	1	0	1	0								
Paul Lindblad, L OBP: 0.217, SLG: 0.217 (1, 1)											2	0	1	0	0	0	0								
Ken Harrelson, R OBP: 0.256, SLG: 0.291 (7, PH)											1	0	0	0	0	1	1								
Diego Segui, R (7, 1)											0	0	0	0	0	0	0								
Inning Stats	R: 0 E: 0 K: 0 S: 4	H: 1 LOB: 1 BB: 0 P: 4	R: 0 E: 0 K: 0 S: 2	H: 0 LOB: 0 BB: 1 P: 6	R: 0 E: 0 K: 0 S: 4	H: 2 LOB: 1 BB: 0 P: 4	R: 1 E: 0 K: 0 S: 4	H: 1 LOB: 1 BB: 0 P: 8	R: 0 E: 0 K: 1 S: 5	H: 0 LOB: 0 BB: 0 P: 5	R: 0 E: 0 K: 0 S: 3	H: 1 LOB: 0 BB: 0 P: 3	R: 1 E: 0 K: 2 S: 9	H: 2 LOB: 1 BB: 0 P: 9	R: 0 E: 0 K: 0 S: 4	H: 1 LOB: 1 BB: 0 P: 4	R: 0 E: 0 K: 1 S: 5	H: 0 LOB: 0 BB: 0 P: 5	1B: 7 2B: 1 3B: 1 HR: 0	SF: 1 SAC: 0 DP: 2 HBP: 0	WP: 0 PB: 0 SB: 0 CS: 1	PA: 34			
PITCHER Jim McGlothlin, R ERA: 1.8 (1, 1)	IP: 9.0 WLS: W BF: 34 H: 8 R: 2 ER: 2 SO: 4 BB: 2 IBB: 0 HBP: 0 BLK: 0 WP: 0 HR: 0 S: 40 P: 48 ERA: 2.00 WHIP: 1.111																								

Kansas City Athletics @ California Angels
Anaheim Stadium, Anaheim, CA
Fri Jul 07 1967, 10:05 PM EDT
Unknown


AB	31
R	2
H	8
RBI	2
BB	2
SO	4
LOB	11



Batter	1	2	3	4	5	6	7	8	9	AB	R	H	RBI	BB	SO	LOB	BOTTOM							
Jose Cardenal, R OBP: 0.261, SLG: 0.328 (1, 8)										4	1	0	0	0	0	1								
Paul Schaaf, R OBP: 0.309, SLG: 0.325 (1, 5)										3	1	1	1	1	0	2								
Jim Fregosi, R OBP: 0.339, SLG: 0.402 (1, 6)										4	1	2	0	0	1	1								
Don Mincher, L OBP: 0.396, SLG: 0.524 (1, 3)										3	1	1	3	1	1	1								
Bubba Morton, R OBP: 0.378, SLG: 0.338 (6, PR)										2	0	0	0	1	1	0								
Roger Repoz, L OBP: 0.319, SLG: 0.394 (7, 9)										0	1	0	0	1	0	0								
Rick Reichardt, R OBP: 0.314, SLG: 0.394 (1, 7)										4	2	3	3	0	0	0								
Buck Rodgers, S OBP: 0.287, SLG: 0.338 (1, 2)										4	0	0	0	0	2	3								
Bobby Knoop, R OBP: 0.297, SLG: 0.339 (1, 4)										3	0	1	0	0	0	1								
Jim McGlothlin, R OBP: 0.167, SLG: 0.118 (1, 1)										3	0	0	0	0	1	1								
Inning Stats	R: 1 E: 0 K: 1 S: 6	H: 1 LOB: 0 BB: 0 P: 6	R: 0 E: 0 K: 1 S: 5	H: 0 LOB: 0 BB: 0 P: 5	R: 0 E: 0 K: 1 S: 6	H: 1 LOB: 1 BB: 0 P: 6	R: 0 E: 0 K: 2 S: 7	H: 1 LOB: 0 BB: 0 P: 7	R: 1 E: 0 K: 1 S: 6	H: 1 LOB: 0 BB: 0 P: 6	R: 5 E: 1 K: 0 S: 7	H: 3 LOB: 1 BB: 1 P: 11	R: 0 E: 0 K: 0 S: 3	H: 0 LOB: 1 BB: 1 P: 7	R: 0 E: 0 K: 0 S: 2	H: 1 LOB: 2 BB: 2 P: 10	1B: 3 2B: 0 3B: 1 HR: 4	SF: 0 SAC: 0 DP: 1 HBP: 0	WP: 0 PB: 0 SB: 0 CS: 2	PA: 34				
PITCHER Paul Lindblad, L ERA: 2.81 (1, 1)	IP: 6.0 WLS: L BF: 26 H: 7 R: 7 ER: 6 SO: 6 BB: 1 IBB: 0 HBP: 0 BLK: 0 WP: 0 HR: 4 S: 37 P: 41 ERA: 9.00 WHIP: 1.333																							
Diego Segui, R ERA: 2.85 (7, 1)	IP: 2.0 WLS: L BF: 8 H: 1 R: 0 ER: 0 SO: 0 BB: 3 IBB: 0 HBP: 0 BLK: 0 WP: 0 HR: 0 S: 5 P: 17 ERA: 0.00 WHIP: 2.000																							

Kansas City Athletics @ California Angels
Anaheim Stadium, Anaheim, CA
Fri Jul 07 1967, 10:05 PM EDT
Unknown

AB	30
R	7
H	8
RBI	7
BB	4
SO	6
LOB	10




Batter	1	2	3	4	5	6	7	8	9	AB	R	H	RBI	BB	SO	LOB	TOP	
Rick Monday, L OBP: 0.325, SLG: 0.431 (1, 8)	0-0 6-3		4-0 BB			4-0 1B BB	0-0 1-3		0-0 4-3	3	1	0	0	2	0	2		
Mike Hershberger, R OBP: 0.355, SLG: 0.355 (1, 9)	0-0 WP 1B		0-0 F7			0-0 1B FC1-6	0-0 F8			4	1	2	0	0	0	1		
John Donaldson, L OBP: 0.366, SLG: 0.408 (1, 4)	4-0 G4-3 BB			0-0 F5		0-0 FC1-6 1B		0-0 F5		3	0	1	1	1	0	0		
Ray Webster, L OBP: 0.338, SLG: 0.418 Danny Cater, R OBP: 0.299, SLG: 0.329 Dick Green, R OBP: 0.286, SLG: 0.303 (1, 3) (6, PH) (6, 5)	0-0 G4-3			0-0 F5		0-0 FC1-6 2B FC3-2		0-3 K		2	0	0	0	0	0	2		
Jim Gosger, L OBP: 0.345, SLG: 0.377 (1, 7)		0-0 1-3		0-0 F9		0-0 FC3-2 1-3 2B		0-0 1-3		4	0	1	0	0	0	0		
Ossie Chavarria, R OBP: 0.250, SLG: 0.125 Ken Harrelson, R OBP: 0.268, SLG: 0.297 (1, 5) (6, PH) (6, 3)		0-3 K			0-0 F3	4-0 FC3-2 BB		0-0 1B		2	0	0	0	0	1	0		
Ted Kubiak, S OBP: 0.205, SLG: 0.171 (1, 6)		0-0 F7			0-0 4-3	0-0 FC3-2		0-0 F6		4	0	0	0	0	0	4		
Ken Suarez, R OBP: 0.391, SLG: 0.514 Allan Lewis, S OBP: 0.333, SLG: 0.333 (1, 2) (9, PH)			0-0 F7		4-0 FC6-4 BB	0-0 L1		0-0 1B		2	0	0	0	1	0	3		
Caffish Hunter, R OBP: 0.174, SLG: 0.261 Paul Lindblad, L OBP: 0.208, SLG: 0.208 Jack Aker, R OBP: 0.143, SLG: 0.143 Joe Nosssek, R OBP: 0.193, SLG: 0.253 (1, 1) (7, PH) (7, 1) (9, PH)			0-0 6-3		0-0 FC6-4		0-3 K		0-3 K	2	0	0	0	0	0	1		
Inning Stats	R: 0 E: 0 K: 0 S: 3	H: 1 LOB: 1 BB: 1 P: 7	R: 0 E: 0 K: 1 S: 5	H: 0 LOB: 0 BB: 0 P: 5	R: 0 E: 0 K: 0 S: 3	H: 0 LOB: 0 BB: 0 P: 3	R: 0 E: 0 K: 0 S: 3	H: 0 LOB: 1 BB: 1 P: 7	R: 2 E: 0 K: 1 S: 6	H: 3 LOB: 3 BB: 2 P: 14	R: 0 E: 0 K: 1 S: 5	H: 0 LOB: 0 BB: 0 P: 5	R: 0 E: 0 K: 1 S: 7	H: 2 LOB: 2 BB: 0 P: 7	1B: 5 2B: 1 3B: 0 HR: 0	SF: 0 SAC: 0 DP: 1 HBP: 0	WP: 1 PA: 37 CS: 0	
PITCHER	IP	WLS	BF	H	R	ER	SO	BB	IBB	HBP	BLK	WP	HR	S	P	ERA	WHIP	
Jack Hamilton, R ERA: 3.2 Ken Turner, L ERA: 3.45 Bill Kelso, R ERA: 2.86 (1, 1) (6, 1) (6, 1)	5.0	W	21	3	2	2	1	4	0	0	0	1	0	19	35	3.60	1.400	

Kansas City Athletics @ California Angels
Anaheim Stadium, Anaheim, CA
Fri Jul 07 1967, 10:05 PM EDT
Att: 16,769 - Unknown

livebaseballscorecards.com

AB 32
R 2
H 6
RBI 2
BB 5
SO 4
LOB 16



Batter	1	2	3	4	5	6	7	8	9	AB	R	H	RBI	BB	SO	LOB	BOTTOM		
Jose Cardenal, R OBP: 0.257, SLG: 0.323 (1, 8)	0-0 F8	0-0 E5			0-0 F7		0-0 4-3			4	0	0	1	0	0	0			
Paul Schaaf, R OBP: 0.309, SLG: 0.325 Bobby Knoop, R OBP: 0.296, SLG: 0.337 (1, 5) (6, 4)	0-0 BB BB 1B	0-0 F5			0-0 6-3		0-3 K			3	0	1	0	0	0	1			
Jim Fregosi, R OBP: 0.340, SLG: 0.401 (1, 6)	4-0 BB 1-2 BB	0-0 F9			0-3 K			0-0 1B 1B		3	1	1	0	1	1	1			
Don Mincher, L OBP: 0.401, SLG: 0.523 (1, 3)	4-0 G6-4-3 BB		0-3 K		4-0 2B BB		0-0 1B 1B		0-0 1B 1B	2	2	1	0	2	1	0			
Rick Reichardt, R OBP: 0.313, SLG: 0.392 (1, 7)	0-0 G6-4-3		0-0 F8		0-3 K		0-0 K		0-0 2B 1B	4	1	1	2	0	1	4			
Roger Repoz, L OBP: 0.333, SLG: 0.427 (1, 9)		0-0 BB 1B	0-0 F7		0-0 SF9 2B		0-0 2B 2B		0-0 2B 2B	4	2	3	2	0	0	0			
Buck Rodgers, S OBP: 0.286, SLG: 0.335 (1, 2)		4-0 1B E BB		0-3 K		0-0 SF9		0-0 F6		2	1	0	1	1	1	1			
Tom Satriano, L OBP: 0.333, SLG: 0.330 (1, 4) (6, 5)		0-0 E 1B		0-0 F7		0-0 6-3		0-3 K		4	1	1	1	0	1	1			
Jack Hamilton, R OBP: 0.077, SLG: 0.308 Ken Turner, R Bill Kelso, R (1, 1) (6, 1) (6, 1)		0-0 G3		0-3 K			0-3 K		0-3 K	2	0	0	0	0	1	2			
Inning Stats	R: 0 E: 0 K: 0 S: 3	H: 1 LOB: 2 BB: 2 P: 11	R: 3 E: 1 K: 0 S: 6	H: 2 LOB: 1 BB: 1 P: 10	R: 0 E: 0 K: 1 S: 5	H: 0 LOB: 0 BB: 0 P: 5	R: 0 E: 0 K: 2 S: 7	H: 0 LOB: 0 BB: 0 P: 7	R: 0 E: 0 K: 1 S: 5	H: 0 LOB: 0 BB: 0 P: 5	R: 2 E: 0 K: 1 S: 6	H: 1 LOB: 1 BB: 1 P: 10	R: 0 E: 0 K: 2 S: 7	H: 0 LOB: 0 BB: 0 P: 7	R: 3 E: 0 K: 2 S: 11	H: 4 LOB: 1 BB: 0 P: 11	1B: 6 2B: 2 3B: 0 HR: 0	SF: 1 SAC: 0 DP: 1 HBP: 0	WP: 0 PA: 36 CS: 0
PITCHER	IP	WLS	BF	H	R	ER	SO	BB	IBB	HBP	BLK	WP	HR	S	P	ERA	WHIP		
Caffish Hunter, R ERA: 2.63 Jack Aker, R ERA: 3.17 (1, 1) (7, 1)	6.0	L	26	4	5	4	5	4	0	0	0	0	0	18	18	13.50	2.000		

Kansas City Athletics @ California Angels
Anaheim Stadium, Anaheim, CA
Fri Jul 07 1967, 10:05 PM EDT
Att: 16,769 - Unknown

livebaseballscorecards.com

AB 31
R 8
H 8
RBI 7
BB 4
SO 9
LOB 11



Batter	1	2	3	4	5	6	7	8	9	AB	R	H	RBI	BB	SO	LOB	TOP										
Rick Monday, L OBP: 0.323, SLG: 0.424 (1, 8)	0-0 6-3		0-3 K			0-3 K			0-0 F4	4	0	0	0	0	2	0											
John Donaldson, L OBP: 0.397, SLG: 0.394 (1, 4)	0-0 1-3			0-3 K			4-0 BB		0-0 6-3	3	0	0	0	1	1	0											
Mike Hershberger, R OBP: 0.352, SLG: 0.356 (1, 9)	0-0 1-3			0-0 F6			0-0 F7		0-0 1B 2B	4	1	1	0	0	0	1											
Danny Cater, R OBP: 0.294, SLG: 0.331 (1, 5)		0-0 1B		0-0 5-3			0-0 F8		0-0 1B E	4	1	2	1	0	0	1											
Ken Harrelson, R OBP: 0.258, SLG: 0.284 (1, 3)	0-0 F4				0-0 5-3		0-0 F6		0-0 E5	4	0	0	0	0	0	2											
Ossie Chavarria, R OBP: 0.231, SLG: 0.114 (1, 6)	0-0 F9				0-0 F7			0-0 5-3	0-0 F6	3	0	0	0	0	0	1											
Jim Gosger, L OBP: 0.341, SLG: 0.372 (9, PH)					0-0 F7				0-0 F6	1	0	0	0	0	0	1											
Joe Nossek, R OBP: 0.184, SLG: 0.241 (1, 7)	0-0 F3				0-0 5-3			0-0 6-3		3	0	0	0	0	0	1											
Ken Suarez, R OBP: 0.373, SLG: 0.462 (1, 2)			0-3 K			0-0 F7		4-0 2B BB		2	0	0	0	1	1	0											
Lew Krausse, R OBP: 0.107, SLG: 0.074 (1, 1)			0-3 K			0-3 K		0-0 1-H 2B		2	0	0	0	0	2	0											
Dick Green, R OBP: 0.288, SLG: 0.310 (8, PH)										1	0	1	0	0	0	0											
Tony Pierce, R OBP: 0.341, SLG: 0.372 (8, 1)										0	0	0	0	0	0	0											
Inning Stats	R: 0 E: 0 K: 0 S: 3	H: 0 LOB: 0 BB: 0 P: 3	R: 0 E: 0 K: 0 S: 4	H: 1 LOB: 1 BB: 0 P: 4	R: 0 E: 0 K: 3 S: 9	H: 0 LOB: 0 BB: 0 P: 9	R: 0 E: 0 K: 1 S: 5	H: 0 LOB: 0 BB: 0 P: 5	R: 0 E: 0 K: 2 S: 7	H: 0 LOB: 0 BB: 0 P: 7	R: 0 E: 0 K: 0 S: 3	H: 0 LOB: 1 BB: 1 P: 7	R: 0 E: 0 K: 0 S: 3	H: 1 LOB: 2 BB: 1 P: 7	R: 2 E: 1 K: 0 S: 6	H: 2 LOB: 1 BB: 0 P: 6	1B: 2 2B: 2 3B: 0 HR: 0	SF: 0 SAC: 0 DP: 0 HBP: 0	WP: 0 PB: 0 SB: 0 CS: 0	PA: 33							
PITCHER	IP	WLS	BF	H	R	ER	SO	BB	IBB	HBP	BLK	WP	HR	S	P	ERA	WHIP										
George Brunet, L ERA: 3.73 (1, 1)	8.2	W	32	4	2	1	6	2	0	0	0	0	0	42	50	1.04	0.692										
Minnie Rojas, R ERA: 1.64 (9, 1)	0.1	S	1	0	0	0	0	0	0	0	0	0	0	1	1	0.00	0.000										

Kansas City Athletics @ California Angels
Anaheim Stadium, Anaheim, CA
Sun Jul 09 1967, 6:33 AM EDT
Att: 12,061 - Unknown

AB	31
R	2
H	4
RBI	1
BB	2
SO	6
LOB	7



Batter	1	2	3	4	5	6	7	8	9	AB	R	H	RBI	BB	SO	LOB	BOTTOM										
Tom Satriano, L OBP: 0.315, SLG: 0.310 (1, 5)	0-0 F5		0-0 F8			0-0 G3	0-0 F7			4	0	0	0	0	0	4											
Roger Repoz, L OBP: 0.344, SLG: 0.431 (1, 8)	0-0 1-3			0-0 HR 1B		0-3 K		0-0 6-3		4	1	1	0	0	1	0											
Jim Fregosi, R OBP: 0.338, SLG: 0.401 (1, 6)	0-0 6-3			0-0 F4		0-0 1-3		0-0 1B 2B		4	1	1	0	0	0	1											
Don Mincher, L OBP: 0.397, SLG: 0.534 (1, 3)		0-0 4-3		0-0 HR		0-0 F6	0-3 K			4	1	1	2	0	1	1											
Jimmie Hall, L OBP: 0.317, SLG: 0.426 (1, 9)		0-3 K		0-0 4-3		4-0 1B BB	0-0 1B			2	1	0	0	1	1	0											
Bubba Morton, R OBP: 0.387, SLG: 0.348 (8, PH)								0-0 1B		1	0	1	1	0	0	0											
Jose Cardenal, R OBP: 0.257, SLG: 0.323 (9, 8)								0-0 1B BB	0-3 1B	0	0	0	0	0	0	0											
Rick Reichardt, R OBP: 0.308, SLG: 0.384 (1, 7)	0-0 3-1			0-0 F7		0-0 1B 1B	0-3 K			4	0	1	0	0	1	1											
Buck Rodgers, S OBP: 0.286, SLG: 0.333 (1, 2)			0-0 F4		0-3 K		0-0 1B BB			3	0	1	1	0	1	0											
Bobby Knoop, R OBP: 0.296, SLG: 0.331 (1, 4)			4-0 FC1-B BB		0-0 F7		4-0 1B BB			1	0	0	0	2	0	0											
George Brunet, R OBP: 0.070, SLG: 0.048 (1, 1)			0-0 FC1-6		0-3 K		0-0 F3			3	0	0	0	0	1	4											
Minnie Rojas, R OBP: 0.167, SLG: 0.091 (9, 1)										0	0	0	0	0	0	0											
Inning Stats	R: 0 E: 0 K: 0 S: 3	H: 0 LOB: 0 BB: 0 P: 3	R: 0 E: 0 K: 1 S: 5	H: 0 LOB: 0 BB: 0 P: 5	R: 0 E: 0 K: 0 S: 3	H: 0 LOB: 1 BB: 1 P: 7	R: 2 E: 0 K: 0 S: 5	H: 2 LOB: 0 BB: 0 P: 5	R: 0 E: 0 K: 2 S: 7	H: 0 LOB: 0 BB: 0 P: 7	R: 1 E: 0 K: 0 S: 5	H: 2 LOB: 2 BB: 2 P: 13	R: 1 E: 0 K: 2 S: 9	H: 2 LOB: 1 BB: 0 P: 9	1B: 4 2B: 1 3B: 0 HR: 1	SF: 0 SAC: 0 DP: 0 HBP: 0	WP: 0 PB: 0 SB: 0 CS: 0	PA: 33									
PITCHER	IP	WLS	BF	H	R	ER	SO	BB	IBB	HBP	BLK	WP	HR	S	P	ERA	WHIP										
Lew Krausse, R ERA: 4.69 (1, 1)	7.0	L	28	4	3	3	4	3	0	0	0	0	0	33	45	3.86	1.000										
Tony Pierce, L ERA: 3.96 (8, 1)	1.0		5	2	1	1	2	0	0	0	0	0	0	9	9	9.00	2.000										

Kansas City Athletics @ California Angels
Anaheim Stadium, Anaheim, CA
Sun Jul 09 1967, 6:33 AM EDT
Att: 12,061 - Unknown

AB	30
R	4
H	6
RBI	4
BB	3
SO	6
LOB	11



Batter	1	2	3	4	5	6	7	8	9	AB	R	H	RBI	BB	SO	LOB	TOP								
Bert Campaneris, R (1, 6) OBP: 0.311, SLG: 0.340	0-3 K		0-0 2B		0-3 K			0-0 1-3		4	0	1	0	0	2	0	Kansas City Athletics @ Minnesota Twins Metropolitan Stadium, Bloomington, MI Thu Jul 13 1967, 8:05 PM EDT Att: 21,397 - Unknown								
John Donaldson, L (1, 4) OBP: 0.383, SLG: 0.389	0-0 F5		0-0 F9			0-0 E1		0-0 S		4	0	1	0	0	0	1									
Allan Lewis, S (8, PR) OBP: 0.250, SLG: 0.250										0	0	0	0	0	0	0									
Ossie Chavarria, R (8, 4) OBP: 0.231, SLG: 0.114										0	0	0	0	0	0	0									
Mike Hershberger, R (1, 9) OBP: 0.340, SLG: 0.350	0-0 F8			0-0 F7		0-0 FC1-6		0-0 F7		4	0	0	0	0	0	2									
Danny Cater, R (1, 7) OBP: 0.292, SLG: 0.328		0-3 K		0-0 1-3		0-0 6-3		0-0 6-3		3	0	0	0	0	1	1									
Jim Gosger, L (9, PH) OBP: 0.340, SLG: 0.370						1-3 K				1	0	0	0	0	0	0									
Ken Harrelson, R (1, 3) OBP: 0.273, SLG: 0.319		0-0 1B		0-0 HR		0-3 K		4-0 1B		3	1	2	1	1	1	1									
Ted Kubiak, S (9, PR) OBP: 0.195, SLG: 0.162								BB BB BB BB 1B BB		0	0	0	0	0	0	0									
Rick Monday, L (1, 8) OBP: 0.322, SLG: 0.421		0-3 K		0-0 F8			0-3 K	0-0 G4-6-3		4	0	1	0	0	2	1									
Dick Green, R (1, 5) OBP: 0.284, SLG: 0.305					0-3 K2-3			0-0 1B		3	0	0	0	0	3	1									
Ray Webster, L (9, PH) OBP: 0.332, SLG: 0.409								1-2 G4-6-3		1	0	0	0	0	0	2									
Phil Roof, R (1, 2) OBP: 0.276, SLG: 0.338			0-0 6-3		0-0 HR		0-0 F8			3	1	1	1	0	0	0									
Jim Nash, R (1, 1) OBP: 0.130, SLG: 0.093			0-3 K		0-0 4-3			0-0 1-3		3	0	0	0	0	1	0									
Inning Stats	R: 0 E: 0 K: 1 S: 5	H: 0 LOB: 0 BB: 0 P: 5	R: 0 E: 0 K: 3 S: 10	H: 1 LOB: 1 BB: 0 P: 10	R: 0 E: 0 K: 1 S: 6	H: 1 LOB: 1 BB: 0 P: 6	R: 1 E: 0 K: 0 S: 4	H: 1 LOB: 0 BB: 0 P: 4	R: 1 E: 0 K: 2 S: 8	H: 1 LOB: 0 BB: 0 P: 8	R: 0 E: 1 K: 1 S: 6	H: 0 LOB: 1 BB: 0 P: 6	R: 0 E: 0 K: 2 S: 7	H: 0 LOB: 0 BB: 0 P: 7	R: 0 E: 0 K: 0 S: 4	H: 1 LOB: 2 BB: 0 P: 4	R: 0 E: 0 K: 0 S: 3	H: 1 LOB: 2 BB: 1 P: 7	1B: 3 2B: 1 3B: 0 HR: 2	SF: 0 SAC: 0 DP: 1 HBP: 0	WP: 2 PB: 0 SB: 1 CS: 0	PA: 34			
PITCHER	IP	WLS	BF	H	R	ER	SO	BB	IBB	HBP	BLK	WP	HR	S	P	ERA	WHIP								
Jim Merritt, L (1, 1) ERA: 2.37	7.0		26	4	2	2	10	0	0	0	0	1	2	46	46	2.57	0.571								
Al Worthington, R (8, 1) ERA: 3.67	2.0	W	8	2	0	0	0	1	0	0	0	0	0	7	11	0.00	1.500								

Batter	1	2	3	4	5	6	7	8	9	AB	R	H	RBI	BB	SO	LOB	BOTTOM								
Cesar Tovar, R (1, 5) OBP: 0.339, SLG: 0.385	0-3 K		0-0 1B		0-0 F7		0-0 3B			4	0	2	1	0	1	1	Kansas City Athletics @ Minnesota Twins Metropolitan Stadium, Bloomington, MI Thu Jul 13 1967, 8:05 PM EDT Att: 21,397 - Unknown								
Rod Carew, L (1, 4) OBP: 0.360, SLG: 0.434	0-3 K		0-0 G3		0-0 E6		0-3 K			4	0	1	0	0	2	2									
Harmon Killebrew, R (1, 3) OBP: 0.417, SLG: 0.575	4-0 BB			0-0 F2	0-0 2-1	0-0 HR		0-0 HR		3	2	2	2	1	0	0									
Tony Oliva, L (1, 9) OBP: 0.307, SLG: 0.442	0-3 K			0-0 E9	3-H 2B	0-0 6-3		0-3 K		4	0	1	0	0	2	1									
Bob Allison, R (1, 7) OBP: 0.350, SLG: 0.414		0-3 K		0-3 K		1-0 G6-3		0-0 5-3		3	0	0	0	0	2	1									
Jerry Zimmerman, R (9, 2) OBP: 0.235, SLG: 0.162						HBP				0	0	0	0	0	0	0									
Zoilo Versalles, R (1, 6) OBP: 0.281, SLG: 0.311		0-0 F7		1-0 HBP		0-0 G6-3		0-0 F7		3	0	0	0	0	0	1									
Russ Nixon, L (1, 2) OBP: 0.333, SLG: 0.329		0-3 K		0-3 K			0-0 F4			3	0	0	0	0	2	2									
Sandy Valdespino, L (9, 7) OBP: 0.268, SLG: 0.278										0	0	0	0	0	0	0									
Ted Uhlhaender, L (1, 8) OBP: 0.242, SLG: 0.373			0-0 1-3		0-3 K		0-3 K			3	0	0	0	0	2	0									
Jim Merritt, L (1, 1) OBP: 0.222, SLG: 0.235			0-3 K		4-0 2-1		0-0 3B			1	0	0	0	1	1	0									
Rich Reese, L (7, PH) OBP: 0.291, SLG: 0.420							WP			1	1	1	0	0	0	0									
Al Worthington, R (8, 1) ERA: 3.5										0	0	0	0	0	0	0									
Inning Stats	R: 0 E: 0 K: 3 S: 9	H: 0 LOB: 1 BB: 1 P: 13	R: 0 E: 0 K: 2 S: 7	H: 0 LOB: 0 BB: 0 P: 7	R: 0 E: 0 K: 1 S: 6	H: 1 LOB: 1 BB: 0 P: 6	R: 0 E: 1 K: 2 S: 8	H: 1 LOB: 2 BB: 0 P: 9	R: 0 E: 0 K: 0 S: 3	H: 1 LOB: 0 BB: 0 P: 4	R: 1 E: 0 K: 2 S: 9	H: 2 LOB: 1 BB: 0 P: 9	R: 1 E: 0 K: 1 S: 6	H: 1 LOB: 0 BB: 0 P: 6	R: 1 E: 0 K: 0 S: 3	H: 1 LOB: 0 BB: 0 P: 6	1B: 3 2B: 1 3B: 1 HR: 2	SF: 0 SAC: 0 DP: 1 HBP: 2	WP: 2 PB: 0 SB: 0 CS: 0	PA: 33					
PITCHER	IP	WLS	BF	H	R	ER	SO	BB	IBB	HBP	BLK	WP	HR	S	P	ERA	WHIP								
Jim Nash, R (1, 1)	8.0	L	34	7	3	3	12	2	0	2	0	1	2	53	63	3.38	1.125								

AB	33
R	2
H	6
RBI	2
BB	1
SO	10
LOB	9



Batter	1	2	3	4	5	6	7	8	9	AB	R	H	RBI	BB	SO	LOB	TOP																			
Bert Campaneris, R OBP: 0.309, SLG: 0.338 (1, 6)	F5		E5 S	F8-5-4		1B			F8	5	1	1	0	0	0	2																				
John Donaldson, L OBP: 0.394, SLG: 0.390 (1, 4)	1-3		1B S			4-3			F8	5	0	2	2	0	0	1																				
Mike Hershberger, R OBP: 0.351, SLG: 0.352 (9, PR)	F3		1B	F9						4	0	2	0	0	0	1																				
Allan Lewis, S OBP: 0.250, SLG: 0.250 (9, 9)			1B							0	0	0	0	0	0	0																				
Jim Geiger, L OBP: 0.340, SLG: 0.370 (9, 9)			1B							0	0	0	0	0	0	0																				
Danny Cater, R OBP: 0.294, SLG: 0.333 (9, 1)		BB 1B	F3		F9 2B				F3	4	0	2	0	0	0	3																				
Jack Aker, R OBP: 0.143, SLG: 0.143 (9, 1)									CS	0	0	0	0	0	0	0																				
Ken Harrelson, R OBP: 0.272, SLG: 0.311 (1, 3)		F8	FC6-4 BB		F9	FC5-4 S				3	0	0	0	1	0	3																				
Rick Monday, L OBP: 0.318, SLG: 0.415 (1, 8)		F7	FC6-4 1-2		6-3					4	0	0	0	0	1	6																				
Dick Green, R OBP: 0.288, SLG: 0.306 (1, 5)		BB 1-2		1B 1B					1-3	3	1	1	0	1	0	1																				
Phil Roof, R OBP: 0.275, SLG: 0.335 (1, 2)		F8		1B 1B					F7	4	1	1	0	0	0	2																				
Chuck Dobson, R OBP: 0.152, SLG: 0.152 (6, 1)				1B 1B					F8	3	0	1	1	0	0	0																				
Tony Pierce, R (6, 1)			5-3							1	0	0	0	0	1	0																				
Joe Nosssek, R OBP: 0.184, SLG: 0.241 (9, 7)				F8-5-4 1B		6-3			K	0	0	0	0	0	0	0																				
Inning Stats	R: 0 E: 0 K: 0 S: 3	H: 0 LOB: 0 BB: 0 P: 3	R: 0 E: 0 K: 0 S: 4	H: 1 LOB: 2 BB: 1 P: 8	R: 1 E: 1 K: 0 S: 6	H: 2 LOB: 3 BB: 1 P: 10	R: 2 E: 0 K: 0 S: 6	H: 4 LOB: 1 BB: 0 P: 6	R: 0 E: 0 K: 0 S: 4	H: 1 LOB: 1 BB: 0 P: 4	R: 0 E: 0 K: 1 S: 6	H: 1 LOB: 1 BB: 0 P: 6	R: 0 E: 0 K: 1 S: 5	H: 0 LOB: 0 BB: 0 P: 5	R: 0 E: 0 K: 0 S: 2	H: 0 LOB: 1 BB: 0 P: 3	1B: 9 2B: 2 3B: 0 HR: 0	SF: 0 SAC: 0 DP: 1 HBP: 1	WP: 0 PB: 0 SB: 3 CS: 1	PA: 40																
PITCHER	IP	WLS	BF	H	R	ER	SO	BB	IBB	HBP	BLK	WP	HR	S	P	ERA	WHIP	PITCHER		IP	WLS	BF	H	R	ER	SO	BB	IBB	HBP	BLK	WP	HR	S	P	ERA	WHIP
Jim Kaat, L ERA: 4.04 (1, 1)	8.0	L	36	10	3	2	2	2	0	0	0	0	0	38	46	2.25	1.500																			
Ron Kline, R ERA: 3.18 (9, 1)	1.0	S	3	0	0	0	0	0	0	1	0	0	0	2	3	0.00	0.000																			

Kansas City Athletics @ Minnesota Twins
Metropolitan Stadium, Bloomington, MI

Fri Jul 14, 1967, 8:05 PM EDT
Att: 26,359 - Unknown

livebaseballscorecards.com

AB	36
R	3
H	10
RBI	3
BB	2
SO	2
LOB	19



Batter	1	2	3	4	5	6	7	8	9	AB	R	H	RBI	BB	SO	LOB	BOTTOM																			
Cesar Tovar, R OBP: 0.340, SLG: 0.383 (9, 8)	F7		F6	F8		1-2 2-3 HBP				4	0	1	1	0	0	2																				
Rod Carew, L OBP: 0.364, SLG: 0.440 (1, 4)	5-3 2B		BB BB WP 1B		FC5-4 1B	K			1-3	5	1	3	0	0	1	4																				
Harmon Killebrew, R OBP: 0.414, SLG: 0.567 (1, 3)	5-3		WP BB BB		FC5-4				5-3	4	0	0	0	1	0	2																				
Tony Oliva, L OBP: 0.305, SLG: 0.434 (1, 9)	K		WP BB		F5				F5	4	0	0	0	1	1	2																				
Bob Allison, R OBP: 0.349, SLG: 0.409 (1, 7)					F7					3	0	0	0	1	1	3																				
Rich Reese, L OBP: 0.286, SLG: 0.412 (9, PH)			F5						4-3	1	0	0	0	0	0	0																				
Zoilo Versalles, R OBP: 0.281, SLG: 0.313 (1, 6)			1-2 2-3 3-H							4	0	1	0	0	0	1																				
Russ Nixon, L OBP: 0.333, SLG: 0.330 (1, 2)					1-3					3	0	1	0	0	1	1																				
Earl Battey, R OBP: 0.265, SLG: 0.243 (9, 2)						HBP BB 1B			F7	1	0	0	0	0	0	0																				
Ted Uhlhaender, L OBP: 0.244, SLG: 0.372 (8, PH)										3	0	1	0	0	0	2																				
Rich Rollins, R OBP: 0.336, SLG: 0.349 (9, 5)										1	1	1	0	0	0	0																				
Jim Kaat, L OBP: 0.327, SLG: 0.404 (8, PH)					1-3					1	0	0	0	2	0	0																				
Frank Kostro, R OBP: 0.385, SLG: 0.273 (9, 1)						HBP BB			F9	1	0	0	0	0	0	1																				
Ron Kline, R ERA: 3.12 (9, 1)					1-2					0	0	0	0	0	0	0																				
Inning Stats	R: 0 E: 0 K: 1 S: 6	H: 1 LOB: 1 BB: 0 P: 6	R: 0 E: 0 K: 2 S: 8	H: 1 LOB: 0 BB: 0 P: 8	R: 1 E: 0 K: 0 S: 4	H: 1 LOB: 2 BB: 2 P: 12	R: 0 E: 0 K: 0 S: 4	H: 1 LOB: 2 BB: 1 P: 8	R: 0 E: 0 K: 1 S: 6	H: 1 LOB: 3 BB: 1 P: 11	R: 0 E: 0 K: 0 S: 3	H: 0 LOB: 1 BB: 1 P: 7	R: 0 E: 0 K: 0 S: 5	H: 2 LOB: 1 BB: 0 P: 5	R: 0 E: 0 K: 0 S: 3	H: 0 LOB: 0 BB: 0 P: 3	1B: 5 2B: 3 3B: 0 HR: 0	SF: 0 SAC: 0 DP: 0 HBP: 1	WP: 1 PB: 0 SB: 0 CS: 0	PA: 41																
PITCHER	IP	WLS	BF	H	R	ER	SO	BB	IBB	HBP	BLK	WP	HR	S	P	ERA	WHIP	PITCHER		IP	WLS	BF	H	R	ER	SO	BB	IBB	HBP	BLK	WP	HR	S	P	ERA	WHIP
Chuck Dobson, R ERA: 3.78 (1, 1)	5.2	W	28	6	1	1	3	4	0	0	0	0	0	11	15	3.86	1.286																			
Tony Pierce, L ERA: 3.96 (6, 1)	2.1		10	2	1	1	1	1	0	0	0	0	0	3	3	0.00	0.000																			
Jack Aker, R ERA: 3.12 (9, 1)	1.0	S	3	0	0	0	0	0	0	0	0	0	0	3	3	0.00	0.000																			

Kansas City Athletics @ Minnesota Twins
Metropolitan Stadium, Bloomington, MI

Fri Jul 14, 1967, 8:05 PM EDT
Att: 26,359 - Unknown

livebaseballscorecards.com

AB	35
R	2
H	8
RBI	1
BB	5
SO	4
LOB	18



Batter	1	2	3	4	5	6	7	8	9	AB	R	H	RBI	BB	SO	LOB	TOP			
Bert Campaneris, R OBP: 0.308, SLG: 0.337 (1, 6)	6-3	F7			K			1B		4	0	1	0	0	1	1				
Mike Hershberger, R OBP: 0.346, SLG: 0.346 (1, 9)	E6 1B		K			5-3		F9		4	1	0	0	0	1	1				
John Donaldson, L OBP: 0.368, SLG: 0.388 (1, 4)	1B			G4-6-3 1B		6-3		6-3		3	1	1	0	1	0	1				
Ray Webster, L OBP: 0.333, SLG: 0.410 Ken Harrelson, R OBP: 0.275, SLG: 0.315 (3, 3)	1B			G4-6-3		F8		FC1-6 1B		2	0	1	2	0	0	1				
Danny Cater, R OBP: 0.294, SLG: 0.333 Allan Lewis, S OBP: 0.250, SLG: 0.250 Dick Green, R OBP: 0.287, SLG: 0.304 (7, 5)	6-3				6-3			FC1-6 6-3		3	0	1	0	0	0	1				
Rick Monday, L OBP: 0.314, SLG: 0.409 (1, 8)	K				4-3		K	6-3		4	0	0	0	0	2	3				
Jim Gosger, L OBP: 0.338, SLG: 0.364 (1, 7)		F9			G3		F7	FC6-4 IBB		3	0	0	0	1	0	2				
Phil Roof, R OBP: 0.269, SLG: 0.327 (1, 2)	6-3				5-3		5-3	FC6-4		4	0	0	0	0	0	4				
Lew Krausse, R OBP: 0.129, SLG: 0.100 Tony Pierce, R (8, 1) Jack Aker, R OBP: 0.143, SLG: 0.143 (9, 1)					6-3		5-3			3	0	1	0	0	0	0				
										0	0	0	0	0	0	0				
										0	0	0	0	0	0	0				
Inning Stats	R: 2 E: 1 K: 1 S: 7	H: 1 LOB: 1 BB: 1 P: 11	R: 0 E: 0 K: 0 S: 4	H: 1 LOB: 1 BB: 0 P: 4	R: 0 E: 0 K: 1 S: 5	H: 1 LOB: 0 BB: 0 P: 5	R: 0 E: 0 K: 0 S: 3	H: 0 LOB: 0 BB: 0 P: 3	R: 0 E: 0 K: 1 S: 5	H: 0 LOB: 0 BB: 0 P: 5	R: 0 E: 0 K: 0 S: 6	H: 1 LOB: 2 BB: 0 P: 6	R: 0 E: 0 K: 0 S: 4	H: 1 LOB: 1 BB: 1 P: 8	R: 0 E: 0 K: 0 S: 4	H: 1 LOB: 2 BB: 1 P: 8	1B: 6 2B: 0 3B: 0 HR: 0	SF: 0 SAC: 0 DP: 1 HBP: 0	WP: 0 PB: 0 SB: 7 CS: 0	PA: 35
PITCHER	IP	WLS	BF	H	R	ER	SO	BB	IBB	HBP	BLK	WP	HR	S	P	ERA	WHIP			
Dean Chance, R ERA: 2.69 Ron Kline, R ERA: 3.1 (1, 1)	8.0		30	5	2	1	4	1	0	0	0	0	0	37	41	1.12	0.750			
(9, 1)	1.0	W	5	1	0	0	0	0	1	0	0	0	0	4	8	0.00	1.000			

Kansas City Athletics @ Minnesota Twins
Metropolitan Stadium, Bloomington, MI
Sat Jul 15 1967, 4:33 AM EDT
Att: 22,364 - Unknown

AB 33
R 2
H 6
RBI 2
BB 2
SO 4
LOB 15



Batter	1	2	3	4	5	6	7	8	9	AB	R	H	RBI	BB	SO	LOB	BOTTOM				
Cesar Tovar, R OBP: 0.336, SLG: 0.379 (1, 7)	F9		F4			E6		1-3		4	0	0	0	0	0	1					
Rod Carew, L OBP: 0.363, SLG: 0.438 (1, 4)	K					L6		G3		4	0	1	0	0	1	2					
Harmon Killebrew, R OBP: 0.415, SLG: 0.588 (1, 3)	HR		5-3			F8		HR		4	2	2	2	0	0	2					
Tony Oliva, L OBP: 0.304, SLG: 0.444 (1, 9)	G3				F9	F4		HR		4	1	1	1	0	0	1					
Rich Rollins, R OBP: 0.333, SLG: 0.343 (1, 5)		F9			F4	6-3				3	0	0	0	0	0	0					
Zoilo Versalles, R OBP: 0.278, SLG: 0.310 (1, 6)		5-3			F6	5-3				3	0	0	0	0	0	0					
Earl Batley, R OBP: 0.267, SLG: 0.247 (1, 2)					F7	F7				3	0	1	0	0	0	0					
Ted Uhlhaender, L OBP: 0.238, SLG: 0.363 (1, 8)		F5			F8	4-3				3	0	0	0	0	0	1					
Dean Chance, R ERA: 4.45 Bob Allison, R OBP: 0.351, SLG: 0.415 Ron Kline, R (8, PH) (9, 1)			K			K		1-3 2B		2	0	0	0	0	2	0					
										1	0	1	0	0	0	0					
										0	0	0	0	0	0	0					
Inning Stats	R: 1 E: 0 K: 1 S: 6	H: 1 LOB: 0 BB: 0 P: 6	R: 0 E: 0 K: 0 S: 4	H: 1 LOB: 1 BB: 0 P: 4	R: 0 E: 0 K: 1 S: 6	H: 1 LOB: 1 BB: 0 P: 6	R: 0 E: 0 K: 0 S: 3	H: 0 LOB: 0 BB: 0 P: 3	R: 0 E: 1 K: 0 S: 4	H: 0 LOB: 1 BB: 0 P: 4	R: 0 E: 0 K: 0 S: 3	H: 0 LOB: 0 BB: 0 P: 3	R: 0 E: 0 K: 0 S: 4	H: 1 LOB: 1 BB: 0 P: 4	R: 2 E: 0 K: 0 S: 2	H: 2 LOB: 0 BB: 0 P: 2	1B: 2 2B: 1 3B: 0 HR: 3	SF: 0 SAC: 0 DP: 0 HBP: 0	WP: 0 PB: 0 SB: 0 CS: 0	PA: 31	
PITCHER	IP	WLS	BF	H	R	ER	SO	BB	IBB	HBP	BLK	WP	HR	S	P	ERA	WHIP				
Lew Krausse, R ERA: 4.45 Tony Pierce, L ERA: 3.53 Jack Aker, R ERA: 3.41 (1, 1)	7.2		28	4	1	1	3	0	0	0	0	0	0	1	34	34	1.17	0.522			
(8, 1)	0.1		1	0	0	0	0	0	0	0	0	0	0	1	1	0.00	0.000				
(9, 1)	0.0	L	2	2	2	2	0	0	0	0	0	0	2	2	2	∞	∞				

Kansas City Athletics @ Minnesota Twins
Metropolitan Stadium, Bloomington, MI
Sat Jul 15 1967, 4:33 AM EDT
Att: 22,364 - Unknown

AB 31
R 3
H 6
RBI 3
BB 0
SO 3
LOB 7



Batter	1	2	3	4	5	6	7	8	9	AB	R	H	RBI	BB	SO	LOB	TOP					
Bert Campaneris, R OBP: 0.308, SLG: 0.339 (1, 6)	F8		4-3 2B		K		F5			4	1	1	0	0	1	1	Kansas City Athletics @ Chicago White Sox Comiskey Park, Chicago, IL Sun Jul 16 1967, 4:33 AM EDT Unknown					
John Donaldson, L OBP: 0.372, SLG: 0.392 (1, 4)	BB 1B		4-3		F9			E8 1B		4	0	2	0	0	0	1						
Mike Hershberger, R OBP: 0.341, SLG: 0.340 (1, 9)	F3		4-3		5-3			6-3		4	0	0	1	0	0	2						
Danny Cater, R OBP: 0.294, SLG: 0.330 (1, 7)	1-2 BB		3-H 0-0 F7			K		6-3		3	0	0	0	1	1	1						
Ken Harrelson, R OBP: 0.275, SLG: 0.313 (1, 3)	F4			1B 1B		6-3		L6		4	0	1	0	0	0	3						
Dick Green, R OBP: 0.286, SLG: 0.303 (1, 5)		F8		FC6-4 1-2 1B		F2			F7	4	0	1	0	0	0	0						
Rick Monday, L OBP: 0.313, SLG: 0.407 (1, 8)		K		F6			K		G3 1B	4	0	1	0	0	2	2						
Phil Roof, R OBP: 0.263, SLG: 0.319 (1, 2)		K		K			F7		G3 1-2	4	0	0	0	0	2	3						
Caffish Hunter, R OBP: 0.184, SLG: 0.265 (1, 1)	F9			FC6-4 1-2					K	3	0	1	0	0	0	3						
Allan Lewis, S OBP: 0.200, SLG: 0.200 (9, PH)										1	0	0	0	0	1	1						
Inning Stats	R: 0 E: 0 K: 0 S: 4	H: 1 LOB: 2 BB: 1 P: 8	R: 0 E: 0 K: 2 S: 8	H: 0 LOB: 1 BB: 0 P: 8	R: 1 E: 0 K: 0 S: 4	H: 1 LOB: 0 BB: 0 P: 4	R: 0 E: 0 K: 1 S: 7	H: 2 LOB: 2 BB: 0 P: 7	R: 0 E: 0 K: 1 S: 5	H: 0 LOB: 0 BB: 0 P: 5	R: 0 E: 0 K: 1 S: 5	H: 0 LOB: 0 BB: 0 P: 5	R: 0 E: 0 K: 1 S: 6	H: 1 LOB: 0 BB: 0 P: 6	R: 0 E: 1 K: 0 S: 4	H: 1 LOB: 1 BB: 0 P: 4	R: 0 E: 0 K: 1 S: 6	H: 1 LOB: 1 BB: 0 P: 6	1B: 6 2B: 1 3B: 0 HR: 0	SF: 0 SAC: 0 DP: 0 HBP: 0	WP: 0 PB: 0 SB: 1 CS: 0	PA: 36
PITCHER	IP	WLS	BF	H	R	ER	SO	BB	IBB	HBP	BLK	WP	HR	S	P	ERA	WHIP					
Wilbur Wood, L ERA: 1.43	(1, 1)	8.1	W	34	7	1	1	6	1	0	0	0	0	45	49	1.08	0.960					
Hoyt Wilhelm, R ERA: 0.62	(9, 1)	0.2	S	2	0	0	0	1	0	0	0	0	0	4	4	0.00	0.000					

Batter	1	2	3	4	5	6	7	8	9	AB	R	H	RBI	BB	SO	LOB	BOTTOM					
Tommie Agee, R OBP: 0.314, SLG: 0.393 (1, 8)	5-3		F3		1-3		F5			4	0	0	0	0	0	2	Kansas City Athletics @ Chicago White Sox Comiskey Park, Chicago, IL Sun Jul 16 1967, 4:33 AM EDT Unknown					
Wayne Causey, L OBP: 0.328, SLG: 0.316 (1, 4)	F9		BB			F9	F7			3	0	0	0	1	0	2						
Walt Williams, R OBP: 0.333, SLG: 0.405 (1, 7)	F8		F8			5-3		5-3		4	0	0	0	0	0	1						
Pete Ward, L OBP: 0.370, SLG: 0.383 (1, 3)		1B 2B BB		K		3-1		K		3	1	0	0	1	2	0						
Jim King, L OBP: 0.290, SLG: 0.250 (7, PR)	F4			1-3			SH 1B		K	3	0	1	0	0	0	1						
Don Buford, S OBP: 0.300, SLG: 0.276 (8, 5)										1	1	0	0	0	1	0						
Ron Hansen, R OBP: 0.295, SLG: 0.319 (1, 6)		2B 1B		1B			SH 1B			2	1	2	0	0	0	0						
J.C. Martin, L OBP: 0.340, SLG: 0.353 (1, 2)		1-H 2-H 2B		L3			2B 1B			3	1	2	3	0	0	1						
Dick Kenworthy, R OBP: 0.318, SLG: 0.506 (8, 9)	5-3				5-3		2B 2B			3	1	1	1	0	0	0						
Ken Berry, R OBP: 0.319, SLG: 0.334 (8, 9)							2B			0	0	0	0	0	0	0						
Wilbur Wood, R OBP: 0.250, SLG: 0.500 (1, 1)							2H			3	0	1	1	0	1	0						
Hoyt Wilhelm, R (9, 1)			K		5-3		2H			0	0	0	0	0	0	0						
Inning Stats	R: 0 E: 0 K: 0 S: 3	H: 0 LOB: 0 BB: 0 P: 3	R: 2 E: 0 K: 0 S: 4	H: 2 LOB: 0 BB: 1 P: 8	R: 0 E: 0 K: 1 S: 5	H: 0 LOB: 1 BB: 1 P: 9	R: 0 E: 0 K: 1 S: 6	H: 1 LOB: 1 BB: 0 P: 6	R: 0 E: 0 K: 0 S: 3	H: 0 LOB: 0 BB: 0 P: 3	R: 0 E: 0 K: 0 S: 3	H: 0 LOB: 0 BB: 0 P: 3	R: 3 E: 1 K: 0 S: 7	H: 4 LOB: 2 BB: 0 P: 7	R: 0 E: 0 K: 2 S: 7	H: 0 LOB: 0 BB: 0 P: 7	R: 0 E: 0 K: 2 S: 7	H: 0 LOB: 0 BB: 0 P: 7	1B: 4 2B: 3 3B: 0 HR: 0	SF: 0 SAC: 1 DP: 0 HBP: 0	WP: 0 PB: 0 SB: 0 CS: 0	PA: 32
PITCHER	IP	WLS	BF	H	R	ER	SO	BB	IBB	HBP	BLK	WP	HR	S	P	ERA	WHIP					
Caffish Hunter, R ERA: 2.8	(1, 1)	8.0	L	32	7	5	5	4	2	0	0	0	0	38	46	5.62	1.125					

Batter	1	2	3	4	5	6	7	8	9	AB	R	H	RBI	BB	SO	LOB	TOP			
Bert Campaneris, R OBP: 0.312, SLG: 0.337 Ted Kubiak, S OBP: 0.195, SLG: 0.162	6-3	BB		F7			FC E BB	BB HBP		2	1	0	0	2	0	0				
John Donaldson, L OBP: 0.380, SLG: 0.386	4-3	BB		3-1			FC E BB	BB		2	1	0	0	3	0	0				
Jim Gosger, L OBP: 0.335, SLG: 0.356	1B BB	K			G3		FC E SF7	K		4	2	0	0	1	2	7				
Ken Harrelson, R OBP: 0.272, SLG: 0.308	1B BB	F7			F4		E6 CS	F5		5	1	1	1	0	0	6				
Rick Monday, L OBP: 0.315, SLG: 0.419	1B 1B			G3	4-6-3		SF7			4	1	2	3	0	0	0				
Mike Hershberger, R OBP: 0.346, SLG: 0.343	1B			K			SH5-3 1B	BLK BB		4	0	2	1	1	1	0				
Dick Green, R OBP: 0.281, SLG: 0.297	F6			E3			SH5-3	K		4	0	0	0	0	1	4				
Phil Roof, R OBP: 0.267, SLG: 0.339		HR		F8			F2	BB SH5-3 1B		5	1	2	1	0	0	2				
Paul Lindblad, L OBP: 0.185, SLG: 0.185	G3			F8			F7	SH5-3		3	0	0	0	0	0	1				
Inning Stats	R: 2 E: 0 K: 0 S: 6	H: 3 LOB: 2 BB: 1 P: 10	R: 1 E: 0 K: 1 S: 6	H: 1 LOB: 2 BB: 2 P: 14	R: 0 E: 1 K: 1 S: 6	H: 0 LOB: 1 BB: 0 P: 6	R: 0 E: 0 K: 0 S: 3	H: 0 LOB: 0 BB: 0 P: 3	R: 0 E: 0 K: 0 S: 4	H: 1 LOB: 1 BB: 0 P: 4	R: 3 E: 1 K: 1 S: 6	H: 0 LOB: 3 BB: 3 P: 18	R: 0 E: 0 K: 1 S: 6	H: 1 LOB: 3 BB: 1 P: 11	R: 1 E: 0 K: 0 S: 4	H: 1 LOB: 0 BB: 0 P: 4	1B: 5 2B: 0 3B: 0 HR: 2	SF: 1 SAC: 2 DP: 0 HBP: 1	WP: 0 PB: 0 CS: 4	PA: 44
PITCHER	IP WLS BF H R ER SO BB IBB HBP BLK WP HR S P ERA WHIP																			
Aurelio Montagueudo, R ERA: 20.25	(1, 1)	1.1 L 10 4 3 3 0 2 0 0 0 0 0 1 8 16 20.25 4.500																		
Don McMahon, R ERA: 1.88	(2, 1)	1.2 7 0 0 0 2 1 0 0 0 0 0 0 10 14 0.00 0.600																		
John Buzhardt, R ERA: 3.94	(4, 1)	3.0 10 1 0 0 0 0 0 0 0 0 0 0 10 10 0.00 0.333																		
Bob Locker, R ERA: 2.26	(7, 1)	2.0 13 1 3 2 2 4 0 1 1 0 0 0 12 29 9.00 2.500																		
Bruce Howard, R ERA: 2.75	(9, 1)	1.0 4 1 1 1 0 0 0 0 0 0 0 1 4 4 9.00 1.000																		
Batter	1	2	3	4	5	6	7	8	9	AB	R	H	RBI	BB	SO	LOB	BOTTOM			
Walt Williams, R OBP: 0.331, SLG: 0.395	F7			G5-4-3 HBP		F3		F8		3	0	0	0	0	0	2				
Wayne Causey, L OBP: 0.319, SLG: 0.305	K			F8				F7		4	0	0	0	0	1	1				
Tommie Agee, R OBP: 0.313, SLG: 0.389	K			G5-4-3				F7		3	0	0	0	1	1	1				
Pete Ward, L OBP: 0.364, SLG: 0.377		4-3				F2		F9		4	0	0	0	0	0	1				
Ron Hansen, R OBP: 0.296, SLG: 0.323		4-3				2B		K		3	0	1	0	0	1	1				
Dick Kenworthy, R OBP: 0.307, SLG: 0.488		5-3				K		F7		3	0	0	0	0	1	1				
Jerry McNertney, R OBP: 0.309, SLG: 0.393				F6		F4		1B 1B		3	0	1	0	0	0	1				
Ken Berry, R OBP: 0.316, SLG: 0.331				F4		6-3		K		3	0	0	0	0	1	1				
Aurelio Montagueudo, R ERA: 20.25 Don McMahon, R ERA: 1.88 Mary Sweeney, L OBP: 0.206, SLG: 0.200 John Buzhardt, R ERA: 3.94 Jimmy Stewart, S OBP: 0.152, SLG: 0.152 Bob Locker, S ERA: 2.26 Don Buford, S OBP: 0.205, SLG: 0.278 Bruce Howard, S OBP: 0.186, SLG: 0.200	(1, 1)	(2, 1)	(3, PH)	(4, 1)	(5, PH)	(7, 1)	(8, PH)	(9, 1)		0	0	0	0	0	0	0				
Inning Stats	R: 0 E: 0 K: 2 S: 7	H: 0 LOB: 0 BB: 0 P: 7	R: 0 E: 0 K: 0 S: 3	H: 0 LOB: 0 BB: 0 P: 3	R: 0 E: 0 K: 0 S: 3	H: 0 LOB: 0 BB: 0 P: 3	R: 0 E: 0 K: 0 S: 2	H: 0 LOB: 0 BB: 0 P: 3	R: 0 E: 0 K: 0 S: 6	H: 1 LOB: 1 BB: 0 P: 6	R: 0 E: 0 K: 0 S: 3	H: 0 LOB: 0 BB: 0 P: 3	R: 0 E: 0 K: 1 S: 5	H: 2 LOB: 2 BB: 0 P: 7	R: 0 E: 0 K: 0 S: 3	H: 0 LOB: 0 BB: 0 P: 3	1B: 2 2B: 1 3B: 0 HR: 0	SF: 0 SAC: 0 DP: 1 HBP: 1	WP: 0 PB: 0 CS: 0	PA: 31
PITCHER	IP WLS BF H R ER SO BB IBB HBP BLK WP HR S P ERA WHIP																			
Paul Lindblad, L ERA: 2.5	(1, 1)	9.0 W 31 3 0 0 5 1 0 1 0 0 0 0 39 44 0.00 0.444																		

Kansas City Athletics @ Chicago White Sox
Comiskey Park, Chicago, IL
Sun Jul 16 1967, 4:38 AM EDT
Att: 15,559 - Unknown


AB 33
R 7
H 7
RBI 6
BB 7
SO 4
LOB 20




Kansas City Athletics @ Chicago White Sox
Comiskey Park, Chicago, IL
Sun Jul 16 1967, 4:38 AM EDT
Att: 15,559 - Unknown

AB 29
R 0
H 3
RBI 0
BB 1
SO 5
LOB 9



Batter	1	2	3	4	5	6	7	8	9	AB	R	H	RBI	BB	SO	LOB	TOP								
Cesar Tovar, R OBP: 0.340, SLG: 0.379 (1, 6)	F9							1-3		4	1	2	2	1	0	0	Minnesota Twins @ Kansas City Athletics Municipal Stadium, Kansas City, MO Wed Jul 19 1967, 8:05 PM EDT Att: 6,980 - Unknown AB 33 R 6 H 9 RBI 6 BB 6 SO 3 LOB 15 								
Rod Carew, L OBP: 0.351, SLG: 0.418 (1, 4)	F3	F7			G3-6		K		4-3	5	0	0	0	0	1	4									
Harmon Killebrew, R OBP: 0.416, SLG: 0.578 (1, 3)									F8	3	0	0	0	2	0	0									
Tony Oliva, L OBP: 0.306, SLG: 0.429 (1, 9)	F9								E1	4	0	1	1	1	0	1									
Sandy Valdespino, L Zollo, Versalles, R Al Worthington, R Ron Kline, R Earl Battey, R Jim Perry, S OBP: 0.267, SLG: 0.275 OBP: 0.285, SLG: 0.309 OBP: 0.234, SLG: 0.244 OBP: 0.308, SLG: 0.538 (7, PH) (7, PH) (8, 1) (9, PH) (9, PH)										3	1	1	0	0	0	1									
Rich Rollins, R OBP: 0.332, SLG: 0.363 (1, 5)									F8	4	1	1	1	1	0	6									
Russ Nixon, L OBP: 0.321, SLG: 0.319 (1, 2)									F7	3	1	1	1	0	0	1									
Ted Uhlaender, L OBP: 0.239, SLG: 0.359 (7, PH)										2	0	1	0	0	0	0									
Bob Allison, R OBP: 0.354, SLG: 0.445 (7, 7)										1	2	1	1	1	0	0									
Dean Chance, R (1, 1)										1	0	0	0	0	1	0									
Frank Kostro, R OBP: 0.429, SLG: 0.333 (7, PH)										0	0	0	0	0	0	0									
Rich Reese, L OBP: 0.283, SLG: 0.400 (7, PH)										1	0	0	0	0	0	2									
Frank Quilici, R (7, 6)										1	0	0	0	0	1	0									
Inning Stats	R: 0 E: 0 K: 0 S: 3	H: 0 LOB: 1 BB: 1 P: 7	R: 2 E: 0 K: 0 S: 6	H: 3 LOB: 2 BB: 1 P: 10	R: 0 E: 0 K: 0 S: 3	H: 0 LOB: 0 BB: 0 P: 3	R: 0 E: 0 K: 0 S: 2	H: 0 LOB: 0 BB: 1 P: 6	R: 0 E: 0 K: 1 S: 5	H: 1 LOB: 0 BB: 0 P: 5	R: 0 E: 0 K: 0 S: 3	H: 0 LOB: 1 BB: 1 P: 7	R: 3 E: 0 K: 1 S: 8	H: 3 LOB: 3 BB: 2 P: 17	R: 1 E: 0 K: 1 S: 6	H: 1 LOB: 0 BB: 0 P: 6		R: 0 E: 1 K: 0 S: 5	H: 1 LOB: 2 BB: 0 P: 5	1B: 6 2B: 1 3B: 1 HR: 1	SF: 1 SAC: 1 DP: 2 HBP: 1	WP: 0 PB: 0 SB: 0 CS: 0	PA: 42		
PITCHER	IP	WLS	BF	H	R	ER	SO	BB	IBB	HBP	BLK	WP	HR	S	P	ERA		WHIP							
Chuck Dobson, R ERA: 3.91 (1, 1)	6.0		25	5	3	3	1	4	0	0	0	0	0	23	39	4.50	1.500								
Tony Pierce, L ERA: 3.83 (7, 1)	0.0		1	0	0	0	0	1	0	0	0	0	0	0	4	∞	∞								
Jack Aker, R ERA: 3.41 (7, 1)	0.2		3	1	1	1	1	0	0	0	0	0	0	5	5	13.50	1.500								
Paul Lindblad, L ERA: 2.5 (7, 1)	0.0		3	1	1	1	0	0	1	1	0	0	0	1	6	∞	∞								
Jack Sanford, R ERA: 4.55 (7, 1)	1.1	W	5	1	1	1	1	0	0	0	0	0	1	7	7	6.75	0.750								
PITCHER	IP	WLS	BF	H	R	ER	SO	BB	IBB	HBP	BLK	WP	HR	S	P	ERA	WHIP								
Lew Krausse, R ERA: 4.4 (9, 1)	1.0		5	1	0	0	0	0	0	0	0	0	0	5	5	0.00	1.000								

Batter	1	2	3	4	5	6	7	8	9	AB	R	H	RBI	BB	SO	LOB	BOTTOM								
Bert Campaneris, R OBP: 0.311, SLG: 0.342 (1, 6)	K									5	1	2	1	0	2	2	Minnesota Twins @ Kansas City Athletics Municipal Stadium, Kansas City, MO Wed Jul 19 1967, 8:05 PM EDT Att: 6,980 - Unknown AB 32 R 9 H 9 RBI 8 BB 5 SO 6 LOB 14 								
Jim Gosper, L OBP: 0.335, SLG: 0.352 (1, 7)	E									4	0	1	0	1	0	4									
John Donaldson, L OBP: 0.364, SLG: 0.368 (1, 4)	F6									5	0	0	0	0	0	5									
Ray Webster, L OBP: 0.336, SLG: 0.409 (1, 3)	L4									3	1	1	0	1	0	1									
Danny Cater, R OBP: 0.296, SLG: 0.334 (9, 7)										4	2	1	0	0	0	1									
Joe Nosssek, R OBP: 0.184, SLG: 0.241 (9, 7)										0	0	0	0	0	0	0									
Rick Monday, L OBP: 0.316, SLG: 0.422 (1, 8)										3	3	2	2	1	1	0									
Mike Hershberger, R OBP: 0.344, SLG: 0.337 (1, 9)										2	0	0	1	0	0	1									
Phil Roof, R OBP: 0.279, SLG: 0.339 (7, PH)										1	0	0	0	1	1	0									
Ken Harrelson, R OBP: 0.276, SLG: 0.326 (8, 2)										1	0	0	0	0	1	0									
Ken Suarez, R OBP: 0.373, SLG: 0.462 (8, PH)										0	0	0	0	0	0	0									
Dick Green, R OBP: 0.281, SLG: 0.296 (9, 5)										0	1	0	1	0	0	0									
Chuck Dobson, R Tony Pierce, L Jack Aker, R Paul Lindblad, L Jack Sanford, R Owen Garber, R Jim Perry, S Lew Krausse, R (1, 1) (7, PH) (7, PH) (8, PH) (9, 5)										2	0	1	1	0	0	0									
Inning Stats	R: 0 E: 1 K: 1 S: 6	H: 1 LOB: 1 BB: 0 P: 6	R: 2 E: 1 K: 1 S: 7	H: 2 LOB: 0 BB: 0 P: 7	R: 1 E: 2 K: 0 S: 3	H: 0 LOB: 0 BB: 1 P: 7	R: 1 E: 0 K: 1 S: 6	H: 1 LOB: 2 BB: 2 P: 14	R: 0 E: 0 K: 0 S: 2	H: 0 LOB: 0 BB: 1 P: 6	R: 0 E: 0 K: 1 S: 5	H: 0 LOB: 0 BB: 0 P: 5	R: 0 E: 0 K: 2 S: 8	H: 1 LOB: 1 BB: 0 P: 8	R: 5 E: 1 K: 0 S: 9	H: 4 LOB: 2 BB: 1 P: 13		1B: 6 2B: 3 3B: 0 HR: 0	SF: 1 SAC: 1 DP: 0 HBP: 0	WP: 0 PB: 0 SB: 0 CS: 2	PA: 40				
PITCHER	IP	WLS	BF	H	R	ER	SO	BB	IBB	HBP	BLK	WP	HR	S	P	ERA		WHIP							
Dean Chance, R ERA: 2.71 (7, 1)	6.0		25	4	4	2	4	3	1	0	0	0	0	29	45	3.00	1.167								
Al Worthington, R ERA: 3.96 (8, 1)	1.1	L	9	3	4	4	2	0	1	0	0	0	0	12	16	27.00	2.250								
Ron Kline, R ERA: 3.19 (8, 1)	0.2		5	2	1	0	0	0	0	0	0	0	0	5	5	0.00	3.000								

Batter	1	2	3	4	5	6	7	8	9	AB	R	H	RBI	BB	SO	LOB	TOP			
Walt Williams, R OBP: 0.331, SLG: 0.417 (1, 9)	F7	F8			5-3			5-3		4	0	0	0	0	0	1	Chicago White Sox @ Kansas City Athletics Municipal Stadium, Kansas City, MO Sun Jul 23 1967, 4:38 AM EDT Att: 22,174 - Unknown			
Don Buford, S OBP: 0.304, SLG: 0.278 (1, 5)	BB		K		K			F4		3	0	0	0	1	2	0				
Wayne Causey, L OBP: 0.292, SLG: 0.352 Mary Staehle, L OBP: 0.196, SLG: 0.143 (8, 4)	K		K		F3			F7		4	0	0	0	0	2	1				
Pete Ward, L OBP: 0.368, SLG: 0.396 (1, 3)	BB		6-3			K		FC5-6 1B		3	0	1	0	1	1	0				
Ken Berry, R OBP: 0.316, SLG: 0.331 (1, 7)	F8				F8		K	FC5-6 1B		4	0	0	0	0	1	3				
Tommie Agee, R OBP: 0.313, SLG: 0.391 Jim King, L OBP: 0.292, SLG: 0.255 Jimmy Stewart, S OBP: 0.200, SLG: 0.167 (9, 7)	1B 2B				BB BB		K	K		0	0	0	0	0	0	0				
Ron Hansen, R OBP: 0.292, SLG: 0.311 (1, 6)	2H 1B				BB BB		K	K		3	0	1	1	1	2	1				
Jerry McNertney, R OBP: 0.307, SLG: 0.389 (1, 2)	K				F9		F9			3	0	0	0	0	1	3				
Gary Peters, L OBP: 0.273, SLG: 0.406 Hoyt Wilhelm, R (8, 1)	F3				K		F5			3	0	0	0	0	1	3				
										0	0	0	0	0	0	0				
Inning Stats	R: 0 E: 0 K: 1 S: 5	H: 0 LOB: 2 BB: 2 P: 13	R: 1 E: 0 K: 1 S: 7	H: 2 LOB: 1 BB: 0 P: 7	R: 0 E: 0 K: 2 S: 7	H: 0 LOB: 0 BB: 0 P: 7	R: 0 E: 0 K: 1 S: 5	H: 0 LOB: 0 BB: 2 P: 13	R: 0 E: 0 K: 3 S: 9	H: 0 LOB: 0 BB: 0 P: 9	R: 0 E: 0 K: 1 S: 5	H: 0 LOB: 0 BB: 0 P: 5	R: 0 E: 0 K: 0 S: 3	H: 0 LOB: 0 BB: 0 P: 3	R: 0 E: 0 K: 2 S: 8	H: 1 LOB: 1 BB: 0 P: 8	1B: 2 2B: 1 3B: 0 HR: 0	SF: 0 SAC: 0 DP: 0 HBP: 0	WP: 0 PB: 0 CS: 2	PA: 34
PITCHER Jim Nash, R ERA: 3.31 (1, 1)	IP: 9.0 WLS: L BF: 34	H: 3 R: 1 ER: 1 SO: 12	BB: 4 IBB: 0 HBP: 0 BLK: 0	WP: 0 HR: 0 S: 54 P: 70	ERA: 1.00 WHIP: 0.778	PITCHER										IP: 9.0 WLS: L BF: 34	H: 3 R: 1 ER: 1 SO: 12	BB: 4 IBB: 0 HBP: 0 BLK: 0	WP: 0 HR: 0 S: 54 P: 70	ERA: 1.00 WHIP: 0.778

AB	30
R	1
H	3
RBI	1
BB	4
SO	12
LOB	13



Batter	1	2	3	4	5	6	7	8	9	AB	R	H	RBI	BB	SO	LOB	BOTTOM					
Bert Campaneris, R OBP: 0.307, SLG: 0.337 (1, 6)	5-3		FC3-6 CS		FC6-4			P1-3 1B		4	0	1	0	0	0	3	Chicago White Sox @ Kansas City Athletics Municipal Stadium, Kansas City, MO Sun Jul 23 1967, 4:38 AM EDT Att: 22,174 - Unknown					
John Donaldson, L OBP: 0.339, SLG: 0.336 (1, 4)	K		CS	K		K		P1-3		4	0	0	0	0	3	1						
Danny Cater, R OBP: 0.301, SLG: 0.338 Allan Lewis, S OBP: 0.200, SLG: 0.200 Jim Gosger, L OBP: 0.333, SLG: 0.355 (9, 7)	K			F9		F9		CS 1B		4	0	1	0	0	1	0						
Ken Harrelson, R OBP: 0.314, SLG: 0.364 (1, 3)		F8		BB		1B BB		CS	6-3	2	0	0	0	2	0	0						
Mike Hershberger, R OBP: 0.346, SLG: 0.337 (1, 9)		6-3		6-3		1B		F8		4	0	1	0	0	0	1						
Dick Green, R OBP: 0.281, SLG: 0.297 Rick Mondav, L OBP: 0.316, SLG: 0.422 (9, FH)		BB			4-3	F8		2B		2	0	0	0	1	0	2						
Joe Nossek, R OBP: 0.198, SLG: 0.253 Ray Webster, L OBP: 0.336, SLG: 0.408 (9, FH)		F4			FC6-4 1B		F9		4-3	3	0	1	0	0	0	1						
Phil Roof, R OBP: 0.271, SLG: 0.326 (1, 2)			K		FC6-4 BB		K			3	0	0	0	0	2	1						
Jim Nash, R OBP: 0.157, SLG: 0.106 (1, 1)			FC3-6 1B		FC6-4 BB		K			2	0	1	0	1	1	0						
										0	0	0	0	0	0	0						
Inning Stats	R: 0 E: 0 K: 2 S: 7	H: 0 LOB: 0 BB: 0 P: 7	R: 0 E: 0 K: 0 S: 3	H: 0 LOB: 1 BB: 1 P: 7	R: 0 E: 0 K: 1 S: 5	H: 1 LOB: 0 BB: 0 P: 5	R: 0 E: 0 K: 1 S: 5	H: 0 LOB: 1 BB: 1 P: 9	R: 0 E: 0 K: 1 S: 4	H: 1 LOB: 2 BB: 1 P: 8	R: 0 E: 0 K: 1 S: 6	H: 1 LOB: 0 BB: 1 P: 10	R: 0 E: 0 K: 2 S: 7	H: 0 LOB: 0 BB: 0 P: 7	R: 0 E: 0 K: 0 S: 3	H: 2 LOB: 1 BB: 0 P: 3	R: 0 E: 0 K: 0 S: 4	H: 1 LOB: 1 BB: 0 P: 4	1B: 5 2B: 2 3B: 0 HR: 0	SF: 0 SAC: 0 DP: 1 HBP: 0	WP: 0 PB: 0 CS: 2	PA: 36
PITCHER Gary Peters, L ERA: 2.14 Hoyt Wilhelm, R ERA: 0.96 (8, 1)	IP: 7.2 WLS: W BF: 30	H: 5 R: 0 ER: 0 SO: 7	BB: 4 IBB: 0 HBP: 0 BLK: 0	WP: 0 HR: 0 S: 40 P: 56	ERA: 0.00 WHIP: 1.174	PITCHER										IP: 7.2 WLS: W BF: 30	H: 5 R: 0 ER: 0 SO: 7	BB: 4 IBB: 0 HBP: 0 BLK: 0	WP: 0 HR: 0 S: 40 P: 56	ERA: 0.00 WHIP: 1.174		

AB	30
R	0
H	6
RBI	0
BB	4
SO	7
LOB	10



Batter	1	2	3	4	5	6	7	8	9	AB	R	H	RBI	BB	SO	LOB	TOP								
Bert Campaneris, R (1, 6) OBP: 0.310, SLG: 0.335	2-3		K		5-3			5-3		4	0	0	0	0	1	2	Kansas City Athletics @ Washington Senators D.C. Stadium, Washington, DC Wed Jul 26 1967, 7:05 PM EDT Att: 8,410 - Unknown								
John Donaldson, L (1, 4) OBP: 0.343, SLG: 0.340	G3			1B SF8				3-1		4	1	2	1	0	0	0									
Ray Webster, L (1, 7) OBP: 0.339, SLG: 0.410										4	0	2	0	0	0	1									
Jack Sanford, R (8, 1) OBP: 0.235, SLG: 0.313				1-3			G4-6-3	3-1		0	0	0	0	0	0	0									
Ken Harrelson, R (1, 3) OBP: 0.315, SLG: 0.379	FC6-4			SF8						2	1	0	1	1	0	1									
Rick Monday, L (1, 8) OBP: 0.320, SLG: 0.420		4-3		1-3						3	0	0	0	1	0	2									
Danny Cater, R (1, 5) OBP: 0.304, SLG: 0.337		F4		6-3						3	0	1	0	1	0	1									
Jim Gosger, L (1, 9) OBP: 0.339, SLG: 0.348										3	0	0	0	0	1	2									
Mike Hershberger, R (9, PH) OBP: 0.345, SLG: 0.348		K								1	0	1	1	0	0	0									
Phil Roof, R (1, 2) OBP: 0.273, SLG: 0.326				1-3						2	0	1	0	0	0	0									
Tim Talton, L (7, PH) OBP: 0.321, SLG: 0.360										1	0	0	0	0	0	2									
Dick Green, R (9, PH) OBP: 0.275, SLG: 0.289										1	0	0	0	0	1	2									
Lew Krausse, R (1, 1) OBP: 0.162, SLG: 0.250				K						2	0	0	0	0	2	1									
Joe Nosssek, R (8, PH) OBP: 0.230, SLG: 0.290				K						2	1	1	0	0	1	2									
Inning Stats	R: 0 E: 0 K: 0 S: 4	H: 1 LOB: 1 BB: 0 P: 4	R: 0 E: 0 K: 1 S: 5	H: 0 LOB: 0 BB: 0 P: 5	R: 0 E: 0 K: 2 S: 7	H: 0 LOB: 0 BB: 0 P: 7	R: 1 E: 0 K: 0 S: 5	H: 2 LOB: 1 BB: 0 P: 5	R: 0 E: 0 K: 1 S: 6	H: 1 LOB: 0 BB: 0 P: 6	R: 0 E: 0 K: 0 S: 3	H: 1 LOB: 0 BB: 0 P: 3	R: 0 E: 0 K: 0 S: 3	H: 1 LOB: 1 BB: 1 P: 7	R: 1 E: 0 K: 0 S: 4	H: 1 LOB: 0 BB: 0 P: 4	R: 1 E: 0 K: 2 S: 8	H: 1 LOB: 2 BB: 2 P: 16	1B: 7 2B: 1 3B: 0 HR: 0	SF: 1 SAC: 0 DP: 2 HBP: 0	WP: 1 PB: 0 SB: 0 CS: 0	PA: 36			
PITCHER	IP	WLS	BF	H	R	ER	SO	BB	IBB	HBP	BLK	WP	HR	S	P	ERA	WHIP								
Joe Coleman, R (1, 1) ERA: 4.45	8.0	W	31	7	3	3	4	2	0	0	0	0	0	37	45	3.38	1.125								
Darold Knowles, L (9, 1) ERA: 2.22	0.1		3	1	0	0	0	1	0	0	0	1	0	2	6	0.00	6.000								
Dave Baldwin, R (9, 1) ERA: 1.6	0.2	S	2	0	0	0	2	0	0	0	0	0	0	6	6	0.00	0.000								

Batter	1	2	3	4	5	6	7	8	9	AB	R	H	RBI	BB	SO	LOB	BOTTOM									
Ed Stroud, L (1, 8) OBP: 0.286, SLG: 0.255	F6	SF7			F8					3	1	1	1	0	0	0	Kansas City Athletics @ Washington Senators D.C. Stadium, Washington, DC Wed Jul 26 1967, 7:05 PM EDT Att: 8,410 - Unknown									
Ken McMullen, R (1, 5) OBP: 0.286, SLG: 0.361	F9	K			HR					3	1	1	1	1	1	1										
Frank Howard, R (1, 7) OBP: 0.328, SLG: 0.522										3	1	1	1	1	1	2										
Hank Allen, R (8, 7) OBP: 0.273, SLG: 0.326										0	0	0	0	0	0	0										
Fred Valentine, S (1, 9) OBP: 0.340, SLG: 0.339	6-3				F9					4	0	0	0	0	1	3										
Mike Epstein, L (1, 3) OBP: 0.318, SLG: 0.379		1B								3	1	1	0	1	0	1										
Paul Casanova, R (1, 2) OBP: 0.282, SLG: 0.363		E8		G4-3						4	1	1	0	0	0	1										
Bob Saverine, S (1, 4) OBP: 0.296, SLG: 0.289		2B			4-3					3	1	1	0	1	1	0										
Tim Cullen, R (1, 6) OBP: 0.345, SLG: 0.290		2B			K					3	0	1	1	1	1	2										
Joe Coleman, R (1, 1) OBP: 0.135, SLG: 0.088										4	0	0	0	0	3	5										
Darold Knowles, L (9, 1) OBP: 0.111, SLG: 0.111										0	0	0	0	0	0	0										
Dave Baldwin, R (9, 1) ERA: 4.69										0	0	0	0	0	0	0										
Inning Stats	R: 0 E: 0 K: 0 S: 3	H: 0 LOB: 1 BB: 1 P: 7	R: 3 E: 1 K: 1 S: 8	H: 3 LOB: 1 BB: 1 P: 12	R: 1 E: 0 K: 1 S: 6	H: 2 LOB: 0 BB: 0 P: 6	R: 0 E: 0 K: 2 S: 7	H: 0 LOB: 0 BB: 0 P: 7	R: 1 E: 0 K: 0 S: 4	H: 1 LOB: 0 BB: 0 P: 4	R: 0 E: 1 K: 1 S: 6	H: 0 LOB: 2 BB: 1 P: 10	R: 1 E: 0 K: 1 S: 6	H: 1 LOB: 1 BB: 1 P: 10	R: 0 E: 0 K: 2 S: 7	H: 0 LOB: 1 BB: 1 P: 11	1B: 3 2B: 1 3B: 1 HR: 2	SF: 1 SAC: 0 DP: 1 HBP: 0	WP: 0 PB: 0 SB: 2 CS: 0	PA: 36						
PITCHER	IP	WLS	BF	H	R	ER	SO	BB	IBB	HBP	BLK	WP	HR	S	P	ERA	WHIP									
Lew Krausse, R (1, 1) ERA: 4.52	7.0	L	32	7	6	6	6	4	0	0	0	0	0	2	40	56	7.71	1.571								
Jack Sanford, R (8, 1) ERA: 4.69	1.0		4	0	0	0	2	1	0	0	0	0	0	7	11	0.00	1.000									


Batter	1	2	3	4	5	6	7	8	9	AB	R	H	RBI	BB	SO	LOB	TOP				
Bert Campaneris, R (1, 6) OBP: 0.308, SLG: 0.332	0-3 K		0-0 5-3		0-0 F6		0-0 SF8		1-0 HBP	3	0	0	1	0	1	0	Kansas City Athletics @ Washington Senators D.C. Stadium, Washington, DC Thu Jul 27 1967, 7:05 PM EDT Att: 7,357 - Unknown				
John Donaldson, L (1, 4) OBP: 0.347, SLG: 0.352	4-0 BB		0-0 6-3		0-0 3B		0-0 F7		0-3 K	3	0	1	0	1	0	1					
Tony Pierce, R (7, 1)										0	0	0	0	0	0	0					
Allan Lewis, S (9, PH) OBP: 0.167, SLG: 0.167	1B BB								1-2 K	1	0	0	0	0	1	1					
Ray Webster, L (1, 7) OBP: 0.346, SLG: 0.431	0-0 1B		0-0 1B		0-3 K		0-0 HR			4	1	3	2	0	1	1					
Ken Harrelson, R (1, 3) OBP: 0.319, SLG: 0.382	0-0 L5-3		0-0 1B		0-0 F8		0-0 1B			4	0	2	0	0	0	3					
Rick Monday, L (1, 8) OBP: 0.319, SLG: 0.428		0-0 HR	0-0 F5		0-3 K		0-3 K			4	1	1	1	0	2	3					
Mike Hershberger, R (1, 9) OBP: 0.341, SLG: 0.343		0-0 F8		0-0 1-3		0-0 F3		0-0 F7		4	0	0	0	0	0	0					
Danny Cater, R (1, 5) OBP: 0.306, SLG: 0.342		0-0 1B		0-0 2B		0-0 6-3		0-0 1-3		4	0	2	0	0	0	0					
Phil Roof, R (1, 2) OBP: 0.272, SLG: 0.325		0-0 F8		0-3 K			0-0 1B		0-0 1-3	1	0	0	0	0	0	1					
Tim Talton, L (4, PH) OBP: 0.323, SLG: 0.357		0-0 F8		0-0 K			0-0 SF8		0-0 1-3	3	1	1	0	0	1	1					
Paul Lindblad, L (1, 1) OBP: 0.179, SLG: 0.179		0-0 F1		0-3 K			0-0 1B		0-0 F7	1	0	0	0	0	0	1					
Diego Segui, R (2, 1)							0-0 HR			1	0	0	0	0	1	1					
Jim Gosger, L (7, PH) OBP: 0.330, SLG: 0.351							1-3 HR			1	1	1	0	0	0	0					
Ossie Chavarria, R (7, 4) OBP: 0.206, SLG: 0.109										1	0	0	0	0	0	0					
Inning Stats	R: 0 E: 0 K: 1 S: 5	H: 1 LOB: 1 BB: 1 P: 9	R: 1 E: 0 K: 0 S: 5	H: 2 LOB: 1 BB: 0 P: 5	R: 0 E: 0 K: 0 S: 5	H: 2 LOB: 2 BB: 0 P: 5	R: 0 E: 0 K: 2 S: 8	H: 1 LOB: 1 BB: 0 P: 8	R: 0 E: 0 K: 1 S: 6	H: 0 LOB: 0 BB: 0 P: 5	R: 3 E: 0 K: 1 S: 9	H: 4 LOB: 1 BB: 0 P: 9	R: 0 E: 0 K: 0 S: 3	H: 0 LOB: 0 BB: 0 P: 3	R: 0 E: 0 K: 1 S: 4	H: 0 LOB: 0 BB: 0 P: 5	1B: 7 2B: 2 3B: 1 HR: 2	SF: 1 SAC: 0 DP: 1 HBP: 1	WP: 0 PB: 0 SB: 0 CS: 0	PA: 38	
PITCHER	IP	WLS	BF	H	R	ER	SO	BB	IBB	HBP	BLK	WP	HR	S	P	ERA	WHIP				
Camilo Pascual, R (1, 1) ERA: 3.4	6.2	W	31	11	4	4	5	1	0	0	0	0	2	40	44	5.40	1.800				
Dick Lines, L (7, 1) ERA: 2.75	0.1		1	0	0	0	1	0	0	0	0	0	0	3	3	0.00	0.000				
Dave Baldwin, R (8, 1) ERA: 1.52	2.0	S	6	0	0	0	1	0	0	1	0	0	0	7	8	0.00	0.000				

AB	35
R	4
H	11
RBI	4
BB	1
SO	7
LOB	13



Batter	1	2	3	4	5	6	7	8	9	AB	R	H	RBI	BB	SO	LOB	BOTTOM				
Tim Cullen, R (1, 6) OBP: 0.343, SLG: 0.286	4-0 E 3B BB	0-0 4-3	0-3 K			0-0 F9				3	1	0	0	1	1	2	Kansas City Athletics @ Washington Senators D.C. Stadium, Washington, DC Thu Jul 27 1967, 7:05 PM EDT Att: 7,357 - Unknown				
Ken McMullen, R (1, 5) OBP: 0.286, SLG: 0.362	0-0 E8 3B	0-0 1B		0-0 5-3		0-0 F2				4	2	1	0	0	0	2					
Frank Howard, R (1, 7) OBP: 0.332, SLG: 0.531	0-0 1B	0-0 2B		0-3 K		0-0 G6-3				4	1	3	3	0	1	0					
Ed Stroud, L (7, PR) OBP: 0.286, SLG: 0.255	1-H 2-H 1B	HBP F7-2 1B					0-0 1B			0	0	0	0	0	0	0					
Fred Valentine, S (1, 8) OBP: 0.342, SLG: 0.339	0-0 HR	4-0 HBP BB		0-0 4-1		0-0 G6-3				3	1	1	1	1	0	1					
Cap Peterson, R (1, 9) OBP: 0.318, SLG: 0.378	0-0 1-H HR	1-0 HBP			0-3 K		0-0 4-3			3	1	1	2	0	1	1					
Paul Casanova, R (1, 2) OBP: 0.279, SLG: 0.358	0-3 K	0-0 F7-2			0-0 F7		0-0 6-3			4	0	0	0	0	1	3					
Mike Epstein, L (1, 3) OBP: 0.322, SLG: 0.375	4-0 BB		4-0 FC1-6 BB		0-3 K		0-0 F8			2	0	0	0	2	1	0					
Bob Saverine, S (1, 4) OBP: 0.288, SLG: 0.281	0-0 F4		0-0 FC1-6 SH1			0-0 F6		0-0 5-3		4	0	0	0	0	0	2					
Camilo Pascual, R (1, 1) OBP: 0.231, SLG: 0.167	0-0 4-3		0-0 SH1			0-0 1B				2	0	1	0	0	0	1					
Dick Lines, R (7, 1) OBP: 0.375, SLG: 0.167										0	0	0	0	0	0	0					
Dave Baldwin, R (8, 1) ERA: 3.68										0	0	0	0	0	0	0					
Inning Stats	R: 5 E: 1 K: 1 S: 9	H: 3 LOB: 1 BB: 2 P: 17	R: 1 E: 0 K: 0 S: 4	H: 2 LOB: 2 BB: 1 P: 9	R: 0 E: 0 K: 1 S: 5	H: 0 LOB: 1 BB: 1 P: 9	R: 0 E: 0 K: 1 S: 5	H: 0 LOB: 0 BB: 0 P: 5	R: 0 E: 0 K: 2 S: 7	H: 0 LOB: 0 BB: 0 P: 7	R: 0 E: 0 K: 0 S: 4	H: 1 LOB: 1 BB: 0 P: 4	R: 0 E: 0 K: 0 S: 3	H: 1 LOB: 1 BB: 0 P: 3	R: 0 E: 0 K: 0 S: 3	H: 0 LOB: 0 BB: 0 P: 3	1B: 4 2B: 2 3B: 1 HR: 1	SF: 0 SAC: 1 DP: 2 HBP: 1	WP: 0 PB: 0 SB: 1 CS: 0	PA: 35	
PITCHER	IP	WLS	BF	H	R	ER	SO	BB	IBB	HBP	BLK	WP	HR	S	P	ERA	WHIP				
Paul Lindblad, L (1, 1) ERA: 3.35	1.1	L	11	4	6	5	1	2	0	0	0	0	1	11	19	33.75	4.500				
Diego Segui, R (2, 1) ERA: 2.39	4.2		18	2	0	0	4	2	0	1	0	0	0	23	32	0.00	0.857				
Tony Pierce, L (7, 1) ERA: 3.68	2.0		6	1	0	0	0	0	0	0	0	0	0	6	6	0.00	0.500				

AB	29
R	6
H	7
RBI	6
BB	4
SO	5
LOB	12



Batter	1	2	3	4	5	6	7	8	9	AB	R	H	RBI	BB	SO	LOB	TOP																
Bert Campaneris, R OBP: 0.310, SLG: 0.334 (1, 6)										4	1	2	0	0	0	0																	
Rick Monday, L OBP: 0.319, SLG: 0.427 (1, 8)										3	0	1	0	0	0	0																	
Mike Hershberger, R OBP: 0.340, SLG: 0.342 (1, 9)										4	0	1	0	0	0	0																	
Danny Cater, R OBP: 0.308, SLG: 0.344 Allan Lewis, S OBP: 0.167, SLG: 0.167 Ossie Chavarria, R OBP: 0.206, SLG: 0.109 (1, 5)										4	0	2	0	0	0	1																	
Ken Harrelson, R OBP: 0.333, SLG: 0.396 (1, 3)										4	2	4	0	0	0	0																	
Dick Green, R OBP: 0.275, SLG: 0.297 (1, 4)										4	1	1	2	0	0	4																	
Joe Nossek, R OBP: 0.221, SLG: 0.282 (1, 7)										3	0	0	1	0	0	2																	
Phil Roof, R OBP: 0.271, SLG: 0.338 (1, 2)										4	1	1	2	0	0	1																	
Jim Nash, R OBP: 0.151, SLG: 0.102 Tony Pierce, R (6, 1)										2	0	0	0	0	2	0																	
Inning Stats	R: 1 E: 0 K: 0 S: 6	H: 3 LOB: 2 BB: 0 P: 6	R: 0 E: 0 K: 1 S: 5	H: 0 LOB: 0 BB: 0 P: 5	R: 0 E: 0 K: 0 S: 4	H: 3 LOB: 1 BB: 0 P: 4	R: 0 E: 0 K: 0 S: 3	H: 1 LOB: 0 BB: 0 P: 3	R: 0 E: 0 K: 0 S: 5	H: 0 LOB: 0 BB: 0 P: 5	R: 2 E: 0 K: 0 S: 5	H: 2 LOB: 0 BB: 0 P: 5	R: 0 E: 0 K: 0 S: 3	H: 0 LOB: 0 BB: 0 P: 3	R: 3 E: 0 K: 1 S: 8	H: 3 LOB: 1 BB: 0 P: 8	1B: 10 2B: 0 3B: 1 HR: 1	SF: 1 SAC: 1 DP: 1 HBP: 0	WP: 0 PB: 0 SB: 2 CS: 2	PA: 36													
PITCHER	IP WLS BF H R ER SO BB IBB HBP BLK WP HR S P ERA WHIP																																
Fritz Peterson, L ERA: 4.03 (1, 1)	6.0	23	8	2	2	2	0	0	0	0	0	0	0	27	27	3.00	1.333																
Steve Hamilton, L ERA: 2.73 (7, 1)	2.0	L 10	4	4	4	0	0	0	0	0	1	10	10	18.00	2.000																		
Doolley Womack, R ERA: 2.73 (9, 1)	1.0	3	0	0	0	1	0	0	0	0	0	5	5	0.00	0.000																		

Kansas City Athletics @ New York Yankees
Yankee Stadium, Bronx, NY
Sat Jul 29 1967, 3:33 AM EDT
Att: 11,096 - Unknown

AB	34
R	6
H	12
RBI	5
BB	0
SO	3
LOB	9



Batter	1	2	3	4	5	6	7	8	9	AB	R	H	RBI	BB	SO	LOB	BOTTOM														
Horace Clarke, S OBP: 0.301, SLG: 0.277 (1, 4)										5	1	2	0	0	0	2															
Roy White, S OBP: 0.224, SLG: 0.200 (1, 9)										4	0	1	0	0	1	2															
Mickey Mantle, S OBP: 0.386, SLG: 0.484 (1, 3)										3	0	1	0	1	1	2															
Tom Tresh, S OBP: 0.290, SLG: 0.350 (1, 7)										2	0	0	1	0	0	1															
Bill Robinson, R OBP: 0.240, SLG: 0.273 (1, 8)										3	0	0	0	1	0	1															
Jake Gibbs, L OBP: 0.294, SLG: 0.274 (1, 2)										4	0	1	0	0	1	3															
Charley Smith, R OBP: 0.273, SLG: 0.304 (1, 5)										4	0	1	0	0	1	4															
Ruben Amaro, R OBP: 0.296, SLG: 0.254 (1, 6)										4	1	0	0	0	0	2															
Fritz Peterson, S OBP: 0.281, SLG: 0.185 Steve Hamilton, L OBP: 0.200, SLG: 0.200 Doolley Womack, L OBP: 0.167, SLG: 0.167 John Kennedy, R OBP: 0.295, SLG: 0.278 (1, 1)										3	0	2	1	0	0	1															
Inning Stats	R: 1 E: 0 K: 1 S: 7	H: 2 LOB: 3 BB: 2 P: 15	R: 0 E: 0 K: 2 S: 9	H: 2 LOB: 2 BB: 0 P: 9	R: 0 E: 0 K: 0 S: 3	H: 0 LOB: 0 BB: 0 P: 3	R: 0 E: 0 K: 0 S: 4	H: 1 LOB: 1 BB: 0 P: 4	R: 0 E: 0 K: 0 S: 3	H: 0 LOB: 1 BB: 0 P: 4	R: 1 E: 1 K: 1 S: 7	H: 2 LOB: 1 BB: 0 P: 7	R: 0 E: 0 K: 0 S: 3	H: 1 LOB: 0 BB: 0 P: 3	R: 0 E: 0 K: 0 S: 3	H: 0 LOB: 0 BB: 0 P: 3	R: 0 E: 0 K: 0 S: 3	H: 0 LOB: 0 BB: 0 P: 3	1B: 6 2B: 2 3B: 0 HR: 0	SF: 1 SAC: 0 DP: 1 HBP: 1	WP: 0 PB: 0 SB: 0 CS: 0	PA: 37									
PITCHER	IP WLS BF H R ER SO BB IBB HBP BLK WP HR S P ERA WHIP																														
Jim Nash, R ERA: 3.26 (6, 1)	5.0	23	3	1	1	1	0	0	0	0	0	16	16	2.25	0.750																

Kansas City Athletics @ New York Yankees
Yankee Stadium, Bronx, NY
Sat Jul 29 1967, 3:33 AM EDT
Att: 11,096 - Unknown

AB	33
R	2
H	8
RBI	2
BB	2
SO	4
LOB	18



Batter	1	2	3	4	5	6	7	8	9	AB	R	H	RBI	BB	SO	LOB	TOP					
Bert Campaneris, R (1, 6) OBP: 0.312, SLG: 0.334 Diego Segui, R (7, 1) Ossie Chavarria, R (9, PH) OBP: 0.203, SLG: 0.107										3	1	0	1	1	1	1	Kansas City Athletics @ New York Yankees Yankee Stadium, Bronx, NY Sun Jul 30 1967, 3:33 AM EDT Unknown					
Rick Monday, L (1, 8) OBP: 0.321, SLG: 0.437										4	1	2	2	0	0	1						
Mike Hershberger, R (1, 9) OBP: 0.339, SLG: 0.341										4	0	1	0	0	0	1						
Danny Cater, R (1, 5) OBP: 0.308, SLG: 0.343										4	0	1	0	0	0	3						
Ken Harrelson, R (1, 3) OBP: 0.326, SLG: 0.387										4	0	0	0	0	0	3						
Dick Green, R (1, 4) OBP: 0.278, SLG: 0.298										3	0	1	0	1	0	0						
Joe Nossek, R (1, 7) OBP: 0.222, SLG: 0.280										4	0	1	0	0	1	3						
Phil Roof, R (1, 2) OBP: 0.272, SLG: 0.335 Ted Kubiak, S (7, PR) OBP: 0.186, SLG: 0.154										2	0	0	0	1	0	0						
Catfish Hunter, R (1, 1) OBP: 0.182, SLG: 0.273 Ken Suarez, R (7, PH) OBP: 0.365, SLG: 0.450 Jim Gosger, L (9, PH) OBP: 0.329, SLG: 0.350										1	0	0	0	0	1	1						
Inning Stats	R: 0 E: 0 K: 0 S: 4	H: 1 LOB: 1 BB: 0 P: 4	R: 0 E: 0 K: 0 S: 3	H: 0 LOB: 0 BB: 0 P: 3	R: 0 E: 0 K: 2 S: 7	H: 0 LOB: 0 BB: 0 P: 7	R: 0 E: 0 K: 0 S: 5	H: 2 LOB: 3 BB: 1 P: 9	R: 2 E: 0 K: 1 S: 6	H: 1 LOB: 0 BB: 1 P: 10	R: 0 E: 0 K: 0 S: 3	H: 0 LOB: 0 BB: 0 P: 3	R: 0 E: 0 K: 0 S: 7	H: 0 LOB: 1 BB: 1 P: 11	R: 0 E: 0 K: 0 S: 4	H: 1 LOB: 1 BB: 0 P: 4		R: 0 E: 0 K: 0 S: 5	H: 2 LOB: 2 BB: 0 P: 5	1B: 6 2B: 0 3B: 0 HR: 1	SF: 0 SAC: 0 DP: 0 HBP: 0	WP: 0 PB: 0 SB: 1 CS: 0
PITCHER Al Downing, L (1, 1) ERA: 2.45	IP: 9.0 WLS: W BF: 37 H: 7 R: 2 ER: 2 SO: 5 BB: 3 IBB: 0 HBP: 0 BLK: 0 WP: 0 HR: 1 S: 44 P: 56 ERA: 2.00 WHIP: 1.111															PITCHER	IP: 9.0 WLS: W BF: 37 H: 7 R: 2 ER: 2 SO: 5 BB: 3 IBB: 0 HBP: 0 BLK: 0 WP: 0 HR: 1 S: 44 P: 56 ERA: 2.00 WHIP: 1.111					

Batter	1	2	3	4	5	6	7	8	9	AB	R	H	RBI	BB	SO	LOB	BOTTOM			
Horace Clarke, S (1, 4) OBP: 0.307, SLG: 0.295										4	1	3	3	0	0	0	Kansas City Athletics @ New York Yankees Yankee Stadium, Bronx, NY Sun Jul 30 1967, 3:33 AM EDT Unknown			
Roy White, S (1, 5) OBP: 0.208, SLG: 0.184										4	0	0	0	0	0	2				
Mickey Mantle, S (1, 3) OBP: 0.385, SLG: 0.485										4	1	1	0	0	2	1				
Joe Pepitone, L (1, 8) OBP: 0.316, SLG: 0.394										3	0	0	0	1	1	1				
Tom Tresh, S (1, 7) OBP: 0.292, SLG: 0.362										4	1	2	2	0	1	2				
Bill Robinson, R (1, 9) OBP: 0.245, SLG: 0.278										4	2	2	0	0	0	1				
Jake Gibbs, L (1, 2) OBP: 0.293, SLG: 0.288										4	2	1	2	0	1	2				
Ruben Amaro, R (1, 6) OBP: 0.293, SLG: 0.251										3	0	0	0	0	0	0				
Al Downing, R (1, 1) OBP: 0.180, SLG: 0.213										3	0	0	0	0	3	2				
Inning Stats	R: 0 E: 0 K: 1 S: 5	H: 0 LOB: 0 BB: 0 P: 5	R: 3 E: 0 K: 1 S: 8	H: 3 LOB: 0 BB: 0 P: 8	R: 0 E: 0 K: 1 S: 6	H: 1 LOB: 2 BB: 1 P: 10	R: 3 E: 1 K: 1 S: 8	H: 2 LOB: 0 BB: 0 P: 8	R: 1 E: 0 K: 1 S: 7	H: 2 LOB: 1 BB: 0 P: 7	R: 0 E: 0 K: 1 S: 6	H: 1 LOB: 0 BB: 0 P: 6	R: 0 E: 0 K: 1 S: 5	H: 0 LOB: 0 BB: 0 P: 5	R: 0 E: 0 K: 1 S: 5	H: 0 LOB: 0 BB: 0 P: 5		1B: 4 2B: 2 3B: 0 HR: 3	SF: 0 SAC: 1 DP: 0 HBP: 0	WP: 0 PB: 0 SB: 0 CS: 0
PITCHER Catfish Hunter, R (1, 1) ERA: 2.94 Diego Segui, R (7, 1) ERA: 2.27	IP: 6.0 WLS: L BF: 29 H: 6 R: 0 ER: 0 SO: 2 BB: 1 IBB: 0 HBP: 0 BLK: 0 WP: 0 HR: 3 S: 40 P: 44 ERA: 6.00 WHIP: 1.667															PITCHER	IP: 6.0 WLS: L BF: 29 H: 6 R: 0 ER: 0 SO: 2 BB: 1 IBB: 0 HBP: 0 BLK: 0 WP: 0 HR: 3 S: 40 P: 44 ERA: 6.00 WHIP: 1.667			

Batter	1	2	3	4	5	6	7	8	9	AB	R	H	RBI	BB	SO	LOB	TOP			
Bert Campaneris, R OBP: 0.309, SLG: 0.331	G3		K			F9		F4		4	0	0	0	0	1	1	Kansas City Athletics @ New York Yankees Yankee Stadium, Bronx, NY Sun Jul 30 1967, 3:38 AM EDT Att: 50,013 - Unknown livebaseballscorecards.com			
Rick Monday, L OBP: 0.323, SLG: 0.436	BB		6-3			K				3	0	1	1	1	1	0				
Mike Hershberger, R OBP: 0.339, SLG: 0.339	4-6-3							5-3		4	0	1	0	0	1	2				
Ken Harrelson, R OBP: 0.320, SLG: 0.379	6-3					K				4	0	0	0	0	2	2				
Dick Green, R OBP: 0.278, SLG: 0.297		SH2-4 6-3-6 1B				F3				4	1	1	0	0	0	0				
Joe Nassek, R OBP: 0.214, SLG: 0.270		E4 6-3-6 SH2-4 1-2				5-3				4	0	0	0	0	2	1				
John Donaldson, L OBP: 0.348, SLG: 0.354		SH2-4 1-2 2-3								2	0	1	0	0	1	0				
Phil Roof, R OBP: 0.269, SLG: 0.330		6-3-6 2-3 3-H				F7		3-1		3	0	0	1	0	0	2				
Lew Krausse, R OBP: 0.154, SLG: 0.237						F4				2	0	0	0	0	1	1				
Ossie Chavarria, R OBP: 0.215, SLG: 0.140								WP 1B		1	1	1	0	0	0	0				
Diego Segui, R OBP: 0.140										0	0	0	0	0	0	0				
Inning Stats	R: 0 E: 1 K: 0 S: 3	H: 0 LOB: 1 BB: 1 P: 7	R: 1 E: 1 K: 0 S: 4	H: 1 LOB: 0 BB: 0 P: 4	R: 0 E: 0 K: 2 S: 7	H: 0 LOB: 0 BB: 0 P: 7	R: 0 E: 0 K: 2 S: 7	H: 0 LOB: 0 BB: 0 P: 7	R: 0 E: 0 K: 0 S: 8	H: 1 LOB: 1 BB: 0 P: 8	R: 0 E: 0 K: 2 S: 7	H: 0 LOB: 0 BB: 0 P: 7	R: 1 E: 0 K: 0 S: 5	H: 2 LOB: 1 BB: 0 P: 5	R: 0 E: 0 K: 1 S: 5	H: 0 LOB: 0 BB: 0 P: 5	1B: 4 2B: 2 3B: 0 HR: 0	SF: 0 SAC: 1 DP: 1 HBP: 0	WP: 1 PB: 0 SB: 0 CS: 0	PA: 33
PITCHER Steve Barber, L ERA: 3.98	IP: 9.0 WLS: W BF: 33 H: 5 R: 2 ER: 1 SO: 9 BB: 1 IBB: 0 HBP: 0 BLK: 0 WP: 1 HR: 0 S: 50 P: 54 ERA: 1.00 WHIP: 0.667															PITCHER				

Batter	1	2	3	4	5	6	7	8	9	AB	R	H	RBI	BB	SO	LOB	BOTTOM			
Horace Clarke, S OBP: 0.309, SLG: 0.301	S 1B 2B		4-3			L4		BB 1B 1B		4	2	2	0	0	0	2	Kansas City Athletics @ New York Yankees Yankee Stadium, Bronx, NY Sun Jul 30 1967, 3:38 AM EDT Att: 50,013 - Unknown livebaseballscorecards.com			
Ruben Amaro, R OBP: 0.292, SLG: 0.251	K		F7			6-3		BB 1B 1B		4	1	1	0	0	1	3				
Roy White, S OBP: 0.246, SLG: 0.212	CS 1B		K					1B 1-2 2-3 BB		3	0	2	2	1	1	0				
Joe Pepitone, L OBP: 0.318, SLG: 0.393	1-2 1B					F5 4-0 BB 1B		K		3	0	1	0	1	1	3				
Bill Robinson, R OBP: 0.245, SLG: 0.277	F8					G3		F7		4	0	1	2	0	0	4				
Jake Gibbs, L OBP: 0.288, SLG: 0.282			4-3			F7		L4		4	0	0	0	0	0	2				
Charley Smith, R OBP: 0.276, SLG: 0.311								F8		4	1	2	0	0	1	0				
John Kennedy, R OBP: 0.294, SLG: 0.271		FC5-4 1-2 1B				SH 2B		5-3		3	1	0	0	1	0	1				
Steve Barber, L OBP: 0.194, SLG: 0.206						SH 1B				3	0	0	0	0	3	1				
Inning Stats	R: 1 E: 0 K: 1 S: 7	H: 3 LOB: 1 BB: 0 P: 7	R: 0 E: 0 K: 1 S: 6	H: 1 LOB: 0 BB: 0 P: 6	R: 0 E: 0 K: 1 S: 5	H: 0 LOB: 0 BB: 0 P: 5	R: 0 E: 0 K: 0 S: 3	H: 0 LOB: 0 BB: 0 P: 3	R: 2 E: 1 K: 0 S: 6	H: 2 LOB: 3 BB: 2 P: 14	R: 0 E: 0 K: 0 S: 3	H: 0 LOB: 0 BB: 0 P: 3	R: 2 E: 0 K: 2 S: 10	H: 3 LOB: 2 BB: 1 P: 14	R: 0 E: 0 K: 2 S: 7	H: 0 LOB: 0 BB: 0 P: 7	1B: 7 2B: 2 3B: 0 HR: 0	SF: 0 SAC: 1 DP: 0 HBP: 0	WP: 0 PB: 0 SB: 1 CS: 1	PA: 36
PITCHER Lew Krausse, R ERA: 4.49 Diego Segui, R ERA: 2.22	IP: 7.0 WLS: L BF: 33 H: 9 R: 5 ER: 3 SO: 5 BB: 3 IBB: 0 HBP: 0 BLK: 0 WP: 0 HR: 0 S: 40 P: 52 ERA: 3.86 WHIP: 1.714															PITCHER				

AB	31
R	2
H	5
RBI	2
BB	1
SO	9
LOB	9

AB	32
R	5
H	9
RBI	4
BB	3
SO	7
LOB	16



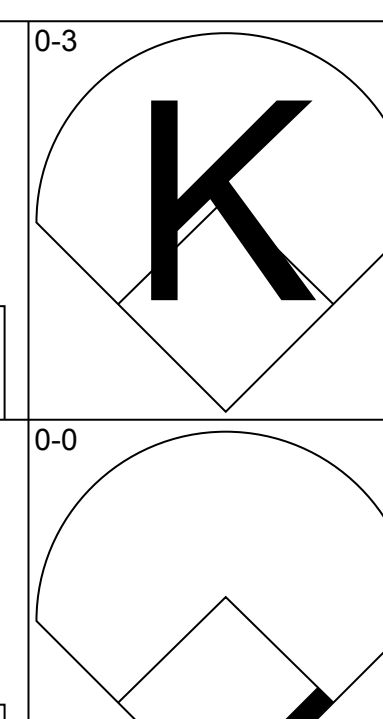
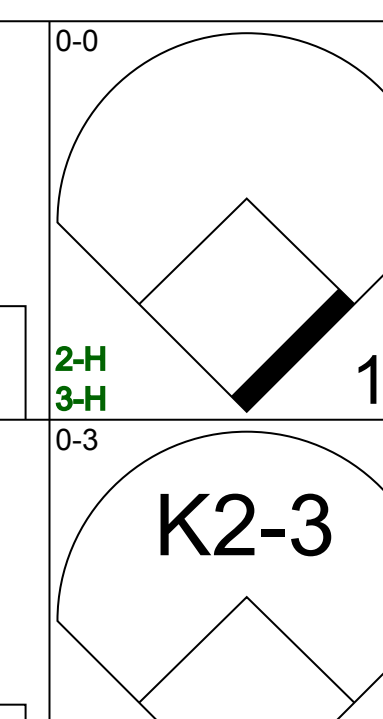
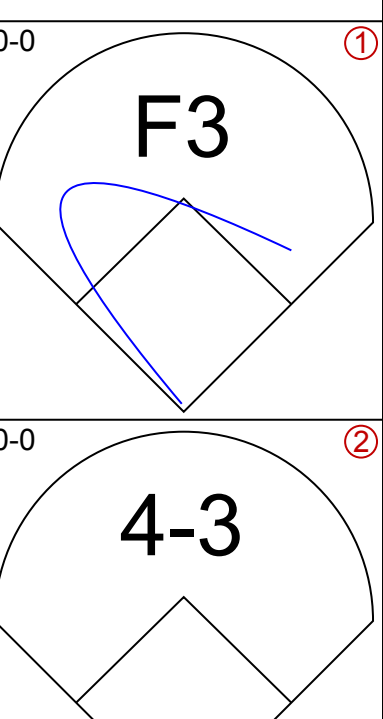
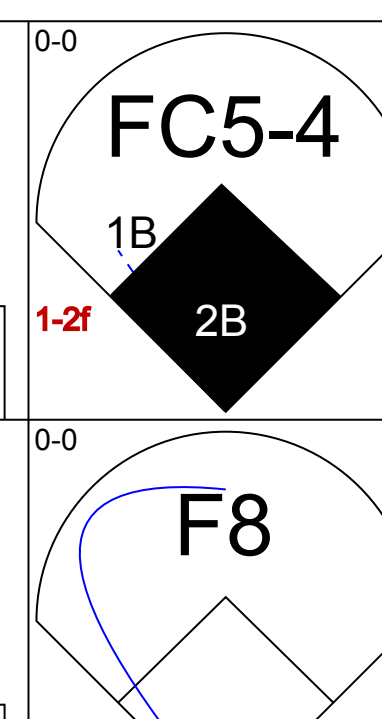
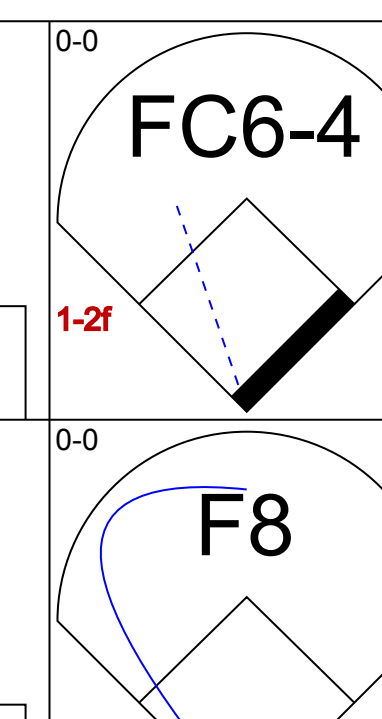
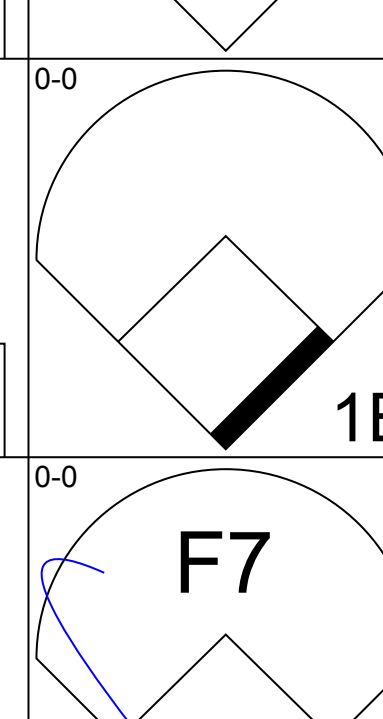
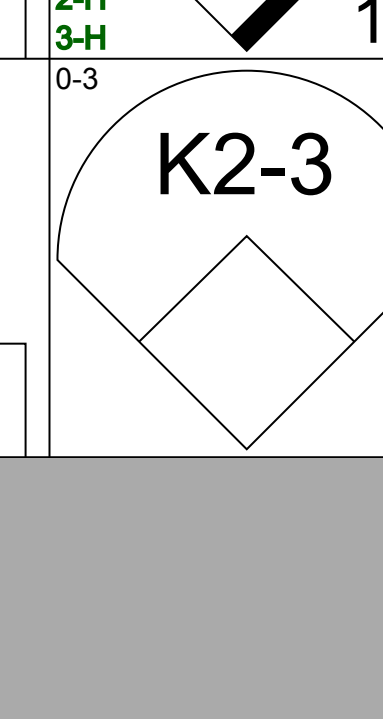
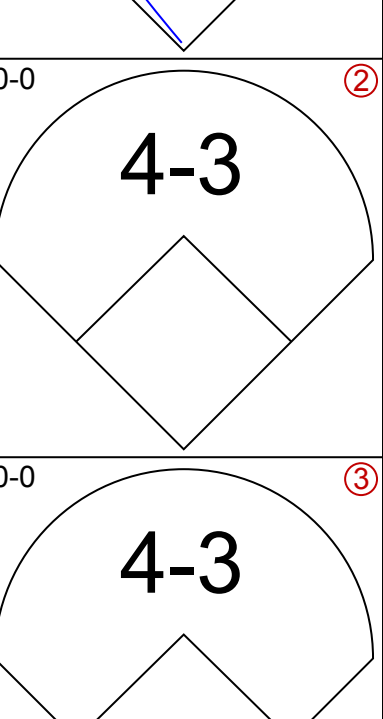
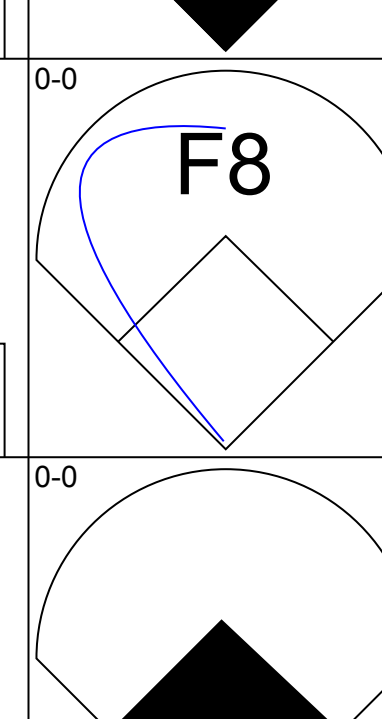
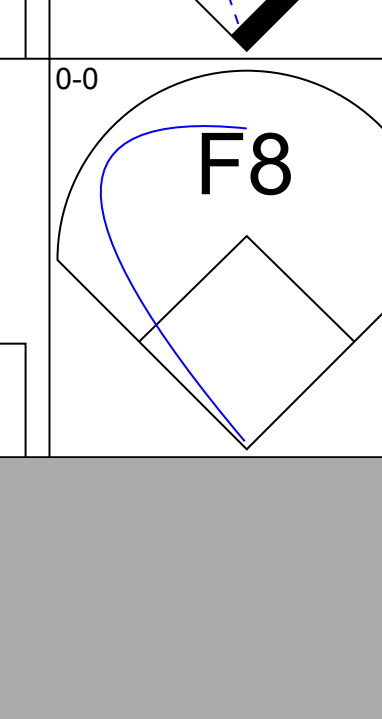
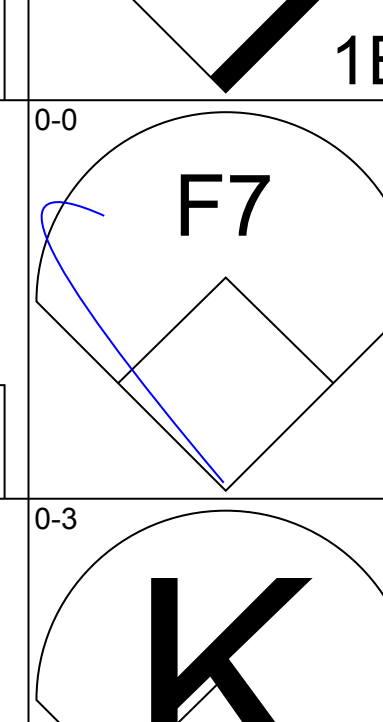
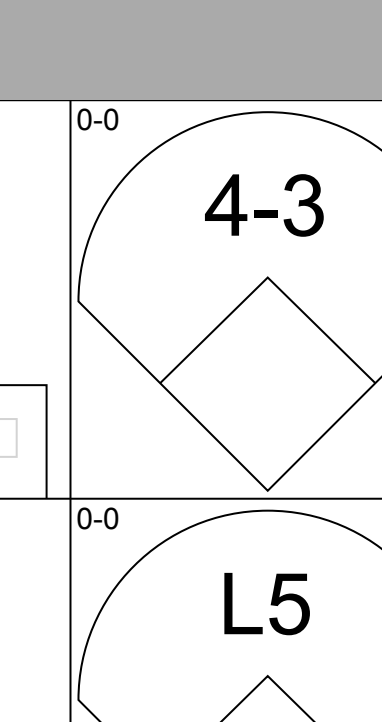
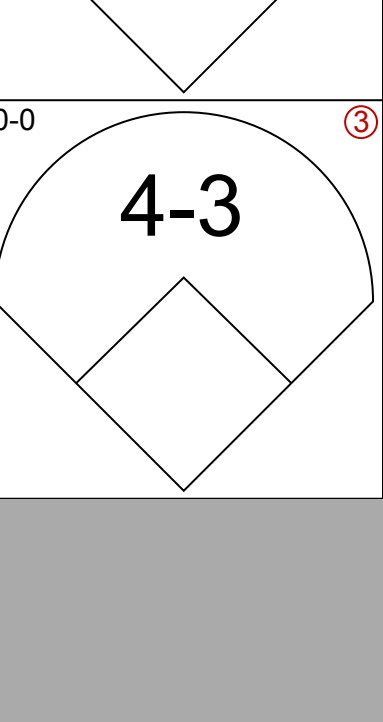
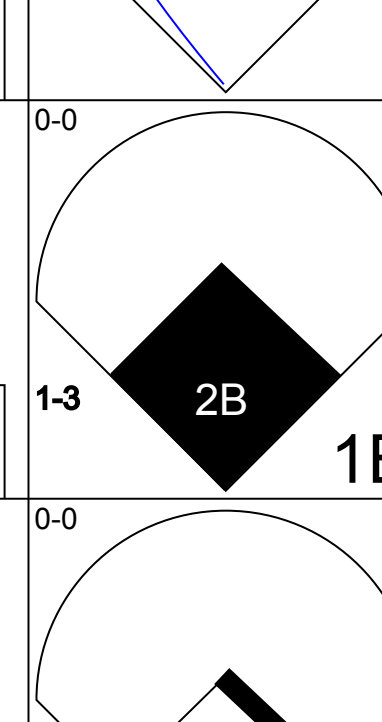

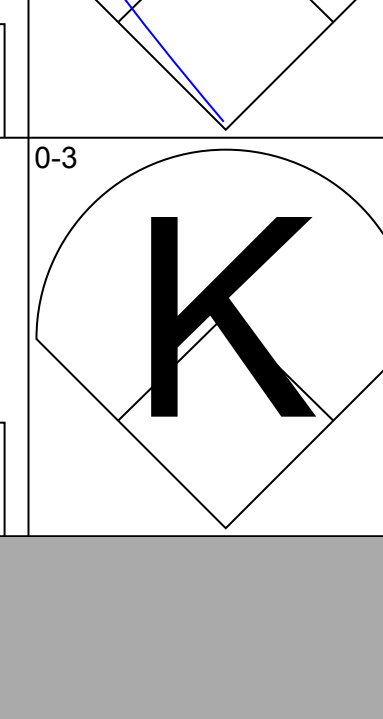
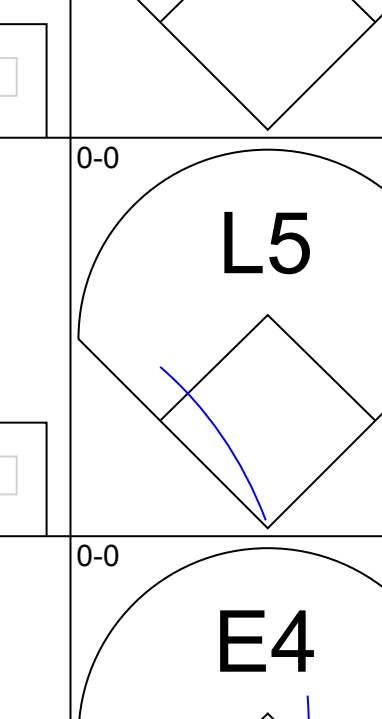
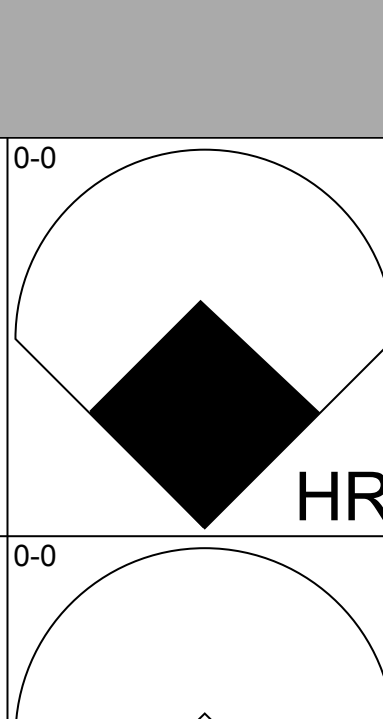
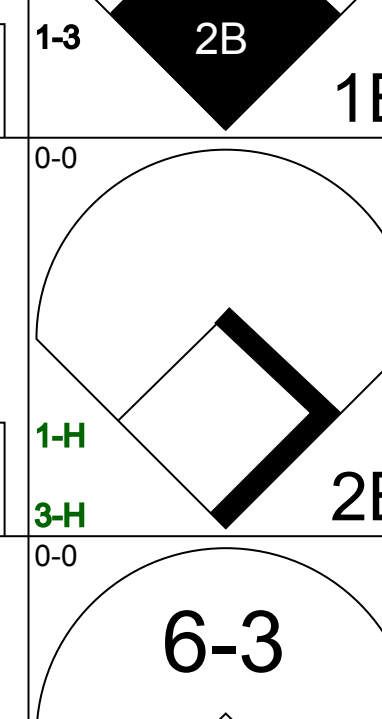
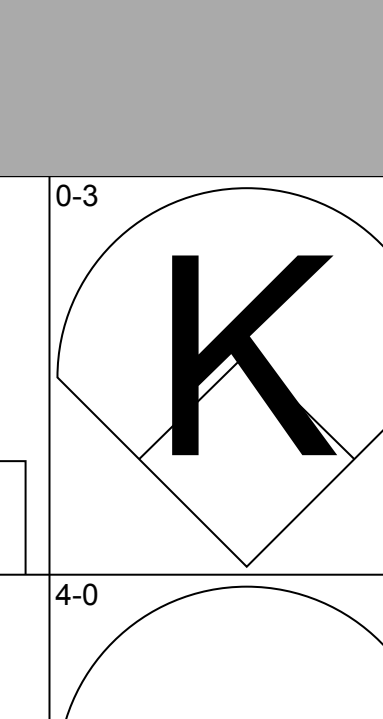
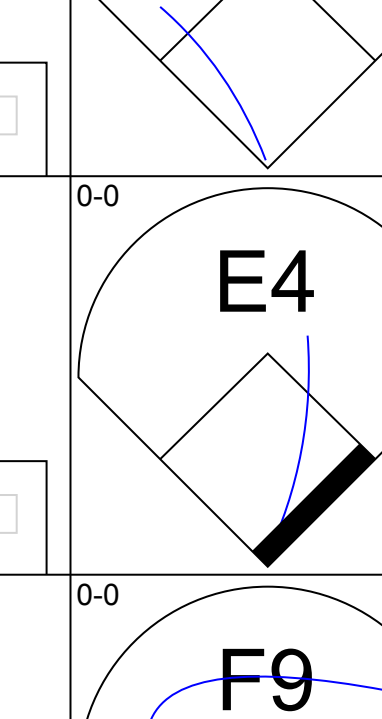
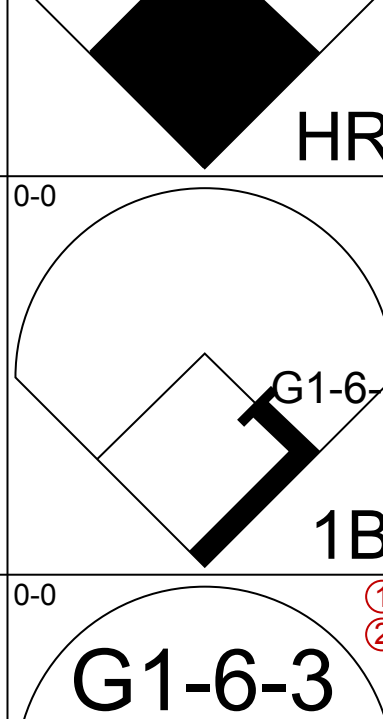
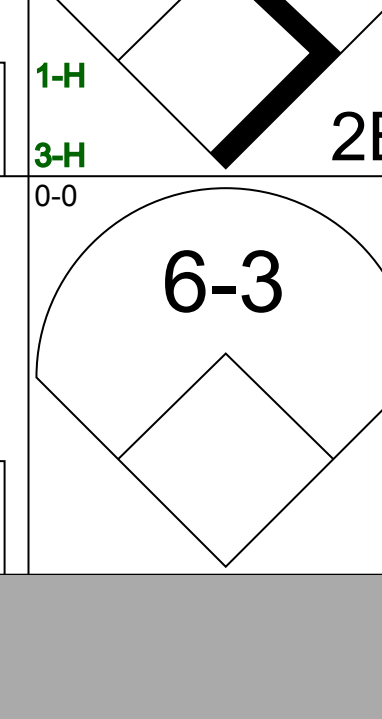

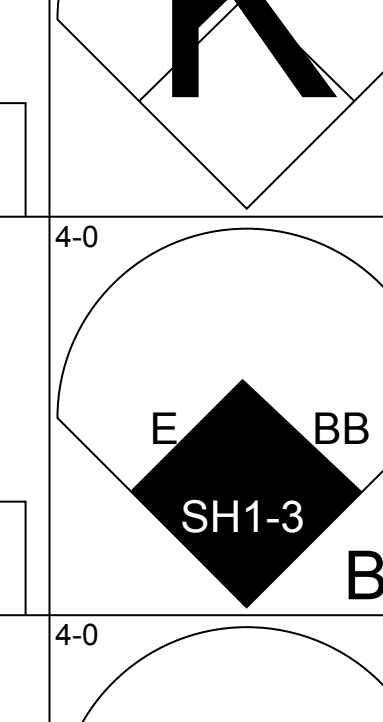
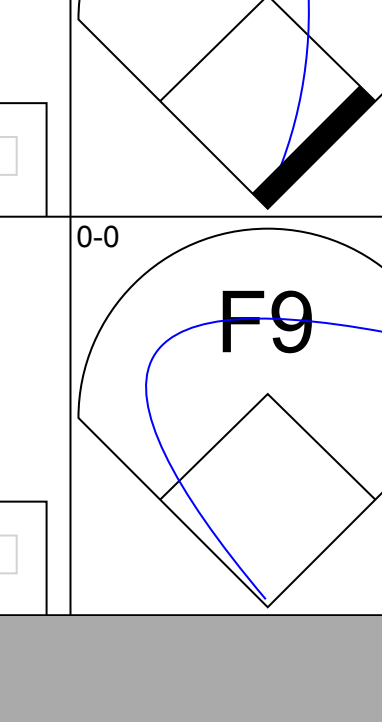
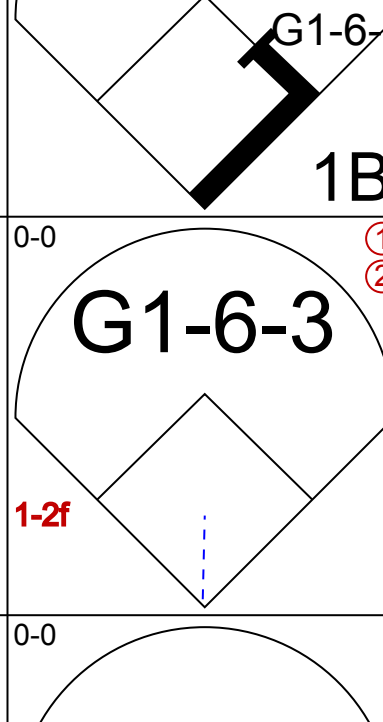
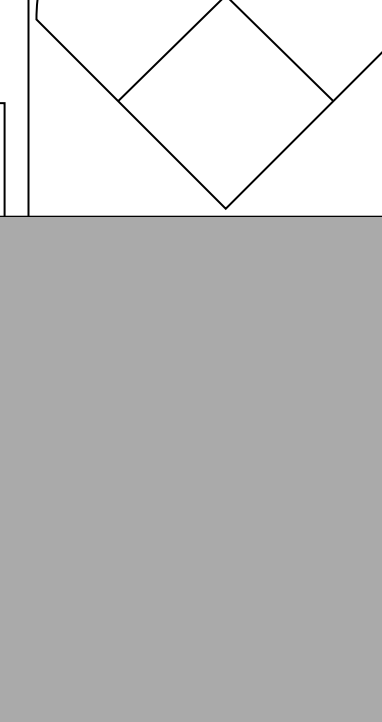
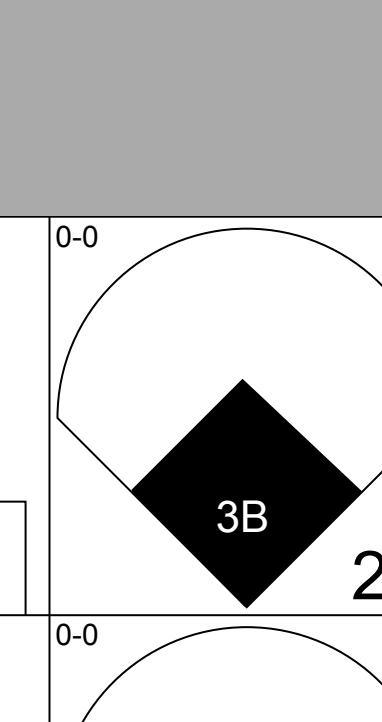
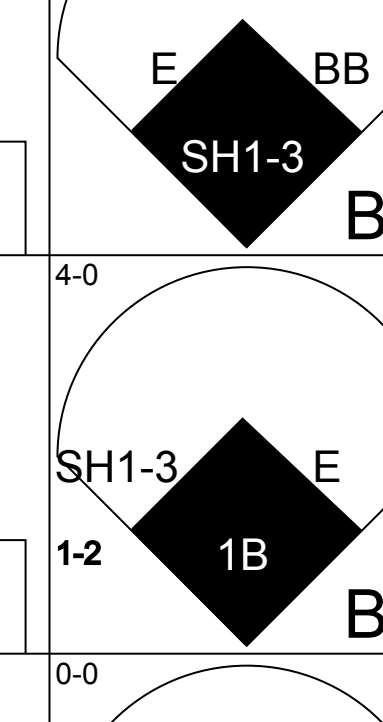
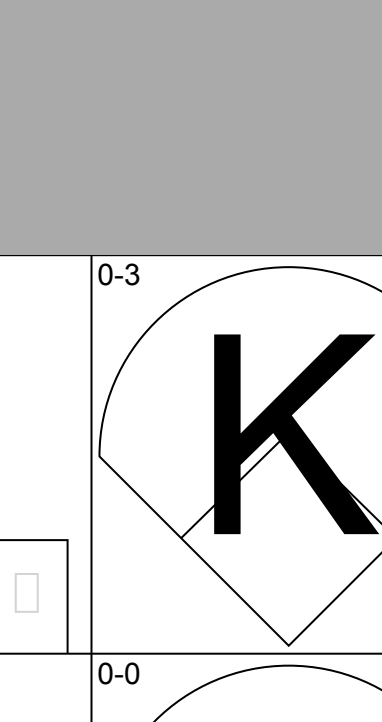
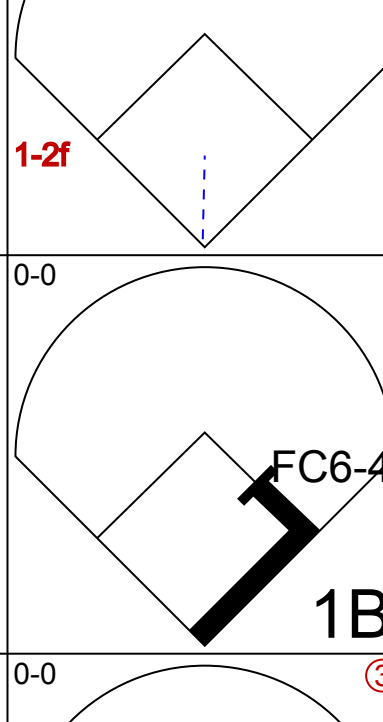

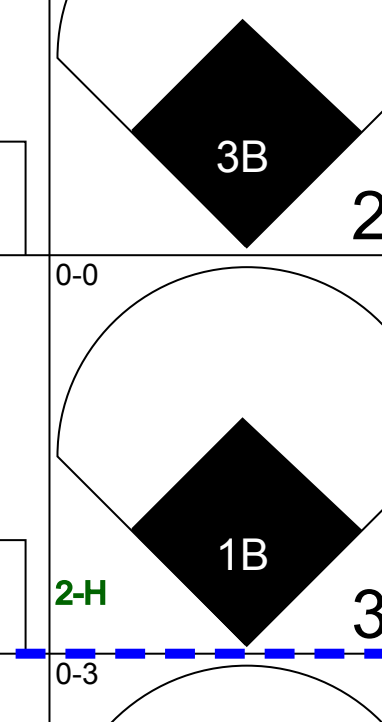
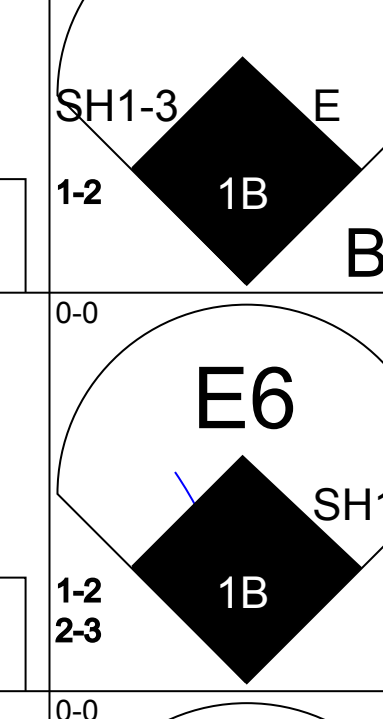

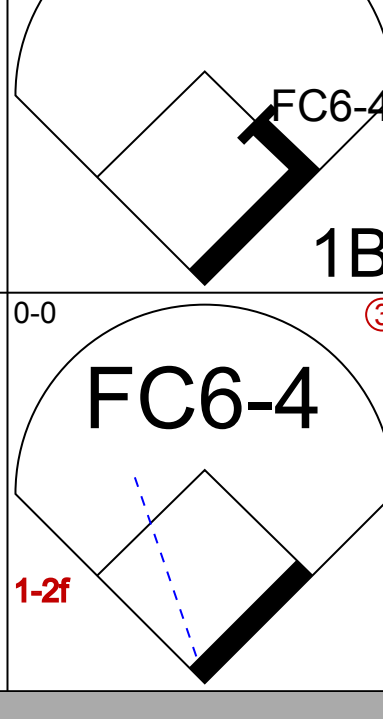

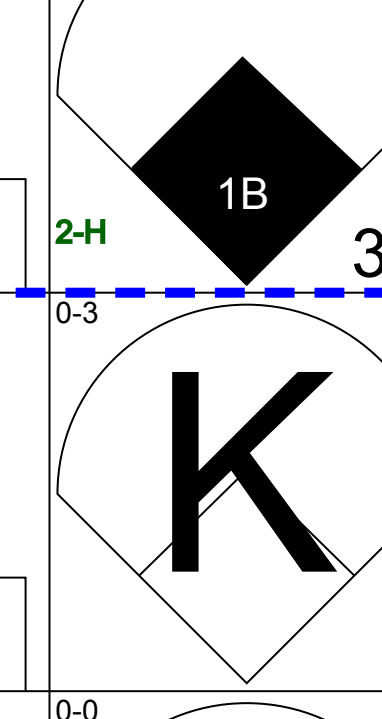
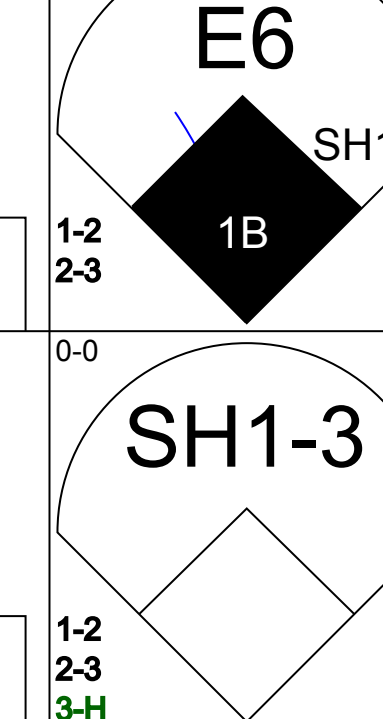
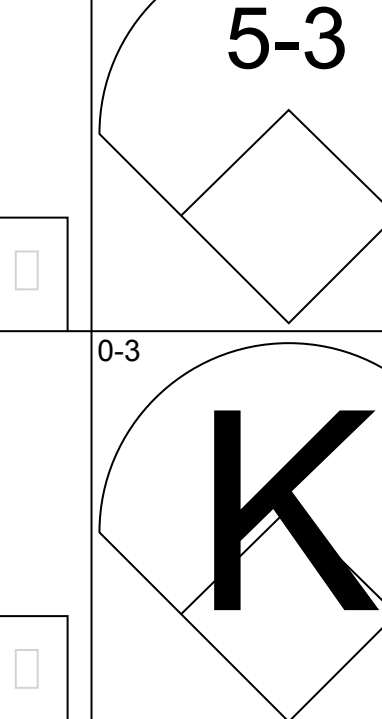
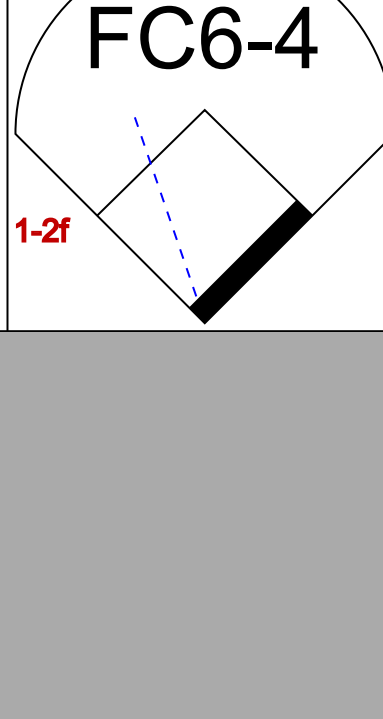
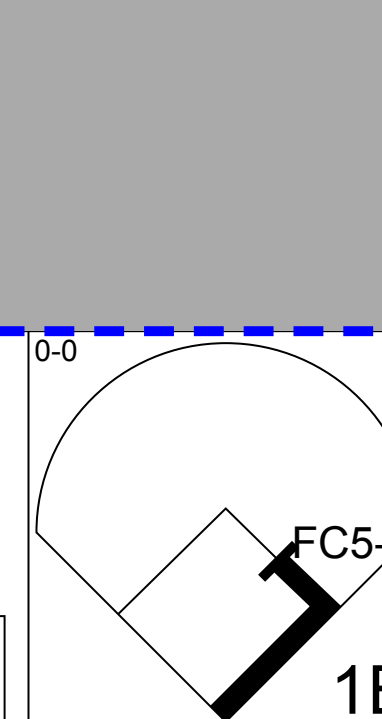
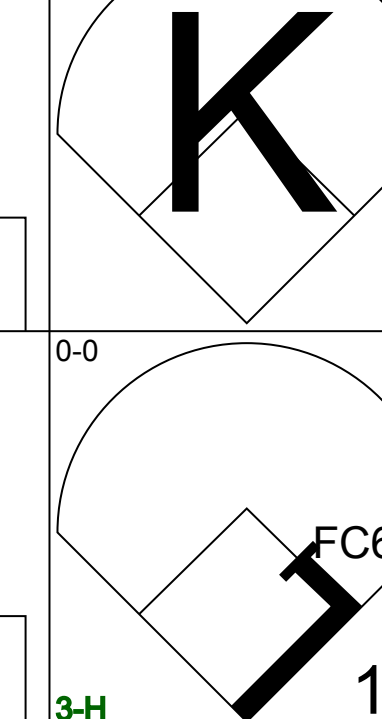
Batter	1	2	3	4	5	6	7	8	9	AB	R	H	RBI	BB	SO	LOB	TOP								
Bert Campaneris, R OBP: 0.312, SLG: 0.338 (1, 6)										4	1	2	3	0	1	2	Kansas City Athletics @ Boston Red Sox Fenway Park, Boston, MA Tue Aug 01 1967, 7:05 PM EDT Unknown livebaseballscorecards.com								
John Donaldson, L OBP: 0.353, SLG: 0.359 (1, 4)										4	0	2	1	0	0	2									
Ray Webster, L OBP: 0.339, SLG: 0.419 Joe Nosssek, R OBP: 0.221, SLG: 0.277 (8, 7)										4	0	0	0	0	0	2									
Ken Harrelson, R OBP: 0.325, SLG: 0.386 (1, 3)										2	0	0	0	2	0	1									
Rick Monday, L OBP: 0.324, SLG: 0.438 (1, 8)										4	0	0	0	0	0	3									
Danny Cater, R OBP: 0.305, SLG: 0.339 Dick Green, R OBP: 0.277, SLG: 0.296 (9, 5)										4	0	0	0	0	1	0									
Mike Hershberger, R OBP: 0.330, SLG: 0.336 (1, 9)										3	1	0	0	1	0	0									
Phil Roof, R OBP: 0.277, SLG: 0.335 (1, 2)										3	1	2	0	1	1	0									
Chuck Dobson, R OBP: 0.214, SLG: 0.214 (1, 1)										4	1	2	0	0	0	2									
Inning Stats	R: 0 E: 0 K: 0 S: 3	H: 1 LOB: 0 BB: 0 P: 3	R: 0 E: 0 K: 0 S: 2	H: 0 LOB: 0 BB: 1 P: 6	R: 4 E: 0 K: 0 S: 5	H: 3 LOB: 0 BB: 2 P: 13	R: 0 E: 0 K: 0 S: 3	H: 0 LOB: 0 BB: 0 P: 3	R: 0 E: 0 K: 1 S: 6	H: 1 LOB: 1 BB: 0 P: 6	R: 0 E: 0 K: 0 S: 3	H: 0 LOB: 1 BB: 1 P: 7	R: 0 E: 0 K: 1 S: 6	H: 1 LOB: 1 BB: 0 P: 6	R: 0 E: 0 K: 0 S: 4	H: 1 LOB: 1 BB: 0 P: 4		R: 0 E: 0 K: 1 S: 6	H: 1 LOB: 1 BB: 0 P: 6	1B: 7 2B: 1 3B: 1 HR: 0	SF: 0 SAC: 0 DP: 2 HBP: 0	WP: 0 PB: 0 SB: 0 CS: 1	PA: 36		
PITCHER	IP	WLS	BF	H	R	ER	SO	BB	IBB	HBP	BLK	WP	HR	S	P	ERA	WHIP								
Dave Morehead, R ERA: 18.0 (1, 1)	2.0	L	11	4	4	4	0	3	0	0	0	0	0	8	20	18.00	3.500								
Jose Santiago, R ERA: 4.19 (3, 1)	4.0		13	1	0	0	1	1	0	0	0	0	0	14	18	0.00	0.500								
Sparky Lyle, L ERA: 2.0 (7, 1)	2.0		8	2	0	0	1	0	0	0	0	0	0	10	10	0.00	1.000								
John Wyatt, R ERA: 2.41 (9, 1)	1.0		4	1	0	0	1	0	0	0	0	0	0	6	6	0.00	1.000								

Batter	1	2	3	4	5	6	7	8	9	AB	R	H	RBI	BB	SO	LOB	BOTTOM								
Mike Andrews, R OBP: 0.333, SLG: 0.336 (1, 4)										3	1	0	0	1	0	0	Kansas City Athletics @ Boston Red Sox Fenway Park, Boston, MA Tue Aug 01 1967, 7:05 PM EDT Unknown livebaseballscorecards.com								
Joe Foy, R OBP: 0.334, SLG: 0.467 (1, 5)										4	1	2	0	0	1	0									
Carl Yastrzemski, L OBP: 0.409, SLG: 0.615 (1, 7)										4	1	1	3	0	0	1									
Tony Conigliaro, R OBP: 0.353, SLG: 0.557 (1, 9)										4	0	1	0	0	0	0									
George Scott, R OBP: 0.358, SLG: 0.463 (1, 3)										4	0	1	0	0	0	1									
Rico Petrocelli, R OBP: 0.343, SLG: 0.418 Norm Siebern, L OBP: 0.304, SLG: 0.200 (8, PH)										2	0	0	0	0	1	1									
Reggie Smith, S OBP: 0.314, SLG: 0.368 (1, 8)										3	0	0	0	0	0	2									
Mike Ryan, R OBP: 0.295, SLG: 0.268 Dalton Jones, L OBP: 0.305, SLG: 0.352 Russ Gibson, R OBP: 0.266, SLG: 0.281 (7, PH)										2	0	0	0	0	0	0									
Dave Morehead, R OBP: 0.207, SLG: 0.474 Jose Santiago, R OBP: 0.312, SLG: 0.428 Sparky Lyle, L OBP: 0.295, SLG: 0.409 George Thomas, R OBP: 0.342, SLG: 0.230 John Wyatt, R (9, 1)										0	0	0	0	0	0	0									
Inning Stats	R: 0 E: 0 K: 0 S: 3	H: 1 LOB: 0 BB: 0 P: 3	R: 0 E: 0 K: 1 S: 5	H: 0 LOB: 0 BB: 0 P: 5	R: 0 E: 0 K: 1 S: 5	H: 0 LOB: 0 BB: 0 P: 5	R: 0 E: 0 K: 0 S: 4	H: 1 LOB: 1 BB: 0 P: 4	R: 3 E: 0 K: 0 S: 5	H: 2 LOB: 0 BB: 1 P: 9	R: 0 E: 0 K: 0 S: 4	H: 1 LOB: 1 BB: 0 P: 4	R: 0 E: 0 K: 1 S: 5	H: 0 LOB: 0 BB: 0 P: 5	R: 0 E: 1 K: 1 S: 6	H: 0 LOB: 1 BB: 0 P: 6		1B: 4 2B: 1 3B: 0 HR: 1	SF: 0 SAC: 1 DP: 1 HBP: 0	WP: 0 PB: 0 SB: 0 CS: 0	PA: 33				
PITCHER	IP	WLS	BF	H	R	ER	SO	BB	IBB	HBP	BLK	WP	HR	S	P	ERA	WHIP								
Chuck Dobson, R ERA: 3.92 (1, 1)	9.0	W	33	5	3	3	4	1	0	0	0	0	1	40	44	3.00	0.667								

Batter	1	2	3	4	5	6	7	8	9	AB	R	H	RBI	BB	SO	LOB	TOP											
Bert Campaneris, R OBP: 0.311, SLG: 0.337 (1, 6)	F7	F8				5-3		6-3		5	0	1	1	0	0	3	Kansas City Athletics @ Boston Red Sox Fenway Park, Boston, MA Tue Aug 01 1967, 7:05 PM EDT Att: 26,750 - Unknown											
John Donaldson, L OBP: 0.395, SLG: 0.364 Danny Cater, R OBP: 0.306, SLG: 0.339 Ossie Chavarria, R OBP: 0.212, SLG: 0.138 (6, PR)	1B		G5-4-3	F8		G6-4-3		K	3	0	2	0	0	0	3													
Ray Webster, L OBP: 0.436, SLG: 0.414 Mike Hershberger, R OBP: 0.334, SLG: 0.333 (6, PH)	K		F7		6-3	G6-4-3		G3	3	0	0	0	0	1	2													
Ken Harrelson, R OBP: 0.322, SLG: 0.378 (1, 3)	F9		G5-4-3		F4			K	4	0	0	0	1	1	2													
Rick Monday, L OBP: 0.329, SLG: 0.440 (1, 8)		BB		BB	1B			K	3	1	2	0	1	1	1													
Jim Gosger, L OBP: 0.335, SLG: 0.346 (1, 9)		BB		BB	1B			K	2	2	1	0	2	1	1													
Dick Green, R OBP: 0.277, SLG: 0.293 (5, 4)																												
Bill Stafford, R (7, 1)																												
Phil Roof, R OBP: 0.281, SLG: 0.338 (1, 2)	F5							6-3	4	0	2	1	0	0	3													
Jack Sanford, R OBP: 0.250, SLG: 0.278 Jack Aker, R OBP: 0.143, SLG: 0.143 Ted Kubiak, S OBP: 0.182, SLG: 0.150 (7, 5)	K							6-3	2	0	0	0	1	1	5													
Inning Stats	R: 0 E: 0 K: 1 S: 6	H: 1 LOB: 1 BB: 0 P: 6	R: 0 E: 0 K: 1 S: 6	H: 1 LOB: 3 BB: 2 P: 14	R: 0 E: 0 K: 0 S: 3	H: 1 LOB: 0 BB: 0 P: 3	R: 1 E: 0 K: 1 S: 6	H: 2 LOB: 3 BB: 3 P: 18	R: 2 E: 1 K: 0 S: 7	H: 3 LOB: 2 BB: 0 P: 7	R: 0 E: 0 K: 0 S: 2	H: 0 LOB: 1 BB: 0 P: 3	R: 0 E: 0 K: 2 S: 7	H: 0 LOB: 1 BB: 1 P: 11	R: 0 E: 0 K: 0 S: 3	H: 0 LOB: 0 BB: 0 P: 3	R: 0 E: 0 K: 2 S: 7	H: 0 LOB: 0 BB: 0 P: 7	1B: 8 2B: 0 3B: 0 HR: 0	SF: 0 SAC: 0 DP: 2 HBP: 1	WP: 0 PB: 0 SB: 1 CS: 0	PA: 40						
PITCHER	IP	WLS	BF	H	R	ER	SO	BB	IBB	HBP	BLK	WP	HR	S	P	ERA	WHIP											
Jim Lonborg, R ERA: 3.31 Sparky Lyle, L ERA: 1.66	(1, 1)	5.1	W	29	8	3	1	3	5	0	0	0	0	0	29	50	1.69	2.438										
PITCHER	IP	WLS	BF	H	R	ER	SO	BB	IBB	HBP	BLK	WP	HR	S	P	ERA	WHIP											
Jack Sanford, R ERA: 4.89 Jack Aker, R ERA: 3.78 Bill Stafford, R ERA:	(1, 1)	2.0	L	14	6	4	4	1	1	2	0	0	0	1	13	25	18.00	3.500										
Jack Sanford, R ERA: 4.89 Jack Aker, R ERA: 3.78 Bill Stafford, R ERA:	(7, 1)	1.1		6	1	0	0	0	1	0	0	0	0	0	5	9	0.00	1.500										

Batter	1	2	3	4	5	6	7	8	9	AB	R	H	RBI	BB	SO	LOB	BOTTOM											
Mike Andrews, R OBP: 0.340, SLG: 0.341 (1, 4)	CS		K			E5				4	1	3	0	1	1	0	Kansas City Athletics @ Boston Red Sox Fenway Park, Boston, MA Tue Aug 01 1967, 7:05 PM EDT Att: 26,750 - Unknown											
Joe Foy, R OBP: 0.338, SLG: 0.466 (1, 5)	6-3					G1-4-3				3	1	1	1	2	0	2												
Carl Yastrzemski, L OBP: 0.499, SLG: 0.658 George Thomas, R OBP: 0.245, SLG: 0.280 (8, 7)	1B		F5			F8		G3		4	0	0	0	1	0	5												
Tony Conigliaro, R OBP: 0.356, SLG: 0.558 Jose Tartabull, L OBP: 0.312, SLG: 0.248 (9, 9)	1B					F9		E6		5	2	3	0	0	0	0												
George Scott, R OBP: 0.362, SLG: 0.465 (1, 3)	2-4-2		F5			E6		F5		0	0	0	0	0	0	0												
Jerry Adair, R OBP: 0.261, SLG: 0.281 Dalton Jones, L OBP: 0.313, SLG: 0.360 Bill Landis, L OBP: 0.344, SLG: 0.418 (6, 6)	FC6-4		F5			E6		F5		3	1	2	0	1	0	0												
Rico Petrocelli, R OBP: 0.344, SLG: 0.418 (6, 6)	2-4-2		F5			E6		F5		5	2	3	0	0	0	0												
Reggie Smith, S OBP: 0.320, SLG: 0.373 (1, 8)	F6		F6			E6		F5		0	0	0	0	0	0	0												
Mike Ryan, R OBP: 0.298, SLG: 0.286 (1, 2)	K		K			E6		F5		0	0	0	0	0	0	0												
Jim Lonborg, R OBP: 0.136, SLG: 0.109 Sparky Lyle, L OBP: 0.400, SLG: 0.600 (6, 1)			K			E6		F5		0	0	0	0	0	0	0												
Inning Stats	R: 0 E: 0 K: 0 S: 3	H: 2 LOB: 2 BB: 1 P: 7	R: 0 E: 0 K: 1 S: 6	H: 1 LOB: 1 BB: 0 P: 6	R: 0 E: 0 K: 2 S: 7	H: 0 LOB: 1 BB: 1 P: 11	R: 0 E: 0 K: 0 S: 5	H: 2 LOB: 2 BB: 0 P: 5	R: 4 E: 2 K: 1 S: 9	H: 4 LOB: 3 BB: 3 P: 21	R: 0 E: 0 K: 0 S: 2	H: 0 LOB: 0 BB: 1 P: 6	R: 4 E: 0 K: 0 S: 8	H: 5 LOB: 2 BB: 1 P: 12	R: 0 E: 0 K: 0 S: 4	H: 1 LOB: 2 BB: 1 P: 8	R: 0 E: 0 K: 0 S: 4	H: 1 LOB: 2 BB: 1 P: 8	1B: 13 2B: 1 3B: 0 HR: 1	SF: 0 SAC: 1 DP: 1 HBP: 0	WP: 0 PB: 0 SB: 0 CS: 1	PA: 44						
PITCHER	IP	WLS	BF	H	R	ER	SO	BB	IBB	HBP	BLK	WP	HR	S	P	ERA	WHIP											
Jack Sanford, R ERA: 4.89 Jack Aker, R ERA: 3.78 Bill Stafford, R ERA:	(1, 1)	4.2	L	25	8	4	4	3	3	0	0	0	0	1	26	42	7.71	2.357										
Jack Sanford, R ERA: 4.89 Jack Aker, R ERA: 3.78 Bill Stafford, R ERA:	(7, 1)	1.1		6	1	0	0	0	1	0	0	0	0	0	5	9	0.00	1.500										

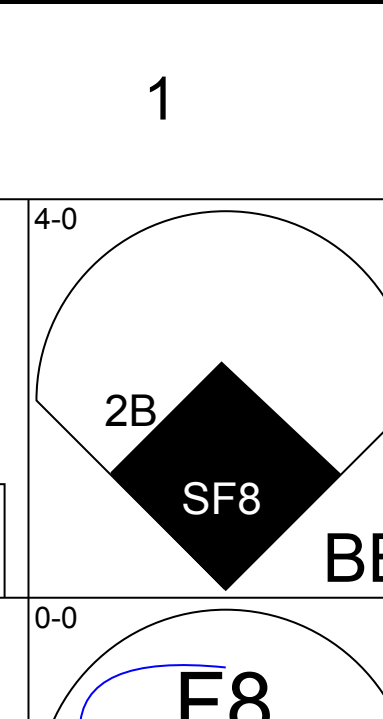
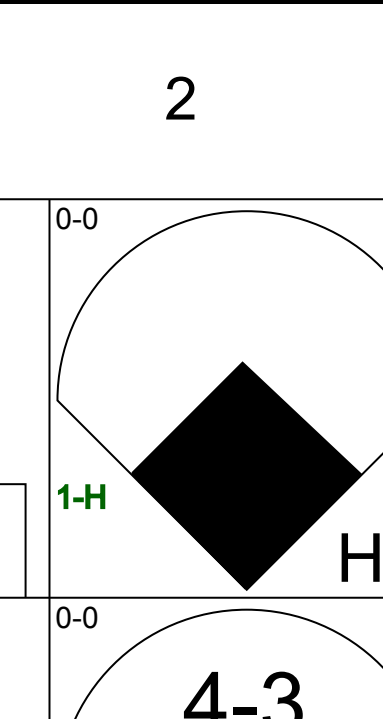
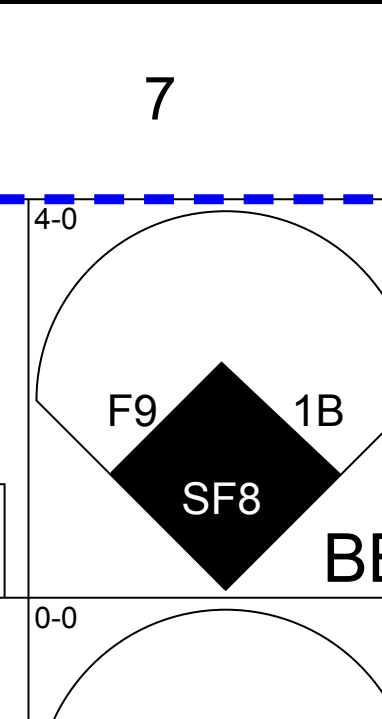
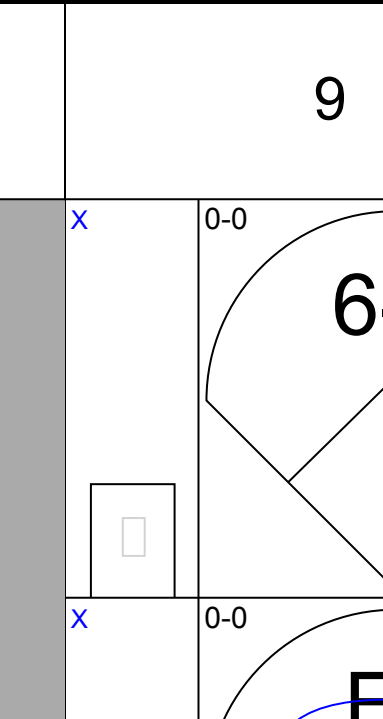
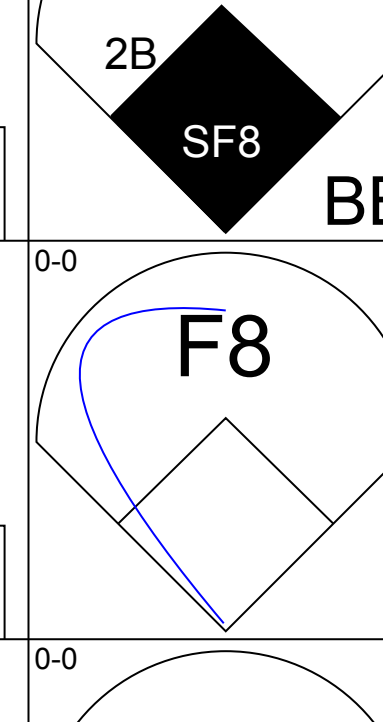
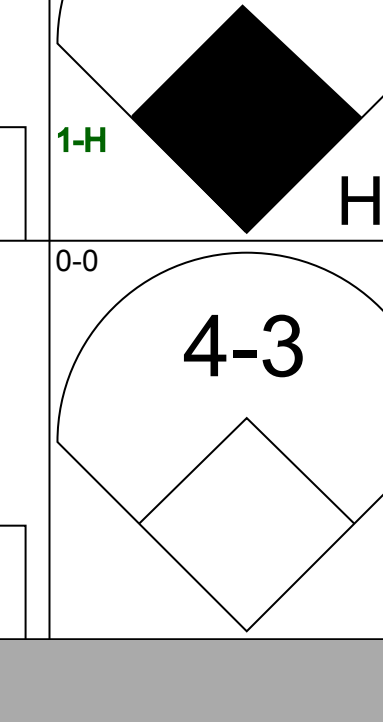
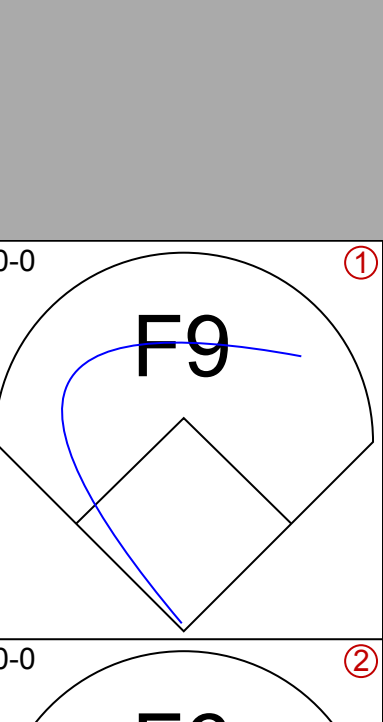
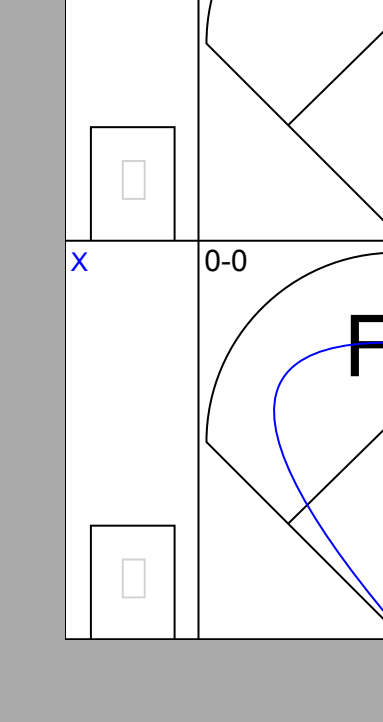
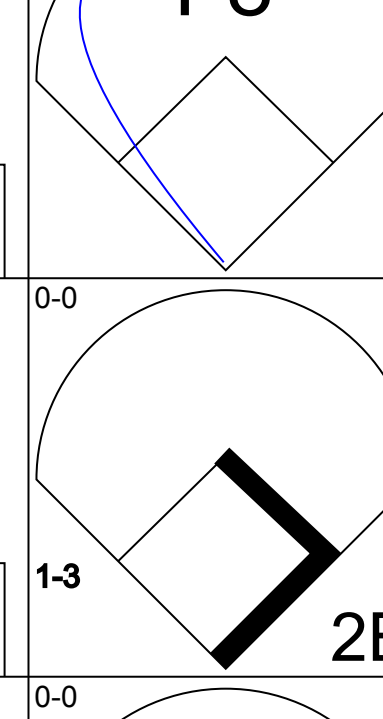
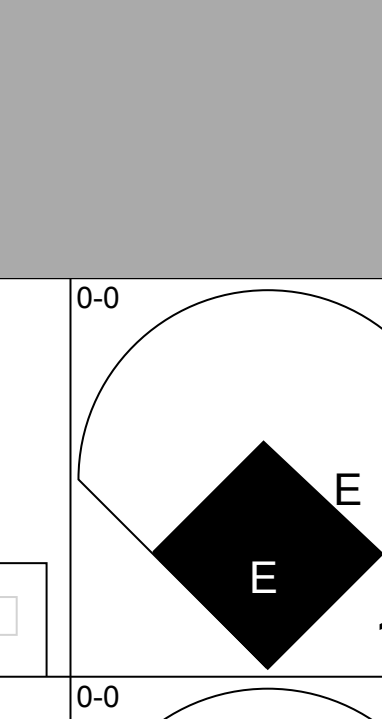
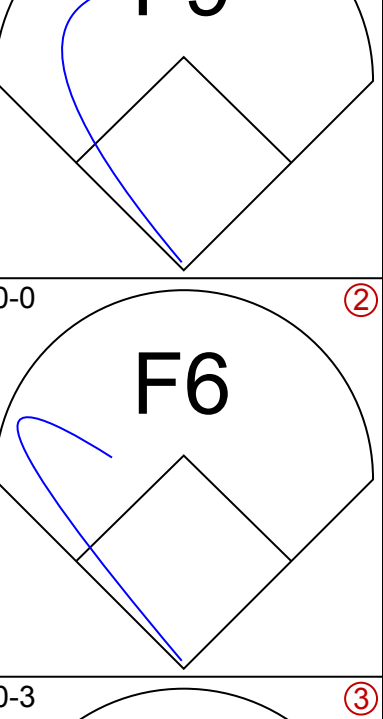
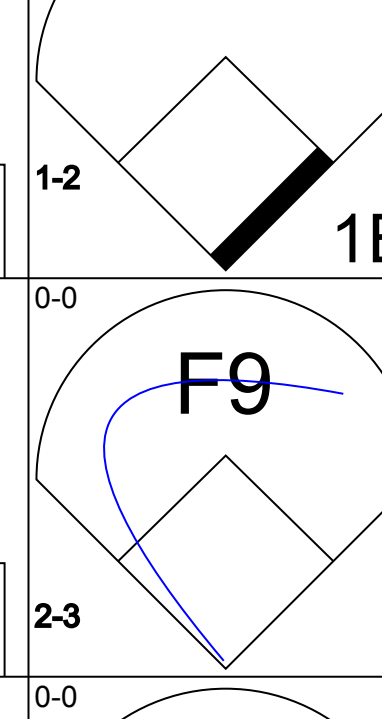
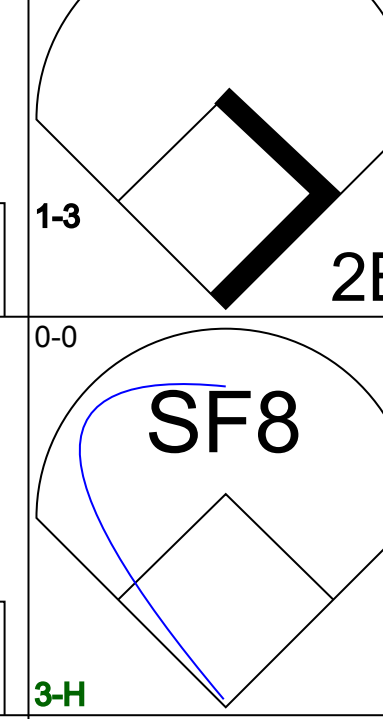
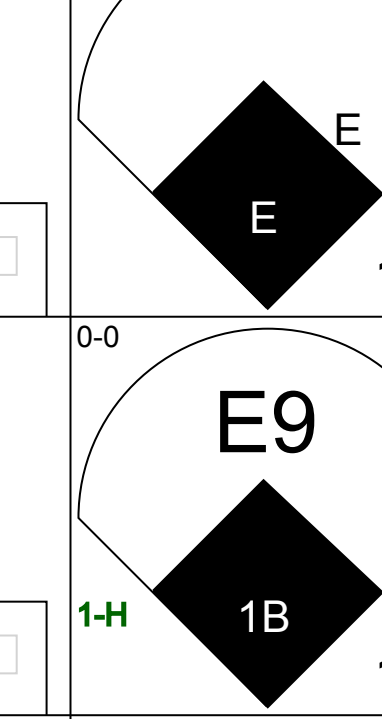
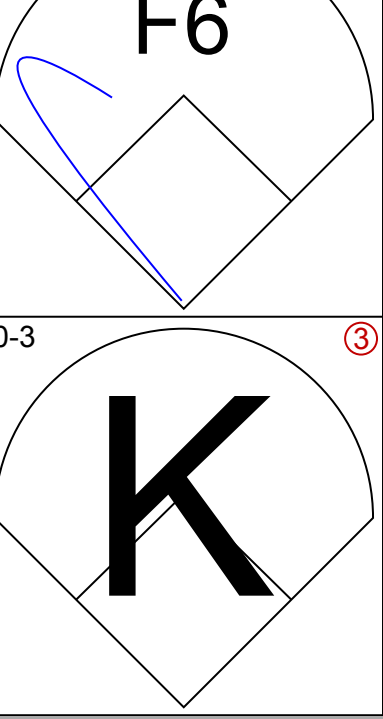
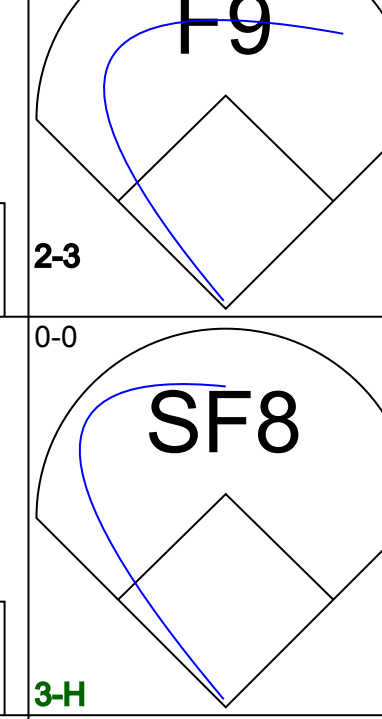
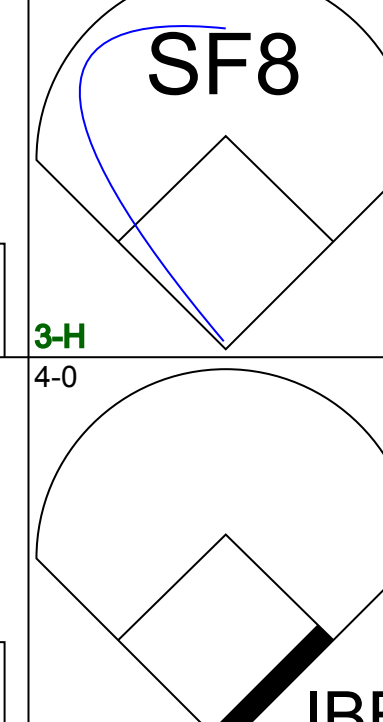
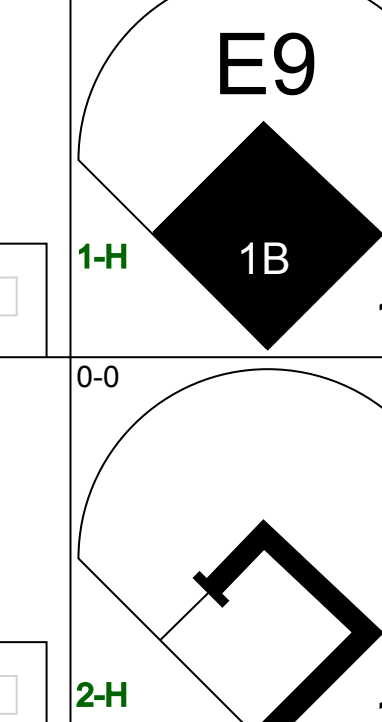
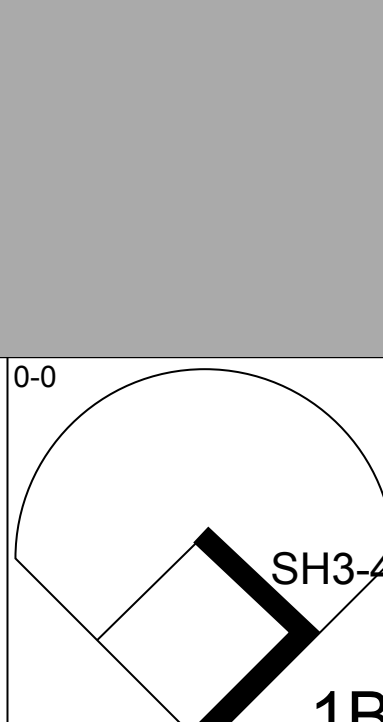
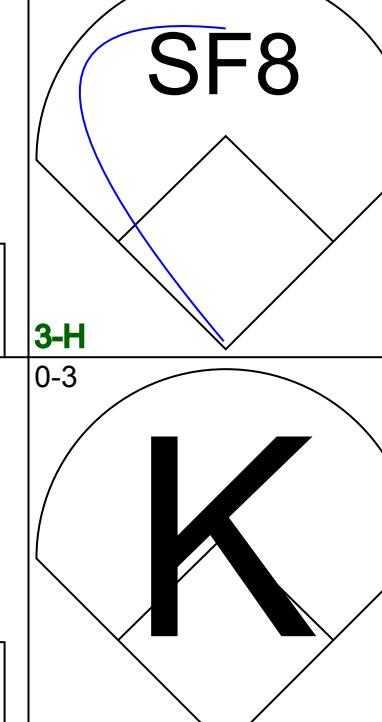
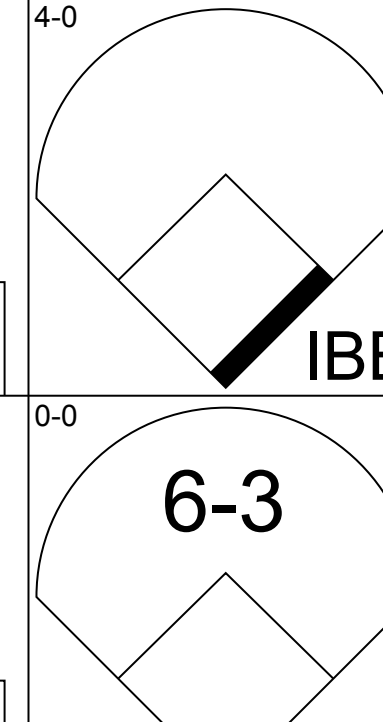
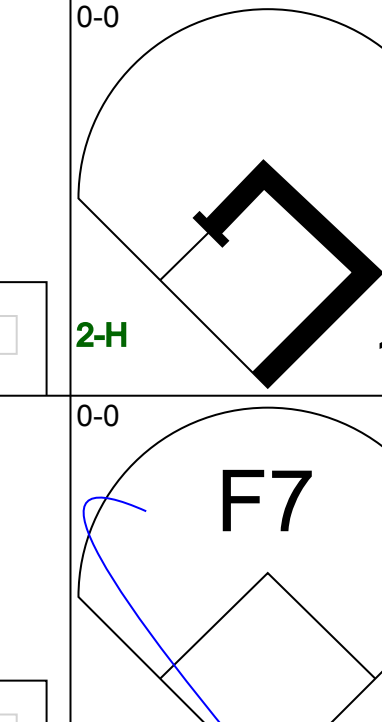
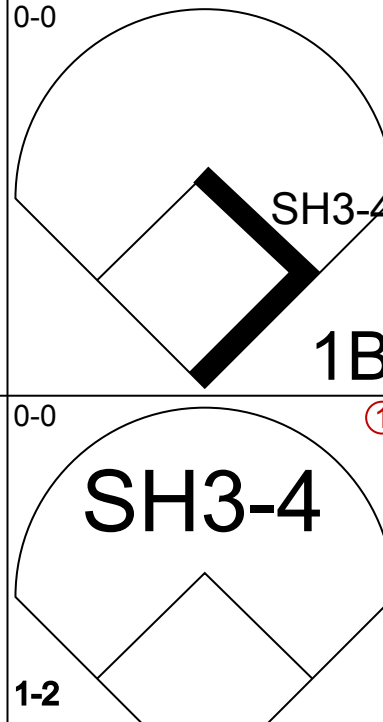
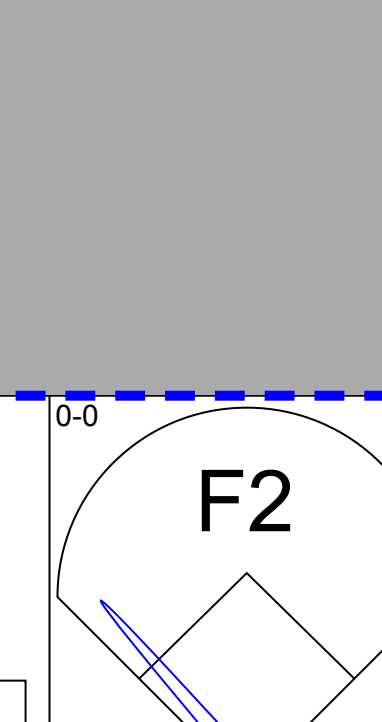
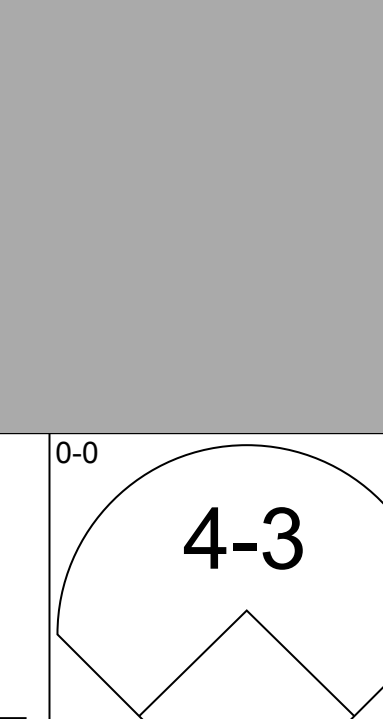
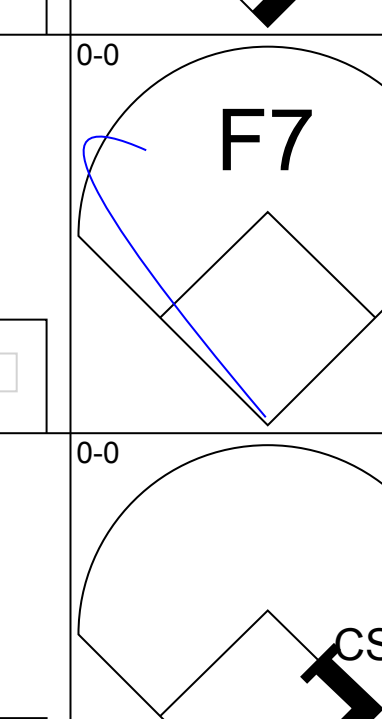
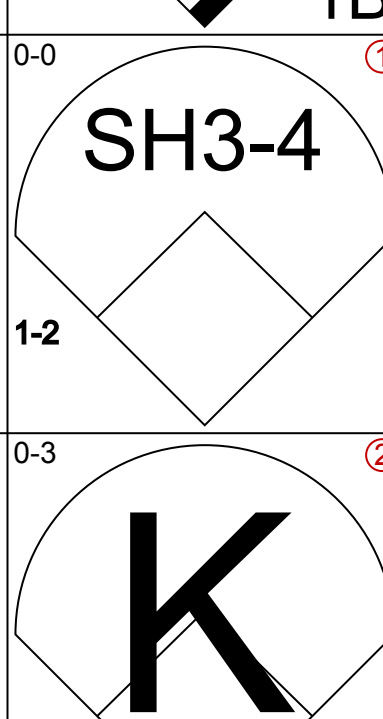
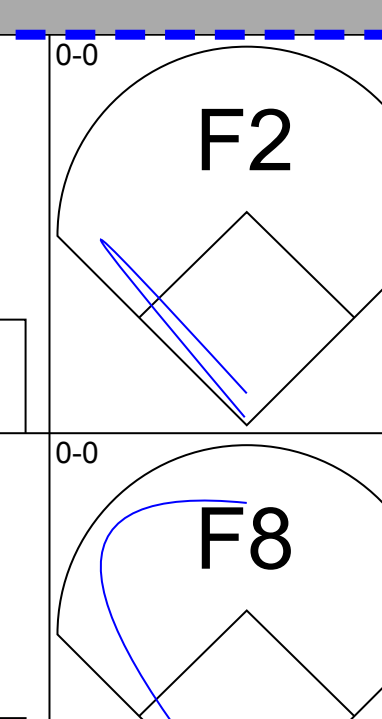
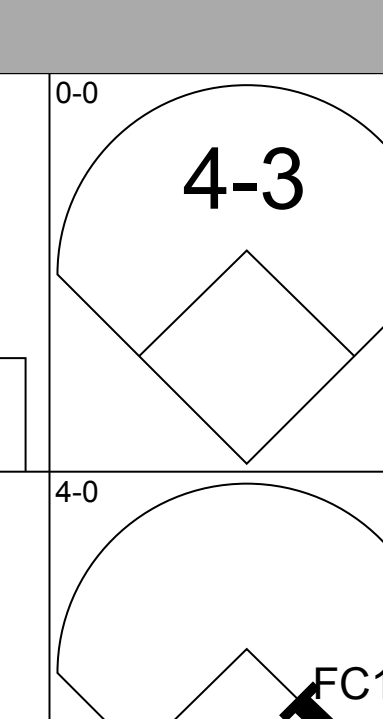
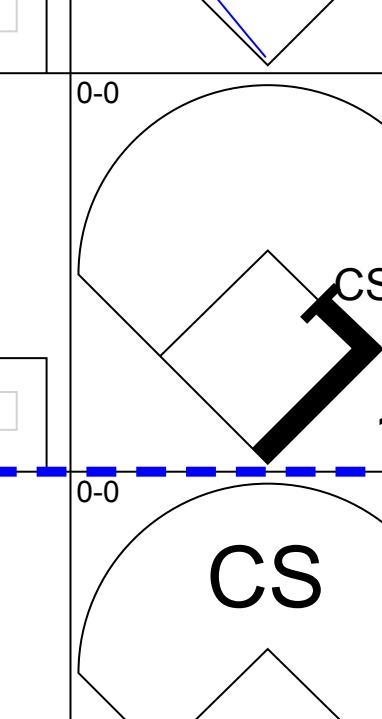
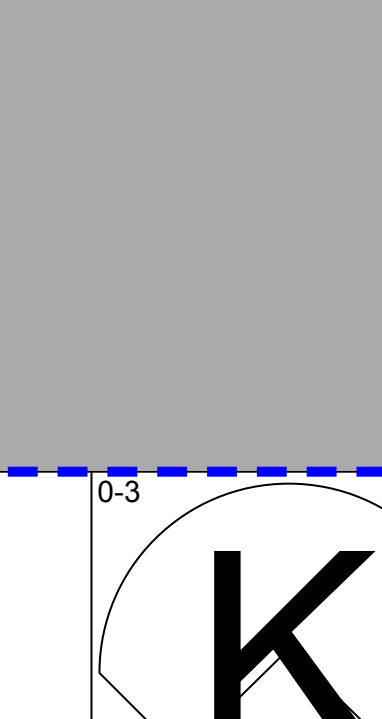
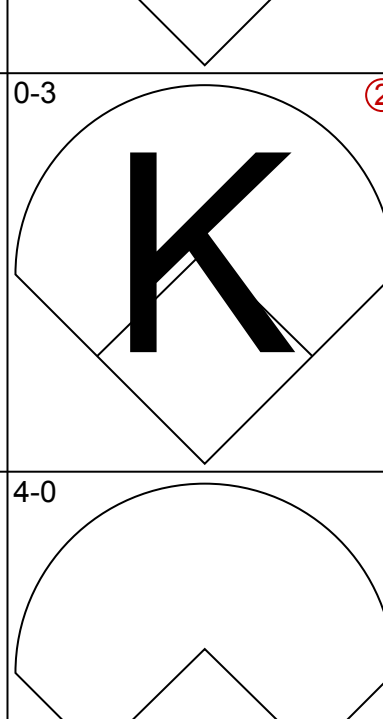
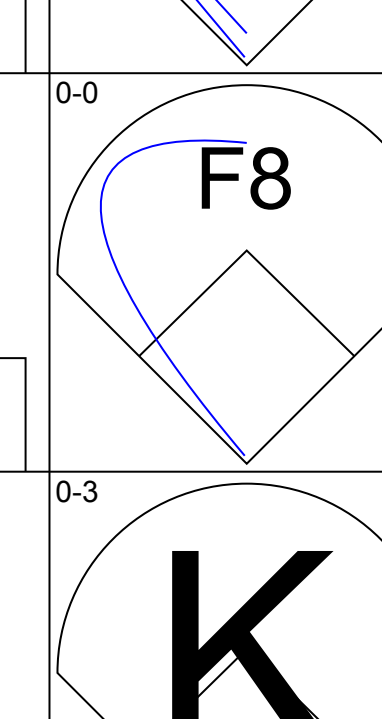
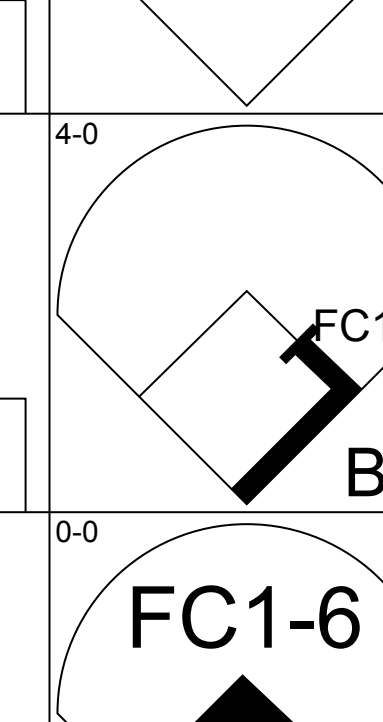
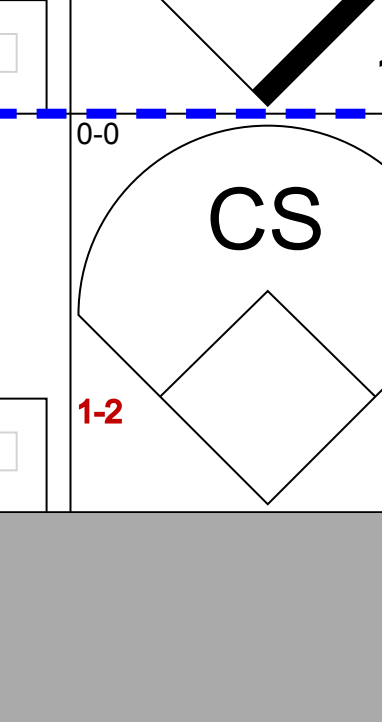
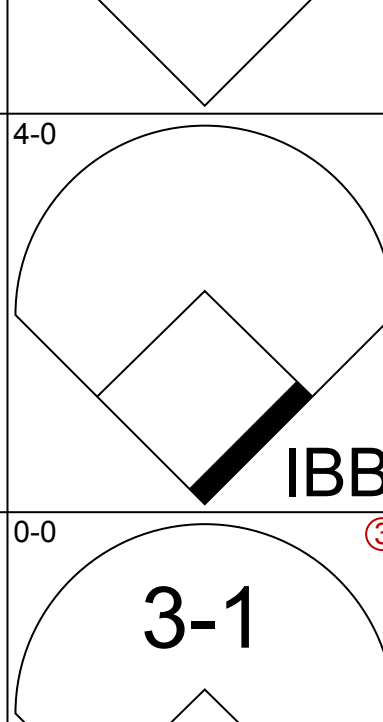
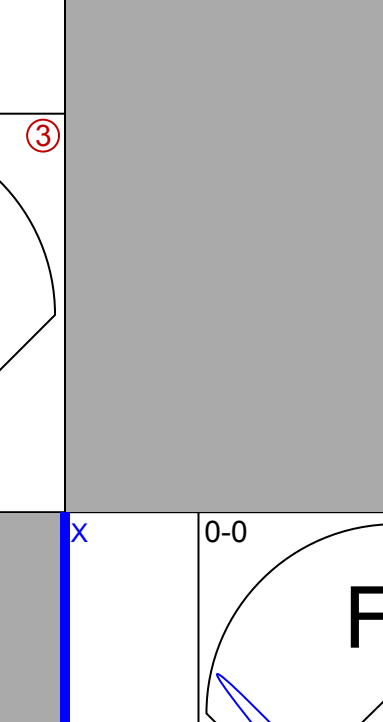


Batter	1	2	3	4	5	6	7	8	9	AB	R	H	RBI	BB	SO	LOB	TOP						
Bert Campaneris, R OBP: 0.309, SLG: 0.335 (1, 6)													5	1	1	2	0	1	2				
Danny Cater, R OBP: 0.305, SLG: 0.337 (1, 5)													5	0	1	0	0	1	3				
Ray Webster, L OBP: 0.281, SLG: 0.409 Joe Nossak, R OBP: 0.221, SLG: 0.277 (9, 8)													5	1	1	0	0	0	1				
Ken Harrelson, R OBP: 0.324, SLG: 0.399 (1, 3)													5	1	2	3	0	1	1				
Jim Gosger, L OBP: 0.336, SLG: 0.347 (9, 7)													5	0	2	0	0	1	2				
Mike Hershberger, R OBP: 0.336, SLG: 0.337 (1, 9)													3	2	1	0	2	0	2				
Dick Green, R OBP: 0.294, SLG: 0.294 Ted Kubiak, S OBP: 0.196, SLG: 0.214 (6, 4)													2	1	1	0	1	1	0				
Phil Roof, R OBP: 0.276, SLG: 0.332 (1, 2)													4	1	0	0	0	1	4				
Jim Nash, R Jack Aker, R Gene Ozogian, R Bill Stafford, R John Donaldson, L Mike Hershberger, R Diego Segui, R Tim Lincecum, L Paul Goldschmidt, R Lew Krausse, R (1, 1)													0	0	0	0	0	0	0				
Inning Stats	R: 0 E: 0 K: 2 S: 8	H: 1 LOB: 1 BB: 0 P: 8	R: 3 E: 1 K: 2 S: 9	H: 1 LOB: 1 BB: 2 P: 17	R: 0 E: 1 K: 0 S: 4	H: 0 LOB: 1 BB: 0 P: 4	R: 0 E: 0 K: 2 S: 7	H: 0 LOB: 0 BB: 0 P: 7	R: 0 E: 0 K: 0 S: 3	H: 0 LOB: 0 BB: 0 P: 3	R: 1 E: 0 K: 0 S: 5	H: 3 LOB: 1 BB: 0 P: 5	R: 2 E: 0 K: 0 S: 6	H: 3 LOB: 2 BB: 0 P: 6	R: 2 E: 0 K: 1 S: 8	H: 3 LOB: 1 BB: 0 P: 8	R: 0 E: 0 K: 1 S: 6	H: 1 LOB: 2 BB: 1 P: 10	1B: 8 2B: 2 3B: 1 HR: 1	SF: 0 SAC: 1 DP: 1 HBP: 0	WP: 0 PB: 0 SB: 0 CS: 0	PA: 43	
PITCHER	IP	WLS	BF	H	R	ER	SO	BB	IBB	HBP	BLK	WP	HR	S	P	ERA	WHIP						
Gary Bell, R ERA: 3.54 John Wyatt, R ERA: 3.0 Jose Santiago, R ERA: 4.09	(1, 1)	6.0	L	26	5	4	1	6	2	0	0	0	0	1	36	44	1.50	1.167					
	(7, 1)	1.0	L	8	5	4	4	0	0	0	0	0	0	0	8	8	36.00	5.000					
	(8, 1)	2.0		9	2	0	0	2	1	0	0	0	0	0	12	16	0.00	1.500					

Kansas City Athletics @ Boston Red Sox
Fenway Park, Boston, MA
Wed Aug 02 1967, 7:05 PM EDT
Att: 24,581 - Unknown

AB 39
R 8
H 12
RBI 8
BB 3
SO 8
LOB 17





Batter	1	2	3	4	5	6	7	8	9	AB	R	H	RBI	BB	SO	LOB	BOTTOM						
Mike Andrews, R OBP: 0.343, SLG: 0.350 (1, 4)										3	3	1	2	2	0	0							
Joe Foy, R OBP: 0.336, SLG: 0.462 (1, 5)										5	0	1	0	0	0	1							
Carl Yastrzemski, L OBP: 0.497, SLG: 0.610 (1, 7)										4	1	2	0	0	0	2							
Tony Conigliaro, R OBP: 0.355, SLG: 0.557 (1, 9)										2	1	1	2	0	1	0							
George Scott, R OBP: 0.366, SLG: 0.467 (1, 3)										3	0	2	0	1	1	1							
Rico Petrocelli, R OBP: 0.341, SLG: 0.414 (1, 6)										3	0	0	0	0	0	2							
Reggie Smith, S OBP: 0.320, SLG: 0.372 (1, 8)										4	0	1	0	0	1	1							
Mike Ryan, R OBP: 0.302, SLG: 0.282 (1, 2)										2	0	0	0	2	2	0							
Gary Bell, R OBP: 0.104, SLG: 0.125 Dalton Jones, L OBP: 0.310, SLG: 0.356 John Wyatt, R Jose Santiago, R Jose Tartabull, L (9, PH)										2	1	0	0	0	0	1							
Inning Stats	R: 1 E: 0 K: 0 S: 4	H: 1 LOB: 2 BB: 2 P: 12	R: 2 E: 0 K: 0 S: 4	H: 1 LOB: 0 BB: 1 P: 8	R: 2 E: 1 K: 0 S: 5	H: 4 LOB: 0 BB: 0 P: 5	R: 0 E: 0 K: 1 S: 5	H: 0 LOB: 0 BB: 0 P: 5	R: 0 E: 0 K: 1 S: 6	H: 1 LOB: 2 BB: 1 P: 10	R: 1 E: 0 K: 1 S: 6	H: 1 LOB: 1 BB: 1 P: 10	R: 0 E: 0 K: 1 S: 5	H: 0 LOB: 0 BB: 0 P: 5	R: 0 E: 0 K: 0 S: 3	H: 0 LOB: 0 BB: 0 P: 3	1B: 6 2B: 1 3B: 0 HR: 1	SF: 2 SAC: 1 DP: 0 HBP: 0	WP: 0 PB: 0 SB: 0 CS: 1	PA: 39			
PITCHER	IP	WLS	BF	H	R	ER	SO	BB	IBB	HBP	BLK	WP	HR	S	P	ERA	WHIP						
Jim Nash, R ERA: 3.43 Jack Aker, R ERA: 3.78 Bill Stafford, R ERA: Diego Segui, R ERA: 2.52 Lew Krausse, R ERA: 4.42	(1, 1)	2.2		16	6	5	4	0	2	0	0	0	0	0	13	25	13.50	3.000					
	(3, 1)	0.1		0	0	0	0	0	0	0	0	0	0	0	0	0	0.00	0.000					
	(4, 1)	3.0	W	11	1	0	0	3	0	1	0	0	0	0	16	20	0.00	0.333					
	(7, 1)	1.0	W	5	1	1	1	1	1	0	0	0	0	0	6	10	9.00	2.000					
	(8, 1)	2.0	S	6	0	0	0	1	0	0	0	0	0	0	8	8	0.00	0.000					

Kansas City Athletics @ Boston Red Sox
Fenway Park, Boston, MA
Wed Aug 02 1967, 7:05 PM EDT
Att: 24,581 - Unknown

AB 30
R 6
H 8
RBI 4
BB 5
SO 5
LOB 10



Batter	1	2	3	4	5	6	7	8	9	AB	R	H	RBI	BB	SO	LOB	TOP			
Bert Campaneris, R OBP: 0.311, SLG: 0.339 (1, 6)	F3	1B			F4			FC6-2 2B		4	0	2	0	0	0	0	Kansas City Athletics @ Boston Red Sox Fenway Park, Boston, MA Thu Aug 03 1967, 3:33 AM EDT Att: 18,920 - Unknown 			
Ted Kubiak, S OBP: 0.200, SLG: 0.200 (1, 4)	1B E BB	K			5-3			5-3		3	1	0	0	1	1	2				
Danny Cater, R OBP: 0.307, SLG: 0.339 (1, 7)	E9 HR 1B			1-3				FC6-2 1B		4	1	2	0	0	0	1				
Ken Harrelson, R OBP: 0.332, SLG: 0.418 (1, 3)	HR			P4-3 BB				1B		3	1	2	2	1	1	1				
Mike Hershberger, R OBP: 0.340, SLG: 0.340 (1, 9)	BB			P4-3				1B		3	0	1	0	1	0	3				
Dick Green, R OBP: 0.281, SLG: 0.294 (1, 5)	F4							2B		4	0	1	0	0	0	1				
Joe Nossek, R OBP: 0.217, SLG: 0.272 (1, 8)	K2-3									2	0	0	0	0	1	1				
John Donaldson, L OBP: 0.359, SLG: 0.366 (7, PH)					F8					1	0	0	0	0	0	0				
Lew Krausse, R OBP: 0.154, SLG: 0.237 (7, 1)										0	0	0	0	0	0	0				
Tony Pierce, R (8, 1)										0	0	0	0	0	0	0				
Ray Webster, L OBP: 0.331, SLG: 0.407 (9, PH)										1	0	0	0	0	0	0				
Phil Roof, R OBP: 0.274, SLG: 0.329 (7, PH)					F7					2	0	0	0	0	1	0				
Jim Gosger, L OBP: 0.337, SLG: 0.353 (7, 8)		K						2B		2	0	1	0	0	0	0				
Catfish Hunter, R OBP: 0.175, SLG: 0.263 (1, 1)										2	0	0	0	0	1	0				
Jack Aker, R OBP: 0.143, SLG: 0.143 (6, 1)		K								0	0	0	0	0	0	0				
Paul Lindblad, L OBP: 0.194, SLG: 0.290 (6, 1)										0	0	0	0	0	0	0				
Tim Talton, L OBP: 0.316, SLG: 0.324 (7, 2)					F8					2	0	0	0	0	0	1				
Inning Stats	R: 3 E: 1 K: 1 S: 7	H: 2 LOB: 1 BB: 2 P: 15	R: 0 E: 0 K: 3 S: 10	H: 1 LOB: 1 BB: 0 P: 10	R: 0 E: 0 K: 0 S: 2	H: 0 LOB: 0 BB: 1 P: 6	R: 0 E: 0 K: 0 S: 3	H: 0 LOB: 0 BB: 0 P: 3	R: 0 E: 0 K: 1 S: 6	H: 3 LOB: 2 BB: 0 P: 6	R: 0 E: 0 K: 0 S: 3	H: 0 LOB: 0 BB: 0 P: 3	R: 0 E: 0 K: 0 S: 5	H: 2 LOB: 2 BB: 0 P: 5	R: 0 E: 0 K: 0 S: 4	H: 1 LOB: 1 BB: 0 P: 4	1B: 5 2B: 5 3B: 0 HR: 1	SF: 0 SAC: 0 DP: 2 HBP: 0	WP: 0 PB: 0 SB: 1 CS: 1	PA: 36
PITCHER	IP WLS BF H R ER SO BB IBB HBP BLK WP HR S P ERA WHIP																			
Bill Landis, L ERA: 7.11 (1, 1)	2.0	11	3	3	3	4	2	0	0	0	0	0	0	0	1	17	25	13.50	2.500	
Dave Morehead, R ERA: 5.14 (3, 1)	5.0	17	4	0	0	1	1	0	0	0	0	0	0	0	0	18	22	0.00	1.000	
Sparky Lyle, L ERA: 1.64 (8, 1)	0.1	1	0	0	0	0	0	0	0	0	0	0	0	0	0	1	1	0.00	0.000	
John Wyatt, R ERA: 2.91 (8, 1)	1.2	7	2	0	0	0	0	0	0	0	0	0	0	0	7	7	0.00	1.200		

Batter	1	2	3	4	5	6	7	8	9	AB	R	H	RBI	BB	SO	LOB	BOTTOM			
Mike Andrews, R OBP: 0.346, SLG: 0.363 (1, 4)	1B	F5		K2-3		F9 1B		HR		5	1	3	3	0	1	3	Kansas City Athletics @ Boston Red Sox Fenway Park, Boston, MA Thu Aug 03 1967, 3:33 AM EDT Att: 18,920 - Unknown 			
Joe Foy, R OBP: 0.339, SLG: 0.462 (1, 5)	BB			6-3		1B		1B		4	0	2	0	1	1	0				
Carl Yastrzemski, L OBP: 0.496, SLG: 0.610 (1, 7)	F2			1B 2B		F9 1B		F1		5	1	2	0	0	0	4				
Tony Conigliaro, R OBP: 0.350, SLG: 0.548 (1, 9)	K			6-3		FC5-4 1B		F2		5	0	0	0	0	2	6				
George Scott, R OBP: 0.367, SLG: 0.467 (1, 3)		6-3		1B		FC5-4 1B		K		4	0	2	1	0	1	0				
Rico Petrocelli, R OBP: 0.340, SLG: 0.411 (1, 6)		BB 1B		F3		FC5-4		F4		4	1	1	0	0	0	3				
George Thomas, R OBP: 0.281, SLG: 0.302 (1, 8)		1B BB		6-3		SH5-4 1B		1B		3	1	2	0	1	0	0				
Mike Ryan, R OBP: 0.306, SLG: 0.287 (1, 2)		1B		SH3-4 1B		E1 SH5-4 1B		L6		4	1	2	1	0	0	2				
Bill Landis, L (1, 1)										0	0	0	0	0	0	0				
Dalton Jones, L OBP: 0.307, SLG: 0.352 (2, PH)										1	0	0	0	0	0	2				
Dave Morehead, R (3, 1)										0	0	0	0	0	0	0				
Sparky Lyle, L OBP: 0.400, SLG: 0.600 (8, 1)										0	0	0	0	0	0	0				
John Wyatt, R (8, 1)										1	0	0	0	0	1	0				
Inning Stats	R: 0 E: 0 K: 1 S: 5	H: 1 LOB: 1 BB: 1 P: 9	R: 1 E: 0 K: 0 S: 5	H: 2 LOB: 2 BB: 1 P: 9	R: 1 E: 0 K: 0 S: 5	H: 2 LOB: 1 BB: 0 P: 5	R: 0 E: 0 K: 1 S: 6	H: 1 LOB: 1 BB: 0 P: 6	R: 0 E: 0 K: 1 S: 7	H: 2 LOB: 2 BB: 0 P: 7	R: 2 E: 1 K: 1 S: 9	H: 3 LOB: 2 BB: 0 P: 9	R: 0 E: 0 K: 1 S: 6	H: 1 LOB: 1 BB: 0 P: 6	R: 1 E: 0 K: 1 S: 7	H: 2 LOB: 1 BB: 0 P: 7		1B: 12 2B: 1 3B: 0 HR: 1	SF: 0 SAC: 2 DP: 0 HBP: 0	WP: 0 PB: 0 SB: 0 CS: 0
PITCHER	IP WLS BF H R ER SO BB IBB HBP BLK WP HR S P ERA WHIP																			
Catfish Hunter, R ERA: 3.01 (1, 1)	5.1	28	10	4	3	3	2	0	0	0	0	0	0	0	0	32	40	5.06	2.250	
Jack Aker, R ERA: 3.78 (6, 1)	0.0	1	1	0	0	0	0	0	0	0	0	0	0	0	1	1	∞	∞		
Paul Lindblad, L ERA: 3.53 (6, 1)	0.2	2	0	0	0	1	0	0	0	0	0	0	0	0	4	4	0.00	0.000		
Lew Krausse, R ERA: 4.44 (7, 1)	1.1	7	3	1	1	2	0	0	0	0	0	1	11	11	11	11	6.75	2.250		
Tony Pierce, L ERA: 3.47 (8, 1)	0.2	2	0	0	0	0	0	0	0	0	0	0	0	2	2	0.00	0.000			

Batter	1	2	3	4	5	6	7	8	9	AB	R	H	RBI	BB	SO	LOB	TOP										
Horace Clarke, S OBP: 0.303, SLG: 0.293	(1, 4) 0-3 K		(2) 0-3 K		(3) 0-0 4-3			(4) 0-0 FC4-6 1B	(5) 0-0 F8	5	0	1	0	0	2	1											
Roy White, S OBP: 0.270, SLG: 0.294	(1, 5) 4-0 BB		(6) 0-0 E3			(7) 0-0 F8	(8) 0-0 FC4-6 1B			3	0	1	0	1	0	1											
Mickey Mantle, S OBP: 0.387, SLG: 0.474	(1, 3) 4-0 BB		(4) 0-0 F8			(5) 0-0 F7	(6) 0-0 BB	(7) 0-0 BB		3	0	1	0	1	0	2											
Joe Pepitone, L OBP: 0.313, SLG: 0.387	(1, 8) 0-0 G3-6-1			(1) 0-0 SH3-1 2B		(2) 0-0 F8	(3) 0-0 F9			4	1	1	0	0	0	5											
Tom Tresh, S OBP: 0.294, SLG: 0.360	(1, 7) 0-0 G3			(1) 0-0 SH3-1		(2) 0-3 K		(3) 0-0 BB		2	0	0	0	1	1	1											
Bill Robinson, R OBP: 0.245, SLG: 0.273	(1, 9) 0-3 K			(2) 0-0 SF7			(1) 0-3 K	(2) 0-0 F7		3	0	0	1	0	2	3											
Jake Gibbs, L OBP: 0.294, SLG: 0.290	(1, 2) 0-0 E			(3) 0-0 3-1						4	0	3	0	0	0	0											
Ruben Amaro, R OBP: 0.297, SLG: 0.248	(1, 6) 0-0 F3				(1) 0-0 6-3		(2) 0-0 F9	(3) 0-0 G6-4-3		4	0	0	0	0	0	3											
Steve Barber, L OBP: 0.184, SLG: 0.194	(1, 1) 0-3 K		(1) 0-3 K				(3) 0-0 6-3			2	0	0	0	0	2	0											
Charley Smith, R OBP: 0.262, SLG: 0.343	(7, PH)									1	0	0	0	0	0	1											
Dooley Womack, L OBP: 0.167, SLG: 0.167	(7, PH)									0	0	0	0	0	0	0											
John Kennedy, R OBP: 0.299, SLG: 0.277	(9, PH)									1	0	1	0	0	0	0											
Inning Stats	R: 0 E: 0 K: 1 S: 4	H: 0 LOB: 1 BB: 2 P: 12	R: 0 E: 1 K: 1 S: 6	H: 1 LOB: 1 BB: 0 P: 6	R: 0 E: 1 K: 2 S: 8	H: 0 LOB: 1 BB: 0 P: 8	R: 1 E: 0 K: 0 S: 4	H: 1 LOB: 0 BB: 0 P: 4	R: 0 E: 0 K: 1 S: 5	H: 1 LOB: 1 BB: 0 P: 6	R: 0 E: 0 K: 1 S: 6	H: 1 LOB: 1 BB: 0 P: 6	R: 0 E: 0 K: 0 S: 5	H: 2 LOB: 3 BB: 1 P: 9	R: 0 E: 0 K: 0 S: 4	H: 2 LOB: 1 BB: 0 P: 4	1B: 7 2B: 1 3B: 0 HR: 0	SF: 1 SAC: 1 DP: 2 HBP: 0	WP: 0 PA: 37 CS: 1								
PITCHER	IP	WLS	BF	H	R	ER	SO	BB	IBB	HBP	BLK	WP	HR	S	P	ERA	WHIP										
Blue Moon Odom, R ERA: 4.71	(1, 1) 7.1	W	30	6	1	1	7	2	0	0	0	0	0	42	50	1.23	1.091										
Paul Lindblad, L ERA: 3.52	(8, 1) 0.1		1	0	0	0	0	0	0	0	0	0	0	1	1	0.00	0.000										
Bill Stafford, R ERA:	(8, 1) 0.1		2	0	0	0	0	1	0	0	0	0	0	1	5	0.00	3.000										
Tony Pierce, L ERA: 3.41	(9, 1) 1.0	S	4	2	0	0	0	0	0	0	0	0	0	4	4	0.00	2.000										

New York Yankees @ Kansas City Athletics
Municipal Stadium, Kansas City, MO
Fri Aug 04 1967, 8:05 PM EDT
Att: 12,307 - Unknown

livebaseballscores.com

AB 32
R 1
H 8
RBI 1
BB 3
SO 7
LOB 17



Batter	1	2	3	4	5	6	7	8	9	AB	R	H	RBI	BB	SO	LOB	BOTTOM										
Bert Campaneris, R OBP: 0.313, SLG: 0.343	(1, 6) 0-3 K		(1) 0-0 SF9	(2) 0-0 F3			(3) 0-0 6-3			4	1	2	0	0	1	2											
John Donaldson, L OBP: 0.382, SLG: 0.365	(1, 4) 0-0 4-3		(1) 4-0 BB			(2) 0-0 SH2-3	(3) 0-0 1-3			3	0	1	0	1	0	1											
Danny Cater, R OBP: 0.305, SLG: 0.337	(1, 7) 0-0 5-3		(1) 0-0 SF9			(2) 0-0 SH2-3	(3) 0-0 6-3			2	0	0	1	0	0	1											
Ken Harrelson, R OBP: 0.335, SLG: 0.422	(1, 3) 0-0 WP		(2) 0-0 SF8			(2) 0-0 5-3				3	0	2	1	0	0	1											
Rick Monday, L OBP: 0.325, SLG: 0.440	(8, PR) 6-3		(1) 0-0 F5	(2) 0-0 F2				(1) 0-0 CS		0	0	0	0	0	0	0											
Mike Hershberger, R OBP: 0.336, SLG: 0.336	(1, 9) 0-0 F5		(3) 0-0 F2			(3) 0-0 F7		(1) 0-3 K		4	0	0	0	0	1	4											
Dick Green, R OBP: 0.284, SLG: 0.298	(1, 5) 4-0 BB					(1) 0-0 6-3		(3) 0-0 1-3		3	0	1	0	1	0	1											
Joe Nossek, R OBP: 0.212, SLG: 0.265	(1, 8) 0-0 6-3					(2) 0-0 E1				3	0	0	0	0	0	3											
Phil Roof, R OBP: 0.275, SLG: 0.329	(1, 2) 0-0 F8					(1) 0-3 K				3	0	1	0	0	1	4											
Blue Moon Odom, R OBP: 0.294, SLG: 0.294	(1, 1) 0-0 6-3					(2) 0-0 E1				3	1	1	0	0	2	3											
Paul Lindblad, L OBP: 0.194, SLG: 0.290	(8, 1) 0-0 6-3									0	0	0	0	0	0	0											
Bill Stafford, R ERA:	(8, 1) 0-0 6-3									0	0	0	0	0	0	0											
Tony Pierce, R ERA:	(9, 1) 0-0 SF9									0	0	0	0	0	0	0											
Inning Stats	R: 0 E: 0 K: 1 S: 5	H: 0 LOB: 0 BB: 0 P: 5	R: 0 E: 0 K: 0 S: 4	H: 1 LOB: 2 BB: 1 P: 8	R: 2 E: 0 K: 0 S: 5	H: 2 LOB: 1 BB: 1 P: 9	R: 0 E: 1 K: 2 S: 9	H: 1 LOB: 2 BB: 0 P: 9	R: 0 E: 0 K: 0 S: 4	H: 1 LOB: 1 BB: 0 P: 4	R: 0 E: 0 K: 1 S: 6	H: 1 LOB: 1 BB: 0 P: 6	R: 0 E: 0 K: 0 S: 3	H: 1 LOB: 1 BB: 0 P: 3	R: 0 E: 0 K: 1 S: 5	H: 1 LOB: 1 BB: 0 P: 5	1B: 6 2B: 2 3B: 0 HR: 0	SF: 2 SAC: 1 DP: 0 HBP: 0	WP: 1 PA: 33 CS: 1								
PITCHER	IP	WLS	BF	H	R	ER	SO	BB	IBB	HBP	BLK	WP	HR	S	P	ERA	WHIP										
Steve Barber, L ERA: 3.93	(1, 1) 6.0	L	27	6	2	2	4	2	0	0	0	0	0	8	8	0.00	1.333										
Dooley Womack, R ERA: 2.62	(7, 1) 2.0		6	2	0	0	1	0	0	0	0	0	0	8	8	0.00	1.000										

New York Yankees @ Kansas City Athletics
Municipal Stadium, Kansas City, MO
Fri Aug 04 1967, 8:05 PM EDT
Att: 12,307 - Unknown

livebaseballscores.com

AB 28
R 2
H 8
RBI 2
BB 2
SO 5
LOB 20



Batter	1	2	3	4	5	6	7	8	9	AB	R	H	RBI	BB	SO	LOB	TOP														
Horace Clarke, S OBP: 0.309, SLG: 0.296 (1, 4)										6	2	3	0	0	0	3															
Roy White, S OBP: 0.271, SLG: 0.282 Dooley Womack, L OBP: 0.286, SLG: 0.286 (1, 9) (8, 1)										5	2	2	0	0	0	1															
Mickey Mantle, S OBP: 0.383, SLG: 0.460 (1, 3)										5	1	0	0	1	1	5															
Tom Tresh, S OBP: 0.296, SLG: 0.356 (1, 7)										4	1	2	3	1	1	0															
Jake Gibbs, L OBP: 0.305, SLG: 0.303 (1, 2)										5	0	3	2	0	0	2															
Bill Robinson, R OBP: 0.243, SLG: 0.269 (1, 8) (8, 9)										5	1	2	1	0	1	4															
Charley Smith, R OBP: 0.290, SLG: 0.354 (1, 5)										5	2	3	1	0	1	4	AB 45 R 9 H 18 RBI 9 BB 2 SO 6 LOB 22														
Ruben Amaro, R OBP: 0.300, SLG: 0.257 (1, 6)										5	0	2	1	0	0	1															
Mel Stottlemyre, R OBP: 0.140, SLG: 0.109 Bill Monbouquette, R OBP: 0.200, SLG: 0.200 Ross Moschitto, R (8, PH) (8, 8)										3	0	0	0	0	2	2															
Inning Stats	R: 0 E: 0 K: 1 S: 6	H: 1 LOB: 2 BB: 1 P: 10	R: 1 E: 0 K: 1 S: 7	H: 2 LOB: 1 BB: 0 P: 7	R: 1 E: 0 K: 1 S: 8	H: 2 LOB: 2 BB: 0 P: 8	R: 0 E: 0 K: 0 S: 3	H: 0 LOB: 0 BB: 0 P: 3	R: 0 E: 0 K: 0 S: 3	H: 0 LOB: 0 BB: 0 P: 3	R: 1 E: 0 K: 2 S: 9	H: 2 LOB: 1 BB: 0 P: 9	R: 2 E: 0 K: 1 S: 9	H: 4 LOB: 2 BB: 0 P: 9	R: 3 E: 0 K: 0 S: 7	H: 4 LOB: 2 BB: 1 P: 11	R: 1 E: 0 K: 0 S: 6	H: 3 LOB: 2 BB: 0 P: 6	1B: 16 2B: 2 3B: 0 HR: 0	SF: 0 SAC: 1 DP: 0 HBP: 0	WP: 1 PB: 0 CS: 0	PA: 48									
PITCHER	IP WLS BF H R ER SO BB IBB HBP BLK WP HR S P ERA WHIP																														
Chuck Dobson, R ERA: 3.95 Jack Sanford, R ERA: 5.12 Paul Lindblad, L ERA: 3.59 Lew Krausse, R ERA: 4.43 Diego Segui, R ERA: 2.65	6.0 0.1 7.1 0.1 1.0	27 4 7 4 6	7 3 3 2 3	3 2 2 1 1	3 2 2 1 1	5 0 1 0 0	1 0 0 1 0	0 0 0 0 0	0 0 0 0 0	1 0 0 0 0	0 0 0 0 0	36 4 9 3 6	40 4 9 7 6	4.50 54.00 13.50 27.00 9.00	1.333 9.000 2.250 9.000 3.000																
Batter	1	2	3	4	5	6	7	8	9	AB	R	H	RBI	BB	SO	LOB	BOTTOM														
Bert Campaneris, R OBP: 0.313, SLG: 0.339 (1, 6)										4	1	1	1	1	0	1															
John Donaldson, L OBP: 0.350, SLG: 0.351 (1, 4)										5	0	0	1	0	1	3															
Danny Cater, R OBP: 0.305, SLG: 0.334 (1, 7)										4	1	1	0	1	0	0															
Ken Harrelson, R OBP: 0.338, SLG: 0.423 (1, 3)										5	1	2	0	0	2	1															
Jim Gosger, L OBP: 0.349, SLG: 0.382 (1, 8)										4	2	3	0	0	0	1															
Mike Hershberger, R OBP: 0.339, SLG: 0.339 (1, 9)										4	1	2	3	0	0	2															
Dick Green, R OBP: 0.287, SLG: 0.301 (1, 5)										2	0	1	1	0	0	0	AB 35 R 6 H 11 RBI 6 BB 3 SO 3 LOB 14														
Phil Roof, R OBP: 0.278, SLG: 0.329 Tim Talton, L OBP: 0.325, SLG: 0.333 Blue Moon Odom, R OBP: 0.294, SLG: 0.294 Diego Segui, R (9, 1)										2	0	0	0	1	0	2															
Chuck Dobson, R Ray Webster, L Jack Sanford, R Paul Lindblad, L Lew Krausse, R Rick Monday, L Ken Suarez, R	5.0 2.0 2.0	23 W 11 S 7	4 1 1	4 1 0	4 1 0	2 1 1	0 0 0	0 1 0	0 0 0	0 0 0	0 0 0	24 10 9	32 14 9	7.20 4.50 0.00	1.600 2.000 0.500																
PITCHER	IP WLS BF H R ER SO BB IBB HBP BLK WP HR S P ERA WHIP																														
Mel Stottlemyre, R ERA: 2.94 Bill Monbouquette, R ERA: 2.08 Dooley Womack, R ERA: 2.48	5.0 2.0 2.0	23 W 11 S 7	4 1 1	4 1 0	4 1 0	2 1 1	0 0 0	0 1 0	0 0 0	0 0 0	0 0 0	24 10 9	32 14 9	7.20 4.50 0.00	1.600 2.000 0.500																
Inning Stats	R: 1 E: 1 K: 0 S: 3	H: 1 LOB: 1 BB: 1 P: 7	R: 1 E: 0 K: 0 S: 4	H: 1 LOB: 0 BB: 0 P: 4	R: 0 E: 0 K: 0 S: 3	H: 0 LOB: 0 BB: 0 P: 3	R: 1 E: 0 K: 1 S: 8	H: 3 LOB: 2 BB: 0 P: 8	R: 0 E: 0 K: 1 S: 5	H: 0 LOB: 0 BB: 0 P: 5	R: 3 E: 0 K: 0 S: 7	H: 4 LOB: 3 BB: 2 P: 15	R: 0 E: 0 K: 0 S: 4	H: 1 LOB: 1 BB: 0 P: 4	R: 0 E: 0 K: 0 S: 4	H: 1 LOB: 1 BB: 0 P: 4	R: 0 E: 0 K: 1 S: 5	H: 0 LOB: 0 BB: 0 P: 5	1B: 9 2B: 0 3B: 2 HR: 0	SF: 0 SAC: 2 DP: 0 HBP: 0	WP: 0 PB: 0 CS: 0	PA: 40									

Batter	1	2	3	4	5	6	7	8	9	AB	R	H	RBI	BB	SO	LOB	TOP			
Mike Andrews, R OBP: 0.337, SLG: 0.351										4	0	0	0	0	0	0	Boston Red Sox @ Kansas City Athletics Municipal Stadium, Kansas City, MO Tue Aug 08 1967, 8:05 PM EDT Unknown livebaseballscorecards.com			
Joe Foy, R OBP: 0.332, SLG: 0.450										4	0	0	0	0	0					
Carl Yastrzemski, L OBP: 0.493, SLG: 0.598										4	1	2	0	0	0					
Tony Conigliaro, R OBP: 0.353, SLG: 0.548										3	1	3	2	1	0					
George Scott, R OBP: 0.364, SLG: 0.461										4	0	1	0	0	1	3				
Rico Petrocelli, R OBP: 0.339, SLG: 0.429										4	1	1	1	0	1	2				
Reggie Smith, S OBP: 0.316, SLG: 0.365										3	0	0	0	0	1	1				
Elston Howard, R OBP: 0.239, SLG: 0.262										3	0	0	0	0	0	0				
Dave Morehead, R Jose Santiago, R Dalton Johnson, L Hank Fischer, R Norm Siebern, L Dan Osinski, R										1	0	0	0	0	1	0	AB 32 R 3 H 7 RBI 3 BB 1 SO 4 LOB 6 			
Inning Stats	R: 0 E: 0 K: 0 S: 3	H: 1 LOB: 0 BB: 0 P: 3	R: 0 E: 0 K: 2 S: 8	H: 1 LOB: 1 BB: 0 P: 8	R: 0 E: 0 K: 1 S: 5	H: 0 LOB: 0 BB: 1 P: 5	R: 0 E: 0 K: 0 S: 3	H: 0 LOB: 1 BB: 0 P: 7	R: 0 E: 0 K: 1 S: 5	H: 0 LOB: 2 BB: 0 P: 5	R: 0 E: 0 K: 0 S: 3	H: 1 LOB: 0 BB: 0 P: 3	R: 1 E: 0 K: 0 S: 4	H: 1 LOB: 0 BB: 0 P: 4	R: 2 E: 0 K: 0 S: 6	H: 3 LOB: 1 BB: 0 P: 6		1B: 5 2B: 0 3B: 0 HR: 2	SF: 0 SAC: 0 DP: 1 HBP: 0	WP: 0 PB: 0 SB: 0 CS: 1
PITCHER	IP WLS BF H R ER SO BB IBB HBP BLK WP HR S P ERA WHIP	8.2 W 32 7 3 3 4 1 0 0 0 0 2 39 43 3.12 0.923	0.1 S 1 0 0 0 0 0 0 0 0 0 0 0 1 1 0.00 0.000																	

Batter	1	2	3	4	5	6	7	8	9	AB	R	H	RBI	BB	SO	LOB	BOTTOM				
Bert Campaneris, R OBP: 0.310, SLG: 0.336										4	1	0	0	0	1	2	Boston Red Sox @ Kansas City Athletics Municipal Stadium, Kansas City, MO Tue Aug 08 1967, 8:05 PM EDT Unknown livebaseballscorecards.com				
John Donaldson, L OBP: 0.352, SLG: 0.351										3	1	1	0	1	0	0					
Danny Cater, R OBP: 0.306, SLG: 0.338										4	1	2	2	0	0	1					
Ken Harrelson, R OBP: 0.340, SLG: 0.425										4	0	2	2	0	0	0					
Jim Gosger, L OBP: 0.344, SLG: 0.375										4	0	0	0	0	2	3					
Mike Hershberger, R OBP: 0.335, SLG: 0.334										4	0	0	0	0	1	0					
Dick Green, R OBP: 0.284, SLG: 0.298										3	0	0	0	0	2	0					
Phil Roof, R OBP: 0.278, SLG: 0.333										3	1	1	0	0	1	0					
Catfish Hunter, R Jack Aker, R										3	1	2	1	0	1	0	AB 32 R 5 H 8 RBI 5 BB 1 SO 8 LOB 6 				
Inning Stats	R: 1 E: 0 K: 2 S: 9	H: 2 LOB: 1 BB: 0 P: 9	R: 1 E: 0 K: 1 S: 7	H: 2 LOB: 1 BB: 0 P: 7	R: 0 E: 0 K: 0 S: 3	H: 0 LOB: 0 BB: 0 P: 3	R: 0 E: 0 K: 2 S: 7	H: 0 LOB: 0 BB: 0 P: 7	R: 3 E: 1 K: 1 S: 8	H: 3 LOB: 2 BB: 1 P: 12	R: 0 E: 0 K: 0 S: 3	H: 0 LOB: 0 BB: 0 P: 3	R: 0 E: 0 K: 1 S: 6	H: 1 LOB: 1 BB: 0 P: 6	R: 0 E: 0 K: 1 S: 5	H: 0 LOB: 0 BB: 0 P: 5		1B: 5 2B: 3 3B: 0 HR: 0	SF: 0 SAC: 0 DP: 0 HBP: 0	WP: 1 PB: 0 SB: 0 CS: 0	PA: 33
PITCHER	IP WLS BF H R ER SO BB IBB HBP BLK WP HR S P ERA WHIP	4.1 L 22 7 5 4 6 1 0 0 0 0 0 1 1 0.00 0.000	0.2 2 0 0 0 0 0 0 0 0 0 0 0 9 9 0.00 0.500	1.0 3 0 0 0 1 0 0 0 0 0 0 5 5 0.00 0.000																	


Batter	1	2	3	4	5	6	7	8	9	AB	R	H	RBI	BB	SO	LOB	TOP								
Mike Andrews, R (1,4) OBP: 0.337, SLG: 0.349	0-0 5-3		0-0 G5-4-3		4-0 BB		4-0 BB		0-0 4-3	2	0	0	0	1	0	1	Boston Red Sox @ Kansas City Athletics Municipal Stadium, Kansas City, MO Tue Aug 08 1967, 8:05 PM EDT Att: 13,125 - Unknown								
Dan Osinski, R (5,1) OBP: 0.250, SLG: 0.375	0-0 1B		0-0 1-2		0-0 BB		0-0 BB		0-0 F8	5	1	3	1	0	0	0									
Reggie Smith, S (7,PH) OBP: 0.317, SLG: 0.364	0-0 1B		0-0 1-2		0-0 BB		0-0 BB		0-0 F8	4	2	2	1	1	0	3									
Jerry Adair, R (1,5) OBP: 0.297, SLG: 0.286	0-0 1B		0-0 1-2		0-0 BB		0-0 BB		0-0 F8	4	1	2	2	1	0	1									
Carl Yastrzemski, L (1,8) OBP: 0.493, SLG: 0.599	0-0 F6		0-0 1-2		0-0 BB		0-0 BB		0-0 F8	4	1	1	0	0	0	2									
Tony Conigliaro, R (1,9) OBP: 0.356, SLG: 0.551	0-0 F9		0-0 1-2		0-0 BB		0-0 BB		0-0 F8	4	1	2	2	1	0	1									
George Scott, R (1,3) OBP: 0.301, SLG: 0.456	0-0 5-3		0-0 1-2		0-0 BB		0-0 BB		0-0 F8	4	0	0	0	0	0	3									
Hank Fischer, R (7,1) OBP: 0.143, SLG: 0.143	0-0 5-3		0-0 1-2		0-0 BB		0-0 BB		0-0 F8	3	0	1	2	2	1	2									
Joe Foy, R (9,PH) OBP: 0.233, SLG: 0.450	0-0 5-3		0-0 1-2		0-0 BB		0-0 BB		0-0 F8	4	1	1	0	0	0	2									
Sparky Lyle, L (9,1) OBP: 0.238, SLG: 0.474	0-0 5-3		0-0 1-2		0-0 BB		0-0 BB		0-0 F8	3	0	0	0	0	0	1									
Darrell Brandon, R (9,1) OBP: 0.206, SLG: 0.273	0-0 5-3		0-0 1-2		0-0 BB		0-0 BB		0-0 F8	3	0	0	0	0	0	0									
Norm Siebern, L (1,7) OBP: 0.307, SLG: 0.194	0-0 K		0-0 F8		0-0 BB		0-0 BB		0-0 F8	4	1	1	0	0	0	2									
Rico Petrocelli, R (1,6) OBP: 0.338, SLG: 0.426	0-0 F9		0-0 F9		0-0 BB		0-0 BB		0-0 F9	4	1	1	0	0	0	2									
Mike Ryan, R (1,2) OBP: 0.297, SLG: 0.278	0-0 K		0-0 K		0-0 BB		0-0 BB		0-0 F9	3	0	0	0	0	1	1									
Elston Howard, R (8,PH) OBP: 0.236, SLG: 0.261	0-0 K		0-0 K		0-0 BB		0-0 BB		0-0 F9	1	0	0	0	0	0	1									
Gary Bell, R (1,1) OBP: 0.104, SLG: 0.125	0-0 K		0-0 K		0-0 BB		0-0 BB		0-0 F9	0	0	0	0	0	0	0									
Jose Santiago, R (2,1) OBP: 0.238, SLG: 0.474	0-0 K		0-0 K		0-0 BB		0-0 BB		0-0 F9	0	0	0	0	0	1	0									
Dalton Jones, L (5,PH) OBP: 0.290, SLG: 0.330	0-0 K		0-0 K		0-0 BB		0-0 BB		0-0 F9	3	0	0	0	0	1	2									
Inning Stats	R: 0 E: 0 K: 0 S: 4	H: 1 LOB: 1 BB: 0 P: 4	R: 0 E: 0 K: 1 S: 5	H: 0 LOB: 0 BB: 0 P: 5	R: 0 E: 0 K: 1 S: 4	H: 0 LOB: 0 BB: 1 P: 8	R: 0 E: 0 K: 0 S: 4	H: 1 LOB: 1 BB: 1 P: 8	R: 1 E: 0 K: 0 S: 5	H: 2 LOB: 2 BB: 1 P: 9	R: 0 E: 0 K: 0 S: 3	H: 0 LOB: 1 BB: 1 P: 7	R: 3 E: 0 K: 1 S: 8	H: 3 LOB: 1 BB: 1 P: 12	R: 0 E: 0 K: 0 S: 3	H: 0 LOB: 1 BB: 1 P: 7	R: 3 E: 1 K: 0 S: 5	H: 2 LOB: 1 BB: 2 P: 13	1B: 7 2B: 2 3B: 0 HR: 0	SF: 0 SAC: 1 DP: 1 HBP: 0	WP: 0 PB: 0 SB: 0 CS: 0	PA: 43			
PITCHER	IP WLS BF H R ER SO BB IBB HBP BLK WP HR S P ERA WHIP	6.2 0.0 1.1 1.0	29 1 6 7	5 1 1 2	3 1 1 3	3 0 0 2	3 0 1 0	5 0 1 1	0 0 0 0	0 0 0 0	0 0 0 0	0 0 0 0	0 0 0 0	0 0 0 0	0 0 0 0	0 0 0 0	0 0 0 0	0 0 0 0	0 0 0 0	0 0 0 0	0 0 0 0	0 0 0 0	0 0 0 0	4.65 3.57 3.57 3.18	1.500 1.500 3.000

Batter	1	2	3	4	5	6	7	8	9	AB	R	H	RBI	BB	SO	LOB	BOTTOM								
Bert Campaneris, R (1,6) OBP: 0.311, SLG: 0.336	0-0 E5 2B	0-0 BB 1B		0-0 K		0-0 BB 1B		0-0 F2		5	1	2	0	0	1	0	Boston Red Sox @ Kansas City Athletics Municipal Stadium, Kansas City, MO Tue Aug 08 1967, 8:05 PM EDT Att: 13,125 - Unknown								
John Donaldson, L (1,4) OBP: 0.363, SLG: 0.349	0-0 2B	0-0 BB 1B		0-0 F6		0-0 BB 1B		0-0 BB		1	2	0	0	3	0	0									
Danny Cater, R (1,7) OBP: 0.308, SLG: 0.344	0-0 HBP	0-0 BB 1B		0-0 F6		0-0 BB		0-0 BB		3	0	2	3	0	0	2									
Joe Nosske, R (7,8) OBP: 0.203, SLG: 0.254	0-0 2B	0-0 BB 1B		0-0 F6		0-0 BB		0-0 BB		1	0	0	0	0	0	1									
Ken Harrelson, R (1,3) OBP: 0.337, SLG: 0.419	0-0 6-3		0-0 5-3		0-0 F8		0-0 6-3		0-0 F7	5	0	1	0	0	0	1									
Jim Gosger, L (1,8) OBP: 0.345, SLG: 0.376	0-0 BB 1B		0-0 4-3		0-0 F5		0-0 1-3		0-0 F7	5	0	2	1	0	0	0									
Mike Hershberger, R (1,9) OBP: 0.339, SLG: 0.337	0-0 BB		0-0 1B		0-0 F8		0-0 1B		0-0 F8	4	1	2	0	1	0	2									
Dick Green, R (1,5) OBP: 0.286, SLG: 0.297	0-0 5-3		0-0 1B		0-0 1-3		0-0 K		0-0 F8	4	0	1	0	1	1	3									
Phil Roof, R (1,2) OBP: 0.279, SLG: 0.333	0-0 K		0-0 1B		0-0 F8		0-0 F5		0-0 1-3	3	0	1	1	0	1	0									
Ray Webster, L (8,PH) OBP: 0.327, SLG: 0.402	0-0 K		0-0 1B		0-0 F8		0-0 F5		0-0 1-3	1	0	0	0	0	0	0									
Bill Stafford, R (9,1) OBP: 0.192, SLG: 0.191	0-0 K		0-0 1B		0-0 F8		0-0 F5		0-0 1-3	0	0	0	0	0	0	0									
Ted Kubiak, S (9,PH) OBP: 0.192, SLG: 0.191	0-0 K		0-0 1B		0-0 F8		0-0 F5		0-0 1-3	1	0	0	0	0	0	3									
Blue Moon Odom, R (1,1) OBP: 0.300, SLG: 0.263	0-0 K		0-0 1B		0-0 F8		0-0 F5		0-0 1-3	2	1	0	0	1	0	2									
Tony Pierce, R (7,1) OBP: 0.143, SLG: 0.143	0-0 BB 1B		0-0 1-3		0-0 F9		0-0 K		0-0 1-3	0	0	0	0	0	0	0									
Jack Aker, R (7,1) OBP: 0.143, SLG: 0.143	0-0 BB 1B		0-0 1-3		0-0 F9		0-0 K		0-0 1-3	0	0	0	0	0	0	0									
Tim Talton, L (8,PH) OBP: 0.317, SLG: 0.324	0-0 BB 1B		0-0 1-3		0-0 F9		0-0 K		0-0 1-3	1	0	0	0	0	1	0									
Inning Stats	R: 2 E: 1 K: 0 S: 5	H: 2 LOB: 2 BB: 1 P: 10	R: 1 E: 0 K: 1 S: 5	H: 1 LOB: 1 BB: 2 P: 13	R: 1 E: 0 K: 0 S: 6	H: 3 LOB: 2 BB: 0 P: 6	R: 0 E: 0 K: 1 S: 6	H: 1 LOB: 1 BB: 0 P: 6	R: 0 E: 0 K: 0 S: 3	H: 0 LOB: 0 BB: 0 P: 3	R: 0 E: 0 K: 0 S: 4	H: 1 LOB: 2 BB: 1 P: 8	R: 0 E: 0 K: 1 S: 6	H: 1 LOB: 1 BB: 0 P: 6	R: 0 E: 0 K: 1 S: 5	H: 0 LOB: 0 BB: 0 P: 5	R: 1 E: 0 K: 0 S: 5	H: 2 LOB: 3 BB: 2 P: 13	1B: 10 2B: 2 3B: 0 HR: 0	SF: 1 SAC: 0 DP: 1 HBP: 1	WP: 0 PB: 0 SB: 0 CS: 0	PA: 44			
PITCHER	IP WLS BF H R ER SO BB IBB HBP BLK WP HR S P ERA WHIP	1.1 2.2 2.0 1.0	11 4 8 3	3 1 0 3	3 1 0 0	3 0 0 0	0 0 0 0	0 0 0 0	0 0 0 0	0 0 0 0	0 0 0 0	0 0 0 0	0 0 0 0	0 0 0 0	0 0 0 0	0 0 0 0	0 0 0 0	0 0 0 0	0 0 0 0	0 0 0 0	0 0 0 0	0 0 0 0	0 0 0 0	13.50 3.38 0.00 0.00	4.500 1.500 1.000 1.000

Batter	1	2	3	4	5	6	7	8	9	10	AB	R	H	RBI	BB	SO	LOB	TOP							
Tim Cullen, R OBP: 0.336, SLG: 0.279 (1, 5)											4	1	1	0	1	1	1								
Hank Allen, R OBP: 0.288, SLG: 0.335 (1, 8) (8, 7)											5	1	1	0	0	0	1								
Frank Howard, R OBP: 0.342, SLG: 0.536 Ed Stroud, L OBP: 0.292, SLG: 0.247 (1, 7) (8, 8)											2	0	0	0	2	1	0								
Fred Valentine, S OBP: 0.334, SLG: 0.326 (1, 9)											5	0	1	0	0	1	6								
Dick Nen, L OBP: 0.316, SLG: 0.377 (1, 3)											4	0	2	2	0	0	2								
Paul Casanova, R OBP: 0.279, SLG: 0.355 (1, 2)											4	0	0	0	0	0	3								
Bernie Allen, L OBP: 0.250, SLG: 0.268 (1, 4)											3	0	1	0	1	0	0								
Ed Brinkman, R OBP: 0.240, SLG: 0.232 (1, 6)											4	0	0	0	0	1	2								
Camilo Pascual, R OBP: 0.222, SLG: 0.167 Mike Epstein, L OBP: 0.329, SLG: 0.369 Joe Coleman, R OBP: 0.128, SLG: 0.083 Dave Baldwin, R (10, 1)											3	0	0	0	0	0	2								
Inning Stats	R: 0 E: 0 K: 0 S: 4	H: 1 LOB: 2 BB: 1 P: 8	R: 0 E: 0 K: 0 S: 4	H: 1 LOB: 1 BB: 0 P: 4	R: 2 E: 0 K: 1 S: 6	H: 2 LOB: 1 BB: 2 P: 14	R: 0 E: 0 K: 1 S: 5	H: 0 LOB: 0 BB: 1 P: 9	R: 0 E: 0 K: 0 S: 3	H: 0 LOB: 0 BB: 0 P: 3	R: 0 E: 0 K: 0 S: 3	H: 0 LOB: 0 BB: 0 P: 3	R: 0 E: 0 K: 1 S: 7	H: 2 LOB: 2 BB: 0 P: 7	R: 0 E: 0 K: 2 S: 7	H: 0 LOB: 0 BB: 0 P: 7	R: 0 E: 1 K: 0 S: 4	H: 0 LOB: 1 BB: 0 P: 4	1B: 5 2B: 1 3B: 0 HR: 0	SF: 0 SAC: 0 DP: 0 HBP: 0	WP: 0 PB: 0 SB: 0 CS: 0	PA: 40			
PITCHER	IP 9.0	WLS 6	BF 36	H 6	R 2	ER 2	SO 5	BB 3	IBB 1	HBP 0	BLK 0	WP 0	HR 0	S 42	P 58	ERA 2.00	WHIP 1.000								
Chuck Dobson, R ERA: 3.82 Lew Krausse, R ERA: 4.36 (10, 1)	1.0	W	4	0	0	0	0	0	0	0	0	0	0	4	4	0.00	0.000								

Washington Senators @ Kansas City Athletics
Municipal Stadium, Kansas City, MO
Fri Aug 11 1967, 8:05 PM EDT
Att: 6,475 - Unknown


AB	36
R	2
H	6
RBI	2
BB	4
SO	5
LOB	17



Batter	1	2	3	4	5	6	7	8	9	10	AB	R	H	RBI	BB	SO	LOB	BOTTOM							
Bert Campaneris, R OBP: 0.304, SLG: 0.329 (1, 6)											5	0	0	0	0	1	2								
John Donaldson, L OBP: 0.360, SLG: 0.345 (1, 4)											4	1	1	0	1	0	2								
Danny Cater, R OBP: 0.316, SLG: 0.348 (1, 5)											4	2	2	0	1	1	1								
Ken Harrelson, R OBP: 0.337, SLG: 0.415 (1, 3)											3	0	1	0	2	0	1								
Ray Webster, L OBP: 0.327, SLG: 0.400 Joe Nossek, R OBP: 0.202, SLG: 0.252 Tim Talton, L OBP: 0.340, SLG: 0.342 Catfish Hunter, R OBP: 0.200, SLG: 0.300 (1, 7) (9, 8) (10, PH) (10, PR)											4	0	2	1	0	0	1								
Mike Hershberger, R OBP: 0.330, SLG: 0.340 (1, 9)											5	0	1	1	0	0	4								
Jim Gosger, L OBP: 0.338, SLG: 0.364 (1, 8) (9, 7)											4	0	0	0	0	0	2								
Phil Roof, R OBP: 0.280, SLG: 0.333 Blue Moon Odom, R OBP: 0.300, SLG: 0.283 Ken Suarez, R OBP: 0.365, SLG: 0.450 (1, 2) (9, PR) (10, 2)											4	0	2	0	0	1	0								
Chuck Dobson, R OBP: 0.213, SLG: 0.213 Rick Monday, L OBP: 0.326, SLG: 0.436 Lew Krausse, R OBP: 0.154, SLG: 0.237 (1, 1) (9, PH) (10, 1)											3	0	1	0	0	1	1								
Inning Stats	R: 1 E: 0 K: 1 S: 7	H: 2 LOB: 2 BB: 1 P: 11	R: 0 E: 0 K: 2 S: 7	H: 0 LOB: 0 BB: 0 P: 7	R: 0 E: 0 K: 0 S: 3	H: 0 LOB: 0 BB: 0 P: 3	R: 0 E: 0 K: 0 S: 4	H: 1 LOB: 1 BB: 0 P: 4	R: 0 E: 0 K: 0 S: 4	H: 1 LOB: 1 BB: 0 P: 8	R: 0 E: 0 K: 0 S: 3	H: 1 LOB: 0 BB: 0 P: 3	R: 0 E: 0 K: 0 S: 4	H: 1 LOB: 1 BB: 0 P: 4	R: 0 E: 0 K: 0 S: 4	H: 1 LOB: 1 BB: 0 P: 4	R: 1 E: 0 K: 1 S: 5	H: 2 LOB: 3 BB: 3 P: 17	1B: 8 2B: 2 3B: 0 HR: 0	SF: 0 SAC: 0 DP: 1 HBP: 0	WP: 1 PB: 0 SB: 0 CS: 0	PA: 42			
PITCHER	IP 8.0	WLS 7	BF 32	H 7	R 2	ER 2	SO 3	BB 2	IBB 0	HBP 0	BLK 0	WP 1	HR 0	S 36	P 44	ERA 2.25	WHIP 1.125								
Camilo Pascual, R ERA: 3.48 Joe Coleman, R ERA: 4.54 Dave Baldwin, R ERA: 1.84 (9, 1) (10, 1)	1.2	L	9	2	1	1	2	1	0	0	0	0	0	8	20	5.40	2.400								
	0.0		1	1	0	0	0	0	0	0	0	0	0	1	1										

Washington Senators @ Kansas City Athletics
Municipal Stadium, Kansas City, MO
Fri Aug 11 1967, 8:05 PM EDT
Att: 6,475 - Unknown

AB	37
R	3
H	10
RBI	2
BB	5
SO	4
LOB	15



Batter	1	2	3	4	5	6	7	8	9	10	AB	R	H	RBI	BB	SO	LOB	TOP	
Tim Cullen, R OBP: 0.334, SLG: 0.278 (1, 5)	FC4-6 1B PB 1B	FC6-4 1-2f			SH2-4 1-2		F3		F4		4	1	1	0	0	0	1	Washington Senators @ Kansas City Athletics Municipal Stadium, Kansas City, MO Sat Aug 12 1967, 4:33 AM EDT Att: 7,248 - Unknown	
Hank Allen, R OBP: 0.286, SLG: 0.331 (1, 8) (7, 7)	K 1-2			L4-6 6-3 1B	5-3		K		6-3		5	0	1	0	0	2	2		
Frank Howard, R OBP: 0.343, SLG: 0.533 Ed Stroud, L OBP: 0.290, SLG: 0.245 (1, 7) (7, 8)	FC4-6 BB			6-3	6-3		6-3		4-3		2	1	0	0	2	0	1		
Fred Valentine, S OBP: 0.335, SLG: 0.343 (1, 9)	FC4-6 1B 1-2f 2-3			L4-6 2-3			F3 1-H 2-H		F3		5	2	2	3	0	0	3		
Dick Nen, L OBP: 0.324, SLG: 0.390 (1, 3)	1-3 3-H 1B			1-3	3-1		1B CS		1B 2B		5	1	3	2	0	0	0		
Paul Casanova, R OBP: 0.280, SLG: 0.356 (1, 2)	5-3				F9		F3		1B 1-2		5	0	2	1	0	0	2		
Bernie Allen, L OBP: 0.249, SLG: 0.266 (1, 4)					F8		1-3		F9		5	0	1	0	0	0	2		
Ed Brinkman, R OBP: 0.236, SLG: 0.229 (1, 6)					K		F9		F4		4	0	0	0	0	2	2		
Phil Ortega, R OBP: 0.348, SLG: 0.260 Bob Humphreys, R OBP: 0.288, SLG: 0.291 Dave Baldwin, R OBP: 0.288, SLG: 0.291 Dick Lines, L OBP: 0.310, SLG: 0.167 Casey Cox, R OBP: 0.310, SLG: 0.167 (1, 1) (7, 1) (9, 1) (9, 1) (10, 1)					E4 FC6-4		F9		L4		2	1	0	0	1	0	1		
Inning Stats	R: 1 E: 0 K: 1 S: 7	H: 2 LOB: 2 BB: 1 P: 11	R: 0 E: 1 K: 1 S: 6	H: 0 LOB: 1 BB: 0 P: 6	R: 0 E: 0 K: 0 S: 3	H: 1 LOB: 0 BB: 0 P: 3	R: 0 E: 1 K: 0 S: 4	H: 0 LOB: 1 BB: 0 P: 4	R: 0 E: 0 K: 1 S: 5	H: 0 LOB: 0 BB: 0 P: 5	R: 0 E: 0 K: 0 S: 4	H: 2 LOB: 1 BB: 0 P: 4	R: 0 E: 0 K: 1 S: 5	H: 0 LOB: 0 BB: 0 P: 5	R: 2 E: 0 K: 0 S: 6	H: 3 LOB: 1 BB: 0 P: 6	1B: 7 2B: 2 3B: 1 HR: 1		SF: 0 SAC: 1 DP: 1 HBP: 0
PITCHER	IP WLS BF H R ER SO BB IBB HBP BLK WP HR S P ERA WHIP																		
Blue Moon Odom, R ERA: 4.81 (1, 1)	5.0	23	4	4	4	2	2	1	0	0	0	0	0	0	0	9	9	7.20	1.200
Roberto Rodriguez, R ERA: 4.0 (8, 1)	2.0	7	1	0	0	1	0	0	0	0	0	0	0	0	9	9	0.00	0.500	
Lew Krausse, R ERA: 4.3 (8, 1)	2.0	7	2	0	0	1	0	0	0	0	0	0	0	9	9	0.00	1.000		
Jack Aker, R ERA: 3.66 (10, 1)	0.2	L	3	1	1	0	0	0	0	0	0	0	0	3	3	13.50	1.500		
Paul Lindblad, L ERA: 3.97 (10, 1)	0.1	3	2	1	1	0	0	0	0	0	0	0	0	3	3	27.00	6.000		

Batter	1	2	3	4	5	6	7	8	9	10	AB	R	H	RBI	BB	SO	LOB	BOTTOM					
Bert Campaneris, R OBP: 0.305, SLG: 0.330 (1, 6)	2B 5-3 BB				F9		2B		F6		4	1	1	0	1	0	3	Washington Senators @ Kansas City Athletics Municipal Stadium, Kansas City, MO Sat Aug 12 1967, 4:33 AM EDT Att: 7,248 - Unknown					
John Donaldson, L OBP: 0.367, SLG: 0.355 Dick Green, R OBP: 0.285, SLG: 0.296 (1, 4) (9, PH) (10, 4)	5-3 1-3 2B			6-3	FC6-4 1B		BB		1B		3	0	2	0	1	0	0						
Danny Cater, R OBP: 0.312, SLG: 0.343 (1, 5)	5-3 2-3 3-H			F8	FC6-4 1-2f		F9		K		5	0	0	1	0	1	6						
Ken Harrelson, R OBP: 0.335, SLG: 0.415 (1, 3)	6-3			F7			S 6-3 2B		F8		5	1	1	0	0	0	3						
Ray Webster, L OBP: 0.328, SLG: 0.400 (1, 7)	6-3			1B 1B			L6		F8		5	0	2	0	0	0	2						
Mike Hershberger, R OBP: 0.340, SLG: 0.340 (1, 9)				1B 1-2 1B			6-3 2-H		F8		5	0	2	1	0	0	1						
Jim Gosger, L OBP: 0.336, SLG: 0.361 (1, 8)				F8			3-1		FC3-6 2B 1B		5	2	1	0	0	1	4						
Phil Roof, R OBP: 0.278, SLG: 0.331 Joe Mauer, R OBP: 0.290, SLG: 0.290 Lew Krausse, L OBP: 0.288, SLG: 0.297 Tim Tallon, L OBP: 0.288, SLG: 0.289 Chuck Dobson, R OBP: 0.288, SLG: 0.289 Jack Aker, R OBP: 0.310, SLG: 0.167 Paul Lindblad, L OBP: 0.310, SLG: 0.167 (1, 3) (7, PH) (8, 1) (8, PH) (10, 1) (10, 1)				K			F3		1B 1B 2B		2	0	0	0	0	1	3						
Blue Moon Odom, R OBP: 0.286, SLG: 0.250 Ted Kubiek, S OBP: 0.204, SLG: 0.204 Roberto Rodriguez, R (7, PH) (8, 1)				1-3			K		1B 2B		1	0	0	0	0	1	0						
Rick Monday, L OBP: 0.320, SLG: 0.434 Ken Suarez, R OBP: 0.370, SLG: 0.452 (7, PH) (8, 2)									1B 2B		2	0	1	1	0	0	1						
Inning Stats	R: 1 E: 0 K: 0 S: 4	H: 1 LOB: 1 BB: 8 P: 8	R: 0 E: 0 K: 1 S: 6	H: 1 LOB: 1 BB: 0 P: 6	R: 0 E: 0 K: 0 S: 3	H: 0 LOB: 0 BB: 3 P: 3	R: 0 E: 0 K: 1 S: 7	H: 2 LOB: 2 BB: 0 P: 7	R: 0 E: 0 K: 1 S: 6	H: 1 LOB: 1 BB: 0 P: 6	R: 0 E: 0 K: 0 S: 4	H: 1 LOB: 0 BB: 4 P: 4	R: 0 E: 0 K: 1 S: 6	H: 1 LOB: 2 BB: 10 P: 10	R: 0 E: 0 K: 0 S: 3	H: 0 LOB: 0 BB: 3 P: 3	R: 2 E: 0 K: 1 S: 9	H: 4 LOB: 2 BB: 9 P: 9	R: 1 E: 0 K: 0 S: 5	H: 2 LOB: 1 BB: 0 P: 5	1B: 8 2B: 5 3B: 0 HR: 0	SF: 0 SAC: 0 DP: 0 HBP: 0	WP: 0 PA: 45 PB: 0 SB: 2 CS: 0
PITCHER	IP WLS BF H R ER SO BB IBB HBP BLK WP HR S P ERA WHIP																						
Phil Ortega, R ERA: 3.14 (1, 1)	6.2	29	7	2	2	4	2	2	0	0	0	0	0	0	35	43	2.70	1.350					
Bob Humphreys, R ERA: 4.1 (7, 1)	1.1	6	2	2	2	0	0	0	0	0	6	6	13.50	1.500									
Dave Baldwin, R ERA: 1.82 (9, 1)	0.1	2	1	0	0	0	0	0	0	0	2	2	0.00	3.000									
Dick Lines, L ERA: 2.86 (9, 1)	0.0	1	1	0	0	0	0	0	0	0	1	1	∞	∞									
Casey Cox, R ERA: 3.72 (9, 1)	1.1	W	6	2	1	1	1	0	0	0	8	8	6.75	1.500									
PITCHER	IP WLS BF H R ER SO BB IBB HBP BLK WP HR S P ERA WHIP																						
Bob Priddy, R ERA: 3.88 (10, 1)	0.1	S	1	0	0	0	0	0	0	0	0	0	0	0	0	0	0.00	0.000					

Batter	1	2	3	4	5	6	7	8	9	AB	R	H	RBI	BB	SO	LOB	TOP				
Tim Cullen, R OBP: 0.336, SLG: 0.280	F2	6-3							4-3	5	0	2	0	0	0	2					
Hank Allen, R OBP: 0.280, SLG: 0.324	5-3		5-3				F8			4	0	0	0	0	0	2					
Frank Howard, R OBP: 0.345, SLG: 0.535 Ed Stroud, L OBP: 0.290, SLG: 0.245	1-3		F8 2B						K	4	0	2	0	0	1	0					
Fred Valentine, S OBP: 0.339, SLG: 0.347		E 1B BB	F8 2-3						FC8-5 PB BB	2	1	1	0	2	0	1					
Dick Nen, L OBP: 0.328, SLG: 0.386	F8		F9						FC8-5 BB	2	0	0	0	2	0	2					
Paul Casanova, R OBP: 0.276, SLG: 0.352	E8 1B 1-2								FC8-5 IBB	4	1	0	0	0	0	6					
Bernie Allen, L OBP: 0.249, SLG: 0.266	1B 1-3 2-H								K	4	0	1	1	0	1	5					
Ed Brinkman, R OBP: 0.237, SLG: 0.229									K	4	0	1	1	0	1	0					
Frank Bertaina, L OBP: 0.080, SLG: 0.080	K								K	4	0	0	0	0	2	2					
Inning Stats	R: 0 E: 0 K: 0 S: 3	H: 0 LOB: 0 BB: 0 P: 3	R: 2 E: 1 K: 1 S: 8	H: 2 LOB: 2 BB: 1 P: 12	R: 0 E: 0 K: 0 S: 4	H: 1 LOB: 1 BB: 0 P: 4	R: 0 E: 0 K: 0 S: 3	H: 0 LOB: 0 BB: 0 P: 3	R: 0 E: 0 K: 0 S: 4	H: 2 LOB: 2 BB: 1 P: 8	R: 0 E: 0 K: 0 S: 4	H: 1 LOB: 1 BB: 0 P: 4	R: 0 E: 0 K: 2 S: 7	H: 0 LOB: 2 BB: 2 P: 15	R: 0 E: 0 K: 2 S: 7	H: 0 LOB: 0 BB: 0 P: 7	1B: 5 2B: 2 3B: 0 HR: 0	SF: 0 SAC: 0 DP: 1 HBP: 0	WP: 0 PB: 1 SB: 0 CS: 1	PA: 37	
PITCHER	IP	WLS	BF	H	R	ER	SO	BB	IBB	HBP	BLK	WP	HR	S	P	ERA	WHIP				
Caffish Hunter, R ERA: 2.93	8.0	L	34	7	2	1	3	2	2	0	0	0	0	36	52	1.12	1.125				
Diego Segui, R ERA: 2.55	1.0		3	0	0	0	2	0	0	0	0	0	0	7	7	0.00	0.000				

Washington Senators @ Kansas City Athletics
Municipal Stadium, Kansas City, MO
Sun Aug 13 1967, 4:33 AM EDT
Att: 24,924 - Unknown

AB 33
R 2
H 7
RBI 2
BB 4
SO 5
LOB 20



Batter	1	2	3	4	5	6	7	8	9	AB	R	H	RBI	BB	SO	LOB	BOTTOM					
Bert Campaneris, R OBP: 0.307, SLG: 0.332	5-3								F7	4	0	2	0	0	0	0						
John Donaldson, L OBP: 0.382, SLG: 0.350 Ray Webster, L OBP: 0.327, SLG: 0.398	K								K	3	0	0	0	0	1	2						
Danny Cater, R OBP: 0.312, SLG: 0.342	5-3								6-3	4	0	1	0	0	0	0						
Ken Harrelson, R OBP: 0.331, SLG: 0.409		6-3								3	0	0	0	0	0	1						
Mike Hershberger, R OBP: 0.340, SLG: 0.340										3	0	1	0	0	0	1						
Dick Green, R OBP: 0.286, SLG: 0.294										2	0	0	0	1	0	2						
Rick Monday, L OBP: 0.326, SLG: 0.434										3	0	1	0	0	1	1						
Phil Roof, R OBP: 0.275, SLG: 0.326										3	0	0	0	0	1	1						
Caffish Hunter, R OBP: 0.194, SLG: 0.290 Joe Nosseck, R OBP: 0.198, SLG: 0.248 Diego Segui, R OBP: 0.198, SLG: 0.248									6-3-4-6	2	0	0	0	0	2	0						
Inning Stats	R: 0 E: 0 K: 1 S: 5	H: 0 LOB: 0 BB: 0 P: 5	R: 0 E: 0 K: 0 S: 3	H: 1 LOB: 0 BB: 0 P: 3	R: 0 E: 0 K: 1 S: 5	H: 0 LOB: 0 BB: 0 P: 5	R: 0 E: 0 K: 0 S: 3	H: 1 LOB: 0 BB: 0 P: 3	R: 0 E: 0 K: 0 S: 3	H: 0 LOB: 0 BB: 0 P: 9	R: 0 E: 1 K: 2 S: 8	H: 1 LOB: 1 BB: 0 P: 8	R: 0 E: 0 K: 0 S: 4	H: 1 LOB: 1 BB: 0 P: 4	R: 0 E: 0 K: 0 S: 3	H: 1 LOB: 0 BB: 0 P: 3	R: 0 E: 0 K: 1 S: 5	H: 0 LOB: 0 BB: 0 P: 5	1B: 5 2B: 1 3B: 0 HR: 0	SF: 0 SAC: 0 DP: 3 HBP: 0	WP: 0 PB: 0 SB: 0 CS: 0	PA: 30
PITCHER	IP	WLS	BF	H	R	ER	SO	BB	IBB	HBP	BLK	WP	HR	S	P	ERA	WHIP					
Frank Bertaina, L ERA: 2.73	9.0	W	30	5	0	0	6	1	0	0	0	0	0	41	45	0.00	0.667					

Washington Senators @ Kansas City Athletics
Municipal Stadium, Kansas City, MO
Sun Aug 13 1967, 4:33 AM EDT
Att: 24,924 - Unknown

AB 29
R 0
H 5
RBI 0
BB 1
SO 6
LOB 9



Batter	1	2	3	4	5	6	7	8	9	AB	R	H	RBI	BB	SO	LOB	TOP																									
Bert Campaneris, R OBP: 0.306, SLG: 0.333	0-0 5-3		0-0 FC3-2-5			0-0 HR 2B		0-3 K		4	1	1	0	0	1	2																										
John Donaldson, L OBP: 0.395, SLG: 0.344	4-0 BB G3-6-3		0-0 F6			0-0 F7			0-0 F8	3	0	0	0	1	0	3																										
Ray Webster, L OBP: 0.326, SLG: 0.408	0-0 G3-6-3 1-2			0-0 4-3		0-0 HR K			0-3 K	4	1	1	2	0	1	1																										
Ken Harrelson, R OBP: 0.330, SLG: 0.411		0-0 F6		0-0 F8		0-3 K			0-0 2B	4	0	1	0	0	1	0																										
Rick Monday, L OBP: 0.322, SLG: 0.429		0-0 F7		0-0 4-3			0-0 F7		0-0 G3	4	0	0	0	0	0	1																										
Danny Cater, R OBP: 0.312, SLG: 0.342		0-0 F9			0-0 G5-6-3 1B		0-0 F9			3	0	1	0	0	0	0																										
Mike Hershberger, R OBP: 0.337, SLG: 0.337			0-0 6-3		0-0 F8		0-0 F7			3	0	0	0	0	0	1																										
Phil Roof, R OBP: 0.277, SLG: 0.336			0-0		0-0			0-3 K		2	0	1	0	0	0	1																										
Dick Green, R OBP: 0.265, SLG: 0.293					0-0 G5-6-3					1	0	0	0	0	1	0																										
Bill Stafford, R					0-0 FC3-2-5 3B					0	0	0	0	0	0	0																										
Jim Nash, R OBP: 0.158, SLG: 0.113					4-0			0-0 K		0	0	0	0	0	0	0																										
Diego Segui, R									0-0 4-3	0	0	0	0	0	0	0																										
Jim Gosger, L										0	0	0	0	0	1	0																										
Tony Pierce, L										0	0	0	0	0	0	0																										
Ted Kubiak, S										1	0	0	0	0	1	0																										
Roberto Rodriguez, R										0	0	0	0	0	0	0																										
Tim Talton, L										1	0	0	0	0	0	0																										
Inning Stats	R: 0 E: 0 K: 0 S: 2	H: 0 LOB: 0 BB: 1 P: 6	R: 0 E: 0 K: 0 S: 3	H: 0 LOB: 0 BB: 0 P: 3	R: 0 E: 0 K: 0 S: 4	H: 1 LOB: 2 BB: 1 P: 8	R: 0 E: 0 K: 0 S: 3	H: 0 LOB: 0 BB: 0 P: 3	R: 0 E: 0 K: 0 S: 3	H: 0 LOB: 0 BB: 0 P: 3	R: 2 E: 0 K: 2 S: 9	H: 2 LOB: 0 BB: 0 P: 9	R: 0 E: 0 K: 0 S: 3	H: 0 LOB: 0 BB: 0 P: 3	R: 0 E: 0 K: 1 S: 6	H: 1 LOB: 1 BB: 0 P: 6	R: 0 E: 0 K: 2 S: 7	H: 0 LOB: 0 BB: 0 P: 7	R: 0 E: 0 K: 1 S: 6	H: 1 LOB: 1 BB: 0 P: 6	1B: 1 2B: 2 3B: 1 HR: 1	SF: 0 SAC: 0 DP: 2 HBP: 0	WP: 0 PB: 0 CS: 0	PA: 32																		
PITCHER	IP	WLS	BF	H	R	ER	SO	BB	IBB	HBP	BLK	WP	HR	S	P	ERA	WHIP	PITCHER								IP	WLS	BF	H	R	ER	SO	BB	IBB	HBP	BLK	WP	HR	S	P	ERA	WHIP
Fred Klages, R ERA: 3.66	6.0	W	22	4	2	2	2	2	0	0	0	0	1	24	32	3.00	1.000																									
Don McMahon, R ERA: 1.96	3.0	S	10	1	0	0	3	0	0	0	0	0	0	16	16	0.00	0.333																									

Kansas City Athletics @ Chicago White Sox
Comiskey Park, Chicago, IL
Tue Aug 15 1967, 8:05 PM EDT
Unknown

AB	30
R	2
H	5
RBI	2
BB	2
SO	5
LOB	9





Batter	1	2	3	4	5	6	7	8	9	AB	R	H	RBI	BB	SO	LOB	BOTTOM																												
Don Buford, S OBP: 0.321, SLG: 0.294	0-0 F3	0-0 3-1 S 1B		0-0 2B		0-0 E6 1B 1-2				4	0	2	0	0	0	1																													
Tom McCraw, L OBP: 0.280, SLG: 0.365	0-0 F7	0-0 3-1 1-3		0-0 F4		0-0 S 1B 1-3 2-H				4	0	1	1	0	0	2																													
Tommie Agee, R OBP: 0.309, SLG: 0.388	4-0 HR BB WP	0-0 5-3			0-0 F9 2B	0-3 K 1-2				3	1	1	0	1	1	3																													
Pete Ward, L OBP: 0.352, SLG: 0.387	4-0		0-0		0-0 F9		0-0 4-3			3	1	1	0	1	0	1																													
Ken Berry, R OBP: 0.311, SLG: 0.324	1-2 HR IBB			0-0 PB 1B	0-0 F9 2-3		0-0 4-3			0	0	0	0	0	0	0																													
Rocky Colavito, R OBP: 0.330, SLG: 0.366	0-0 1-H 2-H HR		0-0 F4		0-0 5-3		0-0 6-3			4	1	1	3	0	0	2																													
J.C. Martin, L OBP: 0.350, SLG: 0.383	4-0		0-3 K		0-3 K		0-0 F3			2	0	0	0	1	2	2																													
Jerry McNertney, R OBP: 0.290, SLG: 0.366	BB BB									1	0	0	0	0	0	0																													
Wayne Causey, L OBP: 0.309, SLG: 0.299	4-0 1-2 BB		0-0 6-3			0-0 E 1B 1B		0-0 F8		3	1	1	0	1	0	1																													
Ron Hansen, R OBP: 0.300, SLG: 0.315	0-0 F7			0-0 5-3		0-3 K		0-3 K		4	0	0	0	0	2	3																													
Fred Klages, R		0-3 K		0-3 K		0-3 K		0-3 K		2	0	0	0	0	2	0																													
Smoky Burgess, L OBP: 0.298, SLG: 0.300										1	0	0	0	0	1	1																													
Don McMahon, R OBP: 0.111, SLG: 0.111										1	0	0	0	0	1	0																													
Inning Stats	R: 3 E: 0 K: 0 S: 4	H: 1 LOB: 2 BB: 4 P: 20	R: 0 E: 0 K: 1 S: 6	H: 1 LOB: 1 BB: 0 P: 6	R: 0 E: 0 K: 1 S: 6	H: 1 LOB: 1 BB: 0 P: 6	R: 0 E: 0 K: 1 S: 6	H: 1 LOB: 1 BB: 0 P: 6	R: 1 E: 1 K: 3 S: 12	H: 2 LOB: 2 BB: 0 P: 12	R: 0 E: 0 K: 0 S: 3	H: 0 LOB: 0 BB: 0 P: 3	R: 0 E: 0 K: 2 S: 7	H: 0 LOB: 0 BB: 0 P: 7	R: 0 E: 0 K: 1 S: 6	H: 1 LOB: 1 BB: 0 P: 6	R: 0 E: 0 K: 2 S: 7	H: 0 LOB: 0 BB: 0 P: 7	R: 0 E: 0 K: 1 S: 6	H: 1 LOB: 1 BB: 0 P: 6	1B: 4 2B: 2 3B: 0 HR: 1	SF: 0 SAC: 0 DP: 0 HBP: 0	WP: 1 PB: 1 CS: 0	PA: 36																					
PITCHER	IP	WLS	BF	H	R	ER	SO	BB	IBB	HBP	BLK	WP	HR	S	P	ERA	WHIP	PITCHER								IP	WLS	BF	H	R	ER	SO	BB	IBB	HBP	BLK	WP	HR	S	P	ERA	WHIP			
Jim Nash, R ERA: 3.63	0.2	L	7	1	3	3	0	3	1	0	0	0	0	7	7	0.00	0.750																												
Diego Segui, R ERA: 2.48	1.1		5	1	0	0	1	0	0	0	0	0	0	7	7	0.00	0.750																												
Tony Pierce, L ERA: 3.99	3.0		12	3	0	0	3	0	0	0	0	0	0	18	18	0.00	1.000																												
Roberto Rodriguez, R ERA: 3.27	2.0		9	2	1	0	3	0	0	0	0	0	0	15	15	0.00	1.000																												
Bill Stafford, R ERA: 2.7	1.0		3	0	0	0	2	0	0	0	0	0	0	7	7	0.00	0.000																												

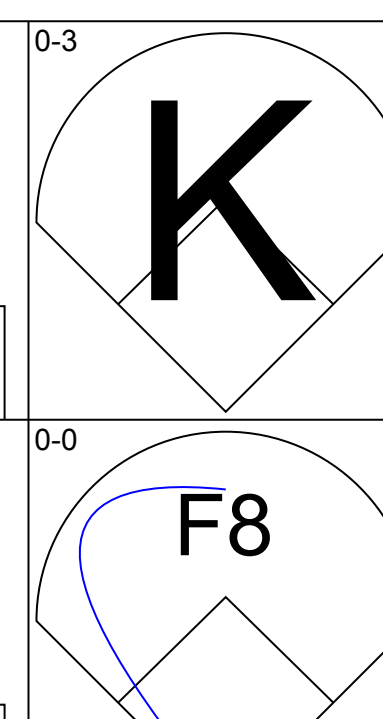
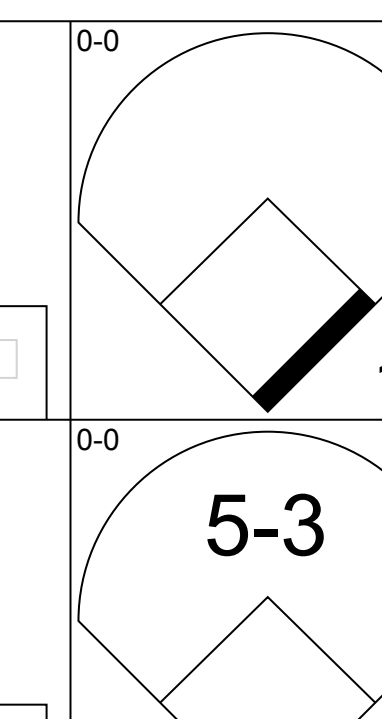
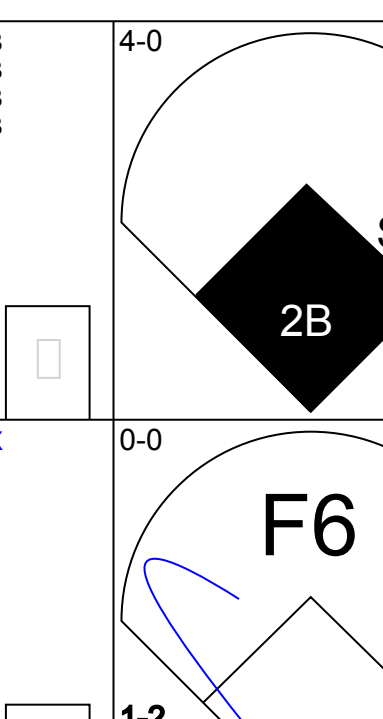
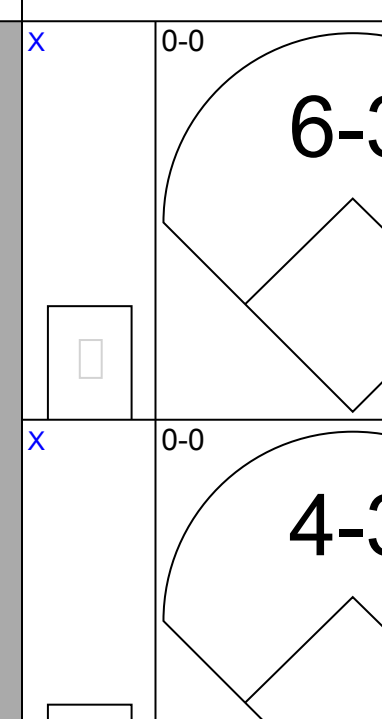
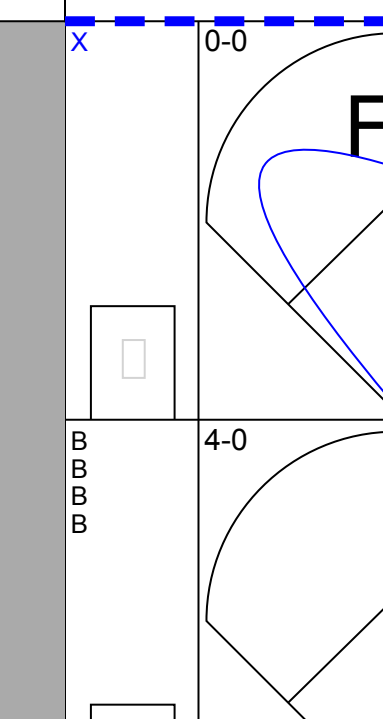
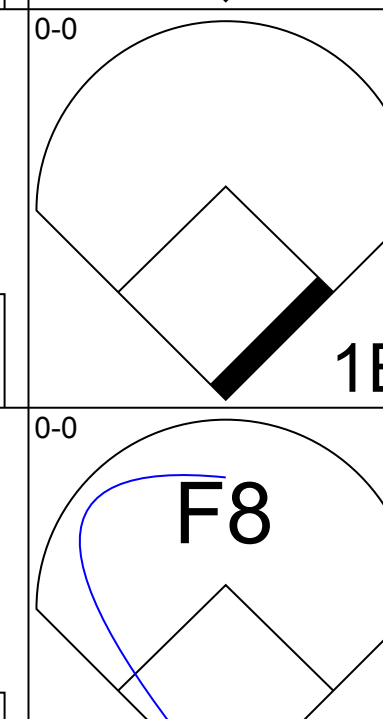

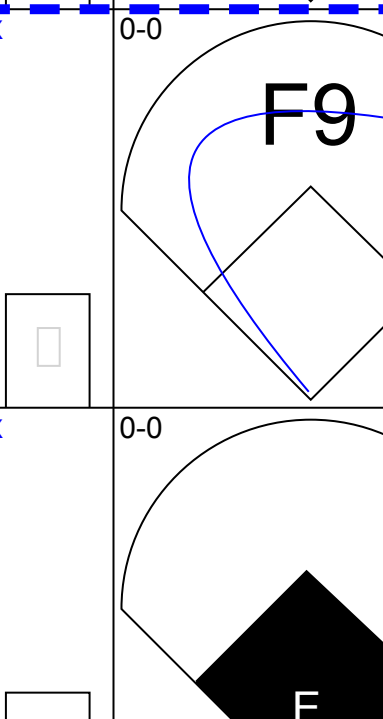
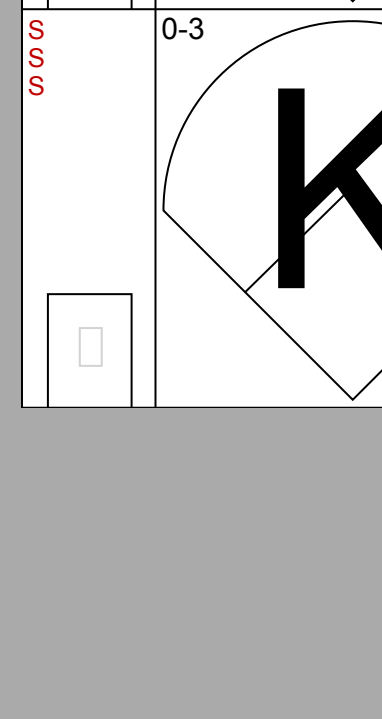
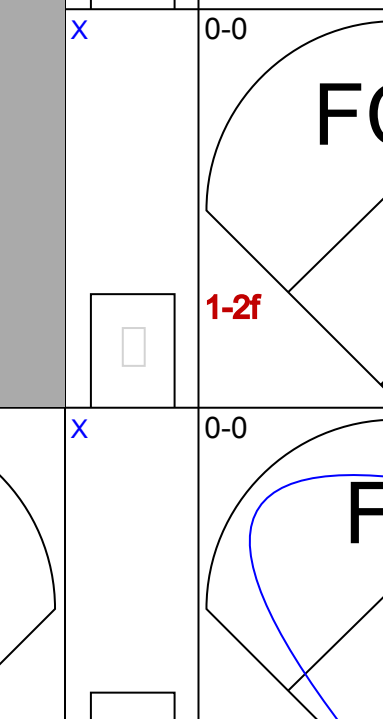

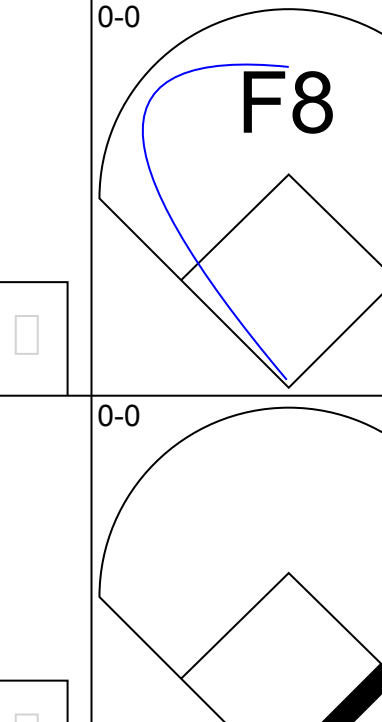
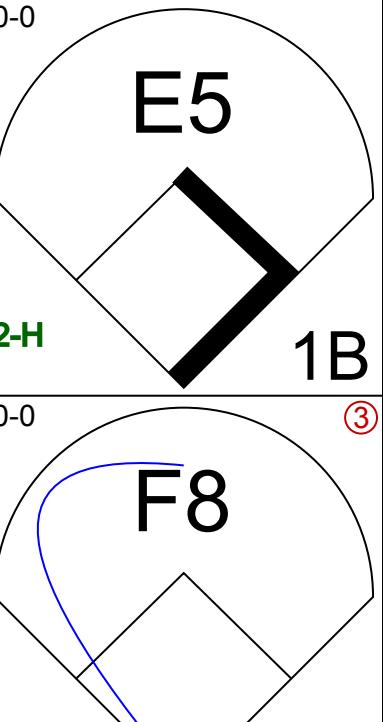

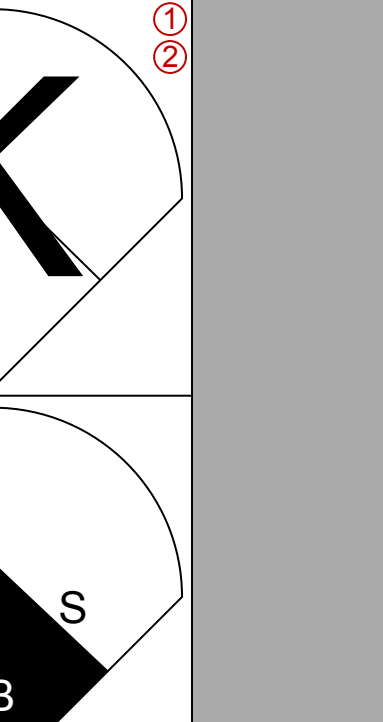

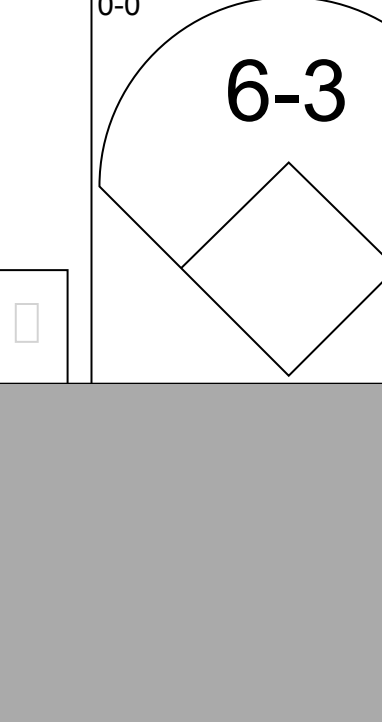
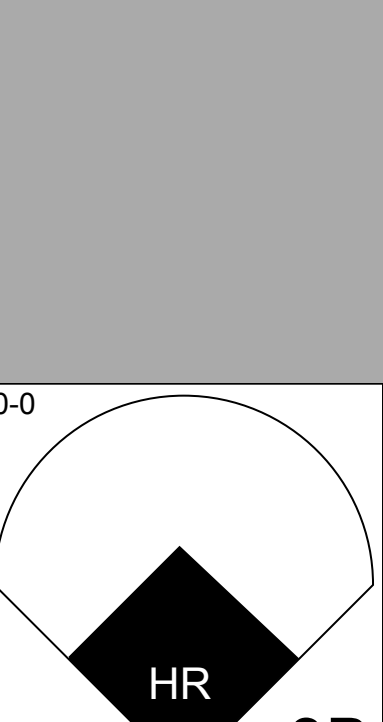
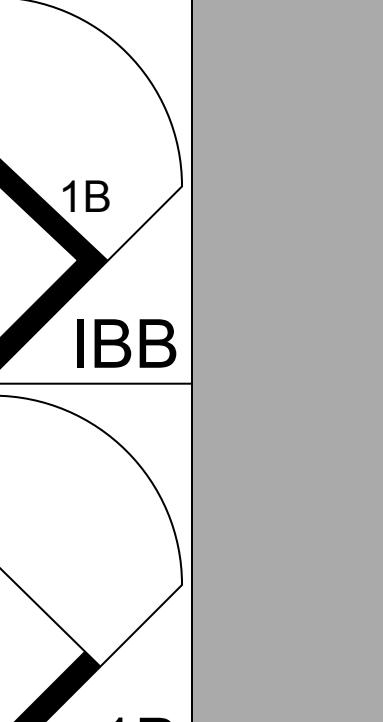


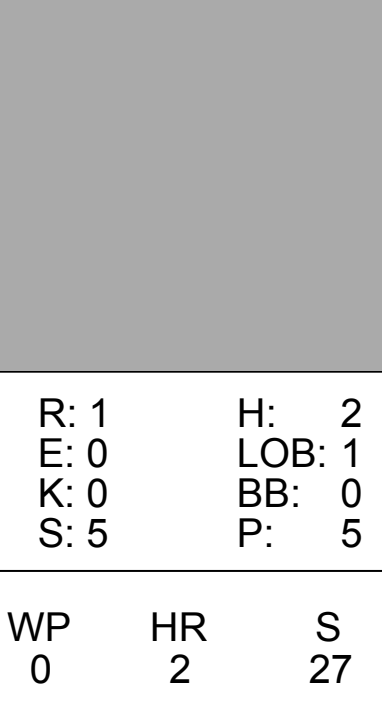
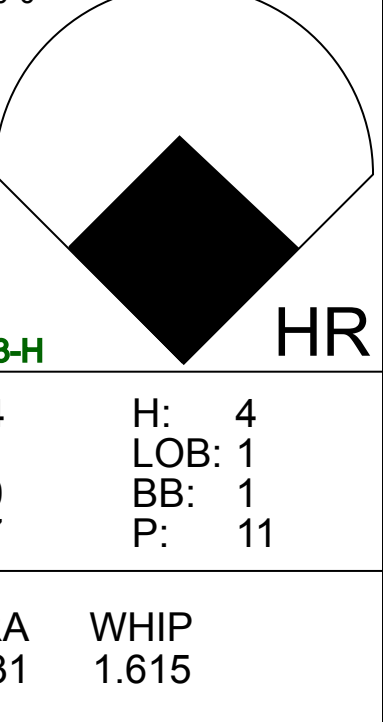
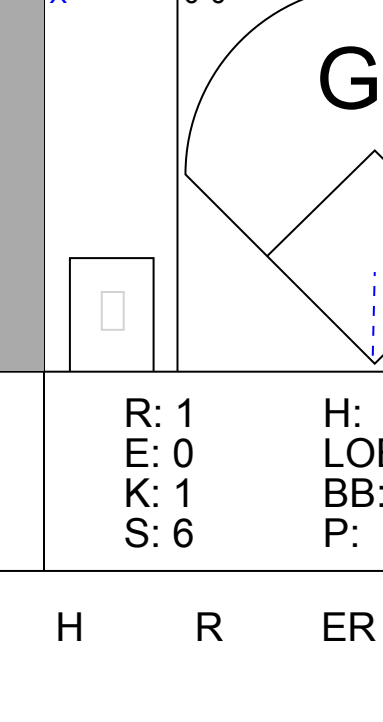
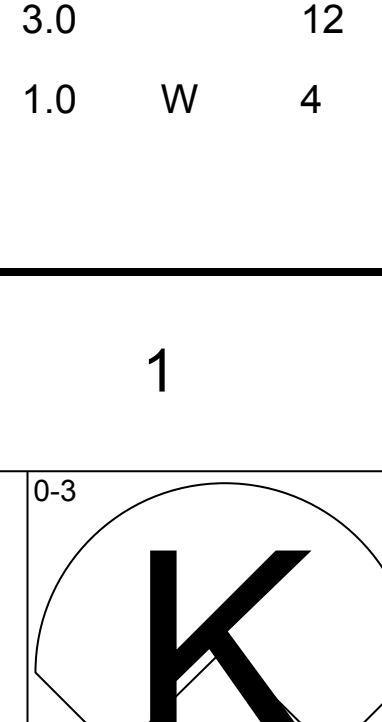
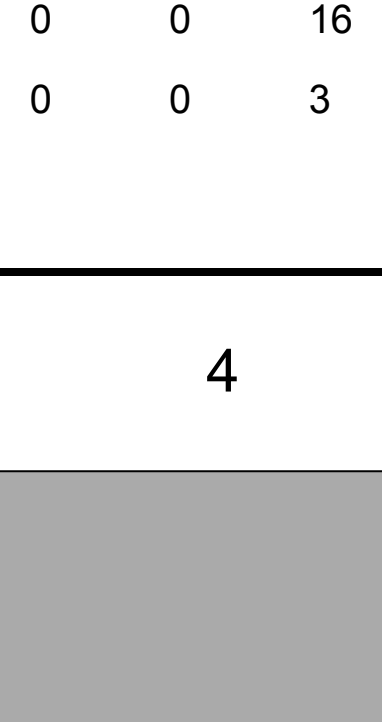
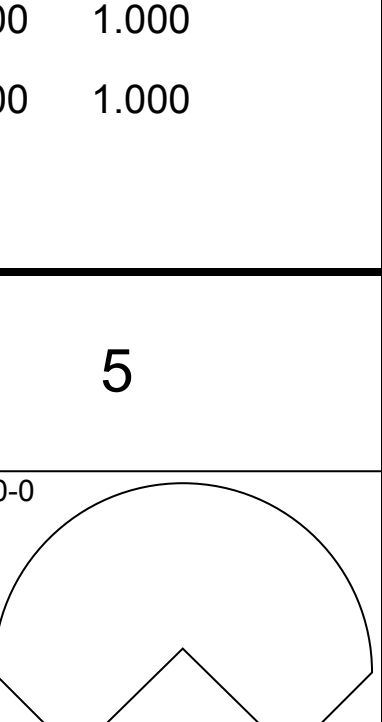
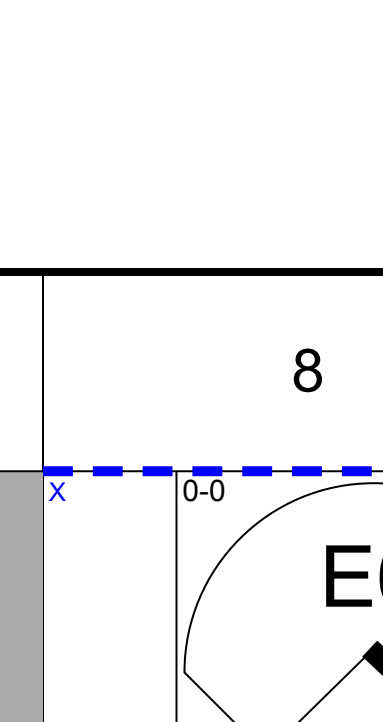
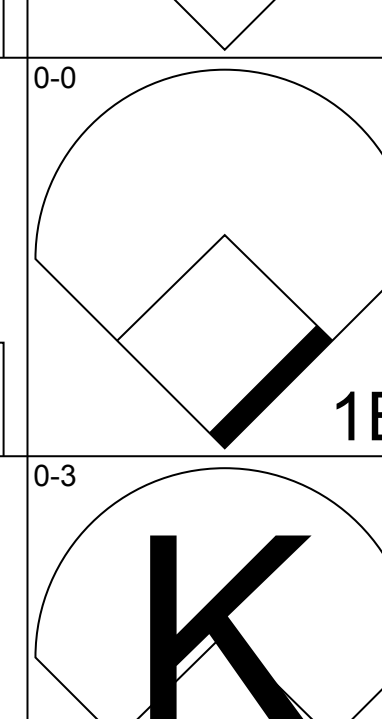
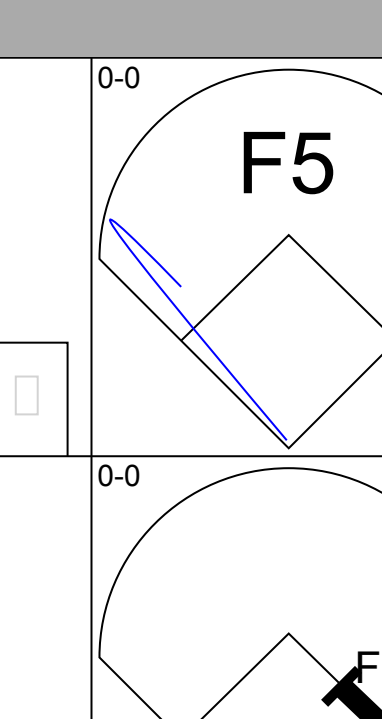
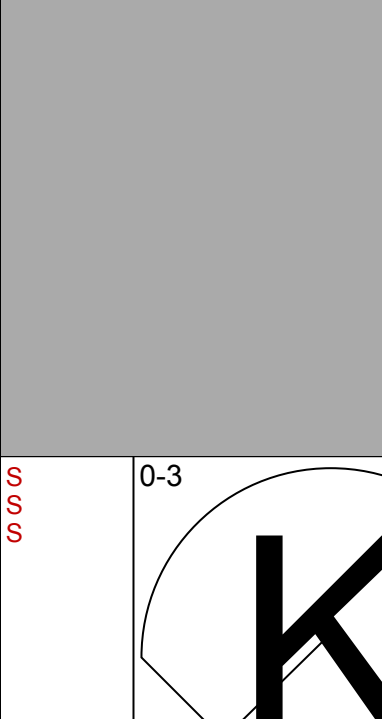
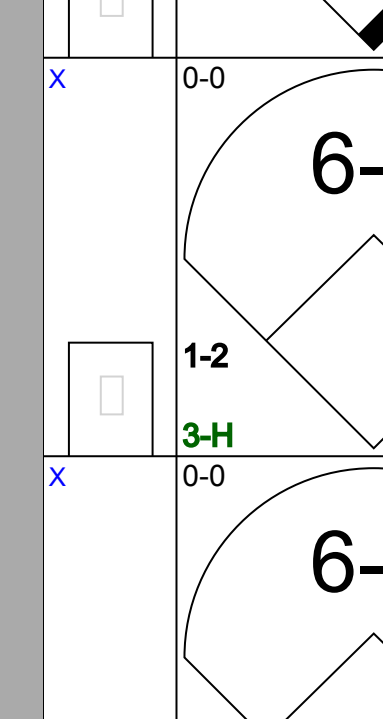


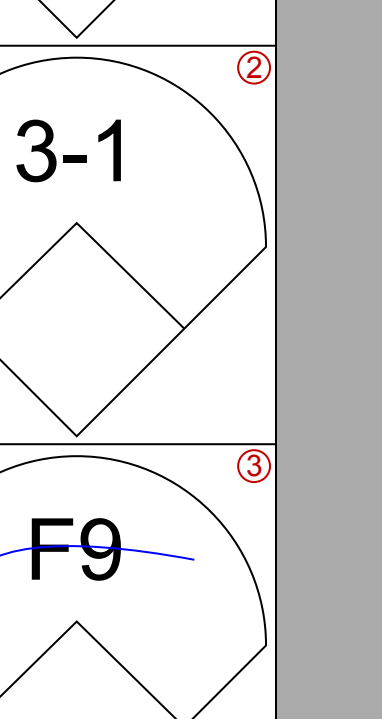
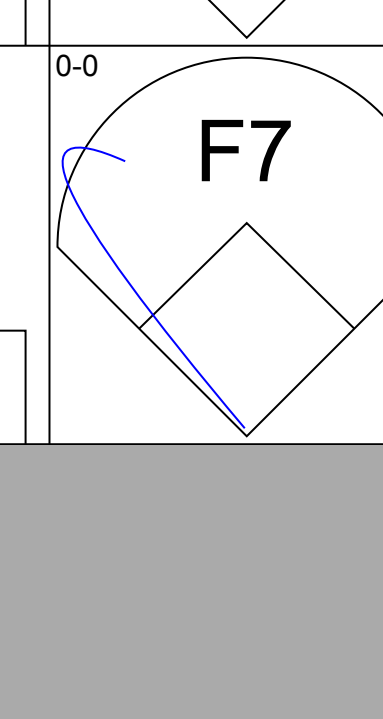




Kansas City Athletics @ Chicago White Sox
Comiskey Park, Chicago, IL
Tue Aug 15 1967, 8:05 PM EDT
Unknown

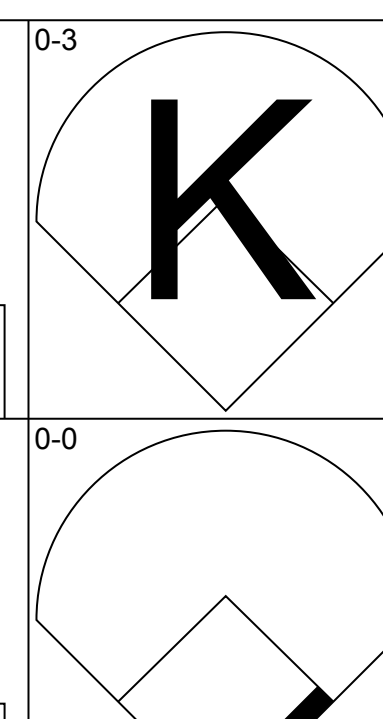
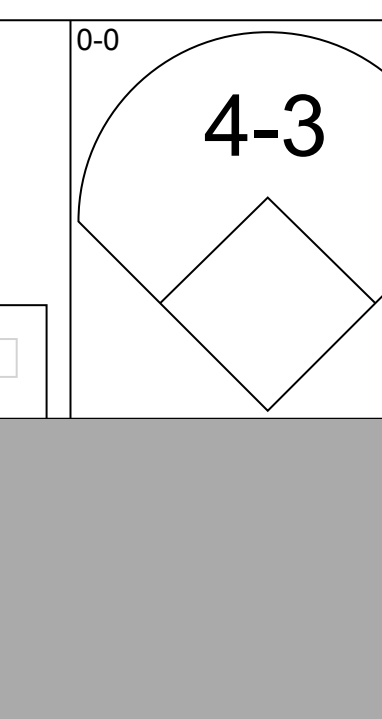
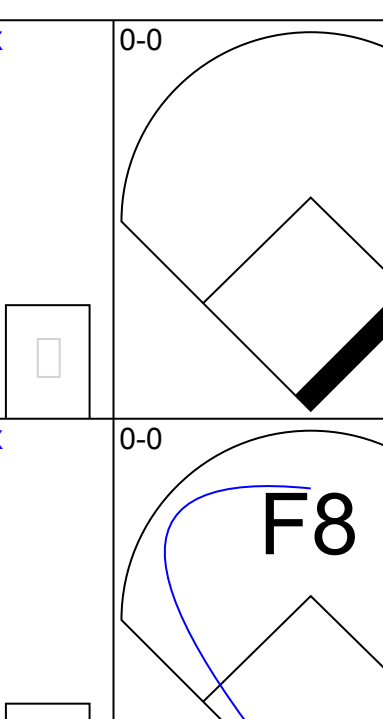
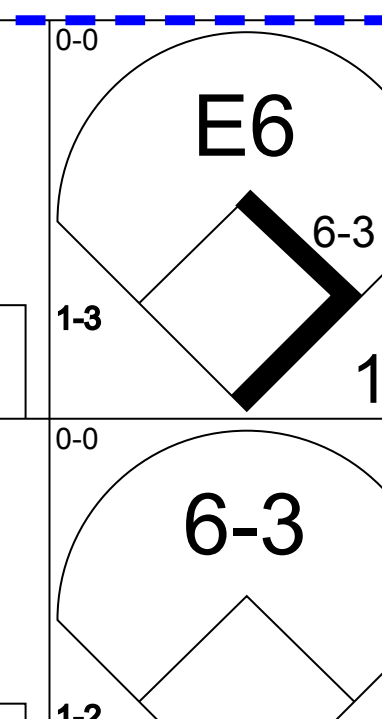
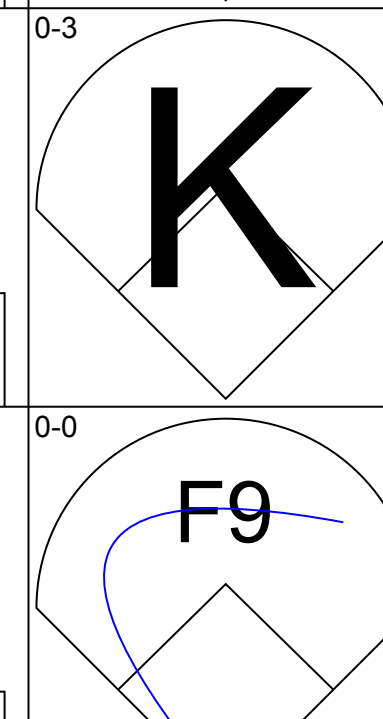
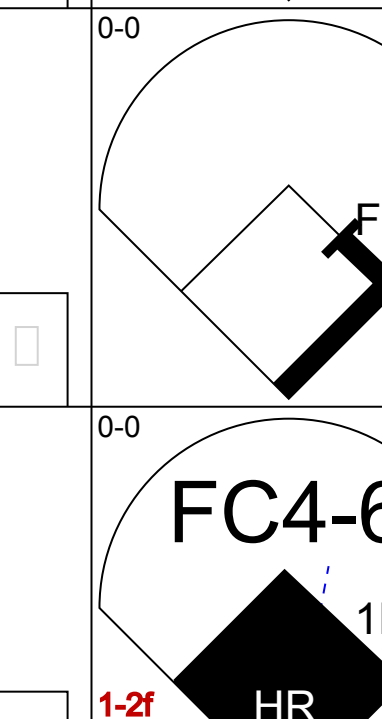

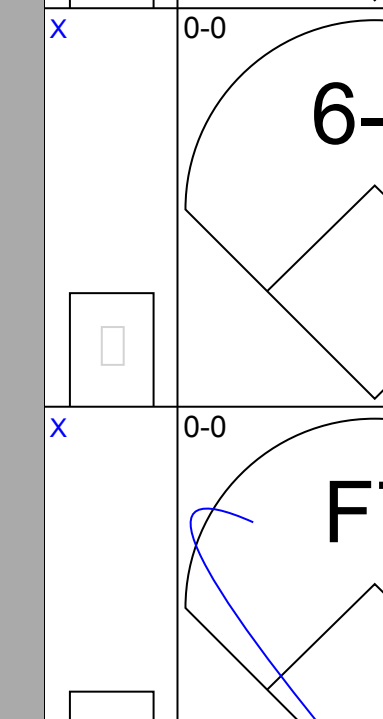

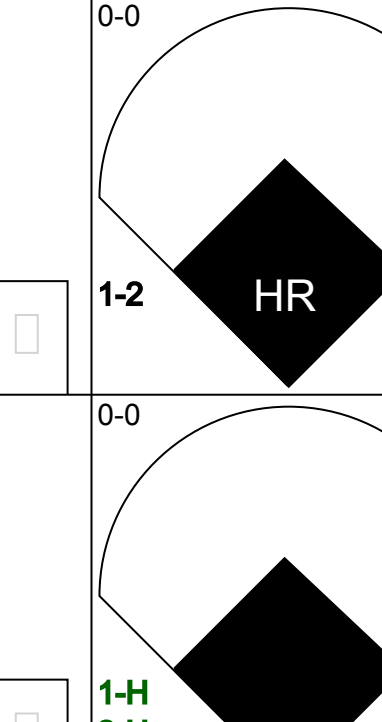
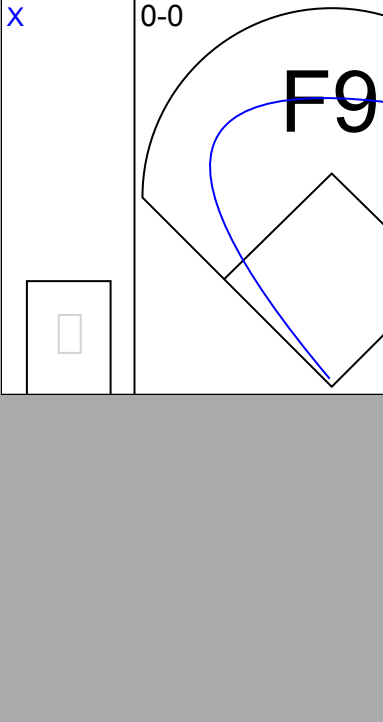
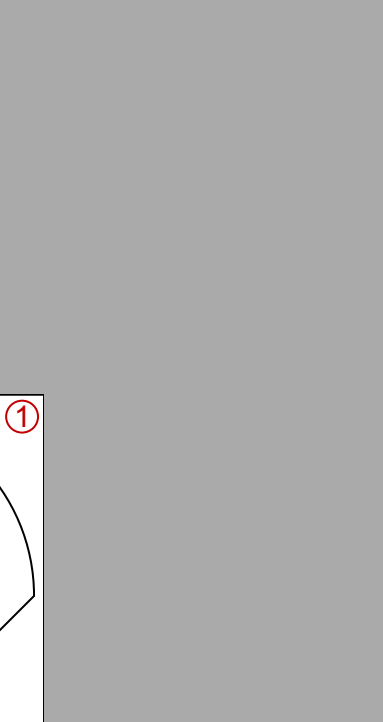

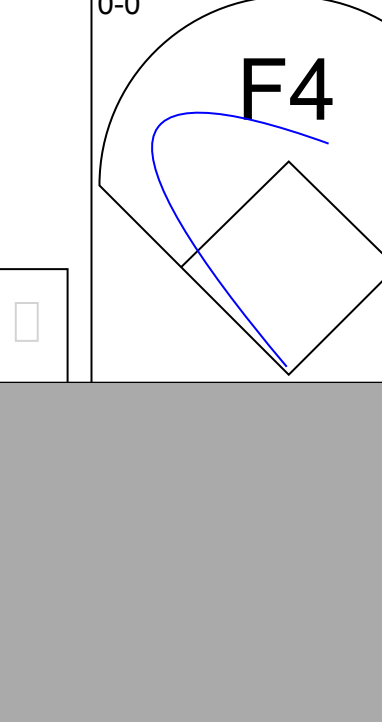

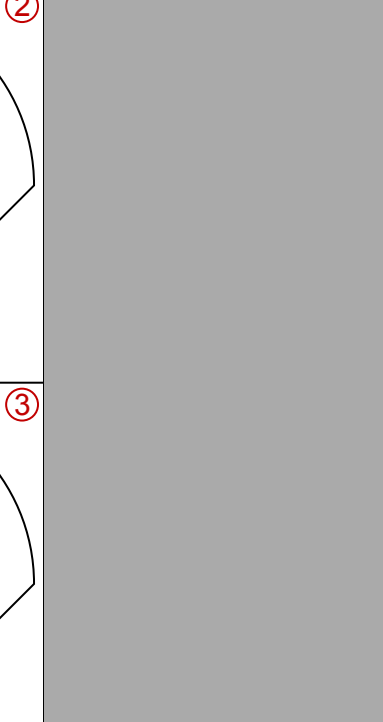


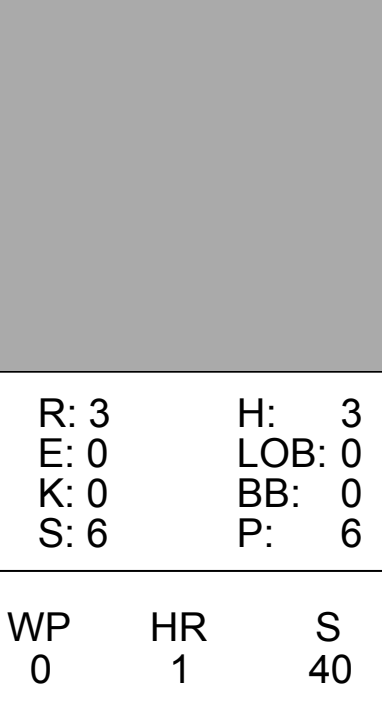
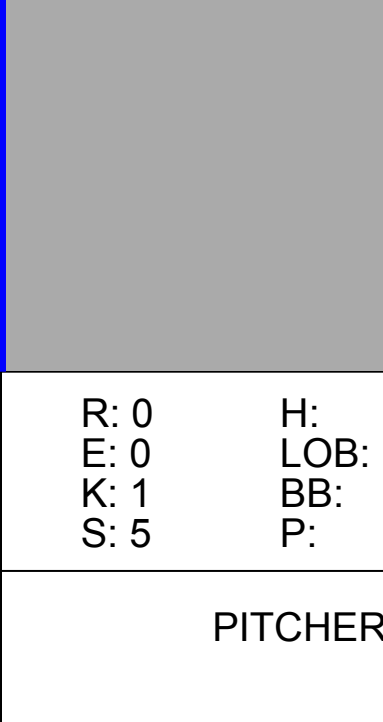
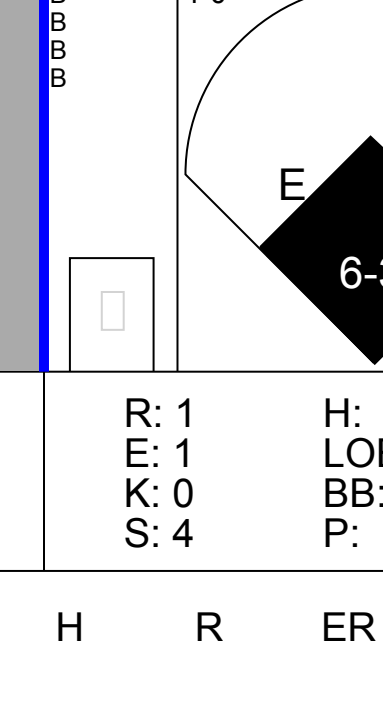




AB	32
R	4
H	7
RBI	4
BB	4
SO	9
LOB	16



Batter	1	2	3	4	5	6	7	8	9	AB	R	H	RBI	BB	SO	LOB	TOP
Bert Campaneris, R OBP: 0.303, SLG: 0.329 (1, 6)	1-3			F8		F9		G5-4-3		4	0	0	0	0	0	1	Kansas City Athletics @ Chicago White Sox Comiskey Park, Chicago, IL Wed Aug 16 1967, 8:05 PM EDT Att: 15,138 - Unknown 
Rick Monday, L OBP: 0.323, SLG: 0.433 (1, 8)	K			6-3 BB		1-3			K	3	0	0	0	1	2	0	
Danny Cater, R OBP: 0.313, SLG: 0.341 Jack Aker, R OBP: 0.143, SLG: 0.143 Ken Suarez, R OBP: 0.362, SLG: 0.435 (9, FH)	4-3			6-3		F8			K	3	0	0	0	0	0	1	
Ken Harrelson, R OBP: 0.327, SLG: 0.403 (1, 3)		4-0 CS BB		F3					6-3	3	0	0	0	1	0	1	
Mike Hershberger, R OBP: 0.341, SLG: 0.340 (1, 9)		F9				3B 1B				3	1	2	0	0	0	1	
Dick Green, R OBP: 0.282, SLG: 0.288 (1, 5)		F8				F2				3	0	0	0	0	0	2	
John Donaldson, L OBP: 0.354, SLG: 0.338 (1, 4)			F5			K				3	0	0	0	0	2	2	
Phil Roof, R OBP: 0.281, SLG: 0.348 (1, 2)			F8							3	0	2	1	0	0	0	
Blue Moon Odom, R OBP: 0.296, SLG: 0.295 Roberto Rodriguez, R OBP: 0.219, SLG: 0.344 Paul Lindblad, L OBP: 0.197, SLG: 0.246 Diego Segui, R OBP: 0.338, SLG: 0.358 (8, 7)			K			K				0	0	0	0	0	0	0	
Inning Stats	R: 0 E: 0 K: 1 S: 5	H: 0 LOB: 0 BB: 0 P: 5	R: 0 E: 0 K: 0 S: 2	H: 0 LOB: 0 BB: 1 P: 6	R: 0 E: 0 K: 1 S: 5	H: 0 LOB: 0 BB: 1 P: 7	R: 1 E: 0 K: 2 S: 9	H: 2 LOB: 1 BB: 0 P: 9	R: 0 E: 0 K: 1 S: 6	H: 1 LOB: 1 BB: 0 P: 6	R: 0 E: 0 K: 1 S: 5	H: 1 LOB: 0 BB: 0 P: 5	R: 0 E: 0 K: 2 S: 7	H: 0 LOB: 0 BB: 0 P: 7	1B: 3 2B: 0 3B: 1 HR: 0	SF: 0 SAC: 0 DP: 1 HBP: 0	
PITCHER Gary Peters, L ERA: 2.18 (1, 1)	IP: 9.0 WLS: W BF: 31 H: 4 R: 1 ER: 1 SO: 8 BB: 2 IBB: 0 HBP: 0 BLK: 0 WP: 0 HR: 0 S: 45 P: 53 ERA: 1.00 WHIP: 0.667											PITCHER	IP: 9.0 WLS: W BF: 31 H: 4 R: 1 ER: 1 SO: 8 BB: 2 IBB: 0 HBP: 0 BLK: 0 WP: 0 HR: 0 S: 45 P: 53 ERA: 1.00 WHIP: 0.667				

Batter	1	2	3	4	5	6	7	8	9	AB	R	H	RBI	BB	SO	LOB	BOTTOM
Walt Williams, R OBP: 0.311, SLG: 0.394 (1, 7)	G3 E 1B	4-3		S PB 2B	1-3			FC6-4		5	2	3	1	0	0	1	Kansas City Athletics @ Chicago White Sox Comiskey Park, Chicago, IL Wed Aug 16 1967, 8:05 PM EDT Att: 15,138 - Unknown 
Don Buford, S OBP: 0.318, SLG: 0.295 (1, 5)	G3	F2		K HBP 1B		6-3			K	5	1	0	0	0	2	3	
Tommie Agee, R OBP: 0.307, SLG: 0.382 (1, 8)	5-3			F7		1-3			FC6-4	4	1	0	0	1	0	2	
Rocky Colavito, R OBP: 0.335, SLG: 0.373 Ken Berry, R OBP: 0.312, SLG: 0.324 (6, PR) (7, 9)	6-3			1B		HBP 1B IBB			HR 1B	3	1	2	1	1	0	0	
Pete Ward, L OBP: 0.357, SLG: 0.408 J.C. Martin, L OBP: 0.348, SLG: 0.381 (9, 3)		HR		1B		1B			HR 1B	4	3	4	4	0	0	0	
Wayne Causey, L OBP: 0.300, SLG: 0.290 Ken Boyer, R OBP: 0.357, SLG: 0.398 Ron Hansen, R OBP: 0.300, SLG: 0.316 (4, PR) (5, 6)		F6		F5		1B			5-3	2	0	0	0	0	0	2	
Jerry McNertney, R OBP: 0.295, SLG: 0.396 (1, 2)		1B		5-3		6-3			FC4-2	5	2	2	1	0	0	6	
Sandy Alomar Sr., S OBP: 0.074, SLG: 0.074 (5, 4)		1B		1B		SH2-3 2B 1B			1-3	5	2	2	0	0	0	3	
Gary Peters, L OBP: 0.272, SLG: 0.372 (1, 1)		4-3 1B		SH2-3		F3			F5	4	0	1	2	0	1	0	
Inning Stats	R: 1 E: 1 K: 0 S: 4	H: 1 LOB: 0 BB: 0 P: 4	R: 3 E: 0 K: 0 S: 7	H: 4 LOB: 1 BB: 0 P: 7	R: 0 E: 0 K: 0 S: 5	H: 2 LOB: 2 BB: 0 P: 5	R: 5 E: 0 K: 1 S: 9	H: 3 LOB: 1 BB: 1 P: 14	R: 0 E: 0 K: 0 S: 6	H: 1 LOB: 3 BB: 1 P: 10	R: 0 E: 0 K: 1 S: 6	H: 1 LOB: 1 BB: 0 P: 6	R: 3 E: 0 K: 1 S: 8	H: 3 LOB: 0 BB: 0 P: 8	1B: 12 2B: 1 3B: 1 HR: 3	SF: 0 SAC: 1 DP: 0 HBP: 1	
PITCHER Blue Moon Odom, R ERA: 5.08 Roberto Rodriguez, R ERA: 3.0 Paul Lindblad, L ERA: 0.69 Bill Stafford, R ERA: 2.57 Diego Segui, R ERA: 2.44 (1, 1) (2, 1) (3, 1) (4, 1) (5, 1)	IP: 1.1 WLS: L BF: 9 H: 9 R: 5 ER: 4 SO: 3 BB: 0 IBB: 0 HBP: 0 BLK: 0 WP: 0 HR: 1 S: 20 P: 24 ERA: 20.25 WHIP: 3.750											PITCHER Jack Aker, R ERA: 4.12 (6, 1)	IP: 3.0 WLS: 0 BF: 17 H: 7 R: 5 ER: 5 SO: 2 BB: 1 IBB: 0 HBP: 0 BLK: 0 WP: 1 HR: 2 S: 20 P: 24 ERA: 15.00 WHIP: 2.667				

Batter	1	2	3	4	5	6	7	8	9	AB	R	H	RBI	BB	SO	LOB	TOP					
Bert Campaneris, R OBP: 0.304, SLG: 0.328 (1, 6)					 BB					4	1	1	0	1	1	0	Kansas City Athletics @ Washington Senators D.C. Stadium, Washington, DC Fri Aug 18 1967, 7:05 PM EDT Att: 9,488 - Unknown livebaseballscorecards.com					
Mike Hershberger, R OBP: 0.339, SLG: 0.336 (1, 9)					 1-2				 BB	4	0	0	0	1	0	2						
Danny Cater, R OBP: 0.312, SLG: 0.340 Jim Gosger, L OBP: 0.336, SLG: 0.358 (1, 7) (9, 7)									 1-2	5	0	1	0	0	1	2						
Ken Harrelson, R OBP: 0.332, SLG: 0.423 (1, 3)					 2B					5	2	3	2	0	0	2						
Dick Green, R OBP: 0.282, SLG: 0.287 (1, 5)					 1B			 1-2		4	0	1	0	0	2	1						
Joe Nasek, R OBP: 0.206, SLG: 0.248 (1, 8)								 BB		3	1	1	0	1	0	1						
John Donaldson, L OBP: 0.352, SLG: 0.333 (1, 4)								 IBB		3	0	0	0	1	1	1						
Phil Roof, R OBP: 0.284, SLG: 0.359 (1, 2)					 3B				 1-2 2H	4	1	2	1	0	1	0						
Caffish Hunter, R OBP: 0.197, SLG: 0.333 Diego Segui, R ERA: 3.44 (8, 1)					 3H					4	1	1	2	0	1	2						
Paul Lindblad, L OBP: 0.219, SLG: 0.344 (9, 1)										0	0	0	0	0	0	0						
										0	0	0	0	0	0	0						
Inning Stats	R: 0 E: 0 K: 1 S: 6	H: 1 LOB: 1 BB: 0 P: 6	R: 0 E: 0 K: 2 S: 7	H: 0 LOB: 0 BB: 0 P: 7	R: 0 E: 0 K: 1 S: 6	H: 1 LOB: 1 BB: 0 P: 6	R: 1 E: 0 K: 0 S: 5	H: 2 LOB: 1 BB: 0 P: 5	R: 4 E: 1 K: 0 S: 7	H: 4 LOB: 1 BB: 1 P: 11	R: 0 E: 0 K: 1 S: 5	H: 0 LOB: 0 BB: 0 P: 5	R: 0 E: 0 K: 1 S: 5	H: 0 LOB: 0 BB: 0 P: 5	R: 1 E: 0 K: 1 S: 6	H: 2 LOB: 2 BB: 1 P: 14	R: 0 E: 0 K: 0 S: 3	H: 0 LOB: 1 BB: 1 P: 7	1B: 6 2B: 2 3B: 1 HR: 2	SF: 0 SAC: 0 DP: 1 HBP: 0	WP: 0 PB: 0 SB: 2 CS: 1	PA: 40
PITCHER	IP	WLS	BF	H	R	ER	SO	BB	IBB	HBP	BLK	WP	HR	S	P	ERA	WHIP					
Frank Bertina, L ERA: 3.07 (1, 1)	4.1		20	6	4	4	4	1	0	0	0	0	2	27	31	8.31	1.615					
Casey Cox, R ERA: 3.44 (5, 1)	0.2		4	2	1	0	0	0	0	0	0	0	0	4	4	0.00	3.000					
Bob Priddy, R ERA: 4.01 (6, 1)	3.0		12	2	1	1	3	1	1	0	0	0	0	16	24	3.00	1.000					
Bob Humphreys, R ERA: 4.27 (9, 1)	1.0	W	4	0	0	0	0	1	0	0	0	0	0	3	7	0.00	1.000					

Batter	1	2	3	4	5	6	7	8	9	AB	R	H	RBI	BB	SO	LOB	BOTTOM					
Bob Saverine, S OBP: 0.298, SLG: 0.306 (1, 5)								 6-3 1B		4	0	2	0	0	1	0	Kansas City Athletics @ Washington Senators D.C. Stadium, Washington, DC Fri Aug 18 1967, 7:05 PM EDT Att: 9,488 - Unknown livebaseballscorecards.com					
Fred Valentine, S OBP: 0.333, SLG: 0.340 (1, 8)										4	0	1	1	0	0	2						
Frank Howard, R OBP: 0.342, SLG: 0.533 (1, 7)				 1B						4	0	1	0	0	2	2						
Dick Nen, L OBP: 0.309, SLG: 0.364 (1, 3)				 1B HR						4	1	0	0	0	0	3						
Cap Peterson, R OBP: 0.311, SLG: 0.360 (1, 9)				 1B						4	1	1	0	0	1	0						
Paul Casanova, R OBP: 0.276, SLG: 0.354 (1, 2)				 1H 2H				 HR BB		3	2	1	3	1	0	0						
Bernie Allen, L OBP: 0.253, SLG: 0.266 Ken McMullen, R OBP: 0.304, SLG: 0.402 (1, 4) (9, PH)								 BB		3	0	0	0	0	0	0						
Tim Cullen, R OBP: 0.325, SLG: 0.283 (1, 6)									 1H 2H	4	1	1	3	0	1	0						
Frank Bertina, L OBP: 0.274, SLG: 0.274 Casey Cox, R Hank Allen, R Bob Priddy, R Ed Stroud, L Bob Humphreys, R OBP: 0.296, SLG: 0.291 (1, 1) (5, 1) (6, PH) (8, 1) (9, 1)							 1B 6-3 BB			1	0	0	0	0	1	0						
										0	0	0	0	0	0	0						
										0	0	0	0	0	0	0						
Inning Stats	R: 0 E: 0 K: 2 S: 8	H: 1 LOB: 0 BB: 0 P: 8	R: 0 E: 0 K: 1 S: 5	H: 0 LOB: 0 BB: 0 P: 5	R: 0 E: 0 K: 2 S: 7	H: 0 LOB: 0 BB: 0 P: 7	R: 3 E: 0 K: 0 S: 6	H: 3 LOB: 0 BB: 0 P: 6	R: 0 E: 0 K: 1 S: 6	H: 1 LOB: 1 BB: 0 P: 6	R: 0 E: 0 K: 1 S: 5	H: 0 LOB: 0 BB: 0 P: 5	R: 0 E: 0 K: 0 S: 3	H: 0 LOB: 0 BB: 0 P: 3	R: 1 E: 1 K: 0 S: 4	H: 1 LOB: 1 BB: 1 P: 8	R: 3 E: 0 K: 0 S: 2	H: 1 LOB: 0 BB: 2 P: 10	1B: 5 2B: 0 3B: 0 HR: 2	SF: 0 SAC: 0 DP: 0 HBP: 0	WP: 0 PB: 0 SB: 0 CS: 0	PA: 35
PITCHER	IP	WLS	BF	H	R	ER	SO	BB	IBB	HBP	BLK	WP	HR	S	P	ERA	WHIP					
Caffish Hunter, R ERA: 2.97 (1, 1)	7.0		27	5	4	3	7	1	0	0	0	0	1	40	44	3.86	0.857					
Diego Segui, R ERA: 2.54 (8, 1)	1.1		6	1	1	1	0	1	0	0	0	0	0	5	9	6.75	1.500					
Paul Lindblad, L ERA: 3.87 (9, 1)	0.0	L	2	1	2	2	0	1	0	0	0	0	1	1	5	∞	∞					

Batter	1	2	3	4	5	6	7	8	9	AB	R	H	RBI	BB	SO	LOB	TOP					
Bert Campaneris, R OBP: 0.305, SLG: 0.329 (1, 6)										5	0	2	2	0	0	0	Kansas City Athletics @ Washington Senators D.C. Stadium, Washington, DC Sat Aug 19 1967, 3:33 AM EDT Att: 5,568 - Unknown					
John Donaldson, L OBP: 0.353, SLG: 0.344 (1, 4)										5	1	2	0	0	1	3						
Ray Webster, L OBP: 0.334, SLG: 0.402 Mike Hershberger, R OBP: 0.339, SLG: 0.336 (1, 7) (8, 7)										4	0	0	0	1	0	2						
Ken Harrelson, R OBP: 0.330, SLG: 0.423 (1, 3)										5	1	1	0	0	0	3						
Jim Gosger, L OBP: 0.344, SLG: 0.359 (1, 9)										2	1	1	1	3	0	0						
Danny Cater, R OBP: 0.313, SLG: 0.339 Dick Green, R OBP: 0.282, SLG: 0.287 (1, 5) (9, 5)										4	0	1	0	1	0	3						
Phil Roof, R OBP: 0.287, SLG: 0.361 (1, 2)										4	1	2	1	0	1	2						
Joe Nossek, R OBP: 0.207, SLG: 0.242 (1, 8)										3	1	0	0	1	0	3						
Jim Nash, R OBP: 0.150, SLG: 0.107 Tim Talton, L OBP: 0.346, SLG: 0.366 Roberto Rodriguez, R (7, 1)										3	0	0	0	0	1	3						
Inning Stats	R: 1 E: 0 K: 0 S: 5	H: 2 LOB: 2 BB: 1 P: 9	R: 0 E: 0 K: 1 S: 5	H: 0 LOB: 0 BB: 0 P: 5	R: 0 E: 0 K: 1 S: 6	H: 1 LOB: 1 BB: 0 P: 6	R: 0 E: 0 K: 0 S: 3	H: 1 LOB: 1 BB: 0 P: 7	R: 0 E: 0 K: 0 S: 4	H: 1 LOB: 1 BB: 0 P: 4	R: 3 E: 1 K: 0 S: 6	H: 2 LOB: 2 BB: 2 P: 14	R: 1 E: 1 K: 2 S: 9	H: 2 LOB: 3 BB: 2 P: 17	R: 0 E: 0 K: 0 S: 3	H: 0 LOB: 0 BB: 0 P: 3		R: 0 E: 0 K: 0 S: 3	H: 0 LOB: 0 BB: 0 P: 3	1B: 7 2B: 1 3B: 1 HR: 0	SF: 0 SAC: 0 DP: 1 HBP: 0	WP: 1 PB: 0 SB: 2 CS: 0
PITCHER	IP WLS BF H R ER SO BB IBB HBP BLK WP HR S P ERA WHIP																					
Dick Nold, R ERA: 3.38 (1, 1)	5.1 L 24 5 3 2 2 4 0 0 0 0 1 0 24 40 3.38 1.688																					
Casey Cox, R ERA: 3.42 (6, 1)	0.1 4 2 1 0 0 0 0 0 0 0 0 0 4 4 0.00 6.000																					
Dick Lines, L ERA: 3.26 (6, 1)	0.1 1 0 0 0 0 0 0 0 0 0 0 0 1 1 0.00 0.000																					
Bob Humphreys, R ERA: 4.27 (7, 1)	2.0 10 2 1 1 2 1 1 0 0 0 0 0 12 20 4.50 1.500																					
Darold Knowles, L ERA: 2.13 (9, 1)	1.0 3 0 0 0 0 0 0 0 0 0 0 0 3 3 0.00 0.000																					
Batter	1	2	3	4	5	6	7	8	9	AB	R	H	RBI	BB	SO	LOB	BOTTOM					
Bob Saverine, S OBP: 0.302, SLG: 0.316 (1, 5)										4	0	2	0	0	0	0	Kansas City Athletics @ Washington Senators D.C. Stadium, Washington, DC Sat Aug 19 1967, 3:33 AM EDT Att: 5,568 - Unknown					
Bernie Allen, L OBP: 0.249, SLG: 0.263 (1, 4)									3	0	0	1	0	0	1							
Frank Howard, R OBP: 0.339, SLG: 0.529 (1, 7)									3	0	0	0	0	2	2							
Dick Nen, L OBP: 0.304, SLG: 0.358 (1, 3)										3	0	0	0	0	0							
Cap Peterson, R OBP: 0.309, SLG: 0.356 (1, 9)										3	0	0	0	0	1							
Fred Valentine, S OBP: 0.333, SLG: 0.340 (1, 8)										3	0	1	0	0	1							
Paul Casanova, R OBP: 0.276, SLG: 0.351 (1, 2)									3	0	0	0	0	0	1							
Tim Cullen, R OBP: 0.322, SLG: 0.280 (1, 6)									3	0	0	0	0	0	0							
Dick Nold, R ERA: 3.58 (6, 1)									1	0	0	0	0	1	0							
Inning Stats	R: 0 E: 0 K: 0 S: 3	H: 1 LOB: 0 BB: 0 P: 3	R: 0 E: 0 K: 0 S: 3	H: 0 LOB: 0 BB: 0 P: 3	R: 0 E: 0 K: 1 S: 5	H: 0 LOB: 0 BB: 0 P: 5	R: 0 E: 0 K: 1 S: 5	H: 0 LOB: 0 BB: 0 P: 5	R: 0 E: 0 K: 1 S: 6	H: 1 LOB: 1 BB: 1 P: 10	R: 0 E: 0 K: 1 S: 5	H: 0 LOB: 0 BB: 0 P: 5	R: 0 E: 0 K: 0 S: 3	H: 0 LOB: 0 BB: 0 P: 3	R: 0 E: 0 K: 0 S: 2	H: 0 LOB: 0 BB: 0 P: 2		1B: 2 2B: 1 3B: 0 HR: 0	SF: 1 SAC: 0 DP: 1 HBP: 0	WP: 0 PB: 0 SB: 0 CS: 0	PA: 29	
PITCHER	IP WLS BF H R ER SO BB IBB HBP BLK WP HR S P ERA WHIP																					
Jim Nash, R ERA: 3.58 (1, 1)	6.0 W 21 3 1 1 4 1 0 0 0 0 0 0 28 32 1.50 0.667																					
Roberto Rodriguez, R ERA: 2.45 (7, 1)	2.2 S 8 0 0 0 1 0 0 0 0 0 0 0 10 10 0.00 0.000																					

Batter	1	2	3	4	5	6	7	8	9	AB	R	H	RBI	BB	SO	LOB	TOP					
Bert Campaneris, R OBP: 0.303, SLG: 0.326 (1, 6)	0-0 6-3		0-0 4-3		0-0 F6			0-3 K		4	0	0	0	0	1	1	Kansas City Athletics @ Baltimore Orioles Memorial Stadium, Baltimore, MD Mon Aug 21 1967, 7:05 PM EDT Att: 6,272 - Unknown livebaseballscorecards.com					
Jim Gosger, L OBP: 0.343, SLG: 0.357 (1, 9)	0-3 K			0-0 1B E	0-0 G3			0-0 5-3		4	1	1	0	0	1	1						
John Donaldson, L OBP: 0.355, SLG: 0.346 (1, 4)	0-0 6-3			0-0 E 1-3 1B		0-0 4-3			0-0 G4-6-3 1B	4	1	2	0	0	0	0						
Ray Webster, L OBP: 0.319, SLG: 0.395 (1, 3)		0-0 E1 FC5-4		0-0 E4 L4-3		0-0 F9			0-0 G4-6-3 1-2 1B	4	0	0	1	0	0	2						
Danny Cater, R OBP: 0.310, SLG: 0.336 (1, 7)		0-0 F8		0-0 L4-3 1-2		0-0 1-3			0-0 5-3	4	0	0	0	0	0	3						
Rick Monday, L OBP: 0.323, SLG: 0.432 (1, 8)		0-0 FC5-4 1-2		0-0 1B 3-H			0-3 K			3	0	1	1	0	1	1						
Dick Green, R OBP: 0.279, SLG: 0.284 (1, 5)		0-0 1-3		0-0 F6			0-3 K			3	0	0	0	0	1	2						
Phil Roof, R OBP: 0.288, SLG: 0.360 (1, 2)			0-3 K		0-0 SH3-4 1B		0-0 6-3			3	0	1	0	0	1	0						
Chuck Dobson, R OBP: 0.212, SLG: 0.212 (1, 1)			0-0 5-3		0-0 SH3-4			0-0 1-3		2	0	0	0	0	0	0						
Tony Pierce, R (8, 1)										0	0	0	0	0	0	0						
Jack Aker, R OBP: 0.143, SLG: 0.143 (8, 1)										0	0	0	0	0	0	0						
Inning Stats	R: 0 E: 0 K: 1 S: 5	H: 0 LOB: 0 BB: 0 P: 5	R: 0 E: 1 K: 0 S: 4	H: 0 LOB: 1 BB: 0 P: 4	R: 0 E: 0 K: 1 S: 5	H: 0 LOB: 0 BB: 0 P: 5	R: 2 E: 1 K: 0 S: 6	H: 3 LOB: 1 BB: 0 P: 6	R: 0 E: 0 K: 0 S: 4	H: 1 LOB: 1 BB: 0 P: 4	R: 0 E: 0 K: 0 S: 3	H: 0 LOB: 0 BB: 0 P: 3	R: 0 E: 0 K: 2 S: 7	H: 0 LOB: 0 BB: 0 P: 7	R: 0 E: 0 K: 1 S: 5	H: 0 LOB: 0 BB: 0 P: 5	R: 0 E: 0 K: 0 S: 3	H: 1 LOB: 0 BB: 0 P: 3	1B: 5 2B: 1 3B: 0 HR: 0	SF: 0 SAC: 1 DP: 2 HBP: 0	WP: 0 PB: 0 SB: 0 CS: 0	PA: 32
PITCHER Gene Brabender, R ERA: 2.5 (1, 1)	IP: 9.0 WLS: W BF: 32 H: 5 R: 2 ER: 1 SO: 5 BB: 0 IBB: 0 HBP: 0 BLK: 0 WP: 0 HR: 0 S: 42 P: 42 ERA: 1.00 WHIP: 0.556															PITCHER						

Batter	1	2	3	4	5	6	7	8	9	AB	R	H	RBI	BB	SO	LOB	BOTTOM					
Luis Aparicio, R OBP: 0.290, SLG: 0.332 (1, 6)	0-0 F9		0-0 F9		0-0 5-3			0-0 F9		4	0	0	0	0	0	0	Kansas City Athletics @ Baltimore Orioles Memorial Stadium, Baltimore, MD Mon Aug 21 1967, 7:05 PM EDT Att: 6,272 - Unknown livebaseballscorecards.com					
Russ Snyder, L OBP: 0.313, SLG: 0.338 (1, 9)	0-0 4-3				0-0 E4 1B			0-0 6-3		4	0	1	0	0	0	0						
Paul Blair, R OBP: 0.350, SLG: 0.463 (1, 8)	0-3 K		0-0 F7		0-0 F9			0-0 2B 3B		4	1	1	0	0	1	2						
Frank Robinson, R OBP: 0.429, SLG: 0.625 (1, 7)		0-0 5-3		0-0 HR	0-0 1-2 1B			0-0 SH1 HR 2B		4	2	3	2	0	0	0						
Curt Blefary, L OBP: 0.333, SLG: 0.431 (1, 3)		4-0 FC5 1B BB		0-3 K	0-0 G3			0-0 SH1 2-3		2	0	0	0	1	1	2						
Brooks Robinson, R OBP: 0.321, SLG: 0.419 (1, 5)		0-0 F7		0-0 1-3 1B	0-0 1B			0-0 HR		4	2	2	2	0	0	1						
Davey Johnson, R OBP: 0.320, SLG: 0.371 (1, 4)		0-0		0-0 1-3	0-0 1-2			0-0 5-3		4	0	1	0	0	0	1						
Mark Belanger, R OBP: 0.299, SLG: 0.264 (9, 4)		1-2 1B						0-0 5-3		0	0	0	0	0	0	0						
Andy Etchebarren, R OBP: 0.299, SLG: 0.325 (1, 2)		0-0 FC5 2-3		0-0 2H 1B	0-0 1B			0-0 F7		4	0	1	1	0	0	2						
Gene Brabender, R OBP: 0.125, SLG: 0.067 (1, 1)			0-0 2-3		0-0 6-3			0-3 K		3	0	0	0	0	1	1						
Inning Stats	R: 0 E: 0 K: 1 S: 5	H: 0 LOB: 0 BB: 0 P: 5	R: 0 E: 0 K: 0 S: 4	H: 1 LOB: 2 BB: 1 P: 8	R: 0 E: 0 K: 0 S: 4	H: 1 LOB: 1 BB: 0 P: 4	R: 2 E: 0 K: 1 S: 8	H: 3 LOB: 1 BB: 0 P: 8	R: 0 E: 1 K: 0 S: 5	H: 1 LOB: 2 BB: 0 P: 5	R: 0 E: 0 K: 0 S: 3	H: 0 LOB: 0 BB: 0 P: 3	R: 0 E: 0 K: 1 S: 5	H: 0 LOB: 0 BB: 0 P: 5	R: 3 E: 0 K: 0 S: 6	H: 3 LOB: 0 BB: 0 P: 6	R: 0 E: 0 K: 0 S: 3	H: 0 LOB: 0 BB: 0 P: 3	1B: 5 2B: 1 3B: 1 HR: 2	SF: 0 SAC: 1 DP: 0 HBP: 0	WP: 0 PB: 0 SB: 0 CS: 0	PA: 35
PITCHER Chuck Dobson, R ERA: 3.85 (1, 1)	IP: 7.0 WLS: L BF: 31 H: 8 R: 4 ER: 4 SO: 4 BB: 1 IBB: 0 HBP: 0 BLK: 0 WP: 1 HR: 1 S: 36 P: 40 ERA: 5.14 WHIP: 1.286															PITCHER						
Tony Pierce, L ERA: 3.34 (8, 1)	0.1	1	0	0	0	0	0	0	0	0	0	1	1	0.00	0.000							
Jack Aker, R ERA: 4.2 (8, 1)	0.2	3	1	1	1	0	0	0	0	0	1	3	3	13.50	1.500							

Batter	1	2	3	4	5	6	7	8	9	AB	R	H	RBI	BB	SO	LOB	TOP			
Bert Campaneris, R (1, 6) OBP: 0.302, SLG: 0.328	0-0 4-3		0-0 FC6-4			0-0 1B		0-0 6-3		4	1	1	0	0	0	1	Kansas City Athletics @ Baltimore Orioles Memorial Stadium, Baltimore, MD Tue Aug 22 1967, 7:05 PM EDT Unknown livebaseballscorecards.com			
Mike Hershberger, R (1, 9) OBP: 0.341, SLG: 0.338	0-0 F3		0-0 CS	0-0 1B		0-0 1B		0-0 F9		4	0	2	0	0	0	0				
John Donaldson, L (1, 4) OBP: 0.362, SLG: 0.351	0-0 L6			0-0 1B		0-0 1B			4-0 FC1-6 BB	3	0	2	1	1	0	0				
Ray Webster, L (1, 3) OBP: 0.318, SLG: 0.397		0-0 FC3-5 2B		0-3 K		0-0 F9		0-0 FC1-6	0-0 FC1-6	4	0	1	0	0	1	5				
Danny Cater, R (1, 7) OBP: 0.307, SLG: 0.333		0-0 FC3-5 FC6-4		0-0 G5-4-3		0-0 FC6-4			0-3 K	4	0	0	0	0	1	6				
Jim Gosger, L (1, 8) OBP: 0.338, SLG: 0.352		0-0 F8			0-0 4-3				0-3 K	4	0	0	0	0	1	2				
Dick Green, R (1, 5) OBP: 0.277, SLG: 0.281		0-0 FC6-4			0-0 F8				0-0 F3	3	0	0	0	0	0	1				
Phil Roof, R (1, 2) OBP: 0.288, SLG: 0.358			4-0 FC6-4 BB		0-3 K				0-0 F8	2	0	0	0	1	1	0				
Blue Moon Odom, R (1, 1) OBP: 0.261, SLG: 0.227			0-3 K			0-3 K			0-0 F6	2	0	0	0	0	2	1				
Rick Monday, L (8, PH) OBP: 0.322, SLG: 0.431										1	0	0	0	0	0	0				
Diego Segui, R (8, 1)										0	0	0	0	0	0	0				
Inning Stats	R: 0 E: 0 K: 0 S: 3	H: 0 LOB: 0 BB: 0 P: 3	R: 0 E: 0 K: 0 S: 4	H: 1 LOB: 1 BB: 0 P: 4	R: 0 E: 0 K: 1 S: 4	H: 0 LOB: 0 BB: 1 P: 8	R: 0 E: 0 K: 1 S: 6	H: 2 LOB: 1 BB: 0 P: 6	R: 0 E: 0 K: 1 S: 5	H: 0 LOB: 0 BB: 0 P: 5	R: 1 E: 0 K: 1 S: 8	H: 3 LOB: 2 BB: 0 P: 8	R: 0 E: 0 K: 0 S: 3	H: 0 LOB: 0 BB: 0 P: 3	R: 0 E: 0 K: 2 S: 7	H: 0 LOB: 1 BB: 1 P: 11	1B: 4 2B: 2 3B: 0 HR: 0	SF: 0 SAC: 0 DP: 1 HBP: 0	WP: 0 PB: 0 SB: 0 CS: 1	PA: 34
PITCHER	IP	WLS	BF	H	R	ER	SO	BB	IBB	HBP	BLK	WP	HR	S	P	ERA	WHIP			
Jim Hardin, R (1, 1) ERA: 2.48	8.0	W	30	6	1	1	4	2	0	0	0	0	0	36	44	1.12	1.000			
Moe Drabowsky, R (9, 1) ERA: 1.39	1.0	S	3	0	0	0	2	0	0	0	0	0	0	7	7	0.00	0.000			

Batter	1	2	3	4	5	6	7	8	9	AB	R	H	RBI	BB	SO	LOB	BOTTOM			
Luis Aparicio, R (1, 6) OBP: 0.289, SLG: 0.333	0-0 SH1-3 PB 2B									4	1	1	0	0	0	1	Kansas City Athletics @ Baltimore Orioles Memorial Stadium, Baltimore, MD Tue Aug 22 1967, 7:05 PM EDT Unknown livebaseballscorecards.com			
Russ Snyder, L (1, 9) OBP: 0.313, SLG: 0.337	0-0 SH1-3		0-0 4-3							3	0	1	0	0	0	0				
Paul Blair, R (1, 8) OBP: 0.462, SLG: 0.462	0-0 F6		1-0 G6-4-3 HBP							1	0	0	0	0	0	0				
Dave May, L (4, 9) OBP: 0.152, SLG: 0.219	0-0 F6		0-0 G6-4-3 HBP							2	0	0	0	0	0	1				
Frank Robinson, R (1, 7) OBP: 0.432, SLG: 0.628	4-0 BB		0-0 G6-4-3							2	1	1	0	2	0	1				
Curt Blefary, L (1, 3) OBP: 0.334, SLG: 0.430	4-0 BB			0-0 5-4-3 1B						3	0	1	0	1	1	3				
Brooks Robinson, R (1, 5) OBP: 0.318, SLG: 0.416	0-3 K			0-0 5-4-3						4	0	0	0	0	1	4				
Davey Johnson, R (1, 4) OBP: 0.320, SLG: 0.372		0-0 F8		0-0 5-3						4	0	1	1	0	0	1				
Andy Etchebarren, R (1, 2) OBP: 0.305, SLG: 0.324		4-0 BB		4-0 IBB						1	0	0	0	3	0	0				
Jim Hardin, R (1, 1) OBP: 0.059, SLG: 0.063				0-3 K						3	0	0	0	0	2	5				
Moe Drabowsky, R (9, 1) OBP: 0.400, SLG: 0.368				0-3 K						0	0	0	0	0	0	0				
Mark Belanger, R (9, 4) OBP: 0.295, SLG: 0.264				0-3 K						0	0	0	0	0	0	0				
Inning Stats	R: 1 E: 0 K: 1 S: 6	H: 1 LOB: 2 BB: 2 P: 14	R: 0 E: 0 K: 1 S: 5	H: 0 LOB: 1 BB: 1 P: 9	R: 0 E: 0 K: 1 S: 2	H: 0 LOB: 0 BB: 0 P: 3	R: 0 E: 0 K: 1 S: 6	H: 1 LOB: 2 BB: 1 P: 10	R: 0 E: 0 K: 0 S: 3	H: 0 LOB: 0 BB: 0 P: 3	R: 1 E: 0 K: 0 S: 5	H: 2 LOB: 2 BB: 1 P: 9	R: 0 E: 0 K: 1 S: 6	H: 1 LOB: 2 BB: 1 P: 10	R: 0 E: 0 K: 0 S: 3	H: 0 LOB: 0 BB: 0 P: 3	1B: 2 2B: 3 3B: 0 HR: 0	SF: 0 SAC: 1 DP: 1 HBP: 1	WP: 0 PB: 1 SB: 0 CS: 0	PA: 35
PITCHER	IP	WLS	BF	H	R	ER	SO	BB	IBB	HBP	BLK	WP	HR	S	P	ERA	WHIP			
Blue Moon Odom, R (1, 1) ERA: 4.76	7.0	L	32	5	2	1	4	3	3	1	0	0	0	33	58	1.29	1.143			
Diego Segui, R (8, 1) ERA: 2.5	1.0		3	0	0	0	0	0	0	0	0	0	0	3	3	0.00	0.000			



Batter	1	2	3	4	5	6	7	8	9	AB	R	H	RBI	BB	SO	LOB	TOP			
Bert Campaneris, R OBP: 0.299, SLG: 0.324 (1, 6)	F9		K			6-3		F8		4	0	0	0	0	1	1				
John Donaldson, L OBP: 0.361, SLG: 0.354 (1, 4)	F9		F7			1B		2B 1B		4	0	2	0	0	0	1				
Mike Hershberger, R OBP: 0.340, SLG: 0.345 (1, 9)	FC5-4 1B			1B		F8		1-3 2B		4	0	3	0	0	0	1				
Danny Cater, R OBP: 0.308, SLG: 0.337 (1, 7)	FC5-4 1-2			F8		K		K		4	0	0	0	0	2	5				
Ray Webster, L OBP: 0.322, SLG: 0.394 (1, 3)		CS 1B		K			FC5-4 1B		L3	4	0	2	0	0	1	1				
Dick Green, R OBP: 0.273, SLG: 0.277 (1, 5)	6-3 1-2			F8			F1		F8	4	0	0	0	0	0	3				
Jim Gosger, L OBP: 0.339, SLG: 0.354 (1, 8)			3-1		F8		K		4-3	4	0	0	0	0	1	1				
Phil Roof, R OBP: 0.289, SLG: 0.361 (1, 2)			2B		K		FC5-4 1-2			3	0	1	0	0	1	1				
Jim Nash, R OBP: 0.145, SLG: 0.103 (1, 1)			F3		K			F4		2	0	0	0	0	1	1				
Joe Nossek, R OBP: 0.206, SLG: 0.241 (8, PH)										1	0	0	0	0	0	0				
Lew Krausse, R OBP: 0.175, SLG: 0.256 (8, 1)										0	0	0	0	0	0	0				
Inning Stats	R: 0 E: 0 K: 0 S: 4	H: 1 LOB: 1 BB: 0 P: 4	R: 0 E: 0 K: 0 S: 3	H: 1 LOB: 0 BB: 0 P: 3	R: 0 E: 0 K: 1 S: 6	H: 1 LOB: 1 BB: 0 P: 6	R: 0 E: 0 K: 1 S: 6	H: 0 LOB: 0 BB: 0 P: 7	R: 0 E: 0 K: 1 S: 6	H: 1 LOB: 1 BB: 0 P: 6	R: 0 E: 0 K: 1 S: 6	H: 1 LOB: 1 BB: 0 P: 6	R: 0 E: 0 K: 1 S: 7	H: 2 LOB: 2 BB: 0 P: 7	R: 0 E: 0 K: 0 S: 3	H: 0 LOB: 0 BB: 0 P: 3	1B: 6 2B: 2 3B: 0 HR: 0	SF: 0 SAC: 0 DP: 0 HBP: 0	WP: 0 PB: 0 SB: 0 CS: 1	PA: 34
PITCHER Pete Richert, L ERA: 3.43 (1, 1)	IP: 9.0 WLS: W BF: 34 H: 8 R: 0 ER: 0 SO: 7 BB: 0 IBB: 0 HBP: 0 BLK: 0 WP: 0 HR: 0 S: 48 P: 48 ERA: 0.00 WHIP: 0.889																			

Kansas City Athletics @ Baltimore Orioles
Memorial Stadium, Baltimore, MD
Wed Aug 23 1967, 7:05 PM EDT
Att: 10,842 - Unknown

AB	34
R	0
H	8
RBI	0
BB	0
SO	7
LOB	15



Batter	1	2	3	4	5	6	7	8	9	AB	R	H	RBI	BB	SO	LOB	BOTTOM			
Luis Aparicio, R OBP: 0.287, SLG: 0.329 (1, 6)	K	K			4-3		5-3			4	0	0	0	0	2	2				
Russ Snyder, L OBP: 0.314, SLG: 0.333 (1, 8)	F5		SH1-3 1B		F7		F6			4	1	1	0	0	0	1				
Curt Blefary, L OBP: 0.331, SLG: 0.425 (1, 9)	WP BB 1B		SH1-3 1-2		F5		4-3			3	0	1	0	0	0	0				
Frank Robinson, R OBP: 0.434, SLG: 0.625 (1, 7)	WP BB 1-2		2H 1B		6-3		2B			3	0	2	1	1	0	0				
Brooks Robinson, R OBP: 0.319, SLG: 0.414 (1, 5)	1-2 IBB		F6		1-3		F3			3	0	0	0	1	0	2				
Davey Johnson, R OBP: 0.316, SLG: 0.368 (1, 4)	K		F7		1B		F7			4	0	1	0	0	1	5				
Boog Powell, L OBP: 0.320, SLG: 0.358 (1, 3)		K		G3		F5				3	0	0	0	0	1	1				
Vic Roznovsky, L OBP: 0.222, SLG: 0.266 (1, 2)		G3		K		K				3	0	0	0	0	2	0				
Pete Richert, L OBP: 0.111, SLG: 0.116 (1, 1)		BB		F5		2B				2	0	1	0	1	0	0				
Inning Stats	R: 0 E: 0 K: 2 S: 8	H: 1 LOB: 3 BB: 2 P: 16	R: 0 E: 0 K: 2 S: 7	H: 0 LOB: 1 BB: 1 P: 11	R: 1 E: 0 K: 0 S: 5	H: 2 LOB: 1 BB: 0 P: 5	R: 0 E: 0 K: 1 S: 5	H: 0 LOB: 0 BB: 0 P: 5	R: 0 E: 0 K: 0 S: 3	H: 0 LOB: 0 BB: 0 P: 3	R: 0 E: 0 K: 0 S: 4	H: 1 LOB: 1 BB: 0 P: 4	R: 0 E: 0 K: 1 S: 6	H: 1 LOB: 1 BB: 0 P: 6	R: 0 E: 0 K: 0 S: 4	H: 1 LOB: 1 BB: 0 P: 4	1B: 4 2B: 2 3B: 0 HR: 0	SF: 0 SAC: 1 DP: 0 HBP: 0	WP: 1 PB: 0 SB: 0 CS: 0	PA: 33
PITCHER Jim Nash, R ERA: 3.47 (1, 1)	IP: 7.0 WLS: L BF: 29 H: 5 R: 1 ER: 1 SO: 6 BB: 2 IBB: 1 HBP: 0 BLK: 0 WP: 1 HR: 0 S: 38 P: 50 ERA: 1.29 WHIP: 1.000																			
Lew Krausse, R ERA: 4.22 (8, 1)	IP: 1.0 WLS: L BF: 4 H: 1 R: 0 ER: 0 SO: 0 BB: 0 IBB: 0 HBP: 0 BLK: 0 WP: 0 HR: 0 S: 4 P: 4 ERA: 0.00 WHIP: 1.000																			

Kansas City Athletics @ Baltimore Orioles
Memorial Stadium, Baltimore, MD
Wed Aug 23 1967, 7:05 PM EDT
Att: 10,842 - Unknown

AB	29
R	1
H	6
RBI	1
BB	3
SO	6
LOB	11

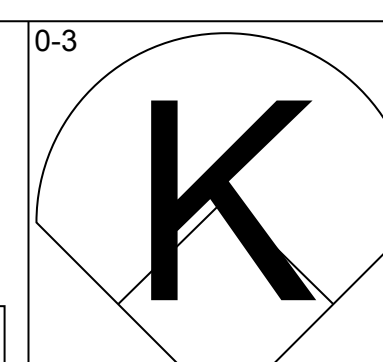
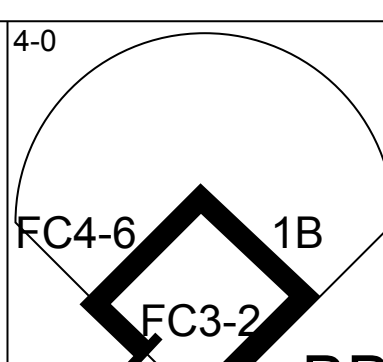
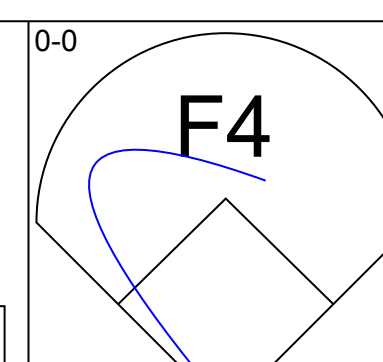
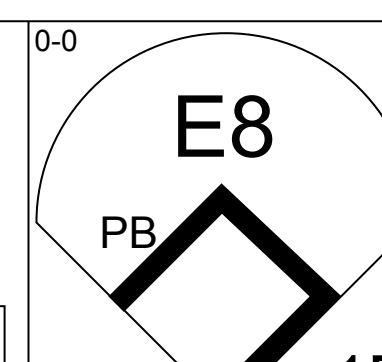
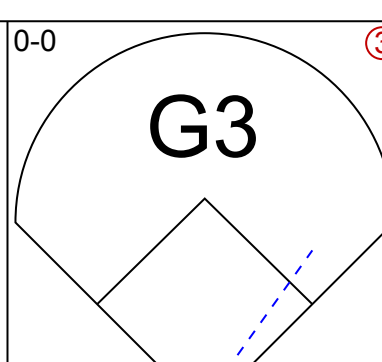
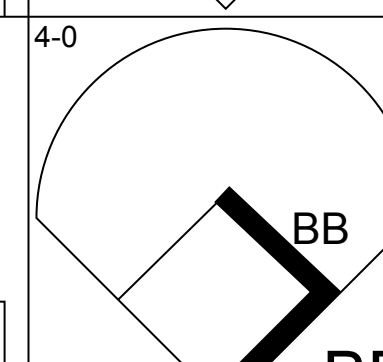
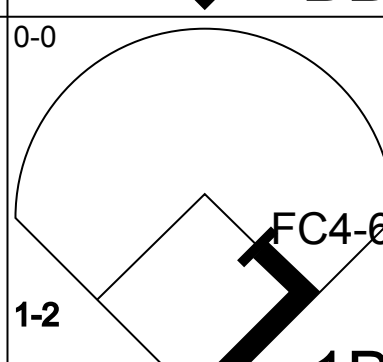
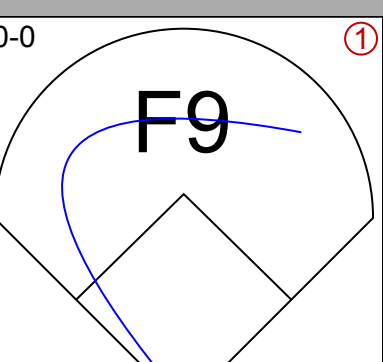
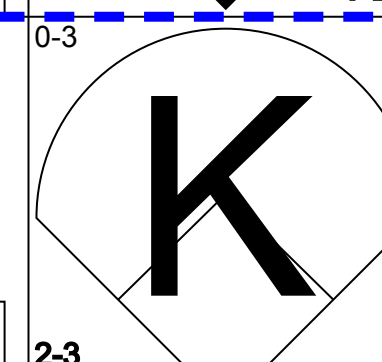
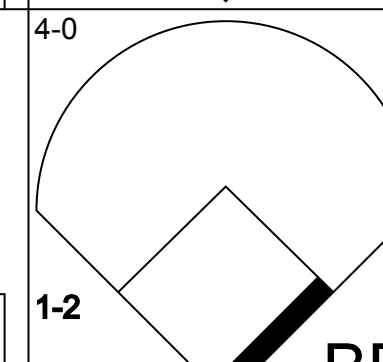
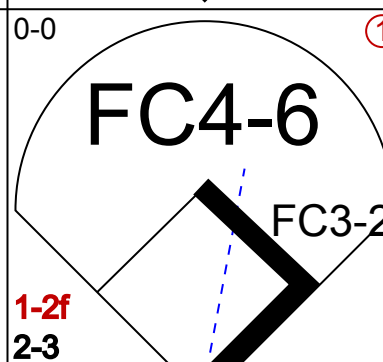
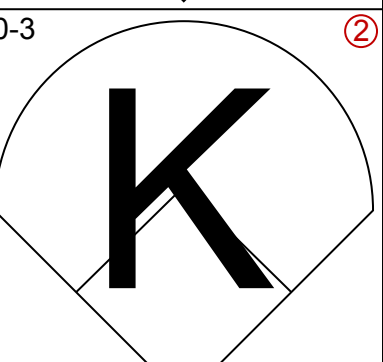
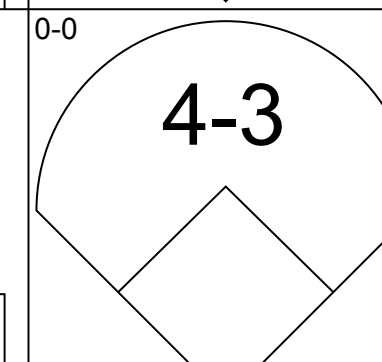
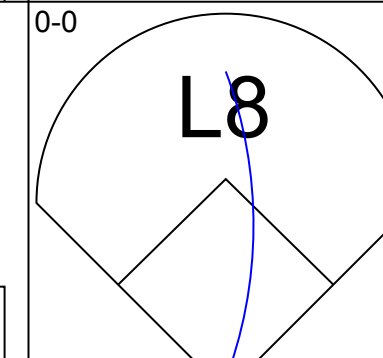
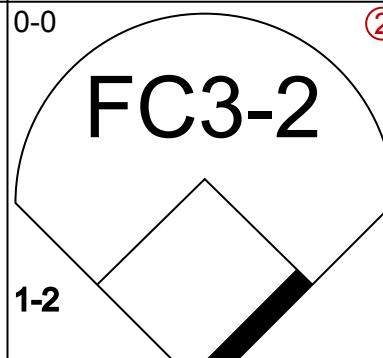
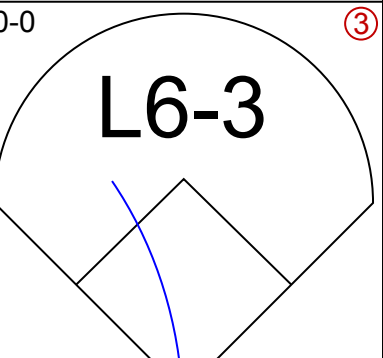
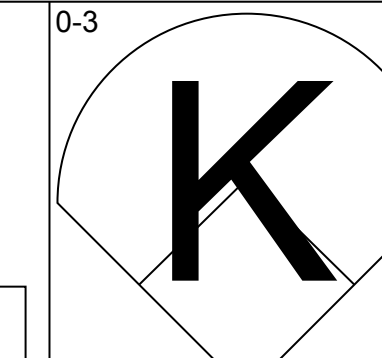
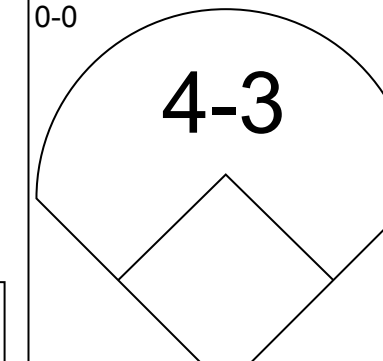
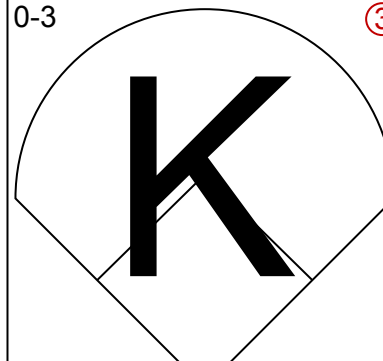
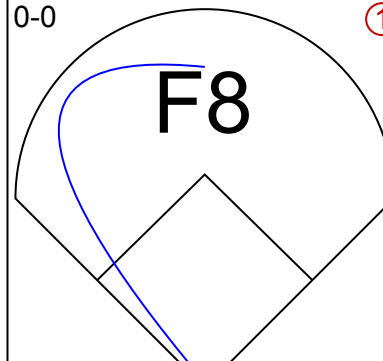
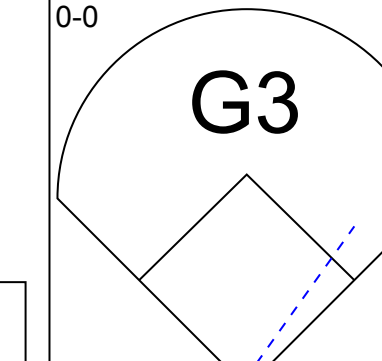
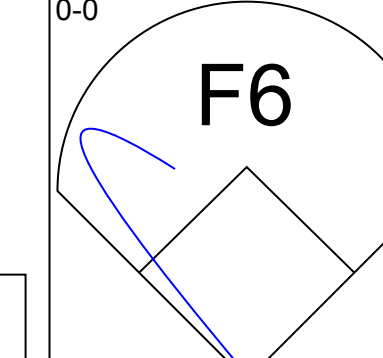
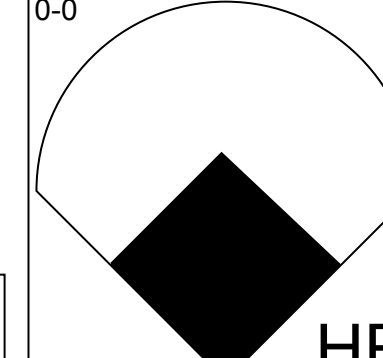
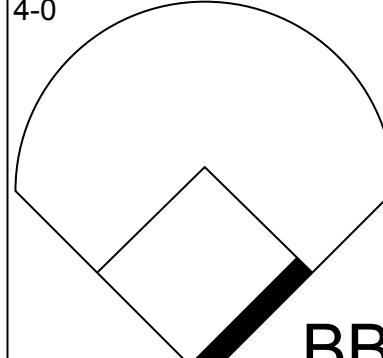
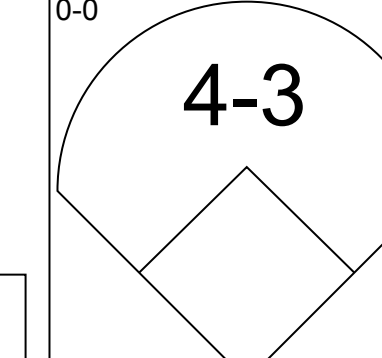
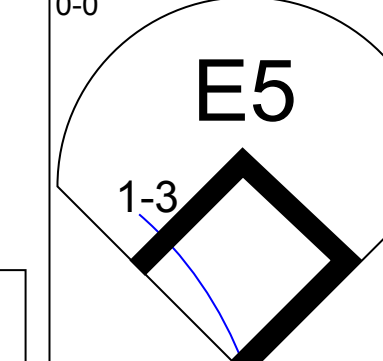
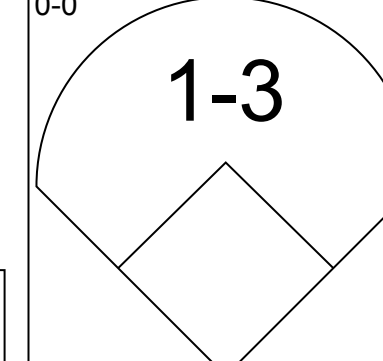
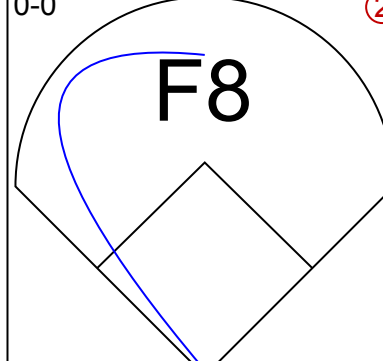
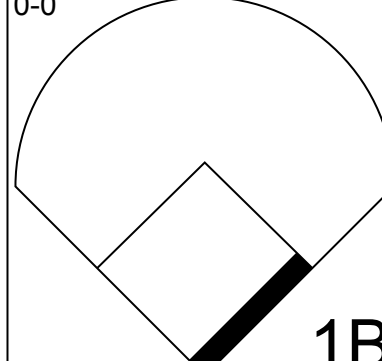
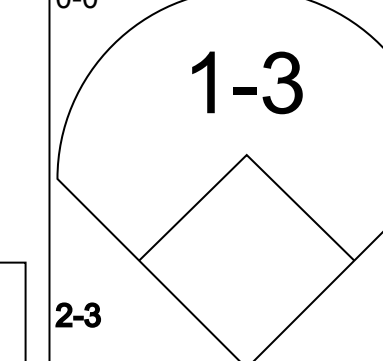
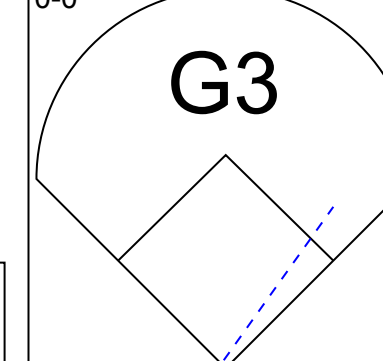
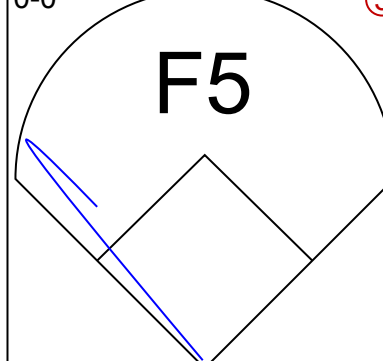
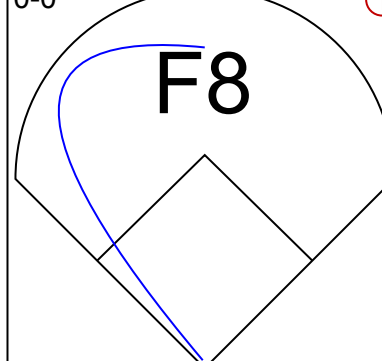
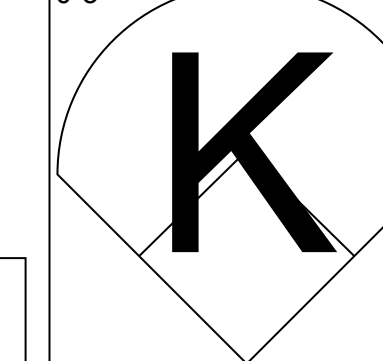
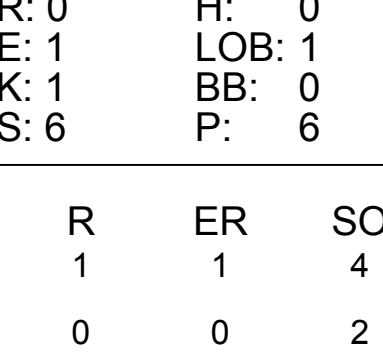
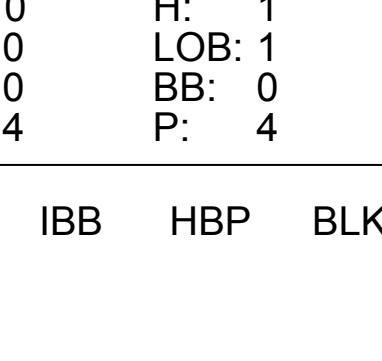



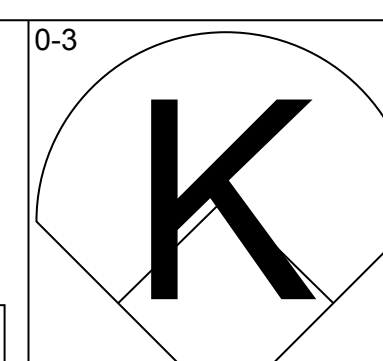
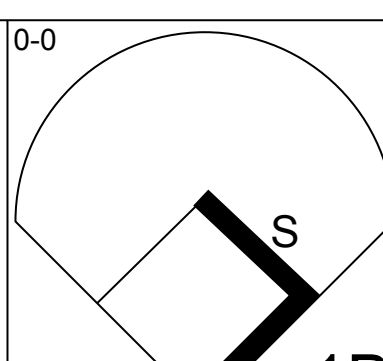
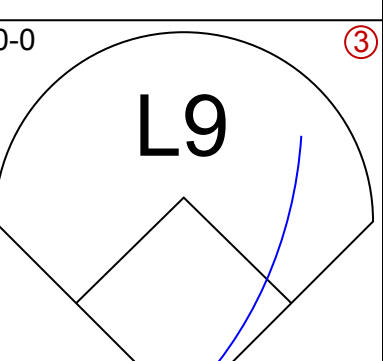
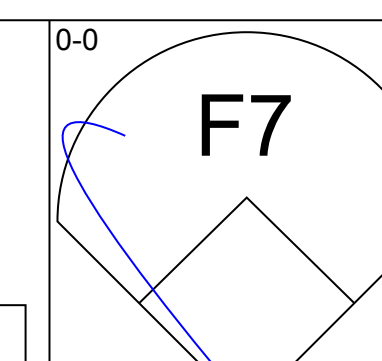
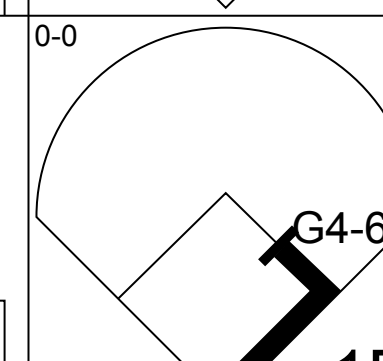
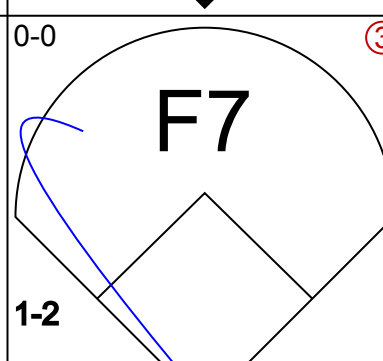
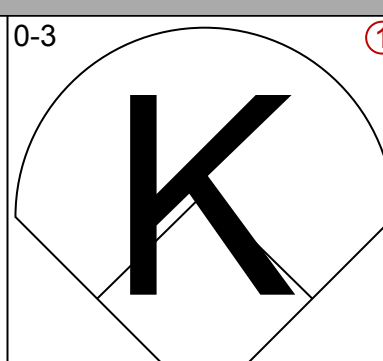
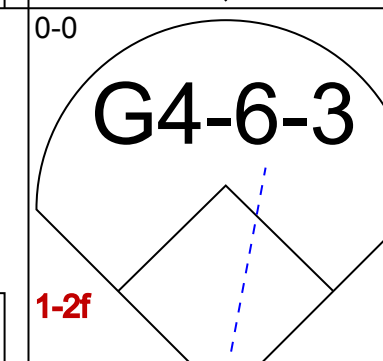
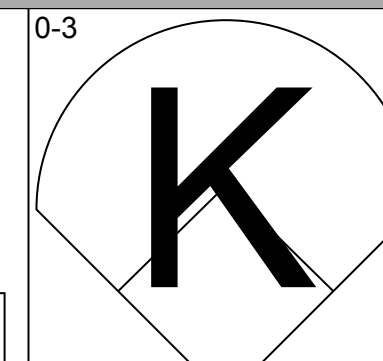
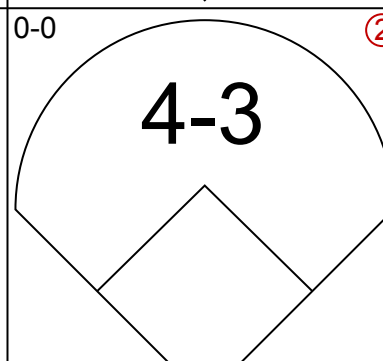
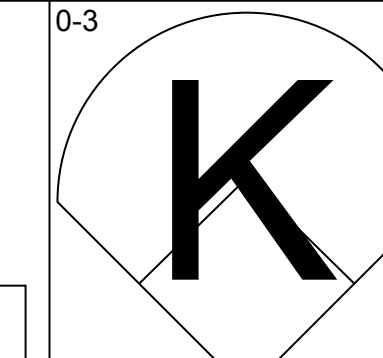
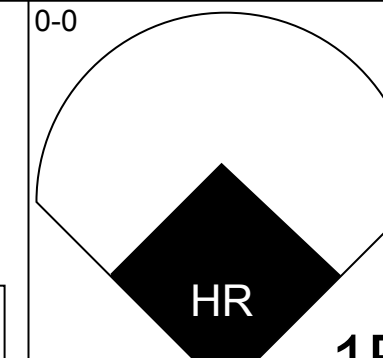
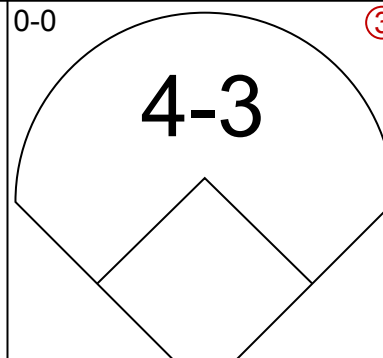
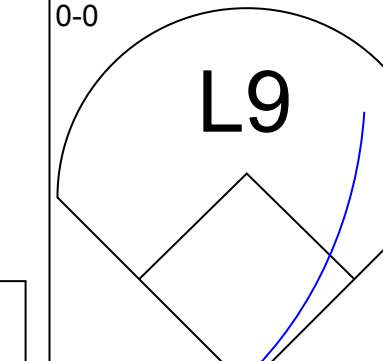
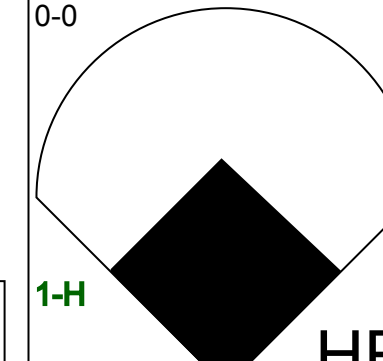
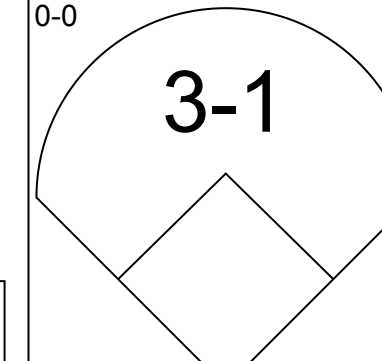
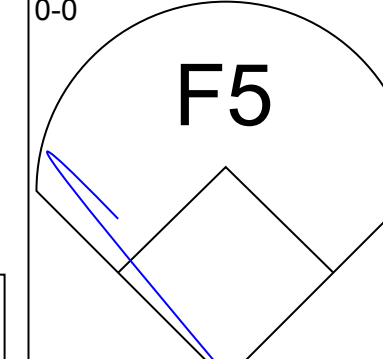
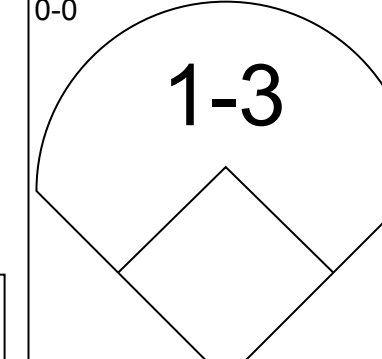
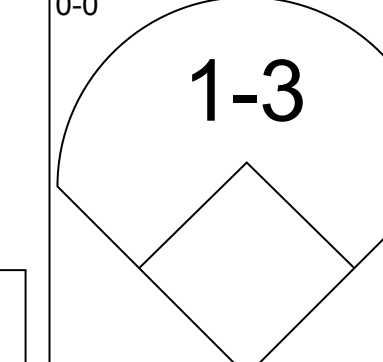
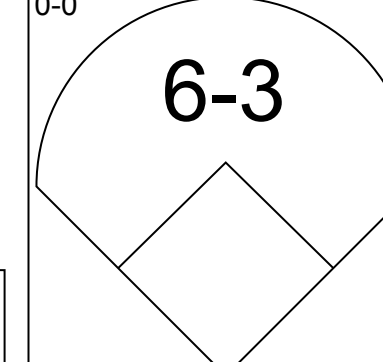
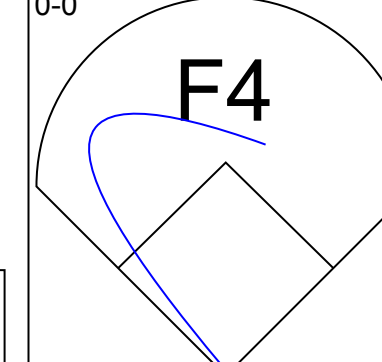
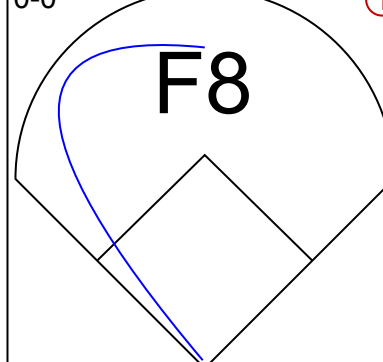
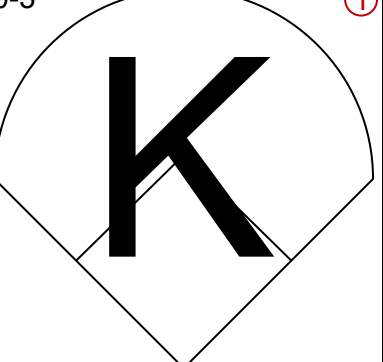
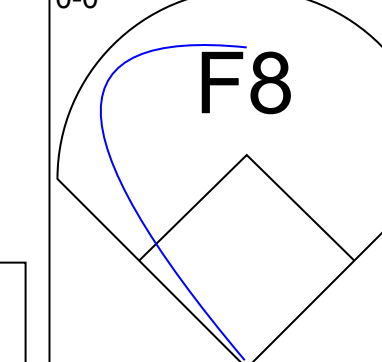
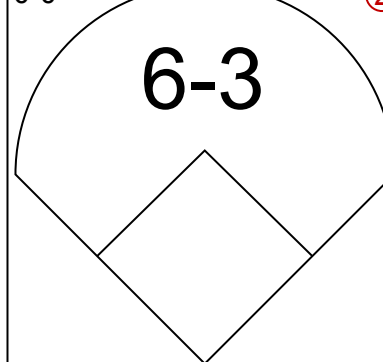
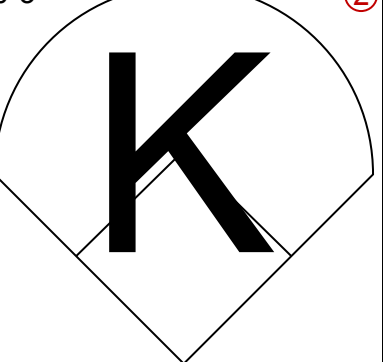
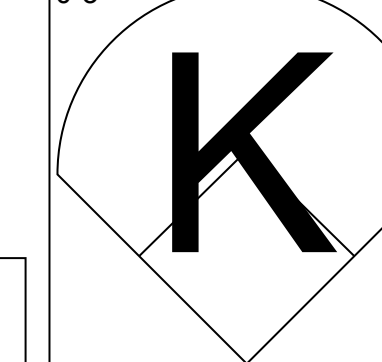
Batter	1	2	3	4	5	6	7	8	9	AB	R	H	RBI	BB	SO	LOB	TOP											
Lenny Green, L (1,7) OBP: 0.270, SLG: 0.322	0-0 4-3		0-0 F6			0-0 F2		0-3 K		4	0	0	0	0	1	0	Detroit Tigers @ Kansas City Athletics Municipal Stadium, Kansas City, MO Fri Aug 25 1967, 8:05 PM EDT Att: 12,010 - Unknown											
Mickey Stanley, R (8,8) OBP: 0.272, SLG: 0.317										0	0	0	0	0	0	0												
Norm Cash, L (1,3) OBP: 0.366, SLG: 0.431	0-0 F8		0-0 F8			0-0 2B		1-0 1B HBP		3	0	1	0	0	0	0												
Dick McAuliffe, L (1,4) OBP: 0.371, SLG: 0.446	0-0 HR		0-0 F9			0-0 F5		0-0 1B		4	1	2	1	0	0	1												
Al Kaline, R (1,9) OBP: 0.401, SLG: 0.568	0-0 1B			0-0 L4		0-0 L6-3		0-0 L4		4	0	1	0	0	0	3												
Eddie Mathews, L (1,5) OBP: 0.343, SLG: 0.398	0-0 F9		0-0 F9				0-0 HR		0-0 F7	4	1	1	1	0	0	1												
Jim Northrup, L (1,8) OBP: 0.324, SLG: 0.366		0-0 F7		0-0 F9			0-0 F5		0-0 F2	4	0	0	0	0	0	0												
Bill Freehan, R (1,2) OBP: 0.385, SLG: 0.449		0-0 HR			0-0 F8		0-3 K		0-0 F4	4	1	1	1	0	1	0	AB 33 R 3 H 6 RBI 3 BB 0 SO 3 LOB 5											
Ray Oyler, R (1,6) OBP: 0.283, SLG: 0.273		0-0 F7			0-3 K		0-0 F8			3	0	0	0	0	1	0												
John Hiller, R (1,1) OBP: 0.250, SLG: 0.143		0-0 F9			0-0 1-6-3			0-0 F3		3	0	0	0	0	0	0												
Inning Stats	R: 1 E: 0 K: 0 S: 5	H: 2 LOB: 1 BB: 0 P: 5	R: 1 E: 0 K: 0 S: 4	H: 1 LOB: 0 BB: 0 P: 4	R: 0 E: 0 K: 0 S: 3	H: 0 LOB: 0 BB: 0 P: 3	R: 0 E: 0 K: 0 S: 3	H: 0 LOB: 0 BB: 0 P: 3	R: 0 E: 0 K: 1 S: 5	H: 1 LOB: 1 BB: 0 P: 4	R: 1 E: 0 K: 0 S: 6	H: 1 LOB: 0 BB: 0 P: 6	R: 0 E: 0 K: 1 S: 6	H: 1 LOB: 2 BB: 0 P: 7	R: 0 E: 0 K: 0 S: 3	H: 0 LOB: 0 BB: 0 P: 3		1B: 2 2B: 1 3B: 0 HR: 3	SF: 0 SAC: 0 DP: 0 HBP: 1	WP: 0 PB: 0 SB: 0 CS: 0	PA: 34							
PITCHER	IP	WLS	BF	H	R	ER	SO	BB	IBB	HBP	BLK	WP	HR	S	P	ERA		WHIP										
Chuck Dobson, R (1,1) ERA: 3.85	7.0	L	26	5	3	3	2	0	0	0	0	0	3	30	30	3.86		0.714										
Paul Lindblad, L (8,1) ERA: 3.79	2.0		8	1	0	0	1	0	0	1	0	0	0	9	10	0.00		0.500										

Batter	1	2	3	4	5	6	7	8	9	AB	R	H	RBI	BB	SO	LOB	BOTTOM										
Bert Campaneris, R (1,6) OBP: 0.297, SLG: 0.321	0-0 6-3		0-0 F7		0-0 F3			0-0 F7		4	0	0	0	0	0	1	Detroit Tigers @ Kansas City Athletics Municipal Stadium, Kansas City, MO Fri Aug 25 1967, 8:05 PM EDT Att: 12,010 - Unknown										
John Donaldson, L (1,4) OBP: 0.359, SLG: 0.352	0-0 F5		0-0 L9			0-0 1B 1B		0-0 1-3		4	0	1	0	0	0	0											
Mike Hershberger, R (1,9) OBP: 0.345, SLG: 0.343	0-0 F4			0-0 1B		0-0 F3		0-0 F2		4	0	1	0	0	0	1											
Danny Cater, R (1,7) OBP: 0.309, SLG: 0.339		0-0 1B 1B		0-0 F4		0-0 1B		0-0 F7		4	0	2	0	0	0	1											
Ray Webster, L (1,3) OBP: 0.317, SLG: 0.388		0-3 K		0-0 F5		0-0 F8		0-0 F7		4	0	0	0	0	1	4											
Dick Green, R (1,5) OBP: 0.270, SLG: 0.273		0-0 F8		0-0 F8		0-0 F5		0-0 F6		4	0	0	0	0	0	4											
Jim Gosger, L (1,8) OBP: 0.339, SLG: 0.354		0-0 1B			0-0 1-3		0-0 F2			3	0	1	0	0	0	0		AB 33 R 0 H 6 RBI 0 BB 0 SO 4 LOB 14									
Phil Roof, R (1,2) OBP: 0.289, SLG: 0.365		0-3 K			0-0 K		0-3 K			3	0	1	0	0	2	2											
Chuck Dobson, R (1,1) OBP: 0.204, SLG: 0.204					0-0 F3		0-0 L9			2	0	0	0	0	1	1											
Joe Nosssek, R (7,PH) OBP: 0.204, SLG: 0.239										1	0	0	0	0	0	0											
Paul Lindblad, L (8,1) OBP: 0.219, SLG: 0.344			0-3 K							0	0	0	0	0	0	0											
Inning Stats	R: 0 E: 0 K: 0 S: 3	H: 0 LOB: 0 BB: 0 P: 3	R: 0 E: 0 K: 2 S: 9	H: 2 LOB: 2 BB: 0 P: 9	R: 0 E: 0 K: 1 S: 5	H: 0 LOB: 0 BB: 0 P: 5	R: 0 E: 0 K: 0 S: 4	H: 1 LOB: 1 BB: 0 P: 4	R: 0 E: 0 K: 0 S: 5	H: 2 LOB: 2 BB: 0 P: 5	R: 0 E: 0 K: 1 S: 5	H: 0 LOB: 0 BB: 0 P: 5	R: 0 E: 0 K: 0 S: 3	H: 0 LOB: 0 BB: 0 P: 3	R: 0 E: 0 K: 0 S: 3	H: 0 LOB: 0 BB: 0 P: 3	1B: 5 2B: 1 3B: 0 HR: 0		SF: 0 SAC: 0 DP: 0 HBP: 0	WP: 0 PB: 0 SB: 0 CS: 0	PA: 33						
PITCHER	IP	WLS	BF	H	R	ER	SO	BB	IBB	HBP	BLK	WP	HR	S	P	ERA	WHIP										
John Hiller, L (1,1) ERA: 1.24	9.0	W	33	6	0	0	4	0	0	0	0	0	0	41	41	0.00	0.667										

Batter	1	2	3	4	5	6	7	8	9	AB	R	H	RBI	BB	SO	LOB	TOP					
Lenny Green, L (1,7) OBP: 0.268, SLG: 0.317 Mickey Stanley, R (9,8) OBP: 0.272, SLG: 0.317	G3		F9		4-3		2H 1B		F9	5	0	1	1	0	0	0	Detroit Tigers @ Kansas City Athletics Municipal Stadium, Kansas City, MO Sat Aug 26 1967, 4:33 AM EDT Att: 8,382 - Unknown livebaseballscorecards.com					
Norm Cash, L (1,3) OBP: 0.397, SLG: 0.439	K		1B 2B 1B		HR		K			4	2	2	1	0	2	1						
Dick McAuliffe, L (1,4) OBP: 0.372, SLG: 0.445	BB BB		1-2 2B 1B		F7		G3			3	1	1	0	1	0	1						
Al Kaline, R (1,9) OBP: 0.402, SLG: 0.569	1-2 BB		1-2 1B 2B		L5				L6-3	3	1	1	2	1	0	0						
Eddie Mathews, L (1,5) OBP: 0.342, SLG: 0.396	K		2H 1B				G3		F7	4	0	1	1	0	1	2						
Jim Northrup, L (1,8) OBP: 0.324, SLG: 0.365			2H 1B		F7		K			4	0	1	0	0	1	1						
Bill Freehan, R (1,2) OBP: 0.382, SLG: 0.445					F7		F7		1B	4	0	0	0	0	1	1						
Ray Oyler, R (1,6) OBP: 0.283, SLG: 0.271					F1				K	3	1	0	0	1	1	0						
Earl Wilson, R (1,1) OBP: 0.255, SLG: 0.314			K		K		SH1-4 1B BB		F2	3	0	0	0	0	2	0						
Inning Stats	R: 0 E: 0 K: 2 S: 7	H: 0 LOB: 2 P: 15	R: 0 E: 0 K: 1 S: 5	H: 0 LOB: 0 BB: 0 P: 5	R: 3 E: 0 K: 1 S: 9	H: 4 LOB: 1 BB: 0 P: 9	R: 0 E: 0 K: 1 S: 5	H: 0 LOB: 0 BB: 0 P: 5	R: 1 E: 0 K: 0 S: 4	H: 1 LOB: 0 BB: 0 P: 4	R: 0 E: 0 K: 1 S: 5	H: 0 LOB: 0 BB: 0 P: 5	R: 1 E: 0 K: 1 S: 6	H: 1 LOB: 1 BB: 1 P: 10	R: 0 E: 0 K: 0 S: 4	H: 1 LOB: 1 BB: 0 P: 4	R: 0 E: 0 K: 1 S: 5	H: 0 LOB: 0 BB: 0 P: 5	1B: 5 2B: 1 3B: 0 HR: 1	SF: 0 SAC: 1 DP: 0 HBP: 0	WP: 0 PB: 0 SB: 0 CS: 0	PA: 37
PITCHER	IP WLS BF H R ER SO BB IBB HBP BLK WP HR S P ERA WHIP																					
Catfish Hunter, R (1,1) ERA: 3.0	5.0 L 22 5 4 4 5 2 0 0 0 0 0 1 30 38 7.20 1.400																					
Tony Pierce, L (6,1) ERA: 3.38	2.0 8 1 1 1 2 1 0 0 0 0 0 0 11 15 4.50 1.000																					
Jack Aker, R (8,1) ERA: 4.09	2.0 7 1 0 0 1 0 0 0 0 0 0 0 9 9 0.00 0.500																					

Batter	1	2	3	4	5	6	7	8	9	AB	R	H	RBI	BB	SO	LOB	BOTTOM					
Bert Campaneris, R (1,6) OBP: 0.296, SLG: 0.321	F3		1-3				K			4	0	1	1	0	1	0	Detroit Tigers @ Kansas City Athletics Municipal Stadium, Kansas City, MO Sat Aug 26 1967, 4:33 AM EDT Att: 8,382 - Unknown livebaseballscorecards.com					
John Donaldson, L (1,4) OBP: 0.361, SLG: 0.359	1-3				6-3 2B				G3	4	0	2	1	0	0	0						
Jim Gosger, L (1,9) OBP: 0.338, SLG: 0.350	F8				K		K			3	0	0	0	1	2	3						
Danny Cater, R (1,7) OBP: 0.307, SLG: 0.336			L9		6-3				F4	4	0	0	0	0	0	2						
Dick Green, R (1,5) OBP: 0.266, SLG: 0.270			K		K				F4	4	0	0	0	0	3	2						
Ray Webster, L (1,3) OBP: 0.323, SLG: 0.391										3	1	2	0	1	0	0						
Joe Nosssek, R (1,8) OBP: 0.206, SLG: 0.239										4	1	1	0	0	0	2						
Phil Roof, R (1,2) OBP: 0.285, SLG: 0.359			K		K					4	0	0	0	0	2	2						
Catfish Hunter, R (1,1) OBP: 0.183, SLG: 0.310 Tim Talton, L (5,PH) OBP: 0.340, SLG: 0.357 Tony Pierce, R (6,1) Ted Kubiak, S (7,PH) OBP: 0.196, SLG: 0.196 Jack Aker, R (8,1) OBP: 0.143, SLG: 0.143			K		K				F5	1	0	0	0	0	1	0						
			K		K				L9	1	0	0	0	0	1	2						
										0	0	0	0	0	0	0						
										0	0	0	0	0	0	0						
Inning Stats	R: 0 E: 0 K: 0 S: 3	H: 0 LOB: 0 P: 3	R: 0 E: 0 K: 1 S: 6	H: 1 LOB: 0 BB: 0 P: 6	R: 0 E: 0 K: 2 S: 7	H: 0 LOB: 0 BB: 0 P: 7	R: 0 E: 0 K: 2 S: 8	H: 1 LOB: 1 BB: 0 P: 8	R: 2 E: 0 K: 3 S: 12	H: 3 LOB: 2 BB: 1 P: 16	R: 0 E: 0 K: 1 S: 6	H: 1 LOB: 1 BB: 0 P: 6	R: 0 E: 0 K: 1 S: 5	H: 0 LOB: 0 BB: 0 P: 5	R: 0 E: 0 K: 0 S: 3	H: 0 LOB: 1 BB: 1 P: 7	R: 0 E: 0 K: 0 S: 3	H: 0 LOB: 0 BB: 0 P: 3	1B: 5 2B: 1 3B: 0 HR: 0	SF: 0 SAC: 0 DP: 0 HBP: 0	WP: 0 PB: 0 SB: 0 CS: 0	PA: 35
PITCHER	IP WLS BF H R ER SO BB IBB HBP BLK WP HR S P ERA WHIP																					
Earl Wilson, R (1,1) ERA: 3.42	9.0 W 35 6 2 2 10 2 0 0 0 0 0 0 53 61 2.00 0.889																					

Batter	1	2	3	4	5	6	7	8	9	AB	R	H	RBI	BB	SO	LOB	TOP			
Lenny Green, L (1, 7) OBP: 0.273, SLG: 0.315										4	0	1	0	1	1	2	Detroit Tigers @ Kansas City Athletics Municipal Stadium, Kansas City, MO Sun Aug 27 1967, 4:33 AM EDT Att: 8,955 - Unknown livebaseballscorecards.com			
Norm Cash, L (1, 3) OBP: 0.366, SLG: 0.439										3	0	1	0	1	1	1				
Dick McAuliffe, L (1, 6) OBP: 0.371, SLG: 0.442										3	0	0	0	1	1	3				
Al Kaline, R (1, 9) OBP: 0.398, SLG: 0.563										4	0	0	0	0	1	4				
Eddie Mathews, L (1, 5) OBP: 0.339, SLG: 0.392										4	0	0	0	0	1	4				
Jim Northrup, L (1, 8) OBP: 0.325, SLG: 0.372										3	1	1	1	1	0	0				
Bill Freehan, R (1, 2) OBP: 0.381, SLG: 0.443										4	0	1	0	0	0	1				
Jerry Lumpe, L (1, 4) OBP: 0.259, SLG: 0.234										3	0	0	0	0	0	2				
Mickey Stanley, R (9, PH) OBP: 0.271, SLG: 0.316										1	0	0	0	0	0	1				
Joe Sparma, R (1, 1) OBP: 0.048, SLG: 0.032										3	0	1	0	0	1	1				
Jim Price, R (9, PH) OBP: 0.333, SLG: 0.351										1	0	0	0	0	0	1				
Inning Stats	R: 0 E: 0 K: 1 S: 5	H: 0 LOB: 2 BB: 2 P: 13	R: 0 E: 1 K: 1 S: 6	H: 0 LOB: 1 BB: 0 P: 6	R: 0 E: 0 K: 1 S: 6	H: 1 LOB: 2 BB: 1 P: 10	R: 1 E: 0 K: 0 S: 5	H: 2 LOB: 1 BB: 0 P: 5	R: 0 E: 0 K: 1 S: 3	H: 0 LOB: 0 BB: 1 P: 7	R: 0 E: 1 K: 1 S: 6	H: 1 LOB: 1 BB: 0 P: 6	R: 0 E: 0 K: 1 S: 5	H: 0 LOB: 0 BB: 0 P: 5	R: 0 E: 0 K: 1 S: 4	H: 1 LOB: 1 BB: 4 P: 4	1B: 4 2B: 0 3B: 0 HR: 1	SF: 0 SAC: 0 DP: 0 HBP: 0	WP: 0 PB: 1 SB: 0 CS: 0	PA: 37
PITCHER	IP WLS BF H R ER SO BB IBB HBP BLK WP HR S P ERA WHIP																			
Roberto Rodriguez, R (1, 1) ERA: 2.08	6.1 W 28 4 1 1 4 4 0 0 0 0 1 32 48 1.42 1.263																			
Paul Lindblad, L (7, 1) ERA: 3.7	2.2 S 9 1 0 0 2 0 0 0 0 0 0 0 13 13 0.00 0.375																			

Batter	1	2	3	4	5	6	7	8	9	AB	R	H	RBI	BB	SO	LOB	BOTTOM			
Bert Campaneris, R (1, 6) OBP: 0.296, SLG: 0.320										4	0	1	0	0	1	0	Detroit Tigers @ Kansas City Athletics Municipal Stadium, Kansas City, MO Sun Aug 27 1967, 4:33 AM EDT Att: 8,955 - Unknown livebaseballscorecards.com			
John Donaldson, L (1, 4) OBP: 0.361, SLG: 0.359										3	0	1	0	0	1	1				
Rick Monday, L (1, 8) OBP: 0.319, SLG: 0.427										3	0	0	0	0	1	1				
Danny Cater, R (1, 7) OBP: 0.307, SLG: 0.336										3	1	1	0	0	1	0				
Ray Webster, L (1, 3) OBP: 0.323, SLG: 0.401										3	1	1	2	0	0	0				
Jim Gosger, L (1, 9) OBP: 0.338, SLG: 0.349										3	0	1	0	0	0	0				
Dick Green, R (1, 5) OBP: 0.284, SLG: 0.267										3	0	0	0	0	0	1				
Phil Roof, R (1, 2) OBP: 0.282, SLG: 0.355										3	0	0	0	0	1	0				
Roberto Rodriguez, R (1, 1) Paul Lindblad, L (7, 1)										2	0	0	0	0	1	0				
Inning Stats	R: 0 E: 0 K: 1 S: 5	H: 1 LOB: 0 BB: 0 P: 5	R: 0 E: 0 K: 1 S: 6	H: 1 LOB: 1 BB: 0 P: 6	R: 0 E: 0 K: 0 S: 4	H: 1 LOB: 1 BB: 0 P: 4	R: 2 E: 0 K: 1 S: 7	H: 2 LOB: 0 BB: 0 P: 7	R: 0 E: 0 K: 2 S: 7	H: 0 LOB: 0 BB: 0 P: 7	R: 0 E: 0 K: 1 S: 5	H: 0 LOB: 0 BB: 0 P: 5	R: 0 E: 0 K: 0 S: 3	H: 0 LOB: 0 BB: 0 P: 3	R: 0 E: 0 K: 1 S: 5	H: 0 LOB: 0 BB: 0 P: 5		1B: 4 2B: 0 3B: 0 HR: 1	SF: 0 SAC: 0 DP: 1 HBP: 0	WP: 0 PB: 0 SB: 1 CS: 0
PITCHER	IP WLS BF H R ER SO BB IBB HBP BLK WP HR S P ERA WHIP																			
Joe Sparma, R (1, 1) ERA: 3.74	8.0 L 28 5 2 2 7 0 0 0 0 0 0 1 42 42 2.25 0.625																			

Batter	1	2	3	4	5	6	7	8	9	10	11	AB	R	H	RBI	BB	SO	LOB	TOP			
Chuck Hinton, R OBP: 0.326, SLG: 0.385 (1, 9)	G3			F3		K		F8		HR		5	1	1	2	0	1	2				
Vic Davallio, L OBP: 0.299, SLG: 0.369 Chico Salmon, R OBP: 0.279, SLG: 0.327 (1, 8)	K			L6		F8		CS		K	K	3	0	0	0	0	1	0				
Leon Wagner, L OBP: 0.315, SLG: 0.403 (1, 7)	3-1			1-3		F8				2B	1B	5	1	1	0	0	0	0				
Tony Horton, R OBP: 0.327, SLG: 0.426 (1, 3)		F8			HR			K		1B	2B	5	3	3	2	0	1	0				
Max Alvis, R OBP: 0.310, SLG: 0.416 (1, 5)		F9			5-3			K		2B	1B	5	1	2	3	0	1	0				
Duke Sims, L OBP: 0.299, SLG: 0.359 (1, 2)		F9			2B	3B		K		G4-6-3	1B	5	1	1	0	0	2	1				
Vern Fuller, R OBP: 0.266, SLG: 0.347 Lee Mave, L OBP: 0.307, SLG: 0.433 (1, 4)			5-3		K			4-3		HR	1B	1	0	0	0	0	0	0				
Larry Brown, R OBP: 0.313, SLG: 0.324 (1, 6)			4-3		2B			CS	HBP	K		3	0	1	1	1	1	1				
Sam McDowell, L OBP: 0.306, SLG: 0.300 Jim King, L OBP: 0.275, SLG: 0.256 George Culver, R OBP: 0.281, SLG: 0.426 Stan Williams, R OBP: 0.261, SLG: 0.270 Luis Tiant, R OBP: 0.314, SLG: 0.211 (1, 1)			4-3		G3			1-2	HBP	F2		1	0	0	0	0	0	0				
Inning Stats	R: 0 E: 0 K: 1 S: 5	H: 0 LOB: 0 BB: 0 P: 5	R: 0 E: 0 K: 0 S: 3	H: 0 LOB: 0 BB: 0 P: 3	R: 0 E: 0 K: 0 S: 3	H: 0 LOB: 0 BB: 0 P: 3	R: 2 E: 0 K: 1 S: 8	H: 3 LOB: 1 BB: 0 P: 8	R: 0 E: 0 K: 3 S: 9	H: 0 LOB: 0 BB: 0 P: 9	R: 0 E: 0 K: 0 S: 2	H: 0 LOB: 2 BB: 1 P: 7	R: 2 E: 0 K: 1 S: 7	H: 3 LOB: 0 BB: 0 P: 7	R: 2 E: 0 K: 2 S: 9	H: 2 LOB: 0 BB: 0 P: 9	R: 2 E: 0 K: 1 S: 7	H: 2 LOB: 0 BB: 0 P: 7	1B: 3 2B: 3 3B: 1 HR: 3	SF: 0 SAC: 0 DP: 1 HBP: 1	WP: 0 PB: 0 SB: 0 CS: 2	PA: 44
PITCHER	IP ERA WLS BF H R ER SO BB IBB HBP BLK WP HR S P ERA WHIP	Blue Moon Odum, R ERA: 4.58 Tony Pierce, L ERA: 3.36 Lew Krausse, R ERA: 4.21 Diego Segui, R ERA: 3.02 Jack Aker, R ERA: 4.27	IP WLS BF H R ER SO BB IBB HBP BLK WP HR S P ERA WHIP	PITCHER	Blue Moon Odum, R ERA: 4.58 Tony Pierce, L ERA: 3.36 Lew Krausse, R ERA: 4.21 Diego Segui, R ERA: 3.02 Jack Aker, R ERA: 4.27																	

Cleveland Indians @ Kansas City Athletics
Municipal Stadium, Kansas City, MO
Mon Aug 28 1967, 8:05 PM EDT
Att: 3,933 - Unknown


AB	41
R	8
H	10
RBI	8
BB	1
SO	10
LOB	7



Batter	1	2	3	4	5	6	7	8	9	10	11	AB	R	H	RBI	BB	SO	LOB	BOTTOM			
Bert Campaneris, R OBP: 0.296, SLG: 0.322 (1, 6)	4-3		5-3	F8		FC5-4		S		2B	2B	6	1	2	1	0	0	2				
John Donaldson, L OBP: 0.360, SLG: 0.359 (1, 4)	K		WP	F7		4-3		4-3		2B	2B	5	1	1	2	1	1	3				
Mike Hershberger, R OBP: 0.345, SLG: 0.342 (1, 9)	HBP		WP	F2		F8		6-3		F7		5	1	1	0	0	0	1				
Danny Cater, R OBP: 0.307, SLG: 0.336 (1, 3)	6-3		1B	5-3		5-3		BLK		K		5	0	1	0	1	2	1				
Joe Nosseck, R OBP: 0.224, SLG: 0.255 (1, 8)		5-3	SF7			F3					1B	3	2	2	1	2	0	1				
Jim Geagar, L OBP: 0.338, SLG: 0.347 (1, 7)	K		3H			K					1B	5	0	1	1	1	4	3				
Phil Roof, R OBP: 0.281, SLG: 0.356 Rick Monday, L OBP: 0.319, SLG: 0.426 (1, 2)		5-3		K		K		1B		K	K	5	1	1	0	0	3	3				
Ted Kubiak, S OBP: 0.210, SLG: 0.211 (1, 5)			FC6-4	6-3		F7		L5		K	1B	6	0	2	2	0	1	1				
Blue Moon Odum, R ERA: 4.58 Tony Pierce, L ERA: 3.36 Lew Krausse, R ERA: 4.21 Diego Segui, R ERA: 3.02 Jack Aker, R ERA: 4.27 (1, 1)		FC6-4				FC5-4		1B		2B	1B	3	0	2	0	0	0	1				
Inning Stats	R: 0 E: 0 K: 1 S: 5	H: 0 LOB: 1 BB: 0 P: 6	R: 1 E: 0 K: 1 S: 6	H: 1 LOB: 1 BB: 1 P: 10	R: 2 E: 0 K: 1 S: 7	H: 2 LOB: 2 BB: 15 P: 12	R: 0 E: 0 K: 0 S: 4	H: 1 LOB: 1 BB: 0 P: 4	R: 0 E: 0 K: 1 S: 6	H: 1 LOB: 1 BB: 0 P: 6	R: 1 E: 0 K: 1 S: 7	H: 2 LOB: 2 BB: 11 P: 11	R: 0 E: 0 K: 2 S: 7	H: 0 LOB: 1 BB: 1 P: 11	R: 2 E: 0 K: 2 S: 10	H: 3 LOB: 1 BB: 0 P: 10	R: 1 E: 0 K: 2 S: 9	H: 2 LOB: 2 BB: 1 P: 13	1B: 8 2B: 6 3B: 0 HR: 0	SF: 1 SAC: 0 DP: 0 HBP: 1	WP: 1 PB: 0 SB: 0 CS: 1	PA: 54
PITCHER	IP ERA WLS BF H R ER SO BB IBB HBP BLK WP HR S P ERA WHIP	Sam McDowell, L ERA: 3.68 Orlando Pena, R ERA: 2.75 George Culver, R ERA: 4.27 Stan Williams, R ERA: 2.61 Luis Tiant, R ERA: 3.14	IP WLS BF H R ER SO BB IBB HBP BLK WP HR S P ERA WHIP	PITCHER	Sam McDowell, L ERA: 3.68 Orlando Pena, R ERA: 2.75 George Culver, R ERA: 4.27 Stan Williams, R ERA: 2.61 Luis Tiant, R ERA: 3.14																	

Cleveland Indians @ Kansas City Athletics
Municipal Stadium, Kansas City, MO
Mon Aug 28 1967, 8:05 PM EDT
Att: 3,933 - Unknown

AB	46
R	7
H	14
RBI	7
BB	6
SO	12
LOB	20



Batter	1	2	3	4	5	6	7	8	9	10	AB	R	H	RBI	BB	SO	LOB	TOP					
Vic Davallio, L OBP: 0.297, SLG: 0.376 (1, 8)	F8		1B FC8-2		FC6-4 1B			4-3		1B FC4	6	1	4	2	2	0	0						
Chuck Hinton, R OBP: 0.328, SLG: 0.386 (1, 9)	K		1B		FC6-4 1B		6-3			1B FC4	6	0	3	0	0	1	3						
Leon Wagner, L OBP: 0.217, SLG: 0.405 Chico Salmon, R OBP: 0.276, SLG: 0.324 (1, 7) (7, 4)	K		FC8-2			1B 2B		K		FC4	3	2	1	0	1	1	2						
Tony Horton, R OBP: 0.333, SLG: 0.432 (1, 3)		4-3 1B 2B			G5-6-3 1B			E5 4-3 1B		FC6-4	5	2	3	0	1	0	2						
Max Alvis, R OBP: 0.313, SLG: 0.417 (1, 5)	K				F3					F5	6	2	3	2	0	1	5						
Duke Sims, L OBP: 0.283, SLG: 0.354 (1, 2)	4-3				G5-6-3			4-3		F5	6	0	1	1	0	0	8						
Vern Fuller, R OBP: 0.273, SLG: 0.361 Lee Maye, L OBP: 0.308, SLG: 0.432 (7, PH) (7, 7)										F5	3	1	2	1	0	0	2						
Larry Brown, R OBP: 0.314, SLG: 0.324 (1, 6)	4-3				4-3					K	5	1	2	2	0	1	3						
Sonny Siebert, R OBP: 0.194, SLG: 0.444 John O'Donoghue, L OBP: 0.218, SLG: 0.176 George Culver, R OBP: 0.333, SLG: 0.333 Bob Allen, L OBP: 0.288, SLG: 0.372 Fred Whitfield, L OBP: 0.208, SLG: 0.125 Stan Williams, R OBP: 0.278, SLG: 0.236 Luis Tiant, R OBP: 0.273, SLG: 0.365 (1, 11) (6, 1) (6, 1) (6, 1) (7, PH) (7, 1) (10, PH) (10, 1)			4-3		F3			K		F4	3	0	0	0	0	0	3						
Inning Stats	R: 0 E: 0 K: 2 S: 7	H: 0 LOB: 0 BB: 0 P: 7	R: 1 E: 0 K: 1 S: 7	H: 2 LOB: 1 BB: 0 P: 7	R: 0 E: 0 K: 0 S: 4	H: 2 LOB: 1 BB: 0 P: 4	R: 0 E: 0 K: 0 S: 3	H: 1 LOB: 0 BB: 0 P: 3	R: 1 E: 0 K: 0 S: 5	H: 2 LOB: 1 BB: 0 P: 5	R: 4 E: 0 K: 0 S: 9	H: 6 LOB: 2 BB: 0 P: 9	R: 2 E: 1 K: 1 S: 7	H: 2 LOB: 2 BB: 2 P: 15	R: 0 E: 0 K: 1 S: 6	H: 1 LOB: 1 BB: 0 P: 6	R: 0 E: 0 K: 1 S: 6	H: 1 LOB: 1 BB: 0 P: 6	R: 1 E: 1 K: 0 S: 6	H: 2 LOB: 3 BB: 1 P: 10	1B: 16 2B: 4 3B: 0 HR: 0	SF: 0 SAC: 0 DP: 2 HBP: 0	WP: 0 PA: 51 PB: 0 SB: 0 CS: 0
PITCHER	IP WLS BF H R ER SO BB IBB HBP BLK WP HR S P ERA WHIP	IP WLS BF H R ER SO BB IBB HBP BLK WP HR S P ERA WHIP	IP WLS BF H R ER SO BB IBB HBP BLK WP HR S P ERA WHIP	IP WLS BF H R ER SO BB IBB HBP BLK WP HR S P ERA WHIP	IP WLS BF H R ER SO BB IBB HBP BLK WP HR S P ERA WHIP	IP WLS BF H R ER SO BB IBB HBP BLK WP HR S P ERA WHIP	IP WLS BF H R ER SO BB IBB HBP BLK WP HR S P ERA WHIP	IP WLS BF H R ER SO BB IBB HBP BLK WP HR S P ERA WHIP	IP WLS BF H R ER SO BB IBB HBP BLK WP HR S P ERA WHIP	IP WLS BF H R ER SO BB IBB HBP BLK WP HR S P ERA WHIP	IP WLS BF H R ER SO BB IBB HBP BLK WP HR S P ERA WHIP	IP WLS BF H R ER SO BB IBB HBP BLK WP HR S P ERA WHIP	IP WLS BF H R ER SO BB IBB HBP BLK WP HR S P ERA WHIP	IP WLS BF H R ER SO BB IBB HBP BLK WP HR S P ERA WHIP	IP WLS BF H R ER SO BB IBB HBP BLK WP HR S P ERA WHIP	IP WLS BF H R ER SO BB IBB HBP BLK WP HR S P ERA WHIP	IP WLS BF H R ER SO BB IBB HBP BLK WP HR S P ERA WHIP	IP WLS BF H R ER SO BB IBB HBP BLK WP HR S P ERA WHIP	IP WLS BF H R ER SO BB IBB HBP BLK WP HR S P ERA WHIP	IP WLS BF H R ER SO BB IBB HBP BLK WP HR S P ERA WHIP	IP WLS BF H R ER SO BB IBB HBP BLK WP HR S P ERA WHIP	IP WLS BF H R ER SO BB IBB HBP BLK WP HR S P ERA WHIP	IP WLS BF H R ER SO BB IBB HBP BLK WP HR S P ERA WHIP
Jim Nash, R ERA: 3.68 (1, 1)	5.0	24	11	6	6	3	0	0	0	0	0	0	0	0	0	0	0	10.80	2.200				
Bill Stafford, R ERA: 2.25 (6, 1)	1.0	5	2	0	0	0	0	0	0	0	0	0	0	0	0	0	0	0.00	2.000				
Tony Pierce, L ERA: 3.34 (7, 1)	0.1	4	1	2	0	0	1	0	0	0	0	0	0	0	0	0	0	0.00	6.000				
Lew Krausse, R ERA: 4.16 (7, 1)	1.2	7	2	0	0	2	0	1	0	0	0	0	0	0	0	0	0	0.00	1.200				
Diego Segui, R ERA: 3.09 (9, 1)	2.0	L	11	3	1	1	1	0	1	0	0	0	0	0	0	0	0	4.50	1.500				

Cleveland Indians @ Kansas City Athletics
Municipal Stadium, Kansas City, MO
Tue Aug 29 1967, 8:05 PM EDT
Att: 4,326 - Unknown

AB	48
R	9
H	19
RBI	9
BB	3
SO	6
LOB	33

C

Batter	1	2	3	4	5	6	7	8	9	10	AB	R	H	RBI	BB	SO	LOB	BOTTOM					
Bert Campaneris, R OBP: 0.299, SLG: 0.336 (1, 6)	SF8 3B		6-3			K 1B 3B		FC 3B		FC3-6 1-2 L4-5	6	3	3	2	0	1	1						
John Donaldson, L OBP: 0.360, SLG: 0.368 (1, 4)	SF8		3B		4-3	2B 1B		FC S		E3	5	1	2	3	0	0	1						
Mike Hershberger, R OBP: 0.342, SLG: 0.341 (1, 9)	6-3		6-3		6-3	2B		K		L4-5	6	0	1	1	0	1	4						
Ray Webster, L OBP: 0.327, SLG: 0.401 (1, 3)	E4				F8 1B	1B		4-3			5	0	2	0	0	0	2						
Danny Cater, R OBP: 0.307, SLG: 0.336 Rick Mondav, L OBP: 0.317, SLG: 0.424 (1, 7) (7, PH) (8, 8)	F9				F8 1B	F9		K		K	3	0	1	0	0	0	2						
Jim Gosger, L OBP: 0.332, SLG: 0.341 (1, 8) (8, 7)		F5			F8	E6 1B		F8		1-3	5	1	0	0	0	0	3						
Ted Kubiak, S OBP: 0.254, SLG: 0.220 (1, 5)	4-3					1B BB					2	1	1	0	3	0	0						
Ken Suarez, R OBP: 0.349, SLG: 0.412 Tim Talton, L OBP: 0.353, SLG: 0.356 (1, 2) (6, PH) (7, 2)	K					1B BB		F9		F2	2	0	0	0	0	2	3						
Jim Nash, R OBP: 0.241, SLG: 0.100 Bill Stafford, R OBP: 0.218, SLG: 0.289 Dick Green, R OBP: 0.218, SLG: 0.289 Tony Pierce, R OBP: 0.218, SLG: 0.289 Lew Krausse, R OBP: 0.218, SLG: 0.289 Joe Niekirk, R OBP: 0.218, SLG: 0.289 Diego Segui, R OBP: 0.218, SLG: 0.289 Phil Roof, R OBP: 0.218, SLG: 0.289 (1, 11) (6, 1) (6, PH) (7, 1) (7, 1) (8, PH) (8, 1) (10, PH) (10, 1)			K		K	3B 1B		K		FC3-6 BB	2	0	0	0	0	2	3						
Inning Stats	R: 1 E: 1 K: 0 S: 5	H: 1 LOB: 1 BB: 5 P: 5	R: 0 E: 0 K: 1 S: 5	H: 0 LOB: 0 BB: 0 P: 5	R: 0 E: 0 K: 1 S: 6	H: 1 LOB: 1 BB: 0 P: 6	R: 0 E: 0 K: 2 S: 9	H: 2 LOB: 3 BB: 1 P: 13	R: 0 E: 0 K: 1 S: 5	H: 0 LOB: 0 BB: 0 P: 5	R: 6 E: 1 K: 0 S: 8	H: 5 LOB: 1 BB: 2 P: 16	R: 0 E: 0 K: 1 S: 5	H: 0 LOB: 1 BB: 1 P: 9	R: 1 E: 0 K: 2 S: 9	H: 1 LOB: 1 BB: 0 P: 9	R: 0 E: 0 K: 1 S: 6	H: 1 LOB: 1 BB: 0 P: 6	R: 0 E: 1 K: 0 S: 3	H: 0 LOB: 1 BB: 1 P: 7	1B: 6 2B: 2 3B: 4 HR: 0	SF: 1 SAC: 0 DP: 1 HBP: 0	WP: 0 PA: 48 PB: 0 SB: 3 CS: 0
PITCHER	IP WLS BF H R ER SO BB IBB HBP BLK WP HR S P ERA WHIP	IP WLS BF H R ER SO BB IBB HBP BLK WP HR S P ERA WHIP	IP WLS BF H R ER SO BB IBB HBP BLK WP HR S P ERA WHIP	IP WLS BF H R ER SO BB IBB HBP BLK WP HR S P ERA WHIP	IP WLS BF H R ER SO BB IBB HBP BLK WP HR S P ERA WHIP	IP WLS BF H R ER SO BB IBB HBP BLK WP HR S P ERA WHIP	IP WLS BF H R ER SO BB IBB HBP BLK WP HR S P ERA WHIP	IP WLS BF H R ER SO BB IBB HBP BLK WP HR S P ERA WHIP	IP WLS BF H R ER SO BB IBB HBP BLK WP HR S P ERA WHIP	IP WLS BF H R ER SO BB IBB HBP BLK WP HR S P ERA WHIP	IP WLS BF H R ER SO BB IBB HBP BLK WP HR S P ERA WHIP	IP WLS BF H R ER SO BB IBB HBP BLK WP HR S P ERA WHIP	IP WLS BF H R ER SO BB IBB HBP BLK WP HR S P ERA WHIP	IP WLS BF H R ER SO BB IBB HBP BLK WP HR S P ERA WHIP	IP WLS BF H R ER SO BB IBB HBP BLK WP HR S P ERA WHIP	IP WLS BF H R ER SO BB IBB HBP BLK WP HR S P ERA WHIP	IP WLS BF H R ER SO BB IBB HBP BLK WP HR S P ERA WHIP	IP WLS BF H R ER SO BB IBB HBP BLK WP HR S P ERA WHIP	IP WLS BF H R ER SO BB IBB HBP BLK WP HR S P ERA WHIP	IP WLS BF H R ER SO BB IBB HBP BLK WP HR S P ERA WHIP	IP WLS BF H R ER SO BB IBB HBP BLK WP HR S P ERA WHIP	IP WLS BF H R ER SO BB IBB HBP BLK WP HR S P ERA WHIP	IP WLS BF H R ER SO BB IBB HBP BLK WP HR S P ERA WHIP
Jim Nash, R ERA: 2.71 (1, 1)	5.1	25	4	1	5	2	0	0	0	0	0	0	0	0	0	0	0	1.69	1.312				
John O'Donoghue, L ERA: 3.4 (6, 1)	0.1	0	0	0	0	0	0	0	0	0	0	0	0	0	0	0	0	0.00	3.000				
George Culver, R ERA: 4.27 (6, 1)	0.0	2	2	1	0	0	0	0	0	0	0	0	0	0	0	0	0	∞	∞				
Bob Allen, L ERA: 3.26 (6, 1)	0.1	3	2	2	0	0	0	0	0	0	0	0	0	0	0	0	0	0.00	6.000				
Stan Williams, R ERA: 2.63 (7, 1)	3.0	W	13	2	1	1	4	1	0	0	0	0	0	0	0	0	0	3.00	1.000				

Cleveland Indians @ Kansas City Athletics
Municipal Stadium, Kansas City, MO
Tue Aug 29 1967, 8:05 PM EDT
Att: 4,326 - Unknown

AB	42
R	8
H	11
RBI	8
BB	5
SO	9
LOB	21

Indians Logo

Batter	1	2	3	4	5	6	7	8	9	AB	R	H	RBI	BB	SO	LOB	TOP			
Luis Aparicio, R OBP: 0.283, SLG: 0.325 (1, 6)	F2	F8			F3		2B		FC6-4 1B	5	1	1	0	0	0	4	<p>Baltimore Orioles @ Kansas City Athletics Municipal Stadium, Kansas City, MO</p> <p>Fri Sep 01 1967, 8:05 PM EDT Att: 3,711 - Unknown</p> <p>livebaseballscorecards.com</p>			
Curt Blefary, L OBP: 0.321, SLG: 0.420 (1, 7)	1B		F4		F3		5-3		1B	5	0	2	1	0	0	1				
Paul Blair, R OBP: 0.359, SLG: 0.462 (1, 8)	F8		E 1B		2B			F8 1B	5-3	5	0	3	0	0	0	2				
Frank Robinson, R OBP: 0.427, SLG: 0.615 (1, 9)	F6		E5 1-2		F8			F8		4	0	0	0	0	0	4				
Brooks Robinson, R OBP: 0.326, SLG: 0.426 (1, 5)		2B 1B	F9		F8			FC6-4 1B		4	1	2	0	0	0	2				
Boog Powell, L OBP: 0.321, SLG: 0.352 (1, 3)	F6		K		F8			F8		4	0	0	0	0	1	5				
Davey Johnson, R OBP: 0.320, SLG: 0.383 (1, 4)	PB 1-H 2B			6-3	L6			FC6-4 1-2		4	0	1	1	0	0	2				
Larry Haney, R OBP: 0.333, SLG: 0.363 (1, 2)							F4			3	0	1	0	1	1	0				
Sam Bowers, R OBP: 0.216, SLG: 0.240 (9, PR)								FC6-4 SH2-4		0	0	0	0	0	0	0				
Andy Etchebarren, R OBP: 0.302, SLG: 0.321 (9, 2)								1B		0	0	0	0	0	0	0				
Pete Richert, L OBP: 0.098, SLG: 0.102 (1, 1)							K		SH2-4	3	0	0	0	0	3	2				
Inning Stats	R: 0 E: 0 K: 0 S: 4	H: 1 LOB: 1 BB: 0 P: 4	R: 1 E: 0 K: 1 S: 7	H: 2 LOB: 2 BB: 1 P: 11	R: 0 E: 1 K: 1 S: 7	H: 1 LOB: 2 BB: 0 P: 7	R: 0 E: 0 K: 2 S: 7	H: 0 LOB: 0 BB: 0 P: 7	R: 0 E: 0 K: 0 S: 3	H: 1 LOB: 1 BB: 0 P: 3	R: 0 E: 0 K: 1 S: 6	H: 2 LOB: 2 BB: 0 P: 5	R: 0 E: 0 K: 0 S: 5	H: 2 LOB: 1 BB: 0 P: 5	R: 1 E: 0 K: 0 S: 5	H: 2 LOB: 1 BB: 0 P: 5	1B: 7 2B: 3 3B: 0 HR: 0	SF: 0 SAC: 1 DP: 0 HBP: 0	WP: 0 PB: 1 SB: 0 CS: 0	PA: 39
PITCHER Caffish Hunter, R ERA: 2.95 (1, 1)	IP: 9.0 WLS: L BF: 39 H: 10 R: 2 ER: 2 SO: 5 BB: 1 IBB: 0 HBP: 0 BLK: 0 WP: 0 HR: 0 S: 48 P: 52 ERA: 2.00 WHIP: 1.222															PITCHER Caffish Hunter, R ERA: 2.95 (1, 1)	IP: 9.0 WLS: W BF: 33 H: 5 R: 1 ER: 1 SO: 4 BB: 1 IBB: 0 HBP: 0 BLK: 0 WP: 0 HR: 0 S: 40 P: 44 ERA: 1.00 WHIP: 0.667			


AB	37
R	2
H	10
RBI	2
BB	1
SO	5
LOB	22




Batter	1	2	3	4	5	6	7	8	9	AB	R	H	RBI	BB	SO	LOB	BOTTOM			
Bert Campaneris, R OBP: 0.298, SLG: 0.334 (1, 6)	SH1-3 SF7 BB	5-3			F8			F5		3	1	0	0	1	0	1	<p>Baltimore Orioles @ Kansas City Athletics Municipal Stadium, Kansas City, MO</p> <p>Fri Sep 01 1967, 8:05 PM EDT Att: 3,711 - Unknown</p> <p>livebaseballscorecards.com</p>			
John Donaldson, L OBP: 0.355, SLG: 0.361 (1, 4)	SH1-3 1-3		4-3		F7			F8		3	0	0	0	0	0	0				
Mike Hershberger, R OBP: 0.341, SLG: 0.346 (1, 9)	SF7 3-H		1B		F6			5-3		3	0	1	1	0	0	0				
Danny Cater, R OBP: 0.315, SLG: 0.342 (1, 7)	1B		F7		6-3			F8		4	0	1	0	0	0	1				
Dick Green, R OBP: 0.267, SLG: 0.274 (1, 3)	1B		1B		6-3			F7		4	0	2	0	0	0	0				
Phil Roof, R OBP: 0.278, SLG: 0.349 (1, 2)	F5		F7		F8			K		4	0	0	0	0	1	4				
Joe Nossok, R OBP: 0.217, SLG: 0.247 (1, 8)			6-3		6-3			F7		3	0	0	0	0	0	0				
Ted Kubiak, S OBP: 0.250, SLG: 0.224 (1, 5)			E7 F9 1B		K			6-3		3	0	1	0	0	1	0				
Caffish Hunter, R OBP: 0.176, SLG: 0.297 (1, 1)			F9		K			K		3	0	0	0	0	2	1				
Inning Stats	R: 1 E: 0 K: 0 S: 5	H: 2 LOB: 2 BB: 1 P: 9	R: 0 E: 1 K: 0 S: 4	H: 1 LOB: 1 BB: 0 P: 4	R: 0 E: 0 K: 0 S: 5	H: 2 LOB: 2 BB: 0 P: 5	R: 0 E: 0 K: 2 S: 7	H: 0 LOB: 0 BB: 0 P: 7	R: 0 E: 0 K: 0 S: 3	H: 0 LOB: 0 BB: 0 P: 3	R: 0 E: 0 K: 1 S: 5	H: 0 LOB: 0 BB: 0 P: 5	R: 0 E: 0 K: 0 S: 3	H: 0 LOB: 0 BB: 0 P: 3	R: 0 E: 0 K: 1 S: 5	H: 0 LOB: 0 BB: 0 P: 5		1B: 5 2B: 0 3B: 0 HR: 0	SF: 1 SAC: 1 DP: 0 HBP: 0	WP: 0 PB: 0 SB: 1 CS: 0
PITCHER Pete Richert, L ERA: 3.27 (1, 1)	IP: 9.0 WLS: W BF: 33 H: 5 R: 1 ER: 1 SO: 4 BB: 1 IBB: 0 HBP: 0 BLK: 0 WP: 0 HR: 0 S: 40 P: 44 ERA: 1.00 WHIP: 0.667															PITCHER Caffish Hunter, R ERA: 2.95 (1, 1)	IP: 9.0 WLS: L BF: 39 H: 10 R: 2 ER: 2 SO: 5 BB: 1 IBB: 0 HBP: 0 BLK: 0 WP: 0 HR: 0 S: 48 P: 52 ERA: 2.00 WHIP: 1.222			

AB	30
R	1
H	5
RBI	1
BB	1
SO	4
LOB	7



Batter	1	2	3	4	5	6	7	8	9	AB	R	H	RBI	BB	SO	LOB	TOP								
Luis Aparicio, R OBP: 0.283, SLG: 0.324 (1, 6)	0-0 6-3	0-0 F7		0-0 F8		0-3 K			0-0 1B WP 1B	5	1	1	0	0	1	3	Baltimore Orioles @ Kansas City Athletics Municipal Stadium, Kansas City, MO Sat Sep 02 1967, 4:33 AM EDT Att: 3,821 - Unknown AB 38 R 6 H 12 RBI 6 BB 3 SO 10 LOB 21 								
Curt Blefary, L OBP: 0.333, SLG: 0.419 (1, 7)	0-0 1B		1-0 3B HBP	0-0 3-4-3		0-3 K			0-3 K 1-2	4	1	1	0	0	2	2									
Paul Blair, R OBP: 0.359, SLG: 0.466 (1, 8)	0-3 K		0-0 1B 3B		0-0 F3	0-0 F7			0-0 FC5-4 1B 2-3	5	1	2	1	0	1	1									
Frank Robinson, R OBP: 0.429, SLG: 0.620 (1, 9)	0-0 F8		0-0 G6-4-3 1B		0-0 1B 3B				0-0 FC5-4 1B 1-2	5	1	3	2	0	0	1									
Brooks Robinson, R OBP: 0.327, SLG: 0.426 (1, 5)		0-0 1B 2B	0-0 G6-4-3 1-2		4-0 1B BB				0-0 FC5-4 1-2 3-H 2-3	4	2	1	0	1	0	3									
Boog Powell, L OBP: 0.322, SLG: 0.353 (1, 3)	4-0 1B BB	0-0 1B 2B			0-3 K				0-0 F8	4	0	1	0	1	2	4									
Davey Johnson, R OBP: 0.322, SLG: 0.383 (1, 4)	0-0 1-2 2-H 1B		0-3 K		4-0 1B BB				0-0 6-3	3	0	1	1	1	1	1									
Larry Haney, R OBP: 0.330, SLG: 0.358 (1, 2)	0-3 K			0-0 F7	0-0 1B				0-0 5-3	4	0	1	2	0	1	2									
Wally Bunker, R Eddie Watt, R Russ Snyder, R Eddie Fisher, R Dave May, L Bill Dillman, R (1, 1) (2, 1) (5, PH) (5, 1) (8, PH) (8, 1)	0-3 K			0-0 1B	0-3 1-3 2-H 3-H K S	0-3 K			0-0 F2	1	0	0	0	0	1	2									
Inning Stats	R: 0 E: 0 K: 1 S: 6	H: 1 LOB: 1 BB: 0 P: 6	R: 1 E: 0 K: 2 S: 9	H: 2 LOB: 2 BB: 1 P: 13	R: 2 E: 0 K: 1 S: 7	H: 3 LOB: 1 BB: 0 P: 8	R: 0 E: 0 K: 0 S: 4	H: 1 LOB: 0 BB: 0 P: 4	R: 2 E: 0 K: 2 S: 9	H: 2 LOB: 2 BB: 2 P: 17	R: 0 E: 0 K: 2 S: 7	H: 0 LOB: 0 BB: 0 P: 7	R: 0 E: 0 K: 1 S: 5	H: 0 LOB: 0 BB: 0 P: 5	R: 0 E: 0 K: 0 S: 3	H: 0 LOB: 0 BB: 0 P: 3		R: 1 E: 0 K: 1 S: 8	H: 3 LOB: 2 BB: 0 P: 8	1B: 8 2B: 2 3B: 2 HR: 0	SF: 0 SAC: 0 DP: 1 HBP: 1	WP: 1 PB: 0 SB: 0 CS: 0	PA: 42		
PITCHER	IP WLS BF H R ER SO BB IBB HBP BLK WP HR S P ERA WHIP	4.1 W 22 8 4 4 4 1 0 1 0 0 0 28 33 8.31 2.077	5.1 S 18 4 2 2 6 2 0 0 0 1 0 28 36 4.50 1.500	9.1 S 2 0 0 0 0 0 0 0 0 0 0 2 2 0.00 0.000											IP WLS BF H R ER SO BB IBB HBP BLK WP HR S P ERA WHIP										

Batter	1	2	3	4	5	6	7	8	9	AB	R	H	RBI	BB	SO	LOB	BOTTOM								
Bert Campaneris, R OBP: 0.298, SLG: 0.337 (1, 6)	0-0 1-3	0-0 1-H 2-H WP 3B		0-3 K		0-0 6-3				4	1	1	2	0	1	0	Baltimore Orioles @ Kansas City Athletics Municipal Stadium, Kansas City, MO Sat Sep 02 1967, 4:33 AM EDT Att: 3,821 - Unknown AB 31 R 8 H 6 RBI 7 BB 4 SO 4 LOB 7 								
John Donaldson, L OBP: 0.357, SLG: 0.360 (1, 4)	0-0 1B	4-0 FC6-4 BB		0-0 4-3		0-0 6-3				3	0	1	0	1	0	0									
Mike Hershberger, R OBP: 0.340, SLG: 0.344 (1, 9)	0-0 F9	0-0 F8			4-0 HR BB				0-0 F6	3	1	0	0	1	0	2									
Ray Webster, L OBP: 0.329, SLG: 0.415 (1, 3)	0-0 F8	0-0 F3			0-0 1-H HR				0-0 6-3	4	1	1	2	0	0	2									
Danny Cater, R OBP: 0.315, SLG: 0.340 (1, 7)		0-0 3B FC6-4			0-0 5-3				0-0 F3	3	1	0	0	1	0	1									
Jim Gosger, L OBP: 0.332, SLG: 0.339 Joe Nosssek, R OBP: 0.217, SLG: 0.247 (1, 8) (9, 8)		0-0 3B 2B	0-3 K		0-0 F8				0-3 K	4	1	1	0	0	2	0									
Dick Green, R OBP: 0.270, SLG: 0.281 (1, 5)		0-0 1B 3B		0-0 F9		4-0 BB			0-0 F8	3	1	1	2	1	0	0									
Phil Roof, R OBP: 0.278, SLG: 0.347 (1, 2)		0-0 3B 1B		0-0 F7		0-0 F7			0-0 F7	4	1	1	1	0	0	1									
Roberto Rodriguez, R Diego Segui, R Lew Krausse, R (1, 1) (5, 1) (9, 1)		0-0 E6 3B		0-3 K		0-0 F9				2	1	0	0	0	1	1									
Inning Stats	R: 0 E: 0 K: 0 S: 4	H: 1 LOB: 1 BB: 0 P: 4	R: 6 E: 1 K: 0 S: 8	H: 4 LOB: 1 BB: 2 P: 16	R: 0 E: 0 K: 1 S: 5	H: 0 LOB: 0 BB: 0 P: 5	R: 0 E: 0 K: 2 S: 7	H: 0 LOB: 0 BB: 0 P: 7	R: 2 E: 0 K: 0 S: 4	H: 1 LOB: 1 BB: 2 P: 12	R: 0 E: 0 K: 0 S: 3	H: 0 LOB: 0 BB: 0 P: 3	R: 0 E: 0 K: 1 S: 5	H: 0 LOB: 0 BB: 0 P: 5	R: 0 E: 0 K: 1 S: 5	H: 0 LOB: 0 BB: 0 P: 5		1B: 2 2B: 1 3B: 2 HR: 1	SF: 0 SAC: 0 DP: 0 HBP: 0	WP: 1 PB: 0 SB: 0 CS: 0	PA: 35				
PITCHER	IP WLS BF H R ER SO BB IBB HBP BLK WP HR S P ERA WHIP	1.0 L 10 0 0 0 3 1 0 0 0 1 0 15 19 0.00 0.333	3.0 S 12 1 2 2 0 2 0 0 0 0 1 10 18 6.00 1.000	8.1 S 3 0 0 0 1 0 0 0 0 0 0 5 5 0.00 0.000											IP WLS BF H R ER SO BB IBB HBP BLK WP HR S P ERA WHIP										

Batter	1	2	3	4	5	6	7	8	9	AB	R	H	RBI	BB	SO	LOB	TOP										
Bert Campaneris, R (1, 6) OBP: 0.298, SLG: 0.335	1-0 SH1 FC9-2 HBP			0-0 6-3	0-0 6-3		0-0 F4			3	0	0	0	0	0	2											
John Donaldson, L (1, 4) OBP: 0.360, SLG: 0.365	0-0 SH1			0-0 F8		0-0 1B 2B		0-0 F9		3	1	1	0	0	0	0											
Mike Hershberger, R (1, 9) OBP: 0.335, SLG: 0.338	0-0 FC9-2 3-H			0-3 K		0-0 6-3		0-3 K		4	0	0	0	0	2	2											
Danny Cater, R (1, 7) OBP: 0.315, SLG: 0.340		0-0 4-3			0-0 1B HR	0-3 K		0-0 1B		4	1	2	0	0	1	1											
Ray Webster, L (1, 3) OBP: 0.329, SLG: 0.413		0-0 F3			0-0 1-2 HR	0-0 1B		0-0 F4		4	1	2	1	0	0	1											
Dick Green, R (1, 5) OBP: 0.288, SLG: 0.288		0-0 1-3			0-0 1-2 HR	0-3 K				4	1	1	3	0	1	1											
Jim Gosger, L (1, 8) OBP: 0.338, SLG: 0.341			0-0 F8		0-0 SH1-4 1B		4-0 BB		0-3 K	3	0	1	0	1	1	0											
Phil Roof, R (1, 2) OBP: 0.273, SLG: 0.341			0-3 K		0-0 F9		0-3 K		0-0 6-3	3	0	0	0	0	2	2											
Paul Lindblad, L (7, 1) OBP: 0.206, SLG: 0.324										1	0	0	0	0	0	0											
Jim Nash, R (1, 1) OBP: 0.138, SLG: 0.098			0-3 K		0-0 SH1-4		0-3 K			1	0	0	0	0	1	0											
Bill Stafford, R (4, 1) Tim Talton, L (7, PH) OBP: 0.384, SLG: 0.354					1-2					0	0	0	0	0	0	0											
Inning Stats	R: 0 E: 0 K: 0 S: 2	H: 0 LOB: 0 BB: 0 P: 3	R: 0 E: 0 K: 0 S: 3	H: 0 LOB: 0 BB: 0 P: 3	R: 0 E: 0 K: 2 S: 7	H: 0 LOB: 0 BB: 0 P: 7	R: 0 E: 0 K: 1 S: 5	H: 0 LOB: 0 BB: 0 P: 5	R: 3 E: 0 K: 0 S: 7	H: 4 LOB: 1 BB: 0 P: 7	R: 1 E: 0 K: 2 S: 9	H: 2 LOB: 1 BB: 0 P: 9	R: 0 E: 0 K: 1 S: 6	H: 0 LOB: 1 BB: 0 P: 11	R: 0 E: 0 K: 1 S: 5	H: 1 LOB: 1 BB: 0 P: 6	R: 0 E: 0 K: 1 S: 5	H: 0 LOB: 0 BB: 0 P: 5	1B: 5 2B: 2 3B: 0 HR: 1	SF: 0 SAC: 2 DP: 1 HBP: 1	WP: 0 PB: 0 SB: 1 CS: 0	PA: 35					
PITCHER	IP	WLS	BF	H	R	ER	SO	BB	IBB	HBP	BLK	WP	HR	S	P	ERA	WHIP										
Mickey Lolich, L (1, 1) ERA: 3.76	5.0	W	20	5	4	4	3	0	0	1	0	0	1	25	26	7.20	1.000										
Fred Gladding, R (6, 1) ERA: 2.15	4.0	S	15	2	0	0	6	1	0	0	0	0	0	26	30	0.00	0.750										

Kansas City Athletics @ Detroit Tigers
Tiger Stadium, Detroit, MI
Mon Sep 04 1967, 4:33 AM EDT
Unknown

AB	31
R	4
H	7
RBI	4
BB	1
SO	9
LOB	10



Batter	1	2	3	4	5	6	7	8	9	AB	R	H	RBI	BB	SO	LOB	BOTTOM										
Lenny Green, L (1, 7) OBP: 0.301, SLG: 0.333	4-0 HR BB		0-0 1-2 1B	0-0 1-3 2-H 1B		4-0 1B BB		0-0 G3		3	2	2	1	2	0	1											
Jerry Lumpe, L (1, 4) OBP: 0.280, SLG: 0.282	0-0 1-2 HR		4-0 1-2 2-3 1B	0-0 1-2 1B		0-0 1-3 2-H 1B				3	2	3	1	0	1	1											
Ray Oyler, R (7, 6) OBP: 0.292, SLG: 0.276	0-0 1-2 HR		0-0 1-2 2-3 1B	0-0 1-2 1B		0-0 1-3 2-H 1B				0	0	0	0	0	0	0											
Dick McAuliffe, L (1, 6) OBP: 0.361, SLG: 0.431	0-0 F8		0-0 1-3 2-H 3-H 1B	0-0 G3		0-0 F3				4	1	1	2	0	0	1											
Eddie Mathews, L (1, 5) OBP: 0.335, SLG: 0.382	0-3 K		0-3 K		4-0 G3-6 BB		0-0 E4 1B			3	0	0	0	1	2	2											
Don Wert, R (8, 5) OBP: 0.309, SLG: 0.338	0-0 K		0-0 K		0-0 F4		0-0 1-3 1B			0	0	0	0	0	0	0											
Norm Cash, L (1, 3) OBP: 0.363, SLG: 0.430	0-0 4-1		0-0 2-H 3-H 1B	0-0 F4		0-0 F4		0-0 1-3 1B		4	0	2	2	0	0	1											
Jim Northrup, L (1, 9) OBP: 0.328, SLG: 0.376		0-0 5-3	0-3 K		0-0 G3-6		0-0 F8			4	0	0	0	0	1	3											
Bill Freehan, R (1, 2) OBP: 0.386, SLG: 0.457		0-0 F8	0-0 F7		0-0 F6		4-0 6-3 WP BB			3	0	0	0	1	0	1											
Mickey Stanley, R (1, 8) OBP: 0.275, SLG: 0.322		0-0 5-3		0-0 WP 1B 1B		0-0 SH5-3 1B 1B		0-0 F8		4	2	2	0	0	0	1											
Mickey Lolich, S (1, 1) OBP: 0.260, SLG: 0.178			4-0 BB 1B BB	0-3 K		0-0 SH5-3		0-0 6-3		1	1	0	0	1	1	1											
Fred Gladding, L (6, 1) ERA: 3.56				1-2 K		1-2 K		2-3 6-3		1	0	0	0	0	0	1											
Inning Stats	R: 2 E: 0 K: 1 S: 6	H: 1 LOB: 0 BB: 1 P: 10	R: 0 E: 0 K: 0 S: 3	H: 0 LOB: 0 BB: 0 P: 3	R: 4 E: 0 K: 2 S: 10	H: 3 LOB: 1 BB: 2 P: 18	R: 1 E: 0 K: 1 S: 7	H: 2 LOB: 1 BB: 0 P: 7	R: 0 E: 0 K: 0 S: 2	H: 0 LOB: 0 BB: 1 P: 6	R: 1 E: 0 K: 0 S: 4	H: 2 LOB: 2 BB: 1 P: 8	R: 0 E: 1 K: 0 S: 4	H: 1 LOB: 1 BB: 0 P: 4	R: 0 E: 0 K: 0 S: 3	H: 0 LOB: 1 BB: 1 P: 7	1B: 8 2B: 0 3B: 0 HR: 1	SF: 0 SAC: 1 DP: 1 HBP: 0	WP: 2 PB: 0 SB: 1 CS: 0	PA: 37							
PITCHER	IP	WLS	BF	H	R	ER	SO	BB	IBB	HBP	BLK	WP	HR	S	P	ERA	WHIP										
Jim Nash, R (1, 1) ERA: 3.92	3.1	L	19	6	7	7	4	3	0	0	0	0	0	24	36	18.90	2.700										
Bill Stafford, R (4, 1) ERA: 2.45	2.2		10	2	1	1	0	2	0	0	0	0	0	8	16	3.38	1.500										
Paul Lindblad, L (7, 1) ERA: 3.56	2.0		8	1	0	0	0	1	0	0	0	1	0	7	11	0.00	1.000										

Kansas City Athletics @ Detroit Tigers
Tiger Stadium, Detroit, MI
Mon Sep 04 1967, 4:33 AM EDT
Unknown

AB	30
R	8
H	9
RBI	8
BB	6
SO	4
LOB	13



Batter	1	2	3	4	5	6	7	8	9	AB	R	H	RBI	BB	SO	LOB	TOP											
Bert Campaneris, R (1, 6) OBP: 0.296, SLG: 0.333	F7		6-3			F2	5-3			4	0	0	0	0	0	2												
John Donaldson, L (1, 4) OBP: 0.380, SLG: 0.364	FC6-4			K		K		L9		3	0	1	0	0	2	0												
Ted Kubiak, S (8, PH) OBP: 0.247, SLG: 0.221	1B									1	0	0	0	0	0	0												
Mike Hershberger, R (1, 9) OBP: 0.334, SLG: 0.337	FC6-4			K			1B HR	F8		4	1	1	0	0	1	1												
Danny Cater, R (1, 3) OBP: 0.316, SLG: 0.342	5-3			L9			1B HR	2B	1B	4	1	2	0	0	0	1												
Dick Green, R (1, 5) OBP: 0.271, SLG: 0.303		K				F5		1B HR	2B	4	1	2	3	0	1	0												
Jim Gosger, L (1, 7) OBP: 0.340, SLG: 0.352	F7					K		1B WP BB		3	1	1	1	1	1	0												
Phil Roof, R (1, 2) OBP: 0.276, SLG: 0.347	F6					2B		K		4	0	2	0	0	1	1												
Joe Nossek, R (1, 8) OBP: 0.218, SLG: 0.247			4-3			6-3		1B	G6-3	4	0	1	0	0	0	2												
Tony Pierce, R (1, 1)				K				1B		2	0	0	0	0	2	0												
Tim Talton, L (7, PH) OBP: 0.364, SLG: 0.354						K				1	0	0	0	0	1	2												
Lew Krausse, R (7, 1) OBP: 0.171, SLG: 0.250										1	0	0	0	0	1	0												
Paul Lindblad, L (9, 1) OBP: 0.206, SLG: 0.324										0	0	0	0	0	0	0												
Inning Stats	R: 0 E: 0 K: 0 S: 4	H: 1 LOB: 1 BB: 0 P: 4	R: 0 E: 0 K: 1 S: 5	H: 0 LOB: 0 BB: 0 P: 5	R: 0 E: 0 K: 1 S: 5	H: 0 LOB: 0 BB: 0 P: 5	R: 0 E: 0 K: 2 S: 7	H: 0 LOB: 1 BB: 0 P: 7	R: 0 E: 0 K: 1 S: 6	H: 1 LOB: 1 BB: 0 P: 6	R: 0 E: 0 K: 2 S: 7	H: 0 LOB: 0 BB: 0 P: 7	R: 3 E: 0 K: 2 S: 11	H: 4 LOB: 2 BB: 1 P: 15	R: 0 E: 0 K: 0 S: 4	H: 2 LOB: 2 BB: 0 P: 4	R: 1 E: 0 K: 1 S: 6	H: 2 LOB: 0 BB: 0 P: 6	1B: 6 2B: 2 3B: 0 HR: 2	SF: 0 SAC: 0 DP: 1 HBP: 0	WP: 1 PB: 0 SB: 0 CS: 0	PA: 36						
PITCHER	IP	WLS	BF	H	R	ER	SO	BB	IBB	HBP	BLK	WP	HR	S	P	ERA	WHIP											
John Hiller, L (1, 1) ERA: 1.6	6.0	L	24	5	3	3	7	1	0	0	0	0	1	0	4	4	4.50	1.000										
Mike Marshall, R (7, 1) ERA: 1.59	0.1		2	1	0	0	1	0	0	0	0	1	0	4	4	0.00	3.000											
Hank Aguirre, L (7, 1) ERA: 1.75	1.2		6	2	0	0	1	0	0	0	0	0	0	8	8	0.00	1.200											
Dave Wickersham, R (9, 1) ERA: 2.95	1.0		4	2	1	1	1	0	0	0	0	0	1	6	6	9.00	2.000											

Kansas City Athletics @ Detroit Tigers
Tiger Stadium, Detroit, MI
Mon Sep 04 1967, 4:38 AM EDT
Att: 32,324 - Unknown

AB 35
R 4
H 10
RBI 4
BB 1
SO 10
LOB 9



Batter	1	2	3	4	5	6	7	8	9	AB	R	H	RBI	BB	SO	LOB	BOTTOM										
Mickey Stanley, R (1, 8) OBP: 0.272, SLG: 0.318	F9		G5-4-3			F8		4-3		3	0	0	0	0	0	1											
Jerry Lumpe, L (8, PH) OBP: 0.278, SLG: 0.280	1B									1	0	0	0	0	0	0											
Dave Wickersham, R (9, 1) OBP: 0.278, SLG: 0.280										0	0	0	0	0	0	0											
Dick McAuliffe, L (1, 4) OBP: 0.362, SLG: 0.431	F7			1B SH		6-3		BB		3	1	1	0	1	0	0											
Al Kaline, R (1, 9) OBP: 0.395, SLG: 0.540	1B			SH		L4-3		L8		3	1	1	0	0	0	1											
Willie Horton, R (1, 7) OBP: 0.346, SLG: 0.505	L2-4			1B E		F9				4	0	1	0	0	0	2											
Tom Matchick, L (9, PR) OBP: 0.222, SLG: 0.222	F8					6-3				0	0	0	0	0	0	0											
Bill Freehan, R (1, 3) OBP: 0.385, SLG: 0.454	1B HBP			F4		K		F7		3	0	0	0	0	1	3											
Don Wert, R (1, 5) OBP: 0.310, SLG: 0.340	G6-3			1B E		6-3		F7		4	0	2	1	0	0	1											
Jim Price, R (1, 2) OBP: 0.303, SLG: 0.318	1B			1B 1-3 2-H						2	0	0	0	0	0	3											
Norm Cash, L (7, PH) OBP: 0.362, SLG: 0.428	G6-3			E6		F6		G3		2	0	0	0	0	0	1											
Ray Oyler, R (1, 6) OBP: 0.293, SLG: 0.277	1B			1-2 3-H		F7				2	0	1	0	0	0	2											
Eddie Mathews, L (7, PH) OBP: 0.334, SLG: 0.381	G5-4-3			F7		K				1	0	0	0	0	1	0											
John Hiller, R (1, 1) OBP: 0.167, SLG: 0.091	F2							6-3		2	0	0	0	0	1	1											
Mike Marshall, R (7, 1) OBP: 0.222, SLG: 0.222										0	0	0	0	0	0	0											
Hank Aguirre, R (7, 1) OBP: 0.500, SLG: 1.500										0	0	0	0	0	0	0											
Jim Northrup, L (8, PH) OBP: 0.327, SLG: 0.375	1B									1	0	0	0	0	0	0											
Inning Stats	R: 0 E: 0 K: 0 S: 3	H: 1 LOB: 1 BB: 0 P: 3	R: 0 E: 0 K: 0 S: 3	H: 1 LOB: 1 BB: 0 P: 4	R: 0 E: 0 K: 0 S: 3	H: 1 LOB: 0 BB: 0 P: 3	R: 2 E: 1 K: 0 S: 7	H: 2 LOB: 2 BB: 0 P: 7	R: 0 E: 0 K: 1 S: 5	H: 0 LOB: 0 BB: 0 P: 5	R: 0 E: 0 K: 1 S: 5	H: 0 LOB: 0 BB: 0 P: 5	R: 0 E: 0 K: 1 S: 5	H: 0 LOB: 1 BB: 1 P: 7	R: 0 E: 0 K: 0 S: 3	H: 0 LOB: 1 BB: 1 P: 7	R: 0 E: 0 K: 0 S: 4	H: 1 LOB: 1 BB: 0 P: 4	1B: 6 2B: 0 3B: 0 HR: 0	SF: 0 SAC: 1 DP: 2 HBP: 1	WP: 0 PB: 0 SB: 0 CS: 0	PA: 34					
PITCHER	IP	WLS	BF	H	R	ER	SO	BB	IBB	HBP	BLK	WP	HR	S	P	ERA	WHIP										
Tony Pierce, L (1, 1) ERA: 3.18	6.0	W	24	5	2	1	2	0	0	1	0	0	0	26	27	1.50	0.833										
Lew Krausse, R (7, 1) ERA: 4.02	2.2		10	1	0	0	1	1	0	0	0	0	0	11	15	0.00	0.750										
Paul Lindblad, L (9, 1) ERA: 3.55	0.1	S	1	0	0	0	0	0	0	0	0	0	0	1	1	0.00	0.000										

Kansas City Athletics @ Detroit Tigers
Tiger Stadium, Detroit, MI
Mon Sep 04 1967, 4:38 AM EDT
Att: 32,324 - Unknown

AB 31
R 2
H 6
RBI 1
BB 1
SO 3
LOB 15



Batter	1	2	3	4	5	6	7	8	9	AB	R	H	RBI	BB	SO	LOB	TOP		
Bert Campaneris, R (1, 6) OBP: 0.294, SLG: 0.330										4	0	0	0	0	2	1			
John Donaldson, L (1, 4) OBP: 0.355, SLG: 0.359										4	0	0	0	0	2	0			
Mike Hershberger, R (1, 9) OBP: 0.333, SLG: 0.334										3	0	0	0	0	1	0			
Ray Webster, L (1, 3) OBP: 0.328, SLG: 0.409										3	0	0	0	1	2	1			
Danny Cater, R (1, 7) OBP: 0.314, SLG: 0.339										3	0	0	0	0	0	2			
Jim Gosger, L (1, 8) OBP: 0.343, SLG: 0.353										2	0	1	0	1	0	0			
Dick Green, R (1, 5) OBP: 0.268, SLG: 0.300										3	0	0	0	0	0	2			
Phil Roof, R (1, 2) OBP: 0.277, SLG: 0.347										3	0	1	0	0	0	1			
Chuck Dobson, R (1, 1) OBP: 0.186, SLG: 0.186										2	0	0	0	0	0	2			
Diego Segui, R (5, 1)										0	0	0	0	0	0	0			
Tim Talton, L (8, PH) OBP: 0.357, SLG: 0.347										1	0	0	0	0	1	0			
Bill Stafford, R (8, 1)										0	0	0	0	0	0	0			
Inning Stats	R: 0 E: 0 K: 3 S: 9	H: 0 LOB: 0 BB: 0 P: 9	R: 0 E: 0 K: 1 S: 5	H: 0 LOB: 0 BB: 0 P: 5	R: 0 E: 0 K: 1 S: 6	H: 1 LOB: 1 BB: 0 P: 6	R: 0 E: 0 K: 0 S: 3	H: 0 LOB: 1 BB: 0 P: 4	R: 0 E: 0 K: 0 S: 3	H: 0 LOB: 1 BB: 1 P: 7	R: 0 E: 0 K: 0 S: 3	H: 1 LOB: 1 BB: 1 P: 7	R: 0 E: 0 K: 1 S: 5	H: 0 LOB: 0 BB: 0 P: 5	R: 0 E: 0 K: 2 S: 7	H: 0 LOB: 0 BB: 0 P: 7	1B: 2 2B: 0 3B: 0 HR: 0	SF: 0 SAC: 0 DP: 0 HBP: 1	WP: 0 PA: 31 PB: 0 SB: 1 CS: 0
PITCHER Joe Sparma, R (1, 1) ERA: 3.62	IP: 9.0 WLS: W BF: 31 H: 2 R: 0 ER: 0 SO: 8 BB: 2 IBB: 0 HBP: 1 BLK: 0 WP: 0 HR: 0 S: 44 P: 53 ERA: 0.00 WHIP: 0.444															PITCHER Joe Sparma, R (1, 1) ERA: 3.62			

Kansas City Athletics @ Detroit Tigers
Tiger Stadium, Detroit, MI
Tue Sep 05 1967, 7:05 PM EDT
Att: 10,343 - Unknown

AB 28
R 0
H 2
RBI 0
BB 2
SO 8
LOB 9



Batter	1	2	3	4	5	6	7	8	9	AB	R	H	RBI	BB	SO	LOB	BOTTOM		
Dick McAuliffe, L (1, 6) OBP: 0.362, SLG: 0.428										3	0	0	1	2	2	0			
Norm Cash, L (1, 3) OBP: 0.361, SLG: 0.424										4	0	0	0	1	2	5			
Al Kaline, R (1, 9) OBP: 0.395, SLG: 0.541										5	1	2	0	0	0	3			
Willie Horton, R (1, 7) OBP: 0.343, SLG: 0.498										4	0	0	0	0	1	3			
Mickey Stanley, R (7, PR) OBP: 0.272, SLG: 0.318										0	1	0	0	0	0	0			
Eddie Mathews, L (1, 5) OBP: 0.336, SLG: 0.379										2	0	0	0	2	0	1			
Don Wert, R (8, 5) OBP: 0.310, SLG: 0.340										0	0	0	0	0	0	0			
Jim Northrup, L (1, 8) OBP: 0.331, SLG: 0.377										3	2	2	1	1	0	2			
Bill Freehan, R (1, 2) OBP: 0.384, SLG: 0.452										4	0	1	1	0	2	5			
Jerry Lumpe, L (1, 4) OBP: 0.284, SLG: 0.281										3	0	1	1	1	1	3			
Ray Oyler, R (8, 6) OBP: 0.253, SLG: 0.277										0	0	0	0	0	0	0			
Joe Sparma, R (1, 1) OBP: 0.059, SLG: 0.045										4	0	1	0	0	1	6			
Inning Stats	R: 0 E: 0 K: 2 S: 8	H: 1 LOB: 1 BB: 0 P: 8	R: 0 E: 0 K: 0 S: 3	H: 0 LOB: 2 BB: 2 P: 11	R: 0 E: 0 K: 1 S: 5	H: 0 LOB: 1 BB: 1 P: 9	R: 1 E: 1 K: 1 S: 7	H: 1 LOB: 3 BB: 2 P: 15	R: 2 E: 0 K: 1 S: 8	H: 3 LOB: 1 BB: 0 P: 8	R: 0 E: 0 K: 1 S: 5	H: 1 LOB: 2 BB: 1 P: 9	R: 1 E: 0 K: 3 S: 11	H: 1 LOB: 2 BB: 1 P: 15	R: 0 E: 0 K: 0 S: 3	H: 0 LOB: 0 BB: 0 P: 3	1B: 6 2B: 1 3B: 0 HR: 0	SF: 0 SAC: 0 DP: 1 HBP: 0	WP: 2 PA: 39 PB: 0 SB: 1 CS: 0
PITCHER Chuck Dobson, R (1, 1) ERA: 3.94	IP: 4.2 WLS: L BF: 25 H: 5 R: 3 ER: 2 SO: 4 BB: 4 IBB: 1 HBP: 0 BLK: 0 WP: 1 HR: 0 S: 28 P: 48 ERA: 3.86 WHIP: 1.929															PITCHER Diego Segui, R (5, 1) ERA: 3.04			
Diego Segui, R (5, 1) ERA: 3.04	IP: 2.1 WLS: 11 BF: 2 H: 1 R: 1 ER: 1 SO: 5 BB: 2 IBB: 0 HBP: 0 BLK: 0 WP: 1 HR: 0 S: 19 P: 27 ERA: 3.86 WHIP: 1.714															PITCHER Bill Stafford, R (8, 1) ERA: 2.25			
Bill Stafford, R (8, 1) ERA: 2.25	IP: 1.0 WLS: 3 BF: 0 H: 0 R: 0 ER: 0 SO: 0 BB: 0 IBB: 0 HBP: 0 BLK: 0 WP: 0 HR: 0 S: 3 P: 3 ERA: 0.00 WHIP: 0.000															PITCHER Bill Stafford, R (8, 1) ERA: 2.25			


Kansas City Athletics @ Detroit Tigers
Tiger Stadium, Detroit, MI
Tue Sep 05 1967, 7:05 PM EDT
Att: 10,343 - Unknown

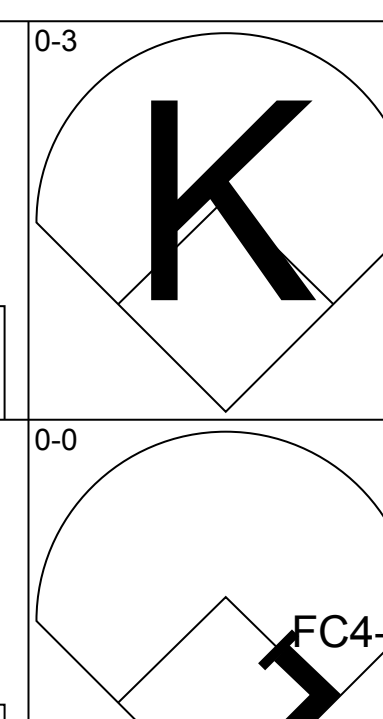
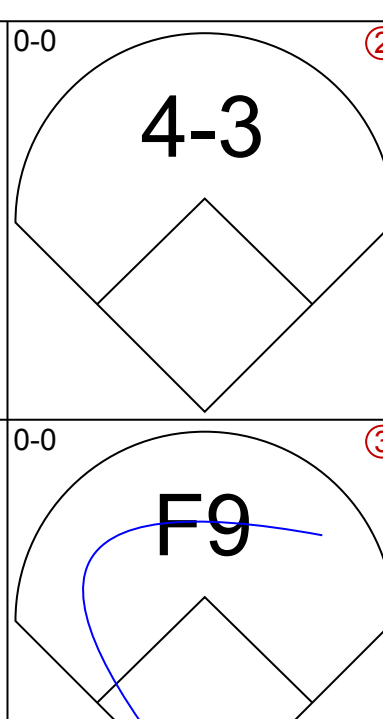
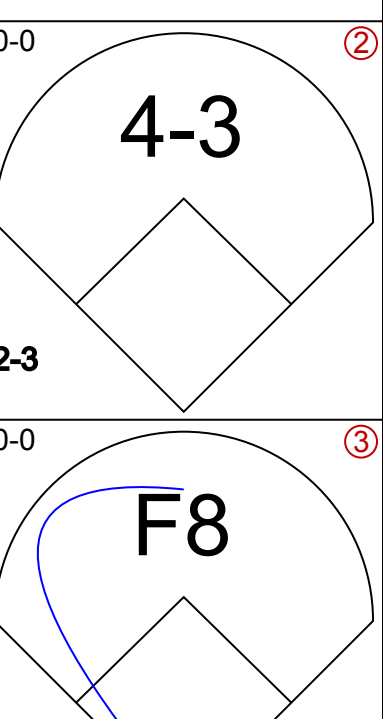
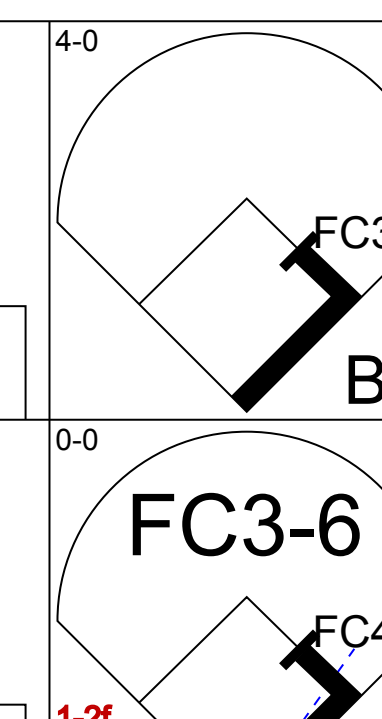
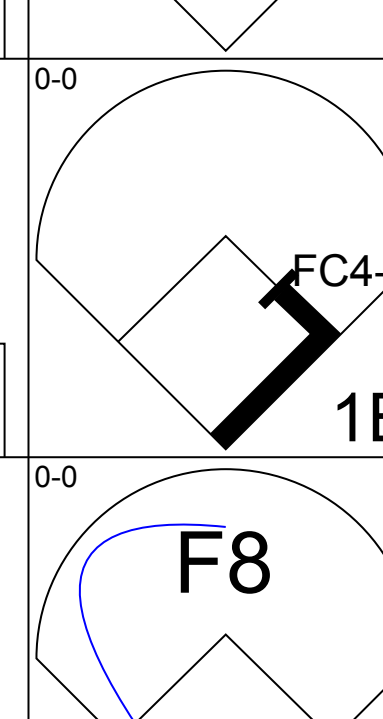
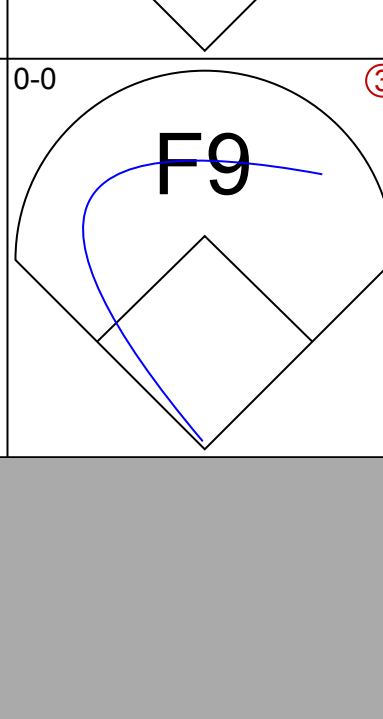
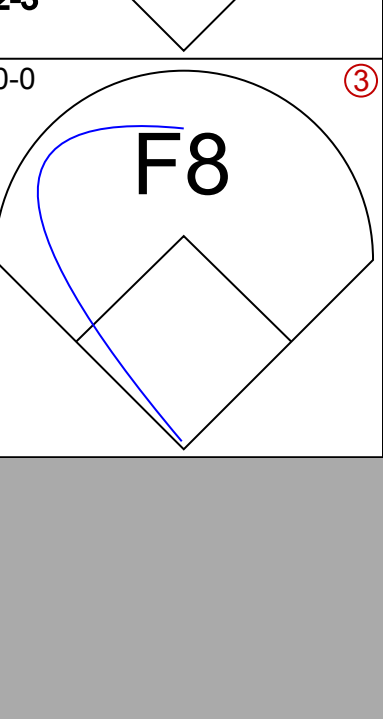
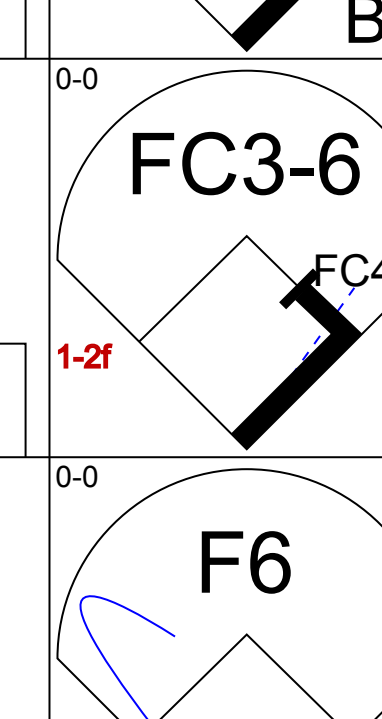
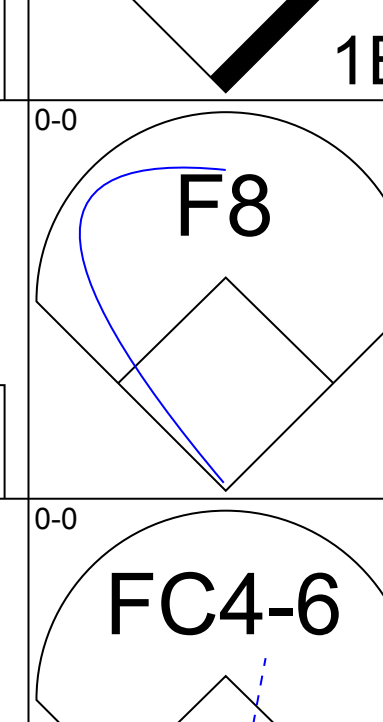
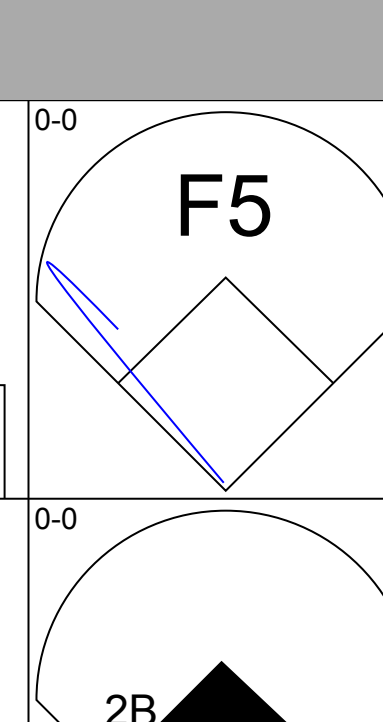
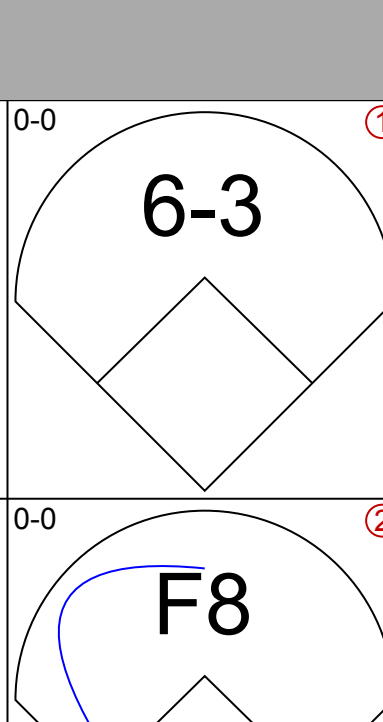
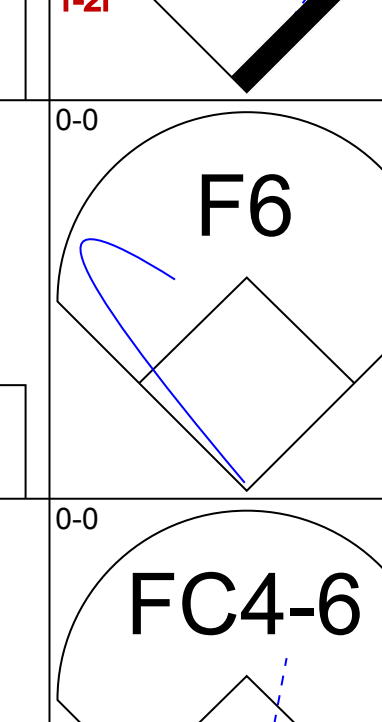
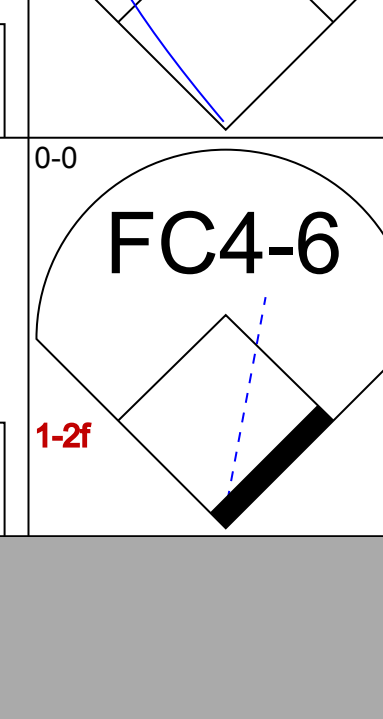
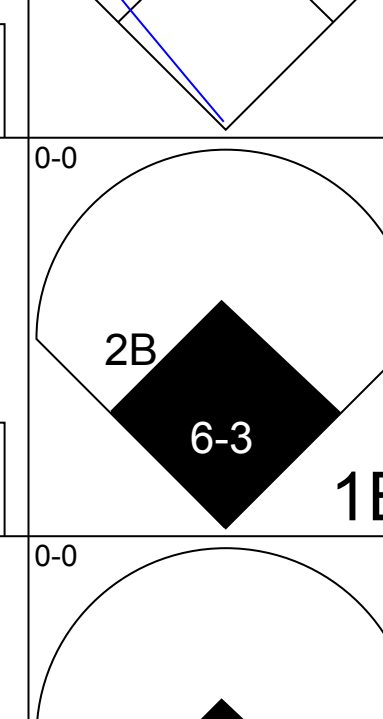
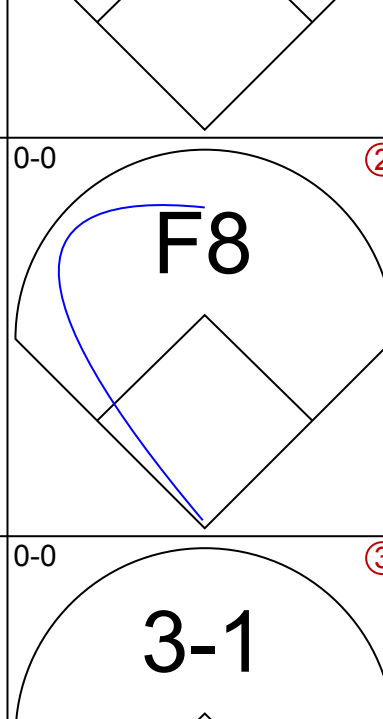
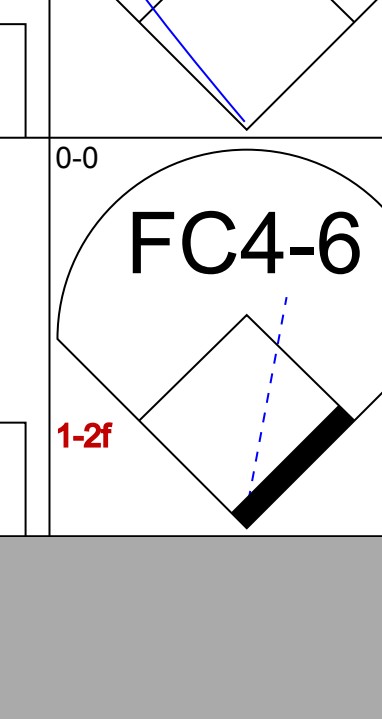
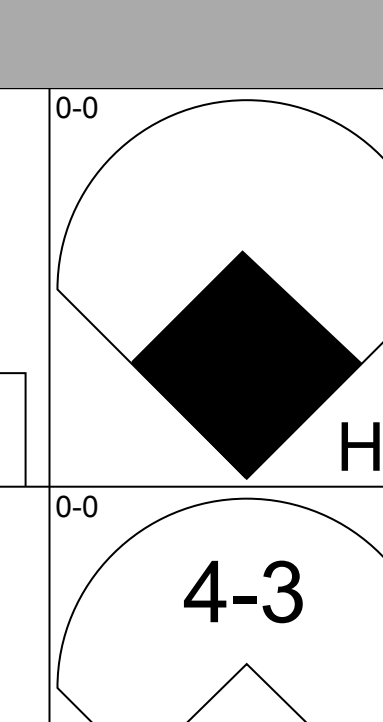
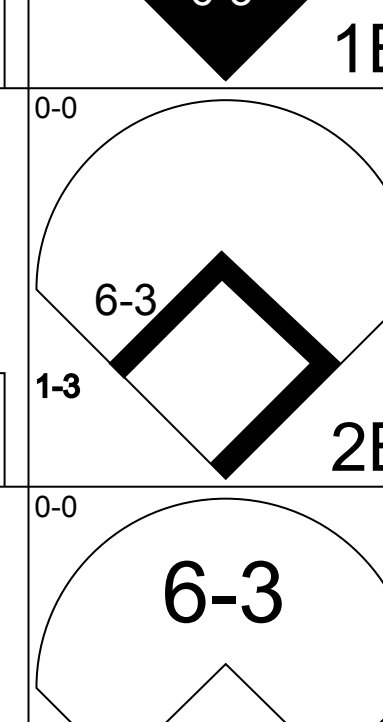
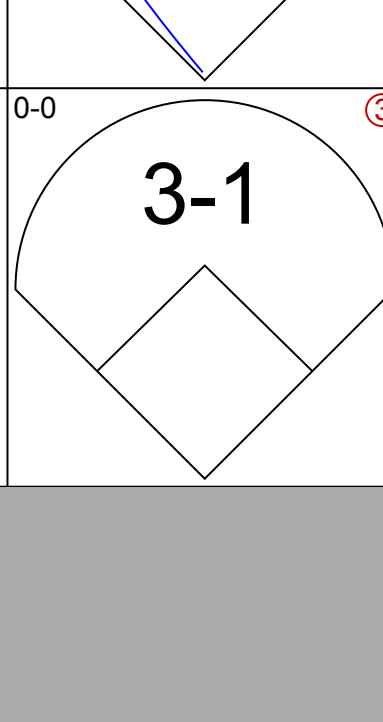
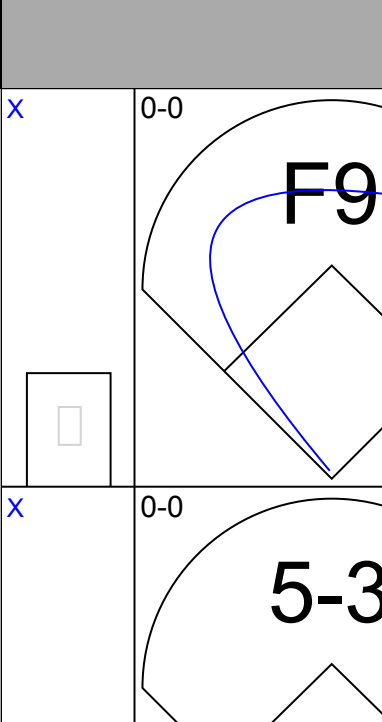
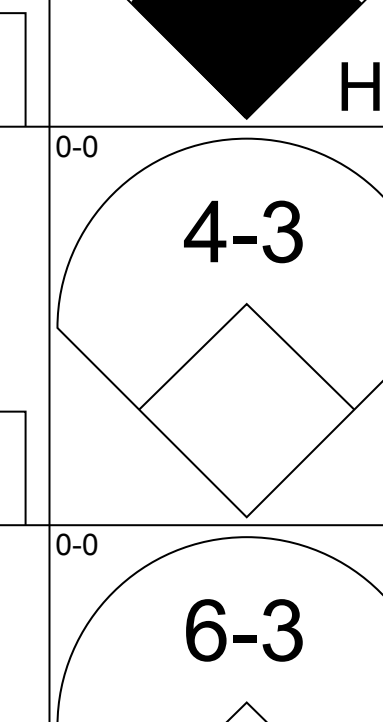
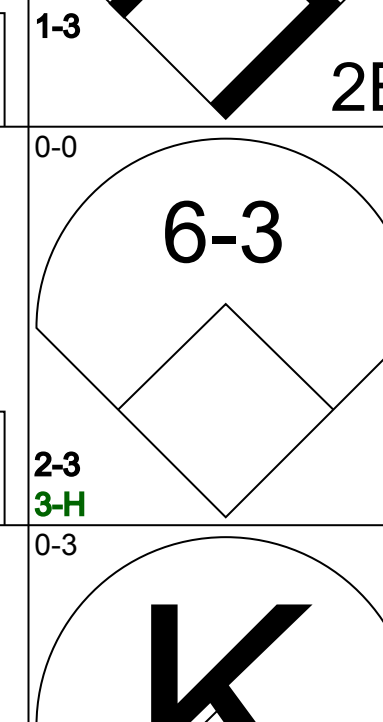
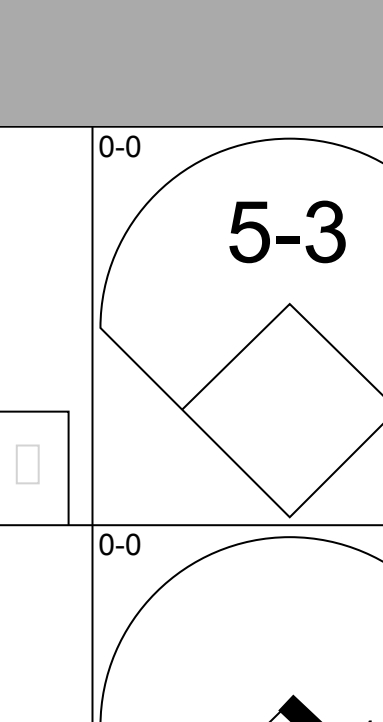
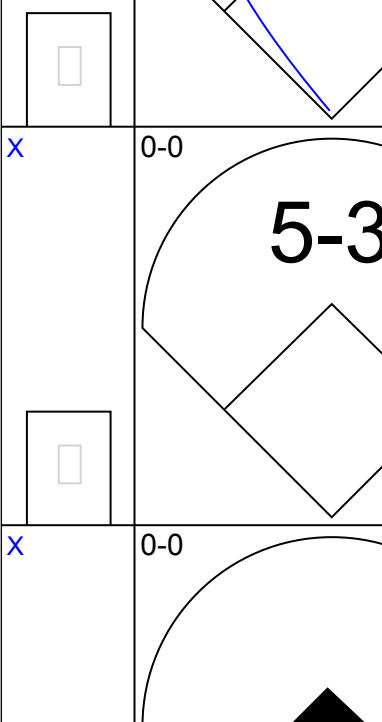
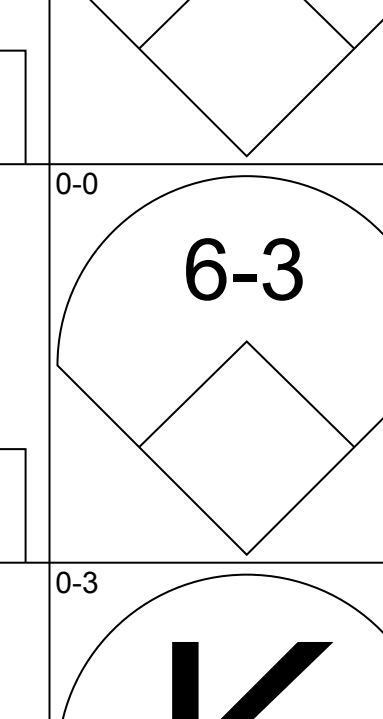
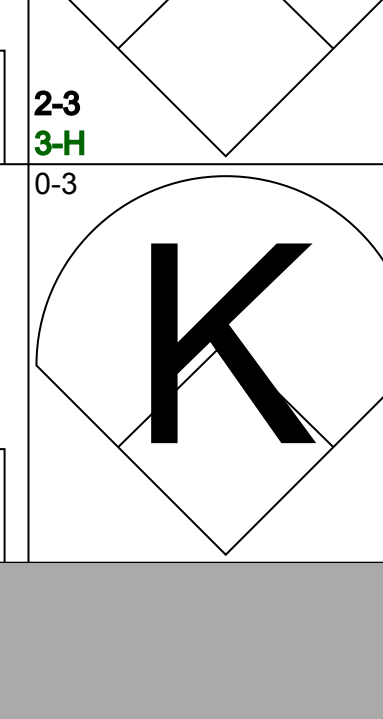
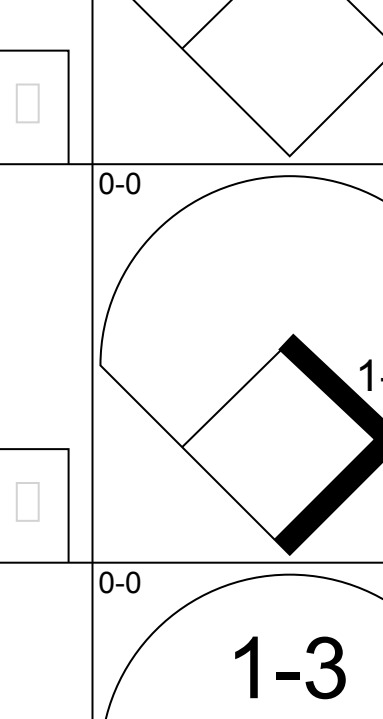
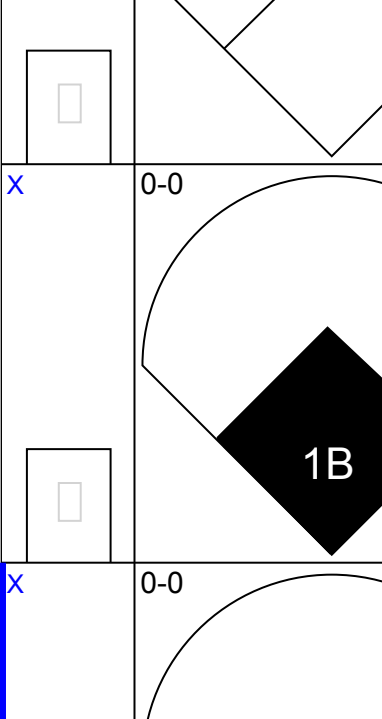
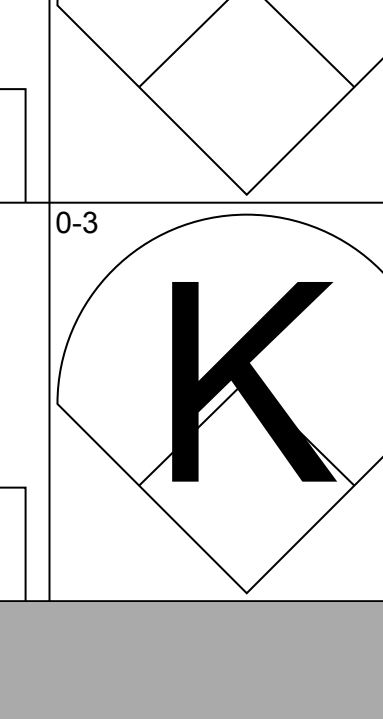
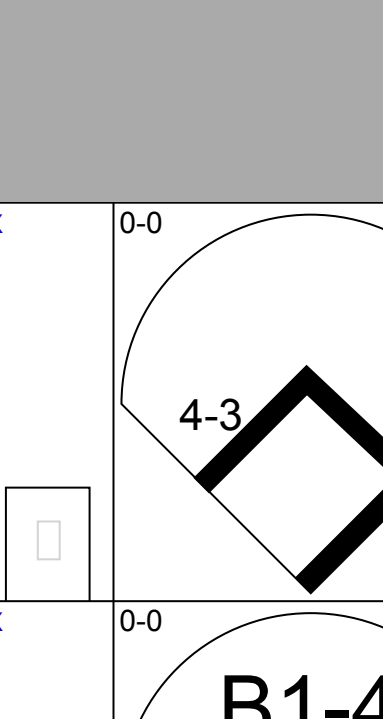
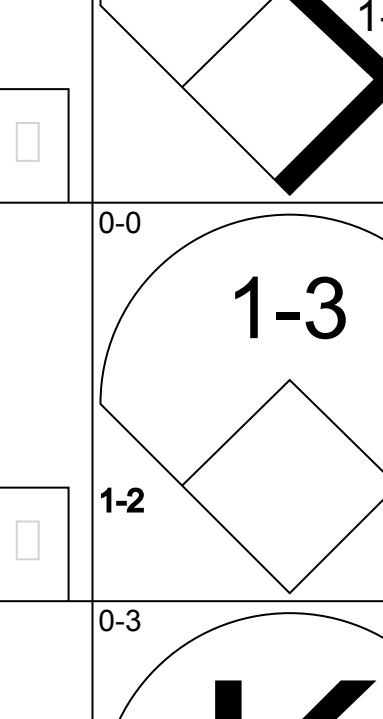
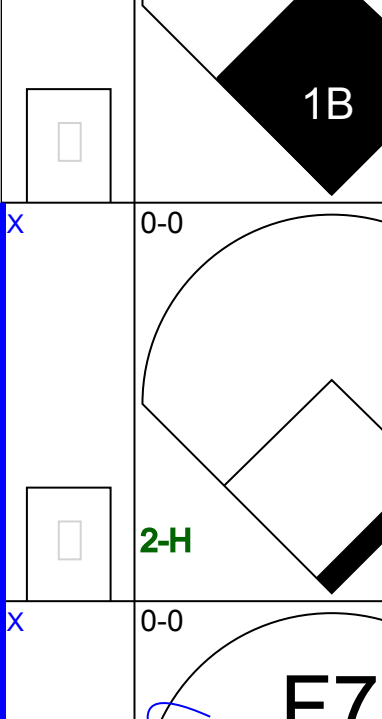
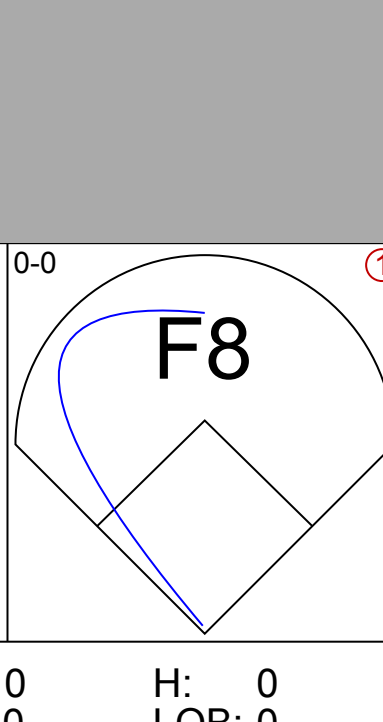
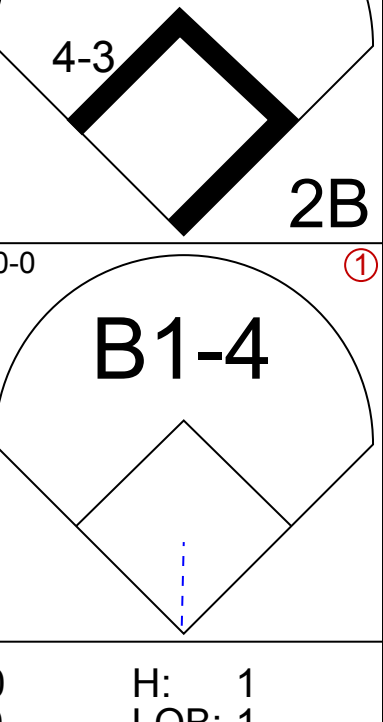
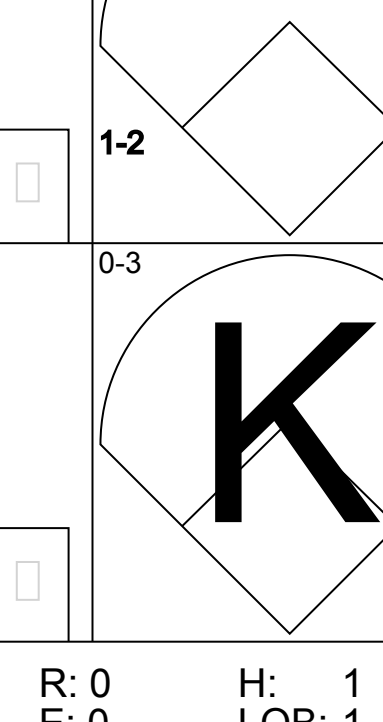
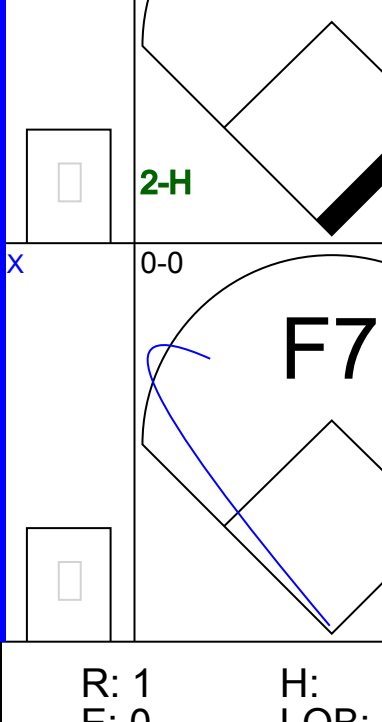
AB 32
R 4
H 7
RBI 4
BB 7
SO 9
LOB 28

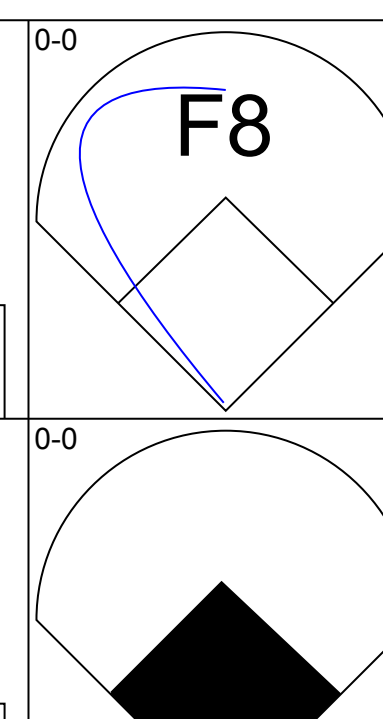
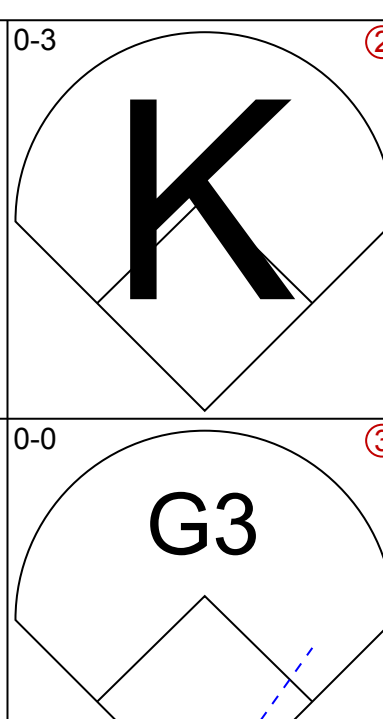
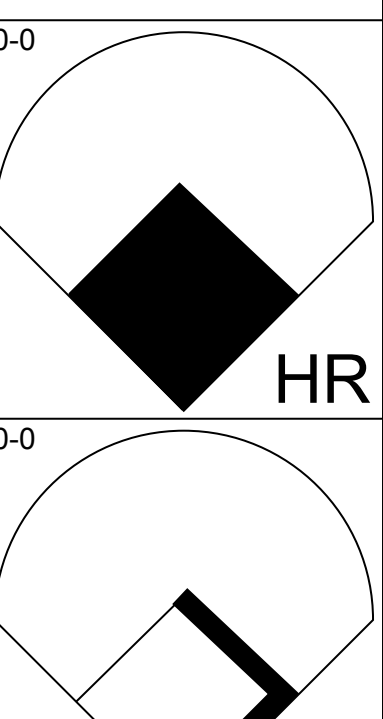
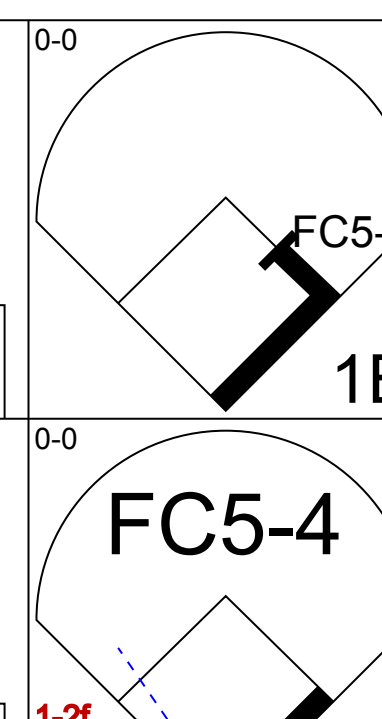
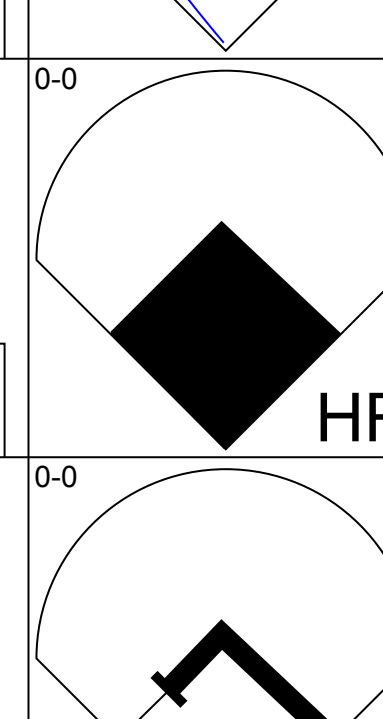
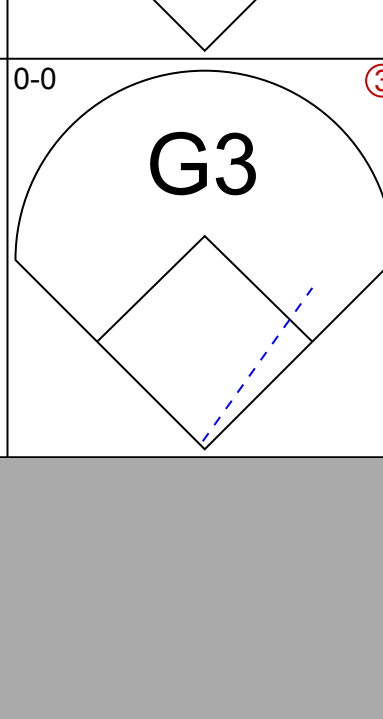
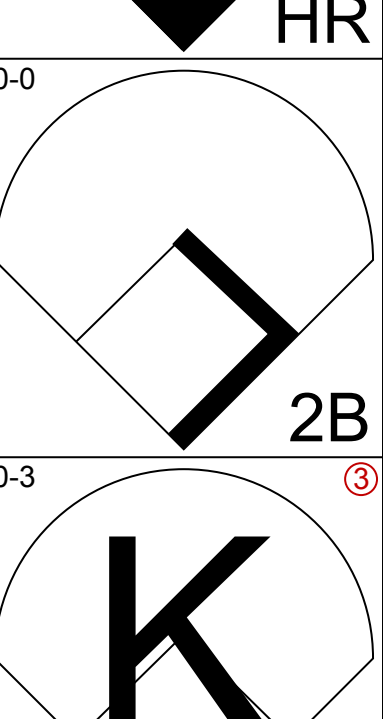
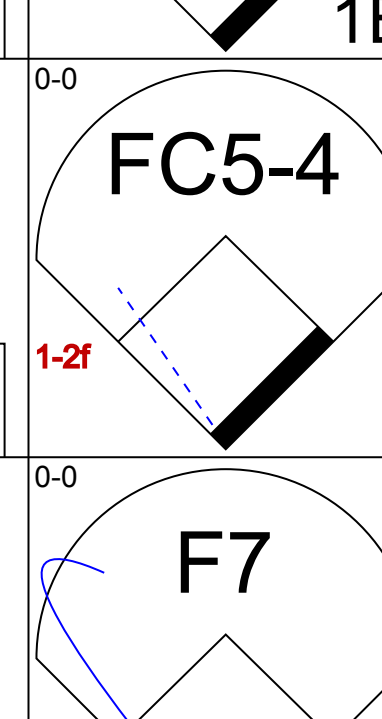
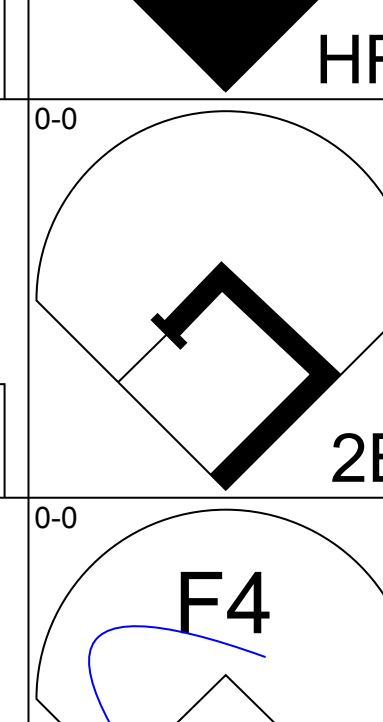
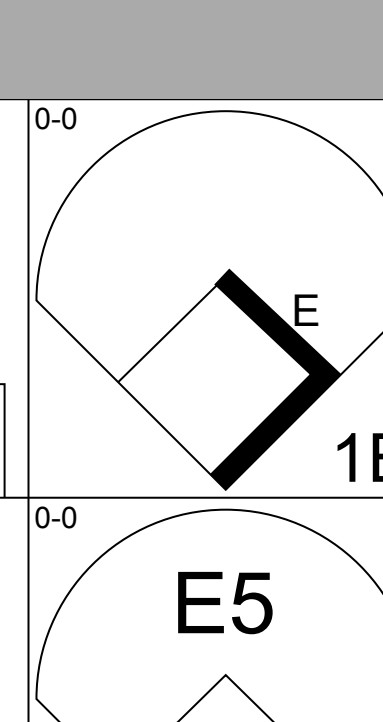

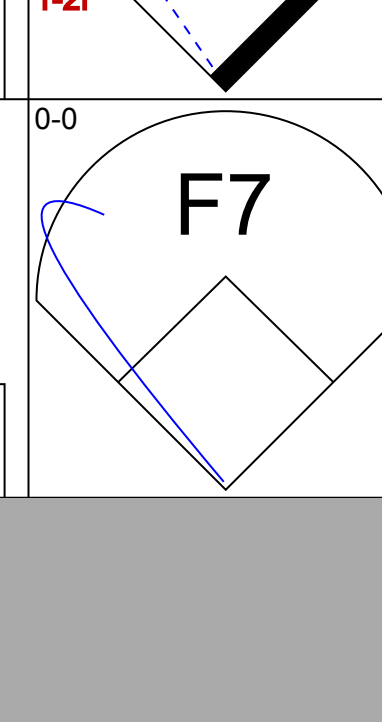
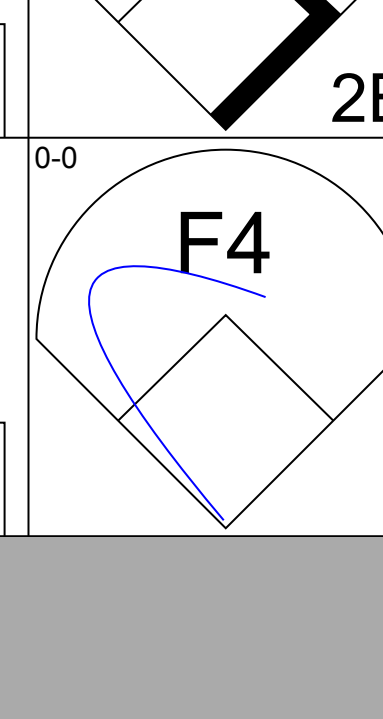
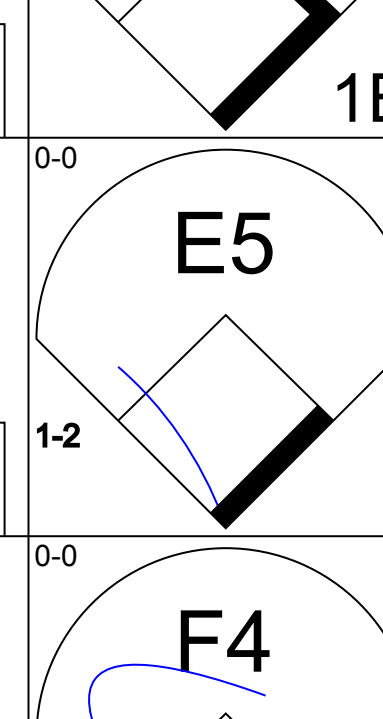
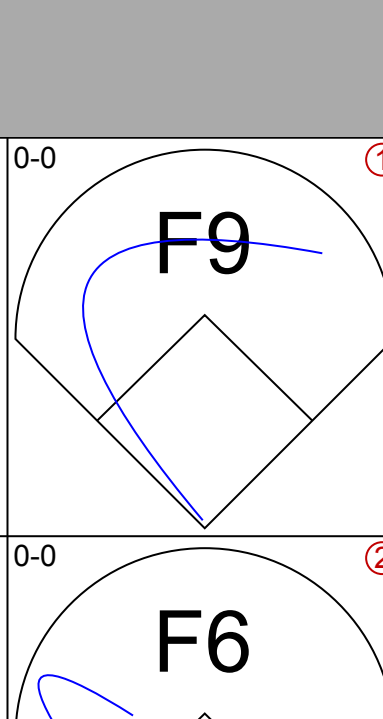
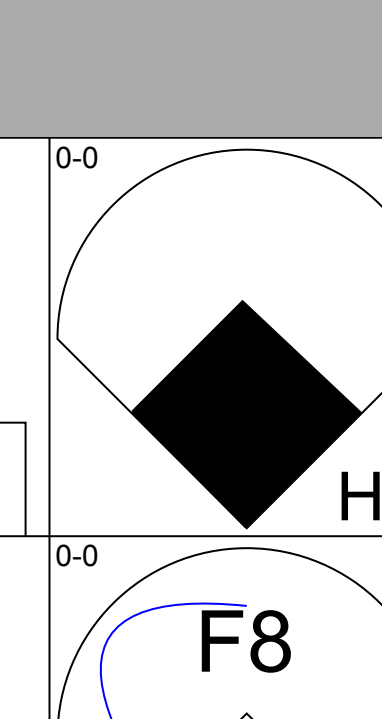
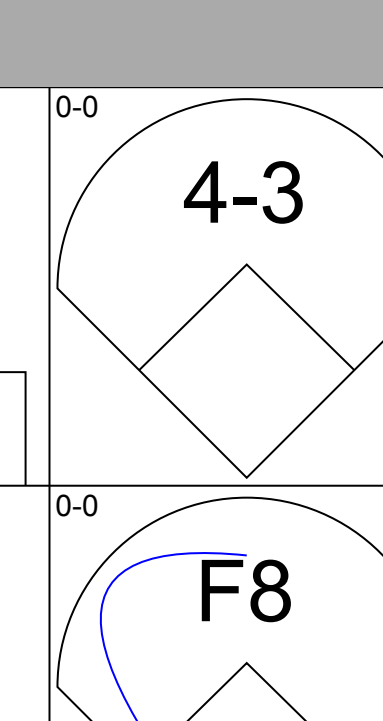
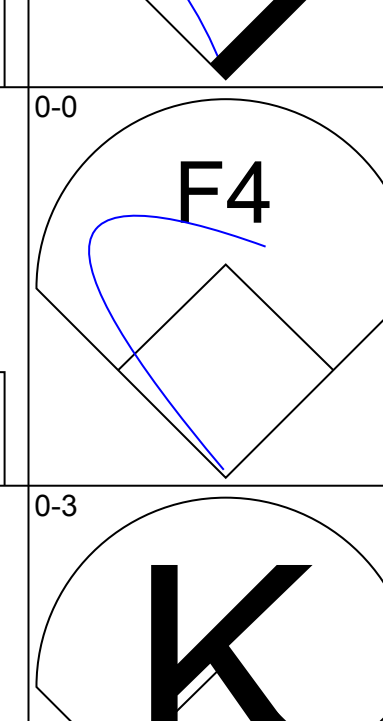
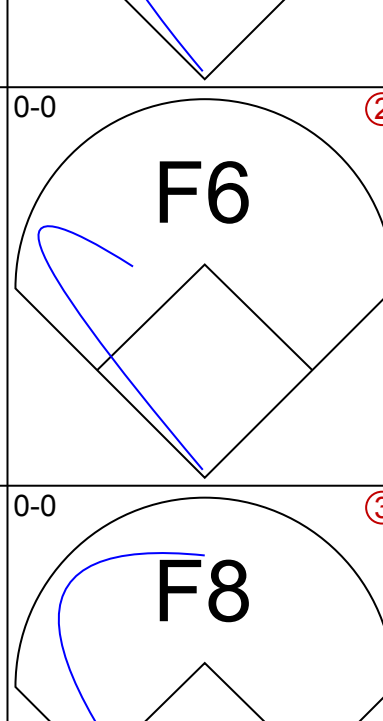
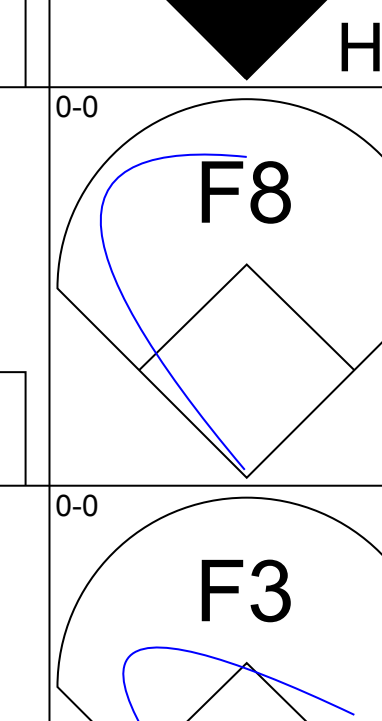
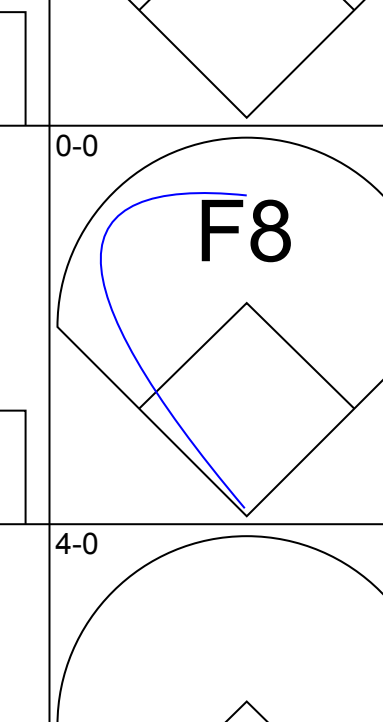
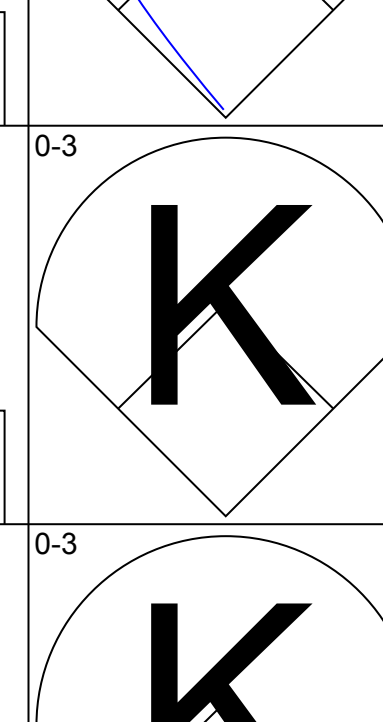
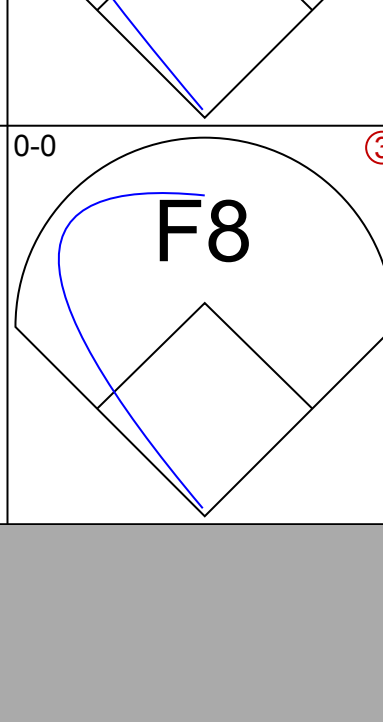
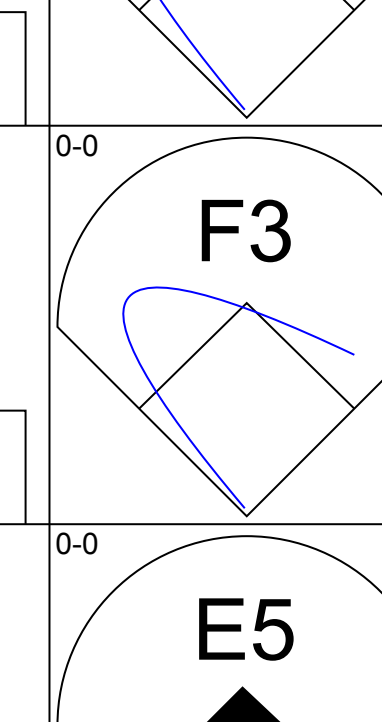
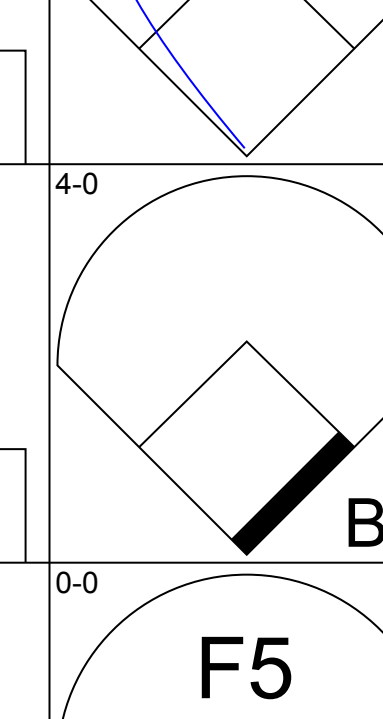
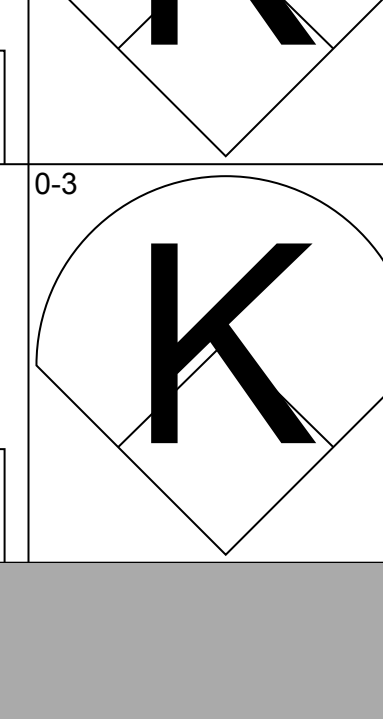
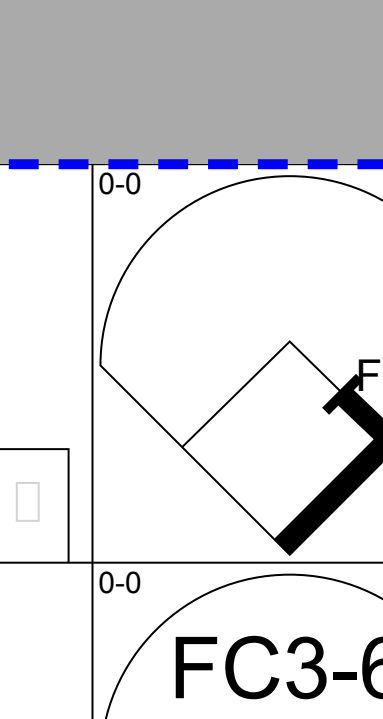
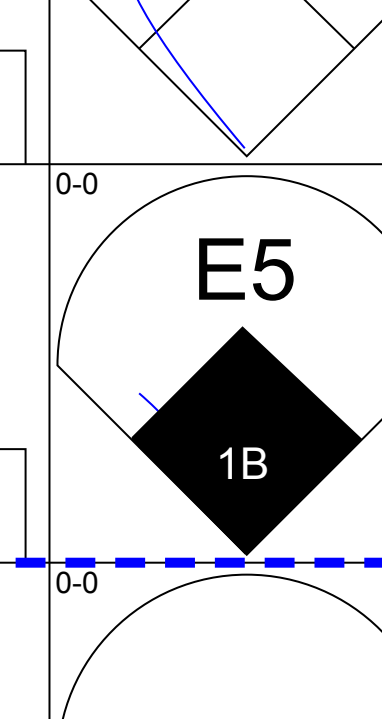
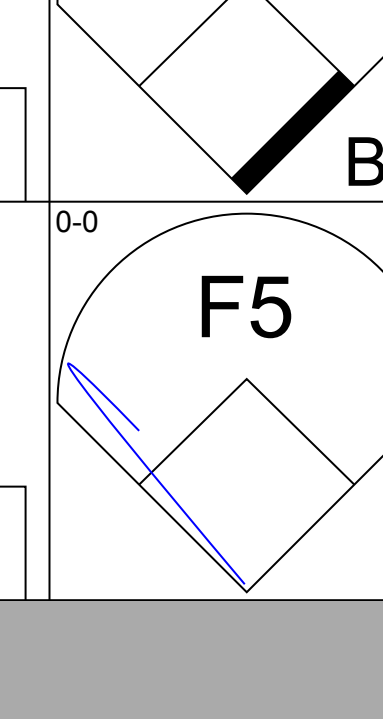
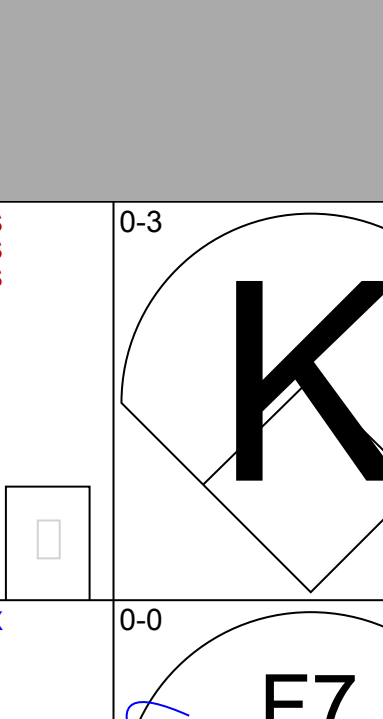
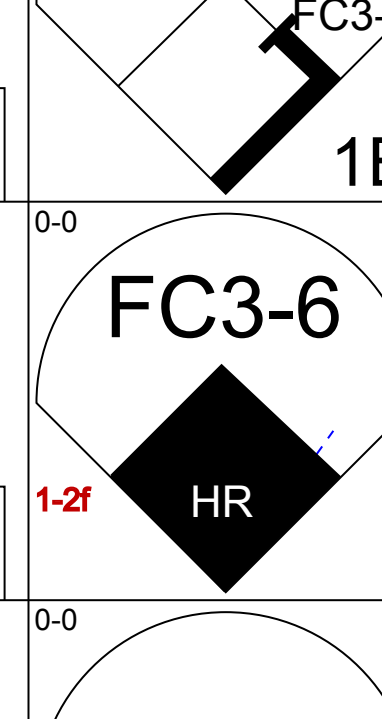
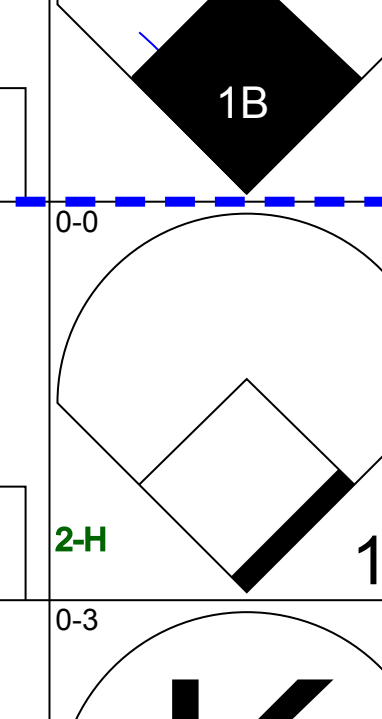
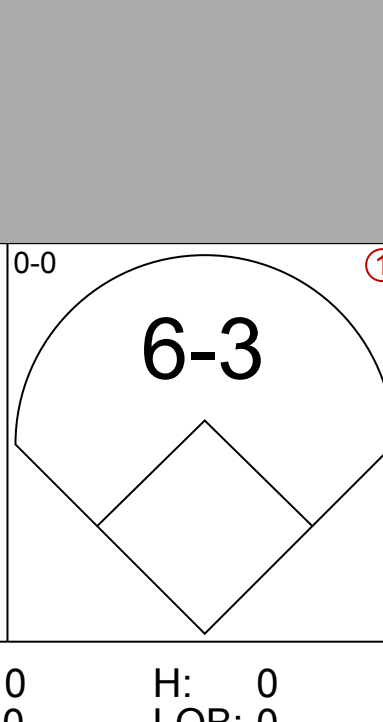
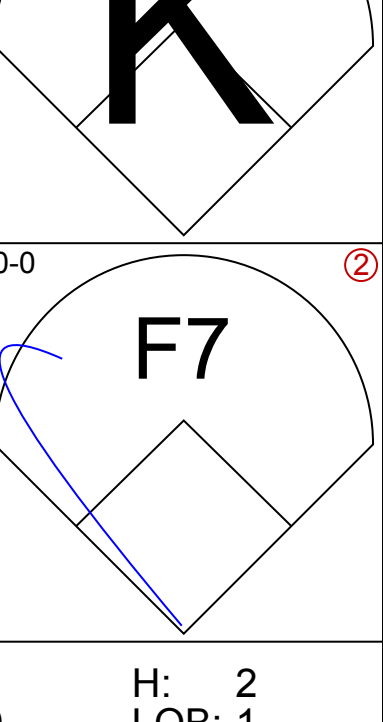
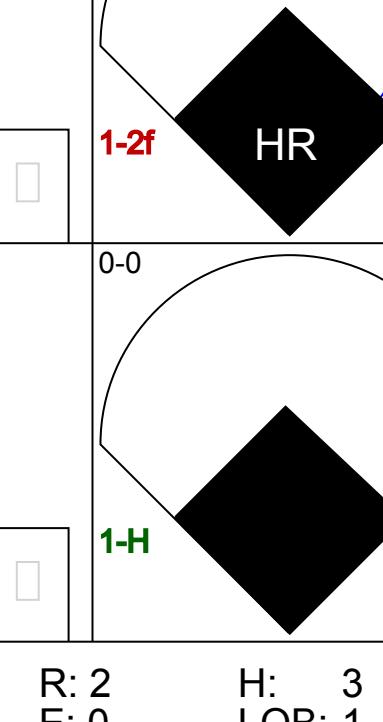
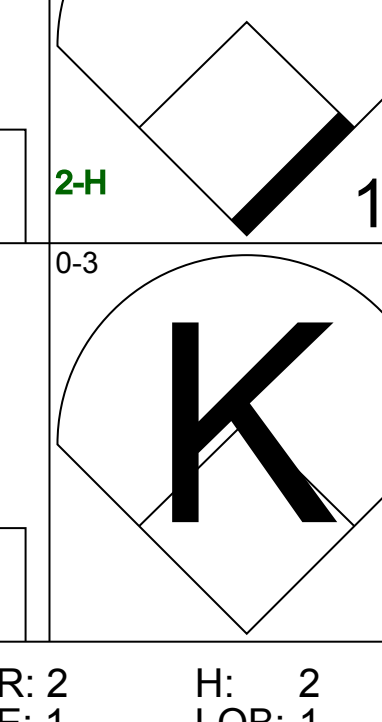


Batter	1	2	3	4	5	6	7	8	9	AB	R	H	RBI	BB	SO	LOB	TOP										
Bert Campaneris, R OBP: 0.293, SLG: 0.328 (1, 6)	0-0 6-3		0-0 F4			4-0 1B BB	0-3 K		0-0 F3	4	1	0	0	1	1	3	Kansas City Athletics @ Detroit Tigers Tiger Stadium, Detroit, MI Wed Sep 06 1967, 7:05 PM EDT Unknown										
John Donaldson, L OBP: 0.354, SLG: 0.355 (1, 4)	0-0 F7			0-0 3-1		4-0 1B BB	0-0 F7			3	1	0	0	1	0	2											
Mike Hershberger, R OBP: 0.335, SLG: 0.338 (1, 9)	0-0 2B			0-0 4-3		0-0 FC4-6 1B 1-3 2-H		0-0 F7		4	0	2	1	0	0	0											
Jim Gosger, L OBP: 0.342, SLG: 0.351 Joe Nosssek, R OBP: 0.216, SLG: 0.247 (8, 8)	0-3 K			0-3 K		0-0 FC4-6 1B 1-2 3-H		0-3 K		4	0	1	1	0	3	1											
Ray Webster, L OBP: 0.327, SLG: 0.417 (1, 3)		0-0 F6				0-0 HR		0-0 F7		4	1	1	1	0	0	2											
Danny Cater, R OBP: 0.312, SLG: 0.337 (1, 7)		0-0 F3				0-0 6-3		0-0 F3		4	0	0	0	0	0	2											
Dick Green, R OBP: 0.288, SLG: 0.309 (1, 5)		0-0 5-3				0-0 HR		0-3 K		4	1	1	1	0	1	0											
Phil Roof, R OBP: 0.279, SLG: 0.350 (1, 2)			0-0 6-3			0-0 5-3		0-0 K		3	1	1	0	1	0	0											
Caffish Hunter, R OBP: 0.182, SLG: 0.299 Lew Krausse, R OBP: 0.171, SLG: 0.250 Bill Stafford, R (8, 1) Tim Talton, L (9, PH) OBP: 0.368, SLG: 0.400			0-3 K			0-0 1-3		0-0 K		3	0	1	0	0	1	0											
Inning Stats	R: 0 E: 0 K: 1 S: 6	H: 1 LOB: 1 BB: 0 P: 6	R: 0 E: 0 K: 0 S: 3	H: 0 LOB: 0 BB: 0 P: 3	R: 0 E: 0 K: 1 S: 5	H: 0 LOB: 0 BB: 0 P: 5	R: 0 E: 0 K: 1 S: 5	H: 0 LOB: 0 BB: 0 P: 5	R: 2 E: 0 K: 0 S: 4	H: 2 LOB: 1 BB: 2 P: 12	R: 0 E: 0 K: 1 S: 6	H: 1 LOB: 2 BB: 1 P: 10	R: 0 E: 0 K: 1 S: 5	H: 0 LOB: 0 BB: 0 P: 5	R: 1 E: 0 K: 1 S: 7	H: 2 LOB: 1 BB: 0 P: 7		1B: 3 2B: 2 3B: 1 HR: 2	SF: 0 SAC: 0 DP: 1 HBP: 0	WP: 0 PB: 0 SB: 0 CS: 0	PA: 37						
PITCHER	IP	WLS	BF	H	R	ER	SO	BB	IBB	HBP	BLK	WP	HR	S	P	ERA	WHIP										
Denny McLain, R ERA: 3.53 Fred Gladding, R ERA: 2.09 Fred Lasher, R ERA: 1.84	(1, 1) 5.0		21	4	4	4	3	2	0	0	0	0	2	25	33	7.20	1.200										

Batter	1	2	3	4	5	6	7	8	9	AB	R	H	RBI	BB	SO	LOB	BOTTOM										
Dick McAuliffe, L OBP: 0.366, SLG: 0.436 (8, 4)	0-0 1B 2B		0-0 F3					4-0 1B BB	4-0 1B BB	3	1	2	0	2	0	1	Kansas City Athletics @ Detroit Tigers Tiger Stadium, Detroit, MI Wed Sep 06 1967, 7:05 PM EDT Unknown										
Norm Cash, L OBP: 0.357, SLG: 0.420 (1, 3)	0-0 F8		0-3 K		0-3 K		0-0 FC6-4 1B 1-2 2-3	0-3 K		5	1	0	0	0	3	7											
Al Kaline, R OBP: 0.399, SLG: 0.542 (1, 9)	0-0 BB 2-H		0-3 K		4-0 BB		4-0 1B HR	0-0 1B		3	1	2	3	2	1	0											
Willie Horton, R OBP: 0.342, SLG: 0.495 Ray Oyler, R OBP: 0.293, SLG: 0.276 (8, 6)	0-3 K		0-3 K		0-0 F8		0-0 1B	0-0 1-3 2-H 3-H		4	0	1	2	0	2	3											
Eddie Mathews, L OBP: 0.339, SLG: 0.396 Fred Lasher, R OBP: 0.250, SLG: 0.250 (8, 1)	4-0 1-2 BB			0-0 HR	0-3 K		0-0 HR			3	2	2	3	1	1	2											
Jim Northrup, L OBP: 0.326, SLG: 0.374 (8, 7)	0-3 K			0-0 F7		0-0 F8	0-3 K			4	0	0	0	0	2	2											
Bill Freehan, R OBP: 0.383, SLG: 0.450 (1, 2)		0-0 5-3		0-0 6-3		0-0 5-3		0-0 FC4-6 1B SH		4	1	1	0	0	0	0											
Jerry Lumpe, L OBP: 0.285, SLG: 0.283 Don Wert, R OBP: 0.310, SLG: 0.340 (8, 5)		0-0 F9		0-0 1B		0-0 F3		0-0 SH FC4-6		3	0	1	0	0	0	0											
Denny McLain, R OBP: 0.138, SLG: 0.118 Fred Gladding, L (6, 1) Tom Matchick, L OBP: 0.500, SLG: 0.500 Mickey Stanley, R OBP: 0.271, SLG: 0.317 (8, 8)		0-0 1B		0-0 1-3		0-0 FC6-4 1B 1B		0-0 FC4-6 1B		2	0	1	0	0	0	1											
Inning Stats	R: 1 E: 0 K: 2 S: 9	H: 2 LOB: 2 BB: 1 P: 13	R: 0 E: 0 K: 0 S: 4	H: 1 LOB: 1 BB: 0 P: 4	R: 0 E: 0 K: 3 S: 9	H: 0 LOB: 0 BB: 0 P: 9	R: 1 E: 0 K: 0 S: 5	H: 2 LOB: 1 BB: 0 P: 5	R: 0 E: 0 K: 2 S: 8	H: 1 LOB: 2 BB: 1 P: 12	R: 0 E: 0 K: 0 S: 3	H: 0 LOB: 0 BB: 0 P: 3	R: 4 E: 0 K: 1 S: 7	H: 3 LOB: 0 BB: 2 P: 15	R: 2 E: 0 K: 1 S: 8	H: 2 LOB: 2 BB: 1 P: 12		1B: 7 2B: 1 3B: 1 HR: 2	SF: 0 SAC: 1 DP: 0 HBP: 0	WP: 0 PB: 0 SB: 0 CS: 0	PA: 40						
PITCHER	IP	WLS	BF	H	R	ER	SO	BB	IBB	HBP	BLK	WP	HR	S	P	ERA	WHIP										
Caffish Hunter, R ERA: 3.04 Lew Krausse, R ERA: 4.22 Bill Stafford, R ERA: 2.13	(1, 1) 6.0		28	7	4	4	7	3	0	0	0	0	1	39	51	6.00	1.667										



Batter	1	2	3	4	5	6	7	8	9	AB	R	H	RBI	BB	SO	LOB	TOP					
Ted Kubiak, S OBP: 0.247, SLG: 0.211 (1, 6)										3	0	0	0	1	1	1	Kansas City Athletics @ Detroit Tigers Tiger Stadium, Detroit, MI Wed Sep 06 1967, 7:05 PM EDT Att: 17,363 - Unknown					
John Donaldson, L OBP: 0.353, SLG: 0.354 (1, 4)										4	0	1	0	0	0	2						
Mike Hershberger, R OBP: 0.332, SLG: 0.335 (1, 9)										4	0	0	0	0	0	2						
Danny Cater, R OBP: 0.312, SLG: 0.336 (1, 7)										4	1	1	0	0	0	2						
Ray Webster, L OBP: 0.329, SLG: 0.431 (1, 3)										4	1	2	1	0	0	0						
Dick Green, R OBP: 0.365, SLG: 0.305 (1, 5)											4	0	0	1	0	0		1				
Joe Nossek, R OBP: 0.225, SLG: 0.260 (1, 8)											4	1	2	0	0	1		1				
Ken Suarez, R OBP: 0.348, SLG: 0.426 Jim Gosger, L OBP: 0.344, SLG: 0.353 (9, PH)											3	0	1	0	0	1		1				
Roberto Rodriguez, R Tim Talton, L Paul Lindblad, L Jack Aker, R Bert Campaneris, R (1, 1) (7, PH) (7, 1) (8, 1) (9, PH)											2	0	0	0	0	0		1				
Inning Stats	R: 0 E: 0 K: 1 S: 6	H: 1 LOB: 1 BB: 0 P: 6	R: 1 E: 0 K: 1 S: 6	H: 1 LOB: 0 BB: 0 P: 6	R: 0 E: 0 K: 0 S: 3	H: 0 LOB: 0 BB: 0 P: 3	R: 1 E: 0 K: 1 S: 7	H: 2 LOB: 1 BB: 0 P: 7	R: 0 E: 0 K: 0 S: 4	H: 1 LOB: 1 BB: 0 P: 4	R: 0 E: 0 K: 0 S: 3	H: 0 LOB: 0 BB: 0 P: 3	R: 0 E: 0 K: 1 S: 6	H: 1 LOB: 1 BB: 0 P: 6	R: 0 E: 0 K: 0 S: 3	H: 0 LOB: 1 BB: 1 P: 7		R: 1 E: 0 K: 0 S: 5	H: 2 LOB: 1 BB: 0 P: 5	1B: 4 2B: 3 3B: 0 HR: 1	SF: 0 SAC: 0 DP: 0 HBP: 0	WP: 0 PB: 0 SB: 0 CS: 0
PITCHER Earl Wilson, R ERA: 3.28 (1, 1)	IP: 9.0 WLS: W BF: 36	H: 8 R: 3 ER: 3 SO: 4	BB: 1 IBB: 0 HBP: 0 BLK: 0	WP: 0 HR: 1 S: 43 P: 47	ERA: 3.00 WHIP: 1.000	PITCHER																

Batter	1	2	3	4	5	6	7	8	9	AB	R	H	RBI	BB	SO	LOB	BOTTOM			
Lenny Green, L OBP: 0.307, SLG: 0.359 (1, 8) (8, 7)										4	1	2	1	0	1	0	Kansas City Athletics @ Detroit Tigers Tiger Stadium, Detroit, MI Wed Sep 06 1967, 7:05 PM EDT Att: 17,363 - Unknown			
Jerry Lumpe, L OBP: 0.290, SLG: 0.317 Ray Oyler, R OBP: 0.293, SLG: 0.276 (1, 4) (8, 6)										4	1	2	1	0	0	1				
Dick McAuliffe, L OBP: 0.367, SLG: 0.438 (1, 6) (8, 4)										4	0	2	0	0	1	2				
Willie Horton, R OBP: 0.339, SLG: 0.491 Mickey Stanley, R OBP: 0.275, SLG: 0.330 (1, 7) (8, 8)										3	0	0	0	0	0	1				
Eddie Mathews, L Norm Cash, L OBP: 0.336, SLG: 0.392 OBP: 0.357, SLG: 0.420 (1, 3) (9, 3)										4	0	0	0	0	0	0				
Jim Northrup, L OBP: 0.325, SLG: 0.371 (1, 9)										4	0	0	0	0	1	2				
Bill Freehan, R OBP: 0.383, SLG: 0.449 (1, 2)										3	1	1	0	1	1	2				
Don Wert, R OBP: 0.310, SLG: 0.339 (1, 5)										4	1	1	1	0	1	2				
Earl Wilson, R OBP: 0.240, SLG: 0.323 (1, 1)										4	1	1	2	0	1	1				
Inning Stats	R: 1 E: 0 K: 0 S: 4	H: 2 LOB: 0 BB: 0 P: 4	R: 0 E: 0 K: 0 S: 3	H: 0 LOB: 1 BB: 1 P: 7	R: 0 E: 0 K: 1 S: 5	H: 0 LOB: 0 BB: 0 P: 5	R: 0 E: 2 K: 2 S: 9	H: 1 LOB: 2 BB: 0 P: 9	R: 1 E: 0 K: 2 S: 9	H: 2 LOB: 1 BB: 0 P: 9	R: 0 E: 0 K: 0 S: 3	H: 0 LOB: 0 BB: 0 P: 3	R: 2 E: 0 K: 0 S: 6	H: 3 LOB: 1 BB: 0 P: 6	R: 2 E: 1 K: 1 S: 8	H: 2 LOB: 1 BB: 0 P: 8		1B: 4 2B: 2 3B: 0 HR: 4	SF: 0 SAC: 0 DP: 0 HBP: 0	WP: 0 PB: 0 SB: 0 CS: 0
PITCHER Roberto Rodriguez, R Paul Lindblad, L Jack Aker, R ERA: 3.38 ERA: 3.74 ERA: 4.37 (1, 1) (7, 1) (8, 1)	IP: 6.0 WLS: L BF: 24	H: 4 R: 4 ER: 3 SO: 0	BB: 1 IBB: 0 HBP: 0 BLK: 0	WP: 0 HR: 2 S: 10 P: 10	ERA: 16.20 WHIP: 2.400	PITCHER														

Batter	1	2	3	4	5	6	7	8	9	AB	R	H	RBI	BB	SO	LOB	TOP					
Bert Campaneris, R OBP: 0.295, SLG: 0.328 (1, 6)										4	0	2	0	1	0	3	Kansas City Athletics @ Cleveland Indians Cleveland Municipal Stadium, Cleveland, OH Fri Sep 08 1967, 7:05 PM EDT Att: 4,998 - Unknown livebaseballscorecards.com					
John Donaldson, L OBP: 0.347, SLG: 0.348 (1, 4)										5	0	0	0	0	1	4						
Mike Hershberger, R OBP: 0.331, SLG: 0.334 (1, 9)										4	1	1	0	0	0	1						
Ray Webster, L OBP: 0.325, SLG: 0.425 (1, 3)										4	0	0	0	0	1	2						
Jim Gosger, L OBP: 0.346, SLG: 0.351 (1, 8)										2	1	0	0	2	1	0						
Danny Cater, R OBP: 0.313, SLG: 0.336 (1, 7)										3	1	1	1	1	1	0						
Sal Bando, R OBP: 0.275, SLG: 0.164 (1, 5)										4	0	0	0	0	1	4						
Ken Suarez, R OBP: 0.357, SLG: 0.431 (1, 2)										4	0	2	1	0	0	0						
Blue Moon Odom, R OBP: 0.321, SLG: 0.333 Bill Stafford, R (4, 1)										1	0	0	0	0	1	0						
Tim Talton, L OBP: 0.356, SLG: 0.385 Jack Aker, R OBP: 0.125, SLG: 0.125 Joe Nossak, R OBP: 0.224, SLG: 0.258 (9, PH)										1	0	0	0	0	0	2						
Inning Stats	R: 1 E: 0 K: 1 S: 7	H: 2 LOB: 3 BB: 2 P: 15	R: 0 E: 0 K: 1 S: 6	H: 1 LOB: 0 BB: 0 P: 6	R: 0 E: 0 K: 1 S: 5	H: 0 LOB: 0 BB: 0 P: 5	R: 0 E: 0 K: 2 S: 7	H: 0 LOB: 0 BB: 0 P: 7	R: 0 E: 0 K: 1 S: 5	H: 0 LOB: 1 BB: 1 P: 9	R: 2 E: 1 K: 0 S: 6	H: 2 LOB: 2 BB: 1 P: 10	R: 0 E: 0 K: 0 S: 5	H: 0 LOB: 0 BB: 0 P: 5	R: 0 E: 0 K: 0 S: 3	H: 0 LOB: 0 BB: 0 P: 3	R: 0 E: 0 K: 0 S: 4	H: 1 LOB: 1 BB: 0 P: 4	1B: 6 2B: 0 3B: 0 HR: 0	SF: 0 SAC: 0 DP: 0 HBP: 0	WP: 0 PB: 0 SB: 1 CS: 0	PA: 38
PITCHER Sonny Siebert, R ERA: 2.57 (1, 1)	IP: 9.0 WLS: W BF: 38 H: 6 R: 3 ER: 2 SO: 7 BB: 4 IBB: 0 HBP: 0 BLK: 0 WP: 0 HR: 0 S: 48 P: 64 ERA: 2.00 WHIP: 1.111															PITCHER IP: WLS: BF: H: R: ER: SO: BB: IBB: HBP: BLK: WP: HR: S: P: ERA: WHIP						


Batter	1	2	3	4	5	6	7	8	9	AB	R	H	RBI	BB	SO	LOB	BOTTOM			
Vic Davalillo, L OBP: 0.304, SLG: 0.384 (1, 8)										3	1	1	0	1	0	0	Kansas City Athletics @ Cleveland Indians Cleveland Municipal Stadium, Cleveland, OH Fri Sep 08 1967, 7:05 PM EDT Att: 4,998 - Unknown livebaseballscorecards.com			
Larry Brown, R OBP: 0.313, SLG: 0.313 (1, 6)										3	1	0	0	1	1	1				
Richie Scheinblum, S (1, 9)										4	1	0	0	0	0	2				
Tony Horton, R OBP: 0.332, SLG: 0.438 (1, 3)										3	2	2	4	0	1	0				
Max Alvis, R OBP: 0.311, SLG: 0.412 (1, 5)										4	0	0	0	0	1	2				
Jose Vidal, R OBP: 0.316, SLG: 0.188 (1, 7)										2	1	1	0	1	0	0				
Gus Gil, R OBP: 0.184, SLG: 0.158 (1, 4)										3	0	1	2	0	1	1				
Ray Fosse, R (1, 2)										3	0	0	0	0	0	2				
Sonny Siebert, R OBP: 0.167, SLG: 0.381 (1, 1)										3	0	0	0	0	1	0				
Inning Stats	R: 4 E: 1 K: 0 S: 5	H: 1 LOB: 1 BB: 3 P: 17	R: 0 E: 0 K: 0 S: 3	H: 0 LOB: 0 BB: 0 P: 3	R: 2 E: 0 K: 0 S: 6	H: 3 LOB: 1 BB: 0 P: 6	R: 0 E: 0 K: 2 S: 7	H: 0 LOB: 0 BB: 0 P: 7	R: 0 E: 0 K: 1 S: 5	H: 0 LOB: 0 BB: 0 P: 5	R: 0 E: 0 K: 0 S: 3	H: 1 LOB: 0 BB: 0 P: 3	R: 0 E: 0 K: 0 S: 2	H: 0 LOB: 0 BB: 0 P: 3	R: 0 E: 0 K: 0 S: 2	H: 0 LOB: 0 BB: 0 P: 3		1B: 4 2B: 0 3B: 0 HR: 1	SF: 0 SAC: 0 DP: 2 HBP: 1	WP: 0 PB: 0 SB: 0 CS: 0
PITCHER Blue Moon Odom, R ERA: 5.06 Bill Stafford, R ERA: 1.54 Jack Aker, R ERA: 4.21 (1, 1)	IP: 3.0 WLS: L BF: 17 H: 4 R: 6 ER: 5 SO: 0 BB: 3 IBB: 0 HBP: 0 BLK: 0 WP: 0 HR: 1 S: 14 P: 26 ERA: 15.00 WHIP: 2.333															PITCHER IP: WLS: BF: H: R: ER: SO: BB: IBB: HBP: BLK: WP: HR: S: P: ERA: WHIP				

Batter	1	2	3	4	5	6	7	8	9	AB	R	H	RBI	BB	SO	LOB	TOP					
Bert Campaneris, R OBP: 0.293, SLG: 0.326 (1, 6)										4	0	0	0	0	0	1						
John Donaldson, L OBP: 0.346, SLG: 0.355 (1, 4)										4	0	0	0	0	1	1						
Mike Hershberger, R OBP: 0.330, SLG: 0.333 (1, 9)										4	0	0	0	0	0	0						
Danny Cater, R OBP: 0.311, SLG: 0.333 (7, 3)										4	0	1	0	0	2	0						
Ray Webster, L OBP: 0.326, SLG: 0.433 Joe Nossek, R OBP: 0.222, SLG: 0.256 (7, PH) (7, 8)										2	0	0	0	0	2	0						
Sal Bando, R OBP: 0.279, SLG: 0.192 (1, 5)										3	0	1	0	0	0	1						
Jim Gosger, L OBP: 0.343, SLG: 0.347 (7, 7)										3	0	0	0	0	0	2						
Phil Roof, R OBP: 0.280, SLG: 0.350 (1, 2)										3	0	1	0	0	1	0						
Tony Pierce, R (8, PH) Ken Suarez, R OBP: 0.365, SLG: 0.417 Jack Aker, R OBP: 0.125, SLG: 0.125 (8, 1)										1	0	0	0	0	1	1						
Inning Stats	R: 0 E: 0 K: 0 S: 3	H: 0 LOB: 0 BB: 0 P: 3	R: 0 E: 0 K: 1 S: 6	H: 1 LOB: 1 BB: 0 P: 6	R: 0 E: 1 K: 0 S: 4	H: 0 LOB: 1 BB: 0 P: 4	R: 0 E: 0 K: 2 S: 7	H: 0 LOB: 0 BB: 0 P: 7	R: 0 E: 0 K: 1 S: 6	H: 1 LOB: 1 BB: 0 P: 6	R: 0 E: 0 K: 1 S: 5	H: 0 LOB: 0 BB: 0 P: 5	R: 0 E: 0 K: 1 S: 4	H: 1 LOB: 1 BB: 0 P: 4	R: 0 E: 0 K: 1 S: 5	H: 0 LOB: 0 BB: 0 P: 5	R: 0 E: 0 K: 1 S: 5	H: 0 LOB: 0 BB: 0 P: 5	1B: 2 2B: 1 3B: 0 HR: 0	SF: 0 SAC: 1 DP: 0 HBP: 0	WP: 0 PB: 0 CS: 0	PA: 31
PITCHER John O'Donoghue, L ERA: 3.23 (1, 1)	IP: 9.0 WLS: W BF: 31 H: 3 R: 0 ER: 0 SO: 7 BB: 0 IBB: 0 HBP: 0 BLK: 0 WP: 0 HR: 0 S: 45 P: 45 ERA: 0.00 WHIP: 0.333											PITCHER John O'Donoghue, L ERA: 3.23 (1, 1)	IP: 9.0 WLS: W BF: 31 H: 3 R: 0 ER: 0 SO: 7 BB: 0 IBB: 0 HBP: 0 BLK: 0 WP: 0 HR: 0 S: 45 P: 45 ERA: 0.00 WHIP: 0.333									

Kansas City Athletics @ Cleveland Indians
Cleveland Municipal Stadium, Cleveland, OH
Sun Sep 10 1967, 3:33 AM EDT
Unknown

AB	30
R	0
H	3
RBI	0
BB	0
SO	7
LOB	7

WP: 0	PA: 31
PB: 0	
CS: 0	



Batter	1	2	3	4	5	6	7	8	9	AB	R	H	RBI	BB	SO	LOB	BOTTOM			
Chuck Hinton, R OBP: 0.321, SLG: 0.371 (9, 7)										4	0	0	0	0	0	2				
Leon Wagner, L OBP: 0.323, SLG: 0.402 Vic Davaillo, L OBP: 0.304, SLG: 0.383 (9, 8)										3	1	1	0	1	0	0				
Max Alvis, R OBP: 0.309, SLG: 0.408 (1, 5)										3	0	0	0	0	1	1				
Tony Horton, R OBP: 0.331, SLG: 0.433 (1, 3)										3	0	1	0	1	0	0				
Joe Azcue, R OBP: 0.321, SLG: 0.466 (1, 2)										3	0	0	0	0	0	3				
Richie Scheinblum, S OBP: 0.300, SLG: 0.333 (1, 9)										2	0	0	0	1	1	1				
Vern Fuller, R OBP: 0.283, SLG: 0.367 (1, 4)										3	0	2	1	0	0	1				
Larry Brown, R OBP: 0.313, SLG: 0.312 (1, 6)										2	0	0	0	0	0	3				
John O'Donoghue, R OBP: 0.154, SLG: 0.189 (1, 1)										3	0	1	0	0	2	1				
Inning Stats	R: 0 E: 0 K: 0 S: 3	H: 0 LOB: 0 BB: 0 P: 3	R: 0 E: 0 K: 0 S: 4	H: 1 LOB: 1 BB: 0 P: 4	R: 0 E: 0 K: 1 S: 5	H: 0 LOB: 0 BB: 0 P: 5	R: 1 E: 0 K: 0 S: 5	H: 2 LOB: 2 BB: 2 P: 13	R: 0 E: 0 K: 0 S: 3	H: 1 LOB: 1 BB: 1 P: 7	R: 0 E: 0 K: 1 S: 5	H: 0 LOB: 0 BB: 0 P: 5	R: 0 E: 0 K: 1 S: 6	H: 1 LOB: 1 BB: 0 P: 6	R: 0 E: 0 K: 1 S: 5	H: 0 LOB: 0 BB: 0 P: 5	1B: 5 2B: 0 3B: 0 HR: 0	SF: 0 SAC: 2 DP: 1 HBP: 0	WP: 0 PB: 0 CS: 0	PA: 31
PITCHER Tony Pierce, L ERA: 3.01 Jack Aker, R ERA: 4.16 (8, 1)	IP: 7.0 WLS: L BF: 28 H: 5 R: 1 ER: 1 SO: 3 BB: 3 IBB: 0 HBP: 0 BLK: 0 WP: 0 HR: 0 S: 31 P: 43 ERA: 1.29 WHIP: 1.143											PITCHER Tony Pierce, L ERA: 3.01 Jack Aker, R ERA: 4.16 (8, 1)	IP: 1.0 WLS: L BF: 3 H: 0 R: 0 ER: 0 SO: 1 BB: 0 IBB: 0 HBP: 0 BLK: 0 WP: 0 HR: 0 S: 5 P: 5 ERA: 0.00 WHIP: 0.000							


Kansas City Athletics @ Cleveland Indians
Cleveland Municipal Stadium, Cleveland, OH
Sun Sep 10 1967, 3:33 AM EDT
Unknown

AB	26
R	1
H	5
RBI	1
BB	3
SO	4
LOB	12



Batter	1	2	3	4	5	6	7	8	9	AB	R	H	RBI	BB	SO	LOB	TOP																							
Bert Campaneris, R OBP: 0.292, SLG: 0.324 (1, 6)	1-3	K		FC6-4			S 1B	F9		5	1	1	0	0	1	3	Kansas City Athletics @ Cleveland Indians Cleveland Municipal Stadium, Cleveland, OH Sun Sep 10 1967, 3:38 AM EDT Att: 7,821 - Unknown livebaseballscorecards.com																							
John Donaldson, L OBP: 0.352, SLG: 0.358 (1, 4)	2B	BB			F7		K	WP E	2B	3	1	1	0	2	1	1																								
Mike Hershberger, R OBP: 0.331, SLG: 0.334 (1, 9)	1-3	2B			K		1B	E1 WP		4	1	1	0	1	1	3																								
Ray Webster, L OBP: 0.324, SLG: 0.429 (1, 3)	L1			G3	F9		1B	F9		5	0	1	1	0	0	3																								
Jim Gosger, L OBP: 0.338, SLG: 0.342 (1, 8) (7, 7)	6-3			F9		F5	F2		F7	5	0	0	0	0	0	4																								
Danny Cater, R OBP: 0.314, SLG: 0.339 Joe Nosssek, R OBP: 0.221, SLG: 0.255 (7, PR) (7, 8)		BB FC1-2	1B	6-3		SH5-3	1B		L4	3	1	2	0	1	0	0																								
Sal Bando, R OBP: 0.300, SLG: 0.211 (1, 5)		FC1-2 PB	1B		6-3	SH5-3	1B		1B	3	1	2	2	1	0	0																								
Ken Suarez, R OBP: 0.380, SLG: 0.413 (1, 2)		PB FC1-2	BB	K			K		1B	3	0	1	0	2	2	3																								
Chuck Dobson, R OBP: 0.188, SLG: 0.188 Lew Krausse, R OBP: 0.171, SLG: 0.250 (9, 1)	FC1-2	PB			FC6-4	K		6-3	K	5	0	1	0	0	2	6																								
Inning Stats	R: 0 E: 0 K: 0 S: 4	H: 1 LOB: 2 BB: 1 P: 8	R: 1 E: 0 K: 1 S: 7	H: 2 LOB: 3 BB: 2 P: 15	R: 0 E: 0 K: 0 S: 3	H: 0 LOB: 0 BB: 0 P: 3	R: 0 E: 0 K: 1 S: 6	H: 1 LOB: 1 BB: 0 P: 6	R: 0 E: 0 K: 1 S: 5	H: 0 LOB: 0 BB: 0 P: 5	R: 1 E: 0 K: 1 S: 6	H: 1 LOB: 1 BB: 1 P: 10	R: 2 E: 0 K: 2 S: 10	H: 3 LOB: 3 BB: 2 P: 18	R: 1 E: 1 K: 0 S: 5	H: 1 LOB: 1 BB: 0 P: 5	R: 0 E: 0 K: 1 S: 6	H: 1 LOB: 2 BB: 1 P: 10	1B: 7 2B: 2 3B: 1 HR: 0	SF: 0 SAC: 1 DP: 0 HBP: 0	WP: 2 PB: 1 SB: 2 CS: 0	PA: 45																		
PITCHER	IP	WLS	BF	H	R	ER	SO	BB	IBB	HBP	BLK	WP	HR	S	P	ERA	WHIP	PITCHER				IP	WLS	BF	H	R	ER	SO	BB	IBB	HBP	BLK	WP	HR	S	P	ERA	WHIP		
Steve Bailey, R ERA: 3.85 Bob Allen, L ERA: 3.2 Bobby Tiefenauer, R ERA:	(1, 1)	6.1	L	31	7	4	4	5	5	0	0	0	0	0	36	56	5.68	1.895					(1, 1)	6.1	L	31	7	4	4	5	5	0	0	0	0	0	36	56	5.68	1.895
Steve Bailey, R ERA: 3.85 Bob Allen, L ERA: 3.2 Bobby Tiefenauer, R ERA:	(7, 1)	0.2		4	1	0	0	1	0	1	0	0	0	0	5	9	0.00	1.500					(7, 1)	0.2		4	1	0	0	1	0	1	0	0	5	9	0.00	1.500		
Steve Bailey, R ERA: 3.85 Bob Allen, L ERA: 3.2 Bobby Tiefenauer, R ERA:	(8, 1)	2.0		10	2	1	0	1	1	0	0	0	2	0	11	15	0.00	1.500					(8, 1)	2.0		10	2	1	0	1	1	0	0	2	0	11	15	0.00	1.500	

Batter	1	2	3	4	5	6	7	8	9	AB	R	H	RBI	BB	SO	LOB	BOTTOM																						
Vic Davallo, L OBP: 0.307, SLG: 0.385 (1, 8)	F7		FC3-6				1-3			4	0	2	0	0	0	2	Kansas City Athletics @ Cleveland Indians Cleveland Municipal Stadium, Cleveland, OH Sun Sep 10 1967, 3:38 AM EDT Att: 7,821 - Unknown livebaseballscorecards.com																						
Richie Scheinblum, S OBP: 0.296, SLG: 0.385 (1, 9)	2B		FC3-6	WP	G3			F7		4	0	1	0	0	0	2																							
Jose Vidal, R OBP: 0.240, SLG: 0.136 (1, 7)	K		K			K		K		4	0	0	0	0	4	2																							
Tony Horton, R OBP: 0.331, SLG: 0.431 (1, 3)	5-3			1B		6-3		F6		4	0	1	0	0	0	1																							
Max Alvis, R OBP: 0.307, SLG: 0.405 (1, 5)		4-3		F3		5-3		F5		4	0	0	0	0	0	1																							
Vern Fuller, R OBP: 0.287, SLG: 0.366 (1, 4)		1B		F6			F4	HR	BB	3	1	1	0	1	0	1																							
Larry Brown, R OBP: 0.312, SLG: 0.311 Lee Mays, L OBP: 0.318, SLG: 0.435 Bobby Tiefenauer, R OBP: 0.322, SLG: 0.401 (8, PH) (9, PH)	F9			F4			1B	K		2	0	0	0	0	0	2																							
Ray Fosse, R (1, 2)		F7					1B			1	0	1	0	0	0	0																							
Willie Smith, L OBP: 0.313, SLG: 0.375 Duke Sims, L OBP: 0.288, SLG: 0.377 (8, 2)				K			1B	HR		1	1	1	2	0	0	0																							
Steve Bailey, R (1, 1)				K				5-3		2	0	0	0	0	1	0																							
Bob Allen, L (7, 1)					4-3					0	0	0	0	0	0	0																							
Fred Whitfield, L OBP: 0.290, SLG: 0.368 Chico Salmon, R OBP: 0.274, SLG: 0.310 (8, 6)										1	0	0	0	0	1	2																							
Inning Stats	R: 0 E: 0 K: 1 S: 6	H: 1 LOB: 1 BB: 0 P: 6	R: 0 E: 0 K: 0 S: 4	H: 1 LOB: 1 BB: 0 P: 4	R: 0 E: 0 K: 2 S: 8	H: 1 LOB: 1 BB: 0 P: 8	R: 0 E: 0 K: 0 S: 4	H: 1 LOB: 1 BB: 0 P: 4	R: 0 E: 0 K: 1 S: 6	H: 0 LOB: 0 BB: 0 P: 5	R: 0 E: 0 K: 1 S: 7	H: 2 LOB: 2 BB: 0 P: 7	R: 0 E: 0 K: 1 S: 5	H: 0 LOB: 0 BB: 0 P: 5	R: 2 E: 0 K: 1 S: 6	H: 1 LOB: 1 BB: 1 P: 10	1B: 6 2B: 1 3B: 0 HR: 1	SF: 0 SAC: 0 DP: 0 HBP: 0	WP: 1 PB: 0 SB: 0 CS: 0	PA: 36																			
PITCHER	IP	WLS	BF	H	R	ER	SO	BB	IBB	HBP	BLK	WP	HR	S	P	ERA	WHIP	PITCHER				IP	WLS	BF	H	R	ER	SO	BB	IBB	HBP	BLK	WP	HR	S	P	ERA	WHIP	
Chuck Dobson, R ERA: 3.85 Lew Krausse, R ERA: 4.21	(1, 1)	8.2	W	35	8	2	2	8	1	0	0	0	1	1	50	54	2.08	1.038					(1, 1)	8.2	W	35	8	2	2	8	1	0	0	1	1	50	54	2.08	1.038
Chuck Dobson, R ERA: 3.85 Lew Krausse, R ERA: 4.21	(9, 1)	0.1	S	1	0	0	0	0	0	0	0	0	0	0	1	1	0.00	0.000					(9, 1)	0.1	S	1	0	0	0	0	0	0	0	1	1	0.00	0.000		



Batter	1	2	3	4	5	6	7	8	9	AB	R	H	RBI	BB	SO	LOB	TOP				
Bert Campaneris, R (1, 6) OBP: 0.295, SLG: 0.335	0-3 K		0-0 1B 2B		0-0 S 1B			0-0 HR		4	1	3	1	0	1	0	Kansas City Athletics @ Boston Red Sox Fenway Park, Boston, MA Tue Sep 12 1967, 7:05 PM EDT Att: 27,976 - Unknown livebaseballscorecards.com				
John Donaldson, L (1, 4) OBP: 0.353, SLG: 0.358	0-0 F8		0-0 CS 1B		4-0 G6-4-3 BB			0-0 F7		3	0	1	0	1	0	0					
Mike Hershberger, R (1, 9) OBP: 0.329, SLG: 0.331	0-0 F8		0-3 K		0-0 G6-4-3			0-0 F8		4	0	0	0	0	1	4					
Ray Webster, L (1, 3) OBP: 0.329, SLG: 0.432		1-0 1B HBP		0-0 1B		0-0 G6-4-3 1B		0-3 K2-3		3	0	2	0	0	1	0					
Danny Cater, R (1, 7) OBP: 0.314, SLG: 0.339	0-0 F8		0-0 BB 1B		0-0 G6-4-3			0-0 6-3		4	0	1	0	0	0	2					
Jim Gosger, L (1, 8) OBP: 0.340, SLG: 0.342	0-0 1B		4-0 G5-4-3 BB		0-3 K			0-3 K		3	0	1	0	1	2	0					
Sal Bando, R (1, 5) OBP: 0.290, SLG: 0.203	0-3 K		0-0 F2		0-0 5-3			0-3 K		3	0	0	0	0	1	5					
Tim Talton, L (0, PH) OBP: 0.350, SLG: 0.377	0-0 K		0-0 F2		0-0 5-3			0-3 K		1	0	0	0	0	1	0					
Phil Roof, R (1, 2) OBP: 0.278, SLG: 0.347	0-0 4-3		0-0 G5-4-3		0-0 F3			0-0 F3		2	0	0	0	0	0	5					
Dick Green, R (7, PH) OBP: 0.265, SLG: 0.304	0-0 4-3		0-0 G5-4-3		0-0 F3			0-0 F3		1	0	0	0	0	0	0					
Dave Duncan, R (7, 2) OBP: 0.219, SLG: 0.387	0-0 4-3		0-0 G5-4-3		0-0 F3			0-0 F3		0	0	0	0	0	0	0					
Caffish Hunter, R (1, 1) OBP: 0.175, SLG: 0.288			0-3 K2-3		0-0 1-3			0-0 F4		3	0	0	0	0	1	0					
Jim Nash, R (8, 1) OBP: 0.147, SLG: 0.109			0-3 K2-3		0-0 1-3			0-0 F4		0	0	0	0	0	0	0					
Inning Stats	R: 0 E: 0 K: 1 S: 5	H: 0 LOB: 0 BB: 0 P: 5	R: 0 E: 0 K: 1 S: 6	H: 1 LOB: 2 BB: 0 P: 7	R: 0 E: 0 K: 2 S: 8	H: 2 LOB: 2 BB: 0 P: 8	R: 0 E: 0 K: 0 S: 4	H: 2 LOB: 2 BB: 1 P: 8	R: 0 E: 0 K: 0 S: 3	H: 1 LOB: 1 BB: 1 P: 7	R: 0 E: 0 K: 1 S: 5	H: 1 LOB: 0 BB: 0 P: 5	R: 0 E: 0 K: 0 S: 3	R: 1 E: 0 K: 1 S: 6	H: 1 LOB: 0 BB: 0 P: 6	R: 0 E: 0 K: 2 S: 7	H: 0 LOB: 0 BB: 0 P: 7	1B: 6 2B: 2 3B: 0 HR: 1	SF: 0 SAC: 0 DP: 4 HBP: 1	WP: 0 PB: 0 SB: 1 CS: 1	PA: 34
PITCHER Jim Lonborg, R (1, 1) ERA: 3.16	IP: 9.0 WLS: W BF: 34 H: 8 R: 1 ER: 1 SO: 8 BB: 2 IBB: 0 HBP: 1 BLK: 0 WP: 0 HR: 1 S: 47 P: 56 ERA: 1.00 WHIP: 1.111															PITCHER					

Batter	1	2	3	4	5	6	7	8	9	AB	R	H	RBI	BB	SO	LOB	BOTTOM				
Mike Andrews, R (1, 4) OBP: 0.339, SLG: 0.345	0-3 K		0-0 F4		0-0 5-3			0-0 SF8		3	0	0	1	0	1	0	Kansas City Athletics @ Boston Red Sox Fenway Park, Boston, MA Tue Sep 12 1967, 7:05 PM EDT Att: 27,976 - Unknown livebaseballscorecards.com				
Jerry Adair, R (1, 5) OBP: 0.302, SLG: 0.340	0-3 K		0-3 K		0-0 1B			0-3 K		4	0	1	0	0	3	1					
Carl Yastrzemski, L (1, 7) OBP: 0.493, SLG: 0.599	0-0 F6		4-0 BB		0-3 K			0-3 K		2	0	0	0	1	1	1					
George Scott, R (1, 3) OBP: 0.375, SLG: 0.473	0-3 K		0-3 K		0-0 CS 1B			0-0 K		3	0	1	0	0	2	1					
Ken Harrelson, R (1, 9) OBP: 0.315, SLG: 0.438	0-0 F9		0-0 5-3		0-0 5-3			0-3 K		3	0	0	0	0	1	1					
Elston Howard, R (9, 2) OBP: 0.231, SLG: 0.247	0-0 F9		0-0 5-3		0-3 K			0-3 K		0	0	0	0	0	0	0					
Rico Petrocelli, R (1, 6) OBP: 0.340, SLG: 0.435	0-3 K		0-3 K		0-0 2-3			0-0 2-3		3	0	0	0	0	2	0					
Reggie Smith, S (1, 8) OBP: 0.321, SLG: 0.403			4-0 SH1-4 BB		0-0 HR			0-3 K		2	1	1	1	1	1	0					
Mike Ryan, R (1, 2) OBP: 0.292, SLG: 0.268	0-0 F9		0-0 F9		0-3 K			0-0 K		3	0	1	0	0	1	1					
Jose Tartabull, L (0, PR) OBP: 0.291, SLG: 0.237	0-0 F9		0-0 F9		0-3 K			0-0 3B 1B		0	1	0	0	0	0	0					
Jim Lonborg, R (1, 1) OBP: 0.156, SLG: 0.170	0-0 SH1-4		0-0 SH1-4		0-3 K			0-0 SF8 3B		2	1	1	1	0	1	0					
Inning Stats	R: 0 E: 0 K: 2 S: 7	H: 0 LOB: 0 BB: 0 P: 7	R: 0 E: 0 K: 2 S: 7	H: 0 LOB: 0 BB: 0 P: 7	R: 0 E: 0 K: 0 S: 2	H: 0 LOB: 1 BB: 1 P: 6	R: 0 E: 0 K: 2 S: 7	H: 0 LOB: 1 BB: 1 P: 11	R: 1 E: 0 K: 2 S: 8	H: 1 LOB: 0 BB: 0 P: 8	R: 0 E: 0 K: 2 S: 8	H: 1 LOB: 1 BB: 0 P: 8	R: 0 E: 0 K: 1 S: 5	R: 2 E: 0 K: 2 S: 9	H: 2 LOB: 1 BB: 0 P: 9	R: 0 E: 0 K: 2 S: 9	H: 0 LOB: 0 BB: 0 P: 9	1B: 3 2B: 0 3B: 1 HR: 1	SF: 1 SAC: 1 DP: 0 HBP: 0	WP: 0 PB: 0 SB: 0 CS: 1	PA: 29
PITCHER Caffish Hunter, R (1, 1) ERA: 3.06	IP: 7.1 WLS: L BF: 27 H: 5 R: 3 ER: 3 SO: 12 BB: 2 IBB: 0 HBP: 0 BLK: 0 WP: 0 HR: 1 S: 49 P: 57 ERA: 3.68 WHIP: 0.955															PITCHER					
Jim Nash, R (8, 1) ERA: 3.66	0.2 L BF: 2 H: 0 R: 0 ER: 0 SO: 1 BB: 0 IBB: 0 HBP: 0 BLK: 0 WP: 0 HR: 0 S: 4 P: 4 ERA: 0.00 WHIP: 0.000															PITCHER					

Batter	1	2	3	4	5	6	7	8	9	AB	R	H	RBI	BB	SO	LOB	TOP																									
Bert Campaneris, R OBP: 0.295, SLG: 0.334 (1, 6)	5-3			1B 4-2 1B	K			5-3		4	0	1	0	0	1	2	Kansas City Athletics @ Boston Red Sox Fenway Park, Boston, MA Wed Sep 13 1967, 3:33 AM EDT Att: 12,257 - Unknown																									
John Donaldson, L OBP: 0.355, SLG: 0.358 (1, 4)	F8			WP 4-2 1B		G3		BB		3	0	1	0	1	0	0																										
Mike Hershberger, R OBP: 0.323, SLG: 0.328 (1, 9)	6-3			4-2		F7		F7		4	0	0	0	0	0	3																										
Ray Webster, L OBP: 0.328, SLG: 0.429 (1, 3)				K		K		6-3		4	0	1	0	0	2	2																										
Jim Gosger, L OBP: 0.339, SLG: 0.347 (1, 8)				K		E3		F4		4	2	1	0	0	1	1																										
Danny Cater, R OBP: 0.315, SLG: 0.340 (1, 7)				K		E		6-3		4	0	2	1	0	1	0																										
Sal Bando, R OBP: 0.292, SLG: 0.207 (1, 5)				K		F4		SH1-4		3	0	1	0	0	1	2																										
Dave Duncan, R OBP: 0.221, SLG: 0.379 (1, 2)				K		E3		F4		4	0	1	0	0	2	2																										
Roberto Rodriguez, R (1, 1)				F4		6-3		K		1	0	0	0	0	0	0																										
Tim Talton, L OBP: 0.347, SLG: 0.370 (5, PH)										1	0	0	0	0	0	2																										
Bill Stafford, L (5, 1)										0	0	0	0	0	0	0																										
Diego Segui, R (6, 1)										0	0	0	0	0	0	0																										
Dick Green, R OBP: 0.265, SLG: 0.303 (7, PH)										1	0	0	0	0	1	1																										
Jack Aker, R OBP: 0.295, SLG: 0.125 (7, 1)										0	0	0	0	0	0	0																										
Lew Krausse, R OBP: 0.171, SLG: 0.250 (8, 1)										0	0	0	0	0	0	0																										
Joe Rudi, R OBP: 0.264, SLG: 0.287 (9, PH)										1	0	0	0	0	1	1																										
Inning Stats	R: 0 E: 0 K: 0 S: 3	H: 0 LOB: 0 BB: 0 P: 3	R: 0 E: 0 K: 3 S: 9	H: 0 LOB: 0 BB: 0 P: 9	R: 0 E: 0 K: 2 S: 7	H: 0 LOB: 0 BB: 0 P: 7	R: 0 E: 0 K: 1 S: 6	H: 2 LOB: 1 BB: 0 P: 6	R: 1 E: 2 K: 1 S: 8	H: 2 LOB: 2 BB: 0 P: 8	R: 0 E: 0 K: 0 S: 4	H: 1 LOB: 1 BB: 0 P: 4	R: 0 E: 0 K: 1 S: 6	H: 1 LOB: 1 BB: 0 P: 6	R: 0 E: 0 K: 0 S: 3	H: 0 LOB: 1 BB: 1 P: 7	R: 1 E: 0 K: 2 S: 9	H: 2 LOB: 1 BB: 0 P: 9	1B: 7 2B: 1 3B: 1 HR: 0	SF: 0 SAC: 1 DP: 1 HBP: 0	WP: 2 PB: 2 SB: 1 CS: 0	PA: 36																				
PITCHER	IP	WLS	BF	H	R	ER	SO	BB	IBB	HBP	BLK	WP	HR	S	P	ERA	WHIP	PITCHER								IP	WLS	BF	H	R	ER	SO	BB	IBB	HBP	BLK	WP	HR	S	P	ERA	WHIP
Lee Stange, R ERA: 2.6 (1, 1)	7.0		27	6	1	0	8	0	0	0	0	2	0	43	43	0.00	0.857																									
John Wyatt, R ERA: 2.33 (8, 1)	2.0	W	9	2	1	1	2	1	0	0	0	0	0	12	16	4.50	1.500																									

AB	34
R	2
H	8
RBI	1
BB	1
SO	10
LOB	16



Batter	1	2	3	4	5	6	7	8	9	AB	R	H	RBI	BB	SO	LOB	BOTTOM																										
Mike Andrews, R OBP: 0.340, SLG: 0.346 (1, 4)	FC6-4							6-3		4	0	2	0	0	0	1	Kansas City Athletics @ Boston Red Sox Fenway Park, Boston, MA Wed Sep 13 1967, 3:33 AM EDT Att: 12,257 - Unknown																										
Jerry Adair, R OBP: 0.304, SLG: 0.341 (1, 5)	F7									4	1	2	0	0	0	2																											
Joe Foy, R OBP: 0.327, SLG: 0.431 (8, FR)	F7									0	1	0	0	0	0	0																											
Carl Yastrzemski, L OBP: 0.492, SLG: 0.595 (1, 7)	FC9-4-6									3	0	0	0	1	0	3																											
George Scott, R OBP: 0.376, SLG: 0.473 (1, 3)	F8									4	0	2	0	0	0	2																											
Ken Harrelson, R OBP: 0.318, SLG: 0.435 (1, 9)	F8									2	1	0	0	2	0	2																											
George Thomas, R OBP: 0.258, SLG: 0.262 (9, 9)	F8									0	0	0	0	0	0	0																											
Rico Petrocelli, R OBP: 0.342, SLG: 0.438 (1, 6)	K									4	1	2	3	0	2	2																											
Reggie Smith, S OBP: 0.321, SLG: 0.402 (1, 8)	K									4	0	1	1	0	1	5																											
Mike Ryan, R OBP: 0.287, SLG: 0.263 (1, 2)	K									4	0	0	0	0	2	2																											
Lee Stange, R OBP: 0.098, SLG: 0.083 (1, 1)	E6									2	0	0	0	0	0	0																											
Jose Tartabull, L OBP: 0.280, SLG: 0.236 (7, PH)	E6									1	0	0	0	0	0	0																											
John Wyatt, R OBP: 0.214, SLG: 0.083 (8, 1)	FC6-4									0	0	0	0	0	0	0																											
Inning Stats	R: 0 E: 0 K: 0 S: 3	H: 1 LOB: 0 BB: 0 P: 3	R: 0 E: 0 K: 1 S: 5	H: 0 LOB: 0 BB: 0 P: 5	R: 0 E: 1 K: 2 S: 8	H: 0 LOB: 1 BB: 0 P: 8	R: 1 E: 0 K: 0 S: 5	H: 3 LOB: 2 BB: 1 P: 9	R: 0 E: 0 K: 0 S: 4	H: 1 LOB: 1 BB: 0 P: 4	R: 0 E: 0 K: 1 S: 6	H: 1 LOB: 2 BB: 1 P: 10	R: 0 E: 0 K: 1 S: 5	H: 0 LOB: 0 BB: 0 P: 5	R: 3 E: 0 K: 0 S: 6	H: 3 LOB: 2 BB: 1 P: 10	1B: 8 2B: 3 3B: 0 HR: 0	SF: 0 SAC: 0 DP: 2 HBP: 0	WP: 0 PB: 1 SB: 2 CS: 0	PA: 35																							
PITCHER	IP	WLS	BF	H	R	ER	SO	BB	IBB	HBP	BLK	WP	HR	S	P	ERA	WHIP	PITCHER								IP	WLS	BF	H	R	ER	SO	BB	IBB	HBP	BLK	WP	HR	S	P	ERA	WHIP	
Roberto Rodriguez, R ERA: 3.25 (1, 1)	4.0		16	4	1	1	3	0	0	0	0	0	0	21	25	2.25	1.000																										
Bill Stafford, R ERA: 1.72 (5, 1)	1.0		6	2	0	0	0	1	0	0	0	0	0	5	9	0.00	3.000																										
Diego Segui, R ERA: 3.0 (6, 1)	1.0		3	0	0	0	1	0	0	0	0	0	0	5	5	0.00	0.000																										
Jack Aker, R ERA: 4.4 (7, 1)	1.2	L	9	3	3	3	1	0	1	0	0	0	0	10	14	16.20	1.800																										
Lew Krausse, R ERA: 4.2 (8, 1)	0.1		1	0	0	0	0	0	0	0	0	0	0	1	1	0.00	0.000																										

AB	32
R	4
H	9
RBI	4
BB	3
SO	5
LOB	19




Batter	1	2	3	4	5	6	7	8	9	10	11	AB	R	H	RBI	BB	SO	LOB	TOP						
Ted Kubiak, S OBP: 0.244, SLG: 0.211 (1, 6)	5-3		F4			F7		1B			1-3	5	0	1	0	0	0	0							
John Donaldson, L OBP: 0.358, SLG: 0.358 (1, 4)	FC5-4 1B			4-3		F7		F8			1B	5	0	2	0	0	0	1							
Joe Rudi, R OBP: 0.227, SLG: 0.200 (1, 3)	FC5-4 FC6-4 1-2			K		5-3					1-3	5	0	0	0	0	1	2							
Danny Cater, R OBP: 0.314, SLG: 0.339 (1, 7)	FC6-4 1-2			5-3				1B G4-6-3 1B			1-3	4	1	1	0	0	0	1							
Sal Bando, R OBP: 0.290, SLG: 0.209 (1, 5)		4-3				K		1B G4-6-3 1B			K	4	0	1	0	0	2	0							
Reggie Jackson, L OBP: 0.278, SLG: 0.309 (1, 9)		F8				F8		G4-6-3 1-2 3-H			G3	4	0	0	0	0	1								
Joe Nosssek, R OBP: 0.222, SLG: 0.255 (1, 8)				K				K			F8	4	0	1	0	0	2	0							
Dave Duncan, R OBP: 0.222, SLG: 0.362 (1, 2)				K				F6			K	3	0	0	0	1	2	0							
Chuck Dobson, R OBP: 0.179, SLG: 0.179 (1, 1)				K				K				3	0	0	0	0	3	2							
Lew Krausse, R OBP: 0.167, SLG: 0.244 (10, 1)				K				K			F4	1	0	0	0	0	0	0							
Inning Stats	R: 0 E: 0 K: 0 S: 4	H: 1 LOB: 1 BB: 0 P: 4	R: 0 E: 0 K: 1 S: 5	H: 0 LOB: 0 BB: 0 P: 5	R: 0 E: 0 K: 2 S: 7	H: 0 LOB: 0 BB: 0 P: 7	R: 0 E: 0 K: 1 S: 5	H: 1 LOB: 2 BB: 1 P: 12	R: 0 E: 0 K: 2 S: 8	H: 0 LOB: 0 BB: 0 P: 3	R: 1 E: 0 K: 1 S: 6	H: 2 LOB: 0 BB: 0 P: 6	R: 0 E: 0 K: 1 S: 6	H: 1 LOB: 1 BB: 0 P: 6	R: 0 E: 0 K: 1 S: 5	H: 0 LOB: 0 BB: 0 P: 5	R: 0 E: 0 K: 1 S: 5	H: 0 LOB: 0 BB: 0 P: 5	R: 0 E: 0 K: 0 S: 4	H: 1 LOB: 1 BB: 0 P: 4	1B: 6 2B: 0 3B: 0 HR: 0	SF: 0 SAC: 0 DP: 1 HBP: 0	WP: 0 PB: 0 SB: 0 CS: 0	PA: 39	
PITCHER	IP 10.0	WLS 10	BF 35	H 5	R 1	ER 1	SO 10	BB 1	IBB 0	HBP 0	BLK 0	WP 0	HR 0	S 54	P 58	ERA 0.90	WHIP 0.600								
George Brunet, L ERA: 3.03 (1, 1)																									
Bobby Locke, R ERA: 4.15 (11, 1)	1.0	W	4	1	0	0	0	0	0	0	0	0	0	4	4	0.00	1.000								

Kansas City Athletics @ California Angels
Anaheim Stadium, Anaheim, CA
Fri Sep 15 1967, 10:05 PM EDT
Att: 11,922 - Unknown

livebaseballscorecards.com

AB 38
R 1
H 6
RBI 0
BB 1
SO 10
LOB 7



Batter	1	2	3	4	5	6	7	8	9	10	11	AB	R	H	RBI	BB	SO	LOB	BOTTOM						
Aurelio Rodriguez, R OBP: 0.278, SLG: 0.380 (1, 5)	F4		5-3								F9	5	0	2	0	0	0	0							
Jay Johnstone, L OBP: 0.221, SLG: 0.281 (1, 8)	1B		4-3					2B			4-3	5	0	1	0	0	1	4							
Jim Fregosi, R OBP: 0.356, SLG: 0.392 (1, 6)	1B							F7			1-3	5	1	2	0	0	0	2							
Jimmie Hall, L OBP: 0.315, SLG: 0.409 (1, 9)	FC4-6 1-2			K				4-3			F7	5	0	0	0	0	1	3							
Don Mincher, L OBP: 0.382, SLG: 0.492 (1, 3)								4-3			WP 1B	5	1	3	1	0	1	0							
Rick Reichardt, R OBP: 0.368, SLG: 0.379 (1, 7)								F3			2B	5	0	1	1	0	0	2							
Buck Rodgers, S OBP: 0.286, SLG: 0.289 (1, 2)								F7			1B	4	0	0	0	0	2								
Bobby Knoop, R OBP: 0.302, SLG: 0.353 (1, 4)								FC1-5 2B			6-3	4	0	1	0	0	0	1							
George Brunet, R OBP: 0.079, SLG: 0.066 (1, 1)								FC1-5 1B			F9	3	0	1	0	0	1	1							
Roger Repoz, L OBP: 0.328, SLG: 0.408 (10, PH)								2B				1	0	0	0	0	0	0							
Bobby Locke, R OBP: 0.500, SLG: 0.500 (11, 1)								1B				0	0	0	0	0	0	0							
Inning Stats	R: 0 E: 0 K: 0 S: 4	H: 2 LOB: 2 BB: 0 P: 4	R: 0 E: 0 K: 0 S: 4	H: 1 LOB: 1 BB: 0 P: 4	R: 0 E: 0 K: 1 S: 5	H: 0 LOB: 0 BB: 0 P: 5	R: 1 E: 0 K: 1 S: 7	H: 2 LOB: 1 BB: 0 P: 7	R: 0 E: 0 K: 0 S: 3	H: 0 LOB: 0 BB: 0 P: 3	R: 0 E: 0 K: 1 S: 5	H: 2 LOB: 2 BB: 0 P: 7	R: 0 E: 0 K: 1 S: 5	H: 0 LOB: 0 BB: 0 P: 5	R: 0 E: 0 K: 0 S: 3	H: 0 LOB: 0 BB: 0 P: 3	R: 0 E: 0 K: 0 S: 3	H: 0 LOB: 0 BB: 0 P: 3	R: 1 E: 0 K: 0 S: 4	H: 2 LOB: 1 BB: 0 P: 4	1B: 8 2B: 3 3B: 0 HR: 0	SF: 0 SAC: 0 DP: 0 HBP: 0	WP: 1 PB: 0 SB: 0 CS: 0	PA: 42	
PITCHER	IP 9.0	WLS 7	BF 35	H 9	R 1	ER 1	SO 4	BB 0	IBB 0	HBP 0	BLK 0	WP 0	HR 0	S 43	P 43	ERA 1.00	WHIP 1.000								
Chuck Dobson, R ERA: 3.71 (1, 1)																									
Lew Krausse, R ERA: 4.21 (10, 1)	1.2	L	7	2	1	1	0	0	0	0	0	1	0	7	7	5.40	1.200								

Kansas City Athletics @ California Angels
Anaheim Stadium, Anaheim, CA
Fri Sep 15 1967, 10:05 PM EDT
Att: 11,922 - Unknown

livebaseballscorecards.com

AB 42
R 2
H 11
RBI 2
BB 0
SO 4
LOB 15



Batter	1	2	3	4	5	6	7	8	9	AB	R	H	RBI	BB	SO	LOB	TOP										
Ted Kubiak, S OBP: 0.264, SLG: 0.215 (1, 6)										3	0	1	0	2	1	0	Kansas City Athletics @ California Angels Anaheim Stadium, Anaheim, CA Sat Sep 16 1967, 10:05 PM EDT Att: 17,410 - Unknown										
Weldon Bowlin, R OBP: 0.333, SLG: 0.333 Sal Bando, R OBP: 0.284, SLG: 0.205 (1, 5) (7, PH) (7, 5)										3	0	1	0	0	0	2											
John Donaldson, L OBP: 0.354, SLG: 0.356 (1, 4)										5	0	1	0	0	0	2											
Reggie Jackson, L OBP: 0.279, SLG: 0.309 (1, 9) (8, 8)										3	1	1	0	0	1	0											
Danny Cater, R OBP: 0.317, SLG: 0.342 (1, 7)										4	0	3	0	0	0	2											
Jim Coogler, L OBP: 0.339, SLG: 0.345 Mike Hershberger, R OBP: 0.324, SLG: 0.327 (1, 8) (8, PH) (8, 9)										2	0	0	0	1	1	3											
Joe Rudi, R OBP: 0.231, SLG: 0.208 (1, 3)										4	0	1	0	0	0	3											
Dave Duncan, R OBP: 0.224, SLG: 0.370 (1, 2)										4	0	1	0	0	2	4											
Tony Pierce, R Ray Webster, L Dick Green, L Diego Segui, R Paul Lindblad, L Tim Lillard, L (1, 1) (7, PH) (7, PH) (7, 1) (8, 1) (8, PH) (8, PH)										2	0	0	0	0	0	1											
Inning Stats	R: 0 E: 0 K: 0 S: 3	H: 0 LOB: 0 BB: 0 P: 3	R: 0 E: 0 K: 2 S: 8	H: 1 LOB: 1 BB: 0 P: 8	R: 0 E: 0 K: 1 S: 5	H: 0 LOB: 0 BB: 0 P: 5	R: 0 E: 0 K: 0 S: 5	H: 2 LOB: 2 BB: 0 P: 5	R: 0 E: 0 K: 1 S: 6	H: 1 LOB: 2 BB: 1 P: 10	R: 1 E: 0 K: 1 S: 7	H: 2 LOB: 2 BB: 1 P: 11	R: 0 E: 0 K: 0 S: 3	H: 0 LOB: 1 BB: 1 P: 7	R: 0 E: 0 K: 1 S: 7	H: 2 LOB: 2 BB: 0 P: 7		R: 0 E: 0 K: 1 S: 6	H: 1 LOB: 1 BB: 0 P: 6	1B: 8 2B: 1 3B: 0 HR: 0	SF: 0 SAC: 1 DP: 0 HBP: 0	WP: 1 PB: 0 SB: 0 CS: 0	PA: 39				
PITCHER	IP	WLS	BF	H	R	ER	SO	BB	IBB	HBP	BLK	WP	HR	S	P	ERA	WHIP										
Jack Hamilton, R ERA: 3.11 (1, 1)	6.0	W	26	6	1	1	5	2	0	0	0	1	0	34	42	1.50	1.333										
Curt Simmons, L ERA: 4.47 (7, 1)	1.2		8	2	0	0	0	1	0	0	0	0	0	7	11	0.00	1.800										
Minnie Rojas, R ERA: 2.48 (8, 1)	1.1	S	5	1	0	0	2	0	0	0	0	0	0	9	9	0.00	0.750										

AB 35
R 1
H 9
RBI 0
BB 3
SO 7
LOB 20



Batter	1	2	3	4	5	6	7	8	9	AB	R	H	RBI	BB	SO	LOB	BOTTOM										
Aurelio Rodriguez, R OBP: 0.276, SLG: 0.373 (1, 5)										4	1	1	0	0	0	1	Kansas City Athletics @ California Angels Anaheim Stadium, Anaheim, CA Sat Sep 16 1967, 10:05 PM EDT Att: 17,410 - Unknown										
Jay Johnstone, L OBP: 0.230, SLG: 0.286 (1, 8)										3	0	2	0	1	1	1											
Jim Fregosi, R OBP: 0.353, SLG: 0.389 (1, 6)										4	0	0	0	0	1	4											
Rick Reichardt, R OBP: 0.313, SLG: 0.391 (1, 7)										4	1	4	2	0	0	0											
Bubba Morton, R OBP: 0.394, SLG: 0.403 (1, 9)										3	0	1	0	0	0	2											
Bill Skowron, R OBP: 0.242, SLG: 0.254 Don Mincher, L OBP: 0.383, SLG: 0.492 (1, 3) (8, PH) (9, 3)										3	0	0	0	0	0	2											
Hawk Taylor, R OBP: 0.313, SLG: 0.400 Jimmie Hall, L OBP: 0.315, SLG: 0.409 Woodie Held, R OBP: 0.313, SLG: 0.331 Buck Rodgers, S OBP: 0.286, SLG: 0.289 (1, 2) (8, PH) (8, PH) (8, 2)										3	0	1	0	0	0	0											
Bobby Knoop, R OBP: 0.300, SLG: 0.350 (1, 4)										4	0	0	0	0	0	3											
Jack Hamilton, R OBP: 0.122, SLG: 0.195 Curt Simmons, L OBP: 0.162, SLG: 0.189 Minnie Rojas, R OBP: 0.125, SLG: 0.067 (1, 1) (7, 1) (8, 1)										2	0	1	0	0	1	0											
Inning Stats	R: 1 E: 0 K: 1 S: 8	H: 3 LOB: 2 BB: 0 P: 8	R: 0 E: 0 K: 1 S: 5	H: 0 LOB: 0 BB: 0 P: 5	R: 0 E: 0 K: 0 S: 4	H: 0 LOB: 0 BB: 1 P: 8	R: 0 E: 0 K: 0 S: 3	H: 0 LOB: 0 BB: 0 P: 3	R: 0 E: 0 K: 1 S: 6	H: 2 LOB: 1 BB: 0 P: 6	R: 1 E: 0 K: 0 S: 5	H: 2 LOB: 1 BB: 0 P: 5	R: 0 E: 0 K: 0 S: 4	H: 1 LOB: 1 BB: 0 P: 4	R: 0 E: 0 K: 0 S: 4	H: 1 LOB: 2 BB: 1 P: 8		1B: 9 2B: 1 3B: 0 HR: 1	SF: 0 SAC: 1 DP: 1 HBP: 0	WP: 0 PB: 0 SB: 1 CS: 0	PA: 35						
PITCHER	IP	WLS	BF	H	R	ER	SO	BB	IBB	HBP	BLK	WP	HR	S	P	ERA	WHIP										
Tony Pierce, L ERA: 3.01 (1, 1)	6.0	L	26	8	2	2	3	1	0	0	0	0	1	31	35	3.00	1.500										
Diego Segui, R ERA: 2.64 (7, 1)	1.1		7	2	0	0	0	0	1	0	0	0	0	6	10	0.00	1.500										
Paul Lindblad, L ERA: 3.72 (8, 1)	0.2		2	0	0	0	0	0	0	0	0	0	0	2	2	0.00	0.000										

AB 32
R 2
H 10
RBI 2
BB 2
SO 3
LOB 15



Batter	1	2	3	4	5	6	7	8	9	AB	R	H	RBI	BB	SO	LOB	TOP		
Ted Kubiak, S (1, 6) OBP: 0.253, SLG: 0.205	F7		F7			5-3		G4-6-3		4	0	0	0	0	0	1			
John Donaldson, L (1, 4) OBP: 0.350, SLG: 0.352	F8			F9		3-1			G3	4	0	0	0	0	0	0			
Joe Rudi, R (1, 3) OBP: 0.241, SLG: 0.222 Ray Webster, L (9, PH) OBP: 0.327, SLG: 0.428	K				1B		K		F3	3	0	1	0	0	2	0			
Danny Cater, R (1, 7) OBP: 0.317, SLG: 0.340 Joe Nossek, R (9, PR) OBP: 0.222, SLG: 0.255		5-3			K		4-3		HBP	3	0	0	0	0	1	1			
Mike Hershberger, R (1, 9) OBP: 0.324, SLG: 0.326		K			1-3				F6	4	0	1	0	0	1	2			
Reggie Jackson, L (1, 8) OBP: 0.281, SLG: 0.340																			
Weldon Bowlin, R (1, 5) OBP: 0.200, SLG: 0.200 Sal Bando, R (8, PH) OBP: 0.291, SLG: 0.225																			
Dave Duncan, R (1, 2) OBP: 0.228, SLG: 0.368																			
George Lauzerique, R (1, 1) OBP: 0.263, SLG: 0.302 Dick Green, R (8, PH) OBP: 0.338, SLG: 0.345 Jim Gosper, L (8, PH) OBP: 0.206, SLG: 0.324 Paul Lindblad, L (8, 1) OBP: 0.206, SLG: 0.324																			
Inning Stats	R: 0 E: 0 K: 1 S: 5	H: 0 LOB: 0 BB: 0 P: 5	R: 1 E: 0 K: 1 S: 6	H: 1 LOB: 0 BB: 0 P: 6	R: 0 E: 0 K: 1 S: 5	H: 0 LOB: 0 BB: 0 P: 5	R: 0 E: 0 K: 1 S: 6	H: 1 LOB: 1 BB: 0 P: 6	R: 0 E: 0 K: 0 S: 3	H: 0 LOB: 0 BB: 0 P: 3	R: 0 E: 0 K: 0 S: 3	H: 1 LOB: 1 BB: 0 P: 8	R: 1 E: 0 K: 0 S: 4	H: 2 LOB: 0 BB: 0 P: 4	R: 0 E: 0 K: 0 S: 3	H: 0 LOB: 1 BB: 0 P: 4	1B: 3 2B: 1 3B: 0 HR: 1	SF: 1 SAC: 0 DP: 1 HBP: 1	WP: 0 PA: 32 SB: 0 CS: 0
PITCHER	IP	WLS	BF	H	R	ER	SO	BB	IBB	HBP	BLK	WP	HR	S	P	ERA	WHIP		
Jim Weaver, L (1, 1) ERA: 3.79	7.0	W	26	5	2	2	6	0	0	0	0	0	1	38	38	2.57	0.714		
Bobby Locke, R (8, 1) ERA: 3.38	2.0	S	6	0	0	0	0	0	0	1	0	0	0	5	6	0.00	0.000		

Kansas City Athletics @ California Angels
 Anaheim Stadium, Anaheim, CA
 Sun Sep 17 1967, 6:33 AM EDT
 Att: 10,993 - Unknown

AB	30
R	2
H	5
RBI	2
BB	0
SO	6
LOB	5



Batter	1	2	3	4	5	6	7	8	9	AB	R	H	RBI	BB	SO	LOB	BOTTOM		
Aurelio Rodriguez, R (1, 5) OBP: 0.263, SLG: 0.354	6-3		K							4	0	0	0	0	2	2			
Jay Johnstone, L (1, 8) OBP: 0.226, SLG: 0.281	G3		G3							4	0	0	0	0	0	3			
Jim Fregosi, R (1, 6) OBP: 0.351, SLG: 0.386	F4		F8							4	0	0	0	0	0	2			
Don Mincher, L (1, 3) OBP: 0.380, SLG: 0.487		F7			4-3					4	0	0	0	0	0	0			
Jimmie Hall, L (1, 9) OBP: 0.317, SLG: 0.408										3	1	1	0	1	1	0			
Rick Reichardt, R (1, 7) OBP: 0.314, SLG: 0.391										3	0	1	0	0	0	2			
Hawk Taylor, R (1, 2) OBP: 0.314, SLG: 0.390										2	1	0	0	1	0	2			
Bobby Knoop, R (1, 4) OBP: 0.304, SLG: 0.359										2	1	2	3	1	0	0			
Jim Weaver, L (1, 1) ERA: 3.88 Bobby Locke, R (8, 1) OBP: 0.500, SLG: 0.500										2	0	0	0	0	1	1			
Inning Stats	R: 0 E: 0 K: 0 S: 3	H: 0 LOB: 0 BB: 0 P: 3	R: 3 E: 0 K: 1 S: 7	H: 2 LOB: 1 BB: 1 P: 11	R: 0 E: 0 K: 1 S: 5	H: 0 LOB: 0 BB: 0 P: 5	R: 0 E: 0 K: 0 S: 3	H: 0 LOB: 1 BB: 1 P: 7	R: 0 E: 0 K: 0 S: 5	H: 1 LOB: 2 BB: 0 P: 5	R: 0 E: 0 K: 0 S: 4	H: 1 LOB: 1 BB: 0 P: 4	R: 0 E: 0 K: 1 S: 5	H: 0 LOB: 1 BB: 1 P: 9	R: 0 E: 0 K: 1 S: 5	H: 0 LOB: 0 BB: 0 P: 5	1B: 3 2B: 0 3B: 0 HR: 1	SF: 0 SAC: 1 DP: 0 HBP: 0	WP: 0 PA: 32 SB: 0 CS: 0
PITCHER	IP	WLS	BF	H	R	ER	SO	BB	IBB	HBP	BLK	WP	HR	S	P	ERA	WHIP		
George Lauzerique, R (1, 1) ERA: 3.88	7.0	L	29	4	3	3	3	3	0	0	0	0	1	32	44	3.86	1.000		
Paul Lindblad, L (8, 1) ERA: 3.69	1.0		3	0	0	0	1	0	0	0	0	0	0	5	5	0.00	0.000		

Kansas City Athletics @ California Angels
 Anaheim Stadium, Anaheim, CA
 Sun Sep 17 1967, 6:33 AM EDT
 Att: 10,993 - Unknown

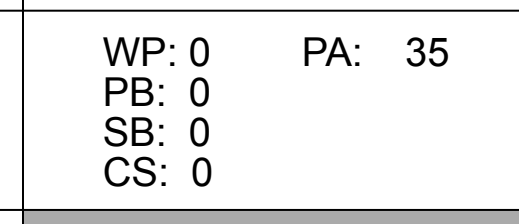
AB	28
R	3
H	4
RBI	3
BB	3
SO	4
LOB	12



Batter	1	2	3	4	5	6	7	8	9	10	AB	R	H	RBI	BB	SO	LOB	TOP	
Zoilo Versalles, R OBP: 0.253, SLG: 0.280 (1, 6)	F8		F2			4-3			F3		4	0	0	0	0	0	0		
Cesar Tovar, R OBP: 0.330, SLG: 0.365 (1, 5)	F6			6-3		K			K		4	0	0	0	0	2	0		
Hamon Killebrew, R OBP: 0.395, SLG: 0.527 (1, 3)	2B			G3 1B			F5		K		4	0	2	0	0	1	0		
Tony Oliva, L OBP: 0.343, SLG: 0.455 (1, 9)	4-3			G3			F7		4-3		4	0	0	0	0	2			
Bob Allison, R OBP: 0.347, SLG: 0.449 Pat Kelly, L (10, PR)		L1-3 1B		F5			K			BB 1B	4	0	2	0	0	1	1		
Sandy Valdespino, L OBP: 0.198, SLG: 0.211 (10, 7)										BB 1B	0	1	0	0	0	0	0		
Rod Carew, L OBP: 0.346, SLG: 0.415 (1, 4)		L1-3				F6			6-3	BB 1B E	3	1	0	0	1	0	1		
Ted Uhlaender, L OBP: 0.281, SLG: 0.382 (1, 8)				F4		F5		K		BB	4	0	1	1	0	1	0		
Jerry Zimmerman, R OBP: 0.246, SLG: 0.190 (1, 2)			F9			F9				1-H 2-H	4	0	0	0	0	2			
Jim Kaat, L OBP: 0.237, SLG: 0.267 (1, 1)			F3			K			F9		3	0	0	0	1	0			
Inning Stats	R: 0 E: 0 K: 0 S: 4	H: 1 LOB: 1 BB: 0 P: 4	R: 0 E: 0 K: 0 S: 3	H: 1 LOB: 0 BB: 0 P: 3	R: 0 E: 0 K: 0 S: 3	H: 0 LOB: 0 BB: 0 P: 3	R: 0 E: 0 K: 2 S: 7	H: 0 LOB: 0 BB: 0 P: 7	R: 0 E: 0 K: 1 S: 5	H: 0 LOB: 0 BB: 0 P: 5	R: 0 E: 0 K: 1 S: 5	H: 0 LOB: 0 BB: 0 P: 5	R: 0 E: 0 K: 1 S: 5	H: 0 LOB: 0 BB: 0 P: 5	R: 2 E: 1 K: 1 S: 7	H: 2 LOB: 2 BB: 1 P: 11	1B: 4 2B: 2 3B: 0 HR: 0	SF: 0 SAC: 0 DP: 1 HBP: 0	WP: 0 PA: 35
PITCHER Catfish Hunter, R ERA: 2.97 (1, 1)	IP: 10.0 WLS: L BF: 35 H: 5 R: 2 ER: 1 SO: 6 BB: 1 IBB: 0 HBP: 0 BLK: 0 WP: 0 HR: 0 S: 46 P: 50 ERA: 0.90 WHIP: 0.600																		

Minnesota Twins @ Kansas City Athletics
Municipal Stadium, Kansas City, MO
Mon Sep 18 1967, 8:05 PM EDT
Att: 4,215 - Unknown

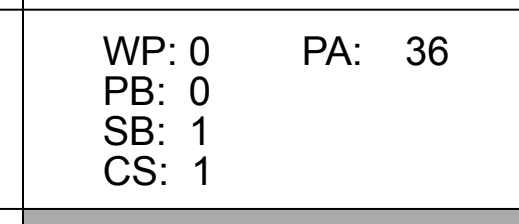
AB	34
R	2
H	5
RBI	1
BB	1
SO	6
LOB	6



Batter	1	2	3	4	5	6	7	8	9	10	AB	R	H	RBI	BB	SO	LOB	BOTTOM	
Bert Campaneris, R OBP: 0.294, SLG: 0.333 (1, 6)	F8		E S 1B			F8		F9			4	0	1	0	0	0	0		
John Donaldson, L OBP: 0.349, SLG: 0.390 (1, 4)	K		K			1B		K			4	0	1	0	0	3	1		
Sal Bando, R OBP: 0.299, SLG: 0.247 (1, 5)	1B			F3		F9			FC4-5 2B		4	0	2	0	0	0	1		
Mike Hershberger, R OBP: 0.321, SLG: 0.323 (1, 7)	F9			1-3		G3			FC4-5 CS		4	0	0	0	0	0	3		
Ray Webster, L OBP: 0.327, SLG: 0.427 Dick Green, R OBP: 0.263, SLG: 0.301 Joe Rudi, R OBP: 0.241, SLG: 0.222 (1, 3)		F7			K			FC1-6 1B			3	0	1	0	0	1	0		
Reggie Jackson, L OBP: 0.280, SLG: 0.330 (1, 9)		K				K		FC1-6 G3			1	0	0	0	0	1	1		
Joe Nossek, R OBP: 0.222, SLG: 0.255 (1, 8)		F6			E6 1B		G3		F2		4	0	1	0	0	2			
Phil Roof, R OBP: 0.276, SLG: 0.344 Dave Duncan, R OBP: 0.225, SLG: 0.364 (10, PH)				K		K		F3			3	0	0	0	2	2			
Catfish Hunter, R OBP: 0.169, SLG: 0.277 Ted Kubiak, S OBP: 0.250, SLG: 0.202 (10, PH)			F8			K		K		FC6	3	0	0	0	2	1			
Inning Stats	R: 0 E: 0 K: 1 S: 6	H: 1 LOB: 0 BB: 0 P: 6	R: 0 E: 0 K: 1 S: 5	H: 0 LOB: 0 BB: 0 P: 5	R: 0 E: 0 K: 2 S: 8	H: 1 LOB: 1 BB: 0 P: 8	R: 0 E: 1 K: 3 S: 10	H: 1 LOB: 1 BB: 0 P: 10	R: 0 E: 0 K: 0 S: 4	H: 1 LOB: 1 BB: 0 P: 4	R: 0 E: 0 K: 2 S: 7	H: 1 LOB: 0 BB: 0 P: 7	R: 0 E: 0 K: 1 S: 5	H: 1 LOB: 1 BB: 0 P: 5	R: 0 E: 0 K: 1 S: 5	H: 0 LOB: 0 BB: 0 P: 6	1B: 5 2B: 2 3B: 0 HR: 0	SF: 0 SAC: 0 DP: 1 HBP: 1	WP: 0 PA: 36
PITCHER Jim Kaat, L ERA: 3.22 (1, 1)	IP: 10.0 WLS: W BF: 36 H: 6 R: 0 ER: 0 SO: 12 BB: 0 IBB: 0 HBP: 1 BLK: 0 WP: 0 HR: 0 S: 59 P: 60 ERA: 0.00 WHIP: 0.600																		

Minnesota Twins @ Kansas City Athletics
Municipal Stadium, Kansas City, MO
Mon Sep 18 1967, 8:05 PM EDT
Att: 4,215 - Unknown

AB	35
R	0
H	6
RBI	0
BB	0
SO	12
LOB	14



Batter	1	2	3	4	5	6	7	8	9	AB	R	H	RBI	BB	SO	LOB	TOP								
Zoilo Versalles, R OBP: 0.253, SLG: 0.283 (1, 6)										5	1	1	0	0	1	5									
Cesar Tovar, R OBP: 0.326, SLG: 0.362 (1, 5)										5	0	0	0	0	0	1									
Harmon Killebrew, R OBP: 0.393, SLG: 0.528 Pat Kelly, L (8, PR)										5	2	2	0	0	1	1									
Rich Reese, L OBP: 0.288, SLG: 0.411 (8, 3)										0	0	0	0	0	0	0									
Tony Oliva, L OBP: 0.346, SLG: 0.457 (1, 9)										3	1	1	1	2	0	2									
Bob Allison, R OBP: 0.349, SLG: 0.452 Sandy Valdespino, L OBP: 0.199, SLG: 0.211 (1, 7) (8, 7)										5	1	3	2	0	1	2									
Rod Carew, L OBP: 0.346, SLG: 0.418 (1, 4)										4	2	1	0	1	0	2									
Ted Uhlhaender, L OBP: 0.282, SLG: 0.382 (1, 8)										5	1	2	2	0	1	1									
Jerry Zimmerman, R OBP: 0.254, SLG: 0.201 (1, 2)										4	0	3	2	0	1	1									
Dave Boswell, R OBP: 0.250, SLG: 0.315 (1, 1)										4	0	1	0	0	1	3									
Inning Stats	R: 1 E: 0 K: 1 S: 7	H: 2 LOB: 1 BB: 0 P: 7	R: 1 E: 0 K: 2 S: 9	H: 2 LOB: 1 BB: 0 P: 9	R: 1 E: 0 K: 0 S: 4	H: 2 LOB: 1 BB: 1 P: 8	R: 0 E: 0 K: 1 S: 6	H: 1 LOB: 1 BB: 0 P: 6	R: 1 E: 0 K: 0 S: 4	H: 1 LOB: 1 BB: 0 P: 8	R: 0 E: 1 K: 0 S: 4	H: 0 LOB: 1 BB: 0 P: 4	R: 4 E: 2 K: 0 S: 8	H: 4 LOB: 2 BB: 1 P: 12	R: 0 E: 0 K: 1 S: 6	H: 1 LOB: 1 BB: 0 P: 6	R: 0 E: 0 K: 1 S: 5	H: 1 LOB: 1 BB: 0 P: 5	1B: 9 2B: 4 3B: 2 HR: 0	SF: 0 SAC: 1 DP: 1 HBP: 0	WP: 0 PB: 0 SB: 0 CS: 1	PA: 44			
PITCHER	IP WLS BF H R ER SO BB IBB HBP BLK WP HR S P ERA WHIP	IP WLS BF H R ER SO BB IBB HBP BLK WP HR S P ERA WHIP	IP WLS BF H R ER SO BB IBB HBP BLK WP HR S P ERA WHIP	IP WLS BF H R ER SO BB IBB HBP BLK WP HR S P ERA WHIP	IP WLS BF H R ER SO BB IBB HBP BLK WP HR S P ERA WHIP	IP WLS BF H R ER SO BB IBB HBP BLK WP HR S P ERA WHIP	IP WLS BF H R ER SO BB IBB HBP BLK WP HR S P ERA WHIP	IP WLS BF H R ER SO BB IBB HBP BLK WP HR S P ERA WHIP	IP WLS BF H R ER SO BB IBB HBP BLK WP HR S P ERA WHIP	IP WLS BF H R ER SO BB IBB HBP BLK WP HR S P ERA WHIP	IP WLS BF H R ER SO BB IBB HBP BLK WP HR S P ERA WHIP	IP WLS BF H R ER SO BB IBB HBP BLK WP HR S P ERA WHIP	IP WLS BF H R ER SO BB IBB HBP BLK WP HR S P ERA WHIP	IP WLS BF H R ER SO BB IBB HBP BLK WP HR S P ERA WHIP	IP WLS BF H R ER SO BB IBB HBP BLK WP HR S P ERA WHIP	IP WLS BF H R ER SO BB IBB HBP BLK WP HR S P ERA WHIP	IP WLS BF H R ER SO BB IBB HBP BLK WP HR S P ERA WHIP	IP WLS BF H R ER SO BB IBB HBP BLK WP HR S P ERA WHIP	IP WLS BF H R ER SO BB IBB HBP BLK WP HR S P ERA WHIP	IP WLS BF H R ER SO BB IBB HBP BLK WP HR S P ERA WHIP	IP WLS BF H R ER SO BB IBB HBP BLK WP HR S P ERA WHIP	IP WLS BF H R ER SO BB IBB HBP BLK WP HR S P ERA WHIP	IP WLS BF H R ER SO BB IBB HBP BLK WP HR S P ERA WHIP	IP WLS BF H R ER SO BB IBB HBP BLK WP HR S P ERA WHIP	IP WLS BF H R ER SO BB IBB HBP BLK WP HR S P ERA WHIP

Minnesota Twins @ Kansas City Athletics
Municipal Stadium, Kansas City, MO
Tue Sep 19 1967, 4:33 AM EDT
Att: 3,515 - Unknown

AB 40
R 8
H 14
RBI 7
BB 3
SO 6
LOB 18



Batter	1	2	3	4	5	6	7	8	9	AB	R	H	RBI	BB	SO	LOB	BOTTOM								
Bert Campaneris, R OBP: 0.297, SLG: 0.334 (1, 6)										2	2	1	0	2	0	0									
John Donaldson, L OBP: 0.346, SLG: 0.347 (1, 4)										3	0	0	0	1	0	3									
Reggie Jackson, L OBP: 0.279, SLG: 0.321 (1, 9)										3	0	0	0	0	2	2									
Ray Webster, L OBP: 0.323, SLG: 0.422 (1, 3)										4	0	0	1	0	1	2									
Mike Hershberger, R OBP: 0.320, SLG: 0.321 (1, 7)										3	0	0	0	1	1	1									
Sal Bando, R OBP: 0.286, SLG: 0.237 (1, 5)										4	0	0	0	0	1	2									
Jim Gosger, L OBP: 0.339, SLG: 0.348 (1, 8)										3	0	1	0	1	0	0									
Dave Duncan, R OBP: 0.214, SLG: 0.346 (1, 2)										4	0	0	0	0	2	2									
Jim Nash, R OBP: 0.157, SLG: 0.106 Paul Lindblad, L OBP: 0.206, SLG: 0.324 Bill Stafford, R OBP: 0.305, SLG: 0.423 Rick Monday, L OBP: 0.125, SLG: 0.125 Jack Aker, R OBP: 0.233, SLG: 0.214 (1, 1) (7, 1) (7, 1) (8, 1) (8, 1) (8, 1)										1	0	0	0	1	1	1									
Inning Stats	R: 1 E: 0 K: 2 S: 7	H: 0 LOB: 1 BB: 1 P: 12	R: 0 E: 0 K: 2 S: 8	H: 1 LOB: 1 BB: 0 P: 8	R: 1 E: 0 K: 1 S: 6	H: 1 LOB: 2 BB: 2 P: 14	R: 0 E: 0 K: 1 S: 5	H: 0 LOB: 2 BB: 2 P: 13	R: 0 E: 0 K: 0 S: 3	H: 0 LOB: 0 BB: 0 P: 3	R: 0 E: 0 K: 0 S: 3	H: 0 LOB: 0 BB: 0 P: 3	R: 0 E: 0 K: 1 S: 5	H: 0 LOB: 0 BB: 0 P: 5	R: 0 E: 0 K: 1 S: 5	H: 0 LOB: 1 BB: 1 P: 9	1B: 1 2B: 1 3B: 0 HR: 0	SF: 0 SAC: 0 DP: 0 HBP: 1	WP: 2 PB: 0 SB: 1 CS: 0	PA: 36					
PITCHER	IP WLS BF H R ER SO BB IBB HBP BLK WP HR S P ERA WHIP	IP WLS BF H R ER SO BB IBB HBP BLK WP HR S P ERA WHIP	IP WLS BF H R ER SO BB IBB HBP BLK WP HR S P ERA WHIP	IP WLS BF H R ER SO BB IBB HBP BLK WP HR S P ERA WHIP	IP WLS BF H R ER SO BB IBB HBP BLK WP HR S P ERA WHIP	IP WLS BF H R ER SO BB IBB HBP BLK WP HR S P ERA WHIP	IP WLS BF H R ER SO BB IBB HBP BLK WP HR S P ERA WHIP	IP WLS BF H R ER SO BB IBB HBP BLK WP HR S P ERA WHIP	IP WLS BF H R ER SO BB IBB HBP BLK WP HR S P ERA WHIP	IP WLS BF H R ER SO BB IBB HBP BLK WP HR S P ERA WHIP	IP WLS BF H R ER SO BB IBB HBP BLK WP HR S P ERA WHIP	IP WLS BF H R ER SO BB IBB HBP BLK WP HR S P ERA WHIP	IP WLS BF H R ER SO BB IBB HBP BLK WP HR S P ERA WHIP	IP WLS BF H R ER SO BB IBB HBP BLK WP HR S P ERA WHIP	IP WLS BF H R ER SO BB IBB HBP BLK WP HR S P ERA WHIP	IP WLS BF H R ER SO BB IBB HBP BLK WP HR S P ERA WHIP	IP WLS BF H R ER SO BB IBB HBP BLK WP HR S P ERA WHIP	IP WLS BF H R ER SO BB IBB HBP BLK WP HR S P ERA WHIP	IP WLS BF H R ER SO BB IBB HBP BLK WP HR S P ERA WHIP	IP WLS BF H R ER SO BB IBB HBP BLK WP HR S P ERA WHIP	IP WLS BF H R ER SO BB IBB HBP BLK WP HR S P ERA WHIP	IP WLS BF H R ER SO BB IBB HBP BLK WP HR S P ERA WHIP	IP WLS BF H R ER SO BB IBB HBP BLK WP HR S P ERA WHIP	IP WLS BF H R ER SO BB IBB HBP BLK WP HR S P ERA WHIP	IP WLS BF H R ER SO BB IBB HBP BLK WP HR S P ERA WHIP

Minnesota Twins @ Kansas City Athletics
Municipal Stadium, Kansas City, MO
Tue Sep 19 1967, 4:33 AM EDT
Att: 3,515 - Unknown

AB 29
R 2
H 2
RBI 1
BB 6
SO 8
LOB 14



Batter	1	2	3	4	5	6	7	8	9	AB	R	H	RBI	BB	SO	LOB	TOP										
Bert Campaneris, R OBP: 0.295, SLG: 0.332	F7		1-3		K			K		4	0	0	0	0	2	2	Kansas City Athletics @ Minnesota Twins Metropolitan Stadium, Bloomington, MI Wed Sep 20 1967, 4:33 AM EDT Att: 7,445 - Unknown livebaseballscorecards.com										
John Donaldson, L OBP: 0.347, SLG: 0.346			F7		4-3			4-3		4	0	1	0	0	0	2											
Ray Webster, L OBP: 0.320, SLG: 0.417	K		4-3				4-3	3-1		4	0	0	0	0	1	1											
Rick Monday, L OBP: 0.316, SLG: 0.421	K			1-3					6-3	4	0	1	0	0	1	1											
Jim Gosger, L OBP: 0.336, SLG: 0.343		K		K			F5	K		4	0	0	0	0	3	1											
Sal Bando, R OBP: 0.287, SLG: 0.238		HR		1-3			K	6-3		4	1	1	0	0	1	1											
Reggie Jackson, L OBP: 0.272, SLG: 0.312		K					K			3	0	0	0	0	3	1											
Dave Duncan, R OBP: 0.218, SLG: 0.381					E5			K2-3		3	1	1	2	0	1	0											
Roberto Rodriguez, R Ken Suarez, R Blue Moon Odom, R	1-3							K		1	0	0	0	0	0	0	AB 32 R 2 H 4 RBI 2 BB 1 SO 13 LOB 9										
Inning Stats	R: 0 E: 0 K: 2 S: 8	H: 1 LOB: 1 BB: 0 P: 8	R: 2 E: 0 K: 2 S: 9	H: 2 LOB: 0 BB: 0 P: 9	R: 0 E: 0 K: 0 S: 3	H: 0 LOB: 0 BB: 0 P: 3	R: 0 E: 0 K: 1 S: 5	H: 0 LOB: 0 BB: 0 P: 5	R: 0 E: 1 K: 2 S: 8	H: 0 LOB: 2 BB: 1 P: 12	R: 0 E: 0 K: 1 S: 6	H: 1 LOB: 1 BB: 0 P: 6	R: 0 E: 0 K: 3 S: 9	H: 0 LOB: 0 BB: 0 P: 9	R: 0 E: 0 K: 1 S: 5	H: 0 LOB: 0 BB: 0 P: 5		R: 0 E: 0 K: 1 S: 5	H: 0 LOB: 0 BB: 0 P: 5	1B: 3 2B: 0 3B: 0 HR: 1	SF: 0 SAC: 0 DP: 0 HBP: 0	WP: 0 PB: 0 SB: 1 CS: 0	PA: 33				
PITCHER Dean Chance, R	IP	WLS	BF	H	R	ER	SO	BB	IBB	HBP	BLK	WP	HR	S	P	ERA	WHIP	PITCHER									
Dean Chance, R ERA: 2.5	9.0	W	33	4	2	2	13	1	0	0	0	0	1	58	62	2.00	0.556										

Batter	1	2	3	4	5	6	7	8	9	AB	R	H	RBI	BB	SO	LOB	BOTTOM										
Zoilo Versalles, R OBP: 0.254, SLG: 0.284	E8			F4			K			4	2	2	0	0	1	1	Kansas City Athletics @ Minnesota Twins Metropolitan Stadium, Bloomington, MI Wed Sep 20 1967, 4:33 AM EDT Att: 7,445 - Unknown livebaseballscorecards.com										
Cesar Tovar, R OBP: 0.327, SLG: 0.361	SH4-3		SH5-3		5-3		L5			2	0	0	0	0	0	0											
Harmon Killebrew, R Rich Reese, L	E7				5-3					3	1	2	2	1	0	0											
Tony Oliva, L										0	0	0	0	0	0	0											
										3	2	2	2	1	0	1											
Bob Allison, R Sandy Valdespino, L	L5-4		1-3					K		4	1	1	2	0	1	2											
										0	0	0	0	0	0	0											
Rod Carew, L OBP: 0.346, SLG: 0.415			K					4-3		3	0	0	0	1	2	0											
Ted Uhlhaender, L OBP: 0.282, SLG: 0.383		K							3-1	4	0	1	0	0	1	1	AB 29 R 6 H 8 RBI 6 BB 3 SO 8 LOB 9										
Jerry Zimmerman, R OBP: 0.251, SLG: 0.198										3	0	0	0	0	0	2											
Dean Chance, R OBP: 0.126, SLG: 0.035										3	0	0	0	0	3	2	AB 29 R 6 H 8 RBI 6 BB 3 SO 8 LOB 9										
Inning Stats	R: 1 E: 2 K: 0 S: 4	H: 2 LOB: 1 BB: 1 P: 8	R: 0 E: 0 K: 2 S: 7	H: 0 LOB: 1 BB: 1 P: 11	R: 3 E: 0 K: 1 S: 8	H: 3 LOB: 0 BB: 0 P: 8	R: 0 E: 0 K: 1 S: 6	H: 1 LOB: 1 BB: 0 P: 6	R: 2 E: 0 K: 1 S: 7	H: 2 LOB: 0 BB: 0 P: 7	R: 0 E: 0 K: 1 S: 5	H: 0 LOB: 0 BB: 0 P: 5	R: 0 E: 0 K: 1 S: 5	H: 0 LOB: 1 BB: 1 P: 9	R: 0 E: 0 K: 1 S: 5	H: 0 LOB: 0 BB: 0 P: 5		1B: 5 2B: 2 3B: 0 HR: 2	SF: 0 SAC: 2 DP: 1 HBP: 0	WP: 0 PB: 1 SB: 0 CS: 0	PA: 34						
PITCHER Roberto Rodriguez, R Blue Moon Odom, R	IP	WLS	BF	H	R	ER	SO	BB	IBB	HBP	BLK	WP	HR	S	P	ERA	WHIP	PITCHER									
Roberto Rodriguez, R ERA: 3.83 Blue Moon Odom, R ERA: 5.04	4.0	L	19	6	4	4	4	2	0	0	0	0	1	25	33	9.00	2.000										

Batter	1	2	3	4	5	6	7	8	9	AB	R	H	RBI	BB	SO	LOB	TOP				
Bert Campaneris, R OBP: 0.295, SLG: 0.331 (1, 6)										4	0	1	0	0	0	0					
John Donaldson, L OBP: 0.346, SLG: 0.346 (1, 4)										3	0	1	0	0	0	1					
Rick Monday, L OBP: 0.313, SLG: 0.418 (1, 8)										3	0	0	0	0	2	2					
Mike Hershberger, R OBP: 0.319, SLG: 0.319 (1, 7), (8, 9)										3	0	0	0	0	0	1					
Sal Bando, R OBP: 0.280, SLG: 0.231 (1, 5)										3	0	0	0	0	0	0					
Joe Rudi, R OBP: 0.212, SLG: 0.194 (1, 3)										3	0	0	0	0	0	0					
Reggie Jackson, L OBP: 0.268, SLG: 0.308 (8, PH)										2	0	0	0	0	1	0					
Joe Nosske, R OBP: 0.221, SLG: 0.253 (8, 7)										1	0	0	0	0	0	0					
Dave Duncan, R OBP: 0.211, SLG: 0.368 (1, 2)										3	0	0	0	0	2	0					
Chuck Dobson, R OBP: 0.174, SLG: 0.174 (1, 1)										2	0	0	0	0	0	0					
Paul Lindblad, L OBP: 0.209, SLG: 0.324 (7, 1)										0	0	0	0	0	0	0					
Lew Krausse, R OBP: 0.167, SLG: 0.244 (8, PH)										0	0	0	0	0	0	0					
Dick Green, R OBP: 0.262, SLG: 0.301 (8, PH)										1	0	0	0	0	1	0					
Inning Stats	R: 0 E: 0 K: 0 S: 4	H: 1 LOB: 1 BB: 0 P: 4	R: 0 E: 0 K: 1 S: 5	H: 0 LOB: 0 BB: 0 P: 5	R: 0 E: 0 K: 1 S: 5	H: 0 LOB: 0 BB: 0 P: 5	R: 0 E: 0 K: 0 S: 3	H: 1 LOB: 0 BB: 0 P: 3	R: 0 E: 0 K: 1 S: 5	H: 0 LOB: 0 BB: 0 P: 5	R: 0 E: 0 K: 1 S: 5	H: 0 LOB: 0 BB: 0 P: 5	R: 0 E: 0 K: 0 S: 3	H: 0 LOB: 0 BB: 0 P: 3	R: 0 E: 0 K: 1 S: 5	H: 0 LOB: 0 BB: 0 P: 5	1B: 2 2B: 0 3B: 0 HR: 0	SF: 0 SAC: 0 DP: 0 HBP: 0	WP: 0 PB: 0 SB: 1 CS: 1	PA: 28	
PITCHER Jim Merritt, L ERA: 2.38 (1, 1)	IP: 9.0 WLS: W BF: 28 H: 2 R: 0 ER: 0 SO: 6 BB: 0 IBB: 0 HBP: 0 BLK: 0 WP: 0 HR: 0 S: 40 P: 40 ERA: 0.00 WHIP: 0.222																				

Kansas City Athletics @ Minnesota Twins
Metropolitan Stadium, Bloomington, MI
Thu Sep 21 1967, 4:33 AM EDT
Att: 11,136 - Unknown

AB 28
R 0
H 2
RBI 0
BB 0
SO 6
LOB 4



Batter	1	2	3	4	5	6	7	8	9	AB	R	H	RBI	BB	SO	LOB	BOTTOM				
Zoilo Versalles, R OBP: 0.253, SLG: 0.282 (1, 6)										4	1	0	0	0	0	1					
Cesar Tovar, R OBP: 0.326, SLG: 0.359 (1, 5)										3	1	0	0	1	0	1					
Harmon Killebrew, R OBP: 0.389, SLG: 0.534 (7, PR)										3	1	1	2	1	0	0					
Pat Kelly, L OBP: 0.288, SLG: 0.411 (8, 3)										0	0	0	0	0	0	0					
Rich Reese, L OBP: 0.288, SLG: 0.411 (8, 3)										0	0	0	0	0	0	0					
Tony Oliva, L OBP: 0.349, SLG: 0.470 (1, 9)										4	1	2	1	0	0	1					
Bob Allison, R OBP: 0.349, SLG: 0.460 (1, 7)										4	0	2	0	0	0	3					
Sandy Valdespino, L OBP: 0.199, SLG: 0.211 (8, 7)										0	0	0	0	0	0	0					
Rod Carew, L OBP: 0.343, SLG: 0.412 (1, 4)										4	0	0	0	0	1	3					
Ted Uhlhaender, L OBP: 0.282, SLG: 0.382 (1, 8)										4	0	1	0	0	0	1					
Jerry Zimmerman, R OBP: 0.247, SLG: 0.194 (1, 2)										4	0	0	0	0	0	3					
Jim Merritt, L OBP: 0.210, SLG: 0.176 (1, 1)										3	0	1	0	0	2	0					
Inning Stats	R: 0 E: 0 K: 0 S: 3	H: 0 LOB: 0 BB: 0 P: 3	R: 0 E: 0 K: 0 S: 5	H: 2 LOB: 2 BB: 0 P: 5	R: 0 E: 0 K: 1 S: 5	H: 0 LOB: 0 BB: 0 P: 5	R: 0 E: 0 K: 0 S: 4	H: 1 LOB: 1 BB: 0 P: 4	R: 0 E: 0 K: 0 S: 4	H: 1 LOB: 1 BB: 0 P: 4	R: 3 E: 0 K: 0 S: 6	H: 3 LOB: 1 BB: 1 P: 10	R: 1 E: 2 K: 1 S: 7	H: 0 LOB: 2 BB: 1 P: 11	R: 0 E: 0 K: 1 S: 5	H: 0 LOB: 0 BB: 0 P: 5	1B: 4 2B: 1 3B: 0 HR: 2	SF: 0 SAC: 0 DP: 0 HBP: 0	WP: 0 PB: 0 SB: 0 CS: 0	PA: 35	
PITCHER Chuck Dobson, R ERA: 3.76 (1, 1)	IP: 5.0 WLS: L BF: 23 H: 7 R: 3 ER: 3 SO: 3 BB: 1 IBB: 0 HBP: 0 BLK: 0 WP: 0 HR: 2 S: 24 P: 28 ERA: 5.40 WHIP: 1.600																				
Paul Lindblad, L ERA: 3.53 (6, 1)	IP: 1.2 WLS: 0 BF: 8 H: 0 R: 1 ER: 0 SO: 1 BB: 0 IBB: 0 HBP: 0 BLK: 0 WP: 0 HR: 0 S: 9 P: 13 ERA: 0.00 WHIP: 0.000																				
Lew Krausse, R ERA: 4.18 (7, 1)	IP: 1.1 WLS: 0 BF: 4 H: 0 R: 0 ER: 0 SO: 1 BB: 0 IBB: 0 HBP: 0 BLK: 0 WP: 0 HR: 0 S: 6 P: 6 ERA: 0.00 WHIP: 0.000																				

Kansas City Athletics @ Minnesota Twins
Metropolitan Stadium, Bloomington, MI
Thu Sep 21 1967, 4:33 AM EDT
Att: 11,136 - Unknown

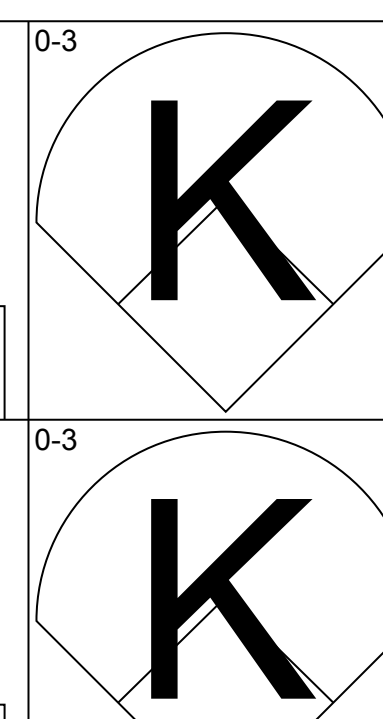
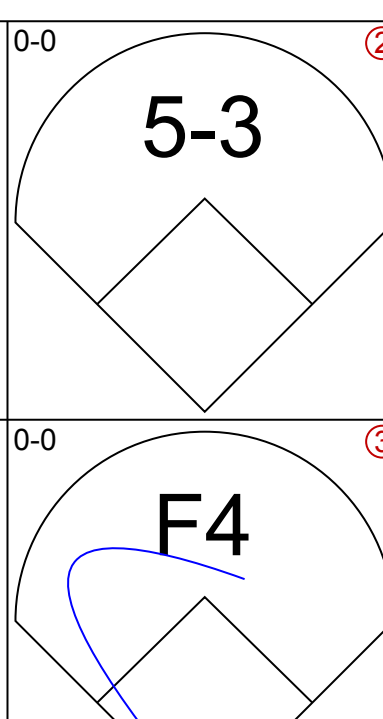
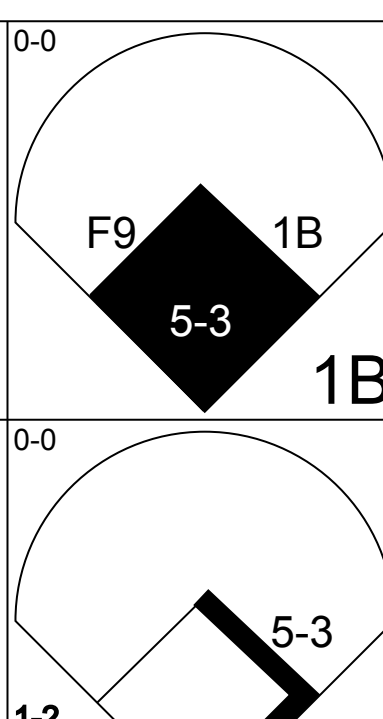
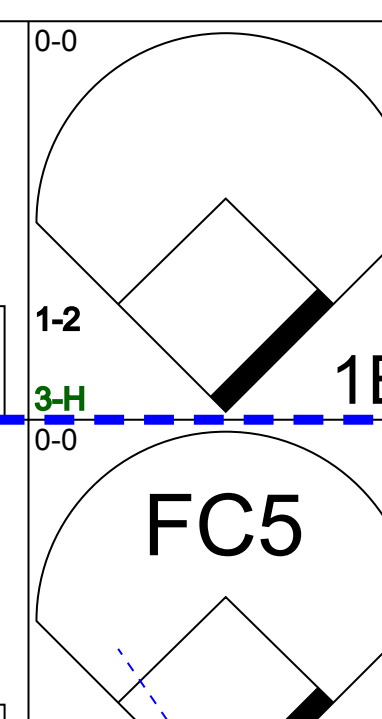
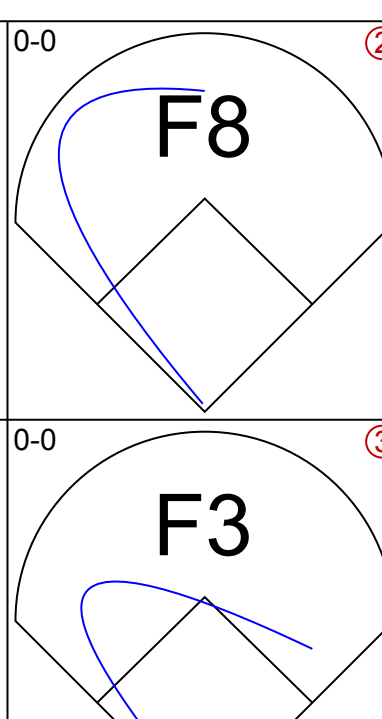
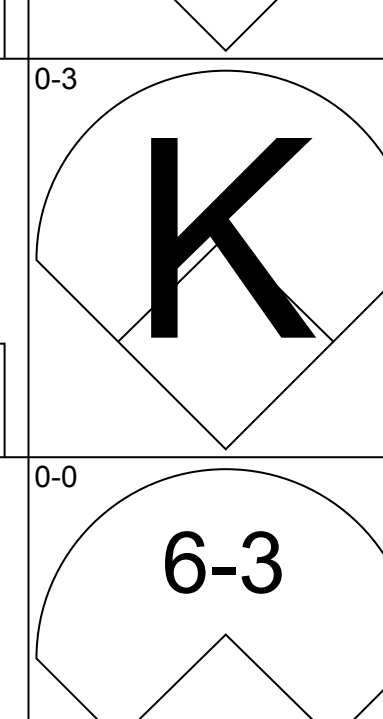
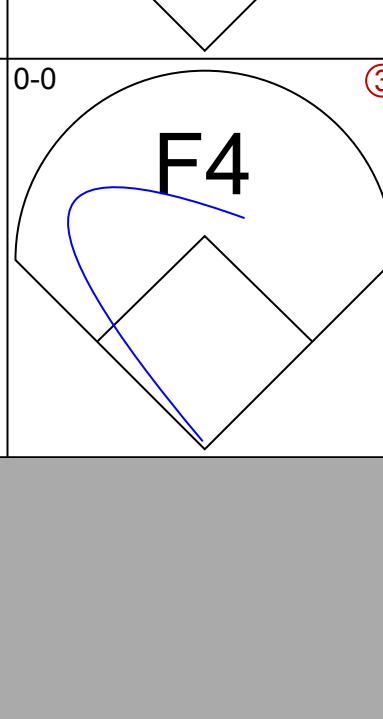
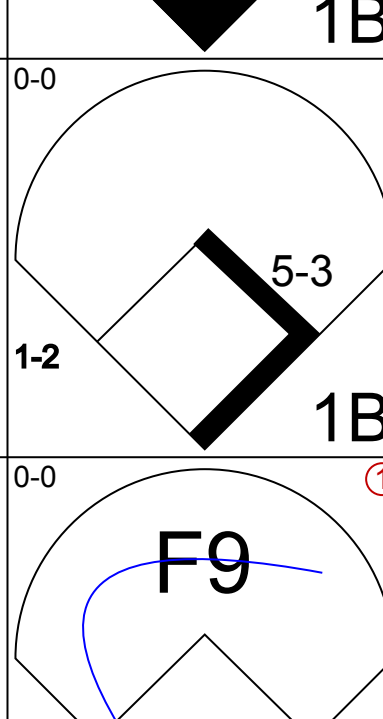
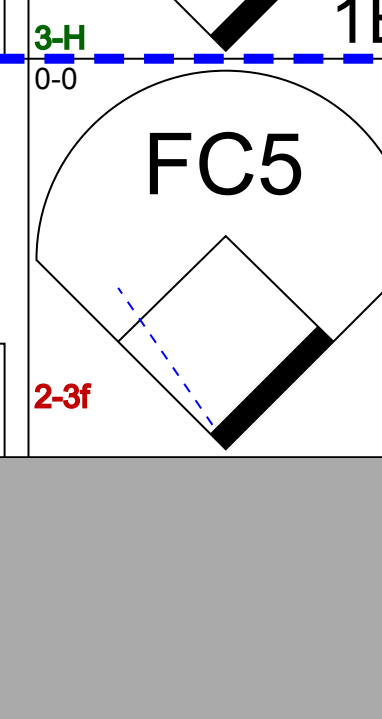
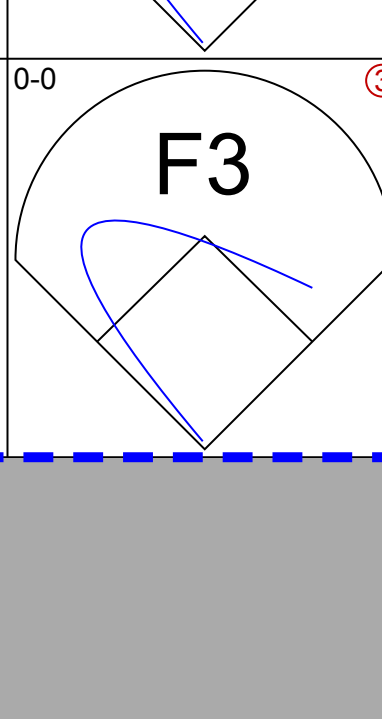
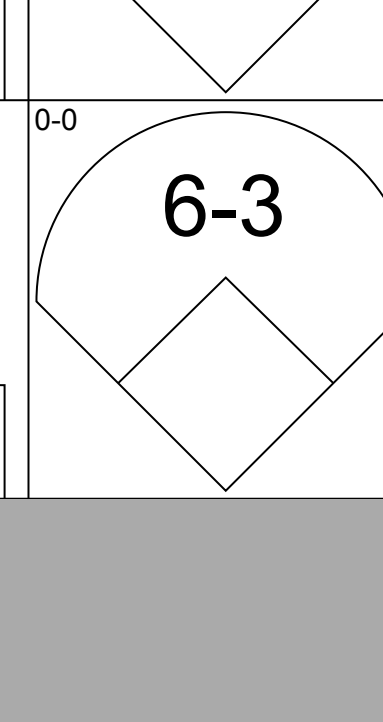
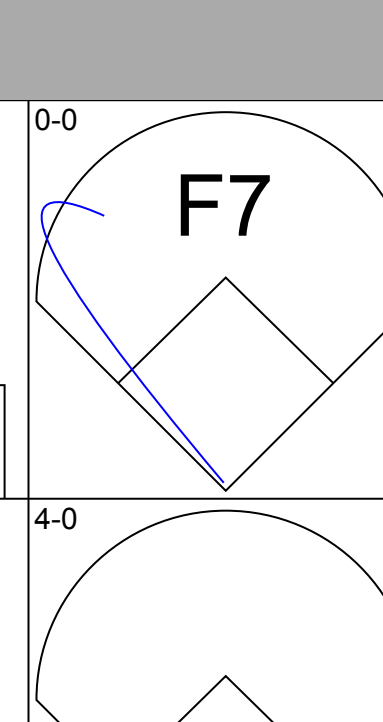
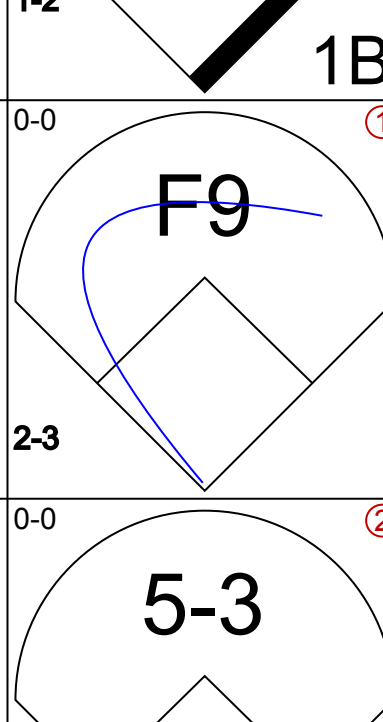
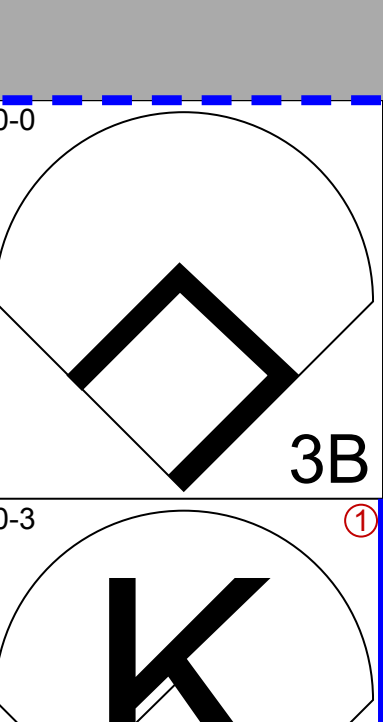
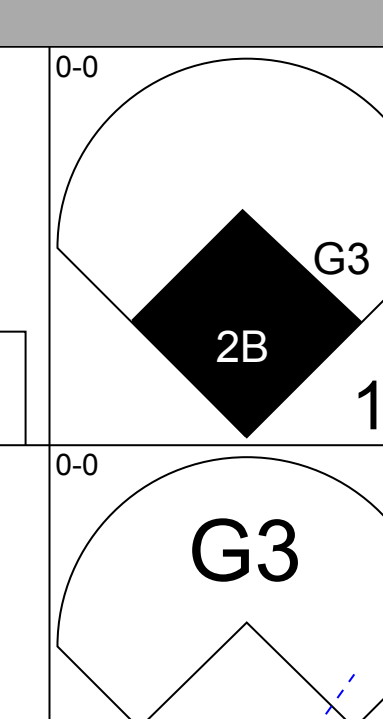
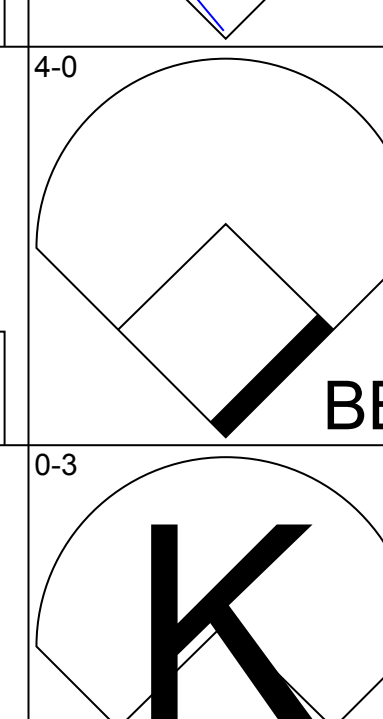
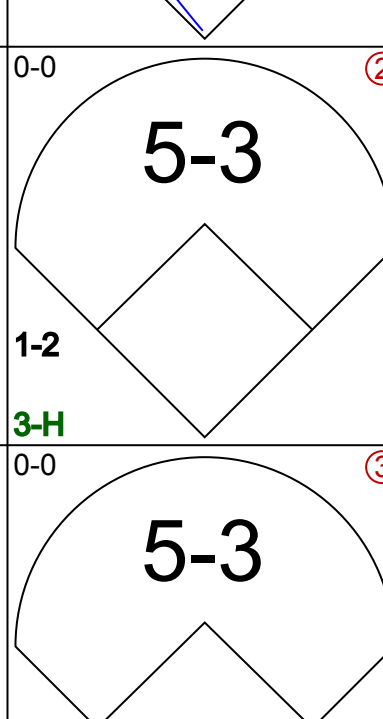
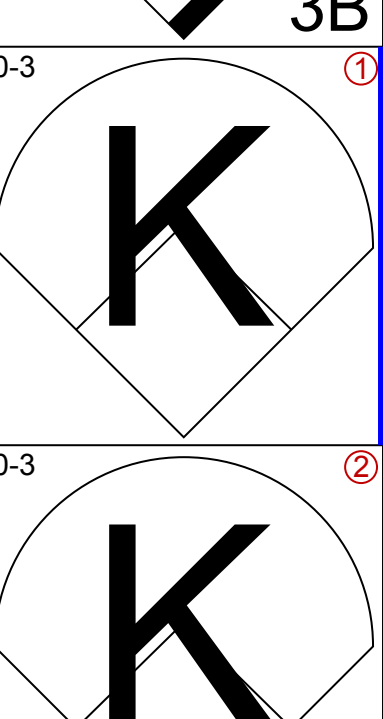
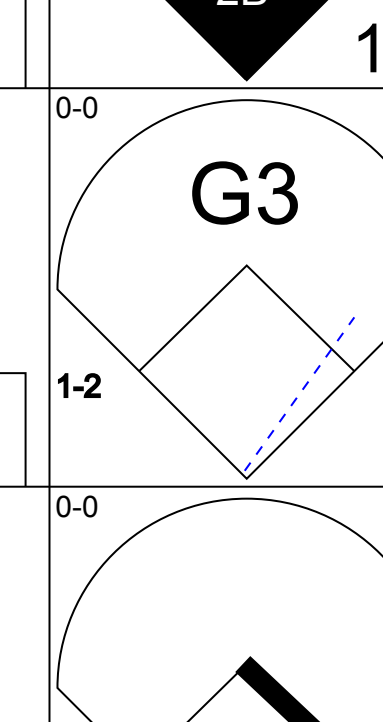
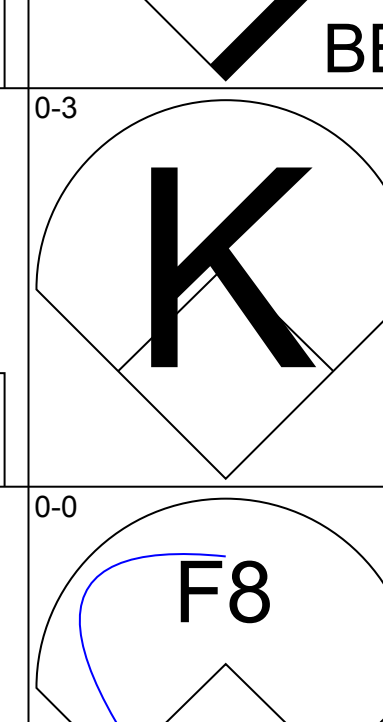
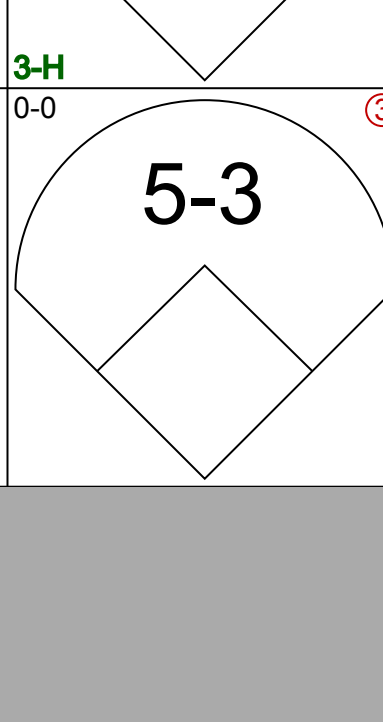
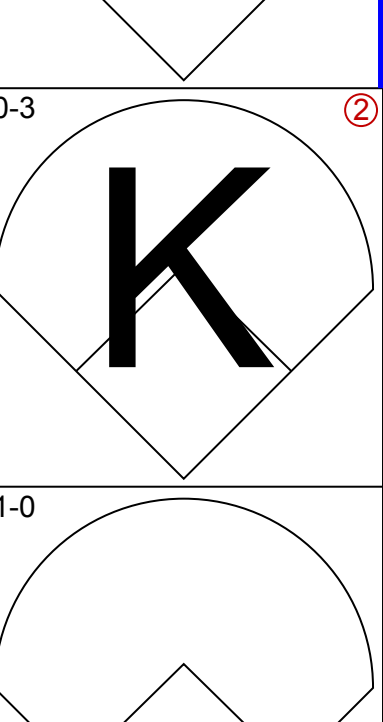
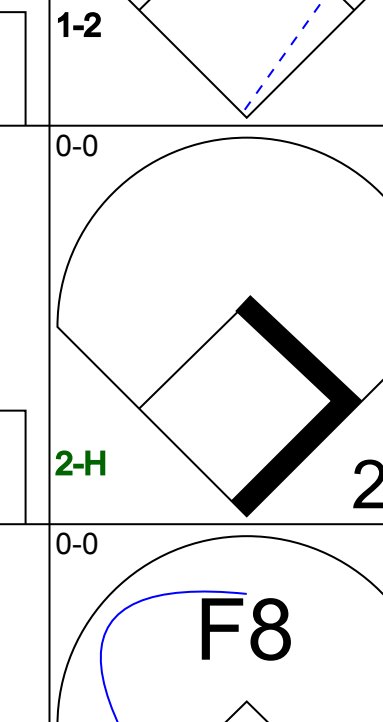
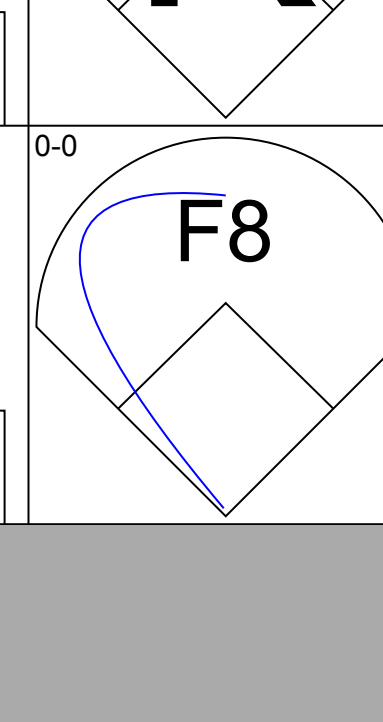
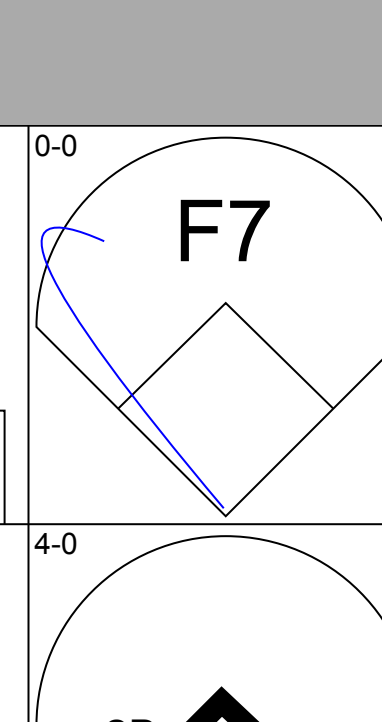
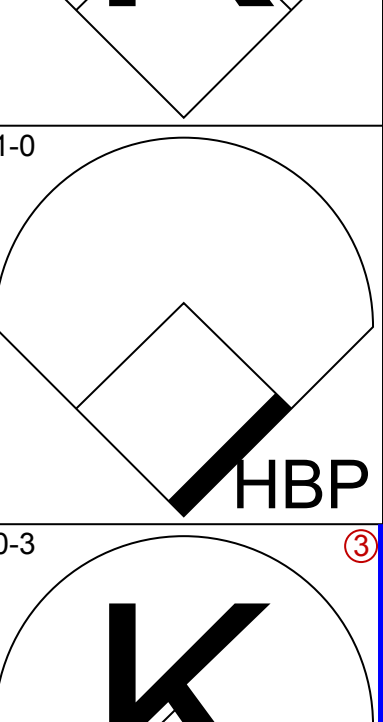
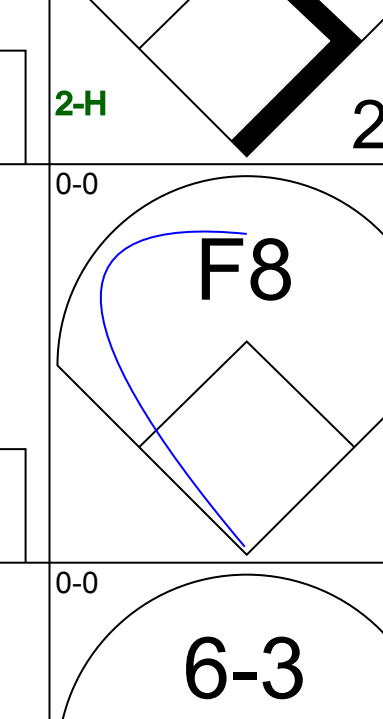
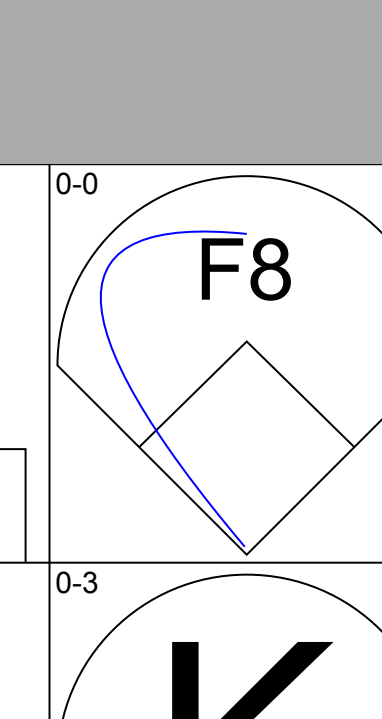
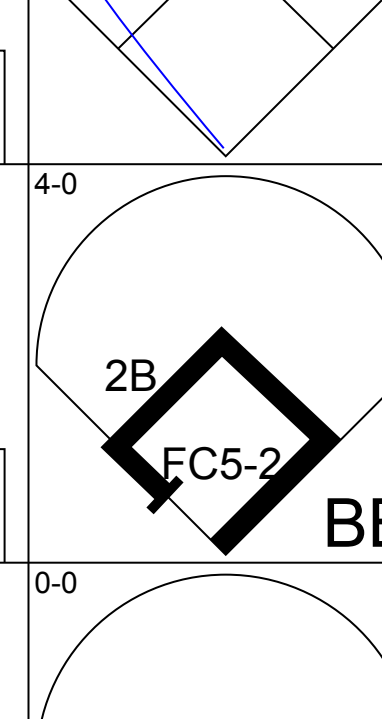
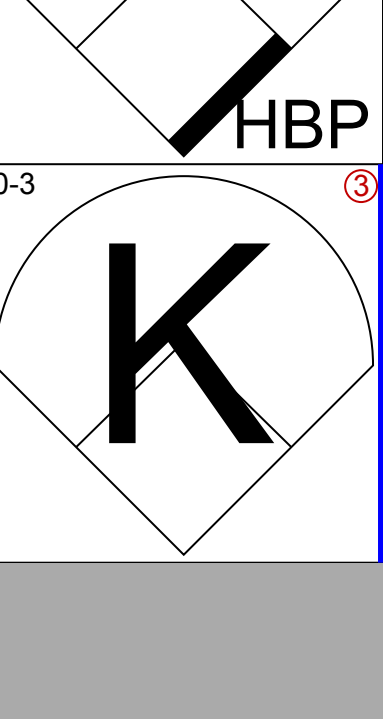
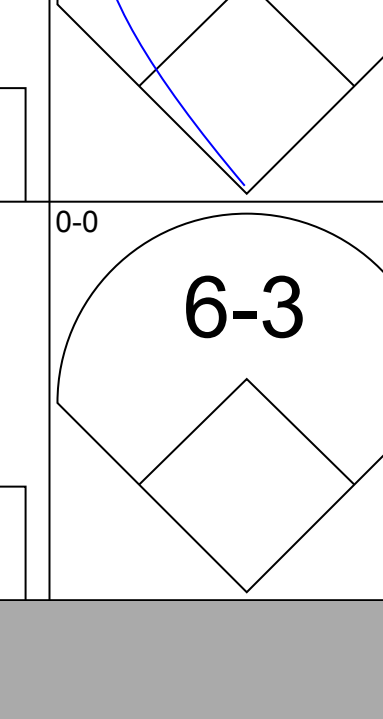
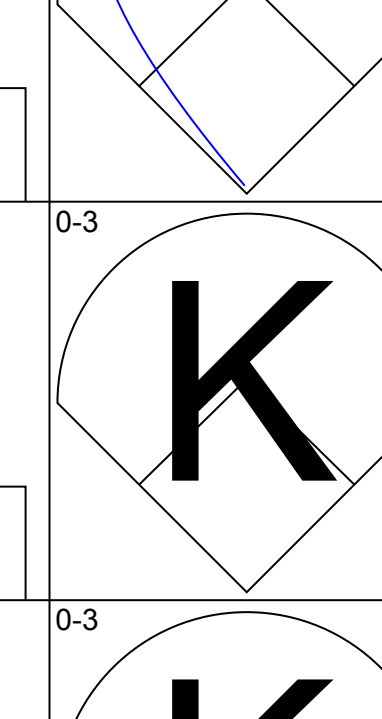
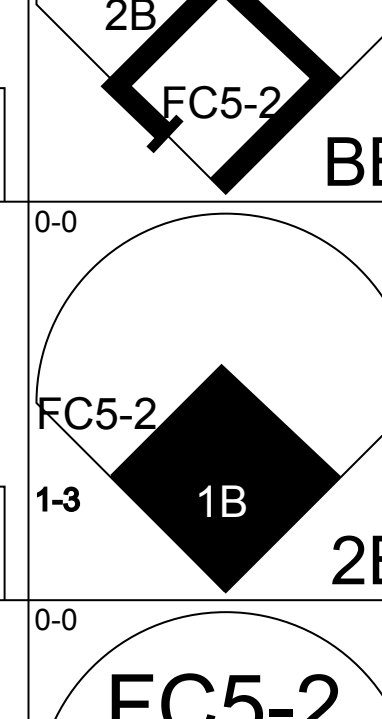
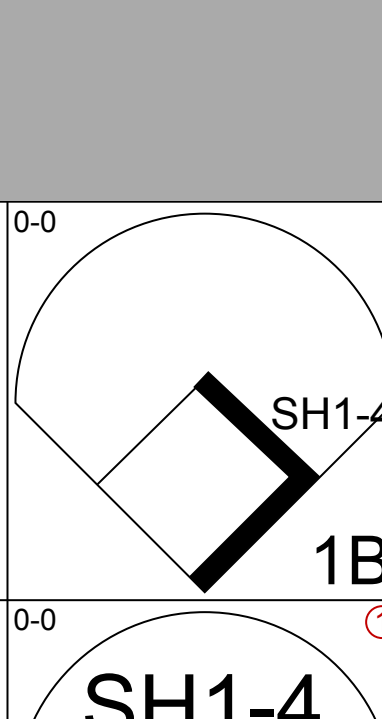
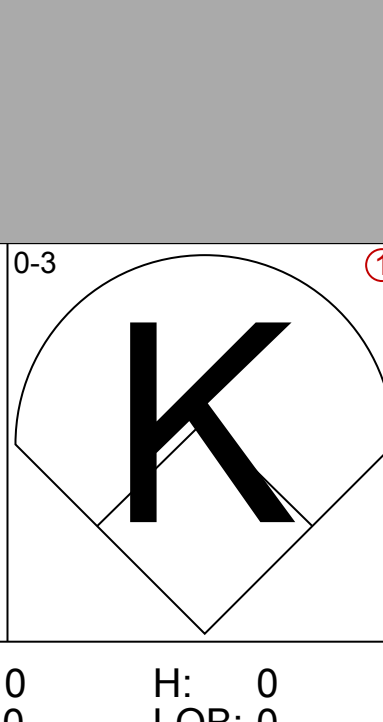
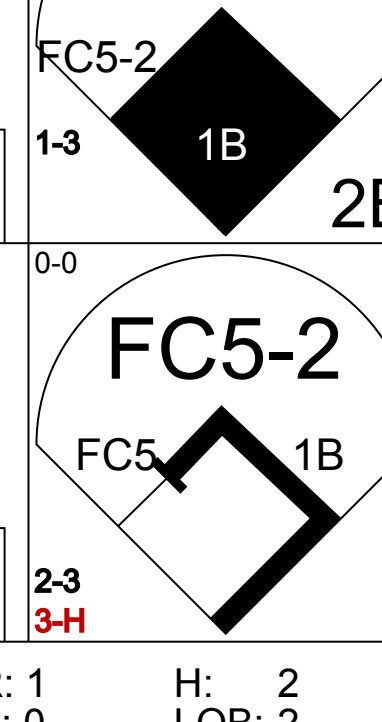
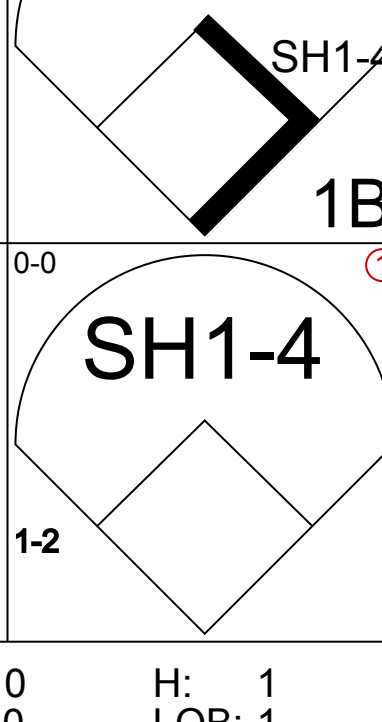
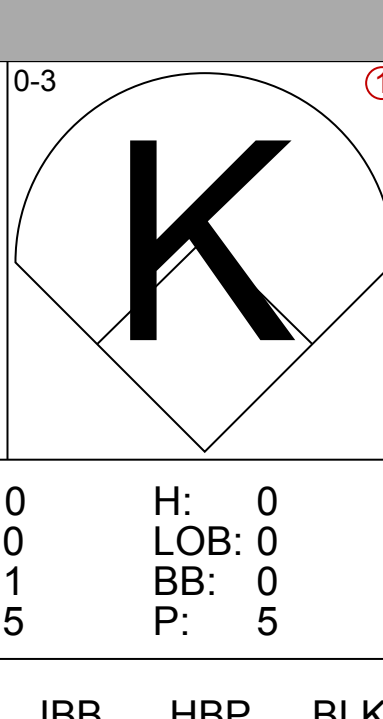
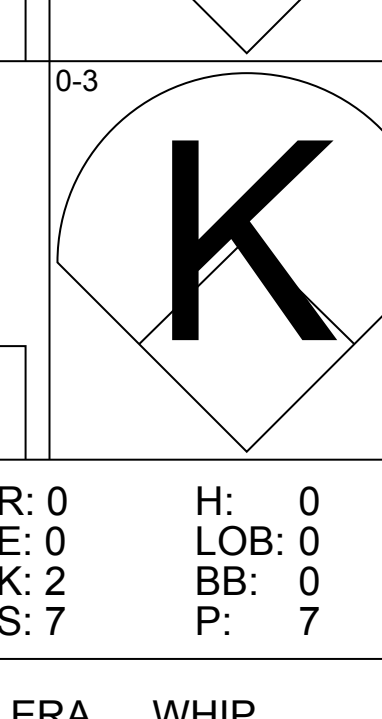
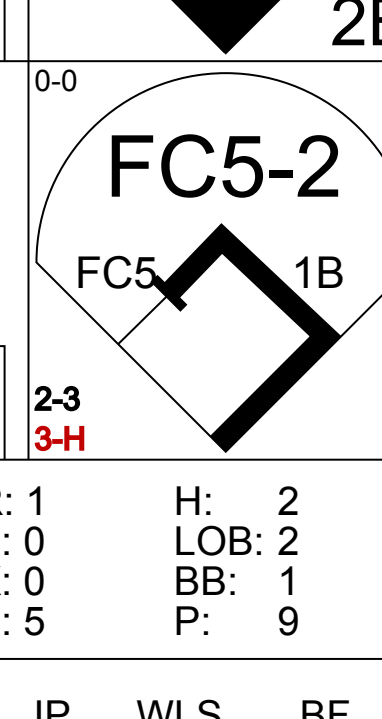
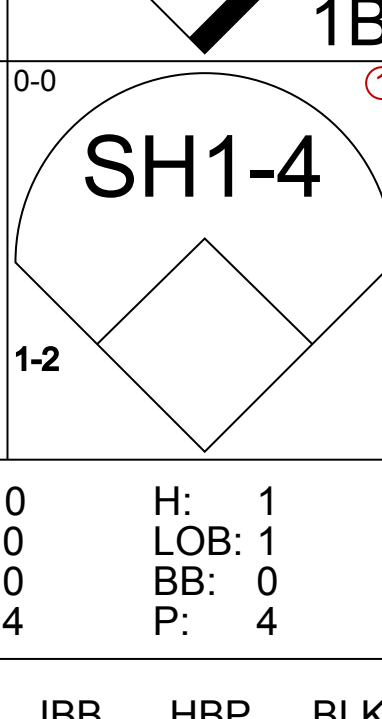
AB 33
R 4
H 7
RBI 3
BB 2
SO 3
LOB 13

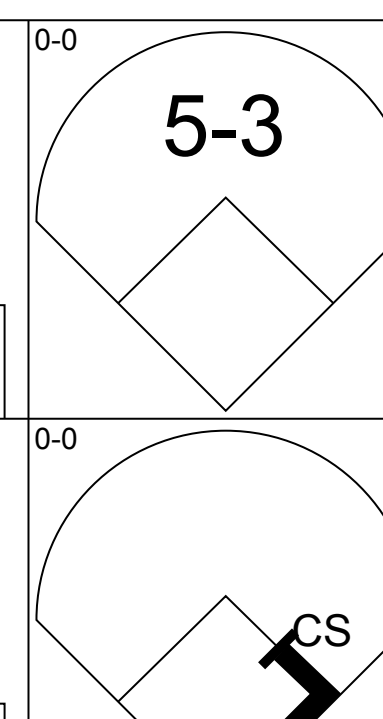
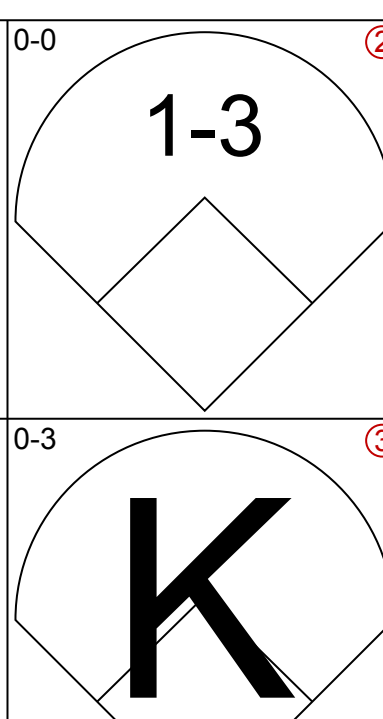
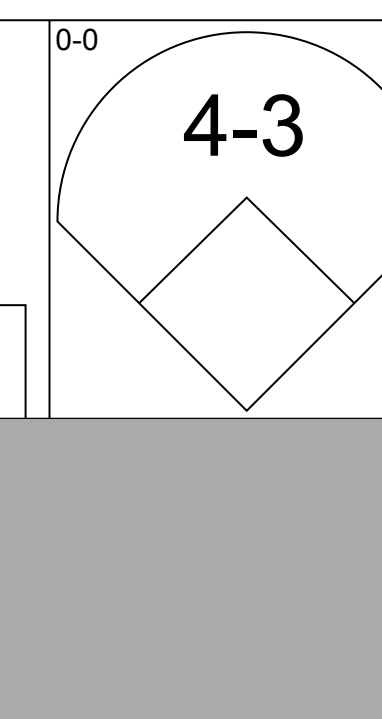
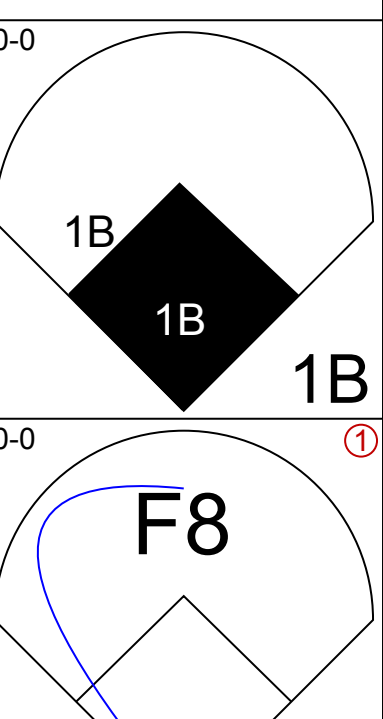
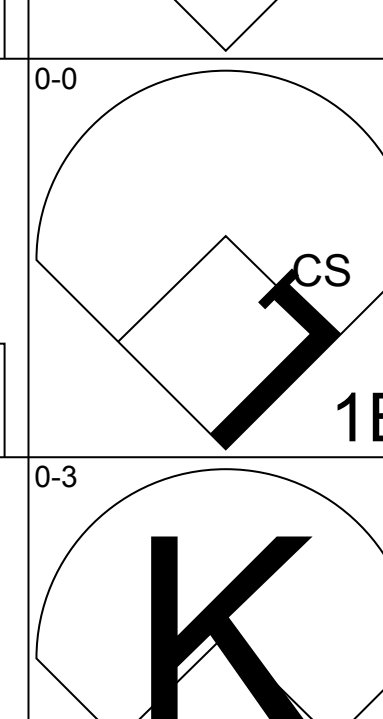

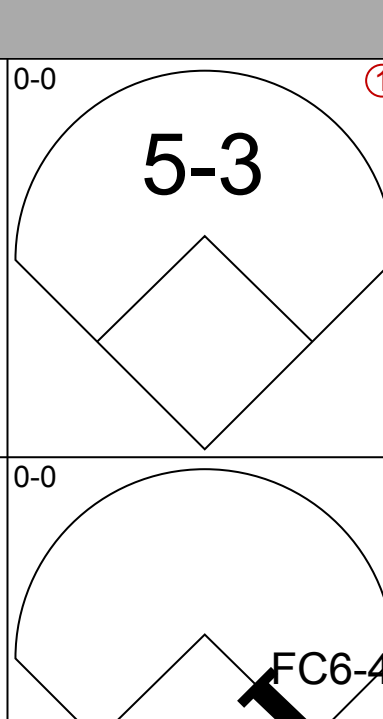
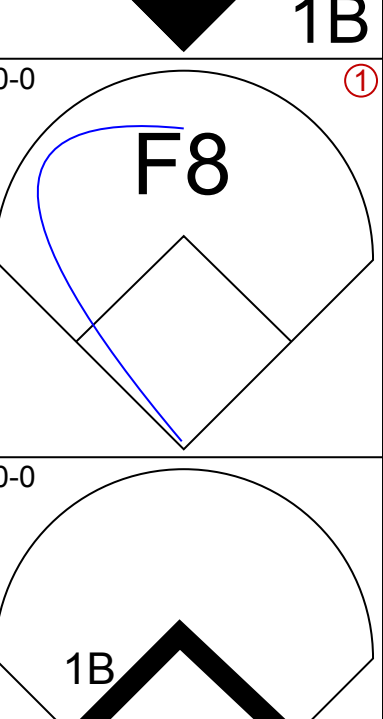
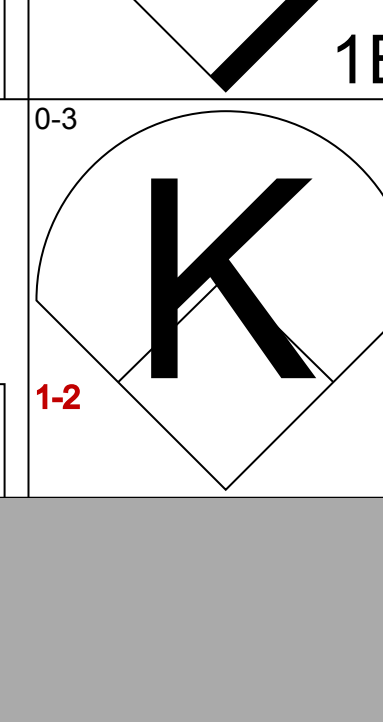
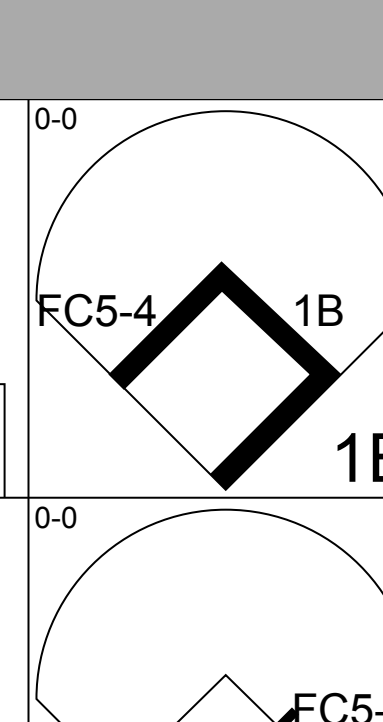
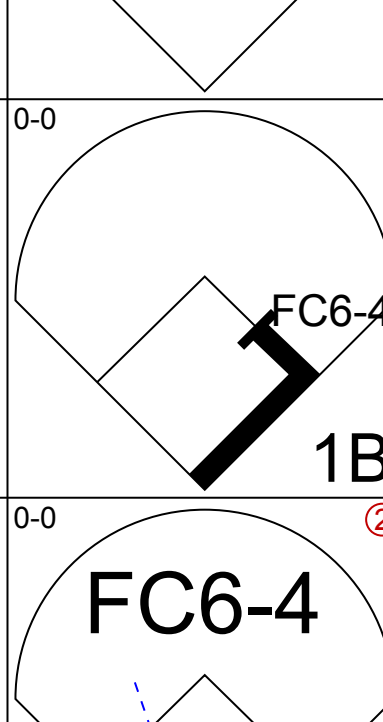
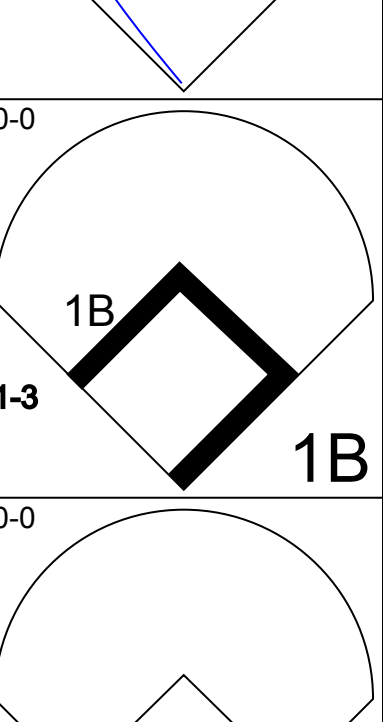
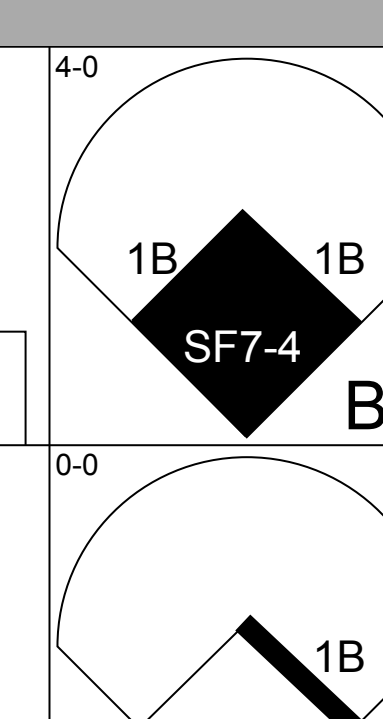
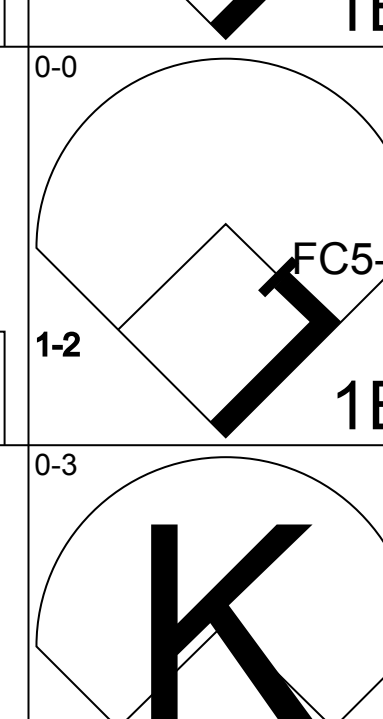
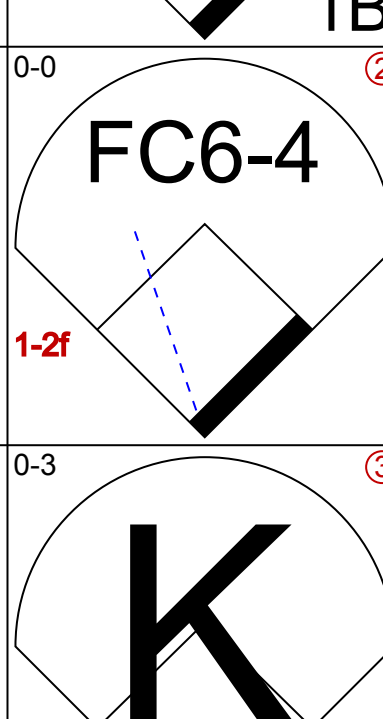
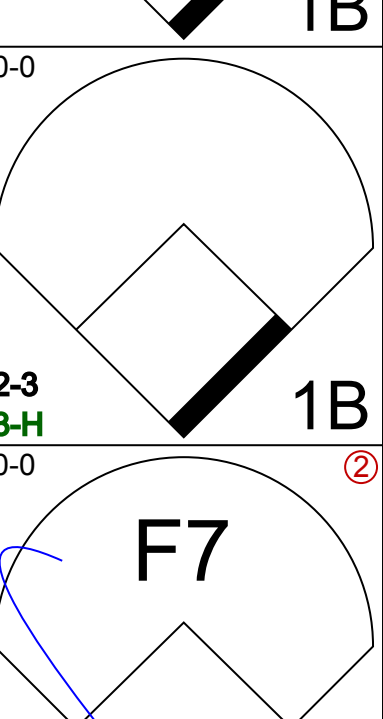
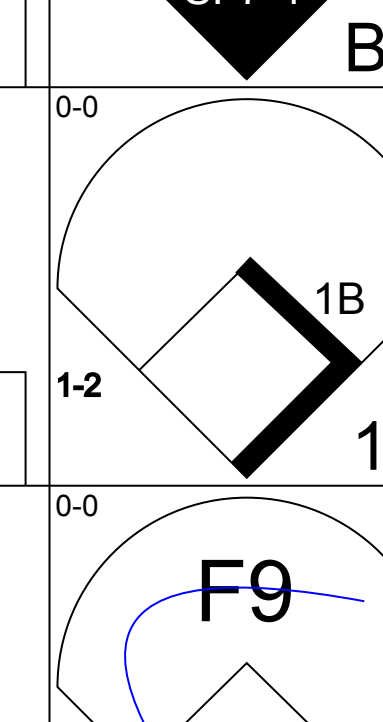
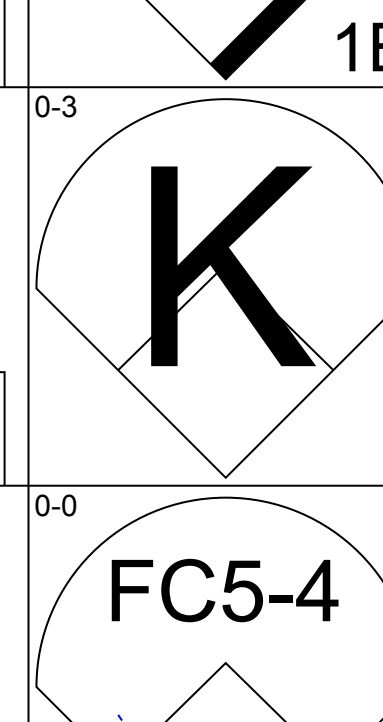
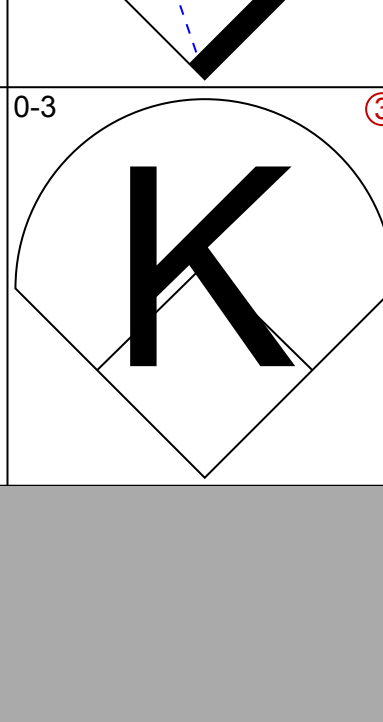
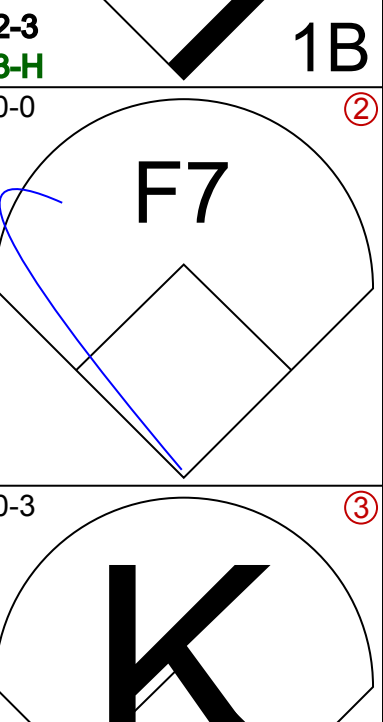
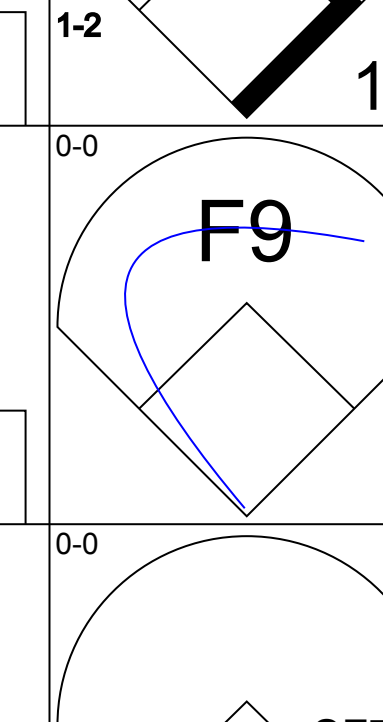
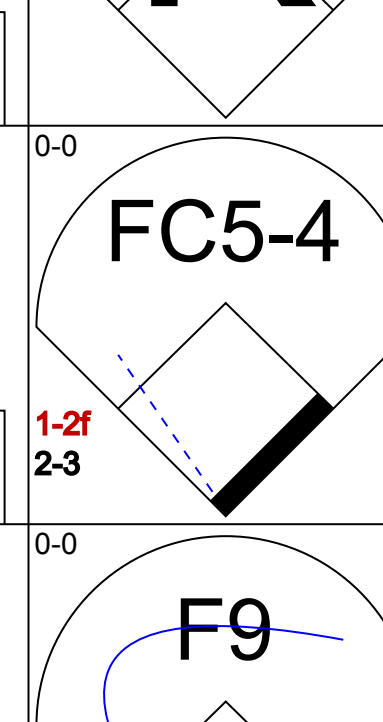
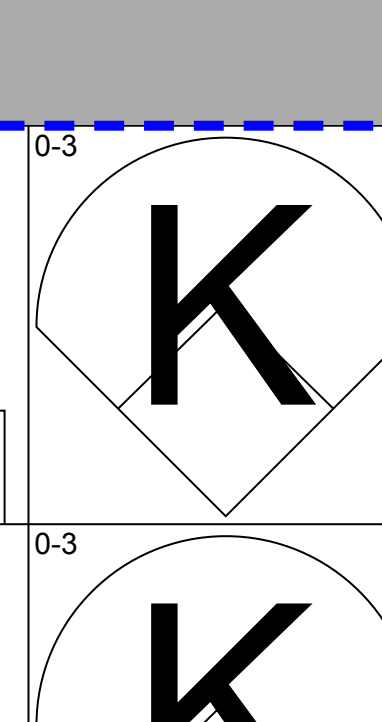
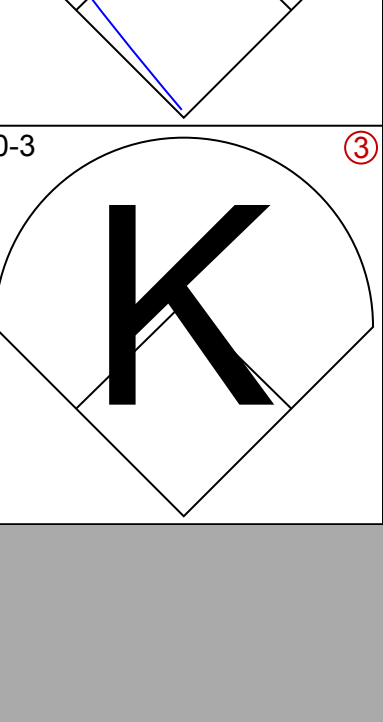
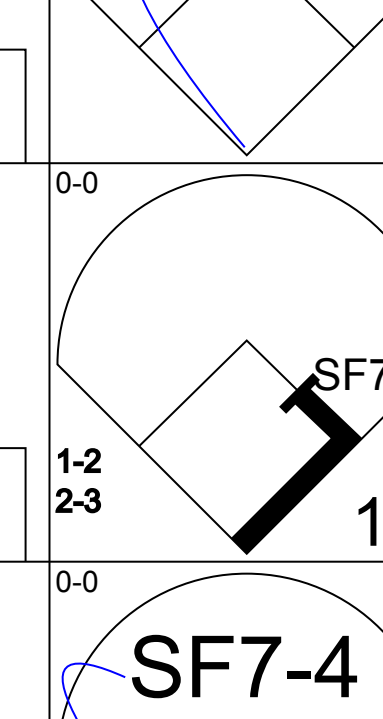
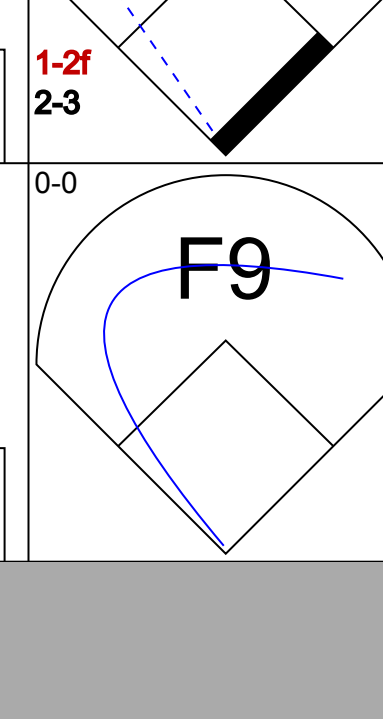
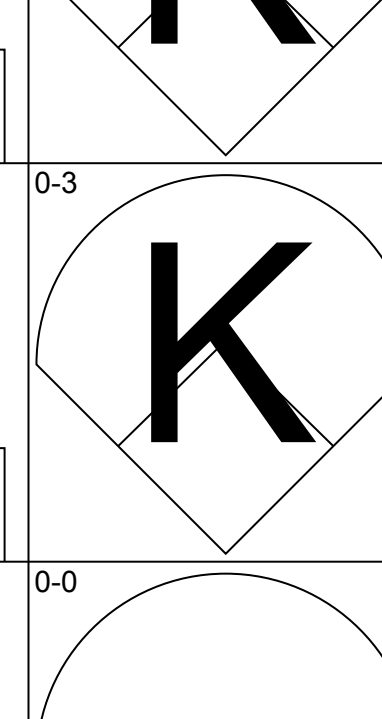
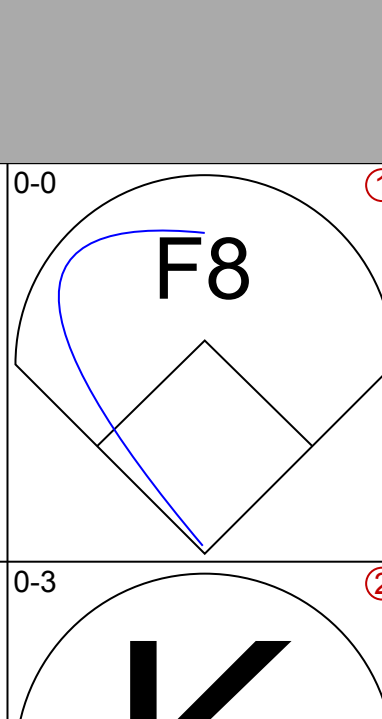
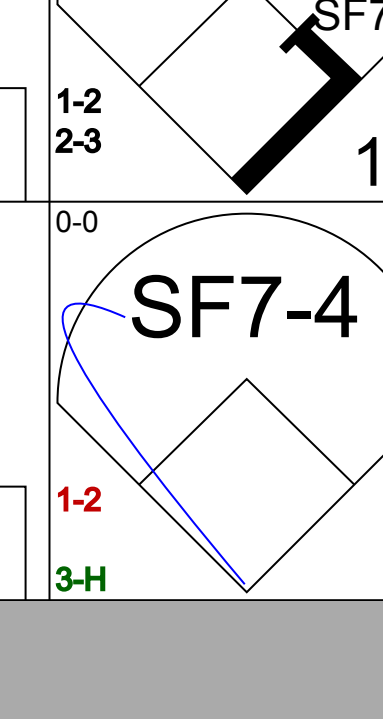
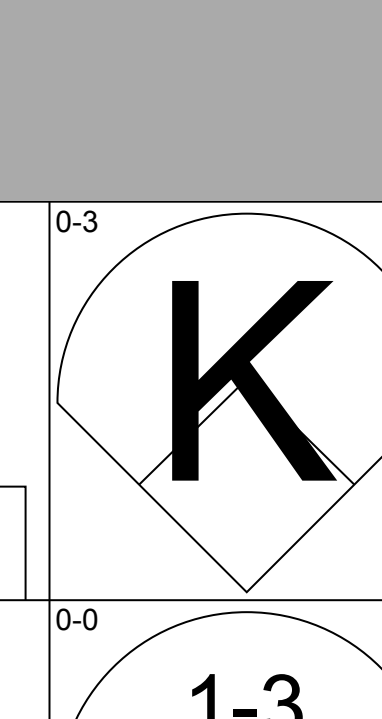
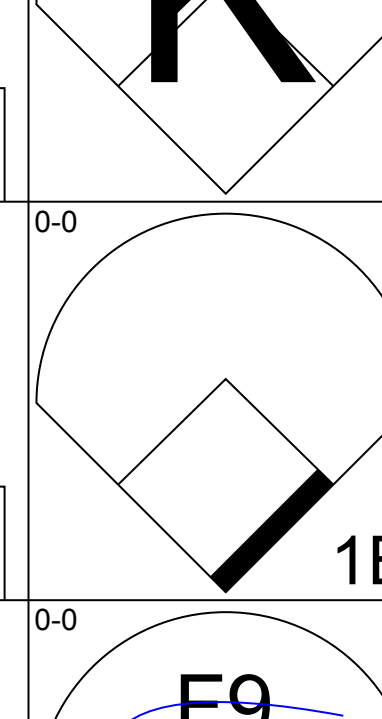
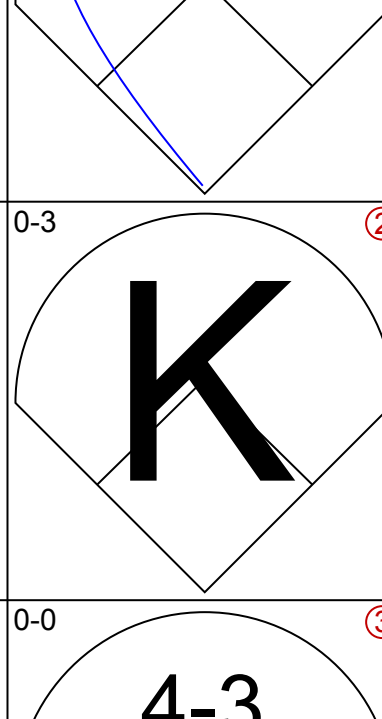
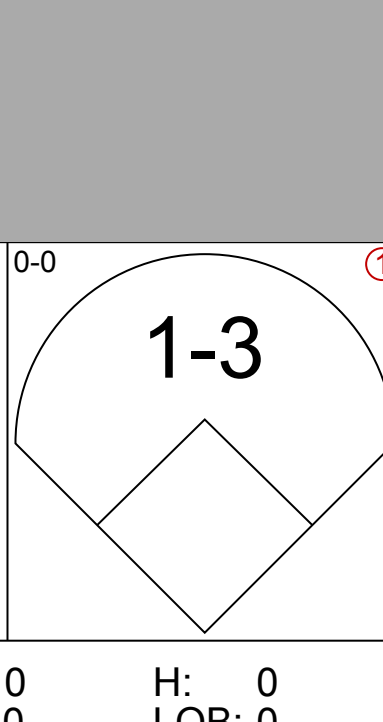
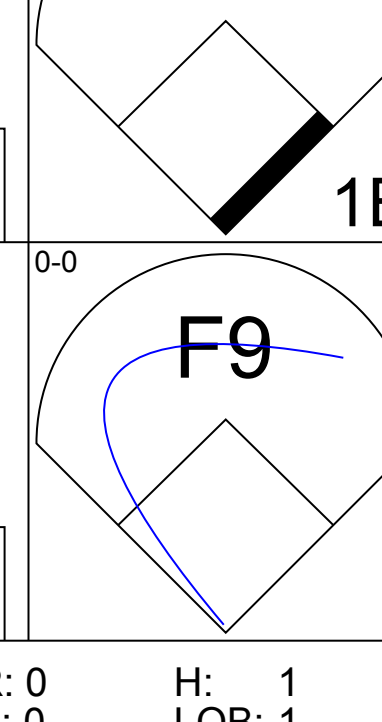
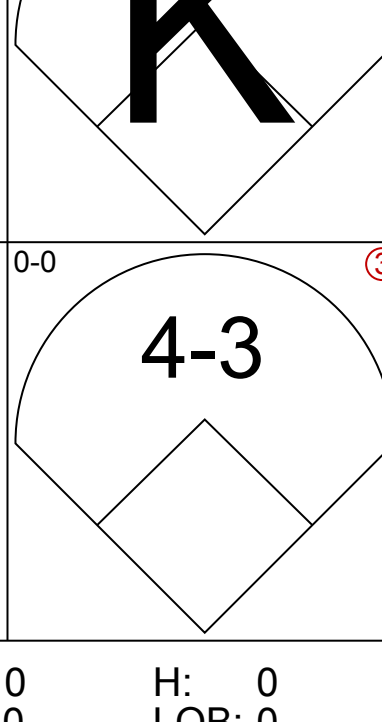



Batter	1	2	3	4	5	6	7	8	9	AB	R	H	RBI	BB	SO	LOB	TOP			
Aurelio Rodriguez, R OBP: 0.247, SLG: 0.323 (1, 5)	F3		F7			6-3		F8		4	0	0	0	0	0	1	California Angels @ Kansas City Athletics Municipal Stadium, Kansas City, MO Fri Sep 22 1967, 8:05 PM EDT Att: 2,640 - Unknown			
Jim Fregosi, R OBP: 0.350, SLG: 0.390 (1, 6)	F3		F9					K		4	0	1	0	0	1	1				
Don Mincher, L OBP: 0.372, SLG: 0.475 (1, 3)	K									4	0	0	0	0	2	1				
Jimmie Hall, L OBP: 0.321, SLG: 0.411 (1, 9)										3	1	2	0	1	0	0				
Rick Reichardt, R OBP: 0.312, SLG: 0.392 (1, 7)										4	0	0	0	0	1	3				
Roger Repoz, L OBP: 0.322, SLG: 0.402 (1, 8)										3	0	1	1	0	1	1				
Buck Rodgers, S OBP: 0.285, SLG: 0.286 (1, 2)										3	0	0	0	0	0	2				
Bobby Knoop, R OBP: 0.297, SLG: 0.351 (7, PH)										2	0	0	0	0	1	0				
Tom Satriano, L OBP: 0.315, SLG: 0.321 (7, 4)										1	0	0	0	0	0	1				
Jack Hamilton, R OBP: 0.143, SLG: 0.214 (3, 1)										1	0	1	0	0	0	0				
Curt Simmons, L OBP: 0.182, SLG: 0.189 (3, 1)										0	0	0	0	0	0	0				
Jay Johnson, L OBP: 0.224, SLG: 0.274 (6, PH)										1	0	0	0	0	1	0				
Jim Coates, R OBP: 0.303, SLG: 0.607 (6, 1)										0	0	0	0	0	0	0				
Bubba Morton, R OBP: 0.249, SLG: 0.328 (8, PH)										1	0	0	0	0	1	0				
Bill Kelso, R OBP: 0.195, SLG: 0.195 (8, 1)										0	0	0	0	0	0	0				
Inning Stats	R: 0 E: 0 K: 1 S: 5	H: 0 LOB: 0 BB: 0 P: 5	R: 0 E: 0 K: 2 S: 7	H: 0 LOB: 1 BB: 1 P: 11	R: 0 E: 0 K: 0 S: 4	H: 1 LOB: 0 BB: 0 P: 4	R: 0 E: 0 K: 1 S: 5	H: 1 LOB: 0 BB: 0 P: 5	R: 0 E: 0 K: 1 S: 6	H: 1 LOB: 1 BB: 0 P: 6	R: 1 E: 0 K: 2 S: 5	H: 2 LOB: 1 BB: 0 P: 5	R: 0 E: 0 K: 0 S: 7	H: 0 LOB: 0 BB: 0 P: 7	R: 0 E: 0 K: 0 S: 3	H: 0 LOB: 0 BB: 0 P: 3	1B: 3 2B: 3 3B: 0 HR: 0	SF: 0 SAC: 0 DP: 1 HBP: 0	WP: 0 PB: 0 SB: 0 CS: 0	PA: 32
PITCHER Cattfish Hunter, R ERA: 2.89 (1, 1)	IP: 9.0 WLS: W BF: 32 H: 5 R: 1 ER: 1 SO: 8 BB: 1 IBB: 0 HBP: 0 BLK: 0 WP: 0 HR: 0 S: 47 P: 51 ERA: 1.00 WHIP: 0.667															PITCHER				

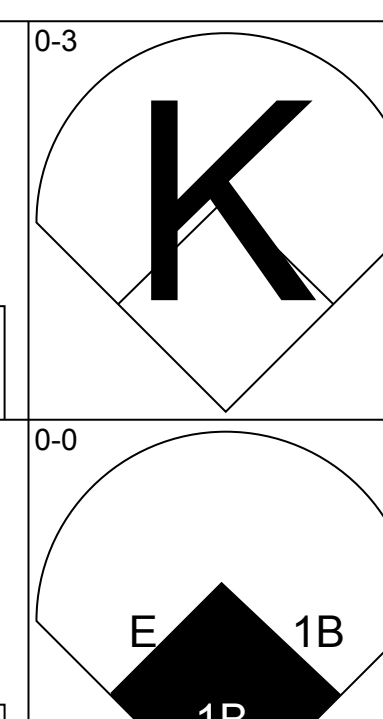
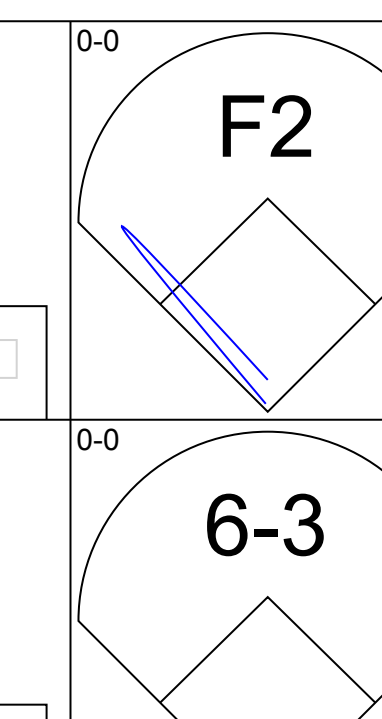
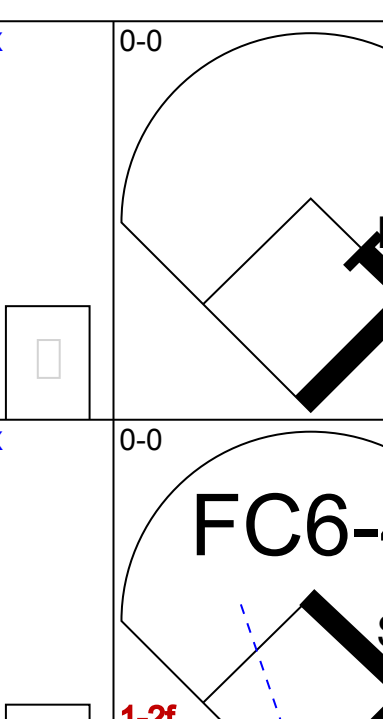
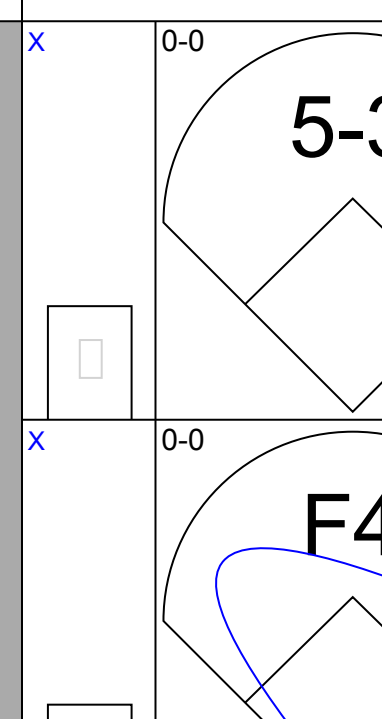
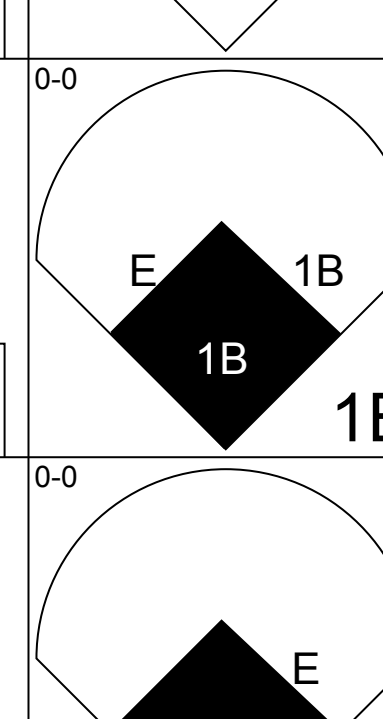
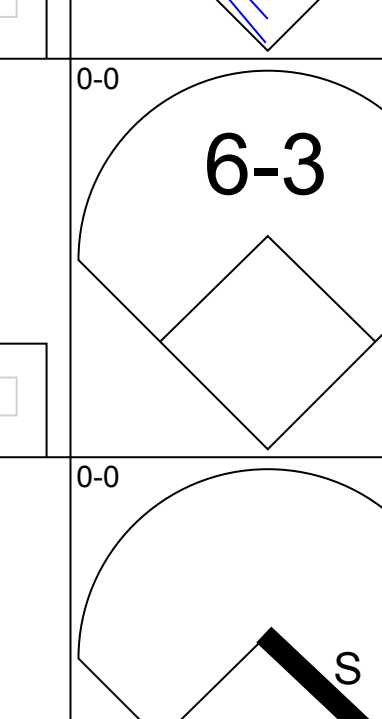
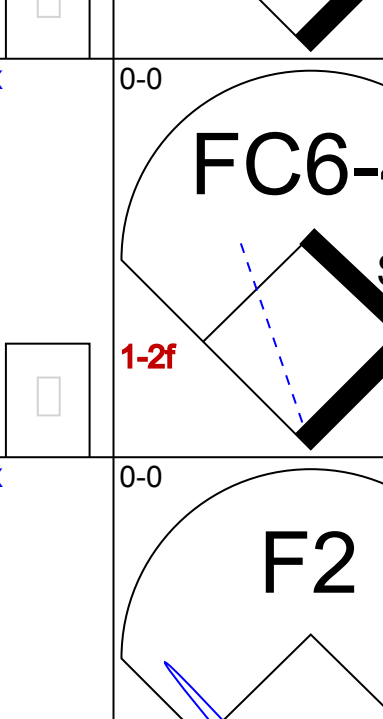
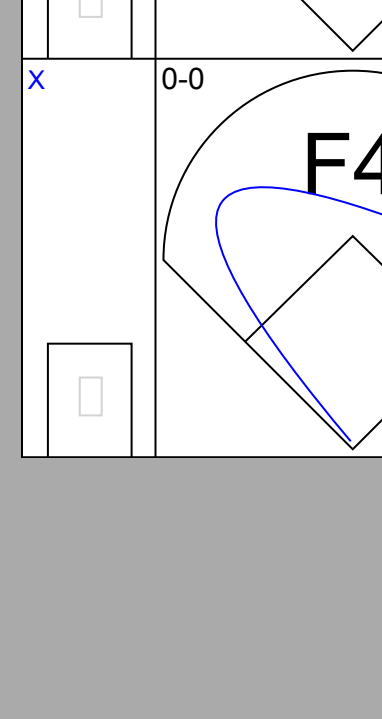
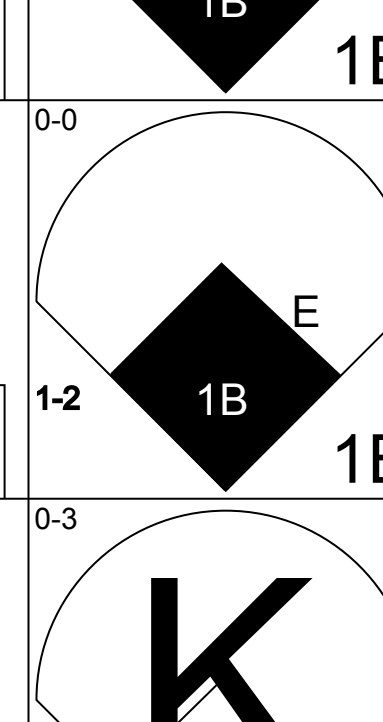
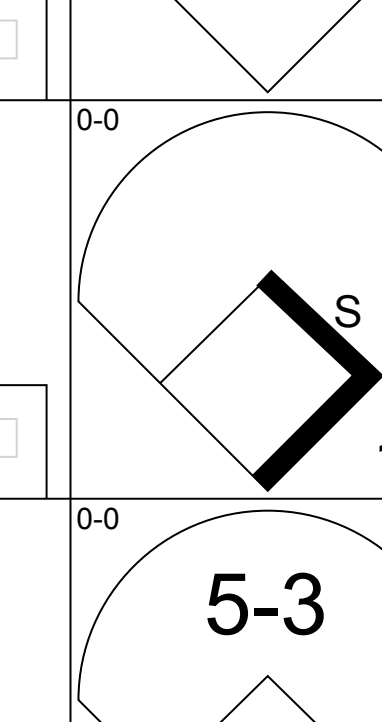
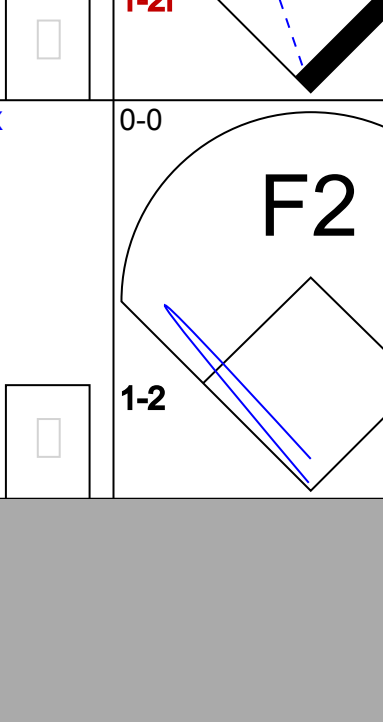
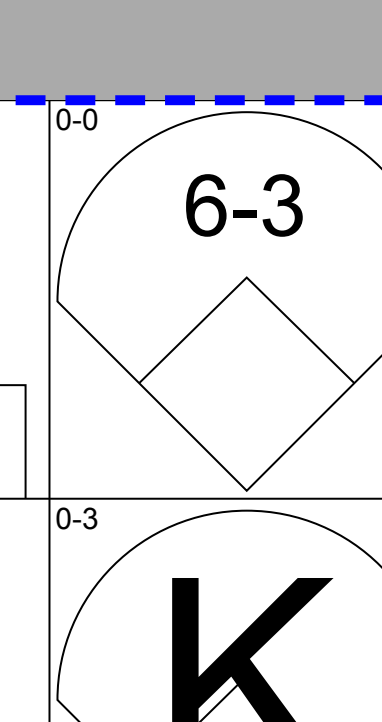
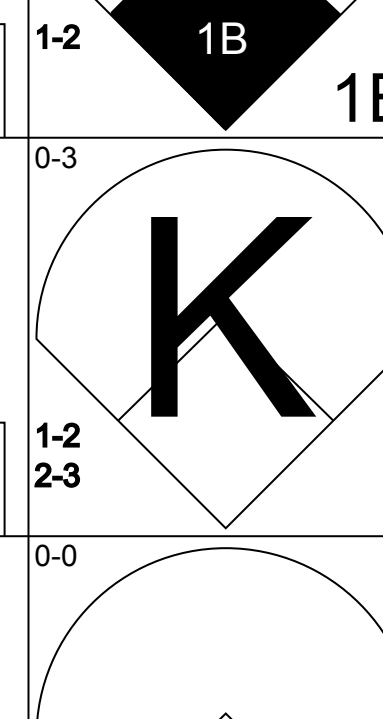
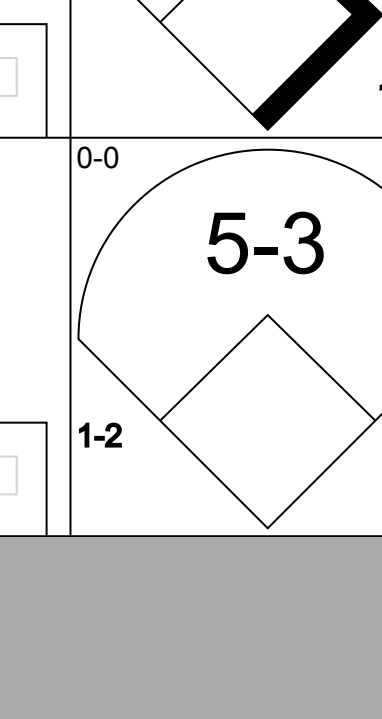
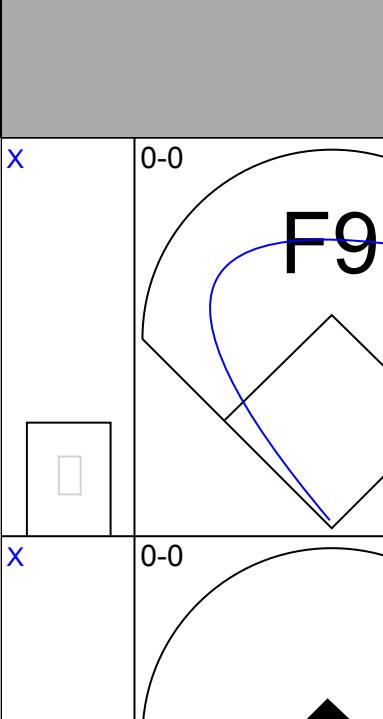
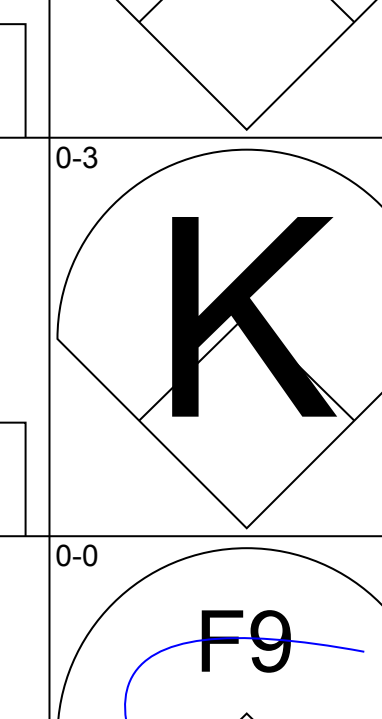

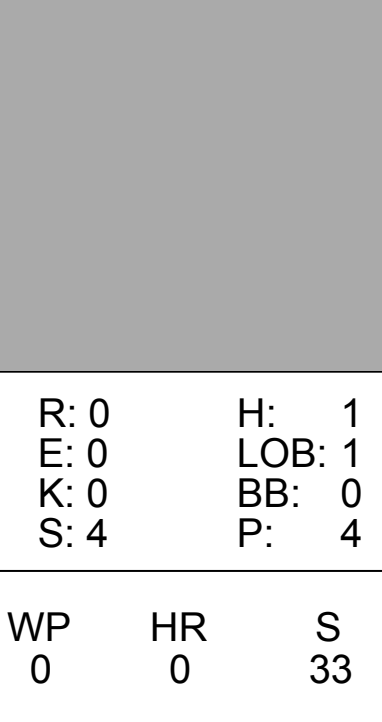
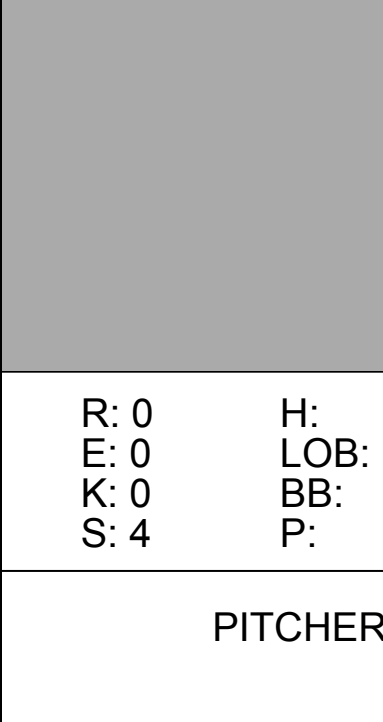
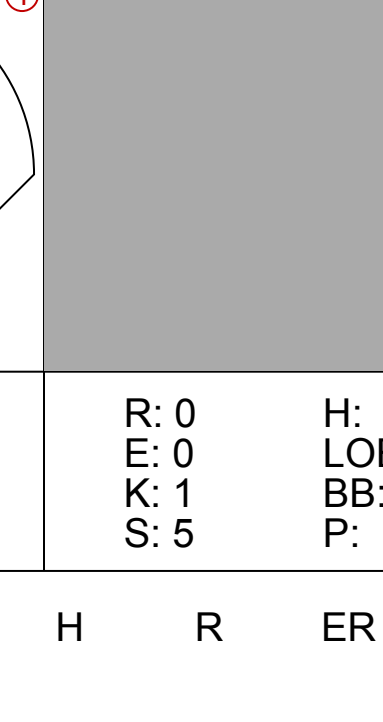
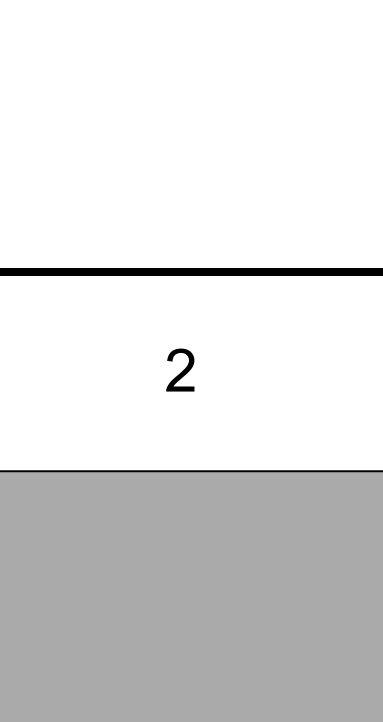
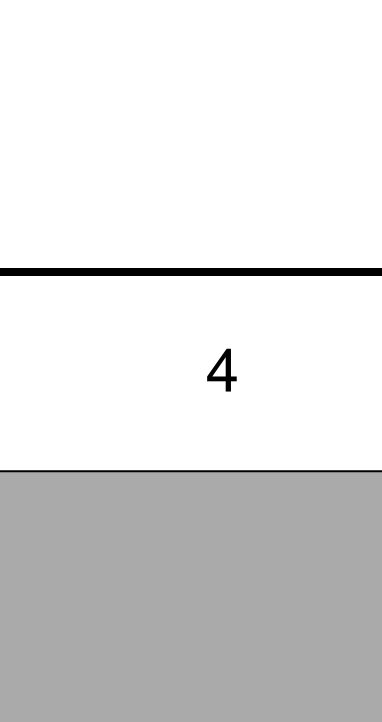
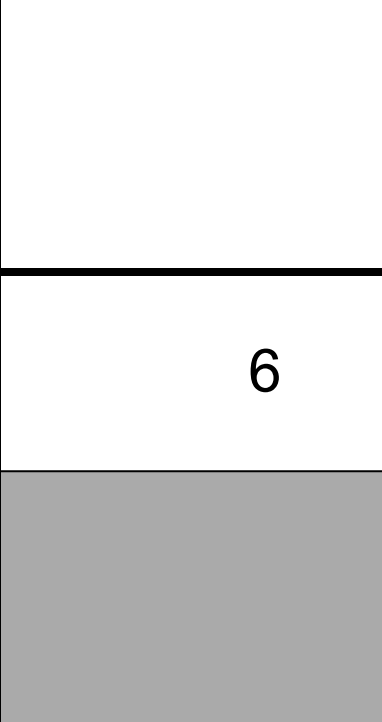
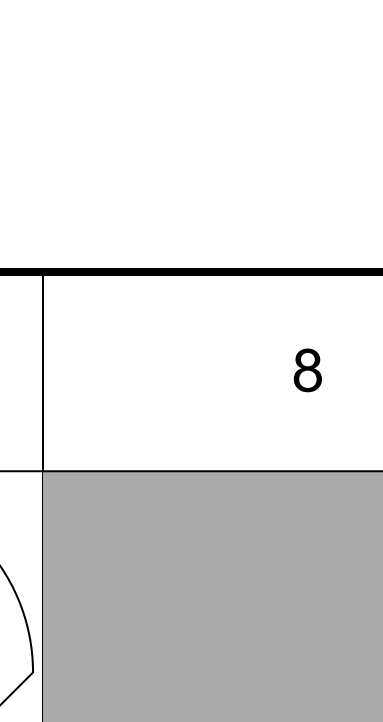

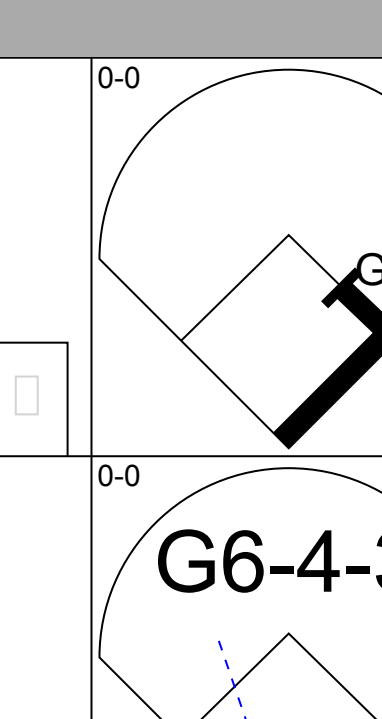

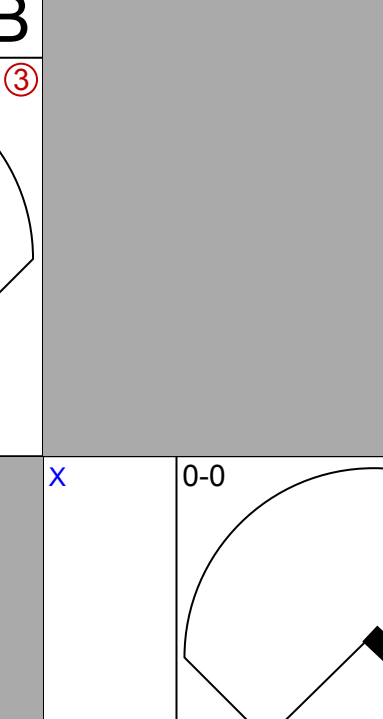

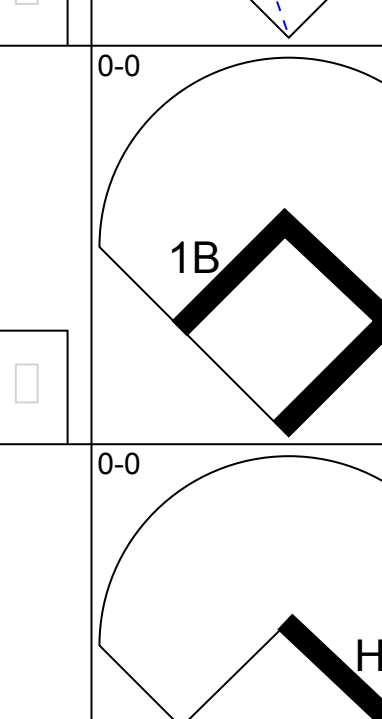

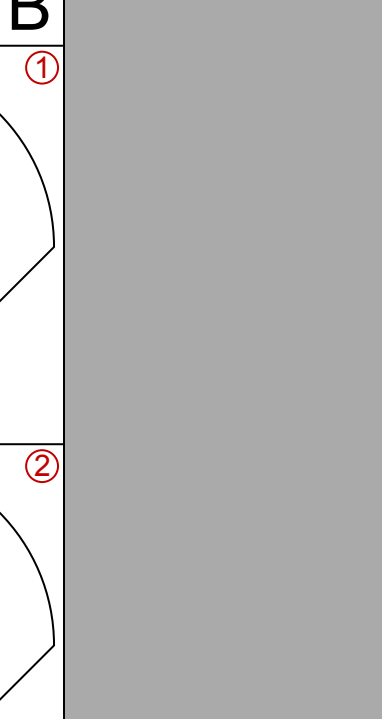
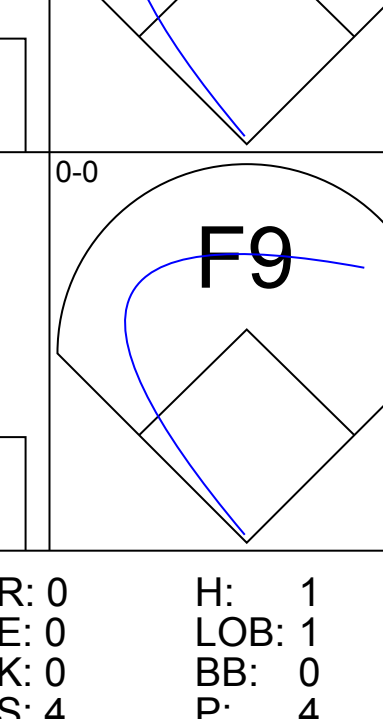
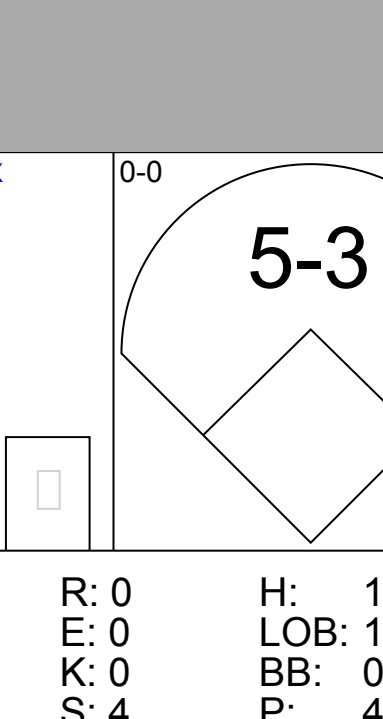
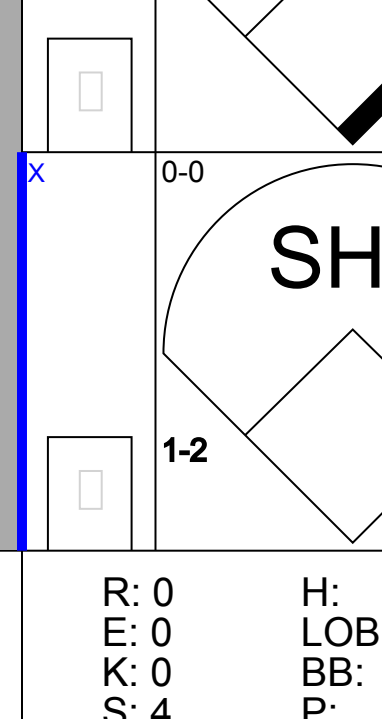
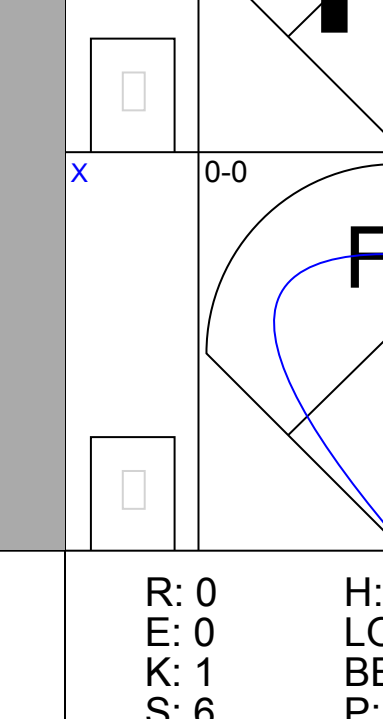
Batter	1	2	3	4	5	6	7	8	9	AB	R	H	RBI	BB	SO	LOB	BOTTOM	
Bert Campaneris, R OBP: 0.295, SLG: 0.330 (1, 6)	6-3		F8							4	0	1	0	0	0	1	California Angels @ Kansas City Athletics Municipal Stadium, Kansas City, MO Fri Sep 22 1967, 8:05 PM EDT Att: 2,640 - Unknown	
John Donaldson, L OBP: 0.348, SLG: 0.348 (1, 4)	K									4	1	2	0	0	1	1		
Rick Monday, L OBP: 0.315, SLG: 0.415 (1, 8)	4-3									2	1	0	0	2	0	1		
Ray Webster, L OBP: 0.322, SLG: 0.415 (1, 3)										2	0	0	1	2	0	0		
Mike Hershberger, R OBP: 0.318, SLG: 0.318 (1, 7)										4	0	1	2	0	0	2		
Reggie Jackson, L OBP: 0.289, SLG: 0.307 (1, 9)										3	0	1	0	0	0	2		
Sal Bando, R OBP: 0.281, SLG: 0.234 (1, 5)										3	0	1	0	0	1	1		
Phil Roof, R OBP: 0.276, SLG: 0.344 (1, 2)										3	0	1	0	0	1	1		
Cattfish Hunter, R OBP: 0.174, SLG: 0.279 (1, 1)										3	1	1	0	0	1	1		
Inning Stats	R: 0 E: 0 K: 1 S: 5	H: 0 LOB: 0 BB: 0 P: 5	R: 0 E: 0 K: 1 S: 6	H: 1 LOB: 0 BB: 0 P: 6	R: 3 E: 0 K: 0 S: 6	H: 3 LOB: 2 BB: 2 P: 14	R: 0 E: 0 K: 0 S: 3	H: 1 LOB: 0 BB: 0 P: 3	R: 0 E: 0 K: 2 S: 7	H: 1 LOB: 0 BB: 0 P: 7	R: 0 E: 0 K: 0 S: 3	H: 1 LOB: 2 BB: 2 P: 11	R: 0 E: 0 K: 0 S: 3	H: 1 LOB: 2 BB: 2 P: 11	1B: 8 2B: 2 3B: 0 HR: 0	SF: 0 SAC: 0 DP: 2 HBP: 0		WP: 1 PB: 0 SB: 0 CS: 1
PITCHER Jack Hamilton, R ERA: 3.24 (1, 1)	IP: 2.2 WLS: L BF: 14 H: 4 R: 3 ER: 3 SO: 2 BB: 2 IBB: 0 HBP: 0 BLK: 0 WP: 1 HR: 0 S: 16 P: 24 ERA: 10.12 WHIP: 2.250															PITCHER		
Curt Simmons, L ERA: 4.37 (3, 1)	IP: 2.1 WLS: L BF: 7 H: 2 R: 0 ER: 0 SO: 0 BB: 0 IBB: 0 HBP: 0 BLK: 0 WP: 0 HR: 0 S: 7 P: 7 ERA: 0.00 WHIP: 0.857																	
Jim Coates, R ERA: 4.29 (6, 1)	IP: 2.0 WLS: L BF: 6 H: 1 R: 0 ER: 0 SO: 2 BB: 0 IBB: 0 HBP: 0 BLK: 0 WP: 0 HR: 0 S: 10 P: 10 ERA: 0.00 WHIP: 0.500																	
Bill Kelso, R ERA: 3.04 (8, 1)	IP: 1.0 WLS: L BF: 5 H: 1 R: 0 ER: 0 SO: 0 BB: 2 IBB: 0 HBP: 0 BLK: 0 WP: 0 HR: 0 S: 3 P: 11 ERA: 0.00 WHIP: 3.000																	



Batter	1	2	3	4	5	6	7	8	9	AB	R	H	RBI	BB	SO	LOB	TOP																					
Aurelio Rodriguez, R OBP: 0.255, SLG: 0.327 (1, 5)										5	1	2	1	0	1	1	California Angels @ Kansas City Athletics Municipal Stadium, Kansas City, MO Sat Sep 23 1967, 4:33 AM EDT Att: 3,731 - Unknown																					
Jim Fregosi, R OBP: 0.345, SLG: 0.388 (1, 6)										5	0	1	0	0	1	3																						
Rick Reichardt, R OBP: 0.311, SLG: 0.395 (1, 7)										4	0	1	0	0	0	2																						
Bubba Morton, R OBP: 0.392, SLG: 0.397 Roger Repoz, L OBP: 0.322, SLG: 0.402 (8, 8)										3	1	1	1	1	1	2																						
Woodie Held, R OBP: 0.310, SLG: 0.328 Jimmie Hall, L OBP: 0.321, SLG: 0.410 (8, PH) (8, 9)										3	0	0	0	0	1	3																						
Bill Skowron, R OBP: 0.250, SLG: 0.264 (1, 3)										3	0	1	1	0	0	1																						
Hawk Taylor, R OBP: 0.286, SLG: 0.286 Buck Rodgers, S OBP: 0.285, SLG: 0.286 (8, 2)										3	0	0	0	1	1	3																						
Bobby Knoop, R OBP: 0.299, SLG: 0.354 (1, 4)										4	1	2	0	0	1	1																						
Jim Weaver, L (1, 1)										2	0	0	0	0	2	0																						
Paul Schaal, R OBP: 0.286, SLG: 0.295 Minnie Rojas, R OBP: 0.118, SLG: 0.063 (7, PH) (7, 1)										1	0	0	0	0	0	2																						
Inning Stats	R: 0 E: 0 K: 2 S: 7	H: 0 LOB: 0 BB: 0 P: 7	R: 1 E: 0 K: 0 S: 5	H: 2 LOB: 1 BB: 0 P: 5	R: 0 E: 0 K: 1 S: 5	H: 0 LOB: 0 BB: 0 P: 5	R: 0 E: 0 K: 1 S: 5	H: 0 LOB: 1 BB: 1 P: 9	R: 0 E: 0 K: 2 S: 7	H: 0 LOB: 0 BB: 0 P: 7	R: 1 E: 0 K: 0 S: 5	H: 2 LOB: 1 BB: 0 P: 5	R: 1 E: 0 K: 0 S: 5	H: 2 LOB: 2 BB: 1 P: 9	R: 0 E: 0 K: 3 S: 10	H: 1 LOB: 2 BB: 0 P: 11	R: 0 E: 0 K: 0 S: 4	H: 1 LOB: 1 BB: 0 P: 4	1B: 5 2B: 2 3B: 1 HR: 0	SF: 0 SAC: 1 DP: 0 HBP: 1	WP: 0 PB: 0 SB: 0 CS: 0	PA: 38																
PITCHER	IP	WLS	BF	H	R	ER	SO	BB	IBB	HBP	BLK	WP	HR	S	P	ERA	WHIP	PITCHER				IP	WLS	BF	H	R	ER	SO	BB	IBB	HBP	BLK	WP	HR	S	P	ERA	WHIP
Tony Pierce, L ERA: 3.09 (1, 1)	6.2	L	28	6	3	3	6	2	0	0	0	0	0	38	46	4.05	1.200																					
Roberto Rodriguez, R ERA: 3.79 (7, 1)	0.1		1	0	0	0	0	0	0	0	0	0	0	1	1	0.00	0.000																					
George Lauzerique, R ERA: 3.0 (8, 1)	2.0		9	2	0	0	3	0	0	1	0	0	0	14	15	0.00	1.000																					

Batter	1	2	3	4	5	6	7	8	9	AB	R	H	RBI	BB	SO	LOB	BOTTOM																					
Bert Campaneris, R OBP: 0.294, SLG: 0.330 (1, 6)										4	1	1	0	0	0	0	California Angels @ Kansas City Athletics Municipal Stadium, Kansas City, MO Sat Sep 23 1967, 4:33 AM EDT Att: 3,731 - Unknown																					
John Donaldson, L OBP: 0.347, SLG: 0.347 (1, 4)										4	0	1	0	0	1	1																						
Rick Monday, L OBP: 0.319, SLG: 0.419 (1, 8)										4	0	3	0	0	1	1																						
Mike Hershberger, R OBP: 0.321, SLG: 0.321 (1, 7)										3	1	2	1	1	0	1																						
Ray Webster, L OBP: 0.321, SLG: 0.413 (1, 3)										4	0	1	0	0	2	5																						
Sal Bando, R OBP: 0.272, SLG: 0.225 (1, 5)										4	0	0	0	0	2	6																						
Reggie Jackson, L OBP: 0.289, SLG: 0.305 (1, 9)										4	0	1	0	0	1	2																						
Phil Roof, R OBP: 0.276, SLG: 0.344 (1, 2)										3	0	1	1	0	2	0																						
Tony Pierce, R (1, 1)										2	0	0	0	0	0	0																						
Roberto Rodriguez, R (7, 1)										0	0	0	0	0	0	0																						
Jim Gosger, L OBP: 0.333, SLG: 0.342 George Lauzerique, R (8, 1)										1	0	0	0	0	0	1																						
Tim Talton, L OBP: 0.333, SLG: 0.357 (9, PH)										1	0	0	0	0	0	0																						
Inning Stats	R: 0 E: 0 K: 1 S: 5	H: 1 LOB: 1 BB: 0 P: 5	R: 1 E: 0 K: 0 S: 4	H: 2 LOB: 1 BB: 1 P: 8	R: 0 E: 0 K: 1 S: 5	H: 0 LOB: 0 BB: 0 P: 5	R: 0 E: 0 K: 1 S: 7	H: 2 LOB: 2 BB: 0 P: 7	R: 0 E: 0 K: 1 S: 5	H: 0 LOB: 0 BB: 0 P: 5	R: 0 E: 0 K: 1 S: 6	H: 1 LOB: 1 BB: 0 P: 6	R: 0 E: 0 K: 2 S: 8	H: 1 LOB: 1 BB: 0 P: 8	R: 1 E: 0 K: 1 S: 8	H: 3 LOB: 2 BB: 0 P: 8	R: 0 E: 0 K: 1 S: 5	H: 0 LOB: 0 BB: 0 P: 5	1B: 10 2B: 2 3B: 0 HR: 0	SF: 1 SAC: 0 DP: 2 HBP: 0	WP: 0 PB: 0 SB: 0 CS: 1	PA: 36																
PITCHER	IP	WLS	BF	H	R	ER	SO	BB	IBB	HBP	BLK	WP	HR	S	P	ERA	WHIP	PITCHER				IP	WLS	BF	H	R	ER	SO	BB	IBB	HBP	BLK	WP	HR	S	P	ERA	WHIP
Jim Weaver, L ERA: 3.24 (1, 1)	6.0	W	23	6	1	1	5	1	0	0	0	0	0	32	36	1.50	1.167																					
Minnie Rojas, R ERA: 2.46 (7, 1)	3.0	S	13	4	1	1	4	0	0	0	0	0	0	21	21	3.00	1.333																					

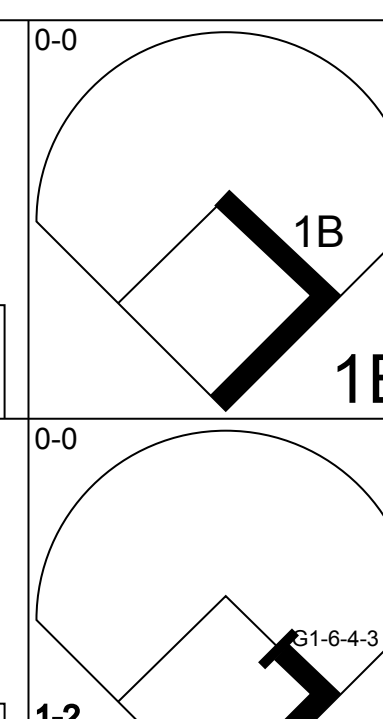
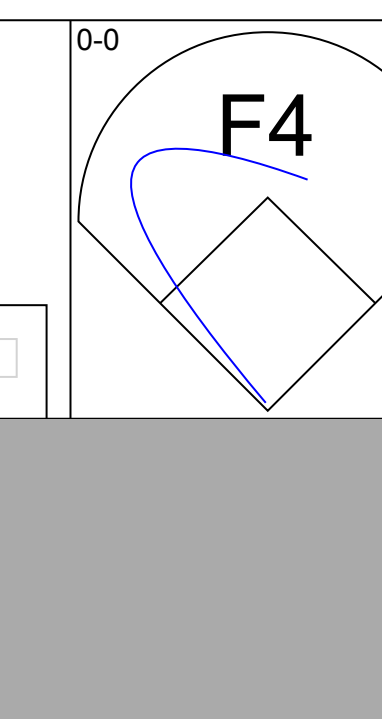
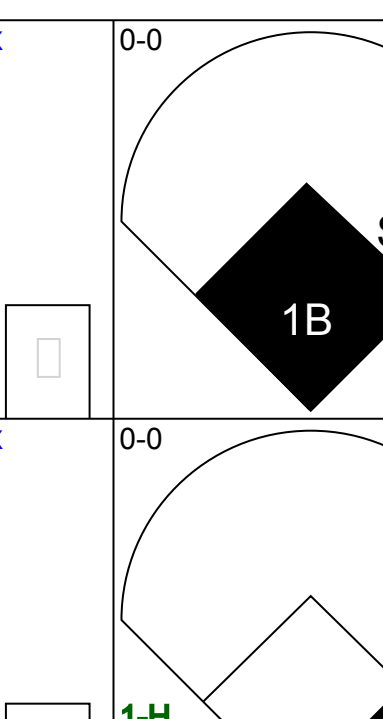
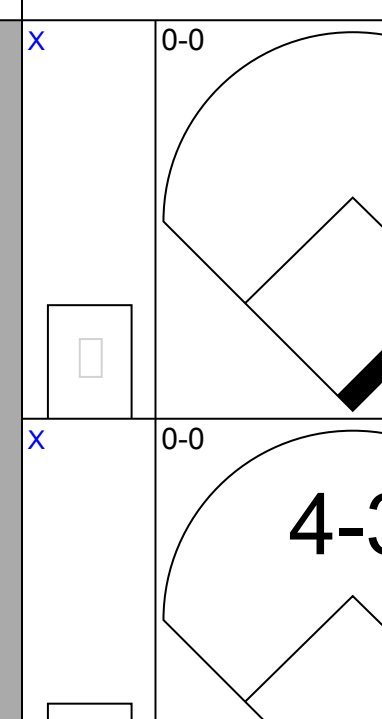
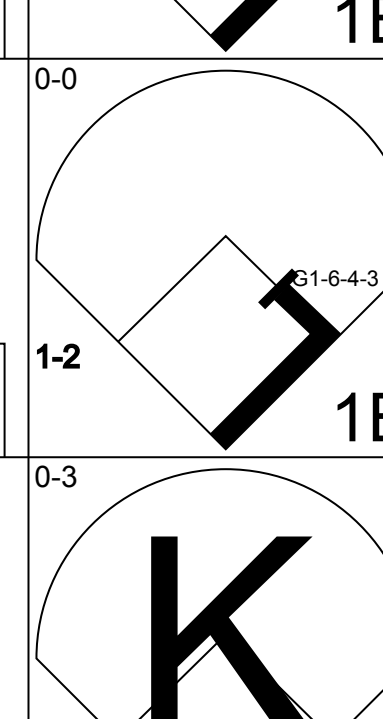
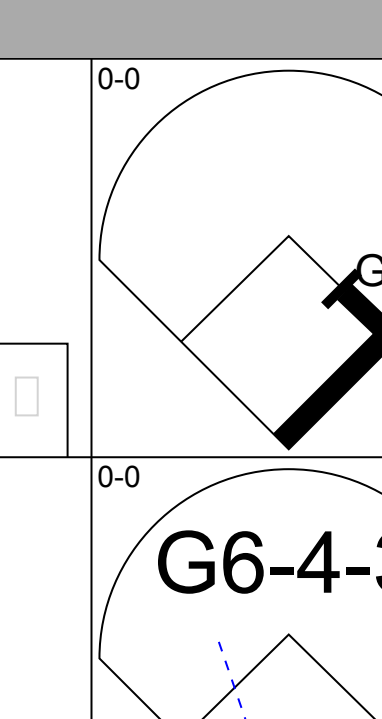
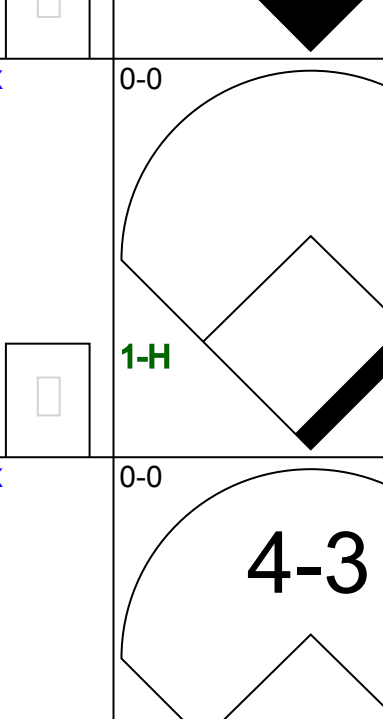
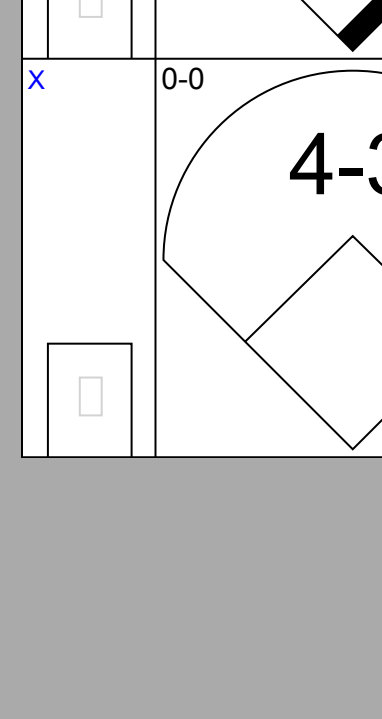
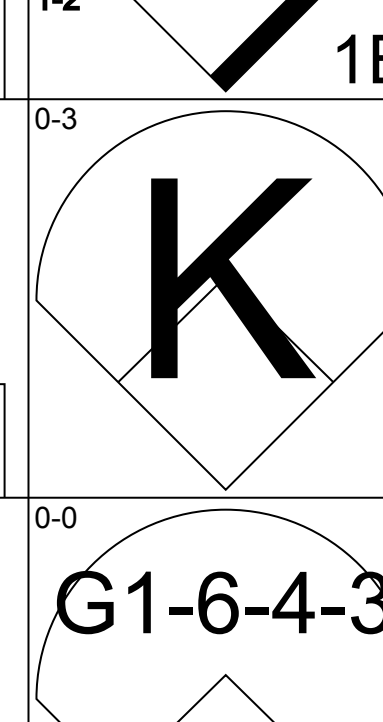
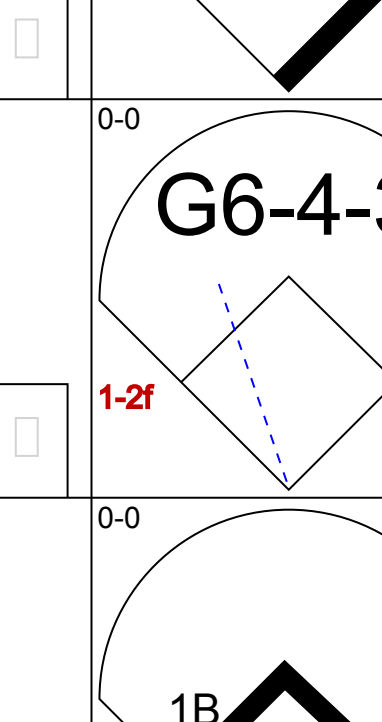
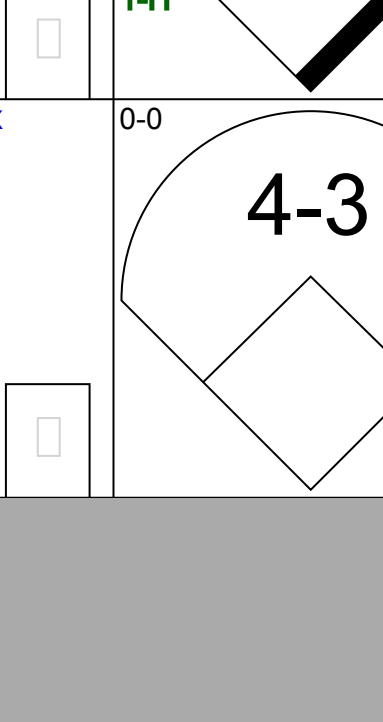
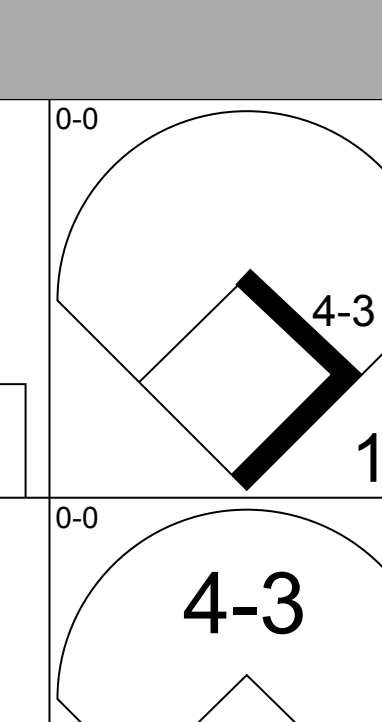
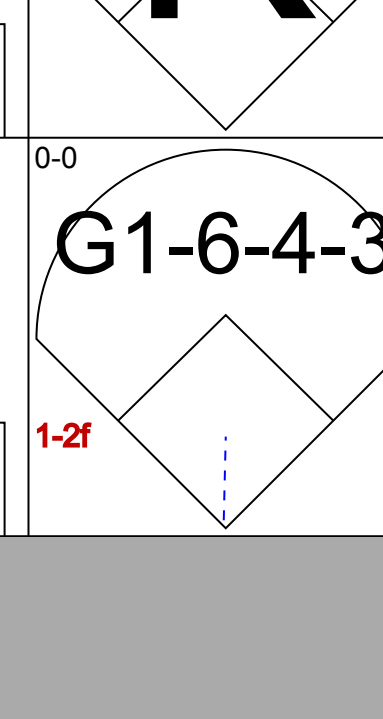
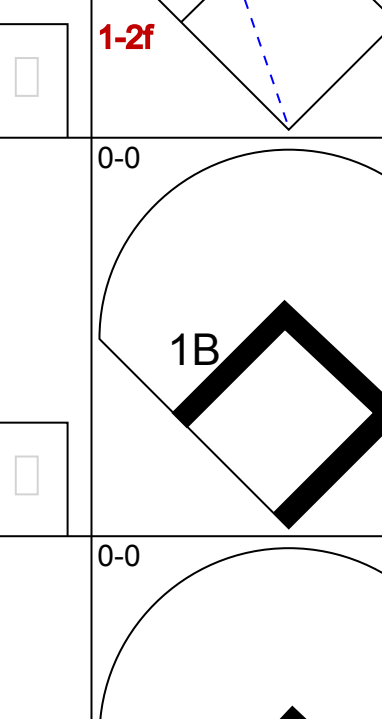
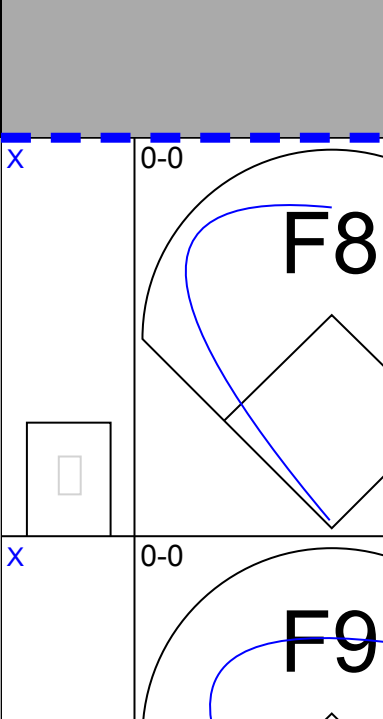
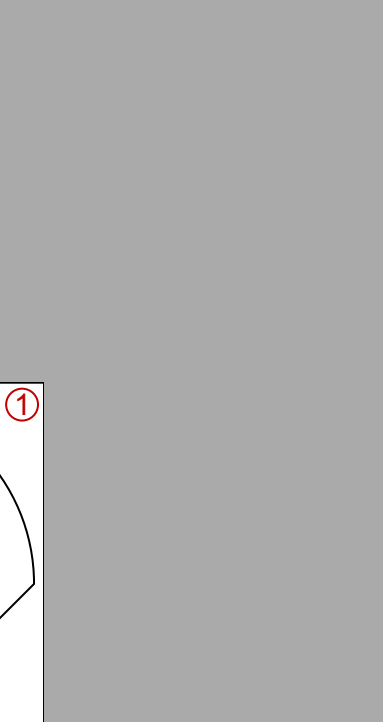
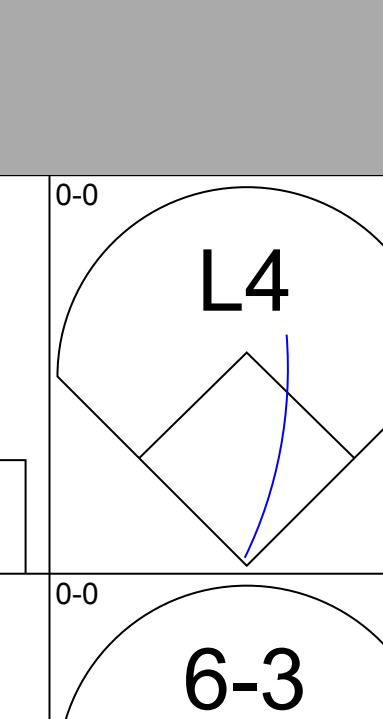
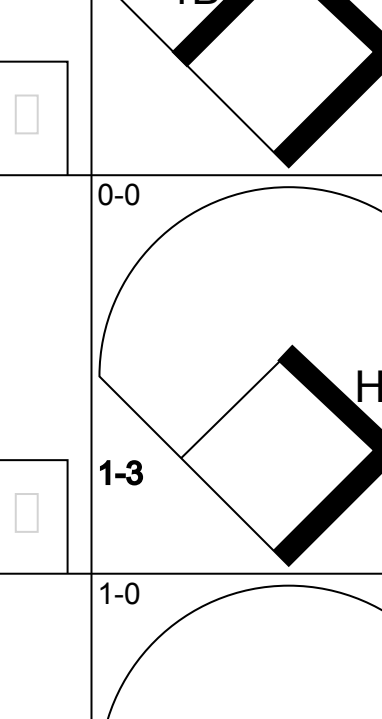
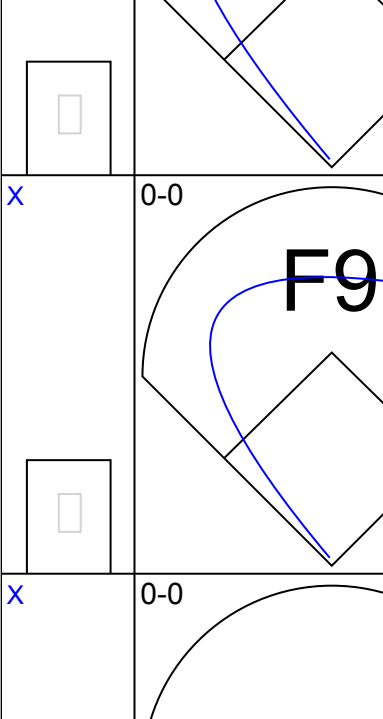
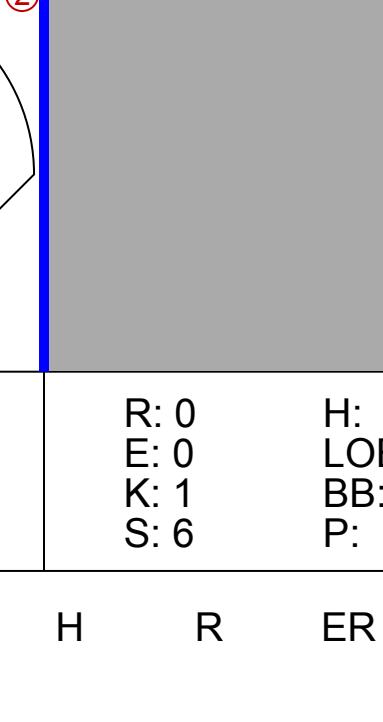
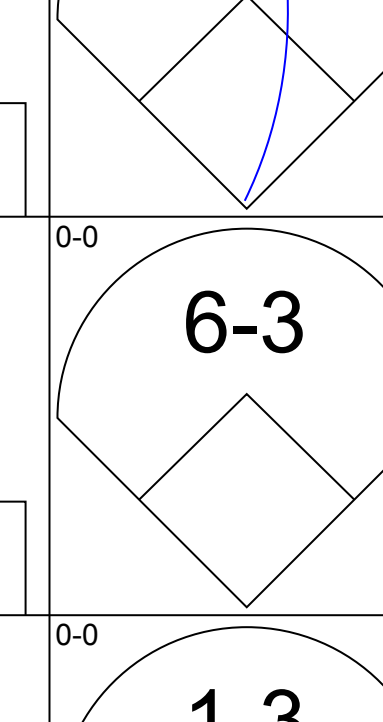
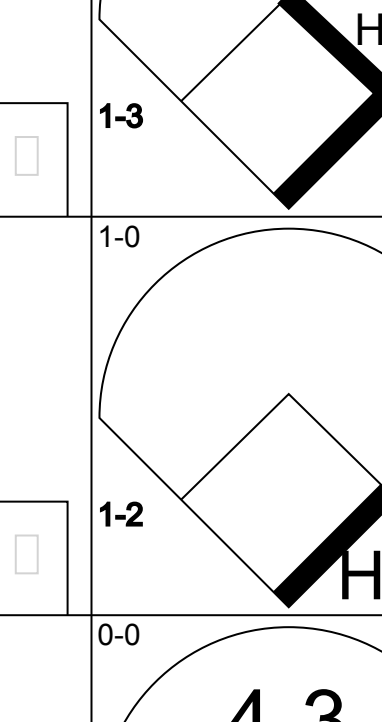
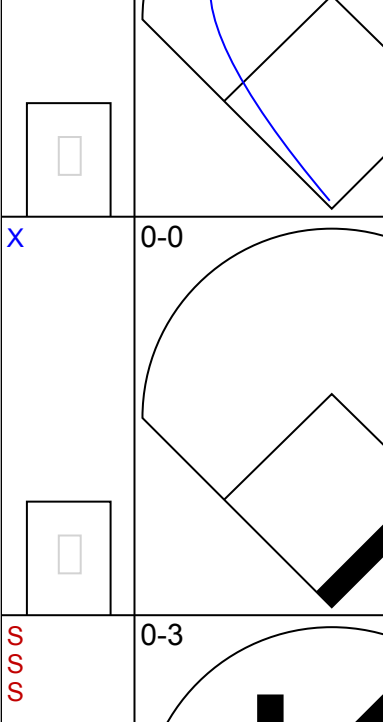

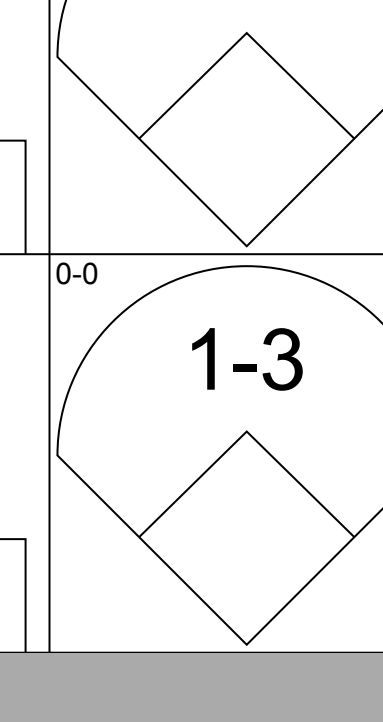
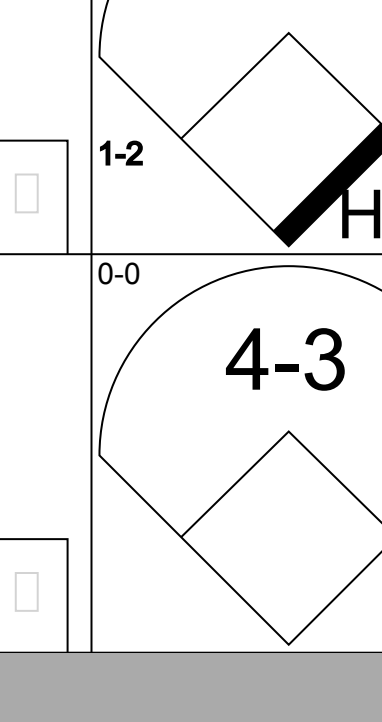
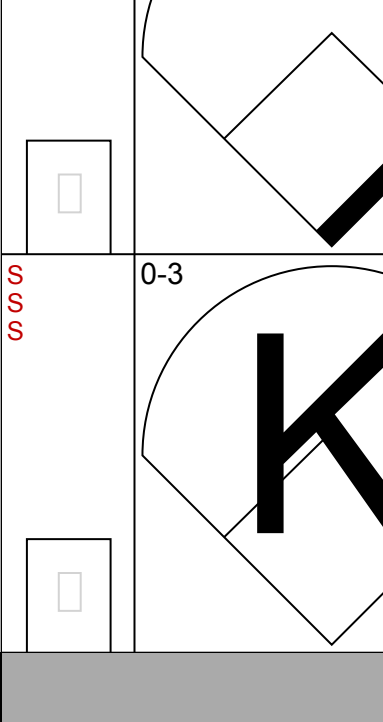
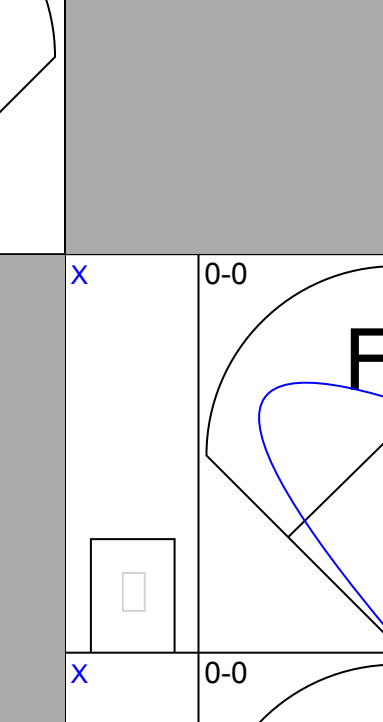
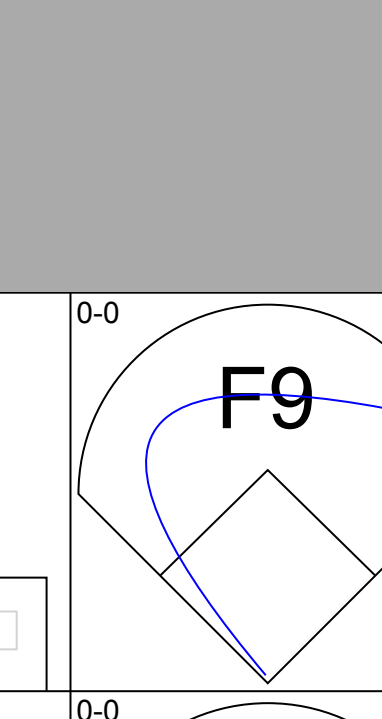
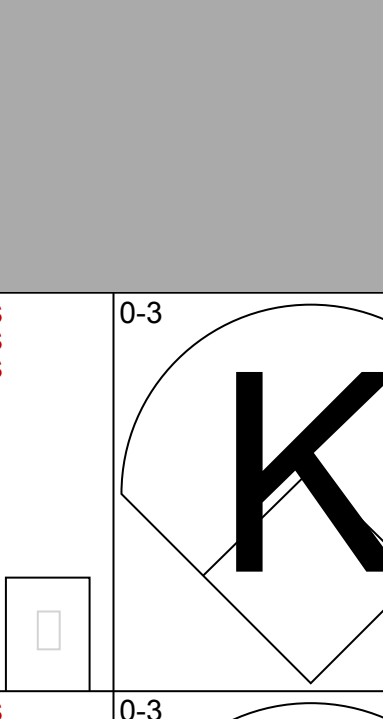
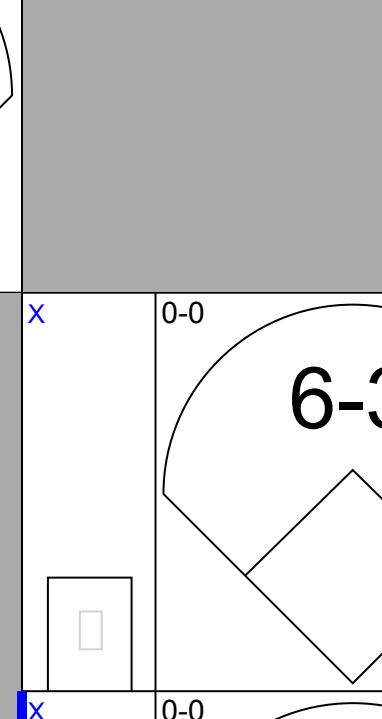
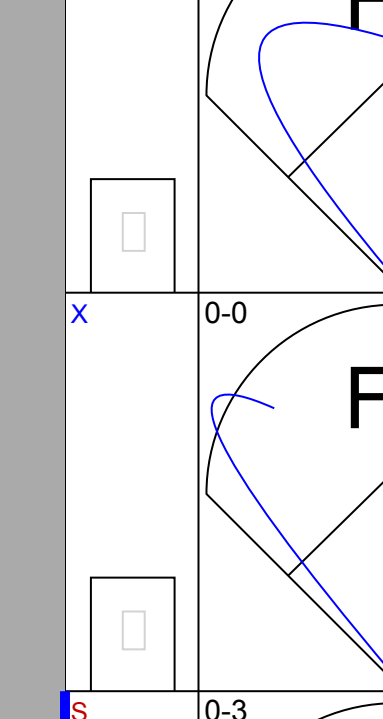
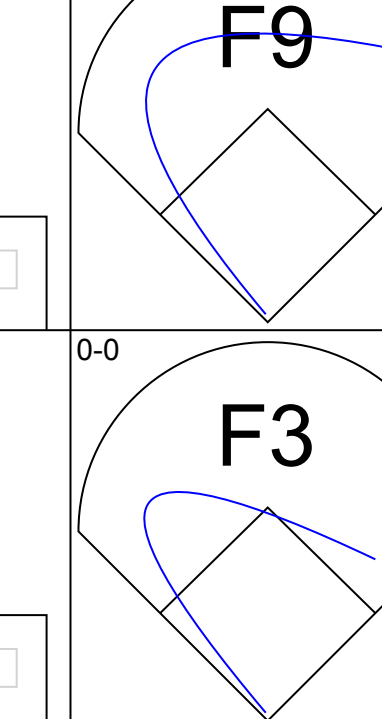
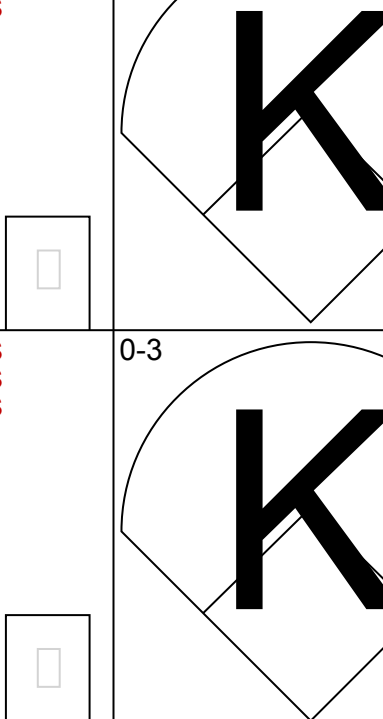
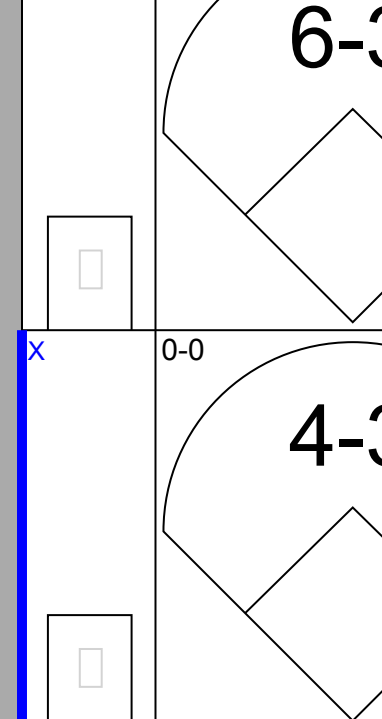
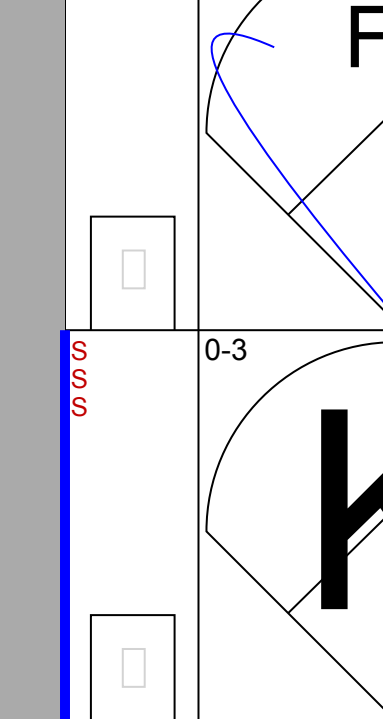


Batter	1	2	3	4	5	6	7	8	9	AB	R	H	RBI	BB	SO	LOB	TOP	
Aurelio Rodriguez, R OBP: 0.255, SLG: 0.324 (1, 5)										4	0	1	0	0	1	1		
Jay Johnstone, L OBP: 0.224, SLG: 0.273 (1, 8)										4	1	1	0	0	0	2		
Rick Reichardt, R OBP: 0.313, SLG: 0.396 (1, 7)										4	1	2	0	0	0	1		
Jimmie Hall, L OBP: 0.318, SLG: 0.406 (1, 9)										4	0	0	0	0	2	3		
Buck Rodgers, S OBP: 0.288, SLG: 0.293 (1, 2)										4	0	2	2	0	0	0		
Bill Skowron, R OBP: 0.292, SLG: 0.266 Bobby Locke, R OBP: 0.667, SLG: 0.667 (6, 1)										3	0	1	0	0	0	1		
Tom Satirano, L OBP: 0.314, SLG: 0.320 (6, 3)										4	0	1	0	0	0	3		
Paul Schaal, R OBP: 0.286, SLG: 0.294 (1, 6)										4	0	1	0	0	1	3		
Clyde Wright, R OBP: 0.286, SLG: 0.381 Bobby Knoop, R OBP: 0.298, SLG: 0.353 (6, 4)										2	0	0	0	0	0	1		
Inning Stats	R: 2 E: 1 K: 2 S: 9	H: 3 LOB: 1 BB: 0 P: 9	R: 0 E: 0 K: 0 S: 4	H: 1 LOB: 1 BB: 0 P: 4	R: 0 E: 0 K: 0 S: 4	H: 1 LOB: 1 BB: 0 P: 4	R: 0 E: 0 K: 0 S: 4	H: 1 LOB: 1 BB: 0 P: 4	R: 0 E: 0 K: 1 S: 5	H: 0 LOB: 0 BB: 0 P: 5	R: 0 E: 0 K: 1 S: 6	H: 1 LOB: 1 BB: 0 P: 6	1B: 9 2B: 0 3B: 1 HR: 0	SF: 0 SAC: 1 DP: 0 HBP: 0	WP: 0 PB: 0 SB: 2 CS: 0	PA: 36		
PITCHER	IP	WLS	BF	H	R	ER	SO	BB	IBB	HBP	BLK	WP	HR	S	P	ERA	WHIP	
Jim Nash, R ERA: 3.82	7.0	L	29	9	2	1	2	0	0	0	0	0	0	33	33	1.29	1.286	
Lew Krausse, R ERA: 4.12	2.0		7	1	0	0	2	0	0	0	0	0	0	11	11	0.00	0.500	

California Angels @ Kansas City Athletics
Municipal Stadium, Kansas City, MO
Sun Sep 24 1967, 4:33 AM EDT
Att: 3,887 - Unknown

AB 35
R 2
H 10
RBI 2
BB 0
SO 4
LOB 16

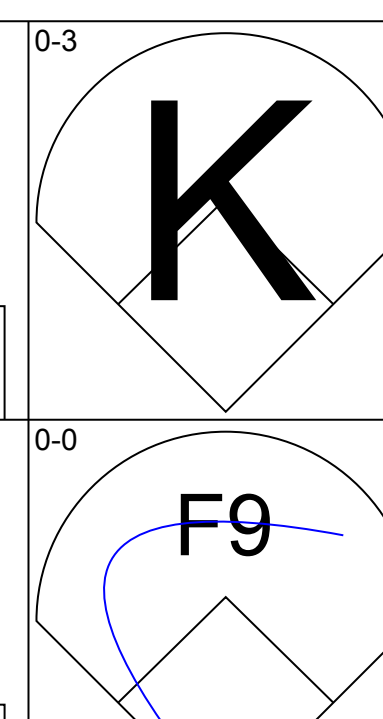
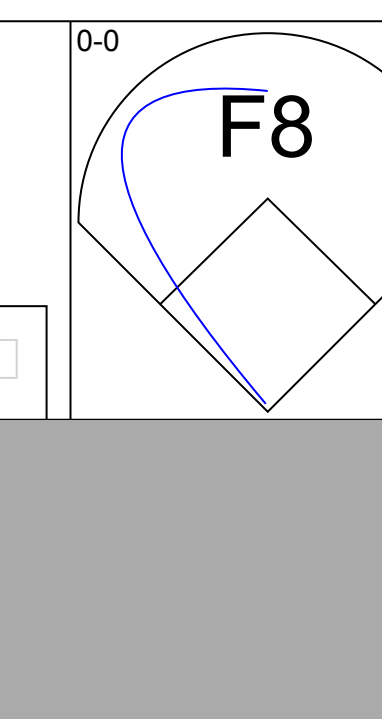
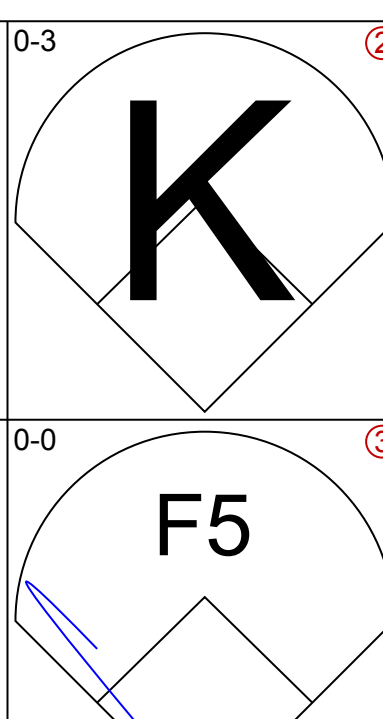
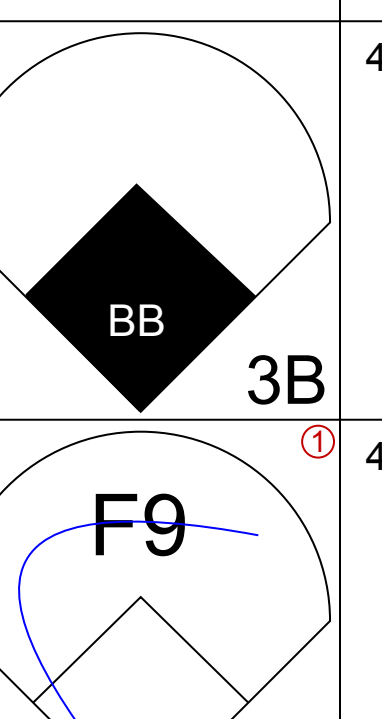
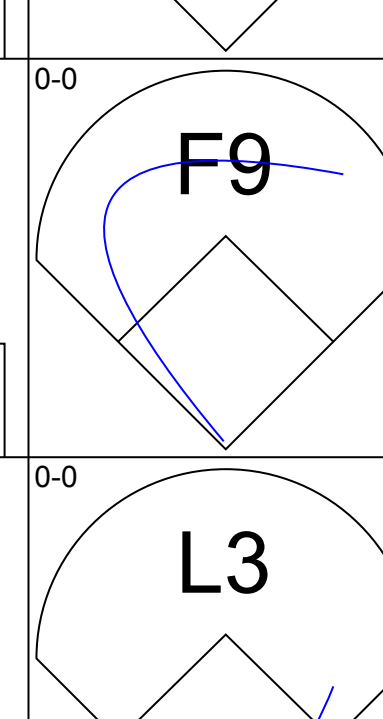
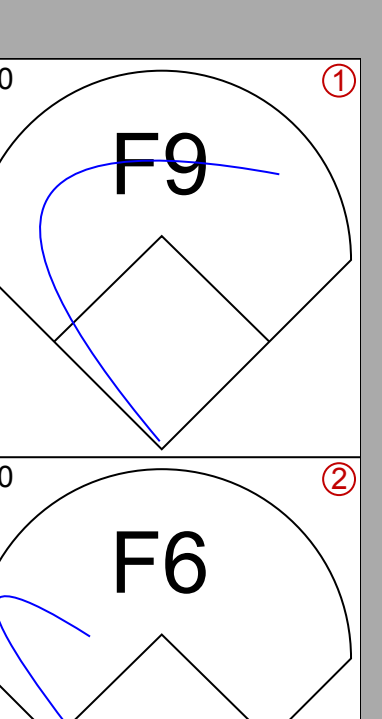
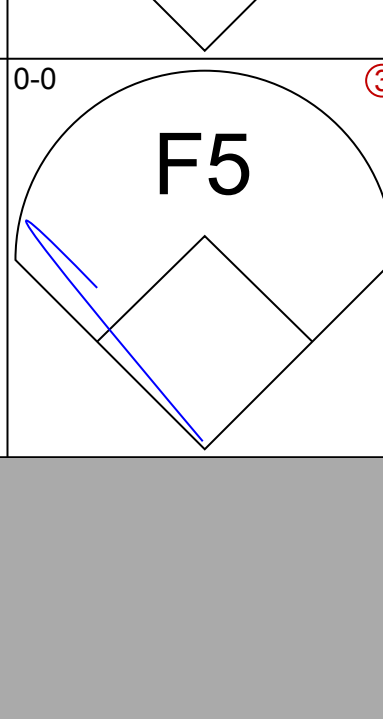
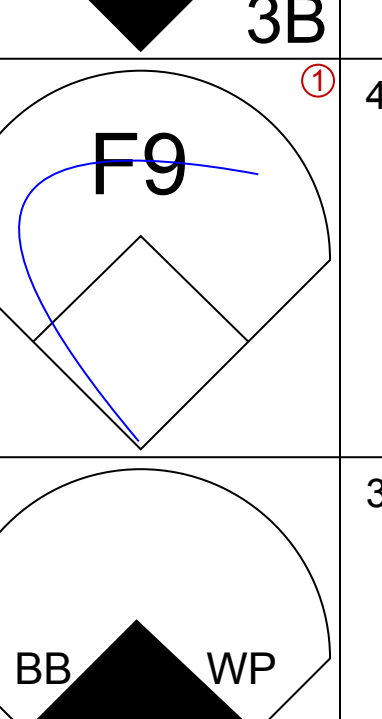
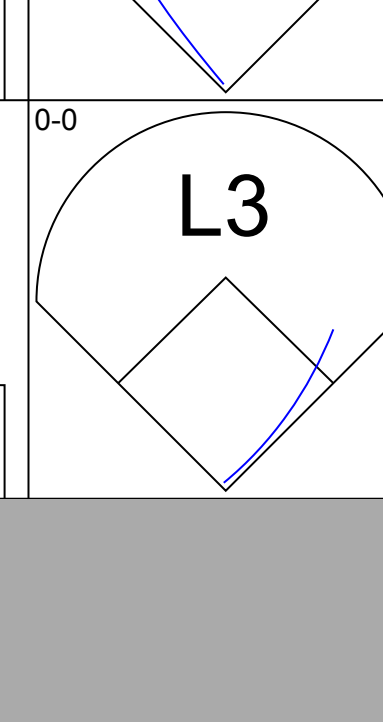
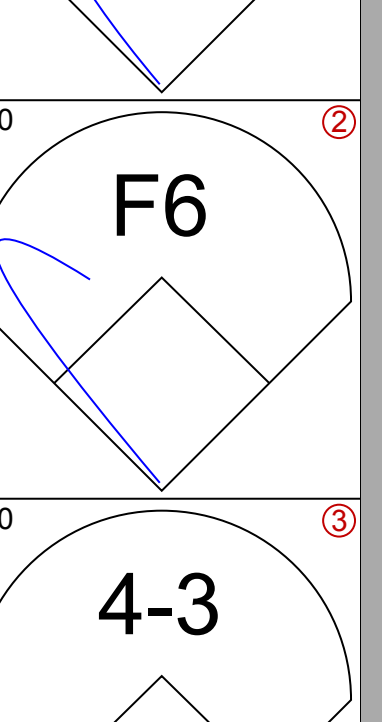
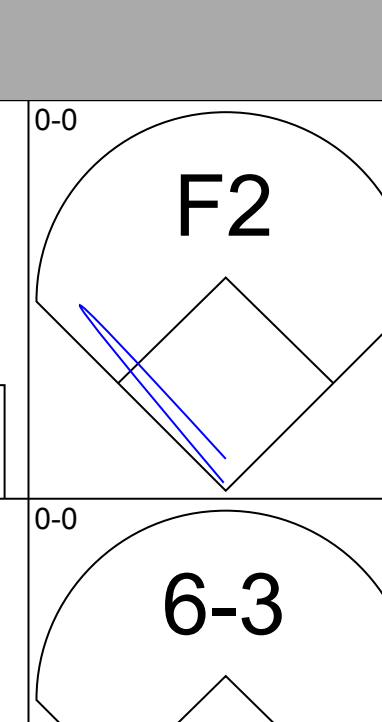
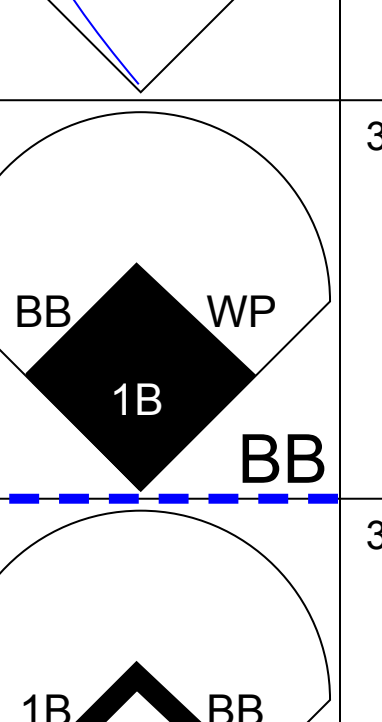
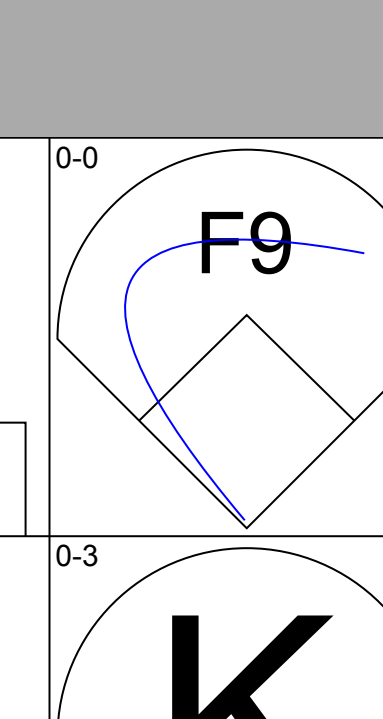
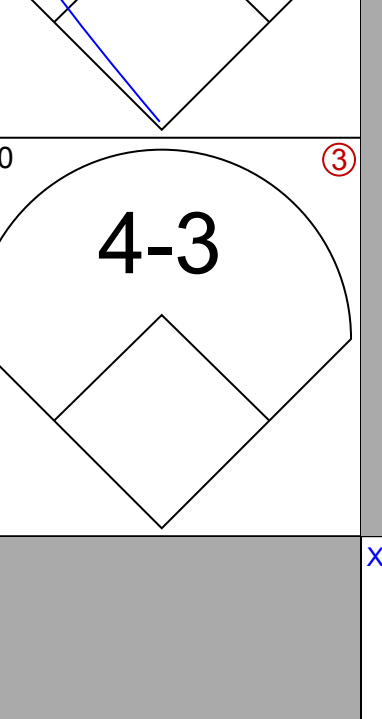
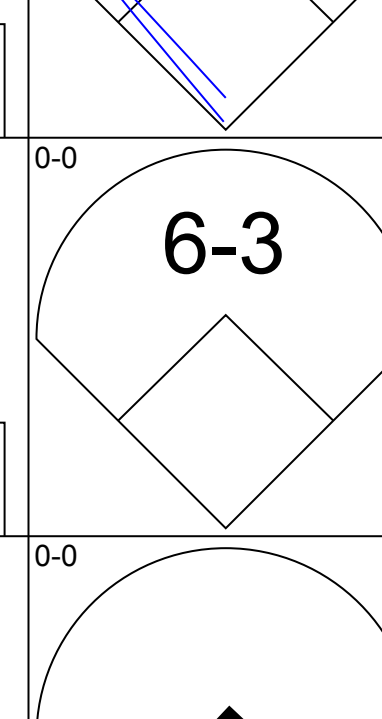
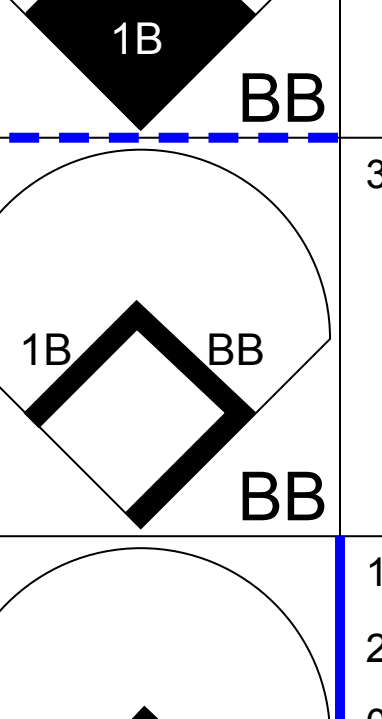
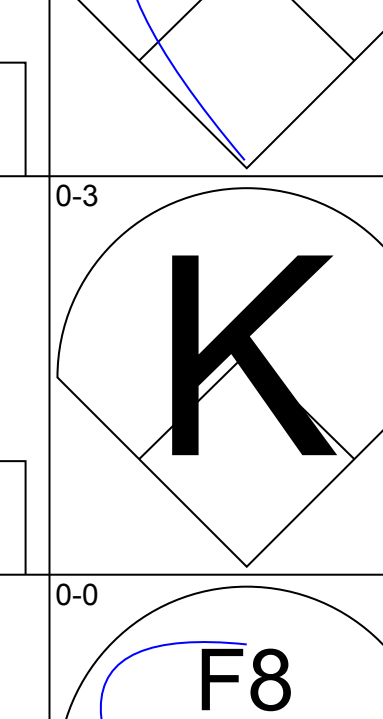
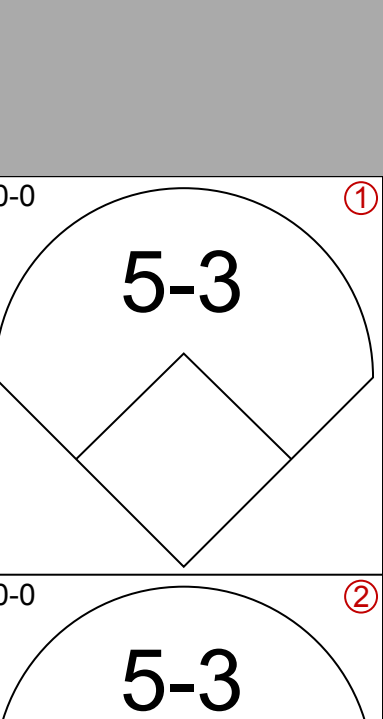
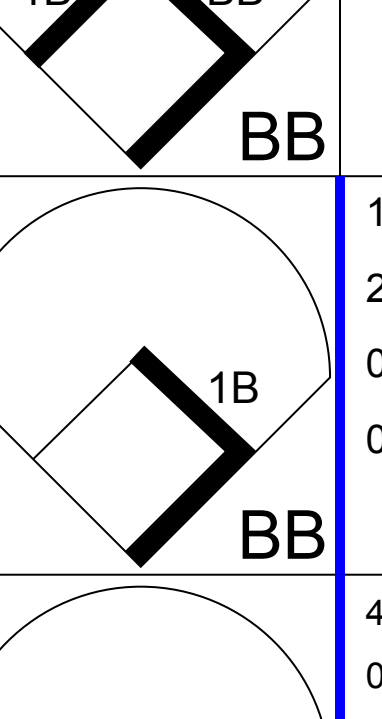
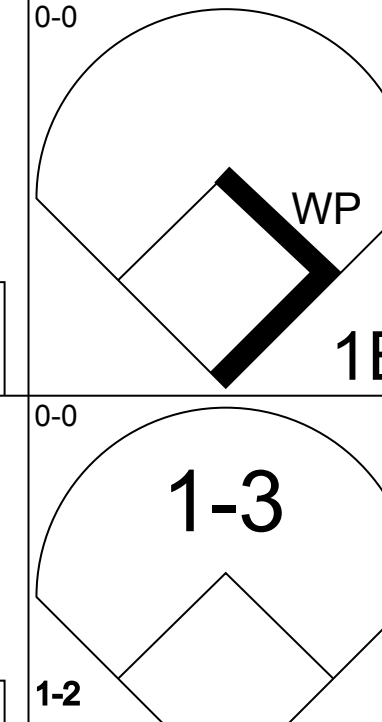
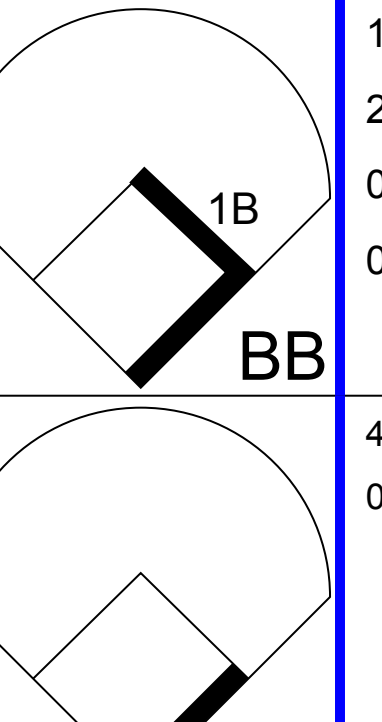
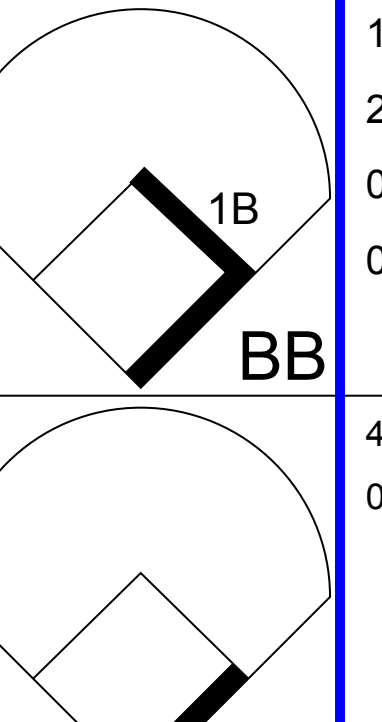
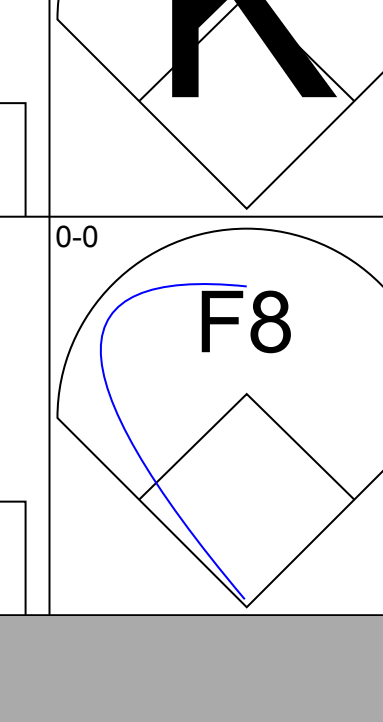
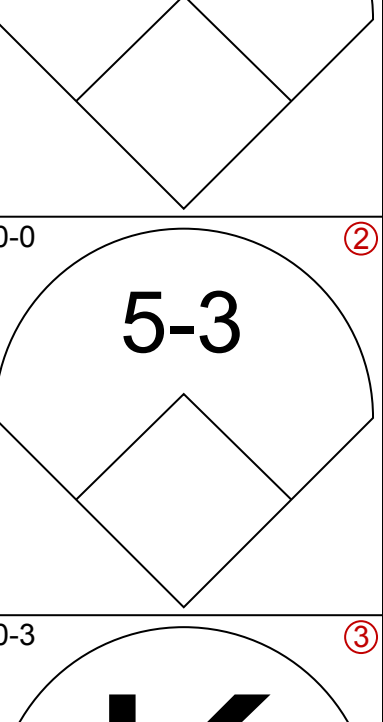
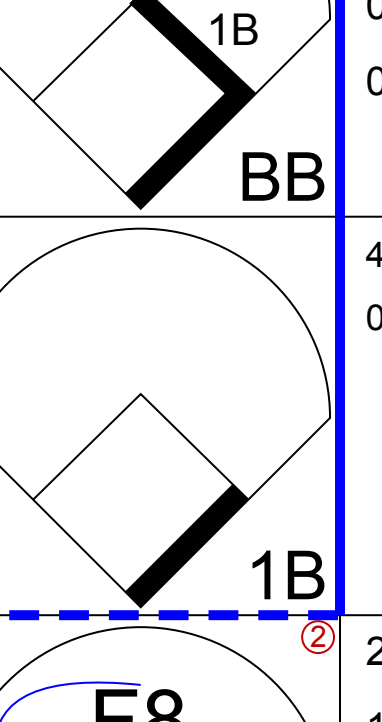
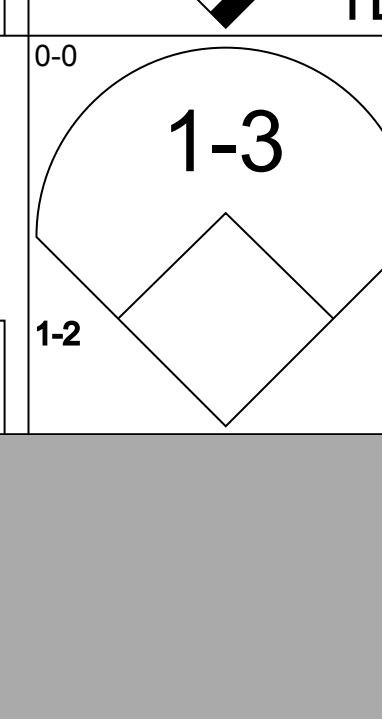
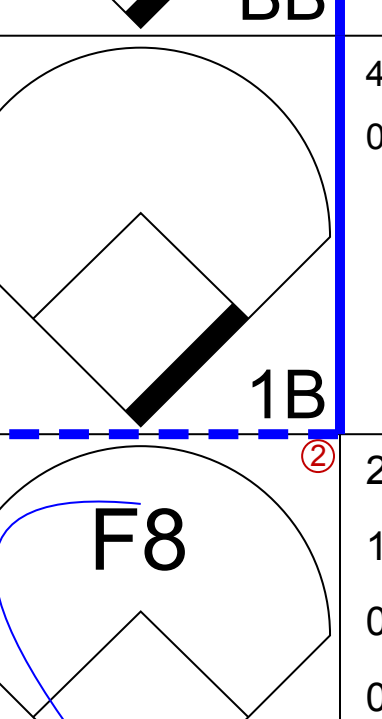
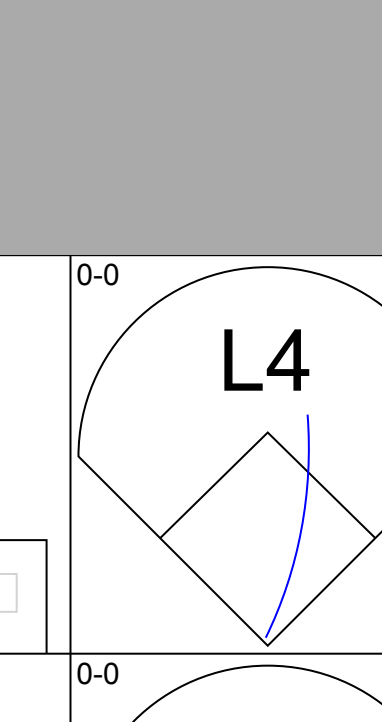
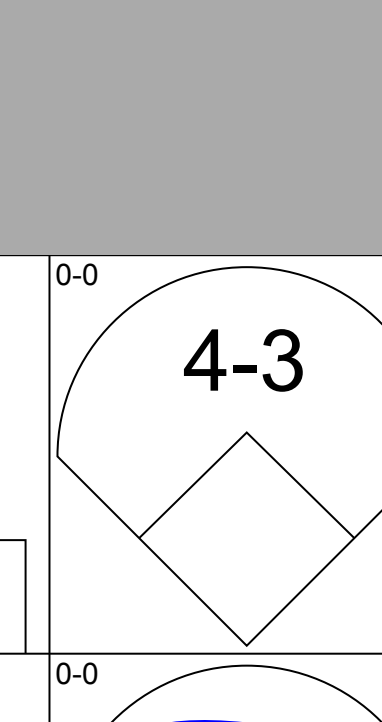
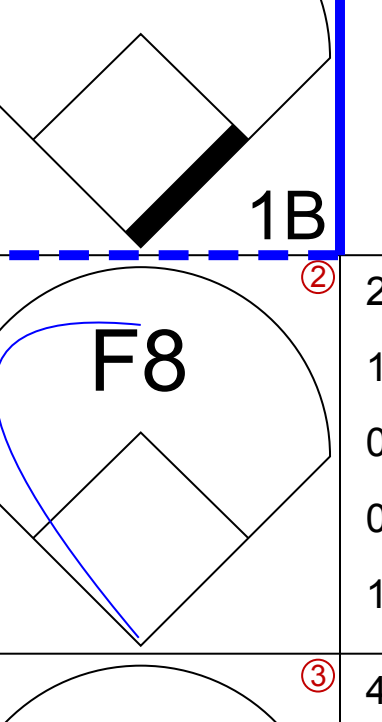
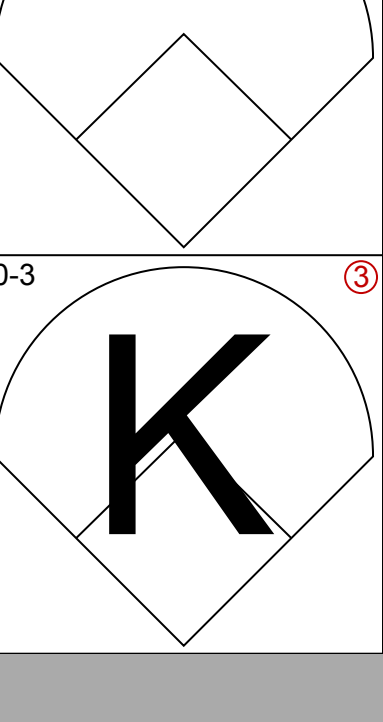
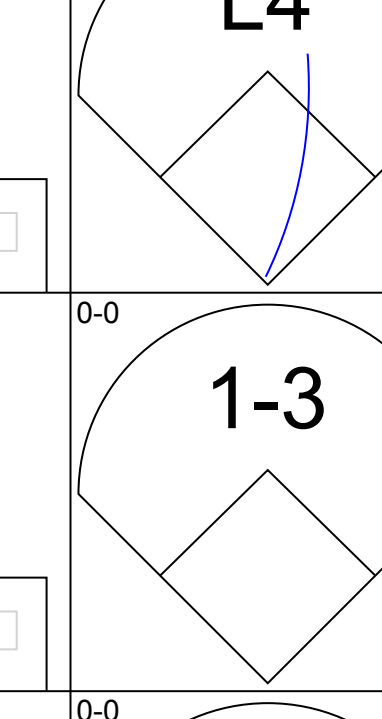
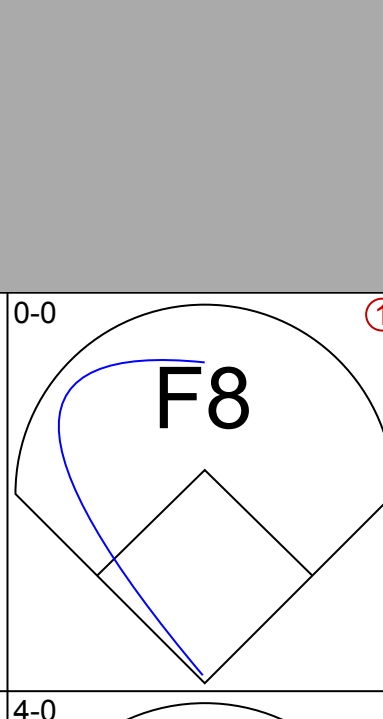
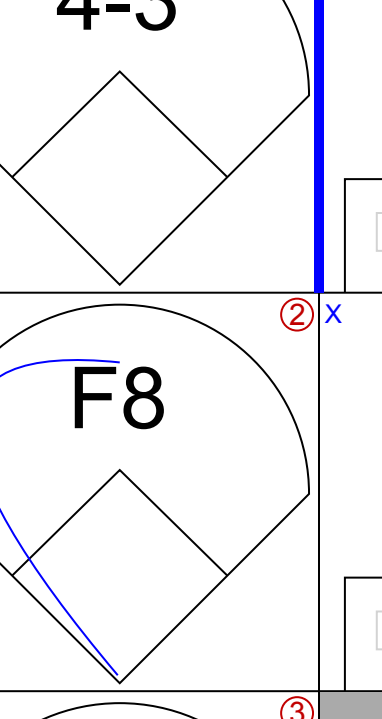
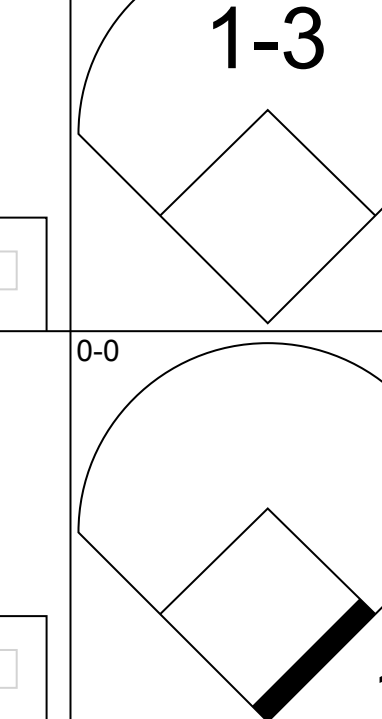


Batter	1	2	3	4	5	6	7	8	9	AB	R	H	RBI	BB	SO	LOB	BOTTOM			
Bert Campaneris, R OBP: 0.297, SLG: 0.333 (1, 6)										4	1	3	0	0	0	0				
John Donaldson, L OBP: 0.351, SLG: 0.351 (1, 4)										4	0	3	1	0	0	1				
Rick Monday, L OBP: 0.319, SLG: 0.417 (1, 8)										4	0	1	0	0	1	4				
Mike Hershberger, R OBP: 0.321, SLG: 0.320 (1, 9)										4	0	1	0	0	0	3				
Jim Gosger, L OBP: 0.334, SLG: 0.341 (1, 7)										4	0	1	0	0	1	1				
Sal Bando, R OBP: 0.276, SLG: 0.228 (1, 5)										3	0	1	0	0	0	1				
Ray Webster, L OBP: 0.318, SLG: 0.408 (1, 3)										4	0	0	0	0	1	4				
Phil Roof, R OBP: 0.273, SLG: 0.340 (1, 2)										4	0	0	0	0	1	0				
Jim Nash, R OBP: 0.153, SLG: 0.104 Tim Talton, L OBP: 0.326, SLG: 0.351 Lew Krausse, R OBP: 0.167, SLG: 0.244 Ted Kubiak, S OBP: 0.247, SLG: 0.200 (7, PH)										2	0	0	0	0	1	0				
Inning Stats	R: 0 E: 0 K: 1 S: 6	H: 2 LOB: 1 BB: 0 P: 6	R: 0 E: 0 K: 0 S: 3	H: 0 LOB: 0 BB: 0 P: 3	R: 0 E: 0 K: 0 S: 5	H: 3 LOB: 3 BB: 0 P: 6	R: 1 E: 0 K: 2 S: 9	H: 2 LOB: 1 BB: 0 P: 9	R: 0 E: 0 K: 1 S: 6	H: 1 LOB: 1 BB: 0 P: 6	R: 0 E: 0 K: 1 S: 4	H: 1 LOB: 1 BB: 0 P: 4	R: 0 E: 0 K: 1 S: 6	H: 1 LOB: 1 BB: 0 P: 6	R: 0 E: 0 K: 1 S: 5	H: 0 LOB: 0 BB: 0 P: 5	1B: 10 2B: 0 3B: 0 HR: 0	SF: 0 SAC: 0 DP: 2 HBP: 1	WP: 0 PB: 0 SB: 1 CS: 0	PA: 36
PITCHER	IP	WLS	BF	H	R	ER	SO	BB	IBB	HBP	BLK	WP	HR	S	P	ERA	WHIP			
Clyde Wright, L ERA: 3.13	5.0	W	21	7	1	1	3	0	0	1	0	0	0	26	27	1.80	1.400			
Bobby Locke, R ERA: 2.6	4.0	S	15	3	0	0	3	0	0	0	0	0	0	21	21	0.00	0.750			

California Angels @ Kansas City Athletics
Municipal Stadium, Kansas City, MO
Sun Sep 24 1967, 4:33 AM EDT
Att: 3,887 - Unknown

AB 35
R 1
H 10
RBI 1
BB 0
SO 6
LOB 14

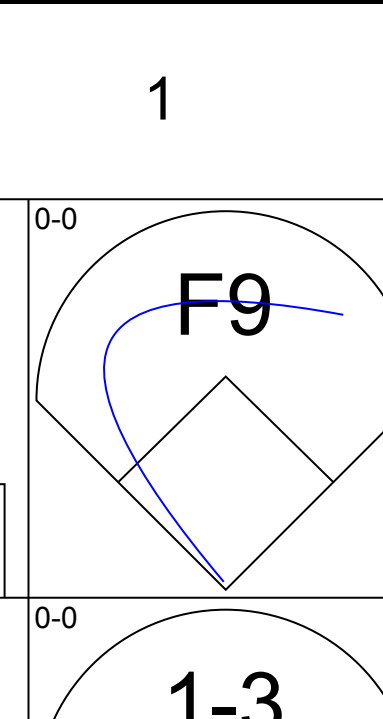
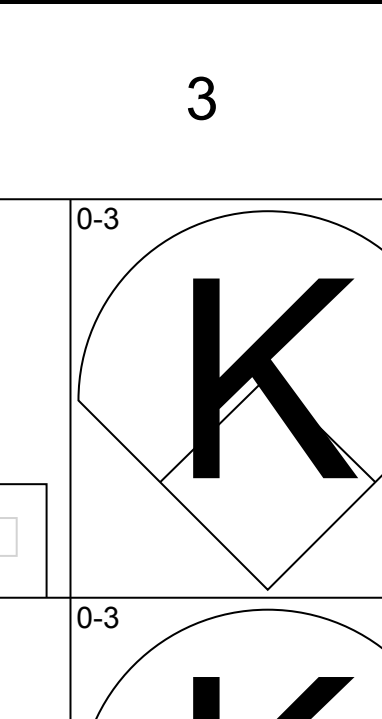
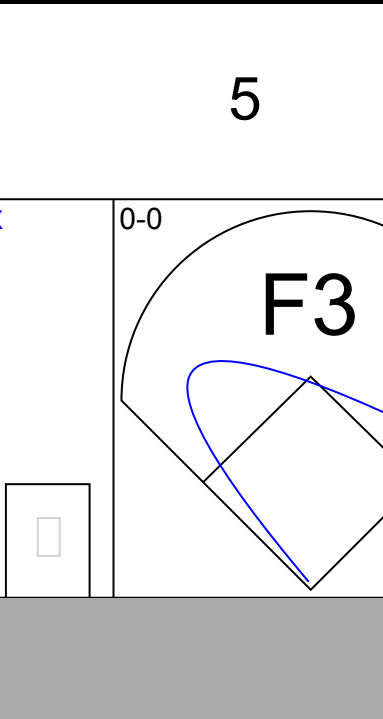
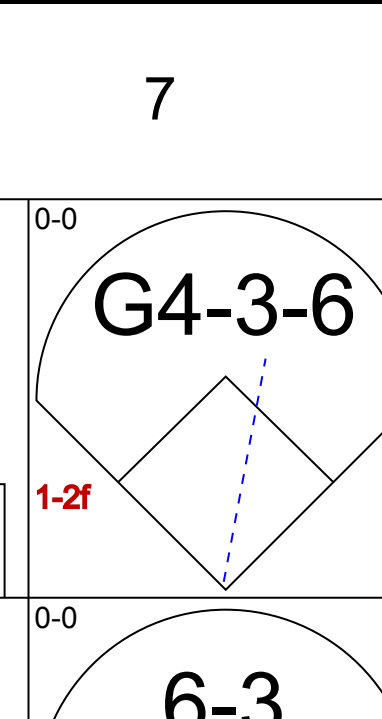
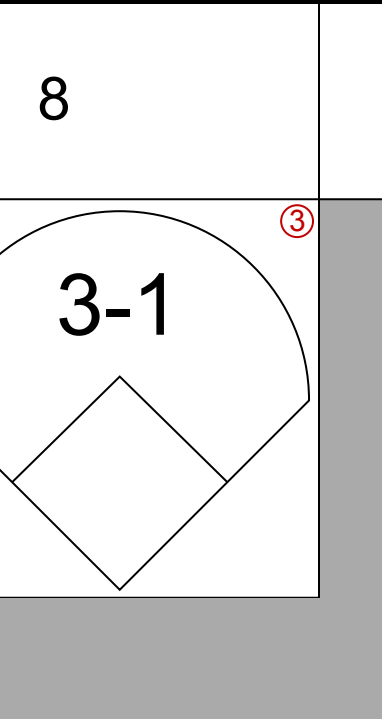
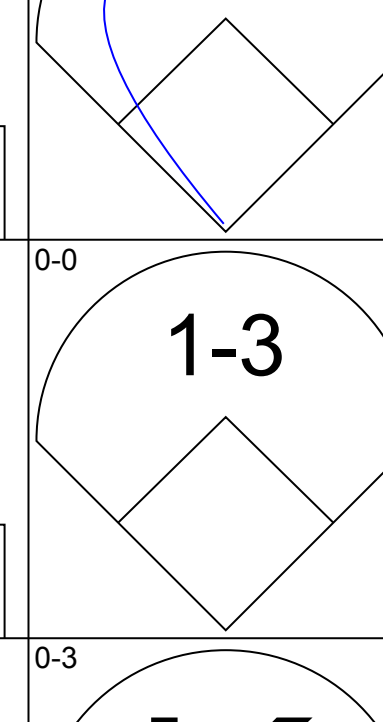
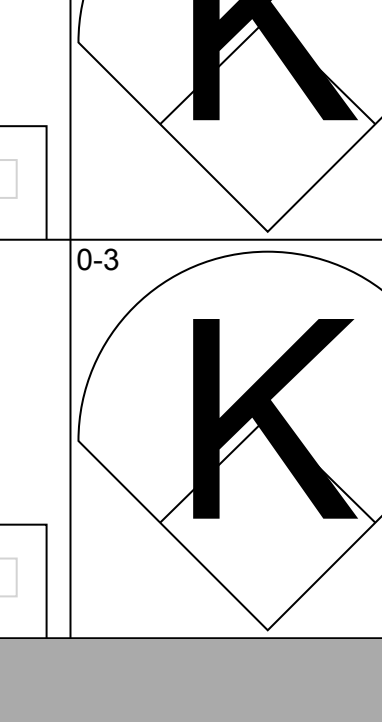
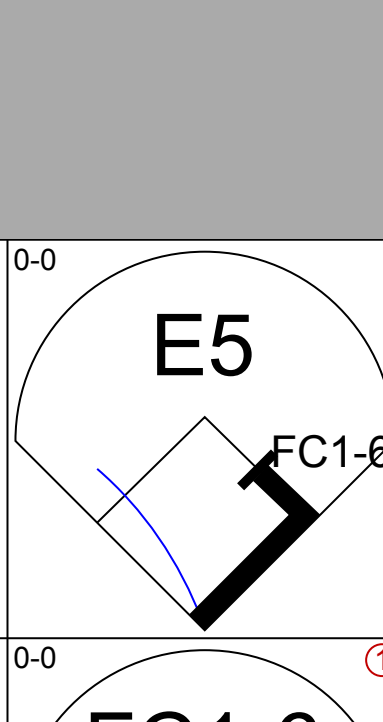
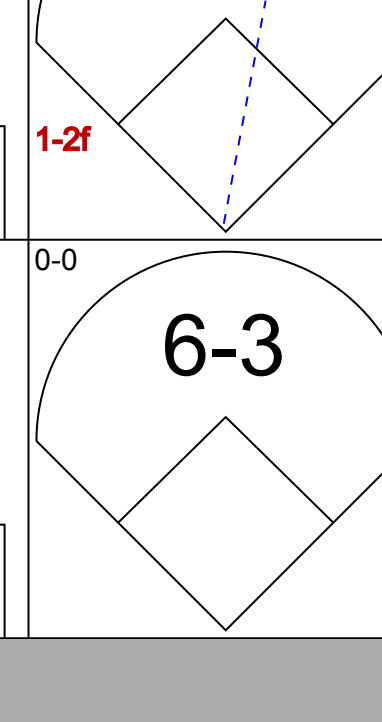
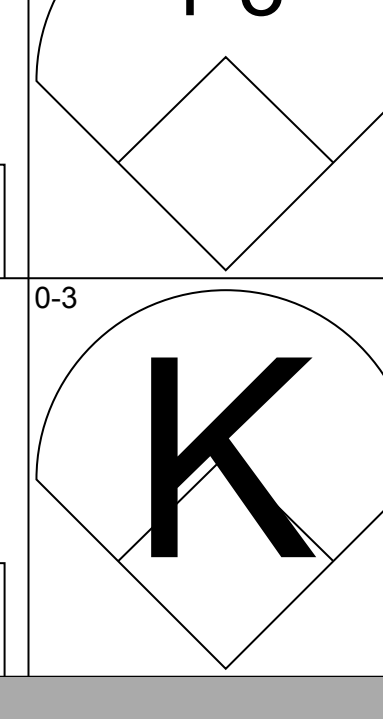
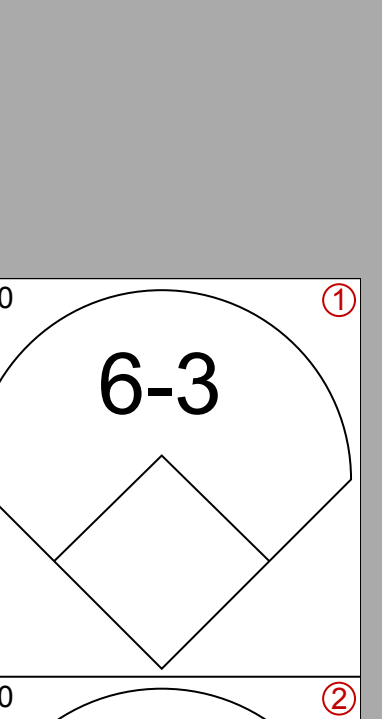
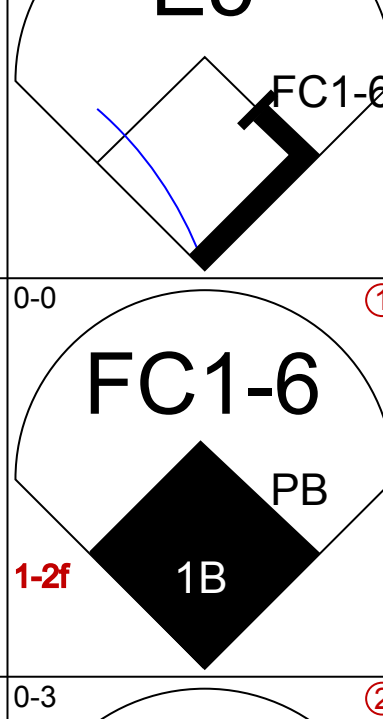
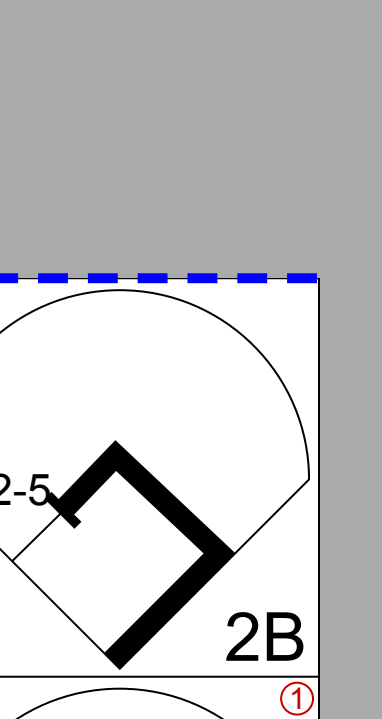
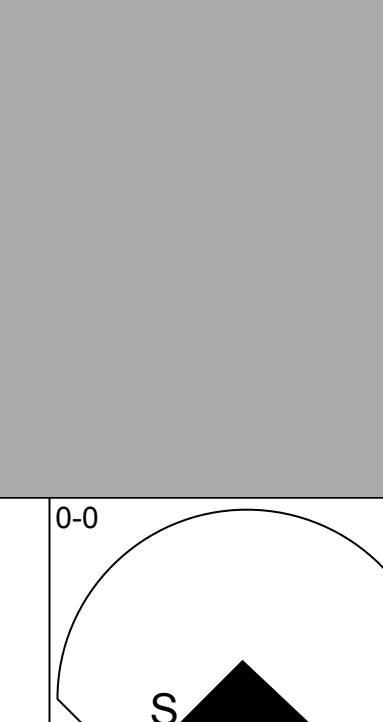
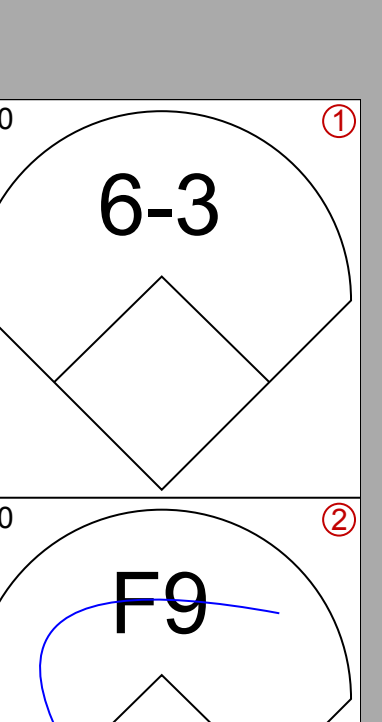
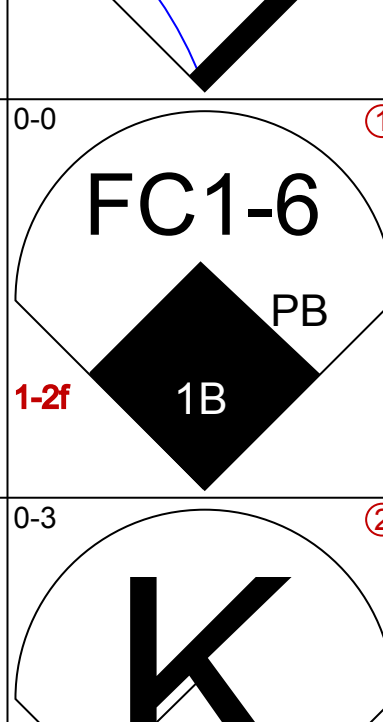
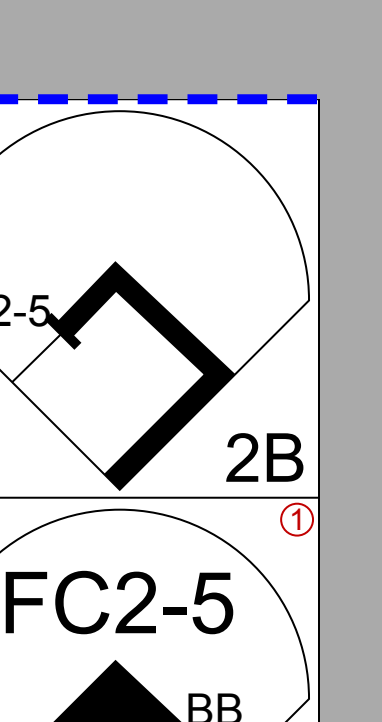
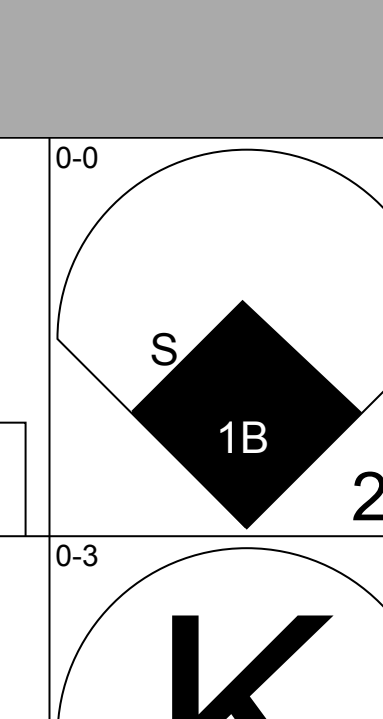
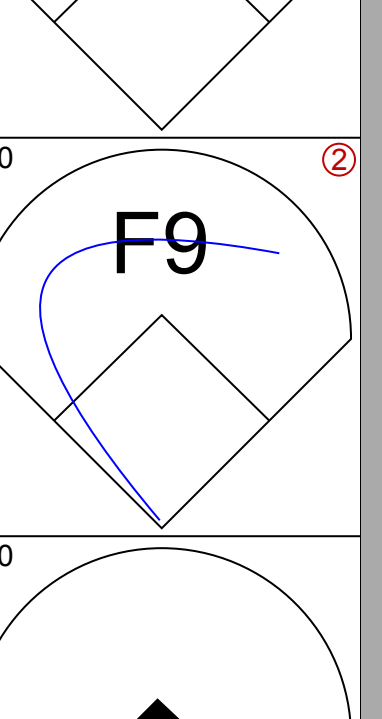
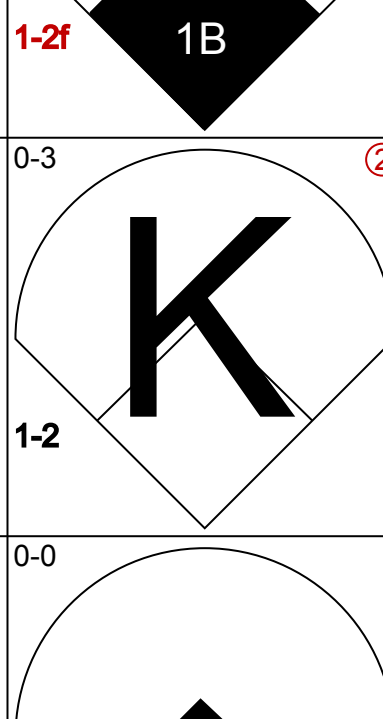
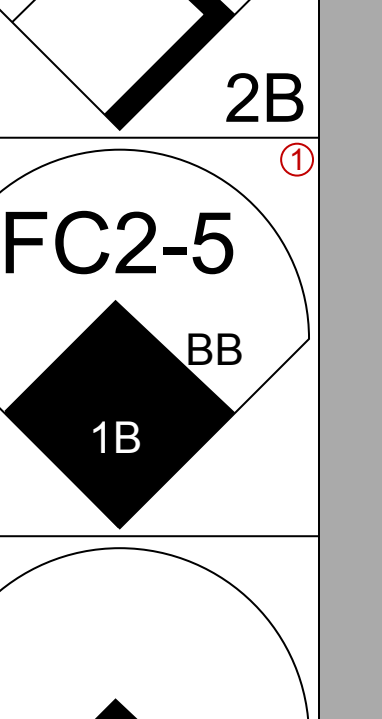
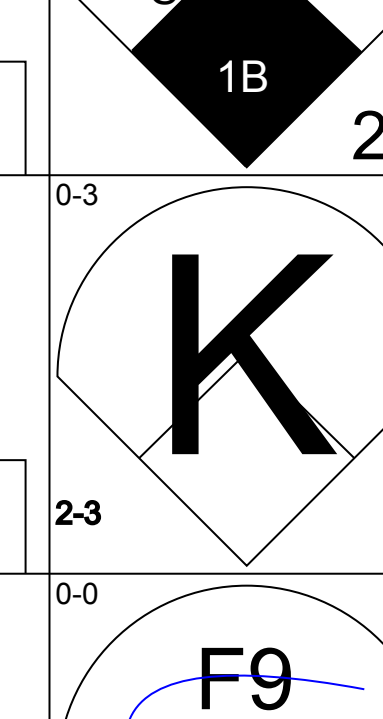
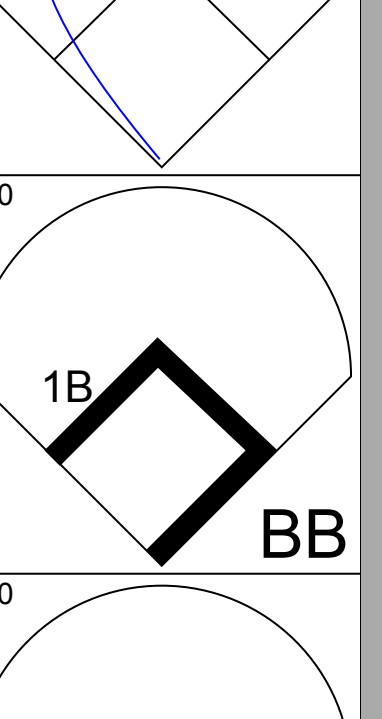
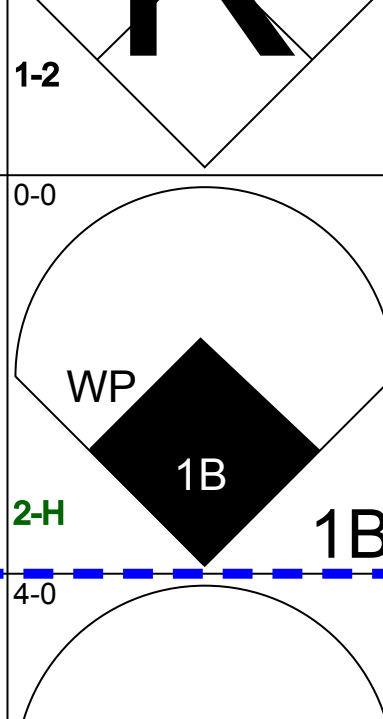
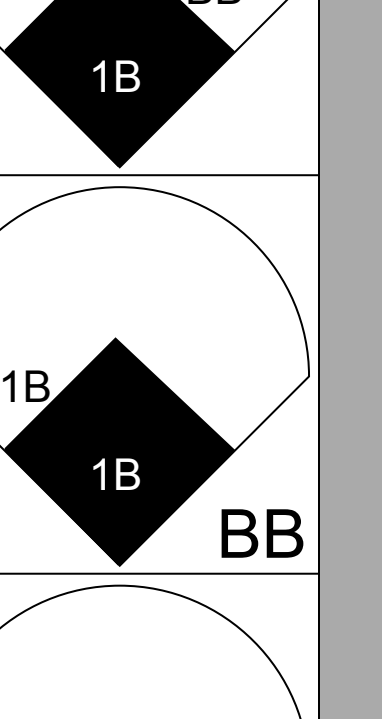
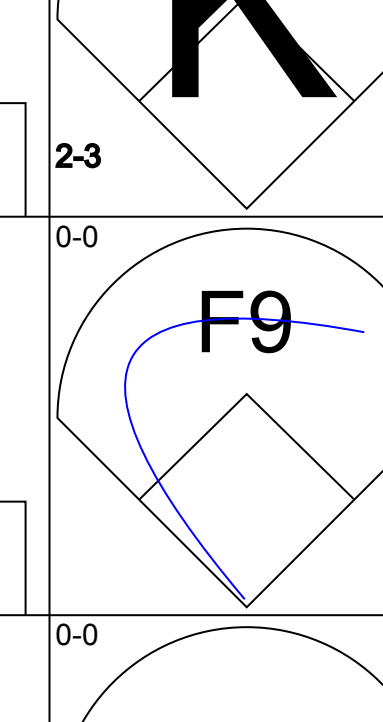
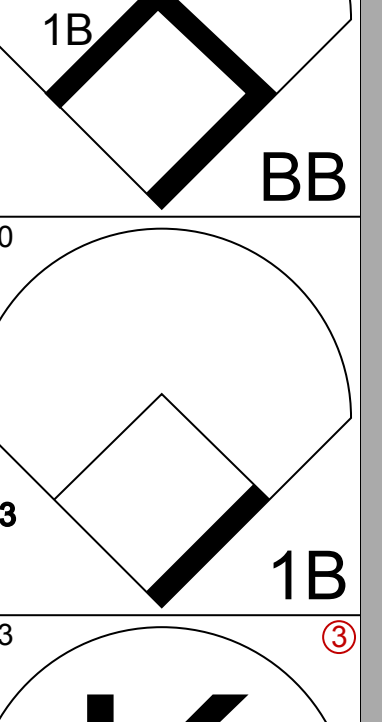
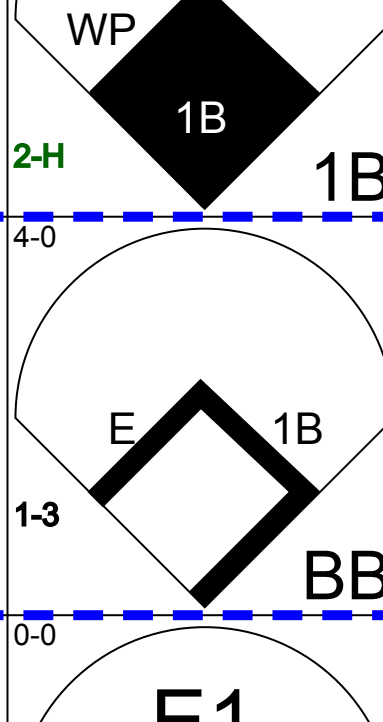
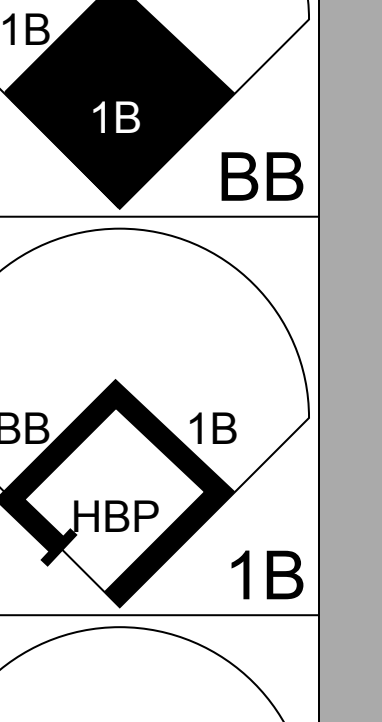
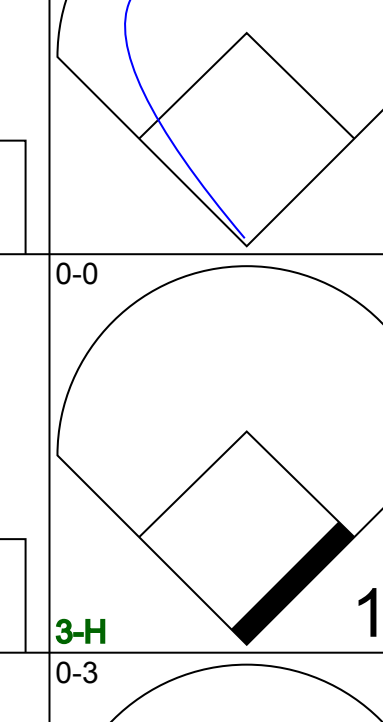

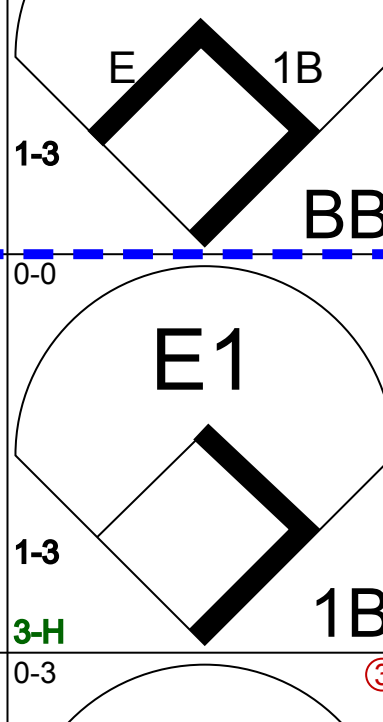
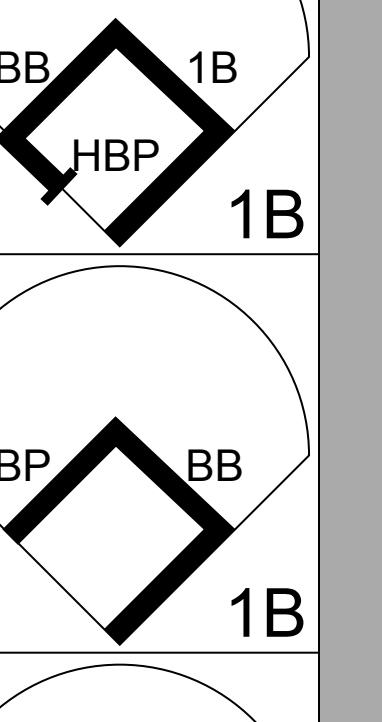

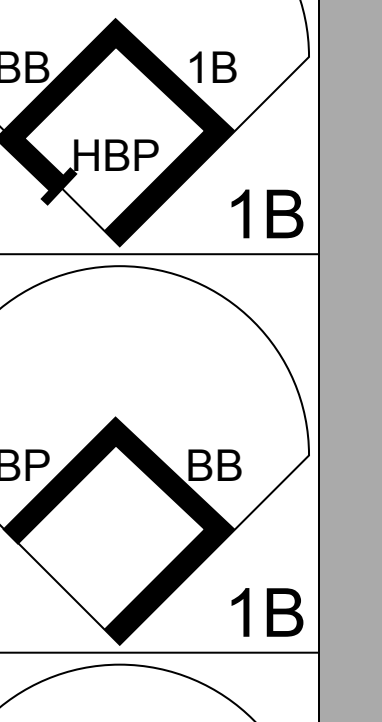

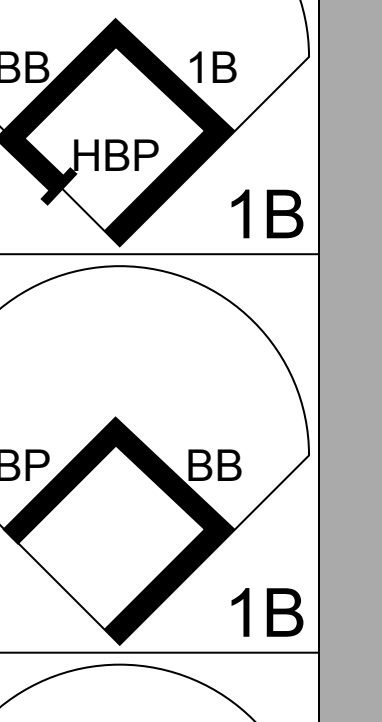

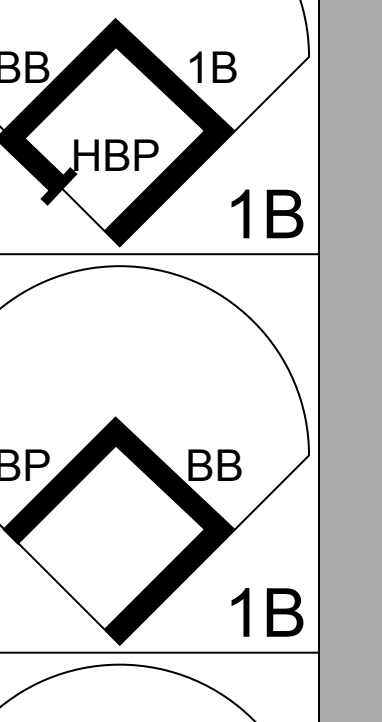


Batter	1	2	3	4	5	6	7	8	9	AB	R	H	RBI	BB	SO	LOB	TOP										
Tommie Agee, R OBP: 0.309, SLG: 0.380 (1, 8)										4	1	1	0	0	2	2											
Don Buford, S OBP: 0.326, SLG: 0.322 (1, 4)										4	0	0	0	0	0	2											
Tom McCraw, L OBP: 0.287, SLG: 0.358 (1, 3)										3	1	0	0	1	0	0											
Ken Boyer, R OBP: 0.319, SLG: 0.371 (1, 5)										3	0	0	0	1	0	0											
Pete Ward, L OBP: 0.335, SLG: 0.393 (1, 7)										1	0	0	0	0	1	0											
Ken Berry, R OBP: 0.311, SLG: 0.332 (2, 7)										2	0	1	0	0	0	0											
Smoky Burgess, L OBP: 0.311, SLG: 0.259 (9, PH)										0	0	0	1	1	0	0											
Buddy Bradford, R OBP: 0.125, SLG: 0.067 (9, PR)										0	0	0	0	0	0	0											
Rocky Colavito, R OBP: 0.379, SLG: 0.335 (1, 9)										4	0	1	1	0	0	1											
Sandy Alomar Sr., S OBP: 0.086, SLG: 0.086 (9, PR)										0	0	0	0	0	0	0											
J.C. Martin, L OBP: 0.319, SLG: 0.343 (1, 2)										2	0	0	0	0	1	0											
Walt Williams, R OBP: 0.291, SLG: 0.355 (8, PH)										1	0	0	0	0	0	0											
Hoyt Wilhelm, R OBP: 0.077, SLG: 0.077 (8, 1)										0	0	0	0	0	0	0											
Roger Nelson, R OBP: 0.077, SLG: 0.077 (8, 1)										0	0	0	0	0	0	0											
Wayne Causey, L OBP: 0.299, SLG: 0.288 (9, PH)										1	0	0	0	0	0	3											
Ron Hansen, R OBP: 0.321, SLG: 0.326 (1, 6)										4	0	0	0	0	0	3											
Gary Peters, L OBP: 0.235, SLG: 0.306 (1, 1)										1	0	1	0	1	0	0											
Don McMahon, R OBP: 0.154, SLG: 0.154 (6, 1)										0	0	0	0	0	0	0											
Wilbur Wood, R OBP: 0.118, SLG: 0.125 (6, 1)										0	0	0	0	0	0	0											
Duane Josephson, R OBP: 0.268, SLG: 0.299 (8, 2)										1	0	0	0	0	1	0											
Inning Stats	R: 0 E: 0 K: 1 S: 5	H: 0 LOB: 0 BB: 0 P: 5	R: 0 E: 0 K: 1 S: 5	H: 0 LOB: 0 BB: 0 P: 5	R: 0 E: 0 K: 0 S: 4	H: 1 LOB: 1 BB: 0 P: 4	R: 0 E: 0 K: 0 S: 3	H: 0 LOB: 0 BB: 0 P: 3	R: 0 E: 0 K: 1 S: 5	H: 0 LOB: 0 BB: 1 P: 9	R: 0 E: 0 K: 0 S: 4	H: 1 LOB: 1 BB: 0 P: 4	R: 0 E: 0 K: 1 S: 5	H: 0 LOB: 0 BB: 3 P: 5	R: 2 E: 0 K: 0 S: 5	H: 2 LOB: 3 BB: 3 P: 17	1B: 3 2B: 0 3B: 1 HR: 0	SF: 0 SAC: 0 DP: 0 HBP: 0	WP: 2 PA: 35								
PITCHER	IP	WLS	BF	H	R	ER	SO	BB	IBB	HBP	BLK	WP	HR	S	P	ERA	WHIP										
Chuck Dobson, R ERA: 3.69 (1, 1)	8.1	W	30	3	2	2	5	2	0	0	0	1	0	38	46	2.16	0.600										
Lew Krausse, R ERA: 4.12 (9, 1)	0.0		3	1	0	0	0	2	0	0	0	1	0	1	9	∞	∞										
Paul Lindblad, L ERA: 3.61 (9, 1)	0.2	S	2	0	0	0	0	0	0	0	0	0	0	2	2	0.00	0.000										

Chicago White Sox @ Kansas City Athletics
Municipal Stadium, Kansas City, MO
Wed Sep 27 1967, 8:05 PM EDT
Unknown


AB	31
R	2
H	4
RBI	2
BB	4
SO	5
LOB	11



Batter	1	2	3	4	5	6	7	8	9	AB	R	H	RBI	BB	SO	LOB	BOTTOM										
Ted Kubiak, S OBP: 0.235, SLG: 0.189 (1, 6)										5	0	0	0	0	1	4											
John Donaldson, L OBP: 0.346, SLG: 0.347 (1, 4)										4	0	0	0	0	1	0											
Joe Rudi, R OBP: 0.216, SLG: 0.229 (1, 3)										4	1	1	0	0	1	1											
Mike Hershberger, R OBP: 0.320, SLG: 0.322 (1, 9)										4	2	1	0	0	1	2											
Rick Monday, L OBP: 0.323, SLG: 0.418 (1, 8)										2	2	1	1	2	1	1											
Sal Bando, R OBP: 0.293, SLG: 0.239 (1, 5)										3	0	2	1	1	0	1											
Jim Gosger, L OBP: 0.336, SLG: 0.346 (1, 7)										4	0	3	3	0	1	2											
Dave Duncan, R OBP: 0.213, SLG: 0.356 (1, 2)										3	0	0	0	1	3	3											
Chuck Dobson, R OBP: 0.192, SLG: 0.181 (1, 1)										3	0	1	0	0	2	0											
Lew Krausse, R OBP: 0.167, SLG: 0.244 (9, 1)										0	0	0	0	0	0	0											
Paul Lindblad, L OBP: 0.206, SLG: 0.324 (9, 1)										0	0	0	0	0	0	0											
Inning Stats	R: 0 E: 0 K: 1 S: 5	H: 2 LOB: 1 BB: 0 P: 9	R: 1 E: 0 K: 2 S: 9	H: 2 LOB: 1 BB: 0 P: 9	R: 0 E: 0 K: 3 S: 9	H: 0 LOB: 0 BB: 0 P: 9	R: 0 E: 0 K: 1 S: 6	H: 1 LOB: 2 BB: 1 P: 10	R: 0 E: 0 K: 2 S: 7	H: 0 LOB: 0 BB: 0 P: 7	R: 2 E: 2 K: 2 S: 10	H: 2 LOB: 2 BB: 1 P: 14	R: 0 E: 0 K: 0 S: 3	H: 1 LOB: 0 BB: 0 P: 3	R: 2 E: 0 K: 0 S: 5	H: 3 LOB: 3 BB: 2 P: 14	1B: 7 2B: 2 3B: 0 HR: 0	SF: 0 SAC: 0 DP: 1 HBP: 1	WP: 2 PA: 37								
PITCHER	IP	WLS	BF	H	R	ER	SO	BB	IBB	HBP	BLK	WP	HR	S	P	ERA	WHIP										
Gary Peters, L ERA: 2.23 (1, 1)	5.2	L	23	4	3	1	10	1	0	0	0	0	0	42	46	1.59	0.882										
Don McMahon, R ERA: 2.14 (6, 1)	0.0		1	0	0	0	0	1	0	0	0	1	0	0	4	∞	∞										
Wilbur Wood, L ERA: 2.46 (6, 1)	1.1		5	2	0	0	1	0	0	0	0	0	0	7	7	0.00	1.500										
Hoyt Wilhelm, R ERA: 1.24 (8, 1)	0.1		6	3	2	2	0	2	0	0	0	0	0	4	12	54.00	15.000										
Roger Nelson, R ERA: 1.29 (8, 1)	0.2		2	0	0	0	0	0	0	1	0	0	0	1	2	0.00	0.000										

Chicago White Sox @ Kansas City Athletics
Municipal Stadium, Kansas City, MO
Wed Sep 27 1967, 8:05 PM EDT
Unknown

AB	32
R	5
H	9
RBI	5
BB	4
SO	11
LOB	14



Batter	1	2	3	4	5	6	7	8	9	AB	R	H	RBI	BB	SO	LOB	TOP			
Ken Berry, R OBP: 0.311, SLG: 0.330 (1, 9)										3	0	0	0	1	0	0				
Don Buford, S OBP: 0.327, SLG: 0.323 (1, 4)										3	0	1	0	1	0	1				
Tommie Agee, R OBP: 0.307, SLG: 0.377 (1, 8)										4	0	0	0	0	0	3				
Ken Boyer, R OBP: 0.316, SLG: 0.367 (1, 5)										4	0	0	0	0	0	2				
Tom McCraw, L OBP: 0.287, SLG: 0.360 (1, 3)										4	0	1	0	0	0	1				
Rocky Colavito, R OBP: 0.317, SLG: 0.332 (1, 7)										3	0	0	0	0	0	1				
Ron Hansen, R OBP: 0.321, SLG: 0.326 (1, 6)										3	0	1	0	0	1	1	AB 30			
Duane Josephson, R OBP: 0.266, SLG: 0.296 (1, 2)										2	0	0	0	0	0	1	R 0			
J.C. Martin, L OBP: 0.316, SLG: 0.341 (6, 2)										1	0	0	0	0	0	0	H 3			
Joe Horlen, R OBP: 0.179, SLG: 0.173 (1, 1)										2	0	0	0	0	0	0	RBI 0			
Wilbur Wood, R OBP: 0.116, SLG: 0.125 (6, 1)										0	0	0	0	0	0	0	BB 2			
Bob Locker, S (6, 1)										0	0	0	0	0	0	0	SO 2			
Wayne Causey, L (8, PH) OBP: 0.298, SLG: 0.287 (8, 1)										1	0	0	0	0	1	0	LOB 10			
Don McMahon, R OBP: 0.154, SLG: 0.154 (8, 1)										0	0	0	0	0	0	0				
Inning Stats	R: 0 E: 0 K: 0 S: 3	H: 0 LOB: 0 BB: 0 P: 3	R: 0 E: 0 K: 0 S: 3	H: 0 LOB: 0 BB: 0 P: 3	R: 0 E: 0 K: 1 S: 5	H: 0 LOB: 0 BB: 0 P: 5	R: 0 E: 0 K: 0 S: 3	H: 0 LOB: 1 BB: 1 P: 7	R: 0 E: 0 K: 0 S: 4	H: 1 LOB: 1 BB: 0 P: 4	R: 0 E: 0 K: 0 S: 4	H: 1 LOB: 1 BB: 0 P: 4	R: 0 E: 0 K: 1 S: 5	H: 0 LOB: 0 BB: 0 P: 5	R: 0 E: 0 K: 0 S: 3	H: 0 LOB: 1 BB: 1 P: 7	1B: 2 2B: 1 3B: 0 HR: 0	SF: 0 SAC: 0 DP: 0 HBP: 0	WP: 0 PB: 0 SB: 0 CS: 0	PA: 32
PITCHER Caffish Hunter, R ERA: 2.79 (1, 1)	IP: 9.0 WLS: W BF: 32 H: 3 R: 0 ER: 0 SO: 2 BB: 2 IBB: 0 HBP: 0 BLK: 0 WP: 0 HR: 0 S: 34 P: 42 ERA: 0.00 WHIP: 0.556															PITCHER	IP: 9.0 WLS: W BF: 32 H: 3 R: 0 ER: 0 SO: 2 BB: 2 IBB: 0 HBP: 0 BLK: 0 WP: 0 HR: 0 S: 34 P: 42 ERA: 0.00 WHIP: 0.556			

Chicago White Sox @ Kansas City Athletics
Municipal Stadium, Kansas City, MO
Wed Sep 27 1967, 8:05 PM EDT
Att: 5,325 - Unknown

livebaseballscorecards.com



Batter	1	2	3	4	5	6	7	8	9	AB	R	H	RBI	BB	SO	LOB	BOTTOM			
Ted Kubiak, S OBP: 0.236, SLG: 0.191 (1, 6)										4	1	1	0	0	1	1				
John Donaldson, L OBP: 0.347, SLG: 0.346 (1, 4)										4	1	1	1	0	0	0				
Mike Hershberger, R OBP: 0.319, SLG: 0.319 (1, 9)										4	0	0	0	0	0	2				
Ray Webster, L OBP: 0.319, SLG: 0.412 (1, 3)										4	0	2	2	0	1	0				
Rick Monday, L OBP: 0.322, SLG: 0.416 (1, 8)										4	1	1	0	0	0	2				
Jim Gosger, L OBP: 0.340, SLG: 0.348 (1, 7)										4	0	2	0	0	0	0				
Sal Bando, R OBP: 0.292, SLG: 0.233 (1, 5)										3	0	0	0	1	1	2	AB 33			
Phil Roof, R OBP: 0.270, SLG: 0.336 (1, 2)										3	0	0	0	0	0	2	R 4			
Caffish Hunter, R OBP: 0.191, SLG: 0.292 (1, 1)										3	1	2	0	0	1	0	H 9			
Inning Stats	R: 0 E: 0 K: 1 S: 5	H: 0 LOB: 0 BB: 0 P: 5	R: 0 E: 0 K: 0 S: 3	H: 0 LOB: 0 BB: 0 P: 3	R: 0 E: 0 K: 0 S: 4	H: 1 LOB: 1 BB: 0 P: 4	R: 0 E: 0 K: 0 S: 4	H: 1 LOB: 1 BB: 0 P: 4	R: 0 E: 0 K: 0 S: 3	H: 0 LOB: 0 BB: 0 P: 3	R: 4 E: 1 K: 0 S: 8	H: 5 LOB: 2 BB: 1 P: 12	R: 0 E: 0 K: 1 S: 5	H: 0 LOB: 0 BB: 0 P: 5	R: 0 E: 0 K: 2 S: 9	H: 2 LOB: 2 BB: 0 P: 9	1B: 8 2B: 1 3B: 0 HR: 0	SF: 0 SAC: 0 DP: 0 HBP: 0	WP: 0 PB: 1 SB: 0 CS: 0	PA: 34
PITCHER Joe Horlen, R ERA: 2.11 (1, 1)	IP: 5.1 WLS: L BF: 22 H: 6 R: 4 ER: 3 SO: 1 BB: 0 IBB: 0 HBP: 0 BLK: 0 WP: 0 HR: 0 S: 24 P: 24 ERA: 5.06 WHIP: 1.125															PITCHER	IP: 5.1 WLS: L BF: 22 H: 6 R: 4 ER: 3 SO: 1 BB: 0 IBB: 0 HBP: 0 BLK: 0 WP: 0 HR: 0 S: 24 P: 24 ERA: 5.06 WHIP: 1.125			
Wilbur Wood, L ERA: 2.45 (6, 1)	0.1	2	1	0	0	0	0	0	0	0	0	2	2	0.00	3.000					
Bob Locker, R ERA: 2.14 (6, 1)	1.1	5	0	0	0	1	1	0	0	0	6	10	0.00	0.750						
Don McMahon, R ERA: 2.12 (8, 1)	1.0	5	2	0	0	2	0	0	0	0	9	9	0.00	2.000						

Chicago White Sox @ Kansas City Athletics
Municipal Stadium, Kansas City, MO
Wed Sep 27 1967, 8:05 PM EDT
Att: 5,325 - Unknown

livebaseballscorecards.com



Batter	1	2	3	4	5	6	7	8	9	AB	R	H	RBI	BB	SO	LOB	TOP			
Bert Campaneris, R OBP: 0.297, SLG: 0.332 (1, 6)	F4		F3		CS 1B			F6		4	0	1	0	0	0	0	Kansas City Athletics @ New York Yankees Yankee Stadium, Bronx, NY Fri Sep 29 1967, 7:05 PM EDT Unknown			
John Donaldson, L OBP: 0.346, SLG: 0.345 (1, 4)	F5			4-3	F6			F6 1B		4	0	1	0	0	0	1				
Mike Hershberger, R OBP: 0.317, SLG: 0.318 (1, 9)	F8			E6 1B HR		6-3		E9 1B		4	1	1	0	0	0	0				
Ray Webster, L OBP: 0.321, SLG: 0.416 (1, 3)		G3 2B		HR 1B		3-1		F8		4	1	2	0	0	0	2				
Rick Monday, L OBP: 0.324, SLG: 0.424 (1, 8)	5-3			HR		K			FC4-6 1B	4	1	2	3	0	1	1				
Jim Gosger, L OBP: 0.337, SLG: 0.344 (1, 7)	G3			K			6-3		FC4-6 1B	4	0	0	0	0	1	2				
Sal Bando, R OBP: 0.298, SLG: 0.238 (1, 5)	5-3			FC4 BB			G5-4-3 1B		F9	3	0	1	0	1	0	2				
Dave Duncan, R OBP: 0.206, SLG: 0.344 (1, 2)			F8	FC4			G5-4-3		F6	3	0	0	0	0	0	2				
Tim Talton, L OBP: 0.323, SLG: 0.345 (9, PH)										1	0	0	0	0	0	1				
Jim Nash, R OBP: 0.147, SLG: 0.100 (1, 1)			4-3		K			6-3		3	0	0	0	0	1	0				
Inning Stats	R: 0 E: 0 K: 0 S: 3	H: 0 LOB: 0 BB: 0 P: 3	R: 0 E: 0 K: 0 S: 4	H: 1 LOB: 1 BB: 0 P: 4	R: 0 E: 0 K: 0 S: 3	H: 0 LOB: 0 BB: 0 P: 3	R: 3 E: 1 K: 1 S: 8	H: 2 LOB: 1 BB: 1 P: 12	R: 0 E: 0 K: 1 S: 5	H: 1 LOB: 0 BB: 0 P: 5	R: 0 E: 0 K: 0 S: 3	H: 1 LOB: 0 BB: 0 P: 3	R: 0 E: 1 K: 0 S: 5	H: 2 LOB: 2 BB: 0 P: 5	R: 0 E: 0 K: 0 S: 4	H: 1 LOB: 1 BB: 0 P: 4	1B: 6 2B: 1 3B: 0 HR: 1	SF: 0 SAC: 0 DP: 1 HBP: 0	WP: 0 PB: 0 SB: 0 CS: 1	PA: 35
PITCHER Bill Monbouquette, R ERA: 2.33 (1, 1)	IP: 9.0 WLS: W BF: 35 H: 8 R: 3 ER: 2 SO: 3 BB: 1 IBB: 0 HBP: 0 BLK: 0 WP: 0 HR: 1 S: 40 P: 44 ERA: 2.00 WHIP: 1.000																			

Batter	1	2	3	4	5	6	7	8	9	AB	R	H	RBI	BB	SO	LOB	BOTTOM			
Horace Clarke, S OBP: 0.320, SLG: 0.314 (1, 4)	L4-6 S 1B		1-3		F6			SH5-4 SF9 2B		4	1	2	0	0	0	0	Kansas City Athletics @ New York Yankees Yankee Stadium, Bronx, NY Fri Sep 29 1967, 7:05 PM EDT Unknown			
Jerry Kenney, L OBP: 0.428, SLG: 0.438 (1, 6)	F5		4-3		K			SH5-4 2B		3	0	0	0	0	1	1				
Mickey Mantle, S OBP: 0.391, SLG: 0.435 (1, 3)				1B FC5 BB	K			SF9		2	1	0	1	1	1	1				
Mike Hegan, L OBP: 0.254, SLG: 0.221 (9, 3)	L4-6							SF9		0	0	0	0	0	0	0				
Joe Pepitone, L OBP: 0.300, SLG: 0.372 (1, 8)		FC3-6 1B		F2		K		1B 2B		4	0	2	0	0	1	1				
Steve Whitaker, L OBP: 0.284, SLG: 0.360 (1, 7)		FC3-6 2B		FC5 2B 1B		4-3		1B		4	2	2	0	0	0	1				
Roy White, S OBP: 0.283, SLG: 0.289 (1, 9)	F5			FC5 2B		F2				3	0	0	1	0	0	2				
Frank Fernandez, R OBP: 0.292, SLG: 0.333 (1, 2)				1-3 2B			F4			3	0	2	2	0	0	0				
Charley Smith, R OBP: 0.274, SLG: 0.335 (1, 5)			4-3		K		K			3	0	0	0	0	2	3				
Bill Monbouquette, R OBP: 0.182, SLG: 0.156 (1, 1)			K		G3		K			3	0	0	0	0	2	2				
Inning Stats	R: 0 E: 0 K: 0 S: 3	H: 1 LOB: 1 BB: 0 P: 3	R: 1 E: 0 K: 0 S: 5	H: 2 LOB: 1 BB: 0 P: 5	R: 0 E: 0 K: 1 S: 5	H: 0 LOB: 0 BB: 0 P: 5	R: 2 E: 0 K: 1 S: 8	H: 2 LOB: 2 BB: 1 P: 12	R: 0 E: 0 K: 2 S: 7	H: 0 LOB: 0 BB: 0 P: 7	R: 0 E: 0 K: 1 S: 5	H: 0 LOB: 0 BB: 0 P: 5	R: 0 E: 0 K: 2 S: 7	H: 0 LOB: 0 BB: 0 P: 7	R: 1 E: 0 K: 0 S: 5	H: 3 LOB: 2 BB: 0 P: 5	1B: 4 2B: 5 3B: 0 HR: 0	SF: 1 SAC: 1 DP: 1 HBP: 0	WP: 0 PB: 0 SB: 1 CS: 0	PA: 32
PITCHER Jim Nash, R ERA: 3.81 (1, 1)	IP: 8.0 WLS: L BF: 32 H: 8 R: 4 ER: 3 SO: 7 BB: 1 IBB: 0 HBP: 0 BLK: 0 WP: 0 HR: 0 S: 45 P: 49 ERA: 3.38 WHIP: 1.125																			

Batter	1	2	3	4	5	6	7	8	9	AB	R	H	RBI	BB	SO	LOB	TOP										
Bert Campaneris, R (1, 6) OBP: 0.297, SLG: 0.331 Ted Kubiak, S (7, 6) OBP: 0.234, SLG: 0.189	3-1		2B HBP		K			F7		2	0	0	0	0	1	1											
John Donaldson, L (1, 4) OBP: 0.347, SLG: 0.350	E1 G6-4-3		1-3 2B			F9		1B		4	0	2	0	0	0	0											
Mike Hershberger, R (1, 9) OBP: 0.315, SLG: 0.316	G6-4-3 1-2		F8			5-3		F9		4	0	0	0	0	0	4											
Joe Rudi, R (1, 3) OBP: 0.220, SLG: 0.231		1-3		5-3		F8			FC5-4 1B	4	0	1	0	0	0	0											
Rick Monday, L (1, 8) OBP: 0.325, SLG: 0.424	1-3		K2-4-2 1B			SH1-3 BB		K		3	0	1	0	1	1	1											
Sal Bando, R (1, 5) OBP: 0.295, SLG: 0.232		4-0 BB		K2-4-2 1-2		SH1-3 1-2		FC5-4 1-2		2	0	0	0	1	1	2											
Jim Gosger, L (1, 7) OBP: 0.333, SLG: 0.340	1-3				F9		F7		G3	4	0	0	0	0	0	3											
Phil Roof, R (1, 2) OBP: 0.268, SLG: 0.333			F4		F8		K			3	0	0	0	0	1	1											
George Lauzerique, R (1, 1) Ray Webster, L (8, PH) Paul Lindblad, L (8, 1) OBP: 0.321, SLG: 0.415 OBP: 0.206, SLG: 0.324			K					4-3		1	0	0	0	0	1	0											
										1	0	0	0	0	0	0											
										0	0	0	0	0	0	0											
Inning Stats	R: 0 E: 1 K: 0 S: 3	H: 0 LOB: 0 BB: 0 P: 3	R: 0 E: 0 K: 0 S: 3	H: 0 LOB: 1 BB: 1 P: 7	R: 0 E: 0 K: 1 S: 6	H: 1 LOB: 2 BB: 0 P: 7	R: 0 E: 0 K: 1 S: 5	H: 1 LOB: 1 BB: 0 P: 5	R: 0 E: 0 K: 1 S: 5	H: 0 LOB: 0 BB: 0 P: 6	R: 0 E: 0 K: 0 S: 3	H: 0 LOB: 0 BB: 0 P: 3	R: 0 E: 0 K: 1 S: 5	H: 0 LOB: 1 BB: 1 P: 9	R: 0 E: 0 K: 0 S: 4	H: 1 LOB: 1 BB: 0 P: 4	R: 0 E: 0 K: 1 S: 6	H: 1 LOB: 1 BB: 0 P: 6	1B: 3 2B: 2 3B: 0 HR: 0	SF: 0 SAC: 1 DP: 2 HBP: 2	WP: 0 PB: 0 SB: 0 CS: 0	PA: 34					
PITCHER	IP	WLS	BF	H	R	ER	SO	BB	IBB	HBP	BLK	WP	HR	S	P	ERA	WHIP										
Fritz Peterson, L (1, 1) ERA: 3.47	1.2		6	0	0	0	0	1	0	0	0	0	0	5	9	0.00	0.600										
Fred Talbot, R (2, 1) ERA: 4.22	7.1	W	28	4	0	0	5	1	0	2	0	0	0	35	41	0.00	0.682										

Kansas City Athletics @ New York Yankees
Yankee Stadium, Bronx, NY
Fri Sep 29 1967, 7:05 PM EDT
Att: 4,030 - Unknown

AB 29
R 0
H 4
RBI 0
BB 2
SO 5
LOB 12



Batter	1	2	3	4	5	6	7	8	9	AB	R	H	RBI	BB	SO	LOB	BOTTOM										
Tom Shopay, L (1, 7) OBP: 0.381, SLG: 0.579	F9		1-2 1B		1B PO 2B		F4			4	0	2	0	0	0	0											
Jerry Kenney, L (1, 6) OBP: 0.417, SLG: 0.423	1-3		L5		2-3 1B			1-3		4	0	1	0	0	0	2											
Roy White, S (1, 9) OBP: 0.278, SLG: 0.284	K			4-3	PO 3H	F4		K		4	0	0	0	0	2	0											
Steve Whitaker, L (1, 8) OBP: 0.283, SLG: 0.359		6-3		FC4-6 BB 1B		F9		4-3		4	0	1	0	0	0	0											
Billy Bryan, L (1, 2) OBP: 0.412, SLG: 0.417		K		FC4-6 BB		HR				2	1	1	1	1	1	0											
Mike Hegan, L (1, 3) OBP: 0.295, SLG: 0.217	F2			FC4-6 1-2 2-3		S BB				2	0	0	0	1	0	2											
Ruben Amaro, R (1, 5) OBP: 0.297, SLG: 0.259			F8	F8		5-3				3	0	0	0	0	0	3											
John Kennedy, R (1, 4) OBP: 0.269, SLG: 0.239			F7		F4		K			3	0	0	0	0	1	0											
Fritz Peterson, S (1, 1) ERA: 2.25										0	0	0	0	0	0	0											
Fred Talbot, R (2, 1) OBP: 0.289, SLG: 0.289			1B BB		K		F9			2	0	0	0	1	1	0											
Inning Stats	R: 0 E: 0 K: 1 S: 5	H: 0 LOB: 0 BB: 0 P: 5	R: 0 E: 0 K: 1 S: 5	H: 0 LOB: 0 BB: 0 P: 5	R: 0 E: 0 K: 0 S: 4	H: 1 LOB: 2 BB: 1 P: 8	R: 0 E: 0 K: 0 S: 4	H: 1 LOB: 1 BB: 1 P: 8	R: 0 E: 0 K: 0 S: 5	H: 0 LOB: 0 BB: 0 P: 5	R: 1 E: 0 K: 0 S: 4	H: 1 LOB: 1 BB: 1 P: 8	R: 0 E: 0 K: 1 S: 5	H: 0 LOB: 0 BB: 0 P: 5	R: 0 E: 0 K: 1 S: 5	H: 0 LOB: 0 BB: 0 P: 5	1B: 3 2B: 1 3B: 0 HR: 1	SF: 0 SAC: 0 DP: 0 HBP: 0	WP: 0 PB: 0 SB: 1 CS: 0	PA: 32							
PITCHER	IP	WLS	BF	H	R	ER	SO	BB	IBB	HBP	BLK	WP	HR	S	P	ERA	WHIP										
George Lauzerique, R (1, 1) ERA: 3.58	7.0	L	28	5	1	1	4	3	0	0	0	0	0	5	45	1.29	1.143										
Paul Lindblad, L (8, 1) ERA: 3.58	1.0		3	0	0	0	1	0	0	0	0	0	0	5	5	0.00	0.000										


Kansas City Athletics @ New York Yankees
Yankee Stadium, Bronx, NY
Fri Sep 29 1967, 7:05 PM EDT
Att: 4,030 - Unknown


AB 28
R 1
H 5
RBI 1
BB 3
SO 5
LOB 7



Batter	1	2	3	4	5	6	7	8	9	AB	R	H	RBI	BB	SO	LOB	TOP																
Ted Kubiak, S OBP: 0.234, SLG: 0.192 (1, 6)										4	0	1	0	0	1	0	Kansas City Athletics @ New York Yankees Yankee Stadium, Bronx, NY Sat Sep 30 1967, 3:33 AM EDT Att: 5,350 - Unknown																
John Donaldson, L OBP: 0.344, SLG: 0.346 (1, 4)										4	0	0	0	0	0	1																	
Mike Hershberger, R OBP: 0.314, SLG: 0.317 (1, 9)										4	1	1	0	0	0	1																	
Joe Rudi, R OBP: 0.244, SLG: 0.238 (1, 3)										3	1	1	1	1	0	0																	
Rick Monday, L OBP: 0.322, SLG: 0.419 (1, 8)										4	0	0	0	0	1	2																	
Sal Bando, R OBP: 0.297, SLG: 0.248 (1, 5)										4	1	1	1	0	0	1																	
Jim Gosger, L OBP: 0.335, SLG: 0.349 (1, 7)										2	1	1	2	1	0	0																	
Dave Duncan, R OBP: 0.218, SLG: 0.351 (1, 2)										4	0	2	0	0	2	2																	
Tony Pierce, R (1, 1)										2	0	0	0	0	1	1																	
Ray Webster, L OBP: 0.320, SLG: 0.413 (8, PH)										1	0	0	0	0	0	0																	
Lew Krausse, R OBP: 0.167, SLG: 0.244 (8, 1)										0	0	0	0	0	0	0																	
Blue Moon Odom, R OBP: 0.310, SLG: 0.321 (8, 1)										0	0	0	0	0	0	0																	
Tim Talton, L OBP: 0.318, SLG: 0.339 (9, PH)										1	0	0	0	0	0	1																	
Inning Stats	R: 0 E: 0 K: 1 S: 5	H: 0 LOB: 0 BB: 0 P: 5	R: 0 E: 0 K: 0 S: 3	H: 0 LOB: 0 BB: 0 P: 3	R: 0 E: 0 K: 1 S: 5	H: 0 LOB: 0 BB: 0 P: 5	R: 1 E: 0 K: 0 S: 4	H: 2 LOB: 1 BB: 0 P: 4	R: 1 E: 0 K: 1 S: 7	H: 2 LOB: 1 BB: 0 P: 7	R: 0 E: 0 K: 0 S: 3	H: 0 LOB: 2 BB: 2 P: 13	R: 0 E: 0 K: 1 S: 4	H: 1 LOB: 1 BB: 0 P: 4	R: 2 E: 1 K: 1 S: 8	H: 2 LOB: 1 BB: 0 P: 8	1B: 4 2B: 1 3B: 1 HR: 1	SF: 1 SAC: 0 DP: 0 HBP: 0	WP: 0 PB: 0 SB: 0 CS: 0	PA: 36													
PITCHER	IP WLS BF H R ER SO BB IBB HBP BLK WP HR S P ERA WHIP																																
Al Downing, L ERA: 2.63 (1, 1)	1.0	3	0	0	0	1	0	0	0	0	0	0	0	5	5	0.00	0.000																
Jim Bouton, R ERA: 4.57 (2, 1)	6.0	23	4	2	2	3	1	1	0	0	0	1	27	35	3.00	0.833																	
Dooley Womack, R ERA: 2.43 (8, 1)	2.0	W	10	3	2	0	1	0	0	0	0	0	12	12	0.00	1.500																	

Batter	1	2	3	4	5	6	7	8	9	AB	R	H	RBI	BB	SO	LOB	BOTTOM															
Horace Clarke, S OBP: 0.319, SLG: 0.313 (1, 4)										5	1	1	0	0	2	5	Kansas City Athletics @ New York Yankees Yankee Stadium, Bronx, NY Sat Sep 30 1967, 3:33 AM EDT Att: 5,350 - Unknown															
Jerry Kenney, L OBP: 0.406, SLG: 0.400 (1, 6)										3	0	0	0	1	0	4																
Mickey Mantle, S OBP: 0.391, SLG: 0.434 (1, 3)										1	0	0	1	0	0	0																
Mike Hegan, L OBP: 0.272, SLG: 0.217 (2, 3)										0	1	0	0	3	0	0																
Steve Whitaker, L OBP: 0.283, SLG: 0.358 (1, 8)										4	1	1	0	0	1	3																
Frank Fernandez, R OBP: 0.250, SLG: 0.280 (1, 2)										4	0	0	0	0	2	3																
Roy White, S OBP: 0.283, SLG: 0.289 (1, 9)										3	1	2	1	0	0	0																
Tom Shopay, L OBP: 0.360, SLG: 0.652 (1, 7)										4	1	1	1	0	1	4																
Charley Smith, R OBP: 0.276, SLG: 0.336 (1, 5)										4	0	2	0	0	0	0																
Al Downing, R OBP: 0.183, SLG: 0.182 (2, 1)										0	0	0	0	0	0	0																
Bill Robinson, R OBP: 0.261, SLG: 0.281 (7, PH)										2	0	0	0	0	1	0																
Dick Howser, R OBP: 0.381, SLG: 0.309 (7, PR)										0	0	0	0	1	0	0																
Dooley Womack, L OBP: 0.296, SLG: 0.286 (8, 1)										1	0	1	2	0	0	0																
Inning Stats	R: 1 E: 0 K: 1 S: 6	H: 1 LOB: 0 BB: 0 P: 6	R: 1 E: 0 K: 0 S: 4	H: 1 LOB: 0 BB: 0 P: 4	R: 0 E: 0 K: 0 S: 3	H: 0 LOB: 2 BB: 2 P: 11	R: 0 E: 0 K: 1 S: 5	H: 1 LOB: 0 BB: 0 P: 5	R: 0 E: 0 K: 1 S: 5	H: 0 LOB: 0 BB: 0 P: 5	R: 0 E: 0 K: 0 S: 3	H: 0 LOB: 1 BB: 1 P: 7	R: 0 E: 1 K: 1 S: 7	H: 2 LOB: 3 BB: 1 P: 11	R: 3 E: 0 K: 3 S: 13	H: 3 LOB: 2 BB: 1 P: 17	1B: 7 2B: 0 3B: 0 HR: 1	SF: 0 SAC: 1 DP: 0 HBP: 0	WP: 0 PB: 0 SB: 3 CS: 1	PA: 37												
PITCHER	IP WLS BF H R ER SO BB IBB HBP BLK WP HR S P ERA WHIP																															
Tony Pierce, L ERA: 3.05 (1, 1)	7.0	29	5	2	2	4	3	1	0	0	0	1	33	49	2.57	1.143																
Lew Krausse, R ERA: 4.28 (8, 1)	0.2	L	7	3	3	3	1	0	0	0	0	0	10	14	40.50	6.000																
Blue Moon Odom, R ERA: 5.02 (8, 1)	0.1		0	0	0	1	0	0	0	0	0	0	3	3	0.00	0.000																

Batter	1	2	3	4	5	6	7	8	9	AB	R	H	RBI	BB	SO	LOB	TOP					
Ted Kubiak, S (1,6) X OBP: 0.237, SLG: 0.196	G3			1B SF8		1-3		SH5-3		3	1	1	0	0	0	0	Kansas City Athletics @ New York Yankees Yankee Stadium, Bronx, NY Sun Oct 01 1967, 3:33 AM EDT Att: 6,956 - Unknown					
John Donaldson, L (1,4) X OBP: 0.343, SLG: 0.345	1-3			F8				L3		4	0	1	0	0	0	2						
Mike Hershberger, R (1,9) X OBP: 0.314, SLG: 0.317	1-3			1B		5-3		6-3		4	0	1	0	0	0	2						
Rick Monday, L (1,8) X OBP: 0.322, SLG: 0.419		6-3		SF8			K		1B 4-3	3	1	1	1	0	1	0						
Jim Gosger, L (1,7) X OBP: 0.337, SLG: 0.351				L4			F9		1B 4-3	4	0	2	0	0	0	1						
Joe Rudi, R (1,3) X OBP: 0.238, SLG: 0.233		G5-4-3							1B 1-3	1	0	0	0	0	0	1						
Ray Webster, L (4,3) X OBP: 0.320, SLG: 0.411		G5-4-3			6-3		WP BB		4-3	2	0	0	1	1	0	1						
Dick Green, R (1,5) X OBP: 0.260, SLG: 0.298				K					4-0	3	0	0	0	0	3	1						
Tim Talton, L (9, PH) X OBP: 0.328, SLG: 0.339				K					4-0	0	0	0	0	1	0	0						
Bert Campaneris, R (9, FR) X OBP: 0.297, SLG: 0.331				K					4-0	0	0	0	0	0	0	0						
Dave Duncan, R (1,2) X OBP: 0.219, SLG: 0.376				K					HR	4	1	1	1	0	3	2						
Caffish Hunter, R (1,1) X OBP: 0.196, SLG: 0.304				K						3	0	1	0	0	2	0						
Sal Bando, R (9, PH) X OBP: 0.295, SLG: 0.246				K				SH5-3	F9	1	0	0	0	0	0	2						
																						
Inning Stats	R: 0 E: 0 K: 0 S: 3	H: 0 LOB: 0 BB: 0 P: 3	R: 0 E: 0 K: 0 S: 3	H: 1 LOB: 0 BB: 0 P: 3	R: 0 E: 0 K: 3 S: 9	H: 0 LOB: 0 BB: 0 P: 9	R: 1 E: 0 K: 0 S: 5	H: 2 LOB: 1 BB: 0 P: 5	R: 0 E: 0 K: 2 S: 7	H: 0 LOB: 0 BB: 0 P: 7	R: 0 E: 0 K: 1 S: 6	H: 1 LOB: 1 BB: 0 P: 6	R: 0 E: 0 K: 2 S: 7	H: 0 LOB: 1 BB: 1 P: 11	R: 1 E: 0 K: 0 S: 5	H: 2 LOB: 1 BB: 0 P: 5	R: 1 E: 0 K: 1 S: 7	H: 2 LOB: 2 BB: 1 P: 11	1B: 6 2B: 1 3B: 0 HR: 1	SF: 1 SAC: 1 DP: 1 HBP: 0	WP: 1 PB: 0 SB: 0 CS: 0	PA: 36
PITCHER	IP WLS BF H R ER SO BB IBB HBP BLK WP HR S P ERA WHIP																					
Mel Stottlemyre, R (1,1) ERA: 2.96	8.0 W 32 8 3 3 8 1 0 0 0 1 1 47 51 3.38 1.125																					
Steve Hamilton, L (9,1) ERA: 3.48	0.1 1 0 0 0 0 0 0 0 0 0 0 1 1 0.00 0.000																					
Doolley Womack, R (9,1) ERA: 2.41	0.2 S 3 0 0 0 1 1 0 0 0 0 0 4 8 0.00 1.500																					

Batter	1	2	3	4	5	6	7	8	9	AB	R	H	RBI	BB	SO	LOB	BOTTOM			
Horace Clarke, S (1,4) X OBP: 0.321, SLG: 0.316	FC1-6		4-3					F4		4	0	2	0	0	0	0	Kansas City Athletics @ New York Yankees Yankee Stadium, Bronx, NY Sun Oct 01 1967, 3:33 AM EDT Att: 6,956 - Unknown			
Jerry Kenney, L (1,6) X OBP: 0.412, SLG: 0.397	FC1-6				2B			HR		3	1	1	0	1	0	2				
Tom Shopay, L (1,7) X OBP: 0.310, SLG: 0.556	F9		F7			L4		F3		4	0	0	0	0	0	3				
Joe Pepitone, L (1,8) X OBP: 0.299, SLG: 0.377	F5		F4			4-3		HR		4	1	1	2	0	0	2				
Roy White, S (1,9) X OBP: 0.287, SLG: 0.290		S BB		F9		6-3				3	1	1	0	1	0	0				
Frank Fernandez, R (1,2) X OBP: 0.281, SLG: 0.393		FC5 S		5-3				F6		3	1	1	1	1	0	1				
Mike Hegan, L (1,3) X OBP: 0.266, SLG: 0.212		K		F7			K			3	0	0	0	0	2	1				
John Kennedy, R (1,5) X OBP: 0.265, SLG: 0.235		FC5				F9		K		3	0	0	0	0	1	1				
Mel Stottlemyre, R (1,1) X OBP: 0.119, SLG: 0.098										3	0	0	0	0	2	1				
Steve Hamilton, L (9,1) X OBP: 0.111, SLG: 0.111										0	0	0	0	0	0	0				
Doolley Womack, L (9,1) X OBP: 0.286, SLG: 0.286										0	0	0	0	0	0	0				
																				
Inning Stats	R: 0 E: 0 K: 0 S: 4	H: 1 LOB: 1 BB: 0 P: 4	R: 1 E: 0 K: 1 S: 5	H: 0 LOB: 2 BB: 2 P: 13	R: 0 E: 0 K: 0 S: 4	H: 1 LOB: 1 BB: 0 P: 4	R: 0 E: 0 K: 0 S: 3	H: 0 LOB: 0 BB: 0 P: 3	R: 0 E: 0 K: 1 S: 6	H: 1 LOB: 1 BB: 0 P: 6	R: 0 E: 0 K: 3 S: 10	H: 0 LOB: 0 BB: 0 P: 10	R: 1 E: 0 K: 0 S: 5	H: 2 LOB: 1 BB: 1 P: 9	R: 2 E: 0 K: 0 S: 5	H: 2 LOB: 1 BB: 1 P: 9	1B: 3 2B: 1 3B: 0 HR: 2	SF: 0 SAC: 0 DP: 0 HBP: 0	WP: 0 PB: 0 SB: 3 CS: 0	PA: 33
PITCHER	IP WLS BF H R ER SO BB IBB HBP BLK WP HR S P ERA WHIP																			
Caffish Hunter, R (1,1) ERA: 2.81	8.0 L 33 6 4 3 5 3 0 0 0 0 0 2 40 52 3.38 1.125																			