

Los Angeles Dodgers - 1958

Batter	1	2	3	4	5	6	7	8	9	AB R H RBI BB SO LOB	TOP																													
Gino Cimoli, R OBP: 0.200, SLG: 0.200 (1, 8)	0-3 K		0-0 P4		0-0 4-3		0-0 FC1-5 BB		0-0 1-2 1B	5 0 1 0 0 1 2	<b>Los Angeles Dodgers @ San Francisco Giants</b> <b>Seals Stadium, San Francisco, CA</b> Tue Apr 15 1958, 6:33 AM EST Att. 23,448 - Unknown <a href="http://livebaseballscorecards.com">livebaseballscorecards.com</a>																													
Pee Wee Reese, R (1, 6)	0-0 5-3		4-0 BB BB		0-0 F8		4-0 1-2 BB		0-3 K	3 0 0 0 2 1 2																														
Duke Snider, L (1, 7)	4-0 BB		4-0 1-2 BB		0-0 3-1		0-0 G3			2 0 0 0 2 0 2																														
Gil Hodges, R (1, 3)	0-0 5-3		0-0 P3		0-0 5-3		0-0 5-3		0-0 5-3	4 0 0 0 0 0 3																														
Charlie Neal, R OBP: 0.500, SLG: 0.500 (1, 4)		0-0 6-3 1B	0-0 G3		0-0 1B 1B		0-0 P5		0-0 P5	4 0 2 0 0 0 2																														
Dick Gray, R OBP: 0.500, SLG: 0.500 (1, 5)		0-0 1-2 1B		0-3 K		0-0 1-2 FC6-4 1B		0-0 F5		4 0 2 0 0 1 0																														
Carl Furillo, R (1, 9)		0-0 6-3		4-0 G1-6-3 BB		0-0 1-2f FC6-4			0-3 K	3 0 0 0 1 1 4																														
Rube Walker, L OBP: 0.333, SLG: 0.333 John Roseboro, L (7, PR) (7, 2)		0-3 K		0-0 G1-6-3		0-0 FC1-5 4-3 1B			0-0 1-3	3 0 1 0 0 1 3 1 0 0 0 0 0 0																														
Don Drysdale, R Don Bessent, R Norm Larker, L Ron Negray, R Jim Gilliam, S (1, 1) (4, 1) (7, PH) (7, 1) (9, PH)		0-3 K		0-0 1-3		0-0 4-3			4-0 1B BB	1 0 0 0 0 1 2 1 0 0 0 0 0 0 1 0 0 0 0 0 1 0 0 0 0 0 0 0 0 0 0 0 1 0 0																														
<b>Inning Stats</b>	R: 0 E: 0 K: 1 S: 5	H: 0 LOB: 1 BB: 1 P: 9	R: 0 E: 0 K: 2 S: 9	H: 2 LOB: 2 BB: 0 P: 9	R: 0 E: 0 K: 0 S: 3	H: 0 LOB: 2 BB: 2 P: 11	R: 0 E: 0 K: 1 S: 4	H: 0 LOB: 0 BB: 1 P: 8	R: 0 E: 0 K: 0 S: 3	H: 0 LOB: 0 BB: 0 P: 3	R: 0 E: 0 K: 0 S: 5	H: 2 LOB: 2 BB: 0 P: 5	R: 0 E: 0 K: 0 S: 4	H: 1 LOB: 2 BB: 1 P: 8	R: 0 E: 0 K: 0 S: 3	H: 0 LOB: 0 BB: 0 P: 3	R: 0 E: 0 K: 2 S: 8	H: 1 LOB: 2 BB: 1 P: 12	1B: 6 2B: 0 3B: 0 HR: 0	SF: 0 SAC: 0 DP: 1 HBP: 0	WP: 0 PB: 0 SB: 0 CS: 0	PA: 38																		
PITCHER Ruben Gomez, R ERA: (1, 1)	IP 9.0	WLS W	BF 38	H 6	R 0	ER 0	SO 6	BB 6	IBB 0	HBP 0	BLK 0	WP 0	HR 0	S 44	P 68	ERA 0.00	WHIP 1.333						PITCHER	IP	WLS	BF	H	R	ER	SO	BB	IBB	HBP	BLK	WP	HR	S	P	ERA	WHIP



Batter	1	2	3	4	5	6	7	8	9	AB	R	H	RBI	BB	SO	LOB
Jim Davenport, R (1, 5) OBP: 0.400, SLG: 0.500	0-3 K		0-0 SF9	0-0 1B BB		0-0 1B 1B		0-3 K		4	1	2	1	0	2	0
Jim King, L (1, 7) OBP: 0.800, SLG: 0.667	0-0 4-3		0-0 1B	4-0 1B BB		0-0 1B		4-0 1B BB		3	1	2	1	2	0	0
Willie Mays, R (1, 8) OBP: 0.400, SLG: 0.400	0-0 5-3		0-0 F9	0-0 1B		0-0 F8		0-0 1B 1B		5	0	2	2	0	0	4
Willie Kirkland, L (1, 9) OBP: 0.200, SLG: 0.200		0-0 G3	0-0 F8		0-0 F8		0-0 E3 BB BLK	0-0 1B		5	0	1	1	0	0	2
Orlando Cepeda, R (1, 3) OBP: 0.200, SLG: 0.800		0-0 5-3		0-0 F7		0-0 HR		0-0 F2	0-0 F7	5	1	1	1	0	0	2
Daryl Spencer, R (1, 6) OBP: 0.250, SLG: 1.000		0-0 6-3		0-0 HR		0-0 F8		0-0 L8		4	1	1	1	0	0	1
Danny O'Connell, R (1, 4)			4-0 1B BB SF9 BB	0-0 6-3		0-0 4-3		4-0 BB BB		2	1	0	0	2	0	0
Valmy Thomas, R (1, 2)			4-0 SF9 1B BB	4-0 PB 1B BB		0-0 5-3		4-0 1B BB		1	2	0	0	3	0	0
Ruben Gomez, R (1, 1) OBP: 0.500, SLG: 0.500			0-0 1B	0-0 BB 1B 1B		0-0 6-3		0-0 5-3		4	1	2	1	0	0	3

Inning Stats	R: 0	H: 0	E: 0	K: 1	S: 5	LOB: 0	BB: 0	P: 5	R: 0	H: 0	E: 0	K: 0	S: 3	LOB: 0	BB: 0	P: 3	R: 2	H: 2	E: 0	K: 0	S: 5	LOB: 2	BB: 2	P: 13	R: 4	H: 4	E: 0	K: 0	S: 6	LOB: 2	BB: 2	P: 14	R: 1	H: 1	E: 0	K: 0	S: 4	LOB: 0	BB: 0	P: 4	R: 0	H: 2	E: 0	K: 0	S: 5	LOB: 2	BB: 0	P: 5	R: 0	H: 0	E: 1	K: 0	S: 4	LOB: 3	BB: 2	P: 12	R: 1	H: 2	E: 0	K: 1	S: 6	LOB: 1	BB: 1	P: 10
--------------	------	------	------	------	------	--------	-------	------	------	------	------	------	------	--------	-------	------	------	------	------	------	------	--------	-------	-------	------	------	------	------	------	--------	-------	-------	------	------	------	------	------	--------	-------	------	------	------	------	------	------	--------	-------	------	------	------	------	------	------	--------	-------	-------	------	------	------	------	------	--------	-------	-------

PITCHER	IP	WLS	BF	H	R	ER	SO	BB	IBB	HBP	BLK	WP	HR	S	P	ERA	WHIP
Don Drysdale, R (1, 1) ERA: 14.73	3.2	L	19	5	6	6	1	3	0	0	0	0	1	18	30	14.73	2.182
Don Bessent, R (4, 1) ERA: 3.86	2.1		11	4	1	1	0	1	0	0	0	0	1	10	14	3.86	2.143
Ron Negray, R (7, 1) ERA: 4.5	2.0		11	2	1	1	1	3	0	0	1	0	0	10	22	4.50	2.500

**Los Angeles Dodgers @ San Francisco Giants**  
**Seals Stadium, San Francisco, CA**  
 Tue Apr 15 1958, 6:33 AM EST  
 Att. 23,448 - Unknown

<b>AB</b>	<b>33</b>
<b>R</b>	<b>8</b>
<b>H</b>	<b>11</b>
<b>RBI</b>	<b>8</b>
<b>BB</b>	<b>7</b>
<b>SO</b>	<b>2</b>
<b>LOB</b>	<b>12</b>

**GIANTS**

WP: 0	PA: 41
PB: 1	SB: 0
CS: 0	

WP	HR	S	P	ERA	WHIP
0	0	0	0	0	0

Batter	1	2	3	4	5	6	7	8	9	AB	R	H	RBI	BB	SO	LOB	TOP								
<b>Jim Gilliam, S</b> (1, 7) <small>OBP: 0.571, SLG: 0.400</small>	2-2 3-1		0-1 F8		1-0 4-3	4-2 FC5-4 BB	1-0 BB	1-1 1B		5	0	2	2	1	0	0									
<b>Pee Wee Reese, R</b> (1, 6) <small>OBP: 0.500, SLG: 0.571</small> <b>Don Zimmer, R</b> (7, 6)	0-3 K		1-0 HR 2B		1-0 BB SF9 2B	2-1 FC5-4 E PB	4-1 BB	3-3 1B		4	2	2	1	1	1	2									
<b>Duke Snider, L</b> (1, 9) <small>OBP: 0.400, SLG: 0.571</small>	0-0 E3		1-1 HR		4-1 SF9 BB	3-2 E3	3-3 K		0-0 F6	5	1	1	2	1	1	3									
<b>Gil Hodges, R</b> (1, 3) <small>OBP: 0.400, SLG: 0.143</small>	2-3 K		2-2 CS 1B		4-2 SF9 BB	1-2 F6		4-1 BB 1B	4-2 1B BB	3	1	1	0	3	1	3									
<b>Charlie Neal, R</b> (1, 4) <small>OBP: 0.600, SLG: 0.571</small>		0-0 HR 1B	2-1 CS 1B		2-0 SF9		4-2 1B 5-3 BB	4-1 1B SF7 BB	0-1 F9	3	3	2	1	2	0	1									
<b>Dick Gray, R</b> (1, 5) <small>OBP: 0.500, SLG: 0.800</small>		1-1 HR	1-2 CS	0-0 F8	1-1 4-3		3-2 5-3	2-1 FC1-6 1B WP 1B	0-0 2-6 1B	6	2	3	3	0	0	3									
<b>Gino Cimoli, R</b> (1, 8) <small>OBP: 0.222, SLG: 0.125</small> <b>Carl Furillo, R</b> (7, 9)		1-2 F5		3-2 4-3		0-0 6-3	3-1 E 1B HBP 1B	1-1 SF7	3-0 2-6	3	0	0	0	0	0	0									
<b>John Roseboro, L</b> (1, 2) <small>OBP: 0.667, SLG: 0.600</small>		0-0 F9		1-1 1B		4-0 BB FC5-4 1B BB	2-2 E7 1B	2-2 FC1-6 1B		4	2	3	1	1	0	0									
<b>Johnny Podres, L</b> (1, 1) <small>OBP: 0.200, SLG: 0.200</small>		0-0 F2		1-0 1-3		0-0 FC5-4 BB E 1B	1-0 G3	0-1 FC1-6 1B WP		5	1	1	0	0	0	6									
<b>Inning Stats</b>	R: 0 E: 1 K: 2 S: 11	H: 0 LOB: 1 BB: 0 P: 15	R: 2 E: 0 K: 0 S: 9	H: 2 LOB: 0 BB: 0 P: 11	R: 2 E: 0 K: 0 S: 14	H: 4 LOB: 0 BB: 0 P: 21	R: 0 E: 0 K: 0 S: 7	H: 1 LOB: 1 BB: 0 P: 12	R: 1 E: 0 K: 0 S: 8	H: 1 LOB: 2 BB: 2 P: 21	R: 2 E: 1 K: 0 S: 12	H: 1 LOB: 2 BB: 2 P: 26	R: 3 E: 1 K: 1 S: 15	H: 2 LOB: 2 BB: 2 P: 36	R: 3 E: 0 K: 1 S: 17	H: 3 LOB: 2 BB: 2 P: 34	R: 0 E: 0 K: 0 S: 6	H: 1 LOB: 2 BB: 1 P: 13	1B: 11 2B: 2 3B: 0 HR: 2	SF: 2 SAC: 0 DP: 0 HBP: 1	WP: 1 PB: 1 SB: 0 CS: 2	PA: 52			
<b>PITCHER</b>	IP	WLS	BF	H	R	ER	SO	BB	IBB	HBP	BLK	WP	HR	S	P	ERA	WHIP								
<b>Ramon Monzant, R</b> (1, 1) <small>ERA: 13.5</small>	2.2	L	14	6	4	4	2	0	0	0	0	0	2	32	44	13.50	2.250								
<b>Paul Giel, R</b> (3, 1) <small>ERA: 9.82</small>	3.2		21	4	6	4	0	5	0	1	0	0	0	38	83	9.82	2.455								
<b>Jim Constable, L</b> (7, 1) <small>ERA:</small>	0.2		4	1	0	0	1	1	0	0	0	0	0	6	15	0.00	3.000								
<b>Ray Crone, R</b> (8, 1) <small>ERA: 40.5</small>	0.2		7	3	3	3	0	2	0	0	0	1	0	14	28	40.50	7.500								
<b>Stu Miller, R</b> (8, 1) <small>ERA:</small>	1.1		6	1	0	0	1	1	0	0	0	0	0	9	19	0.00	1.500								

**Los Angeles Dodgers @ San Francisco Giants**  
**Seals Stadium, San Francisco, CA**  
 Wed Apr 16 1958, 9:05 PM EST  
 Att: 22,735 - Unknown

livebaseballscorecards.com

<b>AB</b>	<b>39</b>
<b>R</b>	<b>13</b>
<b>H</b>	<b>15</b>
<b>RBI</b>	<b>11</b>
<b>BB</b>	<b>9</b>
<b>SO</b>	<b>4</b>
<b>LOB</b>	<b>20</b>





Batter	1	2	3	4	5	6	7	8	9	AB R H RBI BB SO LOB	TOP														
Jim Gilliam, S (1, 7) OBP: 0.500, SLG: 0.444	0-0 2B	1-0 FC6-4		4-1 BB 1B 1-2 2-3 BB	0-0 F9			0-0 B4-3		4 1 1 0 1 0 3															
Pee Wee Reese, R (1, 6) OBP: 0.467, SLG: 0.667	2-1 6-3	0-0 F8		1-1 BB BB 1-2 2-3 3-H 1B		0-1 F2		0-0 3B		5 0 2 1 0 0 3															
Charlie Neal, R (1, 4) OBP: 0.400, SLG: 0.364	0-0 L5		3-3 K	1-1 SF8		1-1 L5		3-1 F8		4 0 0 1 0 1 2															
Gil Hodges, R (1, 3) OBP: 0.467, SLG: 0.111	4-1 BB		4-0 BB	4-0 BB BB 1-2 2-3 BB		1-1 F7		2-1 6-3		2 0 0 0 3 0 0															
Dick Gray, R (1, 5) OBP: 0.533, SLG: 0.692	1-1 5-3		0-0 F8	4-1 FC5-4 BB 1-2 2-3 3-H BB		1-2 HBP		1-0 1B		3 0 1 1 1 0 3															
Gino Cimoli, R (1, 8) OBP: 0.214, SLG: 0.385		1-1 HR	0-2 P3	0-1 FC5-4 1-2f		0-0 F6		3-2 F9		5 1 1 1 0 0 6															
Carl Furillo, R (1, 9) OBP: 0.300, SLG: 0.143		4-0 FC6-4 1B BB		1-2 BB BB 1B 1B	2-2 6-3		1-3 K	0-0 G3		4 1 1 0 1 1 2															
Joe Pignatano, R (1, 2) OBP: 0.333, SLG: 0.667		1-2 F8		0-3 K	3-2 L9 2B		1-0 4-3			3 0 1 0 0 1 2															
Duke Snider, L (7, PH) OBP: 0.364, SLG: 0.500										1 0 0 0 0 0 1															
Rube Walker, L (7, 2) OBP: 0.333, SLG: 0.333										0 0 0 0 0 0 0															
Don Newcombe, L (1, 1) OBP: 1.000, SLG: 1.000		2-1 FC6-4 1B		4-2 1B BB 1-2 SF8 BB	0-1 L9			0-1 5-3		1 1 1 0 1 0 0															
Larry Sherry, R (4, 1)										0 0 0 0 0 0 0															
Ed Roebuck, R (4, 1)										0 0 0 0 0 0 0															
Norm Larker, L (5, PH)										1 0 0 0 0 0 1															
Don Bessent, R (5, 1)										0 0 0 0 0 0 0															
Elmer Valo, L (8, PH)										1 0 0 0 0 0 0															
Clem Labine, R (8, 1)										0 0 0 0 0 0 0															
<b>Inning Stats</b>	R: 0 E: 0 K: 0 S: 7	H: 1 LOB: 2 BB: 1 P: 14	R: 1 E: 0 K: 0 S: 9	H: 2 LOB: 2 BB: 1 P: 18	R: 0 E: 0 K: 1 S: 7	H: 0 LOB: 1 BB: 1 P: 14	R: 3 E: 0 K: 1 S: 17	H: 2 LOB: 3 BB: 4 P: 36	R: 0 E: 0 K: 0 S: 9	H: 1 LOB: 1 BB: 0 P: 14	R: 0 E: 0 K: 0 S: 6	H: 0 LOB: 0 BB: 0 P: 8	R: 0 E: 0 K: 1 S: 7	H: 0 LOB: 1 BB: 0 P: 10	R: 0 E: 0 K: 0 S: 6	H: 1 LOB: 1 BB: 0 P: 9	R: 0 E: 0 K: 0 S: 8	H: 1 LOB: 1 BB: 0 P: 14	1B: 4 2B: 2 3B: 1 HR: 1	SF: 1 SAC: 0 DP: 0 HBP: 1	WP: 0 PB: 0 SB: 0 CS: 0	PA: 43			
<b>PITCHER</b>	IP WLS BF H R ER SO BB IBB HBP BLK WP HR S P ERA WHIP																								
Johnny Antonelli, L (1, 1) ERA: 9.82	3.2		22	5	4	4	2	6	0	0	0	0	1	37	75	9.82	3.000								
Curt Barclay, R (4, 1) ERA:	3.1	W	13	1	0	0	1	1	0	1	0	0	0	25	39	0.00	0.600								
Mary Grissom, R (8, 1) ERA:	2.0	S	8	2	0	0	0	0	0	0	0	0	0	14	23	0.00	1.000								

Los Angeles Dodgers @ San Francisco Giants  
 Seals Stadium, San Francisco, CA  
 Thu Apr 17 1958, 6:33 AM EST  
 Att. 12,520 - Unknown

livebaseballscorecards.com

AB	34
R	4
H	8
RBI	4
BB	7
SO	3
LOB	23



Batter	1	2	3	4	5	6	7	8	9	AB	R	H	RBI	BB	SO	LOB
Jim Davenport, R OBP: 0.500, SLG: 0.615 (1, 5)	L7 1-0									5	0	4	2	0	0	0
Jim King, L OBP: 0.600, SLG: 0.625 (1, 7)	E SF9 1-1	5-3 0-1								5	1	2	1	0	0	3
Willie Mays, R OBP: 0.429, SLG: 0.333 (1, 8)	SF9 1B E BB 4-1									3	1	0	0	2	0	2
Willie Kirkland, L OBP: 0.333, SLG: 0.200 (1, 9)	FC4 1B S 1-2 2-3									4	1	0	0	0	1	5
Orlando Cepeda, R OBP: 0.154, SLG: 0.364 (1, 3)	SF9 2-3 3-H									2	0	0	1	0	1	3
Daryl Spencer, R OBP: 0.250, SLG: 0.455 (1, 6)	1B 1-H 3-H									3	0	1	2	1	0	0
Bob Schmidt, R OBP: 0.200, SLG: 0.800 (1, 2)	F7 2-2									4	1	1	1	0	0	3
Danny O'Connell, R OBP: 0.583, SLG: 0.167 (1, 4)										2	2	1	0	2	0	0
Johnny Antonelli, L (1, 1)										1	0	0	0	0	1	0
Curt Barclay, R OBP: 0.500, SLG: 0.500 (4, 1)										2	1	1	0	0	1	1
Marv Grissom, R (8, 1)										1	0	0	0	0	1	1

Inning Stats	R: 3	H: 2	E: 1	K: 0	S: 14	LOB: 1	BB: 1	P: 26	R: 0	H: 1	E: 0	K: 1	S: 11	LOB: 1	BB: 0	P: 15	R: 0	H: 0	E: 0	K: 0	S: 7	LOB: 0	BB: 0	P: 7	R: 3	H: 4	E: 0	K: 1	S: 20	LOB: 3	BB: 2	P: 37	R: 0	H: 0	E: 0	K: 1	S: 8	LOB: 1	BB: 1	P: 18	R: 0	H: 1	E: 0	K: 0	S: 4	LOB: 0	BB: 0	P: 6	R: 0	H: 0	E: 0	K: 1	S: 4	LOB: 1	BB: 1	P: 11	R: 1	H: 2	E: 0	K: 1	S: 12	LOB: 1	BB: 0	P: 23
--------------	------	------	------	------	-------	--------	-------	-------	------	------	------	------	-------	--------	-------	-------	------	------	------	------	------	--------	-------	------	------	------	------	------	-------	--------	-------	-------	------	------	------	------	------	--------	-------	-------	------	------	------	------	------	--------	-------	------	------	------	------	------	------	--------	-------	-------	------	------	------	------	-------	--------	-------	-------

PITCHER	IP	WLS	BF	H	R	ER	SO	BB	IBB	HBP	BLK	WP	HR	S	P	ERA	WHIP
Don Newcombe, R ERA: 5.4 (1, 1)	3.1	L	16	4	4	1	1	1	0	0	0	0	1	37	54	2.70	1.500
Larry Sherry, R ERA: (4, 1)	0.0		5	3	2	2	0	2	0	0	0	0	0	10	22	∞	∞
Ed Roebuck, R ERA: (4, 1)	0.2		2	0	0	0	1	0	0	0	0	0	0	5	9	0.00	0.000
Don Bessent, R ERA: 1.69 (5, 1)	3.0		11	1	0	0	2	2	0	1	0	0	0	16	35	0.00	1.000
Clem Labine, R ERA: 9.0 (8, 1)	1.0		5	2	1	1	1	0	0	0	0	0	0	12	23	9.00	2.000

**BOTTOM**

**Los Angeles Dodgers @ San Francisco Giants**  
**Seals Stadium, San Francisco, CA**

Thu Apr 17 1958, 6:33 AM EST  
Att. 12,520 - Unknown

AB	32
R	7
H	10
RBI	7
BB	5
SO	5
LOB	18

livebaseballscorecards.com

WP: 0	PA: 39
PB: 0	
SB: 2	
CS: 0	



Batter	1	2	3	4	5	6	7	8	9	AB R H RBI BB SO LOB	TOP
<b>Jim Davenport, R</b> (1, 5) <small>OBP: 0.526, SLG: 0.667</small>	2-1 		1-2 		1-1 		2-2 		0-1 	5 1 3 0 0 0 0	<b>San Francisco Giants @ Los Angeles Dodgers</b> <b>Los Angeles Memorial Coliseum, Los Angeles, CA</b> Fri Apr 18 1958, 6:33 AM EST Att. 78,672 - Unknown - 70 F
<b>Willie Kirkland, L</b> (1, 9) <small>OBP: 0.412, SLG: 0.533</small>	2-1 		3-2 		3-1 		0-1 	2-0 	5 1 3 0 0 0 0		
<b>Willie Mays, R</b> (1, 8) <small>OBP: 0.474, SLG: 0.375</small>	0-1 		4-0 		1-1 		0-1 	0-0 	4 0 2 0 1 0 2		
<b>Daryl Spencer, R</b> (1, 6) <small>OBP: 0.235, SLG: 0.333</small>	2-2 		4-1 		1-1 		0-0 	1-2 	4 0 0 1 1 0 5		
<b>Orlando Cepeda, R</b> (1, 3) <small>OBP: 0.111, SLG: 0.250</small>		3-3 	0-1 		1-3 		0-0 	2-2 	5 0 0 0 0 2 4		
<b>Hank Sauer, R</b> (1, 7) <small>OBP: 0.375, SLG: 1.125</small>		1-3 		2-2 		0-3 		2-2 	4 2 2 2 0 2 0		
<b>Bob Schmidt, R</b> (1, 2) <small>OBP: 0.444, SLG: 1.000</small>		0-0 		4-2 		0-0 		0-0 	3 1 2 0 1 0 0		
<b>Danny O'Connell, R</b> (1, 4) <small>OBP: 0.500, SLG: 0.125</small> <b>Jim King, L</b> (6, PH) <small>OBP: 0.636, SLG: 0.625</small> <b>Ruben Gomez, R</b> (6, PR) <small>OBP: 0.500, SLG: 0.500</small> <b>Eddie Bressoud, R</b> (6, 4) <b>Whitey Lockman, L</b> (8, PH) <b>Andre Rodgers, R</b> (8, 6)			0-3 	1-1 		4-2 		1-1 	2 0 0 0 0 0 1 1 0 0 0 0 0 1 0		
<b>Al Worthington, R</b> (1, 1) <b>Mike McCormick, L</b> (5, 1) <b>Bob Speake, L</b> (6, PH) <b>Johnny Antonelli, L</b> (6, 1) <b>Ray Jablonski, R</b> (8, PH) <b>Marv Grissom, R</b> (8, 1)			1-0 	0-0 		2-3 		1-3 	2 0 0 0 0 0 0 1 0 0 0 0 0 0 0 0 1 0 0 0 0 0 1 1 0 0 0 0 0 0 0 0 1 0 0 0 0 0 1 1 0 0 0 0 0 0 0 0		
<b>Inning Stats</b>	R: 0 H: 2 E: 0 LOB: 1 K: 0 BB: 0 S: 9 P: 15	R: 0 H: 0 E: 0 LOB: 0 K: 2 BB: 0 S: 7 P: 11	R: 1 H: 2 E: 0 LOB: 3 K: 1 BB: 2 S: 16 P: 29	R: 1 H: 1 E: 0 LOB: 0 K: 0 BB: 1 S: 8 P: 15	R: 0 H: 0 E: 1 LOB: 1 K: 0 BB: 0 S: 8 P: 14	R: 1 H: 1 E: 0 LOB: 1 K: 3 BB: 1 S: 14 P: 21	R: 0 H: 1 E: 0 LOB: 1 K: 0 BB: 0 S: 8 P: 10	R: 1 H: 2 E: 0 LOB: 1 K: 1 BB: 0 S: 11 P: 15	R: 1 H: 3 E: 1 LOB: 1 K: 0 BB: 0 S: 10 P: 15	1B: 6 SF: 0 2B: 3 SAC: 1 3B: 2 DP: 2 HR: 2 HBP: 0	
<b>PITCHER</b> <b>Carl Erskine, R</b> (1, 1) <small>ERA: 4.5</small> <b>Clem Labine, R</b> (9, 1) <small>ERA: 9.0</small>	IP WLS BF H R ER SO BB IBB HBP BLK WP HR S P ERA WHIP 8.0 W 37 10 5 5 7 3 1 0 0 1 2 83 132 5.62 1.625										ERA WHIP 0.00 2.000

livebaseballscorecards.com

<b>AB</b>	<b>36</b>
<b>R</b>	<b>5</b>
<b>H</b>	<b>12</b>
<b>RBI</b>	<b>3</b>
<b>BB</b>	<b>4</b>
<b>SO</b>	<b>7</b>
<b>LOB</b>	<b>15</b>





Batter	1	2	3	4	5	6	7	8	9
<b>Jim Gilliam, S</b> (1, 7) OBP: 0.471, SLG: 0.333 C C C B B X	1-2 ①		4-0 BB B B B B	4-1 BB B B B B		0-0 ① X		1-0 ① B X	
<b>Pee Wee Reese, R</b> (1, 6) OBP: 0.450, SLG: 0.563 B C C C B B X	3-2 ②		3-2 ① B B C C C C B X	2-2 ① B B C C B F B		4-2 BB C B B C B F B		1-0 ② B X	
<b>Duke Snider, L</b> (1, 9) OBP: 0.375, SLG: 0.462 <b>Carl Furillo, R</b> (9, 9) OBP: 0.300, SLG: 0.143 B X	1-0 ① B X		1-0 ① B X	0-1 ③ S X		3-2 ② F B C B B X		2-3 ③ S B B C C C	
<b>Gil Hodges, R</b> (1, 3) OBP: 0.388, SLG: 0.077 C B B B B C	3-3 ③		1-3 ② B B B B B C		2-2 ① S B B C B X	1-1 ③ C B X			
<b>Charlie Neal, R</b> (1, 4) OBP: 0.474, SLG: 0.429 X		0-0 ① B B B B B X	3-2 ① B B B B B X		4-2 BB B B B B B X		0-2 ① C X F C		
<b>Dick Gray, R</b> (1, 5) OBP: 0.579, SLG: 0.875 B B B B B X		2-2 ① B B B B B X	4-2 ① B B B B B X		1-0 ① B X		2-0 ① B B B B B X		
<b>Gino Cimoli, R</b> (1, 8) OBP: 0.278, SLG: 0.375 B C X		1-1 ② B C X	2-3 ③ B C B B B X		1-1 ② F B X		4-1 ② B B B B B X		
<b>John Roseboro, L</b> (1, 2) OBP: 0.625, SLG: 0.500 <b>Randy Jackson, R</b> (5, PH) <b>Joe Pignatano, R</b> (6, 2) OBP: 0.250, SLG: 0.500 B X		4-0 ① B X		2-2 ① F B X	1-1 ② C B X		3-1 ② B B C B B X		
<b>Carl Erskine, R</b> (1, 1) <b>Clem Labine, R</b> (9, 1) C B B B B X		2-3 ③ C B B B B X		2-1 ② B X	1-0 ③ C B X		1-2 ③ C B B B B X		

Inning Stats	R: 0	H: 1	E: 0	LOB: 1	K: 1	P: 18	R: 0	H: 1	E: 0	LOB: 2	K: 1	P: 18	R: 2	H: 2	E: 1	LOB: 2	K: 2	P: 33	R: 0	H: 1	E: 0	LOB: 2	K: 0	P: 21	R: 3	H: 2	E: 1	LOB: 0	K: 0	P: 22	R: 0	H: 0	E: 0	LOB: 1	K: 0	P: 17	R: 1	H: 1	E: 0	LOB: 1	K: 0	P: 20	R: 0	H: 0	E: 0	LOB: 0	K: 1	P: 9
	10	18	1	0	1	18	9	18	1	2	1	18	15	33	2	2	2	33	12	21	3	2	0	22	12	2	2	0	1	22	0	0	0	1	17	1	1	0	1	20	0	0	0	0	9			

AB	R	H	RBI	BB	SO	LOB
3	1	0	0	2	0	0
4	0	1	0	1	0	1
5	1	2	1	0	1	3
0	0	0	0	0	0	0
4	0	0	0	0	2	3
3	1	2	1	1	0	0
3	2	2	1	1	0	1
3	1	1	1	1	1	3
1	0	0	0	1	0	0
1	0	0	0	0	0	1
1	0	0	0	0	0	1
4	0	0	0	0	1	3
0	0	0	0	0	0	0

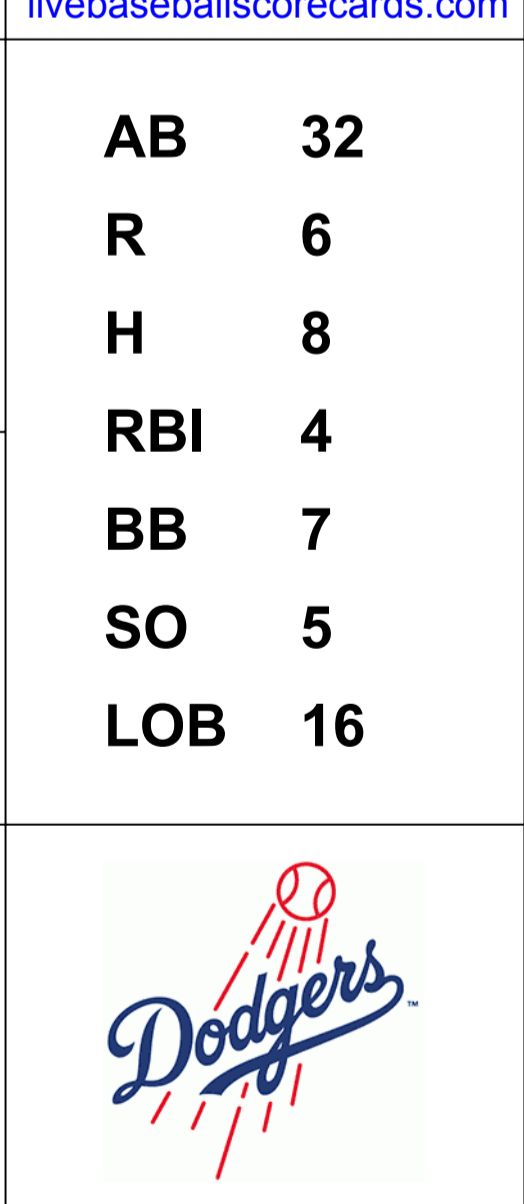
AB	32	R	6	H	8	RBI	4	BB	7	SO	5	LOB	16
WP:	1	PA:	39	PB:	0	SB:	1	CS:	0	ERA		WHIP	

PITCHER	IP	WLS	BF	H	R	ER	SO	BB	IBB	HBP	BLK	WP	HR	S	P	ERA	WHIP
<b>Al Worthington, R</b> (1, 1) ERA: 6.23	4.1	L	25	7	5	3	4	4	1	0	0	0	0	55	107	6.23	2.538
<b>Mike McCormick, L</b> (5, 1) ERA:	0.2		2	0	0	0	0	0	0	0	0	1	0	3	5	0.00	0.000
<b>Johnny Antonelli, L</b> (6, 1) ERA: 7.94	2.0		9	1	1	1	0	2	0	0	0	0	1	19	37	4.50	1.500
<b>Mary Grissom, R</b> (8, 1) ERA:	1.0		3	0	0	0	1	0	0	0	0	0	0	5	9	0.00	0.000

**BOTTOM**

**San Francisco Giants @ Los Angeles Dodgers**  
**Los Angeles Memorial Coliseum, Los Angeles, CA**

livebaseballscorecards.com



Fri Apr 18 1958, 6:33 AM EST  
 Att: 78,672 - Unknown - 70 F

Batter	1	2	3	4	5	6	7	8	9	AB R H RBI BB SO LOB	TOP											
Jim Davenport, R (1, 5) OBP: 0.542, SLG: 0.682	0-1 SH1-3 2B 1B		4-1 1B SH1-4 E BB	1-0 6-3		0-0 1B 2B	1-0 L5			4 3 2 1 1 0 1												
Danny O'Connell, R (1, 4) OBP: 0.529, SLG: 0.300	2-0 SH1-3 1-2		0-0 SH1-4 1-2	2-2 2B		4-0 1B 1B BB		0-2 4-3		2 1 1 1 1 0 0												
Willie Mays, R (1, 8) OBP: 0.500, SLG: 0.476	0-0 S 2B		0-0 E HR 1B	2-1 F4		0-0 1B 1B		2-1 F9		5 2 3 1 0 0 1												
Hank Sauer, R (1, 7) OBP: 0.385, SLG: 1.077	2-3 K 2-3		1-0 HR	3-1 2-3		3-2 G5-3 1B 1B		3-3 K		5 1 2 3 0 2 2												
Orlando Cepeda, R (1, 3) OBP: 0.261, SLG: 0.500	1-0 L8		3-2 HR		4-1 G5-4-3 BB	3-2 G5-3 1B		0-0 CS 1B		4 1 3 3 1 0 1												
Daryl Spencer, R (1, 6) OBP: 0.227, SLG: 0.300		1-2 4-3	2-2 FC6-4 1B		0-1 G5-4-3 1-2f	2-2 G5-3 1-3 2-3f		0-1 L8		5 0 1 0 0 0 4												
Willie Kirkland, L (1, 9) OBP: 0.318, SLG: 0.400		0-3 K	1-2 L9		2-1 F7	1-1 F8		1-1 F8		5 0 0 0 0 1 3												
Valmy Thomas, R (1, 2) OBP: 0.400, SLG: 0.143		1-0 FC6-4 1B	2-2 FC6-4 1-2f			3-1 E8 2B	1-3 K	1-0 CS		4 1 1 0 0 1 1												
Ruben Gomez, R (1, 1) OBP: 0.500, SLG: 0.750		1-0 FC6-4 1-2f		0-0 2B 2B		0-0 2B 2B	0-1 F6			4 2 2 1 0 0 1												
<b>Inning Stats</b>	R: 1 E: 0 K: 1 S: 8	H: 2 LOB: 1 BB: 0 P: 13	R: 0 E: 0 K: 1 S: 8	H: 1 LOB: 1 BB: 0 P: 11	R: 4 E: 1 K: 0 S: 18	H: 4 LOB: 1 BB: 1 P: 31	R: 1 E: 0 K: 0 S: 9	H: 2 LOB: 1 BB: 0 P: 17	R: 0 E: 0 K: 0 S: 5	H: 0 LOB: 0 BB: 1 P: 11	R: 5 E: 1 K: 0 S: 20	H: 5 LOB: 1 BB: 1 P: 36	R: 0 E: 0 K: 1 S: 6	H: 0 LOB: 0 BB: 0 P: 8	R: 0 E: 0 K: 1 S: 8	H: 0 LOB: 0 BB: 0 P: 13	R: 0 E: 0 K: 0 S: 5	H: 1 LOB: 0 BB: 0 P: 7	1B: 8 2B: 5 3B: 0 HR: 2	SF: 0 SAC: 2 DP: 2 HBP: 0	WP: 0 PB: 0 SB: 1 CS: 1	PA: 44
<b>PITCHER</b>	IP WLS BF H R ER SO BB IBB HBP BLK WP HR S P ERA WHIP																				<b>PITCHER</b>	IP WLS BF H R ER SO BB IBB HBP BLK WP HR S P ERA WHIP
Danny McDevitt, L (1, 1) ERA: 15.43	2.1 L 13 5 4 4 2 1 0 0 0 0 1 20 33 15.43 2.571																					
Ron Negray, R (3, 1) ERA: 5.79	2.2 12 4 2 2 0 1 0 0 0 0 0 1 28 50 6.75 1.875																					
Larry Sherry, R (6, 1) ERA:	0.0 4 2 4 3 0 1 0 0 0 0 0 0 4 11 ∞ ∞																					
Ed Roebuck, R (6, 1) ERA: 3.38	2.0 8 3 1 1 1 0 0 0 0 0 0 0 22 33 4.50 1.500																					
Fred Kipp, L (8, 1) ERA:	2.0 6 1 0 0 1 0 0 0 0 0 0 0 13 20 0.00 0.500																					

San Francisco Giants @ Los Angeles Dodgers  
Los Angeles Memorial Coliseum, Los Angeles, CA  
Sat Apr 19 1958, 6:33 AM EST  
Att: 41,303 - Unknown

AB	38
R	11
H	15
RBI	10
BB	3
SO	4
LOB	14



WP: 0	PA: 44
PB: 0	
SB: 1	
CS: 1	

Batter	1	2	3	4	5	6	7	8	9	AB	R	H	RBI	BB	SO	LOB
Jim Gilliam, S OBP: 0.429, SLG: 0.267 (1, 7)	2-1 F5		4-2 FC5-4 BB		3-2 4-3		0-1 F2			3	0	0	0	1	0	1
Pee Wee Reese, R OBP: 0.435, SLG: 0.632 (1, 6)	2-3 K		1-1 FC5-4		0-1 3B		2-2 F8			3	0	1	0	0	1	1
Don Zimmer, R (7, 6)			1-2f							1	0	0	0	0	0	1
Duke Snider, L OBP: 0.350, SLG: 0.471 (1, 9)	1-0 F4			0-0 HR 2B	2-1 F6			1-0 F5		4	1	1	0	0	0	1
Gil Hodges, R OBP: 0.391, SLG: 0.353 (1, 3)		0-0 HR		0-1 F8		1-2 F5		1-1 G4-6-3 1B		4	1	2	1	0	0	1
Charlie Neal, R OBP: 0.435, SLG: 0.556 (1, 4)		1-1 F2		1-1 HR	3-2 F2			0-1 G4-6-3		4	1	1	2	0	0	1
Dick Gray, R OBP: 0.565, SLG: 0.947 (1, 5)		3-2 5-3		0-1 P4	1-0 HR			1-0 G6-4-3 HBP		3	1	1	1	0	0	0
Gino Cimoli, R OBP: 0.273, SLG: 0.350 (1, 8)		0-1 L4		0-0 1B	3-2 1-3			0-0 G6-4-3		4	0	1	0	0	0	1
Joe Pignatano, R OBP: 0.125, SLG: 0.250 (1, 2)		1-1 B1-3		1-3 K	1-2 F8			2-2 6-3		4	0	0	0	0	1	1
Danny McDevitt, L (1, 1)			1-2 5-3		1-2 6-3					0	0	0	0	0	0	0
Ron Negray, R (3, 1)										1	0	0	0	0	0	0
Randy Jackson, R (5, PH)										1	0	0	0	0	0	0
Larry Sherry, R (6, 1)										0	0	0	0	0	0	0
Ed Roebuck, R (6, 1)										0	0	0	0	0	0	0
John Roseboro, L (7, PH)										0	0	0	0	1	0	0
Fred Kipp, L (8, 1)										0	0	0	0	0	0	0

Inning Stats	R: 0	H: 0	E: 0	K: 1	S: 6	R: 1	H: 1	E: 0	K: 0	S: 8	R: 0	H: 0	E: 0	K: 0	S: 9	R: 2	H: 3	E: 0	K: 1	S: 11	R: 0	H: 1	E: 0	K: 0	S: 10	R: 1	H: 1	E: 0	K: 0	S: 14	R: 0	H: 0	E: 0	K: 0	S: 8	R: 0	H: 1	E: 0	K: 0	S: 5	R: 0	H: 0	E: 0	K: 0	S: 4	R: 0	H: 0	E: 0	K: 0	S: 4	1B: 2	SF: 0	2B: 1	SAC: 0	3B: 1	DP: 2	HR: 3	HBP: 1	WP: 0	PA: 35
--------------	------	------	------	------	------	------	------	------	------	------	------	------	------	------	------	------	------	------	------	-------	------	------	------	------	-------	------	------	------	------	-------	------	------	------	------	------	------	------	------	------	------	------	------	------	------	------	------	------	------	------	------	-------	-------	-------	--------	-------	-------	-------	--------	-------	--------

PITCHER	IP	WLS	BF	H	R	ER	SO	BB	IBB	HBP	BLK	WP	HR	S	P	ERA	WHIP
Ruben Gomez, R (1, 1)	9.0	W	35	7	4	4	2	2	0	1	0	0	3	75	119	4.00	1.000

BOTTOM

San Francisco Giants @ Los Angeles Dodgers  
Los Angeles Memorial Coliseum, Los Angeles, CA

Sat Apr 19 1958, 6:33 AM EST  
Att. 41,303 - Unknown

livebaseballscorecards.com

AB	32
R	4
H	7
RBI	4
BB	2
SO	2
LOB	8



Batter	1	2	3	4	5	6	7	8	9	AB R H RBI BB SO LOB	TOP											
<b>Jim Davenport, R</b> (1, 5) <small>OBP: 0.517, SLG: 0.615</small>										4 1 1 1 1 1 1												
<b>Willie Kirkland, L</b> (1, 9) <small>OBP: 0.296, SLG: 0.400</small>										5 0 1 1 0 1 2												
<b>Willie Mays, R</b> (1, 8) <small>OBP: 0.517, SLG: 0.577</small>										5 2 3 0 0 0 1												
<b>Hank Sauer, R</b> (1, 7) <small>OBP: 0.333, SLG: 0.833</small> <b>Whitey Lockman, L</b> (9, PR) <small>(9, 7)</small>										5 1 1 0 0 0 1 0 1 0 0 0 0 0												
<b>Orlando Cepeda, R</b> (1, 3) <small>OBP: 0.250, SLG: 0.480</small>										5 1 1 1 0 1 2												
<b>Daryl Spencer, R</b> (1, 6) <small>OBP: 0.333, SLG: 0.565</small>										3 3 3 3 1 0 0												
<b>Valmy Thomas, R</b> (1, 2) <small>OBP: 0.400, SLG: 0.250</small>										5 1 2 2 0 0 2												
<b>Danny O'Connell, R</b> (1, 4) <small>OBP: 0.545, SLG: 0.786</small>										4 2 2 3 1 0 2												
<b>Ramon Monzant, R</b> (1, 1) <small>OBP: 0.200, SLG: 0.200</small>										5 0 1 0 0 2 3												
<b>Inning Stats</b>	R: 0 E: 0 K: 2 S: 7	H: 1 LOB: 1 BB: 0 P: 11	R: 0 E: 0 K: 0 S: 6	H: 0 LOB: 1 BB: 1 P: 11	R: 1 E: 0 K: 0 S: 6	H: 2 LOB: 0 BB: 0 P: 9	R: 4 E: 1 K: 1 S: 16	H: 3 LOB: 0 BB: 0 P: 21	R: 1 E: 1 K: 0 S: 7	H: 1 LOB: 1 BB: 0 P: 11	R: 1 E: 0 K: 0 S: 19	H: 1 LOB: 2 BB: 2 P: 35	R: 0 E: 0 K: 1 S: 6	H: 0 LOB: 0 BB: 0 P: 11	R: 3 E: 0 K: 0 S: 12	H: 4 LOB: 1 BB: 0 P: 22	R: 2 E: 0 K: 1 S: 12	H: 3 LOB: 1 BB: 0 P: 16	1B: 8 2B: 3 3B: 1 HR: 3	SF: 1 SAC: 0 DP: 1 HBP: 0	WP: 1 PB: 0 SB: 0 CS: 0	PA: 45
<b>PITCHER</b>	IP WLS BF H R ER SO BB IBB HBP BLK WP HR S P ERA WHIP																					
<b>Don Drysdale, R</b> (1, 1) <small>ERA: 11.42</small>	5.0 L 23 7 6 5 3 1 0 0 0 0 2 42 63 9.00 1.600																					
<b>Don Bessent, R</b> (6, 1) <small>ERA: 2.45</small>	2.0 9 1 1 1 1 2 0 0 0 0 1 25 46 4.50 1.500																					
<b>Clem Labine, R</b> (8, 1) <small>ERA: 11.25</small>	2.0 13 7 5 3 1 0 0 0 0 1 0 24 38 13.50 3.500																					

San Francisco Giants @ Los Angeles Dodgers  
 Los Angeles Memorial Coliseum, Los Angeles, CA  
 Sun Apr 20 1958, 6:33 AM EST  
 Att: 47,234 - Unknown

<b>AB</b>	41
<b>R</b>	12
<b>H</b>	15
<b>RBI</b>	11
<b>BB</b>	3
<b>SO</b>	5
<b>LOB</b>	14



Batter	1	2	3	4	5	6	7	8	9	AB	R	H	RBI	BB	SO	LOB
Gino Cimoli, R (1, 8) OBP: 0.240, SLG: 0.304 Elmer Valo, L (7, 7) OBP: 0.500, SLG: 1.500	1-2 F9		1-3 K		1-2 6-3		0-0 3B			3	0	0	0	0	1	1
Pee Wee Reese, R (1, 6) OBP: 0.444, SLG: 0.609	3-2 F2		0-0 1B		0-0 1B		0-0 5-3			4	0	2	0	0	0	1
Duke Snider, L (1, 7) OBP: 0.292, SLG: 0.381 (7, 8)	2-3 K		0-0 L7		0-0 F2			0-0 1-3		4	0	0	0	0	1	3
Gil Hodges, R (1, 3) OBP: 0.370, SLG: 0.333		0-0 F2		1-1 1-3		2-2 G5-3 BB 1B		0-1 5-3		4	0	1	0	0	0	0
Charlie Neal, R (1, 4) OBP: 0.407, SLG: 0.476		1-1 5-3		2-2 F9		4-0 1-2 BB		1-3 K		3	0	0	0	1	1	0
Dick Gray, R (1, 5) OBP: 0.556, SLG: 0.864		4-2 BB		0-0 HR 1B		2-1 F8		0-0 F8		3	1	1	0	1	0	2
Carl Furillo, R (1, 9) OBP: 0.357, SLG: 0.636		0-1 F9		1-1 HR		2-0 G5-3 2-3f		1-2 2B		4	1	2	2	0	0	3
John Roseboro, L (1, 2) OBP: 0.538, SLG: 0.400			1-2 1B 1B		1-2 3-1		2-2 4-3		1-0 F7	4	0	1	0	0	0	1
Don Drysdale, R (1, 1) Jim Gilliam, S (5, PH) Don Besant, R (6, 1) Randy Jackson, R (7, PH) Clem Labine, R (8, 1) Don Zimmer, R (9, PH)			0-0 F2		0-3 K		2-2 F6		1-1 6-3	1	0	0	0	0	0	1

Inning Stats	R: 0	H: 0	E: 0	K: 1	S: 10	R: 0	H: 0	E: 0	K: 0	S: 7	R: 0	H: 2	E: 0	K: 1	S: 11	R: 2	H: 2	E: 0	K: 0	S: 11	R: 0	H: 1	E: 0	K: 1	S: 8	R: 0	H: 1	E: 0	K: 0	S: 6	R: 0	H: 1	E: 0	K: 1	S: 10	R: 0	H: 0	E: 0	K: 1	S: 7	R: 0	H: 1	E: 0	K: 0	S: 7	1B: 5	SF: 0	2B: 1	SAC: 0	3B: 1	DP: 1	HR: 1	HBP: 0	WP: 0	PA: 36
--------------	------	------	------	------	-------	------	------	------	------	------	------	------	------	------	-------	------	------	------	------	-------	------	------	------	------	------	------	------	------	------	------	------	------	------	------	-------	------	------	------	------	------	------	------	------	------	------	-------	-------	-------	--------	-------	-------	-------	--------	-------	--------

PITCHER	IP	WLS	BF	H	R	ER	SO	BB	IBB	HBP	BLK	WP	HR	S	P	ERA	WHIP
Ramon Monzant, R (1, 1) ERA: 4.63	9.0	W	36	8	2	2	4	2	0	0	0	0	1	77	114	2.00	1.111


**BOTTOM**


San Francisco Giants @ Los Angeles Dodgers  
 Los Angeles Memorial Coliseum, Los Angeles, CA

Sun Apr 20 1958, 6:33 AM EST  
 Att. 47,234 - Unknown

livebaseballscorecards.com

AB 34  
 R 2  
 H 8  
 RBI 2  
 BB 2  
 SO 4  
 LOB 13



Batter	1	2	3	4	5	6	7	8	9	AB R H RBI BB SO LOB	TOP														
Tony Taylor, R (1, 4) OBP: 0.357, SLG: 0.292	1-2 5-3		2-3 K			1-2 FC5-4 1B		0-2 F8		4 0 1 0 0 1 1	<p><b>Chicago Cubs @ Los Angeles Dodgers</b>  <b>Los Angeles Memorial Coliseum, Los Angeles, CA</b></p> <p>Tue Apr 22 1958, 9:05 PM EST  Att: 39,459 - Unknown</p> <p>livebaseballscorecards.com</p> <table border="1"> <tr><td>AB</td><td>28</td></tr> <tr><td>R</td><td>2</td></tr> <tr><td>H</td><td>4</td></tr> <tr><td>RBI</td><td>2</td></tr> <tr><td>BB</td><td>4</td></tr> <tr><td>SO</td><td>4</td></tr> <tr><td>LOB</td><td>10</td></tr> </table> 	AB	28	R	2	H	4	RBI	2	BB	4	SO	4	LOB	10
AB	28																								
R	2																								
H	4																								
RBI	2																								
BB	4																								
SO	4																								
LOB	10																								
Lee Walls, R (1, 9) OBP: 0.231, SLG: 0.240	3-2 F8			4-2 14 G6-4-3 BB		2-1 FC5-4 14 HR		2-2 5-3	3 1 0 0 1 0 1																
14 Ernie Banks, R (1, 6) OBP: 0.462, SLG: 0.870	2-3 K			0-0 G6-4-3 1-2f		0-2 HR		1-1 WP G3 1B	4 1 2 2 0 1 1																
Walt Moryn, L (1, 7) OBP: 0.458, SLG: 0.632		4-2 G1-4-3 BB		4-2 FC5-4 BB		0-0 F7		2-0 G3	2 0 0 0 2 0 1																
Bobby Thomson, R (1, 8) OBP: 0.400, SLG: 0.333		0-0 G1-4-3 1-2f		2-0 FC5-4 1-2f		2-2 CS 1B		2-1 F4	4 0 1 0 0 0 3																
Dale Long, L (1, 3) OBP: 0.333, SLG: 0.389		2-1 G3			0-0 3-1		0-0 F8		3 0 0 0 0 0 1																
Johnny Goryl, R (1, 5) OBP: 0.364, SLG: 0.800			1-0 F8		2-1 1-3		3-3 K		3 0 0 0 0 1 1																
El Tappe, R (1, 2) Chuck Tanner, L (8, PH) Cal Neeman, R (8, 2) OBP: 0.350, SLG: 0.474			4-2 BB		3-2 5-3		2-1 1-3		1 0 0 0 1 0 0 1 0 0 0 0 0 0 0 0 0 0 0 0 0																
Glen Hobbie, R (1, 1) Dolan Nichols, R (2, 1) Bobby Adams, R (6, PH) Freddy Rodriguez, R (6, 1) Jim Bolger, R (8, PH) Turk Lowt, R (8, 1)			1-3 K			1-1 F8		2-2 5-3	0 0 0 0 0 0 0 1 0 0 0 0 1 1 1 0 0 0 0 0 0 0 0 0 0 0 0 0 1 0 0 0 0 0 0 0 0 0 0 0 0 0																
<b>Inning Stats</b>	R: 0 H: 0 E: 0 LOB: 0 K: 1 BB: 0 S: 9 P: 15	R: 0 H: 0 E: 0 LOB: 0 K: 0 BB: 1 S: 6 P: 12	R: 0 H: 0 E: 0 LOB: 1 K: 2 BB: 1 S: 10 P: 18	R: 0 H: 0 E: 0 LOB: 1 K: 0 BB: 2 S: 8 P: 18	R: 0 H: 0 E: 0 LOB: 0 K: 0 BB: 0 S: 9 P: 14	R: 2 H: 2 E: 0 LOB: 0 K: 0 BB: 0 S: 12 P: 16	R: 0 H: 1 E: 0 LOB: 1 K: 1 BB: 0 S: 7 P: 12	R: 0 H: 0 E: 0 LOB: 0 K: 0 BB: 0 S: 11 P: 15	R: 0 H: 1 E: 0 LOB: 1 K: 0 BB: 0 S: 9 P: 16	1B: 3 SF: 0 2B: 1 SAC: 0 3B: 0 DP: 3 HR: 1 HBP: 0	WP: 1 PA: 32 PB: 0 SB: 0 CS: 1														
<b>PITCHER</b>	IP WLS BF H R ER SO BB IBB HBP BLK WP HR S P ERA WHIP											<b>PITCHER</b>	IP WLS BF H R ER SO BB IBB HBP BLK WP HR S P ERA WHIP												
Johnny Podres, L (1, 1) ERA: 1.76	6.1 W 24 3 2 2 3 4 0 0 0 0 0 1 58 99 2.84 1.105																								
Clem Labine, R (7, 1) ERA: 6.75	2.2 S 8 1 0 0 1 0 0 0 0 0 1 0 23 37 0.00 0.375																								







BOTTOM

Chicago Cubs @ Los Angeles Dodgers  
Los Angeles Memorial Coliseum, Los Angeles, CA

Wed Apr 23 1958, 9:05 PM EST  
Att. 24,368 - Unknown

livebaseballscorecards.com

AB	34
R	6
H	7
RBI	3
BB	5
SO	0
LOB	17



AB	R	H	RBI	BB	SO	LOB
4	0	0	0	0	0	2
1	0	0	0	0	0	1

4	3	1	1	1	0	2
---	---	---	---	---	---	---

4	1	1	1	1	0	0
---	---	---	---	---	---	---

5	1	2	1	0	0	3
---	---	---	---	---	---	---

4	0	1	0	0	0	0
---	---	---	---	---	---	---

3	0	1	0	0	0	0
---	---	---	---	---	---	---

3	0	0	0	1	0	5
---	---	---	---	---	---	---

3	0	0	0	1	0	2
---	---	---	---	---	---	---

3	1	1	0	0	0	2
---	---	---	---	---	---	---

0	0	0	0	0	0	0
0	0	0	0	1	0	0
0	0	0	0	0	0	0

1B:	4	SF:	0
2B:	0	SAC:	0
3B:	1	DP:	3
HR:	2	HBP:	1

WP:	0	PA:	40
PB:	0		
SB:	0		
CS:	0		

Batter	1	2	3	4	5	6	7	8	9
Jim Gilliam, S (1, 7) OBP: 0.346, SLG: 0.200 Randy Jackson, R (9, PH)	2-2 G3		1-1 F4	0-0 F9			2-2 G3		2-1 G6-4-3
Pee Wee Reese, R (1, 6) OBP: 0.417, SLG: 0.600	1-0 6-3		4-2 E	3-2 F4			1-1 HR		2-2 E4
Charlie Neal, R (1, 4) OBP: 0.389, SLG: 0.464	1-2 F2		2-2 E4		4-2 G5-4-3		2-1 L6		0-1 3B
Gil Hodges, R (1, 3) OBP: 0.381, SLG: 0.414		3-2 4-3	0-0 E4		2-2 G5-4-3		0-0 HR		1-1 1-3
Dick Gray, R (1, 5) OBP: 0.486, SLG: 0.690		0-1 4-3	3-1 HBP		3-0 6-3		1-2 2-3		
Gino Cimoli, R (1, 8) OBP: 0.303, SLG: 0.433		0-1 E6	1-1 HBP			0-2 4-3		0-1 FC1-6	
Carl Furillo, R (1, 9) OBP: 0.318, SLG: 0.412		2-1 G3	0-0 F3			4-2 BB		0-0 FC1-6	
John Roseboro, L (1, 2) OBP: 0.471, SLG: 0.308			4-2 FC1-6	1-0 L3		2-1 F4		0-0 G1-6-3	
Carl Erskine, R (1, 1) OBP: 0.143, SLG: 0.143 Clem Labine, R (9, 1) Elmer Valo, L (9, PH) Joe Pignatano, R (9, PR) OBP: 0.167, SLG: 0.182			0-0 FC1-6	1-0 1B		3-2 F3			4-2 G6-4-3

Inning Stats	R: 0	H: 0	R: 0	H: 0	R: 3	H: 2	R: 0	H: 1	R: 0	H: 0	R: 2	H: 2	R: 0	H: 1	R: 1	H: 1	1B: 4	SF: 0
	E: 0	LOB: 0	E: 1	LOB: 1	E: 2	LOB: 3	E: 0	LOB: 1	E: 0	LOB: 0	E: 0	LOB: 0	E: 0	LOB: 0	E: 1	LOB: 2	2B: 0	SAC: 0
	K: 0	BB: 0	K: 0	BB: 0	K: 0	BB: 2	K: 0	BB: 0	K: 0	BB: 1	K: 0	BB: 0	K: 0	BB: 0	K: 0	BB: 1	3B: 1	DP: 3
	S: 8	P: 12	S: 11	P: 16	S: 17	P: 32	S: 6	P: 11	S: 7	P: 16	S: 13	P: 22	S: 11	P: 17	S: 12	P: 21	HR: 2	HBP: 1

PITCHER	IP	WLS	BF	H	R	ER	SO	BB	IBB	HBP	BLK	WP	HR	S	P	ERA	WHIP
Dick Drott, R (1, 1) ERA: 5.14	6.2		31	5	5	2	0	4	0	0	0	0	2	70	122	2.70	1.350
Don Elston, R (7, 1) ERA:	1.1	W	4	1	0	0	0	0	0	0	0	0	0	7	8	0.00	0.750
Freddy Rodriguez, R (9, 1) ERA: 2.45	0.0		1	0	1	0	0	1	0	0	0	0	0	2	6	∞	∞
Dolan Nichols, R (9, 1) ERA:	1.0	S	4	1	0	0	0	0	0	0	0	0	0	10	15	0.00	1.000

Batter	1	2	3	4	5	6	7	8	9	AB R H RBI BB SO LOB	TOP											
<b>Tony Taylor, R</b> (1, 4) OBP: 0.359, SLG: 0.250	4-2 S HR BB	2-3 K		1-0 1B	0-0 6-3		4-0 HR BB		2-1 6-3	4 2 1 1 2 1 5												
<b>Lee Walls, R</b> (1, 9) OBP: 0.297, SLG: 0.639	1-0 1-H HR		1-1 5-3	2-2 F7	2-0 HR		1-2 1-H 2-H HR		3-2 6-3	6 3 3 8 0 0 2												
<b>14 Ernie Banks, R</b> (1, 6) OBP: 0.472, SLG: 0.767	3-2 1-3		1-1 BB 4-3 HBP		0-1 BB		0-2 5-3			3 2 0 0 1 0 0												
<b>Walt Moryn, L</b> (1, 7) OBP: 0.382, SLG: 0.500	2-2 F5		4-0 4-3 WP BB		1-2 1B 1-3 2B		0-1 F9		0-0 F8	4 2 1 0 1 0 0												
<b>Bobby Thomson, R</b> (1, 8) OBP: 0.457, SLG: 0.552	1-3 K2-3		4-0 WP 4-3 BB		1-1 6-3		4-1 G4-6-3 BB		2-1 HR	3 1 1 1 2 1 2												
<b>Dale Long, L</b> (1, 3) OBP: 0.294, SLG: 0.269			1-2 2-3 FC1-5 HBP BB		4-0 1B 1B IBB		3-0 G4-6-3		3-2 F8	3 1 0 1 2 0 3												
<b>Johnny Goryl, R</b> (1, 5) OBP: 0.452, SLG: 0.800			2-1 FC1-5 FC1-5 HBP		0-0 BB 1B 6-3 1B		4-2 G3 HR BB		0-1 6-3	3 2 1 1 1 0 1												
<b>El Tappe, R</b> (1, 2) OBP: 0.444, SLG: 0.375			0-1 FC1-5 FC1-5		0-0 6-3		0-0 6-3 HR BB 1B		1-0 WP SH3-4 1B	5 1 2 2 0 0 3												
<b>Gene Fodge, R</b> (1, 1) OBP: 0.444, SLG: 0.375			1-0 FC1-5		1-3 K		4-2 1-2 2-3 HR BB		0-1 SH3-4	3 1 0 0 1 1 3												
<b>Inning Stats</b>	R: 2 E: 0 K: 1 S: 15	H: 1 LOB: 0 BB: 1 P: 26	R: 0 E: 0 K: 1 S: 9	H: 0 LOB: 2 BB: 1 P: 18	R: 2 E: 0 K: 0 S: 7	H: 0 LOB: 1 BB: 2 P: 19	R: 0 E: 0 K: 1 S: 10	H: 1 LOB: 1 BB: 0 P: 14	R: 7 E: 0 K: 0 S: 14	H: 4 LOB: 0 BB: 3 P: 30	R: 0 E: 0 K: 0 S: 4	H: 0 LOB: 0 BB: 1 P: 11	R: 3 E: 0 K: 0 S: 12	H: 1 LOB: 0 BB: 2 P: 21	R: 1 E: 0 K: 0 S: 9	H: 1 LOB: 0 BB: 0 P: 14	R: 0 E: 0 K: 0 S: 9	H: 1 LOB: 1 BB: 0 P: 15	1B: 4 2B: 1 3B: 0 HR: 4	SF: 0 SAC: 1 DP: 1 HBP: 2	WP: 2 PB: 0 SB: 1 CS: 0	PA: 47
<b>PITCHER</b>	IP WLS BF H R ER SO BB IBB HBP BLK WP HR S P ERA WHIP																					
<b>Don Drysdale, R</b> (1, 1) ERA: 12.27	2.1 L 14 1 4 4 2 4 0 2 0 0 1 27 57 15.43 2.143																					
<b>Roger Craig, R</b> (3, 1) ERA: 23.63	2.2 16 5 7 7 1 2 1 0 0 1 1 28 50 23.62 2.625																					
<b>Ron Negray, R</b> (6, 1) ERA: 8.22	3.0 13 2 4 4 0 3 0 0 0 0 2 25 46 12.00 1.667																					
<b>Sandy Koufax, L</b> (9, 1) ERA:	1.0 4 1 0 0 0 0 0 0 0 0 1 0 9 15 0.00 1.000																					

**Chicago Cubs @ Los Angeles Dodgers**  
**Los Angeles Memorial Coliseum, Los Angeles, CA**  
 Thu Apr 24 1958, 6:33 AM EST  
 Att. 10,194 - Unknown

AB	34
R	15
H	9
RBI	14
BB	10
SO	3
LOB	19









Batter	1	2	3	4	5	6	7	8	9	AB R H RBI BB SO LOB	TOP	
Don Blasingame, L (1, 4) OBP: 0.429, SLG: 0.450	4-1 BB G4-6-3		2-2 6-3			2-1 5-3	2-0 4-3-2-5-2-6 3-H		2-1 6-3	4 0 0 0 1 0 3	<b>St. Louis Cardinals @ Los Angeles Dodgers</b> <b>Los Angeles Memorial Coliseum, Los Angeles, CA</b> Sat Apr 26 1958, 9:05 PM EST Att. 30,795 - Unknown	
Alvin Dark, R (1, 5) OBP: 0.296, SLG: 0.360	2-1 BB G4-6-3 1-2f		0-0 1B G3-6-3			2-1 6-3		0-1 1B G3 1B	5 1 3 0 0 0 1			
Stan Musial, L (1, 3) OBP: 0.563, SLG: 0.929	4-1 BB		1-2 1B G3-6-3 1-2f			1-2 1B		1-0 G3 1-2	4 0 1 0 1 0 3			
Del Ennis, R (1, 7) OBP: 0.429, SLG: 0.541	2-2 L5			0-0 5-3		1-1 F9		0-0 1B BB 1B	4 1 1 0 0 0 2			
Ken Boyer, R (1, 8) OBP: 0.256, SLG: 0.237		1-0 F7		2-3 K		1-0 HR 1B		2-3 K	4 1 1 0 0 2 2			
Gene Green, R (1, 9) OBP: 0.400, SLG: 0.538		4-1 1B BB		1-1 4-3		1-1 HR 1B		4-0 1B BB	2 1 1 2 1 0 0			
Joe Cunningham, L (8, PH) OBP: 0.200, SLG: 0.111								1-2 1B BB	0 1 0 0 1 0 0			
Bobby Gene Smith, R (8, 9) OBP: 0.269, SLG: 0.208								1-2 1B BB	0 0 0 0 0 0 0			
Ray Katt, R (1, 2) OBP: 0.278, SLG: 0.438		0-3 K		1-1 5-3		0-1 SH5-4 BB 3-2-5-2-6		0-0 1B 1B	3 0 0 0 0 1 1			
Wally Moon, L (7, PR) OBP: 0.483, SLG: 0.263								1-3 2-H 3-H	0 0 0 0 0 0 0			
Hal Smith, R (7, 2) OBP: 0.444, SLG: 0.167								0-1 1B 1B	1 1 1 2 0 0 0			
Dick Schofield, S (1, 6) OBP: 0.414, SLG: 0.391		1-0 FC5-4 1B		0-0 F9		4-2 SH5-4 BB		0-1 1B 1B	3 0 2 2 1 0 0			
Lindy McDaniel, R (1, 1) OBP: 0.444, SLG: 0.167		0-0 FC5-4		2-3 K		0-0 SH5-4		2-3 K	3 0 0 0 0 2 3			
Billy Muffett, R (9, 1) OBP: 0.444, SLG: 0.167						1-2 2-3			0 0 0 0 0 0 0			
<b>Inning Stats</b>	R: 0 H: 0 E: 0 LOB: 1 K: 0 BB: 2 S: 8 P: 20	R: 0 H: 1 E: 0 LOB: 2 K: 1 BB: 1 S: 7 P: 13	R: 0 H: 1 E: 0 LOB: 0 K: 0 BB: 0 S: 8 P: 11	R: 0 H: 0 E: 0 LOB: 0 K: 1 BB: 0 S: 6 P: 9	R: 0 H: 0 E: 0 LOB: 0 K: 1 BB: 0 S: 7 P: 10	R: 0 H: 1 E: 0 LOB: 1 K: 0 BB: 0 S: 9 P: 15	R: 2 H: 2 E: 1 LOB: 2 K: 0 BB: 1 S: 11 P: 19	R: 4 H: 4 E: 0 LOB: 1 K: 2 BB: 1 S: 13 P: 22	R: 0 H: 1 E: 0 LOB: 0 K: 0 BB: 0 S: 5 P: 7	1B: 9 SF: 0 2B: 1 SAC: 1 3B: 0 DP: 4 HR: 1 HBP: 0	WP: 0 PA: 39 PB: 0 SB: 0 CS: 0	
<b>PITCHER</b> Danny McDevitt, L (1, 1) ERA: 7.45 Clem Labine, R (8, 1) ERA: 8.68	IP WLS BF H R ER SO BB IBB HBP BLK WP HR S P ERA WHIP	7.1 L 31 7 4 4 3 4 0 0 0 0 0 1 60 102 4.91 1.500	1.2 8 3 2 2 2 1 0 0 0 0 0 0 14 24 10.80 2.400									

livebaseballscores.com

AB	33
R	6
H	10
RBI	6
BB	5
SO	5
LOB	15



Batter	1	2	3	4	5	6	7	8	9	AB	R	H	RBI	BB	SO	LOB
Jim Gilliam, S OBP: 0.400, SLG: 0.286 (1, 4)	4-1 SH1-3 1B BB		2-1 1-3		1-1 3-1		3-2 1B		1-1 G1-6-3 1B E	4	2	2	0	1	0	0
Pee Wee Reese, R OBP: 0.395, SLG: 0.528 (1, 5)	0-1 SH1-3 1-2		0-0 E5		3-2 5-3		4-2 1-2 BB		1-1 G1-6-3 1B	3	0	1	1	1	0	0
Duke Snider, L OBP: 0.300, SLG: 0.314 (1, 9)	2-3 K		1-3 K		1-1 1B		0-0 G3		1-0 G1-6-3 1-2f 2-3	5	0	1	0	0	2	6
Gil Hodges, R OBP: 0.387, SLG: 0.429 (1, 3)	2-1 FC6 1B 2-H			0-1 E 1-3 E 1B	1-2 F8			1-2 L8	2-1 E6 PB 3-H	5	1	2	1	0	0	1
Norm Larker, L OBP: 0.308, SLG: 0.417 (1, 7)	0-0 FC6 1-2f			0-0 1-3 1-2		3-1 F4		1-2 F8	4-2 1-2 BB	4	0	0	0	1	0	2
Gino Cimoli, R OBP: 0.304, SLG: 0.419 (1, 8)			1-1 5-3		1-1 E6 2-3		0-0 F8		1-0 F8 1B	5	0	1	0	0	0	3
Don Zimmer, R OBP: 0.385, SLG: 0.545 (1, 6)			1-2 6-3		1-0 E4 1-2 3-H		2-2 6-3		0-1 1B	4	0	1	1	0	0	1
Rube Walker, L OBP: 0.167, SLG: 0.091 (1, 2)			0-0 F8		1-3 K		0-1 3-1		1-0 4-3	4	0	0	0	0	1	4
Danny McDevitt, L Clem Labine, R Elmer Valo, L OBP: 0.600, SLG: 1.000 (1, 1) (8, 1) (9, PH)			3-2 6-3		2-2 G3		0-1 L7		2-2 1B 1B	3	0	0	0	0	0	2

Inning Stats	R: 1	H: 1	E: 0	K: 1	S: 10	LOB: 1	BB: 1	P: 18	R: 0	H: 0	E: 0	K: 0	S: 6	LOB: 0	BB: 0	P: 8	R: 0	H: 0	E: 1	K: 1	S: 11	LOB: 1	BB: 0	P: 17	R: 0	H: 1	E: 0	K: 0	S: 10	LOB: 0	BB: 0	P: 16	R: 0	H: 0	E: 0	K: 0	S: 7	LOB: 0	BB: 0	P: 12	R: 0	H: 1	E: 0	K: 0	S: 12	LOB: 2	BB: 0	P: 17	R: 0	H: 0	E: 0	K: 0	S: 7	LOB: 0	BB: 0	P: 12	R: 0	H: 1	E: 0	K: 0	S: 12	LOB: 2	BB: 1	P: 18	R: 0	H: 2	E: 0	K: 0	S: 13	LOB: 2	BB: 0	P: 16	R: 2	H: 3	E: 1	K: 0	S: 13	LOB: 2	BB: 1	P: 25	1B: 9	2B: 0	3B: 0	HR: 0	SF: 0	SAC: 1	DP: 1	HBP: 0	WP: 0	PA: 42
--------------	------	------	------	------	-------	--------	-------	-------	------	------	------	------	------	--------	-------	------	------	------	------	------	-------	--------	-------	-------	------	------	------	------	-------	--------	-------	-------	------	------	------	------	------	--------	-------	-------	------	------	------	------	-------	--------	-------	-------	------	------	------	------	------	--------	-------	-------	------	------	------	------	-------	--------	-------	-------	------	------	------	------	-------	--------	-------	-------	------	------	------	------	-------	--------	-------	-------	-------	-------	-------	-------	-------	--------	-------	--------	-------	--------


PITCHER	IP	WLS	BF	H	R	ER	SO	BB	IBB	HBP	BLK	WP	HR	S	P	ERA	WHIP
Lindy McDaniel, R ERA: 3.74 (1, 1)	8.0	W	37	8	4	2	3	2	0	0	0	0	0	86	130	2.25	1.250
Billy Muffett, R ERA: 4.91 (9, 1)	1.0	S	5	1	0	0	0	1	0	0	0	0	0	8	17	0.00	2.000

**BOTTOM**

**St. Louis Cardinals @ Los Angeles Dodgers**  
 Los Angeles Memorial Coliseum, Los Angeles, CA

Sat Apr 26 1958, 9:05 PM EST  
 Att. 30,795 - Unknown

AB	38
R	4
H	9
RBI	3
BB	3
SO	3
LOB	19



Batter	1	2	3	4	5	6	7	8	9	AB R H RBI BB SO LOB	TOP	
Don Blasingame, L (1, 4) OBP: 0.415, SLG: 0.432	2-1 G4-6-3 1B		1-1 1-3		1-0 G6-3 1-2f			1-1 4-3		4 0 1 0 0 0 3		
Alvin Dark, R (1, 5) OBP: 0.290, SLG: 0.345	1-2 G4-6-3 1-2f		0-0 4-3			0-0 1B G6-4-3 1B		1-1 F5		4 1 1 0 0 0 1		
Stan Musial, L (1, 3) OBP: 0.577, SLG: 0.911	4-1 BB			3-2 6-3		0-1 1-3 G6-4-3 1B		1-2 1B BB 1B		3 1 2 0 1 0 0		
Del Ennis, R (1, 7) OBP: 0.413, SLG: 0.512	1-1 F8			1-0 G5-4-3 1B		0-0 G6-4-3 1-2f 3-H		2-0 F3		4 0 1 0 0 0 3		
Ken Boyer, R (1, 8) OBP: 0.277, SLG: 0.317		3-2 HR		1-1 G5-4-3 1-2f		0-3 K		4-0 BB 1B 1-2 BB		3 1 1 1 1 1 1		
Gene Green, R (1, 9) OBP: 0.421, SLG: 0.529		3-2 6-3		0-0 1B 4-3 1B		0-0 4-3		2-1 BB 1-2 2-3 1B		4 0 2 0 0 0 0		
Hal Smith, R (1, 2) OBP: 0.385, SLG: 0.111		3-3 K		0-0 4-3 1-2		1-1 5-3		4-2 1-2 2-3 3-H BB		3 0 0 1 1 1 1		
Eddie Kasko, R (1, 6) OBP: 0.333, SLG: 0.200		2-3 K		0-0 1B 1B		0-0 F8		1-1 F9		4 0 1 0 0 1 3		
Sam Jones, R (1, 1) OBP: 0.400, SLG: 0.250			2-3 K		2-1 G6-3 1-2 2-3 1B			1-1 L5		0 0 0 0 0 0 0		
Larry Jackson, R (2, 1)										1 0 0 0 0 0 1 0		
Benny Valenzuela, R (5, PH) OBP: 1.000, SLG: 1.000										1 0 1 0 0 0 0 0		
Bob Mabe, R (5, 1)										0 0 0 0 0 0 0 0		
Ray Katt, R (8, PH) OBP: 0.283, SLG: 0.412										1 0 0 0 0 0 0 0		
Phil Paine, R (8, 1)										0 0 0 0 0 0 0 0		
Bobby Gene Smith, R (9, PH) OBP: 0.289, SLG: 0.200										1 0 0 0 0 0 1 3		
<b>Inning Stats</b>	R: 0 H: 1 E: 0 LOB: 1 K: 0 BB: 1 S: 8 P: 16	R: 1 H: 1 E: 0 LOB: 0 K: 2 BB: 0 S: 12 P: 23	R: 0 H: 0 E: 0 LOB: 0 K: 1 BB: 0 S: 7 P: 10	R: 0 H: 1 E: 0 LOB: 0 K: 0 BB: 0 S: 6 P: 11	R: 0 H: 3 E: 0 LOB: 2 K: 0 BB: 0 S: 6 P: 9	R: 1 H: 2 E: 0 LOB: 0 K: 1 BB: 0 S: 7 P: 7	R: 0 H: 0 E: 0 LOB: 0 K: 0 BB: 0 S: 4 P: 5	R: 0 H: 0 E: 0 LOB: 0 K: 0 BB: 0 S: 6 P: 9	R: 1 H: 2 E: 0 LOB: 3 K: 1 BB: 2 S: 13 P: 29	1B: 9 SF: 0 2B: 0 SAC: 0 3B: 0 DP: 4 HR: 1 HBP: 0	WP: 0 PA: 36 PB: 0 SB: 0 CS: 0	
<b>PITCHER</b> Johnny Podres, L (1, 1) ERA: 2.22	IP WLS BF H R ER SO BB IBB HBP BLK WP HR S P ERA WHIP	9.0 W 36 10 3 3 5 3 0 0 0 0 0 1 69 119 3.00 1.444										

St. Louis Cardinals @ Los Angeles Dodgers  
 Los Angeles Memorial Coliseum, Los Angeles, CA  
 Sun Apr 27 1958, 6:33 AM EDT  
 Att: 44,941 - Unknown

AB	33
R	3
H	10
RBI	2
BB	3
SO	5
LOB	15





Batter	1	2	3	4	5	6	7	8	9
<b>Jim Gilliam, S</b> <small>OBP: 0.400, SLG: 0.258</small> <small>(1, 4)</small>	<small>3-2</small> 	<small>4-1</small> 		<small>0-3</small> 		<small>4-1</small> 	<small>1-3</small> 		
<b>Norm Larker, L</b> <small>OBP: 0.294, SLG: 0.357</small> <small>(1, 7)</small>	<small>4-0</small> 	<small>0-0</small> 		<small>1-0</small> 		<small>3-2</small> 		<small>2-3</small> 	
<b>Carl Furillo, R</b> <small>OBP: 0.296, SLG: 0.364</small> <small>(7, 9)</small>									
<b>Elmer Valo, L</b> <small>OBP: 0.400, SLG: 0.667</small> <small>(1, 9)</small> <small>(7, 7)</small>	<small>2-1</small> 	<small>2-1</small> 		<small>0-1</small> 		<small>0-0</small> 		<small>2-0</small> 	
<b>Gil Hodges, R</b> <small>OBP: 0.389, SLG: 0.435</small> <small>(1, 3)</small>	<small>3-2</small> 		<small>3-2</small> 	<small>4-1</small> 		<small>1-1</small> 		<small>0-3</small> 	
<b>Dick Gray, R</b> <small>OBP: 0.475, SLG: 0.735</small> <small>(1, 5)</small>	<small>0-0</small> 		<small>2-2</small> 	<small>1-2</small> 		<small>2-1</small> 		<small>2-2</small> 	
<b>Gino Cimoli, R</b> <small>OBP: 0.320, SLG: 0.447</small> <small>(1, 8)</small>	<small>2-2</small> 		<small>1-1</small> 		<small>1-0</small> 	<small>1-0</small> 			
<b>Don Demeter, R</b> <small>OBP: 0.167, SLG: 0.182</small> <small>(7, 8)</small>									
<b>Don Zimmer, R</b> <small>OBP: 0.412, SLG: 0.533</small> <small>(1, 6)</small>		<small>2-1</small> 	<small>2-1</small> 		<small>0-3</small> 	<small>1-3</small> 			
<b>Rube Walker, L</b> <small>OBP: 0.250, SLG: 0.214</small> <small>(1, 2)</small>		<small>4-2</small> 	<small>2-2</small> 		<small>1-3</small> 		<small>1-0</small> 		
<b>Joe Pignatano, R</b> <small>OBP: 0.167, SLG: 0.182</small> <small>(9, 2)</small>			<small>1-2</small> 						
<b>Johnny Podres, L</b> <small>OBP: 0.200, SLG: 0.200</small> <small>(1, 1)</small>		<small>2-2</small> 	<small>0-0</small> 			<small>0-1</small> 	<small>0-2</small> 		

AB	R	H	RBI	BB	SO	LOB
3	1	0	0	2	2	0
2	1	0	1	1	0	1
1	0	0	0	0	1	0
5	1	1	0	0	0	3
4	2	2	1	1	1	1
5	2	2	3	0	0	3
4	1	2	2	0	0	0
0	0	0	0	0	0	0
4	2	2	0	0	2	1
3	0	1	2	1	1	0
0	0	0	0	0	0	0
3	0	0	0	0	0	1

BOTTOM	
<b>AB</b> 34 <b>R</b> 10 <b>H</b> 10 <b>RBI</b> 9 <b>BB</b> 5 <b>SO</b> 7 <b>LOB</b> 10	
<b>WP:</b> 0 <b>PA:</b> 41 <b>PB:</b> 0 <b>SB:</b> 2 <b>CS:</b> 0	

Inning Stats		R: 3	H: 2	E: 0	K: 0	S: 12	R: 1	H: 1	E: 0	K: 0	S: 11	R: 2	H: 3	E: 0	K: 0	S: 14	R: 0	H: 1	E: 0	K: 1	S: 10	R: 0	H: 0	E: 0	K: 2	S: 8	R: 4	H: 3	E: 1	K: 1	S: 19	R: 0	H: 0	E: 0	K: 1	S: 7	R: 0	H: 0	E: 1	K: 2	S: 10
<b>PITCHER</b> <b>Sam Jones, R</b> (1, 1) ERA: 8.03 <b>Larry Jackson, R</b> (2, 1) ERA: 8.22 <b>Bob Mabe, R</b> (5, 1) ERA: <b>Phil Paine, R</b> (8, 1) ERA:		IP	WLS	BF	H	R	ER	SO	BB	IBB	HBP	BLK	WP	HR	S	P	ERA	WHIP																							
		1.1	L	10	3	4	0	3	0	0	0	0	0	1	20	46	27.00	4.500																							
		2.2		13	4	2	1	1	0	0	0	0	0	27	45	6.75	1.875																								
		3.0		14	3	4	4	1	0	0	0	0	0	34	50	0.00	1.333																								
		1.0		4	0	0	2	0	0	0	0	0	0	10	16	0.00	0.000																								

**St. Louis Cardinals @ Los Angeles Dodgers**  
 Los Angeles Memorial Coliseum, Los Angeles, CA  
 Sun Apr 27 1958, 6:33 AM EDT  
 Att. 44,941 - Unknown  
[livebaseballscorecards.com](http://livebaseballscorecards.com)

Batter	1	2	3	4	5	6	7	8	9	AB R H RBI BB SO LOB	TOP											
Bill Virdon, L (1, 8) OBP: 0.352, SLG: 0.360	2-2 4-3		1-1 G3		1-1 FC3-6		1-1 5-3	1-0 CS	0-2 L7	5 0 0 0 0 0 2	<b>Pittsburgh Pirates @ Los Angeles Dodgers</b> <b>Los Angeles Memorial Coliseum, Los Angeles, CA</b> Tue Apr 29 1958, 10:05 PM EDT Att: 19,778 - Unknown											
Dick Groat, R (1, 6) OBP: 0.321, SLG: 0.442	3-2 1B		2-3		4-2 BB		0-1 5-3		2-2 5-3	4 0 1 0 1 1 0												
Bob Skinner, L (1, 7) OBP: 0.434, SLG: 0.478	1-2 G4-3-6-3		2-0 5-3		2-2 SF8			2-1 G3 1B 2B	1-3	4 1 1 1 0 1 1												
Ted Kluszewski, L (1, 3) R C Stevens, R (8, 3) OBP: 0.333, SLG: 0.262 OBP: 0.667, SLG: 1.667		2-2 4-3		0-2 3-1	0-0 1-3			0-1 G3		4 0 0 0 0 0 3 0 0 0 0 0 0 0												
Frank Thomas, R (1, 5) OBP: 0.340, SLG: 0.500		1-1 FC5-4 1B 1B		1-1 HR		2-2 6-3		2-1 G3 1B 2B 1B		4 3 3 2 0 0 0												
Roberto Clemente, R (1, 9) OBP: 0.438, SLG: 0.587		2-1 FC5-4 1B		0-2 6-3		0-0 4-3		1-1 FC5-4 1B 2B 1B		4 1 2 0 0 0 0												
Bill Mazeroski, R (1, 4) OBP: 0.351, SLG: 0.500		0-2 FC5-4 1B		3-1 F7		4-2 BB		0-0 FC5-4 1B 2B		3 1 1 2 1 0 2												
Hank Foiles, R (1, 2) OBP: 0.300, SLG: 0.289		0-1 1B			2-2 FC3-6 SH SF8 1B	1-1 L6		2-1 FC3-6 SH CS 1B		4 1 3 2 0 0 1												
Bob Friend, R (1, 1)		0-3 K			0-0 SH FC3-6		0-1 F3	0-0 B2		3 0 0 0 0 1 3												
<b>Inning Stats</b>	R: 0 E: 0 K: 0 S: 10	H: 1 LOB: 0 BB: 0 P: 16	R: 1 E: 0 K: 1 S: 16	H: 3 LOB: 2 BB: 0 P: 21	R: 0 E: 0 K: 1 S: 6	H: 0 LOB: 0 BB: 0 P: 11	R: 1 E: 0 K: 0 S: 10	H: 1 LOB: 0 BB: 0 P: 14	R: 1 E: 0 K: 0 S: 13	H: 1 LOB: 2 BB: 1 P: 22		R: 0 E: 0 K: 0 S: 8	H: 0 LOB: 1 BB: 1 P: 15	R: 0 E: 0 K: 0 S: 6	H: 0 LOB: 0 BB: 0 P: 7	R: 4 E: 0 K: 0 S: 12	H: 5 LOB: 0 BB: 0 P: 20	R: 0 E: 0 K: 1 S: 12	H: 0 LOB: 0 BB: 0 P: 15	1B: 8 2B: 2 3B: 0 HR: 1	SF: 1 SAC: 1 DP: 1 HBP: 0	WP: 0 PB: 0 SB: 1 CS: 1
<b>PITCHER</b>	IP WLS BF H R ER SO BB IBB HBP BLK WP HR S P ERA WHIP																					
Carl Erskine, R (1, 1) ERA: 5.79	7.1 L 34 10 7 6 2 2 0 0 0 0 0 1 78 120 7.36 1.636																					
Don Bessent, R (8, 1) ERA: 2.25	0.2 2 1 0 0 0 0 0 0 0 0 0 3 6 0.00 1.500																					
Don Newcombe, R (9, 1) ERA: 4.15	1.0 3 0 0 0 0 1 0 0 0 0 0 0 12 15 0.00 0.000																					

AB	35
R	7
H	11
RBI	7
BB	2
SO	3
LOB	12



Batter	1	2	3	4	5	6	7	8	9
<b>Gino Cimoli, R</b> OBP: 0.352, SLG: 0.520 (1, 8) B C B B S B C	3-3  ①		1-1  ③			1-1  ①		4-2  1-2 ③	
<b>Norm Larker, L</b> OBP: 0.238, SLG: 0.278 (1, 7) F X	0-1  ②		1-3  ③			3-3  ① ② ③		0-0  ③	
<b>Duke Snider, L</b> OBP: 0.318, SLG: 0.333 (1, 9) X	0-0  1B			2-2  ①		0-0  ③			0-1  ①
<b>Gil Hodges, R</b> OBP: 0.362, SLG: 0.400 (1, 3) C C X	0-2  ③			0-0  ①			0-0  ①		1-1  ②
<b>Charlie Neal, R</b> OBP: 0.362, SLG: 0.474 (1, 4)		1-0  ①		1-1  ②			0-2  ②		3-2  ③
<b>Dick Gray, R</b> OBP: 0.442, SLG: 0.676 (1, 5)			3-1  ②		0-3  ③		1-0  ③		
<b>Don Zimmer, R</b> OBP: 0.350, SLG: 0.444 (1, 6)			3-1  ③			0-0  ①		0-0  ①	
<b>Rube Walker, L</b> OBP: 0.211, SLG: 0.176 (1, 2)						0-0  ①		1-2  ②	
<b>Carl Erskine, R</b> OBP: 0.111, SLG: 0.111 (1, 1)			0-3  ②			1-1  ③		4-1  BB	
<b>Don Bessent, R</b> (8, 1)									
<b>Jim Gilliam, S</b> OBP: 0.415, SLG: 0.258 (8, PH)									
<b>Don Newcombe, L</b> OBP: 1.000, SLG: 1.000 (9, 1)									

AB	R	H	RBI	BB	SO	LOB
3	1	2	1	1	1	0
4	0	0	0	0	2	3
4	0	2	0	0	0	0
4	0	0	0	0	0	2
4	0	0	0	0	0	1
3	0	0	0	0	1	1
3	0	0	0	0	0	0
3	0	0	0	0	0	0
2	0	0	0	0	1	0
0	0	0	0	0	0	0
0	0	0	0	1	0	0
0	0	0	0	0	0	0

**Pittsburgh Pirates @ Los Angeles Dodgers**  
**Los Angeles Memorial Coliseum, Los Angeles, CA**

Tue Apr 29 1958, 10:05 PM EDT  
Att. 19,778 - Unknown

livebaseballscores.com

AB	30
R	1
H	4
RBI	1
BB	2
SO	5
LOB	7

WP:	0	PA:	32
PB:	0		
SB:	0		
CS:	1		

Inning Stats	R: 0	H: 1	E: 0	LOB: 1	K: 1	S: 10	P: 13	R: 0	H: 0	E: 0	LOB: 0	K: 0	S: 5	P: 12	R: 1	H: 1	E: 0	LOB: 0	K: 2	S: 9	P: 11	R: 0	H: 1	E: 0	LOB: 1	K: 1	S: 10	P: 13	R: 0	H: 0	E: 0	LOB: 0	K: 0	S: 4	P: 5	R: 0	H: 1	E: 0	LOB: 0	K: 1	S: 6	P: 10	R: 0	H: 0	E: 0	LOB: 0	K: 0	S: 5	P: 6	R: 0	H: 0	E: 0	LOB: 2	K: 0	S: 8	P: 17	R: 0	H: 0	E: 0	LOB: 0	K: 0	S: 8	P: 12	1B: 3	SF: 0	2B: 1	SAC: 0	3B: 0	DP: 1	HR: 1	HBP: 0	WP: 0	PA: 32
<b>PITCHER</b> <b>Bob Friend, R</b> ERA: 2.76 (1, 1)	IP	WLS	BF	H	R	ER	SO	BB	IBB	HBP	BLK	WP	HR	S	P	ERA	WHIP	IP	WLS	BF	H	R	ER	SO	BB	IBB	HBP	BLK	WP	HR	S	P	ERA	WHIP	IP	WLS	BF	H	R	ER	SO	BB	IBB	HBP	BLK	WP	HR	S	P	ERA	WHIP																						

Batter	1	2	3	4	5	6	7	8	9	AB R H RBI BB SO LOB	TOP
<b>Bill Virdon, L</b> (1, 8) OBP: 0.390, SLG: 0.407 										4 0 3 0 1 0 0	<b>Pittsburgh Pirates @ Los Angeles Dodgers</b> Los Angeles Memorial Coliseum, Los Angeles, CA Wed Apr 30 1958, 10:05 PM EDT Att. 13,890 - Unknown <a href="http://livebaseballscorecards.com">livebaseballscorecards.com</a>
<b>Dick Groat, R</b> (1, 6) OBP: 0.310, SLG: 0.411 										4 0 0 0 1 0 4	
<b>Bob Skinner, L</b> (1, 7) OBP: 0.431, SLG: 0.460 										4 0 1 0 0 0 4	
<b>Ted Kluszewski, L</b> (1, 3) <b>R C Stevens, R</b> (9, 3) OBP: 0.321, SLG: 0.239 OBP: 0.667, SLG: 1.667 										4 0 0 0 1 0 5 0 0 0 0 0 0 0	
<b>Frank Thomas, R</b> (1, 5) OBP: 0.345, SLG: 0.540 										4 2 1 1 1 2 2	
<b>Roberto Clemente, R</b> (1, 9) OBP: 0.423, SLG: 0.560 										4 0 1 0 0 0 1	
<b>Bill Mazerowski, R</b> (1, 4) OBP: 0.366, SLG: 0.526 										4 1 2 0 0 0 1	
<b>Hank Foiles, R</b> (1, 2) OBP: 0.318, SLG: 0.293 										3 0 1 1 1 0 1	
<b>Ron Kline, R</b> (1, 1) 										4 0 0 1 0 2 4	
<b>Inning Stats</b>	R: 0 H: 1 E: 0 LOB: 2 K: 1 BB: 1 S: 10 P: 18	R: 0 H: 1 E: 0 LOB: 1 K: 1 BB: 0 S: 8 P: 13	R: 0 H: 1 E: 1 LOB: 1 K: 0 BB: 0 S: 14 P: 22	R: 1 H: 1 E: 0 LOB: 0 K: 0 BB: 0 S: 10 P: 15	R: 0 H: 1 E: 0 LOB: 2 K: 0 BB: 1 S: 7 P: 14	R: 0 H: 1 E: 0 LOB: 2 K: 2 BB: 1 S: 12 P: 18	R: 0 H: 1 E: 0 LOB: 1 K: 0 BB: 0 S: 8 P: 13	R: 2 H: 2 E: 0 LOB: 2 K: 0 BB: 2 S: 14 P: 24	R: 0 H: 0 E: 0 LOB: 0 K: 0 BB: 0 S: 8 P: 11	1B: 6 SF: 0 2B: 3 SAC: 0 3B: 0 DP: 2 HR: 1 HBP: 1	
<b>PITCHER</b> <b>Don Drysdale, R</b> (1, 1) ERA: 8.53 <b>Ed Roebuck, R</b> (9, 1) ERA: 1.69	IP WLS BF H R ER SO BB IBB HBP BLK WP HR S P ERA WHIP 8.0 L 38 9 3 3 4 4 1 1 0 2 1 83 137 3.38 1.625 1.0 3 0 0 0 0 0 0 0 0 0 0 8 11 0.00 0.000	<b>PITCHER</b> IP WLS BF H R ER SO BB IBB HBP BLK WP HR S P ERA WHIP									

AB	35
R	3
H	9
RBI	3
BB	5
SO	4
LOB	22



Batter	1	2	3	4	5	6	7	8	9	AB	R	H	RBI	BB	SO	LOB
Gino Cimoli, R OBP: 0.328, SLG: 0.481 (1, 8) C B X	1-1 F9 ①			3-2 F9 ①		1-0 F6 ①		1-2 L1-3 ③		4	0	0	0	0	0	1
Norm Larker, L OBP: 0.240, SLG: 0.238 (1, 7) B X	1-0 F9 ②			4-0 1B 1B BB		2-1 F8 ②		0-0 F8 ①		3	1	0	0	1	0	0
Duke Snider, L OBP: 0.313, SLG: 0.326 (1, 9) B X	1-0 4-3 ③			3-1 1B 1-3 1B		0-0 G3 ③		0-0 4-3 ②		4	0	1	0	0	0	0
Gil Hodges, R OBP: 0.355, SLG: 0.389 (1, 3)		2-3 K ①		1-2 1B 1-2 3-H ②		2-3 K ①		0-1 4-3 ③		4	0	1	1	0	2	0
Charlie Neal, R OBP: 0.340, SLG: 0.439 (1, 4)		2-3 K ②		2-1 F4 ②		2-2 F9 ②				3	0	0	0	0	1	2
Randy Jackson, R OBP: 0.167, SLG: 0.167 (1, 5)		2-2 6-3 ③		3-3 K ③		0-0 6-3 ③				3	0	0	0	0	1	2
Don Zimmer, R OBP: 0.304, SLG: 0.381 (1, 6)			1-3 K ①		0-0 F9 ①			0-3 K ①		3	0	0	0	0	2	0
Rube Walker, L OBP: 0.182, SLG: 0.150 (1, 2)			1-0 F8 ②		0-1 L3-1 ②			0-2 G3 ②		3	0	0	0	0	0	0
Don Drysdale, R (1, 1)			1-2 6-3 ③		1-2 L1-3 ③			2-1 1B ③		2	0	0	0	0	0	0
Jim Gilliam, S OBP: 0.429, SLG: 0.281 (8, PH)										1	0	1	0	0	0	0
Ed Roebuck, R OBP: 1.000, SLG: 1.000 (9, 1)										0	0	0	0	0	0	0

<b>Inning Stats</b>	R: 0 E: 0 K: 0 S: 4	H: 0 LOB: 0 BB: 0 P: 7	R: 0 E: 0 K: 2 S: 12	H: 0 LOB: 0 BB: 0 P: 18	R: 0 E: 0 K: 1 S: 7	H: 0 LOB: 0 BB: 0 P: 10	R: 1 E: 0 K: 1 S: 15	H: 2 LOB: 2 BB: 1 P: 31	R: 0 E: 0 K: 0 S: 6	H: 0 LOB: 0 BB: 0 P: 7	R: 0 E: 0 K: 1 S: 4	H: 0 LOB: 0 BB: 0 P: 7	R: 0 E: 0 K: 1 S: 7	H: 0 LOB: 0 BB: 0 P: 11	R: 0 E: 0 K: 1 S: 11	H: 1 LOB: 1 BB: 0 P: 14	R: 0 E: 0 K: 0 S: 4	H: 0 LOB: 0 BB: 0 P: 4	1B: 3 2B: 0 3B: 0 HR: 0	SF: 0 SAC: 0 DP: 0 HBP: 0	WP: 0 PB: 0 SB: 0 CS: 0	PA: 31
<b>PITCHER</b> Ron Kline, R ERA: 4.26 (1, 1)	IP 9.0	WLS W	BF 31	H 3	R 1	ER 1	SO 6	BB 1	IBB 0	HBP 0	BLK 0	WP 0	HR 0	S 70	P 109	ERA 1.00	WHIP 0.444					
<b>PITCHER</b>	IP	WLS	BF	H	R	ER	SO	BB	IBB	HBP	BLK	WP	HR	S	P	ERA	WHIP					


**BOTTOM**

**Pittsburgh Pirates @ Los Angeles Dodgers**  
Los Angeles Memorial Coliseum, Los Angeles, CA

Wed Apr 30 1958, 10:05 PM EDT  
Att. 13,890 - Unknown

livebaseballscorecards.com

<b>AB</b>	<b>30</b>
<b>R</b>	<b>1</b>
<b>H</b>	<b>3</b>
<b>RBI</b>	<b>1</b>
<b>BB</b>	<b>1</b>
<b>SO</b>	<b>6</b>
<b>LOB</b>	<b>5</b>



Pittsburgh Pirates @ Los Angeles Dodgers  
 Los Angeles Memorial Coliseum, Los Angeles, CA

Thu May 01 1958, 10:05 PM EDT  
 Att: 16,503 - Unknown

AB	39
R	8
H	13
RBI	8
BB	2
SO	4
LOB	11



AB	R	H	RBI	BB	SO	LOB
5	0	2	1	0	1	1
5	0	1	1	0	0	2
4	0	0	0	1	0	2
5	1	1	0	0	0	2
0	0	0	0	0	0	0
5	2	4	3	0	0	0
4	0	0	0	0	1	2
4	2	2	0	0	0	1
3	1	0	0	1	1	1
3	2	2	3	0	1	0
1	0	1	0	0	0	0

Batter	1	2	3	4	5	6	7	8	9
Bill Virdon, L (1, 8) OBP: 0.391, SLG: 0.424	1-1 F5		1-2 4-3		1-0 1B	1-1 2B		2-3 K	
Dick Groat, R (1, 6) OBP: 0.302, SLG: 0.393	2-1 F7			0-0 F6	2-1 1B	2-0 L6		0-1 4-3	
John Powers, L (1, 7) OBP: 0.300, SLG: 0.125	0-0 F9			1-1 F7	1-1 F3	4-1 BB		2-2 1-3	
Ted Kluszewski, L (1, 3) OBP: 0.310, SLG: 0.235		1-1 L6		1-1 F8		1-2 1B		1-1 F6	
R C Stevens, R (9, 3) OBP: 0.667, SLG: 1.667						5-3		2-1 5-3	
Frank Thomas, R (1, 5) OBP: 0.383, SLG: 0.673		1-2 FC4-6 1B			0-0 HR	0-1 1-H HR		1-1 G4-3 1B	
Roman Mejias, R (1, 9)		1-0 F9			0-0 6-3	0-3 K		0-0 G4-3	
Bill Mazeroski, R (1, 4) OBP: 0.378, SLG: 0.548		0-2 FC4-6			1-2 1B	1-2 HR		3-1 F7	
Hank Foiles, R (1, 2) OBP: 0.313, SLG: 0.273			2-2 P1		2-3 K	4-0 HR		0-0 F9	
Vern Law, R (1, 1) OBP: 0.429, SLG: 0.833			1-3 K		1-1 1B	0-0 HR		1-1	
Ron Blackburn, R (6, 1) OBP: 1.000, SLG: 2.000					1-2 1B	1-H 2-H HR		2B	

Inning	R	H	E	K	S	P	WLS	BF	H	R	ER	SO	BB	IBB	HBP	BLK	WP	HR	S	P	ERA	WHIP
1	0	0	0	0	5	8	L	23	8	5	5	2	0	0	0	0	0	2	54	75	9.00	1.600
2	0	0	0	0	0	2		4	2	3	2	1	1	0	0	0	0	1	8	13	54.00	9.000
3	0	0	0	0	0	1		4	1	0	0	0	1	0	0	0	0	0	8	18	0.00	3.000
4	0	0	0	0	0	2		7	2	0	0	1	0	0	0	0	0	0	13	20	0.00	1.000
5	0	0	0	0	0	0		3	0	0	0	0	0	0	0	0	0	0	7	12	0.00	0.000

PITCHER	IP	WLS	BF	H	R	ER	SO	BB	IBB	HBP	BLK	WP	HR	S	P	ERA	WHIP
Don Newcombe, R (1, 1) ERA: 6.75	5.0	L	23	8	5	5	2	0	0	0	0	0	2	54	75	9.00	1.600
Ed Roebuck, R (6, 1) ERA: 4.76	0.1		4	2	3	2	1	1	0	0	0	0	1	8	13	54.00	9.000
Jackie Collum, L (6, 1) ERA:	0.2		4	1	0	0	0	1	0	0	0	0	0	8	18	0.00	3.000
Don Bessent, R (7, 1) ERA: 1.8	2.0		7	2	0	0	1	0	0	0	0	0	0	13	20	0.00	1.000
Clem Labine, R (9, 1) ERA: 7.84	1.0		3	0	0	0	0	0	0	0	0	0	0	7	12	0.00	0.000

Batter	1	2	3	4	5	6	7	8	9	AB	R	H	RBI	BB	SO	LOB
<b>Jim Gilliam, S</b> <small>(1, 5) OBP: 0.468, SLG: 0.333</small>	4-1 	0-0 F7		0-0 FC4-6 1-2 1B		0-0 1-2 1B		0-2 FC4-6 1-2 1B		4	0	3	0	1	0	2
<b>Gino Cimoli, R</b> <small>(1, 8) OBP: 0.317, SLG: 0.458</small>	2-1 E9 1-2		0-1 5-3	0-0 FC4-6 1-2f		0-0 1-2 2-3 1B		1-2 FC4-6 1-2f		5	0	1	0	0	0	5
<b>Duke Snider, L</b> <small>(1, 9) OBP: 0.302, SLG: 0.313</small>	2-1 F4		2-1 3-1		2-1 1B SF9 1B	2-0 G2-3			0-2 6-3	5	1	1	0	0	0	5
<b>Gil Hodges, R</b> <small>(1, 3) OBP: 0.343, SLG: 0.373</small>	2-2 F8		1-1 F7		0-0 1-3 1B		2-3 K		0-1 4-3	5	0	1	0	0	1	2
<b>Charlie Neal, R</b> <small>(1, 4) OBP: 0.327, SLG: 0.422</small>	0-0 1-3			0-1 SH FC4-6 1B	0-1 SF9		1-3 K		1-3 K	4	1	1	1	0	2	2
<b>Don Demeter, R</b> <small>(1, 7) OBP: 0.200, SLG: 0.200</small>		1-0 1-3		1-2 SH E 1B	0-1 1-3		0-1 6-3			4	1	1	0	0	0	1
<b>Don Zimmer, R</b> <small>(1, 6) OBP: 0.308, SLG: 0.348</small>		4-0 1B BB		0-0 SH FC4-6	1-0 F9			2-3 K		2	0	0	0	1	1	1
<b>John Roseboro, L</b> <small>(1, 2) OBP: 0.400, SLG: 0.286</small>		0-0 F9		0-2 FC4-6 1-2f 2-H 3-H		0-1 F9		0-1 FC4-6 1B		4	0	1	1	0	0	2
<b>Don Newcombe, L</b> <small>(1, 1) OBP: 0.750, SLG: 0.667</small> <b>Ed Roebuck, S</b> <small>(6, 1) OBP: 1.000, SLG: 1.000</small> <b>Jackie Collum, L</b> <small>(6, 1)</small> <b>Carl Furillo, R</b> <small>(6, PH) OBP: 0.321, SLG: 0.391</small> <b>Don Bessent, R</b> <small>(7, 1)</small> <b>Elmer Valo, L</b> <small>(8, PH) OBP: 0.384, SLG: 0.600</small> <b>Clem Labine, R</b> <small>(9, 1)</small>		1-1 1-2 1B		2-0 F5		0-0 1B G2-3 1B		1-1 FC4-6 1-2f		2	0	1	0	0	0	1

Inning Stats	R: 0	H: 0	E: 1	K: 0	S: 9	H: 0	LOB: 2	BB: 1	P: 19	R: 0	H: 1	E: 0	K: 0	S: 5	H: 0	LOB: 0	BB: 0	P: 9	R: 0	H: 0	E: 0	K: 0	S: 6	R: 2	H: 3	E: 2	K: 0	S: 12	H: 2	LOB: 1	BB: 0	P: 11	R: 0	H: 3	E: 0	K: 0	S: 6	H: 2	LOB: 2	BB: 0	P: 8	R: 0	H: 0	E: 0	K: 2	S: 8	H: 0	LOB: 0	BB: 0	P: 11	R: 0	H: 2	E: 0	K: 1	S: 14	H: 0	LOB: 2	BB: 0	P: 18	R: 0	H: 0	E: 0	K: 1	S: 9	H: 0	LOB: 0	BB: 0	P: 10	1B: 11	SF: 1	2B: 0	3B: 0	HR: 0	SAC: 1	DP: 1	HBP: 0	WP: 0	PA: 41
--------------	------	------	------	------	------	------	--------	-------	-------	------	------	------	------	------	------	--------	-------	------	------	------	------	------	------	------	------	------	------	-------	------	--------	-------	-------	------	------	------	------	------	------	--------	-------	------	------	------	------	------	------	------	--------	-------	-------	------	------	------	------	-------	------	--------	-------	-------	------	------	------	------	------	------	--------	-------	-------	--------	-------	-------	-------	-------	--------	-------	--------	-------	--------

PITCHER	IP	WLS	BF	H	R	ER	SO	BB	IBB	HBP	BLK	WP	HR	S	P	ERA	WHIP
<b>Vern Law, R</b> <small>(1, 1) ERA: 4.67</small>	5.1	W	29	9	3	2	0	2	0	0	0	0	0	45	70	3.38	2.062
<b>Ron Blackburn, R</b> <small>(6, 1) ERA: 1.69</small>	3.2	S	12	2	0	0	4	0	0	0	0	0	0	32	42	0.00	0.545

**BOTTOM**

**Pittsburgh Pirates @ Los Angeles Dodgers**  
**Los Angeles Memorial Coliseum, Los Angeles, CA**

Thu May 01 1958, 10:05 PM EDT  
 Att. 16,503 - Unknown

livebaseballscores.com

<b>AB</b>	<b>37</b>
<b>R</b>	<b>3</b>
<b>H</b>	<b>11</b>
<b>RBI</b>	<b>2</b>
<b>BB</b>	<b>2</b>
<b>SO</b>	<b>4</b>
<b>LOB</b>	<b>22</b>



Batter	1	2	3	4	5	6	7	8	9	AB R H RBI BB SO LOB	TOP									
<b>Roman Mejias, R</b> (1, 8) OBP: 0.111, SLG: 0.333	1-3 K	0-0 1B 3B		0-1 F9		0-1 FC5-4 1-2f			3-2 F9	5 1 1 2 0 1 2	<b>Pittsburgh Pirates @ Los Angeles Dodgers</b> <b>Los Angeles Memorial Coliseum, Los Angeles, CA</b> Fri May 02 1958, 10:05 PM EDT Att. 22,940 - Unknown <a href="http://livebaseballscorecards.com">livebaseballscorecards.com</a>									
<b>Dick Groat, R</b> (1, 6) OBP: 0.294, SLG: 0.379	1-3 K	0-0 1B		1-1 F2			2-1 4-3	0-3 K	5 0 1 1 0 2 1											
<b>Bob Skinner, L</b> (1, 7) OBP: 0.413, SLG: 0.426	4-2 BB	0-3 K		2-1 F3			0-0 3-1	1-0 4-3	4 0 0 0 1 1 2											
<b>Ted Kluszewski, L</b> (1, 3) OBP: 0.306, SLG: 0.236	1-0 5-3	1-0 F7		3-1 G6-3 1B			1-2 1-3		4 0 1 0 0 0 2											
<b>Frank Thomas, R</b> (1, 5) OBP: 0.391, SLG: 0.661		3-2 2B 1B	2-2 1B	0-0 G6-3 1-2f			1-0 F6		4 1 2 0 0 0 1											
<b>Roberto Clemente, R</b> (1, 9) OBP: 0.393, SLG: 0.519		1-0 F9	0-0 F8	1-0 1-3			2-3 K		4 0 0 0 0 1 2											
<b>Bill Mazaroski, R</b> (1, 4) OBP: 0.388, SLG: 0.565		3-1 1B 2B	3-1 1B		2-2 5-3		3-2 E5		4 1 2 0 0 0 0											
<b>Hank Foiles, R</b> (1, 2) OBP: 0.308, SLG: 0.255		4-0 1B 3B IBB	2-3 K		2-3 K		1-3 K		3 1 0 0 1 3 3											
<b>Bennie Daniels, L</b> (1, 1) OBP: 0.500, SLG: 0.500		0-0 3B 1B	1-3 K		1-2 FC5-4 1B			4-2 BB	2 1 1 2 0 1 2											
<b>George Perez, R</b> (4, 1) <b>Curt Raydon, R</b> (4, 1) <b>Jim Pendleton, R</b> (6, PH) <b>Ron Blackburn, R</b> (6, 1) <b>Don Gross, L</b> (7, 1) <b>Paul Smith, L</b> (9, PH) OBP: 0.333, SLG: 0.333 OBP: 1.000, SLG: 2.000 OBP: 0.667, SLG: 0.333		1-3 2H 3H							0 0 0 0 0 0 0											
<b>Inning Stats</b>	R: 0 E: 0 K: 2 S: 9	H: 0 LOB: 1 BB: 1 P: 16	R: 5 E: 0 K: 1 S: 14	H: 5 LOB: 1 BB: 1 P: 26	R: 0 E: 0 K: 2 S: 13	H: 2 LOB: 2 BB: 0 P: 21	R: 0 E: 0 K: 0 S: 6	H: 0 LOB: 0 BB: 0 P: 9	R: 0 E: 0 K: 1 S: 15	H: 1 LOB: 1 BB: 0 P: 20	R: 0 E: 0 K: 0 S: 7	H: 0 LOB: 0 BB: 0 P: 10	R: 0 E: 1 K: 2 S: 13	H: 0 LOB: 1 BB: 0 P: 20	R: 0 E: 0 K: 1 S: 9	H: 0 LOB: 1 BB: 1 P: 17	1B: 7 2B: 1 3B: 1 HR: 0	SF: 0 SAC: 0 DP: 1 HBP: 0	WP: 0 PB: 0 SB: 0 CS: 0	PA: 39
<b>PITCHER</b>	IP WLS BF H R ER SO BB IBB HBP BLK WP HR S P ERA WHIP																			
<b>Johnny Podres, L</b> (1, 1) ERA: 3.3	5.2 W 27 9 5 5 6 1 1 0 0 0 0 59 98 7.94 1.765																			
<b>Clem Labine, R</b> (6, 1) ERA: 5.93	3.1 S 12 0 0 0 3 1 0 0 0 0 0 0 31 49 0.00 0.300																			

AB	36
R	5
H	9
RBI	5
BB	3
SO	9
LOB	15





Batter	1	2	3	4	5	6	7	8	9
<b>Jim Gilliam, S</b> (1, 7) OBP: 0.442, SLG: 0.366	1-2 1-3		1-1 4-3	2-2 2B 3B		2-1 4-3		2-0 F4	
<b>Gino Cimoli, R</b> (1, 8) OBP: 0.324, SLG: 0.460	1-3 K		1-0 4-3	1-1 2B		4-2 BB		2-1 F4	
<b>Charlie Neal, R</b> (1, 4) OBP: 0.317, SLG: 0.400	0-1 1B			1-3 K		0-2 5-3		2-2 F8	
<b>Gil Hodges, R</b> (1, 3) OBP: 0.352, SLG: 0.371	2-2 6-3			4-0 1B BB	0-0 F7		0-1 1B 1B		
<b>Carl Furillo, R</b> (1, 9)		2-1 4-3		4-2 WP 1B BB	2-0 F5		0-3 K		
<b>Randy Jackson, R</b> (1, 5)		2-0 5-3		1-2 1B 1B	2-2 1-4-3		0-0 1B 1B		
<b>Don Zimmer, R</b> (1, 6)		1-1 F8		1-1 1B SF8 1B		2-1 4-3 S 1B	0-2 1B 1B		
<b>John Roseboro, L</b> (1, 2) <b>Pee Wee Reese, R</b> (7, PH) <b>Rube Walker, L</b> (8, 2)			4-1 3-1 4-3 BB	1-1 3B 1B		4-2 S 4-3 BB	3-2 F5		
<b>Johnny Podres, L</b> (1, 1) <b>Clem Labine, R</b> (6, 1)			1-2 3-1	1-2 SF8		0-3 K	1-3 K		

Inning Stats	R: 0	H: 1	E: 0	K: 1	S: 13	R: 0	H: 0	E: 0	K: 0	S: 5	R: 1	H: 0	E: 1	K: 0	S: 7	R: 6	H: 5	E: 0	K: 1	S: 22	R: 0	H: 0	E: 0	K: 0	S: 5	R: 1	H: 1	E: 0	K: 1	S: 16	R: 1	H: 3	E: 0	K: 2	S: 15	R: 0	H: 0	E: 0	K: 0	S: 7
	LOB: 1	BB: 0	P: 17			LOB: 0	BB: 0	P: 10			LOB: 1	BB: 2	P: 39			LOB: 2	BB: 2	P: 28			LOB: 2	BB: 0	P: 13			LOB: 0	BB: 0	P: 13			LOB: 0	BB: 0	P: 13			LOB: 0	BB: 0	P: 13		

PITCHER	IP	WLS	BF	H	R	ER	SO	BB	IBB	HBP	BLK	WP	HR	S	P	ERA	WHIP
<b>Bennie Daniels, R</b> (1, 1) ERA: 6.43	3.1		15	2	4	3	1	3	0	0	0	0	0	31	57	8.10	1.500
<b>George Perez, R</b> (4, 1) ERA: 7.36	0.1	L	4	3	2	2	0	0	0	0	0	1	0	11	16	54.00	9.000
<b>Curt Raydon, R</b> (4, 1) ERA: 4.5	1.1		5	1	1	1	1	0	0	0	0	0	0	10	16	6.75	0.750
<b>Ron Blackburn, R</b> (6, 1) ERA: 3.0	1.1		10	4	2	2	2	2	0	0	0	0	0	25	37	13.50	4.500
<b>Don Gross, L</b> (7, 1) ERA:	1.2		5	0	0	0	1	0	0	0	0	0	0	13	23	0.00	0.000

**BOTTOM**

AB	R	H	RBI	BB	SO	LOB
5	1	1	2	0	0	2
4	0	1	1	1	1	0
5	0	1	0	0	1	3
3	2	1	0	1	0	1
3	1	0	0	1	1	1
4	1	2	1	0	0	0
4	2	3	3	0	0	0
1	2	1	0	2	0	0
1	0	0	0	0	0	2
0	0	0	0	0	0	0
1	0	0	1	0	0	1
2	0	0	0	0	2	4

**AB 33**  
**R 9**  
**H 10**  
**RBI 8**  
**BB 5**  
**SO 5**  
**LOB 14**

**WP: 1** **PA: 39**  
**PB: 0**  
**SB: 2**  
**CS: 0**

**Dodgers**

**Pittsburgh Pirates @ Los Angeles Dodgers**  
Los Angeles Memorial Coliseum, Los Angeles, CA

Fri May 02 1958, 10:05 PM EDT  
Att. 22,940 - Unknown

livebaseballscorecards.com

Batter	1	2	3	4	5	6	7	8	9	AB R H RBI BB SO LOB	TOP	
Roman Mejias, R OBP: 0.231, SLG: 0.385 (1, 8) B X	1-0 G6-3 1B			1-0 5-3		0-0 G4-6-3 1B	1-3 K			4 0 2 0 0 1 3	<b>Pittsburgh Pirates @ Los Angeles Dodgers</b> <b>Los Angeles Memorial Coliseum, Los Angeles, CA</b> Sat May 03 1958, 6:33 AM EDT Att: 16,288 - Unknown <a href="http://livebaseballscorecards.com">livebaseballscorecards.com</a>	
Dick Groat, R OBP: 0.292, SLG: 0.414 (1, 6) F F X	1-2 G6-3 1-2f			0-0 HR		0-0 G4-6-3 1-2f		0-0 L7		4 1 1 1 0 0 2		
Bob Skinner, L OBP: 0.388, SLG: 0.397 (1, 7) B F F X	2-2 4-3			1-0 F7		1-2 F6		3-2 4-3		4 0 0 0 0 0 0		
R C Stevens, R OBP: 0.500, SLG: 1.400 (1, 3) X				0-0 F7		0-0 HR		0-0 5-3	1-0 5-3	4 1 1 1 0 0 0		
Frank Thomas, R OBP: 0.382, SLG: 0.683 (1, 5) S S S				1-3 K		2-0 5-3			0-2 6-3	4 1 1 1 0 1 0		
Roberto Clemente, R OBP: 0.383, SLG: 0.500 (1, 9) C T C				0-3 K		0-2 F3		1-1 6-3	2-1 1B	4 0 1 0 0 1 0		
Bill Mazerowski, R OBP: 0.396, SLG: 0.560 (1, 4) F X				0-1 F8		1-1 1B		3-2 BB 1B 1B	1-1 F5	4 0 2 0 0 0 1		
Hank Foiles, R OBP: 0.304, SLG: 0.255 (1, 2) F X				0-1 F8		1-1 F7		0-1 BB 1B	1-1 F3	4 0 1 0 0 0 2		
Bob Friend, R Roy Face, R (1, 1) (7, 1) S S X				2-1 F8		1-0 2-3		4-2 BB 1-2 2-3		2 0 0 0 1 0 1 0 0 0 0 0 0 0		
<b>Inning Stats</b>	R: 0 E: 0 K: 0 S: 7 H: 1 LOB: 0 BB: 0 P: 11	R: 0 E: 0 K: 2 S: 9 H: 0 LOB: 0 BB: 0 P: 10	R: 0 E: 0 K: 0 S: 6 H: 0 LOB: 0 BB: 0 P: 8	R: 2 E: 0 K: 0 S: 5 H: 2 LOB: 0 BB: 0 P: 9	R: 0 E: 0 K: 0 S: 8 H: 1 LOB: 1 BB: 0 P: 11	R: 0 E: 0 K: 0 S: 5 H: 1 LOB: 0 BB: 0 P: 6	R: 1 E: 0 K: 1 S: 14 H: 3 LOB: 3 BB: 1 P: 24	R: 0 E: 0 K: 0 S: 5 H: 0 LOB: 0 BB: 0 P: 9	R: 0 E: 0 K: 0 S: 9 H: 1 LOB: 1 BB: 0 P: 13	1B: 6 2B: 0 3B: 0 HR: 3 SF: 0 SAC: 0 DP: 2 HBP: 0	WP: 0 PB: 0 SB: 0 CS: 0 PA: 35	
<b>PITCHER</b>	IP WLS BF H R ER SO BB IBB HBP BLK WP HR S P ERA WHIP											
Fred Kipp, L ERA: 2.81 (1, 1)	6.2 L 27 8 3 3 2 1 0 0 0 0 0 3 51 75 4.05 1.350											
Don Bessent, R ERA: 1.59 (7, 1)	1.1 4 0 0 0 1 0 0 0 0 0 0 0 8 13 0.00 0.000											
Don Drysdale, R ERA: 8.1 (9, 1)	1.0 4 1 0 0 0 0 0 0 0 0 0 0 9 13 0.00 1.000											



Batter	1	2	3	4	5	6	7	8	9	AB	R	H	RBI	BB	SO	LOB
Jim Gilliam, S OBP: 0.429, SLG: 0.356 (1, 7)	0-1 E5 4-3 6-3		0-3 K 1B		1-2 G3			0-0 1B		4	0	1	0	0	1	1
Gino Cimoli, R OBP: 0.333, SLG: 0.463 (1, 8)	0-0 6-3 1-2		1-2 1-3 1B			1-0 G3-6-3 1B		3-2 F6		4	0	2	0	0	0	2
Duke Snider, L OBP: 0.281, SLG: 0.288 (1, 9)	2-0 4-3 2-3		0-0 F8			2-2 G3-6-3 1-2f		1-2 F8		4	0	0	0	0	0	5
Gil Hodges, R OBP: 0.347, SLG: 0.364 (1, 3)	2-0 5-3			3-1 L5		2-3 K			0-1 1B 1B	4	0	1	0	0	1	1
Charlie Neal, R OBP: 0.297, SLG: 0.370 (1, 4)		0-1 6-3		0-2 5-3		2-3 K			2-3 K	4	0	0	0	0	2	1
Randy Jackson, R OBP: 0.250, SLG: 0.400 (1, 5)		2-1 6-3		0-0 F9		1-1 HR			0-2 F2	4	1	1	1	0	0	1
Don Zimmer, R OBP: 0.353, SLG: 0.387 (1, 6)		0-0 5-3			1-1 F4		1-2 F8		1-1 1B	4	0	1	0	0	0	0
Rube Walker, L OBP: 0.200, SLG: 0.174 (1, 2)			0-0 5-3		2-2 FC4 1B		0-3 K		1-1 F2	3	0	1	0	0	1	0
Dick Gray, R OBP: 0.432, SLG: 0.658 (9, PH)					0-0 FC4 1B				3-2 F4	1	0	0	0	0	0	2
Fred Kipp, L OBP: 0.400, SLG: 0.500 (1, 1)			0-1 B1-3							2	0	0	0	0	0	1
Don Bessent, R (7, 1)										0	0	0	0	0	0	0
Elmer Valo, L OBP: 0.333, SLG: 0.545 (8, PH)										1	0	0	0	0	0	0
Don Drysdale, R (9, 1)										0	0	0	0	0	0	0

Inning Stats	R: 0	H: 0	R: 0	H: 0	R: 0	H: 1	R: 0	H: 1	R: 0	H: 1	R: 0	H: 2	R: 0	H: 2	1B: 6	SF: 0
	E: 1	LOB: 1	E: 0	LOB: 0	E: 0	LOB: 0	E: 0	LOB: 0	E: 0	LOB: 0	E: 0	LOB: 1	E: 0	LOB: 2	2B: 0	SAC: 0
	K: 0	BB: 0	K: 0	BB: 0	K: 0	BB: 0	K: 1	BB: 0	K: 1	BB: 0	K: 2	BB: 0	K: 1	BB: 0	3B: 0	DP: 1
	S: 5	P: 9	S: 5	P: 7	S: 6	P: 9	S: 9	P: 13	S: 7	P: 12	S: 11	P: 15	S: 14	P: 21	HR: 1	HBP: 0


PITCHER	IP	WLS	BF	H	R	ER	SO	BB	IBB	HBP	BLK	WP	HR	S	P	ERA	WHIP
Bob Friend, R ERA: 2.54 (1, 1)	6.1	W	24	4	1	1	3	0	0	0	0	0	0	50	72	1.42	0.632
Roy Face, R ERA: 1.23 (7, 1)	2.2	S	11	3	0	0	2	0	0	0	0	0	0	36	48	0.00	1.125

**BOTTOM**

**Pittsburgh Pirates @ Los Angeles Dodgers**  
**Los Angeles Memorial Coliseum, Los Angeles, CA**

Sat May 03 1958, 6:33 AM EDT  
Att. 16,288 - Unknown

AB	35
R	1
H	7
RBI	1
BB	0
SO	5
LOB	14



Batter	1	2	3	4	5	6	7	8	9	AB R H RBI BB SO LOB	TOP
<b>Richie Ashburn, L</b> (1, 8) <small>OBP: 0.500, SLG: 0.439</small>										2 2 2 0 3 0 0	<b>Philadelphia Phillies @ Los Angeles Dodgers</b> <b>Los Angeles Memorial Coliseum, Los Angeles, CA</b> Sun May 04 1958, 10:05 PM EDT Unknown
<b>Dave Philley, S</b> (1, 3) <small>OBP: 0.276, SLG: 0.370</small> <b>Chuck Essegian, R</b> (8, PH) <small>OBP: 0.303, SLG: 0.345</small> <b>Pancho Herrera, R</b> (8, 3)										4 1 1 0 0 1 3 1 0 0 0 0 0 1 0 0 0 0 0 0 0	
<b>Harry Anderson, L</b> (1, 7) <small>OBP: 0.328, SLG: 0.358</small>										4 1 2 1 1 1 3	
<b>Wally Post, R</b> (1, 9) <small>OBP: 0.364, SLG: 0.423</small> <b>Curt Simmons, L</b> (9, PR) <small>OBP: 0.333, SLG: 0.333</small>										5 1 2 1 0 0 3 0 0 0 0 0 0 0	
<b>Granny Hamner, R</b> (1, 5) <small>OBP: 0.379, SLG: 0.435</small>										3 1 3 2 1 0 0	
<b>Stan Lopata, R</b> (1, 2) <small>OBP: 0.420, SLG: 0.327</small>										4 1 2 2 1 0 2	
<b>Ted Kazanski, R</b> (1, 4) <small>OBP: 0.318, SLG: 0.333</small>										5 0 0 0 0 0 6	
<b>Chico Fernandez, R</b> (1, 6) <small>OBP: 0.250, SLG: 0.173</small>										4 0 1 0 0 0 2	
<b>Robin Roberts, S</b> (1, 1) <small>OBP: 0.308, SLG: 0.385</small> <b>Rip Repulski, R</b> (8, PH) <small>OBP: 0.348, SLG: 0.700</small> <b>Turk Farrell, R</b> (8, 1)										3 0 0 0 0 1 1 1 0 0 0 0 0 1 0 0 0 0 0 0 0	
<b>Inning Stats</b>	R: 2 H: 3 E: 1 LOB: 1 K: 1 BB: 0 S: 13 P: 20	R: 0 H: 0 E: 0 LOB: 0 K: 1 BB: 0 S: 8 P: 13	R: 5 H: 5 E: 1 LOB: 1 K: 1 BB: 0 S: 21 P: 35	R: 0 H: 0 E: 0 LOB: 1 K: 0 BB: 2 S: 8 P: 16	R: 0 H: 1 E: 0 LOB: 1 K: 0 BB: 0 S: 7 P: 11	R: 0 H: 0 E: 0 LOB: 1 K: 0 BB: 1 S: 6 P: 12	R: 0 H: 1 E: 0 LOB: 1 K: 0 BB: 1 S: 9 P: 18	R: 0 H: 1 E: 0 LOB: 1 K: 0 BB: 1 S: 7 P: 16	R: 0 H: 2 E: 0 LOB: 3 K: 0 BB: 1 S: 4 P: 9	1B: 9 SF: 0 2B: 4 SAC: 1 3B: 0 DP: 4 HR: 1 HBP: 0	WP: 0 PA: 43 PB: 0 SB: 3 CS: 0
<b>PITCHER</b> <b>Carl Erskine, R</b> (1, 1) <small>ERA: 7.01</small> <b>Roger Craig, R</b> (3, 1) <small>ERA: 11.37</small> <b>Don Bessent, R</b> (7, 1) <small>ERA: 1.35</small> <b>Ed Roebuck, R</b> (9, 1) <small>ERA: 4.05</small>	IP WLS BF H R ER SO BB IBB HBP BLK WP HR S P ERA WHIP 2.1 0 14 7 6 5 3 0 0 0 0 0 0 34 54 19.29 3.000 3.2 0 16 2 1 1 0 3 0 0 0 0 0 1 29 53 2.46 1.364 2.0 W 9 3 0 0 0 2 0 0 0 0 0 0 17 35 0.00 2.500 1.0 S 4 1 0 0 0 0 0 1 0 0 0 0 0 3 8 0.00 1.000	<b>PITCHER</b> IP WLS BF H R ER SO BB IBB HBP BLK WP HR S P ERA WHIP									

AB	36
R	7
H	13
RBI	6
BB	6
SO	3
LOB	22



Batter	1	2	3	4	5	6	7	8	9
<b>Jim Gilliam, S</b> OBP: 0.426, SLG: 0.367 (1, 7)	1-0 1B 1B 2B	3-2 6-3		0-2 1-3		1-0 3-1		4-0 IBB	
<b>Gino Cimoli, R</b> OBP: 0.338, SLG: 0.458 (1, 8)	0-0 2-3 1B 1B	1-2 6-3			1-0 1B		1-2 F8	0-3 K	
<b>Duke Snider, L</b> OBP: 0.279, SLG: 0.273 (1, 9)	4-1 1-2 1B SH BB		2-0 F9		2-0 F6		0-1 4-3		
<b>Gil Hodges, R</b> OBP: 0.342, SLG: 0.357 (1, 3)	1-1 SH FC1-4 1B		1-0 F2		1-2 F9		0-0 E5 HR		
<b>Charlie Neal, R</b> OBP: 0.313, SLG: 0.474 (1, 4)	0-0 SH FC1-4 1-3 2-H		1-1 1B 3B		0-2 F9		1-1 HR		
<b>Randy Jackson, R</b> OBP: 0.250, SLG: 0.375 (1, 5)	0-0 FC1-4 5-3 1-2f 3-H		0-1 1B		1-1 6-3		1-1 4-3		
<b>Don Zimmer, R</b> OBP: 0.316, SLG: 0.343 (1, 6)	0-0 5-3 1-2		3-3 K		1-1 6-3		0-1 6-3		
<b>John Roseboro, L</b> OBP: 0.469, SLG: 0.292 (1, 2)	0-0 F9		1-1 F8		4-2 3B BB		4-2 SH3-4 BB		
<b>Rube Walker, L</b> OBP: 0.200, SLG: 0.174 (9, 2)									
<b>Carl Erskine, R</b> OBP: 0.100, SLG: 0.100 (1, 1)		0-2 4-3		1-3 K		3-2 3B		1-0 SH3-4	
<b>Roger Craig, R</b> (3, 1)									
<b>Dick Gray, R</b> OBP: 0.444, SLG: 0.718 (6, PH)									
<b>Don Bessent, R</b> (7, 1)									
<b>Ed Roebuck, R</b> OBP: 1.000, SLG: 1.000 (9, 1)								1-2	

AB	R	H	RBI	BB	SO	LOB
4	1	1	0	1	0	1
5	1	2	0	0	1	2
3	1	0	0	1	0	1
4	2	1	2	0	0	1
3	2	2	2	0	0	1
4	0	1	2	0	0	1
4	0	0	0	0	1	2
2	1	0	0	2	0	1
0	0	0	0	0	0	0
1	0	0	0	0	0	0
1	0	0	0	0	1	0
1	0	1	1	0	0	0
0	0	0	0	0	0	0
0	0	0	0	0	0	0

WP	PA
38	38

Inning Stats	R	H	E	K	S	LOB	BB	P
1	4	3	1	0	9	1	1	15
2	0	0	0	0	9	0	0	13
3	1	2	0	1	9	1	0	16
4	0	0	0	1	8	0	0	10
5	0	1	0	0	8	1	0	12
6	1	1	0	0	16	1	1	26
7	2	1	1	0	11	0	0	14
8	0	0	0	1	10	2	2	19

PITCHER	IP	WLS	BF	H	R	ER	SO	BB	IBB	HBP	BLK	WP	HR	S	P	ERA	WHIP
<b>Robin Roberts, R</b> ERA: 4.63 (1, 1)	7.0	L	33	8	8	4	2	2	0	0	0	0	1	70	106	5.14	1.429
<b>Turk Farrell, R</b> ERA: (8, 1)	1.0		5	0	0	0	1	1	1	0	0	0	0	10	19	0.00	1.000

PITCHER	IP	WLS	BF	H	R	ER	SO	BB	IBB	HBP	BLK	WP	HR	S	P	ERA	WHIP

Philadelphia Phillies @ Los Angeles Dodgers  
Los Angeles Memorial Coliseum, Los Angeles, CA  
Sun May 04 1958, 10:05 PM EDT  
Unknown

livebaseballscorecards.com

AB	32
R	8
H	8
RBI	7
BB	4
SO	3
LOB	10





Batter	1	2	3	4	5	6	7	8	9
<b>Jim Gilliam, S</b> (1, 7) <small>OBP: 0.433, SLG: 0.426</small>	0-1 F9		4-2 HR BB	0-0 CS 3B	2-1 1B 2B	0-1 4-3		1-0 F7	
<b>Gino Cimoli, R</b> (1, 8) <small>OBP: 0.325, SLG: 0.440</small> <b>Norm Larker, L</b> (5, PH) <small>OBP: 0.269, SLG: 0.273</small> <b>Don Demeter, R</b> (6, 8) <small>OBP: 0.333, SLG: 0.500</small>	2-2 F8		1-2 F7	3-1 CS	3-1 F8 BB		2-2 1B 2B		
<b>Charlie Neal, R</b> (1, 4) <small>OBP: 0.333, SLG: 0.525</small>	3-1 F9		0-2 HR		0-0 1B 2B		3-2 F4		
<b>Gil Hodges, R</b> (1, 3) <small>OBP: 0.333, SLG: 0.347</small>		1-2 5-3	2-0 F5		1-2 1B 2B K		3-2 F2		
<b>Carl Furillo, R</b> (1, 9) <small>OBP: 0.351, SLG: 0.419</small>		0-0 BB 1B		2-2 6-3	2-1 1B 2B L8		2-1 1B		
<b>Randy Jackson, R</b> (1, 5) <small>OBP: 0.345, SLG: 0.444</small>		4-2 1-2 BB		0-1 1B 3B 2B	4-0 1B 2B IBB	3-1 HR 1B	0-3 K		
<b>Don Zimmer, R</b> (1, 6) <small>OBP: 0.372, SLG: 0.475</small>		0-3 K		0-0 3B 1B	2-1 2B 1B 1B	0-1 HR		2-0 1B	
<b>Rube Walker, L</b> (1, 2) <small>OBP: 0.241, SLG: 0.231</small> <b>Joe Pignatano, R</b> (8, 2) <small>OBP: 0.154, SLG: 0.167</small>		0-3 K		4-0 3B IBB	1-1 1B 2B 2B	0-2 F9		1-2 L7	
<b>Danny McDevitt, L</b> (1, 1) <small>OBP: 0.125, SLG: 0.125</small>			1-3 K	2-1 F6	0-0 2B 1B	0-2 4-3		0-3 K	

Inning Stats	R: 0	H: 0	E: 0	K: 8	S: 8	LOB: 0	BB: 0	P: 13	R: 0	H: 1	E: 0	K: 2	S: 16	LOB: 2	BB: 1	P: 21	R: 2	H: 1	E: 0	K: 1	S: 13	LOB: 0	BB: 1	P: 21	R: 3	H: 3	E: 0	K: 0	S: 11	LOB: 0	BB: 1	P: 21	R: 7	H: 8	E: 0	K: 1	S: 29	LOB: 3	BB: 2	P: 54	R: 2	H: 2	E: 0	K: 0	S: 12	LOB: 0	BB: 0	P: 15	R: 1	H: 2	E: 0	K: 1	S: 15	LOB: 1	BB: 0	P: 25	R: 0	H: 1	E: 0	K: 1	S: 8	LOB: 1	BB: 0	P: 12	R: 0	H: 1	E: 0	K: 1	S: 8	LOB: 0	BB: 0	P: 12
--------------	------	------	------	------	------	--------	-------	-------	------	------	------	------	-------	--------	-------	-------	------	------	------	------	-------	--------	-------	-------	------	------	------	------	-------	--------	-------	-------	------	------	------	------	-------	--------	-------	-------	------	------	------	------	-------	--------	-------	-------	------	------	------	------	-------	--------	-------	-------	------	------	------	------	------	--------	-------	-------	------	------	------	------	------	--------	-------	-------

AB	R	H	RBI	BB	SO	LOB
5	1	2	4	1	0	1
3	0	0	0	0	0	1
1	0	1	1	0	0	0
1	1	1	0	0	0	0
4	2	2	2	1	0	1
5	1	1	0	0	1	4
5	1	3	2	0	0	3
3	3	2	0	2	1	1
5	3	4	4	0	1	2
3	2	1	1	1	1	2
1	0	0	0	0	0	1
5	1	1	1	0	2	4


1B	2B	3B	HR	SF	SAC	DP	HBP	WP	HR	S	P	ERA	WHIP
10	5	1	2	0	0	0	0	0	0	23	37	4.50	1.500

**Philadelphia Phillies @ Los Angeles Dodgers**  
**Los Angeles Memorial Coliseum, Los Angeles, CA**

Sun May 04 1958, 10:10 PM EDT  
Att. 38,453 - Unknown

[livebaseballscorecards.com](http://livebaseballscorecards.com)

<b>AB</b>	<b>41</b>
<b>R</b>	<b>15</b>
<b>H</b>	<b>18</b>
<b>RBI</b>	<b>15</b>
<b>BB</b>	<b>5</b>
<b>SO</b>	<b>6</b>
<b>LOB</b>	<b>20</b>



PITCHER	IP	WLS	BF	H	R	ER	SO	BB	IBB	HBP	BLK	WP	HR	S	P	ERA	WHIP
<b>Warren Hacker, R</b> (1, 1) <small>ERA: 12.27</small>	3.2	L	19	5	5	5	3	2	1	0	0	0	0	10	18	40.50	4.500
<b>Bob Miller, R</b> (4, 1) <small>ERA: 16.88</small>	0.2		4	3	3	3	0	0	0	0	0	0	0	5	12	∞	∞
<b>Jim Hearn, R</b> (5, 1) <small>ERA: 16.88</small>	0.0		4	3	2	2	0	0	1	0	0	0	0	16	28	27.00	4.500
<b>Jack Meyer, R</b> (5, 1) <small>ERA: 10.13</small>	0.2		5	2	2	2	1	1	0	0	0	0	0	1	15	18.00	2.000
<b>Michael LiPetri, R</b> (6, 1) <small>ERA: 5.4</small>	1.0		5	2	2	2	0	0	0	0	0	0	1	12	15	18.00	2.000

PITCHER	IP	WLS	BF	H	R	ER	SO	BB	IBB	HBP	BLK	WP	HR	S	P	ERA	WHIP
<b>Seth Morehead, L</b> (7, 1) <small>ERA: 8.1</small>	2.0		9	3	1	1	2	0	0	0	0	0	0	23	37	4.50	1.500

Batter	1	2	3	4	5	6	7	8	9	AB R H RBI BB SO LOB	TOP	
<b>Richie Ashburn, L</b> (1, 8) <small>OBP: 0.465, SLG: 0.394</small>	3-2 	0-0 		1-2 		4-2 		2-2 		4 1 0 0 1 0 0		
<b>Dave Philley, S</b> (1, 3) <small>OBP: 0.353, SLG: 0.452</small> <b>Pancho Herrera, R</b> (8, 3)	2-2 	1-1 		1-0 		0-0 		1-1 		4 1 3 0 0 0 0 0 0 0 0 0 0 0		
<b>Harry Anderson, L</b> (1, 7) <small>OBP: 0.318, SLG: 0.345</small>	0-0 	2-1 			1-2 	0-0 		0-0 		5 1 1 0 0 0 5		
<b>Wally Post, R</b> (1, 9) <small>OBP: 0.383, SLG: 0.407</small> <b>Bob Bowman, R</b> (7, PR) <small>OBP: 0.353, SLG: 0.563</small> (7, 9)	4-2 		4-2 		2-1 		4-2 		4-1 	1 2 0 1 3 0 1 0 0 0 0 1 0 0		
<b>Granny Hamner, R</b> (1, 5) <small>OBP: 0.360, SLG: 0.479</small>	2-1 		1-2 		2-1 		0-0 		1-1 	5 2 2 5 0 0 3		
<b>Stan Lopata, R</b> (1, 2) <small>OBP: 0.453, SLG: 0.400</small>	1-1 		4-0 		2-1 		4-0 		1-2 	3 1 2 2 2 0 0		
<b>Ted Kazanski, R</b> (1, 4) <small>OBP: 0.324, SLG: 0.328</small>	2-0 		0-1 		4-2 		0-2 			3 0 0 0 1 0 4		
<b>Chico Fernandez, R</b> (1, 6) <small>OBP: 0.265, SLG: 0.186</small>	3-2 		0-1 		0-1 		0-0 			4 0 0 0 0 0 6		
<b>Ray Semproch, R</b> (1, 1)		1-3 		0-1 		1-3 		0-0 		4 0 0 0 0 2 0		
<b>Inning Stats</b>	R: 5 H: 3 E: 1 LOB: 0 K: 0 BB: 1 S: 18 P: 35	R: 0 H: 0 E: 0 LOB: 1 K: 1 BB: 0 S: 7 P: 11	R: 0 H: 0 E: 1 LOB: 2 K: 0 BB: 2 S: 9 P: 18	R: 0 H: 0 E: 0 LOB: 0 K: 0 BB: 0 S: 6 P: 8	R: 3 H: 3 E: 0 LOB: 0 K: 0 BB: 1 S: 14 P: 25	R: 0 H: 1 E: 0 LOB: 1 K: 1 BB: 1 S: 8 P: 13	R: 0 H: 0 E: 0 LOB: 3 K: 0 BB: 2 S: 7 P: 15	R: 0 H: 1 E: 0 LOB: 1 K: 0 BB: 0 S: 7 P: 10	R: 0 H: 0 E: 0 LOB: 0 K: 0 BB: 1 S: 6 P: 12	1B: 4 SF: 0 2B: 1 SAC: 0 3B: 1 DP: 2 HR: 2 HBP: 1	WP: 3 PA: 42 PB: 0 SB: 0 CS: 1	
<b>PITCHER</b> <b>Don Drysdale, R</b> (1, 1) <small>ERA: 8.87</small> <b>Jackie Collum, L</b> (3, 1) <small>ERA: 8.1</small> <b>Larry Sherry, R</b> (6, 1) <small>ERA: 18.0</small> <b>Carl Erskine, R</b> (8, 1) <small>ERA: 6.51</small>	IP WLS BF H R ER SO BB IBB HBP BLK WP HR S P ERA WHIP											<b>PITCHER</b> IP WLS BF H R ER SO BB IBB HBP BLK WP HR S P ERA WHIP

**Philadelphia Phillies @ Los Angeles Dodgers**  
**Los Angeles Memorial Coliseum, Los Angeles, CA**  
 Mon May 05 1958, 10:05 PM EDT  
 Att: 18,075 - Unknown

<b>AB</b>	<b>33</b>
<b>R</b>	<b>8</b>
<b>H</b>	<b>8</b>
<b>RBI</b>	<b>8</b>
<b>BB</b>	<b>8</b>
<b>SO</b>	<b>2</b>
<b>LOB</b>	<b>19</b>





Batter	1	2	3	4	5	6	7	8	9	AB	R	H	RBI	BB	SO	LOB
Jim Gilliam, S OBP: 0.423, SLG: 0.414 (1, 7)	1-1 F8		2-1 F8		1-1 FC6-4 1B		1-2 FC1-6 1-2f 2-3			4	0	1	0	0	0	3
Gino Cimoli, R OBP: 0.310, SLG: 0.418 (1, 8)	0-1 F4		1-0 F4		1-0 FC6-4 1-2f		0-2 F6			4	0	0	0	0	0	4
Charlie Neal, R OBP: 0.329, SLG: 0.500 (1, 4)	2-1 5-3			4-2 WP BB 6-3 BB	2-2 F9			1-1 4-3		3	1	0	0	1	0	1
Gil Hodges, R OBP: 0.330, SLG: 0.333 (1, 3)		2-3 K		4-1 6-3 WP 1-2 HR BB		1-0 4-3		2-2 F6		3	1	0	0	1	1	0
Dick Gray, R OBP: 0.429, SLG: 0.667 (1, 5)		4-2 1B BB		2-1 6-3	1-3 2-H	3-2 6-3		1-0 F9		3	0	0	1	1	0	1
Carl Furillo, R OBP: 0.366, SLG: 0.514 (1, 9)		2-1 1B G6-4-3		0-0 HR	3-H	2-2 F8			0-1 5-3	4	1	2	2	0	0	0
Don Zimmer, R OBP: 0.383, SLG: 0.465 (1, 6)		1-1 G6-4-3 1-2f		4-2 G4-6-3 BB			3-2 FC1-6 1B 1B		2-3 K	3	0	1	0	1	1	2
Rube Walker, L OBP: 0.242, SLG: 0.207 (1, 2)			4-1 BB	0-0 G4-6-3 1-2f			1-1 F4		2-2 G3	3	0	0	0	1	0	2
Don Drysdale, R (1, 1)			2-0 F8		2-1 F3		2-2 FC1-6 1B			0	0	0	0	0	0	0
Jackie Collum, L (3, 1)										1	0	0	0	0	0	1
Norm Larker, L (5, PH)										1	0	0	0	0	0	0
Larry Sherry, R (6, 1)										0	0	0	0	0	0	0
Duke Snider, L (7, PH)										1	0	1	0	0	0	0
Carl Erskine, R (8, 1)										0	0	0	0	0	0	0

**BOTTOM**

Philadelphia Phillies @ Los Angeles Dodgers  
Los Angeles Memorial Coliseum, Los Angeles, CA


Mon May 05 1958, 10:05 PM EDT  
Att. 18,075 - Unknown

livebaseballscorecards.com

AB	30
R	3
H	5
RBI	3
BB	5
SO	2
LOB	14



Inning Stats	R: 0	H: 0	E: 0	K: 0	S: 6	LOB: 0	BB: 0	P: 9	R: 0	H: 1	E: 0	K: 1	S: 11	LOB: 1	BB: 1	P: 20	R: 0	H: 0	E: 0	K: 0	S: 5	LOB: 1	BB: 1	P: 14	R: 3	H: 1	E: 0	K: 0	S: 10	LOB: 0	BB: 3	P: 24	R: 0	H: 1	E: 0	K: 0	S: 8	LOB: 1	BB: 0	P: 14	R: 0	H: 0	E: 0	K: 0	S: 7	LOB: 0	BB: 0	P: 13	R: 0	H: 2	E: 0	K: 0	S: 14	LOB: 2	BB: 0	P: 21	R: 0	H: 0	E: 0	K: 0	S: 6	LOB: 0	BB: 0	P: 10	R: 0	H: 0	E: 0	K: 1	S: 8	LOB: 0	BB: 0	P: 12	1B: 4	2B: 0	3B: 0	HR: 1	SF: 0	SAC: 0	DP: 2	HBP: 0	WP: 1	PB: 0	SB: 0	CS: 0	PA: 35	ERA	WHIP
PITCHER Ray Semproch, R (1, 1) ERA: 1.98	IP	WLS	BF	H	R	ER	SO	BB	IBB	HBP	BLK	WP	HR	S	P	ERA	WHIP																			IP	WLS	BF	H	R	ER	SO	BB	IBB	HBP	BLK	WP	HR	S	P	ERA	WHIP																																			

Batter	1	2	3	4	5	6	7	8	9	10	11	12	13	14	AB R H RBI BB SO LOB	TOP																		
Richie Ashburn, L OBP: 0.452, SLG: 0.384 (1, 8)	1-3 K		0-0 G4-3		2-2 F7	0-0 BB 1B		1-1 1B			0-1 6-3			2-2 6-3	7 0 2 0 0 1 3																			
Chuck Essegian, R OBP: 0.318, SLG: 0.410 (1, 7)	2-1 4-3			1-0 F3		HR		2-3 K			0-1 FC4-6 1B			1-3 K	6 1 2 1 1 2 2																			
Granny Hamner, R OBP: 0.354, SLG: 0.455 (1, 5)	1-1 F7			4-0 BB		BB 1B		0-0 F5			2-2 FC4-6			1-2 6-3	6 1 1 0 1 0 3																			
Wally Post, R OBP: 0.364, SLG: 0.383 (1, 9)		2-2 F7		2-3 K		2-1 BB 1B	3-3 K		0-3 K			0-1 F8			6 1 1 0 0 3 1																			
Stan Lopata, R OBP: 0.432, SLG: 0.367 (1, 2)		2-1 E6 FC5-4		3-3 K		4-0 1B HR BB	1-2 F7		2-3 K			1-3 K			5 1 0 0 1 3 1																			
Pancho Herrera, R Harry Anderson, L (6, PH) OBP: 0.314, SLG: 0.339 (6, 3)		1-2 F6		4-1 BB 1B		0-0 HR 1B	1-2 F6			0-1 G3			0-2 1-3		1 0 0 0 1 0 1 4 1 1 2 0 0 0																			
Ted Kazanski, R OBP: 0.313, SLG: 0.356 (1, 4)		0-1 FC5-4		0-3 K		2-2 HR		1-2 6-3		3-1 F3			3-2 3-1		6 1 1 3 0 1 2	AB 52 R 6 H 10 RBI 6 BB 5 SO 11 LOB 15																		
Chico Fernandez, R OBP: 0.257, SLG: 0.185 (1, 6)			2-2 6-3		1-2 1B	0-0 6-3		1-1 6-3		1-1 F8			0-0 G3		6 0 1 0 0 0 0																			
Jack Sanford, R OBP: 0.308, SLG: 0.250 Willie Jones, R (5, PH) OBP: 0.625, SLG: 0.500 Johnny Gray, R Turk Farrell, R OBP: 0.250, SLG: 0.250 (6, 1)			4-0 BB		1-2 F7	0-0 4-3		2-2 1B			1-3 K		1-2 4-3		0 0 0 0 1 0 0 1 0 0 0 0 0 2 1 0 0 0 0 0 0 3 0 1 0 0 1 0																			
<b>Inning Stats</b>	R: 0 E: 0 S: 7	H: 0 LOB: 0 BB: 11	R: 0 E: 1 K: 0 S: 12	H: 0 LOB: 1 BB: 0 P: 17	R: 0 E: 0 K: 0 S: 5	H: 0 LOB: 0 BB: 11	R: 0 E: 0 K: 1 S: 10	H: 1 LOB: 2 BB: 1 P: 20	R: 0 E: 0 K: 1 S: 13	H: 0 LOB: 0 BB: 0 P: 21	R: 6 E: 0 K: 0 S: 16	H: 6 LOB: 2 BB: 2 P: 32	R: 0 E: 0 K: 1 S: 9	H: 0 LOB: 0 BB: 0 P: 14	R: 0 E: 0 K: 2 S: 7	H: 0 LOB: 0 BB: 0 P: 9	R: 0 E: 0 K: 0 S: 6	H: 0 LOB: 0 BB: 0 P: 10	R: 0 E: 0 K: 1 S: 10	H: 1 LOB: 1 BB: 0 P: 13	R: 0 E: 0 K: 1 S: 9	H: 0 LOB: 0 BB: 0 P: 10	R: 0 E: 0 K: 0 S: 7	H: 0 LOB: 0 BB: 0 P: 11	R: 0 E: 0 K: 1 S: 10	H: 0 LOB: 0 BB: 0 P: 14	1B: 8 2B: 0 3B: 0 HR: 2	SF: 0 SAC: 0 DP: 1 HBP: 0	WP: 0 PB: 0 SB: 0 CS: 0	PA: 57				
<b>PITCHER</b>	IP WLS BF H R ER SO BB IBB HBP BLK WP HR S P ERA WHIP																																	
Sandy Koufax, L ERA: 6.0 (1, 1)	5.0	23	4	4	4	4	4	4	0	0	0	0	0	0	1	53	94	7.20	1.600															
Clem Labine, R ERA: 6.75 (6, 1)	1.0	7	3	2	2	0	1	0	0	0	0	0	0	0	1	10	18	18.00	4.000															
Ed Roebuck, R ERA: 2.79 (7, 1)	3.0	11	2	0	0	4	0	0	0	0	0	0	0	0	0	29	43	0.00	0.667															
Don Bessent, R ERA: 1.26 (10, 1)	1.0	3	0	0	0	0	0	0	0	0	0	0	0	0	6	10	0.00	0.000																
Don Drysdale, R ERA: 7.52 (11, 1)	4.0	W 13	1	0	0	3	0	0	0	0	0	0	0	0	36	48	0.00	0.250																

Philadelphia Phillies @ Los Angeles Dodgers  
Los Angeles Memorial Coliseum, Los Angeles, CA  
Tue May 06 1958, 10:05 PM EDT  
Att. 15,799 - Unknown

livebaseballscorecards.com



Batter	1	2	3	4	5	6	7	8	9	AB R H RBI BB SO LOB	TOP
<b>Richie Ashburn, L</b> (1, 8) <small>OBP: 0.455, SLG: 0.385</small>	2-2 	3-1 <b>F9</b>			0-1 	4-0 		1-0 <b>G3</b>	1-1 <b>F5</b>	5 1 2 0 1 0 0	<b>Philadelphia Phillies @ Los Angeles Dodgers</b> <b>Los Angeles Memorial Coliseum, Los Angeles, CA</b> Wed May 07 1958, 6:33 AM EDT Att. 8,192 - Unknown
<b>Dave Philley, S</b> (1, 3) <small>OBP: 0.359, SLG: 0.429</small> <b>Pancho Herrera, R</b> (8, 3)	3-3 <b>K</b>		0-0 <b>6-3</b>		0-0 	0-1 <b>F9</b>		4-1 		4 1 1 0 1 1 4 0 0 0 0 0 0 0	
<b>Chuck Essegian, R</b> (1, 7) <small>OBP: 0.367, SLG: 0.429</small>	4-0 		0-0 <b>F8</b>		4-1 		1-0 	3-2 		3 2 2 0 2 0 0	
<b>Wally Post, R</b> (1, 9) <small>OBP: 0.352, SLG: 0.375</small>	1-3 <b>K</b>		2-3 <b>K</b>		0-1 <b>FC6-4</b>		2-2 	1-2 <b>SF9</b>		4 1 1 1 0 2 5	
<b>Granny Hamner, R</b> (1, 5) <small>OBP: 0.379, SLG: 0.506</small>	2-2 			4-1 		1-0 <b>6-3</b>	1-2 	0-0 		4 2 3 3 1 0 0	
<b>Stan Lopata, R</b> (1, 2) <small>OBP: 0.453, SLG: 0.438</small>	0-1 		2-1 <b>G5-4-3</b>		1-0 	4-0 	0-2 			4 2 3 2 1 0 1	
<b>Ted Kazanski, R</b> (1, 4) <small>OBP: 0.318, SLG: 0.351</small>	1-1 <b>FC5-4</b>		1-2 <b>F8</b>		4-2 	2-2 	0-0 <b>F8</b>			4 0 1 2 1 0 3	
<b>Chico Fernandez, R</b> (1, 6) <small>OBP: 0.266, SLG: 0.200</small>		3-2 <b>F9</b>			2-3 <b>K</b>	3-2 	2-2 <b>E5</b>			5 0 2 1 0 1 1	
<b>Curt Simmons, L</b> (1, 1) <small>OBP: 0.214, SLG: 0.214</small>		0-0 <b>B1-3</b>			0-0 <b>L9</b>	1-3 	1-1 <b>G1-6-3</b>			5 0 0 0 0 1 5	
<b>Inning Stats</b>	R: 2 H: 3 E: 0 LOB: 2 K: 2 BB: 1 S: 16 P: 29	R: 0 H: 0 E: 0 LOB: 0 K: 0 BB: 0 S: 10 P: 16	R: 0 H: 0 E: 0 LOB: 0 K: 1 BB: 0 S: 5 P: 7	R: 0 H: 0 E: 0 LOB: 0 K: 0 BB: 1 S: 6 P: 13	R: 0 H: 2 E: 0 LOB: 3 K: 1 BB: 1 S: 10 P: 16	R: 1 H: 2 E: 0 LOB: 3 K: 1 BB: 2 S: 12 P: 26	R: 3 H: 4 E: 1 LOB: 1 K: 0 BB: 1 S: 15 P: 28	R: 3 H: 3 E: 0 LOB: 1 K: 0 BB: 1 S: 13 P: 22	R: 0 H: 1 E: 0 LOB: 0 K: 0 BB: 0 S: 5 P: 9	1B: 12 SF: 1 2B: 1 SAC: 0 3B: 1 DP: 2 HR: 1 HBP: 0	WP: 0 PA: 46 PB: 1 SB: 1 CS: 1
<b>PITCHER</b>	<b>Fred Kipp, L</b> (1, 1) <small>ERA: 4.03</small> <b>Clem Labine, R</b> (7, 1) <small>ERA: 8.44</small> <b>Don Newcombe, R</b> (8, 1) <small>ERA: 6.52</small> <b>Larry Sherry, R</b> (9, 1) <small>ERA: 12.0</small>	IP WLS BF H R ER SO BB IBB HBP BLK WP HR S P ERA WHIP	<b>PITCHER</b>	IP WLS BF H R ER SO BB IBB HBP BLK WP HR S P ERA WHIP							

livebaseballscorecards.com



Batter	1	2	3	4	5	6	7	8	9	AB	R	H	RBI	BB	SO	LOB						
Jim Gilliam, S OBP: 0.398, SLG: 0.377 (1, 7)	1-0 F7		0-1 5-3	2-2 FC5-4		2-1 F8		3-2 F7		5	0	0	0	0	0	4						
Don Zimmer, R OBP: 0.356, SLG: 0.407 (1, 6)	1-1 1B		0-0 HR	0-0 FC5-4			1-0 5-3		0-2 6-3	5	1	2	0	0	0	1						
Charlie Neal, R OBP: 0.364, SLG: 0.471 (1, 4)	1-1 L9		4-2 HR		0-2 F8		4-2 1B		4-0 1B	2	1	0	0	3	0	1						
Gil Hodges, R OBP: 0.340, SLG: 0.356 (1, 3)	2-1 1B		1-0 F6		1-2 G6-4-3		0-0 F7		2-1 G5-4-3	5	0	3	0	0	0	3						
Carl Furillo, R OBP: 0.377, SLG: 0.543 (1, 9)	2-1 1-3		1-0 HR		0-0 G6-4-3		0-1 1B		2-1 G5-4-3	5	1	2	3	0	0	5						
Dick Gray, R OBP: 0.397, SLG: 0.627 (1, 5)		2-2 6-3	0-0 FC6-4			0-1 F3		2-2 F8		4	0	1	0	0	0	2						
Don Demeter, R OBP: 0.200, SLG: 0.300 (1, 8)		1-0 G3	0-1 FC6-4			2-2 6-3		2-2 F9		4	0	0	0	0	0	1						
Joe Pignatano, R OBP: 0.294, SLG: 0.214 (1, 2)		4-2 BB		0-0 FC5-6		4-2 1B		2-2 L7		2	0	1	0	2	0	0						
Fred Kipp, L OBP: 0.375, SLG: 0.429 (1, 1)		1-3 K		1-0 FC5-6		0-0 1B		2-2 1B		3	0	1	0	0	1	2						
Clem Labine, R (7, 1)				1-2 FC5-4		1-2 1B				0	0	0	0	0	0	0						
Don Newcombe, L (8, 1)										0	0	0	0	0	0	0						
Randy Jackson, R (8, PH)										1	0	1	0	0	0	0						
Larry Sherry, R (9, 1)										0	0	0	0	0	0	0						
<b>Inning Stats</b>	R: 0 E: 0 K: 0 S: 9	H: 2 LOB: 2 BB: 0 P: 16	R: 0 E: 0 K: 1 S: 9	H: 0 LOB: 1 BB: 1 P: 17	R: 3 E: 0 K: 0 S: 10	H: 3 LOB: 1 BB: 1 P: 16	R: 0 E: 0 K: 0 S: 6	H: 1 LOB: 1 BB: 0 P: 9	R: 0 E: 0 K: 0 S: 7	H: 1 LOB: 0 BB: 0 P: 8	R: 0 E: 0 K: 0 S: 10	H: 1 LOB: 2 BB: 1 P: 18	R: 0 E: 0 K: 0 S: 9	H: 1 LOB: 2 BB: 1 P: 16	R: 0 E: 0 K: 0 S: 12	H: 1 LOB: 1 BB: 0 P: 21	R: 0 E: 0 K: 0 S: 7	H: 1 LOB: 1 BB: 1 P: 15	1B: 10 2B: 0 3B: 0 HR: 1	SF: 0 SAC: 0 DP: 2 HBP: 0	WP: 0 PB: 0 SB: 0 CS: 0	PA: 41
<b>PITCHER</b> Curt Simmons, L (1, 1) ERA: 3.58	IP: 9.0 WLS: W BF: 41 H: 11 R: 3 ER: 3 SO: 1 BB: 5 IBB: 0 HBP: 0 BLK: 0 WP: 0 HR: 1 S: 79 P: 136 ERA: 3.00 WHIP: 1.778															<b>PITCHER</b>	IP: 9.0 WLS: W BF: 41 H: 11 R: 3 ER: 3 SO: 1 BB: 5 IBB: 0 HBP: 0 BLK: 0 WP: 0 HR: 1 S: 79 P: 136 ERA: 3.00 WHIP: 1.778					

**BOTTOM**

Philadelphia Phillies @ Los Angeles Dodgers  
Los Angeles Memorial Coliseum, Los Angeles, CA

Wed May 07 1958, 6:33 AM EDT  
Att. 8,192 - Unknown

livebaseballscores.com

<b>AB</b>	<b>36</b>
<b>R</b>	<b>3</b>
<b>H</b>	<b>11</b>
<b>RBI</b>	<b>3</b>
<b>BB</b>	<b>5</b>
<b>SO</b>	<b>1</b>
<b>LOB</b>	<b>19</b>



Batter	1	2	3	4	5	6	7	8	9	AB R H RBI BB SO LOB	TOP	
<b>Jim Gilliam, S</b> (1, 7) <small>OBP: 0.409, SLG: 0.405</small>	1-1 		0-0 			2-2 		2-2 	0-0 	5 0 3 0 0 0 1	<b>Los Angeles Dodgers @ San Francisco Giants</b> <b>Seals Stadium, San Francisco, CA</b> Fri May 09 1958, 10:05 PM EDT Att. 20,653 - Unknown	
<b>Gino Cimoli, R</b> (1, 9) <small>OBP: 0.295, SLG: 0.398</small>	1-2 		1-1 			2-2 		2-1 		4 0 0 0 0 0 4		
<b>Duke Snider, L</b> (1, 8) <small>OBP: 0.319, SLG: 0.308</small> <b>Don Demeter, R</b> (7, 8) <small>OBP: 0.182, SLG: 0.273</small>	3-3 			0-0 		2-1 		0-0 		3 0 0 0 0 1 1 1 0 0 0 0 0 2		
<b>Gil Hodges, R</b> (1, 3) <small>OBP: 0.337, SLG: 0.351</small>	1-2 			2-3 			2-2 	3-3 		4 1 1 0 0 2 3		
<b>Charlie Neal, R</b> (1, 4) <small>OBP: 0.380, SLG: 0.486</small>		2-3 		1-0 			1-0 		0-1 	4 1 3 0 0 1 0		
<b>Dick Gray, R</b> (1, 5) <small>OBP: 0.387, SLG: 0.593</small>		1-2 		1-3 			4-1 		2-3 	3 0 0 0 1 2 2		
<b>Don Zimmer, R</b> (1, 6) <small>OBP: 0.349, SLG: 0.397</small>		1-3 			0-1 		1-2 		0-0 	4 1 1 0 0 1 2		
<b>Rube Walker, L</b> (1, 2) <small>OBP: 0.220, SLG: 0.167</small> <b>John Roseboro, L</b> (5, 2) <small>OBP: 0.471, SLG: 0.385</small>			1-2 		0-0 		0-0 		0-0 	2 0 0 0 0 0 0 2 0 1 2 0 0 1		
<b>Danny McDevitt, L</b> (1, 1) <small>OBP: 0.125, SLG: 0.125</small> <b>Norm Larker, L</b> (3, PH) <small>OBP: 0.241, SLG: 0.240</small> <b>Larry Sherry, R</b> (3, 1) <small>OBP: 0.357, SLG: 0.538</small> <b>Ron Negray, R</b> (4, 1) <small>OBP: 0.357, SLG: 0.538</small> <b>Elmer Valo, L</b> (8, PH) <small>OBP: 0.357, SLG: 0.538</small> <b>Roger Craig, R</b> (8, 1) <small>OBP: 0.357, SLG: 0.538</small> <b>Randy Jackson, R</b> (9, PH) <small>OBP: 0.344, SLG: 0.433</small>			2-2 		1-3 			2-2 	3-2 	0 0 0 0 0 0 0 1 0 1 0 0 0 0 1 0 1 0 1 0 0 0 0 0 0 0 0 0 0 0 1 0 0 0 0 0 1		
<b>Inning Stats</b>	R: 0 H: 1 E: 0 LOB: 1 K: 1 BB: 0 S: 13 P: 19	R: 0 H: 0 E: 0 LOB: 0 K: 2 BB: 0 S: 9 P: 13	R: 0 H: 1 E: 0 LOB: 1 K: 0 BB: 0 S: 9 P: 13	R: 0 H: 1 E: 0 LOB: 1 K: 2 BB: 0 S: 10 P: 14	R: 0 H: 0 E: 0 LOB: 0 K: 1 BB: 0 S: 8 P: 9	R: 0 H: 0 E: 0 LOB: 0 K: 0 BB: 0 S: 8 P: 14	R: 1 H: 2 E: 0 LOB: 1 K: 0 BB: 1 S: 10 P: 18	R: 0 H: 2 E: 0 LOB: 2 K: 1 BB: 0 S: 12 P: 21	R: 2 H: 3 E: 0 LOB: 1 K: 1 BB: 0 S: 13 P: 18	1B: 8 SF: 0 2B: 1 SAC: 0 3B: 1 DP: 1 HR: 0 HBP: 0	WP: 0 PA: 37 PB: 0 SB: 0 CS: 0	
<b>PITCHER</b> <b>Ramon Monzant, R</b> (1, 1) <small>ERA: 3.72</small>	IP WLS BF H R ER SO BB IBB HBP BLK WP HR S P ERA WHIP 9.0 W 37 10 3 3 8 1 0 0 0 0 0 0 92 139 3.00 1.222											<b>PITCHER</b> IP WLS BF H R ER SO BB IBB HBP BLK WP HR S P ERA WHIP

livebaseballscorecards.com

AB	36
R	3
H	10
RBI	2
BB	1
SO	8
LOB	17



Batter	1	2	3	4	5	6	7	8	9	AB	R	H	RBI	BB	SO	LOB
Jim Davenport, R OBP: 0.353, SLG: 0.430 (1, 5)	1-1 BB 2B 1B	2-2 WP 1B HR 1B		0-3 K	0-1 3B		3-2 5-3			5	2	3	1	0	1	1
Daryl Spencer, R OBP: 0.406, SLG: 0.562 (1, 6)	4-0 2B 1B 6-3 BB	0-0 WP HR 1B		0-0 HBP SF7 2B	0-1 F3		0-0 F7			4	3	2	0	1	0	1
Willie Mays, R OBP: 0.452, SLG: 0.622 (1, 8)	2-0 6-3 2B SF9	3-1 HR		4-0 HBP IBB		1-2 HR		3-2 5-3		4	3	3	5	1	0	0
Hank Sauer, R OBP: 0.434, SLG: 0.705 Don Tausig, R OBP: 0.375, SLG: 0.333 (1, 7) (7, 7)	2-1 6-3	0-2 F7		3-2 HBP		3-3 K		1-3 K		3	0	0	2	0	1	1
Orlando Cepeda, R OBP: 0.357, SLG: 0.678 (1, 3)	0-1 SF9		3-0 CS BB 1B	2-2 SF7		0-1 F6				2	0	1	2	0	0	0
Bob Schmidt, R OBP: 0.368, SLG: 0.633 (1, 2)	0-0 5-3		4-1 CS BB	0-0 1-3		1-0 WP 1B				3	0	1	0	1	0	2
Willie Kirkland, L OBP: 0.278, SLG: 0.366 (1, 9)		4-2 FC3-6 BB	3-1 F6		3-2 4-3 3B 2B	2-1 F7				3	1	1	0	1	0	3
Danny O'Connell, R OBP: 0.328, SLG: 0.346 (1, 4)		0-1 F4	2-1 6-3		2-1 4-3		1-0 G3			4	0	0	0	0	0	4
Ramon Monzant, R OBP: 0.286, SLG: 0.286 (1, 1)		0-2 FC3-6 1B WP 1B		1-2 2B HBP 1B	0-2 6-3		0-1 1-3			4	2	1	0	0	0	2

Inning Stats	R: 3	H: 2	E: 0	K: 0	S: 8	LOB: 0	BB: 1	P: 17	R: 4	H: 3	E: 0	K: 0	S: 19	LOB: 0	BB: 1	P: 28	R: 0	H: 1	E: 0	K: 0	S: 6	LOB: 1	BB: 1	P: 18	R: 2	H: 2	E: 0	K: 1	S: 15	LOB: 2	BB: 1	P: 25	R: 1	H: 2	E: 0	K: 0	S: 13	LOB: 1	BB: 0	P: 18	R: 1	H: 2	E: 0	K: 1	S: 11	LOB: 1	BB: 0	P: 18	R: 0	H: 0	E: 0	K: 0	S: 6	LOB: 0	BB: 0	P: 10	R: 0	H: 0	E: 0	K: 1	S: 7	LOB: 0	BB: 0	P: 11
--------------	------	------	------	------	------	--------	-------	-------	------	------	------	------	-------	--------	-------	-------	------	------	------	------	------	--------	-------	-------	------	------	------	------	-------	--------	-------	-------	------	------	------	------	-------	--------	-------	-------	------	------	------	------	-------	--------	-------	-------	------	------	------	------	------	--------	-------	-------	------	------	------	------	------	--------	-------	-------

PITCHER	IP	WLS	BF	H	R	ER	SO	BB	IBB	HBP	BLK	WP	HR	S	P	ERA	WHIP
Danny McDevitt, L ERA: 7.4 (1, 1)	2.0	L	13	5	7	7	0	2	0	0	0	1	1	27	45	31.50	3.500
Larry Sherry, R ERA: 12.46 (3, 1)	1.1		9	3	2	2	1	1	1	1	0	0	0	16	36	13.50	3.000
Ron Negray, R ERA: 7.15 (4, 1)	3.2		15	4	2	2	1	0	0	0	0	1	1	35	53	4.91	1.091
Roger Craig, R ERA: 9.82 (8, 1)	1.0		3	0	0	0	1	0	0	0	0	0	0	7	11	0.00	0.000

**Los Angeles Dodgers @ San Francisco Giants**  
**Seals Stadium, San Francisco, CA**  
 Fri May 09 1958, 10:05 PM EDT  
 Att. 20,653 - Unknown

<b>AB</b>	<b>33</b>
<b>R</b>	<b>11</b>
<b>H</b>	<b>12</b>
<b>RBI</b>	<b>10</b>
<b>BB</b>	<b>4</b>
<b>SO</b>	<b>3</b>
<b>LOB</b>	<b>14</b>

**GIANTS**

1B: 6	SF: 2	WP: 2	PA: 40
2B: 3	SAC: 0	PB: 0	
3B: 1	DP: 0	SB: 0	
HR: 2	HBP: 1	CS: 2	

PITCHER	IP	WLS	BF	H	R	ER	SO	BB	IBB	HBP	BLK	WP	HR	S	P	ERA	WHIP
---------	----	-----	----	---	---	----	----	----	-----	-----	-----	----	----	---	---	-----	------

Batter	1	2	3	4	5	6	7	8	9	AB R H RBI BB SO LOB	TOP	
<b>Jim Gilliam, S</b> (1, 7) OBP: 0.424, SLG: 0.455 (9, 4)	2-2  FC1-6 1B			0-0  HR		1-1  6-3			4-0  IBB SH3-4 BB	3 1 2 1 1 0 0		
<b>Gino Cimoli, R</b> (1, 8) OBP: 0.297, SLG: 0.430	0-1  FC1-6 G6-4-3 1-2f			1-2  F3		0-2  HR			0-0  SH3-4	3 1 1 1 0 0 1		
<b>Charlie Neal, R</b> (1, 4) OBP: 0.368, SLG: 0.468 <b>Duke Snider, L</b> (9, PH) OBP: 0.329, SLG: 0.308 (9, 7)	3-1  G6-4-3 1-2f			1-3  K		1-3  K			4-0  IBB IBB	3 0 0 0 0 2 1 0 0 0 0 1 0 0		
<b>Carl Furillo, R</b> (1, 9) OBP: 0.386, SLG: 0.531		0-0  G6-4-3 1B		0-0  F9					4-0  IBB IBB	3 0 1 0 1 0 0		
<b>Dick Gray, R</b> (1, 5) OBP: 0.364, SLG: 0.552		1-0  G6-4-3 1-2f			1-2  5-3				1-0  F8	4 0 0 0 0 1 3		
<b>Gil Hodges, R</b> (1, 3) OBP: 0.336, SLG: 0.344		1-0  L8			4-1  FC6-4 BB				1-3  K	2 0 0 0 1 1 0		
<b>Don Zimmer, R</b> (1, 6) OBP: 0.348, SLG: 0.393				1-1  6-3 1B		3-2  FC6-4 1-2f			0-1  F4	3 0 1 0 0 0 1		
<b>Joe Pignatano, R</b> (1, 2) OBP: 0.250, SLG: 0.176			1 SAFE 3-2  6-3 1-2		2-0  F8			0-1  F8	3 0 0 0 0 0 2			
<b>Johnny Podres, L</b> (1, 1) OBP: 0.133, SLG: 0.143			0-2  F3			2-3  K			0-0  F2	3 0 0 0 0 1 0		
<b>Inning Stats</b>	R: 0 H: 1 E: 0 LOB: 0 K: 0 BB: 0 S: 7 P: 12	R: 0 H: 1 E: 0 LOB: 0 K: 0 BB: 0 S: 3 P: 5	R: 0 H: 1 E: 0 LOB: 0 K: 0 BB: 0 S: 10 P: 14	R: 1 H: 1 E: 0 LOB: 0 K: 1 BB: 0 S: 8 P: 10	R: 0 H: 0 E: 0 LOB: 1 K: 0 BB: 1 S: 9 P: 19	R: 1 H: 1 E: 0 LOB: 0 K: 2 BB: 0 S: 12 P: 16	R: 0 H: 0 E: 0 LOB: 0 K: 2 BB: 0 S: 9 P: 14	R: 0 H: 0 E: 0 LOB: 0 K: 0 BB: 0 S: 5 P: 5	R: 0 H: 0 E: 0 LOB: 2 K: 0 BB: 3 S: 2 P: 15	1B: 3 SF: 0 2B: 0 SAC: 1 3B: 0 DP: 2 HR: 2 HBP: 0	WP: 0 PA: 32 PB: 0 SB: 0 CS: 0	
<b>PITCHER</b> <b>Johnny Antonelli, L</b> (1, 1) ERA: 3.38 <b>Mary Grissom, R</b> (9, 1) ERA: 3.0	IP WLS BF H R ER SO BB IBB HBP BLK WP HR S P ERA WHIP 8.0 27 5 2 2 5 1 0 0 0 0 2 63 95 2.25 0.750 1.0 W 5 0 0 0 0 1 2 0 0 0 0 2 15 0.00 1.000											<b>PITCHER</b> IP WLS BF H R ER SO BB IBB HBP BLK WP HR S P ERA WHIP

Los Angeles Dodgers @ San Francisco Giants  
 Seals Stadium, San Francisco, CA  
 Sat May 10 1958, 6:33 AM EDT  
 Att: 20,774 - Unknown

livebaseballscorecards.com

AB	27
R	2
H	5
RBI	2
BB	4
SO	5
LOB	8





Batter	1	2	3	4	5	6	7	8	9	AB	R	H	RBI	BB	SO	LOB
Jim Davenport, R (1, 5) OBP: 0.348, SLG: 0.422	0-2 G6-4-3 1B		2-0 F4			0-2 5-3		2-2 FC4-6 1-2f		4	0	1	0	0	0	1
Daryl Spencer, R (1, 6) OBP: 0.390, SLG: 0.538	2-2 G6-4-3 1-2f			2-2 6-3		1-2 L5		0-0 5-3		4	0	0	0	0	0	2
Willie Mays, R (1, 8) OBP: 0.454, SLG: 0.645	3-2 HR			0-1 F9			4-0 BB		1-2 F9	3	1	1	1	1	0	0
Hank Sauer, R (1, 7) OBP: 0.425, SLG: 0.672	3-2 L7			4-1 BB			1-1 F8		2-2 6-3	3	0	0	0	1	0	1
Orlando Cepeda, R (1, 3) OBP: 0.353, SLG: 0.656		3-3 K		1-3 K			1-2 F7		4-0 BB 1B BB	3	1	0	0	1	2	2
Bob Schmidt, R (1, 2) OBP: 0.361, SLG: 0.596		0-0 6-3			1-1 F8		0-0 5-3		4-0 1B BB	3	0	0	0	1	0	1
Willie Kirkland, L (1, 9) OBP: 0.272, SLG: 0.356		2-2 F8			0-1 F3			4-1 SH1-4 1B BB	0-0 1-2 2-H 1B	2	0	0	0	0	0	0
Don Taussig, R (8, PH) OBP: 0.444, SLG: 0.375										1	1	1	1	1	0	0
Danny O'Connell, R (1, 4) OBP: 0.317, SLG: 0.333			2-2 6-3		2-1 F7			1-1 SH1-4		2	0	0	0	0	0	0
Johnny Antonelli, L (1, 1) OBP: 0.357, SLG: 0.500			0-3 K			1-1 F6		0-2 FC4-6 1B		2	0	0	0	0	1	0
Ray Jablonski, R (8, PH) OBP: 0.357, SLG: 0.435										1	0	1	1	0	0	0
Ruben Gomez, R (8, PR) OBP: 0.357, SLG: 0.462										0	0	0	0	0	0	0
Marv Grissom, R (9, 1)										0	0	0	0	0	0	0

Inning Stats	R: 1	H: 2	E: 0	LOB: 0	K: 0	S: 17	R: 0	H: 0	E: 0	LOB: 0	K: 1	S: 7	R: 0	H: 0	E: 0	LOB: 0	K: 1	S: 8	R: 0	H: 0	E: 0	LOB: 1	K: 1	S: 9	R: 0	H: 0	E: 0	LOB: 0	K: 0	S: 6	R: 0	H: 0	E: 0	LOB: 0	K: 0	S: 8	R: 0	H: 0	E: 0	LOB: 1	K: 0	S: 7	R: 1	H: 1	E: 0	LOB: 1	K: 0	S: 10	R: 1	H: 1	E: 0	LOB: 2	K: 0	S: 8	1B: 3	SF: 0	2B: 0	SAC: 1	3B: 0	DP: 1	HR: 1	HBP: 0	WP: 0	PA: 34
--------------	------	------	------	--------	------	-------	------	------	------	--------	------	------	------	------	------	--------	------	------	------	------	------	--------	------	------	------	------	------	--------	------	------	------	------	------	--------	------	------	------	------	------	--------	------	------	------	------	------	--------	------	-------	------	------	------	--------	------	------	-------	-------	-------	--------	-------	-------	-------	--------	-------	--------

PITCHER	IP	WLS	BF	H	R	ER	SO	BB	IBB	HBP	BLK	WP	HR	S	P	ERA	WHIP
Johnny Podres, L (1, 1) ERA: 3.26	8.2	L	34	4	3	3	3	5	0	0	0	0	1	80	133	3.12	1.038

**BOTTOM**

Los Angeles Dodgers @ San Francisco Giants  
Seals Stadium, San Francisco, CA

Sat May 10 1958, 6:33 AM EDT  
Att. 20,774 - Unknown

AB	28
R	3
H	4
RBI	3
BB	5
SO	3
LOB	7



Batter	1	2	3	4	5	6	7	8	9	AB R H RBI BB SO LOB	TOP										
Jim Davenport, R (1, 5) OBP: 0.368, SLG: 0.425	0-0 E 1B	1-0 2-H 1B		4-0 1B BB	4-2 HR BB	2-2 E5 1-3 2-H		3-1 F5		4 1 2 1 2 0 2											
Don Taussig, R (1, 9) OBP: 0.417, SLG: 0.333	2-2 F7	3-2 G3		1-2 1B	4-2 HR BB		0-2 5-3		0-1 5-3	5 1 1 1 1 0 2											
Willie Mays, R (1, 8) OBP: 0.465, SLG: 0.704	0-0 E1 1-2		0-0 HR	2-3 K	0-0 HR		1-2 1B		4-1 5-3-2 BB	5 2 3 5 1 1 3											
Hank Sauer, R (1, 7) OBP: 0.412, SLG: 0.638 Willie Kirkland, L (7, 7) OBP: 0.268, SLG: 0.351	2-2 F6		1-1 G1-6-3 1B	2-3 K	0-0 F6		1-3 K		3-1 5-3-2 1-Hf	5 0 1 0 0 2 5 1 0 0 0 0 0 1											
Orlando Cepeda, R (1, 3) OBP: 0.355, SLG: 0.642	1-1 F3		0-0 G1-6-3 1-2f		2-2 E 2B 1B	2-2 1B 1B	2-2 L7			5 2 2 0 0 0 4											
Daryl Spencer, R (1, 6) OBP: 0.400, SLG: 0.598		3-2 HR	4-1 2B BB		1-3 K	1-3 K		2-1 HR		4 2 2 2 1 2 2											
Bob Schmidt, R (1, 2) OBP: 0.394, SLG: 0.625		4-2 1B BB	2-0 1-3 2B		3-2 E6 2B BB	3-1 1B E 1B		0-0 FC6-4 1B		4 3 3 0 1 0 1											
Danny O'Connell, R (1, 4) OBP: 0.324, SLG: 0.339		1-2 K 1B	1-1 5-3		1-3 K	0-1 E5 1-2 3-H 1B		2-2 F3		5 0 2 1 0 1 5											
Ruben Gomez, R (1, 1) OBP: 0.316, SLG: 0.444		1-3 SAFE K 1-2f		0-0 6-3	2-2 BB HR 2B	0-0 F3		2-2 FC6-4 1-2f		5 1 1 1 0 1 5											
<b>Inning Stats</b>	R: 0 E: 1 K: 0 S: 11	H: 1 LOB: 2 BB: 0 P: 16	R: 2 E: 0 K: 1 S: 18	H: 3 LOB: 1 BB: 1 P: 31	R: 1 E: 0 K: 0 S: 8	H: 3 LOB: 2 BB: 1 P: 16	R: 0 E: 0 K: 2 S: 10	H: 1 LOB: 2 BB: 1 P: 20	R: 6 E: 1 K: 2 S: 25	H: 3 LOB: 0 BB: 2 P: 42	R: 2 E: 1 K: 1 S: 15	H: 3 LOB: 2 BB: 0 P: 23	R: 0 E: 0 K: 1 S: 12	H: 1 LOB: 1 BB: 0 P: 16	R: 1 E: 0 K: 0 S: 11	H: 2 LOB: 1 BB: 0 P: 20	R: 0 E: 0 K: 0 S: 5	H: 0 LOB: 0 BB: 1 P: 12	1B: 11 2B: 3 3B: 0 HR: 4	SF: 0 SAC: 0 DP: 2 HBP: 0	WP: 0 PA: 49 PB: 0 SB: 0 CS: 0
<b>PITCHER</b>	IP WLS BF H R ER SO BB IBB HBP BLK WP HR S P ERA WHIP																				
Don Drysdale, R (1, 1) ERA: 7.94	2.0 L 13 6 3 3 1 1 0 0 0 0 0 2 32 51 13.50 3.500																				
Don Bessent, R (3, 1) ERA: 1.06	2.2 15 4 4 0 4 3 0 0 0 0 0 0 35 65 0.00 2.625																				
Ed Roebuck, R (5, 1) ERA: 2.7	0.1 3 1 2 0 0 1 0 0 0 0 0 1 5 9 0.00 6.000																				
Roger Craig, R (6, 1) ERA: 8.71	3.0 15 6 3 2 2 0 0 0 0 0 0 1 38 59 6.00 2.000																				
Clem Labine, R (9, 1) ERA: 7.94	1.0 3 0 0 0 0 1 0 0 0 0 0 0 5 12 0.00 1.000																				

San Francisco Giants @ Los Angeles Dodgers  
 Los Angeles Memorial Coliseum, Los Angeles, CA  
 Mon May 12 1958, 10:05 PM EDT  
 Att: 29,770 - Unknown

AB	43
R	12
H	17
RBI	11
BB	6
SO	7
LOB	30



Batter	1	2	3	4	5	6	7	8	9	AB	R	H	RBI	BB	SO	LOB
Jim Gilliam, S OBP: 0.406, SLG: 0.432 (1, 7)	1-2 4-3		3-1 4-3			0-1 1-3		1-2 F9		4	0	0	0	0	0	1
Don Zimmer, R OBP: 0.343, SLG: 0.400 (1, 6)	1-3 K			2-2 2B		1-1 5-3		3-1 F4		4	1	1	0	0	1	1
Duke Snider, L OBP: 0.338, SLG: 0.324 (1, 8)	4-2 BB			0-0 2B		2-2 4-3		1-0 4-3		3	0	1	1	1	0	1
Carl Furillo, R OBP: 0.361, SLG: 0.491 (1, 9)	2-1 F8			2-3 K			1-2 F7		2-2 5-3	4	0	0	0	0	1	2
Charlie Neal, R OBP: 0.364, SLG: 0.469 (1, 4)		1-3 K		1-3 K			2-2 3B		0-2 4-3	4	1	1	0	0	2	1
Gil Hodges, R OBP: 0.333, SLG: 0.370 (1, 3)		0-1 G5-4-3		0-0 5-3			2-1 1-3		2-0 HR	4	1	1	1	0	0	3
Dick Gray, R OBP: 0.357, SLG: 0.565 (1, 5)		3-3 K			2-1 6-3		1-1 3B		2-3 K	4	0	1	1	0	2	0
John Roseboro, L OBP: 0.432, SLG: 0.345 (1, 2)			1-3 K		0-0 F8		3-3 K			3	0	0	0	0	2	1
Don Drysdale, R (1, 1)			1-3 K			1-3 K			0-0 1B	0	0	0	0	0	0	0
Don Bessent, R (3, 1)										1	0	0	0	0	1	0
Ed Roebuck, R (5, 1)										0	0	0	0	0	0	0
Pee Wee Reese, R (5, PH)										1	0	0	0	0	1	0
Roger Craig, R (6, 1)										0	0	0	0	0	0	0
Norm Larker, L (8, PH)										1	0	1	0	0	0	0
Clem Labine, R (9, 1)										0	0	0	0	0	0	0

Inning Stats	R: 0	H: 0	E: 0	K: 1	S: 11	R: 0	H: 0	E: 0	K: 2	S: 8	R: 0	H: 0	E: 0	K: 2	S: 8	R: 1	H: 2	E: 0	K: 2	S: 11	R: 0	H: 0	E: 0	K: 1	S: 6	R: 0	H: 0	E: 0	K: 0	S: 7	R: 1	H: 2	E: 0	K: 1	S: 16	R: 0	H: 1	E: 0	K: 0	S: 7	R: 1	H: 1	E: 0	K: 1	S: 10	1B: 1	2B: 3	3B: 1	SF: 0	SAC: 0	DP: 1	HBP: 0	WP: 0	PB: 1	SB: 0	CS: 0	PA: 34
--------------	------	------	------	------	-------	------	------	------	------	------	------	------	------	------	------	------	------	------	------	-------	------	------	------	------	------	------	------	------	------	------	------	------	------	------	-------	------	------	------	------	------	------	------	------	------	-------	-------	-------	-------	-------	--------	-------	--------	-------	-------	-------	-------	--------


PITCHER	IP	WLS	BF	H	R	ER	SO	BB	IBB	HBP	BLK	WP	HR	S	P	ERA	WHIP
Ruben Gomez, R (1, 1)	9.0	W	34	6	3	3	10	1	0	0	0	0	1	84	132	3.00	0.778

**BOTTOM**

San Francisco Giants @ Los Angeles Dodgers  
Los Angeles Memorial Coliseum, Los Angeles, CA

Mon May 12 1958, 10:05 PM EDT  
Att. 29,770 - Unknown

AB 33  
R 3  
H 6  
RBI 3  
BB 1  
SO 10  
LOB 10



Batter	1	2	3	4	5	6	7	8	9	AB	R	H	RBI	BB	SO	LOB	TOP										
<b>Jim Davenport, R</b> OBP: 0.382, SLG: 0.435 (1, 5)	4-1 HR BB	0-1 F7	0-1 F9	4-2 BB		1-0 BB 2B	2-3 K		1-0 BB	5	2	2	0	2	1	4											
<b>Don Taussig, R</b> OBP: 0.355, SLG: 0.286 (1, 9)	1-2 F4	2-2 E5 HR	1-0 1-3	1-3 K		1-1 BB BB 1B		1-0 5-3	1-0 F1	7	1	1	0	0	1	8											
<b>Willie Mays, R</b> OBP: 0.492, SLG: 0.816 (1, 8)	1-1 HR	0-1 HR		2-1 1B 3B	2-2 CS S 1B	4-2 BB BB		0-1 1B 3B		5	4	5	4	1	0	0											
<b>Hank Sauer, R</b> OBP: 0.411, SLG: 0.611 <b>Willie Kirkland, L</b> OBP: 0.277, SLG: 0.360 (1, 7) (6, PR) (6, 7)	2-2 E5 1B 3B	0-3 K		4-1 1B HR BB	1-2 F2	4-2 G4-3 BB		1-2 L4-6 1B		3	2	0	1	2	1	1											
<b>Orlando Cepeda, R</b> OBP: 0.372, SLG: 0.673 (1, 3)	1-0 3B 1B	0-3 K		0-0 1-2 HR 1B	2-1 HR	1-1 G4-3		1-0 1-2 1B		6	3	4	2	0	1	3											
<b>Daryl Spencer, R</b> OBP: 0.414, SLG: 0.689 (1, 6)	1-2 1B 3B		0-1 F9	1-1 1-1 HR	0-0 2B		2-0 HR	1-1 L4-6		6	4	4	6	0	0	2											
<b>Bob Schmidt, R</b> OBP: 0.417, SLG: 0.645 (1, 2)	2-3 K		0-0 1B 1B	2-2 FC3-5-6 1B 1B	0-0 2B		1-0 5-3		0-1 1B SH1-3 1B	6	0	4	1	0	1	1											
<b>Danny O'Connell, R</b> OBP: 0.356, SLG: 0.375 (1, 4)	2-1 1B		0-0 1-2 1B 1B	0-2 FC3-5-6 1B 1B	1-2 F8		3-2 FC1-6 1B		2-1 SH1-3	5	0	4	1	0	0	1											
<b>Mike McCormick, L</b> OBP: 0.353, SLG: 0.143 <b>Ramon Montzant, R</b> OBP: 0.286, SLG: 0.286 <b>Jim King, L</b> OBP: 0.351, SLG: 0.300 <b>Andre Rodgers, R</b> OBP: 0.250, SLG: 0.250 <b>Al Worthington, R</b> <b>Jim Finigan, R</b> OBP: 0.353, SLG: 0.333 <b>Marv Grissom, R</b> (1, 1) (1, 1) (3, PH) (3, PH) (3, 1) (8, PH) (9, 1)	0-0 1-3		1-1 1-2 2-3 1B	0-2 FC3-5-6 BB		1-2 G3	0-0 FC1-6		2-0 6-3	1	0	0	0	0	0	1											
<b>Inning Stats</b>	R: 5 E: 1 K: 1 S: 22	H: 4 LOB: 1 BB: 1 P: 36	R: 2 E: 1 K: 2 S: 14	H: 1 LOB: 0 BB: 0 P: 16	R: 0 E: 0 K: 0 S: 9	H: 3 LOB: 3 BB: 0 P: 11	R: 4 E: 0 K: 1 S: 24	H: 5 LOB: 2 BB: 2 P: 38	R: 2 E: 0 K: 0 S: 16	H: 4 LOB: 1 BB: 0 P: 22	R: 1 E: 0 K: 0 S: 12	H: 2 LOB: 3 BB: 2 P: 24	R: 1 E: 0 K: 1 S: 11	H: 2 LOB: 1 BB: 0 P: 19	R: 1 E: 0 K: 0 S: 9	H: 3 LOB: 1 BB: 0 P: 13	R: 0 E: 0 K: 0 S: 7	H: 2 LOB: 2 BB: 0 P: 13	1B: 15 2B: 4 3B: 3 HR: 5	SF: 0 SAC: 1 DP: 3 HBP: 0	WP: 0 PB: 0 SB: 1 CS: 1	PA: 56					
<b>PITCHER</b>	IP	WLS	BF	H	R	ER	SO	BB	IBB	HBP	BLK	WP	HR	S	P	ERA	WHIP										
<b>Don Newcombe, R</b> ERA: 8.25 (1, 1)	2.1		17	7	7	4	3	1	0	0	0	0	2	40	56	15.43	3.429										
<b>Fred Kipp, L</b> ERA: 5.09 (3, 1)	0.2	L	6	3	3	3	0	1	0	0	0	0	0	9	17	40.50	6.000										
<b>Ed Roebuck, R</b> ERA: 4.5 (4, 1)	2.0		12	7	3	3	1	1	0	0	0	0	2	36	50	13.50	4.000										
<b>Sandy Koufax, L</b> ERA: 6.75 (6, 1)	2.0		11	4	2	2	1	2	0	0	0	0	1	23	43	9.00	3.000										
<b>Danny McDevitt, L</b> ERA: 7.15 (8, 1)	2.0		10	5	1	1	0	0	0	0	0	0	0	16	26	4.50	2.500										

San Francisco Giants @ Los Angeles Dodgers  
 Los Angeles Memorial Coliseum, Los Angeles, CA  
 Tue May 13 1958, 6:33 AM EDT  
 Att: 10,507 - Unknown

AB	50
R	16
H	26
RBI	16
BB	5
SO	5
LOB	25



Batter	1	2	3	4	5	6	7	8	9	AB R H RBI BB SO LOB
Jim Gilliam, S OBP: 0.402, SLG: 0.412 (1, 7)	4-1 HBP HR BB	3-2 3-1 1-2	3-1 4-3		0-0 F8		2-1 F9		4-2 BB	4 1 0 0 2 0 6
Gino Cimoli, R OBP: 0.309, SLG: 0.429 (1, 8)	1-2 HR HBP	2-2 HR 1B		0-0 F2		1-0 1B 1B		3-1 5-3	1-3 K	5 2 2 0 0 1 2
Charlie Neal, R OBP: 0.365, SLG: 0.535 (1, 4)	3-3 K	1-2 HR		3-3 K		2-2 F6		0-0 HR		5 2 2 4 0 2 3
Carl Furillo, R OBP: 0.369, SLG: 0.544 (1, 9)	2-1 HR	0-0 5-3		1-0 6-3		0-1 1B		2-1 FC6-4 1B		4 1 2 3 0 0 0 0 0 0 0 0 0 0 1 0 1 0 0 0 0
Johnny Podres, L OBP: 0.133, SLG: 0.143 (6, PR)										
Elmer Valo, L OBP: 0.400, SLG: 0.571 (7, 9)										
Gil Hodges, R OBP: 0.345, SLG: 0.410 (1, 3)	0-0 FC6-4 1B		0-0 HR		2-2 BB FC4-6 1B		2-0 F3		2-3 K	5 2 3 1 0 1 3
Dick Gray, R OBP: 0.347, SLG: 0.530 (1, 5)	0-1 F4		2-0 F8		4-2 FC4-6 BB 1-2 BB		0-0 4-3		2-1 FC6-4 1-2f	4 0 0 0 1 0 4
Don Zimmer, R OBP: 0.333, SLG: 0.377 (1, 6)	2-0 FC6-4 1-2f		1-1 E5 HBP		4-2 FC4-6 BB 1-2 2-3		0-0 E6		0-0 5-3	4 0 0 0 1 0 1
Joe Pignatano, R OBP: 0.280, SLG: 0.190 (1, 2)		2-1 1-3	2-1 FC3-6 HBP		0-0 L8		3-2 5-3		1-1 5-3 1B	4 0 1 0 0 0 4
Don Newcombe, L OBP: 0.800, SLG: 0.667 (1, 1)		4-1 1B HR BB	0-1 FC3-6		1-1 FC4-6		2-1 L3		0-0 5-3	0 1 0 0 0 1 0 0 1 0 0 0 0 0 0 2 0 0 0 0 0 0 0 0 1 0 0 1 0 0 0 2 0 0 0 0 0 0 0 0 1 0 0 0 0 0 0 1 0 0 0 0 0 0 0 0 1 0 0 0 0 0 0 1
Fred Kipp, L OBP: 0.333, SLG: 0.375 (3, 1)										
Ed Roebuck, R OBP: 1.000, SLG: 1.000 (5, PH)										
Duke Snider, L OBP: 0.333, SLG: 0.319 (6, 1)										
Sandy Koufax, R OBP: 0.500, SLG: 0.500 (7, PH)										
Norm Larker, L OBP: 0.256, SLG: 0.259 (8, 1)										
Danny McDevitt, L OBP: 0.125, SLG: 0.125 (9, PH)										
John Roseboro, L OBP: 0.421, SLG: 0.333 (9, PH)										

Inning Stats	R: 3 E: 0 K: 1 S: 12	H: 2 LOB: 1 BB: 1 P: 24	R: 3 E: 0 K: 0 S: 14	H: 2 LOB: 0 BB: 1 P: 26	R: 1 E: 1 K: 0 S: 9	H: 1 LOB: 2 BB: 0 P: 17	R: 0 E: 0 K: 1 S: 5	H: 0 LOB: 0 BB: 0 P: 9	R: 1 E: 0 K: 0 S: 12	H: 1 LOB: 2 BB: 2 P: 23	R: 0 E: 0 K: 0 S: 9	H: 2 LOB: 2 BB: 0 P: 14	R: 0 E: 1 K: 0 S: 9	H: 0 LOB: 1 BB: 0 P: 16	R: 1 E: 0 K: 1 S: 10	H: 2 LOB: 1 BB: 0 P: 19	R: 0 E: 0 K: 1 S: 11	H: 1 LOB: 2 BB: 1 P: 17	1B: 7 2B: 0 3B: 0 HR: 4	SF: 0 SAC: 0 DP: 0 HBP: 2	WP: 0 PB: 0 SB: 0 CS: 0	PA: 47
--------------	-------------------------------	----------------------------------	-------------------------------	----------------------------------	------------------------------	----------------------------------	------------------------------	---------------------------------	-------------------------------	----------------------------------	------------------------------	----------------------------------	------------------------------	----------------------------------	-------------------------------	----------------------------------	-------------------------------	----------------------------------	----------------------------------	------------------------------------	----------------------------------	--------

PITCHER	IP	WLS	BF	H	R	ER	SO	BB	IBB	HBP	BLK	WP	HR	S	P	ERA	WHIP
Mike McCormick, L ERA: 3.48 (1, 1)	0.1		5	2	3	3	1	1	0	0	0	0	1	9	19	81.00	9.000
Ramon Monzant, R ERA: 4.24 (1, 1)	1.2		8	2	3	3	0	1	0	0	0	0	1	17	31	16.20	1.800
Al Worthington, R ERA: 4.37 (3, 1)	6.0	W	29	6	3	3	2	2	0	1	0	0	2	54	98	4.50	1.333
Mary Grissom, R ERA: 2.77 (9, 1)	1.0	S	5	1	0	0	1	1	0	0	0	0	0	11	17	0.00	2.000


**BOTTOM**

**San Francisco Giants @ Los Angeles Dodgers**  
Los Angeles Memorial Coliseum, Los Angeles, CA

Tue May 13 1958, 6:33 AM EDT  
Att. 10,507 - Unknown

[livebaseballscorecards.com](http://livebaseballscorecards.com)

<b>AB</b>	<b>40</b>
<b>R</b>	<b>9</b>
<b>H</b>	<b>11</b>
<b>RBI</b>	<b>9</b>
<b>BB</b>	<b>5</b>
<b>SO</b>	<b>4</b>
<b>LOB</b>	<b>29</b>







Batter	1	2	3	4	5	6	7	8	9	10	11	AB R H RBI BB SO LOB	TOP				
<b>Jim Gilliam, S</b> <small>(1, 7)</small> <small>OBP: 0.387, SLG: 0.404</small>	 2-1 BB 1B	 0-0 2H 2B		 0-1 F6 1		 0-1 F8 2		 1-0 F8 3			 0-0 SH FC4 1B SF7 1-2	5 1 2 1 0 0 1	<b>Los Angeles Dodgers @ Chicago Cubs</b> Wrigley Field, Chicago, IL Thu May 15 1958, 3:33 AM CDT Att: 5,526 - Unknown				
<b>Pee Wee Reese, R</b> <small>(1, 5)</small> <small>OBP: 0.364, SLG: 0.511</small>	 2-3 1	 4-2 BB 3		 1-0 F2 2		 1-0 1-3 3		 1-0 F3 1		 2-1 FC4 1B 1-2 2-3	5 0 1 0 1 1 2						
<b>Norm Larker, L</b> <small>(1, 3)</small> <small>OBP: 0.289, SLG: 0.273</small> <b>Gil Hodges, R</b> <small>(11, 3)</small> <small>OBP: 0.336, SLG: 0.398</small>	 4-1 1-2 BB	 1-3 BB 3		 0-1 F5 3		 3-2 FC1-6 1B		 3-1 1B		 3-1 FC4 1-2 2-3 3-H	5 0 2 1 1 1 4 0 0 0 0 0 0 0						
<b>Elmer Valo, L</b> <small>(1, 9)</small> <small>OBP: 0.333, SLG: 0.421</small> <b>Carl Furillo, R</b> <small>(11, PH)</small> <small>(11, 9)</small> <small>OBP: 0.364, SLG: 0.544</small>	 2-0 F4 2		 2-2 G3 1		 1-2 F9 1		 0-1 FC1-6 BB 1-2f		 2-2 F6 2		 1-0 SF7 1 3-H	5 0 0 0 0 0 4 0 0 0 1 0 0 0					
<b>Charlie Neal, R</b> <small>(1, 4)</small> <small>OBP: 0.360, SLG: 0.500</small>	 0-0 F2 3		 4-2 1B BB		 1-0 F7 2		 4-1 1-2 BB		 0-1 6-3 3		 0-0 F9 2	4 0 0 0 2 0 5					
<b>Gino Cimoli, R</b> <small>(1, 8)</small> <small>OBP: 0.308, SLG: 0.410</small>		 1-0 1-3 1	 2-1 BB 1B 1-3		 4-0 E BB		 1-3 K 2		 0-0 F9 1		 0-1 F8 3	5 0 1 0 1 1 4					
<b>Don Zimmer, R</b> <small>(1, 6)</small> <small>OBP: 0.338, SLG: 0.370</small>		 0-0 2B 1B 1-2 BB	 4-2 1-2 BB		 3-3 K 3 1-2		 2-2 F2 3		 0-0 6-3 2			4 1 1 0 1 1 3					
<b>John Roseboro, L</b> <small>(1, 2)</small> <small>OBP: 0.413, SLG: 0.421</small>		 1-1 2B 2B 1-H	 2-3 K 2		 2-0 G3 1		 1-0 F9 1		 3-1 F9 3			5 1 1 1 0 1 3					
<b>Clem Labine, R</b> <small>(1, 1)</small> <b>Duke Snider, L</b> <small>(11, PH)</small> <small>OBP: 0.349, SLG: 0.310</small> <b>Joe Pignatano, R</b> <small>(11, PR)</small> <small>OBP: 0.280, SLG: 0.190</small> <b>Ed Roebuck, R</b> <small>(11, 1)</small> <small>OBP: 1.000, SLG: 1.000</small>		 0-3 K 2	 1-3 K 3		 4-2 BB		 1-3 K 2				 4-1 1B SH FC4 BB	3 0 0 0 1 3 4 0 0 0 0 1 0 0 0 1 0 0 0 0 0 0 0 0 0 0 0 0					
<b>Inning Stats</b>	R: 0 H: 1 E: 0 LOB: 2 K: 1 BB: 1 S: 8 P: 18	R: 2 H: 3 E: 0 LOB: 2 K: 2 BB: 1 S: 15 P: 22	R: 0 H: 1 E: 0 LOB: 3 K: 2 BB: 2 S: 22 P: 37	R: 0 H: 0 E: 0 LOB: 0 K: 0 BB: 0 S: 5 P: 6	R: 0 H: 0 E: 1 LOB: 1 K: 1 BB: 1 S: 10 P: 19	R: 0 H: 0 E: 0 LOB: 1 K: 0 BB: 1 S: 6 P: 13	R: 0 H: 1 E: 0 LOB: 2 K: 1 BB: 1 S: 13 P: 23	R: 0 H: 0 E: 0 LOB: 0 K: 1 BB: 0 S: 5 P: 8	R: 0 H: 1 E: 0 LOB: 1 K: 0 BB: 0 S: 8 P: 14	R: 0 H: 0 E: 0 LOB: 0 K: 0 BB: 0 S: 4 P: 7	R: 2 H: 1 E: 0 LOB: 2 K: 0 BB: 1 S: 10 P: 20	1B: 6 SF: 1 2B: 2 SAC: 1 3B: 0 DP: 0 HR: 0 HBP: 0		WP: 0 PA: 51 PB: 0 SB: 0 CS: 0			
<b>PITCHER</b>	IP WLS BF H R ER SO BB IBB HBP BLK WP HR S P ERA WHIP													WP: 0 PA: 51 PB: 0 SB: 0 CS: 0			
<b>Dick Drott, R</b> <small>(1, 1)</small> <small>ERA: 4.95</small>	8.0		6	2	2	8	7	0	0	0	0	0	0	84	146	2.25	1.625
<b>Hersh Freeman, R</b> <small>(9, 1)</small> <small>ERA: 3.65</small>	2.0	L	11	2	2	0	1	0	0	0	0	0	0	18	36	9.00	1.500
<b>Ed Mayer, L</b> <small>(11, 1)</small> <small>ERA: 2.75</small>	0.1		1	0	0	0	0	0	0	0	0	0	0	1	2	0.00	0.000
<b>Don Elston, R</b> <small>(11, 1)</small> <small>ERA: 2.57</small>	0.2		2	0	0	0	0	0	0	0	0	0	0	3	3	0.00	0.000

AB	41
R	4
H	8
RBI	4
BB	8
SO	8
LOB	30






Batter	1	2	3	4	5	6	7	8	9	10	11	AB R H RBI BB SO LOB	BOTTOM	
Tony Taylor, R OBP: 0.264, SLG: 0.191 Jim Bolger, R OBP: 0.467, SLG: 0.786 (10, 8)	1-0 G3		1-2 F9			0-2 6-3			1-1 SH3-4 14 1B		2-0 L9	3 0 0 0 0 0 2 1 1 0 0 0		
Lee Walls, R OBP: 0.408, SLG: 0.696 (1, 9)	2-2 G4-6-3 1B			1-1 F8		2-0 5-3			0-1 SH3-4		0-0 1B	4 0 2 0 0 0 0		
14 Ernie Banks, R OBP: 0.367, SLG: 0.584 (1, 6)	0-1 G4-6-3 1-2f			3-2 1B G3 1B		1-1 F7			1-2 CI 2-H 1B		0-0 F8	5 0 2 1 0 0 2		
Walt Moryn, L OBP: 0.366, SLG: 0.565 (1, 7)				3-1 G3				3-1 G3			0-0 F8	5 0 1 0 0 0 3		
Dale Long, L OBP: 0.368, SLG: 0.463 (1, 3)				1-2 1B				1-2 F6			1-0 CI FC6-4	3 1 1 0 0 0 1		
Sammy Taylor, L OBP: 0.393, SLG: 0.404 (1, 2)				2-3 4-3				0-2 F8			1-0 FC6-4 1-2f	4 0 1 1 0 0 4		
Bobby Thomson, R OBP: 0.344, SLG: 0.409 (10, 5)						0-0 6-3						4 0 0 0 0 1 1		
Johnny Goryl, R OBP: 0.357, SLG: 0.464 Paul Smith, L OBP: 0.417, SLG: 0.125 Bobby Adams, R OBP: 0.273, SLG: 0.111 (10, 4)						1-0 6-3						2 0 0 0 0 0 0 1 0 0 0 0 0 0 1 0 0 0 0 1 0		
Dick Drott, R OBP: 0.462, SLG: 0.462 Chuck Tanner, L OBP: 0.143, SLG: 0.308 Hersh Freeman, R Ed Mayer, L OBP: 0.200, SLG: 0.200 Don Elston, R OBP: 0.333, SLG: 0.333 (11, 1)						2-3 K						2 0 0 0 0 2 0 1 0 0 0 0 0 0 1 0		
<b>Inning Stats</b>	R: 0 H: 1 E: 0 LOB: 0 K: 0 BB: 0 S: 7 P: 10	R: 1 H: 2 E: 1 LOB: 0 K: 1 BB: 0 S: 8 P: 14	R: 0 H: 0 E: 0 LOB: 0 K: 1 BB: 0 S: 8 P: 12	R: 0 H: 2 E: 0 LOB: 2 K: 0 BB: 0 S: 12 P: 21	R: 0 H: 0 E: 0 LOB: 0 K: 1 BB: 0 S: 5 P: 8	R: 0 H: 0 E: 0 LOB: 0 K: 0 BB: 0 S: 6 P: 9	R: 0 H: 0 E: 0 LOB: 0 K: 0 BB: 0 S: 9 P: 13	R: 0 H: 0 E: 0 LOB: 0 K: 0 BB: 0 S: 5 P: 9	R: 1 H: 2 E: 1 LOB: 2 K: 0 BB: 0 S: 10 P: 14	R: 0 H: 0 E: 0 LOB: 0 K: 1 BB: 0 S: 9 P: 17	R: 0 H: 1 E: 0 LOB: 1 K: 0 BB: 0 S: 4 P: 6	1B: 8 SF: 0 2B: 0 SAC: 1 3B: 0 DP: 1 HR: 0 HBP: 0	WP: 0 PA: 40 PB: 0 SB: 0 CS: 1	
<b>PITCHER</b>	IP WLS BF H R ER SO BB IBB HBP BLK WP HR S P ERA WHIP													
Clem Labine, R ERA: 5.33 Ed Roebuck, R ERA: 3.95	(1, 1) 10.0 W 36 7 2 1 4 0 0 0 0 0 0 0 79 127 0.90 0.700	(11, 1) 1.0 S 4 1 0 0 0 0 0 0 0 0 0 0 4 6 0.00 1.000												

Los Angeles Dodgers @ Chicago Cubs  
Wrigley Field, Chicago, IL  
Thu May 15 1958, 3:33 AM CDT  
Att: 5,526 - Unknown

livebaseballscores.com

AB 38  
R 2  
H 8  
RBI 2  
BB 0  
SO 4  
LOB 11



Batter	1	2	3	4	5	6	7	8	9	AB R H RBI BB SO LOB	TOP	
<b>Jim Gilliam, S</b> (1, 7) OBP: 0.383, SLG: 0.392 B C X	2-1 F8 ①		1-0 8-3 ② ③ 1-2f			4-0 1B FC5-2-5 BB		2-3 K ① B C B F C		3 0 0 0 1 1 1	<b>Los Angeles Dodgers @ St. Louis Cardinals</b> Sportsman's Park, St. Louis, MO Fri May 16 1958, 8:05 PM EDT Att: 15,414 - Unknown  livebaseballscorecards.com  <b>AB 30</b> <b>R 0</b> <b>H 6</b> <b>RBI 0</b> <b>BB 2</b> <b>SO 9</b> <b>LOB 10</b>  	
<b>Pee Wee Reese, R</b> (1, 5) OBP: 0.373, SLG: 0.500 B F S X	2-2 6-3 ②			4-2 E BB		1-0 1B FC5-2-5 1B		0-1 F7 ②		3 0 1 0 1 0 0		
<b>Norm Larker, L</b> (1, 9) OBP: 0.286, SLG: 0.250 B H	2-0 HBP			2-2 4-3 ① 1-2		0-0 FC5-2-5 1B 1-2 3-H		0-1 4-3 ③		3 0 0 0 0 0 3		
<b>Gil Hodges, R</b> (1, 3) OBP: 0.325, SLG: 0.384 F C S	0-3 K ③			1-0 F7 ②		1-3 K ② F F B C			2-2 5-3 ① B C F B X			4 0 0 0 0 2 4
<b>John Roseboro, L</b> (1, 2) OBP: 0.400, SLG: 0.405 B S B S			3-3 K ①			1-0 1B ③ 1-2 2-H			1-2 F5 ② C C B B L X			4 0 1 0 0 2 1
<b>Charlie Neal, R</b> (1, 4) OBP: 0.347, SLG: 0.480 C B B S			2-3 K ②		1-2 6-3 ① B T L C X				3-2 G3 ③ B B B C X			4 0 0 0 0 1 0
<b>Gino Cimoli, R</b> (1, 8) OBP: 0.300, SLG: 0.398 B B X			2-0 1-3 ③		0-3 K ② C T C							3 0 0 0 0 1 0
<b>Don Zimmer, R</b> (1, 6) OBP: 0.349, SLG: 0.395 S C B S			2-3 K ①		2-1 1B 1B 1B							3 0 2 0 0 1 0
<b>Johnny Podres, L</b> (1, 1) OBP: 0.235, SLG: 0.250 <b>Duke Snider, L</b> (7, PH) OBP: 0.345, SLG: 0.306 <b>Ed Roebuck, R</b> (7, 1) OBP: 1.000, SLG: 1.000 X			0-0 8-3 1B		1-0 1B ③ 1-H		3-3 K ③ C B B B C					2 0 2 0 0 0 0 1 0 0 0 0 1 1 0 0 0 0 0 0 0
<b>Inning Stats</b>	R: 0 H: 0 E: 0 LOB: 1 K: 1 BB: 0 S: 8 P: 14	R: 0 H: 0 E: 0 LOB: 0 K: 2 BB: 0 S: 7 P: 14	R: 0 H: 1 E: 0 LOB: 0 K: 1 BB: 0 S: 5 P: 8	R: 0 H: 0 E: 1 LOB: 1 K: 1 BB: 1 S: 13 P: 23	R: 0 H: 2 E: 0 LOB: 2 K: 1 BB: 0 S: 10 P: 14	R: 0 H: 2 E: 0 LOB: 2 K: 1 BB: 1 S: 6 P: 13	R: 0 H: 1 E: 0 LOB: 1 K: 1 BB: 0 S: 8 P: 14	R: 0 H: 0 E: 0 LOB: 0 K: 0 BB: 0 S: 7 P: 9	R: 0 H: 0 E: 0 LOB: 0 K: 0 BB: 0 S: 11 P: 17	1B: 5 SF: 0 2B: 2 SAC: 0 3B: 0 DP: 1 HR: 0 HBP: 1	WP: 0 PA: 33 PB: 0 SB: 0 CS: 0	
<b>PITCHER</b> <b>Sam Jones, R</b> (1, 1) ERA: 4.19	IP WLS BF H R ER SO BB IBB HBP BLK WP HR S P ERA WHIP 9.0 W 33 6 0 0 9 2 0 1 0 0 0 75 126 0.00 0.889											<b>PITCHER</b> IP WLS BF H R ER SO BB IBB HBP BLK WP HR S P ERA WHIP



Batter	1	2	3	4	5	6	7	8	9	AB R H RBI BB SO LOB	TOP
<b>Jim Gilliam, S</b> (1, 7) OBP: 0.387, SLG: 0.410 										3 1 1 0 1 1 1	<b>Los Angeles Dodgers @ St. Louis Cardinals</b> Sportsman's Park, St. Louis, MO Sat May 17 1958, 4:33 AM EDT Att: 10,714 - Unknown  livebaseballscorecards.com  <b>AB 30</b> <b>R 1</b> <b>H 5</b> <b>RBI 1</b> <b>BB 1</b> <b>SO 6</b> <b>LOB 13</b>  
<b>Pee Wee Reese, R</b> (1, 5) OBP: 0.349, SLG: 0.472 										3 0 0 1 0 1 2	
<b>Duke Snider, L</b> (1, 9) OBP: 0.330, SLG: 0.289 										4 0 0 0 0 1 1	
<b>Norm Larker, L</b> (1, 3) OBP: 0.261, SLG: 0.225 										4 0 0 0 0 0 1	
<b>John Roseboro, L</b> (1, 2) OBP: 0.407, SLG: 0.413 										4 0 2 0 0 1 0	
<b>Charlie Neal, R</b> (1, 4) OBP: 0.339, SLG: 0.465 										3 0 0 0 0 2 2	
<b>Gino Cimoli, R</b> (1, 8) OBP: 0.301, SLG: 0.396 										3 0 1 0 0 0 1	
<b>Don Zimmer, R</b> (1, 6) OBP: 0.337, SLG: 0.380 										3 0 0 0 0 0 3	
<b>Don Newcombe, L</b> (1, 1) OBP: 0.667, SLG: 0.500 <b>Don Bessent, R</b> (4, 1) OBP: 0.500, SLG: 0.500 <b>Sandy Koufax, R</b> (4, 1) OBP: 0.300, SLG: 0.382 <b>Randy Jackson, R</b> (5, PH) <b>Stan Williams, R</b> (5, 1) <b>Bob Wilson, R</b> (8, PH) <b>Don Drysdale, R</b> (8, 1)										1 0 0 0 0 0 2 0 0 0 0 0 0 0 0 0 0 0 0 0 0 1 0 0 0 0 0 0 0 0 0 0 0 0 0 1 0 1 0 0 0 0 0 0 0 0 0 0 0	
<b>Inning Stats</b>	R: 0 H: 0 E: 0 LOB: 1 K: 2 BB: 1 S: 8 P: 21	R: 0 H: 2 E: 0 LOB: 2 K: 0 BB: 0 S: 13 P: 18	R: 0 H: 0 E: 0 LOB: 0 K: 1 BB: 0 S: 5 P: 11	R: 0 H: 0 E: 0 LOB: 0 K: 1 BB: 0 S: 7 P: 10	R: 0 H: 0 E: 1 LOB: 0 K: 0 BB: 0 S: 5 P: 6	R: 1 H: 1 E: 0 LOB: 0 K: 0 BB: 0 S: 7 P: 10	R: 0 H: 1 E: 0 LOB: 0 K: 1 BB: 0 S: 9 P: 15	R: 0 H: 1 E: 0 LOB: 1 K: 0 BB: 0 S: 10 P: 15	R: 0 H: 0 E: 0 LOB: 0 K: 1 BB: 0 S: 5 P: 7	1B: 4 SF: 1 2B: 0 SAC: 0 3B: 1 DP: 2 HR: 0 HBP: 0	WP: 0 PA: 32 PB: 0 SB: 1 CS: 0
<b>PITCHER</b> <b>Larry Jackson, R</b> (1, 1) ERA: 3.08	IP WLS BF H R ER SO BB IBB HBP BLK WP HR S P ERA WHIP 9.0 W 32 5 1 1 6 1 0 0 0 0 0 0 69 113 1.00 0.667										

Batter	1	2	3	4	5	6	7	8	9
Dick Schofield, S OBP: 0.403, SLG: 0.355 (1, 6)	0-0 F6		1-0 1-3	0-0 1B 1B		2-1 4-3		0-0 4-3	
Don Blasingame, L OBP: 0.366, SLG: 0.362 (1, 4)	0-2 2B			HR 3B		2-3 K		1-1 G3	
Stan Musial, L OBP: 0.555, SLG: 0.842 Curt Flood, R OBP: 0.343, SLG: 0.545 (1, 3) (4, PR) (5, 8)	4-0 G1-6-3 IBB			HR 3B			1-0 3-1 HR 2B	0-1 6-3	
Irv Noren, L OBP: 0.417, SLG: 0.345 (1, 7)	1-0 G1-6-3 1-2f			BB 1B			1-0 3-1		
Joe Cunningham, L OBP: 0.474, SLG: 0.467 (1, 9) (5, 3)		2-2 1-3		BB 3B 1B	0-0 F6		2-1 HR		
Wally Moon, L OBP: 0.439, SLG: 0.333 (1, 8) (5, 9)		0-0 F8		BB 3B BB	4-0 FC6-4 BB		4-2 1B BB		
Ken Boyer, R OBP: 0.289, SLG: 0.278 (1, 5)		0-1 L7		BB 3B BB	4-1 FC6-4 1-2f		3-2 1B 1B		
Hal Smith, R OBP: 0.321, SLG: 0.298 (1, 2)			1-0 L6	1-0 B1-6 3B	1-0 SAFE F7		1-1 G4-6-3 1B		
Larry Jackson, R (1, 1)			0-0 F9	0-1 B1-6 3-Hf		0-2 6-3	0-2 G4-6-3		

Inning Stats	R: 0	H: 1	E: 0	K: 0	S: 5	LOB: 1	BB: 1	P: 10	R: 0	H: 0	E: 0	K: 0	S: 8	LOB: 0	BB: 0	P: 10	R: 0	H: 0	E: 0	K: 0	S: 3	LOB: 0	BB: 0	P: 5	R: 7	H: 8	E: 0	K: 0	S: 20	LOB: 2	BB: 2	P: 35	R: 0	H: 0	E: 0	K: 0	S: 4	LOB: 1	BB: 1	P: 9	R: 0	H: 0	E: 0	K: 1	S: 8	LOB: 0	BB: 0	P: 12	R: 3	H: 4	E: 0	K: 0	S: 15	LOB: 1	BB: 1	P: 27	R: 0	H: 0	E: 0	K: 0	S: 5	LOB: 0	BB: 0	P: 6
--------------	------	------	------	------	------	--------	-------	-------	------	------	------	------	------	--------	-------	-------	------	------	------	------	------	--------	-------	------	------	------	------	------	-------	--------	-------	-------	------	------	------	------	------	--------	-------	------	------	------	------	------	------	--------	-------	-------	------	------	------	------	-------	--------	-------	-------	------	------	------	------	------	--------	-------	------

PITCHER	IP	WLS	BF	H	R	ER	SO	BB	IBB	HBP	BLK	WP	HR	S	P	ERA	WHIP
Don Newcombe, R ERA: 8.44 (1, 1)	3.0	L	14	5	4	4	0	0	0	0	0	0	0	23	38	12.00	1.667
Don Bessent, R ERA: 2.95 (4, 1)	0.0		2	0	0	0	0	2	0	0	0	0	0	1	9	∞	∞
Sandy Koufax, L ERA: 7.0 (4, 1)	1.0		6	4	3	3	0	0	0	0	0	0	0	12	13	27.00	4.000
Stan Williams, R ERA: 9.0 (5, 1)	3.0		14	4	3	3	1	2	0	0	0	0	1	27	48	9.00	2.000
Don Drysdale, R ERA: 7.67 (8, 1)	1.0		3	0	0	0	0	0	0	0	0	0	0	5	6	0.00	0.000

**BOTTOM**

**Los Angeles Dodgers @ St. Louis Cardinals**  
Sportsman's Park, St. Louis, MO

Sat May 17 1958, 4:33 AM EDT  
Att. 10,714 - Unknown

AB	R	H	RBI	BB	SO	LOB
5	1	1	0	0	0	0
5	1	3	0	0	1	0
2	1	2	3	1	0	0
2	1	1	0	0	0	0
4	1	1	0	0	0	5
4	2	2	2	0	0	0
1	2	0	0	3	0	0
3	1	1	1	1	0	1
4	0	2	4	0	0	1
4	0	0	0	0	0	3

AB	34
R	10
H	13
RBI	10
BB	5
SO	1
LOB	10

livebaseballscorecards.com



WP: 0	PA: 39
PB: 0	
SB: 0	
CS: 0	





Batter	1	2	3	4	5	6	7	8	9	AB R H RBI BB SO LOB	TOP	
<b>Jim Gilliam, S</b> (1, 7) <small>OBP: 0.391, SLG: 0.417</small>	0-1 		0-1 <b>F7</b>		3-1 <b>B2-6</b> 1B		1-0 <b>F3</b>		4 1 2 0 0 0 0			
<b>Don Zimmer, R</b> (1, 6) <small>OBP: 0.351, SLG: 0.402</small>	0-2 <b>F9</b>		2-1 <b>4-3</b>		1-0 		0-0 <b>5-3</b>		4 0 1 0 0 0 1			
<b>Charlie Neal, R</b> (1, 4) <small>OBP: 0.336, SLG: 0.481</small>	2-2 		1-0 		0-0 <b>B2-6</b>		1-1 <b>F8</b>		4 2 2 1 0 0 2			
<b>Carl Furillo, R</b> (1, 8) <small>OBP: 0.351, SLG: 0.523</small>	3-1 		0-0 <b>L8</b>		1-1 <b>5-3</b>		3-2 		4 0 2 2 0 0 1			
<b>Bob Wilson, R</b> (1, 9) <small>OBP: 0.200, SLG: 0.200</small> <b>Gino Cimoli, R</b> (6, 8) <small>OBP: 0.298, SLG: 0.393</small>	0-2 <b>F3</b>			0-2 <b>6-3</b>		1-0 <b>5-3</b>		1-0 <b>F7</b>	3 0 0 0 0 0 1 1 0 0 0 0 0 1			
<b>Gil Hodges, R</b> (1, 3) <small>OBP: 0.328, SLG: 0.403</small>	1-2 <b>F9</b>			0-1 		0-1 <b>6-3</b>		1-0 	4 1 2 1 0 0 1			
<b>Randy Jackson, R</b> (1, 5) <small>OBP: 0.275, SLG: 0.342</small>				2-0 <b>F8</b>		1-3 		0-0 <b>F7</b>	4 0 0 0 0 1 1			
<b>Joe Pignatano, R</b> (1, 2) <small>OBP: 0.276, SLG: 0.167</small>				4-2 		1-2 <b>F7</b>		1-0 <b>FC5-4</b>	3 0 0 0 1 1 1			
<b>Carl Erskine, R</b> (1, 1) <small>OBP: 0.067, SLG: 0.067</small>				0-1 <b>F9</b>		0-0 <b>F3</b>		0-0 <b>6-3</b>	4 0 0 0 0 0 2			
<b>Inning Stats</b>	R: 2 H: 3 E: 0 LOB: 1 K: 0 BB: 0 S: 17 P: 23	R: 0 H: 0 E: 0 LOB: 0 K: 1 BB: 0 S: 8 P: 10	R: 1 H: 1 E: 0 LOB: 1 K: 0 BB: 1 S: 6 P: 9	R: 1 H: 1 E: 0 LOB: 1 K: 0 BB: 1 S: 10 P: 16	R: 0 H: 2 E: 0 LOB: 1 K: 0 BB: 0 S: 6 P: 11	R: 0 H: 0 E: 0 LOB: 0 K: 1 BB: 0 S: 6 P: 8	R: 0 H: 0 E: 0 LOB: 0 K: 0 BB: 0 S: 7 P: 9	R: 0 H: 1 E: 0 LOB: 1 K: 0 BB: 0 S: 7 P: 12	R: 0 H: 1 E: 0 LOB: 1 K: 0 BB: 0 S: 4 P: 6	1B: 6 SF: 0 2B: 2 SAC: 0 3B: 0 DP: 1 HR: 2 HBP: 0	WP: 0 PA: 36 PB: 0 SB: 1 CS: 0	
<b>PITCHER</b> <b>Vinegar Bend Mizell, L</b> (1, 1) <small>ERA: 4.21</small> <b>Phil Clark, R</b> (5, 1) <small>ERA: 3.52</small> <b>Phil Paine, R</b> (6, 1) <small>ERA:</small> <b>Bob Mabe, R</b> (8, 1) <small>ERA: 3.68</small>	IP WLS BF H R ER SO BB IBB HBP BLK WP HR S P ERA WHIP											<b>PITCHER</b> IP WLS BF H R ER SO BB IBB HBP BLK WP HR S P ERA WHIP

**Los Angeles Dodgers @ St. Louis Cardinals**  
 Sportsman's Park, St. Louis, MO  
 Sun May 18 1958, 4:38 AM EDT  
 Att: 26,752 - Unknown

<b>AB</b>	35
<b>R</b>	4
<b>H</b>	9
<b>RBI</b>	4
<b>BB</b>	1
<b>SO</b>	2
<b>LOB</b>	11





Batter	1	2	3	4	5	6	7	8	9	AB R H RBI BB SO LOB	
Dick Schofield, S (1, 6) OBP: 0.391, SLG: 0.319	4-1 2B BB		0-0 3-4-1		0-3 K		0-0 F8		0-0 4-3	4 0 0 0 1 1 2	
Don Blasingame, L (1, 4) OBP: 0.379, SLG: 0.389	2-2 F6		4-1 BB BB		2-2 1-2 1B			0-1 1B 1B		3 0 2 0 1 0 1	
Joe Cunningham, L (1, 3) OBP: 0.465, SLG: 0.441	1-2 F7		4-1 1-2 BB		3-1 3-1			0-0 1-3 1B		3 0 1 0 1 0 3	
Irv Noren, L (1, 7) OBP: 0.390, SLG: 0.353	1-2 1-3 2B		0-2 F9			1-2 4-3		1-3 K		4 0 1 0 0 1 4	
Wally Moon, L (1, 9) OBP: 0.410, SLG: 0.304	3-1 F7			0-3 K		0-0 F8		0-2 1-3 1-2		4 0 0 0 0 1 4	
Ken Boyer, R (1, 5)		2-2 G5-4-3 1B		2-1 5-3		2-2 1B		0-0 6-3		4 0 2 0 0 0 2	
Curt Flood, R (1, 8) OBP: 0.302, SLG: 0.463		1-1 G5-4-3 1-2		0-0 F3		0-3 K			1-1 F6	4 0 0 0 0 1 2	
Hal Smith, R (1, 2) OBP: 0.310, SLG: 0.288		1-3 K			2-1 F7		0-0 F4		0-3 K	4 0 0 0 0 2 0	
Vinegar Bend Mizell, R (1, 1) Phil Clark, R (5, 1) Alvin Dark, R (5, PH) Phil Paine, R (6, 1) Del Ennis, R (7, PH) Bob Mabe, R (8, 1) Hobie Landrith, L (9, PH)			1-3 K			0-2 1B 1B		1-0 F6		2-2 2B	1 0 0 0 0 0 1 0 0 0 0 0 0 0 0 0 1 0 1 0 0 0 0 0 0 0 0 0 0 0 0 0 1 0 0 0 0 0 0 0 0 0 0 0 0 0 0 0 1 0 1 0 0 0 0 0

Inning Stats	R: 0 E: 0 K: 0 S: 12	H: 1 LOB: 2 BB: 1 P: 23	R: 0 E: 0 K: 1 S: 9	H: 1 LOB: 0 BB: 0 P: 13	R: 0 E: 0 K: 1 S: 9	H: 0 LOB: 2 BB: 2 P: 18	R: 0 E: 0 K: 1 S: 6	H: 0 LOB: 0 BB: 0 P: 8	R: 0 E: 0 K: 1 S: 13	H: 2 LOB: 2 BB: 0 P: 20	R: 0 E: 0 K: 1 S: 10	H: 1 LOB: 1 BB: 0 P: 13	R: 0 E: 0 K: 0 S: 3	H: 0 LOB: 0 BB: 0 P: 4	R: 0 E: 0 K: 1 S: 10	H: 2 LOB: 2 BB: 0 P: 11	R: 0 E: 0 K: 1 S: 9	H: 1 LOB: 1 BB: 0 P: 12	1B: 6 2B: 2 3B: 0 HR: 0	SF: 0 SAC: 0 DP: 1 HBP: 0
PITCHER Carl Erskine, R (1, 1) ERA: 4.97	IP 9.0 WLS W BF 37 H 8 R 0 ER 0 SO 7 BB 3 IBB 0 HBP 0 BLK 0 WP 0 HR 0 S 81 P 122 ERA 0.00 WHIP 1.222																		WP: 0 PB: 0 SB: 0 CS: 0	PA: 37 ERA WHIP

**Los Angeles Dodgers @ St. Louis Cardinals**  
 Sportsman's Park, St. Louis, MO  
 Sun May 18 1958, 4:38 AM EDT  
 Att. 26,752 - Unknown

AB	34
R	0
H	8
RBI	0
BB	3
SO	7
LOB	18



Batter	1	2	3	4	5	6	7	8	9	10	11	AB R H RBI BB SO LOB	TOP	
<b>Jim Gilliam, S</b> (1, 7) OBP: 0.391, SLG: 0.420	0-3 K			4-2 BB SF9 BB	1-0 L8			2-1 F7			3-2 2B	4 2 1 0 1 1 2	<b>Los Angeles Dodgers @ Milwaukee Braves</b> Milwaukee County Stadium, Milwaukee, WI Tue May 20 1958, 8:05 PM EDT Att. 24,523 - Unknown	
<b>Pee Wee Reese, R</b> (1, 5) OBP: 0.324, SLG: 0.417 <b>Duke Snider, L</b> (11, PH) OBP: 0.333, SLG: 0.309 <b>Joe Pignatano, R</b> (11, PR) OBP: 0.276, SLG: 0.167	2-2 4-3			4-1 SF9 BB		3-3 K		3-1 F4		1-0 2B	3 1 0 0 1 1 0 1 0 1 1 0 0 0 0 1 0 0 0 0 0			
<b>Charlie Neal, R</b> (1, 4) OBP: 0.338, SLG: 0.468	1-3 K			4-2 CS BB		2-2 5-3			1-2 F9	4-2 1B SF8 BB	3 1 0 0 2 1 0			
<b>Carl Furillo, R</b> (1, 9) OBP: 0.342, SLG: 0.507		3-2 6-3		2-1 SF9		0-3 K			1-0 F7	2-2 1B BB	4 0 1 2 0 1 0			
<b>John Roseboro, L</b> (1, 2) OBP: 0.397, SLG: 0.519 <b>Randy Jackson, R</b> (11, 5) OBP: 0.275, SLG: 0.342		2-3 K		3-2 SF8			1-1 HR		1-0 4-3	1-1 SF8	3 1 1 3 0 1 0 0 0 0 0 0 0 0			
<b>Gil Hodges, R</b> (1, 3) OBP: 0.331, SLG: 0.398		3-3 K		2-1 CS	1-2 1B		2-2 F4			0-0 F8	4-2 1B BB	4 0 1 0 1 1 0		
<b>Gino Cimoli, R</b> (1, 8) OBP: 0.286, SLG: 0.375			0-2 6-3		0-0 F9		0-2 F8			0-1 F7	3-2 F3	5 0 0 0 0 0 3		
<b>Don Zimmer, R</b> (1, 6) OBP: 0.347, SLG: 0.396			1-3 K		1-2 F8		2-2 F8			2-3 K		4 0 1 0 0 2 0		
<b>Sandy Koufax, R</b> (1, 1) OBP: 0.167, SLG: 0.167			0-0 1-3		0-1 F4			3-3 K			0-0 1-3	4 0 0 0 0 1 2		
<b>Inning Stats</b>	R: 0 H: 0 E: 0 LOB: 0 K: 2 BB: 0 S: 9 P: 12	R: 0 H: 0 E: 0 LOB: 0 K: 2 BB: 0 S: 9 P: 17	R: 0 H: 0 E: 0 LOB: 0 K: 1 BB: 0 S: 7 P: 8	R: 2 H: 0 E: 0 LOB: 0 K: 0 BB: 3 S: 18 P: 37	R: 0 H: 2 E: 0 LOB: 2 K: 0 BB: 0 S: 10 P: 13	R: 0 H: 0 E: 0 LOB: 0 K: 2 BB: 0 S: 9 P: 14	R: 1 H: 1 E: 0 LOB: 0 K: 0 BB: 0 S: 12 P: 17	R: 0 H: 0 E: 0 LOB: 0 K: 1 BB: 0 S: 9 P: 17	R: 0 H: 0 E: 0 LOB: 0 K: 0 BB: 0 S: 5 P: 8	R: 0 H: 0 E: 0 LOB: 0 K: 1 BB: 0 S: 6 P: 8	R: 3 H: 3 E: 0 LOB: 2 K: 0 BB: 2 S: 20 P: 38	1B: 3 SF: 3 2B: 2 SAC: 0 3B: 0 DP: 0 HR: 1 HBP: 0		WP: 0 PA: 44 PB: 0 SB: 0 CS: 1
<b>PITCHER</b> <b>Gene Conley, R</b> (1, 1) ERA: 4.0 <b>Don McMahon, R</b> (11, 1) ERA: 1.74	IP WLS BF H R ER SO BB IBB HBP BLK WP HR S P ERA WHIP 10.1 L 40 6 6 6 9 4 0 0 0 0 0 1 106 173 5.23 0.968 0.2 3 0 0 0 0 1 0 0 0 0 0 0 8 16 0.00 1.500	<b>PITCHER</b> IP WLS BF H R ER SO BB IBB HBP BLK WP HR S P ERA WHIP												

AB	35
R	6
H	6
RBI	6
BB	5
SO	9
LOB	7





Batter	1	2	3	4	5	6	7	8	9	AB R H RBI BB SO LOB	TOP	
<b>Jim Gilliam, S</b> (1, 7) <small>OBP: 0.394, SLG: 0.431</small>	1-0 HR <b>1B</b>		2-0 F4			1-2 F9			0-2 SH5-4 <b>2B</b>	4 1 2 0 0 0 0	<b>Los Angeles Dodgers @ Milwaukee Braves</b> Milwaukee County Stadium, Milwaukee, WI Wed May 21 1958, 4:33 AM EDT Att: 18,842 - Unknown <a href="http://livebaseballscorecards.com">livebaseballscorecards.com</a>	
<b>Gino Cimoli, R</b> (1, 8) <small>OBP: 0.295, SLG: 0.409</small>	2-2 HR <b>1B</b>		3-2 6-3			2-2 1B		1-0 SH5-4 <b>2B</b>	3 1 2 2 0 0 0			
<b>Charlie Neal, R</b> (1, 4) <small>OBP: 0.328, SLG: 0.452</small>	0-0 F9			1-3 K		1-2 6-3		2-1 L5	4 0 0 0 0 1 2			
<b>Carl Furillo, R</b> (1, 9) <small>OBP: 0.325, SLG: 0.479</small>	2-1 F3			1-2 5-3		0-0 F3		0-1 5-3	4 0 0 0 0 0 1			
<b>John Roseboro, L</b> (1, 2) <small>OBP: 0.379, SLG: 0.491</small>	0-0 F7			1-0 F2		0-0 B1-3			3 0 0 0 0 0 0			
<b>Gil Hodges, R</b> (1, 3) <small>OBP: 0.324, SLG: 0.389</small>		2-2 F9			0-0 F5		3-2 F3		3 0 0 0 0 0 0			
<b>Randy Jackson, R</b> (1, 5) <small>OBP: 0.279, SLG: 0.325</small>		4-2 G6-4-3 <b>BB</b>			1-2 6-3		1-1 4-3		2 0 0 0 1 0 0			
<b>Don Zimmer, R</b> (1, 6) <small>OBP: 0.337, SLG: 0.383</small>		2-1 G6-4-3			0-0 5-3		1-2 F4		3 0 0 0 0 0 1			
<b>Don Drysdale, R</b> (1, 1) <small>OBP: 0.125, SLG: 0.375</small> <b>Clem Labine, R</b> (7, 1)		1-2 6-3			1-3 K		1-3 K		2 0 0 0 0 1 0 1 0 0 0 0 1 0			
<b>Inning Stats</b>	R: 2 H: 2 E: 0 LOB: 0 K: 0 BB: 0 S: 9 P: 14	R: 0 H: 0 E: 0 LOB: 0 K: 0 BB: 1 S: 7 P: 15	R: 0 H: 0 E: 0 LOB: 0 K: 0 BB: 0 S: 8 P: 14	R: 0 H: 0 E: 0 LOB: 0 K: 1 BB: 0 S: 7 P: 10	R: 0 H: 0 E: 0 LOB: 0 K: 0 BB: 0 S: 5 P: 6	R: 0 H: 1 E: 0 LOB: 1 K: 1 BB: 0 S: 12 P: 17	R: 0 H: 0 E: 0 LOB: 0 K: 0 BB: 0 S: 7 P: 10	R: 0 H: 0 E: 0 LOB: 0 K: 1 BB: 0 S: 8 P: 11	R: 0 H: 1 E: 0 LOB: 1 K: 0 BB: 0 S: 8 P: 11	1B: 2 SF: 0 2B: 1 SAC: 1 3B: 0 DP: 1 HR: 1 HBP: 0	WP: 0 PA: 31 PB: 0 SB: 0 CS: 0	
<b>PITCHER</b> <b>Bob Rush, R</b> (1, 1) <small>ERA: 1.91</small> <b>Ernie Johnson, R</b> (8, 1) <small>ERA: 6.75</small>	IP WLS BF H R ER SO BB IBB HBP BLK WP HR S P ERA WHIP 7.0 L 24 3 2 2 2 1 0 0 0 0 0 1 55 86 2.57 0.571											<b>PITCHER</b> IP WLS BF H R ER SO BB IBB HBP BLK WP HR S P ERA WHIP 2.0 7 1 0 0 1 0 0 0 0 0 0 0 16 22 0.00 0.500

**Los Angeles Dodgers @ Milwaukee Braves**  
 Milwaukee County Stadium, Milwaukee, WI

Wed May 21 1958, 4:33 AM EDT  
 Att: 18,842 - Unknown

**AB 29**  
**R 2**  
**H 4**  
**RBI 2**  
**BB 1**  
**SO 3**  
**LOB 4**



BOTTOM

Los Angeles Dodgers @ Milwaukee Braves  
Milwaukee County Stadium, Milwaukee, WI

livebaseballscorecards.com

AB	33
R	1
H	9
RBI	1
BB	1
SO	0
LOB	10



WP:	0	PA:	35
PB:	0	SB:	0
CS:	0		

Wed May 21 1958, 4:33 AM EDT  
Att. 18,842 - Unknown

AB	R	H	RBI	BB	SO	LOB
4	0	0	0	0	0	0
4	0	1	0	0	0	0
4	0	3	0	0	0	0
4	0	0	0	0	0	4
4	1	1	0	0	0	1
4	0	2	0	0	0	0
3	0	1	0	1	0	0
3	0	1	1	0	0	1
2	0	0	0	0	0	2
1	0	0	0	0	0	2
0	0	0	0	0	0	0

Batter	1	2	3	4	5	6	7	8	9
Red Schoendienst, S (1, 4)	0-1 F7		0-2 F7		2-1 4-3			0-0 F8	
Johnny Logan, R (1, 6)	2-2 6-3		1-1 5-3			2-2 4-3		1-2 1B	
Eddie Mathews, L (1, 5)	2-2 F6		2-1 1B			0-0 FC5-4 1B		2-1 G4-6-3 1B	
Hank Aaron, R (1, 8)		0-2 1-3	0-1 F9			1-0 FC5-4		0-0 G4-6-3	
Frank Torre, L (1, 3)		0-0 2B SF6 1B		0-0 L8		0-1 G3			2-1 6-3
Wes Covington, L (1, 7)		1-0 1-3 2B		1-1 F6			0-1 1B 1B		1-1 F8
Harry Hanebrink, L (1, 9)		4-2 BB		0-0 5-3			1-0 1B 1B		0-1 E3
Del Crandall, R (1, 2)		2-1 SF6			1-2 F8		3-2 G6-4-3 1B		2-1 6-3
Bob Rush, R (1, 1)		0-0 6-3					1-2 2-H 1B		
Carl Sawatski, L (7, PH)							2-2 G6-4-3		
Ernie Johnson, R (8, 1)							1-2 1-2f		

Batter	1	2	3	4	5	6	7	8	9
Red Schoendienst, S (1, 4)	0-1 F7		0-2 F7		2-1 4-3			0-0 F8	
Johnny Logan, R (1, 6)	2-2 6-3		1-1 5-3			2-2 4-3		1-2 1B	
Eddie Mathews, L (1, 5)	2-2 F6		2-1 1B			0-0 FC5-4 1B		2-1 G4-6-3 1B	
Hank Aaron, R (1, 8)		0-2 1-3	0-1 F9			1-0 FC5-4		0-0 G4-6-3	
Frank Torre, L (1, 3)		0-0 2B SF6 1B		0-0 L8		0-1 G3			2-1 6-3
Wes Covington, L (1, 7)		1-0 1-3 2B		1-1 F6			0-1 1B 1B		1-1 F8
Harry Hanebrink, L (1, 9)		4-2 BB		0-0 5-3			1-0 1B 1B		0-1 E3
Del Crandall, R (1, 2)		2-1 SF6			1-2 F8		3-2 G6-4-3 1B		2-1 6-3
Bob Rush, R (1, 1)		0-0 6-3					1-2 2-H 1B		
Carl Sawatski, L (7, PH)							2-2 G6-4-3		
Ernie Johnson, R (8, 1)							1-2 1-2f		

Batter	1	2	3	4	5	6	7	8	9
Red Schoendienst, S (1, 4)	0-1 F7		0-2 F7		2-1 4-3			0-0 F8	
Johnny Logan, R (1, 6)	2-2 6-3		1-1 5-3			2-2 4-3		1-2 1B	
Eddie Mathews, L (1, 5)	2-2 F6		2-1 1B			0-0 FC5-4 1B		2-1 G4-6-3 1B	
Hank Aaron, R (1, 8)		0-2 1-3	0-1 F9			1-0 FC5-4		0-0 G4-6-3	
Frank Torre, L (1, 3)		0-0 2B SF6 1B		0-0 L8		0-1 G3			2-1 6-3
Wes Covington, L (1, 7)		1-0 1-3 2B		1-1 F6			0-1 1B 1B		1-1 F8
Harry Hanebrink, L (1, 9)		4-2 BB		0-0 5-3			1-0 1B 1B		0-1 E3
Del Crandall, R (1, 2)		2-1 SF6			1-2 F8		3-2 G6-4-3 1B		2-1 6-3
Bob Rush, R (1, 1)		0-0 6-3					1-2 2-H 1B		
Carl Sawatski, L (7, PH)							2-2 G6-4-3		
Ernie Johnson, R (8, 1)							1-2 1-2f		

Batter	1	2	3	4	5	6	7	8	9
Red Schoendienst, S (1, 4)	0-1 F7		0-2 F7		2-1 4-3			0-0 F8	
Johnny Logan, R (1, 6)	2-2 6-3		1-1 5-3			2-2 4-3		1-2 1B	
Eddie Mathews, L (1, 5)	2-2 F6		2-1 1B			0-0 FC5-4 1B		2-1 G4-6-3 1B	
Hank Aaron, R (1, 8)		0-2 1-3	0-1 F9			1-0 FC5-4		0-0 G4-6-3	
Frank Torre, L (1, 3)		0-0 2B SF6 1B		0-0 L8		0-1 G3			2-1 6-3
Wes Covington, L (1, 7)		1-0 1-3 2B		1-1 F6			0-1 1B 1B		1-1 F8
Harry Hanebrink, L (1, 9)		4-2 BB		0-0 5-3			1-0 1B 1B		0-1 E3
Del Crandall, R (1, 2)		2-1 SF6			1-2 F8		3-2 G6-4-3 1B		2-1 6-3
Bob Rush, R (1, 1)		0-0 6-3					1-2 2-H 1B		
Carl Sawatski, L (7, PH)							2-2 G6-4-3		
Ernie Johnson, R (8, 1)							1-2 1-2f		

Batter	1	2	3	4	5	6	7	8	9
Red Schoendienst, S (1, 4)	0-1 F7		0-2 F7		2-1 4-3			0-0 F8	
Johnny Logan, R (1, 6)	2-2 6-3		1-1 5-3			2-2 4-3		1-2 1B	
Eddie Mathews, L (1, 5)	2-2 F6		2-1 1B			0-0 FC5-4 1B		2-1 G4-6-3 1B	
Hank Aaron, R (1, 8)		0-2 1-3	0-1 F9			1-0 FC5-4		0-0 G4-6-3	
Frank Torre, L (1, 3)		0-0 2B SF6 1B		0-0 L8		0-1 G3			2-1 6-3
Wes Covington, L (1, 7)		1-0 1-3 2B		1-1 F6			0-1 1B 1B		1-1 F8
Harry Hanebrink, L (1, 9)		4-2 BB		0-0 5-3			1-0 1B 1B		0-1 E3
Del Crandall, R (1, 2)		2-1 SF6			1-2 F8		3-2 G6-4-3 1B		2-1 6-3
Bob Rush, R (1, 1)		0-0 6-3					1-2 2-H 1B		
Carl Sawatski, L (7, PH)							2-2 G6-4-3		
Ernie Johnson, R (8, 1)							1-2 1-2f		

Batter	1	2	3	4	5	6	7	8	9
Red Schoendienst, S (1, 4)	0-1 F7		0-2 F7		2-1 4-3			0-0 F8	
Johnny Logan, R (1, 6)	2-2 6-3		1-1 5-3			2-2 4-3		1-2 1B	
Eddie Mathews, L (1, 5)	2-2 F6		2-1 1B			0-0 FC5-4 1B		2-1 G4-6-3 1B	
Hank Aaron, R (1, 8)		0-2 1-3	0-1 F9			1-0 FC5-4		0-0 G4-6-3	
Frank Torre, L (1, 3)		0-0 2B SF6 1B		0-0 L8		0-1 G3			2-1 6-3
Wes Covington, L (1, 7)		1-0 1-3 2B		1-1 F6			0-1 1B 1B		1-1 F8
Harry Hanebrink, L (1, 9)		4-2 BB		0-0 5-3			1-0 1B 1B		0-1 E3
Del Crandall, R (1, 2)		2-1 SF6			1-2 F8		3-2 G6-4-3 1B		2-1 6-3
Bob Rush, R (1, 1)		0-0 6-3					1-2 2-H 1B		
Carl Sawatski, L (7, PH)							2-2 G6-4-3		
Ernie Johnson, R (8, 1)							1-2 1-2f		

Batter	1	2	3	4	5	6	7	8	9
Red Schoendienst, S (1, 4)	0-1 F7		0-2 F7		2-1 4-3			0-0 F8	
Johnny Logan, R (1, 6)	2-2 6-3		1-1 5-3			2-2 4-3		1-2 1B	
Eddie Mathews, L (1, 5)	2-2 F6		2-1 1B			0-0 FC5-4 1B		2-1 G4-6-3 1B	
Hank Aaron, R (1, 8)		0-2 1-3	0-1 F9			1-0 FC5-4		0-0 G4-6-3	
Frank Torre, L (1, 3)		0-0 2B SF6 1B		0-0 L8		0-1 G3			2-1 6-3
Wes Covington, L (1, 7)		1-0 1-3 2B		1-1 F6			0-1 1B 1B		1-1 F8
Harry Hanebrink, L (1, 9)		4-2 BB		0-0 5-3			1-0 1B 1B		0-1 E3
Del Crandall, R (1, 2)		2-1 SF6			1-2 F8		3-2 G6-4-3 1B		2-1 6-3
Bob Rush, R (1, 1)		0-0 6-3					1-2 2-H 1B		
Carl Sawatski, L (7, PH)							2-2 G6-4-3		
Ernie Johnson, R (8, 1)							1-2 1-2f		

Batter	1	2	3	4	5	6	7	8	9
Red Schoendienst, S (1, 4)	0-1 F7		0-2 F7		2-1 4-3			0-0 F8	
Johnny Logan, R (1, 6)	2-2 6-3		1-1 5-3			2-2 4-3		1-2 1B	
Eddie Mathews, L (1, 5)	2-2 F6		2-1 1B			0-0 FC5-4 1B		2-1 G4-6-3 1B	
Hank Aaron, R (1, 8)		0-2 1-3	0-1 F9			1-0 FC5-4		0-0 G4-6-3	
Frank Torre, L (1, 3)		0-0 2B SF6 1B		0-0 L8		0-1 G3			2-1 6-3
Wes Covington, L (1, 7)		1-0 1-3 2B		1-1 F6			0-1 1B 1B		1-1 F8
Harry Hanebrink, L (1, 9)		4-2 BB		0-0 5-3			1-0 1B 1B		0-1 E3
Del Crandall, R (1, 2)		2-1 SF6			1-2 F8		3-2 G6-4-3 1B		2-1 6-3
Bob Rush, R (1, 1)		0-0 6-3					1-2 2-H 1B		
Carl Sawatski, L (7, PH)							2-2 G6-4-3		
Ernie Johnson, R (8, 1)							1-2 1-2f		

Batter	1	2	3	4	5	6	7	8	9
Red Schoendienst, S (1, 4)	0-1 F7		0-2 F7		2-1 4-3			0-0 F8	
Johnny Logan, R (1, 6)	2-2 6-3		1-1 5-3			2-2 4-3		1-2 1B	
Eddie Mathews, L (1, 5)	2-2 F6		2-1 1B			0-0 FC5-4 1B		2-1 G4-6-3 1B	
Hank Aaron, R (1, 8)		0-2 1-3	0-1 F9			1-0 FC5-4		0-0 G4-6-3	
Frank Torre, L (1, 3)		0-0 2B SF6 1B		0-0 L8		0-1 G3			2-1 6-3
Wes Covington, L (1, 7)		1-0 1-3 2B		1-1 F6			0-1 1B 1B		1-1 F8
Harry Hanebrink, L (1, 9)		4-2 BB		0-0 5-3			1-0 1B 1B		0-1 E3
Del Crandall, R (1, 2)		2-1 SF6			1-2 F8		3-2 G6-4-3 1B		2-1 6-3
Bob Rush, R (1, 1)		0-0 6-3					1-2 2-H 1B		
Carl Sawatski, L (7, PH)							2-2 G6-4-3		
Ernie Johnson, R (8, 1)							1-2 1-2f		

Batter	1	2	3	4	5	6	7	8	9
Red Schoendienst, S (1, 4)	0-1 F7		0-2 F7		2-1 4-3			0-0 F8	
Johnny Logan, R (1, 6)	2-2 6-3		1-1 5-3			2-2 4-3		1-2 1B	
Eddie Mathews, L (1, 5)	2-2 F6		2-1 1B			0-0 FC5-4 1B		2-1 G4-6-3 1B	
Hank Aaron, R (1, 8)		0-2 1-3	0-1 F9			1-0 FC5-4		0-0 G4-6-3	
Frank Torre, L (1, 3)		0-0 2B SF6 1B		0-0 L8		0-1 G3			2-1 6-3
Wes Covington, L (1, 7)		1-0 1-3 2B		1-1 F6			0-1 1B 1B	</	

Batter	1	2	3	4	5	6	7	8	9	AB R H RBI BB SO LOB	TOP	
<b>Jim Gilliam, S</b> (1, 5) <small>OBP: 0.401, SLG: 0.438</small>	1-0 		1-2 			0-1 		0-1 	3-2 	5 0 3 0 0 0 1		
<b>John Roseboro, L</b> (1, 2) <small>OBP: 0.371, SLG: 0.475</small>	0-0 		1-0 			0-0 		0-1 		4 0 1 0 0 0 2		
<b>Elmer Valo, L</b> (1, 7) <small>OBP: 0.280, SLG: 0.348</small>	0-0 		2-2 			0-0 		0-0 		4 0 0 0 0 0 4		
<b>Carl Furillo, R</b> (1, 9) <small>OBP: 0.333, SLG: 0.474</small>		1-0 		1-0 		2-1 		4-2 		3 0 1 0 1 0 1		
<b>Charlie Neal, R</b> (1, 4) <small>OBP: 0.326, SLG: 0.471</small>		1-1 		1-1 			2-1 	3-3 		4 1 1 1 0 1 4		
<b>Gil Hodges, R</b> (1, 3) <small>OBP: 0.329, SLG: 0.395</small>		1-2 		1-1 			4-1 	1-1 		3 0 1 0 1 0 4		
<b>Gino Cimoli, R</b> (1, 8) <small>OBP: 0.286, SLG: 0.398</small> <b>Norm Larker, L</b> (9, PH) <small>OBP: 0.271, SLG: 0.220</small>		0-0 			1-2 		0-2 		4-2 	3 0 0 0 0 0 2 0 0 0 0 1 0 0		
<b>Don Zimmer, R</b> (1, 6) <small>OBP: 0.333, SLG: 0.378</small>		2-2 			0-1 		0-0 		0-0 	4 0 1 0 0 0 3		
<b>Johnny Podres, L</b> (1, 1) <small>OBP: 0.211, SLG: 0.222</small> <b>Duke Snider, L</b> (7, PH) <small>OBP: 0.330, SLG: 0.305</small> <b>Ed Roebuck, R</b> (7, 1) <small>OBP: 1.000, SLG: 1.000</small> <b>Rube Walker, L</b> (9, PH) <small>OBP: 0.233, SLG: 0.263</small>			0-0 			1-0 		0-0 	1-1 	2 0 0 0 0 0 0 1 0 0 0 0 0 1 0 0 0 0 0 0 0 1 0 0 0 0 0 1		
<b>Inning Stats</b>	R: 0 H: 0 E: 0 LOB: 0 K: 0 BB: 0 S: 3 P: 4	R: 0 H: 1 E: 1 LOB: 2 K: 0 BB: 0 S: 10 P: 15	R: 0 H: 1 E: 0 LOB: 1 K: 0 BB: 0 S: 10 P: 14	R: 0 H: 1 E: 0 LOB: 0 K: 0 BB: 0 S: 5 P: 8	R: 0 H: 0 E: 0 LOB: 0 K: 0 BB: 0 S: 6 P: 8	R: 0 H: 1 E: 0 LOB: 1 K: 0 BB: 0 S: 6 P: 8	R: 1 H: 2 E: 0 LOB: 1 K: 0 BB: 1 S: 8 P: 14	R: 0 H: 2 E: 0 LOB: 3 K: 1 BB: 1 S: 13 P: 21	R: 0 H: 0 E: 0 LOB: 1 K: 0 BB: 1 S: 12 P: 20	1B: 6 SF: 0 2B: 1 SAC: 0 3B: 0 DP: 2 HR: 1 HBP: 0	WP: 0 PA: 37 PB: 0 SB: 0 CS: 0	
<b>PITCHER</b> <b>Bob Purkey, R</b> (1, 1) <small>ERA: 3.55</small> <b>Hal Jeffcoat, R</b> (8, 1) <small>ERA: 1.25</small>	IP WLS BF H R ER SO BB IBB HBP BLK WP HR S P ERA WHIP											<b>PITCHER</b> IP WLS BF H R ER SO BB IBB HBP BLK WP HR S P ERA WHIP

**Los Angeles Dodgers @ Cincinnati Redlegs**  
 Crosley Field, Cincinnati, OH  
 Fri May 23 1958, 7:05 PM EDT  
 Att. 13,399 - Unknown

AB	34
R	1
H	8
RBI	1
BB	3
SO	1
LOB	23



Batter	1	2	3	4	5	6	7	8	9	AB	R	H	RBI	BB	SO	LOB
Johnny Temple, R OBP: 0.423, SLG: 0.380 (1, 4)	4-2 1B BB		0-1 F4		0-2 E3 2B SF7 1B	0-0 6-3				3	1	1	0	1	0	1
Pete Whisenant, R OBP: 0.444, SLG: 0.483 (1, 9)	0-0 1-2 1B		4-1 WP BB		0-1 SF7 1-3 2-H 2B 1B		4-1 FC3-6 BB			2	0	2	1	2	0	0
Frank Robinson, R OBP: 0.354, SLG: 0.416 (1, 7)	1-1 F9		4-2 1-2 BB		1-2 5-3		1-0 FC3-6 1-2f			3	0	0	0	1	0	5
George Crowe, L OBP: 0.393, SLG: 0.544 (1, 3)	1-1 F8		3-3 K		1-0 SF7		3-3 K			3	0	0	1	0	2	5
Don Hoak, R OBP: 0.360, SLG: 0.479 (1, 5)	0-2 F8			1-2 CS 1B	0-0 F9		1-2 F4			4	0	1	0	0	0	4
Ed Bailey, L OBP: 0.323, SLG: 0.430 (1, 2)		2-3 K		3-2 F8		0-0 HR		3-3 K		4	1	1	1	0	2	1
Gus Bell, L OBP: 0.252, SLG: 0.284 (1, 8)		2-2 5-3		2-1 F6 1-2		0-0 5-3		2-1 4-3		4	0	0	0	0	0	1
Alex Grammas, R OBP: 0.308, SLG: 0.462 (1, 6)		3-3 K			3-2 1B SH E 1B	0-0 2B		0-1 2B		4	1	3	0	0	1	0
Bob Purkey, R OBP: 0.091, SLG: 0.136 Hal Jeffcoat, R OBP: 0.750, SLG: 0.750 (1, 1) (8, 1)			0-3 K		0-0 SH E 2B	0-0 1-3		1-3 K		2	1	0	0	0	1	1
										1	0	0	0	0	1	1

Inning Stats	R: 0	H: 1	E: 0	K: 0	S: 12	LOB: 2	BB: 1	P: 18	R: 0	H: 0	E: 0	K: 2	S: 10	LOB: 0	BB: 0	P: 17	R: 0	H: 0	E: 0	K: 2	S: 11	LOB: 2	BB: 2	P: 22	R: 0	H: 1	E: 0	K: 0	S: 8	LOB: 0	BB: 0	P: 14	R: 3	H: 3	E: 1	K: 0	S: 16	LOB: 1	BB: 0	P: 21	R: 1	H: 2	E: 0	K: 0	S: 5	LOB: 1	BB: 0	P: 5	R: 0	H: 0	E: 0	K: 1	S: 8	LOB: 1	BB: 1	P: 17	R: 0	H: 1	E: 0	K: 2	S: 10	LOB: 1	BB: 0	P: 16
--------------	------	------	------	------	-------	--------	-------	-------	------	------	------	------	-------	--------	-------	-------	------	------	------	------	-------	--------	-------	-------	------	------	------	------	------	--------	-------	-------	------	------	------	------	-------	--------	-------	-------	------	------	------	------	------	--------	-------	------	------	------	------	------	------	--------	-------	-------	------	------	------	------	-------	--------	-------	-------

PITCHER	IP	WLS	BF	H	R	ER	SO	BB	IBB	HBP	BLK	WP	HR	S	P	ERA	WHIP
Johnny Podres, L ERA: 3.91 (1, 1)	6.0	L	28	7	4	4	4	3	0	0	0	1	1	62	97	6.00	1.667
Ed Roebuck, R ERA: 2.89 (7, 1)	2.0		8	1	0	0	3	1	0	0	0	0	0	18	33	0.00	1.000

**BOTTOM**

**Los Angeles Dodgers @ Cincinnati Redlegs**  
Crosley Field, Cincinnati, OH

Fri May 23 1958, 7:05 PM EDT  
Att. 13,399 - Unknown

AB	30
R	4
H	8
RBI	3
BB	4
SO	7
LOB	19



WP	PA	ERA	WHIP
1	36		

# Los Angeles Dodgers @ Cincinnati Redlegs

Crosley Field, Cincinnati, OH

Sat May 24 1958, 3:33 AM EDT

Att. 8,222 - Unknown

livebaseballscorecards.com

AB	32
R	4
H	8
RBI	4
BB	4
SO	4
LOB	13



Batter	1	2	3	4	5	6	7	8	9	AB R H RBI BB SO LOB
Jim Gilliam, S (1, 5) OBP: 0.395, SLG: 0.444	1-2 SF8 3B	0-0 F9			2-1 F7		1-0 6-3		1-0 4-3	5 1 1 0 0 0 3
John Roseboro, L (1, 2) OBP: 0.378, SLG: 0.524	1-3 K		2-0 F9			1-2 HR	0-0 1B			4 1 2 1 0 1 1
Elmer Valo, L (1, 7) OBP: 0.276, SLG: 0.346	2-0 SF8		1-0 F7			2-2 HR 1B	1-0 L9			3 1 1 1 0 0 1
Carl Furillo, R (1, 9) OBP: 0.341, SLG: 0.525	1-2 3-H 2B		1-0 F7			1-0 1B HR		1-2 6-3		4 1 2 2 0 0 0
Charlie Neal, R (1, 4) OBP: 0.324, SLG: 0.459	0-2 F9			1-0 F4		4-1 BB G6-4-3		1-0 L8		3 0 0 0 1 0 1
Gil Hodges, R (1, 3) OBP: 0.327, SLG: 0.386		0-0 L5		4-1 BB CS		1-1 G6-4-3 1-2f		1-2 F7		3 0 0 0 1 0 1
Gino Cimoli, R (1, 8) OBP: 0.302, SLG: 0.413		4-1 BB BB		3-1 F8 1-2		2-0 2B		0-2 FC6-4 1B		3 0 2 0 1 0 1
Don Zimmer, R (1, 6) OBP: 0.330, SLG: 0.366		4-2 1-2 BB			0-0 5-3	1-3 K		1-2 FC6-4 1-2f		3 0 0 0 1 1 2
Don Newcombe, L (1, 1) OBP: 0.500, SLG: 0.333 Sandy Koufax, R (5, 1) OBP: 0.167, SLG: 0.167 Ed Roebuck, R (5, 1) OBP: 1.000, SLG: 1.000 Norm Larker, L (7, PH) OBP: 0.285, SLG: 0.214 Clem Labine, R (7, 1) Duke Snider, L (9, PH) OBP: 0.326, SLG: 0.301		2-2 F8			2-3 K		1-2 1-3		1-3 K	2 0 0 0 0 0 1 2 0 0 0 0 0 0 0 0 0 0 0 0 0 0 0 0 1 0 0 0 0 0 0 0 0 0 0 0 0 0 0 0 1 0 0 0 0 0 1 1

Inning Stats	R: 1	H: 2	E: 0	K: 1	S: 15	P: 20	R: 0	H: 0	E: 0	K: 0	S: 8	P: 18	R: 0	H: 0	E: 0	K: 0	S: 3	P: 7	R: 0	H: 0	E: 0	K: 1	S: 6	P: 10	R: 3	H: 4	E: 0	K: 1	S: 14	P: 26	R: 0	H: 1	E: 0	K: 0	S: 6	P: 9	R: 0	H: 0	E: 0	K: 0	S: 7	P: 10	R: 0	H: 1	E: 0	K: 1	S: 11	P: 14	1B: 3	2B: 2	3B: 1	HR: 2	SF: 1	SAC: 0	DP: 1	HBP: 0	WP: 0	PB: 0	SB: 0	CS: 1	PA: 37
--------------	------	------	------	------	-------	-------	------	------	------	------	------	-------	------	------	------	------	------	------	------	------	------	------	------	-------	------	------	------	------	-------	-------	------	------	------	------	------	------	------	------	------	------	------	-------	------	------	------	------	-------	-------	-------	-------	-------	-------	-------	--------	-------	--------	-------	-------	-------	-------	--------

PITCHER	IP	WLS	BF	H	R	ER	SO	BB	IBB	HBP	BLK	WP	HR	S	P	ERA	WHIP
Johnny Klippstein, R (1, 1) ERA: 4.44	5.0	W	22	5	4	4	2	3	0	0	0	0	2	43	78	7.20	1.600
Brooks Lawrence, R (6, 1) ERA: 4.43	4.0	S	15	3	0	0	2	1	0	0	0	0	0	31	48	0.00	1.000



Batter	1	2	3	4	5	6	7	8	9	AB	R	H	RBI	BB	SO	LOB
--------	---	---	---	---	---	---	---	---	---	----	---	---	-----	----	----	-----

<b>Johnny Temple, R</b> <small>(1, 4) OBP: 0.410, SLG: 0.366</small>										4	0	0	0	0	1	3
<b>Jerry Lynch, L</b> <small>(1, 9) OBP: 0.417, SLG: 0.583</small> <b>Eddie Miksis, R</b> <small>(9, 9) OBP: 0.333, SLG: 0.333</small>										4	1	4	2	0	0	0
<b>Frank Robinson, R</b> <small>(1, 7) OBP: 0.359, SLG: 0.419</small>										4	0	2	1	0	0	2
<b>George Crowe, L</b> <small>(1, 3) OBP: 0.398, SLG: 0.537</small>										3	0	1	0	1	0	0
<b>Ed Bailey, L</b> <small>(1, 2) OBP: 0.320, SLG: 0.415</small>										3	0	0	1	1	0	2
<b>Don Hoak, R</b> <small>(1, 5) OBP: 0.349, SLG: 0.463</small>										4	0	0	0	0	0	3
<b>Gus Bell, L</b> <small>(1, 8) OBP: 0.268, SLG: 0.268</small>										2	2	1	0	2	0	0
<b>Alex Grammas, R</b> <small>(1, 6) OBP: 0.313, SLG: 0.438</small> <b>Bob Thurman, L</b> <small>(8, PH) OBP: 0.300, SLG: 0.294</small> <b>Roy McMillan, R</b> <small>(9, 6) OBP: 0.205, SLG: 0.114</small>										3	1	1	0	0	0	1
<b>Johnny Klippstein, R</b> <small>(1, 1) OBP: 0.200, SLG: 0.200</small> <b>Brooks Lawrence, R</b> <small>(6, 1) OBP: 0.286, SLG: 0.182</small>										1	1	1	1	0	0	0

Inning Stats	R: 0	H: 1	E: 0	LOB: 0	K: 0	P: 10	R: 0	H: 0	E: 0	LOB: 0	K: 0	P: 10	R: 2	H: 2	E: 0	LOB: 1	K: 1	P: 27	R: 0	H: 0	E: 0	LOB: 0	K: 0	P: 8	R: 3	H: 3	E: 0	LOB: 3	K: 0	P: 26	R: 0	H: 0	E: 0	LOB: 0	K: 0	P: 13	R: 0	H: 3	E: 0	LOB: 2	K: 0	P: 19	R: 0	H: 1	E: 0	LOB: 0	K: 0	P: 4
	S: 6	BB: 10	S: 6	BB: 10	S: 16	P: 27	S: 5	P: 8	S: 13	P: 26	S: 12	P: 19	S: 4	P: 4																																		

PITCHER	IP	WLS	BF	H	R	ER	SO	BB	IBB	HBP	BLK	WP	HR	S	P	ERA	WHIP
<b>Don Newcombe, R</b> <small>(1, 1) ERA: 8.71</small>	4.2	L	21	6	5	5	1	2	0	0	0	0	0	40	66	9.64	1.714
<b>Sandy Koufax, L</b> <small>(5, 1) ERA: 4.05</small>	0.0		2	0	0	0	0	2	0	0	0	0	0	3	11	∞	∞
<b>Ed Roebuck, R</b> <small>(5, 1) ERA: 2.7</small>	1.1		4	0	0	0	0	0	0	0	0	0	0	12	17	0.00	0.000
<b>Clem Labine, R</b> <small>(7, 1) ERA: 4.28</small>	2.0		8	4	0	0	0	0	0	0	0	0	0	16	23	0.00	2.000

**BOTTOM**

**Los Angeles Dodgers @ Cincinnati Redlegs**  
 Crosley Field, Cincinnati, OH  
 Sat May 24 1958, 3:33 AM EDT  
 Att. 8,222 - Unknown

livebaseballscorecards.com

<b>AB</b>	<b>30</b>
<b>R</b>	<b>5</b>
<b>H</b>	<b>10</b>
<b>RBI</b>	<b>5</b>
<b>BB</b>	<b>4</b>
<b>SO</b>	<b>1</b>
<b>LOB</b>	<b>12</b>



1B: 9	SF: 0	WP: 0	PA: 35
2B: 1	SAC: 1	PB: 0	
3B: 0	DP: 2	SB: 0	
HR: 0	HBP: 0	CS: 0	

PITCHER	IP	WLS	BF	H	R	ER	SO	BB	IBB	HBP	BLK	WP	HR	S	P	ERA	WHIP
<b>Don Newcombe, R</b> <small>(1, 1) ERA: 8.71</small>	4.2	L	21	6	5	5	1	2	0	0	0	0	0	40	66	9.64	1.714
<b>Sandy Koufax, L</b> <small>(5, 1) ERA: 4.05</small>	0.0		2	0	0	0	0	2	0	0	0	0	0	3	11	∞	∞
<b>Ed Roebuck, R</b> <small>(5, 1) ERA: 2.7</small>	1.1		4	0	0	0	0	0	0	0	0	0	0	12	17	0.00	0.000
<b>Clem Labine, R</b> <small>(7, 1) ERA: 4.28</small>	2.0		8	4	0	0	0	0	0	0	0	0	0	16	23	0.00	2.000

Batter	1	2	3	4	5	6	7	8	9	AB R H RBI BB SO LOB	TOP
<b>Jim Gilliam, S</b> (1, 5) OBP: 0.395, SLG: 0.450 C B F X	1-2 4-3 ①		2-2 2B C C B B X		1-2 3-1 ① C C B B X		0-1 1B F X		2-1 G3 ③ B F B X	5 0 2 0 0 0 1	<b>Los Angeles Dodgers @ Philadelphia Phillies</b> <b>Connie Mack Stadium, Philadelphia, PA</b> Mon May 26 1958, 7:05 PM EDT Att. 12,807 - Unknown
<b>John Roseboro, L</b> (1, 2) OBP: 0.359, SLG: 0.493 X	0-0 F5 ②		1-3 K ② C C B S		2-2 F7 ② B C B F F B X		0-0 F8 ③		4 0 0 0 0 1 2		
<b>Elmer Valo, L</b> (1, 7) OBP: 0.242, SLG: 0.300 (8, 9) (9, 7) B F B X	2-1 F4 ③		1-3 K ③ B F F S		1-1 F9 ③ B C C X			1-2 F9 ① C B C C B B X	4 0 0 0 0 1 1		
<b>Carl Furillo, R</b> (1, 9) OBP: 0.337, SLG: 0.506 (8, 7) (9, 9)		4-0 FC6-4 1B BB B B B B		3-3 K ① B C C C C B		0-0 5-3 ① X		3-2 6-3 ② C B B B B X	3 0 0 0 1 1 0		
<b>Charlie Neal, R</b> (1, 4) OBP: 0.329, SLG: 0.456 B X	1-0 FC6-4 1B 1-2		0-0 5-3 ② X		2-2 6-3 ② B S F F B X		4-1 BB B C B B B	3 0 1 0 1 0 0			
<b>Gil Hodges, R</b> (1, 3) OBP: 0.331, SLG: 0.381 B C B B X	2-2 FC6-4 S 1-2f 2-3 ①		4-0 1B 2B BB B B B B		4-1 BB B B C B B		1-3 K ③ B C C C B	2 1 0 0 2 1 3			
<b>Gino Cimoli, R</b> (1, 8) OBP: 0.301, SLG: 0.408 C B B B B X	3-3 K ② S F F B B B X		1-2 2B 1B 1-2 S F F B X		0-2 F8 ③ S S X		0-1 G3 ① F X	4 1 1 0 0 1 3			
<b>Don Zimmer, R</b> (1, 6) OBP: 0.336, SLG: 0.381 C B X	1-1 F8 ③		2-2 2B 1-H 2-H B F F B X		1-0 5-3 ① B X		0-1 SH2-4 1B S X	4 0 2 2 0 0 2			
<b>Carl Erskine, R</b> (1, 1) OBP: 0.056, SLG: 0.056 X	0-0 5-3 ①		0-3 K ③ C F C S		0-3 K ② S F S		0-0 SH2-4 ② X	3 0 0 0 0 2 1			
<b>Inning Stats</b>	R: 0 H: 0 E: 0 LOB: 0 K: 0 BB: 0 S: 6 P: 9	R: 0 H: 1 E: 0 LOB: 2 K: 1 BB: 1 S: 9 P: 20	R: 0 H: 1 E: 0 LOB: 1 K: 2 BB: 0 S: 10 P: 14	R: 2 H: 2 E: 0 LOB: 1 K: 2 BB: 1 S: 14 P: 24	R: 0 H: 0 E: 0 LOB: 0 K: 0 BB: 0 S: 10 P: 14	R: 0 H: 0 E: 0 LOB: 1 K: 0 BB: 1 S: 9 P: 15	R: 0 H: 1 E: 0 LOB: 1 K: 1 BB: 0 S: 7 P: 8	R: 0 H: 0 E: 0 LOB: 1 K: 1 BB: 1 S: 10 P: 19	R: 0 H: 1 E: 0 LOB: 1 K: 0 BB: 0 S: 7 P: 9	1B: 4 SF: 0 2B: 2 SAC: 1 3B: 0 DP: 0 HR: 0 HBP: 0	WP: 0 PA: 37 PB: 0 SB: 1 CS: 0
<b>PITCHER</b> <b>Robin Roberts, R</b> (1, 1) ERA: 2.85	IP WLS BF H R ER SO BB IBB HBP BLK WP HR S P ERA WHIP 9.0 L 37 6 2 2 7 4 0 0 0 0 0 0 82 132 2.00 1.111										

livebaseballscorecards.com

AB	32
R	2
H	6
RBI	2
BB	4
SO	7
LOB	13



Batter	1	2	3	4	5	6	7	8	9	AB R H RBI BB SO LOB
--------	---	---	---	---	---	---	---	---	---	----------------------

<b>Richie Ashburn, L</b> (1, 8) OBP: 0.434, SLG: 0.408 F X	0-2 3-1		3-2 F7			4-1 1B BB		0-0 SF8		2 0 0 1 1 0 0
<b>Chuck Essegian, R</b> (1, 7) OBP: 0.337, SLG: 0.463 C F B C	1-3 K			2-0 5-3		3-2 1B G4-6-3		2-0 5-3		4 0 1 0 0 1 1
<b>Harry Anderson, L</b> (1, 3) OBP: 0.372, SLG: 0.450 B B B B	4-0 BB			4-2 BB		1-2 G4-6-3 1-2f		0-1 L9		2 0 0 0 2 0 2
<b>Rip Repulski, R</b> (1, 9) OBP: 0.306, SLG: 0.575 B X	1-0 1-3			0-1 F8		2-3 K		2-1 F8		4 0 0 0 0 1 2
<b>Granny Hamner, R</b> (1, 4) OBP: 0.340, SLG: 0.444 <b>Solly Hemus, L</b> (2, PH) OBP: 0.393, SLG: 0.304 (3, 4)		1-3 K		1-0 F4		1-2 6-3		0-0 F8		0 0 0 0 0 0 0 4 0 0 0 0 1 1
<b>Stan Lopata, R</b> (1, 2) OBP: 0.374, SLG: 0.413		3-2 5-3		3-2 2-3		1-3 K				3 0 0 0 0 1 0
<b>Willie Jones, R</b> (1, 5) OBP: 0.393, SLG: 0.549		1-2 6-3		0-2 4-3				0-0 SH5-4 SF8 1B		3 1 1 0 0 0 0
<b>Chico Fernandez, R</b> (1, 6) OBP: 0.254, SLG: 0.195 <b>Dave Philley, S</b> (8, PH) OBP: 0.271, SLG: 0.323 <b>Ted Kazanski, R</b> (9, 6) OBP: 0.296, SLG: 0.322			0-0 F2		1-1 F7		4-2 SF8 SH5-4 BB			2 0 0 0 0 0 0 0 0 0 0 1 0 0 0 0 0 0 0 0 0
<b>Robin Roberts, S</b> (1, 1) OBP: 0.310, SLG: 0.308			1-0 F7			0-0 F7		0-0 SH5-4		2 0 0 0 0 0 0

Inning Stats	R: 0 E: 0 K: 1 S: 7	H: 0 LOB: 1 BB: 1 P: 13	R: 0 E: 0 K: 1 S: 9	H: 0 LOB: 0 BB: 0 P: 14	R: 0 E: 0 K: 0 S: 5	H: 0 LOB: 0 BB: 0 P: 9	R: 0 E: 0 K: 0 S: 6	H: 0 LOB: 1 BB: 1 P: 13	R: 0 E: 0 K: 0 S: 9	H: 0 LOB: 0 BB: 0 P: 13	R: 0 E: 0 K: 0 S: 8	H: 1 LOB: 1 BB: 1 P: 16	R: 0 E: 0 K: 2 S: 12	H: 0 LOB: 0 BB: 0 P: 16	R: 1 E: 0 K: 0 S: 7	H: 1 LOB: 1 BB: 1 P: 13	R: 0 E: 0 K: 0 S: 5	H: 0 LOB: 0 BB: 0 P: 7	1B: 2 2B: 0 3B: 0 HR: 0	SF: 1 SAC: 1 DP: 1 HBP: 0
--------------	------------------------------	----------------------------------	------------------------------	----------------------------------	------------------------------	---------------------------------	------------------------------	----------------------------------	------------------------------	----------------------------------	------------------------------	----------------------------------	-------------------------------	----------------------------------	------------------------------	----------------------------------	------------------------------	---------------------------------	----------------------------------	------------------------------------

PITCHER	IP	WLS	BF	H	R	ER	SO	BB	IBB	HBP	BLK	WP	HR	S	P	ERA	WHIP
<b>Carl Erskine, R</b> (1, 1) ERA: 4.26	9.0	W	32	2	1	1	4	4	0	0	0	0	0	68	114	1.00	0.667


**BOTTOM**

Los Angeles Dodgers @ Philadelphia Phillies  
 Connie Mack Stadium, Philadelphia, PA  
 Mon May 26 1958, 7:05 PM EDT  
 Att. 12,807 - Unknown

AB	26
R	1
H	2
RBI	1
BB	4
SO	4
LOB	6



WP	PA	ERA	WHIP
0	32		

Batter	1	2	3	4	5	6	7	8	9	AB R H RBI BB SO LOB	TOP	
<b>Jim Gilliam, S</b> (1, 5) OBP: 0.385, SLG: 0.437 C B B B B X	3-2 F9 ①		2-1 F9 ③		2-2 FC3-6 1-2f 3-H ②			1-1 F9 ②		4 0 0 1 0 0 1	<b>Los Angeles Dodgers @ Pittsburgh Pirates</b> Forbes Field, Pittsburgh, PA Tue May 27 1958, 7:05 PM EDT Att: 15,705 - Unknown  livebaseballscorecards.com	
<b>John Roseboro, L</b> (1, 2) OBP: 0.366, SLG: 0.521 B B F B F X	3-2 F9 ②			2-1 SF8 3B ①	0-0 L1-3 ③			3-2 1B ③		4 1 2 0 0 0 1		
<b>Duke Snider, L</b> (1, 8) OBP: 0.313, SLG: 0.291 F X	0-1 F7 ③			2-0 SF8 3-H ②		3-1 G3 ①		2-2 F8 ③		3 0 0 1 0 0 1		
<b>Carl Furillo, R</b> (1, 9) OBP: 0.323, SLG: 0.483 B C B B X		2-1 L9 ①		0-0 F7 ②		1-0 F8 ②		1-3 K ①		4 0 0 0 0 1 0		
<b>Elmer Valo, L</b> (1, 7) OBP: 0.243, SLG: 0.294 <b>Joe Pignatano, R</b> (9, PR) OBP: 0.276, SLG: 0.167 B B X		2-0 4-3 ②		0-1 L1-3 ③		2-1 L5 ③		0-0 BB 1B 1B ①		4 0 1 0 0 0 0 0 0 0 0 0 0 0		
<b>Gil Hodges, R</b> (1, 3) OBP: 0.342, SLG: 0.387 B B C C B B		4-1 BB ①			0-0 1B 1B ①		0-0 F4 ①		0-2 BB 1B ①			3 1 2 0 1 0 0
<b>Charlie Neal, R</b> (1, 4) OBP: 0.333, SLG: 0.453 X	0-0 F4 ③			1-2 1B FC3-6 1B ①		0-1 F9 ②		4-1 BB 1B ①		3 1 1 0 1 0 1		
<b>Don Zimmer, R</b> (1, 6) OBP: 0.333, SLG: 0.376 B C C C B B B X			3-3 K ①		0-0 FC3-6 1B 1-3 2-H ①		0-2 L1-3 ③		0-0 F2 ②			4 0 1 1 0 1 3
<b>Don Drysdale, R</b> (1, 1) OBP: 0.100, SLG: 0.300 <b>Ed Roebuck, R</b> (5, 1) OBP: 1.000, SLG: 1.000 <b>Norm Larker, L</b> (8, PH) OBP: 0.260, SLG: 0.209 <b>Fred Kipp, L</b> (8, 1) OBP: 0.333, SLG: 0.375 <b>Randy Jackson, R</b> (9, PH) OBP: 0.273, SLG: 0.317 S X		0-1 5-3 ②		1-3 K ①			0-0 F9 ①	2-1 5-3 ③		2 0 0 0 0 1 2 0 0 0 0 0 0 0 1 0 0 0 0 0 0 0 0 0 0 0 0 0 1 0 0 0 0 0 3		
<b>Inning Stats</b>	R: 0 H: 0 E: 0 LOB: 0 K: 0 BB: 0 S: 9 P: 15	R: 0 H: 0 E: 0 LOB: 1 K: 0 BB: 1 S: 5 P: 13	R: 0 H: 0 E: 0 LOB: 0 K: 1 BB: 0 S: 7 P: 12	R: 1 H: 1 E: 0 LOB: 0 K: 0 BB: 0 S: 6 P: 10	R: 2 H: 3 E: 0 LOB: 1 K: 1 BB: 0 S: 12 P: 16	R: 0 H: 0 E: 0 LOB: 0 K: 0 BB: 0 S: 5 P: 11	R: 0 H: 0 E: 0 LOB: 0 K: 0 BB: 0 S: 6 P: 6	R: 0 H: 1 E: 0 LOB: 1 K: 0 BB: 0 S: 10 P: 16	R: 0 H: 2 E: 0 LOB: 3 K: 1 BB: 1 S: 11 P: 18	1B: 6 SF: 1 2B: 0 SAC: 0 3B: 1 DP: 0 HR: 0 HBP: 0	WP: 0 PA: 36 PB: 0 SB: 0 CS: 0	
<b>PITCHER</b> <b>Ron Kline, R</b> (1, 1) ERA: 2.81 <b>Ron Blackburn, R</b> (9, 1) ERA: 2.22	IP WLS BF H R ER SO BB IBB HBP BLK WP HR S P ERA WHIP 8.1 W 33 7 3 3 3 1 0 0 0 0 0 0 67 107 3.24 0.960 0.2 S 3 0 0 0 0 1 0 0 0 0 0 0 4 10 0.00 1.500	<b>PITCHER</b> IP WLS BF H R ER SO BB IBB HBP BLK WP HR S P ERA WHIP										

Batter	1	2	3	4	5	6	7	8	9
Bill Virdon, L OBP: 0.344, SLG: 0.372 (1, 8)	1-2 4-3		4-2 BB		1-2 WP 3B	0-0 F7		2-2 F8	
Bob Skinner, L OBP: 0.413, SLG: 0.490 (1, 7)	2-0 E3 FC5-4		1-2 F6		2-2 HR	3-1 6-3			
Dick Groat, R OBP: 0.324, SLG: 0.445 (1, 6)	0-1 FC5-4 1-2f			0-0 2B	2-2 1B 3B		0-1 F8		
Ted Kluszewski, L OBP: 0.331, SLG: 0.387 (1, 3)	1-2 4-3			0-0 2B	2-0 1-3		0-1 F7		
R C Stevens, R OBP: 0.349, SLG: 0.725 (8, 3)									
Frank Thomas, R OBP: 0.360, SLG: 0.654 (1, 5)		2-2 5-3		0-1 2B	0-1 1B		0-0 FC6-4 1B		
Roberto Clemente, R OBP: 0.333, SLG: 0.407 (1, 9)		0-1 F3		3-2 5-3	0-1 FC6 1B		2-2 FC6-4 1-2f		
Bill Mazerowski, R OBP: 0.342, SLG: 0.489 (1, 4)		2-2 F7		0-0 E5	0-1 F2		0-0 F3		
Danny Kravitz, L OBP: 0.353, SLG: 0.300 (1, 2)			0-1 F7	0-0 F8	1-0 FC6 1-2f		1-0 SH2-4 1B		
Ron Kline, R OBP: 0.160, SLG: 0.091 (1, 1)			0-0 L9	1-0 L8		1-3 K	0-0 SH2-4		
Ron Blackburn, R OBP: 0.500, SLG: 1.000 (9, 1)									

Inning Stats	R: 0	H: 0	E: 1	K: 0	S: 9	LOB: 1	BB: 0	P: 13	R: 0	H: 0	E: 0	K: 0	S: 10	LOB: 0	BB: 0	P: 14	R: 0	H: 0	E: 0	K: 0	S: 8	LOB: 1	BB: 1	P: 13	R: 2	H: 3	E: 1	K: 0	S: 10	LOB: 2	BB: 0	P: 14	R: 3	H: 5	E: 0	K: 1	S: 17	LOB: 2	BB: 0	P: 25	R: 0	H: 0	E: 0	K: 1	S: 6	LOB: 0	BB: 0	P: 10	R: 0	H: 1	E: 0	K: 0	S: 9	LOB: 1	BB: 0	P: 11	R: 0	H: 1	E: 0	K: 0	S: 6	LOB: 1	BB: 0	P: 9
--------------	------	------	------	------	------	--------	-------	-------	------	------	------	------	-------	--------	-------	-------	------	------	------	------	------	--------	-------	-------	------	------	------	------	-------	--------	-------	-------	------	------	------	------	-------	--------	-------	-------	------	------	------	------	------	--------	-------	-------	------	------	------	------	------	--------	-------	-------	------	------	------	------	------	--------	-------	------

PITCHER	IP	WLS	BF	H	R	ER	SO	BB	IBB	HBP	BLK	WP	HR	S	P	ERA	WHIP
Don Drysdale, R ERA: 6.6 (1, 1)	4.0	L	20	5	4	4	0	1	0	0	0	1	1	43	63	9.00	1.500
Ed Roebuck, R ERA: 2.74 (5, 1)	3.0		13	4	1	1	1	0	0	0	0	0	0	26	37	3.00	1.333
Fred Kipp, L ERA: 6.12 (8, 1)	1.0		4	1	0	0	0	0	0	0	0	0	0	6	9	0.00	1.000

**BOTTOM**

**Los Angeles Dodgers @ Pittsburgh Pirates**  
 Forbes Field, Pittsburgh, PA  
 Tue May 27 1958, 7:05 PM EDT  
 Att. 15,705 - Unknown

AB	R	H	RBI	BB	SO	LOB
4	1	1	0	1	0	1
4	1	1	1	0	0	1
4	2	2	0	0	0	1
4	1	1	1	0	0	2
0	0	0	0	0	0	0
4	0	3	2	0	0	0
4	0	1	0	0	0	2
4	0	0	0	0	0	3
4	0	1	0	0	0	4
3	0	0	0	0	1	2
0	0	0	0	0	0	0

AB	35
R	5
H	10
RBI	4
BB	1
SO	1
LOB	16



WP	PA	1B	2B	3B	HR	SF	SAC	DP	HBP	CS
1	37	4	3	2	1	0	1	0	0	0

Batter	1	2	3	4	5	6	7	8	9	AB R H RBI BB SO LOB	TOP	
<b>Jim Gilliam, S</b> (1, 7) <small>OBP: 0.391, SLG: 0.443</small>	0-0 		3-2 <b>L3</b> <small>1B</small>	1-2 			0-1 		1-0 <b>F8</b> <small>1B</small>	5 2 3 2 0 0 0	<b>Los Angeles Dodgers @ Pittsburgh Pirates</b> Forbes Field, Pittsburgh, PA Wed May 28 1958, 7:05 PM EDT Att. 14,320 - Unknown  <a href="http://livebaseballscorecards.com">livebaseballscorecards.com</a>  <b>AB 37</b> <b>R 7</b> <b>H 12</b> <b>RBI 7</b> <b>BB 1</b> <b>SO 5</b> <b>LOB 10</b>  	
<b>John Roseboro, L</b> (1, 2) <small>OBP: 0.372, SLG: 0.533</small> <b>Rube Walker, L</b> (7, 2) <small>OBP: 0.227, SLG: 0.256</small>	1-1 		2-1 <b>F5</b> <small>1B</small>			1-3 		1-0 	3-2 <b>F7</b> <small>1B</small>	4 1 2 0 0 1 0 1 0 0 0 0 0 0		
<b>Duke Snider, L</b> (1, 8) <small>OBP: 0.311, SLG: 0.289</small>	1-0 <b>6-3</b> <small>3-H</small>		3-2 <b>4-3</b> <small>1B</small>			1-2 <b>L8</b> <small>1B</small>		0-1 	1-3 	4 0 1 2 0 0 1		
<b>Carl Furillo, R</b> (1, 9) <small>OBP: 0.330, SLG: 0.484</small>	0-0 <b>1-3</b>			2-0 		1-3 <b>K</b>		1-0 	1-2 	4 1 2 1 0 1 1		
<b>Gil Hodges, R</b> (1, 3) <small>OBP: 0.340, SLG: 0.383</small>	0-1 <b>5-3</b>			0-0 		3-2 <b>F7</b>		3-0 <b>F7</b>		4 1 1 0 0 0 3		
<b>Charlie Neal, R</b> (1, 4) <small>OBP: 0.325, SLG: 0.439</small>		0-0 <b>L8</b>		1-2 <b>F3</b>		1-0 <b>L8</b>		0-2 <b>6-3</b>		4 0 0 0 0 0 2		
<b>Dick Gray, R</b> (1, 5) <small>OBP: 0.354, SLG: 0.543</small>		3-2 		1-2 		1-0 <b>F9</b>		0-2 <b>6-3</b>		4 2 2 1 0 0 0		
<b>Don Zimmer, R</b> (1, 6) <small>OBP: 0.339, SLG: 0.375</small>		0-1 		4-0 			0-0 <b>2-3</b>		0-0 <b>5-3</b>	3 0 1 1 1 0 0		
<b>Sandy Koufax, R</b> (1, 1) <small>OBP: 0.100, SLG: 0.100</small>		1-3 <b>K</b>		1-3 <b>K</b>			3-3 <b>K2-3</b>		0-0 <b>6-3</b>	4 0 0 0 0 3 3		
<b>Inning Stats</b>	R: 1 H: 2 E: 0 LOB: 1 K: 0 BB: 0 S: 7 P: 9	R: 1 H: 2 E: 0 LOB: 0 K: 1 BB: 0 S: 9 P: 13	R: 0 H: 0 E: 0 LOB: 0 K: 0 BB: 0 S: 9 P: 17	R: 3 H: 4 E: 0 LOB: 2 K: 1 BB: 1 S: 15 P: 25	R: 0 H: 0 E: 0 LOB: 0 K: 2 BB: 0 S: 10 P: 13	R: 0 H: 0 E: 0 LOB: 0 K: 0 BB: 0 S: 5 P: 10	R: 2 H: 4 E: 0 LOB: 2 K: 1 BB: 0 S: 11 P: 19	R: 0 H: 0 E: 0 LOB: 0 K: 0 BB: 0 S: 7 P: 7	R: 0 H: 0 E: 0 LOB: 0 K: 0 BB: 0 S: 5 P: 9	1B: 10 SF: 0 2B: 2 SAC: 0 3B: 0 DP: 0 HR: 0 HBP: 0	WP: 0 PA: 38 PB: 0 SB: 0 CS: 0	
<b>PITCHER</b> <b>Bob Friend, R</b> (1, 1) <small>ERA: 3.89</small> <b>Bob Smith, L</b> (5, 1) <small>ERA: 3.93</small> <b>Bob Porterfield, R</b> (6, 1) <small>ERA: 5.33</small> <b>Roy Face, R</b> (8, 1) <small>ERA: 6.11</small>	IP WLS BF H R ER SO BB IBB HBP BLK WP HR S P ERA WHIP 4.0 L 19 8 5 5 2 0 0 0 0 0 0 0 40 64 11.25 2.000 1.0 3 0 0 0 2 0 0 0 0 0 0 0 10 13 0.00 0.000 2.0 10 4 2 2 1 0 0 0 0 0 0 0 16 29 9.00 2.000 2.0 6 0 0 0 0 0 0 0 0 0 0 0 12 16 0.00 0.000											<b>PITCHER</b> IP WLS BF H R ER SO BB IBB HBP BLK WP HR S P ERA WHIP

Batter	1	2	3	4	5	6	7	8	9	AB	R	H	RBI	BB	SO	LOB
Bill Virdon, L OBP: 0.340, SLG: 0.362 (1, 8)	0-1 F5		3-2 F5		1-0 F7		4-1 BB		2-1 F7	4	0	0	0	1	0	2
Bob Skinner, L OBP: 0.415, SLG: 0.487 (1, 7)	0-0 F8			3-2 FC4-6 1B		4-2 E 1B BB	3-1 4-3			3	0	1	0	1	0	1
Dick Groat, R OBP: 0.328, SLG: 0.443 (1, 6)	2-0 6-3			1-2 FC4-6 G1-6-3 1-2f		1-2 FC5 E 1B		4-1 1B BB		3	0	1	0	1	0	1
Ted Kluszewski, L OBP: 0.336, SLG: 0.390 (1, 3)		3-1 G5-4-3 1B		2-2 G1-6-3 1-2f		1-2 L7		0-0 1-3 1B		4	0	2	0	0	0	3
Frank Thomas, R OBP: 0.351, SLG: 0.637 (1, 5)		0-1 G5-4-3 1-2f		0-3 K		3-2 F7		2-1 F5		4	0	0	0	0	1	5
Roberto Clemente, R OBP: 0.331, SLG: 0.410 (1, 9)		0-2 2B		1-2 F4		2-2 E6 1-2 2-3		0-1 F2		4	0	1	0	0	0	4
Bill Mazaroski, R OBP: 0.340, SLG: 0.479 (1, 4)		2-1 F9		4-0 CI 1B BB		2-2 FC5 2-3f		0-0 F6		3	1	0	0	1	0	6
Danny Kravitz, L OBP: 0.324, SLG: 0.273 (1, 2)			1-3 K		0-0 CI 1B		1-0 F6		0-3 K	3	0	0	0	0	2	0
Bob Friend, R OBP: 0.176, SLG: 0.067 (1, 1)			3-2 4-3		0-1 1B		2-3 K		1-1 F7	1	0	0	0	0	0	0
Bob Smith, R OBP: 0.167, SLG: 0.200 (5, 1)										0	0	0	0	0	0	0
Gene Friesse, R OBP: 0.182, SLG: 0.182 (5, PH)										1	0	1	1	0	0	0
Bob Porterfield, R OBP: 0.182, SLG: 0.182 (6, 1)										0	0	0	0	0	0	0
Gene Baker, R OBP: 0.250, SLG: 0.214 (7, PH)										1	0	0	0	0	1	0
Roy Face, R OBP: 0.250, SLG: 0.214 (8, 1)										0	0	0	0	0	0	0
Roman Mejias, R OBP: 0.286, SLG: 0.588 (9, PH)										1	0	0	0	0	0	0

**BOTTOM**

**Los Angeles Dodgers @ Pittsburgh Pirates**  
 Forbes Field, Pittsburgh, PA

Wed May 28 1958, 7:05 PM EDT  
 Att. 14,320 - Unknown

livebaseballscorecards.com

<b>AB</b>	<b>32</b>
<b>R</b>	<b>1</b>
<b>H</b>	<b>6</b>
<b>RBI</b>	<b>1</b>
<b>BB</b>	<b>4</b>
<b>SO</b>	<b>4</b>
<b>LOB</b>	<b>22</b>



Inning Stats	R: 0	H: 0	E: 0	K: 0	S: 4	P: 6	R: 0	H: 2	E: 0	K: 0	S: 9	P: 14	R: 0	H: 0	E: 0	K: 1	S: 9	R: 0	H: 1	E: 0	K: 0	S: 12	P: 18	R: 1	H: 1	E: 1	K: 1	S: 10	R: 0	H: 1	E: 1	K: 0	S: 21	P: 34	R: 0	H: 0	E: 0	K: 1	S: 7	R: 0	H: 1	E: 0	K: 0	S: 7	P: 13	R: 0	H: 0	E: 0	K: 1	S: 7	P: 10	1B: 5	SF: 0	2B: 1	SAC: 0	3B: 0	DP: 2	HR: 0	HBP: 0	WP: 0	PA: 37	PB: 0	SB: 0	CS: 0	ERA	WHIP
<b>PITCHER</b> Sandy Koufax, L ERA: 2.79 (1, 1)	IP	WLS	BF	H	R	ER	SO	BB	IBB	HBP	BLK	WP	HR	S	P	ERA	WHIP	IP	WLS	BF	H	R	ER	SO	BB	IBB	HBP	BLK	WP	HR	S	P	ERA	WHIP	IP	WLS	BF	H	R	ER	SO	BB	IBB	HBP	BLK	WP	HR	S	P	ERA	WHIP															

Batter	1	2	3	4	5	6	7	8	9	AB R H RBI BB SO LOB	TOP
<b>Jim Gilliam, S</b> (1, 7) OBP: 0.388, SLG: 0.438 										4 0 1 0 0 0 0	<b>Los Angeles Dodgers @ Chicago Cubs</b> Wrigley Field, Chicago, IL Fri May 30 1958, 3:33 AM CDT Unknown <a href="http://livebaseballscorecards.com">livebaseballscorecards.com</a>
<b>John Roseboro, L</b> (1, 2) OBP: 0.356, SLG: 0.506 										4 1 0 0 0 0 1	
<b>Duke Snider, L</b> (1, 8) OBP: 0.308, SLG: 0.287 										4 0 1 0 0 0 1	
<b>Carl Furillo, R</b> (1, 9) OBP: 0.318, SLG: 0.463 										4 0 0 0 0 0 2	
<b>Gil Hodges, R</b> (1, 3) OBP: 0.337, SLG: 0.400 										4 1 1 1 0 1 0	
<b>Dick Gray, R</b> (1, 5) OBP: 0.373, SLG: 0.568 										4 0 3 0 0 1 0	
<b>Charlie Neal, R</b> (1, 4) OBP: 0.323, SLG: 0.430 										3 0 0 0 1 1 2	
<b>Don Zimmer, R</b> (1, 6) OBP: 0.344, SLG: 0.383 										3 0 1 0 1 1 3	
<b>Johnny Podres, L</b> (1, 1) OBP: 0.174, SLG: 0.182 <b>Ed Roebuck, R</b> (9, 1) OBP: 1.000, SLG: 1.000 										4 0 0 0 0 1 4 0 0 0 0 0 0 0	
<b>Inning Stats</b>	R: 1 H: 1 E: 1 LOB: 0 K: 0 BB: 0 S: 8 P: 12	R: 0 H: 1 E: 0 LOB: 2 K: 1 BB: 1 S: 8 P: 15	R: 0 H: 1 E: 0 LOB: 1 K: 0 BB: 0 S: 9 P: 16	R: 1 H: 2 E: 0 LOB: 1 K: 0 BB: 0 S: 11 P: 17	R: 0 H: 0 E: 0 LOB: 0 K: 0 BB: 0 S: 6 P: 8	R: 0 H: 1 E: 0 LOB: 2 K: 1 BB: 1 S: 11 P: 18	R: 0 H: 0 E: 0 LOB: 0 K: 0 BB: 0 S: 6 P: 8	R: 0 H: 0 E: 0 LOB: 0 K: 1 BB: 0 S: 7 P: 10	R: 0 H: 1 E: 0 LOB: 1 K: 2 BB: 0 S: 9 P: 13	1B: 4 SF: 0 2B: 2 SAC: 0 3B: 0 DP: 0 HR: 1 HBP: 0	WP: 0 PA: 37 PB: 0 SB: 1 CS: 1
<b>PITCHER</b> <b>Moe Drabowsky, R</b> (1, 1) ERA: 3.77 <b>Don Elston, R</b> (9, 1) ERA: 1.9	IP WLS BF H R ER SO BB IBB HBP BLK WP HR S P ERA WHIP 8.0 0 32 6 2 1 3 2 0 0 0 0 1 66 104 1.12 1.000 1.0 1 4 1 0 0 2 0 0 0 0 0 0 9 13 0.00 1.000	<b>PITCHER</b> IP WLS BF H R ER SO BB IBB HBP BLK WP HR S P ERA WHIP									

Los Angeles Dodgers @ Chicago Cubs  
 Wrigley Field, Chicago, IL  
 Fri May 30 1958, 3:33 AM CDT  
 Unknown

AB	34
R	2
H	7
RBI	1
BB	2
SO	5
LOB	13





Batter	1	2	3	4	5	6	7	8	9	AB R H RBI BB SO LOB
<b>Bobby Adams, R</b> OBP: 0.391, SLG: 0.524 (1, 3)	0-1 5-3		0-1 F9			0-0 6-3			1-1 L9	4 0 0 0 0 0 0
<b>Lee Walls, R</b> OBP: 0.374, SLG: 0.581 (1, 9)	1-0 5-3			0-0 G6-3 1B		3-2 1B			2-1 HR	4 1 3 1 0 0 0
<b>Alvin Dark, R</b> OBP: 0.347, SLG: 0.384 (1, 5)	0-0 FC5-4 1B			0-1 G6-3 1-2f		0-1 4-3			0-3 K	4 0 1 0 0 1 2
<b>14 Ernie Banks, R</b> OBP: 0.356, SLG: 0.593 (1, 6)	0-1 FC5-4 1-2f			1-1 2B			3-1 G1-6-3 1B		4-0 2B BB	3 1 2 0 1 0 1
<b>Walt Moryn, L</b> OBP: 0.371, SLG: 0.516 (1, 7)		2-2 G3		2-1 F4			1-0 G1-6-3 1-2f		2-0 1B 2B	4 1 1 1 0 0 2
<b>Bobby Thomson, R</b> OBP: 0.324, SLG: 0.398 <b>Chuck Tanner, L</b> OBP: 0.370, SLG: 0.435 (9, PH)		0-0 L8			1-2 1-3		2-2 5-3		4-0 1B IBB	3 0 0 0 0 0 0 0 0 0 0 1 0 0
<b>Cal Neeman, R</b> OBP: 0.294, SLG: 0.438 <b>Sammy Taylor, L</b> OBP: 0.349, SLG: 0.333 (9, PH)		1-0 4-3			0-3 K			4-2 G6-4-3 BB	1-2 1B	2 0 0 0 1 1 0 1 0 1 1 0 0 0
<b>Tony Taylor, R</b> OBP: 0.262, SLG: 0.189 <b>Jim Bolger, R</b> OBP: 0.345, SLG: 0.462 <b>Don Elston, R</b> OBP: 0.167, SLG: 0.167 (9, 1)			2-3 K		2-2 4-3			0-0 F8		2 0 0 0 0 1 0 1 0 0 0 0 0 1 0 0 0 0 0 0 0
<b>Moe Drabowsky, R</b> OBP: 0.154, SLG: 0.154 <b>Johnny Goryl, R</b> OBP: 0.323, SLG: 0.394 (9, 4)			1-3 K			1-2 5-3		2-1 G6-4-3 1-2f		2 0 0 0 0 1 0 1 0 0 0 0 0 1

Inning Stats	R: 0	H: 1	E: 0	LOB: 1	K: 0	BB: 0	S: 6	R: 0	H: 0	E: 0	LOB: 0	K: 0	BB: 0	S: 6	R: 0	H: 2	E: 0	LOB: 1	K: 1	BB: 0	S: 9	R: 0	H: 1	E: 0	LOB: 1	K: 0	BB: 0	S: 9	R: 0	H: 1	E: 0	LOB: 0	K: 0	BB: 0	S: 7	R: 0	H: 0	E: 0	LOB: 0	K: 0	BB: 1	S: 5	R: 3	H: 3	E: 0	LOB: 2	K: 1	BB: 2	S: 15	1B: 5	SF: 0	2B: 2	SAC: 0	3B: 0	DP: 3	HR: 1	HBP: 0	WP: 0	PA: 34
--------------	------	------	------	--------	------	-------	------	------	------	------	--------	------	-------	------	------	------	------	--------	------	-------	------	------	------	------	--------	------	-------	------	------	------	------	--------	------	-------	------	------	------	------	--------	------	-------	------	------	------	------	--------	------	-------	-------	-------	-------	-------	--------	-------	-------	-------	--------	-------	--------

PITCHER	IP	WLS	BF	H	R	ER	SO	BB	IBB	HBP	BLK	WP	HR	S	P	ERA	WHIP
<b>Johnny Podres, L</b> ERA: 3.79 (1, 1)	8.2	L	32	7	3	3	4	2	0	0	0	0	1	70	108	3.12	1.038
<b>Ed Roebuck, R</b> ERA: 2.74 (9, 1)	0.0		2	1	0	0	0	0	1	0	0	0	0	4	9	∞	∞

**Los Angeles Dodgers @ Chicago Cubs**  
**Wrigley Field, Chicago, IL**  
 Fri May 30 1958, 3:33 AM CDT  
 Unknown

<b>AB</b>	<b>31</b>
<b>R</b>	<b>3</b>
<b>H</b>	<b>8</b>
<b>RBI</b>	<b>3</b>
<b>BB</b>	<b>3</b>
<b>SO</b>	<b>4</b>
<b>LOB</b>	<b>7</b>



Batter	1	2	3	4	5	6	7	8	9	AB R H RBI BB SO LOB	TOP																				
<b>Jim Gilliam, S</b> (1, 7) <small>OBP: 0.388, SLG: 0.432</small>	1-0 	1-1 		4-2 	3-2 	3-2 	0-1 			4 1 1 0 1 0 1																					
<b>Gino Cimoli, R</b> (1, 8) <small>OBP: 0.307, SLG: 0.406</small>	4-2 	3-1 		1-0 		0-1 		1-1 		3 1 1 0 1 0 0																					
<b>Carl Furillo, R</b> (1, 9) <small>OBP: 0.321, SLG: 0.480</small>	0-0 	2-2 		0-3 		1-2 		1-3 		5 2 2 0 0 2 3																					
<b>Gil Hodges, R</b> (1, 3) <small>OBP: 0.351, SLG: 0.436</small>	0-2 	2-2 		1-1 		4-0 		1-0 		4 1 3 3 1 0 2																					
<b>Dick Gray, R</b> (1, 5) <small>OBP: 0.375, SLG: 0.570</small>	1-2 	3-2 		1-2 		1-0 		2-0 		5 1 2 1 0 0 4																					
<b>Charlie Neal, R</b> (1, 4) <small>OBP: 0.331, SLG: 0.446</small>	4-1 		1-3 	0-0 			3-2 		1-2 	4 1 2 0 1 1 2																					
<b>Don Zimmer, R</b> (1, 6) <small>OBP: 0.349, SLG: 0.412</small>	0-1 		0-0 		3-2 		0-0 		2-1 	4 1 2 1 0 0 3																					
<b>Joe Pignatano, R</b> (1, 2) <small>OBP: 0.281, SLG: 0.185</small> <b>Rube Walker, L</b> (7, PH) <small>OBP: 0.222, SLG: 0.256</small>	2-0 		2-1 		1-3 		0-0 		3-2 	3 0 1 1 0 1 1 0 0 0 1 0 0 0																					
<b>Pee Wee Reese, R</b> (9, PH) <small>OBP: 0.319, SLG: 0.410</small> <b>John Roseboro, L</b> (9, 2) <small>OBP: 0.356, SLG: 0.506</small>	1-2 						3-H 		2-1 	1 0 0 0 0 0 1 0 0 0 0 0 0 0																					
<b>Don Newcombe, L</b> (1, 1) <small>OBP: 0.400, SLG: 0.250</small> <b>Don Drysdale, R</b> (4, 1) <small>OBP: 0.091, SLG: 0.273</small> <b>Don Bessent, R</b> (6, 1) <small>OBP: 0.315, SLG: 0.287</small> <b>Duke Snider, L</b> (7, PH) <small>OBP: 0.056, SLG: 0.056</small> <b>Carl Erskine, R</b> (7, PR) <small>OBP: 1.000, SLG: 1.000</small> <b>Ed Rosenberg, R</b> (7, 1) <small>OBP: 0.267, SLG: 0.310</small> <b>Randy Jackson, R</b> (9, PH) <small>OBP: 0.267, SLG: 0.310</small> <b>Sandy Koufax, R</b> (9, 1) <small>OBP: 0.100, SLG: 0.100</small>	2-3 		1-2 		0-0 		4-1 		2-1 	2 0 0 0 0 0 1 2 1 0 0 0 0 0 0 1 0 0 0 0 0 0 0 0 0 0 0 0 0 1 0 0 0 0 0 0 0 0 0 0 0 0 0 0 0 0 0 0 1 0 0 0 0 0 0 1 0 0 0 0 0 0 0 0																					
<b>Inning Stats</b>	R: 4 E: 0 K: 1 S: 17	H: 4 LOB: 2 BB: 2 P: 31	R: 1 E: 1 K: 0 S: 15	H: 2 LOB: 1 BB: 0 P: 26	R: 1 E: 0 K: 1 S: 10	H: 1 LOB: 0 BB: 0 P: 14	R: 1 E: 0 K: 1 S: 12	H: 2 LOB: 2 BB: 1 P: 19	R: 0 E: 0 K: 1 S: 11	H: 1 LOB: 0 BB: 0 P: 18	R: 0 E: 0 K: 0 S: 9	H: 1 LOB: 2 BB: 1 P: 18	R: 1 E: 0 K: 0 S: 11	H: 1 LOB: 1 BB: 1 P: 18	R: 0 E: 0 K: 1 S: 7	H: 1 LOB: 1 BB: 0 P: 12	R: 0 E: 0 K: 0 S: 10	H: 1 LOB: 1 BB: 0 P: 18	1B: 8 2B: 2 3B: 2 HR: 2	SF: 1 SAC: 2 DP: 0 HBP: 0	WP: 0 PB: 0 SB: 1 CS: 1	PA: 46									
<b>PITCHER</b>	IP WLS BF H R ER SO BB IBB HBP BLK WP HR S P ERA WHIP																														
<b>Taylor Phillips, L</b> (1, 1) <small>ERA: 3.14</small>	3.0		18	7	6	6	2	2	0	0	0	0	2	42	71	18.00	3.000														
<b>Dave Hillman, R</b> (4, 1) <small>ERA: 5.63</small>	1.0		6	2	1	1	1	1	0	0	0	0	0	12	19	9.00	3.000														
<b>Dolan Nichols, R</b> (5, 1) <small>ERA: 2.81</small>	2.0		8	2	0	0	1	0	1	0	0	0	0	20	36	0.00	1.000														
<b>Gene Fodge, R</b> (7, 1) <small>ERA: 3.41</small>	2.1		11	3	1	1	1	1	0	0	0	0	0	23	38	3.86	1.714														
<b>Ed Mayer, L</b> (9, 1) <small>ERA: 3.04</small>	0.2	W	2	0	0	0	0	0	0	0	0	0	0	5	10	0.00	0.000														

**Los Angeles Dodgers @ Chicago Cubs**  
 Wrigley Field, Chicago, IL  
 Fri May 30 1958, 3:38 AM CDT  
 Att: 37,799 - Unknown

AB	37
R	8
H	14
RBI	7
BB	5
SO	5
LOB	21





**Los Angeles Dodgers @ Chicago Cubs**  
 Wrigley Field, Chicago, IL  
 Sat May 31 1958, 3:33 AM CDT  
 Att. 16,324 - Unknown

[livebaseballscorecards.com](http://livebaseballscorecards.com)

<b>AB</b>	<b>39</b>
<b>R</b>	<b>9</b>
<b>H</b>	<b>15</b>
<b>RBI</b>	<b>9</b>
<b>BB</b>	<b>4</b>
<b>SO</b>	<b>2</b>
<b>LOB</b>	<b>16</b>



Batter	1	2	3	4	5	6	7	8	9	AB	R	H	RBI	BB	SO	LOB						
<b>Jim Gilliam, S</b> (1, 7) OBP: 0.389, SLG: 0.431	F7		L9	1B	1B			F8		5	1	2	2	0	0	0						
<b>John Roseboro, L</b> (1, 2) OBP: 0.358, SLG: 0.500	BB		3-1	F5				F8		5	0	2	0	0	0	1						
<b>Rube Walker, L</b> (8, 2) OBP: 0.222, SLG: 0.256	1B									0	0	0	0	0	0	0						
<b>Duke Snider, L</b> (1, 8) OBP: 0.345, SLG: 0.351	G6-4-3									3	1	3	2	2	0	0						
<b>Gino Cimoli, R</b> (8, PR) OBP: 0.307, SLG: 0.406	BB		HR	1B				BB		0	0	0	0	0	0	0						
<b>Gil Hodges, R</b> (1, 3) OBP: 0.347, SLG: 0.429	G6-4-3		F4		1B			F2		5	0	1	0	0	0	4						
<b>Dick Gray, R</b> (1, 5) OBP: 0.376, SLG: 0.595			F4					F3		5	2	2	1	0	0	3						
<b>Carl Furillo, R</b> (1, 9) OBP: 0.333, SLG: 0.481			F8	BB	HR	1B		G3		4	2	2	0	0	0	1						
<b>Charlie Neal, R</b> (1, 4) OBP: 0.339, SLG: 0.448			FC1-2	HBP	1B	1B				4	2	2	1	1	0	0						
<b>Don Zimmer, R</b> (1, 6) OBP: 0.353, SLG: 0.434			FC1-2	BB	HR	1B		6-3		4	2	2	1	1	0	0						
<b>Carl Erskine, R</b> (1, 1) OBP: 0.048, SLG: 0.048			F8		HR	1B		6-3		3	1	1	3	1	0	2						
<b>Fred Kipp, L</b> (5, 1) OBP: 0.273, SLG: 0.300			FC1-2		HR	1B		6-3		3	0	0	0	0	2	4						
<b>Inning Stats</b>	R: 0 E: 0 K: 0 S: 7	H: 1 LOB: 1 BB: 1 P: 15	R: 0 E: 0 K: 0 S: 8	H: 0 LOB: 2 BB: 1 P: 13	R: 1 E: 0 K: 0 S: 7	H: 1 LOB: 0 BB: 0 P: 13	R: 5 E: 0 K: 1 S: 17	H: 7 LOB: 2 BB: 0 P: 30	R: 2 E: 0 K: 1 S: 9	H: 4 LOB: 2 BB: 0 P: 12	R: 0 E: 0 K: 0 S: 7	H: 1 LOB: 1 BB: 0 P: 11	R: 0 E: 0 K: 0 S: 7	H: 0 LOB: 0 BB: 0 P: 11	R: 0 E: 0 K: 0 S: 8	H: 0 LOB: 1 BB: 1 P: 16	R: 1 E: 0 K: 0 S: 11	H: 1 LOB: 1 BB: 1 P: 17	1B: 11 2B: 1 3B: 0 HR: 3	SF: 0 SAC: 1 DP: 1 HBP: 1	WP: 0 PB: 0 SB: 0 CS: 0	PA: 45

PITCHER	IP	WLS	BF	H	R	ER	SO	BB	IBB	HBP	BLK	WP	HR	S	P	ERA	WHIP
<b>Glen Hobbie, R</b> (1, 1) ERA: 4.73	3.1	L	19	7	6	6	1	2	0	1	0	0	2	33	58	16.20	2.700
<b>Hersh Freeman, R</b> (4, 1) ERA: 5.95	0.2		4	2	0	0	0	0	0	0	0	0	0	6	13	0.00	3.000
<b>Dolan Nichols, R</b> (5, 1) ERA: 3.18	2.0		10	5	2	2	1	0	0	0	0	0	0	16	23	9.00	2.500
<b>Gene Fodge, R</b> (7, 1) ERA: 3.19	2.0		7	0	0	0	0	1	0	0	0	0	0	15	27	0.00	0.500
<b>Don Elston, R</b> (9, 1) ERA: 2.19	1.0		5	1	1	1	0	1	0	0	0	0	1	11	17	9.00	2.000

PITCHER	IP	WLS	BF	H	R	ER	SO	BB	IBB	HBP	BLK	WP	HR	S	P	ERA	WHIP
<b>Glen Hobbie, R</b> (1, 1) ERA: 4.73	3.1	L	19	7	6	6	1	2	0	1	0	0	2	33	58	16.20	2.700
<b>Hersh Freeman, R</b> (4, 1) ERA: 5.95	0.2		4	2	0	0	0	0	0	0	0	0	0	6	13	0.00	3.000
<b>Dolan Nichols, R</b> (5, 1) ERA: 3.18	2.0		10	5	2	2	1	0	0	0	0	0	0	16	23	9.00	2.500
<b>Gene Fodge, R</b> (7, 1) ERA: 3.19	2.0		7	0	0	0	0	1	0	0	0	0	0	15	27	0.00	0.500
<b>Don Elston, R</b> (9, 1) ERA: 2.19	1.0		5	1	1	1	0	1	0	0	0	0	1	11	17	9.00	2.000

BOTTOM

Los Angeles Dodgers @ Chicago Cubs  
Wrigley Field, Chicago, IL  
Sat May 31 1958, 3:33 AM CDT  
Att. 16,324 - Unknown

AB 37  
R 4  
H 12  
RBI 4  
BB 3  
SO 8  
LOB 22



WP: 0 PA: 42  
PB: 1  
SB: 1  
CS: 1

AB R H RBI BB SO LOB

5 1 2 1 0 0 1

5 0 0 0 0 3 3

5 0 3 0 0 0 1

5 1 3 2 0 0 2

3 0 1 0 2 0 3

3 1 1 0 0 0 3

1 0 0 0 0 1 2

0 0 0 0 0 0 0

4 1 2 0 0 0 3

4 0 0 0 0 3 3

0 0 0 0 0 0 0

0 0 0 0 0 0 0

1 0 0 1 0 0 1

0 0 0 0 0 0 0

0 0 0 0 1 0 0

0 0 0 0 0 0 0

1 0 0 0 0 1 0

0 0 0 0 0 0 0

1B: 9 SF: 0

2B: 2 SAC: 1

3B: 0 DP: 0

HR: 1 HBP: 0

WP: 0 PA: 42

PB: 1

SB: 1

CS: 1

1B: 9 SF: 0

2B: 2 SAC: 1

3B: 0 DP: 0

HR: 1 HBP: 0

WP: 0 PA: 42

PB: 1

SB: 1

CS: 1

1B: 9 SF: 0

2B: 2 SAC: 1

3B: 0 DP: 0

HR: 1 HBP: 0

WP: 0 PA: 42

PB: 1

SB: 1

CS: 1

1B: 9 SF: 0

2B: 2 SAC: 1

3B: 0 DP: 0

HR: 1 HBP: 0

WP: 0 PA: 42

PB: 1

SB: 1

CS: 1

1B: 9 SF: 0

2B: 2 SAC: 1

3B: 0 DP: 0

HR: 1 HBP: 0

WP: 0 PA: 42

PB: 1

SB: 1

CS: 1

1B: 9 SF: 0

2B: 2 SAC: 1

3B: 0 DP: 0

HR: 1 HBP: 0

WP: 0 PA: 42

PB: 1

SB: 1

CS: 1

1B: 9 SF: 0

2B: 2 SAC: 1

3B: 0 DP: 0

HR: 1 HBP: 0

WP: 0 PA: 42

PB: 1

SB: 1

CS: 1

1B: 9 SF: 0

2B: 2 SAC: 1

3B: 0 DP: 0

HR: 1 HBP: 0

WP: 0 PA: 42

PB: 1

SB: 1

CS: 1

1B: 9 SF: 0

2B: 2 SAC: 1

3B: 0 DP: 0

HR: 1 HBP: 0

WP: 0 PA: 42

PB: 1

SB: 1

CS: 1

1B: 9 SF: 0

2B: 2 SAC: 1

3B: 0 DP: 0

HR: 1 HBP: 0

WP: 0 PA: 42

PB: 1

SB: 1

CS: 1

1B: 9 SF: 0

2B: 2 SAC: 1

3B: 0 DP: 0

HR: 1 HBP: 0

WP: 0 PA: 42

PB: 1

SB: 1

CS: 1

1B: 9 SF: 0

2B: 2 SAC: 1

3B: 0 DP: 0

HR: 1 HBP: 0

WP: 0 PA: 42

PB: 1

SB: 1

CS: 1

1B: 9 SF: 0

2B: 2 SAC: 1

3B: 0 DP: 0

HR: 1 HBP: 0

WP: 0 PA: 42

PB: 1

SB: 1

CS: 1

1B: 9 SF: 0

2B: 2 SAC: 1

3B: 0 DP: 0

HR: 1 HBP: 0

WP: 0 PA: 42

PB: 1

SB: 1

CS: 1

1B: 9 SF: 0

2B: 2 SAC: 1

3B: 0 DP: 0

HR: 1 HBP: 0

WP: 0 PA: 42

PB: 1

SB: 1

CS: 1

1B: 9 SF: 0

2B: 2 SAC: 1

3B: 0 DP: 0

HR: 1 HBP: 0

WP: 0 PA: 42

PB: 1

SB: 1

CS: 1

1B: 9 SF: 0

2B: 2 SAC: 1

3B: 0 DP: 0

HR: 1 HBP: 0

WP: 0 PA: 42

PB: 1

SB: 1

CS: 1

1B: 9 SF: 0

2B: 2 SAC: 1

3B: 0 DP: 0

HR: 1 HBP: 0

WP: 0 PA: 42

PB: 1

SB: 1

CS: 1

1B: 9 SF: 0

2B: 2 SAC: 1

3B: 0 DP: 0

HR: 1 HBP: 0

WP: 0 PA: 42

PB: 1

SB: 1

CS: 1

1B: 9 SF: 0

2B: 2 SAC: 1

3B: 0 DP: 0

HR: 1 HBP: 0

WP: 0 PA: 42

PB: 1

SB: 1

CS: 1

1B: 9 SF: 0

2B: 2 SAC: 1

3B: 0 DP: 0

HR: 1 HBP: 0

WP: 0 PA: 42

PB: 1

SB: 1

CS: 1

1B: 9 SF: 0

2B: 2 SAC: 1

3B: 0 DP: 0

HR: 1 HBP: 0

WP: 0 PA: 42

PB: 1

SB: 1

CS: 1

1B: 9 SF: 0

2B: 2 SAC: 1

3B: 0 DP: 0

HR: 1 HBP: 0

WP: 0 PA: 42

PB: 1

SB: 1

CS: 1

1B: 9 SF: 0

2B: 2 SAC: 1

3B: 0 DP: 0

HR: 1 HBP: 0

WP: 0 PA: 42

PB: 1

SB: 1

CS: 1

1B: 9 SF: 0

2B: 2 SAC: 1

3B: 0 DP: 0

HR: 1 HBP: 0

WP: 0 PA: 42

PB: 1

SB: 1

CS: 1

1B: 9 SF: 0

2B: 2 SAC: 1

3B: 0 DP: 0

HR: 1 HBP: 0

WP: 0 PA: 42

PB: 1

SB: 1

CS: 1

1B: 9 SF: 0

2B: 2 SAC: 1

3B: 0 DP: 0

HR: 1 HBP: 0

WP: 0 PA: 42

PB: 1

SB: 1

CS: 1

1B: 9 SF: 0

2B: 2 SAC: 1

3B: 0 DP: 0

HR: 1 HBP: 0

WP: 0 PA: 42

PB: 1

SB: 1

CS: 1

1B: 9 SF: 0

2B: 2 SAC: 1

3B: 0 DP: 0

HR: 1 HBP: 0

WP: 0 PA: 42

PB: 1

SB: 1

CS: 1

1B: 9 SF: 0

2B: 2 SAC: 1

3B: 0 DP: 0

HR: 1 HBP: 0

WP: 0 PA: 42

PB: 1

SB: 1

CS: 1

1B: 9 SF: 0

2B: 2 SAC: 1

3B: 0 DP: 0

HR: 1 HBP: 0

WP: 0 PA: 42

PB: 1

SB: 1

CS: 1

1B: 9 SF: 0

2B: 2 SAC: 1

3B: 0 DP: 0

HR: 1 HBP: 0

WP: 0 PA: 42

PB: 1


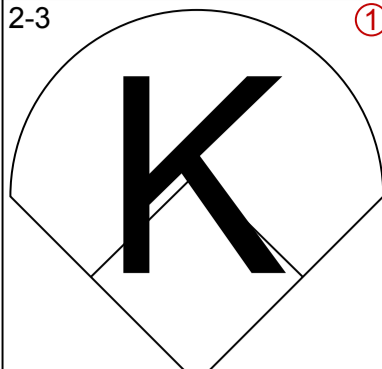
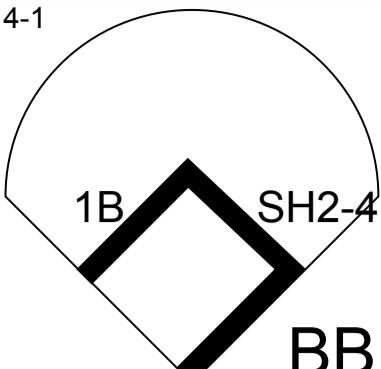
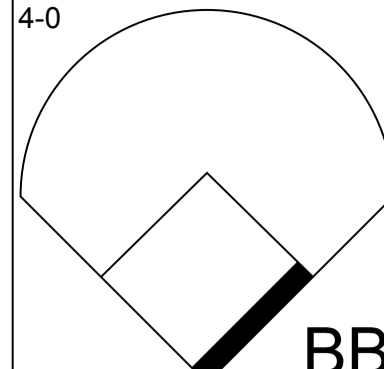
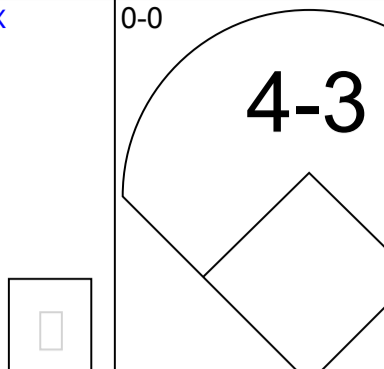
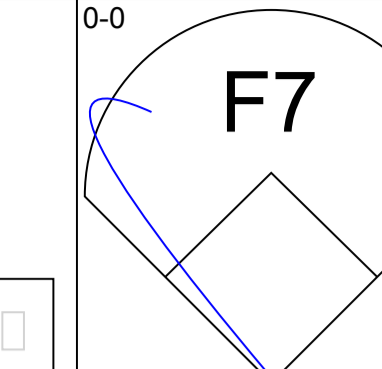

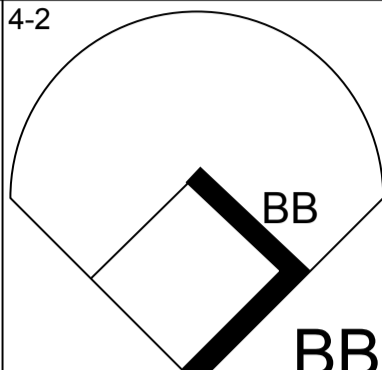
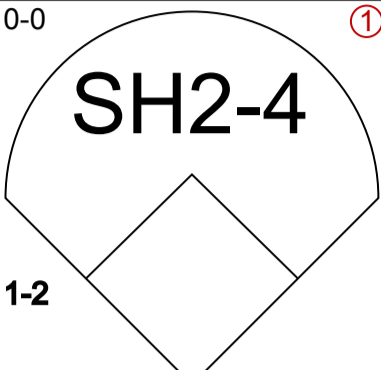
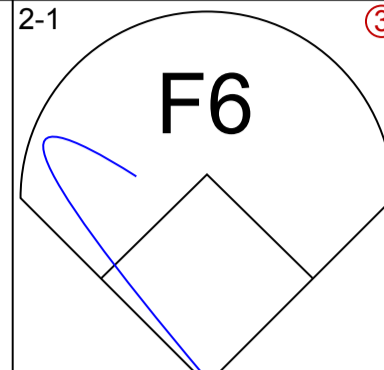
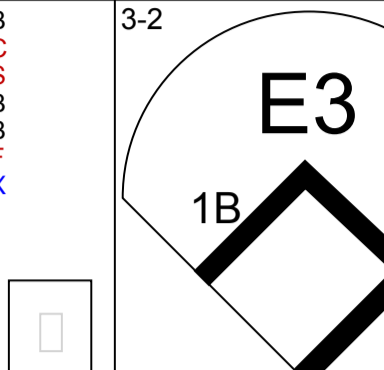

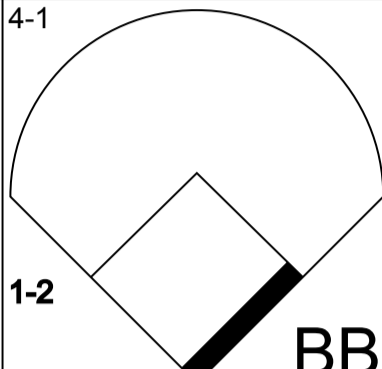
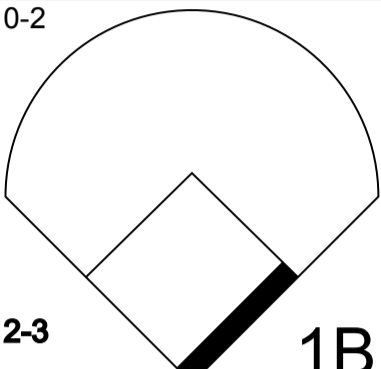
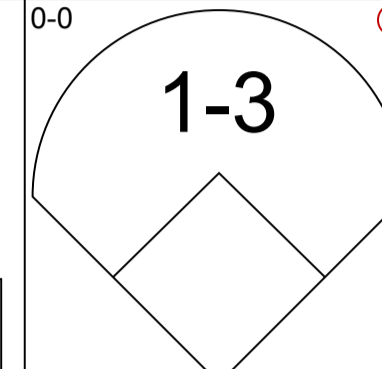
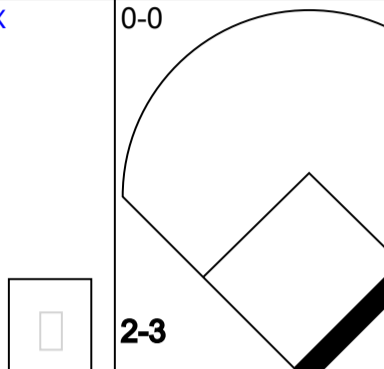
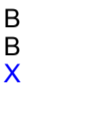
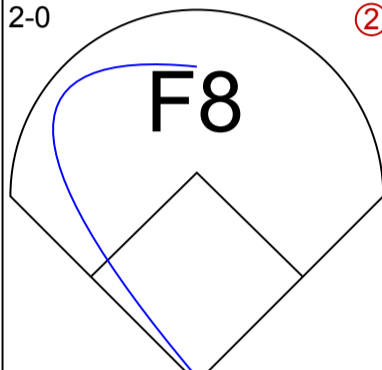
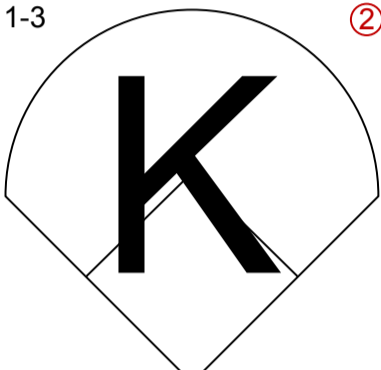
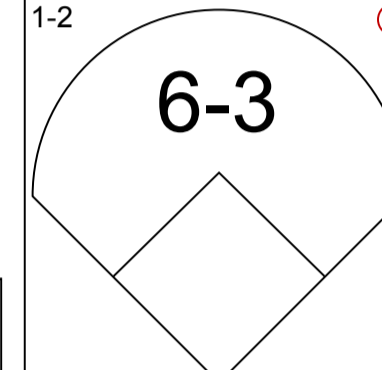
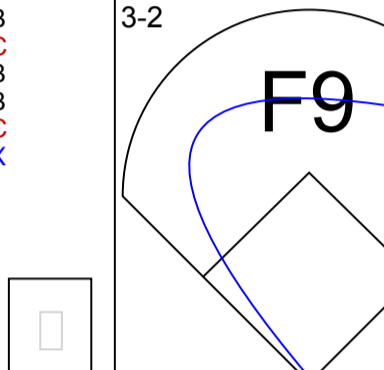

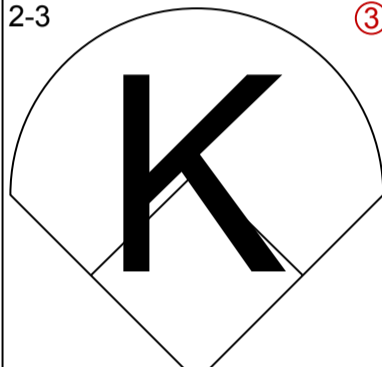
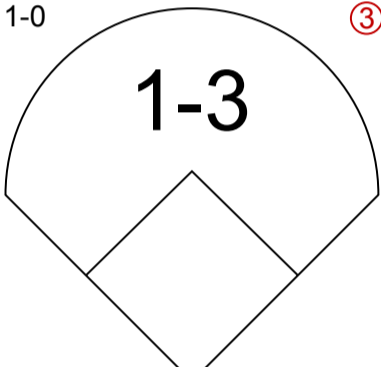
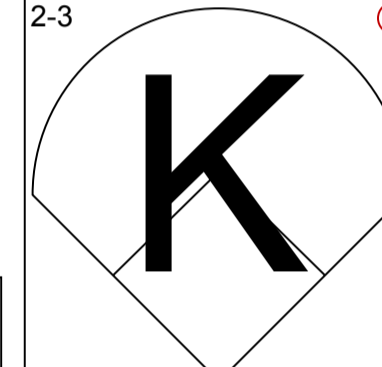
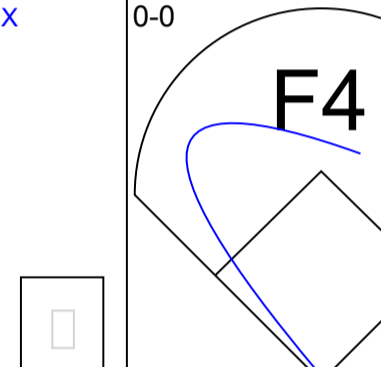

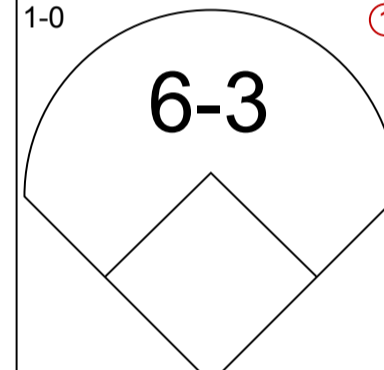
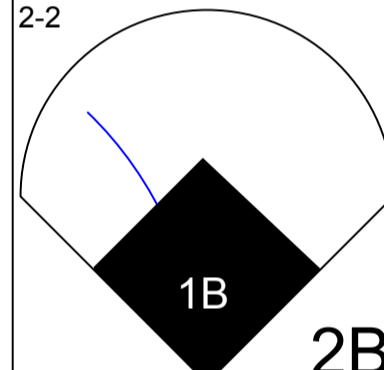
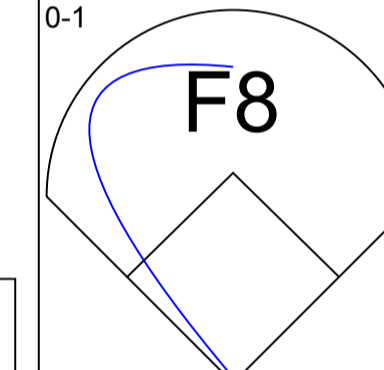
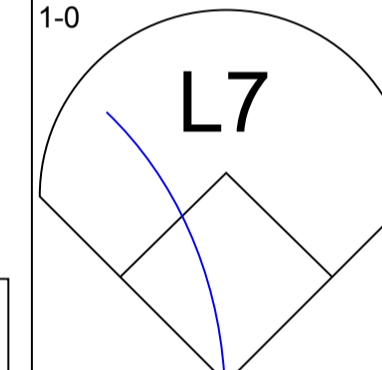

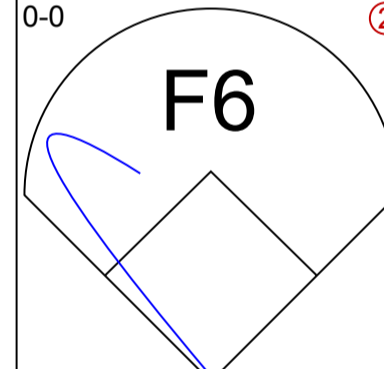
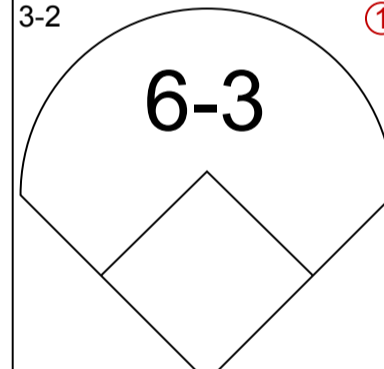
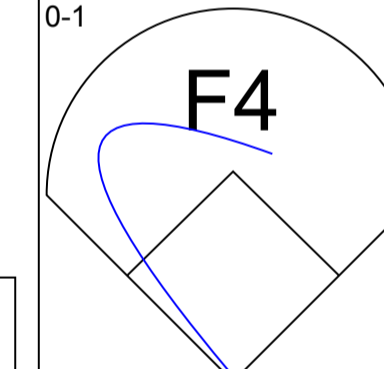
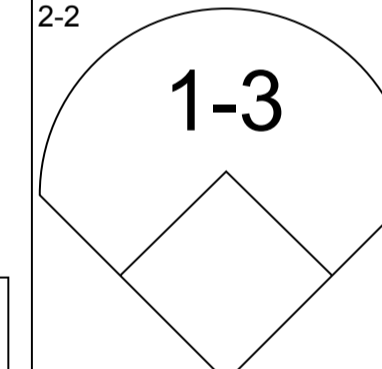

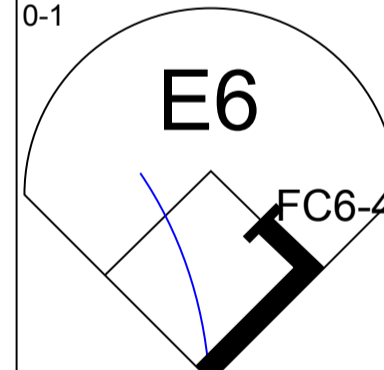
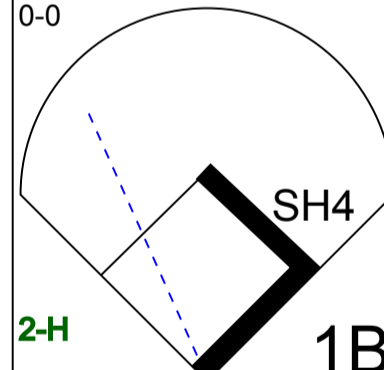
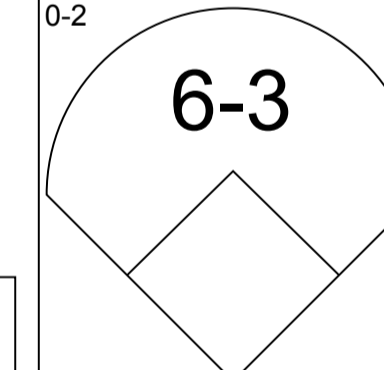
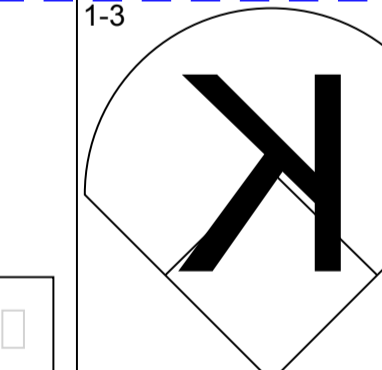

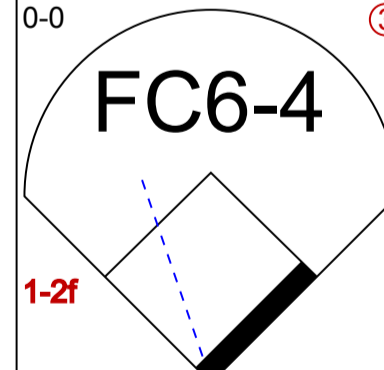
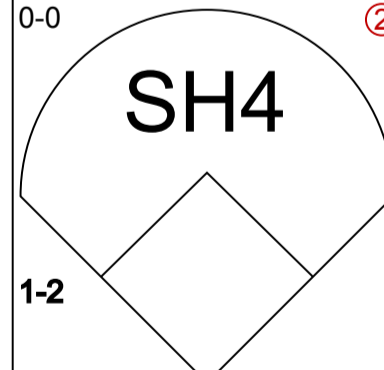
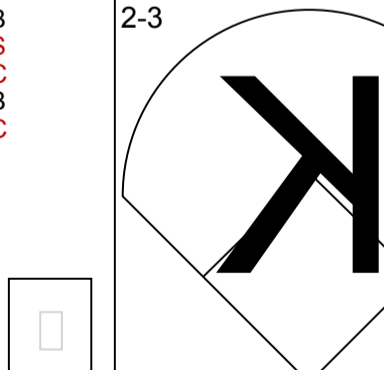
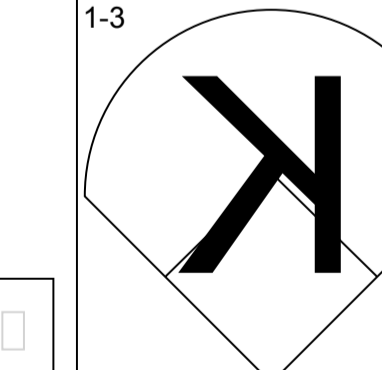
SB: 1

CS: 1

1B: 9 SF: 0

2B: 2 SAC: 1

3B: 0 DP: 0

Batter	1	2	3	4	5	6	7	8	9	AB R H RBI BB SO LOB	TOP
<b>Jim Gilliam, S</b> (1, 7) <small>OBP: 0.389, SLG: 0.423</small> 	2-3 		4-1 	4-0 			0-0 		0-0 	3 0 0 0 2 1 0	
<b>John Roseboro, L</b> (1, 2) <small>OBP: 0.357, SLG: 0.488</small> 	4-2 		0-0 	2-1 			3-2 			2 0 0 0 1 0 2	
<b>Elmer Valo, L</b> (1, 9) <small>OBP: 0.293, SLG: 0.324</small> <b>Gino Cimoli, R</b> (7, 8) <small>OBP: 0.307, SLG: 0.406</small> 	4-1 		0-2 		0-0 		0-0 			3 0 2 0 1 0 0 0 0 0 0 0 0 0	
<b>Gil Hodges, R</b> (1, 3) <small>OBP: 0.339, SLG: 0.418</small> 	2-0 		1-3 		1-2 		3-2 			4 0 0 0 0 1 6	
<b>Dick Gray, R</b> (1, 5) <small>OBP: 0.361, SLG: 0.568</small> 	2-3 		1-0 		2-3 			0-0 		4 0 0 0 0 2 4	
<b>Carl Furillo, R</b> (1, 8) <small>OBP: 0.331, SLG: 0.481</small> (7, 9) 		1-0 		2-2 		0-1 		1-0 		4 1 1 0 0 0 0	
<b>Charlie Neal, R</b> (1, 4) <small>OBP: 0.331, SLG: 0.435</small> 		0-0 		3-2 		0-1 		2-2 		4 0 0 0 0 0 1	
<b>Don Zimmer, R</b> (1, 6) <small>OBP: 0.350, SLG: 0.429</small> 		0-1 		0-0 		0-2 		1-3 		4 0 1 1 0 1 0	
<b>Stan Williams, R</b> (1, 1) 		0-0 		0-0 			2-3 		1-3 	3 0 0 0 0 2 1	
<b>Inning Stats</b>	R: 0 H: 0 E: 0 LOB: 2 K: 2 BB: 2 S: 10 P: 24	R: 0 H: 0 E: 1 LOB: 1 K: 0 BB: 0 S: 5 P: 6	R: 0 H: 1 E: 0 LOB: 2 K: 1 BB: 1 S: 11 P: 17	R: 1 H: 2 E: 0 LOB: 2 K: 0 BB: 1 S: 12 P: 23	R: 0 H: 0 E: 0 LOB: 0 K: 1 BB: 0 S: 7 P: 10	R: 0 H: 0 E: 0 LOB: 0 K: 0 BB: 0 S: 7 P: 7	R: 0 H: 1 E: 1 LOB: 2 K: 1 BB: 0 S: 12 P: 20	R: 0 H: 0 E: 0 LOB: 0 K: 0 BB: 0 S: 6 P: 9	R: 0 H: 0 E: 0 LOB: 0 K: 2 BB: 0 S: 7 P: 9	1B: 3 SF: 0 2B: 1 SAC: 2 3B: 0 DP: 0 HR: 0 HBP: 0	WP: 0 PA: 37 PB: 0 SB: 0 CS: 0
<b>PITCHER</b> <b>Dick Drott, R</b> (1, 1) <small>ERA: 4.83</small> <b>Hersh Freeman, R</b> (9, 1) <small>ERA: 5.66</small>	IP WLS BF H R ER SO BB IBB HBP BLK WP HR S P ERA WHIP 8.0 L 34 4 1 1 5 4 0 0 0 0 0 0 70 116 1.12 1.000 1.0 3 0 0 0 2 0 0 0 0 0 0 0 7 9 0.00 0.000										

**Los Angeles Dodgers @ Chicago Cubs**  
 Wrigley Field, Chicago, IL  
 Sun Jun 01 1958, 3:33 AM CDT  
 Att. 3,674 - Unknown

[livebaseballscorecards.com](http://livebaseballscorecards.com)

<b>AB</b>	<b>31</b>
<b>R</b>	<b>1</b>
<b>H</b>	<b>4</b>
<b>RBI</b>	<b>1</b>
<b>BB</b>	<b>4</b>
<b>SO</b>	<b>7</b>
<b>LOB</b>	<b>14</b>



BOTTOM

Los Angeles Dodgers @ Chicago Cubs  
Wrigley Field, Chicago, IL  
Sun Jun 01 1958, 3:33 AM CDT  
Att. 3,674 - Unknown

livebaseballscorecards.com

AB 27  
R 0  
H 2  
RBI 0  
BB 2  
SO 3  
LOB 7



WP: 0 PA: 30  
PB: 0  
SB: 0  
CS: 0

AB R H RBI BB SO LOB

4 0 0 0 0 0 1

3 0 0 0 0 0 1

4 0 1 0 0 0 2

3 0 0 0 0 1 1

3 0 0 0 0 0 0

3 0 0 0 0 2 0

2 0 0 0 1 0 0

2 0 0 0 0 0 1

0 0 0 0 1 0 0

0 0 0 0 0 0 0

1B

HBP

1-2f

1-2f

BB

BB

BB

BB

FC3-6

1B

1-2f

FC3-6

FC6-4

G3-6-1

G3-6-1

F8

F7

F9

1-3

F7

FC3-6

G1-6-3

F8

F4

F3

F2

F8

F7

K

F8

K

K

K

6-3

F7

F6

F2

F7

K

F8

K

F9

1-3

F7

5-3

G3-6-1

G3-6-1

F8

F7

K

F8

K

F9

1-3

F7

FC3-6

FC6-4

5-3

F2

F7

K

F8

F7

K

F9

1-3

FC3-6

FC6-4

5-3

F2

F7

K

F8

F7

K

F9

1-3

FC3-6

FC6-4

5-3

F2

F7

K

F8

F7

K

F9

1-3

FC3-6

FC6-4

5-3

F2

F7

K

F8

F7

K

F9

1-3

FC3-6

FC6-4

5-3

F2

F7

K

F8

F7

K

F9

1-3

FC3-6

FC6-4

5-3

F2

F7

K

F8

F7

K

F9

1-3

FC3-6

FC6-4

5-3

F2

F7

K

F8

F7

K

F9

1-3

FC3-6

FC6-4

5-3

F2

F7

K

F8

F7

K

F9

1-3

FC3-6

FC6-4

5-3

F2

F7

K

F8

F7

K

F9

1-3

FC3-6

FC6-4

5-3

F2

F7

K

F8

F7

K

F9

1-3

FC3-6

FC6-4

5-3

F2

F7

K

F8

F7

K

F9

1-3

FC3-6

FC6-4

5-3

F2

F7

K

F8

F7

K

F9

1-3

FC3-6

FC6-4

5-3

F2

F7

K

F8

F7

K

F9

1-3

FC3-6

FC6-4

5-3

F2

F7

K

F8

F7

K

F9

1-3

FC3-6

FC6-4

5-3

F2

F7

K

F8

F7

K

F9

1-3

FC3-6

FC6-4

5-3

F2

F7

K

F8

F7

K

F9

1-3

FC3-6

FC6-4

5-3

F2

F7

K

F8

F7

K

F9

1-3

FC3-6

FC6-4

5-3

F2

F7

K

F8

F7

K

F9

1-3

FC3-6

FC6-4

5-3

F2

F7

K

F8

F7

K

F9

1-3

FC3-6

FC6-4

5-3

F2

F7

K

F8

F7

K

F9

1-3

FC3-6

FC6-4

5-3

F2

F7

K

F8

F7

K

F9

1-3

FC3-6

FC6-4

5-3

F2

F7

K

F8

F7

K

F9

1-3

FC3-6

FC6-4

5-3

F2

F7

K

F8

F7

K

F9

1-3

FC3-6

FC6-4

5-3

F2

F7

K

F8

F7

K

F9

1-3

FC3-6

FC6-4

5-3

F2</

Batter	1	2	3	4	5	6	7	8	9	AB R H RBI BB SO LOB	TOP		
<b>Johnny Temple, R</b> (1, 4) <small>OBP: 0.416, SLG: 0.428</small>										3 1 1 0 2 1 1	<b>Cincinnati Redlegs @ Los Angeles Dodgers</b> <b>Los Angeles Memorial Coliseum, Los Angeles, CA</b> Tue Jun 03 1958, 10:05 PM EDT Att. 24,710 - Unknown		
<b>Frank Robinson, R</b> (1, 7) <small>OBP: 0.333, SLG: 0.392</small>									4 1 0 0 1 1 5				
<b>Smoky Burgess, L</b> (1, 2) <small>OBP: 0.391, SLG: 0.518</small>									3 1 0 1 1 2 0				
<b>Steve Bilko, R</b> (1, 3) <b>Dee Fondy, L</b> (8, 3) <small>OBP: 0.370, SLG: 0.565</small> <small>OBP: 0.366, SLG: 0.500</small>									2 2 1 1 2 1 0				
<b>Don Hoak, R</b> (1, 5) <b>Roy McMillan, R</b> (9, 6) <small>OBP: 0.380, SLG: 0.474</small> <small>OBP: 0.250, SLG: 0.162</small>									4 2 2 3 0 0 1				
<b>Pete Whisenant, R</b> (1, 9) <small>OBP: 0.377, SLG: 0.422</small>									4 0 1 0 0 3 0				
<b>Gus Bell, L</b> (1, 8) <small>OBP: 0.292, SLG: 0.346</small>									3 1 0 0 1 2 2				
<b>Alex Grammas, R</b> (1, 6) <small>OBP: 0.281, SLG: 0.276</small>									3 0 0 0 1 0 1				
<b>Brooks Lawrence, R</b> (1, 1) <small>OBP: 0.238, SLG: 0.125</small>									2 0 0 1 1 2 1				
<b>Inning Stats</b>	R: 0 H: 0 E: 0 LOB: 0 K: 1 BB: 0 S: 7 P: 13	R: 0 H: 0 E: 0 LOB: 0 K: 1 BB: 1 S: 4 P: 11	R: 6 H: 1 E: 0 LOB: 0 K: 2 BB: 5 S: 21 P: 48	R: 0 H: 0 E: 0 LOB: 0 K: 2 BB: 0 S: 9 P: 13	R: 0 H: 1 E: 0 LOB: 0 K: 2 BB: 0 S: 8 P: 12	R: 2 H: 3 E: 0 LOB: 3 K: 1 BB: 2 S: 15 P: 31	R: 0 H: 0 E: 0 LOB: 0 K: 1 BB: 0 S: 6 P: 9	R: 0 H: 0 E: 0 LOB: 0 K: 1 BB: 0 S: 8 P: 10	R: 0 H: 0 E: 0 LOB: 0 K: 1 BB: 1 S: 7 P: 13	1B: 4 SF: 1 2B: 2 SAC: 0 3B: 0 DP: 3 HR: 0 HBP: 0	WP: 1 PA: 38 PB: 0 SB: 2 CS: 1		
<b>PITCHER</b>	IP WLS BF H R ER SO BB IBB HBP BLK WP HR S P ERA WHIP											<b>PITCHER</b>	IP WLS BF H R ER SO BB IBB HBP BLK WP HR S P ERA WHIP
<b>Sandy Koufax, L</b> (1, 1) <small>ERA: 4.55</small>	2.2 L 12 0 4 4 3 5 0 0 0 0 0 0 23 54 13.50 1.875												
<b>Don Besset, R</b> (3, 1) <small>ERA: 3.32</small>	0.1 3 1 2 2 1 1 0 0 0 0 0 0 9 18 54.00 6.000												
<b>Fred Kipp, L</b> (4, 1) <small>ERA: 5.29</small>	2.2 13 4 2 2 5 1 1 0 0 1 0 31 55 6.75 1.875												
<b>Ed Roebuck, R</b> (6, 1) <small>ERA: 3.08</small>	1.1 4 0 0 0 1 0 0 0 0 0 0 7 10 0.00 0.000												
<b>Don Drysdale, R</b> (8, 1) <small>ERA: 6.56</small>	2.0 6 0 0 0 2 1 0 0 0 0 0 15 23 0.00 0.500												

livebaseballscorecards.com

AB	28
R	8
H	5
RBI	6
BB	9
SO	12
LOB	11





Batter	1	2	3	4	5	6	7	8	9	AB	R	H	RBI	BB	SO	LOB
Jim Gilliam, S OBP: 0.384, SLG: 0.416 (1, 7) X	0-0 L6		3-2 4-3		3-2 1B			0-2 G3	0-1 F9	5	0	1	0	0	0	3
John Roseboro, L OBP: 0.353, SLG: 0.478 (1, 2) C X	0-1 B1-3			0-0 HR 1B	2-1 F7			1-2 F3		4	1	1	0	0	0	1
Duke Snider, L OBP: 0.350, SLG: 0.396 (1, 8) X	0-0 F8			3-2 1-H HR			2-2 K 2B	1-2 E3		4	1	2	2	0	0	0
Carl Furillo, R OBP: 0.320, SLG: 0.464 (1, 9) C B X		1-1 4-3		1-2 4-3			0-2 E3	1-1 5-3		4	0	0	0	0	0	2
Gil Hodges, R OBP: 0.331, SLG: 0.407 (1, 3) X		0-0 F4		2-3 K			2-3 K		2-3 K	4	0	0	0	0	3	2
Dick Gray, R OBP: 0.366, SLG: 0.560 (1, 5) B X		1-0 CS 1B		4-1 BB			3-3 K		1-2 E5 E BB FC3-6	3	1	1	0	1	1	1
Charlie Neal, R OBP: 0.335, SLG: 0.430 (1, 4) B		1-0 CS 1-2	4-0 BB	0-1 F4				1-2 5-3	4-1 FC3-6 E BB BB	2	0	0	0	2	0	1
Don Zimmer, R OBP: 0.340, SLG: 0.415 (1, 6) C X			0-1 F9		1-2 L9			1-3 K	1-0 E5 FC3-6	4	0	0	0	0	1	3
Sandy Koufax, R OBP: 0.100, SLG: 0.100 (1, 1) C F S			0-3 K		2-3 K			0-0 4-3	0-0 FC3-6 1-2 2-3 3-H	0	0	0	0	0	0	0
Don Bessent, R (3, 1)										0	0	0	0	0	0	0
Randy Jackson, R (3, PH) OBP: 0.261, SLG: 0.302										1	0	0	0	0	1	1
Fred Kipp, L (4, 1) OBP: 0.250, SLG: 0.273										1	0	0	0	0	1	0
Ed Roebuck, R (6, 1) OBP: 1.000, SLG: 1.000										0	0	0	0	0	0	0
Norm Larker, L (7, PH) OBP: 0.255, SLG: 0.205										1	0	0	0	0	0	0
Don Drysdale, R (8, 1) OBP: 0.091, SLG: 0.273										0	0	0	0	0	0	0
Elmer Valo, L (9, PH) OBP: 0.286, SLG: 0.316										1	0	0	1	0	0	2

Inning Stats	R: 0	H: 0	E: 0	K: 0	S: 4	R: 0	H: 1	E: 0	K: 0	S: 4	R: 0	H: 0	E: 0	K: 1	S: 10	R: 2	H: 2	E: 0	K: 1	S: 13	R: 0	H: 1	E: 0	K: 1	S: 11	R: 0	H: 1	E: 1	K: 2	S: 14	R: 0	H: 0	E: 0	K: 1	S: 8	R: 0	H: 0	E: 1	K: 0	S: 12	R: 1	H: 0	E: 2	K: 1	S: 11	1B: 3	SF: 0	2B: 1	SAC: 0	3B: 0	DP: 0	HR: 1	HBP: 0	WP: 0	PA: 38
PITCHER Brooks Lawrence, R (1, 1) ERA: 4.15	IP	WLS	BF	H	R	ER	SO	BB	IBB	HBP	BLK	WP	HR	S	P	ERA	WHIP	IP	WLS	BF	H	R	ER	SO	BB	IBB	HBP	BLK	WP	HR	S	P	ERA	WHIP	IP	WLS	BF	H	R	ER	SO	BB	IBB	HBP	BLK	WP	HR	S	P	ERA	WHIP				

BOTTOM

Cincinnati Redlegs @ Los Angeles Dodgers  
Los Angeles Memorial Coliseum, Los Angeles, CA

livebaseballscorecards.com

AB	34
R	3
H	5
RBI	3
BB	3
SO	7
LOB	16



Tue Jun 03 1958, 10:05 PM EDT  
Att. 24,710 - Unknown

Batter	1	2	3	4	5	6	7	8	9	AB R H RBI BB SO LOB	TOP
Johnny Temple, R (1, 4) OBP: 0.412, SLG: 0.423	2-1 BLK 1B		1-2 1-3		2-3 K			1-1 F7		4 0 1 0 0 1 2	<b>Cincinnati Redlegs @ Los Angeles Dodgers</b> <b>Los Angeles Memorial Coliseum, Los Angeles, CA</b> Wed Jun 04 1958, 10:05 PM EDT Att: 17,829 - Unknown
Frank Robinson, R (1, 7) OBP: 0.325, SLG: 0.381	1-2 F9		2-3 K			0-0 F9		1-1 F9		4 0 0 0 0 1 1	
Smoky Burgess, L (1, 2) OBP: 0.382, SLG: 0.492	0-0 F8				0-0 F7		4-1 FC6-4 BB		1-0 B1-3	3 0 0 0 1 0 1	
Steve Bilko, R (1, 3) OBP: 0.351, SLG: 0.530	2-1 5-3			3-3 K		0-0 F9		2-3 K		4 0 0 0 0 2 2	
Don Hoak, R (1, 5) OBP: 0.377, SLG: 0.469				1-0 6-3		2-2 FC6-4 1-2f		2-3 K		4 0 1 0 0 1 1	
Pete Whisenant, R (1, 9) OBP: 0.357, SLG: 0.396				0-1 F4		1-1 6-3		0-0 1-3		3 0 0 0 0 0 1	
Gus Bell, L (1, 8) OBP: 0.287, SLG: 0.340				1-2 L3		1-3 K		1-2 1-3		3 0 0 0 0 1 1	
Roy McMillan, R (1, 6) OBP: 0.252, SLG: 0.167				3-3 K		0-1 BB 1B		1-1 5-3		3 0 1 0 0 1 1	
Johnny Klippstein, R (1, 1) OBP: 0.167, SLG: 0.167				0-2 F6		4-2 BB		1-1 6-3		1 0 0 0 0 0 0	
Turk Lown, R (3, 1)										0 0 0 0 0 0 0	
Bob Thurman, L (5, PH) OBP: 0.326, SLG: 0.417										0 0 0 0 1 0 0	
Tom Acker, R (5, 1)										0 0 0 0 0 0 0	
Eddie Miksis, R (8, PH) OBP: 0.167, SLG: 0.167										1 0 0 0 0 0 0	
Charlie Kade, L (8, 1)										0 0 0 0 0 0 0	
Willard Schmidt, R (8, 1)										0 0 0 0 0 0 0	
<b>Inning Stats</b>	R: 0 H: 1 E: 0 LOB: 1 K: 0 BB: 0 S: 8 P: 13	R: 0 H: 1 E: 0 LOB: 1 K: 1 BB: 0 S: 15 P: 22	R: 0 H: 0 E: 0 LOB: 0 K: 1 BB: 0 S: 9 P: 12	R: 0 H: 0 E: 0 LOB: 0 K: 1 BB: 0 S: 6 P: 10	R: 0 H: 1 E: 0 LOB: 2 K: 2 BB: 1 S: 12 P: 20	R: 0 H: 0 E: 0 LOB: 1 K: 0 BB: 1 S: 6 P: 12	R: 0 H: 0 E: 0 LOB: 0 K: 0 BB: 0 S: 7 P: 9	R: 0 H: 0 E: 0 LOB: 0 K: 0 BB: 0 S: 6 P: 9	R: 0 H: 0 E: 0 LOB: 0 K: 2 BB: 0 S: 7 P: 12	1B: 3 SF: 0 2B: 0 SAC: 0 3B: 0 DP: 0 HR: 0 HBP: 0	WP: 0 PA: 32 PB: 0 SB: 0 CS: 0
<b>PITCHER</b> Johnny Podres, L (1, 1) ERA: 3.29	IP WLS BF H R ER SO BB IBB HBP BLK WP HR S P ERA WHIP										
	9.0 W 32 3 0 0 7 2 0 0 1 0 0 0 76 119 0.00 0.556										

livebaseballscorecards.com

AB	30
R	0
H	3
RBI	0
BB	2
SO	7
LOB	10





# Cincinnati Redlegs @ Los Angeles Dodgers

## Los Angeles Memorial Coliseum, Los Angeles, CA

Thu Jun 05 1958, 6:33 AM EDT  
Att. 8,440 - Unknown

AB	38
R	8
H	13
RBI	8
BB	1
SO	3
LOB	10



WP	1	PA	41
PB	0		
SB	0		
CS	0		

AB	R	H	RBI	BB	SO	LOB
5	1	1	3	0	0	0
5	1	4	1	0	0	0
2	1	1	0	0	0	1
3	0	0	0	0	1	2
4	0	1	1	0	0	1
4	0	1	1	0	0	1
4	1	1	1	1	0	2
4	0	1	1	0	1	2
4	1	1	0	0	1	0
4	2	2	0	0	0	1
3	1	1	1	0	0	1

Batter	1	2	3	4	5	6	7	8	9									
<b>Johnny Temple, R</b> (1, 4) OBP: 0.406, SLG: 0.429	1-1 F9	3-2 6-3		0-0 1B		1-1 F9		1-0 G2-3										
<b>Frank Robinson, R</b> (1, 7) OBP: 0.339, SLG: 0.401	1-1 WP 3B		1-0 SH5-3 1B	1-1 3B		0-0 1B		0-0 F7										
<b>Jerry Lynch, L</b> (1, 9) OBP: 0.290, SLG: 0.459	2-1 F8		1-1 SH5-3 1B	1-1 F6		0-3 K		1-1 5-3										
<b>Pete Whisenant, R</b> (4, PH) OBP: 0.339, SLG: 0.373			1-2 1B															
<b>George Crowe, L</b> (1, 3) OBP: 0.400, SLG: 0.514	1-1 2-H 3B		0-0 SH5-3 1B	1-1 4-3				0-2 5-3										
<b>Don Hoak, R</b> (1, 5) OBP: 0.378, SLG: 0.482	4-1 BB		3-1 FC5-2 1B		0-0 F8			1-2 G3										
<b>Ed Bailey, L</b> (1, 2) OBP: 0.298, SLG: 0.365	1-3 K		0-1 1B		2-1 3-1			1-2 6-3										
<b>Gus Bell, L</b> (1, 8) OBP: 0.286, SLG: 0.338				2-2 E5 SH5-4 3B	1-1 1B			2-3 K										
<b>Roy McMillan, R</b> (1, 6) OBP: 0.261, SLG: 0.189				0-2 SH5-4 3B	0-0 F2			2-1 G2-3 2B										
<b>Bob Purkey, R</b> (1, 1) OBP: 0.138, SLG: 0.276				0-0 SH5-4				0-1 6-3										
<b>Inning Stats</b>	R: 1 E: 0 K: 1 S: 12	H: 2 LOB: 2 BB: 1 P: 22	R: 1 E: 0 K: 0 S: 10	H: 1 LOB: 0 BB: 0 P: 15	R: 1 E: 0 K: 0 S: 8	H: 3 LOB: 2 BB: 0 P: 13	R: 3 E: 1 K: 0 S: 14	H: 3 LOB: 1 BB: 0 P: 19	R: 0 E: 0 K: 1 S: 12	H: 1 LOB: 1 BB: 0 P: 16	R: 1 E: 0 K: 1 S: 12	H: 1 LOB: 0 BB: 0 P: 18	R: 1 E: 0 K: 0 S: 6	H: 1 LOB: 0 BB: 0 P: 9	R: 0 E: 0 K: 0 S: 8	H: 0 LOB: 0 BB: 0 P: 10	1B: 7 2B: 2 3B: 2 HR: 2	SF: 0 SAC: 2 DP: 0 HBP: 0

PITCHER	IP	WLS	BF	H	R	ER	SO	BB	IBB	HBP	BLK	WP	HR	S	P	ERA	WHIP
<b>Carl Erskine, R</b> (1, 1) ERA: 4.94	3.1	L	18	7	5	5	1	1	0	0	0	1	1	37	59	13.50	2.400
<b>Don Bessent, R</b> (4, 1) ERA: 3.79	0.0		2	2	1	0	0	0	0	0	0	0	0	3	4	∞	∞
<b>Fred Kipp, L</b> (4, 1) ERA: 5.0	3.2		14	3	1	1	2	0	0	0	0	0	1	34	49	2.46	0.818
<b>Ed Roebuck, R</b> (8, 1) ERA: 3.18	2.0		7	1	1	1	0	0	0	0	0	0	0	14	19	4.50	0.500





Batter	1	2	3	4	5	6	7	8	9
<b>Jim Gilliam, S</b> (1, 7) <small>OBP: 0.389, SLG: 0.413</small>	2-2 		2-1 <b>E3</b> 		2-1 <b>5-3</b> 			2-1 	
<b>Gino Cimoli, R</b> (1, 8) <small>OBP: 0.296, SLG: 0.391</small>	0-3 		2-3 <b>K</b> 			2-2 <b>F7</b> 		0-3 <b>K</b> 	
<b>Carl Furillo, R</b> (1, 9) <small>OBP: 0.350, SLG: 0.516</small>	1-1 		1-0 			2-1 		0-0 	
<b>Dick Gray, R</b> (1, 5) <small>OBP: 0.339, SLG: 0.529</small> <b>Pee Wee Reese, R</b> (8, PR) <small>OBP: 0.329, SLG: 0.419</small> (9, 5)	0-1 <b>L9</b> 		0-1 <b>G6-4-3</b> 			0-1 <b>6-3</b> 		0-0 	
<b>Charlie Neal, R</b> (1, 4) <small>OBP: 0.332, SLG: 0.450</small>	2-2 <b>F3</b> 			0-1 <b>F5</b> 		2-0 <b>5-3</b> 		2-3 <b>K</b> 	
<b>Gil Hodges, R</b> (1, 3) <small>OBP: 0.323, SLG: 0.410</small>		2-2 		3-2 <b>F8</b> 		0-1 <b>5-3</b> 		2-3 <b>K</b> 	
<b>Don Zimmer, R</b> (1, 6) <small>OBP: 0.342, SLG: 0.433</small>		0-3 <b>K</b> 		1-3 <b>K</b> 		1-0 		2-1 	
<b>Rube Walker, L</b> (1, 2) <small>OBP: 0.208, SLG: 0.238</small>		0-2 <b>1-3</b> 		1-1 <b>F8</b> 		0-0 <b>F5</b> 			
<b>Don Drysdale, R</b> (1, 1) <small>OBP: 0.071, SLG: 0.214</small> <b>Johnny Podres, L</b> (8, 1) <small>OBP: 0.154, SLG: 0.160</small> <b>Clem Labine, R</b> (9, 1)		0-0 <b>6-3</b> 		1-3 		0-3 <b>K</b> 			

AB	R	H	RBI	BB	SO	LOB
4	1	2	0	0	0	0
4	0	0	0	0	3	3
4	2	4	1	0	0	0
4	0	1	2	0	0	4
0	0	0	0	0	0	0
4	0	0	0	0	1	3
4	0	1	0	0	1	1
4	1	2	1	0	2	1
3	0	0	0	0	0	2
3	0	0	0	0	2	2
0	0	0	0	0	0	0
0	0	0	0	0	0	0

**BOTTOM**

**Milwaukee Braves @ Los Angeles Dodgers**  
 Los Angeles Memorial Coliseum, Los Angeles, CA

livebaseballscores.com

<b>AB</b>	<b>34</b>
<b>R</b>	<b>4</b>
<b>H</b>	<b>10</b>
<b>RBI</b>	<b>4</b>
<b>BB</b>	<b>0</b>
<b>SO</b>	<b>9</b>
<b>LOB</b>	<b>16</b>



WP: 0	PA: 34
PB: 0	
SB: 1	
CS: 0	

Inning Stats	R: 0	H: 2	E: 0	K: 1	S: 16	R: 0	H: 1	E: 0	K: 1	S: 11	R: 0	H: 1	E: 1	K: 1	S: 8	R: 0	H: 0	E: 0	K: 1	S: 8	R: 0	H: 0	E: 0	K: 1	S: 7	R: 1	H: 1	E: 0	K: 0	S: 10	R: 0	H: 1	E: 0	K: 1	S: 7	R: 2	H: 3	E: 0	K: 3	S: 13	R: 1	H: 1	E: 0	K: 0	S: 2
	LOB: 2	BB: 0	P: 21	LOB: 1	BB: 0	P: 13	LOB: 0	BB: 0	P: 12	LOB: 0	BB: 0	P: 11	LOB: 0	BB: 0	P: 16	LOB: 1	BB: 0	P: 8	LOB: 1	BB: 0	P: 19	LOB: 0	BB: 0	P: 4	LOB: 0	BB: 0	P: 4	LOB: 0	BB: 0	P: 4	LOB: 0	BB: 0	P: 4	LOB: 0	BB: 0	P: 4	LOB: 0	BB: 0	P: 4	LOB: 0	BB: 0	P: 4			
<b>PITCHER</b>	<b>IP</b>	<b>WLS</b>	<b>BF</b>	<b>H</b>	<b>R</b>	<b>ER</b>	<b>SO</b>	<b>BB</b>	<b>IBB</b>	<b>HBP</b>	<b>BLK</b>	<b>WP</b>	<b>HR</b>	<b>S</b>	<b>P</b>	<b>ERA</b>	<b>WHIP</b>																												
<b>Bob Rush, R</b> (1, 1) <small>ERA: 2.84</small>	7.1		31	9	3	3	7	0	0	0	0	0	1	74	103	3.68	1.227																												
<b>Don McMahon, R</b> (8, 1) <small>ERA: 2.93</small>	0.2	L	3	1	1	1	2	0	0	0	0	0	1	8	14	13.50	1.500																												

Fri Jun 06 1958, 10:05 PM EDT  
 Att. 34,639 - Unknown





Batter	1	2	3	4	5	6	7	8	9	AB	R	H	RBI	BB	SO	LOB
<b>Jim Gilliam, S</b> OBP: 0.389, SLG: 0.409 (1, 7)	2-2 F7	0-1 4-3		0-0 1B		4-1 BB		2-2 F9		4	0	1	1	1	0	1
<b>Pee Wee Reese, R</b> OBP: 0.333, SLG: 0.507 (1, 5)	2-2 5-3		0-0 HR	1-2 L8		1-2 F6		2-2 HR		5	2	2	2	0	0	5
<b>John Roseboro, L</b> OBP: 0.351, SLG: 0.490 (1, 2)	2-2 3B		0-0 B2-3		0-1 F9	1-3 K		2-2 L3		5	0	1	0	0	1	3
<b>Carl Furillo, R</b> OBP: 0.340, SLG: 0.500 (1, 9)	1-1 6-3		0-0 F9		3-2 1-3	0-3 K				4	0	0	0	0	1	4
<b>Charlie Neal, R</b> OBP: 0.340, SLG: 0.470 (1, 4)		0-0 E 1B 1B	1-0 1B		0-1 3B		0-0 5-3			4	1	3	0	0	0	0
<b>Gil Hodges, R</b> OBP: 0.327, SLG: 0.412 (1, 3)		1-1 E7 1B	2-0 5-3		1-1 5-3		2-2 FC5-4 1B			4	1	2	0	0	0	2
<b>Don Zimmer, R</b> OBP: 0.340, SLG: 0.428 (1, 6)		1-1 1-3 1B		0-3 K		1-1 1B E BB 1B	0-0 FC5-4			4	1	1	0	0	1	3
<b>Gino Cimoli, R</b> OBP: 0.295, SLG: 0.387 (1, 8)		0-0 SH1 1B		1-2 5-3		0-1 E6 BB 1B	0-0 F5			4	0	1	2	0	0	2
<b>Sandy Koufax, R</b> OBP: 0.250, SLG: 0.250 (1, 1)		1-1 SH1		0-0 1B		0-2 BB 1B		1-0 5-3		2	0	2	0	0	0	0
<b>Ed Roebuck, R</b> OBP: 0.500, SLG: 0.500 (8, 1)		1-2 1B		1-2 1B		1-2 BB 1B				1	0	0	0	0	0	0

Inning Stats	R: 0	H: 1	E: 0	LOB: 1	K: 0	S: 14	R: 2	H: 3	E: 1	LOB: 1	K: 0	S: 10	R: 1	H: 2	E: 0	LOB: 1	K: 0	S: 5	R: 0	H: 2	E: 0	LOB: 2	K: 1	S: 11	R: 0	H: 1	E: 0	LOB: 1	K: 0	S: 9	R: 1	H: 2	E: 1	LOB: 3	K: 2	S: 18	R: 0	H: 1	E: 0	LOB: 1	K: 0	S: 6	R: 1	H: 1	E: 0	LOB: 0	K: 0	S: 10
<b>WP: 0</b>	<b>PA: 39</b>	<b>1B: 9</b>	<b>SF: 0</b>	<b>2B: 0</b>	<b>SAC: 1</b>	<b>3B: 2</b>	<b>DP: 0</b>	<b>HR: 2</b>	<b>HBP: 0</b>	<b>WP: 0</b>	<b>PA: 39</b>	<b>1B: 9</b>	<b>SF: 0</b>	<b>2B: 0</b>	<b>SAC: 1</b>	<b>3B: 2</b>	<b>DP: 0</b>	<b>HR: 2</b>	<b>HBP: 0</b>	<b>WP: 0</b>	<b>PA: 39</b>	<b>1B: 9</b>	<b>SF: 0</b>	<b>2B: 0</b>	<b>SAC: 1</b>	<b>3B: 2</b>	<b>DP: 0</b>	<b>HR: 2</b>	<b>HBP: 0</b>	<b>WP: 0</b>	<b>PA: 39</b>	<b>1B: 9</b>	<b>SF: 0</b>	<b>2B: 0</b>	<b>SAC: 1</b>	<b>3B: 2</b>	<b>DP: 0</b>	<b>HR: 2</b>	<b>HBP: 0</b>	<b>WP: 0</b>	<b>PA: 39</b>							

PITCHER	IP	WLS	BF	H	R	ER	SO	BB	IBB	HBP	BLK	WP	HR	S	P	ERA	WHIP
<b>Lew Burdette, R</b> ERA: 4.54 (1, 1)	5.0	L	28	11	4	3	1	1	0	0	0	0	1	57	81	5.40	2.400
<b>Bob Trowbridge, R</b> ERA: 3.18 (6, 1)	1.0		3	0	0	0	2	0	0	0	0	0	0	10	12	0.00	0.000
<b>Humberto Robinson, R</b> ERA: 9.0 (7, 1)	2.0		8	2	1	1	0	0	0	0	0	0	1	16	25	4.50	1.000

**BOTTOM**

**Milwaukee Braves @ Los Angeles Dodgers**  
Los Angeles Memorial Coliseum, Los Angeles, CA

Sat Jun 07 1958, 10:05 PM EDT  
Att. 59,565 - Unknown

livebaseballscorecards.com

**AB 37**  
**R 5**  
**H 13**  
**RBI 5**  
**BB 1**  
**SO 3**  
**LOB 20**



Batter	1	2	3	4	5	6	7	8	9	AB R H RBI BB SO LOB	TOP	
<b>Felix Mantilla, R</b> (1, 4) OBP: 0.333, SLG: 0.443	2-2 4-3		1-2 E1 3-1 4-3 1B	0-0 6-3			1-1 L3 1-2		1-1 FC6-4 1-2 1B	5 1 2 0 0 0 1	<b>Milwaukee Braves @ Los Angeles Dodgers</b> <b>Los Angeles Memorial Coliseum, Los Angeles, CA</b> Sun Jun 08 1958, 6:33 AM EDT Att: 37,122 - Unknown <a href="http://livebaseballscorecards.com">livebaseballscorecards.com</a>	
<b>Mel Roach, R</b> (1, 7) OBP: 0.423, SLG: 0.560	0-0 BB 1B		1-0 3-1 2-3		4-1 G6-3 BB		0-1 4-3		0-2 FC6-4 1-2f	4 0 1 0 1 0 3		
<b>Eddie Mathews, L</b> (1, 5) OBP: 0.366, SLG: 0.509	4-0 G4-6-3 1-2 BB		0-0 4-3		1-2 G6-3 1-2f		1-2 F9			3 0 0 1 1 0 1		
<b>Hank Aaron, R</b> (1, 8) OBP: 0.319, SLG: 0.462	0-0 G4-6-3 1-2f		3-H 1-1 1B		3-2 HR		1-0 L6			4 1 2 1 0 0 2		
<b>Joe Adcock, R</b> (1, 3) OBP: 0.337, SLG: 0.538		1-0 FC5 1B 1B	2-3 K		0-2 1-3		2-1 1B			4 0 2 0 0 1 1		
<b>Johnny Logan, R</b> (1, 6) OBP: 0.320, SLG: 0.396		2-2 FC5 1-2 1B		4-1 HR BB		0-2 4-3		0-1 5-3		3 1 1 0 1 0 1		
<b>Andy Pafko, R</b> (1, 9) OBP: 0.275, SLG: 0.311		2-2 FC5 1-2 2-3f	2-1 F7		0-1 6-3			2-2 4-3		4 0 0 0 0 0 3		
<b>Del Crandall, R</b> (1, 2) OBP: 0.347, SLG: 0.553		1-3 K	2-1 K 1-H HR		0-1 6-3			1-1 F2		4 1 1 2 0 1 2		
<b>Gene Conley, R</b> (1, 1) OBP: 0.154, SLG: 0.154 <b>Joey Jay, S</b> (1, 1) <b>Ernie Johnson, R</b> (2, 1) <b>Del Rice, R</b> (7, PH) OBP: 0.319, SLG: 0.364 <b>Humberto Robinson, R</b> (7, 1) <b>Frank Torre, L</b> (9, PH) OBP: 0.368, SLG: 0.444		0-3 K	0-3 K		0-1 L3 1B			0-1 1B		0 0 0 0 0 0 0 1 0 0 0 0 0 1 2 1 0 0 0 0 0 1 0 1 0 1 0 0 0 0 0 0 0 0 0 0 0 0 0 1 0 1 0 0 0 0 0		
<b>Inning Stats</b>	R: 0 E: 0 K: 0 S: 6 H: 1 LOB: 1 BB: 1 P: 12	R: 0 E: 0 K: 2 S: 14 H: 2 LOB: 2 BB: 0 P: 20	R: 1 E: 1 K: 1 S: 10 H: 2 LOB: 1 BB: 0 P: 15	R: 2 E: 0 K: 1 S: 9 H: 1 LOB: 0 BB: 1 P: 17	R: 1 E: 0 K: 0 S: 10 H: 1 LOB: 0 BB: 1 P: 18	R: 0 E: 0 K: 0 S: 7 H: 0 LOB: 0 BB: 0 P: 7	R: 0 E: 0 K: 0 S: 6 H: 1 LOB: 0 BB: 0 P: 7	R: 0 E: 0 K: 0 S: 8 H: 1 LOB: 1 BB: 0 P: 12	R: 0 E: 0 K: 0 S: 12 H: 2 LOB: 2 BB: 0 P: 16	1B: 9 2B: 1 3B: 0 HR: 2 SF: 0 SAC: 0 DP: 3 HBP: 0	WP: 0 PB: 0 SB: 0 CS: 0 PA: 38	
<b>PITCHER</b> <b>Johnny Podres, L</b> (1, 1) ERA: 3.35	IP 9.0 WLS W BF 38 H 11 R 4 ER 4 SO 4 BB 3 IBB 0 HBP 0 BLK 0 WP 0 HR 2 S 82 P 124 ERA 4.00 WHIP 1.556											<b>PITCHER</b> IP WLS BF H R ER SO BB IBB HBP BLK WP HR S P ERA WHIP



Batter	1	2	3	4	5	6	7	8	9	AB	R	H	RBI	BB	SO	LOB
Jim Gilliam, S OBP: 0.389, SLG: 0.414 (1, 7)	1-0 1B 1B	1-2 1B 2B	1-0 F5		2-1 F9		2-1 L8			5	1	2	0	0	0	1
Pee Wee Reese, R OBP: 0.337, SLG: 0.514 (1, 5)	1-3 K	1-2 3B 1B		0-0 1B 2B	2-1 F2		1-0 F5			5	2	2	1	0	1	1
John Roseboro, L OBP: 0.361, SLG: 0.514 (1, 2)	3-2 1B 1B	0-0 1B 3B		0-3 K		2-3 K	2-1 1B			5	2	3	1	0	2	1
Carl Furillo, R OBP: 0.356, SLG: 0.511 (1, 9)	3-1 2B 1B	1-2 1B		0-2 1B 1B		0-0 2B 1B	1-3 K			5	3	4	2	0	1	1
Charlie Neal, R OBP: 0.342, SLG: 0.473 (1, 4)	1-1 2B 1B	0-0 F2		0-1 F4		2-2 1B 2B		0-2 5-3		5	2	2	1	0	0	3
Gil Hodges, R OBP: 0.338, SLG: 0.422 (1, 3)	1-0 2B	3-1 F8		1-2 1B 1B		4-0 1B FC6-4 IBB		4-2 1B BB		3	1	2	3	2	0	1
Don Zimmer, R OBP: 0.354, SLG: 0.447 (1, 6)	2-3 K		3-2 E FC6-2 2B	0-0 1-2 2-H 1B		0-0 1-3 2-H 3-H 1B		3-2 1-2 G1-4-3 1B		5	0	4	3	0	1	1
Gino Cimoli, R OBP: 0.285, SLG: 0.373 (1, 8)	1-0 F9		0-3 SAFE K	0-1 1-3		0-0 FC6-4		0-2 G1-4-3		5	0	0	1	0	1	7
Johnny Podres, L OBP: 0.167, SLG: 0.143 (1, 1)		4-1 2B 1B BB	0-0 FC6-2		0-0 5-3		0-1 G3			3	1	0	0	1	0	2

Inning Stats	R: 4	H: 5	E: 0	K: 2	S: 19	LOB: 1	BB: 0	P: 31	R: 3	H: 4	E: 0	K: 0	S: 14	LOB: 1	BB: 1	P: 24	R: 0	H: 1	E: 1	K: 1	S: 10	LOB: 1	BB: 0	P: 14	R: 2	H: 4	E: 0	K: 1	S: 16	LOB: 2	BB: 0	P: 17	R: 0	H: 0	E: 0	K: 0	S: 5	LOB: 0	BB: 0	P: 9	R: 3	H: 3	E: 0	K: 1	S: 11	LOB: 1	BB: 1	P: 19	R: 0	H: 1	E: 0	K: 1	S: 8	LOB: 1	BB: 0	P: 14	R: 0	H: 1	E: 0	K: 0	S: 12	LOB: 1	BB: 1	P: 19
--------------	------	------	------	------	-------	--------	-------	-------	------	------	------	------	-------	--------	-------	-------	------	------	------	------	-------	--------	-------	-------	------	------	------	------	-------	--------	-------	-------	------	------	------	------	------	--------	-------	------	------	------	------	------	-------	--------	-------	-------	------	------	------	------	------	--------	-------	-------	------	------	------	------	-------	--------	-------	-------

PITCHER	IP	WLS	BF	H	R	ER	SO	BB	IBB	HBP	BLK	WP	HR	S	P	ERA	WHIP
Gene Conley, R ERA: 4.81 (1, 1)	0.1	L	6	5	4	4	1	0	0	0	0	0	0	15	24	108.00	15.000
Joey Jay, R ERA: 9.0 (1, 1)	1.0		7	4	3	3	1	1	0	0	0	0	0	15	25	27.00	5.000
Ernie Johnson, R ERA: 6.61 (2, 1)	4.2		23	8	5	5	3	0	1	0	0	0	0	45	65	9.64	1.714
Humberto Robinson, R ERA: 7.0 (7, 1)	2.0		8	2	0	0	1	1	0	0	0	0	0	20	33	0.00	1.500


**BOTTOM**

**Milwaukee Braves @ Los Angeles Dodgers**  
**Los Angeles Memorial Coliseum, Los Angeles, CA**

Sun Jun 08 1958, 6:33 AM EDT  
Att. 37,122 - Unknown

livebaseballscorecards.com

AB	41
R	12
H	19
RBI	12
BB	3
SO	6
LOB	18



WP:	0	PA:	44
PB:	0	CS:	0
SB:	0		

Batter	1	2	3	4	5	6	7	8	9	AB R H RBI BB SO LOB	TOP																								
<b>Richie Ashburn, L</b> OBP: 0.450, SLG: 0.461 (1, 8) C F B F B B	4-2 1B BB		1-2 F9 ②		0-1 1B 3B		0-0 S 1B		0-0 PO 1B	4 1 3 1 1 0 1																									
<b>Solly Hemus, L</b> OBP: 0.457, SLG: 0.500 (1, 4) C X	0-1 G6-4-3 1B		2-2 F9 ③		2-2 FC6-4 1B		1-1 F9 ③		0-0 PO ③	4 0 2 1 0 0 2																									
<b>Harry Anderson, L</b> OBP: 0.367, SLG: 0.483 (1, 3) B S S X	1-2 F5 ①			0-0 1B 2B	0-2 F7 ②			2-3 K ①		4 1 1 0 0 1 3																									
<b>Rip Repulski, R</b> OBP: 0.310, SLG: 0.538 (1, 7) C S B X	1-2 G6-4-3 1-2f			1-2 6-3 ①	0-1 FC6-4 ③			0-0 1B 1B		4 0 1 0 0 0 4																									
<b>Wally Post, R</b> OBP: 0.386, SLG: 0.431 (1, 9) X		0-0 1-3 ①		0-1 F6 ②		1-1 F4 ①		2-2 1B 1B		4 0 1 0 0 0 1																									
<b>Willie Jones, R</b> OBP: 0.373, SLG: 0.432 (1, 5) B T X		1-1 F5 ②		1-2 2-H 1B		0-1 CS 1B		0-1 F9 ②		4 0 2 1 0 0 2																									
<b>Chico Fernandez, R</b> OBP: 0.251, SLG: 0.232 (1, 6) X T C B		1-2 6-3 ③		1-2 F6 ③		0-3 K ③		0-0 F9 ③		4 0 0 0 0 1 4																									
<b>Joe Lonnett, R</b> OBP: 0.140, SLG: 0.175 (1, 2) X			0-0 5-6-3 ①		2-2 E5 FC3-6		0-0 F9 ①		1-1 6-3 ①	4 0 0 0 0 0 0																									
<b>Ray Semproch, R</b> OBP: 0.083, SLG: 0.125 (1, 1) X			0-0 1B		2-1 FC3-6 1-2f 3B		0-3 K ②		1-3 K ②	4 1 1 0 0 2 1																									
<b>Inning Stats</b>	R: 0 E: 0 K: 0 S: 12	H: 1 LOB: 1 BB: 1 P: 18	R: 0 E: 0 K: 0 S: 6	H: 0 LOB: 0 BB: 0 P: 8	R: 0 E: 0 K: 0 S: 8	H: 1 LOB: 1 BB: 0 P: 11	R: 1 E: 0 K: 0 S: 13	H: 2 LOB: 1 BB: 0 P: 16	R: 2 E: 1 K: 0 S: 16	H: 2 LOB: 1 BB: 0 P: 22	R: 0 E: 0 K: 1 S: 8	H: 1 LOB: 0 BB: 0 P: 9	R: 0 E: 0 K: 1 S: 7	H: 1 LOB: 1 BB: 0 P: 8	R: 0 E: 0 K: 1 S: 10	H: 2 LOB: 2 BB: 0 P: 14	R: 0 E: 0 K: 1 S: 8	H: 1 LOB: 0 BB: 0 P: 10	1B: 9 2B: 1 3B: 1 HR: 0	SF: 0 SAC: 0 DP: 1 HBP: 0	WP: 0 PB: 0 SB: 1 CS: 1	PA: 38													
<b>PITCHER</b> <b>Don Newcombe, R</b> ERA: 6.82 (1, 1)	IP 9.0	WLS L	BF 37	H 11	R 3	ER 2	SO 4	BB 1	IBB 0	HBP 0	BLK 0	WP 0	HR 0	S 88	P 116	ERA 2.00	WHIP 1.333	<b>PITCHER</b>	IP 9.0	WLS L	BF 37	H 11	R 3	ER 2	SO 4	BB 1	IBB 0	HBP 0	BLK 0	WP 0	HR 0	S 88	P 116	ERA 2.00	WHIP 1.333

Philadelphia Phillies @ Los Angeles Dodgers  
 Los Angeles Memorial Coliseum, Los Angeles, CA  
 Tue Jun 10 1958, 10:05 PM EDT  
 Att: 19,671 - Unknown

livebaseballscorecards.com

AB	36
R	3
H	11
RBI	3
BB	1
SO	4
LOB	18



Batter	1	2	3	4	5	6	7	8	9	AB R H RBI BB SO LOB
Jim Gilliam, S OBP: 0.380, SLG: 0.403 (1, 7)	3-2 L8	1-0 F9		2-0 G3		2-2 4-3			0-0 F5	5 0 0 0 0 0 4
Pee Wee Reese, R OBP: 0.330, SLG: 0.487 (1, 5)	1-0 F5	1-1 4-3			4-2 G3-6-3 BB		2-1 6-3		0-0 6-3	4 0 0 0 1 0 1
Duke Snider, L OBP: 0.344, SLG: 0.393 (1, 8)	3-1 1B BB 1B		2-0 1-3		0-0 G3-6-3 1-2f		1-0 2B			4 1 2 0 0 0 1
Carl Furillo, R OBP: 0.360, SLG: 0.515 (1, 9)	4-0 1B 1B BB		0-1 F9		2-0 2B		0-2 5-3			3 0 1 0 1 0 1
John Roseboro, L OBP: 0.358, SLG: 0.505 (1, 2)	1-1 1B 1B		1-3 K		0-3 K		0-0 F4			4 0 1 0 0 2 2
Charlie Neal, R OBP: 0.350, SLG: 0.494 (1, 4)	0-0 1B			4-1 1B BB		3-1 HR		2-2 F3		3 1 2 2 1 0 0
Gil Hodges, R OBP: 0.332, SLG: 0.413 (1, 3)	2-3 3-H K			1-1 F4		1-3 K		1-3 K		4 0 0 0 0 3 4
Don Zimmer, R OBP: 0.345, SLG: 0.435 (1, 6)		2-2 L8		2-3 K		0-0 F5		0-1 6-3		4 0 0 0 0 1 1
Don Newcombe, L OBP: 0.533, SLG: 0.462 (1, 1)		2-0 WP 1B		0-1 1B		2-0 1B			2-2 F8	4 0 3 0 0 0 0

Inning Stats	R: 1	H: 3	E: 0	K: 1	S: 13	H: 3	LOB: 3	BB: 1	P: 27	R: 0	H: 1	E: 0	K: 0	S: 7	H: 1	LOB: 1	BB: 0	P: 13	R: 0	H: 0	E: 0	K: 1	S: 6	H: 0	LOB: 0	BB: 0	P: 9	R: 0	H: 1	E: 0	K: 1	S: 9	H: 1	LOB: 2	BB: 1	P: 18	R: 0	H: 1	E: 0	K: 1	S: 9	H: 1	LOB: 1	BB: 1	P: 15	R: 1	H: 2	E: 0	K: 1	S: 10	H: 2	LOB: 1	BB: 0	P: 18	R: 0	H: 1	E: 0	K: 0	S: 7	H: 0	LOB: 0	BB: 0	P: 10	R: 0	H: 0	E: 0	K: 1	S: 8	H: 0	LOB: 0	BB: 0	P: 11	R: 0	H: 0	E: 0	K: 0	S: 6	H: 0	LOB: 0	BB: 0	P: 8	1B: 6	SF: 0	2B: 2	SAC: 0	3B: 0	DP: 1	HR: 1	HBP: 0	WP: 1	PA: 38
--------------	------	------	------	------	-------	------	--------	-------	-------	------	------	------	------	------	------	--------	-------	-------	------	------	------	------	------	------	--------	-------	------	------	------	------	------	------	------	--------	-------	-------	------	------	------	------	------	------	--------	-------	-------	------	------	------	------	-------	------	--------	-------	-------	------	------	------	------	------	------	--------	-------	-------	------	------	------	------	------	------	--------	-------	-------	------	------	------	------	------	------	--------	-------	------	-------	-------	-------	--------	-------	-------	-------	--------	-------	--------

PITCHER	IP	WLS	BF	H	R	ER	SO	BB	IBB	HBP	BLK	WP	HR	S	P	ERA	WHIP
Ray Semproch, R ERA: 3.79 (1, 1)	9.0	W	38	9	2	2	6	3	0	0	0	1	1	75	129	2.00	1.333


**BOTTOM**

Philadelphia Phillies @ Los Angeles Dodgers  
Los Angeles Memorial Coliseum, Los Angeles, CA

Tue Jun 10 1958, 10:05 PM EDT  
Att. 19,671 - Unknown

livebaseballscorecards.com

**AB 35**  
**R 2**  
**H 9**  
**RBI 2**  
**BB 3**  
**SO 6**  
**LOB 14**



Batter	1	2	3	4	5	6	7	8	9	AB R H RBI BB SO LOB	TOP													
<b>Richie Ashburn, L</b> (1, 8) OBP: 0.444, SLG: 0.451	0-3 K	0-0 F6		1-0 G4-3			0-0 B5-3		4-2 BB	4 0 0 0 1 1 2														
<b>Solly Hemus, L</b> (1, 4) OBP: 0.453, SLG: 0.486	2-1 5-3		3-2 6-3		4-1 G3-6 BB		0-0 1B		0-1 4-3	4 0 1 0 1 0 1														
<b>Harry Anderson, L</b> (1, 3) OBP: 0.369, SLG: 0.480	0-0 1B		4-0 E 2B BB		2-0 G3-6 1-2f		2-3 K			3 1 1 0 1 1 2														
<b>Rip Repulski, R</b> (1, 7) OBP: 0.301, SLG: 0.522	0-3 K		0-0 F3		2-2 F7			2-0 4-3		4 0 0 0 0 1 2														
<b>Wally Post, R</b> (1, 9) OBP: 0.390, SLG: 0.450		0-2 1B 3B	0-0 FC6 1-2 2B		0-3 K		2-0 FC5-4 1B			4 2 2 0 0 1 1														
<b>Willie Jones, R</b> (1, 5) OBP: 0.385, SLG: 0.447		0-2 G6-4-3 1B 1B 3-H	3-2 1B 2B 1-H 2-H		4-2 FC6-4 BB		0-1 F4			3 1 2 3 1 0 1														
<b>Chico Fernandez, R</b> (1, 6) OBP: 0.253, SLG: 0.234		0-1 1B	2-3 K		1-2 FC6-4		2-0 FC5-4			3 0 1 0 0 1 2														
<b>Bob Bowman, R</b> (8, PH) OBP: 0.341, SLG: 0.538		1-2 G6-4-3 1B			1-2f K		1-2f K			1 0 0 0 0 0 1														
<b>Ted Kazanski, R</b> (8, 6) OBP: 0.274, SLG: 0.283										0 0 0 0 0 0 0														
<b>Joe Lonnett, R</b> (1, 2) OBP: 0.149, SLG: 0.182		1-0 G6-4-3		1-0 G4-3 1B		0-0 F9		3-3 K		4 0 1 0 0 1 3														
<b>Curt Simmons, L</b> (1, 1) OBP: 0.324, SLG: 0.333		1-1 1B		0-1 B3		1-0 F8		0-1 5-3		1 0 1 1 0 0 0														
<b>Jim Hearn, R</b> (3, 1) OBP: 0.324, SLG: 0.333										1 0 0 0 0 0 1														
<b>Chuck Essegian, R</b> (7, PH) OBP: 0.324, SLG: 0.333										1 0 0 0 0 0 0														
<b>Warren Hacker, R</b> (7, 1) OBP: 0.324, SLG: 0.333										0 0 0 0 0 0 0														
<b>Johnny Gray, R</b> (8, 1) OBP: 0.324, SLG: 0.333										0 0 0 0 0 0 0														
<b>Dave Philley, S</b> (9, PH) OBP: 0.275, SLG: 0.315										1 0 0 0 0 0 0														
<b>Inning Stats</b>	R: 0 E: 0 K: 2 S: 10	H: 1 LOB: 1 BB: 0 P: 12	R: 2 E: 0 K: 0 S: 12	H: 4 LOB: 1 BB: 0 P: 14	R: 2 E: 1 K: 1 S: 13	H: 1 LOB: 1 BB: 1 P: 25	R: 0 E: 0 K: 0 S: 4	H: 1 LOB: 0 BB: 0 P: 6	R: 0 E: 0 K: 0 S: 5	H: 0 LOB: 0 BB: 1 P: 13	R: 0 E: 0 K: 1 S: 11	H: 0 LOB: 1 BB: 1 P: 16	R: 0 E: 0 K: 1 S: 8	H: 1 LOB: 1 BB: 0 P: 11	R: 0 E: 0 K: 0 S: 5	H: 1 LOB: 1 BB: 0 P: 11	R: 0 E: 0 K: 1 S: 10	H: 0 LOB: 1 BB: 1 P: 17	1B: 7 2B: 1 3B: 1 HR: 0	SF: 0 SAC: 0 DP: 3 HBP: 0	WP: 0 PB: 0 SB: 0 CS: 0	PA: 38		
<b>PITCHER</b> <b>Don Drysdale, R</b> (1, 1) ERA: 5.6	IP 9.0	WLS W	BF 38	H 9	R 4	ER 2	SO 6	BB 4	IBB 0	HBP 0	BLK 0	WP 0	HR 0	S 78	P 125	ERA 2.00	WHIP 1.444						ERA 2.00	WHIP 1.444

Philadelphia Phillies @ Los Angeles Dodgers  
Los Angeles Memorial Coliseum, Los Angeles, CA  
Wed Jun 11 1958, 10:05 PM EDT  
Att: 16,236 - Unknown

livebaseballscorecards.com

AB	34
R	4
H	9
RBI	4
BB	4
SO	6
LOB	16



Batter	1	2	3	4	5	6	7	8	9	AB	R	H	RBI	BB	SO	LOB
Jim Gilliam, S OBP: 0.378, SLG: 0.397 (1, 7)	F6		FC6-4 SF8 1B	F8			G4-6-3 BB			3	1	0	0	1	0	1
Pee Wee Reese, R OBP: 0.337, SLG: 0.488 (1, 5) (4, 6)	L1		SF8 1B			G1-6-3 1B	G4-6-3			4	1	2	0	0	0	1
Charlie Neal, R OBP: 0.353, SLG: 0.509 (1, 4) Randy Jackson, R OBP: 0.286, SLG: 0.311 (3, PH) (4, 5)	E4 3B		SF8 HR BB			G1-6-3		SH1-3 2B 1B		1	1	1	0	0	0	0
Carl Furillo, R OBP: 0.353, SLG: 0.507 (1, 9)	F9		SF8			L4		SH1-3		2	0	0	2	0	0	0
Gil Hodges, R OBP: 0.335, SLG: 0.436 (1, 3)		L8				F8		1B 2B		4	2	2	3	0	0	0
Don Zimmer, R OBP: 0.355, SLG: 0.443 (1, 6) (4, 4)		FC6-4 1B				F3		FC6-4 1B		4	0	3	1	0	0	0
Gino Cimoli, R OBP: 0.284, SLG: 0.384 (1, 8)		FC6-4 1B				F8		FC6-4 1B		4	0	1	0	0	0	3
Joe Pignatano, R OBP: 0.250, SLG: 0.161 (1, 2)		F9				6-3		5-3		4	0	0	0	0	0	3
Don Drysdale, R OBP: 0.118, SLG: 0.235 (1, 1)						6-3		F5		3	0	1	0	0	0	0

Inning Stats	R: 1	H: 1	E: 1	K: 0	S: 8	LOB: 0	BB: 0	P: 11	R: 0	H: 1	E: 0	K: 0	S: 8	LOB: 1	BB: 0	P: 13	R: 4	H: 4	E: 0	K: 0	S: 15	LOB: 1	BB: 1	P: 25	R: 0	H: 0	E: 0	K: 0	S: 7	LOB: 0	BB: 0	P: 8	R: 0	H: 1	E: 0	K: 0	S: 6	LOB: 0	BB: 0	P: 11	R: 0	H: 1	E: 0	K: 0	S: 7	LOB: 1	BB: 0	P: 11	R: 0	H: 0	E: 0	K: 0	S: 4	LOB: 0	BB: 1	P: 9	R: 2	H: 3	E: 0	K: 0	S: 9	LOB: 1	BB: 0	P: 14
--------------	------	------	------	------	------	--------	-------	-------	------	------	------	------	------	--------	-------	-------	------	------	------	------	-------	--------	-------	-------	------	------	------	------	------	--------	-------	------	------	------	------	------	------	--------	-------	-------	------	------	------	------	------	--------	-------	-------	------	------	------	------	------	--------	-------	------	------	------	------	------	------	--------	-------	-------

PITCHER																	1B: 7	SF: 1	WP: 0	PA: 35		
PITCHER																	2B: 1	SAC: 1	PB: 0			
PITCHER																	3B: 2	DP: 2	SB: 2			
PITCHER																	HR: 1	HBP: 0	CS: 0			
IP	WLS	BF	H	R	ER	SO	BB	IBB	HBP	BLK	WP	HR	S	P	ERA	WHIP	WP	HR	S	P	ERA	WHIP
Curt Simmons, L (1, 1)	2.2		13	4	4	3	0	1	0	0	0	0	23	38	10.12	1.875						
Jim Hearn, R (3, 1)	3.1	L	13	4	1	1	0	0	0	0	0	1	28	41	2.70	1.200						
Warren Hacker, R (7, 1)	1.1		7	3	2	2	0	1	0	0	0	0	10	18	13.50	3.000						
Johnny Gray, R (8, 1)	0.2		2	0	0	0	0	0	0	0	0	0	3	5	0.00	0.000						

BOTTOM

Philadelphia Phillies @ Los Angeles Dodgers  
Los Angeles Memorial Coliseum, Los Angeles, CA

Wed Jun 11 1958, 10:05 PM EDT  
Att. 16,236 - Unknown

livebaseballscorecards.com

AB	31
R	7
H	11
RBI	6
BB	2
SO	0
LOB	9



Batter	1	2	3	4	5	6	7	8	9	AB R H RBI BB SO LOB	TOP											
Richie Ashburn, L (1, 8) OBP: 0.444, SLG: 0.450	2-2 1-3		2-1 G3		0-1 2B 2B 1B		1-0 F4		1-2 SH5-4 1B	5 2 2 0 0 0 0	Philadelphia Phillies @ Los Angeles Dodgers Los Angeles Memorial Coliseum, Los Angeles, CA Thu Jun 12 1958, 6:33 AM EDT Att. 9,899 - Unknown											
Solly Hemus, L (1, 4) OBP: 0.467, SLG: 0.514	1-2 BB 1B		1-2 G3		0-0 1-3 2B 2B		3-2 FC5-4 1B	0-0 SH5-4	4 1 3 0 0 0 0													
Harry Anderson, L (1, 3) OBP: 0.375, SLG: 0.486	4-2 1-2 BB		0-0 4-3		0-0 2-H 3-H 2B		1-3 K	0-1 2-H 1B	4 0 2 3 1 1 1													
Wally Post, R (1, 9) OBP: 0.376, SLG: 0.432	0-3 K			1-2 6-3	0-0 1-3		2-2 FC5-4 1-2f	1-3 K	5 0 0 0 0 2 5													
Willie Jones, R (1, 5) OBP: 0.385, SLG: 0.479	2-1 F7			3-2 2B		1-1 HR		3-1 E6 SH1-4	1-3 K	5 1 2 1 0 1 3												
Rip Repulski, R (1, 7) OBP: 0.295, SLG: 0.511		0-3 K		0-3 K		1-0 F5		0-0 SH1-4		3 0 0 0 0 2 1												
Bob Bowman, R (9, 7) OBP: 0.341, SLG: 0.538								1-2		0 0 0 0 0 0 0												
Chico Fernandez, R (1, 6) OBP: 0.249, SLG: 0.229		0-0 F4		0-2 F5		0-1 4-3		4-0 IBB		3 0 0 0 0 0 1												
Dave Philley, S (8, PH) OBP: 0.284, SLG: 0.315										0 0 0 0 1 0 0												
Ted Kazanski, R (8, 6) OBP: 0.274, SLG: 0.283										0 0 0 0 0 0 0												
Joe Lonnett, R (1, 2) OBP: 0.176, SLG: 0.191		4-2 FC6-4 BB			0-0 F2	0-0 FC6-4 1B		1-3 K		3 0 1 0 1 1 2												
Jack Sanford, R (1, 1) OBP: 0.226, SLG: 0.207		2-1 FC6-4			2-1 6-3	0-2 FC6-4		3-3 K		3 0 0 0 0 0 2												
Chuck Essegian, R (8, PH) OBP: 0.320, SLG: 0.460										1 0 0 0 0 1 2												
Turk Farrell, R (8, 1) OBP: 0.250, SLG: 0.182										0 0 0 0 0 0 0												
<b>Inning Stats</b>	R: 0 E: 0 K: 1 S: 13	H: 1 LOB: 2 BB: 1 P: 22	R: 0 E: 0 K: 1 S: 8	H: 0 LOB: 1 BB: 1 P: 14	R: 0 E: 0 K: 0 S: 6	H: 1 LOB: 1 BB: 0 P: 9	R: 2 E: 0 K: 0 S: 8	H: 3 LOB: 1 BB: 0 P: 10	R: 1 E: 0 K: 0 S: 9	H: 2 LOB: 1 BB: 0 P: 11	R: 0 E: 0 K: 1 S: 11	H: 1 LOB: 1 BB: 0 P: 18	R: 0 E: 1 K: 2 S: 10	H: 0 LOB: 2 BB: 1 P: 21	R: 1 E: 0 K: 2 S: 12	H: 2 LOB: 1 BB: 0 P: 15	1B: 6 2B: 3 3B: 0 HR: 1	SF: 0 SAC: 2 DP: 0 HBP: 0	WP: 0 PB: 0 SB: 0 CS: 0	PA: 41		
<b>PITCHER</b>	IP WLS BF H R ER SO BB IBB HBP BLK WP HR S P ERA WHIP	IP WLS BF H R ER SO BB IBB HBP BLK WP HR S P ERA WHIP	IP WLS BF H R ER SO BB IBB HBP BLK WP HR S P ERA WHIP	IP WLS BF H R ER SO BB IBB HBP BLK WP HR S P ERA WHIP	IP WLS BF H R ER SO BB IBB HBP BLK WP HR S P ERA WHIP	IP WLS BF H R ER SO BB IBB HBP BLK WP HR S P ERA WHIP	IP WLS BF H R ER SO BB IBB HBP BLK WP HR S P ERA WHIP	IP WLS BF H R ER SO BB IBB HBP BLK WP HR S P ERA WHIP	IP WLS BF H R ER SO BB IBB HBP BLK WP HR S P ERA WHIP	IP WLS BF H R ER SO BB IBB HBP BLK WP HR S P ERA WHIP	IP WLS BF H R ER SO BB IBB HBP BLK WP HR S P ERA WHIP	IP WLS BF H R ER SO BB IBB HBP BLK WP HR S P ERA WHIP	IP WLS BF H R ER SO BB IBB HBP BLK WP HR S P ERA WHIP	IP WLS BF H R ER SO BB IBB HBP BLK WP HR S P ERA WHIP	IP WLS BF H R ER SO BB IBB HBP BLK WP HR S P ERA WHIP	IP WLS BF H R ER SO BB IBB HBP BLK WP HR S P ERA WHIP	IP WLS BF H R ER SO BB IBB HBP BLK WP HR S P ERA WHIP	IP WLS BF H R ER SO BB IBB HBP BLK WP HR S P ERA WHIP	IP WLS BF H R ER SO BB IBB HBP BLK WP HR S P ERA WHIP	IP WLS BF H R ER SO BB IBB HBP BLK WP HR S P ERA WHIP		
Stan Williams, R (1, 1) ERA: 3.1	8.1 L 39 10 4 4 6 2 1 0 0 0 1 84 129 4.32 1.440																					
Clem Labine, R (9, 1) ERA: 4.08	0.2 2 0 0 0 0 2 0 0 0 0 0 0 6 8 0.00 0.000																					

livebaseballscorecards.com

AB	36
R	4
H	10
RBI	4
BB	3
SO	8
LOB	17







Batter	1	2	3	4	5	6	7	8	9	AB R H RBI BB SO LOB	TOP
<b>Bill Virdon, L</b> (1, 8) OBP: 0.353, SLG: 0.392	2-2  G3 1B		0-0  E 2B	1-0  F8		2-2  G3		1-2  SH3-4 1B	5 1 3 0 0 0 1		
<b>Roman Mejias, R</b> (1, 7) OBP: 0.271, SLG: 0.489	0-0  L7 1B		1-1  E5 2B		3-2  3B 1B		0-2  F7 1B	0-0  SH3-4 1B	4 2 1 0 0 0 2		
<b>Dick Groat, R</b> (1, 6) OBP: 0.328, SLG: 0.427	0-0  G3 1B		3-2  1-H 2B		2-0  1-H 1B 3B		0-1  L6 1B	2-1  L7 1B	5 1 2 3 0 0 2		
<b>R C Stevens, R</b> (1, 3) OBP: 0.342, SLG: 0.657	1-3  K 1B		2-3  K 1B		2-3  K 1B		1-1  FC5-4 HBP 1B	0-1  5-3 1B	4 0 0 0 0 3 4		
<b>Frank Thomas, R</b> (1, 5) OBP: 0.364, SLG: 0.676		3-1  F4 1B	4-0  FC4 IBB 1B		1-2  FC4-6 1B		1-1  FC5-4 1-2f 1B	3-0  FC5-4 1B	3 0 1 1 1 0 1		
<b>Roberto Clemente, R</b> (1, 9) OBP: 0.327, SLG: 0.375		1-3  K 1B	0-1  FC4 1-2f 1B		0-0  F6 1B		1-0  F3 1B	4-0  F3 1B	4 0 0 0 0 1 3		
<b>Bill Mazeroski, R</b> (1, 4) OBP: 0.324, SLG: 0.460		4-1  BB 1B		4-0  SH1-4 BB 1B		1-1  FC4-6 1-2f 1B		2-2  F4 1B	2 0 0 0 2 0 1		
<b>Hank Foiles, R</b> (1, 2) OBP: 0.305, SLG: 0.258	0-1  F8 1B		0-0  F6 1B		0-0  1-3 1B		4-2  BB 1B	3-0  BB 1B	3 0 0 0 1 0 2		
<b>Ron Kline, R</b> (1, 1) OBP: 0.121, SLG: 0.067			2-3  K 1B	1-2  SH1-4 1-2 1B		0-3  K 1B		1-3  K 1B	3 0 0 0 0 3 1		
<b>Inning Stats</b>	R: 0 H: 1 E: 0 LOB: 1 K: 1 BB: 0 S: 8 P: 11	R: 0 H: 0 E: 0 LOB: 1 K: 1 BB: 1 S: 8 P: 16	R: 2 H: 2 E: 1 LOB: 2 K: 2 BB: 1 S: 18 P: 30	R: 0 H: 0 E: 0 LOB: 1 K: 0 BB: 1 S: 5 P: 11	R: 2 H: 3 E: 0 LOB: 1 K: 1 BB: 0 S: 13 P: 22	R: 0 H: 0 E: 0 LOB: 0 K: 1 BB: 0 S: 7 P: 9	R: 0 H: 0 E: 0 LOB: 1 K: 0 BB: 0 S: 8 P: 10	R: 0 H: 0 E: 0 LOB: 1 K: 1 BB: 1 S: 12 P: 20	R: 0 H: 1 E: 0 LOB: 1 K: 0 BB: 0 S: 8 P: 11	1B: 4 SF: 0 2B: 2 SAC: 2 3B: 1 DP: 0 HR: 0 HBP: 1	WP: 0 PA: 40 PB: 0 SB: 0 CS: 0
<b>PITCHER</b> <b>Sandy Koufax, L</b> (1, 1) ERA: 4.43 <b>Don Drysdale, R</b> (5, 1) ERA: 5.35 <b>Clem Labine, R</b> (8, 1) ERA: 3.86	IP WLS BF H R ER SO BB IBB HBP BLK WP HR S P ERA WHIP 4.0 0 21 5 4 3 4 2 1 0 0 0 0 43 77 6.75 1.750 3.0 0 11 1 0 0 2 0 0 1 0 0 0 24 32 0.00 0.333 2.0 W 8 1 0 0 1 1 0 0 0 0 0 0 20 31 0.00 1.000	<b>PITCHER</b> IP WLS BF H R ER SO BB IBB HBP BLK WP HR S P ERA WHIP									

Pittsburgh Pirates @ Los Angeles Dodgers  
 Los Angeles Memorial Coliseum, Los Angeles, CA

Fri Jun 13 1958, 10:05 PM EDT  
 Att: 27,748 - Unknown

livebaseballscorecards.com

AB	33
R	4
H	7
RBI	4
BB	4
SO	7
LOB	17



Batter	1	2	3	4	5	6	7	8	9	AB R H RBI BB SO LOB
--------	---	---	---	---	---	---	---	---	---	----------------------

<b>Jim Gilliam, S</b> <small>(1, 7)</small> <small>OBP: 0.381, SLG: 0.406</small>	 <small>2-2</small>	 <small>0-0</small>			 <small>0-0</small>		 <small>1-0</small>		 <small>4-1</small>	4 2 1 0 1 0 2
<b>Pee Wee Reese, R</b> <small>(1, 5)</small> <small>OBP: 0.340, SLG: 0.483</small>	 <small>4-1</small>		 <small>0-1</small>		 <small>0-1</small>		 <small>1-2</small>	 <small>2-0</small>	 <small>1-H, 3-H</small>	4 1 2 2 1 0 0
<b>Duke Snider, L</b> <small>(1, 8)</small> <small>OBP: 0.348, SLG: 0.390</small>	 <small>1-0</small>		 <small>1-1</small>		 <small>2-1</small>		 <small>0-1</small>			3 0 1 1 0 0 0
<b>Carl Furillo, R</b> <small>(1, 9)</small> <small>OBP: 0.350, SLG: 0.493</small>	 <small>4-1</small>		 <small>0-0</small>		 <small>0-0</small>		 <small>0-0</small>			2 0 0 0 1 0 0
<b>John Roseboro, L</b> <small>(1, 2)</small> <small>OBP: 0.359, SLG: 0.492</small>	 <small>0-2</small>			 <small>0-0</small>		 <small>2-0</small>		 <small>4-0</small>		3 0 0 0 1 0 3
<b>Gil Hodges, R</b> <small>(1, 3)</small> <small>OBP: 0.332, SLG: 0.428</small>	 <small>3-1</small>			 <small>0-0</small>		 <small>4-2</small>		 <small>3-2</small>		2 1 0 1 1 0 3
<b>Charlie Neal, R</b> <small>(1, 4)</small> <small>OBP: 0.354, SLG: 0.500</small>	 <small>1-1</small>			 <small>4-1</small>		 <small>2-0</small>		 <small>0-2</small>		3 1 2 0 1 0 2
<b>Don Zimmer, R</b> <small>(1, 6)</small> <small>OBP: 0.354, SLG: 0.439</small>		 <small>0-2</small>		 <small>0-0</small>		 <small>1-1</small>		 <small>2-0</small>		3 0 1 0 0 0 2
<b>Sandy Koufax, R</b> <small>(1, 1)</small> <small>OBP: 0.231, SLG: 0.231</small>					 <small>3-2</small>		 <small>0-1</small>		 <small>3-3</small>	1 0 0 0 0 1 1
<b>Don Drysdale, R</b> <small>(5, 1)</small> <small>OBP: 0.111, SLG: 0.222</small>										1 0 0 0 0 0 0
<b>Elmer Valo, L</b> <small>(7, PH)</small> <small>OBP: 0.273, SLG: 0.300</small>										1 0 0 1 0 0 1
<b>Clem Labine, R</b> <small>(8, 1)</small> <small>OBP: 0.204, SLG: 0.233</small>										0 0 0 0 0 0 0
<b>Rube Walker, L</b> <small>(9, PH)</small> <small>OBP: 0.204, SLG: 0.233</small>										1 0 0 0 0 1 1

Inning Stats	R: 2 E: 0 K: 0 S: 14	H: 2 LOB: 2 BB: 2 P: 29	R: 0 E: 0 K: 1 S: 8	H: 1 LOB: 0 BB: 0 P: 8	R: 0 E: 0 K: 0 S: 5	H: 0 LOB: 0 BB: 0 P: 6	R: 0 E: 0 K: 0 S: 4	H: 0 LOB: 1 BB: 1 P: 8	R: 0 E: 0 K: 0 S: 6	H: 0 LOB: 0 BB: 0 P: 9	R: 0 E: 0 K: 0 S: 4	H: 0 LOB: 0 BB: 0 P: 8	R: 1 E: 0 K: 0 S: 8	H: 1 LOB: 1 BB: 1 P: 16	R: 0 E: 0 K: 0 S: 9	H: 1 LOB: 2 BB: 1 P: 17	R: 2 E: 0 K: 1 S: 10	H: 2 LOB: 1 BB: 1 P: 21	1B: 5 2B: 2 3B: 0 HR: 0	SF: 1 SAC: 3 DP: 2 HBP: 0	WP: 0 PB: 0 SB: 1 CS: 0	PA: 38
--------------	-------------------------------	----------------------------------	------------------------------	---------------------------------	------------------------------	---------------------------------	------------------------------	---------------------------------	------------------------------	---------------------------------	------------------------------	---------------------------------	------------------------------	----------------------------------	------------------------------	----------------------------------	-------------------------------	----------------------------------	----------------------------------	------------------------------------	----------------------------------	--------

PITCHER	IP	WLS	BF	H	R	ER	SO	BB	IBB	HBP	BLK	WP	HR	S	P	ERA	WHIP
<b>Ron Kline, R</b> <small>(1, 1)</small> <small>ERA: 3.8</small>	8.2	L	38	7	5	5	2	5	1	0	0	0	0	68	122	5.19	1.385

**BOTTOM**

**Pittsburgh Pirates @ Los Angeles Dodgers**  
**Los Angeles Memorial Coliseum, Los Angeles, CA**

Fri Jun 13 1958, 10:05 PM EDT  
 Att. 27,748 - Unknown

livebaseballscores.com

<b>AB</b>	<b>28</b>
<b>R</b>	<b>5</b>
<b>H</b>	<b>7</b>
<b>RBI</b>	<b>5</b>
<b>BB</b>	<b>6</b>
<b>SO</b>	<b>2</b>
<b>LOB</b>	<b>15</b>





Batter	1	2	3	4	5	6	7	8	9	AB	R	H	RBI	BB	SO	LOB
Jim Gilliam, S (1, 7) OBP: 0.374, SLG: 0.398	1-1 F7		1-2 G4-6-3		3-2 6-3		3-2 F9			4	0	0	0	0	0	3
Charlie Neal, R (1, 4) OBP: 0.352, SLG: 0.495	2-3 K		0-1 1-3		1-1 L7		0-1 1B			4	0	1	0	0	1	1
Duke Snider, L (1, 8) OBP: 0.345, SLG: 0.385	1-1 F9			3-2 1B 4-3 1B		0-0 F9		1-3 K		4	1	1	0	0	1	2
Carl Furillo, R (1, 9) OBP: 0.354, SLG: 0.490		2-2 6-3		3-2 1B 4-3 HR 1B		0-2 L5		4-2 G5-4-3 WP BB		3	1	1	0	1	0	0
John Roseboro, L (1, 2) OBP: 0.351, SLG: 0.479		0-0 F6		1-1 4-3		2-3 K		4-2 G5-4-3 BB		3	0	0	1	0	1	1
Randy Jackson, R (8, PH) OBP: 0.300, SLG: 0.311				1-2 3-H				1-2 BB		0	0	0	0	1	0	0
Rube Walker, L (9, 2) OBP: 0.204, SLG: 0.233				4-0 HR BB		4-1 S BB		2-2 G5-4-3		0	0	0	0	0	0	0
Gil Hodges, R (1, 3) OBP: 0.335, SLG: 0.423		1-2 E5		0-3 K		2-2 6-3		0-3 K		2	1	0	0	2	0	2
Dick Gray, R (1, 5) OBP: 0.328, SLG: 0.509		3-2 6-3		1-2 G4-6-3 E BB		1-2 HR		1-1 1B SH3-4 1B		4	0	0	0	0	2	5
Don Zimmer, R (1, 6) OBP: 0.365, SLG: 0.464			4-1 G4-6-3 E BB		1-2 1-H 2-H HR					2	1	2	3	1	0	0
Johnny Podres, L (1, 1) OBP: 0.156, SLG: 0.133			0-0 FC4		2-0 6-3		0-0 SH3-4			2	0	0	0	0	0	1

Inning Stats	R: 0	H: 0	R: 0	H: 0	R: 0	H: 0	R: 0	H: 0	R: 0	H: 2	R: 0	H: 0	R: 0	H: 0	1B: 4	SF: 0
	E: 0	LOB: 0	E: 1	LOB: 1	E: 0	LOB: 0	E: 0	LOB: 1	E: 0	LOB: 2	E: 0	LOB: 1	E: 0	LOB: 1	2B: 0	SAC: 1
	K: 1	BB: 0	K: 0	BB: 0	K: 1	BB: 1	K: 1	BB: 1	K: 1	BB: 0	K: 1	BB: 2	K: 1	BB: 2	3B: 0	DP: 2
	S: 7	P: 11	S: 14	P: 20	S: 7	P: 12	S: 17	P: 31	S: 6	P: 10	S: 12	P: 17	S: 13	P: 23	HR: 1	HBP: 0

PITCHER	IP	WLS	BF	H	R	ER	SO	BB	IBB	HBP	BLK	WP	HR	S	P	ERA	WHIP
Bob Friend, R (1, 1) ERA: 3.72	6.0	L	25	3	4	4	3	3	0	0	0	0	1	61	102	6.00	1.000
Roy Face, R (7, 1) ERA: 5.04	0.2		4	2	0	0	0	0	0	0	0	0	0	8	12	0.00	3.000
Don Gross, L (7, 1) ERA: 1.99	1.1		5	0	0	0	2	2	0	0	0	1	0	17	28	0.00	1.500

BOTTOM

Pittsburgh Pirates @ Los Angeles Dodgers  
Los Angeles Memorial Coliseum, Los Angeles, CA

Sat Jun 14 1958, 10:05 PM EDT  
Att. 35,345 - Unknown

livebaseballscorecards.com

AB	28
R	4
H	5
RBI	4
BB	5
SO	5
LOB	15



WP: 1	PA: 34
PB: 0	
SB: 2	
CS: 0	

Pittsburgh Pirates @ Los Angeles Dodgers  
 Los Angeles Memorial Coliseum, Los Angeles, CA

Sun Jun 15 1958, 6:33 AM EDT  
 Att. 30,752 - Unknown

AB	41
R	12
H	14
RBI	12
BB	3
SO	8
LOB	14



WP	0	PA	46
PB	0		
SB	0		
CS	0		

AB R H RBI BB SO LOB

6	1	1	1	0	1	2
5	0	4	2	0	0	0
5	1	0	0	0	0	5
4	2	3	0	1	1	0
0	0	0	0	0	0	0
3	2	1	2	0	1	2
1	0	0	0	0	0	0
5	2	3	1	0	1	2
4	2	1	3	0	2	3
4	1	0	1	1	0	0
4	1	1	2	1	2	0

Batter	1	2	3	4	5	6	7	8	9
Bill Virdon, L (1, 8) OBP: 0.342, SLG: 0.383	2-1 F8	0-0 F2		2-3 K	2-2 FC3-6 1B		2-2 K 1B 2B		0-0 5-3
Bob Skinner, L (1, 7) OBP: 0.414, SLG: 0.480	1-2 4-3	0-1					1-2	2-H 1B	
Dick Groat, R (1, 6) OBP: 0.316, SLG: 0.411	1-1 F4	3-1 6-3			FC6-4 1B		0-0 4-3		
Ted Kluszewski, L (1, 3) OBP: 0.356, SLG: 0.401		2-1 HR 1B	4-1		1-0 1B HBP 1B	3-2 FC4-6 1B		3-3 K	
R C Stevens, R (8, 3) OBP: 0.325, SLG: 0.622									
Frank Thomas, R (1, 5) OBP: 0.364, SLG: 0.676		0-1 HR 1-H	0-3 K		1-2 HBP 1B 1-2 BB HBP	0-0 F2		1-2 F5	
Gene Baker, R (6, 5) OBP: 0.263, SLG: 0.235									
Roberto Clemente, R (1, 9) OBP: 0.332, SLG: 0.378		1-1 HR 1B	1-3 K		0-2 BB HBP 1-2 BB 2-3 1B	1-0 FC4-6 1-2		0-0 1B	
Bill Mazerowski, R (1, 4) OBP: 0.324, SLG: 0.466		0-1 HR 1-H	0-1 F8		1-0 BB BB 1-2 FC3-6 2-3 HBP 3-H	2-3 K		1-3 K	
Hank Foiles, R (1, 2) OBP: 0.302, SLG: 0.276		0-2 F5		1-2 L8	4-0 FC3-6 BB 1-2 BB 2-3 1B 3-H BB		2-0 F5		0-0 F4
Vern Law, R (1, 1) OBP: 0.324, SLG: 0.536		0-0 HR		0-0 5-3	4-2 FC3-6 1-2 BB 2-3 3-H		2-3 K		1-3 K

Inning Stats	R: 0	H: 0	E: 0	K: 0	S: 7	P: 11	R: 5	H: 6	E: 0	K: 0	S: 17	P: 23	R: 0	H: 0	E: 0	K: 2	S: 10	P: 15	R: 0	H: 0	E: 0	K: 1	S: 7	P: 10	R: 6	H: 4	E: 0	K: 0	S: 19	P: 35	R: 0	H: 1	E: 0	K: 1	S: 13	P: 19	R: 1	H: 2	E: 0	K: 1	S: 13	P: 20	R: 0	H: 1	E: 0	K: 2	S: 12	P: 17	R: 0	H: 0	E: 0	K: 1	S: 5	P: 6	1B: 10	2B: 1	3B: 0	HR: 3	SF: 0	SAC: 0	DP: 0	HBP: 2	WP: 0	PB: 0	SB: 0	CS: 0
--------------	------	------	------	------	------	-------	------	------	------	------	-------	-------	------	------	------	------	-------	-------	------	------	------	------	------	-------	------	------	------	------	-------	-------	------	------	------	------	-------	-------	------	------	------	------	-------	-------	------	------	------	------	-------	-------	------	------	------	------	------	------	--------	-------	-------	-------	-------	--------	-------	--------	-------	-------	-------	-------

PITCHER	IP	WLS	BF	H	R	ER	SO	BB	IBB	HBP	BLK	WP	HR	S	P	ERA	WHIP
Don Newcombe, R (1, 1) ERA: 7.86	1.1	L	9	5	5	5	0	0	0	0	0	0	3	19	26	33.75	3.750
Fred Kipp, L (2, 1) ERA: 4.91	0.2		3	1	0	0	0	0	0	0	0	0	0	5	8	0.00	1.500
Stan Williams, R (3, 1) ERA: 5.16	2.1		14	3	6	6	3	2	0	2	0	0	0	28	46	23.14	2.143
Carl Erskine, R (5, 1) ERA: 4.88	0.2		4	1	0	0	0	1	0	0	0	0	0	8	14	0.00	3.000
Sandy Koufax, L (6, 1) ERA: 4.43	2.0		9	3	1	1	2	0	0	0	0	0	0	26	39	4.50	1.500

PITCHER	IP	WLS	BF	H	R	ER	SO	BB	IBB	HBP	BLK	WP	HR	S	P	ERA	WHIP
Ed Roebuck, R (8, 1) ERA: 2.87	1.0		4	1	0	0	2	0	0	0	0	0	0	12	17	0.00	1.000
Don Drysdale, R (9, 1) ERA: 5.27	1.0		3	0	0	0	1	0	0	0	0	0	0	5	6	0.00	0.000



Batter	1	2	3	4	5	6	7	8	9	AB R H RBI BB SO LOB	TOP
<b>Jim Gilliam, S</b> (1, 7) OBP: 0.377, SLG: 0.394	4-1 		4-1 	1-2 G4-6-3 			0-0 F9 		0-1 	3 2 1 0 2 0 1	<b>Los Angeles Dodgers @ Philadelphia Phillies</b> <b>Connie Mack Stadium, Philadelphia, PA</b> Tue Jun 17 1958, 7:05 PM EDT Att: 16,823 - Unknown
<b>Charlie Neal, R</b> (1, 4) OBP: 0.356, SLG: 0.487	2-2 		3-2 		4-2 	2-1 6-3 		4-1 	3 2 2 0 2 0 0		
<b>Duke Snider, L</b> (1, 8) OBP: 0.372, SLG: 0.426	4-2 		4-0 		2-2 	3-2 		0-2 	3 1 3 2 2 0 0		
<b>Carl Furillo, R</b> (1, 9) OBP: 0.347, SLG: 0.481	1-1 G6-4-3 		0-2 		1-1 G6-4-3 	1-2 		0-3 	5 0 2 1 0 1 7		
<b>John Roseboro, L</b> (1, 2) OBP: 0.343, SLG: 0.481	0-3 		3-2 SF9 		0-0 	1-1 G3 		1-3 	4 0 1 2 0 2 5		
<b>Gil Hodges, R</b> (1, 3) OBP: 0.330, SLG: 0.412		0-0 F8 	1-0 F7 		2-3 		1-1 G3 	0-3 	5 0 0 0 0 2 6		
<b>Dick Gray, R</b> (1, 5) OBP: 0.323, SLG: 0.487		4-1 	2-3 		3-1 F8 		2-0 6-3 		3 0 0 0 1 1 2		
<b>Don Zimmer, R</b> (1, 6) OBP: 0.357, SLG: 0.453		1-3 		2-3 		3-3 		2-2 F9 	4 0 0 0 0 3 1		
<b>Don Drysdale, R</b> (1, 1) OBP: 0.150, SLG: 0.250 <b>Ed Roebuck, R</b> (5, 1) OBP: 0.333, SLG: 0.333 <b>Clem Labine, R</b> (7, 1) <b>Johnny Klippstein, R</b> (8, 1) OBP: 0.125, SLG: 0.125 <b>Elmer Valo, L</b> (9, PH) OBP: 0.306, SLG: 0.333	1-3 		0-0 		0-3 			0-1 	2 0 1 0 0 1 1 1 0 0 0 0 1 0 0 0 0 0 0 0 0 0 0 0 0 0 0 0 1 1 1 0 0 0 0		
<b>Inning Stats</b>	R: 1 H: 1 E: 0 LOB: 1 K: 1 BB: 2 S: 11 P: 22	R: 0 H: 0 E: 0 LOB: 1 K: 2 BB: 1 S: 8 P: 14	R: 2 H: 2 E: 0 LOB: 2 K: 1 BB: 2 S: 16 P: 33	R: 0 H: 1 E: 0 LOB: 0 K: 1 BB: 0 S: 9 P: 12	R: 1 H: 2 E: 0 LOB: 1 K: 1 BB: 1 S: 12 P: 21	R: 0 H: 0 E: 0 LOB: 0 K: 2 BB: 0 S: 8 P: 14	R: 1 H: 2 E: 0 LOB: 1 K: 0 BB: 0 S: 11 P: 18	R: 0 H: 0 E: 0 LOB: 0 K: 3 BB: 1 S: 17 P: 22	1B: 8 SF: 1 2B: 1 SAC: 0 3B: 1 DP: 3 HR: 1 HBP: 0	WP: 2 PA: 42 PB: 0 SB: 0 CS: 0	
<b>PITCHER</b> <b>Jack Sanford, R</b> (1, 1) ERA: 4.55 <b>Turk Farrell, R</b> (9, 1) ERA: 1.26	IP WLS BF H R ER SO BB IBB HBP BLK WP HR S P ERA WHIP 8.0 W 35 8 5 5 8 6 0 0 0 1 1 81 145 5.62 1.750 1.0 S 7 3 1 1 3 1 0 0 0 0 0 0 17 22 9.00 4.000					<b>PITCHER</b> IP WLS BF H R ER SO BB IBB HBP BLK WP HR S P ERA WHIP					

livebaseballscorecards.com

<b>AB</b>	<b>34</b>
<b>R</b>	<b>6</b>
<b>H</b>	<b>11</b>
<b>RBI</b>	<b>5</b>
<b>BB</b>	<b>7</b>
<b>SO</b>	<b>11</b>
<b>LOB</b>	<b>23</b>







Batter	1	2	3	4	5	6	7	8	9	AB R H RBI BB SO LOB	TOP
<b>Jim Gilliam, S</b> (1, 7) OBP: 0.370, SLG: 0.387 F B X	1-1 4-3		3-2 L9		1-2 4-3			0-0 F7		4 0 0 0 0 0 0	<b>Los Angeles Dodgers @ Philadelphia Phillies</b> <b>Connie Mack Stadium, Philadelphia, PA</b> Wed Jun 18 1958, 7:05 PM EDT Att: 11,399 - Unknown  livebaseballscorecards.com
<b>Charlie Neal, R</b> (1, 4) OBP: 0.358, SLG: 0.487 S F B X	1-2 BB 1B		3-3 K		1-2 4-3 1B		3-3 K		4 1 2 0 0 2 0		
<b>Duke Snider, L</b> (1, 8) OBP: 0.375, SLG: 0.424 B C B B	4-1 1-2 BB			1-3 K		2-1 4-3 1-2		3-2 1B 1B	3 0 1 0 1 1 1		
<b>Carl Furillo, R</b> (1, 9) OBP: 0.356, SLG: 0.487 B S B X	2-2 F4			1-0 G5-4-3 1B		2-0 WP 1B		2-1 1-2 1B	4 0 3 1 0 0 2		
<b>Gil Hodges, R</b> (1, 3) OBP: 0.325, SLG: 0.404 B F B S	3-3 K			1-0 G5-4-3 1-2f		1-3 K		2-2 6-3	4 0 0 0 0 2 6		
<b>Don Zimmer, R</b> (1, 6) OBP: 0.349, SLG: 0.443 X		0-0 F5			2-2 F8		0-0 F9		1-1 6-3	4 0 0 0 0 0 1	
<b>Dick Gray, R</b> (1, 5) OBP: 0.328, SLG: 0.483 B B B X		3-2 F4			4-2 HR BB		2-1 6-3		0-0 1B	3 1 1 0 1 0 0	
<b>Joe Pignatano, R</b> (1, 2) OBP: 0.244, SLG: 0.250 S T B C B		2-3 K			1-1 HR		1-2 F5		1-3 K	4 1 1 2 0 2 1	
<b>Stan Williams, R</b> (1, 1) C S C			2-3 K		0-3 K		1-0 F8		0-1 F3	4 0 0 0 0 2 1	
<b>Inning Stats</b>	R: 0 H: 1 E: 0 LOB: 2 K: 1 BB: 1 S: 12 P: 23	R: 0 H: 0 E: 0 LOB: 0 K: 1 BB: 0 S: 9 P: 14	R: 0 H: 0 E: 0 LOB: 0 K: 2 BB: 0 S: 11 P: 19	R: 0 H: 1 E: 0 LOB: 0 K: 1 BB: 0 S: 6 P: 9	R: 2 H: 1 E: 0 LOB: 0 K: 1 BB: 1 S: 14 P: 22	R: 1 H: 2 E: 0 LOB: 1 K: 1 BB: 0 S: 10 P: 16	R: 0 H: 0 E: 0 LOB: 0 K: 0 BB: 0 S: 6 P: 10	R: 0 H: 2 E: 0 LOB: 2 K: 1 BB: 0 S: 14 P: 24	R: 0 H: 1 E: 0 LOB: 1 K: 1 BB: 0 S: 8 P: 10	1B: 7 SF: 0 2B: 0 SAC: 0 3B: 0 DP: 1 HR: 1 HBP: 0	WP: 1 PA: 36 PB: 0 SB: 0 CS: 0
<b>PITCHER</b> <b>Robin Roberts, R</b> (1, 1) ERA: 3.31	IP 9.0 WLS L 36 H 8 R 3 ER 3 SO 9 BB 2 IBB 0 HBP 0 BLK 0 WP 1 HR 1 S 90 P 147 ERA 3.00 WHIP 1.111										





Batter	1	2	3	4	5	6	7	8	9	AB R H RBI BB SO LOB	TOP
<b>Jim Gilliam, S</b> (1, 7) OBP: 0.364, SLG: 0.380 BB C C C C X	3-2 F5 			0-0 F5 			3-2 F5 		2-3 	4 0 0 0 0 1 1	<b>Los Angeles Dodgers @ Philadelphia Phillies</b> <b>Connie Mack Stadium, Philadelphia, PA</b> Thu Jun 19 1958, 7:05 PM EDT Att. 13,506 - Unknown  livebaseballscorecards.com
<b>Charlie Neal, R</b> (1, 4) OBP: 0.356, SLG: 0.482 X	0-0 F9 			2-2 F3 		1-2 	1B 	1-2 4-3 	4 0 1 0 0 0 1		
<b>Duke Snider, L</b> (1, 8) OBP: 0.372, SLG: 0.441 F B F C	1-3 			2-2 F9 		0-0 F9 		1-1 	2-H HR 	4 1 1 2 0 1 1	
<b>Carl Furillo, R</b> (1, 9) OBP: 0.348, SLG: 0.475 B X			1-0 5-3 		2-1 F3 		1-1 F9 		1-0 F4 	4 0 0 0 0 0 2	
<b>Norm Larker, L</b> (1, 3) OBP: 0.250, SLG: 0.204 F C X			0-2 G3 		1-0 F5 			0-1 		3 0 1 0 0 0 0	
<b>Don Zimmer, R</b> (1, 6) OBP: 0.349, SLG: 0.441 X			0-0 6-3 		0-1 B2 			0-1 		3 0 1 0 0 0 0	
<b>Dick Gray, R</b> (1, 5) OBP: 0.328, SLG: 0.475 B B C B B			4-1 			0-0 F8 		3-2 G6-4-3 		2 0 0 0 1 0 1	
<b>Joe Pignatano, R</b> (1, 2) OBP: 0.250, SLG: 0.333 C S B C X			1-2 G6-4-3 			1-1 F7 		1-2 		3 1 1 1 0 0 1	
<b>Johnny Podres, L</b> (1, 1) OBP: 0.152, SLG: 0.129 <b>Don Drysdale, R</b> (3, 1) OBP: 0.150, SLG: 0.250 <b>Randy Jackson, R</b> (6, PH) OBP: 0.298, SLG: 0.298 <b>Carl Erskine, R</b> (6, 1) OBP: 0.045, SLG: 0.045 <b>Steve Bilko, R</b> (9, PH) OBP: 0.337, SLG: 0.500 <b>Fred Kipp, L</b> (9, PR) OBP: 0.231, SLG: 0.250			0-0 G3 			2-3 		0-0 	1 0 0 0 0 0 0 0 0 0 0 0 0 0 1 0 0 0 0 0 1 0 0 0 0 0 0 0 1 0 1 0 0 0 0 0 1 0 0 0 0 0		
<b>Inning Stats</b>	R: 0 H: 0 E: 0 LOB: 0 K: 1 BB: 0 S: 8 P: 12	R: 0 H: 0 E: 0 LOB: 0 K: 0 BB: 0 S: 5 P: 6	R: 0 H: 0 E: 0 LOB: 0 K: 0 BB: 1 S: 5 P: 10	R: 0 H: 0 E: 0 LOB: 0 K: 0 BB: 0 S: 8 P: 12	R: 0 H: 0 E: 0 LOB: 0 K: 0 BB: 0 S: 5 P: 8	R: 0 H: 0 E: 0 LOB: 0 K: 1 BB: 0 S: 8 P: 11	R: 0 H: 1 E: 0 LOB: 1 K: 0 BB: 0 S: 10 P: 15	R: 0 H: 2 E: 0 LOB: 0 K: 0 BB: 0 S: 7 P: 10	R: 3 H: 3 E: 0 LOB: 1 K: 1 BB: 0 S: 13 P: 19	1B: 4 SF: 0 2B: 0 SAC: 0 3B: 0 DP: 2 HR: 2 HBP: 0	WP: 0 PA: 31 PB: 0 SB: 0 CS: 0
<b>PITCHER</b> <b>Ray Semproch, R</b> (1, 1) ERA: 3.53	IP WLS BF H R ER SO BB IBB HBP BLK WP HR S P ERA WHIP 9.0 W 31 6 3 3 3 1 0 0 0 0 2 69 103 3.00 0.778					<b>PITCHER</b> IP WLS BF H R ER SO BB IBB HBP BLK WP HR S P ERA WHIP					

AB	30
R	3
H	6
RBI	3
BB	1
SO	3
LOB	7





Batter	1	2	3	4	5	6	7	8	9	AB R H RBI BB SO LOB	TOP												
<b>Jim Gilliam, S</b> (1, 7) OBP: 0.363, SLG: 0.374 BB F C C C C C B	4-2 CS BB			1-1 F7		0-0 F9		2-2 4-3		3 0 0 0 1 0 0													
<b>Charlie Neal, R</b> (1, 4) OBP: 0.354, SLG: 0.478 B C B X	2-1 L8			0-0 F7		1-1 CS 1B		3-3 K		4 0 1 0 0 1 1													
<b>Duke Snider, L</b> (1, 8) OBP: 0.369, SLG: 0.432 B X	1-0 F7			2-0 G3		4-2 1B 1-2 BB			0-3 K	3 0 0 0 1 1 1													
<b>Carl Furillo, R</b> (1, 9) OBP: 0.346, SLG: 0.470 F B B B	3-1 CS 1-2	2-2 1-3			3-2 F9	0-0 1B			2-1 4-3	4 0 1 0 0 0 0													
<b>Norm Larker, L</b> (1, 3) OBP: 0.267, SLG: 0.226 B B C F C C			2-3 K		1-0 1B 1B	1-3 K			2-1 1B	4 1 2 0 0 2 2													
<b>Don Zimmer, R</b> (1, 6) OBP: 0.347, SLG: 0.436 B X			1-0 F8		0-0 1B 1-2 1B				2-3 K	4 0 1 0 0 1 1													
<b>Dick Gray, R</b> (1, 5) OBP: 0.328, SLG: 0.471 C F C S B			1-3 K		0-2 1B 1-2 2-H 1B				1-1 5-3	3 0 1 1 0 1 0													
<b>Joe Pignatano, R</b> (1, 2) OBP: 0.234, SLG: 0.310 X			0-0 F3		0-3 K				2-2 5-3	3 0 0 0 0 1 2													
<b>Sandy Koufax, R</b> (1, 1) OBP: 0.214, SLG: 0.214 <b>Elmer Valio, L</b> (5, PH) OBP: 0.300, SLG: 0.328 <b>Clem Labine, R</b> (5, 1) <b>Johnny Klippstein, R</b> (6, 1) OBP: 0.255, SLG: 0.255 <b>Pee Wee Reese, R</b> (8, PH) OBP: 0.337, SLG: 0.477 <b>Fred Kipp, L</b> (8, 1) OBP: 0.231, SLG: 0.250			1-2 5-3		2-3 K				1-2 F5	1 0 0 0 0 0 0 0 1 0 0 0 0 0 1 2 0 0 0 0 0 0 0 0 0 0 0 0 0 0 0 0 1 0 0 0 0 0 0 0 0 0 0 0 0 0 0 0													
<b>Inning Stats</b>	R: 0 E: 0 K: 0 S: 8	H: 0 LOB: 0 BB: 1 P: 18	R: 0 E: 0 K: 1 S: 8	H: 0 LOB: 0 BB: 0 P: 13	R: 0 E: 0 K: 1 S: 8	H: 0 LOB: 0 BB: 0 P: 10	R: 0 E: 0 K: 0 S: 4	H: 0 LOB: 0 BB: 0 P: 7	R: 1 E: 0 K: 2 S: 17	H: 3 LOB: 2 BB: 0 P: 23	R: 0 E: 0 K: 1 S: 9	H: 2 LOB: 2 BB: 1 P: 15	R: 0 E: 0 K: 0 S: 7	H: 0 LOB: 0 BB: 0 P: 10	R: 0 E: 0 K: 1 S: 11	H: 0 LOB: 0 BB: 0 P: 17	R: 0 E: 0 K: 2 S: 11	H: 1 LOB: 1 BB: 0 P: 17	1B: 6 2B: 0 3B: 0 HR: 0	SF: 0 SAC: 0 DP: 0 HBP: 0	WP: 0 PB: 0 SB: 0 CS: 2	PA: 34	
<b>PITCHER</b> <b>George Witt, R</b> (1, 1) ERA: 2.51	IP: 9.0 WLS: W BF: 33 H: 6 R: 1 ER: 1 SO: 8 BB: 2 IBB: 0 HBP: 0 BLK: 0 WP: 0 HR: 0 S: 83 P: 130 ERA: 1.00 WHIP: 0.889								<b>PITCHER</b> IP: 0 WLS: 0 BF: 0 H: 0 R: 0 ER: 0 SO: 0 BB: 0 IBB: 0 HBP: 0 BLK: 0 WP: 0 HR: 0 S: 0 P: 0 ERA: 0.00 WHIP: 0.00														

**Los Angeles Dodgers @ Pittsburgh Pirates**  
 Forbes Field, Pittsburgh, PA  
 Fri Jun 20 1958, 7:05 PM EDT  
 Att. 21,614 - Unknown

AB	31
R	1
H	6
RBI	1
BB	2
SO	8
LOB	9





Batter	1	2	3	4	5	6	7	8	9	AB R H RBI BB SO LOB	TOP																
Jim Gilliam, S (1, 7) OBP: 0.359, SLG: 0.371	0-1 6-3	0-0 L9		2-2 3-1		0-0 1B		3-2 F5		5 0 1 0 0 0 3																	
Charlie Neal, R (1, 4) OBP: 0.351, SLG: 0.471	2-0 1B	0-1 F9		0-0 6-3		2-3 1B		0-1 FC6-4		5 1 1 0 0 1 5																	
Duke Snider, L (1, 8) OBP: 0.376, SLG: 0.438	0-0 1B		1-0 4-3		2-0 5-3		0-0 1B		3-2 F8	5 2 3 0 0 0 0																	
Carl Furillo, R (1, 9) OBP: 0.342, SLG: 0.462	1-0 1B		1-2 F7		3-2 5-3		3-2 6-3		0-0 F9	5 1 1 1 0 0 2																	
Gil Hodges, R (1, 3) OBP: 0.322, SLG: 0.399	1-1 2B		1-1 L7		1-1 5-3		0-3 1B		1-0 1B	5 1 1 0 0 1 3																	
Don Zimmer, R (1, 6) OBP: 0.348, SLG: 0.443	0-2 SF8			0-0 3B	1-2 6-3		1-2 1B		0-2 F8	4 1 2 2 0 0 2																	
Dick Gray, R (1, 5) OBP: 0.333, SLG: 0.496	0-0 2B			0-0 1B		1-0 F4	0-1 F2			4 1 2 2 0 0 1																	
Joe Pignatano, R (1, 2) OBP: 0.275, SLG: 0.333		0-1 SH1-4		1-1 3B		4-2 1B		0-1 1-3		3 0 2 1 1 0 0																	
Bob Giallombardo, L (1, 1) Ed Roebuck, R (5, 1) Johnny Podres, L (5, 1) Norm Larker, L (6, PH) Don Drysdale, R (6, 1) Carl Erskine, R (6, 1) Elmer Valo, L (8, PH) Sandy Koufax, R (8, 1)		0-1 SH1-4		0-0 SH1-4		1-1 F8		4-2 FC6-4		0 1 0 0 0 0 0 1 0 0 0 0 0 0 0 0 0 0 0 0 0 0 0 0 0 0 1 0 0 0 0 0 0 0 0 0																	
<b>Inning Stats</b>	R: 4 E: 1 K: 0 S: 11	H: 4 LOB: 1 BB: 0 P: 15	R: 0 E: 0 K: 0 S: 7	H: 1 LOB: 1 BB: 0 P: 7	R: 0 E: 0 K: 0 S: 6	H: 0 LOB: 0 BB: 0 P: 9	R: 2 E: 0 K: 0 S: 10	H: 3 LOB: 1 BB: 0 P: 13	R: 0 E: 0 K: 0 S: 9	H: 1 LOB: 1 BB: 0 P: 16	R: 0 E: 0 K: 1 S: 9	H: 1 LOB: 2 BB: 1 P: 17	R: 1 E: 0 K: 1 S: 13	H: 2 LOB: 1 BB: 0 P: 17	R: 0 E: 0 K: 0 S: 10	H: 0 LOB: 1 BB: 1 P: 17	R: 0 E: 0 K: 0 S: 8	H: 1 LOB: 1 BB: 0 P: 12	1B: 10 2B: 2 3B: 1 HR: 0	SF: 1 SAC: 2 DP: 0 HBP: 0	WP: 0 PB: 0 SB: 0 CS: 0	PA: 42					
<b>PITCHER</b>	IP WLS BF H R ER SO BB IBB HBP BLK WP HR S P ERA WHIP																										
Vern Law, R (1, 1) ERA: 5.11	3.0		17	8	6	3	0	0	0	0	0	0	0	28	36	9.00	2.667										
Bob Porterfield, R (4, 1) ERA: 4.68	1.0		3	0	0	0	0	0	0	0	0	0	0	6	8	0.00	0.000										
Ron Blackburn, R (5, 1) ERA: 2.32	1.0		4	1	0	0	0	0	0	0	0	0	0	9	16	0.00	1.000										
Roy Face, R (6, 1) ERA: 4.75	4.0	W	18	4	1	1	2	2	0	0	0	0	0	40	63	2.25	1.500										

Los Angeles Dodgers @ Pittsburgh Pirates  
 Forbes Field, Pittsburgh, PA  
 Sat Jun 21 1958, 3:33 AM EDT  
 Att. 6,633 - Unknown

AB	37
R	7
H	13
RBI	6
BB	2
SO	2
LOB	17



1B	10	SF	1
2B	2	SAC	2
3B	1	DP	0
HR	0	HBP	0





**Los Angeles Dodgers @ Pittsburgh Pirates**  
 Forbes Field, Pittsburgh, PA  
 Sun Jun 22 1958, 3:33 AM EDT  
 Unknown

AB	36
R	4
H	9
RBI	3
BB	3
SO	2
LOB	13



AB R H RBI BB SO LOB

5	1	0	0	0	0	2
4	1	1	0	1	0	0
5	0	3	1	0	0	0
4	0	0	0	0	0	3
3	0	0	0	1	1	2
4	1	1	0	0	0	4
4	1	2	1	0	1	0
3	0	1	0	1	0	0
3	0	1	1	0	0	2
1	0	0	0	0	0	0

Batter	1	2	3	4	5	6	7	8	9
<b>Jim Gilliam, S</b> (1, 7) OBP: 0.352, SLG: 0.362	0-0 F2		3-2 5-3	0-2 1-3			0-1 E3 1B		0-0 F8
<b>Charlie Neal, R</b> (1, 4) OBP: 0.352, SLG: 0.467	3-2 6-3		3-2 F9		4-2 BB		1-0 1B 1-3 E 1B		1-1 F8
<b>Duke Snider, L</b> (1, 8) OBP: 0.382, SLG: 0.443	0-1 3-1		1-1 1B		2-1 BB 1-2 1B		0-1 FC6-4 1-3 CS 1B		1-2 F7
<b>Carl Furillo, R</b> (1, 9) OBP: 0.335, SLG: 0.451		2-1 6-3	0-0 F7		0-0 F8		0-0 E5 1-2 3-H FC6-4		
<b>Gil Hodges, R</b> (1, 3) OBP: 0.321, SLG: 0.394		0-0 F7		1-3 K	4-1 FC6-4 1-2 BB		1-2 FC6-4 1-2f 2-3 CS		
<b>Don Zimmer, R</b> (1, 6) OBP: 0.347, SLG: 0.444		0-0 1B 2B		0-1 6-3	0-1 FC6-4 1-2f		1-2 6-3 1-2 3-H		
<b>Dick Gray, R</b> (1, 5) OBP: 0.338, SLG: 0.496		1-2 2-H 1B		0-2 1B 1B		3-3 K		2-0 F4	
<b>Joe Pignatano, R</b> (1, 2) OBP: 0.291, SLG: 0.333		4-2 BB		0-0 1B 1B		2-0 F8		1-1 F8	
<b>Fred Kipp, L</b> (1, 1) OBP: 0.250, SLG: 0.267		0-0 3-1		1-0 1B		1-2 6-3		0-0 F8	
<b>Johnny Klippstein, R</b> (6, 1) OBP: 0.111, SLG: 0.111				1-2 3-H 1B					

Inning Stats	R: 0	H: 0	E: 0	K: 0	S: 6	P: 9	R: 1	H: 2	E: 0	K: 0	S: 12	P: 19	R: 0	H: 1	E: 0	K: 0	S: 9	P: 16	R: 1	H: 3	E: 0	K: 1	S: 14	P: 16	R: 0	H: 1	E: 0	K: 0	S: 9	P: 19	R: 0	H: 0	E: 0	K: 1	S: 7	P: 13	R: 2	H: 2	E: 2	K: 0	S: 13	P: 16	R: 0	H: 0	E: 0	K: 0	S: 4	P: 7	R: 0	H: 0	E: 0	K: 0	S: 7	P: 9	1B: 8	2B: 1	3B: 0	HR: 0	SF: 0	SAC: 0	DP: 0	HBP: 0	WP: 0	PB: 0	SB: 0	CS: 2	PA: 39
--------------	------	------	------	------	------	------	------	------	------	------	-------	-------	------	------	------	------	------	-------	------	------	------	------	-------	-------	------	------	------	------	------	-------	------	------	------	------	------	-------	------	------	------	------	-------	-------	------	------	------	------	------	------	------	------	------	------	------	------	-------	-------	-------	-------	-------	--------	-------	--------	-------	-------	-------	-------	--------

PITCHER	IP	WLS	BF	H	R	ER	SO	BB	IBB	HBP	BLK	WP	HR	S	P	ERA	WHIP
<b>Bob Friend, R</b> (1, 1) ERA: 3.57	4.2	L	22	7	2	2	1	2	0	0	0	0	0	47	72	3.86	1.929
<b>Bob Porterfield, R</b> (5, 1) ERA: 4.64	0.1		2	0	0	0	0	1	0	0	0	0	0	3	7	0.00	3.000
<b>Ron Blackburn, R</b> (6, 1) ERA: 2.18	2.0		9	2	2	0	1	0	0	0	0	0	0	20	29	0.00	1.000
<b>Roy Face, R</b> (8, 1) ERA: 4.45	2.0		6	0	0	0	0	0	0	0	0	0	0	11	16	0.00	0.000

WP: 0	PA: 39
-------	--------



Batter	1	2	3	4	5	6	7	8	9	10	AB R H RBI BB SO LOB	TOP
<b>Jim Gilliam, S</b> (1, 7) OBP: 0.357, SLG: 0.368 (10, 4)											5 1 3 0 0 0 0	<b>Los Angeles Dodgers @ Pittsburgh Pirates</b> Forbes Field, Pittsburgh, PA Sun Jun 22 1958, 3:38 AM EDT Att. 30,109 - Unknown
<b>Charlie Neal, R</b> (1, 4) OBP: 0.349, SLG: 0.458 (10, 6)											4 0 0 0 1 1 4	
<b>Duke Snider, L</b> (1, 8) OBP: 0.377, SLG: 0.435 <b>Joe Pignatano, R</b> (10, PR) OBP: 0.291, SLG: 0.333 (10, 2)											5 0 1 0 0 0 4 0 1 0 0 0 0 0	
<b>Carl Furillo, R</b> (1, 9) OBP: 0.342, SLG: 0.453 (10, 8)											4 0 2 2 0 1 1	
<b>John Roseboro, L</b> (1, 2) OBP: 0.347, SLG: 0.473 <b>Steve Bilko, R</b> (10, PH) OBP: 0.343, SLG: 0.506 <b>Bob Giallombardo, L</b> (10, PR) <b>Elmer Valo, L</b> (10, 9) OBP: 0.314, SLG: 0.326											2 0 0 0 2 0 2 1 0 1 1 0 0 0 0 0 0 0 0 0 0 0 0 0 0 0 0 0	
<b>Don Zimmer, R</b> (1, 6) OBP: 0.338, SLG: 0.433 (10, 7)											5 0 0 0 0 2 5	
<b>Dick Gray, R</b> (1, 5) OBP: 0.342, SLG: 0.492											3 0 1 0 1 0 0	
<b>Gil Hodges, R</b> (1, 3) OBP: 0.320, SLG: 0.391											4 0 1 0 0 0 4	
<b>Stan Williams, R</b> (1, 1) <b>Norm Larker, L</b> (8, PH) OBP: 0.274, SLG: 0.236 <b>Sandy Koufax, R</b> (8, 1) OBP: 0.200, SLG: 0.200											2 0 0 0 0 1 0 1 1 1 0 0 0 0 1 0 0 0 0 0 1	
<b>Inning Stats</b>	R: 0 H: 1 E: 0 LOB: 0 K: 0 BB: 0 S: 5 P: 7	R: 0 H: 0 E: 0 LOB: 0 K: 1 BB: 1 S: 13 P: 21	R: 0 H: 0 E: 0 LOB: 0 K: 1 BB: 0 S: 7 P: 10	R: 0 H: 0 E: 0 LOB: 1 K: 1 BB: 1 S: 8 P: 14	R: 0 H: 0 E: 0 LOB: 1 K: 1 BB: 2 S: 10 P: 19	R: 0 H: 1 E: 0 LOB: 1 K: 0 BB: 0 S: 10 P: 14	R: 0 H: 1 E: 0 LOB: 2 K: 0 BB: 0 S: 8 P: 16	R: 2 H: 3 E: 0 LOB: 1 K: 1 BB: 0 S: 18 P: 27	R: 0 H: 1 E: 0 LOB: 1 K: 0 BB: 0 S: 7 P: 12	R: 1 H: 3 E: 0 LOB: 2 K: 0 BB: 0 S: 12 P: 20	1B: 10 SF: 0 2B: 0 SAC: 0 3B: 0 DP: 2 HR: 0 HBP: 1	
<b>PITCHER</b> <b>Curt Raydon, R</b> (1, 1) ERA: 2.75 <b>Bob Porterfield, R</b> (9, 1) ERA: 4.67 <b>Bob Smith, L</b> (10, 1) ERA: 4.62	IP WLS BF H R ER SO BB IBB HBP BLK WP HR S P ERA WHIP 8.0 L 8 3 1 1 0 0 0 0 0 0 0 0 14 22 5.40 1.800 0.1 2 1 0 0 0 0 0 0 0 0 0 0 5 10 0.00 3.000	<b>PITCHER</b> IP WLS BF H R ER SO BB IBB HBP BLK WP HR S P ERA WHIP										

AB	37
R	3
H	10
RBI	3
BB	4
SO	5
LOB	21



# Los Angeles Dodgers @ Pittsburgh Pirates

Forbes Field, Pittsburgh, PA

Sun Jun 22 1958, 3:38 AM EDT

Att: 30,109 - Unknown

[livebaseballscorecards.com](http://livebaseballscorecards.com)

AB	36
R	2
H	5
RBI	1
BB	2
SO	9
LOB	17



WP:	1	PA:	39
PB:	0		
SB:	1		
CS:	0		

Batter	1	2	3	4	5	6	7	8	9	10	AB	R	H	RBI	BB	SO	LOB
Bill Virdon, L OBP: 0.350, SLG: 0.386 (1, 8)	4-3		FC3-6 E			2B		E3		K	5	2	1	0	0	1	2
Bob Skinner, L OBP: 0.418, SLG: 0.489 Bob Porterfield, R (9, 1)	K		3-1			G3		F6		K	4	0	1	1	0	1	2
Bob Smith, R OBP: 0.143, SLG: 0.167 R C Stevens, R OBP: 0.322, SLG: 0.588 (10, PH)						2B					0	0	0	0	0	0	0
Dick Groat, R OBP: 0.308, SLG: 0.397 (1, 6)	HBP					G3		F3		F7	4	0	1	0	0	0	3
Ted Kluszewski, L OBP: 0.372, SLG: 0.416 (1, 3)	F2					G3		F6			4	0	0	0	0	0	5
Frank Thomas, R OBP: 0.367, SLG: 0.635 (1, 5)		L7				F8				K	4	0	1	0	0	1	1
Roberto Clemente, R OBP: 0.330, SLG: 0.375 (1, 9)		F9				FC5-4		K		BB	4	0	1	0	0	1	1
Bill Mazerowski, R OBP: 0.316, SLG: 0.438 (1, 4)		F5						L4		L8	4	0	0	0	0	0	1
Bill Hall, L OBP: 0.200, SLG: 0.267 Gene Baker, R OBP: 0.333, SLG: 0.278 Hank Foiles, R OBP: 0.299, SLG: 0.255 (10, 2)			K					F9		FC6-4	3	0	0	0	0	2	0
Curt Raydon, R Roman Mejias, R OBP: 0.269, SLG: 0.461 (8, PH) (9, 7)										BB	0	0	0	0	1	0	0
			FC3-6					K		FC6-4	1	0	0	0	1	1	0
			BB					E			2	0	0	0	0	1	2

Inning Stats	R: 0	H: 0	E: 0	K: 1	S: 8	P: 13	R: 0	H: 0	E: 0	K: 0	S: 6	P: 9	R: 1	H: 0	E: 0	K: 1	S: 9	R: 0	H: 2	E: 0	K: 0	S: 10	P: 12	R: 0	H: 0	E: 0	K: 2	S: 8	P: 10	R: 1	H: 2	E: 0	K: 0	S: 9	R: 0	H: 0	E: 0	K: 1	S: 6	P: 7	R: 0	H: 0	E: 1	K: 1	S: 15	P: 17	R: 0	H: 1	E: 0	K: 1	S: 10	P: 15	R: 0	H: 0	E: 0	K: 2	S: 8	P: 11	1B: 4	SF: 0	2B: 1	SAC: 0	3B: 0	DP: 1	HR: 0	HBP: 1	WP: 1	PA: 39
PITCHER	IP	WLS	BF	H	R	ER	SO	BB	IBB	HBP	BLK	WP	HR	S	P	ERA	WHIP																																																			
Stan Williams, R ERA: 3.26 (1, 1)	7.0		26	4	2	1	5	1	0	1	0	0	0	56	78	1.29	0.714																																																			
Sandy Koufax, L ERA: 4.1 (8, 1)	3.0	W	13	1	0	0	4	1	0	0	0	1	0	33	43	0.00	0.667																																																			

Batter	1	2	3	4	5	6	7	8	9	10	AB	R	H	RBI	BB	SO	LOB
Bill Virdon, L OBP: 0.350, SLG: 0.386 (1, 8)	4-3		FC3-6 E			2B		E3		K	5	2	1	0	0	1	2
Bob Skinner, L OBP: 0.418, SLG: 0.489 Bob Porterfield, R (9, 1)	K		3-1			G3		F6		K	4	0	1	1	0	1	2
Bob Smith, R OBP: 0.143, SLG: 0.167 R C Stevens, R OBP: 0.322, SLG: 0.588 (10, PH)						2B					0	0	0	0	0	0	0
Dick Groat, R OBP: 0.308, SLG: 0.397 (1, 6)	HBP					G3		F3		F7	4	0	1	0	0	0	3
Ted Kluszewski, L OBP: 0.372, SLG: 0.416 (1, 3)	F2					G3		F6			4	0	0	0	0	0	5
Frank Thomas, R OBP: 0.367, SLG: 0.635 (1, 5)		L7				F8				K	4	0	1	0	0	1	1
Roberto Clemente, R OBP: 0.330, SLG: 0.375 (1, 9)		F9				FC5-4		K		BB	4	0	1	0	0	1	1
Bill Mazerowski, R OBP: 0.316, SLG: 0.438 (1, 4)		F5						L4		L8	4	0	0	0	0	0	1
Bill Hall, L OBP: 0.200, SLG: 0.267 Gene Baker, R OBP: 0.333, SLG: 0.278 Hank Foiles, R OBP: 0.299, SLG: 0.255 (10, 2)			K					F9		FC6-4	3	0	0	0	0	2	0
Curt Raydon, R Roman Mejias, R OBP: 0.269, SLG: 0.461 (8, PH) (9, 7)										BB	0	0	0	0	1	0	0
			FC3-6					K		FC6-4	1	0	0	0	1	1	0
			BB					E			2	0	0	0	0	1	2

Batter	1	2	3	4	5	6	7	8	9	AB R H RBI BB SO LOB	TOP											
Jim Gilliam, S (1, 7) OBP: 0.352, SLG: 0.361	0-2 F5	0-1 FC6-4			0-0 G4-6-3			2-1 1-3		4 0 0 1 0 0 3												
Charlie Neal, R (1, 4) OBP: 0.344, SLG: 0.450	0-1 L8	0-2 F7			3-2 F7			0-0 L8		4 0 0 0 0 0 2												
Duke Snider, L (1, 8) OBP: 0.380, SLG: 0.437	2-1 1B					0-1 G6-4-3		2-0 4-3		4 0 2 0 0 0 0												
Carl Furillo, R (1, 9) OBP: 0.340, SLG: 0.448	0-0 1B					1-1 G6-4-3		1-1 6-3		4 0 1 0 0 0 1												
John Roseboro, L (1, 2) OBP: 0.338, SLG: 0.459	1-0 F7					2-2 F6		0-1 G3		4 0 0 0 0 0 2												
Steve Bilko, R (1, 3) OBP: 0.340, SLG: 0.489		4-2 2B			3-3 K			0-3 K		3 1 0 0 1 3 0												
Don Zimmer, R (1, 6) OBP: 0.343, SLG: 0.447		0-2 FC6-4			0-1 F6			0-0 2B		3 0 2 0 0 0 0												
Dick Gray, R (1, 5) OBP: 0.342, SLG: 0.485		4-2 FC6-4			1-0 6-3			1-0 F9		2 0 0 0 1 0 1												
Johnny Podres, L (1, 1) OBP: 0.171, SLG: 0.152		1-3 K			0-0 G4-6-3			0-2 F8		2 0 1 0 0 1 3												
Elmer Valo, L (7, PH) OBP: 0.308, SLG: 0.319										1 0 0 0 0 0 1												
Ed Roebuck, R (7, 1) OBP: 0.333, SLG: 0.333										0 0 0 0 0 0 0												
Fred Kipp, L (8, 1) OBP: 0.250, SLG: 0.267										0 0 0 0 0 0 0												
<b>Inning Stats</b>	R: 0 E: 0 K: 0 S: 9	H: 2 LOB: 2 BB: 0 P: 12	R: 1 E: 0 K: 1 S: 17	H: 1 LOB: 2 BB: 2 P: 26	R: 0 E: 0 K: 0 S: 6	H: 0 LOB: 0 BB: 0 P: 9	R: 0 E: 0 K: 1 S: 6	H: 0 LOB: 0 BB: 0 P: 10	R: 0 E: 0 K: 0 S: 6	H: 1 LOB: 0 BB: 0 P: 9	R: 0 E: 0 K: 0 S: 7	H: 1 LOB: 0 BB: 0 P: 10	R: 0 E: 0 K: 1 S: 9	H: 1 LOB: 1 BB: 0 P: 11	R: 0 E: 0 K: 0 S: 4	H: 0 LOB: 0 BB: 0 P: 8	R: 0 E: 0 K: 1 S: 8	H: 0 LOB: 0 BB: 0 P: 9	1B: 4 2B: 2 3B: 0 HR: 0	SF: 0 SAC: 0 DP: 2 HBP: 0	WP: 0 PB: 0 SB: 0 CS: 0	PA: 33
<b>PITCHER</b> Brooks Lawrence, R (1, 1) ERA: 3.2	IP: 9.0 WLS: W BF: 33 H: 6 R: 1 ER: 1 SO: 4 BB: 2 IBB: 0 HBP: 0 BLK: 0 WP: 0 HR: 0 S: 72 P: 104 ERA: 1.00 WHIP: 0.889																					
<b>PITCHER</b>	IP	WLS	BF	H	R	ER	SO	BB	IBB	HBP	BLK	WP	HR	S	P	ERA	WHIP					

Los Angeles Dodgers @ Cincinnati Redlegs  
Crosley Field, Cincinnati, OH  
Mon Jun 23 1958, 7:05 PM EDT  
Att. 7,050 - Unknown

AB	31
R	1
H	6
RBI	1
BB	2
SO	4
LOB	13



Batter	1	2	3	4	5	6	7	8	9
<b>Johnny Temple, R</b> (1, 4) <small>OBP: 0.395, SLG: 0.384</small>	1-2 		1-3 		2-2 		0-1 		
<b>Pete Whisenant, R</b> (1, 9) <small>OBP: 0.326, SLG: 0.430</small>	0-2 		2-0 		0-2 			2-2 	
<b>Frank Robinson, R</b> (1, 7) <small>OBP: 0.342, SLG: 0.439</small>	1-0 			4-2 	3-3 			1-0 	
<b>George Crowe, L</b> (1, 3) <small>OBP: 0.418, SLG: 0.527</small> <b>Dee Fondy, L</b> (8, PR) <small>OBP: 0.319, SLG: 0.432</small> (9, 3)	2-1 		1-3 			2-1 		2-1 	
<b>Don Hoak, R</b> (1, 5) <small>OBP: 0.384, SLG: 0.450</small>	0-0 		1-1 		2-2 			0-1 	
<b>Ed Bailey, L</b> (1, 2) <small>OBP: 0.331, SLG: 0.387</small>		1-3 		3-2 		0-0 		1-0 	
<b>Gus Bell, L</b> (1, 8) <small>OBP: 0.295, SLG: 0.380</small>		2-3 			1-2 	2-0 		2-1 	
<b>Roy McMillan, R</b> (1, 6) <small>OBP: 0.278, SLG: 0.245</small>		0-2 			2-1 		2-1 		
<b>Brooks Lawrence, R</b> (1, 1) <small>OBP: 0.273, SLG: 0.154</small>			2-2 		1-2 		0-2 		

AB	R	H	RBI	BB	SO	LOB
4	0	1	1	0	1	0
4	1	1	1	0	0	1
3	1	1	0	1	1	2
4	0	2	2	0	1	1
0	1	0	0	0	0	0
4	1	2	0	0	0	2
4	0	1	2	0	1	2
4	1	1	0	0	1	2
3	1	1	0	0	0	0
2	0	0	0	0	0	0

**BOTTOM**

**Los Angeles Dodgers @ Cincinnati Redlegs**  
 Crosley Field, Cincinnati, OH  
 Mon Jun 23 1958, 7:05 PM EDT  
 Att. 7,050 - Unknown

AB	32
R	6
H	10
RBI	6
BB	1
SO	5
LOB	10




1B: 7	SF: 0
2B: 3	SAC: 1
3B: 0	DP: 1
HR: 0	HBP: 0

WP: 0	PA: 34
PB: 0	
SB: 1	
CS: 0	

Inning Stats		R	H	E	K	S	R	H	E	K	S	R	H	E	K	S	R	H	E	K	S	R	H	E	K	S	R	H	E	K	S	R	H	E	K	S
PITCHER		IP	WLS	BF	H	R	ER	SO	BB	IBB	HBP	BLK	WP	HR	S	P	ERA	WHIP																		
<b>Johnny Podres, L</b> (1, 1) <small>ERA: 3.94</small>		6.0	L	25	7	4	4	5	1	0	0	0	0	0	68	104	6.00	1.333																		
<b>Ed Roebuck, R</b> (7, 1) <small>ERA: 3.57</small>		1.1		7	3	2	2	0	0	0	0	0	0	0	15	22	13.50	2.250																		
<b>Fred Kipp, L</b> (8, 1) <small>ERA: 4.12</small>		0.2		2	0	0	0	0	0	0	0	0	0	0	3	6	0.00	0.000																		

WP	HR	S	P	ERA	WHIP
0	0	0	0	0.00	0.000

Batter	1	2	3	4	5	6	7	8	9	10	AB R H RBI BB SO LOB	TOP																							
Jim Gilliam, S OBP: 0.351, SLG: 0.361 (1, 7)	2-2 4-3	0-1 1B		2-0 1B SF8		0-0 F8	1-0 4-3			1-1 E3 HR	6 3 2 1 0 0 1																								
Norm Larker, L OBP: 0.286, SLG: 0.268 Gil Hodges, R OBP: 0.325, SLG: 0.409 (1, 3) (2, PH) (2, 3)	3-2 1B	1-3 K		3-2 1B G1		2-0 1B HR		2-1 L8		1-0 HR	1 1 1 0 0 0 0 5 2 3 2 0 1 2																								
Duke Snider, L OBP: 0.389, SLG: 0.444 (1, 8)	0-0 1B	1-2 BB		1-1 SF8		0-0 1B HR		2-2 BB E HBP		0-2 3-1	4 2 3 4 0 0 0																								
Elmer Valo, L OBP: 0.310, SLG: 0.365 (1, 9)	0-1 F7	1-3 K		0-0 G1		0-0 HR		4-2 FC4-6 BB		0-1 F6	5 1 1 3 1 1 3																								
John Roseboro, L OBP: 0.342, SLG: 0.457 Steve Bilko, R OBP: 0.336, SLG: 0.484 Joe Pignatano, R OBP: 0.304, SLG: 0.408 (1, 2) (8, PH) (8, PR) (8, 2)	0-0 1B	4-0 BB		0-3 K		1-1 L9		2-2 FC4-6		0-0 HR	3 0 1 0 1 1 1 1 0 0 0 0 0 1 1 1 1 1 0 0 0																								
Don Zimmer, R OBP: 0.333, SLG: 0.433 (1, 6)	2-3 K	0-1 4-3		0-3 K		0-0 F7		0-1 F4		1-3 K	6 0 0 0 0 3 5																								
Dick Gray, R OBP: 0.335, SLG: 0.493 (1, 5)		3-2 HR	1-1 F2		3-3 K		1-0 1-3		1-0 6-3	1-0 6-3	6 1 1 1 0 1 1	AB 45 R 13 H 15 RBI 12 BB 4 SO 8 LOB 15																							
Charlie Neal, R OBP: 0.349, SLG: 0.451 (1, 4)		4-0 BB	1-2 F9		0-1 1B		0-1 SH3-4		1-1 F6		4 1 2 0 1 0 0																								
Don Drysdale, R OBP: 0.190, SLG: 0.250 Fred Kipp, L OBP: 0.235, SLG: 0.250 Johnny Klippstein, R OBP: 0.100, SLG: 0.100 Sandy Koufax, R OBP: 0.186, SLG: 0.188 (1, 1) (2, 1) (4, 1) (6, 1)		4-2 BB	1-1 F7		1-1 4-3		0-0 SH3-4		0-3 K		0 1 0 0 1 0 0 1 0 0 0 0 0 0 1 0 0 0 0 0 1 1 0 0 0 0 1 0																								
<b>Inning Stats</b>	R: 1 E: 1 K: 1 S: 14	H: 3 LOB: 2 BB: 0 P: 21	R: 4 E: 0 K: 2 S: 20	H: 3 LOB: 2 BB: 3 P: 38	R: 0 E: 0 K: 0 S: 8	H: 0 LOB: 0 BB: 0 P: 11	R: 1 E: 0 K: 1 S: 11	H: 2 LOB: 1 BB: 0 P: 17	R: 0 E: 0 K: 2 S: 10	H: 1 LOB: 1 BB: 0 P: 14	R: 3 E: 0 K: 0 S: 7	H: 3 LOB: 0 BB: 0 P: 10	R: 0 E: 0 K: 0 S: 5	H: 1 LOB: 1 BB: 0 P: 7	R: 1 E: 1 K: 0 S: 11	H: 0 LOB: 1 BB: 1 P: 21	R: 0 E: 0 K: 1 S: 6	H: 0 LOB: 0 BB: 0 P: 8	R: 3 E: 1 K: 1 S: 13	H: 2 LOB: 1 BB: 0 P: 17	1B: 10 2B: 1 3B: 0 HR: 4	SF: 1 SAC: 1 DP: 0 HBP: 1	WP: 0 PB: 1 SB: 1 CS: 0	PA: 52											
<b>PITCHER</b> Willard Schmidt, R ERA: 3.34 Alex Kellner, L ERA: 6.23 Tom Acker, R ERA: 4.56 Hal Jeffcoat, R ERA: 3.96 Joe Nuxhall, L ERA: 3.38	IP 1.0	WLS 8	BF 4	H 3	R 3	ER 3	SO 1	BB 1	IBB 0	HBP 0	BLK 0	WP 0	HR 1	S 17	P 31	ERA 27.00	WHIP 5.000	<b>PITCHER</b> Don Newcombe, R ERA: 6.36 (9, 1)	IP 2.0	WLS L	BF 10	H 2	R 3	ER 1	SO 2	BB 0	IBB 0	HBP 0	BLK 0	WP 0	HR 2	S 19	P 25	ERA 4.50	WHIP 1.000

Los Angeles Dodgers @ Cincinnati Redlegs  
Crosley Field, Cincinnati, OH  
Tue Jun 24 1958, 7:05 PM EDT  
Unknown

livebaseballscores.com




Batter	1	2	3	4	5	6	7	8	9	10	AB	R	H	RBI	BB	SO	LOB
<b>Johnny Temple, R</b> (1, 4) OBP: 0.393, SLG: 0.385											5	1	1	1	1	1	2
<b>Bob Thurman, L</b> (1, 7) OBP: 0.348, SLG: 0.327											4	1	1	1	1	1	1
<b>Jerry Lynch, L</b> (1, 9) OBP: 0.317, SLG: 0.505											6	1	4	3	0	0	1
<b>George Crowe, L</b> (1, 3) OBP: 0.423, SLG: 0.539											4	1	2	1	1	1	2
<b>Harvey Haddix, L</b> (8, PR) OBP: 0.353, SLG: 0.393											0	0	0	0	0	0	0
<b>Don Newcombe, L</b> (9, 1) OBP: 0.417, SLG: 0.333											0	0	0	0	1	0	0
<b>Don Hoak, R</b> (1, 5) OBP: 0.383, SLG: 0.447											6	2	2	0	0	0	4
<b>Ed Bailey, L</b> (1, 2) OBP: 0.333, SLG: 0.395											5	1	2	1	0	1	0
<b>Gus Bell, L</b> (1, 8) OBP: 0.301, SLG: 0.388											3	1	2	3	1	1	0
<b>Roy McMillan, R</b> (1, 6) OBP: 0.277, SLG: 0.243											1	0	0	0	0	0	1
<b>Walt Drogo, R</b> (4, PH) OBP: 0.274, SLG: 0.315											0	0	0	0	1	0	0
<b>Alex Grammas, R</b> (4, PR) OBP: 0.240, SLG: 0.217											1	1	0	0	0	0	0
<b>Smoky Burgess, L</b> (7, PH) OBP: 0.367, SLG: 0.417											1	0	0	0	0	1	1
<b>Eddie Miksis, R</b> (8, 6) OBP: 0.316, SLG: 0.235											0	0	0	0	1	0	0
<b>Willard Schmidt, R</b> (1, 1) OBP: 0.211, SLG: 0.154											0	0	0	0	0	0	0
<b>Alex Kellner, R</b> (1, 1) OBP: 0.211, SLG: 0.154											0	0	0	0	0	0	0
<b>Patte Williams, R</b> (1, 1) OBP: 0.211, SLG: 0.154											1	0	1	0	0	0	0
<b>Tom Adair, R</b> (1, 1) OBP: 0.211, SLG: 0.154											0	0	0	0	0	0	0
<b>Frank Robinson, R</b> (1, 1) OBP: 0.211, SLG: 0.154											1	0	0	0	0	0	2
<b>Hal Jeffcoat, R</b> (1, 1) OBP: 0.211, SLG: 0.154											0	1	0	0	1	0	0
<b>Joe Nuxhall, R</b> (1, 1) OBP: 0.211, SLG: 0.154											0	0	0	0	0	0	1
<b>Dee Fondy, L</b> (1, 1) OBP: 0.211, SLG: 0.154											2	0	0	0	0	2	1

Inning Stats	R: 0	H: 1	E: 0	LOB: 0	K: 1	S: 8	P: 10	R: 3	H: 5	E: 0	LOB: 1	K: 0	S: 15	P: 25	R: 0	H: 0	E: 0	LOB: 1	K: 1	S: 7	P: 14	R: 3	H: 2	E: 0	LOB: 3	K: 0	S: 9	P: 22	R: 1	H: 2	E: 0	LOB: 0	K: 1	S: 10	P: 14	R: 1	H: 2	E: 0	LOB: 2	K: 0	S: 23	P: 36	R: 0	H: 0	E: 0	LOB: 1	K: 1	S: 10	P: 19	R: 2	H: 2	E: 0	LOB: 1	K: 1	S: 16	P: 24	R: 0	H: 0	E: 0	LOB: 1	K: 3	S: 12	P: 18	R: 0	H: 1	E: 0	LOB: 2	K: 0	S: 9	P: 16	1B: 9	SF: 1	2B: 5	SAC: 0	3B: 1	DP: 2	HR: 0	HBP: 1
--------------	------	------	------	--------	------	------	-------	------	------	------	--------	------	-------	-------	------	------	------	--------	------	------	-------	------	------	------	--------	------	------	-------	------	------	------	--------	------	-------	-------	------	------	------	--------	------	-------	-------	------	------	------	--------	------	-------	-------	------	------	------	--------	------	-------	-------	------	------	------	--------	------	-------	-------	------	------	------	--------	------	------	-------	-------	-------	-------	--------	-------	-------	-------	--------

PITCHER	IP	WLS	BF	H	R	ER	SO	BB	IBB	HBP	BLK	WP	HR	S	P	ERA	WHIP
<b>Don Drysdale, R</b> (1, 1) ERA: 5.9	1.0		6	4	3	3	1	0	0	0	0	0	0	13	19	27.00	4.000
<b>Fred Kipp, L</b> (2, 1) ERA: 4.3	2.1		11	3	2	2	1	2	0	0	0	1	0	22	41	7.71	2.143
<b>Johnny Klippstein, R</b> (4, 1) ERA: 4.54	2.0		11	4	3	3	1	2	0	1	0	0	0	30	50	13.50	3.000
<b>Sandy Koufax, L</b> (6, 1) ERA: 4.08	4.2	W	22	4	2	2	5	4	0	0	0	0	0	54	88	3.86	1.714

**Los Angeles Dodgers @ Cincinnati Redlegs**  
**Crosley Field, Cincinnati, OH**  
 Tue Jun 24 1958, 7:05 PM EDT  
 Unknown

<b>AB</b>	<b>40</b>
<b>R</b>	<b>10</b>
<b>H</b>	<b>15</b>
<b>RBI</b>	<b>10</b>
<b>BB</b>	<b>8</b>
<b>SO</b>	<b>8</b>
<b>LOB</b>	<b>15</b>



<b>WP:</b> 1	<b>PA:</b> 51
<b>PB:</b> 0	
<b>SB:</b> 0	
<b>CS:</b> 1	



Batter	1	2	3	4	5	6	7	8	9	10	11	AB R H RBI BB SO LOB	BOTTOM														
<b>Johnny Temple, R</b> OBP: 0.396, SLG: 0.385 (1, 4)	2-1 4-3		1-1 G6-4-3 1B		4-0 FC5-4 BB		1-1 1B		2-2 6-3		0-2 4-3	5 0 2 0 1 0 3	<b>Los Angeles Dodgers @ Cincinnati Redlegs</b> Crosley Field, Cincinnati, OH Tue Jun 24 1958, 7:05 PM EDT Att. 20,635 - Unknown														
<b>Pete Whisenant, R</b> OBP: 0.323, SLG: 0.422 (7, PH) <b>George Crowe, R</b> OBP: 0.429, SLG: 0.542 (7, PR) <b>Eddie Miksis, R</b> OBP: 0.316, SLG: 0.235 (8, 9) <b>Jerry Lynch, L</b> OBP: 0.314, SLG: 0.500 (10, PH) (11, 9)	0-3 K		2-1 G6-4-3 1-2f		0-2 FC5-4 1-2f		1-0 1B		3-3 K			3 0 0 0 0 1 4 1 0 1 1 0 0 0 0 0 0 0 0 0 0 1 0 0 0 0 1 0															
<b>Frank Robinson, R</b> OBP: 0.333, SLG: 0.427 (1, 7)	1-0 4-3			1-2 6-3		0-0 F3	1-0 FC5-2-5-3-6		1-3 K			5 0 0 0 0 1 2															
<b>Walt Dropo, R</b> OBP: 0.299, SLG: 0.379 (1, 3)		4-2 BB		2-0 FC5-4 1B		2-2 HR	2-2 F8		3-3 K			4 1 2 1 1 1 2															
<b>Don Hoak, R</b> OBP: 0.383, SLG: 0.441 (1, 5)		4-2 SAFE 4-3 BLK 1-2 BB		0-1 FC5-4 WP 1-2f		0-3 K		0-0 E6 7-4			4-2 BB	3 0 0 0 2 1 1															
<b>Smoky Burgess, L</b> OBP: 0.368, SLG: 0.409 (1, 2)		2-2 4-3		2-3 K		0-0 1B		3-1 F5			4-1 BB	4 0 1 0 1 1 3															
<b>Gus Bell, L</b> OBP: 0.295, SLG: 0.380 (1, 8)		0-2 F4				0-1 4-3		0-0 7-4			2-1 F7	5 0 0 0 0 0 5															
<b>Roy McMillan, R</b> OBP: 0.290, SLG: 0.260 (1, 6) <b>Bob Thurman, L</b> OBP: 0.343, SLG: 0.321 (9, PH) <b>Alex Grammas, R</b> OBP: 0.240, SLG: 0.217 (10, 6) <b>Ed Bailey, L</b> OBP: 0.337, SLG: 0.395 (11, PH)			0-1 1B		0-2 F8		4-1 1B		3-2 5-3		4-2 BB	2 1 2 0 1 0 0 1 0 0 0 0 0 0 0 0 0 0 0 0 0 0 0 0 0 1 0 0															
<b>Bob Purkey, R</b> OBP: 0.158, SLG: 0.243 (1, 1) <b>Brooks Lawrence, R</b> OBP: 0.273, SLG: 0.154 (11, 1) <b>Dee Fondy, L</b> OBP: 0.300, SLG: 0.404 (11, PH)			0-0 B3		1-2 F8		1-3 K		2-3 K		3-3 K	4 0 0 0 0 2 3 0 0 0 0 0 0 0 1 0 0 0 0 1 3															
<b>Inning Stats</b>	R: 0 E: 0 K: 1 S: 6	H: 0 LOB: 0 BB: 0 P: 9	R: 0 E: 0 K: 0 S: 14	H: 0 LOB: 1 BB: 2 P: 24	R: 0 E: 0 K: 0 S: 7	H: 2 LOB: 1 BB: 0 P: 10	R: 0 E: 0 K: 1 S: 10	H: 1 LOB: 1 BB: 0 P: 15	R: 0 E: 0 K: 0 S: 12	H: 1 LOB: 2 BB: 1 P: 17	R: 1 E: 0 K: 1 S: 11	H: 2 LOB: 1 BB: 0 P: 13		R: 1 E: 0 K: 1 S: 12	H: 2 LOB: 2 BB: 1 P: 22	R: 0 E: 1 K: 0 S: 4	H: 0 LOB: 0 BB: 0 P: 7	R: 0 E: 0 K: 1 S: 9	H: 0 LOB: 0 BB: 0 P: 16	R: 0 E: 0 K: 3 S: 12	H: 0 LOB: 0 BB: 0 P: 19	R: 0 E: 0 K: 1 S: 19	H: 0 LOB: 3 BB: 3 P: 36	1B: 6 2B: 2 3B: 0 HR: 1	SF: 0 SAC: 0 DP: 2 HBP: 0	WP: 1 PB: 0 SB: 0 CS: 0	PA: 46
<b>PITCHER</b>	IP	WLS	BF	H	R	ER	SO	BB	IBB	HBP	BLK	WP		HR	S	P	ERA	WHIP									
<b>Bob Gialombardo, L</b> ERA: 6.1 (1, 1)	6.1		28	7	2	2	4	4	0	0	1	1	1	66	100	2.84	1.737										
<b>Ed Roebuck, R</b> ERA: 3.5 (7, 1)	0.2		3	1	0	0	0	0	0	0	0	0	0	6	10	0.00	1.500										
<b>Stan Williams, R</b> ERA: 3.0 (8, 1)	3.1	W	13	0	0	0	4	3	0	0	0	0	0	35	66	0.00	0.900										
<b>Sandy Koufax, L</b> ERA: 4.03 (11, 1)	0.2	S	2	0	0	0	1	0	0	0	0	0	0	9	12	0.00	0.000										

livebaseballscores.com

AB	39
R	2
H	8
RBI	2
BB	7
SO	9
LOB	26



Batter	1	2	3	4	5	6	7	8	9	AB R H RBI BB SO LOB	TOP
<b>Jim Gilliam, S</b> (1, 7) <small>CBP</small> <small>OBP: 0.350, SLG: 0.360</small>	1-1  1B	0-1 4-3 			3-2 4-3  <small>CBBBCCX</small>		0-0 F3  <small>X</small>		2-1 4-3  <small>CBBB</small>	5 0 1 0 0 0 0	<b>Los Angeles Dodgers @ Milwaukee Braves</b> <b>Milwaukee County Stadium, Milwaukee, WI</b> Thu Jun 26 1958, 8:05 PM EDT Att. 23,006 - Unknown <a href="http://livebaseballscorecards.com">livebaseballscorecards.com</a>
<b>John Roseboro, L</b> (1, 2) <small>BX</small> <small>OBP: 0.339, SLG: 0.438</small>	1-0  1B <small>1-3</small>		4-0  FC4-6 BB		0-0 4-3  <small>X</small>		1-0 G3  <small>BX</small>	1-2 F9  <small>CBBX</small>	4 1 1 0 1 0 0		
<b>Duke Snider, L</b> (1, 8) <small>X</small> <small>OBP: 0.392, SLG: 0.462</small>	0-0 5-3  1-2		0-1 FC4-6  1B SF7 <small>1-2f</small>		1-2 F8  <small>FBBCCX</small>		2-2  1B <small>FBBBX</small>		4 1 1 0 0 0 2		
<b>Carl Furillo, R</b> (1, 9) <small>BBSBX</small> <small>OBP: 0.348, SLG: 0.452</small>	3-2  BB 1B <small>2-H</small>		1-0  1-3 1B		4-1  FC2-6 BB <small>BBCB</small>		1-1 4-3  <small>BFX</small>		3 0 2 1 1 0 1		
<b>Gil Hodges, R</b> (1, 3) <small>BBSB</small> <small>OBP: 0.326, SLG: 0.422</small>	4-0  1-2 BB		0-0 SF7  <small>X</small>		0-0 FC2-6  1B <small>1-2f</small>		2-2 E6  FC1-6 <small>FBBFX</small>		2 0 0 1 1 0 1		
<b>Don Zimmer, R</b> (1, 6) <small>BX</small> <small>OBP: 0.329, SLG: 0.425</small>	1-0 F2  <small>3</small>		0-3 K  <small>FBS</small>		0-1  1-2 1B <small>F</small>		0-0 FC1-6  6-3 <small>1-2f</small>		4 0 1 0 0 1 4		
<b>Dick Gray, R</b> (1, 5) <small>FX</small> <small>OBP: 0.323, SLG: 0.466</small>		0-1 F3  <small>FX</small>		1-1  G4-6-3 HBP <small>SH</small>		0-0 F3  <small>X</small>		3-2 6-3  1-2 <small>BBSBFX</small>	3 0 0 0 0 0 3		
<b>Charlie Neal, R</b> (1, 4) <small>SBSX</small> <small>OBP: 0.349, SLG: 0.461</small>		1-1  HR <small>SBSX</small>		1-1 G4-6-3  1-2f <small>SBSX</small>		1-1 F9  <small>FBSX</small>		2-3  K <small>FBSBFX</small>	4 1 1 1 0 1 4		
<b>Don Drysdale, R</b> (1, 1) <small>CBBF</small> <small>OBP: 0.200, SLG: 0.375</small>		1-3  K <small>CBBF</small>		1-2 5-3  <small>CBBX</small>		0-1  HR <small>FX</small>		0-0 6-3  <small>X</small>	4 1 1 1 0 1 0		
<b>Inning Stats</b>	R: 1 H: 3 E: 0 LOB: 2 K: 0 BB: 1 S: 8 P: 18	R: 1 H: 1 E: 0 LOB: 0 K: 1 BB: 0 S: 9 P: 11	R: 1 H: 1 E: 0 LOB: 1 K: 1 BB: 1 S: 7 P: 12	R: 0 H: 0 E: 0 LOB: 0 K: 0 BB: 0 S: 6 P: 9	R: 0 H: 0 E: 0 LOB: 0 K: 0 BB: 0 S: 7 P: 11	R: 0 H: 1 E: 0 LOB: 2 K: 0 BB: 1 S: 7 P: 12	R: 1 H: 2 E: 0 LOB: 1 K: 0 BB: 0 S: 9 P: 13	R: 0 H: 0 E: 1 LOB: 1 K: 1 BB: 0 S: 12 P: 19	R: 0 H: 0 E: 0 LOB: 0 K: 0 BB: 0 S: 6 P: 9	1B: 6 SF: 1 2B: 0 SAC: 0 3B: 0 DP: 1 HR: 2 HBP: 1	WP: 0 PA: 38 PB: 0 SB: 0 CS: 0
<b>PITCHER</b> <b>Lew Burdette, R</b> (1, 1) <small>ERA: 4.09</small> <b>Gene Conley, R</b> (8, 1) <small>ERA: 4.39</small>	IP WLS BF H R ER SO BB IBB HBP BLK WP HR S P ERA WHIP 7.0 L 31 8 4 4 2 3 0 1 0 0 2 53 86 5.14 1.571										

Los Angeles Dodgers @ Milwaukee Braves  
 Milwaukee County Stadium, Milwaukee, WI

AB	33
R	4
H	8
RBI	4
BB	3
SO	3
LOB	15





Batter	1	2	3	4	5	6	7	8	9	AB R H RBI BB SO LOB	TOP	
<b>Jim Gilliam, S</b> (1, 7) OBP: 0.348, SLG: 0.358 B C B C X 	2-2 L8 		1-2 2-3 			0-0 SH5-3 1B 		0-0 B1-3 		4 0 1 0 0 0 0	<b>Los Angeles Dodgers @ Milwaukee Braves</b> Milwaukee County Stadium, Milwaukee, WI Fri Jun 27 1958, 8:05 PM EDT Att: 32,909 - Unknown <a href="http://livebaseballscorecards.com">livebaseballscorecards.com</a>	
<b>John Roseboro, L</b> (1, 2) OBP: 0.339, SLG: 0.456 B B F C X 	3-2 F5 			0-0 F9 		1-1 SH5-3 1-2 		3-2 HR 		3 1 1 1 0 0 0		
<b>Duke Snider, L</b> (1, 8) OBP: 0.389, SLG: 0.457 B B C B X 	3-1 F8 			0-0 E 1B 		2-3 		2-3 		4 1 1 0 0 2 1		
<b>Carl Furillo, R</b> (1, 9) OBP: 0.346, SLG: 0.444 C B B B 		1-3 K 		0-0 L7 		4-2 BB 		2-0 6-3 		3 0 0 0 1 1 1		
<b>Gil Hodges, R</b> (1, 3) OBP: 0.325, SLG: 0.419 C B B B 		2-2 F6 		2-2 1-H 1B 		2-3 		3-2 F8 		4 0 1 1 0 1 2		
<b>Don Zimmer, R</b> (1, 6) OBP: 0.328, SLG: 0.419 S B B B B 		4-1 BB 		0-1 1-3 			3-2 F8 		2-2 L8 			3 0 0 0 1 0 1
<b>Dick Gray, R</b> (1, 5) OBP: 0.321, SLG: 0.480 X 		0-0 F9 			2-2 5-3 		1-0 HR 		0-2 F3 			4 1 1 1 0 0 1
<b>Charlie Neal, R</b> (1, 4) OBP: 0.346, SLG: 0.455 X 			0-0 F8 		0-1 F4 		0-0 1-3 					3 0 0 0 0 0 0
<b>Sandy Koufax, R</b> (1, 1) OBP: 0.158, SLG: 0.158 B C B B C X 			3-2 1-3 		3-3 K 		1-3 K 				3 0 0 0 0 2 0	
<b>Inning Stats</b>	R: 0 H: 0 E: 0 LOB: 0 K: 0 BB: 0 S: 9 P: 17	R: 0 H: 0 E: 0 LOB: 1 K: 1 BB: 1 S: 8 P: 15	R: 0 H: 0 E: 0 LOB: 0 K: 0 BB: 0 S: 7 P: 11	R: 1 H: 2 E: 1 LOB: 1 K: 0 BB: 0 S: 9 P: 11	R: 0 H: 0 E: 0 LOB: 0 K: 1 BB: 0 S: 8 P: 13	R: 0 H: 1 E: 0 LOB: 2 K: 2 BB: 1 S: 13 P: 22	R: 1 H: 1 E: 0 LOB: 0 K: 1 BB: 0 S: 8 P: 13	R: 1 H: 1 E: 0 LOB: 0 K: 1 BB: 0 S: 8 P: 15	R: 0 H: 0 E: 0 LOB: 0 K: 0 BB: 0 S: 10 P: 15	1B: 3 SF: 0 2B: 0 SAC: 1 3B: 0 DP: 0 HR: 2 HBP: 0	WP: 0 PA: 34 PB: 0 SB: 0 CS: 0	
<b>PITCHER</b> <b>Joey Jay, R</b> (1, 1) ERA: 3.46 <b>Don McMahon, R</b> (8, 1) ERA: 2.78	IP WLS BF H R ER SO BB IBB HBP BLK WP HR S P ERA WHIP 7.0 L 27 4 2 1 5 2 0 0 0 0 0 1 62 102 1.29 0.857 2.0 7 1 1 1 1 0 0 0 0 0 0 1 18 30 4.50 0.500					<b>PITCHER</b> IP WLS BF H R ER SO BB IBB HBP BLK WP HR S P ERA WHIP						

AB	31
R	3
H	5
RBI	3
BB	2
SO	6
LOB	6





Batter	1	2	3	4	5	6	7	8	9	AB R H RBI BB SO LOB	TOP
<b>Jim Gilliam, S</b> (1, 7) OBP: 0.349, SLG: 0.356 C B F F B X	2-2  BB SF7 1B		2-1  F9		1-1  4-3		4-2  1-2 BB		1-1  E5 1-2 3-H	4 1 1 0 1 0 1	<b>Los Angeles Dodgers @ Milwaukee Braves</b> Milwaukee County Stadium, Milwaukee, WI Sat Jun 28 1958, 8:05 PM EDT Att. 30,571 - Unknown <a href="http://livebaseballscorecards.com">livebaseballscorecards.com</a>
<b>John Roseboro, L</b> (1, 2) OBP: 0.335, SLG: 0.444 X	0-0  F4		4-1  BB		1-1  F8		1-1  G3		0-1  G3	4 0 0 0 1 0 5	
<b>Elmer Valo, L</b> (1, 9) OBP: 0.313, SLG: 0.350 X	0-0  BB 1-2 1B		0-1  F8		0-1  4-3		2-1  F8			4 0 1 0 0 0 1	
<b>Carl Furillo, R</b> (1, 8) OBP: 0.344, SLG: 0.438 B C B B F F B	4-2  1-2 2-3 BB		0-0  F3		1-0  F8		0-0  F7			3 0 0 0 1 0 1	
<b>Gil Hodges, R</b> (1, 3) OBP: 0.323, SLG: 0.431 C B X	1-1  SF7 3-H			1-1  6-3		2-1  HR		1-1  5-3		3 1 1 2 0 0 0	
<b>Don Zimmer, R</b> (1, 6) OBP: 0.322, SLG: 0.411 B X	1-0  L6			0-1  B3		1-2  F7		3-2  F7		4 0 0 0 0 0 2	
<b>Dick Gray, R</b> (1, 5) OBP: 0.326, SLG: 0.477 F B B X		2-1  6-3		3-1  1B			0-3  K		4-2  FC5-4 BB E BB	3 1 1 0 1 1 0	
<b>Charlie Neal, R</b> (1, 4) OBP: 0.344, SLG: 0.450 X		0-0  F8		3-3  K			1-3  K		4-2  FC5-4 BB 1-2	3 0 0 0 1 2 1	
<b>Johnny Podres, L</b> (1, 1) OBP: 0.171, SLG: 0.152 <b>Johnny Klipsch, R</b> (1, 1) OBP: 0.083, SLG: 0.083 <b>Norm Larker, L</b> (7, PH) OBP: 0.297, SLG: 0.288 <b>Carl Erskine, R</b> (7, 1) OBP: 0.045, SLG: 0.045 <b>Fred Kipp, L</b> (8, 1) OBP: 0.238, SLG: 0.250 <b>Steve Bilko, R</b> (9, PH) OBP: 0.330, SLG: 0.474 C B F X		0-2  F7			1-1  4-3		4-0  BB BB		3-2  FC5-4 E 1-2f 2-3	0 0 0 0 0 0 0 2 0 0 0 0 0 0 0 0 0 0 1 0 0 0 0 0 0 0 0 0 0 0 0 0 0 0 0 1 0 0 0 0 0 2	
<b>Inning Stats</b>	R: 1 H: 2 E: 0 LOB: 2 K: 0 BB: 1 S: 12 P: 20	R: 0 H: 0 E: 0 LOB: 0 K: 0 BB: 0 S: 6 P: 8	R: 0 H: 0 E: 0 LOB: 1 K: 0 BB: 1 S: 6 P: 12	R: 0 H: 1 E: 0 LOB: 1 K: 1 BB: 0 S: 10 P: 17	R: 0 H: 0 E: 0 LOB: 0 K: 0 BB: 0 S: 6 P: 9	R: 1 H: 1 E: 0 LOB: 0 K: 0 BB: 0 S: 8 P: 12	R: 0 H: 0 E: 0 LOB: 2 K: 2 BB: 2 S: 11 P: 21	R: 0 H: 0 E: 0 LOB: 0 K: 0 BB: 0 S: 5 P: 8	R: 1 H: 0 E: 1 LOB: 2 K: 0 BB: 2 S: 15 P: 30	1B: 3 SF: 1 2B: 0 SAC: 0 3B: 0 DP: 0 HR: 1 HBP: 0	WP: 0 PA: 38 PB: 0 SB: 0 CS: 0
<b>PITCHER</b> <b>Carl Willey, R</b> (1, 1) ERA: 0.9	IP WLS BF H R ER SO BB IBB HBP BLK WP HR S P ERA WHIP 9.0 W 38 4 3 2 3 6 0 0 0 0 1 79 137 2.00 1.111										





Batter	1	2	3	4	5	6	7	8	9
Red Schoendienst, S (1, 4) OBP: 0.340, SLG: 0.312	0-1 1B BB 1B	4-2 BB 1B		1-1 F9 2B		1-1 B2-4 1-2f		0-2 L3	
Eddie Mathews, L (1, 5) OBP: 0.362, SLG: 0.485	0-0 BB BB 1-3 BB 1B	4-1 1-2 BB		0-0 F9 2-3		2-2 F8		4-1 S 1B BB	
Hank Aaron, R (1, 9) OBP: 0.340, SLG: 0.484	4-2 BB BB 1-2 BB	0-2 1-2 2-H 1B		4-0 G6-4-3 BB			0-0 HR	4-0 1B E 1B	
Joe Adcock, R (1, 3) OBP: 0.321, SLG: 0.512	2-3 K	0-3 K		2-2 G6-4-3 1-2f			4-2 BB BB	3-0 E 1-3 2-H 1B	
Frank Torre, L (7, 3) OBP: 0.400, SLG: 0.413									
Andy Pafko, R (1, 7) OBP: 0.287, SLG: 0.333	4-0 G5-3 1-2 2-3 3-H BB			1-1 BB 1B		0-1 F7		1-0 F6	0-1 E6 2-3 3-H
Johnny Logan, R (1, 6) OBP: 0.355, SLG: 0.446	4-1 1-2 2-3 3-H BB			0-0 F8		3-2 HR		2-3 K	1-3 K
Felix Mantilla, R (1, 8) OBP: 0.298, SLG: 0.407	2-2 G5-3 2-3f			2-2 F2		0-0 6-3		1-0 1-2 1B	
Del Crandall, R (1, 2) OBP: 0.348, SLG: 0.500				4-0 1-2 BB		0-0 F7		3-1 F8	
Carl Willey, R (1, 1) OBP: 0.286, SLG: 0.286		1-0 B3-4-6-4-6 1-2f		1-3 K				0-0 B2-4 1B	1-3 K

AB	R	H	RBI	BB	SO	LOB
4	2	2	0	1	0	1
3	2	1	0	2	0	1
2	2	2	2	3	0	0
3	0	0	0	0	2	7
1	0	1	1	1	0	0
4	0	1	1	1	0	2
4	1	1	2	1	2	4
4	0	1	0	0	0	4
3	0	1	0	1	0	2
4	0	1	0	0	2	3

**BOTTOM**

**Los Angeles Dodgers @ Milwaukee Braves**  
**Milwaukee County Stadium, Milwaukee, WI**  
 Sat Jun 28 1958, 8:05 PM EDT  
 Att. 30,571 - Unknown

AB	32
R	7
H	11
RBI	6
BB	10
SO	6
LOB	24



1B:	8	SF:	0
2B:	3	SAC:	0
3B:	0	DP:	4
HR:	2	HBP:	0

WP:	0	PA:	42
PB:	0		
SB:	1		
CS:	0		

Inning Stats		R	H	E	K	S	Pitcher		Pitcher																																																																																																			
R: 2 H: 2 E: 0 K: 1 S: 13		2	2	0	1	29	R: 0 H: 1 E: 0 K: 1 S: 10		<table border="1"> <thead> <tr> <th>PITCHER</th> <th>IP</th> <th>WLS</th> <th>BF</th> <th>H</th> <th>R</th> <th>ER</th> <th>SO</th> <th>BB</th> <th>IBB</th> <th>HBP</th> <th>BLK</th> <th>WP</th> <th>HR</th> <th>S</th> <th>P</th> <th>ERA</th> <th>WHIP</th> </tr> </thead> <tbody> <tr> <td>Johnny Podres, L (1, 1) ERA: 4.11</td> <td>0.1</td> <td>L</td> <td>6</td> <td>2</td> <td>2</td> <td>1</td> <td>1</td> <td>3</td> <td>0</td> <td>0</td> <td>0</td> <td>0</td> <td>0</td> <td>9</td> <td>23</td> <td>54.00</td> <td>15.000</td> </tr> <tr> <td>Johnny Klippstein, R (1, 1) ERA: 4.37</td> <td>5.2</td> <td></td> <td>23</td> <td>6</td> <td>2</td> <td>2</td> <td>2</td> <td>4</td> <td>0</td> <td>0</td> <td>0</td> <td>0</td> <td>1</td> <td>45</td> <td>77</td> <td>3.18</td> <td>1.765</td> </tr> <tr> <td>Carl Erskine, R (7, 1) ERA: 4.82</td> <td>1.2</td> <td></td> <td>10</td> <td>2</td> <td>3</td> <td>2</td> <td>2</td> <td>2</td> <td>1</td> <td>0</td> <td>0</td> <td>0</td> <td>1</td> <td>17</td> <td>37</td> <td>10.80</td> <td>2.400</td> </tr> <tr> <td>Fred Kipp, L (8, 1) ERA: 4.27</td> <td>0.1</td> <td></td> <td>3</td> <td>1</td> <td>0</td> <td>0</td> <td>1</td> <td>0</td> <td>0</td> <td>0</td> <td>0</td> <td>0</td> <td>0</td> <td>8</td> <td>12</td> <td>0.00</td> <td>3.000</td> </tr> </tbody> </table>										PITCHER	IP	WLS	BF	H	R	ER	SO	BB	IBB	HBP	BLK	WP	HR	S	P	ERA	WHIP	Johnny Podres, L (1, 1) ERA: 4.11	0.1	L	6	2	2	1	1	3	0	0	0	0	0	9	23	54.00	15.000	Johnny Klippstein, R (1, 1) ERA: 4.37	5.2		23	6	2	2	2	4	0	0	0	0	1	45	77	3.18	1.765	Carl Erskine, R (7, 1) ERA: 4.82	1.2		10	2	3	2	2	2	1	0	0	0	1	17	37	10.80	2.400	Fred Kipp, L (8, 1) ERA: 4.27	0.1		3	1	0	0	1	0	0	0	0	0	0	8	12	0.00	3.000
PITCHER	IP	WLS	BF	H	R	ER	SO	BB	IBB	HBP	BLK	WP	HR	S	P	ERA	WHIP																																																																																											
Johnny Podres, L (1, 1) ERA: 4.11	0.1	L	6	2	2	1	1	3	0	0	0	0	0	9	23	54.00	15.000																																																																																											
Johnny Klippstein, R (1, 1) ERA: 4.37	5.2		23	6	2	2	2	4	0	0	0	0	1	45	77	3.18	1.765																																																																																											
Carl Erskine, R (7, 1) ERA: 4.82	1.2		10	2	3	2	2	2	1	0	0	0	1	17	37	10.80	2.400																																																																																											
Fred Kipp, L (8, 1) ERA: 4.27	0.1		3	1	0	0	1	0	0	0	0	0	0	8	12	0.00	3.000																																																																																											

Batter	1	2	3	4	5	6	7	8	9	AB R H RBI BB SO LOB	TOP											
<b>Jim Gilliam, S</b> (1, 7) OBP: 0.343, SLG: 0.350	3-1 F5		0-0 3-1		0-0 F3		0-0 F4		1-0 F6	5 0 0 0 0 0 1	<b>Los Angeles Dodgers @ Milwaukee Braves</b> <b>Milwaukee County Stadium, Milwaukee, WI</b> Sun Jun 29 1958, 4:33 AM EDT Att. 33,857 - Unknown <a href="http://livebaseballscorecards.com">livebaseballscorecards.com</a>											
<b>John Roseboro, L</b> (1, 2) OBP: 0.331, SLG: 0.433	4-2 1B BB		2-2 F8			1-1 6-3		1-2 4-1	0-0 F7	4 0 0 0 1 0 0												
<b>Duke Snider, L</b> (1, 8) OBP: 0.386, SLG: 0.453	1-1 1-2 1B			0-0 6-3		2-1 4-1		3-3 K		4 0 1 0 0 1 0												
<b>Carl Furillo, R</b> (1, 9) OBP: 0.347, SLG: 0.454	2-0 F9			0-1 1B		1-1 1-3		0-0 HR		4 1 2 1 0 0 2												
<b>Gil Hodges, R</b> (1, 3) OBP: 0.326, SLG: 0.436	1-3 K			1-3 K			0-0 HR 2B	1-0 1B		4 1 2 0 0 2 3												
<b>Don Zimmer, R</b> (1, 6) OBP: 0.316, SLG: 0.404		2-0 6-3		1-2 5-3			1-2 5-3	1-1 L7		4 0 0 0 0 0 3												
<b>Dick Gray, R</b> (1, 5) OBP: 0.330, SLG: 0.497		2-0 F9			0-0 6-3		1-2 2-H HR	1-1 HR 1B		4 2 2 2 0 0 0												
<b>Charlie Neal, R</b> (1, 4) OBP: 0.350, SLG: 0.479		3-3 K			1-0 HR		1-0 1B	2-2 1-H HR		4 2 3 3 0 1 0												
<b>Stan Williams, R</b> (1, 1) <b>Don Drysdale, R</b> (3, 1) <b>Fred Kipp, L</b> (6, 1) <b>Steve Bilko, R</b> (7, PH) <b>Ed Roebuck, R</b> (7, 1) <b>Elmer Vargo, L</b> (9, PH)			0-1 F7		0-0 5-3		3-3 K	2-2 L9		1 0 0 0 0 0 0 1 0 0 0 0 0 0 0 0 0 0 0 0 0 1 0 0 0 0 0 1 1 0 0 0 0 0 0 0 0 1 0 0 0 0 0 0 0												
<b>Inning Stats</b>	R: 0 E: 0 K: 1 S: 10	H: 1 LOB: 2 BB: 1 P: 21	R: 0 E: 0 K: 1 S: 6	H: 0 LOB: 0 BB: 0 P: 13	R: 0 E: 0 K: 0 S: 6	H: 0 LOB: 0 BB: 0 P: 8	R: 0 E: 0 K: 1 S: 10	H: 1 LOB: 1 BB: 0 P: 12	R: 1 E: 0 K: 0 S: 4	H: 1 LOB: 0 BB: 0 P: 5	R: 0 E: 0 K: 0 S: 6	H: 0 LOB: 0 BB: 0 P: 10	R: 2 E: 0 K: 1 S: 12	H: 3 LOB: 1 BB: 0 P: 18	R: 1 E: 0 K: 1 S: 11	H: 2 LOB: 1 BB: 0 P: 17	R: 2 E: 0 K: 0 S: 13	H: 2 LOB: 0 BB: 0 P: 19	1B: 5 2B: 1 3B: 0 HR: 4	SF: 0 SAC: 0 DP: 0 HBP: 0	WP: 0 PB: 0 SB: 0 CS: 0	PA: 38
<b>PITCHER</b>	IP WLS BF H R ER SO BB IBB HBP BLK WP HR S P ERA WHIP																					
<b>Bob Rush, R</b> (1, 1) ERA: 3.63	8.0 W 35 10 6 6 5 1 0 0 0 0 4 71 113 6.75 1.375																					
<b>Gene Conley, R</b> (9, 1) ERA: 4.31	1.0 S 3 0 0 0 0 0 0 0 0 0 0 0 7 10 0.00 0.000																					



Batter	1	2	3	4	5	6	7	8	9	AB	R	H	RBI	BB	SO	LOB
Red Schoendienst, S OBP: 0.346, SLG: 0.325 (1, 4)	0-1 1B 2B	1-0 FC4-5	0-1 1-2 1B			1-1 HR 1B	1-2 3-1			5	2	3	0	0	0	1
Eddie Mathews, L OBP: 0.363, SLG: 0.481 (1, 5)	0-0 SH1 1B 2-3	0-1 F8	0-0 F7			4-1 HR BB 1-2 2-3		1-0 4-3		4	1	1	0	1	0	3
Hank Aaron, R OBP: 0.348, SLG: 0.502 (1, 9)	0-1 SH1 1-2 3-H 1B		2-1 BB S BB 1B	0-0 5-3		0-0 HR 1-1 2-H 2-H 3-H		1-1 G4-6-3 1B		5	2	4	5	0	0	0
Frank Torre, L OBP: 0.402, SLG: 0.412 (1, 3)	1-1 SH1 1-2 2-3		4-1 BB BB 1B BB	0-0 G6-3 1B		3-2 3-1		1-0 G4-6-3 1-2f		3	1	1	0	1	0	1
Joe Adcock, R OBP: 0.319, SLG: 0.500 Andy Pafko, R OBP: 0.287, SLG: 0.333 (1, 7) (7, 7)	0-0 F6		4-2 BB 1B BB 1-2 2-3	1-1 G6-3 1-2f		0-0 F8				3	1	0	0	1	0	3
Johnny Logan, R OBP: 0.357, SLG: 0.442 (1, 6)	4-2 BB		4-0 1B FC6-4 BB 1-2 2-3 3-H			0-2 F6	2-2 F5			2	1	0	1	2	0	0
Bill Bruton, L OBP: 0.319, SLG: 0.341 (1, 8)	2-3 K		0-0 FC6-4 1B 1-3 2-H 3-H			2-2 G1-4-3 1B		1-1 G3		4	0	2	2	0	1	3
Del Crandall, R OBP: 0.351, SLG: 0.522 (1, 2)		0-1 SH5-4 FC4-5 2B	2-2 FC6-4 FC4-6 1-2f 3-H			0-2 G1-4-3 1-2f		1-0 HR		4	1	2	2	0	0	2
Bob Rush, R OBP: 0.212, SLG: 0.194 Gene Conley, R OBP: 0.154, SLG: 0.154 (1, 1) (9, 1)		2-1 SH5-4 2-3	0-0 FC4-6 1B 1-2f			1-0 BB HR 1B		0-0 F9		3	1	1	0	0	0	1

Inning Stats	R: 1	H: 3	E: 0	K: 1	S: 14	R: 0	H: 1	E: 0	K: 0	S: 7	R: 4	H: 3	E: 0	K: 0	S: 13	R: 0	H: 1	E: 0	K: 0	S: 4	R: 0	H: 1	E: 0	K: 0	S: 9	R: 4	H: 3	E: 0	K: 0	S: 13	R: 1	H: 1	E: 0	K: 0	S: 8	R: 0	H: 1	E: 0	K: 0	S: 4	R: 0	H: 1	E: 0	K: 0	S: 7	1B: 10	SF: 0	2B: 2	SAC: 2	3B: 0	DP: 3	HR: 2	HBP: 0	WP: 0	PA: 40
--------------	------	------	------	------	-------	------	------	------	------	------	------	------	------	------	-------	------	------	------	------	------	------	------	------	------	------	------	------	------	------	-------	------	------	------	------	------	------	------	------	------	------	------	------	------	------	------	--------	-------	-------	--------	-------	-------	-------	--------	-------	--------

PITCHER	IP	WLS	BF	H	R	ER	SO	BB	IBB	HBP	BLK	WP	HR	S	P	ERA	WHIP
Stan Williams, R ERA: 3.68 (1, 1)	2.0	L	14	5	4	4	1	3	0	0	0	0	0	26	46	18.00	4.000
Don Drysdale, R ERA: 5.71 (3, 1)	3.0		16	7	5	5	0	2	0	0	0	0	1	26	41	15.00	3.000
Fred Kipp, L ERA: 4.18 (6, 1)	1.0		3	0	0	0	0	0	0	0	0	0	0	8	13	0.00	0.000
Ed Roebuck, R ERA: 3.55 (7, 1)	2.0		7	2	1	1	0	0	0	0	0	0	1	12	18	4.50	1.000

**BOTTOM**

**Los Angeles Dodgers @ Milwaukee Braves**  
**Milwaukee County Stadium, Milwaukee, WI**

Sun Jun 29 1958, 4:33 AM EDT  
Att. 33,857 - Unknown

livebaseballscorecards.com

<b>AB</b>	<b>33</b>
<b>R</b>	<b>10</b>
<b>H</b>	<b>14</b>
<b>RBI</b>	<b>10</b>
<b>BB</b>	<b>5</b>
<b>SO</b>	<b>1</b>
<b>LOB</b>	<b>14</b>



Batter	1	2	3	4	5	6	7	8	9	AB R H RBI BB SO LOB	TOP											
Jim Gilliam, S OBP: 0.345, SLG: 0.349 (1, 7)	1-1 4-3	3-1 1-3 2-H 1B			2-1 L8		4-0 1-2 BB			3 0 1 1 1 0 0	<b>Los Angeles Dodgers @ St. Louis Cardinals</b> Sportsman's Park, St. Louis, MO Mon Jun 30 1958, 8:05 PM EDT Att. 24,826 - Unknown											
John Roseboro, L OBP: 0.335, SLG: 0.453 (1, 2)	0-0 G3 1B	1-0 FC1-6-4 1-2f			0-0 HR		0-2 F2			4 1 2 1 0 0 4												
Duke Snider, L OBP: 0.379, SLG: 0.443 (1, 8)	2-1 G3 1-2				0-0 5-3			1-1 F8		4 0 0 0 0 0 1												
Carl Furillo, R OBP: 0.350, SLG: 0.452 (1, 9)	4-0 BB				3-2 G4-6-3 1B			2-1 F9		3 0 1 0 1 0 0												
Gil Hodges, R OBP: 0.321, SLG: 0.429 (1, 3)	2-0 F4				1-3 K			0-0 L9		4 0 0 0 0 1 3												
Don Zimmer, R OBP: 0.315, SLG: 0.401 (1, 6)		2-2 BB 1B			2-2 6-3			0-0 L7		4 1 1 0 0 0 1												
Dick Gray, R OBP: 0.339, SLG: 0.497 (1, 5)		4-2 1B 1-2 BB			4-2 G4-6-3 BB			2-1 L8 1B		2 0 1 0 2 0 0												
Charlie Neal, R OBP: 0.345, SLG: 0.472 (1, 4)		1-1 F3			0-1 G4-6-3 1-2f			1-3 K		4 0 0 0 0 1 4												
Bob Giallombardo, L (1, 1) Elmer Valo, L (2, PH) Johnny Klippstein, R (2, 1) Norm Larker, L (7, PH) Johnny Podres, L (7, 1) Steve Bilko, R (9, PH)		1-1 F8			0-0 6-3			3-3 K		0 0 0 0 0 0 0 1 0 0 0 0 0 0 2 1 0 0 0 0 0 0 0 1 0 0 1 0 0 0 0 0 0 0 0 0 0 0 0 1 0 0 0 0 0 1 1												
<b>Inning Stats</b>	R: 0 E: 0 K: 0 S: 6	H: 1 LOB: 2 BB: 1 P: 15	R: 1 E: 0 K: 0 S: 13	H: 2 LOB: 2 BB: 1 P: 25	R: 0 E: 0 K: 0 S: 4	H: 0 LOB: 0 BB: 0 P: 5	R: 0 E: 0 K: 0 S: 7	H: 0 LOB: 0 BB: 1 P: 13	R: 1 E: 0 K: 0 S: 5	H: 1 LOB: 0 BB: 0 P: 7	R: 0 E: 0 K: 1 S: 7	H: 1 LOB: 0 BB: 0 P: 12	R: 0 E: 0 K: 0 S: 10	H: 1 LOB: 2 BB: 1 P: 19	R: 0 E: 0 K: 0 S: 5	H: 0 LOB: 0 BB: 0 P: 8	R: 0 E: 0 K: 2 S: 10	H: 1 LOB: 1 BB: 0 P: 16	1B: 6 2B: 0 3B: 0 HR: 1	SF: 0 SAC: 0 DP: 2 HBP: 0	WP: 0 PB: 0 SB: 0 CS: 0	PA: 36
<b>PITCHER</b> Lindy McDaniel, R (1, 1) ERA: 4.95	IP 9.0 WLS W BF 36 H 7 R 2 ER 2 SO 3 BB 4 IBB 0 HBP 0 BLK 0 WP 0 HR 1 S 67 P 120 ERA 2.00 WHIP 1.222											<b>PITCHER</b>	IP WLS BF H R ER SO BB IBB HBP BLK WP HR S P ERA WHIP									

<b>AB</b>	32
<b>R</b>	2
<b>H</b>	7
<b>RBI</b>	2
<b>BB</b>	4
<b>SO</b>	3
<b>LOB</b>	16



WP: 0	PA: 36
PB: 0	
SB: 0	
CS: 0	

Batter	1	2	3	4	5	6	7	8	9	AB R H RBI BB SO LOB
Don Blasingame, L (1, 4) OBP: 0.363, SLG: 0.373	2-1 G4-6-3 1B		4-2 S E BB	0-1 CS 1-2	1-0 1B 2B 1B		0-3 K			3 2 2 0 1 1 0
Curt Flood, R (1, 8) OBP: 0.383, SLG: 0.513	3-1 G4-6-3 1-2f		3-2 5-3 1-2		1-1 2B 1B		2-0 5-3			4 0 1 0 0 0 2
Stan Musial, L (1, 3) OBP: 0.450, SLG: 0.616 Joe Cunningham, L (9, 3) OBP: 0.435, SLG: 0.455	0-0 HR		4-0 FC1-6 IBB		2-1 2B		1-0 4-3			3 1 2 2 1 0 0 0 0 0 0 0 0 0
Ken Boyer, R (1, 5) OBP: 0.322, SLG: 0.478	2-2 1B 2B		0-0 FC1-6 WP 1-2f 2-H		1-3 K		1-1 6-3			4 1 1 0 0 1 3
Gene Green, R (1, 9) OBP: 0.402, SLG: 0.487	0-0 2-H 1B		4-1 WP BB		4-0 G6-4-3 IBB		0-1 6-3			2 0 1 1 2 0 0
Del Ennis, R (1, 7) OBP: 0.314, SLG: 0.367 Irv Noren, L (9, 7) OBP: 0.321, SLG: 0.324	0-1 5-3		2-3 K 1-2 2-3		0-0 G6-4-3 1-2f		1-2 5-3			4 0 0 0 0 1 6 0 0 0 0 0 0 0
Hal Smith, R (1, 2) OBP: 0.296, SLG: 0.287		1-3 K		1-0 F9		1-0 F2				3 0 0 0 0 1 0
Eddie Kasko, R (1, 6) OBP: 0.281, SLG: 0.250		2-3 K		0-0 CS 1B		2-1 4-3				3 0 1 0 0 1 0
Lindy McDaniel, R (1, 1) OBP: 0.080, SLG: 0.080		2-2 3-1		2-3 K		1-3 K				3 0 0 0 0 2 1

Inning Stats	R: 2	H: 4	E: 0	LOB: 1	K: 0	S: 12	P: 19	R: 0	H: 0	E: 0	LOB: 0	K: 2	S: 9	R: 1	H: 0	E: 1	LOB: 2	K: 1	S: 12	R: 0	H: 1	E: 0	LOB: 0	K: 1	S: 6	R: 1	H: 3	E: 0	LOB: 2	K: 1	S: 9	R: 0	H: 0	E: 0	LOB: 0	K: 1	S: 5	R: 0	H: 0	E: 0	LOB: 0	K: 1	S: 5	R: 0	H: 0	E: 0	LOB: 0	K: 0	S: 7	1B: 5	SF: 0	2B: 2	SAC: 0	3B: 0	DP: 2	HR: 1	HBP: 0
--------------	------	------	------	--------	------	-------	-------	------	------	------	--------	------	------	------	------	------	--------	------	-------	------	------	------	--------	------	------	------	------	------	--------	------	------	------	------	------	--------	------	------	------	------	------	--------	------	------	------	------	------	--------	------	------	-------	-------	-------	--------	-------	-------	-------	--------

PITCHER	IP	WLS	BF	H	R	ER	SO	BB	IBB	HBP	BLK	WP	HR	S	P	ERA	WHIP
Bob Gialombardo, L (1, 1) ERA: 7.15	1.0	L	6	4	2	2	0	0	0	0	0	0	1	12	19	18.00	4.000
Johnny Klippstein, R (2, 1) ERA: 4.3	5.0		21	4	2	2	6	2	2	0	0	1	0	42	80	3.60	1.200
Johnny Podres, L (7, 1) ERA: 4.03	2.0		6	0	0	0	1	0	0	0	0	0	0	12	17	0.00	0.000


**BOTTOM**

**Los Angeles Dodgers @ St. Louis Cardinals**  
Sportsman's Park, St. Louis, MO

Mon Jun 30 1958, 8:05 PM EDT  
Att. 24,826 - Unknown

livebaseballscorecards.com

<b>AB</b>	<b>29</b>
<b>R</b>	<b>4</b>
<b>H</b>	<b>8</b>
<b>RBI</b>	<b>3</b>
<b>BB</b>	<b>4</b>
<b>SO</b>	<b>7</b>
<b>LOB</b>	<b>12</b>



<b>WP:</b> 1	<b>PA:</b> 34
<b>PB:</b> 0	
<b>SB:</b> 1	
<b>CS:</b> 1	

Batter	1	2	3	4	5	6	7	8	9	AB R H RBI BB SO LOB	TOP		
<b>Jim Gilliam, S</b> (1, 7) <small>B X</small> OBP: 0.347, SLG: 0.359 <b>Gino Cimoli, R</b> (7, 7) <small>F B F B X</small> OBP: 0.288, SLG: 0.388	1-0 <small>①</small> 3-1	2-2 <small>③</small> 4-3			0-1 <small>F X</small> HR	1-1 <small>F X</small> 1B			1-0 <small>B X</small> 2B SF9 1B	4 1 2 2 0 0 2 1 1 1 0 0 0 0	<b>Los Angeles Dodgers @ St. Louis Cardinals</b> Sportsman's Park, St. Louis, MO Tue Jul 01 1958, 8:05 PM EDT Att. 24,756 - Unknown		
<b>Norm Larker, L</b> (1, 3) <small>F B F B X</small> OBP: 0.329, SLG: 0.419 <b>Joe Pignatano, R</b> (9, 2) <small>F B F B X</small> OBP: 0.304, SLG: 0.408	2-2 <small>②</small> F9		0-1 <small>C X</small> HR		2-1 <small>B F B X</small> HR	1-0 <small>B X</small> 6-3 <small>③</small>		1-0 <small>B X</small> SF9 1B 2B	5 3 3 4 0 0 1 0 0 0 0 0 0 0				
<b>Duke Snider, L</b> (1, 8) <small>X</small> OBP: 0.379, SLG: 0.441	0-0 1B		2-0 <small>B B B X</small> 3-1 <small>①</small>		4-0 <small>B B B B</small> BB		0-0 <small>X</small> F7 <small>①</small>	2-2 <small>B B B B X</small> SF9	3 0 1 1 1 0 0				
<b>Elmer Valo, L</b> (1, 9) <small>S B S B S</small> OBP: 0.288, SLG: 0.318 <b>Carl Furillo, R</b> (7, 9) <small>S B S B S</small> OBP: 0.353, SLG: 0.455	3-3 <small>③</small> K		2-3 <small>F B F B X</small> K <small>②</small>		3-2 <small>S B F B F B X</small> F7 <small>①</small>		3-2 <small>C B B B X</small> 1-3 <small>②</small>	1-0 <small>B X</small> SF9 1B G5-4-3	4 0 0 0 0 2 2 1 0 1 1 0 0 0				
<b>John Roseboro, L</b> (1, 2) <small>B B B B X</small> OBP: 0.333, SLG: 0.467 <b>Gil Hodges, R</b> (9, PH) (9, 3) <small>B B B B X</small> OBP: 0.320, SLG: 0.427		3-2 <small>B B B B X</small> HR	1-1 <small>B S X</small> L8 <small>③</small>		0-0 <small>X</small> L3 <small>②</small> 1-2 <small>③</small>		2-0 <small>B B B X</small> F8 <small>③</small>	2-0 <small>B B B X</small> G5-4-3 <small>②</small> 1B <small>③</small> 1-2f	4 1 1 1 0 0 1 1 0 0 0 0 0 1				
<b>Don Zimmer, R</b> (1, 6) <small>C B B B S</small> OBP: 0.314, SLG: 0.396		2-3 <small>C B B B S</small> K <small>①</small>		0-3 <small>F S S</small> K <small>①</small>		2-2 <small>F M B B F X</small> F9 <small>①</small>		1-1 <small>F H</small> G6-4-3 HBP	3 0 0 0 0 2 0				
<b>Dick Gray, R</b> (1, 5) <small>C X</small> OBP: 0.337, SLG: 0.491		0-1 SH1-3 BB 1B		1-2 <small>S F B C X</small> F9 <small>②</small>		0-3 <small>S F S</small> K <small>②</small>		2-1 <small>B B F X</small> G6-4-3 1-2f	4 0 1 0 0 1 1				
<b>Charlie Neal, R</b> (1, 4) <small>B B B B B</small> OBP: 0.351, SLG: 0.472		4-1 SH1-3 BB 1-2		4-1 <small>S B B B B</small> BB		2-1 <small>B S B X</small> 1B 3B 1B		0-0 <small>X</small> 1-3	2 1 1 0 2 0 0				
<b>Sandy Koufax, R</b> (1, 1) <small>L X</small> OBP: 0.190, SLG: 0.190 <b>Ed Roebuck, R</b> (8, 1) <small>S B S B X</small> OBP: 0.500, SLG: 0.750		1-1 <small>L X</small> SH1-3 <small>②</small> 1-2 2-3		1-2 <small>S B S B X</small> F8 <small>③</small>		0-0 <small>X</small> 3B 1B		0-2 <small>C C C X</small> 1B 2B	2 1 1 0 0 0 1 1 1 1 0 0 0 0				
<b>Inning Stats</b>	R: 0 H: 1 E: 0 LOB: 1 K: 1 BB: 0 S: 9 P: 15	R: 1 H: 2 E: 0 LOB: 2 K: 1 BB: 1 S: 14 P: 26	R: 1 H: 1 E: 0 LOB: 0 K: 1 BB: 0 S: 8 P: 13	R: 0 H: 0 E: 0 LOB: 1 K: 1 BB: 1 S: 10 P: 16	R: 2 H: 2 E: 0 LOB: 0 K: 0 BB: 1 S: 9 P: 18	R: 2 H: 3 E: 0 LOB: 1 K: 1 BB: 0 S: 13 P: 19	R: 0 H: 0 E: 0 LOB: 0 K: 0 BB: 0 S: 5 P: 10	R: 0 H: 0 E: 0 LOB: 0 K: 0 BB: 0 S: 4 P: 7	R: 3 H: 4 E: 0 LOB: 0 K: 0 BB: 0 S: 11 P: 18	1B: 7 SF: 1 2B: 3 SAC: 1 3B: 1 DP: 3 HR: 3 HBP: 1	WP: 0 PA: 41 PB: 0 SB: 0 CS: 0		
<b>PITCHER</b>	IP WLS BF H R ER SO BB IBB HBP BLK WP HR S P ERA WHIP											<b>PITCHER</b>	IP WLS BF H R ER SO BB IBB HBP BLK WP HR S P ERA WHIP
<b>Jim Brosnan, R</b> (1, 1) <small>L</small> ERA: 3.38 <b>Larry Jackson, R</b> (6, 1) ERA: 3.48 <b>Billy Muffett, R</b> (8, 1) ERA: 6.19 <b>Bill Wight, L</b> (9, 1) ERA: 6.52	5.0 L 23 6 4 4 4 3 0 0 0 0 0 3 50 88 7.20 1.800												

<b>AB</b>	35
<b>R</b>	9
<b>H</b>	13
<b>RBI</b>	9
<b>BB</b>	3
<b>SO</b>	5
<b>LOB</b>	9




Batter	1	2	3	4	5	6	7	8	9	AB	R	H	RBI	BB	SO	LOB
<b>Don Blasingame, L</b> (1, 4) OBP: 0.367, SLG: 0.375	1-3 		1-0 		0-3 			0-2 	4-1 	4	1	2	0	1	2	0
<b>Curt Flood, R</b> (1, 8) OBP: 0.389, SLG: 0.527	3-1 		2-1 		1-0 			0-0 	1-3 	5	1	3	1	0	1	3
<b>Stan Musial, L</b> (1, 3) OBP: 0.444, SLG: 0.606	3-2 		1-2 		1-2 			0-1 		4	0	0	0	0	0	3
<b>Ken Boyer, R</b> (1, 5) OBP: 0.325, SLG: 0.476	1-3 		1-0 		2-2 			4-2 		3	0	1	0	1	1	1
<b>Gene Green, R</b> (1, 9) OBP: 0.401, SLG: 0.482		4-0 	3-2 		0-0 			4-1 		2	1	0	0	1	0	1
<b>Joe Cunningham, L</b> (8, PH) OBP: 0.438, SLG: 0.455					1-1 					0	0	0	0	1	0	0
<b>Del Ennis, R</b> (1, 7) OBP: 0.314, SLG: 0.373		0-0 		2-0 		1-1 				3	0	1	1	0	0	0
<b>Wally Moon, L</b> (8, PH) OBP: 0.376, SLG: 0.303										1	0	0	0	0	0	3
<b>Hal Smith, R</b> (1, 2) OBP: 0.291, SLG: 0.282		0-2 		0-1 		0-0 				3	0	0	0	0	0	1
<b>Irv Noren, L</b> (9, PH) OBP: 0.329, SLG: 0.333										1	0	1	0	0	0	0
<b>Eddie Kasko, R</b> (1, 6) OBP: 0.275, SLG: 0.244		1-0 		0-0 		1-0 				3	0	0	0	0	0	1
<b>Hobie Landrith, L</b> (9, PH) OBP: 0.353, SLG: 0.220										1	0	0	0	0	0	1
<b>Jim Brosnan, R</b> (1, 1) OBP: 0.143, SLG: 0.128		3-2 		1-2 		1-1 				1	0	0	0	0	0	1
<b>Johnny O'Brien, R</b> (5, PH)										1	0	0	0	0	0	0
<b>Larry Jackson, R</b> (6, 1) OBP: 0.167, SLG: 0.167										0	0	0	0	0	0	0
<b>Gene Freese, R</b> (7, PH) OBP: 0.152, SLG: 0.286										1	0	0	0	0	0	0
<b>Billy Muffett, R</b> (8, 1) OBP: 0.250, SLG: 0.333										0	0	0	0	0	0	0
<b>Bill Wright, L</b> (9, 1) OBP: 0.500, SLG: 0.500										0	0	0	0	0	0	0
<b>Joe Taylor, R</b> (9, PH) OBP: 0.429, SLG: 0.500		2-3 								1	0	1	0	0	0	0

Inning Stats	R: 0	H: 1	E: 0	K: 2	S: 12	LOB: 1	BB: 0	P: 20	R: 1	H: 1	E: 0	K: 0	S: 8	LOB: 1	BB: 1	P: 16	R: 2	H: 2	E: 1	K: 0	S: 10	LOB: 0	BB: 0	P: 18	R: 0	H: 0	E: 0	K: 0	S: 4	LOB: 0	BB: 0	P: 6	R: 0	H: 1	E: 0	K: 1	S: 14	LOB: 1	BB: 0	P: 17	R: 0	H: 1	E: 0	K: 0	S: 7	LOB: 0	BB: 0	P: 10	R: 0	H: 0	E: 0	K: 0	S: 4	LOB: 0	BB: 0	P: 6	R: 0	H: 1	E: 0	K: 0	S: 13	LOB: 3	BB: 2	P: 22	R: 0	H: 2	E: 0	K: 1	S: 8	LOB: 2	BB: 1	P: 15	1B: 7	2B: 1	3B: 1	HR: 0	SF: 0	SAC: 0	DP: 2	HBP: 0	WP: 1	PB: 0	SB: 0	CS: 0	PA: 38
--------------	------	------	------	------	-------	--------	-------	-------	------	------	------	------	------	--------	-------	-------	------	------	------	------	-------	--------	-------	-------	------	------	------	------	------	--------	-------	------	------	------	------	------	-------	--------	-------	-------	------	------	------	------	------	--------	-------	-------	------	------	------	------	------	--------	-------	------	------	------	------	------	-------	--------	-------	-------	------	------	------	------	------	--------	-------	-------	-------	-------	-------	-------	-------	--------	-------	--------	-------	-------	-------	-------	--------

PITCHER	IP	WLS	BF	H	R	ER	SO	BB	IBB	HBP	BLK	WP	HR	S	P	ERA	WHIP
<b>Sandy Koufax, L</b> (1, 1) ERA: 3.62	7.2	W	31	7	3	3	3	2	0	0	0	1	0	69	107	3.52	1.174
<b>Ed Roebuck, R</b> (8, 1) ERA: 3.43	1.1	S	7	2	0	0	1	2	0	0	0	0	0	11	23	0.00	3.000

**Los Angeles Dodgers @ St. Louis Cardinals**  
 Sportsman's Park, St. Louis, MO  
 Tue Jul 01 1958, 8:05 PM EDT  
 Att. 24,756 - Unknown

<b>AB</b>	<b>34</b>
<b>R</b>	<b>3</b>
<b>H</b>	<b>9</b>
<b>RBI</b>	<b>2</b>
<b>BB</b>	<b>4</b>
<b>SO</b>	<b>4</b>
<b>LOB</b>	<b>15</b>



Batter	1	2	3	4	5	6	7	8	9	AB R H RBI BB SO LOB	TOP											
<b>Don Blasingame, L</b> (1, 4) OBP: 0.365, SLG: 0.380	2-1 4-3 3B		2-2 6-3 1-2		2-0 F6		2-1 F2			4 1 1 0 0 0 1	<b>St. Louis Cardinals @ Los Angeles Dodgers</b> <b>Los Angeles Memorial Coliseum, Los Angeles, CA</b> Thu Jul 03 1958, 10:05 PM EDT Unknown											
<b>Wally Moon, L</b> (1, 7) OBP: 0.371, SLG: 0.300	2-1 4-3		1-0 1B			0-2 F9		1-2 4-3	4 0 1 2 0 0 0													
<b>Stan Musial, L</b> (1, 3) OBP: 0.445, SLG: 0.604	0-1 1B		2-3 K			2-2 F9		2-2 1B	4 0 2 0 0 1 1													
<b>Ken Boyer, R</b> (1, 5) OBP: 0.327, SLG: 0.475	1-2 G4-6-3 1B			4-0 BB		1-0 1B		1-1 FC1-4	3 0 1 0 1 0 2													
<b>Gene Green, R</b> (1, 9) OBP: 0.394, SLG: 0.473		1-1 6-3		0-0 F8		2-3 K		0-3 K	4 0 0 0 0 2 3													
<b>Curt Flood, R</b> (1, 8) OBP: 0.391, SLG: 0.524		2-2 5-3		0-0 F7		4-0 BB		1-1 1B	3 1 1 0 1 0 1													
<b>Hobie Landrith, L</b> (1, 2) OBP: 0.345, SLG: 0.205		4-2 BB		3-2 F4		0-0 FC4		1-3 K	3 1 0 0 1 1 3													
<b>Eddie Kasko, R</b> (1, 6) OBP: 0.281, SLG: 0.248		3-2 CS	0-1 1B		4-2 BB	2-1 SF7		1-3 K	2 1 1 1 1 1 0													
<b>Sam Jones, R</b> (1, 1) OBP: 0.098, SLG: 0.077 <b>Larry Jackson, R</b> (8, 1) OBP: 0.167, SLG: 0.167			1-3 K		0-0 G1-6-4	2-2 SF7			2 0 0 1 0 1 2 0 0 0 0 0 0 0													
<b>Inning Stats</b>	R: 1 E: 0 K: 0 S: 9	H: 2 LOB: 0 BB: 0 P: 14	R: 0 E: 0 K: 0 S: 10	H: 0 LOB: 0 BB: 1 P: 20	R: 1 E: 0 K: 2 S: 12	H: 2 LOB: 1 BB: 0 P: 18	R: 0 E: 0 K: 0 S: 6	H: 0 LOB: 1 BB: 1 P: 13	R: 0 E: 0 K: 0 S: 4	H: 0 LOB: 0 BB: 1 P: 10	R: 0 E: 0 K: 1 S: 10	H: 1 LOB: 1 BB: 0 P: 15	R: 2 E: 1 K: 0 S: 8	H: 0 LOB: 0 BB: 1 P: 18	R: 0 E: 0 K: 1 S: 11	H: 1 LOB: 1 BB: 0 P: 15	R: 0 E: 0 K: 2 S: 8	H: 1 LOB: 0 BB: 0 P: 11	1B: 6 2B: 0 3B: 1 HR: 0	SF: 2 SAC: 0 DP: 2 HBP: 0	WP: 2 PB: 0 SB: 2 CS: 2	PA: 36
<b>PITCHER</b>	IP WLS BF H R ER SO BB IBB HBP BLK WP HR S P ERA WHIP												<b>PITCHER</b>	IP WLS BF H R ER SO BB IBB HBP BLK WP HR S P ERA WHIP								
<b>Stan Williams, R</b> (1, 1) ERA: 3.46 <b>Don Drysdale, R</b> (9, 1) ERA: 5.64	8.0 L 32 6 4 2 4 4 0 0 0 2 0 0 8 11 2.25 1.250																					

livebaseballscores.com

<b>AB</b>	29
<b>R</b>	4
<b>H</b>	7
<b>RBI</b>	4
<b>BB</b>	4
<b>SO</b>	6
<b>LOB</b>	13





Batter	1	2	3	4	5	6	7	8	9	AB	R	H	RBI	BB	SO	LOB
<b>Jim Gilliam, S</b> (1, 7) <small>OBP: 0.346, SLG: 0.357</small>	1-1 3-1		3-2 4-3			1-2 4-3		0-0 G4-6-3 1-2 1B		4	0	1	0	0	0	0
<b>Norm Larker, L</b> (1, 3) <small>OBP: 0.351, SLG: 0.485</small> <b>Joe Pignatano, R</b> (8, PR) <small>OBP: 0.304, SLG: 0.408</small> <b>Gil Hodges, R</b> (9, 3) <small>OBP: 0.320, SLG: 0.427</small>	3-2 L9			3-2 HR		2-2 1B		2-2 G4-6-3 1-2 2-H 1B		4	1	3	2	0	0	0
<b>Duke Snider, L</b> (1, 8) <small>OBP: 0.372, SLG: 0.432</small>	1-1 6-3			3-1 4-3		1-3 K		1-0 G4-6-3 1-2f 2-3		4	0	0	0	0	1	3
<b>Elmer Valo, L</b> (1, 9) <small>OBP: 0.286, SLG: 0.304</small>		1-0 F9		4-1 BB		3-2 4-3		0-2 4-3		3	0	0	0	1	0	3
<b>John Roseboro, L</b> (1, 2) <small>OBP: 0.337, SLG: 0.467</small>		2-1 FC5-4 1B		2-3 K			2-1 F4		0-1 G5-4-3 1B	4	0	2	0	0	1	1
<b>Don Zimmer, R</b> (1, 6) <small>OBP: 0.313, SLG: 0.393</small>		1-0 FC5-4 1-2f		2-2 L5			1-0 1B		1-2 G5-4-3 1-2f	4	0	1	0	0	0	3
<b>Dick Gray, R</b> (1, 5) <small>OBP: 0.330, SLG: 0.479</small>		2-3 K 1-2			1-3 K		2-1 F9		0-1 6-3	4	0	0	0	0	2	2
<b>Charlie Neal, R</b> (1, 4) <small>OBP: 0.347, SLG: 0.466</small>			1-0 F9		0-2 5-3		2-1 F9			3	0	0	0	0	0	1
<b>Stan Williams, R</b> (1, 1) <b>Carl Furillo, R</b> (8, PH) <small>OBP: 0.356, SLG: 0.458</small> <b>Don Drysdale, R</b> (9, 1) <small>OBP: 0.192, SLG: 0.360</small>			0-3 K		2-3 K			2-2 1B 1B		2	0	0	0	0	2	0

Inning Stats	R: 0	H: 0	E: 0	K: 0	S: 7	LOB: 0	BB: 0	P: 12	R: 0	H: 1	E: 0	K: 1	S: 7	LOB: 1	BB: 0	P: 13	R: 0	H: 0	E: 0	K: 1	S: 7	LOB: 0	BB: 0	P: 11	R: 1	H: 1	E: 0	K: 1	S: 13	LOB: 1	BB: 1	P: 27	R: 0	H: 0	E: 0	K: 2	S: 9	LOB: 0	BB: 0	P: 12	R: 0	H: 1	E: 0	K: 1	S: 12	LOB: 1	BB: 0	P: 19	R: 0	H: 1	E: 0	K: 0	S: 7	LOB: 1	BB: 0	P: 14	R: 1	H: 3	E: 0	K: 0	S: 11	LOB: 2	BB: 0	P: 16	R: 0	H: 1	E: 0	K: 0	S: 7	LOB: 0	BB: 0	P: 8	1B: 7	2B: 0	3B: 0	HR: 1	SF: 0	SAC: 0	DP: 2	HBP: 0	WP: 0	PB: 0	SB: 2	CS: 0	PA: 34
--------------	------	------	------	------	------	--------	-------	-------	------	------	------	------	------	--------	-------	-------	------	------	------	------	------	--------	-------	-------	------	------	------	------	-------	--------	-------	-------	------	------	------	------	------	--------	-------	-------	------	------	------	------	-------	--------	-------	-------	------	------	------	------	------	--------	-------	-------	------	------	------	------	-------	--------	-------	-------	------	------	------	------	------	--------	-------	------	-------	-------	-------	-------	-------	--------	-------	--------	-------	-------	-------	-------	--------

PITCHER	IP	WLS	BF	H	R	ER	SO	BB	IBB	HBP	BLK	WP	HR	S	P	ERA	WHIP
<b>Sam Jones, R</b> (1, 1) <small>ERA: 3.06</small>	7.0	W	29	7	2	2	6	1	0	0	0	0	1	69	119	2.57	1.143
<b>Larry Jackson, R</b> (8, 1) <small>ERA: 3.4</small>	2.0	S	5	1	0	0	0	0	0	0	0	0	0	11	13	0.00	0.500


**BOTTOM**

**St. Louis Cardinals @ Los Angeles Dodgers**  
 Los Angeles Memorial Coliseum, Los Angeles, CA

Thu Jul 03 1958, 10:05 PM EDT  
 Unknown

livebaseballscorecards.com

<b>AB</b>	<b>33</b>
<b>R</b>	<b>2</b>
<b>H</b>	<b>8</b>
<b>RBI</b>	<b>2</b>
<b>BB</b>	<b>1</b>
<b>SO</b>	<b>6</b>
<b>LOB</b>	<b>13</b>



Batter	1	2	3	4	5	6	7	8	9	AB R H RBI BB SO LOB	TOP									
Don Blasingame, L (1, 4) OBP: 0.360, SLG: 0.374	3-1 4-3		3-2 F8			0-1 F8		0-1 F9	0-0 1-3	5 0 0 0 0 0 2	<b>St. Louis Cardinals @ Los Angeles Dodgers</b> <b>Los Angeles Memorial Coliseum, Los Angeles, CA</b> Thu Jul 03 1958, 10:05 PM EDT Att: 66,485 - Unknown <a href="http://livebaseballscorecards.com">livebaseballscorecards.com</a>									
Curt Flood, R (1, 8) OBP: 0.388, SLG: 0.517	1-0 6-3			0-0 CS 1B		2-3 K		2-1 L7		4 0 1 0 0 1 0										
Ken Boyer, R (1, 5) OBP: 0.330, SLG: 0.484	3-2 F6			3-1 5-3 1-2		1-0 HR		4-1 1B 1B BB		3 2 1 1 1 0 1										
Gene Green, R (1, 9) OBP: 0.400, SLG: 0.476		0-0 L3		4-2 BB		0-0 1B 1B		0-2 1B 1-2 1B		3 0 2 0 1 0 0										
Del Ennis, R (1, 7) OBP: 0.324, SLG: 0.382		1-0 4-3 1B		0-1 F9		2-2 1-2 1B		1-2 1-3 2-H 1B		4 0 3 1 0 0 1										
Joe Cunningham, L (1, 3) OBP: 0.430, SLG: 0.445		2-1 4-3			2-0 4-3	3-3 K			0-0 5-3	3 0 0 0 0 1 3 1 0 0 0 0 0 0										
Joe Taylor, R (9, PH) OBP: 0.400, SLG: 0.462		1-2																		
Hal Smith, R (1, 2) OBP: 0.290, SLG: 0.282		2-2 5-3			2-1 FC6 1B		0-0 6-3		2-2 6-3	4 0 1 0 0 0 1										
Eddie Kasko, R (1, 6) OBP: 0.276, SLG: 0.243			0-0 F8		1-2 FC6 1-2f		2-1 F7		1-2 BB 1B	3 0 0 0 0 0 1 1 0 1 0 0 0 0										
Stan Musial, L (9, PH) OBP: 0.447, SLG: 0.606																				
Sal Maglie, R (1, 1) OBP: 0.176, SLG: 0.353			2-3 K		0-0 F4		0-3 K		4-2 BB	3 0 0 0 0 2 1 0 0 0 0 1 0 0										
Gene Freese, R (9, PH) OBP: 0.217, SLG: 0.286																				
<b>Inning Stats</b>	R: 0 E: 0 K: 0 S: 6	H: 0 LOB: 0 BB: 0 P: 13	R: 0 E: 0 K: 0 S: 7	H: 1 LOB: 1 BB: 0 P: 12	R: 0 E: 0 K: 1 S: 8	H: 0 LOB: 0 BB: 0 P: 13	R: 0 E: 0 K: 0 S: 7	H: 1 LOB: 1 BB: 0 P: 12	R: 1 E: 0 K: 2 S: 15	H: 3 LOB: 2 BB: 0 P: 23	R: 0 E: 0 K: 1 S: 6	H: 0 LOB: 0 BB: 0 P: 8	R: 1 E: 0 K: 0 S: 11	H: 2 LOB: 2 BB: 1 P: 18	R: 0 E: 0 K: 0 S: 10	H: 1 LOB: 2 BB: 1 P: 17	1B: 8 2B: 0 3B: 0 HR: 1	SF: 0 SAC: 0 DP: 0 HBP: 0	WP: 0 PB: 0 SB: 0 CS: 1	PA: 37
<b>PITCHER</b> Johnny Podres, L (1, 1) ERA: 3.86	IP: 9.0 WLS: W BF: 37 H: 9 R: 2 ER: 2 SO: 4 BB: 3 IBB: 0 HBP: 0 BLK: 0 WP: 0 HR: 1 S: 78 P: 131 ERA: 2.00 WHIP: 1.333											<b>PITCHER</b>	IP: 9.0 WLS: W BF: 37 H: 9 R: 2 ER: 2 SO: 4 BB: 3 IBB: 0 HBP: 0 BLK: 0 WP: 0 HR: 1 S: 78 P: 131 ERA: 2.00 WHIP: 1.333							



Batter	1	2	3	4	5	6	7	8	9	AB	R	H	RBI	BB	SO	LOB
<b>Jim Gilliam, S</b> (1, 7) OBP: 0.345, SLG: 0.354 <b>Gino Cimoli, R</b> (8, 7) OBP: 0.288, SLG: 0.388	1-0 6-3		3-2 F5		4-1 F9 S BB		0-0 F5			3	0	0	0	1	0	0
<b>Norm Larker, L</b> (1, 3) OBP: 0.359, SLG: 0.486 <b>Gil Hodges, R</b> (7, PR) OBP: 0.320, SLG: 0.427 (8, 3)	1-0 F6		0-0 1B		2-2 F9 1-3		0-0 FC4-6 BB 1B			4	0	2	0	0	0	1
<b>Duke Snider, L</b> (1, 8) OBP: 0.374, SLG: 0.430	0-0 1B		0-1 F5		1-3 K		4-1 FC4-6 1-2 BB			3	0	1	0	1	1	2
<b>Carl Furillo, R</b> (1, 9) OBP: 0.354, SLG: 0.454	3-1 F6			1-0 1-3		0-0 SH 1B	0-2 FC4-6 1-2 2-3			4	1	1	0	0	0	3
<b>Don Zimmer, R</b> (1, 6) OBP: 0.315, SLG: 0.391 <b>Pee Wee Reese, R</b> (7, 6) OBP: 0.333, SLG: 0.472		4-1 S BB		0-1 F5		0-0 SH 1B SH3-4 FC6-2 1-2	0-0 F9			1	0	0	0	1	0	0
<b>Dick Gray, R</b> (1, 5) OBP: 0.333, SLG: 0.497		0-1 F8		0-0 HR		2-0 FC6-2 SH3-4 1B 1-2 2-H		0-3 K		4	1	2	2	0	1	1
<b>Charlie Neal, R</b> (1, 4) OBP: 0.347, SLG: 0.476		0-3 K		1-0 HR		0-0 SH3-4 1-2 2-3		0-2 F9		3	1	1	1	0	1	1
<b>Joe Pignatano, R</b> (1, 2) OBP: 0.283, SLG: 0.377		1-3 K 1-2		0-2 G3		1-0 FC6-2 2-3 3-H		0-2 5-3		4	0	0	0	0	1	3
<b>Johnny Podres, L</b> (1, 1) OBP: 0.158, SLG: 0.139			3-2 6-3		0-1 4-3		0-2 G3			3	0	0	0	0	0	2

Inning Stats	R: 0	H: 1	E: 0	LOB: 1	K: 0	BB: 0	S: 5	P: 10	R: 0	H: 0	E: 0	LOB: 1	K: 2	BB: 1	S: 9	P: 14	R: 0	H: 1	E: 0	LOB: 1	K: 0	BB: 0	S: 10	P: 16	R: 2	H: 2	E: 0	LOB: 0	K: 0	BB: 0	S: 8	P: 10	R: 0	H: 0	E: 0	LOB: 1	K: 1	BB: 1	S: 9	P: 16	R: 1	H: 2	E: 1	LOB: 2	K: 0	BB: 0	S: 9	P: 12	R: 0	H: 1	E: 0	LOB: 2	K: 0	BB: 1	S: 7	P: 11	R: 0	H: 0	E: 0	LOB: 0	K: 1	BB: 0	S: 9	P: 9
<b>Sal Maglie, R</b> (1, 1) ERA: 3.23	IP	WLS	BF	H	R	ER	SO	BB	IBB	HBP	BLK	WP	HR	S	P	ERA	WHIP	IP	WLS	BF	H	R	ER	SO	BB	IBB	HBP	BLK	WP	HR	S	P	ERA	WHIP	IP	WLS	BF	H	R	ER	SO	BB	IBB	HBP	BLK	WP	HR	S	P	ERA	WHIP													

BOTTOM

St. Louis Cardinals @ Los Angeles Dodgers  
 Los Angeles Memorial Coliseum, Los Angeles, CA

livebaseballscores.com

AB	30
R	3
H	7
RBI	3
BB	3
SO	4
LOB	15



WP: 0	PA: 35
PB: 0	
SB: 2	
CS: 0	

Thu Jul 03 1958, 10:05 PM EDT  
 Att. 66,485 - Unknown

Batter	1	2	3	4	5	6	7	8	9	AB R H RBI BB SO LOB	TOP																
Tony Taylor, R OBP: 0.304, SLG: 0.314 (1, 4)	0-3 K		0-0 6-3			1-0 SH1-4 1B	4-0 2B WP BB	4-2 BB		3 1 1 0 2 1 0																	
Alvin Dark, R OBP: 0.362, SLG: 0.418 (1, 5)	0-0 F8			2-0 6-3		1-2 SH1-4 1B	1-0 WP 3B 2B	1-0 F9		5 1 2 2 0 0 1																	
Lee Walls, R OBP: 0.365, SLG: 0.529 (1, 9)	0-0 E6			0-0 L4		0-0 SH1-4	2-2 F5		0-1 1B 1B	4 1 1 0 0 0 1																	
14 Ernie Banks, R OBP: 0.354, SLG: 0.602 (1, 6)	0-3 K			0-0 E6		4-0 IBB	4-2 3B BB		0-0 F8	3 1 0 0 2 1 2																	
Bobby Thomson, R OBP: 0.374, SLG: 0.487 (1, 8)				3-1 F9		2-3 K	4-2 3B BB		1-0 F9	4 1 0 0 1 1 5																	
Jim Bolger, R OBP: 0.309, SLG: 0.340 (1, 7)				1-1 3-1		0-0 6-3	0-2 3B		0-2 1B 1B	2 0 0 0 0 0 0 3 0 2 3 0 1 3																	
Walt Moryn, L OBP: 0.356, SLG: 0.506 (6, 7)						1-3 K	1-3 1H 2H 3H		1-3 1B 1B																		
Dale Long, L OBP: 0.374, SLG: 0.480 (1, 3)				2-0 F5		1-3 K	1-2 SH5-4 2B 1B		3-2 1B 1B	5 1 2 1 0 1 1																	
Cal Neeman, R OBP: 0.325, SLG: 0.529 (1, 2)				2-2 6-3		0-0 1B	2-2 SH5-4 2B 1B		0-0 F8 F7	5 1 2 0 0 0 2																	
Moe Drabowsky, R OBP: 0.179, SLG: 0.205 (1, 1)				2-2 5-3		0-3 K	0-0 SH5-4		1-1 F4	3 0 0 0 0 1 1																	
<b>Inning Stats</b>	R: 0 E: 1 K: 2 S: 8	H: 0 LOB: 1 BB: 0 P: 8	R: 0 E: 0 K: 0 S: 5	H: 0 LOB: 0 BB: 0 P: 10	R: 0 E: 0 K: 0 S: 7	H: 0 LOB: 0 BB: 0 P: 11	R: 0 E: 1 K: 0 S: 5	H: 0 LOB: 1 BB: 0 P: 10	R: 0 E: 0 K: 2 S: 8	H: 1 LOB: 1 BB: 0 P: 9	R: 0 E: 0 K: 2 S: 14	H: 2 LOB: 3 BB: 1 P: 23	R: 6 E: 0 K: 0 S: 22	H: 4 LOB: 1 BB: 3 P: 40	R: 0 E: 0 K: 0 S: 6	H: 0 LOB: 1 BB: 1 P: 12	R: 1 E: 0 K: 0 S: 13	H: 3 LOB: 2 BB: 0 P: 19	1B: 8 2B: 1 3B: 1 HR: 0	SF: 0 SAC: 2 DP: 0 HBP: 0	WP: 1 PB: 0 SB: 0 CS: 0	PA: 44					
<b>PITCHER</b>	IP WLS BF H R ER SO BB IBB HBP BLK WP HR S P ERA WHIP																										
Sandy Koufax, L ERA: 3.54 (1, 1)	1.2		6	0	0	0	2	0	0	0	0	0	12	15	0.00	0.000											
Johnny Klippstein, R ERA: 4.84 (2, 1)	5.1	L	28	7	6	6	4	3	1	0	0	1	0	57	96	10.12	1.875										
Stan Williams, R ERA: 3.5 (8, 1)	2.0		10	3	1	1	0	1	0	0	0	0	0	19	31	4.50	2.000										

Chicago Cubs @ Los Angeles Dodgers  
Los Angeles Memorial Coliseum, Los Angeles, CA

Sat Jul 05 1958, 10:05 PM EDT  
Att: 31,940 - Unknown

livebaseballscorecards.com

AB	37
R	7
H	10
RBI	6
BB	5
SO	6
LOB	16





Batter	1	2	3	4	5	6	7	8	9	AB R H RBI BB SO LOB	TOP											
<b>Tony Taylor, R</b> OBP: 0.306, SLG: 0.310 (1, 4)	4-2 1B 1-4-3 BB	1-0 5-3			1-2 F4	1-2 L5		4-0 BB		3 1 0 0 2 0 1												
<b>Alvin Dark, R</b> OBP: 0.366, SLG: 0.426 (1, 5)	0-2 1-3 14 1B 1-4-3 1B		1-1 F9		2-1 F9		3-2 14 FC5-4 HBP 1B	0-0 PO 2-3	1-0 14 G5-3 2B	5 1 3 0 0 0 0												
<b>Lee Walls, R</b> OBP: 0.368, SLG: 0.531 (1, 9)	0-1 1-2 3-H 1-4-3		0-1 14 1B 2B		1-2 F6		1-1 14 FC5-4 HBP 1-2		4-0 14 G5-3 BB	3 0 1 1 1 0 1												
<b>14 Ernie Banks, R</b> OBP: 0.357, SLG: 0.602 (1, 6)	1-2 2-H 1B 1B		0-2 2-3 1B		1-0 BB 1B		0-0 1-2f 2-3 FC5-4 CS		1-1 1-2 2-3f G5-3	5 1 3 1 0 0 4												
<b>Walt Moryn, L</b> OBP: 0.350, SLG: 0.496 (1, 7)	1-3 K		1-3 K		1-0 L9		3-3 1-2 K		3-2 F9	5 0 0 0 0 3 7												
<b>Dale Long, L</b> OBP: 0.376, SLG: 0.478 (1, 3)	3-2 1-2 1B		0-2 F5		4-1 1B 1-2 2B BB		0-3 K			3 1 1 0 1 1 2												
<b>Bobby Thomson, R</b> OBP: 0.373, SLG: 0.484 (1, 8)	2-3 K		2-3 K		0-2 1-3 2-H 2B 1B		1-1 E4 1B			4 2 1 1 0 2 2												
<b>Cal Neeman, R</b> OBP: 0.333, SLG: 0.542 (1, 2)		2-1 5-3		0-3 K		2-2 2-H 3-H 2B		2-2 2-H FC4-6 1B		4 0 2 3 0 1 0												
<b>Dick Drott, R</b> OBP: 0.265, SLG: 0.242 (1, 1)		0-2 4-3		0-3 K		1-2 5-3		0-1 1-2f FC4-6 PO BB		3 0 0 0 0 1 1												
<b>Don Elston, R</b> OBP: 0.111, SLG: 0.111 (7, 1)										1 0 0 0 0 0 1												
<b>Inning Stats</b>	R: 2 E: 0 K: 2 S: 23	H: 3 LOB: 2 BB: 1 P: 34	R: 0 E: 0 K: 0 S: 6	H: 0 LOB: 0 BB: 0 P: 9	R: 0 E: 0 K: 1 S: 13	H: 2 LOB: 2 BB: 0 P: 15	R: 0 E: 0 K: 3 S: 9	H: 0 LOB: 0 BB: 0 P: 11	R: 0 E: 0 K: 0 S: 8	H: 0 LOB: 0 BB: 0 P: 12	R: 3 E: 0 K: 0 S: 16	H: 3 LOB: 1 BB: 1 P: 26	R: 0 E: 0 K: 1 S: 10	H: 1 LOB: 2 BB: 0 P: 17	R: 1 E: 1 K: 1 S: 10	H: 1 LOB: 1 BB: 1 P: 17	R: 0 E: 0 K: 0 S: 6	H: 1 LOB: 1 BB: 1 P: 15	1B: 8 2B: 4 3B: 0 HR: 0	SF: 0 SAC: 0 DP: 2 HBP: 1	WP: 0 PB: 0 SB: 0 CS: 1	PA: 42
<b>PITCHER</b>	IP WLS BF H R ER SO BB IBB HBP BLK WP HR S P ERA WHIP																					
<b>Don Drysdale, R</b> ERA: 5.8 (1, 1)	5.1 L 26 8 5 5 6 2 0 0 0 0 0 0 69 99 8.44 1.875																					
<b>Ed Roebuck, R</b> ERA: 3.35 (6, 1)	1.0 5 1 0 0 0 0 0 0 1 0 0 0 12 18 0.00 1.000																					
<b>Johnny Podres, L</b> ERA: 3.83 (7, 1)	0.2 1 0 0 0 1 0 0 0 0 0 0 0 4 7 0.00 0.000																					
<b>Clem Labine, R</b> ERA: 4.61 (8, 1)	2.0 9 2 1 0 1 2 0 0 0 0 0 0 16 32 0.00 2.000																					

Chicago Cubs @ Los Angeles Dodgers  
Los Angeles Memorial Coliseum, Los Angeles, CA

Sun Jul 06 1958, 6:33 AM EDT  
Att: 19,025 - Unknown

AB	36
R	6
H	11
RBI	6
BB	4
SO	8
LOB	19



WP	0	PA	42
PB	0		
SB	0		
CS	1		



Batter	1	2	3	4	5	6	7	8	9	AB R H RBI BB SO LOB	TOP	
Red Schoendienst, S (1, 4) OBP: 0.311, SLG: 0.286	3-3 K		1-1 6-3		4-0 SF8 BB BB BB		0-1 F9			3 0 0 0 1 1 0	<b>Milwaukee Braves @ Los Angeles Dodgers</b> <b>Los Angeles Memorial Coliseum, Los Angeles, CA</b> Wed Jul 09 1958, 10:05 PM EDT Att. 32,337 - Unknown <a href="http://livebaseballscorecards.com">livebaseballscorecards.com</a>	
Frank Torre, L (1, 3) OBP: 0.389, SLG: 0.382	2-2 4-3		0-0 F7		4-1 S BB BB			4-2 G5-4-3 BB BB BB	2 0 0 0 2 0 0			
Eddie Mathews, L (1, 5) OBP: 0.353, SLG: 0.461	1-0 6-3		1-1 G3		0-0 SF8			4-0 G5-4-3 BB BB BB	2 0 0 1 1 0 0			
Hank Aaron, R (1, 9) OBP: 0.356, SLG: 0.491		0-0 F4		0-2 E6 4-3 1B	1-1 F7			3-2 G5-4-3 1-2f 2-3	4 0 1 0 0 0 4			
Wes Covington, L (1, 7) OBP: 0.360, SLG: 0.652		1-1 4-1		2-1 4-3 2-3		0-0 G3		1-1 4-3	4 0 0 0 0 0 2			
Bill Bruton, L (1, 8) OBP: 0.298, SLG: 0.324		1-0 2B		0-1 5-3		0-1 B1-3		0-3 K	4 1 1 0 0 1 1			
Johnny Logan, R (1, 6) OBP: 0.339, SLG: 0.411		1-0 1B 2B		1-3 K		1-0 L8		2-3 K	4 1 1 1 0 2 1			
Del Crandall, R (1, 2) OBP: 0.359, SLG: 0.500		1-0 2-H 1B		4-1 BB SF8 BB BB BB		0-0 6-3		0-0 5-3	3 1 1 1 1 0 0			
Carl Willey, R (1, 1) OBP: 0.533, SLG: 0.333 Harry Hanebrink, L (2, PH) OBP: 0.265, SLG: 0.324 Gene Conley, R (2, 1) OBP: 0.154, SLG: 0.154 Bob Trowbridge, R (2, 1) OBP: 0.250, SLG: 0.250 Andy Panko, R (7, PH) OBP: 0.289, SLG: 0.337 Ernie Johnson, R (7, 1)	1-0 F8		1-3 K		2-1 F9				0 0 0 0 0 0 0 1 0 0 0 0 0 0 1 0 0 0 0 0 0 0 0 1 0 0 0 0 0 1 1 1 0 0 0 0 0 0 0 0 0 0 0 0 0 0 0			
<b>Inning Stats</b>	R: 0 H: 0 E: 0 LOB: 0 K: 1 BB: 0 S: 8 P: 14	R: 2 H: 3 E: 0 LOB: 1 K: 0 BB: 0 S: 7 P: 12	R: 0 H: 0 E: 0 LOB: 0 K: 0 BB: 0 S: 5 P: 7	R: 0 H: 1 E: 1 LOB: 1 K: 1 BB: 0 S: 10 P: 13	R: 1 H: 0 E: 0 LOB: 2 K: 1 BB: 3 S: 8 P: 22	R: 0 H: 0 E: 0 LOB: 0 K: 0 BB: 0 S: 4 P: 5	R: 0 H: 0 E: 0 LOB: 0 K: 0 BB: 0 S: 5 P: 7	R: 0 H: 0 E: 0 LOB: 1 K: 2 BB: 2 S: 7 P: 19	R: 0 H: 0 E: 0 LOB: 0 K: 2 BB: 0 S: 8 P: 10	1B: 2 SF: 1 2B: 2 SAC: 0 3B: 0 DP: 1 HR: 0 HBP: 0	WP: 0 PA: 35 PB: 0 SB: 1 CS: 0	
<b>PITCHER</b> Stan Williams, R (1, 1) ERA: 3.43	IP WLS BF H R ER SO BB IBB HBP BLK WP HR S P ERA WHIP	9.0 W 35 4 3 3 5 5 0 0 0 0 0 0 62 109 3.00 1.000										





Batter	1	2	3	4	5	6	7	8	9	AB R H RBI BB SO LOB
<b>Pee Wee Reese, R</b> OBP: 0.355, SLG: 0.473 (1, 6)	4-2 FC4-6 1B BB	4-2 2B 1B BB	4-0 1B 1B BB		3-2 6-3			2-0 F9 2B		2 3 1 0 3 0 0
<b>Norm Larker, L</b> OBP: 0.387, SLG: 0.488 (1, 7)	4-2 1-2 BB	2-0 1-3 1B 2B	0-0 1-3 1B 1B		1-2 1B			2-1 6-3		4 2 3 0 1 0 1
<b>Duke Snider, L</b> OBP: 0.365, SLG: 0.414 (1, 8)	0-0 F6	4-0 1B 1B IBB	2-2 2-H 3-H 1B		2-3 K			1-2 F9		4 1 1 2 1 1 4
<b>Carl Furillo, R</b> OBP: 0.347, SLG: 0.440 (1, 9)	0-1 FC4-6 1B HR	3-2 1-2 2-3 3-H 1B	2-2 L7		1-0 F8			0-1 3-1		5 1 1 1 0 0 4
<b>John Roseboro, L</b> OBP: 0.347, SLG: 0.472 (1, 2)	3-2 1-3 3-H HR 1B	0-0 1-2 2-3 3-H 1B		2-2 SF7 3B		0-3 K2-3				4 2 3 3 0 1 0
<b>Steve Bilko, R</b> OBP: 0.333, SLG: 0.495 (1, 3)	2-1 1-H 3-H HR	0-3 K		0-1 SF7		3-2 F5				3 1 1 4 0 1 2
<b>Randy Jackson, R</b> OBP: 0.250, SLG: 0.255 (1, 5)	3-1 E5 FC6-4	2-3 K		1-3 K		1-2 6-3				4 0 0 0 0 2 2
<b>Charlie Neal, R</b> OBP: 0.340, SLG: 0.458 (1, 4)	2-0 FC6-4 1-2f			2-2 6-3		0-0 6-3		1-1 5-3		4 0 0 0 0 0 1
<b>Stan Williams, R</b> (1, 1)		0-0 F3		0-3 K		3-3 K		2-2 F9		4 0 0 0 0 2 0

Inning Stats	R: 4 E: 1 K: 0 S: 16	H: 2 LOB: 1 BB: 2 P: 34	R: 3 E: 0 K: 2 S: 14	H: 3 LOB: 2 BB: 2 P: 29	R: 2 E: 0 K: 1 S: 17	H: 2 LOB: 1 BB: 1 P: 27	R: 1 E: 0 K: 1 S: 9	H: 1 LOB: 0 BB: 0 P: 12	R: 0 E: 0 K: 2 S: 12	H: 1 LOB: 1 BB: 0 P: 21	R: 0 E: 0 K: 1 S: 8	H: 0 LOB: 0 BB: 0 P: 12	R: 0 E: 0 K: 0 S: 8	H: 1 LOB: 1 BB: 0 P: 13	1B: 6 2B: 2 3B: 1 HR: 1	SF: 1 SAC: 0 DP: 0 HBP: 0	WP: 0 PB: 0 SB: 0 CS: 0	PA: 40
--------------	-------------------------------	----------------------------------	-------------------------------	----------------------------------	-------------------------------	----------------------------------	------------------------------	----------------------------------	-------------------------------	----------------------------------	------------------------------	----------------------------------	------------------------------	----------------------------------	----------------------------------	------------------------------------	----------------------------------	--------

PITCHER	IP	WLS	BF	H	R	ER	SO	BB	IBB	HBP	BLK	WP	HR	S	P	ERA	WHIP
<b>Carl Willey, R</b> ERA: 2.79 (1, 1)	1.0	L	8	2	4	4	0	2	0	0	0	0	1	16	34	36.00	4.000
<b>Gene Conley, R</b> ERA: 4.76 (2, 1)	0.1		5	2	3	3	0	1	1	0	0	0	0	7	20	81.00	9.000
<b>Bob Trowbridge, R</b> ERA: 2.63 (2, 1)	4.2		20	5	3	3	7	1	0	0	0	0	0	53	81	5.79	1.286
<b>Ernie Johnson, R</b> ERA: 7.71 (7, 1)	2.0		7	1	0	0	0	0	0	0	0	0	0	16	25	0.00	0.500

**BOTTOM**

**Milwaukee Braves @ Los Angeles Dodgers**  
Los Angeles Memorial Coliseum, Los Angeles, CA

livebaseballscorecards.com

<b>AB</b>	<b>34</b>
<b>R</b>	<b>10</b>
<b>H</b>	<b>10</b>
<b>RBI</b>	<b>10</b>
<b>BB</b>	<b>5</b>
<b>SO</b>	<b>7</b>
<b>LOB</b>	<b>14</b>



WP	HR	S	P	ERA	WHIP
0	0	0	0	0.00	0.500

Wed Jul 09 1958, 10:05 PM EDT  
Att. 32,337 - Unknown





Batter	1	2	3	4	5	6	7	8	9	AB R H RBI BB SO LOB	TOP																									
Bill Bruton, L (1, 8) OBP: 0.303, SLG: 0.321	2-3 K		2-3 K		0-1 FC4-6 BB	4-2 BB		2-2 SF9 1B		4 1 1 0 1 2 1	<b>Milwaukee Braves @ Los Angeles Dodgers</b> <b>Los Angeles Memorial Coliseum, Los Angeles, CA</b> Fri Jul 11 1958, 6:33 AM EDT Att: 11,489 - Unknown																									
Mel Roach, R (1, 4) OBP: 0.387, SLG: 0.439	3-1 G6-3 1B			0-2 F9	4-2 BB	0-0 6-3		0-0 B3	4 0 1 0 1 0 3																											
Eddie Mathews, L (1, 5) OBP: 0.359, SLG: 0.476	0-0 G6-3 1-2f			0-0 HR	2-3 K		3-3 K	0-1 1B	5 1 2 1 0 2 3																											
Hank Aaron, R (1, 9) OBP: 0.357, SLG: 0.487		0-0 E5 1B		0-1 1B		1-0 E5 2B	0-0 2B	3-2 1B	5 2 3 0 0 0 0																											
Wes Covington, L (1, 7) OBP: 0.380, SLG: 0.672		0-0 G4-6-3 1B		0-0 1B		0-0 2B	0-1 1B	0-0 SF9	4 1 4 1 0 0 0																											
Felix Mantilla, R (7, PR) OBP: 0.286, SLG: 0.437		1-3 1B		1-3 1B		1-2 2B	1-H 1B	3-H 2B	0 1 0 1 0 0 0																											
Frank Torre, L (1, 3) OBP: 0.389, SLG: 0.384		0-1 F5		0-0 F7		1-0 1B	4-0 1B	0-1 3-1	4 1 1 2 1 0 6																											
Johnny Logan, R (1, 6) OBP: 0.338, SLG: 0.410		0-0 G4-6-3 1-2f		2-1 F5		1-2 SH1-4 1B	1-0 1B	0-1 F6	5 0 2 2 0 0 4																											
Del Crandall, R (1, 2) OBP: 0.357, SLG: 0.491			1-3 K		0-1 F8	1-0 F8	1-1 1B	0-0 F8	5 0 1 0 0 1 1																											
Joey Jay, S (1, 1) OBP: 0.222, SLG: 0.067			0-3 K		4-1 FC4-6 BB	1-1 SH1-4	1-3 K	2-3 K	3 0 0 0 1 3 2																											
Don McMahon, R (9, 1)									0 0 0 0 0 0 0																											
<b>Inning Stats</b>	R: 0 E: 0 K: 1 S: 6	H: 1 LOB: 0 BB: 0 P: 11	R: 0 E: 1 K: 0 S: 5	H: 1 LOB: 1 BB: 0 P: 5	R: 0 E: 0 K: 3 S: 9	H: 0 LOB: 0 BB: 0 P: 12	R: 1 E: 0 K: 0 S: 10	H: 3 LOB: 2 BB: 0 P: 12	R: 0 E: 0 K: 1 S: 11	H: 0 LOB: 2 BB: 2 P: 21	R: 3 E: 1 K: 0 S: 15	H: 3 LOB: 2 BB: 1 P: 24	R: 2 E: 0 K: 2 S: 12	H: 4 LOB: 2 BB: 1 P: 22	R: 1 E: 0 K: 0 S: 12	H: 3 LOB: 2 BB: 0 P: 17	R: 0 E: 0 K: 1 S: 7	H: 0 LOB: 0 BB: 0 P: 9	1B: 12 2B: 2 3B: 0 HR: 1	SF: 1 SAC: 1 DP: 2 HBP: 0	WP: 0 PB: 0 SB: 0 CS: 0	PA: 45														
<b>PITCHER</b>	IP WLS BF H R ER SO BB IBB HBP BLK WP HR S P ERA WHIP																																			
Don Drysdale, R (1, 1) ERA: 5.78	5.0		24	7	4	3	5	2	0	0	0	0	1	44	66	5.40	1.800																			
Clem Labine, R (6, 1) ERA: 4.3	1.0		5	1	0	0	0	1	0	0	0	0	0	12	19	0.00	2.000																			
Johnny Klippstein, R (7, 1) ERA: 5.04	1.1	L	11	7	3	3	2	0	1	0	0	0	0	21	36	20.25	5.250																			
Carl Erskine, R (8, 1) ERA: 4.77	0.2		2	0	0	0	0	0	0	0	0	0	0	3	3	0.00	0.000																			
Stan Williams, R (9, 1) ERA: 3.38	1.0		3	0	0	0	1	0	0	0	0	0	0	7	9	0.00	0.000																			

livebaseballscorecards.com

AB 39  
R 7  
H 15  
RBI 7  
BB 4  
SO 8  
LOB 20



Batter	1	2	3	4	5	6	7	8	9	AB R H RBI BB SO LOB
<b>Pee Wee Reese, R</b> OBP: 0.361, SLG: 0.465 (1, 6)	1-1 E FC3-2 1B 1B	2-1 CS 2-H 1B			0-0 F8	2-2 L7			4-2 1B BB	4 0 2 1 1 0 2
<b>Norm Larker, L</b> OBP: 0.392, SLG: 0.477 (1, 7)	2-2 E6 FC3-2 1-3 1B	1-2 CS 1-2	0-1 4-3		4-2 HR BB		0-1 F7		1-1 1-2 1B	4 1 2 0 1 0 0
<b>John Roseboro, L</b> OBP: 0.341, SLG: 0.460 (1, 2)	0-2 F6		1-3 K		2-3 K		3-3 K		1-3 K	5 0 0 0 0 4 5
<b>Carl Furillo, R</b> OBP: 0.343, SLG: 0.442 (1, 9)	4-0 FC3-2 IBB		0-0 F8		0-1 HR		0-0 F6		3-2 F7	4 1 1 2 1 0 2
<b>Steve Bilko, R</b> OBP: 0.325, SLG: 0.473 (1, 3)	0-2 FC3-2 1-2 2-3 3-Hf			3-3 K	1-0 5-3			2-2 F7	3-3 K	5 0 0 0 0 2 5
<b>Dick Gray, R</b> OBP: 0.330, SLG: 0.494 (1, 5)	1-3 K			0-0 2B		1-1 F9		0-0 F3		4 0 1 0 0 1 3
<b>Charlie Neal, R</b> OBP: 0.341, SLG: 0.460 (1, 4)		0-0 1-3		1-3 K		1-1 6-3		0-1 1B 1B		4 0 1 0 0 1 1
<b>Gino Cimoli, R</b> OBP: 0.298, SLG: 0.386 (1, 8)		2-1 E5 SH3-4 1B		0-0 5-3		2-1 2B 1B		0-2 1B 1B		4 1 2 0 0 0 1
<b>Don Drysdale, R</b> OBP: 0.274, SLG: 0.481 (6, 1)		0-2 SH3-4			0-0 HR	1-1 2B		1-3 K		1 1 1 1 0 0 0 0 0 0 0 0 0 0 0 0 1 0 1 0 1 0 0 0 0 1 2 0 0 0 0 0 0 0 0
<b>Don Drysdale, R</b> OBP: 0.274, SLG: 0.481 (6, 1)										
<b>Randy Jackson, R</b> OBP: 0.262, SLG: 0.390 (6, PH)										
<b>Johnny Klippstein, R</b> OBP: 0.067, SLG: 0.067 (7, 1)										
<b>Carl Erskine, R</b> OBP: 0.045, SLG: 0.045 (8, 1)										
<b>Gil Hodges, R</b> OBP: 0.177, SLG: 0.422 (8, PH)										
<b>Stan Williams, R</b> (9, 1)										

Inning Stats	R: 0	H: 2	E: 1	LOB: 3	K: 1	BB: 1	S: 15	P: 23	R: 1	H: 1	E: 1	LOB: 0	K: 0	BB: 0	S: 10	P: 15	R: 0	H: 0	E: 0	LOB: 0	K: 1	BB: 0	S: 8	P: 9	R: 0	H: 1	E: 0	LOB: 1	K: 2	BB: 0	S: 9	P: 13	R: 3	H: 2	E: 0	LOB: 0	K: 1	BB: 1	S: 14	P: 21	R: 0	H: 2	E: 0	LOB: 2	K: 0	BB: 0	S: 11	P: 18	R: 0	H: 0	E: 0	LOB: 0	K: 1	BB: 0	S: 7	P: 10	R: 0	H: 2	E: 0	LOB: 2	K: 1	BB: 0	S: 12	P: 15	R: 0	H: 1	E: 0	LOB: 2	K: 2	BB: 1	S: 14	P: 26	1B: 7	SF: 0	2B: 2	SAC: 1	3B: 0	DP: 0	HR: 2	HBP: 0	WP: 0	PA: 42
--------------	------	------	------	--------	------	-------	-------	-------	------	------	------	--------	------	-------	-------	-------	------	------	------	--------	------	-------	------	------	------	------	------	--------	------	-------	------	-------	------	------	------	--------	------	-------	-------	-------	------	------	------	--------	------	-------	-------	-------	------	------	------	--------	------	-------	------	-------	------	------	------	--------	------	-------	-------	-------	------	------	------	--------	------	-------	-------	-------	-------	-------	-------	--------	-------	-------	-------	--------	-------	--------

PITCHER	IP	WLS	BF	H	R	ER	SO	BB	IBB	HBP	BLK	WP	HR	S	P	ERA	WHIP
<b>Joey Jay, R</b> ERA: 2.42 (1, 1)	8.0	W	38	11	4	3	7	2	1	0	0	0	2	90	133	3.38	1.625
<b>Don McMahon, R</b> ERA: 2.7 (9, 1)	1.0	S	3	0	0	0	2	0	0	0	0	0	0	10	17	0.00	0.000

**BOTTOM**

**Milwaukee Braves @ Los Angeles Dodgers**  
Los Angeles Memorial Coliseum, Los Angeles, CA

livebaseballscores.com

<b>AB</b>	<b>37</b>
<b>R</b>	<b>4</b>
<b>H</b>	<b>11</b>
<b>RBI</b>	<b>4</b>
<b>BB</b>	<b>3</b>
<b>SO</b>	<b>9</b>
<b>LOB</b>	<b>21</b>



Fri Jul 11 1958, 6:33 AM EDT  
Att. 11,489 - Unknown

Batter	1	2	3	4	5	6	7	8	9	AB R H RBI BB SO LOB	TOP
<b>Johnny Temple, R</b> (1, 4) <small>OBP: 0.398, SLG: 0.409</small>	2-1 		3-2 		2-2 		1-1 			4 1 2 0 0 0 0	<b>Cincinnati Redlegs @ Los Angeles Dodgers</b> <b>Los Angeles Memorial Coliseum, Los Angeles, CA</b> Sat Jul 12 1958, 10:05 PM EDT Att: 11,740 - Unknown
<b>Danny Morejon, R</b> (1, 9) <small>OBP: 0.286, SLG: 0.167</small> <b>Dee Fondy, L</b> (8, PR) <small>OBP: 0.310, SLG: 0.400</small>	4-1 		2-0 		3-2 		2-2 			3 1 1 0 1 0 2 0 0 0 0 0 0 0	
<b>Frank Robinson, R</b> (1, 7) <small>OBP: 0.329, SLG: 0.431</small>	1-1 		3-2 		1-1 		4-2 			3 0 1 1 1 0 2	
<b>Walt Dropo, R</b> (1, 3) <small>OBP: 0.276, SLG: 0.360</small> <b>George Crowe, L</b> (8, PH) <small>OBP: 0.373, SLG: 0.453</small>	1-0 		4-1 		1-0 		2-2 			2 1 1 2 1 0 0 1 0 0 0 0 0 2	
<b>Don Hoak, R</b> (1, 5) <small>OBP: 0.363, SLG: 0.405</small>	0-3 		1-1 		1-0 		1-0 			4 0 0 0 0 1 4	
<b>Smoky Burgess, L</b> (1, 2) <small>OBP: 0.377, SLG: 0.421</small>		0-0 		1-1 		1-0 		1-0 		4 0 1 0 0 0 0	
<b>Gus Bell, L</b> (1, 8) <small>OBP: 0.300, SLG: 0.392</small>		1-0 		0-1 		1-0 		0-0 		4 0 1 0 0 0 1	
<b>Roy McMillan, R</b> (1, 6) <small>OBP: 0.278, SLG: 0.256</small> <b>Bob Thurman, L</b> (9, PH) <small>OBP: 0.362, SLG: 0.425</small>		0-0 		3-1 		0-1 		2-2 		3 0 0 0 0 0 1 1 0 0 0 0 0 0	
<b>Brooks Lawrence, R</b> (1, 1) <small>OBP: 0.244, SLG: 0.147</small>			0-1 		0-0 		0-3 			3 0 0 0 0 1 1	
<b>Inning Stats</b>	R: 2 H: 1 E: 0 LOB: 0 K: 1 BB: 1 S: 9 P: 17	R: 0 H: 0 E: 0 LOB: 0 K: 0 BB: 0 S: 3 P: 4	R: 1 H: 2 E: 0 LOB: 2 K: 0 BB: 1 S: 12 P: 25	R: 0 H: 1 E: 0 LOB: 1 K: 0 BB: 0 S: 7 P: 11	R: 0 H: 1 E: 0 LOB: 0 K: 0 BB: 0 S: 10 P: 16	R: 0 H: 1 E: 0 LOB: 1 K: 0 BB: 0 S: 4 P: 8	R: 0 H: 0 E: 0 LOB: 0 K: 1 BB: 0 S: 7 P: 8	R: 0 H: 1 E: 0 LOB: 2 K: 0 BB: 1 S: 9 P: 18	R: 0 H: 0 E: 0 LOB: 0 K: 0 BB: 0 S: 5 P: 8	1B: 4 SF: 0 2B: 2 SAC: 0 3B: 0 DP: 2 HR: 1 HBP: 0	
<b>PITCHER</b> <b>Fred Kipp, L</b> (1, 1) <small>ERA: 4.14</small> <b>Clem Labine, R</b> (8, 1) <small>ERA: 4.11</small>	IP WLS BF H R ER SO BB IBB HBP BLK WP HR S P ERA WHIP 7.0 W 30 7 3 3 2 3 0 0 0 0 0 1 57 100 3.86 1.429										<b>PITCHER</b> IP WLS BF H R ER SO BB IBB HBP BLK WP HR S P ERA WHIP

livebaseballscorecards.com

AB	32
R	3
H	7
RBI	3
BB	3
SO	2
LOB	13



Batter	1	2	3	4	5	6	7	8	9
<b>Jim Gilliam, S</b> <small>OBP: 0.344, SLG: 0.348</small> (1, 5)	0-1 <b>F8</b> 		0-1 <b>SH3-4</b> <b>1B</b> 		1-1 <b>F3</b> 		0-2 <b>FC3-6</b> <b>CS</b> 		
<b>Pee Wee Reese, R</b> <small>OBP: 0.352, SLG: 0.452</small> (1, 6)	1-0 <b>F4</b> 		0-0 <b>SH3-4</b> 		0-0 <b>6-3</b> 		1-1 <b>CS</b> 	1-0 <b>F5</b> 	
<b>Duke Snider, L</b> <small>OBP: 0.361, SLG: 0.410</small> (1, 8)	0-1 <b>4-3</b> 		0-1 <b>SF7</b> 		1-1 <b>G3</b> 			1-1 <b>G3</b> 	
<b>Norm Larker, L</b> <small>OBP: 0.381, SLG: 0.462</small> (1, 7)		0-0 <b>F3</b> 	1-1 <b>F4</b> 		1-0 <b>G3</b> 			0-1 <b>5-3</b> 	
<b>Gil Hodges, R</b> <small>OBP: 0.316, SLG: 0.421</small> (7, 3)									
<b>Carl Furillo, R</b> <small>OBP: 0.343, SLG: 0.441</small> (1, 9)		1-0 <b>1B</b>		0-0 <b>F9</b> 		0-1 <b>5-3</b> 			
<b>John Roseboro, L</b> <small>OBP: 0.341, SLG: 0.463</small> (1, 2)		1-3 <b>K</b> 		1-0 <b>4-3</b> 		1-2 <b>2B</b>			
<b>Steve Bilko, R</b> <small>OBP: 0.326, SLG: 0.464</small> (1, 3)		1-3 <b>K</b> 		4-1 <b>HR</b> <b>BB</b> 		1-2 <b>L9</b> 			
<b>Gino Cimoli, R</b> <small>OBP: 0.298, SLG: 0.386</small> (7, 7)									
<b>Charlie Neal, R</b> <small>OBP: 0.344, SLG: 0.476</small> (1, 4)			0-0 <b>1B</b> <b>2B</b> 	2-2 <b>HR</b> 		2-3 <b>K</b> 			
<b>Fred Kipp, L</b> <small>OBP: 0.300, SLG: 0.316</small> (1, 1)			0-0 <b>SH3-4</b> <b>1B</b> <b>SF7</b> <b>1B</b> 	1-1 <b>4-3</b> 		0-0 <b>FC3-6</b> <b>1B</b> 			
<b>Clem Labine, R</b> (8, 1)									

AB	R	H	RBI	BB	SO	LOB
4	0	1	1	0	0	1
3	0	0	0	0	0	0
3	0	0	1	0	0	0
3	0	0	0	0	0	1
1	0	0	0	0	0	0
3	0	1	0	0	0	0
3	0	1	0	0	1	1
2	1	0	0	1	1	2
0	0	0	0	0	0	0
3	2	2	2	0	1	0
3	1	2	0	0	0	0
0	0	0	0	0	0	0
1B: 4	SF: 1					
2B: 2	SAC: 1					
3B: 0	DP: 0					
HR: 1	HBP: 0					

**BOTTOM**

**Cincinnati Redlegs @ Los Angeles Dodgers**  
 Los Angeles Memorial Coliseum, Los Angeles, CA

Sat Jul 12 1958, 10:05 PM EDT  
 Att. 11,740 - Unknown

livebaseballscorecards.com

<b>AB</b>	<b>28</b>
<b>R</b>	<b>4</b>
<b>H</b>	<b>7</b>
<b>RBI</b>	<b>4</b>
<b>BB</b>	<b>1</b>
<b>SO</b>	<b>3</b>
<b>LOB</b>	<b>5</b>

Inning Stats	R: 0	H: 0	E: 0	K: 0	S: 5	P: 6	R: 0	H: 1	E: 0	K: 2	S: 8	R: 2	H: 3	E: 0	K: 0	S: 9	R: 0	H: 1	E: 0	K: 0	S: 9	R: 0	H: 0	E: 0	K: 0	S: 5	R: 0	H: 1	E: 0	K: 1	S: 9	R: 0	H: 0	E: 0	K: 1	S: 9	R: 0	H: 0	E: 0	K: 0	S: 5				
<b>IP</b>	8.0	WLS	L	BF	31	H	7	R	4	ER	4	SO	3	BB	1	IBB	0	HBP	0	BLK	0	WP	0	HR	1	S	59	P	82	ERA	4.50	WHIP	1.000												
<b>PITCHER</b>	<b>Brooks Lawrence, R</b> (1, 1) ERA: 3.61																																												

WP	PA	ERA	WHIP
32			





Batter	1	2	3	4	5	6	7	8	9
<b>Jim Gilliam, S</b> (1, 5) <small>OBP: 0.343, SLG: 0.347</small>	0-2 		3-2 			0-0 		1-2 	
<b>Pee Wee Reese, R</b> (1, 6) <small>OBP: 0.352, SLG: 0.443</small>	4-2 			2-2 		0-0 		1-0 	
<b>Duke Snider, L</b> (1, 8) <small>OBP: 0.360, SLG: 0.407</small>	2-1 			1-1 		0-1 		1-0 	
<b>Norm Larker, L</b> (1, 7) <small>OBP: 0.370, SLG: 0.447</small> <b>Gino Cimoli, R</b> (7, 7) <small>OBP: 0.296, SLG: 0.384</small>		1-0 		1-1 		1-0 		0-0 	
<b>Carl Furillo, R</b> (1, 9) <small>OBP: 0.346, SLG: 0.457</small>		0-1 		3-2 		3-3 			
<b>John Roseboro, L</b> (1, 2) <small>OBP: 0.341, SLG: 0.466</small>		3-2 		1-1 		1-2 			
<b>Steve Bilko, R</b> (1, 3) <small>OBP: 0.321, SLG: 0.456</small> <b>Gil Hodges, R</b> (6, 3) <small>OBP: 0.314, SLG: 0.419</small>		1-0 		1-3 		0-3 			
<b>Charlie Neal, R</b> (1, 4) <small>OBP: 0.347, SLG: 0.487</small>			2-0 		4-0 	1-0 			
<b>Stan Williams, R</b> (1, 1) <b>Clem Labine, R</b> (9, 1)			0-3 		1-3 	0-3 			

AB	R	H	RBI	BB	SO	LOB
4	0	1	0	0	0	0
2	0	0	0	1	0	0
4	0	1	0	0	0	2
3	0	0	0	0	0	1
1	0	0	0	0	0	1
3	2	2	1	0	1	0
3	0	1	0	0	0	1
2	0	0	0	0	1	1
1	0	0	0	0	1	1
2	1	1	2	1	0	0
3	0	0	0	0	3	2
0	0	0	0	0	0	0

**BOTTOM**

**Cincinnati Redlegs @ Los Angeles Dodgers**  
 Los Angeles Memorial Coliseum, Los Angeles, CA

Sun Jul 13 1958, 6:33 AM EDT  
 Unknown

livebaseballscorecards.com

<b>AB</b>	<b>28</b>
<b>R</b>	<b>3</b>
<b>H</b>	<b>6</b>
<b>RBI</b>	<b>3</b>
<b>BB</b>	<b>2</b>
<b>SO</b>	<b>6</b>
<b>LOB</b>	<b>9</b>

Inning Stats	R: 0	H: 0	E: 0	K: 0	S: 7	LOB: 0	BB: 1	P: 13
	R: 1	H: 1	E: 0	K: 0	S: 8	LOB: 0	BB: 0	P: 13
	R: 0	H: 0	E: 0	K: 1	S: 8	LOB: 0	BB: 0	P: 13
	R: 0	H: 0	E: 0	K: 0	S: 9	LOB: 0	BB: 0	P: 13
	R: 0	H: 2	E: 0	K: 2	S: 13	LOB: 2	BB: 1	P: 23
	R: 0	H: 1	E: 0	K: 0	S: 5	LOB: 1	BB: 0	P: 6
	R: 2	H: 1	E: 0	K: 3	S: 16	LOB: 0	BB: 0	P: 21
	R: 0	H: 1	E: 0	K: 0	S: 6	LOB: 1	BB: 0	P: 9

PITCHER	IP	WLS	BF	H	R	ER	SO	BB	IBB	HBP	BLK	WP	HR	S	P	ERA	WHIP
<b>Don Newcombe, R</b> (1, 1) <small>ERA: 5.79</small>	7.0	L	27	5	3	3	6	1	1	0	0	1	2	66	102	3.86	0.857
<b>Brooks Lawrence, R</b> (8, 1) <small>ERA: 3.58</small>	1.0		4	1	0	0	0	0	0	0	0	0	0	6	9	0.00	1.000

WP	PA	ERA	WHIP
1	31		
0			
0			
0			

Batter	1	2	3	4	5	6	7	8	9	AB R H RBI BB SO LOB	TOP
<b>Johnny Temple, R</b> (1, 4) OBP: 0.393, SLG: 0.399	2-1 	1-3 		1-1 			4-2 		4-2 	3 0 0 0 2 1 2	<b>Cincinnati Redlegs @ Los Angeles Dodgers</b> <b>Los Angeles Memorial Coliseum, Los Angeles, CA</b> Sun Jul 13 1958, 6:38 AM EDT Att: 30,318 - Unknown
<b>Danny Morejon, R</b> (1, 8) <b>George Crowe, L</b> (9, PH) OBP: 0.369, SLG: 0.444	2-1 	0-0 			0-0 	4-2 	1-2 	1-2 	3 0 0 0 1 0 1 1 0 0 0 0 0 2		
<b>Frank Robinson, R</b> (1, 7) OBP: 0.333, SLG: 0.433	2-0 		0-0 		0-0 	1-0 	1-2f 		4 0 2 0 0 0 2		
<b>Walt Dropo, R</b> (1, 3) OBP: 0.275, SLG: 0.348	4-0 		2-3 		0-1 		0-0 		3 0 0 0 1 1 1		
<b>Don Hoak, R</b> (1, 5) OBP: 0.360, SLG: 0.397	4-1 		1-1 		0-0 		2-3 		3 0 0 0 1 1 1		
<b>Pete Whisenant, R</b> (1, 9) OBP: 0.300, SLG: 0.416	0-0 		0-0 		2-0 		1-0 		4 1 1 1 0 0 4		
<b>Smoky Burgess, L</b> (1, 2) OBP: 0.371, SLG: 0.413		1-2 	2-0 		2-1 		1-1 		4 1 1 0 0 0 2		
<b>Alex Grammas, R</b> (1, 6) <b>Jerry Lynch, L</b> (9, PH) <b>Eddie Miksis, R</b> (9, PR) OBP: 0.381, SLG: 0.235	1 SAFE 	0-0 		0-1 		2-1 		1-1 	3 0 1 0 0 0 1 1 0 1 0 0 0 0 0 0 0 0 0 0 0		
<b>Joe Nuxhall, L</b> (1, 1) <b>Dee Fondy, L</b> (9, PH) OBP: 0.305, SLG: 0.393		1-1 	0-1 		0-1 		2-3 		3 0 1 1 0 0 1 1 0 0 0 0 1 1		
<b>Inning Stats</b>	R: 0 H: 1 E: 0 LOB: 3 K: 0 BB: 2 S: 7 P: 21	R: 1 H: 2 E: 1 LOB: 1 K: 1 BB: 0 S: 10 P: 13	R: 0 H: 1 E: 1 LOB: 2 K: 1 BB: 0 S: 10 P: 15	R: 0 H: 1 E: 0 LOB: 0 K: 0 BB: 0 S: 6 P: 7	R: 0 H: 0 E: 0 LOB: 0 K: 0 BB: 0 S: 4 P: 4	R: 0 H: 0 E: 1 LOB: 0 K: 0 BB: 0 S: 4 P: 8	R: 0 H: 0 E: 0 LOB: 2 K: 0 BB: 2 S: 9 P: 20	R: 1 H: 1 E: 0 LOB: 0 K: 1 BB: 0 S: 7 P: 11	R: 0 H: 1 E: 0 LOB: 2 K: 1 BB: 1 S: 14 P: 22	1B: 5 SF: 0 2B: 1 SAC: 0 3B: 0 DP: 2 HR: 1 HBP: 0	
<b>PITCHER</b> <b>Bob Giallombardo, L</b> (1, 1) ERA: 4.58 <b>Clem Labine, R</b> (9, 1) ERA: 3.97	IP WLS BF H R ER SO BB IBB HBP BLK WP HR S P ERA WHIP 8.1 W 37 7 2 1 4 5 0 0 0 0 1 64 113 1.08 1.440 0.2 S 1 0 0 0 0 0 0 0 0 0 0 0 7 8 0.00 0.000	<b>PITCHER</b> IP WLS BF H R ER SO BB IBB HBP BLK WP HR S P ERA WHIP									

AB	33
R	2
H	7
RBI	2
BB	5
SO	4
LOB	18





Batter	1	2	3	4	5	6	7	8	9	AB R H RBI BB SO LOB	TOP
<b>Johnny Temple, R</b> (1, 4) <small>OBP: 0.393, SLG: 0.395</small>	4-1 		2-2 <b>F3</b>		0-0 <b>L5</b>	2-1 <b>E5</b>			4-1 	3 1 0 0 2 0 2	
<b>Danny Morejon, R</b> (1, 8) <small>OBP: 0.286, SLG: 0.167</small> <b>Jerry Lynch, L</b> (6, PH) <small>OBP: 0.311, SLG: 0.469</small>	1-1 		0-2 <b>1-3</b>		2-1 <b>E4</b>	1-1 <b>F5</b>			3-2 <b>4-3</b>	3 0 1 1 0 0 1 2 0 0 0 0 0 2	
<b>Frank Robinson, R</b> (1, 7) <small>OBP: 0.331, SLG: 0.429</small>	2-3 <b>K</b>		2-3 <b>K</b>		0-0 <b>1B</b>		1-0 <b>F7</b>		0-1 <b>F9</b>	5 0 1 0 0 2 3	
<b>Walt Dropo, R</b> (1, 3) <small>OBP: 0.283, SLG: 0.359</small>	1-0 <b>FC6-4</b>			0-2 <b>F8</b> <b>BLK</b> <b>1B</b>	0-2 <b>SF9</b>		1-1 <b>1B</b>			3 0 2 2 0 0 1	
<b>Don Hoak, R</b> (1, 5) <small>OBP: 0.356, SLG: 0.391</small>	1-3 <b>K</b>			0-0 <b>6-3</b>	2-1 <b>F3</b>		3-2 <b>F8</b>			4 0 0 0 0 1 4	
<b>Pete Whisenant, R</b> (1, 9) <small>OBP: 0.269, SLG: 0.400</small> <b>Alex Grammas, R</b> (8, 6) <small>OBP: 0.254, SLG: 0.242</small>		1-2 <b>F8</b>		1-1 <b>F8</b>		0-0 <b>E5</b> <b>1B</b>		2-3 <b>K</b>		4 1 0 0 0 1 1 0 0 0 0 0 0 0	
<b>Ed Bailey, L</b> (1, 2) <small>OBP: 0.332, SLG: 0.402</small>		2-1 <b>F8</b>		1-1 <b>6-3</b>		1-3 <b>K</b>		0-0 		4 0 1 0 0 1 2	
<b>Roy McMillan, R</b> (1, 6) <small>OBP: 0.285, SLG: 0.269</small> <b>Gus Bell, L</b> (8, PH) <small>OBP: 0.302, SLG: 0.390</small>		1-1 <b>E7</b> <b>1B</b>			0-1 <b>1B</b> <b>E</b> <b>2B</b>	1-3 <b>K</b>		2-1 <b>G4-6-3</b>		3 1 2 0 0 1 1 1 0 0 0 0 0 1	
<b>Bob Purkey, R</b> (1, 1) <small>OBP: 0.167, SLG: 0.222</small> <b>Alex Kellner, R</b> (4, 1) <small>OBP: 0.333, SLG: 0.353</small> <b>Bob Thurman, L</b> (9, PH) <small>OBP: 0.354, SLG: 0.415</small>		2-3 <b>K</b>		0-2 <b>1B</b> <b>E</b> <b>SF9</b> <b>1B</b>	0-0 <b>E7</b> <b>1B</b>			1-2 <b>4-3</b>		1 0 0 0 0 1 1 2 2 2 0 0 0 0 1 0 0 0 0 0 0	
<b>Inning Stats</b>	R: 1 H: 1 E: 0 LOB: 1 K: 2 BB: 1 S: 12 P: 21	R: 0 H: 1 E: 1 LOB: 1 K: 1 BB: 0 S: 10 P: 16	R: 0 H: 0 E: 0 LOB: 0 K: 1 BB: 0 S: 9 P: 13	R: 0 H: 1 E: 0 LOB: 1 K: 0 BB: 0 S: 8 P: 10	R: 2 H: 3 E: 1 LOB: 2 K: 0 BB: 0 S: 14 P: 18	R: 2 H: 1 E: 3 LOB: 1 K: 2 BB: 0 S: 12 P: 17	R: 0 H: 1 E: 0 LOB: 0 K: 0 BB: 0 S: 6 P: 11	R: 0 H: 1 E: 0 LOB: 0 K: 1 BB: 0 S: 10 P: 14	R: 0 H: 0 E: 0 LOB: 1 K: 0 BB: 1 S: 9 P: 17	1B: 8 SF: 1 2B: 1 SAC: 0 3B: 0 DP: 1 HR: 0 HBP: 0	WP: 1 PA: 39 PB: 0 SB: 0 CS: 0
<b>PITCHER</b> <b>Johnny Podres, L</b> (1, 1) <small>ERA: 4.08</small> <b>Johnny Klippstein, R</b> (6, 1) <small>ERA: 4.78</small>	IP WLS BF H R ER SO BB IBB HBP BLK WP HR S P ERA WHIP 5.2 W 28 7 5 2 6 1 0 0 1 0 0 63 92 3.18 1.412 3.1 S 11 2 0 0 1 1 0 0 0 0 1 0 27 45 0.00 0.900										

Cincinnati Redlegs @ Los Angeles Dodgers  
 Los Angeles Memorial Coliseum, Los Angeles, CA

Mon Jul 14 1958, 6:33 AM EDT  
 Att. 8,465 - Unknown

AB	36
R	5
H	9
RBI	3
BB	2
SO	7
LOB	19



Batter	1	2	3	4	5	6	7	8	9	AB	R	H	RBI	BB	SO	LOB
<b>Jim Gilliam, S</b> OBP: 0.341, SLG: 0.352 (1, 5) B C X	1-1 6-3 ①		1-2 F8 ①	4-2 BB ①			0-2 P1 ①			3	0	0	0	1	0	0
<b>John Roseboro, L</b> OBP: 0.335, SLG: 0.457 (1, 2) X	0-0 F9 ②		0-1 F9 ②	0-1 F9 ③			0-0 B1-3 ②			4	0	0	0	0	0	1
<b>Duke Snider, L</b> OBP: 0.354, SLG: 0.399 (1, 8) S X	0-1 F9 ③		3-3 K ③		0-0 4-3 ①		2-1 4-3 ③			4	0	0	0	0	1	0
<b>Carl Furillo, R</b> OBP: 0.340, SLG: 0.445 (1, 9) F B F X		2-2 E 4-3 HR 1B ①		2-2 6-3 ①	0-3 K ②		0-0 5-3 ①			4	1	1	0	0	1	0
<b>Norm Larker, L</b> OBP: 0.373, SLG: 0.448 (1, 7) <b>Gino Cimoli, R</b> OBP: 0.287, SLG: 0.372 (5, PH) (6, 7)		0-1 F8 ①		0-0 1B HR 1B ①	1-0 5-3 ③		0-0 6-3 ②			2	1	1	0	0	0	1
<b>Steve Bilko, R</b> OBP: 0.333, SLG: 0.508 (1, 3) <b>Gil Hodges, R</b> OBP: 0.316, SLG: 0.416 (7, 3)		1-2 4-3 ②		2-1 1-2 HR 1B ②		2-1 HR ①	0-2 1B ③			3	2	2	1	0	0	1
<b>Charlie Neal, R</b> OBP: 0.346, SLG: 0.491 (1, 4) B X		1-0 E6 HR ①		1-0 1-H 2-H HR ①		1-2 6-3 ①	0-0 5-3 ③			4	2	1	3	0	0	2
<b>Don Zimmer, R</b> OBP: 0.319, SLG: 0.419 (1, 6) B X		1-0 1-H 3-H HR ①		2-2 HR ②		1-3 K ②				3	2	2	4	0	1	0
<b>Johnny Podres, L</b> OBP: 0.146, SLG: 0.128 (1, 1) <b>Johnny Klippstein, R</b> OBP: 0.063, SLG: 0.063 (6, 1) B C X		1-1 F8 ③		1-2 G3 ②		3-3 K ③				2	0	0	0	0	0	0
										1	0	0	0	0	1	0

Inning Stats	R: 0	H: 0	E: 0	K: 0	S: 5	R: 3	H: 2	E: 1	K: 0	S: 12	R: 0	H: 0	E: 0	K: 1	S: 9	R: 4	H: 4	E: 0	K: 0	S: 17	R: 0	H: 0	E: 0	K: 1	S: 5	R: 1	H: 1	E: 0	K: 2	S: 11	R: 0	H: 0	E: 0	K: 0	S: 6	R: 0	H: 1	E: 0	K: 0	S: 6
	LOB: 0	BB: 0	P: 6	LOB: 0	BB: 0	P: 18	LOB: 0	BB: 0	P: 13	LOB: 1	BB: 1	P: 29	LOB: 0	BB: 0	P: 6	LOB: 0	BB: 0	P: 6	LOB: 0	BB: 0	P: 6	LOB: 0	BB: 0	P: 8	LOB: 1	BB: 0	P: 6	LOB: 0	BB: 0	P: 6	LOB: 0	BB: 0	P: 6	LOB: 0	BB: 0	P: 6	LOB: 0	BB: 0	P: 6	


PITCHER	IP	WLS	BF	H	R	ER	SO	BB	IBB	HBP	BLK	WP	HR	S	P	ERA	WHIP
<b>Bob Purkey, R</b> ERA: 3.86 (1, 1)	3.1	L	17	6	7	4	1	0	0	0	0	0	3	36	54	10.80	1.800
<b>Alex Kellner, L</b> ERA: 4.65 (4, 1)	4.2		17	2	1	1	3	1	0	0	0	0	1	35	50	1.93	0.643

**BOTTOM**

**Cincinnati Redlegs @ Los Angeles Dodgers**  
Los Angeles Memorial Coliseum, Los Angeles, CA

Mon Jul 14 1958, 6:33 AM EDT  
Att. 8,465 - Unknown

<b>AB</b>	<b>33</b>
<b>R</b>	<b>8</b>
<b>H</b>	<b>8</b>
<b>RBI</b>	<b>8</b>
<b>BB</b>	<b>1</b>
<b>SO</b>	<b>4</b>
<b>LOB</b>	<b>5</b>



WP	PA	3B	SF	SAC	DP	HBP
0	34	0	0	0	0	0

Batter	1	2	3	4	5	6	7	8	9	AB R H RBI BB SO LOB	TOP											
Bill Virdon, L (1, 8) OBP: 0.351, SLG: 0.426	2-2 1-3		2-2 6-3		1-0 2B		0-2 F2		2-2 SH1 1B	5 0 2 0 0 0 1	<b>Pittsburgh Pirates @ Los Angeles Dodgers</b> <b>Los Angeles Memorial Coliseum, Los Angeles, CA</b> Tue Jul 15 1958, 10:05 PM EDT Att. 20,827 - Unknown <a href="http://livebaseballscorecards.com">livebaseballscorecards.com</a>											
Roberto Clemente, R (1, 9) OBP: 0.319, SLG: 0.346	1-3 K			0-0 1B	2-1 5-3			0-1 5-3 SH1	4 1 1 0 0 1 2													
Dick Stuart, R (1, 3) OBP: 0.310, SLG: 0.560	0-2 6-3			2-2 1B				2-2 1B HBP	4 2 2 2 0 1 1													
Frank Thomas, R (1, 5) OBP: 0.342, SLG: 0.582		1-3 K		3-2 F5 1B				0-0 1B 1B	5 1 1 0 0 3 2													
Bob Skinner, L (1, 7) Roman Mejias, R (9, 7) OBP: 0.402, SLG: 0.464 OBP: 0.261, SLG: 0.430	0-1 1-3			3-1 4-3 1-2				0-0 1B E 1B	4 1 1 1 0 1 1 0 0 0 0 0 0 0													
Bill Mazeroski, R (1, 4) OBP: 0.324, SLG: 0.445	0-2 FC6-4 1B			0-1 F4				0-2 E 1B	4 1 2 1 0 0 1													
Dick Groat, R (1, 6) OBP: 0.304, SLG: 0.381	2-2 FC6-4 1-2f				0-0 5-3			4-0 E IBB	3 0 0 0 1 1 1													
Bill Hall, L (1, 2) Ted Kluszewski, L (8, PH) Hank Foiles, R (8, PR) OBP: 0.350, SLG: 0.382 OBP: 0.359, SLG: 0.400 OBP: 0.297, SLG: 0.277			1-0 L7		4-2 2B BB			1-1 E4 G4-6-3	2 0 1 0 1 0 0 1 0 0 1 0 0 1 0 0 0 0 0 0 0													
Ron Kline, R (1, 1) John Powers, L (8, PH) Roy Face, R (8, 1) Don Gross, L (8, 1) OBP: 0.125, SLG: 0.068 OBP: 0.306, SLG: 0.278			0-3 K		2-3 K			0-1 SH2-4 1-2	2 0 0 0 0 2 1 1 0 0 0 0 0 2 0 0 0 0 0 0 0 0 0 0 0 0 0 0													
<b>Inning Stats</b>	R: 0 E: 0 K: 1 S: 10	H: 0 LOB: 0 BB: 0 P: 13	R: 0 E: 0 K: 1 S: 11	H: 1 LOB: 1 BB: 0 P: 14	R: 0 E: 0 K: 1 S: 7	H: 0 LOB: 0 BB: 0 P: 10	R: 1 E: 1 K: 0 S: 12	H: 2 LOB: 1 BB: 0 P: 20	R: 0 E: 0 K: 1 S: 10	H: 1 LOB: 2 BB: 1 P: 19		R: 1 E: 0 K: 2 S: 9	H: 1 LOB: 0 BB: 0 P: 13	R: 0 E: 0 K: 1 S: 10	H: 1 LOB: 1 BB: 0 P: 12	R: 4 E: 1 K: 0 S: 12	H: 3 LOB: 2 BB: 1 P: 20	R: 0 E: 0 K: 2 S: 11	H: 1 LOB: 1 BB: 0 P: 13	1B: 8 2B: 1 3B: 0 HR: 1	SF: 0 SAC: 2 DP: 1 HBP: 1	WP: 0 PB: 0 SB: 0 CS: 0
<b>PITCHER</b>	IP WLS BF H R ER SO BB IBB HBP BLK WP HR S P ERA WHIP											<b>PITCHER</b>	IP WLS BF H R ER SO BB IBB HBP BLK WP HR S P ERA WHIP									
Don Drysdale, R (1, 1) ERA: 5.72	7.1 L 32 8 5 4 7 1 0 1 0 0 1 75 109 4.91 1.227																					
Clem Labine, R (8, 1) ERA: 3.91	0.2 4 1 1 0 0 0 0 1 0 0 0 0 6 12 0.00 1.500																					
Johnny Klippstein, R (9, 1) ERA: 4.71	1.0 4 1 0 0 0 2 0 0 0 0 0 0 11 13 0.00 1.000																					



Batter	1	2	3	4	5	6	7	8	9	AB	R	H	RBI	BB	SO	LOB
Jim Gilliam, S OBP: 0.343, SLG: 0.354 (1, 5)	1-1 L3-1		1-1 F7			2-1 HR 1B		2-1 1B 1B		4	1	2	0	0	0	0
John Roseboro, L OBP: 0.338, SLG: 0.458 (1, 2)	3-2 F9		3-1 CS 1B			2-1 F9		3-2 1-3 1B		4	0	2	0	0	0	1
Duke Snider, L OBP: 0.353, SLG: 0.412 (1, 8)	0-0 F6		0-1 CS		0-1 4-3	0-1 HR		0-3 K		3	1	1	2	0	0	0
Gil Hodges, R OBP: 0.315, SLG: 0.415 (8, PH)			1-2			1-H				1	0	0	0	0	1	2
Johnny Klippstein, R OBP: 0.063, SLG: 0.063 (9, 1)										0	0	0	0	0	0	0
Carl Furillo, R OBP: 0.335, SLG: 0.438 (1, 9)		2-0 5-3		0-0 4-3		0-1 5-3		0-1 F6		4	0	0	0	0	0	2
Norm Larker, L OBP: 0.372, SLG: 0.439 (1, 7)		4-2 BB BB		0-1 F8		0-1 F3			2-1 F4	2	0	0	0	1	0	0
Pee Wee Reese, R OBP: 0.362, SLG: 0.440 (9, PH)										1	0	0	0	0	0	0
Steve Bilko, R OBP: 0.324, SLG: 0.492 (1, 3)		2-3 K		0-0 F9			1-3 K		0-3 K	4	0	0	0	0	3	1
Charlie Neal, R OBP: 0.344, SLG: 0.486 (1, 4)		4-0 1-2 BB		0-2 L1-3			1-2 F8		2-2 F9	3	0	0	0	1	0	0
Don Zimmer, R OBP: 0.319, SLG: 0.418 (1, 6)		2-3 K		0-0 1B			3-2 F8			3	0	1	0	0	1	2
Don Drysdale, R OBP: 0.200, SLG: 0.448 (1, 1)			0-2 4-3		0-3 K			1-3 K		2	0	0	0	0	1	1
Clem Labine, R (8, 1)										0	0	0	0	0	0	0
Elmer Valo, L OBP: 0.284, SLG: 0.292 (8, PH)										1	0	0	0	0	1	0
Gino Cimoli, R OBP: 0.287, SLG: 0.372 (9, 8)										0	0	0	0	0	0	0

Inning Stats	R: 0	H: 0	E: 0	K: 0	S: 6	R: 0	H: 0	E: 0	K: 2	S: 9	R: 0	H: 1	E: 0	K: 0	S: 8	R: 0	H: 0	E: 0	K: 0	S: 5	R: 0	H: 1	E: 0	K: 1	S: 8	R: 2	H: 2	E: 0	K: 0	S: 10	R: 0	H: 0	E: 0	K: 1	S: 12	R: 0	H: 2	E: 0	K: 2	S: 13	R: 0	H: 0	E: 0	K: 1	S: 9	1B: 5	2B: 0	3B: 0	HR: 1	SF: 0	SAC: 0	DP: 0	HBP: 0	WP: 0	PB: 0	SB: 0	CS: 1	PA: 35
PITCHER	IP	WLS	BF	H	R	ER	SO	BB	IBB	HBP	BLK	WP	HR	S	P	ERA	WHIP																																									
Ron Kline, R ERA: 3.71 (1, 1)	7.0	W	26	4	2	2	4	2	0	0	0	0	1	58	89	2.57	0.857																																									
Roy Face, R ERA: 3.31 (8, 1)	0.1		3	2	0	0	1	0	0	0	0	0	0	8	14	0.00	6.000																																									
Don Gross, L ERA: 2.55 (8, 1)	1.2	S	5	0	0	0	2	0	0	0	0	0	0	14	18	0.00	0.000																																									


**BOTTOM**

**Pittsburgh Pirates @ Los Angeles Dodgers**  
**Los Angeles Memorial Coliseum, Los Angeles, CA**

Tue Jul 15 1958, 10:05 PM EDT  
Att. 20,827 - Unknown

livebaseballscorecards.com

**AB 32**  
**R 2**  
**H 6**  
**RBI 2**  
**BB 2**  
**SO 7**  
**LOB 9**







Batter	1	2	3	4	5	6	7	8	9	AB	R	H	RBI	BB	SO	LOB
Jim Gilliam, S OBP: 0.344, SLG: 0.358 (1, 5)	0-0 FC4-6 1B		2-2 F4			3-2 4-3		1-0 E 2B	1-1 F9	5	1	2	0	0	0	1
John Roseboro, L OBP: 0.332, SLG: 0.449 (1, 2)	0-0 FC4-6 1-2f			2-2 4-3		2-2 4-3		1-1 F6		4	0	0	0	0	0	3
Duke Snider, L OBP: 0.352, SLG: 0.422 (1, 8)	0-3 K			1-2 4-3			3-2 HR	0-3 K		4	1	1	1	0	2	3
Carl Furillo, R OBP: 0.333, SLG: 0.435 (1, 9)	1-2 6-3			1-0 5-3			0-0 4-3	1-1 E9 2B 1B		4	1	1	2	0	0	1
Norm Larker, L OBP: 0.385, SLG: 0.461 (1, 7)		2-1 G6-4-3 1B			1-0 4-3		1-1 5-3 1B	0-0 2B		4	0	3	1	0	0	0
Steve Bilko, R OBP: 0.322, SLG: 0.484 (1, 3)		0-2 G6-4-3 1-2f			0-1 6-3		1-2 5-3 1B	0-3 K		4	0	1	0	0	1	2
Charlie Neal, R OBP: 0.343, SLG: 0.486 (1, 4)		1-0 6-3			1-2 2B		3-2 5-3		1-1 F8	4	0	1	0	0	0	2
Don Zimmer, R OBP: 0.318, SLG: 0.415 (1, 6)			2-1 F5		0-0 4-3		0-1 F3		0-1 G3 1B	4	0	1	0	0	0	3
Fred Kipp, L OBP: 0.286, SLG: 0.300 (1, 1)			0-0 6-3			1-3 K		4-1 E BB	2-2 G3	1	0	0	0	0	0	0
Ed Roebuck, R OBP: 0.590, SLG: 0.750 (6, 1)										0	0	0	0	0	0	0
Randy Jackson, R OBP: 0.258, SLG: 0.295 (6, PH)										0	0	0	0	0	1	0
Carl Erskine, R OBP: 0.045, SLG: 0.045 (7, 1)										0	0	0	0	0	0	0
Elmer Valo, L OBP: 0.250, SLG: 0.292 (8, PH)										0	1	0	0	1	0	0
Johnny Kippstein, R OBP: 0.083, SLG: 0.063 (9, 1)										0	0	0	0	0	0	0
Gino Cimoli, R OBP: 0.286, SLG: 0.370 (9, PH)										1	0	0	0	0	0	1

Inning Stats	R: 0	H: 1	E: 0	LOB: 1	K: 1	BB: 0	S: 8	P: 9	R: 0	H: 1	E: 0	LOB: 0	K: 0	BB: 0	S: 7	P: 10	R: 0	H: 0	E: 0	LOB: 0	K: 0	BB: 0	S: 6	P: 10	R: 0	H: 0	E: 0	LOB: 0	K: 0	BB: 0	S: 9	P: 13	R: 0	H: 1	E: 0	LOB: 1	K: 0	BB: 0	S: 7	P: 9	R: 1	H: 3	E: 0	LOB: 2	K: 0	BB: 0	S: 15	P: 23	R: 3	H: 3	E: 1	LOB: 1	K: 2	BB: 1	S: 13	P: 20	R: 0	H: 1	E: 0	LOB: 1	K: 0	BB: 0	S: 10	P: 14	1B: 6	SF: 0	2B: 3	SAC: 0	3B: 0	DP: 1	HR: 1	HBP: 0	WP: 0	PA: 37
--------------	------	------	------	--------	------	-------	------	------	------	------	------	--------	------	-------	------	-------	------	------	------	--------	------	-------	------	-------	------	------	------	--------	------	-------	------	-------	------	------	------	--------	------	-------	------	------	------	------	------	--------	------	-------	-------	-------	------	------	------	--------	------	-------	-------	-------	------	------	------	--------	------	-------	-------	-------	-------	-------	-------	--------	-------	-------	-------	--------	-------	--------

PITCHER	IP	WLS	BF	H	R	ER	SO	BB	IBB	HBP	BLK	WP	HR	S	P	ERA	WHIP
Bob Friend, R ERA: 3.58 (1, 1)	7.2	W	32	9	4	3	3	1	0	0	0	0	1	71	106	3.52	1.304
Roy Face, R ERA: 3.22 (8, 1)	1.1	S	5	1	0	0	1	0	0	0	0	0	0	13	17	0.00	0.750

BOTTOM

Pittsburgh Pirates @ Los Angeles Dodgers  
Los Angeles Memorial Coliseum, Los Angeles, CA

livebaseballscores.com

AB	36
R	4
H	10
RBI	4
BB	1
SO	4
LOB	16



Wed Jul 16 1958, 10:05 PM EDT  
Att. 19,706 - Unknown

Batter	1	2	3	4	5	6	7	8	9	AB R H RBI BB SO LOB	TOP											
Bill Virdon, L (1, 8) OBP: 0.345, SLG: 0.418	2-2 L9			2-1 F8	0-0 G3			2-2 HR		4 1 1 0 0 0 2	<b>Pittsburgh Pirates @ Los Angeles Dodgers</b> <b>Los Angeles Memorial Coliseum, Los Angeles, CA</b> Thu Jul 17 1958, 10:05 PM EDT Att. 18,677 - Unknown <a href="http://livebaseballscorecards.com">livebaseballscorecards.com</a>											
Roberto Clemente, R (1, 9) OBP: 0.326, SLG: 0.366	1-1 F4			1-1 2B		1-2 F5		1-0 HR		4 1 2 2 0 0 0												
Dick Stuart, R (1, 3) OBP: 0.263, SLG: 0.471	3-1 F2			2-3 K		1-3 K		1-3 K		4 0 0 0 0 3 1												
Frank Thomas, R (1, 5) OBP: 0.342, SLG: 0.583		3-3 K		1-0 HBP		1-0 1B		1-2 F4		3 0 1 0 0 1 0												
Bob Skinner, L (1, 7) OBP: 0.395, SLG: 0.456		1-0 F4		3-1 F7		0-0 1-6-3		3-1 6-3		4 0 0 0 0 0 3												
Bill Mazeroski, R (1, 4) OBP: 0.325, SLG: 0.453		2-1 6-3			1-2 F8		2-2 F6		1-1 F9	4 0 0 0 0 0 0												
Dick Groat, R (1, 6) OBP: 0.303, SLG: 0.381			3-3 K		1-3 K		2-1 L7		1-1 6-3	4 0 0 0 0 2 0												
Hank Foiles, R (1, 2) OBP: 0.305, SLG: 0.317			1-2 4-3		4-1 1B BB		0-1 HR		1-3 K	3 1 1 1 1 1 0												
George Witt, R (1, 1) OBP: 0.091, SLG: 0.091			3-2 F8		0-0 1B		0-2 L8			2 0 1 0 0 0 0												
Ron Blackburn, R (6, 1) OBP: 0.500, SLG: 1.000										0 0 0 0 0 0 0												
Ted Kluszewski, L (7, PH) OBP: 0.357, SLG: 0.398										1 0 0 0 0 0 0												
Bob Smith, R (7, 1) OBP: 0.125, SLG: 0.143										0 0 0 0 0 0 0												
Bob Porterfield, R (8, 1)										0 0 0 0 0 0 0												
<b>Inning Stats</b>	R: 0 E: 0 K: 0 S: 8	H: 0 LOB: 0 BB: 0 P: 14	R: 0 E: 0 K: 1 S: 6	H: 0 LOB: 0 BB: 0 P: 12	R: 0 E: 0 K: 1 S: 10	H: 0 LOB: 0 BB: 0 P: 17	R: 0 E: 0 K: 1 S: 10	H: 1 LOB: 2 BB: 0 P: 19	R: 0 E: 0 K: 1 S: 10	H: 1 LOB: 2 BB: 1 P: 16	R: 0 E: 0 K: 1 S: 8	H: 1 LOB: 1 BB: 0 P: 11	R: 1 E: 0 K: 0 S: 11	H: 1 LOB: 0 BB: 0 P: 15	R: 2 E: 0 K: 1 S: 15	H: 2 LOB: 0 BB: 0 P: 23	R: 0 E: 0 K: 1 S: 7	H: 0 LOB: 0 BB: 0 P: 10	1B: 3 2B: 1 3B: 0 HR: 2	SF: 0 SAC: 0 DP: 0 HBP: 1	WP: 0 PB: 0 SB: 0 CS: 0	PA: 35
<b>PITCHER</b>	IP WLS BF H R ER SO BB IBB HBP BLK WP HR S P ERA WHIP																					
Stan Williams, R (1, 1) ERA: 3.08	7.0 W 29 6 3 3 5 1 0 1 0 0 2 68 112 3.86 1.000																					
Clem Labine, R (8, 1) ERA: 3.75	2.0 S 6 0 0 0 2 0 0 0 0 0 0 0 17 25 0.00 0.000																					

AB	33
R	3
H	6
RBI	3
BB	1
SO	7
LOB	6



Batter	1	2	3	4	5	6	7	8	9	AB	R	H	RBI	BB	SO	LOB
<b>Jim Gilliam, S</b> <small>(1, 5) OBP: 0.346, SLG: 0.358</small> <small>(8, 7)</small>	4-0  P5-4 BB		1-0  F8		3-2  1B		3-2  3-1			3	0	1	0	1	0	1
<b>John Roseboro, L</b> <small>(1, 2) OBP: 0.328, SLG: 0.442</small> <b>Joe Pignatano, R</b> <small>(7, PH) OBP: 0.281, SLG: 0.421</small> <small>(8, 2)</small>	2-2  P5-4 1-2f		3-3  K		0-3  K		1-2  F8			3	0	0	0	0	2	4
<b>Norm Larker, L</b> <small>(1, 7) OBP: 0.392, SLG: 0.461</small> <b>Dick Gray, R</b> <small>(7, PH) OBP: 0.333, SLG: 0.508</small> <small>(8, 5)</small>	4-1  BB			4-1  FC6-4 BB	2-2  SF8		1-2  3B			0	0	0	1	2	0	0
<b>Carl Furillo, R</b> <small>(1, 9) OBP: 0.329, SLG: 0.428</small>	2-3  K			1-2  FC6-4 BB 1-2f	0-0  F8		0-0  F9			4	0	0	0	0	1	4
<b>Steve Bilko, R</b> <small>(1, 3) OBP: 0.322, SLG: 0.477</small> <b>Gil Hodges, R</b> <small>(7, 3) OBP: 0.317, SLG: 0.429</small>		0-0  6-3		4-2  BB		0-0  L7		0-0  HR		2	0	0	0	1	0	0
<b>Charlie Neal, R</b> <small>(1, 4) OBP: 0.345, SLG: 0.486</small>		1-3  K		1-1  F7		1-1  HR 1B		0-1  G3-6 1B		4	1	2	0	0	1	2
<b>Don Zimmer, R</b> <small>(1, 6) OBP: 0.317, SLG: 0.425</small>		2-0  5-3		0-0  F8		2-2  HR 1B		1-0  G3-6 1-2f		4	1	1	2	0	0	3
<b>Gino Cimoli, R</b> <small>(1, 8) OBP: 0.296, SLG: 0.396</small>			3-2  1B		0-0  HR		1-2  F9		2-2  1B	4	1	3	1	0	0	0
<b>Stan Williams, R</b> <small>(1, 1) OBP: 0.040, SLG: 0.040</small> <b>Clem Labine, R</b> <small>(8, 1)</small>			2-3  K		2-1  1B SF8 1B		2-3  K		1-3  K	3	1	1	0	0	2	1
<b>Inning Stats</b>	R: 0 H: 0 E: 0 LOB: 1 K: 1 BB: 2 S: 8 P: 20	R: 0 H: 0 E: 0 LOB: 0 K: 1 BB: 0 S: 5 P: 8	R: 0 H: 1 E: 0 LOB: 1 K: 2 BB: 0 S: 11 P: 20	R: 0 H: 0 E: 0 LOB: 2 K: 0 BB: 2 S: 10 P: 20	R: 2 H: 3 E: 0 LOB: 1 K: 1 BB: 0 S: 13 P: 20	R: 2 H: 2 E: 0 LOB: 0 K: 1 BB: 0 S: 14 P: 20	R: 0 H: 1 E: 0 LOB: 1 K: 0 BB: 0 S: 10 P: 15	R: 1 H: 3 E: 0 LOB: 1 K: 1 BB: 0 S: 11 P: 14	1B: 6 SF: 1 2B: 1 SAC: 0 3B: 1 DP: 2 HR: 3 HBP: 0	WP: 0 PA: 36 PB: 0 SB: 0 CS: 0						

**BOTTOM**

**Pittsburgh Pirates @ Los Angeles Dodgers**  
 Los Angeles Memorial Coliseum, Los Angeles, CA

Thu Jul 17 1958, 10:05 PM EDT  
 Att. 18,677 - Unknown

[livebaseballscorecards.com](http://livebaseballscorecards.com)

**AB 31**  
**R 5**  
**H 10**  
**RBI 5**  
**BB 4**  
**SO 7**  
**LOB 16**



PITCHER	IP	WLS	BF	H	R	ER	SO	BB	IBB	HBP	BLK	WP	HR	S	P	ERA	WHIP
<b>George Witt, R</b> <small>(1, 1) ERA: 3.0</small>	5.1	L	25	6	4	4	5	4	0	0	0	0	2	53	97	6.75	1.875
<b>Ron Blackburn, R</b> <small>(6, 1) ERA: 3.19</small>	0.2		2	0	0	0	1	0	0	0	0	0	0	8	11	0.00	0.000
<b>Bob Smith, L</b> <small>(7, 1) ERA: 4.06</small>	1.0		6	3	1	1	0	0	0	0	0	0	1	13	18	9.00	3.000
<b>Bob Porterfield, R</b> <small>(8, 1) ERA: 4.6</small>	1.0		3	1	0	0	1	0	0	0	0	0	0	8	11	0.00	1.000

Batter	1	2	3	4	5	6	7	8	9	AB	R	H	RBI	BB	SO	LOB	TOP										
<b>Richie Ashburn, L</b> OBP: 0.424, SLG: 0.416 (1, 8)	4-1 S BB BB	1-3 K			4-2 HR BB	3-2 1-2 2-3 1B		1-2 4-3		3	2	1	0	2	1	0											
<b>Chico Fernandez, R</b> OBP: 0.252, SLG: 0.270 (1, 6)	1-3 K		0-0 4-3 WP 2B		1-0 HR 1-H	1-1 G3		1-2 6-3		5	2	2	2	0	1	4											
<b>Ed Bouchee, L</b> OBP: 0.405, SLG: 0.429 (1, 3)	4-2 BB S 1-2 BB		3-1 4-3		3-1 HR		0-0 FC5-4 2B 1B	3-2 4-3		4	2	2	1	1	0	1											
<b>Willie Jones, R</b> OBP: 0.362, SLG: 0.418 (1, 5)	1-3 K		4-2 G4-6-3 BB		1-1 F7		1-2 FC5-4 1B		1-1 1B 1B	4	0	2	0	1	1	2											
<b>Bob Bowman, R</b> OBP: 0.325, SLG: 0.478 (1, 9)	4-0 BB BB		1-0 G4-6-3		1-1 6-3		1-0 FC5-4 2B FC1-2		2-1 F9	3	0	0	0	1	0	3											
<b>Turk Farrell, R</b> OBP: 0.263, SLG: 0.222 (7, 1)										0	0	0	0	0	0	0											
<b>Solly Hemus, L</b> OBP: 0.394, SLG: 0.453 (9, PH)										1	0	0	0	0	0	1											
<b>Wally Post, R</b> OBP: 0.368, SLG: 0.389 (1, 7) (7, 9)	4-2 1-2 2-3 3-H BB			0-0 F4		0-1 L5	1-0 FC1-2 1-3 3-H 2B		3-2 1B 1B	4	0	2	2	1	0	0											
<b>Ted Kazanski, R</b> OBP: 0.301, SLG: 0.327 (1, 4)	0-0 F5			0-3 K		4-1 HBP 1B BB	4-0 FC1-2 IBB		0-1 FC4-6 1B	3	0	1	0	2	1	3											
<b>Carl Sawatski, L</b> OBP: 0.330, SLG: 0.361 (1, 2)			1-2 6-3		0-0 F7		0-0 FC1-2		1-3 K	4	0	0	0	0	1	6											
<b>Don Cardwell, R</b> OBP: 0.167, SLG: 0.167 (1, 1)										2	0	0	0	0	0	0											
<b>Jack Sanford, R</b> OBP: 0.227, SLG: 0.262 (5, 1)										0	0	0	0	0	0	0											
<b>Dave Philley, S</b> OBP: 0.341, SLG: 0.395 (6, PH)										1	0	1	0	0	0	0											
<b>Jack Meyer, R</b> OBP: 0.400, SLG: 0.400 (6, 1)										0	0	0	0	0	0	0											
<b>Harry Anderson, L</b> OBP: 0.386, SLG: 0.531 (7, PH) (7, 7)			0-0 5-3			0-0 4-3	2-2 1-2 2-H 1B	0-0 F7	0-1 FC4-6	2	0	0	0	0	0	0											
<b>Inning Stats</b>	R: 1 E: 0 K: 2 S: 16	H: 0 LOB: 3 BB: 4 P: 34	R: 0 E: 0 K: 1 S: 7	H: 0 LOB: 0 BB: 0 P: 9	R: 1 E: 0 K: 0 S: 6	H: 1 LOB: 0 BB: 1 P: 14	R: 0 E: 0 K: 1 S: 5	H: 0 LOB: 0 BB: 0 P: 5	R: 3 E: 0 K: 0 S: 10	H: 2 LOB: 0 BB: 1 P: 20	R: 0 E: 0 K: 0 S: 12	H: 2 LOB: 3 BB: 1 P: 23	R: 1 E: 0 K: 0 S: 8	H: 3 LOB: 3 BB: 1 P: 15	R: 0 E: 0 K: 0 S: 10	H: 0 LOB: 0 BB: 0 P: 15	R: 0 E: 0 K: 1 S: 14	H: 3 LOB: 3 BB: 0 P: 21	1B: 7 2B: 2 3B: 0 HR: 2	SF: 0 SAC: 0 DP: 1 HBP: 1	WP: 1 PB: 0 SB: 2 CS: 0	PA: 45					
<b>PITCHER</b>	IP	WLS	BF	H	R	ER	SO	BB	IBB	HBP	BLK	WP	HR	S	P	ERA	WHIP										
<b>Sandy Koufax, L</b> ERA: 3.62 (1, 1)	0.2		6	0	1	1	2	4	0	0	0	0	0	15	33	13.50	6.000										
<b>Johnny Klippstein, R</b> ERA: 4.91 (1, 1)	3.2		15	3	4	4	2	2	0	0	0	1	2	25	43	9.82	1.364										
<b>Carl Erskine, R</b> ERA: 4.72 (5, 1)	0.2	W	2	0	0	0	0	0	0	0	0	0	0	4	6	0.00	0.000										
<b>Don Drysdale, R</b> ERA: 5.73 (6, 1)	1.1		11	5	1	1	0	1	1	1	0	0	0	18	36	6.75	4.500										
<b>Clem Labine, R</b> ERA: 3.57 (7, 1)	2.2	S	11	3	0	0	1	0	0	0	0	0	0	26	38	0.00	1.125										

Philadelphia Phillies @ Los Angeles Dodgers  
Los Angeles Memorial Coliseum, Los Angeles, CA  
Fri Jul 18 1958, 10:05 PM EDT  
Att: 24,533 - Unknown

AB	36
R	6
H	11
RBI	5
BB	8
SO	5
LOB	26



Batter	1	2	3	4	5	6	7	8	9	AB	R	H	RBI	BB	SO	LOB
<b>Jim Gilliam, S</b> OBP: 0.352, SLG: 0.358 (1, 5)	1-1 G4-6-3 1B	4-2 1-2 2-3 3-H BB			4-0 HR BB	4-1 SH1-3 BB		0-1 4-3		2	1	1	1	3	0	0
<b>Gino Cimoli, R</b> OBP: 0.301, SLG: 0.395 (1, 8)	2-2 G4-6-3 1-2f	0-0 F9			4-2 HR BB	0-0 SH1-3		2-1 1B		3	1	1	0	1	0	4
<b>Norm Larker, L</b> OBP: 0.392, SLG: 0.477 <b>Elmer Valo, L</b> OBP: 0.293, SLG: 0.292 (1, 7) (9, 7)	1-0 3B		1-0 G5-4-3 1B		1-0 F9	1-0 F9		2-1 F4		5	0	2	0	0	0	4
<b>Steve Bilko, R</b> OBP: 0.320, SLG: 0.493 <b>Carl Furillo, R</b> OBP: 0.329, SLG: 0.428 (1, 3) (7, 9)	3-3 K		0-0 F8		1-2 HR	0-3 K				0	0	0	0	0	0	0
<b>Don Zimmer, R</b> OBP: 0.324, SLG: 0.449 (1, 6)		1-1 FC5 BB 1B	0-0 G5-4-3		2-2 1B 3B		1-2 HR			4	2	3	1	0	0	1
<b>Charlie Neal, R</b> OBP: 0.347, SLG: 0.485 (1, 4)		4-2 BB FC5 BB		0-1 F9	0-1 3B 1B		2-2 6-3			3	2	1	1	1	0	0
<b>Gil Hodges, R</b> OBP: 0.316, SLG: 0.433 (1, 9) (7, 3)		0-0 FC5 BB BB		1-0 F3	2-0 1H SF7 3B		0-0 L7			4	1	1	1	0	0	2
<b>John Roseboro, L</b> OBP: 0.331, SLG: 0.443 (1, 2)		4-1 BB 1-2 2-3 BB		2-1 1B	2-2 SF7		1-1 F9			2	0	1	1	1	0	0
<b>Sandy Koufax, R</b> OBP: 0.190, SLG: 0.190 <b>Johnny Klippstein, R</b> OBP: 0.056, SLG: 0.056 <b>Carl Erskine, R</b> OBP: 0.045, SLG: 0.045 <b>Pee Wee Reese, R</b> OBP: 0.359, SLG: 0.436 <b>Don Drysdale, R</b> OBP: 0.220, SLG: 0.448 <b>Clem Labine, R</b> (1, 1) (1, 1) (5, 1) (5, PH) (6, 1) (7, 1)		1-3 K		1-3 K	0-0 F8			1-3 K		0	0	0	0	0	0	0

Inning Stats	R: 0	H: 2	E: 0	K: 1	S: 9	H: 1	LOB: 1	BB: 0	P: 16	R: 1	H: 1	E: 0	K: 1	S: 16	R: 0	H: 1	E: 0	K: 0	S: 3	R: 0	H: 1	E: 0	K: 0	S: 3	R: 6	H: 4	E: 0	K: 0	S: 19	R: 0	H: 0	E: 0	K: 1	S: 6	R: 1	H: 1	E: 0	K: 0	S: 9	R: 0	H: 1	E: 0	K: 1	S: 9	R: 0	H: 1	E: 0	K: 1	S: 9	1B: 6	SF: 1	2B: 0	SAC: 1	3B: 3	DP: 2	HR: 2	HBP: 0	WP: 0	PA: 39
--------------	------	------	------	------	------	------	--------	-------	-------	------	------	------	------	-------	------	------	------	------	------	------	------	------	------	------	------	------	------	------	-------	------	------	------	------	------	------	------	------	------	------	------	------	------	------	------	------	------	------	------	------	-------	-------	-------	--------	-------	-------	-------	--------	-------	--------

PITCHER	IP	WLS	BF	H	R	ER	SO	BB	IBB	HBP	BLK	WP	HR	S	P	ERA	WHIP
<b>Don Cardwell, R</b> ERA: 8.03 (1, 1)	4.1		23	7	5	5	3	5	0	0	0	0	1	48	86	10.38	2.769
<b>Jack Sanford, R</b> ERA: 4.16 (5, 1)	0.2	L	4	2	2	2	0	0	0	0	0	0	0	7	11	27.00	3.000
<b>Jack Meyer, R</b> ERA: 2.91 (6, 1)	1.0		4	0	0	0	1	1	0	0	0	0	0	6	11	0.00	1.000
<b>Turk Farrell, R</b> ERA: 1.97 (7, 1)	2.0		8	2	1	1	1	0	0	0	0	0	1	18	27	4.50	1.000

**BOTTOM**

**Philadelphia Phillies @ Los Angeles Dodgers**  
**Los Angeles Memorial Coliseum, Los Angeles, CA**

livebaseballscorecards.com

<b>AB</b>	<b>31</b>
<b>R</b>	<b>8</b>
<b>H</b>	<b>11</b>
<b>RBI</b>	<b>8</b>
<b>BB</b>	<b>6</b>
<b>SO</b>	<b>5</b>
<b>LOB</b>	<b>18</b>



PITCHER	IP	WLS	BF	H	R	ER	SO	BB	IBB	HBP	BLK	WP	HR	S	P	ERA	WHIP
---------	----	-----	----	---	---	----	----	----	-----	-----	-----	----	----	---	---	-----	------

Fri Jul 18 1958, 10:05 PM EDT  
Att. 24,533 - Unknown

Batter	1	2	3	4	5	6	7	8	9	AB R H RBI BB SO LOB	TOP
<b>Richie Ashburn, L</b> (1, 8) OBP: 0.424, SLG: 0.417	1-2 4-3		0-2 2B		4-2 G5-4-3 BB		3-2 1-3	0-2 FC4		4 1 1 0 1 0 2	
<b>Chico Fernandez, R</b> (1, 6) OBP: 0.255, SLG: 0.275	1-2 F6		1-1 F4		0-1 G5-4-3 1-2f		3-2 1B		0-2 HR 2B	5 1 2 0 0 0 2	
<b>Ed Bouchee, L</b> (1, 3) OBP: 0.405, SLG: 0.433	2-1 F5		2-0 E 2-H 2B		4-1 BB		2-1 4-3		3-2 5-3	4 0 1 1 1 0 2	
<b>Willie Jones, R</b> (1, 5) OBP: 0.363, SLG: 0.429		1-1 1-3	1-1 E5		1-2 F3			4-1 HR BB	0-1 HR	4 2 1 2 1 0 2	
<b>Bob Bowman, R</b> (1, 9) OBP: 0.313, SLG: 0.458		0-1 E5 BB BB G3	2-3 K			2-2 F3		1-3 K	0-0 F9	5 1 0 0 0 2 3	
<b>Wally Post, R</b> (1, 7) OBP: 0.368, SLG: 0.402		4-0 G3 BB 1-2 BB	0-3 K			0-2 5-3		2-2 HR 1-H	2-3 K	4 1 1 2 1 2 2	
<b>Ted Kazanski, R</b> (1, 4) OBP: 0.309, SLG: 0.328		4-1 G3 BB 1-2 2-3		2-1 F8		2-1 1B		4-2 1B BB		2 0 1 0 2 0 0	
<b>Carl Sawatski, L</b> (1, 2) OBP: 0.319, SLG: 0.347		1-0 G3		3-1 3-1		0-2 F3		1-3 K		4 0 0 1 0 1 4	
<b>Robin Roberts, S</b> (1, 1) OBP: 0.317, SLG: 0.286		2-2 6-3		0-2 F8			0-2 G3	3-1 FC4 1B		4 0 1 0 0 0 2	
<b>Inning Stats</b>	R: 0 E: 0 K: 0 S: 8 H: 0 LOB: 0 BB: 0 P: 12	R: 1 E: 1 K: 0 S: 9 H: 0 LOB: 2 BB: 2 P: 21	R: 1 E: 1 K: 2 S: 16 H: 2 LOB: 2 BB: 0 P: 22	R: 0 E: 0 K: 0 S: 7 H: 0 LOB: 0 BB: 0 P: 12	R: 0 E: 0 K: 0 S: 9 H: 0 LOB: 1 BB: 2 P: 18	R: 0 E: 0 K: 0 S: 12 H: 1 LOB: 1 BB: 0 P: 16	R: 0 E: 0 K: 0 S: 12 H: 1 LOB: 1 BB: 0 P: 20	R: 2 E: 0 K: 2 S: 17 H: 2 LOB: 2 BB: 2 P: 32	R: 2 E: 0 K: 1 S: 13 H: 2 LOB: 0 BB: 0 P: 18	1B: 3 2B: 3 3B: 0 HR: 2 SF: 0 SAC: 0 DP: 1 HBP: 0	WP: 0 PB: 0 SB: 0 CS: 0 PA: 42
<b>PITCHER</b>	IP WLS BF H R ER SO BB IBB HBP BLK WP HR S P ERA WHIP										
<b>Sandy Koufax, L</b> (1, 1) ERA: 3.63	7.1 L 34 5 4 3 3 6 0 0 0 0 0 1 82 141 3.68 1.500										
<b>Fred Kipp, L</b> (8, 1) ERA: 4.77	1.0 5 2 1 1 1 0 0 0 0 0 0 0 15 22 9.00 2.000										
<b>Ed Roebuck, R</b> (9, 1) ERA: 3.68	0.2 3 1 1 1 1 0 0 0 0 0 0 1 6 8 13.50 1.500										

Philadelphia Phillies @ Los Angeles Dodgers  
Los Angeles Memorial Coliseum, Los Angeles, CA

Sat Jul 19 1958, 10:05 PM EDT  
Att: 30,962 - Unknown

AB	36
R	6
H	8
RBI	6
BB	6
SO	5
LOB	19



Batter	1	2	3	4	5	6	7	8	9	AB	R	H	RBI	BB	SO	LOB					
Jim Gilliam, S OBP: 0.348, SLG: 0.354 (1, 5)	0-0 5-3		0-2 F4		0-1 F4			0-1 F7		4	0	0	0	0	0	0					
Gino Cimoli, R OBP: 0.294, SLG: 0.386 (1, 8)	1-2 1-3			1-0 F7		3-2 F5		0-0 L6		4	0	0	0	0	0	0					
Norm Larker, L OBP: 0.403, SLG: 0.495 (1, 7)	1-0 1B			1-0 F9		0-1 2B		0-2 FC6-4 1B		4	0	3	0	0	0	0					
Steve Bilko, R OBP: 0.318, SLG: 0.500 (1, 3)	1-1 F8			1-2 1B 3B		0-0 F8		0-1 FC6-4 1-2f		4	1	1	0	0	0	3					
Don Zimmer, R OBP: 0.322, SLG: 0.446 (1, 6)		0-3 K		1-1 1B S		1-0 F9			0-0 6-3	4	1	1	1	0	1	1					
Charlie Neal, R OBP: 0.349, SLG: 0.485 (1, 4)		1-0 L6-3 1B		2-1 1B 1-H			3-3 K		1-1 F9	4	0	2	1	0	1	0					
Gil Hodges, R OBP: 0.312, SLG: 0.427 (1, 9)		3-2 L6-3 1-2		0-1 6-3			3-3 K		1-1 F4	4	0	0	0	0	1	2					
John Roseboro, L OBP: 0.331, SLG: 0.446 (1, 2)			1-3 K		1-3 K		0-0 2B			3	0	1	0	0	2	0					
Sandy Koufax, R OBP: 0.167, SLG: 0.167 (1, 1)			0-3 K		3-3 K					3	0	0	0	0	3	1					
Fred Kipp, L OBP: 0.286, SLG: 0.300 (8, 1)										0	0	0	0	0	0	0					
Ed Roebuck, R OBP: 0.500, SLG: 0.750 (9, 1)										0	0	0	0	0	0	0					
<b>Inning Stats</b>	R: 0 E: 0 K: 0 S: 7	H: 1 LOB: 1 BB: 0 P: 10	R: 0 E: 0 K: 1 S: 9	H: 1 LOB: 0 BB: 0 P: 13	R: 0 E: 0 K: 2 S: 9	H: 0 LOB: 0 BB: 0 P: 10	R: 2 E: 0 K: 0 S: 11	H: 3 LOB: 1 BB: 0 P: 17	R: 0 E: 0 K: 2 S: 10	H: 0 LOB: 0 BB: 0 P: 14	R: 0 E: 0 K: 0 S: 8	H: 1 LOB: 1 BB: 0 P: 12	R: 0 E: 0 K: 3 S: 15	H: 1 LOB: 1 BB: 0 P: 22	R: 0 E: 0 K: 0 S: 9	H: 0 LOB: 0 BB: 0 P: 7	1B: 5 2B: 3 3B: 1 HR: 0	SF: 0 SAC: 0 DP: 1 HBP: 0	WP: 0 PB: 0 SB: 1 CS: 0	PA: 34	
<b>PITCHER</b> Robin Roberts, R ERA: 2.93 (1, 1)	IP 9.0	WLS W	BF 34	H 8	R 2	ER 2	SO 8	BB 0	IBB 0	HBP 0	BLK 0	WP 0	HR 0	S 83	P 114	ERA 2.00	WHIP 0.889				
<b>PITCHER</b>	IP	WLS	BF	H	R	ER	SO	BB	IBB	HBP	BLK	WP	HR	S	P	ERA	WHIP				

**BOTTOM**

Philadelphia Phillies @ Los Angeles Dodgers  
Los Angeles Memorial Coliseum, Los Angeles, CA

Sat Jul 19 1958, 10:05 PM EDT  
Att. 30,962 - Unknown

livebaseballscorecards.com

<b>AB</b>	<b>34</b>
<b>R</b>	<b>2</b>
<b>H</b>	<b>8</b>
<b>RBI</b>	<b>2</b>
<b>BB</b>	<b>0</b>
<b>SO</b>	<b>8</b>
<b>LOB</b>	<b>7</b>



Batter	1	2	3	4	5	6	7	8	9	AB R H RBI BB SO LOB	TOP									
Richie Ashburn, L (1, 8) OBP: 0.422, SLG: 0.415	0-3 K			1-3 K		1-2 P6			1-1 1B	4 0 1 0 0 2 0	<b>Philadelphia Phillies @ Los Angeles Dodgers</b> <b>Los Angeles Memorial Coliseum, Los Angeles, CA</b> Sun Jul 20 1958, 6:33 AM EDT Att: 17,506 - Unknown <a href="http://livebaseballscorecards.com">livebaseballscorecards.com</a>									
Chico Fernandez, R (1, 6) OBP: 0.255, SLG: 0.275	0-1 L6			1-0 F2			1-0 1B	1-1 F4	4 0 1 0 0 0 1											
Ed Bouchee, L (1, 3) OBP: 0.398, SLG: 0.423	2-1 F5			1-0 1-3			2-3 K	0-0 FC5-4 1B	4 0 1 0 0 1 1											
Willie Jones, R (1, 5) OBP: 0.357, SLG: 0.421		2-3 K			1-0 F5		1-0 F6	1-0 FC5-4 1-2f	4 0 0 0 0 1 3											
Rip Repulski, R (1, 7) OBP: 0.295, SLG: 0.469		1-1 5-3			0-1 FC6-4 1B		2-1 F8		3 0 1 0 0 0 1											
Wally Post, R (1, 9) OBP: 0.363, SLG: 0.396		1-1 F9			0-3 K			0-0 F6	3 0 0 0 0 1 1											
Ted Kazanski, R (1, 4) OBP: 0.305, SLG: 0.324			2-1 F7		1-0 FC6-4 1-2f		0-2 1-3		3 0 0 0 0 0 1											
Carl Sawatski, L (1, 2) OBP: 0.310, SLG: 0.337			0-0 6-3			2-0 F7		1-0 F6	3 0 0 0 0 0 0											
Curt Simmons, L (1, 1) OBP: 0.239, SLG: 0.244			0-3 K			0-0 5-3		2-3 K	2 0 0 0 0 1 0											
Jim Hearn, R (8, 1)									0 0 0 0 0 0 0											
Don Cardwell, R (8, 1)									0 0 0 0 0 0 0											
Dave Philley, S (9, PH) OBP: 0.336, SLG: 0.392									1 0 0 0 0 1 0											
<b>Inning Stats</b>	R: 0 E: 0 K: 1 S: 7	H: 0 LOB: 0 BB: 0 P: 9	R: 0 E: 0 K: 1 S: 8	H: 0 LOB: 0 BB: 0 P: 12	R: 0 E: 0 K: 1 S: 6	H: 0 LOB: 0 BB: 0 P: 8	R: 0 E: 0 K: 1 S: 5	H: 1 LOB: 1 BB: 0 P: 9	R: 0 E: 0 K: 0 S: 5	H: 0 LOB: 0 BB: 0 P: 8	R: 0 E: 0 K: 1 S: 8	H: 1 LOB: 1 BB: 0 P: 14	R: 0 E: 0 K: 0 S: 6	H: 0 LOB: 0 BB: 0 P: 7	R: 0 E: 0 K: 1 S: 9	H: 2 LOB: 2 BB: 0 P: 14	1B: 4 2B: 0 3B: 0 HR: 0	SF: 0 SAC: 0 DP: 0 HBP: 0	WP: 0 PB: 0 SB: 0 CS: 0	PA: 31
<b>PITCHER</b> Johnny Podres, L (1, 1) ERA: 3.79	IP: 9.0 WLS: W BF: 31 H: 4 R: 0 ER: 0 SO: 7 BB: 0 IBB: 0 HBP: 0 BLK: 0 WP: 0 HR: 0 S: 61 P: 89 ERA: 0.00 WHIP: 0.444											<b>PITCHER</b>	IP: WLS: BF: H: R: ER: SO: BB: IBB: HBP: BLK: WP: HR: S: P: ERA: WHIP:							

AB	31
R	0
H	4
RBI	0
BB	0
SO	7
LOB	8





Batter	1	2	3	4	5	6	7	8	9
<b>Jim Gilliam, S</b> OBP: 0.351, SLG: 0.356 (1, 7)	1-1 F7		2-2 CS 1B		4-1 G4-6-3 BB		1-1 CS 1B	0-0 F7	
<b>Gino Cimoli, R</b> OBP: 0.293, SLG: 0.383 (1, 8) (7, 9)	1-1 3B 1B		2-3 K 1-2		1-0 G4-6-3 1-2f		1-0 CS 1-2	0-0 F4	
<b>Don Zimmer, R</b> OBP: 0.329, SLG: 0.451 (1, 6)	2-2 L9			0-0 1B WP FC5-4 1B		1-2 1B FC5-4 1B		2-2 1B 1B	
<b>Steve Bilko, R</b> OBP: 0.325, SLG: 0.518 (1, 3) <b>Duke Snider, L</b> OBP: 0.354, SLG: 0.425 (7, 8)	1-0 1-H 3B			3-2 FC5-4 1-3 1B		1-3 H		1-1 1B BB 1B	
<b>Charlie Neal, R</b> OBP: 0.350, SLG: 0.485 (1, 4)	0-0 4-3			2-2 FC5-4 1-2f 3-H 1B		0-1 FC5-4 1-3 1B		3-1 BB BB 1B	
<b>Dick Gray, R</b> OBP: 0.337, SLG: 0.508 (1, 5)		2-1 6-3		1-0 1-2 1B		1-0 FC5-4 1-2f 3-H 1B		0-0 BB BB 1B	
<b>Gil Hodges, R</b> OBP: 0.315, SLG: 0.426 (1, 9) (7, 3)			3-2 G6-4-3 1B		1-1 F6		2-1 5-3	4-0 BB BB	
<b>Joe Pignatano, R</b> OBP: 0.279, SLG: 0.400 (1, 2)			3-1 G6-4-3 1-2f		3-1 6-3		0-1 F4	4-1 BB BB BB	
<b>Johnny Podres, L</b> OBP: 0.133, SLG: 0.116 (1, 1)			0-2 4-3		1-3 K		0-3 H	0-2 BB BB	

Inning Stats	R: 1 E: 0 K: 0 S: 11	H: 2 LOB: 1 BB: 0 P: 16	R: 0 E: 0 K: 0 S: 8	H: 1 LOB: 0 BB: 0 P: 16	R: 0 E: 0 K: 1 S: 9	H: 1 LOB: 0 BB: 0 P: 13	R: 1 E: 0 K: 0 S: 14	H: 3 LOB: 2 BB: 0 P: 24	R: 0 E: 0 K: 1 S: 5	H: 0 LOB: 0 BB: 1 P: 11	R: 1 E: 0 K: 1 S: 11	H: 2 LOB: 1 BB: 0 P: 16	R: 0 E: 0 K: 1 S: 7	H: 1 LOB: 0 BB: 0 P: 9	R: 3 E: 0 K: 0 S: 15	H: 4 LOB: 3 BB: 2 P: 29
--------------	-------------------------------	----------------------------------	------------------------------	----------------------------------	------------------------------	----------------------------------	-------------------------------	----------------------------------	------------------------------	----------------------------------	-------------------------------	----------------------------------	------------------------------	---------------------------------	-------------------------------	----------------------------------

PITCHER	IP	WLS	BF	H	R	ER	SO	BB	IBB	HBP	BLK	WP	HR	S	P	ERA	WHIP
<b>Curt Simmons, L</b> ERA: 4.82 (1, 1)	7.1	L	33	14	6	6	4	1	0	0	0	1	0	74	120	7.36	2.045
<b>Jim Hearn, R</b> ERA: 4.44 (8, 1)	0.0		2	0	0	0	0	2	0	0	0	0	0	1	9	∞	∞
<b>Don Cardwell, R</b> ERA: 7.62 (8, 1)	0.2		2	0	0	0	0	0	0	0	0	0	0	5	5	0.00	0.000

**BOTTOM**

Philadelphia Phillies @ Los Angeles Dodgers  
Los Angeles Memorial Coliseum, Los Angeles, CA

Sun Jul 20 1958, 6:33 AM EDT  
Att. 17,506 - Unknown

AB	R	H	RBI	BB	SO	LOB
4	0	2	0	1	0	3
4	1	1	0	0	1	2
4	3	3	0	0	0	1
3	0	2	1	0	1	1
1	1	1	0	0	0	0
4	1	2	2	0	0	2
4	0	2	1	0	0	1
3	0	1	1	1	0	3
3	0	0	1	1	0	3
4	0	0	0	0	2	3

AB	34
R	6
H	14
RBI	6
BB	3
SO	4
LOB	19

WP: 1 PA: 38  
PB: 0  
SB: 0  
CS: 2

SF: 0  
SAC: 0  
DP: 2  
HBP: 0





Batter	1	2	3	4	5	6	7	8	9
Bill Virdon, L OBP: 0.345, SLG: 0.417 (1, 8)	4-1 1B 1B E BB		1-0 1B 3B	2-0 1-2 IHR 1B		1-2 F2		1-0 1-3 3B 1B WP	
Roberto Clemente, R OBP: 0.323, SLG: 0.375 (1, 9)	0-3 K		0-1 3B 1B	2-2 1-H 2-H IHR		2-1 F7		3-1 1-3	
Dick Stuart, R OBP: 0.286, SLG: 0.558 (1, 3)	1-2 1-2 E 1B		2-1 1-H SF9 3B	3-3 K			0-2 2B 1B	0-0 3-H 3B	
Frank Thomas, R OBP: 0.350, SLG: 0.599 (1, 5)	2-2 E2 1-2 2-H 1B		3-1 SF9	1-1 HR			1-2 1-3 1B 2B	0-2 F5	
Bob Skinner, L OBP: 0.394, SLG: 0.455 Roman Mejias, R OBP: 0.258, SLG: 0.425 (1, 7) (8, 7)	0-0 F7		2-2 2B	1-2 5-3			4-0 1B FC1-2 IBB		
Bill Mazeroski, R OBP: 0.316, SLG: 0.436 (1, 4)	3-3 K		0-3 K		0-0 L5		1-0 F5		
Dick Groat, R OBP: 0.298, SLG: 0.371 (1, 6)		2-2 F7	1-0 F9		4-1 G4-6-3 BB		2-1 1-3 2-H 3-H 1B		
Bill Hall, L OBP: 0.362, SLG: 0.359 (1, 2)		0-1 F8		4-2 1B IHR BB	1-0 G4-6-3		1-0 FC1-2		
Ron Kline, R OBP: 0.115, SLG: 0.063 (1, 1)		2-3 K		0-0 B2		0-1 L6-3	0-3 K		

Inning Stats	R: 1	H: 2	E: 1	K: 2	S: 16	LOB: 2	BB: 1	P: 26	R: 0	H: 0	E: 0	K: 1	S: 9	LOB: 0	BB: 0	P: 13	R: 3	H: 4	E: 0	K: 1	S: 14	LOB: 1	BB: 0	P: 23	R: 4	H: 3	E: 0	K: 1	S: 15	LOB: 0	BB: 1	P: 28	R: 0	H: 0	E: 0	K: 0	S: 3	LOB: 0	BB: 1	P: 8	R: 0	H: 0	E: 0	K: 0	S: 7	LOB: 0	BB: 0	P: 10	R: 2	H: 3	E: 0	K: 0	S: 10	LOB: 1	BB: 1	P: 19	R: 1	H: 2	E: 0	K: 1	S: 11	LOB: 1	BB: 0	P: 15
--------------	------	------	------	------	-------	--------	-------	-------	------	------	------	------	------	--------	-------	-------	------	------	------	------	-------	--------	-------	-------	------	------	------	------	-------	--------	-------	-------	------	------	------	------	------	--------	-------	------	------	------	------	------	------	--------	-------	-------	------	------	------	------	-------	--------	-------	-------	------	------	------	------	-------	--------	-------	-------

PITCHER	IP	WLS	BF	H	R	ER	SO	BB	IBB	HBP	BLK	WP	HR	S	P	ERA	WHIP
Stan Williams, R ERA: 3.33 (1, 1)	2.0	L	12	5	4	3	3	1	0	0	0	0	0	30	47	13.50	3.000
Johnny Klippstein, R ERA: 5.3 (3, 1)	1.2		10	4	4	4	2	1	0	0	0	0	1	21	39	21.60	3.000
Fred Kipp, L ERA: 4.81 (4, 1)	3.1		13	3	2	2	0	1	1	0	0	0	0	23	41	5.40	1.200
Bob Gialombardo, L ERA: 4.79 (8, 1)	1.0		5	2	1	1	1	0	0	0	0	1	0	11	15	9.00	2.000

**AB R H RBI BB SO LOB**

**4 4 3 0 1 0 0**

**5 2 2 4 0 1 2**

**5 2 4 2 0 1 0**

**4 2 3 2 0 0 1**

**3 0 1 0 1 0 2**

**0 0 0 0 0 0 0**

**4 0 0 0 0 2 6**

**3 0 1 2 1 0 1**

**3 1 0 0 1 0 2**

**4 0 0 0 0 2 1**

**AB 35**

**R 11**

**H 14**

**RBI 10**

**BB 4**

**SO 6**

**LOB 15**

**WP: 1**

**PB: 0**

**SB: 0**

**CS: 0**

**PA: 40**

**ERA WHIP**

**Los Angeles Dodgers @ Pittsburgh Pirates**

**Forbes Field, Pittsburgh, PA**

**Wed Jul 23 1958, 7:05 PM EDT**

**Unknown**



PITCHER	IP	WLS	BF	H	R	ER	SO	BB	IBB	HBP	BLK	WP	HR	S	P	ERA	WHIP
---------	----	-----	----	---	---	----	----	----	-----	-----	-----	----	----	---	---	-----	------

Batter	1	2	3	4	5	6	7	8	9	AB R H RBI BB SO LOB	TOP
<b>Jim Gilliam, S</b> (1, 5) <small>OBP: 0.349, SLG: 0.351</small>	1-1 	2-2 4-3			2-2 6-3			1-1 F9		4 1 1 0 0 0 1	
<b>Gino Cimoli, R</b> (1, 9) <small>OBP: 0.292, SLG: 0.380</small>	1-3 		1-3 			1-0 		0-3 		4 0 1 0 0 3 1	
<b>Duke Snider, L</b> (1, 8) <small>OBP: 0.355, SLG: 0.440</small>	0-0 		1-2 1-3			1-3 			2-1 	4 2 2 1 0 1 1	
<b>Norm Larker, L</b> (1, 7) <small>OBP: 0.404, SLG: 0.508</small>	1-0 		0-1 4-3			1-2 F9			0-1 F7	4 0 1 1 0 0 2	
<b>Steve Bilko, R</b> (1, 3) <small>OBP: 0.317, SLG: 0.520</small>	0-2 4-3			0-1 F4		1-3 			0-0 F8	4 0 0 0 0 1 3	
<b>Don Zimmer, R</b> (1, 6) <small>OBP: 0.328, SLG: 0.446</small>	1-2 1-3			0-3 			0-0 		1-1 	4 0 2 1 0 1 1	
<b>Charlie Neal, R</b> (1, 4) <small>OBP: 0.349, SLG: 0.479</small>		4-2 		3-2 5-3		3-2 		3-2 	3-2 	3 0 1 0 1 0 1	
<b>Joe Pignatano, R</b> (1, 2) <small>OBP: 0.268, SLG: 0.381</small> <b>John Roseboro, L</b> (9, PH) <small>OBP: 0.324, SLG: 0.436</small>		2-3 		2-3 		1-0 6-3		0-0 	0-0 	3 0 0 0 0 2 1 1 0 0 0 0 0 2	
<b>Sandy Koufax, R</b> (1, 1) <small>OBP: 0.167, SLG: 0.167</small> <b>Clem Labine, R</b> (1, 1) <small>OBP: 0.296, SLG: 0.284</small> <b>Elmer Valo, L</b> (2, PH) <small>OBP: 0.194, SLG: 0.433</small> <b>Don Drysdale, R</b> (2, 1) <small>OBP: 0.356, SLG: 0.432</small> <b>Pee Wee Reese, R</b> (8, PH) <small>OBP: 0.356, SLG: 0.432</small> <b>Carl Erskine, R</b> (8, 1) <small>OBP: 0.045, SLG: 0.045</small>		0-1 F7		3-3 			3-3 			0 0 0 0 0 0 0 0 0 0 0 0 0 0 1 0 0 0 0 0 1 1 0 0 0 0 1 0 1 0 0 0 0 1 0 0 0 0 0 0 0 0	
<b>Inning Stats</b>	R: 2 H: 3 E: 0 LOB: 1 K: 1 BB: 0 S: 14 P: 18	R: 0 H: 0 E: 0 LOB: 1 K: 1 BB: 1 S: 10 P: 18	R: 0 H: 0 E: 0 LOB: 0 K: 1 BB: 0 S: 8 P: 10	R: 0 H: 0 E: 0 LOB: 0 K: 1 BB: 0 S: 10 P: 13	R: 0 H: 0 E: 0 LOB: 0 K: 2 BB: 0 S: 11 P: 18	R: 0 H: 1 E: 0 LOB: 1 K: 2 BB: 0 S: 10 P: 14	R: 0 H: 1 E: 0 LOB: 0 K: 0 BB: 0 S: 5 P: 9	R: 0 H: 0 E: 0 LOB: 0 K: 2 BB: 0 S: 8 P: 12	R: 1 H: 3 E: 0 LOB: 2 K: 0 BB: 0 S: 11 P: 17	1B: 5 SF: 0 2B: 2 SAC: 0 3B: 1 DP: 1 HR: 0 HBP: 0	WP: 0 PA: 35 PB: 0 SB: 0 CS: 0
<b>PITCHER</b> <b>Bob Friend, R</b> (1, 1) <small>ERA: 3.82</small> <b>Roy Face, R</b> (9, 1) <small>ERA: 3.08</small>	IP WLS BF H R ER SO BB IBB HBP BLK WP HR S P ERA WHIP 8.2 W 34 8 3 3 10 1 0 0 0 0 0 0 86 128 3.12 1.038					<b>PITCHER</b> IP WLS BF H R ER SO BB IBB HBP BLK WP HR S P ERA WHIP 0.1 S 1 0 0 0 0 0 0 0 0 0 0 0 1 1 0.00 0.000					

**Los Angeles Dodgers @ Pittsburgh Pirates**  
 Forbes Field, Pittsburgh, PA  
 Wed Jul 23 1958, 7:05 PM EDT  
 Att: 18,938 - Unknown

<b>AB</b>	34
<b>R</b>	3
<b>H</b>	8
<b>RBI</b>	3
<b>BB</b>	1
<b>SO</b>	10
<b>LOB</b>	14





Batter	1	2	3	4	5	6	7	8	9	AB R H RBI BB SO LOB	TOP		
<b>Jim Gilliam, S</b> (1, 9) <small>OBP: 0.351, SLG: 0.349</small>	4-0 		0-0 F9 			4-2 		0-0 F2 		2 0 0 0 2 0 0	<b>Los Angeles Dodgers @ Pittsburgh Pirates</b> Forbes Field, Pittsburgh, PA Thu Jul 24 1958, 3:33 AM EDT Att. 7,437 - Unknown  livebaseballscorecards.com  <b>AB 29</b> <b>R 3</b> <b>H 6</b> <b>RBI 2</b> <b>BB 6</b> <b>SO 5</b> <b>LOB 17</b>  		
<b>Don Zimmer, R</b> (1, 6) <small>OBP: 0.326, SLG: 0.444</small>	2-2 F6 		0-1 F7 			2-1 		3-2 F8 		4 0 1 0 0 0 1			
<b>Duke Snider, L</b> (1, 8) <small>OBP: 0.353, SLG: 0.437</small>	3-1 			1-1 F8 		2-3 		1-0 		4 0 1 0 0 1 2			
<b>Steve Bilko, R</b> (1, 3) <small>OBP: 0.322, SLG: 0.513</small>	1-0 G6-4-3 			4-1 		2-3 		4-1 		2 1 0 0 2 1 4			
<b>Norm Larker, L</b> (1, 7) <small>OBP: 0.407, SLG: 0.512</small>		2-0 		1-0 G4-6-3 		2-0 		4-1 		3 1 1 0 1 0 3			
<b>Charlie Neal, R</b> (1, 4) <small>OBP: 0.351, SLG: 0.489</small>		1-2 FC6-5 		1-1 		0-0 		2-2 		4 1 2 2 0 0 1			
<b>John Roseboro, L</b> (1, 2) <small>OBP: 0.329, SLG: 0.438</small> <b>Pee Wee Reese, R</b> (7, PH) <small>OBP: 0.353, SLG: 0.429</small> <b>Joe Pignatano, R</b> (7, 2) <small>OBP: 0.268, SLG: 0.381</small> <b>Gil Hodges, R</b> (9, PH) <small>OBP: 0.314, SLG: 0.424</small>		0-1 		4-2 		1-3 		0-2 		1 0 1 0 1 0 0 1 0 0 0 0 1 0 0 0 0 0 0 0 0 1 0 0 0 0 0 1			
<b>Dick Gray, R</b> (1, 5) <small>OBP: 0.330, SLG: 0.492</small>		3-3 		3-2 		1-0 		1-2 		4 0 0 0 0 1 4			
<b>Stan Williams, R</b> (1, 1) <small>OBP: 0.037, SLG: 0.037</small> <b>Johnny Kippsstein, R</b> (4, 1) <small>OBP: 0.056, SLG: 0.056</small> <b>Elmer Valo, L</b> (5, PH) <small>OBP: 0.259, SLG: 0.290</small> <b>Fred Kipp, L</b> (5, 1) <small>OBP: 0.273, SLG: 0.286</small> <b>Randy Jackson, R</b> (7, PH) <small>OBP: 0.254, SLG: 0.290</small> <b>Clem Labine, R</b> (7, 1)		0-3 		1-2 		1-1 		1-2 		1 0 0 0 0 1 0 0 0 0 0 0 0 0 1 0 0 0 0 0 1 0 0 0 0 0 0 0 1 0 0 0 0 0 0 0 0 0 0 0 0 0			
<b>Inning Stats</b>	R: 0 H: 1 E: 0 LOB: 1 K: 0 BB: 1 S: 7 P: 17	R: 0 H: 2 E: 0 LOB: 2 K: 1 BB: 0 S: 10 P: 16	R: 0 H: 0 E: 0 LOB: 0 K: 1 BB: 0 S: 6 P: 6	R: 0 H: 0 E: 0 LOB: 0 K: 0 BB: 1 S: 4 P: 10	R: 0 H: 0 E: 0 LOB: 1 K: 0 BB: 1 S: 12 P: 21	R: 0 H: 1 E: 0 LOB: 2 K: 2 BB: 1 S: 12 P: 24	R: 1 H: 1 E: 0 LOB: 0 K: 1 BB: 0 S: 8 P: 11	R: 0 H: 0 E: 0 LOB: 0 K: 0 BB: 0 S: 5 P: 9	R: 2 H: 1 E: 1 LOB: 0 K: 0 BB: 2 S: 12 P: 23	1B: 4 SF: 0 2B: 2 SAC: 0 3B: 0 DP: 4 HR: 1 HBP: 0		WP: 1 PA: 35 PB: 0 SB: 0 CS: 1	
<b>PITCHER</b>	IP WLS BF H R ER SO BB IBB HBP BLK WP HR S P ERA WHIP											<b>PITCHER</b>	IP WLS BF H R ER SO BB IBB HBP BLK WP HR S P ERA WHIP
<b>George Witt, R</b> (1, 1) <small>ERA: 2.61</small>	5.0 W 20 4 0 0 2 4 0 0 0 0 0 0 44 81 0.00 1.600												
<b>Don Gross, L</b> (6, 1) <small>ERA: 3.09</small>	3.0 12 1 3 2 3 2 0 0 0 1 1 22 43 6.00 1.000												
<b>Roy Face, R</b> (9, 1) <small>ERA: 3.02</small>	1.0 S 3 1 0 0 0 0 0 0 0 0 0 0 10 13 0.00 1.000												


Batter	1	2	3	4	5	6	7	8	9	AB	R	H	RBI	BB	SO	LOB
Bill Virdon, L OBP: 0.343, SLG: 0.410 (1, 8)	4-1 BB G1-6-3		0-0 1-2f G4-6-3	1-0 F9			1-2 G3			3	0	0	0	1	0	3
Roberto Clemente, R OBP: 0.325, SLG: 0.376 (1, 9)	1-0 1-2f G1-6-3			4-1 HR BB		1-0 F6	2-2 FC6-4 1B			3	1	1	0	1	0	1
Dick Stuart, R OBP: 0.281, SLG: 0.559 (1, 3)	0-0 F8			2-0 1-H HR		4-2 FC3-6 BB	0-0 F7			3	1	1	2	1	0	1
Frank Thomas, R OBP: 0.351, SLG: 0.594 (1, 5)		0-0 FC6 1B		0-0 SH1-4 1B 1B		1-1 E5 FC3-6	1-1 FC6-4			4	1	2	0	0	0	2
Bob Skinner, L OBP: 0.396, SLG: 0.466 (1, 7)		0-2 L6		0-0 SH1-4 1B 1B		0-1 FC3-6 FC6-4		1-0 3B 3B		4	2	2	0	0	0	3
Roman Mejias, R OBP: 0.258, SLG: 0.425 (9, 7)				1-2 1B 1B		1-2f 2-3 FC6-4				0	0	0	0	0	0	0
Bill Mazeroski, R OBP: 0.318, SLG: 0.440 (1, 4)		2-2 FC6		0-1 SH1-4		0-0 FC6-4		0-2 FC3-2 3B		3	0	1	1	0	0	3
Dick Groat, R OBP: 0.302, SLG: 0.377 (1, 6)		2-3 K		1-2 2-3 E 1B IBB				3-H 4-3		3	0	0	0	1	1	2
Bill Hall, L OBP: 0.373, SLG: 0.372 (1, 2)			0-1 FC1-6 1B	0-0 E9 1B		0-2 3-1		0-0 FC3-2 PO		4	0	2	2	0	0	1
George Witt, R OBP: 0.077, SLG: 0.077 (1, 1)			0-2 FC1-6 G4-6-3	0-3 K		0-0 1-3		3-2 PO		2	0	0	0	0	1	3
Don Gross, L OBP: 0.143, SLG: 0.077 (6, 1)										1	0	0	0	0	0	0
Roy Face, R (9, 1)										0	0	0	0	0	0	0

Inning Stats	R: 0	H: 0	E: 0	K: 3	S: 3	P: 8	R: 0	H: 1	E: 0	K: 1	S: 11	R: 0	H: 1	E: 0	K: 0	S: 6	R: 4	H: 4	E: 1	K: 1	S: 11	R: 0	H: 0	E: 1	K: 0	S: 8	R: 0	H: 0	E: 0	K: 0	S: 6	R: 0	H: 1	E: 0	K: 0	S: 9	R: 1	H: 2	E: 0	K: 0	S: 13	
	LOB: 0	BB: 1					LOB: 1	BB: 0				LOB: 0	BB: 0				LOB: 2	BB: 2				LOB: 2	BB: 1		LOB: 0	BB: 0			LOB: 0	BB: 0			LOB: 1	BB: 0			LOB: 0	BB: 0			LOB: 0	BB: 0

PITCHER	IP	WLS	BF	H	R	ER	SO	BB	IBB	HBP	BLK	WP	HR	S	P	ERA	WHIP
Stan Williams, R (1, 1)	3.0	L	14	5	4	4	1	2	0	0	0	0	1	24	39	12.00	2.333
Johnny Klippstein, R (4, 1)	1.0		5	1	0	0	1	0	1	0	0	0	0	7	12	0.00	1.000
Fred Kipp, L (5, 1)	2.0		8	0	0	0	0	1	0	0	0	0	0	14	20	0.00	0.500
Clem Labine, R (7, 1)	2.0		8	3	1	1	0	0	0	0	0	0	0	22	31	4.50	1.500

**Los Angeles Dodgers @ Pittsburgh Pirates**  
**Forbes Field, Pittsburgh, PA**  
 Thu Jul 24 1958, 3:33 AM EDT  
 Att. 7,437 - Unknown

AB	30
R	5
H	9
RBI	5
BB	4
SO	2
LOB	19



WP	PA	ERA	WHIP
36			

Batter	1	2	3	4	5	6	7	8	9	AB R H RBI BB SO LOB	TOP	
<b>Jim Gilliam, S</b> (1, 9) <small>OBP: 0.351, SLG: 0.350</small> (7, 7)	1-0 		3-2 <b>F7</b>		1-0 <b>3-1</b>		2-2 <b>FC6-4</b> <small>1-2f</small>		1-2 <b>3B</b> <small>2-H 3-H</small>	5 1 2 2 0 0 1		
<b>Don Zimmer, R</b> (1, 6) <small>OBP: 0.328, SLG: 0.450</small>	2-3 <b>K</b> <small>1-2</small>		1-1 <b>6-3</b>		3-2 <b>F8</b>			0-1 <b>4-3</b> <small>1B</small>	2-0 <b>1B</b> <small>1-H 2-H</small>	5 1 2 2 0 1 1		
<b>John Roseboro, L</b> (1, 2) <small>OBP: 0.335, SLG: 0.450</small>	4-2 		1-2 		0-0 			2-2 <b>F8</b>	3-3 <b>K</b>	3 1 1 1 1 1 3		
<b>Norm Larker, L</b> (1, 7) <b>Duke Snider, L</b> (7, 8) <small>OBP: 0.406, SLG: 0.516</small> <small>OBP: 0.354, SLG: 0.438</small>	0-0 <b>F6</b>		1-0 <b>CS</b>	1-0 	0-1 <b>F8</b>			3-2 <b>4-3</b> <small>1-2</small>	0-0 	3 1 1 0 0 0 2 2 0 1 1 0 0 1		
<b>Gil Hodges, R</b> (1, 3) <small>OBP: 0.308, SLG: 0.417</small>	2-0 <b>F2</b>			3-2 <b>6-3</b>	2-3 <b>K</b>			1-2 <b>F3</b>	0-2 <b>L5</b>	5 0 0 0 0 1 5		
<b>Charlie Neal, R</b> (1, 4) <small>OBP: 0.352, SLG: 0.489</small>		1-0 <b>5-3</b>		2-2 	1-3 <b>K</b>				1-1 	4 1 2 1 0 1 0		
<b>Gino Cimoli, R</b> (1, 8) <small>OBP: 0.293, SLG: 0.376</small> (7, 9)		4-1 		0-0 <b>FC1-6</b> <small>1-2f</small>	0-0 <b>K</b>	0-0 <b>L9</b>			0-0 <b>SH2-4</b>	2 0 0 0 1 0 1		
<b>Dick Gray, R</b> (1, 5) <small>OBP: 0.329, SLG: 0.484</small>		0-3 <b>K</b>		1-0 <b>FC6-4</b> <small>1-2f</small>		0-0 <b>F3</b>			4-1 	3 1 0 0 1 1 2		
<b>Johnny Podres, L</b> (1, 1) <small>OBP: 0.146, SLG: 0.111</small> <b>Clem Labine, R</b> (8, 1) <b>Steve Bilko, R</b> (9, PH) <small>OBP: 0.326, SLG: 0.513</small> <b>Pee Wee Reese, R</b> (9, PR) <small>OBP: 0.353, SLG: 0.429</small> <b>Fred Kipp, L</b> (9, 1) <small>OBP: 0.273, SLG: 0.286</small>		0-3 <b>K</b>		1-3 <b>K</b>		4-0 			4-1 	2 0 0 0 1 2 1 0 0 0 0 0 0 0 0 0 0 0 1 0 0 0 1 0 0 0 0 0 0 0 0 0 0 0 0		
<b>Inning Stats</b>	R: 0 H: 1 E: 0 LOB: 2 K: 1 BB: 1 S: 9 P: 18	R: 0 H: 0 E: 0 LOB: 1 K: 2 BB: 1 S: 8 P: 13	R: 0 H: 0 E: 0 LOB: 0 K: 0 BB: 0 S: 14 P: 20	R: 1 H: 2 E: 0 LOB: 1 K: 0 BB: 0 S: 9 P: 16	R: 0 H: 0 E: 0 LOB: 0 K: 1 BB: 0 S: 7 P: 12	R: 1 H: 1 E: 0 LOB: 0 K: 2 BB: 0 S: 9 P: 12	R: 0 H: 0 E: 0 LOB: 1 K: 0 BB: 1 S: 5 P: 11	R: 0 H: 1 E: 0 LOB: 1 K: 0 BB: 0 S: 11 P: 17	R: 5 H: 4 E: 0 LOB: 1 K: 1 BB: 2 S: 21 P: 36	1B: 6 SF: 0 2B: 1 SAC: 1 3B: 1 DP: 0 HR: 1 HBP: 1	WP: 1 PA: 42 PB: 0 SB: 0 CS: 1	
<b>PITCHER</b> <b>Don Cardwell, R</b> (1, 1) <small>ERA: 5.85</small> <b>Jim Hearn, R</b> (8, 1) <small>ERA: 4.88</small> <b>Turk Farrell, R</b> (9, 1) <small>ERA: 2.39</small> <b>Jack Meyer, R</b> (9, 1) <small>ERA: 2.87</small>	IP WLS BF H R ER SO BB IBB HBP BLK WP HR S P ERA WHIP											<b>PITCHER</b> IP WLS BF H R ER SO BB IBB HBP BLK WP HR S P ERA WHIP

Los Angeles Dodgers @ Philadelphia Phillies  
 Connie Mack Stadium, Philadelphia, PA

Fri Jul 25 1958, 7:05 PM EDT  
 Att. 19,171 - Unknown

livebaseballscorecards.com

AB	34
R	7
H	9
RBI	7
BB	5
SO	7
LOB	17











Batter	1	2	3	4	5	6	7	8	9	AB R H RBI BB SO LOB	TOP	
<b>Jim Gilliam, S</b> (1, 9) <small>OBP: 0.350, SLG: 0.351</small> <small>(8, 8)</small>	1-0 L8		1-1 SH1-3 SF8 2B		1-1 4-3	1-0 L9			0-1 L9	5 1 1 0 0 0 1	<b>Los Angeles Dodgers @ Philadelphia Phillies</b> <b>Connie Mack Stadium, Philadelphia, PA</b> Sun Jul 27 1958, 3:33 AM EDT Unknown	
<b>Don Zimmer, R</b> (1, 6) <small>OBP: 0.331, SLG: 0.458</small>	0-3 K		0-0 SH1-3 2-3		0-2 1B 1B			3-3 K	1-0 HR	4 2 2 1 0 2 0		
<b>John Roseboro, L</b> (1, 2) <small>OBP: 0.342, SLG: 0.454</small>	2-2 4-3		0-0 SF8 3-H		1-1 F9 1B 1-3 1B			2-1 F4	1-1 G4-6-3 1B	4 0 2 1 0 0 0		
<b>Norm Larker, L</b> (1, 7) <small>OBP: 0.411, SLG: 0.511</small>		0-2 BB 1B 1B	1-2 FC6-4 1B		0-1 1B 1-2 3-H 1B			1-2 L7	0-2 G4-6-3 1-2f	5 0 3 1 0 0 1		
<b>Gil Hodges, R</b> (1, 3) <small>OBP: 0.315, SLG: 0.435</small>		3-2 BB 1-2 1B	1-1 FC6-4 1-2f		0-1 F9 2-3			0-0 F8		4 0 1 0 0 0 3		
<b>Charlie Neal, R</b> (1, 4) <small>OBP: 0.349, SLG: 0.482</small>		0-1 F6		0-0 F3	2-2 F8			0-2 6-3 1B 1B		4 1 1 0 0 0 4		
<b>Gino Cimoli, R</b> (1, 8) <small>OBP: 0.302, SLG: 0.391</small> <b>Duke Snider, L</b> (8, PH) <small>OBP: 0.353, SLG: 0.436</small> <b>Randy Jackson, R</b> (8, 5) <small>OBP: 0.254, SLG: 0.290</small>		4-2 1-2 2-3 BB		0-3 K		0-0 SH3-4 1B		1-2 6-3		2 0 1 0 1 1 0 1 0 0 0 0 0 1 0 0 0 0 0 0 0		
<b>Dick Gray, R</b> (1, 5) <small>OBP: 0.327, SLG: 0.472</small> <b>Elmer Valo, L</b> (8, PH) <small>OBP: 0.295, SLG: 0.295</small> <small>(8, 9)</small>		2-3 K		4-1 FC4-5-6-5 BB		3-1 F7		2-1 1B		2 0 0 0 1 1 4 1 0 1 1 0 0 0		
<b>Stan Williams, R</b> (1, 1) <small>OBP: 0.034, SLG: 0.034</small> <b>Fred Kipp, L</b> (6, 1) <small>OBP: 0.273, SLG: 0.286</small> <b>Steve Bilko, R</b> (8, PH) <small>OBP: 0.324, SLG: 0.510</small> <b>Clem Labine, R</b> (8, 1)		2-2 F8		3-2 FC4-5-6-5 1-3		0-0 SH3-4		0-3 K		2 0 0 0 0 0 4 0 0 0 0 0 0 0 1 0 0 0 0 1 1 0 0 0 0 0 0 0		
<b>Inning Stats</b>	R: 0 H: 0 E: 0 LOB: 0 K: 1 BB: 0 S: 8 P: 11	R: 0 H: 2 E: 0 LOB: 3 K: 1 BB: 1 S: 19 P: 30	R: 1 H: 2 E: 0 LOB: 1 K: 0 BB: 0 S: 10 P: 13	R: 0 H: 0 E: 0 LOB: 1 K: 1 BB: 1 S: 8 P: 15	R: 1 H: 3 E: 0 LOB: 2 K: 0 BB: 0 S: 14 P: 18	R: 0 H: 1 E: 0 LOB: 1 K: 0 BB: 0 S: 5 P: 9	R: 0 H: 0 E: 0 LOB: 0 K: 1 BB: 0 S: 8 P: 14	R: 1 H: 2 E: 0 LOB: 1 K: 1 BB: 0 S: 12 P: 15	R: 1 H: 2 E: 0 LOB: 0 K: 0 BB: 0 S: 9 P: 11	1B: 10 SF: 1 2B: 1 SAC: 2 3B: 0 DP: 1 HR: 1 HBP: 0		WP: 0 PA: 40 PB: 0 SB: 0 CS: 0
<b>PITCHER</b> <b>Robin Roberts, R</b> (1, 1) <small>ERA: 2.98</small>	IP WLS BF H R ER SO BB IBB HBP BLK WP HR S P ERA WHIP 9.0 W 40 12 4 4 5 2 0 0 0 0 0 1 93 136 4.00 1.556	<b>PITCHER</b> IP WLS BF H R ER SO BB IBB HBP BLK WP HR S P ERA WHIP										

livebaseballscorecards.com

AB	35
R	4
H	12
RBI	4
BB	2
SO	5
LOB	19



Batter	1	2	3	4	5	6	7	8	9
<b>Richie Ashburn, L</b> OBP: 0.425, SLG: 0.423 (1, 8)	1-2 F8		4-1 BB		1-2 F7		1-2 6-3		
<b>Solly Hemus, L</b> OBP: 0.396, SLG: 0.477 (1, 4)	2-1 1-3		2-3 K			0-0 4-3 3B		2-2 SF8 3B	
<b>Harry Anderson, L</b> OBP: 0.385, SLG: 0.526 (1, 7)	4-1 BB		1-2 6-3			3-1 4-3		0-0 SF8	
<b>Ed Bouchee, L</b> OBP: 0.369, SLG: 0.369 (1, 3)	0-3 K			1-1 1-3		0-1 3-1		0-1 F9	
<b>Dave Philley, S</b> OBP: 0.341, SLG: 0.387 <b>Bob Bowman, R</b> OBP: 0.316, SLG: 0.496 (8, PR) (9, 9)		1-1 6-3		0-0 F4		1-1 HR 1B		4-0 HR BB	
<b>Willie Jones, R</b> OBP: 0.352, SLG: 0.435 (1, 5)		0-0 5-3		1-2 F2		0-1 HR		1-2 HR	
<b>Chico Fernandez, R</b> OBP: 0.262, SLG: 0.283 (1, 6)		2-1 1B			0-0 5-3	4-1 CS BB		1-0 2B	
<b>Carl Sawatski, L</b> OBP: 0.313, SLG: 0.345 (1, 2)		1-3 K			2-0 HR	2-1 CS	3-3 K	4-0 FC3-6 BB	
<b>Robin Roberts, S</b> OBP: 0.299, SLG: 0.267 (1, 1)			2-3 K		3-3 K		0-3 K	0-1 FC3-6	

Inning Stats	R: 0 E: 0 K: 1 S: 11	H: 0 LOB: 1 BB: 1 P: 18	R: 0 E: 0 K: 1 S: 8	H: 1 LOB: 1 BB: 0 P: 12	R: 0 E: 0 K: 2 S: 10	H: 0 LOB: 0 BB: 1 P: 19	R: 0 E: 0 K: 0 S: 6	H: 0 LOB: 0 BB: 0 P: 8	R: 1 E: 0 K: 1 S: 10	H: 1 LOB: 0 BB: 0 P: 16	R: 3 E: 0 K: 0 S: 11	H: 3 LOB: 0 BB: 1 P: 21	R: 0 E: 0 K: 2 S: 10	H: 0 LOB: 0 BB: 0 P: 14	R: 3 E: 0 K: 0 S: 16	H: 3 LOB: 2 BB: 2 P: 28
--------------	-------------------------------	----------------------------------	------------------------------	----------------------------------	-------------------------------	----------------------------------	------------------------------	---------------------------------	-------------------------------	----------------------------------	-------------------------------	----------------------------------	-------------------------------	----------------------------------	-------------------------------	----------------------------------

PITCHER	IP	WLS	BF	H	R	ER	SO	BB	IBB	HBP	BLK	WP	HR	S	P	ERA	WHIP
<b>Stan Williams, R</b> ERA: 3.81 (1, 1)	5.2	L	25	5	4	4	5	3	0	0	0	0	2	55	91	6.35	1.412
<b>Fred Kipp, L</b> ERA: 4.63 (6, 1)	1.1		3	0	0	0	2	0	0	0	0	0	0	11	17	0.00	0.000
<b>Clem Labine, R</b> ERA: 4.5 (8, 1)	1.0		8	3	3	3	0	2	0	0	0	0	1	16	28	27.00	5.000

**BOTTOM**

Los Angeles Dodgers @ Philadelphia Phillies  
 Connie Mack Stadium, Philadelphia, PA  
 Sun Jul 27 1958, 3:33 AM EDT  
 Unknown

AB	30
R	7
H	8
RBI	7
BB	5
SO	7
LOB	6

WP: 0 PA: 37  
 PB: 0  
 SB: 2  
 CS: 1



1B	2B	3B	HR	SF	SAC	DP	HBP
2	1	2	3	1	0	0	0

Batter	1	2	3	4	5	6	7	8	9	AB R H RBI BB SO LOB	TOP											
<b>Jim Gilliam, S</b> (1, 9) OBP: 0.346, SLG: 0.345 (6, 4)	1-1 1-3			2-1 4-3		4-2 2B BB	1-1 6-3			3 1 0 0 1 0 1	<b>Los Angeles Dodgers @ Milwaukee Braves</b> Milwaukee County Stadium, Milwaukee, WI Tue Jul 29 1958, 8:05 PM EDT Att: 31,596 - Unknown											
<b>Pee Wee Reese, R</b> (1, 5) OBP: 0.365, SLG: 0.439	2-1 5-3			4-1 FC3-6 BB		1-2 6-3 1-H 2-H 2B		4-2 FC1-6 BB	2 0 1 2 2 0 0													
<b>Norm Larker, L</b> (1, 7) OBP: 0.400, SLG: 0.496 <b>Carl Furillo, R</b> (7, 9) OBP: 0.325, SLG: 0.423	2-0 4-3			1-2 FC3-6 WP 1-2f		1-1 6-3 2-3		1-1 FC1-6 1-2f	3 0 0 0 0 0 2 1 0 0 0 0 0 1													
<b>Gil Hodges, R</b> (1, 3) OBP: 0.311, SLG: 0.427		0-1 3-1		2-2 F8 1-2		2-3 K		1-3 K	4 0 0 0 0 2 3													
<b>John Roseboro, L</b> (1, 2) OBP: 0.342, SLG: 0.451		0-1 4-3			1-3 K		0-2 E S 1B 1B	0-1 4-3	4 1 1 0 0 1 1													
<b>Don Zimmer, R</b> (1, 6) OBP: 0.329, SLG: 0.463		1-3 K			2-2 6-3		0-1 S 5-3 1B	0-0 6-3	4 1 1 1 0 1 0													
<b>Charlie Neal, R</b> (1, 4) OBP: 0.346, SLG: 0.474 <b>Elmer Valo, L</b> (6, 9) OBP: 0.308, SLG: 0.309 (7, 7)			4-1 G6-3 BB		2-0 G1		3-1 5-3 1-2	1-1 CS 1B	1 0 0 0 1 0 0 2 0 1 0 0 0 1													
<b>Gino Cimoli, R</b> (1, 8) OBP: 0.303, SLG: 0.399			2-0 G6-3 1-2f		2-2 SH3-4 2B 1B		1-2 2-H 3B	3-3 K 1-2	4 1 2 1 0 1 2													
<b>Don Drysdale, R</b> (1, 1) OBP: 0.182, SLG: 0.406 <b>Johnny Klippstein, R</b> (9, 1) OBP: 0.056, SLG: 0.056			1-3 K		1-2 SH3-4 1-2		1-3 K		2 0 0 0 0 2 1 0 0 0 0 0 0 0													
<b>Inning Stats</b>	R: 0 E: 0 K: 0 S: 5	H: 0 LOB: 0 BB: 0 P: 10	R: 0 E: 0 K: 1 S: 7	H: 0 LOB: 0 BB: 0 P: 8	R: 0 E: 0 K: 1 S: 5	H: 0 LOB: 0 BB: 1 P: 12	R: 0 E: 0 K: 0 S: 12	H: 0 LOB: 1 BB: 1 P: 21	R: 0 E: 0 K: 1 S: 8	H: 0 LOB: 0 BB: 0 P: 13		R: 2 E: 0 K: 1 S: 18	H: 2 LOB: 1 BB: 1 P: 29	R: 2 E: 0 K: 1 S: 16	H: 3 LOB: 1 BB: 0 P: 22	R: 0 E: 1 K: 1 S: 11	H: 0 LOB: 1 BB: 1 P: 17	R: 0 E: 0 K: 1 S: 8	H: 1 LOB: 1 BB: 0 P: 12	1B: 4 2B: 2 3B: 1 HR: 0	SF: 0 SAC: 1 DP: 2 HBP: 0	WP: 1 PB: 0 SB: 2 CS: 1
<b>PITCHER</b>	IP WLS BF H R ER SO BB IBB HBP BLK WP HR S P ERA WHIP																					
<b>Joey Jay, R</b> (1, 1) ERA: 2.03	5.1 L 20 2 2 2 3 3 0 0 0 0 1 0 50 85 3.38 0.938																					
<b>Lew Burdette, R</b> (6, 1) ERA: 3.61	1.2 8 3 2 2 2 0 0 0 0 0 0 0 21 30 10.80 1.800																					
<b>Don McMahon, R</b> (8, 1) ERA: 2.95	2.0 7 1 0 0 2 1 0 0 0 0 0 0 19 29 0.00 1.000																					

livebaseballscorecards.com

<b>AB</b>	30
<b>R</b>	4
<b>H</b>	6
<b>RBI</b>	4
<b>BB</b>	4
<b>SO</b>	7
<b>LOB</b>	12





Batter	1	2	3	4	5	6	7	8	9	AB R H RBI BB SO LOB	TOP
<b>Jim Gilliam, S</b> (1, 4) <small>OBP: 0.347, SLG: 0.346</small>	2-3 		3-2 			0-0 		1-1 		4 1 2 0 0 1 0	<b>Los Angeles Dodgers @ Milwaukee Braves</b> Milwaukee County Stadium, Milwaukee, WI Wed Jul 30 1958, 8:05 PM EDT Att: 27,057 - Unknown
<b>Pee Wee Reese, R</b> (1, 5) <small>OBP: 0.379, SLG: 0.443</small>	1-1 			4-1 		4-1 		2-1 		1 1 1 0 2 0 0	
<b>Don Zimmer, R</b> (1, 6) <small>OBP: 0.328, SLG: 0.460</small>	2-3 			0-0 		0-0 		3-3 		4 1 1 1 0 2 3	
<b>Gil Hodges, R</b> (1, 7) <small>OBP: 0.307, SLG: 0.421</small> (7, 3)	0-1 			1-0 		1-0 		0-3 		4 0 0 0 0 1 3	
<b>Carl Furillo, R</b> (1, 9) <small>OBP: 0.320, SLG: 0.416</small>		1-1 			0-0 	2-2 		0-0 		4 0 0 0 0 0 1	
<b>Steve Bilko, R</b> (1, 3) <small>OBP: 0.324, SLG: 0.503</small> <b>Charlie Neal, R</b> (7, PR) <small>OBP: 0.346, SLG: 0.474</small> <b>Duke Snider, L</b> (7, 8) <small>OBP: 0.349, SLG: 0.430</small>		1-3 			2-0 		2-2 		1-2 	3 0 2 0 0 1 0 0 0 0 0 0 0 0 1 0 0 0 0 0 0	
<b>Gino Cimoli, R</b> (1, 8) <small>OBP: 0.298, SLG: 0.391</small> (7, 7)		3-1 			1-1 		2-2 		3-2 	4 0 0 0 0 0 2	
<b>Joe Pignatano, R</b> (1, 2) <small>OBP: 0.273, SLG: 0.368</small>			1-2 		1-1 		1-0 		2-1 	4 0 0 0 0 0 4	
<b>Sandy Koufax, R</b> (1, 1) <small>OBP: 0.129, SLG: 0.129</small> <b>Johnny Klippstein, R</b> (8, 1) <small>OBP: 0.056, SLG: 0.056</small>			1-3 			0-3 		2-2 		3 0 0 0 0 2 2 0 0 0 0 0 0 0	
<b>Inning Stats</b>	R: 0 H: 1 E: 0 LOB: 1 K: 2 BB: 0 S: 11 P: 16	R: 0 H: 0 E: 0 LOB: 0 K: 1 BB: 0 S: 7 P: 12	R: 0 H: 0 E: 0 LOB: 0 K: 1 BB: 0 S: 9 P: 14	R: 0 H: 0 E: 0 LOB: 0 K: 0 BB: 1 S: 3 P: 8	R: 0 H: 1 E: 0 LOB: 1 K: 0 BB: 0 S: 6 P: 10	R: 3 H: 2 E: 2 LOB: 2 K: 1 BB: 1 S: 10 P: 17	R: 0 H: 1 E: 0 LOB: 2 K: 0 BB: 0 S: 11 P: 18	R: 0 H: 1 E: 0 LOB: 1 K: 2 BB: 0 S: 10 P: 16	R: 0 H: 0 E: 1 LOB: 1 K: 0 BB: 0 S: 10 P: 16	1B: 6 SF: 0 2B: 0 SAC: 1 3B: 0 DP: 1 HR: 0 HBP: 0	
<b>PITCHER</b> <b>Warren Spahn, L</b> (1, 1) <small>ERA: 3.26</small>	IP WLS BF H R ER SO BB IBB HBP BLK WP HR S P ERA WHIP 9.0 W 35 6 3 1 7 2 0 0 0 0 0 0 77 127 1.00 0.889										

livebaseballscorecards.com

AB	32
R	3
H	6
RBI	1
BB	2
SO	7
LOB	15







Batter	1	2	3	4	5	6	7	8	9	AB R H RBI BB SO LOB	TOP	
<b>Jim Gilliam, S</b> (1, 4) <small>OBP: 0.349, SLG: 0.351</small>	2-1 		2-2 			0-2 		0-2 		4 0 2 1 0 0 0	<b>Los Angeles Dodgers @ Milwaukee Braves</b> Milwaukee County Stadium, Milwaukee, WI Thu Jul 31 1958, 4:33 AM EDT Att. 23,000 - Unknown	
<b>Pee Wee Reese, R</b> (1, 5) <small>OBP: 0.375, SLG: 0.432</small>	4-2 		0-1 			0-2 		1-2 		3 0 0 0 1 0 2		
<b>Don Zimmer, R</b> (1, 6) <small>OBP: 0.327, SLG: 0.455</small>	2-3 			1-0 		4-2 		1-0 		3 0 0 0 1 1 2		
<b>Gil Hodges, R</b> (1, 7) <small>OBP: 0.309, SLG: 0.420</small>	2-2 			0-0 		1-1 		4-1 		3 0 1 0 1 0 1		
<b>Carl Furillo, R</b> (1, 9) <small>OBP: 0.316, SLG: 0.410</small>	0-0 			2-1 			2-2 		0-1 			4 0 0 0 0 0 3
<b>Steve Bilko, R</b> (1, 3) <small>OBP: 0.317, SLG: 0.491</small>		3-3 			0-3 		1-1 		1-3 			4 0 0 0 0 3 1
<b>Gino Cimoli, R</b> (1, 8) <small>OBP: 0.292, SLG: 0.383</small>		3-1 			1-1 		0-3 		2-3 			4 0 0 0 0 2 1
<b>Joe Pignatano, R</b> (1, 2) <small>OBP: 0.275, SLG: 0.380</small>		2-1 			2-1 			0-0 		3 1 1 0 0 0 0		
<b>Johnny Podres, L</b> (1, 1) <small>OBP: 0.140, SLG: 0.106</small> <b>Randy Jackson, R</b> (8, PH) <small>OBP: 0.243, SLG: 0.277</small> <b>Stan Williams, R</b> (8, 1) <small>OBP: 0.034, SLG: 0.034</small> <b>Fred Kipp, L</b> (8, 1) <small>OBP: 0.261, SLG: 0.273</small> <b>Babe Birrer, R</b> (8, 1)			0-3 		0-3 		2-1 			2 0 0 0 0 2 1 1 0 0 0 0 0 1 0		
<b>Inning Stats</b>	R: 0 H: 1 E: 0 LOB: 2 K: 1 BB: 1 S: 11 P: 21	R: 0 H: 0 E: 0 LOB: 0 K: 1 BB: 0 S: 7 P: 15	R: 0 H: 0 E: 0 LOB: 0 K: 1 BB: 0 S: 9 P: 11	R: 0 H: 0 E: 0 LOB: 0 K: 0 BB: 0 S: 4 P: 7	R: 0 H: 1 E: 0 LOB: 1 K: 2 BB: 0 S: 10 P: 13	R: 0 H: 1 E: 0 LOB: 1 K: 0 BB: 1 S: 11 P: 16	R: 0 H: 0 E: 0 LOB: 0 K: 1 BB: 0 S: 11 P: 14	R: 1 H: 1 E: 1 LOB: 1 K: 0 BB: 0 S: 13 P: 17	R: 0 H: 0 E: 0 LOB: 1 K: 2 BB: 1 S: 9 P: 16	1B: 2 SF: 0 2B: 2 SAC: 0 3B: 0 DP: 0 HR: 0 HBP: 0		WP: 0 PA: 34 PB: 0 SB: 0 CS: 1
<b>PITCHER</b> <b>Juan Pizarro, L</b> (1, 1) <small>ERA: 0.5</small>	IP WLS BF H R ER SO BB IBB HBP BLK WP HR S P ERA WHIP 9.0 W 34 4 1 0 8 3 0 0 0 0 0 0 85 130 0.00 0.778											

livebaseballscorecards.com

AB	31
R	1
H	4
RBI	1
BB	3
SO	8
LOB	12



Batter	1	2	3	4	5	6	7	8	9
<b>Felix Mantilla, R</b> OBP: 0.293, SLG: 0.406 (1, 8) C X	0-1 F9		2-0 1-2 1B		4-1 BB			4-1 1-3 SH3-4 1B BB	
<b>Mel Roach, R</b> OBP: 0.313, SLG: 0.355 (1, 4) B S B F F F X	2-2 6-3		0-1 5-3		0-0 F3			0-0 SH3-4 1-2	
<b>Eddie Mathews, L</b> OBP: 0.356, SLG: 0.475 (1, 5) X	0-0 4-3			0-3 K		0-3 K		0-0 1-3 2-3	
<b>Hank Aaron, R</b> OBP: 0.372, SLG: 0.553 (1, 9) F B F F X		1-2 1-3		0-0 HR		0-0 6-3		4-0 1B 1B IBB	
<b>Joe Adcock, R</b> OBP: 0.324, SLG: 0.522 (1, 3) <b>Lew Burdette, R</b> OBP: 0.276, SLG: 0.345 (8, PR) <b>Frank Torre, L</b> OBP: 0.406, SLG: 0.393 (9, 3) F X		0-1 1-4-3		1-2 6-3		0-0 1B		0-0 1B 1B	
<b>Wes Covington, L</b> OBP: 0.373, SLG: 0.652 (1, 7) <b>Casey Wise, S</b> OBP: 0.045, SLG: 0.045 (8, PR) <b>Andy Pafko, R</b> OBP: 0.312, SLG: 0.309 (9, 7) C T B B C T B B X		3-3 K		1-2 4-3		0-3 K		0-0 1B 1B	
<b>Johnny Logan, R</b> OBP: 0.322, SLG: 0.391 (1, 6) X			0-0 L4		3-2 SH3-1 1B		1-2 F8	1-0 1-3 2-H 1B	
<b>Del Rice, R</b> OBP: 0.296, SLG: 0.318 (1, 2) B C C B X			2-1 FC3-6 1B		2-1 SH3-1		3-1 5-3		
<b>Juan Pizarro, L</b> (1, 1) X			0-0 FC3-6 1B		3-3 K		1-3 K		

AB	R	H	RBI	BB	SO	LOB
2	1	1	0	2	0	0
3	0	0	0	0	0	4
4	0	0	0	0	2	1
3	2	1	1	1	0	0
4	0	2	1	0	0	0
0	1	0	0	0	0	0
0	0	0	0	0	0	0
4	0	1	1	0	2	1
0	0	0	0	0	0	0
0	0	0	0	0	0	0
4	0	2	1	0	0	0
2	0	1	0	0	0	0
3	0	0	0	0	2	2

BOTTOM	
<b>Los Angeles Dodgers @ Milwaukee Braves</b> Milwaukee County Stadium, Milwaukee, WI	
<b>AB</b> 29 <b>R</b> 4 <b>H</b> 8 <b>RBI</b> 4 <b>BB</b> 3 <b>SO</b> 6 <b>LOB</b> 8	
	

Inning Stats	
R: 0 E: 0 K: 8 S: 8	H: 0 LOB: 0 BB: 0 P: 10
R: 0 E: 0 K: 9 S: 9	H: 0 LOB: 0 BB: 0 P: 13
R: 0 E: 0 K: 7 S: 7	H: 2 LOB: 2 BB: 0 P: 11
R: 1 E: 0 K: 1 S: 10	H: 1 LOB: 0 BB: 0 P: 12
R: 0 E: 0 K: 10 S: 10	H: 1 LOB: 2 BB: 1 P: 22
R: 0 E: 0 K: 8 S: 8	H: 1 LOB: 1 BB: 0 P: 8
R: 0 E: 0 K: 9 S: 9	H: 0 LOB: 0 BB: 0 P: 14
R: 3 E: 0 K: 6 S: 6	H: 3 LOB: 2 BB: 2 P: 15

PITCHER		IP	WLS	BF	H	R	ER	SO	BB	IBB	HBP	BLK	WP	HR	S	P	ERA	WHIP
<b>Johnny Podres, L</b> ERA: 3.54 (1, 1)		7.0		27	5	1	1	6	1	0	0	0	0	1	61	90	1.29	0.857
<b>Stan Williams, R</b> ERA: 3.9 (8, 1)		0.1	L	2	0	1	1	0	1	0	0	0	0	0	2	6	27.00	3.000
<b>Fred Kipp, L</b> ERA: 5.09 (8, 1)		0.1		4	2	1	1	0	0	1	0	0	0	0	3	7	27.00	6.000
<b>Babe Birrer, R</b> ERA: (8, 1)		0.1		1	1	1	1	0	0	0	0	0	0	0	1	2	27.00	3.000

Thu Jul 31 1958, 4:33 AM EDT  
Att. 23,000 - Unknown

livebaseballscorecards.com

Batter	1	2	3	4	5	6	7	8	9	AB R H RBI BB SO LOB	TOP	
<b>Jim Gilliam, S</b> (1, 4) <small>OBP: 0.352, SLG: 0.354</small> (9, 7)	0-1 		3-2 		0-1 			2-1 	1-1 	5 1 3 1 0 0 3		
<b>Pee Wee Reese, R</b> (1, 5) <small>OBP: 0.362, SLG: 0.418</small> (1, 5)	0-0 		2-0 			1-2 		3-2 	2-1 	4 0 0 1 0 0 3		
<b>Don Zimmer, R</b> (1, 6) <small>OBP: 0.328, SLG: 0.455</small> (1, 6)	2-1 			0-2 		3-3 		0-1 	0-1 	5 0 2 1 0 1 0		
<b>Gil Hodges, R</b> (1, 7) <small>OBP: 0.314, SLG: 0.421</small> (7, 3) (9, 2)		3-2 		4-2 		0-1 		0-1 	0-2 	4 0 2 1 1 0 2		
<b>Carl Furillo, R</b> (1, 9) <small>OBP: 0.314, SLG: 0.417</small> (1, 9)		1-2 		0-0 			0-0 		0-2 	5 1 1 1 0 0 4		
<b>Steve Bilko, R</b> (1, 3) <small>OBP: 0.312, SLG: 0.482</small> <b>Duke Snider, L</b> (7, 8) <small>OBP: 0.352, SLG: 0.430</small>		1-0 		0-0 			0-0 		4-2 	3 0 0 0 0 0 2 0 1 0 0 1 0 0		
<b>Gino Cimoli, R</b> (1, 8) <small>OBP: 0.288, SLG: 0.378</small> (7, 7) <b>Norm Larker, L</b> (9, PH) <small>OBP: 0.404, SLG: 0.500</small> (9, 3)		0-0 			2-2 		2-1 		3-2 	3 0 0 0 0 0 1 1 1 1 0 0 0 0		
<b>Joe Pignatano, R</b> (1, 2) <small>OBP: 0.277, SLG: 0.378</small> <b>John Roseboro, L</b> (9, PH) <small>OBP: 0.342, SLG: 0.451</small> <b>Charlie Neal, R</b> (9, PH) <small>OBP: 0.348, SLG: 0.476</small> (9, 4)			1-0 		2-2 		2-3 		0-1 	3 0 1 0 0 1 0 0 0 0 0 0 0 0 1 1 1 1 0 0 0		
<b>Danny McDevitt, L</b> (1, 1) <small>OBP: 0.100, SLG: 0.100</small> <b>Clem Labine, R</b> (7, 1) <b>Elmer Valo, L</b> (8, PH) <small>OBP: 0.304, SLG: 0.305</small> <b>Johnny Klippstein, R</b> (8, 1) <small>OBP: 0.105, SLG: 0.105</small>			0-3 		0-2 			2-2 	0-0 	2 0 0 0 0 1 1 0 0 0 0 0 0 0 1 0 0 0 0 0 0 1 1 1 0 0 0 0		
<b>Inning Stats</b>	R: 0 H: 1 E: 0 LOB: 0 K: 0 BB: 0 S: 5 P: 7	R: 0 H: 1 E: 0 LOB: 1 K: 0 BB: 0 S: 9 P: 14	R: 0 H: 1 E: 0 LOB: 1 K: 1 BB: 0 S: 8 P: 14	R: 0 H: 0 E: 0 LOB: 1 K: 0 BB: 1 S: 7 P: 11	R: 0 H: 1 E: 0 LOB: 1 K: 0 BB: 0 S: 11 P: 15	R: 0 H: 0 E: 0 LOB: 0 K: 1 BB: 0 S: 8 P: 12	R: 1 H: 1 E: 0 LOB: 0 K: 1 BB: 0 S: 9 P: 13	R: 0 H: 2 E: 0 LOB: 2 K: 0 BB: 0 S: 12 P: 19	R: 5 H: 5 E: 1 LOB: 2 K: 0 BB: 1 S: 23 P: 36	1B: 11 SF: 1 2B: 0 SAC: 0 3B: 0 DP: 1 HR: 1 HBP: 0	WP: 0 PA: 41 PB: 0 SB: 0 CS: 0	
<b>PITCHER</b> <b>Harvey Haddix, L</b> (1, 1) <small>ERA: 3.36</small> <b>Brooks Lawrence, R</b> (8, 1) <small>ERA: 4.03</small> <b>Alex Kellner, L</b> (9, 1) <small>ERA: 3.53</small> <b>Bob Purkey, R</b> (9, 1) <small>ERA: 3.43</small> <b>Hal Jeffcoat, R</b> (9, 1) <small>ERA: 3.72</small>	IP WLS BF H R ER SO BB IBB HBP BLK WP HR S P ERA WHIP											<b>PITCHER</b> IP WLS BF H R ER SO BB IBB HBP BLK WP HR S P ERA WHIP

**Los Angeles Dodgers @ Cincinnati Redlegs**  
 Crosley Field, Cincinnati, OH  
 Fri Aug 01 1958, 7:05 PM EDT  
 Att. 8,308 - Unknown

AB	38
R	6
H	12
RBI	6
BB	2
SO	3
LOB	16





Batter	1	2	3	4	5	6	7	8	9	AB R H RBI BB SO LOB	TOP											
<b>Jim Gilliam, S</b> (1, 7) <small>OBP: 0.348, SLG: 0.350</small> <b>Duke Snider, L</b> (9, 8) <small>OBP: 0.352, SLG: 0.430</small>	1-2 6-3		1-1 4-3		X 0-0 F8			X 0-0 6-3		4 0 0 0 0 0 0 0 0 0 0 0 0 0												
<b>Pee Wee Reese, R</b> (1, 5) <small>OBP: 0.359, SLG: 0.421</small>	1-3 K		X 0-0 L9		X 0-0 F8			X 1-2 2B		4 0 1 0 0 1 0												
<b>Don Zimmer, R</b> (1, 6) <small>OBP: 0.324, SLG: 0.449</small>	3-3 K			B 1-1 F7		S 3-3 K		X 0-0 F8		4 0 0 0 0 2 1												
<b>Gil Hodges, R</b> (1, 3) <small>OBP: 0.319, SLG: 0.425</small>		X 0-0 5-3		B 2-1 1B 2B		B 4-1 FC5-4 BB		B 4-2 BB		2 1 1 0 2 0 0												
<b>Carl Furillo, R</b> (1, 9) <small>OBP: 0.313, SLG: 0.415</small>		X 0-1 F9		X 0-0 1B		B 1-0 FC5-4 1-2f		B 1-0 1-3		4 0 1 1 0 0 3												
<b>Charlie Neal, R</b> (1, 4) <small>OBP: 0.345, SLG: 0.470</small>		C 1-3 K		B 1-1 F9		F 1-1 F6		C 2-1 F9		4 0 0 0 0 1 1												
<b>Gino Cimoli, R</b> (1, 8) <small>OBP: 0.292, SLG: 0.385</small> (9, 7)			B 3-2 HR 1B		X 0-0 F7		C 2-2 2B		B 3-2 4-3	4 1 2 0 0 0 1												
<b>Joe Pignatano, R</b> (1, 2) <small>OBP: 0.287, SLG: 0.416</small>			B 3-2 1-H HR			S 1-3 K		C 4-2 BB		3 1 1 2 1 2 1												
<b>Stan Williams, R</b> (1, 1) <small>OBP: 0.031, SLG: 0.031</small> <b>Clem Labine, R</b> (8, 1)			B 1-3 K			X 1-3 K		B 0-0 F7		3 0 0 0 0 2 1 1 0 0 0 0 0 1												
<b>Inning Stats</b>	R: 0 E: 0 K: 2 S: 10	H: 0 LOB: 0 BB: 0 P: 15	R: 0 E: 0 K: 1 S: 6	H: 0 LOB: 0 BB: 0 P: 7	R: 2 E: 0 K: 1 S: 12	H: 2 LOB: 0 BB: 0 P: 20	R: 1 E: 0 K: 0 S: 8	H: 2 LOB: 1 BB: 0 P: 12	R: 0 E: 0 K: 2 S: 8	H: 0 LOB: 0 BB: 0 P: 10	R: 0 E: 0 K: 1 S: 6	H: 0 LOB: 1 BB: 1 P: 14	R: 0 E: 0 K: 1 S: 9	H: 1 LOB: 1 BB: 0 P: 14	R: 0 E: 0 K: 0 S: 8	H: 1 LOB: 2 BB: 1 P: 14	R: 0 E: 0 K: 0 S: 13	H: 0 LOB: 1 BB: 1 P: 24	1B: 2 2B: 3 3B: 0 HR: 1	SF: 0 SAC: 0 DP: 0 HBP: 0	WP: 0 PB: 0 SB: 0 CS: 0	PA: 36
<b>PITCHER</b>	IP WLS BF H R ER SO BB IBB HBP BLK WP HR S P ERA WHIP																					
<b>Joe Nuxhall, L</b> (1, 1) <small>ERA: 3.38</small> <b>Hal Jeffcoat, R</b> (8, 1) <small>ERA: 3.6</small>	7.0 L 27 5 3 3 8 1 0 0 0 0 1 59 92 3.86 0.857																					
	2.0 9 1 0 0 0 2 0 0 0 0 0 21 38 0.00 1.500																					

**Los Angeles Dodgers @ Cincinnati Redlegs**  
 Crosley Field, Cincinnati, OH  
 Sat Aug 02 1958, 3:33 AM EDT  
 Att. 5,762 - Unknown

AB	33
R	3
H	6
RBI	3
BB	3
SO	8
LOB	9




BOTTOM

Los Angeles Dodgers @ Cincinnati Redlegs  
Crosley Field, Cincinnati, OH  
Sat Aug 02 1958, 3:33 AM EDT  
Att. 5,762 - Unknown

livebaseballscorecards.com

AB 32  
R 2  
H 6  
RBI 2  
BB 3  
SO 6  
LOB 13



WP: 1 PA: 36  
PB: 0  
SB: 0  
CS: 0

AB R H RBI BB SO LOB

2 1 0 0 2 1 0

4 0 2 0 0 1 1

3 0 0 0 0 1 2  
0 0 0 0 0 0 0

4 0 1 1 0 1 2  
0 0 0 0 0 0 0

4 1 1 1 0 0 2

4 0 1 0 0 0 2

4 0 0 0 0 0 1

2 0 1 0 1 0 0  
1 0 0 0 0 0 0

2 0 0 0 0 1 2  
1 0 0 0 0 1 1  
0 0 0 0 0 0 0  
1 0 0 0 0 0 0

1B: 5 SF: 0  
2B: 0 SAC: 1  
3B: 0 DP: 0  
HR: 1 HBP: 0

Batter	1	2	3	4	5	6	7	8	9
Johnny Temple, R (1, 4) OBP: 0.396, SLG: 0.383	2-3 K		3-2 L8			4-0 BB		4-0 SH5-4 1B 1B BB	
Bob Thurman, L (1, 7) OBP: 0.352, SLG: 0.410	0-1 1B		2-3 K			1-1 F4		0-1 1B SH5-4 1-2 1B	
Jerry Lynch, L (1, 9) OBP: 0.305, SLG: 0.456 Eddie Miksis, R (8, PH) OBP: 0.346, SLG: 0.190 (9, 9)	0-0 L9		1-0 F9			1-3 K		0-0 SH5-4 1-2 2-3	
George Crowe, L (1, 3) OBP: 0.386, SLG: 0.459 Dee Fondy, L (8, PR) OBP: 0.296, SLG: 0.359 (9, 3)	3-2 F7			0-0 F8		2-3 K		2-2 FC4-6 1B 2-3 3-H	
Frank Robinson, R (1, 8) OBP: 0.338, SLG: 0.474		0-0 F8		1-1 6-3			2-2 HR	1-0 F6	
Smoky Burgess, L (1, 2) OBP: 0.355, SLG: 0.403		0-0 WP BB 1B		1-2 L4			2-1 F8	2-2 FC4-6 1-2f	
Don Hoak, R (1, 5) OBP: 0.341, SLG: 0.368		0-0 L7			0-0 5-3		0-2 F9		3-1 5-3
Roy McMillan, R (1, 6) OBP: 0.313, SLG: 0.285 Pete Whisenant, R (9, PH) OBP: 0.297, SLG: 0.462		4-1 WP BB 1-2 BB			2-1 5-3		3-2 1B		1-2 1-3
Joe Nuxhall, L (1, 1) OBP: 0.293, SLG: 0.308 Walt Dropo, R (7, PH) OBP: 0.299, SLG: 0.423 Hal Jeffcoat, R (8, 1) OBP: 0.667, SLG: 0.625 Ed Bailey, L (9, PH) OBP: 0.325, SLG: 0.374		2-3 K			0-2 1-3		1-3 K		2-1 4-3

Inning Stats	R: 0	H: 1	E: 0	LOB: 1	K: 1	S: 12	R: 0	H: 1	E: 0	LOB: 2	K: 1	S: 7	R: 0	H: 0	E: 0	LOB: 0	K: 1	S: 8	R: 0	H: 0	E: 0	LOB: 0	K: 0	S: 6	R: 0	H: 0	E: 0	LOB: 0	K: 0	S: 7	R: 1	H: 2	E: 0	LOB: 1	K: 1	S: 15	R: 1	H: 2	E: 0	LOB: 2	K: 0	S: 11	R: 0	H: 0	E: 0	LOB: 0	K: 0	S: 7	1B: 5	SF: 0	2B: 0	SAC: 1	3B: 0	DP: 0	HR: 1	HBP: 0	WP: 1	PA: 36
--------------	------	------	------	--------	------	-------	------	------	------	--------	------	------	------	------	------	--------	------	------	------	------	------	--------	------	------	------	------	------	--------	------	------	------	------	------	--------	------	-------	------	------	------	--------	------	-------	------	------	------	--------	------	------	-------	-------	-------	--------	-------	-------	-------	--------	-------	--------

PITCHER	IP	WLS	BF	H	R	ER	SO	BB	IBB	HBP	BLK	WP	HR	S	P	ERA	WHIP
Stan Williams, R (1, 1) ERA: 3.8	7.0	W	29	5	2	2	6	3	0	0	0	1	1	65	106	2.57	1.143
Clem Labine, R (8, 1) ERA: 4.45	2.0	S	7	1	0	0	0	0	0	0	0	0	0	16	27	0.00	0.500

PITCHER	IP	WLS	BF	H	R	ER	SO	BB	IBB	HBP	BLK	WP	HR	S	P	ERA	WHIP
---------	----	-----	----	---	---	----	----	----	-----	-----	-----	----	----	---	---	-----	------






Batter	1	2	3	4	5	6	7	8	9	10	AB	R	H	RBI	BB	SO	LOB
Johnny Temple, R OBP: 0.396, SLG: 0.381 (1, 4)	4-2 WP 1B BB		1-2 F8		0-3 K		1-1 G6-3 1-2f		2-1 FC6-4 1B		4	1	1	0	1	1	4
Danny Morejon, R OBP: 0.400, SLG: 0.192 Eddie Miksis, R OBP: 0.333, SLG: 0.200 (3, 7) (10, 6)	2-3 K		1-2 F3		1-1 FC5-4 1B			2-3 K	1-0 FC6-4 1-2f		1	0	0	0	0	1	1
Frank Robinson, R OBP: 0.336, SLG: 0.470 (1, 8)	0-1 F3			2-3 K	1-0 FC5-4 1-2f			0-1 HR 1B		1-3 K	5	1	1	0	0	2	3
Walt Dropo, R OBP: 0.296, SLG: 0.415 (1, 3)	2-2 2-H 1B			3-2 5-3		1-3 K		1-3 K		1-1 E5	5	0	1	1	0	2	1
Don Hoak, R OBP: 0.341, SLG: 0.379 (1, 5)	1-2 4-3			3-3 K		3-2 2B		0-0 HR		0-1 F9	5	1	2	2	0	1	2
Pete Whisenant, R OBP: 0.287, SLG: 0.445 (1, 9)		3-2 5-3			0-1 F8	1-0 6-3		2-1 5-3		2-3 K	5	0	0	0	0	1	2
Roy McMillan, R OBP: 0.318, SLG: 0.288 Bob Thurman, L OBP: 0.350, SLG: 0.406 Alex Grammas, R OBP: 0.284, SLG: 0.256 Dee Fondy, L OBP: 0.293, SLG: 0.354 (6, PH) (7, PH) (9, PH) (10, 7)		1-1 G4-6-3 1B			4-2 2B 1B BB	1-1 4-3			0-0 F7		1	1	1	0	1	0	0
Ed Bailey, L OBP: 0.324, SLG: 0.376 (1, 2)	1-2 G4-6-3 1-2f				0-0 1B 2B		1-1 F8		0-0 4-3		4	1	1	0	0	0	1
Bob Purkey, R OBP: 0.160, SLG: 0.193 George Crowe, L OBP: 0.466, SLG: 0.459 Tom Ackler, R OBP: 0.308, SLG: 0.459 Jerry Lynch, L OBP: 0.667, SLG: 0.625 Hal Jeffcoat, R OBP: 0.359, SLG: 0.427 Smoky Burgess, L OBP: 0.220, SLG: 0.140 Brooks Lawrence, R OBP: 0.111, SLG: 0.111 (5, PH) (6, 1) (7, PH) (8, 1) (9, PH) (10, 1) (10, 1)			2-3 K		4-0 1B BB		2-2 G6-3 1B		3-2 HR		1	0	0	0	0	1	0

<b>Inning Stats</b>	R: 1 E: 0 K: 1 S: 17	H: 1 LOB: 1 BB: 1 P: 26	R: 0 E: 0 K: 0 S: 10	H: 1 LOB: 0 BB: 0 P: 15	R: 0 E: 0 K: 1 S: 11	H: 0 LOB: 0 BB: 0 P: 15	R: 0 E: 0 K: 2 S: 9	H: 0 LOB: 0 BB: 0 P: 17	R: 2 E: 0 K: 1 S: 15	H: 2 LOB: 2 BB: 2 P: 25	R: 0 E: 0 K: 1 S: 10	H: 1 LOB: 1 BB: 0 P: 16	R: 0 E: 0 K: 0 S: 7	H: 1 LOB: 0 BB: 0 P: 11	R: 2 E: 0 K: 2 S: 11	H: 2 LOB: 0 BB: 0 P: 16	R: 1 E: 0 K: 0 S: 9	H: 2 LOB: 1 BB: 0 P: 15	R: 0 E: 1 K: 2 S: 12	H: 0 LOB: 1 BB: 0 P: 16	1B: 6 2B: 2 3B: 0 HR: 2	SF: 0 SAC: 0 DP: 2 HBP: 0
---------------------	-------------------------------	----------------------------------	-------------------------------	----------------------------------	-------------------------------	----------------------------------	------------------------------	----------------------------------	-------------------------------	----------------------------------	-------------------------------	----------------------------------	------------------------------	----------------------------------	-------------------------------	----------------------------------	------------------------------	----------------------------------	-------------------------------	----------------------------------	----------------------------------	------------------------------------

PITCHER	IP	WLS	BF	H	R	ER	SO	BB	IBB	HBP	BLK	WP	HR	S	P	ERA	WHIP
Sandy Koufax, L ERA: 4.02	4.2		20	4	3	3	5	3	0	0	0	1	0	61	96	5.79	1.500
Clem Labine, R ERA: 4.57	4.1	W	18	6	3	3	3	0	0	0	0	0	2	38	60	6.23	1.385
Johnny Klippstein, R ERA: 4.85	1.0	S	4	0	0	0	2	0	0	0	0	0	0	12	16	0.00	0.000

**Los Angeles Dodgers @ Cincinnati Redlegs**  
 Crosley Field, Cincinnati, OH  
 Sun Aug 03 1958, 3:33 AM EDT  
 Unknown

<b>AB</b>	<b>39</b>
<b>R</b>	<b>6</b>
<b>H</b>	<b>10</b>
<b>RBI</b>	<b>6</b>
<b>BB</b>	<b>3</b>
<b>SO</b>	<b>10</b>
<b>LOB</b>	<b>16</b>



WP: 1	PA: 42
PB: 0	
SB: 0	
CS: 0	

livebaseballscorecards.com

Batter	1	2	3	4	5	6	7	8	9	AB R H RBI BB SO LOB	TOP
<b>Jim Gilliam, S</b> (1, 7) OBP: 0.350, SLG: 0.351 C B B B B	4-1  BB		1-1  F9		0-0  FC6-4 1-2f			4-2  1B BB		2 0 0 0 2 0 1	<b>Los Angeles Dodgers @ Cincinnati Redlegs</b> Crosley Field, Cincinnati, OH Sun Aug 03 1958, 3:38 AM EDT Att: 20,469 - Unknown  livebaseballscorecards.com
<b>Pee Wee Reese, R</b> (1, 5) OBP: 0.350, SLG: 0.408 C X	0-1  F9		1-0  F7			1-0  6-3		1-3  K		4 0 0 0 0 1 2	
<b>Charlie Neal, R</b> (1, 4) OBP: 0.349, SLG: 0.474 B B F F X	2-2  F6			2-2  5-3		1-0  FC6-4 HBP		0-2  1B		3 0 1 0 0 0 1	
<b>Gil Hodges, R</b> (1, 3) OBP: 0.311, SLG: 0.413 X	0-0  F9			2-1  F6		2-2  FC6-4 1-2f		2-2  F9		4 0 0 0 0 0 4	
<b>Carl Furillo, R</b> (1, 9) OBP: 0.324, SLG: 0.426 X		0-0  1-3		2-1  1B		3-1  F7			0-0  2B	4 0 2 0 0 0 1	
<b>Don Zimmer, R</b> (1, 6) OBP: 0.320, SLG: 0.441 C B C C		1-3  K		0-0  F5			0-0  4-3		2-2  5-3	4 0 0 0 0 1 2	
<b>Gino Cimoli, R</b> (1, 8) OBP: 0.284, SLG: 0.374 C B B X		1-2  L8			2-1  F7		1-1  F4		0-3  K	4 0 0 0 0 1 1	
<b>Joe Pignatano, R</b> (1, 2) OBP: 0.289, SLG: 0.413 <b>Steve Bilko, R</b> (9, PH) OBP: 0.310, SLG: 0.479 C S B S B X			2-2  5-3		2-2  FC6-4 1B		1-1  5-3		3-2  L7	3 0 1 0 0 0 0 1 0 0 0 0 0 1	
<b>Don Drysdale, R</b> (1, 1) OBP: 0.200, SLG: 0.500 <b>Fred Kipp, L</b> (7, 1) OBP: 0.261, SLG: 0.273 <b>Norm Larker, L</b> (8, PH) OBP: 0.404, SLG: 0.496 <b>Babe Birrer, R</b> (8, 1)			1-2  HR		1-1  F6			1-2  F9		2 1 1 1 0 0 1 0 0 0 0 0 0 0 1 0 0 0 0 0 0 0 0 0 0 0 0 0	
<b>Inning Stats</b>	R: 0 H: 0 E: 0 LOB: 1 K: 0 BB: 1 S: 7 P: 13	R: 0 H: 0 E: 0 LOB: 0 K: 1 BB: 0 S: 7 P: 9	R: 1 H: 1 E: 0 LOB: 0 K: 0 BB: 0 S: 11 P: 16	R: 0 H: 1 E: 0 LOB: 1 K: 0 BB: 0 S: 8 P: 14	R: 0 H: 1 E: 0 LOB: 1 K: 0 BB: 0 S: 8 P: 13	R: 0 H: 0 E: 0 LOB: 1 K: 0 BB: 0 S: 6 P: 13	R: 0 H: 0 E: 0 LOB: 0 K: 0 BB: 0 S: 5 P: 7	R: 0 H: 1 E: 0 LOB: 2 K: 1 BB: 1 S: 15 P: 23	R: 0 H: 1 E: 0 LOB: 1 K: 1 BB: 0 S: 11 P: 16	1B: 3 SF: 0 2B: 1 SAC: 0 3B: 0 DP: 0 HR: 1 HBP: 1	WP: 0 PA: 35 PB: 0 SB: 0 CS: 0
<b>PITCHER</b> <b>Alex Kellner, L</b> (1, 1) ERA: 3.25	IP WLS BF H R ER SO BB IBB HBP BLK WP HR S P ERA WHIP 9.0 W 35 5 1 1 3 2 0 1 0 0 1 78 124 1.00 0.778										

AB	32
R	1
H	5
RBI	1
BB	2
SO	3
LOB	14



Batter	1	2	3	4	5	6	7	8	9
<b>Johnny Temple, R</b> <small>(1, 4)            OBP: 0.397, SLG: 0.381</small>	2-1 		3-2 			2-3 	4-1 		
<b>Dee Fondy, L</b> <small>(1, 9)            OBP: 0.282, SLG: 0.341</small> <b>Pete Whisenant, R</b> <small>(7, PH)            OBP: 0.285, SLG: 0.442</small> <small>(8, 9)</small>	0-0 			2-3 		0-0 	1-2 		
<b>Smoky Burgess, L</b> <small>(1, 2)            OBP: 0.351, SLG: 0.416</small>	3-3 			0-3 			0-0 	2-2 	
<b>George Crowe, L</b> <small>(1, 3)            OBP: 0.371, SLG: 0.467</small>		3-1 		1-0 			0-1 	3-3 	
<b>Frank Robinson, R</b> <small>(1, 8)            OBP: 0.335, SLG: 0.466</small>		1-3 		1-3 			4-0 	2-2 	
<b>Bob Thurman, L</b> <small>(1, 7)            OBP: 0.349, SLG: 0.431</small> <b>Eddie Miksis, R</b> <small>(9, 7)            OBP: 0.333, SLG: 0.200</small>		1-3 			1-1 		1-2 		
<b>Don Hoak, R</b> <small>(1, 5)            OBP: 0.341, SLG: 0.379</small>			0-0 		1-1 		2-2 		
<b>Alex Grammas, R</b> <small>(1, 6)            OBP: 0.286, SLG: 0.250</small>			3-2 		2-1 		4-1 		
<b>Alex Kellner, R</b> <small>(1, 1)            OBP: 0.321, SLG: 0.308</small>			4-1 			1-3 	0-0 		

Inning Stats	R: 0	H: 1	E: 0	K: 1	S: 6	LOB: 1	BB: 0	P: 11	R: 0	H: 0	E: 0	K: 2	S: 8	LOB: 0	BB: 0	P: 13	R: 0	H: 0	E: 0	K: 0	S: 9	LOB: 1	BB: 1	P: 19	R: 0	H: 1	E: 0	K: 3	S: 10	LOB: 1	BB: 1	P: 14	R: 0	H: 0	E: 0	K: 0	S: 6	LOB: 0	BB: 0	P: 10	R: 0	H: 0	E: 0	K: 2	S: 7	LOB: 0	BB: 0	P: 10	R: 3	H: 4	E: 0	K: 0	S: 16	LOB: 3	BB: 3	P: 32	R: 0	H: 0	E: 0	K: 1	S: 10	LOB: 0	BB: 0	P: 17
1B: 4	SF: 0	2B: 1	SAC: 0	3B: 1	DP: 1	HR: 1	HBP: 0	WP: 1	PA: 32																																																							

PITCHER	IP	WLS	BF	H	R	ER	SO	BB	IBB	HBP	BLK	WP	HR	S	P	ERA	WHIP
<b>Don Drysdale, R</b> <small>(1, 1) ERA: 5.15</small>	6.2	L	28	6	3	3	8	4	0	0	0	1	1	59	105	4.05	1.500
<b>Fred Kipp, L</b> <small>(7, 1) ERA: 5.07</small>	0.1		1	0	0	0	0	0	0	0	0	0	0	3	4	0.00	0.000
<b>Babe Birrer, R</b> <small>(8, 1) ERA:</small>	1.0		3	0	0	0	1	0	0	0	0	0	0	10	17	0.00	0.000

**BOTTOM**

**Los Angeles Dodgers @ Cincinnati Redlegs**  
 Crosley Field, Cincinnati, OH

Sun Aug 03 1958, 3:38 AM EDT  
 Att. 20,469 - Unknown

AB	28
R	3
H	6
RBI	2
BB	4
SO	9
LOB	7

PITCHER	IP	WLS	BF	H	R	ER	SO	BB	IBB	HBP	BLK	WP	HR	S	P	ERA	WHIP
<b>Don Drysdale, R</b> <small>(1, 1) ERA: 5.15</small>	6.2	L	28	6	3	3	8	4	0	0	0	1	1	59	105	4.05	1.500
<b>Fred Kipp, L</b> <small>(7, 1) ERA: 5.07</small>	0.1		1	0	0	0	0	0	0	0	0	0	0	3	4	0.00	0.000
<b>Babe Birrer, R</b> <small>(8, 1) ERA:</small>	1.0		3	0	0	0	1	0	0	0	0	0	0	10	17	0.00	0.000

Batter	1	2	3	4	5	6	7	8	9	AB R H RBI BB SO LOB	TOP
<b>Jim Gilliam, S</b> (1, 5) OBP: 0.349, SLG: 0.352 C B X	1-1 		0-0 		0-2 			1-3 		4 1 1 1 0 1 0	<b>Los Angeles Dodgers @ St. Louis Cardinals</b> Sportsman's Park, St. Louis, MO Mon Aug 04 1958, 8:05 PM EDT Att: 15,910 - Unknown  <b>livebaseballscorecards.com</b>  <b>AB 31</b> <b>R 2</b> <b>H 5</b> <b>RBI 1</b> <b>BB 1</b> <b>SO 12</b> <b>LOB 7</b>  
<b>John Roseboro, L</b> (1, 2) OBP: 0.337, SLG: 0.465 C B B S	2-3 		0-0 		1-1 			0-3 		4 0 0 0 0 2 0	
<b>Duke Snider, L</b> (1, 8) OBP: 0.360, SLG: 0.444 C S B S	1-3 		1-3 			3-3 			1-3 	4 0 0 0 0 4 1	
<b>Norm Larker, L</b> (1, 7) OBP: 0.400, SLG: 0.490 B B X		2-0 	0-1 			3-2 			1-3 	4 0 1 0 0 1 1	
<b>Carl Furillo, R</b> (1, 9) OBP: 0.323, SLG: 0.423 X		0-0 		3-1 		1-0 			1-3 	4 0 1 0 0 1 0	
<b>Gil Hodges, R</b> (1, 3) OBP: 0.314, SLG: 0.413 B B B B		4-0 		0-0 		0-0 				2 0 1 0 1 0 0	
<b>Don Zimmer, R</b> (1, 6) OBP: 0.317, SLG: 0.437 X		0-0 		0-0 		1-3 				3 0 0 0 0 1 3	
<b>Charlie Neal, R</b> (1, 4) OBP: 0.349, SLG: 0.473 C X			0-1 		2-3 			1-1 		3 1 1 0 0 1 1	
<b>Johnny Podres, L</b> (1, 1) OBP: 0.135, SLG: 0.102 <b>Johnny Klippstein, R</b> (6, 1) OBP: 0.105, SLG: 0.105 <b>Elmer Valo, L</b> (8, PH) OBP: 0.309, SLG: 0.310 <b>Carl Erskine, R</b> (8, 1) OBP: 0.045, SLG: 0.045 C X			2-3 		0-1 			0-0 		2 0 0 0 0 1 1 0 0 0 0 0 0 0 1 0 0 0 0 0 0 0 0 0 0 0 0 0	
<b>Inning Stats</b>	R: 0 H: 0 E: 0 LOB: 0 K: 2 BB: 0 S: 8 P: 12	R: 0 H: 2 E: 0 LOB: 1 K: 0 BB: 1 S: 3 P: 9	R: 2 H: 2 E: 1 LOB: 1 K: 2 BB: 0 S: 15 P: 18	R: 0 H: 1 E: 0 LOB: 1 K: 1 BB: 0 S: 7 P: 12	R: 0 H: 0 E: 0 LOB: 0 K: 0 BB: 0 S: 7 P: 8	R: 0 H: 0 E: 0 LOB: 0 K: 1 BB: 0 S: 10 P: 17	R: 0 H: 0 E: 0 LOB: 0 K: 1 BB: 0 S: 6 P: 8	R: 0 H: 0 E: 0 LOB: 0 K: 2 BB: 0 S: 7 P: 8	R: 0 H: 0 E: 0 LOB: 0 K: 3 BB: 0 S: 9 P: 12	1B: 4 SF: 0 2B: 1 SAC: 0 3B: 0 DP: 1 HR: 0 HBP: 0	WP: 0 PA: 32 PB: 0 SB: 0 CS: 0
<b>PITCHER</b> <b>Larry Jackson, R</b> (1, 1) ERA: 3.69	IP WLS BF H R ER SO BB IBB HBP BLK WP HR S P ERA WHIP 9.0 W 32 5 2 1 12 1 0 0 0 0 0 0 72 104 1.00 0.667										

Batter	1	2	3	4	5	6	7	8	9	AB	R	H	RBI	BB	SO	LOB
<b>Curt Flood, R</b> OBP: 0.327, SLG: 0.404 (1, 8) B C X	1-1 L7 ①		2-1 3-1 ①		2-2 F9 ②		1-0 4-3 ①			4	0	0	0	0	0	0
<b>Gene Freese, R</b> OBP: 0.257, SLG: 0.299 (1, 6) B S F B X	2-2 F2 ②		2-2 1-3 ②		1-2 2B 1B		2-1 1B			4	1	2	0	0	0	0
<b>Stan Musial, L</b> OBP: 0.421, SLG: 0.554 (1, 3) C B B B B	4-1 1B BB		0-0 1B 2B		1-0 1-H 2B		0-1 F7 ②			3	0	2	1	1	0	1
<b>Ken Boyer, R</b> OBP: 0.345, SLG: 0.501 (1, 5) C X	0-1 FC6-4 1B		0-0 1B		0-0 6-3 ③		0-0 6-3 ③			4	0	2	0	0	0	2
<b>Gene Green, R</b> OBP: 0.372, SLG: 0.449 (1, 2) B X	1-0 FC6-4 1-2f ③		1-1 4-3 ③		1-2 HR		1-1 F8 ①			4	1	1	1	0	0	4
<b>Del Ennis, R</b> OBP: 0.305, SLG: 0.371 (1, 7) Irv Noren, L OBP: 0.319, SLG: 0.324 (9, 7) B T B B B B X		3-2 SF8 3B		1-0 5-3 ①		0-0 6-3 ①		0-0 F9 ②		4	1	1	0	0	0	0
<b>Wally Moon, L</b> OBP: 0.329, SLG: 0.317 (1, 9) S B X		1-1 SF8 3-H		0-1 F6 ②		3-2 G3 ②		2-3 K ③		3	0	0	1	0	1	0
<b>Don Blasingame, L</b> OBP: 0.352, SLG: 0.366 (1, 4) X		0-0 4-3 ②		0-1 F7 ③		0-1 3B				3	0	1	0	0	0	0
<b>Larry Jackson, R</b> OBP: 0.111, SLG: 0.111 (1, 1) S C S		0-3 K ③			0-0 4-3 ①		2-2 L9 ③			3	0	0	0	0	1	1

Inning Stats	R: 0	H: 1	E: 0	LOB: 2	K: 0	P: 17	R: 1	H: 1	E: 0	LOB: 0	K: 1	P: 14	R: 0	H: 2	E: 0	LOB: 0	K: 0	P: 15	R: 0	H: 0	E: 0	LOB: 0	K: 0	P: 6	R: 1	H: 2	E: 0	LOB: 1	K: 0	P: 13	R: 1	H: 2	E: 0	LOB: 1	K: 0	P: 18	R: 0	H: 1	E: 0	LOB: 1	K: 0	P: 9	R: 0	H: 0	E: 0	LOB: 0	K: 1	P: 9	
	S: 9		S: 10		S: 10		S: 5		S: 12		S: 6		S: 6		S: 6		S: 6		S: 6		S: 6		S: 6		S: 6		S: 6		S: 6		S: 6		S: 6		S: 6		S: 6		S: 6		S: 6		S: 6		S: 6		S: 6		S: 6

PITCHER	IP	WLS	BF	H	R	ER	SO	BB	IBB	HBP	BLK	WP	HR	S	P	ERA	WHIP
<b>Johnny Podres, L</b> ERA: 3.58 (1, 1)	5.2	L	26	8	3	3	1	1	0	0	0	0	1	52	78	4.76	1.588
<b>Johnny Klippstein, R</b> ERA: 4.76 (6, 1)	1.1		5	1	0	0	0	0	0	0	0	0	0	9	14	0.00	0.750
<b>Carl Erskine, R</b> ERA: 4.71 (8, 1)	1.0		3	0	0	0	1	0	0	0	0	0	0	6	9	0.00	0.000

**BOTTOM**


**Los Angeles Dodgers @ St. Louis Cardinals**  
Sportsman's Park, St. Louis, MO

Mon Aug 04 1958, 8:05 PM EDT  
Att. 15,910 - Unknown

<b>AB</b>	<b>32</b>
<b>R</b>	<b>3</b>
<b>H</b>	<b>9</b>
<b>RBI</b>	<b>3</b>
<b>BB</b>	<b>1</b>
<b>SO</b>	<b>2</b>
<b>LOB</b>	<b>8</b>



WP	HR	S	P	ERA	WHIP
0	0	0	0	0	0
0	0	0	0	0	0
0	0	0	0	0	0

Batter	1	2	3	4	5	6	7	8	9	AB R H RBI BB SO LOB	TOP
<b>Jim Gilliam, S</b> (1, 5) <small>OBP: 0.349, SLG: 0.354</small>	0-1 3-1		2-2 4-3 1B 2B	4-2 1-2 BB			0-1 F5		1-0 3-1	4 1 1 0 1 0 0	
<b>John Roseboro, L</b> (1, 2) <small>OBP: 0.335, SLG: 0.460</small>	0-3 K2-3		1-2 4-3 2-3	0-1 F8			1-0 1B		2-2 4-3	5 0 1 0 0 1 3	
<b>Norm Larker, L</b> (1, 7) <small>OBP: 0.402, SLG: 0.483</small>	4-1 BB		4-1 1B 2B BB		0-2 E6 G5-4-3		1-2 F8			2 1 0 0 2 0 1	
<b>Carl Furillo, R</b> (1, 9) <small>OBP: 0.325, SLG: 0.423</small>	3-1 1-3		1-2 2B 1B	4-1 G5-4-3 BB			1-1 F8			3 1 1 1 1 0 2	
<b>Charlie Neal, R</b> (1, 4) <small>OBP: 0.348, SLG: 0.473</small>		0-2 F7	1-1 2B	1-0 G5-4-3 1-2f 2-3			2-1 F9			4 0 1 2 0 0 2	
<b>Gil Hodges, R</b> (1, 3) <small>OBP: 0.313, SLG: 0.411</small>		2-1 F8	2-3 K	2-2 5-3			2-1 FC6-4 1B			4 0 1 0 0 1 2	
<b>Don Zimmer, R</b> (1, 6) <small>OBP: 0.316, SLG: 0.434</small>		3-2 S 1B		0-1 F5		1-3 K		0-3 K		4 0 1 0 0 2 1	<b>AB</b> 34 <b>R</b> 3 <b>H</b> 7 <b>RBI</b> 3 <b>BB</b> 4 <b>SO</b> 5 <b>LOB</b> 13
<b>Don Demeter, R</b> (1, 8) <small>OBP: 0.133, SLG: 0.200</small>		0-1 F4 1-2		1-1 F2		2-3 K		0-1 FC6-4 1-2f		4 0 0 0 0 1 2	
<b>Danny McDevitt, L</b> (1, 1) <small>OBP: 0.091, SLG: 0.091</small> <b>Fred Kipp, L</b> (3, 1) <small>OBP: 0.292, SLG: 0.304</small> <b>Carl Erskine, R</b> (4, 1) <small>OBP: 0.043, SLG: 0.043</small> <b>Babe Birrer, R</b> (7, 1) <b>Steve Bilko, R</b> (9, PH) <small>OBP: 0.309, SLG: 0.476</small>			0-0 4-3	0-0 BB 1B		0-1 1-3		1-0 6-3		1 0 0 0 0 0 0 1 0 1 0 0 0 0 1 0 0 0 0 0 0 0 0 0 0 0 0 0 1 0 0 0 0 0 0	
<b>Inning Stats</b>	R: 0 H: 0 E: 0 LOB: 1 K: 1 BB: 1 S: 8 P: 15	R: 0 H: 1 E: 0 LOB: 1 K: 0 BB: 0 S: 12 P: 17	R: 3 H: 3 E: 0 LOB: 1 K: 1 BB: 1 S: 16 P: 27	R: 0 H: 1 E: 0 LOB: 2 K: 0 BB: 1 S: 9 P: 14	R: 0 H: 0 E: 1 LOB: 1 K: 0 BB: 1 S: 8 P: 15	R: 0 H: 0 E: 0 LOB: 0 K: 2 BB: 0 S: 8 P: 11	R: 0 H: 1 E: 0 LOB: 1 K: 0 BB: 0 S: 8 P: 11	R: 0 H: 1 E: 0 LOB: 1 K: 1 BB: 0 S: 9 P: 13	R: 0 H: 0 E: 0 LOB: 0 K: 0 BB: 0 S: 5 P: 9	1B: 5 SF: 0 2B: 2 SAC: 0 3B: 0 DP: 1 HR: 0 HBP: 0	WP: 0 PA: 38 PB: 0 SB: 1 CS: 0
<b>PITCHER</b> <b>Billy Muffett, R</b> (1, 1) <small>ERA: 5.2</small>	IP WLS BF H R ER SO BB IBB HBP BLK WP HR S P ERA WHIP 9.0 W 38 7 3 3 5 4 0 0 0 0 0 0 83 132 3.00 1.222										

**Los Angeles Dodgers @ St. Louis Cardinals**  
 Sportsman's Park, St. Louis, MO  
 Tue Aug 05 1958, 8:05 PM EDT  
 Att: 11,555 - Unknown

<b>AB</b>	34
<b>R</b>	3
<b>H</b>	7
<b>RBI</b>	3
<b>BB</b>	4
<b>SO</b>	5
<b>LOB</b>	13



Batter	1	2	3	4	5	6	7	8	9	AB	R	H	RBI	BB	SO	LOB
<b>Curt Flood, R</b> OBP: 0.331, SLG: 0.405 (1, 8) C X	0-1 L7 ①		1-0 FC6-4 1B WP 1B	1-0 1B 2B BB		0-1 F6 ②				4	2	2	0	1	0	1
<b>Gene Freese, R</b> OBP: 0.267, SLG: 0.306 (1, 6) S F B X <b>Ruben Amaro, R</b> OBP: 0.290, SLG: 0.297 (7, 6) S F B X	1-2 G3-6-4 1B		3-3 K ①	2-2 1B 1B F7 ③		1-2 F7 ③				5	1	2	0	0	1	4
<b>Stan Musial, L</b> OBP: 0.422, SLG: 0.556 (1, 3) C X <b>Joe Cunningham, L</b> OBP: 0.436, SLG: 0.479 (6, 3) C X	0-1 G3-6-4 1-2f ② ③		0-1 FC6-4 1B 1-2	1-0 1B FC6-4 2B 1-3 2-H	2-0 F2 ①		0-0 1B G6-4-3 2B			4	1	2	1	0	0	1
<b>Ken Boyer, R</b> OBP: 0.348, SLG: 0.501 (1, 5) X		0-0 1B FC1-4 1B	0-0 FC6-4 WP 1B BB 1-2f 2-3	4-0 FC6-4 1B IBB	1-0 5-3 ②		0-0 G6-4-3 1B 2-3			4	3	2	0	1	0	2
<b>Gene Green, R</b> OBP: 0.379, SLG: 0.457 (1, 2) S F B X <b>Hal Smith, R</b> OBP: 0.278, SLG: 0.281 (9, 2) S F B X		0-0 FC1-4 1B 1-2	4-0 WP 1B BB	0-0 FC6-4 1B 1-2 2-3 3-H	1-0 2B		0-1 G6-4-3 ① ②			4	1	3	1	1	0	1
<b>Del Ennis, R</b> OBP: 0.308, SLG: 0.373 (1, 7) S F B X <b>Irv Noren, L</b> OBP: 0.316, SLG: 0.320 (6, 7) S F B X		1-2 FC1-4 1B 1-2 2-3	3-2 1B 1B	0-0 FC6-4 1B 2B 1-2f 2-3 3-H	2-2 L4 ③		0-2 4-3 ③			4	1	2	3	0	0	3
<b>Wally Moon, L</b> OBP: 0.343, SLG: 0.354 (1, 9) S F B X		1-2 FC1-4 FC6-4 1-2f 2-3 3-H	2-0 1B 1B	0-0 2B 1B 1-2 3-H		2-2 HR		1-0 G4-6-3 1B		5	2	4	3	0	0	2
<b>Don Blasingame, L</b> OBP: 0.353, SLG: 0.369 (1, 4) S F B X		1-2 F9 ②	3-2 6-3 ③	2-2 1B 2B 1-3 2-H		0-0 SH2-4 1B		0-1 G4-6-3 ① ② 1-2f		5	1	2	1	0	0	5
<b>Billy Muffett, R</b> OBP: 0.214, SLG: 0.231 (1, 1) S F B X		2-2 FC6-4 1-2f ③		5-3 1B BB		0-0 SH2-4 ① 1-2		1-2 6-3 ③		4	0	1	2	0	0	2

Inning Stats	R: 0	H: 1	E: 0	LOB: 0	K: 0	P: 8	R: 1	H: 3	E: 0	LOB: 2	K: 0	P: 21	R: 3	H: 4	E: 0	LOB: 2	K: 1	P: 31	R: 7	H: 7	E: 0	LOB: 2	K: 0	P: 43	R: 0	H: 1	E: 0	LOB: 1	K: 0	P: 12	R: 1	H: 2	E: 0	LOB: 1	K: 0	P: 17	R: 1	H: 2	E: 0	LOB: 0	K: 0	P: 7	R: 0	H: 1	E: 0	LOB: 0	K: 0	P: 8
	S: 7	BB: 8	S: 16	BB: 21	S: 15	BB: 31	S: 24	BB: 43	S: 6	BB: 12	S: 14	BB: 17	S: 7	BB: 0	S: 6	BB: 8																																

PITCHER	IP	WLS	BF	H	R	ER	SO	BB	IBB	HBP	BLK	WP	HR	S	P	ERA	WHIP
<b>Danny McDevitt, L</b> ERA: 6.82 (1, 1)	2.2	L	16	8	4	4	1	1	0	0	0	1	0	35	54	13.50	3.375
<b>Fred Kipp, L</b> ERA: 5.53 (3, 1)	0.2		6	3	4	4	0	0	1	0	0	0	0	13	27	54.00	4.500
<b>Carl Erskine, R</b> ERA: 5.15 (4, 1)	2.2		18	9	5	5	0	1	0	0	0	0	1	36	53	16.88	3.750
<b>Babe Birrer, R</b> ERA: (7, 1)	2.0		5	1	0	0	0	0	0	0	0	0	0	11	13	0.00	0.500

**BOTTOM**

**Los Angeles Dodgers @ St. Louis Cardinals**  
Sportsman's Park, St. Louis, MO

Tue Aug 05 1958, 8:05 PM EDT  
Att. 11,555 - Unknown

AB	41
R	13
H	21
RBI	11
BB	3
SO	1
LOB	21



WP	PA	1B	2B	3B	HR	SF	SAC	DP	HBP
1	45	16	4	0	1	0	1	3	0

Batter	1	2	3	4	5	6	7	8	9	AB R H RBI BB SO LOB	TOP
<b>Jim Gilliam, S</b> (1, 5) OBP: 0.352, SLG: 0.355 C B B C X	3-2 4-3 		0-0 F3 		4-2 BB 		1-1 SH1-3 8-2 1B 		0-0 2-H 1B 	4 0 2 1 1 0 0	
<b>Pee Wee Reese, R</b> (1, 6) OBP: 0.348, SLG: 0.403 X	0-0 1B SF7 1B 		1-1 B5-3 		2-2 F4 		1-0 SH1-3 		0-0 6-3 	4 1 1 0 0 0 3	
<b>John Roseboro, L</b> (1, 2) OBP: 0.337, SLG: 0.465 B X	1-0 1-3 1B 		1-2 F2 		2-1 1B 2B 		2-1 8-2 			4 1 2 0 0 0 1	
<b>Norm Larker, L</b> (1, 7) OBP: 0.401, SLG: 0.483 <b>Gino Cimoli, R</b> (7, 7) OBP: 0.283, SLG: 0.373 X	0-0 SF7 		0-0 F9 		1-0 2-H HR 1B 			1-1 1-3 		2 1 1 2 0 0 0 1 0 0 0 0 0 0	
<b>Carl Furillo, R</b> (1, 9) OBP: 0.324, SLG: 0.420 B X	1-0 6-3 		1-1 6-3 		0-0 F7 			1-0 G6-4-3 1B 		4 0 1 0 0 0 2	
<b>Charlie Neal, R</b> (1, 4) OBP: 0.347, SLG: 0.479 B C X		1-1 F3 		0-0 F9 		0-0 1-H HR 		2-0 G6-4-3 1-2f 		4 1 1 2 0 0 1	
<b>Gil Hodges, R</b> (1, 3) OBP: 0.320, SLG: 0.415 B C B B X		3-1 1B 		2-2 5-3 1B 		4-2 FC6-4 BB 		4-2 SH3-4 1B BB 		2 1 2 0 2 0 0	
<b>Don Demeter, R</b> (1, 8) OBP: 0.105, SLG: 0.158 X		0-0 F9 		0-0 5-3 		2-2 FC6-4 1-2f 		1-2 F6 		4 0 0 0 0 0 4	
<b>Stan Williams, R</b> (1, 1) OBP: 0.029, SLG: 0.029 <b>Clem Labine, R</b> (6, 1) OBP: 0.029, SLG: 0.029 C C S		0-3 K 		1-3 K2-3 		2-1 L9 		0-0 SH3-4 1-2 		3 0 0 0 0 2 3 0 0 0 0 0 0 0	
<b>Inning Stats</b>	R: 1 H: 2 E: 0 LOB: 1 K: 0 BB: 0 S: 7 P: 12	R: 0 H: 1 E: 0 LOB: 1 K: 1 BB: 0 S: 8 P: 12	R: 0 H: 0 E: 0 LOB: 0 K: 0 BB: 0 S: 6 P: 8	R: 0 H: 0 E: 0 LOB: 0 K: 0 BB: 0 S: 4 P: 5	R: 0 H: 1 E: 0 LOB: 2 K: 1 BB: 1 S: 14 P: 23	R: 3 H: 3 E: 0 LOB: 1 K: 0 BB: 1 S: 12 P: 23	R: 0 H: 1 E: 1 LOB: 0 K: 0 BB: 0 S: 5 P: 9	R: 0 H: 1 E: 0 LOB: 0 K: 0 BB: 0 S: 4 P: 8	R: 1 H: 1 E: 0 LOB: 1 K: 0 BB: 1 S: 8 P: 13	1B: 8 SF: 1 2B: 2 SAC: 2 3B: 0 DP: 2 HR: 1 HBP: 0	WP: 0 PA: 38 PB: 0 SB: 0 CS: 0
<b>PITCHER</b> <b>John Briggs, R</b> (1, 1) ERA: 3.6 <b>Bob Anderson, R</b> (8, 1) ERA: 9.0	IP WLS BF H R ER SO BB IBB HBP BLK WP HR S P ERA WHIP 7.0 L 30 8 4 4 2 2 0 0 0 0 0 1 56 92 5.14 1.429 2.0 8 2 1 1 0 1 0 0 0 0 0 0 12 21 4.50 1.500					<b>PITCHER</b> IP WLS BF H R ER SO BB IBB HBP BLK WP HR S P ERA WHIP					

**Los Angeles Dodgers @ Chicago Cubs**  
 Wrigley Field, Chicago, IL  
 Wed Aug 06 1958, 3:33 AM CDT  
 Att: 10,699 - Unknown

livebaseballscorecards.com

<b>AB</b>	<b>32</b>
<b>R</b>	<b>5</b>
<b>H</b>	<b>10</b>
<b>RBI</b>	<b>5</b>
<b>BB</b>	<b>3</b>
<b>SO</b>	<b>2</b>
<b>LOB</b>	<b>14</b>





BOTTOM

Los Angeles Dodgers @ Chicago Cubs  
Wrigley Field, Chicago, IL  
Wed Aug 06 1958, 3:33 AM CDT  
Att. 10,699 - Unknown

AB 32  
R 2  
H 6  
RBI 2  
BB 3  
SO 1  
LOB 15



WP: 0 PA: 35  
PB: 0  
SB: 0  
CS: 0

AB R H RBI BB SO LOB

4 0 0 0 0 1 3

4 0 0 0 0 0 3

4 1 0 0 0 0 0

4 0 1 0 0 0 1

2 0 0 0 2 0 1

3 0 0 0 1 0 2

4 0 1 1 0 0 2

4 1 2 0 0 0 3

2 0 2 1 0 0 0

1 0 0 0 0 0 0

0 0 0 0 0 0 0

1B: 4 SF: 0  
2B: 1 SAC: 0  
3B: 1 DP: 2  
HR: 0 HBP: 0

WP HR S P ERA WHIP

Batter	1	2	3	4	5	6	7	8	9
Tony Taylor, R (1, 4) OBP: 0.298, SLG: 0.302	0-0 F8		0-3 K		1-0 FC4-6		1-1 5-3		
Alvin Dark, R (1, 5) OBP: 0.365, SLG: 0.401	0-0 5-3		2-2 4-3		1-0 5-3		2-1 F2		
14 Ernie Banks, R (1, 6) OBP: 0.352, SLG: 0.605	0-2 5-3			0-1 F8		1-1 E6 FC6-4		2-1 L5	
Walt Moryn, L (1, 7) OBP: 0.348, SLG: 0.507		1-0 G3		1-2 2B		0-0 F8		1-2 L4	
Lee Walls, R (1, 9) OBP: 0.369, SLG: 0.505		4-2 G4-6-3 BB		0-0 5-3		4-2 FC6-4 BB		0-0 F8	
Dale Long, L (1, 3) OBP: 0.361, SLG: 0.457		1-2 G4-6-3		1-2 F7		4-1 FC6-4 BB		2-1 6-3	
Bobby Thomson, R (1, 8) OBP: 0.357, SLG: 0.471			0-0 F8		2-1 F8		0-0 FC6-4		2-1 G5-4-3 1B
Moe Thacker, R (1, 2) OBP: 0.313, SLG: 0.714			3-2 3B 1B		2-2 FC4-6 1B		3-2 L4		0-2 G5-4-3
John Briggs, R (1, 1) OBP: 0.222, SLG: 0.333			0-0 3B		3-1 FC4-6 1B			1-2 F8	
Jim Bolger, R (7, PH) OBP: 0.275, SLG: 0.307									
Bob Anderson, R (8, 1)									

Inning Stats

PITCHER	IP	WLS	BF	H	R	ER	SO	BB	IBB	HBP	BLK	WP	HR	S	P	ERA	WHIP
Stan Williams, R (1, 1) ERA: 3.69	5.1	W	24	5	2	1	1	3	0	0	0	0	0	53	84	1.69	1.500
Clem Labine, R (6, 1) ERA: 4.33	3.2	S	11	1	0	0	0	0	0	0	0	0	0	24	38	0.00	0.273





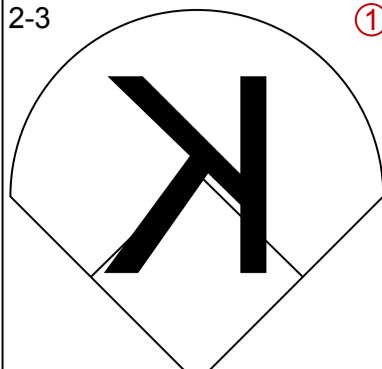
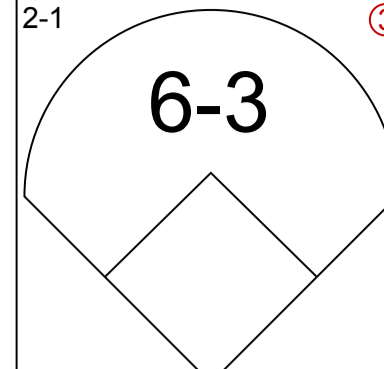
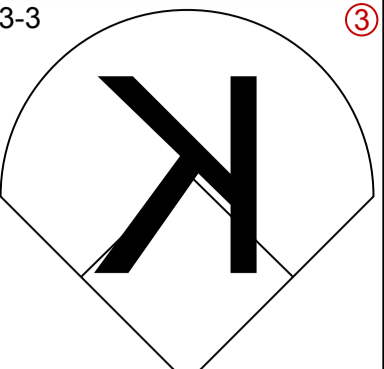
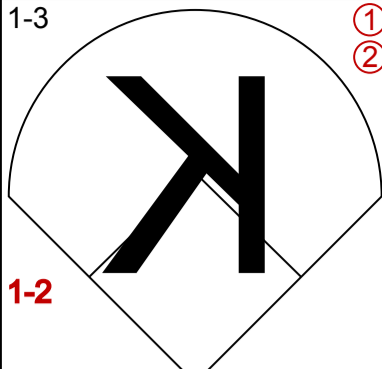
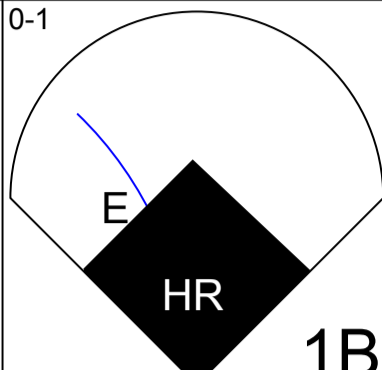
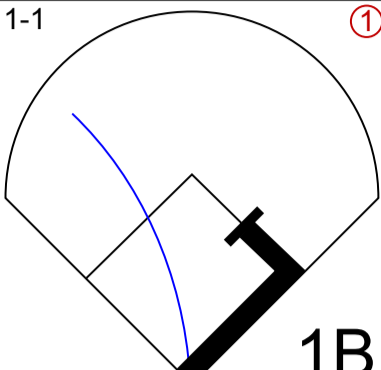
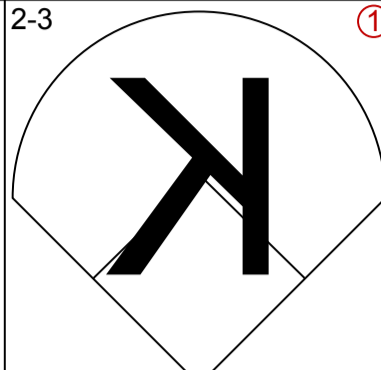
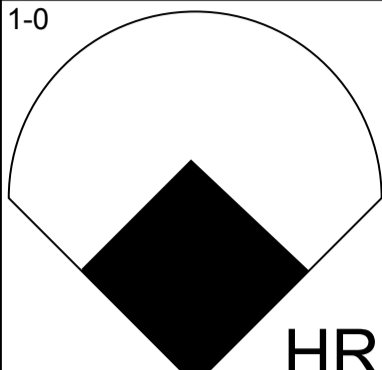
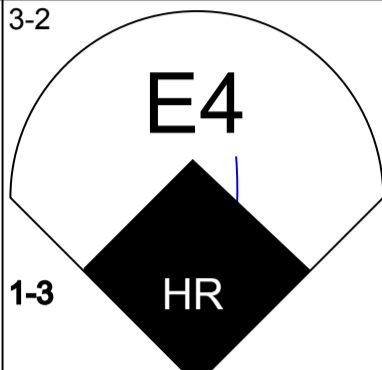
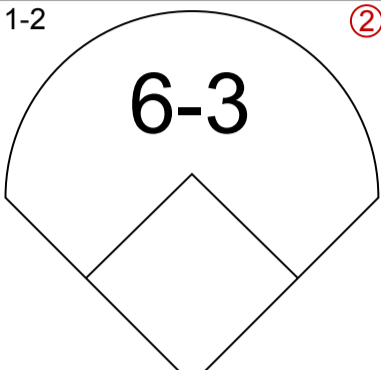
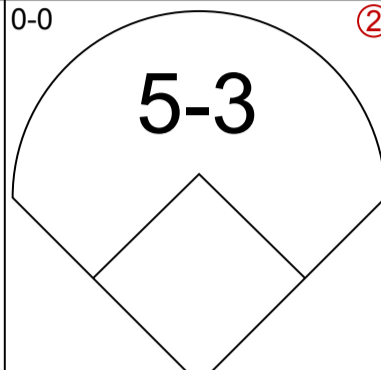
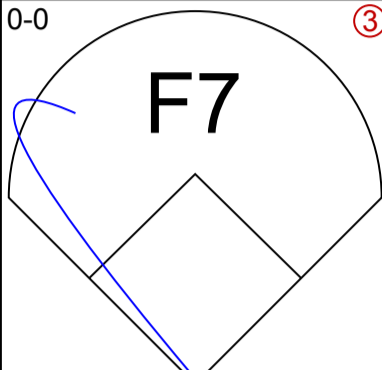
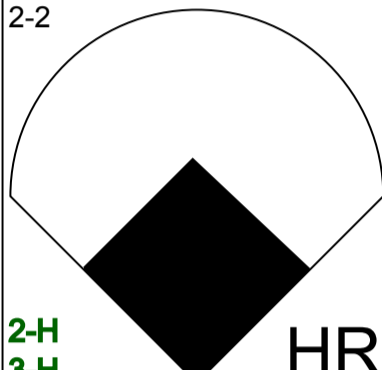
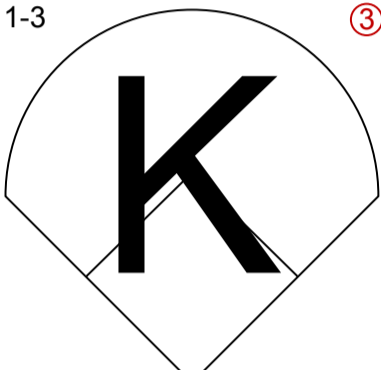
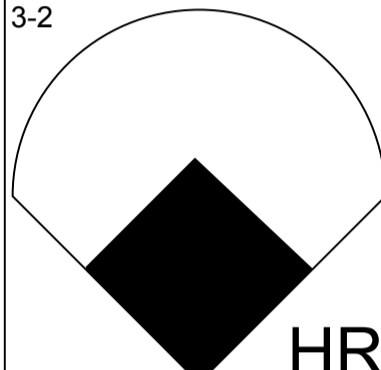
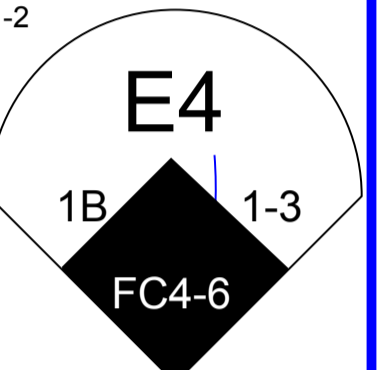
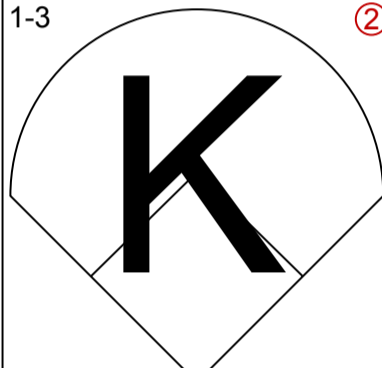
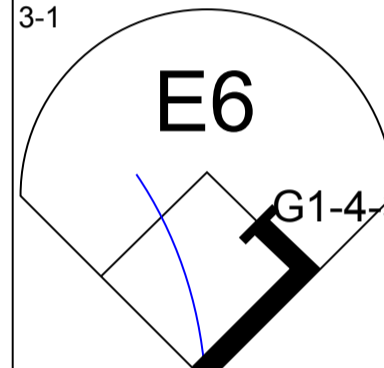
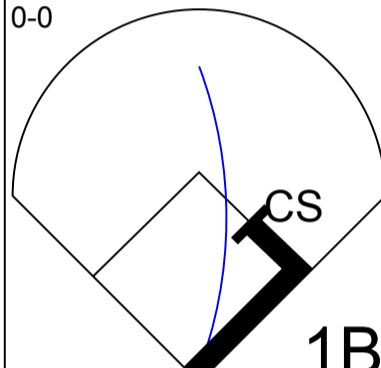
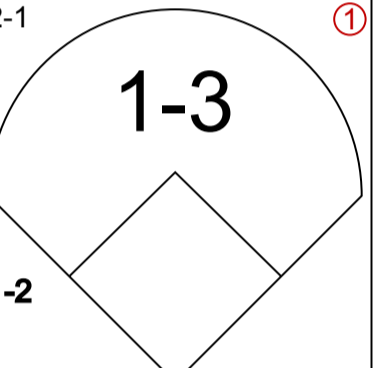
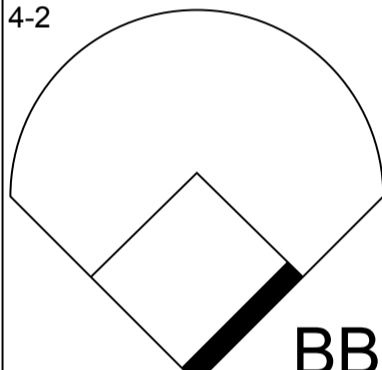
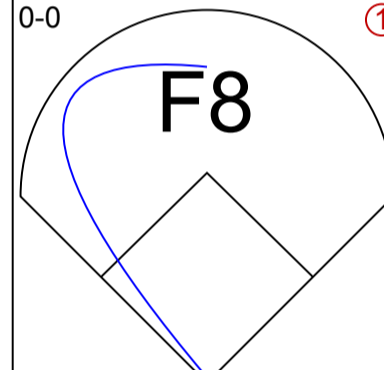
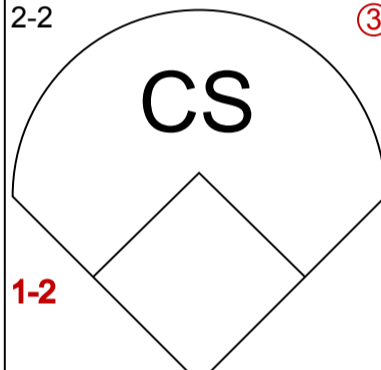
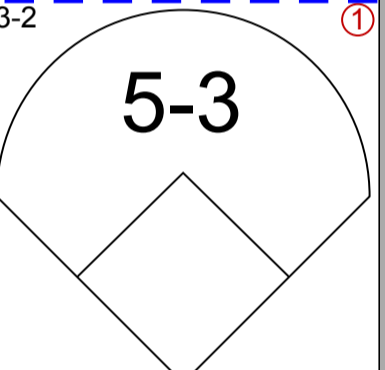
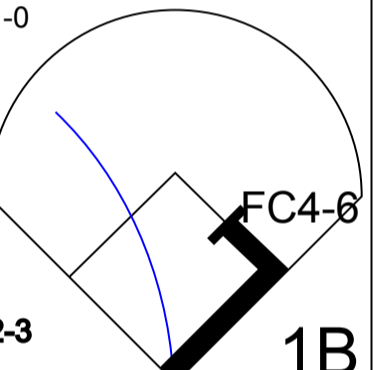
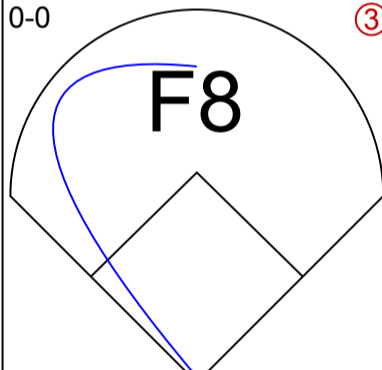
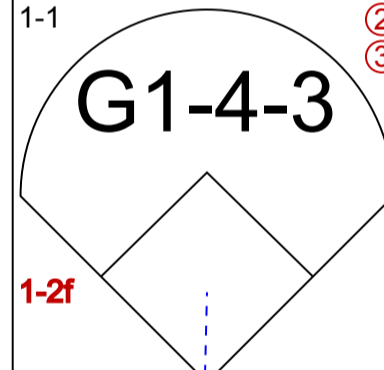
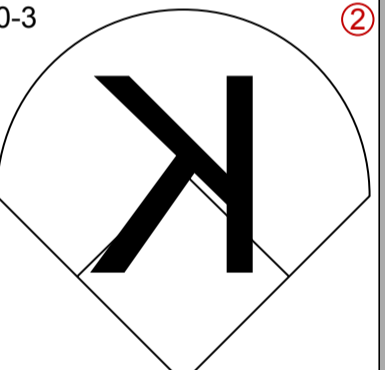
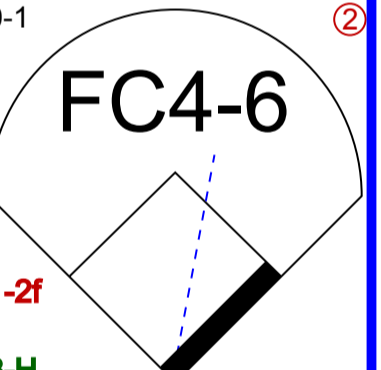
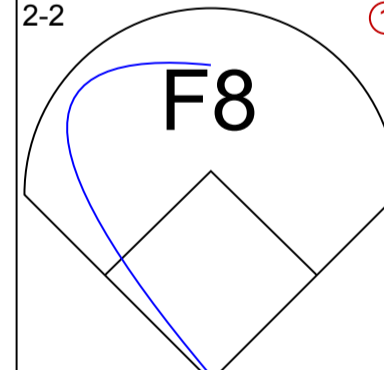
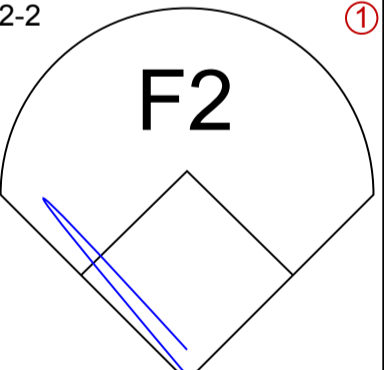
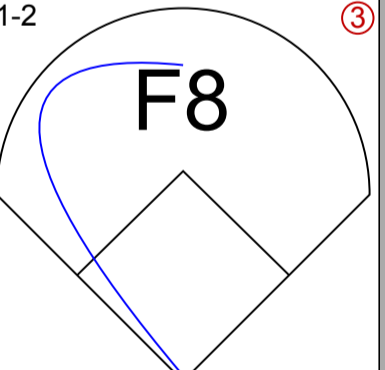
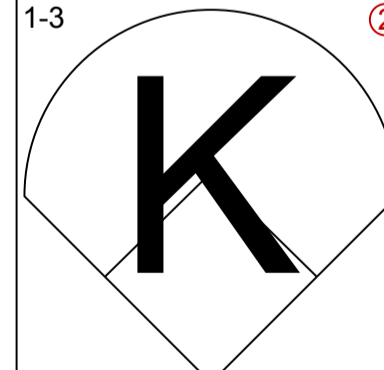
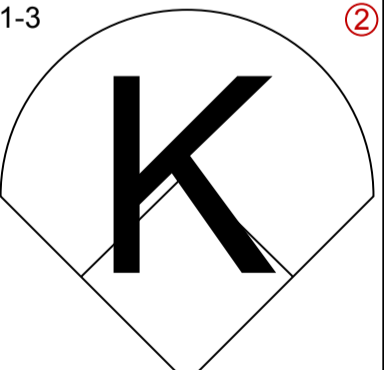
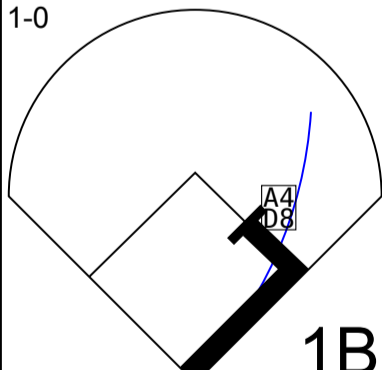
Batter	1	2	3	4	5	6	7	8	9	AB R H RBI BB SO LOB	TOP											
<b>Felipe Alou, R</b> (1, 9) <small>OBP: 0.289, SLG: 0.398</small> <b>Bill White, L</b> (7, PH) <small>OBP: 0.375, SLG: 0.167</small> <b>Al Worthington, R</b> (7, 1) <small>OBP: 0.175, SLG: 0.167</small> <b>Marv Grissom, R</b> (7, 1) <b>Bob Schmidt, R</b> (9, PH) <small>OBP: 0.309, SLG: 0.448</small>	0-1 1-3		1-2 2B 1B		0-0 1-3		0-1 6-3 2-3		1-2 FC5-4 1-2f	3 0 1 0 0 0 0 1 0 0 0 0 0 1 0 0 0 0 0 0 0 0 0 0 0 0 0 0 1 0 0 0 0 0 2												
<b>Jim Davenport, R</b> (1, 5) <small>OBP: 0.298, SLG: 0.357</small>	2-2 1B 1B		1-1 F7		1-2 F3		2-3 K			4 0 1 0 0 1 3												
<b>Willie Mays, R</b> (1, 8) <small>OBP: 0.403, SLG: 0.557</small>	0-2 1-3 1B		0-1 1-3 2-H 2B		0-0 4-3			0-2 F8		4 0 2 1 0 0 0												
<b>Hank Sauer, R</b> (1, 7) <small>OBP: 0.357, SLG: 0.443</small>	0-3 K		0-1 F5			2-1 F4		2-3 K		4 0 0 0 0 2 3												
<b>Orlando Cepeda, R</b> (1, 3) <small>OBP: 0.338, SLG: 0.514</small>		1-1 L1-3 HBP		0-0 1B 4-3 1B		2-2 F9		0-0 6-3		3 1 1 0 0 0 0												
<b>Daryl Spencer, R</b> (1, 6) <small>OBP: 0.352, SLG: 0.428</small>		2-1 L1-3 1-2		3-1 4-3 SF8 1B		4-2 BB		1-1 5-3		3 1 1 0 1 0 1												
<b>Valmy Thomas, R</b> (1, 2) <small>OBP: 0.333, SLG: 0.330</small> <b>Whitey Lockman, L</b> (9, PH) <small>OBP: 0.337, SLG: 0.338</small>		1-3 K		1-1 4-3 2-3 3-H		1-1 F4		0-2 BB 1B		3 0 0 1 0 1 2 1 0 1 0 0 0 0												
<b>Danny O'Connell, R</b> (1, 4) <small>OBP: 0.333, SLG: 0.319</small> <b>Bob Speake, L</b> (7, PH) <small>OBP: 0.348, SLG: 0.390</small> <b>Willie Kirkland, L</b> (7, 9) <small>OBP: 0.329, SLG: 0.437</small>			4-2 SH1-4 2B BB		0-0 SF8		4-0 6-3 4-3 BB		2-3 K	0 1 0 1 1 0 0 0 0 0 0 1 0 0 1 0 0 0 0 1 1												
<b>Ruben Gomez, R</b> (1, 1) <small>OBP: 0.191, SLG: 0.261</small> <b>Leon Wagner, L</b> (7, PH) <small>OBP: 0.398, SLG: 0.504</small> <b>Eddie Bressoud, R</b> (7, 4) <small>OBP: 0.320, SLG: 0.350</small> <b>Ray Jablonski, R</b> (9, PH) <small>OBP: 0.286, SLG: 0.485</small>			0-1 SH1-4		0-0 1-3		1-1 4-3		4-1 FC5-4 BB	1 0 0 0 0 0 0 1 0 0 0 0 0 1 0 0 0 0 0 0 0 0 0 0 0 1 0 0												
<b>Inning Stats</b>	R: 0 E: 0 K: 1 S: 13	H: 2 LOB: 1 BB: 0 P: 15	R: 0 E: 0 K: 1 S: 6	H: 0 LOB: 0 BB: 0 P: 10	R: 1 E: 0 K: 0 S: 13	H: 2 LOB: 2 BB: 1 P: 19	R: 2 E: 0 K: 0 S: 7	H: 2 LOB: 0 BB: 0 P: 11	R: 0 E: 0 K: 0 S: 5	H: 0 LOB: 0 BB: 0 P: 6	R: 0 E: 0 K: 0 S: 10	H: 0 LOB: 1 BB: 1 P: 19	R: 0 E: 0 K: 1 S: 7	H: 0 LOB: 1 BB: 1 P: 14	R: 0 E: 0 K: 1 S: 7	H: 0 LOB: 0 BB: 0 P: 9	R: 0 E: 0 K: 1 S: 16	H: 1 LOB: 2 BB: 1 P: 24	1B: 6 2B: 2 3B: 0 HR: 0	SF: 1 SAC: 1 DP: 1 HBP: 1	WP: 0 PB: 0 SB: 0 CS: 0	PA: 37
<b>PITCHER</b>	IP WLS BF H R ER SO BB IBB HBP BLK WP HR S P ERA WHIP																					
<b>Don Drysdale, R</b> (1, 1) <small>ERA: 5.02</small> <b>Johnny Klippstein, R</b> (9, 1) <small>ERA: 4.71</small>	8.2 W 36 7 3 3 5 4 0 1 0 0 0 0 78 120 3.12 1.269																					
	0.1 S 1 0 0 0 0 0 0 0 0 0 0 0 6 7 0.00 0.000																					

San Francisco Giants @ Los Angeles Dodgers  
 Los Angeles Memorial Coliseum, Los Angeles, CA  
 Fri Aug 08 1958, 10:05 PM EDT  
 Att: 45,098 - Unknown

AB	30
R	3
H	7
RBI	3
BB	4
SO	5
LOB	14





Batter	1	2	3	4	5	6	7	8	9	AB R H RBI BB SO LOB	TOP	
<b>Felipe Alou, R</b> OBP: 0.281, SLG: 0.387 (1, 9) B C C C C	2-3 	2-1 6-3 			3-3 			M 1 SAFE B B C C C C 1-3 		4 0 0 0 0 3 1	<b>San Francisco Giants @ Los Angeles Dodgers</b> <b>Los Angeles Memorial Coliseum, Los Angeles, CA</b> Sat Aug 09 1958, 10:05 PM EDT Att: 46,178 - Unknown <a href="http://livebaseballscorecards.com">livebaseballscorecards.com</a>	
<b>Jim Davenport, R</b> OBP: 0.304, SLG: 0.374 (1, 5) C X	0-1  HR 1B		1-1  1B			2-3 		B X 1-0  HR		4 2 3 1 0 1 0		
<b>Willie Mays, R</b> OBP: 0.399, SLG: 0.552 (1, 8) B F F C C F B B X	3-2  E4 HR 1-3		1-2 6-3 			0-0 5-3 		X 0-0  F7		4 1 0 0 0 0 1		
<b>Hank Sauer, R</b> OBP: 0.359, SLG: 0.474 <b>Whitey Lockman, L</b> OBP: 0.337, SLG: 0.338 (9, PR) (9, 7) F B B X	2-2  HR 2-H 3-H		1-3 			3-2  HR		B B C X 1-2  E4 1B FC4-6 1-3		4 2 2 4 0 1 0 0 1 0 0 0 0 0		
<b>Orlando Cepeda, R</b> OBP: 0.338, SLG: 0.512 (1, 3) B F F S	1-3 			3-1  E6 G1-4-3		0-0  CS 1B		X 2-1  1-3 1-2		4 0 1 0 0 1 1		
<b>Daryl Spencer, R</b> OBP: 0.353, SLG: 0.427 (1, 6) B B B C C B	4-2  BB			0-0  F8		2-2  CS 1-2	3-2  5-3	B X 1-0  FC4-6 1B 2-3		3 0 1 0 1 0 1		
<b>Bob Schmidt, R</b> OBP: 0.306, SLG: 0.443 <b>Leon Wagner, L</b> OBP: 0.396, SLG: 0.500 <b>Valmy Thomas, R</b> OBP: 0.333, SLG: 0.330 (9, PH) (9, 2) X	0-0  F8			1-1  G1-4-3 1-2f			0-3 	F X 0-1  FC4-6 1-2f 3-H		3 0 0 0 0 1 2 1 0 0 1 0 0 2 0 0 0 0 0 0 0		
<b>Danny O'Connell, R</b> OBP: 0.328, SLG: 0.314 (1, 4) C B B C X		2-2  F8			2-2  F2			B B C C X 1-2  F8		4 0 0 0 0 0 2		
<b>Johnny Antonelli, L</b> OBP: 0.234, SLG: 0.274 <b>Marv Grissom, R</b> (9, 1) S B C F		1-3 			1-3 			B X 1-0  1B		3 0 1 0 0 2 0 0 0 0 0 0 0 0		
<b>Inning Stats</b>	R: 3 E: 1 K: 2 S: 19 H: 2 LOB: 1 BB: 1 P: 31	R: 0 E: 0 K: 1 S: 8 H: 0 LOB: 0 BB: 0 P: 13	R: 0 E: 0 K: 1 S: 9 H: 1 LOB: 0 BB: 0 P: 12	R: 0 E: 1 K: 0 S: 5 H: 0 LOB: 0 BB: 0 P: 9	R: 0 E: 0 K: 2 S: 11 H: 0 LOB: 0 BB: 0 P: 17	R: 1 E: 0 K: 1 S: 10 H: 2 LOB: 0 BB: 0 P: 17	R: 0 E: 0 K: 1 S: 9 H: 0 LOB: 0 BB: 0 P: 13	R: 1 E: 0 K: 1 S: 7 H: 2 LOB: 0 BB: 0 P: 10	R: 1 E: 1 K: 0 S: 11 H: 1 LOB: 2 BB: 0 P: 18	1B: 5 2B: 0 3B: 0 HR: 3 SF: 0 SAC: 0 DP: 1 HBP: 0	WP: 0 PB: 0 SB: 0 CS: 1 PA: 36	
<b>PITCHER</b> <b>Johnny Podres, L</b> ERA: 3.62 <b>Clem Labine, R</b> ERA: 4.27 (1, 1) (7, 1)	IP WLS BF H R ER SO BB IBB HBP BLK WP HR S P ERA WHIP	6.0 L 23 5 4 3 7 1 0 0 0 0 2 62 99 4.50 1.000	3.0 12 3 2 1 2 0 0 0 0 0 1 27 41 3.00 1.000	<b>PITCHER</b> IP WLS BF H R ER SO BB IBB HBP BLK WP HR S P ERA WHIP								





Batter	1	2	3	4	5	6	7	8	9	AB R H RBI BB SO LOB	TOP
<b>Felipe Alou, R</b> (1, 9) OBP: 0.289, SLG: 0.384 <b>Willie Kirkland, L</b> (6, PH) OBP: 0.326, SLG: 0.433 (6, 9)	4-2  BB	3-2  HBP		2-3  K		1-3  K	1-0 <b>G4-6-3</b> 1-2f		1-2 <b>FC1-5</b> BB 1B 1B 1-2 2-3f	1 1 0 0 1 1 0 3 1 0 0 0 1 4	
<b>Jim Davenport, R</b> (1, 5) OBP: 0.315, SLG: 0.409	1-2  HBP 1B WP 1B	1-0  F5		3-2  HR		2-0  HR		3-1  BB 2B	0-0  BB 1B 1-2 2-3	6 4 5 2 0 0 1	
<b>Willie Mays, R</b> (1, 8) OBP: 0.400, SLG: 0.552	1-3  K	1-1  1B		2-0  4-3 2B		1-0  5-3		2-1  5-3	4-0  1B BB 1-2 2-3 3-H	5 0 2 1 1 1 3	
<b>Hank Sauer, R</b> (1, 7) OBP: 0.359, SLG: 0.470	0-0  WP HBP 1B 1-2 2-H	1-2  F9		2-2  4-3		2-2  F7		1-0  F8	2-0  FC5-4 1B 1-3 2-H 3-H	6 0 2 3 0 0 4	
<b>Orlando Cepeda, R</b> (1, 3) OBP: 0.338, SLG: 0.508	0-3  K		1-1  F3	3-1  F4		0-1  SH1-4 1B		4-1  BB BB	2-2  F7	5 1 1 0 1 1 5	
<b>Daryl Spencer, R</b> (1, 6) OBP: 0.357, SLG: 0.434	2-2  WP HBP 1-2 2-3		2-2  HR		2-2  F8	4-2  SH1-4 1B BB 1-2		4-0  BB BB 1-2 2-3	1-1  FC5-4 1-2f	3 2 1 1 2 0 2	
<b>Bob Schmidt, R</b> (1, 2) OBP: 0.303, SLG: 0.438 <b>Whitey Lockman, L</b> (7, PH) OBP: 0.337, SLG: 0.338 <b>Eddie Bressoud, R</b> (7, 4) OBP: 0.318, SLG: 0.347	3-2  5-3 1-2 2-3 3-H		0-2  6-3		0-1  6-3	1-1  SH1-4 1-2 2-3		2-1  F7		3 0 0 0 0 0 2 0 0 0 0 0 0 0 1 0 0 0 0 0 3	
<b>Danny O'Connell, R</b> (1, 4) OBP: 0.332, SLG: 0.328 <b>Bill White, L</b> (7, PH) OBP: 0.444, SLG: 0.167 <b>Valmy Thomas, R</b> (7, 2) OBP: 0.339, SLG: 0.337		1-2  HR	4-1  BB		0-3  K	4-0  1B IBB		0-2  FC1-5 1B 1B	2 1 1 1 1 1 0 0 0 0 0 1 0 0 1 0 1 0 0 0 0		
<b>Paul Giel, R</b> (1, 1) OBP: 0.190, SLG: 0.105 <b>Ramon Montzant, R</b> (3, 1) OBP: 0.229, SLG: 0.229 <b>Bob Speake, L</b> (6, PH) OBP: 0.357, SLG: 0.450 <b>Gordon Jones, R</b> (6, 1) OBP: 0.339, SLG: 0.337 <b>Leon Wagner, L</b> (7, PH) OBP: 0.400, SLG: 0.504 <b>Al Worthington, R</b> (7, 1) OBP: 0.195, SLG: 0.189		1-3  K	0-2  1-3		2-1  HR	2-2  G4-6-3 1B 1-3 2-H 3-H		0-0  1B FC1-5 BB 1B 1-2	2 0 0 0 0 0 1 1 0 0 0 0 0 0 0 0 1 1 1 1 0 0 0 0 0 0 0 0 0 0 0 0 1 0 1 2 0 0 0 0 1 1 1 0 0 0 0 0		
<b>Inning Stats</b>	R: 2 H: 2 E: 0 LOB: 2 K: 2 BB: 1 S: 21 P: 32	R: 1 H: 2 E: 0 LOB: 2 K: 1 BB: 0 S: 15 P: 23	R: 1 H: 1 E: 0 LOB: 1 K: 0 BB: 1 S: 13 P: 20	R: 1 H: 2 E: 0 LOB: 1 K: 1 BB: 0 S: 12 P: 24	R: 0 H: 0 E: 0 LOB: 0 K: 1 BB: 0 S: 8 P: 10	R: 2 H: 2 E: 0 LOB: 0 K: 1 BB: 0 S: 10 P: 18	R: 2 H: 2 E: 0 LOB: 1 K: 0 BB: 2 S: 11 P: 23	R: 0 H: 1 E: 0 LOB: 3 K: 0 BB: 2 S: 8 P: 24	R: 3 H: 4 E: 0 LOB: 2 K: 0 BB: 1 S: 14 P: 24	1B: 9 SF: 0 2B: 2 SAC: 1 3B: 0 DP: 1 HR: 5 HBP: 2	WP: 1 PA: 51 PB: 0 SB: 1 CS: 0
<b>PITCHER</b> <b>Stan Williams, R</b> (1, 1) ERA: 3.91 <b>Babe Birrer, R</b> (2, 1) ERA: <b>Johnny Klippstein, R</b> (3, 1) ERA: 4.95 <b>Clem Labine, R</b> (6, 1) ERA: 4.36 <b>Sandy Koufax, L</b> (9, 1) ERA: 4.03	IP WLS BF H R ER SO BB IBB HBP BLK WP HR S P ERA WHIP 1.1 0 10 3 3 3 3 1 0 2 0 1 1 30 46 20.25 3.000 0.2 0 3 1 0 0 0 0 0 0 0 0 0 6 9 0.00 1.500 3.1 0 16 5 4 4 3 1 0 0 0 0 4 39 65 10.80 1.800 2.2 L 14 3 2 2 0 3 1 0 0 0 0 0 23 54 6.75 2.250 0.1 0 5 3 3 3 0 1 0 0 0 0 0 8 13 81.00 12.000					<b>PITCHER</b> <b>Carl Erskine, R</b> (9, 1) ERA: 5.11	IP WLS BF H R ER SO BB IBB HBP BLK WP HR S P ERA WHIP 0.2 0 3 1 0 0 0 0 0 0 0 0 0 6 11 0.00 1.500				

San Francisco Giants @ Los Angeles Dodgers  
 Los Angeles Memorial Coliseum, Los Angeles, CA  
 Sun Aug 10 1958, 6:33 AM EDT  
 Att: 20,831 - Unknown

AB	41
R	12
H	16
RBI	11
BB	7
SO	6
LOB	25





Batter	1	2	3	4	5	6	7	8	9	AB	R	H	RBI	BB	SO	LOB
<b>Jim Gilliam, S</b> OBP: 0.354, SLG: 0.359 (1, 5)	3-2 F9	2-1 FC4-6		2-1 S 1B		0-0 FC1-6		4-2 BB		4	1	1	1	1	0	2
<b>Norm Larker, L</b> OBP: 0.390, SLG: 0.462 (1, 7)	3-2 G3	3-3 K		3-2 4-3		2-1 L4-3		2-2 F9		5	0	0	0	0	1	4
<b>Duke Snider, L</b> OBP: 0.365, SLG: 0.463 (1, 8)	0-1 2B			0-1 4-3			2-2 FC5-6 1B SF7		2-3 K	5	2	3	1	0	1	1
<b>Carl Furillo, R</b> OBP: 0.336, SLG: 0.437 (1, 9)	4-2 BB			2-2 1-3			1-0 FC5-6 1B		0-0 6-3	4	1	2	0	1	0	0
<b>John Roseboro, L</b> OBP: 0.334, SLG: 0.459 (1, 2)	0-0 F8			0-0 F5			0-0 FC5-6		2-2 K	5	0	1	0	0	0	5
<b>Charlie Neal, R</b> OBP: 0.347, SLG: 0.470 (1, 4)				4-2 1B 1B HR BB			3-2 F7		2-2 SF7	3	2	1	1	1	1	1
<b>Gil Hodges, R</b> OBP: 0.327, SLG: 0.420 (1, 3)				1-0 1B FC4-6 1B 1-H 2-H HR			4-0 BB		1-3 K	3	2	2	3	1	1	1
<b>Don Zimmer, R</b> OBP: 0.308, SLG: 0.420 (1, 6)				2-1 K F4			0-3 K		0-0 6-3	4	0	0	0	0	2	3
<b>Stan Williams, R</b> OBP: 0.029, SLG: 0.029 (2, 1)				0-3 K			1-0 FC1-6 1B		1-1 5-3	0	0	0	0	0	0	0
<b>Babe Birrer, R</b> OBP: 0.316, SLG: 0.316 (2, PH)										0	0	0	0	0	0	0
<b>Elmer Valo, L</b> OBP: 0.100, SLG: 0.100 (3, 1)										1	0	1	1	0	0	0
<b>Johnny Klippstein, R</b> OBP: 0.093, SLG: 0.093 (6, 1)										1	0	0	0	0	1	0
<b>Clem Labine, R</b> OBP: 0.341, SLG: 0.393 (8, PH)										1	0	1	0	0	0	0
<b>Pee Wee Reese, R</b> OBP: 0.167, SLG: 0.171 (9, 1)										0	0	0	0	0	0	0
<b>Sandy Koufax, R</b> OBP: 0.043, SLG: 0.043 (9, 1)										0	0	0	0	0	0	0

Inning Stats	R: 0	H: 1	E: 0	K: 14	S: 14	H: 3	LOB: 2	BB: 1	P: 24	R: 2	H: 1	E: 1	K: 2	S: 13	H: 3	LOB: 0	BB: 1	P: 26	R: 4	H: 3	E: 0	K: 1	S: 14	R: 1	H: 1	E: 0	K: 0	S: 12	H: 1	LOB: 0	BB: 0	P: 19	R: 0	H: 0	E: 0	K: 1	S: 8	H: 1	LOB: 0	BB: 0	P: 7	R: 1	H: 2	E: 0	K: 1	S: 13	H: 0	LOB: 1	BB: 1	P: 15	R: 0	H: 1	E: 0	K: 0	S: 4	R: 1	H: 2	E: 0	K: 1	S: 13	H: 0	LOB: 1	BB: 0	P: 19	R: 0	H: 0	E: 0	K: 2	S: 10	H: 1	LOB: 1	BB: 0	P: 15	R: 0	H: 1	E: 0	K: 2	S: 10	1B: 8	SF: 1	2B: 3	SAC: 0	3B: 0	DP: 1	HR: 2	HBP: 0	WP: 0	PA: 42
--------------	------	------	------	-------	-------	------	--------	-------	-------	------	------	------	------	-------	------	--------	-------	-------	------	------	------	------	-------	------	------	------	------	-------	------	--------	-------	-------	------	------	------	------	------	------	--------	-------	------	------	------	------	------	-------	------	--------	-------	-------	------	------	------	------	------	------	------	------	------	-------	------	--------	-------	-------	------	------	------	------	-------	------	--------	-------	-------	------	------	------	------	-------	-------	-------	-------	--------	-------	-------	-------	--------	-------	--------

PITCHER	IP	WLS	BF	H	R	ER	SO	BB	IBB	HBP	BLK	WP	HR	S	P	ERA	WHIP
<b>Paul Giel, R</b> ERA: 3.72 (1, 1)	2.0		13	6	4	4	2	1	0	0	0	0	1	31	56	18.00	3.500
<b>Ramon Monzant, R</b> ERA: 5.23 (3, 1)	3.0		13	2	3	3	2	2	0	0	0	0	1	30	51	9.00	1.333
<b>Gordon Jones, R</b> ERA: (6, 1)	1.0	W	3	1	0	0	0	0	0	0	0	0	0	4	7	0.00	1.000
<b>Al Worthington, R</b> ERA: 3.5 (7, 1)	3.0	S	13	3	1	1	3	1	0	0	0	0	0	37	55	3.00	1.333

**BOTTOM**

**San Francisco Giants @ Los Angeles Dodgers**  
**Los Angeles Memorial Coliseum, Los Angeles, CA**

livebaseballscores.com

<b>AB</b>	<b>37</b>
<b>R</b>	<b>8</b>
<b>H</b>	<b>12</b>
<b>RBI</b>	<b>7</b>
<b>BB</b>	<b>4</b>
<b>SO</b>	<b>7</b>
<b>LOB</b>	<b>17</b>



WP	PA	ERA	WHIP
0	42		

Sun Aug 10 1958, 6:33 AM EDT  
 Att. 20,831 - Unknown

Batter	1	2	3	4	5	6	7	8	9	AB R H RBI BB SO LOB	TOP											
Johnny Goryl, R (1, 4) OBP: 0.321, SLG: 0.384	2-1 G5-4-3 1B	0-0 1-3		2-2 F8		2-2 1B	2-3 K			5 0 2 0 0 1 3	<p><b>Chicago Cubs @ Los Angeles Dodgers</b>  <b>Los Angeles Memorial Coliseum, Los Angeles, CA</b></p> <p>Tue Aug 12 1958, 10:05 PM EDT  Att: 17,034 - Unknown</p> <p>livebaseballscorecards.com</p>											
Alvin Dark, R (1, 5) OBP: 0.360, SLG: 0.387	1-1 G5-4-3 1-2f		3-1 FC3 WP 14 E 1B	0-1 5-3		3-2 14 FC6-4 1B		2-2 1-3	5 1 2 0 0 0 1													
14 Ernie Banks, R (1, 6) OBP: 0.354, SLG: 0.609	2-1 1B 1B		0-1 E6 WP E 3B 1-2	1-0 F8		2-2 FC6-4 1-2f		1-3 K	5 1 1 0 0 1 3													
Bobby Thomson, R (1, 8) OBP: 0.359, SLG: 0.479	1-1 FC4 1-2 1B		0-0 FC3 WP 3B 1-2 2-3		2-1 FC6-4 1B		3-2 6-3	2-3 K	5 1 2 0 0 1 2													
Jim Bolger, R (1, 7) OBP: 0.277, SLG: 0.330	0-0 FC4 1-2f		1-0 HR 3B 1-H 2-H 3-H		2-1 F5		4-1 1B 1B BB	1-1 6-3	4 2 1 2 1 0 3													
Lee Walls, R (1, 9)		1-1 F8	2-2 HR		0-0 FC6-4 1-2f		0-1 1B E 1B	2-2 HR	5 3 3 3 0 0 1													
Cal Neeman, R (1, 2) OBP: 0.328, SLG: 0.504		4-0 2B BB	1-0 F2		2-1 F9		2-3 K	1-1 F4	4 0 0 0 1 1 3													
Dale Long, L (1, 3) OBP: 0.354, SLG: 0.447		0-1 L5 2B	2-2 L5		0-0 F9		0-0 E9 1B 1B	1-0 4-3	5 1 2 1 0 0 0													
Dick Drott, R (1, 1) OBP: 0.295, SLG: 0.262		3-3 K	2-3 K				0-0 6-3		4 0 1 1 0 2 2													
Don Elston, R (8, 1) OBP: 0.273, SLG: 0.273									0 0 0 0 0 0 0													
<b>Inning Stats</b>	R: 0 E: 0 K: 0 S: 9	H: 3 LOB: 2 BB: 0 P: 15	R: 0 E: 0 K: 1 S: 8	H: 1 LOB: 2 BB: 1 P: 16	R: 5 E: 2 K: 1 S: 16	H: 3 LOB: 0 BB: 0 P: 27	R: 0 E: 0 K: 0 S: 6	H: 0 LOB: 0 BB: 0 P: 9	R: 0 E: 0 K: 0 S: 7	H: 1 LOB: 1 BB: 0 P: 13	R: 0 E: 0 K: 0 S: 12	H: 2 LOB: 2 BB: 0 P: 19	R: 3 E: 1 K: 2 S: 14	H: 3 LOB: 1 BB: 1 P: 26	R: 0 E: 0 K: 2 S: 9	H: 0 LOB: 0 BB: 0 P: 14	R: 1 E: 0 K: 0 S: 8	H: 1 LOB: 0 BB: 0 P: 13	1B: 10 2B: 1 3B: 1 HR: 2	SF: 0 SAC: 0 DP: 1 HBP: 0	WP: 1 PB: 0 SB: 0 CS: 0	PA: 44
<b>PITCHER</b>	IP WLS BF H R ER SO BB IBB HBP BLK WP HR S P ERA WHIP																					
Danny McDevitt, L (1, 1) ERA: 6.95	2.0 L 14 6 4 2 1 1 0 0 0 1 0 23 41 9.00 3.500																					
Babe Birrer, R (3, 1) ERA: 3.12	4.2 22 7 4 3 2 1 0 0 0 0 1 46 79 5.79 1.714																					
Johnny Klippstein, R (7, 1) ERA: 4.93	0.1 1 0 0 0 1 0 0 0 0 0 0 3 5 0.00 0.000																					
Fred Kipp, L (8, 1) ERA: 5.45	1.0 3 0 0 0 2 0 0 0 0 0 0 9 14 0.00 0.000																					
Carl Erskine, R (9, 1) ERA: 5.16	1.0 4 1 1 1 0 0 0 0 0 0 1 8 13 9.00 1.000																					

AB	42
R	9
H	14
RBI	7
BB	2
SO	6
LOB	18



BOTTOM

Chicago Cubs @ Los Angeles Dodgers  
Los Angeles Memorial Coliseum, Los Angeles, CA

Tue Aug 12 1958, 10:05 PM EDT  
Att. 17,034 - Unknown

livebaseballscorecards.com

AB	34
R	3
H	8
RBI	3
BB	7
SO	6
LOB	23



WP:	0	PA:	43
PB:	0		
SB:	0		
CS:	1		

AB R H RBI BB SO LOB

4	0	0	0	1	0	4
3	0	1	0	2	0	1
5	0	1	0	0	3	4
4	2	1	0	1	0	4
4	0	2	1	0	0	1
4	1	1	2	1	1	3
3	0	1	0	1	0	2
4	0	0	0	0	1	3
0	0	0	0	0	0	0
2	0	1	0	0	1	1
0	0	0	0	0	0	0
1	0	0	0	0	0	0
0	0	0	0	0	0	0
0	0	0	0	1	0	0
0	0	0	0	0	0	0

Batter	1	2	3	4	5	6	7	8	9
Jim Gilliam, S OBP: 0.353, SLG: 0.356 (1, 5)	1-2 4-1		2-1 FC4-6		0-0 L7		4-2 1B BB	0-0 L1-6-3	
Norm Larker, L OBP: 0.396, SLG: 0.466 (1, 7)	4-1 CS BB		3-2 E1		2-2 3-1 2B		4-2 1B BB	0-1 L3	
Charlie Neal, R OBP: 0.345, SLG: 0.467 (1, 4)	1-3 K		2-3 K		1-2 3-1		1-0 1-2 2-3 1B	2-3 K	
Carl Furillo, R OBP: 0.337, SLG: 0.435 (1, 9)	1-1 CS	1-2 F4		0-0 HR 1B	1-1 F9		1-0 F3	4-2 2B BB	
John Roseboro, L OBP: 0.339, SLG: 0.464 (1, 2)				0-1 F8		1-0 G5-4-3 1B	0-0 F3	1-2 2B	
Gil Hodges, R OBP: 0.328, SLG: 0.426 (1, 3)				3-1 1-H HR		0-0 F4	4-0 BB BB BB	2-2 F3	
Don Zimmer, R OBP: 0.310, SLG: 0.419 (1, 6)				2-2 1B		2-2 G5-4-3	4-0 BB BB		
Don Demeter, R OBP: 0.143, SLG: 0.171 (1, 8)			1-1 L7	3-2 F7			1-3 K	0-0 F3	
Danny McDevitt, L OBP: 0.091, SLG: 0.091 (3, 1)			1-1 FC4-6 1B	1-3 K			2-2 F7	4-2 BB	
Babe Birrer, R OBP: 0.500, SLG: 0.500 (7, 1)									
Johnny Kupststein, R OBP: 0.100, SLG: 0.100 (7, PH)									
Pee Wee Reese, R OBP: 0.339, SLG: 0.390 (8, 1)									
Fred Kipp, L OBP: 0.262, SLG: 0.304 (8, PH)									
Elmer Valo, L OBP: 0.323, SLG: 0.318 (9, 1)									
Carl Erskine, R OBP: 0.043, SLG: 0.043									

Inning Stats	R: 0	H: 0	E: 0	K: 1	S: 8	R: 0	H: 0	E: 0	K: 1	S: 9	R: 0	H: 1	E: 1	K: 1	S: 13	R: 2	H: 3	E: 0	K: 1	S: 14	R: 0	H: 1	E: 0	K: 0	S: 9	R: 0	H: 1	E: 0	K: 1	S: 5	R: 0	H: 1	E: 0	K: 1	S: 13	R: 0	H: 0	E: 0	K: 0	S: 8	R: 1	H: 1	E: 0	K: 1	S: 16	1B: 5	2B: 2	3B: 0	HR: 1	SF: 0	SAC: 0	DP: 1	HBP: 1	WP: 0	PA: 43
--------------	------	------	------	------	------	------	------	------	------	------	------	------	------	------	-------	------	------	------	------	-------	------	------	------	------	------	------	------	------	------	------	------	------	------	------	-------	------	------	------	------	------	------	------	------	------	-------	-------	-------	-------	-------	-------	--------	-------	--------	-------	--------

PITCHER	IP	WLS	BF	H	R	ER	SO	BB	IBB	HBP	BLK	WP	HR	S	P	ERA	WHIP
Dick Drott, R ERA: 5.65 (1, 1)	7.1	W	34	7	2	2	5	5	0	1	0	0	1	72	130	2.46	1.636
Don Elston, R ERA: 3.14 (8, 1)	1.2	S	8	1	1	1	1	2	0	0	0	0	0	23	36	5.40	1.800

Batter	1	2	3	4	5	6	7	8	9	AB R H RBI BB SO LOB	TOP														
<b>Johnny Goryl, R</b> (1, 4) OBP: 0.323, SLG: 0.378	4-1 BB G5-4-3		1-2 F9		1-2 F8		4-1 2B SF9 BB		2-3 K	3 1 0 0 2 1 0															
<b>Alvin Dark, R</b> (1, 5) OBP: 0.361, SLG: 0.390	1-0 BB G5-4-3 1-2f		0-1 F6		0-1 5-3		3-2 SF9 2B		0-1 14 BB 1B	5 0 2 0 0 0 1															
<b>14 Ernie Banks, R</b> (1, 6) OBP: 0.357, SLG: 0.614	2-1 F8			2-2 F8		0-1 HR	4-0 FC6-4 IBB		4-2 1-2 BB	3 1 1 1 2 0 0															
<b>Bobby Thomson, R</b> (1, 8) OBP: 0.359, SLG: 0.478		3-1 F3		0-0 6-3		2-2 1B WP 1B	0-0 SF9		0-0 F6	3 0 1 0 0 0 0 1 0 0 1 0 0 2															
<b>Walt Moryn, L</b> (7, PH) OBP: 0.346, SLG: 0.499																									
<b>Jim Bolger, R</b> (1, 7) OBP: 0.276, SLG: 0.326		0-1 5-3		2-1 BB HR 1B		3-3 K	1-0 FC6-4			4 1 1 0 0 1 3															
<b>Lee Walls, R</b> (1, 9) OBP: 0.369, SLG: 0.507		4-2 BB BB		4-1 1-2 HR BB		1-1 5-3		2-1 F9		2 1 0 0 2 0 1															
<b>Cal Neeman, R</b> (1, 2) OBP: 0.341, SLG: 0.533		4-2 1-2 BB		0-2 1-H 2-H HR		2-0 2-3 1B		1-3 K		3 1 2 3 1 1 0															
<b>Dale Long, L</b> (1, 3) OBP: 0.352, SLG: 0.444		2-3 K		0-0 4-3		3-1 F5		0-2 5-3		2 0 0 0 0 1 2 2 0 0 0 0 0 2															
<b>Bobby Adams, R</b> (6, PH) OBP: 0.303, SLG: 0.388																									
<b>Glen Hobbie, R</b> (1, 1) OBP: 0.163, SLG: 0.146			1-3 K		1-3 K		1-1 F9		2-2 6-3	2 0 0 0 0 2 0 1 0 0 0 0 0 0 0 0 0 0 0 0 0 1 0 0 0 0 0 0 0 0 0 0 0 0 0															
<b>Moe Thacker, R</b> (7, PH) OBP: 0.269, SLG: 0.542																									
<b>Bill Henry, L</b> (7, 1) OBP: 0.417, SLG: 0.455																									
<b>Chuck Tanner, L</b> (9, PH) OBP: 0.281, SLG: 0.356																									
<b>Don Elston, R</b> (9, 1) OBP: 0.273, SLG: 0.273																									
<b>Inning Stats</b>	R: 0 E: 0 K: 0 S: 4	H: 0 LOB: 0 BB: 1 P: 11	R: 0 E: 0 K: 1 S: 12	H: 0 LOB: 2 BB: 2 P: 25	R: 0 E: 0 K: 1 S: 8	H: 0 LOB: 0 BB: 0 P: 10	R: 3 E: 0 K: 0 S: 11	H: 2 LOB: 0 BB: 1 P: 19	R: 0 E: 0 K: 1 S: 8	H: 0 LOB: 0 BB: 0 P: 10	R: 1 E: 0 K: 1 S: 16	H: 3 LOB: 2 BB: 0 P: 27	R: 1 E: 0 K: 0 S: 9	H: 1 LOB: 2 BB: 2 P: 22	R: 0 E: 0 K: 1 S: 8	H: 0 LOB: 0 BB: 0 P: 11	R: 0 E: 0 K: 1 S: 11	H: 1 LOB: 2 BB: 1 P: 19	1B: 4 2B: 1 3B: 0 HR: 2	SF: 1 SAC: 0 DP: 1 HBP: 0	WP: 1 PB: 0 SB: 0 CS: 0	PA: 40			
<b>PITCHER</b>	IP	WLS	BF	H	R	ER	SO	BB	IBB	HBP	BLK	WP	HR	S	P	ERA	WHIP								
<b>Sandy Koufax, L</b> (1, 1) ERA: 4.19	6.1		28	5	5	5	4	5	0	0	0	1	2	62	110	7.11	1.579								
<b>Clem Labine, R</b> (7, 1) ERA: 4.23	2.1		11	2	0	0	2	1	1	0	0	0	0	24	43	0.00	1.286								
<b>Fred Kipp, L</b> (9, 1) ERA: 5.42	0.1	W	1	0	0	0	0	0	0	0	0	0	0	1	1	0.00	0.000								

**Chicago Cubs @ Los Angeles Dodgers**  
**Los Angeles Memorial Coliseum, Los Angeles, CA**  
 Wed Aug 13 1958, 10:05 PM EDT  
 Att: 14,296 - Unknown

[livebaseballscorecards.com](http://livebaseballscorecards.com)

<b>AB</b>	<b>32</b>
<b>R</b>	<b>5</b>
<b>H</b>	<b>7</b>
<b>RBI</b>	<b>5</b>
<b>BB</b>	<b>7</b>
<b>SO</b>	<b>6</b>
<b>LOB</b>	<b>11</b>



Batter	1	2	3	4	5	6	7	8	9	AB	R	H	RBI	BB	SO	LOB
<b>Jim Gilliam, S</b> (1, 5) OBP: 0.354, SLG: 0.358 BB F BB BB	4-2 1B G6-3 BB		0-1 1B 2B		0-0 L3		0-0 F8			3	2	1	0	1	0	0
<b>John Roseboro, L</b> (1, 2) OBP: 0.342, SLG: 0.466 <b>Joe Pignatano, R</b> (8, PH) OBP: 0.275, SLG: 0.380 BB C C C C X	3-2 1B G6-3 1B		0-2 S 2B 1B 2-H		3-1 F3			2-3 K		3	1	2	1	0	0	0
<b>Norm Larker, L</b> (1, 7) OBP: 0.400, SLG: 0.463 <b>Gino Cimoli, R</b> (8, PH) OBP: 0.288, SLG: 0.368 BB C C C X	1-2 G6-3 1-2f 3-H		4-0 2B 1B BB 1-2		4-2 BB BB BB BB			1-3 K		1	1	0	0	2	0	1
<b>Carl Furillo, R</b> (1, 9) OBP: 0.339, SLG: 0.439 X	0-0 6-3		0-0 1B 2B 1-3 2-H		1-2 F9			0-1 1B		4	1	2	1	0	0	1
<b>Gil Hodges, R</b> (1, 3) OBP: 0.327, SLG: 0.424 BB C C F X		1-2 F6	0-2 S 1B 2-H 3-H		0-0 5-3			3-2 F7		4	0	1	2	0	0	1
<b>Charlie Neal, R</b> (1, 4) OBP: 0.342, SLG: 0.462 BB BB BB X C		3-1 6-3	2-1 L8 1-2		1-1 6-3				3-3 K	4	0	0	0	0	1	1
<b>Don Zimmer, R</b> (1, 6) OBP: 0.310, SLG: 0.417 BB BB BB BB X		3-2 1-3		0-0 5-3		2-3 K			1-0 2B 1B	4	1	1	0	0	1	0
<b>Don Demeter, R</b> (1, 8) OBP: 0.132, SLG: 0.158 <b>Elmer Valo, L</b> (9, PH) OBP: 0.330, SLG: 0.337 X			0-0 L6	0-2 F7			1-3 K		0-0 2B 1-H	3	0	0	0	0	1	0
<b>Sandy Koufax, R</b> (1, 1) OBP: 0.158, SLG: 0.162 <b>Clem Labine, R</b> (7, 1) OBP: 0.143, SLG: 0.077 <b>Fred Kipp, L</b> (9, 1) OBP: 0.292, SLG: 0.304 BB BB C C C			2-3 K	3-3 K			3-3 K			2	0	0	0	0	2	0

Inning Stats	R: 1	H: 1	E: 0	K: 10	LOB: 0	BB: 1	P: 18	R: 0	H: 0	E: 0	K: 8	LOB: 0	BB: 0	P: 15	R: 4	H: 4	E: 0	K: 15	LOB: 1	BB: 1	P: 23	R: 0	H: 0	E: 0	K: 7	LOB: 0	BB: 0	P: 10	R: 0	H: 0	E: 0	K: 8	LOB: 1	BB: 1	P: 16	R: 0	H: 0	E: 0	K: 6	LOB: 0	BB: 0	P: 9	R: 0	H: 0	E: 0	K: 7	LOB: 0	BB: 0	P: 11	R: 0	H: 1	E: 0	K: 12	LOB: 1	BB: 0	P: 18	R: 1	H: 2	E: 0	K: 6	LOB: 1	BB: 0	P: 10	1B: 5	2B: 3	3B: 0	HR: 0	SF: 0	SAC: 0	DP: 1	HBP: 0	WP: 0	PB: 0	SB: 2	CS: 0	PA: 35
<b>PITCHER</b>	IP	WLS	BF	H	R	ER	SO	BB	IBB	HBP	BLK	WP	HR	S	P	ERA	WHIP																																																											
Glen Hobbie, R (1, 1) ERA: 3.76	6.0		25	5	5	5	3	3	0	0	0	0	0	54	91	7.50	1.333																																																											
Bill Henry, L (7, 1) ERA: 1.78	2.0		7	1	0	0	4	0	0	0	0	0	0	19	29	0.00	0.500																																																											
Don Elston, R (9, 1) ERA: 3.26	0.1	L	3	2	1	1	1	0	0	0	0	0	0	6	10	27.00	6.000																																																											


**BOTTOM**

**Chicago Cubs @ Los Angeles Dodgers**  
 Los Angeles Memorial Coliseum, Los Angeles, CA

Wed Aug 13 1958, 10:05 PM EDT  
 Att. 14,296 - Unknown

livebaseballscorecards.com

**AB 32**  
**R 6**  
**H 8**  
**RBI 5**  
**BB 3**  
**SO 8**  
**LOB 4**



Batter	1	2	3	4	5	6	7	8	9	AB R H RBI BB SO LOB	TOP							
Johnny Goryl, R (1, 4) OBP: 0.320, SLG: 0.374	1-2 F8	1-1 G4-6-3			1-2 F8		0-1 5-3		1-1 14 E 1B	5 0 1 0 0 0 2	<p>Chicago Cubs @ Los Angeles Dodgers</p> <p>Los Angeles Memorial Coliseum, Los Angeles, CA</p> <p>Thu Aug 14 1958, 6:33 AM EDT</p> <p>Att. 6,195 - Unknown</p>							
Alvin Dark, R (1, 5) OBP: 0.359, SLG: 0.387	1-2 6-3		2-2 F8		1-2 4-3		1-0 F8	2-2 14 E 1B	5 0 1 0 0 0 0									
14 Ernie Banks, R (1, 6) OBP: 0.359, SLG: 0.614	1-1 1B		0-1 G1 1B		1-2 1B		3-2 F3	1-2 E6 FC6-4	5 0 3 0 0 0 2									
Walt Moryn, L (1, 7) OBP: 0.344, SLG: 0.500	0-0 6-3		1-1 G1		0-0 F7		0-1 SF9 3B	2-1 F7	5 1 1 0 0 0 6									
Bobby Thomson, R (1, 8) OBP: 0.357, SLG: 0.475		1-0 E 1B FC5-4 1B	2-2 F6		2-3 K		1-0 SF9	1-0 FC6-4	4 1 1 1 0 1 4									
Lee Walls, R (1, 9) OBP: 0.370, SLG: 0.507		0-0 FC5-4 E 1B		2-1 F8		2-2 6-3	0-0 1B		4 1 2 0 0 0 0									
Dale Long, L (1, 3) OBP: 0.358, SLG: 0.450		4-2 FC5-4 BB		0-0 2B		4-0 FC6 BB	2-2 1B		2 0 2 0 2 0 0									
Cal Neeman, R (1, 2) OBP: 0.336, SLG: 0.524		0-0 FC5-4		3-2 F3		0-1 FC6	1-1 F5		2 0 0 1 0 0 3									
Lou Jackson, L (6, PH) OBP: 0.222, SLG: 0.385		1-2 E 1B		0-1 1-3					1 0 0 0 0 0 1									
Moe Thacker, R (6, 2) OBP: 0.269, SLG: 0.542		1-2 2-3 3-H							0 0 0 0 0 0 0									
Sammy Taylor, L (8, PH) OBP: 0.339, SLG: 0.406		3-2 E4							1 0 0 0 0 0 2									
John Briggs, R (1, 1) OBP: 0.207, SLG: 0.310		1-3 G4-6-3					1-2 F8		2 0 0 1 0 0 2									
Marcelino Solis, L (4, 1) OBP: 0.278, SLG: 0.294									0 0 0 0 0 0 0									
Chuck Tanner, L (7, PH) OBP: 0.277, SLG: 0.350									1 0 0 0 0 0 0									
Bob Anderson, R (7, 1) OBP: 0.273, SLG: 0.323									0 0 0 0 0 0 0									
Jim Bolger, R (9, PH) OBP: 0.273, SLG: 0.323									1 0 0 0 0 1 0									
<b>Inning Stats</b>	R: 0 H: 1 E: 0 K: 0 S: 9	H: 1 LOB: 1 BB: 0 P: 12	R: 2 H: 2 E: 2 K: 0 S: 11	H: 2 LOB: 1 BB: 1 P: 20	R: 0 H: 1 E: 0 K: 0 S: 13	H: 1 LOB: 1 BB: 0 P: 18	R: 0 H: 1 E: 0 K: 0 S: 8	H: 1 LOB: 1 BB: 0 P: 13	R: 0 H: 0 E: 0 K: 1 S: 9	H: 0 LOB: 1 BB: 1 P: 17	R: 0 H: 0 E: 0 K: 0 S: 6	H: 0 LOB: 0 BB: 0 P: 8	R: 1 H: 3 E: 0 K: 0 S: 13	H: 3 LOB: 2 BB: 0 P: 20	R: 0 H: 2 E: 1 K: 1 S: 14	H: 2 LOB: 3 BB: 0 P: 23	1B: 9 SF: 1 2B: 1 SAC: 0 3B: 1 DP: 1 HR: 0 HBP: 0	WP: 0 PA: 41 PB: 0 SB: 0 CS: 0
<b>PITCHER</b>	IP WLS BF H R ER SO BB IBB HBP BLK WP HR S P ERA WHIP																	
Don Drysdale, R (1, 1) ERA: 4.94	7.2 W 34 9 3 3 1 2 0 0 0 0 0 0 78 119 3.52 1.435																	
Johnny Klippstein, R (8, 1) ERA: 4.89	0.2 5 2 0 0 1 0 0 0 0 0 0 0 13 20 0.00 3.000																	
Fred Kipp, L (9, 1) ERA: 5.4	0.1 1 0 0 0 0 0 0 0 0 0 0 0 2 4 0.00 0.000																	
Clem Labine, R (9, 1) ERA: 4.21	0.1 S 1 0 0 0 0 0 0 0 0 0 0 0 1 2 0.00 0.000																	

livebaseballscorecards.com

AB	38
R	3
H	11
RBI	3
BB	2
SO	2
LOB	22



Batter	1	2	3	4	5	6	7	8	9	AB	R	H	RBI	BB	SO	LOB
<b>Jim Gilliam, S</b> OBP: 0.355, SLG: 0.358 (1, 5)	4-1 WP S BB		1-3 K	1-0 1B		3-2 E5 CS				3	0	1	2	1	1	0
<b>John Roseboro, L</b> OBP: 0.338, SLG: 0.459 (1, 2)	2-2 F7		3-2 4-3	0-0 4-3		2-1 CS	1-0 F7			4	0	0	0	0	0	3
<b>Duke Snider, L</b> OBP: 0.366, SLG: 0.475 (1, 8)	1-1 1-3		0-0 HR		2-0 G6-4-3 1B		3-2 4-3			4	1	2	1	0	0	1
<b>Carl Furillo, R</b> OBP: 0.335, SLG: 0.433 (1, 9)	2-1 F8		0-0 6-3		0-0 G6-4-3		1-0 5-3			4	0	0	0	0	0	2
<b>Norm Larker, L</b> OBP: 0.404, SLG: 0.479 (1, 7)		0-1 BLK		1-0 1B BB		4-3		1-0 S 1B		3	2	2	0	0	0	0
<b>Gino Cimoli, R</b> OBP: 0.291, SLG: 0.371 (7, 7)				1-1 1B				SF9 1B		1	1	1	0	0	0	0
<b>Gil Hodges, R</b> OBP: 0.329, SLG: 0.425 (1, 3)	2-3 K		1-1 F2		3-1 HR 1B		0-0 SF9 S			4	1	2	0	0	1	2
<b>Charlie Neal, R</b> OBP: 0.341, SLG: 0.458 (1, 4)	1-0 1-3		4-0 1B BB		1-0 L9		1-2 K			3	1	0	0	1	1	4
<b>Don Zimmer, R</b> OBP: 0.309, SLG: 0.415 (1, 6)	4-2 BB		2-1 F5		0-0 F9		0-0 SF9			2	0	0	1	1	0	3
<b>Don Drysdale, R</b> OBP: 0.238, SLG: 0.561 (1, 1)	2-3 K		0-0 1B		1-0 HR		3-3 K			3	1	2	2	0	1	1
<b>Johnny Klippstein, R</b> OBP: 0.095, SLG: 0.095 (8, 1)			1-2 1B							1	0	0	0	0	1	1
<b>Fred Kipp, L</b> OBP: 0.292, SLG: 0.304 (9, 1)										0	0	0	0	0	0	0
<b>Clem Labine, R</b> OBP: 0.143, SLG: 0.077 (9, 1)										0	0	0	0	0	0	0

Inning Stats	R: 0	H: 0	E: 0	K: 0	S: 11	H: 0	LOB: 1	BB: 1	P: 20	R: 1	H: 1	E: 0	K: 2	S: 12	H: 1	LOB: 1	BB: 1	P: 21	R: 1	H: 1	E: 0	K: 1	S: 8	H: 1	LOB: 0	BB: 0	P: 12	R: 2	H: 3	E: 0	K: 0	S: 8	H: 1	LOB: 2	BB: 1	P: 17	R: 0	H: 1	E: 0	K: 0	S: 3	H: 2	LOB: 0	BB: 0	P: 5	R: 2	H: 2	E: 1	K: 0	S: 9	H: 2	LOB: 0	BB: 0	P: 19	R: 0	H: 0	E: 0	K: 0	S: 7	H: 0	LOB: 0	BB: 0	P: 12	R: 1	H: 2	E: 0	K: 2	S: 12	H: 2	LOB: 1	BB: 0	P: 17	1B: 7	2B: 0	3B: 1	HR: 2	SF: 1	SAC: 0	DP: 1	HBP: 0	WP: 1	PB: 0	SB: 3	CS: 1	PA: 37
--------------	------	------	------	------	-------	------	--------	-------	-------	------	------	------	------	-------	------	--------	-------	-------	------	------	------	------	------	------	--------	-------	-------	------	------	------	------	------	------	--------	-------	-------	------	------	------	------	------	------	--------	-------	------	------	------	------	------	------	------	--------	-------	-------	------	------	------	------	------	------	--------	-------	-------	------	------	------	------	-------	------	--------	-------	-------	-------	-------	-------	-------	-------	--------	-------	--------	-------	-------	-------	-------	--------


PITCHER	IP	WLS	BF	H	R	ER	SO	BB	IBB	HBP	BLK	WP	HR	S	P	ERA	WHIP
<b>John Briggs, R</b> ERA: 4.14 (1, 1)	3.2	L	19	5	4	4	3	3	0	0	1	1	1	38	69	9.82	2.182
<b>Marcelino Solis, L</b> ERA: 4.06 (4, 1)	2.1		9	3	2	2	0	0	0	0	0	0	1	13	25	7.71	1.286
<b>Bob Anderson, R</b> ERA: 6.3 (7, 1)	2.0		8	2	1	1	2	0	0	0	0	0	0	19	29	4.50	1.000

**BOTTOM**

**Chicago Cubs @ Los Angeles Dodgers**  
Los Angeles Memorial Coliseum, Los Angeles, CA

Thu Aug 14 1958, 6:33 AM EDT  
Att. 6,195 - Unknown

AB	32
R	7
H	10
RBI	6
BB	3
SO	5
LOB	17



Batter	1	2	3	4	5	6	7	8	9	10	11	AB R H RBI BB SO LOB	TOP													
<b>Curt Flood, R</b> OBP: 0.332, SLG: 0.409 (1, 8)	1-2 F9		3-1 F9		2-1 6-3		2-3 K		0-0 F7			5 0 0 0 0 1 1														
<b>Gene Freese, R</b> OBP: 0.294, SLG: 0.391 <b>Ruben Amaro, R</b> OBP: 0.282, SLG: 0.288 (11, 6)	2-1 5-3		0-0 2B			0-0 HR	1-0 6-3			1-2 F4		5 1 2 1 0 0 0 0 0 0 0 0 0 0														
<b>Joe Cunningham, L</b> OBP: 0.445, SLG: 0.471 (1, 3)	3-1 FC5 1B		1-1 1-3			4-2 HR BB	3-2 4-3			3-2 5-3		4 1 1 0 1 0 1														
<b>Ken Boyer, R</b> OBP: 0.348, SLG: 0.496 (1, 5)	1-0 1-2 1B		0-1 F6			0-0 HR		2-3 K		1-0 2B		5 1 3 2 0 1 1														
<b>Del Ennis, R</b> OBP: 0.305, SLG: 0.371 (1, 7)	1-2 FC5 2-3f		2-1 L8			0-0 6-3 WP 1B		1-3 K		2-2 F6		5 0 1 0 0 1 3														
<b>Gene Green, R</b> OBP: 0.351, SLG: 0.417 (1, 2)		1-0 G4-6-3 1B		0-0 4-3		2-2 5-3 1-2		1-1 F4			2-2 F9	5 0 1 0 0 0 1														
<b>Wally Moon, L</b> OBP: 0.356, SLG: 0.383 (1, 9)		1-0 G4-6-3 1-2f		2-0 3-1		1-0 6-3 2-3		1-0 F7			0-1 4-3	5 0 0 0 0 0 2														
<b>Don Blasingame, L</b> OBP: 0.352, SLG: 0.368 (1, 4)		1-0 1B			0-0 4-3	4-0 IBB		0-2 4-3			2-2 4-3	4 0 1 0 1 0 0														
<b>Larry Jackson, R</b> OBP: 0.136, SLG: 0.136 (1, 1)		3-3 K			0-1 5-3	0-1 1-6-3		2-2 1B				4 0 1 0 0 1 3														
<b>Inning Stats</b>	R: 0 E: 0 K: 0 S: 12	H: 2 LOB: 2 BB: 0 P: 20	R: 0 E: 0 K: 1 S: 6	H: 2 LOB: 1 BB: 0 P: 12	R: 0 E: 0 K: 0 S: 7	H: 1 LOB: 1 BB: 0 P: 11	R: 0 E: 0 K: 0 S: 4	H: 0 LOB: 0 BB: 0 P: 8	R: 0 E: 0 K: 0 S: 5	H: 0 LOB: 0 BB: 0 P: 7	R: 3 E: 0 K: 0 S: 12	H: 3 LOB: 2 BB: 2 P: 23	R: 0 E: 0 K: 1 S: 7	H: 0 LOB: 0 BB: 0 P: 13	R: 0 E: 0 K: 2 S: 8	H: 0 LOB: 0 BB: 0 P: 12	R: 0 E: 0 K: 0 S: 9	H: 1 LOB: 1 BB: 0 P: 12	R: 0 E: 0 K: 0 S: 12	H: 1 LOB: 1 BB: 0 P: 19	R: 0 E: 0 K: 0 S: 8	H: 0 LOB: 0 BB: 0 P: 12	1B: 6 2B: 2 3B: 0 HR: 2	SF: 0 SAC: 0 DP: 1 HBP: 0	WP: 1 PB: 0 SB: 0 CS: 0	PA: 44
<b>PITCHER</b> <b>Johnny Podres, L</b> ERA: 3.68 <b>Clem Labine, R</b> ERA: 3.9	IP 5.0 6.0	WLS W	BF 23 21	H 8 2	R 3 0	ER 3 0	SO 1 3	BB 1 0	IBB 0 1	HBP 0 0	BLK 0 0	WP 0 1	HR 2 0	S 40 50	P 68 81	ERA 5.40 0.00	WHIP 1.800 0.333									

St. Louis Cardinals @ Los Angeles Dodgers  
Los Angeles Memorial Coliseum, Los Angeles, CA

AB	42
R	3
H	10
RBI	3
BB	2
SO	4
LOB	12



Fri Aug 15 1958, 10:05 PM EDT  
Unknown

livebaseballscorecards.com



Batter	1	2	3	4	5	6	7	8	9	10	11	AB R H RBI BB SO LOB	BOTTOM
<b>Jim Gilliam, S</b> OBP: 0.353, SLG: 0.356 (1, 5)	3-2 F7	0-1 G4-6-3		2-1 1B			1-2 4-3			2-1 6-3		5 0 1 0 0 0 1	<b>St. Louis Cardinals @ Los Angeles Dodgers</b> <b>Los Angeles Memorial Coliseum, Los Angeles, CA</b> Fri Aug 15 1958, 10:05 PM EDT Unknown
<b>John Roseboro, L</b> OBP: 0.342, SLG: 0.460 (1, 2)	4-2 HR BB		0-0 F8	1-3 K			0-0 CS 1B			3-2 FC3-6 1B		4 1 2 0 1 1 1	
<b>Norm Larker, L</b> OBP: 0.399, SLG: 0.471 (1, 7)	2-0 4-3		1-2 F9 1B				3-3 K			0-1 FC3-6		5 0 1 0 0 1 3	
<b>Carl Furillo, R</b> OBP: 0.339, SLG: 0.448 <b>Gino Cimoli, R</b> OBP: 0.291, SLG: 0.371 (1, 9)	0-0 HR		1-1 1B				2-1 2B			3-1 L4		5 1 3 2 0 0 1 0 0 0 0 0 0 0	
<b>Gil Hodges, R</b> OBP: 0.327, SLG: 0.422 (1, 3)	2-3 K 1B		2-0 F9				1-3 K				0-0 1B SH3-4 1B	5 1 1 0 0 2 3	
<b>Charlie Neal, R</b> OBP: 0.340, SLG: 0.456 (1, 4)	0-1 1B		0-1 F2				0-0 4-3				2-0 SH3-4	4 0 1 0 0 1 3	
<b>Don Zimmer, R</b> OBP: 0.310, SLG: 0.423 (1, 6)	1-3 K			1-1 HR			2-3 K			2-2 6-3		5 1 2 1 0 2 2	
<b>Don Demeter, R</b> OBP: 0.119, SLG: 0.143 <b>Duke Snider, L</b> OBP: 0.369, SLG: 0.475 <b>Joe Pignatano, R</b> OBP: 0.275, SLG: 0.380 (1, 8)		2-2 L8		1-2 F8			1-3 K			0-1 F8		4 0 0 0 0 1 0 0 0 0 0 1 0 0 0 0 0 0 0 0 0	
<b>Johnny Podres, L</b> OBP: 0.125, SLG: 0.094 <b>Clem Labine, R</b> OBP: 0.125, SLG: 0.067 <b>Elmer Valo, L</b> OBP: 0.337, SLG: 0.345 (1, 1)		0-0 E4 G4-6-3		0-3 K			0-0 6-3			1-2 F8		2 0 0 0 0 1 0 2 0 0 0 0 0 0 1 0 1 1 0 0 0	
<b>Inning Stats</b>	R: 2 H: 2 E: 0 LOB: 2 K: 2 BB: 1 S: 19 P: 31	R: 0 H: 0 E: 1 LOB: 0 K: 0 BB: 0 S: 7 P: 9	R: 0 H: 2 E: 0 LOB: 2 K: 0 BB: 0 S: 9 P: 13	R: 1 H: 2 E: 0 LOB: 1 K: 2 BB: 0 S: 13 P: 18	R: 0 H: 1 E: 0 LOB: 1 K: 1 BB: 0 S: 7 P: 10	R: 0 H: 0 E: 0 LOB: 0 K: 2 BB: 0 S: 7 P: 10	R: 0 H: 1 E: 0 LOB: 0 K: 1 BB: 0 S: 10 P: 12	R: 0 H: 0 E: 0 LOB: 0 K: 1 BB: 0 S: 6 P: 11	R: 0 H: 0 E: 0 LOB: 1 K: 0 BB: 0 S: 9 P: 17	R: 1 H: 3 E: 0 LOB: 3 K: 0 BB: 1 S: 8 P: 15	1B: 9 SF: 0 2B: 1 SAC: 1 3B: 0 DP: 1 HR: 2 HBP: 0	WP: 1 PA: 45 PB: 0 SB: 1 CS: 1	
<b>PITCHER</b> <b>Larry Jackson, R</b> ERA: 3.57 (1, 1)	IP WLS BF H R ER SO BB IBB HBP BLK WP HR S P ERA WHIP												
	10.1 L 45 12 4 4 9 1 1 0 0 1 2 103 157 3.48 1.258												

livebaseballscorecards.com


**AB 42**  
**R 4**  
**H 12**  
**RBI 4**  
**BB 2**  
**SO 9**  
**LOB 14**



Batter	1	2	3	4	5	6	7	8	9	AB R H RBI BB SO LOB	TOP																
Don Blasingame, L (1, 4) OBP: 0.349, SLG: 0.363	3-2 4-3		2-2 F2		3-2 F6	1-0 F5			0-2 4-3	5 0 0 0 0 0 4	<b>St. Louis Cardinals @ Los Angeles Dodgers</b> <b>Los Angeles Memorial Coliseum, Los Angeles, CA</b> Fri Aug 15 1958, 10:05 PM EDT Att: 27,738 - Unknown <a href="http://livebaseballscorecards.com">livebaseballscorecards.com</a>																
Gene Freese, R (1, 6) OBP: 0.306, SLG: 0.403	0-1 F8 2B		0-1 F6		1-3 K		X	0-0 1B	4-1 1B BB	4 0 2 0 1 1 3																	
Stan Musial, L (1, 3) OBP: 0.425, SLG: 0.543	1-0 F8 2-3			3-2 FC5-4 1B	4-1 BB 1B 1-2 2-3 BB			1-3 K	1-2 1B	4 0 2 0 1 1 2																	
Ken Boyer, R (1, 5) OBP: 0.346, SLG: 0.493	0-0 F8			2-2 FC5-4 BB 1-2f	1-2 BB 1B 1-2 2-3 3-H			0-0 F4	3-2 F7	5 0 1 1 0 0 5																	
Wally Moon, L (1, 9) OBP: 0.357, SLG: 0.376		1-3 K		4-2 G5-4-3 BB 1-2	4-1 FC6-4 BB 1-2 2-3 3-H			2-1 1-3	3-3 K	3 0 0 1 2 2 3																	
Del Ennis, R (1, 7) OBP: 0.301, SLG: 0.366		1-3 K		2-2 G5-4-3 1-2f	2-2 FC6-4 1-2f			1-1 F3		4 0 0 0 0 1 5																	
Curt Flood, R (1, 8) OBP: 0.334, SLG: 0.419		3-3 K			0-1 HR	1-0 G3 1B		0-1 6-3		4 1 2 1 0 1 0																	
Hobie Landrith, L (1, 2) OBP: 0.333, SLG: 0.291			2-2 6-3		0-0 BB 1B 1B	1-1 G3 1-2		1-0 1B		4 1 2 0 0 0 1																	
Sal Maglie, R (1, 1) OBP: 0.187, SLG: 0.261			4-2		4-1 1B BB BB	3-2 1-3		2-3 K		0 0 0 0 1 0 0 0 1 0 0 1 0 0 0 0 0 0 0 0 0 1 0 0 0 0 0 1 0 0 0 0 0 0 0 1 0 0 0 0 1 1 0 0 0 0 0 0 0																	
Irv Noren, L (5, PH) OBP: 0.317, SLG: 0.314																											
Bob Mabe, R (5, 1)																											
Joe Cunningham, L (6, PH) OBP: 0.442, SLG: 0.468																											
Phil Paine, R (6, 1) OBP: 0.286, SLG: 0.286																											
Gene Christen, R (8, PH) OBP: 0.350, SLG: 0.416																											
Bill Wright, L (8, 1) OBP: 0.222, SLG: 0.125																											
<b>Inning Stats</b>	R: 0 E: 0 K: 0 S: 10	H: 1 LOB: 1 BB: 0 P: 14	R: 0 E: 0 K: 3 S: 12	H: 0 LOB: 0 BB: 0 P: 17	R: 0 E: 0 K: 0 S: 10	H: 0 LOB: 1 BB: 1 P: 18	R: 0 E: 0 K: 0 S: 13	H: 1 LOB: 1 BB: 1 P: 24	R: 3 E: 0 K: 1 S: 19	H: 3 LOB: 3 BB: 3 P: 38	R: 0 E: 0 K: 0 S: 8	H: 1 LOB: 1 BB: 0 P: 14	R: 0 E: 0 K: 1 S: 8	H: 1 LOB: 1 BB: 0 P: 11	R: 0 E: 0 K: 1 S: 8	H: 1 LOB: 1 BB: 0 P: 12	R: 0 E: 0 K: 1 S: 18	H: 1 LOB: 2 BB: 1 P: 29	1B: 7 2B: 1 3B: 0 HR: 1	SF: 0 SAC: 0 DP: 1 HBP: 0	WP: 0 PB: 0 SB: 0 CS: 0	PA: 41					
<b>PITCHER</b>	IP WLS BF H R ER SO BB IBB HBP BLK WP HR S P ERA WHIP																										
Stan Williams, R (1, 1) ERA: 3.99	4.2		22	5	3	3	4	4	0	0	0	0	1	60	101	5.79	1.929										
Johnny Klippstein, R (5, 1) ERA: 4.65	4.1	W	19	4	0	0	3	2	0	0	0	0	0	46	76	0.00	1.385										





Batter	1	2	3	4	5	6	7	8	9	AB R H RBI BB SO LOB	TOP											
<b>Curt Flood, R</b> OBP: 0.334, SLG: 0.425 (1, 8)	2-2 HR	4-0 1B E BB	2-2 F9		0-2 E6 1B	0-0 F3			1-1 F4	5 2 1 1 1 0 2												
<b>Gene Freese, R</b> OBP: 0.318, SLG: 0.444 (1, 6)	1-2 HR	2-2 F5		0-1 E 1B	1-3 K		0-0 2B 2B	1-1 4-3	5 3 3 1 0 1 2 1 0 0 0 0 0 0													
<b>Irv Noren, L</b> OBP: 0.314, SLG: 0.311 (7, 7)																						
<b>Stan Musial, L</b> OBP: 0.431, SLG: 0.549 (1, 3)	4-2 1B 2B BB	3-2 SAFE 1B		0-0 E8 1B 1B	1-1 1B 2B 1B		1-2 F4	0-1 2B	5 3 4 0 1 0 1													
<b>Ken Boyer, R</b> OBP: 0.348, SLG: 0.495 (1, 5)	2-3 K	0-1 L5		1-2 1B	0-1 2B WP 1B		1-0 2B	0-1 L5	6 2 3 3 0 1 4													
<b>Del Ennis, R</b> OBP: 0.305, SLG: 0.374 (1, 7)	1-2 2B WP 1B		2-2 F6	2-2 WP SH1-4 1B	0-0 WP 1B		1-1 F8		5 1 3 3 0 0 1 0 0 0 0 0 0 0													
<b>Ruben Amaro, R</b> OBP: 0.282, SLG: 0.288 (7, 6)																						
<b>Gene Green, R</b> OBP: 0.353, SLG: 0.421 (1, 2)	0-0 WP 2B		1-0 SH1-4	0-0 SH1-4	2-3 K		1-0 1-3		1 1 1 1 0 0 0 2 0 0 0 0 1 2													
<b>Hobie Landrith, L</b> OBP: 0.329, SLG: 0.286 (4, PH) (4, 2)			4-3 1B HBP	1-2	2-3 K																	
<b>Wally Moon, L</b> OBP: 0.350, SLG: 0.366 (1, 9)	3-2 G3		0-0 4-3	2-1 F7	0-0 F8			1-0 F7	5 0 0 0 0 0 4		AB 43 R 12 H 16 RBI 10 BB 4 SO 4 LOB 19											
<b>Don Blasingame, L</b> OBP: 0.349, SLG: 0.361 (1, 4)	2-1 4-3		4-0 1B IBB	4-2 WP BB		0-1 3-1		0-1 6-3	3 0 0 0 2 0 1													
<b>Nelson Chittum, R</b> OBP: 0.333, SLG: 0.333 (1, 1)			1-0 1B	2-3 K		0-1 F7		0-0 5-3	3 0 1 1 0 1 2 2 0 0 0 0 0 0													
<b>Jim Brosnan, R</b> OBP: 0.146, SLG: 0.156 (4, 1)																						
<b>Inning Stats</b>	R: 4 E: 0 K: 1 S: 21	H: 4 LOB: 1 BB: 1 P: 36	R: 0 E: 1 K: 0 S: 12	H: 1 LOB: 2 BB: 1 P: 23	R: 1 E: 0 K: 0 S: 8	H: 1 LOB: 2 BB: 1 P: 18	R: 3 E: 1 K: 1 S: 18	H: 4 LOB: 2 BB: 1 P: 29	R: 3 E: 1 K: 2 S: 15	H: 3 LOB: 1 BB: 0 P: 19	R: 0 E: 0 K: 0 S: 5	H: 0 LOB: 0 BB: 0 P: 5	R: 1 E: 0 K: 0 S: 8	H: 2 LOB: 1 BB: 0 P: 12	R: 0 E: 0 K: 0 S: 4	H: 0 LOB: 0 BB: 0 P: 5	R: 0 E: 0 K: 0 S: 8	H: 1 LOB: 1 BB: 0 P: 10	1B: 9 2B: 5 3B: 0 HR: 2	SF: 0 SAC: 1 DP: 0 HBP: 1	WP: 3 PB: 0 SB: 0 CS: 0	PA: 49
<b>PITCHER</b>	IP WLS BF H R ER SO BB IBB HBP BLK WP HR S P ERA WHIP																					
<b>Sandy Koufax, L</b> ERA: 4.44 (1, 1)	1.1 L 10 4 4 4 1 2 0 0 0 1 2 24 45 27.00 4.500																					
<b>Babe Birrer, R</b> ERA: 6.1 (2, 1)	1.2 13 6 4 4 0 0 1 1 0 0 0 27 45 21.60 3.600																					
<b>Fred Kipp, L</b> ERA: 5.33 (4, 1)	1.0 4 0 0 0 1 1 0 0 0 1 0 8 16 0.00 1.000																					
<b>Carl Erskine, R</b> ERA: 5.18 (5, 1)	5.0 22 6 4 3 2 0 0 0 0 1 0 40 51 5.40 1.200																					

**St. Louis Cardinals @ Los Angeles Dodgers**  
**Los Angeles Memorial Coliseum, Los Angeles, CA**  
 Sun Aug 17 1958, 6:33 AM EDT  
 Unknown

[livebaseballscorecards.com](http://livebaseballscorecards.com)

Batter	1	2	3	4	5	6	7	8	9	AB R H RBI BB SO LOB
Jim Gilliam, S OBP: 0.353, SLG: 0.358 (1, 4)	0-1 3-1		1-1 FC6-4 1B	0-0 1B FC5-2 BB 1B	2-2 FC6-4			0-0 1B 2B		5 3 2 0 0 0 2
John Roseboro, L OBP: 0.340, SLG: 0.455 (1, 2)	3-2 BB 1B		0-0 F8	1-2 FC5-2 BB 1B		3-3 K		0-3 K		5 0 1 0 0 2 5
Duke Snider, L OBP: 0.374, SLG: 0.483 (1, 8)	4-0 1-2 BB		2-1 1B BLK 1B	2-3 K		0-0 1B		3-2 1B		4 1 3 1 1 1 2
Gil Hodges, R OBP: 0.330, SLG: 0.429 (1, 5)	0-0 F7		1-1 BLK 1B	2-1 BB 1B		1-3 K		1-3 K		5 0 2 1 0 2 4
Norm Larker, L OBP: 0.391, SLG: 0.452 (1, 3)	0-1 F2		0-0 G3	4-1 BB		1-2 L3			1-2 4-3	4 0 0 1 1 0 4
Charlie Neal, R OBP: 0.340, SLG: 0.450 (1, 6)		1-2 F2		1B F5		1-3 K		4-1 BB G4-6-3		4 1 1 0 1 1 3
Gino Cimoli, R OBP: 0.289, SLG: 0.368 (1, 9)		1-1 F8		0-1 1B 1-2 2B 1B	2-2 F9		0-2 F5	2-2 G4-6-3		5 1 1 0 0 0 1
Don Demeter, R OBP: 0.122, SLG: 0.143 (1, 7)		2-3 K		0-1 1B 1-2 2B 1B	2-0 F8		2-3 K			4 1 1 0 0 2 0
Sandy Koufax, R OBP: 0.158, SLG: 0.162 (1, 1)			4-1 FC6-4 BB	0-1 1B FC5-2 2B	4-1 FC6-4 BB			1-3 K		0 0 0 0 0 0 0
Babe Birrer, R OBP: 0.667, SLG: 0.500 (2, 1)										0 0 0 0 0 1 0 0
Fred Kipp, L OBP: 0.292, SLG: 0.304 (4, 1)										0 0 0 0 0 0 0 0
Carl Furillo, R OBP: 0.341, SLG: 0.453 (4, PR)										1 0 1 3 0 0 0 0
Johnny Podres, L OBP: 0.126, SLG: 0.094 (4, PR)										0 0 0 0 0 0 0 0
Carl Erskine, R OBP: 0.080, SLG: 0.042 (5, 1)										1 0 0 0 0 1 1 0

Inning Stats	R: 0	H: 1	E: 0	K: 0	S: 8	H: 0	LOB: 2	BB: 1	P: 15	R: 0	H: 0	E: 0	K: 1	S: 10	R: 2	H: 2	E: 0	K: 0	S: 9	R: 4	H: 6	E: 0	K: 1	S: 20	R: 0	H: 0	E: 0	K: 0	S: 8	R: 0	H: 1	E: 0	K: 2	S: 10	R: 0	H: 0	E: 0	K: 2	S: 9	R: 1	H: 2	E: 0	K: 3	S: 13	R: 0	H: 0	E: 0	K: 0	S: 8	R: 0	H: 0	E: 0	K: 0	S: 8	1B: 10	SF: 0	2B: 2	SAC: 0	3B: 0	DP: 1	HR: 0	HBP: 0	WP: 0	PA: 43
--------------	------	------	------	------	------	------	--------	-------	-------	------	------	------	------	-------	------	------	------	------	------	------	------	------	------	-------	------	------	------	------	------	------	------	------	------	-------	------	------	------	------	------	------	------	------	------	-------	------	------	------	------	------	------	------	------	------	------	--------	-------	-------	--------	-------	-------	-------	--------	-------	--------

PITCHER	IP	WLS	BF	H	R	ER	SO	BB	IBB	HBP	BLK	WP	HR	S	P	ERA	WHIP
Nelson Chittum, R ERA: 18.0 (1, 1)	3.0		19	8	6	6	1	2	0	0	1	0	0	36	56	18.00	3.333
Jim Brosnan, R ERA: 3.27 (4, 1)	6.0	W	24	4	1	1	8	3	0	0	0	0	0	59	98	1.50	1.167


**BOTTOM**

**St. Louis Cardinals @ Los Angeles Dodgers**  
 Los Angeles Memorial Coliseum, Los Angeles, CA

Sun Aug 17 1958, 6:33 AM EDT  
 Unknown

livebaseballscorecards.com

AB	38
R	7
H	12
RBI	6
BB	5
SO	9
LOB	21



Batter	1	2	3	4	5	6	7	8	9	AB R H RBI BB SO LOB	TOP	
<b>Curt Flood, R</b> OBP: 0.332, SLG: 0.424 (1, 8) C B X	1-1 4-3 ①		1-3 K ①	1-2 2B ①			2-1 6-3 ①		1-3 K WP 1B ①	5 0 1 1 0 2 0	<b>St. Louis Cardinals @ Los Angeles Dodgers</b> <b>Los Angeles Memorial Coliseum, Los Angeles, CA</b> Sun Aug 17 1958, 6:38 AM EDT Att: 27,173 - Unknown <a href="http://livebaseballscorecards.com">livebaseballscorecards.com</a>	
<b>Gene Freese, R</b> OBP: 0.313, SLG: 0.457 (1, 6) X	0-0 5-3 ②		2-2 HR ②	3-1 6-3 ②			0-0 5-3 ②		3-3 K ②	5 1 1 1 0 1 2		
<b>Joe Cunningham, L</b> OBP: 0.450, SLG: 0.469 (1, 3) C B C B B	4-2 BB ③		4-2 FC6-4 BB ③	0-3 K ③			4-2 FC5-4 BB ③		1-2 WP 1B ③	2 0 1 0 3 1 1		
<b>Ken Boyer, R</b> OBP: 0.345, SLG: 0.490 (1, 5) F X	0-1 F4 ③		1-1 FC6-4 E 1B ②				0-1 F7 ①		3-1 5-3 ③	5 1 0 0 0 0 5		
<b>Del Ennis, R</b> OBP: 0.305, SLG: 0.372 (1, 7) C B X		1-1 L7 ①	2-0 FC5-4 1B 1B ①				0-1 L9 ②		0-1 F8 ①	4 0 1 1 0 0 0		
<b>Wally Moon, L</b> OBP: 0.352, SLG: 0.366 (1, 9) L S T B B B B B		3-3 K ②	0-0 1B ②				3-2 F6 ③		4-2 WP BB ②	3 0 1 0 1 1 0		
<b>Hal Smith, R</b> OBP: 0.278, SLG: 0.281 (1, 2) B C X		1-1 FC5-4 BB 1B ③	1-0 FC5 2-3f ③				1-1 6-3 ①		2-3 K 1B ②	4 0 1 0 0 1 3		
<b>Don Blasingame, L</b> OBP: 0.351, SLG: 0.359 (1, 4) B B B B		4-0 BB ③		4-2 FC5-6 BB ③			1-1 6-3 ②		3-2 4-3 ③	2 0 0 0 2 0 1		
<b>Sam Jones, R</b> OBP: 0.100, SLG: 0.088 (1, 1) <b>Bob Mabe, R</b> (7, 1) <b>Eddie Kasko, R</b> OBP: 0.274, SLG: 0.242 (9, PH) S		0-1 FC5 2-3f ③		0-1 FC5-6 WP 2B ①			1-0 6-3 ③		0-0 4-3 ①	3 1 0 0 0 0 3 0 0 0 0 0 0 0 1 0 0 0 0 0 0		
<b>Inning Stats</b>	R: 0 H: 0 E: 0 LOB: 1 K: 0 BB: 1 S: 7 P: 12	R: 0 H: 1 E: 0 LOB: 2 K: 1 BB: 1 S: 10 P: 19	R: 2 H: 3 E: 1 LOB: 2 K: 1 BB: 1 S: 14 P: 25	R: 1 H: 1 E: 0 LOB: 1 K: 1 BB: 1 S: 12 P: 20	R: 0 H: 0 E: 0 LOB: 0 K: 0 BB: 0 S: 8 P: 11	R: 0 H: 0 E: 0 LOB: 0 K: 0 BB: 0 S: 5 P: 8	R: 0 H: 0 E: 0 LOB: 1 K: 0 BB: 1 S: 6 P: 13	R: 0 H: 0 E: 0 LOB: 1 K: 1 BB: 1 S: 10 P: 19	R: 0 H: 1 E: 0 LOB: 2 K: 2 BB: 0 S: 12 P: 20	1B: 4 SF: 0 2B: 1 SAC: 0 3B: 0 DP: 0 HR: 1 HBP: 0	WP: 4 PA: 40 PB: 0 SB: 0 CS: 0	
<b>PITCHER</b> <b>Danny McDevitt, L</b> ERA: 6.12 (1, 1)	IP WLS BF H R ER SO BB IBB HBP BLK WP HR S P ERA WHIP	9.0 W 40 6 3 3 6 6 0 0 0 4 1 84 147 3.00 1.333										

AB	34
R	3
H	6
RBI	3
BB	6
SO	6
LOB	15



Batter	1	2	3	4	5	6	7	8	9
<b>Jim Gilliam, S</b> (1, 4) <small>OBP: 0.358, SLG: 0.361</small> <b>Bob Lillis, R</b> (8, 6)	0-0 		0-0 		4-2 		4-1 	1-1 6-3	
<b>John Roseboro, L</b> (1, 7) <small>OBP: 0.334, SLG: 0.447</small>	3-3 		2-1 		0-3 		1-0 	1-0 F6	
<b>Duke Snider, L</b> (1, 8) <small>OBP: 0.370, SLG: 0.478</small> <b>Don Demeter, R</b> (7, 8) <small>OBP: 0.140, SLG: 0.143</small>	0-0 		2-3 			0-0 	4-1 		
<b>Norm Larker, L</b> (1, 3) <small>OBP: 0.393, SLG: 0.464</small>		1-3 		2-1 		1-2 	1-2 		
<b>Gil Hodges, R</b> (1, 5) <small>OBP: 0.329, SLG: 0.436</small>		1-3 		1-1 		3-2 	1-2 		
<b>Gino Cimoli, R</b> (1, 9) <small>OBP: 0.292, SLG: 0.370</small>		1-1 		1-3 		1-0 	0-0 		
<b>Charlie Neal, R</b> (1, 6) <small>OBP: 0.344, SLG: 0.460</small> (8, 4)		1-0 		0-0 		4-2 		2-2 	
<b>Joe Pignatano, R</b> (1, 2) <small>OBP: 0.284, SLG: 0.402</small>		1-3 			2-3 	2-2 		2-3 	
<b>Danny McDevitt, L</b> (1, 1) <small>OBP: 0.133, SLG: 0.200</small>			0-3 		1-3 	0-3 		0-1 	

AB	R	H	RBI	BB	SO	LOB
2	0	2	0	2	0	0
1	0	0	0	0	0	1
5	1	0	0	0	2	5
3	0	0	0	0	1	1
0	0	0	0	1	0	0
4	1	2	1	0	1	0
4	1	1	1	0	1	2
4	2	2	0	0	1	2
3	3	2	2	1	0	0
4	1	1	3	0	3	1
4	0	1	1	0	3	0

**BOTTOM**

**St. Louis Cardinals @ Los Angeles Dodgers**  
 Los Angeles Memorial Coliseum, Los Angeles, CA

<b>AB</b>	<b>34</b>
<b>R</b>	<b>9</b>
<b>H</b>	<b>11</b>
<b>RBI</b>	<b>8</b>
<b>BB</b>	<b>4</b>
<b>SO</b>	<b>12</b>
<b>LOB</b>	<b>12</b>



1B: 6	SF: 0
2B: 2	SAC: 0
3B: 1	DP: 1
HR: 3	HBP: 0

WP: 0	PA: 38
PB: 0	
SB: 2	
CS: 1	

Inning Stats	R	H	E	K	S	P	IP	WLS	BF	H	R	ER	SO	BB	IBB	HBP	BLK	WP	HR	S	P	ERA	WHIP
<b>Sam Jones, R</b> (1, 1) <small>ERA: 2.79</small>	0	1	0	1	5	8	6.1	L	31	9	8	8	11	4	0	0	0	0	3	72	116	11.37	2.053
<b>Bob Mabe, R</b> (7, 1) <small>ERA: 4.69</small>	0	0	0	0	0	0	1.2		7	2	1	1	1	0	0	0	0	0	0	18	25	5.40	1.200

PITCHER	IP	WLS	BF	H	R	ER	SO	BB	IBB	HBP	BLK	WP	HR	S	P	ERA	WHIP
<b>Sam Jones, R</b> (1, 1) <small>ERA: 2.79</small>	6.1	L	31	9	8	8	11	4	0	0	0	0	3	72	116	11.37	2.053
<b>Bob Mabe, R</b> (7, 1) <small>ERA: 4.69</small>	1.2		7	2	1	1	1	0	0	0	0	0	0	18	25	5.40	1.200

Sun Aug 17 1958, 6:38 AM EDT  
 Att. 27,173 - Unknown

livebaseballscorecards.com

Batter	1	2	3	4	5	6	7	8	9	AB R H RBI BB SO LOB	TOP
<b>Bill Bruton, L</b> (1, 8) OBP: 0.316, SLG: 0.368 B C B X	2-1 F8 ①		1-0 HR B X			0-0 F9 ① X		2-3 K ② C S F O B B S		4 1 1 1 0 1 1	<b>Milwaukee Braves @ Los Angeles Dodgers</b> Los Angeles Memorial Coliseum, Los Angeles, CA Tue Aug 19 1958, 10:05 PM EDT Unknown <a href="http://livebaseballscorecards.com">livebaseballscorecards.com</a>
<b>Red Schoendienst, S</b> (1, 4) OBP: 0.317, SLG: 0.316 C F X	1-2 FC6-4 1B B X		0-0 F8 ③ X			1-2 L6 ② C S B X		1-2 5-3 ③ F B F X		4 0 1 0 0 0 1	
<b>Eddie Mathews, L</b> (1, 5) OBP: 0.362, SLG: 0.490 F S C	0-3 K ② B X			2-1 4-3 2B B C B X		2-2 F9 ③ F B F B X		0-0 B1-3 ① X		4 0 1 0 0 1 1	
<b>Hank Aaron, R</b> (1, 9) OBP: 0.381, SLG: 0.563 B X	1-0 FC6-4 1-2f B X		1-0 2-3 ① B X			1-1 4-3 4-3 1B C B X		1-1 F5 ② B C X		4 0 1 0 0 0 2	
<b>Wes Covington, L</b> (1, 7) OBP: 0.390, SLG: 0.670 X		0-0 4-3 ① B X		1-2 4-3 ② B C S X		1-1 4-3 ① C B X		1-1 1B ② B F X		4 0 1 0 0 0 2	
<b>Joe Adcock, R</b> (1, 3) OBP: 0.312, SLG: 0.512 B C B S X		2-3 K ② C S B X		0-1 F9 ③ S X		0-0 4-3 ② X		1-0 5-3 ③ B X		4 0 0 0 0 1 3	
<b>Del Crandall, R</b> (1, 2) OBP: 0.340, SLG: 0.460 B X C		1-1 F9 ③ B X C		1-1 B1-3 ① B X		1-0 6-3 ③ B X				3 0 0 0 0 0 1	
<b>Johnny Logan, R</b> (1, 6) OBP: 0.304, SLG: 0.360 F S B F X			2-2 F7 ① C C C			0-3 K ② C C C		1-1 F3 ① S B X		3 0 0 0 0 1 0	
<b>Carl Willey, R</b> (1, 1) OBP: 0.111, SLG: 0.139 <b>Harry Hanebrink, L</b> (8, PH) OBP: 0.281, SLG: 0.322 <b>Don McMahon, R</b> (8, 1) OBP: 0.333, SLG: 0.143 C S B B X			3-2 4-3 ② C S B B X		1-3 K ③ C S B F		0-1 E3 ③ C X			2 0 0 0 0 1 0 1 0 0 0 0 0 0 0 0 0 0 0 0 0	
<b>Inning Stats</b>	R: 0 H: 1 E: 0 LOB: 1 K: 1 BB: 0 S: 9 P: 13	R: 0 H: 0 E: 0 LOB: 0 K: 1 BB: 0 S: 6 P: 9	R: 1 H: 1 E: 0 LOB: 0 K: 0 BB: 0 S: 9 P: 15	R: 0 H: 1 E: 0 LOB: 1 K: 0 BB: 0 S: 8 P: 12	R: 0 H: 0 E: 0 LOB: 0 K: 2 BB: 0 S: 8 P: 10	R: 0 H: 0 E: 0 LOB: 0 K: 0 BB: 0 S: 7 P: 10	R: 0 H: 1 E: 0 LOB: 1 K: 0 BB: 0 S: 6 P: 9	R: 0 H: 0 E: 1 LOB: 1 K: 1 BB: 0 S: 11 P: 15	R: 0 H: 1 E: 0 LOB: 1 K: 0 BB: 0 S: 6 P: 9	1B: 3 SF: 0 2B: 1 SAC: 0 3B: 0 DP: 0 HR: 1 HBP: 0	WP: 0 PA: 33 PB: 0 SB: 0 CS: 0
<b>PITCHER</b> <b>Don Drysdale, R</b> (1, 1) ERA: 4.71	IP WLS BF H R ER SO BB IBB HBP BLK WP HR S P ERA WHIP 9.0 W 33 5 1 1 5 0 0 0 0 0 1 70 102 1.00 0.556										





Batter	1	2	3	4	5	6	7	8	9
<b>Jim Gilliam, S</b> <small>OBP: 0.357, SLG: 0.360</small> (1, 4) X	0-0 F9	0-1 F4			0-0 4-3			2-1 SH3-4 1B	
<b>John Roseboro, L</b> <small>OBP: 0.331, SLG: 0.443</small> (1, 7) M X	0-1 F4		2-1 1-3		0-1 F6			1-1 SH3-4 1-2	
<b>Duke Snider, L</b> <small>OBP: 0.369, SLG: 0.473</small> (1, 8) B F B B X	3-2 F9		2-2 F9			2-3 K		4-0 IBB	
<b>Norm Larker, L</b> <small>OBP: 0.391, SLG: 0.465</small> (1, 3) C B X		1-1 1B HR 2B	0-1 4-3			3-2 F8		2-3 K	
<b>Gil Hodges, R</b> <small>OBP: 0.329, SLG: 0.434</small> (1, 5) B B C B X		2-2 HR 1B		1-3 K		0-2 5-3		1-1 L7	
<b>Charlie Neal, R</b> <small>OBP: 0.344, SLG: 0.466</small> (1, 6) X B B X		1-1 HR		1-2 5-3			1-2 E6 CS		
<b>Gino Cimoli, R</b> <small>OBP: 0.289, SLG: 0.365</small> (1, 9) B B X		2-1 4-3		0-0 F3			0-2 F4 1-2		
<b>Joe Pignatano, R</b> <small>OBP: 0.295, SLG: 0.404</small> (1, 2) B B S B X		3-2 S 1B			2-2 5-3		4-2 BB		
<b>Don Drysdale, R</b> <small>OBP: 0.244, SLG: 0.614</small> (1, 1) F C B X		1-2 F8			1-1 HR		2-1 5-3		

AB	R	H	RBI	BB	SO	LOB
4	0	1	0	0	0	1
3	0	0	0	0	0	0
3	0	0	0	1	1	0
4	1	1	0	0	1	2
4	1	1	0	0	1	2
3	1	1	3	0	0	0
3	0	0	0	0	0	1
2	0	1	0	1	0	0
3	1	1	1	0	0	2

**BOTTOM**

**Milwaukee Braves @ Los Angeles Dodgers**  
 Los Angeles Memorial Coliseum, Los Angeles, CA  
 Tue Aug 19 1958, 10:05 PM EDT  
 Unknown

[livebaseballscorecards.com](http://livebaseballscorecards.com)

<b>AB</b>	<b>29</b>
<b>R</b>	<b>4</b>
<b>H</b>	<b>6</b>
<b>RBI</b>	<b>4</b>
<b>BB</b>	<b>2</b>
<b>SO</b>	<b>3</b>
<b>LOB</b>	<b>8</b>



Inning Stats	R: 0	H: 0	E: 0	K: 0	S: 6	R: 3	H: 4	E: 0	K: 0	S: 17	R: 0	H: 0	E: 0	K: 0	S: 7	R: 0	H: 0	E: 0	K: 1	S: 8	R: 1	H: 1	E: 0	K: 0	S: 8	R: 0	H: 0	E: 0	K: 1	S: 9	R: 0	H: 0	E: 1	K: 0	S: 10	R: 0	H: 1	E: 0	K: 1	S: 11
	LOB: 0	BB: 0	BB: 0	BB: 0	BB: 9	LOB: 1	BB: 0	LOB: 0	BB: 0	BB: 11	LOB: 0	BB: 0	LOB: 0	BB: 0	BB: 11	LOB: 0	BB: 0	LOB: 0	BB: 0	BB: 0	LOB: 0	LOB: 1	BB: 0	LOB: 1	BB: 1	LOB: 1	BB: 1	LOB: 2	BB: 1	LOB: 2	BB: 1	LOB: 1	BB: 1	LOB: 1	BB: 1	LOB: 2	BB: 1	LOB: 2		

PITCHER	IP	WLS	BF	H	R	ER	SO	BB	IBB	HBP	BLK	WP	HR	S	P	ERA	WHIP
<b>Carl Willey, R</b> <small>ERA: 2.31</small> (1, 1)	7.0	L	27	5	4	4	2	1	0	0	0	0	2	65	99	5.14	0.857
<b>Don McMahon, R</b> <small>ERA: 4.18</small> (8, 1)	1.0		5	1	0	0	1	0	1	0	0	0	0	11	21	0.00	1.000

WP	PA	ERA	WHIP
0	32		

Batter	1	2	3	4	5	6	7	8	9	AB R H RBI BB SO LOB	TOP													
<b>Felix Mantilla, R</b> (1, 8) OBP: 0.279, SLG: 0.354	4-2 1B BB	2-3 K		4-2 FC6-4 BB			1-2 F8		0-3 K	3 0 0 0 2 2 3	<b>Milwaukee Braves @ Los Angeles Dodgers</b> <b>Los Angeles Memorial Coliseum, Los Angeles, CA</b> Tue Aug 19 1958, 10:05 PM EDT Att: 42,409 - Unknown <a href="http://livebaseballscorecards.com">livebaseballscorecards.com</a>													
<b>Casey Wise, S</b> (1, 4) OBP: 0.189, SLG: 0.208	1-1 BB 1B	1-2 FC5		0-0 FC6-4			0-0 6-3		0-2 G1-4-3	5 0 1 0 0 0 5														
<b>Eddie Mathews, L</b> (1, 5) OBP: 0.361, SLG: 0.487	1-1 F5				1-1 E3 G5-4-3		4-0 HR BB			3 1 0 0 1 0 2														
<b>Hank Aaron, R</b> (1, 9) OBP: 0.384, SLG: 0.570	4-0 BB 1-2			4-2 BB		0-0 G5-4-3	1-2 HR			2 1 1 2 2 0 1														
<b>Joe Adcock, R</b> (1, 3) OBP: 0.308, SLG: 0.504	2-0 F9			0-0 L7		0-1 6-3	1-1 F8			4 0 0 0 0 0 4														
<b>Andy Pafko, R</b> (1, 7) OBP: 0.297, SLG: 0.313	3-3 K			2-2 F8		0-1 F4		3-2 F2		1 0 0 0 0 1 3														
<b>Harry Hanebrink, L</b> (1, 7) OBP: 0.275, SLG: 0.315										3 0 0 0 0 0 1														
<b>Del Rice, R</b> (1, 2) OBP: 0.293, SLG: 0.314		1-2 FC5 BB 1B		1-2 6-3		0-2 5-3		1-1 5-3		4 0 1 0 0 0 0														
<b>Johnny Logan, R</b> (1, 6) OBP: 0.306, SLG: 0.360		1-2 F8		4-1 BB BB		2-1 BB 1B		1-0 F5		3 0 1 0 1 0 1														
<b>Joey Jay, S</b> (1, 1) OBP: 0.194, SLG: 0.094		4-2 BB		1-3 K		0-3 K		4-2 G1-4-3 BB		0 0 0 0 1 0 0														
<b>Bob Rush, R</b> (2, 1) OBP: 0.211, SLG: 0.194										1 0 0 0 0 1 1														
<b>Red Schoendienst, S</b> (6, PH) OBP: 0.316, SLG: 0.315										1 0 0 0 0 1 1														
<b>Gene Conley, R</b> (6, 1) OBP: 0.198, SLG: 0.375										0 0 0 0 0 0 0														
<b>Humberto Robinson, R</b> (6, 1) OBP: 0.250, SLG: 0.250										0 0 0 0 0 0 0														
<b>Joe Koppe, R</b> (9, PH) OBP: 0.571, SLG: 0.500										0 0 0 0 1 0 0														
<b>Inning Stats</b>	R: 0 E: 0 K: 1 S: 10	H: 1 LOB: 3 BB: 2 P: 25	R: 0 E: 0 K: 1 S: 18	H: 1 LOB: 2 BB: 1 P: 27	R: 0 E: 0 K: 0 S: 8	H: 0 LOB: 1 BB: 1 P: 16	R: 0 E: 0 K: 1 S: 10	H: 0 LOB: 2 BB: 2 P: 20	R: 0 E: 1 K: 0 S: 5	H: 0 LOB: 0 BB: 0 P: 6	R: 0 E: 0 K: 1 S: 10	H: 1 LOB: 1 BB: 0 P: 12	R: 2 E: 0 K: 0 S: 9	H: 1 LOB: 0 BB: 1 P: 16	R: 0 E: 0 K: 0 S: 6	H: 0 LOB: 0 BB: 0 P: 11	R: 0 E: 0 K: 1 S: 9	H: 0 LOB: 0 BB: 1 P: 13	1B: 3 2B: 0 3B: 0 HR: 1	SF: 0 SAC: 0 DP: 2 HBP: 0	WP: 0 PB: 0 SB: 0 CS: 0	PA: 38		
<b>PITCHER</b> <b>Johnny Podres, L</b> (1, 1) ERA: 3.59	IP 9.0	WLS W	BF 38	H 4	R 2	ER 2	SO 5	BB 8	IBB 0	HBP 0	BLK 0	WP 0	HR 1	S 85	P 146	ERA 2.00	WHIP 1.333						ERA 2.00	WHIP 1.333



Batter	1	2	3	4	5	6	7	8	9
<b>Jim Gilliam, S</b> OBP: 0.358, SLG: 0.360 (1, 4)	3-2 4-3	3-2 FC4-6 1B		1-3 K		3-1 HR 1B		0-1 F9	
<b>John Roseboro, L</b> OBP: 0.329, SLG: 0.449 (1, 7)	2-2 F7	1-0 FC4-6 HR		0-0 F6		2-2 HR		0-0 F9	
<b>Norm Larker, L</b> OBP: 0.395, SLG: 0.487 (1, 3)	4-2 BB 1B BB	3-2 HR		1-1 F8		0-1 2B		0-1 F5	
<b>Gil Hodges, R</b> OBP: 0.328, SLG: 0.432 (1, 5)	2-1 BB 1B	0-0 6-3		0-0 F8		0-3 K			
<b>Charlie Neal, R</b> OBP: 0.343, SLG: 0.463 (1, 6)	4-2 FC4-6 BB		2-3 K		1-3 K	2-0 F8			
<b>Gino Cimoli, R</b> OBP: 0.288, SLG: 0.363 (1, 9)	1-2 FC4-6		2-3 K		2-2 1B		1-1 5-3		
<b>Don Demeter, R</b> OBP: 0.167, SLG: 0.189 (1, 8)		1-2 1B 2B	2-2 S 1B		1-3 K		2-3 K		
<b>Joe Pignatano, R</b> OBP: 0.293, SLG: 0.398 (1, 2)		3-3 K	3-3 K			0-0 S SH3-4 1B	1-1 E6		
<b>Johnny Podres, L</b> OBP: 0.153, SLG: 0.125 (1, 1)		1-0 1B FC4-6 1B		0-2 1B		0-0 SH3-4	2-1 4-3		

Inning Stats	R: 0	H: 1	E: 0	K: 0	S: 17	H: 1	LOB: 3	BB: 2	P: 33	R: 4	H: 4	E: 0	K: 1	S: 17	R: 0	H: 1	E: 0	K: 3	S: 13	R: 0	H: 1	E: 0	K: 1	S: 9	R: 0	H: 1	E: 0	K: 2	S: 10	R: 3	H: 4	E: 0	K: 1	S: 13	R: 0	H: 0	E: 1	K: 1	S: 9	R: 0	H: 0	E: 0	K: 0	S: 5					

PITCHER	IP	WLS	BF	H	R	ER	SO	BB	IBB	HBP	BLK	WP	HR	S	P	ERA	WHIP
<b>Joey Jay, R</b> ERA: 2.17 (1, 1)	1.2	L	12	5	4	4	1	2	0	0	0	0	1	33	61	21.60	4.200
<b>Bob Rush, R</b> ERA: 3.82 (2, 1)	3.1		13	3	0	0	6	0	0	0	0	0	0	33	48	0.00	0.900
<b>Gene Conley, R</b> ERA: 4.88 (6, 1)	0.1		5	4	3	3	0	0	0	0	0	0	1	9	14	81.00	12.000
<b>Humberto Robinson, R</b> ERA: 3.49 (6, 1)	2.2		9	0	0	0	2	0	0	0	0	0	0	18	26	0.00	0.000

AB R H RBI BB SO LOB

5	1	2	1	0	1	1
5	2	1	3	0	0	2
4	1	2	2	1	0	1
4	0	1	0	0	1	1
3	0	0	0	1	2	1
4	0	1	0	0	1	3
4	1	2	0	0	2	1
4	1	1	0	0	2	2
3	1	2	1	0	0	1

1B: 8	SF: 0	WP: 0	PA: 39
2B: 2	SAC: 1	PB: 0	
3B: 0	DP: 0	SB: 3	
HR: 2	HBP: 0	CS: 0	

WP	HR	S	P	ERA	WHIP
0	1	33	61	21.60	4.200
0	0	33	48	0.00	0.900
0	1	9	14	81.00	12.000
0	0	18	26	0.00	0.000

**Milwaukee Braves @ Los Angeles Dodgers**  
Los Angeles Memorial Coliseum, Los Angeles, CA

livebaseballscorecards.com

AB	36
R	7
H	12
RBI	7
BB	2
SO	9
LOB	13



Tue Aug 19 1958, 10:05 PM EDT  
Att. 42,409 - Unknown

Batter	1	2	3	4	5	6	7	8	9	AB R H RBI BB SO LOB	TOP
<b>Bill Bruton, L</b> (1, 8) OBP: 0.315, SLG: 0.366 	0-3 		2-1 <b>L3</b> 		2-0 <b>F7</b> 			1-2 		4 0 1 0 0 1 1	<b>Milwaukee Braves @ Los Angeles Dodgers</b> Los Angeles Memorial Coliseum, Los Angeles, CA Wed Aug 20 1958, 10:05 PM EDT Att: 27,341 - Unknown <a href="http://livebaseballscorecards.com">livebaseballscorecards.com</a>
<b>Red Schoendienst, S</b> (1, 4) OBP: 0.322, SLG: 0.316 	4-0 		4-0 		2-2 			1-0 		2 0 1 0 2 0 1	
<b>Eddie Mathews, L</b> (1, 5) OBP: 0.358, SLG: 0.482 	1-0 <b>FC4-6</b> <b>2B</b> 1-2f 		2-3 		1-0 <b>G4-6-3</b> 1-2f 			0-0 		4 1 0 0 0 1 4	
<b>Hank Aaron, R</b> (1, 9) OBP: 0.385, SLG: 0.571 	2-0 			1-0 <b>F8</b> 1-H 		1-0 			0-0 	4 0 2 1 0 0 0	
<b>Wes Covington, L</b> (1, 7) OBP: 0.384, SLG: 0.658 	2-1 <b>G3</b> 			0-0 <b>F9</b> 		1-0 <b>F3</b> 			1-0 	4 0 0 0 0 0 2	
<b>Frank Torre, L</b> (1, 3) OBP: 0.395, SLG: 0.429 <b>Felix Mantilla, R</b> (9, PR) OBP: 0.279, SLG: 0.354 		0-1 <b>4-3</b> 		1-0 <b>3-1</b> 		1-0 <b>3-1</b> 			4-2 	3 0 0 0 1 0 0 0 0 0 0 0 0 0	
<b>Johnny Logan, R</b> (1, 6) OBP: 0.308, SLG: 0.361 		2-2 <b>L8</b> 		0-1 	0-1 <b>FC6-4</b> <b>1B</b> 		1-2 <b>F8</b> 		1-1 	4 0 2 0 0 0 0	
<b>Del Rice, R</b> (1, 2) OBP: 0.281, SLG: 0.300 		2-3 <b>K</b> 		0-0 <b>F3</b> 		0-1 <b>5-3</b> 			1-3 	4 0 0 0 0 2 3	
<b>Warren Spahn, L</b> (1, 1) OBP: 0.402, SLG: 0.463 <b>Joe Adcock, R</b> (8, PH) OBP: 0.307, SLG: 0.502 <b>Don McMahon, R</b> (8, 1) OBP: 0.333, SLG: 0.143 			1-1 <b>F8</b> 		1-2 <b>FC6-4</b> 1-2f 			2-0 		2 0 0 0 0 0 1 1 0 0 0 0 0 0 0 0 0 0 0 0 0	
<b>Inning Stats</b>	R: 1 H: 1 E: 0 LOB: 1 K: 1 BB: 1 S: 7 P: 16	R: 0 H: 0 E: 0 LOB: 0 K: 1 BB: 0 S: 10 P: 14	R: 0 H: 0 E: 0 LOB: 1 K: 1 BB: 1 S: 7 P: 16	R: 0 H: 0 E: 0 LOB: 0 K: 0 BB: 0 S: 3 P: 5	R: 0 H: 1 E: 0 LOB: 1 K: 0 BB: 0 S: 7 P: 10	R: 0 H: 2 E: 0 LOB: 1 K: 0 BB: 0 S: 6 P: 11	R: 0 H: 0 E: 0 LOB: 0 K: 0 BB: 0 S: 7 P: 9	R: 0 H: 1 E: 0 LOB: 1 K: 0 BB: 0 S: 6 P: 10	R: 0 H: 1 E: 0 LOB: 2 K: 1 BB: 1 S: 10 P: 17	1B: 5 SF: 0 2B: 1 SAC: 0 3B: 0 DP: 1 HR: 0 HBP: 0	WP: 0 PA: 35 PB: 0 SB: 0 CS: 0
<b>PITCHER</b> <b>Stan Williams, R</b> (1, 1) ERA: 3.77 <b>Johnny Klippstein, R</b> (9, 1) ERA: 4.63	IP WLS BF H R ER SO BB IBB HBP BLK WP HR S P ERA WHIP 8.2 W 34 6 1 1 3 3 0 0 0 0 0 0 59 103 1.04 1.038 0.1 S 1 0 0 0 0 1 0 0 0 0 0 0 4 5 0.00 0.000	<b>PITCHER</b> IP WLS BF H R ER SO BB IBB HBP BLK WP HR S P ERA WHIP									



Batter	1	2	3	4	5	6	7	8	9
<b>Jim Gilliam, S</b> <small>OBP: 0.359, SLG: 0.360</small> (1, 4)	0-0 		1-2 <b>F3</b>		4-2 <b>3B</b> BB		1-1 <b>F5</b>		
<b>Norm Larker, L</b> <small>OBP: 0.397, SLG: 0.495</small> (1, 3)	1-2 <b>F9</b>		4-2 		0-0 			1-2 <b>F9</b>	
<b>Charlie Neal, R</b> <small>OBP: 0.340, SLG: 0.458</small> (1, 6)	0-0 <b>FC6-4</b> E 1-2f		1-2 <b>FC6-4</b> 1-2f		1-3 <b>K</b>			0-0 <b>4-3</b>	
<b>Carl Furillo, R</b> <small>OBP: 0.337, SLG: 0.448</small> (1, 9)	1-1 <b>E6</b> 1-2		0-0 <b>L3</b>		1-1 <b>4-3</b>			1-2 <b>E6</b>	
<b>Gil Hodges, R</b> <small>OBP: 0.325, SLG: 0.427</small> (1, 5)	0-0 <b>F6</b>			3-3 <b>K</b>		0-0 <b>F7</b>		0-0 <b>F6</b>	
<b>Gino Cimoli, R</b> <small>OBP: 0.289, SLG: 0.367</small> (1, 7)		2-1 		3-1 <b>6-3</b>		1-2 <b>F8</b>			
<b>Don Demeter, R</b> <small>OBP: 0.158, SLG: 0.179</small> (1, 8)		1-0 <b>1-3</b> 2-3		1-3 <b>K</b>		0-1 <b>B2-3</b>			
<b>Joe Pignatano, R</b> <small>OBP: 0.294, SLG: 0.425</small> (1, 2)		2-2 <b>1-3</b>			2-0 		2-0 <b>F8</b>		
<b>Stan Williams, R</b> <small>OBP: 0.050, SLG: 0.125</small> <b>Johnny Klippstein, R</b> <small>OBP: 0.091, SLG: 0.091</small> (9, 1)		1-3 <b>K</b>			2-2 <b>L6</b>		2-3 <b>K</b>		

AB	R	H	RBI	BB	SO	LOB
3	1	1	0	1	0	0
3	0	1	1	1	0	1
4	0	0	0	0	1	3
4	0	0	0	0	0	3
4	0	0	0	0	1	3
3	0	1	0	0	0	0
3	0	0	0	0	1	1
3	1	1	1	0	0	1
3	0	0	0	0	2	1
0	0	0	0	0	0	0

**BOTTOM**

**Milwaukee Braves @ Los Angeles Dodgers**  
 Los Angeles Memorial Coliseum, Los Angeles, CA

livebaseballscorecards.com

<b>AB</b>	<b>30</b>
<b>R</b>	<b>2</b>
<b>H</b>	<b>4</b>
<b>RBI</b>	<b>2</b>
<b>BB</b>	<b>2</b>
<b>SO</b>	<b>5</b>
<b>LOB</b>	<b>13</b>



1B: 1	SF: 0
2B: 1	SAC: 0
3B: 1	DP: 0
HR: 1	HBP: 0

WP: 0	PA: 32
PB: 0	
SB: 0	
CS: 0	

Inning Stats	R	H	E	K	S	R	H	E	K	S	R	H	E	K	S	R	H	E	K	S	R	H	E	K	S	R	H	E	K	S
	0	1	1	0	10	0	1	0	1	10	0	0	0	2	11	2	2	0	2	7	0	0	0	6	11	0	0	0	10	

PITCHER	IP	WLS	BF	H	R	ER	SO	BB	IBB	HBP	BLK	WP	HR	S	P	ERA	WHIP
<b>Warren Spahn, L</b> <small>ERA: 3.1</small>	7.0	L	28	4	2	2	5	2	0	0	0	0	1	62	99	2.57	0.857
<b>Don McMahon, R</b> <small>ERA: 4.1</small>	1.0		4	0	0	0	0	0	0	0	0	0	0	8	10	0.00	0.000

PITCHER	IP	WLS	BF	H	R	ER	SO	BB	IBB	HBP	BLK	WP	HR	S	P	ERA	WHIP

Wed Aug 20 1958, 10:05 PM EDT  
 Att. 27,341 - Unknown

Batter	1	2	3	4	5	6	7	8	9	AB R H RBI BB SO LOB	TOP	
Felix Mantilla, R OBP: 0.282, SLG: 0.356 (1, 8)	2-1 F8		0-0 1B	1-0 6-3		2-2 1B			0-1 F9	5 0 2 0 0 0 0	<b>Milwaukee Braves @ Los Angeles Dodgers</b> <b>Los Angeles Memorial Coliseum, Los Angeles, CA</b> Thu Aug 21 1958, 10:05 PM EDT Att: 30,619 - Unknown <a href="http://livebaseballscorecards.com">livebaseballscorecards.com</a>	
Red Schoendienst, S OBP: 0.320, SLG: 0.314 (1, 4)	0-2 F9		0-3 K		1-0 1B	1-0 F8			1-2 5-3	5 0 1 0 0 1 4		
Eddie Mathews, L OBP: 0.355, SLG: 0.478 (1, 5)	2-0 F3		0-0 G3		3-2 L9				1-2 F8	4 0 0 0 0 0 3		
Hank Aaron, R OBP: 0.385, SLG: 0.577 (1, 9)		1-2 WP 1B		0-0 HR		1-0 F9			0-2 F9	4 1 2 1 0 0 1		
Joe Adcock, R OBP: 0.306, SLG: 0.498 Frank Torre, L OBP: 0.395, SLG: 0.429 (1, 3) (8, 3)		1-3 K		1-1 E8 2B		2-1 FC6-4 1B			0-3 K	4 1 1 0 0 2 1 0 0 0 0 0 0 0		
Andy Pafko, R OBP: 0.296, SLG: 0.319 (1, 7)		3-1 F4		1-1 HR 2B		0-1 FC6-4			2-1 L5	4 1 1 1 0 0 3		
Johnny Logan, R OBP: 0.307, SLG: 0.359 (1, 6)		1-1 F5		1-3 K		2-1 5-3			4-2 CS BB	3 0 0 0 1 1 2		
Del Rice, R OBP: 0.280, SLG: 0.290 (1, 2)		4-2 1B SH3-4 BB		2-1 F8		0-1 F9			3-3 K	3 0 0 0 1 1 2		
Lew Burdette, R OBP: 0.256, SLG: 0.347 (1, 1)		0-1 SH3-4		1-2 HR		2-2 1B			1-1 6-3	3 1 2 2 0 0 0		
<b>Inning Stats</b>	R: 0 E: 0 K: 0 S: 6 H: 0 LOB: 0 BB: 0 P: 10	R: 0 E: 0 K: 1 S: 11 H: 1 LOB: 1 BB: 0 P: 17	R: 0 E: 0 K: 1 S: 9 H: 1 LOB: 2 BB: 1 P: 13	R: 4 E: 1 K: 1 S: 17 H: 3 LOB: 0 BB: 0 P: 24	R: 0 E: 0 K: 0 S: 10 H: 2 LOB: 2 BB: 0 P: 17	R: 0 E: 0 K: 0 S: 11 H: 2 LOB: 2 BB: 0 P: 18	R: 0 E: 0 K: 1 S: 9 H: 0 LOB: 0 BB: 0 P: 10	R: 0 E: 0 K: 1 S: 7 H: 0 LOB: 1 BB: 1 P: 16	R: 0 E: 0 K: 0 S: 7 H: 0 LOB: 0 BB: 0 P: 9	1B: 6 2B: 2 3B: 0 HR: 2 SF: 0 SAC: 1 DP: 1 HBP: 0		WP: 1 PB: 0 SB: 0 CS: 1 PA: 38
<b>PITCHER</b>	IP WLS BF H R ER SO BB IBB HBP BLK WP HR S P ERA WHIP											
Sandy Koufax, L ERA: 4.36 (1, 1)	4.1 L 21 6 4 1 3 1 0 0 0 1 2 48 73 2.08 1.615											
Johnny Klippstein, R ERA: 4.45 (5, 1)	3.2 14 3 0 0 2 1 0 0 0 0 0 32 52 0.00 1.091											
Clem Labine, R ERA: 3.86 (9, 1)	1.0 3 0 0 0 0 0 0 0 0 0 0 7 9 0.00 0.000											



Batter	1	2	3	4	5	6	7	8	9	AB R H RBI BB SO LOB
<b>Jim Gilliam, S</b> (1, 4) OBP: 0.358, SLG: 0.359 BFBX	2-1 		1-2 6-3 BFBX		2-0 L3 BFBX			2-2 F5 BFBX		4 0 1 0 0 0 0
<b>John Roseboro, L</b> (1, 7) OBP: 0.325, SLG: 0.443 LFX	0-1 6-3 1-2		2-3 K BFBX			0-3 K BFBX		0-0 F8 X		4 0 0 0 0 2 1
<b>Duke Snider, L</b> (1, 8) OBP: 0.364, SLG: 0.466 BFX	1-0 4-3 2-3			1-2 6-3 BFBX		1-1 F6 BFX		1-3 K BFBX		4 0 0 0 0 1 1
<b>Carl Furillo, R</b> (1, 9) OBP: 0.333, SLG: 0.442 CFX	0-1 6-3			3-2 F8 BFBX		2-2 6-3 BFBX		0-0 F5 X		4 0 0 0 0 0 1
<b>Norm Larker, L</b> (1, 3) OBP: 0.396, SLG: 0.492 CFBX		2-3 K BFBX		0-0 			2-2 4-3 BFBX			3 0 1 0 0 1 0
<b>Gil Hodges, R</b> (1, 5) OBP: 0.327, SLG: 0.432 BFBX		2-1 		0-1 			0-0 F5 X			3 0 2 0 0 0 0
<b>Charlie Neal, R</b> (1, 6) OBP: 0.338, SLG: 0.455 BFX		1-0 5-3 2-3		0-2 F8 BFBX			1-2 L5 BFBX			3 0 0 0 0 0 3
<b>Joe Pignatano, R</b> (1, 2) OBP: 0.287, SLG: 0.413 X		0-0 5-3			0-0 B1-3 X			0-1 G3 CFX		3 0 0 0 0 0 1
<b>Sandy Koufax, R</b> (1, 1) OBP: 0.154, SLG: 0.158 <b>Johnny Klippstein, R</b> (5, 1) OBP: 0.087, SLG: 0.087 <b>Elmer Valo, L</b> (8, PH) OBP: 0.333, SLG: 0.341 <b>Clem Labine, R</b> (9, 1) OBP: 0.125, SLG: 0.067 FFBX			2-2 6-3 BFBX		2-3 K2-3 BFBX			3-2 F7 BFBX		1 0 0 0 0 0 0 1 0 0 0 0 1 0 1 0 0 0 0 0 0 0 0 0 0 0 0 0

Inning Stats	R: 0	H: 1	R: 0	H: 1	R: 0	H: 0	R: 0	H: 0	R: 0	H: 0	R: 0	H: 0	R: 0	H: 0	R: 0	H: 0	R: 0	H: 0	R: 0	H: 0	1B: 3	SF: 0	WP: 0	PA: 31
	E: 0	LOB: 1	E: 0	LOB: 1	E: 0	LOB: 0	E: 0	LOB: 0	E: 0	LOB: 0	E: 0	LOB: 0	E: 0	LOB: 0	E: 0	LOB: 0	E: 0	LOB: 0	E: 0	LOB: 0	2B: 1	SAC: 0	PB: 0	
	K: 0	BB: 0	K: 1	BB: 0	K: 0	BB: 0	K: 1	BB: 0	K: 1	BB: 0	K: 0	BB: 0	K: 0	BB: 0	K: 0	BB: 0	K: 1	BB: 0	K: 1	BB: 0	3B: 0	DP: 0	SB: 0	
	S: 7	P: 10	S: 7	P: 12	S: 10	P: 15	S: 14	P: 18	S: 7	P: 11	S: 9	P: 12	S: 9	P: 12	S: 8	P: 13	S: 5	P: 6	S: 5	P: 6	HR: 0	HBP: 0	CS: 0	

PITCHER	IP	WLS	BF	H	R	ER	SO	BB	IBB	HBP	BLK	WP	HR	S	P	ERA	WHIP	PITCHER	IP	WLS	BF	H	R	ER	SO	BB	IBB	HBP	BLK	WP	HR	S	P	ERA	WHIP	
<b>Lew Burdette, R</b> (1, 1) ERA: 3.17	9.0	W	31	4	0	0	5	0	0	0	0	0	0	76	109	0.00	0.444																			

**BOTTOM**

**Milwaukee Braves @ Los Angeles Dodgers**  
 Los Angeles Memorial Coliseum, Los Angeles, CA

AB	31
R	0
H	4
RBI	0
BB	0
SO	5
LOB	7



Thu Aug 21 1958, 10:05 PM EDT  
 Att. 30,619 - Unknown

livebaseballscorecards.com

Batter	1	2	3	4	5	6	7	8	9	AB R H RBI BB SO LOB	TOP
<b>Bill Bruton, L</b> (1, 8) OBP: 0.314, SLG: 0.361 B C S B S	2-3 			4-2  BB		0-1 			1-2 	3 0 0 0 1 1 1	<b>Milwaukee Braves @ Los Angeles Dodgers</b> Los Angeles Memorial Coliseum, Los Angeles, CA Sat Aug 23 1958, 6:33 AM EDT Att: 20,731 - Unknown  AB 27 R 1 H 4 RBI 1 BB 3 SO 3 LOB 7  
<b>Red Schoendienst, S</b> (1, 4) OBP: 0.316, SLG: 0.310 B C X	2-1 			1-0  1-2f			1-0 	0-0 	4 0 0 0 0 0 1		
<b>Eddie Mathews, L</b> (1, 5) OBP: 0.352, SLG: 0.473 C F B B X	2-2 			0-0 			1-1 	1-1 	4 0 0 0 0 0 0		
<b>Hank Aaron, R</b> (1, 9) OBP: 0.385, SLG: 0.577 F X T F		0-2 			1-2 		0-0 		3 0 1 0 0 0 0		
<b>Wes Covington, L</b> (1, 7) OBP: 0.383, SLG: 0.653 X		0-0 			0-0  L3		1-3 		3 0 1 0 0 1 1		
<b>Frank Torre, L</b> (1, 3) OBP: 0.391, SLG: 0.424 X T T B T B T F		3-2 			1-1  1-2		0-0 		3 0 0 0 0 0 1		
<b>Del Crandall, R</b> (1, 2) OBP: 0.345, SLG: 0.472 F X T C B B B			2-2  FC4-6			4-0  G6-4-3		0-0 	2 1 2 1 1 0 0		
<b>Casey Wise, S</b> (1, 6) OBP: 0.179, SLG: 0.196 B X			1-0  FC4-6 G1-6-3 1-2f			1-2  G6-4-3 1-2f		0-0 	3 0 0 0 0 0 2		
<b>Juan Pizarro, L</b> (1, 1) OBP: 0.375, SLG: 0.350 <b>Humberto Robinson, R</b> (6, 1) OBP: 0.250, SLG: 0.250 <b>Harry Hanebrink, L</b> (8, PH) OBP: 0.273, SLG: 0.312 <b>Bob Trowbridge, R</b> (8, 1) OBP: 0.111, SLG: 0.111 C C B B X			2-2  G1-6-3 1-2f			4-0 		3-3 	1 0 0 0 1 0 1 0 0 0 0 0 0 0 1 0 0 0 0 1 0 0 0 0 0 0 0 0		
<b>Inning Stats</b>	R: 0 H: 0 E: 0 LOB: 0 K: 1 BB: 0 S: 8 P: 14	R: 0 H: 0 E: 0 LOB: 0 K: 0 BB: 0 S: 10 P: 13	R: 0 H: 1 E: 0 LOB: 0 K: 0 BB: 0 S: 8 P: 13	R: 0 H: 0 E: 0 LOB: 0 K: 0 BB: 1 S: 4 P: 9	R: 0 H: 1 E: 0 LOB: 0 K: 0 BB: 0 S: 8 P: 10	R: 0 H: 0 E: 0 LOB: 1 K: 0 BB: 2 S: 5 P: 14	R: 0 H: 1 E: 0 LOB: 1 K: 1 BB: 0 S: 8 P: 11	R: 1 H: 1 E: 0 LOB: 0 K: 1 BB: 0 S: 6 P: 9	R: 0 H: 0 E: 0 LOB: 0 K: 0 BB: 0 S: 6 P: 8	1B: 2 SF: 0 2B: 2 SAC: 0 3B: 0 DP: 4 HR: 1 HBP: 0	WP: 0 PA: 30 PB: 0 SB: 0 CS: 0
<b>PITCHER</b> <b>Don Drysdale, R</b> (1, 1) ERA: 4.51	IP WLS BF H R ER SO BB IBB HBP BLK WP HR S P ERA WHIP 9.0 W 30 4 1 1 3 3 0 0 0 0 1 63 101 1.00 0.778										



Batter	1	2	3	4	5	6	7	8	9
<b>Jim Gilliam, S</b> OBP: 0.359, SLG: 0.360 (1, 5)	1-0 F6	0-2 F9		0-0 F4		1-2 3-1 S 1B		0-0 S HR 1B	
<b>Norm Larker, L</b> OBP: 0.390, SLG: 0.482 <b>Don Demeter, R</b> OBP: 0.172, SLG: 0.193 (1, 7) (7, 8)	2-0 F2		0-1 4-3	0-0 F7		0-1 3-1 1-3		0-0 S HR 1B	
<b>Carl Furillo, R</b> OBP: 0.337, SLG: 0.447 (1, 9)	4-2 WP BB BB		2-2 3B		0-0 F2	1-2 1-3		4-2 HR BB	
<b>Gil Hodges, R</b> OBP: 0.330, SLG: 0.440 (1, 3)	4-1 WP BB		1-2 1-3		0-2 1B S	0-3 K		2-1 HR	
<b>Charlie Neal, R</b> OBP: 0.336, SLG: 0.452 (1, 4)	2-3 K		2-1 5-3		1-3 K		0-2 6-3 SH5-3 1B	2-2 F8	
<b>Don Zimmer, R</b> OBP: 0.312, SLG: 0.428 (1, 6)		2-3 K		1-0 SH2-4 HR 2B	1-2 FC6-4 1B		0-0 SH5-3	3-3 K	
<b>Gino Cimoli, R</b> OBP: 0.287, SLG: 0.361 (1, 8) (7, 7)		1-3 K		4-2 SH2-4 HR BB	2-1 FC6-4 1-2f		0-0 6-3	0-0 F9	
<b>Joe Pignatano, R</b> OBP: 0.304, SLG: 0.450 (1, 2)		4-2 BB BB		0-0 SH2-4	1-2 2-3	3-1 HR	2-0 FC5-4 1B		
<b>Don Drysdale, R</b> OBP: 0.286, SLG: 0.745 (1, 1)		4-2 BB		3-2 HR	2-H 3-H	0-0 HR	0-1 FC5-4 1-2f		

AB	R	H	RBI	BB	SO	LOB
5	1	2	0	0	0	2
4	0	0	0	0	0	1
1	1	1	0	0	0	0
3	1	1	0	2	0	1
4	1	2	4	1	1	2
5	1	1	0	0	2	4
4	1	2	0	0	2	0
4	1	0	0	1	1	3
2	1	2	2	1	0	0
3	2	2	4	1	0	1

**BOTTOM**

**Milwaukee Braves @ Los Angeles Dodgers**  
Los Angeles Memorial Coliseum, Los Angeles, CA

livebaseballscorecards.com

<b>AB</b>	<b>35</b>
<b>R</b>	<b>10</b>
<b>H</b>	<b>13</b>
<b>RBI</b>	<b>10</b>
<b>BB</b>	<b>6</b>
<b>SO</b>	<b>6</b>
<b>LOB</b>	<b>14</b>



1B: 7	SF: 0
2B: 1	SAC: 2
3B: 1	DP: 0
HR: 4	HBP: 0

WP: 1	PA: 43
PB: 0	
SB: 4	
CS: 0	

Inning Stats		R: 0	H: 0	E: 0	K: 1	S: 9	R: 0	H: 0	E: 0	K: 2	S: 15	R: 0	H: 1	E: 0	K: 0	S: 10	R: 3	H: 2	E: 0	K: 0	S: 10	R: 0	H: 2	E: 0	K: 1	S: 13	R: 2	H: 3	E: 0	K: 1	S: 14	R: 1	H: 2	E: 0	K: 0	S: 8	R: 4	H: 3	E: 0	K: 1	S: 14																			
<b>PITCHER</b>	<b>IP</b>	<b>WLS</b>	<b>BF</b>	<b>H</b>	<b>R</b>	<b>ER</b>	<b>SO</b>	<b>BB</b>	<b>IBB</b>	<b>HBP</b>	<b>BLK</b>	<b>WP</b>	<b>HR</b>	<b>S</b>	<b>P</b>	<b>ERA</b>	<b>WHIP</b>																			<b>PITCHER</b>	<b>IP</b>	<b>WLS</b>	<b>BF</b>	<b>H</b>	<b>R</b>	<b>ER</b>	<b>SO</b>	<b>BB</b>	<b>IBB</b>	<b>HBP</b>	<b>BLK</b>	<b>WP</b>	<b>HR</b>	<b>S</b>	<b>P</b>	<b>ERA</b>	<b>WHIP</b>							
Juan Pizarro, L ERA: 2.51 (1, 1)	5.0	L	28	8	5	5	4	5	0	0	0	1	3	63	108	9.00	2.600																																											
Humberto Robinson, R ERA: 3.56 (6, 1)	2.0		8	2	1	1	1	0	0	0	0	0	0	16	19	4.50	1.000																																											
Bob Trowbridge, R ERA: 3.79 (8, 1)	1.0		7	3	4	4	1	1	0	0	0	0	1	14	25	36.00	4.000																																											

Sat Aug 23 1958, 6:33 AM EDT  
Att. 20,731 - Unknown

Batter	1	2	3	4	5	6	7	8	9	AB R H RBI BB SO LOB	TOP														
<b>Johnny Temple, R</b> (1, 4) <small>OBP: 0.395, SLG: 0.394</small>										5 2 4 2 0 0 1															
<b>Jerry Lynch, L</b> (1, 9) <small>OBP: 0.317, SLG: 0.447</small>										5 0 1 1 0 1 3															
<b>Pete Whisenant, R</b> (1, 7) <small>OBP: 0.283, SLG: 0.429</small>										3 0 1 0 2 0 2															
<b>Frank Robinson, R</b> (1, 8) <small>OBP: 0.341, SLG: 0.499</small>										4 1 1 2 1 1 3															
<b>Ed Bailey, L</b> (1, 2) <small>OBP: 0.330, SLG: 0.385</small>										5 0 0 0 0 1 1															
<b>Walt Dropo, R</b> (1, 3) <small>OBP: 0.332, SLG: 0.434</small>										4 1 3 0 0 0 0															
<b>Alex Grammas, R</b> (1, 5) <small>OBP: 0.315, SLG: 0.269</small>										2 1 1 0 1 0 0															
<b>Roy McMillan, R</b> (1, 6) <small>OBP: 0.307, SLG: 0.286</small>										4 1 2 0 0 0 3															
<b>Tom Acker, R</b> (1, 1) <small>OBP: 0.231, SLG: 0.091</small> <b>Bob Thurman, L</b> (4, PH) <small>OBP: 0.323, SLG: 0.393</small> <b>Brooks Lawrence, R</b> (4, 1) <small>OBP: 0.212, SLG: 0.133</small> <b>Smoky Burgess, L</b> (8, PH) <small>OBP: 0.341, SLG: 0.384</small> <b>Orlando Pena, R</b> (8, 1)										1 0 0 0 0 1 0															
<b>Inning Stats</b>	R: 1 E: 0 K: 1 S: 7	H: 1 LOB: 0 BB: 1 P: 17	R: 0 E: 0 K: 1 S: 11	H: 1 LOB: 1 BB: 1 P: 21	R: 0 E: 0 K: 2 S: 15	H: 1 LOB: 2 BB: 1 P: 22	R: 3 E: 0 K: 1 S: 22	H: 5 LOB: 2 BB: 0 P: 33	R: 0 E: 0 K: 0 S: 6	H: 0 LOB: 0 BB: 0 P: 9	R: 0 E: 0 K: 0 S: 7	H: 1 LOB: 1 BB: 0 P: 12	R: 0 E: 0 K: 0 S: 9	H: 0 LOB: 1 BB: 1 P: 16	R: 0 E: 0 K: 0 S: 6	H: 1 LOB: 1 BB: 0 P: 10	R: 2 E: 0 K: 0 S: 11	H: 3 LOB: 0 BB: 0 P: 15	1B: 9 2B: 4 3B: 0 HR: 1	SF: 0 SAC: 1 DP: 2 HBP: 0	WP: 0 PB: 0 SB: 1 CS: 0	PA: 41			
<b>PITCHER</b>	IP WLS BF H R ER SO BB IBB HBP BLK WP HR S P ERA WHIP																								
<b>Danny McDevitt, L</b> (1, 1) <small>ERA: 5.93</small>	1.1		7	2	1	0	2	2	0	0	0	0	0	15	32	0.00	3.000								
<b>Clem Labine, R</b> (2, 1) <small>ERA: 3.94</small>	7.1		32	10	4	4	3	2	0	0	0	0	0	76	119	4.91	1.636								
<b>Johnny Klippstein, R</b> (9, 1) <small>ERA: 4.53</small>	0.1	L	2	1	1	1	0	0	0	0	0	0	1	3	4	27.00	3.000								

**Cincinnati Redlegs @ Los Angeles Dodgers**  
 Los Angeles Memorial Coliseum, Los Angeles, CA  
 Sun Aug 24 1958, 6:33 AM EDT  
 Att: 19,724 - Unknown

<b>AB</b>	<b>36</b>
<b>R</b>	<b>6</b>
<b>H</b>	<b>13</b>
<b>RBI</b>	<b>5</b>
<b>BB</b>	<b>4</b>
<b>SO</b>	<b>5</b>
<b>LOB</b>	<b>18</b>



WP: 0	PA: 41
PB: 0	
SB: 1	
CS: 0	

ERA	WHIP

livebaseballscorecards.com

Batter	1	2	3	4	5	6	7	8	9	AB	R	H	RBI	BB	SO	LOB
Jim Gilliam, S OBP: 0.358, SLG: 0.357 (1, 5)	4-2 G3-6-3 BB	1-1 4-3			1-0 4-3		0-0 FC3-2			3	0	0	0	1	0	3
John Roseboro, L OBP: 0.327, SLG: 0.441 (1, 8) (8, 2)	1-1 G3-6-3 1-2f		1-1 G4-6-3 1B			4-1 G1-6-3 BB	0-0 F7			3	0	1	0	1	0	4
Norm Larker, L OBP: 0.369, SLG: 0.485 Gino Cimoli, R OBP: 0.290, SLG: 0.364 (1, 7) (8, 7)	1-1 1B 2B		0-0 G4-6-3 1-2f			0-2 G1-6-3 1-2f		1-1 SH2 1B		3	1	1	0	0	0	2
Carl Furillo, R OBP: 0.340, SLG: 0.449 (1, 9)	1-1 1B HR 1B 2-H		1-0 CS 1B			0-0 6-3		0-0 SH2		3	1	2	1	0	0	0
Gil Hodges, R OBP: 0.332, SLG: 0.443 (1, 3)	1-2 HR 1B 1-3		3-2 CS 1-2	0-3 K			0-1 1B 2B	1-0 F6		4	2	2	0	0	1	1
Don Zimmer, R OBP: 0.311, SLG: 0.434 (1, 6)	0-0 HR 1-H 3-H			3-2 4-3			1-3 K	2-3 K		4	1	1	3	0	2	2
Charlie Neal, R OBP: 0.335, SLG: 0.448 (1, 4)	2-3 K			1-3 K			1-1 1B FC3-2 HBP		2-3 K	3	0	0	0	0	3	0
Joe Pignatano, R OBP: 0.299, SLG: 0.442 Duke Snider, L OBP: 0.365, SLG: 0.466 (1, 2) (7, PH) (8, 8)		0-0 6-3			1-2 5-3		1-0 FC3-2 BB 1-3 2-H 1B	1-0 F4		2	0	0	0	0	0	0
Danny McDevitt, L OBP: 0.133, SLG: 0.200 Clem Labine, R OBP: 0.159, SLG: 0.059 Johnny Klippstein, R OBP: 0.087, SLG: 0.087 Steve Bilko, R OBP: 0.307, SLG: 0.473 (1, 1) (2, 1) (9, 1) (9, PH)		2-3 K			3-2 F7		4-2 FC3-2 BB	0-3 K		0	0	0	0	0	0	0

Inning Stats	R: 4	H: 4	E: 0	LOB: 0	K: 1	P: 17	R: 0	H: 0	E: 0	LOB: 0	K: 1	P: 8	R: 0	H: 2	E: 0	LOB: 0	K: 0	P: 11	R: 0	H: 0	E: 0	LOB: 0	K: 2	P: 9	R: 0	H: 0	E: 0	LOB: 0	K: 0	P: 13	R: 0	H: 0	E: 0	LOB: 0	K: 0	P: 13	R: 1	H: 2	E: 0	LOB: 3	K: 1	P: 13	R: 0	H: 1	E: 0	LOB: 1	K: 1	P: 8	R: 0	H: 0	E: 0	LOB: 0	K: 2	P: 10	1B: 6	SF: 0	2B: 2	SAC: 1	3B: 0	DP: 3	HR: 1	HBP: 1	WP: 0	PA: 37
--------------	------	------	------	--------	------	-------	------	------	------	--------	------	------	------	------	------	--------	------	-------	------	------	------	--------	------	------	------	------	------	--------	------	-------	------	------	------	--------	------	-------	------	------	------	--------	------	-------	------	------	------	--------	------	------	------	------	------	--------	------	-------	-------	-------	-------	--------	-------	-------	-------	--------	-------	--------

PITCHER	IP	WLS	BF	H	R	ER	SO	BB	IBB	HBP	BLK	WP	HR	S	P	ERA	WHIP
Tom Acker, R ERA: 4.37 (1, 1)	3.0		13	6	4	4	2	1	0	0	0	0	1	31	49	12.00	2.333
Brooks Lawrence, R ERA: 4.39 (4, 1)	4.0		16	2	1	1	3	2	0	1	0	0	0	35	54	2.25	1.000
Orlando Pena, R ERA: (8, 1)	2.0	W	7	1	0	0	3	0	0	0	0	0	0	18	25	0.00	0.500

BOTTOM

Cincinnati Redlegs @ Los Angeles Dodgers  
Los Angeles Memorial Coliseum, Los Angeles, CA

Sun Aug 24 1958, 6:33 AM EDT  
Att. 19,724 - Unknown

livebaseballscorecards.com

AB	31
R	5
H	9
RBI	5
BB	3
SO	8
LOB	12



Batter	1	2	3	4	5	6	7	8	9	AB R H RBI BB SO LOB	TOP
<b>Johnny Temple, R</b> (1, 4) <small>OBP: 0.393, SLG: 0.392</small>	1-2 		2-2 		1-1 		3-2 		0-1 	5 0 1 0 0 0 0	<b>Cincinnati Redlegs @ Los Angeles Dodgers</b> <b>Los Angeles Memorial Coliseum, Los Angeles, CA</b> Mon Aug 25 1958, 10:05 PM EDT Att: 13,722 - Unknown <a href="http://livebaseballscorecards.com">livebaseballscorecards.com</a>
<b>Jerry Lynch, L</b> (1, 9) <small>OBP: 0.323, SLG: 0.456</small>	4-2 		1-1 		3-2 		2-1 			3 1 2 0 1 0 0	
<b>Pete Whisenant, R</b> (1, 7) <small>OBP: 0.282, SLG: 0.444</small>	0-0 		1-2 		2-3 		1-3 			4 1 1 2 0 2 4	
<b>Frank Robinson, R</b> (1, 8) <small>OBP: 0.343, SLG: 0.498</small>	1-2 		1-1 		4-0 		0-0 			3 0 1 0 1 0 1	
<b>Ed Bailey, L</b> (1, 2) <small>OBP: 0.326, SLG: 0.380</small>	2-0 		0-3 		0-0 		0-2 			4 0 0 0 0 1 5	
<b>Walt Dropo, R</b> (1, 3) <small>OBP: 0.325, SLG: 0.424</small>		1-3 		0-1 		0-3 		1-1 		4 0 0 0 0 2 3	
<b>Alex Grammas, R</b> (1, 5) <small>OBP: 0.314, SLG: 0.269</small>		2-1 		3-2 		0-0 		0-0 		4 0 1 0 0 0 0	
<b>Roy McMillan, R</b> (1, 6) <small>OBP: 0.309, SLG: 0.289</small>		1-1 		1-2 		1-1 		3-2 		4 0 2 0 0 0 1	
<b>Harvey Haddix, L</b> (1, 1) <small>OBP: 0.266, SLG: 0.298</small> <b>Smoky Burgess, L</b> (9, PH) <small>OBP: 0.340, SLG: 0.382</small>		2-2 		1-0 		1-3 		2-2 		3 0 0 0 0 1 2 1 0 0 0 0 0 1	
<b>Inning Stats</b>	R: 2 H: 1 E: 0 LOB: 0 K: 0 BB: 1 S: 10 P: 18	R: 0 H: 1 E: 0 LOB: 1 K: 1 BB: 0 S: 11 P: 17	R: 0 H: 1 E: 1 LOB: 2 K: 1 BB: 0 S: 14 P: 19	R: 0 H: 1 E: 0 LOB: 1 K: 2 BB: 1 S: 12 P: 22	R: 0 H: 0 E: 0 LOB: 0 K: 1 BB: 0 S: 6 P: 8	R: 0 H: 1 E: 0 LOB: 1 K: 1 BB: 0 S: 10 P: 16	R: 0 H: 0 E: 0 LOB: 0 K: 0 BB: 0 S: 6 P: 7	R: 0 H: 1 E: 0 LOB: 0 K: 0 BB: 0 S: 9 P: 14	1B: 6 SF: 0 2B: 0 SAC: 0 3B: 1 DP: 1 HR: 1 HBP: 0	WP: 0 PA: 37 PB: 0 SB: 0 CS: 0	
<b>PITCHER</b> <b>Johnny Podres, L</b> (1, 1) <small>ERA: 3.5</small>	IP WLS BF H R ER SO BB IBB HBP BLK WP HR S P ERA WHIP 9.0 W 37 8 2 2 6 1 1 0 0 0 1 87 135 2.00 1.000										





Batter	1	2	3	4	5	6	7	8	9	AB R H RBI BB SO LOB
Jim Gilliam, S OBP: 0.360, SLG: 0.359 (1, 5)	1-0 G6-3 1B		0-1 FC3-6 4-3 1-2f 3-H		0-0 L5			4-1 1B 1B BB		3 1 1 1 1 0 1
John Roseboro, L OBP: 0.326, SLG: 0.439 (1, 2)	2-0 F5		1-0 4-3 1-2			0-0 F7		1-2 1B 1-3 1B		4 1 1 0 0 0 2
Duke Snider, L OBP: 0.364, SLG: 0.463 (1, 8)	0-0 G6-3 1-2f		1-2 3-1			0-0 F6		0-0 G3 1B 1-3 1B 3-H		4 0 1 1 0 0 2
Carl Furillo, R OBP: 0.343, SLG: 0.453 (1, 9)		0-0 5-3		0-0 L7		1-1 6-3		0-1 G3 1B 1-2 3-H		4 0 1 1 0 0 0
Norm Larker, L OBP: 0.384, SLG: 0.478 (1, 7)		2-2 F6		1-2 F5			2-3 K	1-0 G3 1-2 2-3		2 0 0 0 0 0 0 2 0 0 0 0 1 2
Elmer Valo, L OBP: 0.330, SLG: 0.337 (7, PH) (8, 7)				0-3 K			1-1 6-3	0-1 F7		3 0 0 0 1 1 2
Gil Hodges, R OBP: 0.330, SLG: 0.438 (1, 3)		4-0 FC6-4 BB								
Don Zimmer, R OBP: 0.312, SLG: 0.441 (1, 6)		2-1 FC6-4 1-2f			0-0 HR		0-2 1B			4 1 2 1 0 0 1
Charlie Neal, R OBP: 0.335, SLG: 0.446 (1, 4)			0-1 1B FC3-6 WP 1B		3-3 K		0-0 6-3		0-1 6-3	4 1 1 0 0 1 1
Sandy Koufax, R OBP: 0.154, SLG: 0.158 (1, 1)			3-2 FC3-6 1B		0-2 6-3			0-1 5-3	1-1 6-3	0 0 0 0 0 0 0 1 0 1 0 0 0 0 1 0 0 0 0 0 0 1 0 0 0 0 0 0 0 0 0 0 0 0 0 1 0 0 0 0 0 0
Babe Birrer, R OBP: 0.750, SLG: 0.667 (5, 1)										
Fred Kipp, L OBP: 0.250, SLG: 0.292 (8, PH)										
Pee Wee Reese, R OBP: 0.337, SLG: 0.387 (9, 1)										
Johnny Klippstein, R OBP: 0.087, SLG: 0.087 (9, 1)										
Gino Cimoli, R OBP: 0.292, SLG: 0.376 (9, PH)										

Inning Stats	R: 0	H: 1	E: 0	K: 0	S: 3	LOB: 0	BB: 0	P: 6	R: 0	H: 0	E: 0	K: 0	S: 7	LOB: 1	BB: 1	P: 15	R: 1	H: 2	E: 0	K: 0	S: 12	LOB: 1	BB: 0	P: 17	R: 0	H: 0	E: 0	K: 1	S: 7	LOB: 0	BB: 0	P: 8	R: 1	H: 1	E: 0	K: 1	S: 8	LOB: 0	BB: 0	P: 11	R: 0	H: 0	E: 0	K: 0	S: 4	LOB: 0	BB: 0	P: 5	R: 0	H: 1	E: 0	K: 1	S: 11	LOB: 1	BB: 0	P: 14	R: 2	H: 3	E: 0	K: 0	S: 12	LOB: 2	BB: 1	P: 18	R: 0	H: 0	E: 0	K: 0	S: 6	LOB: 0	BB: 0	P: 7	1B: 7	2B: 0	3B: 0	HR: 1	SF: 0	SAC: 0	DP: 1	HBP: 0	WP: 1	PA: 36
PITCHER	IP	WLS	BF	H	R	ER	SO	BB	IBB	HBP	BLK	WP	HR	S	P	ERA	WHIP																																																																	
Don Newcombe, R ERA: 5.01 (1, 1)	7.1	W	30	7	4	4	3	2	0	0	0	1	1	59	88	4.91	1.227																																																																	
Brooks Lawrence, R ERA: 4.35 (8, 1)	1.2	S	6	1	0	0	0	0	0	0	0	0	0	11	13	0.00	0.600																																																																	

**BOTTOM**

**Cincinnati Redlegs @ Los Angeles Dodgers**  
**Los Angeles Memorial Coliseum, Los Angeles, CA**

Tue Aug 26 1958, 10:05 PM EDT  
Att. 19,698 - Unknown

livebaseballscorecards.com

AB	34
R	4
H	8
RBI	4
BB	2
SO	3
LOB	11









Batter	1	2	3	4	5	6	7	8	9	AB R H RBI BB SO LOB	TOP
<b>Jim Gilliam, S</b> (1, 5) <small>OBP: 0.361, SLG: 0.357</small>	1-1  <b>1B</b>		1-3  <b>K</b>	4-2  <b>S</b> <b>BB</b>		4-2  <b>BB</b>		0-2  <b>L3</b> <b>1B</b>	3 0 2 0 2 1 0		
<b>John Roseboro, L</b> (1, 2) <small>OBP: 0.324, SLG: 0.432</small>	0-0  <b>F8</b>		4-2  <b>G3</b> <b>HR</b> <b>BB</b>	1-3  <b>K</b>		1-3  <b>K</b>		0-0  <b>L3</b>	4 1 0 0 1 2 5		
<b>Duke Snider, L</b> (1, 8) <small>OBP: 0.364, SLG: 0.460</small>	4-2  <b>BB</b>		3-2  <b>G3</b>		3-2  <b>G3</b>		2-3  <b>K</b>		3 0 0 0 1 1 1		
<b>Carl Furillo, R</b> (1, 9) <small>OBP: 0.344, SLG: 0.469</small>	0-1  <b>F5</b>		0-0  <b>HR</b>		1-1  <b>5-3</b>		3-3  <b>K</b>		4 1 1 2 0 1 2		
<b>Norm Larker, L</b> (1, 7) <b>Gino Cimoli, R</b> (7, 7) <small>OBP: 0.380, SLG: 0.471</small> <small>OBP: 0.290, SLG: 0.373</small>	2-3  <b>K</b>		2-2  <b>FC6-4</b> <b>1B</b>		0-1  <b>L1</b>		2-1  <b>F3</b>		4 0 1 0 0 1 2 0 0 0 0 0 0 0		
<b>Gil Hodges, R</b> (1, 3) <small>OBP: 0.331, SLG: 0.439</small>		3-2  <b>G6-4-3</b> <b>1B</b>	0-0  <b>FC6-4</b>		3-3  <b>K</b>		2-0  <b>5-3</b>		4 0 1 0 0 1 1		
<b>Don Zimmer, R</b> (1, 6) <small>OBP: 0.316, SLG: 0.447</small>		2-0  <b>G6-4-3</b> <b>1B</b>		0-0  <b>HR</b>		4-1  <b>S</b> <b>2B</b> <b>BB</b>		2-1  <b>5-3</b>	3 2 2 1 1 0 0		
<b>Charlie Neal, R</b> (1, 4) <small>OBP: 0.332, SLG: 0.442</small>		0-2  <b>G6-4-3</b>		2-3  <b>K</b>		1-3  <b>K</b>		1-3  <b>K</b>	4 0 0 0 0 3 3		
<b>Don Drysdale, R</b> (1, 1) <small>OBP: 0.283, SLG: 0.725</small>		0-3  <b>K</b>		2-3  <b>K</b>		2-1  <b>2B</b>		0-3  <b>K</b>	4 0 1 1 0 3 1		
<b>Inning Stats</b>	R: 0 H: 1 E: 0 LOB: 2 K: 1 BB: 1 S: 11 P: 18	R: 0 H: 2 E: 0 LOB: 1 K: 1 BB: 0 S: 10 P: 15	R: 2 H: 2 E: 0 LOB: 1 K: 1 BB: 1 S: 15 P: 25	R: 1 H: 1 E: 0 LOB: 1 K: 3 BB: 1 S: 12 P: 21	R: 0 H: 0 E: 0 LOB: 0 K: 0 BB: 0 S: 8 P: 12	R: 1 H: 1 E: 0 LOB: 2 K: 3 BB: 2 S: 14 P: 29	R: 0 H: 0 E: 0 LOB: 0 K: 2 BB: 0 S: 9 P: 16	R: 0 H: 0 E: 0 LOB: 0 K: 1 BB: 0 S: 7 P: 12	R: 0 H: 1 E: 0 LOB: 0 K: 1 BB: 0 S: 7 P: 7	1B: 5 SF: 0 2B: 2 SAC: 0 3B: 0 DP: 2 HR: 2 HBP: 0	WP: 0 PA: 38 PB: 0 SB: 2 CS: 0
<b>PITCHER</b> <b>Paul Giel, R</b> (1, 1) <small>ERA: 4.22</small> <b>Ramon Monzant, R</b> (6, 1) <small>ERA: 5.11</small> <b>Don Johnson, R</b> (8, 1) <small>ERA: 8.4</small>	IP WLS BF H R ER SO BB IBB HBP BLK WP HR S P ERA WHIP 5.2 L 28 7 4 4 8 5 0 0 0 0 0 2 67 116 6.35 2.118 1.1 4 0 0 0 3 0 0 0 0 0 0 0 12 20 0.00 0.000 2.0 6 1 0 0 2 0 0 0 0 0 0 0 14 19 0.00 0.500	<b>PITCHER</b> IP WLS BF H R ER SO BB IBB HBP BLK WP HR S P ERA WHIP									

**Los Angeles Dodgers @ San Francisco Giants**  
**Seals Stadium, San Francisco, CA**  
 Fri Aug 29 1958, 10:05 PM EDT  
 Att: 18,433 - Unknown

[livebaseballscorecards.com](http://livebaseballscorecards.com)

<b>AB</b>	<b>33</b>
<b>R</b>	<b>4</b>
<b>H</b>	<b>8</b>
<b>RBI</b>	<b>4</b>
<b>BB</b>	<b>5</b>
<b>SO</b>	<b>13</b>
<b>LOB</b>	<b>15</b>





Batter	1	2	3	4	5	6	7	8	9	AB R H RBI BB SO LOB	TOP
<b>Jim Gilliam, S</b> (1, 5) OBP: 0.360, SLG: 0.355 (8, 4)	2-1 		0-0 			4-0 			0-2 	3 0 0 0 1 0 1	<b>Los Angeles Dodgers @ San Francisco Giants</b> <b>Seals Stadium, San Francisco, CA</b> Sat Aug 30 1958, 6:33 AM EDT Att: 16,905 - Unknown  livebaseballscorecards.com
<b>John Roseboro, L</b> (1, 2) OBP: 0.329, SLG: 0.434	0-0 			4-1 		0-1 		3-2 	3 1 2 0 1 0 0		
<b>Duke Snider, L</b> (1, 8) OBP: 0.363, SLG: 0.468	1-3 			2-3 		0-0 		0-0 	4 1 1 2 0 2 3		
<b>Carl Furillo, R</b> (1, 9) OBP: 0.340, SLG: 0.463		2-0 		0-0 		0-1 		1-1 	4 0 0 0 0 0 1		
<b>Norm Larker, L</b> (1, 7) OBP: 0.378, SLG: 0.467 (8, 3) <b>Don Demeter, R</b> (9, PR) OBP: 0.188, SLG: 0.242		0-0 		2-1 		1-2 		3-1 	4 0 1 0 0 0 0 0 0 0 0 0 0 0		
<b>Gil Hodges, R</b> (1, 3) OBP: 0.328, SLG: 0.435 (8, 5)		2-2 		0-0 		0-0 		2-2 	4 0 0 0 0 0 2		
<b>Don Zimmer, R</b> (1, 6) OBP: 0.316, SLG: 0.446			0-0 		0-0 		0-1 		3 0 1 0 0 0 0		
<b>Charlie Neal, R</b> (1, 4) OBP: 0.333, SLG: 0.441 <b>Elmer Valo, L</b> (8, PH) OBP: 0.324, SLG: 0.330 (8, 7)			4-0 		2-2 		2-1 		1 0 0 0 1 0 0 1 0 0 0 0 0 1		
<b>Danny McDevitt, L</b> (1, 1) OBP: 0.133, SLG: 0.200 <b>Babe Birrer, R</b> (1, 1) OBP: 0.600, SLG: 0.500 <b>Pee Wee Reese, R</b> (6, PH) OBP: 0.335, SLG: 0.395 <b>Johnny Klippstein, R</b> (6, 1) OBP: 0.087, SLG: 0.087 <b>Steve Bilko, R</b> (8, PH) OBP: 0.304, SLG: 0.483 <b>Carl Erskine, R</b> (8, 1) OBP: 0.077, SLG: 0.040			1-3 		2-1 		3-2 		0 0 0 0 0 0 0 1 0 0 0 0 1 1 1 0 0 0 0 0 0 0 0 0 0 0 0 0 1 0 0 0 0 0 1 0 0 0 0 0 0 0		
<b>Inning Stats</b>	R: 0 H: 0 E: 0 LOB: 0 K: 1 BB: 0 S: 6 P: 9	R: 0 H: 0 E: 0 LOB: 0 K: 0 BB: 0 S: 5 P: 9	R: 0 H: 0 E: 0 LOB: 1 K: 1 BB: 1 S: 6 P: 11	R: 0 H: 0 E: 0 LOB: 0 K: 1 BB: 1 S: 5 P: 11	R: 0 H: 1 E: 0 LOB: 0 K: 0 BB: 0 S: 4 P: 6	R: 0 H: 1 E: 0 LOB: 2 K: 0 BB: 1 S: 9 P: 17	R: 0 H: 0 E: 0 LOB: 0 K: 0 BB: 0 S: 6 P: 7	R: 0 H: 1 E: 0 LOB: 0 K: 0 BB: 0 S: 7 P: 12	R: 2 H: 2 E: 1 LOB: 1 K: 0 BB: 0 S: 14 P: 23	1B: 4 SF: 0 2B: 0 SAC: 0 3B: 0 DP: 3 HR: 1 HBP: 0	
<b>PITCHER</b> <b>Ruben Gomez, R</b> (1, 1) ERA: 4.72 <b>Al Worthington, R</b> (9, 1) ERA: 3.37	IP WLS BF H R ER SO BB IBB HBP BLK WP HR S P ERA WHIP 8.2 W 32 5 2 2 3 3 0 0 0 0 0 1 59 100 2.08 0.923					<b>PITCHER</b> IP WLS BF H R ER SO BB IBB HBP BLK WP HR S P ERA WHIP 0.1 S 1 0 0 0 0 0 0 0 0 0 0 0 3 5 0.00 0.000					



Batter	1	2	3	4	5	6	7	8	9	AB	R	H	RBI	BB	SO	LOB
<b>Felipe Alou, R</b> (1, 9) <small>OBP: 0.294, SLG: 0.370</small> <b>Leon Wagner, L</b> (7, PH) <small>OBP: 0.370, SLG: 0.535</small> <b>Whitey Lockman, L</b> (8, 7) <small>OBP: 0.315, SLG: 0.310</small>	2-3 K		0-0 1-3		3-2 F3		1-1 F6			3	0	0	0	0	1	0
<b>Jim Davenport, R</b> (1, 5) <small>OBP: 0.319, SLG: 0.416</small>	1-0 HR		2-1 HR		3-2 F2		4-2 FC6-4 1-2 BB			3	2	2	2	1	0	0
<b>Willie Mays, R</b> (1, 8) <small>OBP: 0.396, SLG: 0.555</small>	1-0 2B 3B		0-1 F9		3-2 6-3		2-2 FC6-4 1-2f			4	1	1	0	0	0	3
<b>Jackie Brandt, R</b> (1, 7) <small>OBP: 0.300, SLG: 0.316</small> <b>Willie Kirkland, L</b> (6, PH) <small>OBP: 0.327, SLG: 0.444</small> <small>(7, 9)</small>	0-2 4-3 2B		1-1 5-3		1-0 6-3 1B		2-3 K			2	0	1	1	0	0	0
<b>Orlando Cepeda, R</b> (1, 3) <small>OBP: 0.335, SLG: 0.510</small>	3-H 1-2 4-3		1-3 K		3-2 6-3		0-2 6-3			4	0	0	0	0	1	2
<b>Daryl Spencer, R</b> (1, 6) <small>OBP: 0.354, SLG: 0.431</small>	1-0 F7		1-2 F8		1-0 F8		1-0 F3			4	0	0	0	0	0	2
<b>Valmy Thomas, R</b> (1, 2) <small>OBP: 0.340, SLG: 0.381</small>		0-0 6-3		0-0 1B		0-0 L6				3	0	1	0	0	0	0
<b>Danny O'Connell, R</b> (1, 4) <small>OBP: 0.336, SLG: 0.312</small>		2-2 4-3		1-2 F6		3-2 1B 1B				3	0	1	0	0	0	1
<b>Ruben Gomez, R</b> (1, 1) <small>OBP: 0.186, SLG: 0.241</small> <b>Al Worthington, R</b> (9, 1) <small>OBP: 0.200, SLG: 0.195</small>		1-1 5-3		2-2 F8		0-1 BB 1-3 1B				3	0	1	0	0	0	0

Inning Stats	R: 2	H: 3	E: 0	K: 1	S: 12	H: 3	LOB: 1	BB: 0	P: 18	R: 0	H: 0	E: 0	K: 0	S: 7	R: 0	H: 1	E: 0	K: 1	S: 11	R: 0	H: 1	E: 0	K: 0	S: 11	R: 0	H: 0	E: 0	K: 0	S: 11	R: 0	H: 1	E: 0	K: 0	S: 8	R: 0	H: 2	E: 0	K: 0	S: 16	R: 0	H: 0	E: 0	K: 1	S: 8	R: 0	H: 0	E: 0	K: 1	S: 11
--------------	------	------	------	------	-------	------	--------	-------	-------	------	------	------	------	------	------	------	------	------	-------	------	------	------	------	-------	------	------	------	------	-------	------	------	------	------	------	------	------	------	------	-------	------	------	------	------	------	------	------	------	------	-------

PITCHER	IP	WLS	BF	H	R	ER	SO	BB	IBB	HBP	BLK	WP	HR	S	P	ERA	WHIP
<b>Danny McDevitt, L</b> (1, 1) <small>ERA: 6.29</small>	0.1	L	4	3	2	2	1	0	0	0	0	0	1	8	12	54.00	9.000
<b>Babe Birrer, R</b> (1, 1) <small>ERA: 4.91</small>	4.2		16	2	1	1	1	0	0	0	0	0	1	40	59	1.93	0.429
<b>Johnny Klippstein, R</b> (6, 1) <small>ERA: 4.36</small>	2.0		10	3	0	0	0	1	0	0	0	0	0	24	42	0.00	2.000
<b>Carl Erskine, R</b> (8, 1) <small>ERA: 5.42</small>	1.0		3	0	0	0	1	0	0	0	0	0	0	8	11	0.00	0.000

**BOTTOM**

**Los Angeles Dodgers @ San Francisco Giants**  
**Seals Stadium, San Francisco, CA**

Sat Aug 30 1958, 6:33 AM EDT  
Att. 16,905 - Unknown

<b>AB</b>	<b>32</b>
<b>R</b>	<b>3</b>
<b>H</b>	<b>8</b>
<b>RBI</b>	<b>3</b>
<b>BB</b>	<b>1</b>
<b>SO</b>	<b>3</b>
<b>LOB</b>	<b>10</b>

livebaseballscorecards.com



<b>WP</b>	<b>0</b>	<b>PA</b>	<b>33</b>
<b>PB</b>	<b>0</b>	<b>SB</b>	<b>0</b>
<b>CS</b>	<b>0</b>		

Batter	1	2	3	4	5	6	7	8	9	AB R H RBI BB SO LOB	TOP
<b>Jim Gilliam, S</b> (1, 4) <small>OBP: 0.357, SLG: 0.352</small> C X	0-1 L1		1-0 F7			0-0 FC5-4		2-1 F7		4 0 0 0 0 0 1	<b>Los Angeles Dodgers @ San Francisco Giants</b> <b>Seals Stadium, San Francisco, CA</b> Sat Aug 30 1958, 10:05 PM EDT Att. 9,865 - Unknown <a href="http://livebaseballscorecards.com">livebaseballscorecards.com</a>
<b>Gino Cimoli, R</b> (1, 7) <small>OBP: 0.286, SLG: 0.367</small> X	0-0 1-3			1-0 1-3		0-0 4-3		0-2 6-3		4 0 0 0 0 0 1	
<b>Carl Furillo, R</b> (1, 9) <small>OBP: 0.342, SLG: 0.462</small> B X	1-0 5-3			1-0 F9			2-2 1B SF8 1B	4-1 FC5-4 BB		3 1 1 0 1 0 0	
<b>Gil Hodges, R</b> (1, 3) <small>OBP: 0.328, SLG: 0.433</small> X		0-0 F6		3-3 K			0-0 SF8 1B	3-1 FC5-4		4 0 1 0 0 1 1	
<b>Don Zimmer, R</b> (1, 5) <small>OBP: 0.318, SLG: 0.447</small> B X		1-0 FC6-4 1B			0-0 F6		0-0 SF8 1B		0-0 F7	4 0 2 0 0 0 0	
<b>Don Demeter, R</b> (1, 8) <small>OBP: 0.182, SLG: 0.234</small> <b>Steve Bilko, R</b> (7, PH) <small>OBP: 0.303, SLG: 0.480</small> <b>Charlie Neal, R</b> (7, 4) <small>OBP: 0.332, SLG: 0.440</small> B X		1-0 F9		2-3 K		0-3 K		2-2 F8		2 0 0 0 0 1 1 1 0 0 0 0 1 3 1 0 0 0 0 0 0	
<b>Bob Lillis, R</b> (1, 6) X		0-0 FC6-4			0-1 F7		0-0 SF8		0-1 F6	3 0 0 1 0 0 1	
<b>Joe Pignatano, R</b> (1, 2) <small>OBP: 0.287, SLG: 0.413</small> B C X			2-1 F9			1-2 F4				2 0 0 0 1 0 0	
<b>Johnny Podres, L</b> (1, 1) <small>OBP: 0.156, SLG: 0.131</small> <b>Pee Wee Reese, R</b> (7, PH) <small>OBP: 0.333, SLG: 0.382</small> <b>Clem Labine, R</b> (7, 1) <small>OBP: 0.158, SLG: 0.059</small> C S B			1-3 K			0-0 FC5-4 1B	1-0 F3			2 0 1 0 0 1 0 1 0 0 0 0 0 3 0 0 0 0 0 0 0	
<b>Inning Stats</b>	R: 0 H: 0 E: 0 LOB: 0 K: 0 BB: 0 S: 4 P: 5	R: 0 H: 1 E: 0 LOB: 1 K: 0 BB: 0 S: 4 P: 6	R: 0 H: 0 E: 0 LOB: 0 K: 1 BB: 0 S: 6 P: 10	R: 0 H: 0 E: 0 LOB: 0 K: 1 BB: 0 S: 10 P: 15	R: 0 H: 0 E: 0 LOB: 0 K: 1 BB: 0 S: 6 P: 8	R: 0 H: 1 E: 0 LOB: 1 K: 0 BB: 0 S: 6 P: 7	R: 1 H: 3 E: 0 LOB: 3 K: 1 BB: 1 S: 10 P: 17	R: 0 H: 0 E: 0 LOB: 1 K: 0 BB: 1 S: 7 P: 17	R: 0 H: 0 E: 0 LOB: 0 K: 0 BB: 0 S: 7 P: 9	1B: 5 SF: 1 2B: 0 SAC: 0 3B: 0 DP: 0 HR: 0 HBP: 0	
<b>PITCHER</b> <b>Mike McCormick, L</b> (1, 1) <small>ERA: 4.43</small>	IP WLS BF H R ER SO BB IBB HBP BLK WP HR S P ERA WHIP 9.0 W 34 5 1 1 4 1 1 0 0 0 0 0 61 94 1.00 0.667										



Batter	1	2	3	4	5	6	7	8	9	AB R H RBI BB SO LOB
<b>Felipe Alou, R</b> <small>OBP: 0.293, SLG: 0.373</small> (1, 9)	0-1  4-3 6-3 2B		1-3  K		2-0  F5		0-3  K		4 1 1 0 0 2 2	
<b>Jim Davenport, R</b> <small>OBP: 0.324, SLG: 0.416</small> (1, 5)	2-2  4-3 2-3		1-1  BB HBP		4-2  FC6-4 BB		0-0  HR 1B		2 1 1 0 1 0 1	
<b>Willie Mays, R</b> <small>OBP: 0.396, SLG: 0.559</small> (1, 8)	2-0  6-3 3-H		4-2  BB		2-1  FC6-4 BB		0-0  HR		3 1 1 3 1 0 2	
<b>Jackie Brandt, R</b> <small>OBP: 0.290, SLG: 0.261</small> (1, 7)	1-1  F2		2-2  F8		1-3  K		1-0  4-3		4 0 0 0 0 1 2	
<b>Orlando Cepeda, R</b> <small>OBP: 0.335, SLG: 0.507</small> (1, 3)		4-0  BB		0-3  K		3-2  F9		1-1  1-3	3 0 0 0 1 1 0	
<b>Daryl Spencer, R</b> <small>OBP: 0.351, SLG: 0.428</small> (1, 6)		0-2  F9		2-3  K		1-3  K		2-3  K	4 0 0 0 0 3 1	
<b>Bob Schmidt, R</b> <small>OBP: 0.298, SLG: 0.424</small> (1, 2)		3-2  F7		2-2  6-3		1-0  FC5-6 BB 1B		3 0 1 0 0 0 1		
<b>Danny O'Connell, R</b> <small>OBP: 0.333, SLG: 0.309</small> (1, 4)		0-1  G3		0-1  F9		0-0  FC5-6 BB 1B		3 0 0 0 0 0 2		
<b>Mike McCormick, L</b> <small>OBP: 0.269, SLG: 0.245</small> (1, 1)		3-2  5-3		0-0  BB 1B		3-3  K		3 0 1 0 0 1 1		

Inning Stats	R: 1	H: 1	E: 0	K: 0	S: 12	LOB: 0	BB: 0	P: 17	R: 0	H: 0	E: 0	K: 0	S: 9	LOB: 1	BB: 1	P: 16	R: 0	H: 0	E: 0	K: 1	S: 12	LOB: 2	BB: 1	P: 23	R: 0	H: 0	E: 0	K: 2	S: 9	LOB: 0	BB: 0	P: 13	R: 0	H: 1	E: 0	K: 0	S: 9	LOB: 2	BB: 1	P: 17	R: 0	H: 0	E: 0	K: 2	S: 12	LOB: 0	BB: 0	P: 17	R: 0	H: 1	E: 0	K: 2	S: 8	LOB: 1	BB: 0	P: 12	R: 2	H: 2	E: 0	K: 1	S: 8	LOB: 0	BB: 0	P: 12	1B: 3	2B: 1	3B: 0	HR: 1	SF: 0	SAC: 0	DP: 0	HBP: 1	WP: 0	PA: 33
--------------	------	------	------	------	-------	--------	-------	-------	------	------	------	------	------	--------	-------	-------	------	------	------	------	-------	--------	-------	-------	------	------	------	------	------	--------	-------	-------	------	------	------	------	------	--------	-------	-------	------	------	------	------	-------	--------	-------	-------	------	------	------	------	------	--------	-------	-------	------	------	------	------	------	--------	-------	-------	-------	-------	-------	-------	-------	--------	-------	--------	-------	--------

PITCHER	IP	WLS	BF	H	R	ER	SO	BB	IBB	HBP	BLK	WP	HR	S	P	ERA	WHIP
<b>Johnny Podres, L</b> <small>ERA: 3.44</small> (1, 1)	6.0		24	2	1	1	5	3	0	1	0	0	0	63	103	1.50	0.833
<b>Clem Labine, R</b> <small>ERA: 3.97</small> (7, 1)	2.0	L	9	3	2	2	3	0	0	0	0	0	1	16	24	9.00	1.500

**Los Angeles Dodgers @ San Francisco Giants**  
**Seals Stadium, San Francisco, CA**  
 Sat Aug 30 1958, 10:05 PM EDT  
 Att. 9,865 - Unknown

<b>AB</b>	<b>29</b>
<b>R</b>	3
<b>H</b>	5
<b>RBI</b>	3
<b>BB</b>	3
<b>SO</b>	8
<b>LOB</b>	12

<b>WP: 0</b>	<b>PA: 33</b>
<b>PB: 0</b>	
<b>SB: 0</b>	
<b>CS: 0</b>	

Batter	1	2	3	4	5	6	7	8	9	AB R H RBI BB SO LOB	TOP
<b>Jim Gilliam, S</b> (1, 7) <small>OBP: 0.356, SLG: 0.351</small>	1-0 	0-0 <b>1-3</b>		2-1 <b>F7</b>			0-1 <b>F8</b>			4 0 1 0 0 0 3	<b>Los Angeles Dodgers @ San Francisco Giants</b> <b>Seals Stadium, San Francisco, CA</b> Sun Aug 31 1958, 6:33 AM EDT Att: 20,744 - Unknown
<b>Norm Larker, L</b> (1, 9) <small>OBP: 0.376, SLG: 0.463</small>	1-2 <b>G3</b>		0-1 <b>E8</b>		0-0 <b>F8</b>		0-0 <b>G5-4-3</b>		4 0 1 0 0 0 1		
<b>Carl Furillo, R</b> (1, 8) <small>OBP: 0.338, SLG: 0.457</small>	0-0 <b>6-3</b>		1-1 <b>F9</b>		1-2 <b>6-3</b>		0-0 <b>G5-4-3</b>		4 0 0 0 0 0 2		
<b>Gil Hodges, R</b> (1, 3) <small>OBP: 0.329, SLG: 0.436</small>		1-0 <b>SF7</b>	2-3 <b>K</b>		2-1 <b>6-3</b>		3-1 <b>2B</b>		4 1 2 0 0 1 1		
<b>John Roseboro, L</b> (1, 2) <small>OBP: 0.328, SLG: 0.432</small>	1-2 <b>E3</b>	1-1 <b>FC6-4</b>	1-1 <b>1B</b>		2-1 <b>F8</b>		1-0 <b>1-3</b>		4 1 1 0 0 0 2		
<b>Don Zimmer, R</b> (1, 5) <small>OBP: 0.317, SLG: 0.445</small>	2-0 <b>FC6-4</b>	1-2 <b>1B</b>	1-2 <b>F8</b>		0-1 <b>B1-3</b>		0-0 <b>6-3</b>		4 0 1 0 0 0 2		
<b>Charlie Neal, R</b> (1, 4) <small>OBP: 0.331, SLG: 0.439</small>	1-1 <b>SF7</b>			1-2 <b>6-3</b>		3-3 <b>K</b>		1-1 <b>1B</b>	3 0 1 1 0 1 0		
<b>Bob Lillis, R</b> (1, 6) 	1-0 <b>E6</b>	0-1 <b>F6</b>		0-0 <b>5-3</b>		0-0 <b>6-3</b>		0-2 <b>F3</b>	4 0 0 0 0 0 3		
<b>Sandy Koufax, R</b> (1, 1) <small>OBP: 0.194, SLG: 0.158</small> <b>Carl Erskine, R</b> (1, 1) <small>OBP: 0.077, SLG: 0.040</small> <b>Steve Bilko, R</b> (2, PH) <small>OBP: 0.391, SLG: 0.477</small> <b>Babe Birrer, R</b> (2, 1) <small>OBP: 0.697, SLG: 0.800</small> <b>Gino Cimoli, R</b> (7, PH) <small>OBP: 0.285, SLG: 0.366</small> <b>Danny McDevitt, L</b> (7, 1) <small>OBP: 0.133, SLG: 0.200</small> <b>Don Demeter, R</b> (9, PH) <small>OBP: 0.179, SLG: 0.231</small>	3-2 <b>FC6-4</b>	1-1 <b>2B</b>						2-3 <b>K</b>	0 0 0 0 0 0 0 0 0 0 0 0 0 0 1 0 0 1 0 0 2 1 0 1 0 0 0 0 1 0 0 0 0 0 0 0 0 0 0 0 0 0 1 0 0 0 0 1 1		
<b>Inning Stats</b>	R: 0 H: 1 E: 0 LOB: 0 K: 0 BB: 0 S: 5 P: 7	R: 2 H: 2 E: 2 LOB: 2 K: 0 BB: 0 S: 12 P: 21	R: 0 H: 1 E: 1 LOB: 2 K: 1 BB: 0 S: 13 P: 18	R: 0 H: 1 E: 0 LOB: 1 K: 0 BB: 0 S: 9 P: 13	R: 0 H: 0 E: 0 LOB: 0 K: 0 BB: 0 S: 6 P: 9	R: 0 H: 0 E: 0 LOB: 0 K: 1 BB: 0 S: 7 P: 12	R: 0 H: 0 E: 0 LOB: 0 K: 0 BB: 0 S: 4 P: 4	R: 0 H: 2 E: 0 LOB: 1 K: 0 BB: 0 S: 5 P: 9	R: 0 H: 1 E: 0 LOB: 1 K: 1 BB: 0 S: 11 P: 14	1B: 6 SF: 1 2B: 2 SAC: 0 3B: 0 DP: 1 HR: 0 HBP: 0	WP: 0 PA: 36 PB: 0 SB: 0 CS: 1
<b>PITCHER</b> <b>Stu Miller, R</b> (1, 1) <small>ERA: 2.62</small>	IP: 9.0 WLS: W BF: 36 H: 8 R: 2 ER: 1 SO: 3 BB: 0 IBB: 0 HBP: 0 BLK: 0 WP: 0 HR: 0 S: 72 P: 107 ERA: 1.00 WHIP: 0.889										

livebaseballscorecards.com

<b>AB</b>	<b>35</b>
<b>R</b>	<b>2</b>
<b>H</b>	<b>8</b>
<b>RBI</b>	<b>2</b>
<b>BB</b>	<b>0</b>
<b>SO</b>	<b>3</b>
<b>LOB</b>	<b>17</b>





Batter	1	2	3	4	5	6	7	8	9
<b>Felipe Alou, R</b> <small>OBP: 0.288, SLG: 0.361</small> (1, 9)	4-2  BB	2-1 F8		0-0 6-3		1-2 F8	1-0 4-3	1-0 L7	
<b>Jim Davenport, R</b> <small>OBP: 0.328, SLG: 0.417</small> (1, 5)	3-2  2B 1B	0-1  HR 1B		3-3 		0-0 F8		4-1  1B BB	
<b>Willie Mays, R</b> <small>OBP: 0.400, SLG: 0.567</small> (1, 8)	4-1  2B 1B HR BB	0-1  HR		0-0 F9		1-0  1B		1-0  1B 4-3 1B	
<b>Jackie Brandt, R</b> <small>OBP: 0.276, SLG: 0.286</small> (1, 7)	0-3 	0-2 6-3		3-2  1B SF9 1B		1-0 F8		1-0  1B 4-3 1B	
<b>Orlando Cepeda, R</b> <small>OBP: 0.337, SLG: 0.510</small> (1, 3)	0-0  1B 2B HR 2B	0-1  FC6-4 1B		1-1 F9		2-0  1B BB 1B		0-0 4-3	
<b>Daryl Spencer, R</b> <small>OBP: 0.356, SLG: 0.429</small> (1, 6)	4-2  HR BB	0-2 FC6-4		0-1  2B 1B		4-2  1B G5-4-3 BB		0-0  BB 1-3 1B	
<b>Bob Schmidt, R</b> <small>OBP: 0.300, SLG: 0.434</small> (1, 2)	1-2  HR		2-3 		2-0 SF9		1-1  1B G5-4-3 1B		1-0 1-3
<b>Danny O'Connell, R</b> <small>OBP: 0.337, SLG: 0.312</small> (1, 4)	4-1  BB		2-1 F3		3-1  2B		1-0 G5-4-3		4-1  BB
<b>Stu Miller, R</b> <small>OBP: 0.225, SLG: 0.143</small> (1, 1)	2-0 F7		1-3 		0-0 F7		4-0  BB		4-2  BB

Inning Stats	R: 5	H: 3	E: 0	LOB: 1	K: 1	S: 18	P: 40	R: 2	H: 3	E: 0	LOB: 1	K: 0	S: 14	P: 16	R: 0	H: 0	E: 0	LOB: 0	K: 2	S: 10	P: 15	R: 0	H: 0	E: 0	LOB: 0	K: 1	S: 5	P: 8	R: 2	H: 3	E: 0	LOB: 1	K: 0	S: 11	P: 20	R: 0	H: 1	E: 0	LOB: 1	K: 0	S: 6	P: 9	R: 2	H: 2	E: 0	LOB: 1	K: 0	S: 7	P: 20	R: 3	H: 3	E: 0	LOB: 3	K: 0	S: 10	P: 26
--------------	------	------	------	--------	------	-------	-------	------	------	------	--------	------	-------	-------	------	------	------	--------	------	-------	-------	------	------	------	--------	------	------	------	------	------	------	--------	------	-------	-------	------	------	------	--------	------	------	------	------	------	------	--------	------	------	-------	------	------	------	--------	------	-------	-------

PITCHER	IP	WLS	BF	H	R	ER	SO	BB	IBB	HBP	BLK	WP	HR	S	P	ERA	WHIP
<b>Sandy Koufax, L</b> <small>ERA: 4.86</small>	(1, 1)	0.2	L	8	3	5	5	1	4	0	0	0	1	17	37	67.50	10.500
<b>Carl Erskine, R</b> <small>ERA: 5.4</small>	(1, 1)	0.1		1	0	0	0	0	0	0	0	0	0	1	3	0.00	0.000
<b>Babe Birrer, R</b> <small>ERA: 5.4</small>	(2, 1)	5.0		22	7	4	4	3	0	0	0	0	1	46	68	7.20	1.400
<b>Danny McDevitt, L</b> <small>ERA: 6.99</small>	(7, 1)	2.0		15	5	5	5	0	5	0	0	0	0	17	46	22.50	5.000

AB	R	H	RBI	BB	SO	LOB
5	0	0	0	1	0	4
4	3	2	0	1	1	0
4	3	3	2	1	0	0
5	2	2	1	0	1	3
5	2	3	2	0	0	2
3	3	2	1	2	0	1
4	1	2	6	0	1	1
3	0	1	1	2	0	1
3	0	0	0	2	1	2

WP	PA	ERA	WHIP
0	46		
0			
0			
0			
1			

**Los Angeles Dodgers @ San Francisco Giants**  
**Seals Stadium, San Francisco, CA**  
 Sun Aug 31 1958, 6:33 AM EDT  
 Att. 20,744 - Unknown

AB	36
R	14
H	15
RBI	13
BB	9
SO	4
LOB	14



Batter	1	2	3	4	5	6	7	8	9	AB R H RBI BB SO LOB	TOP
<b>Jim Gilliam, S</b> (1, 5) OBP: 0.356, SLG: 0.350 B F C F B X	3-2 F7 ①		1-0 F8 ①		0-2 2-3 1B ②			2-2 G3 ①		4 0 1 0 0 0 0	<b>Los Angeles Dodgers @ San Francisco Giants</b> <b>Seals Stadium, San Francisco, CA</b> Mon Sep 01 1958, 6:33 AM EDT Att: 14,121 - Unknown  livebaseballscorecards.com
<b>Norm Larker, L</b> (1, 7) OBP: 0.374, SLG: 0.464 S X	0-1 2B 2B		0-0 F5 ②		1-0 3-1 ③			3-2 G3 ②		4 1 1 0 0 0 1	
<b>Duke Snider, L</b> (1, 8) OBP: 0.364, SLG: 0.471 X	0-0 2-H E 2B		2-1 4-3 ③		0-0 F8 ①			1-1 HR 1B		4 2 2 1 0 0 0	
<b>Carl Furillo, R</b> (1, 9) OBP: 0.340, SLG: 0.466 X	0-0 2-H E7 6-3 1B			1-2 F9 ①			3-2 4-3 ②	0-0 1-H HR HR		4 1 2 3 0 0 0	
<b>Gil Hodges, R</b> (1, 3) OBP: 0.328, SLG: 0.434 B B C F B X	3-2 2-3 6-3 ②			2-2 F8 ②			2-1 1B ③	1-2 F7 ③		4 0 1 0 0 0 1	
<b>John Roseboro, L</b> (1, 2) OBP: 0.327, SLG: 0.439 B X	1-0 L9 ③			2-1 F8 ③			2-1 F8 ③		2-1 HR HR	4 1 1 1 0 0 2	
<b>Don Zimmer, R</b> (1, 6) OBP: 0.317, SLG: 0.443 L F C F B X		0-3 K ①			0-0 FC6-4 1B ①			1-0 5-3 ①	0-2 6-3 ①	4 0 1 0 0 1 0	
<b>Charlie Neal, R</b> (1, 4) OBP: 0.329, SLG: 0.435 L F C F B X		1-3 K ②			0-1 FC6-4 2B 1-2f ①			3-3 K ②	1-1 F4 ②	4 1 0 0 0 2 1	
<b>Clem Labine, R</b> (1, 1) OBP: 0.150, SLG: 0.056 <b>Steve Bilko, R</b> (5, PH) OBP: 0.305, SLG: 0.486 <b>Don Drysdale, R</b> (5, PR) OBP: 0.253, SLG: 0.725 <b>Johnny Klippstein, R</b> (5, 1) OBP: 0.087, SLG: 0.087 <b>Don Demeter, R</b> (7, PH) OBP: 0.176, SLG: 0.227 <b>Carl Erskine, R</b> (7, 1) OBP: 0.077, SLG: 0.040 <b>Babe Birrer, R</b> (8, 1) OBP: 0.667, SLG: 0.800 <b>Elmer Valo, L</b> (9, PH) OBP: 0.320, SLG: 0.326		3-2 5-3 ③			3-1 1B 1-H 2B ③			1-3 K ③	1-2 F8 ③	1 0 0 0 0 0 0 1 0 0 1 1 0 0 0 0 0 0 0 0 0 0 0 0 0 0 0 0 0 1 0 0 0 0 1 0 0 0 0 0 0 0 0 0 0 0 0 0 0 0 1 0 0 0 0 0 0	
<b>Inning Stats</b>	R: 2 H: 3 E: 1 LOB: 1 K: 0 BB: 0 S: 11 P: 18	R: 0 H: 0 E: 0 LOB: 0 K: 2 BB: 0 S: 10 P: 14	R: 0 H: 0 E: 0 LOB: 0 K: 0 BB: 0 S: 4 P: 7	R: 0 H: 0 E: 0 LOB: 0 K: 0 BB: 0 S: 10 P: 15	R: 1 H: 3 E: 0 LOB: 1 K: 0 BB: 0 S: 9 P: 13	R: 0 H: 1 E: 0 LOB: 1 K: 0 BB: 0 S: 8 P: 15	R: 0 H: 0 E: 0 LOB: 0 K: 2 BB: 0 S: 9 P: 14	R: 2 H: 2 E: 0 LOB: 0 K: 0 BB: 0 S: 13 P: 20	R: 1 H: 1 E: 0 LOB: 0 K: 0 BB: 0 S: 10 P: 14	1B: 5 SF: 0 2B: 3 SAC: 0 3B: 0 DP: 0 HR: 2 HBP: 0	WP: 0 PA: 36 PB: 0 SB: 0 CS: 0
<b>PITCHER</b> <b>Gordon Jones, R</b> (1, 1) ERA: 1.71 <b>Al Worthington, R</b> (6, 1) ERA: 3.46	IP WLS BF H R ER SO BB IBB HBP BLK WP HR S P ERA WHIP 5.0 W 20 6 3 3 2 0 0 0 0 0 0 0 44 67 5.40 1.200 4.0 S 16 4 3 3 2 0 0 0 0 0 0 2 40 63 6.75 1.000	<b>PITCHER</b> IP WLS BF H R ER SO BB IBB HBP BLK WP HR S P ERA WHIP									



Batter	1	2	3	4	5	6	7	8	9	AB	R	H	RBI	BB	SO	LOB
Danny O'Connell, R OBP: 0.338, SLG: 0.314 (1, 4)	1-0 PB 2B 1B	0-2 FC5-4 1-2f		0-1 1B 1B		2-2 F5	1-3 K			5	1	2	0	0	1	3
Jim Davenport, R OBP: 0.326, SLG: 0.414 (1, 5)	2-2 L8		3-2 F7	0-2 F5		2-1 6-3		0-0 1B G3 1B		5	1	1	0	0	0	2
Willie Mays, R OBP: 0.405, SLG: 0.581 (1, 8)	1-1 F8 1-H 1B 2B		1-1 HR	2-2 1B			3-1 SH1-3 1B 2B	0-1 G3 BB 1B		5	3	5	2	0	0	0
Leon Wagner, L OBP: 0.369, SLG: 0.529 Jackie Brandt, R OBP: 0.300, SLG: 0.286 (1, 7) (5, 7)	1-1 F8 2-3		4-1 FC4 BB	0-0 G3			0-1 SH1-3 2-3	4-1 L5-4 G3 BB		2	0	0	0	1	0	3
Orlando Cepeda, R OBP: 0.338, SLG: 0.509 (1, 3)	2-1 3-H 1B		0-1 FC4 1B 1-2f 1B		1-1 F8		1-1 BB BB 2B 1B	2-0 G3 1-2 2-3 3-H		5	2	2	3	0	0	3
Willie Kirkland, L OBP: 0.329, SLG: 0.443 Felipe Alou, R OBP: 0.292, SLG: 0.361 (1, 9) (7, PR) (8, 9)	2-3 K		0-0 1B 1-3 1B	1-1 L3		4-2 2B BB BB	4-0 IBB			3	0	1	0	1	1	1
Daryl Spencer, R OBP: 0.357, SLG: 0.429 Eddie Bressoud, R OBP: 0.321, SLG: 0.339 (1, 6) (5, PR) (6, 6)		0-0 F9	1-2 1B	1-0 HBP		4-1 2B FC1-2 BB	2-0 L5-4			2	0	1	1	0	0	0
Bob Schmidt, R OBP: 0.302, SLG: 0.437 (1, 2)		4-1 FC5-4 BB	2-2 F9	0-0 F7		1-0 2B				3	0	1	2	1	0	3
Gordon Jones, R Al Worthington, R OBP: 0.191, SLG: 0.186 (1, 1) (6, 1)		2-3 K		0-2 4-3		2-2 F8	2-1 FC1-2			2	0	0	0	0	1	1
										2	0	0	0	0	0	3


Inning Stats	R: 2	H: 3	E: 0	K: 1	S: 13	LOB: 1	BB: 0	P: 22	R: 0	H: 0	E: 0	K: 1	S: 8	LOB: 1	BB: 1	P: 14	R: 2	H: 3	E: 0	K: 0	S: 16	LOB: 2	BB: 1	P: 27	R: 0	H: 2	E: 0	K: 0	S: 12	LOB: 2	BB: 0	P: 14	R: 0	H: 0	E: 0	K: 0	S: 5	LOB: 1	BB: 0	P: 8	R: 0	H: 0	E: 0	K: 0	S: 8	LOB: 0	BB: 0	P: 14	R: 3	H: 3	E: 0	K: 1	S: 16	LOB: 2	BB: 2	P: 32	R: 1	H: 2	E: 0	K: 0	S: 6	LOB: 2	BB: 2	P: 18
--------------	------	------	------	------	-------	--------	-------	-------	------	------	------	------	------	--------	-------	-------	------	------	------	------	-------	--------	-------	-------	------	------	------	------	-------	--------	-------	-------	------	------	------	------	------	--------	-------	------	------	------	------	------	------	--------	-------	-------	------	------	------	------	-------	--------	-------	-------	------	------	------	------	------	--------	-------	-------

PITCHER																	1B: 9	SF: 0	WP: 0	PA: 43
IP	WLS	BF	H	R	ER	SO	BB	IBB	HBP	BLK	WP	HR	S	P	ERA	WHIP	2B: 4	SAC: 1	PB: 1	
IP	WLS	BF	H	R	ER	SO	BB	IBB	HBP	BLK	WP	HR	S	P	ERA	WHIP	3B: 0	DP: 1	SB: 0	
IP	WLS	BF	H	R	ER	SO	BB	IBB	HBP	BLK	WP	HR	S	P	ERA	WHIP	HR: 1	HBP: 1	CS: 0	
Clem Labine, R ERA: 4.17 (1, 1)	4.0	L	22	8	4	4	2	2	0	0	0	1	49	77	9.00	2.500				
Johnny Klippstein, R ERA: 4.27 (5, 1)	2.0		7	0	0	0	0	0	0	1	0	0	13	22	0.00	0.000				
Carl Erskine, R ERA: 5.76 (7, 1)	1.0		9	4	4	4	1	2	0	0	0	0	17	33	36.00	6.000				
Babe Birrer, R ERA: 5.16 (8, 1)	1.0		5	1	0	0	0	1	1	0	0	0	5	17	0.00	2.000				

**Los Angeles Dodgers @ San Francisco Giants**  
**Seals Stadium, San Francisco, CA**  
 Mon Sep 01 1958, 6:33 AM EDT  
 Att. 14,121 - Unknown

livebaseballscorecards.com

**AB 35**  
**R 8**  
**H 13**  
**RBI 8**  
**BB 6**  
**SO 3**  
**LOB 22**



Batter	1	2	3	4	5	6	7	8	9	10	11	12	13	14	15	16	AB	R	H	RBI	BB	SO	LOB	TOP													
<b>Jim Gilliam, S</b> <small>(1, 4) OBP: 0.355, SLG: 0.348</small>	 BB		 F9			 FC5		 SH1-3	 B1-3			 L4		 1B			 F4	6	0	1	0	1	0	3													
<b>Gino Cimoli, R</b> <small>(1, 7) OBP: 0.295, SLG: 0.371</small>	 F4		 F7				 1B		 1-3		 1B		 1B			 2B	7	2	4	1	1	0	1														
<b>Carl Furillo, R</b> <small>(1, 8) OBP: 0.341, SLG: 0.465</small>	 F3			 FC6-4			 WP	 1B		 F7		 F3		 L3		 2B	7	0	2	1	1	1	7														
<b>Gil Hodges, R</b> <small>(1, 9) OBP: 0.329, SLG: 0.432</small>	 FC5-4			 F7			 HR	 1B		 F7		 E6		 F4		 F2	7	1	2	1	1	0	2														
<b>Steve Bilko, R</b> <small>(1, 3) OBP: 0.303, SLG: 0.497</small>	 FC5-4			 K			 HR	 K		 CS		 SH1-4		 CS		 K	4	1	1	2	0	2	5														
<b>Don Demeter, R</b> <small>(7, 8) OBP: 0.188, SLG: 0.227</small>	 FC5-4			 K			 HR	 K		 CS		 SH1-4		 CS		 K	0	0	0	0	1	0	0														
<b>Duke Snider, L</b> <small>(14, PH) OBP: 0.365, SLG: 0.470</small>	 FC5-4			 K			 HR	 K		 CS		 SH1-4		 CS		 K	1	0	0	0	1	1	1														
<b>Don Zimmer, R</b> <small>(1, 5) OBP: 0.311, SLG: 0.435</small>		 K		 FC6-4			 K	 F7		 K		 F2		 K		 K	7	0	0	0	0	4	6														
<b>Bob Lillis, R</b> <small>(1, 6) OBP: 0.188, SLG: 0.143</small>		 F6			 FC5-4		 F9		 SH2-4	 BB		 6-3		 CS		 5-3	6	0	2	0	1	0	1														
<b>Joe Pignatano, R</b> <small>(1, 2) OBP: 0.286, SLG: 0.408</small>		 5-3			 FC5-4		 F9		 SH2-4	 BB		 6-3		 CS		 5-3	4	0	1	0	0	1	1														
<b>John Roseboro, L</b> <small>(13, PH) OBP: 0.325, SLG: 0.436</small>		 5-3			 FC5-4		 F9		 SH2-4	 BB		 6-3		 CS		 5-3	2	0	0	0	0	0	0														
<b>Fred Kipp, L</b> <small>(1, 1) OBP: 0.267, SLG: 0.276</small>			 F8				 K		 E1	 SH1-3		 3-1		 F9		 K	4	1	0	0	0	1	3														
<b>Johnny Klippstein, R</b> <small>(9, 1) OBP: 0.080, SLG: 0.080</small>							 K		 E1	 SH1-3		 3-1		 F9		 K	2	0	0	0	0	0	0														
<b>Johnny Podres, L</b> <small>(14, 1) OBP: 0.154, SLG: 0.129</small>							 K		 E1	 SH1-3		 3-1		 F9		 K	1	0	0	0	0	1	0														
<b>Inning Stats</b>	R: 0 E: 0 K: 0 S: 7	H: 0 LOB: 2 BB: 2 P: 19	R: 0 E: 0 K: 1 S: 7	H: 0 LOB: 0 BB: 0 P: 9	R: 0 E: 0 K: 0 S: 4	H: 0 LOB: 0 BB: 0 P: 6	R: 0 E: 0 K: 1 S: 11	H: 1 LOB: 1 BB: 0 P: 15	R: 0 E: 0 K: 2 S: 12	H: 2 LOB: 3 BB: 1 P: 21	R: 2 E: 0 K: 1 S: 12	H: 2 LOB: 0 BB: 0 P: 14	R: 2 E: 1 K: 1 S: 10	H: 2 LOB: 2 BB: 1 P: 20	R: 0 E: 0 K: 0 S: 7	H: 1 LOB: 1 BB: 0 P: 7	R: 0 E: 0 K: 0 S: 9	H: 0 LOB: 0 BB: 0 P: 13	R: 0 E: 0 K: 0 S: 11	H: 0 LOB: 1 BB: 2 P: 22	R: 0 E: 0 K: 0 S: 11	H: 1 LOB: 1 BB: 0 P: 18	R: 0 E: 1 K: 0 S: 9	H: 0 LOB: 1 BB: 1 P: 12	R: 0 E: 0 K: 0 S: 8	H: 2 LOB: 2 BB: 0 P: 10	R: 0 E: 0 K: 1 S: 9	H: 0 LOB: 0 BB: 1 P: 18	R: 0 E: 0 K: 1 S: 7	H: 0 LOB: 0 BB: 0 P: 12	R: 1 E: 0 K: 1 S: 10	H: 2 LOB: 1 BB: 0 P: 15	1B: 11 2B: 2 3B: 0 HR: 1	SF: 0 SAC: 3 DP: 1 HBP: 0	WP: 1 PB: 0 SB: 0 CS: 2	PA: 69	
<b>PITCHER</b>	IP WLS BF H R ER SO BB IBB HBP BLK WP HR S P ERA WHIP																																				
<b>Johnny Antonelli, L</b> <small>(1, 1) ERA: 3.19</small>	6.1		31	7	4	3	5	4	0	0	0	0	0	0	0	0	0	0	0	0	0	0	0	0	0												
<b>Many Grissom, R</b> <small>(7, 1) ERA: 3.62</small>	1.2		6	1	0	0	1	0	0	0	0	0	0	0	0	0	0	0	0	0	0	0	0	0	0												
<b>Don Johnson, R</b> <small>(9, 1) ERA: 7.4</small>	2.0		7	0	0	0	2	2	0	0	0	0	0	0	0	0	0	0	0	0	0	0	0	0	0												
<b>Paul Giel, R</b> <small>(11, 1) ERA: 4.02</small>	4.0		16	3	0	0	1	1	0	0	0	0	0	0	0	0	0	0	0	0	0	0	0	0	0												
<b>Mike McCormick, L</b> <small>(15, 1) ERA: 4.43</small>	2.0	W	8	2	1	1	2	0	0	0	0	0	0	0	0	0	0	0	0	0	0	0	0	0	0												

Los Angeles Dodgers @ San Francisco Giants  
 Seals Stadium, San Francisco, CA  
 Mon Sep 01 1958, 6:38 AM EDT  
 Att. 19,800 - Unknown

livebaseballscores.com

AB 58  
 R 5  
 H 13  
 RBI 5  
 BB 7  
 SO 11  
 LOB 30





Batter	1	2	3	4	5	6	7	8	9	AB R H RBI BB SO LOB	TOP	
<b>Jim Davenport, R</b> (1, 6) OBP: 0.319, SLG: 0.402 F B F F F F F F F F X	2-2 F9			0-1 F8		4-1 C1-4-3 1B BB		0-3 K		3 0 0 0 1 1 1	<b>San Francisco Giants @ Los Angeles Dodgers</b> <b>Los Angeles Memorial Coliseum, Los Angeles, CA</b> Tue Sep 02 1958, 10:05 PM EDT Att. 22,681 - Unknown <a href="http://livebaseballscorecards.com">livebaseballscorecards.com</a>	
<b>Willie Kirkland, L</b> (1, 9) OBP: 0.331, SLG: 0.441 F B B X	2-1 F7			3-2 F5		1-1 G1-4-3 1B		1-2 FC6-4 1-2f		4 0 1 0 0 0 1		
<b>Willie Mays, R</b> (1, 8) OBP: 0.406, SLG: 0.582 X	0-0 PO 1B			2-2 G3		0-0 G1-4-3 1-2f 2-3			2-3 K	4 0 1 0 0 1 2		
<b>Ray Jablonski, R</b> (1, 5) OBP: 0.283, SLG: 0.470 1 SAFE X B B B C	0-0 PO 1-2	2-2 F7			1-3 K	2-0 5-3			0-1 2B	4 0 1 0 0 1 1		
<b>Orlando Cepeda, R</b> (1, 3) OBP: 0.336, SLG: 0.506 S X			0-1 6-3		1-0 1B 2B		0-0 F8		0-0 L7	4 0 1 0 0 0 1		
<b>Hank Sauer, R</b> (1, 7) OBP: 0.345, SLG: 0.444 X B B B B B X			3-2 5-3		0-0 BB 1B		2-2 F9		0-2 F6	4 0 1 0 0 0 1		
<b>Bob Schmidt, R</b> (1, 2) OBP: 0.307, SLG: 0.441 B B B B B				2-0 6-3	4-2 BB		0-3 K			2 0 0 0 1 1 0		
<b>Danny O'Connell, R</b> (1, 4) OBP: 0.335, SLG: 0.311 <b>Leon Wagner, L</b> (5, PH) OBP: 0.365, SLG: 0.523 <b>Don Johnson, R</b> (5, 1) <b>Bill White, L</b> (8, PH) OBP: 0.467, SLG: 0.273 <b>Gordon Jones, R</b> (8, 1)				1-3 K	1-3 K			4-2 FC4-6 BB		1 0 0 0 0 1 0 1 0 0 0 0 1 3 0 0 0 0 0 0 0 0 0 0 0 1 0 0 0 0 0 0 0 0 0		
<b>Ramon Monzant, R</b> (1, 1) OBP: 0.216, SLG: 0.216 <b>Whitey Lockman, L</b> (5, PH) OBP: 0.313, SLG: 0.337 (5, 4)				1-2 5-3	1-2 F7			2-2 FC4-6 FC6-4 1-2f		1 0 0 0 0 0 0 2 0 0 0 0 0 4		
<b>Inning Stats</b>	R: 0 H: 1 E: 0 LOB: 0 K: 0 BB: 0 S: 10 P: 14	R: 0 H: 0 E: 0 LOB: 0 K: 0 BB: 0 S: 8 P: 13	R: 0 H: 0 E: 0 LOB: 0 K: 1 BB: 0 S: 8 P: 12	R: 0 H: 0 E: 0 LOB: 0 K: 0 BB: 0 S: 11 P: 16	R: 0 H: 2 E: 0 LOB: 3 K: 2 BB: 1 S: 13 P: 21	R: 0 H: 1 E: 0 LOB: 1 K: 0 BB: 1 S: 5 P: 12	R: 0 H: 0 E: 0 LOB: 0 K: 1 BB: 0 S: 8 P: 10	R: 0 H: 0 E: 0 LOB: 1 K: 1 BB: 1 S: 14 P: 21	R: 0 H: 1 E: 0 LOB: 1 K: 1 BB: 0 S: 9 P: 11	1B: 3 SF: 0 2B: 2 SAC: 0 3B: 0 DP: 1 HR: 0 HBP: 0		WP: 0 PA: 34 PB: 0 SB: 0 CS: 0
<b>PITCHER</b> <b>Don Drysdale, R</b> (1, 1) ERA: 4.11	IP WLS BF H R ER SO BB IBB HBP BLK WP HR S P ERA WHIP	9.0 W 33 5 0 0 6 3 0 0 0 0 0 0 86 130 0.00 0.889										



Batter	1	2	3	4	5	6	7	8	9	AB	R	H	RBI	BB	SO	LOB
Jim Gilliam, S OBP: 0.352, SLG: 0.345 (1, 4) (7, 5)	0-1 6-3		3-2 4-3		2-1 F9		1-1 F8			4	0	0	0	0	0	1
Gino Cimoli, R OBP: 0.297, SLG: 0.384 (1, 8)	0-1 HR		2-1 F4		0-2 1B		0-1 F9			4	1	2	1	0	0	1
Norm Larker, L OBP: 0.368, SLG: 0.456 (1, 7)	1-1 F7		3-1 4-1		0-2 1-3			1-2 F7		4	0	0	0	0	0	1
Carl Furillo, R OBP: 0.337, SLG: 0.460 (1, 9)	0-0 5-3			2-1 4-3		2-0 G3		0-1 F8		4	0	0	0	0	0	0
Steve Bilko, R OBP: 0.299, SLG: 0.489 Charlie Neal, R OBP: 0.330, SLG: 0.436 (1, 3) (7, 4)		1-2 F9		1-3 K		3-3 K		2-1 E S 1B		3	0	0	0	0	2	0
Gil Hodges, R OBP: 0.328, SLG: 0.437 (1, 5) (7, 3)		2-1 5-3		1-2 HR		2-3 K		3-3 K 1-3		4	1	1	1	0	2	1
John Roseboro, L OBP: 0.328, SLG: 0.437 (1, 2)		1-1 1B 1B		4-1 BB			1-0 E3 SH1-3 E			2	2	1	0	1	0	0
Don Zimmer, R OBP: 0.312, SLG: 0.435 (1, 6)		2-2 1B		1-0 5-3			0-1 SH1-3 1-2			2	0	1	1	0	0	1
Don Drysdale, R OBP: 0.286, SLG: 0.704 (1, 1)		0-1 L8			1-1 5-3		3-0 E8 2-H 1B			3	0	1	1	0	0	1

Inning Stats	R: 1	H: 1	E: 0	K: 0	S: 7	LOB: 0	BB: 0	P: 8	R: 1	H: 2	E: 0	K: 0	S: 12	LOB: 1	BB: 0	P: 18	R: 0	H: 0	E: 0	K: 0	S: 9	LOB: 0	BB: 0	P: 17	R: 1	H: 1	E: 0	K: 1	S: 11	LOB: 1	BB: 1	P: 20	R: 0	H: 1	E: 0	K: 0	S: 10	LOB: 1	BB: 0	P: 13	R: 0	H: 0	E: 0	K: 2	S: 11	LOB: 0	BB: 0	P: 18	R: 1	H: 1	E: 2	K: 0	S: 8	LOB: 1	BB: 0	P: 13	R: 0	H: 1	E: 0	K: 1	S: 12	LOB: 1	BB: 0	P: 18
--------------	------	------	------	------	------	--------	-------	------	------	------	------	------	-------	--------	-------	-------	------	------	------	------	------	--------	-------	-------	------	------	------	------	-------	--------	-------	-------	------	------	------	------	-------	--------	-------	-------	------	------	------	------	-------	--------	-------	-------	------	------	------	------	------	--------	-------	-------	------	------	------	------	-------	--------	-------	-------


PITCHER	IP	WLS	BF	H	R	ER	SO	BB	IBB	HBP	BLK	WP	HR	S	P	ERA	WHIP
Ramon Monzant, R ERA: 5.17 (1, 1)	4.0	L	17	4	3	3	1	1	0	0	0	0	2	39	63	6.75	1.250
Don Johnson, R ERA: 6.3 (5, 1)	3.0		12	2	1	0	2	0	0	0	0	0	0	29	44	0.00	0.667
Gordon Jones, R ERA: 1.64 (8, 1)	1.0		4	1	0	0	1	0	0	0	0	0	0	12	18	0.00	1.000

**BOTTOM**

**San Francisco Giants @ Los Angeles Dodgers**  
**Los Angeles Memorial Coliseum, Los Angeles, CA**

livebaseballscorecards.com

**AB 31**  
**R 4**  
**H 7**  
**RBI 4**  
**BB 1**  
**SO 4**  
**LOB 6**



WP: 0 PA: 33  
PB: 0  
SB: 2  
CS: 0

Tue Sep 02 1958, 10:05 PM EDT  
Att. 22,681 - Unknown

Batter	1	2	3	4	5	6	7	8	9	AB R H RBI BB SO LOB	TOP	
<b>Jim Davenport, R</b> (1, 5) <small>OBP: 0.316, SLG: 0.398</small>	1-1 		0-0 		3-1 			2-3 		4 0 0 0 0 1 1	<b>San Francisco Giants @ Los Angeles Dodgers</b> <b>Los Angeles Memorial Coliseum, Los Angeles, CA</b> Wed Sep 03 1958, 10:05 PM EDT Att: 28,016 - Unknown	
<b>Willie Kirkland, L</b> (1, 9) <small>OBP: 0.328, SLG: 0.436</small>	1-1 		3-2 		2-2 			1-3 		4 0 0 0 0 1 1		
<b>Willie Mays, R</b> (1, 8) <small>OBP: 0.405, SLG: 0.578</small>	1-1 			4-2 		1-1 		3-0 		3 0 0 0 1 0 0		
<b>Hank Sauer, R</b> (1, 7) <small>OBP: 0.347, SLG: 0.441</small>		4-1 		4-1 		2-0 		2-1 		2 1 0 0 2 0 0		
<b>Orlando Cepeda, R</b> (1, 3) <small>OBP: 0.337, SLG: 0.511</small>		1-1 		0-0 		1-2 		2-2 		4 2 2 1 0 0 2		
<b>Daryl Spencer, R</b> (1, 6) <small>OBP: 0.356, SLG: 0.428</small>		1-1 		0-3 		2-3 		1-1 		4 0 1 2 0 2 2		
<b>Valmy Thomas, R</b> (1, 2) <small>OBP: 0.331, SLG: 0.370</small>		1-2 		3-3 		0-0 				3 0 0 0 0 1 3		
<b>Danny O'Connell, R</b> (1, 4) <small>OBP: 0.335, SLG: 0.311</small>		0-1 		2-2 		2-3 				3 0 1 0 0 1 1		
<b>Ruben Gomez, R</b> (1, 1) <small>OBP: 0.194, SLG: 0.246</small> <b>Felipe Alou, R</b> (7, PH) <small>OBP: 0.290, SLG: 0.352</small> <b>Al Worthington, R</b> (7, 1) <small>OBP: 0.191, SLG: 0.186</small>		3-2 		0-3 		2-2 				2 0 0 0 0 1 1 1 0 0 0 0 0 0 0 0 0 0 0 0 0		
<b>Inning Stats</b>	R: 0 H: 0 E: 0 LOB: 0 K: 0 BB: 0 S: 6 P: 9	R: 2 H: 2 E: 0 LOB: 0 K: 0 BB: 1 S: 10 P: 17	R: 0 H: 0 E: 0 LOB: 0 K: 0 BB: 0 S: 8 P: 14	R: 0 H: 0 E: 0 LOB: 2 K: 2 BB: 2 S: 12 P: 23	R: 0 H: 1 E: 0 LOB: 1 K: 1 BB: 0 S: 13 P: 20	R: 1 H: 1 E: 0 LOB: 0 K: 1 BB: 0 S: 9 P: 15	R: 0 H: 0 E: 0 LOB: 0 K: 1 BB: 0 S: 8 P: 12	R: 0 H: 0 E: 0 LOB: 0 K: 2 BB: 0 S: 8 P: 14	R: 0 H: 0 E: 0 LOB: 0 K: 0 BB: 0 S: 7 P: 12	1B: 3 SF: 0 2B: 0 SAC: 0 3B: 0 DP: 1 HR: 1 HBP: 0	WP: 1 PA: 33 PB: 0 SB: 0 CS: 0	
<b>PITCHER</b> <b>Stan Williams, R</b> (1, 1) <small>ERA: 3.94</small> <b>Babe Birrer, R</b> (2, 1) <small>ERA: 4.97</small> <b>Sandy Koufax, L</b> (3, 1) <small>ERA: 4.68</small>	IP WLS BF H R ER SO BB IBB HBP BLK WP HR S P ERA WHIP											<b>PITCHER</b> IP WLS BF H R ER SO BB IBB HBP BLK WP HR S P ERA WHIP
	1.0 0 5 1 2 2 0 1 0 0 0 1 0 9 17 18.00 2.000 1.0 0 3 1 0 0 0 0 0 0 0 0 0 7 9 0.00 1.000 7.0 W 25 2 1 1 7 2 0 0 0 0 1 65 110 1.29 0.571											

livebaseballscorecards.com

AB	30
R	3
H	4
RBI	3
BB	3
SO	7
LOB	11





Batter	1	2	3	4	5	6	7	8	9	AB	R	H	RBI	BB	SO	LOB
Jim Gilliam, S OBP: 0.354, SLG: 0.349 (1, 4)	0-0 1B 2B 1B		0-1 1-3 2B	4-0 1-2 2-3 3-H BB		0-2 6-3		1-0 6-3 1-2		4	1	2	1	1	0	1
Gino Cimoli, R OBP: 0.299, SLG: 0.382 (1, 7)	2-1 2B 1-2 1B		2-3 K	2-1 G1-2-3 3-H			2-3 K		4-1 HR BB	4	1	1	0	1	2	4
Duke Snider, L OBP: 0.366, SLG: 0.479 (1, 8)	0-1 F5		0-0 1-3		0-0 3-1		3-2 2B 1B		1-2 HR	5	1	2	2	0	0	3
Carl Furillo, R OBP: 0.339, SLG: 0.462 (1, 9)	0-0 L3-6 1-3 2-H 2B		4-0 BB		2-0 F4		1-0 F8			3	0	1	1	1	0	1
Norm Larker, L OBP: 0.370, SLG: 0.459 (1, 3)	1-1 L3-6 2-3		1-2 4-3		4-1 1B BB		1-0 1-3 2B			3	0	1	0	1	0	4
Gil Hodges, R OBP: 0.332, SLG: 0.439 (1, 5)		0-0 1-3		3-1 1B BB 1B	2-1 1-2 1B		4-0 FC1-4 IBB			3	1	2	0	1	0	0
Don Zimmer, R OBP: 0.312, SLG: 0.432 (1, 6)		0-0 F8		4-2 BB 1B 1-2 G1-2-3 BB	2-3 K		1-1 FC1-4 1-2			3	0	0	0	1	1	5
Joe Pignatano, R OBP: 0.292, SLG: 0.434 (1, 2)		0-2 HR		0-0 F8		0-0 5-3		2-2 CS 1B		4	1	2	1	0	0	2
Stan Williams, R OBP: 0.050, SLG: 0.125 (1, 1)		3-3 K		0-2 BB		1-3 K		1-3 K		0	0	0	0	0	0	0
Babe Birrer, R OBP: 0.667, SLG: 0.800 (2, 1)				1-2 2-3 1B						0	0	0	0	0	0	0
Don Drysdale, R OBP: 0.281, SLG: 0.691 (2, PH)										1	0	0	0	0	1	0
Sandy Koufax, R OBP: 0.167, SLG: 0.171 (3, 1)										3	0	1	0	0	2	1

Inning Stats	R: 1	H: 3	E: 0	K: 0	S: 8	H: 3	LOB: 1	BB: 0	P: 11	R: 1	H: 1	E: 0	K: 1	S: 8	H: 1	LOB: 0	BB: 0	P: 11	R: 0	H: 1	E: 0	K: 1	S: 11	H: 1	LOB: 2	BB: 1	P: 18	R: 1	H: 2	E: 0	K: 0	S: 10	H: 2	LOB: 2	BB: 2	P: 23	R: 0	H: 1	E: 0	K: 1	S: 8	H: 0	LOB: 0	BB: 0	P: 8	R: 0	H: 2	E: 0	K: 1	S: 10	H: 2	LOB: 3	BB: 1	P: 22	R: 0	H: 1	E: 0	K: 1	S: 8	H: 1	LOB: 0	BB: 0	P: 11	R: 2	H: 1	E: 0	K: 0	S: 5	H: 1	LOB: 0	BB: 1	P: 10	1B: 7	SF: 0	2B: 4	SAC: 0	3B: 0	DP: 2	HR: 2	HBP: 0	WP: 0	PA: 39
--------------	------	------	------	------	------	------	--------	-------	-------	------	------	------	------	------	------	--------	-------	-------	------	------	------	------	-------	------	--------	-------	-------	------	------	------	------	-------	------	--------	-------	-------	------	------	------	------	------	------	--------	-------	------	------	------	------	------	-------	------	--------	-------	-------	------	------	------	------	------	------	--------	-------	-------	------	------	------	------	------	------	--------	-------	-------	-------	-------	-------	--------	-------	-------	-------	--------	-------	--------

PITCHER	IP	WLS	BF	H	R	ER	SO	BB	IBB	HBP	BLK	WP	HR	S	P	ERA	WHIP
Ruben Gomez, R ERA: 4.71 (1, 1)	6.0		28	8	3	3	4	4	0	0	0	0	1	52	89	4.50	2.000
Al Worthington, R ERA: 3.54 (7, 1)	2.0	L	11	4	2	2	2	1	1	0	0	0	1	23	43	9.00	2.500

**BOTTOM**

**San Francisco Giants @ Los Angeles Dodgers**  
Los Angeles Memorial Coliseum, Los Angeles, CA

Wed Sep 03 1958, 10:05 PM EDT  
Att. 28,016 - Unknown

<b>AB</b>	<b>33</b>
<b>R</b>	<b>5</b>
<b>H</b>	<b>12</b>
<b>RBI</b>	<b>5</b>
<b>BB</b>	<b>6</b>
<b>SO</b>	<b>6</b>
<b>LOB</b>	<b>21</b>

[livebaseballscorecards.com](http://livebaseballscorecards.com)

Batter	1	2	3	4	5	6	7	8	9	AB R H RBI BB SO LOB	TOP											
<b>Felipe Alou, R</b> OBP: 0.297, SLG: 0.370 (1, 9)										6 3 3 3 0 0 1												
<b>Jim Davenport, R</b> OBP: 0.316, SLG: 0.397 (1, 5)										6 1 2 1 0 1 2												
<b>Willie Mays, R</b> OBP: 0.408, SLG: 0.584 (1, 8)										5 2 3 2 1 0 1												
<b>Ray Jablonski, R</b> OBP: 0.282, SLG: 0.464 (1, 7)										3 0 0 1 1 0 4												
<b>Whitey Lockman, L</b> OBP: 0.316, SLG: 0.340 (7, 7)										2 0 1 0 0 1 1												
<b>Orlando Cepeda, R</b> OBP: 0.338, SLG: 0.515 (1, 3)										4 2 1 1 1 1 4												
<b>Bob Schmidt, R</b> OBP: 0.309, SLG: 0.440 (1, 2)										5 1 2 1 0 2 1												
<b>Eddie Bressoud, R</b> OBP: 0.327, SLG: 0.343 (1, 6)										5 1 3 2 0 1 0												
<b>Danny O'Connell, R</b> OBP: 0.339, SLG: 0.317 (1, 4)										4 1 2 0 1 0 3												
<b>Stu Miller, R</b> OBP: 0.222, SLG: 0.128 (1, 1)										4 2 0 0 1 0 4												
<b>Inning Stats</b>	R: 8 E: 2 K: 0 S: 25	H: 6 LOB: 3 BB: 4 P: 52	R: 0 E: 0 K: 2 S: 14	H: 1 LOB: 1 BB: 0 P: 22	R: 0 E: 1 K: 0 S: 9	H: 1 LOB: 1 BB: 0 P: 12	R: 0 E: 0 K: 1 S: 6	H: 0 LOB: 0 BB: 0 P: 7	R: 0 E: 0 K: 0 S: 6	H: 1 LOB: 1 BB: 0 P: 8	R: 1 E: 0 K: 0 S: 9	H: 3 LOB: 2 BB: 0 P: 16	R: 0 E: 0 K: 0 S: 7	H: 0 LOB: 0 BB: 0 P: 10	R: 1 E: 0 K: 1 S: 7	H: 2 LOB: 0 BB: 0 P: 11	R: 3 E: 0 K: 2 S: 15	H: 3 LOB: 1 BB: 1 P: 29	1B: 13 2B: 1 3B: 1 HR: 2	SF: 0 SAC: 0 DP: 2 HBP: 0	WP: 1 PB: 0 SB: 0 CS: 0	PA: 49
<b>PITCHER</b>	IP WLS BF H R ER SO BB IBB HBP BLK WP HR S P ERA WHIP																					
<b>Johnny Podres, L</b> ERA: 3.74 (1, 1)	0.1 L 7 4 6 6 0 1 1 0 0 0 0 0 15 29 162.00 15.000																					
<b>Johnny Klippstein, R</b> ERA: 4.15 (1, 1)	0.1 6 2 2 1 0 2 0 0 0 0 1 0 9 21 27.00 12.000																					
<b>Carl Erskine, R</b> ERA: 5.46 (1, 1)	6.1 25 6 1 1 3 0 0 0 0 0 1 52 77 1.42 0.947																					
<b>Danny McDevitt, L</b> ERA: 7.45 (8, 1)	2.0 11 5 4 4 3 1 0 0 0 0 0 1 22 40 18.00 3.000																					

San Francisco Giants @ Los Angeles Dodgers  
 Los Angeles Memorial Coliseum, Los Angeles, CA  
 Thu Sep 04 1958, 6:33 AM EDT  
 Att: 12,441 - Unknown

AB	44
R	13
H	17
RBI	11
BB	5
SO	6
LOB	21



Batter	1	2	3	4	5	6	7	8	9	AB	R	H	RBI	BB	SO	LOB
<b>Jim Gilliam, S</b> OBP: 0.352, SLG: 0.346 (1, 4)	1-2 E6 FC3-6 BB SF9		1-1 4-3			0-0 E7 1B	1-2 4-3			4	2	0	0	0	0	1
<b>Gino Cimoli, R</b> OBP: 0.302, SLG: 0.381 (1, 7)	4-1 FC3-6 1-2 BB		2-2 5-3			1-2 1B 1B		2-1 4-3		3	1	1	0	1	0	0
<b>Duke Snider, L</b> OBP: 0.367, SLG: 0.479 (1, 8)	1-2 FC3-6 1-2f 2-3			1-2 FC6-4 1B		1-0 1B 1B		1-1 F8		4	0	2	0	0	0	2
<b>Carl Furillo, R</b> OBP: 0.340, SLG: 0.462 (1, 9)	2-2 SF9			1-1 FC6-4 G4-6-3 1-2f		2-2 1B G5-4-3 1B 1-2 2-H 3-H		4-1 BB		2	0	1	3	1	0	1
<b>Norm Larker, L</b> OBP: 0.365, SLG: 0.451 (1, 3)	2-3 K			2-1 G4-6-3 1-2f		2-3 K		1-2 F6		4	0	0	0	0	2	5
<b>Gil Hodges, R</b> OBP: 0.329, SLG: 0.435 (1, 5)		0-1 5-3			3-2 5-3	0-0 G5-4-3 1-2f			0-1 E5 FC6-4	4	0	0	0	0	0	2
<b>Don Zimmer, R</b> OBP: 0.309, SLG: 0.429 (1, 6)		0-2 5-3					2-2 F7		0-0 F6	3	0	0	0	0	0	0
<b>Elmer Valo, L</b> OBP: 0.317, SLG: 0.323 (9, PH)										1	0	0	0	0	0	1
<b>Joe Pignatano, R</b> OBP: 0.293, SLG: 0.427 (1, 2)			3-2 6-3				4-2 FC5-4 BB		0-0 5-3	2	0	0	0	1	0	0
<b>Steve Bilko, R</b> OBP: 0.298, SLG: 0.486 (9, PH)										1	0	0	0	0	1	1
<b>Johnny Podres, L</b> OBP: 0.194, SLG: 0.129 (1, 1)									2-2 FC6-4	0	0	0	0	0	0	0
<b>Johnny Klippstein, R</b> OBP: 0.086, SLG: 0.080 (1, 1)										0	0	0	0	0	0	0
<b>Carl Erskine, R</b> OBP: 0.071, SLG: 0.037 (1, 1)										2	0	0	0	0	0	1
<b>Bob Lillis, R</b> OBP: 0.235, SLG: 0.200 (7, PH)										1	0	1	0	0	0	0
<b>Danny McDevitt, L</b> OBP: 0.153, SLG: 0.200 (8, 1)										0	0	0	0	0	0	0
<b>Don Drysdale, R</b> OBP: 0.276, SLG: 0.679 (9, PH)										1	0	0	0	0	0	1

Inning Stats	R: 1	H: 0	E: 1	K: 1	S: 14	R: 0	H: 0	E: 0	K: 0	S: 9	R: 0	H: 0	E: 0	K: 0	S: 6	R: 0	H: 1	E: 0	K: 0	S: 7	R: 0	H: 0	E: 0	K: 0	S: 7	R: 2	H: 3	E: 1	K: 1	S: 12	R: 0	H: 1	E: 0	K: 0	S: 8	R: 0	H: 0	E: 0	K: 0	S: 8	R: 0	H: 0	E: 1	K: 1	S: 9	1B: 5	2B: 0	3B: 0	HR: 0	SF: 1	SAC: 0	DP: 2	HBP: 0	WP: 0	PB: 0	SB: 1	CS: 0	PA: 36
<b>Stu Miller, R</b> ERA: 2.53 (1, 1)	IP	WLS	BF	H	R	ER	SO	BB	IBB	HBP	BLK	WP	HR	S	P	ERA	WHIP	IP	WLS	BF	H	R	ER	SO	BB	IBB	HBP	BLK	WP	HR	S	P	ERA	WHIP																								

**BOTTOM**

**San Francisco Giants @ Los Angeles Dodgers**  
Los Angeles Memorial Coliseum, Los Angeles, CA

Thu Sep 04 1958, 6:33 AM EDT  
Att. 12,441 - Unknown

livebaseballscorecards.com

<b>AB</b>	<b>32</b>
<b>R</b>	<b>3</b>
<b>H</b>	<b>5</b>
<b>RBI</b>	<b>3</b>
<b>BB</b>	<b>3</b>
<b>SO</b>	<b>3</b>
<b>LOB</b>	<b>15</b>



Batter	1	2	3	4	5	6	7	8	9	AB R H RBI BB SO LOB	TOP									
<b>Jim Gilliam, S</b> (1, 7) OBP: 0.351, SLG: 0.344 (8, 5)	0-1 F2		0-2 6-3		3-2 6-3			4-2 SH3-4 CS BB		3 0 0 0 1 0 2	<b>Los Angeles Dodgers @ St. Louis Cardinals</b> Sportsman's Park, St. Louis, MO Fri Sep 05 1958, 8:05 PM EDT Att. 10,508 - Unknown									
<b>Gino Cimoli, R</b> (1, 8) OBP: 0.299, SLG: 0.377 (8, 5)	2-2 F4		1-2 F6		3-1 L9			0-0 SH3-4		3 0 0 0 0 0 2										
<b>Carl Furillo, R</b> (1, 9) OBP: 0.340, SLG: 0.458 (8, 5)	1-0 6-3			4-0 SH5-3 BB		1-2 6-3		3-2 F3		3 0 0 0 1 0 1										
<b>Gil Hodges, R</b> (1, 5) OBP: 0.329, SLG: 0.433 (8, 3)		2-2 F4		1-1 SH5-3		1-0 F4		4-1 BB		2 0 0 0 1 0 0										
<b>Steve Bilko, R</b> (1, 3) OBP: 0.298, SLG: 0.484 <b>Don Demeter, R</b> (8, 7) OBP: 0.186, SLG: 0.224		2-2 2B 1B 1B		1-3 K		1-0 F3			1-3 K	3 1 1 0 0 1 1 1 0 0 0 0 1 0										
<b>Don Zimmer, R</b> (1, 6) OBP: 0.311, SLG: 0.431		1-2 1B 2B		2-2 5-3			0-3 K		4-2 G6-4-3 BB	3 1 1 0 1 1 1										
<b>Charlie Neal, R</b> (1, 4) OBP: 0.331, SLG: 0.435		2-2 CS PB 1B 2-H 3-H			4-0 6-3 E BB		2-1 5-3		0-2 G6-4-3 1-2	3 0 1 2 1 0 1										
<b>Joe Pignatano, R</b> (1, 2) OBP: 0.293, SLG: 0.421		2-2 SAFE F4			2-2 E1 6-3		4-2 BB			2 0 0 0 1 0 2										
<b>Fred Kipp, L</b> (1, 1) OBP: 0.242, SLG: 0.250 <b>Clem Labine, R</b> (7, 1) OBP: 0.150, SLG: 0.056			0-1 1-3		0-2 B3		2-2 F5			3 0 0 0 0 0 3 0 0 0 0 0 0 0										
<b>Inning Stats</b>	R: 0 E: 0 K: 0 S: 6	H: 0 LOB: 0 BB: 0 P: 9	R: 2 E: 0 K: 0 S: 17	H: 3 LOB: 0 BB: 0 P: 26	R: 0 E: 0 K: 0 S: 8	H: 0 LOB: 1 BB: 1 P: 16	R: 0 E: 1 K: 0 S: 11	H: 0 LOB: 2 BB: 1 P: 23	R: 0 E: 0 K: 0 S: 6	H: 0 LOB: 0 BB: 0 P: 9	R: 0 E: 0 K: 1 S: 11	H: 0 LOB: 1 BB: 1 P: 19	R: 0 E: 0 K: 0 S: 9	H: 0 LOB: 1 BB: 2 P: 20	R: 0 E: 0 K: 1 S: 11	H: 0 LOB: 0 BB: 1 P: 16	1B: 2 2B: 1 3B: 0 HR: 0	SF: 0 SAC: 2 DP: 1 HBP: 0	WP: 0 PB: 1 SB: 1 CS: 2	PA: 34
<b>PITCHER</b>	IP WLS BF H R ER SO BB IBB HBP BLK WP HR S P ERA WHIP																			
<b>Vinegar Bend Mizell, L</b> (1, 1) ERA: 3.36 <b>Bill Wight, L</b> (8, 1) ERA: 4.66 <b>Phil Paine, R</b> (8, 1) ERA: 3.08	7.0 L 27 3 2 2 2 3 0 0 0 0 0 0 67 111 2.57 0.857																			

livebaseballscores.com

<b>AB</b>	26
<b>R</b>	2
<b>H</b>	3
<b>RBI</b>	2
<b>BB</b>	6
<b>SO</b>	3
<b>LOB</b>	13



Batter	1	2	3	4	5	6	7	8	9	AB	R	H	RBI	BB	SO	LOB
Gene Freese, R (1, 4) OBP: 0.281, SLG: 0.404 Irv Noren, L (7, PH) OBP: 0.307, SLG: 0.307 Bill Wight, L (8, 1) OBP: 0.200, SLG: 0.111 Phil Paine, R (8, 1) OBP: 0.286, SLG: 0.286	3-3 		0-2 6-3			1-0 F7	0-0 G3			3	0	0	0	0	1	0
Curt Flood, R (1, 8) OBP: 0.318, SLG: 0.386	1-2 		1-1 L8			1-2 FC5-4, BB, 1B		0-1 L9		4	0	2	0	0	0	0
Joe Cunningham, L (1, 3) OBP: 0.465, SLG: 0.495	2-1 6-3		1-1 3-1			4-1 FC5-4, BB, 1-2		3-1 4-3		3	0	0	0	1	0	1
Ken Boyer, R (1, 5) OBP: 0.355, SLG: 0.497		0-1 1B, G3, 1B, 1B		0-0 L6		0-0 FC5-4, FC6-4, 1-2f, 2-3		2-1 5-3		4	1	1	0	0	0	2
Del Ennis, R (1, 7) OBP: 0.294, SLG: 0.354		0-0 G3, 1B, 1-2, 1B		3-1 F8		0-2 FC6-4, 1-2f		0-0 6-3		4	0	1	0	0	0	2
Gene Green, R (1, 2) OBP: 0.349, SLG: 0.423 Ruben Amaro, R (9, PR) OBP: 0.275, SLG: 0.280		1-0 G3, 1-2, 2-3, 1B		1-0 L8			0-3 K		0-0 FC6-4, BB, 1B	4	0	2	0	0	1	0
Wally Moon, L (1, 9) OBP: 0.346, SLG: 0.388		1-1 G3, 1-2, 2-3, 3-H, 1B		1-1 L8			4-0 K, 1B, BB		4-0 FC6-4, BB, 1-2, BB	2	0	0	1	2	0	2
Eddie Kasko, R (1, 6) OBP: 0.265, SLG: 0.245 Hobie Landrith, L (9, PH) OBP: 0.331, SLG: 0.314		1-0 5-3		2-0 6-3			2-2 FC6-4, 1-2, 1B		0-1 FC6-4, 1-2f, 2-3	3	0	1	0	0	0	2
Vinegar Bend Mizell, R (1, 1) OBP: 0.109, SLG: 0.109 Stan Musial, L (7, PH) OBP: 0.427, SLG: 0.538 Don Blasingame, L (8, 4) OBP: 0.349, SLG: 0.358		1-3 K, 1-3, 3-H		0-2 F2			2-0 F4		2-3 K, 1-3, 3-H	2	0	0	0	0	1	2

Inning Stats	R: 0	H: 1	E: 0	K: 1	S: 8	R: 1	H: 3	E: 0	K: 1	S: 10	R: 0	H: 0	E: 0	K: 0	S: 8	R: 0	H: 0	E: 0	K: 0	S: 4	R: 0	H: 0	E: 0	K: 0	S: 7	R: 0	H: 1	E: 0	K: 1	S: 9	R: 0	H: 0	E: 0	K: 0	S: 6	R: 0	H: 1	E: 0	K: 1	S: 7	R: 0	H: 0	E: 0	K: 0	S: 6	R: 0	H: 1	E: 0	K: 1	S: 7	1B: 7	2B: 0	3B: 0	HR: 0	SF: 0	SAC: 0	DP: 0	HBP: 0	WP: 0	PB: 0	SB: 0	CS: 1	PA: 36
--------------	------	------	------	------	------	------	------	------	------	-------	------	------	------	------	------	------	------	------	------	------	------	------	------	------	------	------	------	------	------	------	------	------	------	------	------	------	------	------	------	------	------	------	------	------	------	------	------	------	------	------	-------	-------	-------	-------	-------	--------	-------	--------	-------	-------	-------	-------	--------

PITCHER	IP	WLS	BF	H	R	ER	SO	BB	IBB	HBP	BLK	WP	HR	S	P	ERA	WHIP
Fred Kipp, L (1, 1) ERA: 4.74	6.1	W	26	6	1	1	3	2	0	0	0	0	0	53	84	1.42	1.263
Clem Labine, R (7, 1) ERA: 4.06	2.2	S	10	1	0	0	1	1	0	0	0	0	0	15	28	0.00	0.750

**BOTTOM**

**Los Angeles Dodgers @ St. Louis Cardinals**  
Sportsman's Park, St. Louis, MO

AB	33
R	1
H	7
RBI	1
BB	3
SO	4
LOB	20



PITCHER	IP	WLS	BF	H	R	ER	SO	BB	IBB	HBP	BLK	WP	HR	S	P	ERA	WHIP
---------	----	-----	----	---	---	----	----	----	-----	-----	-----	----	----	---	---	-----	------

Fri Sep 05 1958, 8:05 PM EDT  
Att. 10,508 - Unknown

livebaseballscorecards.com

Batter	1	2	3	4	5	6	7	8	9	AB R H RBI BB SO LOB	TOP		
Gino Cimoli, R OBP: 0.298, SLG: 0.386 (1, 7) C B B S S C (2, 8)	3-3 ① K		X 0-0 ② F8		X 0-0 ③ 6-3			C S B B B X 3-2 HR		4 1 1 1 0 1 1			
John Roseboro, L OBP: 0.324, SLG: 0.431 (1, 2) C F L B X	1-2 ② G3		2-3 ③ K		X 0-0 ① F2			B C X 1-1 ① L8		4 0 0 0 0 1 1			
Duke Snider, L OBP: 0.366, SLG: 0.477 Elmer Valo, L OBP: 0.327, SLG: 0.326 (1, 8) S C C B S (2, 7)	1-3 ③ K			1-2 FC3-6 1B 1B		F S F B S 1-3 ② K		B B B B 4-0 BB		1 0 0 0 0 1 0 2 0 1 0 1 1 0			
Carl Furillo, R OBP: 0.343, SLG: 0.468 (1, 9) B X		1-0 HR		X 0-0 FC3-6 1B 1-2 1B		B B S B C B 4-2 WP PB BB		F X 0-1 ② F8		3 1 2 1 1 0 1			
Norm Larker, L OBP: 0.359, SLG: 0.443 (1, 3) L S F		0-3 ① K		B X 1-0 FC3-6 PB 1-2f 2-3		F F B X 2-2 4-3 1-3		B C X 1-1 ③ 4-3		4 0 0 0 0 1 4			
Gil Hodges, R OBP: 0.327, SLG: 0.429 (1, 5) S T B T B S		2-3 ② K		B B C B X 2-2 F5 1-2		F F X 0-2 ① 5-3		C X 0-1 ① 5-3		4 0 0 0 0 1 2			
Don Zimmer, R OBP: 0.309, SLG: 0.428 Jim Gilliam, S OBP: 0.351, SLG: 0.343 (1, 6) (9, PH)		1-3 ③ K		B B F C P T B 3-3 ③ K		B B B B X 1-2 ② 5-3		B B B B X 3-2 ② L9		3 0 0 0 0 2 2 1 0 0 0 0 0 0			
Charlie Neal, R OBP: 0.335, SLG: 0.438 (1, 4) S T B T B S			4-2 BB	B B C B X 2-2 F3 BB		B B B B X 2-1 2B		S T B T B B 4-2 BB		2 0 1 0 2 0 0			
Don Drysdale, R OBP: 0.262, SLG: 0.644 Johnny Klippstein, R OBP: 0.080, SLG: 0.080 Steve Bilko, R OBP: 0.297, SLG: 0.481 (1, 1) (8, 1) (9, PH)		0-3 ① K		S T C B S 3-3 ② K		X 0-0 ③ 5-3		B B B B X 1-2 ③ L4		3 0 0 0 0 2 2 0 0 0 0 0 0 0 1 0 0 0 0 0 1			
<b>Inning Stats</b>	R: 0 H: 0 E: 0 LOB: 0 K: 2 BB: 0 S: 10 P: 15	R: 1 H: 1 E: 0 LOB: 0 K: 3 BB: 0 S: 13 P: 17	R: 0 H: 0 E: 0 LOB: 1 K: 2 BB: 1 S: 11 P: 17	R: 0 H: 2 E: 0 LOB: 2 K: 1 BB: 0 S: 12 P: 19	R: 0 H: 0 E: 0 LOB: 0 K: 1 BB: 0 S: 7 P: 12	R: 0 H: 0 E: 0 LOB: 1 K: 1 BB: 1 S: 10 P: 17	R: 0 H: 1 E: 0 LOB: 1 K: 0 BB: 0 S: 10 P: 13	R: 1 H: 1 E: 0 LOB: 1 K: 0 BB: 1 S: 9 P: 18	R: 0 H: 0 E: 0 LOB: 1 K: 0 BB: 1 S: 12 P: 20	1B: 2 SF: 0 2B: 1 SAC: 0 3B: 0 DP: 0 HR: 2 HBP: 0	WP: 2 PA: 36 PB: 2 SB: 0 CS: 0		
<b>PITCHER</b> Bob Mabe, R ERA: 4.3 Jim Brosnan, R ERA: 3.47	IP WLS BF H R ER SO BB IBB HBP BLK WP HR S P ERA WHIP	8.0 W 32 5 2 2 10 3 0 0 0 2 2 82 128 2.25 1.000	1.0 S 4 0 0 0 0 1 0 0 0 0 0 0 12 20 0.00 1.000	<b>PITCHER</b> IP WLS BF H R ER SO BB IBB HBP BLK WP HR S P ERA WHIP									

Los Angeles Dodgers @ St. Louis Cardinals  
Sportsman's Park, St. Louis, MO  
Sat Sep 06 1958, 8:05 PM EDT  
Att: 11,505 - Unknown

livebaseballscores.com

AB	32
R	2
H	5
RBI	2
BB	4
SO	10
LOB	14





Batter	1	2	3	4	5	6	7	8	9	AB R H RBI BB SO LOB	TOP											
Gino Cimoli, R (1, 8) OBP: 0.297, SLG: 0.380	4-1 FC4-6 BB	3-3 K		1-3 K			1-0 4-3		1-3 K	4 0 0 0 1 3 2	<b>Los Angeles Dodgers @ St. Louis Cardinals</b> Sportsman's Park, St. Louis, MO Sun Sep 07 1958, 4:33 AM EDT Att. 3,987 - Unknown <a href="http://livebaseballscorecards.com">livebaseballscorecards.com</a>											
John Roseboro, L (1, 2) OBP: 0.322, SLG: 0.437	0-1 F8		2-1 HR			1-1 4-3	0-0 F8		2-1 L3	5 1 1 1 0 0 2												
Elmer Valo, L (1, 7) OBP: 0.333, SLG: 0.327	0-0 F8		2-1 FC1-4 1B			0-2 F7		4-1 G3 SH5-4 HR BB		3 1 1 0 1 0 1												
Jim Gilliam, S (8, 5) OBP: 0.351, SLG: 0.343										0 0 0 0 0 0 0												
Carl Furillo, R (1, 9) OBP: 0.341, SLG: 0.464	2-1 FC4-6 1-2f		3-2 FC1-4 4-3			3-3 K		0-0 SH5-4		3 0 0 0 0 1 2												
Norm Larker, L (1, 3) OBP: 0.354, SLG: 0.436			0-0 G3			1-0 4-3		0-0 G3		4 0 0 0 0 0 2												
Don Demeter, R (8, 7) OBP: 0.186, SLG: 0.224			1-2 4-3					2-3 G3		0 0 0 0 0 0 0												
Gil Hodges, R (1, 5) OBP: 0.330, SLG: 0.445		2-1 HR 1B	2-3 K			0-1 HR		0-0 HR		4 3 3 3 0 1 1												
Don Zimmer, R (1, 6) OBP: 0.309, SLG: 0.433		0-1 HR 1-H		1-0 5-3		0-3 K		1-0 F8		4 1 1 2 0 1 0												
Charlie Neal, R (1, 4) OBP: 0.338, SLG: 0.448		4-1 4-3 BB		2-2 HR		1-2 5-3		2-2 SH5-4 2B		3 1 2 1 1 0 0												
Johnny Podres, L (1, 1) OBP: 0.149, SLG: 0.125		0-0 4-3		0-2 F6			0-0 F7		0-0 SH5-4	2 0 0 0 0 0 1												
Johnny Klippstein, R (6, 1) OBP: 0.077, SLG: 0.077										1 0 0 0 0 0 0												
Sandy Koufax, R (9, 1) OBP: 0.167, SLG: 0.171										0 0 0 0 0 0 0												
Clem Labine, R (9, 1) OBP: 0.150, SLG: 0.056										0 0 0 0 0 0 0												
<b>Inning Stats</b>	R: 0 E: 0 K: 0 S: 6	H: 0 LOB: 1 BB: 1 P: 12	R: 2 E: 0 K: 1 S: 13	H: 2 LOB: 1 BB: 1 P: 22	R: 1 E: 0 K: 1 S: 12	H: 2 LOB: 1 BB: 0 P: 21	R: 1 E: 0 K: 1 S: 10	H: 1 LOB: 0 BB: 0 P: 14	R: 0 E: 0 K: 1 S: 8	H: 0 LOB: 0 BB: 0 P: 12	R: 1 E: 0 K: 1 S: 10	H: 1 LOB: 0 BB: 0 P: 12	R: 0 E: 0 K: 0 S: 3	H: 0 LOB: 0 BB: 0 P: 4	R: 2 E: 0 K: 0 S: 5	H: 1 LOB: 0 BB: 1 P: 10	R: 0 E: 0 K: 1 S: 12	H: 1 LOB: 1 BB: 0 P: 17	1B: 2 2B: 1 3B: 0 HR: 5	SF: 0 SAC: 2 DP: 0 HBP: 0	WP: 0 PB: 0 SB: 0 CS: 0	PA: 38
<b>PITCHER</b>	IP WLS BF H R ER SO BB IBB HBP BLK WP HR S P ERA WHIP																					
Larry Jackson, R (1, 1) ERA: 3.62	5.1 L 24 6 5 5 4 2 0 0 0 0 0 4 52 85 8.44 1.500																					
Nelson Chittum, R (6, 1) ERA: 7.16	1.2 5 0 0 0 1 0 0 0 0 0 0 0 10 12 0.00 0.000																					
Billy Muffett, R (8, 1) ERA: 5.0	2.0 9 2 2 2 1 1 0 0 0 0 0 1 17 27 9.00 1.500																					






Batter	1	2	3	4	5	6	7	8	9	AB	R	H	RBI	BB	SO	LOB
Gene Freese, R OBP: 0.278, SLG: 0.393 (1, 4)	2-1 5-3 ①		0-1 5-3 ③		2-0 FC5-4-5-6 ②		4-0 BB		0-1 BB 1B	4	0	1	1	1	0	1
Curt Flood, R OBP: 0.318, SLG: 0.385 (1, 8)	0-0 5-3 ②			1-2 G5-4-3 1B	3-1 FC4-6 ③		2-1 F8		4-1 2-H BB 1B	4	0	1	0	0	0	2
Hobie Landrith, L OBP: 0.329, SLG: 0.312 (9, PH)										0	0	0	0	0	0	0
Hal Smith, R OBP: 0.281, SLG: 0.277 (9, PH)										0	0	0	0	0	1	0
Ruben Amaro, R OBP: 0.275, SLG: 0.280 (9, PR)										0	0	0	0	0	0	0
Joe Cunningham, L OBP: 0.464, SLG: 0.502 (1, 3)	1-1 4-3 ③			1-1 G5-4-3 1B		3-2 4-3 ①		0-0 F8	1-2 4-3 ③	5	0	1	0	0	0	2
Ken Boyer, R OBP: 0.357, SLG: 0.495 (1, 5)		1-1 F9 ①		0-0 G5-4-3 ① ②		0-0 1B 1B		4-1 L3 BB		3	0	1	0	1	0	2
Gene Green, R OBP: 0.348, SLG: 0.428 (1, 2)		0-1 HR		1-2 F9 ③		1-0 1B		0-2 L3 ② ③		4	1	2	1	0	0	2
Del Ennis, R OBP: 0.294, SLG: 0.353 (1, 7)		2-3 K ②			3-2 HR 1B	1-1 F8 ②			0-0 F7 ①	2	1	1	0	0	1	0
Irv Noren, L OBP: 0.302, SLG: 0.308 (6, PH)										2	0	0	0	0	0	2
(7, 7)																
Wally Moon, L OBP: 0.345, SLG: 0.384 (1, 9)		1-3 K ③			2-1 F7	2-1 F6 ③			4-0 2B BB	3	1	0	0	1	1	3
Eddie Kasko, R OBP: 0.267, SLG: 0.267 (1, 6)			1-1 4-3 ①		2-2 HR		2-1 F8 ①		1-1 1B 2B	4	2	2	3	0	0	0
Larry Jackson, R OBP: 0.175, SLG: 0.179 (1, 1)			0-3 K ②		1-1 WP 1B		2-3 K ②		3-2 F7 ②	2	0	1	0	0	1	0
Nelson Chittum, R OBP: 0.250, SLG: 0.250 (6, 1)										0	0	0	0	0	0	0
Don Blasingame, L OBP: 0.348, SLG: 0.357 (7, PH)										1	0	0	0	0	1	0
Billy Muffett, R OBP: 0.238, SLG: 0.250 (8, 1)										0	0	0	0	0	0	0
Stan Musial, L OBP: 0.427, SLG: 0.540 (9, PH)										1	0	0	0	0	0	1

Inning Stats	R: 0	H: 0	E: 0	K: 5	S: 5	R: 1	H: 1	E: 0	K: 2	S: 10	R: 0	H: 0	E: 0	K: 1	S: 7	R: 0	H: 2	E: 0	K: 0	S: 10	R: 2	H: 3	E: 0	K: 0	S: 13	R: 0	H: 2	E: 0	K: 0	S: 9	R: 0	H: 0	E: 0	K: 1	S: 7	R: 0	H: 0	E: 0	K: 0	S: 5	R: 2	H: 2	E: 0	K: 0	S: 13	R: 0	H: 0	E: 0	K: 0	S: 9	R: 0	H: 2	E: 0	K: 0	S: 13	1B: 7	2B: 2	3B: 0	HR: 2	SF: 0	SAC: 0	DP: 2	HBP: 0	WP: 1	PB: 0	SB: 0	CS: 0	PA: 39
--------------	------	------	------	------	------	------	------	------	------	-------	------	------	------	------	------	------	------	------	------	-------	------	------	------	------	-------	------	------	------	------	------	------	------	------	------	------	------	------	------	------	------	------	------	------	------	-------	------	------	------	------	------	------	------	------	------	-------	-------	-------	-------	-------	-------	--------	-------	--------	-------	-------	-------	-------	--------

PITCHER	IP	WLS	BF	H	R	ER	SO	BB	IBB	HBP	BLK	WP	HR	S	P	ERA	WHIP
Johnny Podres, L ERA: 3.78 (1, 1)	5.1	W	23	8	3	3	3	0	0	0	0	1	2	50	78	5.06	1.500
Johnny Klippstein, R ERA: 4.18 (6, 1)	3.1		14	2	2	2	1	3	0	0	0	0	0	24	49	5.40	1.500
Sandy Koufax, L ERA: 4.68 (9, 1)	0.0	S	1	0	0	0	0	1	0	0	0	0	0	1	5	∞	∞
Clem Labine, R ERA: 4.05 (9, 1)	0.1	S	1	0	0	0	0	0	0	0	0	0	0	4	5	0.00	0.000

**Los Angeles Dodgers @ St. Louis Cardinals**  
 Sportsman's Park, St. Louis, MO  
 Sun Sep 07 1958, 4:33 AM EDT  
 Att. 3,987 - Unknown

<b>AB</b>	<b>35</b>
<b>R</b>	<b>5</b>
<b>H</b>	<b>10</b>
<b>RBI</b>	<b>5</b>
<b>BB</b>	<b>4</b>
<b>SO</b>	<b>4</b>
<b>LOB</b>	<b>15</b>



Batter	1	2	3	4	5	6	7	8	9	AB R H RBI BB SO LOB	TOP
<b>Jim Gilliam, S</b> (1, 5) OBP: 0.353, SLG: 0.343	2-1 		0-1 	4-2 			4-1 		2-1 	3 0 1 0 2 0 0	<b>Los Angeles Dodgers @ Philadelphia Phillies</b> <b>Connie Mack Stadium, Philadelphia, PA</b> Tue Sep 09 1958, 7:05 PM EDT Att. 8,359 - Unknown
<b>John Roseboro, L</b> (1, 2) OBP: 0.322, SLG: 0.435	2-3 		0-1 	0-1 		2-3 			4 1 1 0 0 2 2		
<b>Duke Snider, L</b> (1, 8) <b>Carl Furillo, R</b> (7, 9) OBP: 0.368, SLG: 0.482 OBP: 0.341, SLG: 0.464	1-0 		4-2 	2-1 		1-3 			3 2 1 0 1 1 3 0 0 0 0 0 0 0		
<b>Jim Gentile, L</b> (1, 3) OBP: 0.500, SLG: 0.750	1-1 		3-2 		0-0 	3-2 			4 0 2 3 0 0 1		
<b>Ron Fairly, L</b> (1, 9) (7, 8)	2-2 		4-1 		0-0 		3-3 		3 0 0 0 1 1 1		
<b>Don Miles, L</b> (1, 7)		0-0 	1-2 		1-1 		0-3 		4 0 0 0 0 1 2		
<b>Charlie Neal, R</b> (1, 4) OBP: 0.335, SLG: 0.444		3-1 	0-3 		2-3 		2-3 		4 0 0 0 0 3 2		
<b>Bob Lillis, R</b> (1, 6) <b>Gil Hodges, R</b> (9, PH) OBP: 0.250, SLG: 0.222 OBP: 0.329, SLG: 0.444		2-0 		1-0 		0-0 		1-3 	3 0 1 0 0 0 0 1 0 0 0 0 1 0		
<b>Sandy Koufax, R</b> (1, 1) <b>Johnny Klippstein, R</b> (6, 1) <b>Elmer Valo, L</b> (9, PH) OBP: 0.156, SLG: 0.159 OBP: 0.077, SLG: 0.077 OBP: 0.330, SLG: 0.323	1-3 		0-0 		0-0 		3-3 		3 0 0 0 0 1 1 0 0 0 0 0 0 0 1 0 0 0 0 1 0		
<b>Inning Stats</b>	R: 1 H: 2 E: 0 LOB: 1 K: 1 BB: 0 S: 14 P: 22	R: 0 H: 1 E: 0 LOB: 1 K: 1 BB: 0 S: 7 P: 13	R: 2 H: 2 E: 0 LOB: 2 K: 1 BB: 2 S: 16 P: 28	R: 0 H: 1 E: 0 LOB: 2 K: 0 BB: 1 S: 8 P: 15	R: 0 H: 0 E: 0 LOB: 0 K: 0 BB: 0 S: 4 P: 5	R: 0 H: 0 E: 0 LOB: 0 K: 1 BB: 0 S: 5 P: 7	R: 0 H: 0 E: 0 LOB: 1 K: 2 BB: 1 S: 10 P: 20	R: 0 H: 0 E: 0 LOB: 0 K: 3 BB: 0 S: 12 P: 17	R: 0 H: 0 E: 0 LOB: 0 K: 2 BB: 0 S: 9 P: 15	1B: 4 SF: 0 2B: 1 SAC: 0 3B: 1 DP: 0 HR: 0 HBP: 0	
<b>PITCHER</b> <b>Ray Semproch, R</b> (1, 1) ERA: 3.58 <b>Jack Sanford, R</b> (3, 1) ERA: 4.62 <b>Jack Meyer, R</b> (7, 1) ERA: 3.84	IP WLS BF H R ER SO BB IBB HBP BLK WP HR S P ERA WHIP 2.1 0 14 5 3 3 2 2 0 0 0 0 0 31 56 11.57 3.000 3.2 W 13 1 0 0 2 1 0 0 0 0 0 0 23 34 0.00 0.545 3.0 S 10 0 0 0 7 1 0 0 0 0 0 0 31 52 0.00 0.333	<b>PITCHER</b> IP WLS BF H R ER SO BB IBB HBP BLK WP HR S P ERA WHIP									

livebaseballscorecards.com

<b>AB</b>	<b>33</b>
<b>R</b>	<b>3</b>
<b>H</b>	<b>6</b>
<b>RBI</b>	<b>3</b>
<b>BB</b>	<b>4</b>
<b>SO</b>	<b>11</b>
<b>LOB</b>	<b>12</b>



Batter	1	2	3	4	5	6	7	8	9	AB	R	H	RBI	BB	SO	LOB				
<b>Richie Ashburn, L</b> OBP: 0.429, SLG: 0.424 (1, 8)	1-1 5-3		0-3 K		1-2 F5	3-2 F9				4	0	0	0	0	1	3				
<b>Ted Kazanski, R</b> OBP: 0.301, SLG: 0.325 (1, 4)	4-0 FC5-4 BB		1-0 1-2 1B		2-3 K	1-3 K				3	0	1	0	1	2	3				
<b>Ed Bouchee, L</b> OBP: 0.341, SLG: 0.381 (1, 3)	0-3 K		1-3 K		3-3 K				3-3 K	4	0	0	0	0	4	4				
<b>Wally Post, R</b> OBP: 0.348, SLG: 0.473 (1, 9)	1-1 FC5-4			2-1 F8		0-1 F8		0-0 F7		4	0	0	0	0	0	1				
<b>Harry Anderson, L</b> OBP: 0.372, SLG: 0.522 (1, 7)		1-1 F7		2-3 K		3-1 BB WP 2B		1-2 3B		4	1	2	0	0	1	0				
<b>Willie Jones, R</b> OBP: 0.352, SLG: 0.422 (1, 5)		1-2 F4		0-0 2B 1B		4-1 BB WP BB		1-2 F6		3	2	1	0	1	0	1				
<b>Chico Fernandez, R</b> OBP: 0.277, SLG: 0.316 (1, 6)		3-1 F9		2-1 WP 1-H 2B		4-0 WP 1B BB		0-3 K		3	1	1	1	1	1	0				
<b>Jim Hegan, R</b> OBP: 0.261, SLG: 0.271 <b>Bob Bowman, R</b> OBP: 0.332, SLG: 0.506 <b>Stan Lopata, R</b> OBP: 0.396, SLG: 0.406 (1, 2) (6, PH) (7, 2)		2-2 F8		1-3 K		4-2 1B BB		3-3 K		2	0	0	0	0	1	1				
<b>Ray Semproch, R</b> OBP: 0.096, SLG: 0.110 <b>Jack Sanford, R</b> OBP: 0.220, SLG: 0.250 <b>Dave Philley, S</b> OBP: 0.350, SLG: 0.420 <b>Jack Meyer, R</b> OBP: 0.294, SLG: 0.294 (1, 1) (3, 1) (6, PH) (7, 1)		1-3 K		2-3 K		1-1 2B		1-0 1B		0	0	0	0	0	0	0				
<b>Inning Stats</b>	R: 0 E: 0 K: 1 S: 7	H: 0 LOB: 1 BB: 1 P: 13	R: 0 E: 0 K: 0 S: 7	H: 0 LOB: 0 BB: 0 P: 12	R: 0 E: 0 K: 3 S: 15	H: 1 LOB: 2 BB: 0 P: 20	R: 1 E: 0 K: 2 S: 13	H: 2 LOB: 1 BB: 0 P: 20	R: 0 E: 0 K: 2 S: 12	H: 1 LOB: 1 BB: 0 P: 19	R: 3 E: 0 K: 1 S: 19	H: 2 LOB: 2 BB: 3 P: 39	R: 0 E: 0 K: 1 S: 12	H: 1 LOB: 1 BB: 0 P: 17	R: 0 E: 0 K: 2 S: 9	H: 0 LOB: 0 BB: 0 P: 15	1B: 3 2B: 3 3B: 1 HR: 0	SF: 0 SAC: 0 DP: 0 HBP: 0	WP: 4 PB: 0 SB: 0 CS: 0	PA: 36

**BOTTOM**


Los Angeles Dodgers @ Philadelphia Phillies  
 Connie Mack Stadium, Philadelphia, PA  
 Tue Sep 09 1958, 7:05 PM EDT  
 Att. 8,359 - Unknown

livebaseballscorecards.com

<b>AB</b>	<b>32</b>
<b>R</b>	<b>4</b>
<b>H</b>	<b>7</b>
<b>RBI</b>	<b>2</b>
<b>BB</b>	<b>4</b>
<b>SO</b>	<b>12</b>
<b>LOB</b>	<b>13</b>



PITCHER	IP	WLS	BF	H	R	ER	SO	BB	IBB	HBP	BLK	WP	HR	S	P	ERA	WHIP
<b>Sandy Koufax, L</b> ERA: 4.76 (1, 1)	5.1	L	26	5	4	4	8	4	0	0	0	3	0	61	106	6.75	1.688
<b>Johnny Klippstein, R</b> ERA: 4.08 (6, 1)	2.2		10	2	0	0	4	0	0	0	0	0	0	33	49	0.00	0.750

Batter	1	2	3	4	5	6	7	8	9	10	AB R H RBI BB SO LOB	TOP										
<b>Jim Gilliam, S</b> <small>(1, 7) OBP: 0.347, SLG: 0.347</small> <small>(9, 5)</small>	1-2 <b>F5</b>		1-0 <b>FC1-5</b> <small>G5-4-3</small>		2-2 <b>L7</b>			0-0 <b>F9</b>			4 0 0 0 0 0 4											
<b>Don Zimmer, R</b> <small>(1, 6) OBP: 0.330, SLG: 0.466</small>	0-1 <b>HR</b>		0-1 <b>G5-4-3</b> <small>1-2f</small>			0-0 <b>5-3</b>			0-0 <b>F3</b>		4 1 1 1 0 0 2											
<b>Charlie Neal, R</b> <small>(1, 4) OBP: 0.346, SLG: 0.476</small>	0-1 <b>3-1</b>			3-2 <b>F9</b>		2-1 <b>6-3</b>			3-1 <b>F3</b>		4 0 0 0 0 0 0											
<b>Gil Hodges, R</b> <small>(1, 9) OBP: 0.315, SLG: 0.433</small> <small>(6, 5)</small> <small>(9, 3)</small>	0-0 <b>F9</b>			2-3 <b>K</b>		1-0 <b>1-3</b>			3-2 <b>E4</b> <small>WP</small> <b>1B</b>		4 1 1 0 0 1 0											
<b>Steve Bilko, R</b> <small>(1, 3) OBP: 0.318, SLG: 0.500</small> <b>Elmer Valo, L</b> <small>(9, PH) OBP: 0.303, SLG: 0.304</small> <small>(9, 7)</small> <b>Don Demeter, R</b> <small>(10, 7) OBP: 0.182, SLG: 0.273</small>		0-3 <b>K</b>		2-1 <b>5-3</b>			1-3 <b>K</b>		2-2 <b>1B</b> <small>2-H</small>		3 0 0 0 0 2 0 1 0 1 1 0 0 0 0 0 0 0 0 0 0											
<b>Gino Cimoli, R</b> <small>(1, 8) OBP: 0.300, SLG: 0.387</small> <b>Duke Snider, L</b> <small>(7, PH) OBP: 0.351, SLG: 0.432</small> <small>(7, 8)</small>		0-2 <b>1-3</b>			1-2 <b>5-3</b>			3-2 <b>F7</b>		1-3 <b>K</b>	2 0 0 0 0 0 0 2 0 0 0 0 1 1											
<b>Randy Jackson, R</b> <small>(1, 5) OBP: 0.246, SLG: 0.281</small> <b>Dick Gray, R</b> <small>(5, 5) OBP: 0.327, SLG: 0.472</small> <b>Carl Furillo, R</b> <small>(6, 9) OBP: 0.326, SLG: 0.425</small>		2-1 <b>6-3</b>			1-0 <b>F9</b>			2-3 <b>K</b>		1-2 <b>F7</b>	2 0 0 0 0 0 0 0 0 0 0 0 0 0 2 0 0 0 0 1 0	<b>AB</b> 34 <b>R</b> 2 <b>H</b> 6 <b>RBI</b> 2 <b>BB</b> 1 <b>SO</b> 6 <b>LOB</b> 8										
<b>Joe Pignatano, R</b> <small>(1, 2) OBP: 0.288, SLG: 0.391</small> <b>John Roseboro, L</b> <small>(8, PH) OBP: 0.344, SLG: 0.455</small> <small>(8, 2)</small>			2-1 <b>FC1-5</b> <small>SH</small> <b>1B</b>		4-1 <b>1B</b> <b>BB</b>			1-2 <b>CS</b> <b>1B</b>		2-2 <b>6-3</b>	1 0 1 0 1 0 0 2 0 1 0 0 0 0											
<b>Bob Giallombardo, L</b> <small>(1, 1) OBP: 0.167, SLG: 0.167</small> <b>Johnny Klippstein, R</b> <small>(6, 1) OBP: 0.056, SLG: 0.056</small> <b>Norm Larker, L</b> <small>(8, PH) OBP: 0.408, SLG: 0.508</small> <b>Fred Kipp, L</b> <small>(8, 1) OBP: 0.261, SLG: 0.273</small> <b>Clem Labine, R</b> <small>(10, 1)</small>			0-0 <b>SH</b> <b>FC1-5</b>		0-0 <b>1B</b>			3-3 <b>K</b> <small>1-2</small>		0-0 <b>4-3</b>	1 0 1 0 0 0 0 0 0 0 0 0 0 0 1 0 0 0 0 1 1 1 0 0 0 0 0 0 0 0 0 0 0 0 0											
<b>Inning Stats</b>	R: 1 E: 0 K: 0 S: 8	H: 1 LOB: 0 BB: 0 P: 9	R: 0 E: 0 K: 1 S: 8	H: 0 LOB: 0 BB: 0 P: 10	R: 0 E: 0 K: 0 S: 6	H: 1 LOB: 1 BB: 0 P: 9	R: 0 E: 0 K: 1 S: 8	H: 0 LOB: 0 BB: 0 P: 15	R: 0 E: 0 K: 0 S: 4	H: 0 LOB: 0 BB: 0 P: 7	R: 0 E: 0 K: 2 S: 11	H: 0 LOB: 0 BB: 0 P: 17	R: 0 E: 0 K: 1 S: 11	H: 1 LOB: 0 BB: 0 P: 15	R: 1 E: 1 K: 1 S: 14	H: 2 LOB: 1 BB: 0 P: 23	R: 0 E: 0 K: 0 S: 7	H: 0 LOB: 0 BB: 0 P: 10	1B: 5 2B: 0 3B: 0 HR: 1	SF: 0 SAC: 1 DP: 1 HBP: 0	WP: 1 PB: 0 SB: 0 CS: 1	PA: 36
<b>PITCHER</b> <b>Curt Simmons, L</b> <small>(1, 1) ERA: 4.66</small> <b>Jim Hearn, R</b> <small>(7, 1) ERA: 3.99</small>	IP: 6.0 WLS: 22 BF: 22 H: 3 R: 1 ER: 1 SO: 2	WLS: 14 BF: 14 H: 3 R: 1 ER: 0 SO: 4				WP: 0 HR: 1 S: 43 P: 67 ERA: 1.50 WHIP: 0.667																

Los Angeles Dodgers @ Philadelphia Phillies  
 Connie Mack Stadium, Philadelphia, PA  
 Tue Sep 09 1958, 3:33 AM EDT  
 Att. 17,666 - Unknown

livebaseballscorecards.com

BOTTOM

Los Angeles Dodgers @ Philadelphia Phillies  
Connie Mack Stadium, Philadelphia, PA

Tue Sep 09 1958, 3:33 AM EDT  
Att: 17,666 - Unknown

livebaseballscorecards.com

AB 29  
R 6  
H 6  
RBI 4  
BB 6  
SO 5  
LOB 14



WP: 0 PA: 40  
PB: 0  
SB: 0  
CS: 0

AB R H RBI BB SO LOB

3 1 2 0 1 0 1

2 1 0 0 1 1 2

4 2 1 0 0 1 2

4 1 1 4 1 1 1

4 0 0 0 0 1 3

3 0 1 0 1 0 1

4 0 0 0 0 0 2

2 0 0 0 2 1 1

1 0 0 0 0 0 1  
1 0 0 0 0 0 0  
1 1 1 0 0 0 0

1B: 5 SF: 0  
E: 0 LOB: 0 2B: 0 SAC: 5  
K: 0 BB: 1 3B: 0 DP: 2  
S: 8 P: 14 HR: 1 HBP: 0

WP: 0 PA: 40  
PB: 0  
SB: 0  
CS: 0

IP WLS BF H R ER SO BB IBB HBP BLK WP HR S P ERA WHIP

5.2 23 2 2 0 3 3 0 0 0 0 0 48 79 0.00 0.882  
1.1 4 0 0 0 1 0 0 0 0 0 0 9 13 0.00 0.000  
2.1 L 12 3 3 3 1 1 2 0 0 0 0 18 41 11.57 1.714  
0.0 1 1 1 1 0 0 0 0 0 0 0 1 2 ∞ ∞

SH5-4

SH1-4

SH1-4

SH1-4

SH1-4

SH1-4

SH1-4

SH1-4

SH1-4

SH1-4

SH1-4

SH1-4

SH1-4

SH1-4

SH1-4

SH1-4

SH1-4

SH1-4

SH1-4

SH1-4

SH1-4

SH1-4

SH1-4

SH1-4

SH1-4

SH1-4

SH1-4

SH1-4

SH1-4

SH1-4

SH1-4

SH1-4

SH1-4

SH1-4

SH1-4

SH1-4

SH1-4

SH1-4

SH1-4

SH1-4

SH1-4

SH1-4

SH1-4

SH1-4

SH1-4

SH1-4

SH1-4

SH1-4

SH1-4

SH1-4

SH1-4

SH1-4

SH1-4

SH1-4

SH1-4

SH1-4

SH1-4

SH1-4

SH1-4

SH1-4

SH1-4

SH1-4

SH1-4

SH1-4

SH1-4

SH1-4

SH1-4

SH1-4

SH1-4

SH1-4

SH1-4

SH1-4

SH1-4

SH1-4

SH1-4

SH1-4

SH1-4

SH1-4

SH1-4

SH1-4

SH1-4

SH1-4

SH1-4

SH1-4

SH1-4

SH1-4

SH1-4

SH1-4

SH1-4

SH1-4

SH1-4

SH1-4

SH1-4

SH1-4

SH1-4

SH1-4

SH1-4

SH1-4

SH1-4

SH1-4

SH1-4

SH1-4

SH1-4

SH1-4

SH1-4

SH1-4

SH1-4

SH1-4

SH1-4

SH1-4

SH1-4

SH1-4

SH1-4

SH1-4

SH1-4

SH1-4

SH1-4

SH1-4

SH1-4

SH1-4

SH1-4

SH1-4

SH1-4

SH1-4

SH1-4

SH1-4

SH1-4

SH1-4

SH1-4

SH1-4

SH1-4

SH1-4

SH1-4

SH1-4

SH1-4

SH1-4

SH1-4

SH1-4

SH1-4

SH1-4

SH1-4

SH1-4

SH1-4

SH1-4

SH1-4

SH1-4

SH1-4

SH1-4

SH1-4

SH1-4

SH1-4

SH1-4

SH1-4

SH1-4

SH1-4

SH1-4

SH1-4

SH1-4

SH1-4

SH1-4

SH1-4

SH1-4

SH1-4

SH1-4

SH1-4

SH1-4

SH1-4

SH1-4

SH1-4

SH1-4

SH1-4

SH1-4

SH1-4

SH1-4

SH1-4

SH1-4

SH1-4

SH1-4

SH1-4

SH1-4

SH1-4

SH1-4

SH1-4

SH1-4

SH1-4

SH1-4

SH1-4

SH1-4

SH1-4

SH1-4

SH1-4

SH1-4

SH1-4

SH1-4

SH1-4

SH1-4

SH1-4

SH1-4

SH1-4

SH1-4

SH1-4

SH1-4

SH1-4

SH1-4

SH1-4

SH1-4

SH1-4

SH1-4

SH1-4

SH1-4

SH1-4

SH1-4

SH1-4

SH1-4

SH1-4

SH1-4

SH1-4

SH1-4

SH1-4

SH1-4

SH1-4

SH1-4

SH1-4

SH1-4

SH1-4

SH1-4

SH1-4

SH1-4

SH1-4

SH1-4

SH1-4

SH1-4

SH1-4

SH1-4

SH1-4

SH1-4

SH1-4

SH1-4

SH1-4

SH1-4

SH1-4

SH1-4

SH1-4

SH1-4

SH1-4

SH1-4

SH1-4

SH1-4

SH1-4

SH1-4

SH1-4

SH1-4

SH1-4

SH1-4

SH1-4

SH1-4

SH1-4

SH1-4

SH1-4

SH1-4

SH1-4

SH1-4

SH1-4

SH1-4

SH1-4

SH1-4

SH1-4

SH1-4

SH1-4

SH1-4

SH1-4

SH1-4

SH1-4

SH1-4

SH1-4

SH1-4

SH1-4

SH1-4

SH1-4

SH1-4

SH1-4

SH1-4

SH1-4

SH1-4

SH1-4

SH1-4

SH1-4

SH1-4

SH1-4

SH1-4

SH1-4

SH1-4

SH1-4

SH1-4

SH1-4

SH1-4

SH1-4

SH1-4

SH1-4

SH1-4

SH1-4

SH1-4

SH1-4

SH1-4

SH1-4

SH1-4

SH1-4

Batter	1	2	3	4	5	6	7	8	9	AB R H RBI BB SO LOB	TOP											
<b>Bob Lillis, R</b> (1, 6) <small>OBP: 0.292, SLG: 0.318</small> <b>Steve Bilko, R</b> (8, PH) <small>OBP: 0.295, SLG: 0.479</small> <b>Earl Robinson, R</b> (8, 5)	0-1 6-3		1-2 2B		0-0 FC3-6 1B	0-0 1-3		0-2 F8		4 0 2 0 0 0 1 1 0 0 0 0 0 2 0 0 0 0 0 0 0												
<b>John Roseboro, L</b> (1, 2) <small>OBP: 0.317, SLG: 0.428</small>	1-3 K		0-2 F4		3-2 F6		0-0 F5	3-2 F5		5 0 0 0 0 1 4												
<b>Jim Gentile, L</b> (1, 3) <small>OBP: 0.429, SLG: 0.500</small> <b>Norm Larker, L</b> (5, PR) <small>OBP: 0.355, SLG: 0.434</small>	3-3 K		4-1 BB		2-2 FC3-6 1-2f		1-1 2B HBP	2-2 F8		2 0 0 0 1 1 1 1 0 0 0 0 0 2												
<b>Carl Furillo, R</b> (1, 9) <small>OBP: 0.344, SLG: 0.478</small>		1-0 2B	0-3 K		3-2 F8		0-0 1-3 2B		0-0 HR	5 1 3 1 0 1 3												
<b>Ron Fairly, L</b> (1, 8) <small>OBP: 0.556, SLG: 0.429</small>		4-2 BB		0-0 HR 1B		0-0 F9 BB 1B		0-1 F6	2-1 1B 1B	4 2 3 0 1 0 2												
<b>Frank Howard, R</b> (1, 7) <small>OBP: 0.600, SLG: 1.250</small>		0-0 F8		0-0 HR		4-0 E BB 1B		2-2 F6	2-0 1-2 1B	4 2 2 2 1 0 4												
<b>Don Zimmer, R</b> (1, 5) <small>OBP: 0.307, SLG: 0.433</small>		3-2 F8		3-2 F6		2-1 F9		1-1 1B 2B	1-2 F8	5 1 1 0 0 0 6												
<b>Charlie Neal, R</b> (1, 4) <small>OBP: 0.334, SLG: 0.442</small> <b>Jim Gilliam, S</b> (5, 4) <small>OBP: 0.353, SLG: 0.343</small>		2-3 K		2-1 F4		3-1 FC3 1-H 3-H		0-0 1B 1B	1-1 F6	2 0 0 0 0 1 2 3 0 1 0 0 0 2												
<b>Don Drysdale, R</b> (1, 1) <small>OBP: 0.288, SLG: 0.633</small> <b>Babe Birrer, R</b> (3, 1) <small>OBP: 0.571, SLG: 0.667</small> <b>Duke Snider, L</b> (6, PH) <small>OBP: 0.387, SLG: 0.481</small> <b>Don Bessent, R</b> (6, 1) <small>OBP: 0.331, SLG: 0.445</small> <b>Gil Hodges, R</b> (8, PH) <small>OBP: 0.071, SLG: 0.037</small> <b>Carl Erskine, R</b> (8, 1) <small>OBP: 0.071, SLG: 0.037</small> <b>Don Demeter, R</b> (9, PH) <small>OBP: 0.183, SLG: 0.221</small>		3-3 K		1-0 F7		0-3 K		2-2 1-2 3-H 1B	2-1 F5	1 0 0 0 0 1 0 1 0 0 0 0 0 0 1 0 0 0 0 1 1 0 0 0 0 0 0 0 1 0 1 1 0 0 0 0 0 0 0 0 0 0 1 0 0 0 0 0 2												
<b>Inning Stats</b>	R: 0 E: 0 K: 2 S: 11	H: 0 LOB: 0 BB: 0 P: 15	R: 0 E: 0 K: 2 S: 11	H: 1 LOB: 2 BB: 1 P: 21	R: 0 E: 0 K: 2 S: 14	H: 1 LOB: 2 BB: 1 P: 22	R: 2 E: 1 K: 0 S: 8	H: 2 LOB: 0 BB: 0 P: 14	R: 0 E: 0 K: 0 S: 10	H: 1 LOB: 1 BB: 1 P: 18	R: 2 E: 1 K: 1 S: 10	H: 1 LOB: 1 BB: 1 P: 19	R: 0 E: 0 K: 0 S: 8	H: 1 LOB: 2 BB: 0 P: 11	R: 1 E: 0 K: 0 S: 15	H: 3 LOB: 2 BB: 0 P: 23	R: 1 E: 0 K: 0 S: 12	H: 3 LOB: 2 BB: 0 P: 20	1B: 7 2B: 4 3B: 0 HR: 2	SF: 0 SAC: 0 DP: 0 HBP: 1	WP: 0 PB: 0 SB: 0 CS: 0	PA: 45
<b>PITCHER</b>	IP WLS BF H R ER SO BB IBB HBP BLK WP HR S P ERA WHIP																					
<b>Robin Roberts, R</b> (1, 1) <small>ERA: 3.3</small> <b>Don Erickson, R</b> (9, 1) <small>ERA: 2.57</small>	8.0 W 42 13 6 4 6 3 0 1 0 0 2 91 151 4.50 2.000																					
	1.0 S 3 0 0 0 0 0 0 0 0 0 0 8 12 0.00 0.000																					

Los Angeles Dodgers @ Philadelphia Phillies  
 Connie Mack Stadium, Philadelphia, PA  
 Wed Sep 10 1958, 7:05 PM EDT  
 Att. 5,106 - Unknown

livebaseballscorecards.com

<b>AB</b>	41
<b>R</b>	6
<b>H</b>	13
<b>RBI</b>	4
<b>BB</b>	3
<b>SO</b>	6
<b>LOB</b>	32



Batter	1	2	3	4	5	6	7	8	9
<b>Richie Ashburn, L</b> OBP: 0.427, SLG: 0.422 (1, 8)	3-2 SH3 HBP 4-3 1B		4-3 F4		0-0 F3		1-3 K		
<b>Ted Kazanski, R</b> OBP: 0.306, SLG: 0.328 (1, 4)	2-0 4-3 SH3 1-2 3B HBP		2-2 E5 E 1B	2-3 K		0-0 3B 1B		1-3 K	
<b>Ed Bouchee, L</b> OBP: 0.346, SLG: 0.392 (1, 3)	1-1 SH3 1-2 2-3		4-1 E BB	0-0 E 1B		2-2 1-H 3B		2-1 G3	
<b>Wally Post, R</b> OBP: 0.343, SLG: 0.466 (1, 9)	1-2 4-3 2-3 3-H		1-2 E5 2B 1-H 2-H	2-1 FC5 1-2		0-1 6-3		3-3 K	
<b>Harry Anderson, L</b> OBP: 0.373, SLG: 0.525 (1, 7)	2-2 3B 3-H		4-1 2B 1B BB	3-3 K		3-2 E6			
<b>Willie Jones, R</b> OBP: 0.351, SLG: 0.422 (1, 5)	1-2 6-3		0-1 1B 2B 1-3 3-H	0-0 F7		2-1 F3			
<b>Chico Fernandez, R</b> OBP: 0.274, SLG: 0.313 (1, 6)		0-0 F8	0-0 L3		2-2 F7	1-0 4-3			
<b>Carl Sawatski, L</b> OBP: 0.299, SLG: 0.337 (1, 2)		3-1 2B 6-3-1-6	4-0 1B IBB		1-2 2B		2-2 F6		
<b>Robin Roberts, S</b> OBP: 0.274, SLG: 0.295 <b>Don Erickson, R</b> (9, 1)		2-1 6-3-1-6 2-3f	0-0 1B 1-3 2-H 3-H		2-3 K		1-3 K		

Inning Stats	R: 2	H: 2	E: 0	K: 0	S: 19	LOB: 1	BB: 0	P: 29
	R: 0	H: 1	E: 0	K: 0	S: 5	LOB: 0	BB: 0	P: 10
	R: 5	H: 3	E: 2	K: 0	S: 18	LOB: 2	BB: 3	P: 36
	R: 0	H: 1	E: 1	K: 2	S: 10	LOB: 2	BB: 0	P: 17
	R: 0	H: 1	E: 0	K: 1	S: 11	LOB: 1	BB: 0	P: 16
	R: 1	H: 2	E: 1	K: 0	S: 12	LOB: 2	BB: 0	P: 20
	R: 0	H: 0	E: 0	K: 2	S: 9	LOB: 0	BB: 0	P: 13
	R: 0	H: 0	E: 0	K: 2	S: 8	LOB: 0	BB: 0	P: 14

PITCHER	IP	WLS	BF	H	R	ER	SO	BB	IBB	HBP	BLK	WP	HR	S	P	ERA	WHIP
<b>Don Drysdale, R</b> ERA: 4.22 (1, 1)	2.2	L	18	6	7	4	0	0	2	1	0	0	0	39	71	13.50	3.000
<b>Babe Birrer, R</b> ERA: 4.55 (3, 1)	2.1		10	2	0	0	3	0	0	0	0	0	0	24	37	0.00	0.857
<b>Don Bessent, R</b> ERA: 3.86 (6, 1)	2.0		9	2	1	1	2	0	0	0	0	0	0	21	33	4.50	1.000
<b>Carl Erskine, R</b> ERA: 5.4 (8, 1)	1.0		3	0	0	0	2	0	0	0	0	0	0	8	14	0.00	0.000

AB R H RBI BB SO LOB

5	1	1	0	0	1	3
4	3	2	0	0	2	0
3	1	2	1	1	0	0
5	1	0	1	0	1	3
3	1	1	1	1	1	3
4	1	1	1	0	0	5
4	0	0	0	0	0	4
3	0	2	0	1	0	0
4	0	1	2	0	2	2
0	0	0	0	0	0	0

<b>AB</b>	<b>35</b>
<b>R</b>	<b>8</b>
<b>H</b>	<b>10</b>
<b>RBI</b>	<b>6</b>
<b>BB</b>	<b>3</b>
<b>SO</b>	<b>7</b>
<b>LOB</b>	<b>20</b>



WP	HR	S	P	ERA	WHIP
0	0	0	40	0	0

Los Angeles Dodgers @ Philadelphia Phillies  
 Connie Mack Stadium, Philadelphia, PA  
 Wed Sep 10 1958, 7:05 PM EDT  
 Att. 5,106 - Unknown

livebaseballscorecards.com





Batter	1	2	3	4	5	6	7	8	9
<b>Richie Ashburn, L</b> (1, 8) OBP: 0.428, SLG: 0.424	1-2 L5		1-2 L5		2-2 1B		1-2 2B		
<b>Ted Kazanski, R</b> (1, 4) OBP: 0.302, SLG: 0.323	2-2 F7			1-2 6-3	1-0 5-3		2-1 L4		
<b>Ed Bouchee, L</b> (1, 3) OBP: 0.348, SLG: 0.397	3-3 K			3-1 SF8 2B		1-1 1B WP 1B	1-3 K		
<b>Wally Post, R</b> (1, 9) OBP: 0.348, SLG: 0.467		1-2 F8		2-0 E1 1B		4-0 1B BB		0-0 WP 1B HBP 1B	
<b>Harry Anderson, L</b> (1, 7) OBP: 0.372, SLG: 0.524		0-3 K		0-0 SF8		0-0 1B		2-2 F9	
<b>Pancho Herrera, R</b> (1, 5)		2-3 K		3-H 0-0 F8		1-3 2-3 1B		2-1 1B WP HBP	
<b>Chico Fernandez, R</b> (1, 6) OBP: 0.276, SLG: 0.315			2-2 SH3-4 1B		2-3 K	3-2 5-3		1-2 1B S 1B	
<b>Jimmie Coker, R</b> (1, 2) OBP: 0.333, SLG: 0.333			0-1 F8		2-2 1B		0-0 F8	2-1 1B	
<b>Dave Philley, S</b> (8, PH) OBP: 0.353, SLG: 0.423								1-H 2-H 1B	
<b>Jim Hegan, R</b> (9, 2) OBP: 0.261, SLG: 0.271									
<b>Bob Conley, R</b> (1, 1)									
<b>Bob Bowman, R</b> (7, PH) OBP: 0.335, SLG: 0.509			0-0 SH3-4		0-3 K		0-1 2B	1-1 5-3	
<b>Turk Farrell, R</b> (8, 1) OBP: 0.240, SLG: 0.208			1-2						

AB	R	H	RBI	BB	SO	LOB
4	0	2	0	0	0	1
4	0	0	0	0	0	4
4	1	2	0	0	2	2
3	1	2	0	1	0	0
3	0	1	1	0	1	1
3	1	0	0	0	2	3
4	1	2	2	0	1	2
3	0	1	0	0	0	1
1	0	1	1	0	0	0
0	0	0	0	0	0	0
1	0	0	0	0	1	1
1	0	1	0	0	0	0
1	0	0	0	0	0	0

AB	R	H	RBI	BB	SO	LOB
32	4	12	4	1	7	15

Inning Stats		R: 0	H: 0	E: 0	LOB: 0	K: 1	BB: 0	S: 11	P: 17
Inning Stats		R: 0	H: 0	E: 0	LOB: 0	K: 2	BB: 0	S: 9	P: 12
Inning Stats		R: 0	H: 1	E: 0	LOB: 1	K: 0	BB: 0	S: 10	P: 13
Inning Stats		R: 1	H: 2	E: 1	LOB: 1	K: 0	BB: 0	S: 8	P: 14
Inning Stats		R: 0	H: 2	E: 0	LOB: 2	K: 2	BB: 0	S: 13	P: 20
Inning Stats		R: 0	H: 2	E: 0	LOB: 2	K: 1	BB: 1	S: 9	P: 18
Inning Stats		R: 0	H: 2	E: 0	LOB: 2	K: 1	BB: 0	S: 13	P: 17
Inning Stats		R: 3	H: 3	E: 0	LOB: 0	K: 0	BB: 0	S: 12	P: 20

WP	HR	S	P	ERA	WHIP
2	0	36	0	3.78	1.636
0	0	0	0	0.00	1.500

**Los Angeles Dodgers @ Philadelphia Phillies**  
**Connie Mack Stadium, Philadelphia, PA**  
 Thu Sep 11 1958, 7:05 PM EDT  
 Att. 4,382 - Unknown



Batter	1	2	3	4	5	6	7	8	9	AB R H RBI BB SO LOB	TOP
<b>Jim Gilliam, S</b> (1, 4) <small>OBP: 0.356, SLG: 0.344</small>	1-0 F9		4-1 2B BB		4-2 3B BB	1-0 G3-6-3 1B			2-1 L3	3 2 1 1 2 0 0	<b>Los Angeles Dodgers @ Pittsburgh Pirates</b> Forbes Field, Pittsburgh, PA Fri Sep 12 1958, 3:33 AM EDT Att. 21,267 - Unknown <a href="http://livebaseballscorecards.com">livebaseballscorecards.com</a>
<b>John Roseboro, L</b> (1, 2) <small>OBP: 0.321, SLG: 0.433</small>	3-1 F7		4-1 2B BB		0-2 1B 3B	2-2 G3-6-3 1B			4-1 G1-6-3 BB	3 2 1 1 2 0 2	
<b>Duke Snider, L</b> (1, 8) <small>OBP: 0.372, SLG: 0.497</small>	1-2 1B		0-0 2B		3-1 1B				0-1 G1-6-3 1-2f	5 1 4 4 0 0 1	
<b>Gil Hodges, R</b> (1, 3) <small>OBP: 0.328, SLG: 0.442</small>	1-0 5-3		3-3 K		0-0 F4				0-0 F7	4 0 0 0 0 1 3	
<b>Ron Fairly, L</b> (1, 7) <small>OBP: 0.353, SLG: 0.467</small>		1-0 HR	2-1 F8		2-0 F8				2-2 3-1	4 1 1 1 0 0 2	
<b>Frank Howard, R</b> (1, 9) <b>Gino Cimoli, R</b> (7, 9) <small>OBP: 0.308, SLG: 0.500</small> <small>OBP: 0.297, SLG: 0.380</small>		0-0 5-3 1B	3-3 K		0-2 F4				0-3 K	4 0 1 0 0 2 2 0 0 0 0 0 0 0	
<b>Earl Robinson, R</b> (1, 5) <small>OBP: 0.200, SLG: 0.200</small> <b>Don Miles, L</b> (6, PH) <b>Don Zimmer, R</b> (6, 5) <small>OBP: 0.309, SLG: 0.433</small>		0-3 K		0-0 6-3		0-3 K			4-2 E S CS BB	2 0 0 0 0 1 1 1 0 0 0 0 1 0 0 0 0 0 1 0 0	
<b>Bob Lillis, R</b> (1, 6) <small>OBP: 0.250, SLG: 0.276</small>		0-1 5-3		2-0 6-3		2-2 WP BB 1B 1B			1-1 6-3	4 1 1 0 0 0 2	
<b>Roger Craig, R</b> (1, 1)		3-2 4-3		2-1 L3-1		4-0 1B WP 1B BB			3-2 6-3 3-H	3 0 0 0 1 0 2	
<b>Inning Stats</b>	R: 0 H: 1 E: 0 LOB: 1 K: 0 BB: 0 S: 7 P: 13	R: 1 H: 2 E: 0 LOB: 1 K: 1 BB: 0 S: 10 P: 14	R: 2 H: 1 E: 0 LOB: 1 K: 2 BB: 2 S: 11 P: 27	R: 0 H: 0 E: 0 LOB: 0 K: 0 BB: 0 S: 4 P: 8	R: 2 H: 2 E: 0 LOB: 1 K: 0 BB: 1 S: 12 P: 21	R: 1 H: 2 E: 0 LOB: 1 K: 1 BB: 1 S: 10 P: 19	R: 1 H: 1 E: 0 LOB: 0 K: 1 BB: 0 S: 10 P: 15	R: 0 H: 0 E: 0 LOB: 0 K: 0 BB: 1 S: 8 P: 16	R: 0 H: 0 E: 0 LOB: 0 K: 0 BB: 1 S: 5 P: 11	1B: 5 SF: 0 2B: 1 SAC: 0 3B: 1 DP: 2 HR: 2 HBP: 0	
<b>PITCHER</b> <b>Ron Kline, R</b> (1, 1) <small>ERA: 3.73</small> <b>Don Williams, R</b> (5, 1) <small>ERA: 6.0</small> <b>Ron Blackburn, R</b> (8, 1) <small>ERA: 3.43</small>	IP WLS BF H R ER SO BB IBB HBP BLK WP HR S P ERA WHIP 4.0 L 21 6 5 5 3 3 0 0 0 0 1 39 76 11.25 2.250 3.0 12 3 2 2 2 1 0 0 0 1 1 25 41 6.00 1.333 2.0 6 0 0 0 0 2 0 0 0 0 0 13 27 0.00 1.000	<b>PITCHER</b> IP WLS BF H R ER SO BB IBB HBP BLK WP HR S P ERA WHIP									





Batter	1	2	3	4	5	6	7	8	9	AB R H RBI BB SO LOB
Bill Virdon, L OBP: 0.325, SLG: 0.397 (1, 8)	1-2 F8		0-0 6-3		3-2 F9		0-1 FC3-6		1-3 K	5 0 0 0 0 1 2
Roberto Clemente, R OBP: 0.326, SLG: 0.407 (1, 9)	1-2 F6		0-0 F8		0-2 4-3		1-0 1-2			4 0 1 0 0 0 0
Dick Stuart, R OBP: 0.299, SLG: 0.531 (1, 3)	2-3 K		1-3 K		2-3 K		1-3 K			4 0 0 0 0 4 2
Bob Skinner, L OBP: 0.388, SLG: 0.473 (1, 7)		2-2 L6		0-0 1B		4-1 BB		3-2 F7		3 1 1 0 1 0 0
Frank Thomas, R OBP: 0.342, SLG: 0.544 (1, 5)		0-0 BLK		1-2 F8		1-0 F6		0-0 F2		4 1 1 0 0 0 2
Bill Mazerowski, R OBP: 0.308, SLG: 0.437 (1, 4)		1-2 BLK		1-1 1B		1-2 F4		3-2 L5		4 1 2 0 0 0 1
Dick Groat, R OBP: 0.320, SLG: 0.396 (1, 6)		0-0 E6		0-2 1B		2-2 L4			1-1 L7	4 0 1 1 0 0 3
Bill Hall, L OBP: 0.372, SLG: 0.374 (1, 2)		1-2 4-3		1-0 F9			3-2 5-3		2-0 F9	2 0 0 1 0 0 3
Roman Mejias, R OBP: 0.294, SLG: 0.439 (7, PH)										1 0 0 0 0 0 0
Ron Blackburn, R OBP: 0.286, SLG: 0.571 (8, 1)										0 0 0 0 0 0 0
Ted Kluszewski, L OBP: 0.350, SLG: 0.397 (9, PH)		1-3 2-H 3-H								1 0 0 0 0 0 0
Ron Kline, R OBP: 0.099, SLG: 0.045 (1, 1)		0-1 L6-3		0-0 L1-3			4-2 FC3-6		0-0 1B	2 0 0 0 0 0 3
Don Williams, R OBP: 0.314, SLG: 0.326 (5, 1)										0 0 0 0 0 0 0
Danny Kravitz, L OBP: 0.314, SLG: 0.326 (7, PH)										1 0 1 0 1 0 0

Inning Stats	R: 0	H: 0	E: 0	K: 1	S: 10	R: 2	H: 2	E: 1	K: 0	S: 15	R: 0	H: 0	E: 0	K: 1	S: 5	R: 1	H: 3	E: 0	K: 0	S: 11	R: 0	H: 0	E: 0	K: 1	S: 9	R: 0	H: 0	E: 0	K: 1	S: 9	R: 0	H: 1	E: 0	K: 1	S: 11	R: 0	H: 0	E: 0	K: 1	S: 10	R: 0	H: 0	E: 0	K: 0	S: 16	R: 0	H: 1	E: 0	K: 1	S: 8	R: 0	H: 1	E: 0	K: 1	S: 12	1B: 7	2B: 0	3B: 0	HR: 0	SF: 0	SAC: 0	DP: 0	HBP: 0	WP: 0	PB: 0	SB: 0	CS: 0	PA: 37
PITCHER Roger Craig, R ERA: 5.59 (1, 1)	IP	WLS	BF	H	R	ER	SO	BB	IBB	HBP	BLK	WP	HR	S	P	ERA	WHIP																			IP	WLS	BF	H	R	ER	SO	BB	IBB	HBP	BLK	WP	HR	S	P	ERA	WHIP																

**Los Angeles Dodgers @ Pittsburgh Pirates**  
**Forbes Field, Pittsburgh, PA**  
 Fri Sep 12 1958, 3:33 AM EDT  
 Att. 21,267 - Unknown

<b>AB</b>	<b>35</b>
<b>R</b>	<b>3</b>
<b>H</b>	<b>7</b>
<b>RBI</b>	<b>2</b>
<b>BB</b>	<b>2</b>
<b>SO</b>	<b>5</b>
<b>LOB</b>	<b>16</b>



Batter	1	2	3	4	5	6	7	8	9	AB R H RBI BB SO LOB	TOP	
<b>Jim Gilliam, S</b> (1, 4) OBP: 0.355, SLG: 0.343	2-1 F6		0-0 F5			1-1 G3 1B	2-2 1-3			4 0 1 0 0 0 1	<b>Los Angeles Dodgers @ Pittsburgh Pirates</b> Forbes Field, Pittsburgh, PA Sat Sep 13 1958, 3:33 AM EDT Att. 14,259 - Unknown <a href="http://livebaseballscorecards.com">livebaseballscorecards.com</a>	
<b>John Roseboro, L</b> (1, 2) OBP: 0.320, SLG: 0.431	2-2 F6 CS 1B		0-0 F9		1-2 F6	2-1 F5				4 0 1 0 0 0 4		
<b>Duke Snider, L</b> (1, 8) OBP: 0.368, SLG: 0.491	3-2 F6 1-2			0-1 F5	0-0 G3	1-2 3-H	3-1 3-1			4 0 0 1 0 0 3		
<b>Gil Hodges, R</b> (1, 3) OBP: 0.329, SLG: 0.441		4-1 G3 1B BB		3-2 1B 1B	2-2 F8		0-1 F8			3 1 1 0 1 0 1		
<b>Ron Fairly, L</b> (1, 7) OBP: 0.333, SLG: 0.421		0-1 G3 1-2		0-0 G6-4-3 1B		3-2 6-3	1-3 K			4 0 1 0 0 1 1		
<b>Gino Cimoli, R</b> (1, 9) OBP: 0.296, SLG: 0.379		0-1 G4-3 2-H 1B		0-0 G6-4-3 1-2f		1-2 L7	0-0 F6			4 0 1 1 0 0 2		
<b>Don Zimmer, R</b> (1, 5) OBP: 0.311, SLG: 0.432		0-0 G4-3 1-2f			0-1 1B 2B 1B	4-2 BB BB				3 1 1 0 1 0 1		
<b>Bob Lillis, R</b> (1, 6) OBP: 0.278, SLG: 0.281			0-2 1-3		0-0 2B 1B	4-0 FC6 BB	0-2 F6			3 1 1 0 1 0 0		
<b>Ralph Maueriello, R</b> <b>Babe Birrer, R</b> <b>Don Bessert, R</b> <b>Norm Larker, L</b> <b>Johnny Woodring, L</b> <b>Sandy Kousser, R</b> <b>Elmer Valby, R</b> <b>Carl Erskine, R</b> <b>Don Miles, L</b>			0-0 1B		1-0 1B G3 2B 1-H 2-H	0-1 FC6	1-1 F9			0 0 0 0 0 0 0 0 1 0 0 1 0 0 0 0 0 0 0 0 0 0 0 0 0 0 0 0 1 0 2 0 0 0 0 0 0 0 0 0 0 0 0 0 1 0 0 0 0 0 0 0 0 1 0 0 0 0 0 0 0 2 0 0 0 0 0 0 0 0 0 1 0 0 0 0 0 0 0 0		
<b>Inning Stats</b>	R: 0 H: 1 E: 0 LOB: 0 K: 0 BB: 0 S: 9 P: 16	R: 1 H: 1 E: 0 LOB: 0 K: 0 BB: 1 S: 6 P: 10	R: 0 H: 1 E: 0 LOB: 1 K: 0 BB: 0 S: 6 P: 6	R: 0 H: 2 E: 0 LOB: 1 K: 0 BB: 0 S: 8 P: 11	R: 3 H: 4 E: 0 LOB: 1 K: 0 BB: 0 S: 14 P: 19	R: 0 H: 0 E: 0 LOB: 2 K: 0 BB: 2 S: 10 P: 22	R: 0 H: 0 E: 0 LOB: 0 K: 0 BB: 0 S: 7 P: 14	R: 0 H: 0 E: 0 LOB: 0 K: 1 BB: 0 S: 7 P: 8	R: 0 H: 0 E: 0 LOB: 0 K: 0 BB: 0 S: 8 P: 12	1B: 8 SF: 0 2B: 1 SAC: 0 3B: 0 DP: 2 HR: 0 HBP: 0	WP: 0 PA: 36 PB: 0 SB: 0 CS: 1	
<b>PITCHER</b>	<b>Vern Law, R</b> (1, 1) ERA: 4.04	<b>Bob Porterfield, R</b> (6, 1) ERA: 3.45	<b>PITCHER</b> IP WLS BF H R ER SO BB IBB HBP BLK WP HR S P ERA WHIP									



Batter	1	2	3	4	5	6	7	8	9	AB R H RBI BB SO LOB	TOP
<b>Jim Gilliam, S</b> (1, 4) <small>OBP: 0.354, SLG: 0.341</small>	1-1 	2-1 		3-2 		0-0 		4-2 		4 0 0 1 1 0 7	<b>Los Angeles Dodgers @ Milwaukee Braves</b> Milwaukee County Stadium, Milwaukee, WI Sun Sep 14 1958, 4:33 AM EDT Att: 39,502 - Unknown <a href="http://livebaseballscorecards.com">livebaseballscorecards.com</a>
<b>John Roseboro, L</b> (1, 2) <small>OBP: 0.318, SLG: 0.427</small> <b>Gino Cimoli, R</b> (6, PH) <small>OBP: 0.295, SLG: 0.377</small> <b>Joe Pignatano, R</b> (6, 2) <small>OBP: 0.299, SLG: 0.438</small>	2-1 		0-1 		2-3 	0-3 		1-1 		3 0 0 0 0 1 0 1 0 0 0 0 1 3 1 0 0 0 0 0 1	
<b>Ron Fairly, L</b> (1, 8) <small>OBP: 0.346, SLG: 0.391</small>	0-1 		0-0 		3-2 		4-2 		0-0 	4 1 1 0 1 0 0	
<b>Gil Hodges, R</b> (1, 3) <small>OBP: 0.330, SLG: 0.438</small>		4-2 	4-2 		2-0 		1-1 		1-1 	3 1 0 0 2 0 2	
<b>Frank Howard, R</b> (1, 9) <small>OBP: 0.294, SLG: 0.438</small> <b>Carl Furillo, R</b> (8, 9) <small>OBP: 0.345, SLG: 0.480</small>		1-2 	2-2 		1-3 		3-3 		2-0 	4 0 1 0 0 2 4 1 0 1 0 0 0 0	
<b>Don Zimmer, R</b> (1, 5) <small>OBP: 0.314, SLG: 0.436</small>		3-1 		1-0 		1-2 	1-2 		3-3 	5 1 3 2 0 1 1	
<b>Don Demeter, R</b> (1, 7) <small>OBP: 0.200, SLG: 0.278</small>		1-3 		0-1 		2-0 	1-2 			4 2 2 2 0 1 3	
<b>Bob Lillis, R</b> (1, 6) <small>OBP: 0.300, SLG: 0.286</small>		4-1 		1-0 		1-1 	0-3 			3 0 1 0 1 1 1	
<b>Don Drysdale, R</b> (1, 1) <small>OBP: 0.266, SLG: 0.623</small> <b>Norm Larker, L</b> (6, PH) <small>OBP: 0.355, SLG: 0.433</small> <b>Earl Robinson, R</b> (6, PR) <small>OBP: 0.200, SLG: 0.200</small> <b>Johnny Klippstein, R</b> (6, 1) <small>OBP: 0.074, SLG: 0.074</small>		1-3 		4-0 		4-1 		0-3 		1 0 0 0 1 1 3 0 0 0 0 1 0 0 0 0 0 0 0 0 0 1 0 0 0 0 1 0	
<b>Inning Stats</b>	R: 0 H: 0 E: 0 LOB: 0 K: 0 BB: 0 S: 6 P: 9	R: 1 H: 2 E: 0 LOB: 3 K: 2 BB: 2 S: 16 P: 32	R: 0 H: 0 E: 0 LOB: 1 K: 0 BB: 1 S: 8 P: 14	R: 0 H: 1 E: 1 LOB: 2 K: 0 BB: 1 S: 9 P: 17	R: 0 H: 1 E: 0 LOB: 1 K: 2 BB: 0 S: 12 P: 20	R: 1 H: 2 E: 0 LOB: 3 K: 1 BB: 1 S: 11 P: 19	R: 3 H: 2 E: 1 LOB: 0 K: 2 BB: 1 S: 17 P: 27	R: 0 H: 0 E: 0 LOB: 0 K: 1 BB: 1 S: 7 P: 12	R: 0 H: 1 E: 0 LOB: 1 K: 1 BB: 0 S: 7 P: 13	1B: 6 SF: 0 2B: 2 SAC: 0 3B: 0 DP: 1 HR: 1 HBP: 0	
<b>PITCHER</b> <b>Bob Buhl, R</b> (1, 1) <small>ERA: 3.6</small> <b>Juan Pizarro, L</b> (6, 1) <small>ERA: 2.15</small> <b>Don McMahon, R</b> (8, 1) <small>ERA: 3.9</small>	IP WLS BF H R ER SO BB IBB HBP BLK WP HR S P ERA WHIP 5.1 0 27 6 2 2 4 5 0 0 0 0 0 58 107 3.38 2.062 1.2 L 8 2 3 0 3 1 0 0 0 0 0 1 21 31 0.00 1.800 2.0 7 1 0 0 2 1 0 0 0 0 0 0 14 25 0.00 1.000	<b>PITCHER</b> IP WLS BF H R ER SO BB IBB HBP BLK WP HR S P ERA WHIP									



**BOTTOM**

**Los Angeles Dodgers @ Milwaukee Braves**  
 Milwaukee County Stadium, Milwaukee, WI

Sun Sep 14 1958, 4:33 AM EDT  
 Att. 39,502 - Unknown

livebaseballscores.com

<b>AB</b>	<b>31</b>
<b>R</b>	<b>3</b>
<b>H</b>	<b>7</b>
<b>RBI</b>	<b>3</b>
<b>BB</b>	<b>1</b>
<b>SO</b>	<b>5</b>
<b>LOB</b>	<b>8</b>



WP: 0	PA: 34
PB: 0	
SB: 0	
CS: 0	

AB	R	H	RBI	BB	SO	LOB
4	0	1	0	0	0	0
3	0	0	0	0	0	0
4	0	1	0	0	2	1
3	1	0	0	1	0	2
4	1	2	0	0	0	0
4	1	1	2	0	1	2
3	0	0	1	0	0	0
2	0	1	0	0	1	0
1	0	1	0	0	0	0
0	0	0	0	0	0	0
2	0	0	0	0	1	2
0	0	0	0	0	0	0
1	0	0	0	0	0	1

Batter	1	2	3	4	5	6	7	8	9
<b>Red Schoendienst, S</b> OBP: 0.307, SLG: 0.311 (1, 4)	2-2 F7 ①		0-0 5-3 ①		0-1 SH1-3 2B ①		2-2 3-1 ③		
<b>Johnny Logan, R</b> OBP: 0.287, SLG: 0.327 (1, 6)	1-2 F7 ②		3-2 F8 ②		1-0 SH1-3 2-3 ①			2-1 F6 ①	
<b>Eddie Mathews, L</b> OBP: 0.356, SLG: 0.473 (1, 5)	0-2 1B ③		3-2 4-3 ③		1-3 K ②			0-3 K ②	
<b>Hank Aaron, R</b> OBP: 0.387, SLG: 0.559 (1, 9)	2-2 F5 ③			4-0 FC1-6 1B SF7 BB ③	1-0 F2 ③			0-0 6-3 ③	
<b>Frank Torre, L</b> OBP: 0.384, SLG: 0.432 (1, 3)		0-0 HR 3B ①		0-0 FC1-6 1B ①		2-2 F8 ①		1-1 3-1 ①	
<b>Joe Adcock, R</b> OBP: 0.319, SLG: 0.512 (1, 7)		2-2 HR ①		1-2 FC1-6 1B 1-2f 2-3 ①		1-3 K ②		0-2 F9 ②	
<b>Bill Bruton, L</b> OBP: 0.322, SLG: 0.357 (1, 8)		0-0 4-3 ①		0-0 SF7 ②		2-0 4-3 ③		2-2 3-1 ③	
<b>Del Rice, R</b> OBP: 0.276, SLG: 0.311 (1, 2)		2-3 K ②		2-2 K ②			1-2 G5-4-3 1B ①		
<b>Harry Hanebrink, L</b> OBP: 0.273, SLG: 0.310 (7, PH)				1-3 1B ①					
<b>Don McMahon, R</b> OBP: 0.300, SLG: 0.125 (8, 1)				0-1 6-3 ③					
<b>Bob Buhl, R</b> OBP: 0.167, SLG: 0.167 (1, 1)		0-3 K ③							
<b>Juan Pizarro, L</b> OBP: 0.303, SLG: 0.276 (6, 1)									
<b>Del Crandall, R</b> OBP: 0.357, SLG: 0.474 (7, PH)									
<b>Del Crandall, R</b> OBP: 0.357, SLG: 0.474 (8, 2)									

Inning Stats	R: 0	H: 1	E: 0	LOB: 1	K: 0	S: 13	R: 2	H: 2	E: 0	LOB: 0	K: 2	S: 12	R: 0	H: 0	E: 0	LOB: 0	K: 0	S: 8	R: 1	H: 2	E: 0	LOB: 2	K: 0	S: 10	R: 0	H: 1	E: 0	LOB: 1	K: 1	S: 8	R: 0	H: 0	E: 0	LOB: 0	K: 1	S: 8	R: 0	H: 1	E: 0	LOB: 0	K: 0	S: 7	R: 0	H: 0	E: 0	LOB: 0	K: 1	S: 6	R: 0	H: 0	E: 0	LOB: 0	K: 0	S: 10	R: 0	H: 0	E: 0	LOB: 0	K: 0	S: 13	1B: 4	SF: 1	2B: 1	SAC: 1	3B: 1	DP: 1	HR: 1	HBP: 0	WP: 0	PA: 34
--------------	------	------	------	--------	------	-------	------	------	------	--------	------	-------	------	------	------	--------	------	------	------	------	------	--------	------	-------	------	------	------	--------	------	------	------	------	------	--------	------	------	------	------	------	--------	------	------	------	------	------	--------	------	------	------	------	------	--------	------	-------	------	------	------	--------	------	-------	-------	-------	-------	--------	-------	-------	-------	--------	-------	--------

PITCHER	IP	WLS	BF	H	R	ER	SO	BB	IBB	HBP	BLK	WP	HR	S	P	ERA	WHIP
<b>Don Drysdale, R</b> ERA: 4.25 (1, 1)	5.0		22	6	3	3	3	1	0	0	0	0	1	51	76	5.40	1.400
<b>Johnny Klippstein, R</b> ERA: 3.94 (6, 1)	4.0	W	12	1	0	0	2	0	0	0	0	0	0	31	45	0.00	0.250

Batter	1	2	3	4	5	6	7	8	9	AB R H RBI BB SO LOB	TOP		
<b>Jim Gilliam, S</b> (1, 4) OBP: 0.354, SLG: 0.340 B C B B	4-1 		1-1 	0-0 4-3 			0-1 6-3 		2-1 G3 	4 1 1 0 1 0 4			
<b>Don Miles, L</b> (1, 7) OBP: 0.200, SLG: 0.200 F B X	1-1 		2-2 E9 		1-1 4-3 			2-1 P3 		4 1 2 0 0 0 0			
<b>Ron Fairly, L</b> (1, 8) OBP: 0.321, SLG: 0.375 <b>Gino Cimoli, R</b> (5, PH) OBP: 0.296, SLG: 0.376 (5, 8)	0-0 F8 		1-2 SF8 		4-1 			3-3 K 		1 0 0 1 0 0 2 1 0 0 0 1 1 0			
<b>Gil Hodges, R</b> (1, 3) OBP: 0.331, SLG: 0.438 B X	1-0 F8 		0-0 		2-2 F2 			0-2 		4 0 2 0 0 0 3			
<b>Don Zimmer, R</b> (1, 5) OBP: 0.311, SLG: 0.432 S B B X	2-1 FC5-4 		1-0 G6-4-3 		1-0 CS 	1-3 K 		0-0 5-3 		4 0 0 0 0 1 4			
<b>John Roseboro, L</b> (1, 2) OBP: 0.317, SLG: 0.434 B C X		1-1 		1-0 F7 		1-0 F9 		2-1 3-1 		4 1 1 1 0 0 0			
<b>Don Demeter, R</b> (1, 9) OBP: 0.215, SLG: 0.289 B B C X		2-1 F8 		1-0 		1-3 K 		0-2 		4 0 2 0 0 1 0			
<b>Bob Lillis, R</b> (1, 6) OBP: 0.302, SLG: 0.289 <b>Norm Larker, L</b> (9, PH) OBP: 0.353, SLG: 0.431		0-0 F6 		0-2 		1-0 B3 		0-1 F7 		3 0 1 0 0 0 0 1 0 0 0 0 0 1			
<b>Stan Williams, R</b> (1, 1) OBP: 0.050, SLG: 0.125 <b>Fred Kipp, L</b> (1, 1) OBP: 0.250, SLG: 0.257 <b>Clem Labine, R</b> (7, 1) OBP: 0.150, SLG: 0.056 <b>Babe Birrer, R</b> (8, 1) OBP: 0.625, SLG: 0.714 <b>Jim Gentile, L</b> (9, PH) OBP: 0.500, SLG: 0.571 <b>Earl Robinson, R</b> (9, PR) OBP: 0.200, SLG: 0.200		0-1 F7 		1-2 		2-0 F7 		0-0 		0 0 0 0 0 0 0 3 0 1 0 0 0 0 0 0 0 0 0 0 0 0 0 0 0 0 0 0 1 0 1 0 0 0 0 0 0 0 0 0 0 0			
<b>Inning Stats</b>	R: 0 H: 1 E: 0 LOB: 2 K: 0 BB: 1 S: 7 P: 15	R: 1 H: 1 E: 0 LOB: 0 K: 0 BB: 0 S: 7 P: 10	R: 2 H: 3 E: 1 LOB: 0 K: 0 BB: 0 S: 10 P: 15	R: 0 H: 3 E: 0 LOB: 2 K: 0 BB: 0 S: 9 P: 12	R: 0 H: 0 E: 0 LOB: 0 K: 0 BB: 1 S: 6 P: 14	R: 0 H: 0 E: 0 LOB: 0 K: 2 BB: 0 S: 7 P: 10	R: 0 H: 0 E: 0 LOB: 0 K: 0 BB: 0 S: 4 P: 7	R: 0 H: 1 E: 0 LOB: 1 K: 1 BB: 0 S: 9 P: 14	R: 0 H: 2 E: 0 LOB: 2 K: 0 BB: 0 S: 10 P: 14	1B: 10 SF: 1 2B: 0 SAC: 0 3B: 0 DP: 1 HR: 1 HBP: 0	WP: 0 PA: 38 PB: 0 SB: 0 CS: 2		
<b>PITCHER</b>	IP WLS BF H R ER SO BB IBB HBP BLK WP HR S P ERA WHIP											<b>PITCHER</b>	IP WLS BF H R ER SO BB IBB HBP BLK WP HR S P ERA WHIP
<b>Carl Willey, R</b> (1, 1) ERA: 2.52 <b>Bob Rush, R</b> (3, 1) ERA: 3.52 <b>Humberto Robinson, R</b> (8, 1) ERA: 3.02	2.1 13 5 3 3 0 1 0 0 0 0 1 23 38 11.57 2.571												

Los Angeles Dodgers @ Milwaukee Braves  
 Milwaukee County Stadium, Milwaukee, WI

Mon Sep 15 1958, 4:33 AM EDT  
 Att: 13,487 - Unknown

AB	34
R	3
H	11
RBI	2
BB	2
SO	3
LOB	14







Batter	1	2	3	4	5	6	7	8	9	AB R H RBI BB SO LOB	TOP	
<b>Bob Lillis, R</b> (1, 6) <small>OBP: 0.340, SLG: 0.405</small> <b>John Roseboro, L</b> (9, PH) <small>OBP: 0.319, SLG: 0.438</small>	0-0 6-3 1B 2B	0-1 F7			1-0 7-2 3B			1-2 FC3-6 1B	0-0 1-3 2-H 2B	4 1 3 0 0 0 1 1 0 1 1 0 0 0		
<b>Jim Gilliam, S</b> (1, 4) <small>OBP: 0.351, SLG: 0.337</small>	0-0 6-3 2-3		0-0 G3		2-1 7-2 3-H			0-1 FC3-6 1-2	1-0 1-3	5 0 0 0 0 0 6		
<b>Gino Cimoli, R</b> (1, 8) <small>OBP: 0.296, SLG: 0.375</small> (6, 7)	2-2 BB 3-H 1B		0-1 F9				0-0 6-3	2-2 F4		4 0 1 1 0 0 1		
<b>Gil Hodges, R</b> (1, 3) <small>OBP: 0.333, SLG: 0.438</small>	4-0 3-H 1-2 FC6-4 BB		3-3 K				0-1 1B	2-2 F8		3 0 1 0 1 1 1		
<b>Frank Howard, R</b> (1, 9) <small>OBP: 0.333, SLG: 0.500</small>	1-3 K			0-0 1B 1B			1-3 K		0-0 1B 2B	4 1 2 0 0 2 3		
<b>Don Demeter, R</b> (1, 7) <b>Duke Snider, L</b> (6, PH) <small>OBP: 0.368, SLG: 0.491</small> (6, 8)	0-0 FC6-4 1-2		0-1 F8		2-3 K				0-0 1B 2B 1B	2 0 0 0 0 0 3 2 1 1 1 0 1 1		
<b>Joe Pignatano, R</b> (1, 2) <small>OBP: 0.306, SLG: 0.443</small> <b>Norm Larker, L</b> (9, PH) <small>OBP: 0.356, SLG: 0.434</small> <b>Don Zimmer, R</b> (9, PR) <small>OBP: 0.311, SLG: 0.432</small>		1-1 S 1B		1-1 G6-4-3 1-2 1B			2-3 K		1-2 2B 1-2 1B	3 0 2 0 0 1 0 1 0 1 0 0 0 0 0 0 0 0 0 0 0		
<b>Earl Robinson, R</b> (1, 5) <small>OBP: 0.125, SLG: 0.125</small> <b>Elmer Valo, L</b> (9, PH) <small>OBP: 0.325, SLG: 0.317</small>		1-0 F9		0-0 G6-4-3 1-2			0-3 K		0-0 F8	3 0 0 0 0 1 3 1 0 0 0 0 0 2		
<b>Johnny Podres, L</b> (1, 1) <small>OBP: 0.139, SLG: 0.118</small> <b>Don Bessent, R</b> (5, 1) <b>Don Miles, L</b> (7, PH) <small>OBP: 0.182, SLG: 0.182</small> <b>Carl Erskine, R</b> (7, 1) <small>OBP: 0.071, SLG: 0.037</small> <b>Jim Gentile, L</b> (9, PH) <small>OBP: 0.444, SLG: 0.500</small>		3-3 K		0-1 F7			3-2 4-3		1-1 F9	2 0 0 0 0 1 1 0 0 0 0 0 0 0 1 0 0 0 0 0 0 0 0 0 0 0 0 0 1 0 0 0 0 0 2		
<b>Inning Stats</b>	R: 1 H: 2 E: 0 LOB: 2 K: 1 BB: 1 S: 10 P: 17	R: 0 H: 1 E: 0 LOB: 1 K: 1 BB: 0 S: 8 P: 13	R: 0 H: 0 E: 0 LOB: 0 K: 1 BB: 0 S: 6 P: 9	R: 0 H: 2 E: 0 LOB: 1 K: 0 BB: 0 S: 6 P: 7	R: 0 H: 1 E: 0 LOB: 0 K: 0 BB: 0 S: 5 P: 8	R: 0 H: 1 E: 0 LOB: 1 K: 2 BB: 0 S: 9 P: 12	R: 0 H: 0 E: 0 LOB: 0 K: 2 BB: 0 S: 9 P: 14	R: 0 H: 1 E: 0 LOB: 1 K: 0 BB: 0 S: 11 P: 16	R: 2 H: 4 E: 0 LOB: 3 K: 0 BB: 0 S: 11 P: 14	1B: 8 SF: 0 2B: 4 SAC: 0 3B: 1 DP: 2 HR: 0 HBP: 0	WP: 0 PA: 38 PB: 0 SB: 1 CS: 0	
<b>PITCHER</b> <b>Joe Nuxhall, L</b> (1, 1) <small>ERA: 3.79</small> <b>Brooks Lawrence, R</b> (1, 1) <small>ERA: 4.16</small> <b>Orlando Pena, R</b> (9, 1) <small>ERA: 0.75</small>	IP WLS BF H R ER SO BB IBB HBP BLK WP HR S P ERA WHIP											
	0.1 4 2 1 1 0 1 0 0 0 0 0 0 6 12 27.00 9.000											
	7.2 W 30 9 2 2 7 0 0 0 0 0 0 0 64 91 2.35 1.174											
	1.0 S 4 1 0 0 0 0 0 0 0 0 0 0 5 7 0.00 1.000											
	PITCHER IP WLS BF H R ER SO BB IBB HBP BLK WP HR S P ERA WHIP											

**Los Angeles Dodgers @ Cincinnati Redlegs**  
 Crosley Field, Cincinnati, OH  
 Tue Sep 16 1958, 7:05 PM EDT  
 Unknown

AB	37
R	3
H	12
RBI	3
BB	1
SO	7
LOB	24



Batter	1	2	3	4	5	6	7	8	9	AB	R	H	RBI	BB	SO	LOB
--------	---	---	---	---	---	---	---	---	---	----	---	---	-----	----	----	-----

Alex Grammas, R OBP: 0.335, SLG: 0.258 (1, 4)	2-2 5-3	0-0 F7				2-3 K				4	0	0	0	0	1	2
Jerry Lynch, L OBP: 0.333, SLG: 0.489 (1, 9)	1-2 HR		1-0 1-3			4-1 1B BB			0-0 G1-4-3 1B	3	2	2	1	1	0	0
Vada Pinson, L OBP: 0.326, SLG: 0.342 (1, 8)	3-2 G3		1-3 K			2-2 1B 1B			0-0 F9	4	0	1	0	0	1	1
Frank Robinson, R OBP: 0.352, SLG: 0.508 (1, 5)	4-2 HR BB		1-1 F8			0-0 1B			0-0 G1-4-3 1-2f	3	1	1	1	1	0	1
Pete Whisenant, R OBP: 0.295, SLG: 0.477 (1, 7)	0-2 1-H HR			1-0 F9		2-1 L8			0-0 6-3	4	1	1	2	0	0	2
Walt Dropo, R OBP: 0.333, SLG: 0.473 (1, 3)	3-2 2B		1-3 K			4-2 FC1-5 BB			2-0 6-3	3	0	1	0	1	1	0
Dutch Dotterer, R OBP: 0.154, SLG: 0.385 (1, 2)	1-1 F7		0-0 HR			1-0 FC1-5 1B			3-2 5-3	4	1	2	1	0	0	1
Roy McMillan, R OBP: 0.320, SLG: 0.306 (1, 6)		2-2 F9				1-0 F9			1-0 F2	3	0	0	0	0	0	2
Joe Nuxhall, L OBP: 0.219, SLG: 0.226 (1, 1)		2-2 F8				0-1 6-3			1-0 FC1-5	0	0	0	0	0	0	0
Brooks Lawrence, R OBP: 0.190, SLG: 0.118 (1, 1)										3	0	0	0	0	0	2
Orlando Pena, R (9, 1)										0	0	0	0	0	0	0

Inning Stats	R: 3	H: 3	E: 0	K: 0	S: 23	H: 3	LOB: 1	BB: 1	P: 37	R: 0	H: 0	E: 0	K: 0	S: 7	R: 0	H: 0	E: 0	K: 1	S: 6	R: 1	H: 1	E: 0	K: 1	S: 6	R: 1	H: 2	E: 0	K: 0	S: 12	R: 0	H: 1	E: 0	K: 0	S: 3	R: 0	H: 0	E: 0	K: 0	S: 6	R: 0	H: 0	E: 0	K: 0	S: 6	1B: 4	2B: 1	3B: 0	HR: 3	SF: 0	SAC: 0	DP: 1	HBP: 0	WP: 0	PB: 0	SB: 0	CS: 0	PA: 34
--------------	------	------	------	------	-------	------	--------	-------	-------	------	------	------	------	------	------	------	------	------	------	------	------	------	------	------	------	------	------	------	-------	------	------	------	------	------	------	------	------	------	------	------	------	------	------	------	-------	-------	-------	-------	-------	--------	-------	--------	-------	-------	-------	-------	--------

PITCHER	IP	WLS	BF	H	R	ER	SO	BB	IBB	HBP	BLK	WP	HR	S	P	ERA	WHIP
Johnny Podres, L ERA: 3.92 (1, 1)	4.2	L	22	6	5	5	2	2	0	0	0	0	3	52	85	9.64	1.714
Don Bessent, R ERA: 3.57 (5, 1)	1.1		6	1	0	0	1	1	0	0	0	0	0	10	21	0.00	1.500
Carl Erskine, R ERA: 5.13 (7, 1)	2.0		6	1	0	0	0	0	0	0	0	0	0	9	14	0.00	0.500

**BOTTOM**

**Los Angeles Dodgers @ Cincinnati Redlegs**  
Crosley Field, Cincinnati, OH  
Tue Sep 16 1958, 7:05 PM EDT  
Unknown

[livebaseballscorecards.com](http://livebaseballscorecards.com)

<b>AB</b>	<b>31</b>
<b>R</b>	<b>5</b>
<b>H</b>	<b>8</b>
<b>RBI</b>	<b>5</b>
<b>BB</b>	<b>3</b>
<b>SO</b>	<b>3</b>
<b>LOB</b>	<b>11</b>



Batter	1	2	3	4	5	6	7	8	9	10	AB R H RBI BB SO LOB	TOP
<b>Jim Gilliam, S</b> (1, 4) <small>OBP: 0.355, SLG: 0.339</small>	0-1 F8		4-1 BB BB		4-2 2B BB	2-0 CS	3-2 1B SF9 1B		1-2 1B L9-3		3 2 2 0 2 0 0	<b>Los Angeles Dodgers @ Cincinnati Redlegs</b> Crosley Field, Cincinnati, OH Tue Sep 16 1958, 7:05 PM EDT Att: 9,130 - Unknown
<b>Don Miles, L</b> (1, 7) <small>OBP: 0.188, SLG: 0.188</small> <b>Don Demeter, R</b> (10, 7) <small>OBP: 0.210, SLG: 0.282</small>	1-1 HR 1B		0-3 K		0-0 F2		0-3 K		2-2 L9-3		5 1 1 0 0 2 4 0 0 0 0 0 0 0	
<b>Duke Snider, L</b> (1, 8) <small>OBP: 0.371, SLG: 0.505</small> <b>Gino Cimoli, R</b> (5, PR) <small>OBP: 0.300, SLG: 0.379</small>	2-1 HR		1-1 L8		0-1 4-3 2B		1-0 1B			1-2 L6 SH5-4 1B	3 1 2 3 0 0 1 2 0 2 0 0 0 0	
<b>Norm Larker, L</b> (1, 3) <small>OBP: 0.354, SLG: 0.430</small>	3-2 3-1		4-1 BB		1-1 4-3		0-0 SF9			1-0 SH5-4	2 0 0 1 1 0 1	
<b>Frank Howard, R</b> (1, 9) <small>OBP: 0.280, SLG: 0.417</small> <b>Carl Furillo, R</b> (10, PH) <small>OBP: 0.344, SLG: 0.479</small>	1-3 K		0-2 L8		1-3 K		2-1 6-3			0-0 L6	4 0 0 0 0 2 4 1 0 0 0 0 0 1	
<b>John Roseboro, L</b> (1, 2) <small>OBP: 0.321, SLG: 0.437</small>		4-2 BB		0-1 FC5-4 1B		2-0 F7		0-0 F4			3 0 1 0 1 0 0	
<b>Don Zimmer, R</b> (1, 5) <small>OBP: 0.310, SLG: 0.429</small>		1-0 F7		0-3 K		4-2 1B SF7 BB		0-1 F9			3 1 0 0 1 1 2	
<b>Bob Lillis, R</b> (1, 6) <small>OBP: 0.333, SLG: 0.391</small>		2-3 K		0-2 FC5-4		1-0 CS 1B		2-2 F8			4 0 1 0 0 1 2	
<b>Sandy Koufax, R</b> (1, 1) <small>OBP: 0.152, SLG: 0.156</small> <b>Babe Birrer, R</b> (2, 1) <small>OBP: 0.625, SLG: 0.714</small> <b>Jim Gentile, L</b> (4, PH) <small>OBP: 0.400, SLG: 0.444</small> <b>Roger Craig, R</b> (4, 1) <small>OBP: 0.322, SLG: 0.317</small> <b>Elmer Valo, L</b> (6, PH) <small>OBP: 0.322, SLG: 0.317</small> <b>Johnny Klippstein, R</b> (6, 1) <small>OBP: 0.071, SLG: 0.071</small>		0-3 K		0-0 G3		0-2 SF7			2-3 K	1 0 0 0 0 1 1 0 0 0 0 0 0 0 1 0 0 0 0 0 1 0 0 0 0 0 0 0 0 0 0 1 0 0 0 1 0 0 0 0 1 0		
<b>Inning Stats</b>	R: 2 H: 2 E: 0 LOB: 0 K: 1 BB: 0 S: 13 P: 20	R: 0 H: 0 E: 0 LOB: 1 K: 2 BB: 1 S: 10 P: 17	R: 0 H: 0 E: 0 LOB: 2 K: 1 BB: 2 S: 10 P: 19	R: 0 H: 1 E: 0 LOB: 1 K: 1 BB: 0 S: 9 P: 9	R: 1 H: 1 E: 0 LOB: 1 K: 1 BB: 1 S: 10 P: 16	R: 1 H: 1 E: 0 LOB: 0 K: 0 BB: 1 S: 8 P: 17	R: 1 H: 2 E: 0 LOB: 1 K: 1 BB: 0 S: 11 P: 17	R: 0 H: 0 E: 0 LOB: 0 K: 0 BB: 0 S: 6 P: 8	R: 0 H: 1 E: 0 LOB: 0 K: 1 BB: 0 S: 11 P: 16	R: 0 H: 1 E: 0 LOB: 0 K: 0 BB: 0 S: 6 P: 8	1B: 7 SF: 2 2B: 3 SAC: 1 3B: 0 DP: 2 HR: 1 HBP: 0	
<b>PITCHER</b> <b>Tom Acker, R</b> (1, 1) <small>ERA: 4.55</small>	IP 10.0 WLS W 41 BF 9 H 5 ER 5 SO 8 BB 5 IBB 0 HBP 0 BLK 0 WP 0 HR 1 S 94 P 147 ERA 4.50 WHIP 1.400											

livebaseballscores.com

AB	33
R	5
H	9
RBI	5
BB	5
SO	8
LOB	17



Batter	1	2	3	4	5	6	7	8	9	10	AB R H RBI BB SO LOB
Alex Grammas, R (1, 4) OBP: 0.336, SLG: 0.258	4-2 E BB BB	0-0 FC1-2 WP BB 1B	0-0 F3			3-2 F7		0-1 F8			4 1 1 2 1 0 1
Jerry Lynch, L (1, 9) OBP: 0.334, SLG: 0.491	1-1 F2	4-0 BB FC1-2 BB		0-0 F7		0-0 2B 3B		1-0 F5			4 2 1 0 1 0 1
Vada Pinson, L (1, 8) OBP: 0.330, SLG: 0.349	4-0 E BB	0-2 FC1-2 BB BB		2-1 G3		0-0 3-H 2B		1-3 K			4 0 1 1 1 1 3
Frank Robinson, R (1, 5) OBP: 0.354, SLG: 0.509	1-3 K	4-0 BB BB		2-2 FC6-4 1B		1-3 K		1-2 2B			4 0 2 1 1 2 3
Pete Whisenant, R (1, 7) OBP: 0.294, SLG: 0.470	2-3 K	4-2 BB		2-2 FC6-4		2-1 F9		2-2 4-3			3 0 0 1 1 1 3
Don Newcombe, L (9, PH) OBP: 0.442, SLG: 0.424	SAFE										1 0 0 0 0 0 1
Gus Bell, L (10, 7) OBP: 0.306, SLG: 0.378	1-2 2-3	1-2 2-3 3-H		1-2 2-3							0 0 0 0 0 0 0
Walt Dropo, R (1, 3) OBP: 0.330, SLG: 0.466		SH 1B				2-2 5-3		2-3 K		1-3 K	5 1 1 0 0 2 3
Dutch Dotterer, R (1, 2) OBP: 0.222, SLG: 0.389		1-0 F9	3-2 G4 1B		0-2 6-3		2-3 K			0-0 HR 1B	5 0 2 0 0 1 1
Bobby Henrich, R (10, PR)											0 1 0 0 0 0 0
Roy McMillan, R (1, 6) OBP: 0.319, SLG: 0.305		1-2 SH 1B	1-3 K		2-1 F8			1-3 K		1-0 HR	4 1 1 0 0 2 1
Smoky Burgess, L (10, PH) OBP: 0.346, SLG: 0.414		1-2 1B								1-H	1 1 1 2 0 0 0
Tom Acker, R (1, 1) OBP: 0.200, SLG: 0.067		0-1 SH WP 1B FC1-2	0-1 G4			1-2 5-3		3-3 K			3 0 0 0 0 1 1

Inning Stats	R: 0	H: 0	E: 1	LOB: 2	K: 2	S: 10	P: 22	R: 4	H: 3	E: 0	LOB: 3	K: 0	S: 23	P: 42	R: 0	H: 1	E: 0	LOB: 1	K: 1	S: 9	P: 13	R: 0	H: 1	E: 0	LOB: 1	K: 0	S: 9	P: 15	R: 0	H: 0	E: 0	LOB: 0	K: 0	S: 8	P: 12	R: 1	H: 2	E: 0	LOB: 1	K: 1	S: 12	P: 17	R: 0	H: 0	E: 0	LOB: 0	K: 2	S: 8	P: 14	R: 0	H: 0	E: 0	LOB: 0	K: 2	S: 8	P: 12	R: 0	H: 1	E: 0	LOB: 1	K: 1	S: 10	P: 15	R: 2	H: 2	E: 0	LOB: 1	K: 1	S: 6	P: 8	1B: 6	SF: 0	2B: 2	SAC: 1	3B: 1	DP: 0	HR: 1	HBP: 0	WP: 1	PA: 44
--------------	------	------	------	--------	------	-------	-------	------	------	------	--------	------	-------	-------	------	------	------	--------	------	------	-------	------	------	------	--------	------	------	-------	------	------	------	--------	------	------	-------	------	------	------	--------	------	-------	-------	------	------	------	--------	------	------	-------	------	------	------	--------	------	------	-------	------	------	------	--------	------	-------	-------	------	------	------	--------	------	------	------	-------	-------	-------	--------	-------	-------	-------	--------	-------	--------

PITCHER	IP	WLS	BF	H	R	ER	SO	BB	IBB	HBP	BLK	WP	HR	S	P	ERA	WHIP
Sandy Koufax, L (1, 1) ERA: 4.92	1.2		14	3	4	4	2	5	0	0	0	1	0	29	58	21.60	4.800
Babe Birrer, R (2, 1) ERA: 4.64	1.1		5	1	0	0	1	0	0	0	0	0	0	13	19	0.00	0.750
Roger Craig, R (4, 1) ERA: 5.06	2.0		7	1	0	0	0	0	0	0	0	0	0	17	27	0.00	0.500
Johnny Klippstein, R (6, 1) ERA: 4.02	4.1	L	18	5	3	3	7	0	0	0	0	0	1	44	66	6.23	1.154


**BOTTOM**

**Los Angeles Dodgers @ Cincinnati Redlegs**  
Crosley Field, Cincinnati, OH

Tue Sep 16 1958, 7:05 PM EDT  
Att. 9,130 - Unknown

livebaseballscorecards.com

AB	38
R	7
H	10
RBI	7
BB	5
SO	10
LOB	18





Batter	1	2	3	4	5	6	7	8	9	AB	R	H	RBI	BB	SO	LOB
Tony Taylor, R (1, 4) OBP: 0.300, SLG: 0.318 Bob Will, L (5, PH) Jerry Kindall, R (6, 4) Frank Ernaga, R (9, PH) OBP: 0.143, SLG: 0.143	2-3 K		4-2 BB		1-1 1-3			3-3 K	1-3 K	1	0	0	0	1	1	0
Alvin Dark, R (1, 5) OBP: 0.337, SLG: 0.358	4-0 14 E BB		0-2 F4		3-1 F7			1-1 BLK 14 1B WP		3	1	1	0	1	0	2
14 Ernie Banks, R (1, 6) OBP: 0.366, SLG: 0.627	2-2 L5		1-3 K				1-1 2B	0-1 WP BLK 1B		4	0	2	0	0	1	2
Walt Moryn, L (1, 7) OBP: 0.349, SLG: 0.502	0-0 F5			2-2 G3-6-3 1B		0-1 F7		2-1 F7		4	0	1	0	0	0	4
Dale Long, L (1, 3) OBP: 0.359, SLG: 0.469		1-3 K		1-2 G3-6-3 1-2f		0-1 L7		2-3 K 1-3 2-H		4	0	0	0	0	2	3
Jim Marshall, L (1, 9) OBP: 0.299, SLG: 0.392 Chick King, R (9, PH)		4-2 FC5-4 BB		4-0 S 1B BB		1-0 F5			2-3 K	1	0	0	0	2	0	1
Bobby Thomson, R (1, 8) OBP: 0.346, SLG: 0.453		2-1 F5		3-2 1-H 1B			3-2 6-3		2-2 1B 1B	4	0	2	0	0	0	1
Cal Neeman, R (1, 2) OBP: 0.332, SLG: 0.489 Sammy Taylor, L (7, PH) OBP: 0.322, SLG: 0.376 Bobby Adams, R (9, PH) OBP: 0.320, SLG: 0.383		0-1 FC5-4			1-0 E3 SH2-4		1-1 G3		1-2 1B	2	0	0	0	0	0	1
John Briggs, R (1, 1) OBP: 0.242, SLG: 0.333 Taylor Phillips, L (7, 1) OBP: 0.105, SLG: 0.056 Gabe Gabler, L (7, PH) Don Elston, R (8, 1) OBP: 0.250, SLG: 0.250 Jim Bolger, R (9, PH) OBP: 0.294, SLG: 0.310			1-3 K		1-1 SH2-4		2-3 K		1-2 L8	1	0	0	0	0	1	0

Inning Stats	R: 0	H: 0	E: 1	K: 1	S: 7	LOB: 1	BB: 1	P: 15	R: 0	H: 0	E: 0	K: 1	S: 10	LOB: 1	BB: 1	P: 17	R: 0	H: 0	E: 0	K: 2	S: 13	LOB: 1	BB: 1	P: 18	R: 0	H: 2	E: 0	K: 0	S: 11	LOB: 2	BB: 1	P: 21	R: 0	H: 0	E: 1	K: 0	S: 7	LOB: 1	BB: 0	P: 13	R: 0	H: 1	E: 0	K: 0	S: 7	LOB: 1	BB: 0	P: 9	R: 0	H: 0	E: 0	K: 1	S: 8	LOB: 0	BB: 0	P: 14	R: 1	H: 2	E: 0	K: 2	S: 13	LOB: 1	BB: 0	P: 21	R: 0	H: 2	E: 0	K: 2	S: 17	LOB: 2	BB: 0	P: 24	1B: 6	SF: 0	2B: 1	SAC: 1	3B: 0	DP: 1	HR: 0	HBP: 0	WP: 1	PA: 37
--------------	------	------	------	------	------	--------	-------	-------	------	------	------	------	-------	--------	-------	-------	------	------	------	------	-------	--------	-------	-------	------	------	------	------	-------	--------	-------	-------	------	------	------	------	------	--------	-------	-------	------	------	------	------	------	--------	-------	------	------	------	------	------	------	--------	-------	-------	------	------	------	------	-------	--------	-------	-------	------	------	------	------	-------	--------	-------	-------	-------	-------	-------	--------	-------	-------	-------	--------	-------	--------

PITCHER	IP	WLS	BF	H	R	ER	SO	BB	IBB	HBP	BLK	WP	HR	S	P	ERA	WHIP
Ralph Mauriello, R (1, 1) ERA: 4.5	7.2	W	31	5	1	1	6	4	0	0	0	0	0	73	123	1.17	1.174
Johnny Podres, L (8, 1) ERA: 3.89	1.1	S	6	2	0	0	3	0	0	0	1	1	0	20	29	0.00	1.500

BOTTOM

Los Angeles Dodgers @ Chicago Cubs  
Wrigley Field, Chicago, IL  
Fri Sep 19 1958, 3:33 AM CDT  
Att. 3,254 - Unknown

AB	32
R	1
H	7
RBI	0
BB	4
SO	9
LOB	19



WP: 1	PA: 37
PB: 0	
SB: 1	
CS: 0	

PITCHER	IP	WLS	BF	H	R	ER	SO	BB	IBB	HBP	BLK	WP	HR	S	P	ERA	WHIP
---------	----	-----	----	---	---	----	----	----	-----	-----	-----	----	----	---	---	-----	------

Batter	1	2	3	4	5	6	7	8	9	AB R H RBI BB SO LOB	TOP											
Bob Lillis, R (1, 6) OBP: 0.367, SLG: 0.436	1-1 4-3 2B		1-0 2-3			0-0 1B		0-0 6-3		4 0 2 0 0 0 0												
Don Miles, L (1, 7) OBP: 0.217, SLG: 0.182	2-0 4-3		2-2 F8			0-1 F5		2-3 K		4 0 0 0 0 1 2												
Ron Fairly, L (1, 8) OBP: 0.297, SLG: 0.424	1-3 K				0-1 4-3		1-2 F8		2-2 4-3	4 0 0 0 0 1 2												
Jim Gentile, L (1, 3) OBP: 0.278, SLG: 0.250	4-2 BB				3-3 K		1-0 3-1		0-0 6-3	3 0 0 0 1 1 0												
John Roseboro, L (1, 2) OBP: 0.324, SLG: 0.441	0-1 1-3				2-2 F6		0-0 2B		0-1 HR 1B	4 1 2 0 0 0 2												
Don Demeter, R (1, 9) OBP: 0.218, SLG: 0.357			1-3 K			3-2 5-3		2-1 F4	2-2 HR 1-H	4 1 1 2 0 1 1												
Don Zimmer, R (1, 5) OBP: 0.307, SLG: 0.422			0-0 1-3			2-2 F6		4-0 BB	0-0 F4	3 0 0 0 1 0 0												
Charlie Neal, R (1, 4) OBP: 0.335, SLG: 0.441			0-0 5-3			1-2 F8		0-0 F5		3 0 0 0 0 0 2												
Don Drysdale, R (1, 1) OBP: 0.258, SLG: 0.603									2-2 4-3	2 0 0 0 0 1 0												
Jim Gilliam, S (8, PH) OBP: 0.354, SLG: 0.338										1 0 0 0 0 0 0												
Johnny Klippstein, R (8, 1) OBP: 0.071, SLG: 0.071										0 0 0 0 0 0 0												
<b>Inning Stats</b>	R: 0 E: 0 K: 1 S: 11	H: 1 LOB: 2 BB: 1 P: 19	R: 0 E: 0 K: 1 S: 5	H: 0 LOB: 0 BB: 0 P: 6	R: 0 E: 0 K: 0 S: 6	H: 0 LOB: 0 BB: 0 P: 9	R: 0 E: 0 K: 1 S: 8	H: 0 LOB: 0 BB: 0 P: 13	R: 0 E: 0 K: 0 S: 14	H: 0 LOB: 0 BB: 0 P: 20	R: 0 E: 0 K: 1 S: 9	H: 1 LOB: 1 BB: 0 P: 11	R: 0 E: 0 K: 0 S: 5	H: 1 LOB: 2 BB: 1 P: 12	R: 0 E: 0 K: 1 S: 7	H: 0 LOB: 0 BB: 0 P: 11	R: 2 E: 0 K: 0 S: 10	H: 2 LOB: 0 BB: 0 P: 14	1B: 2 2B: 2 3B: 0 HR: 1	SF: 0 SAC: 0 DP: 0 HBP: 0	WP: 0 PB: 0 SB: 1 CS: 0	PA: 34
<b>PITCHER</b> John Buzhardt, R (1, 1) ERA: 2.25	IP: 9.0 WLS: W BF: 34 H: 5 R: 2 ER: 2 SO: 5 BB: 2 IBB: 0 HBP: 0 BLK: 0 WP: 0 HR: 1 S: 75 P: 115 ERA: 2.00 WHIP: 0.778											<b>PITCHER</b>	IP: 9.0 WLS: W BF: 34 H: 5 R: 2 ER: 2 SO: 5 BB: 2 IBB: 0 HBP: 0 BLK: 0 WP: 0 HR: 1 S: 75 P: 115 ERA: 2.00 WHIP: 0.778									

**Los Angeles Dodgers @ Chicago Cubs**  
 Wrigley Field, Chicago, IL  
 Sat Sep 20 1958, 3:33 AM CDT  
 Att: 10,732 - Unknown

AB	32
R	2
H	5
RBI	2
BB	2
SO	5
LOB	9





Batter	1	2	3	4	5	6	7	8	9	AB R H RBI BB SO LOB
<b>Jim Marshall, L</b> (1, 9) <small>OBP: 0.299, SLG: 0.392</small> <b>Chick King, R</b> (8, 8)	3-2  <b>L4</b>		0-0  <b>F8</b>			1-2  <b>FC1-6</b> <b>1B</b>		2-2  <b>6-3</b>		3 0 1 0 0 0 1 1 0 0 0 0 0 0
<b>Alvin Dark, R</b> (1, 5) <small>OBP: 0.335, SLG: 0.355</small>	1-0  <b>4-3</b>			0-1  <b>4-3</b>		1-1  <b>FC1-6</b> <b>1-2f</b>		2-3  <b>K</b>		4 0 0 0 0 1 1
<b>14 Ernie Banks, R</b> (1, 6) <small>OBP: 0.366, SLG: 0.624</small>	0-1  <b>F6</b>			0-1  <b>2B</b> <b>1B</b>		0-0  <b>F7</b>		3-1  <b>F8</b>		4 1 1 0 0 0 1
<b>Walt Moryn, L</b> (1, 7) <small>OBP: 0.349, SLG: 0.500</small> <b>Bobby Thomson, R</b> (8, 7) <small>OBP: 0.347, SLG: 0.460</small>				1-2  <b>F7</b>		0-1  <b>F7</b>		1-1  <b>HR</b>		2 0 0 0 0 0 2 1 1 1 1 0 0 0
<b>Dale Long, L</b> (1, 3) <small>OBP: 0.360, SLG: 0.479</small>		2-0  <b>F7</b>		1-0  <b>1-H</b> <b>2B</b>			2-1  <b>HR</b>			3 1 2 2 0 0 1
<b>Lou Jackson, L</b> (1, 8) <small>OBP: 0.182, SLG: 0.313</small> (8, 9)		1-2  <b>G4-6-3</b> <b>1-2f</b>		2-1  <b>4-3</b>			0-3  <b>K</b>			3 0 0 0 0 1 2
<b>Sammy Taylor, L</b> (1, 2) <small>OBP: 0.319, SLG: 0.372</small>			1-2  <b>L7</b>		2-1  <b>L7</b>		0-1  <b>F7</b>			3 0 0 0 0 0 0
<b>Jerry Kindall, R</b> (1, 4) <small>OBP: 0.250, SLG: 0.500</small>			0-0  <b>2B</b>		1-2  <b>6-3</b>		0-1  <b>5-3</b>			3 0 1 0 0 0 0
<b>John Buzhardt, R</b> (1, 1)			1-3  <b>K</b>		0-0  <b>3-1</b>			1-3  <b>K</b>		3 0 0 0 0 2 1

<b>Inning Stats</b>	R: 0 H: 0 E: 0 LOB: 0 K: 0 BB: 0 S: 6 P: 10	R: 0 H: 0 E: 0 LOB: 0 K: 0 BB: 0 S: 4 P: 8	R: 0 H: 1 E: 0 LOB: 1 K: 1 BB: 0 S: 9 P: 11	R: 1 H: 2 E: 0 LOB: 1 K: 0 BB: 0 S: 10 P: 14	R: 0 H: 0 E: 0 LOB: 0 K: 0 BB: 0 S: 6 P: 9	R: 0 H: 1 E: 0 LOB: 1 K: 0 BB: 0 S: 9 P: 11	R: 1 H: 1 E: 0 LOB: 0 K: 1 BB: 0 S: 9 P: 11	R: 0 H: 0 E: 0 LOB: 0 K: 2 BB: 0 S: 10 P: 15	R: 1 H: 1 E: 0 LOB: 0 K: 0 BB: 0 S: 4 P: 8	1B: 2 SF: 0 2B: 2 SAC: 0 3B: 0 DP: 1 HR: 2 HBP: 1
<b>PITCHER</b> <b>Don Drysdale, R</b> (1, 1) <small>ERA: 4.19</small> <b>Johnny Klippstein, R</b> (8, 1) <small>ERA: 4.05</small>	IP WLS BF H R ER SO 7.0 26 5 2 2 2	IP WLS BF H R ER SO 1.1 L 5 1 1 1 2	IP WLS BF H R ER SO 0 0 0 0 0 0	IP WLS BF H R ER SO 0 1 14 23 6.75 0.750	<b>PITCHER</b> IP WLS BF H R ER SO 0 0 0 0 0 0	<b>PITCHER</b> IP WLS BF H R ER SO 0 0 0 0 0 0	<b>PITCHER</b> IP WLS BF H R ER SO 0 0 0 0 0 0	<b>PITCHER</b> IP WLS BF H R ER SO 0 0 0 0 0 0	WP: 0 PA: 31 PB: 0 SB: 0 CS: 0	

**Los Angeles Dodgers @ Chicago Cubs**  
 Wrigley Field, Chicago, IL  
 Sat Sep 20 1958, 3:33 AM CDT  
 Att. 10,732 - Unknown

<b>AB</b>	<b>30</b>
<b>R</b>	<b>3</b>
<b>H</b>	<b>6</b>
<b>RBI</b>	<b>3</b>
<b>BB</b>	<b>0</b>
<b>SO</b>	<b>4</b>
<b>LOB</b>	<b>9</b>





Batter	1	2	3	4	5	6	7	8	9	AB R H RBI BB SO LOB	TOP	
Ellis Burton, S (1, 7) OBP: 0.400, SLG: 0.714	4-0 E FC6-4 5-3 BB	2-2 F7			2-3 K		X 0-0 BB 1B		3-2 2B 3B	4 2 2 0 1 1 0	<b>St. Louis Cardinals @ Los Angeles Dodgers</b> <b>Los Angeles Memorial Coliseum, Los Angeles, CA</b> Tue Sep 23 1958, 10:05 PM EDT Att: 10,025 - Unknown <a href="http://livebaseballscorecards.com">livebaseballscorecards.com</a>	
Lee Tate, R (1, 6) OBP: 0.238, SLG: 0.211	0-1 5-3 1-2		3-2 F5		1-3 K		4-0 1-2 BB	4-0 2B BB	3 1 0 0 2 1 1			
Stan Musial, L (1, 3) OBP: 0.423, SLG: 0.530 Don Blasingame, L (9, PR) OBP: 0.344, SLG: 0.358 Joe Cunningham, L (9, 3) OBP: 0.446, SLG: 0.482	3-2 E6 FC6-4 2-3		4-1 G5-4-3 BB		3-2 F6		0-3 K	1-1 1-H 3-H 2B	4 0 1 2 1 1 3 0 0 0 0 0 0 0 0 0 0 0 0 0 0			
Ken Boyer, R (1, 5) OBP: 0.357, SLG: 0.491	1-0 FC6-4 1B 1-2f 3-H		3-1 G5-4-3			1-1 4-3		0-0 E 1B SF8 1B	4 2 1 1 1 0 2			
Gene Green, R (1, 9) OBP: 0.336, SLG: 0.424	1-2 1B 1-2			2-1 F4		1-0 2B		1-1 E5 G6-4-3 1B	5 0 3 0 0 1 2			
Bobby Gene Smith, R (1, 8) OBP: 0.342, SLG: 0.389	0-2 1B 1-3 2-H			2-0 5-3 1B		1-3 K		0-2 SF8	3 0 2 2 0 1 1			
Hal Smith, R (1, 2) OBP: 0.276, SLG: 0.272	1-1 F8			3-2 5-3 1-2		0-2 F4		2-2 G6-4-3 1-2f	4 0 0 0 0 0 5			
Eddie Kasko, R (1, 4) OBP: 0.275, SLG: 0.280		1-2 G1-6-3 1B		4-0 FC6 IBB		2-0 F5		3-1 5-3	3 0 1 0 1 0 0			
Sam Jones, R (1, 1) OBP: 0.120, SLG: 0.101 Jim Brosnan, R (9, 1) OBP: 0.135, SLG: 0.143		0-0 G1-6-3 1-2f		0-1 FC6 1-2f		1-1 6-3		2-0 6-3	4 0 0 0 0 0 3 0 0 0 0 0 0 0			
<b>Inning Stats</b>	R: 2 H: 2 E: 1 LOB: 2 K: 0 BB: 1 S: 25 P: 35	R: 0 H: 1 E: 0 LOB: 0 K: 0 BB: 0 S: 7 P: 10	R: 0 H: 0 E: 0 LOB: 0 K: 0 BB: 1 S: 9 P: 19	R: 0 H: 1 E: 0 LOB: 2 K: 0 BB: 1 S: 9 P: 20	R: 0 H: 0 E: 0 LOB: 0 K: 2 BB: 0 S: 11 P: 17	R: 0 H: 1 E: 0 LOB: 1 K: 1 BB: 0 S: 9 P: 12	R: 0 H: 1 E: 0 LOB: 2 K: 1 BB: 1 S: 7 P: 14	R: 1 H: 2 E: 1 LOB: 0 K: 0 BB: 0 S: 10 P: 13	R: 2 H: 2 E: 0 LOB: 2 K: 1 BB: 2 S: 13 P: 31	1B: 7 SF: 1 2B: 2 SAC: 0 3B: 1 DP: 3 HR: 0 HBP: 0		WP: 0 PA: 41 PB: 0 SB: 0 CS: 0
<b>PITCHER</b>	IP WLS BF H R ER SO BB IBB HBP BLK WP HR S P ERA WHIP											
Johnny Podres, L (1, 1) ERA: 3.74	8.0 L 34 8 3 0 4 3 1 0 0 0 0 0 87 140 0.00 1.375											
Johnny Klippstein, R (9, 1) ERA: 4.14	0.2 6 2 2 2 0 2 0 0 0 0 0 0 9 26 27.00 6.000											
Don Drysdale, R (9, 1) ERA: 4.18	0.1 1 0 0 0 0 1 0 0 0 0 0 0 4 5 0.00 0.000											





Batter	1	2	3	4	5	6	7	8	9	AB R H RBI BB SO LOB	TOP											
Ellis Burton, S (1, 9) OBP: 0.368, SLG: 0.588	3-3 K			4-0 G4-3 BB		1-0 E1		1-3 K		3 0 0 0 1 2 1	<b>St. Louis Cardinals @ Los Angeles Dodgers</b> <b>Los Angeles Memorial Coliseum, Los Angeles, CA</b> Wed Sep 24 1958, 10:05 PM EDT Att: 12,771 - Unknown <a href="http://livebaseballscorecards.com">livebaseballscorecards.com</a>											
Lee Tate, R (1, 6) OBP: 0.240, SLG: 0.217	2-2 5-3		1-0 G4-3	1-2f	0-2 F7			1-0 1B	4 0 1 0 0 0 2													
Stan Musial, L (1, 3) OBP: 0.424, SLG: 0.529 Larry Jackson, R (8, 1) OBP: 0.164, SLG: 0.167	2-1 F5		0-0 1B				2-2 WP 1B	1-1 1-3	4 1 2 0 0 0 2 0 0 0 0 0 0 0													
Ken Boyer, R (1, 5) OBP: 0.360, SLG: 0.499		0-0 L4-6 2B		0-1 F8		4-0 E 1B G4-6-3 BB		0-0 HR	3 2 2 1 1 0 1													
Irv Noren, L (1, 7) OBP: 0.330, SLG: 0.398 Benny Valenzuela, R (9, PH) OBP: 0.267, SLG: 0.286 Wally Moon, L (9, PH) OBP: 0.343, SLG: 0.367		1-3 K		2-2 F5		1-1 E8 G4-6-3 1B		0-1 F7	3 0 1 1 0 1 1 0 0 0 0 0 0 0 1 0 0 0 0 0 0													
Gene Green, R (1, 2) OBP: 0.333, SLG: 0.420		2-2 L4-6		0-0 5-3		2-2 G4-6-3		1-2 F3	4 0 0 0 0 0 2													
Bobby Gene Smith, R (1, 8) OBP: 0.325, SLG: 0.368			0-2 F4		0-3 K		1-1 5-3	0-1 F9	4 0 0 0 0 1 0													
Eddie Kasko, R (1, 4) OBP: 0.273, SLG: 0.278 Don Blasingame, L (8, PH) OBP: 0.344, SLG: 0.357			0-3 K		2-1 1-3			1-2 F7	2 0 0 0 0 1 0 1 0 0 0 0 0 0													
Bob Mabe, R (1, 1) Gene Freese, R (6, PH) OBP: 0.283, SLG: 0.409 Nelson Chittum, R (6, 1) OBP: 0.250, SLG: 0.250 Joe Cunningham, L (8, PH) OBP: 0.447, SLG: 0.482			2-3 K		1-1 F7			4-0 1B BB	1 0 0 0 0 1 0 1 0 0 0 0 0 0 0 0 0 0 0 0 0 0 0 0 0 1 0 0													
<b>Inning Stats</b>	R: 0 E: 0 K: 1 S: 11	H: 0 LOB: 0 BB: 0 P: 18	R: 0 E: 0 K: 1 S: 7	H: 1 LOB: 0 BB: 0 P: 10	R: 0 E: 0 K: 2 S: 9	H: 0 LOB: 0 BB: 0 P: 11	R: 0 E: 0 K: 0 S: 4	H: 1 LOB: 1 BB: 1 P: 9	R: 0 E: 0 K: 1 S: 8	H: 0 LOB: 0 BB: 0 P: 10	R: 0 E: 1 K: 0 S: 9	H: 0 LOB: 1 BB: 0 P: 13	R: 2 E: 1 K: 0 S: 13	H: 2 LOB: 0 BB: 1 P: 23	R: 0 E: 0 K: 1 S: 9	H: 1 LOB: 2 BB: 1 P: 17	R: 1 E: 0 K: 0 S: 9	H: 1 LOB: 0 BB: 0 P: 10	1B: 4 2B: 2 3B: 0 HR: 1	SF: 0 SAC: 0 DP: 3 HBP: 0	WP: 1 PB: 0 SB: 0 CS: 0	PA: 34
<b>PITCHER</b>	IP WLS BF H R ER SO BB IBB HBP BLK WP HR S P ERA WHIP																					
Roger Craig, R (1, 1) ERA: 3.94	7.2 W 29 5 2 1 6 3 0 0 0 1 0 68 108 1.17 1.043																					
Fred Kipp, L (8, 1) ERA: 5.03	0.1 2 1 1 1 0 0 0 0 0 0 1 3 4 27.00 3.000																					
Babe Birrer, R (9, 1) ERA: 4.5	1.0 S 3 0 0 0 0 0 0 0 0 0 0 8 9 0.00 0.000																					



Batter	1	2	3	4	5	6	7	8	9
<b>Bob Lillis, R</b> <small>OBP: 0.403, SLG: 0.492</small> (1, 6)	1-2  <b>HR</b>		0-0  <b>1B</b>		2-1  <b>G4-6-3 HBP</b>		0-0  <b>F8</b>		
<b>Gino Cimoli, R</b> <small>OBP: 0.293, SLG: 0.367</small> (1, 8)	0-0  <b>F8</b>		1-0  <b>F6</b>		1-2  <b>G4-6-3</b>		1-1  <b>6-3</b>		
<b>Ron Fairly, L</b> <small>OBP: 0.354, SLG: 0.439</small> (1, 7)	4-2  <b>G3-6-3 BB</b>		3-2  <b>1B</b>		0-1  <b>E1</b>		0-3  <b>K</b>		
<b>Jim Gentile, L</b> <small>OBP: 0.233, SLG: 0.185</small> (1, 3)	2-1  <b>G3-6-3</b>		0-0  <b>1B</b>		1-0  <b>4-3</b>		1-0  <b>F8</b>		
<b>Gil Hodges, R</b> <small>OBP: 0.332, SLG: 0.437</small> (9, 3)			1-3  <b>1B</b>						
<b>Don Demeter, R</b> <small>OBP: 0.222, SLG: 0.368</small> (1, 9)		1-0  <b>G4-3 1B</b>		1-1  <b>F8</b>		2-2  <b>HR</b>		2-3  <b>K</b>	
<b>John Roseboro, L</b> <small>OBP: 0.328, SLG: 0.441</small> (1, 2)		1-1  <b>G4-3</b>		0-0  <b>2B</b>		1-1  <b>B4-3</b>			
<b>Don Zimmer, R</b> <small>OBP: 0.305, SLG: 0.420</small> (1, 5)		2-3  <b>K</b>		0-0  <b>F3</b>		1-0  <b>L8</b>			
<b>Charlie Neal, R</b> <small>OBP: 0.340, SLG: 0.438</small> (1, 4)			4-1  <b>1B BB</b>	4-0  <b>IBB</b>		0-3  <b>K</b>			
<b>Roger Craig, R</b> (1, 1)			3-3  <b>K</b>	1-1  <b>L9</b>		1-1  <b>4-3</b>			
<b>Fred Kipp, L</b> <small>OBP: 0.270, SLG: 0.278</small> (8, 1)									
<b>Babe Birrer, R</b> <small>OBP: 0.625, SLG: 0.714</small> (9, 1)									

AB	R	H	RBI	BB	SO	LOB
3	2	2	1	0	0	0
4	0	0	0	0	0	3
3	0	1	1	1	1	0
4	0	1	1	0	0	2
0	0	0	0	0	0	0
4	1	2	1	0	1	0
3	0	1	0	0	0	1
3	0	0	0	0	1	1
1	1	0	0	2	1	0
3	0	0	0	0	1	3
0	0	0	0	0	0	0
0	0	0	0	0	0	0

BOTTOM	
<b>St. Louis Cardinals @ Los Angeles Dodgers</b> Los Angeles Memorial Coliseum, Los Angeles, CA <small>Wed Sep 24 1958, 10:05 PM EDT</small> <small>Att. 12,771 - Unknown</small>	<b>livebaseballscorecards.com</b>
<b>AB 28</b> <b>R 4</b> <b>H 7</b> <b>RBI 4</b> <b>BB 3</b> <b>SO 5</b> <b>LOB 10</b>	
<b>WP: 0</b> <b>PA: 32</b> <b>PB: 0</b> <b>SB: 0</b> <b>CS: 0</b>	

Inning Stats		R: 1	H: 1	R: 0	H: 1	R: 2	H: 3	R: 0	H: 1	R: 1	H: 1	R: 0	H: 0	R: 0	H: 0	R: 0	H: 0	R: 0	H: 0
		E: 0	LOB: 0	E: 0	LOB: 0	E: 0	LOB: 2	E: 0	LOB: 2	E: 0	LOB: 0	E: 0	LOB: 0	E: 0	LOB: 0	E: 0	LOB: 0	E: 0	LOB: 0
		K: 0	BB: 1	K: 1	BB: 0	K: 1	BB: 1	K: 0	BB: 1	K: 1	BB: 0	K: 0	BB: 0	K: 0	BB: 0	K: 2	BB: 0	K: 0	BB: 0
		S: 8	P: 15	S: 6	P: 10	S: 11	P: 22	S: 6	P: 12	S: 9	P: 13	S: 5	P: 7	S: 7	P: 10	S: 7	P: 10	S: 7	P: 10

PITCHER		IP	WLS	BF	H	R	ER	SO	BB	IBB	HBP	BLK	WP	HR	S	P	ERA	WHIP
<b>Bob Mabe, R</b>	(1, 1)	5.0	L	22	6	3	3	2	2	1	1	0	0	1	38	70	5.40	1.600
<b>Nelson Chittum, R</b>	(6, 1)	2.0		7	1	1	1	1	0	0	0	0	0	1	14	20	4.50	0.500
<b>Larry Jackson, R</b>	(8, 1)	1.0		3	0	0	0	2	0	0	0	0	0	7	10	0.00	0.000	

Batter	1	2	3	4	5	6	7	8	9	AB R H RBI BB SO LOB	TOP											
<b>Tony Taylor, R</b> OBP: 0.301, SLG: 0.316 (1, 4)	3-2 F8		2-3 K	1-1 1B			1-1 6-3		1-1 F9	5 0 1 1 0 1 1												
<b>Alvin Dark, R</b> OBP: 0.338, SLG: 0.364 (1, 5)	3-1 HR		0-1 1B	1-1 4-3			0-0 1B		1-3 K	5 2 3 1 0 1 3												
<b>14 Ernie Banks, R</b> OBP: 0.367, SLG: 0.621 (1, 6)	1-2 5-3		0-0 F4				2-0 F2		1-3 K	5 0 0 0 0 1 3												
<b>Walt Moryn, L</b> OBP: 0.347, SLG: 0.497 (1, 7)	0-0 4-3		0-0 FC6-4 1B				2-3 K		0-0 L8	4 0 1 1 0 1 0												
<b>Bobby Thomson, R</b> OBP: 0.348, SLG: 0.461 (1, 8)			3-2 5-3	2-2 FC6-4 1B			0-0 5-3		0-1 HBP 1B	4 0 1 0 0 0 1												
<b>Dale Long, L</b> OBP: 0.358, SLG: 0.469 (1, 3)			1-1 FC4-6 1B				1-3 K		3-2 HBP	3 0 1 0 0 1 0												
<b>Jim Marshall, L</b> OBP: 0.303, SLG: 0.387 (1, 9)			4-2 FC4-6 1B				0-1 6-3		3-2 F5	1 1 0 0 2 0 0												
<b>Jim Bolger, R</b> OBP: 0.287, SLG: 0.303 (8, 9)			1-2 BB				4-1 1B BB		2-3 K	1 0 0 0 0 0 2												
<b>Sammy Taylor, L</b> OBP: 0.319, SLG: 0.372 (1, 2)			3-2 FC4-6				2-1 1B		2-3 K	3 0 1 0 0 0 2												
<b>Cal Neeman, R</b> OBP: 0.335, SLG: 0.479 (8, 2)			1-2f 2-3				1-3 1B			1 0 0 0 0 1 2												
<b>Bob Anderson, R</b> OBP: 0.118, SLG: 0.118 (1, 1)			1-3 K				0-0 L7		2-2 1B	1 0 0 0 0 0 1 2												
<b>Bill Henry, L</b> OBP: 0.316, SLG: 0.294 (2, 1)										0 0 0 0 0 0 0 0												
<b>Bob Will, L</b> OBP: 0.600, SLG: 0.333 (4, PH)										1 0 0 0 0 0 0 2												
<b>Dolan Nichols, R</b> (4, 1)										0 0 0 0 0 0 0 0												
<b>Taylor Phillips, L</b> OBP: 0.105, SLG: 0.056 (6, 1)										0 0 0 0 0 0 0 0												
<b>Lou Jackson, L</b> OBP: 0.194, SLG: 0.371 (7, PH)										1 0 0 0 0 0 0 0												
<b>Elmer Singleton, R</b> (7, 1)										0 0 0 0 0 0 0 0												
<b>Chuck Tanner, L</b> OBP: 0.321, SLG: 0.437 (9, PH)										1 0 1 0 0 0 0 0												
<b>Inning Stats</b>	R: 1 E: 0 K: 0 S: 10	H: 1 LOB: 0 BB: 0 P: 17	R: 0 E: 0 K: 1 S: 14	H: 1 LOB: 2 BB: 1 P: 26	R: 1 E: 0 K: 1 S: 10	H: 2 LOB: 1 BB: 1 P: 14	R: 1 E: 0 K: 0 S: 9	H: 2 LOB: 2 BB: 1 P: 17	R: 0 E: 0 K: 1 S: 6	H: 0 LOB: 0 BB: 0 P: 11	R: 0 E: 0 K: 1 S: 6	H: 0 LOB: 0 BB: 0 P: 7	R: 0 E: 0 K: 0 S: 6	H: 1 LOB: 1 BB: 0 P: 10	R: 0 E: 0 K: 1 S: 12	H: 1 LOB: 2 BB: 0 P: 20	R: 0 E: 0 K: 2 S: 15	H: 1 LOB: 1 BB: 0 P: 20	1B: 7 2B: 0 3B: 1 HR: 1	SF: 0 SAC: 0 DP: 0 HBP: 1	WP: 0 PB: 0 SB: 0 CS: 0	PA: 39
<b>PITCHER</b>	IP WLS BF H R ER SO BB IBB HBP BLK WP HR S P ERA WHIP																					
<b>Don Drysdale, R</b> ERA: 4.17 (1, 1)	7.1 W 33 8 3 3 4 2 0 1 0 0 1 66 110 3.68 1.364																					
<b>Fred Kipp, L</b> ERA: 5.01 (8, 1)	0.1 1 0 0 0 0 0 0 0 0 0 0 4 7 0.00 0.000																					
<b>Johnny Klippstein, R</b> ERA: 4.1 (8, 1)	1.1 S 5 1 0 0 3 0 0 0 0 0 0 0 18 25 0.00 0.750																					

Chicago Cubs @ Los Angeles Dodgers  
Los Angeles Memorial Coliseum, Los Angeles, CA  
Fri Sep 26 1958, 10:05 PM EDT  
Unknown

livebaseballscorecards.com

AB	36
R	3
H	9
RBI	3
BB	2
SO	7
LOB	18





Batter	1	2	3	4	5	6	7	8	9	AB	R	H	RBI	BB	SO	LOB
Bob Lillis, R OBP: 0.421, SLG: 0.507 (1, 6)	1-1 3B 1B	1-0 1B			0-0 6-3	0-1 E5 1B				4	2	3	2	0	0	0
John Roseboro, L OBP: 0.332, SLG: 0.450 (1, 2)	1-0 1B	1-0 E S 1B			2-0 G3 1B	1-1 4-3				4	1	3	3	0	0	2
Ron Fairly, L OBP: 0.346, SLG: 0.422 (1, 8)	3-2 L3 1B	1-1 4-3			0-0 G3					4	0	1	1	0	1	2
Jim Gentile, L OBP: 0.242, SLG: 0.172 (1, 3)	1-0 L3				4-0 BB					2	0	0	0	1	1	1
Gil Hodges, R OBP: 0.331, SLG: 0.436 (7, 3)	1-2 L3				0-0 6-3					1	0	0	0	0	0	0
Don Demeter, R OBP: 0.223, SLG: 0.364 (1, 9)	3-3 K				0-0 G6-4-3 1B					4	0	1	0	0	1	2
Frank Howard, R OBP: 0.267, SLG: 0.379 (1, 7)		1-1 5-3			1-1 G6-4-3					3	0	0	0	0	1	1
Gino Cimoli, R OBP: 0.292, SLG: 0.366 (7, 7)					1-2f					1	0	0	0	0	0	0
Charlie Neal, R OBP: 0.341, SLG: 0.438 (1, 4)		2-2 1B 1B			0-0 5-3					4	1	2	0	0	0	0
Earl Robinson, R OBP: 0.250, SLG: 0.200 (1, 5)		0-1 1B 1B			0-0 4-3					4	2	2	0	0	1	1
Don Drysdale, R OBP: 0.261, SLG: 0.591 (1, 1)		0-3 K			1-2 1-3					3	0	1	0	0	1	2
Fred Kipp, L OBP: 0.270, SLG: 0.278 (8, 1)										0	0	0	0	0	0	0
Johnny Klippstein, R OBP: 0.071, SLG: 0.071 (8, 1)										0	0	0	0	0	0	0

Inning Stats	R: 2	H: 3	E: 0	K: 1	S: 12	LOB: 0	BB: 0	P: 21	R: 3	H: 4	E: 0	K: 1	S: 15	LOB: 1	BB: 0	P: 21	R: 0	H: 1	E: 0	K: 1	S: 6	LOB: 0	BB: 0	P: 10	R: 0	H: 0	E: 0	K: 0	S: 5	LOB: 0	BB: 0	P: 6	R: 0	H: 1	E: 0	K: 0	S: 4	LOB: 2	BB: 1	P: 10	R: 1	H: 3	E: 1	K: 1	S: 15	LOB: 2	BB: 0	P: 23	R: 0	H: 0	E: 0	K: 1	S: 9	LOB: 0	BB: 0	P: 14	R: 0	H: 1	E: 0	K: 1	S: 8	LOB: 0	BB: 0	P: 13
--------------	------	------	------	------	-------	--------	-------	-------	------	------	------	------	-------	--------	-------	-------	------	------	------	------	------	--------	-------	-------	------	------	------	------	------	--------	-------	------	------	------	------	------	------	--------	-------	-------	------	------	------	------	-------	--------	-------	-------	------	------	------	------	------	--------	-------	-------	------	------	------	------	------	--------	-------	-------

PITCHER	IP	WLS	BF	H	R	ER	SO	BB	IBB	HBP	BLK	WP	HR	S	P	ERA	WHIP
Bob Anderson, R ERA: 4.08 (1, 1)	1.2	L	11	7	5	5	2	0	0	0	0	0	0	25	39	27.00	4.200
Bill Henry, L ERA: 2.94 (2, 1)	1.1		4	1	0	0	1	0	0	0	0	0	0	8	13	0.00	0.750
Dolan Nichols, R ERA: 4.79 (4, 1)	2.2		13	4	1	1	1	1	0	0	0	0	0	22	36	3.38	1.875
Taylor Phillips, L ERA: 4.76 (6, 1)	0.1		1	0	0	0	0	0	0	0	0	0	0	2	3	0.00	0.000
Elmer Singleton, R ERA: (7, 1)	2.0		6	1	0	0	2	0	0	0	0	0	0	17	27	0.00	0.500


**BOTTOM**

**Chicago Cubs @ Los Angeles Dodgers**  
**Los Angeles Memorial Coliseum, Los Angeles, CA**

Fri Sep 26 1958, 10:05 PM EDT  
Unknown

livebaseballscorecards.com

AB	34
R	6
H	13
RBI	6
BB	1
SO	6
LOB	11



WP: 0	PA: 35
PB: 0	
SB: 1	
CS: 1	

Batter	1	2	3	4	5	6	7	8	9	AB R H RBI BB SO LOB	TOP																													
<b>Tony Taylor, R</b> OBP: 0.298, SLG: 0.313 (1, 4)	3-2 F4		3-3 K	1-0 FC6-4			1-2 F4		1-0 1-3	5 0 0 0 0 1 4	<b>Chicago Cubs @ Los Angeles Dodgers</b> <b>Los Angeles Memorial Coliseum, Los Angeles, CA</b> Fri Sep 26 1958, 10:05 PM EDT Att. 24,586 - Unknown <a href="http://livebaseballscorecards.com">livebaseballscorecards.com</a>																													
<b>Alvin Dark, R</b> OBP: 0.338, SLG: 0.365 (1, 5)	1-2 F4		2-2 1B		3-2 F5		0-0 F8	0-1 1B	5 0 2 1 0 0 0																															
<b>14 Ernie Banks, R</b> OBP: 0.367, SLG: 0.618 (1, 6)	4-0 BB		1-3 K		3-3 K		1-1 F8	4-0 IBB	3 0 0 0 2 2 1																															
<b>Walt Moryn, L</b> OBP: 0.349, SLG: 0.496 <b>Lou Jackson, L</b> OBP: 0.194, SLG: 0.371 (1, 7) (9, 9)	1-2 F7			4-2 FC3-6 E WP BB	4-1 WP BB		2-2 L6-4 BB 1B	1-3 K	3 1 1 0 2 1 3 0 0 0 0 0 0 0																															
<b>Bobby Thomson, R</b> OBP: 0.347, SLG: 0.459 (1, 9) (9, 7)		H 1-0 HBP		1-3 K	1-2 6-3		2-2 F3		3 0 0 0 0 1 3																															
<b>Cal Neeman, R</b> OBP: 0.333, SLG: 0.472 (1, 2)		0-3 K		1-1 E5 FC3-6		2-3 K	4-2 BB		3 0 0 0 1 2 2																															
<b>Dale Long, L</b> OBP: 0.358, SLG: 0.468 (1, 3)		0-1 F9		0-0 FC3-6 1B WP		0-0 1B	0-0 L6-4		4 0 1 0 0 0 5																															
<b>Chick King, R</b> OBP: 0.455, SLG: 0.250 (1, 8)		0-2 F8		4-0 1B IBB		1-1 F4		4-2 1B 1-3 BB	2 1 0 0 2 0 2																															
<b>John Buzhardt, R</b> OBP: 0.125, SLG: 0.125 <b>Bill Henry, L</b> OBP: 0.316, SLG: 0.294 <b>Don Elston, R</b> OBP: 0.357, SLG: 0.357 (1, 1) (9, 1) (9, 1)		0-3 K		1-0 FC6-4 1B		1-2 6-3		0-3 K	4 0 1 0 0 2 2 0 0 0 0 0 0 0 0 0 0 0 0 0 0																															
<b>Inning Stats</b>	R: 0 E: 0 K: 0 S: 12	H: 0 LOB: 1 BB: 1 P: 21	R: 0 E: 0 K: 1 S: 8	H: 0 LOB: 1 BB: 0 P: 9	R: 0 E: 0 K: 3 S: 15	H: 1 LOB: 1 BB: 0 P: 21	R: 1 E: 1 K: 1 S: 10	H: 1 LOB: 3 BB: 2 P: 22	R: 0 E: 0 K: 1 S: 12	H: 0 LOB: 1 BB: 1 P: 23		R: 0 E: 0 K: 1 S: 10	H: 1 LOB: 1 BB: 0 P: 14	R: 0 E: 0 K: 0 S: 6	H: 0 LOB: 0 BB: 0 P: 8	R: 0 E: 0 K: 0 S: 11	H: 1 LOB: 1 BB: 1 P: 19	R: 1 E: 0 K: 2 S: 12	H: 1 LOB: 2 BB: 2 P: 22	1B: 5 2B: 1 3B: 0 HR: 0	SF: 0 SAC: 0 DP: 1 HBP: 1	WP: 2 PB: 0 SB: 0 CS: 0	PA: 40																	
<b>PITCHER</b> <b>Sandy Koufax, L</b> ERA: 4.48 (1, 1)	IP 9.0	WLS L	BF 40	H 5	R 2	ER 1	SO 9	BB 5	IBB 2	HBP 1	BLK 0	WP 2	HR 0	S 96	P 159	ERA 1.00	WHIP 1.111						PITCHER	IP	WLS	BF	H	R	ER	SO	BB	IBB	HBP	BLK	WP	HR	S	P	ERA	WHIP

Batter	1	2	3	4	5	6	7	8	9	AB	R	H	RBI	BB	SO	LOB
<b>Jim Gilliam, S</b> OBP: 0.353, SLG: 0.336 (1, 4)	0-0 F6	0-1 1-3			1-1 5-3		3-1 3-1			4	0	0	0	0	0	3
<b>Pee Wee Reese, R</b> OBP: 0.337, SLG: 0.381 (1, 5)	4-1 G5-3 1B BB		1-2 1-3			1-0 FC1-6 1B		2-2 F4		3	0	1	0	1	0	0
<b>Ron Fairly, L</b> OBP: 0.339, SLG: 0.408 (1, 8)	2-1 1-2 1B		1-2 F5			0-0 FC1-6 FC6-4 1-2f		2-2 4-3		4	0	1	0	0	0	1
<b>Carl Furillo, R</b> OBP: 0.341, SLG: 0.474 (1, 9)	0-0 G5-3 2-3f		0-2 6-3			0-0 FC6-4 BB 1-2f		3-1 L7		4	0	0	0	0	0	3
<b>Gil Hodges, R</b> OBP: 0.333, SLG: 0.437 (1, 3)		1-2 E BLK 2B		1-2 F9		4-1 1-2 BB		3-3 K		3	1	1	0	1	1	0
<b>Don Zimmer, R</b> OBP: 0.305, SLG: 0.418 (1, 6)		0-0 E4 BLK BB FC1-2 2-3		0-1 F6		1-3 K		0-0 1B		4	0	1	0	0	1	3
<b>Don Demeter, R</b> OBP: 0.234, SLG: 0.363 (1, 7)		4-1 FC1-2 BLK 1-2 BB		0-0 F7			0-1 F7		0-1 1B	3	0	1	0	1	0	0
<b>Joe Pignatano, R</b> OBP: 0.306, SLG: 0.437 (1, 2)		0-0 5-3		1-0 F3		4-2 SH2-4 BB		3-3 K		2	0	0	0	1	0	2
<b>Norm Larker, L</b> OBP: 0.353, SLG: 0.429 (9, PH)										0	0	0	0	0	0	0
<b>Charlie Neal, R</b> OBP: 0.340, SLG: 0.437 (9, PH)										1	0	0	0	0	1	2
<b>Sandy Koufax, R</b> OBP: 0.140, SLG: 0.143 (1, 1)		1-2 2-3 3-H		2-3 K		0-0 SH2-4		1-1 F6		2	0	0	0	0	1	2
<b>Steve Bilko, R</b> OBP: 0.295, SLG: 0.479 (9, PH)										0	0	0	0	0	0	0
<b>John Roseboro, L</b> OBP: 0.331, SLG: 0.449 (9, PH)										1	0	0	0	0	0	2

Inning Stats	R: 0	H: 1	E: 0	K: 5	S: 5	H: 1	LOB: 1	BB: 1	P: 11	R: 1	H: 1	E: 1	K: 0	S: 11	R: 0	H: 0	E: 0	K: 0	S: 9	R: 0	H: 0	E: 0	K: 0	S: 6	R: 0	H: 0	E: 0	K: 1	S: 7	R: 0	H: 1	E: 0	K: 1	S: 7	R: 0	H: 0	E: 0	K: 0	S: 7	R: 0	H: 0	E: 0	K: 0	S: 11	R: 0	H: 2	E: 0	K: 2	S: 11	R: 0	H: 0	E: 0	K: 0	S: 11	1B: 4	SF: 0	2B: 1	SAC: 1	3B: 0	DP: 1	HR: 0	HBP: 0	WP: 0	PA: 36
--------------	------	------	------	------	------	------	--------	-------	-------	------	------	------	------	-------	------	------	------	------	------	------	------	------	------	------	------	------	------	------	------	------	------	------	------	------	------	------	------	------	------	------	------	------	------	-------	------	------	------	------	-------	------	------	------	------	-------	-------	-------	-------	--------	-------	-------	-------	--------	-------	--------

PITCHER	IP	WLS	BF	H	R	ER	SO	BB	IBB	HBP	BLK	WP	HR	S	P	ERA	WHIP
<b>John Buzhardt, R</b> ERA: 1.85 (1, 1)	8.1	W	34	5	1	1	3	4	0	0	1	0	0	69	111	1.08	1.080
<b>Bill Henry, L</b> ERA: 2.93 (9, 1)	0.1		1	0	0	0	1	0	0	0	0	0	0	3	6	0.00	0.000
<b>Don Elston, R</b> ERA: 2.94 (9, 1)	0.1	S	1	0	0	0	0	0	0	0	0	0	0	2	3	0.00	0.000

BOTTOM

Chicago Cubs @ Los Angeles Dodgers  
Los Angeles Memorial Coliseum, Los Angeles, CA

Fri Sep 26 1958, 10:05 PM EDT  
Att. 24,586 - Unknown

livebaseballscorecards.com

AB	31
R	1
H	5
RBI	0
BB	4
SO	4
LOB	18



Batter	1	2	3	4	5	6	7	8	9	AB R H RBI BB SO LOB	TOP											
Tony Taylor, R OBP: 0.299, SLG: 0.314 (1, 4)	0-1 S 1B		0-0 6-3		1-0 G5-4-3 1-2f		1-3 K		1-0 2-3 1B	5 1 2 0 0 1 2												
Alvin Dark, R OBP: 0.337, SLG: 0.364 (1, 5)	3-2 1B 1-H 1B		1-0 F5		1-1 5-3		2-2 F2		1-1 SF9	4 0 1 2 0 0 0												
14 Ernie Banks, R OBP: 0.366, SLG: 0.614 (1, 6)	0-0 F7		2-1 F6		2-3 K		2-0 5-3		4-0 IBB	4 0 0 0 1 1 1												
Walt Moryn, L OBP: 0.350, SLG: 0.494 Jim Bolger, R OBP: 0.285, SLG: 0.300 Chick King, R OBP: 0.455, SLG: 0.250 (1, 7) (9, PH) (9, 8)	4-2 1B BB		1-0 4-3		4-1 HR BB		2-2 F9		1-0 F3	2 1 0 0 2 0 0 1 0 0 0 0 0 2 0 0 0 0 0 0 0												
Bobby Thomson, R OBP: 0.350, SLG: 0.466 (1, 8) (9, 7)	1-2 1-2 2-3 1B		2-3 K		1-0 HR		0-0 1B 1B		0-0 1B 1B	4 2 3 2 0 1 0												
Dale Long, L OBP: 0.359, SLG: 0.467 Lou Jackson, L OBP: 0.194, SLG: 0.371 (1, 3) (9, PR) (9, 9)	2-1 G1-4-6-3 1-2f		1-3 K		4-2 BB		0-1 E 1B		1-3 E 1B	3 0 1 0 1 1 3 0 1 0 0 0 0 0												
Jim Marshall, L OBP: 0.306, SLG: 0.386 (1, 9) (9, 3)		3-2 G3		4-1 1B BB		1-0 4-3		2-0 E8 E 1B	3 1 1 1 1 0 1													
Cal Neeman, R OBP: 0.336, SLG: 0.473 (1, 2)		2-2 F9		2-2 G5-4-3 1B		1-0 F9		0-1 E3 1B SH3-4 SF9 1B	4 1 2 0 0 0 0													
Dave Hillman, R OBP: 0.146, SLG: 0.195 Bob Anderson, R OBP: 0.118, SLG: 0.118 Bob Will, L OBP: 0.500, SLG: 0.250 Bill Henry, L OBP: 0.316, SLG: 0.294 Don Elston, R OBP: 0.357, SLG: 0.357 (1, 1) (5, 1) (7, PH) (7, 1) (8, 1)		1-0 F4		1-3 K		2-1 F4		0-1 SH3-4	2 0 0 0 0 1 2 0 0 0 0 0 0 0 1 0													
<b>Inning Stats</b>	R: 1 E: 0 K: 0 S: 19	H: 3 LOB: 2 BB: 1 P: 28	R: 0 E: 0 K: 0 S: 7	H: 0 LOB: 0 BB: 0 P: 13	R: 0 E: 0 K: 2 S: 8	H: 0 LOB: 0 BB: 0 P: 12	R: 0 E: 0 K: 1 S: 8	H: 1 LOB: 1 BB: 1 P: 16	R: 2 E: 0 K: 1 S: 11	H: 1 LOB: 1 BB: 2 P: 24	R: 0 E: 0 K: 1 S: 6	H: 0 LOB: 0 BB: 0 P: 10	R: 0 E: 0 K: 0 S: 8	H: 0 LOB: 0 BB: 0 P: 14	R: 4 E: 2 K: 0 S: 12	H: 5 LOB: 2 BB: 1 P: 21	1B: 9 2B: 0 3B: 0 HR: 1	SF: 1 SAC: 1 DP: 2 HBP: 0	WP: 0 PB: 0 SB: 1 CS: 0	PA: 40		
<b>PITCHER</b>	IP WLS BF H R ER SO BB IBB HBP BLK WP HR S P ERA WHIP																					
Stan Williams, R ERA: 4.01 (1, 1)	0.1		5 3 1 1 0 0 1 0 0 0 0 0 0 0 24 27.00 12.000																			
Don Bessert, R ERA: 3.33 (1, 1)	1.2		4 0 0 0 0 0 0 0 0 0 0 0 0 0 9 17 0.00 0.000																			
Ralph Mauriello, R ERA: 4.63 (3, 1)	3.2		15 2 2 2 4 3 0 0 0 0 0 1 30 57 4.91 1.364																			
Roger Craig, R ERA: 4.5 (6, 1)	2.1	L	11 4 4 3 1 0 0 0 0 0 0 0 21 34 11.57 1.714																			
Johnny Podres, L ERA: 3.72 (9, 1)	1.0		5 1 0 0 0 0 0 1 0 0 0 0 6 13 0.00 1.000																			

Chicago Cubs @ Los Angeles Dodgers  
Los Angeles Memorial Coliseum, Los Angeles, CA  
Sat Sep 27 1958, 6:33 AM EDT  
Att: 12,897 - Unknown

AB	33
R	7
H	10
RBI	5
BB	5
SO	5
LOB	11



Batter	1	2	3	4	5	6	7	8	9	AB	R	H	RBI	BB	SO	LOB
Jim Gilliam, S OBP: 0.352, SLG: 0.335 (1, 5)	2-3 K	1-0 F7			2-1 F8 1B		2-2 F8			4	1	1	0	0	1	2
John Roseboro, L OBP: 0.333, SLG: 0.456 (1, 2)	1-1 HR			4-2 BB 1B	2-0 F8 1-2		2-2 F9			3	1	1	1	1	0	1
Ron Fairly, L OBP: 0.350, SLG: 0.415 (1, 8)	1-1 3-1			0-0 G6-4-3 1B	0-0 HR 1B		0-0 G3			4	1	2	1	0	0	0
Carl Furillo, R OBP: 0.343, SLG: 0.482 (1, 9)	1-2 1B			0-0 F7	2-0 HR 1-1		0-0 F9			4	1	2	2	0	0	2
Gil Hodges, R OBP: 0.330, SLG: 0.434 (1, 3)	2-3 K			0-0 G6-4-3 1-2f	1-2 5-3		2-3 K			4	0	0	0	0	2	3
Don Zimmer, R OBP: 0.305, SLG: 0.415 (1, 6)		4-1 1B BB		1-0 5-3	1-2 5-3		2-3 K			3	0	0	0	1	1	0
Don Demeter, R OBP: 0.225, SLG: 0.349 (1, 7)		1-3 K		2-3 K		1-3 K		3-2 F3		4	0	0	0	0	3	1
Charlie Neal, R OBP: 0.341, SLG: 0.438 (1, 4)		2-1 1-3 1B		0-0 1B		1-0 L8		3-2 6-3		4	0	2	0	0	0	0
Stan Williams, R OBP: 0.050, SLG: 0.125 (1, 1) Don Bessent, R (1, 1) Norm Larker, L (2, PH) Ralph Maunello, R (3, 1) Roger Craig, R (6, 1) Johnny Podres, L (9, 1) Jim Gentile, L (9, PH)		1-3 K		1-3 K		3-3 K		1-0 F5		0	0	0	0	0	0	0

Inning Stats	R: 1	H: 2	E: 0	K: 2	S: 14	H: 2	LOB: 1	BB: 0	P: 21	R: 0	H: 1	E: 0	K: 2	S: 12	H: 1	LOB: 2	BB: 1	P: 21	R: 0	H: 1	E: 0	K: 0	S: 5	H: 1	LOB: 1	BB: 1	P: 9	R: 0	H: 1	E: 0	K: 2	S: 8	R: 3	H: 3	E: 0	K: 0	S: 11	R: 0	H: 0	E: 0	K: 2	S: 7	R: 0	H: 0	E: 0	K: 0	S: 7	R: 0	H: 0	E: 0	K: 2	S: 7	R: 0	H: 0	E: 0	K: 0	S: 7	R: 0	H: 0	E: 0	K: 0	S: 10	R: 0	H: 0	E: 0	K: 0	S: 10	1B: 6	SF: 0	2B: 0	SAC: 0	3B: 0	DP: 1	HR: 2	HBP: 0	WP: 0	PA: 36
--------------	------	------	------	------	-------	------	--------	-------	-------	------	------	------	------	-------	------	--------	-------	-------	------	------	------	------	------	------	--------	-------	------	------	------	------	------	------	------	------	------	------	-------	------	------	------	------	------	------	------	------	------	------	------	------	------	------	------	------	------	------	------	------	------	------	------	------	-------	------	------	------	------	-------	-------	-------	-------	--------	-------	-------	-------	--------	-------	--------

PITCHER	IP	WLS	BF	H	R	ER	SO	BB	IBB	HBP	BLK	WP	HR	S	P	ERA	WHIP
Dave Hillman, R ERA: 3.22 (1, 1)	4.1		22	8	4	4	6	2	0	0	0	0	2	44	74	8.31	2.308
Bob Anderson, R ERA: 3.97 (5, 1)	1.2		5	0	0	0	2	0	0	0	0	0	0	13	20	0.00	0.000
Bill Henry, L ERA: 2.89 (7, 1)	1.0		3	0	0	0	0	0	0	0	0	0	0	7	11	0.00	0.000
Don Elston, R ERA: 2.88 (8, 1)	2.0	W	6	0	0	0	2	0	0	0	0	0	0	17	28	0.00	0.000

**BOTTOM**

**Chicago Cubs @ Los Angeles Dodgers**  
Los Angeles Memorial Coliseum, Los Angeles, CA

Sat Sep 27 1958, 6:33 AM EDT  
Att. 12,897 - Unknown

livebaseballscorecards.com

AB	34
R	4
H	8
RBI	4
BB	2
SO	10
LOB	12

