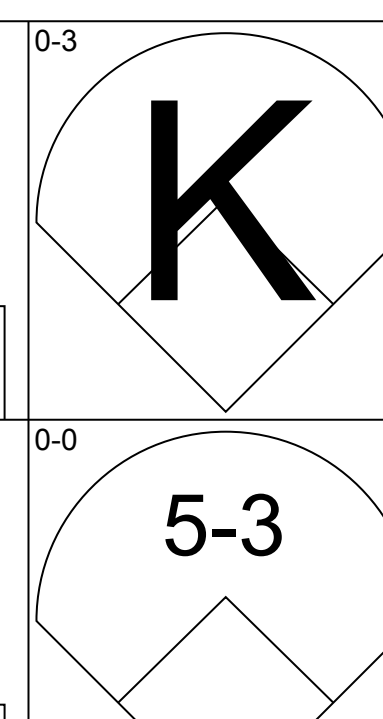
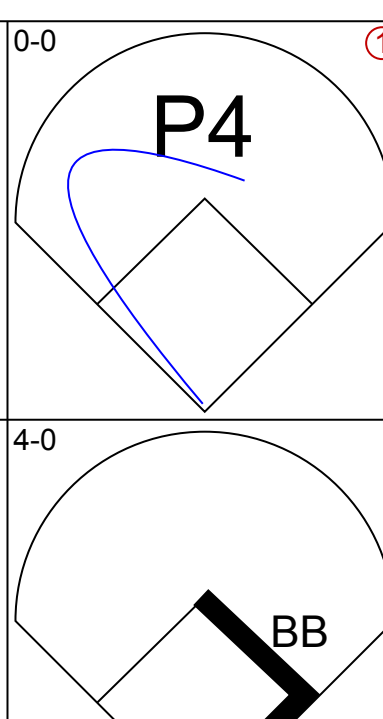
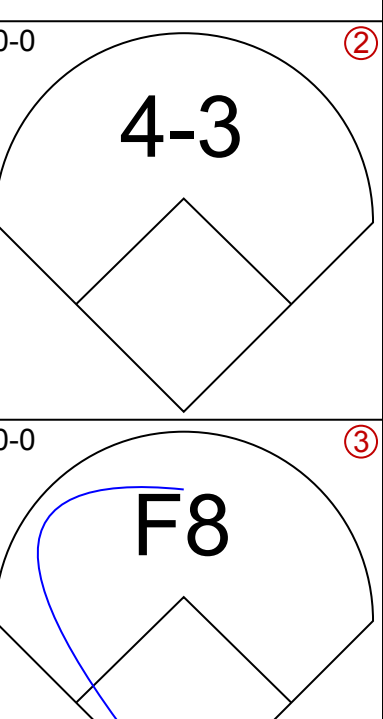
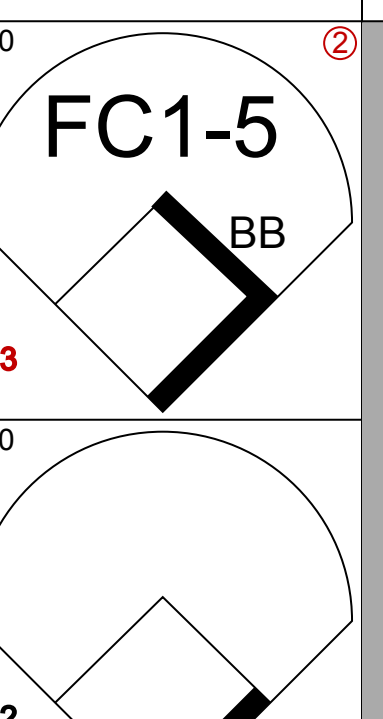
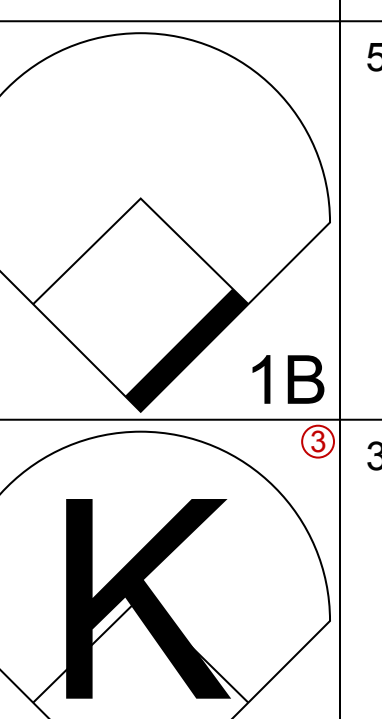
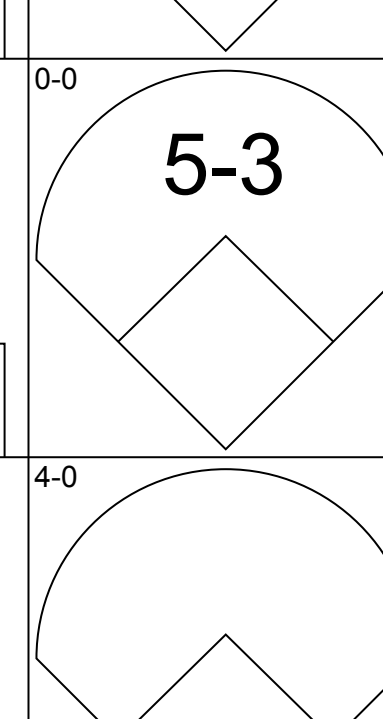
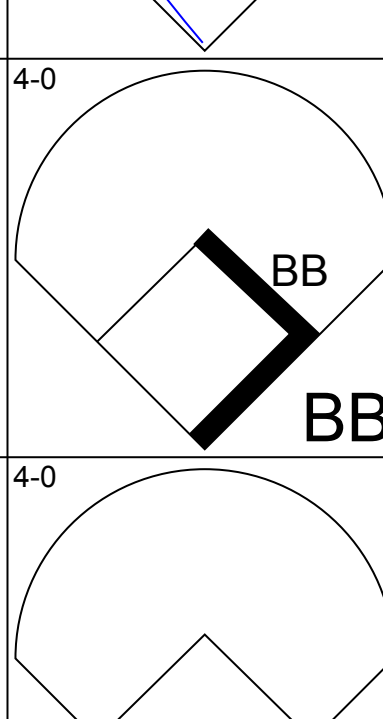
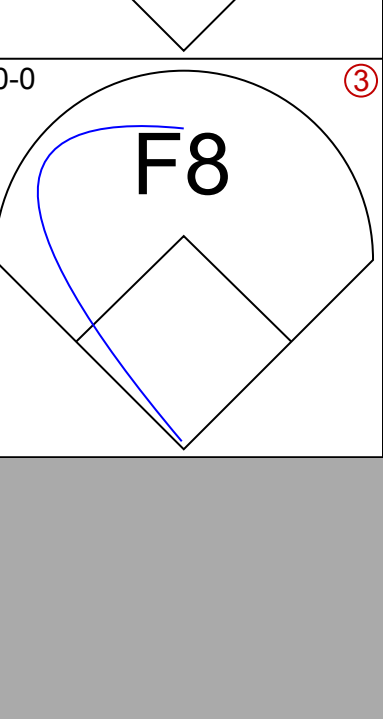

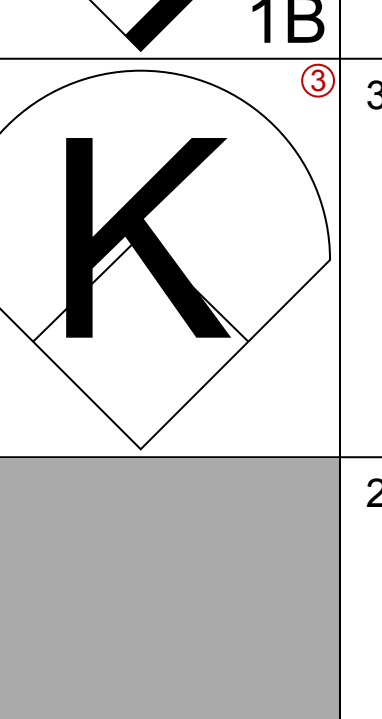
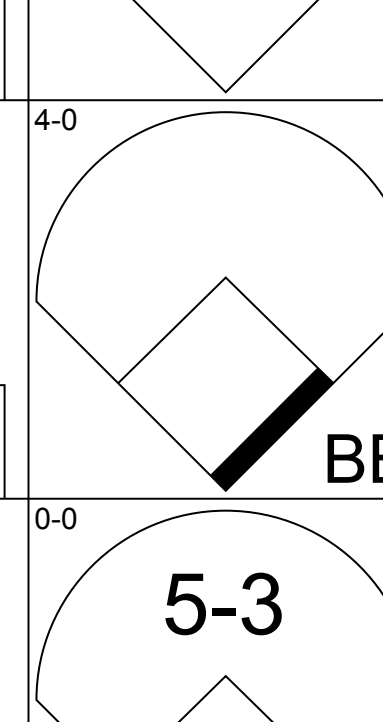
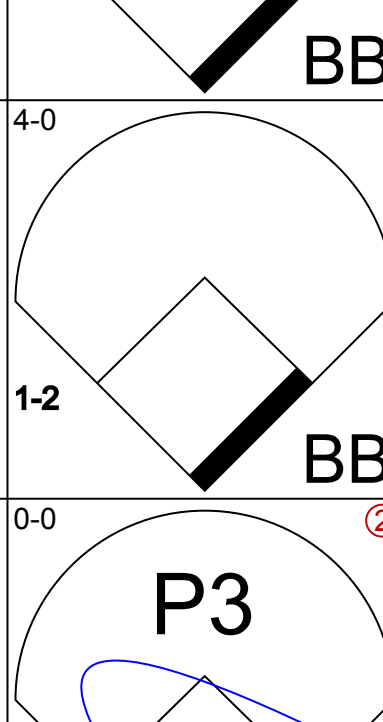

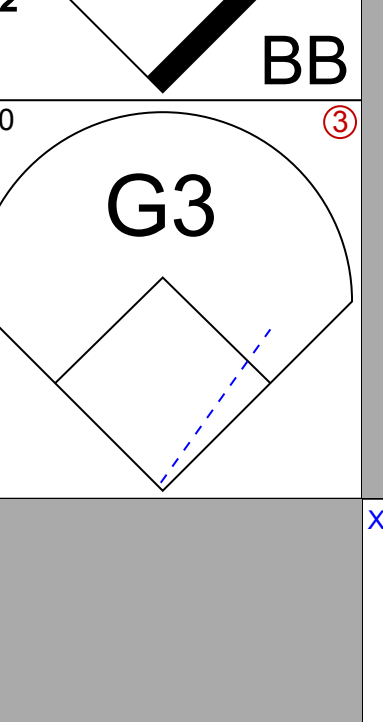

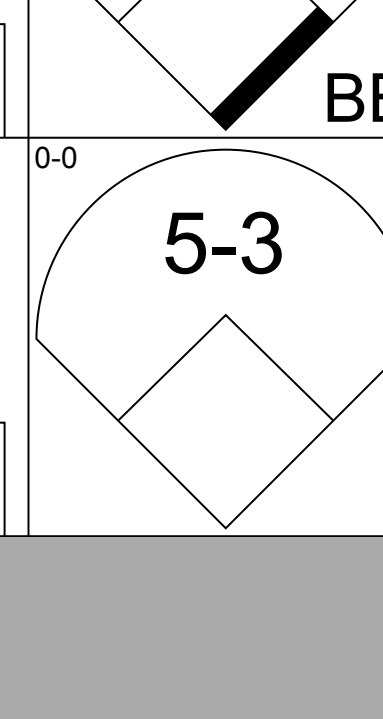
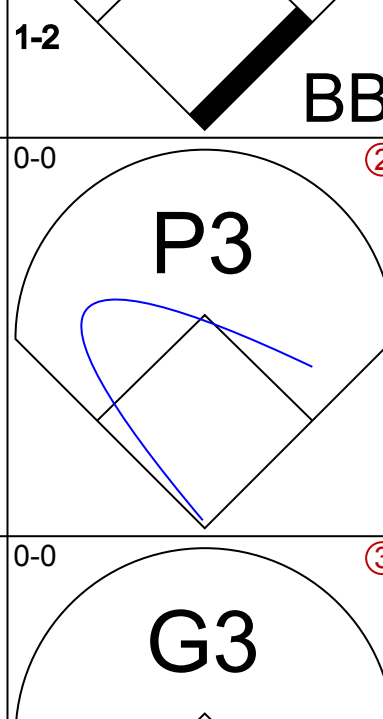


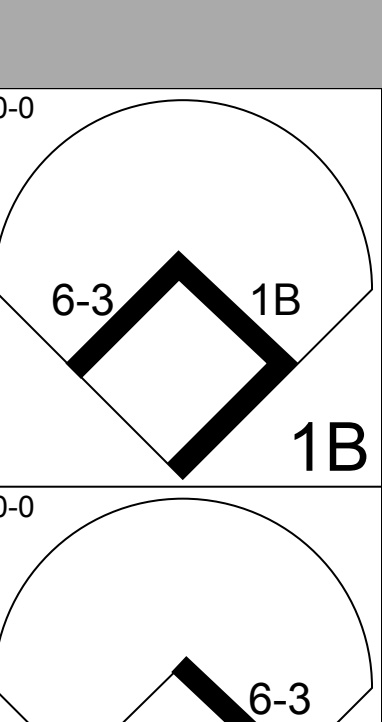
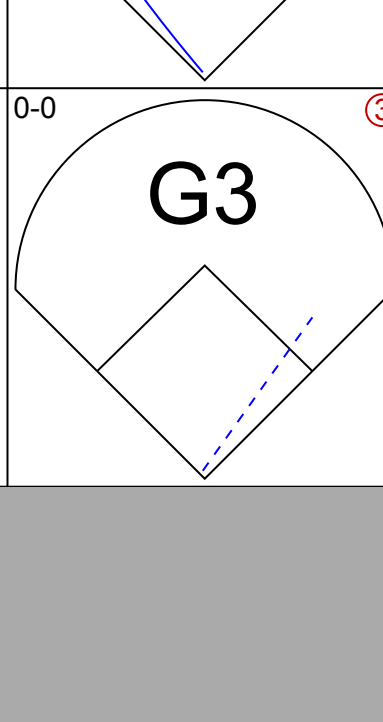


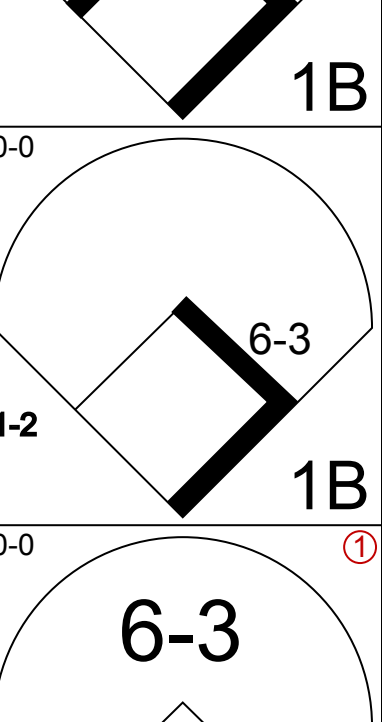
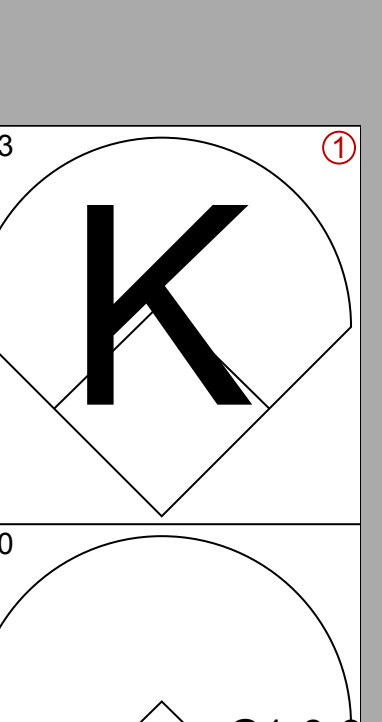
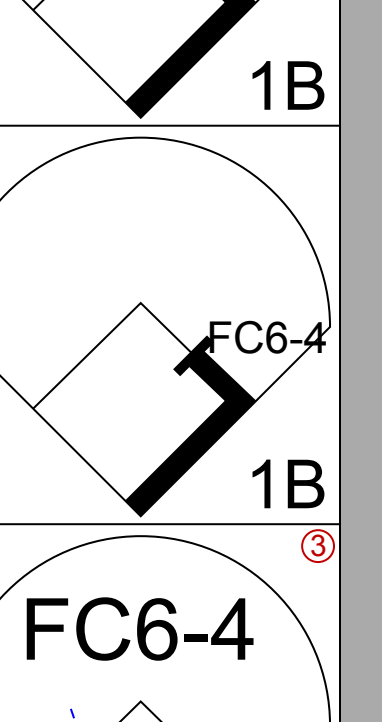
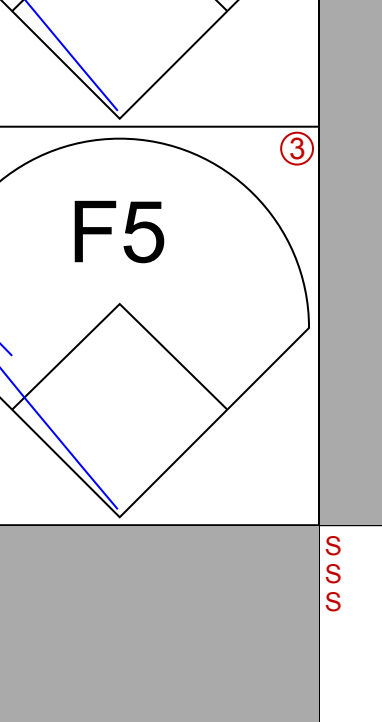


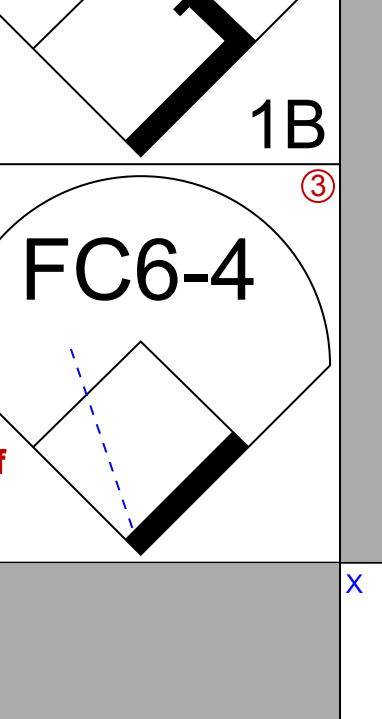
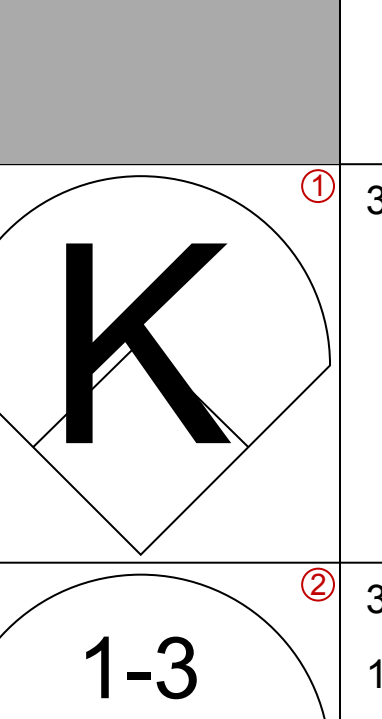

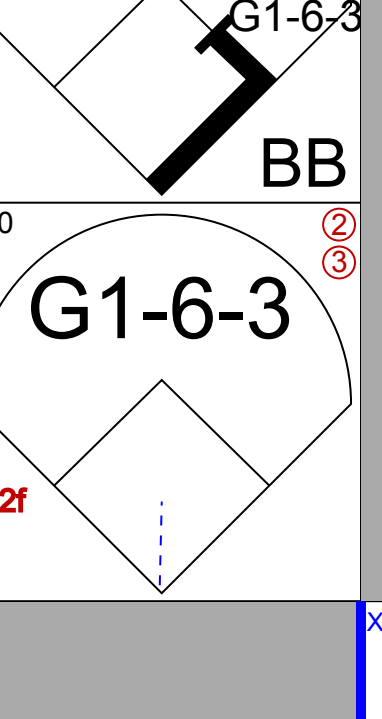
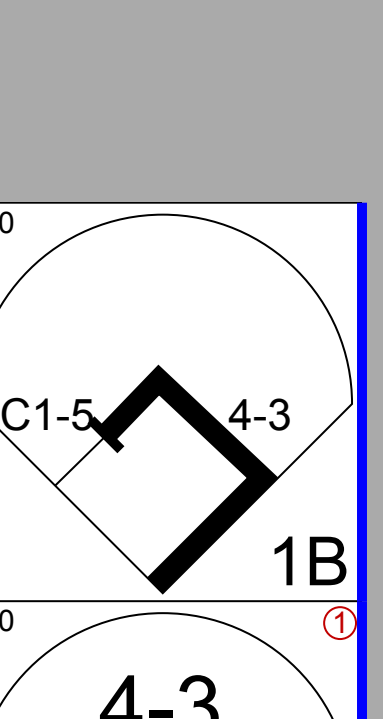
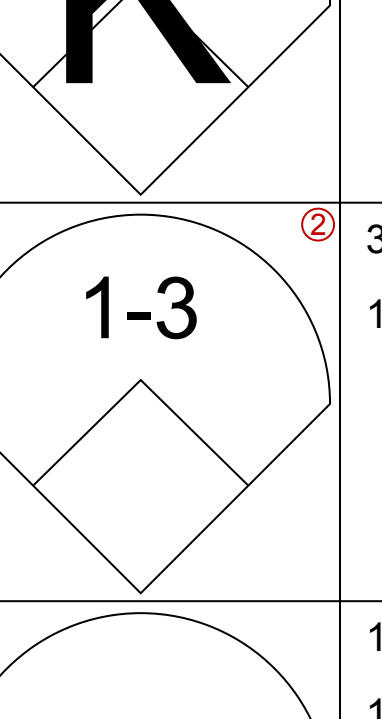

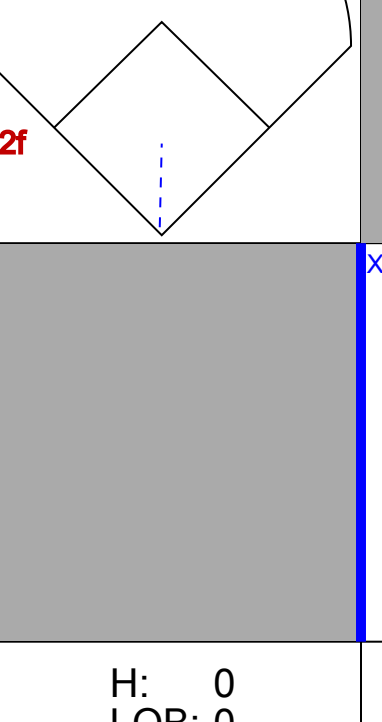
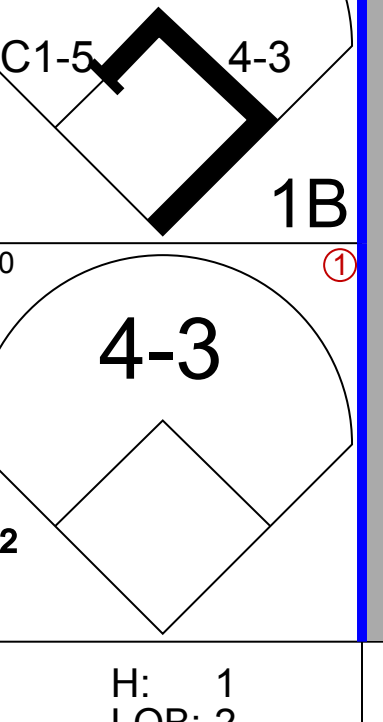
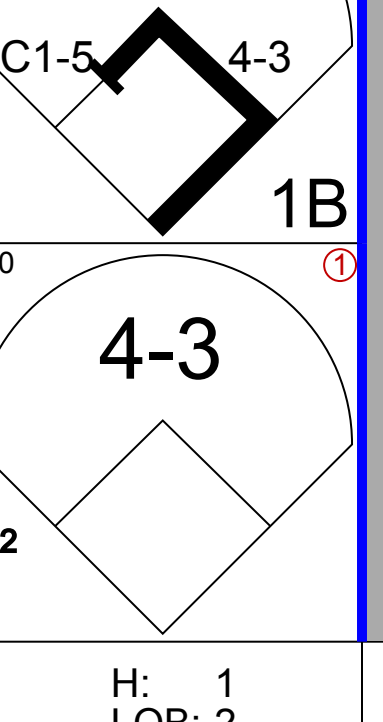
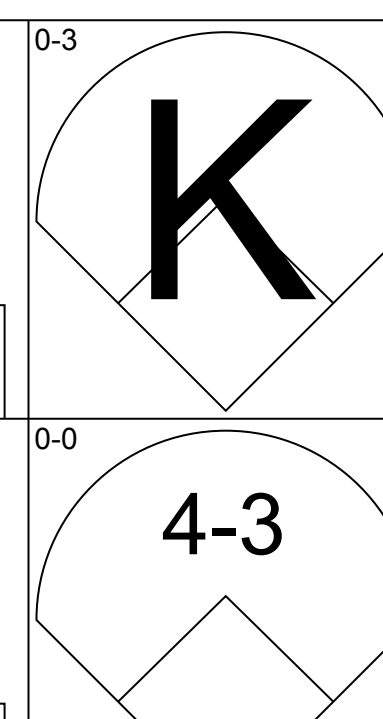
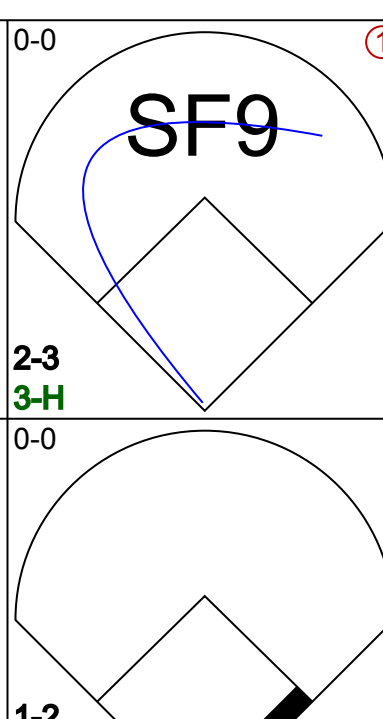
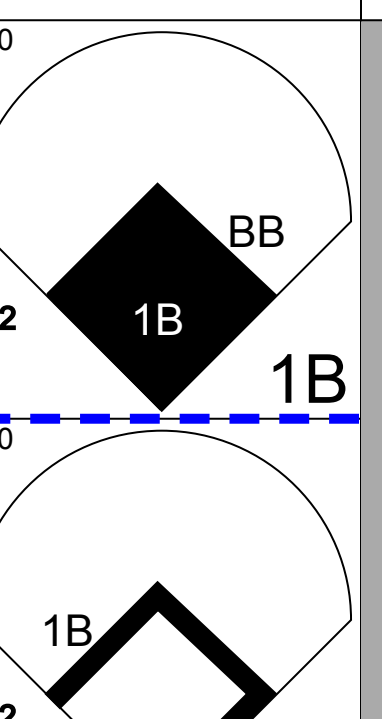
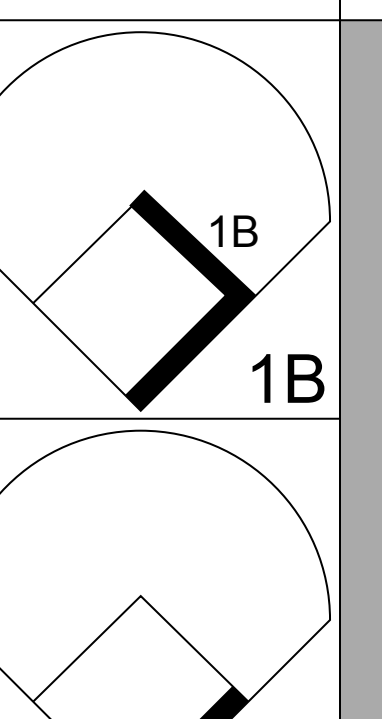
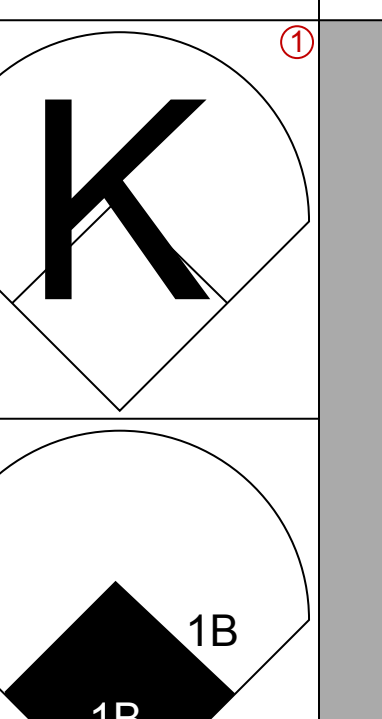
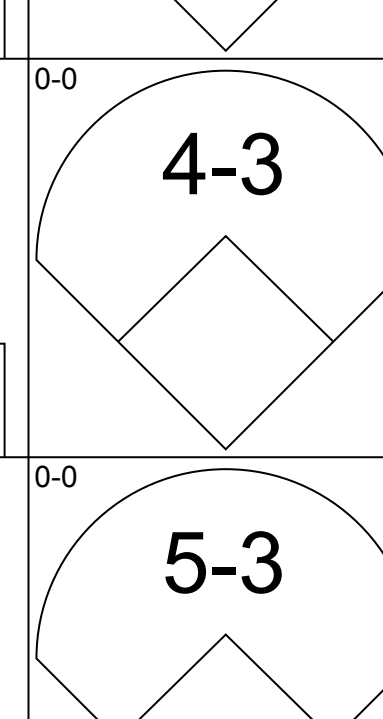
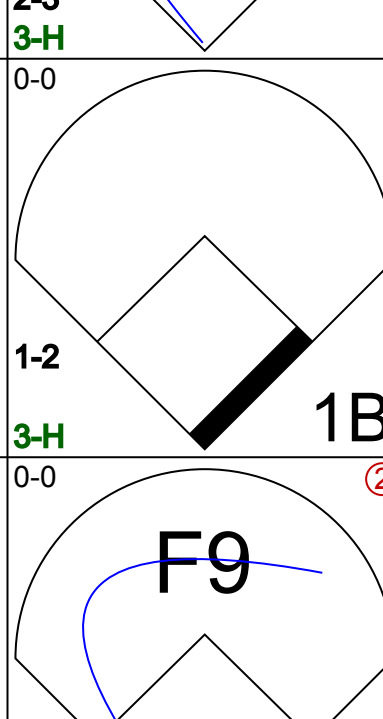
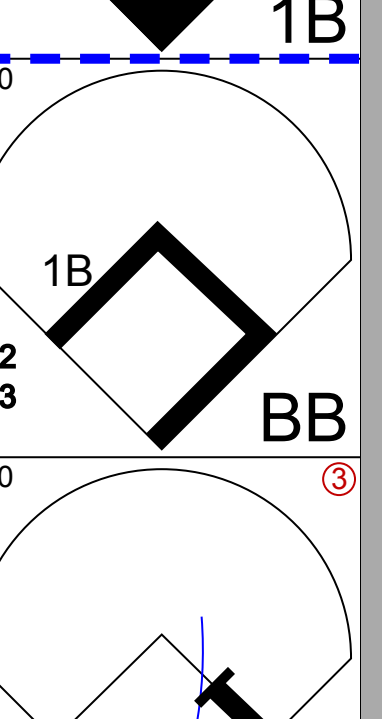
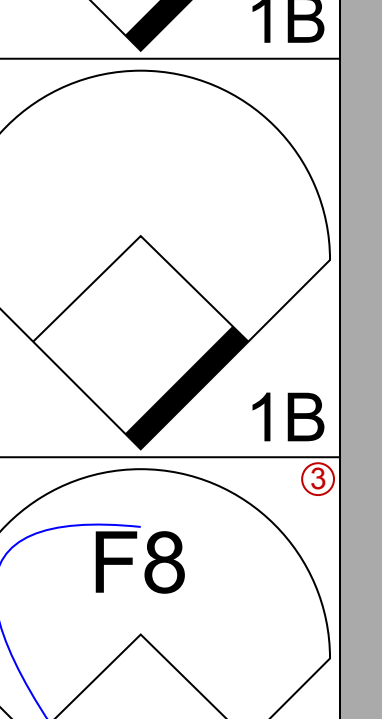
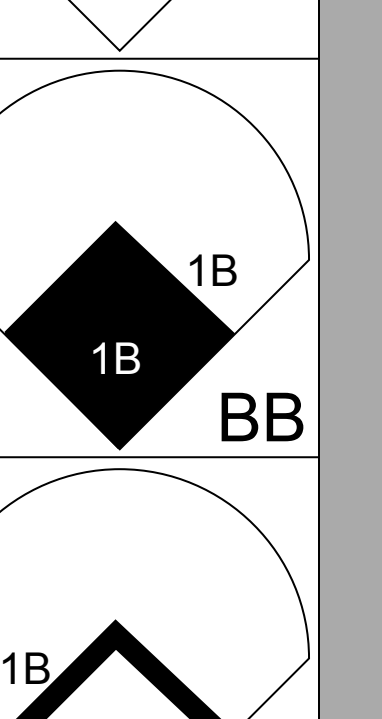
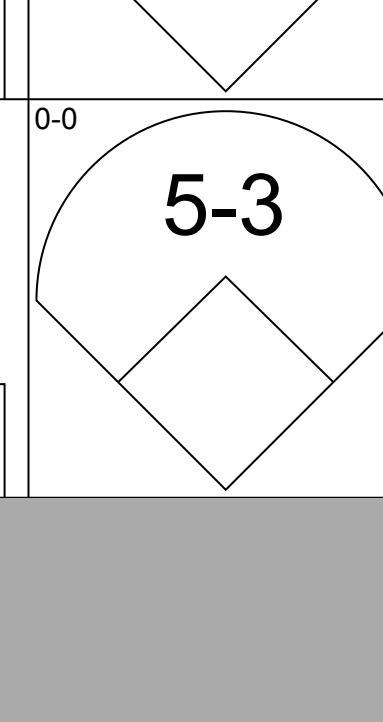
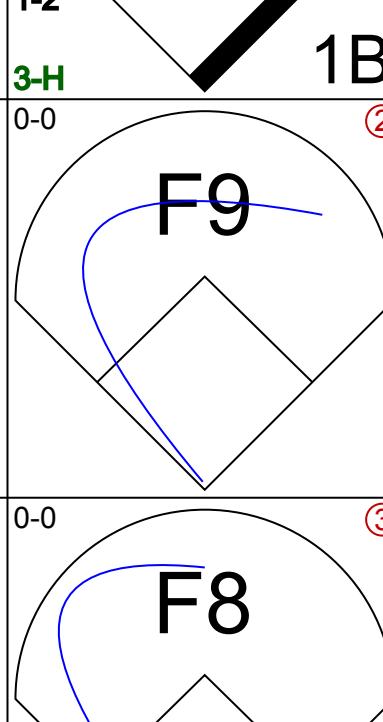
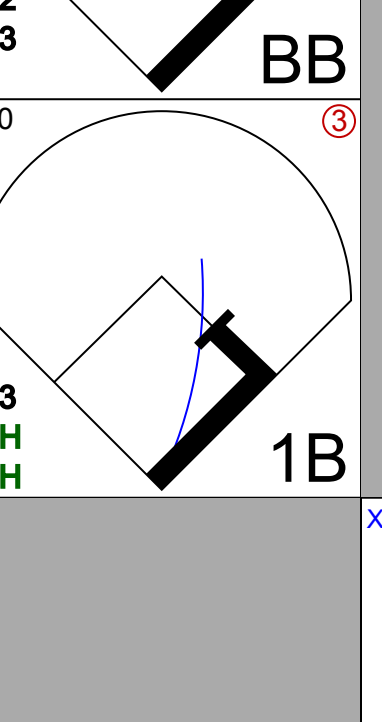
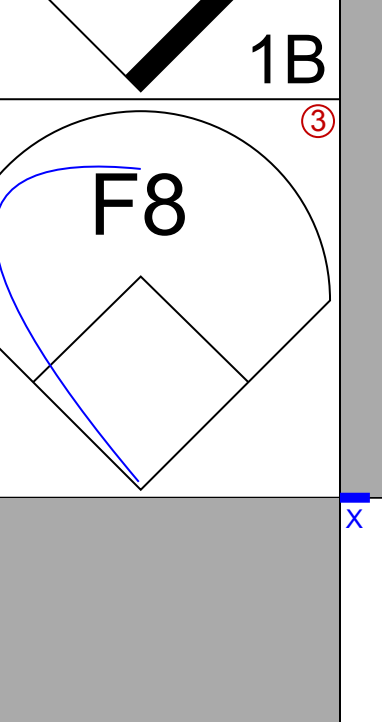
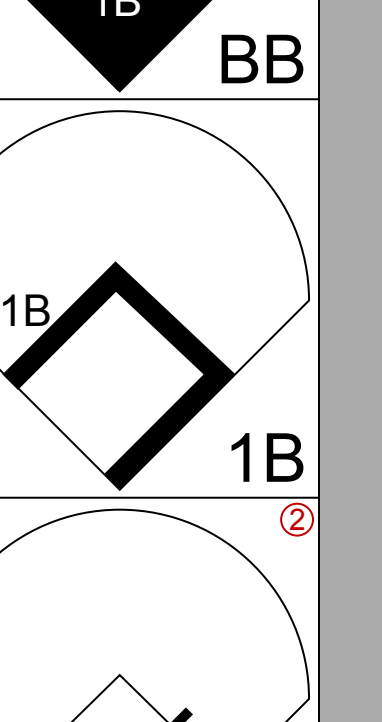
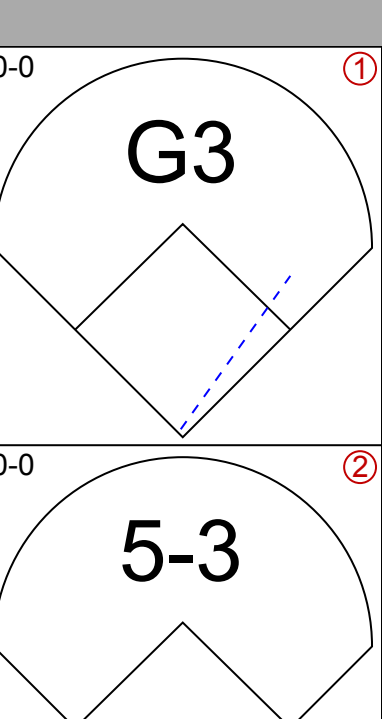
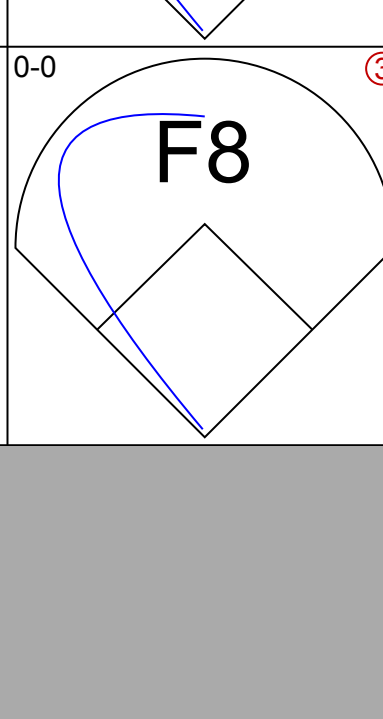
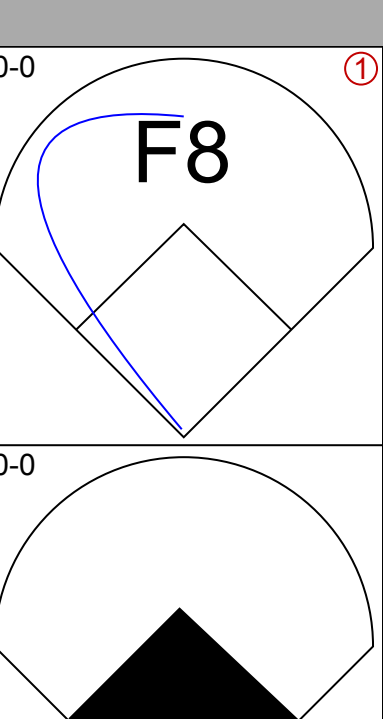
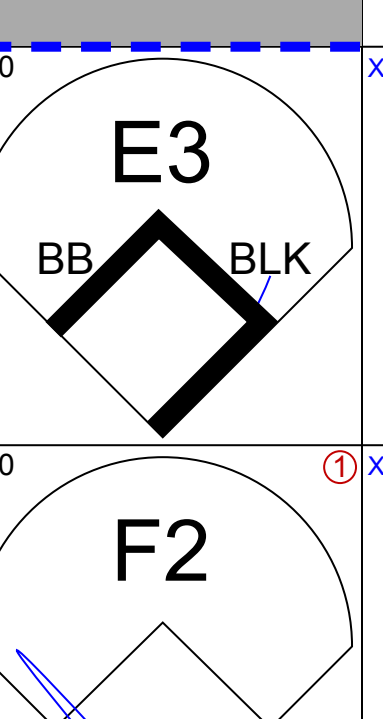
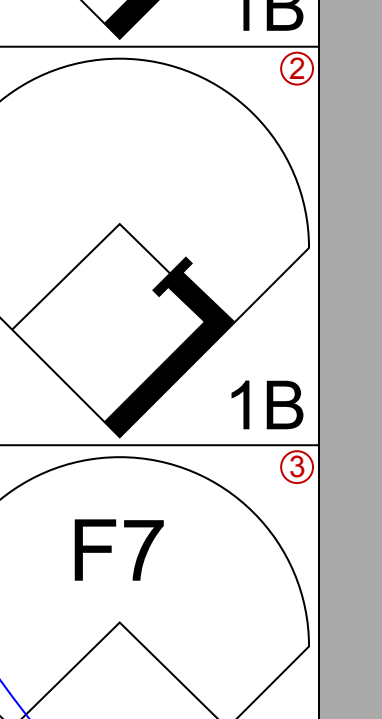


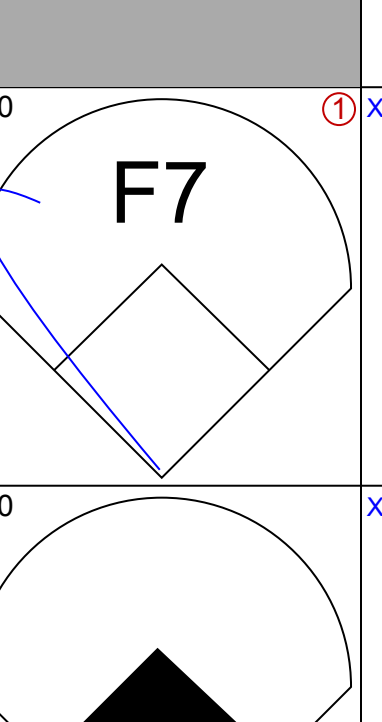
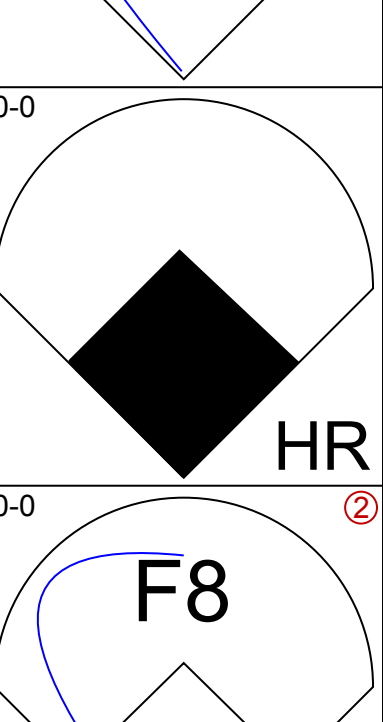
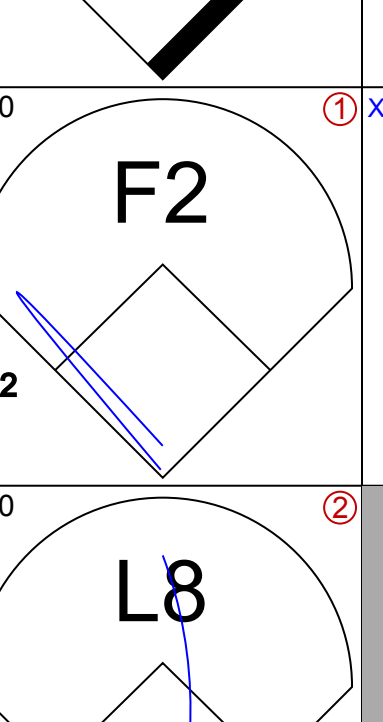
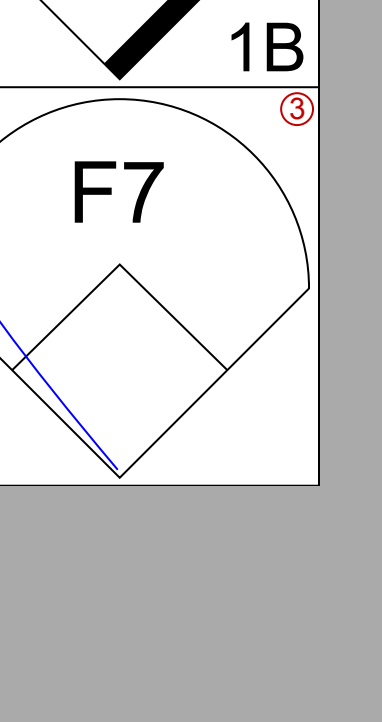

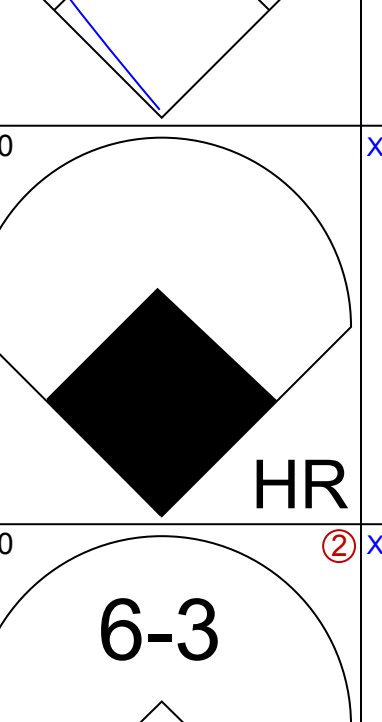
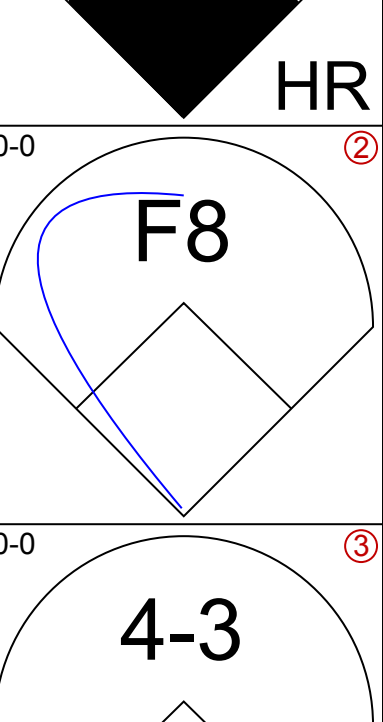
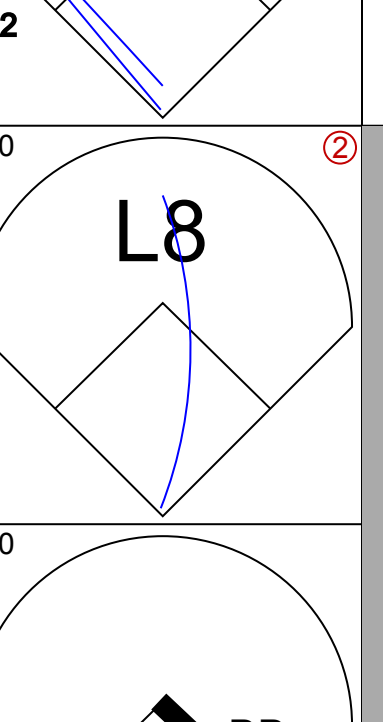
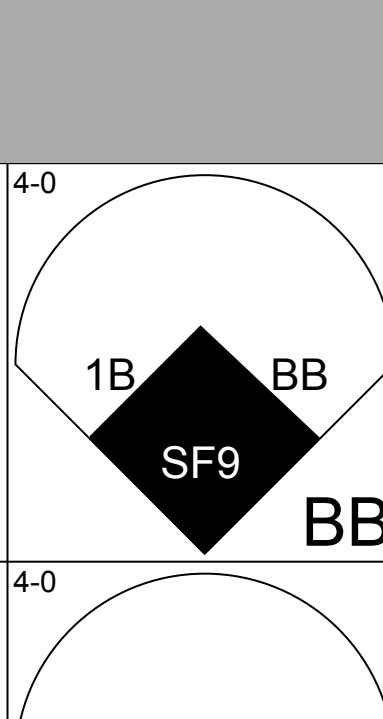
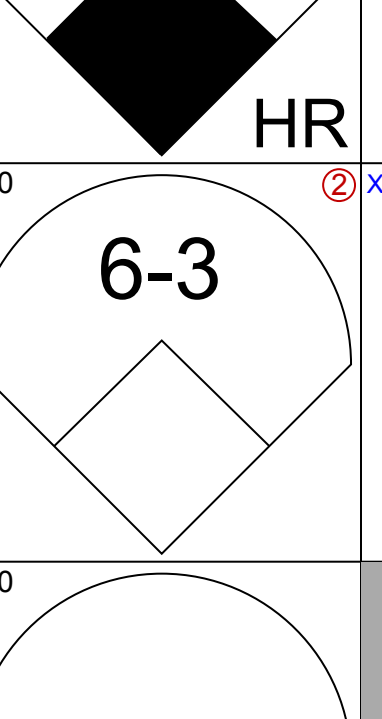
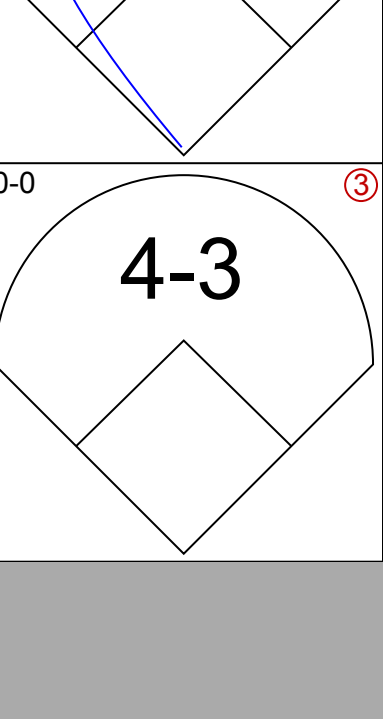
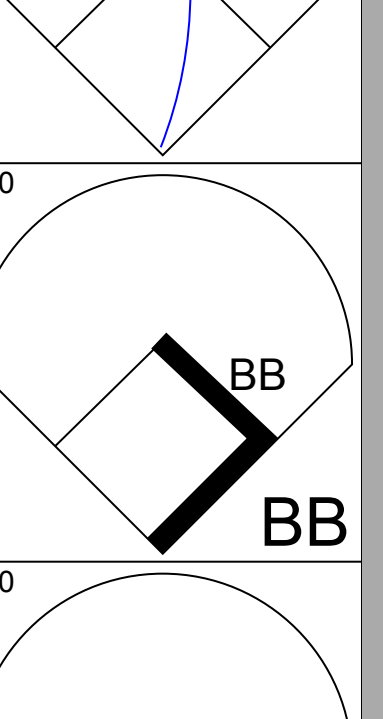
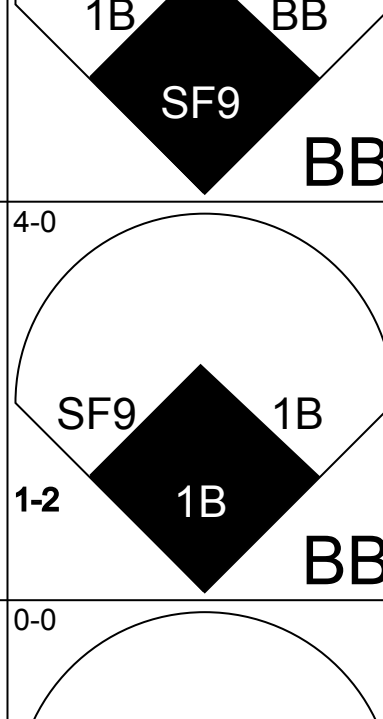
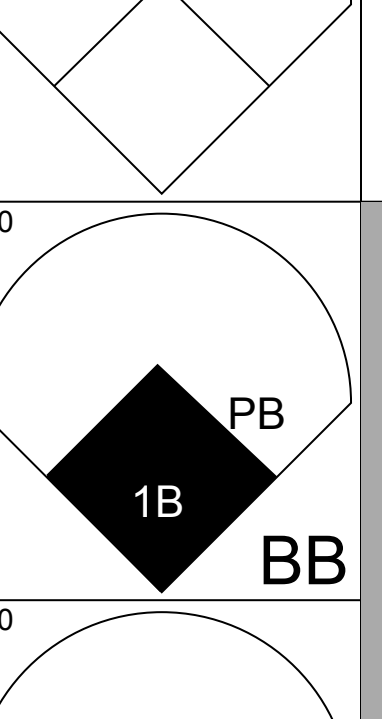
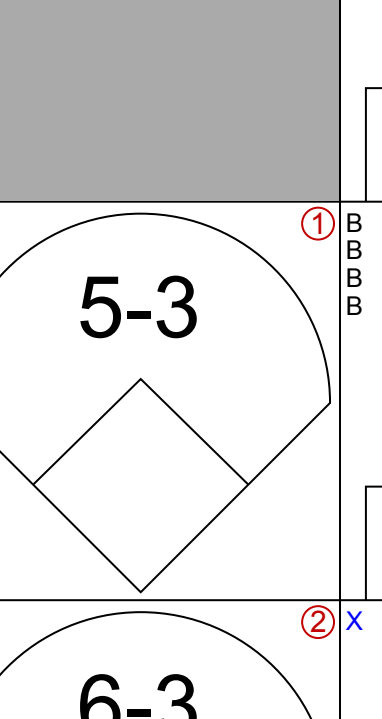
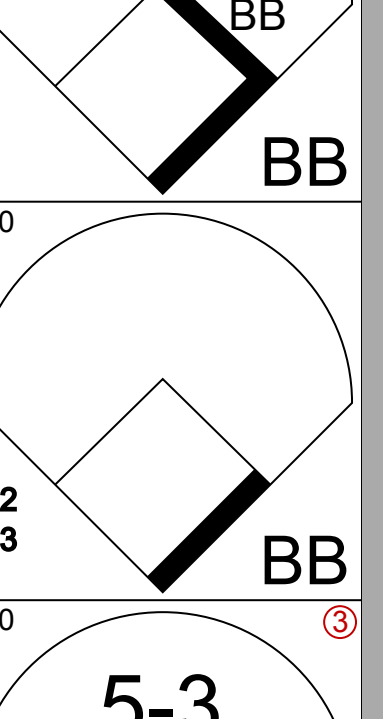
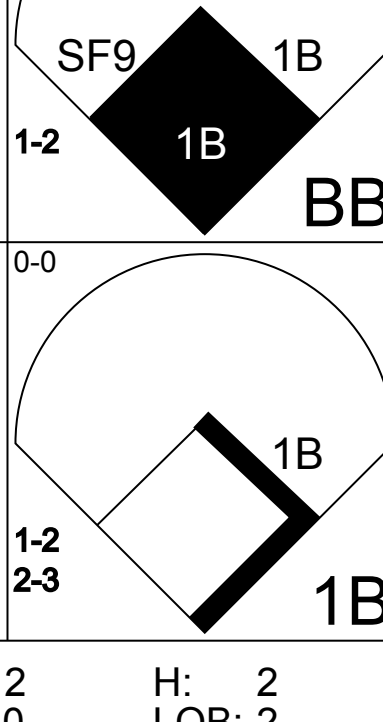
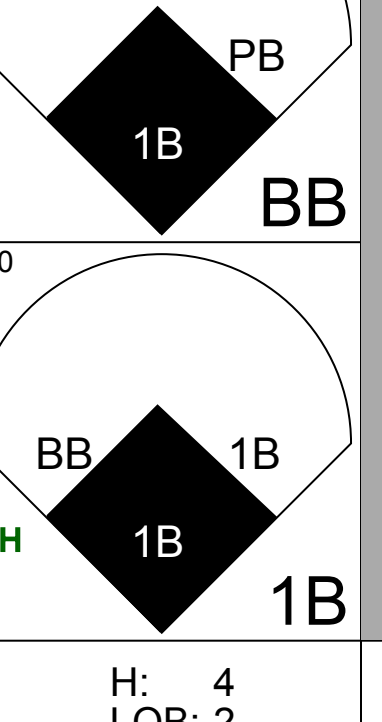

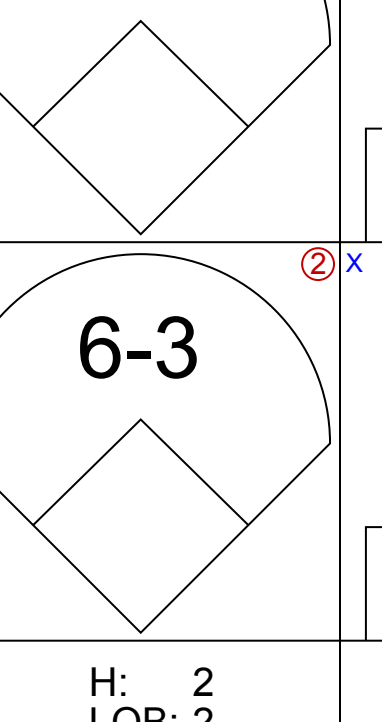


Los Angeles Dodgers - 1958

Batter	1	2	3	4	5	6	7	8	9	AB	R	H	RBI	BB	SO	LOB	TOP		
Gino Cimoli, R OBP: 0.200, SLG: 0.200 (1, 8)										5	0	1	0	0	1	2	Los Angeles Dodgers @ San Francisco Giants Seals Stadium, San Francisco, CA Tue Apr 15 1958, 6:33 AM EST Att: 23,448 - Unknown livebaseballscorecards.com		
Pee Wee Reese, R (1, 6)										3	0	0	0	2	1	2			
Duke Snider, L (1, 7)										2	0	0	0	2	0	2			
Gil Hodges, R (1, 3)										4	0	0	0	0	0	3			
Charlie Neat, R OBP: 0.500, SLG: 0.500 (1, 4)										4	0	2	0	0	0	2			
Dick Gray, R OBP: 0.500, SLG: 0.500 (1, 5)									4	0	2	0	0	1	0				
Carl Furillo, R (1, 9)										3	0	0	0	1	1	4			
Rube Walker, L OBP: 0.333, SLG: 0.333 John Roseboro, L (7, PR) (7, 2)										3	0	1	0	0	1	3			
Don Drysdale, R Don Bessent, R Norm Larker, L Ron Negray, R Jim Gilliam, S (1, 1) (4, 1) (7, PH) (7, 1) (9, PH)										1	0	0	0	0	1	2			
Inning Stats	R: 0 E: 0 K: 1 S: 5	H: 0 LOB: 1 BB: 1 P: 9	R: 0 E: 0 K: 2 S: 9	H: 2 LOB: 2 BB: 0 P: 9	R: 0 E: 0 K: 0 S: 3	H: 0 LOB: 2 BB: 2 P: 11	R: 0 E: 0 K: 1 S: 4	H: 0 LOB: 0 BB: 1 P: 8	R: 0 E: 0 K: 0 S: 3	H: 2 LOB: 2 BB: 0 P: 3	R: 0 E: 0 K: 0 S: 5	H: 1 LOB: 2 BB: 1 P: 8	R: 0 E: 0 K: 0 S: 3	H: 0 LOB: 0 BB: 0 P: 3	R: 0 E: 0 K: 2 S: 8	H: 1 LOB: 2 BB: 1 P: 12		1B: 6 2B: 0 3B: 0 HR: 0	SF: 0 SAC: 0 DP: 1 HBP: 0
PITCHER Ruben Gomez, R ERA:	IP: 9.0 WLS: W BF: 38 H: 6 R: 0 ER: 0 SO: 6 BB: 6 IBB: 0 HBP: 0 BLK: 0 WP: 0 HR: 0 S: 44 P: 68 ERA: 0.00 WHIP: 1.333															PITCHER			

Batter	1	2	3	4	5	6	7	8	9	AB	R	H	RBI	BB	SO	LOB	BOTTOM
Jim Davenport, R OBP: 0.400, SLG: 0.500 (1, 5)										4	1	2	1	0	2	0	Los Angeles Dodgers @ San Francisco Giants Seals Stadium, San Francisco, CA Tue Apr 15 1958, 6:33 AM EST Att: 23,448 - Unknown livebaseballscorecards.com
Jim King, L OBP: 0.800, SLG: 0.667 (1, 7)										3	1	2	1	2	0	0	
Willie Mays, R OBP: 0.400, SLG: 0.400 (1, 8)										5	0	2	2	0	0	4	
Willie Kirkland, L OBP: 0.200, SLG: 0.200 (1, 9)										5	0	1	1	0	0	2	
Orlando Cepeda, R OBP: 0.200, SLG: 0.800 (1, 3)										5	1	1	1	0	0	2	
Daryl Spencer, R OBP: 0.250, SLG: 1.000 (1, 6)										4	1	1	1	0	0	1	
Danny O'Connell, R (1, 4)										2	1	0	0	2	0	0	
Valmy Thomas, R (1, 2)										1	2	0	0	3	0	0	
Ruben Gomez, R OBP: 0.500, SLG: 0.500 (1, 1)										4	1	2	1	0	0	3	
Inning Stats	R: 0 E: 0 K: 1 S: 5	H: 0 LOB: 0 BB: 0 P: 5	R: 2 E: 0 K: 0 S: 5	H: 2 LOB: 2 BB: 2 P: 13	R: 4 E: 0 K: 0 S: 6	H: 4 LOB: 2 BB: 2 P: 14	R: 1 E: 0 K: 0 S: 4	H: 1 LOB: 0 BB: 0 P: 4	R: 0 E: 0 K: 0 S: 5	H: 2 LOB: 0 BB: 0 P: 5	R: 0 E: 1 K: 0 S: 4	H: 0 LOB: 3 BB: 2 P: 12	R: 1 E: 0 K: 1 S: 6	H: 2 LOB: 1 BB: 1 P: 10	1B: 9 2B: 0 3B: 0 HR: 2	SF: 1 SAC: 0 DP: 0 HBP: 0	
PITCHER Don Drysdale, R ERA: 14.73 Don Bessent, R ERA: 3.86 Ron Negray, R ERA: 4.5	IP: 3.2 WLS: L BF: 19 H: 5 R: 6 ER: 6 SO: 1 BB: 3 IBB: 0 HBP: 0 BLK: 0 WP: 0 HR: 1 S: 18 P: 30 ERA: 14.73 WHIP: 2.182															PITCHER	

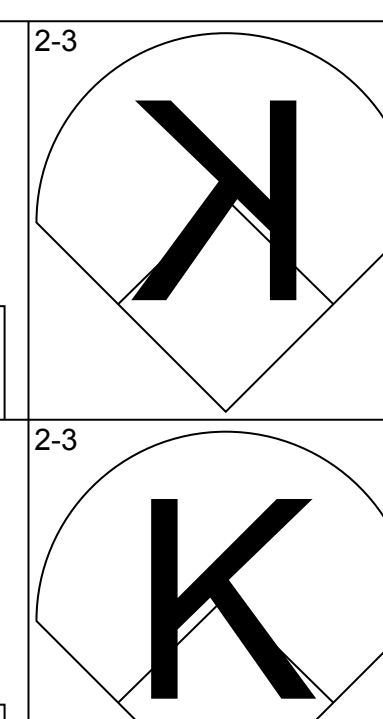
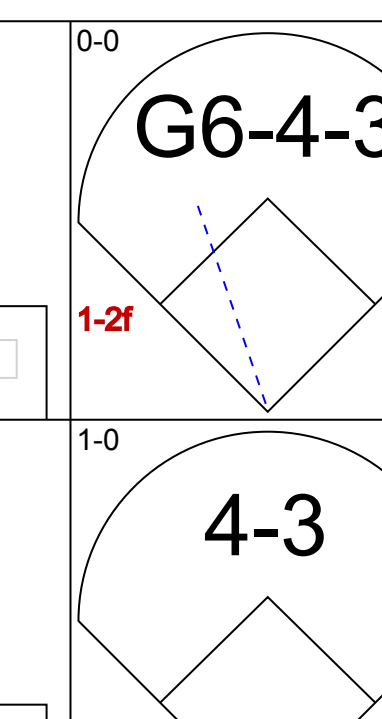
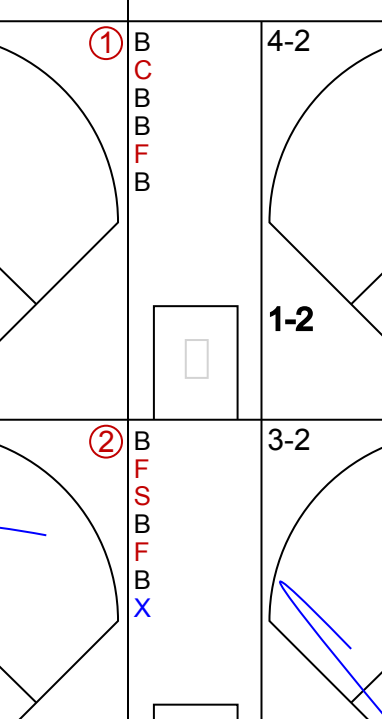
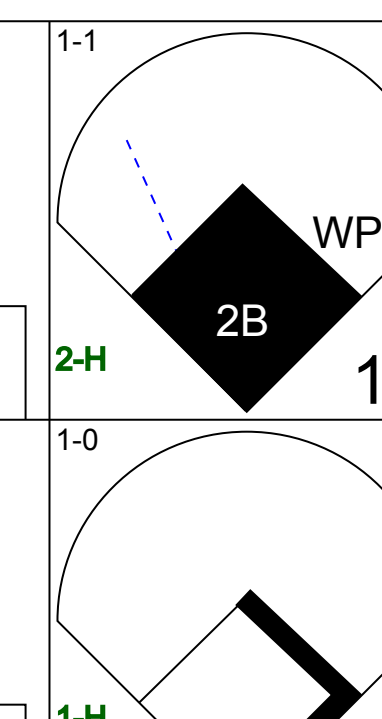
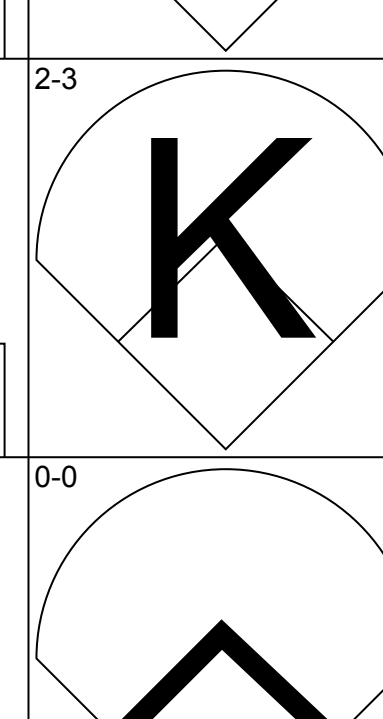
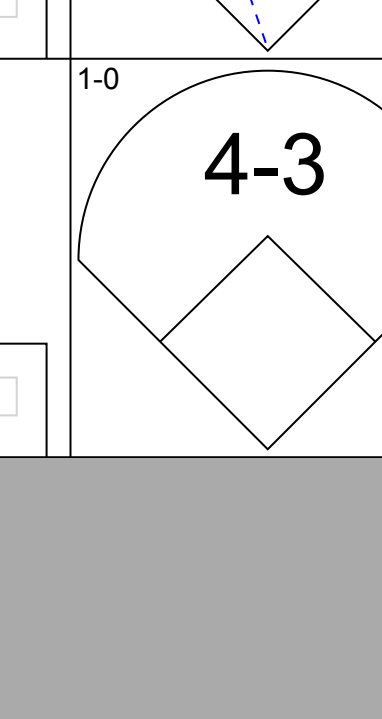
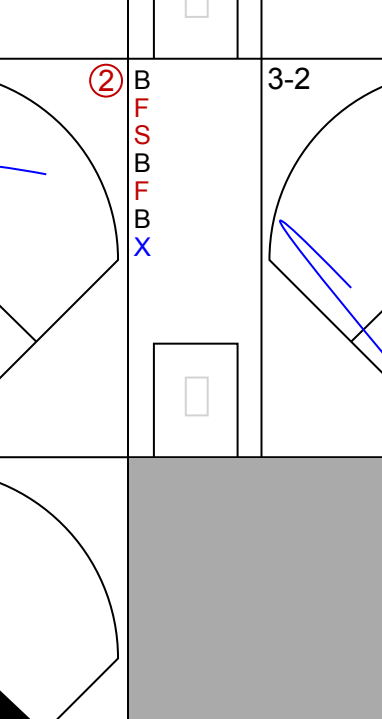
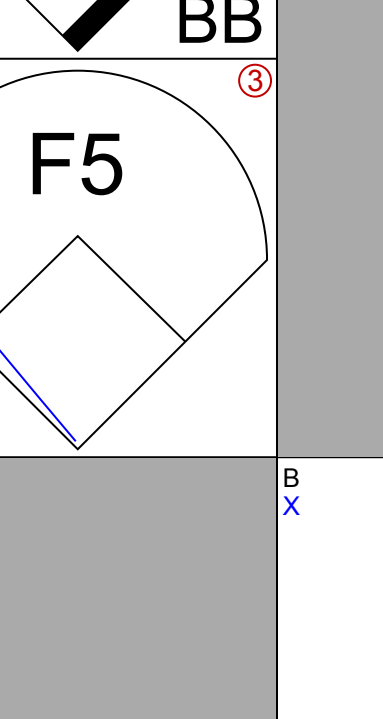
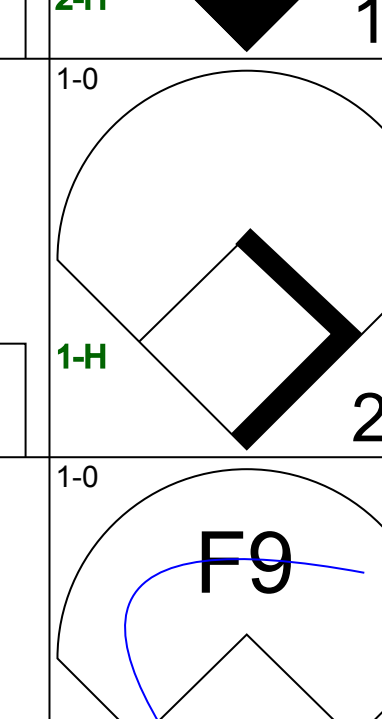
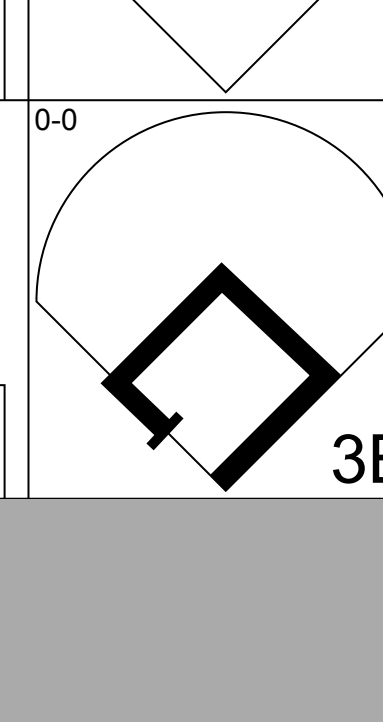
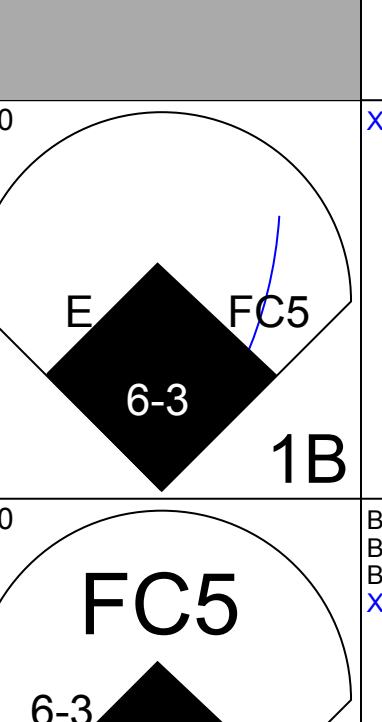
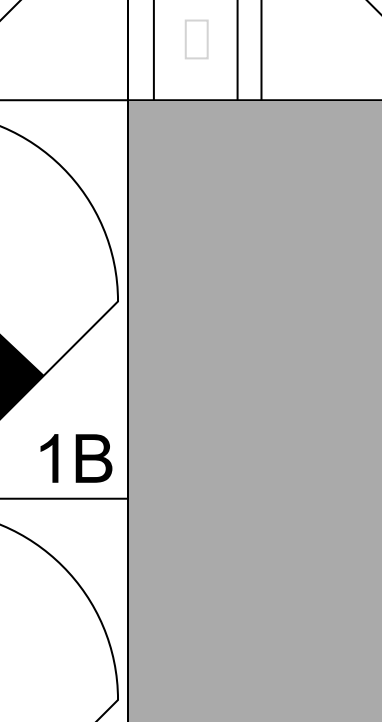
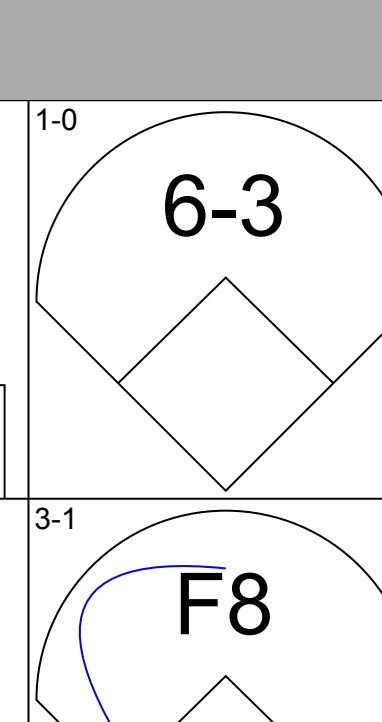
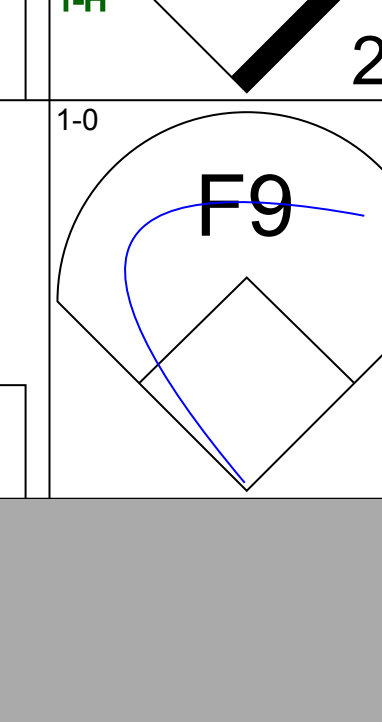
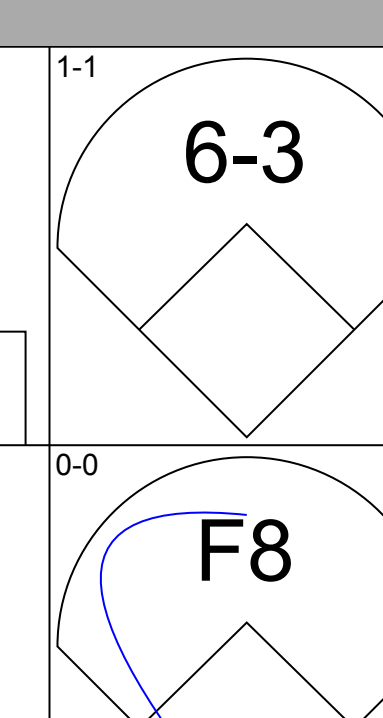
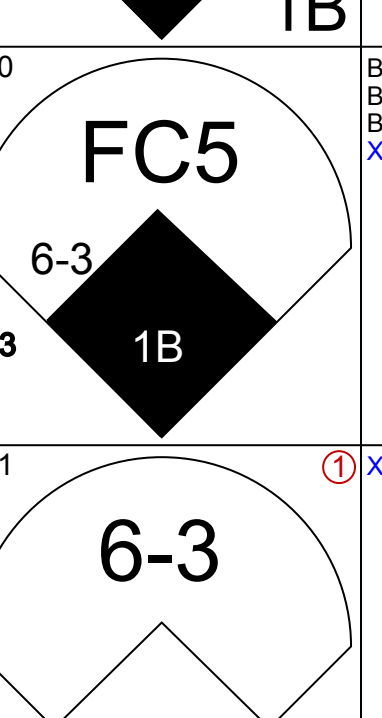
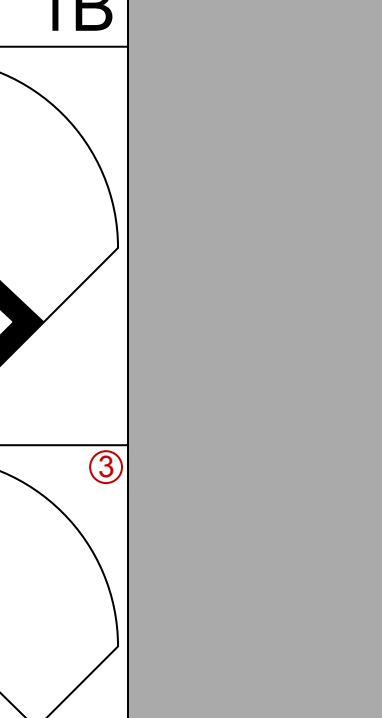
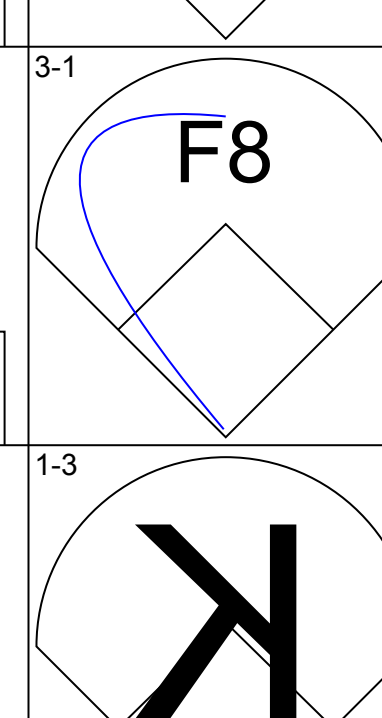
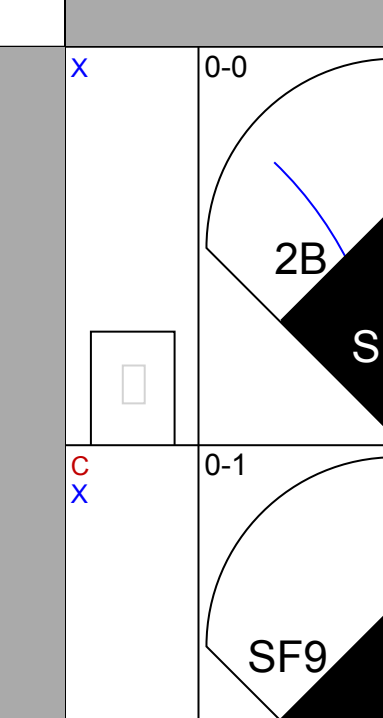
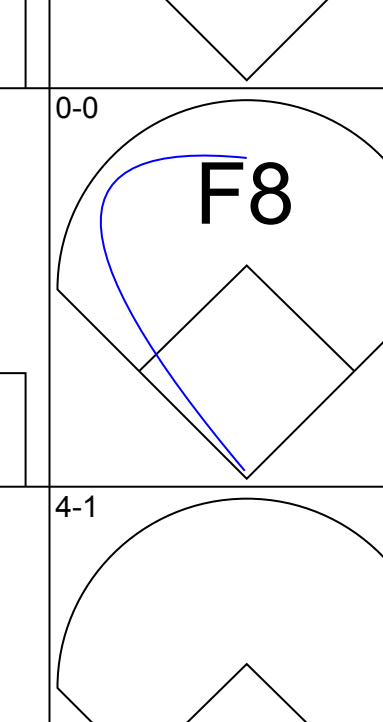
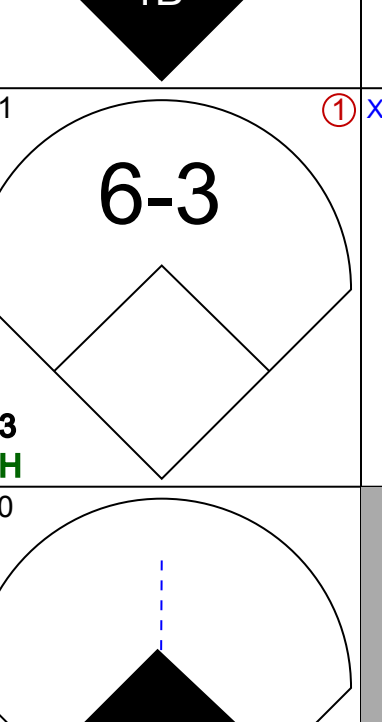
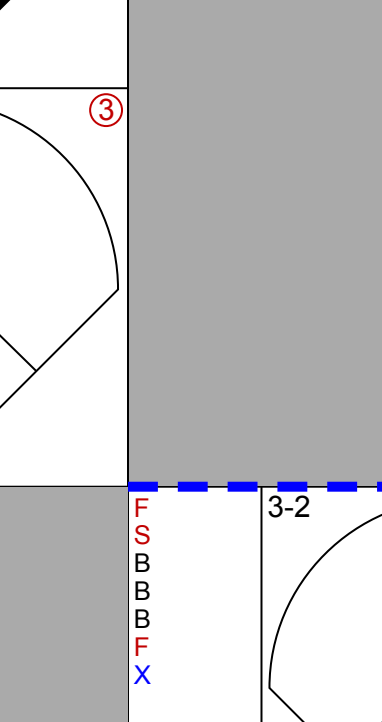
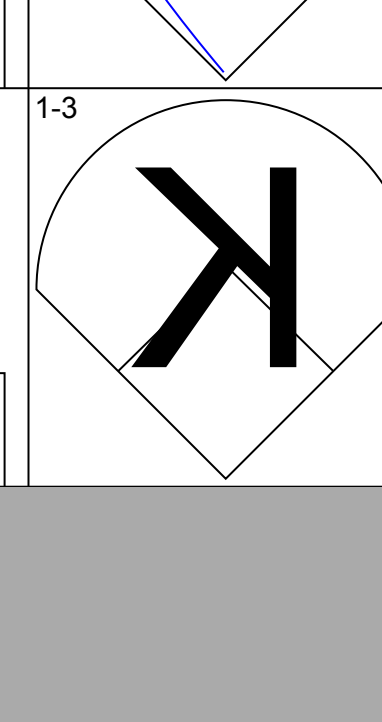
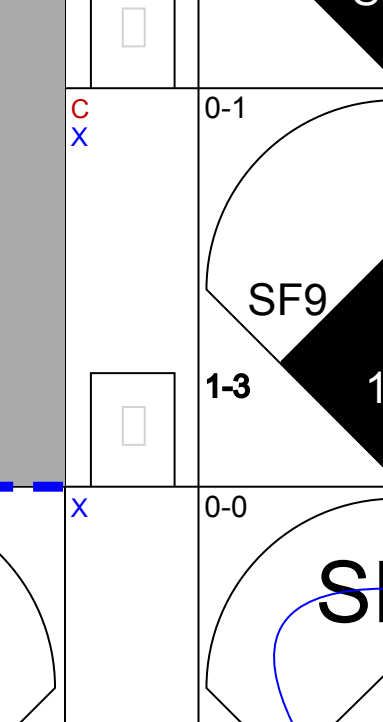
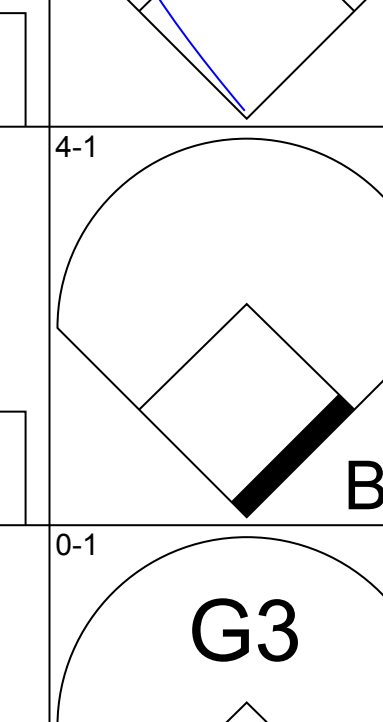
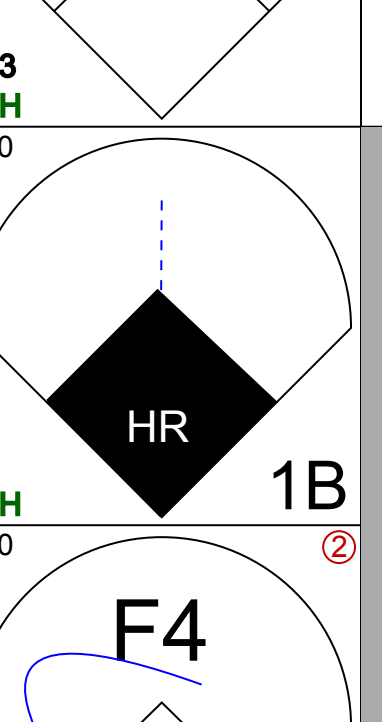
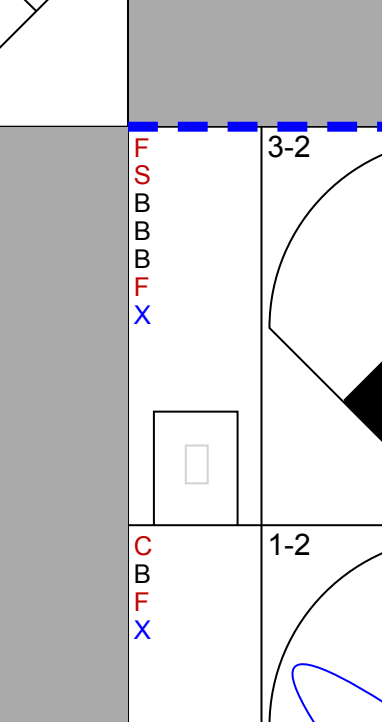
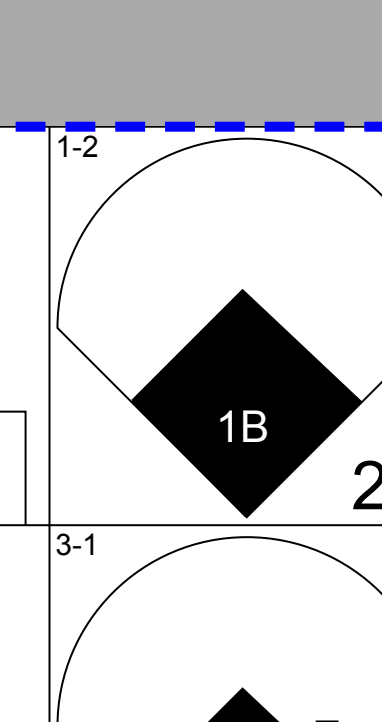
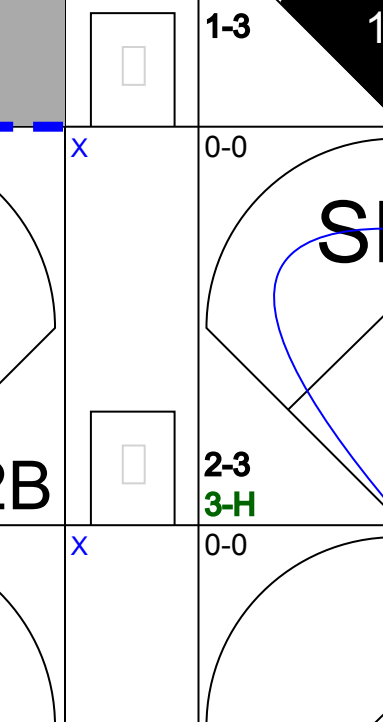
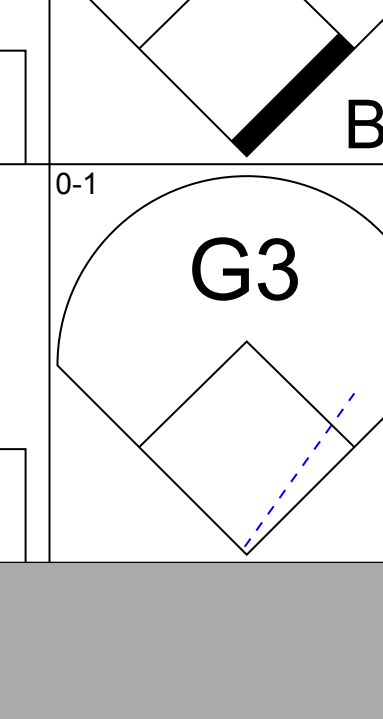
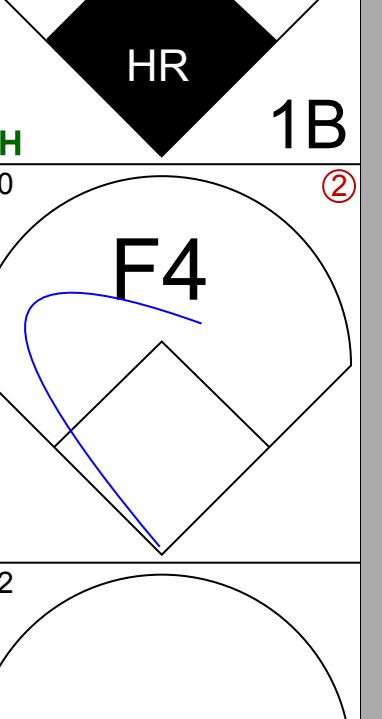
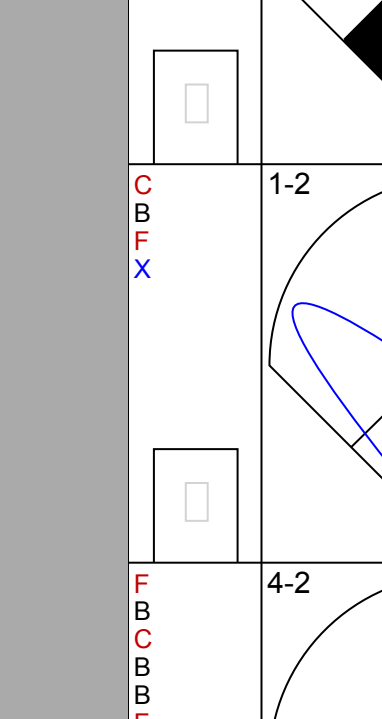
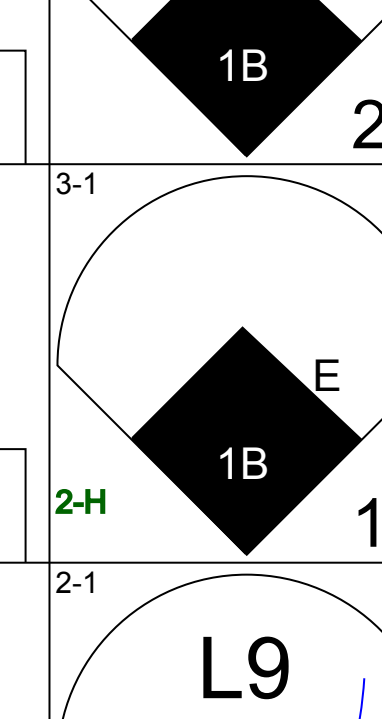
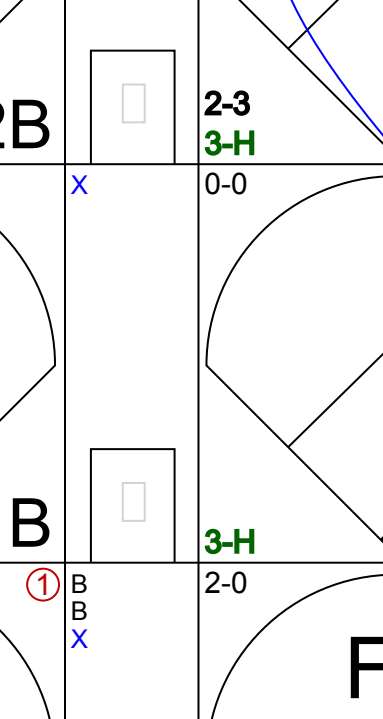
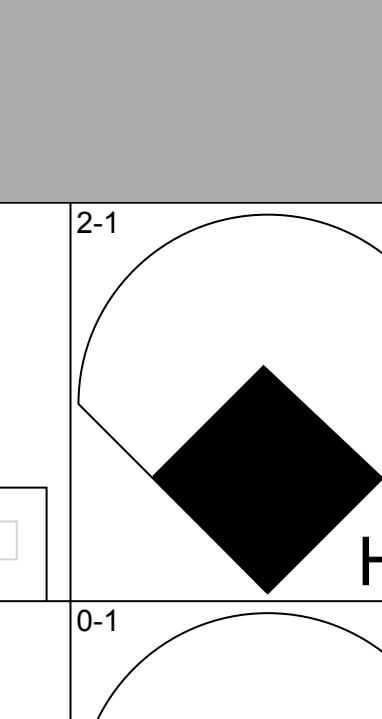
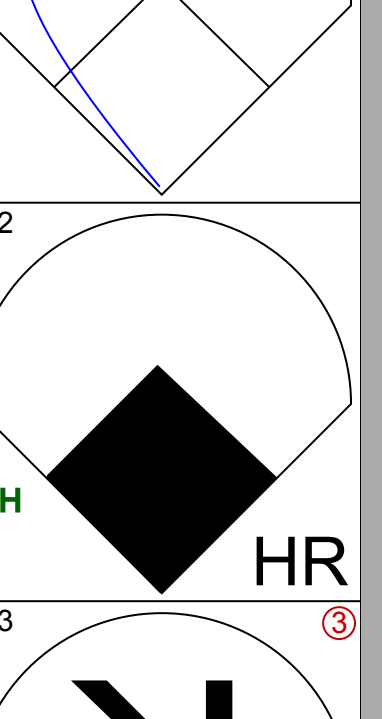
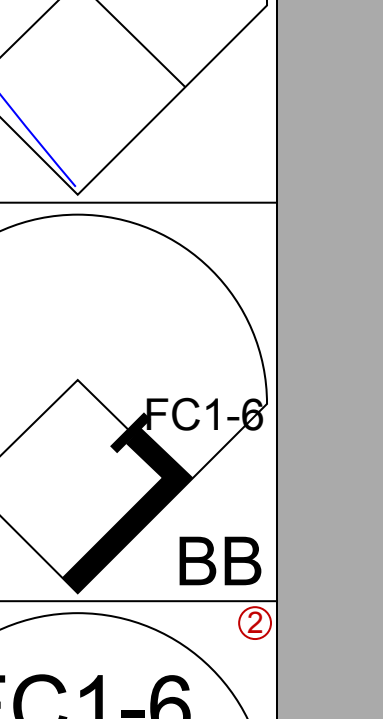
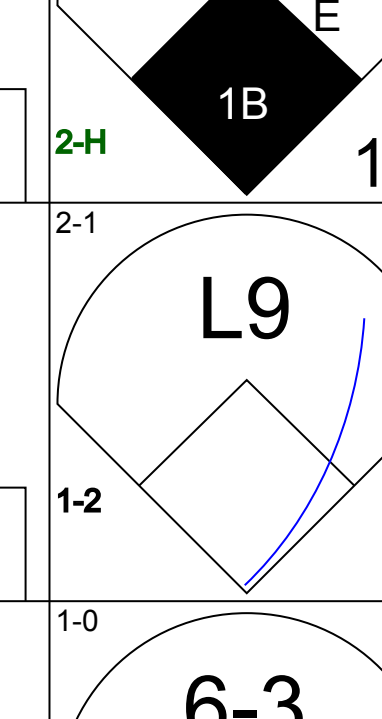
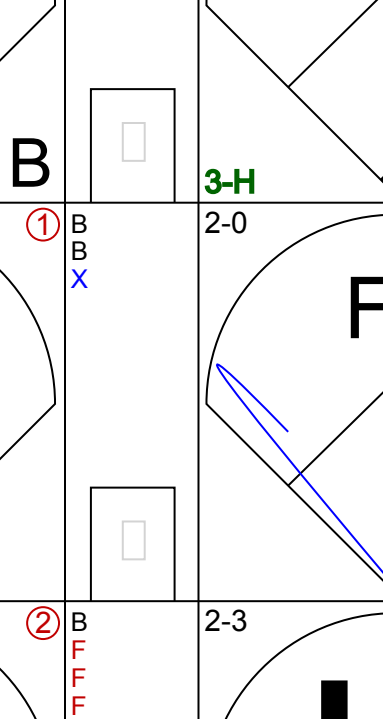
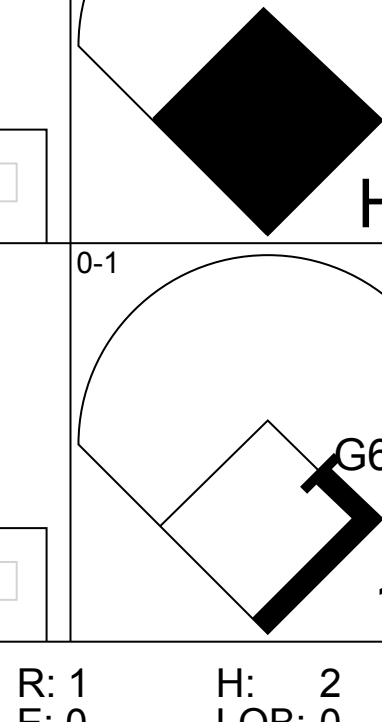
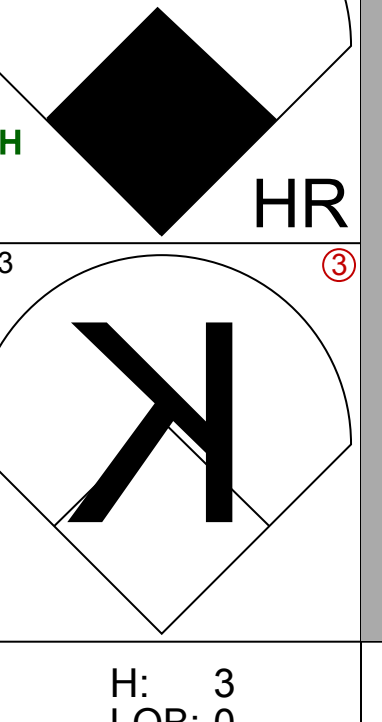
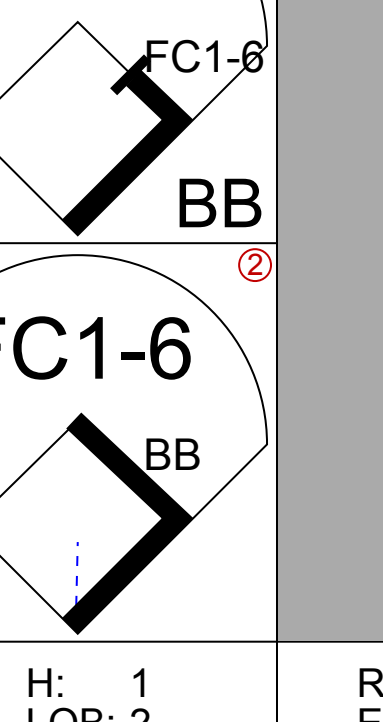
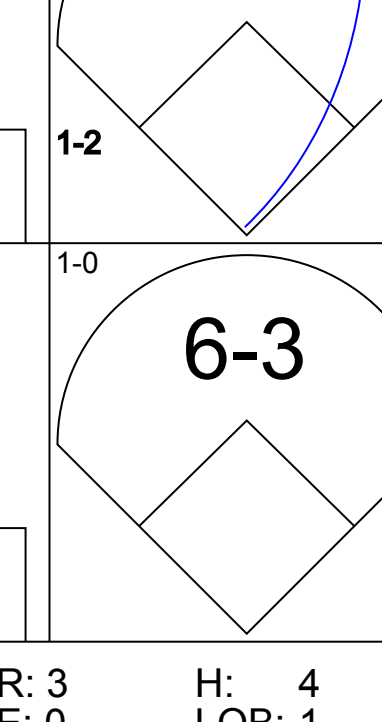
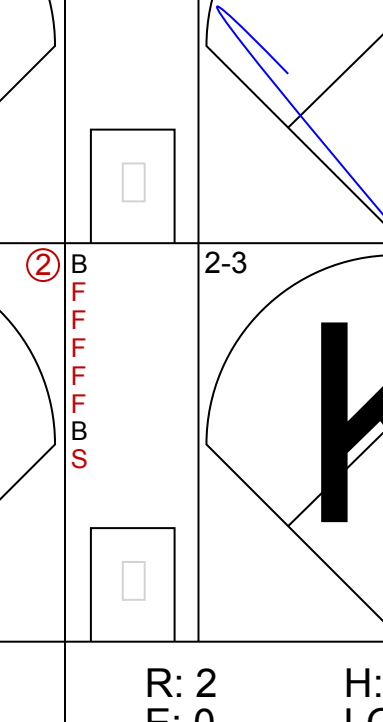
Batter	1	2	3	4	5	6	7	8	9	AB	R	H	RBI	BB	SO	LOB	TOP					
Jim Gilliam, S OBP: 0.571, SLG: 0.400 (1, 7)	3-1		F8		4-3	FC5-4 BB	BB	1B		5	0	2	2	1	0	0	Los Angeles Dodgers @ San Francisco Giants Seals Stadium, San Francisco, CA Wed Apr 16 1958, 9:05 PM EST Att: 22,735 - Unknown					
Pee Wee Reese, R OBP: 0.500, SLG: 0.571 Don Zimmer, R (7, 6)	K		HR		BB SF9	FC5-4 E PB	BB	K		4	2	2	1	1	1	2						
Duke Snider, L OBP: 0.400, SLG: 0.571 (7, 8)	E3		HR		SF9 BB	E3			F6	5	1	1	2	1	1	3						
Gil Hodges, R OBP: 0.400, SLG: 0.143 (1, 3)	K		CS		SF9 BB	F6		BB 1B	BB	3	1	1	0	3	1	3						
Charlie Neat, R OBP: 0.600, SLG: 0.571 (1, 4)		HR	CS		SF9		5-3 1B	BB	F9	3	3	2	1	2	0	1						
Dick Gray, R OBP: 0.500, SLG: 0.800 (1, 5)	HR		CS		F8	4-3		FC1-6 1B	1B	6	2	3	3	0	0	3						
Gino Cimoli, R OBP: 0.222, SLG: 0.125 Carl Furillo, R (7, PR) (7, 9)	F5				4-3		6-3	SF7	2-6	3	0	0	0	0	0	0						
John Roseboro, L OBP: 0.667, SLG: 0.600 (1, 2)	F9					BB FC5-4 BB	E7 1B	FC1-6 1B		4	2	3	1	1	0	0						
Johnny Podres, L OBP: 0.200, SLG: 0.200 (1, 1)	F2				1-3	FC5-4 BB E 1B	G3	FC1-6 1B WP		5	1	1	0	0	0	6						
Inning Stats	R: 0 E: 1 K: 2 S: 11	H: 0 LOB: 1 BB: 0 P: 15	R: 2 E: 0 K: 0 S: 9	H: 2 LOB: 0 BB: 0 P: 11	R: 2 E: 0 K: 0 S: 14	H: 4 LOB: 0 BB: 0 P: 21	R: 0 E: 0 K: 0 S: 7	H: 1 LOB: 1 BB: 0 P: 12	R: 1 E: 0 K: 0 S: 8	H: 1 LOB: 2 BB: 2 P: 21	R: 2 E: 1 K: 0 S: 12	H: 1 LOB: 2 BB: 2 P: 26	R: 3 E: 1 K: 1 S: 15	H: 2 LOB: 2 BB: 2 P: 36	R: 3 E: 0 K: 1 S: 17	H: 3 LOB: 2 BB: 1 P: 34		R: 0 E: 0 K: 0 S: 6	H: 1 LOB: 2 BB: 1 P: 13	1B: 11 2B: 2 3B: 0 HR: 2	SF: 2 SAC: 0 DP: 0 HBP: 1	WP: 1 PB: 1 SB: 0 CS: 2
PITCHER	IP WLS BF H R ER SO BB IBB HBP BLK WP HR S P ERA WHIP	IP WLS BF H R ER SO BB IBB HBP BLK WP HR S P ERA WHIP	IP WLS BF H R ER SO BB IBB HBP BLK WP HR S P ERA WHIP	IP WLS BF H R ER SO BB IBB HBP BLK WP HR S P ERA WHIP	IP WLS BF H R ER SO BB IBB HBP BLK WP HR S P ERA WHIP	IP WLS BF H R ER SO BB IBB HBP BLK WP HR S P ERA WHIP	IP WLS BF H R ER SO BB IBB HBP BLK WP HR S P ERA WHIP	IP WLS BF H R ER SO BB IBB HBP BLK WP HR S P ERA WHIP	IP WLS BF H R ER SO BB IBB HBP BLK WP HR S P ERA WHIP	IP WLS BF H R ER SO BB IBB HBP BLK WP HR S P ERA WHIP	IP WLS BF H R ER SO BB IBB HBP BLK WP HR S P ERA WHIP	IP WLS BF H R ER SO BB IBB HBP BLK WP HR S P ERA WHIP	IP WLS BF H R ER SO BB IBB HBP BLK WP HR S P ERA WHIP	IP WLS BF H R ER SO BB IBB HBP BLK WP HR S P ERA WHIP	IP WLS BF H R ER SO BB IBB HBP BLK WP HR S P ERA WHIP	IP WLS BF H R ER SO BB IBB HBP BLK WP HR S P ERA WHIP						
Ramon Monzant, R ERA: 13.5 (1, 1)	2.2	2.2	2.2	2.2	2.2	2.2	2.2	2.2	2.2	2.2	2.2	2.2	2.2	2.2	2.2	2.2						
Paul Giel, R ERA: 9.82 (3, 1)	3.2	3.2	3.2	3.2	3.2	3.2	3.2	3.2	3.2	3.2	3.2	3.2	3.2	3.2	3.2	3.2						
Jim Constable, L ERA: (7, 1)	0.2	0.2	0.2	0.2	0.2	0.2	0.2	0.2	0.2	0.2	0.2	0.2	0.2	0.2	0.2	0.2						
Ray Crone, R ERA: 40.5 (8, 1)	0.2	0.2	0.2	0.2	0.2	0.2	0.2	0.2	0.2	0.2	0.2	0.2	0.2	0.2	0.2	0.2						
Stu Miller, R ERA: (8, 1)	1.1	1.1	1.1	1.1	1.1	1.1	1.1	1.1	1.1	1.1	1.1	1.1	1.1	1.1	1.1	1.1						

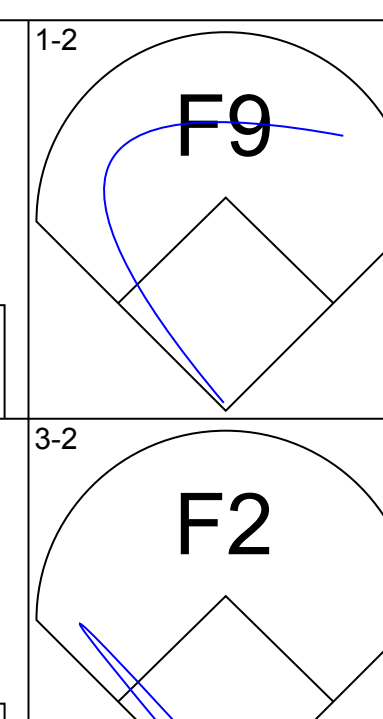
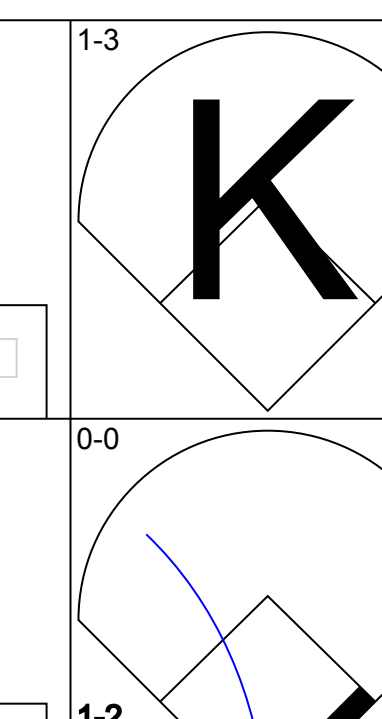
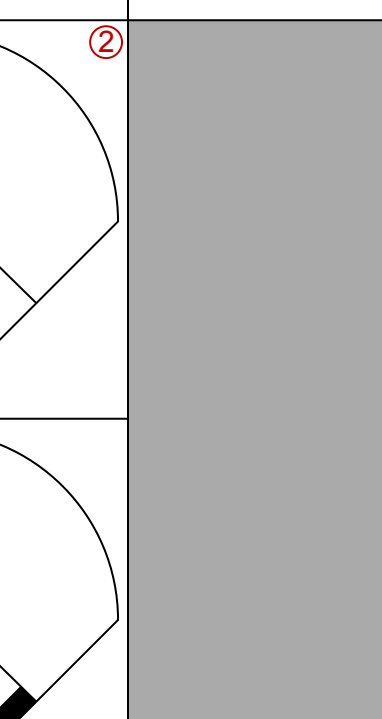
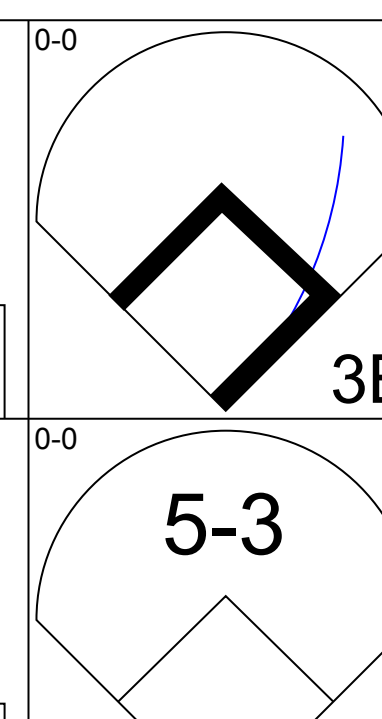
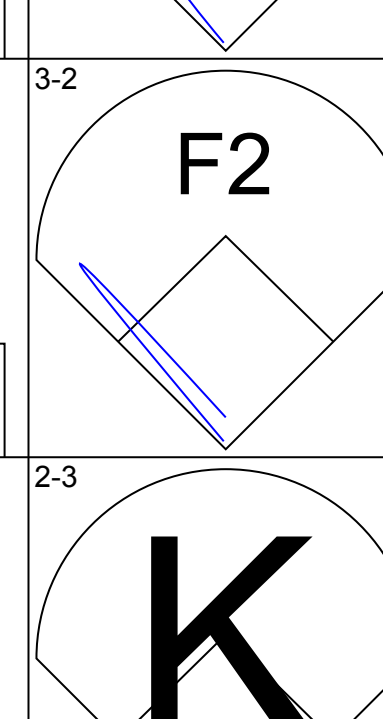
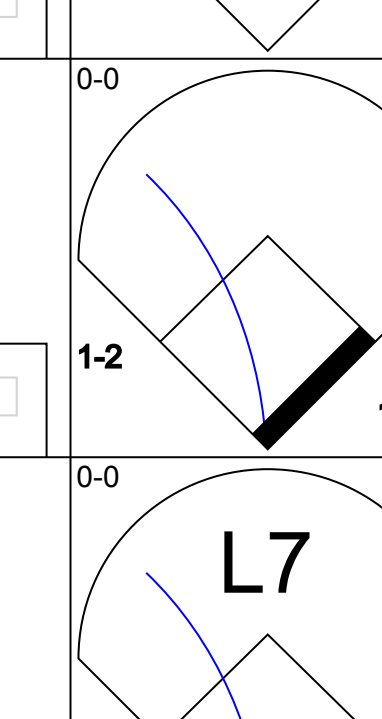
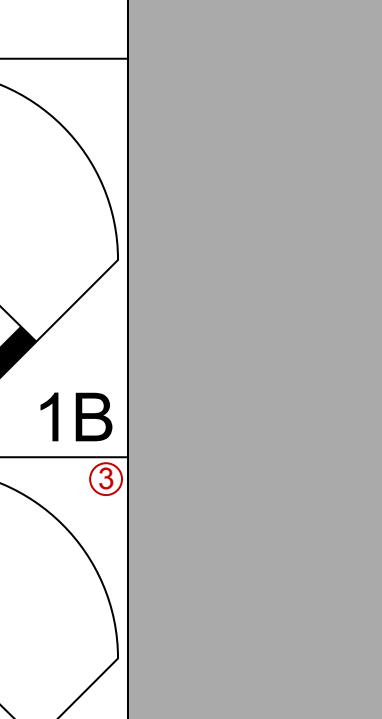
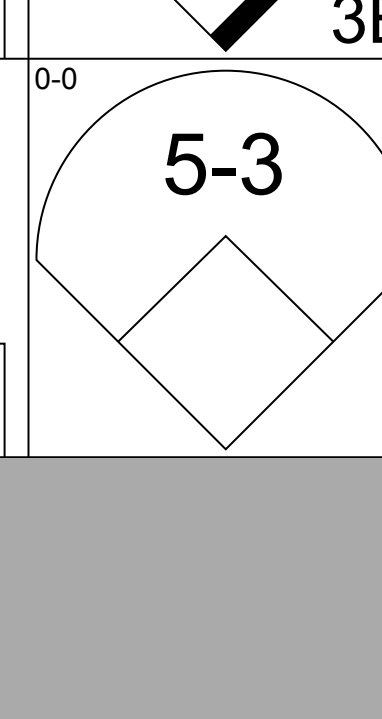
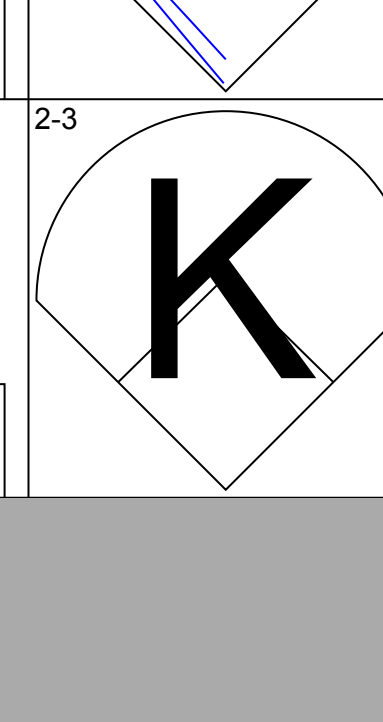
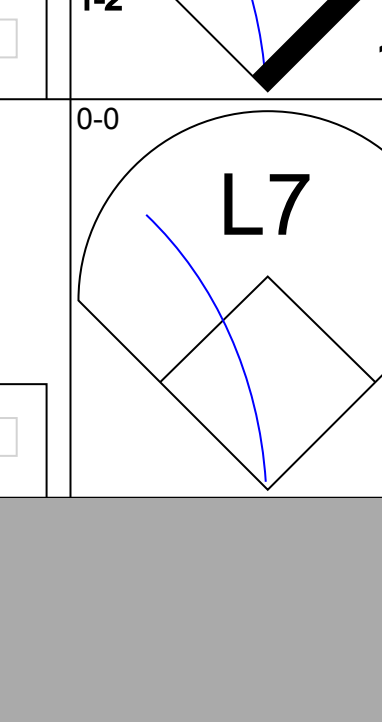
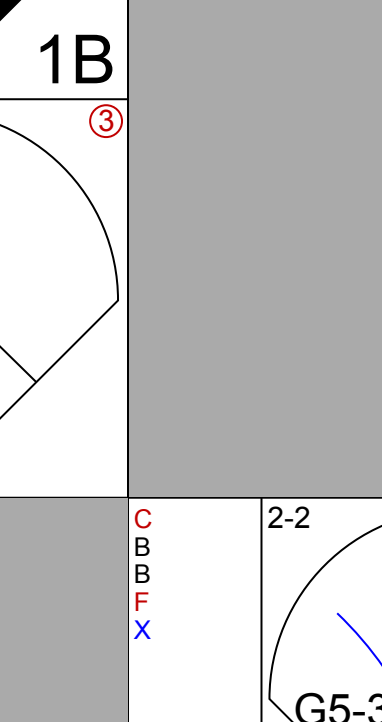
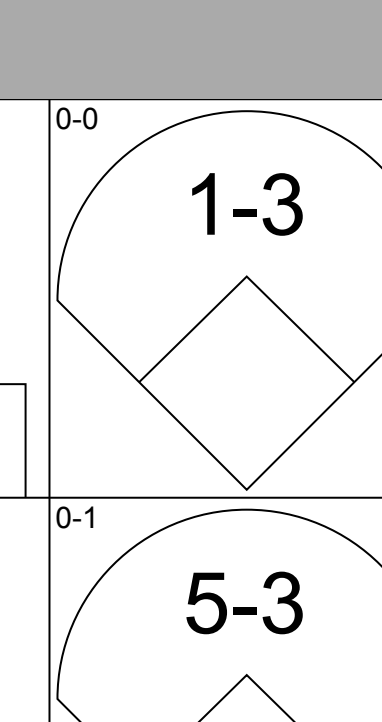
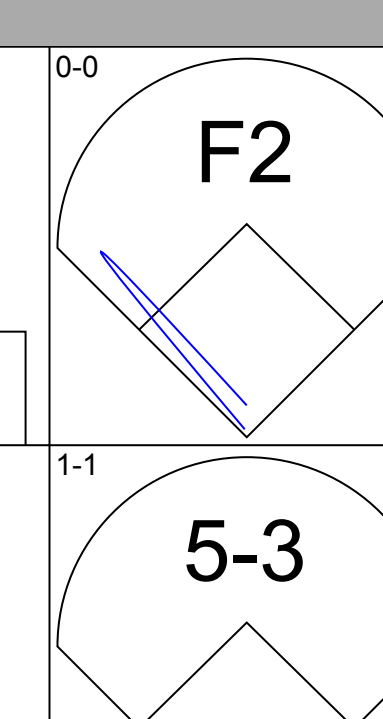
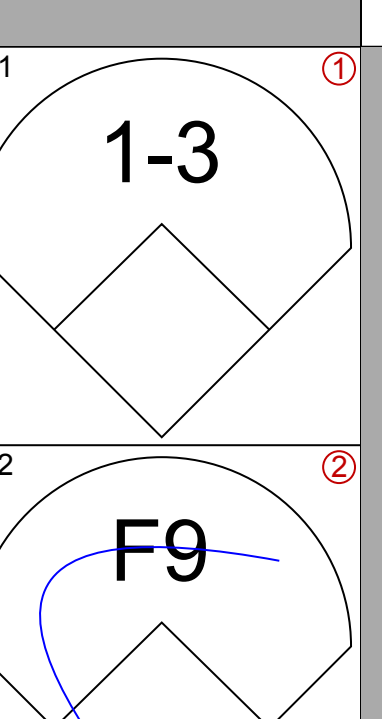
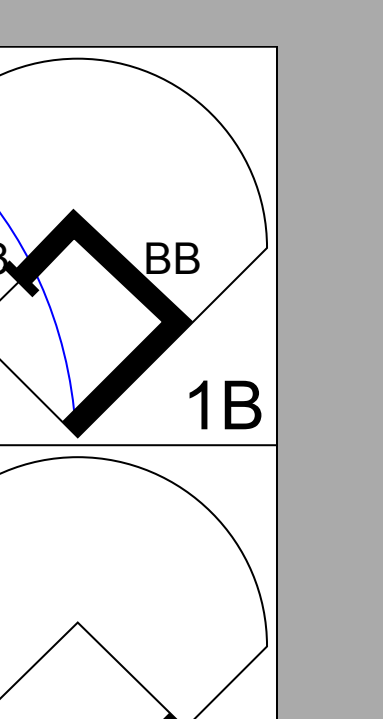
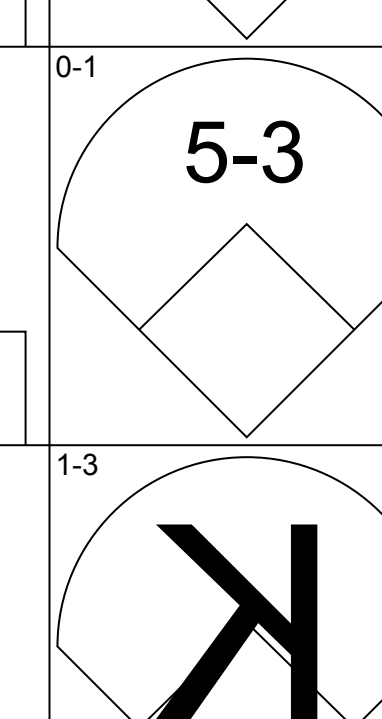
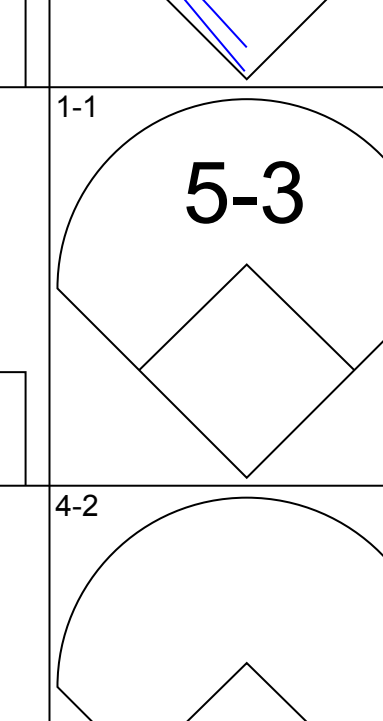
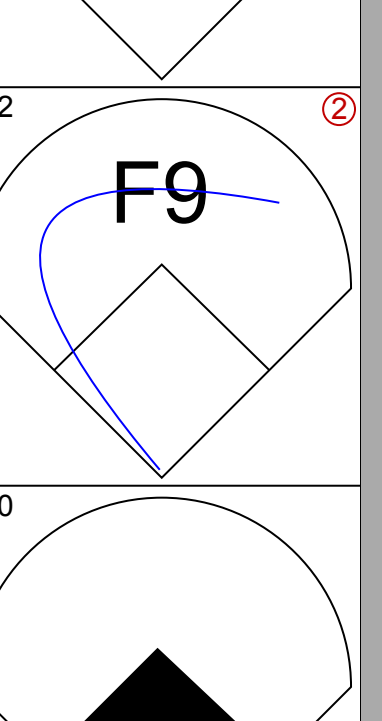
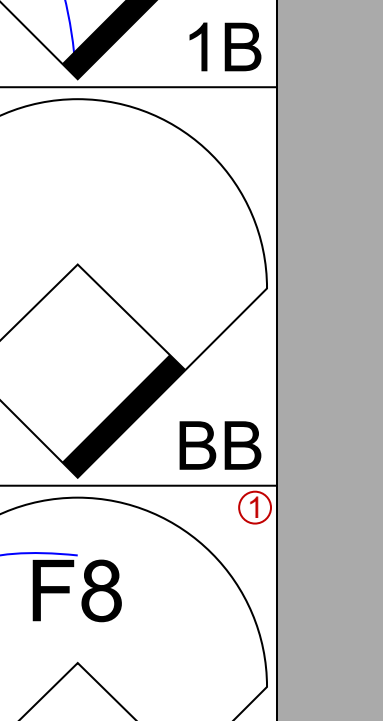
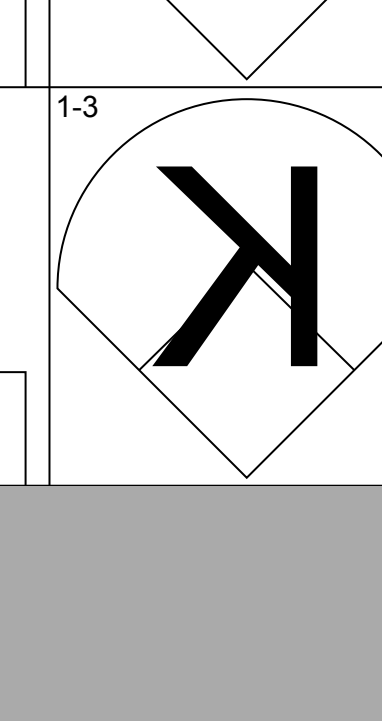
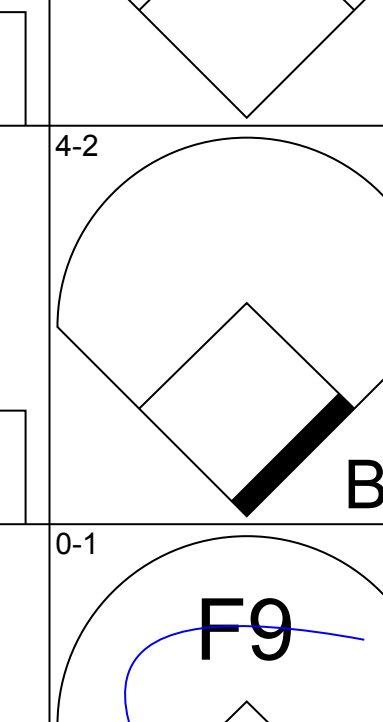
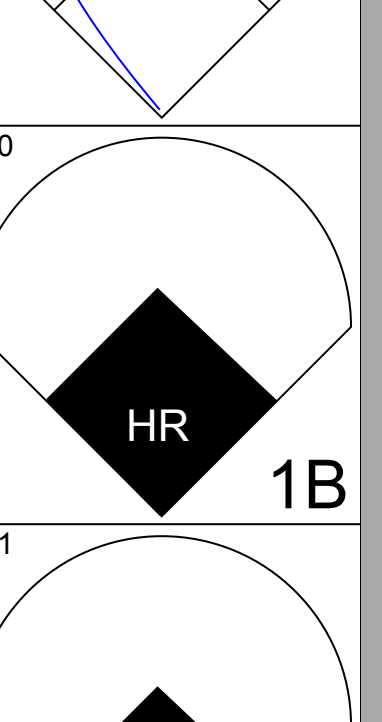
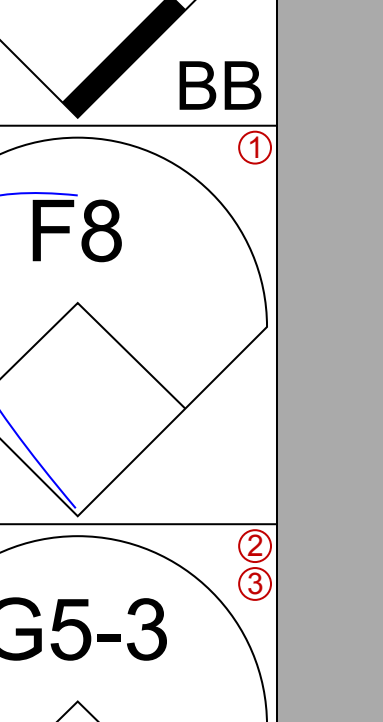

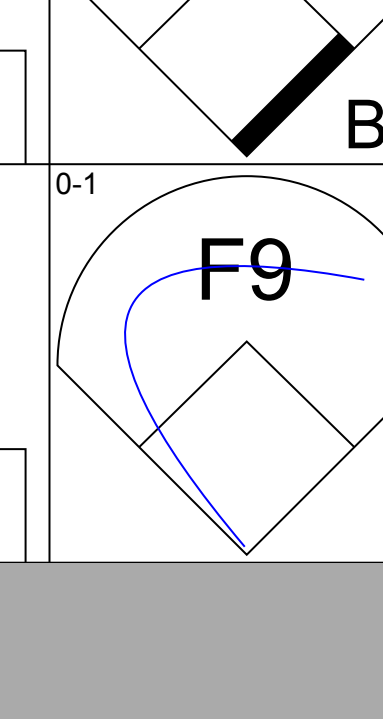
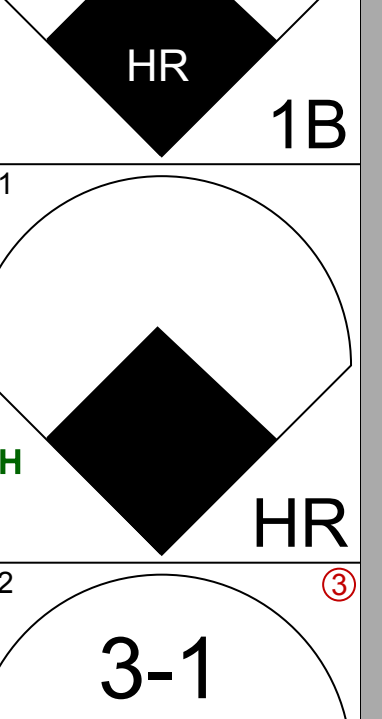
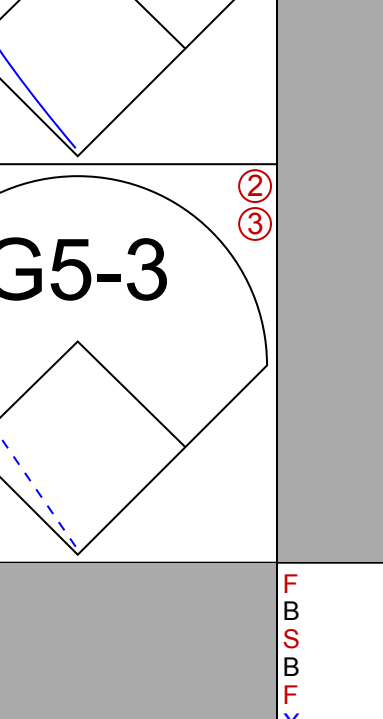

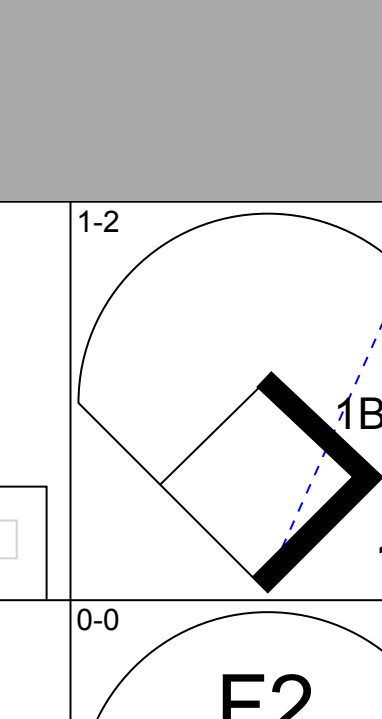
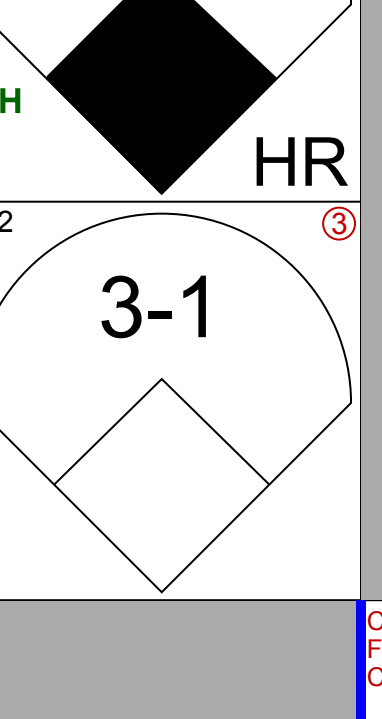
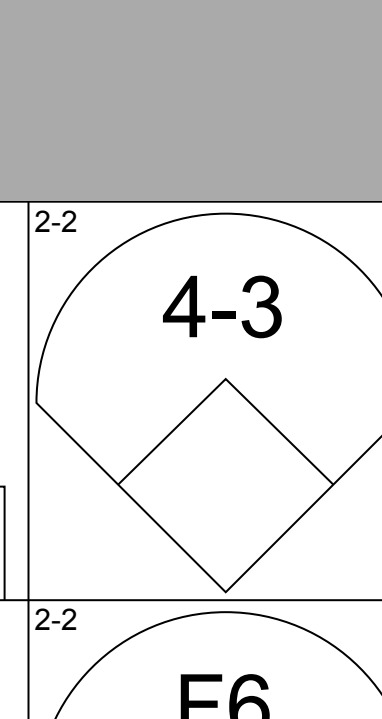


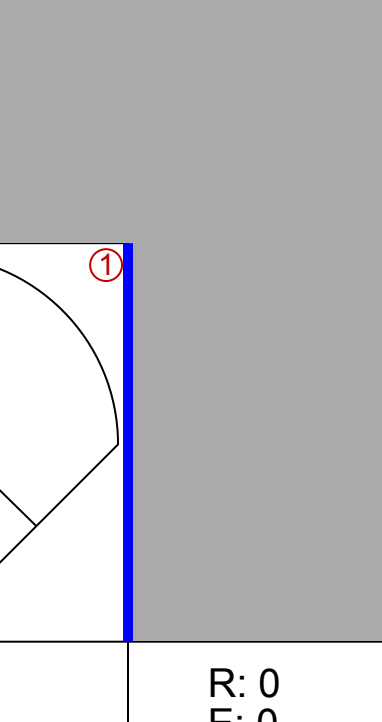

AB	39
R	13
H	15
RBI	11
BB	9
SO	4
LOB	20



Batter	1	2	3	4	5	6	7	8	9	AB	R	H	RBI	BB	SO	LOB	BOTTOM					
Jim Davenport, R OBP: 0.333, SLG: 0.375 (1, 5)	K		K			BB 1B		6-3		4	1	1	0	0	2	0	Los Angeles Dodgers @ San Francisco Giants Seals Stadium, San Francisco, CA Wed Apr 16 1958, 9:05 PM EST Att: 22,735 - Unknown					
Danny O'Connell, R (1, 4)	BB		K			BB		F8		2	0	0	0	2	1	0						
Willie Mays, R OBP: 0.444, SLG: 0.444 (1, 8)	F9				G5-4-3 1B			4-3		4	0	2	1	0	0	1						
Hank Sauer, R OBP: 0.250, SLG: 0.250 (1, 7)	K				G5-4-3			F4		4	0	1	0	0	1	3						
Orlando Cepeda, R OBP: 0.111, SLG: 0.444 (1, 3)		K			K			5-3		4	0	0	0	0	2	2						
Daryl Spencer, R OBP: 0.125, SLG: 0.500 (1, 6)		6-3						F7		4	0	0	0	0	0	0						
Willie Kirkland, L OBP: 0.500, SLG: 0.333 (1, 9)										1	0	1	0	2	0	0						
Valmy Thomas, R (1, 2)										2	0	0	0	0	1	2						
Jim Finigan, R (7, PH) Ray Crone, R (8, 1) Stu Miller, R (8, 1)		F8								1	0	0	0	0	1	1						
Ramon Monzant, R (1, 1) Paul Giel, R (3, 1) Jim Constable, S (7, 1) Bob Schmidt, R (7, PH) (8, 2)			K							0	0	0	0	0	0	0						
Inning Stats	R: 0 E: 0 K: 2 S: 9	H: 0 LOB: 1 BB: 1 P: 17	R: 0 E: 0 K: 1 S: 9	H: 0 LOB: 1 BB: 1 P: 15	R: 0 E: 0 K: 3 S: 9	H: 0 LOB: 0 BB: 0 P: 12	R: 0 E: 0 K: 1 S: 7	H: 1 LOB: 0 BB: 0 P: 10	R: 0 E: 0 K: 2 S: 10	H: 0 LOB: 1 BB: 1 P: 20	R: 1 E: 0 K: 0 S: 8	H: 2 LOB: 1 BB: 1 P: 15	R: 0 E: 0 K: 2 S: 12	H: 1 LOB: 1 BB: 0 P: 16	R: 0 E: 0 K: 0 S: 5	H: 0 LOB: 0 BB: 0 P: 9	R: 0 E: 0 K: 0 S: 7	H: 1 LOB: 0 BB: 0 P: 11	1B: 5 2B: 0 3B: 0 HR: 0	SF: 0 SAC: 0 DP: 2 HBP: 0	WP: 0 PB: 0 SB: 0 CS: 0	PA: 33
PITCHER	IP WLS BF H R ER SO BB IBB HBP BLK WP HR S P ERA WHIP	IP WLS BF H R ER SO BB IBB HBP BLK WP HR S P ERA WHIP	IP WLS BF H R ER SO BB IBB HBP BLK WP HR S P ERA WHIP	IP WLS BF H R ER SO BB IBB HBP BLK WP HR S P ERA WHIP	IP WLS BF H R ER SO BB IBB HBP BLK WP HR S P ERA WHIP	IP WLS BF H R ER SO BB IBB HBP BLK WP HR S P ERA WHIP	IP WLS BF H R ER SO BB IBB HBP BLK WP HR S P ERA WHIP	IP WLS BF H R ER SO BB IBB HBP BLK WP HR S P ERA WHIP	IP WLS BF H R ER SO BB IBB HBP BLK WP HR S P ERA WHIP	IP WLS BF H R ER SO BB IBB HBP BLK WP HR S P ERA WHIP	IP WLS BF H R ER SO BB IBB HBP BLK WP HR S P ERA WHIP	IP WLS BF H R ER SO BB IBB HBP BLK WP HR S P ERA WHIP	IP WLS BF H R ER SO BB IBB HBP BLK WP HR S P ERA WHIP	IP WLS BF H R ER SO BB IBB HBP BLK WP HR S P ERA WHIP	IP WLS BF H R ER SO BB IBB HBP BLK WP HR S P ERA WHIP	IP WLS BF H R ER SO BB IBB HBP BLK WP HR S P ERA WHIP						
Johnny Podres, L ERA: 1.0 (1, 1)	9.0	9.0	9.0	9.0	9.0	9.0	9.0	9.0	9.0	9.0	9.0	9.0	9.0	9.0	9.0	9.0						



Batter	1	2	3	4	5	6	7	8	9	AB	R	H	RBI	BB	SO	LOB	TOP					
Jim Davenport, R (1.5) OBP: 0.517, SLG: 0.615										4	1	1	1	1	1	1	San Francisco Giants @ Los Angeles Dodgers Los Angeles Memorial Coliseum, Los Angeles, CA Sun Apr 20 1958, 6:33 AM EST Att: 47,234 - Unknown					
Willie Kirkland, L (1.9) OBP: 0.295, SLG: 0.400										5	0	1	1	0	1	2						
Willie Mays, R (1.8) OBP: 0.517, SLG: 0.577										5	2	3	0	0	0	1						
Hank Sauer, R (1.7) OBP: 0.333, SLG: 0.833 Whitey Lockman, L (9, PR) (9, 7)										5	1	1	0	0	0	1						
Orlando Cepeda, R (1.3) OBP: 0.250, SLG: 0.480									5	1	1	1	0	1	2							
Daryl Spencer, R (1.6) OBP: 0.333, SLG: 0.565									3	3	3	3	1	0	0							
Valmy Thomas, R (1.2) OBP: 0.400, SLG: 0.250									5	1	2	2	0	0	2							
Danny O'Connell, R (1.4) OBP: 0.545, SLG: 0.786										4	2	2	3	1	0	2						
Ramon Monzant, R (1.1) OBP: 0.200, SLG: 0.200										5	0	1	0	0	2	3						
Inning Stats	R: 0 E: 0 K: 2 S: 7	H: 1 LOB: 1 BB: 0 P: 11	R: 0 E: 0 K: 0 S: 6	H: 0 LOB: 1 BB: 1 P: 11	R: 1 E: 0 K: 0 S: 6	H: 2 LOB: 0 BB: 0 P: 9	R: 4 E: 1 K: 1 S: 16	H: 3 LOB: 0 BB: 0 P: 21	R: 1 E: 0 K: 0 S: 7	H: 1 LOB: 1 BB: 0 P: 11	R: 1 E: 0 K: 0 S: 19	H: 1 LOB: 2 BB: 2 P: 35	R: 0 E: 0 K: 1 S: 6	H: 0 LOB: 0 BB: 0 P: 11	R: 3 E: 0 K: 0 S: 12	H: 4 LOB: 1 BB: 0 P: 22	R: 2 E: 0 K: 1 S: 12	H: 3 LOB: 1 BB: 0 P: 16	1B: 8 2B: 3 3B: 1 HR: 3	SF: 1 SAC: 0 DP: 1 HBP: 0	WP: 1 PB: 0 SB: 0 CS: 0	PA: 45
PITCHER	IP	WLS	BF	H	R	ER	SO	BB	IBB	HBP	BLK	WP	HR	S	P	ERA	WHIP					
Don Drysdale, R (1.1) ERA: 11.42	5.0	L	23	7	6	5	3	1	0	0	0	0	2	42	63	9.00	1.600					
Don Bessent, R (6.1) ERA: 2.45	2.0		9	1	1	1	1	2	0	0	0	0	1	25	46	4.50	1.500					
Clem Labine, R (8.1) ERA: 11.25	2.0		13	7	5	3	1	0	0	0	0	1	0	24	38	13.50	3.500					

Batter	1	2	3	4	5	6	7	8	9	AB	R	H	RBI	BB	SO	LOB	BOTTOM				
Gino Cimoli, R (1.8) OBP: 0.240, SLG: 0.304 Elmer Valo, L (7.7) OBP: 0.500, SLG: 1.500										3	0	0	0	0	1	1	San Francisco Giants @ Los Angeles Dodgers Los Angeles Memorial Coliseum, Los Angeles, CA Sun Apr 20 1958, 6:33 AM EST Att: 47,234 - Unknown				
Pee Wee Reese, R (1.6) OBP: 0.444, SLG: 0.609										4	0	2	0	0	0	1					
Duke Snider, L (1.7) OBP: 0.292, SLG: 0.381 (7, 8)										4	0	0	0	0	1	3					
Gil Hodges, R (1.3) OBP: 0.370, SLG: 0.333										4	0	1	0	0	0	0					
Charlie Neal, R (1.4) OBP: 0.407, SLG: 0.476										3	0	0	0	1	1	0					
Dick Gray, R (1.5) OBP: 0.556, SLG: 0.864										3	1	1	0	1	0	2					
Carl Furillo, R (1.9) OBP: 0.357, SLG: 0.636										4	1	2	2	0	0	3					
John Roseboro, L (1.2) OBP: 0.538, SLG: 0.400										4	0	1	0	0	0	1					
Don Drysdale, R (1.1) OBP: 0.409, SLG: 0.250 Jim Gilliam, S (5, PH) Don Bessent, R (8, 1) Randy Jackson, R (7, PH) Clem Labine, R (8, 1) Don Zimmer, R (8, PH)										1	0	0	0	0	0	1					
Inning Stats	R: 0 E: 0 K: 1 S: 10	H: 0 LOB: 0 BB: 0 P: 16	R: 0 E: 0 K: 0 S: 7	H: 0 LOB: 1 BB: 1 P: 12	R: 0 E: 0 K: 1 S: 11	H: 2 LOB: 0 BB: 0 P: 13	R: 2 E: 0 K: 0 S: 11	H: 2 LOB: 0 BB: 0 P: 16	R: 0 E: 0 K: 1 S: 8	H: 1 LOB: 1 BB: 0 P: 9	R: 0 E: 0 K: 0 S: 6	H: 1 LOB: 1 BB: 1 P: 16	R: 0 E: 0 K: 1 S: 7	H: 1 LOB: 0 BB: 0 P: 8	R: 0 E: 0 K: 0 S: 7	H: 1 LOB: 0 BB: 0 P: 10	1B: 5 2B: 1 3B: 1 HR: 1	SF: 0 SAC: 0 DP: 1 HBP: 0	WP: 0 PB: 0 SB: 0 CS: 0	PA: 36	
PITCHER	IP	WLS	BF	H	R	ER	SO	BB	IBB	HBP	BLK	WP	HR	S	P	ERA	WHIP				
Ramon Monzant, R (1.1) ERA: 4.63	9.0	W	36	8	2	2	4	2	0	0	0	0	1	77	114	2.00	1.111				



Batter	1	2	3	4	5	6	7	8	9	AB	R	H	RBI	BB	SO	LOB	TOP					
Tony Taylor, R OBP: 0.357, SLG: 0.292 (1, 4)	1-2 5-3		2-3 K			1-2 FC5-4 1B		0-2 F8		4	0	1	0	0	0	1						
Lee Walls, R OBP: 0.231, SLG: 0.240 (1, 9)	3-2 F8			4-2 14 G6-4-3 BB		2-1 FC5-4 14 HR			2-2 5-3	3	1	0	0	1	0	1						
14 Ernie Banks, R OBP: 0.462, SLG: 0.870 (1, 6)	2-3 K			0-0 G6-4-3		0-2 HR			1-1 WP G3 1B	4	1	2	2	0	1	1						
Walt Moryn, L OBP: 0.458, SLG: 0.632 (1, 7)		4-2 G1-4-3 BB		4-2 FC5-4 BB		0-0 F7			2-0 G3	2	0	0	0	2	0	1						
Bobby Thomson, R OBP: 0.400, SLG: 0.333 (1, 8)	0-0 G1-4-3			2-0 FC5-4					2-1 F4	4	0	1	0	0	0	3						
Dale Long, L OBP: 0.333, SLG: 0.389 (1, 3)	2-1 G3				0-0 3-1				1-2 F8	3	0	0	0	0	0	1						
Johnny Goryl, R OBP: 0.364, SLG: 0.800 (1, 5)			1-0 F8		2-1 1-3				3-3 K	3	0	0	0	0	1	1						
El Tappe, R (1, 2)			4-2		3-2 5-3				2-1 1-3	1	0	0	0	1	0	0						
Chuck Tanner, L (8, PH)										1	0	0	0	0	0	0						
Cal Neeman, R OBP: 0.350, SLG: 0.474 (8, 2)										0	0	0	0	0	0	0						
Glen Hobbie, R (1, 1)			1-3 K			1-1 F8			2-2 5-3	0	0	0	0	0	0	0						
Dolan Nichols, R (2, 1)										1	0	0	0	0	1	1						
Bobby Adams, R (6, PH)										1	0	0	0	0	0	0						
Freddy Rodriguez, R (6, 1)										0	0	0	0	0	0	0						
Jim Bolger, R OBP: 0.500, SLG: 1.000 (8, PH)										1	0	0	0	0	0	0						
Turk Lowm, R (8, 1)										0	0	0	0	0	0	0						
Inning Stats	R: 0 E: 0 K: 1 S: 9	H: 0 LOB: 0 BB: 0 P: 15	R: 0 E: 0 K: 0 S: 6	H: 0 LOB: 0 BB: 1 P: 12	R: 0 E: 0 K: 2 S: 10	H: 0 LOB: 1 BB: 1 P: 18	R: 0 E: 0 K: 0 S: 8	H: 0 LOB: 0 BB: 2 P: 18	R: 0 E: 0 K: 0 S: 9	H: 0 LOB: 0 BB: 0 P: 14	R: 2 E: 0 K: 1 S: 12	H: 2 LOB: 0 BB: 0 P: 16	R: 0 E: 0 K: 1 S: 7	H: 1 LOB: 1 BB: 0 P: 12	R: 0 E: 0 K: 0 S: 11	H: 0 LOB: 0 BB: 0 P: 15	R: 0 E: 0 K: 0 S: 9	H: 1 LOB: 1 BB: 0 P: 16	1B: 3 2B: 1 3B: 0 HR: 1	SF: 0 SAC: 0 DP: 3 HBP: 0	WP: 1 PB: 0 SB: 0 CS: 1	PA: 32
PITCHER	IP WLS BF H R ER SO BB IBB HBP BLK WP HR S P ERA WHIP	IP WLS BF H R ER SO BB IBB HBP BLK WP HR S P ERA WHIP															IP WLS BF H R ER SO BB IBB HBP BLK WP HR S P ERA WHIP					
Johnny Podres, L ERA: 1.76 (1, 1)	6.1 W 24 3 2 2 3 4 0 0 0 0 1 58 99 2.84 1.105	2.2 S 8 1 0 0 1 0 0 0 0 1 0 23 37 0.00 0.375																				
Clem Labine, R ERA: 6.75 (7, 1)																						

Chicago Cubs @ Los Angeles Dodgers
Los Angeles Memorial Coliseum, Los Angeles, CA

Tue Apr 22 1958, 9:05 PM EST
Att: 39,459 - Unknown

AB 28
R 2
H 4
RBI 2
BB 4
SO 4
LOB 10



livebaseballscores.com

Batter	1	2	3	4	5	6	7	8	9	AB	R	H	RBI	BB	SO	LOB	BOTTOM					
Pee Wee Reese, R OBP: 0.419, SLG: 0.538 (1, 6)	4-1 HR BB	3-2 E1 1B 2H		1-3 K		2-1 F8				3	1	0	0	1	1	2						
Gino Cimoli, R OBP: 0.276, SLG: 0.444 (1, 8)	1-1 HR	2-2 FC5 BB 1B			0-0 6-3				0-3 K	4	1	2	2	0	1	0						
Duke Snider, L OBP: 0.357, SLG: 0.391 (1, 7)	2-1 G5-4-3 1B	4-1 BB			3-2 4-3				4-2 FC6-4 BB	2	0	1	0	2	0	0						
Gil Hodges, R OBP: 0.355, SLG: 0.292 (1, 3)	4-0 G5-4-3 BB	1-1 FC5			2-2 F3				2-1 F7	3	0	0	0	1	0	4						
Charlie Neal, R OBP: 0.387, SLG: 0.417 (1, 4)	0-0 G5-4-3		4-2 G6-3 BB			3-3 K			1-2 FC6-4	3	0	0	0	1	1	3						
Dick Gray, R OBP: 0.516, SLG: 0.760 (1, 5)	3-1 1-3		3-0 F4			1-2 FC5-4 BB HBP			3-3 K	3	1	0	0	0	1	2						
Carl Furillo, R OBP: 0.333, SLG: 0.500 (1, 9)		2-1 5-3	2-2 G6-3			4-2 FC5-4 BB			2-2 5-3	3	0	0	0	1	0	1						
Joe Pignatano, R OBP: 0.167, SLG: 0.182 (1, 2)		1-0 SH1-3 E HBP		1-0 F5		2-2 FC5-4 1B			3-3 K	3	1	0	0	0	1	2						
Johnny Podres, L OBP: 0.286, SLG: 0.286 (1, 1)		0-0 SH1-3		0-2 F6		1-0 1B				2	0	1	1	0	0	0						
Clem Labine, R (7, 1)										0	0	0	0	0	0	0						
Inning Stats	R: 2 E: 0 K: 0 S: 8	H: 2 LOB: 1 BB: 2 P: 22	R: 1 E: 1 K: 0 S: 13	H: 1 LOB: 3 BB: 1 P: 26	R: 0 E: 0 K: 0 S: 7	H: 0 LOB: 0 BB: 1 P: 15	R: 0 E: 0 K: 1 S: 7	H: 0 LOB: 0 BB: 0 P: 9	R: 0 E: 0 K: 0 S: 7	H: 0 LOB: 0 BB: 0 P: 12	R: 1 E: 0 K: 0 S: 13	H: 1 LOB: 2 BB: 1 P: 26	R: 0 E: 0 K: 1 S: 12	H: 0 LOB: 1 BB: 1 P: 19	R: 0 E: 0 K: 2 S: 9	H: 0 LOB: 0 BB: 0 P: 17	R: 0 E: 0 K: 0 S: 9	H: 0 LOB: 0 BB: 0 P: 16	1B: 3 2B: 0 3B: 0 HR: 1	SF: 0 SAC: 1 DP: 2 HBP: 2	WP: 0 PB: 0 SB: 0 CS: 0	PA: 35
PITCHER	IP WLS BF H R ER SO BB IBB HBP BLK WP HR S P ERA WHIP	IP WLS BF H R ER SO BB IBB HBP BLK WP HR S P ERA WHIP															IP WLS BF H R ER SO BB IBB HBP BLK WP HR S P ERA WHIP					
Glen Hobbie, R ERA: 4.97 (2, 1)	3.1 L 10 0 0 0 1 1 0 0 0 0 0 23 39 0.00 0.300	2.0 1 1 1 2 2 0 0 0 0 0 0 0 25 45 4.50 1.500																				
Freddy Rodriguez, R ERA: 2.45 (6, 1)																						
Turk Lowm, R ERA: 6.0 (8, 1)																						

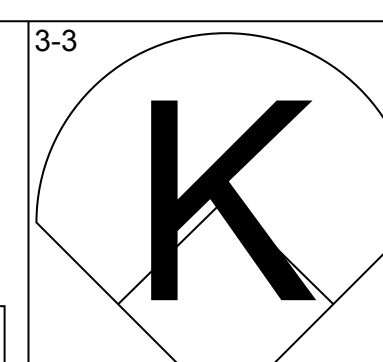
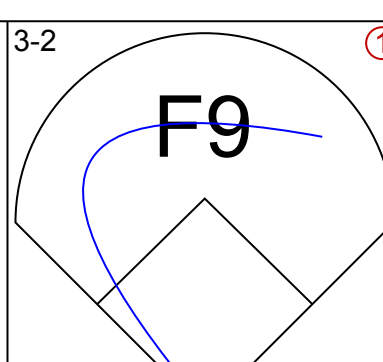
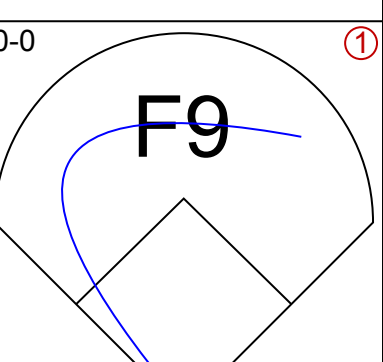
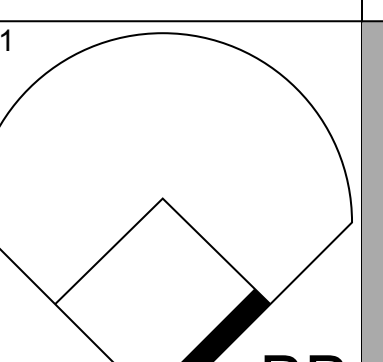
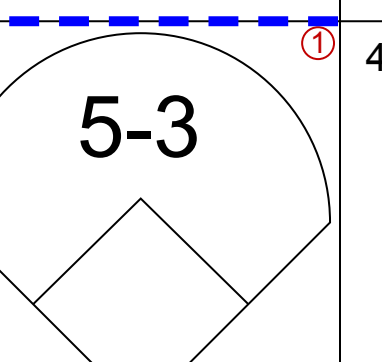
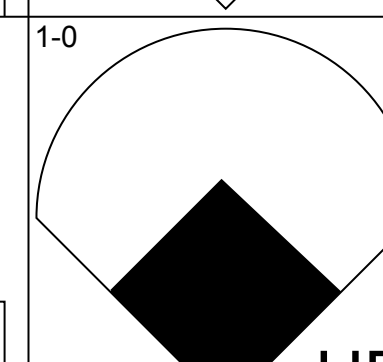
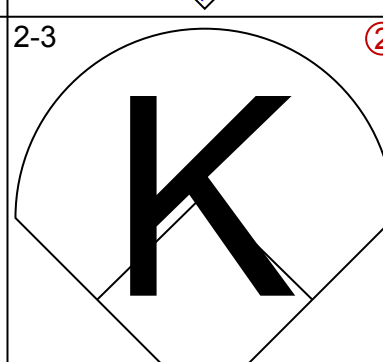
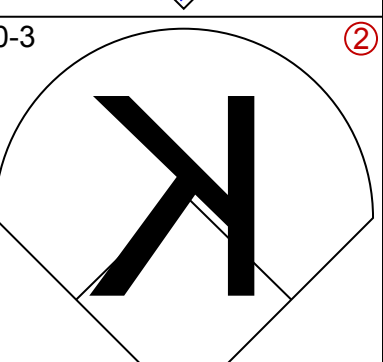
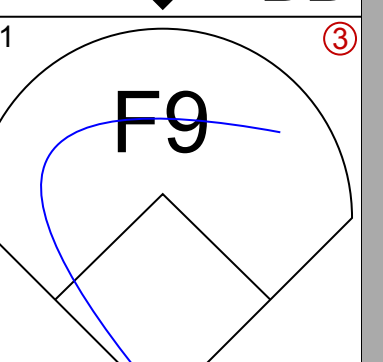
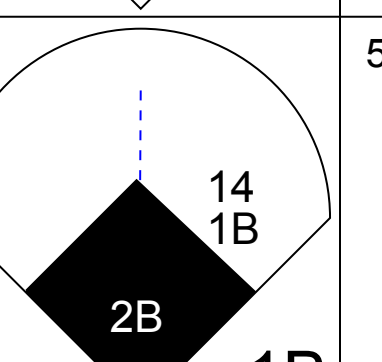
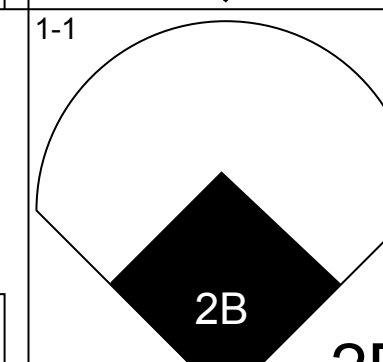
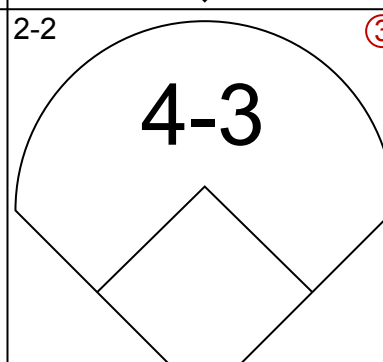
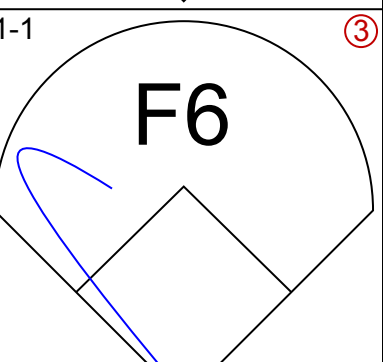

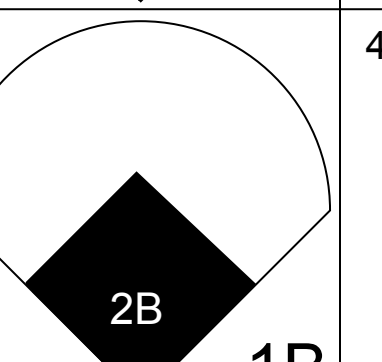
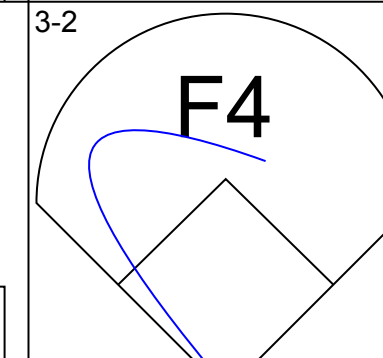
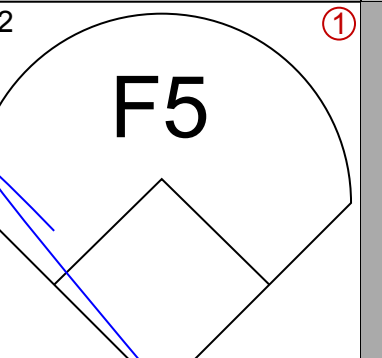
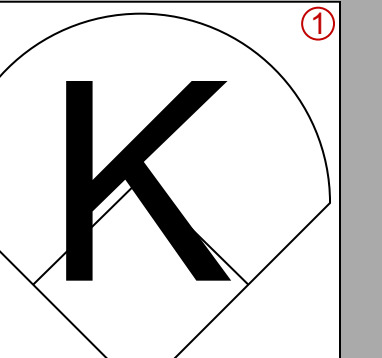
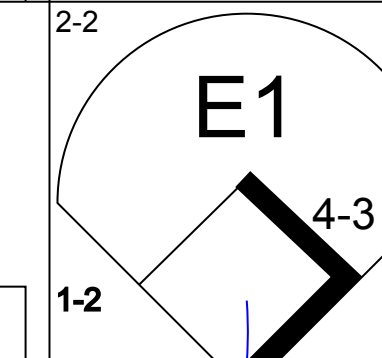
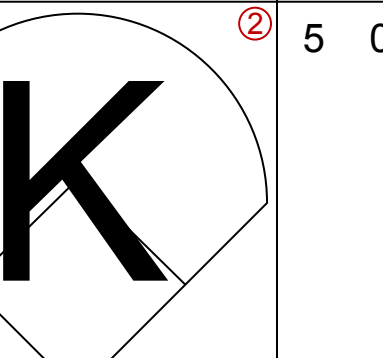
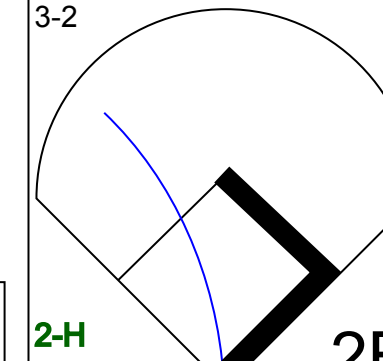
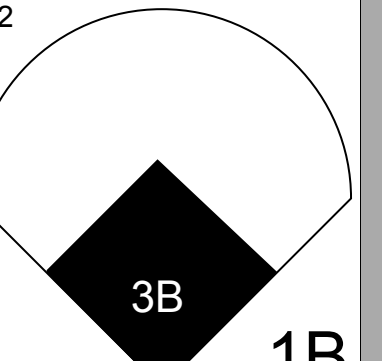
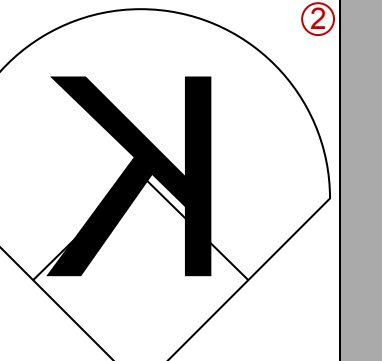
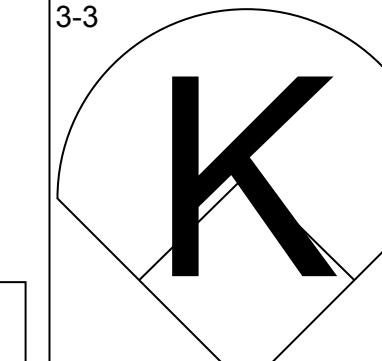
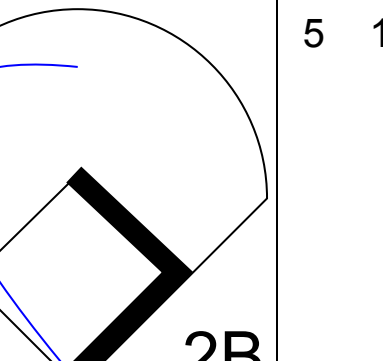
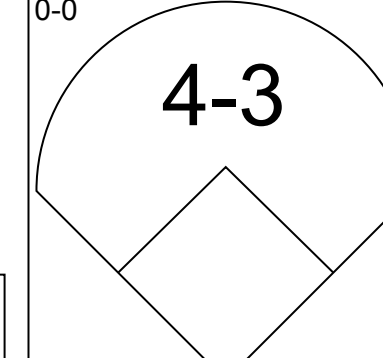
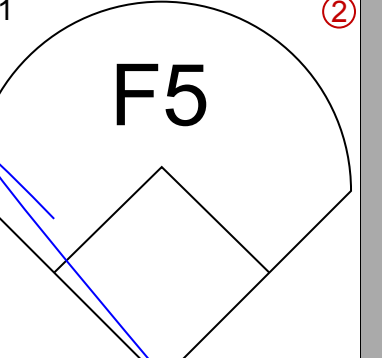
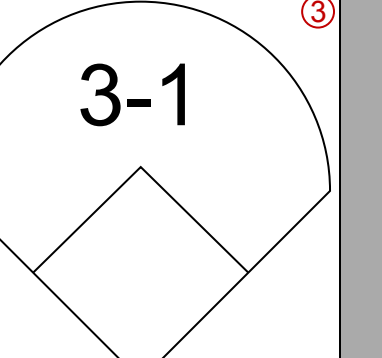
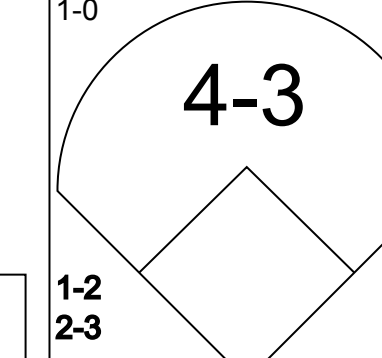
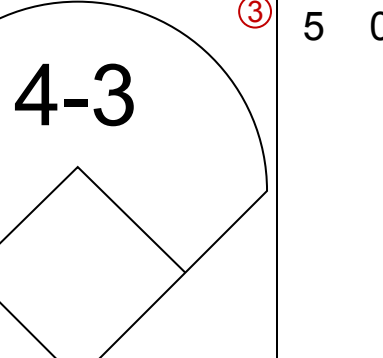
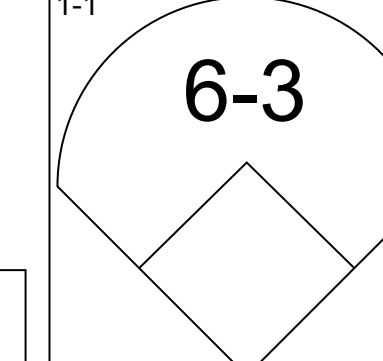
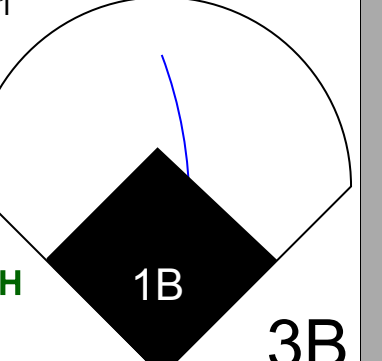
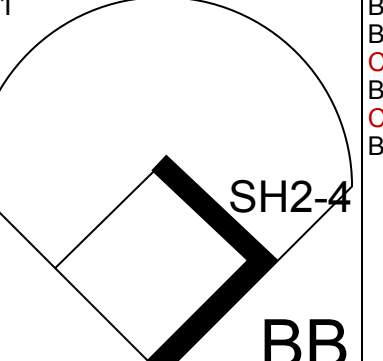
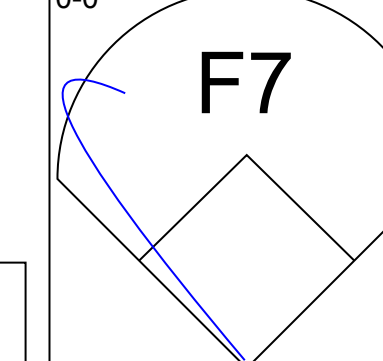
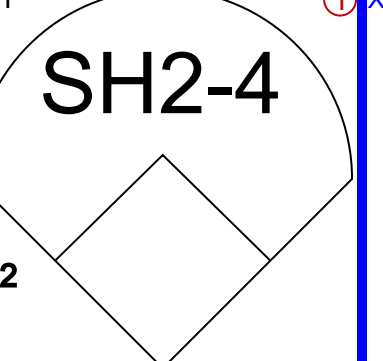
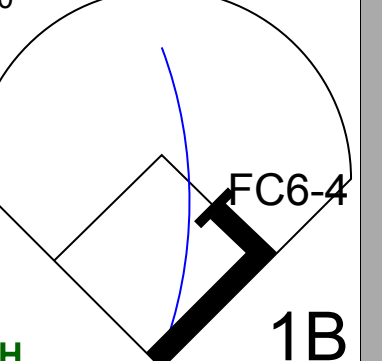
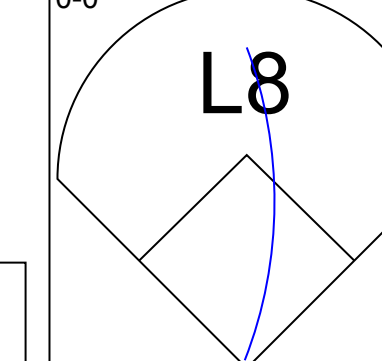
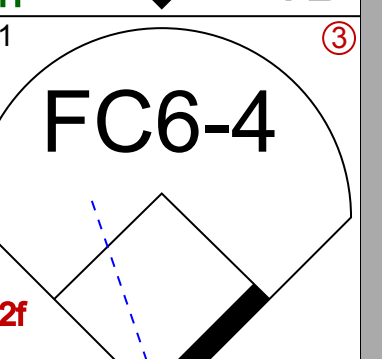
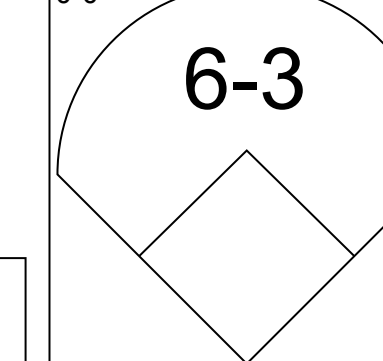
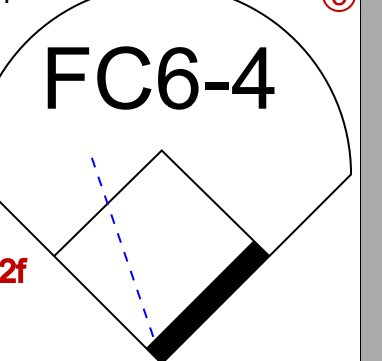
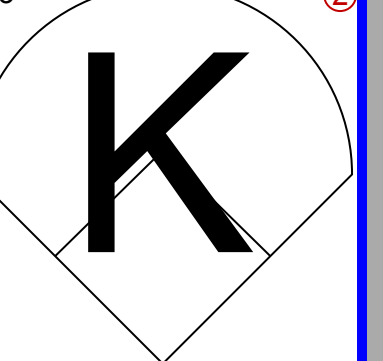
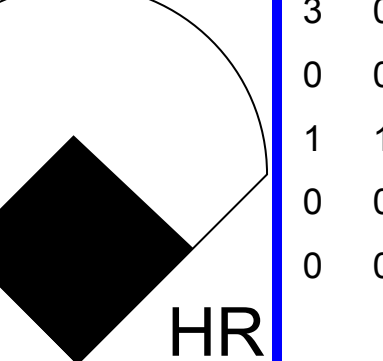
Chicago Cubs @ Los Angeles Dodgers
Los Angeles Memorial Coliseum, Los Angeles, CA

Tue Apr 22 1958, 9:05 PM EST
Att: 39,459 - Unknown

AB 26
R 4
H 4
RBI 3
BB 6
SO 5
LOB 14

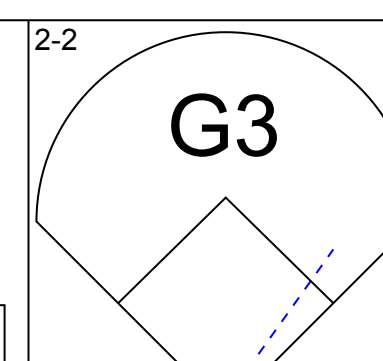
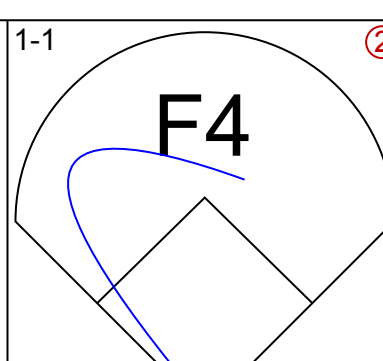

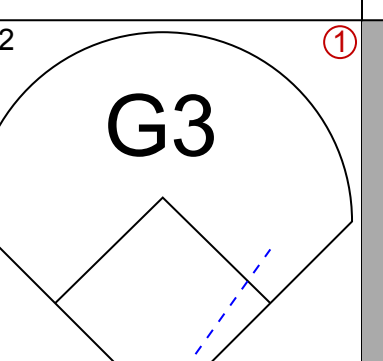
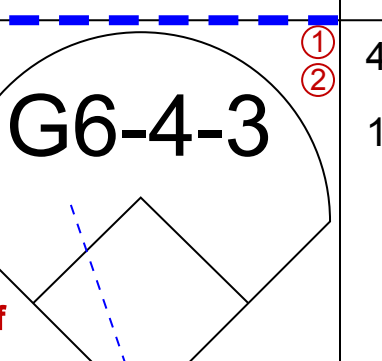
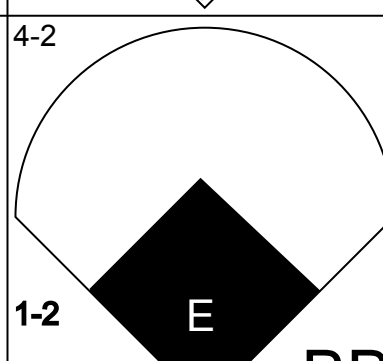

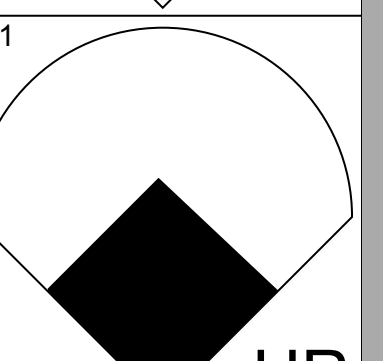
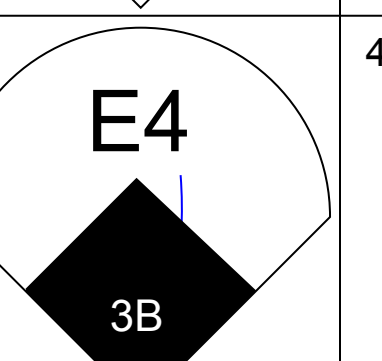
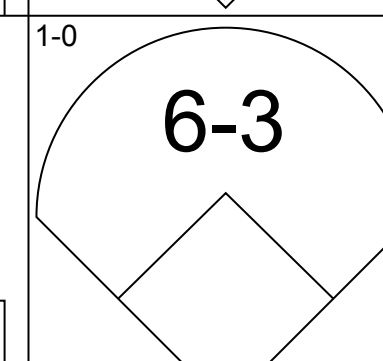
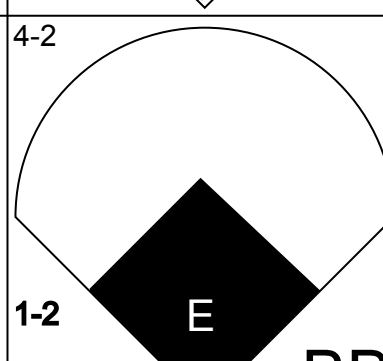

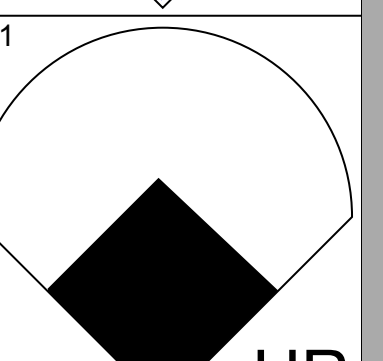
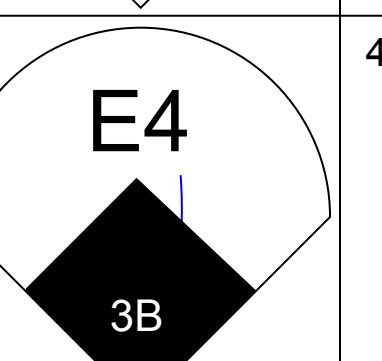
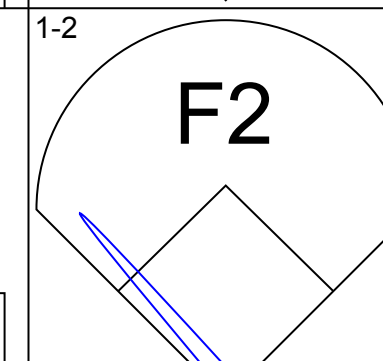
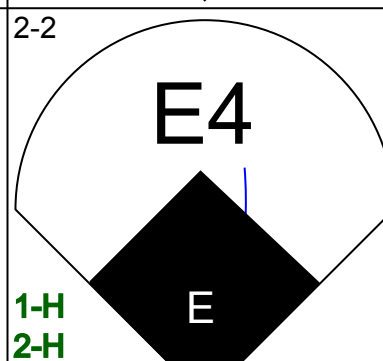
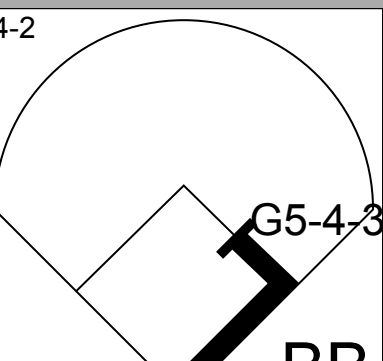
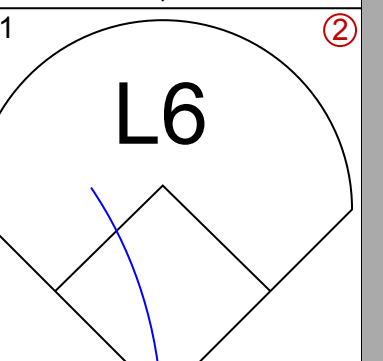
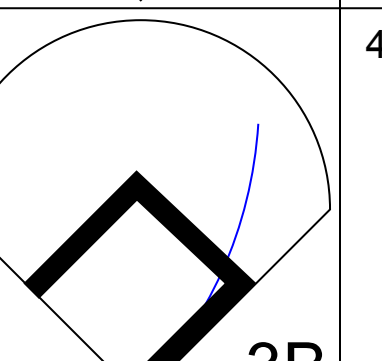
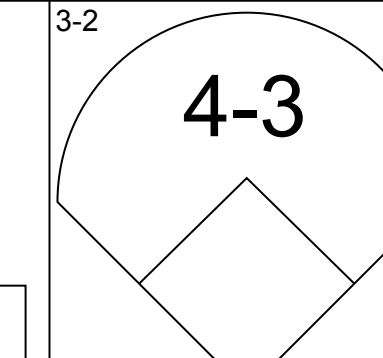
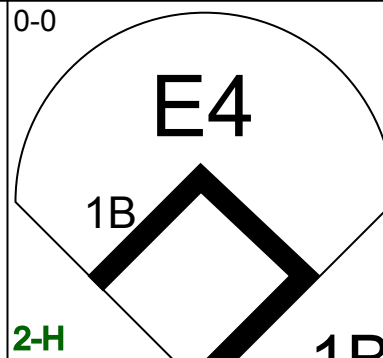
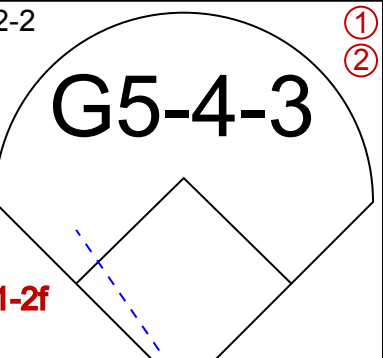
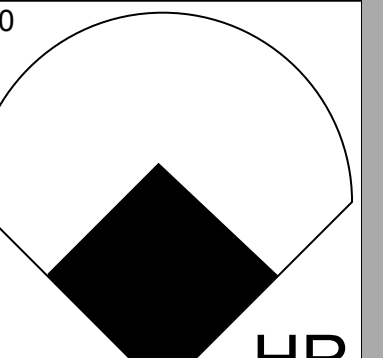
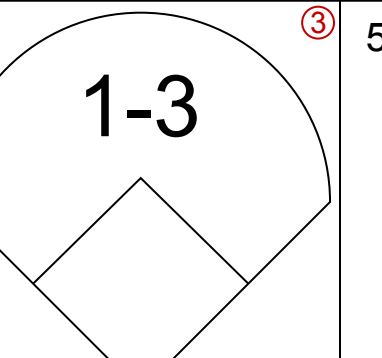
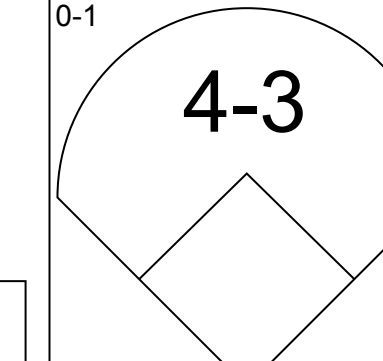
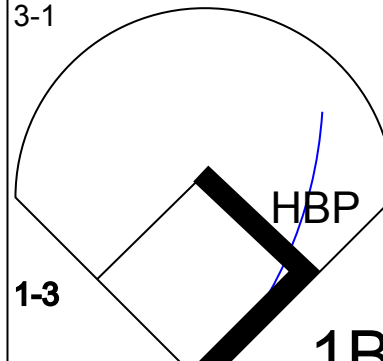
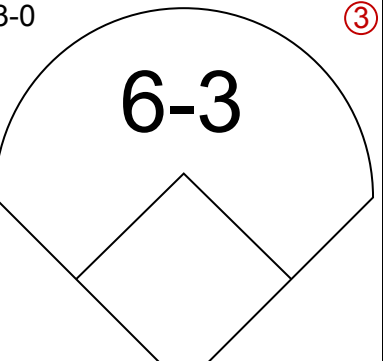
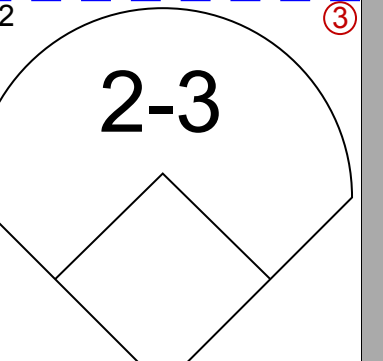
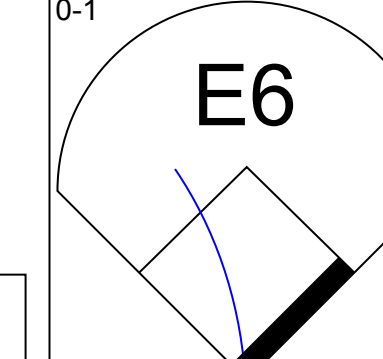
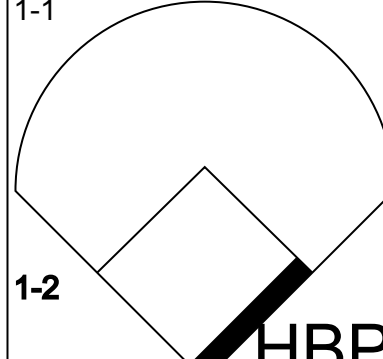




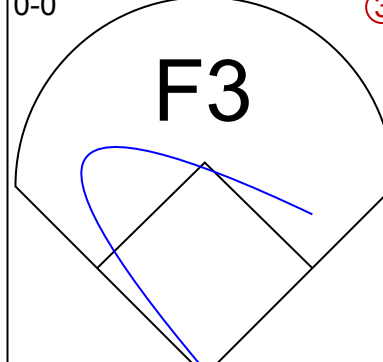



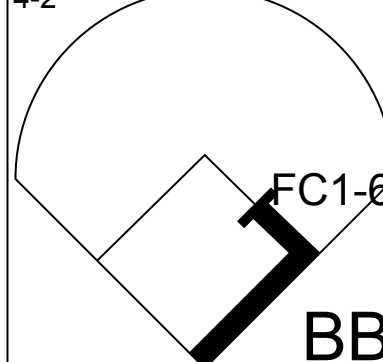



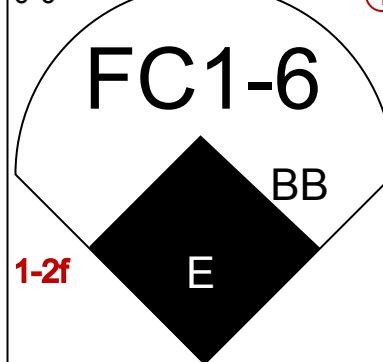


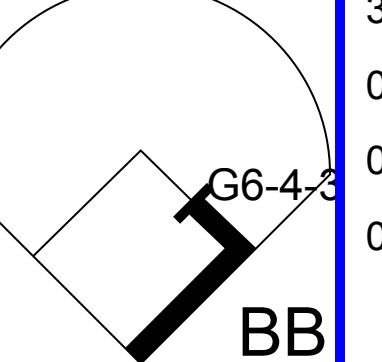
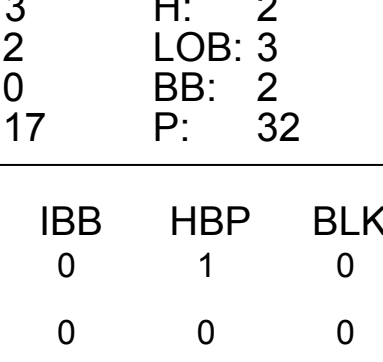
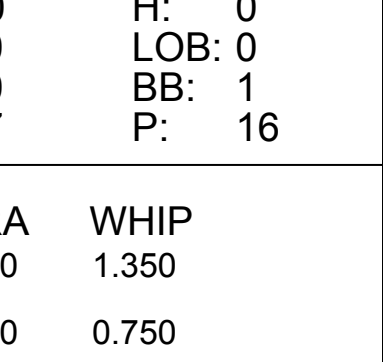


livebaseballscores.com

Batter	1	2	3	4	5	6	7	8	9	AB	R	H	RBI	BB	SO	LOB	TOP					
Tony Taylor, R OBP: 0.333, SLG: 0.250 (1,4)										4	0	0	0	1	1	0	Chicago Cubs @ Los Angeles Dodgers Los Angeles Memorial Coliseum, Los Angeles, CA Wed Apr 23 1958, 9:05 PM EST Att: 24,368 - Unknown					
Lee Walls, R OBP: 0.258, SLG: 0.367 (1,9)										5	2	2	1	0	2	2						
14 Ernie Banks, R OBP: 0.484, SLG: 0.852 (1,6)										4	2	2	0	1	0	0						
Walt Moryn, L OBP: 0.379, SLG: 0.500 (1,7)										5	0	0	0	0	2	4						
Bobby Thomson, R OBP: 0.433, SLG: 0.462 (1,8)										5	1	3	3	0	2	2						
Dale Long, L OBP: 0.276, SLG: 0.304 (1,3)										5	0	0	0	0	0	5						
Johnny Goryl, R OBP: 0.423, SLG: 0.864 (1,5)										2	1	1	1	2	0	0						
El Tappe, R OBP: 0.500, SLG: 0.333 (8, PH)										2	0	1	1	0	0	0						
Jim Bolger, R OBP: 0.333, SLG: 0.667 (8, PH)										1	0	0	0	0	0	3						
Cal Neeman, R OBP: 0.350, SLG: 0.474 (8, 2)										0	0	0	0	0	0	0						
Dick Drott, R OBP: 0.429, SLG: 0.429 (1, 1)										3	0	0	0	0	1	2						
Don Elston, R OBP: 1.000, SLG: 1.000 (7, 1)										0	0	0	0	0	0	0						
Chuck Tanner, L OBP: 0.333, SLG: 1.333 (9, PH)										1	1	1	1	0	0	0						
Freddy Rodriguez, R OBP: 0.350, SLG: 0.474 (9, 1)										0	0	0	0	0	0	0						
Dolan Nichols, R OBP: 0.350, SLG: 0.474 (9, 1)										0	0	0	0	0	0	0						
Inning Stats	R: 2 E: 0 K: 1 S: 13	H: 3 LOB: 1 BB: 0 P: 24	R: 0 E: 0 K: 0 S: 4	H: 0 LOB: 0 BB: 0 P: 5	R: 0 E: 0 K: 1 S: 10	H: 0 LOB: 1 BB: 0 P: 17	R: 2 E: 0 K: 0 S: 13	H: 3 LOB: 1 BB: 0 P: 15	R: 0 E: 0 K: 1 S: 6	H: 0 LOB: 0 BB: 0 P: 7	R: 0 E: 0 K: 2 S: 7	H: 0 LOB: 0 BB: 0 P: 11	R: 0 E: 0 K: 1 S: 10	H: 0 LOB: 2 BB: 2 P: 20	R: 0 E: 1 K: 1 S: 11	H: 0 LOB: 3 BB: 2 P: 24	R: 3 E: 0 K: 1 S: 20	H: 4 LOB: 1 BB: 0 P: 33	1B: 4 2B: 3 3B: 1 HR: 2	SF: 0 SAC: 1 DP: 0 HBP: 0	WP: 0 PB: 0 SB: 0 CS: 0	PA: 42
PITCHER	IP WLS BF H R ER SO BB IBB HBP BLK WP HR S P ERA WHIP	8.0 36 7 5 5 7 4 0 0 0 0 2 78 129 5.62 1.375	1.0 L 6 3 2 2 1 0 0 0 0 0 0 16 27 18.00 3.000																			
Carl Erskine, R ERA: 5.06 (1, 1)																						
Clem Labine, R ERA: 8.22 (9, 1)																						

AB	37
R	7
H	10
RBI	7
BB	4
SO	8
LOB	18



Batter	1	2	3	4	5	6	7	8	9	AB	R	H	RBI	BB	SO	LOB	BOTTOM					
Jim Gilliam, S OBP: 0.346, SLG: 0.200 (1,7)										4	0	0	0	0	0	2	Chicago Cubs @ Los Angeles Dodgers Los Angeles Memorial Coliseum, Los Angeles, CA Wed Apr 23 1958, 9:05 PM EST Att: 24,368 - Unknown					
Randy Jackson, R OBP: 0.417, SLG: 0.600 (9, PH)										4	3	1	1	1	0	2						
Pee Wee Reese, R OBP: 0.417, SLG: 0.600 (1,6)										4	3	1	1	1	0	2						
Charlie Neal, R OBP: 0.389, SLG: 0.464 (1,4)										4	1	1	1	1	0	0						
Gil Hodges, R OBP: 0.361, SLG: 0.414 (1,3)										5	1	2	1	0	0	3						
Dick Gray, R OBP: 0.486, SLG: 0.690 (1,5)										4	0	1	0	0	0	0						
Gino Cimoli, R OBP: 0.303, SLG: 0.433 (1,8)										3	0	1	0	0	0	0						
Carl Furillo, R OBP: 0.318, SLG: 0.412 (1,9)										3	0	0	0	1	0	5						
John Roseboro, L OBP: 0.471, SLG: 0.308 (1,2)										3	0	0	0	1	0	2						
Carl Erskine, R OBP: 0.143, SLG: 0.143 (1, 1)										3	1	1	0	0	0	2						
Clem Labine, R OBP: 0.167, SLG: 0.182 (9, 1)										0	0	0	0	0	0	0						
Inning Stats	R: 0 E: 0 K: 0 S: 8	H: 0 LOB: 0 BB: 0 P: 12	R: 0 E: 1 K: 0 S: 11	H: 0 LOB: 1 BB: 0 P: 16	R: 3 E: 2 K: 0 S: 17	H: 2 LOB: 3 BB: 2 P: 32	R: 0 E: 0 K: 0 S: 6	H: 1 LOB: 1 BB: 0 P: 11	R: 0 E: 0 K: 0 S: 7	H: 0 LOB: 0 BB: 1 P: 16	R: 0 E: 0 K: 0 S: 13	H: 0 LOB: 1 BB: 1 P: 22	R: 2 E: 0 K: 0 S: 11	H: 2 LOB: 0 BB: 0 P: 17	R: 0 E: 0 K: 0 S: 4	H: 1 LOB: 0 BB: 0 P: 4	R: 1 E: 1 K: 0 S: 12	H: 1 LOB: 2 BB: 1 P: 21	1B: 4 2B: 0 3B: 1 HR: 2	SF: 0 SAC: 0 DP: 3 HBP: 1	WP: 0 PB: 0 SB: 0 CS: 0	PA: 40
PITCHER	IP WLS BF H R ER SO BB IBB HBP BLK WP HR S P ERA WHIP	6.2 31 5 5 2 0 4 0 1 0 0 2 70 122 2.70 1.350	1.1 W 4 1 0 0 0 0 0 0 0 0 0 7 8 0.00 0.750	0.0 1 0 1 0 0 1 0 0 0 0 0 2 6 * *	1.0 S 4 1 0 0 0 0 0 0 0 0 0 10 15 0.00 1.000																	
Dick Drott, R ERA: 5.14 (1, 1)																						
Don Elston, R ERA: 2.45 (7, 1)																						
Freddy Rodriguez, R ERA: 2.45 (9, 1)																						
Dolan Nichols, R ERA: 1.67 (9, 1)																						



Batter	1	2	3	4	5	6	7	8	9	AB	R	H	RBI	BB	SO	LOB	TOP					
Tony Taylor, R OBP: 0.359, SLG: 0.250 (1, 4)										4	2	1	1	2	1	5	Chicago Cubs @ Los Angeles Dodgers Los Angeles Memorial Coliseum, Los Angeles, CA Thu Apr 24 1958, 6:33 AM EST Att: 10,194 - Unknown					
Lee Walls, R OBP: 0.297, SLG: 0.639 (1, 9)										6	3	3	8	0	0	2						
14 Ernie Banks, R OBP: 0.472, SLG: 0.767 (1, 6)										3	2	0	0	1	0	0						
Walt Moryn, L OBP: 0.382, SLG: 0.500 (1, 7)										4	2	1	0	1	0	0						
Bobby Thomson, R OBP: 0.457, SLG: 0.552 (1, 8)										3	1	1	1	2	1	2						
Dale Long, L OBP: 0.294, SLG: 0.269 (1, 3)										3	1	0	1	2	0	3						
Johnny Goryl, R OBP: 0.452, SLG: 0.800 (1, 5)										3	2	1	1	1	0	1						
El Tappe, R OBP: 0.444, SLG: 0.375 (1, 2)										5	1	2	2	0	0	3						
Gene Fodge, R (1, 1)										3	1	0	0	1	1	3						
Inning Stats	R: 2 E: 0 K: 1 S: 15	H: 1 LOB: 0 BB: 1 P: 26	R: 0 E: 0 K: 1 S: 9	H: 0 LOB: 2 BB: 1 P: 18	R: 2 E: 0 K: 0 S: 7	H: 0 LOB: 1 BB: 2 P: 19	R: 0 E: 0 K: 1 S: 10	H: 1 LOB: 1 BB: 0 P: 14	R: 7 E: 0 K: 0 S: 14	H: 4 LOB: 0 BB: 3 P: 30	R: 0 E: 0 K: 0 S: 4	H: 0 LOB: 0 BB: 1 P: 11	R: 3 E: 0 K: 0 S: 12	H: 1 LOB: 0 BB: 2 P: 21	R: 1 E: 0 K: 0 S: 9	H: 1 LOB: 0 BB: 0 P: 14	R: 0 E: 0 K: 0 S: 9	H: 1 LOB: 1 BB: 0 P: 15	1B: 4 2B: 1 3B: 0 HR: 4	SF: 0 SAC: 1 DP: 1 HBP: 2	WP: 2 PB: 0 SB: 1 CS: 0	PA: 47
PITCHER	IP WLS BF H R ER SO BB IBB HBP BLK WP HR S P ERA WHIP																					
Don Drysdale, R ERA: 12.27 (1, 1)	2.1 L 14 1 4 4 2 4 0 2 0 0 1 27 57 15.43 2.143																					
Roger Craig, R ERA: 23.63 (3, 1)	2.2 16 5 7 7 1 2 1 0 0 1 1 28 50 23.62 2.625																					
Ron Negray, R ERA: 8.22 (6, 1)	3.0 13 2 4 4 0 3 0 0 0 0 2 25 46 12.00 1.667																					
Sandy Koufax, L ERA: (9, 1)	1.0 4 1 0 0 0 0 0 0 0 1 0 9 15 0.00 1.000																					

AB	34
R	15
H	9
RBI	14
BB	10
SO	3
LOB	19



Batter	1	2	3	4	5	6	7	8	9	AB	R	H	RBI	BB	SO	LOB	BOTTOM					
Pee Wee Reese, R OBP: 0.395, SLG: 0.563 (1, 6)										2	0	0	0	0	0	0	Chicago Cubs @ Los Angeles Dodgers Los Angeles Memorial Coliseum, Los Angeles, CA Thu Apr 24 1958, 6:33 AM EST Att: 10,194 - Unknown					
Don Zimmer, R OBP: 0.400, SLG: 1.000 (6, 6)										3	0	0	0	0	2							
Gino Cimoli, R OBP: 0.276, SLG: 0.394 (1, 8)										1	0	1	0	0	0							
Jim Gilliam, S OBP: 0.370, SLG: 0.238 (8, 7)										3	0	1	0	0	0							
Duke Snider, L OBP: 0.355, SLG: 0.385 (1, 7)										1	0	0	0	0	1							
Don Demeter, R (7, 7)										1	0	0	0	0	1							
Gil Hodges, R OBP: 0.350, SLG: 0.394 (1, 3)										4	0	1	0	0	2							
Charlie Neal, R OBP: 0.400, SLG: 0.563 (1, 4)										4	1	2	1	0	0							
Randy Jackson, R OBP: 0.125, SLG: 0.125 (1, 5)										4	0	1	0	0	1							
Carl Furillo, R OBP: 0.308, SLG: 0.381 (1, 9)										4	0	1	0	0	2							
John Roseboro, L OBP: 0.429, SLG: 0.294 (1, 2)										4	0	1	0	0	2							
Don Drysdale, R (1, 1)										0	0	0	0	0	0							
Roger Craig, R (3, 1)										1	0	0	0	0	0							
Norm Larker, L (5, PH)										1	0	0	0	0	1							
Ron Negray, R (8, 1)										0	0	0	0	0	0							
Elmer Valo, L OBP: 0.190, SLG: 1.000 (9, 1)										1	0	0	0	0	0							
Sandy Koufax, R (9, 1)										0	0	0	0	0	0							
Rube Walker, L OBP: 0.250, SLG: 0.250 (9, PH)										1	0	0	0	0	1							
Inning Stats	R: 0 E: 0 K: 1 S: 10	H: 1 LOB: 1 BB: 0 P: 16	R: 0 E: 0 K: 0 S: 13	H: 2 LOB: 0 BB: 0 P: 20	R: 0 E: 1 K: 0 S: 6	H: 0 LOB: 0 BB: 0 P: 11	R: 0 E: 0 K: 0 S: 7	H: 0 LOB: 0 BB: 0 P: 9	R: 0 E: 0 K: 0 S: 8	H: 1 LOB: 1 BB: 0 P: 15	R: 0 E: 0 K: 1 S: 11	H: 1 LOB: 0 BB: 0 P: 15	R: 1 E: 0 K: 0 S: 10	H: 1 LOB: 0 BB: 0 P: 12	R: 1 E: 0 K: 0 S: 11	H: 3 LOB: 2 BB: 0 P: 19	R: 0 E: 0 K: 1 S: 9	H: 1 LOB: 1 BB: 0 P: 12	1B: 8 2B: 0 3B: 0 HR: 2	SF: 0 SAC: 0 DP: 2 HBP: 0	WP: 0 PB: 0 SB: 0 CS: 0	PA: 36
PITCHER	IP WLS BF H R ER SO BB IBB HBP BLK WP HR S P ERA WHIP																					
Gene Fodge, R ERA: 1.64 (1, 1)	9.0 W 36 10 2 2 3 0 0 0 0 0 2 85 129 2.00 1.111																					

AB	36
R	2
H	10
RBI	2
BB	0
SO	3
LOB	14



Batter	1	2	3	4	5	6	7	8	9	AB	R	H	RBI	BB	SO	LOB	TOP					
Don Blasingame, L (1,4) OBP: 0.455, SLG: 0.500	F4		FC1-5			K		E6 1B SF8		4	1	0	0	0	1	1						
Alvin Dark, R (1,5) OBP: 0.227, SLG: 0.300	1-3		5-3					F7		4	1	1	1	0	0	2						
Stan Musial, L (1,3) OBP: 0.581, SLG: 1.000	1B 2B			WP 1B 1B				FC6-4 1B		4	1	4	0	0	0	0						
Del Ennis, R (1,7) OBP: 0.447, SLG: 0.576	2H 1B			F8				SF8		3	0	2	2	0	0	1						
Ken Boyer, R (1,8) OBP: 0.256, SLG: 0.235		F3		K				FC6-4		4	0	0	0	0	1	4						
Gene Green, R (1,9) OBP: 0.333, SLG: 0.273	6-3									3	0	1	0	0	0	2						
Wally Moon, L (9, PH) OBP: 0.483, SLG: 0.263										1	0	0	0	0	1	0						
Ray Katt, R (1,2) OBP: 0.333, SLG: 0.538	4-3									3	0	0	0	0	0	0						
Joe Cunningham, L (9, PH) OBP: 0.111, SLG: 0.111										1	0	0	0	0	0	0						
Dick Schofield, S (1,6) OBP: 0.360, SLG: 0.350										3	0	0	0	0	1	0						
Inv Noren, L (9, PH) OBP: 0.333, SLG: 0.333										1	0	0	0	0	0	0						
Herm Wehmeier, R (1,1) OBP: 0.500, SLG: 1.000										1	0	1	0	0	0	0						
Frank Barnes, R (4,1)										1	0	0	0	0	1	0						
Larry Jackson, R (6,1)										1	0	0	0	0	1	0						
Inning Stats	R: 1 E: 0 K: 0 S: 6	H: 2 LOB: 1 BB: 0 P: 11	R: 0 E: 0 K: 0 S: 4	H: 0 LOB: 0 BB: 0 P: 7	R: 0 E: 0 K: 0 S: 5	H: 1 LOB: 1 BB: 0 P: 7	R: 0 E: 0 K: 1 S: 10	H: 2 LOB: 2 BB: 0 P: 15	R: 0 E: 0 K: 1 S: 9	H: 0 LOB: 0 BB: 0 P: 13	R: 1 E: 0 K: 1 S: 14	H: 3 LOB: 2 BB: 0 P: 22	R: 0 E: 0 K: 2 S: 10	H: 0 LOB: 0 BB: 0 P: 16	R: 1 E: 1 K: 0 S: 8	H: 1 LOB: 1 BB: 0 P: 9	R: 0 E: 0 K: 1 S: 9	H: 0 LOB: 0 BB: 0 P: 14	1B: 5 2B: 3 3B: 0 HR: 1	SF: 1 SAC: 0 DP: 0 HBP: 0	WP: 1 PB: 0 SB: 1 CS: 0	PA: 35
PITCHER	IP WLS BF H R ER SO BB IBB HBP BLK WP HR S P ERA WHIP																					
Fred Kipp, L (1,1) ERA: 1.93	7.1 W 30 9 3 2 5 0 0 0 0 0 1 1 62 95 2.46 1.227																					
Ed Roebuck, R (8,1) ERA: 2.08	1.2 S 5 0 0 0 1 0 0 0 0 0 0 0 13 19 0.00 0.000																					

St. Louis Cardinals @ Los Angeles Dodgers
 Los Angeles Memorial Coliseum, Los Angeles, CA
 Fri Apr 25 1958, 9:05 PM EST
 Att: 59,635 - Unknown

AB	34
R	3
H	9
RBI	3
BB	0
SO	6
LOB	10



Batter	1	2	3	4	5	6	7	8	9	AB	R	H	RBI	BB	SO	LOB	BOTTOM			
Gino Cimoli, R (1,8) OBP: 0.317, SLG: 0.447	6-3 1B		FC6-5 G3-6-3			F9		1B 2B		5	1	3	1	0	0	4				
Norm Larker, L (1,7) OBP: 0.375, SLG: 0.625	L7									5	1	3	2	0	0	2				
Carl Furillo, R (9,9) OBP: 0.308, SLG: 0.381										0	0	0	0	0	0	0				
Duke Snider, L (1,9) OBP: 0.314, SLG: 0.333	6-3 1-2			4-3		1-3		F9 1B		4	0	0	0	0	0	3				
Gil Hodges, R (1,3) OBP: 0.364, SLG: 0.432										4	1	2	1	0	2	2				
Charlie Neal, R (1,4) OBP: 0.395, SLG: 0.529										2	0	0	0	0	1	1				
Pee Wee Reese, R (6, PR) OBP: 0.385, SLG: 0.545										1	0	0	0	0	0	1				
Randy Jackson, R (1,5) OBP: 0.222, SLG: 0.222										1	0	1	0	0	0	0				
Jim Gilliam, S (4,5) OBP: 0.367, SLG: 0.250										3	0	1	1	0	1	2				
Don Zimmer, R (1,6) OBP: 0.444, SLG: 0.714										2	0	0	0	2	0	1				
Rube Walker, L (1,2) OBP: 0.250, SLG: 0.143	L4-3									3	0	0	0	1	0	2				
Fred Kipp, L (1,1) OBP: 0.667, SLG: 1.000										2	1	1	0	1	1	3				
Ed Roebuck, R (8,1) OBP: 1.000, SLG: 1.000										1	1	1	0	0	0	0				
Inning Stats	R: 0 E: 0 K: 1 S: 9	H: 1 LOB: 1 BB: 0 P: 12	R: 0 E: 0 K: 0 S: 8	H: 1 LOB: 1 BB: 1 P: 14	R: 0 E: 0 K: 0 S: 9	H: 1 LOB: 0 BB: 0 P: 12	R: 1 E: 0 K: 1 S: 13	H: 2 LOB: 1 BB: 0 P: 17	R: 2 E: 0 K: 1 S: 12	H: 2 LOB: 1 BB: 1 P: 19	R: 0 E: 0 K: 2 S: 9	H: 0 LOB: 3 BB: 2 P: 25	R: 1 E: 0 K: 0 S: 11	H: 2 LOB: 1 BB: 0 P: 16	R: 1 E: 0 K: 0 S: 8	H: 3 LOB: 2 BB: 0 P: 10	1B: 8 2B: 4 3B: 1 HR: 0	SF: 0 SAC: 0 DP: 2 HBP: 1	WP: 1 PB: 0 SB: 1 CS: 0	PA: 38
PITCHER	IP WLS BF H R ER SO BB IBB HBP BLK WP HR S P ERA WHIP																			
Herm Wehmeier, R (1,1) ERA: 6.35	3.1 L 12 3 2 2 3 2 0 1 0 0 0 0 24 42 9.00 2.500																			
Frank Barnes, R (4,1) ERA: 4.5	2.0 L 12 3 2 2 3 2 0 1 0 0 0 0 24 42 9.00 2.500																			
Larry Jackson, R (6,1) ERA: 9.0	2.2 13 5 2 2 1 1 0 0 0 0 1 0 25 40 6.75 2.250																			

St. Louis Cardinals @ Los Angeles Dodgers
 Los Angeles Memorial Coliseum, Los Angeles, CA
 Fri Apr 25 1958, 9:05 PM EST
 Att: 59,635 - Unknown

AB	33
R	5
H	12
RBI	5
BB	4
SO	5
LOB	21



Batter	1	2	3	4	5	6	7	8	9	AB	R	H	RBI	BB	SO	LOB	TOP					
Don Blasingame, L (1,4) OBP: 0.415, SLG: 0.432										4	0	1	0	0	0	3	St. Louis Cardinals @ Los Angeles Dodgers Los Angeles Memorial Coliseum, Los Angeles, CA Sun Apr 27 1958, 6:33 AM EDT Att: 44,941 - Unknown					
Alvin Dark, R (1,5) OBP: 0.290, SLG: 0.345										4	1	1	0	0	0	1						
Stan Musial, L (1,3) OBP: 0.577, SLG: 0.911										3	1	2	0	1	0	0						
Del Ennis, R (1,7) OBP: 0.413, SLG: 0.512										4	0	1	0	0	0	3						
Ken Boyer, R (1,8) OBP: 0.277, SLG: 0.317										3	1	1	1	1	1	1						
Gene Green, R (1,9) OBP: 0.421, SLG: 0.529										4	0	2	0	0	0	0						
Hal Smith, R (1,2) OBP: 0.385, SLG: 0.111										3	0	0	1	1	1	1						
Eddie Kasko, R (1,6) OBP: 0.333, SLG: 0.200										4	0	1	0	0	1	3						
Sam Jones, R (1,1) OBP: 0.430, SLG: 0.250										0	0	0	0	0	0	0	AB 33 R 3 H 10 RBI 2 BB 3 SO 5 LOB 15					
Larry Jackson, R (2,1) OBP: 0.300, SLG: 1.000										1	0	0	0	0	0	0						
Benny Valenzuela, R (5, PH)										1	0	0	0	0	0	0						
Bob Mabe, R (5, 1)										0	0	0	0	0	0	0						
Ray Katt, R (8, PH)										1	0	0	0	0	0	0						
Phil Paine, R (8, 1)										0	0	0	0	0	0	0						
Bobby Gene Smith, R (9, PH)										1	0	0	0	0	1	3						
Inning Stats	R: 0 E: 0 K: 0 S: 8	H: 1 LOB: 1 BB: 1 P: 16	R: 1 E: 0 K: 2 S: 12	H: 1 LOB: 0 BB: 0 P: 23	R: 0 E: 0 K: 1 S: 7	H: 0 LOB: 0 BB: 0 P: 10	R: 0 E: 0 K: 0 S: 6	H: 1 LOB: 0 BB: 0 P: 11	R: 0 E: 0 K: 0 S: 6	H: 3 LOB: 2 BB: 0 P: 9	R: 1 E: 0 K: 1 S: 7	H: 2 LOB: 0 BB: 0 P: 7	R: 0 E: 0 K: 0 S: 4	H: 0 LOB: 0 BB: 0 P: 5	R: 0 E: 0 K: 0 S: 6	H: 0 LOB: 0 BB: 0 P: 9	R: 1 E: 0 K: 1 S: 13	H: 2 LOB: 3 BB: 2 P: 29	1B: 9 2B: 0 3B: 0 HR: 1	SF: 0 SAC: 0 DP: 4 HBP: 0	WP: 0 PB: 0 SB: 0 CS: 0	PA: 36
PITCHER	IP	WLS	BF	H	R	ER	SO	BB	IBB	HBP	BLK	WP	HR	S	P	ERA	WHIP					
Johnny Podres, L (1,1) ERA: 2.22	9.0	W	36	10	3	3	5	3	0	0	0	0	1	69	119	3.00	1.444					

Batter	1	2	3	4	5	6	7	8	9	AB	R	H	RBI	BB	SO	LOB	BOTTOM				
Jim Gilliam, S (1,4) OBP: 0.400, SLG: 0.258										3	1	0	0	2	2	0	St. Louis Cardinals @ Los Angeles Dodgers Los Angeles Memorial Coliseum, Los Angeles, CA Sun Apr 27 1958, 6:33 AM EDT Att: 44,941 - Unknown				
Norm Larker, L (1,7) OBP: 0.294, SLG: 0.357										2	1	0	1	1	0	1					
Carl Furillo, R (7,9) OBP: 0.296, SLG: 0.364										1	0	0	0	0	1	0					
Elmer Valo, L (1,9) OBP: 0.400, SLG: 0.667										5	1	1	0	0	0	3					
Gil Hodges, R (1,3) OBP: 0.389, SLG: 0.435										4	2	2	1	1	1	1					
Dick Gray, R (1,5) OBP: 0.475, SLG: 0.735										5	2	2	3	0	0	3					
Gino Cimoli, R (1,8) OBP: 0.320, SLG: 0.447										4	1	2	2	0	0	0					
Don Demeter, R (7,8)										0	0	0	0	0	0	0					
Don Zimmer, R (1,6) OBP: 0.412, SLG: 0.533										4	2	2	0	0	2	1					
Rube Walker, L (1,2) OBP: 0.250, SLG: 0.214										3	0	1	2	1	1	0					
Joe Pignatano, R (9,2) OBP: 0.167, SLG: 0.182										0	0	0	0	0	0	0					
Johnny Podres, L (1,1) OBP: 0.200, SLG: 0.200										3	0	0	0	0	0	1					
Inning Stats	R: 3 E: 0 K: 0 S: 12	H: 2 LOB: 0 BB: 1 P: 26	R: 1 E: 0 K: 0 S: 11	H: 1 LOB: 2 BB: 2 P: 25	R: 2 E: 0 K: 0 S: 14	H: 3 LOB: 1 BB: 0 P: 24	R: 0 E: 0 K: 1 S: 10	H: 1 LOB: 2 BB: 1 P: 16	R: 0 E: 0 K: 2 S: 8	H: 0 LOB: 0 BB: 0 P: 10	R: 4 E: 1 K: 1 S: 19	H: 3 LOB: 1 BB: 1 P: 31	R: 0 E: 0 K: 1 S: 7	H: 0 LOB: 0 BB: 0 P: 9	R: 0 E: 1 K: 2 S: 10	H: 0 LOB: 1 BB: 0 P: 16	1B: 6 2B: 3 3B: 0 HR: 1	SF: 1 SAC: 1 DP: 0 HBP: 0	WP: 0 PB: 0 SB: 2 CS: 0	PA: 41	
PITCHER	IP	WLS	BF	H	R	ER	SO	BB	IBB	HBP	BLK	WP	HR	S	P	ERA	WHIP				
Sam Jones, R (1,1) ERA: 8.03	1.1	L	10	3	4	4	0	3	0	0	0	0	0	20	46	27.00	4.500				
Larry Jackson, R (2,1) ERA: 8.22	2.2		13	4	2	2	1	1	0	0	0	0	0	27	45	6.75	1.875				
Bob Mabe, R (5,1) ERA:	3.0		14	3	4	0	4	1	0	0	0	0	0	34	50	0.00	1.333				
Phil Paine, R (8,1) ERA:	1.0		4	0	0	0	2	0	0	0	0	0	0	10	16	0.00	0.000				

Batter	1	2	3	4	5	6	7	8	9	AB	R	H	RBI	BB	SO	LOB	TOP										
Bill Virdon, L OBP: 0.352, SLG: 0.360 (1, 8)	2-2 4-3		1-1 G3		1-1 FC3-6		1-1 5-3	1-0 CS	0-2 L7	5	0	0	0	0	0	2	Pittsburgh Pirates @ Los Angeles Dodgers Los Angeles Memorial Coliseum, Los Angeles, CA Tue Apr 23 1958, 10:05 PM EDT Att: 19,778 - Unknown livebaseballscorecards.com										
Dick Groat, R OBP: 0.321, SLG: 0.442 (1, 6)	3-2 1B		2-3 K		4-2 BB		0-1 5-3		2-2 5-3	4	0	1	0	1	1	0											
Bob Skinner, L OBP: 0.434, SLG: 0.478 (1, 7)	1-2 G4-3-6-3		2-0 5-3		2-2 SF8			2-1 G3 1B	1-3 K	4	1	1	1	0	1	1											
Ted Kluszewski, L OBP: 0.333, SLG: 0.262 (1, 3)		2-2 4-3		0-2 3-1		0-0 1-3		0-1 G3		4	0	0	0	0	0	3											
R C Stevens, R OBP: 0.667, SLG: 1.667 (8, 3)								2-3		0	0	0	0	0	0	0											
Frank Thomas, R OBP: 0.340, SLG: 0.500 (1, 5)		1-1 FC5-4 1B		1-1 HR		2-2 6-3		2-1 1B 2B		4	3	3	2	0	0	0											
Roberto Clemente, R OBP: 0.436, SLG: 0.587 (1, 9)		2-1 FC5-4 1B		0-2 6-3		0-0 4-3		3-H 1-1 2B 1B		4	1	2	0	0	0	0											
Bill Mazerowski, R OBP: 0.351, SLG: 0.500 (1, 4)		0-2 FC5-4 1B		3-1 F7		4-2 BB		0-0 1B 2B		3	1	1	2	1	0	2											
Hank Foiles, R OBP: 0.300, SLG: 0.289 (1, 2)		0-1 1B		2-2 FC3-6 SH SF8 1B		1-1 L6		2-1 CS 1B		4	1	3	2	0	0	1											
Bob Friend, R (1, 1)		0-3 K		0-0 SH FC3-6			0-1 F3	0-0 B2		3	0	0	0	0	1	3											
Inning Stats	R: 0 E: 0 K: 0 S: 10	H: 1 LOB: 0 BB: 0 P: 16	R: 1 E: 0 K: 1 S: 16	H: 3 LOB: 2 BB: 0 P: 21	R: 0 E: 0 K: 1 S: 6	H: 0 LOB: 0 BB: 0 P: 11	R: 1 E: 0 K: 0 S: 10	H: 1 LOB: 0 BB: 0 P: 14	R: 1 E: 0 K: 0 S: 13	H: 1 LOB: 2 BB: 1 P: 22	R: 0 E: 0 K: 0 S: 8	H: 0 LOB: 1 BB: 1 P: 15	R: 0 E: 0 K: 0 S: 6	H: 0 LOB: 0 BB: 0 P: 7	R: 4 E: 0 K: 0 S: 12	H: 5 LOB: 2 BB: 0 P: 20	R: 0 E: 0 K: 1 S: 12	H: 0 LOB: 0 BB: 0 P: 15	1B: 8 2B: 2 3B: 0 HR: 1	SF: 1 SAC: 1 DP: 1 HBP: 0	WP: 0 PB: 0 SB: 1 CS: 1	PA: 40					
PITCHER	IP	WLS	BF	H	R	ER	SO	BB	IBB	HBP	BLK	WP	HR	S	P	ERA	WHIP										
Carl Erskine, R ERA: 5.79 (1, 1)	7.1	L	34	10	7	6	2	2	0	0	0	0	1	78	120	7.36	1.636										
Don Bessent, R ERA: 2.25 (8, 1)	0.2		2	1	0	0	0	0	0	0	0	0	0	3	6	0.00	1.500										
Don Newcombe, R ERA: 4.15 (9, 1)	1.0		3	0	0	0	1	0	0	0	0	0	0	12	15	0.00	0.000										

Batter	1	2	3	4	5	6	7	8	9	AB	R	H	RBI	BB	SO	LOB	BOTTOM										
Gino Cimoli, R OBP: 0.352, SLG: 0.520 (1, 8)	3-3 K		1-1 HR			1-1 CS 1B		4-2 BB		3	1	2	1	1	1	0	Pittsburgh Pirates @ Los Angeles Dodgers Los Angeles Memorial Coliseum, Los Angeles, CA Tue Apr 23 1958, 10:05 PM EDT Att: 19,778 - Unknown livebaseballscorecards.com										
Norm Larker, L OBP: 0.238, SLG: 0.278 (1, 7)	0-1 F6		1-3 K		3-3 K	1-2 K		0-0 G3		4	0	0	0	0	2	3											
Duke Snider, L OBP: 0.318, SLG: 0.333 (1, 9)	0-0 1B			2-2 5-3 1B		0-0 F5			0-1 4-3	4	0	2	0	0	0	0											
Gil Hodges, R OBP: 0.362, SLG: 0.400 (1, 3)	0-2 F9			0-0 5-3		0-0 6-3			1-1 F9	4	0	0	0	0	0	2											
Charlie Neal, R OBP: 0.362, SLG: 0.474 (1, 4)		1-0 6-3		1-1 5-3		0-2 6-3			3-2 F9	4	0	0	0	0	0	1											
Dick Gray, R OBP: 0.442, SLG: 0.676 (1, 5)		3-1 G3		0-3 K		1-0 F8				3	0	0	0	0	1	1											
Don Zimmer, R OBP: 0.350, SLG: 0.444 (1, 6)		3-1 F5			0-0 6-3			0-0 4-3		3	0	0	0	0	0	0											
Rube Walker, L OBP: 0.211, SLG: 0.176 (1, 2)			0-0 F8		0-0 F9			1-2 4-3		3	0	0	0	0	0	0											
Carl Erskine, R OBP: 0.111, SLG: 0.111 (1, 1)			0-3 K		1-1 1-3			4-1 BB BB		2	0	0	0	0	1	0											
Don Bessent, R (8, 1)										0	0	0	0	0	0	0											
Jim Gilliam, S OBP: 0.415, SLG: 0.258 (8, PH)										0	0	0	0	1	0	0											
Don Newcombe, L OBP: 1.000, SLG: 1.000 (9, 1)										0	0	0	0	0	0	0											
Inning Stats	R: 0 E: 0 K: 1 S: 10	H: 1 LOB: 1 BB: 0 P: 13	R: 0 E: 0 K: 0 S: 5	H: 0 LOB: 0 BB: 0 P: 12	R: 1 E: 0 K: 2 S: 9	H: 1 LOB: 0 BB: 0 P: 11	R: 0 E: 0 K: 1 S: 10	H: 1 LOB: 1 BB: 0 P: 13	R: 0 E: 0 K: 0 S: 4	H: 0 LOB: 0 BB: 0 P: 5	R: 0 E: 0 K: 1 S: 6	H: 1 LOB: 0 BB: 0 P: 10	R: 0 E: 0 K: 0 S: 5	H: 0 LOB: 0 BB: 0 P: 6	R: 0 E: 0 K: 0 S: 8	H: 0 LOB: 2 BB: 2 P: 17	R: 0 E: 0 K: 0 S: 8	H: 0 LOB: 0 BB: 0 P: 12	1B: 3 2B: 1 3B: 0 HR: 1	SF: 0 SAC: 0 DP: 1 HBP: 0	WP: 0 PB: 0 SB: 0 CS: 1	PA: 32					
PITCHER	IP	WLS	BF	H	R	ER	SO	BB	IBB	HBP	BLK	WP	HR	S	P	ERA	WHIP										
Bob Friend, R ERA: 2.76 (1, 1)	9.0	W	32	4	1	1	5	2	0	0	0	0	1	65	99	1.00	0.667										



Batter	1	2	3	4	5	6	7	8	9	AB	R	H	RBI	BB	SO	LOB	TOP						
Bill Virdon, L OBP: 0.390, SLG: 0.407 (1, 8)	F4		L4-6 E 1B		BB 1B		2B	BB		4	0	3	0	1	0	0	Pittsburgh Pirates @ Los Angeles Dodgers Los Angeles Memorial Coliseum, Los Angeles, CA Wed Apr 30 1958, 10:05 PM EDT Att: 13,890 - Unknown livebaseballscorecards.com						
Dick Groat, R OBP: 0.310, SLG: 0.411 (1, 6)	F4		E4		BB		5-3	F9		4	0	0	0	1	0	4							
Bob Skinner, L OBP: 0.431, SLG: 0.460 (1, 7)	WP 1B		L4-6 2-3		F6		G3-6-1 HBP		L5	4	0	1	0	0	0	4							
Ted Kluszewski, L OBP: 0.321, SLG: 0.239 (1, 3)			1-3		4-3		G3-6-1		F8	4	0	0	0	1	0	5							
R C Stevens, R OBP: 0.667, SLG: 1.667 (9, 3)	BB						1-2			0	0	0	0	0	0	0							
Frank Thomas, R OBP: 0.345, SLG: 0.540 (1, 5)	K								G1	4	2	1	1	1	2	2							
Roberto Clemente, R OBP: 0.423, SLG: 0.560 (1, 9)										4	0	1	0	0	0	1							
Bill Mazerolski, R OBP: 0.366, SLG: 0.526 (1, 4)										4	1	2	0	0	0	1							
Hank Foiles, R OBP: 0.318, SLG: 0.293 (1, 2)										3	0	1	1	1	0	1							
Ron Kline, R (1, 1)										4	0	0	1	0	2	4							
Inning Stats	R: 0 E: 0 K: 1 S: 10	H: 1 LOB: 2 BB: 1 P: 18	R: 0 E: 0 K: 1 S: 8	H: 1 LOB: 1 BB: 0 P: 13	R: 0 E: 1 K: 0 S: 14	H: 1 LOB: 1 BB: 0 P: 22	R: 1 E: 0 K: 0 S: 10	H: 1 LOB: 2 BB: 1 P: 15	R: 0 E: 0 K: 2 S: 12	H: 1 LOB: 2 BB: 1 P: 18	R: 0 E: 0 K: 0 S: 8	H: 1 LOB: 1 BB: 0 P: 13	R: 2 E: 0 K: 0 S: 14	H: 2 LOB: 2 BB: 2 P: 24	R: 0 E: 0 K: 0 S: 8	H: 0 LOB: 0 BB: 0 P: 11	1B: 6 2B: 3 3B: 0 HR: 1	SF: 0 SAC: 0 DP: 2 HBP: 1	WP: 2 PB: 0 SB: 0 CS: 0	PA: 41			
PITCHER	IP WLS BF H R ER SO BB IBB HBP BLK WP HR S P ERA WHIP	8.0 L 38 9 3 3 4 4 1 1 0 2 1 83 137 3.38 1.625	1.0 3 0 0 0 0 0 0 0 0 0 0 8 11 0.00 0.000																				

Batter	1	2	3	4	5	6	7	8	9	AB	R	H	RBI	BB	SO	LOB	BOTTOM						
Gino Cimoli, R OBP: 0.328, SLG: 0.481 (1, 8)	F9			F9		F6		L1-3		4	0	0	0	0	0	1	Pittsburgh Pirates @ Los Angeles Dodgers Los Angeles Memorial Coliseum, Los Angeles, CA Wed Apr 30 1958, 10:05 PM EDT Att: 13,890 - Unknown livebaseballscorecards.com						
Norm Larker, L OBP: 0.240, SLG: 0.238 (1, 7)	F9			1B BB		F8			F8	3	1	0	0	1	0	0							
Duke Snider, L OBP: 0.313, SLG: 0.326 (1, 9)	4-3			1B		G3			4-3	4	0	1	0	0	0	0							
Gil Hodges, R OBP: 0.355, SLG: 0.389 (1, 3)				1B		K			4-3	4	0	1	1	0	2	0							
Charlie Neal, R OBP: 0.340, SLG: 0.439 (1, 4)				F4		F9				3	0	0	0	0	1	2							
Randy Jackson, R OBP: 0.167, SLG: 0.167 (1, 5)				K		6-3				3	0	0	0	0	1	2							
Don Zimmer, R OBP: 0.304, SLG: 0.381 (1, 6)				K		F9			K	3	0	0	0	0	2	0							
Rube Walker, L OBP: 0.182, SLG: 0.150 (1, 2)				F8		L3-1			G3	3	0	0	0	0	0	0							
Don Drysdale, R (1, 1)				6-3		L1-3				2	0	0	0	0	0	0							
Jim Gilliam, S (8, PH)										1	0	1	0	0	0	0							
Ed Roebuck, R OBP: 1.000, SLG: 1.000 (9, 1)									1B	0	0	0	0	0	0	0							
Inning Stats	R: 0 E: 0 K: 0 S: 4	H: 0 LOB: 0 BB: 0 P: 7	R: 0 E: 0 K: 2 S: 12	H: 0 LOB: 0 BB: 0 P: 18	R: 0 E: 1 K: 1 S: 7	H: 0 LOB: 0 BB: 0 P: 10	R: 1 E: 0 K: 1 S: 15	H: 2 LOB: 2 BB: 1 P: 31	R: 0 E: 0 K: 0 S: 6	H: 0 LOB: 0 BB: 0 P: 7	R: 0 E: 0 K: 1 S: 7	H: 0 LOB: 0 BB: 0 P: 11	R: 0 E: 0 K: 1 S: 11	H: 1 LOB: 1 BB: 0 P: 14	R: 0 E: 0 K: 0 S: 4	H: 0 LOB: 0 BB: 0 P: 4	1B: 3 2B: 0 3B: 0 HR: 0	SF: 0 SAC: 0 DP: 0 HBP: 0	WP: 0 PB: 0 SB: 0 CS: 0	PA: 31			
PITCHER	IP WLS BF H R ER SO BB IBB HBP BLK WP HR S P ERA WHIP	9.0 W 31 3 1 1 6 1 0 0 0 0 0 70 109 1.00 0.444																					



Batter	1	2	3	4	5	6	7	8	9	AB	R	H	RBI	BB	SO	LOB	TOP										
Bill Virdon, L OBP: 0.391, SLG: 0.424 (1, 8)	F5		4-3			1B		K		5	0	2	1	0	1	1	Pittsburgh Pirates @ Los Angeles Dodgers Los Angeles Memorial Coliseum, Los Angeles, CA Thu May 01 1958, 10:05 PM EDT Att: 16,503 - Unknown livebaseballscorecards.com										
Dick Groat, R OBP: 0.302, SLG: 0.393 (1, 6)	F7			F6	1B	L6		4-3		5	0	1	1	0	0	2											
John Powers, L OBP: 0.300, SLG: 0.125 (1, 7)	F9			F7	F3				1-3	4	0	0	0	1	0	2											
Ted Kluszewski, L OBP: 0.310, SLG: 0.235 (1, 3)		L6							F6	5	1	1	0	0	0	2											
R C Stevens, R OBP: 0.667, SLG: 1.667 (9, 3)										0	0	0	0	0	0	0											
Frank Thomas, R OBP: 0.383, SLG: 0.673 (1, 5)		FC4-6 1B			HR	HR		G4-3 1B	5-3	5	2	4	3	0	0	0											
Roman Mejias, R (1, 9)	F9				6-3	K		G4-3		4	0	0	0	0	1	2											
Bill Mazerolski, R OBP: 0.378, SLG: 0.548 (1, 4)	FC4-6 1-2f				1B	HR		F7		4	2	2	0	0	0	1											
Hank Foiles, R OBP: 0.313, SLG: 0.273 (1, 2)			P1		K	HR		F9		3	1	0	0	1	1	1											
Vern Law, R OBP: 0.429, SLG: 0.833 (1, 1)			K		1B	HR				3	2	2	3	0	1	0											
Ron Blackburn, R OBP: 1.000, SLG: 2.000 (6, 1)					1B	HR				1	0	1	0	0	0	0											
Inning Stats	R: 0 E: 0 K: 0 S: 5	H: 0 LOB: 0 BB: 0 P: 8	R: 0 E: 0 K: 0 S: 10	H: 1 LOB: 1 BB: 0 P: 13	R: 0 E: 0 K: 1 S: 11	H: 0 LOB: 0 BB: 0 P: 15	R: 0 E: 0 K: 0 S: 5	H: 0 LOB: 0 BB: 0 P: 7	R: 3 E: 0 K: 1 S: 18	H: 5 LOB: 2 BB: 0 P: 26	R: 5 E: 0 K: 1 S: 21	H: 5 LOB: 2 BB: 0 P: 37	R: 0 E: 0 K: 1 S: 8	H: 1 LOB: 0 BB: 0 P: 11	R: 0 E: 0 K: 0 S: 7	H: 0 LOB: 0 BB: 0 P: 12	1B: 7 2B: 3 3B: 0 HR: 3	SF: 0 SAC: 0 DP: 1 HBP: 0	WP: 0 PB: 0 SB: 0 CS: 0	PA: 41							
PITCHER	IP	WLS	BF	H	R	ER	SO	BB	IBB	HBP	BLK	WP	HR	S	P	ERA	WHIP										
Don Newcombe, R ERA: 6.75 (1, 1)	5.0	L	23	8	5	5	2	0	0	0	0	0	2	54	75	9.00	1.600										
Ed Roebuck, R ERA: 4.75 (6, 1)	0.1	4	2	3	2	1	1	1	0	0	0	0	1	8	13	54.00	9.000										
Jackie Collum, L ERA: 4.75 (6, 1)	0.2	4	1	0	0	0	1	0	0	0	0	0	0	8	18	0.00	3.000										
Don Bessent, R ERA: 1.8 (7, 1)	2.0	7	2	0	0	0	1	0	0	0	0	0	0	13	20	0.00	1.000										
Clem Labine, R ERA: 7.94 (9, 1)	1.0	3	0	0	0	0	0	0	0	0	0	0	0	7	12	0.00	0.000										

Batter	1	2	3	4	5	6	7	8	9	AB	R	H	RBI	BB	SO	LOB	BOTTOM										
Jim Gilliam, S OBP: 0.468, SLG: 0.333 (1, 5)	E BB	F7		FC4-6 1B		1B		FC4-6 1B		4	0	3	0	1	0	2	Pittsburgh Pirates @ Los Angeles Dodgers Los Angeles Memorial Coliseum, Los Angeles, CA Thu May 01 1958, 10:05 PM EDT Att: 16,503 - Unknown livebaseballscorecards.com										
Gino Cimoli, R OBP: 0.317, SLG: 0.458 (1, 8)	E9		5-3	FC4-6 1-2f		1B		FC4-6 1-2f		5	0	1	0	0	0	5											
Duke Snider, L OBP: 0.302, SLG: 0.313 (1, 9)	F4		3-1		1B SF9	G2-3			6-3	5	1	1	0	0	0	5											
Gil Hodges, R OBP: 0.343, SLG: 0.373 (1, 3)	F8		F7		1B		K		4-3	5	0	1	0	0	1	2											
Charlie Neal, R OBP: 0.327, SLG: 0.422 (1, 4)	1-3			SH FC4-6 1B	SF9	K		K		4	1	1	1	0	2	2											
Don Demeter, R OBP: 0.200, SLG: 0.200 (1, 7)		1-3		SH E 1B	1-3	6-3				4	1	1	0	0	0	1											
Don Zimmer, R OBP: 0.308, SLG: 0.348 (1, 6)		1B BB		SH FC4-6 1B	F9	K				2	0	0	0	1	1	1											
John Roseboro, L OBP: 0.400, SLG: 0.286 (1, 2)	F9			FC4-6 1B		F9		FC4-6 1B		4	0	1	1	0	0	2											
Don Newcombe, L OBP: 0.750, SLG: 0.667 (1, 1)										2	0	1	0	0	0	1											
Ed Roebuck, R OBP: 1.000, SLG: 1.000 (6, 1)				F5				FC4-6 1B		0	0	0	0	0	0	0											
Carl Furillo, R OBP: 0.321, SLG: 0.391 (6, PH)										1	0	1	0	0	0	0											
Don Bessent, R OBP: 0.364, SLG: 0.600 (7, 1)										0	0	0	0	0	0	0											
Elmer Vato, L OBP: 0.364, SLG: 0.600 (8, PH)										1	0	0	0	0	0	1											
Clem Labine, R ERA: 7.94 (9, 1)										0	0	0	0	0	0	0											
Inning Stats	R: 0 E: 1 K: 0 S: 9	H: 0 LOB: 2 BB: 1 P: 19	R: 0 E: 0 K: 0 S: 5	H: 1 LOB: 2 BB: 1 P: 11	R: 0 E: 0 K: 0 S: 6	H: 0 LOB: 0 BB: 0 P: 9	R: 2 E: 2 K: 0 S: 12	H: 3 LOB: 2 BB: 0 P: 15	R: 1 E: 0 K: 0 S: 8	H: 2 LOB: 1 BB: 0 P: 11	R: 0 E: 0 K: 0 S: 6	H: 3 LOB: 2 BB: 0 P: 8	R: 0 E: 0 K: 2 S: 8	H: 0 LOB: 0 BB: 0 P: 11	R: 0 E: 0 K: 1 S: 14	H: 2 LOB: 2 BB: 0 P: 18	R: 0 E: 0 K: 1 S: 9	H: 0 LOB: 0 BB: 0 P: 10	1B: 11 2B: 0 3B: 0 HR: 0	SF: 1 SAC: 1 DP: 1 HBP: 0	WP: 0 PB: 0 SB: 0 CS: 0	PA: 41					
PITCHER	IP	WLS	BF	H	R	ER	SO	BB	IBB	HBP	BLK	WP	HR	S	P	ERA	WHIP										
Vern Law, R ERA: 4.67 (1, 1)	5.1	W	29	9	3	2	0	2	0	0	0	0	0	45	70	3.38	2.062										
Ron Blackburn, R ERA: 1.69 (6, 1)	3.2	S	12	2	0	0	4	0	0	0	0	0	0	32	42	0.00	0.545										



Batter	1	2	3	4	5	6	7	8	9	AB	R	H	RBI	BB	SO	LOB	TOP								
Richie Ashburn, L OBP: 0.500, SLG: 0.439	2-1 S 2B		2-2 1B	4-2 6-3 BB		4-2 S BB		4-0 BB		2	2	2	0	3	0	0	Philadelphia Phillies @ Los Angeles Dodgers Los Angeles Memorial Coliseum, Los Angeles, CA Sun May 04 1958, 10:05 PM EDT Unknown livebaseballscorecards.com								
Dave Philley, S OBP: 0.276, SLG: 0.370	1-3 K		0-2 1B	0-1 6-3		1-0 FC6-5-6-5		3-2 F8		4	1	1	0	0	1	3									
Chuck Essegian, R OBP: 0.303, SLG: 0.345			1-2 2B	1-2 1B		1-3 BB				1	0	0	0	0	0	1									
Pancho Herrera, R (8, 3)										0	0	0	0	0	0	0									
Harry Anderson, L OBP: 0.328, SLG: 0.358	2-2 E 2B		2-3 K	4-2 G5-4-3 BB		1-1 5-3		0-0 SH1-4 1B		4	1	2	1	1	1	3									
Wally Post, R OBP: 0.364, SLG: 0.423	1-0 5-3		1-1 2B	0-0 G5-4-3				0-0 SH1-4 1B		5	1	2	1	0	0	3									
Curt Simmons, L OBP: 0.333, SLG: 0.333			1-3 2H 1B	1-2 BB				1-2 1B		0	0	0	0	0	0	0									
Granny Hamner, R OBP: 0.379, SLG: 0.435	0-2 E2 1B		3-1 HR	1-1 1B		4-1 1B BB		0-0 SH1-4		3	1	3	2	1	0	0									
Stan Lopata, R OBP: 0.318, SLG: 0.327	1-0 5-3		2-2 HR	3-2 F8		2-0 1B BB		4-0 G4-6-3 IBB		4	1	2	2	1	0	2									
Ted Kazanski, R OBP: 0.318, SLG: 0.333		2-2 F7	2-1 E5	0-0 F9		0-0 7-5-4 1B		1-0 G4-6-3		5	0	0	0	0	0	6									
Chico Fernandez, R OBP: 0.250, SLG: 0.173		3-1 F8	2-1 F9	0-0 1-4-3				0-0 G4-6-3 1B		4	0	1	0	0	0	2									
Robin Roberts, S OBP: 0.308, SLG: 0.385		0-3 K	0-0 F6			0-0 4-3		2-1 G4-6-3		3	0	0	0	0	1	1									
Rip Repulski, R OBP: 0.348, SLG: 0.700								1-2 1B		1	0	0	0	0	0	1									
Turk Farrell, R (8, 1)								1-2 1B		0	0	0	0	0	0	0									
Inning Stats	R: 2 E: 1 K: 1 S: 13	H: 3 LOB: 1 BB: 0 P: 20	R: 0 E: 0 K: 1 S: 8	H: 0 LOB: 0 BB: 0 P: 13	R: 5 E: 1 K: 1 S: 21	H: 5 LOB: 1 BB: 0 P: 35	R: 0 E: 0 K: 0 S: 8	H: 0 LOB: 1 BB: 2 P: 16	R: 0 E: 0 K: 0 S: 7	H: 1 LOB: 1 BB: 0 P: 11	R: 0 E: 0 K: 0 S: 6	H: 0 LOB: 1 BB: 1 P: 12	R: 0 E: 0 K: 0 S: 9	H: 1 LOB: 1 BB: 1 P: 18	R: 0 E: 0 K: 0 S: 7	H: 1 LOB: 3 BB: 1 P: 16	R: 0 E: 0 K: 0 S: 4	H: 2 LOB: 3 BB: 1 P: 9	1B: 9 2B: 4 3B: 0 HR: 1	SF: 0 SAC: 1 DP: 4 HBP: 0	WP: 0 PB: 0 SB: 3 CS: 0	PA: 43			
PITCHER	IP	WLS	BF	H	R	ER	SO	BB	IBB	HBP	BLK	WP	HR	S	P	ERA	WHIP								
Carl Erskine, R ERA: 7.01	2.1		14	7	6	5	3	0	0	0	0	0	0	34	54	19.29	3.000								
Roger Craig, R ERA: 11.37	3.2		16	2	1	1	0	3	0	0	0	0	1	29	53	2.46	1.364								
Don Bessent, R ERA: 1.35	2.0	W	9	3	0	0	0	2	0	0	0	0	0	17	35	0.00	2.500								
Ed Roebuck, R ERA: 4.05	1.0	S	4	1	0	0	0	0	1	0	0	0	0	3	8	0.00	1.000								

Batter	1	2	3	4	5	6	7	8	9	AB	R	H	RBI	BB	SO	LOB	BOTTOM								
Jim Gilliam, S OBP: 0.426, SLG: 0.367	1-0 1B	3-2 6-3		0-2 1-3		1-0 3-1		4-0 IBB		4	1	1	0	1	0	1	Philadelphia Phillies @ Los Angeles Dodgers Los Angeles Memorial Coliseum, Los Angeles, CA Sun May 04 1958, 10:05 PM EDT Unknown livebaseballscorecards.com								
Gino Cimoli, R OBP: 0.338, SLG: 0.458	0-0 BB	1-2 6-3			1-0 1B		1-2 F8	0-3 K		5	1	2	0	0	1	2									
Duke Snider, L OBP: 0.279, SLG: 0.273	4-1 1B		2-0 F9		2-0 F6		0-1 4-3			3	1	0	0	1	0	1									
Gil Hodges, R OBP: 0.342, SLG: 0.357	1-1 SH		1-0 F2		1-2 F9		0-0 E5			4	2	1	2	0	0	1									
Charlie Neal, R OBP: 0.313, SLG: 0.474	0-0 SH		1-1 1B		0-2 F9		1-1 HR			3	2	2	2	0	0	1									
Randy Jackson, R OBP: 0.250, SLG: 0.375	0-0 FC1-4		0-1 1B		1-1 6-3		1-1 4-3			4	0	1	2	0	0	1									
Don Zimmer, R OBP: 0.316, SLG: 0.343	0-0 5-3		0-0 K		1-1 6-3		0-1 6-3			4	0	0	0	0	1	2									
John Roseboro, L OBP: 0.469, SLG: 0.292	0-0 F9			1-1 F8		4-2 3B		4-2 SH3-4 BB		2	1	0	0	2	0	1									
Rube Walker, L OBP: 0.200, SLG: 0.174										0	0	0	0	0	0	0									
Carl Erskine, R OBP: 0.100, SLG: 0.100		0-2 4-3		1-3 K		3-2 3B		1-0 SH3-4		1	0	0	0	0	0	0									
Roger Craig, R (3, 1)										1	0	0	0	0	1	0									
Dick Gray, R OBP: 0.444, SLG: 0.718										1	0	1	1	0	0	0									
Don Bessent, R (7, 1)										0	0	0	0	0	0	0									
Ed Roebuck, R OBP: 1.000, SLG: 1.000										0	0	0	0	0	0	0									
Inning Stats	R: 4 E: 1 K: 0 S: 9	H: 3 LOB: 1 BB: 1 P: 15	R: 0 E: 0 K: 0 S: 9	H: 0 LOB: 0 BB: 0 P: 13	R: 1 E: 0 K: 1 S: 9	H: 2 LOB: 1 BB: 0 P: 16	R: 0 E: 0 K: 1 S: 8	H: 0 LOB: 0 BB: 0 P: 10	R: 0 E: 0 K: 0 S: 8	H: 1 LOB: 1 BB: 0 P: 12	R: 1 E: 0 K: 0 S: 16	H: 1 LOB: 1 BB: 1 P: 26	R: 2 E: 1 K: 0 S: 11	H: 1 LOB: 0 BB: 0 P: 14	R: 0 E: 0 K: 1 S: 10	H: 0 LOB: 2 BB: 2 P: 19	1B: 4 2B: 1 3B: 2 HR: 1	SF: 0 SAC: 2 DP: 0 HBP: 0	WP: 0 PB: 0 SB: 0 CS: 0	PA: 38					
PITCHER	IP	WLS	BF	H	R	ER	SO	BB	IBB	HBP	BLK	WP	HR	S	P	ERA	WHIP								
Robin Roberts, R ERA: 4.63	7.0	L	33	8	8	4	2	2	0	0	0	0	0	70	106	5.14	1.429								
Turk Farrell, R ERA:	1.0		5	0	0	0	1	1	1	0	0	0	0	10	19	0.00	1.000								

Batter	1	2	3	4	5	6	7	8	9	AB	R	H	RBI	BB	SO	LOB	TOP		
Richie Ashburn, L (1.8) OBP: 0.491, SLG: 0.419	0-0 FC5-4 1B		3-2 6-3			1-0 G3	2-1 6-3		0-1 1-4-3	5	0	1	0	0	0	7			
Chuck Essegian, R (1.7) OBP: 0.297, SLG: 0.333	1-1 FC5-4 G6-4-3			1-2 6-3		1-2 FC1-6 1B		1-0 5-3		4	0	1	1	0	0	1			
Granny Hamner, R (1.5) OBP: 0.357, SLG: 0.409	0-1 G6-4-3			0-0 6-3		3-H 3-2 FC1-6 FC6-4		0-0 6-3		4	0	0	0	0	0	2			
Rip Repuski, R (1.9) OBP: 0.333, SLG: 0.625		2-2 6-3		1-0 1B		0-1 FC6-4		0-0 6-3		4	0	1	0	0	0	1			
Willie Jones, R (1.3) OBP: 0.714, SLG: 0.600		0-1 F4		0-2 F8			4-0 1B SF8 BB		0-1 G4-6-3 1B	3	1	1	0	1	0	1			
Ted Kazanski, R (1.4) OBP: 0.328, SLG: 0.344		1-1 F8			0-1 G6-4-3 1B		1-2 1B		0-0 G4-6-3 1-2	4	0	2	0	0	0	1			
Chico Fernandez, R (1.6) OBP: 0.281, SLG: 0.200			2-2 1B		3-2 G6-4-3 1-2		0-0 1B		4-2 BB 1B BB	3	0	2	0	1	0	1			
Joe Lonnett, R (1.2) OBP: 0.250, SLG: 0.333			0-1 F9		0-3 K		0-0 SF8		1-0 BB	3	0	1	1	0	1	1			
Warren Hacker, R (1.1) Bob Miller, R Jack Meyer, R Bob Bowman, R Michael L'Petri, R Wally Post, R Seth Morehead, L Don Zimmer, R			0-3 K			0-0 G3 1B 2B		0-1 F9		4-0 1-2 2-3 BB	1	0	0	0	0	1	1		
Inning Stats	R: 0 E: 0 K: 0 S: 5	H: 1 LOB: 0 BB: 0 P: 6	R: 0 E: 0 K: 0 S: 8	H: 0 LOB: 0 BB: 0 P: 11	R: 0 E: 0 K: 1 S: 15	H: 1 LOB: 1 BB: 0 P: 20	R: 0 E: 0 K: 0 S: 9	H: 1 LOB: 1 BB: 0 P: 11	R: 0 E: 0 K: 1 S: 8	H: 2 LOB: 1 BB: 0 P: 16	R: 1 E: 0 K: 0 S: 11	H: 2 LOB: 1 BB: 1 P: 16	R: 0 E: 0 K: 0 S: 3	H: 0 LOB: 0 BB: 0 P: 4	R: 0 E: 0 K: 0 S: 10	H: 2 LOB: 3 BB: 2 P: 19	1B: 9 2B: 1 3B: 0 HR: 0	SF: 1 SAC: 0 DP: 3 HBP: 0	WP: 0 PA: 37 PB: 0 SB: 0 CS: 0
PITCHER Danny McDevitt, L (1.1) ERA: 4.82	IP: 9.0 WLS: W BF: 37 H: 10 R: 2 ER: 2 SO: 2 BB: 3 IBB: 0 HBP: 0 BLK: 0 WP: 0 HR: 0 S: 78 P: 114 ERA: 2.00 WHIP: 1.444															PITCHER Seth Morehead, L (7.1) ERA: 8.1	IP: 2.0 WLS: L BF: 9 H: 3 R: 1 ER: 1 SO: 2 BB: 0 IBB: 0 HBP: 0 BLK: 0 WP: 0 HR: 0 S: 23 P: 37 ERA: 4.50 WHIP: 1.500		

Philadelphia Phillies @ Los Angeles Dodgers
Los Angeles Memorial Coliseum, Los Angeles, CA
Sun May 04 1958, 10:10 PM EDT
Att: 38,453 - Unknown

AB 33
R 2
H 10
RBI 2
BB 3
SO 2
LOB 18



Batter	1	2	3	4	5	6	7	8	9	AB	R	H	RBI	BB	SO	LOB	BOTTOM		
Jim Gilliam, S (1.7) OBP: 0.433, SLG: 0.426	0-1 F9		4-2 HR BB	0-0 CS 3B	2-1 1B 1-3 2B	0-1 4-3		1-0 F7		5	1	2	4	1	0	1			
Gino Cimoli, R (1.8) OBP: 0.325, SLG: 0.440	2-2 F8		1-2 F7		3-1 F8		2-2 1B			3	0	0	0	0	0	1			
Norm Larker, L (5. FH) OBP: 0.269, SLG: 0.273										1	0	1	1	0	0	0			
Don Demeter, R (6.8) OBP: 0.333, SLG: 0.500										1	1	1	0	0	0	0			
Charlie Neal, R (1.4) OBP: 0.333, SLG: 0.525	3-1 F9		0-2 HR				3-2 F4			4	2	2	2	1	0	1			
Gil Hodges, R (1.3) OBP: 0.333, SLG: 0.347		1-2 5-3	2-0 F5				3-2 F2			5	1	1	0	0	1	4			
Carl Furillo, R (1.9) OBP: 0.351, SLG: 0.419		0-0 BB 1B		2-2 6-3			2-1 1B			5	1	3	2	0	0	3			
Randy Jackson, R (1.5) OBP: 0.345, SLG: 0.444		4-2 BB		0-1 1B 3B 2B	4-0 1B IBB	3-1 HR 1B		0-3 K		3	3	2	0	2	1	1			
Don Zimmer, R (1.6) OBP: 0.372, SLG: 0.475		0-3 K		0-0 3B 1B	2-1 2B 1B	0-1 HR 1B		2-0 1B		5	3	4	4	0	1	2			
Rube Walker, L (1.2) OBP: 0.241, SLG: 0.231				4-0 3B 1B	1-1 1B 2B	0-2 HR		1-2 1B		3	2	1	1	1	1	2			
Joe Pignatano, R (8.2) OBP: 0.154, SLG: 0.167										1	0	0	0	0	0	1			
Danny McDevitt, L (1.1) OBP: 0.125, SLG: 0.125			1-3 K	2-1 F6	0-0 2B 1B	0-2 4-3		0-3 K		5	1	1	1	0	2	4			
Inning Stats	R: 0 E: 0 K: 0 S: 8	H: 0 LOB: 0 BB: 0 P: 13	R: 0 E: 0 K: 2 S: 16	H: 1 LOB: 2 BB: 1 P: 21	R: 2 E: 0 K: 1 S: 13	H: 1 LOB: 0 BB: 1 P: 21	R: 3 E: 0 K: 0 S: 11	H: 3 LOB: 0 BB: 1 P: 21	R: 7 E: 0 K: 1 S: 29	H: 8 LOB: 3 BB: 2 P: 54	R: 2 E: 0 K: 0 S: 12	H: 2 LOB: 0 BB: 0 P: 15	R: 1 E: 0 K: 1 S: 15	H: 2 LOB: 1 BB: 0 P: 25	R: 0 E: 0 K: 1 S: 8	H: 1 LOB: 1 BB: 0 P: 12	1B: 10 2B: 5 3B: 1 HR: 2	SF: 0 SAC: 0 DP: 0 HBP: 0	WP: 0 PA: 47 PB: 0 SB: 0 CS: 1
PITCHER Warren Hacker, R (1.1) ERA: 12.27	IP: 3.2 WLS: L BF: 19 H: 5 R: 5 ER: 5 SO: 3 BB: 2 IBB: 0 HBP: 0 BLK: 0 WP: 0 HR: 1 S: 46 P: 72 ERA: 12.27 WHIP: 1.909															PITCHER Seth Morehead, L (7.1) ERA: 8.1	IP: 2.0 WLS: L BF: 9 H: 3 R: 1 ER: 1 SO: 2 BB: 0 IBB: 0 HBP: 0 BLK: 0 WP: 0 HR: 0 S: 23 P: 37 ERA: 4.50 WHIP: 1.500		
Bob Miller, R (4.1) ERA: 16.88	0.2	4	3	3	3	0	0	0	0	0	0	10	18	40.50	4.500				
Jim Hearn, R (5.1) ERA: 16.88	0.0	4	3	2	2	0	0	1	0	0	0	5	12	∞	∞				
Jack Meyer, R (5.1) ERA: 10.13	0.2	5	2	2	2	1	1	0	0	0	0	16	28	27.00	4.500				
Michael L'Petri, R (6.1) ERA: 5.4	1.0	5	2	2	2	0	0	0	0	1	12	15	18.00	2.000					

Philadelphia Phillies @ Los Angeles Dodgers
Los Angeles Memorial Coliseum, Los Angeles, CA
Sun May 04 1958, 10:10 PM EDT
Att: 38,453 - Unknown

AB 41
R 15
H 18
RBI 15
BB 5
SO 6
LOB 20



Batter	1	2	3	4	5	6	7	8	9	AB	R	H	RBI	BB	SO	LOB	TOP			
Richie Ashburn, L OBP: 0.465, SLG: 0.394 (1, 8)	3-2 E3 1B BB	0-0 5-3		1-2 4-3		4-2 1B BB		2-2 6-3		4	1	0	0	1	0	0	Philadelphia Phillies @ Los Angeles Dodgers Los Angeles Memorial Coliseum, Los Angeles, CA Mon May 05 1958, 10:05 PM EDT Att: 18,075 - Unknown			
Dave Philley, S OBP: 0.353, SLG: 0.452 Pancho Herrera, R (8, 3)	2-2 BB 3B	1-1 BLK WP HBP		1-0 6-3		0-0 1-3 1B		1-1 2B		4	1	3	0	0	0	0				
Harry Anderson, L OBP: 0.318, SLG: 0.345 (1, 7)	0-0 FC6 3B	2-1 F8			1-2 FC5-4 1B		0-0 F9		0-0 F8		5	1	1	0	0	5				
Wally Post, R OBP: 0.383, SLG: 0.407 Bob Bowman, R (7, PR) (7, 9)	4-2 3B BB		4-2 CS BB		2-1 FC5-4 HR		4-2 5-3 WP BB		4-1 G5-4-3 BB		1	2	0	1	3	0				
Granny Hamner, R OBP: 0.360, SLG: 0.479 (1, 5)	2-1 1B 3B		1-2 E1 FC5-4 WP		2-1 HR		0-0 F5		1-1 G5-4-3 BB		5	2	2	5	0	3				
Stan Lopata, R OBP: 0.453, SLG: 0.400 (1, 2)	1-1 1B		4-0 FC5-4 BB		2-1 HR		4-0 5-3 BB		1-2 5-3		3	1	2	2	2	0				
Ted Kazanski, R OBP: 0.324, SLG: 0.328 (1, 4)	2-0 5-3		0-1 FC5-4 BB		4-2 G1-6-3 BB		0-2 5-3				3	0	0	0	1	0				
Chico Fernandez, R OBP: 0.265, SLG: 0.186 (1, 6)	3-2 F4		0-1 L7		0-1 G1-6-3		0-0 F9				4	0	0	0	0	6				
Ray Semproch, R (1, 1)		1-3 K		0-1 F9		1-3 K		0-0 6-3		4	0	0	0	0	2	0				
Inning Stats	R: 5 E: 1 K: 0 S: 18	H: 3 LOB: 0 BB: 1 P: 35	R: 0 E: 0 K: 1 S: 7	H: 0 LOB: 1 BB: 0 P: 11	R: 0 E: 0 K: 0 S: 9	H: 0 LOB: 2 BB: 2 P: 18	R: 0 E: 0 K: 0 S: 6	H: 0 LOB: 0 BB: 0 P: 8	R: 3 E: 0 K: 0 S: 14	H: 3 LOB: 0 BB: 1 P: 25	R: 0 E: 0 K: 1 S: 8	H: 1 LOB: 1 BB: 1 P: 13	R: 0 E: 0 K: 0 S: 7	H: 0 LOB: 2 BB: 2 P: 15	R: 0 E: 0 K: 0 S: 7	H: 1 LOB: 1 BB: 0 P: 12	1B: 4 2B: 1 3B: 1 HR: 2	SF: 0 SAC: 0 DP: 2 HBP: 1	WP: 3 PB: 0 CS: 1	PA: 42
PITCHER	IP WLS BF H R ER SO BB IBB HBP BLK WP HR S P ERA WHIP	IP WLS BF H R ER SO BB IBB HBP BLK WP HR S P ERA WHIP																		
Don Drysdale, R ERA: 8.87 (1, 1)	2.1 L 15 3 5 4 1 3 0 0 1 2 0 30 60 15.43 2.571																			
Jackie Collum, L ERA: 8.1 (3, 1)	2.2 11 3 3 3 0 1 0 0 0 0 2 24 37 10.12 1.500																			
Larry Sherry, R ERA: 18.0 (6, 1)	2.0 9 1 0 0 1 3 0 0 0 1 0 15 28 0.00 2.000																			
Carl Erskine, R ERA: 6.51 (8, 1)	2.0 7 1 0 0 0 1 0 0 0 0 0 13 22 0.00 1.000																			

Batter	1	2	3	4	5	6	7	8	9	AB	R	H	RBI	BB	SO	LOB	BOTTOM					
Jim Gilliam, S OBP: 0.423, SLG: 0.414 (1, 7)	1-1 F8		2-1 F8		1-1 FC6-4 1B		1-2 FC1-6			4	0	1	0	0	0	3	Philadelphia Phillies @ Los Angeles Dodgers Los Angeles Memorial Coliseum, Los Angeles, CA Mon May 05 1958, 10:05 PM EDT Att: 18,075 - Unknown					
Gino Cimoli, R OBP: 0.310, SLG: 0.418 (1, 8)	0-1 F4		1-0 F4		1-0 FC6-4		0-2 F6			4	0	0	0	0	0	4						
Charlie Neal, R OBP: 0.329, SLG: 0.500 (1, 4)	2-1 5-3			4-2 WP BB 6-3 BB		2-2 F9		1-1 4-3		3	1	0	0	1	0	1						
Gil Hodges, R OBP: 0.330, SLG: 0.333 (1, 3)		2-3 K		4-1 6-3 WP HR BB		1-0 4-3		2-2 F6		3	1	0	0	1	1	0						
Dick Gray, R OBP: 0.429, SLG: 0.667 (1, 5)		4-2 1B BB		2-1 6-3		3-2 6-3		1-0 F9		3	0	0	1	1	0	1						
Carl Furillo, R OBP: 0.396, SLG: 0.514 (1, 9)		2-1 G6-4-3 1B		0-0 HR		2-2 F8			0-1 5-3		4	1	2	2	0	0						
Don Zimmer, R OBP: 0.383, SLG: 0.465 (1, 6)		1-1 G6-4-3		4-2 G4-6-3 BB			3-2 FC1-6 1B 1B		2-3 K		3	0	1	0	1	2						
Rube Walker, L OBP: 0.242, SLG: 0.207 (1, 2)			4-1 BB		0-0 G4-6-3		1-1 F4		2-2 G3		3	0	0	0	1	2						
Don Drysdale, R (1, 1)																						
Jackie Collum, L (3, 1)																						
Norm Larker, L OBP: 0.256, SLG: 0.261 (5, PH)																						
Larry Sherry, R (6, 1)																						
Duke Snider, L OBP: 0.390, SLG: 0.236 (7, PH)																						
Carl Erskine, R OBP: 0.100, SLG: 0.100 (8, 1)																						
Inning Stats	R: 0 E: 0 K: 0 S: 6	H: 0 LOB: 0 BB: 0 P: 9	R: 0 E: 0 K: 1 S: 11	H: 1 LOB: 1 BB: 1 P: 20	R: 0 E: 0 K: 0 S: 5	H: 0 LOB: 1 BB: 1 P: 14	R: 3 E: 0 K: 0 S: 10	H: 1 LOB: 0 BB: 3 P: 24	R: 0 E: 0 K: 0 S: 8	H: 1 LOB: 1 BB: 0 P: 14	R: 0 E: 0 K: 0 S: 7	H: 0 LOB: 0 BB: 0 P: 13	R: 0 E: 0 K: 0 S: 14	H: 2 LOB: 2 BB: 0 P: 21	R: 0 E: 0 K: 0 S: 6	H: 0 LOB: 0 BB: 0 P: 10	R: 0 E: 0 K: 1 S: 8	H: 0 LOB: 0 BB: 0 P: 12	1B: 4 2B: 0 3B: 0 HR: 1	SF: 0 SAC: 0 DP: 2 HBP: 0	WP: 1 PB: 0 CS: 0	PA: 35
PITCHER	IP WLS BF H R ER SO BB IBB HBP BLK WP HR S P ERA WHIP	IP WLS BF H R ER SO BB IBB HBP BLK WP HR S P ERA WHIP																				
Ray Semproch, R ERA: 1.98 (1, 1)	9.0 W 35 5 3 3 2 5 0 0 0 1 1 75 137 3.00 1.111																					

Batter	1	2	3	4	5	6	7	8	9	10	11	12	13	14	AB	R	H	RBI	BB	SO	LOB							
Richie Ashburn, L OBP: 0.452, SLG: 0.384 (1, 8)															7	0	2	0	0	1	3							
Chuck Essegian, R OBP: 0.318, SLG: 0.410 (1, 7)															6	1	2	1	1	2	2							
Granny Hamner, R OBP: 0.354, SLG: 0.455 (1, 5)															6	1	1	0	1	0	3							
Wally Post, R OBP: 0.364, SLG: 0.383 (1, 9)															6	1	1	0	0	3	1							
Stan Lopata, R OBP: 0.432, SLG: 0.367 (1, 2)															5	1	0	0	1	3	1							
Pancho Herrera, R (1, 3)															1	0	0	0	1	0	1							
Harry Anderson, L OBP: 0.314, SLG: 0.339 (6, 3)															4	1	1	2	0	0	0							
Ted Kazanski, R OBP: 0.313, SLG: 0.356 (1, 4)															6	1	1	3	0	1	2							
Chico Fernandez, R OBP: 0.257, SLG: 0.185 (1, 6)															6	0	1	0	0	0	0							
Jack Sanford, R OBP: 0.308, SLG: 0.250 (1, 1)															0	0	0	0	1	0	0							
Willie Jones, R OBP: 0.625, SLG: 0.500 (5, PH)															1	0	0	0	0	0	2							
Johnny Gray, R (5, 1)															1	0	0	0	0	0	0							
Turk Farrell, R OBP: 0.250, SLG: 0.250 (6, 1)															3	0	1	0	0	1	0							
Inning Stats	R: 0 E: 0 K: 1 S: 7	H: 0 LOB: 0 BB: 0 P: 11	R: 0 E: 1 K: 0 S: 12	H: 0 LOB: 1 BB: 0 P: 17	R: 0 E: 0 K: 2 S: 10	H: 0 LOB: 1 BB: 1 P: 20	R: 0 E: 0 K: 1 S: 13	H: 1 LOB: 2 BB: 1 P: 21	R: 6 E: 0 K: 1 S: 16	H: 6 LOB: 2 BB: 0 P: 32	R: 0 E: 0 K: 1 S: 9	H: 0 LOB: 0 BB: 0 P: 14	R: 0 E: 0 K: 1 S: 13	H: 2 LOB: 2 BB: 0 P: 20	R: 0 E: 0 K: 2 S: 7	H: 0 LOB: 0 BB: 0 P: 9	R: 0 E: 0 K: 0 S: 6	H: 0 LOB: 1 BB: 0 P: 10	R: 0 E: 0 K: 1 S: 10	H: 1 LOB: 1 BB: 0 P: 13	R: 0 E: 0 K: 0 S: 7	H: 0 LOB: 0 BB: 0 P: 11	R: 0 E: 0 K: 1 S: 10	H: 0 LOB: 0 BB: 0 P: 14	1B: 8 2B: 0 3B: 0 HR: 2	SF: 0 SAC: 0 DP: 1 HBP: 0	WP: 0 PB: 0 SB: 0 CS: 0	PA: 57
PITCHER	IP	WLS	BF	H	R	ER	SO	BB	IBB	HBP	BLK	WP	HR	S	P	ERA	WHIP											
Sandy Koufax, L ERA: 6.0 (6, 1)	5.0		23	4	4	4	4	4	0	0	0	0	1	10	94	18.00	4.000											
Clem Labine, R ERA: 6.75 (7, 1)	1.0		7	3	2	2	0	1	0	0	0	0	0	1	10	18.00	4.000											
Ed Roebuck, R ERA: 2.79 (10, 1)	3.0		11	2	0	0	4	0	0	0	0	0	0	29	43	0.00	0.667											
Don Bessent, R ERA: 1.26 (11, 1)	1.0		3	0	0	0	0	0	0	0	0	0	0	6	10	0.00	0.000											
Don Drysdale, R ERA: 7.52 (11, 1)	4.0	W	13	1	0	0	3	0	0	0	0	0	0	36	48	0.00	0.250											

TOP

Philadelphia Phillies @ Los Angeles Dodgers
Los Angeles Memorial Coliseum, Los Angeles, CA

Tue May 06 1958, 10:05 PM EDT
Att: 15,799 - Unknown

livebaseballscorecards.com

AB: 52
R: 6
H: 10
RBI: 6
BB: 5
SO: 11
LOB: 15

Batter	1	2	3	4	5	6	7	8	9	10	11	12	13	14	AB	R	H	RBI	BB	SO	LOB						
Jim Gilliam, S OBP: 0.423, SLG: 0.406 (1, 7)															6	1	2	0	1	0	3						
Don Zimmer, R OBP: 0.352, SLG: 0.408 (1, 6)															6	0	0	0	1	2	3						
Duke Snider, L OBP: 0.333, SLG: 0.323 (1, 8)															6	1	4	1	1	1	1						
Gino Cimoli, R OBP: 0.310, SLG: 0.418 (14, PR)															0	0	0	0	0	0	0						
Gl Hodges, R OBP: 0.326, SLG: 0.341 (1, 3)															7	1	2	0	0	0	5						
Charlie Neal, R OBP: 0.349, SLG: 0.485 (1, 4)															4	3	1	1	3	2	5						
Carl Furillo, R OBP: 0.375, SLG: 0.488 (1, 9)															6	1	2	2	1	0	2						
Dick Gray, R OBP: 0.407, SLG: 0.660 (1, 5)															5	0	1	2	0	1	2						
Rube Walker, L OBP: 0.231, SLG: 0.176 (1, 2)															5	0	0	0	1	4	2						
Sandy Koufax, R ERA: 6.0 (6, 1)	4.0		19	6	3	3	3	0	0	0	0	0	0	36	48	0.00	0.250										
Clem Labine, R ERA: 6.75 (7, 1)	1.0		7	3	2	2	0	1	0	0	0	0	0	1	10	18.00	4.000										
Ed Roebuck, R ERA: 2.79 (10, 1)	3.0		11	2	0	0	4	0	0	0	0	0	0	29	43	0.00	0.667										
Don Bessent, R ERA: 1.26 (11, 1)	1.0		3	0	0	0	0	0	0	0	0	0	0	6	10	0.00	0.000										
Don Drysdale, R ERA: 7.52 (11, 1)	4.0	W	13	1	0	0	3	0	0	0	0	0	0	36	48	0.00	0.250										
Inning Stats	R: 0 E: 0 K: 0 S: 11	H: 2 LOB: 2 BB: 0 P: 19	R: 0 E: 0 K: 1 S: 8	H: 0 LOB: 0 BB: 0 P: 10	R: 0 E: 0 K: 2 S: 9	H: 0 LOB: 0 BB: 1 P: 14	R: 3 E: 0 K: 0 S: 15	H: 4 LOB: 2 BB: 1 P: 25	R: 0 E: 0 K: 1 S: 14	H: 0 LOB: 1 BB: 1 P: 29	R: 0 E: 0 K: 1 S: 10	H: 0 LOB: 1 BB: 1 P: 18	R: 0 E: 0 K: 0 S: 6	H: 0 LOB: 1 BB: 0 P: 13	R: 0 E: 0 K: 0 S: 7	H: 0 LOB: 1 BB: 1 P: 13	R: 0 E: 0 K: 2 S: 12	H: 1 LOB: 1 BB: 0 P: 19	R: 1 E: 0 K: 0 S: 7	H: 2 LOB: 1 BB: 1 P: 14	1B: 11 2B: 2 3B: 1 HR: 0	SF: 0 SAC: 1 DP: 2 HBP: 0	WP: 0 PB: 0 SB: 4 CS: 0	PA: 60			
PITCHER	IP	WLS	BF	H	R	ER	SO	BB	IBB	HBP	BLK	WP	HR	S	P	ERA	WHIP										
Jack Sanford, R ERA: 3.32 (1, 1)	4.0		19	6	3	3	3	0	0	0	0	0	0	36	48	6.75	1.500										
Johnny Gray, R ERA: 6.4 (5, 1)	1.0		5	0	2	2	1	3	0	0	0	0	0	9	26	18.00	3.000										
Turk Farrell, R ERA: 0.5 (6, 1)	8.2	L	36	7	2	1	9	4	0	0	0	0	0	88	151	1.04	1.269										

BOTTOM

Philadelphia Phillies @ Los Angeles Dodgers
Los Angeles Memorial Coliseum, Los Angeles, CA

Tue May 06 1958, 10:05 PM EDT
Att: 15,799 - Unknown

livebaseballscorecards.com

AB: 51
R: 7
H: 13
RBI: 7
BB: 8
SO: 13
LOB: 25

Batter	1	2	3	4	5	6	7	8	9	AB	R	H	RBI	BB	SO	LOB	TOP							
Richie Ashburn, L OBP: 0.455, SLG: 0.385 (1, 8)										5	1	2	0	1	0	0	Philadelphia Phillies @ Los Angeles Dodgers Los Angeles Memorial Coliseum, Los Angeles, CA Wed May 07 1958, 6:33 AM EDT Att: 8,192 - Unknown livebaseballscorecards.com							
Dave Philley, S OBP: 0.395, SLG: 0.429 Pancho Herrera, R (8, 3)										4	1	1	0	1	1	4								
Chuck Essegian, R OBP: 0.367, SLG: 0.429 (1, 7)										3	2	2	0	2	0	0								
Wally Post, R OBP: 0.352, SLG: 0.375 (1, 9)										4	1	1	1	0	2	5								
Granny Hamner, R OBP: 0.379, SLG: 0.506 (1, 5)										4	2	3	3	1	0	0								
Stan Lopata, R OBP: 0.453, SLG: 0.438 (1, 2)										4	2	3	2	1	0	1								
Ted Kazanski, R OBP: 0.318, SLG: 0.351 (1, 4)										4	0	1	2	1	0	3								
Chico Fernandez, R OBP: 0.266, SLG: 0.200 (1, 6)										5	0	2	1	0	1	1								
Curt Simmons, L OBP: 0.214, SLG: 0.214 (1, 1)										5	0	0	0	0	1	5								
Inning Stats	R: 2 E: 0 K: 2 S: 16	H: 3 LOB: 2 BB: 1 P: 29	R: 0 E: 0 K: 0 S: 10	H: 0 LOB: 0 BB: 0 P: 16	R: 0 E: 0 K: 1 S: 5	H: 0 LOB: 0 BB: 0 P: 7	R: 0 E: 0 K: 0 S: 6	H: 0 LOB: 0 BB: 1 P: 13	R: 0 E: 0 K: 1 S: 10	H: 2 LOB: 3 BB: 1 P: 16	R: 1 E: 0 K: 1 S: 12	H: 2 LOB: 3 BB: 2 P: 26	R: 3 E: 1 K: 0 S: 15	H: 4 LOB: 1 BB: 1 P: 28	R: 3 E: 0 K: 0 S: 13	H: 3 LOB: 1 BB: 2 P: 22		R: 0 E: 0 K: 0 S: 5	H: 1 LOB: 0 BB: 0 P: 9	1B: 12 2B: 1 3B: 1 HR: 1	SF: 1 SAC: 0 DP: 2 HBP: 0	WP: 0 PB: 1 SB: 1 CS: 1	PA: 46	
PITCHER	IP WLS BF H R ER SO BB IBB HBP BLK WP HR S P ERA WHIP	IP WLS BF H R ER SO BB IBB HBP BLK WP HR S P ERA WHIP																						
Fred Kipp, L ERA: 4.03	6.1	L	32	10	5	5	5	5	0	0	0	0	0	0	17	35	7.11	2.368						
Clem Labine, R ERA: 8.44	1.1		9	3	4	4	0	1	1	0	0	0	0	0	4	4	0.00	3.000						
Don Newcombe, R ERA: 6.52	0.1		2	1	0	0	0	0	0	0	0	0	0	0	1	4	0.00	3.000						
Larry Sherry, R ERA: 12.0	1.0		3	1	0	0	0	0	0	0	0	0	0	5	9	0.00	1.000							

Batter	1	2	3	4	5	6	7	8	9	AB	R	H	RBI	BB	SO	LOB	BOTTOM							
Jim Gilliam, S OBP: 0.398, SLG: 0.377 (1, 7)										5	0	0	0	0	0	4	Philadelphia Phillies @ Los Angeles Dodgers Los Angeles Memorial Coliseum, Los Angeles, CA Wed May 07 1958, 6:33 AM EDT Att: 8,192 - Unknown livebaseballscorecards.com							
Don Zimmer, R OBP: 0.356, SLG: 0.407 (1, 6)										5	1	2	0	0	0	1								
Charlie Neal, R OBP: 0.364, SLG: 0.471 (1, 4)										2	1	0	0	3	0	1								
Gil Hodges, R OBP: 0.340, SLG: 0.356 (1, 3)										5	0	3	0	0	0	3								
Carl Furillo, R OBP: 0.377, SLG: 0.543 (1, 9)										5	1	2	3	0	0	5								
Dick Gray, R OBP: 0.397, SLG: 0.627 (1, 5)										4	0	1	0	0	0	2								
Don Demeter, R OBP: 0.200, SLG: 0.300 (1, 8)										4	0	0	0	0	0	1								
Joe Pignatano, R OBP: 0.294, SLG: 0.214 (1, 2)										2	0	1	0	2	0	0								
Fred Kipp, L OBP: 0.375, SLG: 0.429 Clem Labine, R (7, 1)										3	0	1	0	0	1	2								
Don Newcombe, L OBP: 0.750, SLG: 0.667 Randy Jackson, R (8, PH) Larry Sherry, R (9, 1)										0	0	0	0	0	0	0								
Inning Stats	R: 0 E: 0 K: 0 S: 9	H: 2 LOB: 2 BB: 0 P: 16	R: 0 E: 0 K: 1 S: 9	H: 0 LOB: 1 BB: 1 P: 17	R: 3 E: 0 K: 0 S: 10	H: 3 LOB: 1 BB: 1 P: 16	R: 0 E: 0 K: 0 S: 6	H: 1 LOB: 0 BB: 0 P: 9	R: 0 E: 0 K: 0 S: 7	H: 1 LOB: 0 BB: 0 P: 8	R: 0 E: 0 K: 0 S: 10	H: 1 LOB: 2 BB: 1 P: 18	R: 0 E: 0 K: 0 S: 9	H: 1 LOB: 2 BB: 1 P: 16	R: 0 E: 0 K: 0 S: 12	H: 1 LOB: 1 BB: 0 P: 21	R: 0 E: 0 K: 0 S: 7	H: 1 LOB: 1 BB: 1 P: 15	1B: 10 2B: 0 3B: 0 HR: 1	SF: 0 SAC: 0 DP: 2 HBP: 0	WP: 0 PB: 0 SB: 0 CS: 0	PA: 41		
PITCHER	IP WLS BF H R ER SO BB IBB HBP BLK WP HR S P ERA WHIP	IP WLS BF H R ER SO BB IBB HBP BLK WP HR S P ERA WHIP																						
Curt Simmons, L ERA: 3.58	9.0	W	41	11	3	3	1	5	0	0	0	0	0	0	79	136	3.00	1.778						



Batter	1	2	3	4	5	6	7	8	9	AB	R	H	RBI	BB	SO	LOB	TOP			
Jim Gilliam, S OBP: 0.409, SLG: 0.405 (1, 7)	1-1 F8 2B		0-0 1B			2-2 F9		2-2 5-3 1B	0-0 6-3	5	0	3	0	0	0	1	Los Angeles Dodgers @ San Francisco Giants Seals Stadium, San Francisco, CA Fri May 09 1958, 10:05 PM EDT Att: 20,653 - Unknown			
Gino Cimoli, R OBP: 0.295, SLG: 0.398 (1, 9)	1-2 F8 2-3		1-1 F7			2-2 4-3		2-1 F8		4	0	0	0	0	0	4				
Duke Snider, L OBP: 0.319, SLG: 0.308 Don Demeter, R OBP: 0.182, SLG: 0.273 (7, 8)	3-3 K			0-0 G3		2-1 4-3		0-0 5-3		3	0	0	0	0	1	1				
Gil Hodges, R OBP: 0.337, SLG: 0.351 (1, 3)	1-2 6-3			2-3 K				1-2 2-3		4	1	1	0	0	2	3				
Charlie Neal, R OBP: 0.380, SLG: 0.486 (1, 4)		2-3 K		1-0 1B		1-0 1B		0-1 1B		4	1	3	0	0	1	0				
Dick Gray, R OBP: 0.387, SLG: 0.593 (1, 5)	1-2 5-3			1-3 K		4-1 1B		2-3 1B		3	0	0	0	1	2	2				
Don Zimmer, R OBP: 0.349, SLG: 0.397 (1, 6)	1-3 K				0-1 F2		1-2 G6-4-3 BB		0-0 1B	4	1	1	0	0	1	2				
Rube Walker, L OBP: 0.220, SLG: 0.167 John Roseboro, L OBP: 0.471, SLG: 0.385 (5, 2)			1-2 G3		0-0 F8		1-2 F1		0-0 3B	2	0	0	0	0	0	0				
Danny McDevitt, L Norm Lanier, L Larry Sherry, R Ron Negray, R Elmer Valo, L Roger Craig, R Randy Jackson, R (1, 1) (3, PH) (3, 1) (4, 1) (8, PH) (8, 1) (9, PH)			2-2 F7		1-3 K			2-2 5-3 1B	3-2 F4	0	0	0	0	0	0	0				
Inning Stats	R: 0 E: 0 K: 1 S: 13	H: 1 LOB: 1 BB: 0 P: 19	R: 0 E: 0 K: 2 S: 9	H: 0 LOB: 0 BB: 0 P: 13	R: 0 E: 0 K: 0 S: 9	H: 1 LOB: 1 BB: 0 P: 13	R: 0 E: 0 K: 2 S: 10	H: 1 LOB: 1 BB: 0 P: 14	R: 0 E: 0 K: 0 S: 8	H: 0 LOB: 0 BB: 0 P: 9	R: 1 E: 0 K: 0 S: 10	H: 2 LOB: 1 BB: 1 P: 18	R: 0 E: 0 K: 1 S: 12	H: 2 LOB: 2 BB: 0 P: 21	R: 2 E: 0 K: 1 S: 13	H: 3 LOB: 1 BB: 0 P: 18		1B: 8 2B: 1 3B: 1 HR: 0	SF: 0 SAC: 0 DP: 1 HBP: 0	WP: 0 PB: 0 SB: 0 CS: 0
PITCHER Ramon Monzant, R ERA: 3.72 (1, 1)	IP: 9.0 WLS: W BF: 37 H: 10 R: 3 ER: 3 SO: 8 BB: 1 IBB: 0 HBP: 0 BLK: 0 WP: 0 HR: 0 S: 92 P: 139 ERA: 3.00 WHIP: 1.222															PITCHER				

Batter	1	2	3	4	5	6	7	8	9	AB	R	H	RBI	BB	SO	LOB	BOTTOM			
Jim Davenport, R OBP: 0.353, SLG: 0.430 (1, 5)	1-1 BB 2B	2-2 WP 1B		0-3 K	0-1 3B		3-2 5-3			5	2	3	1	0	1	1	Los Angeles Dodgers @ San Francisco Giants Seals Stadium, San Francisco, CA Fri May 09 1958, 10:05 PM EDT Att: 20,653 - Unknown			
Daryl Spencer, R OBP: 0.406, SLG: 0.562 (1, 6)	4-0 2B	0-0 WP 1B		0-0 HBP SF7 2B	0-1 F3			0-0 F7		4	3	2	0	1	0	1				
Willie Mays, R OBP: 0.452, SLG: 0.622 (1, 8)	2-0 6-3 SF9	3-1 HR		4-0 HBP IBB		1-2 HR		3-2 5-3		4	3	3	5	1	0	0				
Hank Sauer, R OBP: 0.434, SLG: 0.705 Don Taussig, R OBP: 0.375, SLG: 0.333 (7, 7)	2-1 6-3	0-2 F7		3-2 HBP		3-3 K		1-3 K		3	0	0	2	0	1	1				
Orlando Cepeda, R OBP: 0.357, SLG: 0.678 (1, 3)	0-1 SF9		3-0 CS BB 1B	2-2 SF7		0-1 F6				2	0	1	2	0	0	0				
Bob Schmidt, R OBP: 0.388, SLG: 0.633 (1, 2)	3-3 5-3		4-1 CS BB	0-0 1-3		1-0 WP 1B				3	0	1	0	1	0	2				
Willie Kirkland, L OBP: 0.278, SLG: 0.366 (1, 9)		4-2 FC3-6 BB	3-1 F6		3-2 4-3 3B 2B	2-1 F7				3	1	1	0	1	0	3				
Danny O'Connell, R OBP: 0.328, SLG: 0.346 (1, 4)		0-1 F4	2-1 6-3		2-1 4-3		1-0 G3			4	0	0	0	0	0	4				
Ramon Monzant, R OBP: 0.286, SLG: 0.286 (1, 1)		0-2 FC3-6 1B WP		1-2 2B HBP 1B		0-2 6-3		0-1 1-3		4	2	1	0	0	0	2				
Inning Stats	R: 3 E: 0 K: 0 S: 8	H: 2 LOB: 0 BB: 1 P: 17	R: 4 E: 0 K: 0 S: 19	H: 3 LOB: 0 BB: 1 P: 28	R: 0 E: 0 K: 0 S: 6	H: 1 LOB: 1 BB: 1 P: 18	R: 2 E: 0 K: 1 S: 15	H: 2 LOB: 2 BB: 1 P: 25	R: 1 E: 0 K: 0 S: 13	H: 2 LOB: 1 BB: 0 P: 18	R: 1 E: 0 K: 1 S: 11	H: 2 LOB: 1 BB: 0 P: 18	R: 0 E: 0 K: 0 S: 6	H: 0 LOB: 0 BB: 0 P: 10	R: 0 E: 0 K: 1 S: 7	H: 0 LOB: 0 BB: 0 P: 11		1B: 6 2B: 3 3B: 1 HR: 2	SF: 2 SAC: 0 DP: 0 HBP: 1	WP: 2 PB: 0 SB: 0 CS: 2
PITCHER Danny McDevitt, L ERA: 7.4 Larry Sherry, R ERA: 12.46 Ron Negray, R ERA: 7.15 Roger Craig, R ERA: 9.82 (1, 1) (3, 1) (4, 1) (8, 1)	IP: 2.0 WLS: L BF: 13 H: 5 R: 7 ER: 7 SO: 7 BB: 2 IBB: 0 HBP: 0 BLK: 0 WP: 1 HR: 1 S: 27 P: 45 ERA: 31.50 WHIP: 3.500															PITCHER				

AB	36
R	3
H	10
RBI	2
BB	1
SO	8
LOB	17



Batter	1	2	3	4	5	6	7	8	9	AB R H RBI BB SO LOB	TOP											
Jim Davenport, R OBP: 0.368, SLG: 0.425	0-0 E	1-0 2H 1B		4-0 1B BB	4-2 HR BB	2-2 E5 1-3 2H		3-1 F5		4 1 2 1 2 0 2	San Francisco Giants @ Los Angeles Dodgers Los Angeles Memorial Coliseum, Los Angeles, CA Mon May 12 1958, 10:05 PM EDT Att: 29,770 - Unknown											
Don Taussig, R OBP: 0.417, SLG: 0.333	2-2 F7	3-2 G3		2-2 1-2 1B	4-2 HR BB		0-2 5-3	0-1 5-3	5 1 1 1 1 0 2													
Willie Mays, R OBP: 0.465, SLG: 0.704	0-0 E1 1-2		0-0 HR	2-3 K	0-0 HR		1-2 1B	4-1 5-3-2 BB	5 2 3 5 1 1 3													
Hank Sauer, R OBP: 0.412, SLG: 0.638	2-2 F6		1-1 G1-6-3 1B	2-3 K	0-0 F6		1-3 K	3-1 5-3-2 1-H	5 0 1 0 0 2 5 1 0 0 0 0 0 1													
Willie Kirkland, L OBP: 0.298, SLG: 0.351																						
Orlando Cepeda, R OBP: 0.355, SLG: 0.642	1-1 F3		0-0 G1-6-3 1-2		2-2 E 2B 1B	2-2 1B 1B	2-2 L7		5 2 2 0 0 0 4													
Daryl Spencer, R OBP: 0.400, SLG: 0.598		3-2 HR	4-1 2B BB		1-3 K	1-3 K		2-1 HR	4 2 2 2 1 2 2													
Bob Schmidt, R OBP: 0.394, SLG: 0.625		4-2 1B BB	2-0 1-3 2B		3-2 E6 2B BB	3-1 1B E		0-0 FC6-4 1B	4 3 3 0 1 0 1													
Danny O'Connell, R OBP: 0.324, SLG: 0.339		1-2 1-2 K 1B	1-1 5-3		1-3 K	0-1 E5 1-2 3-H 1B		2-2 F3	5 0 2 1 0 1 5													
Ruben Gomez, R OBP: 0.316, SLG: 0.444		1-3 K 1-2		0-0 6-3	2-2 BB HR 2B	0-0 F3		2-2 FC6-4 1-2	5 1 1 1 0 1 5													
Inning Stats	R: 0 E: 1 K: 0 S: 11	H: 1 LOB: 2 BB: 0 P: 16	R: 2 E: 0 K: 1 S: 18	H: 3 LOB: 1 BB: 1 P: 31	R: 1 E: 0 K: 0 S: 8	H: 3 LOB: 2 BB: 1 P: 16	R: 0 E: 0 K: 2 S: 10	H: 1 LOB: 2 BB: 1 P: 20	R: 6 E: 1 K: 2 S: 25	H: 3 LOB: 0 BB: 2 P: 42	R: 2 E: 1 K: 1 S: 15	H: 3 LOB: 2 BB: 0 P: 23	R: 0 E: 0 K: 1 S: 12	H: 1 LOB: 1 BB: 0 P: 16	R: 1 E: 0 K: 0 S: 11	H: 2 LOB: 1 BB: 0 P: 20	R: 0 E: 0 K: 0 S: 5	H: 0 LOB: 0 BB: 1 P: 12	1B: 11 2B: 3 3B: 0 HR: 4	SF: 0 SAC: 0 DP: 2 HBP: 0	WP: 0 PB: 0 SB: 0 CS: 0	PA: 49
PITCHER	IP WLS BF H R ER SO BB IBB HBP BLK WP HR S P ERA WHIP											PITCHER	IP WLS BF H R ER SO BB IBB HBP BLK WP HR S P ERA WHIP									
Don Drysdale, R ERA: 7.94	(1, 1) 2.0 L 13 6 3 3 1 1 0 0 0 0 0 2 32 51 13.50 3.500																					
Don Bessent, R ERA: 1.06	(3, 1) 2.2 15 4 4 0 4 3 0 0 0 0 0 35 65 0.00 2.625																					
Ed Roebuck, R ERA: 2.7	(5, 1) 0.1 3 1 2 0 0 1 0 0 0 0 0 1 5 9 0.00 6.000																					
Roger Craig, R ERA: 8.71	(6, 1) 3.0 15 6 3 2 2 0 0 0 0 0 1 38 59 6.00 2.000																					
Clem Labine, R ERA: 7.94	(9, 1) 1.0 3 0 0 0 0 1 0 0 0 0 0 5 12 0.00 1.000																					

Batter	1	2	3	4	5	6	7	8	9	AB R H RBI BB SO LOB	BOTTOM											
Jim Gilliam, S OBP: 0.406, SLG: 0.432	1-2 4-3		3-1 4-3			0-1 1-3		1-2 F9		4 0 0 0 0 0 1	San Francisco Giants @ Los Angeles Dodgers Los Angeles Memorial Coliseum, Los Angeles, CA Mon May 12 1958, 10:05 PM EDT Att: 29,770 - Unknown											
Don Zimmer, R OBP: 0.343, SLG: 0.400	1-3 K			2-2 2B		1-1 5-3		3-1 F4	4 1 1 0 0 1 1													
Duke Snider, L OBP: 0.338, SLG: 0.324	4-2 BB			0-0 2H 2B		2-2 4-3		1-0 4-3	3 0 1 1 1 0 1													
Carl Furillo, R OBP: 0.361, SLG: 0.491	2-1 F8			2-3 K			1-2 F7	2-2 5-3	4 0 0 0 0 1 2													
Charlie Neal, R OBP: 0.364, SLG: 0.469		1-3 K G5-4-3		1-3 K			2-2 3B 2B	0-2 4-3	4 1 1 0 0 2 1													
Gil Hodges, R OBP: 0.333, SLG: 0.370		0-1 G5-4-3 1-2		0-0 5-3			2-1 1-3	2-0 HR	4 1 1 1 0 0 3													
Dick Gray, R OBP: 0.357, SLG: 0.565		3-3 K			2-1 6-3		1-1 2H 3B	2-3 K	4 0 1 1 0 2 0													
John Roseboro, L OBP: 0.432, SLG: 0.345			1-3 K		0-0 F8		3-3 K		3 0 0 0 0 2 1													
Don Drysdale, R ERA: 7.94	(1, 1) 2.0 L 13 6 3 3 1 1 0 0 0 0 0 2 32 51 13.50 3.500																					
Don Bessent, R ERA: 1.06	(3, 1) 2.2 15 4 4 0 4 3 0 0 0 0 0 35 65 0.00 2.625																					
Ed Roebuck, R ERA: 2.7	(5, 1) 0.1 3 1 2 0 0 1 0 0 0 0 0 1 5 9 0.00 6.000																					
Pee Wee Reese, R OBP: 0.376, SLG: 0.500	(5, PH) 0.0 0 0 0 0 0 0 0 0 0 0 0 0 0 0 0.00 0.000																					
Roger Craig, R ERA: 8.71	(6, PH) 0.0 0 0 0 0 0 0 0 0 0 0 0 0 0 0 0.00 0.000																					
Norm Larker, L OBP: 0.297, SLG: 0.299	(8, PH) 0.0 0 0 0 0 0 0 0 0 0 0 0 0 0 0 0.00 0.000																					
Clem Labine, R ERA: 7.94	(9, PH) 0.0 0 0 0 0 0 0 0 0 0 0 0 0 0 0 0.00 0.000																					
Inning Stats	R: 0 E: 0 K: 1 S: 11	H: 0 LOB: 1 BB: 1 P: 19	R: 0 E: 0 K: 2 S: 8	H: 0 LOB: 0 BB: 0 P: 12	R: 0 E: 0 K: 2 S: 8	H: 0 LOB: 0 BB: 0 P: 13	R: 1 E: 0 K: 2 S: 11	H: 2 LOB: 1 BB: 0 P: 16	R: 0 E: 0 K: 1 S: 6	H: 0 LOB: 0 BB: 0 P: 9	R: 0 E: 0 K: 0 S: 7	H: 0 LOB: 0 BB: 0 P: 10	R: 1 E: 0 K: 1 S: 16	H: 2 LOB: 1 BB: 0 P: 25	R: 0 E: 0 K: 0 S: 7	H: 1 LOB: 1 BB: 0 P: 12	R: 1 E: 0 K: 1 S: 10	H: 1 LOB: 0 BB: 0 P: 16	1B: 1 2B: 3 3B: 1 HR: 1	SF: 0 SAC: 0 DP: 1 HBP: 0	WP: 0 PB: 1 SB: 0 CS: 0	PA: 34
PITCHER	IP WLS BF H R ER SO BB IBB HBP BLK WP HR S P ERA WHIP											PITCHER	IP WLS BF H R ER SO BB IBB HBP BLK WP HR S P ERA WHIP									
Ruben Gomez, R ERA: 5.21	(1, 1) 9.0 W 34 6 3 3 10 1 0 0 0 0 1 84 132 3.00 0.778																					



Batter	1	2	3	4	5	6	7	8	9	AB	R	H	RBI	BB	SO	LOB	TOP					
Jim Davenport, R OBP: 0.382, SLG: 0.435	4-1 HR BB	0-1 F7	0-1 F9	4-2 1-2 BB		1-0 1B BB 2B	2-3 K		1-0 2-3 1B	5	2	2	0	2	1	4						
Don Toussig, R OBP: 0.285, SLG: 0.286	1-2 F4	2-2 E5 HR	1-0 1-3	1-3 K		1-1 BB BB 1B		1-0 5-3	1-0 F1	7	1	1	0	0	1	8						
Willie Mays, R OBP: 0.492, SLG: 0.816	1-1 1-H HR	0-1 1-H HR		2-1 1B 3B	2-2 CS S 1B	4-2 1-2 BB BB		0-1 1B 3B		5	4	5	4	1	0	0						
Hank Sauer, R OBP: 0.411, SLG: 0.611	2-2 E5 1B 3B	0-3 K		4-1 1B HR BB	1-2 F2	4-2 1-2 G4-3 BB		1-2 L4-6 1B		3	2	0	1	2	1	1						
Willie Kirkland, L OBP: 0.277, SLG: 0.360										1	0	1	1	0	0	0						
Orlando Cepeda, R OBP: 0.372, SLG: 0.673	1-0 1-2 3B 1B	0-3 K		0-0 1-2 HR 1B	2-1 2-3 HR	2-1 2-3 HR		1-1 G4-3 1B		6	3	4	2	0	1	3						
Daryl Spencer, R OBP: 0.414, SLG: 0.689	1-2 1-H 2-H 1B 3B		0-1 F9	1-1 1-H 2-H HR	0-0 2B 2B		2-0 HR	1-1 L4-6		6	4	4	6	0	0	2						
Bob Schmidt, R OBP: 0.417, SLG: 0.645	2-3 K		0-0 1B 1B 1B	2-2 FC3-6 1B	0-0 2B 2B		1-0 5-3	0-1 1B SH1-3 1B		6	0	4	1	0	1	1						
Danny O'Connell, R OBP: 0.356, SLG: 0.376	2-1 3-H 1B		0-0 1-2 1B	0-2 1-2 1B	1-2 F8		3-2 FC1-6 1B	2-1 SH1-3		5	0	4	1	0	0	1						
Mike McCormick, L OBP: 0.333, SLG: 0.429	0-0 1-3		1-1 1-2 2-3 1B	0-2 FC3-5-6 BB		1-2 G3	0-0 FC1-6	2-0 6-3		1	0	0	0	0	0	1						
Inning Stats	R: 5 E: 1 K: 1 S: 22	H: 4 LOB: 1 BB: 1 P: 36	R: 2 E: 1 K: 2 S: 14	H: 1 LOB: 0 BB: 0 P: 16	R: 0 E: 0 K: 0 S: 9	H: 3 LOB: 3 BB: 0 P: 11	R: 4 E: 0 K: 1 S: 24	H: 5 LOB: 2 BB: 2 P: 38	R: 2 E: 0 K: 0 S: 16	H: 4 LOB: 1 BB: 0 P: 22	R: 1 E: 0 K: 0 S: 12	H: 2 LOB: 3 BB: 2 P: 24	R: 1 E: 0 K: 1 S: 11	H: 2 LOB: 1 BB: 0 P: 19	R: 1 E: 0 K: 0 S: 9	H: 3 LOB: 1 BB: 0 P: 13	R: 0 E: 0 K: 0 S: 7	H: 2 LOB: 2 BB: 0 P: 13	1B: 15 2B: 4 3B: 3 HR: 5	SF: 0 SAC: 1 DP: 3 HBP: 0	WP: 0 PB: 0 SB: 1 CS: 1	PA: 56
PITCHER	IP WLS BF H R ER SO BB IBB HBP BLK WP HR S P ERA WHIP											PITCHER	IP WLS BF H R ER SO BB IBB HBP BLK WP HR S P ERA WHIP									
Don Newcombe, R ERA: 8.25	(1.1) 2.1 L 6 7 7 4 3 1 0 0 0 0 2 40 56 15.43 3.429																					
Fred Kipp, L ERA: 5.09	(3.1) 0.2 L 6 3 3 3 0 1 0 0 0 0 0 9 17 40.50 6.000																					
Ed Roebuck, R ERA: 4.5	(4.1) 2.0 12 7 3 3 1 1 0 0 0 0 2 36 50 13.50 4.000																					
Sandy Koufax, L ERA: 6.75	(6.1) 2.0 11 4 2 2 1 2 0 0 0 0 1 23 43 9.00 3.000																					
Danny McDevitt, L ERA: 7.15	(8.1) 2.0 10 5 1 1 0 0 0 0 0 0 0 16 26 4.50 2.500																					

San Francisco Giants @ Los Angeles Dodgers
Los Angeles Memorial Coliseum, Los Angeles, CA

Tue May 13 1958, 6:33 AM EDT
Att: 10,507 - Unknown

AB 50
R 16
H 26
RBI 16
BB 5
SO 5
LOB 25



Batter	1	2	3	4	5	6	7	8	9	AB	R	H	RBI	BB	SO	LOB	BOTTOM					
Jim Gilliam, S OBP: 0.402, SLG: 0.412	4-1 HR HBP BB	3-2 3-1 4-3			0-0 F8		2-1 F9		4-2 BB	4	1	0	0	2	0	6						
Gino Cimoli, R OBP: 0.305, SLG: 0.429	1-2 HR HBP	2-2 HR 1B		0-0 F2		1-0 1B 1B		3-1 5-3	1-3 K	5	2	2	0	0	1	2						
Charlie Neal, R OBP: 0.365, SLG: 0.535	3-3 K	1-2 1-H 3-H HR		3-3 K		2-2 F6		0-0 HR		5	2	2	4	0	2	3						
Carl Furillo, R OBP: 0.369, SLG: 0.544	2-1 HR	0-0 5-3		1-0 6-3		0-1 1B		2-1 FC6-4 1B		4	1	2	3	0	0	0						
Johnny Podres, L OBP: 0.153, SLG: 0.143										0	0	0	0	0	0	0						
Elmer Valo, L OBP: 0.400, SLG: 0.571	1-H 2-H HR					1-2 1B				1	0	1	0	0	0	0						
Gil Hodges, R OBP: 0.345, SLG: 0.410	0-0 FC6-4 1B		0-0 HR		2-2 BB FC4-6 1B	2-0 F3		2-3 K		5	2	3	1	0	1	3						
Dick Gray, R OBP: 0.347, SLG: 0.530	0-1 F4		2-0 F8		4-2 FC4-6 BB 1-2 BB	0-0 4-3		2-1 FC6-4		4	0	0	0	1	0	4						
Don Zimmer, R OBP: 0.333, SLG: 0.377	2-0 FC6-4		1-1 E5 HBP		4-2 FC4-6 BB		0-0 E6		0-0 5-3	4	0	0	0	1	0	1						
Joe Pignatano, R OBP: 0.280, SLG: 0.190		2-1 1-3	2-1 FC3-6 HBP		0-0 L8		3-2 5-3		1-1 5-3 1B	4	0	1	0	0	0	4						
Don Newcombe, L ERA: 3.48	(1.1) 0.1 WLS BF H R ER SO BB IBB HBP BLK WP HR S P ERA WHIP											PITCHER	IP WLS BF H R ER SO BB IBB HBP BLK WP HR S P ERA WHIP									
Ramon Montant, R ERA: 4.24	(1.1) 1.2 8 2 3 3 0 1 0 0 0 0 1 17 31 16.20 1.800																					
Al Worthington, R ERA: 4.37	(3.1) 6.0 W 29 6 3 3 2 2 0 1 0 0 2 54 98 4.50 1.333																					
Marv Grissom, R ERA: 2.77	(9.1) 1.0 S 5 1 0 0 1 1 0 0 0 0 0 11 17 0.00 2.000																					
Inning Stats	R: 3 E: 0 K: 1 S: 12	H: 2 LOB: 1 BB: 1 P: 24	R: 3 E: 0 K: 0 S: 14	H: 2 LOB: 0 BB: 1 P: 26	R: 1 E: 1 K: 0 S: 9	H: 1 LOB: 2 BB: 0 P: 17	R: 0 E: 0 K: 1 S: 5	H: 0 LOB: 0 BB: 0 P: 9	R: 0 E: 0 K: 0 S: 12	H: 2 LOB: 2 BB: 2 P: 23	R: 0 E: 0 K: 0 S: 9	H: 2 LOB: 1 BB: 0 P: 14	R: 0 E: 1 K: 0 S: 9	H: 0 LOB: 1 BB: 0 P: 16	R: 1 E: 0 K: 1 S: 10	H: 2 LOB: 1 BB: 0 P: 19	R: 0 E: 0 K: 1 S: 11	H: 1 LOB: 2 BB: 1 P: 17	1B: 7 2B: 0 3B: 0 HR: 4	SF: 0 SAC: 0 DP: 0 HBP: 2	WP: 0 PB: 0 SB: 0 CS: 0	PA: 47

San Francisco Giants @ Los Angeles Dodgers
Los Angeles Memorial Coliseum, Los Angeles, CA

Tue May 13 1958, 6:33 AM EDT
Att: 10,507 - Unknown

AB 40
R 9
H 11
RBI 9
BB 5
SO 4
LOB 29



Batter	1	2	3	4	5	6	7	8	9	AB	R	H	RBI	BB	SO	LOB	TOP						
Jim Gilliam, S OBP: 0.387, SLG: 0.393 (1, 7)	0-0 6-3		1-3 K			1-2 L8		3-2 3-1		4	0	0	1	0	1	2	Los Angeles Dodgers @ Chicago Cubs Wrigley Field, Chicago, IL Wed May 14 1958, 3:33 AM CDT Att: 5,637 - Unknown livebaseballscores.com						
Pee Wee Reese, R OBP: 0.357, SLG: 0.548 (1, 6)	2-0 F4			1-1 F3		1-1 HR		1-2 3-H 6-3		4	1	1	2	0	0	2							
Duke Snider, L OBP: 0.341, SLG: 0.310 (1, 8)	4-2 BB			2-2 1-3		1-0 4-3			4-1 SH1-3 BB	2	0	0	0	2	0	0							
Gil Hodges, R OBP: 0.336, SLG: 0.398 (1, 3)	1-1 F5			3-2 5-3			1-2 F4		0-1 SH1-3	3	0	0	0	0	0	1							
Charlie Neal, R OBP: 0.361, SLG: 0.522 (1, 4)		0-0 6-3			0-0 5-3		2-1 G6-4-3 1B		2-3 K	4	0	1	0	0	1	1							
Gino Cimoli, R OBP: 0.307, SLG: 0.421 (1, 9)	1-0 L5-4 1B			1-3 K		2-2 G6-4-3 1-2f		2-1 F8		4	0	1	0	0	1	2							
Randy Jackson, R OBP: 0.314, SLG: 0.394 (1, 5)	1-1 L5-4 1-2			0-1 6-3			3-3 K			3	0	0	0	0	1	1							
John Roseboro, L OBP: 0.439, SLG: 0.424 (1, 2)			2-1 4-3			2-1 HR 1B		1-1 3-1 3B		3	2	2	0	0	0	0							
Carl Erskine, R Norm Lanier, L Don Bessent, R Johnny Podres, L Ed Roebuck, R Elmer Valo, L Fred Kipp, L Don Newcombe, L (1, 1) (5, PH) (5, 1) (7, 1) (5, PH) (5, PH) (5, PH) (8, 1)	R: 0 E: 0 K: 0 S: 8	H: 0 LOB: 1 BB: 1 P: 15	R: 0 E: 0 K: 0 S: 4	H: 1 LOB: 0 BB: 0 P: 6	R: 0 E: 0 K: 1 S: 8	H: 0 LOB: 0 BB: 0 P: 12	R: 0 E: 0 K: 0 S: 10	H: 0 LOB: 0 BB: 0 P: 16	R: 0 E: 0 K: 1 S: 6	H: 0 LOB: 0 BB: 0 P: 7	R: 2 E: 0 K: 0 S: 9	H: 2 LOB: 0 BB: 0 P: 14	R: 0 E: 0 K: 0 S: 8	H: 1 LOB: 0 BB: 0 P: 13	R: 1 E: 0 K: 1 S: 10	H: 1 LOB: 2 BB: 1 P: 22		R: 0 E: 0 K: 1 S: 8	H: 0 LOB: 1 BB: 1 P: 16	1B: 3 2B: 1 3B: 1 HR: 1	SF: 0 SAC: 1 DP: 2 HBP: 0	WP: 0 PB: 0 SB: 0 CS: 0	PA: 33
PITCHER Jim Brosnan, R ERA: 2.63 (1, 1)	IP 9.0	WLS W	BF 33	H 5	R 3	ER 3	SO 4	BB 3	IBB 0	HBP 0	BLK 0	WP 0	HR 1	S 71	P 121	ERA 3.00		WHIP 0.889					

Batter	1	2	3	4	5	6	7	8	9	AB	R	H	RBI	BB	SO	LOB	BOTTOM				
Tony Taylor, R OBP: 0.270, SLG: 0.196 (1, 4)	0-0 SH1-3 2B		2-2 S 2B 1B		0-0 G3		0-0 5-3	1-2 F9		5	1	2	0	0	0	0	Los Angeles Dodgers @ Chicago Cubs Wrigley Field, Chicago, IL Wed May 14 1958, 3:33 AM CDT Att: 5,637 - Unknown livebaseballscores.com				
Lee Walls, R OBP: 0.407, SLG: 0.703 (1, 9)	2-0 SH1-3		2-0 14 1B 2B		2-1 WP 14 6-3 1B		3-1 HR			3	3	3	2	0	0	0					
14 Ernie Banks, R OBP: 0.366, SLG: 0.593 (1, 6)	4-1 BB		0-1 2H 1B		1-2 6-3		4-1 1B 2B BB			2	1	1	1	2	0	1					
Walt Moryn, L OBP: 0.373, SLG: 0.583 Jim Bolger, R OBP: 0.462, SLG: 0.833 (7, PH) (8, 7)	4-2 G4-6-3 BB		3-2 F5		3-2 1B		1-2 2B 1B			2	0	1	1	1	0	1					
Dale Long, L OBP: 0.368, SLG: 0.467 (1, 3)	1-2 G4-6-3 1-2f		3-2 4-3		2H 1B		1-3 2B 1B			1	1	1	2	0	0	5					
Sammy Taylor, L OBP: 0.404, SLG: 0.417 (1, 2)		2-3 K		0-1 G5-4-3 1B		1-0 L7		0-0 G6-4-3 1B		4	0	2	1	0	1	0					
Bobby Thomson, R OBP: 0.356, SLG: 0.425 (1, 8)		3-2 4-3		0-1 G5-4-3 1B		4-1 1B BB		0-0 G6-4-3 1-2f		3	0	1	0	1	0	1					
Johnny Goryl, R OBP: 0.364, SLG: 0.474 (1, 5)		1-3 K		2-2 G5-4-3 1-2f 2-3		1-1 G5-4-3 1B		1-0 6-3		4	0	1	0	0	1	2					
Jim Brosnan, R OBP: 0.111, SLG: 0.167 (1, 1)			1-1 1-3		0-0 6-3		2-1 G5-4-3		1-1 F9	4	0	0	0	0	0	3					
Inning Stats	R: 0 E: 0 K: 0 S: 6	H: 1 LOB: 2 BB: 2 P: 16	R: 0 E: 0 K: 2 S: 11	H: 0 LOB: 0 BB: 0 P: 17	R: 2 E: 0 K: 0 S: 14	H: 3 LOB: 1 BB: 0 P: 25	R: 0 E: 0 K: 0 S: 8	H: 2 LOB: 1 BB: 0 P: 10	R: 1 E: 0 K: 0 S: 10	H: 2 LOB: 1 BB: 0 P: 16	R: 0 E: 0 K: 0 S: 6	H: 1 LOB: 1 BB: 1 P: 14	R: 4 E: 0 K: 0 S: 13	H: 4 LOB: 0 BB: 1 P: 23	R: 0 E: 0 K: 0 S: 6	H: 0 LOB: 0 BB: 0 P: 9		1B: 9 2B: 3 3B: 0 HR: 1	SF: 0 SAC: 1 DP: 4 HBP: 0	WP: 1 PB: 0 SB: 1 CS: 0	PA: 37
PITCHER Carl Erskine, R Don Bessent, R Johnny Podres, L Ed Roebuck, R Don Newcombe, R (1, 1) (6, 1) (7, 1) (7, 1) (8, 1)	IP 5.0	WLS L	BF 23	H 8	R 3	ER 3	SO 2	BB 2	IBB 0	HBP 0	BLK 0	WP 0	HR 1	S 49	P 84	ERA 5.40	WHIP 2.000				

Batter	1	2	3	4	5	6	7	8	9	10	11	AB	R	H	RBI	BB	SO	LOB	TOP					
Jim Gilliam, S OBP: 0.387, SLG: 0.404 (1, 7)	2-1 BB 1B	0-0 2H 2B		0-1 F6		0-1 F8		1-0 F8			0-0 SH FC4 1B SF7	5	1	2	1	0	0	1						
Pee Wee Reese, R OBP: 0.364, SLG: 0.511 (1, 5)	2-3 K	4-2 BB		1-0 F2		1-0 1-3			1-0 F3		2-1 FC4 1B	5	0	1	0	1	1	2						
Norm Larker, L OBP: 0.289, SLG: 0.273 Gil Hodges, R OBP: 0.336, SLG: 0.398 (1, 3)	4-1 BB	1-3 K		0-1 F5			3-2 FC1-6 1B		3-1 F3		3-1 FC4	5	0	2	1	1	1	4						
Elmer Valo, L OBP: 0.333, SLG: 0.421 Carl Furillo, R OBP: 0.364, SLG: 0.544 (11, PH)	2-0 F4		2-2 G3		1-2 F9		0-1 FC1-6 BB		2-2 F6		1-2 3H SF7	5	0	0	0	0	0	4						
Charlie Neal, R OBP: 0.360, SLG: 0.500 (1, 4)	0-0 F2		4-2 1B BB		1-0 F7		4-1 1-2 BB		0-1 6-3		0-0 F9	4	0	0	0	2	0	5						
Gino Cimoli, R OBP: 0.368, SLG: 0.410 (1, 8)		1-0 1-3	2-1 BB 1B		4-0 E BB		1-3 K		0-0 F9		0-1 F8	5	0	1	0	1	1	4						
Don Zimmer, R OBP: 0.338, SLG: 0.370 (1, 6)		0-0 2B 1B	4-2 1-2 BB		3-3 SAFE K		2-2 F2		0-0 6-3			4	1	1	0	1	1	3						
John Roseboro, L OBP: 0.413, SLG: 0.421 (1, 2)		1-1 1H 2B	2-3 K		2-0 G3		1-0 F9		3-1 F9			5	1	1	1	0	1	3						
Clem Labine, R Duke Snider, L OBP: 0.349, SLG: 0.310 Joe Pignatano, R OBP: 0.290, SLG: 0.190 Ed Roebuck, R OBP: 1.000, SLG: 1.000 (1, 1)		0-3 K	1-3 K		4-2 BB		1-3 K				4-1 1B SH FC4 BB	3	0	0	0	1	3	4						
Inning Stats	R: 0 E: 0 K: 1 S: 8	H: 1 LOB: 2 BB: 1 P: 18	R: 2 E: 0 K: 2 S: 15	H: 3 LOB: 2 BB: 1 P: 22	R: 0 E: 0 K: 2 S: 22	H: 1 LOB: 3 BB: 2 P: 37	R: 0 E: 0 K: 0 S: 5	H: 0 LOB: 0 BB: 0 P: 6	R: 0 E: 0 K: 1 S: 10	H: 0 LOB: 1 BB: 1 P: 19	R: 0 E: 0 K: 1 S: 13	H: 1 LOB: 2 BB: 1 P: 23	R: 0 E: 0 K: 1 S: 5	H: 0 LOB: 0 BB: 0 P: 8	R: 0 E: 0 K: 0 S: 8	H: 1 LOB: 1 BB: 0 P: 14	R: 0 E: 0 K: 0 S: 4	H: 0 LOB: 0 BB: 0 P: 7	R: 2 E: 0 K: 0 S: 10	H: 1 LOB: 2 BB: 1 P: 20	1B: 6 2B: 2 3B: 0 HR: 0	SF: 1 SAC: 1 DP: 0 HBP: 0	WP: 0 PB: 0 SB: 0 CS: 0	PA: 51
PITCHER	IP ERA WLS BF H R ER SO BB IBB HBP BLK WP HR S P ERA WHIP	8.0 4.95 2.0 11 2 2 2 0 1 0 0 0 0 0 0 18 36 9.00 1.500	0.1 3.65 0.1 1 0 0 0 0 0 0 0 0 0 0 0 1 2 0.00 0.000	0.2 2.57 2 0 0 0 0 0 0 0 0 0 0 0 0 3 3 0.00 0.000	PITCHER										IP ERA WLS BF H R ER SO BB IBB HBP BLK WP HR S P ERA WHIP	10.0 5.33 1.0 4 1 0 0 0 0 0 0 0 0 0 0 4 6 0.00 1.000								

Los Angeles Dodgers @ Chicago Cubs
Wrigley Field, Chicago, IL
Thu May 15 1958, 3:33 AM CDT
Att: 5,526 - Unknown

livebaseballscores.com
AB 41
R 4
H 8
RBI 4
BB 8
SO 8
LOB 30



Batter	1	2	3	4	5	6	7	8	9	10	11	AB	R	H	RBI	BB	SO	LOB	BOTTOM							
Tony Taylor, R OBP: 0.264, SLG: 0.191 Jim Bolger, R OBP: 0.467, SLG: 0.786 (10, 8)	1-0 G3		1-2 F9			0-2 6-3			1-1 SH3-4 14 1B		2-0 L9	3	0	0	0	0	0	0								
Lee Walls, R OBP: 0.409, SLG: 0.696 (1, 9)	2-2 14 G4-6-3 1B			1-1 F8		2-0 5-3			0-1 SH3-4		0-0 1B	4	0	2	0	0	0	0								
14 Ernie Banks, R OBP: 0.367, SLG: 0.584 (1, 6)	0-1 G4-6-3 1-2			3-2 1B G3 1B		1-1 F7			1-2 CI 1B		0-0 F8	5	0	2	1	0	0	2								
Walt Moryn, L OBP: 0.366, SLG: 0.565 (1, 7)		1-1 FC3-6 1B		3-1 G3		1-2 G3			0-0 F8		0-0 F7	5	0	1	0	0	0	3								
Dale Long, L OBP: 0.368, SLG: 0.463 (1, 3)		3-1 FC3-6 1B		1-2 1B		2-3 1B			1-0 CI FC6-4			3	1	1	0	0	0	1								
Sammy Taylor, L OBP: 0.393, SLG: 0.404 (1, 2)		0-0 CS 1B		1-0 4-3					0-2 F8		1-0 FC6-4	4	0	1	1	0	0	4								
Bobby Thomson, R OBP: 0.344, SLG: 0.409 (10, 5)		2-3 K			0-0 6-3				0-0 4-3		2-2 1-4-3	4	0	0	0	0	1	1								
Johnny Goryl, R OBP: 0.357, SLG: 0.464 Paul Smith, L OBP: 0.417, SLG: 0.125 Bobby Adams, R OBP: 0.273, SLG: 0.111 (10, 4)			2-1 5-3		1-0 6-3				2-1 4-3		3-3 K	2	0	0	0	0	0	0								
Dick Drott, R OBP: 0.462, SLG: 0.482 Chuck Tanner, L OBP: 0.143, SLG: 0.308 Hersh Freeman, R OBP: 0.200, SLG: 0.200 Ed Mayer, L OBP: 0.200, SLG: 0.200 Don Elston, R OBP: 0.333, SLG: 0.333 (11, 1)			1-3 K		2-3 K				2-1 6-3		3-2 1-3	2	0	0	0	0	2	0								
Inning Stats	R: 0 E: 0 K: 0 S: 7	H: 1 LOB: 0 BB: 0 P: 10	R: 1 E: 1 K: 1 S: 8	H: 2 LOB: 0 BB: 0 P: 14	R: 0 E: 0 K: 1 S: 8	H: 0 LOB: 0 BB: 0 P: 12	R: 0 E: 0 K: 0 S: 12	H: 2 LOB: 2 BB: 0 P: 21	R: 0 E: 0 K: 1 S: 5	H: 0 LOB: 0 BB: 0 P: 8	R: 0 E: 0 K: 0 S: 6	H: 0 LOB: 0 BB: 0 P: 9	R: 0 E: 0 K: 0 S: 9	H: 0 LOB: 0 BB: 0 P: 13	R: 0 E: 0 K: 0 S: 5	H: 0 LOB: 0 BB: 0 P: 9	R: 1 E: 1 K: 0 S: 10	H: 2 LOB: 2 BB: 0 P: 14	R: 0 E: 0 K: 1 S: 9	H: 0 LOB: 0 BB: 0 P: 17	R: 0 E: 0 K: 0 S: 4	H: 1 LOB: 1 BB: 0 P: 6	1B: 8 2B: 0 3B: 0 HR: 0	SF: 0 SAC: 1 DP: 1 HBP: 0	WP: 0 PB: 0 SB: 0 CS: 1	PA: 40
PITCHER	IP ERA WLS BF H R ER SO BB IBB HBP BLK WP HR S P ERA WHIP	10.0 5.33 1.0 4 1 0 0 0 0 0 0 0 0 0 0 4 6 0.00 1.000	1.0 3.95 1 0 0 0 0 0 0 0 0 0 0 0 0 4 6 0.00 1.000	PITCHER										IP ERA WLS BF H R ER SO BB IBB HBP BLK WP HR S P ERA WHIP	10.0 5.33 1.0 4 1 0 0 0 0 0 0 0 0 0 0 4 6 0.00 1.000											

Los Angeles Dodgers @ Chicago Cubs
Wrigley Field, Chicago, IL
Thu May 15 1958, 3:33 AM CDT
Att: 5,526 - Unknown


livebaseballscores.com
AB 38
R 2
H 8
RBI 2
BB 0
SO 4
LOB 11




Batter	1	2	3	4	5	6	7	8	9	AB	R	H	RBI	BB	SO	LOB	TOP					
Jim Gilliam, S (1, 7) OBP: 0.383, SLG: 0.392	2-1 F8		1-0 8-3			4-0 1B BB		2-3 K		3	0	0	0	1	1	1	Los Angeles Dodgers @ St. Louis Cardinals Sportsman's Park, St. Louis, MO Fri May 16 1958, 8:05 PM EDT Att: 15,414 - Unknown livebaseballscores.com					
Pee Wee Reese, R (1, 5) OBP: 0.373, SLG: 0.500	2-2 6-3			4-2 E BB		1-0 1B	0-1 F7		3	0	1	0	1	0	0							
Norm Larker, L (1, 9) OBP: 0.286, SLG: 0.250	2-0 HBP			2-2 4-3		0-0 FC5-2-5 1B	0-1 4-3		3	0	0	0	0	0	3							
Gil Hodges, R (1, 3) OBP: 0.325, SLG: 0.384	0-3 K			1-0 F7		1-3 K		2-2 5-3		4	0	0	0	0	2	4						
John Roseboro, L (1, 2) OBP: 0.400, SLG: 0.405		3-3 K		3-3 K		1-0 1B		1-2 F5		4	0	1	0	0	2	1						
Charlie Neal, R (1, 4) OBP: 0.347, SLG: 0.480		2-3 K			1-2 6-3		0-0 F7		3-2 G3		4	0	0	0	0	1						
Gino Cimoli, R (1, 8) OBP: 0.300, SLG: 0.398		2-0 1-3			0-3 K		3-2 L4			3	0	0	0	0	1	0						
Don Zimmer, R (1, 6) OBP: 0.349, SLG: 0.395			2-3 K		2-1 1B 1B		0-0 2B			3	0	2	0	0	1	0						
Johnny Podres, L (1, 1) OBP: 0.235, SLG: 0.250			0-0 1B		1-0 1B		3-3 K			2	0	2	0	0	0	0						
Duke Snider, L (7, PH) OBP: 0.345, SLG: 0.306										1	0	0	0	0	1	1						
Ed Roebuck, R (7, 1) OBP: 1.000, SLG: 1.000										0	0	0	0	0	0	0						
Inning Stats	R: 0 E: 0 K: 1 S: 8	H: 0 LOB: 1 BB: 0 P: 14	R: 0 E: 0 K: 2 S: 7	H: 0 LOB: 0 BB: 1 P: 14	R: 0 E: 0 K: 1 S: 5	H: 1 LOB: 0 BB: 0 P: 8	R: 0 E: 1 K: 1 S: 13	H: 0 LOB: 1 BB: 1 P: 23	R: 0 E: 0 K: 1 S: 10	H: 2 LOB: 2 BB: 0 P: 14	R: 0 E: 0 K: 1 S: 6	H: 2 LOB: 2 BB: 1 P: 13	R: 0 E: 0 K: 1 S: 8	H: 1 LOB: 1 BB: 0 P: 14	R: 0 E: 0 K: 0 S: 7	H: 0 LOB: 0 BB: 0 P: 9	R: 0 E: 0 K: 0 S: 11	H: 0 LOB: 0 BB: 0 P: 17	1B: 5 2B: 2 3B: 0 HR: 0	SF: 0 SAC: 0 DP: 1 HBP: 1	WP: 0 PB: 0 SB: 0 CS: 0	PA: 33
PITCHER Sam Jones, R (1, 1) ERA: 4.19	IP: 9.0 WLS: W BF: 33 H: 6 R: 0 ER: 0 SO: 9 BB: 2 IBB: 0 HBP: 1 BLK: 0 WP: 0 HR: 0 S: 75 P: 126 ERA: 0.00 WHIP: 0.889															PITCHER						

Batter	1	2	3	4	5	6	7	8	9	AB	R	H	RBI	BB	SO	LOB	BOTTOM			
Dick Schofield, S (1, 6) OBP: 0.417, SLG: 0.368	0-0 2B		0-2 5-3		0-0 5-3			0-1 4-3 SH2-4 1B		4	0	2	0	0	0	0	Los Angeles Dodgers @ St. Louis Cardinals Sportsman's Park, St. Louis, MO Fri May 16 1958, 8:05 PM EDT Att: 15,414 - Unknown livebaseballscores.com			
Don Blasingame, L (1, 4) OBP: 0.356, SLG: 0.320	0-3 K		1-1 6-3			1-1 HR 2B		0-0 SH2-4		1	0	0	0	0	1	1				
Eddie Kasko, R (2, 4) OBP: 0.278, SLG: 0.294								1-2 SH2-4		2	1	1	0	0	0	0				
Stan Musial, L (1, 3) OBP: 0.543, SLG: 0.808	0-0 F3		2-2 6-3			0-1 2B HR		4-0 4-3 IBB		3	1	1	2	1	0	1				
Del Ennis, R (1, 7) OBP: 0.333, SLG: 0.398	0-1 F8			1-3 K2-3		0-2 6-3		0-0 4-3		3	0	0	0	0	1	1				
Irv Noren, L (7, 7) OBP: 0.438, SLG: 0.360								1-2 2-3		1	0	0	0	0	0	2				
Gene Green, R (1, 9) OBP: 0.348, SLG: 0.483		4-1 F8 CI BB		4-1 G5-3 BB		1-3 K		1-2 5-3		2	0	0	0	2	1	2				
Ken Boyer, R (1, 5) OBP: 0.280, SLG: 0.276		1-0 CI 1B		4-2 BB		2-3 K				1	0	0	0	1	1	0				
Curt Flood, R (1, 8) OBP: 0.333, SLG: 0.516		2-2 F8		0-1 G5-3			3-2 1-3			3	0	0	0	0	0	4				
Hal Smith, R (1, 2) OBP: 0.306, SLG: 0.233		0-0 1B			1-1 1-3		1-1 5-3			3	0	1	0	0	0	0				
Sam Jones, R (1, 1) OBP: 0.188, SLG: 0.133		0-1 F8			0-3 K		0-1 6-3			3	0	0	0	0	1	2				
Inning Stats	R: 0 E: 0 K: 1 S: 7	H: 1 LOB: 1 BB: 0 P: 7	R: 0 E: 1 K: 0 S: 8	H: 1 LOB: 2 BB: 1 P: 15	R: 0 E: 0 K: 0 S: 8	H: 0 LOB: 0 BB: 0 P: 11	R: 0 E: 0 K: 1 S: 8	H: 0 LOB: 1 BB: 2 P: 17	R: 0 E: 0 K: 2 S: 13	H: 2 LOB: 0 BB: 0 P: 17	R: 0 E: 0 K: 0 S: 8	H: 0 LOB: 0 BB: 0 P: 12	R: 0 E: 0 K: 0 S: 7	H: 1 LOB: 2 BB: 1 P: 12	R: 0 E: 0 K: 0 S: 11	H: 0 LOB: 0 BB: 0 P: 17	1B: 2 2B: 2 3B: 0 HR: 1	SF: 0 SAC: 1 DP: 1 HBP: 0	WP: 0 PB: 0 SB: 0 CS: 0	PA: 32
PITCHER Johnny Podres, L (1, 1) ERA: 3.63	IP: 6.0 WLS: L BF: 24 H: 4 R: 2 ER: 2 SO: 5 BB: 3 IBB: 0 HBP: 0 BLK: 0 WP: 0 HR: 1 S: 50 P: 74 ERA: 3.00 WHIP: 1.167															PITCHER				
Ed Roebuck, R (7, 1) ERA: 3.45	IP: 2.0 WLS: L BF: 8 H: 1 R: 0 ER: 0 SO: 0 BB: 0 IBB: 1 HBP: 0 BLK: 0 WP: 0 HR: 0 S: 15 P: 24 ERA: 0.00 WHIP: 0.500															PITCHER				



Batter	1	2	3	4	5	6	7	8	9	AB	R	H	RBI	BB	SO	LOB	TOP								
Jim Gilliam, S OBP: 0.387, SLG: 0.413 (1, 7)	1-1 1-3 2B	1-0 4-3			2-1 F9		4-1 BB		0-0 F8	4	0	1	0	1	0	3	Los Angeles Dodgers @ St. Louis Cardinals Sportsman's Park, St. Louis, MO Sun May 18 1958, 4:33 AM EDT Unknown 								
Pee Wee Reese, R OBP: 0.326, SLG: 0.439 (1, 5)	0-1 F9	2-2 5-3			1-1 4-3		0-1 F7			4	0	0	0	0	0	3									
Duke Snider, L OBP: 0.326, SLG: 0.288 (8, PR) Gino Cimoli, R OBP: 0.301, SLG: 0.396 (8, 8)	1-0 1-3		1-3 K		3-3 K			1-0 CS 1B		4	0	1	0	0	2	2									
Carl Furillo, R OBP: 0.343, SLG: 0.508 (1, 9)	2-2 1-3		0-0 F9		1-1 6-3			0-0 L8		4	0	0	0	0	0	2									
John Roseboro, L OBP: 0.414, SLG: 0.469 (1, 2)		4-2 S BB	1-3 K		1-0 HR			0-0 F8		3	2	1	1	1	1	1									
Gil Hodges, R OBP: 0.323, SLG: 0.374 (1, 3)		3-3 K		1-0 F8		3-2 5-3		2-2 CS	4-1 1B SH3-4 BB	3	0	0	0	1	1	1									
Charlie Neal, R OBP: 0.331, SLG: 0.452 (1, 4)		0-0 E3 1B HR		2-2 F8		0-0 1-3			1-1 SH3-4	3	1	0	0	0	0	0									
Don Zimmer, R OBP: 0.356, SLG: 0.410 (1, 6)		1-0 HR		2-0 F8		2-0 L9-6 2B		1-2 1B		4	1	3	0	0	0	0									
Fred King, L OBP: 0.333, SLG: 0.375 (2, PH) Rube Walker, L OBP: 0.238, SLG: 0.270 (2, 1) Don Drysdale, R OBP: 0.347, SLG: 0.500 (8, 1) Ed Roebuck, R OBP: 0.252, SLG: 0.180 (7, PH) Norm Larker, L OBP: 0.252, SLG: 0.220 (7, 1) Clem Labine, R OBP: 0.260, SLG: 0.500 (9, PH)	3-1 HR			0-0 3B		1-0 L9-6 2B		0-3 K		0	0	0	0	0	0	0									
Inning Stats	R: 0 E: 0 K: 0 S: 9	H: 1 LOB: 1 BB: 0 P: 13	R: 4 E: 1 K: 1 S: 14	H: 2 LOB: 0 BB: 1 P: 28	R: 0 E: 0 K: 2 S: 8	H: 0 LOB: 0 BB: 0 P: 10	R: 0 E: 0 K: 0 S: 5	H: 0 LOB: 0 BB: 0 P: 10	R: 0 E: 0 K: 1 S: 8	H: 1 LOB: 0 BB: 0 P: 14	R: 1 E: 0 K: 0 S: 7	H: 1 LOB: 0 BB: 0 P: 12	R: 0 E: 0 K: 0 S: 5	H: 1 LOB: 1 BB: 1 P: 12	R: 0 E: 0 K: 0 S: 5	H: 1 LOB: 1 BB: 0 P: 8		R: 0 E: 0 K: 1 S: 10	H: 1 LOB: 2 BB: 1 P: 16	1B: 3 2B: 3 3B: 1 HR: 2	SF: 0 SAC: 1 DP: 1 HBP: 0	WP: 0 PB: 0 SB: 1 CS: 1	PA: 38		
PITCHER	IP	WLS	BF	H	R	ER	SO	BB	IBB	HBP	BLK	WP	HR	S	P	ERA	WHIP								
Bob Mabe, R ERA: 4.26 (1, 1)	2.0		11	3	4	3	1	1	0	0	0	0	1	23	41	13.50	2.000								
Frank Barnes, R ERA: 3.5 (3, 1)	6.0	W	21	4	1	1	3	1	0	0	0	0	1	38	66	1.50	0.833								
Billy Muffett, R ERA: 7.16 (9, 1)	1.0	S	5	1	0	0	1	1	0	0	0	0	0	10	16	0.00	2.000								

Batter	1	2	3	4	5	6	7	8	9	AB	R	H	RBI	BB	SO	LOB	BOTTOM								
Dick Schofield, S OBP: 0.402, SLG: 0.338 (1, 6)	4-1 G5-4-3 BB			3-2 F5		4-1 BB		0-0 F7		3	0	0	0	2	1	3	Los Angeles Dodgers @ St. Louis Cardinals Sportsman's Park, St. Louis, MO Sun May 18 1958, 4:33 AM EDT Unknown 								
Don Blasingame, L OBP: 0.367, SLG: 0.382 (1, 4)	1-0 G5-4-3 1-2		1-1 SF8 3B		2-2 6-3	0-0 F8		2-2 E 1B		5	1	2	0	0	0	4									
Stan Musial, L OBP: 0.548, SLG: 0.825 (1, 3)	4-1 1B HR BB		1-0 SF8		2-2 F8		1-2 SAFE F7	4-0 1-2 2-3 IBB		2	1	0	1	2	0	0									
Del Ennis, R OBP: 0.330, SLG: 0.391 (1, 7)	2-1		0-1 3-1		0-1 5-3		2-0 L7	1-2 G3		4	1	1	0	0	0	0									
Irv Noren, L OBP: 0.405, SLG: 0.333 (8, 7)	1-3 HR 1B									1	0	0	0	0	0	3									
Gene Green, R OBP: 0.371, SLG: 0.475 (1, 9)	4-1 HR BB		0-1 3-1			4-2 1B BB		4-2 1B BB		1	2	0	0	3	0	0									
Ken Boyer, R OBP: 0.307, SLG: 0.337 (1, 5)	3-2 1-2 2-3 3-H HR			1-1 F4		0-0 G3 1B	1-2 1B	1-2 1B		4	1	3	4	0	0	0									
Curt Flood, R OBP: 0.333, SLG: 0.514 (1, 8)	0-1 6-3			0-1 6-3		3-1 FC4-2-5-1 1B	1-1 4-3			4	0	1	1	0	0	2									
Ray Katt, R OBP: 0.250, SLG: 0.333 (1, 2)		1-2 F2		0-0 1B		3-1 G3		1-0 FC3-6 1B		2	0	1	0	0	0	0									
Joe Cunningham, L OBP: 0.462, SLG: 0.452 (6, PH) Hal Smith, R OBP: 0.333, SLG: 0.313 (7, 2)				0-1 1B		0-0 G3		0-0 FC3-6 1B		1	0	0	0	0	0	2									
Bob Mabe, R OBP: 0.300, SLG: 0.125 (2, PH) Frank Barnes, R OBP: 0.200, SLG: 0.200 (3, 1) Phil Clark, R OBP: 0.333, SLG: 0.313 (8, PR) Billy Muffett, R ERA: 4.97 (9, 1)		3-3 K		0-1 1B		0-0 FC4-2-5-1 1B		0-0 FC3-6 1B		0	0	0	0	0	0	0									
Inning Stats	R: 4 E: 0 K: 0 S: 19	H: 2 LOB: 0 BB: 3 P: 37	R: 0 E: 0 K: 2 S: 9	H: 0 LOB: 0 BB: 0 P: 16	R: 1 E: 0 K: 0 S: 7	H: 1 LOB: 0 BB: 0 P: 9	R: 0 E: 0 K: 0 S: 10	H: 2 LOB: 2 BB: 0 P: 14	R: 0 E: 0 K: 0 S: 10	H: 0 LOB: 0 BB: 0 P: 14	R: 1 E: 0 K: 0 S: 10	H: 2 LOB: 3 BB: 2 P: 24	R: 0 E: 0 K: 0 S: 13	H: 1 LOB: 2 BB: 1 P: 22	R: 0 E: 1 K: 0 S: 11	H: 2 LOB: 3 BB: 1 P: 19	1B: 8 2B: 0 3B: 1 HR: 1	SF: 1 SAC: 0 DP: 1 HBP: 0	WP: 0 PB: 0 SB: 0 CS: 0	PA: 40					
PITCHER	IP	WLS	BF	H	R	ER	SO	BB	IBB	HBP	BLK	WP	HR	S	P	ERA	WHIP								
Fred Kipp, L ERA: 6.38 (1, 1)	1.0		7	2	4	4	0	3	0	0	0	0	0	19	37	36.00	5.000								
Don Drysdale, R ERA: 7.29 (2, 1)	4.0	L	18	5	2	2	2	1	0	0	0	0	0	41	65	4.50	1.500								
Ed Roebuck, R ERA: 3.24 (6, 1)	1.0		4	0	0	0	0	1	0	0	0	0	0	5	12	0.00	1.000								
Clem Labine, R ERA: 4.97 (7, 1)	2.0		11	3	0	0	0	1	1	0	0	0	0	24	41	0.00	2.000								

Batter	1	2	3	4	5	6	7	8	9	AB	R	H	RBI	BB	SO	LOB	TOP														
Jim Gilliam, S OBP: 0.391, SLG: 0.417 (1, 7)																	4 1 2 0 0 0 0														
Don Zimmer, R OBP: 0.351, SLG: 0.402 (1, 6)																	4 0 1 0 0 0 1														
Charlie Neal, R OBP: 0.336, SLG: 0.481 (1, 4)																	4 2 2 1 0 0 2														
Carl Furillo, R OBP: 0.351, SLG: 0.523 (1, 8) (6, 9)																	4 0 2 2 0 0 1														
Bob Wilson, R OBP: 0.200, SLG: 0.200 Gino Cimoli, R OBP: 0.298, SLG: 0.393 (1, 9) (6, 8)																	3 0 0 0 0 0 1 1 0 0 0 0 0 1														
Gil Hodges, R OBP: 0.328, SLG: 0.403 (1, 3)																	4 1 2 1 0 0 1														
Randy Jackson, R OBP: 0.275, SLG: 0.342 (1, 5)																	4 0 0 0 0 0 1														
Joe Pignatano, R OBP: 0.276, SLG: 0.167 (1, 2)																	3 0 0 0 1 1 1														
Carl Erskine, R OBP: 0.067, SLG: 0.067 (1, 1)																	4 0 0 0 0 0 2														
Inning Stats	R: 2 E: 0 K: 0 S: 17	H: 3 LOB: 1 BB: 0 P: 23	R: 0 E: 0 K: 1 S: 8	H: 0 LOB: 0 BB: 0 P: 10	R: 1 E: 0 K: 0 S: 6	H: 1 LOB: 0 BB: 0 P: 9	R: 1 E: 0 K: 0 S: 10	H: 1 LOB: 1 BB: 1 P: 16	R: 0 E: 0 K: 1 S: 6	H: 0 LOB: 0 BB: 0 P: 8	R: 0 E: 0 K: 0 S: 7	H: 0 LOB: 0 BB: 0 P: 9	R: 0 E: 0 K: 0 S: 7	H: 1 LOB: 1 BB: 0 P: 12	R: 0 E: 0 K: 0 S: 4	H: 1 LOB: 1 BB: 0 P: 6	1B: 6 2B: 2 3B: 0 HR: 2	SF: 0 SAC: 0 DP: 1 HBP: 0	WP: 0 PB: 0 SB: 1 CS: 0	PA: 36											
PITCHER	IP WLS BF H R ER SO BB IBB HBP BLK WP HR S P ERA WHIP																														
Vinegar Bend Mizell, L ERA: 4.21 Phil Clark, R ERA: 3.52 Phil Paine, R ERA: Bob Mabe, R ERA: 3.68	(1, 1) (5, 1) (6, 1) (8, 1)	4.0 1.0 2.0 2.0	L 18 6 8	5 2 0 2	4 0 0 0	1 0 1 0	1 0 0 0	0 0 0 0	0 0 0 0	0 0 0 0	0 0 0 0	2 6 13 11	41 6 17 18	58 0.00 0.00 0.00	1.500 2.000 0.000 1.000																

Los Angeles Dodgers @ St. Louis Cardinals
Sportsman's Park, St. Louis, MO
Sun May 18 1958, 4:38 AM EDT
Att: 26,752 - Unknown

livebaseballscorecards.com

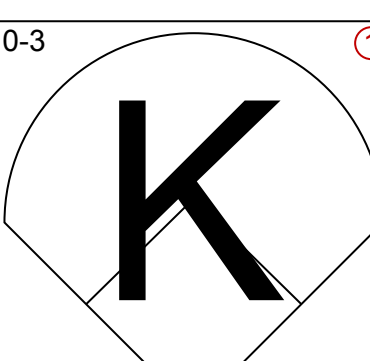
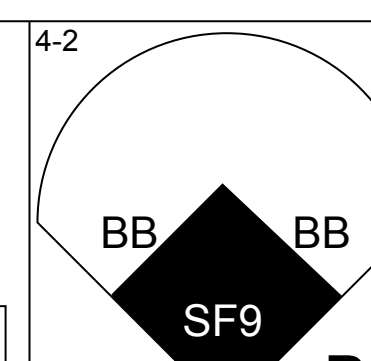
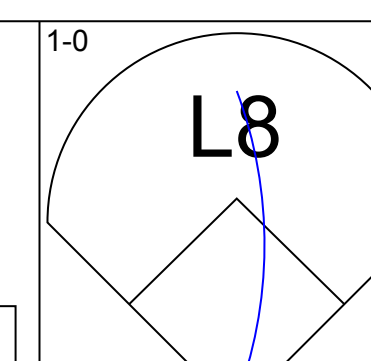
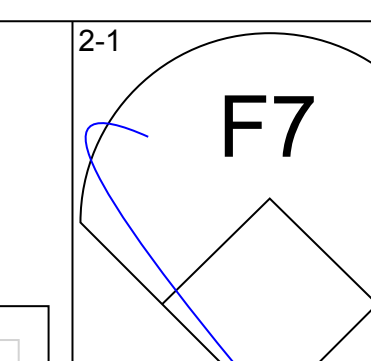
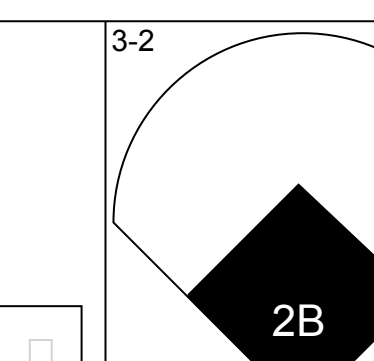
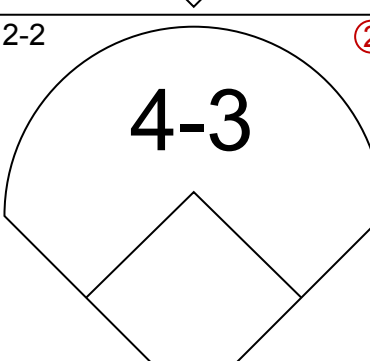
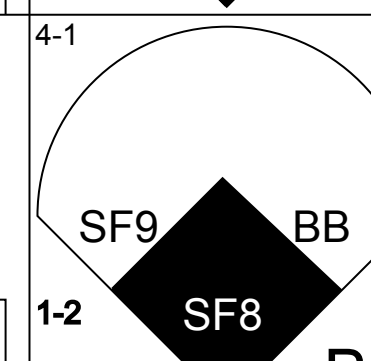
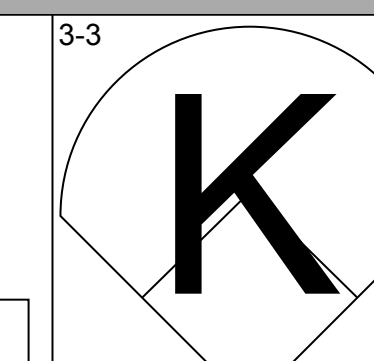
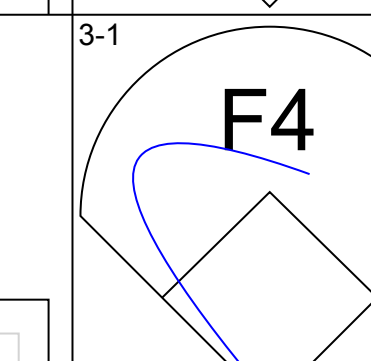
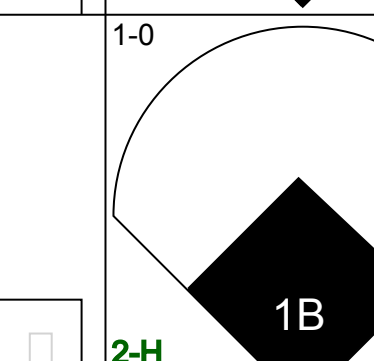
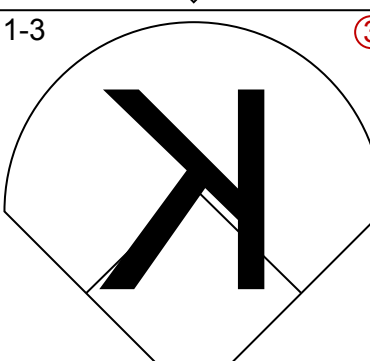
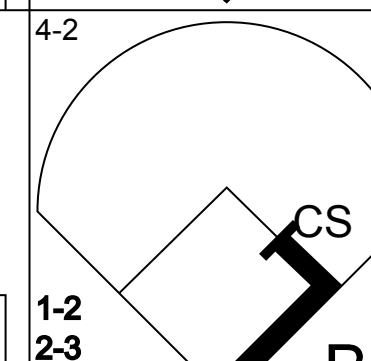
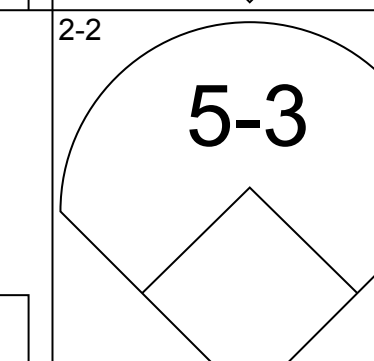
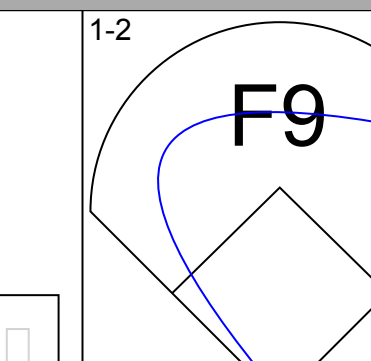
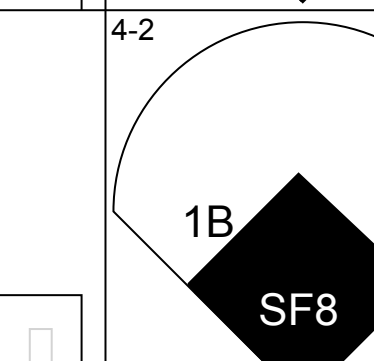
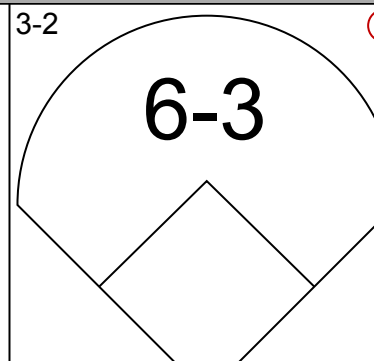
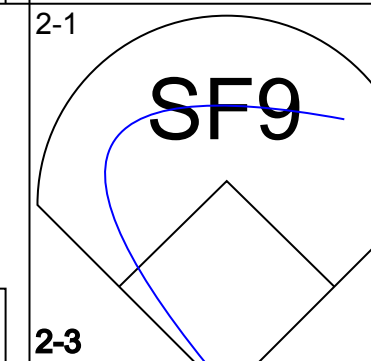
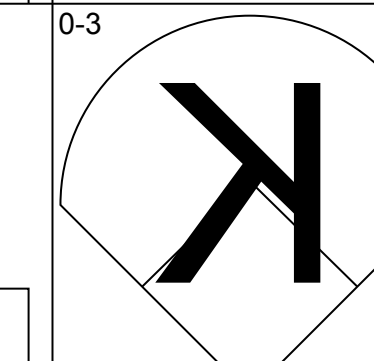
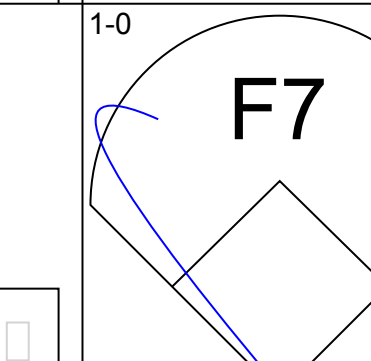
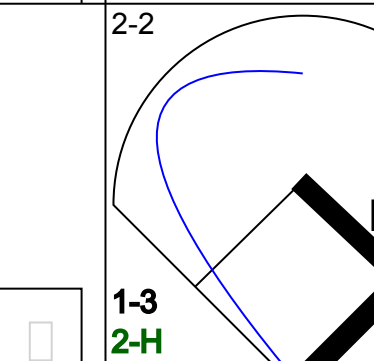
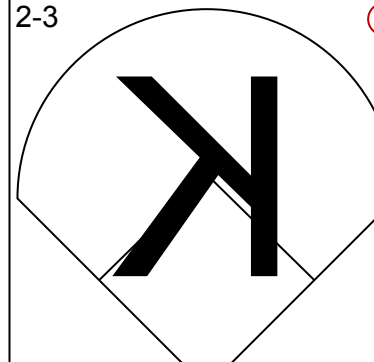
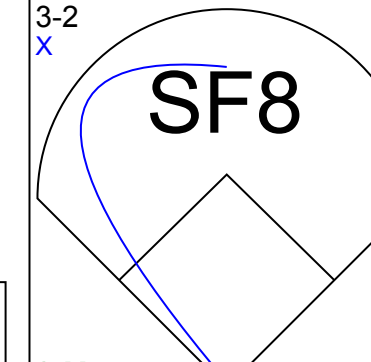
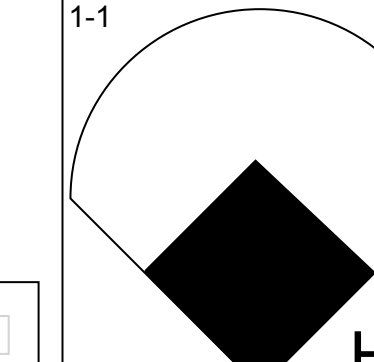
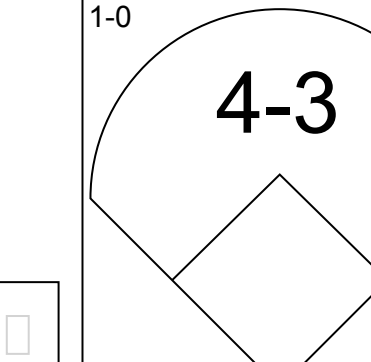
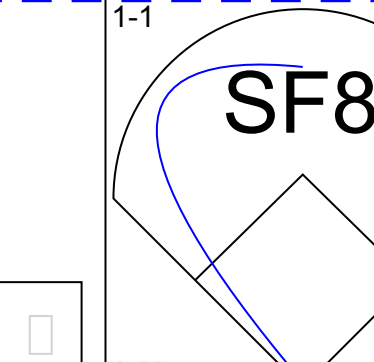
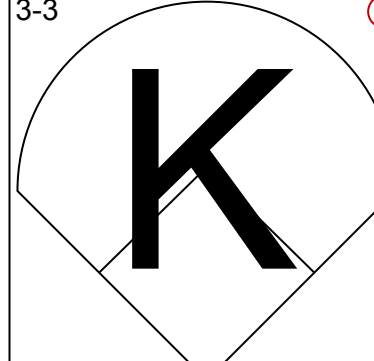
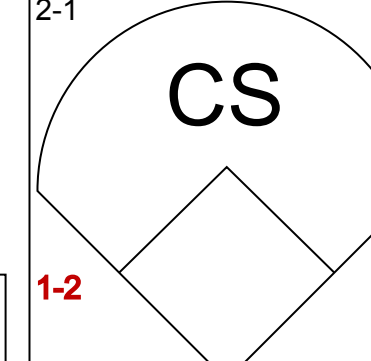
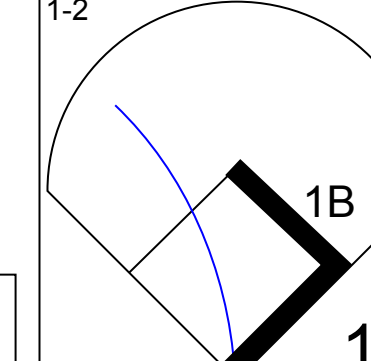
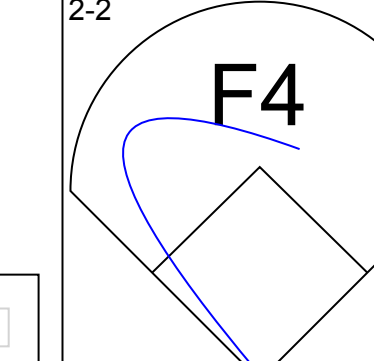
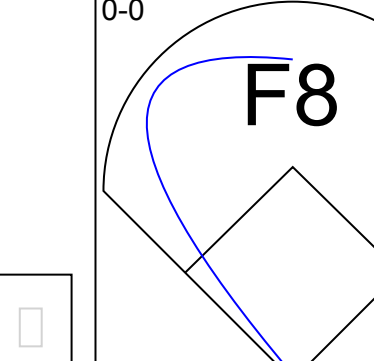
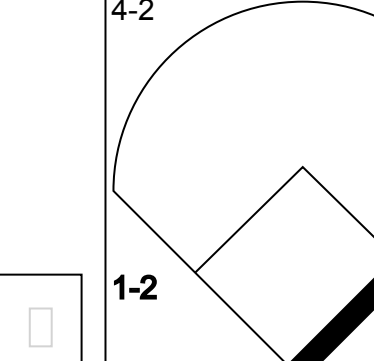
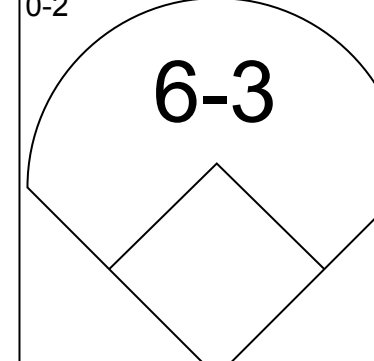
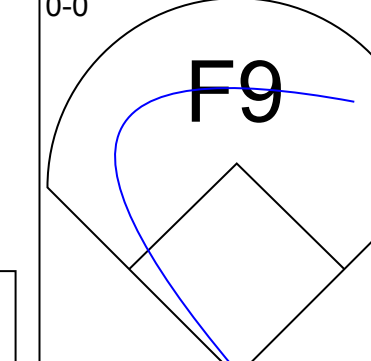
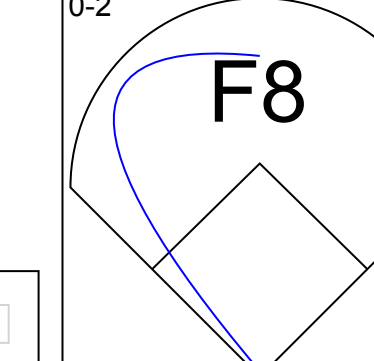
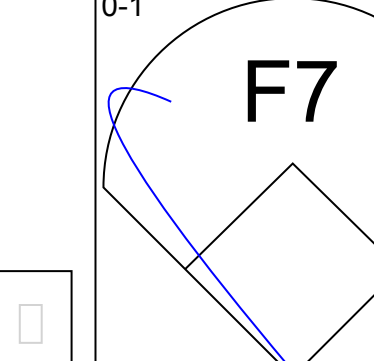
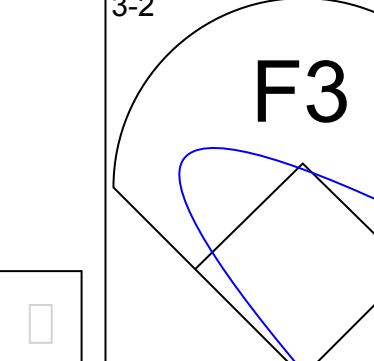
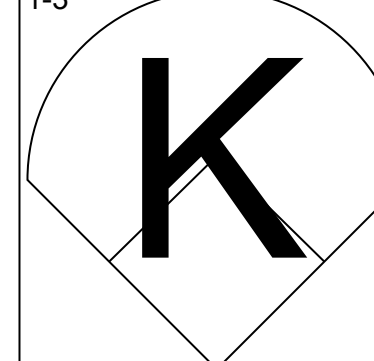
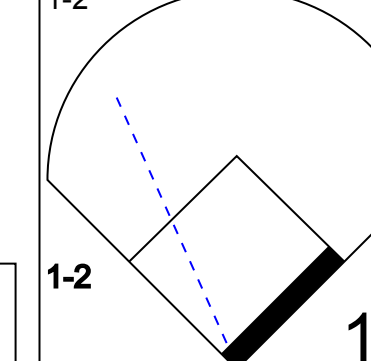
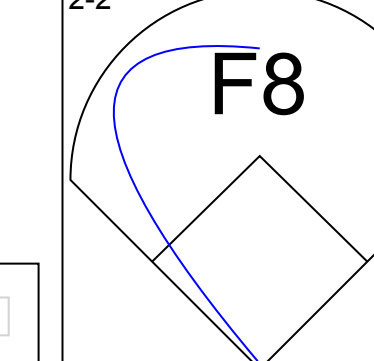
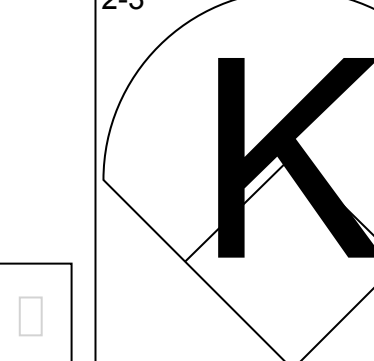
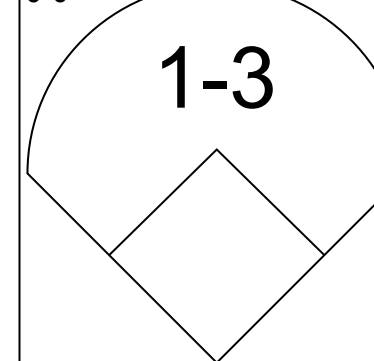
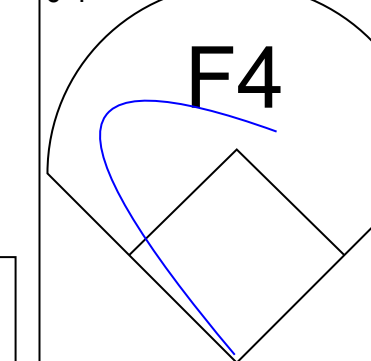
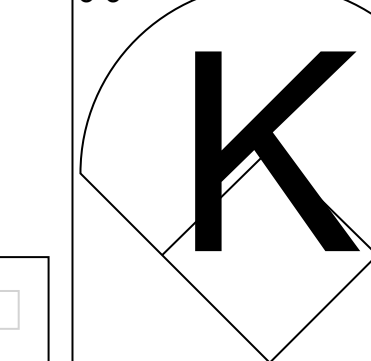
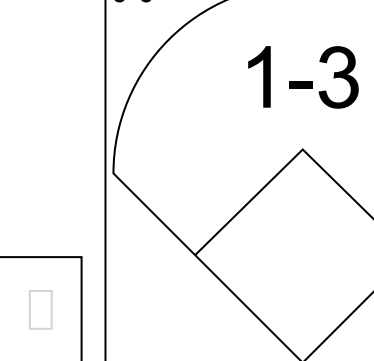
AB 35
R 4
H 9
RBI 4
BB 1
SO 2
LOB 11

Batter	1	2	3	4	5	6	7	8	9	AB	R	H	RBI	BB	SO	LOB	BOTTOM												
Dick Schofield, S OBP: 0.391, SLG: 0.319 (1, 6)																	4 0 0 0 1 1 2												
Don Blasingame, L OBP: 0.378, SLG: 0.389 (1, 4)																	3 0 2 0 1 0 1												
Joe Cunningham, L OBP: 0.465, SLG: 0.441 (1, 3)																	3 0 1 0 1 0 3												
Irv Noren, L OBP: 0.390, SLG: 0.353 (1, 7)																	4 0 1 0 0 1 4												
Wally Moon, L OBP: 0.410, SLG: 0.304 (1, 9)																	4 0 0 0 0 1 4												
Ken Boyer, R OBP: 0.314, SLG: 0.345 (1, 5)																	4 0 2 0 0 0 2												
Curt Flood, R OBP: 0.302, SLG: 0.463 (1, 8)																	4 0 0 0 0 1 2												
Hal Smith, R OBP: 0.310, SLG: 0.288 (1, 2)																	4 0 0 0 0 2 0												
Vinegar Bend Mizell, R ERA: 4.18, SLG: 0.158 Phil Clark, R ERA: 3.52 Alvin Dark, R ERA: 3.54 Phil Paine, R ERA: Del Ennis, R ERA: 3.37 Bob Mabe, R ERA: 3.33, SLG: 0.235 Hobie Landrith, L ERA: 2.25 (1, 1) (5, 1) (6, 1) (7, 1) (8, 1) (9, 1)	(1, 1) (5, 1) (6, 1) (7, 1) (8, 1) (9, 1)	9.0 1.0 2.0 2.0	W 37 6 8	8 0 0 0	0 0 0 0	7 0 0 0	3 0 0 0	0 0 0 0	0 0 0 0	0 0 0 0	0 0 0 0	81 122	0.00 1.222																
PITCHER	IP WLS BF H R ER SO BB IBB HBP BLK WP HR S P ERA WHIP																												

Los Angeles Dodgers @ St. Louis Cardinals
Sportsman's Park, St. Louis, MO
Sun May 18 1958, 4:38 AM EDT
Att: 26,752 - Unknown

livebaseballscorecards.com

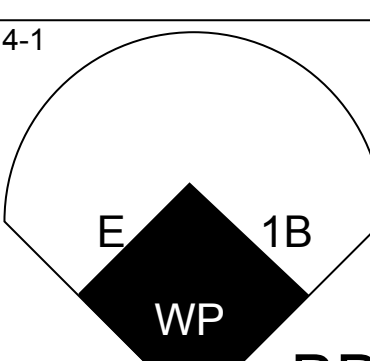
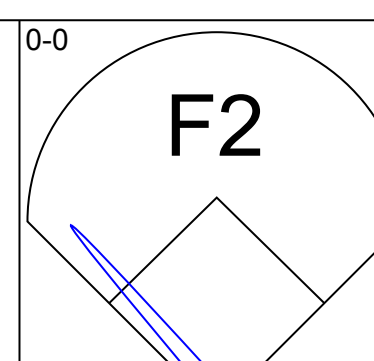
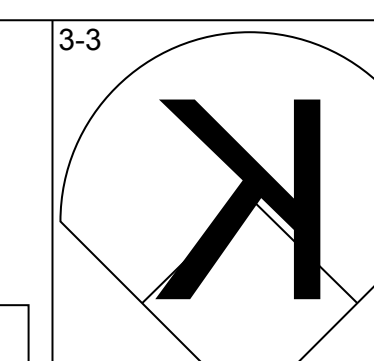
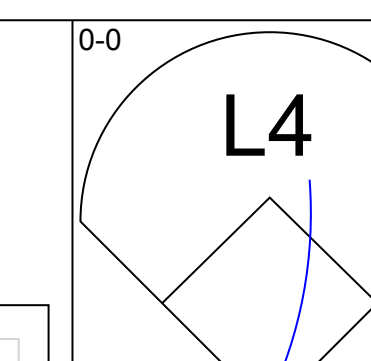
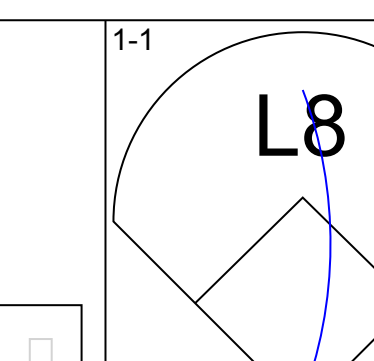
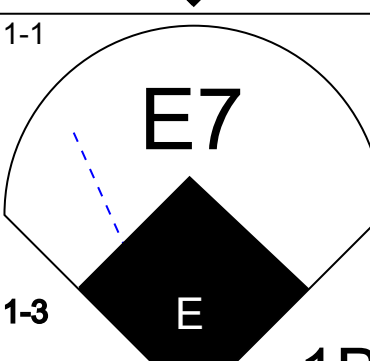
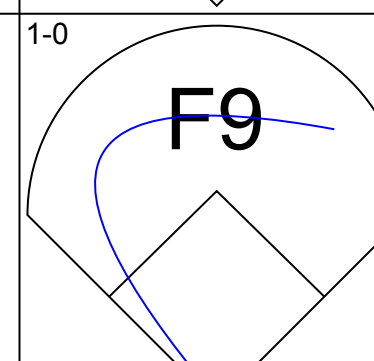
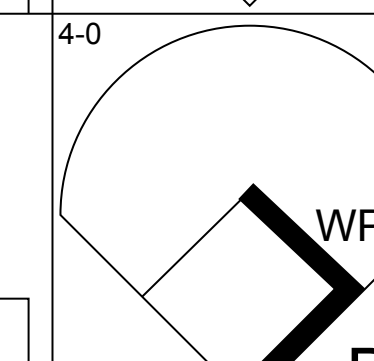
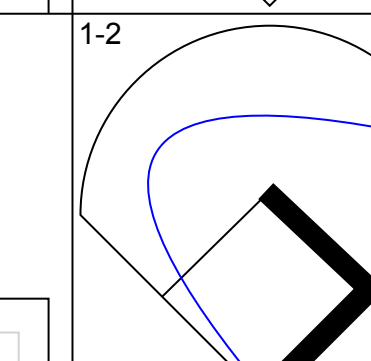
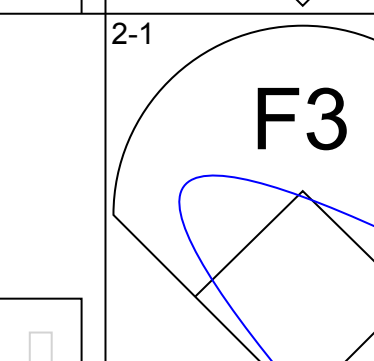
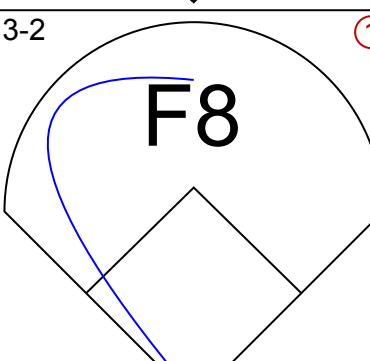
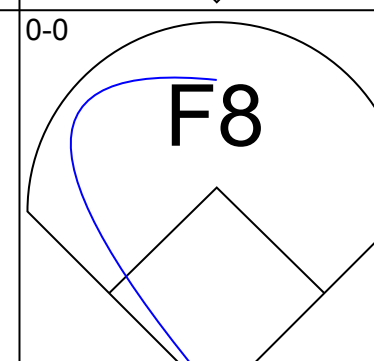
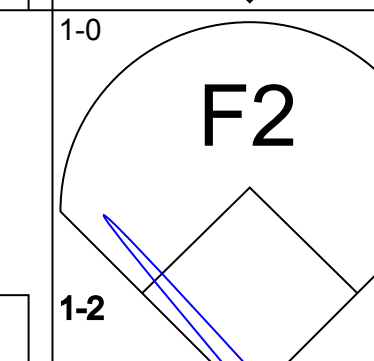
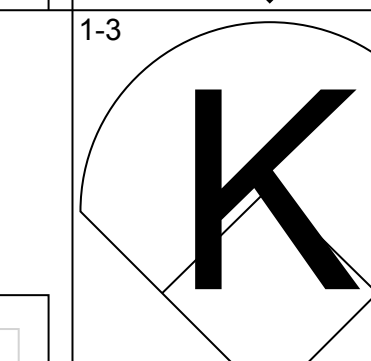
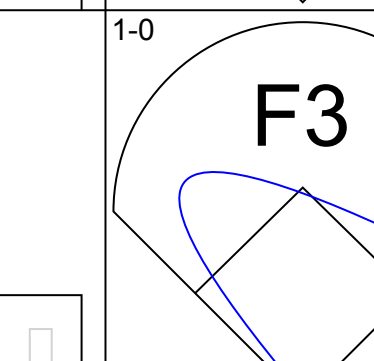
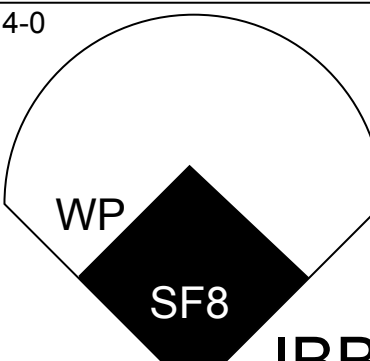
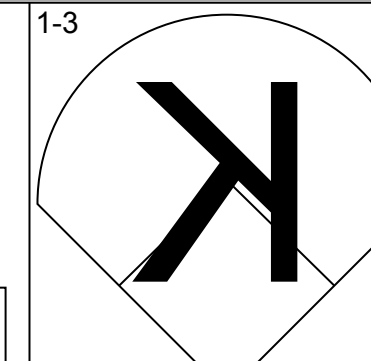
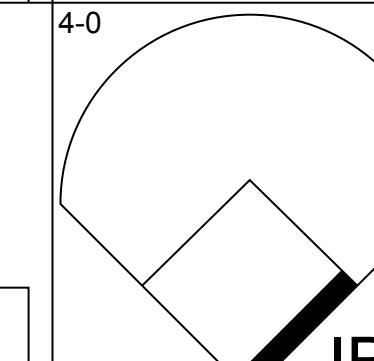
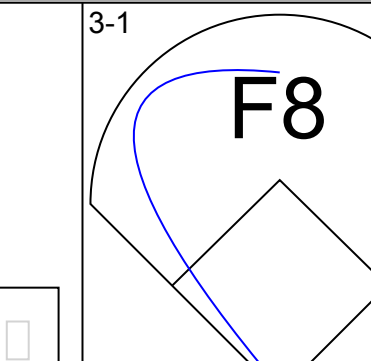
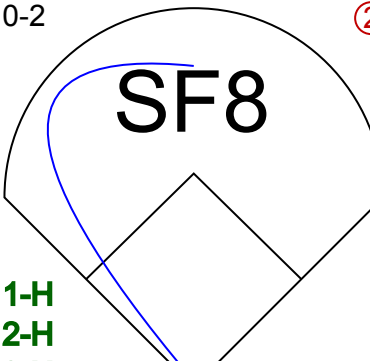
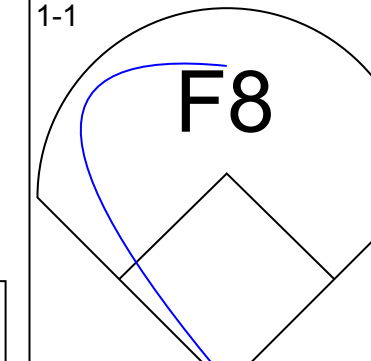
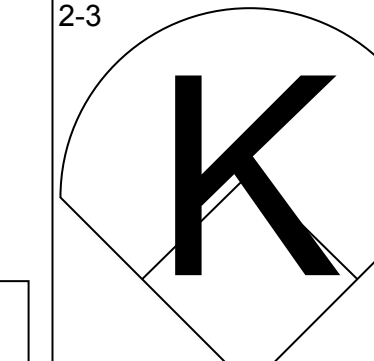
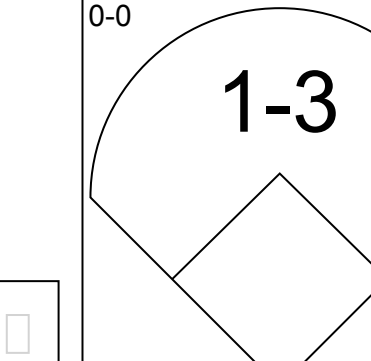
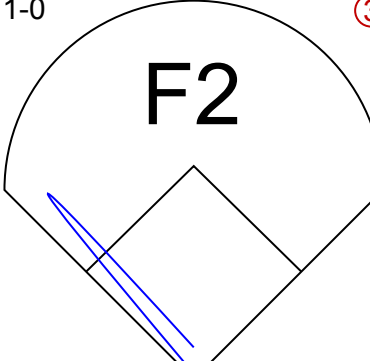
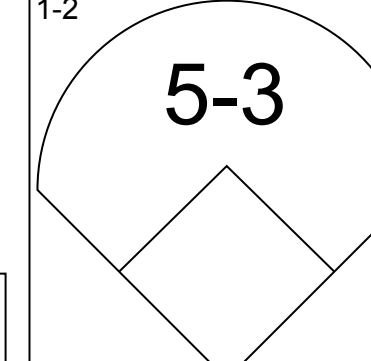
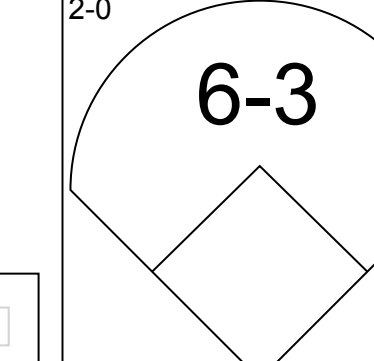
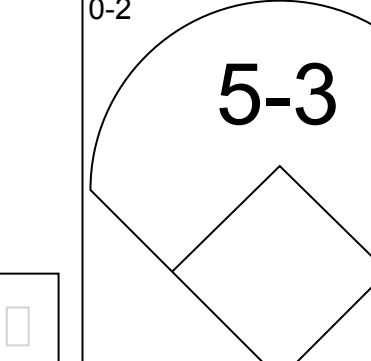
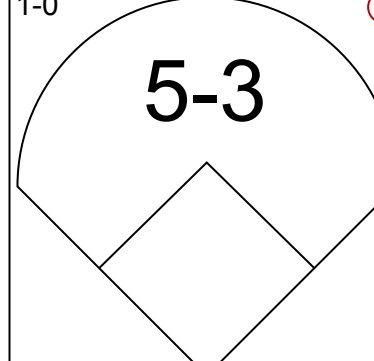
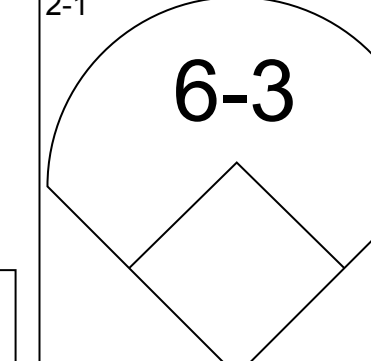
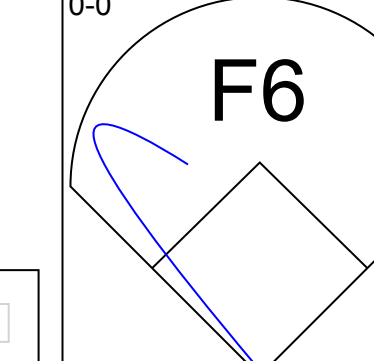
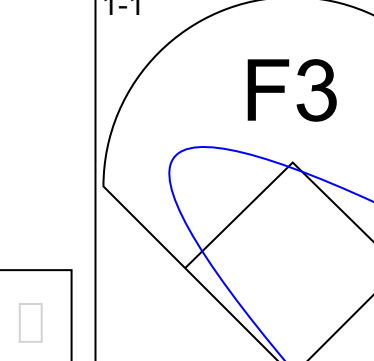
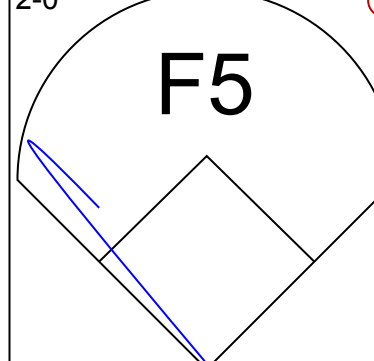
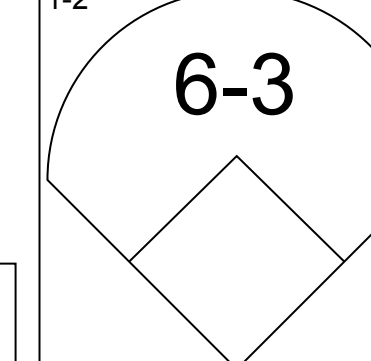
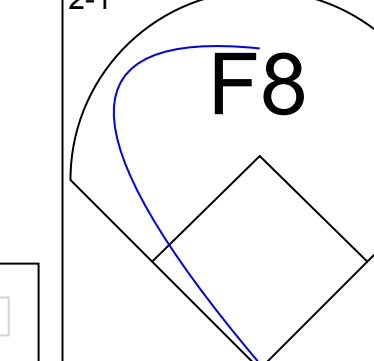
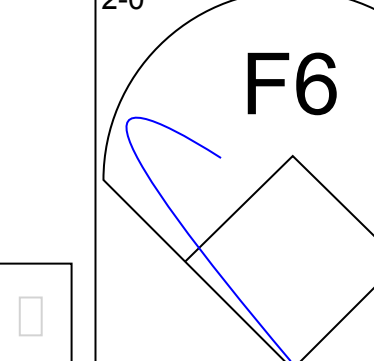
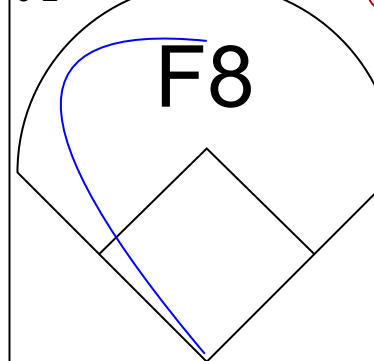
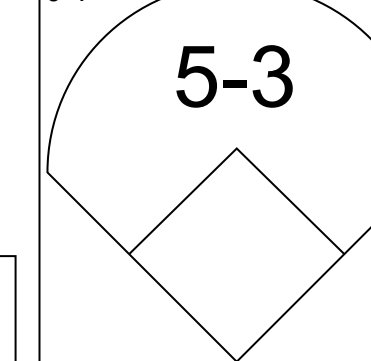
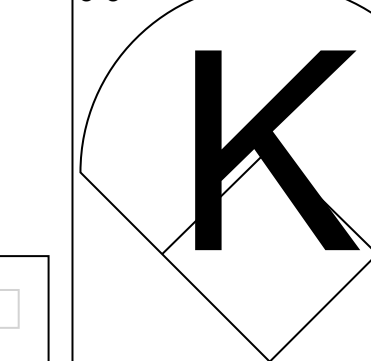
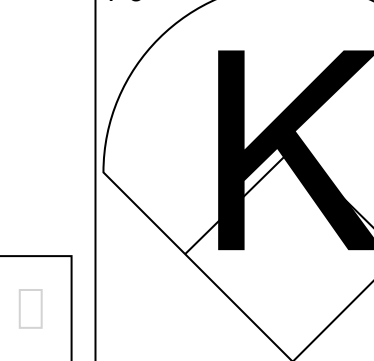
AB 34
R 0
H 8
RBI 0
BB 3
SO 7
LOB 18

Batter	1	2	3	4	5	6	7	8	9	10	11	AB	R	H	RBI	BB	SO	LOB	TOP									
Jim Gilliam, S OBP: 0.391, SLG: 0.420 (1, 7)												4	2	1	0	1	1	2										
Pee Wee Reese, R OBP: 0.324, SLG: 0.417 Duke Snider, L OBP: 0.333, SLG: 0.309 Joe Pignatano, R OBP: 0.276, SLG: 0.167 (11, PH)												3	1	0	0	1	1	0										
Charlie Neal, R OBP: 0.338, SLG: 0.468 (1, 4)												3	1	0	0	2	1	0										
Carl Furillo, R OBP: 0.342, SLG: 0.507 (1, 9)												4	0	1	2	0	1	0										
John Roseboro, L OBP: 0.397, SLG: 0.519 Randy Jackson, R OBP: 0.275, SLG: 0.342 (11, 5)												3	1	1	3	0	1	0										
Gil Hodges, R OBP: 0.331, SLG: 0.398 (1, 3)												4	0	1	0	1	1	0										
Gino Cimoli, R OBP: 0.286, SLG: 0.375 (1, 8)												5	0	0	0	0	0	3										
Don Zimmer, R OBP: 0.347, SLG: 0.396 (1, 6)												4	0	1	0	0	2	0										
Sandy Koufax, R OBP: 0.167, SLG: 0.167 (1, 1)												4	0	0	0	0	1	2										
Inning Stats	R: 0 E: 0 K: 2 S: 9	H: 0 LOB: 0 BB: 0 P: 12	R: 0 E: 0 K: 2 S: 9	H: 0 LOB: 0 BB: 0 P: 17	R: 0 E: 0 K: 1 S: 7	H: 0 LOB: 0 BB: 0 P: 8	R: 2 E: 0 K: 0 S: 18	H: 0 LOB: 3 BB: 3 P: 37	R: 0 E: 0 K: 0 S: 10	H: 2 LOB: 2 BB: 0 P: 13	R: 0 E: 0 K: 2 S: 9	H: 0 LOB: 0 BB: 0 P: 14	R: 1 E: 0 K: 0 S: 12	H: 1 LOB: 0 BB: 0 P: 17	R: 0 E: 0 K: 1 S: 9	H: 0 LOB: 0 BB: 0 P: 17	R: 0 E: 0 K: 0 S: 5	H: 0 LOB: 0 BB: 0 P: 8	R: 0 E: 0 K: 1 S: 6	H: 0 LOB: 0 BB: 0 P: 8	R: 0 E: 0 K: 0 S: 20	H: 0 LOB: 2 BB: 2 P: 38	1B: 3 2B: 2 3B: 0 HR: 1	SF: 3 SAC: 0 DP: 0 HBP: 0	WP: 0 PB: 0 SB: 0 CS: 1	PA: 44		
PITCHER	IP 10.1	WLS L	BF 40	H 6	R 6	ER 6	SO 9	BB 4	IBB 0	HBP 0	BLK 0	WP 0	HR 1	S 106	P 173	ERA 5.23	WHIP 0.968											
Gene Conley, R ERA: 4.0 Don McMahon, R ERA: 1.74	(1, 1)	(11, 1)	0.2	3	0	0	0	0	1	0	0	0	0	0	8	16	0.00	1.500										

Los Angeles Dodgers @ Milwaukee Braves
Milwaukee County Stadium, Milwaukee, WI
Tue May 20 1958, 8:05 PM EDT
Att: 24,523 - Unknown

AB 35
R 6
H 6
RBI 6
BB 5
SO 9
LOB 7





Batter	1	2	3	4	5	6	7	8	9	10	11	AB	R	H	RBI	BB	SO	LOB	BOTTOM								
Red Schoendienst, S OBP: 0.386, SLG: 0.353 (1, 4)												4	1	0	0	1	1	0									
Johnny Logan, R OBP: 0.363, SLG: 0.476 (1, 6)												4	1	2	0	1	0	0									
Harry Hanebrink, L OBP: 0.250, SLG: 0.293 Wes Covington, L OBP: 0.368, SLG: 0.711 Bob Hazle, L OBP: 0.303, SLG: 0.179 Frank Torre, L OBP: 0.403, SLG: 0.421 (11, PH)												3	0	0	0	0	0	3									
Hank Aaron, R OBP: 0.325, SLG: 0.476 (1, 8)												2	1	0	0	2	1	0									
Joe Adcock, R OBP: 0.355, SLG: 0.673 (1, 3)												3	0	0	1	0	1	2									
Andy Pafko, R OBP: 0.256, SLG: 0.359 (9, 7)												4	0	0	0	0	0	0									
Felix Mantilla, R OBP: 0.154, SLG: 0.083 (1, 5)												4	0	0	0	0	0	0									
Del Crandall, R OBP: 0.316, SLG: 0.423 (1, 2)												4	0	0	0	0	0	0									
Gene Conley, R ERA: 4.0 Don McMahon, R ERA: 1.74												4	0	0	0	0	2	0									
Inning Stats	R: 1 E: 1 K: 0 S: 12	H: 1 LOB: 0 BB: 2 P: 25	R: 0 E: 0 K: 0 S: 5	H: 0 LOB: 0 BB: 0 P: 8	R: 0 E: 0 K: 0 S: 3	H: 0 LOB: 0 BB: 0 P: 4	R: 0 E: 0 K: 1 S: 8	H: 0 LOB: 0 BB: 0 P: 11	R: 0 E: 0 K: 0 S: 7	H: 0 LOB: 0 BB: 0 P: 10	R: 0 E: 0 K: 2 S: 8	H: 0 LOB: 2 BB: 2 P: 22	R: 0 E: 0 K: 0 S: 4	H: 0 LOB: 0 BB: 0 P: 8	R: 0 E: 0 K: 2 S: 12	H: 1 LOB: 1 BB: 0 P: 17	R: 0 E: 0 K: 0 S: 6	H: 0 LOB: 0 BB: 0 P: 9	R: 0 E: 0 K: 1 S: 7	H: 0 LOB: 0 BB: 0 P: 11	R: 0 E: 0 K: 0 S: 5	H: 0 LOB: 0 BB: 0 P: 9	1B: 1 2B: 1 3B: 0 HR: 0	SF: 1 SAC: 0 DP: 0 HBP: 0	WP: 4 PB: 0 SB: 0 CS: 0	PA: 39	
PITCHER	IP 11.0	WLS W	BF 39	H 2	R 3	ER 2	SO 6	BB 2	IBB 2	HBP 0	BLK 0	WP 2	HR 0	S 77	P 134	ERA 1.64	WHIP 0.364										
Sandy Koufax, L ERA: 4.05	(1, 1)																										

Los Angeles Dodgers @ Milwaukee Braves
Milwaukee County Stadium, Milwaukee, WI
Tue May 20 1958, 8:05 PM EDT
Att: 24,523 - Unknown

AB 34
R 3
H 2
RBI 1
BB 4
SO 6
LOB 6



Batter	1	2	3	4	5	6	7	8	9	AB	R	H	RBI	BB	SO	LOB	TOP											
Jim Gilliam, S OBP: 0.394, SLG: 0.431	1-0 HR 1B		2-0 F4			1-2 F9			0-2 SH5-4 2B	4	1	2	0	0	0	0	Los Angeles Dodgers @ Milwaukee Braves Milwaukee County Stadium, Milwaukee, WI Wed May 21 1958, 4:33 AM EDT Att: 18,842 - Unknown livebaseballscorecards.com											
Gino Cimoli, R OBP: 0.295, SLG: 0.409	2-2 1-H HR		3-2 6-3			2-2 1B			1-0 SH5-4 2-3	3	1	2	2	0	0	0												
Charlie Neal, R OBP: 0.328, SLG: 0.452	0-0 F9			1-3 K		1-2 6-3			2-1 L5	4	0	0	0	0	1	2												
Carl Furillo, R OBP: 0.325, SLG: 0.479	2-1 F3			1-2 5-3			0-0 F3		0-1 5-3	4	0	0	0	0	0	1												
John Roseboro, L OBP: 0.379, SLG: 0.491	0-0 F7			1-0 F2			0-0 B1-3			3	0	0	0	0	0	0												
Gil Hodges, R OBP: 0.324, SLG: 0.389		2-2 F9			0-0 F5		3-2 F3			3	0	0	0	0	0	0												
Randy Jackson, R OBP: 0.279, SLG: 0.325		4-2 G6-4-3 BB			1-2 6-3			1-1 4-3		2	0	0	0	1	0	0												
Don Zimmer, R OBP: 0.337, SLG: 0.383		2-1 G6-4-3 1-2			0-0 5-3			1-2 F4		3	0	0	0	0	0	1												
Don Drysdale, R OBP: 0.125, SLG: 0.375 Clem Labine, R (7, 1)			1-2 6-3			1-3 K		1-3 K		2	0	0	0	0	1	0												
Inning Stats	R: 2 E: 0 K: 0 S: 9	H: 2 LOB: 0 BB: 0 P: 14	R: 0 E: 0 K: 0 S: 7	H: 0 LOB: 0 BB: 1 P: 15	R: 0 E: 0 K: 1 S: 8	H: 0 LOB: 0 BB: 0 P: 14	R: 0 E: 0 K: 1 S: 5	H: 0 LOB: 0 BB: 0 P: 6	R: 0 E: 0 K: 1 S: 12	H: 1 LOB: 1 BB: 0 P: 17	R: 0 E: 0 K: 0 S: 7	H: 0 LOB: 0 BB: 0 P: 10	R: 0 E: 0 K: 1 S: 8	H: 0 LOB: 0 BB: 0 P: 11	R: 0 E: 0 K: 0 S: 8	H: 1 LOB: 1 BB: 0 P: 11		1B: 2 2B: 1 3B: 0 HR: 1	SF: 0 SAC: 1 DP: 1 HBP: 0	WP: 0 PB: 0 SB: 0 CS: 0	PA: 31							
PITCHER	IP	WLS	BF	H	R	ER	SO	BB	IBB	HBP	BLK	WP	HR	S	P	ERA	WHIP											
Bob Rush, R ERA: 1.91	(1, 1)	7.0	L	24	3	2	2	2	1	0	0	0	0	1	55	86	2.57	0.571										
Ernie Johnson, R ERA: 6.75	(8, 1)	2.0		7	1	0	0	1	0	0	0	0	0	0	16	22	0.00	0.500										

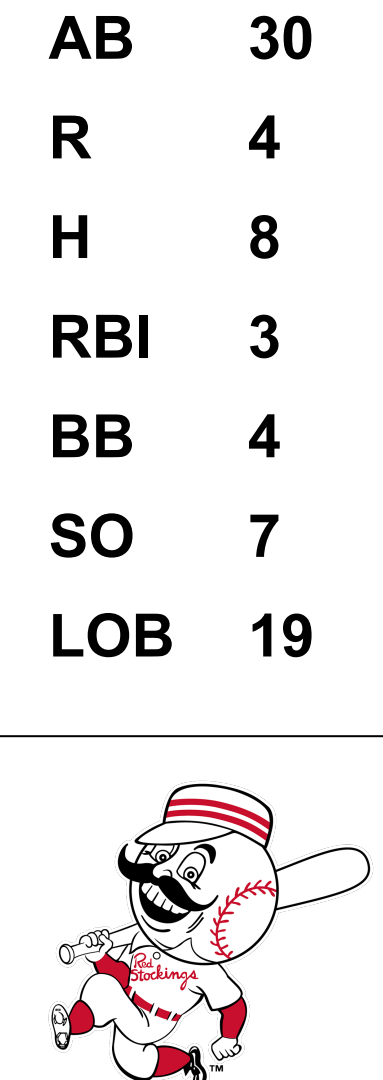
Batter	1	2	3	4	5	6	7	8	9	AB	R	H	RBI	BB	SO	LOB	BOTTOM										
Red Schoendienst, S OBP: 0.359, SLG: 0.342	0-1 F7		0-2 F7		2-1 4-3			0-0 F8		4	0	0	0	0	0	0	Los Angeles Dodgers @ Milwaukee Braves Milwaukee County Stadium, Milwaukee, WI Wed May 21 1958, 4:33 AM EDT Att: 18,842 - Unknown livebaseballscorecards.com										
Johnny Logan, R OBP: 0.359, SLG: 0.471	2-2 6-3		1-1 5-3			2-2 4-3		1-2 1B		4	0	1	0	0	0	0											
Eddie Mathews, L OBP: 0.358, SLG: 0.565	2-2 F6		2-1 1B			0-0 FC5-4 1B		2-1 1B		4	0	3	0	0	0	0											
Hank Aaron, R OBP: 0.315, SLG: 0.462		0-2 1-3	0-1 F9			1-0 FC5-4 1-2		0-0 G4-6-3 1-2		4	0	0	0	0	0	4											
Frank Torre, L OBP: 0.394, SLG: 0.410		0-0 2B SF6 1B			0-0 L8		0-1 G3		2-1 6-3	4	1	1	0	0	0	1											
Wes Covington, L OBP: 0.376, SLG: 0.714	1-0 1-3 2B			1-1 F6			0-1 1B 1B		1-1 F8	4	0	2	0	0	0	0											
Harry Hanebrink, L OBP: 0.265, SLG: 0.295		4-2 BB			0-0 5-3		1-0 1B 1B		0-1 E3	3	0	1	0	1	0	0											
Del Crandall, R OBP: 0.313, SLG: 0.419		2-1 SF6			1-2 F8		3-2 1B G6-4-3 2-H 1B		2-1 6-3	3	0	1	1	0	0	1											
Bob Rush, R Carl Sawatski, L (7, PH) Ernie Johnson, R (8, 1)		3-H 0-0 6-3			1-2 6-3		2-2 G6-4-3 1-2			2	0	0	0	0	0	2											
Inning Stats	R: 0 E: 0 K: 0 S: 8	H: 0 LOB: 0 BB: 0 P: 12	R: 1 E: 0 K: 0 S: 10	H: 2 LOB: 2 BB: 1 P: 17	R: 0 E: 0 K: 0 S: 9	H: 1 LOB: 0 BB: 0 P: 12	R: 0 E: 0 K: 0 S: 4	H: 0 LOB: 0 BB: 0 P: 5	R: 0 E: 0 K: 0 S: 8	H: 0 LOB: 0 BB: 0 P: 12	R: 0 E: 0 K: 0 S: 7	H: 1 LOB: 1 BB: 0 P: 10	R: 0 E: 0 K: 0 S: 12	H: 3 LOB: 1 BB: 0 P: 17	R: 0 E: 0 K: 0 S: 7	H: 2 LOB: 1 BB: 0 P: 10		R: 0 E: 1 K: 0 S: 8	H: 0 LOB: 1 BB: 0 P: 13	1B: 8 2B: 1 3B: 0 HR: 0	SF: 1 SAC: 0 DP: 2 HBP: 0	WP: 0 PB: 0 SB: 0 CS: 0	PA: 35				
PITCHER	IP	WLS	BF	H	R	ER	SO	BB	IBB	HBP	BLK	WP	HR	S	P	ERA	WHIP										
Don Drysdale, R ERA: 6.35	(1, 1)	6.1	W	26	7	1	1	0	0	0	0	0	0	54	79	1.42	1.263										
Clem Labine, R ERA: 4.55	(7, 1)	2.2	S	9	2	0	0	0	0	0	0	0	0	19	29	0.00	0.750										

Batter	1	2	3	4	5	6	7	8	9	AB	R	H	RBI	BB	SO	LOB	TOP					
Jim Gilliam, S (1,5) OBP: 0.401, SLG: 0.438	F9		1B			1B		1B	L5	5	0	3	0	0	0	1	Los Angeles Dodgers @ Cincinnati Redlegs Crosley Field, Cincinnati, OH Fri May 23 1958, 7:05 PM EDT Att: 13,399 - Unknown					
John Roseboro, L (1,2) OBP: 0.371, SLG: 0.475	F7		F4			L8		G3 1B		4	0	1	0	0	0	2						
Elmer Valo, L (1,7) OBP: 0.280, SLG: 0.348	F5		G3			F8		G3		4	0	0	0	0	0	4						
Carl Furillo, R (1,9) OBP: 0.333, SLG: 0.474		4-3		G4-6-3 1B		1-3				3	0	1	0	1	0	1						
Charlie Neal, R (1,4) OBP: 0.326, SLG: 0.471	F7		F3				HR	K		4	1	1	1	0	1	4						
Gil Hodges, R (1,3) OBP: 0.329, SLG: 0.395	E	2B	G4-6-3 1-2			G4-6-3 BB		F8		3	0	1	0	1	0	4						
Gino Cimoli, R (1,8) Norm Larker, L (9, PH) OBP: 0.271, SLG: 0.220	E4				1-3			G4-6-3 1-2		3	0	0	0	0	0	2						
Don Zimmer, R (1,6) OBP: 0.333, SLG: 0.378	F7				1-6-3					4	0	1	0	0	0	3						
Johnny Podres, L (1,1) Duke Snider, L (7, PH) Ed Roebuck, R (7, 1) Rube Walker, L (9, PH) OBP: 0.211, SLG: 0.222 OBP: 0.330, SLG: 0.305 OBP: 1.000, SLG: 1.000 OBP: 0.233, SLG: 0.263	F9				F5			F8		2	0	0	0	0	0	0						
Inning Stats	R: 0 E: 0 K: 0 S: 3	H: 0 LOB: 0 BB: 0 P: 4	R: 0 E: 1 K: 0 S: 10	H: 1 LOB: 2 BB: 0 P: 15	R: 0 E: 0 K: 0 S: 10	H: 1 LOB: 1 BB: 0 P: 14	R: 0 E: 0 K: 0 S: 5	H: 1 LOB: 0 BB: 0 P: 8	R: 0 E: 0 K: 0 S: 6	H: 0 LOB: 0 BB: 0 P: 8	R: 0 E: 0 K: 0 S: 6	H: 1 LOB: 1 BB: 0 P: 8	R: 1 E: 0 K: 0 S: 8	H: 2 LOB: 1 BB: 1 P: 14	R: 0 E: 0 K: 1 S: 13	H: 2 LOB: 3 BB: 1 P: 21		R: 0 E: 0 K: 0 S: 12	H: 0 LOB: 1 BB: 1 P: 20	1B: 6 2B: 1 3B: 0 HR: 1	SF: 0 SAC: 0 DP: 2 HBP: 0	WP: 0 PB: 0 SB: 0 CS: 0
PITCHER	IP	WLS	BF	H	R	ER	SO	BB	IBB	HBP	BLK	WP	HR	S	P	ERA	WHIP					
Bob Purkey, R (1,1) ERA: 3.55	7.0	W	29	8	1	1	0	1	0	0	0	0	1	52	75	1.29	1.286					
Hal Jeffcoat, R (8,1) ERA: 1.25	2.0	S	8	0	0	0	1	2	0	0	0	0	0	21	37	0.00	1.000					

AB	34
R	1
H	8
RBI	1
BB	3
SO	1
LOB	23



Batter	1	2	3	4	5	6	7	8	9	AB	R	H	RBI	BB	SO	LOB	BOTTOM				
Johnny Temple, R (1,4) OBP: 0.423, SLG: 0.380	1B BB		F4		E3 2B SF7 1B	6-3				3	1	1	0	1	0	1	Los Angeles Dodgers @ Cincinnati Redlegs Crosley Field, Cincinnati, OH Fri May 23 1958, 7:05 PM EDT Att: 13,399 - Unknown				
Pete Whisenant, R (1,9) OBP: 0.444, SLG: 0.483	1B		WP BB		SF7 1-3 2B		FC3-6 BB			2	0	2	1	2	0	0					
Frank Robinson, R (1,7) OBP: 0.354, SLG: 0.416	F9		BB		5-3		FC3-6 S			3	0	0	0	1	0	5					
George Crowe, L (1,3) OBP: 0.393, SLG: 0.544	F8		K		SF7		K			3	0	0	1	0	2	5					
Don Hoak, R (1,5) OBP: 0.360, SLG: 0.479	F8			CS 1B	F9		F4			4	0	1	0	0	0	4					
Ed Bailey, L (1,2) OBP: 0.323, SLG: 0.430		K		F8		HR		K		4	1	1	1	0	2	1					
Gus Bell, L (1,8) OBP: 0.252, SLG: 0.284	5-3			F6		5-3		4-3		4	0	0	0	0	0	1					
Alex Grammas, R (1,6) OBP: 0.308, SLG: 0.462		K			1B SH E 1B			2B		4	1	3	0	0	1	0					
Bob Purkey, R (1,1) Hal Jeffcoat, R (8,1) OBP: 0.091, SLG: 0.136 OBP: 0.750, SLG: 0.750					SH E 2B		1-3	K		2	1	0	0	0	1	1					
Inning Stats	R: 0 E: 0 K: 0 S: 12	H: 1 LOB: 2 BB: 1 P: 18	R: 0 E: 0 K: 2 S: 10	H: 0 LOB: 0 BB: 0 P: 17	R: 0 E: 0 K: 2 S: 11	H: 0 LOB: 2 BB: 2 P: 22	R: 0 E: 0 K: 0 S: 8	H: 1 LOB: 0 BB: 0 P: 14	R: 3 E: 1 K: 0 S: 16	H: 3 LOB: 1 BB: 0 P: 21	R: 1 E: 0 K: 0 S: 5	H: 2 LOB: 1 BB: 0 P: 5	R: 0 E: 0 K: 1 S: 8	H: 0 LOB: 1 BB: 1 P: 17	R: 0 E: 0 K: 2 S: 10	H: 1 LOB: 1 BB: 0 P: 16		1B: 4 2B: 3 3B: 0 HR: 1	SF: 1 SAC: 1 DP: 0 HBP: 0	WP: 1 PB: 0 SB: 1 CS: 1	PA: 36
PITCHER	IP	WLS	BF	H	R	ER	SO	BB	IBB	HBP	BLK	WP	HR	S	P	ERA	WHIP				
Johnny Podres, L (1,1) ERA: 3.91	6.0	L	28	7	4	4	4	3	0	0	0	0	0	62	97	6.00	1.667				
Ed Roebuck, R (7,1) ERA: 2.89	2.0		8	1	0	0	3	1	0	0	0	0	0	18	33	0.00	1.000				



Batter	1	2	3	4	5	6	7	8	9	AB	R	H	RBI	BB	SO	LOB	TOP								
Jim Gilliam, S OBP: 0.395, SLG: 0.444 (1, 5)	1-2 SF8 3B	0-0 F9			2-1 F7		1-0 6-3		1-0 4-3	5	1	1	0	0	0	3									
John Roseboro, L OBP: 0.376, SLG: 0.524 (1, 2)	1-3 K		2-0 F9			1-2 HR	0-0			4	1	2	1	0	1	1									
Elmer Valo, L OBP: 0.276, SLG: 0.346 (1, 7)	2-0 SF8		1-0 F7			2-2 HR	1-0			3	1	1	1	0	0	1									
Carl Furillo, R OBP: 0.341, SLG: 0.525 (1, 9)	3-H 1-2 2B		1-0 F7			1-0 HR		1-2 6-3		4	1	2	2	0	0	0									
Charlie Neal, R OBP: 0.324, SLG: 0.459 (1, 4)	0-2 F9			1-0 F4		4-1 G6-4-3 BB		1-0 L8		3	0	0	0	1	0	1									
Gil Hodges, R OBP: 0.327, SLG: 0.386 (1, 3)		0-0 L5		4-1 CS BB		1-1 G6-4-3		1-2 F7		3	0	0	0	1	0	1									
Gino Cimoli, R OBP: 0.302, SLG: 0.413 (1, 8)		4-1 BB BB		3-1 F8		2-0		0-2 FC6-4 1B		3	0	2	0	1	0	1									
Don Zimmer, R OBP: 0.330, SLG: 0.366 (1, 6)		4-2 1-2 BB		0-0 5-3		1-3 K		1-2 FC6-4 1B		3	0	0	0	1	1	2									
Don Newcombe, L Sandy Koufax, R Ed Roebuck, R Norm Lary, R Clem Labine, R Duke Snider, L OBP: 0.290, SLG: 0.300 (1, 1) (5, 1) (5, 1) (7, PH) (7, 1) (5, PH)	2-2 F8		2-3 K		1-2 1-3			1-3 K		2	0	0	0	0	1	2									
Inning Stats	R: 1 E: 0 K: 1 S: 15	H: 2 LOB: 1 BB: 0 P: 20	R: 0 E: 0 K: 0 S: 8	H: 0 LOB: 2 BB: 2 P: 18	R: 0 E: 0 K: 0 S: 3	H: 0 LOB: 0 BB: 1 P: 7	R: 0 E: 0 K: 0 S: 4	H: 0 LOB: 0 BB: 1 P: 12	R: 0 E: 0 K: 1 S: 6	H: 0 LOB: 0 BB: 0 P: 10	R: 3 E: 0 K: 1 S: 14	H: 4 LOB: 1 BB: 1 P: 26	R: 0 E: 0 K: 0 S: 6	H: 1 LOB: 1 BB: 0 P: 9	R: 0 E: 0 K: 0 S: 7	H: 0 LOB: 0 BB: 0 P: 10	R: 0 E: 0 K: 1 S: 11	H: 1 LOB: 1 BB: 0 P: 14	1B: 3 2B: 2 3B: 1 HR: 2	SF: 1 SAC: 0 DP: 1 HBP: 0	WP: 0 PB: 0 SB: 0 CS: 1	PA: 37			
PITCHER	IP	WLS	BF	H	R	ER	SO	BB	IBB	HBP	BLK	WP	HR	S	P	ERA	WHIP								
Johnny Klippstein, R ERA: 4.44 Brooks Lawrence, R ERA: 4.43	(1, 1) (6, 1)	5.0 4.0	W S	22 15	5 3	4 0	4 0	2 2	3 1	0 0	0 0	0 0	2 0	43 31	78 48	7.20 0.00	1.600 1.000								

Los Angeles Dodgers @ Cincinnati Redlegs
Crosley Field, Cincinnati, OH
Sat May 24 1958, 3:33 AM EDT
Att: 8,222 - Unknown


AB 32
R 4
H 8
RBI 4
BB 4
SO 4
LOB 13





Batter	1	2	3	4	5	6	7	8	9	AB	R	H	RBI	BB	SO	LOB	BOTTOM								
Johnny Temple, R OBP: 0.410, SLG: 0.366 (1, 4)	1-1 F7		1-3 K		0-0 L4		1-1 L4			4	0	0	0	0	1	3									
Jerry Lynch, L OBP: 0.417, SLG: 0.583 Eddie Miksis, R OBP: 0.333, SLG: 0.333 (1, 9) (9, 9)	3-2 G6-4-3 1B		3-2 2H 3H 2B		0-1 BB 1B	1-2 BB 1B	2-1 1B 1B			4	1	4	2	0	0	0									
Frank Robinson, R OBP: 0.359, SLG: 0.419 (1, 7)	0-0 G6-4-3 1-2		0-0 F6		0-0 BB BB 1B	1-2 2H 1B	0-0 1B 1B			4	0	2	1	0	0	2									
George Crowe, L OBP: 0.398, SLG: 0.537 (1, 3)		3-2 3-1		0-0 F4	4-2 FC5 BB	1-2 2-3 BB	1-2 1-3 2H 1B			3	0	1	0	1	0	0									
Ed Bailey, L OBP: 0.320, SLG: 0.415 (1, 2)		1-1 F5		2-2 F8	4-1 1-2 2-3 BB	3-2 F7				3	0	0	1	1	0	2									
Don Hoak, R OBP: 0.346, SLG: 0.463 (1, 5)		0-0 F3		1-0 F4	1-2 FC5		0-1 F6			4	0	0	0	0	0	3									
Gus Bell, L OBP: 0.268, SLG: 0.288 (1, 8)			4-2 SH5-4 2B BB		4-1 5-3 1B BB	1-2 4-3		0-0 G4-6-3 1B		2	2	1	0	2	0	0									
Alex Grammas, R OBP: 0.313, SLG: 0.438 Bob Thurman, L OBP: 0.300, SLG: 0.294 Roy McMillan, R OBP: 0.205, SLG: 0.114 (1, 6) (6, PH) (9, 6)			3-2 SH5-4 2B 1B		0-0 5-3 1B BB	0-0 5-3		0-0 G4-6-3 1B		3	1	1	0	0	0	1									
Johnny Klippstein, R OBP: 0.260, SLG: 0.200 Brooks Lawrence, R OBP: 0.259, SLG: 0.162 (1, 1) (6, 1)			0-0 SH5-4		0-0 1B 1B	3-2 1-3				1	1	1	1	0	0	0									
Inning Stats	R: 0 E: 0 K: 0 S: 6	H: 1 LOB: 0 BB: 0 P: 10	R: 0 E: 0 K: 0 S: 6	H: 0 LOB: 0 BB: 0 P: 10	R: 2 E: 0 K: 1 S: 16	H: 2 LOB: 1 BB: 1 P: 27	R: 0 E: 0 K: 0 S: 5	H: 0 LOB: 0 BB: 0 P: 8	R: 3 E: 0 K: 0 S: 13	H: 3 LOB: 3 BB: 3 P: 26	R: 0 E: 0 K: 0 S: 9	H: 0 LOB: 0 BB: 0 P: 13	R: 0 E: 0 K: 0 S: 12	H: 3 LOB: 2 BB: 0 P: 19	R: 0 E: 0 K: 0 S: 4	H: 1 LOB: 0 BB: 0 P: 4	1B: 9 2B: 1 3B: 0 HR: 0	SF: 0 SAC: 1 DP: 2 HBP: 0	WP: 0 PB: 0 SB: 0 CS: 0	PA: 35					
PITCHER	IP	WLS	BF	H	R	ER	SO	BB	IBB	HBP	BLK	WP	HR	S	P	ERA	WHIP								
Don Newcombe, R ERA: 8.71 Sandy Koufax, L ERA: 4.05 Ed Roebuck, R ERA: 2.7 Clem Labine, R ERA: 4.28	(1, 1) (5, 1) (5, 1) (7, 1)	4.2 0.0 1.1 2.0	L	21 2 4 8	5 0 0 4	5 0 0 0	5 0 0 0	0 2 0 0	0 0 0 0	0 0 0 0	0 0 0 0	0 0 0 0	0 0 0 0	3 12 16	66 11 17 23	9.64 ∞ 0.00 0.00	1.714 ∞ 0.000 2.000								

Los Angeles Dodgers @ Cincinnati Redlegs
Crosley Field, Cincinnati, OH
Sat May 24 1958, 3:33 AM EDT
Att: 8,222 - Unknown

AB 30
R 5
H 10
RBI 5
BB 4
SO 1
LOB 12



Batter	1	2	3	4	5	6	7	8	9	AB	R	H	RBI	BB	SO	LOB	TOP				
Jim Gilliam, S OBP: 0.395, SLG: 0.450 (1, 5)	1-2 4-3		2-2 2B		1-2 3-1		0-1 1B		2-1 G3	5	0	2	0	0	0	1	Los Angeles Dodgers @ Philadelphia Phillies Connie Mack Stadium, Philadelphia, PA Mon May 26 1958, 7:05 PM EDT Att: 12,807 - Unknown AB 32 R 2 H 6 RBI 2 BB 4 SO 7 LOB 13 				
John Roseboro, L OBP: 0.359, SLG: 0.493 (1, 2)	0-0 F5		1-3 K		2-2 F7		0-0 F8			4	0	0	0	0	1	2					
Elmer Valo, L OBP: 0.242, SLG: 0.300 (1, 7) (8, 9) (9, 7)	2-1 F4		1-3 K		1-1 F9			1-2 F9		4	0	0	0	0	1	1					
Carl Furillo, R OBP: 0.337, SLG: 0.506 (8, 7) (9, 9)		4-0 FC6-4 1B BB		3-3 K		0-0 5-3		3-2 6-3		3	0	0	0	1	1	0					
Charlie Neal, R OBP: 0.329, SLG: 0.456 (1, 4)		1-0 FC6-4 1B		0-0 5-3		2-2 6-3		4-1 BB		3	0	1	0	1	0	0					
Gil Hodges, R OBP: 0.331, SLG: 0.381 (1, 3)		2-2 FC6-4 S		4-0 1B 2B BB		4-1 BB		1-3 K		2	1	0	0	2	1	3					
Gino Cimoli, R OBP: 0.301, SLG: 0.408 (1, 8)		3-3 K		1-2 2B 1B		0-2 F8		0-1 G3		4	1	1	0	0	1	3					
Don Zimmer, R OBP: 0.336, SLG: 0.381 (1, 6)		1-1 F8		2-2 1-H 2-H 2B		1-0 5-3		0-1 SH2-4 1B		4	0	2	2	0	0	2					
Carl Erskine, R OBP: 0.056, SLG: 0.056 (1, 1)			0-0 5-3		0-3 K		0-3 K		0-0 SH2-4	3	0	0	0	0	2	1					
Inning Stats	R: 0 E: 0 K: 1 S: 6	H: 0 LOB: 0 BB: 0 P: 9	R: 0 E: 0 K: 1 S: 9	H: 1 LOB: 2 BB: 1 P: 20	R: 0 E: 0 K: 2 S: 10	H: 1 LOB: 1 BB: 0 P: 14	R: 2 E: 0 K: 2 S: 14	H: 2 LOB: 1 BB: 1 P: 24	R: 0 E: 0 K: 0 S: 10	H: 0 LOB: 0 BB: 0 P: 14	R: 0 E: 0 K: 1 S: 9	H: 1 LOB: 1 BB: 0 P: 8	R: 0 E: 0 K: 1 S: 10	H: 0 LOB: 1 BB: 0 P: 19	R: 0 E: 0 K: 0 S: 7	H: 1 LOB: 1 BB: 0 P: 9	1B: 4 2B: 2 3B: 0 HR: 0	SF: 0 SAC: 1 DP: 0 HBP: 0	WP: 0 PB: 0 SB: 1 CS: 0	PA: 37	
PITCHER Robin Roberts, R ERA: 2.85 (1, 1)	IP 9.0	WLS L	BF 37	H 6	R 2	ER 2	SO 7	BB 4	IBB 0	HBP 0	BLK 0	WP 0	HR 0	S 82	P 132	ERA 2.00	WHIP 1.111				

Batter	1	2	3	4	5	6	7	8	9	AB	R	H	RBI	BB	SO	LOB	BOTTOM					
Richie Ashburn, L OBP: 0.434, SLG: 0.408 (1, 8)	0-2 3-1		3-2 F7			4-1 1B BB		0-0 SF8		2	0	0	1	1	0	0	Los Angeles Dodgers @ Philadelphia Phillies Connie Mack Stadium, Philadelphia, PA Mon May 26 1958, 7:05 PM EDT Att: 12,807 - Unknown AB 26 R 1 H 2 RBI 1 BB 4 SO 4 LOB 6 					
Chuck Essegian, R OBP: 0.337, SLG: 0.463 (1, 7)	1-3 K			2-0 5-3		3-2 G4-6-3 1B		2-3 5-3		4	0	1	0	0	1	1						
Harry Anderson, L OBP: 0.372, SLG: 0.450 (1, 3)	4-0 BB			4-2 BB		1-2 G4-6-3		0-1 L9		2	0	0	0	2	0	2						
Rip Repulski, R OBP: 0.306, SLG: 0.575 (1, 9)	1-0 1-3			0-1 F8		2-3 K		2-1 F8		4	0	0	0	0	1	2						
Granny Hamner, R OBP: 0.340, SLG: 0.444 Solly Hemus, L (2, PH) OBP: 0.393, SLG: 0.304 (3, 4)		1-3 K		1-0 F4		1-2 6-3		0-0 F8		0	0	0	0	0	0	0						
Stan Lopata, R OBP: 0.374, SLG: 0.413 (1, 2)		3-2 5-3			3-2 2-3		1-3 K			3	0	0	0	0	1	0						
Willie Jones, R OBP: 0.393, SLG: 0.549 (1, 5)		1-2 6-3			0-2 4-3			0-0 SH5-4 BB SF8 1B		3	1	1	0	0	0	0						
Chico Fernandez, R OBP: 0.254, SLG: 0.195 Dave Philley, S (8, PH) OBP: 0.271, SLG: 0.323 Ted Kazanski, R OBP: 0.296, SLG: 0.322 (9, 6)			0-0 F2		1-1 F7			4-2 SF8 SH5-4 BB		2	0	0	0	0	0	0						
Robin Roberts, S OBP: 0.310, SLG: 0.308 (1, 1)			1-0 F7			0-0 F7		0-0 SH5-4		2	0	0	0	0	0	0						
Inning Stats	R: 0 E: 0 K: 1 S: 7	H: 0 LOB: 1 BB: 1 P: 13	R: 0 E: 0 K: 1 S: 9	H: 0 LOB: 0 BB: 0 P: 14	R: 0 E: 0 K: 0 S: 5	H: 0 LOB: 0 BB: 0 P: 9	R: 0 E: 0 K: 0 S: 6	H: 0 LOB: 1 BB: 1 P: 13	R: 0 E: 0 K: 0 S: 8	H: 1 LOB: 1 BB: 1 P: 16	R: 0 E: 0 K: 2 S: 12	H: 0 LOB: 0 BB: 0 P: 16	R: 1 E: 0 K: 0 S: 7	H: 1 LOB: 1 BB: 1 P: 13	R: 0 E: 0 K: 0 S: 5	H: 0 LOB: 0 BB: 0 P: 7		1B: 2 2B: 0 3B: 0 HR: 0	SF: 1 SAC: 1 DP: 1 HBP: 0	WP: 0 PB: 0 SB: 0 CS: 0	PA: 32	
PITCHER Carl Erskine, R ERA: 4.26 (1, 1)	IP 9.0	WLS W	BF 32	H 2	R 1	ER 1	SO 4	BB 4	IBB 0	HBP 0	BLK 0	WP 0	HR 0	S 68	P 114	ERA 1.00		WHIP 0.667				

Batter	1	2	3	4	5	6	7	8	9	AB	R	H	RBI	BB	SO	LOB	TOP								
Jim Gilliam, S OBP: 0.385, SLG: 0.437	F9		F9		FC3-6			F9		4	0	0	1	0	0	1	Los Angeles Dodgers @ Pittsburgh Pirates Forbes Field, Pittsburgh, PA Tue May 27 1958, 7:05 PM EDT Att: 15,705 - Unknown								
John Roseboro, L OBP: 0.366, SLG: 0.521	F9			SF8	L1-3			F9		4	1	2	0	0	0	1									
Duke Snider, L OBP: 0.313, SLG: 0.291	F7			SF8		G3		F8		3	0	0	1	0	0	1									
Carl Furillo, R OBP: 0.323, SLG: 0.483		L9		F7		F8			K	4	0	0	0	0	1	0									
Elmer Valo, L OBP: 0.243, SLG: 0.294 Joe Pignatano, R OBP: 0.276, SLG: 0.167	4-3			L1-3		L5			BB 1B	4	0	1	0	0	0	0									
Gil Hodges, R OBP: 0.342, SLG: 0.387							F4		BB	3	1	2	0	1	0	0									
Charlie Neal, R OBP: 0.333, SLG: 0.453							F9		BB	3	1	1	0	1	0	1									
Don Zimmer, R OBP: 0.333, SLG: 0.376			K				L1-3			4	0	1	1	0	1	3									
Don Drysdale, R OBP: 0.100, SLG: 0.300 Ed Roebuck, R OBP: 1.000, SLG: 1.000 Norm Larker, L OBP: 0.260, SLG: 0.209 Fred Kipp, L OBP: 0.333, SLG: 0.375 Randy Jackson, R OBP: 0.273, SLG: 0.317	5-3							F9	5-3	2	0	0	0	0	1	2									
Inning Stats	R: 0 E: 0 K: 0 S: 9	H: 0 LOB: 0 BB: 0 P: 15	R: 0 E: 0 K: 0 S: 5	H: 0 LOB: 1 BB: 1 P: 13	R: 0 E: 0 K: 1 S: 7	H: 0 LOB: 0 BB: 0 P: 12	R: 1 E: 0 K: 0 S: 6	H: 1 LOB: 0 BB: 0 P: 10	R: 2 E: 0 K: 1 S: 12	H: 3 LOB: 1 BB: 0 P: 16	R: 0 E: 0 K: 0 S: 5	H: 0 LOB: 0 BB: 0 P: 11	R: 0 E: 0 K: 0 S: 6	H: 0 LOB: 0 BB: 0 P: 6	R: 0 E: 0 K: 0 S: 10	H: 1 LOB: 1 BB: 0 P: 16		R: 0 E: 0 K: 1 S: 11	H: 2 LOB: 3 BB: 1 P: 18	1B: 6 2B: 0 3B: 1 HR: 0	SF: 1 SAC: 0 DP: 0 HBP: 0	WP: 0 PB: 0 SB: 0 CS: 0	PA: 36		
PITCHER	IP	WLS	BF	H	R	ER	SO	BB	IBB	HBP	BLK	WP	HR	S	P	ERA	WHIP								
Ron Kline, R ERA: 2.81	8.1	W	33	7	3	3	3	1	0	0	0	0	0	67	107	3.24	0.960								
Ron Blackburn, R ERA: 2.22	0.2	S	3	0	0	0	0	1	0	0	0	0	0	4	10	0.00	1.500								

Batter	1	2	3	4	5	6	7	8	9	AB	R	H	RBI	BB	SO	LOB	BOTTOM								
Bill Virdon, L OBP: 0.344, SLG: 0.372	4-3					F7		F8		4	1	1	0	1	0	1	Los Angeles Dodgers @ Pittsburgh Pirates Forbes Field, Pittsburgh, PA Tue May 27 1958, 7:05 PM EDT Att: 15,705 - Unknown								
Bob Stinner, L OBP: 0.413, SLG: 0.490	E3		F6			6-3				4	1	1	1	0	0	1									
Dick Groat, R OBP: 0.324, SLG: 0.445	FC5-4			2B	1B		F8			4	2	2	0	0	0	1									
Ted Kluszewski, L OBP: 0.331, SLG: 0.387 R C Stevens, R OBP: 0.349, SLG: 0.725	4-3			2B	1-3		F7			4	1	1	1	0	0	2									
Frank Thomas, R OBP: 0.360, SLG: 0.654	5-3			2B	1B			FC6-4		4	0	3	2	0	0	0									
Roberto Clemente, R OBP: 0.333, SLG: 0.407	F3		5-3		1B			FC6-4		4	0	1	0	0	0	2									
Bill Mazerowski, R OBP: 0.342, SLG: 0.489	F7			E5	F2			F3		4	0	0	0	0	0	3									
Danny Kravitz, L OBP: 0.353, SLG: 0.300			F7	F8	FC6				SH2-4	4	0	1	0	0	0	4									
Ron Kline, R OBP: 0.160, SLG: 0.091 Ron Blackburn, R OBP: 0.500, SLG: 1.000	L9		L8			K		SH2-4		3	0	0	0	0	1	2									
Inning Stats	R: 0 E: 1 K: 0 S: 9	H: 0 LOB: 1 BB: 0 P: 13	R: 0 E: 0 K: 0 S: 10	H: 0 LOB: 0 BB: 0 P: 14	R: 0 E: 0 K: 0 S: 8	H: 0 LOB: 1 BB: 1 P: 13	R: 2 E: 1 K: 0 S: 10	H: 3 LOB: 2 BB: 0 P: 14	R: 3 E: 0 K: 1 S: 17	H: 5 LOB: 2 BB: 0 P: 25	R: 0 E: 0 K: 1 S: 6	H: 0 LOB: 0 BB: 0 P: 10	R: 0 E: 0 K: 0 S: 9	H: 1 LOB: 1 BB: 0 P: 11	R: 0 E: 0 K: 0 S: 6	H: 1 LOB: 1 BB: 0 P: 9		1B: 4 2B: 3 3B: 2 HR: 1	SF: 0 SAC: 1 DP: 0 HBP: 0	WP: 1 PB: 0 SB: 0 CS: 0	PA: 37				
PITCHER	IP	WLS	BF	H	R	ER	SO	BB	IBB	HBP	BLK	WP	HR	S	P	ERA	WHIP								
Don Drysdale, R ERA: 6.6	4.0	L	20	5	4	4	4	0	0	0	0	0	0	43	63	9.00	1.500								
Ed Roebuck, R ERA: 2.74	3.0		13	4	1	1	1	0	0	0	0	0	0	26	37	3.00	1.333								
Fred Kipp, L ERA: 6.12	1.0		4	1	0	0	0	0	0	0	0	0	0	6	9	0.00	1.000								

Batter	1	2	3	4	5	6	7	8	9	AB	R	H	RBI	BB	SO	LOB	TOP								
Jim Gilliam, S OBP: 0.391, SLG: 0.443 (1, 7)	0-0 2B 6-3 1B		3-2 L3	1-2 1B			0-1 1B 1B		1-0 F8	5	2	3	2	0	0	0									
John Roseboro, L OBP: 0.372, SLG: 0.533 Rube Walker, L OBP: 0.227, SLG: 0.256 (7, 2)	1-1 1B 2B		2-1 F5				1-3 1B 1B		3-2 F7	4	1	2	0	0	1	0									
Duke Snider, L OBP: 0.311, SLG: 0.289 (1, 8)	1-0 6-3		3-2 4-3				1-2 L8		0-1 1B	4	0	1	2	0	0	1									
Carl Furillo, R OBP: 0.330, SLG: 0.484 (1, 9)	0-0 1-3			2-0 1B 1B			1-3 K		0-1 1B	4	1	2	1	0	1	1									
Gil Hodges, R OBP: 0.340, SLG: 0.383 (1, 3)	0-1 5-3			0-0 1B 1B			3-2 F7		3-0 F7	4	1	1	0	0	0	3									
Charlie Neal, R OBP: 0.325, SLG: 0.439 (1, 4)		0-0 L8		1-2 F3			1-0 L8		0-2 6-3	4	0	0	0	0	0	2									
Dick Gray, R OBP: 0.354, SLG: 0.543 (1, 5)		3-2 1B 2B		1-2 1B 1B			1-0 F9		0-2 6-3	4	2	2	1	0	0	0									
Don Zimmer, R OBP: 0.339, SLG: 0.375 (1, 6)		0-1 1B		4-0 1B IBB			0-0 2-3		0-0 5-3	3	0	1	1	1	0	0									
Sandy Koufax, R OBP: 0.100, SLG: 0.100 (1, 1)		1-3 K		1-3 K			3-3 K2-3		0-0 6-3	4	0	0	0	0	3	3									
Inning Stats	R: 1 E: 0 K: 0 S: 7	H: 2 LOB: 1 BB: 0 P: 9	R: 1 E: 0 K: 1 S: 9	H: 2 LOB: 0 BB: 0 P: 13	R: 0 E: 0 K: 0 S: 9	H: 0 LOB: 0 BB: 0 P: 17	R: 3 E: 0 K: 1 S: 15	H: 4 LOB: 2 BB: 1 P: 25	R: 0 E: 0 K: 0 S: 10	H: 0 LOB: 0 BB: 0 P: 13	R: 0 E: 0 K: 0 S: 5	H: 0 LOB: 0 BB: 0 P: 10	R: 2 E: 0 K: 1 S: 11	H: 4 LOB: 2 BB: 0 P: 19	R: 0 E: 0 K: 0 S: 7	H: 0 LOB: 0 BB: 0 P: 7	R: 0 E: 0 K: 0 S: 5	H: 0 LOB: 0 BB: 0 P: 9	1B: 10 2B: 2 3B: 0 HR: 0	SF: 0 SAC: 0 DP: 0 HBP: 0	WP: 0 PB: 0 SB: 0 CS: 0	PA: 38			
PITCHER	IP	WLS	BF	H	R	ER	SO	BB	IBB	HBP	BLK	WP	HR	S	P	ERA	WHIP								
Bob Friend, R ERA: 3.89 (1, 1)	4.0	L	19	8	5	5	2	0	0	0	0	0	0	40	64	11.25	2.000								
Bob Smith, L ERA: 3.93 (5, 1)	1.0		3	0	0	0	2	0	0	0	0	0	0	10	13	0.00	0.000								
Bob Porterfield, R ERA: 5.33 (6, 1)	2.0		10	4	2	2	1	0	0	0	0	0	0	16	29	9.00	2.000								
Roy Face, R ERA: 6.11 (8, 1)	2.0		6	0	0	0	0	0	0	0	0	0	0	12	16	0.00	0.000								

Los Angeles Dodgers @ Pittsburgh Pirates
 Forbes Field, Pittsburgh, PA
 Wed May 28 1958, 7:05 PM EDT
 Att: 14,320 - Unknown

AB	37
R	7
H	12
RBI	7
BB	1
SO	5
LOB	10




Batter	1	2	3	4	5	6	7	8	9	AB	R	H	RBI	BB	SO	LOB	BOTTOM								
Bill Virdon, L OBP: 0.340, SLG: 0.362 (1, 8)	0-1 F5		3-2 F5				1-0 F7		2-1 F7	4	0	0	0	1	0	2									
Bob Skinner, L OBP: 0.415, SLG: 0.487 (1, 7)	0-0 F8			3-2 FC4-6 1B			4-2 E 1B BB		3-1 4-3	3	0	1	0	1	0	1									
Dick Groat, R OBP: 0.328, SLG: 0.443 (1, 6)	2-0 6-3			1-2 FC4-6 G1-6-3			1-2 FC5 E 1B		4-1 1B BB	3	0	1	0	1	0	1									
Ted Kluszewski, L OBP: 0.336, SLG: 0.390 (1, 3)		3-1 G5-4-3 1B		2-2 G1-6-3			1-2 L7		0-0 1B	4	0	2	0	0	0	3									
Frank Thomas, R OBP: 0.351, SLG: 0.637 (1, 5)		0-1 G5-4-3					0-3 K		3-2 F7	4	0	0	0	0	1	5									
Roberto Clemente, R OBP: 0.331, SLG: 0.410 (1, 9)		0-2 2B					1-2 F4		2-2 E6	4	0	1	0	0	0	4									
Bill Mazerowski, R OBP: 0.340, SLG: 0.479 (1, 4)		2-1 F9					4-0 CI 1B BB		2-2 FC5	3	1	0	0	1	0	6									
Danny Kravitz, L OBP: 0.324, SLG: 0.273 (1, 2)				1-3 K			0-0 CI 1B		1-0 F6	3	0	0	0	0	2	0									
Bob Friend, R OBP: 0.125, SLG: 0.067 (1, 1)				3-2 4-3			0-1 1B		2-3 K	1	0	0	0	0	0	0									
Bob Smith, R OBP: 0.167, SLG: 0.200 (5, 1)							1-2 1B			0	0	0	0	0	0	0									
Gene Freese, R OBP: 0.192, SLG: 0.162 (6, 1)										0	0	0	0	0	0	0									
Bob Porterfield, R OBP: 0.192, SLG: 0.214 (7, 1)										0	0	0	0	0	0	0									
Gene Baker, R OBP: 0.202, SLG: 0.274 (8, 1)										0	0	0	0	0	0	0									
Roy Face, R OBP: 0.206, SLG: 0.288 (9, 1)										0	0	0	0	0	0	0									
Inning Stats	R: 0 E: 0 K: 0 S: 4	H: 0 LOB: 0 BB: 0 P: 6	R: 0 E: 0 K: 0 S: 9	H: 2 LOB: 1 BB: 0 P: 14	R: 0 E: 0 K: 1 S: 9	H: 0 LOB: 0 BB: 0 P: 16	R: 0 E: 0 K: 0 S: 12	H: 1 LOB: 0 BB: 0 P: 18	R: 1 E: 1 K: 1 S: 10	H: 1 LOB: 2 BB: 1 P: 16	R: 0 E: 1 K: 0 S: 21	H: 1 LOB: 3 BB: 1 P: 34	R: 0 E: 0 K: 1 S: 7	H: 0 LOB: 1 BB: 1 P: 17	R: 0 E: 0 K: 0 S: 7	H: 1 LOB: 2 BB: 1 P: 13	R: 0 E: 0 K: 1 S: 7	H: 0 LOB: 0 BB: 0 P: 10	1B: 5 2B: 1 3B: 0 HR: 0	SF: 0 SAC: 0 DP: 2 HBP: 0	WP: 0 PB: 0 SB: 0 CS: 0	PA: 37			
PITCHER	IP	WLS	BF	H	R	ER	SO	BB	IBB	HBP	BLK	WP	HR	S	P	ERA	WHIP								
Sandy Koufax, L ERA: 2.79 (1, 1)	9.0	W	37	6	1	0	4	4	0	0	0	0	0	86	144	0.00	1.111								

Los Angeles Dodgers @ Pittsburgh Pirates
 Forbes Field, Pittsburgh, PA
 Wed May 28 1958, 7:05 PM EDT
 Att: 14,320 - Unknown

AB	32
R	1
H	6
RBI	1
BB	4
SO	4
LOB	22



Batter	1	2	3	4	5	6	7	8	9	AB	R	H	RBI	BB	SO	LOB	TOP			
Jim Gilliam, S OBP: 0.388, SLG: 0.438 (1, 7)	2-1 FC3-6 1B		1-1 6-3		1-2 F7		0-2 G3			4	0	1	0	0	0	0	Los Angeles Dodgers @ Chicago Cubs Wrigley Field, Chicago, IL Fri May 30 1958, 3:33 AM CDT Unknown			
John Roseboro, L OBP: 0.356, SLG: 0.506 (1, 2)	0-0 FC3-6 E		3-1 F9		1-1 F9		1-1 F7			4	1	0	0	0	0	1				
Duke Snider, L OBP: 0.308, SLG: 0.287 (1, 8)	2-0 FC6 FC6-4		2-2 1B		0-0 F7			2-1 4-3		4	0	1	0	0	0	1				
Carl Furillo, R OBP: 0.318, SLG: 0.463 (1, 9)	0-1 FC6-4 CS		1-1 F8			0-2 L5		0-0 6-3		4	0	0	0	0	0	2				
Gil Hodges, R OBP: 0.337, SLG: 0.400 (1, 3)	0-2 CS	0-0 6-3		3-2 HR		0-0 1-3		1-3 K		4	1	1	1	0	1	0				
Dick Gray, R OBP: 0.373, SLG: 0.568 (1, 5)		1-1 BB 1B		0-1 4-3 2B		1-1 S 1B		2-3 K		4	0	3	0	0	1	0				
Charlie Neal, R OBP: 0.323, SLG: 0.430 (1, 4)		1-3 K		1-0 4-3		4-2 BB 1B		2-1 4-3		3	0	0	0	1	1	2				
Don Zimmer, R OBP: 0.344, SLG: 0.383 (1, 6)		4-1 BB 1B		1-2 6-3		2-3 K		0-0 BB 2B		3	0	1	0	1	1	3				
Johnny Podres, L OBP: 0.174, SLG: 0.182 (1, 1)		1-0 4-3		1-1 F8			1-0 G3		0-3 K	4	0	0	0	0	1	4				
Ed Roebuck, R OBP: 1.000, SLG: 1.000 (9, 1)										0	0	0	0	0	0	0				
Inning Stats	R: 1 E: 1 K: 0 S: 8	H: 1 LOB: 0 BB: 0 P: 12	R: 0 E: 0 K: 1 S: 8	H: 1 LOB: 2 BB: 1 P: 15	R: 0 E: 0 K: 0 S: 9	H: 1 LOB: 1 BB: 0 P: 16	R: 1 E: 0 K: 0 S: 11	H: 2 LOB: 1 BB: 0 P: 17	R: 0 E: 0 K: 1 S: 11	H: 1 LOB: 2 BB: 1 P: 18	R: 0 E: 0 K: 0 S: 6	H: 0 LOB: 0 BB: 0 P: 8	R: 0 E: 0 K: 1 S: 7	H: 0 LOB: 0 BB: 0 P: 10	R: 0 E: 0 K: 2 S: 9	H: 1 LOB: 1 BB: 0 P: 13	1B: 4 2B: 2 3B: 0 HR: 1	SF: 0 SAC: 0 DP: 0 HBP: 0	WP: 0 PB: 0 SB: 1 CS: 1	PA: 37
PITCHER	IP WLS BF H R ER SO BB IBB HBP BLK WP HR S P ERA WHIP																			
Moe Drabowsky, R ERA: 3.77 (1, 1)	8.0	32	6	2	1	3	2	0	0	0	0	0	0	0	0	0	1.12	1.000		
Don Elston, R ERA: 1.9 (9, 1)	1.0	W 4	1	0	0	2	0	0	0	0	0	0	0	0	9	13	0.00	1.000		

Batter	1	2	3	4	5	6	7	8	9	AB	R	H	RBI	BB	SO	LOB	BOTTOM					
Bobby Adams, R OBP: 0.391, SLG: 0.524 (1, 3)	0-1 5-3		0-1 F9			0-0 6-3			1-1 L9	4	0	0	0	0	0	0	Los Angeles Dodgers @ Chicago Cubs Wrigley Field, Chicago, IL Fri May 30 1958, 3:33 AM CDT Unknown					
Lee Walls, R OBP: 0.374, SLG: 0.581 (1, 9)	1-0 5-3			0-0 G6-3 1B		3-2 BB 1B		2-1 HR		4	1	3	1	0	0	0						
Alvin Dark, R OBP: 0.347, SLG: 0.384 (1, 5)	0-0 FC5-4 1B			0-1 G6-3 1-2		0-1 4-3		0-3 K		4	0	1	0	0	1	2						
14 Ernie Banks, R OBP: 0.356, SLG: 0.593 (1, 6)	0-1 FC5-4 1-2			1-1 BB 2B		3-1 G1-6-3 1B		4-0 2B BB		3	1	2	0	1	0	1						
Walt Moryn, L OBP: 0.371, SLG: 0.516 (1, 7)		2-2 G3		2-1 F4		1-0 G1-6-3 1-2		2-0 1B 2B		4	1	1	1	0	0	2						
Bobby Thomson, R OBP: 0.324, SLG: 0.398 (1, 8)		0-0 L8			1-2 1-3		2-2 5-3		4-0 1B IBB	3	0	0	0	0	0	0						
Chuck Tanner, L OBP: 0.370, SLG: 0.435 (9, PH)										0	0	0	0	1	0	0						
Cal Neeman, R OBP: 0.294, SLG: 0.438 (1, 2)		1-0 4-3			0-3 K		4-2 BB		1-2 1B	2	0	0	0	1	1	0						
Sammy Taylor, L OBP: 0.349, SLG: 0.333 (9, PH)										1	0	1	1	0	0	0						
Tony Taylor, R OBP: 0.262, SLG: 0.189 (1, 4)			2-3 K		2-2 4-3			0-0 F8		2	0	0	0	0	1	0						
Jim Bolger, R OBP: 0.345, SLG: 0.462 (9, PH)										1	0	0	0	0	0	1						
Don Elston, R OBP: 0.167, SLG: 0.167 (9, 1)										0	0	0	0	0	0	0						
Moe Drabowsky, R OBP: 0.154, SLG: 0.154 (1, 1)			1-3 K			1-2 5-3		2-1 G6-4-3 1-2		2	0	0	0	0	1	0						
Johnny Goryl, R OBP: 0.323, SLG: 0.394 (9, 4)										1	0	0	0	0	0	1						
Inning Stats	R: 0 E: 0 K: 0 S: 6	H: 1 LOB: 0 BB: 0 P: 7	R: 0 E: 0 K: 0 S: 6	H: 0 LOB: 0 BB: 0 P: 9	R: 0 E: 0 K: 2 S: 10	H: 0 LOB: 0 BB: 0 P: 13	R: 0 E: 0 K: 0 S: 7	H: 2 LOB: 1 BB: 0 P: 10	R: 0 E: 0 K: 1 S: 9	H: 0 LOB: 0 BB: 0 P: 12	R: 0 E: 0 K: 0 S: 9	H: 1 LOB: 1 BB: 0 P: 13	R: 0 E: 0 K: 0 S: 7	H: 1 LOB: 0 BB: 0 P: 13	R: 0 E: 0 K: 0 S: 5	H: 0 LOB: 0 BB: 1 P: 11	R: 3 E: 0 K: 1 S: 15	H: 3 LOB: 2 BB: 2 P: 29	1B: 5 2B: 2 3B: 0 HR: 1	SF: 0 SAC: 0 DP: 3 HBP: 0	WP: 0 PB: 0 SB: 0 CS: 0	PA: 34
PITCHER	IP WLS BF H R ER SO BB IBB HBP BLK WP HR S P ERA WHIP																					
Johnny Podres, L ERA: 3.79 (1, 1)	8.2	L 32	7	3	3	4	2	0	0	0	0	0	0	0	0	0	3.12	1.038				
Ed Roebuck, R ERA: 2.74 (9, 1)	0.0	2	1	0	0	0	0	1	0	0	0	0	0	4	9	∞	∞					



Batter	1	2	3	4	5	6	7	8	9	AB	R	H	RBI	BB	SO	LOB	TOP					
Jim Gilliam, S OBP: 0.388, SLG: 0.432	F8	F5		1B BB	CS	SH3-4 1B	FC6			4	1	1	0	1	0	1	Los Angeles Dodgers @ Chicago Cubs Wrigley Field, Chicago, IL Fri May 30 1958, 3:38 AM CDT Att: 37,799 - Unknown					
Gino Cimoli, R OBP: 0.307, SLG: 0.406	1B HR BB	5-3		1B		SH3-4		F9		3	1	1	0	1	0	0						
Carl Furillo, R OBP: 0.321, SLG: 0.480	HR 1B	E4 3B		K		1-3		K		5	2	2	0	0	2	3						
Gil Hodges, R OBP: 0.351, SLG: 0.436	1-H 3-H HR	S 1B		F3				1B		4	1	3	3	1	0	2						
Dick Gray, R OBP: 0.375, SLG: 0.570	1B 2B	F9		FC6-4 1B		F8		F9		5	1	2	1	0	0	4						
Charlie Neal, R OBP: 0.331, SLG: 0.446	1B BB		K	FC6-4			SF9 3B	SH3-4 1B		4	1	2	0	1	1	2						
Don Zimmer, R OBP: 0.349, SLG: 0.412	F8		HR		CS 1B	F4		SH3-4		4	1	2	1	0	0	3						
Joe Pignatano, R OBP: 0.281, SLG: 0.185			5-3				SF9	F4		3	0	1	1	0	1	1						
Rube Walker, L OBP: 0.222, SLG: 0.256										0	0	0	1	0	0	0						
Pee Wee Reese, R OBP: 0.319, SLG: 0.410										1	0	0	0	0	0	1						
John Roseboro, L OBP: 0.356, SLG: 0.506	1B						3-H			0	0	0	0	0	0	0						
Don Newcombe, L OBP: 0.426, SLG: 0.250			3-1			F7		4-3		2	0	0	0	0	1	2						
Don Drysdale, R OBP: 0.291, SLG: 0.273										1	0	0	0	0	1	1						
Don Bessent, R OBP: 0.287, SLG: 0.273										0	0	0	0	0	0	0						
Duke Snider, L OBP: 0.315, SLG: 0.297										0	0	0	0	0	0	0						
Carl Erskine, R OBP: 0.295, SLG: 0.256										0	0	0	0	0	0	0						
Ed Roebuck, R OBP: 0.292, SLG: 0.200										0	0	0	0	0	0	0						
Randy Jackson, R OBP: 0.282, SLG: 0.310										1	0	0	0	0	0	1						
Sandy Koufax, R OBP: 0.100, SLG: 0.100										0	0	0	0	0	0	0						
Inning Stats	R: 4 E: 0 K: 1 S: 17	H: 4 LOB: 2 BB: 2 P: 31	R: 1 E: 1 K: 0 S: 15	H: 2 LOB: 1 BB: 0 P: 26	R: 1 E: 0 K: 1 S: 10	H: 1 LOB: 0 BB: 0 P: 14	R: 1 E: 0 K: 1 S: 12	H: 2 LOB: 2 BB: 1 P: 19	R: 0 E: 0 K: 1 S: 11	H: 1 LOB: 0 BB: 0 P: 18	R: 0 E: 0 K: 0 S: 9	H: 1 LOB: 2 BB: 1 P: 18	R: 1 E: 0 K: 0 S: 11	H: 1 LOB: 1 BB: 1 P: 18	R: 0 E: 0 K: 1 S: 7	H: 1 LOB: 1 BB: 0 P: 12	R: 0 E: 0 K: 0 S: 10	H: 1 LOB: 1 BB: 0 P: 18	1B: 8 2B: 2 3B: 2 HR: 2	SF: 1 SAC: 2 DP: 0 HBP: 0	WP: 0 PB: 0 SB: 1 CS: 1	PA: 46
PITCHER	IP WLS BF H R ER SO BB IBB HBP BLK WP HR S P ERA WHIP	IP WLS BF H R ER SO BB IBB HBP BLK WP HR S P ERA WHIP																				
Taylor Phillips, L ERA: 3.14	(1, 1) 3.0 18 7 6 6 2 2 0 0 0 0 2 42 71 18.00 3.000																					
Dave Hillman, R ERA: 5.63	(4, 1) 1.0 6 2 1 1 1 1 0 0 0 0 0 12 19 9.00 3.000																					
Dolan Nichols, R ERA: 2.81	(5, 1) 2.0 8 2 0 0 1 0 1 0 0 0 0 20 36 0.00 1.000																					
Gene Fodge, R ERA: 3.41	(7, 1) 2.1 11 3 1 1 1 1 0 0 0 0 0 23 38 3.86 1.714																					
Ed Mayer, L ERA: 3.64	(9, 1) 0.2 W 2 0 0 0 0 0 0 0 0 0 5 10 0.00 0.000																					


Batter	1	2	3	4	5	6	7	8	9	AB	R	H	RBI	BB	SO	LOB	BOTTOM					
Bobby Adams, R OBP: 0.393, SLG: 0.500	K		K	F6		FC6-4 2-H 1B		BLK 1B		5	0	2	1	0	2	4	Los Angeles Dodgers @ Chicago Cubs Wrigley Field, Chicago, IL Fri May 30 1958, 3:38 AM CDT Att: 37,799 - Unknown					
Lee Walls, R OBP: 0.369, SLG: 0.576	4-3		1-3 2-H 2B		K	FC6-4		K		5	0	1	1	0	2	2						
Alvin Dark, R OBP: 0.333, SLG: 0.368	F9		F9		F9		G3	6-3		5	0	0	0	0	0	3						
14 Ernie Banks, R OBP: 0.357, SLG: 0.605		K		HR	3-1		F9	HR 1B		5	2	2	1	0	1	0						
Walt Moryn, L OBP: 0.377, SLG: 0.572	F6			HR		F5		HR	1-H HR	5	3	3	4	0	0	0						
Chuck Tanner, L OBP: 0.355, SLG: 0.519	4-3			4-3		6-3		HR		4	1	1	1	0	0	0						
Sammy Taylor, L OBP: 0.370, SLG: 0.381			2B 1B	1B	1B		2B 1B	3B		4	2	4	0	0	0	0						
Tony Taylor, R OBP: 0.268, SLG: 0.193			K	1B	1B		2B BB	6-3		3	1	1	0	1	1	2						
Taylor Phillips, L OBP: 0.100, SLG: 0.053			2B BB							0	0	0	0	0	0	0						
Paul Smith, L OBP: 0.321, SLG: 0.174										0	0	0	0	0	0	0						
Dave Hillman, R OBP: 0.287, SLG: 0.273										0	0	0	0	0	0	0						
Jim Bolger, R OBP: 0.315, SLG: 0.444			2B							1	0	0	0	0	0	2						
Dolan Nichols, R OBP: 0.287, SLG: 0.273										0	0	0	0	0	0	0						
Bobby Thomson, R OBP: 0.328, SLG: 0.242										1	1	2	0	0	0	0						
Gene Fodge, R OBP: 0.282, SLG: 0.310										1	0	0	0	0	0	0						
Ed Mayer, L ERA: 3.64										0	0	0	0	0	0	0						
Inning Stats	R: 0 E: 0 K: 1 S: 8	H: 0 LOB: 0 BB: 0 P: 11	R: 0 E: 0 K: 1 S: 7	H: 0 LOB: 0 BB: 0 P: 8	R: 1 E: 0 K: 2 S: 17	H: 2 LOB: 2 BB: 1 P: 24	R: 2 E: 0 K: 1 S: 13	H: 4 LOB: 2 BB: 0 P: 17	R: 0 E: 0 K: 1 S: 6	H: 0 LOB: 0 BB: 0 P: 8	R: 3 E: 0 K: 0 S: 17	H: 3 LOB: 1 BB: 1 P: 31	R: 2 E: 0 K: 0 S: 15	H: 3 LOB: 1 BB: 0 P: 25	R: 0 E: 0 K: 1 S: 9	H: 1 LOB: 1 BB: 0 P: 14	R: 2 E: 0 K: 0 S: 5	H: 2 LOB: 0 BB: 0 P: 8	1B: 7 2B: 2 3B: 1 HR: 5	SF: 0 SAC: 0 DP: 0 HBP: 0	WP: 0 PB: 0 SB: 0 CS: 0	PA: 41
PITCHER	IP WLS BF H R ER SO BB IBB HBP BLK WP HR S P ERA WHIP	IP WLS BF H R ER SO BB IBB HBP BLK WP HR S P ERA WHIP																				
Don Newcombe, R ERA: 8.63	(1, 1) 3, 1 17 6 3 3 4 1 0 0 0 0 0 2 40 53 8.10 2.100																					
Don Drysdale, R ERA: 6.65	(4, 1) 2.1 11 3 3 3 2 1 0 0 0 0 0 27 43 11.57 1.714																					
Don Bessent, R ERA: 2.89	(6, 1) 0.1 1 0 0 0 0 0 0 0 0 0 0 1 3 0.00 0.000																					
Ed Roebuck, R ERA: 3.24	(7, 1) 2.0 10 4 2 2 1 0 0 0 0 1 0 2 24 9.00 2.000																					
Sandy Koufax, L ERA: 3.41	(9, 1) 0.0 L 2 2 2 2 0 0 0 0 0 0 1 5 8 ∞ ∞																					



Batter	1	2	3	4	5	6	7	8	9	AB	R	H	RBI	BB	SO	LOB	TOP										
Jim Gilliam, S OBP: 0.389, SLG: 0.423 (1, 7)										3	0	0	0	2	1	0	Los Angeles Dodgers @ Chicago Cubs Wrigley Field, Chicago, IL Sun Jun 01 1958, 3:33 AM CDT Att: 3,674 - Unknown										
John Roseboro, L OBP: 0.357, SLG: 0.488 (1, 2)										2	0	0	0	1	0	2											
Elmer Valo, L OBP: 0.293, SLG: 0.324 (1, 9) Gino Cimoli, R OBP: 0.307, SLG: 0.406 (7, 8)										3	0	2	0	1	0	0											
Gil Hodges, R OBP: 0.339, SLG: 0.418 (1, 3)										4	0	0	0	0	1	6											
Dick Gray, R OBP: 0.361, SLG: 0.568 (1, 5)										4	0	0	0	0	2	4											
Carl Furillo, R OBP: 0.331, SLG: 0.481 (1, 8) (7, 9)										4	1	1	0	0	0	0											
Charlie Neal, R OBP: 0.331, SLG: 0.435 (1, 4)										4	0	0	0	0	0	1											
Don Zimmer, R OBP: 0.350, SLG: 0.429 (1, 6)										4	0	1	1	0	1	0											
Stan Williams, R (1, 1)										3	0	0	0	0	2	1											
Inning Stats	R: 0 H: 0 E: 0 K: 2 S: 10	H: 0 LOB: 2 BB: 2 P: 24	R: 0 H: 0 E: 1 K: 0 S: 5	H: 0 LOB: 1 BB: 0 P: 6	R: 0 H: 1 E: 0 K: 1 S: 11	H: 1 LOB: 2 BB: 1 P: 17	R: 1 H: 2 E: 0 K: 0 S: 12	H: 2 LOB: 2 BB: 1 P: 23	R: 0 H: 0 E: 0 K: 1 S: 7	H: 0 LOB: 0 BB: 0 P: 10	R: 0 H: 0 E: 1 K: 0 S: 12	H: 1 LOB: 2 BB: 0 P: 20	R: 0 H: 0 E: 0 K: 0 S: 6	H: 0 LOB: 0 BB: 0 P: 9	R: 0 H: 0 E: 0 K: 2 S: 7	H: 0 LOB: 0 BB: 0 P: 9		R: 0 H: 0 E: 0 K: 1 S: 7	H: 0 LOB: 0 BB: 0 P: 9	1B: 3 2B: 1 3B: 0 HR: 0	SF: 0 SAC: 2 DP: 0 HBP: 0	WP: 0 PA: 37 PB: 0 SB: 0 CS: 0					
PITCHER	IP	WLS	BF	H	R	ER	SO	BB	IBB	HBP	BLK	WP	HR	S	P	ERA	WHIP										
Dick Drott, R (1, 1) ERA: 4.83	8.0	L	34	4	1	1	5	4	0	0	0	0	0	70	116	1.12	1.000										
Hersh Freeman, R (9, 1) ERA: 5.66	1.0		3	0	0	0	2	0	0	0	0	0	0	7	9	0.00	0.000										

Batter	1	2	3	4	5	6	7	8	9	AB	R	H	RBI	BB	SO	LOB	BOTTOM										
Bobby Adams, R OBP: 0.351, SLG: 0.429 (1, 3)										4	0	0	0	0	0	1	Los Angeles Dodgers @ Chicago Cubs Wrigley Field, Chicago, IL Sun Jun 01 1958, 3:33 AM CDT Att: 3,674 - Unknown										
Lee Walls, R OBP: 0.358, SLG: 0.551 (1, 9)										3	0	0	0	0	0	1											
Alvin Dark, R OBP: 0.341, SLG: 0.373 (1, 5)										4	0	1	0	0	0	2											
14 Ernie Banks, R OBP: 0.357, SLG: 0.616 (1, 6)										3	0	0	0	0	1	1											
Walt Moryn, L OBP: 0.377, SLG: 0.558 (1, 7)										3	0	0	0	0	0	0											
Sammy Taylor, L OBP: 0.362, SLG: 0.369 (1, 2)										3	0	0	0	0	2	0											
Bobby Thomson, R OBP: 0.332, SLG: 0.410 (1, 8)										2	0	0	0	1	0	0											
Tony Taylor, R OBP: 0.258, SLG: 0.184 (1, 4) Paul Smith, L OBP: 0.345, SLG: 0.174 (8, PH) Johnny Goryl, R OBP: 0.327, SLG: 0.394 (9, 4)										2	0	0	0	0	0	1											
Dick Drott, R OBP: 0.381, SLG: 0.381 (1, 1) Chuck Tanner, L OBP: 0.333, SLG: 0.483 (8, PH) Hersh Freeman, R (9, 1)										2	0	1	0	0	0	0											
Inning Stats	R: 0 H: 1 E: 0 K: 0 S: 10	H: 0 LOB: 1 BB: 0 P: 17	R: 0 H: 0 E: 0 K: 0 S: 7	H: 0 LOB: 1 BB: 1 P: 13	R: 0 H: 1 E: 0 K: 0 S: 5	H: 1 LOB: 1 BB: 0 P: 7	R: 0 H: 0 E: 0 K: 1 S: 6	H: 0 LOB: 0 BB: 0 P: 10	R: 0 H: 0 E: 0 K: 1 S: 4	H: 0 LOB: 0 BB: 0 P: 8	R: 0 H: 0 E: 0 K: 0 S: 8	H: 0 LOB: 0 BB: 0 P: 12	R: 0 H: 0 E: 0 K: 2 S: 8	H: 0 LOB: 0 BB: 0 P: 14	R: 0 H: 0 E: 0 K: 0 S: 5	H: 0 LOB: 0 BB: 1 P: 11		R: 0 H: 0 E: 0 K: 0 S: 5	H: 0 LOB: 0 BB: 0 P: 6	1B: 2 2B: 0 3B: 0 HR: 0	SF: 0 SAC: 0 DP: 2 HBP: 1	WP: 0 PA: 30 PB: 0 SB: 0 CS: 0					
PITCHER	IP	WLS	BF	H	R	ER	SO	BB	IBB	HBP	BLK	WP	HR	S	P	ERA	WHIP										
Stan Williams, R (1, 1) ERA: 2.25	9.0	W	30	2	0	0	3	2	0	1	0	0	0	58	98	0.00	0.444										

AB	31
R	1
H	4
RBI	1
BB	4
SO	7
LOB	14



Batter	1	2	3	4	5	6	7	8	9	AB	R	H	RBI	BB	SO	LOB	TOP								
Johnny Temple, R OBP: 0.416, SLG: 0.428 (1, 4)	F9		BB BB BB BB		CS	FC6-4			K	3	1	1	0	2	1	1	Cincinnati Redlegs @ Los Angeles Dodgers Los Angeles Memorial Coliseum, Los Angeles, CA Tue Jun 03 1958, 10:05 PM EDT Att: 24,710 - Unknown livebaseballscorecards.com								
Frank Robinson, R OBP: 0.333, SLG: 0.392 (1, 7)	G3		BB BB BB BB		K	FC6-4			G1-6-3	4	1	0	0	1	1	5									
Smoky Burgess, L OBP: 0.391, SLG: 0.518 (1, 2)	K		BB BB BB BB		K					3	1	0	1	1	2	0									
Steve Bilko, R OBP: 0.370, SLG: 0.565 Dee Fondy, L OBP: 0.366, SLG: 0.500 (8, 3)		G5-4-3	BB BB BB BB		WP	1B				2	2	1	1	2	1	0									
Don Hoak, R OBP: 0.380, SLG: 0.474 Roy McMillan, R OBP: 0.250, SLG: 0.162 (9, 6)		G5-4-3	S		SF9	1B				0	0	0	0	0	0	0									
Pete Whisenant, R OBP: 0.377, SLG: 0.422 (1, 9)	K		BB BB BB BB		WP	1B				4	2	2	3	0	0	1									
Gus Bell, L OBP: 0.292, SLG: 0.346 (1, 8)			S		1B				L7	3	1	0	0	1	2	2									
Alex Grammas, R OBP: 0.281, SLG: 0.276 (9, 5)			F8		5-3	BB			F4	3	0	0	0	1	0	1									
Brooks Lawrence, R OBP: 0.238, SLG: 0.125 (1, 1)			K		K	SF9			G1-6-3	2	0	0	1	1	2	1									
Inning Stats	R: 0 E: 0 K: 1 S: 7	H: 0 LOB: 0 BB: 0 P: 13	R: 0 E: 0 K: 1 S: 4	H: 0 LOB: 0 BB: 1 P: 11	R: 6 E: 0 K: 2 S: 21	H: 1 LOB: 0 BB: 5 P: 48	R: 0 E: 0 K: 2 S: 9	H: 0 LOB: 0 BB: 0 P: 13	R: 0 E: 0 K: 2 S: 8	H: 1 LOB: 0 BB: 0 P: 12	R: 2 E: 0 K: 1 S: 15	H: 3 LOB: 3 BB: 2 P: 31	R: 0 E: 0 K: 1 S: 6	H: 0 LOB: 0 BB: 0 P: 9	R: 0 E: 0 K: 1 S: 8	H: 0 LOB: 0 BB: 0 P: 10	R: 0 E: 0 K: 1 S: 7	H: 0 LOB: 0 BB: 1 P: 13	1B: 4 2B: 2 3B: 0 HR: 0	SF: 1 SAC: 0 DP: 3 HBP: 0	WP: 1 PB: 0 SB: 2 CS: 1	PA: 38			
PITCHER	IP	WLS	BF	H	R	ER	SO	BB	IBB	HBP	BLK	WP	HR	S	P	ERA	WHIP								
Sandy Koufax, L ERA: 4.55 (1, 1)	2.2	L	12	0	4	4	3	5	0	0	0	0	0	23	54	13.50	1.875								
Don Bessent, R ERA: 3.32 (3, 1)	0.1		3	1	2	2	1	1	0	0	0	0	0	9	18	54.00	6.000								
Fred Kipp, L ERA: 5.29 (4, 1)	2.2		13	4	2	2	5	1	0	0	0	1	0	31	55	6.75	1.875								
Ed Roebuck, R ERA: 3.08 (6, 1)	1.1		4	0	0	0	1	0	0	0	0	0	0	7	10	0.00	0.000								
Don Drysdale, R ERA: 6.59 (8, 1)	2.0		6	0	0	0	2	1	0	0	0	0	0	15	23	0.00	0.500								

Batter	1	2	3	4	5	6	7	8	9	AB	R	H	RBI	BB	SO	LOB	BOTTOM								
Jim Gilliam, S OBP: 0.384, SLG: 0.416 (1, 7)	L6		4-3						G3	5	0	1	0	0	0	3	Cincinnati Redlegs @ Los Angeles Dodgers Los Angeles Memorial Coliseum, Los Angeles, CA Tue Jun 03 1958, 10:05 PM EDT Att: 24,710 - Unknown livebaseballscorecards.com								
John Roseboro, L OBP: 0.353, SLG: 0.478 (1, 2)	B1-3			HR		F7			F3	4	1	1	0	0	0	1									
Duke Snider, L OBP: 0.350, SLG: 0.396 (1, 8)	F8			HR					E3	4	1	2	2	0	0	0									
Carl Furillo, R OBP: 0.320, SLG: 0.464 (1, 9)		4-3		4-3		E3			5-3	4	0	0	0	0	0	2									
Gil Hodges, R OBP: 0.331, SLG: 0.407 (1, 3)		F4		K		K			K	4	0	0	0	0	3	2									
Dick Gray, R OBP: 0.366, SLG: 0.560 (1, 5)		CS		BB		K			K	3	1	1	0	1	1	1									
Charlie Neal, R OBP: 0.335, SLG: 0.430 (1, 4)		CS		BB		F4			5-3	2	0	0	0	2	0	1									
Don Zimmer, R OBP: 0.340, SLG: 0.415 (1, 6)				F9		L9			K	4	0	0	0	0	1	3									
Sandy Koufax, R OBP: 0.100, SLG: 0.100 (3, 1)										0	0	0	0	0	0	0									
Don Bessent, R OBP: 0.291, SLG: 0.273 (3, 1)										0	0	0	0	0	0	0									
Randy Jackson, R OBP: 0.291, SLG: 0.273 (4, 1)										1	0	0	0	0	0	1									
Fred Kipp, L OBP: 0.291, SLG: 0.273 (4, 1)										1	0	0	0	0	0	1									
Ed Roebuck, R OBP: 0.291, SLG: 0.273 (6, 1)										0	0	0	0	0	0	0									
Norm Larker, L OBP: 0.291, SLG: 0.273 (7, 1)										0	0	0	0	0	0	0									
Don Drysdale, R OBP: 0.291, SLG: 0.273 (8, 1)										0	0	0	0	0	0	0									
Elmer Valo, L OBP: 0.291, SLG: 0.273 (9, 1)										1	0	1	0	0	0	2									
Inning Stats	R: 0 E: 0 K: 0 S: 4	H: 0 LOB: 0 BB: 0 P: 4	R: 0 E: 0 K: 0 S: 4	H: 1 LOB: 0 BB: 0 P: 7	R: 0 E: 0 K: 1 S: 10	H: 0 LOB: 1 BB: 1 P: 17	R: 2 E: 0 K: 1 S: 13	H: 2 LOB: 1 BB: 1 P: 23	R: 0 E: 0 K: 1 S: 11	H: 1 LOB: 1 BB: 0 P: 19	R: 0 E: 1 K: 2 S: 14	H: 1 LOB: 1 BB: 0 P: 21	R: 0 E: 0 K: 1 S: 8	H: 0 LOB: 0 BB: 0 P: 10	R: 0 E: 1 K: 0 S: 12	H: 0 LOB: 1 BB: 0 P: 15	R: 0 E: 2 K: 1 S: 11	H: 0 LOB: 2 BB: 1 P: 19	1B: 3 2B: 1 3B: 0 HR: 1	SF: 0 SAC: 0 DP: 0 HBP: 0	WP: 0 PB: 0 SB: 0 CS: 1	PA: 38			
PITCHER	IP	WLS	BF	H	R	ER	SO	BB	IBB	HBP	BLK	WP	HR	S	P	ERA	WHIP								
Brooks Lawrence, R ERA: 4.15 (1, 1)	9.0	W	37	5	3	2	7	3	0	0	0	0	1	87	135	2.00	0.889								



Batter	1	2	3	4	5	6	7	8	9	AB	R	H	RBI	BB	SO	LOB	TOP			
Johnny Temple, R OBP: 0.412, SLG: 0.423 (1, 4)										4	0	1	0	0	1	2				
Frank Robinson, R OBP: 0.325, SLG: 0.381 (1, 7)										4	0	0	0	0	1	1				
Smoky Burgess, L OBP: 0.382, SLG: 0.492 (1, 2)										3	0	0	0	1	0	1				
Steve Bilko, R OBP: 0.351, SLG: 0.530 (1, 3)										4	0	0	0	0	2	2				
Don Hoak, R OBP: 0.377, SLG: 0.469 (1, 5)										4	0	1	0	0	1	1				
Pete Whisenant, R OBP: 0.357, SLG: 0.396 (1, 9)										3	0	0	0	0	0	1				
Gus Bell, L OBP: 0.287, SLG: 0.340 (1, 8)										3	0	0	0	0	1	1				
Roy McMillan, R OBP: 0.252, SLG: 0.167 (1, 6)										3	0	1	0	0	1	1				
Johnny Klippstein, R TURK LOWEN, R OBP: 0.167, SLG: 0.167 (3, 1)										1	0	0	0	0	0	0				
Bob Thurman, L TOM ACKER, R OBP: 0.335, SLG: 0.417 (5, PH)										0	0	0	0	0	0	0				
Eddie Miksis, R CHARLIE RABE, L OBP: 0.197, SLG: 0.197 (8, 1)										0	0	0	0	0	0	0				
Willard Schmidt, R (8, 1)										0	0	0	0	0	0	0				
Inning Stats	R: 0 E: 0 K: 0 S: 8	H: 1 LOB: 1 BB: 0 P: 13	R: 0 E: 0 K: 1 S: 15	H: 1 LOB: 1 BB: 0 P: 22	R: 0 E: 0 K: 1 S: 9	H: 0 LOB: 0 BB: 0 P: 12	R: 0 E: 0 K: 1 S: 6	H: 0 LOB: 0 BB: 0 P: 10	R: 0 E: 0 K: 2 S: 12	H: 1 LOB: 2 BB: 1 P: 20	R: 0 E: 0 K: 0 S: 7	H: 0 LOB: 0 BB: 0 P: 9	R: 0 E: 0 K: 0 S: 6	H: 0 LOB: 0 BB: 0 P: 9	R: 0 E: 0 K: 2 S: 7	H: 0 LOB: 0 BB: 0 P: 12	1B: 3 2B: 0 3B: 0 HR: 0	SF: 0 SAC: 0 DP: 0 HBP: 0	WP: 0 PB: 0 SB: 0 CS: 0	PA: 32
PITCHER Johnny Podres, L ERA: 3.29 (1, 1)	IP: 9.0 WLS: W BF: 32 H: 3 R: 0 ER: 0 SO: 7 BB: 2 IBB: 0 HBP: 0 BLK: 1 WP: 0 HR: 0 S: 76 P: 119 ERA: 0.00 WHIP: 0.556																			

Cincinnati Redlegs @ Los Angeles Dodgers
Los Angeles Memorial Coliseum, Los Angeles, CA
Wed Jun 04 1958, 10:05 PM EDT
Att: 17,829 - Unknown

AB	30
R	0
H	3
RBI	0
BB	2
SO	7
LOB	10



Batter	1	2	3	4	5	6	7	8	9	AB	R	H	RBI	BB	SO	LOB	BOTTOM			
Jim Gilliam, S OBP: 0.386, SLG: 0.415 (1, 7)										3	0	1	0	1	0	0				
John Roseboro, L OBP: 0.343, SLG: 0.462 (1, 2)										3	0	0	0	0	1	1				
Pee Wee Reese, R OBP: 0.329, SLG: 0.419 (8, PH)										1	0	1	0	0	0	0				
Rube Walker, L OBP: 0.222, SLG: 0.256 (9, 2)										0	0	0	0	0	0	0				
Duke Snider, L OBP: 0.350, SLG: 0.394 (1, 8)										3	0	1	0	0	1	1				
Gino Cimoli, R OBP: 0.304, SLG: 0.403 (6, PH)										1	0	0	0	0	1	2				
Carl Furillo, R OBP: 0.326, SLG: 0.478 (1, 9)										3	1	1	0	1	0	2				
Gil Hodges, R OBP: 0.326, SLG: 0.400 (1, 3)										3	0	0	0	0	0	3				
Dick Gray, R OBP: 0.356, SLG: 0.543 (1, 5)										3	0	0	0	0	2	1				
Charlie Neal, R OBP: 0.341, SLG: 0.467 (1, 4)										3	2	2	2	0	1	0				
Don Zimmer, R OBP: 0.340, SLG: 0.414 (1, 6)										3	0	1	1	0	1	0				
Johnny Podres, L OBP: 0.154, SLG: 0.160 (1, 1)										3	0	0	0	0	1	1				
Inning Stats	R: 0 E: 0 K: 2 S: 8	H: 0 LOB: 0 BB: 1 P: 15	R: 2 E: 0 K: 2 S: 16	H: 3 LOB: 1 BB: 0 P: 20	R: 0 E: 0 K: 0 S: 9	H: 1 LOB: 2 BB: 1 P: 16	R: 1 E: 0 K: 1 S: 9	H: 1 LOB: 0 BB: 0 P: 14	R: 0 E: 0 K: 0 S: 4	H: 0 LOB: 0 BB: 0 P: 7	R: 0 E: 0 K: 1 S: 9	H: 0 LOB: 0 BB: 0 P: 15	R: 0 E: 0 K: 1 S: 7	H: 0 LOB: 1 BB: 0 P: 9	R: 0 E: 0 K: 1 S: 8	H: 2 LOB: 1 BB: 0 P: 12	1B: 4 2B: 0 3B: 2 HR: 1	SF: 0 SAC: 0 DP: 1 HBP: 0	WP: 0 PB: 0 SB: 0 CS: 1	PA: 32
PITCHER Johnny Klippstein, R ERA: 5.75 (3, 1)	IP: 2.2 WLS: L BF: 13 H: 4 R: 2 ER: 2 SO: 4 BB: 2 IBB: 0 HBP: 0 BLK: 0 WP: 0 HR: 0 S: 30 P: 45 ERA: 6.75 WHIP: 2.250																			
Turk Lowen, R ERA: 5.54 (3, 1)	IP: 1.1 WLS: 5 BF: 5 H: 1 R: 1 ER: 1 SO: 1 BB: 0 IBB: 0 HBP: 0 BLK: 0 WP: 0 HR: 1 S: 12 P: 20 ERA: 6.75 WHIP: 0.750																			
Tom Acker, R ERA: 4.2 (5, 1)	IP: 3.0 WLS: 9 BF: 0 H: 0 R: 0 ER: 0 SO: 2 BB: 0 IBB: 0 HBP: 0 BLK: 0 WP: 0 HR: 2 S: 31 P: 0 ERA: 0.000 WHIP: 0.000																			
Charlie Rabe, L ERA: 4.34 (8, 1)	IP: 0.0 WLS: 2 BF: 2 H: 2 R: 0 ER: 0 SO: 0 BB: 0 IBB: 0 HBP: 0 BLK: 0 WP: 0 HR: 4 S: 7 P: 0 ERA: 0.000 WHIP: 0.000																			
Willard Schmidt, R ERA: 3.0 (8, 1)	IP: 1.0 WLS: 2 BF: 0 H: 0 R: 0 ER: 0 SO: 1 BB: 0 IBB: 0 HBP: 0 BLK: 0 WP: 0 HR: 4 S: 5 P: 0 ERA: 0.000 WHIP: 0.000																			

Cincinnati Redlegs @ Los Angeles Dodgers
Los Angeles Memorial Coliseum, Los Angeles, CA
Wed Jun 04 1958, 10:05 PM EDT
Att: 17,829 - Unknown

AB	29
R	3
H	7
RBI	3
BB	2
SO	8
LOB	11



Batter	1	2	3	4	5	6	7	8	9	AB	R	H	RBI	BB	SO	LOB	TOP			
Johnny Temple, R OBP: 0.406, SLG: 0.429 (1, 4)	F9	6-3		1B		F9		G2-3		5	1	1	3	0	0	0	Cincinnati Redlegs @ Los Angeles Dodgers Los Angeles Memorial Coliseum, Los Angeles, CA Thu Jun 05 1958, 6:33 AM EDT Att: 8,440 - Unknown AB 38 R 8 H 13 RBI 8 BB 1 SO 3 LOB 10			
Frank Robinson, R OBP: 0.339, SLG: 0.401 (1, 7)	WP		SH5-3	1B				F7		5	1	4	1	0	0					
Jerry Lynch, L OBP: 0.290, SLG: 0.459 (1, 9)	F8		SH5-3	1B					5-3	2	1	1	0	0	0					
Pete Whisenant, R OBP: 0.339, SLG: 0.373 (4, PH) (4, 9)			1B							3	0	0	0	0	1					
George Crowe, L OBP: 0.400, SLG: 0.514 (1, 3)			SH5-3	1B					5-3	4	0	1	1	0	0					
Don Hoak, R OBP: 0.378, SLG: 0.482 (1, 5)			FC5-2	1B					G3	4	1	1	1	1	0					
Ed Bailey, L OBP: 0.298, SLG: 0.365 (1, 2)			1B							4	0	1	1	0	1					
Gus Bell, L OBP: 0.286, SLG: 0.338 (1, 8)										4	1	1	0	0	1					
Roy McMillan, R OBP: 0.261, SLG: 0.189 (1, 6)										4	2	2	0	0	0					
Bob Purkey, R OBP: 0.138, SLG: 0.276 (1, 1)			SH5-4	1B					6-3	3	1	1	1	0	0					
Inning Stats	R: 1 E: 0 K: 1 S: 12	H: 2 LOB: 2 BB: 1 P: 22	R: 1 E: 0 K: 0 S: 10	H: 1 LOB: 0 BB: 0 P: 15	R: 1 E: 0 K: 0 S: 8	H: 3 LOB: 2 BB: 0 P: 13	R: 3 E: 1 K: 0 S: 14	H: 3 LOB: 1 BB: 0 P: 19	R: 0 E: 0 K: 1 S: 12	H: 1 LOB: 1 BB: 0 P: 16	R: 1 E: 0 K: 1 S: 12	H: 1 LOB: 0 BB: 0 P: 18	R: 1 E: 0 K: 0 S: 6	H: 1 LOB: 0 BB: 0 P: 9	R: 0 E: 0 K: 0 S: 8	H: 0 LOB: 0 BB: 0 P: 10	1B: 7 2B: 2 3B: 2 HR: 2	SF: 0 SAC: 2 DP: 0 HBP: 0	WP: 1 PB: 0 CS: 0	PA: 41
PITCHER	IP WLS BF H R ER SO BB IBB HBP BLK WP HR S P ERA WHIP																			
Carl Erskine, R ERA: 4.94 (1, 1)	3.1 L 18 7 5 5 1 1 0 0 0 0 1 1 37 59 13.50 2.400																			
Don Bessent, R ERA: 3.79 (4, 1)	0.0 2 2 1 0 0 0 0 0 0 0 0 0 3 4 ∞ ∞																			
Fred Kipp, L ERA: 5.0 (4, 1)	3.2 14 3 1 1 2 0 0 0 0 0 0 1 34 49 2.46 0.818																			
Ed Roebuck, R ERA: 3.18 (8, 1)	2.0 7 1 1 1 0 0 0 0 0 0 0 0 14 19 4.50 0.500																			

Batter	1	2	3	4	5	6	7	8	9	AB	R	H	RBI	BB	SO	LOB	BOTTOM					
Jim Gilliam, S OBP: 0.387, SLG: 0.411 (1, 7)	G3						G3		F7	4	1	1	1	1	0	3	Cincinnati Redlegs @ Los Angeles Dodgers Los Angeles Memorial Coliseum, Los Angeles, CA Thu Jun 05 1958, 6:33 AM EDT Att: 8,440 - Unknown AB 35 R 4 H 8 RBI 4 BB 2 SO 1 LOB 18					
John Roseboro, L OBP: 0.358, SLG: 0.485 (1, 2)	G3									4	1	3	0	0	0							
Duke Snider, L OBP: 0.339, SLG: 0.380 (1, 8)	G3									4	0	0	0	0	4							
Carl Furillo, R OBP: 0.331, SLG: 0.475 (1, 9)	G3									3	0	1	2	1	0							
Gil Hodges, R OBP: 0.324, SLG: 0.414 (1, 3)	FC5-4									4	1	1	1	0	0							
Dick Gray, R OBP: 0.343, SLG: 0.520 (1, 5)	L6									4	0	0	0	0	3							
Charlie Neal, R OBP: 0.339, SLG: 0.462 (1, 4)										4	1	1	0	0	0							
Don Zimmer, R OBP: 0.338, SLG: 0.409 (1, 6)										4	0	1	0	0	2							
Carl Erskine, R OBP: 0.405, SLG: 0.045 (4, 1)										1	0	0	0	0	0							
Don Bessent, R OBP: 0.275, SLG: 0.339 (4, 1)										0	0	0	0	0	0							
Fred Kipp, L OBP: 0.290, SLG: 0.290 (7, PH)										1	0	0	0	0	1							
Elmer Valo, L OBP: 0.100, SLG: 1.000 (8, 1)										0	0	0	0	0	0							
Ed Roebuck, R OBP: 0.100, SLG: 0.200 (9, PH)										1	0	0	0	0	0							
Inning Stats	R: 2 E: 0 K: 0 S: 9	H: 2 LOB: 1 BB: 1 P: 17	R: 1 E: 0 K: 0 S: 7	H: 2 LOB: 0 BB: 0 P: 10	R: 0 E: 0 K: 0 S: 10	H: 1 LOB: 2 BB: 1 P: 21	R: 0 E: 0 K: 0 S: 5	H: 0 LOB: 0 BB: 0 P: 7	R: 0 E: 0 K: 0 S: 6	H: 0 LOB: 0 BB: 0 P: 11	R: 0 E: 0 K: 0 S: 8	H: 0 LOB: 1 BB: 0 P: 10	R: 0 E: 1 K: 1 S: 8	H: 0 LOB: 1 BB: 0 P: 12	R: 0 E: 0 K: 0 S: 6	H: 1 LOB: 0 BB: 0 P: 7	R: 1 E: 1 K: 0 S: 14	H: 2 LOB: 2 BB: 0 P: 22	1B: 6 2B: 1 3B: 0 HR: 1	SF: 0 SAC: 0 DP: 1 HBP: 0	WP: 0 PB: 0 CS: 0	PA: 37
PITCHER	IP WLS BF H R ER SO BB IBB HBP BLK WP HR S P ERA WHIP																					
Bob Purkey, R ERA: 3.43 (1, 1)	9.0 W 37 8 4 4 1 2 0 0 0 0 0 1 73 117 4.00 1.111																					

Batter	1	2	3	4	5	6	7	8	9	AB	R	H	RBI	BB	SO	LOB	TOP										
Felix Mantilla, R OBP: 0.320, SLG: 0.386 (1, 4)	F9		F6		L5			1B		4	1	1	0	0	0	3	Milwaukee Braves @ Los Angeles Dodgers Los Angeles Memorial Coliseum, Los Angeles, CA Fri Jun 06 1958, 10:05 PM EDT Att: 34,639 - Unknown										
Hank Aaron, R OBP: 0.322, SLG: 0.455 (1, 9)	L6		FC6-4				G4-6-3	1B		4	1	2	0	0	0	2											
Eddie Mathews, L OBP: 0.365, SLG: 0.521 (1, 5)	6-3				1-3		F6	SH3-4		4	0	1	1	0	0	1											
Frank Torre, L OBP: 0.386, SLG: 0.443 Joe Adcock, R OBP: 0.333, SLG: 0.554 (8, 3)		G4-6-3	HBP		4-3		G4-6-3	SH3-4		2	0	0	1	0	0	1											
Harry Hanebrink, L OBP: 0.263, SLG: 0.319 Andy Pafko, R OBP: 0.288, SLG: 0.338 (8, PH) (8, 7)	G4-6-3				K			L7		3	0	1	0	0	1	1											
Johnny Logan, R OBP: 0.323, SLG: 0.405 (1, 6)	5-3						E1			4	1	1	0	0	0	1											
Bill Bruton, L OBP: 0.282, SLG: 0.324 (1, 8)							F8			4	0	2	1	0	0	2											
Del Crandall, R OBP: 0.346, SLG: 0.544 (1, 2)							G6-4-3			4	0	1	0	0	0	3											
Bob Rush, R OBP: 0.190, SLG: 0.158 Don McMahon, R (8, 1)							FC4-6			3	0	0	0	0	0	2		3									
Inning Stats	R: 0 E: 0 K: 0 S: 5	H: 0 LOB: 0 BB: 0 P: 8	R: 0 E: 0 K: 0 S: 4	H: 0 LOB: 0 BB: 0 P: 7	R: 0 E: 0 K: 1 S: 11	H: 2 LOB: 2 BB: 0 P: 15	R: 0 E: 0 K: 1 S: 7	H: 0 LOB: 0 BB: 0 P: 10	R: 1 E: 0 K: 0 S: 14	H: 2 LOB: 1 BB: 0 P: 23	R: 0 E: 0 K: 0 S: 8	H: 1 LOB: 1 BB: 0 P: 11	R: 0 E: 1 K: 0 S: 5	H: 1 LOB: 1 BB: 0 P: 6	R: 2 E: 0 K: 1 S: 8	H: 3 LOB: 1 BB: 0 P: 12		R: 0 E: 0 K: 0 S: 9	H: 0 LOB: 0 BB: 0 P: 16	1B: 7 2B: 1 3B: 1 HR: 0	SF: 0 SAC: 1 DP: 3 HBP: 1	WP: 0 PB: 1 SB: 0 CS: 0	PA: 35				
PITCHER	IP	WLS	BF	H	R	ER	SO	BB	IBB	HBP	BLK	WP	HR	S	P	ERA	WHIP										
Don Drysdale, R ERA: 6.18 (1, 1)	7.1		29	8	3	3	3	0	0	1	0	0	0	59	88	3.68	1.091										
Johnny Podres, L ERA: 3.25 (8, 1)	0.2		3	1	0	0	0	0	0	0	0	0	0	3	4	0.00	1.500										
Clem Labine, R ERA: 4.15 (9, 1)	1.0	W	3	0	0	0	0	0	0	0	0	0	0	9	16	0.00	0.000										

Batter	1	2	3	4	5	6	7	8	9	AB	R	H	RBI	BB	SO	LOB	BOTTOM										
Jim Gilliam, S OBP: 0.389, SLG: 0.413 (1, 7)	1B		E3		5-3			1B		4	1	2	0	0	0	0	Milwaukee Braves @ Los Angeles Dodgers Los Angeles Memorial Coliseum, Los Angeles, CA Fri Jun 06 1958, 10:05 PM EDT Att: 34,639 - Unknown										
Gino Cimoli, R OBP: 0.296, SLG: 0.391 (1, 8)	K		K				F7	K		4	0	0	0	0	3	3											
Carl Furillo, R OBP: 0.350, SLG: 0.516 (1, 9)	1B		G6-4-3				HR	1B		4	2	4	1	0	0	0											
Dick Gray, R OBP: 0.339, SLG: 0.529 Pee Wee Reese, R OBP: 0.329, SLG: 0.419 (8, PR) (9, 5)	L9		G6-4-3				6-3	3B		4	0	1	2	0	0	4											
Charlie Neal, R OBP: 0.332, SLG: 0.450 (1, 4)	F3				F5		5-3	K		4	0	0	0	0	1	3											
Gil Hodges, R OBP: 0.323, SLG: 0.410 (1, 3)			1-3		F8		5-3	K		4	0	1	0	0	1	1											
Don Zimmer, R OBP: 0.342, SLG: 0.433 (1, 6)			K		K			1B		4	1	2	1	0	2	1											
Rube Walker, L OBP: 0.208, SLG: 0.238 (1, 2)	1-3				F8		F5			3	0	0	0	0	0	2											
Don Drysdale, R OBP: 0.071, SLG: 0.214 Johnny Podres, L OBP: 0.154, SLG: 0.160 Clem Labine, R (9, 1)	6-3						K			3	0	0	0	0	2	2											
Inning Stats	R: 0 E: 0 K: 1 S: 16	H: 2 LOB: 2 BB: 0 P: 21	R: 0 E: 0 K: 1 S: 11	H: 1 LOB: 1 BB: 0 P: 13	R: 0 E: 0 K: 1 S: 8	H: 1 LOB: 1 BB: 0 P: 13	R: 0 E: 0 K: 1 S: 8	H: 0 LOB: 0 BB: 0 P: 12	R: 0 E: 0 K: 1 S: 7	H: 0 LOB: 0 BB: 0 P: 11	R: 1 E: 0 K: 0 S: 10	H: 1 LOB: 0 BB: 0 P: 16	R: 0 E: 0 K: 1 S: 7	H: 1 LOB: 1 BB: 0 P: 8	R: 2 E: 0 K: 3 S: 13	H: 3 LOB: 1 BB: 0 P: 19		R: 1 E: 0 K: 0 S: 2	H: 1 LOB: 0 BB: 0 P: 4	1B: 7 2B: 0 3B: 1 HR: 2	SF: 0 SAC: 0 DP: 1 HBP: 0	WP: 0 PB: 0 SB: 1 CS: 0	PA: 34				
PITCHER	IP	WLS	BF	H	R	ER	SO	BB	IBB	HBP	BLK	WP	HR	S	P	ERA	WHIP										
Bob Rush, R ERA: 2.84 (1, 1)	7.1		31	9	3	3	7	0	0	0	0	0	1	74	103	3.68	1.227										
Don McMahon, R ERA: 2.93 (8, 1)	0.2	L	3	1	1	1	2	0	0	0	0	0	1	8	14	13.50	1.500										



Batter	1	2	3	4	5	6	7	8	9	AB	R	H	RBI	BB	SO	LOB	TOP					
Felix Mantilla, R OBP: 0.329, SLG: 0.446 (1, 4)	 2B		 1-3		 F2		 HR			4	1	2	1	0	0	0						
Hank Aaron, R OBP: 0.316, SLG: 0.446 (1, 8)	 F8		 E6 FC5-4			 F7	 HR			4	0	0	0	0	1	1						
Eddie Mathews, L OBP: 0.368, SLG: 0.518 (1, 5)	 K		 F7			 1B WP		 BB		3	1	1	0	1	1	2						
Joe Adcock, R OBP: 0.330, SLG: 0.540 (1, 3)	 K		 FC5-4 1-2			 1B WP		 K		4	0	1	0	0	2	3						
Mel Roach, R OBP: 0.429, SLG: 0.619 (1, 7)		 1B BB		 K		 E1 WP		 K		4	0	1	0	0	2	3						
Johnny Logan, R OBP: 0.317, SLG: 0.397 (1, 6)	 F5		 F3		 K	 K		 K		4	0	0	0	0	2	4						
Andy Pafko, R OBP: 0.289, SLG: 0.329 (1, 9)	 1B BB		 K			 L6		 1-3		2	0	0	0	1	1	2						
Bill Bruton, L OBP: 0.275, SLG: 0.316 (9, PH)	 1B BB		 K			 F5		 F7		3	0	1	0	1	0	0						
Del Crandall, R OBP: 0.350, SLG: 0.539 (1, 2)	 1B BB		 K		 F5		 F7	 BB		3	0	1	0	1	0	0						
Lew Burdette, R OBP: 0.214, SLG: 0.214 (1, 1)	 G1-6-3		 K		 K		 K	 G4-6-3		2	0	0	0	0	1	3						
Bob Trowbridge, R OBP: 0.333, SLG: 0.333 (6, 1)	 G1-6-3		 K					 G4-6-3		0	0	0	0	0	0	0						
Del Rice, R OBP: 0.344, SLG: 0.349 (7, PH)	 G1-6-3		 K					 G4-6-3		1	0	0	0	0	1	0						
Humberto Robinson, R OBP: 0.383, SLG: 0.439 (9, PH)	 G1-6-3		 K					 G4-6-3		0	0	0	0	0	0	0						
Inning Stats	R: 0 E: 0 K: 2 S: 11	H: 1 LOB: 1 BB: 0 P: 15	R: 0 E: 0 K: 0 S: 15	H: 2 LOB: 2 BB: 1 P: 27	R: 0 E: 1 K: 0 S: 7	H: 0 LOB: 1 BB: 0 P: 11	R: 0 E: 0 K: 2 S: 12	H: 0 LOB: 0 BB: 0 P: 17	R: 0 E: 0 K: 1 S: 9	H: 0 LOB: 0 BB: 0 P: 13	R: 1 E: 1 K: 1 S: 11	H: 2 LOB: 2 BB: 0 P: 19	R: 1 E: 0 K: 2 S: 12	H: 1 LOB: 0 BB: 0 P: 19	R: 0 E: 0 K: 3 S: 12	H: 0 LOB: 1 BB: 1 P: 20	R: 0 E: 0 K: 0 S: 5	H: 0 LOB: 0 BB: 1 P: 12	1B: 4 2B: 1 3B: 0 HR: 1	SF: 0 SAC: 0 DP: 2 HBP: 0	WP: 1 PB: 0 SB: 0 CS: 0	PA: 36
PITCHER	IP	WLS	BF	H	R	ER	SO	BB	IBB	HBP	BLK	WP	HR	S	P	ERA	WHIP					
Sandy Koufax, L ERA: 4.19	(1, 1)	7.0	W	30	6	2	2	8	2	0	0	0	1	1	78	126	2.57	1.143				
Ed Roebuck, R ERA: 2.97	(8, 1)	2.0	S	6	0	0	0	3	1	0	0	0	0	0	16	27	0.00	0.500				

Milwaukee Braves @ Los Angeles Dodgers
Los Angeles Memorial Coliseum, Los Angeles, CA

AB 33
R 2
H 6
RBI 1
BB 3
SO 11
LOB 19



Sat Jun 07 1958, 10:05 PM EDT
Att: 59,565 - Unknown

Batter	1	2	3	4	5	6	7	8	9	AB	R	H	RBI	BB	SO	LOB	BOTTOM				
Jim Gilliam, S OBP: 0.389, SLG: 0.409 (1, 7)	 F7	 4-3		 1B		 BB		 F9		4	0	1	1	1	0	1					
Pee Wee Reese, R OBP: 0.333, SLG: 0.507 (1, 5)	 5-3		 HR	 L8		 F6		 HR		5	2	2	2	0	0	5					
John Roseboro, L OBP: 0.351, SLG: 0.490 (1, 2)	 3B		 B2-3		 F9	 K		 L3		5	0	1	0	0	1	3					
Carl Furillo, R OBP: 0.340, SLG: 0.500 (1, 9)	 6-3		 F9		 1-3	 K				4	0	0	0	0	1	4					
Charlie Neal, R OBP: 0.340, SLG: 0.470 (1, 4)		 E 1B 1B	 1B		 3B		 5-3			4	1	3	0	0	0	0					
Gil Hodges, R OBP: 0.327, SLG: 0.412 (1, 3)		 E7 1B	 5-3		 5-3		 1B			4	1	2	0	0	0	2					
Don Zimmer, R OBP: 0.340, SLG: 0.428 (1, 6)		 1-3		 K		 1B BB	 FC5-4			4	1	1	0	0	1	3					
Gino Cimoli, R OBP: 0.295, SLG: 0.387 (1, 8)		 SH1 1B		 5-3		 E6 1B	 F5			4	0	1	2	0	0	2					
Sandy Koufax, R OBP: 0.250, SLG: 0.250 (1, 1)		 SH1		 1B		 BB		 5-3		2	0	2	0	0	0	0					
Inning Stats	R: 0 E: 0 K: 0 S: 14	H: 1 LOB: 1 BB: 0 P: 21	R: 2 E: 1 K: 0 S: 10	H: 3 LOB: 1 BB: 0 P: 13	R: 1 E: 0 K: 0 S: 5	H: 2 LOB: 1 BB: 0 P: 8	R: 0 E: 0 K: 1 S: 11	H: 2 LOB: 2 BB: 0 P: 13	R: 0 E: 0 K: 0 S: 9	H: 1 LOB: 1 BB: 0 P: 13	R: 1 E: 1 K: 2 S: 18	H: 2 LOB: 3 BB: 1 P: 25	R: 0 E: 0 K: 0 S: 6	H: 1 LOB: 0 BB: 0 P: 8	R: 1 E: 0 K: 0 S: 10	H: 1 LOB: 0 BB: 0 P: 17	1B: 9 2B: 0 3B: 2 HR: 2	SF: 0 SAC: 1 DP: 0 HBP: 0	WP: 0 PB: 0 SB: 0 CS: 0	PA: 39	
PITCHER	IP	WLS	BF	H	R	ER	SO	BB	IBB	HBP	BLK	WP	HR	S	P	ERA	WHIP				
Lew Burdette, R ERA: 4.54	(1, 1)	5.0	L	28	11	4	3	1	1	0	0	0	0	10	12	0.00	0.000				
Bob Trowbridge, R ERA: 3.18	(6, 1)	1.0		3	0	0	0	2	0	0	0	0	0	1	6	4.50	1.000				
Humberto Robinson, R ERA: 9.0	(7, 1)	2.0		8	2	1	1	0	0	0	0	0	1	16	25	4.50	1.000				

Milwaukee Braves @ Los Angeles Dodgers
Los Angeles Memorial Coliseum, Los Angeles, CA

AB 37
R 5
H 13
RBI 5
BB 1
SO 3
LOB 20



Sat Jun 07 1958, 10:05 PM EDT
Att: 59,565 - Unknown

Batter	1	2	3	4	5	6	7	8	9	AB	R	H	RBI	BB	SO	LOB	TOP					
Felix Mantilla, R OBP: 0.333, SLG: 0.443 (1, 4)	2-2 4-3 1B		1-2 E1 3-1 4-3 1B	0-0 6-3		1-1 L3		1-1 FC6-4 1B	5	1	2	0	0	0	1							
Mel Roach, R OBP: 0.423, SLG: 0.560 (1, 7)	0-0 BB 1B		1-0 3-1 2-3 1B		4-1 G6-3 BB		0-1 4-3	0-2 FC6-4 1B	4	0	1	0	1	0	3							
Eddie Mathews, L OBP: 0.366, SLG: 0.509 (1, 5)	4-0 G4-6-3 BB		0-0 4-3 3-H 1-1 1B		1-2 G6-3 1-2		1-2 F9		3	0	0	1	1	0	1							
Hank Aaron, R OBP: 0.319, SLG: 0.462 (1, 8)	0-0 G4-6-3 1-2		0-0 1-1 1B		3-2 HR		1-0 L6		4	1	2	1	0	0	2							
Joe Adcock, R OBP: 0.337, SLG: 0.538 (1, 3)		1-0 FC5 1B	2-3 K		0-2 1-3		2-1 1B		4	0	2	0	0	1	1							
Johnny Logan, R OBP: 0.320, SLG: 0.396 (1, 6)		2-2 FC5 1B		4-1 HR BB		0-2 4-3		0-1 5-3	3	1	1	0	1	0	1							
Andy Pafko, R OBP: 0.275, SLG: 0.311 (1, 9)		2-2 FC5 1-2 2-3		2-1 F7		0-1 6-3		2-2 4-3	4	0	0	0	0	0	3							
Del Crandall, R OBP: 0.347, SLG: 0.553 (1, 2)		1-3 K		2-1 1-H HR		0-1 6-3		1-1 F2	4	1	1	2	0	1	2							
Gene Conley, R OBP: 0.154, SLG: 0.154 (1, 1)		0-3 K		0-3 K		0-1 L3 1B		0-1 1B	0	0	0	0	0	0	0							
Inning Stats	R: 0 E: 0 K: 0 S: 6	H: 1 LOB: 1 BB: 1 P: 12	R: 0 E: 0 K: 2 S: 14	H: 2 LOB: 2 BB: 0 P: 20	R: 1 E: 1 K: 1 S: 10	H: 2 LOB: 1 BB: 1 P: 15	R: 2 E: 0 K: 1 S: 9	H: 1 LOB: 0 BB: 1 P: 17	R: 1 E: 0 K: 0 S: 10	H: 1 LOB: 0 BB: 1 P: 18	R: 0 E: 0 K: 0 S: 7	H: 0 LOB: 0 BB: 0 P: 7	R: 0 E: 0 K: 0 S: 6	H: 1 LOB: 0 BB: 0 P: 7	R: 0 E: 0 K: 0 S: 8	H: 1 LOB: 1 BB: 0 P: 12	R: 0 E: 0 K: 0 S: 12	H: 2 LOB: 2 BB: 0 P: 16	1B: 9 2B: 1 3B: 0 HR: 2	SF: 0 SAC: 0 DP: 3 HBP: 0	WP: 0 PB: 0 SB: 0 CS: 0	PA: 38
PITCHER Johnny Podres, L ERA: 3.35 (1, 1)	IP: 9.0 WLS: W BF: 38 H: 11 R: 4 ER: 4 SO: 4 BB: 3 IBB: 0 HBP: 0 BLK: 0 WP: 0 HR: 2 S: 82 P: 124 ERA: 4.00 WHIP: 1.556															PITCHER						

Milwaukee Braves @ Los Angeles Dodgers
Los Angeles Memorial Coliseum, Los Angeles, CA

AB 35
R 4
H 11
RBI 4
BB 3
SO 4
LOB 16



WP: 0 PA: 38
PB: 0
SB: 0
CS: 0

Sun Jun 08 1958, 6:33 AM EDT
Att: 37,122 - Unknown

Batter	1	2	3	4	5	6	7	8	9	AB	R	H	RBI	BB	SO	LOB	BOTTOM			
Jim Gilliam, S OBP: 0.389, SLG: 0.414 (1, 7)	1-0 1B 1B	1-2 1B 2B	1-0 F5		2-1 F9		2-1 L8		5	1	2	0	0	0	1					
Pee Wee Reese, R OBP: 0.337, SLG: 0.514 (1, 5)	1-3 K	1-2 3B 1B		0-0 1B 2B	2-1 F2		1-0 F5		5	2	2	1	0	1	1					
John Roseboro, L OBP: 0.361, SLG: 0.514 (1, 2)	3-2 1B 1B	0-0 2H 3H 1B		0-3 K		2-3 K	2-1 1B		5	2	3	1	0	2	1					
Carl Furillo, R OBP: 0.356, SLG: 0.511 (1, 9)	3-1 2B 1B	1-2 1B 3B		0-2 1B 1B		0-0 2B 1B	1-3 K		5	3	4	2	0	1	1					
Charlie Neal, R OBP: 0.342, SLG: 0.473 (1, 4)	1-1 2B 1B	1-1 F2		0-1 F4		2-2 1B 2B		0-2 5-3	5	2	2	1	0	0	3					
Gil Hodges, R OBP: 0.338, SLG: 0.422 (1, 3)	1-0 1B 2B	3-1 F8		1-2 1B 1B		4-0 1B FC6-4 IBB		4-2 1B BB	3	1	2	3	2	0	1					
Don Zimmer, R OBP: 0.354, SLG: 0.447 (1, 6)	2-3 K		3-2 E FC6-2 2B		1-2 2H 1B		0-0 FC6-4 1B		5	0	4	3	0	1	1					
Gino Cimoli, R OBP: 0.285, SLG: 0.373 (1, 8)	1-0 F9		0-3 K		0-1 1-3		0-0 FC6-4		5	0	0	1	0	1	7					
Johnny Podres, L OBP: 0.167, SLG: 0.143 (1, 1)		4-1 2B 1B BB	0-0 FC6-2		0-0 5-3		0-1 G3		3	1	0	0	1	0	2					
Inning Stats	R: 4 E: 0 K: 2 S: 19	H: 5 LOB: 1 BB: 0 P: 31	R: 3 E: 0 K: 0 S: 14	H: 4 LOB: 1 BB: 1 P: 24	R: 0 E: 1 K: 1 S: 10	H: 1 LOB: 1 BB: 0 P: 14	R: 2 E: 0 K: 1 S: 16	H: 4 LOB: 2 BB: 0 P: 17	R: 0 E: 0 K: 0 S: 5	H: 0 LOB: 0 BB: 0 P: 9	R: 3 E: 0 K: 1 S: 11	H: 3 LOB: 1 BB: 1 P: 19	R: 0 E: 0 K: 1 S: 8	H: 1 LOB: 1 BB: 0 P: 14	R: 0 E: 0 K: 0 S: 12	H: 1 LOB: 1 BB: 1 P: 19	1B: 13 2B: 5 3B: 1 HR: 0	SF: 0 SAC: 0 DP: 1 HBP: 0	WP: 0 PB: 0 SB: 0 CS: 0	PA: 44
PITCHER Gene Conley, R ERA: 4.81 (1, 1)	IP: 0.1 WLS: L BF: 6 H: 5 R: 4 ER: 4 SO: 1 BB: 0 IBB: 0 HBP: 0 BLK: 0 WP: 0 HR: 0 S: 15 P: 24 ERA: 108.00 WHIP: 15.000															PITCHER				
Joey Jay, R ERA: 9.0 (1, 1)	IP: 1.0 WLS: 7 BF: 4 H: 3 R: 3 ER: 3 SO: 1 BB: 0 IBB: 0 HBP: 0 BLK: 0 WP: 0 HR: 15 S: 25 P: 27 ERA: 27.00 WHIP: 5.000															PITCHER				
Ernie Johnson, R ERA: 6.1 (2, 1)	IP: 4.2 WLS: 23 BF: 8 H: 5 R: 5 ER: 5 SO: 3 BB: 0 IBB: 0 HBP: 0 BLK: 0 WP: 0 HR: 45 S: 65 P: 9.64 WHIP: 1.714															PITCHER				
Humberto Robinson, R ERA: 7.0 (7, 1)	IP: 2.0 WLS: 8 BF: 2 H: 2 R: 0 ER: 0 SO: 1 BB: 1 IBB: 0 HBP: 0 BLK: 0 WP: 0 HR: 20 S: 33 P: 0.00 WHIP: 1.500															PITCHER				

Milwaukee Braves @ Los Angeles Dodgers
Los Angeles Memorial Coliseum, Los Angeles, CA

AB 41
R 12
H 19
RBI 12
BB 3
SO 6
LOB 18



WP: 0 PA: 44
PB: 0
SB: 0
CS: 0

Sun Jun 08 1958, 6:33 AM EDT
Att: 37,122 - Unknown

Batter	1	2	3	4	5	6	7	8	9	AB	R	H	RBI	BB	SO	LOB	TOP														
Richie Ashburn, L OBP: 0.450, SLG: 0.461 (1, 8)										4	1	3	1	1	0	1	Philadelphia Phillies @ Los Angeles Dodgers Los Angeles Memorial Coliseum, Los Angeles, CA Tue Jun 10 1958, 10:05 PM EDT Att: 19,671 - Unknown														
Solly Hemus, L OBP: 0.457, SLG: 0.500 (1, 4)										4	0	2	1	0	0	2															
Harry Anderson, L OBP: 0.367, SLG: 0.483 (1, 3)										4	1	1	0	0	1	3															
Rip Repuski, R OBP: 0.310, SLG: 0.538 (1, 7)										4	0	1	0	0	0	4															
Wally Post, R OBP: 0.386, SLG: 0.431 (1, 9)										4	0	1	0	0	0	1															
Willie Jones, R OBP: 0.373, SLG: 0.432 (1, 5)										4	0	2	1	0	0	2															
Chico Fernandez, R OBP: 0.251, SLG: 0.232 (1, 6)										4	0	0	0	0	1	4															
Joe Lonnett, R OBP: 0.140, SLG: 0.175 (1, 2)										4	0	0	0	0	0	0															
Ray Semproch, R OBP: 0.083, SLG: 0.125 (1, 1)										4	1	1	0	0	2	1															
Inning Stats	R: 0 E: 0 K: 0 S: 12	H: 1 LOB: 1 BB: 1 P: 18	R: 0 E: 0 K: 0 S: 6	H: 0 LOB: 0 BB: 0 P: 8	R: 0 E: 0 K: 0 S: 8	H: 1 LOB: 1 BB: 0 P: 11	R: 1 E: 0 K: 0 S: 13	H: 2 LOB: 1 BB: 0 P: 16	R: 2 E: 1 K: 0 S: 16	H: 2 LOB: 1 BB: 0 P: 22	R: 0 E: 0 K: 1 S: 8	H: 1 LOB: 0 BB: 0 P: 9	R: 0 E: 0 K: 1 S: 7	H: 1 LOB: 1 BB: 0 P: 8	R: 0 E: 0 K: 1 S: 10	H: 2 LOB: 2 BB: 0 P: 14		R: 0 E: 0 K: 1 S: 8	H: 1 LOB: 0 BB: 0 P: 10	1B: 9 2B: 1 3B: 1 HR: 0	SF: 0 SAC: 0 DP: 1 HBP: 0	WP: 0 PB: 0 SB: 1 CS: 1	PA: 38								
PITCHER Don Newcombe, R ERA: 6.82 (1, 1)	IP: 9.0 WLS: L BF: 37	H: 11 R: 3 ER: 2 SO: 4	BB: 1 IBB: 0 HBP: 0 BLK: 0	WP: 0 HR: 0 S: 88 P: 116	ERA: 2.00 WHIP: 1.333											PITCHER	IP: 9.0 WLS: W BF: 38	H: 9 R: 2 ER: 2 SO: 6	BB: 3 IBB: 0 HBP: 0 BLK: 0	WP: 1 HR: 1 S: 75 P: 129	ERA: 2.00 WHIP: 1.333										

Batter	1	2	3	4	5	6	7	8	9	AB	R	H	RBI	BB	SO	LOB	BOTTOM														
Jim Gilliam, S OBP: 0.380, SLG: 0.403 (1, 7)										5	0	0	0	0	0	4	Philadelphia Phillies @ Los Angeles Dodgers Los Angeles Memorial Coliseum, Los Angeles, CA Tue Jun 10 1958, 10:05 PM EDT Att: 19,671 - Unknown														
Pee Wee Reese, R OBP: 0.330, SLG: 0.487 (1, 5)										4	0	0	0	1	0	1															
Duke Snider, L OBP: 0.344, SLG: 0.393 (1, 8)										4	1	2	0	0	0	1															
Carl Furillo, R OBP: 0.360, SLG: 0.515 (1, 9)										3	0	1	0	1	0	1															
John Roseboro, L OBP: 0.358, SLG: 0.505 (1, 2)										4	0	1	0	0	2	2															
Charlie Neal, R OBP: 0.350, SLG: 0.494 (1, 4)										3	1	2	2	1	0	0															
Gil Hodges, R OBP: 0.332, SLG: 0.413 (1, 3)										4	0	0	0	0	3	4															
Don Zimmer, R OBP: 0.345, SLG: 0.435 (1, 6)										4	0	0	0	0	1	1															
Don Newcombe, L OBP: 0.533, SLG: 0.462 (1, 1)										4	0	3	0	0	0	0															
Inning Stats	R: 1 E: 0 K: 1 S: 13	H: 3 LOB: 3 BB: 1 P: 27	R: 0 E: 0 K: 0 S: 7	H: 1 LOB: 1 BB: 0 P: 13	R: 0 E: 0 K: 1 S: 9	H: 0 LOB: 0 BB: 0 P: 9	R: 0 E: 0 K: 1 S: 9	H: 1 LOB: 2 BB: 1 P: 18	R: 0 E: 0 K: 1 S: 9	H: 1 LOB: 1 BB: 1 P: 15	R: 1 E: 0 K: 0 S: 10	H: 2 LOB: 1 BB: 0 P: 18	R: 0 E: 0 K: 0 S: 7	H: 1 LOB: 1 BB: 0 P: 10	R: 0 E: 0 K: 1 S: 8	H: 0 LOB: 0 BB: 0 P: 11		R: 0 E: 0 K: 0 S: 6	H: 0 LOB: 0 BB: 0 P: 8	1B: 6 2B: 2 3B: 0 HR: 1	SF: 0 SAC: 0 DP: 1 HBP: 0	WP: 1 PB: 0 SB: 0 CS: 0	PA: 38								
PITCHER Ray Semproch, R ERA: 3.79 (1, 1)	IP: 9.0 WLS: W BF: 38	H: 9 R: 2 ER: 2 SO: 6	BB: 3 IBB: 0 HBP: 0 BLK: 0	WP: 1 HR: 1 S: 75 P: 129	ERA: 2.00 WHIP: 1.333											PITCHER	IP: 9.0 WLS: L BF: 37	H: 11 R: 3 ER: 2 SO: 4	BB: 1 IBB: 0 HBP: 0 BLK: 0	WP: 0 HR: 0 S: 88 P: 116	ERA: 2.00 WHIP: 1.333										

Batter	1	2	3	4	5	6	7	8	9	AB	R	H	RBI	BB	SO	LOB	TOP					
Richie Ashburn, L OBP: 0.444, SLG: 0.451	0-3 K	0-0 F6		1-0 G4-3			0-0 B5-3		4-2 BB	4	0	0	0	1	1	2						
Solly Hemus, L OBP: 0.453, SLG: 0.486	2-1 5-3		3-2 6-3		4-1 BB		0-0 1B		0-1 4-3	4	0	1	0	1	0	1						
Harry Anderson, L OBP: 0.369, SLG: 0.480	0-0 1B		4-0 2B		2-0 G3-6		2-3 K			3	1	1	0	1	1	2						
Rip Repuski, R OBP: 0.301, SLG: 0.522	0-3 K		0-0 F3		2-2 F7			2-0 4-3		4	0	0	0	0	1	2						
Wally Post, R OBP: 0.390, SLG: 0.450		0-2 1B		1-2 2B			0-3 K	2-0 FC5-4		4	2	2	0	0	1	1						
Willie Jones, R OBP: 0.385, SLG: 0.447		0-2 1B		3-2 2B		4-2 BB		0-1 F4		3	1	2	3	1	0	1						
Chico Fernandez, R OBP: 0.253, SLG: 0.234		0-1 1B		2-3 K		1-2 FC6-4		2-0 FC5-4		3	0	1	0	0	1	2						
Bob Bowman, R OBP: 0.341, SLG: 0.538		1-2 1B				1-2 1B				1	0	0	0	0	0	1						
Ted Kazanski, R OBP: 0.274, SLG: 0.283										0	0	0	0	0	0	0						
Joe Lonnett, R OBP: 0.149, SLG: 0.182		1-0 G6-4-3		1-0 1B		0-0 F9			3-3 K	4	0	1	0	0	1	3						
Curt Simmons, L OBP: 0.226, SLG: 0.333		1-1 1B				0-1 B3		1-0 F8		1	0	1	1	0	0	0						
Jim Hearn, R OBP: 0.226, SLG: 0.333										1	0	0	0	0	0	1						
Chuck Essegian, R OBP: 0.226, SLG: 0.333										1	0	0	0	0	0	0						
Warren Hacker, R OBP: 0.226, SLG: 0.333										0	0	0	0	0	0	0						
Johnny Gray, R OBP: 0.226, SLG: 0.333										0	0	0	0	0	0	0						
Dave Philley, S OBP: 0.226, SLG: 0.333										1	0	0	0	0	0	0						
Inning Stats	R: 0 E: 0 K: 2 S: 10	H: 1 LOB: 1 BB: 0 P: 12	R: 2 E: 0 K: 0 S: 12	H: 4 LOB: 1 BB: 0 P: 14	R: 2 E: 1 K: 1 S: 13	H: 1 LOB: 0 BB: 1 P: 25	R: 0 E: 0 K: 0 S: 4	H: 1 LOB: 0 BB: 0 P: 6	R: 0 E: 0 K: 0 S: 5	H: 0 LOB: 0 BB: 1 P: 13	R: 0 E: 0 K: 1 S: 11	H: 0 LOB: 1 BB: 1 P: 16	R: 0 E: 0 K: 1 S: 8	H: 1 LOB: 1 BB: 0 P: 11	R: 0 E: 0 K: 0 S: 5	H: 1 LOB: 1 BB: 0 P: 11	R: 0 E: 0 K: 1 S: 10	H: 0 LOB: 1 BB: 1 P: 17	1B: 7 2B: 1 3B: 1 HR: 0	SF: 0 SAC: 0 DP: 3 HBP: 0	WP: 0 PB: 0 SB: 0 CS: 0	PA: 38
PITCHER Don Drysdale, R ERA: 5.6	IP: 9.0 WLS: W BF: 38 H: 9 R: 4 ER: 2 SO: 6 BB: 4 IBB: 0 HBP: 0 BLK: 0 WP: 0 HR: 0 S: 78 P: 125 ERA: 2.00 WHIP: 1.444																					

Philadelphia Phillies @ Los Angeles Dodgers
Los Angeles Memorial Coliseum, Los Angeles, CA

AB 34
R 4
H 9
RBI 4
BB 4
SO 6
LOB 16



Wed Jun 11 1958, 10:05 PM EDT
Att: 16,236 - Unknown

Batter	1	2	3	4	5	6	7	8	9	AB	R	H	RBI	BB	SO	LOB	BOTTOM			
Jim Gilliam, S OBP: 0.378, SLG: 0.397	1-2 F6		1-0 FC6-4		0-0 F8		4-1 BB			3	1	0	0	1	0	1				
Pee Wee Reese, R OBP: 0.337, SLG: 0.488	0-0 L1		2-1 1B		2-2 1B		1-1 G4-6-3			4	1	2	0	0	0	1				
Charlie Neal, R OBP: 0.353, SLG: 0.509	2-1 E4		4-2 1B		1-0 1B			2-0 SH1-3		1	1	1	0	0	0	0				
Randy Jackson, R OBP: 0.286, SLG: 0.311			1-2 BB		1-2 BB		1-2 1B			2	2	1	0	1	0	1				
Carl Furillo, R OBP: 0.353, SLG: 0.507	0-0 F9		0-0 SF8		2-1 L4			0-0 SH1-3		2	0	0	2	0	0	0				
Gil Hodges, R OBP: 0.335, SLG: 0.436		1-2 L8		0-1 HR		0-0 F8		0-2 1B		4	2	2	3	0	0	0				
Don Zimmer, R OBP: 0.355, SLG: 0.443		3-2 1B		2-2 1B		0-0 F3		1-0 1B		4	0	3	1	0	0	0				
Gino Cimoli, R OBP: 0.284, SLG: 0.384		1-0 FC6-4		1-2 F8		1-1 3B		1-0 FC6-4		4	0	1	0	0	0	3				
Joe Pignatano, R OBP: 0.250, SLG: 0.161		0-0 F9		0-2 6-3		3-2 6-3		1-1 5-3		4	0	0	0	0	0	3				
Don Drysdale, R OBP: 0.118, SLG: 0.235				1-2 1B						3	0	1	0	0	0	0				
Inning Stats	R: 1 E: 1 K: 0 S: 8	H: 1 LOB: 0 BB: 0 P: 11	R: 0 E: 0 K: 0 S: 8	H: 1 LOB: 1 BB: 0 P: 13	R: 4 E: 0 K: 0 S: 15	H: 4 LOB: 1 BB: 1 P: 25	R: 0 E: 0 K: 0 S: 7	H: 0 LOB: 0 BB: 0 P: 8	R: 0 E: 0 K: 0 S: 6	H: 1 LOB: 0 BB: 0 P: 11	R: 0 E: 0 K: 0 S: 7	H: 1 LOB: 1 BB: 0 P: 11	R: 0 E: 0 K: 0 S: 4	H: 0 LOB: 0 BB: 1 P: 9	R: 2 E: 0 K: 0 S: 9	H: 3 LOB: 1 BB: 0 P: 14	1B: 7 2B: 1 3B: 2 HR: 1	SF: 1 SAC: 1 DP: 2 HBP: 0	WP: 0 PB: 0 SB: 2 CS: 0	PA: 35
PITCHER Curt Simmons, L ERA: 4.67	IP: 2.2 WLS: L BF: 13 H: 4 R: 1 ER: 1 SO: 3 BB: 1 IBB: 0 HBP: 0 BLK: 0 WP: 0 HR: 0 S: 23 P: 38 ERA: 2.70 WHIP: 1.200																			
Jim Hearn, R ERA: 5.17	IP: 3.1 WLS: L BF: 13 H: 4 R: 1 ER: 1 SO: 0 BB: 0 IBB: 0 HBP: 0 BLK: 0 WP: 0 HR: 1 S: 28 P: 41 ERA: 13.50 WHIP: 3.000																			
Warren Hacker, R ERA: 6.48	IP: 1.1 WLS: 7 BF: 3 H: 2 R: 2 ER: 2 SO: 0 BB: 1 IBB: 0 HBP: 0 BLK: 0 WP: 0 HR: 0 S: 10 P: 18 ERA: 0.00 WHIP: 0.000																			
Johnny Gray, R ERA: 2.57	IP: 0.2 WLS: 2 BF: 0 H: 0 R: 0 ER: 0 SO: 0 BB: 0 IBB: 0 HBP: 0 BLK: 0 WP: 0 HR: 0 S: 3 P: 5 ERA: 0.00 WHIP: 0.000																			

Philadelphia Phillies @ Los Angeles Dodgers
Los Angeles Memorial Coliseum, Los Angeles, CA

AB 31
R 7
H 11
RBI 6
BB 2
SO 0
LOB 9



Wed Jun 11 1958, 10:05 PM EDT
Att: 16,236 - Unknown

Batter	1	2	3	4	5	6	7	8	9	AB	R	H	RBI	BB	SO	LOB	TOP					
Richie Ashburn, L (1, 8) OBP: 0.444, SLG: 0.450	2-2 1-3		2-1 G3		0-1 2B 2B		1-0 F4		1-2 SH5-4 1B	5	2	2	0	0	0	0	Philadelphia Phillies @ Los Angeles Dodgers Los Angeles Memorial Coliseum, Los Angeles, CA Thu Jun 12 1958, 6:33 AM EDT Att: 9,899 - Unknown					
Solly Hemus, L (1, 4) OBP: 0.467, SLG: 0.514	1-2 BB 1B		1-2 G3		0-0 2B 2B		3-2 FC5-4 1B		0-0 SH5-4	4	1	3	0	0	0	0						
Harry Anderson, L (1, 3) OBP: 0.375, SLG: 0.486	4-2 1-2 BB		0-0 4-3		0-0 2B		1-3 K		0-1 1B	4	0	2	3	1	1	1						
Wally Post, R (1, 9) OBP: 0.376, SLG: 0.432	0-3 K			1-2 6-3	1-3 1-3		2-2 FC5-4		1-3 K	5	0	0	0	0	2	5						
Willie Jones, R (1, 5) OBP: 0.385, SLG: 0.479	2-1 F7			3-2 2B		1-1 HR		3-1 E6 SH1-4	1-3 K	5	1	2	1	0	1	3						
Rip Repulski, R (1, 7) OBP: 0.285, SLG: 0.511		0-3 K		0-3 K		1-0 F5		0-0 SH1-4		3	0	0	0	0	2	1						
Bob Bowman, R (9, 7) OBP: 0.341, SLG: 0.538										0	0	0	0	0	0	0						
Chico Fernandez, R (1, 6) OBP: 0.249, SLG: 0.229		0-0 F4		0-2 F5		0-1 4-3		4-0 IBB		3	0	0	0	0	0	1						
Dave Philley, S (8, PH) OBP: 0.284, SLG: 0.315										0	0	0	0	1	0	0						
Ted Kazanski, R (8, 6) OBP: 0.274, SLG: 0.283										0	0	0	0	0	0	0						
Joe Lonnett, R (1, 2) OBP: 0.176, SLG: 0.191		4-2 FC6-4 BB			0-0 F2	0-0 FC6-4 1B		1-3 K		3	0	1	0	1	1	2						
Jack Sanford, R (1, 1) OBP: 0.226, SLG: 0.207		2-1 FC6-4		2-1 6-3	0-2 FC6-4		3-3 K			3	0	0	0	0	0	2						
Chuck Essegian, R (8, PH) OBP: 0.320, SLG: 0.460										1	0	0	0	0	1	2						
Turk Farrell, R (8, 1) OBP: 0.250, SLG: 0.182										0	0	0	0	0	0	0						
Inning Stats	R: 0 E: 0 K: 1 S: 13	H: 1 LOB: 2 BB: 1 P: 22	R: 0 E: 0 K: 1 S: 8	H: 0 LOB: 1 BB: 1 P: 14	R: 0 E: 0 K: 0 S: 6	H: 0 LOB: 0 BB: 0 P: 9	R: 0 E: 0 K: 1 S: 13	H: 1 LOB: 1 BB: 0 P: 17	R: 2 E: 0 K: 0 S: 8	H: 3 LOB: 1 BB: 0 P: 10	R: 1 E: 0 K: 0 S: 9	H: 2 LOB: 1 BB: 0 P: 11	R: 0 E: 0 K: 1 S: 11	H: 1 LOB: 1 BB: 0 P: 18	R: 0 E: 1 K: 2 S: 10	H: 0 LOB: 2 BB: 1 P: 21	R: 1 E: 0 K: 2 S: 12	H: 2 LOB: 1 BB: 0 P: 15	1B: 6 2B: 3 3B: 0 HR: 1	SF: 0 SAC: 2 DP: 0 HBP: 0	WP: 0 PB: 0 SB: 0 CS: 0	PA: 41
PITCHER	IP	WLS	BF	H	R	ER	SO	BB	IBB	HBP	BLK	WP	HR	S	P	ERA	WHIP					
Stan Williams, R (1, 1) ERA: 3.1	8.1	L	39	10	4	4	6	2	1	0	0	0	1	84	129	4.32	1.440					
Clem Labine, R (9, 1) ERA: 4.09	0.2		2	0	0	0	2	0	0	0	0	0	0	6	8	0.00	0.000					

AB	36
R	4
H	10
RBI	4
BB	3
SO	8
LOB	17



Batter	1	2	3	4	5	6	7	8	9	AB	R	H	RBI	BB	SO	LOB	BOTTOM				
Jim Gilliam, S (1, 7) OBP: 0.380, SLG: 0.404	2-1 WP 1B 1B	2-2 L3			1-2 F9			1-1 SH 2B		4	1	2	0	0	0	1	Philadelphia Phillies @ Los Angeles Dodgers Los Angeles Memorial Coliseum, Los Angeles, CA Thu Jun 12 1958, 6:33 AM EDT Att: 9,899 - Unknown				
Pee Wee Reese, R (1, 5) OBP: 0.326, SLG: 0.470	2-3 K		2-1 F3		0-1 6-3		0-1 SH G4-6-3		3	0	0	0	0	1	1						
Duke Snider, L (1, 8) OBP: 0.348, SLG: 0.391	1-0 WP 1B 1B		4-0 1B BB		3-2 F8		0-0 G4-6-3 1-2		3	1	1	0	1	0	2						
Carl Furillo, R (1, 9) OBP: 0.350, SLG: 0.500	2-1 F6		1-0 1B 1B		0-0 F8		0-0 F8		4	0	1	0	0	0	3						
John Roseboro, L (1, 2) OBP: 0.362, SLG: 0.504	2-2 1-2 1B		0-0 FC6-2-5 1B		0-3 K		0-0 F2		4	0	2	2	0	1	0						
Gil Hodges, R (1, 3) OBP: 0.333, SLG: 0.432		2-1 1B 4-3 1B	0-1 FC6-2-5-8		2-3 K		1-3 K		4	1	1	0	0	2	2						
Charlie Neal, R (1, 4) OBP: 0.346, SLG: 0.497		0-0 F9		1-1 5-3		2-3 K		0-1 L7		4	0	0	0	0	1	1					
Don Zimmer, R (1, 6) OBP: 0.355, SLG: 0.441		2-2 4-3 1B		1-0 F8		3-3 K			3	0	1	0	0	1	0						
Stan Williams, R (1, 1) Clem Labine, R (9, 1)		1-0 4-3		1-3 K		2-2 5-3			3	0	0	0	0	1	1						
Inning Stats	R: 1 E: 0 K: 1 S: 12	H: 3 LOB: 2 BB: 0 P: 21	R: 1 E: 0 K: 0 S: 14	H: 2 LOB: 0 BB: 0 P: 21	R: 1 E: 0 K: 0 S: 6	H: 2 LOB: 1 BB: 1 P: 13	R: 0 E: 0 K: 1 S: 6	H: 0 LOB: 0 BB: 0 P: 9	R: 0 E: 0 K: 2 S: 8	H: 0 LOB: 0 BB: 0 P: 10	R: 0 E: 0 K: 2 S: 9	H: 0 LOB: 0 BB: 0 P: 16	R: 0 E: 0 K: 0 S: 6	H: 1 LOB: 1 BB: 0 P: 7	R: 0 E: 0 K: 1 S: 6	H: 0 LOB: 0 BB: 0 P: 7		1B: 7 2B: 2 3B: 0 HR: 0	SF: 0 SAC: 1 DP: 2 HBP: 0	WP: 1 PB: 0 SB: 0 CS: 0	PA: 34
PITCHER	IP	WLS	BF	H	R	ER	SO	BB	IBB	HBP	BLK	WP	HR	S	P	ERA	WHIP				
Jack Sanford, R (1, 1) ERA: 4.45	7.0		27	7	3	3	6	1	0	0	0	0	0	66	105	3.86	1.143				
Turk Farrell, R (8, 1) ERA: 1.1	2.0	W	7	1	0	0	1	0	0	0	0	0	0	12	14	0.00	0.500				

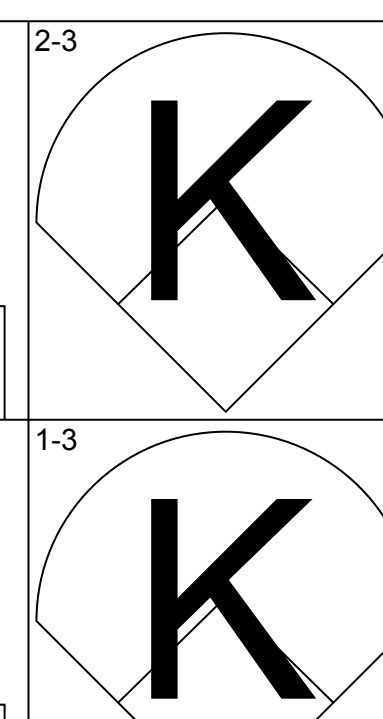
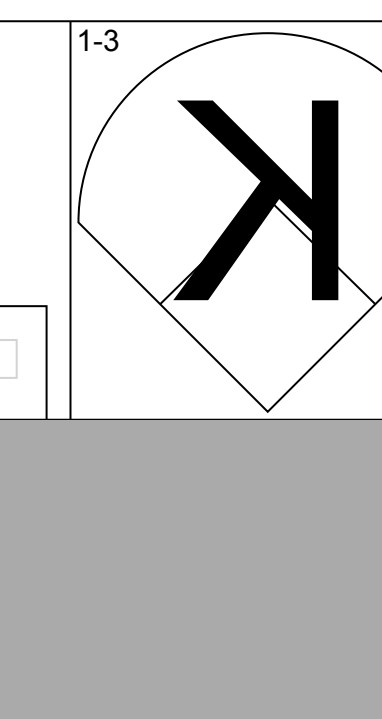
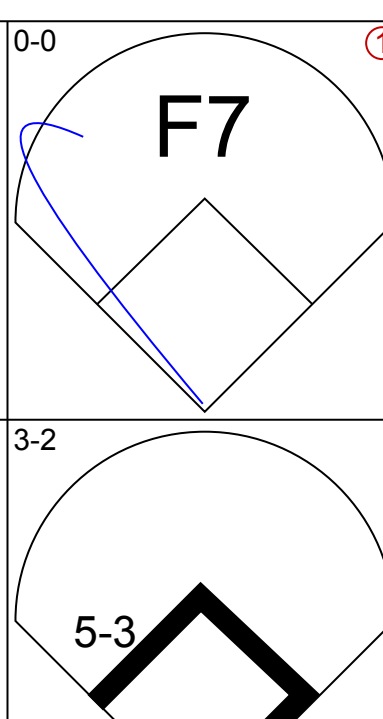
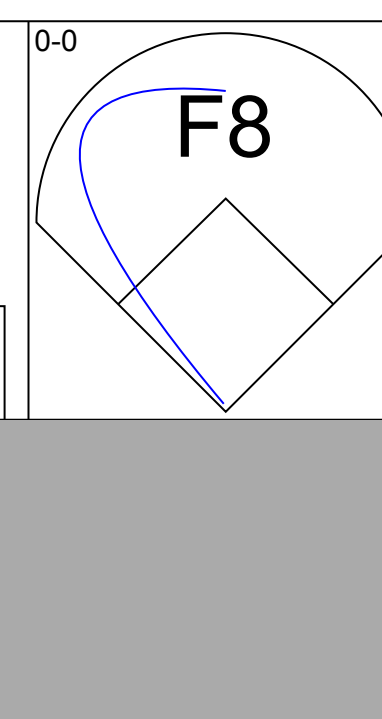
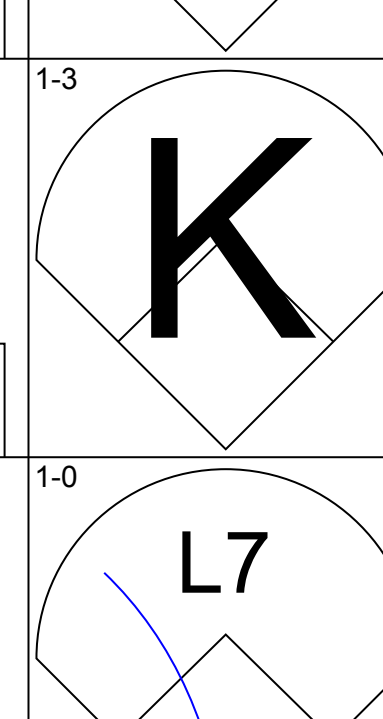
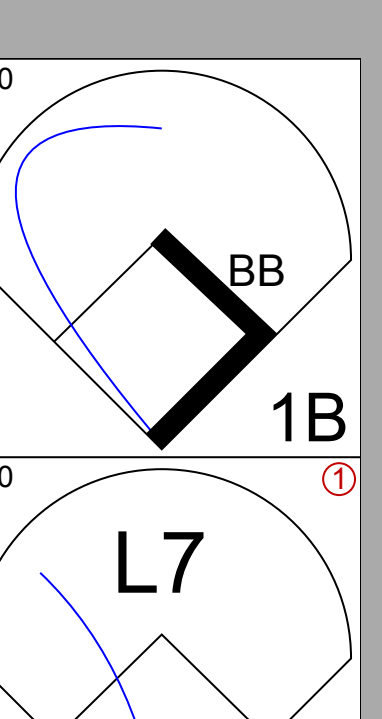
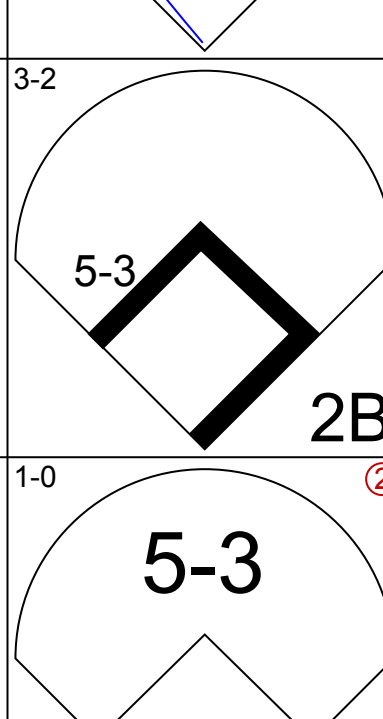
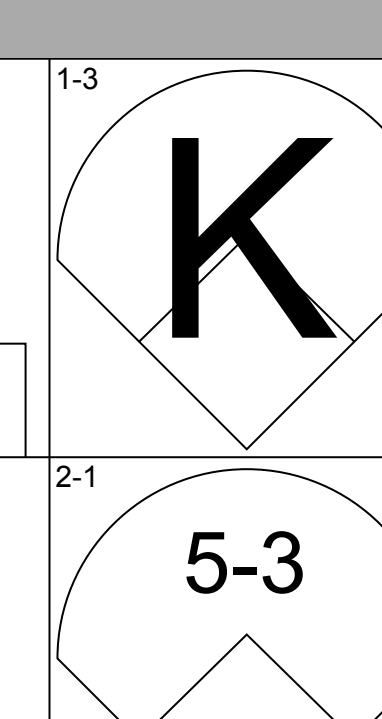
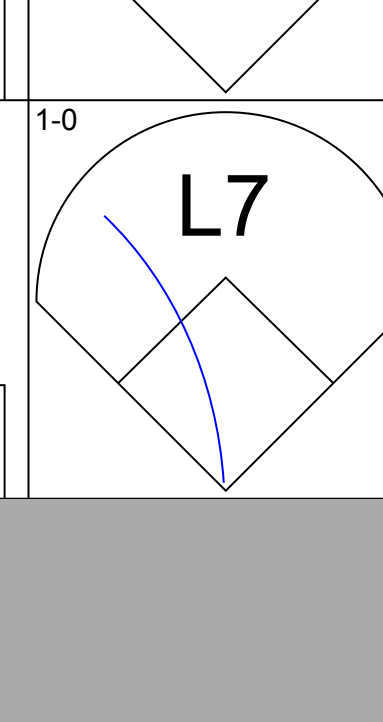
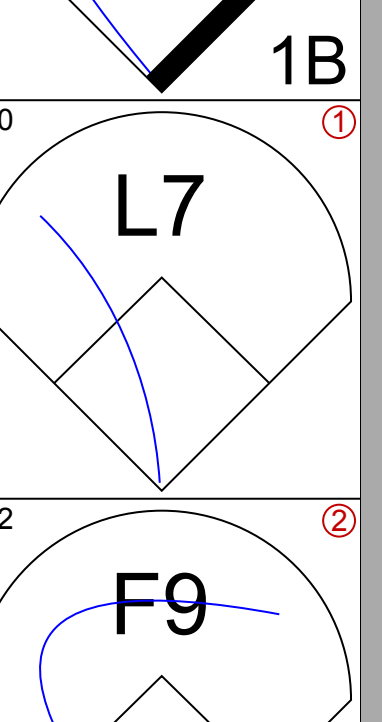
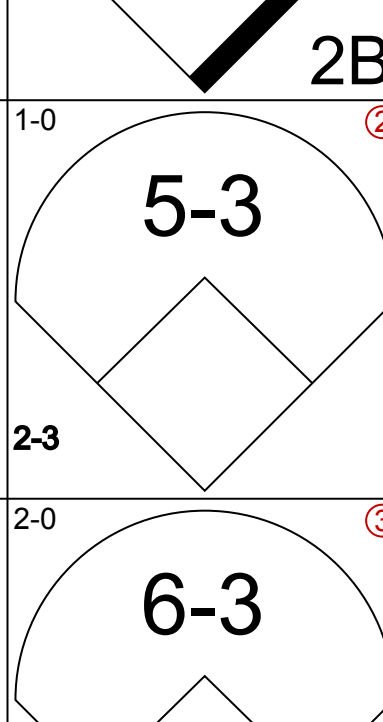
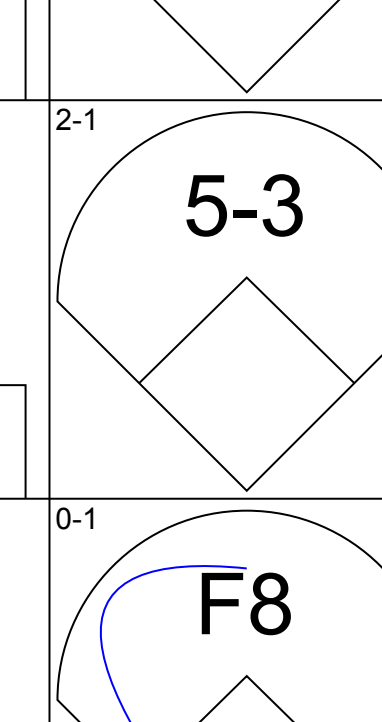
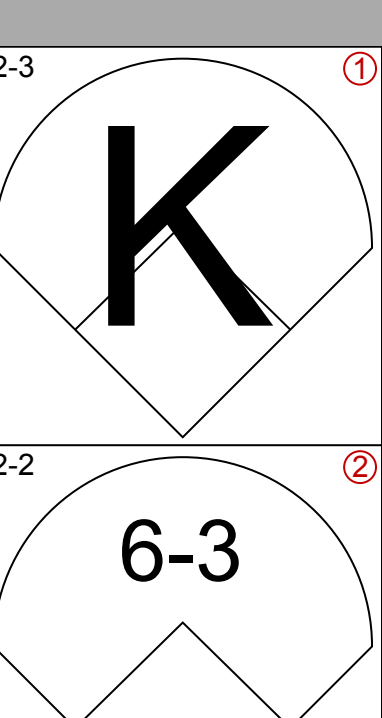
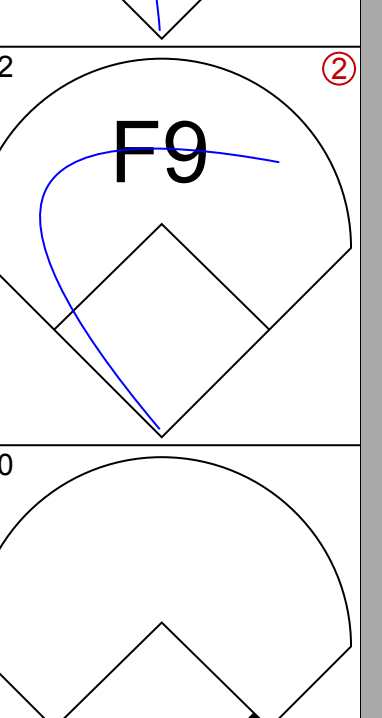
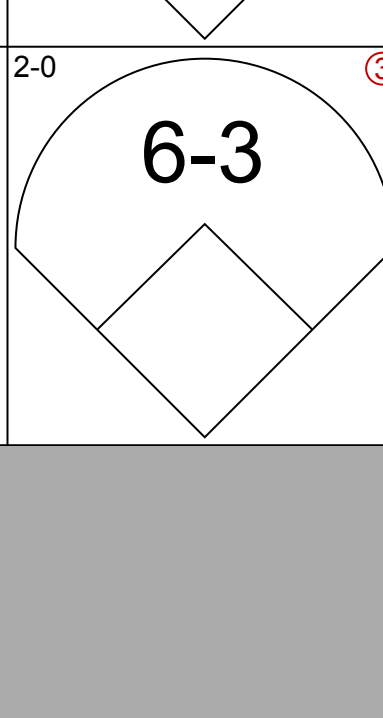
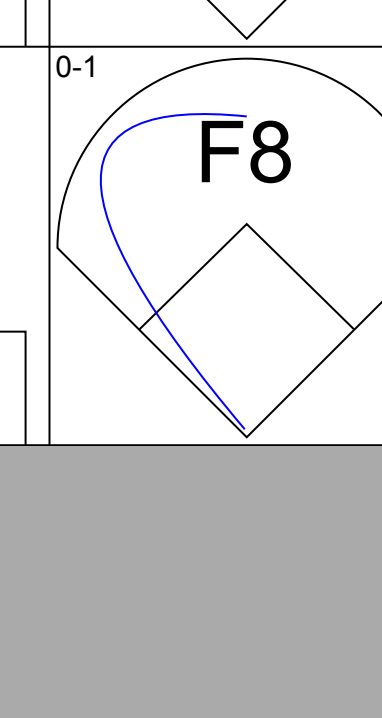
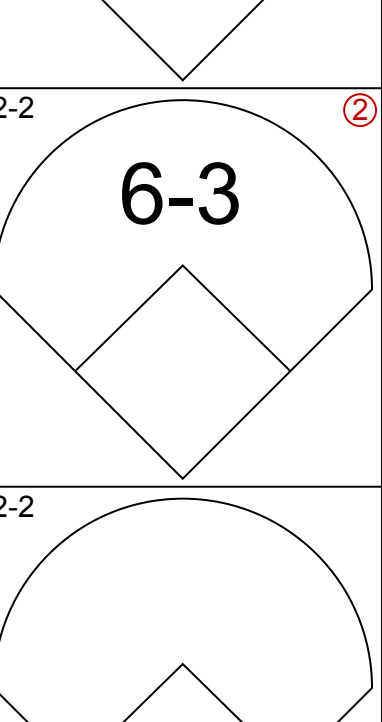
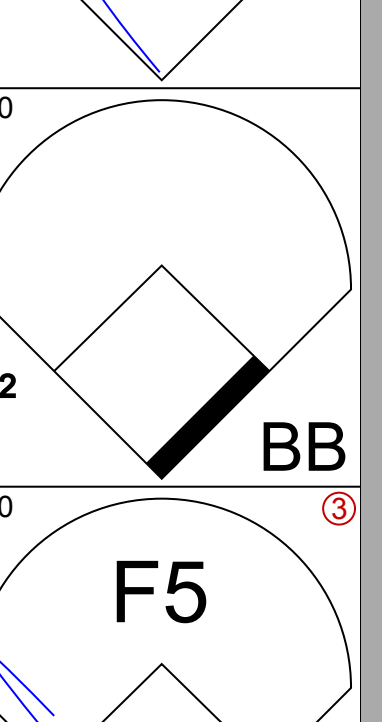
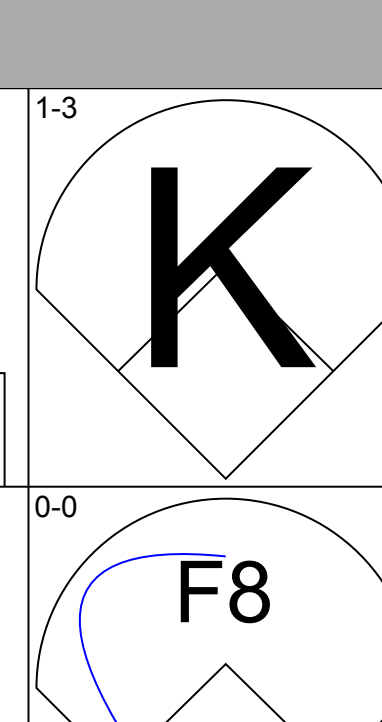
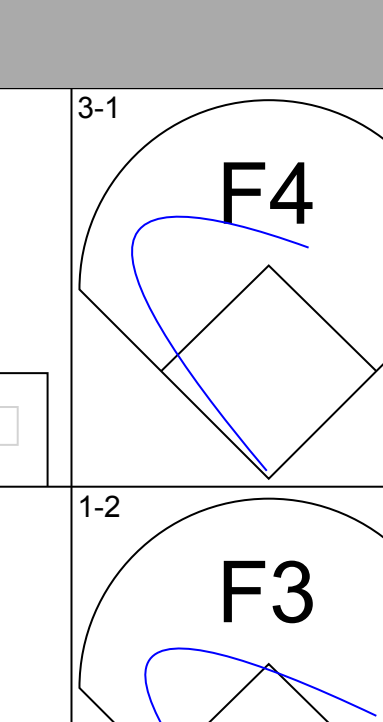
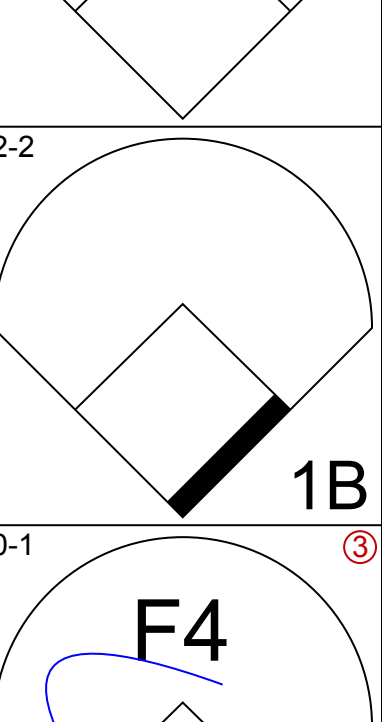
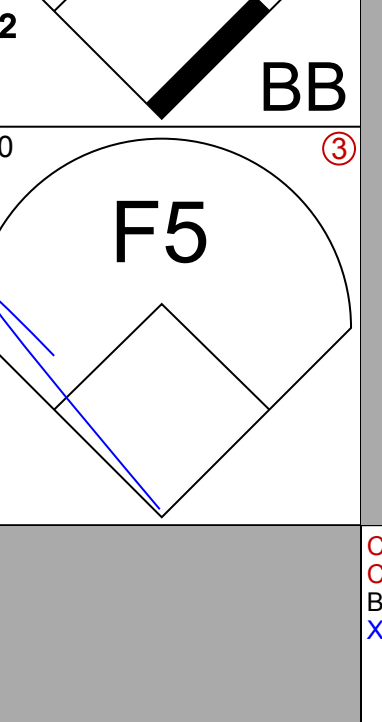
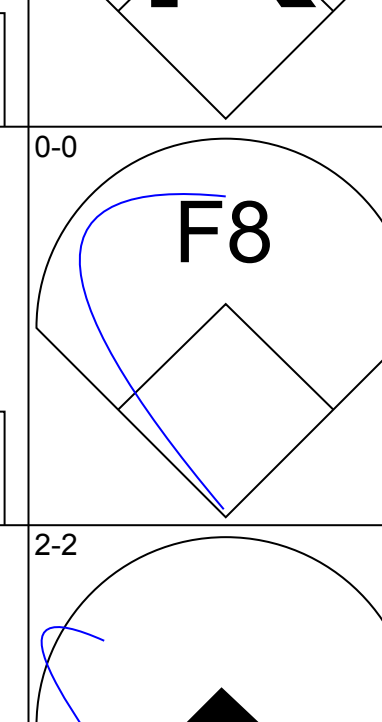
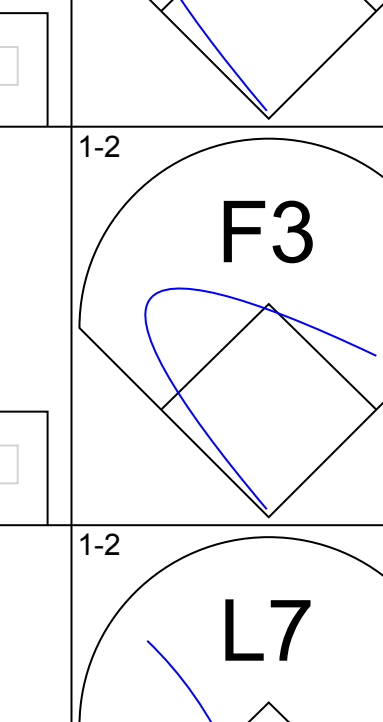
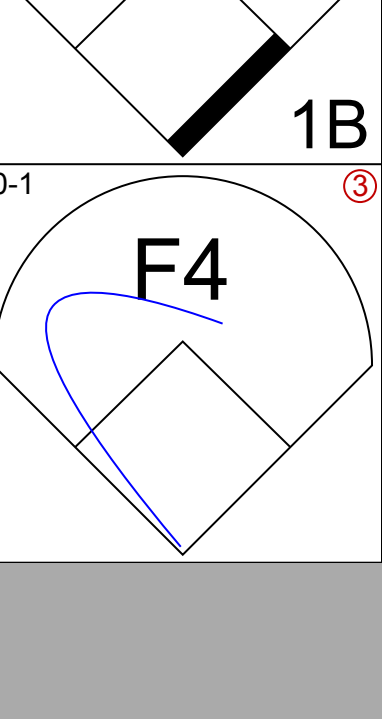
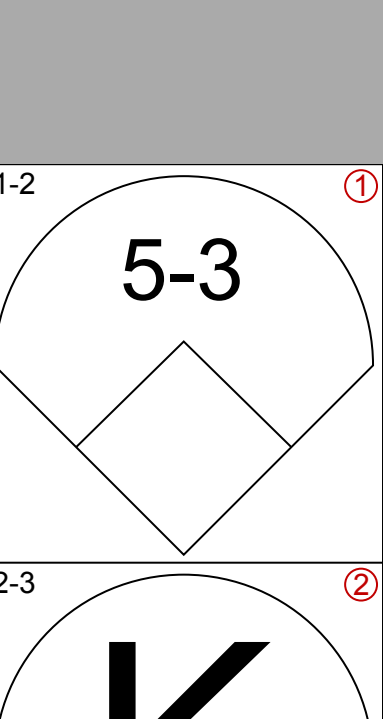
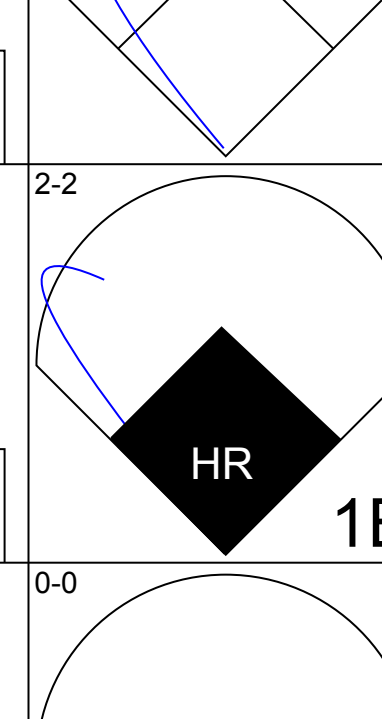
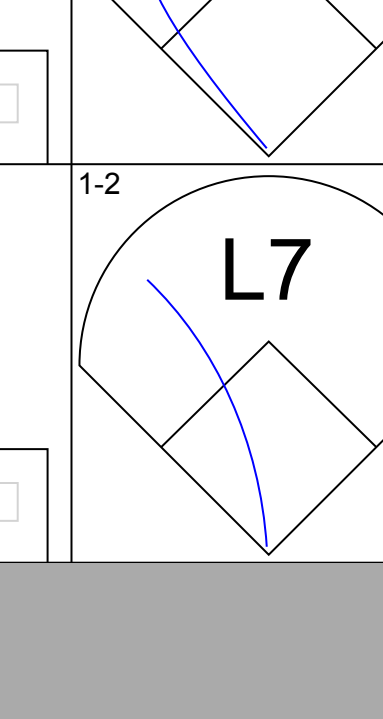
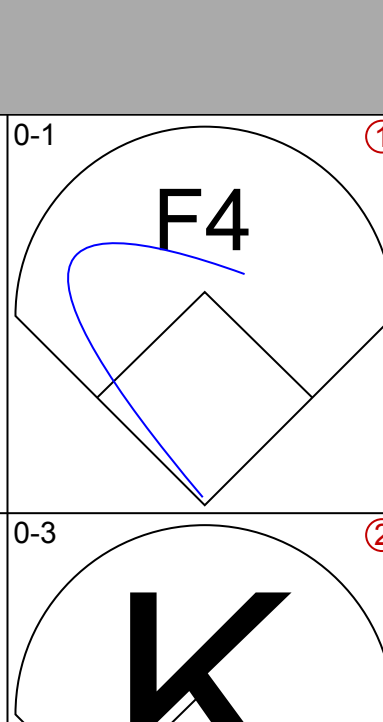
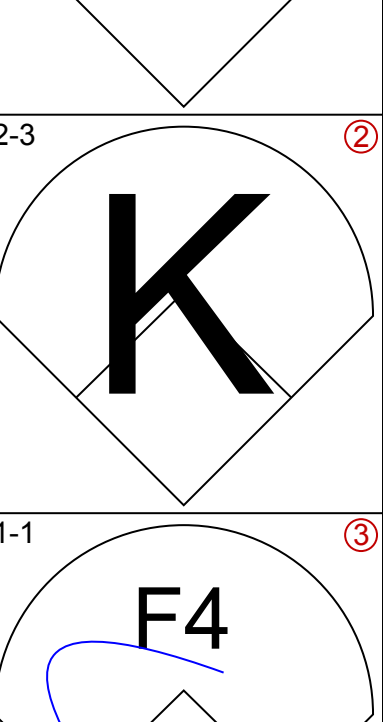
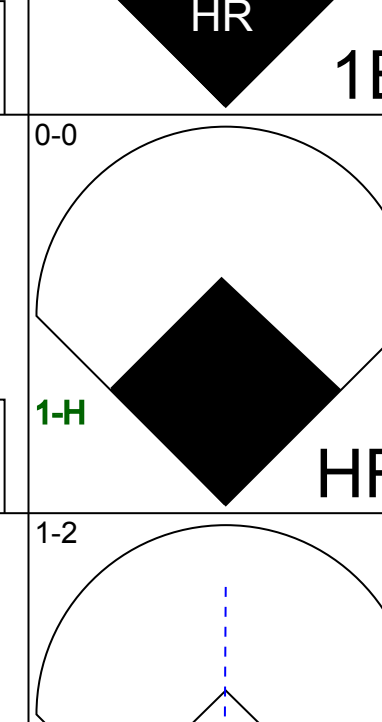
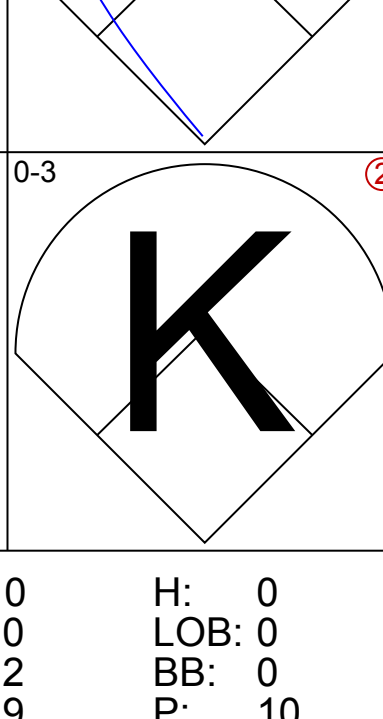
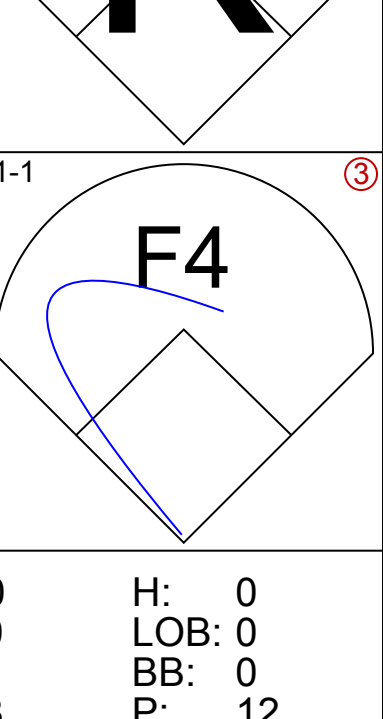
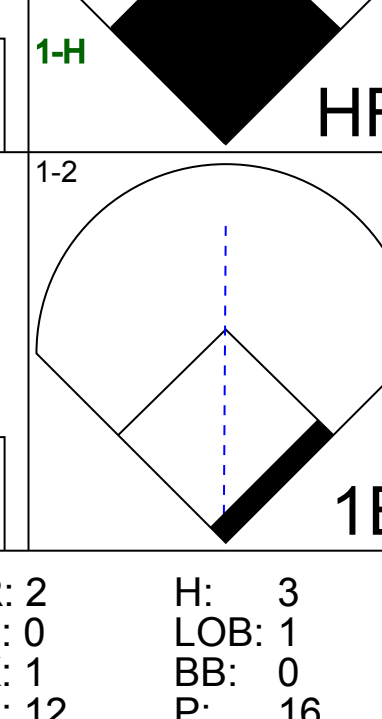
AB	32
R	3
H	8
RBI	2
BB	1
SO	7
LOB	11



Batter	1	2	3	4	5	6	7	8	9	AB	R	H	RBI	BB	SO	LOB	TOP										
Bill Virdon, L OBP: 0.353, SLG: 0.392 (1, 8)										5	1	3	0	0	0	1	Pittsburgh Pirates @ Los Angeles Dodgers Los Angeles Memorial Coliseum, Los Angeles, CA Fri Jun 13 1958, 10:05 PM EDT Att: 27,748 - Unknown livebaseballscorecards.com										
Roman Mejias, R OBP: 0.271, SLG: 0.489 (1, 7)										4	2	1	0	0	0	2											
Dick Groat, R OBP: 0.328, SLG: 0.427 (1, 6)										5	1	2	3	0	0	2											
R C Stevens, R OBP: 0.342, SLG: 0.657 (1, 3)										4	0	0	0	0	3	4											
Frank Thomas, R OBP: 0.364, SLG: 0.676 (1, 5)										3	0	1	1	1	0	1											
Roberto Clemente, R OBP: 0.327, SLG: 0.375 (1, 9)										4	0	0	0	0	1	3											
Bill Mazerolski, R OBP: 0.324, SLG: 0.460 (1, 4)										2	0	0	0	2	0	1											
Hank Foiles, R OBP: 0.305, SLG: 0.258 (1, 2)										3	0	0	0	1	0	2											
Ron Kline, R OBP: 0.121, SLG: 0.067 (1, 1)										3	0	0	0	0	3	1											
Inning Stats	R: 0 E: 0 K: 1 S: 8	H: 1 LOB: 1 BB: 0 P: 11	R: 0 E: 0 K: 1 S: 8	H: 0 LOB: 1 BB: 1 P: 16	R: 2 E: 1 K: 2 S: 18	H: 2 LOB: 2 BB: 1 P: 30	R: 0 E: 0 K: 0 S: 5	H: 0 LOB: 1 BB: 1 P: 11	R: 2 E: 0 K: 1 S: 13	H: 3 LOB: 1 BB: 0 P: 22	R: 0 E: 0 K: 1 S: 7	H: 0 LOB: 0 BB: 0 P: 9	R: 0 E: 0 K: 0 S: 8	H: 0 LOB: 1 BB: 0 P: 10	R: 0 E: 0 K: 1 S: 12	H: 0 LOB: 1 BB: 0 P: 20		R: 0 E: 0 K: 0 S: 8	H: 1 LOB: 1 BB: 0 P: 11	1B: 4 2B: 2 3B: 1 HR: 0	SF: 0 SAC: 2 DP: 0 HBP: 1	WP: 0 PB: 0 SB: 0 CS: 0	PA: 40				
PITCHER	IP	WLS	BF	H	R	ER	SO	BB	IBB	HBP	BLK	WP	HR	S	P	ERA	WHIP										
Sandy Koufax, L ERA: 4.43 (1, 1)	4.0		21	5	4	3	4	2	1	0	0	0	0	43	77	6.75	1.750										
Don Drysdale, R ERA: 5.35 (5, 1)	3.0		11	1	0	0	2	0	0	1	0	0	0	24	32	0.00	0.333										
Clem Labine, R ERA: 3.86 (8, 1)	2.0	W	8	1	0	0	1	1	0	0	0	0	0	20	31	0.00	1.000										

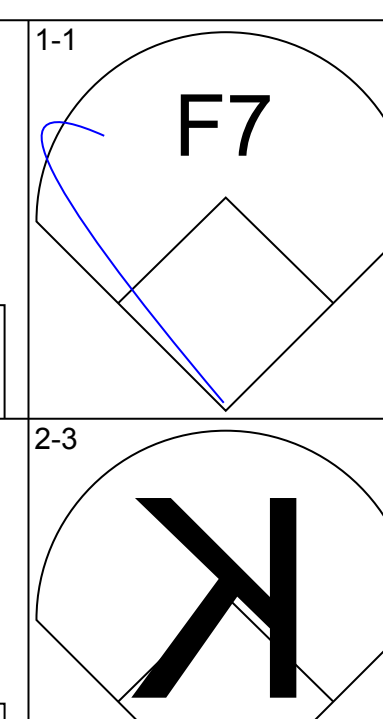
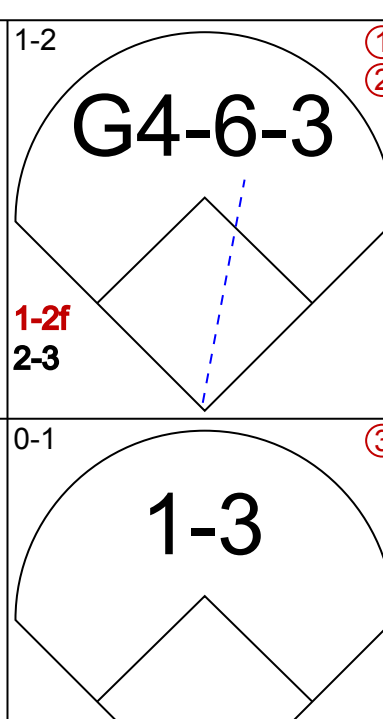
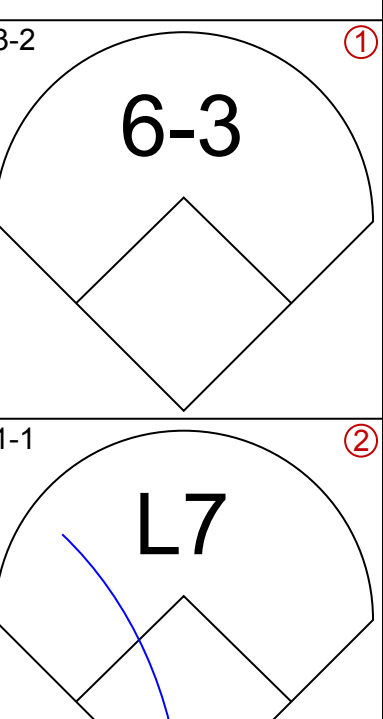
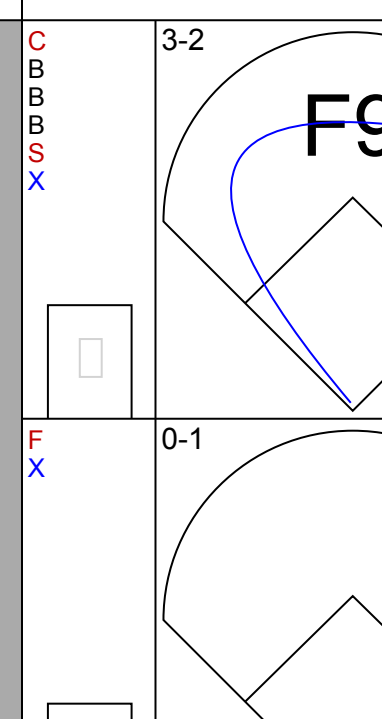
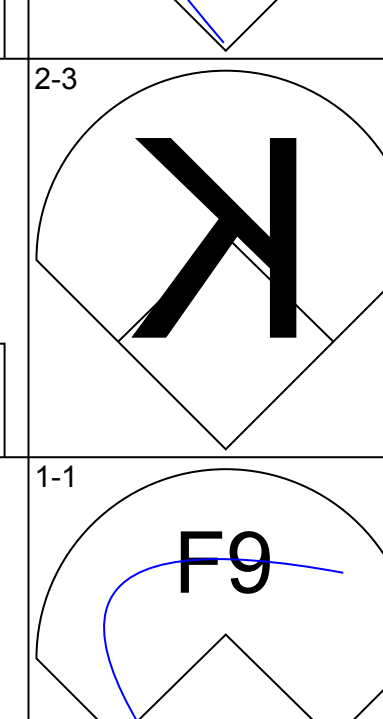

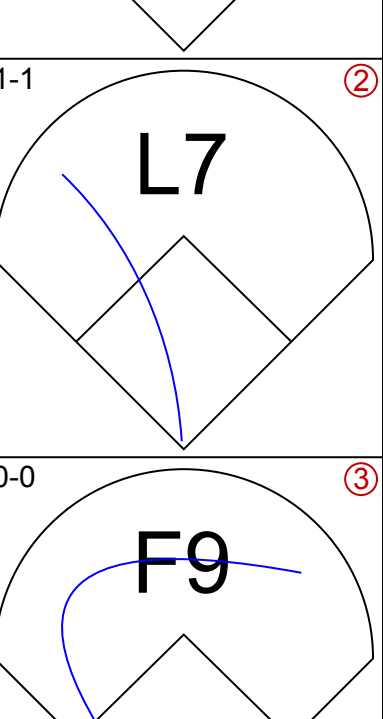
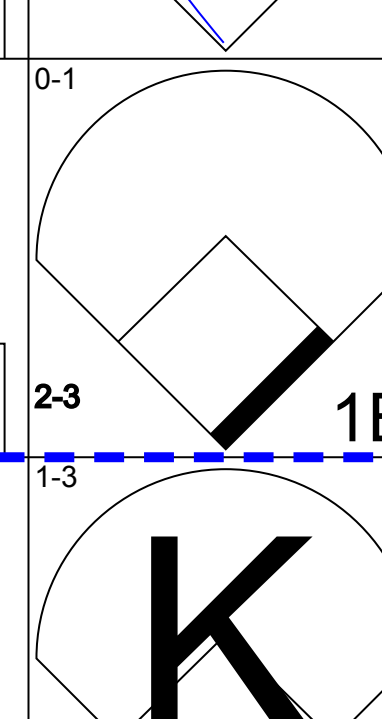
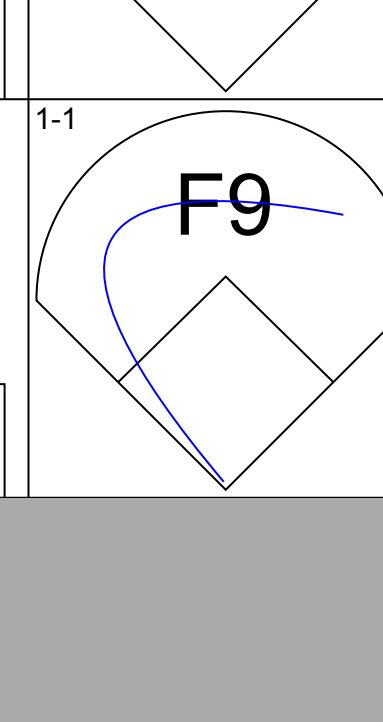
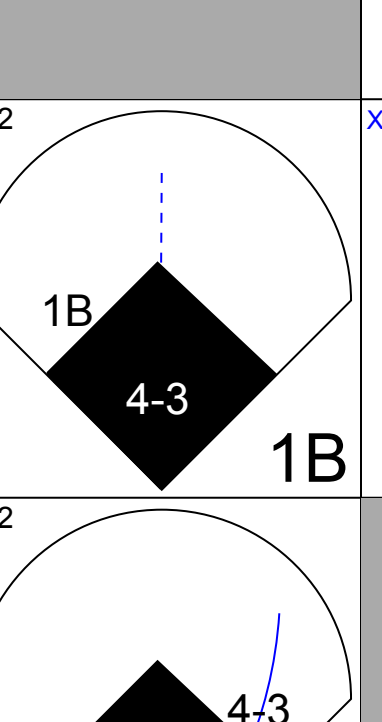
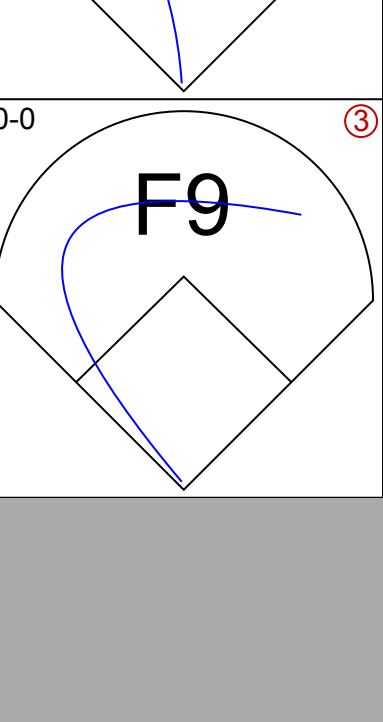
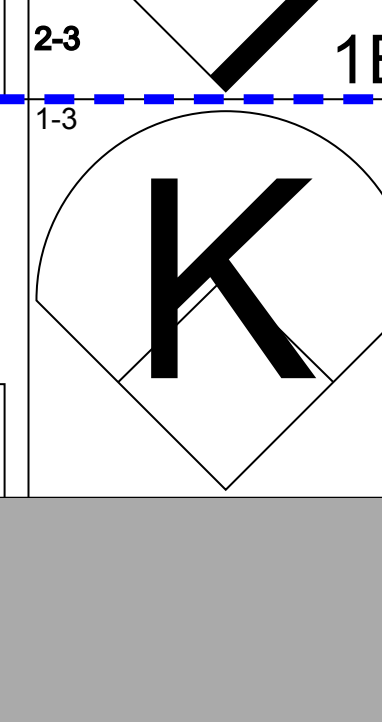
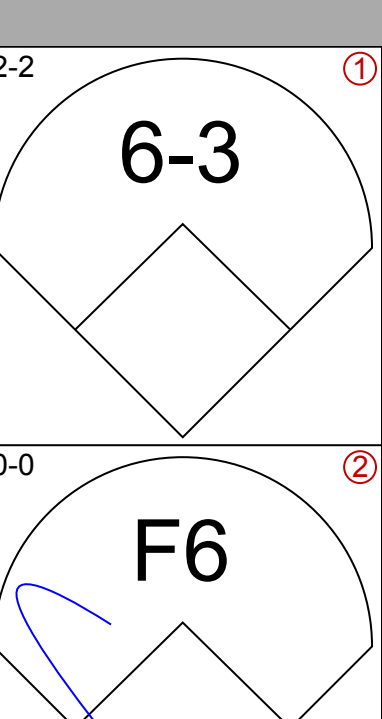
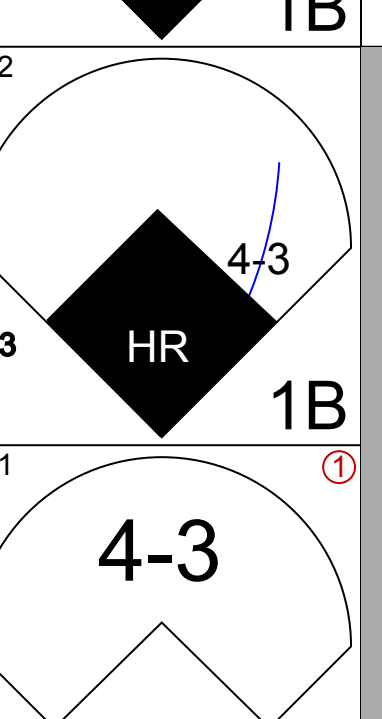
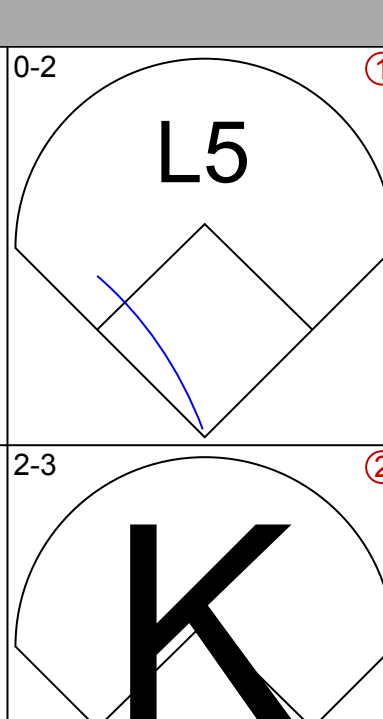
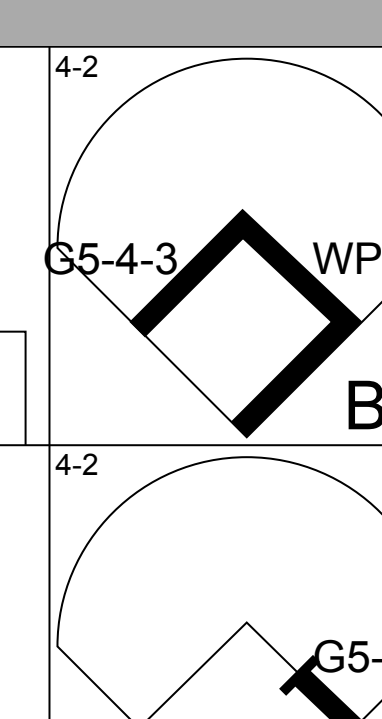
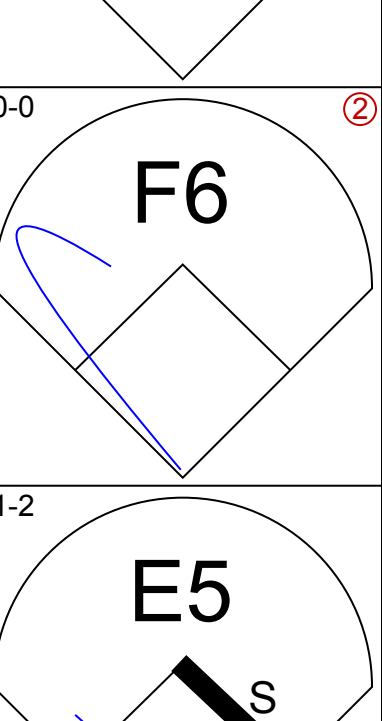
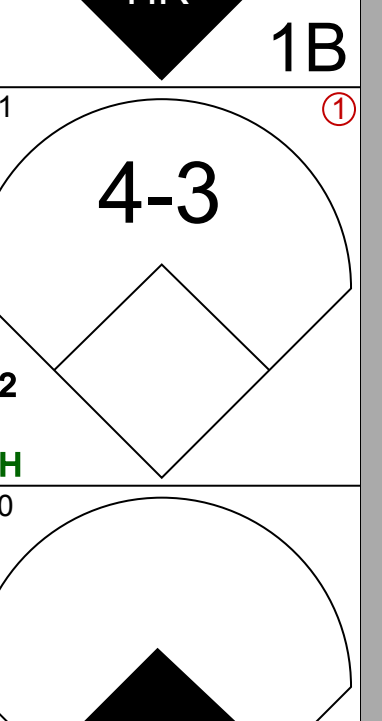
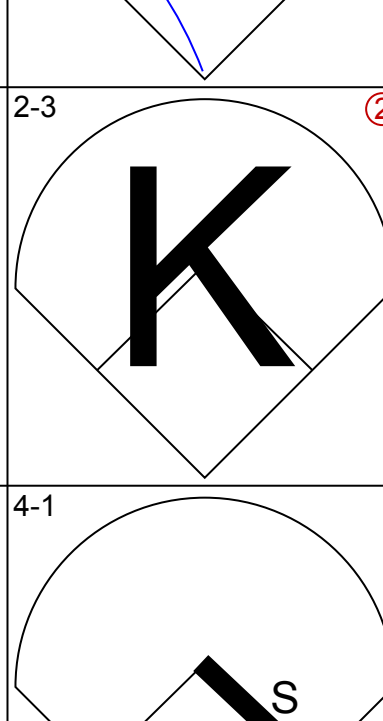
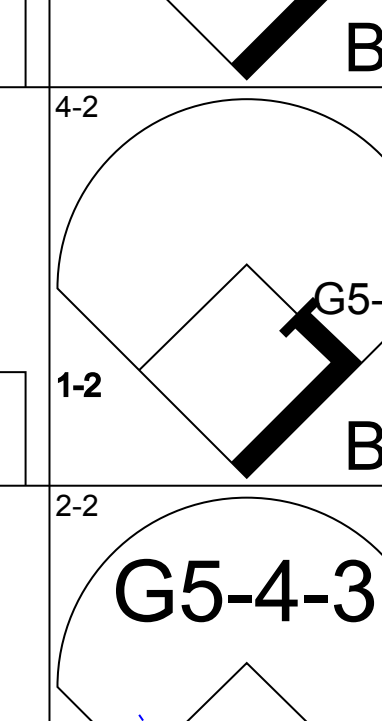
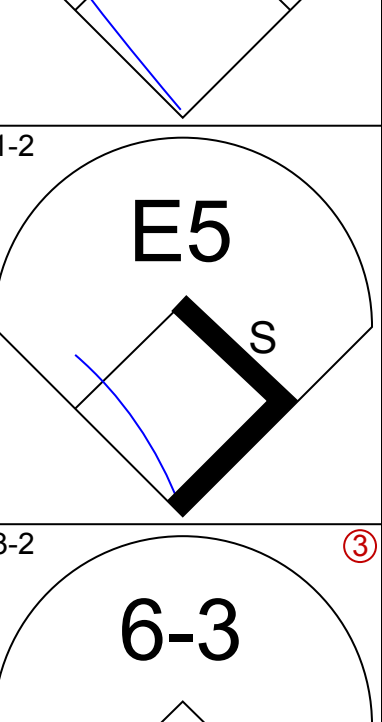
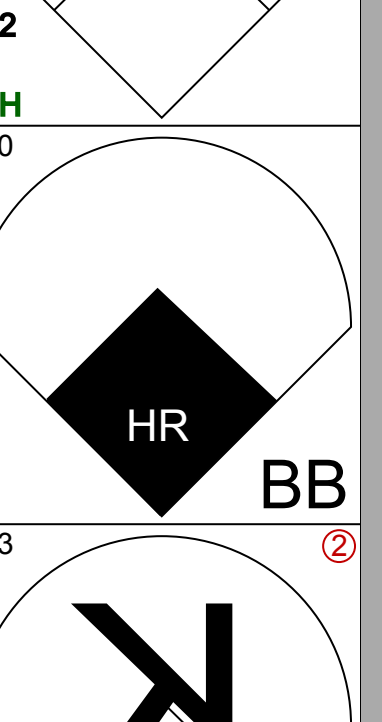
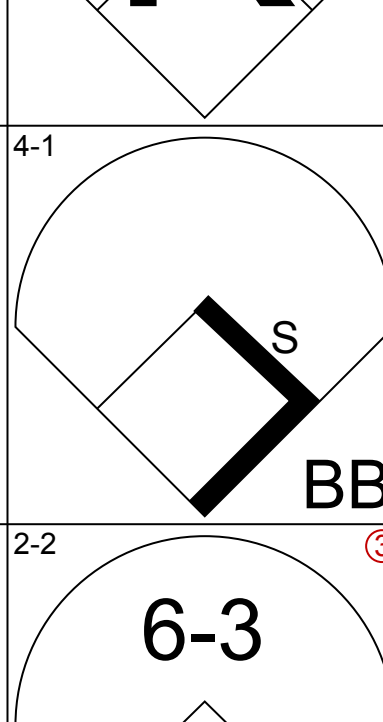
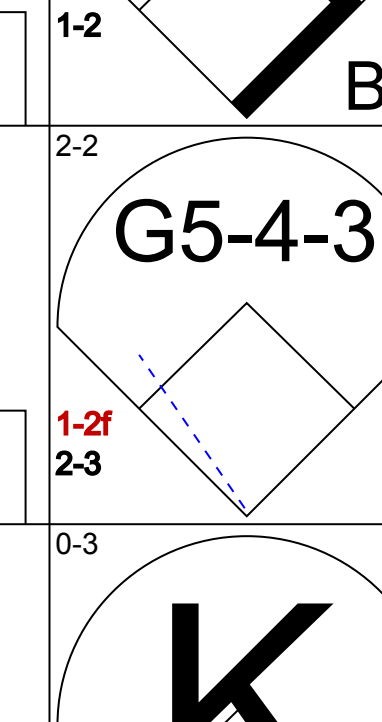
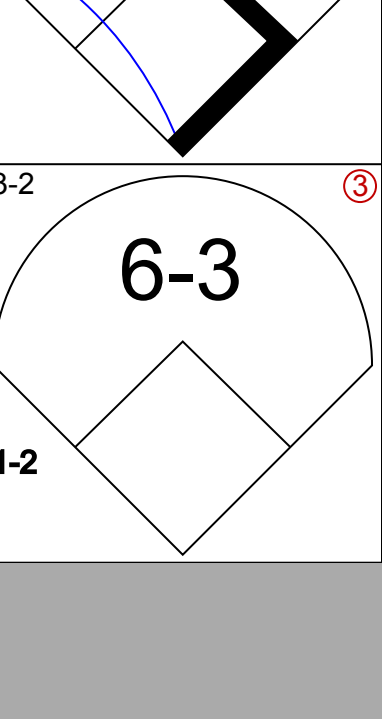
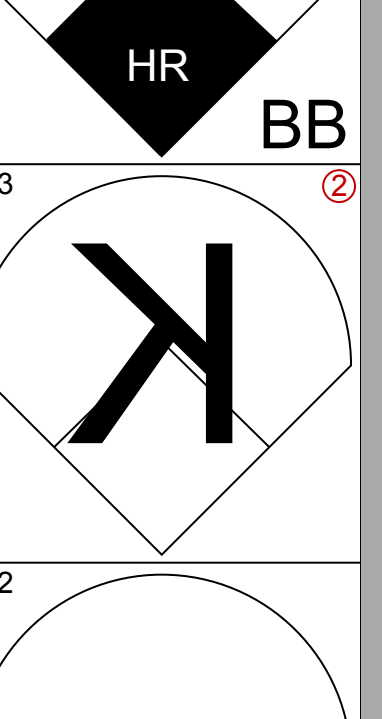
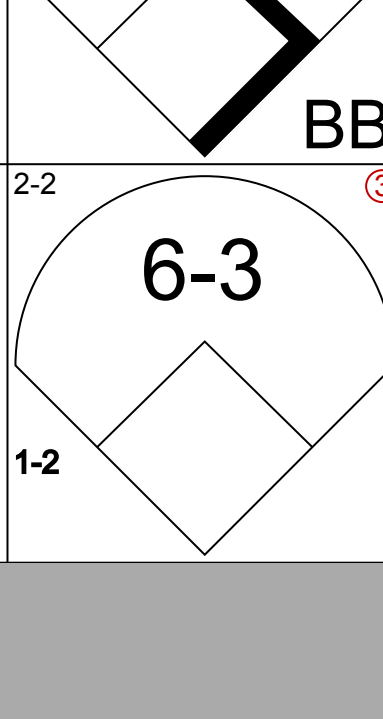
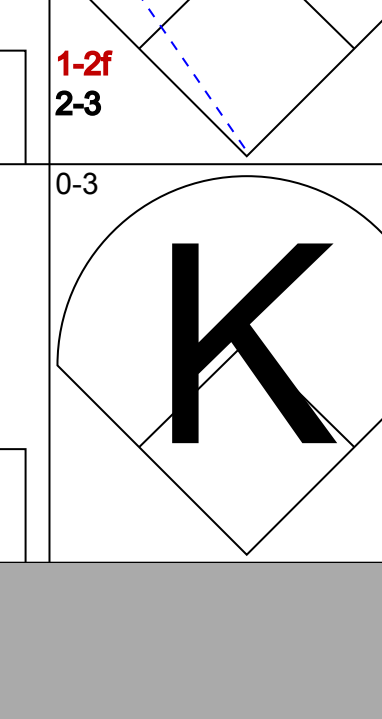
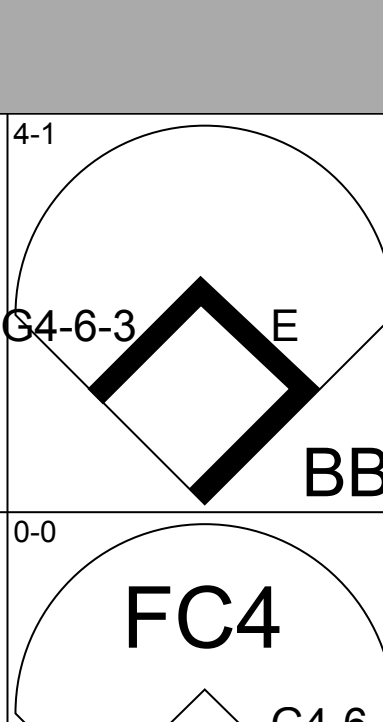
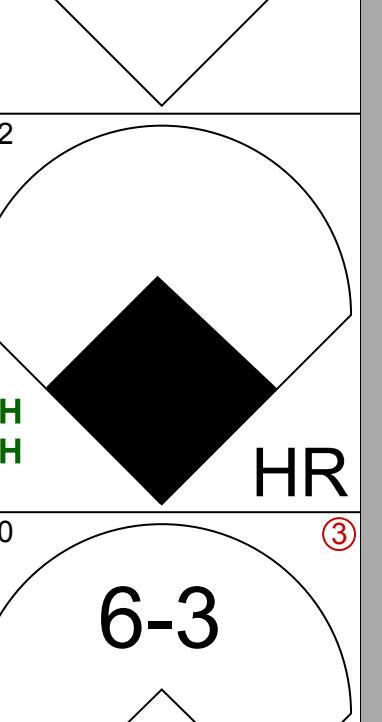

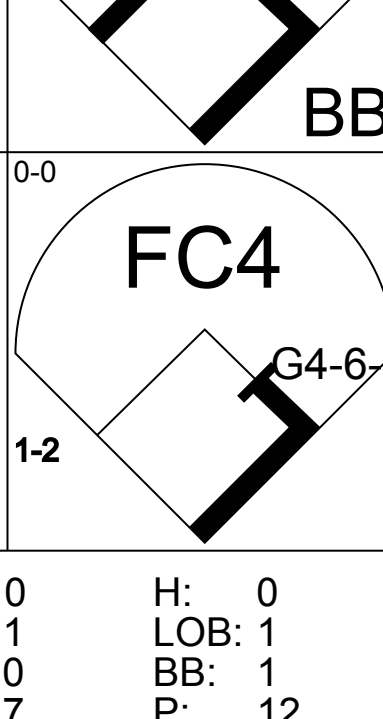
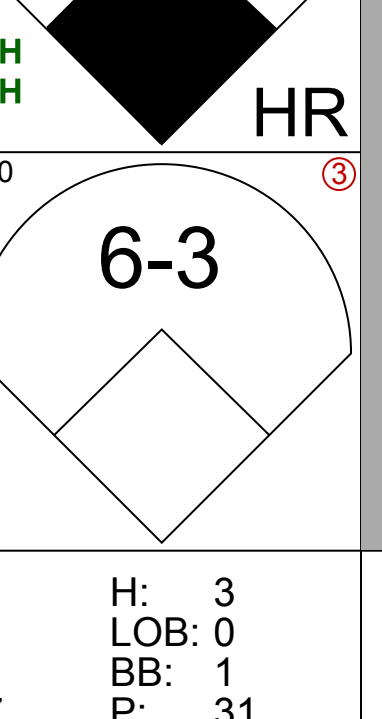

Batter	1	2	3	4	5	6	7	8	9	AB	R	H	RBI	BB	SO	LOB	BOTTOM										
Jim Gilliam, S OBP: 0.381, SLG: 0.406 (1, 7)										4	2	1	0	1	0	2	Pittsburgh Pirates @ Los Angeles Dodgers Los Angeles Memorial Coliseum, Los Angeles, CA Fri Jun 13 1958, 10:05 PM EDT Att: 27,748 - Unknown livebaseballscorecards.com										
Pee Wee Reese, R OBP: 0.340, SLG: 0.483 (1, 5)										4	1	2	2	1	0	0											
Duke Snider, L OBP: 0.348, SLG: 0.390 (1, 8)										3	0	1	1	0	0	0											
Carl Furillo, R OBP: 0.350, SLG: 0.493 (1, 9)										2	0	0	0	1	0	0											
John Roseboro, L OBP: 0.359, SLG: 0.492 (1, 2)										3	0	0	0	1	0	3											
Gil Hodges, R OBP: 0.332, SLG: 0.428 (1, 3)										2	1	0	1	1	0	3											
Charlie Neal, R OBP: 0.354, SLG: 0.500 (1, 4)										3	1	2	0	1	0	2											
Don Zimmer, R OBP: 0.354, SLG: 0.439 (1, 6)										3	0	1	0	0	0	2											
Sandy Koufax, R OBP: 0.231, SLG: 0.231 (1, 1)										1	0	0	0	0	1	1											
Don Drysdale, R OBP: 0.111, SLG: 0.222 (5, 1)										1	0	0	0	0	0	0											
Elmer Valo, L OBP: 0.273, SLG: 0.300 (7, PH)										1	0	0	1	0	0	1											
Clem Labine, R OBP: 0.273, SLG: 0.300 (8, 1)										0	0	0	0	0	0	0											
Rube Walker, L OBP: 0.204, SLG: 0.233 (8, PH)										1	0	0	0	0	1	1											
Inning Stats	R: 2 E: 0 K: 0 S: 14	H: 2 LOB: 2 BB: 2 P: 29	R: 0 E: 0 K: 1 S: 8	H: 1 LOB: 0 BB: 0 P: 8	R: 0 E: 0 K: 0 S: 5	H: 0 LOB: 0 BB: 0 P: 6	R: 0 E: 0 K: 0 S: 4	H: 0 LOB: 1 BB: 1 P: 8	R: 0 E: 0 K: 0 S: 6	H: 0 LOB: 0 BB: 0 P: 9	R: 0 E: 0 K: 0 S: 4	H: 0 LOB: 0 BB: 0 P: 8	R: 0 E: 0 K: 0 S: 8	H: 1 LOB: 1 BB: 1 P: 16	R: 0 E: 0 K: 0 S: 9	H: 1 LOB: 2 BB: 1 P: 17	R: 2 E: 0 K: 1 S: 10	H: 2 LOB: 1 BB: 1 P: 21	1B: 5 2B: 2 3B: 0 HR: 0	SF: 1 SAC: 3 DP: 2 HBP: 0	WP: 0 PB: 0 SB: 1 CS: 0	PA: 38					
PITCHER	IP	WLS	BF	H	R	ER	SO	BB	IBB	HBP	BLK	WP	HR	S	P	ERA	WHIP										
Ron Kline, R ERA: 3.8 (1, 1)	8.2	L	38	7	5	5	2	5	1	0	0	0	0	68	122	5.19	1.385										

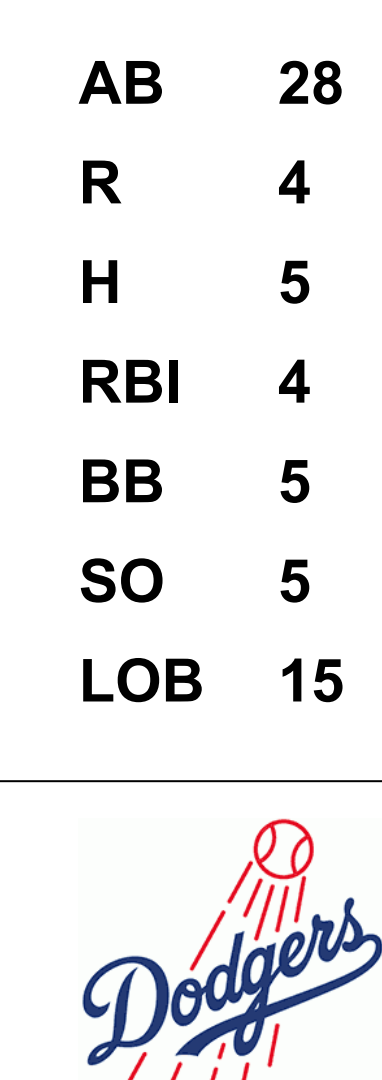


Batter	1	2	3	4	5	6	7	8	9	AB	R	H	RBI	BB	SO	LOB	TOP			
Bill Virdon, L (1, 8) OBP: 0.347, SLG: 0.384										4	0	0	0	0	2	1	Pittsburgh Pirates @ Los Angeles Dodgers Los Angeles Memorial Coliseum, Los Angeles, CA Sat Jun 14 1958, 10:05 PM EDT Att: 35,345 - Unknown			
Roman Mejias, R (1, 7) OBP: 0.298, SLG: 0.510				 1B		 2B				4	0	2	0	0	2	0				
Dick Groat, R (1, 6) OBP: 0.322, SLG: 0.420										4	0	0	0	0	2					
R C Stevens, R (1, 3)										4	0	0	0	1	2					
Frank Thomas, R (1, 5) OBP: 0.362, SLG: 0.667				 1-2							3	0	0	0	1	1		0		
Roberto Clemente, R (1, 9) OBP: 0.325, SLG: 0.372		 1B									4	0	1	0	0	2				
Bill Mazerolski, R (1, 4) OBP: 0.322, SLG: 0.455							 1B				4	1	1	0	0	1				
Hank Foiles, R (1, 2) OBP: 0.306, SLG: 0.285							 1-2				3	1	1	2	0	1		0		
Bob Friend, R (1, 1) OBP: 0.114, SLG: 0.098							 1B				2	0	0	0	1	0				
Gene Baker, R (7, PH) OBP: 0.278, SLG: 0.250											1	0	1	0	0	0				
Roy Face, R (7, 1)											0	0	0	0	0	0				
Don Gross, L (7, 1)											0	0	0	0	0	0				
Inning Stats	R: 0 E: 0 K: 2 S: 7	H: 0 LOB: 0 BB: 0 P: 11	R: 0 E: 0 K: 1 S: 13	H: 1 LOB: 1 BB: 0 P: 19	R: 0 E: 0 K: 2 S: 9	H: 0 LOB: 0 BB: 0 P: 10	R: 0 E: 0 K: 0 S: 7	H: 1 LOB: 2 BB: 1 P: 15	R: 0 E: 0 K: 1 S: 8	H: 0 LOB: 0 BB: 0 P: 12	R: 2 E: 0 K: 1 S: 12	H: 3 LOB: 1 BB: 0 P: 16	R: 0 E: 0 K: 0 S: 7	H: 0 LOB: 0 BB: 0 P: 10	R: 0 E: 0 K: 0 S: 8	H: 0 LOB: 0 BB: 0 P: 13	1B: 4 2B: 1 3B: 0 HR: 1	SF: 0 SAC: 0 DP: 0 HBP: 0	WP: 0 PB: 0 SB: 0 CS: 0	PA: 34
PITCHER Johnny Podres, L (1, 1) ERA: 3.21	IP: 9.0 WLS: W BF: 34 H: 6 R: 2 ER: 2 SO: 8 BB: 1 IBB: 0 HBP: 0 BLK: 0 WP: 0 HR: 1 S: 79 P: 120 ERA: 2.00 WHIP: 0.778															PITCHER				

AB 33
R 2
H 6
RBI 2
BB 1
SO 8
LOB 8



Batter	1	2	3	4	5	6	7	8	9	AB	R	H	RBI	BB	SO	LOB	BOTTOM	
Jim Gilliam, S (1, 7) OBP: 0.374, SLG: 0.398			 1-2 2-3							4	0	0	0	0	0	3	Pittsburgh Pirates @ Los Angeles Dodgers Los Angeles Memorial Coliseum, Los Angeles, CA Sat Jun 14 1958, 10:05 PM EDT Att: 35,345 - Unknown	
Charlie Neal, R (1, 4) OBP: 0.352, SLG: 0.495							 1B			4	0	1	0	0	1	1		
Duke Snider, L (1, 8) OBP: 0.345, SLG: 0.385				 1B 4-3						4	1	1	0	0	1	2		
Carl Furillo, R (1, 9) OBP: 0.354, SLG: 0.490				 1B 4-3				 G5-4-3 WP		3	1	1	0	1	0	0		
John Roseboro, L (1, 2) OBP: 0.351, SLG: 0.479								 G5-4-3		3	0	0	1	0	1	1		
Randy Jackson, R (8, PH) OBP: 0.300, SLG: 0.311										0	0	0	0	1	0	0		
Rube Walker, L (9, 2) OBP: 0.204, SLG: 0.233										0	0	0	0	0	0	0		
Gil Hodges, R (1, 3) OBP: 0.335, SLG: 0.423				 BB		 S		 G5-4-3 1-2 2-3		2	1	0	0	2	0	2		
Dick Gray, R (1, 5) OBP: 0.328, SLG: 0.509										4	0	0	0	0	2	5		
Don Zimmer, R (1, 6) OBP: 0.365, SLG: 0.464			 G4-6-3 E	 1-2 2H		 SH3-4 1B				2	1	2	3	1	0	0		
Johnny Podres, L (1, 1) OBP: 0.156, SLG: 0.133			 1-2 G4-6-3			 1B				2	0	0	0	0	1			
Inning Stats	R: 0 E: 0 K: 1 S: 7	H: 0 LOB: 0 BB: 0 P: 11	R: 0 E: 1 K: 0 S: 14	H: 0 LOB: 1 BB: 0 P: 20	R: 0 E: 0 K: 0 S: 7	H: 0 LOB: 1 BB: 1 P: 12	R: 4 E: 0 K: 1 S: 17	H: 3 LOB: 0 BB: 1 P: 31	R: 0 E: 0 K: 1 S: 10	H: 0 LOB: 1 BB: 1 P: 18	R: 0 E: 0 K: 1 S: 12	H: 2 LOB: 2 BB: 0 P: 17	R: 0 E: 0 K: 1 S: 13	H: 0 LOB: 1 BB: 2 P: 23	1B: 4 2B: 0 3B: 0 HR: 1	SF: 0 SAC: 1 DP: 2 HBP: 0	WP: 1 PB: 0 SB: 2 CS: 0	PA: 34
PITCHER Bob Friend, R (1, 1) ERA: 3.72	IP: 6.0 WLS: L BF: 25 H: 3 R: 4 ER: 4 SO: 3 BB: 3 IBB: 0 HBP: 0 BLK: 0 WP: 0 HR: 1 S: 61 P: 102 ERA: 6.00 WHIP: 1.000															PITCHER		
Roy Face, R (7, 1) ERA: 5.04	0.2 4 2 0 0 0 0 0 0 0 0 0 8 12 0.00 3.000																	
Don Gross, L (7, 1) ERA: 1.99	1.1 5 0 0 0 0 2 2 0 0 0 0 1 0 17 28 0.00 1.500																	



Batter	1	2	3	4	5	6	7	8	9	AB	R	H	RBI	BB	SO	LOB	TOP				
Jim Gilliam, S OBP: 0.377, SLG: 0.394 (1, 7)	4-1 1B G6-4-3 BB		4-1 1B BB	1-2 G4-6-3 1-2			0-0 F9		0-1 1B BB 1B	3	2	1	0	2	0	1					
Charlie Neal, R OBP: 0.356, SLG: 0.487 (1, 4)	2-2 G6-4-3 1-3 1B		3-2 1B BB SF9 1B		4-2 G6-4-3 3B BB		2-1 6-3		4-1 1B BB	3	2	2	0	2	0	0					
Duke Snider, L OBP: 0.372, SLG: 0.426 (1, 8)	4-2 G6-4-3 1-2 BB		4-0 1B BB		2-2 G6-4-3 1B		3-2 HR		0-2 1B	3	1	3	2	2	0	0					
Carl Furillo, R OBP: 0.347, SLG: 0.481 (1, 9)	1-1 G6-4-3 1-2 3-H 3-H		0-2 1B		1-1 G6-4-3 1-2 2-3 2-3		1-2 2B		0-3 K	5	0	2	1	0	1	7					
John Roseboro, L OBP: 0.343, SLG: 0.481 (1, 2)	K		SF9		0-0 3B		1-1 G3		1-3 K	4	0	1	2	0	2	5					
Gil Hodges, R OBP: 0.330, SLG: 0.412 (1, 3)			F8		0-0 F7		1-1 K		0-3 K	5	0	0	0	0	2	6					
Dick Gray, R OBP: 0.323, SLG: 0.487 (1, 5)	4-1 WP BB		2-3 K		3-1 F8		2-0 6-3			3	0	0	0	1	1	2					
Don Zimmer, R OBP: 0.357, SLG: 0.453 (1, 6)	1-3 K				2-3 K		2-2 F9			4	0	0	0	0	3	1					
Don Drysdale, R OBP: 0.150, SLG: 0.250 (1, 1)	1-3 K				0-0 K				0-1 BB 1B 1B	2	0	1	0	0	1	1					
Ed Roebuck, R OBP: 0.333, SLG: 0.333 (5, 1)										1	0	0	0	0	0	0					
Clem Labine, R (7, 1)										0	0	0	0	0	0	0					
Johnny Klippstein, R OBP: 0.125, SLG: 0.125 (8, 1)										0	0	0	0	0	0	0					
Elmer Valo, L OBP: 0.300, SLG: 0.333 (9, PH)	1-3 K				1-3 1B					1	1	1	0	0	0	0					
Inning Stats	R: 1 E: 0 K: 1 S: 11	H: 1 LOB: 1 BB: 2 P: 22	R: 0 E: 0 K: 2 S: 8	H: 0 LOB: 1 BB: 1 P: 14	R: 2 E: 0 K: 1 S: 16	H: 2 LOB: 2 BB: 2 P: 33	R: 0 E: 0 K: 1 S: 9	H: 1 LOB: 0 BB: 0 P: 12	R: 1 E: 0 K: 1 S: 12	H: 2 LOB: 1 BB: 1 P: 21	R: 0 E: 0 K: 0 S: 11	H: 0 LOB: 0 BB: 0 P: 18	R: 0 E: 0 K: 0 S: 6	H: 0 LOB: 0 BB: 0 P: 11	R: 1 E: 0 K: 3 S: 17	H: 3 LOB: 3 BB: 1 P: 22	1B: 8 2B: 1 3B: 1 HR: 1	SF: 1 SAC: 0 DP: 3 HBP: 0	WP: 2 PB: 0 SB: 0 CS: 0	PA: 42	
PITCHER	IP WLS BF H R ER SO BB IBB HBP BLK WP HR S P ERA WHIP	8.0 W 35 8 5 5 8 6 0 0 0 1 1 81 145 5.62 1.750	1.0 S 7 3 1 1 3 1 0 0 0 0 0 17 22 9.00 4.000																		

Los Angeles Dodgers @ Philadelphia Phillies
 Connie Mack Stadium, Philadelphia, PA
 Tue Jun 17 1958, 7:05 PM EDT
 Att: 16,823 - Unknown

AB 34
 R 6
 H 11
 RBI 5
 BB 7
 SO 11
 LOB 23



Batter	1	2	3	4	5	6	7	8	9	AB	R	H	RBI	BB	SO	LOB	BOTTOM					
Richie Ashburn, L OBP: 0.430, SLG: 0.438 (1, 8)	1-3 K		0-1 F5		0-1 FC6 1B		2-2 5-3		1-2 1B E 1B	5	1	2	1	0	1	1						
Solly Hemus, L OBP: 0.471, SLG: 0.548 (1, 4)	1-1 HBP BB 2B		2-3 K		0-2 FC6 1-2		0-1 L6		1-2 3-H E 1B	5	2	2	1	0	1	2						
Harry Anderson, L OBP: 0.381, SLG: 0.490 (1, 3)	4-1 BB HBP BB		0-0 HR		4-0 1B SF9 BB		4-0 BB PB BB		4-0 E BB IBB	1	3	1	1	4	0	0						
Carl Sawatski, L OBP: 0.375, SLG: 0.263 (1, 2)	1-2 BB HBP		3-1 1B		0-0 FC6-4 1B		4-0 BB BB		0-0 E1 BB SF7	3	1	2	0	1	0	1						
Willie Jones, R OBP: 0.382, SLG: 0.459 (1, 5)	4-1 1-2 2-3 3-H BB		3-1 F6		3-2 SF9		2-1 F9		4-0 BB IBB	2	0	0	2	2	0	3						
Wally Post, R OBP: 0.382, SLG: 0.416 (1, 9)	2-2 F4		0-1 F9		0-0 FC6-4 WP		4-0 BB		4-2 BB	3	0	0	1	2	0	5						
Rip Repulski, R OBP: 0.503 (1, 7)	1-3 K		0-0 F6		1-2 1-3 1-2		3-3 K		0-0 SF7	4	0	0	1	0	2	8						
Bob Bowman, R OBP: 0.357, SLG: 0.538 (9, 7)										0	0	0	0	0	0	0						
Chico Fernandez, R OBP: 0.241, SLG: 0.220 (8, PH)										3	0	0	0	0	0	0						
Dave Phillips, S OBP: 0.282, SLG: 0.312 (9, 6)										2	1	1	0	0	0	2						
Ted Kazanski, R OBP: 0.266, SLG: 0.274 (9, 6)										0	0	0	0	0	0	0						
Jack Sanford, R OBP: 0.235, SLG: 0.250 (1, 1)										3	0	1	0	0	2	0						
Stan Lopata, R OBP: 0.399, SLG: 0.458 (8, PH)										2	1	1	0	0	1	2						
Turk Farrell, R OBP: 0.250, SLG: 0.182 (9, 1)										0	0	0	0	0	0	0						
Inning Stats	R: 1 E: 0 K: 2 S: 19	H: 1 LOB: 3 BB: 2 P: 33	R: 0 E: 0 K: 1 S: 11	H: 1 LOB: 0 BB: 0 P: 16	R: 1 E: 0 K: 0 S: 8	H: 2 LOB: 1 BB: 0 P: 14	R: 0 E: 0 K: 1 S: 11	H: 1 LOB: 0 BB: 0 P: 13	R: 1 E: 0 K: 1 S: 10	H: 1 LOB: 1 BB: 1 P: 18	R: 0 E: 0 K: 1 S: 8	H: 0 LOB: 0 BB: 0 P: 13	R: 0 E: 0 K: 1 S: 7	H: 0 LOB: 3 BB: 3 P: 24	R: 6 E: 1 K: 1 S: 21	H: 4 LOB: 2 BB: 3 P: 42	1B: 7 2B: 2 3B: 0 HR: 1	SF: 2 SAC: 0 DP: 0 HBP: 1	WP: 1 PB: 1 SB: 1 CS: 0	PA: 45		
PITCHER	IP WLS BF H R ER SO BB IBB HBP BLK WP HR S P ERA WHIP	4.0 2.1 0.2 1.0	2.1 L 9 4 6 5 1 1 1 0 0 0 0 0 10 21 0.00 1.000																			


Los Angeles Dodgers @ Philadelphia Phillies
 Connie Mack Stadium, Philadelphia, PA
 Tue Jun 17 1958, 7:05 PM EDT
 Att: 16,823 - Unknown

AB 33
 R 9
 H 10
 RBI 7
 BB 9
 SO 7
 LOB 24




Batter	1	2	3	4	5	6	7	8	9	AB	R	H	RBI	BB	SO	LOB	TOP					
Jim Gilliam, S OBP: 0.370, SLG: 0.387 (1, 7)	1-1 4-3		3-2 L9		1-2 4-3			0-0 F7		4	0	0	0	0	0	0	Los Angeles Dodgers @ Philadelphia Phillies Connie Mack Stadium, Philadelphia, PA Wed Jun 18 1958, 7:05 PM EDT Att: 11,399 - Unknown					
Charlie Neal, R OBP: 0.358, SLG: 0.487 (1, 4)	1-2 BB 1B		3-3 K		1-2 4-3 1B			3-3 K		4	1	2	0	0	2	0						
Duke Snider, L OBP: 0.375, SLG: 0.424 (1, 8)	4-1 1-2 BB			1-3 K		2-1 4-3 1B		3-2 1B		3	0	1	0	1	1	1						
Carl Furillo, R OBP: 0.356, SLG: 0.487 (1, 9)	2-2 F4			1-0 G5-4-3 1B		2-0 WP 1B		2-1 1B		4	0	3	1	0	0	2						
Gil Hodges, R OBP: 0.325, SLG: 0.404 (1, 3)	3-3 K			1-0 G5-4-3 1-2		1-3 K		2-2 6-3		4	0	0	0	0	2	6						
Don Zimmer, R OBP: 0.349, SLG: 0.443 (1, 6)		0-0 F5			2-2 F8		0-0 F9		1-1 6-3	4	0	0	0	0	0	1						
Dick Gray, R OBP: 0.328, SLG: 0.483 (1, 5)		3-2 F4			4-2 HR BB		2-1 6-3		0-0 1B	3	1	1	0	1	0	0						
Joe Pignatano, R OBP: 0.244, SLG: 0.250 (1, 2)		2-3 K			1-1 1-H HR		1-2 F5		1-3 K	4	1	1	2	0	2	1						
Stan Williams, R (1, 1)			2-3 K		0-3 K		1-0 F8		0-1 F3	4	0	0	0	0	2	1						
Inning Stats	R: 0 E: 0 S: 12	H: 1 LOB: 2 BB: 1 P: 23	R: 0 E: 0 S: 9	H: 0 LOB: 0 BB: 0 P: 14	R: 0 E: 0 S: 11	H: 0 LOB: 0 BB: 0 P: 19	R: 0 E: 0 S: 6	H: 1 LOB: 0 BB: 0 P: 9	R: 2 E: 0 S: 14	H: 1 LOB: 1 BB: 1 P: 22	R: 1 E: 0 S: 10	H: 2 LOB: 1 BB: 0 P: 16	R: 0 E: 0 S: 6	H: 0 LOB: 0 BB: 0 P: 10	R: 0 E: 0 S: 14	H: 2 LOB: 2 BB: 0 P: 24	R: 0 E: 0 S: 8	H: 1 LOB: 1 BB: 0 P: 10	1B: 7 2B: 0 3B: 0 HR: 1	SF: 0 SAC: 0 DP: 1 HBP: 0	WP: 1 PB: 0 SB: 0 CS: 0	PA: 36
PITCHER Robin Roberts, R ERA: 3.31 (1, 1)	IP: 9.0 WLS: L BF: 36	H: 8 R: 3 ER: 3 SO: 9	BB: 2 IBB: 0 HBP: 0 BLK: 0	WP: 1 HR: 1 S: 90 P: 147	ERA: 3.00 WHIP: 1.111	PITCHER										IP: 9.0 WLS: W BF: 36	H: 4 R: 0 ER: 0 SO: 6	BB: 7 IBB: 0 HBP: 0 BLK: 0	WP: 0 HR: 0 S: 85 P: 146	ERA: 0.00 WHIP: 1.222		

AB	34
R	3
H	8
RBI	3
BB	2
SO	9
LOB	12



Batter	1	2	3	4	5	6	7	8	9	AB	R	H	RBI	BB	SO	LOB	BOTTOM					
Richie Ashburn, L OBP: 0.431, SLG: 0.436 (1, 8)	2-1 BB 1B	2-2 1-3			4-1 G3-6-3 BB		2-2 FC3-6 1-2			3	0	1	0	1	0	2	Los Angeles Dodgers @ Philadelphia Phillies Connie Mack Stadium, Philadelphia, PA Wed Jun 18 1958, 7:05 PM EDT Att: 11,399 - Unknown					
Solly Hemus, L OBP: 0.482, SLG: 0.529 (1, 4)	4-2 BB 1-2 BB		3-2 4-3		0-1 G3-6-3 1-2		3-2 F5			3	0	0	0	1	0	2						
Harry Anderson, L OBP: 0.383, SLG: 0.485 (1, 3)	3-2 F6		1-3 K		4-1 BB			4-1 BB		2	0	0	0	2	1	2						
Carl Sawatski, L OBP: 0.321, SLG: 0.217 (1, 2)	0-1 F7		2-1 F7		0-0 F8			1-2 F8		4	0	0	0	0	0	4						
Willie Jones, R OBP: 0.385, SLG: 0.463 (1, 5)	4-0 1-2 2-3 BB			0-0 1B 2B		1-2 F7		2-3 K		3	0	1	0	1	1	1						
Wally Post, R OBP: 0.373, SLG: 0.404 (1, 9)	2-3 K			2-1 F8		0-3 K		1-0 F3		4	0	0	0	0	2	5						
Rip Repulski, R OBP: 0.306, SLG: 0.513 (1, 7)		0-1 SH3-4 2B			0-0 2-3 1B		2-1 F8		4-2 G6-4-3 BB	3	0	2	0	1	0	0						
Chico Fernandez, R OBP: 0.240, SLG: 0.219 Dave Philley, S OBP: 0.275, SLG: 0.308 Ted Kazanski, R OBP: 0.266, SLG: 0.274 Bob Bowman, R OBP: 0.349, SLG: 0.525 (1, 6)	0-0 SH3-4			0-3 K			0-3 K		0-0 F7	1	0	0	0	0	1	2						
Robin Roberts, S OBP: 0.302, SLG: 0.263 Stan Lopata, R OBP: 0.397, SLG: 0.455 (9, PH)	0-0 B3			2-2 4-3			4-2 FC3-6 BB		2-1 G6-4-3 1-2	2	0	0	0	1	0	3						
1	0	0	0	0	1	0	0	1	0	1	0	0	0	0	1	0						
Inning Stats	R: 0 E: 0 S: 15	H: 1 LOB: 3 BB: 2 P: 30	R: 0 E: 0 S: 8	H: 1 LOB: 1 BB: 0 P: 10	R: 0 E: 0 S: 9	H: 0 LOB: 0 BB: 0 P: 15	R: 0 E: 0 S: 13	H: 2 LOB: 2 BB: 0 P: 17	R: 0 E: 0 S: 5	H: 0 LOB: 2 BB: 2 P: 13	R: 0 E: 0 S: 8	H: 0 LOB: 0 BB: 0 P: 11	R: 0 E: 0 S: 12	H: 0 LOB: 1 BB: 1 P: 21	R: 0 E: 0 S: 8	H: 0 LOB: 1 BB: 1 P: 16	R: 0 E: 0 S: 7	H: 0 LOB: 0 BB: 1 P: 13	1B: 2 2B: 2 3B: 0 HR: 0	SF: 0 SAC: 1 DP: 2 HBP: 0	WP: 0 PB: 0 SB: 0 CS: 0	PA: 36
PITCHER Stan Williams, R ERA: 3.69 (1, 1)	IP: 9.0 WLS: W BF: 36	H: 4 R: 0 ER: 0 SO: 6	BB: 7 IBB: 0 HBP: 0 BLK: 0	WP: 0 HR: 0 S: 85 P: 146	ERA: 0.00 WHIP: 1.222	PITCHER										IP: 9.0 WLS: W BF: 36	H: 4 R: 0 ER: 0 SO: 6	BB: 7 IBB: 0 HBP: 0 BLK: 0	WP: 0 HR: 0 S: 85 P: 146	ERA: 0.00 WHIP: 1.222		


AB	28
R	0
H	4
RBI	0
BB	7
SO	6
LOB	23



Batter	1	2	3	4	5	6	7	8	9	AB	R	H	RBI	BB	SO	LOB	TOP			
Jim Gilliam, S OBP: 0.364, SLG: 0.380 (1, 7)	F5			F5			F5		K	4	0	0	0	0	1	1	Los Angeles Dodgers @ Philadelphia Phillies Connie Mack Stadium, Philadelphia, PA Thu Jun 19 1958, 7:05 PM EDT Att: 13,506 - Unknown			
Charlie Neal, R OBP: 0.356, SLG: 0.482 (1, 4)	F9			F3			1B		4-3	4	0	1	0	0	0	1				
Duke Snider, L OBP: 0.372, SLG: 0.441 (1, 8)	K			F9			F9		HR	4	1	1	2	0	1	1				
Carl Furillo, R OBP: 0.348, SLG: 0.475 (1, 9)		5-3			F3		F9		F4	4	0	0	0	0	2	2				
Norm Larker, L OBP: 0.250, SLG: 0.204 (1, 3)	G3				F5					3	0	1	0	0	0	0				
Don Zimmer, R OBP: 0.349, SLG: 0.441 (1, 6)	6-3				B2					3	0	1	0	0	0	0				
Dick Gray, R OBP: 0.328, SLG: 0.475 (1, 5)				G6-4-3 BB			F8		G6-4-3	2	0	0	0	1	0	1				
Joe Pignatano, R OBP: 0.250, SLG: 0.333 (1, 2)				G6-4-3			F7		HR	3	1	1	1	0	0	1				
Johnny Podres, L OBP: 0.152, SLG: 0.129 (3, 1) Don Drysdale, R OBP: 0.195, SLG: 0.280 (5, PH) Randy Johnson, R OBP: 0.248, SLG: 0.298 (5, PH) Carl Erskine, R OBP: 0.327, SLG: 0.504 (5, PH) Steve Bilko, R OBP: 0.327, SLG: 0.500 (5, PH) Fred Kipp, L OBP: 0.231, SLG: 0.290 (5, PH)	G3			G3			K		HR	1	0	0	0	0	0	0				
Inning Stats	R: 0 E: 0 K: 1 S: 8	H: 0 LOB: 0 BB: 0 P: 12	R: 0 E: 0 K: 0 S: 5	H: 0 LOB: 0 BB: 0 P: 6	R: 0 E: 0 K: 0 S: 5	H: 0 LOB: 1 BB: 1 P: 10	R: 0 E: 0 K: 0 S: 8	H: 0 LOB: 0 BB: 0 P: 12	R: 0 E: 0 K: 1 S: 5	H: 0 LOB: 0 BB: 0 P: 8	R: 0 E: 0 K: 0 S: 10	H: 1 LOB: 1 BB: 0 P: 15	R: 0 E: 0 K: 0 S: 7	H: 2 LOB: 2 BB: 0 P: 10	R: 3 E: 0 K: 1 S: 13	H: 3 LOB: 1 BB: 0 P: 19		1B: 4 2B: 0 3B: 0 HR: 2	SF: 0 SAC: 0 DP: 2 HBP: 0	WP: 0 PB: 0 SB: 0 CS: 0
PITCHER Ray Semproch, R ERA: 3.53 (1, 1)	IP: 9.0 WLS: W BF: 31 H: 6 R: 3 ER: 3 SO: 3 BB: 1 IBB: 0 HBP: 0 BLK: 0 WP: 0 HR: 2 S: 69 P: 103 ERA: 3.00 WHIP: 0.778															PITCHER				

livebaseballscores.com


AB 30
R 3
H 6
RBI 3
BB 1
SO 3
LOB 7



Batter	1	2	3	4	5	6	7	8	9	AB	R	H	RBI	BB	SO	LOB	BOTTOM			
Richie Ashburn, L OBP: 0.426, SLG: 0.431 (1, 8)	F7	6-3	E1		FC3-6		4-3			5	0	1	0	0	0	2	Los Angeles Dodgers @ Philadelphia Phillies Connie Mack Stadium, Philadelphia, PA Thu Jun 19 1958, 7:05 PM EDT Att: 13,506 - Unknown			
Ted Kazanski, R OBP: 0.283, SLG: 0.270 (1, 4)	HR	L7	5-3		FC5-4				5-3	5	1	1	0	0	0	3				
Willie Jones, R OBP: 0.379, SLG: 0.450 (1, 5)	HR		5-3		F3		F7		6-3	4	1	0	0	1	0	2				
Stan Lopata, R OBP: 0.397, SLG: 0.470 (1, 2)	HR		1B	1B	K		K		5-3	4	2	1	3	1	2	0				
Wally Post, R OBP: 0.376, SLG: 0.407 (1, 9)	1B		2B	1B	K		G2			4	1	2	0	0	1	0				
Bob Bowman, R OBP: 0.404, SLG: 0.636 (1, 7)	1B		2B	1B	1B				HR	4	2	4	2	0	0	0				
Harry Anderson, L OBP: 0.381, SLG: 0.485 (1, 3)	F7		1B	2B	G3		L9			4	1	1	1	0	0	3				
Chico Fernandez, R OBP: 0.240, SLG: 0.219 (1, 6)	F9		1B	1B	5-3		F9			4	1	1	2	0	0	2				
Ray Semproch, R OBP: 0.094, SLG: 0.125 (1, 1)	F9		1B	1B	E3		E6			4	0	1	1	0	0	0				
Inning Stats	R: 3 E: 0 K: 0 S: 16	H: 4 LOB: 2 BB: 1 P: 26	R: 0 E: 0 K: 0 S: 9	H: 0 LOB: 0 BB: 0 P: 14	R: 5 E: 1 K: 0 S: 19	H: 6 LOB: 2 BB: 1 P: 30	R: 0 E: 0 K: 2 S: 10	H: 1 LOB: 1 BB: 0 P: 17	R: 0 E: 0 K: 1 S: 6	H: 0 LOB: 0 BB: 0 P: 8	R: 1 E: 1 K: 0 S: 13	H: 1 LOB: 1 BB: 0 P: 17	R: 0 E: 0 K: 0 S: 7	H: 0 LOB: 0 BB: 0 P: 12	R: 0 E: 0 K: 0 S: 7	H: 0 LOB: 0 BB: 0 P: 12		1B: 9 2B: 1 3B: 0 HR: 2	SF: 0 SAC: 0 DP: 0 HBP: 0	WP: 0 PB: 0 SB: 0 CS: 0
PITCHER Johnny Podres, L ERA: 3.83 (1, 1) Don Drysdale, R ERA: 5.29 (3, 1) Carl Erskine, R ERA: 4.79 (6, 1)	IP: 2.1 WLS: L BF: 16 H: 7 R: 7 ER: 7 SO: 7 BB: 2 IBB: 0 HBP: 0 BLK: 0 WP: 0 HR: 1 S: 32 P: 53 ERA: 27.00 WHIP: 3.857															PITCHER				

livebaseballscores.com

AB 38
R 9
H 12
RBI 9
BB 2
SO 3
LOB 12



Batter	1	2	3	4	5	6	7	8	9	10	AB	R	H	RBI	BB	SO	LOB	TOP						
Jim Gilliam, S OBP: 0.351, SLG: 0.361 (1, 7)	2-2 4-3	0-1 1B		2-0 1B SF8		0-0 F8	1-0 4-3			1-1 E3 HR	6	3	2	1	0	0	1							
Norm Larker, L OBP: 0.286, SLG: 0.268 (1, 3)	3-2 1B	1-3 K		3-2 G1 1B		2-0 HR 1B		2-1 L8		1-0 HR	1	1	1	0	0	0	0							
Glenn Hodges, R OBP: 0.325, SLG: 0.409 (2, PH) (2, 3)				1-3 1B		1-1 SF8		2-2 BB E HBP		0-2 3-1	4	2	3	4	0	0	0							
Duke Snider, L OBP: 0.389, SLG: 0.444 (1, 8)	0-0 E 1B 2H	1-2 BB 1B		3-3 G1		0-0 HR		4-2 FC4-6 BB		0-1 F6	5	1	1	3	1	1	3							
Elmer Valo, L OBP: 0.310, SLG: 0.365 (1, 9)	0-1 F7	1-3 K		1-2 G1		0-0 HR		1-2 BB		0-0 HR	3	0	1	0	1	1	1							
John Roseboro, L OBP: 0.336, SLG: 0.457 (8, PH)	0-0 E9	4-0 BB		0-3 K		1-1 L9		2-2 FC4-6 BB		0-0 HR	1	0	0	0	0	0	1							
Steve Bilko, R OBP: 0.304, SLG: 0.408 (8, PR) (8, 2)	1-3 1B	1-2 BB				0-0 F7		0-1 F4		1-3 K	6	0	0	0	0	3	5							
Don Zimmer, R OBP: 0.333, SLG: 0.433 (1, 6)	2-3 K	0-1 4-3				0-0 K				1-3 K	6	1	1	1	0	1	1							
Dick Gray, R OBP: 0.335, SLG: 0.493 (1, 5)		3-2 HR		1-1 F2		3-3 K		1-0 1-3		1-0 6-3	6	1	1	1	0	1	1							
Charlie Neal, R OBP: 0.349, SLG: 0.451 (1, 4)		4-0 BB 1B BB		1-2 F9		0-1 1B		0-1 SH3-4 1B		1-1 F6	4	1	2	0	1	0	0							
Don Drysdale, R OBP: 0.190, SLG: 0.250 (2, 1)		4-2 BB		1-1 F7		1-1 4-3		0-0 SH3-4		0-3 K	0	1	0	0	1	0	0							
Fred Kipp, L OBP: 0.235, SLG: 0.250 (4, 1)		1-2 1B BB						1-2 K			1	0	0	0	0	0	0							
Johmy Klippstein, R OBP: 0.100, SLG: 0.100 (6, 1)											1	0	0	0	0	0	1							
Sandy Koufax, R OBP: 0.188, SLG: 0.188 (6, 1)											1	0	0	0	0	1	0							
Inning Stats	R: 1 E: 1 K: 1 S: 14	H: 3 LOB: 2 BB: 0 P: 21	R: 4 E: 0 K: 2 S: 20	H: 3 LOB: 2 BB: 3 P: 38	R: 0 E: 0 K: 1 S: 8	H: 0 LOB: 0 BB: 0 P: 11	R: 1 E: 0 K: 1 S: 11	H: 2 LOB: 1 BB: 0 P: 17	R: 0 E: 0 K: 2 S: 10	H: 1 LOB: 1 BB: 0 P: 14	R: 3 E: 0 K: 0 S: 7	H: 3 LOB: 0 BB: 0 P: 10	R: 0 E: 0 K: 0 S: 5	H: 1 LOB: 1 BB: 0 P: 7	R: 1 E: 1 K: 0 S: 11	H: 0 LOB: 1 BB: 1 P: 21	R: 0 E: 0 K: 1 S: 6	H: 0 LOB: 0 BB: 0 P: 8	R: 3 E: 1 K: 1 S: 13	H: 2 LOB: 1 BB: 0 P: 17	1B: 10 2B: 1 3B: 0 HR: 4	SF: 1 SAC: 1 DP: 0 HBP: 1	WP: 0 PB: 1 SB: 1 CS: 0	PA: 52
PITCHER	IP	WLS	BF	H	R	ER	SO	BB	IBB	HBP	BLK	WP	HR	S	P	ERA	WHIP							
Willard Schmidt, R ERA: 3.34	1.0		8	4	3	3	1	BB	1	0	0	0	0	17	31	27.00	5.000							
Alex Kellner, L ERA: 6.23	2.0		7	2	2	2	2	0	0	0	0	0	0	19	28	18.00	4.000							
Tom Acker, R ERA: 4.56	3.1		8	2	1	1	1	0	0	0	0	0	0	19	28	4.50	1.000							
Hal Jeffcoat, R ERA: 3.96	5.1		17	5	4	3	2	1	0	1	0	0	1	28	45	8.10	1.800							
Joe Nuxhall, L ERA: 3.39	0.2		2	0	0	0	0	0	0	0	0	0	0	5	7	0.00	0.000							

Los Angeles Dodgers @ Cincinnati Redlegs
Crosley Field, Cincinnati, OH
Tue Jun 24 1958, 7:05 PM EDT
Unknown

AB	45
R	13
H	15
RBI	12
BB	4
SO	8
LOB	15



Batter	1	2	3	4	5	6	7	8	9	10	AB	R	H	RBI	BB	SO	LOB	BOTTOM						
Johnny Temple, R OBP: 0.393, SLG: 0.385 (1, 4)	2-3 K	0-1 G6-4-3		4-1 HBP 2B BB		3-2 1B 2B		1-1 F3		2-1 F4	5	1	1	1	1	1	2							
Bob Thurman, L OBP: 0.348, SLG: 0.327 (1, 7)	0-1 G4-6-3 1B		1-3 K	2-1 2B HBP		1-1 F7		4-2 2B BB		1-1 4-3	4	1	1	1	1	1	1							
Jerry Lynch, L OBP: 0.317, SLG: 0.505 (1, 9)	0-2 G4-6-3		0-0 F6	1-2 HBP 2B		2-1 1B		1-1 1B 2B		0-1 BB 1B	6	1	4	3	0	0	1							
George Crowe, L OBP: 0.423, SLG: 0.539 (8, PR)		2-1 2B 3B		4-2 BB		1-2 4-3		1-2 2B 1B		4-2 BB 1B	4	1	2	1	1	1	2							
Harvey Haddix, L OBP: 0.353, SLG: 0.393 (9, 1)		2-0 2B 1B		2-0 F2		1-2 1B SF9 1B		1-2 F2 F7		1-2 BB	6	2	2	0	0	0	4							
Don Hoak, R OBP: 0.393, SLG: 0.447 (1, 5)		0-1 1B 2B		0-0 F6		0-0 CS 1B		3-2 F7		0-3 K	5	1	2	1	0	1	0							
Ed Bailey, L OBP: 0.333, SLG: 0.395 (1, 2)		1-3 1B 2B		0-1 F6		1-3 CS 1B		4-2 F7		1-3 K	3	1	2	3	1	1	0							
Gus Bell, L OBP: 0.301, SLG: 0.388 (1, 8)		2-1 1B		0-1 WP HBP 2B		2-1 SF9		4-2 BB		1-3 K	3	1	2	3	1	1	0							
Roy McMillan, R OBP: 0.277, SLG: 0.243 (4, PH)		2-2 F6		4-0 HBP BB 2B BB		1-1 CS		1-3 K		4-2 BB	1	0	0	0	0	0	1							
Wall Strope, R OBP: 0.274, SLG: 0.215 (4, PH)											1	0	0	0	0	0	0							
Alex Giannini, R OBP: 0.240, SLG: 0.217 (5, 6)											1	1	0	0	0	0	0							
Smoky Burgess, L OBP: 0.317, SLG: 0.417 (7, PH)											1	0	0	0	0	1	1							
Eddie Miksis, R OBP: 0.316, SLG: 0.235 (8, 6)											1	0	0	0	1	0	0							
Willard Schmidt, R ERA: 3.34	1.0		8	4	3	3	1	BB	1	0	0	0	0	17	31	27.00	5.000							
Alex Kellner, L ERA: 6.23	2.1		11	3	2	2	1	0	0	0	0	0	0	19	28	18.00	4.000							
Tom Acker, R ERA: 4.56	3.1		17	5	4	3	2	1	0	1	0	0	0	28	45	8.10	1.800							
Hal Jeffcoat, R ERA: 3.96	5.1		17	5	4	3	2	1	0	1	0	0	0	28	45	8.10	1.800							
Joe Nuxhall, L ERA: 3.39	0.2		2	0	0	0	0	0	0	0	0	0	0	5	7	0.00	0.000							
Inning Stats	R: 0 E: 0 K: 1 S: 8	H: 1 LOB: 0 BB: 0 P: 10	R: 3 E: 0 K: 0 S: 15	H: 5 LOB: 1 BB: 0 P: 25	R: 0 E: 0 K: 1 S: 7	H: 0 LOB: 1 BB: 1 P: 14	R: 3 E: 0 K: 0 S: 9	H: 2 LOB: 3 BB: 2 P: 22	R: 1 E: 0 K: 1 S: 10	H: 2 LOB: 0 BB: 0 P: 14	R: 1 E: 0 K: 0 S: 23	H: 2 LOB: 2 BB: 1 P: 36	R: 0 E: 0 K: 1 S: 10	H: 0 LOB: 1 BB: 1 P: 19	R: 2 E: 0 K: 1 S: 16	H: 2 LOB: 1 BB: 1 P: 24	R: 0 E: 0 K: 3 S: 12	H: 0 LOB: 1 BB: 1 P: 18	R: 0 E: 0 K: 0 S: 9	H: 1 LOB: 2 BB: 1 P: 16	1B: 9 2B: 5 3B: 1 HR: 0	SF: 1 SAC: 0 DP: 2 HBP: 1	WP: 1 PB: 0 SB: 0 CS: 1	PA: 51
PITCHER	IP	WLS	BF	H	R	ER	SO	BB	IBB	HBP	BLK	WP	HR	S	P	ERA	WHIP							
Don Drysdale, R ERA: 5.9	1.0		6	4	3	3	1	0	0	0	0	0	0	13	19	27.00	4.000							
Fred Kipp, L ERA: 4.3	2.1		11	3	2	2	1	2	0	0	0	1	0	22	41	7.71	2.143							
Johmy Klippstein, R ERA: 4.54	4.1		11	4	3	3	1	2	0	1	0	0	0	30	50	13.50	3.000							
Sandy Koufax, L ERA: 4.08	4.2		22	4	2	2	5	4	0	0	0	0	0	54	88	3.86	1.714							

Los Angeles Dodgers @ Cincinnati Redlegs
Crosley Field, Cincinnati, OH
Tue Jun 24 1958, 7:05 PM EDT
Unknown


AB	40
R	10
H	15
RBI	10
BB	8
SO	8
LOB	15





Batter	1	2	3	4	5	6	7	8	9	AB	R	H	RBI	BB	SO	LOB	TOP										
Jim Gilliam, S OBP: 0.350, SLG: 0.360 (1, 7)	1-1 1B	0-1 4-3			3-2 4-3		0-0 F3		2-1 4-3	5	0	1	0	0	0	0	Los Angeles Dodgers @ Milwaukee Braves Milwaukee County Stadium, Milwaukee, WI Thu Jun 26 1958, 8:05 PM EDT Att: 23,006 - Unknown										
John Roseboro, L OBP: 0.339, SLG: 0.438 (1, 2)	1-0 1B		4-0 FC4-6 BB		0-0 4-3		1-0 G3		1-2 F9	4	1	1	0	1	0	0											
Duke Snider, L OBP: 0.392, SLG: 0.462 (1, 8)	0-0 5-3		0-1 FC4-6 1B SF7		1-2 F8		2-2 1B			4	1	1	0	0	0	2											
Carl Furillo, R OBP: 0.348, SLG: 0.452 (1, 9)	3-2 BB 2H		1-0 1B		4-1 FC2-6 BB		1-1 4-3			3	0	2	1	1	0	1											
Gil Hodges, R OBP: 0.326, SLG: 0.422 (1, 3)	4-0 1B		0-0 SF7		0-0 FC2-6 1B		2-2 E6 FC1-6			2	0	0	1	1	0	1											
Don Zimmer, R OBP: 0.329, SLG: 0.425 (1, 6)	1-0 F2		3-0 K		0-1 1B		0-0 FC1-6 6-3			4	0	1	0	0	1	4											
Dick Gray, R OBP: 0.323, SLG: 0.466 (1, 5)		0-1 F3		1-1 G4-6-3 HBP		0-0 F3		3-2 6-3		3	0	0	0	0	0	3											
Charlie Neal, R OBP: 0.349, SLG: 0.461 (1, 4)		1-1 HR		1-1 G4-6-3		1-1 F9		2-3 K		4	1	1	1	0	1	4											
Don Drysdale, R OBP: 0.200, SLG: 0.375 (1, 1)		1-3 K		1-2 5-3			0-1 HR		0-0 6-3	4	1	1	1	0	1	0											
Inning Stats	R: 1 E: 0 K: 0 S: 8	H: 3 LOB: 2 BB: 1 P: 18	R: 1 E: 0 K: 1 S: 9	H: 1 LOB: 0 BB: 0 P: 11	R: 1 E: 0 K: 1 S: 7	H: 1 LOB: 1 BB: 1 P: 12	R: 0 E: 0 K: 0 S: 6	H: 0 LOB: 0 BB: 0 P: 9	R: 0 E: 0 K: 0 S: 7	H: 1 LOB: 2 BB: 1 P: 12	R: 1 E: 0 K: 0 S: 9	H: 2 LOB: 1 BB: 0 P: 13	R: 0 E: 1 K: 1 S: 12	H: 0 LOB: 1 BB: 0 P: 19	R: 0 E: 0 K: 0 S: 6	H: 0 LOB: 0 BB: 0 P: 9	1B: 6 2B: 0 3B: 0 HR: 2	SF: 1 SAC: 0 DP: 1 HBP: 1	WP: 0 PB: 0 SB: 0 CS: 0	PA: 38							
PITCHER	IP	WLS	BF	H	R	ER	SO	BB	IBB	HBP	BLK	WP	HR	S	P	ERA	WHIP										
Lew Burdette, R ERA: 4.09 (1, 1)	7.0	L	31	8	4	4	2	3	0	1	0	0	2	53	86	5.14	1.571										
Gene Conley, R ERA: 4.39 (8, 1)	2.0		7	0	0	0	1	0	0	0	0	0	0	18	28	0.00	0.000										


Batter	1	2	3	4	5	6	7	8	9	AB	R	H	RBI	BB	SO	LOB	BOTTOM										
Red Schoendienst, S OBP: 0.335, SLG: 0.303 (1, 4)	0-1 F7		0-1 1B		1-1 L7		1-1 1B			4	0	2	0	0	0	0	Los Angeles Dodgers @ Milwaukee Braves Milwaukee County Stadium, Milwaukee, WI Thu Jun 26 1958, 8:05 PM EDT Att: 23,006 - Unknown										
Harry Hanebrink, L OBP: 0.286, SLG: 0.316 (1, 9)	0-1 HBP 1B		1-1 F5		0-0 F6		1-1 F9			4	0	1	0	0	0	2											
Eddie Mathews, L OBP: 0.360, SLG: 0.491 (1, 5)	3-2 G1-6-3 HBP		1-1 L8		4-0 BB		1-2 F8			2	0	0	0	1	0	1											
Frank Torre, L OBP: 0.393, SLG: 0.409 (1, 3)	0-1 G1-6-3		0-0 4-3		1-2 G3		1-1 F7			4	0	0	0	0	0	4											
Joe Adcock, R OBP: 0.338, SLG: 0.542 (1, 7)		1-0 F2		0-1 1B 1B		1-2 F6		1-3 K		4	1	1	0	0	1	0											
Johnny Logan, R OBP: 0.326, SLG: 0.442 (1, 6)		1-3 K		1-1 L1-3 1B		2-2 P4		1-1 G5-4-3 1B		4	0	2	0	0	1	0											
Felix Mantilla, R OBP: 0.311, SLG: 0.430 (1, 8)		0-1 2B		0-0 L1-3		0-0 5-3		0-1 G5-4-3		4	0	1	0	0	0	3											
Del Crandall, R OBP: 0.347, SLG: 0.506 (1, 2)		4-0 IBB		1-0 2H 1B		1-2 F6		0-0 F4		3	0	1	1	1	0	0											
Lew Burdette, R OBP: 0.167, SLG: 0.167 (1, 1)		0-2 F7		0-1 1-3		1-3 K				2	0	0	0	0	0	3											
Bill Bruton, L OBP: 0.311, SLG: 0.333 (7, PH)										1	0	0	0	0	1	0											
Gene Conley, R OBP: 0.154, SLG: 0.154 (8, 1)										0	0	0	0	0	0	0											
Inning Stats	R: 0 E: 0 K: 0 S: 8	H: 1 LOB: 1 BB: 0 P: 11	R: 0 E: 0 K: 1 S: 11	H: 1 LOB: 2 BB: 1 P: 17	R: 0 E: 0 K: 0 S: 7	H: 1 LOB: 1 BB: 0 P: 9	R: 1 E: 0 K: 0 S: 8	H: 3 LOB: 1 BB: 0 P: 10	R: 0 E: 0 K: 0 S: 6	H: 0 LOB: 1 BB: 1 P: 12	R: 0 E: 0 K: 0 S: 8	H: 0 LOB: 0 BB: 0 P: 11	R: 0 E: 0 K: 1 S: 10	H: 1 LOB: 1 BB: 0 P: 14	R: 0 E: 0 K: 1 S: 8	H: 0 LOB: 0 BB: 0 P: 11	R: 0 E: 0 K: 0 S: 5	H: 1 LOB: 0 BB: 0 P: 6	1B: 7 2B: 2 3B: 0 HR: 0	SF: 0 SAC: 0 DP: 3 HBP: 1	WP: 0 PB: 0 SB: 0 CS: 0	PA: 35					
PITCHER	IP	WLS	BF	H	R	ER	SO	BB	IBB	HBP	BLK	WP	HR	S	P	ERA	WHIP										
Don Drysdale, R ERA: 5.38 (1, 1)	9.0	W	35	8	1	1	3	1	1	1	0	0	0	71	101	1.00	1.000										



Batter	1	2	3	4	5	6	7	8	9	AB	R	H	RBI	BB	SO	LOB	TOP			
Jim Gilliam, S OBP: 0.348, SLG: 0.358 (1, 7)	L8		2-3			SH5-3 1B		B1-3		4	0	1	0	0	0	0	Los Angeles Dodgers @ Milwaukee Braves Milwaukee County Stadium, Milwaukee, WI Fri Jun 27 1958, 8:05 PM EDT Att: 32,909 - Unknown livebaseballscorecards.com			
John Roseboro, L OBP: 0.339, SLG: 0.456 (1, 2)	F5				F9	SH5-3		HR		3	1	1	1	0	0					
Duke Snider, L OBP: 0.389, SLG: 0.457 (1, 8)	F8				1B	K		K		4	1	1	0	0	2	1				
Carl Furillo, R OBP: 0.346, SLG: 0.444 (1, 9)		K			L7			6-3		3	0	0	0	1	1					
Gil Hodges, R OBP: 0.325, SLG: 0.419 (1, 3)	F6				1B	K		F8		4	0	1	1	0	1	2				
Don Zimmer, R OBP: 0.328, SLG: 0.419 (1, 6)	BB				1-3			L8		3	0	0	0	1	0	1				
Dick Gray, R OBP: 0.321, SLG: 0.480 (1, 5)	F9				5-3			F3		4	1	1	1	0	0	1				
Charlie Neal, R OBP: 0.346, SLG: 0.455 (1, 4)			F8		F4			1-3		3	0	0	0	0	0	0				
Sandy Koufax, R OBP: 0.158, SLG: 0.158 (1, 1)	1-3		1-3		K			K		3	0	0	0	0	2	0				
Inning Stats	R: 0 H: 0 E: 0 K: 0 S: 9	H: 0 LOB: 0 BB: 0 P: 17	R: 0 H: 0 E: 0 K: 1 S: 8	H: 0 LOB: 1 BB: 1 P: 15	R: 0 H: 0 E: 0 K: 0 S: 7	H: 0 LOB: 0 BB: 0 P: 11	R: 1 H: 2 E: 1 K: 0 S: 9	H: 2 LOB: 1 BB: 0 P: 11	R: 0 H: 0 E: 0 K: 1 S: 8	H: 1 LOB: 2 BB: 1 P: 22	R: 1 H: 1 E: 0 K: 1 S: 8	H: 1 LOB: 0 BB: 0 P: 13	R: 1 H: 1 E: 0 K: 0 S: 8	H: 1 LOB: 0 BB: 0 P: 15	R: 0 H: 0 E: 0 K: 0 S: 10	H: 0 LOB: 0 BB: 0 P: 15		1B: 3 2B: 0 3B: 0 HR: 2	SF: 0 SAC: 1 DP: 0 HBP: 0	WP: 0 PB: 0 CS: 0
PITCHER	IP	WLS	BF	H	R	ER	SO	BB	IBB	HBP	BLK	WP	HR	S	P	ERA	WHIP			
Joey Jay, R ERA: 3.46 (1, 1)	7.0	L	27	4	2	1	5	2	0	0	0	0	1	62	102	1.29	0.857			
Don McMahon, R ERA: 2.78 (8, 1)	2.0		7	1	1	1	1	0	0	0	0	0	1	18	30	4.50	0.500			

Batter	1	2	3	4	5	6	7	8	9	AB	R	H	RBI	BB	SO	LOB	BOTTOM			
Red Schoendienst, S OBP: 0.333, SLG: 0.302 (1, 4)	K2-3		K		5-3		1B			4	0	1	0	0	2	1	Los Angeles Dodgers @ Milwaukee Braves Milwaukee County Stadium, Milwaukee, WI Fri Jun 27 1958, 8:05 PM EDT Att: 32,909 - Unknown livebaseballscorecards.com			
Eddie Mathews, L OBP: 0.355, SLG: 0.487 (1, 5)	K		4-3		K		1B			4	0	1	0	0	2	1				
Hank Aaron, R OBP: 0.329, SLG: 0.468 (1, 9)	1B				HR		1B			4	1	3	1	0	0	2				
Joe Adcock, R OBP: 0.328, SLG: 0.525 (1, 3)	K		5-3		F9			F7		4	0	0	0	0	1	2				
Andy Pafko, R OBP: 0.281, SLG: 0.337 (1, 7)	5-3				BB		1B	F8		4	0	1	0	0	0	0				
Johnny Logan, R OBP: 0.354, SLG: 0.437 (1, 6)	BB		L5-3		K		6-3	F7		3	0	0	0	1	1	1				
Felix Mantilla, R OBP: 0.300, SLG: 0.413 (1, 8)	L5-3		E5		BB		F6			4	0	0	0	0	0	2				
Del Rice, R OBP: 0.300, SLG: 0.339 (1, 2)			FC1-8		BB		F6			3	0	1	0	1	0	0				
Joey Jay, S OBP: 0.250, SLG: 0.143 (1, 1)			FC1-6		K		K			2	0	0	0	0	1	4				
Mei Roach, R OBP: 0.325, SLG: 0.395 (7, PH)								F5		1	0	0	0	0	1	0				
Don McMahon, R (8, 1)										0	0	0	0	0	0	0				
Del Crandall, R OBP: 0.345, SLG: 0.503 (8, PH)										1	0	0	0	0	0	0				
Inning Stats	R: 0 H: 1 E: 0 K: 3 S: 10	H: 0 LOB: 0 BB: 1 P: 8	R: 0 H: 1 E: 0 K: 1 S: 7	H: 1 LOB: 1 BB: 0 P: 10	R: 1 H: 2 E: 1 K: 2 S: 16	H: 2 LOB: 3 BB: 1 P: 28	R: 0 H: 0 E: 0 K: 1 S: 11	H: 1 LOB: 1 BB: 0 P: 15	R: 0 H: 0 E: 0 K: 0 S: 4	H: 0 LOB: 0 BB: 0 P: 7	R: 0 H: 2 E: 0 K: 1 S: 14	H: 2 LOB: 2 BB: 0 P: 18	R: 0 H: 0 E: 0 K: 0 S: 5	H: 0 LOB: 0 BB: 0 P: 7	R: 0 H: 0 E: 0 K: 0 S: 8	H: 0 LOB: 0 BB: 0 P: 11		1B: 6 2B: 1 3B: 0 HR: 1	SF: 0 SAC: 0 DP: 1 HBP: 0	WP: 0 PB: 0 CS: 0
PITCHER	IP	WLS	BF	H	R	ER	SO	BB	IBB	HBP	BLK	WP	HR	S	P	ERA	WHIP			
Sandy Koufax, L ERA: 3.83 (1, 1)	9.0	W	36	7	1	1	8	2	0	0	0	0	1	78	117	1.00	1.000			

Batter	1	2	3	4	5	6	7	8	9	AB	R	H	RBI	BB	SO	LOB	TOP					
Jim Gilliam, S OBP: 0.345, SLG: 0.349	1-1 4-3	3-1 1B			2-1 L8		4-0 BB			3	0	1	1	1	0	0	Los Angeles Dodgers @ St. Louis Cardinals Sportsman's Park, St. Louis, MO Mon Jun 30 1958, 8:05 PM EDT Att: 24,826 - Unknown 					
John Roseboro, L OBP: 0.335, SLG: 0.453	0-0 1B	1-0 FC1-6-4			0-0 HR		0-2 F2			4	1	2	1	0	0	4						
Duke Snider, L OBP: 0.379, SLG: 0.443	2-1 G3				0-0 5-3			1-1 F8		4	0	0	0	0	0	1						
Carl Furillo, R OBP: 0.350, SLG: 0.452	4-0 BB				3-2 1B			2-1 F9		3	0	1	0	1	0	0						
Gil Hodges, R OBP: 0.321, SLG: 0.429	2-0 F4				1-3 K			0-0 L9		4	0	0	0	0	1	3						
Don Zimmer, R OBP: 0.315, SLG: 0.401		2-2 1B			2-2 6-3			0-0 L7		4	1	1	0	0	0	1						
Dick Gray, R OBP: 0.339, SLG: 0.497		4-2 1B			4-2 BB			2-1 1B		2	0	1	0	2	0	0						
Charlie Neal, R OBP: 0.345, SLG: 0.472		1-1 F3			0-1 G4-6-3			1-3 K		4	0	0	0	0	1	4						
Bob Giambarbato, L Eimer, Valo, L Johnny Klippstein, R Norm Lanier, L Johnny Podres, L Steve Bilko, R	1-1 F8				0-0 6-3			2-1 1B		0	0	0	0	0	0	0						
Inning Stats	R: 0 E: 0 K: 0 S: 6	H: 1 LOB: 2 BB: 1 P: 15	R: 1 E: 0 K: 0 S: 13	H: 2 LOB: 2 BB: 1 P: 25	R: 0 E: 0 K: 0 S: 4	H: 0 LOB: 0 BB: 0 P: 5	R: 0 E: 0 K: 0 S: 7	H: 0 LOB: 0 BB: 1 P: 13	R: 1 E: 0 K: 1 S: 5	H: 1 LOB: 0 BB: 0 P: 7	R: 0 E: 0 K: 1 S: 7	H: 1 LOB: 2 BB: 0 P: 12	R: 0 E: 0 K: 0 S: 10	H: 1 LOB: 2 BB: 1 P: 19	R: 0 E: 0 K: 0 S: 5	H: 0 LOB: 0 BB: 0 P: 8	R: 0 E: 0 K: 2 S: 10	H: 1 LOB: 1 BB: 0 P: 16	1B: 6 2B: 0 3B: 0 HR: 1	SF: 0 SAC: 0 DP: 2 HBP: 0	WP: 0 PB: 0 SB: 0 CS: 0	PA: 36
PITCHER Lindy McDaniel, R ERA: 4.95	IP: 9.0 WLS: W BF: 36 H: 7 R: 2 ER: 2 SO: 3 BB: 4 IBB: 0 HBP: 0 BLK: 0 WP: 0 HR: 1 S: 67 P: 120 ERA: 2.00 WHIP: 1.222															PITCHER						

Batter	1	2	3	4	5	6	7	8	9	AB	R	H	RBI	BB	SO	LOB	BOTTOM			
Don Blasingame, L OBP: 0.363, SLG: 0.373	2-1 1B		4-2 S	0-1 CS	1-0 1B		0-3 K			3	2	2	0	1	1	0	Los Angeles Dodgers @ St. Louis Cardinals Sportsman's Park, St. Louis, MO Mon Jun 30 1958, 8:05 PM EDT Att: 24,826 - Unknown 			
Curt Flood, R OBP: 0.383, SLG: 0.513	3-1 G4-6-3		3-2 5-3		1-1 1B		2-0 5-3			4	0	1	0	0	0	2				
Stan Musial, L OBP: 0.450, SLG: 0.616	0-0 HR		4-0 FC1-6		2-1 2B		1-0 4-3			3	1	2	2	1	0	0				
Joe Cunningham, L OBP: 0.435, SLG: 0.455			0-0 IBB		1-3 2B					0	0	0	0	0	0	0				
Ken Boyer, R OBP: 0.322, SLG: 0.478	2-2 1B		0-0 FC1-6		1-3 K			1-1 6-3		4	1	1	0	0	1	3				
Gene Green, R OBP: 0.402, SLG: 0.487	0-0 2H		4-1 WP		4-0 IBB			0-1 6-3		2	0	1	1	2	0	0				
Del Ennis, R OBP: 0.314, SLG: 0.367	0-1 5-3		2-3 K		0-0 G6-4-3			1-2 5-3		4	0	0	0	0	1	6				
Irv Noren, L OBP: 0.321, SLG: 0.324			1-2 2-3		1-2 G6-4-3					0	0	0	0	0	0	0				
Hal Smith, R OBP: 0.296, SLG: 0.287		1-3 K		1-0 F9		1-0 F2				3	0	0	0	0	1	0				
Eddie Kasko, R OBP: 0.281, SLG: 0.250		2-3 K		0-0 CS		2-1 4-3				3	0	1	0	0	1	0				
Lindy McDaniel, R OBP: 0.080, SLG: 0.080		2-2 3-1		2-3 K		1-3 K				3	0	0	0	0	2	1				
Inning Stats	R: 2 E: 0 K: 0 S: 12	H: 4 LOB: 1 BB: 0 P: 19	R: 0 E: 0 K: 2 S: 9	H: 0 LOB: 0 BB: 0 P: 14	R: 1 E: 1 K: 1 S: 12	H: 0 LOB: 2 BB: 3 P: 29	R: 0 E: 0 K: 1 S: 6	H: 1 LOB: 0 BB: 0 P: 9	R: 1 E: 0 K: 1 S: 9	H: 3 LOB: 2 BB: 1 P: 18	R: 0 E: 0 K: 1 S: 6	H: 0 LOB: 0 BB: 0 P: 10	R: 0 E: 0 K: 1 S: 5	H: 0 LOB: 0 BB: 0 P: 8	R: 0 E: 0 K: 0 S: 7	H: 0 LOB: 0 BB: 0 P: 9	1B: 5 2B: 2 3B: 0 HR: 1	SF: 0 SAC: 0 DP: 2 HBP: 0	WP: 1 PB: 0 SB: 1 CS: 1	PA: 34
PITCHER Bob Giambarbato, L ERA: 7.15 Johnny Klippstein, R ERA: 4.3 Johnny Podres, L ERA: 4.03	IP: 1.0 WLS: L BF: 6 H: 4 R: 2 ER: 2 SO: 2 BB: 0 IBB: 0 HBP: 0 BLK: 0 WP: 1 HR: 1 S: 12 P: 19 ERA: 7.15 WHIP: 4.000															PITCHER				

Batter	1	2	3	4	5	6	7	8	9	AB	R	H	RBI	BB	SO	LOB	TOP								
Jim Gilliam, S (1, 7) <small>OBP: 0.347, SLG: 0.359</small> Gino Cimoli, R (7, 7) <small>OBP: 0.288, SLG: 0.388</small>	1-0 3-1	2-2 4-3				0-1 HR	1-1 3B		1-0 2B SF9 1B	4	1	2	2	0	0	2									
Norm Larker, L (1, 3) <small>OBP: 0.329, SLG: 0.419</small> Joe Pignatano, R (9, 2) <small>OBP: 0.304, SLG: 0.408</small>	2-2 F9		0-1 HR		2-1 HR	1-0 6-3			1-0 SF9 1B 2B	5	3	3	4	0	0	1									
Duke Snider, L (1, 8) <small>OBP: 0.379, SLG: 0.441</small>	0-0 1B		2-0 3-1		4-0 BB		0-0 F7		2-2 SF9	3	0	1	1	1	0	0									
Elmer Valo, L (1, 9) <small>OBP: 0.288, SLG: 0.318</small> Carl Furillo, R (7, 9) <small>OBP: 0.353, SLG: 0.455</small>	3-3 K		2-3 K		3-2 F7		3-2 1-3		1-0 G5-4-3 1B	4	0	0	0	0	2	2									
John Roseboro, L (1, 2) <small>OBP: 0.333, SLG: 0.467</small> Gil Hodges, R (9, PH) <small>OBP: 0.320, SLG: 0.427</small>		3-2 HR	1-1 L8		0-0 L3		2-0 F8		3-H 2-0 G5-4-3 1B	4	1	1	1	0	0	1									
Don Zimmer, R (1, 6) <small>OBP: 0.314, SLG: 0.396</small>		2-3 K		0-3 K		2-2 F9		1-1 G6-4-3 HBP		3	0	0	0	0	2	0									
Dick Gray, R (1, 5) <small>OBP: 0.337, SLG: 0.491</small>		0-1 SH1-3 BB 1B		1-2 F9		0-3 K		2-1 G6-4-3 1-2f		4	0	1	0	0	1	1									
Charlie Neal, R (1, 4) <small>OBP: 0.351, SLG: 0.472</small>		4-1 SH1-3 BB		4-1 BB		2-1 1B 3B 1B		0-0 1-3		2	1	1	0	2	0	0									
Sandy Koufax, R (1, 1) <small>OBP: 0.190, SLG: 0.190</small> Ed Roebuck, R (8, 1) <small>OBP: 0.500, SLG: 0.750</small>	1-1 SH1-3	1-2 2-3		1-2 F8		0-0 1-3 3B 1B		0-2 1B 2B		2	1	1	0	0	0	1									
Inning Stats	R: 0 E: 0 K: 1 S: 9	H: 1 LOB: 1 BB: 0 P: 15	R: 1 E: 0 K: 1 S: 14	H: 2 LOB: 2 BB: 1 P: 26	R: 1 E: 0 K: 1 S: 8	H: 1 LOB: 0 BB: 0 P: 13	R: 0 E: 0 K: 1 S: 10	H: 0 LOB: 1 BB: 1 P: 16	R: 2 E: 0 K: 0 S: 9	H: 2 LOB: 0 BB: 0 P: 18	R: 2 E: 0 K: 1 S: 13	H: 3 LOB: 1 BB: 0 P: 19	R: 0 E: 0 K: 0 S: 5	H: 0 LOB: 0 BB: 0 P: 10	R: 0 E: 0 K: 0 S: 4	H: 0 LOB: 0 BB: 0 P: 7	R: 3 E: 0 K: 0 S: 11	H: 4 LOB: 0 BB: 0 P: 18	1B: 7 2B: 3 3B: 1 HR: 3	SF: 1 SAC: 1 DP: 3 HBP: 1	WP: 0 PB: 0 SB: 0 CS: 0	PA: 41			
PITCHER	IP	WLS	BF	H	R	ER	SO	BB	IBB	HBP	BLK	WP	HR	S	P	ERA	WHIP								
Jim Brosnan, R (1, 1) <small>ERA: 3.38</small> Larry Jackson, R (6, 1) <small>ERA: 3.48</small> Billy Muffett, R (8, 1) <small>ERA: 6.19</small> Bill Wight, L (9, 1) <small>ERA: 6.52</small>	5.0	L	23	6	4	4	4	3	0	0	0	0	3	50	88	7.20	1.800								

Los Angeles Dodgers @ St. Louis Cardinals
 Sportsman's Park, St. Louis, MO
 Tue Jul 01 1958, 8:05 PM EDT
 Att: 24,756 - Unknown

AB	35
R	9
H	13
RBI	9
BB	3
SO	5
LOB	9



Batter	1	2	3	4	5	6	7	8	9	AB	R	H	RBI	BB	SO	LOB	BOTTOM								
Don Blasingame, L (1, 4) <small>OBP: 0.367, SLG: 0.375</small>	1-3 K		1-0 E 1B		0-3 K			0-2 BB 5:3 1B	4-1 1-2 BB	4	1	2	0	1	2	0									
Curt Flood, R (1, 8) <small>OBP: 0.385, SLG: 0.527</small>	3-1 FC4-6 1B		2-1 E6 1-H 3B		1-0 1B			0-0 5-3 1-2	1-3 K	5	1	3	1	0	1	3									
Stan Musial, L (1, 3) <small>OBP: 0.444, SLG: 0.606</small>	3-2 FC4-6 1-2f		1-2 6-3		1-2 1-3			0-1 F6		4	0	0	0	0	0	3									
Ken Boyer, R (1, 5) <small>OBP: 0.325, SLG: 0.476</small>	1-3 K		1-0 F7			2-2 G6-4-3 1B		4-2 BB BB		3	0	1	0	1	1	1									
Gene Green, R (1, 9) <small>OBP: 0.401, SLG: 0.482</small> Joe Cunningham, L (8, PH) <small>OBP: 0.438, SLG: 0.455</small>		4-0 2B BB	3-2 F9		0-0 G6-4-3 1-2f		4-1 1-2 2-3 BB			2	1	0	0	1	0	1									
Del Ennis, R (1, 7) <small>OBP: 0.314, SLG: 0.373</small> Wally Moon, L (8, PH) <small>OBP: 0.376, SLG: 0.303</small>		0-0 WP 1-H 2B		2-0 F6		1-1 F9		1-1 1-3		3	0	1	1	0	0	0									
Hal Smith, R (1, 2) <small>OBP: 0.291, SLG: 0.282</small> Irv Noren, L (9, PH) <small>OBP: 0.329, SLG: 0.333</small>		0-2 5-3		0-1 6-3			0-0 F7		0-1 G3-6-4 1B	3	0	0	0	0	0	1									
Eddie Kasko, R (1, 6) <small>OBP: 0.275, SLG: 0.244</small> Hobie Landrith, L (9, PH) <small>OBP: 0.353, SLG: 0.220</small>		1-0 6-3		0-0 F4			1-0 F8		1-0 G3-6-1 1-2f	3	0	0	0	0	0	1									
Jim Brosnan, R (1, 1) <small>OBP: 0.145, SLG: 0.158</small> Johnny O'Sullivan, R (5, PH) <small>OBP: 0.167, SLG: 0.288</small> Larry Jackson, R (8, 1) <small>ERA: 3.48</small> Gene Fresse, R (7, PH) <small>OBP: 0.167, SLG: 0.288</small> Billy Muffett, R (8, 1) <small>ERA: 6.19</small> Bill Wight, L (9, 1) <small>ERA: 6.52</small> Joe Taylor, R (9, PH) <small>OBP: 0.500, SLG: 0.500</small>	3-2 F3		1-2 F8		1-2 F8		1-1 5-3		1-0 BB 1B	1	0	0	0	0	0	1									
Inning Stats	R: 0 E: 0 K: 2 S: 12	H: 1 LOB: 1 BB: 0 P: 20	R: 1 E: 0 K: 0 S: 8	H: 1 LOB: 1 BB: 1 P: 16	R: 2 E: 1 K: 0 S: 10	H: 2 LOB: 0 BB: 0 P: 18	R: 0 E: 0 K: 0 S: 4	H: 0 LOB: 0 BB: 0 P: 6	R: 0 E: 0 K: 0 S: 7	H: 1 LOB: 0 BB: 0 P: 10	R: 0 E: 0 K: 0 S: 4	H: 0 LOB: 0 BB: 0 P: 6	R: 0 E: 0 K: 0 S: 13	H: 1 LOB: 3 BB: 2 P: 22	R: 0 E: 0 K: 1 S: 8	H: 2 LOB: 2 BB: 1 P: 15	1B: 7 2B: 1 3B: 1 HR: 0	SF: 0 SAC: 0 DP: 2 HBP: 0	WP: 1 PB: 0 SB: 0 CS: 0	PA: 38					
PITCHER	IP	WLS	BF	H	R	ER	SO	BB	IBB	HBP	BLK	WP	HR	S	P	ERA	WHIP								
Sandy Koufax, L (1, 1) <small>ERA: 3.62</small> Ed Roebuck, R (8, 1) <small>ERA: 3.43</small>	7.2	W	31	7	3	3	3	2	0	0	0	0	0	11	23	0.00	3.000								


Los Angeles Dodgers @ St. Louis Cardinals
 Sportsman's Park, St. Louis, MO
 Tue Jul 01 1958, 8:05 PM EDT
 Att: 24,756 - Unknown

AB	34
R	3
H	9
RBI	2
BB	4
SO	4
LOB	15



Batter	1	2	3	4	5	6	7	8	9	AB	R	H	RBI	BB	SO	LOB	TOP					
Don Blasingame, L (1, 4) OBP: 0.365, SLG: 0.380	2-1 4-3 3B		2-2 6-3		2-0 F6		2-1 F2			4	1	1	0	0	0	1	St. Louis Cardinals @ Los Angeles Dodgers Los Angeles Memorial Coliseum, Los Angeles, CA Thu Jul 03 1958, 10:05 PM EDT Unknown					
Wally Moon, L (1, 7) OBP: 0.371, SLG: 0.300	2-1 4-3		1-0 1B			0-2 F9		1-2 4-3		4	0	1	2	0	0	0						
Stan Musial, L (1, 3) OBP: 0.445, SLG: 0.604	3-H 0-1 G4-6-3 1B		2-3 K			2-2 F9		2-2 FC1-4 1B		4	0	2	0	0	1	1						
Ken Boyer, R (1, 5) OBP: 0.327, SLG: 0.475	1-2 G4-6-3			4-0 BB		1-0 1B		1-1 FC1-4 1B		3	0	1	0	1	0	2						
Gene Green, R (1, 9) OBP: 0.394, SLG: 0.473		1-1 6-3		0-0 F8		2-3 K		0-3 K		4	0	0	0	0	2	3						
Curt Flood, R (1, 8) OBP: 0.391, SLG: 0.524		2-2 5-3		0-0 F7			4-0 WP SF7 BB		1-1 CS 1B	3	1	1	0	1	0	1						
Hobie Landrith, L (1, 2) OBP: 0.345, SLG: 0.205		4-2 CS BB		3-2 F4			0-0 FC4 WP SF7		1-3 K	3	1	0	0	1	1	3						
Eddie Kasko, R (1, 6) OBP: 0.281, SLG: 0.248		3-2 CS	0-1 6-3 1B		4-2 G1-6-4 BB		2-1 SF7		1-3 K	2	1	1	1	1	1	0						
Sam Jones, R (1, 1) OBP: 0.098, SLG: 0.077			1-3 K		0-0 G1-6-4		2-2 SF7			2	0	0	1	0	1	2						
Larry Jackson, R (8, 1) OBP: 0.167, SLG: 0.167					1-2		2-2 SF7			0	0	0	0	0	0	0						
Inning Stats	R: 1 E: 0 K: 0 S: 9	H: 2 LOB: 0 BB: 0 P: 14	R: 0 E: 0 K: 0 S: 10	H: 0 LOB: 0 BB: 1 P: 20	R: 1 E: 0 K: 2 S: 12	H: 2 LOB: 1 BB: 0 P: 18	R: 0 E: 0 K: 0 S: 6	H: 0 LOB: 1 BB: 1 P: 13	R: 0 E: 0 K: 0 S: 4	H: 0 LOB: 0 BB: 0 P: 10	R: 0 E: 0 K: 1 S: 10	H: 1 LOB: 1 BB: 0 P: 15	R: 2 E: 1 K: 0 S: 8	H: 0 LOB: 0 BB: 1 P: 18	R: 0 E: 0 K: 1 S: 11	H: 1 LOB: 1 BB: 0 P: 15	R: 0 E: 0 K: 2 S: 8	H: 1 LOB: 0 BB: 0 P: 11	1B: 6 2B: 0 3B: 1 HR: 0	SF: 2 SAC: 0 DP: 2 HBP: 0	WP: 2 PB: 0 CS: 2	PA: 36
PITCHER	IP	WLS	BF	H	R	ER	SO	BB	IBB	HBP	BLK	WP	HR	S	P	ERA	WHIP					
Stan Williams, R (1, 1) ERA: 3.46	8.0	L	32	6	4	2	4	4	0	0	0	2	0	70	123	2.25	1.250					
Don Drysdale, R (9, 1) ERA: 5.64	1.0	S	3	1	0	0	2	0	0	0	0	0	0	8	11	0.00	1.000					

AB	29
R	4
H	7
RBI	4
BB	4
SO	6
LOB	13



Batter	1	2	3	4	5	6	7	8	9	AB	R	H	RBI	BB	SO	LOB	BOTTOM				
Jim Gilliam, S (1, 7) OBP: 0.346, SLG: 0.357	1-1 3-1		3-2 4-3			1-2 4-3		0-0 G4-6-3 1B		4	0	1	0	0	0	0	St. Louis Cardinals @ Los Angeles Dodgers Los Angeles Memorial Coliseum, Los Angeles, CA Thu Jul 03 1958, 10:05 PM EDT Unknown				
Norm Larker, L (1, 3) OBP: 0.351, SLG: 0.485		3-2 L9		3-2 HR		2-2 S 1B		2-2 G4-6-3 1B		4	1	3	2	0	0	0					
Joe Pignatano, R (8, FR) OBP: 0.304, SLG: 0.408								1-2 2-H 1B		0	0	0	0	0	0	0					
Gil Hodges, R (9, 3) OBP: 0.320, SLG: 0.427								1-2 2-H 1B		0	0	0	0	0	0	0					
Duke Snider, L (1, 8) OBP: 0.372, SLG: 0.432	1-1 6-3			3-1 4-3		1-3 K		1-0 G4-6-3		4	0	0	0	0	1	3					
Eimer Valo, L (1, 9) OBP: 0.286, SLG: 0.304		1-0 F9		4-1 BB		3-2 4-3		0-2 4-3		3	0	0	0	1	0	3					
John Roseboro, L (1, 2) OBP: 0.337, SLG: 0.467		2-1 FC5-4 1B		2-3 K		2-1 F4		0-1 G5-4-3 1B		4	0	2	0	0	1	1					
Don Zimmer, R (1, 6) OBP: 0.313, SLG: 0.393		1-0 FC5-4		2-2 L5		1-0 1B		1-2 G5-4-3		4	0	1	0	0	0	3					
Dick Gray, R (1, 5) OBP: 0.330, SLG: 0.479		2-3 K			1-3 K		2-1 F9		0-1 6-3	4	0	0	0	0	2	2					
Charlie Neal, R (1, 4) OBP: 0.347, SLG: 0.466			1-0 F9		0-2 5-3		2-1 F9			3	0	0	0	0	0	1					
Stan Williams, R (1, 1) ERA: 3.06			0-3 K		2-3 K			2-2 1B		2	0	0	0	0	2	0					
Carl Furillo, R (8, PH) OBP: 0.356, SLG: 0.458										1	1	1	0	0	0	0					
Don Drysdale, R (9, 1) OBP: 0.192, SLG: 0.360										0	0	0	0	0	0	0					
Inning Stats	R: 0 E: 0 K: 0 S: 7	H: 0 LOB: 0 BB: 0 P: 12	R: 0 E: 0 K: 1 S: 7	H: 1 LOB: 0 BB: 0 P: 13	R: 0 E: 0 K: 1 S: 7	H: 0 LOB: 0 BB: 0 P: 11	R: 1 E: 0 K: 1 S: 13	H: 1 LOB: 1 BB: 1 P: 27	R: 0 E: 0 K: 2 S: 9	H: 0 LOB: 0 BB: 0 P: 12	R: 0 E: 0 K: 1 S: 12	H: 1 LOB: 1 BB: 0 P: 19	R: 0 E: 0 K: 0 S: 7	H: 1 LOB: 3 BB: 0 P: 16	R: 0 E: 0 K: 0 S: 7	H: 1 LOB: 2 BB: 0 P: 8	1B: 7 2B: 0 3B: 0 HR: 1	SF: 0 SAC: 0 DP: 2 HBP: 0	WP: 0 PB: 0 CS: 0	PA: 34	
PITCHER	IP	WLS	BF	H	R	ER	SO	BB	IBB	HBP	BLK	WP	HR	S	P	ERA	WHIP				
Sam Jones, R (1, 1) ERA: 3.06	7.0	W	29	7	2	2	6	1	0	0	0	0	0	69	119	2.57	1.143				
Larry Jackson, R (8, 1) ERA: 3.4	2.0	S	5	1	0	0	0	0	0	0	0	0	0	11	13	0.00	0.500				

AB	33
R	2
H	8
RBI	2
BB	1
SO	6
LOB	13



Batter	1	2	3	4	5	6	7	8	9	AB	R	H	RBI	BB	SO	LOB	TOP					
Don Blasingame, L (1,4) OBP: 0.360, SLG: 0.374	3-1 4-3		3-2 F8			0-1 F8		0-1 F9	0-0 1-3	5	0	0	0	0	0	2						
Curt Flood, R (1,8) OBP: 0.386, SLG: 0.517	1-0 6-3			0-0 CS 1B		2-3 K		2-1 L7		4	0	1	0	0	1	0						
Ken Boyer, R (1,5) OBP: 0.330, SLG: 0.484	3-2 F6			3-1 5-3		1-0 HR		4-1 1B BB		3	2	1	1	1	0	1						
Gene Green, R (1,9) OBP: 0.400, SLG: 0.476		0-0 L3		4-2 BB		0-0 1B		0-2 1B BB		3	0	2	0	1	0	0						
Del Ennis, R (1,7) OBP: 0.324, SLG: 0.382	1-0 4-3 1B			0-1 F9		2-2 1B		1-2 1B		4	0	3	1	0	0	1						
Joe Cunningham, L (1,3) OBP: 0.430, SLG: 0.445	2-1 4-3				2-0 4-3		3-3 K		0-0 5-3	3	0	0	0	0	1	3						
Joe Taylor, R (9, PH) OBP: 0.400, SLG: 0.462	1-2 4-3									1	0	0	0	0	0	0						
Hal Smith, R (1,2) OBP: 0.290, SLG: 0.282	2-2 5-3				2-1 FC6 1B		0-0 6-3		2-2 6-3	4	0	1	0	0	0	1						
Eddie Kasko, R (1,6) OBP: 0.276, SLG: 0.243			0-0 F8		1-2 FC6		2-1 F7		1-2 BB 1B	3	0	0	0	0	0	1						
Stan Mustaj, L (9, PH) OBP: 0.447, SLG: 0.606					1-2 FC6					1	0	1	0	0	0	0						
Sal Maglie, R (1,1) OBP: 0.176, SLG: 0.353			2-3 K		0-0 F4		0-3 K		4-2 BB	3	0	0	0	0	2	1						
Gene Freese, R (9, PH) OBP: 0.217, SLG: 0.286									1-2 BB	0	0	0	0	1	0	0						
Inning Stats	R: 0 E: 0 K: 0 S: 6	H: 0 LOB: 0 BB: 0 P: 13	R: 0 E: 0 K: 0 S: 7	H: 1 LOB: 1 BB: 0 P: 12	R: 0 E: 0 K: 1 S: 8	H: 0 LOB: 0 BB: 0 P: 13	R: 0 E: 0 K: 0 S: 8	H: 1 LOB: 1 BB: 1 P: 15	R: 0 E: 0 K: 2 S: 15	H: 1 LOB: 1 BB: 0 P: 12	R: 1 E: 0 K: 2 S: 15	H: 3 LOB: 2 BB: 0 P: 23	R: 0 E: 0 K: 1 S: 6	H: 0 LOB: 0 BB: 0 P: 8	R: 1 E: 0 K: 0 S: 11	H: 2 LOB: 2 BB: 1 P: 18	R: 0 E: 0 K: 0 S: 10	H: 1 LOB: 2 BB: 1 P: 17	1B: 8 2B: 0 3B: 0 HR: 1	SF: 0 SAC: 0 DP: 0 HBP: 0	WP: 0 PB: 0 SB: 0 CS: 1	PA: 37
PITCHER Johnny Podres, L (1,1) ERA: 3.86	IP: 9.0 WLS: W BF: 37 H: 9 R: 2 ER: 2 SO: 4 BB: 3 IBB: 0 HBP: 0 BLK: 0 WP: 0 HR: 1 S: 78 P: 131 ERA: 2.00 WHIP: 1.333															PITCHER	IP: 9.0 WLS: W BF: 37 H: 9 R: 2 ER: 2 SO: 4 BB: 3 IBB: 0 HBP: 0 BLK: 0 WP: 0 HR: 1 S: 78 P: 131 ERA: 2.00 WHIP: 1.333					

St. Louis Cardinals @ Los Angeles Dodgers
Los Angeles Memorial Coliseum, Los Angeles, CA
Thu Jul 03 1958, 10:05 PM EDT
Att: 66,485 - Unknown

AB 34
R 2
H 9
RBI 2
BB 3
SO 4
LOB 10



Batter	1	2	3	4	5	6	7	8	9	AB	R	H	RBI	BB	SO	LOB	BOTTOM			
Jim Gilliam, S (1,7) OBP: 0.345, SLG: 0.354	1-0 6-3		3-2 F5		4-1 F9 S BB		0-0 F5		0-0 F5	3	0	0	0	1	0	0				
Gino Cimoli, R (8,7) OBP: 0.288, SLG: 0.388										0	0	0	0	0	0	0				
Norm Larker, L (1,3) OBP: 0.359, SLG: 0.486	1-0 F6		0-0 1B		2-2 F9		0-0 FC4-6 BB 1B		0-0 FC4-6 BB	4	0	2	0	0	0	1				
Gil Hodges, R (7, PR) OBP: 0.320, SLG: 0.427					1-3 K		1-3 K		4-1 FC4-6 BB	0	0	0	0	0	0	0				
Duke Snider, L (1,8) OBP: 0.374, SLG: 0.430	0-0 1B		0-1 F5		1-3 K		4-1 FC4-6 BB		1-2 FC4-6 BB	3	0	1	0	1	1	2				
Carl Furillo, R (1,9) OBP: 0.354, SLG: 0.454	3-1 F6			1-0 1-3		0-0 SH 1B		0-2 FC4-6		4	1	1	0	0	0	3				
Don Zimmer, R (1,6) OBP: 0.315, SLG: 0.391		4-1 S BB		0-1 F5		0-0 SH 1B		0-0 F9		1	0	0	0	1	0	0				
Pee Wee Reese, R (7,6) OBP: 0.333, SLG: 0.472					1-2 FC6-2		1-2 FC6-2		1-2 FC6-2	1	0	0	0	0	0	2				
Dick Gray, R (1,5) OBP: 0.333, SLG: 0.497	0-1 F8			0-0 HR		2-0 FC6-2 SH3-4 1B		0-3 K		4	1	2	2	0	1	1				
Charlie Neal, R (1,4) OBP: 0.347, SLG: 0.476		0-3 K		1-0 HR		0-0 SH3-4		0-2 F9		3	1	1	1	0	1	1				
Joe Pignatano, R (1,2) OBP: 0.283, SLG: 0.377			1-3 K		0-2 G3		1-0 FC6-2		0-2 5-3	4	0	0	0	0	1	3				
Johnny Podres, L (1,1) OBP: 0.158, SLG: 0.139			3-2 6-3		0-1 4-3		0-1 G3			3	0	0	0	0	0	2				
Inning Stats	R: 0 E: 0 K: 0 S: 5	H: 1 LOB: 1 BB: 0 P: 10	R: 0 E: 0 K: 2 S: 9	H: 0 LOB: 1 BB: 1 P: 14	R: 0 E: 0 K: 0 S: 10	H: 1 LOB: 1 BB: 0 P: 16	R: 2 E: 0 K: 0 S: 8	H: 2 LOB: 0 BB: 0 P: 10	R: 0 E: 0 K: 1 S: 9	H: 0 LOB: 1 BB: 1 P: 16	R: 1 E: 1 K: 0 S: 9	H: 2 LOB: 2 BB: 0 P: 12	R: 0 E: 0 K: 0 S: 7	H: 1 LOB: 1 BB: 1 P: 11	R: 0 E: 0 K: 1 S: 9	H: 0 LOB: 0 BB: 0 P: 9	1B: 5 2B: 0 3B: 0 HR: 2	SF: 0 SAC: 2 DP: 0 HBP: 0	WP: 0 PB: 0 SB: 2 CS: 0	PA: 35
PITCHER Sal Maglie, R (1,1) ERA: 3.23	IP: 8.0 WLS: L BF: 35 H: 7 R: 3 ER: 3 SO: 4 BB: 3 IBB: 0 HBP: 0 BLK: 0 WP: 0 HR: 2 S: 66 P: 98 ERA: 3.38 WHIP: 1.250															PITCHER	IP: 8.0 WLS: L BF: 35 H: 7 R: 3 ER: 3 SO: 4 BB: 3 IBB: 0 HBP: 0 BLK: 0 WP: 0 HR: 2 S: 66 P: 98 ERA: 3.38 WHIP: 1.250			

St. Louis Cardinals @ Los Angeles Dodgers
Los Angeles Memorial Coliseum, Los Angeles, CA
Thu Jul 03 1958, 10:05 PM EDT
Att: 66,485 - Unknown

AB 30
R 3
H 7
RBI 3
BB 3
SO 4
LOB 15



Batter	1	2	3	4	5	6	7	8	9	AB	R	H	RBI	BB	SO	LOB	TOP			
Tony Taylor, R OBP: 0.304, SLG: 0.314 (1,4)										3	1	1	0	2	1	0	Chicago Cubs @ Los Angeles Dodgers Los Angeles Memorial Coliseum, Los Angeles, CA Sat Jul 05 1958, 10:05 PM EDT Att: 31,940 - Unknown livebaseballscorecards.com			
Alvin Dark, R OBP: 0.382, SLG: 0.418 (1,5)										5	1	2	2	0	0	1				
Lee Walls, R OBP: 0.365, SLG: 0.529 (1,9)										4	1	1	0	0	0	1				
14 Ernie Banks, R OBP: 0.354, SLG: 0.602 (1,6)										3	1	0	0	2	1	2				
Bobby Thomson, R OBP: 0.374, SLG: 0.487 (1,8)										4	1	0	0	1	1	5				
Jim Bolger, R OBP: 0.309, SLG: 0.340 (1,7)										2	0	0	0	0	0	0				
Walt Moryn, L OBP: 0.356, SLG: 0.506 (6,7)										3	0	2	3	0	1	3				
Dale Long, L OBP: 0.374, SLG: 0.480 (1,3)										5	1	2	1	0	1	1				
Cal Neeman, R OBP: 0.325, SLG: 0.529 (1,2)										5	1	2	0	0	0	2				
Moe Drabowsky, R OBP: 0.179, SLG: 0.205 (1,1)										3	0	0	0	0	1	1				
Inning Stats	R: 0 E: 1 K: 2 S: 8	H: 0 LOB: 1 BB: 0 P: 8	R: 0 E: 0 K: 0 S: 5	H: 0 LOB: 0 BB: 0 P: 10	R: 0 E: 0 K: 0 S: 7	H: 0 LOB: 0 BB: 0 P: 11	R: 0 E: 1 K: 0 S: 5	H: 1 LOB: 1 BB: 0 P: 10	R: 0 E: 0 K: 2 S: 14	H: 2 LOB: 3 BB: 1 P: 23	R: 6 E: 0 K: 0 S: 22	H: 4 LOB: 1 BB: 3 P: 40	R: 0 E: 0 K: 0 S: 6	H: 0 LOB: 1 BB: 0 P: 12	R: 1 E: 0 K: 0 S: 13	H: 3 LOB: 2 BB: 0 P: 19	1B: 8 2B: 1 3B: 1 HR: 0	SF: 0 SAC: 2 DP: 0 HBP: 0	WP: 1 PB: 0 SB: 0 CS: 0	PA: 44
PITCHER	IP WLS BF H R ER SO BB IBB HBP BLK WP HR S P ERA WHIP																			
Sandy Koufax, L ERA: 3.54 (1,1)	1.2 6 0 0 0 2 0 0 0 0 0 0 0 12 15 0.00 0.000																			
Johnny Klippstein, R ERA: 4.84 (2,1)	5.1 L 28 7 6 6 4 3 1 0 0 1 0 57 96 10.12 1.875																			
Stan Williams, R ERA: 3.5 (8,1)	2.0 10 3 1 1 0 1 0 0 0 0 0 0 19 31 4.50 2.000																			

Batter	1	2	3	4	5	6	7	8	9	AB	R	H	RBI	BB	SO	LOB	BOTTOM					
Jim Gilliam, S OBP: 0.349, SLG: 0.353 (1,5)										3	0	1	0	2	0	0	Chicago Cubs @ Los Angeles Dodgers Los Angeles Memorial Coliseum, Los Angeles, CA Sat Jul 05 1958, 10:05 PM EDT Att: 31,940 - Unknown livebaseballscorecards.com					
Norm Larker, L OBP: 0.381, SLG: 0.479 (1,3)										3	0	1	1	1	0	1						
Duke Snider, L OBP: 0.366, SLG: 0.419 (1,8)										5	0	0	0	0	1	6						
Carl Furillo, R OBP: 0.352, SLG: 0.450 (1,9)										4	0	1	0	0	0	2						
John Roseboro, L OBP: 0.340, SLG: 0.462 (1,2)										2	0	0	0	2	0	2						
Don Zimmer, R OBP: 0.315, SLG: 0.391 (1,6)										3	0	1	0	0	2	2						
Pee Wee Reese, R OBP: 0.330, SLG: 0.467 (7,6)										1	0	0	0	0	0	0						
Gino Cimoli, R OBP: 0.294, SLG: 0.391 (1,7)										4	1	2	0	0	2	2						
Charlie Neal, R OBP: 0.346, SLG: 0.471 (1,4)										3	0	0	0	1	1	4						
Sandy Koufax, R OBP: 0.190, SLG: 0.190 (1,1)										0	0	0	0	0	0	0						
Johnny Klippstein, R OBP: 0.357, SLG: 0.667 (2,1)										2	0	0	0	0	2	3						
Elmer Valo, L OBP: 0.262, SLG: 0.300 (7,PH)										1	0	0	0	0	1	0						
Stan Williams, R OBP: 0.330, SLG: 0.469 (8,1)										0	0	0	0	0	0	0						
Steve Bilko, R OBP: 0.330, SLG: 0.469 (9,PH)										1	0	1	0	0	0	0						
Inning Stats	R: 0 E: 0 K: 1 S: 10	H: 2 LOB: 2 BB: 0 P: 19	R: 0 E: 0 K: 3 S: 15	H: 1 LOB: 1 BB: 0 P: 24	R: 0 E: 0 K: 0 S: 6	H: 0 LOB: 1 BB: 2 P: 18	R: 0 E: 0 K: 3 S: 13	H: 0 LOB: 2 BB: 2 P: 25	R: 0 E: 0 K: 0 S: 3	H: 0 LOB: 0 BB: 0 P: 4	R: 0 E: 0 K: 1 S: 11	H: 1 LOB: 2 BB: 1 P: 17	R: 0 E: 0 K: 1 S: 10	H: 1 LOB: 1 BB: 0 P: 14	R: 0 E: 0 K: 0 S: 7	H: 0 LOB: 0 BB: 0 P: 12	R: 1 E: 0 K: 0 S: 16	H: 2 LOB: 2 BB: 1 P: 29	1B: 7 2B: 0 3B: 0 HR: 0	SF: 1 SAC: 0 DP: 1 HBP: 0	WP: 0 PB: 0 SB: 1 CS: 0	PA: 39
PITCHER	IP WLS BF H R ER SO BB IBB HBP BLK WP HR S P ERA WHIP																					
Moe Drabowsky, R ERA: 3.8 (1,1)	9.0 W 39 7 1 1 9 5 1 0 0 0 0 0 91 162 1.00 1.333																					



Batter	1	2	3	4	5	6	7	8	9	AB	R	H	RBI	BB	SO	LOB	TOP								
Tony Taylor, R OBP: 0.306, SLG: 0.310 (1, 4)	4-2 1B 1-4-3 BB	1-0 5-3			1-2 F4	1-2 L5		4-0 BB		3	1	0	0	2	0	1									
Alvin Dark, R OBP: 0.366, SLG: 0.426 (1, 5)	0-2 14 1B 1-4-3		1-1 F9		2-1 F9		3-2 14 FC5-4 HBP 1B	0-0 PO 2-3	1-0 14 G5-3 2B	5	1	3	0	0	0	0									
Lee Walls, R OBP: 0.368, SLG: 0.531 (1, 9)	0-1 1-4-3		0-1 14 1B 2B		1-2 F6		1-1 14 FC5-4 HBP		4-0 14 G5-3 BB	3	0	1	1	1	0	1									
14 Ernie Banks, R OBP: 0.357, SLG: 0.602 (1, 6)	1-2 1B 2H		0-2 1B		1-0 1B		0-0 FC5-4 CS 1B		1-1 14 G5-3 2B	5	1	3	1	0	0	4									
Walt Moryn, L OBP: 0.350, SLG: 0.496 (1, 7)	1-3 K		1-3 K		1-0 L9		3-3 K		3-2 F9	5	0	0	0	0	3	7									
Dale Long, L OBP: 0.376, SLG: 0.478 (1, 3)	3-2 1B		0-2 F5		4-1 1B 2B		0-3 K			3	1	1	0	1	1	2									
Bobby Thomson, R OBP: 0.373, SLG: 0.484 (1, 8)	2-3 K			2-3 K		0-2 2B 1B		1-1 E4 1B		4	2	1	1	0	2	2									
Cal Neeman, R OBP: 0.333, SLG: 0.542 (1, 2)		2-1 5-3		0-3 K		2-2 2B		2-2 FC4-6 1B		4	0	2	3	0	1	0									
Dick Drott, R OBP: 0.265, SLG: 0.242 (1, 1)		0-2 4-3		0-3 K		5-3		0-1 FC4-6 BB		3	0	0	0	0	1	1									
Don Elston, R OBP: 0.111, SLG: 0.111 (7, 1)										1	0	0	0	0	0	1									
Inning Stats	R: 2 H: 3 E: 0 K: 2 S: 23	H: 3 LOB: 2 BB: 1 P: 34	R: 0 H: 0 E: 0 K: 0 S: 6	H: 0 LOB: 0 BB: 0 P: 9	R: 0 H: 2 E: 0 K: 1 S: 13	H: 2 LOB: 2 BB: 0 P: 15	R: 0 H: 0 E: 0 K: 3 S: 9	H: 0 LOB: 0 BB: 0 P: 11	R: 0 H: 0 E: 0 K: 0 S: 8	H: 0 LOB: 0 BB: 0 P: 12	R: 3 H: 3 E: 0 K: 0 S: 16	H: 3 LOB: 1 BB: 1 P: 26	R: 0 H: 1 E: 0 K: 1 S: 10	H: 1 LOB: 2 BB: 0 P: 17	R: 1 H: 1 E: 1 K: 1 S: 10	H: 1 LOB: 1 BB: 1 P: 17	R: 0 H: 1 E: 0 K: 0 S: 6	H: 1 LOB: 1 BB: 1 P: 15	1B: 8 2B: 4 3B: 0 HR: 0	SF: 0 SAC: 0 DP: 2 HBP: 1	WP: 0 PB: 0 SB: 0 CS: 1	PA: 42			
PITCHER	IP	WLS	BF	H	R	ER	SO	BB	IBB	HBP	BLK	WP	HR	S	P	ERA	WHIP								
Don Drysdale, R ERA: 5.8 (1, 1)	5.1	L	26	8	5	5	6	2	0	0	0	0	0	69	99	8.44	1.875								
Ed Roebuck, R ERA: 3.35 (6, 1)	1.0		5	1	0	0	0	0	0	1	0	0	0	12	18	0.00	1.000								
Johnny Podres, L ERA: 3.83 (7, 1)	0.2		1	0	0	0	1	0	0	0	0	0	0	4	7	0.00	0.000								
Clem Labine, R ERA: 4.61 (8, 1)	2.0		9	2	1	0	1	2	0	0	0	0	0	16	32	0.00	2.000								

Chicago Cubs @ Los Angeles Dodgers
Los Angeles Memorial Coliseum, Los Angeles, CA

AB 36
R 6
H 11
RBI 6
BB 4
SO 8
LOB 19



WP: 0 PA: 42
PB: 0
SB: 0
CS: 1

Sun Jul 06 1958, 6:33 AM EDT
Att: 19,025 - Unknown

Batter	1	2	3	4	5	6	7	8	9	AB	R	H	RBI	BB	SO	LOB	BOTTOM								
Jim Gilliam, S OBP: 0.347, SLG: 0.351 (1, 7)	2-1 5-3			2-3 K	1-0 L3		0-1 BB SF8 1B		0-1 E3	5	1	1	0	0	1	2									
Pee Wee Reese, R OBP: 0.333, SLG: 0.462 (1, 6)	3-2 F8			4-1 BB BB	1-1 4-3		4-2 SF8 BB		0-3 K	1	0	0	0	1	0	0									
Duke Snider, L OBP: 0.364, SLG: 0.417 (5, FH)							1-2 2-3 BB			1	0	0	0	0	2										
Elmer Valo, L OBP: 0.288, SLG: 0.296 (6, 7)										1	0	0	0	1	1										
Norm Larker, L OBP: 0.364, SLG: 0.461 (1, 3)	0-0 F6			4-0 FC5 BB		1-1 E4 BB	4-1 BB		3-2 4-3	3	0	0	1	2	0	1									
Carl Furillo, R OBP: 0.350, SLG: 0.445 (1, 9)		3-3 K		4-0 BB		3-3 K	4-1 SF8			2	0	0	1	1	2	1									
John Roseboro, L OBP: 0.338, SLG: 0.454 (1, 2)		1-0 F5		1-2 2-3 BB	2-1 F6		4-2 BB			3	0	0	0	1	1	5									
Randy Jackson, R OBP: 0.288, SLG: 0.275 (1, 5)		0-0 5-3		1-1 FC5		2-1 F5		1-2 F6		4	0	0	0	0	5										
Gino Cimoli, R OBP: 0.293, SLG: 0.383 (1, 8)			3-2 6-3		4-1 SH5-4 HBP BB	1-3 K		2-3 K		3	0	0	0	1	2	2									
Charlie Neal, R OBP: 0.344, SLG: 0.465 (1, 4)			1-0 6-3		2-1 SH5-4 HBP		2-2 6-3	1-1 6-3		3	0	0	0	0	0	0									
Don Drysdale, R OBP: 0.186, SLG: 0.346 (1, 1)			2-0 F5		0-0 SH5-4		4-2 BB 1B BB		1-2 4-3	1	0	0	0	0	0	0									
Ed Roebuck, R OBP: 0.209, SLG: 0.750 (6, 1)										0	0	0	0	0	0	0									
Johnny Podres, L OBP: 0.186, SLG: 0.139 (7, 1)										0	0	0	0	0	0	0									
Steve Bilko, R OBP: 0.186, SLG: 0.496 (7, 1)										0	0	0	0	0	0	0									
Bob Giallombardo, L OBP: 0.186, SLG: 0.496 (7, 1)										0	0	0	0	0	0	0									
Clem Labine, R OBP: 0.376, SLG: 0.478 (8, 1)										0	0	0	0	0	0	0									
Gil Hodges, R OBP: 0.376, SLG: 0.478 (8, 1)										0	0	0	0	0	0	0									
Inning Stats	R: 0 H: 0 E: 0 K: 0 S: 6	H: 0 LOB: 0 BB: 0 P: 11	R: 0 H: 0 E: 0 K: 1 S: 7	H: 0 LOB: 0 BB: 0 P: 11	R: 0 H: 0 E: 0 K: 0 S: 5	H: 0 LOB: 0 BB: 0 P: 11	R: 0 H: 0 E: 0 K: 1 S: 8	H: 0 LOB: 3 BB: 3 P: 25	R: 0 H: 0 E: 0 K: 2 S: 14	H: 0 LOB: 2 BB: 1 P: 25	R: 2 H: 1 E: 0 K: 1 S: 16	H: 1 LOB: 3 BB: 3 P: 35	R: 0 H: 0 E: 0 K: 1 S: 8	H: 0 LOB: 0 BB: 0 P: 12	R: 0 H: 0 E: 1 K: 1 S: 11	H: 0 LOB: 1 BB: 0 P: 15	1B: 1 2B: 0 3B: 0 HR: 0	SF: 1 SAC: 1 DP: 0 HBP: 1	WP: 0 PB: 0 SB: 0 CS: 0	PA: 39					
PITCHER	IP	WLS	BF	H	R	ER	SO	BB	IBB	HBP	BLK	WP	HR	S	P	ERA	WHIP								
Dick Drott, R ERA: 5.44 (1, 1)	6.1	W	30	1	2	2	4	8	0	1	0	0	0	23	36	0.00	1.421								
Don Elston, R ERA: 3.45 (7, 1)	2.2	S	9	0	0	0	3	0	0	0	0	0	0	23	36	0.00	0.000								

Chicago Cubs @ Los Angeles Dodgers
Los Angeles Memorial Coliseum, Los Angeles, CA

AB 28
R 2
H 1
RBI 2
BB 8
SO 7
LOB 19



WP: 0 PA: 39
PB: 0
SB: 0
CS: 0

Sun Jul 06 1958, 6:33 AM EDT
Att: 19,025 - Unknown

Batter	1	2	3	4	5	6	7	8	9	AB	R	H	RBI	BB	SO	LOB	TOP	
Red Schoendienst, S OBP: 0.311, SLG: 0.286	(1, 4) 3-3 K		(1, 1) 6-3		(1, 2) SF8 BB BB		(1, 3) F9			3	0	0	0	1	1	0	Milwaukee Braves @ Los Angeles Dodgers Los Angeles Memorial Coliseum, Los Angeles, CA Wed Jul 09 1958, 10:05 PM EDT Att: 32,337 - Unknown livebaseballscorecards.com	
Frank Torre, L OBP: 0.389, SLG: 0.382	(1, 3) 2-2 4-3		(1, 2) F7		(1, 2) S BB			(1, 4) G5-4-3 BB BB		2	0	0	0	2	0			
Eddie Mathews, L OBP: 0.353, SLG: 0.461	(1, 5) 1-0 6-3		(1, 1) G3		(1, 2) SF8			(1, 4) G5-4-3 BB		2	0	0	1	1	0			
Hank Aaron, R OBP: 0.356, SLG: 0.491		(1, 9) 0-0 F4		(1, 2) E6 4-3 1B	(1, 3) F7			(1, 2) G5-4-3 BB		4	0	1	0	0	0	4		
Wes Covington, L OBP: 0.360, SLG: 0.652		(1, 7) 1-1 4-1		(1, 1) 4-3		(1, 1) G3		(1, 1) 4-3		4	0	0	0	0	0	2		
Bill Bruton, L OBP: 0.286, SLG: 0.324		(1, 8) 1-0 2B		(1, 2) 5-3		(1, 2) B1-3			(1, 1) K	4	1	1	0	0	1			
Johnny Logan, R OBP: 0.339, SLG: 0.411		(1, 6) 1-0 1B 2B		(1, 3) K		(1, 6) L8			(1, 2) K	4	1	1	1	0	2			
Del Crandall, R OBP: 0.359, SLG: 0.500		(1, 2) 1-0 1B			(1, 1) BB SF8 BB		(1, 1) 6-3		(1, 3) 5-3	3	1	1	1	1	0	0		
Carl Willey, R OBP: 0.333, SLG: 0.333	(1, 1) 1-0 F8				(1, 3) K		(1, 2) F9			0	0	0	0	0	0	0		
Harry Heinrichs, L OBP: 0.265, SLG: 0.324	(2, 1) 1-0									1	0	0	0	0	0	1		
Gene Conley, R OBP: 0.147, SLG: 0.154	(2, 1) 1-0									0	0	0	0	0	0	0		
Bob Trowbridge, R OBP: 0.299, SLG: 0.327	(7, 1) 1-0									1	0	0	0	0	1	1		
Andy Patko, R OBP: 0.299, SLG: 0.327	(7, 1) 1-0									1	0	0	0	0	0	0		
Ernie Johnson, R OBP: 0.299, SLG: 0.327	(7, 1) 1-0									0	0	0	0	0	0	0		
Inning Stats	R: 0 H: 0 E: 0 LOB: 0 K: 1 BB: 0 S: 8 P: 14	R: 2 H: 3 E: 0 LOB: 1 K: 0 BB: 0 S: 7 P: 12	R: 0 H: 0 E: 0 LOB: 0 K: 0 BB: 0 S: 5 P: 7	R: 0 H: 1 E: 1 LOB: 1 K: 1 BB: 0 S: 10 P: 13	R: 1 H: 0 E: 0 LOB: 2 K: 1 BB: 3 S: 8 P: 22	R: 0 H: 0 E: 0 LOB: 0 K: 0 BB: 0 S: 4 P: 5	R: 0 H: 0 E: 0 LOB: 0 K: 0 BB: 0 S: 5 P: 7	R: 0 H: 0 E: 0 LOB: 1 K: 2 BB: 2 S: 8 P: 19	R: 0 H: 0 E: 0 LOB: 0 K: 2 BB: 0 S: 8 P: 10	1B: 2 SF: 1 2B: 2 SAC: 0 3B: 0 DP: 1 HR: 0 HBP: 0	WP: 0 PA: 35 PB: 0 SB: 1 CS: 0							
PITCHER Stan Williams, R ERA: 3.43	(1, 1) 9.0 WLS BF H R ER SO BB IBB HBP BLK WP HR S P ERA WHIP																	

Batter	1	2	3	4	5	6	7	8	9	AB	R	H	RBI	BB	SO	LOB	BOTTOM	
Pee Wee Reese, R OBP: 0.355, SLG: 0.473	(1, 6) 4-2 FC4-6 BB 1B BB	(1, 6) 4-2 2B 1B BB	(1, 6) 4-0 1B 1B BB		(1, 2) 6-3			(1, 2) F9 2B		2	3	1	0	3	0	0	Milwaukee Braves @ Los Angeles Dodgers Los Angeles Memorial Coliseum, Los Angeles, CA Wed Jul 09 1958, 10:05 PM EDT Att: 32,337 - Unknown livebaseballscorecards.com	
Norm Larker, L OBP: 0.387, SLG: 0.488	(1, 7) 4-2 FC4-6 BB 1-2	(1, 7) 2-0 1B 1B 2B	(1, 7) 0-0 1B 1B		(1, 2) 1-2 1B			(1, 1) 6-3		4	2	3	0	1	0	1		
Duke Snider, L OBP: 0.365, SLG: 0.414	(1, 8) 0-0 F6	(1, 8) 4-0 1B 1B IBB	(1, 8) 2-2 1B 1B		(1, 6) K			(1, 2) F9		4	1	1	2	1	1	4		
Carl Furillo, R OBP: 0.347, SLG: 0.440	(1, 9) 0-1 FC4-6 HR 1-2 2-3	(1, 9) 3-2 1B 1B	(1, 9) 2-2 L7					(1, 3) 3-1		5	1	1	1	0	0	4		
John Roseboro, L OBP: 0.347, SLG: 0.472	(1, 2) 3-2 HR 1-3 3-H	(1, 2) 0-0 1B 1-2 2-H 3-H		(1, 2) 2-2 SF7 3B		(1, 2) K2-3				4	2	3	3	0	1	0		
Steve Bilko, R OBP: 0.333, SLG: 0.495	(1, 3) 2-1 1-H HR	(1, 3) 0-3 K		(1, 3) 0-1 SF7		(1, 3) F5				3	1	1	4	0	1	2		
Randy Jackson, R OBP: 0.250, SLG: 0.255	(1, 5) 3-1 E5 FC6-4	(1, 5) 2-3 K		(1, 2) 1-3 K				(1, 1) 6-3		4	0	0	0	0	2	2		
Charlie Neal, R OBP: 0.340, SLG: 0.458	(1, 4) 2-0 FC6-4 1-2		(1, 4) 2-2 6-3	(1, 4) 0-0 6-3				(1, 2) 5-3		4	0	0	0	0	0	1		
Stan Williams, R OBP: 0.340, SLG: 0.458	(1, 1) 0-0 F3		(1, 1) 0-3 K		(1, 1) 3-3 K			(1, 3) F9		4	0	0	0	0	2	0		
Inning Stats	R: 4 H: 2 E: 1 LOB: 1 K: 0 BB: 2 S: 16 P: 34	R: 3 H: 3 E: 0 LOB: 2 K: 2 BB: 2 S: 14 P: 29	R: 2 H: 2 E: 0 LOB: 1 K: 1 BB: 1 S: 17 P: 27	R: 1 H: 1 E: 0 LOB: 0 K: 1 BB: 0 S: 9 P: 12	R: 0 H: 1 E: 0 LOB: 1 K: 2 BB: 0 S: 12 P: 21	R: 0 H: 0 E: 0 LOB: 0 K: 1 BB: 0 S: 8 P: 12	R: 0 H: 0 E: 0 LOB: 0 K: 0 BB: 0 S: 8 P: 12	R: 0 H: 0 E: 0 LOB: 1 K: 0 BB: 0 S: 8 P: 13	R: 0 H: 1 E: 0 LOB: 1 K: 2 BB: 0 S: 8 P: 19	1B: 6 SF: 1 2B: 2 SAC: 0 3B: 1 DP: 0 HR: 1 HBP: 0	WP: 0 PA: 40 PB: 0 SB: 0 CS: 0							
PITCHER Carl Willey, R ERA: 2.79	(1, 1) 1.0 WLS BF H R ER SO BB IBB HBP BLK WP HR S P ERA WHIP																	
Gene Conley, R ERA: 4.79	(2, 1) 0.1 5 2 3 3 0 1 1 0 0 0 0 0 7 20 81.00 9.000																	
Bob Trowbridge, R ERA: 2.63	(2, 1) 4.2 20 5 3 3 7 1 0 0 0 0 0 0 53 81 5.79 1.286																	
Ernie Johnson, R ERA: 7.71	(7, 1) 2.0 7 1 0 0 0 0 0 0 0 0 0 0 16 25 0.00 0.500																	



Batter	1	2	3	4	5	6	7	8	9	AB	R	H	RBI	BB	SO	LOB	TOP					
Bill Bruton, L OBP: 0.303, SLG: 0.321 (1, 8)										4	1	1	0	1	2	1	Milwaukee Braves @ Los Angeles Dodgers Los Angeles Memorial Coliseum, Los Angeles, CA Fri Jul 11 1958, 6:33 AM EDT Att: 11,489 - Unknown livebaseballscorecards.com					
Mel Roach, R OBP: 0.387, SLG: 0.439 (1, 4)										4	0	1	0	1	0	3						
Eddie Mathews, L OBP: 0.359, SLG: 0.476 (1, 5)										5	1	2	1	0	2	3						
Hank Aaron, R OBP: 0.357, SLG: 0.487 (1, 9)										5	2	3	0	0	0	0						
Wes Covington, L OBP: 0.380, SLG: 0.672 Felix Mantilla, R OBP: 0.286, SLG: 0.437 (7, PR) (7, 7)										4	1	4	1	0	0	0						
Frank Torre, L OBP: 0.389, SLG: 0.384 (1, 3)										4	1	1	2	1	0	6						
Johnny Logan, R OBP: 0.338, SLG: 0.410 (1, 6)										5	0	2	2	0	0	4						
Del Crandall, R OBP: 0.357, SLG: 0.491 (1, 2)										5	0	1	0	0	1	1						
Joey Jay, S OBP: 0.222, SLG: 0.067 Don McMahon, R (9, 1)										3	0	0	0	1	3	2						
Inning Stats	R: 0 E: 0 K: 1 S: 6	H: 1 LOB: 0 BB: 0 P: 11	R: 0 E: 1 K: 0 S: 5	H: 1 LOB: 1 BB: 0 P: 5	R: 0 E: 0 K: 3 S: 9	H: 0 LOB: 0 BB: 0 P: 12	R: 1 E: 0 K: 0 S: 10	H: 3 LOB: 2 BB: 0 P: 12	R: 0 E: 0 K: 1 S: 11	H: 0 LOB: 0 BB: 2 P: 21	R: 3 E: 1 K: 0 S: 15	H: 3 LOB: 2 BB: 1 P: 24	R: 2 E: 0 K: 2 S: 12	H: 4 LOB: 2 BB: 1 P: 22	R: 1 E: 0 K: 0 S: 12	H: 3 LOB: 2 BB: 0 P: 17		R: 0 E: 0 K: 1 S: 7	H: 0 LOB: 0 BB: 0 P: 9	1B: 12 2B: 2 3B: 0 HR: 1	SF: 1 SAC: 1 DP: 2 HBP: 0	WP: 0 PB: 0 SB: 0 CS: 0
PITCHER	IP WLS BF H R ER SO BB IBB HBP BLK WP HR S P ERA WHIP																					
Don Drysdale, R ERA: 5.78	(1, 1) 5.0 24 7 4 3 5 2 0 0 0 0 0 1 44 66 5.40 1.800																					
Clem Labine, R ERA: 4.3	(6, 1) 1.0 5 1 0 0 0 1 0 0 0 0 0 0 12 19 0.00 2.000																					
Johnny Klippstein, R ERA: 5.04	(7, 1) 1.1 L 11 7 3 3 2 0 1 0 0 0 0 0 21 36 20.25 5.250																					
Carl Erskine, R ERA: 4.77	(8, 1) 0.2 2 0 0 0 0 0 0 0 0 0 0 0 3 3 0.00 0.000																					
Stan Williams, R ERA: 3.38	(9, 1) 1.0 3 0 0 0 1 0 0 0 0 0 0 0 7 9 0.00 0.000																					

Batter	1	2	3	4	5	6	7	8	9	AB	R	H	RBI	BB	SO	LOB	BOTTOM					
Pee Wee Reese, R OBP: 0.361, SLG: 0.465 (1, 6)										4	0	2	1	1	0	2	Milwaukee Braves @ Los Angeles Dodgers Los Angeles Memorial Coliseum, Los Angeles, CA Fri Jul 11 1958, 6:33 AM EDT Att: 11,489 - Unknown livebaseballscorecards.com					
Norm Larker, L OBP: 0.392, SLG: 0.477 (1, 7)										4	1	2	0	1	0	0						
John Roseboro, L OBP: 0.341, SLG: 0.460 (1, 2)										5	0	0	0	0	4	5						
Carl Furillo, R OBP: 0.343, SLG: 0.442 (1, 9)										4	1	1	2	1	0	2						
Steve Bilko, R OBP: 0.325, SLG: 0.473 (1, 3)										5	0	0	0	0	2	5						
Dick Gray, R OBP: 0.330, SLG: 0.494 (1, 5)										4	0	1	0	0	1	3						
Charlie Neal, R OBP: 0.341, SLG: 0.460 (1, 4)										4	0	1	0	0	1	1						
Gino Cimoli, R OBP: 0.298, SLG: 0.386 (1, 8)										4	1	2	0	0	0	1						
Don Drysdale, R ERA: 2.14, SLG: 0.481 Clem Labine, R ERA: 4.3 Randy Jackson, R OBP: 0.292, SLG: 0.399 Johnny Klippstein, R ERA: 5.04 Carl Erskine, R ERA: 4.77 Gil Hodges, R OBP: 0.317, SLG: 0.422 Stan Williams, R ERA: 3.38 (1, 1) (6, 1) (7, 1) (8, 1) (9, 1)										1	1	1	1	0	0	0						
Inning Stats	R: 0 E: 1 K: 1 S: 15	H: 2 LOB: 3 BB: 1 P: 23	R: 1 E: 1 K: 0 S: 10	H: 1 LOB: 0 BB: 0 P: 15	R: 0 E: 0 K: 1 S: 8	H: 0 LOB: 0 BB: 0 P: 9	R: 0 E: 0 K: 2 S: 9	H: 1 LOB: 1 BB: 0 P: 13	R: 3 E: 0 K: 1 S: 14	H: 2 LOB: 0 BB: 1 P: 21	R: 0 E: 0 K: 0 S: 11	H: 2 LOB: 2 BB: 0 P: 18	R: 0 E: 0 K: 1 S: 7	H: 0 LOB: 0 BB: 0 P: 10	R: 0 E: 0 K: 1 S: 12	H: 2 LOB: 2 BB: 0 P: 15		R: 0 E: 0 K: 2 S: 14	H: 1 LOB: 2 BB: 1 P: 26	1B: 7 2B: 2 3B: 0 HR: 2	SF: 0 SAC: 1 DP: 0 HBP: 0	WP: 0 PB: 0 SB: 0 CS: 1
PITCHER	IP WLS BF H R ER SO BB IBB HBP BLK WP HR S P ERA WHIP																					
Joey Jay, R ERA: 2.42	(1, 1) 8.0 W 38 11 4 3 7 2 0 0 0 0 0 0 2 90 133 3.38 1.625																					
Don McMahon, R ERA: 2.7	(9, 1) 1.0 S 3 0 0 0 2 0 0 0 0 0 0 0 0 10 17 0.00 0.000																					

Batter	1	2	3	4	5	6	7	8	9	AB	R	H	RBI	BB	SO	LOB	TOP			
Johnny Temple, R (1.4) OBP: 0.398, SLG: 0.409	F8		2B		G5-4-3		F8			4	1	2	0	0	0	0	Cincinnati Redlegs @ Los Angeles Dodgers Los Angeles Memorial Coliseum, Los Angeles, CA Sat Jul 12, 1958, 10:05 PM EDT Att: 11,740 - Unknown livebaseballscorecards.com			
Danny Morrison, R (1.9) OBP: 0.286, SLG: 0.167			5-3		F8			G4-6-3		3	1	1	0	1	0	2				
Dee Fondy, L (8. FR) OBP: 0.310, SLG: 0.400	HR								1B	0	0	0	0	0	0	0				
Frank Robinson, R (1.7) OBP: 0.329, SLG: 0.431	F9				G5-4-3			G4-6-3		3	0	1	1	1	0	2				
Walt Dropo, R (1.3) OBP: 0.276, SLG: 0.360										2	1	1	2	1	0	0				
George Crowe, L (8. PH) OBP: 0.373, SLG: 0.453	HR							G4-6-3		1	0	0	0	0	0	2				
Don Hoak, R (1.5) OBP: 0.363, SLG: 0.405	K									4	0	0	0	0	1	4				
Smoky Burgess, L (1.2) OBP: 0.317, SLG: 0.421										4	0	1	0	0	0	0				
Gus Bell, L (1.8) OBP: 0.300, SLG: 0.392										4	0	1	0	0	0	1				
Roy McMillan, R (1.6) OBP: 0.278, SLG: 0.256										3	0	0	0	0	0	1				
Bob Thurman, L (9. PH) OBP: 0.362, SLG: 0.425										1	0	0	0	0	0	0				
Brooks Lawrence, R (1.1) OBP: 0.244, SLG: 0.147										3	0	0	0	0	1	1				
Inning Stats	R: 2 E: 0 K: 1 S: 9	H: 1 LOB: 0 BB: 1 P: 17	R: 0 E: 0 K: 0 S: 3	H: 0 LOB: 0 BB: 0 P: 4	R: 1 E: 0 K: 0 S: 12	H: 2 LOB: 2 BB: 1 P: 25	R: 0 E: 0 K: 0 S: 7	H: 1 LOB: 1 BB: 0 P: 11	R: 0 E: 0 K: 0 S: 10	H: 1 LOB: 0 BB: 0 P: 16	R: 0 E: 0 K: 1 S: 7	H: 0 LOB: 0 BB: 0 P: 8	R: 0 E: 0 K: 0 S: 9	H: 1 LOB: 2 BB: 1 P: 18	R: 0 E: 0 K: 0 S: 5	H: 0 LOB: 0 BB: 0 P: 8	1B: 4 2B: 2 3B: 0 HR: 1	SF: 0 SAC: 0 DP: 2 HBP: 0	WP: 0 PB: 0 SB: 0 CS: 0	PA: 35
PITCHER	IP WLS BF H R ER SO BB IBB HBP BLK WP HR S P ERA WHIP																			
Fred Kipp, L (1.1) ERA: 4.14	7.0 W 30 7 3 3 2 3 0 0 0 0 0 1 57 100 3.86 1.429																			
Clem Labine, R (8.1) ERA: 4.11	2.0 S 5 0 0 0 0 0 0 0 0 0 0 0 9 15 0.00 0.000																			

Batter	1	2	3	4	5	6	7	8	9	AB	R	H	RBI	BB	SO	LOB	BOTTOM	
Jim Gilliam, S (1.5) OBP: 0.344, SLG: 0.348	F8									4	0	1	1	0	0	1	Cincinnati Redlegs @ Los Angeles Dodgers Los Angeles Memorial Coliseum, Los Angeles, CA Sat Jul 12, 1958, 10:05 PM EDT Att: 11,740 - Unknown livebaseballscorecards.com	
Pee Wee Reese, R (1.6) OBP: 0.352, SLG: 0.452	F4									3	0	0	0	0	0	0		
Duke Snider, L (1.8) OBP: 0.361, SLG: 0.410	4-3									3	0	0	1	0	0	0		
Norm Larker, L (1.7) OBP: 0.381, SLG: 0.462										3	0	0	0	0	0	1		
Gil Hodges, R (7.3) OBP: 0.316, SLG: 0.421										1	0	0	0	0	0	0		
Carl Furillo, R (1.9) OBP: 0.343, SLG: 0.441										3	0	1	0	0	0	0		
John Roseboro, L (1.2) OBP: 0.341, SLG: 0.463										3	0	1	0	0	1	1		
Steve Bilko, R (1.3) OBP: 0.326, SLG: 0.464										2	1	0	0	1	1	2		
Gino Cimoli, R (7.7) OBP: 0.298, SLG: 0.386										0	0	0	0	0	0	0		
Charlie Neal, R (1.4) OBP: 0.344, SLG: 0.476										3	2	2	2	0	1	0		
Fred Kipp, L (1.1) OBP: 0.300, SLG: 0.316										3	1	2	0	0	0	0		
Clem Labine, R (8.1) ERA: 3.61										0	0	0	0	0	0	0		
Inning Stats	R: 0 E: 0 K: 0 S: 5	H: 0 LOB: 0 BB: 0 P: 6	R: 0 E: 0 K: 2 S: 8	H: 1 LOB: 1 BB: 0 P: 11	R: 2 E: 0 K: 0 S: 9	H: 3 LOB: 1 BB: 0 P: 10	R: 2 E: 0 K: 0 S: 9	H: 1 LOB: 0 BB: 1 P: 17	R: 0 E: 0 K: 0 S: 5	H: 1 LOB: 1 BB: 0 P: 12	R: 0 E: 0 K: 1 S: 9	H: 1 LOB: 0 BB: 0 P: 12	R: 0 E: 0 K: 0 S: 5	H: 0 LOB: 0 BB: 0 P: 7	1B: 4 2B: 2 3B: 0 HR: 1	SF: 1 SAC: 1 DP: 0 HBP: 0	WP: 0 PB: 0 SB: 0 CS: 1	PA: 32
PITCHER	IP WLS BF H R ER SO BB IBB HBP BLK WP HR S P ERA WHIP																	
Brooks Lawrence, R (1.1) ERA: 3.61	8.0 L 31 7 4 4 3 1 0 0 0 0 0 1 59 82 4.50 1.000																	

Batter	1	2	3	4	5	6	7	8	9	AB	R	H	RBI	BB	SO	LOB	TOP										
Johnny Temple, R OBP: 0.393, SLG: 0.403 (1, 4)	F7		F8			F9		L8		4	0	0	0	0	0	0	Cincinnati Redlegs @ Los Angeles Dodgers Los Angeles Memorial Coliseum, Los Angeles, CA Sun Jul 13 1958, 6:33 AM EDT Unknown										
Jerry Lynch, L OBP: 0.311, SLG: 0.472 (1, 9)	K			K		6-3		FC6-4 1B		4	0	1	0	0	2	0											
Frank Robinson, R OBP: 0.331, SLG: 0.428 (1, 7)				K				FC6-4		2	0	0	0	2	1	1											
George Crowe, L OBP: 0.371, SLG: 0.446 (1, 3) Dee Fondy, L OBP: 0.310, SLG: 0.400 (9, PR)	K			K		F8			HBP BB	3	0	0	0	1	2	2											
Don Hoak, R OBP: 0.361, SLG: 0.401 (1, 5)		F8			F3		F4		HBP BB	3	0	0	0	1	0	0											
Ed Bailey, L OBP: 0.333, SLG: 0.405 (1, 2)	K				1B BB		L4		F6	3	0	0	0	1	1	2											
Gus Bell, L OBP: 0.303, SLG: 0.391 (1, 8) Danny Morejon, R OBP: 0.286, SLG: 0.167 (9, PR)	F8				K		FC 1B		G5-4-3 HBP	3	0	1	0	0	1	1											
Roy McMillan, R OBP: 0.279, SLG: 0.257 (1, 6) Smoky Burgess, L OBP: 0.374, SLG: 0.418 (9, PH)			K			1B			G5-4-3	3	0	1	0	0	1	1											
Don Newcombe, L OBP: 0.400, SLG: 0.333 (1, 1) Bob Thurman, L OBP: 0.358, SLG: 0.420 (8, PH) Brooks Lawrence, R OBP: 0.244, SLG: 0.147 (8, 1)			K		3-1			K		2	0	0	0	0	1	2											
Inning Stats	R: 0 H: 0 E: 0 K: 2 S: 10	H: 0 LOB: 1 BB: 1 P: 19	R: 0 H: 0 E: 0 K: 1 S: 9	H: 0 LOB: 0 BB: 0 P: 15	R: 0 H: 0 E: 0 K: 2 S: 10	H: 0 LOB: 0 BB: 0 P: 17	R: 0 H: 0 E: 0 K: 3 S: 9	H: 0 LOB: 0 BB: 0 P: 16	R: 0 H: 1 E: 0 K: 1 S: 12	H: 1 LOB: 2 BB: 1 P: 19	R: 0 H: 0 E: 0 K: 0 S: 6	H: 0 LOB: 1 BB: 1 P: 14	R: 0 H: 1 E: 0 K: 0 S: 5	H: 1 LOB: 1 BB: 0 P: 6	R: 0 H: 1 E: 0 K: 1 S: 10	H: 1 LOB: 3 BB: 2 P: 16		R: 0 H: 0 E: 0 K: 0 S: 7	H: 0 LOB: 0 BB: 2 P: 17	1B: 3 2B: 0 3B: 0 HR: 0	SF: 0 SAC: 0 DP: 1 HBP: 1	WP: 0 PB: 0 SB: 0 CS: 0	PA: 35				
PITCHER	IP	WLS	BF	H	R	ER	SO	BB	IBB	HBP	BLK	WP	HR	S	P	ERA	WHIP										
Stan Williams, R ERA: 3.0 (1, 1)	8.0	W	32	3	0	0	10	5	0	0	0	0	0	75	134	0.00	1.000										
Clem Labine, R ERA: 4.02 (9, 1)	1.0	S	3	0	0	0	0	0	0	1	0	0	0	3	5	0.00	0.000										

Batter	1	2	3	4	5	6	7	8	9	AB	R	H	RBI	BB	SO	LOB	BOTTOM										
Jim Gilliam, S OBP: 0.343, SLG: 0.347 (1, 5)	F9		F9			3-1 SH3-4 1B		6-3		4	0	1	0	0	0	0	Cincinnati Redlegs @ Los Angeles Dodgers Los Angeles Memorial Coliseum, Los Angeles, CA Sun Jul 13 1958, 6:33 AM EDT Unknown										
Pee Wee Reese, R OBP: 0.352, SLG: 0.443 (1, 6)	G4-6-3 BB			F8		SH3-4		F7		2	0	0	0	1	0	0											
Duke Snider, L OBP: 0.360, SLG: 0.407 (1, 8)	G4-6-3 1-2			F8		3-1		FC5-4 1B		4	0	1	0	0	0	2											
Norm Larker, L OBP: 0.370, SLG: 0.447 (1, 7) Gino Cimoli, R OBP: 0.296, SLG: 0.384 (7, 7)		1-3		6-3		3-1		FC5-4		3	0	0	0	0	0	1											
Carl Furillo, R OBP: 0.346, SLG: 0.457 (1, 9)										3	2	2	1	0	1	0											
John Roseboro, L OBP: 0.341, SLG: 0.466 (1, 2)										3	0	1	0	0	0	1											
Steve Bilko, R OBP: 0.321, SLG: 0.456 (1, 3) Gil Hodges, R OBP: 0.314, SLG: 0.419 (6, 3)										2	0	0	0	0	1	1											
Charlie Neal, R OBP: 0.347, SLG: 0.487 (1, 4)										2	1	1	2	1	0	0											
Stan Williams, R Clem Labine, R (9, 1)										3	0	0	0	0	3	2											
Inning Stats	R: 0 H: 0 E: 0 K: 0 S: 7	H: 0 LOB: 0 BB: 1 P: 13	R: 1 H: 1 E: 0 K: 0 S: 8	H: 1 LOB: 0 BB: 0 P: 13	R: 0 H: 0 E: 0 K: 1 S: 8	H: 0 LOB: 0 BB: 0 P: 13	R: 0 H: 0 E: 0 K: 0 S: 9	H: 0 LOB: 0 BB: 0 P: 13	R: 0 H: 2 E: 0 K: 2 S: 13	H: 2 LOB: 2 BB: 1 P: 23	R: 0 H: 1 E: 0 K: 0 S: 5	H: 1 LOB: 1 BB: 0 P: 6	R: 2 H: 1 E: 0 K: 3 S: 16	H: 1 LOB: 0 BB: 0 P: 21	R: 0 H: 1 E: 0 K: 0 S: 6	H: 1 LOB: 1 BB: 0 P: 9		1B: 3 2B: 1 3B: 0 HR: 2	SF: 0 SAC: 1 DP: 1 HBP: 0	WP: 1 PB: 0 SB: 0 CS: 0	PA: 31						
PITCHER	IP	WLS	BF	H	R	ER	SO	BB	IBB	HBP	BLK	WP	HR	S	P	ERA	WHIP										
Don Newcombe, R ERA: 5.79 (1, 1)	7.0	L	27	5	3	3	6	1	0	0	0	0	0	66	102	3.86	0.857										
Brooks Lawrence, R ERA: 3.55 (8, 1)	1.0		4	1	0	0	0	0	0	0	0	0	0	6	9	0.00	1.000										



Batter	1	2	3	4	5	6	7	8	9	AB	R	H	RBI	BB	SO	LOB	TOP			
Johnny Temple, R OBP: 0.393, SLG: 0.399 (1, 4)	G3	K		G4-6-3			BB		G1-6-3	3	0	0	0	2	1	2	Cincinnati Redlegs @ Los Angeles Dodgers Los Angeles Memorial Coliseum, Los Angeles, CA Sun Jul 13 1958, 6:38 AM EDT Att: 30,318 - Unknown livebaseballscorecards.com			
Danny Morrison, R OBP: 0.273, SLG: 0.111 (1, 8) George Crowe, L OBP: 0.369, SLG: 0.444 (9, PH)	P1	5-3			F9		FC5-4		G1-6-3	3	0	0	0	1	0	1				
Frank Robinson, R OBP: 0.333, SLG: 0.433 (1, 7)	BB				G3		FC5-4			4	0	2	0	0	0	2				
Walt Dropo, R OBP: 0.275, SLG: 0.348 (1, 3)	BB				6-3				F8	3	0	0	0	1	1	1				
Don Hoak, R OBP: 0.360, SLG: 0.397 (1, 5)	FC5-4				F9		F7		K	3	0	0	0	1	1	1				
Pete Whisenant, R OBP: 0.300, SLG: 0.416 (1, 9)	FC5-4				E6		E4		HR	4	1	1	1	0	0	4				
Smoky Burgess, L OBP: 0.371, SLG: 0.413 (1, 2)		4-3			L8		F2		F8	4	1	1	0	0	0	2				
Alex Grammas, R OBP: 0.254, SLG: 0.242 (1, 6) Jerry Lynch, L OBP: 0.315, SLG: 0.475 (9, PH) Eddie Miksis, R OBP: 0.381, SLG: 0.235 (9, FR)	4-3						F8		BB	3	0	1	0	0	0	1				
Joe Nuxhall, L OBP: 0.355, SLG: 0.379 (1, 1) Dee Fondy, L OBP: 0.305, SLG: 0.393 (9, PH)					B2		F4		K	3	0	1	1	0	0	1				
Inning Stats	R: 0 E: 0 K: 0 S: 7	H: 1 LOB: 3 BB: 2 P: 21	R: 1 E: 1 K: 1 S: 10	H: 2 LOB: 1 BB: 0 P: 13	R: 0 E: 0 K: 1 S: 10	H: 1 LOB: 0 BB: 0 P: 15	R: 0 E: 0 K: 0 S: 6	H: 0 LOB: 0 BB: 0 P: 7	R: 0 E: 0 K: 0 S: 4	H: 0 LOB: 0 BB: 0 P: 8	R: 0 E: 0 K: 0 S: 9	H: 0 LOB: 2 BB: 2 P: 20	R: 1 E: 0 K: 1 S: 7	H: 1 LOB: 0 BB: 1 P: 11	R: 0 E: 0 K: 1 S: 14	H: 1 LOB: 2 BB: 1 P: 22		1B: 5 2B: 1 3B: 0 HR: 1	SF: 0 SAC: 0 DP: 2 HBP: 0	WP: 0 PB: 0 SB: 0 CS: 0
PITCHER	IP	WLS	BF	H	R	ER	SO	BB	IBB	HBP	BLK	WP	HR	S	P	ERA	WHIP			
Bob Gialombardo, L ERA: 4.58 (1, 1)	8.1	W	37	7	2	1	4	5	0	0	0	0	1	64	113	1.08	1.440			
Clem Labine, R ERA: 3.97 (9, 1)	0.2	S	1	0	0	0	0	0	0	0	0	0	0	7	8	0.00	0.000			

Batter	1	2	3	4	5	6	7	8	9	AB	R	H	RBI	BB	SO	LOB	BOTTOM			
Jim Gilliam, S OBP: 0.342, SLG: 0.355 (1, 5)	HR					5-3	K			4	1	1	1	0	1	0	Cincinnati Redlegs @ Los Angeles Dodgers Los Angeles Memorial Coliseum, Los Angeles, CA Sun Jul 13 1958, 6:38 AM EDT Att: 30,318 - Unknown livebaseballscorecards.com			
Pee Wee Reese, R OBP: 0.394, SLG: 0.444 (1, 6)	G6-4-3					BB	BB		6-3	2	0	1	0	2	0	0				
Carl Furillo, R OBP: 0.341, SLG: 0.449 (1, 9)	F2					F7			F4	4	0	0	0	0	0	3				
Steve Bilko, R OBP: 0.326, SLG: 0.479 (1, 3) Duke Snider, L OBP: 0.390, SLG: 0.407 (9, 8)	G6-4-3				5-3		BB		HR	3	1	1	1	1	0	1				
Gil Hodges, R OBP: 0.314, SLG: 0.414 (1, 7) (9, 3)		K				F4			F7	3	0	0	0	1	1	0				
Charlie Neal, R OBP: 0.347, SLG: 0.484 (1, 4)						K				2	0	0	0	1	2	3				
Gino Cimoli, R OBP: 0.291, SLG: 0.377 (1, 8) (9, 7)		K				4-3			K	3	0	0	0	0	2	1				
Joe Pignatano, R OBP: 0.286, SLG: 0.429 (1, 2)		K				6-3			HR	3	1	1	1	0	1	1				
Bob Gialombardo, L (1, 1) Clem Labine, R (9, 1)						K			K	3	0	0	0	0	3	0				
Inning Stats	R: 1 E: 0 K: 0 S: 10	H: 1 LOB: 0 BB: 1 P: 17	R: 0 E: 0 K: 3 S: 12	H: 0 LOB: 1 BB: 1 P: 18	R: 0 E: 0 K: 1 S: 10	H: 1 LOB: 0 BB: 0 P: 15	R: 0 E: 0 K: 1 S: 7	H: 0 LOB: 0 BB: 0 P: 10	R: 0 E: 0 K: 1 S: 11	H: 0 LOB: 0 BB: 0 P: 14	R: 0 E: 0 K: 1 S: 12	H: 0 LOB: 3 BB: 3 P: 27	R: 1 E: 0 K: 3 S: 14	H: 1 LOB: 0 BB: 0 P: 18	R: 1 E: 0 K: 0 S: 9	H: 1 LOB: 0 BB: 0 P: 14		1B: 1 2B: 0 3B: 0 HR: 3	SF: 0 SAC: 0 DP: 1 HBP: 0	WP: 0 PB: 0 SB: 0 CS: 0
PITCHER	IP	WLS	BF	H	R	ER	SO	BB	IBB	HBP	BLK	WP	HR	S	P	ERA	WHIP			
Joe Nuxhall, L ERA: 3.3 (1, 1)	8.0	L	32	4	3	3	10	5	0	0	0	0	3	85	133	3.38	1.125			



Batter	1	2	3	4	5	6	7	8	9	AB	R	H	RBI	BB	SO	LOB	TOP					
Johnny Temple, R (1, 4) OBP: 0.393, SLG: 0.395	4-1 1B FC6-4 BB		2-2 F3		0-0 L5	2-1 E5			4-1 WP BB	3	1	0	0	2	0	2						
Danny Merston, R (1, 8) OBP: 0.286, SLG: 0.167	1-1 FC6-4		0-2 1-3		2-1 E4	1-1 F5			3-2 4-3	3	0	1	1	0	0	1						
Jerry Lynch, L (6, PH) OBP: 0.311, SLG: 0.469	1-3 1B				1-2 3-H 1B				1-3	2	0	0	0	0	0	2						
Frank Robinson, R (1, 7) OBP: 0.331, SLG: 0.429	2-3 K		2-3 K		0-0 1-2 2-3 1B				0-1 F9	5	0	1	0	0	2	3						
Walt Dropo, R (1, 3) OBP: 0.283, SLG: 0.359	1-0 FC6-4				0-2 F8 BLK 1B	0-2 SF9			1-1 1B	3	0	2	2	0	0	1						
Don Hoak, R (1, 5) OBP: 0.356, SLG: 0.391	1-3 K				0-0 6-3	2-1 F3			3-2 F8	4	0	0	0	0	1	4						
Pete Whisenant, R (1, 9) OBP: 0.289, SLG: 0.400		1-2 F8			1-1 F8				2-3 K	4	1	0	0	0	1	1						
Alex Grammas, R (8, 6) OBP: 0.254, SLG: 0.242					2-3 K				0-0 K	0	0	0	0	0	0	0						
Ed Bailey, L (1, 2) OBP: 0.332, SLG: 0.402		2-1 F8			1-1 6-3				1-3 K	4	0	1	0	0	1	2						
Roy McMillan, R (1, 6) OBP: 0.285, SLG: 0.269		1-1 E7			0-1 1B E	1-3 K			2-1 G4-6-3	3	1	2	0	0	1	1						
Gus Bell, L (8, PH) OBP: 0.302, SLG: 0.390					0-2 1B E				1-2 G4-6-3	1	0	0	0	0	0	1						
Bob Purkey, R (1, 1) OBP: 0.167, SLG: 0.222		2-3 K			0-2 1B E	0-0 E7			1-2 4-3	1	0	0	0	0	1	1						
Alex Kellner, R (4, 1) OBP: 0.333, SLG: 0.353					2-3 SF9 1B	1-1 E				2	2	2	0	0	0	0						
Bob Thurman, L (9, PH) OBP: 0.354, SLG: 0.415						1-1 E				1	0	0	0	0	0	0						
Inning Stats	R: 1 E: 0 K: 2 S: 12	H: 1 LOB: 1 BB: 1 P: 21	R: 0 E: 1 K: 1 S: 10	H: 1 LOB: 1 BB: 0 P: 16	R: 0 E: 0 K: 1 S: 9	H: 0 LOB: 0 BB: 0 P: 13	R: 0 E: 0 K: 0 S: 8	H: 1 LOB: 1 BB: 0 P: 10	R: 2 E: 1 K: 0 S: 14	H: 3 LOB: 2 BB: 0 P: 18	R: 2 E: 3 K: 2 S: 12	H: 1 LOB: 1 BB: 0 P: 17	R: 0 E: 0 K: 1 S: 6	H: 1 LOB: 0 BB: 0 P: 11	R: 0 E: 0 K: 1 S: 10	H: 1 LOB: 0 BB: 1 P: 14	R: 0 E: 0 K: 0 S: 9	H: 0 LOB: 1 BB: 1 P: 17	1B: 8 2B: 1 3B: 0 HR: 0	SF: 1 SAC: 0 DP: 1 HBP: 0	WP: 1 PB: 0 SB: 0 CS: 0	PA: 39
PITCHER	IP	WLS	BF	H	R	ER	SO	BB	IBB	HBP	BLK	WP	HR	S	P	ERA	WHIP					
Johnny Podres, L (1, 1) ERA: 4.08	5.2	W	28	7	5	2	6	1	0	0	1	0	0	63	92	3.18	1.412					
Johnny Klippstein, R (6, 1) ERA: 4.78	3.1	S	11	2	0	0	1	1	0	0	0	1	0	27	45	0.00	0.900					

Cincinnati Redlegs @ Los Angeles Dodgers
Los Angeles Memorial Coliseum, Los Angeles, CA
Mon Jul 14 1958, 6:33 AM EDT
Att: 8,465 - Unknown

AB 36
R 5
H 9
RBI 3
BB 2
SO 7
LOB 19





Batter	1	2	3	4	5	6	7	8	9	AB	R	H	RBI	BB	SO	LOB	BOTTOM					
Jim Gilliam, S (1, 5) OBP: 0.341, SLG: 0.352	1-1 6-3		1-2 F8	4-2 BB			0-2 P1			3	0	0	0	1	0	0						
John Roseboro, L (1, 2) OBP: 0.335, SLG: 0.457	0-0 F9		0-1 F9	0-1 F9			0-0 B1-3			4	0	0	0	0	0	1						
Duke Snider, L (1, 8) OBP: 0.354, SLG: 0.399	0-1 F9		3-3 K		0-0 4-3		2-1 4-3			4	0	0	0	0	1	0						
Carl Furillo, R (1, 9) OBP: 0.340, SLG: 0.445		2-2 E 4-3 HR 1B		2-2 6-3	0-3 K		0-0 5-3			4	1	1	0	0	1	0						
Norm Larker, L (1, 7) OBP: 0.373, SLG: 0.448		0-1 F8		0-0 1B HR	1-0 5-3		0-0 6-3			2	1	1	0	0	0	1						
Gino Cimoli, R (5, PH) OBP: 0.287, SLG: 0.372										2	0	0	0	0	0	0						
Steve Bilko, R (1, 3) OBP: 0.333, SLG: 0.508		1-2 4-3		2-1 1B HR			2-1 HR			3	2	2	1	0	0	1						
Gil Hodges, R (7, 3) OBP: 0.316, SLG: 0.416		1-2 1B		1-2 1B HR			0-2 1B			1	0	1	0	0	0	0						
Charlie Neal, R (1, 4) OBP: 0.346, SLG: 0.491		1-0 E6 HR		1-0 1B HR	1-0 6-3		1-2 5-3			4	2	1	3	0	0	2						
Don Zimmer, R (1, 6) OBP: 0.319, SLG: 0.419		1-0 1B HR		2-2 1B HR			1-3 K			3	2	2	4	0	1	0						
Johnny Podres, L (1, 1) OBP: 0.146, SLG: 0.128					1-2 G3		3-3 K			2	0	0	0	0	0	0						
Johnny Klippstein, R (6, 1) OBP: 0.353, SLG: 0.363										1	0	0	0	0	1	0						
Inning Stats	R: 0 E: 0 K: 0 S: 5	H: 0 LOB: 0 BB: 0 P: 6	R: 3 E: 1 K: 0 S: 12	H: 2 LOB: 0 BB: 0 P: 18	R: 0 E: 0 K: 1 S: 9	H: 0 LOB: 0 BB: 0 P: 13	R: 4 E: 0 K: 0 S: 17	H: 4 LOB: 1 BB: 1 P: 29	R: 0 E: 0 K: 1 S: 5	H: 0 LOB: 0 BB: 0 P: 6	R: 1 E: 0 K: 2 S: 11	H: 1 LOB: 0 BB: 0 P: 18	R: 0 E: 0 K: 0 S: 6	H: 0 LOB: 0 BB: 0 P: 8	R: 0 E: 0 K: 0 S: 6	H: 1 LOB: 1 BB: 0 P: 6	R: 0 E: 0 K: 0 S: 6	H: 1 LOB: 1 BB: 0 P: 6	1B: 4 2B: 0 3B: 0 HR: 4	SF: 0 SAC: 0 DP: 0 HBP: 0	WP: 0 PB: 0 SB: 0 CS: 0	PA: 34
PITCHER	IP	WLS	BF	H	R	ER	SO	BB	IBB	HBP	BLK	WP	HR	S	P	ERA	WHIP					
Bob Purkey, R (1, 1) ERA: 3.86	3.1	L	17	6	7	4	1	0	0	0	0	0	0	3	36	54	10.80	1.800				
Alex Kellner, L (4, 1) ERA: 4.65	4.2		17	2	1	1	3	1	0	0	0	0	1	35	50	1.93	0.643					

Cincinnati Redlegs @ Los Angeles Dodgers
Los Angeles Memorial Coliseum, Los Angeles, CA
Mon Jul 14 1958, 6:33 AM EDT
Att: 8,465 - Unknown

AB 33
R 8
H 8
RBI 8
BB 1
SO 4
LOB 5



Batter	1	2	3	4	5	6	7	8	9	AB	R	H	RBI	BB	SO	LOB	TOP				
Bill Virdon, L OBP: 0.351, SLG: 0.426 (1, 8)	2-2 1-3		2-2 6-3		1-0 1-3 2B		0-2 F2		2-2 SH1 1B	5	0	2	0	0	0	1	Pittsburgh Pirates @ Los Angeles Dodgers Los Angeles Memorial Coliseum, Los Angeles, CA Tue Jul 15, 1958, 10:05 PM EDT Att: 20,827 - Unknown AB 35 R 6 H 10 RBI 5 BB 2 SO 9 LOB 13 				
Roberto Clemente, R OBP: 0.319, SLG: 0.346 (1, 9)	1-3 K			0-0 1B	2-1 5-3			0-1 5-3	0-1 SH1	4	1	1	0	0	1	2					
Dick Stuart, R OBP: 0.310, SLG: 0.560 (1, 3)	0-2 6-3			2-2 1-H 1B		0-0 HR		2-2 1B HBP	0-3 K	4	2	2	2	0	1	1					
Frank Thomas, R OBP: 0.342, SLG: 0.582 (1, 5)		1-3 K		3-2 F5		1-3 K		0-0 1B	0-3 K	5	1	1	0	0	3	2					
Bob Skinner, L OBP: 0.402, SLG: 0.464 (1, 7)	0-1 1-3			3-1 4-3		2-3 K		0-0 1B		4	1	1	1	0	1	1					
Roman Mejias, R OBP: 0.261, SLG: 0.430 (9, 7)				1-2 1B				1-3 2-H 1B		0	0	0	0	0	0	0					
Bill Mazerowski, R OBP: 0.324, SLG: 0.445 (1, 4)	0-2 FC6-4 1B			0-1 F4		1-1 1-3		0-2 1B		4	1	2	1	0	0	1					
Dick Groat, R OBP: 0.304, SLG: 0.381 (1, 6)	2-2 FC6-4 1-2			0-0 5-3			2-3 K	1-1 E	4-0 IBB	3	0	0	0	1	1	1					
Bill Hall, L OBP: 0.350, SLG: 0.382 (1, 2)			1-0 L7		4-2 2B		0-0 SH2-4 1B	1-1 E4		2	0	1	0	1	0	0					
Ted Kluszewski, L OBP: 0.359, SLG: 0.400 (8, PH)								1-3 2-H 3-H	1-0 G4-6-3	1	0	0	1	0	0	1					
Hank Foiles, R OBP: 0.297, SLG: 0.277 (8, FR)				0-3 K		2-3 K		0-1 SH2-4	1-0 G4-6-3	0	0	0	0	0	0	0					
Ron Kline, R OBP: 0.125, SLG: 0.068 (1, 1)								1-2 1B		2	0	0	0	0	2	1					
John Powers, L OBP: 0.306, SLG: 0.278 (8, PH)										1	0	0	0	0	0	2					
Roy Face, R (8, 1)										0	0	0	0	0	0	0					
Don Gross, L (8, 1)										0	0	0	0	0	0	0					
Inning Stats	R: 0 E: 0 K: 1 S: 10	H: 0 LOB: 0 BB: 0 P: 13	R: 0 E: 0 K: 1 S: 11	H: 1 LOB: 1 BB: 0 P: 14	R: 0 E: 0 K: 1 S: 7	H: 0 LOB: 0 BB: 0 P: 10	R: 1 E: 1 K: 0 S: 12	H: 2 LOB: 1 BB: 0 P: 20	R: 0 E: 0 K: 2 S: 10	H: 1 LOB: 0 BB: 0 P: 13	R: 0 E: 0 K: 1 S: 10	H: 1 LOB: 1 BB: 0 P: 12	R: 4 E: 1 K: 0 S: 12	H: 3 LOB: 2 BB: 1 P: 20	R: 0 E: 0 K: 2 S: 11	H: 1 LOB: 1 BB: 0 P: 13	1B: 8 2B: 1 3B: 0 HR: 1	SF: 0 SAC: 2 DP: 1 HBP: 1	WP: 0 PB: 0 SB: 0 CS: 0	PA: 40	
PITCHER	IP	WLS	BF	H	R	ER	SO	BB	IBB	HBP	BLK	WP	HR	S	P	ERA	WHIP				
Don Drysdale, R ERA: 5.72 (1, 1)	7.1	L	32	8	5	4	7	1	0	1	0	0	1	75	109	4.91	1.227				
Clem Labine, R ERA: 3.91 (8, 1)	0.2		4	1	1	0	0	0	1	0	0	0	0	6	12	0.00	1.500				
Johnny Klippstein, R ERA: 4.71 (9, 1)	1.0		4	1	0	0	2	0	0	0	0	0	0	11	13	0.00	1.000				

Batter	1	2	3	4	5	6	7	8	9	AB	R	H	RBI	BB	SO	LOB	BOTTOM					
Jim Gilliam, S OBP: 0.343, SLG: 0.354 (1, 5)	1-1 L3-1		1-1 F7			2-1 HR 1B		2-1 1B		4	1	2	0	0	0	0	Pittsburgh Pirates @ Los Angeles Dodgers Los Angeles Memorial Coliseum, Los Angeles, CA Tue Jul 15, 1958, 10:05 PM EDT Att: 20,827 - Unknown AB 32 R 2 H 6 RBI 2 BB 2 SO 7 LOB 9 					
John Roseboro, L OBP: 0.338, SLG: 0.458 (1, 2)	3-2 F9		3-1 CS 1B			2-1 F9		3-2 1B		4	0	2	0	0	0	1						
Duke Snider, L OBP: 0.353, SLG: 0.412 (1, 8)	0-0 F6		0-1 CS		0-1 4-3		0-1 HR		0-3 K	3	1	1	2	0	0	0						
GiI Hodges, R OBP: 0.315, SLG: 0.415 (8, PH)			1-2 1B			1-H HR				0	0	0	0	0	0	0						
Johnny Klippstein, R OBP: 0.063, SLG: 0.063 (9, 1)										0	0	0	0	0	0	0						
Carl Furillo, R OBP: 0.335, SLG: 0.438 (1, 9)		2-0 5-3		0-0 4-3		0-1 5-3		0-1 F6		4	0	0	0	0	0	2						
Norm Larker, L OBP: 0.372, SLG: 0.439 (1, 7)		4-2 BB BB		0-1 F8		0-1 F3			2-1 F4	2	0	0	0	1	0	0						
Pee Wee Reese, R OBP: 0.362, SLG: 0.440 (9, PH)										1	0	0	0	0	0	0						
Steve Bilko, R OBP: 0.324, SLG: 0.492 (1, 3)		2-3 K			0-0 F9		1-3 K		0-3 K	4	0	0	0	0	3	1						
Charlie Neal, R OBP: 0.344, SLG: 0.486 (1, 4)		4-0 1-2 BB			0-2 L1-3		1-2 F8		2-2 F9	3	0	0	0	1	0	0						
Don Zimmer, R OBP: 0.319, SLG: 0.418 (1, 6)		2-3 K			0-0 1B		3-2 F8			3	0	1	0	0	1	2						
Don Drysdale, R OBP: 0.200, SLG: 0.448 (1, 1)			0-2 4-3					1-3 K		2	0	0	0	0	1	1						
Clem Labine, R (8, 1)										0	0	0	0	0	0	0						
Elmer Valo, L OBP: 0.284, SLG: 0.292 (8, PH)										1	0	0	0	0	1	0						
Gino Cimoli, R OBP: 0.287, SLG: 0.372 (9, 8)										0	0	0	0	0	0	0						
Inning Stats	R: 0 E: 0 K: 0 S: 6	H: 0 LOB: 0 BB: 0 P: 10	R: 0 E: 0 K: 2 S: 9	H: 0 LOB: 2 BB: 2 P: 23	R: 0 E: 0 K: 0 S: 8	H: 1 LOB: 0 BB: 0 P: 12	R: 0 E: 0 K: 0 S: 5	H: 0 LOB: 0 BB: 0 P: 5	R: 0 E: 0 K: 1 S: 8	H: 1 LOB: 1 BB: 0 P: 8	R: 2 E: 0 K: 0 S: 10	H: 2 LOB: 0 BB: 0 P: 14	R: 0 E: 0 K: 1 S: 12	H: 0 LOB: 0 BB: 0 P: 17	R: 0 E: 0 K: 2 S: 13	H: 2 LOB: 2 BB: 0 P: 19	R: 0 E: 0 K: 1 S: 9	H: 0 LOB: 0 BB: 0 P: 13	1B: 5 2B: 0 3B: 0 HR: 1	SF: 0 SAC: 0 DP: 0 HBP: 0	WP: 0 PB: 0 SB: 0 CS: 1	PA: 35
PITCHER	IP	WLS	BF	H	R	ER	SO	BB	IBB	HBP	BLK	WP	HR	S	P	ERA	WHIP					
Ron Kline, R ERA: 3.71 (1, 1)	7.0	W	26	4	2	2	4	2	0	0	0	0	0	8	14	2.57	0.857					
Roy Face, R ERA: 3.31 (8, 1)	0.1		3	2	0	0	1	0	0	0	0	0	0	8	14	0.00	6.000					
Don Gross, L ERA: 2.55 (8, 1)	1.2	S	5	0	0	0	2	0	0	0	0	0	0	14	18	0.00	0.000					

Batter	1	2	3	4	5	6	7	8	9	AB	R	H	RBI	BB	SO	LOB	TOP					
Bill Virdon, L OBP: 0.346, SLG: 0.420 (1.8)										5	0	0	0	0	1	4	Pittsburgh Pirates @ Los Angeles Dodgers Los Angeles Memorial Coliseum, Los Angeles, CA Wed Jul 16 1958, 10:05 PM EDT Att: 19,706 - Unknown livebaseballscorecards.com					
Roberto Clemente, R OBP: 0.324, SLG: 0.349 (1.9)										4	1	2	1	1	0	1						
Dick Stuart, R OBP: 0.294, SLG: 0.533 (1.3)										5	0	1	1	0	3	4						
Frank Thomas, R OBP: 0.340, SLG: 0.586 (1.5)										5	1	1	1	0	2	1						
Bob Skinner, L OBP: 0.399, SLG: 0.463 (1.7)										5	1	1	0	0	1	1						
Roman Mejias, R OBP: 0.261, SLG: 0.430 (9.7)										0	0	0	0	0	0	0						
Bill Mazerowski, R OBP: 0.329, SLG: 0.458 (1.4)										4	2	3	1	0	0	0						
Dick Groat, R OBP: 0.306, SLG: 0.386 (1.6)										4	1	2	0	0	1	3						
Hank Foiles, R OBP: 0.301, SLG: 0.299 (1.2)										4	1	2	3	0	0	1						
Bob Friend, R OBP: 0.172, SLG: 0.148 (1.1)										2	0	1	0	1	1	0						
Roy Face, R (8.1)										0	0	0	0	0	0	0						
Inning Stats	R: 0 E: 0 K: 1 S: 6	H: 0 LOB: 0 BB: 0 P: 7	R: 0 E: 0 K: 2 S: 12	H: 1 LOB: 1 BB: 0 P: 16	R: 0 E: 0 K: 1 S: 9	H: 1 LOB: 2 BB: 1 P: 16	R: 3 E: 0 K: 2 S: 12	H: 3 LOB: 0 BB: 0 P: 18	R: 1 E: 0 K: 0 S: 7	H: 2 LOB: 1 BB: 0 P: 12	R: 2 E: 0 K: 1 S: 12	H: 3 LOB: 2 BB: 1 P: 19	R: 1 E: 0 K: 1 S: 8	H: 2 LOB: 0 BB: 0 P: 11	R: 0 E: 0 K: 0 S: 11	H: 1 LOB: 1 BB: 0 P: 17	R: 0 E: 0 K: 1 S: 10	H: 0 LOB: 0 BB: 0 P: 10	1B: 7 2B: 3 3B: 0 HR: 3	SF: 0 SAC: 1 DP: 0 HBP: 0	WP: 0 PB: 0 CS: 1	PA: 42
PITCHER	IP WLS BF H R ER SO BB IBB HBP BLK WP HR S P ERA WHIP																					
Fred Kipp, L ERA: 4.7 (1.1)	5.0 L 25 9 6 6 6 1 0 0 0 0 0 2 48 73 10.80 2.000																					
Ed Roebuck, R ERA: 3.53 (6.1)	1.0 5 1 0 0 1 1 0 0 0 0 0 0 10 15 0.00 2.000																					
Carl Erskine, R ERA: 4.76 (7.1)	2.0 8 3 1 1 1 0 0 0 0 0 0 1 19 28 4.50 1.500																					
Johnny Klippstein, R ERA: 4.64 (9.1)	1.0 3 0 0 0 1 0 0 0 0 0 0 0 10 10 0.00 0.000																					

Batter	1	2	3	4	5	6	7	8	9	AB	R	H	RBI	BB	SO	LOB	BOTTOM			
Jim Gilliam, S OBP: 0.344, SLG: 0.358 (1.5)										5	1	2	0	0	0	1	Pittsburgh Pirates @ Los Angeles Dodgers Los Angeles Memorial Coliseum, Los Angeles, CA Wed Jul 16 1958, 10:05 PM EDT Att: 19,706 - Unknown livebaseballscorecards.com			
John Roseboro, L OBP: 0.332, SLG: 0.449 (1.2)										4	0	0	0	0	3					
Duke Snider, L OBP: 0.352, SLG: 0.422 (1.8)										4	1	1	1	0	2	3				
Carl Furillo, R OBP: 0.333, SLG: 0.435 (1.9)										4	1	1	2	0	0	1				
Norm Larker, L OBP: 0.385, SLG: 0.461 (1.7)										4	0	3	1	0	0	0				
Steve Bilko, R OBP: 0.322, SLG: 0.484 (1.3)										4	0	1	0	0	1	2				
Charlie Neal, R OBP: 0.343, SLG: 0.486 (1.4)										4	0	1	0	0	0	2				
Don Zimmer, R OBP: 0.318, SLG: 0.415 (1.6)										4	0	1	0	0	0	3				
Fred Kipp, L OBP: 0.286, SLG: 0.300 (6.1)										1	0	0	0	0	0	0				
Ed Roebuck, R OBP: 0.295, SLG: 0.750 (6.1)										0	0	0	0	0	0	0				
Randy Jackson, R OBP: 0.295, SLG: 0.295 (6.1)										0	0	0	0	0	0	0				
Carl Erskine, R OBP: 0.300, SLG: 0.300 (6.1)										0	0	0	0	0	0	0				
Elmer Valo, L OBP: 0.292, SLG: 0.292 (6.1)										0	0	0	0	0	0	0				
Johnny Klippstein, R OBP: 0.285, SLG: 0.285 (6.1)										0	0	0	0	0	0	0				
Gino Cimoli, R OBP: 0.286, SLG: 0.370 (6.1)										0	0	0	0	0	0	1				
Inning Stats	R: 0 E: 0 K: 1 S: 8	H: 1 LOB: 1 BB: 0 P: 9	R: 0 E: 0 K: 0 S: 7	H: 1 LOB: 0 BB: 0 P: 10	R: 0 E: 0 K: 0 S: 6	H: 0 LOB: 0 BB: 0 P: 10	R: 0 E: 0 K: 0 S: 9	H: 0 LOB: 0 BB: 0 P: 13	R: 0 E: 0 K: 1 S: 9	H: 1 LOB: 1 BB: 0 P: 9	R: 1 E: 0 K: 0 S: 15	H: 3 LOB: 2 BB: 0 P: 23	R: 3 E: 1 K: 2 S: 13	H: 3 LOB: 1 BB: 1 P: 20	R: 0 E: 0 K: 0 S: 10	H: 1 LOB: 1 BB: 0 P: 14	1B: 6 2B: 3 3B: 0 HR: 1	SF: 0 SAC: 0 DP: 1 HBP: 0	WP: 0 PB: 0 CS: 0	PA: 37
PITCHER	IP WLS BF H R ER SO BB IBB HBP BLK WP HR S P ERA WHIP																			
Bob Friend, R ERA: 3.58 (1.1)	7.2 W 32 9 4 3 3 1 0 0 0 0 0 0 71 106 3.52 1.304																			
Roy Face, R ERA: 3.22 (8.1)	1.1 S 5 1 0 0 1 0 0 0 0 0 0 0 13 17 0.00 0.750																			



Batter	1	2	3	4	5	6	7	8	9	AB	R	H	RBI	BB	SO	LOB	TOP										
Bill Virdon, L OBP: 0.345, SLG: 0.418 (1, 8)	L9			F8	G3			HR		4	1	1	0	0	0	2	Pittsburgh Pirates @ Los Angeles Dodgers Los Angeles Memorial Coliseum, Los Angeles, CA Thu Jul 17 1958, 10:05 PM EDT Att: 18,677 - Unknown										
Roberto Clemente, R OBP: 0.326, SLG: 0.366 (1, 9)	F4			2B			F5	HR		4	1	2	2	0	0	0											
Dick Stuart, R OBP: 0.263, SLG: 0.471 (1, 3)	F2			K			K	K		4	0	0	0	0	3	1											
Frank Thomas, R OBP: 0.342, SLG: 0.583 (1, 5)		K			HBP			F4		3	0	1	0	0	1	0											
Bob Skinner, L OBP: 0.395, SLG: 0.456 (1, 7)	F4			F7			1-6-3	6-3		4	0	0	0	0	0	3											
Bill Mazerowski, R OBP: 0.325, SLG: 0.453 (1, 4)	6-3					F8		F6		4	0	0	0	0	0	0											
Dick Groat, R OBP: 0.303, SLG: 0.381 (1, 6)			K			L7		6-3		4	0	0	0	0	2	0											
Hank Foiles, R OBP: 0.305, SLG: 0.317 (1, 2)			4-3			1B		HR		3	1	1	1	1	1	0											
George Witt, R OBP: 0.091, SLG: 0.091 (1, 1)			F8					L8		2	0	1	0	0	0	0											
Ron Blackburn, R OBP: 0.500, SLG: 1.000 (6, 1)										0	0	0	0	0	0	0											
Ted Kluszewski, L OBP: 0.357, SLG: 0.398 (7, PH)										1	0	0	0	0	0	0											
Bob Smith, R OBP: 0.125, SLG: 0.143 (7, 1)										0	0	0	0	0	0	0											
Bob Porterfield, R OBP: 0.125, SLG: 0.143 (8, 1)										0	0	0	0	0	0	0											
Inning Stats	R: 0 H: 0 E: 0 K: 0 S: 8	H: 0 LOB: 0 BB: 0 P: 14	R: 0 H: 0 E: 0 K: 1 S: 6	H: 0 LOB: 0 BB: 0 P: 12	R: 0 H: 0 E: 0 K: 1 S: 10	H: 0 LOB: 0 BB: 0 P: 17	R: 0 H: 1 E: 0 K: 1 S: 10	H: 1 LOB: 2 BB: 0 P: 19	R: 0 H: 1 E: 0 K: 1 S: 10	H: 1 LOB: 1 BB: 0 P: 11	R: 1 H: 1 E: 0 K: 0 S: 11	H: 1 LOB: 0 BB: 0 P: 15	R: 2 H: 2 E: 0 K: 1 S: 15	H: 2 LOB: 0 BB: 0 P: 23	R: 0 H: 0 E: 0 K: 1 S: 7	H: 0 LOB: 0 BB: 0 P: 10	1B: 3 2B: 1 3B: 0 HR: 2	SF: 0 SAC: 0 DP: 0 HBP: 1	WP: 0 PB: 0 SB: 0 CS: 0	PA: 35							
PITCHER	IP	WLS	BF	H	R	ER	SO	BB	IBB	HBP	BLK	WP	HR	S	P	ERA	WHIP										
Stan Williams, R ERA: 3.08 (1, 1)	7.0	W	29	6	3	3	5	1	0	1	0	0	2	68	112	3.86	1.000										
Clem Labine, R ERA: 3.75 (8, 1)	2.0	S	6	0	0	0	2	0	0	0	0	0	0	17	25	0.00	0.000										

Batter	1	2	3	4	5	6	7	8	9	AB	R	H	RBI	BB	SO	LOB	BOTTOM										
Jim Gilliam, S OBP: 0.346, SLG: 0.358 (1, 5)			F8				3-1			3	0	1	0	1	0	1	Pittsburgh Pirates @ Los Angeles Dodgers Los Angeles Memorial Coliseum, Los Angeles, CA Thu Jul 17 1958, 10:05 PM EDT Att: 18,677 - Unknown										
John Roseboro, L OBP: 0.328, SLG: 0.442 (1, 2)	P5-4						1B			3	0	0	0	0	2	4											
Joe Pignatano, R OBP: 0.281, SLG: 0.421 (7, PH)	P5-4		K				K			1	0	0	0	0	0	0											
Norm Larker, L OBP: 0.392, SLG: 0.461 (1, 7)							SF8			0	0	0	1	2	0	0											
Dick Gray, R OBP: 0.333, SLG: 0.508 (7, PH)							BB			1	0	1	0	0	0	0											
Carl Furillo, R OBP: 0.329, SLG: 0.428 (1, 9)							F8			4	0	0	0	0	1	4											
Steve Bilko, R OBP: 0.322, SLG: 0.477 (1, 3)										2	0	0	0	1	0	0											
Gil Hodges, R OBP: 0.317, SLG: 0.429 (7, 3)	6-3						L7			1	1	1	1	0	0	0											
Charlie Neal, R OBP: 0.345, SLG: 0.486 (1, 4)							F7			4	1	2	0	0	1	2											
Don Zimmer, R OBP: 0.317, SLG: 0.425 (1, 6)							F8			4	1	1	2	0	0	3											
Gino Cimoli, R OBP: 0.296, SLG: 0.396 (1, 8)										4	1	3	1	0	0	0											
Stan Williams, R OBP: 0.040, SLG: 0.040 (1, 1)										3	1	1	0	0	2	1											
Clem Labine, R ERA: 4.6 (8, 1)										1	0	0	0	0	1	1											
Inning Stats	R: 0 H: 0 E: 0 K: 1 S: 8	H: 0 LOB: 1 BB: 2 P: 20	R: 0 H: 0 E: 0 K: 1 S: 5	H: 0 LOB: 0 BB: 0 P: 8	R: 0 H: 1 E: 0 K: 2 S: 11	H: 1 LOB: 1 BB: 0 P: 20	R: 0 H: 0 E: 0 K: 0 S: 10	H: 0 LOB: 2 BB: 2 P: 20	R: 2 H: 3 E: 0 K: 1 S: 13	H: 3 LOB: 1 BB: 0 P: 20	R: 2 H: 2 E: 0 K: 1 S: 14	H: 2 LOB: 0 BB: 0 P: 20	R: 0 H: 1 E: 0 K: 0 S: 10	H: 1 LOB: 1 BB: 0 P: 15	R: 1 H: 3 E: 0 K: 1 S: 11	H: 3 LOB: 1 BB: 0 P: 14	1B: 6 2B: 1 3B: 1 HR: 3	SF: 1 SAC: 0 DP: 2 HBP: 0	WP: 0 PB: 0 SB: 0 CS: 0	PA: 36							
PITCHER	IP	WLS	BF	H	R	ER	SO	BB	IBB	HBP	BLK	WP	HR	S	P	ERA	WHIP										
George Witt, R ERA: 3.0 (1, 1)	5.1	L	25	6	4	4	4	4	0	0	0	0	0	8	11	0.00	0.000										
Ron Blackburn, R ERA: 3.19 (6, 1)	0.2		2	0	0	0	1	0	0	0	0	0	0	8	11	0.00	0.000										
Bob Smith, L ERA: 4.06 (7, 1)	1.0		6	3	1	1	0	0	0	0	0	0	1	13	18	9.00	3.000										
Bob Porterfield, R ERA: 4.6 (8, 1)	1.0		3	1	0	0	1	0	0	0	0	0	0	8	11	0.00	1.000										



Batter	1	2	3	4	5	6	7	8	9	AB	R	H	RBI	BB	SO	LOB	TOP								
Richie Ashburn, L OBP: 0.424, SLG: 0.416 (1, 8)	4-1 S BB BB	1-3 K	0-0 WP 2B	4-2 HR BB	3-2 1B	1-2 2-3 1B	1-2 4-3	1-2 4-3		3	2	1	0	2	1	0	Philadelphia Phillies @ Los Angeles Dodgers Los Angeles Memorial Coliseum, Los Angeles, CA Fri Jul 18 1958, 10:05 PM EDT Att: 24,533 - Unknown								
Chico Fernandez, R OBP: 0.292, SLG: 0.270 (1, 6)	1-3 K		4-3 2B	1-0 HR BB	1-1 G3		1-2 6-3		5	2	2	2	0	1	4										
Ed Bouchee, L OBP: 0.405, SLG: 0.429 (1, 3)	4-2 BB S BB		4-3	3-1 HR		0-0 FC5-4 1B	3-2 4-3		4	2	2	1	1	0	1										
Willie Jones, R OBP: 0.362, SLG: 0.418 (1, 5)	1-3 K		4-2 BB	1-1 F7		1-2 FC5-4 1B		1-1 1B 1B	4	0	2	0	1	1	2										
Bob Bowman, R OBP: 0.325, SLG: 0.478 Turk Farrell, R OBP: 0.263, SLG: 0.222 Solly Hemus, L OBP: 0.394, SLG: 0.453 (1, 9) (7, 1) (9, PH)	4-0 BB BB		4-2 BB	1-1 6-3		1-0 FC5-4 1B		2-1 F9	3	0	0	0	1	0	3										
Wally Post, R OBP: 0.368, SLG: 0.389 (1, 7) (7, 9)	4-2 BB		0-0 F4	0-1 L5		1-0 FC1-2 2B		3-2 1B 1B	4	0	2	2	1	0	0										
Ted Kazanski, R OBP: 0.301, SLG: 0.327 (1, 4)	0-0 F5		0-3 K	4-1 HBP BB		1-0 FC1-2 IBB		0-1 FC4-6 1B	3	0	1	0	2	1	3										
Carl Sawatski, L OBP: 0.330, SLG: 0.361 (1, 2)		1-2 6-3	0-0 F7	1-1 1B 1B		0-0 FC1-2		1-3 K	4	0	0	0	0	1	6										
Don Cardwell, R OBP: 0.167, SLG: 0.167 Jack Sanford, R OBP: 0.227, SLG: 0.262 Dave Philley, R OBP: 0.341, SLG: 0.395 Jack Meyer, R OBP: 0.165, SLG: 0.449 Harry Anderson, L OBP: 0.396, SLG: 0.531 (1, 1) (5, 1) (6, PH) (6, 1) (7, PH) (7, 7)	0-0 5-3		0-0 4-3	2-2 1B		0-0 F7		0-1 FC4-6	2	0	0	0	0	0	0										
Inning Stats	R: 1 E: 0 K: 2 S: 16	H: 0 LOB: 3 BB: 4 P: 34	R: 0 E: 0 K: 1 S: 7	H: 0 LOB: 0 BB: 1 P: 9	R: 1 E: 0 K: 0 S: 6	H: 1 LOB: 0 BB: 1 P: 14	R: 0 E: 0 K: 1 S: 5	H: 0 LOB: 0 BB: 0 P: 5	R: 3 E: 0 K: 0 S: 10	H: 2 LOB: 0 BB: 1 P: 20	R: 0 E: 0 K: 0 S: 12	H: 2 LOB: 3 BB: 1 P: 23	R: 1 E: 0 K: 0 S: 8	H: 3 LOB: 3 BB: 1 P: 15	R: 0 E: 0 K: 0 S: 10	H: 0 LOB: 0 BB: 0 P: 15		R: 0 E: 0 K: 1 S: 14	H: 3 LOB: 3 BB: 0 P: 21	1B: 7 2B: 2 3B: 0 HR: 2	SF: 0 SAC: 0 DP: 1 HBP: 1	WP: 1 PB: 0 SB: 2 CS: 0	PA: 45		
PITCHER	IP WLS BF H R ER SO BB IBB HBP BLK WP HR S P ERA WHIP	IP WLS BF H R ER SO BB IBB HBP BLK WP HR S P ERA WHIP	IP WLS BF H R ER SO BB IBB HBP BLK WP HR S P ERA WHIP	IP WLS BF H R ER SO BB IBB HBP BLK WP HR S P ERA WHIP	IP WLS BF H R ER SO BB IBB HBP BLK WP HR S P ERA WHIP	IP WLS BF H R ER SO BB IBB HBP BLK WP HR S P ERA WHIP	IP WLS BF H R ER SO BB IBB HBP BLK WP HR S P ERA WHIP	IP WLS BF H R ER SO BB IBB HBP BLK WP HR S P ERA WHIP	IP WLS BF H R ER SO BB IBB HBP BLK WP HR S P ERA WHIP	IP WLS BF H R ER SO BB IBB HBP BLK WP HR S P ERA WHIP	IP WLS BF H R ER SO BB IBB HBP BLK WP HR S P ERA WHIP	IP WLS BF H R ER SO BB IBB HBP BLK WP HR S P ERA WHIP	IP WLS BF H R ER SO BB IBB HBP BLK WP HR S P ERA WHIP	IP WLS BF H R ER SO BB IBB HBP BLK WP HR S P ERA WHIP	IP WLS BF H R ER SO BB IBB HBP BLK WP HR S P ERA WHIP	IP WLS BF H R ER SO BB IBB HBP BLK WP HR S P ERA WHIP	IP WLS BF H R ER SO BB IBB HBP BLK WP HR S P ERA WHIP	IP WLS BF H R ER SO BB IBB HBP BLK WP HR S P ERA WHIP	IP WLS BF H R ER SO BB IBB HBP BLK WP HR S P ERA WHIP	IP WLS BF H R ER SO BB IBB HBP BLK WP HR S P ERA WHIP	IP WLS BF H R ER SO BB IBB HBP BLK WP HR S P ERA WHIP	IP WLS BF H R ER SO BB IBB HBP BLK WP HR S P ERA WHIP	IP WLS BF H R ER SO BB IBB HBP BLK WP HR S P ERA WHIP	IP WLS BF H R ER SO BB IBB HBP BLK WP HR S P ERA WHIP	IP WLS BF H R ER SO BB IBB HBP BLK WP HR S P ERA WHIP

AB 36
R 6
H 11
RBI 5
BB 8
SO 5
LOB 26



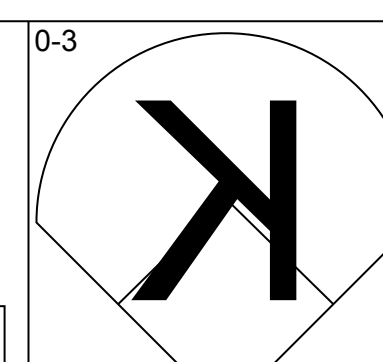
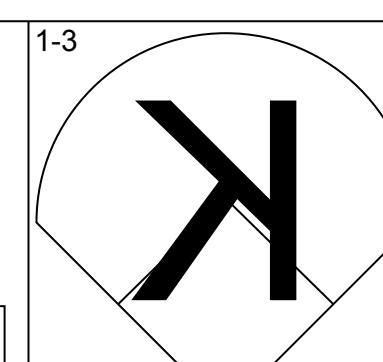
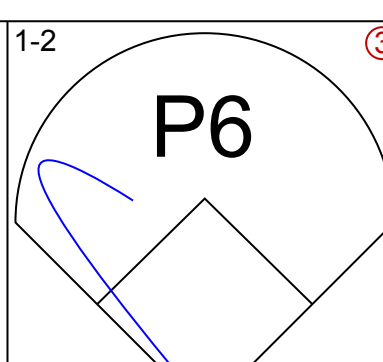
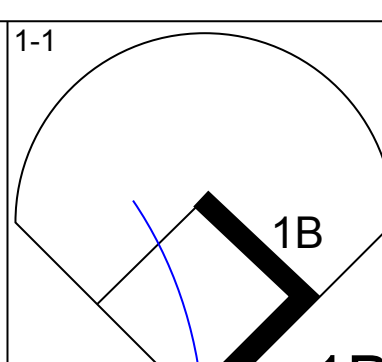
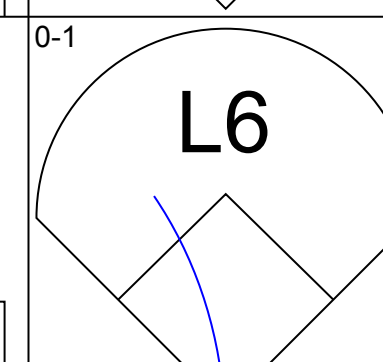
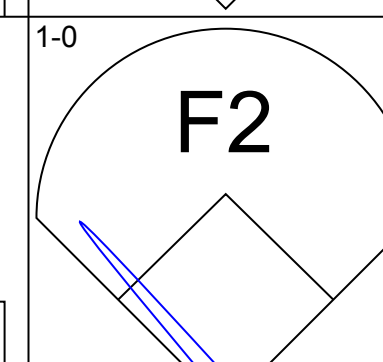
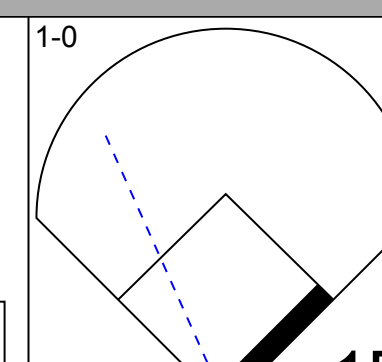
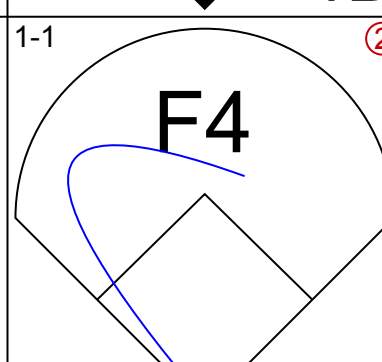
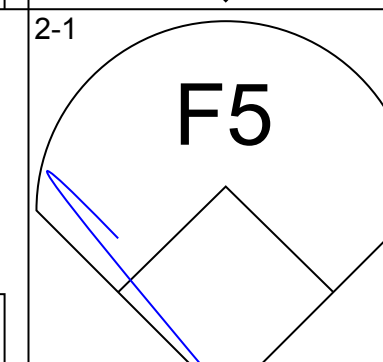
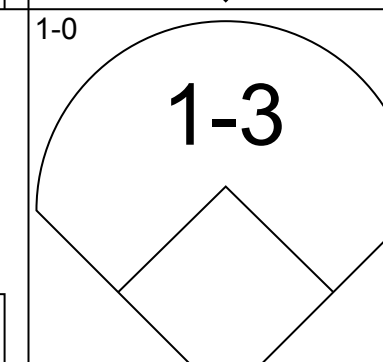
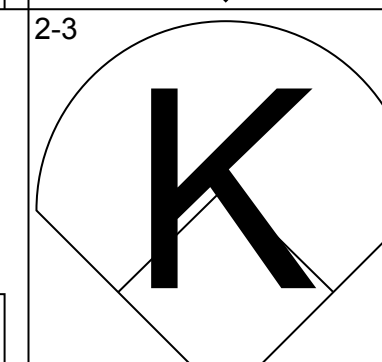
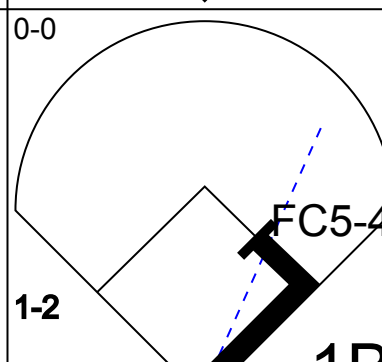
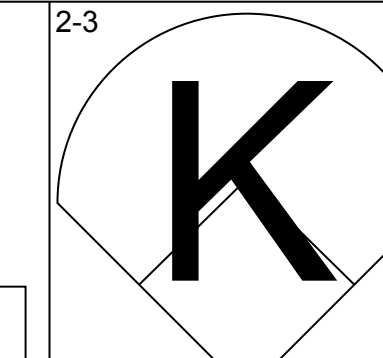
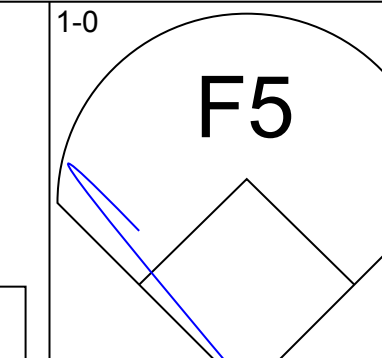
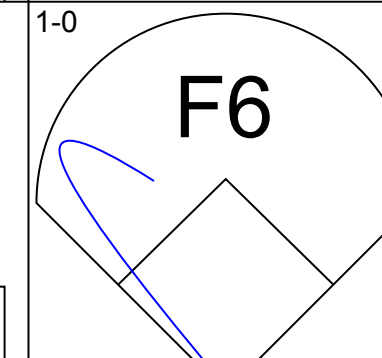
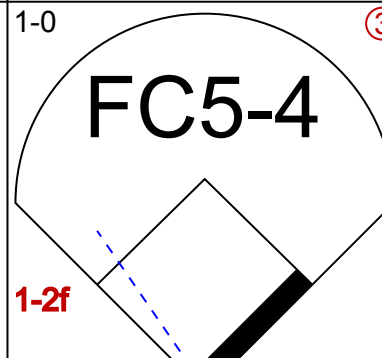
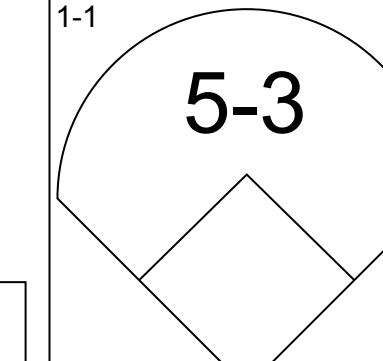
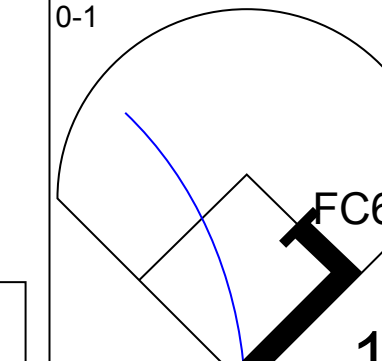
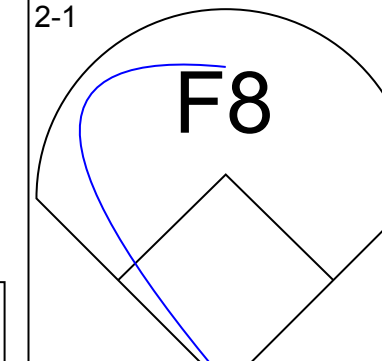
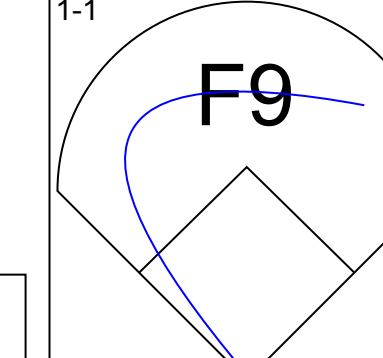
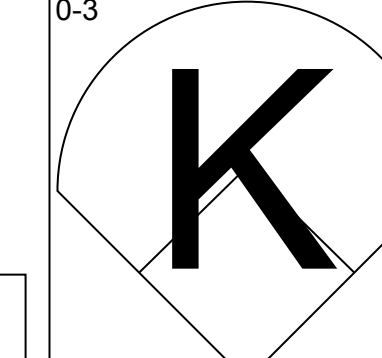
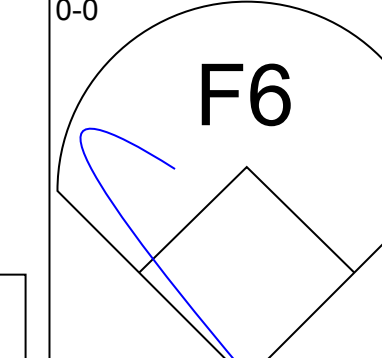
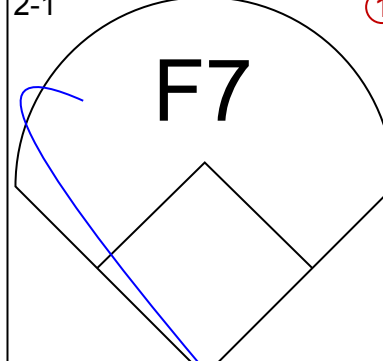
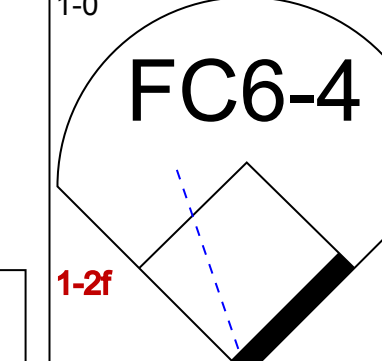
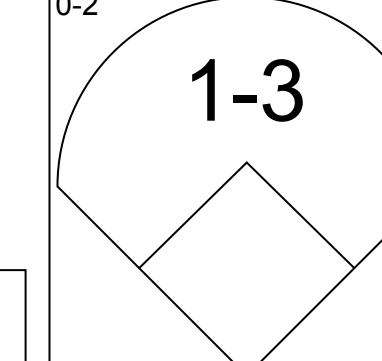
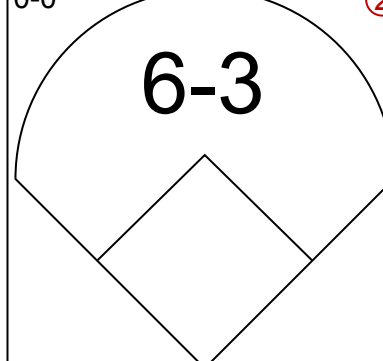
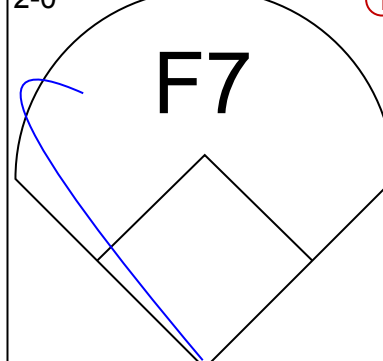
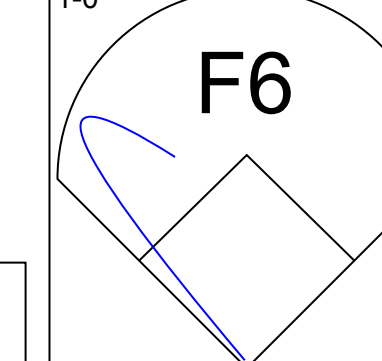

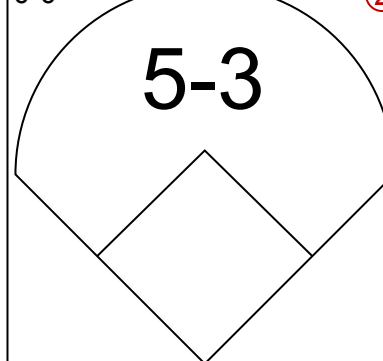

Batter	1	2	3	4	5	6	7	8	9	AB	R	H	RBI	BB	SO	LOB	BOTTOM								
Jim Gilliam, S OBP: 0.352, SLG: 0.358 (1, 5)	1-1 G4-6-3 1B	4-2 1-2 2-3 3-H BB		4-0 HR BB	4-1 SH1-3 BB		0-1 4-3		2	1	1	1	3	0	0	Philadelphia Phillies @ Los Angeles Dodgers Los Angeles Memorial Coliseum, Los Angeles, CA Fri Jul 18 1958, 10:05 PM EDT Att: 24,533 - Unknown									
Gino Cimoli, R OBP: 0.301, SLG: 0.395 (1, 8)	2-2 G4-6-3 1-2	0-0 F9		4-2 HR BB	1-2 SH1-3		2-1 1B		3	1	1	0	1	0	4										
Norm Larker, L OBP: 0.392, SLG: 0.477 Elmer Valo, L OBP: 0.293, SLG: 0.292 (1, 7) (9, 7)	1-0 3B		1-0 G5-4-3 1B	1-0 F9	1-0 F9		2-1 F4		5	0	2	0	0	0	4										
Steve Bilko, R OBP: 0.320, SLG: 0.493 Carl Furillo, R OBP: 0.329, SLG: 0.428 (1, 3) (7, 9)	3-3 K		0-0 F8	1-2 HR	0-3 K				4	1	1	3	0	2	3										
Don Zimmer, R OBP: 0.324, SLG: 0.449 (1, 6)		1-1 FC5 BB 1B	0-0 G5-4-3 1-2	2-2 1B 3B		1-2 HR			4	2	3	1	0	0	1										
Charlie Neal, R OBP: 0.347, SLG: 0.485 (1, 4)		4-2 BB FC5 BB		0-1 F9	0-1 3B 1B		2-2 6-3		3	2	1	1	1	0	0										
Gil Hodges, R OBP: 0.316, SLG: 0.433 (1, 9) (7, 3)		0-0 FC5 BB BB		1-0 F3	3-H 2-0 1B		2-0 L7		4	1	1	1	0	0	2										
John Roseboro, L OBP: 0.331, SLG: 0.443 (1, 2)		4-1 BB BB		2-1 1B	2-2 SF7 3B		1-1 F9		2	0	1	1	1	0	0										
Sandy Koufax, R OBP: 0.190, SLG: 0.190 Johnny Klippstein, R OBP: 0.098, SLG: 0.098 Carl Erskine, R OBP: 0.295, SLG: 0.395 Pee Wee Reese, R OBP: 0.320, SLG: 0.449 Don Drysdale, R OBP: 0.396, SLG: 0.531 Clem Labine, R (1, 1) (1, 1) (5, 1) (5, PH) (6, 1) (6, 1) (7, 1)	1-3 K		1-3 K	1-3 K	3-H 0-0 F8		1-3 K		0	0	0	0	0	0	0										
Inning Stats	R: 0 E: 0 K: 1 S: 9	H: 2 LOB: 1 BB: 0 P: 16	R: 1 E: 0 K: 1 S: 16	H: 1 LOB: 3 BB: 3 P: 30	R: 0 E: 0 K: 0 S: 3	H: 1 LOB: 0 BB: 0 P: 4	R: 0 E: 0 K: 1 S: 8	H: 1 LOB: 1 BB: 0 P: 12	R: 6 E: 0 K: 0 S: 19	H: 4 LOB: 0 BB: 2 P: 35	R: 0 E: 0 K: 1 S: 6	H: 0 LOB: 1 BB: 1 P: 11	R: 1 E: 0 K: 0 S: 9	H: 1 LOB: 0 BB: 0 P: 13	R: 0 E: 0 K: 1 S: 9		H: 1 LOB: 1 BB: 0 P: 14	1B: 6 2B: 0 3B: 3 HR: 2	SF: 1 SAC: 1 DP: 2 HBP: 0	WP: 0 PB: 0 SB: 0 CS: 0	PA: 39				
PITCHER	IP WLS BF H R ER SO BB IBB HBP BLK WP HR S P ERA WHIP	IP WLS BF H R ER SO BB IBB HBP BLK WP HR S P ERA WHIP	IP WLS BF H R ER SO BB IBB HBP BLK WP HR S P ERA WHIP	IP WLS BF H R ER SO BB IBB HBP BLK WP HR S P ERA WHIP	IP WLS BF H R ER SO BB IBB HBP BLK WP HR S P ERA WHIP	IP WLS BF H R ER SO BB IBB HBP BLK WP HR S P ERA WHIP	IP WLS BF H R ER SO BB IBB HBP BLK WP HR S P ERA WHIP	IP WLS BF H R ER SO BB IBB HBP BLK WP HR S P ERA WHIP	IP WLS BF H R ER SO BB IBB HBP BLK WP HR S P ERA WHIP	IP WLS BF H R ER SO BB IBB HBP BLK WP HR S P ERA WHIP	IP WLS BF H R ER SO BB IBB HBP BLK WP HR S P ERA WHIP	IP WLS BF H R ER SO BB IBB HBP BLK WP HR S P ERA WHIP	IP WLS BF H R ER SO BB IBB HBP BLK WP HR S P ERA WHIP	IP WLS BF H R ER SO BB IBB HBP BLK WP HR S P ERA WHIP	IP WLS BF H R ER SO BB IBB HBP BLK WP HR S P ERA WHIP	IP WLS BF H R ER SO BB IBB HBP BLK WP HR S P ERA WHIP	IP WLS BF H R ER SO BB IBB HBP BLK WP HR S P ERA WHIP	IP WLS BF H R ER SO BB IBB HBP BLK WP HR S P ERA WHIP	IP WLS BF H R ER SO BB IBB HBP BLK WP HR S P ERA WHIP	IP WLS BF H R ER SO BB IBB HBP BLK WP HR S P ERA WHIP	IP WLS BF H R ER SO BB IBB HBP BLK WP HR S P ERA WHIP	IP WLS BF H R ER SO BB IBB HBP BLK WP HR S P ERA WHIP	IP WLS BF H R ER SO BB IBB HBP BLK WP HR S P ERA WHIP	IP WLS BF H R ER SO BB IBB HBP BLK WP HR S P ERA WHIP	IP WLS BF H R ER SO BB IBB HBP BLK WP HR S P ERA WHIP

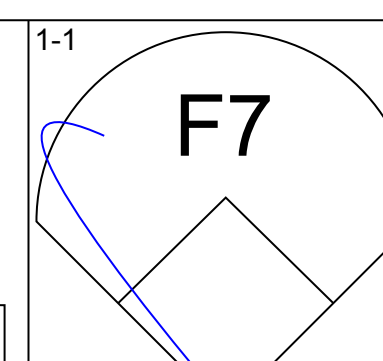
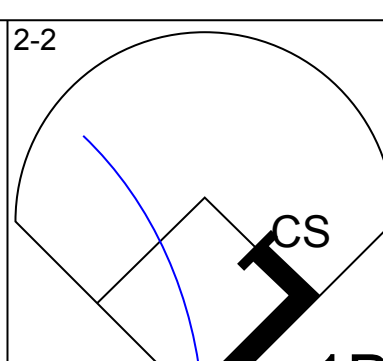
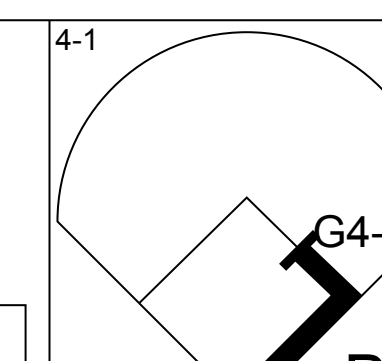
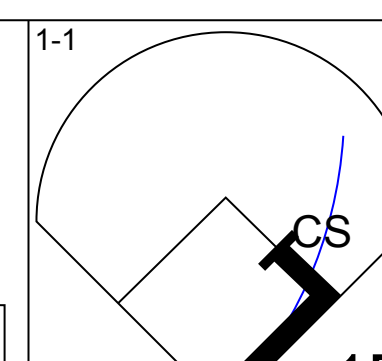
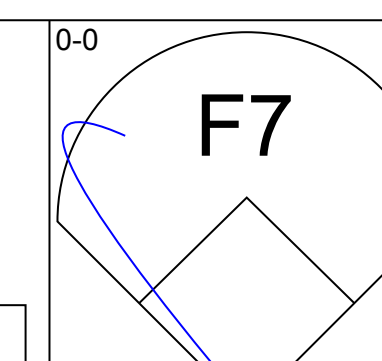
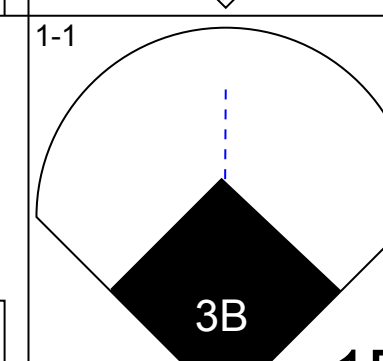
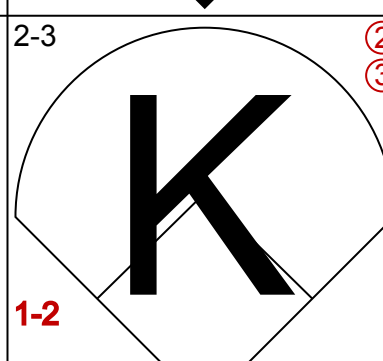
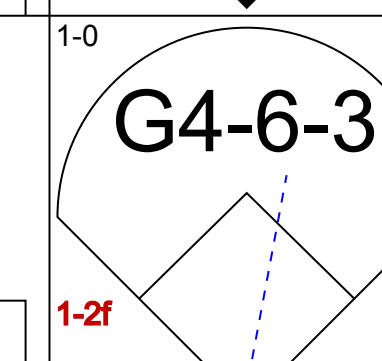
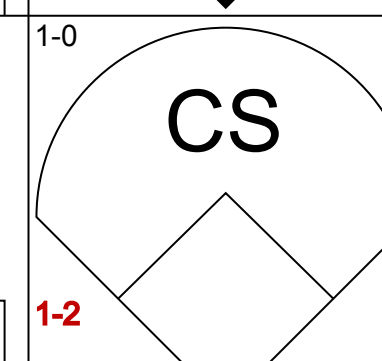
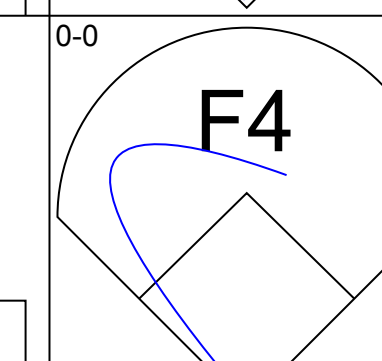
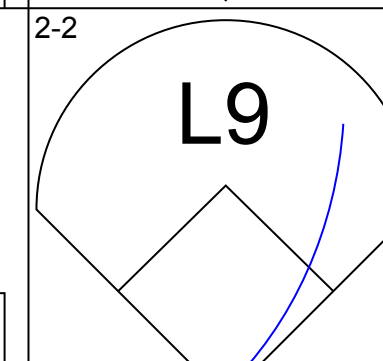
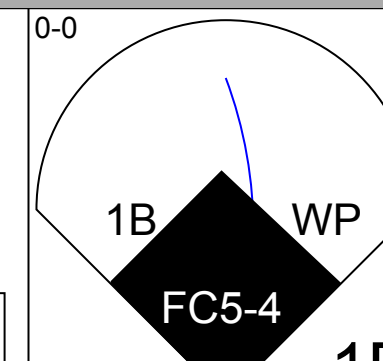

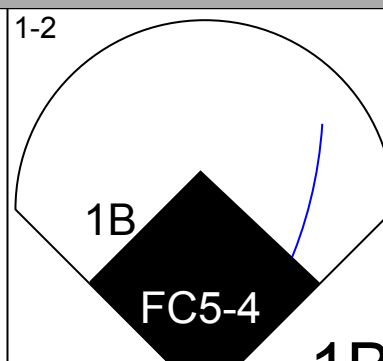

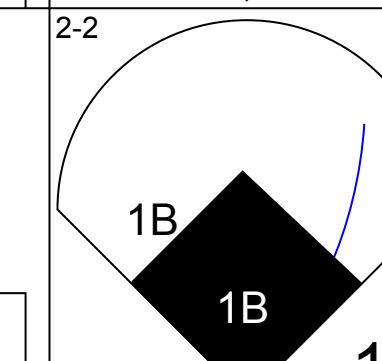
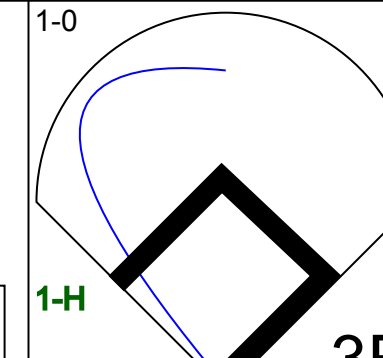
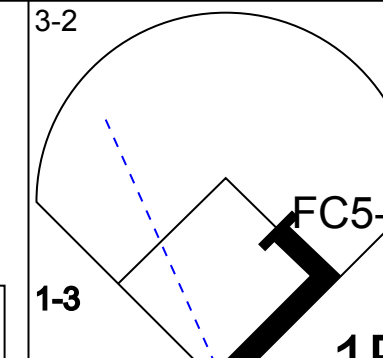
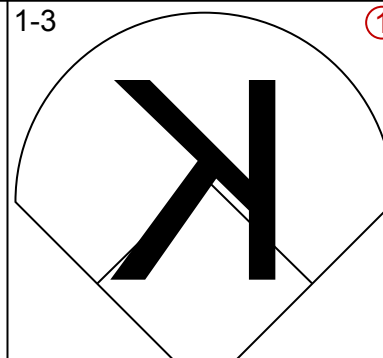
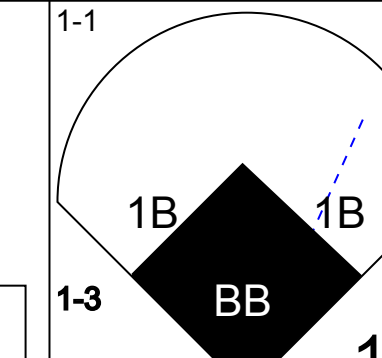
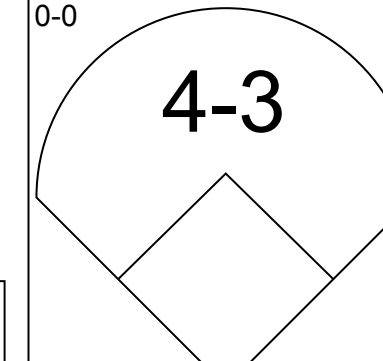
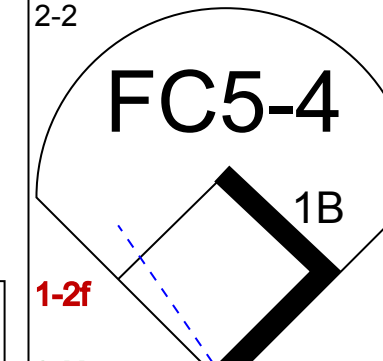
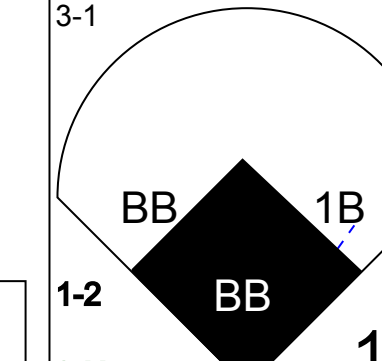

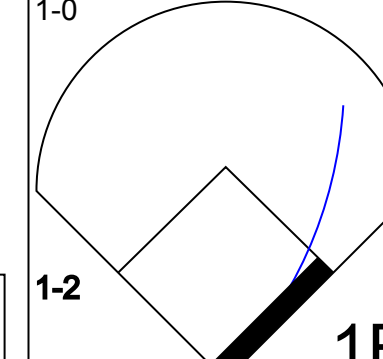
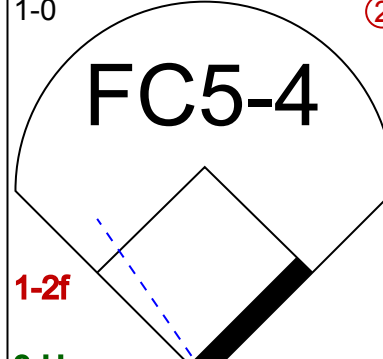

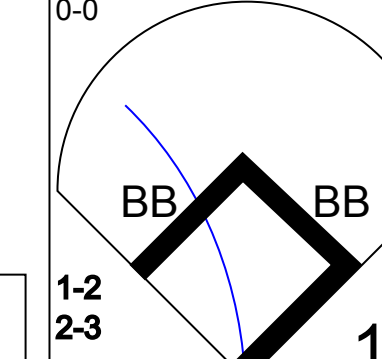
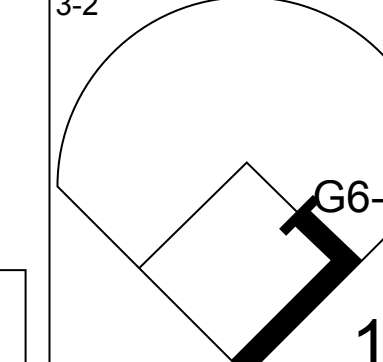
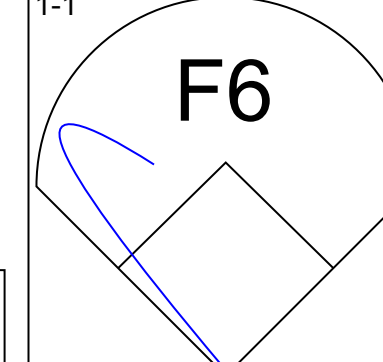
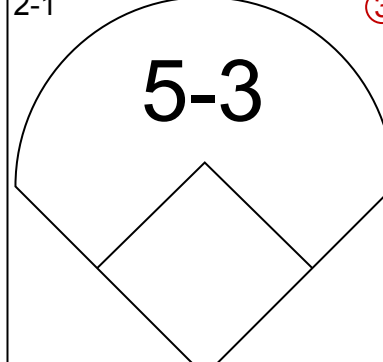
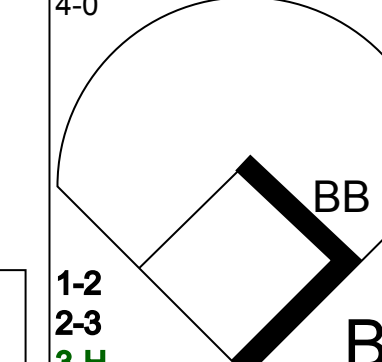
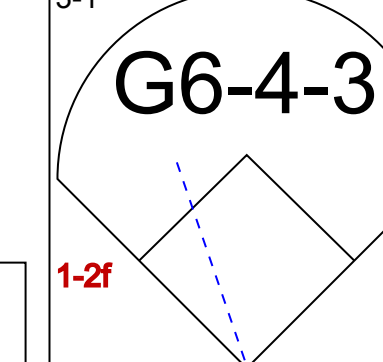
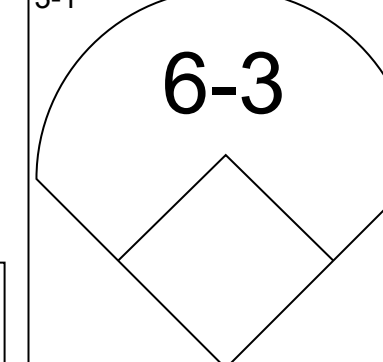

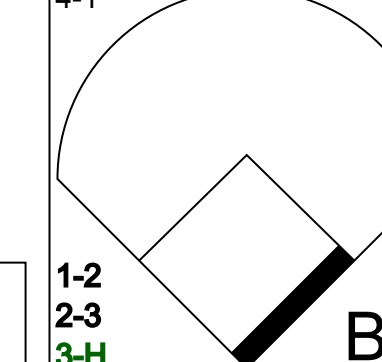


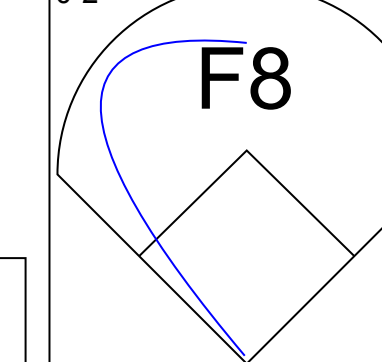
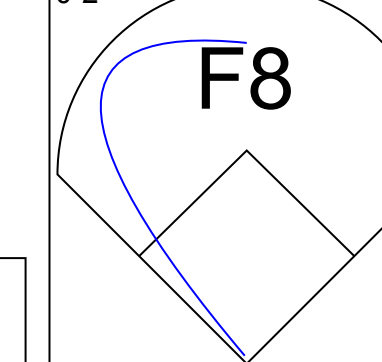
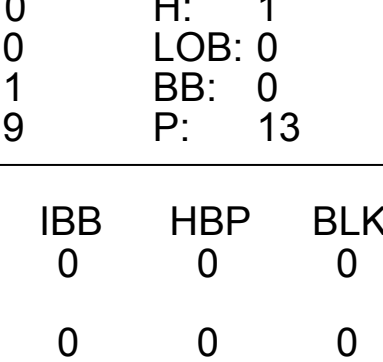
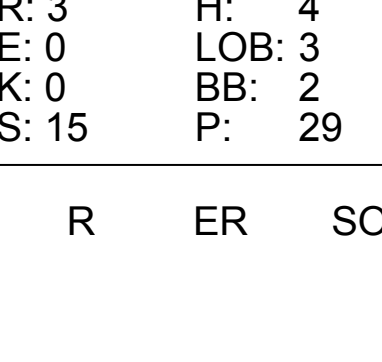
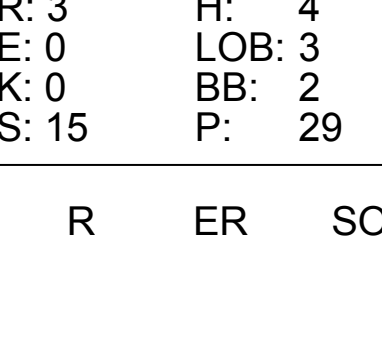
AB 31
R 8
H 11
RBI 8
BB 6
SO 5
LOB 18



Batter	1	2	3	4	5	6	7	8	9	AB	R	H	RBI	BB	SO	LOB	TOP										
Richie Ashburn, L OBP: 0.424, SLG: 0.417 (1, 8)	1-2 4-3		0-2 2B		4-2 BB		3-2 1-3	0-2 FC4		4	1	1	0	1	0	2	Philadelphia Phillies @ Los Angeles Dodgers Los Angeles Memorial Coliseum, Los Angeles, CA Sat Jul 19 1958, 10:05 PM EDT Att: 30,962 - Unknown livebaseballscorecards.com										
Chico Fernandez, R OBP: 0.255, SLG: 0.275 (1, 6)	1-2 F6		1-1 F4		0-1 G5-4-3		3-2 1B		0-2 HR	5	1	2	0	0	0	2											
Ed Bouchee, L OBP: 0.405, SLG: 0.433 (1, 3)	2-1 F5		2-0 2B		4-1 BB		2-1 4-3		3-2 5-3	4	0	1	1	1	0	2											
Willie Jones, R OBP: 0.363, SLG: 0.429 (1, 5)		1-1 1-3	1-1 E5		1-2 F3			4-1 HR	0-1 HR	4	2	1	2	1	0	2											
Bob Bowman, R OBP: 0.313, SLG: 0.458 (1, 9)		0-1 E5	2-3 K			2-2 F3		1-3 K	0-0 F9	5	1	0	0	0	2	3											
Wally Post, R OBP: 0.388, SLG: 0.402 (1, 7)		4-0 G3	0-3 K			0-2 5-3		2-2 HR	2-3 K	4	1	1	2	1	2	2											
Ted Kazanski, R OBP: 0.309, SLG: 0.328 (1, 4)		4-1 G3		2-1 F8		2-1 1B		4-2 1B		2	0	1	0	2	0	0											
Carl Sawatski, L OBP: 0.319, SLG: 0.347 (1, 2)		1-0 G3		3-1 3-1		0-2 F3		1-3 K		4	0	0	1	0	1	4											
Robin Roberts, S OBP: 0.317, SLG: 0.286 (1, 1)		2-2 6-3		0-2 F8			0-2 G3	3-1 FC4		4	0	1	0	0	0	2											
Inning Stats	R: 0 E: 0 K: 0 S: 8	H: 0 LOB: 0 BB: 0 P: 12	R: 1 E: 1 K: 0 S: 9	H: 0 LOB: 2 BB: 2 P: 21	R: 1 E: 1 K: 2 S: 16	H: 2 LOB: 2 BB: 0 P: 22	R: 0 E: 0 K: 0 S: 7	H: 0 LOB: 0 BB: 0 P: 12	R: 0 E: 0 K: 0 S: 9	H: 1 LOB: 1 BB: 2 P: 18	R: 0 E: 0 K: 0 S: 12	H: 1 LOB: 1 BB: 0 P: 20	R: 2 E: 0 K: 2 S: 17	H: 2 LOB: 2 BB: 2 P: 32	R: 2 E: 0 K: 1 S: 13	H: 2 LOB: 0 BB: 0 P: 18	1B: 3 2B: 3 3B: 0 HR: 2	SF: 0 SAC: 0 DP: 1 HBP: 0	WP: 0 PB: 0 SB: 0 CS: 0	PA: 42							
PITCHER	IP	WLS	BF	H	R	ER	SO	BB	IBB	HBP	BLK	WP	HR	S	P	ERA	WHIP										
Sandy Koufax, L ERA: 3.63 (1, 1)	7.1	L	34	5	4	3	3	6	0	0	0	0	1	82	141	3.68	1.500										
Fred Kipp, L ERA: 4.77 (8, 1)	1.0		5	2	1	1	1	0	0	0	0	0	0	15	22	9.00	2.000										
Ed Roebuck, R ERA: 3.68 (9, 1)	0.2		3	1	1	1	1	0	0	0	0	0	1	6	8	13.50	1.500										

Batter	1	2	3	4	5	6	7	8	9	AB	R	H	RBI	BB	SO	LOB	BOTTOM										
Jim Gilliam, S OBP: 0.348, SLG: 0.354 (1, 5)	0-0 5-3		0-2 F4		0-1 F4			0-1 F7		4	0	0	0	0	0	0	Philadelphia Phillies @ Los Angeles Dodgers Los Angeles Memorial Coliseum, Los Angeles, CA Sat Jul 19 1958, 10:05 PM EDT Att: 30,962 - Unknown livebaseballscorecards.com										
Gino Cimoli, R OBP: 0.294, SLG: 0.386 (1, 8)	1-2 1-3			1-0 F7		3-2 F5		0-0 L6		4	0	0	0	0	0	0											
Norm Larker, L OBP: 0.403, SLG: 0.495 (1, 7)	1-0 1B			1-0 F9		0-1 2B		0-2 FC6-4		4	0	3	0	0	0	0											
Steve Bilko, R OBP: 0.318, SLG: 0.500 (1, 3)	1-1 F8			1-2 1B		0-0 F8		0-1 FC6-4		4	1	1	0	0	0	3											
Don Zimmer, R OBP: 0.322, SLG: 0.446 (1, 6)		0-3 K		1-1 1B		1-0 F9			0-0 6-3	4	1	1	1	0	1	1											
Charlie Neal, R OBP: 0.349, SLG: 0.485 (1, 4)		1-0 1B		3-1 1B			3-3 K		1-1 F9	4	0	2	1	0	1	0											
Gil Hodges, R OBP: 0.312, SLG: 0.427 (1, 9)		3-2 L6-3		0-1 6-3			3-3 K		1-1 F4	4	0	0	0	0	1	2											
John Roseboro, L OBP: 0.331, SLG: 0.446 (1, 2)			1-3 K		1-3 K		0-0 2B			3	0	1	0	0	2	0											
Sandy Koufax, R OBP: 0.167, SLG: 0.167 (1, 1)			0-3 K		3-3 K					3	0	0	0	0	3	1											
Fred Kipp, L OBP: 0.286, SLG: 0.300 (8, 1)										0	0	0	0	0	0	0											
Ed Roebuck, R OBP: 0.500, SLG: 0.750 (9, 1)										0	0	0	0	0	0	0											
Inning Stats	R: 0 E: 0 K: 0 S: 7	H: 1 LOB: 1 BB: 0 P: 10	R: 0 E: 0 K: 1 S: 9	H: 1 LOB: 0 BB: 0 P: 13	R: 0 E: 0 K: 2 S: 9	H: 0 LOB: 0 BB: 0 P: 10	R: 2 E: 0 K: 0 S: 11	H: 3 LOB: 1 BB: 0 P: 17	R: 0 E: 0 K: 2 S: 10	H: 0 LOB: 0 BB: 0 P: 14	R: 0 E: 0 K: 0 S: 8	H: 1 LOB: 1 BB: 0 P: 12	R: 0 E: 0 K: 3 S: 15	H: 1 LOB: 1 BB: 0 P: 22	R: 0 E: 0 K: 0 S: 9	H: 1 LOB: 1 BB: 0 P: 9	R: 0 E: 0 K: 0 S: 5	H: 0 LOB: 0 BB: 0 P: 7	1B: 5 2B: 3 3B: 1 HR: 0	SF: 0 SAC: 0 DP: 1 HBP: 0	WP: 0 PB: 0 SB: 1 CS: 0	PA: 34					
PITCHER	IP	WLS	BF	H	R	ER	SO	BB	IBB	HBP	BLK	WP	HR	S	P	ERA	WHIP										
Robin Roberts, R ERA: 2.93 (1, 1)	9.0	W	34	8	2	2	8	0	0	0	0	0	0	83	114	2.00	0.889										

Batter	1	2	3	4	5	6	7	8	9	AB	R	H	RBI	BB	SO	LOB	TOP				
Richie Ashburn, L OBP: 0.422, SLG: 0.415 (1, 8)										4	0	1	0	0	2	0	Philadelphia Phillies @ Los Angeles Dodgers Los Angeles Memorial Coliseum, Los Angeles, CA Sun Jul 20 1958, 6:33 AM EDT Att: 17,506 - Unknown				
Chico Fernandez, R OBP: 0.255, SLG: 0.275 (1, 6)										4	0	1	0	0	0	1					
Ed Bouchee, L OBP: 0.398, SLG: 0.423 (1, 3)										4	0	1	0	0	1	1					
Willie Jones, R OBP: 0.357, SLG: 0.421 (1, 5)										4	0	0	0	0	1	3					
Rip Repulski, R OBP: 0.295, SLG: 0.469 (1, 7)										3	0	1	0	0	0	1					
Wally Post, R OBP: 0.363, SLG: 0.396 (1, 9)										3	0	0	0	0	1	1					
Ted Kazanski, R OBP: 0.305, SLG: 0.324 (1, 4)										3	0	0	0	0	0	1					
Carl Sawatski, L OBP: 0.310, SLG: 0.337 (1, 2)										3	0	0	0	0	0	0					
Curt Simmons, L OBP: 0.239, SLG: 0.244 (1, 1)										2	0	0	0	0	1	0					
Jim Hearn, R (8, 1)										0	0	0	0	0	0	0					
Don Cardwell, R OBP: 0.167, SLG: 0.167 (8, PH)										0	0	0	0	0	0	0					
Dave Philley, S OBP: 0.338, SLG: 0.392 (9, PH)										1	0	0	0	0	1	0					
Inning Stats	R: 0 E: 0 K: 1 S: 7	H: 0 LOB: 0 BB: 0 P: 9	R: 0 E: 0 K: 1 S: 8	H: 0 LOB: 0 BB: 0 P: 12	R: 0 E: 0 K: 1 S: 6	H: 0 LOB: 0 BB: 0 P: 8	R: 0 E: 0 K: 1 S: 5	H: 0 LOB: 0 BB: 0 P: 8	R: 0 E: 0 K: 1 S: 7	H: 1 LOB: 1 BB: 0 P: 9	R: 0 E: 0 K: 0 S: 5	H: 0 LOB: 0 BB: 0 P: 8	R: 0 E: 0 K: 1 S: 8	H: 1 LOB: 1 BB: 0 P: 14	R: 0 E: 0 K: 0 S: 6	H: 0 LOB: 0 BB: 0 P: 7	R: 0 E: 0 K: 1 S: 9	H: 2 LOB: 2 BB: 0 P: 14	1B: 4 2B: 0 3B: 0 HR: 0	SF: 0 SAC: 0 DP: 0 HBP: 0	WP: 0 PA: 31 PB: 0 SB: 0 CS: 0
PITCHER Johnny Podres, L ERA: 3.79 (1, 1)	IP: 9.0 WLS: W BF: 31 H: 4 R: 0 ER: 0 SO: 7 BB: 0 IBB: 0 HBP: 0 BLK: 0 WP: 0 HR: 0 S: 61 P: 89 ERA: 0.00 WHIP: 0.444															PITCHER IP: WLS: BF: H: R: ER: SO: BB: IBB: HBP: BLK: WP: HR: S: P: ERA: WHIP					

Batter	1	2	3	4	5	6	7	8	9	AB	R	H	RBI	BB	SO	LOB	BOTTOM				
Jim Gilliam, S OBP: 0.351, SLG: 0.356 (1, 7)										4	0	2	0	1	0	3	Philadelphia Phillies @ Los Angeles Dodgers Los Angeles Memorial Coliseum, Los Angeles, CA Sun Jul 20 1958, 6:33 AM EDT Att: 17,506 - Unknown				
Gino Cimoli, R OBP: 0.293, SLG: 0.383 (1, 8) (7, 9)										4	1	1	0	0	1	2					
Don Zimmer, R OBP: 0.329, SLG: 0.451 (1, 6)										4	3	3	0	0	0	1					
Steve Bilko, R OBP: 0.325, SLG: 0.518 (1, 3)										3	0	2	1	0	1	1					
Duke Snider, L OBP: 0.354, SLG: 0.425 (7, 8)										1	1	1	0	0	0	0					
Charlie Neal, R OBP: 0.350, SLG: 0.485 (1, 4)										4	1	2	2	0	0	2					
Dick Gray, R OBP: 0.337, SLG: 0.508 (1, 5)										4	0	2	1	0	0	1					
Gil Hodges, R OBP: 0.315, SLG: 0.426 (1, 9) (7, 3)										3	0	1	1	1	0	3					
Joe Pignatano, R OBP: 0.279, SLG: 0.400 (1, 2)										3	0	0	1	1	0	3					
Johnny Podres, L OBP: 0.133, SLG: 0.116 (1, 1)										4	0	0	0	0	2	3					
Inning Stats	R: 1 E: 0 K: 0 S: 11	H: 2 LOB: 1 BB: 0 P: 16	R: 0 E: 0 K: 0 S: 8	H: 1 LOB: 0 BB: 0 P: 16	R: 0 E: 0 K: 1 S: 9	H: 1 LOB: 0 BB: 0 P: 13	R: 1 E: 0 K: 0 S: 14	H: 3 LOB: 2 BB: 0 P: 24	R: 0 E: 0 K: 1 S: 5	H: 0 LOB: 0 BB: 1 P: 11	R: 1 E: 0 K: 1 S: 11	H: 2 LOB: 1 BB: 0 P: 16	R: 0 E: 0 K: 1 S: 7	H: 1 LOB: 0 BB: 0 P: 9	R: 3 E: 0 K: 0 S: 15	H: 4 LOB: 3 BB: 2 P: 29	R: 0 E: 0 K: 1 S: 9	H: 0 LOB: 0 BB: 2 P: 29	1B: 13 2B: 0 3B: 1 HR: 0	SF: 0 SAC: 0 DP: 2 HBP: 0	WP: 1 PA: 38 PB: 0 SB: 0 CS: 2
PITCHER Curt Simmons, L ERA: 4.82 (1, 1)	IP: 7.1 WLS: L BF: 33 H: 14 R: 6 ER: 6 SO: 4 BB: 1 IBB: 0 HBP: 0 BLK: 0 WP: 1 HR: 0 S: 74 P: 120 ERA: 7.36 WHIP: 2.045															PITCHER IP: WLS: BF: H: R: ER: SO: BB: IBB: HBP: BLK: WP: HR: S: P: ERA: WHIP					
Jim Hearn, R ERA: 4.44 (8, 1)	0.0	2	0	0	0	0	2	0	0	0	0	0	1	9	∞	∞					
Don Cardwell, R ERA: 7.62 (8, 1)	0.2	2	0	0	0	0	0	0	0	0	0	0	5	5	0.00	0.000					

Batter	1	2	3	4	5	6	7	8	9	AB	R	H	RBI	BB	SO	LOB	TOP
Jim Gilliam, S OBP: 0.350, SLG: 0.353	L9		F6			L4-3 BB			4-3	3	0	0	0	1	0	0	Los Angeles Dodgers @ Pittsburgh Pirates Forbes Field, Pittsburgh, PA Wed Jul 23 1958, 7:05 PM EDT Unknown
John Roseboro, L OBP: 0.325, SLG: 0.438	4-3		4-3			L4-3			K	4	0	0	0	0	1	1	
Duke Snider, L OBP: 0.353, SLG: 0.426	1B 2B		K			L1-3			F4	4	1	1	0	0	1	0	
Norm Larker, L OBP: 0.409, SLG: 0.509	HR 1B					L9				3	1	2	1	0	0	0	
Steve Bilko, R OBP: 0.325, SLG: 0.535	HR					F9				3	1	1	2	0	1	1	
Don Zimmer, R OBP: 0.325, SLG: 0.446	F8					5-3				3	0	0	0	0	0	1	
Charlie Neal, R OBP: 0.347, SLG: 0.481			K			F3			F8	3	0	0	0	0	1	0	
Dick Gray, R OBP: 0.337, SLG: 0.503	F9					6-3			G5-4-3 BB	2	0	0	0	1	0	0	
Stan Williams, R OBP: 0.038, SLG: 0.038						B4			G5-4-3	1	0	0	0	0	1	0	
Johnny Klippstein, R OBP: 0.056, SLG: 0.056										0	0	0	0	0	0	0	
Fred Kipp, L OBP: 0.289, SLG: 0.288										1	0	0	0	0	0	0	
Elmer Valo, L OBP: 0.289, SLG: 0.288										1	0	0	0	0	0	1	
Bob Giallombardo, L OBP: 0.289, SLG: 0.288										0	0	0	0	0	0	0	
Inning Stats	R: 3 H: 3 E: 0 K: 0 S: 13	H: 3 LOB: 0 BB: 0 P: 20	R: 0 H: 0 E: 0 K: 2 S: 10	H: 0 LOB: 0 BB: 0 P: 17	R: 0 H: 0 E: 1 K: 1 S: 6	H: 1 LOB: 0 BB: 0 P: 16	R: 0 H: 0 E: 0 K: 0 S: 5	H: 0 LOB: 0 BB: 1 P: 18	R: 0 H: 0 E: 0 K: 0 S: 8	H: 0 LOB: 0 BB: 0 P: 10	R: 0 H: 0 E: 0 K: 1 S: 7	H: 0 LOB: 0 BB: 0 P: 9	1B: 1 2B: 4 3B: 0 HR: 1	SF: 0 SAC: 0 DP: 3 HBP: 0	WP: 0 PB: 0 SB: 0 CS: 0	PA: 30	
PITCHER Ron Kline, R ERA: 3.67	IP: 9.0 WLS: W BF: 30 H: 4 R: 3 ER: 3 SO: 5 BB: 2 IBB: 0 HBP: 0 BLK: 0 WP: 0 HR: 1 S: 79 P: 121 ERA: 3.00 WHIP: 0.667																

Batter	1	2	3	4	5	6	7	8	9	AB	R	H	RBI	BB	SO	LOB	BOTTOM	
Bill Virdon, L OBP: 0.345, SLG: 0.417	1B 1B E BB		1B 3B	1-2 IHR 1B		F2			1-3 WP 3B 1B	4	4	3	0	1	0	0	Los Angeles Dodgers @ Pittsburgh Pirates Forbes Field, Pittsburgh, PA Wed Jul 23 1958, 7:05 PM EDT Unknown	
Roberto Clemente, R OBP: 0.323, SLG: 0.375	K		3B 1B	1-1 IHR		F7			1-3	5	2	2	4	0	1	2		
Dick Stuart, R OBP: 0.286, SLG: 0.558	1B		SF9 3B	K					2B 1B	5	2	4	2	0	1	0		
Frank Thomas, R OBP: 0.350, SLG: 0.599	E2 1B		SF9 3B	HR					F5	4	2	3	2	0	0	1		
Bob Skinner, L OBP: 0.394, SLG: 0.455	F7		2B	5-3					1B FC1-2 IBB	3	0	1	0	1	0	2		
Roman Mejias, R OBP: 0.258, SLG: 0.425	F7		2B							0	0	0	0	0	0	0		
Bill Mazerowski, R OBP: 0.316, SLG: 0.436	K		K			L5			F5	4	0	0	0	0	2	6		
Dick Groat, R OBP: 0.298, SLG: 0.371			F7 F9						G4-6-3 BB	3	0	1	2	1	0	1		
Bill Hall, L OBP: 0.362, SLG: 0.359	F8			1B IHR BB					G4-6-3	3	1	0	0	1	0	2		
Ron Kline, R OBP: 0.115, SLG: 0.063			K	B2					L6-3	4	0	0	0	0	2	1		
Inning Stats	R: 1 H: 2 E: 1 K: 2 S: 16	H: 2 LOB: 2 BB: 1 P: 26	R: 0 H: 0 E: 0 K: 1 S: 9	H: 0 LOB: 0 BB: 0 P: 13	R: 3 H: 4 E: 0 K: 1 S: 14	H: 1 LOB: 1 BB: 0 P: 23	R: 4 H: 3 E: 0 K: 1 S: 15	H: 3 LOB: 1 BB: 1 P: 28	R: 0 H: 0 E: 0 K: 0 S: 7	H: 0 LOB: 0 BB: 0 P: 10	R: 2 H: 3 E: 0 K: 0 S: 10	H: 3 LOB: 1 BB: 1 P: 19	R: 1 H: 2 E: 0 K: 1 S: 11	H: 2 LOB: 1 BB: 0 P: 15	1B: 7 2B: 2 3B: 3 HR: 2	SF: 1 SAC: 0 DP: 1 HBP: 0	WP: 1 PB: 0 SB: 0 CS: 0	PA: 40
PITCHER Stan Williams, R ERA: 3.33	IP: 2.0 WLS: L BF: 12 H: 5 R: 4 ER: 4 SO: 3 BB: 1 IBB: 0 HBP: 0 BLK: 0 WP: 0 HR: 0 S: 47 P: 30 ERA: 13.50 WHIP: 3.000																	
Johnny Klippstein, R ERA: 5.3	IP: 1.2 WLS: 0 BF: 10 H: 4 R: 4 ER: 4 SO: 2 BB: 1 IBB: 0 HBP: 0 BLK: 0 WP: 0 HR: 1 S: 21 P: 39 ERA: 21.60 WHIP: 3.000																	
Fred Kipp, L ERA: 4.81	IP: 3.1 WLS: 3 BF: 13 H: 2 R: 2 ER: 2 SO: 0 BB: 1 IBB: 1 HBP: 0 BLK: 0 WP: 0 HR: 0 S: 23 P: 41 ERA: 5.40 WHIP: 1.200																	
Bob Giallombardo, L ERA: 4.79	IP: 1.0 WLS: 2 BF: 5 H: 2 R: 1 ER: 1 SO: 1 BB: 0 IBB: 0 HBP: 0 BLK: 0 WP: 1 HR: 0 S: 11 P: 15 ERA: 9.00 WHIP: 2.000																	

Batter	1	2	3	4	5	6	7	8	9	AB	R	H	RBI	BB	SO	LOB	TOP			
Jim Gilliam, S OBP: 0.349, SLG: 0.351	1-1 3B 1B	2-2 4-3			2-2 6-3			1-1 F9		4	1	1	0	0	0	1				
Gino Cimoli, R OBP: 0.292, SLG: 0.380	1-3 K		1-3 K			1-0 1B		0-3 K		4	0	1	0	0	3	1				
Duke Snider, L OBP: 0.355, SLG: 0.440	0-0 1-H 2B 3B		1-2 1-3			1-3 K			2-1 F8 1B 2B	4	2	2	1	0	1	1				
Norm Larker, L OBP: 0.404, SLG: 0.508	1-0 4-3 2B		0-1 4-3			1-2 F9			0-1 F7	4	0	1	1	0	0	2				
Steve Bilko, R OBP: 0.317, SLG: 0.520	0-2 4-3 2-3			0-1 F4		1-3 K			0-0 F8	4	0	0	0	0	1	3				
Don Zimmer, R OBP: 0.328, SLG: 0.446	1-2 1-3			0-3 K			0-0 G1-6-3 1B		1-1 1B	4	0	2	1	0	1	1				
Charlie Neal, R OBP: 0.349, SLG: 0.479		4-2 BB		3-2 5-3			3-2 G1-6-3 1-2 1B		3-2 1-2 1B	3	0	1	0	1	0	1				
Joe Pignatano, R OBP: 0.268, SLG: 0.381		2-3 K			2-3 K				0-0 F6	3	0	0	0	0	2	1				
John Roseboro, L OBP: 0.324, SLG: 0.436										1	0	0	0	0	0	2				
Sandy Koufax, R OBP: 0.167, SLG: 0.167		0-1 F7			3-3 K					0	0	0	0	0	0	0				
Clem Labine, R OBP: 0.296, SLG: 0.296										1	0	0	0	0	0	1				
Elmer Valo, L OBP: 0.296, SLG: 0.296										1	0	0	0	0	0	1				
Don Drysdale, R OBP: 0.258, SLG: 0.425										1	0	0	0	0	0	1				
Pee Wee Reese, R OBP: 0.258, SLG: 0.425										1	0	0	0	0	0	1				
Carl Erskine, R OBP: 0.258, SLG: 0.425										0	0	0	0	0	0	0				
Inning Stats	R: 2 H: 3 E: 0 K: 1 S: 14	H: 3 R: 1 LOB: 0 BB: 1 P: 18	R: 0 H: 0 E: 0 K: 1 S: 10	H: 0 R: 1 LOB: 1 BB: 1 P: 18	R: 0 H: 0 E: 0 K: 1 S: 8	H: 0 R: 0 LOB: 0 BB: 0 P: 10	R: 0 H: 0 E: 0 K: 1 S: 10	H: 0 R: 0 LOB: 0 BB: 0 P: 13	R: 0 H: 0 E: 0 K: 2 S: 11	H: 1 R: 1 LOB: 0 BB: 0 P: 14	R: 0 H: 1 E: 0 K: 0 S: 5	H: 1 R: 0 LOB: 0 BB: 0 P: 9	R: 0 H: 0 E: 0 K: 2 S: 8	H: 0 R: 0 LOB: 0 BB: 0 P: 12	R: 1 H: 3 E: 0 K: 0 S: 11	H: 3 R: 2 LOB: 2 BB: 0 P: 17	1B: 5 2B: 2 3B: 1 HR: 0	SF: 0 SAC: 0 DP: 1 HBP: 0	WP: 0 PA: 35 PB: 0 SB: 0 CS: 0	
PITCHER	IP	WLS	BF	H	R	ER	SO	BB	IBB	HBP	BLK	WP	HR	S	P	ERA	WHIP			
Bob Friend, R ERA: 3.82	(1, 1)	8.2	W	34	8	3	3	10	1	0	0	0	0	86	128	3.12	1.038			
Roy Face, R ERA: 3.08	(9, 1)	0.1	S	1	0	0	0	0	0	0	0	0	0	1	1	0.00	0.000			

Los Angeles Dodgers @ Pittsburgh Pirates
Forbes Field, Pittsburgh, PA
Wed Jul 23 1958, 7:05 PM EDT
Att: 18,938 - Unknown

AB 34
R 3
H 8
RBI 3
BB 1
SO 10
LOB 14



Batter	1	2	3	4	5	6	7	8	9	AB	R	H	RBI	BB	SO	LOB	BOTTOM			
Bill Virdon, L OBP: 0.344, SLG: 0.414	4-2 2B BB	2-3 K		1-1 4-3			1-0 1-3			3	1	0	0	1	1	1				
Roberto Clemente, R OBP: 0.322, SLG: 0.377	1-1 F9 1B 2B	2-2 1-3			0-0 6-3		1-3 K			4	1	1	1	0	1	0				
Dick Stuart, R OBP: 0.287, SLG: 0.518	0-0 F9	1-3 K			2-2 5-3			1-1 6-3		4	0	0	0	0	1	1				
Frank Thomas, R OBP: 0.349, SLG: 0.595	2-1 2B 1B		1-1 4-3		2-3 K			2-1 F8		4	1	1	1	0	1	0				
Bob Skinner, L OBP: 0.395, SLG: 0.459	3-H 2B		1-3 K			0-0 F7		1-0 1B		4	2	2	0	0	1	0				
Roman Mejias, R OBP: 0.258, SLG: 0.425	1-3 2B								1-0 2B 1B	0	0	0	0	0	0	0				
Bill Mazerolski, R OBP: 0.318, SLG: 0.435	4-0 2B IBB		0-3 K				1-3 K		0-1 2B 1B	3	1	1	0	1	2	0				
Dick Groat, R OBP: 0.303, SLG: 0.381	1-0 1-H 2-H 3-H 2B			2-1 4-3			0-0 1B		0-1 2B	4	0	3	4	0	0	0				
Hank Foiles, R OBP: 0.307, SLG: 0.312	5-3			4-2 SH1 BB			0-1 G3			2	0	0	0	1	0	2				
Bob Friend, R OBP: 0.167, SLG: 0.143	3-2 F6			0-1 SH1				0-3 K		2	0	0	0	0	1	1				
Roy Face, R ERA: 3.08	(9, 1)			1-2						0	0	0	0	0	0	0				
Inning Stats	R: 5 H: 4 E: 0 K: 0 S: 15	H: 4 R: 2 LOB: 2 BB: 2 P: 31	R: 0 H: 0 E: 0 K: 2 S: 11	H: 0 R: 0 LOB: 0 BB: 0 P: 16	R: 0 H: 0 E: 0 K: 2 S: 8	H: 0 R: 0 LOB: 0 BB: 0 P: 10	R: 0 H: 0 E: 0 K: 0 S: 9	H: 0 R: 0 LOB: 1 BB: 1 P: 16	R: 0 H: 0 E: 0 K: 1 S: 9	H: 1 R: 0 LOB: 0 BB: 0 P: 13	R: 0 H: 1 E: 0 K: 1 S: 8	H: 0 R: 0 LOB: 0 BB: 0 P: 9	R: 0 H: 0 E: 0 K: 2 S: 7	H: 0 R: 0 LOB: 0 BB: 0 P: 9	R: 1 H: 3 E: 0 K: 0 S: 9	H: 3 R: 2 LOB: 2 BB: 0 P: 13	1B: 4 2B: 4 3B: 0 HR: 0	SF: 0 SAC: 1 DP: 0 HBP: 0	WP: 0 PA: 34 PB: 0 SB: 0 CS: 0	
PITCHER	IP	WLS	BF	H	R	ER	SO	BB	IBB	HBP	BLK	WP	HR	S	P	ERA	WHIP			
Sandy Koufax, L ERA: 3.84	(1, 1)	0.0	L	7	3	3	0	0	1	0	0	0	0	11	22	27.00	3.000			
Clem Labine, R ERA: 4.0	(1, 1)	1.0		3	3	3	0	0	0	0	0	0	0	52	73	0.00	0.333			
Don Drysdale, R ERA: 5.43	(2, 1)	6.0		20	1	0	0	8	1	0	0	0	0	9	13	9.00	3.000			
Carl Erskine, R ERA: 4.78	(8, 1)	1.0		5	3	1	1	0	0	0	0	0	0	9	13	9.00	3.000			

Los Angeles Dodgers @ Pittsburgh Pirates
Forbes Field, Pittsburgh, PA
Wed Jul 23 1958, 7:05 PM EDT
Att: 18,938 - Unknown

AB 30
R 6
H 8
RBI 6
BB 3
SO 8
LOB 5



Batter	1	2	3	4	5	6	7	8	9	AB	R	H	RBI	BB	SO	LOB	TOP										
Jim Gilliam, S OBP: 0.351, SLG: 0.349	4-0 1B BB		0-0 F9			4-2 1B BB		0-0 F2		2	0	0	0	2	0	0	Los Angeles Dodgers @ Pittsburgh Pirates Forbes Field, Pittsburgh, PA Thu Jul 24 1958, 3:33 AM EDT Att: 7,437 - Unknown										
Don Zimmer, R OBP: 0.326, SLG: 0.444	2-2 F6		0-1 F7			2-1 WP 1B		3-2 F8		4	0	1	0	0	0	1											
Duke Snider, L OBP: 0.353, SLG: 0.437	3-1 G6-4-3 1B			1-1 F8		2-3 K		1-0 1-3		4	0	1	0	0	1	2											
Steve Bilko, R OBP: 0.322, SLG: 0.513	1-0 G6-4-3			4-1 G4-6-3 BB		2-3 K			4-1 BB 1B BB	2	1	0	0	2	1	4											
Norm Larker, L OBP: 0.407, SLG: 0.512		2-0 FC6-5 2B		1-0 G4-6-3		2-0 3-1			4-1 1B BB	3	1	1	0	1	0	3											
Charlie Neal, R OBP: 0.351, SLG: 0.489		1-2 FC6-5 1B			1-1 4-3		0-0 HR		2-2 FC4-6 1B	4	1	2	2	0	0	1											
John Roseboro, L OBP: 0.337, SLG: 0.438			0-1 CS		4-2 BB		1-3 K		0-2 FC4-6 G6-3	1	0	1	0	1	0	0											
Pee Wee Reese, R OBP: 0.353, SLG: 0.429										1	0	0	0	0	1	0											
Joe Pignatano, R OBP: 0.268, SLG: 0.381			1-3 1B							0	0	0	0	0	0	0											
Gil Hodges, R OBP: 0.314, SLG: 0.424										1	0	0	0	0	0	1											
Dick Gray, R OBP: 0.330, SLG: 0.492					3-2 F3		1-0 6-3		1-2 G6-3	4	0	0	0	0	1	4											
Stan Williams, R OBP: 0.307, SLG: 0.337			0-3 K							1	0	0	0	0	0	1											
Johnny Klippstein, R OBP: 0.292, SLG: 0.286					1-2 G3					0	0	0	0	0	0	0											
Elmer Valo, L OBP: 0.292, SLG: 0.286										1	0	0	0	0	0	1											
Fred Kipp, L OBP: 0.292, SLG: 0.286										0	0	0	0	0	0	0											
Randy Jackson, R OBP: 0.292, SLG: 0.286										0	0	0	0	0	0	0											
Clem Labine, R OBP: 0.292, SLG: 0.286										0	0	0	0	0	0	0											
Inning Stats	R: 0 E: 0 K: 0 S: 7	H: 1 LOB: 1 BB: 1 P: 17	R: 0 E: 0 K: 1 S: 10	H: 2 LOB: 2 BB: 0 P: 16	R: 0 E: 0 K: 1 S: 6	H: 0 LOB: 0 BB: 0 P: 6	R: 0 E: 0 K: 0 S: 4	H: 0 LOB: 0 BB: 1 P: 10	R: 0 E: 0 K: 0 S: 12	H: 0 LOB: 1 BB: 1 P: 21	R: 0 E: 0 K: 0 S: 12	H: 1 LOB: 2 BB: 1 P: 24	R: 1 E: 0 K: 1 S: 8	H: 1 LOB: 0 BB: 0 P: 11	R: 0 E: 0 K: 0 S: 5	H: 0 LOB: 0 BB: 2 P: 9	R: 2 E: 1 K: 0 S: 12	H: 1 LOB: 0 BB: 2 P: 23	1B: 4 2B: 2 3B: 0 HR: 1	SF: 0 SAC: 0 DP: 4 HBP: 0	WP: 1 PB: 0 SB: 0 CS: 1	PA: 35					
PITCHER	IP	WLS	BF	H	R	ER	SO	BB	IBB	HBP	BLK	WP	HR	S	P	ERA	WHIP										
George Witt, R ERA: 2.61	(1, 1)	5.0	W	20	4	0	2	4	0	0	0	0	0	44	81	0.00	1.600										
Don Gross, L ERA: 3.09	(6, 1)	3.0		12	1	3	2	2	0	0	0	1	1	22	43	6.00	1.000										
Roy Face, R ERA: 3.02	(9, 1)	1.0	S	3	1	0	0	0	0	0	0	0	0	10	13	0.00	1.000										


Batter	1	2	3	4	5	6	7	8	9	AB	R	H	RBI	BB	SO	LOB	BOTTOM										
Bill Virdon, L OBP: 0.343, SLG: 0.410	4-1 G1-6-3 BB		0-0 G4-6-3	1-0 F9			1-2 G3			3	0	0	0	1	0	3	Los Angeles Dodgers @ Pittsburgh Pirates Forbes Field, Pittsburgh, PA Thu Jul 24 1958, 3:33 AM EDT Att: 7,437 - Unknown										
Roberto Clemente, R OBP: 0.325, SLG: 0.376	1-0 G1-6-3			4-1 HR BB	1-0 F6		2-2 FC6-4 1B			3	1	1	0	1	0	1											
Dick Stuart, R OBP: 0.281, SLG: 0.559	0-0 F8			2-0 HR	4-2 FC3-6 BB		0-0 F7			3	1	1	2	1	0	1											
Frank Thomas, R OBP: 0.351, SLG: 0.594		0-0 FC6 1B		0-0 SH1-4 1B 1B	1-1 E5 FC3-6		1-1 FC6-4			4	1	2	0	0	0	2											
Bob Skinner, L OBP: 0.396, SLG: 0.466		0-2 L6		0-0 SH1-4 1B 1B	0-1 FC3-6 FC6-4			1-0 3B 3B		4	2	2	0	0	0	3											
Roman Mejias, R OBP: 0.258, SLG: 0.425				1-2 1B 1B	1-2 FC3-6 FC6-4					0	0	0	0	0	0	0											
Bill Mazerolski, R OBP: 0.318, SLG: 0.440		2-2 FC6		0-1 SH1-4	0-0 FC6-4			0-2 FC3-2 3B		3	0	1	1	0	0	3											
Dick Groat, R OBP: 0.302, SLG: 0.377		2-3 K		4-0 E 1B IBB				3-H 4-3		3	0	0	0	1	1	2											
Bill Hall, L OBP: 0.373, SLG: 0.372			0-1 FC1-6 1B	0-0 E9	0-0 E9		0-2 3-1		0-0 FC3-2 PO	4	0	2	2	0	0	1											
George Witt, R OBP: 0.077, SLG: 0.077	(1, 1)		0-2 FC1-6	0-2 FC1-6	0-2 K			0-0 1-3		2	0	0	0	0	1	3											
Don Gross, L OBP: 0.143, SLG: 0.077	(6, 1)									1	0	0	0	0	0	0											
Roy Face, R ERA: 4.02	(9, 1)									0	0	0	0	0	0	0											
Inning Stats	R: 0 E: 0 K: 0 S: 3	H: 0 LOB: 0 BB: 1 P: 8	R: 0 E: 0 K: 1 S: 11	H: 1 LOB: 1 BB: 0 P: 15	R: 0 E: 0 K: 0 S: 6	H: 1 LOB: 0 BB: 0 P: 6	R: 4 E: 1 K: 1 S: 11	H: 4 LOB: 2 BB: 2 P: 22	R: 0 E: 0 K: 0 S: 8	H: 0 LOB: 2 BB: 1 P: 14	R: 0 E: 0 K: 0 S: 6	H: 0 LOB: 0 BB: 0 P: 6	R: 0 E: 0 K: 0 S: 9	H: 1 LOB: 1 BB: 0 P: 13	R: 1 E: 0 K: 0 S: 13	H: 2 LOB: 0 BB: 0 P: 18	R: 0 E: 0 K: 0 S: 13	H: 0 LOB: 0 BB: 0 P: 18	1B: 6 2B: 0 3B: 2 HR: 1	SF: 0 SAC: 1 DP: 2 HBP: 0	WP: 0 PB: 0 SB: 0 CS: 0	PA: 36					
PITCHER	IP	WLS	BF	H	R	ER	SO	BB	IBB	HBP	BLK	WP	HR	S	P	ERA	WHIP										
Stan Williams, R ERA: 3.84	(1, 1)	3.0	L	14	5	4	4	1	2	0	0	0	0	7	12	0.00	1.000										
Johnny Klippstein, R ERA: 5.23	(4, 1)	1.0		5	1	0	0	1	0	1	0	0	0	14	20	0.00	0.500										
Fred Kipp, L ERA: 4.96	(5, 1)	2.0		8	0	0	0	0	1	0	0	0	0	22	31	4.50	1.500										
Clem Labine, R ERA: 4.02	(7, 1)	2.0		8	3	1	1	0	0	0	0	0	0	22	31	4.50	1.500										



Batter	1	2	3	4	5	6	7	8	9	AB	R	H	RBI	BB	SO	LOB	TOP										
Jim Gilliam, S OBP: 0.351, SLG: 0.350 (1, 9)	1-0 WP 1B		3-2 F7		1-0 3-1		2-2 FC6-4		1-2 3B 1B	5	1	2	2	0	0	1											
Don Zimmer, R OBP: 0.328, SLG: 0.450 (1, 6)	2-3 K 1-2		1-1 6-3		3-2 F8			0-1 4-3 1B	1-2 3B 1B 1B 3B	5	1	2	2	0	1	1											
John Roseboro, L OBP: 0.335, SLG: 0.450 (1, 2)	4-2 BB		1-2 CS HBP		0-0 HR			2-2 F8 1B	3-3 K 1B	3	1	1	1	1	1	3											
Norm Larker, L OBP: 0.406, SLG: 0.516 Duke Snider, L OBP: 0.354, SLG: 0.438 (1, 7) (7, 8)	0-0 F6		1-0 CS 1-2	1-0 1B 2B	0-1 F8			3-2 4-3 1-2	0-0 1B	3	1	1	0	0	0	2											
Gil Hodges, R OBP: 0.308, SLG: 0.417 (1, 3)	2-0 F2		3-2 6-3		2-3 K			1-2 F3	3-H L5	5	0	0	0	0	1	5											
Charlie Neal, R OBP: 0.352, SLG: 0.489 (1, 4)		1-0 5-3		2-2 FC1-6 1B					4-1 BB SH2-4 1B	4	1	2	1	0	1	0											
Gino Cimoli, R OBP: 0.293, SLG: 0.376 (1, 8)		4-1 BB		0-0 FC1-6 FC6-4 1-2				0-0 L9	0-0 SH2-4 1-2	2	0	0	0	1	0	1											
Dick Gray, R OBP: 0.329, SLG: 0.484 (1, 5)		0-3 K		1-0 FC6-4 1-2				0-0 F3	4-1 BB 1B BB	3	1	0	0	1	1	2											
Johnny Podres, L OBP: 0.146, SLG: 0.111 Clem Labine, R OBP: 0.326, SLG: 0.513 Pee Wee Reese, R OBP: 0.353, SLG: 0.429 Fred Kipp, L OBP: 0.273, SLG: 0.286 (1, 1) (8, 1) (9, PH) (9, PR) (9, 1)		0-3 K		1-3 K				4-0 FC6-4 BB	4-1 BB 1B 3B BB	2	0	0	0	1	2	1											
Inning Stats	R: 0 E: 0 K: 1 S: 9	H: 1 LOB: 2 BB: 1 P: 18	R: 0 E: 0 K: 2 S: 8	H: 0 LOB: 1 BB: 1 P: 13	R: 0 E: 0 K: 0 S: 14	H: 0 LOB: 0 BB: 0 P: 20	R: 1 E: 0 K: 0 S: 9	H: 2 LOB: 1 BB: 0 P: 16	R: 0 E: 0 K: 2 S: 7	H: 0 LOB: 0 BB: 0 P: 12	R: 1 E: 0 K: 0 S: 9	H: 1 LOB: 0 BB: 0 P: 12	R: 0 E: 0 K: 0 S: 5	H: 0 LOB: 1 BB: 1 P: 11	R: 0 E: 0 K: 0 S: 11	H: 1 LOB: 1 BB: 0 P: 17	R: 5 E: 0 K: 1 S: 21	H: 4 LOB: 1 BB: 2 P: 36	1B: 6 2B: 1 3B: 1 HR: 1	SF: 0 SAC: 1 DP: 0 HBP: 1	WP: 1 PB: 0 SB: 0 CS: 1	PA: 42					
PITCHER	IP	WLS	BF	H	R	ER	SO	BB	IBB	HBP	BLK	WP	HR	S	P	ERA	WHIP										
Don Cardwell, R ERA: 5.85 (1, 1)	7.0		28	4	2	2	6	3	0	1	0	1	1	61	102	13.50	2.57										
Jim Hearn, R ERA: 4.89 (8, 1)	1.1	L	7	2	2	2	0	1	0	0	0	0	0	15	26	13.50	2.250										
Turk Farrell, R ERA: 2.39 (9, 1)	0.0		3	2	2	2	0	1	0	0	0	0	0	6	13	∞	∞										
Jack Meyer, R ERA: 2.87 (9, 1)	0.2		3	1	1	1	1	0	0	0	0	0	0	11	14	13.50	1.500										

Los Angeles Dodgers @ Philadelphia Phillies
 Connie Mack Stadium, Philadelphia, PA
 Fri Jul 25 1958, 7:05 PM EDT
 Att: 19,171 - Unknown


AB 34
 R 7
 H 9
 RBI 7
 BB 5
 SO 7
 LOB 17



Batter	1	2	3	4	5	6	7	8	9	AB	R	H	RBI	BB	SO	LOB	BOTTOM										
Richie Ashburn, L OBP: 0.420, SLG: 0.416 (1, 8)	3-3 K		0-0 L6-4 2B		1-2 1B		0-1 F8		3-3 K	5	0	2	0	0	2	1											
Chico Fernandez, R OBP: 0.257, SLG: 0.274 (1, 6)	0-0 F5		1-2 L6-4 2-3		1-0 5-3			3-2 E 1B	0-1 F6	5	1	1	0	0	0	2											
Harry Anderson, L OBP: 0.388, SLG: 0.535 (1, 7)	2-1 2B			1-3 K			0-0 F3	0-0 E4 1H 2B		4	1	2	0	0	1	0											
Ed Bouchee, L OBP: 0.400, SLG: 0.408 (1, 3)	1-2 F3			4-2 BB BB			4-1 BB BB	1-2 4-3		2	0	0	0	2	0	1											
Willie Jones, R OBP: 0.355, SLG: 0.414 (1, 5)		1-0 5-3		2-0 F6			1-2 L8	1-0 FC6-4 1B		4	0	1	0	0	0	2											
Bob Bowman, R OBP: 0.311, SLG: 0.468 (1, 9)		0-0 6-3		4-2 BB 1-2 BB			3-2 F6	2-2 FC6-4 1-2		3	0	0	0	1	0	2											
Ted Kazanski, R OBP: 0.125, SLG: 0.125 Rip Rivlin, R OBP: 0.299, SLG: 0.487 Jim Hearn, R OBP: 0.326, SLG: 0.513 Turk Farrell, R OBP: 0.353, SLG: 0.429 Jack Meyer, R OBP: 0.353, SLG: 0.429 Wally Post, R OBP: 0.306, SLG: 0.415 (1, 4) (7, PH) (8, 1) (9, 1) (9, 1) (9, PH)		4-1 1B PO BB		0-1 4-3			0-1 F8	0-3 K		2	0	0	0	1	0	2											
Carl Sawatski, L OBP: 0.309, SLG: 0.327 (1, 2)		0-0 1-3 1B		2-0 F5			4-2 BB	1-2 F4		3	0	1	0	1	0	0											
Don Cardwell, R Rip Rivlin, R Jim Hearn, R Turk Farrell, R Jack Meyer, R Wally Post, R (1, 1) (7, PH) (8, 1) (9, 1) (9, 1) (9, PH)		1-0 PO 3 SAFE		0-0 F7			1-3 K	0-1 F9	3-2 HR	2	0	0	0	0	1	0											
Inning Stats	R: 0 E: 0 K: 1 S: 9	H: 1 LOB: 0 BB: 0 P: 15	R: 0 E: 0 K: 0 S: 4	H: 1 LOB: 1 BB: 1 P: 10	R: 0 E: 0 K: 0 S: 5	H: 1 LOB: 0 BB: 0 P: 6	R: 0 E: 0 K: 1 S: 11	H: 0 LOB: 2 BB: 2 P: 22	R: 0 E: 0 K: 1 S: 8	H: 1 LOB: 1 BB: 0 P: 13	R: 0 E: 0 K: 0 S: 11	H: 0 LOB: 1 BB: 1 P: 19	R: 0 E: 0 K: 0 S: 9	H: 0 LOB: 1 BB: 1 P: 14	R: 2 E: 1 K: 1 S: 16	H: 3 LOB: 1 BB: 0 P: 23	R: 1 E: 0 K: 1 S: 11	H: 1 LOB: 0 BB: 0 P: 18	1B: 4 2B: 4 3B: 0 HR: 1	SF: 0 SAC: 0 DP: 1 HBP: 0	WP: 0 PB: 0 SB: 0 CS: 0	PA: 39					
PITCHER	IP	WLS	BF	H	R	ER	SO	BB	IBB	HBP	BLK	WP	HR	S	P	ERA	WHIP										
Johnny Podres, L ERA: 3.85 (1, 1)	7.0		29	5	1	1	3	5	0	0	0	0	0	61	106	9.00	1.429										
Clem Labine, R ERA: 4.11 (8, 1)	1.0	W	5	2	1	1	1	0	0	0	0	0	0	12	16	9.00	2.000										
Fred Kipp, L ERA: 4.73 (9, 1)	1.0	S	4	1	1	1	1	0	0	0	0	0	1	11	18	9.00	1.000										

Los Angeles Dodgers @ Philadelphia Phillies
 Connie Mack Stadium, Philadelphia, PA
 Fri Jul 25 1958, 7:05 PM EDT
 Att: 19,171 - Unknown

AB 33
 R 3
 H 8
 RBI 1
 BB 5
 SO 5
 LOB 12



Batter	1	2	3	4	5	6	7	8	9	AB	R	H	RBI	BB	SO	LOB	TOP					
Jim Gilliam, S OBP: 0.350, SLG: 0.351 (1, 9)	L8		SH1-3 SF8 2B		4-3	L9			L9	5	1	1	0	0	0	1	Los Angeles Dodgers @ Philadelphia Phillies Connie Mack Stadium, Philadelphia, PA Sun Jul 27 1958, 3:33 AM EDT Unknown livebaseballscorecards.com					
Don Zimmer, R OBP: 0.331, SLG: 0.458 (1, 6)	K		SH1-3 2-3		1B	1B	K		HR	4	2	2	1	0	2	0						
John Roseboro, L OBP: 0.342, SLG: 0.454 (1, 2)	4-3		SF8		F9 1B	1B	F4		G4-6-3 1B	4	0	2	1	0	0	0						
Norm Larker, L OBP: 0.411, SLG: 0.511 (1, 7)		BB 1B	FC6-4 1B		1-2 1B	1B	L7		G4-6-3 1B	5	0	3	1	0	0	1						
Gil Hodges, R OBP: 0.315, SLG: 0.435 (1, 3)		BB 1B	FC6-4 1-2		F9			F8		4	0	1	0	0	0	3						
Charlie Neal, R OBP: 0.349, SLG: 0.482 (1, 4)	F6				F3			6-3 1B		4	1	1	0	0	0	4						
Gino Cimoli, R OBP: 0.302, SLG: 0.391 (8, PH)								6-3		2	0	1	0	1	1	0						
Duke Snider, L OBP: 0.353, SLG: 0.436 (8, 5)	BB 2-3							1-2		1	0	0	0	0	0	1						
Dick Gray, R OBP: 0.327, SLG: 0.472 (8, PH)								2-1		2	0	0	0	1	1	4						
Elmer Valo, L OBP: 0.295, SLG: 0.295 (8, 9)								2-H 1B		1	0	1	1	0	0	0						
Stan Williams, R OBP: 0.034, SLG: 0.034 (6, 1)	F8									2	0	0	0	0	0	4						
Fred Kipp, L OBP: 0.273, SLG: 0.286 (8, PH)										0	0	0	0	0	0	0						
Steve Bilko, R OBP: 0.324, SLG: 0.510 (8, 1)										1	0	0	0	0	1	1						
Clem Labine, R (8, 1)										0	0	0	0	0	0	0						
Inning Stats	R: 0 E: 0 K: 1 S: 8	H: 0 LOB: 0 BB: 0 P: 11	R: 0 E: 0 K: 1 S: 19	H: 2 LOB: 3 BB: 1 P: 30	R: 1 E: 0 K: 0 S: 10	H: 2 LOB: 1 BB: 0 P: 13	R: 0 E: 0 K: 1 S: 8	H: 0 LOB: 1 BB: 1 P: 15	R: 1 E: 0 K: 0 S: 14	H: 3 LOB: 2 BB: 0 P: 18	R: 0 E: 0 K: 0 S: 5	H: 1 LOB: 1 BB: 0 P: 9	R: 0 E: 0 K: 1 S: 8	H: 0 LOB: 0 BB: 0 P: 14	R: 1 E: 0 K: 1 S: 12	H: 2 LOB: 1 BB: 0 P: 15	R: 1 E: 0 K: 0 S: 9	H: 2 LOB: 0 BB: 0 P: 11	1B: 10 2B: 1 3B: 0 HR: 1	SF: 1 SAC: 2 DP: 1 HBP: 0	WP: 0 PB: 0 SB: 0 CS: 0	PA: 40
PITCHER Robin Roberts, R ERA: 2.98 (1, 1)	IP: 9.0 WLS: W BF: 40 H: 12 R: 4 ER: 4 SO: 5 BB: 2 IBB: 0 HBP: 0 BLK: 0 WP: 0 HR: 1 S: 93 P: 136 ERA: 4.00 WHIP: 1.556															PITCHER	IP: 9.0 WLS: W BF: 40 H: 12 R: 4 ER: 4 SO: 5 BB: 2 IBB: 0 HBP: 0 BLK: 0 WP: 0 HR: 1 S: 93 P: 136 ERA: 4.00 WHIP: 1.556					

Batter	1	2	3	4	5	6	7	8	9	AB	R	H	RBI	BB	SO	LOB	BOTTOM						
Richie Ashburn, L OBP: 0.425, SLG: 0.423 (1, 8)	F8		S BB		F7		6-3			3	0	0	0	1	0	0	Los Angeles Dodgers @ Philadelphia Phillies Connie Mack Stadium, Philadelphia, PA Sun Jul 27 1958, 3:33 AM EDT Unknown livebaseballscorecards.com						
Solly Hemus, L OBP: 0.396, SLG: 0.477 (1, 4)	1-3		K		4-3 3B			SF8 3B		4	2	2	0	0	1	1							
Harry Anderson, L OBP: 0.385, SLG: 0.526 (1, 7)	BB		6-3		4-3			SF8		2	0	0	2	1	0	1							
Ed Bouchee, L OBP: 0.369, SLG: 0.369 (1, 3)	K				3-1			F9		4	0	0	0	0	1	1							
Dave Philley, S OBP: 0.341, SLG: 0.387 (8, PR)	6-3				F4		HR 1B	HR BB		3	1	1	0	1	0	0							
Bob Bowman, R OBP: 0.316, SLG: 0.496 (9, 9)								HR BB		0	1	0	0	0	0	0							
Willie Jones, R OBP: 0.352, SLG: 0.435 (1, 5)	5-3				F2		HR	HR		4	2	2	4	0	0	0							
Chico Fernandez, R OBP: 0.282, SLG: 0.283 (1, 6)	S 1B				5-3		CS BB			3	0	2	0	1	0	0							
Carl Sawatski, L OBP: 0.313, SLG: 0.345 (1, 2)	K				HR		CS	FC3-6 BB		3	1	1	1	1	2	1							
Robin Roberts, S OBP: 0.299, SLG: 0.267 (1, 1)			K		K			FC3-6		4	0	0	0	0	3	2							
Inning Stats	R: 0 E: 0 K: 1 S: 11	H: 0 LOB: 1 BB: 1 P: 18	R: 0 E: 0 K: 1 S: 8	H: 1 LOB: 0 BB: 0 P: 12	R: 0 E: 0 K: 2 S: 10	H: 0 LOB: 1 BB: 1 P: 19	R: 0 E: 0 K: 0 S: 6	H: 0 LOB: 0 BB: 0 P: 8	R: 1 E: 0 K: 1 S: 10	H: 1 LOB: 0 BB: 0 P: 16	R: 3 E: 0 K: 0 S: 11	H: 3 LOB: 0 BB: 1 P: 21	R: 0 E: 0 K: 2 S: 10	H: 0 LOB: 0 BB: 0 P: 14	R: 3 E: 0 K: 0 S: 16	H: 3 LOB: 2 BB: 2 P: 28		R: 1 E: 0 K: 0 S: 9	H: 2 LOB: 0 BB: 0 P: 11	1B: 2 2B: 1 3B: 2 HR: 3	SF: 1 SAC: 0 DP: 0 HBP: 0	WP: 0 PB: 0 SB: 2 CS: 1	PA: 37
PITCHER Stan Williams, R ERA: 3.81 (1, 1)	IP: 5.2 WLS: L BF: 25 H: 5 R: 4 ER: 4 SO: 5 BB: 3 IBB: 0 HBP: 0 BLK: 0 WP: 0 HR: 2 S: 55 P: 91 ERA: 6.35 WHIP: 1.412															PITCHER		IP: 5.2 WLS: L BF: 25 H: 5 R: 4 ER: 4 SO: 5 BB: 3 IBB: 0 HBP: 0 BLK: 0 WP: 0 HR: 2 S: 55 P: 91 ERA: 6.35 WHIP: 1.412					
Fred Kipp, L ERA: 4.53 (6, 1)	1.1 3 0 0 0 2 0 0 0 0 0 0 11 17 0.00 0.000															PITCHER		1.1 3 0 0 0 2 0 0 0 0 0 0 11 17 0.00 0.000					
Clem Labine, R ERA: 4.5 (8, 1)	1.0 8 3 3 3 0 2 0 0 0 0 1 16 28 27.00 5.000															PITCHER	1.0 8 3 3 3 0 2 0 0 0 0 1 16 28 27.00 5.000						

Batter	1	2	3	4	5	6	7	8	9	AB	R	H	RBI	BB	SO	LOB	TOP								
Jim Gilliam, S (1, 9) OBP: 0.346, SLG: 0.345	1-1 1-3			2-1 4-3		4-2 2B BB	1-1 6-3			3	1	0	0	1	0	1									
Pee Wee Reese, R (1, 5) OBP: 0.355, SLG: 0.439	2-1 5-3			4-1 FC3-6 BB		1-2 6-3 2B 1-H 2-H		4-2 FC1-6 BB		2	0	1	2	2	0	0									
Norm Larker, L (1, 7) OBP: 0.340, SLG: 0.496	2-0 4-3			1-2 FC3-6 WP		1-1 6-3		1-1 FC1-6		3	0	0	0	0	0	2									
Carl Furillo, R (7, 9) OBP: 0.325, SLG: 0.423				1-2 FC3-6 WP		2-3 6-3		1-2 FC1-6		1	0	0	0	0	0	1									
Gil Hodges, R (1, 3) OBP: 0.311, SLG: 0.427		0-1 3-1		2-2 F8		2-3 K		1-3 K		4	0	0	0	0	2	3									
John Roseboro, L (1, 2) OBP: 0.342, SLG: 0.451		0-1 4-3			1-3 K		0-2 E S 1B	0-1 4-3		4	1	1	0	0	1	1									
Don Zimmer, R (1, 6) OBP: 0.329, SLG: 0.463		1-3 K			2-2 6-3		0-1 S 5-3 3B 1B		0-0 6-3	4	1	1	1	0	1	0									
Charlie Neal, R (1, 4) OBP: 0.346, SLG: 0.474			4-1 G6-3 BB		2-0 G1		3-1 5-3	1-1 CS 1B		1	0	0	0	1	0	0									
Elmer Valo, L (6, 9) OBP: 0.308, SLG: 0.309							1-2 5-3			2	0	1	0	0	0	1									
Gino Cimoli, R (1, 8) OBP: 0.303, SLG: 0.399			2-0 G6-3			2-2 SH3-4 2B 1B	1-2 3B	3-3 K		4	1	2	1	0	1	2									
Don Drysdale, R (1, 1) OBP: 0.182, SLG: 0.406			1-3 K			1-2 SH3-4	1-3 K			2	0	0	0	0	2	1									
Johnny Klippstein, R (9, 1) OBP: 0.352, SLG: 0.656						1-2 SH3-4				0	0	0	0	0	0	0									
Inning Stats	R: 0 E: 0 K: 0 S: 5	H: 0 LOB: 0 BB: 0 P: 10	R: 0 E: 0 K: 1 S: 7	H: 0 LOB: 0 BB: 0 P: 8	R: 0 E: 0 K: 1 S: 5	H: 0 LOB: 0 BB: 1 P: 12	R: 0 E: 0 K: 0 S: 12	H: 0 LOB: 1 BB: 0 P: 21	R: 0 E: 0 K: 1 S: 8	H: 0 LOB: 1 BB: 0 P: 13	R: 2 E: 0 K: 1 S: 18	H: 2 LOB: 1 BB: 1 P: 29	R: 2 E: 0 K: 1 S: 16	H: 3 LOB: 1 BB: 0 P: 22	R: 0 E: 1 K: 1 S: 11	H: 0 LOB: 1 BB: 0 P: 17	R: 0 E: 0 K: 1 S: 8	H: 1 LOB: 1 BB: 0 P: 12	1B: 4 2B: 2 3B: 1 HR: 0	SF: 0 SAC: 1 DP: 2 HBP: 0	WP: 1 PB: 0 SB: 2 CS: 1	PA: 35			
PITCHER	IP	WLS	BF	H	R	ER	SO	BB	IBB	HBP	BLK	WP	HR	S	P	ERA	WHIP								
Joey Jay, R ERA: 2.03	5.1	L	20	2	2	2	3	3	0	0	0	1	0	50	85	3.38	0.938								
Lew Burdette, R ERA: 3.51	1.2		8	3	2	2	2	0	0	0	0	0	0	21	30	10.80	1.800								
Don McMahon, R ERA: 2.95	2.0		7	1	0	0	2	1	0	0	0	0	0	19	29	0.00	1.000								

Los Angeles Dodgers @ Milwaukee Braves
Milwaukee County Stadium, Milwaukee, WI
Tue Jul 29 1958, 8:05 PM EDT
Att: 31,596 - Unknown

AB	30
R	4
H	6
RBI	4
BB	4
SO	7
LOB	12



Batter	1	2	3	4	5	6	7	8	9	AB	R	H	RBI	BB	SO	LOB	BOTTOM								
Bill Bruton, L (1, 8) OBP: 0.326, SLG: 0.353	1-2 F8		0-3 K		4-1 BB		1-2 G4-6-3		1-1 F7	4	0	0	0	1	1	4									
Mel Roach, R (1, 4) OBP: 0.322, SLG: 0.368	2-2 F7		2-0 F4		0-3 K			0-1 1-3		4	0	0	0	0	1	2									
Eddie Mathews, L (1, 5) OBP: 0.356, SLG: 0.467	0-1 3-1			4-0 2B BB	3-2 G3			1-0 F6		3	0	0	0	1	0	1									
Hank Aaron, R (1, 9) OBP: 0.370, SLG: 0.550		2-1 2B		1-3 2B		3-3 K		0-3 K		4	0	2	0	0	2	0									
Wes Covington, L (1, 7) OBP: 0.373, SLG: 0.669		2-2 L8		2-2 F9		1-0 F7			0-0 HR	4	1	1	1	0	0	3									
Frank Torre, L (1, 3) OBP: 0.406, SLG: 0.393		1-0 F7		4-0 IBB		3-2 2B		0-0 2B		3	0	2	0	1	0	1									
Casey Wise, S (9, FR) OBP: 0.045, SLG: 0.045									0-0 2B 1B	0	1	0	0	0	0	0									
Johnny Logan, R (1, 6) OBP: 0.323, SLG: 0.394			0-3 K		0-3 K		1-1 F5		1-1 F5	4	0	0	0	0	2	6									
Del Crandall, R (1, 2) OBP: 0.340, SLG: 0.459			0-0 5-3		0-3 K		1-0 F8		0-0 2B	4	0	1	1	0	1	3									
Joey Jay, S (1, 1) OBP: 0.194, SLG: 0.107			2-2 1B			2-3 K		4-1 G4-6-3 BB		2	0	1	0	0	1	0									
Lew Burdette, R (6, 1) OBP: 0.276, SLG: 0.345									1-3 K	2	0	0	0	0	0	0									
Harry Hanebrink, L (7, PH) OBP: 0.282, SLG: 0.325										0	0	0	0	1	0	0									
Don McMahon, R (8, 1) OBP: 0.375, SLG: 0.167										0	0	0	0	0	0	0									
Joe Adcock, R (9, PH) OBP: 0.327, SLG: 0.533										1	0	0	0	0	1	2									
Inning Stats	R: 0 E: 0 K: 0 S: 9	H: 0 LOB: 0 BB: 0 P: 12	R: 0 E: 0 K: 1 S: 9	H: 1 LOB: 1 BB: 0 P: 14	R: 0 E: 0 K: 1 S: 8	H: 1 LOB: 1 BB: 0 P: 12	R: 0 E: 0 K: 2 S: 11	H: 1 LOB: 3 BB: 2 P: 21	R: 0 E: 0 K: 2 S: 11	H: 0 LOB: 1 BB: 1 P: 20	R: 0 E: 0 K: 1 S: 10	H: 1 LOB: 1 BB: 0 P: 18	R: 0 E: 0 K: 0 S: 5	H: 0 LOB: 0 BB: 1 P: 11	R: 0 E: 0 K: 1 S: 7	H: 0 LOB: 0 BB: 0 P: 8	R: 2 E: 0 K: 1 S: 10	H: 3 LOB: 2 BB: 0 P: 13	1B: 2 2B: 4 3B: 0 HR: 1	SF: 0 SAC: 0 DP: 1 HBP: 0	WP: 0 PB: 0 SB: 0 CS: 0	PA: 37			
PITCHER	IP	WLS	BF	H	R	ER	SO	BB	IBB	HBP	BLK	WP	HR	S	P	ERA	WHIP								
Don Drysdale, R ERA: 5.21	8.1	W	35	7	2	2	8	3	1	0	0	0	0	75	122	2.16	1.200								
Johnny Klippstein, R ERA: 5.09	0.2	S	2	0	0	0	1	0	0	0	0	0	0	5	7	0.00	0.000								

Los Angeles Dodgers @ Milwaukee Braves
Milwaukee County Stadium, Milwaukee, WI
Tue Jul 29 1958, 8:05 PM EDT
Att: 31,596 - Unknown

AB	33
R	2
H	7
RBI	2
BB	4
SO	9
LOB	22



Batter	1	2	3	4	5	6	7	8	9	AB	R	H	RBI	BB	SO	LOB	TOP					
Jim Gilliam, S OBP: 0.349, SLG: 0.351 (1,4)	L7		6-3			CS 1B		6-3 2H 2B		4	0	2	1	0	0	0	Los Angeles Dodgers @ Milwaukee Braves Milwaukee County Stadium, Milwaukee, WI Thu Jul 31 1958, 4:33 AM EDT Att: 23,000 - Unknown livebaseballscorecards.com					
Pee Wee Reese, R OBP: 0.375, SLG: 0.432 (1,5)	1B BB		F9			F9		6-3		3	0	0	0	1	0	2						
Don Zimmer, R OBP: 0.327, SLG: 0.455 (1,6)	K				F7	FC5-4 BB		5-3		3	0	0	0	1	1	2						
Gil Hodges, R OBP: 0.309, SLG: 0.420 (1,7)	1B				6-3	FC5-4 BB				3	0	1	0	1	0	1						
Carl Furillo, R OBP: 0.316, SLG: 0.410 (1,9)	L7				5-3		F8	F3		4	0	0	0	0	0	3						
Steve Bilko, R OBP: 0.317, SLG: 0.491 (1,3)		K					6-3	K		4	0	0	0	0	3	1						
Gino Cimoli, R OBP: 0.292, SLG: 0.383 (1,8)		5-3				F9		K		4	0	0	0	0	2	1						
Joe Pignatano, R OBP: 0.275, SLG: 0.380 (1,2)			F8			2B		E3 2B		3	1	1	0	0	0	0						
Johnny Podres, L OBP: 0.140, SLG: 0.106 (8, PH)								F9		2	0	0	0	0	2	1						
Randy Jackson, R OBP: 0.243, SLG: 0.277 (8, PH)										1	0	0	0	0	0	1						
Stan Williams, R OBP: 0.034, SLG: 0.034 (8, 1)										0	0	0	0	0	0	0						
Fred Kipp, L OBP: 0.261, SLG: 0.273 (8, 1)										0	0	0	0	0	0	0						
Babe Birrer, R OBP: 0.261, SLG: 0.273 (8, 1)										0	0	0	0	0	0	0						
Inning Stats	R: 0 E: 0 K: 1 S: 11	H: 1 LOB: 2 BB: 1 P: 21	R: 0 E: 0 K: 1 S: 7	H: 0 LOB: 0 BB: 0 P: 15	R: 0 E: 0 K: 1 S: 9	H: 0 LOB: 0 BB: 0 P: 11	R: 0 E: 0 K: 0 S: 4	H: 0 LOB: 0 BB: 0 P: 7	R: 0 E: 0 K: 2 S: 10	H: 1 LOB: 1 BB: 0 P: 13	R: 0 E: 0 K: 0 S: 11	H: 1 LOB: 1 BB: 1 P: 16	R: 0 E: 0 K: 1 S: 11	H: 0 LOB: 0 BB: 0 P: 14	R: 1 E: 1 K: 0 S: 13	H: 1 LOB: 1 BB: 0 P: 17	R: 0 E: 0 K: 2 S: 9	H: 0 LOB: 1 BB: 1 P: 16	1B: 2 2B: 2 3B: 0 HR: 0	SF: 0 SAC: 0 DP: 0 HBP: 0	WP: 0 PB: 0 CS: 1	PA: 34
PITCHER Juan Pizarro, L ERA: 0.5 (1,1)	IP: 9.0 WLS: W BF: 34 H: 4 R: 1 ER: 0 SO: 8 BB: 3 IBB: 0 HBP: 0 BLK: 0 WP: 0 HR: 0 S: 85 P: 130 ERA: 0.00 WHIP: 0.778															PITCHER	IP: 9.0 WLS: W BF: 34 H: 4 R: 1 ER: 0 SO: 8 BB: 3 IBB: 0 HBP: 0 BLK: 0 WP: 0 HR: 0 S: 85 P: 130 ERA: 0.00 WHIP: 0.778					

Batter	1	2	3	4	5	6	7	8	9	AB	R	H	RBI	BB	SO	LOB	BOTTOM	
Felix Mantilla, R OBP: 0.293, SLG: 0.406 (1,8)	F9		1-2 1B			4-1 BB		1-3 SH3-4 1B BB		2	1	1	0	2	0	0	Los Angeles Dodgers @ Milwaukee Braves Milwaukee County Stadium, Milwaukee, WI Thu Jul 31 1958, 4:33 AM EDT Att: 23,000 - Unknown livebaseballscorecards.com	
Mel Roach, R OBP: 0.313, SLG: 0.355 (1,4)	6-3		5-3			F3		SH3-4		3	0	0	0	0	0	4		
Eddie Mathews, L OBP: 0.356, SLG: 0.475 (1,5)	4-3							1-3		4	0	0	0	0	2	1		
Hank Aaron, R OBP: 0.372, SLG: 0.553 (1,9)		1-3				6-3 HR		6-3 1B 1B IBB		3	2	1	1	1	0	0		
Joe Adcock, R OBP: 0.324, SLG: 0.522 (8, PR)		1-4-3				6-3		1B 1B 1B		4	0	2	1	0	0	0		
Lew Burdette, R OBP: 0.276, SLG: 0.345 (8, PR)								1B 1B		0	1	0	0	0	0	0		
Frank Torre, L OBP: 0.406, SLG: 0.393 (9, 3)								1B 1B		0	0	0	0	0	0	0		
Wes Covington, L OBP: 0.373, SLG: 0.652 (1,7)								1B 1B		4	0	1	1	0	2	1		
Casey Wise, S OBP: 0.045, SLG: 0.045 (8, PR)								1B 1B		0	0	0	0	0	0	0		
Andy Pafko, R OBP: 0.312, SLG: 0.309 (9, 7)								1B 1B		0	0	0	0	0	0	0		
Johnny Logan, R OBP: 0.322, SLG: 0.391 (1,6)			L4			SH3-1 1B		F8 1-3 2H 1B		4	0	2	1	0	0	0		
Del Rice, R OBP: 0.296, SLG: 0.318 (1,2)			FC3-6 1B			SH3-1		5-3		2	0	1	0	0	0	0		
Juan Pizarro, L OBP: 0.312, SLG: 0.309 (1,1)			FC3-6 1B			K		K		3	0	0	0	0	2	2		
Inning Stats	R: 0 E: 0 K: 0 S: 8	H: 0 LOB: 0 BB: 0 P: 10	R: 0 E: 0 K: 1 S: 9	H: 0 LOB: 0 BB: 0 P: 13	R: 0 E: 0 K: 0 S: 7	H: 2 LOB: 2 BB: 0 P: 11	R: 1 E: 0 K: 1 S: 10	H: 1 LOB: 0 BB: 0 P: 12	R: 0 E: 0 K: 2 S: 8	H: 1 LOB: 1 BB: 0 P: 8	R: 0 E: 0 K: 1 S: 9	H: 0 LOB: 0 BB: 0 P: 14	R: 3 E: 0 K: 0 S: 6	H: 3 LOB: 2 BB: 2 P: 15	1B: 7 2B: 0 3B: 0 HR: 1	SF: 0 SAC: 2 DP: 0 HBP: 0	WP: 0 PB: 0 CS: 0	PA: 34
PITCHER Johnny Podres, L ERA: 3.54 (1,1)	IP: 7.0 WLS: L BF: 27 H: 5 R: 1 ER: 1 SO: 6 BB: 1 IBB: 0 HBP: 0 BLK: 0 WP: 0 HR: 1 S: 61 P: 90 ERA: 1.29 WHIP: 0.857															PITCHER	IP: 7.0 WLS: L BF: 27 H: 5 R: 1 ER: 1 SO: 6 BB: 1 IBB: 0 HBP: 0 BLK: 0 WP: 0 HR: 1 S: 61 P: 90 ERA: 1.29 WHIP: 0.857	
Stan Williams, R ERA: 3.5 (8, 1)	0.1	L	2	0	1	1	0	1	0	0	0	2	6	27.00	3.000			
Fred Kipp, L ERA: 5.09 (8, 1)	0.1	4	2	1	1	0	0	0	1	0	0	3	7	27.00	6.000			
Babe Birrer, R ERA: (8, 1)	0.1	1	1	1	1	0	0	0	0	0	1	2	27.00	3.000				

Batter	1	2	3	4	5	6	7	8	9	AB	R	H	RBI	BB	SO	LOB	TOP			
Jim Gilliam, S OBP: 0.352, SLG: 0.354 (1, 4)										5	1	3	1	0	0	3				
Pee Wee Reese, R OBP: 0.362, SLG: 0.418 (1, 5)										4	0	0	1	0	0	3				
Don Zimmer, R OBP: 0.328, SLG: 0.455 (1, 6)										5	0	2	1	0	1	0				
Gil Hodges, R OBP: 0.314, SLG: 0.421 (7, 3)										4	0	2	1	1	0	2				
Carl Furillo, R OBP: 0.314, SLG: 0.417 (1, 9)										5	1	1	1	0	0	4				
Steve Bilko, R OBP: 0.312, SLG: 0.482 Duke Snider, L OBP: 0.352, SLG: 0.430 (1, 3)										3	0	0	0	0	0	2				
Gino Cimoli, R OBP: 0.288, SLG: 0.378 (7, 7)										3	0	0	0	0	0	1				
Norm Larker, L OBP: 0.404, SLG: 0.500 (9, PH)										1	1	1	0	0	0					
Joe Pignatano, R OBP: 0.277, SLG: 0.378 John Roseboro, L OBP: 0.342, SLG: 0.451 Charlie Neal, R OBP: 0.348, SLG: 0.476 (1, 2)										3	0	1	0	0	1	0				
Danny McDevitt, L OBP: 0.100, SLG: 0.100 Clem Labine, R (7, 1)										2	0	0	0	0	1	1				
Elmer Valo, L OBP: 0.304, SLG: 0.305 Johnny Klippstein, R OBP: 0.105, SLG: 0.105 (8, PH)										1	0	0	0	0	0	0				
Johnny Klippstein, R OBP: 0.105, SLG: 0.105 (8, 1)										1	1	1	0	0	0	0				
Inning Stats	R: 0 E: 0 K: 0 S: 5	H: 1 LOB: 0 BB: 0 P: 7	R: 0 E: 0 K: 0 S: 9	H: 1 LOB: 1 BB: 0 P: 14	R: 0 E: 0 K: 1 S: 8	H: 0 LOB: 1 BB: 1 P: 11	R: 0 E: 0 K: 0 S: 7	H: 1 LOB: 0 BB: 0 P: 15	R: 0 E: 0 K: 1 S: 8	H: 0 LOB: 0 BB: 0 P: 12	R: 1 E: 0 K: 1 S: 9	H: 1 LOB: 0 BB: 0 P: 13	R: 0 E: 0 K: 0 S: 12	H: 2 LOB: 2 BB: 0 P: 19	R: 5 E: 1 K: 0 S: 23	H: 5 LOB: 2 BB: 1 P: 36	1B: 11 2B: 3 3B: 0 HR: 1	SF: 1 SAC: 0 DP: 1 HBP: 0	WP: 0 PB: 0 SB: 0 CS: 0	PA: 41
PITCHER	IP	WLS	BF	H	R	ER	SO	BB	IBB	HBP	BLK	WP	HR	S	P	ERA	WHIP			
Harvey Haddix, L ERA: 3.36 (1, 1)	7.0		26	5	1	1	3	1	0	0	0	0	1	57	86	1.29	0.857			
Brooks Lawrence, R ERA: 4.03 (8, 1)	1.1	L	8	3	2	2	0	1	0	0	0	0	0	21	37	13.50	3.000			
Alex Kellner, L ERA: 3.53 (9, 1)	0.0		2	2	0	0	0	0	0	0	0	0	0	3	3	∞	∞			
Bob Purkey, R ERA: 3.43 (9, 1)	0.1		4	2	3	0	0	0	0	0	0	0	0	9	12	0.00	6.000			
Hal Jeffcoat, R ERA: 3.72 (9, 1)	0.1		1	0	0	0	0	0	0	0	0	0	0	2	3	0.00	0.000			

Los Angeles Dodgers @ Cincinnati Redlegs
Crosley Field, Cincinnati, OH
Fri Aug 01 1958, 7:05 PM EDT
Att: 8,308 - Unknown

livebaseballscorecards.com

AB 38
R 6
H 12
RBI 6
BB 2
SO 3
LOB 16

Batter	1	2	3	4	5	6	7	8	9	AB	R	H	RBI	BB	SO	LOB	BOTTOM			
Johnny Temple, R OBP: 0.395, SLG: 0.385 (1, 4)										3	0	1	0	1	0	2				
Pete Whisenant, R OBP: 0.299, SLG: 0.466 (1, 7)										3	0	1	1	1	0	1				
Don Hoak, R OBP: 0.344, SLG: 0.372 (1, 5)										4	0	1	0	0	0	3				
Frank Robinson, R OBP: 0.339, SLG: 0.468 (1, 8)										3	0	0	0	1	2	1				
Walt Dropo, R OBP: 0.301, SLG: 0.426 (1, 3)										4	0	0	0	0	2	2				
Jerry Lynch, L OBP: 0.309, SLG: 0.463 Eddie Miksis, R OBP: 0.346, SLG: 0.190 (1, 9)										3	0	1	0	0	0	0				
Ed Bailey, L OBP: 0.289, SLG: 0.376 Dee Fondy, L OBP: 0.266, SLG: 0.359 Brooks Lawrence, R OBP: 0.299, SLG: 0.466 Bob Purkey, R OBP: 0.287, SLG: 0.292 Hal Jeffcoat, R OBP: 0.105, SLG: 0.105 George Crowe, L OBP: 0.287, SLG: 0.625 George Crowe, L OBP: 0.368, SLG: 0.462 (7, PH)										2	0	0	0	1	0	1				
Roy McMillan, R OBP: 0.309, SLG: 0.283 Bob Thurman, L OBP: 0.347, SLG: 0.406 (9, PH)										1	0	0	0	1	1	0				
Harvey Haddix, L OBP: 0.286, SLG: 0.306 Smoky Burgess, L OBP: 0.358, SLG: 0.407 (7, PH)										2	0	0	0	1	2					
Inning Stats	R: 0 E: 0 K: 0 S: 9	H: 1 LOB: 1 BB: 0 P: 16	R: 0 E: 0 K: 1 S: 8	H: 1 LOB: 1 BB: 1 P: 13	R: 0 E: 0 K: 0 S: 8	H: 0 LOB: 2 BB: 3 P: 21	R: 0 E: 0 K: 1 S: 9	H: 0 LOB: 0 BB: 0 P: 15	R: 0 E: 0 K: 2 S: 7	H: 0 LOB: 0 BB: 0 P: 9	R: 2 E: 0 K: 0 S: 11	H: 2 LOB: 1 BB: 1 P: 20	R: 0 E: 0 K: 1 S: 7	H: 0 LOB: 0 BB: 0 P: 9	R: 0 E: 0 K: 1 S: 7	H: 0 LOB: 0 BB: 1 P: 12	1B: 2 2B: 3 3B: 0 HR: 0	SF: 0 SAC: 1 DP: 1 HBP: 0	WP: 0 PB: 0 SB: 0 CS: 1	PA: 36
PITCHER	IP	WLS	BF	H	R	ER	SO	BB	IBB	HBP	BLK	WP	HR	S	P	ERA	WHIP			
Danny McDevitt, L ERA: 6.21 (1, 1)	6.1		27	4	2	2	5	4	1	0	0	0	0	56	103	2.84	1.263			
Clem Labine, R ERA: 4.6 (7, 1)	0.2		3	1	0	0	0	0	0	0	0	0	0	5	8	0.00	1.500			
Johnny Klippstein, R ERA: 4.91 (8, 1)	2.0	W	6	0	0	0	2	1	0	0	0	0	0	14	21	0.00	0.500			

Los Angeles Dodgers @ Cincinnati Redlegs
Crosley Field, Cincinnati, OH
Fri Aug 01 1958, 7:05 PM EDT
Att: 8,308 - Unknown

livebaseballscorecards.com

AB 29
R 2
H 5
RBI 2
BB 6
SO 7
LOB 13

Batter	1	2	3	4	5	6	7	8	9	AB	R	H	RBI	BB	SO	LOB	TOP				
Jim Gilliam, S OBP: 0.348, SLG: 0.350 Duke Snider, L OBP: 0.352, SLG: 0.430	1-2 6-3		1-1 4-3		0-0 F8			0-0 6-3		4	0	0	0	0	0	0					
Pee Wee Reese, R OBP: 0.359, SLG: 0.421	1-3 K		0-0 L9		0-0 F8			1-2 2B		4	0	1	0	0	1	0					
Don Zimmer, R OBP: 0.324, SLG: 0.449	3-3 K			1-1 F7		3-3 K		0-0 F8		4	0	0	0	0	2	1					
Gil Hodges, R OBP: 0.319, SLG: 0.425		0-0 5-3		2-1 1B		4-1 FC5-4		4-2 BB		2	1	1	0	2	0	0					
Carl Furillo, R OBP: 0.313, SLG: 0.415	0-1 F9		0-0 2H		1-0 FC5-4			1-0 BB		4	0	1	1	0	0	3					
Charlie Neal, R OBP: 0.345, SLG: 0.470	1-3 K		1-1 F9			1-1 F6			2-1 F9	4	0	0	0	0	1	1					
Gino Cimoli, R OBP: 0.292, SLG: 0.385			3-2 HR		0-0 F7		2-2 2B		3-2 4-3	4	1	2	0	0	0	1					
Joe Pignatano, R OBP: 0.287, SLG: 0.416			3-2 1-H		1-3 K		2-3 K		4-2 BB	3	1	1	2	1	2	1					
Stan Williams, R OBP: 0.031, SLG: 0.031 Clem Labine, R OBP: 0.345, SLG: 0.470	1-3 K		1-3 K		1-3 K		0-0 F7		2-1 F5	3	0	0	0	0	2	1					
										1	0	0	0	0	0	1					
Inning Stats	R: 0 E: 0 K: 2 S: 10	H: 0 LOB: 0 BB: 0 P: 15	R: 0 E: 0 K: 1 S: 6	H: 0 LOB: 0 BB: 0 P: 7	R: 2 E: 0 K: 1 S: 12	H: 2 LOB: 0 BB: 0 P: 20	R: 1 E: 0 K: 0 S: 8	H: 2 LOB: 1 BB: 0 P: 12	R: 0 E: 0 K: 1 S: 6	H: 0 LOB: 0 BB: 1 P: 14	R: 0 E: 0 K: 1 S: 9	H: 1 LOB: 1 BB: 0 P: 14	R: 0 E: 0 K: 0 S: 8	H: 1 LOB: 2 BB: 1 P: 14	R: 0 E: 0 K: 0 S: 13	H: 0 LOB: 1 BB: 1 P: 24	1B: 2 2B: 3 3B: 0 HR: 1	SF: 0 SAC: 0 DP: 0 HBP: 0	WP: 0 PB: 0 SB: 0 CS: 0	PA: 36	
PITCHER	IP	WLS	BF	H	R	ER	SO	BB	IBB	HBP	BLK	WP	HR	S	P	ERA	WHIP				
Joe Nuxhall, L ERA: 3.38 Hal Jeffcoat, R ERA: 3.6	(1, 1) (8, 1)	7.0 L	27 27	5 5	3 3	3 3	8 8	1 2	0 0	0 0	0 0	0 0	1 0	59 21	92 38	3.86 0.00	0.857 1.500				

Los Angeles Dodgers @ Cincinnati Redlegs
Crosley Field, Cincinnati, OH
Sat Aug 02 1958, 3:33 AM EDT
Att: 5,762 - Unknown

livebaseballscores.com

AB 33
R 3
H 6
RBI 3
BB 3
SO 8
LOB 9



Batter	1	2	3	4	5	6	7	8	9	AB	R	H	RBI	BB	SO	LOB	BOTTOM				
Johnny Temple, R OBP: 0.396, SLG: 0.383	2-3 K		3-2 L8			4-0 BB		4-0 SH5-4		2	1	0	0	2	1	0					
Bob Thurman, L OBP: 0.352, SLG: 0.410	0-1 1B		2-3 K			1-1 F4		0-1 1B		4	0	2	0	0	1	1					
Jerry Lynch, L OBP: 0.305, SLG: 0.456 Eddie Miksis, R OBP: 0.346, SLG: 0.190	0-0 L9		1-0 F9			1-3 K		0-0 SH5-4		3	0	0	0	0	1	2					
George Crowe, L OBP: 0.366, SLG: 0.459 Dee Fondy, L OBP: 0.296, SLG: 0.359	3-2 F7			0-0 F8		2-3 K		2-2 FC4-6		4	0	1	1	0	1	2					
Frank Robinson, R OBP: 0.338, SLG: 0.474		0-0 F8		1-1 6-3			2-2 HR	1-0 F6		4	1	1	1	0	0	2					
Smoky Burgess, L OBP: 0.355, SLG: 0.403		0-0 WP		1-2 L4			2-1 F8	2-2 FC4-6		4	0	1	0	0	0	2					
Don Hoak, R OBP: 0.341, SLG: 0.368		0-0 L7			0-0 5-3		0-2 F9		3-1 5-3	4	0	0	0	0	0	1					
Roy McMillan, R OBP: 0.313, SLG: 0.285 Pete Whisenant, R OBP: 0.297, SLG: 0.462		4-1 WP			2-1 5-3		3-2 1B		1-2 1-3	2	0	1	0	1	0	0					
Joe Nuxhall, L OBP: 0.293, SLG: 0.308 Walt Dropo, R OBP: 0.299, SLG: 0.423 Hal Jeffcoat, R OBP: 0.667, SLG: 0.625 Ed Bailey, L OBP: 0.325, SLG: 0.374		2-3 K			0-2 1-3		1-3 K		2-1 4-3	2	0	0	0	0	1	2					
										1	0	0	0	0	0	0					
Inning Stats	R: 0 E: 0 K: 1 S: 12	H: 1 LOB: 1 BB: 0 P: 17	R: 0 E: 0 K: 1 S: 7	H: 1 LOB: 2 BB: 1 P: 13	R: 0 E: 0 K: 1 S: 8	H: 0 LOB: 0 BB: 0 P: 14	R: 0 E: 0 K: 0 S: 6	H: 0 LOB: 0 BB: 0 P: 8	R: 0 E: 0 K: 2 S: 8	H: 0 LOB: 1 BB: 1 P: 16	R: 1 E: 0 K: 1 S: 15	H: 2 LOB: 1 BB: 0 P: 23	R: 1 E: 0 K: 0 S: 11	H: 2 LOB: 2 BB: 1 P: 20	R: 0 E: 0 K: 0 S: 7	H: 0 LOB: 0 BB: 0 P: 13	1B: 5 2B: 0 3B: 0 HR: 1	SF: 0 SAC: 1 DP: 0 HBP: 0	WP: 1 PB: 0 SB: 0 CS: 0	PA: 36	
PITCHER	IP	WLS	BF	H	R	ER	SO	BB	IBB	HBP	BLK	WP	HR	S	P	ERA	WHIP				
Stan Williams, R ERA: 3.8 Clem Labine, R ERA: 4.45	(1, 1) (8, 1)	7.0 W	29 29	5 5	2 2	2 2	6 6	3 0	0 0	0 0	0 0	0 0	1 0	65 16	106 27	2.57 0.00	1.143 0.500				

Los Angeles Dodgers @ Cincinnati Redlegs
Crosley Field, Cincinnati, OH
Sat Aug 02 1958, 3:33 AM EDT
Att: 5,762 - Unknown

livebaseballscores.com

AB 32
R 2
H 6
RBI 2
BB 3
SO 6
LOB 13



Batter	1	2	3	4	5	6	7	8	9	AB	R	H	RBI	BB	SO	LOB	TOP			
Jim Gilliam, S OBP: 0.350, SLG: 0.351 (1, 7)	4-1 BB		1-1 F9					4-2 1B BB		2	0	0	0	2	0	1	Los Angeles Dodgers @ Cincinnati Redlegs Crosley Field, Cincinnati, OH Sun Aug 03 1958, 3:38 AM EDT Att: 20,469 - Unknown			
Pee Wee Reese, R OBP: 0.350, SLG: 0.408 (1, 5)	0-1 F9		1-0 F7				1-0 6-3	1-3 K		4	0	0	0	0	1	2				
Charlie Neal, R OBP: 0.349, SLG: 0.474 (1, 4)	2-2 F6			2-2 5-3			1-0 FC6-4 HBP	0-2 1B		3	0	1	0	0	0	1				
Gil Hodges, R OBP: 0.311, SLG: 0.413 (1, 3)	0-0 F9			2-1 F6			2-2 FC6-4 1-2	2-2 F9		4	0	0	0	0	0	4				
Carl Furillo, R OBP: 0.324, SLG: 0.426 (1, 9)		0-0 1-3		2-1 1B			3-1 F7		0-0 2B	4	0	2	0	0	0	1				
Don Zimmer, R OBP: 0.321, SLG: 0.441 (1, 6)		1-3 K		0-0 F5				0-0 4-3	2-2 5-3	4	0	0	0	0	1	2				
Gino Cimoli, R OBP: 0.284, SLG: 0.374 (1, 8)		1-2 L8			2-1 F7			1-1 F4	0-3 K	4	0	0	0	0	1	1				
Joe Pignatano, R OBP: 0.289, SLG: 0.413 Steve Bilko, R OBP: 0.310, SLG: 0.479 (9, PH)			2-2 5-3		2-2 FC6-4 1B			1-1 5-3	3-2 L7	3	0	1	0	0	0	0				
Don Drysdale, R OBP: 0.200, SLG: 0.500 Fred Kipp, L OBP: 0.281, SLG: 0.273 Norm Larker, L OBP: 0.404, SLG: 0.496 Babe Birrer, R (8, 1)			1-2 HR		1-1 F6			1-2 F9		2	1	1	1	0	0	1				
Inning Stats	R: 0 E: 0 K: 0 S: 7	H: 0 LOB: 1 BB: 1 P: 13	R: 0 E: 0 K: 1 S: 7	H: 0 LOB: 0 BB: 0 P: 9	R: 1 E: 0 K: 0 S: 11	H: 1 LOB: 0 BB: 0 P: 16	R: 0 E: 0 K: 0 S: 8	H: 1 LOB: 1 BB: 0 P: 14	R: 0 E: 0 K: 0 S: 6	H: 0 LOB: 1 BB: 0 P: 13	R: 0 E: 0 K: 0 S: 5	H: 0 LOB: 0 BB: 0 P: 7	R: 0 E: 0 K: 1 S: 15	H: 1 LOB: 2 BB: 1 P: 23	R: 0 E: 0 K: 1 S: 11	H: 1 LOB: 1 BB: 0 P: 16		1B: 3 2B: 1 3B: 0 HR: 1	SF: 0 SAC: 0 DP: 0 HBP: 1	WP: 0 PB: 0 SB: 0 CS: 0
PITCHER Alex Kellner, L ERA: 3.25 (1, 1)	IP: 9.0 WLS: W BF: 35 H: 5 R: 1 ER: 1 SO: 3 BB: 2 IBB: 0 HBP: 1 BLK: 0 WP: 0 HR: 1 S: 78 P: 124 ERA: 1.00 WHIP: 0.778															PITCHER	IP: 9.0 WLS: W BF: 35 H: 5 R: 1 ER: 1 SO: 3 BB: 2 IBB: 0 HBP: 1 BLK: 0 WP: 0 HR: 1 S: 78 P: 124 ERA: 1.00 WHIP: 0.778			

Batter	1	2	3	4	5	6	7	8	9	AB	R	H	RBI	BB	SO	LOB	BOTTOM	
Johnny Temple, R OBP: 0.397, SLG: 0.381 (1, 4)	2-1 CS 1B		3-2 L4							3	0	1	0	1	1	1	Los Angeles Dodgers @ Cincinnati Redlegs Crosley Field, Cincinnati, OH Sun Aug 03 1958, 3:38 AM EDT Att: 20,469 - Unknown	
Des Fondy, L OBP: 0.282, SLG: 0.341 Pete Whisenant, R OBP: 0.285, SLG: 0.442 (7, PH)	0-0 F7			2-3 K				0-0 F8	1-2 2-3 BB	3	0	0	0	0	1	1		
Smoky Burgess, L OBP: 0.351, SLG: 0.416 (1, 2)	3-3 K			0-3 K				0-0 F8	2-2 F4	4	0	0	0	0	2	1		
George Crowe, L OBP: 0.371, SLG: 0.467 (1, 3)		3-1 4-3		1-0 1B				0-1 WP 3B	3-3 K	4	1	2	0	0	1	0		
Frank Robinson, R OBP: 0.335, SLG: 0.466 (1, 8)		1-3 K		1-3 K				4-0 HR BB	2-2 F5	3	1	0	0	1	2	1		
Bob Thurman, L OBP: 0.348, SLG: 0.431 Eddie Miksis, R OBP: 0.333, SLG: 0.200 (9, 7)		1-3 K			1-1 1-3			1-2 HR		3	1	1	2	0	1	0		
Don Hoak, R OBP: 0.341, SLG: 0.379 (1, 5)					0-0 F5			1-1 6-3	2-2 BB BB 1B	3	0	1	0	0	0	0		
Alex Grammas, R OBP: 0.286, SLG: 0.250 (1, 6)					3-2 F7			4-1 1B BB	1-2 BB	2	0	0	0	1	0	0		
Alex Kellner, R OBP: 0.321, SLG: 0.308 (1, 1)					4-1 BB			1-3 K	0-0 1-2 1B	2	0	1	0	1	1	0		
Inning Stats	R: 0 E: 0 K: 1 S: 6	H: 1 LOB: 1 BB: 0 P: 11	R: 0 E: 0 K: 2 S: 8	H: 0 LOB: 0 BB: 0 P: 13	R: 0 E: 0 K: 0 S: 9	H: 0 LOB: 1 BB: 1 P: 19	R: 0 E: 0 K: 3 S: 10	H: 1 LOB: 1 BB: 0 P: 14	R: 0 E: 0 K: 0 S: 6	H: 0 LOB: 0 BB: 0 P: 10	R: 3 E: 0 K: 0 S: 16	H: 4 LOB: 3 BB: 3 P: 32	R: 0 E: 0 K: 1 S: 10	H: 0 LOB: 0 BB: 0 P: 17	1B: 4 2B: 1 3B: 1 HR: 1	SF: 0 SAC: 0 DP: 1 HBP: 0		WP: 1 PB: 0 SB: 0 CS: 1
PITCHER Don Drysdale, R ERA: 5.15 Fred Kipp, L ERA: 5.07 Babe Birrer, R ERA:	IP: 6.2 WLS: L BF: 28 H: 6 R: 3 ER: 3 SO: 8 BB: 4 IBB: 0 HBP: 0 BLK: 0 WP: 1 HR: 1 S: 59 P: 105 ERA: 4.05 WHIP: 1.500															PITCHER	IP: 6.2 WLS: L BF: 28 H: 6 R: 3 ER: 3 SO: 8 BB: 4 IBB: 0 HBP: 0 BLK: 0 WP: 1 HR: 1 S: 59 P: 105 ERA: 4.05 WHIP: 1.500	



Batter	1	2	3	4	5	6	7	8	9	AB	R	H	RBI	BB	SO	LOB	TOP			
Jim Gilliam, S OBP: 0.349, SLG: 0.352	L3		E 1-H 2B		4-3			K		4	1	1	1	0	1	0	Los Angeles Dodgers @ St. Louis Cardinals Sportsman's Park, St. Louis, MO Mon Aug 04 1958, 8:05 PM EDT Att: 15,910 - Unknown			
John Roseboro, L OBP: 0.337, SLG: 0.465	K		E3 2-H		F7			K		4	0	0	0	0	2	0				
Duke Snider, L OBP: 0.360, SLG: 0.444	K		K						K	4	0	0	0	0	4	1				
Norm Larker, L OBP: 0.400, SLG: 0.490		1B 1B	4-3						K	4	0	1	0	0	1	1				
Carl Furillo, R OBP: 0.323, SLG: 0.423		1B 1B		6-3					K	4	0	1	0	0	1	0				
Gil Hodges, R OBP: 0.314, SLG: 0.413		1B 1B								2	0	1	0	1	0	0				
Don Zimmer, R OBP: 0.317, SLG: 0.437					1B					3	0	0	0	0	1	3				
Charlie Neal, R OBP: 0.349, SLG: 0.473			2B 1B							3	1	1	0	0	1	1				
Johnny Podres, L OBP: 0.135, SLG: 0.102			K		4-3					2	0	0	0	0	1	1				
Johnny Klippstein, R OBP: 0.355, SLG: 0.165										0	0	0	0	0	0	0				
Elmer Valo, L OBP: 0.359, SLG: 0.310										1	0	0	0	0	0	0				
Carl Erskine, R OBP: 0.045, SLG: 0.045										0	0	0	0	0	0	0				
Inning Stats	R: 0 E: 0 K: 2 S: 8	H: 0 LOB: 0 BB: 0 P: 12	R: 0 E: 0 K: 0 S: 3	H: 2 LOB: 1 BB: 1 P: 9	R: 2 E: 1 K: 2 S: 15	H: 2 LOB: 1 BB: 0 P: 18	R: 0 E: 0 K: 1 S: 7	H: 1 LOB: 1 BB: 0 P: 12	R: 0 E: 0 K: 0 S: 7	H: 0 LOB: 0 BB: 0 P: 8	R: 0 E: 0 K: 1 S: 10	H: 0 LOB: 0 BB: 0 P: 17	R: 0 E: 0 K: 1 S: 6	H: 0 LOB: 0 BB: 0 P: 8	R: 0 E: 0 K: 3 S: 9	H: 0 LOB: 0 BB: 0 P: 12	1B: 4 2B: 1 3B: 0 HR: 0	SF: 0 SAC: 0 DP: 1 HBP: 0	WP: 0 PB: 0 SB: 0 CS: 0	PA: 32
PITCHER Larry Jackson, R ERA: 3.69	IP: 9.0 WLS: W BF: 32 H: 5 R: 2 ER: 1 SO: 12 BB: 1 IBB: 0 HBP: 0 BLK: 0 WP: 0 HR: 0 S: 72 P: 104 ERA: 1.00 WHIP: 0.667																			

Batter	1	2	3	4	5	6	7	8	9	AB	R	H	RBI	BB	SO	LOB	BOTTOM			
Curt Flood, R OBP: 0.327, SLG: 0.404	L7		3-1							4	0	0	0	0	0	0	Los Angeles Dodgers @ St. Louis Cardinals Sportsman's Park, St. Louis, MO Mon Aug 04 1958, 8:05 PM EDT Att: 15,910 - Unknown			
Gene Freese, R OBP: 0.257, SLG: 0.299	F2		1-3							4	1	2	0	0	0	0				
Eddie Kasko, R OBP: 0.275, SLG: 0.241					2B 1B					0	0	0	0	0	0	0				
Stan Musial, L OBP: 0.421, SLG: 0.554	1B		1B							3	0	2	1	1	0	1				
Joe Cunningham, L OBP: 0.434, SLG: 0.471	BB		2B							0	0	0	0	0	0	0				
Ken Boyer, R OBP: 0.345, SLG: 0.501										4	0	2	0	0	0	2				
Gene Green, R OBP: 0.372, SLG: 0.449	1B		1B							4	1	1	1	0	0	4				
Del Ennis, R OBP: 0.305, SLG: 0.371										4	1	1	0	0	0	0				
Irv Noren, L OBP: 0.319, SLG: 0.324			SF8 3B		5-3					0	0	0	0	0	0	0				
Wally Moon, L OBP: 0.329, SLG: 0.317			SF8		F6					3	0	0	1	0	1	0				
Don Blasingame, L OBP: 0.352, SLG: 0.366										3	0	1	0	0	0	0				
Larry Jackson, R OBP: 0.111, SLG: 0.111			K							3	0	0	0	0	1	1				
Inning Stats	R: 0 E: 0 K: 0 S: 9	H: 1 LOB: 2 BB: 1 P: 17	R: 1 E: 0 K: 1 S: 10	H: 1 LOB: 0 BB: 0 P: 14	R: 0 E: 0 K: 0 S: 10	H: 2 LOB: 2 BB: 0 P: 15	R: 0 E: 0 K: 0 S: 5	H: 0 LOB: 0 BB: 0 P: 6	R: 1 E: 0 K: 0 S: 9	H: 2 LOB: 1 BB: 0 P: 13	R: 1 E: 0 K: 0 S: 12	H: 2 LOB: 1 BB: 0 P: 18	R: 0 E: 0 K: 0 S: 6	H: 1 LOB: 1 BB: 0 P: 9	R: 0 E: 0 K: 1 S: 6	H: 0 LOB: 0 BB: 0 P: 9	1B: 4 2B: 2 3B: 2 HR: 1	SF: 1 SAC: 0 DP: 0 HBP: 0	WP: 0 PB: 0 SB: 0 CS: 0	PA: 34
PITCHER Johnny Podres, L ERA: 3.58 Johnny Klippstein, R ERA: 4.76 Carl Erskine, R ERA: 4.71	IP: 5.2 WLS: L BF: 26 H: 8 R: 3 ER: 3 SO: 3 BB: 1 IBB: 0 HBP: 0 BLK: 0 WP: 0 HR: 1 S: 52 P: 78 ERA: 4.76 WHIP: 1.588																			

Batter	1	2	3	4	5	6	7	8	9	AB	R	H	RBI	BB	SO	LOB	TOP			
Jim Gilliam, S OBP: 0.351, SLG: 0.357 (1, 5)	3-1 5-3		0-1 L9		0-0 1B 2B		1-2 F5			4	1	1	0	0	0	2	Los Angeles Dodgers @ Chicago Cubs Wrigley Field, Chicago, IL Thu Aug 07 1958, 3:33 AM CDT Att: 9,913 - Unknown livebaseballscorecards.com			
Pee Wee Reese, R OBP: 0.345, SLG: 0.399 (1, 6)	1-1 F8		2-0 FC6-4 1B		2-0 1B 1B		1-0 FC6-4 CS			4	1	1	0	0	0	2				
Charlie Neal, R OBP: 0.349, SLG: 0.479 (1, 4)	1-2 1B		3-1 FC6-4 1-2f 3-H 2-2		2-1 1B 1-3 2-H 1B		1-2 CS 1-2	1-3 K		4	0	2	2	0	1	1				
Carl Furillo, R OBP: 0.326, SLG: 0.419 (1, 9)	4-1 1-2 BB		3-1 3-1		0-0 2-3 3-H 3-2 1B			0-2 4-3		3	0	1	1	1	0	1				
Gil Hodges, R OBP: 0.320, SLG: 0.413 (1, 3)	2-1 F4			2-0 G6-4-3 1B				2-1 6-3		4	0	1	0	0	0	4				
Gino Cimoli, R OBP: 0.276, SLG: 0.366 (1, 7)		3-1 F5		1-1 G6-4-3 1-2f				0-0 3-1		4	0	0	0	0	0	1				
Don Demeter, R OBP: 0.087, SLG: 0.130 (1, 8)		0-1 F9		2-2 L7				1-0 5-3		4	0	0	0	0	0	0				
Joe Pignatano, R OBP: 0.277, SLG: 0.393 (1, 2)		3-2 6-3			1-0 6-3			3-2 6-3		4	0	0	0	0	0	0				
Sandy Koufax, R OBP: 0.167, SLG: 0.171 Johnny Klippstein, R OBP: 0.152, SLG: 0.155 (1, 1) (9, 1)			0-0 1B FC6-4 2B		2-1 6-3			4-0 FC6-4 BB		2	1	1	0	1	0	0				
Inning Stats	R: 0 E: 0 K: 0 S: 10	H: 1 LOB: 2 BB: 1 P: 21	R: 0 E: 0 K: 0 S: 7	H: 0 LOB: 0 BB: 0 P: 13	R: 1 E: 0 K: 0 S: 10	H: 2 LOB: 1 BB: 0 P: 17	R: 0 E: 0 K: 0 S: 6	H: 1 LOB: 0 BB: 0 P: 11	R: 2 E: 1 K: 0 S: 11	H: 3 LOB: 2 BB: 0 P: 21	R: 0 E: 0 K: 0 S: 8	H: 0 LOB: 0 BB: 1 P: 13	R: 0 E: 0 K: 1 S: 6	H: 0 LOB: 0 BB: 0 P: 11	R: 0 E: 0 K: 0 S: 3	H: 0 LOB: 0 BB: 0 P: 5	1B: 5 2B: 2 3B: 0 HR: 0	SF: 0 SAC: 0 DP: 1 HBP: 0	WP: 0 PA: 36 PB: 0 SB: 1 CS: 1	
PITCHER	IP WLS BF H R ER SO BB IBB HBP BLK WP HR S P ERA WHIP	4.2 L 22 7 3 1 0 1 0 0 0 0 0 41 77 1.93 1.714	3.1 10 0 0 0 1 1 0 0 0 0 0 25 43 0.00 0.300	1.0 3 0 0 0 0 0 0 0 0 0 0 3 5 0.00 0.000																

Batter	1	2	3	4	5	6	7	8	9	AB	R	H	RBI	BB	SO	LOB	BOTTOM			
Tony Taylor, R OBP: 0.296, SLG: 0.300 Johnny Goryl, R OBP: 0.319, SLG: 0.395 (1, 4) (6, FH) (7, 4)	3-2 F7		3-3 K			2-3 K		2-1 G5-4-3 1-2f		2	0	0	0	0	1	0	Los Angeles Dodgers @ Chicago Cubs Wrigley Field, Chicago, IL Thu Aug 07 1958, 3:33 AM CDT Att: 9,913 - Unknown livebaseballscorecards.com			
Alvin Dark, R OBP: 0.361, SLG: 0.396 (1, 5)	2-2 F9			1-1 F7		0-3 K			1-1 F6	4	0	0	0	0	1	1				
14 Ernie Banks, R OBP: 0.352, SLG: 0.600 (1, 6)	0-0 F4			1-2 F7		1-2 F8			4-1 L4-6 BB BB	3	0	0	0	1	0	1				
Bobby Thomson, R OBP: 0.358, SLG: 0.478 (1, 8)		3-1 HR		1-3 K			1-0 F3		4-2 BB 1-2 BB	3	1	1	1	1	1	0				
Lee Walls, R OBP: 0.368, SLG: 0.502 (1, 9)		2-3 K			0-0 1B		1-0 6-3		3-2 L4-6 2-3	4	0	1	0	0	1	2				
Jim Bolger, R OBP: 0.277, SLG: 0.321 (1, 7)		0-1 6-3			0-0 F3		1-0 2B			3	0	1	0	0	0	1				
Dale Long, L OBP: 0.358, SLG: 0.454 (1, 3)		2-2 L5			2-3 K		3-3 K			3	0	0	0	0	2	2				
Moe Thacker, R OBP: 0.278, SLG: 0.625 Bobby Adams, R OBP: 0.314, SLG: 0.402 Glen Hobbie, R OBP: 0.179, SLG: 0.162 (1, 2) (8, FH) (9, 1)			2-3 K		3-3 K			4-0 G5-4-3 BB		2	0	0	0	0	2	1				
Marcelino Solis, L OBP: 0.231, SLG: 0.308 Don Elston, R OBP: 0.273, SLG: 0.273 Cal Neeman, R OBP: 0.350, SLG: 0.561 (1, 1) (5, 1) (9, 2)			0-2 4-3			1-1 1B		2-3 K		1	0	0	0	0	0	0				
Inning Stats	R: 0 E: 0 K: 0 S: 7	H: 0 LOB: 0 BB: 0 P: 12	R: 1 E: 0 K: 1 S: 10	H: 1 LOB: 0 BB: 0 P: 17	R: 0 E: 0 K: 2 S: 9	H: 0 LOB: 0 BB: 0 P: 14	R: 0 E: 0 K: 1 S: 10	H: 0 LOB: 0 BB: 0 P: 13	R: 0 E: 0 K: 2 S: 13	H: 1 LOB: 1 BB: 0 P: 17	R: 0 E: 0 K: 1 S: 6	H: 1 LOB: 1 BB: 0 P: 12	R: 0 E: 0 K: 1 S: 5	H: 0 LOB: 0 BB: 1 P: 13	R: 0 E: 0 K: 0 S: 10	H: 0 LOB: 1 BB: 2 P: 22	1B: 2 2B: 2 3B: 0 HR: 1	SF: 0 SAC: 0 DP: 2 HBP: 0	WP: 0 PA: 32 PB: 0 SB: 0 CS: 0	
PITCHER	IP WLS BF H R ER SO BB IBB HBP BLK WP HR S P ERA WHIP	8.1 W 31 4 1 1 1 0 0 0 0 0 0 73 125 1.08 0.840	0.2 S 1 0 0 0 0 0 0 0 0 0 0 5 8 0.00 0.000																	



Batter	1	2	3	4	5	6	7	8	9	AB	R	H	RBI	BB	SO	LOB	TOP					
Felipe Alou, R OBP: 0.289, SLG: 0.398	0-1 1-3		1-2 2B		0-0 1-3		0-1 6-3		1-2 FC5-4	3	0	1	0	0	0	0						
Bill White, L OBP: 0.375, SLG: 0.167										1	0	0	0	0	0	1						
Al Worthington, R OBP: 0.175, SLG: 0.167										0	0	0	0	0	0	0						
Mary Grissom, R										0	0	0	0	0	0	0						
Bob Schmidt, R OBP: 0.309, SLG: 0.448										1	0	0	0	0	0	2						
Jim Davenport, R OBP: 0.256, SLG: 0.357	2-2 1B		1-1 F7		1-2 F3		2-3 K			4	0	1	0	0	1	3						
Willie Mays, R OBP: 0.403, SLG: 0.557	0-2 1B		0-1 2B		0-0 4-3				0-2 F8	4	0	2	1	0	0	0						
Hank Sauer, R OBP: 0.357, SLG: 0.443	0-3 K		0-1 F5						2-1 F4	4	0	0	0	0	2	3						
Orlando Cepeda, R OBP: 0.338, SLG: 0.514									2-2 F9	3	1	1	0	0	0	0						
Daryl Spencer, R OBP: 0.352, SLG: 0.428									4-2 BB	3	1	1	0	1	0	1						
Valmy Thomas, R OBP: 0.330, SLG: 0.330									1-1 BB	3	0	0	1	0	1	2						
Whitey Lockman, L OBP: 0.337, SLG: 0.338									0-2 BB	1	0	1	0	0	0	0						
Danny O'Connell, R OBP: 0.333, SLG: 0.319									2-3 K	0	1	0	1	1	0	0						
Bob Speake, L OBP: 0.348, SLG: 0.390										0	0	0	0	1	0	0						
Willie Kirkland, L OBP: 0.329, SLG: 0.437										1	0	0	0	0	1	1						
Ruben Gomez, R OBP: 0.191, SLG: 0.261									4-1 FC5-4	1	0	0	0	0	0	0						
Leon Wagner, L OBP: 0.398, SLG: 0.594										1	0	0	0	0	0	1						
Eddie Bressoud, R OBP: 0.320, SLG: 0.350										0	0	0	0	0	0	0						
Ray Jablonski, R OBP: 0.286, SLG: 0.485										0	0	0	0	1	0	0						
Inning Stats	R: 0 E: 0 K: 1 S: 13	H: 2 LOB: 1 BB: 0 P: 15	R: 0 E: 0 K: 1 S: 6	H: 0 LOB: 0 BB: 0 P: 10	R: 1 E: 0 K: 0 S: 13	H: 2 LOB: 2 BB: 1 P: 19	R: 2 E: 0 K: 0 S: 7	H: 2 LOB: 0 BB: 0 P: 11	R: 0 E: 0 K: 0 S: 10	H: 0 LOB: 1 BB: 1 P: 19	R: 0 E: 0 K: 1 S: 7	H: 0 LOB: 1 BB: 1 P: 14	R: 0 E: 0 K: 1 S: 7	H: 0 LOB: 0 BB: 0 P: 9	R: 0 E: 0 K: 1 S: 16	H: 1 LOB: 2 BB: 1 P: 24	1B: 6 2B: 2 3B: 0 HR: 0	SF: 1 SAC: 1 DP: 1 HBP: 1	WP: 0 PB: 0 SB: 0 CS: 0	PA: 37		
PITCHER	IP WLS BF H R ER SO BB IBB HBP BLK WP HR S P ERA WHIP	IP WLS BF H R ER SO BB IBB HBP BLK WP HR S P ERA WHIP	IP WLS BF H R ER SO BB IBB HBP BLK WP HR S P ERA WHIP	IP WLS BF H R ER SO BB IBB HBP BLK WP HR S P ERA WHIP	IP WLS BF H R ER SO BB IBB HBP BLK WP HR S P ERA WHIP	IP WLS BF H R ER SO BB IBB HBP BLK WP HR S P ERA WHIP	IP WLS BF H R ER SO BB IBB HBP BLK WP HR S P ERA WHIP	IP WLS BF H R ER SO BB IBB HBP BLK WP HR S P ERA WHIP	IP WLS BF H R ER SO BB IBB HBP BLK WP HR S P ERA WHIP	IP WLS BF H R ER SO BB IBB HBP BLK WP HR S P ERA WHIP	IP WLS BF H R ER SO BB IBB HBP BLK WP HR S P ERA WHIP	IP WLS BF H R ER SO BB IBB HBP BLK WP HR S P ERA WHIP	IP WLS BF H R ER SO BB IBB HBP BLK WP HR S P ERA WHIP	IP WLS BF H R ER SO BB IBB HBP BLK WP HR S P ERA WHIP	IP WLS BF H R ER SO BB IBB HBP BLK WP HR S P ERA WHIP	IP WLS BF H R ER SO BB IBB HBP BLK WP HR S P ERA WHIP	IP WLS BF H R ER SO BB IBB HBP BLK WP HR S P ERA WHIP	IP WLS BF H R ER SO BB IBB HBP BLK WP HR S P ERA WHIP	IP WLS BF H R ER SO BB IBB HBP BLK WP HR S P ERA WHIP	IP WLS BF H R ER SO BB IBB HBP BLK WP HR S P ERA WHIP	IP WLS BF H R ER SO BB IBB HBP BLK WP HR S P ERA WHIP	IP WLS BF H R ER SO BB IBB HBP BLK WP HR S P ERA WHIP

San Francisco Giants @ Los Angeles Dodgers
Los Angeles Memorial Coliseum, Los Angeles, CA
Fri Aug 08 1958, 10:05 PM EDT
Att: 45,098 - Unknown

AB 30
R 3
H 7
RBI 3
BB 4
SO 5
LOB 14

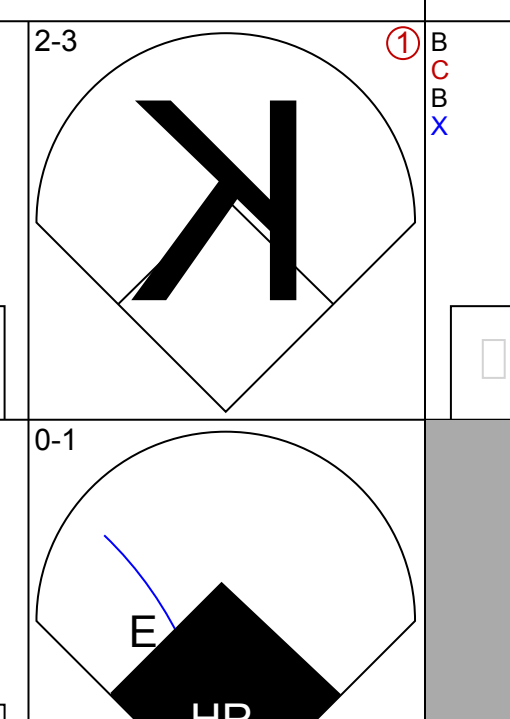
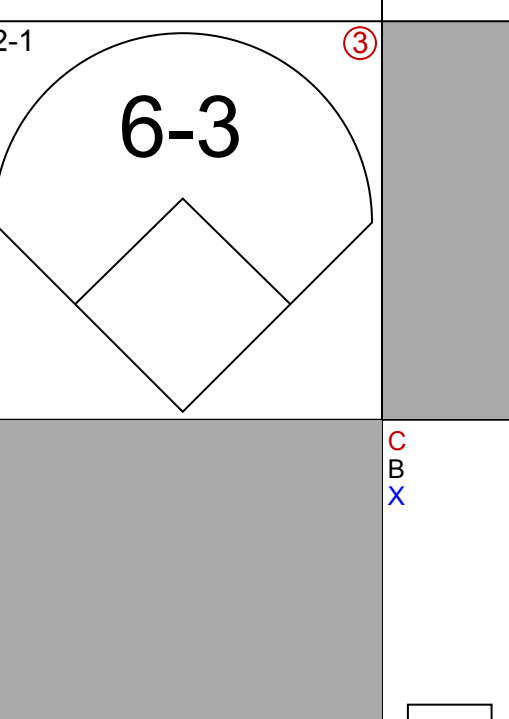
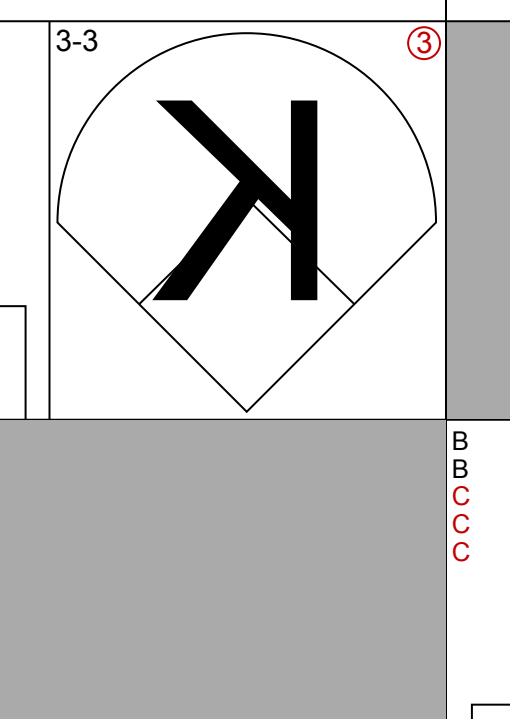
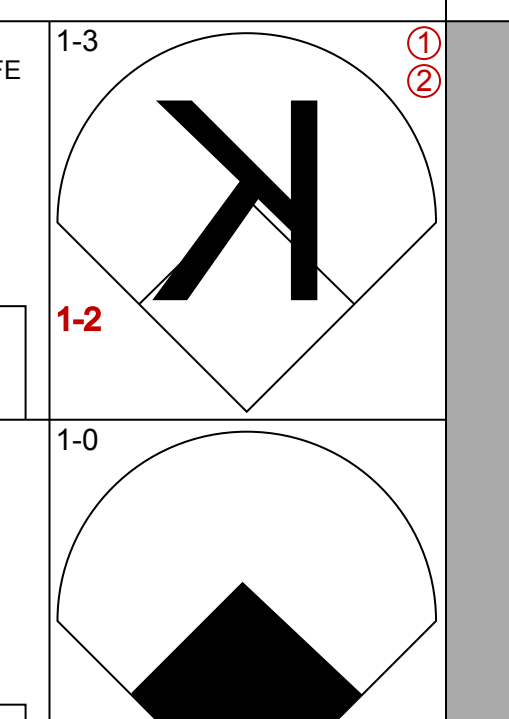
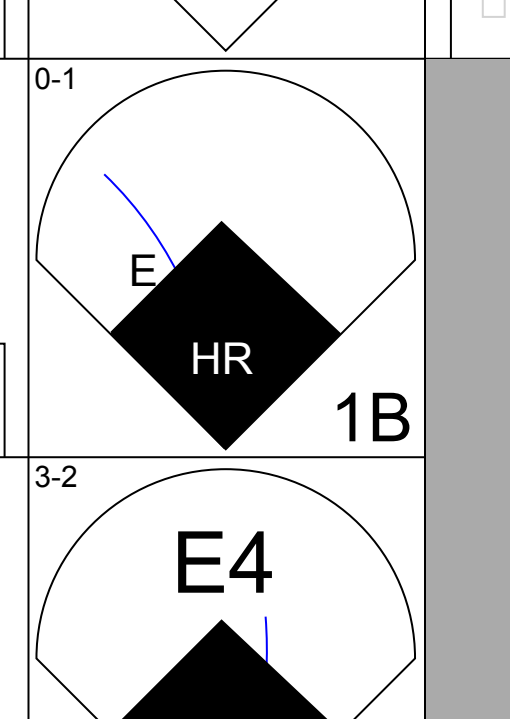
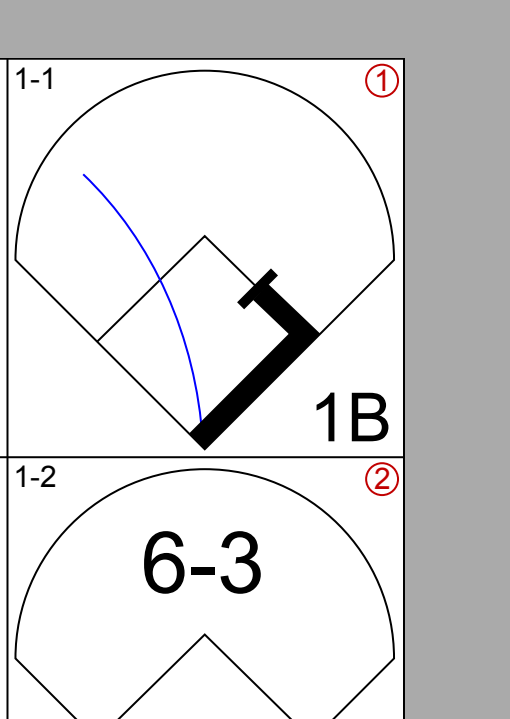
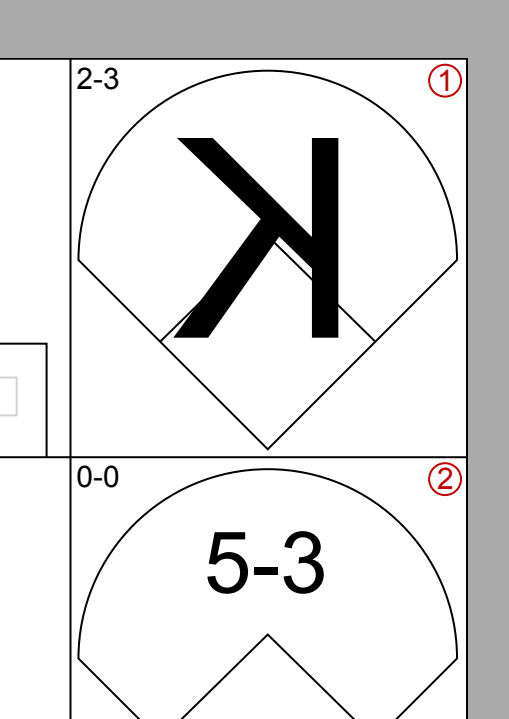
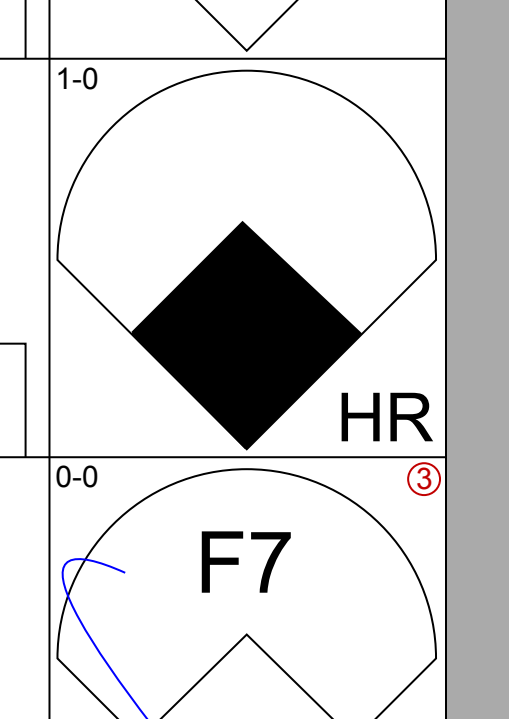
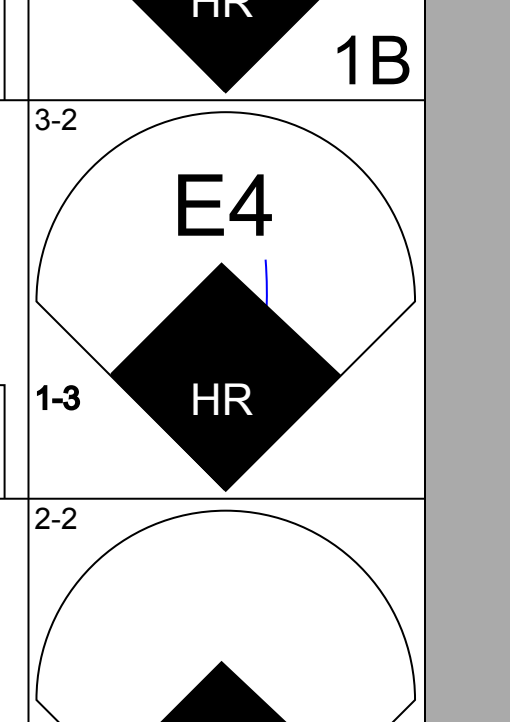
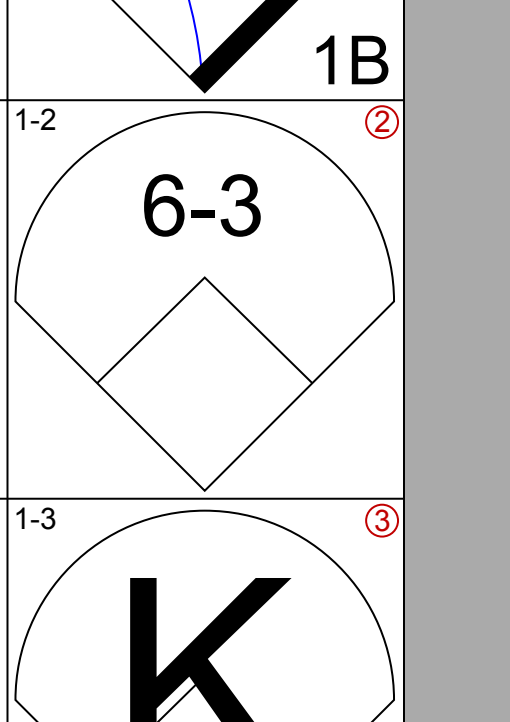
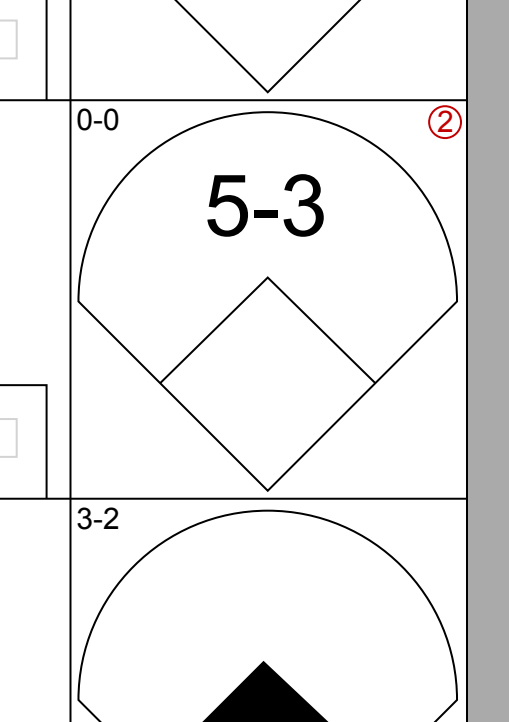
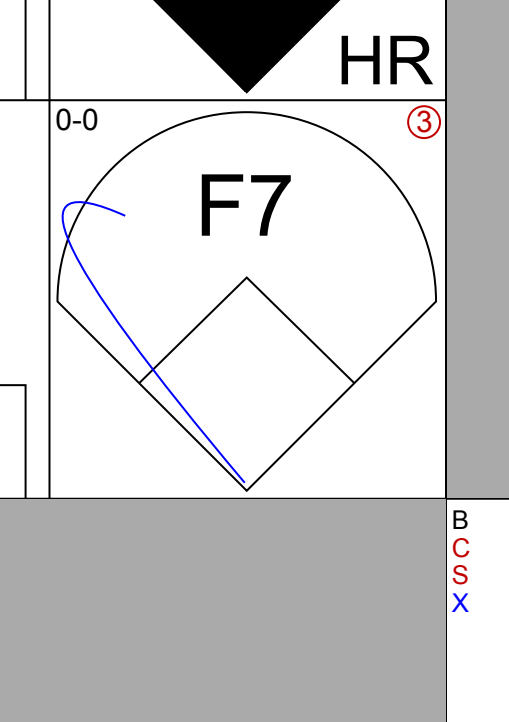
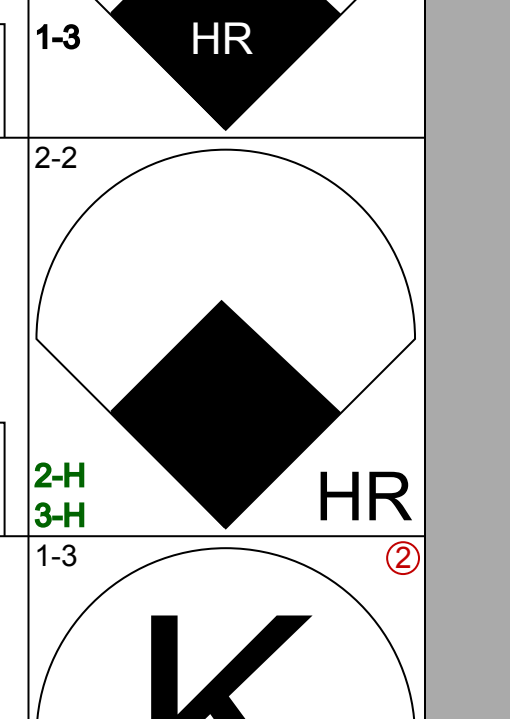
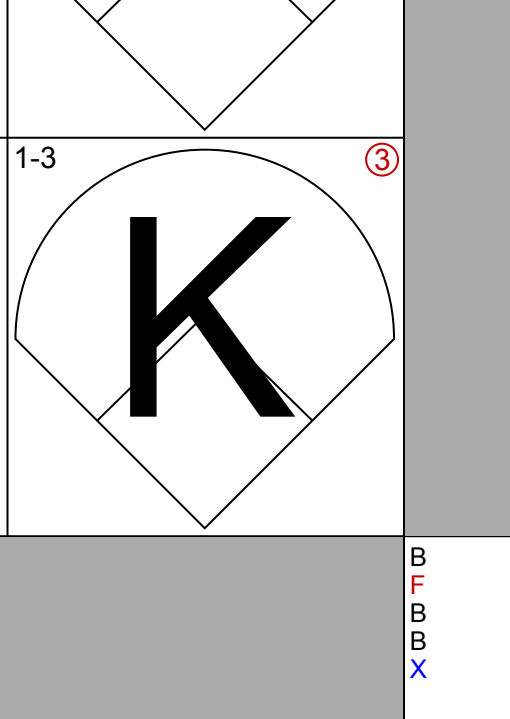
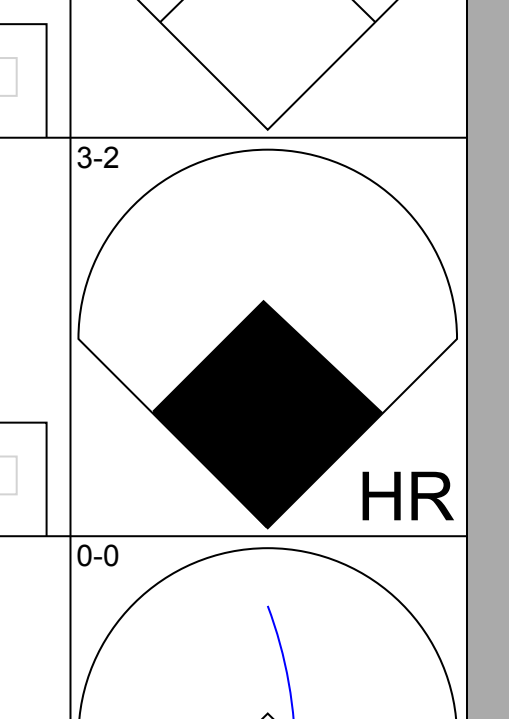
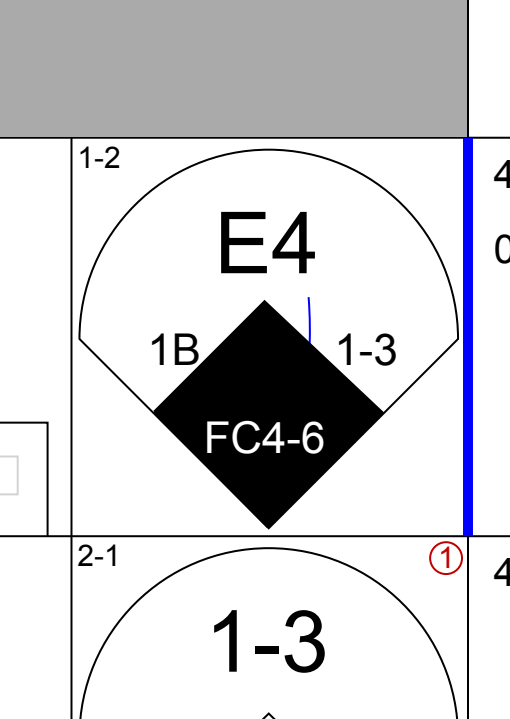
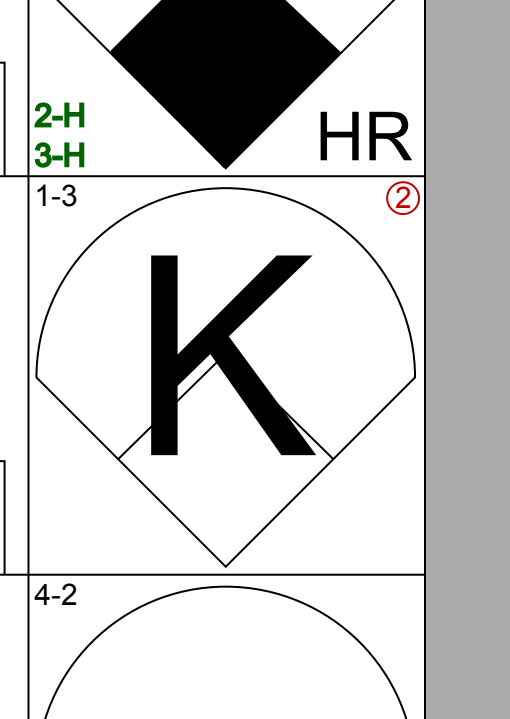
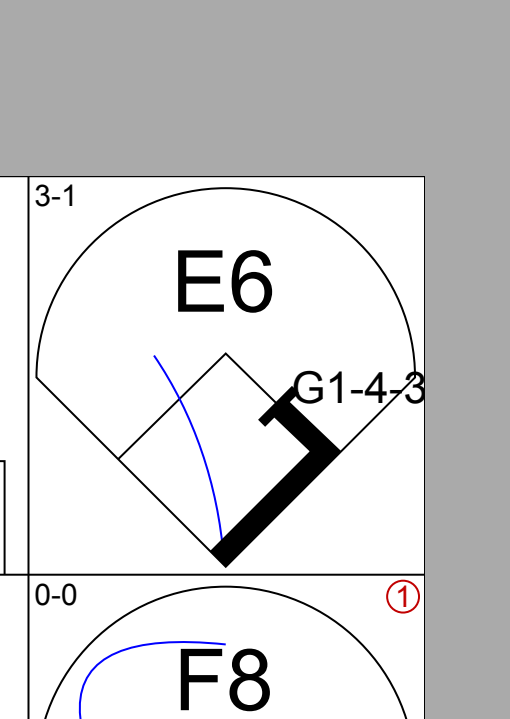
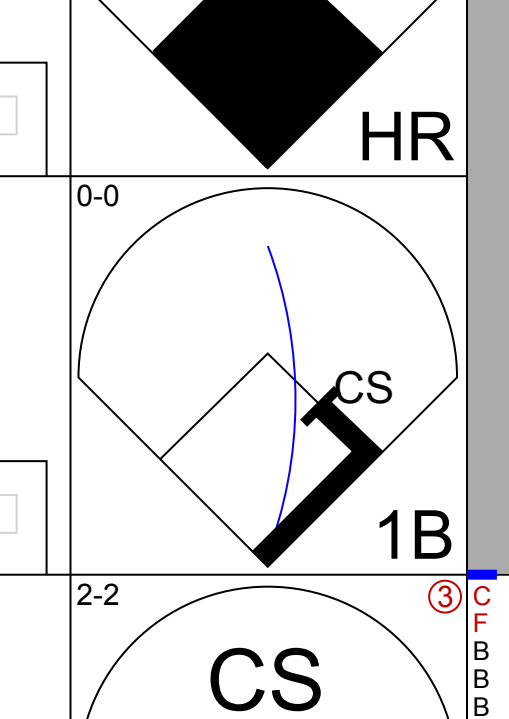
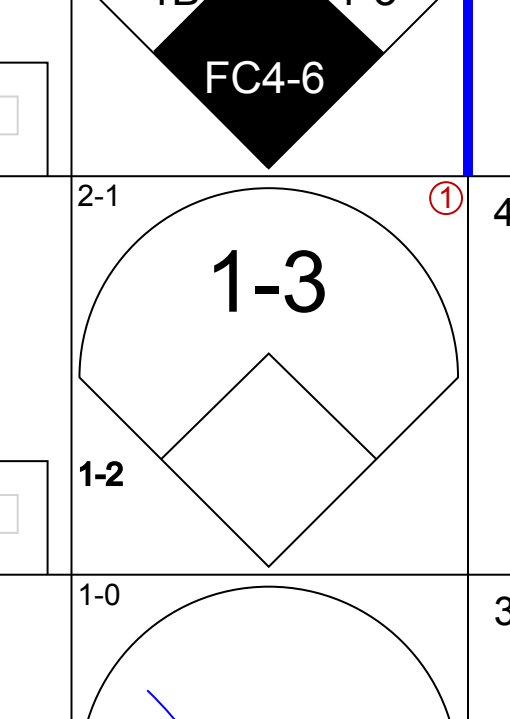
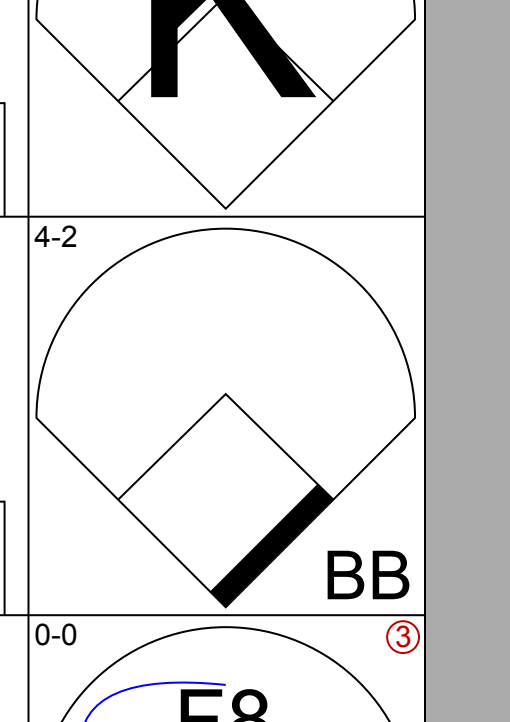
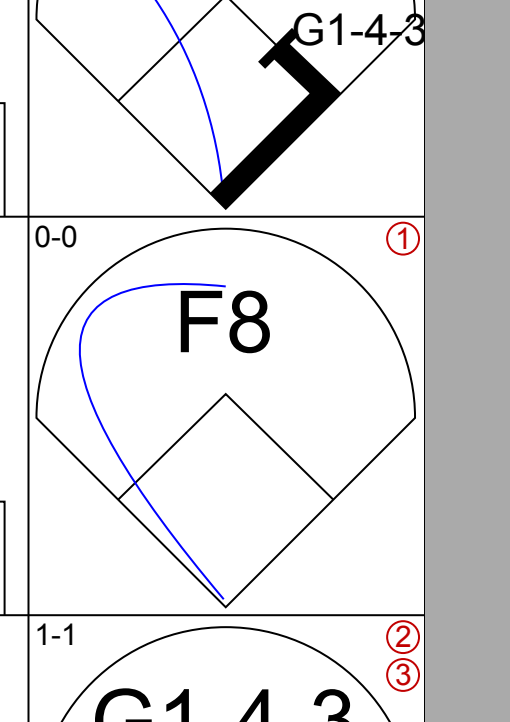
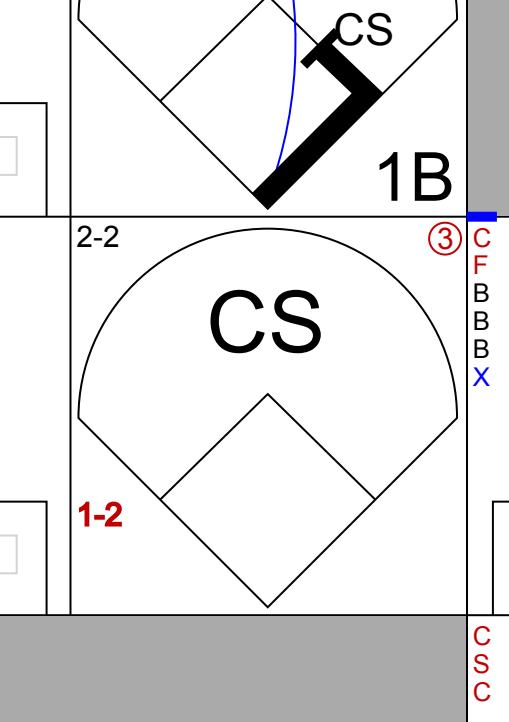
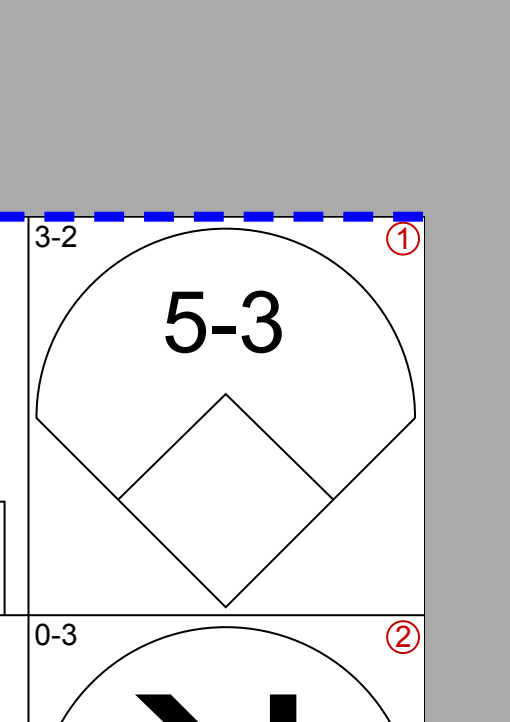
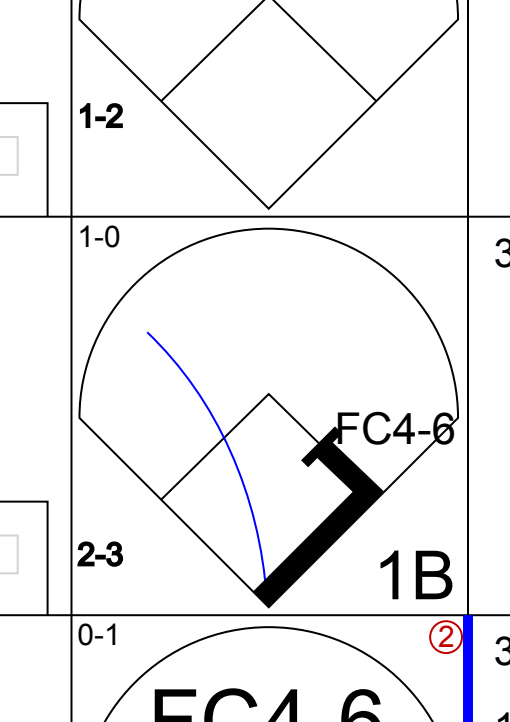
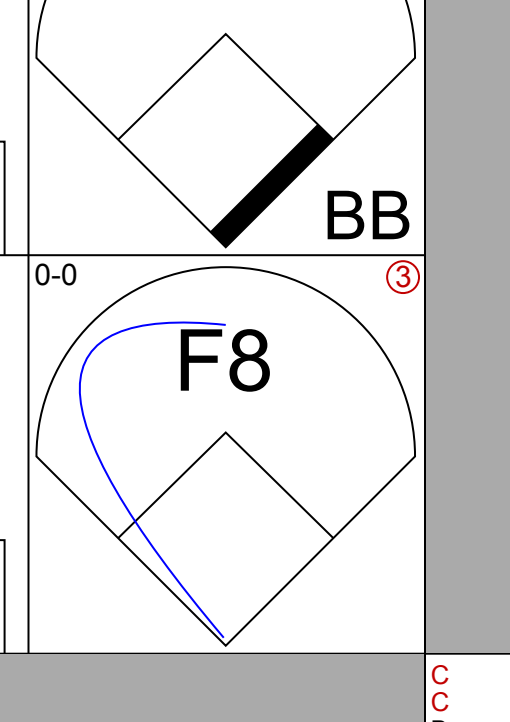
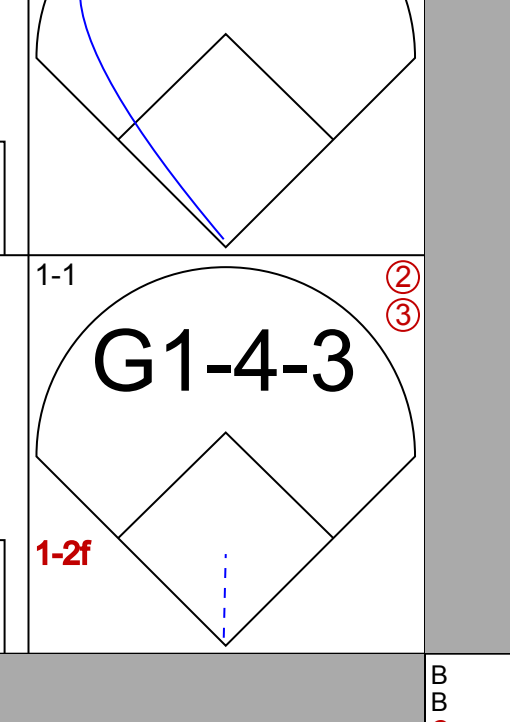
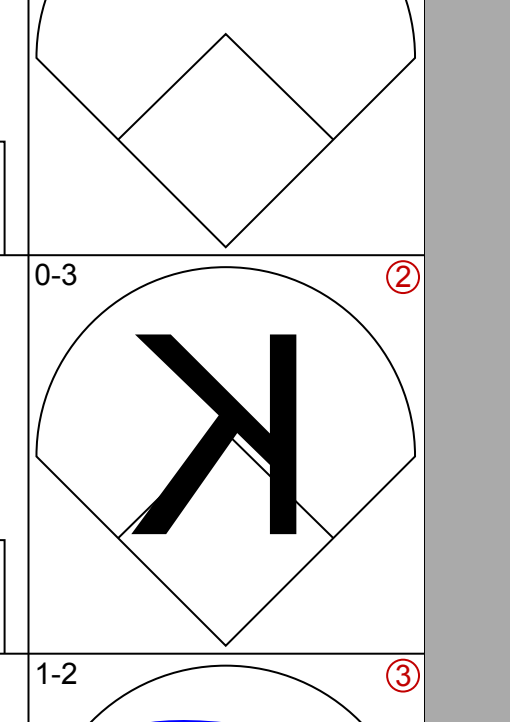
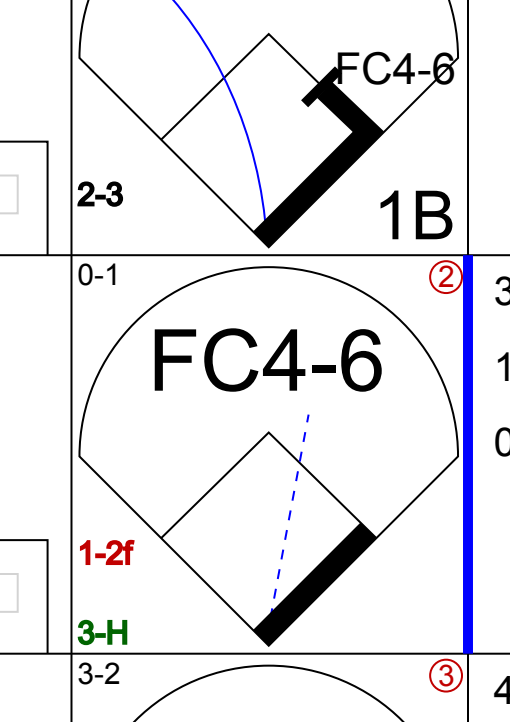
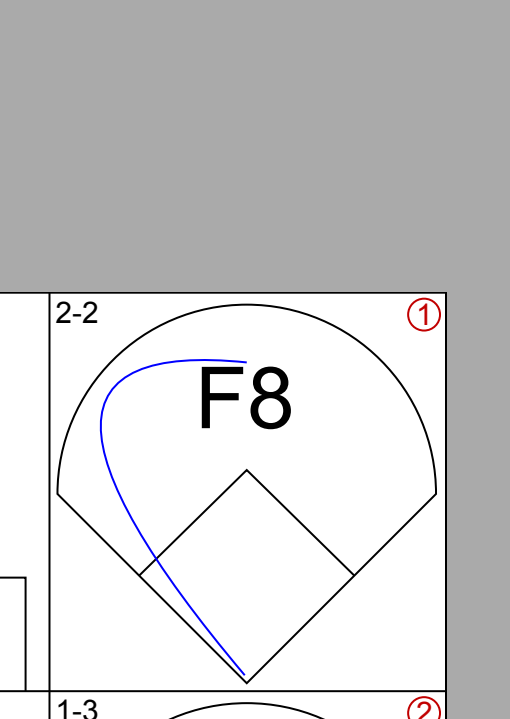
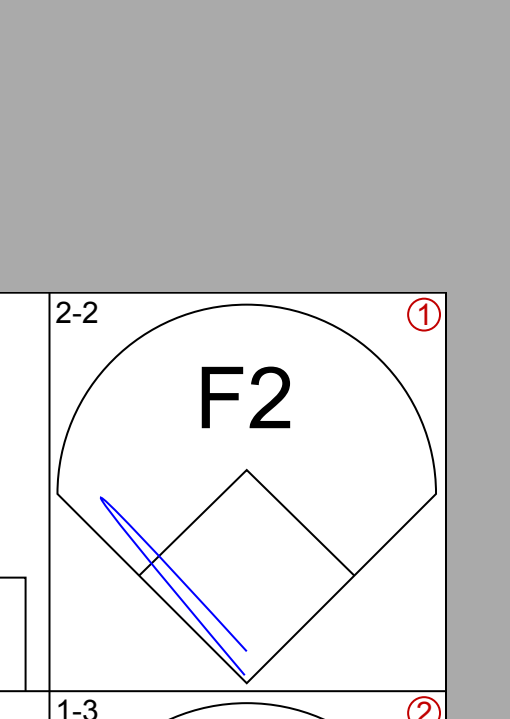
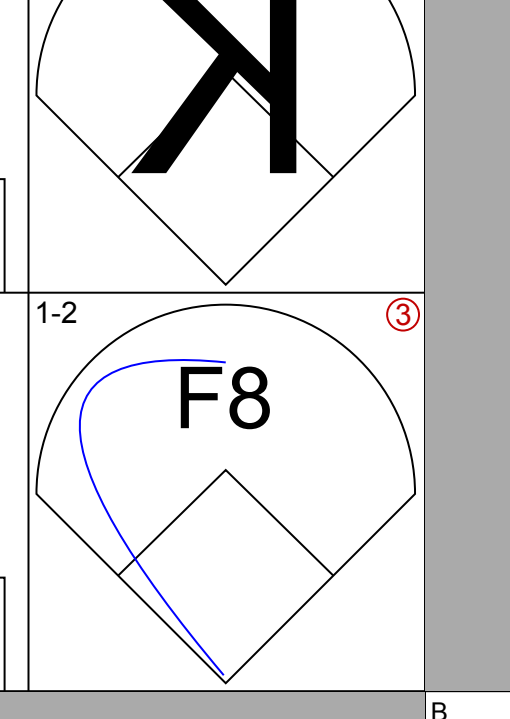
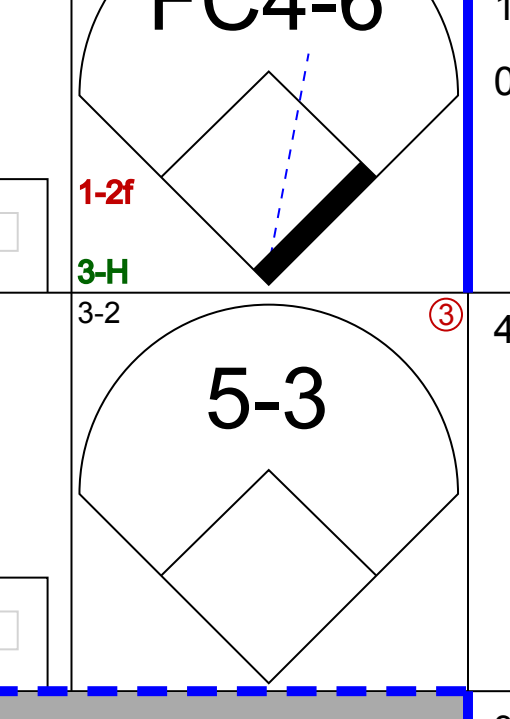
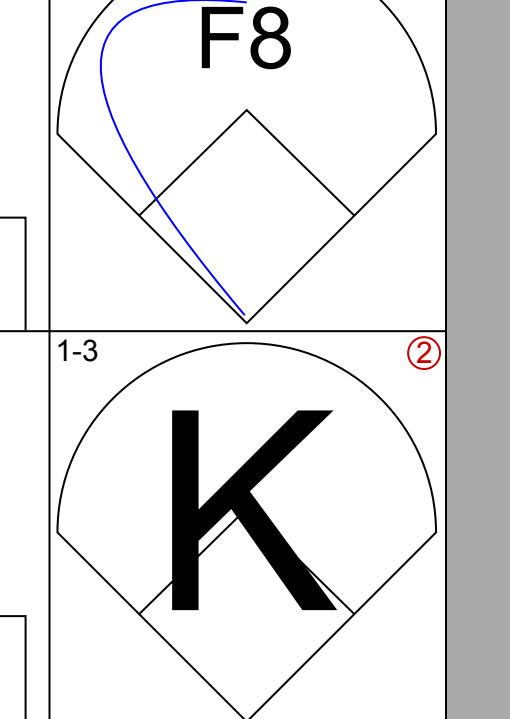
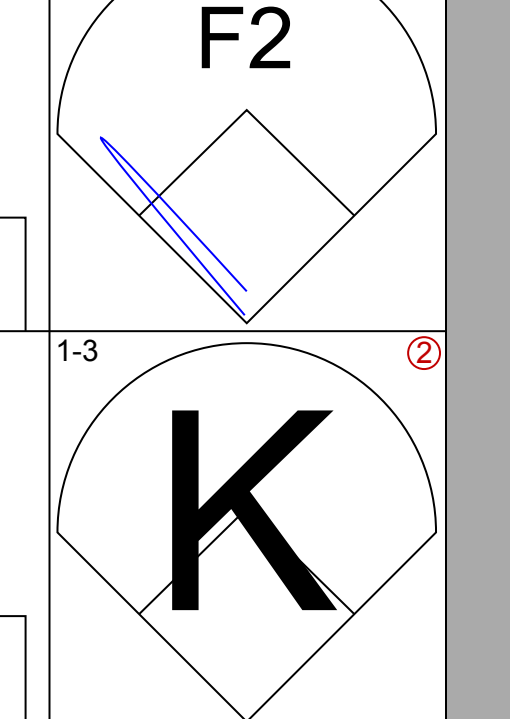
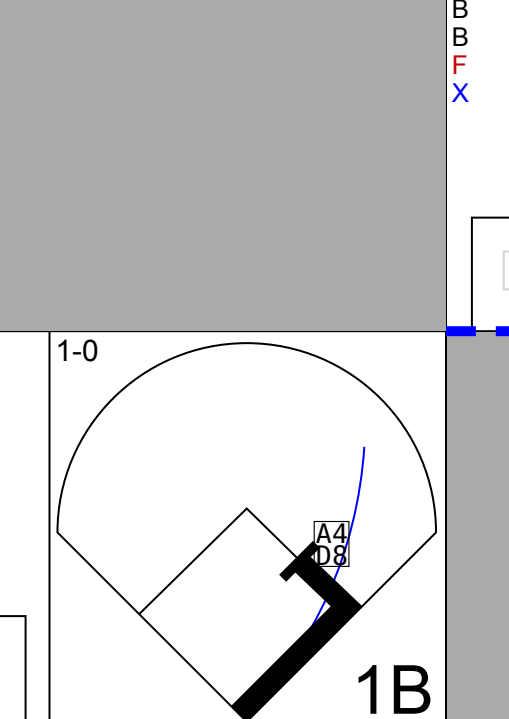


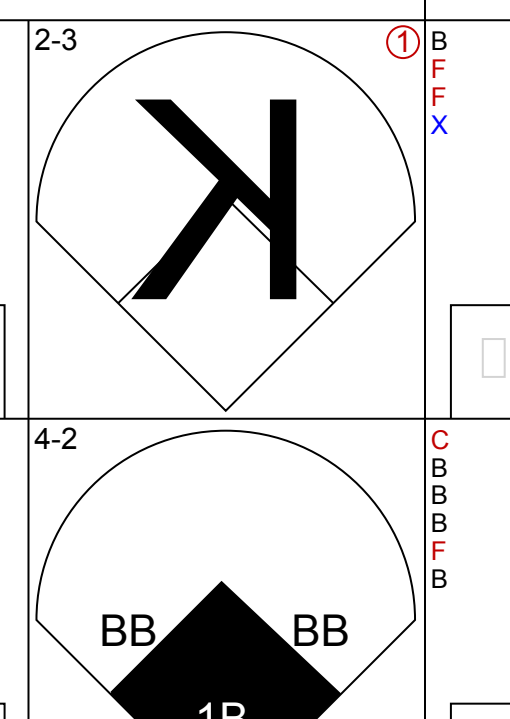
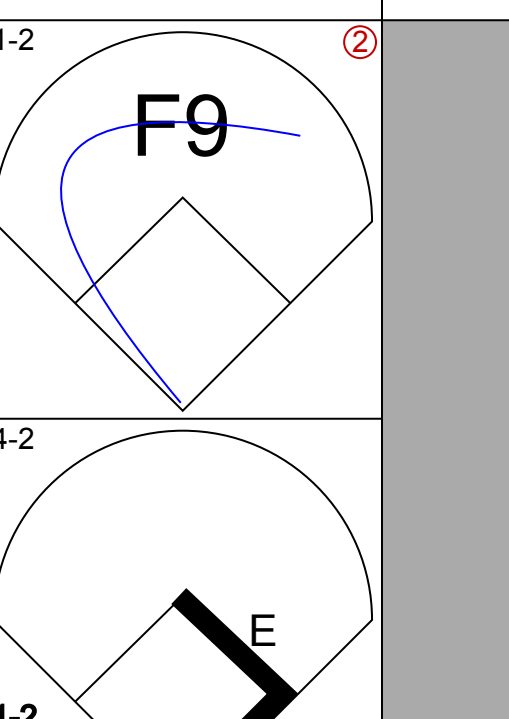
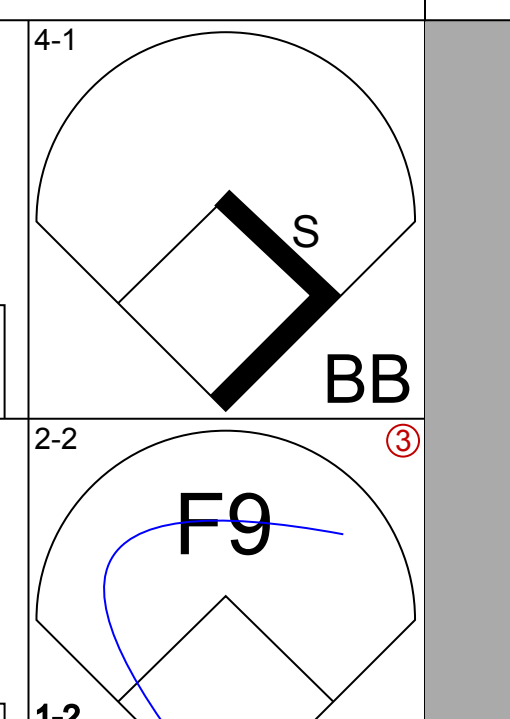
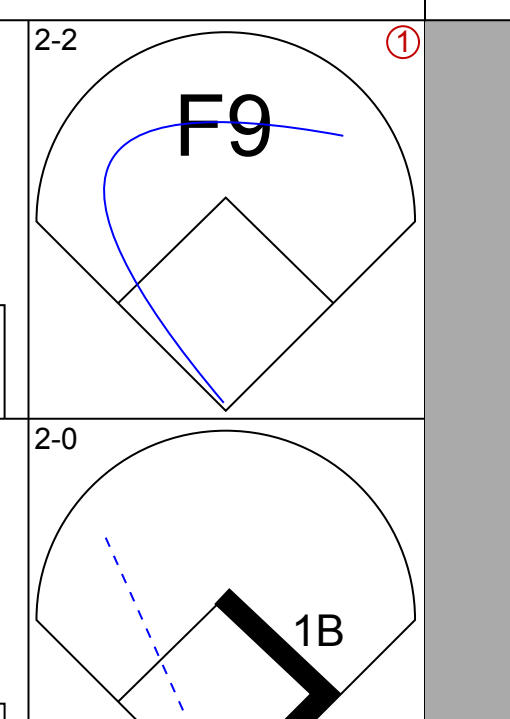
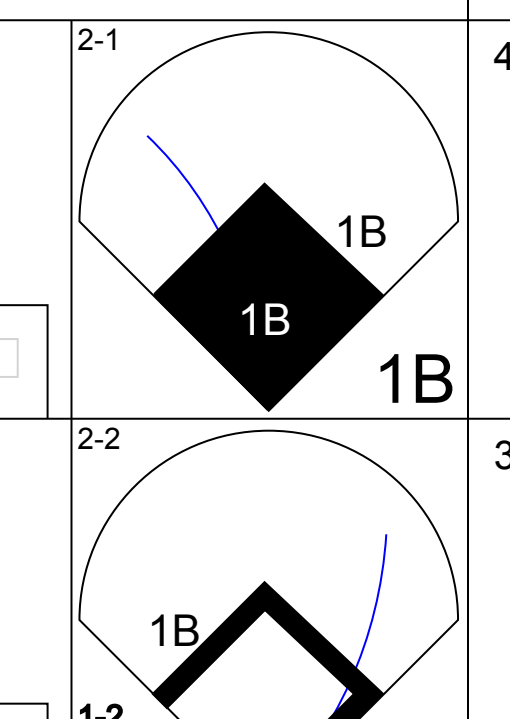
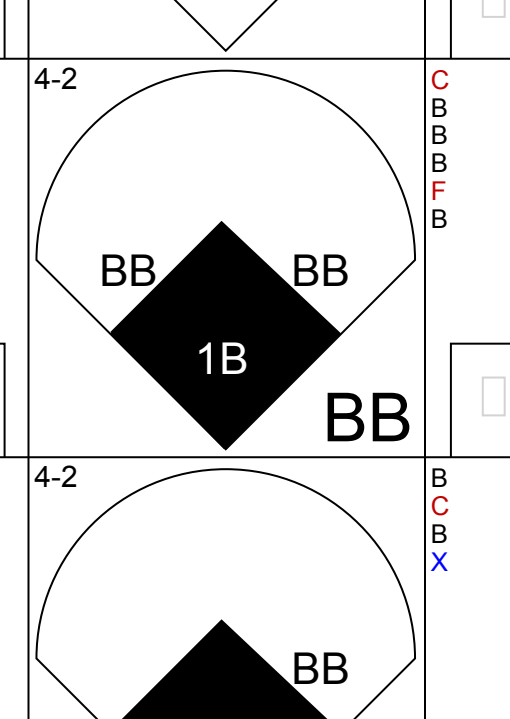
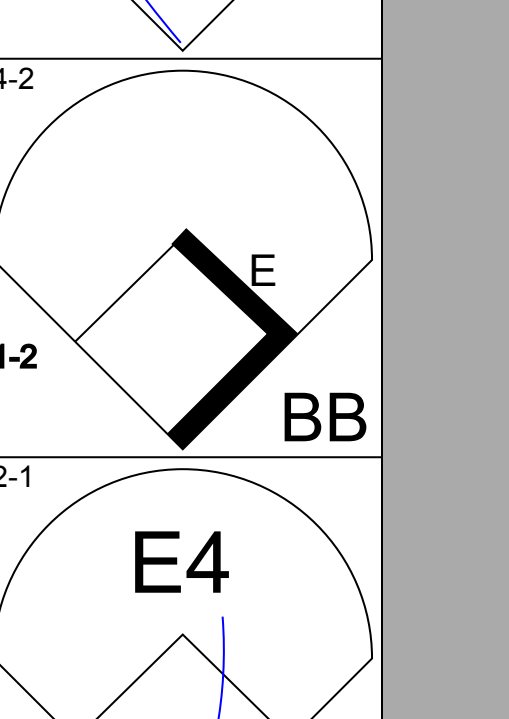
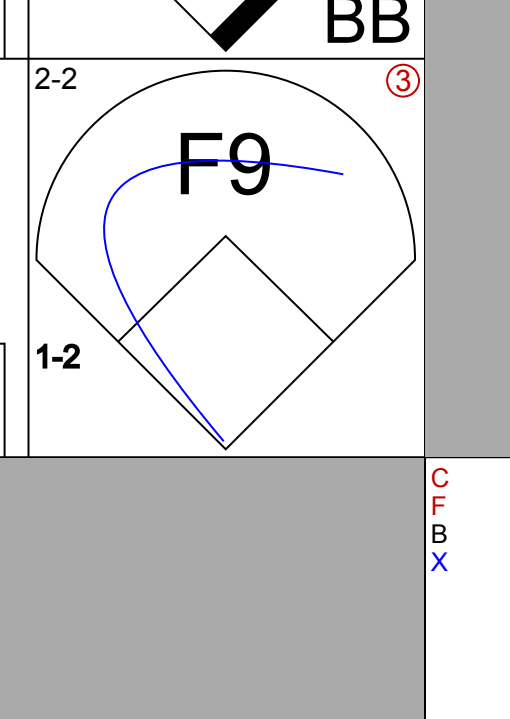
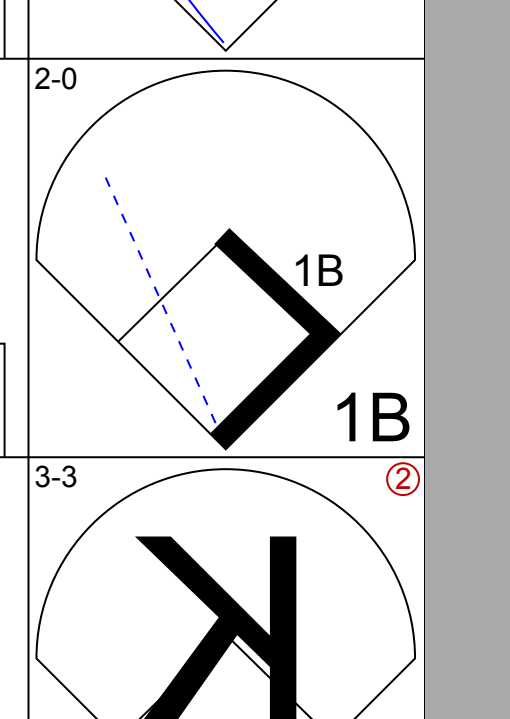
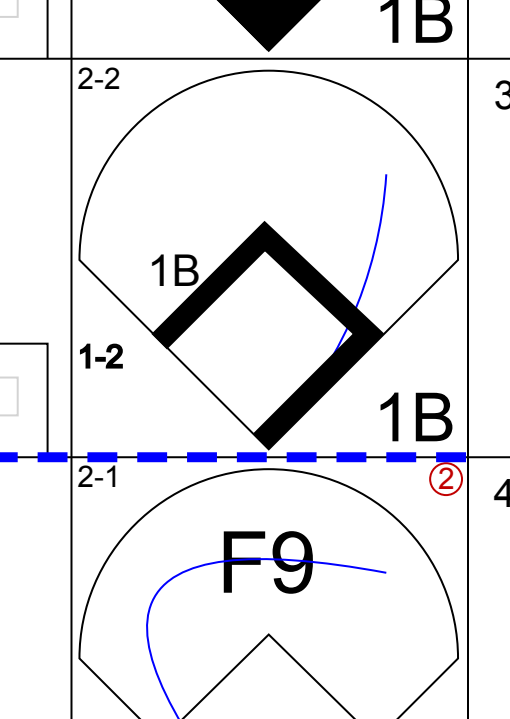
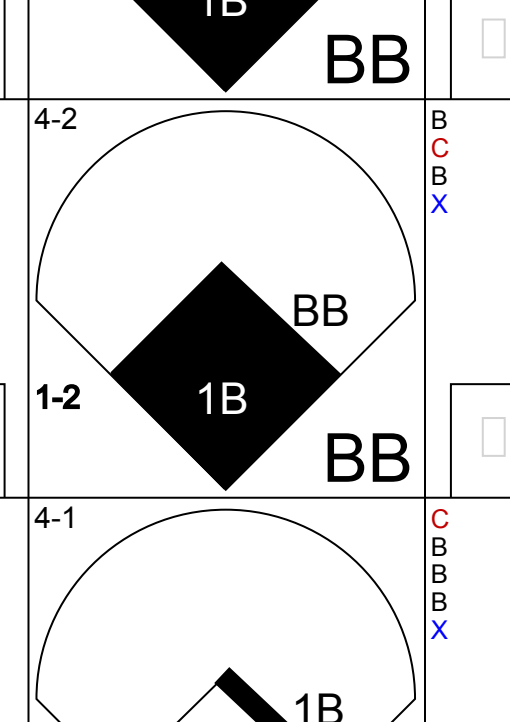
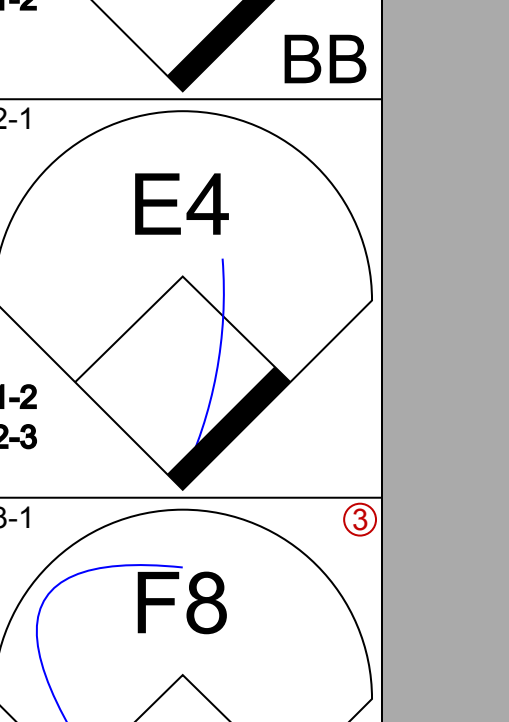
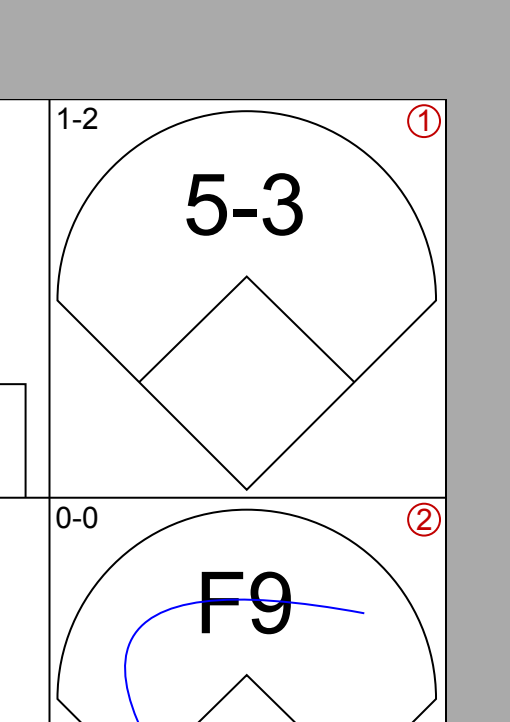
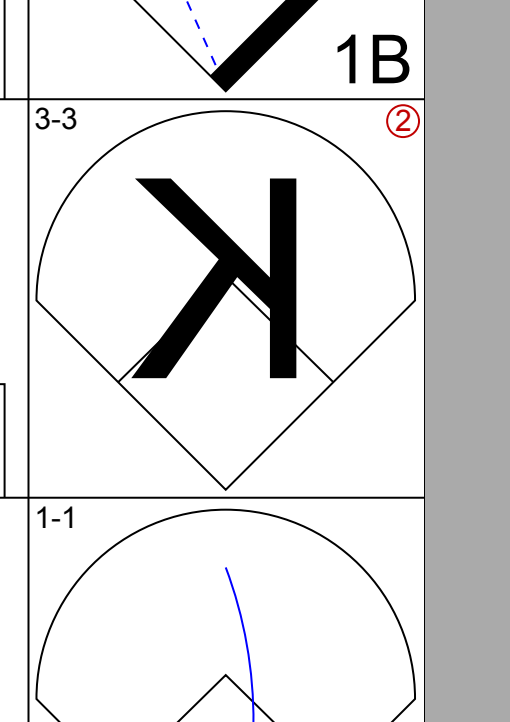
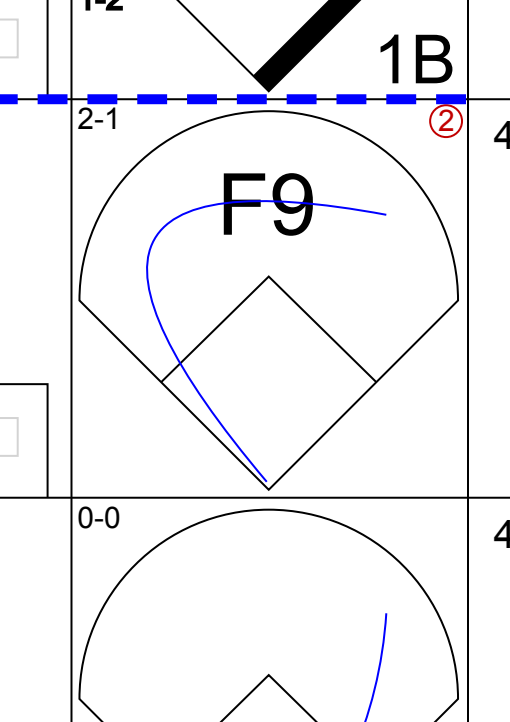
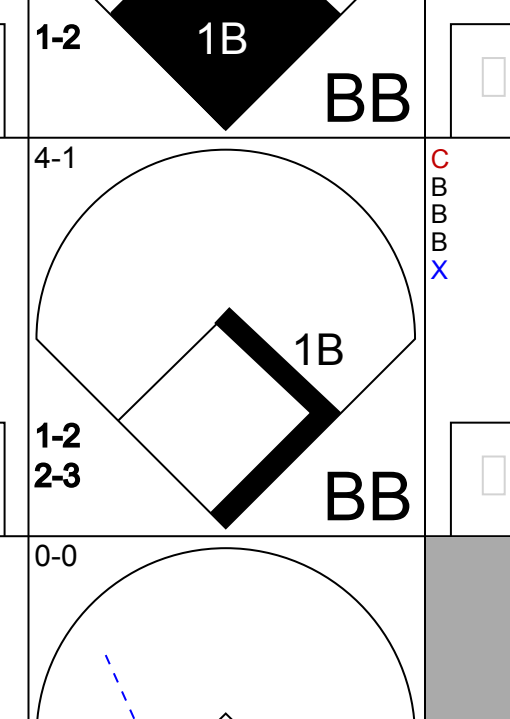
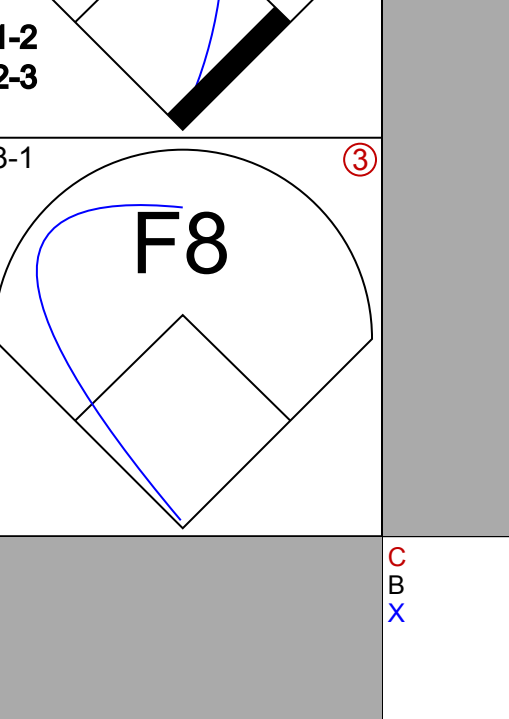
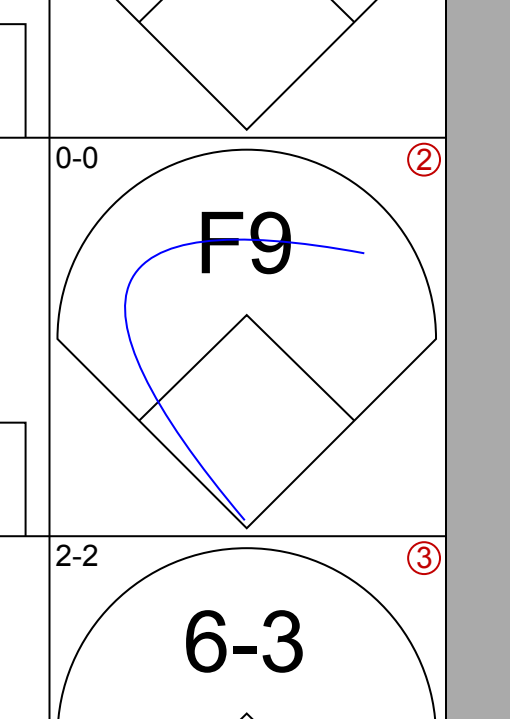
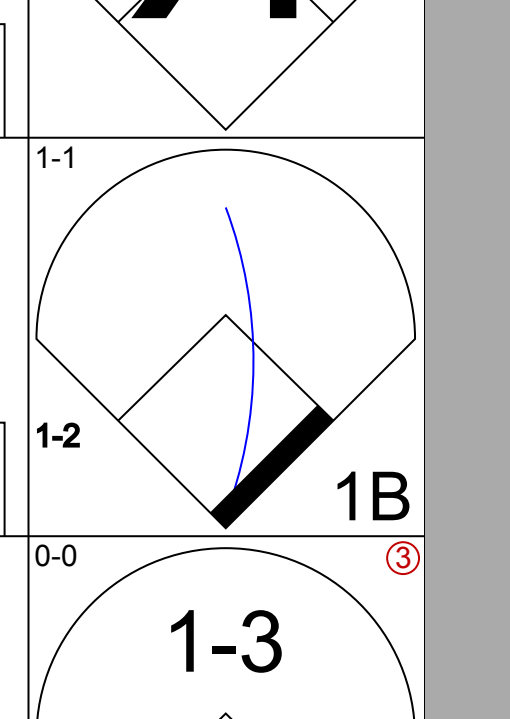
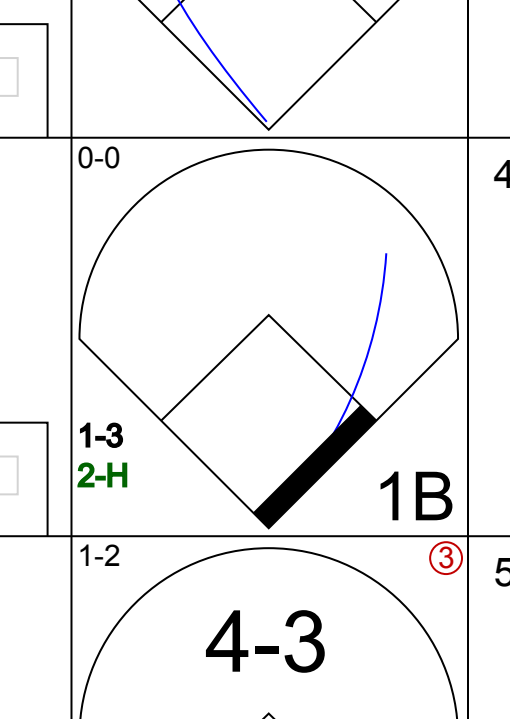
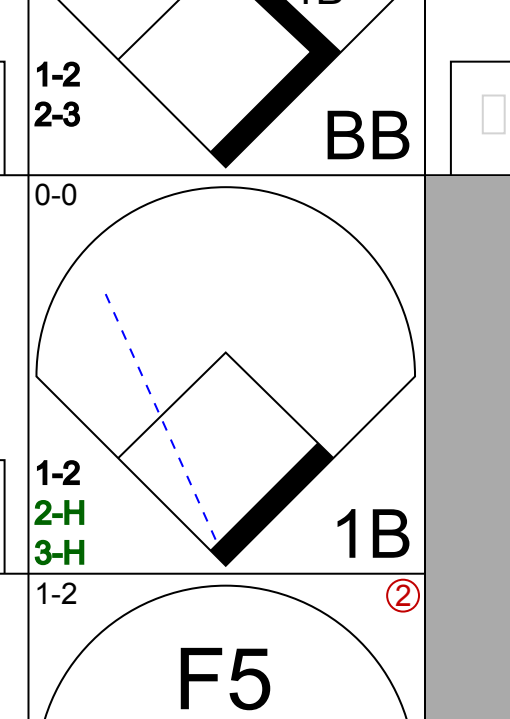
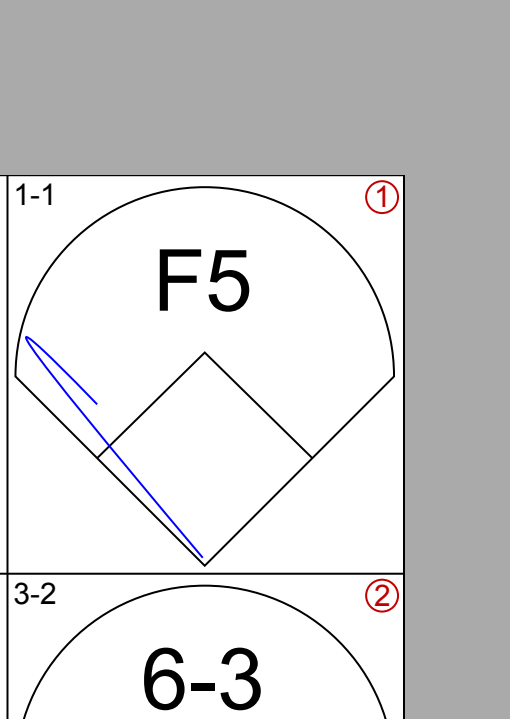
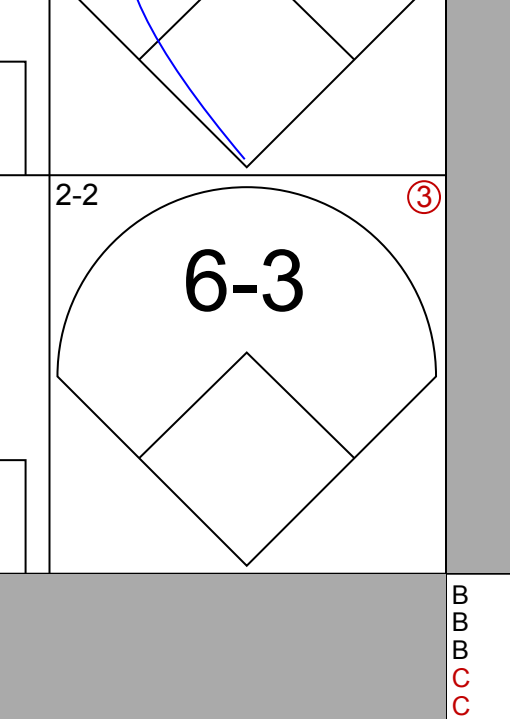
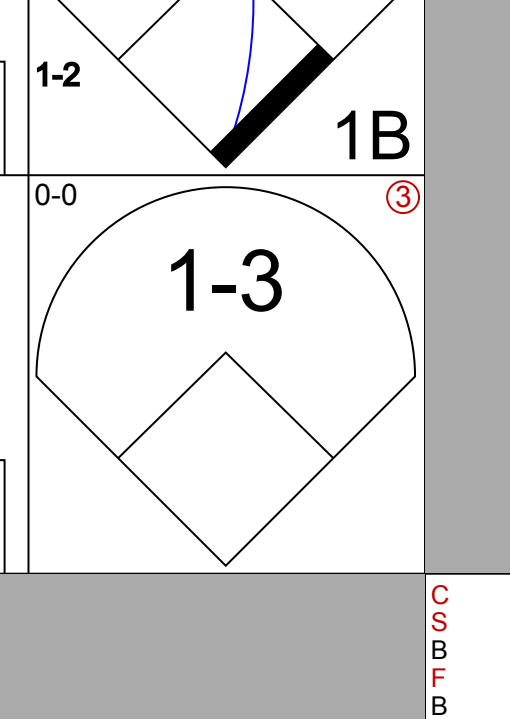
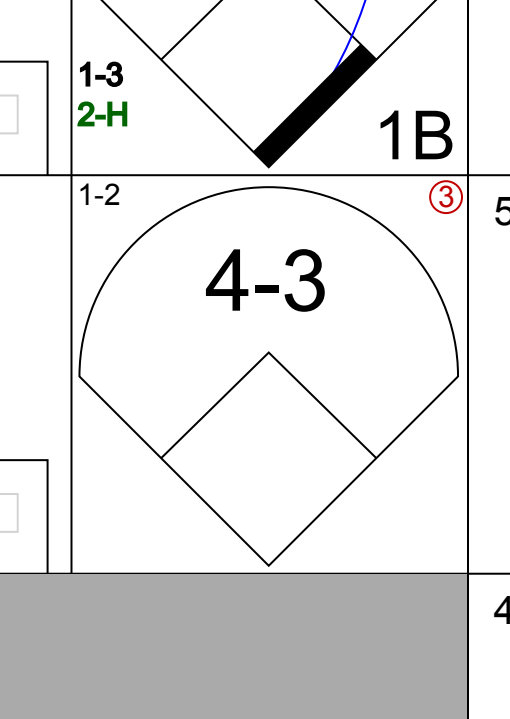
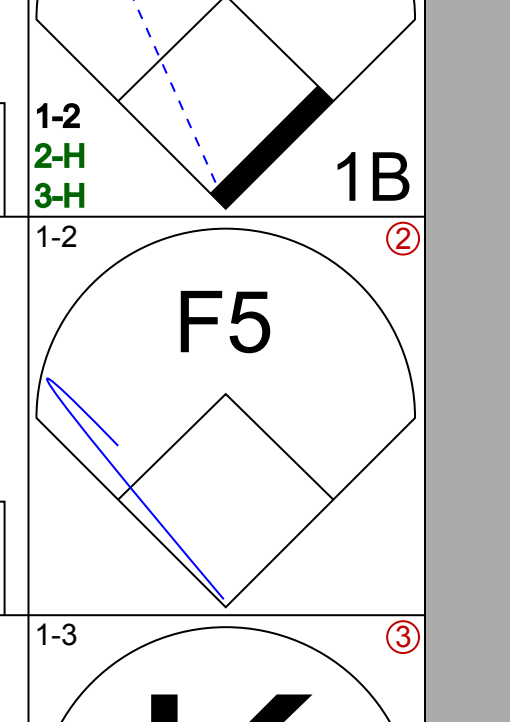
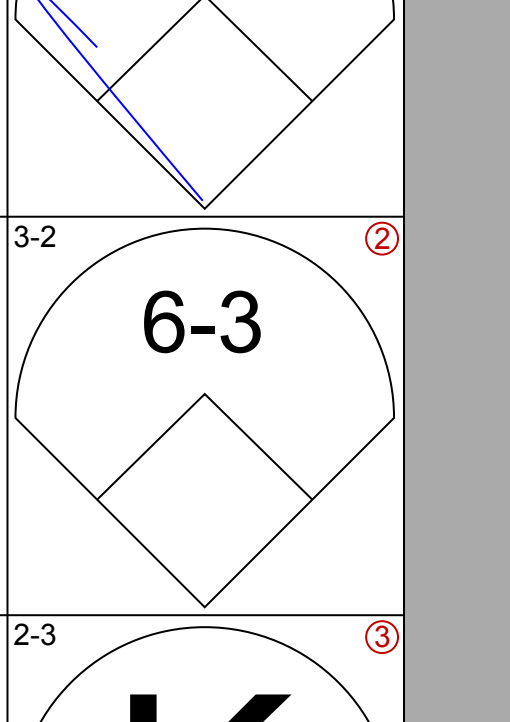
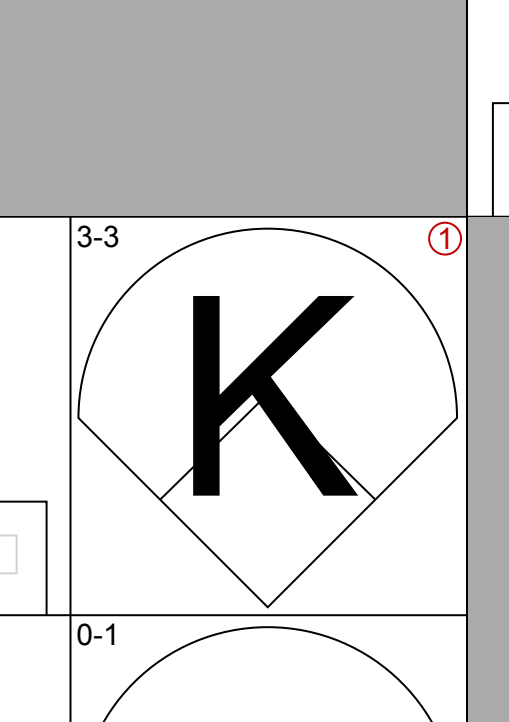
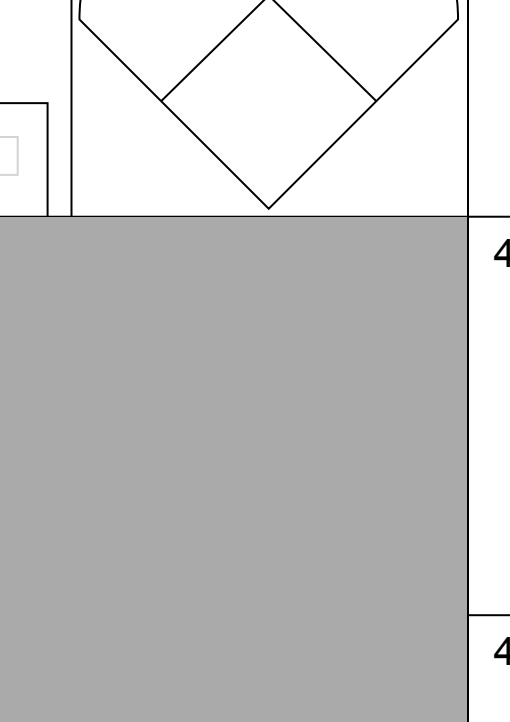
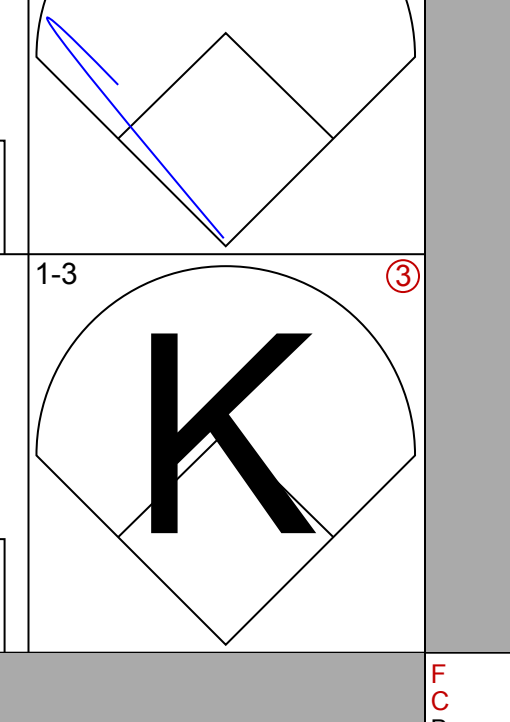
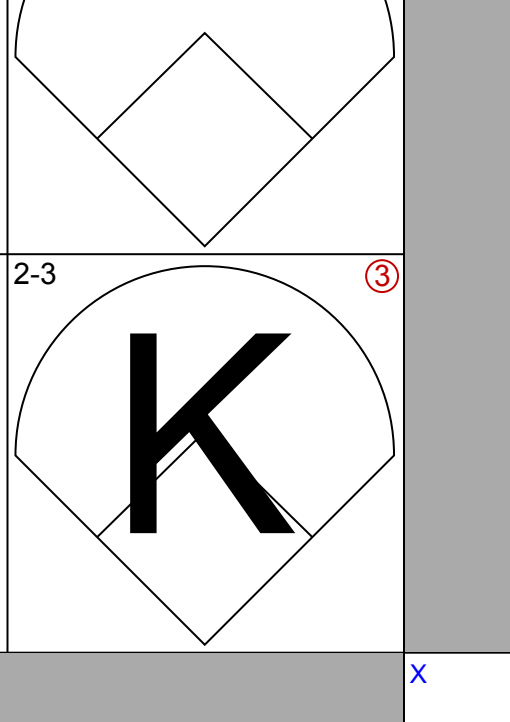
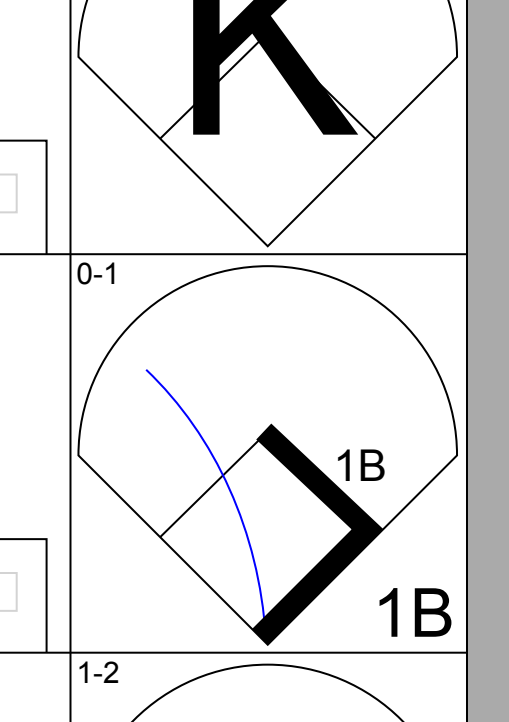

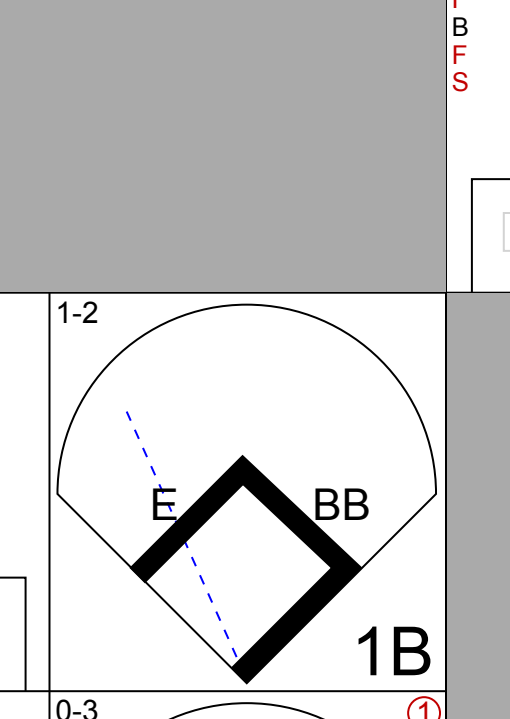
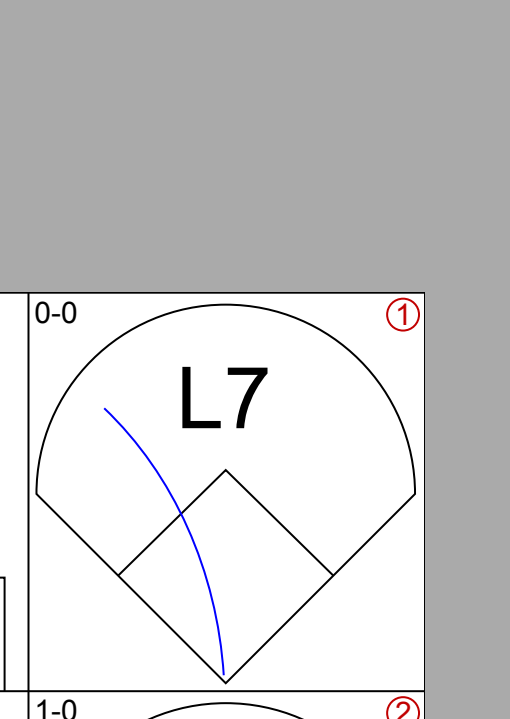
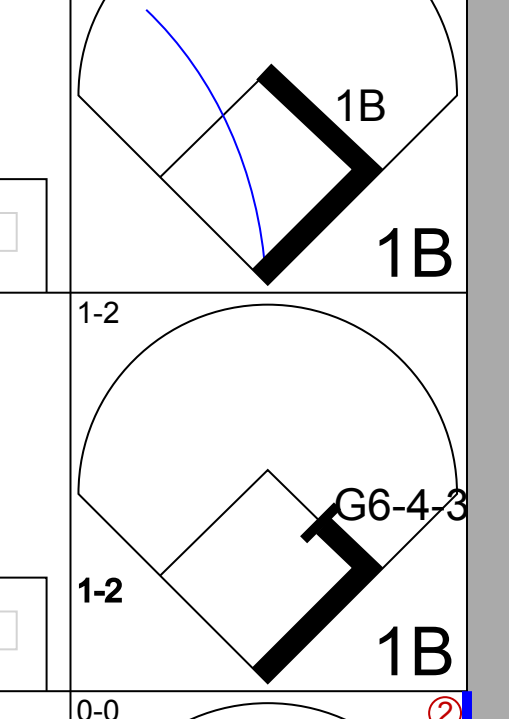

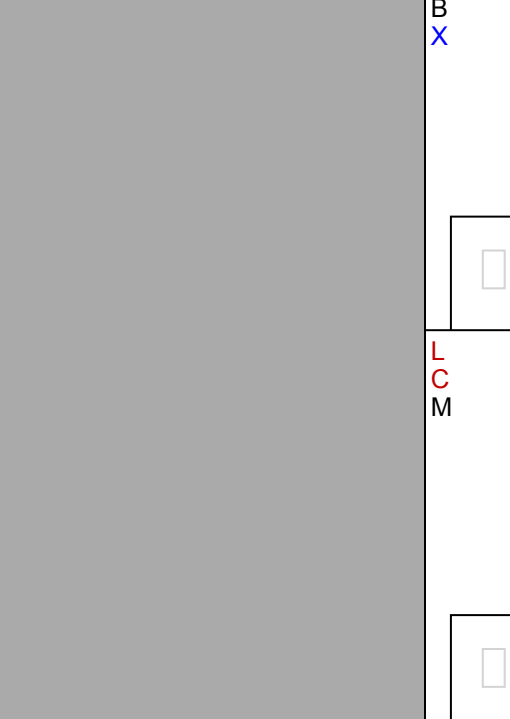
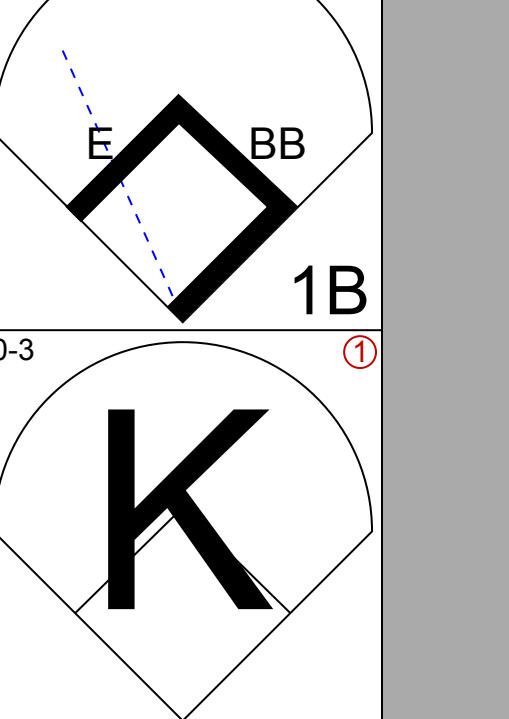
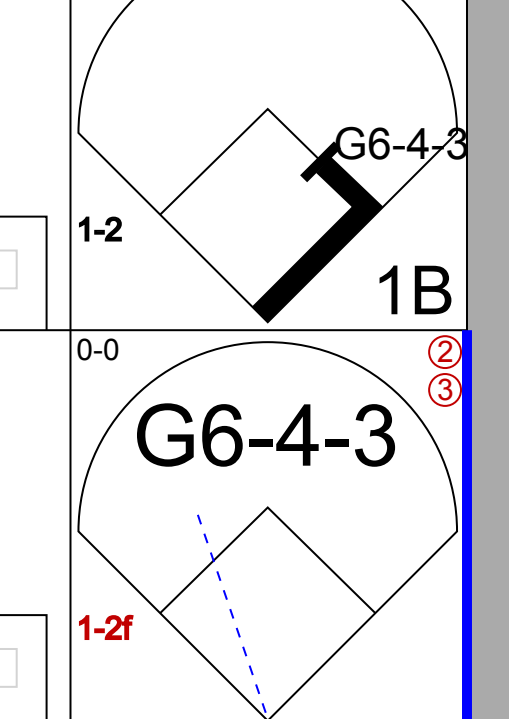
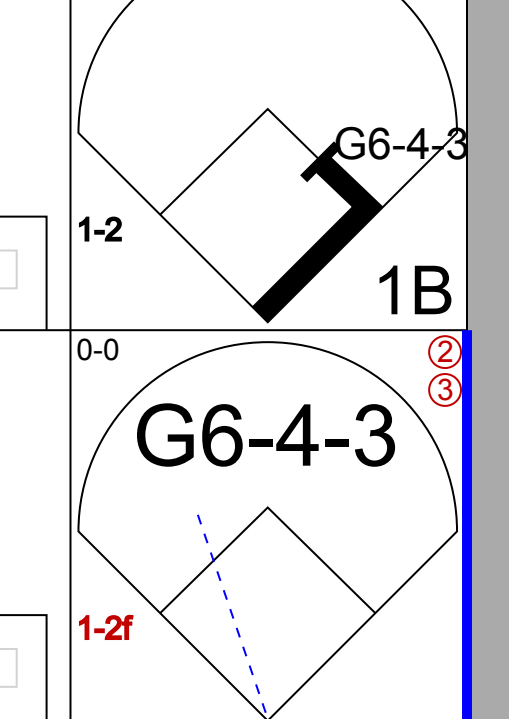
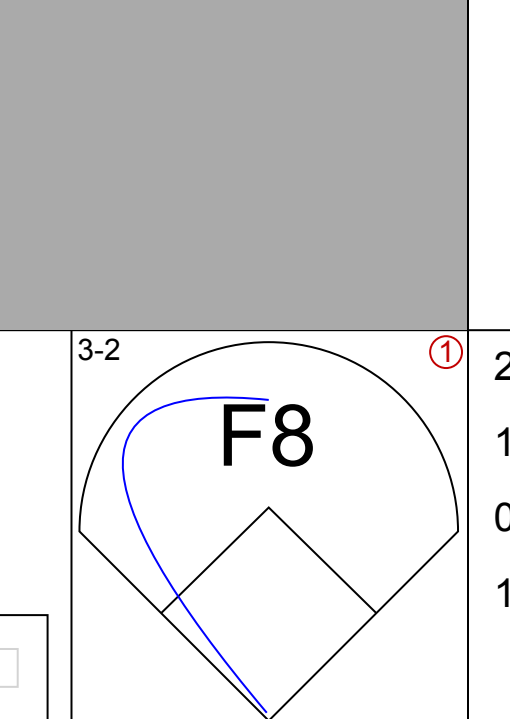
Batter	1	2	3	4	5	6	7	8	9	AB	R	H	RBI	BB	SO	LOB	BOTTOM					
Jim Gilliam, S OBP: 0.353, SLG: 0.362	0-1 SF8				2-0 HR		0-1 SH			3	2	2	0	0	0	1						
Norm Larker, L OBP: 0.403, SLG: 0.480										3	1	1	0	1	0	1						
Gino Cimoli, R OBP: 0.278, SLG: 0.366										0	0	0	0	0	0	0						
Charlie Neal, R OBP: 0.348, SLG: 0.477										2	1	0	1	1	1	3						
Carl Furillo, R OBP: 0.328, SLG: 0.432										3	1	2	5	0	0	0						
Gil Hodges, R OBP: 0.324, SLG: 0.412										1	0	0	0	3	0	0						
Don Zimmer, R OBP: 0.315, SLG: 0.430										3	0	0	0	1	0	4						
Don Demeter, R OBP: 0.148, SLG: 0.185										4	0	2	0	0	2	1						
Joe Pignatano, R OBP: 0.268, SLG: 0.379										3	0	0	0	0	2	2						
Don Drysdale, R OBP: 0.205, SLG: 0.474										4	1	1	0	0	2	1						
Johnny Klippstein, R OBP: 0.155, SLG: 0.105										0	0	0	0	0	0	0						
Inning Stats	R: 2 E: 1 K: 0 S: 8	H: 2 LOB: 1 BB: 1 P: 13	R: 0 E: 0 K: 0 S: 6	H: 1 LOB: 0 BB: 0 P: 8	R: 0 E: 0 K: 0 S: 5	H: 0 LOB: 0 BB: 0 P: 6	R: 0 E: 0 K: 1 S: 11	H: 0 LOB: 2 BB: 2 P: 21	R: 3 E: 0 K: 1 S: 10	H: 2 LOB: 0 BB: 1 P: 21	R: 0 E: 0 K: 2 S: 8	H: 0 LOB: 0 BB: 0 P: 12	R: 1 E: 1 K: 1 S: 17	H: 2 LOB: 3 BB: 2 P: 29	R: 0 E: 0 K: 2 S: 7	H: 1 LOB: 0 BB: 0 P: 11	1B: 6 2B: 1 3B: 0 HR: 1	SF: 2 SAC: 2 DP: 0 HBP: 0	WP: 0 PB: 1 SB: 0 CS: 1	PA: 36		
PITCHER	IP WLS BF H R ER SO BB IBB HBP BLK WP HR S P ERA WHIP	IP WLS BF H R ER SO BB IBB HBP BLK WP HR S P ERA WHIP	IP WLS BF H R ER SO BB IBB HBP BLK WP HR S P ERA WHIP	IP WLS BF H R ER SO BB IBB HBP BLK WP HR S P ERA WHIP	IP WLS BF H R ER SO BB IBB HBP BLK WP HR S P ERA WHIP	IP WLS BF H R ER SO BB IBB HBP BLK WP HR S P ERA WHIP	IP WLS BF H R ER SO BB IBB HBP BLK WP HR S P ERA WHIP	IP WLS BF H R ER SO BB IBB HBP BLK WP HR S P ERA WHIP	IP WLS BF H R ER SO BB IBB HBP BLK WP HR S P ERA WHIP	IP WLS BF H R ER SO BB IBB HBP BLK WP HR S P ERA WHIP	IP WLS BF H R ER SO BB IBB HBP BLK WP HR S P ERA WHIP	IP WLS BF H R ER SO BB IBB HBP BLK WP HR S P ERA WHIP	IP WLS BF H R ER SO BB IBB HBP BLK WP HR S P ERA WHIP	IP WLS BF H R ER SO BB IBB HBP BLK WP HR S P ERA WHIP	IP WLS BF H R ER SO BB IBB HBP BLK WP HR S P ERA WHIP	IP WLS BF H R ER SO BB IBB HBP BLK WP HR S P ERA WHIP	IP WLS BF H R ER SO BB IBB HBP BLK WP HR S P ERA WHIP	IP WLS BF H R ER SO BB IBB HBP BLK WP HR S P ERA WHIP	IP WLS BF H R ER SO BB IBB HBP BLK WP HR S P ERA WHIP	IP WLS BF H R ER SO BB IBB HBP BLK WP HR S P ERA WHIP	IP WLS BF H R ER SO BB IBB HBP BLK WP HR S P ERA WHIP	IP WLS BF H R ER SO BB IBB HBP BLK WP HR S P ERA WHIP

San Francisco Giants @ Los Angeles Dodgers
Los Angeles Memorial Coliseum, Los Angeles, CA
Fri Aug 08 1958, 10:05 PM EDT
Att: 45,098 - Unknown

AB 26
R 6
H 8
RBI 6
BB 6
SO 7
LOB 13



Batter	1	2	3	4	5	6	7	8	9	AB	R	H	RBI	BB	SO	LOB	TOP			
Felipe Alou, R OBP: 0.281, SLG: 0.387 (1, 9)										4	0	0	0	0	3	1	San Francisco Giants @ Los Angeles Dodgers Los Angeles Memorial Coliseum, Los Angeles, CA Sat Aug 09 1958, 10:05 PM EDT Att: 46,178 - Unknown			
Jim Davenport, R OBP: 0.334, SLG: 0.374 (1, 5)										4	2	3	1	0	1	0				
Willie Mays, R OBP: 0.399, SLG: 0.552 (1, 8)										4	1	0	0	0	0	1				
Hank Sauer, R OBP: 0.359, SLG: 0.474 Whitney Lockman, L OBP: 0.337, SLG: 0.338 (9, PR)										4	2	2	4	0	1	0				
Orlando Cepeda, R OBP: 0.338, SLG: 0.512 (1, 3)										4	0	1	0	0	1	1				
Daryl Spencer, R OBP: 0.353, SLG: 0.427 (1, 6)										3	0	1	0	1	0	1				
Bob Schmidt, R OBP: 0.306, SLG: 0.443 Leon Wagner, L OBP: 0.396, SLG: 0.500 Valmy Thomas, R OBP: 0.333, SLG: 0.330 (9, PH)										3	0	0	0	0	1	2				
Danny O'Connell, R OBP: 0.328, SLG: 0.314 (1, 4)										4	0	0	0	0	0	2				
Johnny Antonelli, L OBP: 0.234, SLG: 0.274 Marv Grissom, R (9, 1)										3	0	1	0	0	2	0				
Inning Stats	R: 3 E: 1 K: 2 S: 19	H: 2 LOB: 1 BB: 1 P: 31	R: 0 E: 0 K: 1 S: 8	H: 0 LOB: 0 BB: 0 P: 13	R: 0 E: 0 K: 1 S: 9	H: 1 LOB: 0 BB: 0 P: 12	R: 0 E: 0 K: 0 S: 5	H: 0 LOB: 0 BB: 0 P: 9	R: 0 E: 0 K: 1 S: 11	H: 2 LOB: 0 BB: 0 P: 17	R: 0 E: 0 K: 1 S: 9	H: 0 LOB: 0 BB: 0 P: 13	R: 1 E: 0 K: 1 S: 7	H: 2 LOB: 0 BB: 0 P: 10	R: 1 E: 1 K: 0 S: 11	H: 1 LOB: 2 BB: 0 P: 18		1B: 5 2B: 0 3B: 0 HR: 3	SF: 0 SAC: 0 DP: 1 HBP: 0	WP: 0 PB: 0 SB: 0 CS: 1
PITCHER	IP	WLS	BF	H	R	ER	SO	BB	IBB	HBP	BLK	WP	HR	S	P	ERA	WHIP			
Johnny Podres, L ERA: 3.62 Clem Labine, R ERA: 4.27	(1, 1) (7, 1)	6.0 3.0	L 12	23 3	5 2	4 1	3 2	7 1	2 0	0 0	0 0	0 0	2 1	62 27	99 41	4.50 3.00	1.000 1.000			

Batter	1	2	3	4	5	6	7	8	9	AB	R	H	RBI	BB	SO	LOB	BOTTOM			
Jim Gilliam, S OBP: 0.354, SLG: 0.360 (1, 5)										4	1	1	0	1	1	1	San Francisco Giants @ Los Angeles Dodgers Los Angeles Memorial Coliseum, Los Angeles, CA Sat Aug 09 1958, 10:05 PM EDT Att: 46,178 - Unknown			
Gino Cimoli, R OBP: 0.285, SLG: 0.370 (1, 7)										3	1	2	0	2	0	1				
Charlie Neal, R OBP: 0.346, SLG: 0.471 (1, 4)										4	1	0	0	1	1	5				
Carl Furillo, R OBP: 0.332, SLG: 0.433 (1, 9)										4	0	2	1	1	0	3				
Gil Hodges, R OBP: 0.323, SLG: 0.408 (1, 3)										5	0	1	2	0	0	4				
Don Zimmer, R OBP: 0.312, SLG: 0.425 (1, 6)										4	0	0	0	0	1	2				
Don Demeter, R OBP: 0.161, SLG: 0.194 (1, 8)										4	0	1	0	0	3	2				
Joe Pignatano, R OBP: 0.277, SLG: 0.385 (1, 2)										4	0	2	0	0	0	0				
Johnny Podres, L OBP: 0.130, SLG: 0.098 Pee Wee Reese, R OBP: 0.343, SLG: 0.396 Clem Labine, R (7, 1) Norm Larker, L OBP: 0.401, SLG: 0.477 (9, PH)										2	0	0	0	0	1	1				
Inning Stats	R: 2 E: 0 K: 2 S: 18	H: 1 LOB: 2 BB: 3 P: 34	R: 0 E: 1 K: 1 S: 15	H: 1 LOB: 3 BB: 1 P: 26	R: 0 E: 0 K: 1 S: 11	H: 0 LOB: 0 BB: 0 P: 17	R: 0 E: 0 K: 0 S: 6	H: 0 LOB: 1 BB: 1 P: 13	R: 0 E: 0 K: 1 S: 9	H: 2 LOB: 1 BB: 0 P: 13	R: 0 E: 0 K: 1 S: 10	H: 2 LOB: 2 BB: 0 P: 18	R: 0 E: 0 K: 1 S: 11	H: 0 LOB: 0 BB: 0 P: 17	R: 1 E: 0 K: 0 S: 15	H: 3 LOB: 2 BB: 0 P: 25		1B: 9 2B: 0 3B: 0 HR: 0	SF: 0 SAC: 0 DP: 1 HBP: 0	WP: 0 PB: 0 SB: 1 CS: 0
PITCHER	IP	WLS	BF	H	R	ER	SO	BB	IBB	HBP	BLK	WP	HR	S	P	ERA	WHIP			
Johnny Antonelli, L ERA: 3.09 Marv Grissom, R ERA: 3.18	(1, 1) (9, 1)	8.1 0.2	W S	38 3	1 0	0 0	3 0	7 0	5 0	0 0	0 0	0 0	2 6	96 9	164 9	3.24 0.00	1.560 1.500			

Batter	1	2	3	4	5	6	7	8	9	AB	R	H	RBI	BB	SO	LOB	TOP								
Johnny Goryl, R OBP: 0.321, SLG: 0.384 (1, 4)										5	0	2	0	0	1	3									
Alvin Dark, R OBP: 0.360, SLG: 0.387 (1, 5)										5	1	2	0	0	0	1									
14 Ernie Banks, R OBP: 0.354, SLG: 0.609 (1, 6)										5	1	1	0	0	1	3									
Bobby Thomson, R OBP: 0.359, SLG: 0.479 (1, 8)										5	1	2	0	0	1	2									
Jim Bolger, R OBP: 0.277, SLG: 0.330 (1, 7)										4	2	1	2	1	0	3									
Lee Walls, R OBP: 0.368, SLG: 0.509 (1, 9)										5	3	3	3	0	0	1									
Cal Neeman, R OBP: 0.328, SLG: 0.504 (1, 2)										4	0	0	0	1	1	3									
Dale Long, L OBP: 0.364, SLG: 0.447 (1, 3)										5	1	2	1	0	0	0									
Dick Drott, R OBP: 0.295, SLG: 0.262 (1, 1)										4	0	1	1	0	2	2									
Don Elston, R OBP: 0.273, SLG: 0.273 (8, 1)										0	0	0	0	0	0	0									
Inning Stats	R: 0 E: 0 K: 0 S: 9	H: 3 LOB: 2 BB: 0 P: 15	R: 0 E: 0 K: 1 S: 8	H: 1 LOB: 2 BB: 1 P: 16	R: 5 E: 2 K: 1 S: 16	H: 3 LOB: 0 BB: 0 P: 27	R: 0 E: 0 K: 0 S: 6	H: 0 LOB: 0 BB: 0 P: 9	R: 0 E: 0 K: 0 S: 7	H: 1 LOB: 1 BB: 0 P: 13	R: 0 E: 0 K: 0 S: 12	H: 2 LOB: 2 BB: 0 P: 19	R: 3 E: 1 K: 2 S: 14	H: 3 LOB: 1 BB: 1 P: 26	R: 0 E: 0 K: 2 S: 9	H: 0 LOB: 0 BB: 0 P: 14	R: 1 E: 0 K: 0 S: 8	H: 1 LOB: 0 BB: 0 P: 13	1B: 10 2B: 1 3B: 1 HR: 2	SF: 0 SAC: 0 DP: 1 HBP: 0	WP: 1 PB: 0 SB: 0 CS: 0	PA: 44			
PITCHER	IP	WLS	BF	H	R	ER	SO	BB	IBB	HBP	BLK	WP	HR	S	P	ERA	WHIP								
Danny McDevitt, L ERA: 6.95 (1, 1)	2.0	L	14	6	4	2	1	1	0	0	0	1	0	23	41	9.00	3.500								
Babe Birner, R ERA: 3.12 (3, 1)	4.2		22	7	4	3	2	1	0	0	0	0	1	46	79	5.79	1.714								
Johnny Klippstein, R ERA: 4.95 (7, 1)	0.1		1	0	0	0	1	0	0	0	0	0	0	3	5	0.00	0.000								
Fred Klipp, L ERA: 5.45 (8, 1)	1.0		3	0	0	0	2	0	0	0	0	0	0	9	14	0.00	0.000								
Carl Erskine, R ERA: 5.16 (9, 1)	1.0		4	1	1	1	0	0	0	0	0	0	1	8	13	9.00	1.000								

Chicago Cubs @ Los Angeles Dodgers
Los Angeles Memorial Coliseum, Los Angeles, CA

AB 42
R 9
H 14
RBI 7
BB 2
SO 6
LOB 18



WP: 1 PA: 44
PB: 0
SB: 0
CS: 0

Chicago Cubs @ Los Angeles Dodgers
Los Angeles Memorial Coliseum, Los Angeles, CA

AB 34
R 3
H 8
RBI 3
BB 7
SO 6
LOB 23



WP: 0 PA: 43
PB: 0
SB: 0
CS: 1

Batter	1	2	3	4	5	6	7	8	9	AB	R	H	RBI	BB	SO	LOB	BOTTOM								
Jim Gilliam, S OBP: 0.353, SLG: 0.356 (1, 5)										4	0	0	0	1	0	4									
Norm Larker, L OBP: 0.396, SLG: 0.466 (1, 7)										3	0	1	0	2	0	1									
Charlie Neal, R OBP: 0.345, SLG: 0.467 (1, 4)										5	0	1	0	0	3	4									
Carl Furillo, R OBP: 0.337, SLG: 0.435 (1, 9)										4	2	1	0	1	0	4									
John Roseboro, L OBP: 0.339, SLG: 0.464 (1, 2)										4	0	2	1	0	0	1									
Gil Hodges, R OBP: 0.328, SLG: 0.426 (1, 3)										4	1	1	2	1	1	3									
Don Zimmer, R OBP: 0.310, SLG: 0.419 (1, 6)										3	0	1	0	1	0	2									
Don Demeter, R OBP: 0.143, SLG: 0.171 (1, 8)										4	0	0	0	0	1	3									
Danny McDevitt, L ERA: 6.95 (1, 1)										0	0	0	0	0	0	0									
Babe Birner, R ERA: 3.12 (3, 1)										2	0	1	0	0	1	1									
Johnny Klippstein, R ERA: 4.95 (7, 1)										0	0	0	0	0	0	0									
Pee Wee Reese, R ERA: 3.12 (7, 9)										1	0	0	0	0	0	0									
Fred Klipp, L ERA: 5.45 (8, 1)										0	0	0	0	0	0	0									
Elmer Valo, L ERA: 3.32, SLG: 0.318 (8, 9)										0	0	0	0	1	0	0									
Carl Erskine, R ERA: 5.16 (9, 1)										0	0	0	0	0	0	0									
Inning Stats	R: 0 E: 0 K: 1 S: 8	H: 0 LOB: 0 BB: 1 P: 15	R: 0 E: 0 K: 1 S: 9	H: 0 LOB: 1 BB: 0 P: 14	R: 0 E: 1 K: 1 S: 13	H: 1 LOB: 2 BB: 0 P: 22	R: 2 E: 0 K: 1 S: 14	H: 3 LOB: 1 BB: 0 P: 23	R: 0 E: 0 K: 0 S: 9	H: 1 LOB: 1 BB: 0 P: 13	R: 0 E: 0 K: 0 S: 5	H: 1 LOB: 0 BB: 0 P: 8	R: 0 E: 0 K: 1 S: 13	H: 1 LOB: 3 BB: 2 P: 26	R: 0 E: 0 K: 0 S: 8	H: 0 LOB: 3 BB: 3 P: 20	R: 1 E: 0 K: 1 S: 16	H: 1 LOB: 1 BB: 1 P: 25	1B: 5 2B: 2 3B: 0 HR: 1	SF: 0 SAC: 0 DP: 1 HBP: 1	WP: 0 PB: 0 SB: 0 CS: 1	PA: 43			
PITCHER	IP	WLS	BF	H	R	ER	SO	BB	IBB	HBP	BLK	WP	HR	S	P	ERA	WHIP								
Dick Drott, R ERA: 5.65 (1, 1)	7.1	W	34	7	2	2	5	5	0	1	0	0	0	72	130	2.46	1.636								
Don Elston, R ERA: 3.14 (8, 1)	1.2	S	8	1	1	1	1	2	0	0	0	0	0	23	36	5.40	1.800								

WP: 0 PA: 43
PB: 0
SB: 0
CS: 1

Batter	1	2	3	4	5	6	7	8	9	AB	R	H	RBI	BB	SO	LOB	TOP					
Johnny Goryl, R OBP: 0.320, SLG: 0.374 (1, 4)	F8	G4-6-3			F8		5-3		14 E 1B	5	0	1	0	0	0	2	Chicago Cubs @ Los Angeles Dodgers Los Angeles Memorial Coliseum, Los Angeles, CA Thu Aug 14 1958, 6:33 AM EDT Att: 6,195 - Unknown livebaseballscorecards.com					
Alvin Dark, R OBP: 0.355, SLG: 0.387 (1, 5)	6-3		F8		4-3		F8		14 E 1B	5	0	1	0	0	0	0						
14 Ernie Banks, R OBP: 0.359, SLG: 0.614 (1, 6)	1B		G1		1B		1B	F3	E6 FC6-4	5	0	3	0	0	0	2						
Walt Moryn, L OBP: 0.344, SLG: 0.500 (1, 7)	6-3		G1		F7			SF9 3B	F7	5	1	1	0	0	0	6						
Bobby Thomson, R OBP: 0.357, SLG: 0.475 (1, 8)		E FC5-4 1B	F6			K		SF9	FC6-4	4	1	1	1	0	1	4						
Lee Walls, R OBP: 0.370, SLG: 0.507 (1, 9)		FC5-4 E 1B		F8		6-3				4	1	2	0	0	0	0						
Dale Long, L OBP: 0.358, SLG: 0.450 (1, 3)		FC5-4 BB				FC6 BB				2	0	2	0	2	0	0						
Cal Neeman, R OBP: 0.336, SLG: 0.524 (6, PH)		FC5-4		F3		FC6				2	0	0	1	0	0	3						
Lou Jackson, L OBP: 0.222, SLG: 0.385 (6, PH)										1	0	0	0	0	0	1						
Moe Thacker, R OBP: 0.269, SLG: 0.542 (6, PH)										0	0	0	0	0	0	0						
Sammy Taylor, L OBP: 0.339, SLG: 0.406 (6, PH)										1	0	0	0	0	0	2						
John Briggs, R OBP: 0.207, SLG: 0.310 (1, 1)		E4		1-3						2	0	0	1	0	0	2						
Marcelino Solis, L OBP: 0.273, SLG: 0.294 (7, PH)										0	0	0	0	0	0	0						
Chuck Tanner, L OBP: 0.277, SLG: 0.350 (7, PH)										1	0	0	0	0	0	0						
Bob Anderson, R (7, 1)										0	0	0	0	0	0	0						
Jim Bolger, R OBP: 0.273, SLG: 0.323 (9, PH)										1	0	0	0	0	1	0						
Inning Stats	R: 0 E: 0 K: 0 S: 9	H: 1 LOB: 1 BB: 0 P: 12	R: 2 E: 2 K: 0 S: 11	H: 2 LOB: 1 BB: 1 P: 20	R: 0 E: 0 K: 0 S: 13	H: 1 LOB: 1 BB: 0 P: 18	R: 0 E: 0 K: 0 S: 8	H: 1 LOB: 1 BB: 0 P: 13	R: 0 E: 0 K: 0 S: 11	H: 1 LOB: 1 BB: 0 P: 14	R: 0 E: 0 K: 1 S: 9	H: 0 LOB: 1 BB: 1 P: 17	R: 0 E: 0 K: 0 S: 6	H: 0 LOB: 0 BB: 0 P: 8	R: 1 E: 0 K: 0 S: 13	H: 3 LOB: 2 BB: 0 P: 20	R: 0 E: 1 K: 1 S: 14	H: 2 LOB: 3 BB: 0 P: 23	1B: 9 2B: 1 3B: 1 HR: 0	SF: 1 SAC: 0 DP: 1 HBP: 0	WP: 0 PB: 0 SB: 0 CS: 0	PA: 41
PITCHER	IP WLS BF H R ER SO BB IBB HBP BLK WP HR S P ERA WHIP																					
Don Drysdale, R ERA: 4.88 (1, 1)	7.2 W 34 9 3 3 1 2 0 0 0 0 0 0 78 119 3.52 1.435																					
Johnny Klippstein, R ERA: 4.89 (8, 1)	0.2 5 2 0 0 1 0 0 0 0 0 0 0 13 20 0.00 3.000																					
Fred Kipp, L ERA: 5.4 (9, 1)	0.1 1 0 0 0 0 0 0 0 0 0 0 0 2 4 0.00 0.000																					
Clem Labine, R ERA: 4.21 (9, 1)	0.1 S 1 0 0 0 0 0 0 0 0 0 0 0 1 2 0.00 0.000																					

Batter	1	2	3	4	5	6	7	8	9	AB	R	H	RBI	BB	SO	LOB	BOTTOM			
Jim Gilliam, S OBP: 0.355, SLG: 0.358 (1, 5)	WP S BB		K	1-2 2-H 3-H 1B		E5 CS				3	0	1	2	1	1	0	Chicago Cubs @ Los Angeles Dodgers Los Angeles Memorial Coliseum, Los Angeles, CA Thu Aug 14 1958, 6:33 AM EDT Att: 6,195 - Unknown livebaseballscorecards.com			
John Roseboro, L OBP: 0.338, SLG: 0.459 (1, 2)	F7		4-3	4-3		CS		F7		4	0	0	0	0	0	3				
Duke Snider, L OBP: 0.366, SLG: 0.475 (1, 8)	1-3 1-2			HR		G6-4-3 1B		4-3		4	1	2	1	0	0	1				
Carl Furillo, R OBP: 0.335, SLG: 0.433 (1, 9)	F8		6-3			G6-4-3		5-3		4	0	0	0	0	0	2				
Norm Larker, L OBP: 0.404, SLG: 0.479 (1, 7)		BLK 3B		1B BB 1B		4-3				3	2	2	0	0	0	0				
Gino Cimoli, R OBP: 0.291, SLG: 0.371 (7, 7)										1	1	1	0	0	0	0				
Gil Hodges, R OBP: 0.329, SLG: 0.425 (1, 3)		K		F2		HR 1B		SF9 S 1B		4	1	2	0	0	1	2				
Charlie Neal, R OBP: 0.341, SLG: 0.458 (1, 4)		1-3		1B BB		L9		K		3	1	0	0	1	1	4				
Don Zimmer, R OBP: 0.309, SLG: 0.415 (1, 6)				F5		F9		SF9		2	0	0	1	1	0	3				
Don Drysdale, R OBP: 0.238, SLG: 0.561 (1, 1)										3	1	2	2	0	1	1				
Johnny Klippstein, R OBP: 0.252, SLG: 0.095 (8, 1)										1	0	0	0	0	1	1				
Fred Kipp, L OBP: 0.292, SLG: 0.304 (9, 1)										0	0	0	0	0	0	0				
Clem Labine, R OBP: 0.143, SLG: 0.077 (9, 1)										0	0	0	0	0	0	0				
Inning Stats	R: 0 E: 0 K: 0 S: 11	H: 0 LOB: 1 BB: 1 P: 20	R: 1 E: 0 K: 2 S: 12	H: 1 LOB: 1 BB: 1 P: 21	R: 1 E: 0 K: 1 S: 8	H: 1 LOB: 0 BB: 0 P: 12	R: 2 E: 0 K: 0 S: 8	H: 3 LOB: 2 BB: 1 P: 17	R: 0 E: 0 K: 0 S: 3	H: 1 LOB: 0 BB: 0 P: 5	R: 2 E: 1 K: 0 S: 9	H: 2 LOB: 0 BB: 0 P: 19	R: 0 E: 0 K: 0 S: 7	H: 0 LOB: 0 BB: 0 P: 12	R: 1 E: 0 K: 2 S: 12	H: 2 LOB: 1 BB: 0 P: 17	1B: 7 2B: 0 3B: 1 HR: 2	SF: 1 SAC: 0 DP: 1 HBP: 0	WP: 1 PB: 0 SB: 3 CS: 1	PA: 37
PITCHER	IP WLS BF H R ER SO BB IBB HBP BLK WP HR S P ERA WHIP																			
John Briggs, R ERA: 4.14 (1, 1)	3.2 L 19 5 4 4 3 3 0 0 0 0 0 0 1 38 69 9.82 2.182																			
Marcelino Solis, L ERA: 4.09 (4, 1)	2.1 9 3 2 2 0 0 0 0 0 0 0 1 13 25 7.71 1.286																			
Bob Anderson, R ERA: 6.3 (7, 1)	2.0 8 2 1 1 2 0 0 0 0 0 0 0 19 29 4.50 1.000																			

AB	38
R	3
H	11
RBI	3
BB	2
SO	2
LOB	22



AB	32
R	7
H	10
RBI	6
BB	3
SO	5
LOB	17



Batter	1	2	3	4	5	6	7	8	9	AB	R	H	RBI	BB	SO	LOB	TOP					
Don Blasingame, L OBP: 0.348, SLG: 0.363 (1, 4)	4-3		F2		F6	F5			4-3	5	0	0	0	0	0	4	St. Louis Cardinals @ Los Angeles Dodgers Los Angeles Memorial Coliseum, Los Angeles, CA Fri Aug 15 1958, 10:05 PM EDT Att: 27,738 - Unknown livebaseballscorecards.com					
Gene Freese, R OBP: 0.306, SLG: 0.403 (1, 6)	F8 2B		F6		K			1B	4-1 1B BB	4	0	2	0	1	1	3						
Stan Musial, L OBP: 0.425, SLG: 0.543 (1, 3)	F8			FC5-4 1B	BB 1B BB			1B	4-1 1-2 2-3 BB	4	0	2	0	1	1	2						
Ken Boyer, R OBP: 0.346, SLG: 0.493 (1, 5)	F8			FC5-4 BB 1-2	BB 1B			F4	3-2 F7	5	0	1	1	0	0	5						
Wally Moon, L OBP: 0.357, SLG: 0.376 (1, 9)		K		G5-4-3 BB	FC6-4 BB			1-3	3-3 K	3	0	0	1	2	2	3						
Del Ennis, R OBP: 0.301, SLG: 0.366 (1, 7)		K		G5-4-3 1-2	FC6-4 1-2			F3		4	0	0	0	0	1	5						
Curt Flood, R OBP: 0.334, SLG: 0.419 (1, 8)		K			HR	G3 1B		6-3		4	1	2	1	0	1	0						
Hobie Landrith, L OBP: 0.333, SLG: 0.291 (1, 2)			6-3		BB 1B BB	G3 1B		1-1 1B		4	1	2	0	0	0	1						
Sal Maglie, R OBP: 0.197, SLG: 0.261 (5, PH)			4-2		4-1 BB BB	1-3		2-3 K		0	0	0	0	1	0	0						
Irv Noren, L OBP: 0.177, SLG: 0.234 (5, PH)					1-2 BB BB					0	1	0	0	1	0	0						
Bob Wade, R OBP: 0.217, SLG: 0.314 (5, PH)										0	0	0	0	0	0	0						
Joe Cunningham, L OBP: 0.145, SLG: 0.166 (6, PH)										1	0	0	0	0	0	1						
Phil Paine, R OBP: 0.245, SLG: 0.286 (6, PH)										0	0	0	0	0	0	0						
Gene Green, R OBP: 0.200, SLG: 0.416 (6, PH)										1	0	0	0	0	0	1						
Bill Wright, L OBP: 0.222, SLG: 0.125 (6, PH)										0	0	0	0	0	0	0						
Inning Stats	R: 0 E: 0 K: 0 S: 10	H: 1 LOB: 1 BB: 0 P: 14	R: 0 E: 0 K: 3 S: 12	H: 0 LOB: 0 BB: 0 P: 17	R: 0 E: 0 K: 0 S: 10	H: 0 LOB: 1 BB: 1 P: 18	R: 0 E: 0 K: 0 S: 13	H: 1 LOB: 1 BB: 1 P: 24	R: 3 E: 0 K: 1 S: 19	H: 3 LOB: 3 BB: 3 P: 38	R: 0 E: 0 K: 0 S: 8	H: 1 LOB: 1 BB: 0 P: 14	R: 0 E: 0 K: 1 S: 8	H: 1 LOB: 1 BB: 0 P: 11	R: 0 E: 0 K: 1 S: 8	H: 1 LOB: 1 BB: 0 P: 12	R: 0 E: 0 K: 1 S: 18	H: 1 LOB: 2 BB: 1 P: 29	1B: 7 2B: 1 3B: 0 HR: 1	SF: 0 SAC: 0 DP: 1 HBP: 0	WP: 0 PB: 0 SB: 0 CS: 0	PA: 41
PITCHER	IP	WLS	BF	H	R	ER	SO	BB	IBB	HBP	BLK	WP	HR	S	P	ERA	WHIP					
Stan Williams, R ERA: 3.99	(1, 1)	4.2		22	5	3	3	4	4	0	0	0	0	1	60	101	5.79	1.929				
Johnny Klippstein, R ERA: 4.65	(5, 1)	4.1	W	19	4	0	0	3	2	0	0	0	0	0	46	76	0.00	1.385				

Batter	1	2	3	4	5	6	7	8	9	AB	R	H	RBI	BB	SO	LOB	BOTTOM					
Jim Gilliam, S OBP: 0.353, SLG: 0.355 (1, 5)	4-3		S 3B 1B	5-3			F7			4	1	1	0	0	0	0	St. Louis Cardinals @ Los Angeles Dodgers Los Angeles Memorial Coliseum, Los Angeles, CA Fri Aug 15 1958, 10:05 PM EDT Att: 27,738 - Unknown livebaseballscorecards.com					
Norm Larker, L OBP: 0.396, SLG: 0.462 (7, FR)	K		F8		1-3		4-1 BB			3	0	0	0	1	1	1						
Gino Cimoli, R OBP: 0.291, SLG: 0.371 (8, 7)			1-2				G4-6-3 BB			0	0	0	0	0	0	0						
Duke Snider, L OBP: 0.367, SLG: 0.479 (1, 8)	E4		HR		K		G4-6-3 1-2			4	1	1	1	0	1	1						
Gil Hodges, R OBP: 0.329, SLG: 0.430 (1, 3)	P4		HR		BB			3-3 K		3	1	1	2	1	1	1						
Charlie Neal, R OBP: 0.339, SLG: 0.452 (1, 4)		2B HBP	F7		F4			2-1 6-3		3	1	0	0	0	0	1						
Don Zimmer, R OBP: 0.310, SLG: 0.424 (1, 6)		1-1 BB 2B	L5				1-2 6-3		2-0 6-3	4	0	1	1	0	0	0						
Don Demeter, R OBP: 0.111, SLG: 0.133 (1, 9)		3-2 F7			K		1-0 1-3			3	0	0	0	0	1	1						
Joe Pignatano, R OBP: 0.286, SLG: 0.376 (1, 2)		4-1 S BB	5-3		5-3		4-2 BB			1	0	0	0	2	0	0						
Stan Williams, R OBP: 0.054, SLG: 0.135 (5, 1)	K				HR		F6			2	1	1	1	0	1	1						
Johnny Klippstein, R OBP: 0.091, SLG: 0.091 (5, 1)										1	0	0	0	0	0	1						
Inning Stats	R: 0 E: 1 K: 1 S: 8	H: 0 LOB: 1 BB: 0 P: 11	R: 1 E: 0 K: 1 S: 11	H: 1 LOB: 1 BB: 1 P: 23	R: 3 E: 0 K: 0 S: 11	H: 3 LOB: 0 BB: 0 P: 16	R: 1 E: 0 K: 1 S: 7	H: 1 LOB: 0 BB: 0 P: 8	R: 0 E: 0 K: 0 S: 9	H: 0 LOB: 1 BB: 1 P: 15	R: 0 E: 0 K: 0 S: 7	H: 0 LOB: 1 BB: 1 P: 13	R: 0 E: 0 K: 0 S: 4	H: 0 LOB: 1 BB: 1 P: 8	R: 0 E: 0 K: 1 S: 6	H: 0 LOB: 0 BB: 0 P: 13	1B: 1 2B: 1 3B: 1 HR: 2	SF: 0 SAC: 0 DP: 1 HBP: 1	WP: 0 PB: 0 SB: 2 CS: 0	PA: 33		
PITCHER	IP	WLS	BF	H	R	ER	SO	BB	IBB	HBP	BLK	WP	HR	S	P	ERA	WHIP					
Sal Maglie, R ERA: 4.32	(1, 1)	4.0	L	19	5	5	3	1	0	0	0	0	0	2	37	58	11.25	1.500				
Bob Mabe, R ERA: 4.67	(5, 1)	1.0		4	0	0	0	1	1	0	0	0	0	9	15	0.00	1.000					
Phil Paine, R ERA: 2.04	(6, 1)	2.0		7	0	0	0	0	2	0	0	0	0	11	21	0.00	1.000					
Bill Wright, L ERA: 5.01	(8, 1)	1.0		3	0	0	0	1	0	0	0	0	0	6	13	0.00	0.000					



Batter	1	2	3	4	5	6	7	8	9	AB	R	H	RBI	BB	SO	LOB	TOP					
Curt Flood, R OBP: 0.334, SLG: 0.425 (1, 8)										5	2	1	1	1	0	2	St. Louis Cardinals @ Los Angeles Dodgers Los Angeles Memorial Coliseum, Los Angeles, CA Sun Aug 17 1958, 6:33 AM EDT Unknown livebaseballscorecards.com					
Gene Freese, R OBP: 0.318, SLG: 0.444 Irv Noren, L OBP: 0.314, SLG: 0.311 (1, 6) (7, 7)										5	3	3	1	0	1	2						
Stan Musial, L OBP: 0.431, SLG: 0.549 (1, 3)										5	3	4	0	1	0	1						
Ken Boyer, R OBP: 0.348, SLG: 0.495 (1, 5)										6	2	3	3	0	1	4						
Del Ennis, R OBP: 0.305, SLG: 0.374 Ruben Amaro, R OBP: 0.282, SLG: 0.288 (1, 7) (7, 6)										5	1	3	3	0	0	1						
Gene Green, R OBP: 0.353, SLG: 0.421 Hobie Landrith, L OBP: 0.329, SLG: 0.286 (1, 2) (4, FH) (4, 2)										1	1	1	1	0	0	0						
Wally Moon, L OBP: 0.350, SLG: 0.366 (1, 9)										5	0	0	0	0	0	4						
Don Blasingame, L OBP: 0.349, SLG: 0.361 (1, 4)										3	0	0	0	2	0	1						
Nelson Chittum, R OBP: 0.333, SLG: 0.333 Jim Brosnan, R OBP: 0.146, SLG: 0.156 (1, 1) (4, 1)										3	0	1	1	0	1	2						
Inning Stats	R: 4 E: 0 K: 1 S: 21	H: 4 LOB: 1 BB: 1 P: 36	R: 0 E: 1 K: 0 S: 12	H: 1 LOB: 2 BB: 1 P: 23	R: 1 E: 0 K: 0 S: 8	H: 1 LOB: 2 BB: 1 P: 18	R: 3 E: 1 K: 1 S: 18	H: 4 LOB: 2 BB: 1 P: 29	R: 3 E: 1 K: 2 S: 15	H: 3 LOB: 1 BB: 0 P: 19	R: 0 E: 0 K: 0 S: 5	H: 0 LOB: 1 BB: 0 P: 5	R: 1 E: 0 K: 0 S: 8	H: 2 LOB: 1 BB: 0 P: 12	R: 0 E: 0 K: 0 S: 4	H: 0 LOB: 1 BB: 0 P: 5		R: 0 E: 0 K: 0 S: 8	H: 1 LOB: 1 BB: 0 P: 10	1B: 9 2B: 5 3B: 0 HR: 2	SF: 0 SAC: 1 DP: 0 HBP: 1	WP: 3 PB: 0 SB: 0 CS: 0
PITCHER	IP WLS BF H R ER SO BB IBB HBP BLK WP HR S P ERA WHIP	IP WLS BF H R ER SO BB IBB HBP BLK WP HR S P ERA WHIP															IP WLS BF H R ER SO BB IBB HBP BLK WP HR S P ERA WHIP					
Sandy Koufax, L ERA: 4.44 Babe Birrer, R ERA: 8.1 Fred Kipp, L ERA: 5.33 Carl Erskine, R ERA: 5.18 (1, 1) (2, 1) (4, 1) (5, 1)	1.1 L 10 4 4 4 1 2 0 0 0 1 2 24 45 27.00 4.500	1.2 13 6 4 4 0 0 1 1 0 0 0 0 27 45 21.60 3.600	1.0 4 0 0 0 1 1 0 0 0 0 1 0 8 16 0.00 1.000	5.0 22 6 4 3 2 0 0 0 0 1 0 40 51 5.40 1.200															IP WLS BF H R ER SO BB IBB HBP BLK WP HR S P ERA WHIP			

Batter	1	2	3	4	5	6	7	8	9	AB	R	H	RBI	BB	SO	LOB	BOTTOM			
Jim Gilliam, S OBP: 0.353, SLG: 0.358 (1, 4)										5	3	2	0	0	0	2	St. Louis Cardinals @ Los Angeles Dodgers Los Angeles Memorial Coliseum, Los Angeles, CA Sun Aug 17 1958, 6:33 AM EDT Unknown livebaseballscorecards.com			
John Roseboro, L OBP: 0.340, SLG: 0.455 (1, 2)										5	0	1	0	0	2	5				
Duke Snider, L OBP: 0.374, SLG: 0.483 (1, 8)										4	1	3	1	1	1	2				
Gil Hodges, R OBP: 0.330, SLG: 0.429 (1, 5)										5	0	2	1	0	2	4				
Norm Larker, L OBP: 0.391, SLG: 0.452 (1, 3)										4	0	0	1	1	0	4				
Charlie Neal, R OBP: 0.340, SLG: 0.450 (1, 6)										4	1	1	0	1	1	3				
Gino Cimoli, R OBP: 0.289, SLG: 0.368 (1, 9)										5	1	1	0	0	0	1				
Don Demeter, R OBP: 0.122, SLG: 0.143 (1, 7)										4	1	1	0	0	2	0				
Sandy Koufax, R OBP: 0.158, SLG: 0.152 Babe Birrer, R OBP: 0.097, SLG: 0.090 Fred Kipp, L OBP: 0.295, SLG: 0.394 Carl Furillo, L OBP: 0.316, SLG: 0.453 Johnny Podres, L OBP: 0.125, SLG: 0.194 Carl Erskine, R OBP: 0.200, SLG: 0.242 (1, 1) (2, 1) (4, 1) (4, PH) (4, PH) (5, 1)										0	0	0	0	0	0	0				
Inning Stats	R: 0 E: 0 K: 0 S: 8	H: 1 LOB: 0 BB: 0 P: 15	R: 0 E: 0 K: 1 S: 10	H: 0 LOB: 0 BB: 0 P: 14	R: 2 E: 0 K: 0 S: 9	H: 2 LOB: 1 BB: 1 P: 17	R: 4 E: 0 K: 1 S: 20	H: 6 LOB: 3 BB: 1 P: 30	R: 0 E: 0 K: 2 S: 10	H: 1 LOB: 1 BB: 0 P: 15	R: 0 E: 0 K: 2 S: 9	H: 0 LOB: 0 BB: 0 P: 12	R: 1 E: 0 K: 3 S: 13	H: 2 LOB: 1 BB: 0 P: 18	R: 0 E: 0 K: 0 S: 8	H: 0 LOB: 0 BB: 1 P: 15		1B: 10 2B: 2 3B: 0 HR: 0	SF: 0 SAC: 0 DP: 1 HBP: 0	WP: 0 PB: 0 SB: 0 CS: 0
PITCHER	IP WLS BF H R ER SO BB IBB HBP BLK WP HR S P ERA WHIP	IP WLS BF H R ER SO BB IBB HBP BLK WP HR S P ERA WHIP															IP WLS BF H R ER SO BB IBB HBP BLK WP HR S P ERA WHIP			
Nelson Chittum, R ERA: 18.0 Jim Brosnan, R ERA: 3.27 (1, 1) (4, 1)	3.0 W 19 4 1 1 8 2 0 0 0 0 0 59 98 18.00 3.333	6.0 W 24 4 1 1 8 3 0 0 0 0 0 59 98 1.50 1.167															IP WLS BF H R ER SO BB IBB HBP BLK WP HR S P ERA WHIP			

Batter	1	2	3	4	5	6	7	8	9	AB	R	H	RBI	BB	SO	LOB	TOP			
Curt Flood, R OBP: 0.332, SLG: 0.424 (1, 8)	1-1 4-3		1-3 K	1-2 1-H 2B			2-1 6-3		1-3 K WP 1B	5	0	1	1	0	2	0	St. Louis Cardinals @ Los Angeles Dodgers Los Angeles Memorial Coliseum, Los Angeles, CA Sun Aug 17 1958, 6:38 AM EDT Att: 27,173 - Unknown livebaseballscorecards.com			
Gene Freese, R OBP: 0.313, SLG: 0.457 (1, 6)	0-0 5-3		2-2 HR	3-1 6-3			0-0 5-3		3-3 K	5	1	1	1	0	1	2				
Joe Cunningham, L OBP: 0.450, SLG: 0.469 (1, 3)	4-2 BB		4-2 FC6-4 BB	0-3 K			4-2 FC5-4 BB		1-2 WP 1B	2	0	1	0	3	1	1				
Ken Boyer, R OBP: 0.345, SLG: 0.490 (1, 5)	0-1 F4		1-1 FC6-4 1B				1-0 FC5-4		3-1 5-3	5	1	0	0	0	0	5				
Del Ennis, R OBP: 0.305, SLG: 0.372 (1, 7)		1-1 L7	2-0 FC5 1B				0-1 L9		0-1 F8	4	0	1	1	0	0	0				
Wally Moon, L OBP: 0.352, SLG: 0.366 (1, 9)		3-3 K	0-0 1B				3-2 F6		4-2 WP BB	3	0	1	0	1	1	0				
Hal Smith, R OBP: 0.278, SLG: 0.281 (1, 2)		1-1 FC5 1B	1-0 FC5				1-1 6-3		2-3 K	4	0	1	0	0	1	3				
Don Blasingame, L OBP: 0.351, SLG: 0.359 (1, 4)		4-0 1B		4-2 FC5-6 BB			1-1 6-3		3-2 4-3	2	0	0	0	2	0	1				
Sam Jones, R OBP: 0.100, SLG: 0.088 (1, 1)		0-1 FC5		0-1 FC5-6 2B			1-0 6-3		0-0 4-3	3	1	0	0	0	0	3				
Bob Mabe, R OBP: 0.274, SLG: 0.242 (7, 1)										0	0	0	0	0	0	0				
Eddie Kasko, R OBP: 0.274, SLG: 0.242 (9, PH)										1	0	0	0	0	0	0				
Inning Stats	R: 0 E: 0 K: 0 S: 7	H: 0 LOB: 1 BB: 1 P: 12	R: 0 E: 0 K: 1 S: 10	H: 1 LOB: 2 BB: 1 P: 19	R: 2 E: 1 K: 1 S: 14	H: 3 LOB: 1 BB: 1 P: 25	R: 1 E: 0 K: 1 S: 12	H: 1 LOB: 1 BB: 1 P: 20	R: 0 E: 0 K: 0 S: 8	H: 0 LOB: 0 BB: 0 P: 11	R: 0 E: 0 K: 0 S: 5	H: 0 LOB: 1 BB: 1 P: 13	R: 0 E: 0 K: 1 S: 10	H: 0 LOB: 1 BB: 1 P: 19	R: 0 E: 0 K: 2 S: 12	H: 1 LOB: 2 BB: 0 P: 20	1B: 4 2B: 1 3B: 0 HR: 1	SF: 0 SAC: 0 DP: 0 HBP: 0	WP: 4 PB: 0 SB: 0 CS: 0	PA: 40
PITCHER Danny McDevitt, L ERA: 6.12 (1, 1)	IP: 9.0 WLS: W BF: 40 H: 6 R: 3 ER: 3 SO: 6 BB: 6 IBB: 0 HBP: 0 BLK: 0 WP: 4 HR: 1 S: 84 P: 147 ERA: 3.00 WHIP: 1.333															PITCHER				

Batter	1	2	3	4	5	6	7	8	9	AB	R	H	RBI	BB	SO	LOB	BOTTOM			
Jim Gilliam, S OBP: 0.358, SLG: 0.361 (1, 4)	0-0 CS 1B		0-0 1B				4-2 BB		4-1 FC6-4 BB	2	0	2	0	2	0	0	St. Louis Cardinals @ Los Angeles Dodgers Los Angeles Memorial Coliseum, Los Angeles, CA Sun Aug 17 1958, 6:38 AM EDT Att: 27,173 - Unknown livebaseballscorecards.com			
Bob Lillis, R (8, 6)										1	0	0	0	0	0	1				
John Roseboro, L OBP: 0.334, SLG: 0.447 (1, 7)	3-3 K		2-1 F5				0-3 K		1-0 FC6-4 1B	5	1	0	0	0	2	5				
Duke Snider, L OBP: 0.370, SLG: 0.478 (1, 8)	0-0 4-3		2-3 K				0-0 4-3		4-1 1B FC5-2 BB	3	0	0	0	0	1	1				
Don Demeter, R OBP: 0.140, SLG: 0.143 (7, 8)										0	0	0	0	1	0	0				
Norm Larker, L OBP: 0.393, SLG: 0.464 (1, 3)		1-3 K		2-1 F5			1-2 E 3B		1-2 FC5-2 1B	4	1	2	1	0	1	0				
Gil Hodges, R OBP: 0.329, SLG: 0.436 (1, 5)		1-3 K		1-1 HR			3-2 L6		1-2 FC5-2	4	1	1	1	0	1	2				
Gino Cimoli, R OBP: 0.292, SLG: 0.370 (1, 9)		1-1 HR 1B		1-3 K			1-0 S HR 1B		0-0 F9	4	2	2	0	0	1	2				
Charlie Neal, R OBP: 0.344, SLG: 0.460 (1, 6)		1-0 HR		0-0 F9			4-2 HR BB		2-2 E S 2B 1B	3	3	2	2	1	0	0				
Joe Pignatano, R OBP: 0.284, SLG: 0.402 (1, 2)		1-3 K					2-3 K		2-3 K	4	1	1	3	0	3	1				
Danny McDevitt, L OBP: 0.133, SLG: 0.200 (1, 1)				0-3 K			1-3 K		0-3 K	4	0	1	1	0	3	0				
Inning Stats	R: 0 E: 0 K: 1 S: 5	H: 1 LOB: 0 BB: 0 P: 8	R: 2 E: 0 K: 3 S: 12	H: 2 LOB: 0 BB: 0 P: 17	R: 0 E: 0 K: 2 S: 10	H: 1 LOB: 1 BB: 0 P: 14	R: 1 E: 0 K: 1 S: 8	H: 1 LOB: 0 BB: 0 P: 12	R: 0 E: 0 K: 3 S: 12	H: 0 LOB: 1 BB: 1 P: 19	R: 4 E: 1 K: 1 S: 19	H: 3 LOB: 0 BB: 1 P: 30	R: 1 E: 0 K: 0 S: 10	H: 1 LOB: 2 BB: 2 P: 21	R: 1 E: 0 K: 1 S: 14	H: 2 LOB: 1 BB: 0 P: 20	1B: 6 2B: 2 3B: 1 HR: 3	SF: 0 SAC: 0 DP: 1 HBP: 0	WP: 0 PB: 0 SB: 2 CS: 1	PA: 38
PITCHER Sam Jones, R ERA: 2.79 (7, 1)	IP: 1.2 WLS: L BF: 7 H: 2 R: 1 ER: 1 SO: 1 BB: 0 IBB: 0 HBP: 0 BLK: 0 WP: 0 HR: 0 S: 18 P: 25 ERA: 5.40 WHIP: 1.200															PITCHER				

Batter	1	2	3	4	5	6	7	8	9	AB	R	H	RBI	BB	SO	LOB	TOP					
Bill Bruton, L OBP: 0.316, SLG: 0.368 (1, 8)	F8		HR			F9		K		4	1	1	1	0	1	1	Milwaukee Braves @ Los Angeles Dodgers Los Angeles Memorial Coliseum, Los Angeles, CA Tue Aug 19 1958, 10:05 PM EDT Unknown livebaseballscorecards.com					
Red Schoendienst, S OBP: 0.317, SLG: 0.316 (1, 4)	FC6-4 1B		F8			L6		5-3		4	0	1	0	0	0	1						
Eddie Mathews, L OBP: 0.362, SLG: 0.490 (1, 5)	K					F9			B1-3	4	0	1	0	0	1	1						
Hank Aaron, R OBP: 0.381, SLG: 0.563 (1, 9)	FC6-4 1-2					2-3			F5	4	0	1	0	0	0	2						
Wes Covington, L OBP: 0.390, SLG: 0.670 (1, 7)						4-3			1B	4	0	1	0	0	0	2						
Joe Adcock, R OBP: 0.312, SLG: 0.512 (1, 3)						F9			1B	4	0	0	0	0	1	3						
Del Crandall, R OBP: 0.340, SLG: 0.460 (1, 2)						B1-3				3	0	0	0	0	0	1						
Johnny Logan, R OBP: 0.304, SLG: 0.360 (1, 6)						K			F3	3	0	0	0	0	1	0						
Carl Willey, R OBP: 0.111, SLG: 0.139 (1, 1)						4-3			E3	2	0	0	0	0	1	0						
Harry Hanebrink, L (& PH) OBP: 0.281, SLG: 0.322 (8, 1)										1	0	0	0	0	0	0						
Don McMahon, R OBP: 0.333, SLG: 0.143 (8, 1)										0	0	0	0	0	0	0						
Inning Stats	R: 0 E: 0 K: 1 S: 9	H: 1 LOB: 1 BB: 0 P: 13	R: 0 E: 0 K: 1 S: 6	H: 0 LOB: 0 BB: 0 P: 9	R: 1 E: 0 K: 0 S: 9	H: 1 LOB: 0 BB: 0 P: 15	R: 0 E: 0 K: 0 S: 8	H: 1 LOB: 1 BB: 0 P: 12	R: 0 E: 0 K: 2 S: 8	H: 0 LOB: 0 BB: 0 P: 10	R: 0 E: 0 K: 0 S: 7	H: 0 LOB: 0 BB: 0 P: 10	R: 0 E: 0 K: 0 S: 6	H: 1 LOB: 1 BB: 0 P: 9	R: 0 E: 1 K: 1 S: 11	H: 0 LOB: 1 BB: 0 P: 15	R: 0 E: 0 K: 0 S: 6	H: 1 LOB: 1 BB: 0 P: 9	1B: 3 2B: 1 3B: 0 HR: 1	SF: 0 SAC: 0 DP: 0 HBP: 0	WP: 0 PB: 0 SB: 0 CS: 0	PA: 33
PITCHER Don Drysdale, R ERA: 4.71 (1, 1)	IP: 9.0 WLS: W BF: 33 H: 5 R: 1 ER: 1 SO: 5 BB: 0 IBB: 0 HBP: 0 BLK: 0 WP: 0 HR: 1 S: 70 P: 102 ERA: 1.00 WHIP: 0.556															PITCHER IP: WLS: BF: H: R: ER: SO: BB: IBB: HBP: BLK: WP: HR: S: P: ERA: WHIP						

Batter	1	2	3	4	5	6	7	8	9	AB	R	H	RBI	BB	SO	LOB	BOTTOM					
Jim Gilliam, S OBP: 0.357, SLG: 0.360 (1, 4)	F9									4	0	1	0	0	0	1	Milwaukee Braves @ Los Angeles Dodgers Los Angeles Memorial Coliseum, Los Angeles, CA Tue Aug 19 1958, 10:05 PM EDT Unknown livebaseballscorecards.com					
John Roseboro, L OBP: 0.331, SLG: 0.443 (1, 7)	F4		1-3					SH3-4 1B		3	0	0	0	0	0	0						
Duke Snider, L OBP: 0.369, SLG: 0.473 (1, 8)	F9		F9						IBB	3	0	0	0	1	1	0						
Norm Larker, L OBP: 0.391, SLG: 0.465 (1, 3)			4-3					K		4	1	1	0	0	1	2						
Gil Hodges, R OBP: 0.329, SLG: 0.434 (1, 5)			HR					5-3		4	1	1	0	0	1	2						
Charlie Neal, R OBP: 0.344, SLG: 0.466 (1, 6)			HR					L7		3	1	1	3	0	0	0						
Gino Cimoli, R OBP: 0.289, SLG: 0.365 (1, 9)			4-3							3	0	0	0	0	0	1						
Joe Pignatano, R OBP: 0.295, SLG: 0.404 (1, 2)										2	0	1	0	1	0	0						
Don Drysdale, R OBP: 0.244, SLG: 0.614 (1, 1)			F8							3	1	1	1	0	0	2						
Inning Stats	R: 0 E: 0 K: 0 S: 6	H: 0 LOB: 0 BB: 0 P: 9	R: 3 E: 0 K: 0 S: 17	H: 4 LOB: 1 BB: 0 P: 27	R: 0 E: 0 K: 0 S: 7	H: 0 LOB: 0 BB: 0 P: 11	R: 0 E: 0 K: 1 S: 8	H: 0 LOB: 0 BB: 0 P: 10	R: 1 E: 0 K: 0 S: 8	H: 1 LOB: 0 BB: 0 P: 11	R: 0 E: 0 K: 1 S: 9	H: 0 LOB: 0 BB: 0 P: 14	R: 0 E: 1 K: 0 S: 10	H: 0 LOB: 1 BB: 1 P: 17	R: 0 E: 0 K: 1 S: 11	H: 1 LOB: 2 BB: 1 P: 21	R: 0 E: 0 K: 1 S: 11	H: 1 LOB: 1 BB: 1 P: 21	1B: 3 2B: 1 3B: 0 HR: 2	SF: 0 SAC: 1 DP: 0 HBP: 0	WP: 0 PB: 0 SB: 1 CS: 1	PA: 32
PITCHER Carl Willey, R ERA: 2.31 (1, 1)	IP: 7.0 WLS: L BF: 27 H: 5 R: 4 ER: 4 SO: 2 BB: 1 IBB: 0 HBP: 0 BLK: 0 WP: 0 HR: 2 S: 65 P: 99 ERA: 5.14 WHIP: 0.857															PITCHER IP: WLS: BF: H: R: ER: SO: BB: IBB: HBP: BLK: WP: HR: S: P: ERA: WHIP						
Don McMahon, R ERA: 4.16 (8, 1)	IP: 1.0 WLS: L BF: 5 H: 1 R: 0 ER: 0 SO: 1 BB: 0 IBB: 1 HBP: 0 BLK: 0 WP: 0 HR: 0 S: 11 P: 21 ERA: 0.00 WHIP: 1.000															PITCHER IP: WLS: BF: H: R: ER: SO: BB: IBB: HBP: BLK: WP: HR: S: P: ERA: WHIP						



Batter	1	2	3	4	5	6	7	8	9	AB	R	H	RBI	BB	SO	LOB	TOP			
Felix Mantilla, R OBP: 0.279, SLG: 0.354 (1, 8)	4-2 1B BB	2-3 K		4-2 FC6-4 BB			1-2 F8		0-3 K	3	0	0	0	2	2	3				
Casey Wise, S OBP: 0.189, SLG: 0.208 (1, 4)	1-1 BB	1-2 FC5		0-0 FC6-4			0-0 6-3		0-2 G1-4-3	5	0	1	0	0	0	5				
Eddie Mathews, L OBP: 0.361, SLG: 0.487 (1, 5)	1-1 F5			2-1 F9		1-1 E3 G5-4-3		4-0 HR BB		3	1	0	0	1	0	2				
Hank Aaron, R OBP: 0.384, SLG: 0.570 (1, 9)	4-0 BB			4-2 BB		0-0 G5-4-3		1-2 HR		2	1	1	2	2	0	1				
Joe Adcock, R OBP: 0.308, SLG: 0.504 (1, 3)	2-0 F9			0-0 L7		0-1 6-3		1-1 F8		4	0	0	0	0	0	4				
Andy Paiko, R OBP: 0.297, SLG: 0.313 Harry Hanebrink, L OBP: 0.275, SLG: 0.315 (1, 7)	3-3 K			2-2 F8			0-1 F4		3-2 F2	1	0	0	0	0	1	3				
Del Rice, R OBP: 0.293, SLG: 0.314 (1, 2)		1-2 FC5 BB 1B		1-2 6-3			0-2 5-3		1-1 5-3	4	0	1	0	0	0	0				
Johnny Logan, R OBP: 0.306, SLG: 0.360 (1, 6)		1-2 F8		4-1 BB BB			2-1 1B		1-0 F5	3	0	1	0	1	0	1				
Joey Jay, S OBP: 0.194, SLG: 0.094 Bob Rush, R OBP: 0.217, SLG: 0.196 Red Schoendienst, S OBP: 0.316, SLG: 0.315 Gene Conley, R OBP: 0.262, SLG: 0.379 Humberto Robinson, R OBP: 0.260, SLG: 0.325 Joe Koppe, R OBP: 0.171, SLG: 0.500 (1, 1) (2, 1) (6, PH) (6, 1) (6, 1) (6, PH)		4-2 BB		1-3 K			0-3 K		4-2 G1-4-3 BB	0	0	0	0	1	0	0				
Inning Stats	R: 0 E: 0 K: 1 S: 10	H: 1 LOB: 3 BB: 2 P: 25	R: 0 E: 0 K: 1 S: 18	H: 1 LOB: 2 BB: 1 P: 27	R: 0 E: 0 K: 0 S: 8	H: 0 LOB: 1 BB: 1 P: 16	R: 0 E: 0 K: 1 S: 10	H: 0 LOB: 0 BB: 2 P: 20	R: 0 E: 1 K: 0 S: 5	H: 1 LOB: 0 BB: 0 P: 6	R: 2 E: 0 K: 0 S: 9	H: 1 LOB: 0 BB: 1 P: 16	R: 0 E: 0 K: 0 S: 6	H: 0 LOB: 0 BB: 1 P: 11	R: 0 E: 0 K: 1 S: 9	H: 0 LOB: 0 BB: 1 P: 13	1B: 3 2B: 0 3B: 0 HR: 1	SF: 0 SAC: 0 DP: 2 HBP: 0	WP: 0 PB: 0 SB: 0 CS: 0	PA: 38
PITCHER Johnny Podres, L ERA: 3.59 (1, 1)	IP: 9.0 WLS: W BF: 38 H: 4 R: 2 ER: 2 SO: 5 BB: 8 IBB: 0 HBP: 0 BLK: 0 WP: 0 HR: 1 S: 85 P: 146 ERA: 2.00 WHIP: 1.333											PITCHER	IP: 9.0 WLS: W BF: 38 H: 4 R: 2 ER: 2 SO: 5 BB: 8 IBB: 0 HBP: 0 BLK: 0 WP: 0 HR: 1 S: 85 P: 146 ERA: 2.00 WHIP: 1.333							

Milwaukee Braves @ Los Angeles Dodgers
Los Angeles Memorial Coliseum, Los Angeles, CA
Tue Aug 19 1958, 10:05 PM EDT
Att: 42,409 - Unknown

AB	30
R	2
H	4
RBI	2
BB	8
SO	5
LOB	22



Batter	1	2	3	4	5	6	7	8	9	AB	R	H	RBI	BB	SO	LOB	BOTTOM			
Jim Gilliam, S OBP: 0.358, SLG: 0.360 (1, 4)	3-2 4-3	3-2 FC4-6 1B		1-3 K		3-1 HR 1B		0-1 F9		5	1	2	1	0	1	1				
John Roseboro, L OBP: 0.329, SLG: 0.449 (1, 7)	2-2 F7	1-0 FC4-6 HR		0-0 F6		2-2 HR		0-0 F9		5	2	1	3	0	0	2				
Norm Larker, L OBP: 0.395, SLG: 0.487 (1, 3)	4-2 BB BB	3-2 HR		1-1 F8		0-1 2B		0-1 F5		4	1	2	2	1	0	1				
Gil Hodges, R OBP: 0.328, SLG: 0.432 (1, 5)	2-1 BB 1B	0-0 6-3			0-0 F8	0-3 K				4	0	1	0	0	1	1				
Charlie Neal, R OBP: 0.343, SLG: 0.463 (1, 6)	4-2 FC4-6 BB			2-3 K		1-3 K		2-0 F8		3	0	0	0	1	2	1				
Gino Cimoli, R OBP: 0.286, SLG: 0.363 (1, 9)	1-2 FC4-6			1-2 K		2-2 1B		1-1 5-3		4	0	1	0	0	1	3				
Don Demeter, R OBP: 0.167, SLG: 0.189 (1, 8)		1-2 1B 2B		2-2 1B		1-3 K		2-3 K		4	1	2	0	0	2	1				
Joe Pignatano, R OBP: 0.293, SLG: 0.398 (1, 2)		3-3 K		3-3 K		0-0 SH3-4 1B		1-1 E6		4	1	1	0	0	2	2				
Johnny Podres, L OBP: 0.153, SLG: 0.125 (1, 1)		1-0 1B FC4-6		0-2 1B		0-0 SH3-4		2-1 4-3		3	1	2	1	0	0	1				
Inning Stats	R: 0 E: 0 K: 0 S: 17	H: 1 LOB: 3 BB: 2 P: 33	R: 4 E: 0 K: 1 S: 17	H: 4 LOB: 0 BB: 0 P: 29	R: 0 E: 0 K: 3 S: 13	H: 1 LOB: 0 BB: 0 P: 22	R: 0 E: 0 K: 1 S: 9	H: 1 LOB: 1 BB: 0 P: 11	R: 0 E: 0 K: 2 S: 10	H: 1 LOB: 0 BB: 0 P: 14	R: 3 E: 0 K: 1 S: 13	H: 4 LOB: 1 BB: 0 P: 20	R: 0 E: 1 K: 1 S: 9	H: 0 LOB: 1 BB: 0 P: 15	R: 0 E: 0 K: 0 S: 5	H: 0 LOB: 0 BB: 0 P: 5	1B: 8 2B: 2 3B: 0 HR: 2	SF: 0 SAC: 1 DP: 0 HBP: 0	WP: 0 PB: 0 SB: 3 CS: 0	PA: 39
PITCHER Joey Jay, R ERA: 2.17 Bob Rush, R ERA: 3.82 Gene Conley, R ERA: 4.88 Humberto Robinson, R ERA: 3.49 (1, 1) (2, 1) (6, 1) (6, 1)	IP: 1.2 WLS: L BF: 12 H: 5 R: 4 ER: 4 SO: 4 BB: 2 IBB: 0 HBP: 0 BLK: 0 WP: 0 HR: 1 S: 33 P: 61 ERA: 21.60 WHIP: 4.200											PITCHER	IP: 1.2 WLS: L BF: 12 H: 5 R: 4 ER: 4 SO: 4 BB: 2 IBB: 0 HBP: 0 BLK: 0 WP: 0 HR: 1 S: 33 P: 61 ERA: 21.60 WHIP: 4.200							

Milwaukee Braves @ Los Angeles Dodgers
Los Angeles Memorial Coliseum, Los Angeles, CA
Tue Aug 19 1958, 10:05 PM EDT
Att: 42,409 - Unknown

AB	36
R	7
H	12
RBI	7
BB	2
SO	9
LOB	13



Batter	1	2	3	4	5	6	7	8	9	AB	R	H	RBI	BB	SO	LOB	TOP					
Bill Bruton, L OBP: 0.315, SLG: 0.366 (1, 8)										4	0	1	0	0	1	1	Milwaukee Braves @ Los Angeles Dodgers Los Angeles Memorial Coliseum, Los Angeles, CA Wed Aug 20 1958, 10:05 PM EDT Att: 27,341 - Unknown livebaseballscorecards.com					
Red Schoendienst, S OBP: 0.322, SLG: 0.316 (1, 4)										2	0	1	0	2	0	1						
Eddie Mathews, L OBP: 0.358, SLG: 0.482 (1, 5)										4	1	0	0	0	1	4						
Hank Aaron, R OBP: 0.385, SLG: 0.571 (1, 9)										4	0	2	1	0	0	0						
Wes Covington, L OBP: 0.384, SLG: 0.658 (1, 7)										4	0	0	0	0	0	2						
Frank Torre, L OBP: 0.395, SLG: 0.429 (1, 3)										3	0	0	0	1	0	0						
Felix Mantilla, R OBP: 0.279, SLG: 0.354 (9, PR)										0	0	0	0	0	0	0						
Johnny Logan, R OBP: 0.308, SLG: 0.361 (1, 6)									4	0	2	0	0	0	0	0						
Del Rice, R OBP: 0.281, SLG: 0.300 (1, 2)									4	0	0	0	0	2	3							
Warren Spahn, L OBP: 0.402, SLG: 0.463 (1, 1)									2	0	0	0	0	0	1							
Joe Adcock, R OBP: 0.307, SLG: 0.502 (8, PH)									1	0	0	0	0	0	0							
Don McMahon, R OBP: 0.333, SLG: 0.143 (8, 1)									0	0	0	0	0	0	0							
Inning Stats	R: 1 E: 0 K: 1 S: 7	H: 1 LOB: 1 BB: 1 P: 16	R: 0 E: 0 K: 1 S: 10	H: 0 LOB: 0 BB: 0 P: 14	R: 0 E: 0 K: 1 S: 7	H: 0 LOB: 1 BB: 1 P: 16	R: 0 E: 0 K: 0 S: 3	H: 0 LOB: 0 BB: 0 P: 5	R: 0 E: 0 K: 0 S: 7	H: 1 LOB: 1 BB: 0 P: 10	R: 0 E: 0 K: 0 S: 6	H: 2 LOB: 1 BB: 0 P: 11	R: 0 E: 0 K: 0 S: 7	H: 0 LOB: 0 BB: 0 P: 9	R: 0 E: 0 K: 0 S: 6	H: 1 LOB: 1 BB: 0 P: 10	R: 0 E: 0 K: 1 S: 10	H: 1 LOB: 2 BB: 1 P: 17	1B: 5 2B: 1 3B: 0 HR: 0	SF: 0 SAC: 0 DP: 1 HBP: 0	WP: 0 PB: 0 CS: 0	PA: 35
PITCHER	IP WLS BF H R ER SO BB IBB HBP BLK WP HR S P ERA WHIP																					
Stan Williams, R ERA: 3.77 (1, 1)	8.2 W 34 6 1 1 3 3 0 0 0 0 0 0 59 103 1.04 1.038																					
Johnny Klippstein, R ERA: 4.63 (9, 1)	0.1 S 1 0 0 0 1 0 0 0 0 0 0 0 4 5 0.00 0.000																					

Batter	1	2	3	4	5	6	7	8	9	AB	R	H	RBI	BB	SO	LOB	BOTTOM	
Jim Gilliam, S OBP: 0.359, SLG: 0.360 (1, 4)										3	1	1	0	1	0	0	Milwaukee Braves @ Los Angeles Dodgers Los Angeles Memorial Coliseum, Los Angeles, CA Wed Aug 20 1958, 10:05 PM EDT Att: 27,341 - Unknown livebaseballscorecards.com	
Norm Larker, L OBP: 0.397, SLG: 0.495 (1, 3)										3	0	1	1	1	0	1		
Charlie Neal, R OBP: 0.340, SLG: 0.458 (1, 6)										4	0	0	0	0	1	3		
Carl Furillo, R OBP: 0.337, SLG: 0.448 (1, 9)										4	0	0	0	0	0	3		
Gil Hodges, R OBP: 0.325, SLG: 0.427 (1, 5)										4	0	0	0	0	1	3		
Gino Cimoli, R OBP: 0.285, SLG: 0.367 (1, 7)									3	0	1	0	0	0	0			
Don Demeter, R OBP: 0.158, SLG: 0.179 (1, 8)									3	0	0	0	0	1	1			
Joe Pignatano, R OBP: 0.294, SLG: 0.425 (1, 2)										3	1	1	1	0	0	1		
Stan Williams, R OBP: 0.050, SLG: 0.125 (1, 1)										3	0	0	0	0	2	1		
Johnny Klippstein, R OBP: 0.091, SLG: 0.091 (9, 1)									0	0	0	0	0	0	0			
Inning Stats	R: 0 E: 1 K: 0 S: 8	H: 1 LOB: 2 BB: 0 P: 10	R: 0 E: 0 K: 1 S: 10	H: 1 LOB: 0 BB: 0 P: 16	R: 0 E: 0 K: 2 S: 8	H: 0 LOB: 0 BB: 0 P: 15	R: 2 E: 0 K: 1 S: 13	H: 2 LOB: 1 BB: 1 P: 23	R: 0 E: 0 K: 0 S: 6	H: 0 LOB: 0 BB: 0 P: 7	R: 0 E: 0 K: 1 S: 6	H: 0 LOB: 0 BB: 0 P: 11	R: 0 E: 1 K: 0 S: 8	H: 0 LOB: 1 BB: 0 P: 10	1B: 1 2B: 1 3B: 1 HR: 1	SF: 0 SAC: 0 DP: 0 HBP: 0	WP: 0 PB: 0 CS: 0	PA: 32
PITCHER	IP WLS BF H R ER SO BB IBB HBP BLK WP HR S P ERA WHIP																	
Warren Spahn, L ERA: 3.1 (1, 1)	7.0 L 28 4 2 2 5 2 0 0 0 0 0 1 62 99 2.57 0.857																	
Don McMahon, R ERA: 4.1 (8, 1)	1.0 4 0 0 0 0 0 0 0 0 0 0 8 10 0.00 0.000																	



Batter	1	2	3	4	5	6	7	8	9	AB	R	H	RBI	BB	SO	LOB	TOP										
Felix Mantilla, R OBP: 0.282, SLG: 0.356 (1, 8)	2-1		0-0	1-0		2-2			0-1	5	0	2	0	0	0	0	Milwaukee Braves @ Los Angeles Dodgers Los Angeles Memorial Coliseum, Los Angeles, CA Thu Aug 21 1958, 10:05 PM EDT Att: 30,619 - Unknown										
Red Schoendienst, S OBP: 0.300, SLG: 0.314 (1, 4)	0-2		0-3		1-0	1-0			1-2	5	0	1	0	0	1	4											
Eddie Mathews, L OBP: 0.355, SLG: 0.478 (1, 5)	2-0		0-0		3-2			1-2		4	0	0	0	0	0	3											
Hank Aaron, R OBP: 0.385, SLG: 0.577 (1, 9)		1-2		0-0	1-0			0-2		4	1	2	1	0	0	1											
Joe Adcock, R OBP: 0.306, SLG: 0.498 Frank Torre, L OBP: 0.395, SLG: 0.429 (1, 3) (8, 3)	1-3		1-1	2-1	1-2			0-3		4	1	1	0	0	0	2											
Andy Pafko, R OBP: 0.296, SLG: 0.319 (1, 7)	3-1		1-1	0-1				2-1		4	1	1	1	0	0	3											
Johnny Logan, R OBP: 0.307, SLG: 0.359 (1, 6)	1-1		1-3		2-1			4-2		3	0	0	0	1	1	2											
Del Rice, R OBP: 0.280, SLG: 0.290 (1, 2)		4-2	1B	2-1	0-1			3-3		3	0	0	0	1	1	2											
Lew Burdette, R OBP: 0.256, SLG: 0.347 (1, 1)		0-1	1-2	2H	2-2			1-1		3	1	2	2	0	0	0											
Inning Stats	R: 0 E: 0 K: 0 S: 6	H: 0 LOB: 0 BB: 0 P: 10	R: 0 E: 0 K: 1 S: 11	H: 1 LOB: 1 BB: 0 P: 17	R: 0 E: 0 K: 1 S: 9	H: 1 LOB: 2 BB: 1 P: 13	R: 4 E: 1 K: 1 S: 17	H: 3 LOB: 0 BB: 0 P: 24	R: 0 E: 0 K: 0 S: 10	H: 2 LOB: 2 BB: 0 P: 17	R: 0 E: 0 K: 0 S: 11	H: 2 LOB: 2 BB: 0 P: 18	R: 0 E: 0 K: 1 S: 9	H: 0 LOB: 0 BB: 0 P: 10	R: 0 E: 0 K: 1 S: 7	H: 0 LOB: 1 BB: 1 P: 16	R: 0 E: 0 K: 0 S: 7	H: 0 LOB: 0 BB: 0 P: 9	1B: 6 2B: 2 3B: 0 HR: 2	SF: 0 SAC: 1 DP: 1 HBP: 0	WP: 1 PB: 0 CS: 1	PA: 38					
PITCHER	IP	WLS	BF	H	R	ER	SO	BB	IBB	HBP	BLK	WP	HR	S	P	ERA	WHIP										
Sandy Koufax, L ERA: 4.36 (1, 1)	4.1	L	21	6	4	1	3	1	0	0	0	1	2	48	73	2.08	1.615										
Johnny Klippstein, R ERA: 4.45 (5, 1)	3.2		14	3	0	0	2	1	0	0	0	0	0	32	52	0.00	1.091										
Clem Labine, R ERA: 3.86 (9, 1)	1.0		3	0	0	0	0	0	0	0	0	0	0	7	9	0.00	0.000										

Batter	1	2	3	4	5	6	7	8	9	AB	R	H	RBI	BB	SO	LOB	BOTTOM										
Jim Gilliam, S OBP: 0.358, SLG: 0.359 (1, 4)	2-1		1-2		2-0			2-2		4	0	1	0	0	0	0	Milwaukee Braves @ Los Angeles Dodgers Los Angeles Memorial Coliseum, Los Angeles, CA Thu Aug 21 1958, 10:05 PM EDT Att: 30,619 - Unknown										
John Roseboro, L OBP: 0.325, SLG: 0.443 (1, 7)	0-1		2-3			0-3			0-0	4	0	0	0	0	2	1											
Duke Snider, L OBP: 0.364, SLG: 0.466 (1, 8)	1-0			1-2		1-1			1-3	4	0	0	0	0	1	1											
Carl Furillo, R OBP: 0.333, SLG: 0.442 (1, 9)	0-1			3-2		2-2			0-0	4	0	0	0	0	0	1											
Norm Larker, L OBP: 0.396, SLG: 0.492 (1, 3)		2-3		0-0		2-2				3	0	1	0	0	1	0											
Gil Hodges, R OBP: 0.327, SLG: 0.432 (1, 5)		2-1		0-1		0-0				3	0	2	0	0	0	0											
Charlie Neal, R OBP: 0.338, SLG: 0.455 (1, 6)		1-0		0-2		1-2				3	0	0	0	0	0	3											
Joe Pignatano, R OBP: 0.287, SLG: 0.413 (1, 2)		0-0			0-0				0-1	3	0	0	0	0	0	1											
Sandy Koufax, R OBP: 0.154, SLG: 0.158 Johnny Klippstein, R OBP: 0.057, SLG: 0.067 Elmer Valo, L OBP: 0.333, SLG: 0.341 Clem Labine, R OBP: 0.125, SLG: 0.067 (1, 1) (5, 1) (8, PH) (9, 1)			2-2		2-3				3-2	1	0	0	0	0	0	0											
Inning Stats	R: 0 E: 0 K: 0 S: 7	H: 1 LOB: 1 BB: 0 P: 10	R: 0 E: 0 K: 1 S: 7	H: 1 LOB: 0 BB: 0 P: 12	R: 0 E: 0 K: 1 S: 10	H: 0 LOB: 0 BB: 0 P: 15	R: 0 E: 0 K: 0 S: 14	H: 2 LOB: 2 BB: 0 P: 18	R: 0 E: 0 K: 1 S: 7	H: 0 LOB: 0 BB: 0 P: 11	R: 0 E: 0 K: 1 S: 9	H: 0 LOB: 0 BB: 0 P: 12	R: 0 E: 0 K: 0 S: 9	H: 0 LOB: 0 BB: 0 P: 12	R: 0 E: 0 K: 0 S: 8	H: 0 LOB: 0 BB: 0 P: 13	R: 0 E: 0 K: 1 S: 5	H: 0 LOB: 0 BB: 0 P: 6	1B: 3 2B: 1 3B: 0 HR: 0	SF: 0 SAC: 0 DP: 0 HBP: 0	WP: 0 PB: 0 CS: 0	PA: 31					
PITCHER	IP	WLS	BF	H	R	ER	SO	BB	IBB	HBP	BLK	WP	HR	S	P	ERA	WHIP										
Lew Burdette, R ERA: 3.17 (1, 1)	9.0	W	31	4	0	0	5	0	0	0	0	0	0	76	109	0.00	0.444										



Batter	1	2	3	4	5	6	7	8	9	AB	R	H	RBI	BB	SO	LOB	TOP								
Johnny Temple, R OBP: 0.395, SLG: 0.394 (1, 4)										5	2	4	2	0	0	1									
Jerry Lynch, L OBP: 0.317, SLG: 0.447 (1, 9)										5	0	1	1	0	1	3									
Pete Whisenant, R OBP: 0.283, SLG: 0.429 (1, 7)										3	0	1	0	2	0	2									
Frank Robinson, R OBP: 0.341, SLG: 0.499 (1, 8)										4	1	1	2	1	1	3									
Ed Bailey, L OBP: 0.330, SLG: 0.385 (1, 2)										5	0	0	0	0	1	1									
Walt Dropo, R OBP: 0.332, SLG: 0.434 (1, 3)										4	1	3	0	0	0	0									
Alex Grammas, R OBP: 0.315, SLG: 0.269 (1, 5)									2	1	1	0	1	0	0	0									
Roy McMillan, R OBP: 0.307, SLG: 0.286 (1, 6)									4	1	2	0	0	0	3										
Tom Acker, R OBP: 0.231, SLG: 0.091 (1, 1)										1	0	0	0	0	1	0									
Bob Thurman, L OBP: 0.323, SLG: 0.393 (4, PH)										1	0	0	0	0	1	3									
Brooks Lawrence, R OBP: 0.212, SLG: 0.133 (4, 1)										1	0	0	0	0	1	1									
Smoky Burgess, L OBP: 0.341, SLG: 0.384 (8, PH)										1	0	0	0	0	1	1									
Orlando Pena, R OBP: 0.341, SLG: 0.384 (8, 1)										0	0	0	0	0	0	0									
Inning Stats	R: 1 E: 0 K: 1 S: 7	H: 1 LOB: 0 BB: 1 P: 17	R: 0 E: 0 K: 1 S: 11	H: 1 LOB: 1 BB: 1 P: 21	R: 0 E: 0 K: 2 S: 15	H: 1 LOB: 2 BB: 1 P: 22	R: 3 E: 0 K: 1 S: 22	H: 5 LOB: 2 BB: 0 P: 33	R: 0 E: 0 K: 0 S: 6	H: 0 LOB: 0 BB: 0 P: 9	R: 0 E: 0 K: 0 S: 7	H: 1 LOB: 1 BB: 0 P: 12	R: 0 E: 0 K: 0 S: 9	H: 0 LOB: 1 BB: 1 P: 16	R: 0 E: 0 K: 0 S: 6	H: 1 LOB: 1 BB: 0 P: 10	R: 2 E: 0 K: 0 S: 11	H: 3 LOB: 0 BB: 0 P: 15	1B: 9 2B: 4 3B: 0 HR: 1	SF: 0 SAC: 1 DP: 2 HBP: 0	WP: 0 PB: 0 SB: 0 CS: 1	PA: 41			
PITCHER	IP	WLS	BF	H	R	ER	SO	BB	IBB	HBP	BLK	WP	HR	S	P	ERA	WHIP								
Danny McDevitt, L ERA: 5.93	(1, 1)	1.1	7	2	1	0	2	2	0	0	0	0	0	15	32	0.00	3.000								
Clem Labine, R ERA: 3.94	(2, 1)	7.1	32	10	4	4	3	2	0	0	0	0	0	76	119	4.91	1.636								
Johnny Klippstein, R ERA: 4.55	(9, 1)	0.1	L	2	1	1	0	0	0	0	0	0	1	3	4	27.00	3.000								

Cincinnati Redlegs @ Los Angeles Dodgers
Los Angeles Memorial Coliseum, Los Angeles, CA
Sun Aug 24 1958, 6:33 AM EDT
Att: 19,724 - Unknown

AB	36
R	6
H	13
RBI	5
BB	4
SO	5
LOB	18



Batter	1	2	3	4	5	6	7	8	9	AB	R	H	RBI	BB	SO	LOB	BOTTOM								
Jim Gilliam, S OBP: 0.358, SLG: 0.357 (1, 5)										3	0	0	0	1	0	3									
John Roseboro, L OBP: 0.327, SLG: 0.441 (8, 2)										3	0	1	0	1	0	4									
Norm Larker, L OBP: 0.369, SLG: 0.485 (1, 7)									3	1	1	0	0	0	2										
Gino Cimoli, R OBP: 0.290, SLG: 0.364 (8, 7)									1	0	1	0	0	0	0										
Carl Furillo, R OBP: 0.340, SLG: 0.449 (1, 9)									3	1	2	1	0	0	0										
Gil Hodges, R OBP: 0.332, SLG: 0.443 (1, 3)									4	2	2	0	0	1	1										
Don Zimmer, R OBP: 0.311, SLG: 0.434 (1, 6)									4	1	1	3	0	2	2										
Charlie Neal, R OBP: 0.335, SLG: 0.448 (1, 4)										3	0	0	0	0	3	0									
Joe Pignatano, R OBP: 0.299, SLG: 0.442 (1, 2)										2	0	0	0	0	0	0									
Duke Snider, L OBP: 0.365, SLG: 0.466 (7, PH)										2	0	1	1	0	0	0									
Danny McDevitt, L OBP: 0.133, SLG: 0.200 (1, 1)										0	0	0	0	0	0	0									
Clem Labine, R OBP: 0.159, SLG: 0.059 (2, 1)										2	0	0	0	1	1	0									
Johnny Klippstein, R OBP: 0.087, SLG: 0.087 (9, 1)										0	0	0	0	0	0	0									
Steve Bilko, R OBP: 0.307, SLG: 0.473 (9, PH)										1	0	0	0	0	1	0									
Inning Stats	R: 4 E: 0 K: 1 S: 17	H: 4 LOB: 0 BB: 1 P: 27	R: 0 E: 0 K: 1 S: 8	H: 0 LOB: 0 BB: 0 P: 11	R: 0 E: 0 K: 2 S: 6	H: 2 LOB: 0 BB: 0 P: 11	R: 0 E: 0 K: 2 S: 9	H: 0 LOB: 0 BB: 0 P: 13	R: 0 E: 0 K: 0 S: 5	H: 0 LOB: 0 BB: 1 P: 9	R: 1 E: 0 K: 1 S: 13	H: 2 LOB: 3 BB: 1 P: 19	R: 0 E: 0 K: 1 S: 8	H: 1 LOB: 1 BB: 0 P: 12	R: 0 E: 0 K: 2 S: 10	H: 0 LOB: 0 BB: 0 P: 13	1B: 6 2B: 2 3B: 0 HR: 1	SF: 0 SAC: 1 DP: 3 HBP: 1	WP: 0 PB: 0 SB: 0 CS: 1	PA: 37					
PITCHER	IP	WLS	BF	H	R	ER	SO	BB	IBB	HBP	BLK	WP	HR	S	P	ERA	WHIP								
Tom Acker, R ERA: 4.37	(1, 1)	3.0	13	6	4	4	2	1	0	0	0	0	0	31	49	12.00	2.333								
Brooks Lawrence, R ERA: 4.39	(4, 1)	4.0	16	2	1	1	3	2	0	1	0	0	0	35	54	2.25	1.000								
Orlando Pena, R ERA:	(8, 1)	2.0	W	7	1	0	0	3	0	0	0	0	0	18	25	0.00	0.500								

Cincinnati Redlegs @ Los Angeles Dodgers
Los Angeles Memorial Coliseum, Los Angeles, CA
Sun Aug 24 1958, 6:33 AM EDT
Att: 19,724 - Unknown


AB	31
R	5
H	9
RBI	5
BB	3
SO	8
LOB	12



Batter	1	2	3	4	5	6	7	8	9	AB	R	H	RBI	BB	SO	LOB	TOP					
Johnny Temple, R OBP: 0.393, SLG: 0.392 (1,4)	1-2 L9		2-2 F7		1-1 E		3-2 F8		0-1 6-3	5	0	1	0	0	0	0						
Jerry Lynch, L OBP: 0.323, SLG: 0.456 (1,9)	4-2 HR		1-1 E6		3-2 E9		2-1 3B			3	1	2	0	1	0	0						
Pete Whisenant, R OBP: 0.282, SLG: 0.444 (1,7)	0-0 HR		1-2 F3		2-3 K		1-3 K			4	1	1	2	0	2	4						
Frank Robinson, R OBP: 0.343, SLG: 0.498 (1,8)	1-2 6-3		1-1 1B		4-0 IBB		0-0 G3			3	0	1	0	1	0	1						
Ed Bailey, L OBP: 0.326, SLG: 0.380 (1,2)	2-0 F8		0-3 K		0-0 F4		0-2 F9			4	0	0	0	0	1	5						
Walt Dropo, R OBP: 0.325, SLG: 0.424 (1,3)		1-3 K		0-1 5-3		0-3 K		1-1 4-3		4	0	0	0	0	2	3						
Alex Grammas, R OBP: 0.314, SLG: 0.269 (1,5)		2-1 5-3		3-2 1B		0-0 F4		0-0 F2		4	0	1	0	0	0	0						
Roy McMillan, R OBP: 0.309, SLG: 0.289 (1,6)		1-1 1B		1-2 F6		1-1 3-1		3-2 G4-6-3		4	0	2	0	0	0	1						
Harvey Haddix, L OBP: 0.266, SLG: 0.298 (1,1)		2-2 4-3		1-0 L7		1-3 K		2-2 G4-6-3		3	0	0	0	0	1	2						
Smoky Burgess, L OBP: 0.340, SLG: 0.382 (9, PH)								1-2		1	0	0	0	0	0	1						
Inning Stats	R: 2 E: 0 K: 0 S: 10	H: 1 LOB: 0 BB: 1 P: 18	R: 0 E: 0 K: 1 S: 11	H: 1 LOB: 1 BB: 0 P: 17	R: 0 E: 1 K: 1 S: 14	H: 1 LOB: 2 BB: 0 P: 19	R: 0 E: 0 K: 0 S: 9	H: 1 LOB: 1 BB: 0 P: 14	R: 0 E: 0 K: 2 S: 12	H: 2 LOB: 3 BB: 1 P: 22	R: 0 E: 0 K: 1 S: 6	H: 0 LOB: 0 BB: 0 P: 8	R: 0 E: 0 K: 0 S: 10	H: 1 LOB: 1 BB: 0 P: 16	R: 0 E: 0 K: 0 S: 6	H: 0 LOB: 0 BB: 0 P: 7	R: 0 E: 0 K: 0 S: 9	H: 1 LOB: 0 BB: 0 P: 14	1B: 6 2B: 0 3B: 1 HR: 1	SF: 0 SAC: 0 DP: 1 HBP: 0	WP: 0 PB: 0 SB: 0 CS: 0	PA: 37
PITCHER Johnny Podres, L ERA: 3.5 (1,1)	IP: 9.0 WLS: W BF: 37 H: 8 R: 2 ER: 2 SO: 6 BB: 1 IBB: 1 HBP: 0 BLK: 0 WP: 0 HR: 1 S: 87 P: 135 ERA: 2.00 WHIP: 1.000															PITCHER						

Cincinnati Redlegs @ Los Angeles Dodgers
Los Angeles Memorial Coliseum, Los Angeles, CA
Mon Aug 25 1958, 10:05 PM EDT
Att: 13,722 - Unknown

AB 35
R 2
H 8
RBI 2
BB 2
SO 6
LOB 17



Batter	1	2	3	4	5	6	7	8	9	AB	R	H	RBI	BB	SO	LOB	BOTTOM					
Jim Gilliam, S OBP: 0.359, SLG: 0.359 (1,5)	2-1 4-3 1B		4-2 1B		2-1 L5		0-2 6-3			3	2	1	0	1	0	0						
Gino Cimoli, R OBP: 0.293, SLG: 0.377 (1,7)	0-1 4-3		1-2 1B		2-2 6-3		0-0 HR			4	1	2	1	0	0	1						
Carl Furillo, R OBP: 0.344, SLG: 0.456 (1,9)	2-2 3H 1B		0-0 1B		2-2 2B		1-0 F8			4	1	3	2	0	0	0						
Gil Hodges, R OBP: 0.331, SLG: 0.441 (1,3)	3-1 F2		0-0 FC5-2-5 1B		1-1 F7		1-1 G6-4-3 1B			4	0	1	0	0	0	4						
Don Zimmer, R OBP: 0.310, SLG: 0.432 (1,6)	3-3 K		0-2 1B		2-2 F9		1-1 G6-4-3			4	0	1	1	0	1	2						
Charlie Neal, R OBP: 0.335, SLG: 0.448 (1,4)		0-0 F7		1-2 2H 1B		1-2 F6		1-2		3	0	1	0	0	0	0						
Don Demeter, R OBP: 0.164, SLG: 0.183 (1,8)		1-2 F8		0-3 K		0-3 K				3	0	0	0	0	2	0						
Joe Pignatano, R OBP: 0.292, SLG: 0.431 (1,2)		3-3 K		1-1 6-3		0-0 B1-3				3	0	0	0	0	1	0						
Johnny Podres, L OBP: 0.145, SLG: 0.119 (1,1)			2-2 F7		1-2 G3		1-1 4-3			3	0	0	0	0	0	0						
Inning Stats	R: 1 E: 0 K: 1 S: 14	H: 2 LOB: 1 BB: 0 P: 24	R: 0 E: 0 K: 1 S: 7	H: 0 LOB: 0 BB: 0 P: 11	R: 2 E: 0 K: 0 S: 17	H: 4 LOB: 2 BB: 1 P: 25	R: 0 E: 0 K: 1 S: 8	H: 0 LOB: 0 BB: 0 P: 10	R: 0 E: 0 K: 0 S: 11	H: 1 LOB: 1 BB: 0 P: 18	R: 0 E: 0 K: 1 S: 12	H: 0 LOB: 0 BB: 0 P: 15	R: 0 E: 0 K: 0 S: 6	H: 0 LOB: 0 BB: 0 P: 7	R: 1 E: 0 K: 0 S: 6	H: 2 LOB: 0 BB: 0 P: 9	R: 0 E: 0 K: 0 S: 9	H: 1 LOB: 0 BB: 0 P: 14	1B: 6 2B: 2 3B: 0 HR: 1	SF: 0 SAC: 0 DP: 1 HBP: 0	WP: 0 PB: 0 SB: 0 CS: 0	PA: 32
PITCHER Harvey Haddix, L ERA: 3.62 (1,1)	IP: 8.0 WLS: L BF: 32 H: 9 R: 4 ER: 4 SO: 4 BB: 1 IBB: 0 HBP: 0 BLK: 0 WP: 0 HR: 1 S: 81 P: 119 ERA: 4.50 WHIP: 1.250															PITCHER						

Cincinnati Redlegs @ Los Angeles Dodgers
Los Angeles Memorial Coliseum, Los Angeles, CA
Mon Aug 25 1958, 10:05 PM EDT
Att: 13,722 - Unknown

AB 31
R 4
H 9
RBI 4
BB 1
SO 4
LOB 7



Batter	1	2	3	4	5	6	7	8	9	AB	R	H	RBI	BB	SO	LOB	TOP								
Johnny Temple, R OBP: 0.393, SLG: 0.389	4-1 HR BB	1-0 F4		4-0 G4-6-3 BB	3-1 F7			2-1 F9		3	1	0	0	2	0	5	Cincinnati Redlegs @ Los Angeles Dodgers Los Angeles Memorial Coliseum, Los Angeles, CA Tue Aug 26 1958, 10:05 PM EDT Att: 19,698 - Unknown livebaseballscorecards.com								
Jerry Lynch, L OBP: 0.321, SLG: 0.462	1-2 HR BB	1-0 4-3		2-2 G4-6-3 BB				1-2 6-3		5	1	1	3	0	0	4									
Pete Whisenant, R OBP: 0.275, SLG: 0.430	2-2 F8	1-3 K			0-1 F6			1-1 F7		5	0	0	0	0	1	2									
Frank Robinson, R OBP: 0.347, SLG: 0.500	4-2 G3 BB		0-0 F4		0-1 WP 1B			4-1 BB		2	1	1	0	3	0	0									
Ed Bailey, L OBP: 0.330, SLG: 0.387	1-2 G3		2-2 2B		2-1 1B			2-2 F9		5	1	3	1	0	0	2									
Walt Dropo, R OBP: 0.323, SLG: 0.420 George Crowe, L OBP: 0.359, SLG: 0.425	0-2 6-3		0-3 K		2-0 1B			1-3 K		4	1	1	0	0	1	2									
Alex Grammas, R OBP: 0.318, SLG: 0.270 Bob Thurman, L OBP: 0.321, SLG: 0.391 Eddie Miksis, R OBP: 0.212, SLG: 0.128		4-2 1B 4-3 BB		2-2 6-3	2-1 E9 1B			1-3 K		3	1	1	1	1	1	1									
Roy McMillan, R OBP: 0.311, SLG: 0.295		0-0 4-3 BB 1B		1-2 5-3	3-3 K			0-0 2B		4	0	2	0	0	1	1									
Don Newcombe, L OBP: 0.407, SLG: 0.400 Brooks Lawrence, R OBP: 0.212, SLG: 0.133		4-1 4-3 BB		4-0 BB	4-2 BB			0-0 6-3		1	0	0	0	3	0	1									
Inning Stats	R: 2 E: 0 K: 0 S: 15	H: 1 LOB: 1 BB: 2 P: 27	R: 1 E: 0 K: 1 S: 9	H: 1 LOB: 2 BB: 20	R: 0 E: 0 K: 1 S: 12	H: 1 LOB: 0 BB: 0 P: 16	R: 0 E: 0 K: 0 S: 8	H: 0 LOB: 1 BB: 2 P: 19	R: 3 E: 1 K: 1 S: 16	H: 4 LOB: 2 BB: 1 P: 32	R: 0 E: 0 K: 0 S: 9	H: 0 LOB: 1 BB: 1 P: 18	R: 0 E: 0 K: 1 S: 6	H: 1 LOB: 1 BB: 0 P: 8	R: 0 E: 0 K: 0 S: 7	H: 0 LOB: 0 BB: 0 P: 11		R: 0 E: 0 K: 1 S: 7	H: 1 LOB: 1 BB: 1 P: 14	1B: 5 2B: 3 3B: 0 HR: 1	SF: 0 SAC: 0 DP: 2 HBP: 0	WP: 1 PB: 0 SB: 0 CS: 0	PA: 43		
PITCHER	IP	WLS	BF	H	R	ER	SO	BB	IBB	HBP	BLK	WP	HR	S	P	ERA	WHIP								
Sandy Koufax, L ERA: 4.54	1.0	L	9	2	3	3	0	4	0	0	0	0	1	19	39	27.00	6.000								
Babe Birner, R ERA: 5.93	3.1		16	5	3	2	2	2	0	0	0	1	0	34	58	5.40	2.100								
Fred Kipp, L ERA: 5.08	3.2		14	1	0	0	2	2	0	0	0	0	0	29	54	0.00	0.818								
Johnny Klippstein, R ERA: 4.46	1.0		4	1	0	0	1	1	0	0	0	0	0	7	14	0.00	2.000								

Batter	1	2	3	4	5	6	7	8	9	AB	R	H	RBI	BB	SO	LOB	BOTTOM									
Jim Gilliam, S OBP: 0.360, SLG: 0.359	1-0 G6-3 1B		0-1 FC3-6 4-3		0-0 L5			4-1 1B BB		3	1	1	1	1	0	1	Cincinnati Redlegs @ Los Angeles Dodgers Los Angeles Memorial Coliseum, Los Angeles, CA Tue Aug 26 1958, 10:05 PM EDT Att: 19,698 - Unknown livebaseballscorecards.com									
John Roseboro, L OBP: 0.326, SLG: 0.439	2-0 F5		1-0 4-3					1-2 1B BB		4	1	1	0	0	0	2										
Duke Snider, L OBP: 0.364, SLG: 0.463	0-0 G6-3		1-2 3-1					0-0 G3 1B		4	0	1	1	0	0	2										
Carl Furillo, R OBP: 0.343, SLG: 0.453		0-0 5-3		0-0 L7				1-1 6-3		4	0	1	1	0	0	0										
Norm Larker, L OBP: 0.384, SLG: 0.478 Elmer Valo, L OBP: 0.330, SLG: 0.337		2-2 F6		1-2 F5				2-3 K		2	0	0	0	0	0	0										
Gil Hodges, R OBP: 0.330, SLG: 0.438		4-0 FC6-4 BB		0-3 K				1-1 6-3		3	0	0	0	1	1	2										
Don Zimmer, R OBP: 0.312, SLG: 0.441		2-1 FC6-4		0-0 HR				0-2 1B		4	1	2	1	0	0	1										
Charlie Neal, R OBP: 0.335, SLG: 0.446			0-1 1B WP FC3-6 1B		3-3 K			0-0 6-3		4	1	1	0	0	1	1										
Sandy Koufax, R ERA: 4.15 Babe Birner, R ERA: 5.93 Fred Kipp, L ERA: 5.08 Pee Wee Reese, R ERA: 4.02 Johnny Klippstein, R ERA: 4.46 Gino Cimoli, R ERA: 3.70			3-2 FC3-6 1B		0-2 6-3			0-1 5-3		0	0	0	0	0	0	0										
Inning Stats	R: 0 E: 0 K: 0 S: 3	H: 1 LOB: 0 BB: 0 P: 6	R: 0 E: 0 K: 0 S: 7	H: 0 LOB: 1 BB: 1 P: 15	R: 1 E: 0 K: 0 S: 12	H: 2 LOB: 1 BB: 0 P: 17	R: 0 E: 0 K: 1 S: 7	H: 0 LOB: 0 BB: 0 P: 8	R: 1 E: 0 K: 1 S: 8	H: 1 LOB: 0 BB: 0 P: 11	R: 0 E: 0 K: 0 S: 4	H: 0 LOB: 0 BB: 0 P: 5	R: 0 E: 0 K: 1 S: 11	H: 1 LOB: 1 BB: 0 P: 14	R: 2 E: 0 K: 0 S: 12	H: 3 LOB: 2 BB: 1 P: 18		R: 0 E: 0 K: 0 S: 6	H: 0 LOB: 0 BB: 0 P: 7	1B: 7 2B: 0 3B: 0 HR: 1	SF: 0 SAC: 0 DP: 1 HBP: 0	WP: 1 PB: 0 SB: 0 CS: 0	PA: 36			
PITCHER	IP	WLS	BF	H	R	ER	SO	BB	IBB	HBP	BLK	WP	HR	S	P	ERA	WHIP									
Don Newcombe, R ERA: 5.01	7.1		30	7	4	4	3	2	0	0	0	0	1	1	59	88	4.91	1.227								
Brooks Lawrence, R ERA: 4.35	1.2	S	6	1	0	0	0	0	0	0	0	0	0	11	13	0.00	0.600									



Batter	1	2	3	4	5	6	7	8	9	AB	R	H	RBI	BB	SO	LOB	TOP					
Jim Gilliam, S OBP: 0.360, SLG: 0.355 (1, 5)	G3		4-3			1B BB			F8	3	0	0	0	1	0	1	Los Angeles Dodgers @ San Francisco Giants Seals Stadium, San Francisco, CA Sat Aug 30 1958, 6:33 AM EDT Att: 16,905 - Unknown					
John Roseboro, L OBP: 0.329, SLG: 0.434 (1, 2)	4-1			G6-4-3 BB		1B			HR 1B	3	1	2	0	1	0	0						
Duke Snider, L OBP: 0.363, SLG: 0.468 (1, 8)	K			K		G3			HR	4	1	1	2	0	2	3						
Carl Furillo, R OBP: 0.340, SLG: 0.463 (1, 9)		4-3		G6-4-3 1-2			5-3		F9	4	0	0	0	0	0	1						
Norm Larker, L OBP: 0.378, SLG: 0.467 (8, 3)	4-3				2-1		F5		E3	4	0	1	0	0	0	0						
Don Demeter, R OBP: 0.188, SLG: 0.242 (9, PR)					G4-6-3 1B					0	0	0	0	0	0	0						
Gil Hodges, R OBP: 0.328, SLG: 0.435 (8, 5)	F5				G4-6-3 1-2		F7		F7	4	0	0	0	0	0	2						
Don Zimmer, R OBP: 0.316, SLG: 0.446 (1, 6)			F7		L7				FC4-6 1B	3	0	1	0	0	0	0						
Charlie Neal, R OBP: 0.333, SLG: 0.441 (8, PH)						F4			FC4-6 G1-4-3	1	0	0	0	0	1	0						
Elmer Valo, L OBP: 0.324, SLG: 0.330 (8, 7)									G1-4-3	1	0	0	0	0	0	1						
Danny McDevitt, L Babe Birner, R Pee Wee Reese, R Johnny Klippstein, R Steve Bilko, R Carl Erskine, R			K			F9				0	0	0	0	0	0	0						
Inning Stats	R: 0 E: 0 K: 1 S: 6	H: 0 LOB: 0 BB: 0 P: 9	R: 0 E: 0 K: 0 S: 5	H: 0 LOB: 0 BB: 0 P: 9	R: 0 E: 0 K: 1 S: 6	H: 0 LOB: 1 BB: 1 P: 11	R: 0 E: 0 K: 1 S: 5	H: 0 LOB: 0 BB: 0 P: 11	R: 0 E: 0 K: 0 S: 4	H: 1 LOB: 0 BB: 0 P: 6	R: 0 E: 0 K: 0 S: 9	H: 1 LOB: 2 BB: 1 P: 17	R: 0 E: 0 K: 0 S: 6	H: 0 LOB: 0 BB: 0 P: 7	R: 0 E: 0 K: 0 S: 7	H: 1 LOB: 0 BB: 0 P: 12	R: 2 E: 1 K: 0 S: 14	H: 2 LOB: 1 BB: 0 P: 23	1B: 4 2B: 0 3B: 0 HR: 1	SF: 0 SAC: 0 DP: 3 HBP: 0	WP: 0 PB: 0 SB: 0 CS: 0	PA: 33
PITCHER	IP WLS BF H R ER SO BB IBB HBP BLK WP HR S P ERA WHIP	IP WLS BF H R ER SO BB IBB HBP BLK WP HR S P ERA WHIP															IP WLS BF H R ER SO BB IBB HBP BLK WP HR S P ERA WHIP					
Ruben Gomez, R ERA: 4.72 Al Worthington, R ERA: 3.37	8.2 W 32 5 2 2 3 3 0 0 0 0 1 59 100 2.08 0.923	0.1 S 1 0 0 0 0 0 0 0 0 0 0 3 5 0.00 0.000																				

Batter	1	2	3	4	5	6	7	8	9	AB	R	H	RBI	BB	SO	LOB	BOTTOM			
Felipe Alou, R OBP: 0.294, SLG: 0.370 (1, 9)	K		1-3			F3			F6	3	0	0	0	0	1	0	Los Angeles Dodgers @ San Francisco Giants Seals Stadium, San Francisco, CA Sat Aug 30 1958, 6:33 AM EDT Att: 16,905 - Unknown			
Leon Wagner, L OBP: 0.370, SLG: 0.535 (7, PH)										1	0	0	0	0	0	2				
Whitey Lockman, L OBP: 0.315, SLG: 0.310 (8, 7)										0	0	0	0	0	0	0				
Jim Davenport, R OBP: 0.319, SLG: 0.416 (1, 5)	HR		HR			F2			FC6-4 BB	3	2	2	2	1	0	0				
Willie Mays, R OBP: 0.396, SLG: 0.555 (1, 8)	2B 3B		F9			6-3			FC6-4	4	1	1	0	0	0	3				
Jackie Brandt, R OBP: 0.300, SLG: 0.316 (1, 7)										2	0	1	1	0	0	0				
Willie Kirkland, L OBP: 0.327, SLG: 0.444 (6, PH)	4-3		5-3			6-3 1B			K	2	0	1	0	0	1	0				
Orlando Cepeda, R OBP: 0.335, SLG: 0.510 (1, 3)	4-3					6-3			6-3	4	0	0	0	0	1	2				
Daryl Spencer, R OBP: 0.354, SLG: 0.431 (1, 6)	F7					F8			F3	4	0	0	0	0	0	2				
Valmy Thomas, R OBP: 0.340, SLG: 0.381 (1, 2)		6-3							L6	3	0	1	0	0	0	0				
Danny O'Connell, R OBP: 0.336, SLG: 0.312 (1, 4)		4-3				F6			1B 1B	3	0	1	0	0	0	1				
Ruben Gomez, R ERA: 4.72 Al Worthington, R ERA: 3.37		5-3				F8			1B	3	0	1	0	0	0	0				
PITCHER	IP WLS BF H R ER SO BB IBB HBP BLK WP HR S P ERA WHIP	IP WLS BF H R ER SO BB IBB HBP BLK WP HR S P ERA WHIP															IP WLS BF H R ER SO BB IBB HBP BLK WP HR S P ERA WHIP			
Danny McDevitt, L ERA: 6.29 Babe Birner, R ERA: 4.91 Johnny Klippstein, R ERA: 4.36 Carl Erskine, R ERA: 5.42	0.1 L 4 3 2 2 1 1 0 0 0 0 0 1 40 59 1.93 0.429	2.0 10 3 0 0 0 1 0 0 0 0 0 0 24 42 0.00 2.000																		
Inning Stats	R: 2 E: 0 K: 1 S: 12	H: 3 LOB: 1 BB: 0 P: 18	R: 0 E: 0 K: 0 S: 7	H: 0 LOB: 0 BB: 0 P: 10	R: 1 E: 0 K: 0 S: 7	H: 1 LOB: 0 BB: 0 P: 10	R: 0 E: 0 K: 1 S: 11	H: 1 LOB: 1 BB: 0 P: 14	R: 0 E: 0 K: 0 S: 11	H: 0 LOB: 0 BB: 0 P: 19	R: 0 E: 0 K: 0 S: 8	H: 1 LOB: 1 BB: 0 P: 16	R: 0 E: 0 K: 0 S: 16	H: 2 LOB: 3 BB: 1 P: 26	R: 0 E: 0 K: 1 S: 8	H: 0 LOB: 0 BB: 0 P: 11	1B: 4 2B: 1 3B: 1 HR: 2	SF: 0 SAC: 0 DP: 0 HBP: 0	WP: 0 PB: 0 SB: 0 CS: 0	PA: 33

Batter	1	2	3	4	5	6	7	8	9	AB	R	H	RBI	BB	SO	LOB	TOP					
Jim Gilliam, S OBP: 0.357, SLG: 0.352 (1, 4)	L1		F7			FC5-4		F7		4	0	0	0	0	0	1	Los Angeles Dodgers @ San Francisco Giants Seals Stadium, San Francisco, CA Sat Aug 30 1958, 10:05 PM EDT Att: 9,865 - Unknown					
Gino Cimoli, R OBP: 0.286, SLG: 0.367 (1, 7)	1-3			1-3		4-3		6-3		4	0	0	0	0	0	1						
Carl Furillo, R OBP: 0.342, SLG: 0.462 (1, 9)	5-3			F9			1B SF8	FC5-4 BB		3	1	1	0	1	0	0						
Gil Hodges, R OBP: 0.328, SLG: 0.433 (1, 3)		F6		K			1B SF8	FC5-4		4	0	1	0	0	1	1						
Don Zimmer, R OBP: 0.318, SLG: 0.447 (1, 5)		FC6-4 1B			F6		1B SF8		F7	4	0	2	0	0	0	0						
Don Demeter, R OBP: 0.182, SLG: 0.234 Steve Bilko, R OBP: 0.303, SLG: 0.480 Charlie Neal, R OBP: 0.332, SLG: 0.440 (1, 8)		F9			K		1B		F8	2	0	0	0	0	1	1						
Bob Lillis, R (1, 6)							K			1	0	0	0	0	1	3						
Joe Pignatano, R OBP: 0.287, SLG: 0.413 (1, 2)										1	0	0	0	0	0	0						
Johnny Podres, L OBP: 0.156, SLG: 0.131 Pee Wee Reese, R OBP: 0.333, SLG: 0.382 Clem Labine, R OBP: 0.158, SLG: 0.059 (1, 1)										2	0	1	0	0	1	0						
										1	0	0	0	0	0	3						
										0	0	0	0	0	0	0						
Inning Stats	R: 0 E: 0 K: 0 S: 4	H: 0 LOB: 0 BB: 0 P: 5	R: 0 E: 0 K: 0 S: 4	H: 1 LOB: 1 BB: 0 P: 6	R: 0 E: 0 K: 1 S: 6	H: 0 LOB: 0 BB: 0 P: 10	R: 0 E: 0 K: 1 S: 10	H: 0 LOB: 0 BB: 0 P: 15	R: 0 E: 0 K: 1 S: 6	H: 0 LOB: 0 BB: 0 P: 8	R: 0 E: 0 K: 0 S: 6	H: 1 LOB: 1 BB: 0 P: 7	R: 1 E: 0 K: 1 S: 10	H: 3 LOB: 3 BB: 1 P: 17	R: 0 E: 0 K: 0 S: 8	H: 0 LOB: 1 BB: 1 P: 17	R: 0 E: 0 K: 0 S: 7	H: 0 LOB: 0 BB: 0 P: 9	1B: 5 2B: 0 3B: 0 HR: 0	SF: 1 SAC: 0 DP: 0 HBP: 0	WP: 0 PB: 0 SB: 0 CS: 0	PA: 34
PITCHER Mike McCormick, L ERA: 4.43 (1, 1)	IP: 9.0 WLS: W BF: 34 H: 5 R: 1 ER: 1 SO: 4 BB: 1 IBB: 1 HBP: 0 BLK: 0 WP: 0 HR: 0 S: 61 P: 94 ERA: 1.00 WHIP: 0.667																					

Batter	1	2	3	4	5	6	7	8	9	AB	R	H	RBI	BB	SO	LOB	BOTTOM			
Felipe Alou, R OBP: 0.293, SLG: 0.373 (1, 9)	4-3 6-3 2B		K		F5		K			4	1	1	0	0	2	2	Los Angeles Dodgers @ San Francisco Giants Seals Stadium, San Francisco, CA Sat Aug 30 1958, 10:05 PM EDT Att: 9,865 - Unknown			
Jim Davenport, R OBP: 0.324, SLG: 0.416 (1, 5)	4-3		BB HBP		FC6-4 BB			HR 1B		2	1	1	0	1	0	1				
Willie Mays, R OBP: 0.396, SLG: 0.559 (1, 8)	6-3		BB		FC6-4			HR		3	1	1	3	1	0	2				
Jackie Brandt, R OBP: 0.250, SLG: 0.261 (1, 7)	F2		F8					4-3		4	0	0	0	0	1	2				
Orlando Cepeda, R OBP: 0.335, SLG: 0.507 (1, 3)		BB						1-3		3	0	0	0	1	1	0				
Daryl Spencer, R OBP: 0.351, SLG: 0.428 (1, 6)		F9						K		4	0	0	0	0	3	1				
Bob Schmidt, R OBP: 0.298, SLG: 0.424 (1, 2)		F7			6-3			FC5-6 1B		3	0	1	0	0	0	1				
Danny O'Connell, R OBP: 0.333, SLG: 0.309 (1, 4)		G3						FC5-6		3	0	0	0	0	0	2				
Mike McCormick, L OBP: 0.269, SLG: 0.245 (1, 1)			5-3					K		3	0	1	0	0	1	1				
										3	0	0	0	0	0	2				
Inning Stats	R: 1 E: 0 K: 0 S: 12	H: 1 LOB: 0 BB: 0 P: 17	R: 0 E: 0 K: 0 S: 9	H: 0 LOB: 1 BB: 1 P: 16	R: 0 E: 0 K: 1 S: 12	H: 0 LOB: 2 BB: 1 P: 23	R: 0 E: 0 K: 2 S: 9	H: 0 LOB: 0 BB: 0 P: 13	R: 0 E: 0 K: 2 S: 12	H: 1 LOB: 1 BB: 0 P: 17	R: 0 E: 0 K: 2 S: 8	H: 0 LOB: 0 BB: 0 P: 17	R: 0 E: 0 K: 2 S: 8	H: 1 LOB: 1 BB: 0 P: 12	R: 2 E: 0 K: 1 S: 8	H: 2 LOB: 0 BB: 0 P: 12	1B: 3 2B: 1 3B: 0 HR: 1	SF: 0 SAC: 0 DP: 0 HBP: 1	WP: 0 PB: 0 SB: 0 CS: 0	PA: 33
PITCHER Johnny Podres, L ERA: 3.44 Clem Labine, R ERA: 3.97 (1, 1)	IP: 6.0 WLS: L BF: 24 H: 2 R: 1 ER: 2 SO: 3 BB: 3 IBB: 0 HBP: 0 BLK: 0 WP: 0 HR: 0 S: 63 P: 103 ERA: 1.50 WHIP: 0.833																			

Batter	1	2	3	4	5	6	7	8	9	AB	R	H	RBI	BB	SO	LOB	TOP		
Jim Gilliam, S OBP: 0.356, SLG: 0.351	1-0 CS 1B	0-0 1-3		2-1 F7			0-1 F8			4	0	1	0	0	0	3			
Norm Larker, L OBP: 0.376, SLG: 0.463	1-2 G3		0-1 E8 1B		0-0 F8			0-0 G5-4-3 1B		4	0	1	0	0	0	1			
Carl Furillo, R OBP: 0.338, SLG: 0.457	0-0 6-3		1-1 F9		1-2 6-3			0-0 G5-4-3 1-2 1B		4	0	0	0	0	0	2			
Gil Hodges, R OBP: 0.329, SLG: 0.436		1-0 1B E SF7 1B	2-3 K		2-1 6-3			3-1 1B 2B		4	1	2	0	0	1	1			
John Roseboro, L OBP: 0.328, SLG: 0.432	1-2 E FC6-4 1B	1-1 1B	1-2 1B		2-1 F8			1-0 1-3		4	1	1	0	0	0	2			
Don Zimmer, R OBP: 0.317, SLG: 0.445	2-0 FC6-4 E 1-2 2-3 1B	2-0 F8			0-1 B1-3			0-0 6-3		4	0	1	0	0	0	2			
Charlie Neal, R OBP: 0.331, SLG: 0.439	1-1 SF7		1-2 6-3		3-3 K			1-1 1B		3	0	1	1	0	1	0			
Bob Lillis, R (1, 6)	3-H E6 FC6-4 1-2 2-3 1B		0-1 F6		0-0 5-3			0-2 F3		4	0	0	0	0	0	3			
Sandy Koufax, R OBP: 0.154, SLG: 0.158 Carl Erskine, R OBP: 0.077, SLG: 0.040 Steve Soto, R OBP: 0.095, SLG: 0.060 Babe Birrer, R OBP: 0.305, SLG: 0.305 Gino Cimoli, R OBP: 0.305, SLG: 0.305 Danny McDevitt, L OBP: 0.133, SLG: 0.230 Don Demeter, R OBP: 0.176, SLG: 0.231	3-2 FC6-4	3-2 FC6-4	1-1 2B		0-0 6-3			2-3 K		0	0	0	0	0	0	0			
Inning Stats	R: 0 E: 0 K: 0 S: 5	H: 1 LOB: 0 BB: 0 P: 7	R: 2 E: 2 K: 0 S: 12	H: 2 LOB: 2 BB: 0 P: 21	R: 0 E: 1 K: 1 S: 13	H: 1 LOB: 2 BB: 0 P: 18	R: 0 E: 0 K: 0 S: 6	H: 0 LOB: 0 BB: 0 P: 9	R: 0 E: 0 K: 1 S: 7	H: 0 LOB: 0 BB: 0 P: 12	R: 0 E: 0 K: 0 S: 4	H: 0 LOB: 0 BB: 0 P: 4	R: 0 E: 0 K: 0 S: 5	H: 2 LOB: 1 BB: 0 P: 9	R: 0 E: 0 K: 1 S: 11	H: 1 LOB: 1 BB: 0 P: 14	1B: 6 2B: 2 3B: 0 HR: 0	SF: 1 SAC: 0 DP: 1 HBP: 0	WP: 0 PA: 36 PB: 0 SB: 0 CS: 1
PITCHER Stu Miller, R ERA: 2.62	IP: 9.0 WLS: W BF: 36 H: 8 R: 2 ER: 1 SO: 3 BB: 0 IBB: 0 HBP: 0 BLK: 0 WP: 0 HR: 0 S: 72 P: 107 ERA: 1.00 WHIP: 0.889																		

Los Angeles Dodgers @ San Francisco Giants
Seals Stadium, San Francisco, CA
Sun Aug 31 1958, 6:33 AM EDT
Att: 20,744 - Unknown

AB 35
R 2
H 8
RBI 2
BB 0
SO 3
LOB 17



Batter	1	2	3	4	5	6	7	8	9	AB	R	H	RBI	BB	SO	LOB	BOTTOM		
Felipe Alou, R OBP: 0.288, SLG: 0.361	4-2 CS BB	2-1 F8		0-0 6-3		1-2 F8	1-0 4-3	1-0 L7		5	0	0	0	1	0	4			
Jim Davenport, R OBP: 0.328, SLG: 0.417	3-2 2B 1B	0-1 HR 1B		3-3 K		0-0 F8		4-1 1B BB		4	3	2	0	1	1	0			
Willie Mays, R OBP: 0.400, SLG: 0.567	4-1 2B HR BB	0-1 HR 1B		0-0 F9		1-0 1B		1-0 1B 4-3 1B		4	3	3	2	1	0	0			
Jackie Brandt, R OBP: 0.276, SLG: 0.286	0-3 K	0-2 6-3			3-2 1B SF9 1B	1-0 F8		1-0 1B 4-3 1B		5	2	2	1	0	1	3			
Orlando Cepeda, R OBP: 0.337, SLG: 0.510	0-0 HR 2B	0-1 FC6-4 1B			1-1 F9		2-0 BB 1B	0-0 4-3		5	2	3	2	0	0	2			
Daryl Spencer, R OBP: 0.356, SLG: 0.429	4-2 HR BB	0-2 FC6-4			0-1 2B 1B		4-2 1B BB G5-4-3 BB	0-0 BB 1-3 2H 1B		3	3	2	1	2	0	1			
Bob Schmidt, R OBP: 0.300, SLG: 0.434	1-2 HR		2-3 K		2-0 SF9		1-1 G5-4-3 1B	1-0 1-3		4	1	2	6	0	1	1			
Danny O'Connell, R OBP: 0.337, SLG: 0.312	4-1 BB		2-1 F3		3-1 2B		1-0 G5-4-3	4-1 BB		3	0	1	1	2	0	1			
Stu Miller, R OBP: 0.225, SLG: 0.143	2-0 F7		1-3 K		0-0 F7		4-0 BB	4-2 BB		3	0	0	0	2	1	2			
Inning Stats	R: 5 E: 0 K: 1 S: 18	H: 3 LOB: 4 BB: 4 P: 40	R: 2 E: 0 K: 0 S: 14	H: 3 LOB: 0 BB: 0 P: 16	R: 0 E: 0 K: 2 S: 10	H: 0 LOB: 0 BB: 0 P: 15	R: 0 E: 0 K: 1 S: 5	H: 0 LOB: 0 BB: 0 P: 8	R: 2 E: 0 K: 0 S: 11	H: 3 LOB: 1 BB: 0 P: 20	R: 0 E: 0 K: 0 S: 6	H: 1 LOB: 1 BB: 0 P: 9	R: 2 E: 0 K: 0 S: 7	H: 2 LOB: 1 BB: 2 P: 20	R: 3 E: 0 K: 0 S: 10	H: 3 LOB: 3 BB: 3 P: 26	1B: 11 2B: 2 3B: 0 HR: 2	SF: 1 SAC: 0 DP: 1 HBP: 0	WP: 0 PA: 46 PB: 0 SB: 0 CS: 1
PITCHER Sandy Koufax, L ERA: 4.86 Carl Erskine, R ERA: 5.4 Babe Birrer, R ERA: 5.4 Danny McDevitt, L ERA: 6.99	IP: 0.2 WLS: L BF: 1 H: 0 R: 0 ER: 0 SO: 0 BB: 0 IBB: 0 HBP: 0 BLK: 0 WP: 0 HR: 0 S: 1 P: 3 ERA: 0.00 WHIP: 0.000	IP: 5.0 WLS: 7 BF: 22 H: 7 R: 4 ER: 4 SO: 3 BB: 0 IBB: 0 HBP: 0 BLK: 0 WP: 0 HR: 1 S: 46 P: 68 ERA: 7.20 WHIP: 1.400	IP: 2.0 WLS: 5 BF: 15 H: 5 R: 5 ER: 5 SO: 0 BB: 5 IBB: 0 HBP: 0 BLK: 0 WP: 0 HR: 0 S: 17 P: 46 ERA: 22.50 WHIP: 5.000																

Los Angeles Dodgers @ San Francisco Giants
Seals Stadium, San Francisco, CA
Sun Aug 31 1958, 6:33 AM EDT
Att: 20,744 - Unknown


AB 36
R 14
H 15
RBI 13
BB 9
SO 4
LOB 14




Batter	1	2	3	4	5	6	7	8	9	AB	R	H	RBI	BB	SO	LOB	TOP																					
Jim Gilliam, S OBP: 0.356, SLG: 0.350 (1, 5)	F7		F8					G3		4	0	1	0	0	0	0	Los Angeles Dodgers @ San Francisco Giants Seals Stadium, San Francisco, CA Mon Sep 01 1958, 6:33 AM EDT Att: 14,121 - Unknown																					
Norm Larker, L OBP: 0.374, SLG: 0.464 (1, 7)	2B		F5					G3		4	1	1	0	0	0	1																						
Duke Snider, L OBP: 0.364, SLG: 0.471 (1, 8)	E		4-3					HR		4	2	2	1	0	0	0																						
Carl Furillo, R OBP: 0.340, SLG: 0.466 (1, 9)	E7							HR		4	1	2	3	0	0	0																						
Gil Hodges, R OBP: 0.328, SLG: 0.434 (1, 3)	6-3							HR		4	0	1	0	0	0	1																						
John Roseboro, L OBP: 0.327, SLG: 0.439 (1, 2)	L9									4	1	1	1	0	0	2																						
Don Zimmer, R OBP: 0.317, SLG: 0.443 (1, 6)										4	0	1	0	0	1	0																						
Charlie Neal, R OBP: 0.329, SLG: 0.435 (1, 4)										4	1	0	0	0	2	1																						
Clem Labine, R OBP: 0.156, SLG: 0.056 (5, PH) Steve Bilko, R OBP: 0.326, SLG: 0.496 (5, PH) Don Drysdale, R OBP: 0.325, SLG: 0.335 (5, 1) Johnny Klippstein, R OBP: 0.172, SLG: 0.227 (7, PH) Don Diemeter, R OBP: 0.077, SLG: 0.040 (7, 1) Carl Erskine, R OBP: 0.040, SLG: 0.800 (8, 1) Babe Birrer, L OBP: 0.320, SLG: 0.326 (9, PH)										1	0	0	0	0	0	0																						
Inning Stats	R: 2 E: 1 K: 0 S: 11	H: 3 LOB: 1 BB: 0 P: 18	R: 0 E: 0 K: 2 S: 10	H: 0 LOB: 0 BB: 0 P: 14	R: 0 E: 0 K: 0 S: 4	H: 0 LOB: 0 BB: 0 P: 7	R: 0 E: 0 K: 0 S: 10	H: 0 LOB: 0 BB: 0 P: 15	R: 1 E: 0 K: 0 S: 9	H: 3 LOB: 1 BB: 0 P: 13	R: 0 E: 0 K: 2 S: 8	H: 1 LOB: 0 BB: 0 P: 15	R: 0 E: 0 K: 2 S: 9	H: 0 LOB: 0 BB: 0 P: 14	R: 2 E: 0 K: 0 S: 13	H: 2 LOB: 0 BB: 0 P: 20		R: 1 E: 0 K: 0 S: 10	H: 1 LOB: 0 BB: 0 P: 14	1B: 5 2B: 3 3B: 0 HR: 2	SF: 0 SAC: 0 DP: 0 HBP: 0	WP: 0 PA: 36 PB: 0 SB: 0 CS: 0																
PITCHER	IP	WLS	BF	H	R	ER	SO	BB	IBB	HBP	BLK	WP	HR	S	P	ERA	WHIP	PITCHER				IP	WLS	BF	H	R	ER	SO	BB	IBB	HBP	BLK	WP	HR	S	P	ERA	WHIP
Gordon Jones, R ERA: 1.71 (1, 1)	5.0	W	20	6	3	3	2	0	0	0	0	0	0	44	67	5.40	1.200																					
Al Worthington, R ERA: 3.45 (6, 1)	4.0	S	16	4	3	3	2	0	0	0	0	0	2	40	63	6.75	1.000																					

Batter	1	2	3	4	5	6	7	8	9	AB	R	H	RBI	BB	SO	LOB	BOTTOM																					
Danny O'Connell, R OBP: 0.338, SLG: 0.314 (1, 4)	PB	FC5-4								5	1	2	0	0	1	3	Los Angeles Dodgers @ San Francisco Giants Seals Stadium, San Francisco, CA Mon Sep 01 1958, 6:33 AM EDT Att: 14,121 - Unknown																					
Jim Davenport, R OBP: 0.326, SLG: 0.414 (1, 5)	L8									5	1	1	0	0	0	2																						
Willie Mays, R OBP: 0.405, SLG: 0.581 (1, 8)	F8									5	3	5	2	0	0	0																						
Leon Wagner, L OBP: 0.369, SLG: 0.529 (1, 7)	F8									2	0	0	0	1	0	3																						
Jackie Brandt, R OBP: 0.300, SLG: 0.286 (5, 7)	F8									0	0	0	0	1	0	0																						
Orlando Cepeda, R OBP: 0.338, SLG: 0.509 (1, 3)										5	2	2	3	0	0	3																						
Willie Kirkland, L OBP: 0.329, SLG: 0.443 (1, 9)										3	0	1	0	1	1	1																						
Felipe Alou, R OBP: 0.292, SLG: 0.361 (7, FR) (8, 9)										0	1	0	0	1	0	0																						
Daryl Spencer, R ERA: 4.17 (1, 6)										2	0	1	1	0	0	0																						
Eddie Bressoud, R OBP: 0.321, SLG: 0.339 (5, PR) (6, 6)										1	0	0	0	1	0	3																						
Bob Schmidt, R OBP: 0.302, SLG: 0.437 (1, 2)										3	0	1	2	1	0	3																						
Gordon Jones, R ERA: 1.71 (1, 1)										2	0	0	0	0	1	1																						
Al Worthington, R OBP: 0.191, SLG: 0.186 (6, 1)										2	0	0	0	0	0	3																						
Inning Stats	R: 2 E: 0 K: 1 S: 13	H: 3 LOB: 1 BB: 0 P: 22	R: 0 E: 0 K: 1 S: 8	H: 0 LOB: 1 BB: 1 P: 14	R: 2 E: 0 K: 0 S: 16	H: 3 LOB: 2 BB: 1 P: 27	R: 0 E: 0 K: 0 S: 12	H: 2 LOB: 0 BB: 0 P: 14	R: 0 E: 0 K: 0 S: 5	H: 0 LOB: 1 BB: 0 P: 8	R: 0 E: 0 K: 0 S: 8	H: 0 LOB: 0 BB: 0 P: 14	R: 3 E: 0 K: 1 S: 16	H: 3 LOB: 2 BB: 2 P: 32	R: 1 E: 0 K: 0 S: 6	H: 2 LOB: 2 BB: 2 P: 18	1B: 9 2B: 4 3B: 0 HR: 1	SF: 0 SAC: 1 DP: 1 HBP: 1	WP: 0 PA: 43 PB: 1 SB: 0 CS: 0																			
PITCHER	IP	WLS	BF	H	R	ER	SO	BB	IBB	HBP	BLK	WP	HR	S	P	ERA	WHIP	PITCHER				IP	WLS	BF	H	R	ER	SO	BB	IBB	HBP	BLK	WP	HR	S	P	ERA	WHIP
Clem Labine, R ERA: 4.27 (5, 1)	2.0	L	7	0	0	0	0	0	0	1	0	0	0	13	22	0.00	0.000																					
Carl Erskine, R ERA: 5.76 (7, 1)	1.0		9	4	4	4	1	2	0	0	0	0	0	17	33	36.00	6.000																					
Babe Birrer, R ERA: 5.16 (8, 1)	1.0		5	1	0	0	0	1	1	0	0	0	0	5	17	0.00	2.000																					

AB 36
R 6
H 10
RBI 6
BB 0
SO 4
LOB 5



AB 35
R 8
H 13
RBI 8
BB 6
SO 3
LOB 22



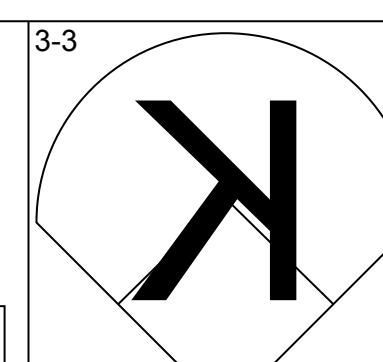
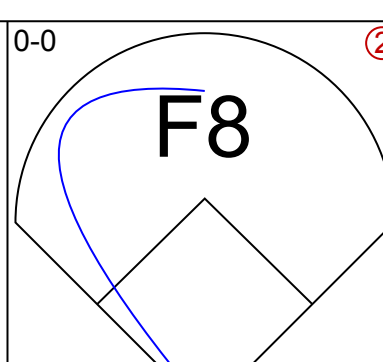
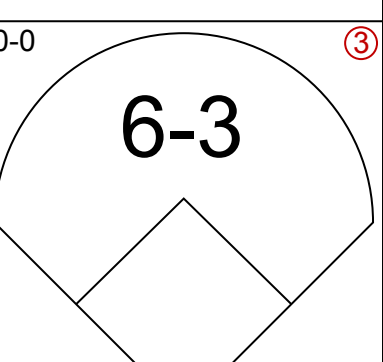
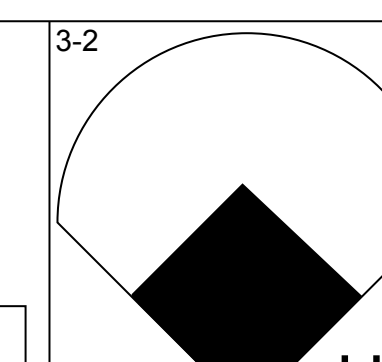
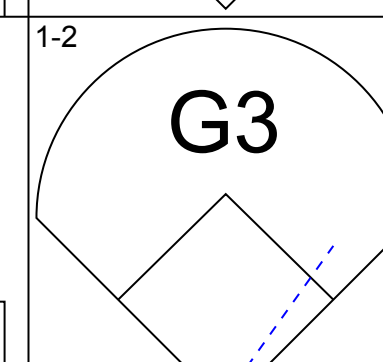
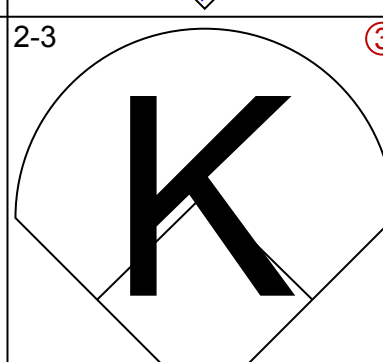
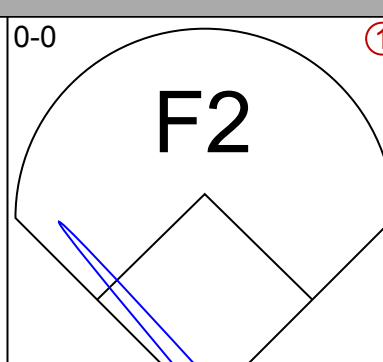
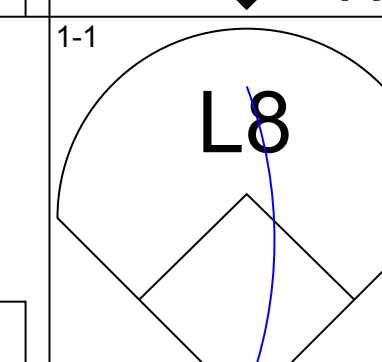
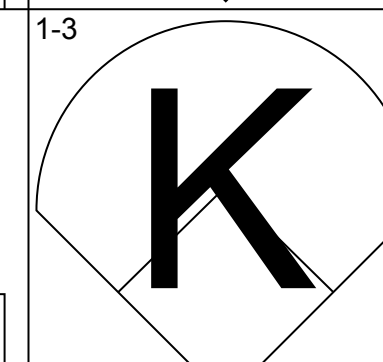
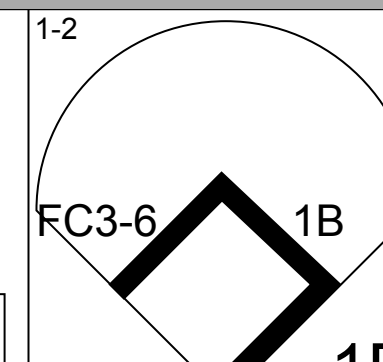
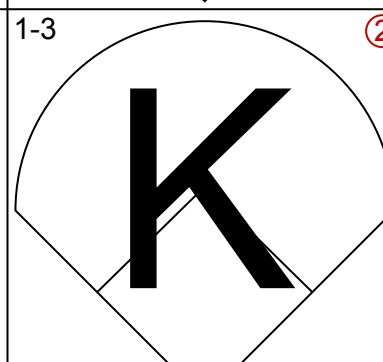
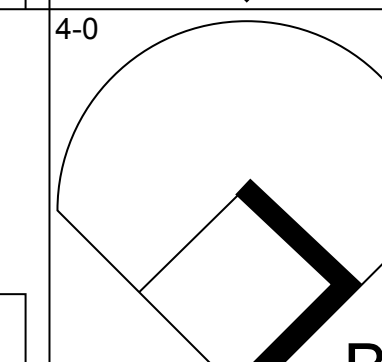
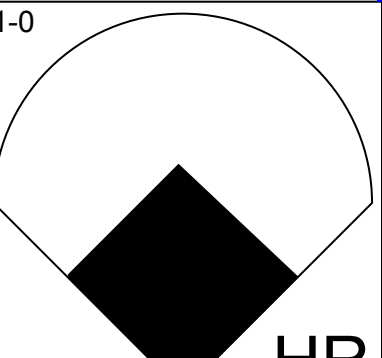
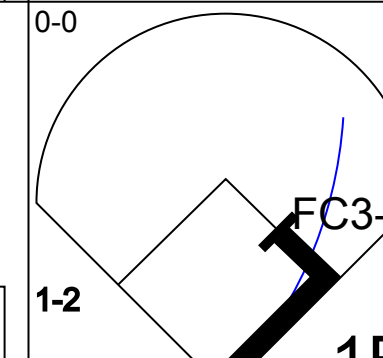
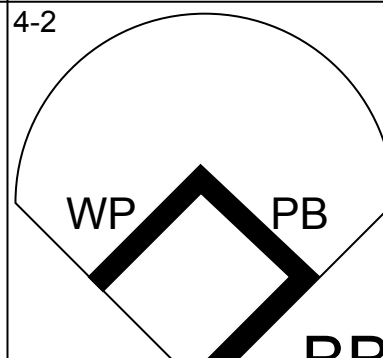
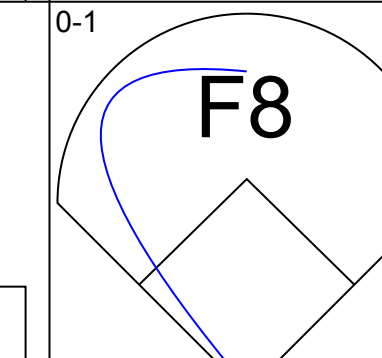
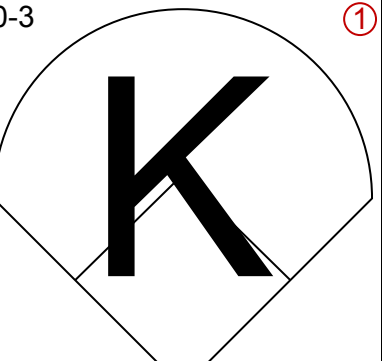
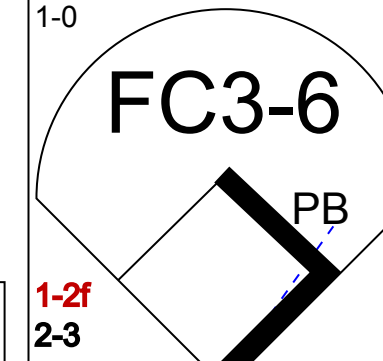
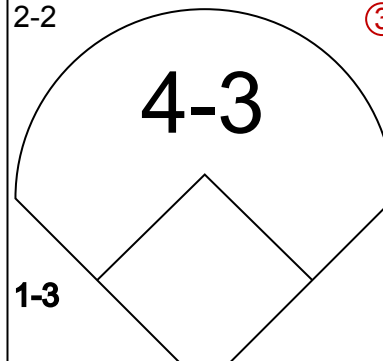
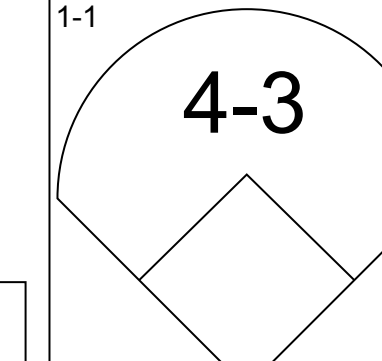
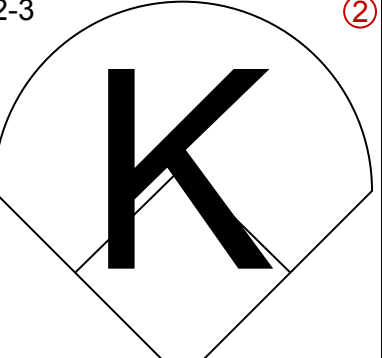
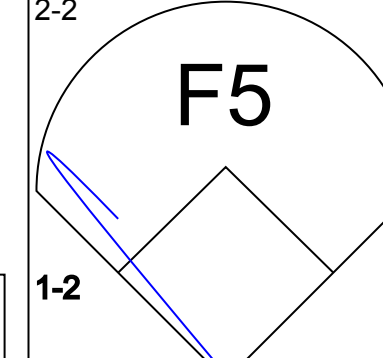
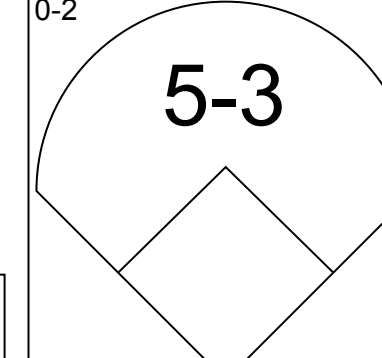
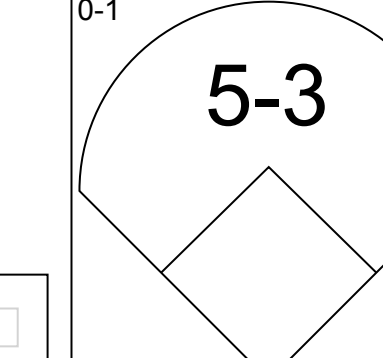
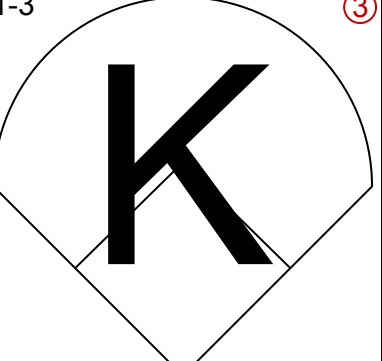
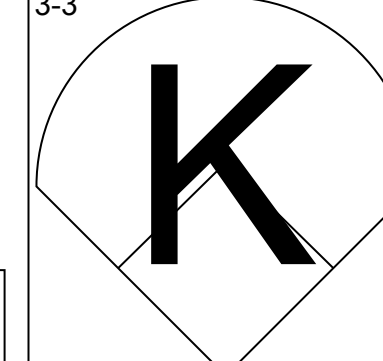
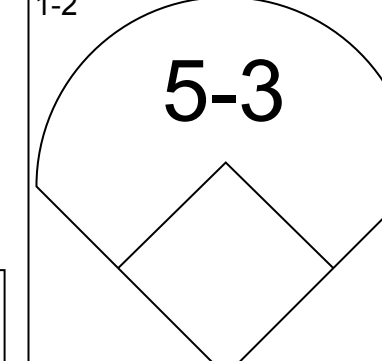
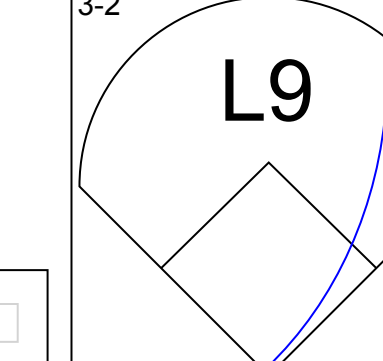
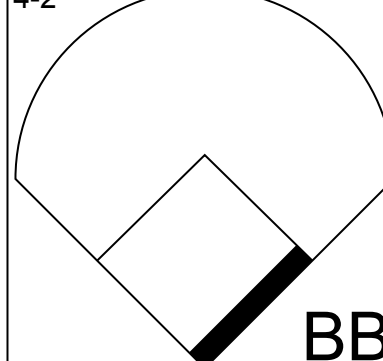
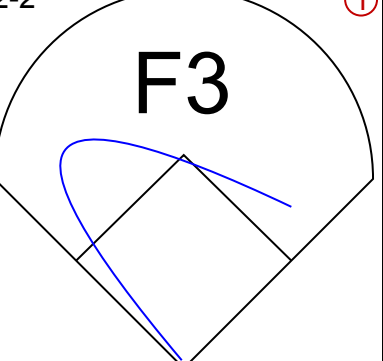
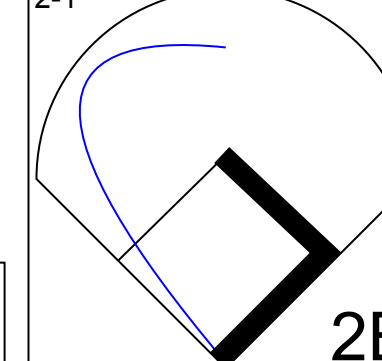
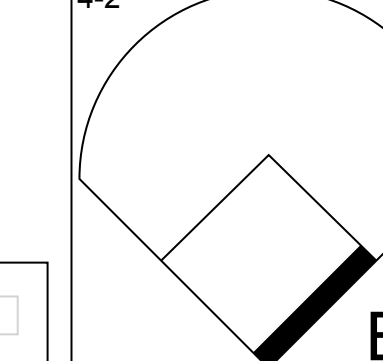


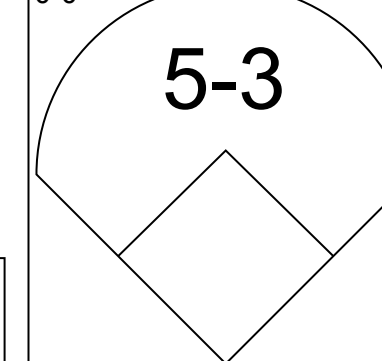
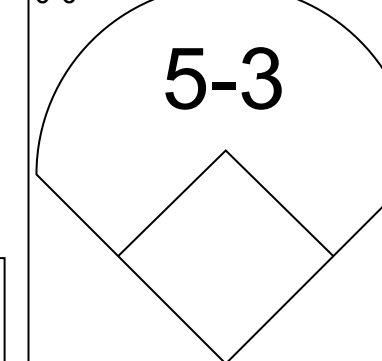
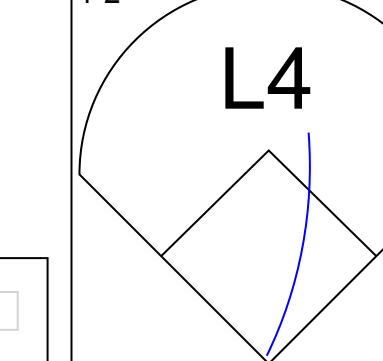
Batter	1	2	3	4	5	6	7	8	9	AB	R	H	RBI	BB	SO	LOB	TOP
Jim Davenport, R OBP: 0.319, SLG: 0.402 (1, 6)	F9			F8		G1-4-3 1B BB		K		3	0	0	0	1	1	1	San Francisco Giants @ Los Angeles Dodgers Los Angeles Memorial Coliseum, Los Angeles, CA Tue Sep 02 1958, 10:05 PM EDT Att: 22,681 - Unknown
Willie Kirkland, L OBP: 0.331, SLG: 0.441 (1, 9)	F7			F5		G1-4-3 1B		FC6-4		4	0	1	0	0	0	1	
Willie Mays, R OBP: 0.406, SLG: 0.582 (1, 8)	PO 1B			G3		G1-4-3		K		4	0	1	0	0	1	2	
Ray Jablonski, R OBP: 0.283, SLG: 0.470 (1, 5)	PO 1-2	F7			K	5-3				4	0	1	0	0	1	1	
Orlando Cepeda, R OBP: 0.336, SLG: 0.506 (1, 3)		6-3					F8		L7	4	0	1	0	0	0	1	
Hank Sauer, R OBP: 0.345, SLG: 0.444 (1, 7)		5-3					F9		F6	4	0	1	0	0	0	1	
Bob Schmidt, R OBP: 0.307, SLG: 0.441 (1, 2)			6-3					K		2	0	0	0	1	1	0	
Danny O'Connell, R OBP: 0.335, SLG: 0.311 (5, PH)				K						1	0	0	0	0	1	0	
Leon Wagner, L OBP: 0.365, SLG: 0.523 (5, PH)					K					1	0	0	0	0	1	3	
Don Johnson, R (5, PH)										0	0	0	0	0	0	0	
Bill White, L OBP: 0.467, SLG: 0.273 (8, PH)										0	0	0	0	1	0	0	
Gordon Jones, R (8, 1)										0	0	0	0	0	0	0	
Ramon Monzant, R OBP: 0.216, SLG: 0.216 (1, 1)			5-3							1	0	0	0	0	0	0	
Whitey Lockman, L OBP: 0.313, SLG: 0.337 (5, 4)					F7			FC4-6 FC6-4		2	0	0	0	0	0	4	
Inning Stats	R: 0 H: 1 E: 0 K: 0 S: 10	H: 1 LOB: 0 BB: 0 P: 14	R: 0 H: 0 E: 0 K: 0 S: 8	H: 0 LOB: 0 BB: 0 P: 13	R: 0 H: 0 E: 0 K: 1 S: 8	H: 0 LOB: 0 BB: 0 P: 12	R: 0 H: 2 E: 0 K: 2 S: 13	H: 1 LOB: 1 BB: 1 P: 21	R: 0 H: 0 E: 0 K: 1 S: 14	H: 0 LOB: 1 BB: 1 P: 21	R: 0 H: 1 E: 0 K: 1 S: 9	H: 1 LOB: 1 BB: 0 P: 11	1B: 3 2B: 2 3B: 0 HR: 0	SF: 0 SAC: 0 DP: 1 HBP: 0	WP: 0 PB: 0 SB: 0 CS: 0	PA: 34	
PITCHER Don Drysdale, R ERA: 4.11 (1, 1)	IP: 9.0 WLS: W BF: 33 H: 5 R: 0 ER: 0 SO: 6 BB: 3 IBB: 0 HBP: 0 BLK: 0 WP: 0 HR: 0 S: 86 P: 130 ERA: 0.00 WHIP: 0.889																

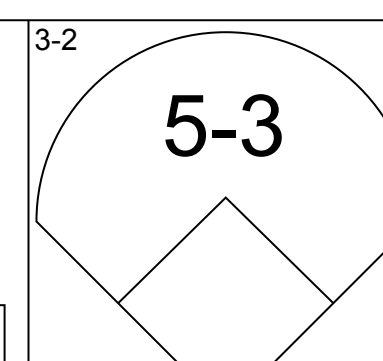
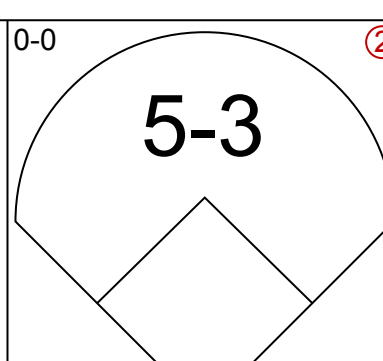
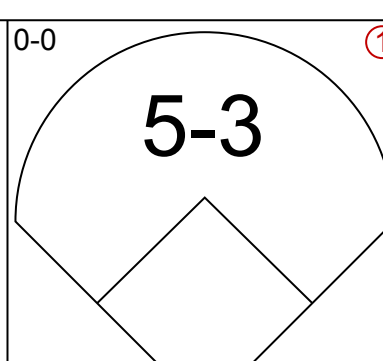
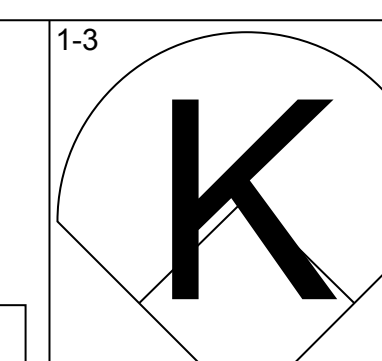
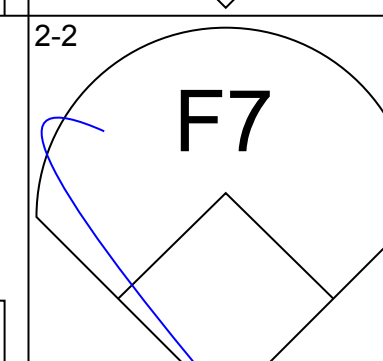
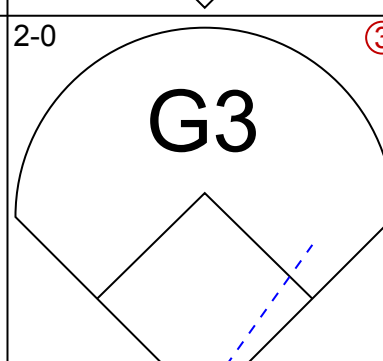
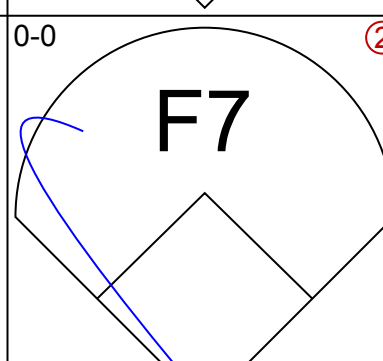
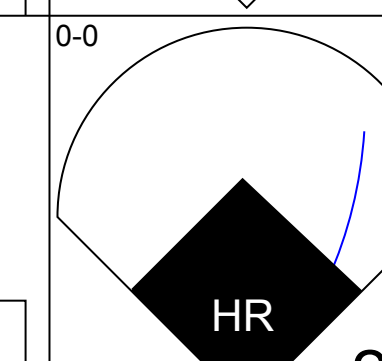
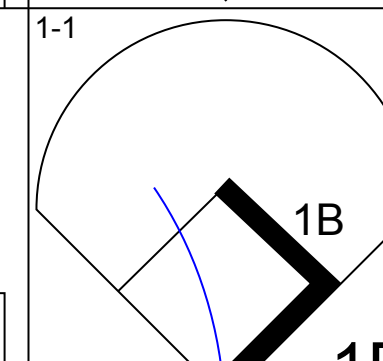
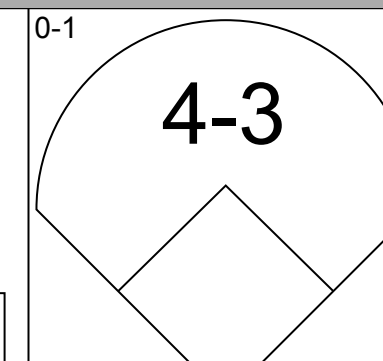
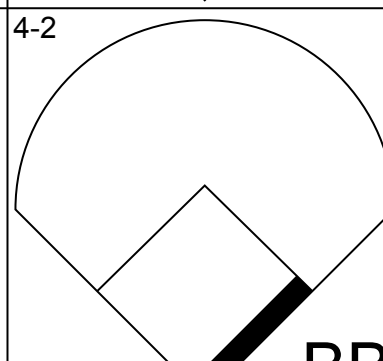
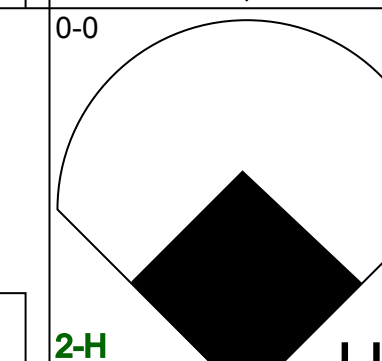
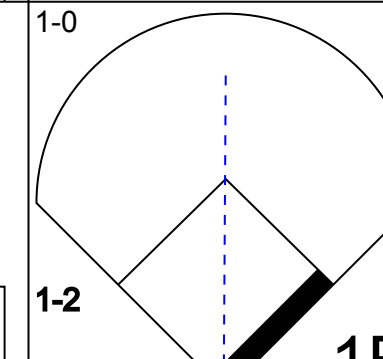
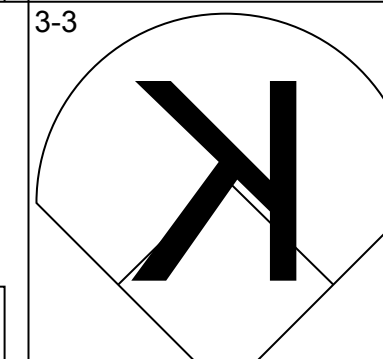
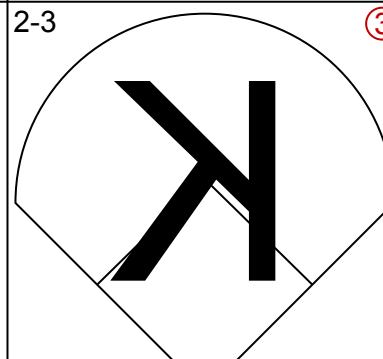
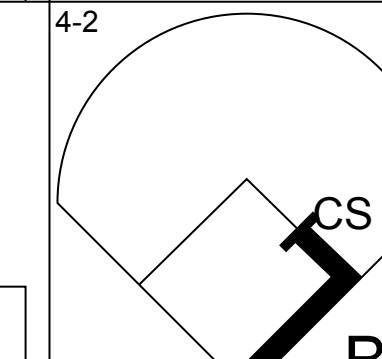
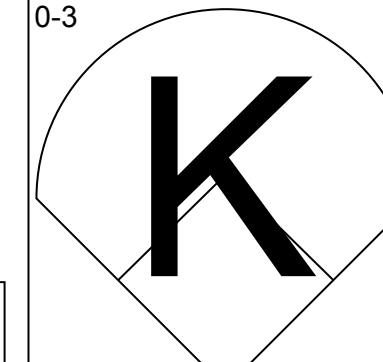
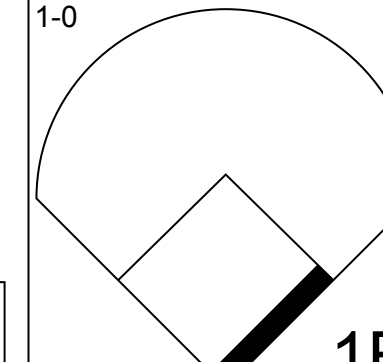
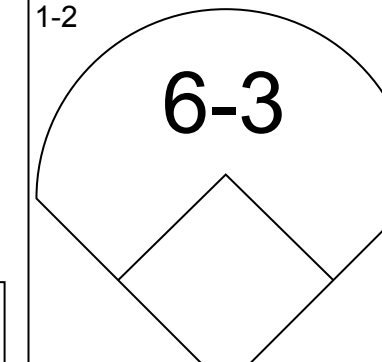
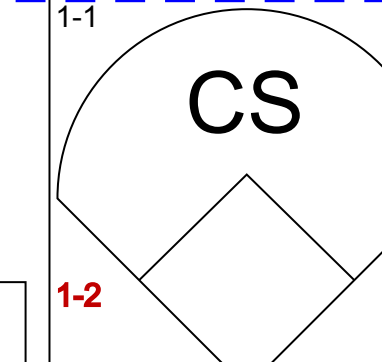
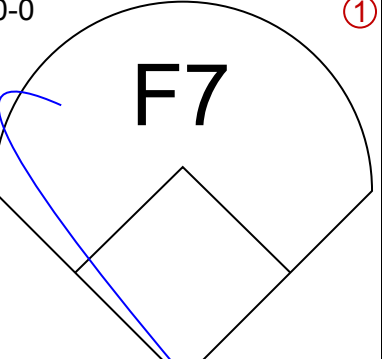
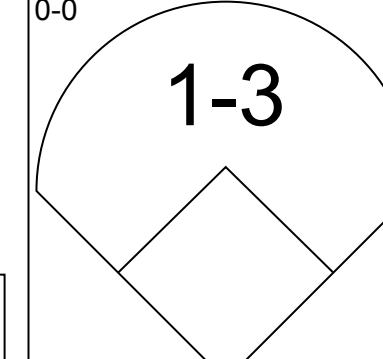
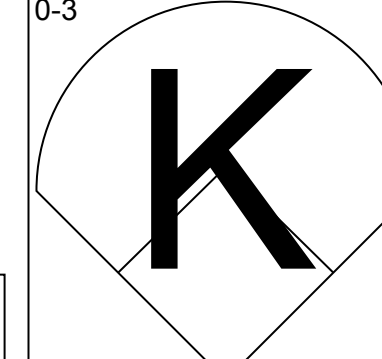

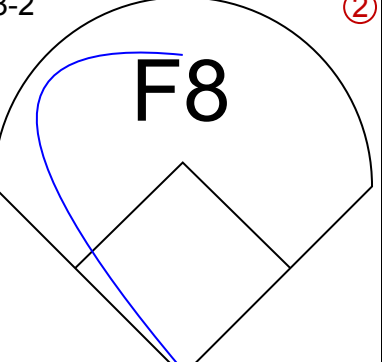
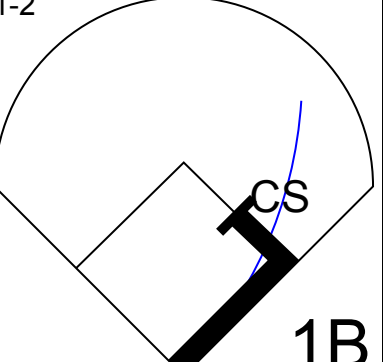
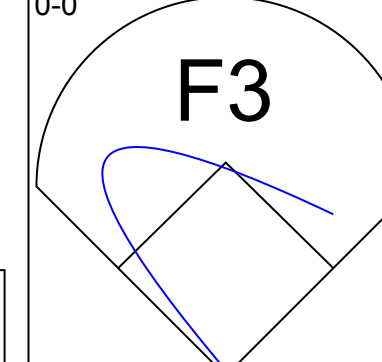
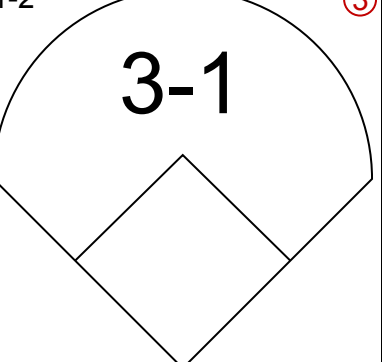
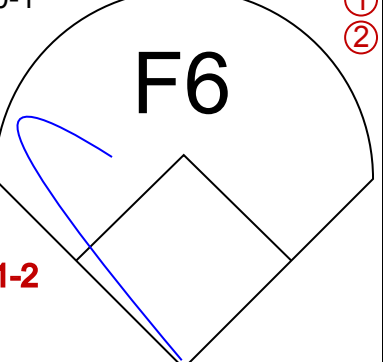
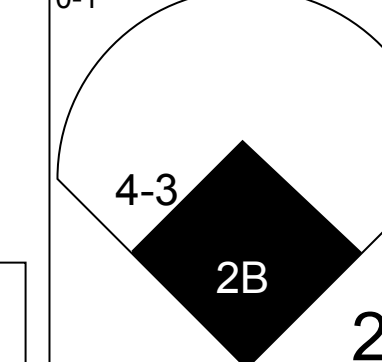
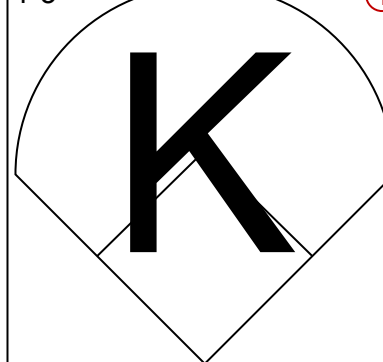
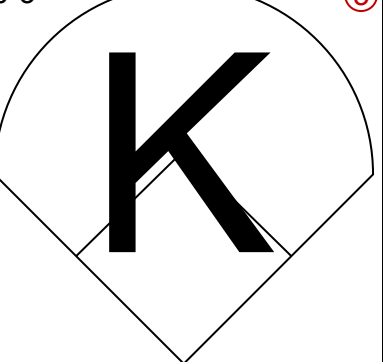
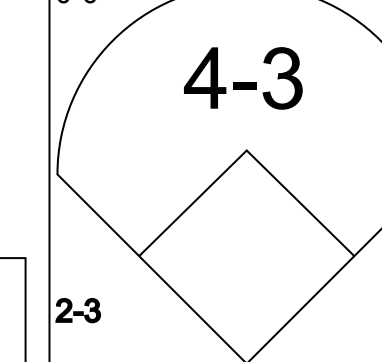
Batter	1	2	3	4	5	6	7	8	9	AB	R	H	RBI	BB	SO	LOB	BOTTOM	
Jim Gilliam, S OBP: 0.352, SLG: 0.345 (1, 4) (7, 5)	6-3		4-3		F9		F8			4	0	0	0	0	0	1	San Francisco Giants @ Los Angeles Dodgers Los Angeles Memorial Coliseum, Los Angeles, CA Tue Sep 02 1958, 10:05 PM EDT Att: 22,681 - Unknown	
Gino Cimoli, R OBP: 0.297, SLG: 0.384 (1, 8)	HR		F4				F9			4	1	2	1	0	0	1		
Norm Larker, L OBP: 0.368, SLG: 0.456 (1, 7)	F7		4-1		1-3			F7		4	0	0	0	0	0	1		
Carl Furillo, R OBP: 0.337, SLG: 0.460 (1, 9)	5-3			4-3		G3		F8		4	0	0	0	0	0	0		
Steve Bilko, R OBP: 0.299, SLG: 0.489 (1, 3)		F9								3	0	0	0	0	2	0		
Charlie Neal, R OBP: 0.330, SLG: 0.436 (7, 4)				K		K		E S 1B		1	0	1	0	0	0	0		
Gil Hodges, R OBP: 0.328, SLG: 0.437 (1, 5) (7, 3)		5-3						K		4	1	1	1	0	2	1		
John Roseboro, L OBP: 0.328, SLG: 0.437 (1, 2)									E3 SH1-3 E	2	2	1	0	1	0	0		
Don Zimmer, R OBP: 0.312, SLG: 0.435 (1, 6)					5-3				SH1-3	2	0	1	1	0	0	1		
Don Drysdale, R OBP: 0.286, SLG: 0.704 (1, 1)									E8	3	0	1	1	0	0	1		
Inning Stats	R: 1 H: 1 E: 0 K: 0 S: 7	H: 1 LOB: 0 BB: 0 P: 8	R: 1 H: 2 E: 0 K: 0 S: 12	H: 2 LOB: 1 BB: 0 P: 18	R: 0 H: 0 E: 0 K: 0 S: 9	H: 0 LOB: 0 BB: 0 P: 17	R: 1 H: 1 E: 0 K: 1 S: 11	H: 1 LOB: 1 BB: 1 P: 20	R: 0 H: 1 E: 0 K: 2 S: 11	H: 0 LOB: 0 BB: 0 P: 18	R: 1 H: 1 E: 2 K: 0 S: 8	H: 1 LOB: 1 BB: 0 P: 13	R: 0 H: 1 E: 0 K: 1 S: 12	H: 1 LOB: 1 BB: 0 P: 18	1B: 5 2B: 0 3B: 0 HR: 2	SF: 0 SAC: 1 DP: 0 HBP: 0	WP: 0 PB: 0 SB: 2 CS: 0	PA: 33
PITCHER Ramon Monzant, R ERA: 5.17 (1, 1)	IP: 4.0 WLS: L BF: 17 H: 4 R: 3 ER: 3 SO: 1 BB: 1 IBB: 0 HBP: 0 BLK: 0 WP: 0 HR: 2 S: 39 P: 63 ERA: 6.75 WHIP: 1.250																	
Don Johnson, R ERA: 6.3 (5, 1)	IP: 3.0 WLS: L BF: 12 H: 2 R: 1 ER: 0 SO: 2 BB: 0 IBB: 0 HBP: 0 BLK: 0 WP: 0 HR: 0 S: 29 P: 44 ERA: 0.00 WHIP: 0.667																	
Gordon Jones, R ERA: 1.64 (8, 1)	IP: 1.0 WLS: L BF: 4 H: 1 R: 0 ER: 0 SO: 1 BB: 0 IBB: 0 HBP: 0 BLK: 0 WP: 0 HR: 0 S: 12 P: 18 ERA: 0.00 WHIP: 1.000																	





Batter	1	2	3	4	5	6	7	8	9	AB	R	H	RBI	BB	SO	LOB	TOP				
Jim Davenport, R OBP: 0.316, SLG: 0.398 (1, 5)	F8		F8		F8			K		4	0	0	0	0	1	1	San Francisco Giants @ Los Angeles Dodgers Los Angeles Memorial Coliseum, Los Angeles, CA Wed Sep 03 1958, 10:05 PM EDT Att: 28,016 - Unknown				
Willie Kirkland, L OBP: 0.328, SLG: 0.436 (1, 9)	3-1		F5		FC6-4			K		4	0	0	0	0	1	1					
Willie Mays, R OBP: 0.405, SLG: 0.578 (1, 8)	F9				F9 BB			F4		3	0	0	0	1	0	0					
Hank Sauer, R OBP: 0.347, SLG: 0.441 (1, 7)		1B WP			BB			6-3		2	1	0	0	2	0	0					
Orlando Cepeda, R OBP: 0.337, SLG: 0.511 (1, 3)		1B			F9			F8		4	2	2	1	0	0	2					
Daryl Spencer, R OBP: 0.356, SLG: 0.428 (1, 6)		1B			K			K		4	0	1	2	0	2	2					
Valmy Thomas, R OBP: 0.331, SLG: 0.370 (1, 2)		F4			K			6-3		3	0	0	0	0	1	3					
Danny O'Connell, R OBP: 0.335, SLG: 0.311 (1, 4)		G4-6-3			FC6-4			K		3	0	1	0	0	1	1					
Ruben Gomez, R OBP: 0.194, SLG: 0.246 (7, PH)					F9			6-3		2	0	0	0	0	1	1					
Felipe Alou, R OBP: 0.290, SLG: 0.352 (7, PH)					K			6-3		1	0	0	0	0	0	0					
Al Worthington, R OBP: 0.191, SLG: 0.186 (7, 1)										0	0	0	0	0	0	0					
Inning Stats	R: 0 E: 0 K: 0 S: 6	H: 0 LOB: 0 BB: 0 P: 9	R: 2 E: 0 K: 0 S: 10	H: 2 LOB: 0 BB: 1 P: 17	R: 0 E: 0 K: 0 S: 8	H: 0 LOB: 0 BB: 0 P: 14	R: 0 E: 0 K: 2 S: 12	H: 0 LOB: 2 BB: 2 P: 23	R: 0 E: 0 K: 1 S: 13	H: 1 LOB: 1 BB: 0 P: 20	R: 1 E: 0 K: 1 S: 9	H: 1 LOB: 0 BB: 0 P: 15	R: 0 E: 0 K: 1 S: 8	H: 0 LOB: 0 BB: 0 P: 12	R: 0 E: 0 K: 0 S: 7	H: 0 LOB: 0 BB: 0 P: 12	1B: 3 2B: 0 3B: 0 HR: 1	SF: 0 SAC: 0 DP: 1 HBP: 0	WP: 1 PB: 0 SB: 0 CS: 0	PA: 33	
PITCHER	IP	WLS	BF	H	R	ER	SO	BB	IBB	HBP	BLK	WP	HR	S	P	ERA	WHIP				
Stan Williams, R ERA: 3.94 (1, 1)	1.0		5	1	2	2	0	1	0	0	0	1	0	9	17	18.00	2.000				
Babe Birrer, R ERA: 4.97 (2, 1)	1.0		3	1	0	0	0	0	0	0	0	0	0	7	9	0.00	1.000				
Sandy Koufax, L ERA: 4.68 (3, 1)	7.0	W	25	2	1	1	7	2	0	0	0	0	1	65	110	1.29	0.571				

Batter	1	2	3	4	5	6	7	8	9	AB	R	H	RBI	BB	SO	LOB	BOTTOM					
Jim Gilliam, S OBP: 0.354, SLG: 0.349 (1, 4)	1B		1-3		6-3			6-3		4	1	2	1	1	0	1	San Francisco Giants @ Los Angeles Dodgers Los Angeles Memorial Coliseum, Los Angeles, CA Wed Sep 03 1958, 10:05 PM EDT Att: 28,016 - Unknown					
Gino Cimoli, R OBP: 0.295, SLG: 0.382 (1, 7)	2B		K		G1-2-3			K		4	1	1	0	1	2	4						
Duke Snider, L OBP: 0.366, SLG: 0.479 (1, 8)	F5		1-3		3-1			2B		5	1	2	2	0	0	3						
Carl Furillo, R OBP: 0.339, SLG: 0.462 (1, 9)	L3-6		2-3		F4			F8		3	0	1	1	1	0	1						
Norm Larker, L OBP: 0.370, SLG: 0.459 (1, 3)	L3-6		4-3		1B			2B		3	0	1	0	1	0	4						
Gil Hodges, R OBP: 0.332, SLG: 0.439 (1, 5)	1-3		1B		BB			FC1-4		3	1	2	0	1	0	0						
Don Zimmer, R OBP: 0.312, SLG: 0.432 (1, 6)	F8		BB		1B			FC1-4		3	0	0	0	1	1	5						
Joe Pignatano, R OBP: 0.292, SLG: 0.434 (1, 2)	HR		F8		5-3			CS		4	1	2	1	0	0	2						
Stan Williams, R OBP: 0.050, SLG: 0.125 (1, 1)			K		1B			K		0	0	0	0	0	0	0						
Babe Birrer, R OBP: 0.097, SLG: 0.800 (2, PH)					BB					1	0	0	0	0	1	0						
Don Drysdale, R OBP: 0.281, SLG: 0.691 (2, PH)					1B					3	0	1	0	0	2	1						
Sandy Koufax, R OBP: 0.167, SLG: 0.171 (3, 1)					1-2					3	0	1	0	0	2	1						
Inning Stats	R: 1 E: 0 K: 0 S: 8	H: 3 LOB: 1 BB: 0 P: 11	R: 1 E: 0 K: 1 S: 8	H: 1 LOB: 0 BB: 0 P: 11	R: 0 E: 0 K: 1 S: 11	H: 1 LOB: 2 BB: 1 P: 18	R: 1 E: 0 K: 0 S: 10	H: 2 LOB: 2 BB: 2 P: 23	R: 0 E: 0 K: 1 S: 8	H: 1 LOB: 3 BB: 1 P: 18	R: 0 E: 0 K: 1 S: 7	H: 0 LOB: 0 BB: 0 P: 8	R: 0 E: 0 K: 1 S: 10	H: 2 LOB: 3 BB: 1 P: 22	R: 0 E: 0 K: 1 S: 8	H: 1 LOB: 0 BB: 0 P: 11	R: 2 E: 0 K: 0 S: 5	H: 1 LOB: 0 BB: 1 P: 10	1B: 7 2B: 4 3B: 0 HR: 2	SF: 0 SAC: 0 DP: 2 HBP: 0	WP: 0 PB: 0 SB: 0 CS: 1	PA: 39
PITCHER	IP	WLS	BF	H	R	ER	SO	BB	IBB	HBP	BLK	WP	HR	S	P	ERA	WHIP					
Ruben Gomez, R ERA: 4.71 (1, 1)	6.0		28	8	3	3	4	4	0	0	0	0	1	52	89	4.50	2.000					
Al Worthington, R ERA: 3.54 (7, 1)	2.0	L	11	4	2	2	2	1	1	0	0	0	1	23	43	9.00	2.500					

Batter	1	2	3	4	5	6	7	8	9	AB	R	H	RBI	BB	SO	LOB	TOP					
Gino Cimoli, R OBP: 0.298, SLG: 0.386 (1, 7)										4	1	1	1	0	1	1	Los Angeles Dodgers @ St. Louis Cardinals Sportsman's Park, St. Louis, MO Sat Sep 06 1958, 8:05 PM EDT Att: 11,505 - Unknown livebaseballscores.com					
John Roseboro, L OBP: 0.324, SLG: 0.431 (1, 2)										4	0	0	0	0	1	1						
Duke Snider, L OBP: 0.366, SLG: 0.477 Elmer Valo, L OBP: 0.327, SLG: 0.326 (1, 8) (2, 7)										1	0	0	0	0	1	0						
Carl Furillo, R OBP: 0.343, SLG: 0.468 (1, 9)										3	1	2	1	1	0	1						
Norm Larker, L OBP: 0.359, SLG: 0.443 (1, 3)									4	0	0	0	0	1	4							
Gil Hodges, R OBP: 0.327, SLG: 0.429 (1, 5)										4	0	0	0	0	1	2						
Don Zimmer, R OBP: 0.309, SLG: 0.428 Jim Gilliam, S OBP: 0.351, SLG: 0.343 (9, PH)										3	0	0	0	0	2	2						
Charlie Neal, R OBP: 0.335, SLG: 0.438 (1, 4)										2	0	1	0	2	0	0						
Don Drysdale, R OBP: 0.262, SLG: 0.644 Johnny Klippstein, R OBP: 0.350, SLG: 0.680 Steve Bilko, R OBP: 0.297, SLG: 0.461 (8, 1) (9, PH)										3	0	0	0	0	2	2						
Inning Stats	R: 0 E: 0 K: 2 S: 10	H: 0 LOB: 0 BB: 0 P: 15	R: 1 E: 0 K: 3 S: 13	H: 1 LOB: 0 BB: 0 P: 17	R: 0 E: 0 K: 2 S: 11	H: 0 LOB: 1 BB: 1 P: 17	R: 0 E: 0 K: 1 S: 12	H: 2 LOB: 2 BB: 0 P: 19	R: 0 E: 0 K: 1 S: 7	H: 0 LOB: 0 BB: 0 P: 12	R: 0 E: 0 K: 1 S: 10	H: 0 LOB: 1 BB: 1 P: 17	R: 0 E: 0 K: 0 S: 10	H: 1 LOB: 1 BB: 0 P: 13	R: 1 E: 0 K: 0 S: 9	H: 1 LOB: 1 BB: 1 P: 18		R: 0 E: 0 K: 0 S: 12	H: 0 LOB: 1 BB: 1 P: 20	1B: 2 2B: 1 3B: 0 HR: 2	SF: 0 SAC: 0 DP: 0 HBP: 0	WP: 2 PB: 2 SB: 0 CS: 0
PITCHER	IP	WLS	BF	H	R	ER	SO	BB	IBB	HBP	BLK	WP	HR	S	P	ERA	WHIP					
Bob Mabe, R ERA: 4.3 Jim Brosnan, R ERA: 3.47	(1, 1) (9, 1)	8.0 S	32 4	5 0	2 0	2 0	10 0	3 1	0 0	0 0	0 0	2 0	2 0	82 12	128 20	2.25 0.00	1.000 1.000					

Batter	1	2	3	4	5	6	7	8	9	AB	R	H	RBI	BB	SO	LOB	BOTTOM					
Gene Freese, R OBP: 0.275, SLG: 0.396 (1, 4)										4	0	0	0	0	1	2	Los Angeles Dodgers @ St. Louis Cardinals Sportsman's Park, St. Louis, MO Sat Sep 06 1958, 8:05 PM EDT Att: 11,505 - Unknown livebaseballscores.com					
Inv Noren, L OBP: 0.306, SLG: 0.312 (1, 7) (7, 9)										4	1	1	1	0	0	0						
Joe Cunningham, L OBP: 0.468, SLG: 0.507 (1, 3)										3	1	2	2	1	0	0						
Ken Boyer, R OBP: 0.356, SLG: 0.496 (1, 5)										3	0	1	0	1	2	1						
Wally Moon, L OBP: 0.347, SLG: 0.388 Del Ennis, R OBP: 0.293, SLG: 0.352 (1, 9) (7, 7)										2	0	1	0	0	1	2						
Gene Green, R OBP: 0.346, SLG: 0.419 (1, 2)										3	0	0	0	0	1	1						
Curt Flood, R OBP: 0.318, SLG: 0.386 (1, 8)										3	0	1	0	0	0	0						
Eddie Kasko, R OBP: 0.262, SLG: 0.243 Stan Mustaj, L OBP: 0.428, SLG: 0.541 Ruben Amaro, R OBP: 0.275, SLG: 0.280 (1, 6) (8, PH) (8, FR) (9, 6)										2	0	0	0	0	0	1						
Bob Mabe, R Hobie Landrith, L OBP: 0.329, SLG: 0.312 Jim Brosnan, R OBP: 0.137, SLG: 0.146 (1, 1) (8, PH) (9, 1)										2	0	0	0	0	2	0						
Inning Stats	R: 0 E: 0 K: 1 S: 12	H: 2 LOB: 2 BB: 0 P: 19	R: 0 E: 0 K: 0 S: 8	H: 0 LOB: 0 BB: 0 P: 12	R: 0 E: 0 K: 1 S: 5	H: 0 LOB: 0 BB: 0 P: 8	R: 0 E: 0 K: 1 S: 7	H: 1 LOB: 1 BB: 0 P: 11	R: 0 E: 0 K: 1 S: 9	H: 1 LOB: 0 BB: 0 P: 10	R: 0 E: 0 K: 1 S: 7	H: 0 LOB: 1 BB: 1 P: 13	R: 0 E: 0 K: 1 S: 8	H: 0 LOB: 0 BB: 0 P: 9	R: 3 E: 0 K: 1 S: 15	H: 3 LOB: 1 BB: 1 P: 20		R: 0 E: 0 K: 0 S: 12	H: 0 LOB: 1 BB: 1 P: 20	1B: 4 2B: 2 3B: 0 HR: 1	SF: 0 SAC: 0 DP: 0 HBP: 0	WP: 0 PB: 0 SB: 0 CS: 2
PITCHER	IP	WLS	BF	H	R	ER	SO	BB	IBB	HBP	BLK	WP	HR	S	P	ERA	WHIP					
Don Drysdale, R ERA: 4.89 Johnny Klippstein, R ERA: 4.14	(1, 1) (8, 1)	7.2 L	31 0	7 0	3 0	3 0	7 0	2 0	0 0	0 0	0 0	0 0	0 0	69 2	100 2	3.52 0.00	1.174 0.000					

Batter	1	2	3	4	5	6	7	8	9	AB	R	H	RBI	BB	SO	LOB	TOP											
Gino Cimoli, R OBP: 0.297, SLG: 0.380 (1, 8)	4-1 FC4-6 BB	3-3 K		1-3 K			1-0 4-3		1-3 K	4	0	0	0	1	3	2	Los Angeles Dodgers @ St. Louis Cardinals Sportsman's Park, St. Louis, MO Sun Sep 07 1958, 4:33 AM EDT Att: 3,987 - Unknown AB 33 R 7 H 8 RBI 7 BB 3 SO 6 LOB 11 											
John Roseboro, L OBP: 0.322, SLG: 0.437 (1, 2)	0-1 F8		2-1 HR		1-1 4-3		0-0 F8		2-1 L3	5	1	1	1	0	0	2												
Elmer Valo, L OBP: 0.333, SLG: 0.327 (1, 7)	0-0 F8		2-1 FC1-4 1B		0-2 F7			4-1 G3 SH5-4 HR BB		3	1	1	0	1	0	1												
Jim Gilliam, S OBP: 0.351, SLG: 0.343 (8, 5)										0	0	0	0	0	0	0												
Carl Furillo, R OBP: 0.341, SLG: 0.464 (1, 9)	2-1 FC4-6 1-2		3-2 FC1-4 4-3		3-3 K			0-0 SH5-4 1-2		3	0	0	0	0	1	2												
Norm Larker, L OBP: 0.354, SLG: 0.436 (1, 3)		0-0 G3		0-0 4-3				0-0 G3		4	0	0	0	0	0	2												
Don Demeter, R OBP: 0.186, SLG: 0.224 (8, 7)			1-2					2-3 G3		0	0	0	0	0	0	0												
Gil Hodges, R OBP: 0.330, SLG: 0.445 (8, 3)		2-1 HR 1B		2-3 K			0-1 HR	0-0 HR		4	3	3	3	0	1	1												
Don Zimmer, R OBP: 0.309, SLG: 0.433 (1, 6)		0-1 HR 1H		1-0 5-3			0-3 K	1-0 F8		4	1	1	2	0	1	0												
Charlie Neal, R OBP: 0.338, SLG: 0.448 (1, 4)		4-1 4-3 BB		2-2 HR			1-2 5-3		2-2 SH5-4 2B	3	1	2	1	1	0	0												
Johnny Podres, L OBP: 0.149, SLG: 0.125 (1, 1)		0-0 4-3		0-2 F6			0-0 F7		0-0 SH5-4 2-3	2	0	0	0	0	0	1												
Johnny Klippstein, R OBP: 0.077, SLG: 0.077 (8, 1)										1	0	0	0	0	0	0												
Sandy Koufax, R OBP: 0.187, SLG: 0.171 (8, 1)										0	0	0	0	0	0	0												
Clem Labine, R OBP: 0.150, SLG: 0.056 (8, 1)										0	0	0	0	0	0	0												
Inning Stats	R: 0 E: 0 K: 0 S: 6	H: 0 LOB: 1 BB: 1 P: 12	R: 2 E: 0 K: 1 S: 13	H: 2 LOB: 1 BB: 2 P: 22	R: 1 E: 0 K: 1 S: 12	H: 2 LOB: 1 BB: 0 P: 21	R: 1 E: 0 K: 1 S: 10	H: 1 LOB: 0 BB: 0 P: 14	R: 0 E: 0 K: 1 S: 8	H: 0 LOB: 0 BB: 0 P: 12	R: 1 E: 0 K: 1 S: 10	H: 1 LOB: 0 BB: 0 P: 12	R: 0 E: 0 K: 0 S: 3	H: 0 LOB: 0 BB: 0 P: 4	R: 2 E: 0 K: 0 S: 5	H: 1 LOB: 0 BB: 1 P: 10	R: 0 E: 0 K: 1 S: 12	H: 1 LOB: 1 BB: 0 P: 17	1B: 2 2B: 1 3B: 0 HR: 5	SF: 0 SAC: 2 DP: 0 HBP: 0	WP: 0 PA: 38 PB: 0 SB: 0 CS: 0							
PITCHER	IP	WLS	BF	H	R	ER	SO	BB	IBB	HBP	BLK	WP	HR	S	P	ERA	WHIP											
Larry Jackson, R ERA: 3.62 (1, 1)	5.1	L	24	6	5	5	4	2	0	0	0	0	0	4	52	85	8.44	1.500										
Nelson Chittum, R ERA: 7.16 (8, 1)	1.2		5	0	0	0	1	0	0	0	0	0	0	10	12	0.00	0.000											
Billy Muffett, R ERA: 5.0 (8, 1)	2.0		9	2	2	2	1	1	0	0	0	0	0	1	17	27	9.00	1.500										

Batter	1	2	3	4	5	6	7	8	9	AB	R	H	RBI	BB	SO	LOB	BOTTOM										
Gene Freese, R OBP: 0.278, SLG: 0.393 (1, 4)	2-1 5-3		0-1 5-3		2-0 FC5-4-5-6 FC4-6 1-3		4-0 BB		0-1 BB 1B	4	0	1	1	1	0	1	Los Angeles Dodgers @ St. Louis Cardinals Sportsman's Park, St. Louis, MO Sun Sep 07 1958, 4:33 AM EDT Att: 3,987 - Unknown AB 35 R 5 H 10 RBI 5 BB 4 SO 4 LOB 15 										
Curt Flood, R OBP: 0.318, SLG: 0.385 (1, 8)	0-0 5-3			1-2 G5-4-3 1B	3-1 FC4-6 1-2		2-1 F8		4-1 2H 1B BB	4	0	1	0	0	0	2											
Hobie Landrith, L OBP: 0.329, SLG: 0.312 (8, PH)										0	0	0	0	0	0	0											
Hal Smith, R OBP: 0.291, SLG: 0.277 (8, PH)										0	0	0	0	1	0	0											
Ruben Amaro, R OBP: 0.275, SLG: 0.280 (8, PR)										0	0	0	0	0	0	0											
Joe Cunningham, L OBP: 0.464, SLG: 0.502 (1, 3)	1-1 4-3			1-1 G5-4-3 1B		3-2 4-3		0-0 F8	1-2 4-3	5	0	1	0	0	0	2											
Ken Boyer, R OBP: 0.357, SLG: 0.495 (1, 5)		1-1 F9		0-0 G5-4-3 1B	0-0 G5-4-3 1B		0-0 1B	4-1 L3 BB		3	0	1	0	1	0	2											
Gene Green, R OBP: 0.348, SLG: 0.428 (1, 2)		0-1 HR		1-2 F9		1-0 1B		0-2 L3		4	1	2	1	0	0	2											
Del Ennis, R OBP: 0.294, SLG: 0.353 (1, 7)		2-3 K			3-2 HR 1B		1-1 F8		0-0 F7	2	1	1	0	0	1	0											
Irv Noren, L OBP: 0.302, SLG: 0.308 (6, PH) (7, 7)										2	0	0	0	0	0	2											
Wally Moon, L OBP: 0.345, SLG: 0.384 (1, 9)			1-3 K		2-1 F7	2-1 F6			4-0 2B BB	3	1	0	0	1	1	3											
Eddie Kasko, R OBP: 0.267, SLG: 0.267 (1, 6)			1-1 4-3		2-2 1H HR		2-1 F8		1-1 1B 2B	4	2	2	3	0	0	0											
Larry Jackson, R OBP: 0.175, SLG: 0.179 ERA: 3.78 (1, 1)			0-3 K		1-1 WP		2-3 K		3-2 F7	2	0	1	0	0	1	0											
Nelson Chittum, R OBP: 0.250, SLG: 0.250 (7, PH)					FC5-4-5 1B					1	0	0	0	0	0	0											
Don Blasingame, L OBP: 0.348, SLG: 0.357 (8, 1)										0	0	0	0	0	0	0											
Billy Muffett, R OBP: 0.238, SLG: 0.250 (8, PH)										0	0	0	0	0	0	0											
Stan Musial, L OBP: 0.427, SLG: 0.540 (8, PH)										1	0	0	0	0	0	1											
Inning Stats	R: 0 E: 0 K: 0 S: 5	H: 0 LOB: 0 BB: 0 P: 8	R: 1 E: 0 K: 2 S: 10	H: 1 LOB: 0 BB: 0 P: 14	R: 0 E: 0 K: 1 S: 7	H: 0 LOB: 0 BB: 0 P: 8	R: 0 E: 0 K: 0 S: 10	H: 2 LOB: 1 BB: 0 P: 13	R: 2 E: 0 K: 0 S: 13	H: 3 LOB: 1 BB: 0 P: 26	R: 0 E: 0 K: 0 S: 9	H: 2 LOB: 2 BB: 0 P: 16	R: 0 E: 0 K: 1 S: 7	H: 0 LOB: 1 BB: 1 P: 17	R: 0 E: 0 K: 0 S: 5	H: 0 LOB: 0 BB: 1 P: 9	R: 2 E: 0 K: 0 S: 13	H: 2 LOB: 2 BB: 2 P: 26	1B: 7 2B: 2 3B: 0 HR: 2	SF: 0 SAC: 0 DP: 2 HBP: 0	WP: 1 PA: 39 PB: 0 SB: 0 CS: 0						
PITCHER	IP	WLS	BF	H	R	ER	SO	BB	IBB	HBP	BLK	WP	HR	S	P	ERA	WHIP										
Johnny Podres, L ERA: 3.78 (1, 1)	3.1		14	2	2	2	1	3	0	0	0	0	0	24	49	5.40	1.500										
Sandy Koufax, L ERA: 4.16 (8, 1)	0.0		1	0	0	0	0	1	0	0	0	0	0	1	5	∞	∞										
Clem Labine, R ERA: 4.05 (8, 1)	0.1	S	1	0	0	0	0	0	0	0	0	0	0	4	5	0.00	0.000										

Batter	1	2	3	4	5	6	7	8	9	AB	R	H	RBI	BB	SO	LOB	TOP								
Jim Gilliam, S OBP: 0.353, SLG: 0.343	F7		FC1-6 1B	1B BB			S BB		L9	3	0	1	0	2	0	0									
John Roseboro, L OBP: 0.322, SLG: 0.435	K		FC1-6 2B	1-2 1B			1-2 1B			4	1	1	0	0	2	2									
Duke Snider, L OBP: 0.368, SLG: 0.482 Carl Furillo, R OBP: 0.341, SLG: 0.464	1B 3B		4-2 2B	2-1 BB	4-3		1-3 K			3	2	1	0	1	1	3									
0	0	0	0	0	0	0	0	0	0	0	0	0	0	0	0	0									
Jim Gentile, L OBP: 0.500, SLG: 0.750	1B		3-2 2B		1-3		3-2 F6			4	0	2	3	0	0	1									
Ron Fairly, L OBP: 0.353, SLG: 0.464	3-H 1B		4-1 2B		0-0 6-3			3-3 K		3	0	0	0	1	1	1									
Don Miles, L OBP: 0.353, SLG: 0.464	G3		2-2 BB		1-1 F8			0-3 K		4	0	0	0	0	1	2									
Charlie Neal, R OBP: 0.335, SLG: 0.444			3-1 F3	0-3 K			2-3 K		2-3 K	4	0	0	0	0	3	2									
Bob Lillis, R OBP: 0.250, SLG: 0.222 Gil Hodges, R OBP: 0.320, SLG: 0.444	2-0 1B			1-0 5-3			0-0 6-3		1-3 K	3	0	1	0	0	0	0									
1	0	0	0	1	0	0	0	1	0	0	0	0	0	1	0										
Sandy Koufax, R OBP: 0.156, SLG: 0.159 Johnny Klippstein, R OBP: 0.077, SLG: 0.077 Elmer Valo, L OBP: 0.330, SLG: 0.323	1-3 K			0-0 F7			0-0 F4		3-3 K	3	0	0	0	0	1	1									
0	0	0	0	0	0	0	0	0	0	0	0	0	0	0	0	0									
1	0	0	0	1	0	0	1	0	0	0	0	0	0	1	0										
Inning Stats	R: 1 E: 0 K: 1 S: 14	H: 2 LOB: 1 BB: 0 P: 22	R: 0 E: 0 K: 1 S: 7	H: 1 LOB: 1 BB: 0 P: 13	R: 2 E: 0 K: 1 S: 16	H: 2 LOB: 2 BB: 2 P: 28	R: 0 E: 0 K: 0 S: 8	H: 1 LOB: 2 BB: 1 P: 15	R: 0 E: 0 K: 0 S: 4	H: 0 LOB: 0 BB: 0 P: 5	R: 0 E: 0 K: 1 S: 5	H: 0 LOB: 0 BB: 0 P: 7	R: 0 E: 0 K: 2 S: 10	H: 0 LOB: 1 BB: 1 P: 20	R: 0 E: 0 K: 3 S: 12	H: 0 LOB: 0 BB: 0 P: 17	R: 0 E: 0 K: 2 S: 9	H: 0 LOB: 0 BB: 0 P: 15	1B: 4 2B: 1 3B: 1 HR: 0	SF: 0 SAC: 0 DP: 0 HBP: 0	WP: 0 PB: 0 SB: 1 CS: 0	PA: 37			
PITCHER	IP	WLS	BF	H	R	ER	SO	BB	IBB	HBP	BLK	WP	HR	S	P	ERA	WHIP								
Ray Semproch, R ERA: 3.58	2.1		14	5	3	3	2	2	0	0	0	0	0	31	56	11.57	3.000								
Jack Sanford, R ERA: 4.52	3.2	W	13	1	0	0	2	1	0	0	0	0	0	23	34	0.00	0.545								
Jack Meyer, R ERA: 3.84	3.0	S	10	0	0	0	7	1	0	0	0	0	0	31	52	0.00	0.333								

Los Angeles Dodgers @ Philadelphia Phillies
 Connie Mack Stadium, Philadelphia, PA
 Tue Sep 09 1958, 7:05 PM EDT
 Att: 8,359 - Unknown

AB	33
R	3
H	6
RBI	3
BB	4
SO	11
LOB	12





Batter	1	2	3	4	5	6	7	8	9	AB	R	H	RBI	BB	SO	LOB	BOTTOM								
Richie Ashburn, L OBP: 0.429, SLG: 0.424	5-3		K 1B		1-2 F5	3-2 F9				4	0	0	0	0	1	3									
Ted Kazanski, R OBP: 0.301, SLG: 0.325	4-0 FC5-4 BB		1-0 1-2 1B		2-3 K	1-3 K				3	0	1	0	1	2	3									
Ed Bouchee, L OBP: 0.341, SLG: 0.381	0-3 K		1-3 K		3-3 K		3-3 K			4	0	0	0	0	4	4									
Wally Post, R OBP: 0.348, SLG: 0.473	1-1 FC5-4			2-1 F8		0-1 F8	0-0 F7			4	0	0	0	0	0	1									
Harry Anderson, L OBP: 0.372, SLG: 0.522		1-1 F7		2-3 K		3-1 BB WP 2B	1-2 3B			4	1	2	0	0	1	0									
Willie Jones, R OBP: 0.352, SLG: 0.422		1-2 F4		0-0 2B 1B		4-1 BB WP BB	1-2 F6			3	2	1	0	1	0	1									
Chico Fernandez, R OBP: 0.277, SLG: 0.316		3-1 F9		2-1 WP 1-H 2B		4-0 WP 1B BB		0-3 K		3	1	1	1	1	1	0									
Jim Hegan, R OBP: 0.261, SLG: 0.271 Bob Bowman, R OBP: 0.332, SLG: 0.506 Stan Lopata, R OBP: 0.396, SLG: 0.406			2-2 F8	1-3 K		4-2 1B BB		3-3 K		2	0	0	0	0	1	1									
0	0	0	0	1	0	0	0	0	0	0	0	0	1	0	0										
1	0	0	0	1	0	0	0	1	0	0	0	0	1	0	0										
Ray Semproch, R OBP: 0.096, SLG: 0.110 Jack Sanford, R OBP: 0.220, SLG: 0.250 Dave Philley, S OBP: 0.350, SLG: 0.420 Jack Meyer, R OBP: 0.294, SLG: 0.294			1-3 K	2-3 K		1-1 2B		3-2 2-3		0	0	0	0	0	0	0									
0	0	0	0	0	0	0	0	0	0	0	0	0	0	0	0	0									
1	0	0	0	1	0	0	0	1	0	0	0	0	0	0	0										
Inning Stats	R: 0 E: 0 K: 1 S: 7	H: 0 LOB: 1 BB: 1 P: 13	R: 0 E: 0 K: 0 S: 7	H: 0 LOB: 0 BB: 0 P: 12	R: 0 E: 0 K: 3 S: 15	H: 1 LOB: 2 BB: 0 P: 20	R: 1 E: 0 K: 2 S: 13	H: 2 LOB: 1 BB: 0 P: 20	R: 0 E: 0 K: 2 S: 12	H: 1 LOB: 1 BB: 0 P: 19	R: 3 E: 0 K: 1 S: 19	H: 2 LOB: 3 BB: 3 P: 39	R: 0 E: 0 K: 1 S: 12	H: 1 LOB: 1 BB: 0 P: 17	R: 0 E: 0 K: 2 S: 9	H: 0 LOB: 0 BB: 0 P: 15	1B: 3 2B: 3 3B: 1 HR: 0	SF: 0 SAC: 0 DP: 0 HBP: 0	WP: 4 PB: 0 SB: 0 CS: 0	PA: 36					
PITCHER	IP	WLS	BF	H	R	ER	SO	BB	IBB	HBP	BLK	WP	HR	S	P	ERA	WHIP								
Sandy Koufax, L ERA: 4.78	5.1	L	26	5	4	4	8	4	0	0	0	0	0	61	106	6.75	1.688								
Johnny Klippstein, R ERA: 4.08	2.2		10	2	0	0	4	0	0	0	0	0	0	33	49	0.00	0.750								

Los Angeles Dodgers @ Philadelphia Phillies
 Connie Mack Stadium, Philadelphia, PA
 Tue Sep 09 1958, 7:05 PM EDT
 Att: 8,359 - Unknown

AB	32
R	4
H	7
RBI	2
BB	4
SO	12
LOB	13



Batter	1	2	3	4	5	6	7	8	9	AB	R	H	RBI	BB	SO	LOB	TOP										
Bob Lillis, R OBP: 0.250, SLG: 0.280 (1, 6)	5-3		5-3		SF7		6-3			3	0	0	1	0	0	0	Los Angeles Dodgers @ Philadelphia Phillies Connie Mack Stadium, Philadelphia, PA Thu Sep 11 1958, 7:05 PM EDT Att: 4,382 - Unknown livebaseballscorecards.com										
Jim Gilliam, S OBP: 0.354, SLG: 0.344 (1, 4)	4-3 1B		L5		3H 1-1			1-3		4	0	2	0	0	0	0											
Ron Fairly, L OBP: 0.385, SLG: 0.273 (1, 8)	4-3 1-2			4-3	F9			F8		4	0	0	0	0	0	2											
Carl Furillo, R OBP: 0.343, SLG: 0.476 (1, 9)	F3			FC4-6 1B		4-3		K		4	0	1	0	0	1	1											
Norm Larker, L OBP: 0.350, SLG: 0.427 (1, 3)		F2		FC4-6 1-2		F5		F8		4	0	0	0	0	0	1											
Frank Howard, R OBP: 0.333, SLG: 0.625 (1, 7)	E5			5-3		6-3		K		4	0	0	0	0	1	1											
Earl Robinson, R OBP: 0.333, SLG: 0.333 (9, PH) Duke Snider, L OBP: 0.366, SLG: 0.479	6-3					L9		F7		3	1	1	0	0	0	1											
Joe Pignatano, R OBP: 0.301, SLG: 0.441 (1, 2)	5-3					SF9 1B		6-3 WP 2B		3	2	2	0	0	0	1											
Johnny Podres, L OBP: 0.143, SLG: 0.121 (1, 1) Clem Labine, R OBP: 0.150, SLG: 0.056 (8, 1)	4-3					SF9 2-3 3H		6-3 2-3		2	0	0	1	0	0	1											
										0	0	0	0	0	0	0											
Inning Stats	R: 0 E: 0 K: 0 S: 7	H: 1 LOB: 1 BB: 0 P: 12	R: 0 E: 1 K: 0 S: 7	H: 0 LOB: 1 BB: 0 P: 9	R: 0 E: 0 K: 0 S: 6	H: 0 LOB: 0 BB: 0 P: 7	R: 0 E: 0 K: 0 S: 8	H: 1 LOB: 1 BB: 0 P: 10	R: 2 E: 0 K: 0 S: 11	H: 3 LOB: 1 BB: 0 P: 13	R: 0 E: 0 K: 0 S: 7	H: 0 LOB: 0 BB: 0 P: 9	R: 1 E: 0 K: 0 S: 7	H: 1 LOB: 0 BB: 0 P: 9	R: 0 E: 0 K: 1 S: 7	H: 0 LOB: 0 BB: 0 P: 10	R: 0 E: 0 K: 1 S: 6	H: 0 LOB: 0 BB: 0 P: 9	1B: 4 2B: 2 3B: 0 HR: 0	SF: 2 SAC: 0 DP: 0 HBP: 0	WP: 1 PB: 0 SB: 0 CS: 0	PA: 34					
PITCHER	IP	WLS	BF	H	R	ER	SO	BB	IBB	HBP	BLK	WP	HR	S	P	ERA	WHIP										
Bob Conley, R ERA: 3.86 (1, 1)	7.0		28	6	3	3	0	0	0	0	0	1	0	53	69	3.86	0.857										
Turk Farrell, R ERA: 3.56 (8, 1)	2.0	W	6	0	0	0	2	0	0	0	0	0	0	13	19	0.00	0.000										

Batter	1	2	3	4	5	6	7	8	9	AB	R	H	RBI	BB	SO	LOB	BOTTOM										
Richie Ashburn, L OBP: 0.428, SLG: 0.424 (1, 8)	L5		L5		1-2 1B		2-1 2B			4	0	2	0	0	0	1	Los Angeles Dodgers @ Philadelphia Phillies Connie Mack Stadium, Philadelphia, PA Thu Sep 11 1958, 7:05 PM EDT Att: 4,382 - Unknown livebaseballscorecards.com										
Ted Kazanski, R OBP: 0.302, SLG: 0.323 (1, 4)	F7			6-3	5-3		L4			4	0	0	0	0	0	4											
Ed Bouchee, L OBP: 0.348, SLG: 0.397 (1, 3)	K			SF8 2B		1B WP 1B		K		4	1	2	0	0	2	2											
Wally Post, R OBP: 0.348, SLG: 0.467 (1, 9)		F8		E1 1B		1B BB		WP 1B HBP 1B		3	1	2	0	1	0	0											
Harry Anderson, L OBP: 0.372, SLG: 0.524 (1, 7)	K			SF8		1-3 2-3 1B		F9		3	0	1	1	0	1	1											
Pancho Herrera, R (1, 5)	K			F8		K		WP 1B HBP		3	1	0	0	0	2	3											
Chico Fernandez, R OBP: 0.276, SLG: 0.315 (1, 6)			SH3-4 1B		K	5-3		1-2 1B 1B		4	1	2	2	0	1	2											
Jimmie Coker, R OBP: 0.333, SLG: 0.333 (1, 2) Dave Philley, S OBP: 0.353, SLG: 0.423 (9, PH) Jim Hegan, R OBP: 0.261, SLG: 0.271 (9, 2)			F8		1B		F8	1-1 1B		3	0	1	0	0	0	1											
Bob Conley, R (1, 1) Bob Bowman, R (7, PH) Turk Farrell, R (8, 1)		SH3-4			K		2B	5-3		1	0	0	0	0	1	1											
										1	0	1	0	0	0	0											
Inning Stats	R: 0 E: 0 K: 1 S: 11	H: 0 LOB: 0 BB: 0 P: 17	R: 0 E: 0 K: 2 S: 9	H: 0 LOB: 0 BB: 0 P: 12	R: 0 E: 0 K: 0 S: 10	H: 1 LOB: 1 BB: 0 P: 13	R: 1 E: 1 K: 0 S: 8	H: 2 LOB: 1 BB: 0 P: 14	R: 0 E: 0 K: 2 S: 13	H: 2 LOB: 2 BB: 0 P: 20	R: 0 E: 0 K: 1 S: 9	H: 2 LOB: 2 BB: 1 P: 18	R: 0 E: 0 K: 1 S: 13	H: 2 LOB: 0 BB: 0 P: 17	R: 3 E: 0 K: 0 S: 12	H: 3 LOB: 0 BB: 0 P: 20	1B: 10 2B: 2 3B: 0 HR: 0	SF: 1 SAC: 1 DP: 0 HBP: 1	WP: 2 PB: 0 SB: 1 CS: 0	PA: 36							
PITCHER	IP	WLS	BF	H	R	ER	SO	BB	IBB	HBP	BLK	WP	HR	S	P	ERA	WHIP										
Johnny Podres, L ERA: 3.78 (1, 1)	7.1	L	34	11	4	3	7	1	0	1	0	2	0	81	124	3.68	1.636										
Clem Labine, R ERA: 4.02 (8, 1)	0.2		2	1	0	0	0	0	0	0	0	0	0	4	7	0.00	1.500										

Batter	1	2	3	4	5	6	7	8	9	AB	R	H	RBI	BB	SO	LOB	TOP												
Jim Gilliam, S OBP: 0.356, SLG: 0.344 (1, 4)	F9		BB 2B BB		3B BB	G3-6-3 1B			L3	3	2	1	1	2	0	0	Los Angeles Dodgers @ Pittsburgh Pirates Forbes Field, Pittsburgh, PA Fri Sep 12 1958, 3:33 AM EDT Att: 21,267 - Unknown livebaseballscorecards.com												
John Roseboro, L OBP: 0.321, SLG: 0.433 (1, 2)	F7		BB 2B BB		1B 3B	G3-6-3 1-2f			G1-6-3 BB	3	2	1	1	2	0	2													
Duke Snider, L OBP: 0.372, SLG: 0.497 (1, 8)	1B		1H 2H		1B				G1-6-3 1-2f	5	1	4	4	0	0	1													
Gil Hodges, R OBP: 0.328, SLG: 0.442 (1, 3)	5-3		K		F4				F7	4	0	0	0	0	1	3													
Ron Fairly, L OBP: 0.353, SLG: 0.467 (1, 7)		HR	F8		F8				3-1	4	1	1	1	0	0	2													
Frank Howard, R OBP: 0.308, SLG: 0.500 Gino Cimoli, R OBP: 0.297, SLG: 0.380 (7, 9)	5-3 1B		K		F4				K	4	0	1	0	0	2	2													
Earl Robinson, R Don Miles, L Don Zimmer, R OBP: 0.309, SLG: 0.433 (6, PH) (6, 5)	K				6-3				E CS BB	2	0	0	0	0	1	1													
Bob Lillis, R OBP: 0.250, SLG: 0.276 (1, 6)	5-3		1B		6-3	WP BB 1B			6-3	4	1	1	0	0	0	2													
Roger Craig, R (1, 1)	4-3				L3-1	1B WP BB			6-3	3	0	0	0	1	0	2													
Inning Stats	R: 0 E: 0 K: 0 S: 7	H: 1 LOB: 1 BB: 0 P: 13	R: 1 E: 0 K: 1 S: 10	H: 2 LOB: 1 BB: 0 P: 14	R: 2 E: 0 K: 2 S: 11	H: 1 LOB: 1 BB: 2 P: 27	R: 0 E: 0 K: 0 S: 4	H: 0 LOB: 0 BB: 0 P: 8	R: 2 E: 0 K: 0 S: 12	H: 2 LOB: 1 BB: 1 P: 21	R: 1 E: 0 K: 1 S: 10	H: 2 LOB: 1 BB: 1 P: 19	R: 1 E: 0 K: 1 S: 10	H: 1 LOB: 0 BB: 0 P: 15	R: 0 E: 0 K: 0 S: 8	H: 0 LOB: 0 BB: 1 P: 16		R: 0 E: 0 K: 0 S: 5	H: 0 LOB: 0 BB: 1 P: 11	1B: 5 2B: 1 3B: 1 HR: 2	SF: 0 SAC: 0 DP: 2 HBP: 0	WP: 1 PB: 0 SB: 1 CS: 1	PA: 39						
PITCHER	IP WLS BF	H R ER SO	BB IBB HBP BLK	WP HR S P	ERA WHIP	PITCHER										IP WLS BF	H R ER SO	BB IBB HBP BLK	WP HR S P	ERA WHIP									
Ron Kline, R ERA: 3.73 (1, 1)	4.0	L	21	6	5	5	3	3	0	0	0	0	0	0	1	39	76	11.25	2.250										
Don Williams, R ERA: 6.0 (5, 1)	3.0		12	3	2	2	2	1	0	0	0	0	1	1	25	41	6.00	1.333											
Ron Blackburn, R ERA: 3.43 (8, 1)	2.0		6	0	0	0	0	2	0	0	0	0	0	0	13	27	0.00	1.000											

Batter	1	2	3	4	5	6	7	8	9	AB	R	H	RBI	BB	SO	LOB	BOTTOM											
Bill Virdon, L OBP: 0.325, SLG: 0.397 (1, 8)	F8		6-3		F9		FC3-6 1B		K	5	0	0	0	0	1	2	Los Angeles Dodgers @ Pittsburgh Pirates Forbes Field, Pittsburgh, PA Fri Sep 12 1958, 3:33 AM EDT Att: 21,267 - Unknown livebaseballscorecards.com											
Roberto Clemente, R OBP: 0.326, SLG: 0.467 (1, 9)	F6		F8		4-3		1B			4	0	1	0	0	0	0												
Dick Stuart, R OBP: 0.299, SLG: 0.531 (1, 3)	K		K		K		K			4	0	0	0	0	4	2												
Bob Skinner, L OBP: 0.388, SLG: 0.473 (1, 7)	L6				1B 1B		BB		F7	3	1	1	0	1	0	0												
Frank Thomas, R OBP: 0.342, SLG: 0.544 (1, 5)	1B BLK 1B		F8		F6		F2			4	1	1	0	0	0	2												
Bill Mazerowski, R OBP: 0.308, SLG: 0.437 (1, 4)	BLK E 4-3 1B		1B		1B		L5			4	1	2	0	0	0	1												
Dick Groat, R OBP: 0.320, SLG: 0.396 (1, 6)	E6 4-3 BLK		1B		1B		L4		L7	4	0	1	1	0	0	3												
Bill Hall, L OBP: 0.372, SLG: 0.374 Roman Mejias, R OBP: 0.294, SLG: 0.439 Ron Blackburn, R OBP: 0.286, SLG: 0.571 Ted Kluszewski, L OBP: 0.350, SLG: 0.397 (7, PH) (8, 1) (9, PH)	4-3		F9		5-3				F9	2	0	0	1	0	0	3												
Ron Kline, R OBP: 0.099, SLG: 0.045 Don Williams, R (5, 1) Danny Kravitz, L OBP: 0.314, SLG: 0.326 (7, PH) (8, 2)	L6-3		L1-3		FC3-6 BB				1B	2	0	0	0	0	0	3												
Inning Stats	R: 0 E: 0 K: 1 S: 10	H: 0 LOB: 0 BB: 0 P: 14	R: 2 E: 1 K: 0 S: 15	H: 2 LOB: 1 BB: 0 P: 19	R: 0 E: 0 K: 1 S: 5	H: 0 LOB: 0 BB: 0 P: 6	R: 1 E: 0 K: 0 S: 11	H: 3 LOB: 2 BB: 0 P: 14	R: 0 E: 0 K: 0 S: 9	H: 0 LOB: 0 BB: 1 P: 17	R: 0 E: 0 K: 1 S: 11	H: 1 LOB: 2 BB: 1 P: 20	R: 0 E: 0 K: 0 S: 10	H: 0 LOB: 0 BB: 0 P: 16	R: 0 E: 0 K: 1 S: 8	H: 1 LOB: 1 BB: 0 P: 12		1B: 7 2B: 0 3B: 0 HR: 0	SF: 0 SAC: 0 DP: 0 HBP: 0	WP: 0 PB: 0 SB: 0 CS: 0	PA: 37							
PITCHER	IP WLS BF	H R ER SO	BB IBB HBP BLK	WP HR S P	ERA WHIP	PITCHER										IP WLS BF	H R ER SO	BB IBB HBP BLK	WP HR S P	ERA WHIP								
Roger Craig, R ERA: 5.99 (1, 1)	9.0	W	37	7	3	2	5	2	0	0	0	0	0	0	88	132	2.00	1.000										

Batter	1	2	3	4	5	6	7	8	9	AB	R	H	RBI	BB	SO	LOB	TOP					
Jim Gilliam, S OBP: 0.354, SLG: 0.341 (1, 4)	L8	FC4		F3		5-3		G5-4-3 BB		4	0	0	1	1	0	7	Los Angeles Dodgers @ Milwaukee Braves Milwaukee County Stadium, Milwaukee, WI Sun Sep 14 1958, 4:33 AM EDT Att: 39,502 - Unknown livebaseballscorecards.com					
John Roseboro, L OBP: 0.318, SLG: 0.427 Gino Cimoli, R OBP: 0.295, SLG: 0.377 Joe Pignatano, R OBP: 0.299, SLG: 0.438 (1, 2)	F7		F7		K	K		G5-4-3		3	0	0	0	0	1	0						
Ron Fairly, L OBP: 0.346, SLG: 0.391 (1, 8)	F7		4-3						F7	4	1	1	0	1	0	0						
Gil Hodges, R OBP: 0.330, SLG: 0.438 (1, 3)		1B BB			F5				6-3	3	1	0	0	2	0	2						
Frank Howard, R OBP: 0.294, SLG: 0.438 Carl Furillo, R OBP: 0.345, SLG: 0.480 (1, 9)		BB 1B	5-3		K					4	0	1	0	0	2	4						
Don Zimmer, R OBP: 0.314, SLG: 0.436 (1, 5)		BB 1B							K	5	1	3	2	0	1	1						
Don Demeter, R OBP: 0.200, SLG: 0.278 (1, 7)		K		1-3		BB 1B				4	2	2	2	0	1	3						
Bob Lillis, R OBP: 0.300, SLG: 0.286 (1, 6)			1-3		1-3					3	0	1	0	1	1	1						
Don Drysdale, R OBP: 0.266, SLG: 0.623 Norm Larker, L OBP: 0.355, SLG: 0.433 Earl Robinson, R OBP: 0.290, SLG: 0.200 Johnny Klippstein, R OBP: 0.074, SLG: 0.074 (1, 1)									K	1	0	0	0	1	1	3						
										0	0	0	0	1	0	0						
										0	0	0	0	0	0	0						
										1	0	0	0	0	1	0						
Inning Stats	R: 0 E: 0 K: 0 S: 6	H: 0 LOB: 0 BB: 0 P: 9	R: 1 E: 0 K: 2 S: 16	H: 2 LOB: 3 BB: 2 P: 32	R: 0 E: 0 K: 0 S: 8	H: 0 LOB: 1 BB: 1 P: 14	R: 0 E: 1 K: 0 S: 9	H: 1 LOB: 2 BB: 1 P: 17	R: 0 E: 0 K: 2 S: 12	H: 1 LOB: 3 BB: 1 P: 20	R: 1 E: 0 K: 1 S: 11	H: 2 LOB: 3 BB: 1 P: 19	R: 3 E: 1 K: 2 S: 17	H: 2 LOB: 0 BB: 1 P: 27	R: 0 E: 0 K: 1 S: 7	H: 0 LOB: 0 BB: 1 P: 12	R: 0 E: 0 K: 1 S: 7	H: 1 LOB: 1 BB: 0 P: 13	1B: 6 2B: 2 3B: 0 HR: 1	SF: 0 SAC: 0 DP: 1 HBP: 0	WP: 0 PB: 0 SB: 0 CS: 0	PA: 42
PITCHER	IP	WLS	BF	H	R	ER	SO	BB	IBB	HBP	BLK	WP	HR	S	P	ERA	WHIP					
Bob Buhl, R ERA: 3.6 (1, 1)	5.1		27	6	2	2	4	5	0	0	0	0	0	58	107	3.38	2.062					
Juan Pizarro, L ERA: 2.15 (6, 1)	1.2	L	8	2	3	0	3	1	0	0	0	0	1	21	31	0.00	1.800					
Don McMahon, R ERA: 3.9 (8, 1)	2.0		7	1	0	0	2	1	0	0	0	0	0	14	25	0.00	1.000					

Batter	1	2	3	4	5	6	7	8	9	AB	R	H	RBI	BB	SO	LOB	BOTTOM					
Red Schoendienst, S OBP: 0.307, SLG: 0.311 (1, 4)	F7		5-3		SH1-3 2B		3-1			4	0	1	0	0	0	0	Los Angeles Dodgers @ Milwaukee Braves Milwaukee County Stadium, Milwaukee, WI Sun Sep 14 1958, 4:33 AM EDT Att: 39,502 - Unknown livebaseballscorecards.com					
Johnny Logan, R OBP: 0.287, SLG: 0.327 (1, 6)	F7		F8		SH1-3			F6		3	0	0	0	0	0	0						
Eddie Mathews, L OBP: 0.356, SLG: 0.473 (1, 5)			4-3		K			K		4	0	1	0	0	2	1						
Hank Aaron, R OBP: 0.387, SLG: 0.559 (1, 9)	F5			FC1-6 1B BB	F2			6-3		3	1	0	0	1	0	2						
Frank Torre, L OBP: 0.384, SLG: 0.432 (1, 3)						F8			3-1	4	1	2	0	0	0	0						
Joe Adcock, R OBP: 0.319, SLG: 0.512 (1, 7)				FC1-6 1B		K			F9	4	1	1	2	0	1	2						
Bill Bruton, L OBP: 0.322, SLG: 0.357 (1, 8)			4-3		SF7		4-3			3	0	0	1	0	0	0						
Del Rice, R OBP: 0.276, SLG: 0.311 Harry Hanebrink, L OBP: 0.273, SLG: 0.310 Don McMahon, R OBP: 0.300, SLG: 0.125 (1, 2)										2	0	1	0	0	1	0						
										1	0	1	0	0	0	0						
										0	0	0	0	0	0	0						
Bob Buhl, R OBP: 0.167, SLG: 0.167 Juan Pizarro, L OBP: 0.303, SLG: 0.276 Del Crandall, R OBP: 0.357, SLG: 0.474 (1, 1)										2	0	0	0	0	1	2						
										0	0	0	0	0	0	0						
										1	0	0	0	0	0	1						
Inning Stats	R: 0 E: 0 K: 0 S: 13	H: 1 LOB: 1 BB: 0 P: 18	R: 2 E: 0 K: 2 S: 12	H: 2 LOB: 0 BB: 0 P: 16	R: 0 E: 0 K: 0 S: 8	H: 0 LOB: 0 BB: 0 P: 14	R: 1 E: 0 K: 0 S: 10	H: 2 LOB: 2 BB: 1 P: 17	R: 0 E: 0 K: 1 S: 8	H: 1 LOB: 0 BB: 0 P: 11	R: 0 E: 0 K: 1 S: 7	H: 0 LOB: 0 BB: 0 P: 13	R: 0 E: 0 K: 1 S: 6	H: 1 LOB: 0 BB: 0 P: 11	R: 0 E: 0 K: 1 S: 7	H: 0 LOB: 0 BB: 0 P: 8	R: 0 E: 0 K: 0 S: 10	H: 0 LOB: 0 BB: 0 P: 13	1B: 4 2B: 1 3B: 1 HR: 1	SF: 1 SAC: 1 DP: 1 HBP: 0	WP: 0 PB: 0 SB: 0 CS: 0	PA: 34
PITCHER	IP	WLS	BF	H	R	ER	SO	BB	IBB	HBP	BLK	WP	HR	S	P	ERA	WHIP					
Don Drysdale, R ERA: 3.54 (1, 1)	5.0		22	6	3	3	3	1	0	0	0	0	0	51	76	5.40	1.400					
Johnny Klippstein, R ERA: 3.54 (6, 1)	4.0	W	12	1	0	0	2	0	0	0	0	0	0	31	45	0.00	0.250					



Batter	1	2	3	4	5	6	7	8	9	AB	R	H	RBI	BB	SO	LOB	TOP			
Bob Lillis, R OBP: 0.340, SLG: 0.405 John Roseboro, L OBP: 0.319, SLG: 0.438	0-0 6-3 1B 2B	0-1 F7			1-0 7-2 3B			1-2 FC3-6 1B	0-0 1-3 2-H 2B	4	1	3	0	0	0	1				
Jim Gilliam, S OBP: 0.351, SLG: 0.337	0-0 6-3 2-3		0-0 G3		2-1 7-2 3-H			0-1 FC3-6 1-2	1-0 1-3	5	0	0	0	0	0	6				
Gino Cimoli, R OBP: 0.296, SLG: 0.375	2-2 BB 3-H 1B		0-1 F9		0-0 6-3			2-2 F4		4	0	1	1	0	0	1				
Gil Hodges, R OBP: 0.333, SLG: 0.438	4-0 FC6-4 1-2 BB		3-3 K		0-1 1B			2-2 F8		3	0	1	0	1	1	1				
Frank Howard, R OBP: 0.333, SLG: 0.500	1-3 K			0-0 1B 1B				1-3 K		4	1	2	0	0	2	3				
Don Demeter, R OBP: 0.210, SLG: 0.282 Duke Snider, L OBP: 0.368, SLG: 0.491	0-0 FC6-4 1-2			0-1 F8				2-3 K	0-0 2B 1B	2	0	0	0	0	0	3				
Joe Pignatano, R OBP: 0.306, SLG: 0.443 Norm Larker, L OBP: 0.356, SLG: 0.434 Don Zimmer, R OBP: 0.311, SLG: 0.432		1-1 S 1B		1-1 G6-4-3 1B				2-3 K	1-2 2B 1B	3	0	2	0	0	1	0	AB			
Earl Robinson, R OBP: 0.125, SLG: 0.125 Elmer Valo, L OBP: 0.325, SLG: 0.317		1-0 F9		0-0 G6-4-3 1-2				0-3 K	0-0 F8	3	0	0	0	0	1	3	R			
Johnny Podres, L OBP: 0.139, SLG: 0.118 Don Bessent, R		3-3 K			0-1 F7			3-2 4-3	1-1 F9	2	0	0	0	0	1	1	H			
Don Miles, L OBP: 0.182, SLG: 0.182 Carl Erskine, R OBP: 0.071, SLG: 0.037 Jim Gentile, L OBP: 0.444, SLG: 0.500		1-2 K								1	0	0	0	0	0	0	RBI			
Inning Stats	R: 1 E: 0 K: 1 S: 10	H: 2 LOB: 2 BB: 1 P: 17	R: 0 E: 0 K: 1 S: 8	H: 1 LOB: 1 BB: 0 P: 13	R: 0 E: 0 K: 1 S: 6	H: 0 LOB: 0 BB: 0 P: 9	R: 0 E: 0 K: 0 S: 6	H: 2 LOB: 1 BB: 0 P: 7	R: 0 E: 0 K: 0 S: 5	H: 1 LOB: 1 BB: 0 P: 8	R: 0 E: 0 K: 2 S: 9	H: 0 LOB: 0 BB: 0 P: 14	R: 0 E: 0 K: 0 S: 11	H: 1 LOB: 1 BB: 0 P: 16	R: 2 E: 0 K: 0 S: 11	H: 4 LOB: 3 BB: 0 P: 14	1B: 8 2B: 4 3B: 1 HR: 0	SF: 0 SAC: 0 DP: 2 HBP: 0	WP: 0 PB: 0 SB: 1 CS: 1	PA: 38
PITCHER	IP WLS BF H R ER SO BB IBB HBP BLK WP HR S P ERA WHIP	Joe Nuxhall, L ERA: 3.79	Brooks Lawrence, R ERA: 4.16	Orlando Pena, R ERA: 0.75	PITCHER	IP WLS BF H R ER SO BB IBB HBP BLK WP HR S P ERA WHIP	Joe Nuxhall, L ERA: 3.79	Brooks Lawrence, R ERA: 4.16	Orlando Pena, R ERA: 0.75											

Los Angeles Dodgers @ Cincinnati Redlegs
Crosley Field, Cincinnati, OH
Tue Sep 16 1958, 7:05 PM EDT
Unknown

AB 37
R 3
H 12
RBI 3
BB 1
SO 7
LOB 24



Batter	1	2	3	4	5	6	7	8	9	AB	R	H	RBI	BB	SO	LOB	BOTTOM			
Alex Grammas, R OBP: 0.335, SLG: 0.258	2-2 5-3	0-0 F7			3-2 4-3	2-3 K				4	0	0	0	0	1	2				
Jerry Lynch, L OBP: 0.333, SLG: 0.489	1-2 HR		1-0 1-3		4-1 1B BB			0-0 G1-4-3 1B		3	2	2	1	1	0	0				
Vada Pinson, L OBP: 0.326, SLG: 0.342	3-2 G3		1-3 K		2-2 1B 1-2 1B			0-0 F9		4	0	1	0	0	1	1				
Frank Robinson, R OBP: 0.352, SLG: 0.508	4-2 HR BB		1-1 F8		0-0 1-3 2-H 1B			0-0 G1-4-3 1-2		3	1	1	1	1	0	1				
Pete Whisenant, R OBP: 0.295, SLG: 0.477	0-2 1-H HR			1-0 F9	2-1 L8			0-0 6-3		4	1	1	2	0	0	2				
Walt Dropo, R OBP: 0.333, SLG: 0.473	3-2 2B			1-3 K		4-2 FC1-5 BB		2-0 6-3		3	0	1	0	1	1	0				
Dutch Dotterer, R OBP: 0.154, SLG: 0.385	1-1 F7			0-0 HR		1-0 FC1-5 1B		3-2 5-3		4	1	2	1	0	0	1	AB			
Roy McMillan, R OBP: 0.320, SLG: 0.306		2-2 F9		1-0 F9		1-0 F2				3	0	0	0	0	0	2	R			
Joe Nuxhall, L OBP: 0.219, SLG: 0.226 Brooks Lawrence, R OBP: 0.190, SLG: 0.116 Orlando Pena, R		2-2 F8			0-1 6-3	1-0 FC1-5 1-2 2-3				0	0	0	0	0	0	0	H			
Inning Stats	R: 3 E: 0 K: 0 S: 23	H: 3 LOB: 1 BB: 1 P: 37	R: 0 E: 0 K: 0 S: 7	H: 0 LOB: 0 BB: 0 P: 11	R: 0 E: 0 K: 1 S: 6	H: 0 LOB: 0 BB: 0 P: 9	R: 1 E: 0 K: 1 S: 6	H: 1 LOB: 0 BB: 0 P: 9	R: 1 E: 0 K: 0 S: 12	H: 2 LOB: 2 BB: 1 P: 23	R: 0 E: 0 K: 1 S: 8	H: 1 LOB: 2 BB: 1 P: 17	R: 0 E: 0 K: 0 S: 3	H: 1 LOB: 0 BB: 0 P: 3	R: 0 E: 0 K: 0 S: 6	H: 0 LOB: 0 BB: 0 P: 11	1B: 4 2B: 1 3B: 0 HR: 3	SF: 0 SAC: 0 DP: 1 HBP: 0	WP: 0 PB: 0 SB: 0 CS: 0	PA: 34
PITCHER	IP WLS BF H R ER SO BB IBB HBP BLK WP HR S P ERA WHIP	Johnny Podres, L ERA: 3.92	Don Bessent, R ERA: 3.57	Carl Erskine, R ERA: 5.13	PITCHER	IP WLS BF H R ER SO BB IBB HBP BLK WP HR S P ERA WHIP	Johnny Podres, L ERA: 3.92	Don Bessent, R ERA: 3.57	Carl Erskine, R ERA: 5.13											

Los Angeles Dodgers @ Cincinnati Redlegs
Crosley Field, Cincinnati, OH
Tue Sep 16 1958, 7:05 PM EDT
Unknown

AB 31
R 5
H 8
RBI 5
BB 3
SO 3
LOB 11




Batter	1	2	3	4	5	6	7	8	9	10	AB	R	H	RBI	BB	SO	LOB	TOP				
Jim Gilliam, S OBP: 0.355, SLG: 0.339 (1, 4)	F8		BB		2B	CS	1B		L9-3		3	2	2	0	2	0	0					
Don Miles, L OBP: 0.188, SLG: 0.188 (1, 7)	HR		K		F2		K		L9-3		5	1	1	0	0	2	4					
Don Demeter, R OBP: 0.210, SLG: 0.282 (10, 7)	1B										0	0	0	0	0	0	0					
Duke Snider, L OBP: 0.371, SLG: 0.505 (1, 8)			L8		4-3						3	1	2	3	0	0	1					
Gino Cimoli, R OBP: 0.300, SLG: 0.379 (5, PR)	HR				1-H						2	0	2	0	0	0	0					
Norm Larker, L OBP: 0.354, SLG: 0.430 (1, 3)	3-1				4-3						2	0	0	1	1	0	1					
Frank Howard, R OBP: 0.280, SLG: 0.417 (1, 9)			L8		2-3						4	0	0	0	0	2	4					
Carl Furillo, R OBP: 0.344, SLG: 0.479 (10, PH)	K										1	0	0	0	0	0	1					
John Roseboro, L OBP: 0.321, SLG: 0.437 (1, 2)											3	0	1	0	1	0	0					
Don Zimmer, R OBP: 0.310, SLG: 0.429 (1, 5)											3	1	0	0	1	1	2					
Bob Lillis, R OBP: 0.333, SLG: 0.391 (1, 6)											4	0	1	0	0	1	2					
Sandy Koufax, R OBP: 0.152, SLG: 0.156 (2, 1)											1	0	0	0	0	1	1					
Babe Birrer, R OBP: 0.312, SLG: 0.374 (4, PH)											0	0	0	0	0	0	0					
Jim Gentile, L OBP: 0.302, SLG: 0.444 (4, PH)											0	0	0	0	0	0	0					
Roger Craig, R OBP: 0.302, SLG: 0.317 (5, PH)											0	0	0	1	0	0	0					
Elmer Valo, L OBP: 0.291, SLG: 0.091 (5, PH)											1	0	0	0	0	1	0					
Inning Stats	R: 2 E: 0 K: 1 S: 13	H: 2 LOB: 0 BB: 0 P: 20	R: 0 E: 0 K: 2 S: 10	H: 0 LOB: 1 BB: 1 P: 17	R: 0 E: 0 K: 1 S: 10	H: 0 LOB: 2 BB: 2 P: 19	R: 0 E: 0 K: 1 S: 9	H: 1 LOB: 1 BB: 0 P: 17	R: 1 E: 0 K: 0 S: 8	H: 1 LOB: 0 BB: 1 P: 17	R: 1 E: 0 K: 1 S: 11	H: 2 LOB: 1 BB: 0 P: 17	R: 0 E: 0 K: 0 S: 6	H: 0 LOB: 0 BB: 0 P: 8	R: 0 E: 0 K: 1 S: 11	H: 1 LOB: 0 BB: 0 P: 16	R: 0 E: 0 K: 0 S: 6	H: 1 LOB: 0 BB: 0 P: 8	1B: 7 2B: 3 3B: 0 HR: 1	SF: 2 SAC: 1 DP: 2 HBP: 0	WP: 0 PB: 0 SB: 1 CS: 1	PA: 42
PITCHER Tom Acker, R ERA: 4.55 (1, 1)	IP: 10.0 W: 4 L: 1 S: 13	WLS: 7 BF: 41 P: 20	H: 9 R: 5 ER: 5 SO: 8	R: 5 R: 5 ER: 5 SO: 8	BB: 5 IBB: 0 HBP: 0 BLK: 0	WP: 0 HR: 1 S: 94 P: 147	ERA: 4.50 WHIP: 1.400	PITCHER	IP: 10.0 W: 4 L: 1 S: 13	WLS: 7 BF: 41 P: 20	H: 9 R: 5 ER: 5 SO: 8	R: 5 R: 5 ER: 5 SO: 8	BB: 5 IBB: 0 HBP: 0 BLK: 0	WP: 0 HR: 1 S: 94 P: 147	ERA: 4.50 WHIP: 1.400	AB: 33 R: 5 H: 9 RBI: 5 BB: 5 SO: 8 LOB: 17	WP: 0 PB: 0 SB: 1 CS: 1	PA: 42				

Los Angeles Dodgers @ Cincinnati Redlegs
Crosley Field, Cincinnati, OH
Tue Sep 16 1958, 7:05 PM EDT
Att: 9,130 - Unknown



Batter	1	2	3	4	5	6	7	8	9	10	AB	R	H	RBI	BB	SO	LOB	BOTTOM				
Alex Grammas, R OBP: 0.336, SLG: 0.258 (1, 4)	E	FC1-2	F3			F7		F8			4	1	1	2	1	0	1					
Jerry Lynch, L OBP: 0.334, SLG: 0.491 (1, 9)	F2	BB				F7			F5		4	2	1	0	1	0	1					
Vada Pinson, L OBP: 0.330, SLG: 0.349 (1, 8)	E	FC1-2				G3			K		4	0	1	1	1	1	3					
Frank Robinson, R OBP: 0.354, SLG: 0.509 (1, 5)	K	BB				G3			K		4	0	2	1	1	2	3					
Pete Whisenant, R OBP: 0.294, SLG: 0.470 (1, 7)	K	BB				FC6-4			2B		3	0	0	1	1	1	3					
Don Newcombe, L OBP: 0.442, SLG: 0.424 (9, PH)	K	BB				FC6-4			2B		1	0	0	0	0	0	1					
Gus Bell, L OBP: 0.306, SLG: 0.376 (10, 7)	K	BB				FC6-4			4-3		0	0	0	0	0	0	0					
Walt Dropo, R OBP: 0.330, SLG: 0.466 (1, 3)						5-3			K		5	1	1	0	0	2	3					
Dutch Dotterer, R OBP: 0.222, SLG: 0.389 (1, 2)						5-3			K		5	0	2	0	0	1	1					
Bobby Henrich, R OBP: 0.222, SLG: 0.389 (10, PR)						6-3			K		0	1	0	0	0	0	0					
Roy McMillan, R OBP: 0.319, SLG: 0.305 (1, 6)						6-3			HR		4	1	1	0	0	2	1					
Smoky Burgess, L OBP: 0.346, SLG: 0.414 (10, PH)						F8			HR		1	1	1	2	0	0	0					
Tom Acker, R OBP: 0.200, SLG: 0.067 (1, 1)						5-3			K		3	0	0	0	0	1	1					
Inning Stats	R: 0 E: 1 K: 2 S: 10	H: 0 LOB: 3 BB: 2 P: 22	R: 4 E: 0 K: 0 S: 23	H: 3 LOB: 3 BB: 3 P: 42	R: 0 E: 0 K: 1 S: 9	H: 1 LOB: 1 BB: 1 P: 13	R: 0 E: 0 K: 0 S: 9	H: 1 LOB: 1 BB: 0 P: 15	R: 0 E: 0 K: 0 S: 8	H: 0 LOB: 0 BB: 0 P: 12	R: 1 E: 0 K: 1 S: 12	H: 2 LOB: 1 BB: 0 P: 17	R: 0 E: 0 K: 2 S: 8	H: 0 LOB: 0 BB: 0 P: 14	R: 0 E: 0 K: 1 S: 10	H: 1 LOB: 1 BB: 0 P: 15	R: 2 E: 0 K: 1 S: 6	H: 2 LOB: 1 BB: 0 P: 8	1B: 6 2B: 2 3B: 1 HR: 1	SF: 0 SAC: 1 DP: 0 HBP: 0	WP: 1 PB: 0 SB: 0 CS: 0	PA: 44
PITCHER	IP: 1.2 W: 1 L: 1 S: 10	WLS: 1 BF: 5 P: 7	H: 4 R: 3 ER: 4 SO: 2	R: 4 R: 3 ER: 4 SO: 2	BB: 5 IBB: 0 HBP: 0 BLK: 0	WP: 0 HR: 1 S: 29 P: 58	ERA: 21.60 WHIP: 4.800	PITCHER	IP: 1.2 W: 1 L: 1 S: 10	WLS: 1 BF: 5 P: 7	H: 4 R: 3 ER: 4 SO: 2	R: 4 R: 3 ER: 4 SO: 2	BB: 5 IBB: 0 HBP: 0 BLK: 0	WP: 0 HR: 1 S: 29 P: 58	ERA: 21.60 WHIP: 4.800	AB: 38 R: 7 H: 10 RBI: 7 BB: 5 SO: 10 LOB: 18	WP: 1 PB: 0 SB: 0 CS: 0	PA: 44				

Los Angeles Dodgers @ Cincinnati Redlegs
Crosley Field, Cincinnati, OH
Tue Sep 16 1958, 7:05 PM EDT
Att: 9,130 - Unknown



Batter	1	2	3	4	5	6	7	8	9	AB	R	H	RBI	BB	SO	LOB	TOP										
Bob Lillis, R OBP: 0.357, SLG: 0.412 (1, 6)										5	2	3	0	0	0	1	Los Angeles Dodgers @ Chicago Cubs Wrigley Field, Chicago, IL Fri Sep 19 1958, 3:33 AM CDT Att: 3,254 - Unknown										
Don Miles, L OBP: 0.263, SLG: 0.222 (1, 7) Gino Cimoli, R OBP: 0.301, SLG: 0.379 (7, PH)										2	0	1	0	0	1	1											
Ron Fairly, L OBP: 0.333, SLG: 0.483 (1, 8)										5	1	2	2	0	1	3											
Jim Gentile, L OBP: 0.286, SLG: 0.308 (1, 3) Gil Hodges, R OBP: 0.332, SLG: 0.437 (8, 3)										4	0	0	0	0	1	1											
Frank Howard, R OBP: 0.296, SLG: 0.423 (1, 9) Don Demeter, R OBP: 0.217, SLG: 0.325 (4, 9)										2	0	1	0	0	1	1											
John Roseboro, L OBP: 0.323, SLG: 0.438 (1, 2)										4	0	2	0	0	0	0											
Don Zimmer, R OBP: 0.308, SLG: 0.425 (1, 5)										4	0	0	0	0	0	2											
Charlie Neal, R OBP: 0.337, SLG: 0.444 (1, 4)										3	0	2	0	1	0	0											
Ralph Mauriello, R (1, 1) Johnny Podres, L OBP: 0.151, SLG: 0.130 (8, 1)										3	0	0	0	0	1	4											
Inning Stats	R: 1 E: 0 K: 1 S: 11	H: 2 LOB: 1 BB: 0 P: 16	R: 0 E: 0 K: 0 S: 6	H: 1 LOB: 1 BB: 0 P: 7	R: 0 E: 0 K: 0 S: 7	H: 0 LOB: 0 BB: 0 P: 9	R: 0 E: 0 K: 1 S: 11	H: 2 LOB: 1 BB: 0 P: 18	R: 0 E: 0 K: 2 S: 9	H: 3 LOB: 2 BB: 1 P: 20	R: 0 E: 0 K: 2 S: 9	H: 1 LOB: 0 BB: 0 P: 17	R: 0 E: 0 K: 0 S: 8	H: 0 LOB: 0 BB: 0 P: 12	R: 2 E: 0 K: 0 S: 13	H: 4 LOB: 2 BB: 0 P: 24	1B: 12 2B: 1 3B: 0 HR: 2	SF: 0 SAC: 0 DP: 2 HBP: 1	WP: 0 PB: 1 SB: 2 CS: 1	PA: 40							
PITCHER	IP	WLS	BF	H	R	ER	SO	BB	IBB	HBP	BLK	WP	HR	S	P	ERA	WHIP										
John Briggs, R ERA: 4.57 (1, 1)	6.0	L	28	10	3	3	4	0	1	1	0	0	2	57	90	4.50	1.667										
Taylor Phillips, L ERA: 4.79 (7, 1)	1.0		2	0	0	0	2	0	0	0	0	0	0	7	12	0.00	0.000										
Don Elston, R ERA: 3.13 (8, 1)	2.0		10	4	2	2	0	0	0	0	0	0	0	21	36	9.00	2.000										


Batter	1	2	3	4	5	6	7	8	9	AB	R	H	RBI	BB	SO	LOB	BOTTOM										
Tony Taylor, R OBP: 0.300, SLG: 0.318 (1, 4) Bob Will, L (5, PH)										1	0	0	0	1	1	0	Los Angeles Dodgers @ Chicago Cubs Wrigley Field, Chicago, IL Fri Sep 19 1958, 3:33 AM CDT Att: 3,254 - Unknown										
Jerry Kindall, R (6, 4) Frank Emaga, R OBP: 0.143, SLG: 0.143 (9, PH)										3	1	1	0	1	0	2											
Alvin Dark, R OBP: 0.337, SLG: 0.358 (1, 5)										4	0	2	0	0	1	2											
14 Ernie Banks, R OBP: 0.366, SLG: 0.627 (1, 6)										4	0	1	0	0	0	4											
Walt Moryn, L OBP: 0.349, SLG: 0.502 (1, 7)										4	0	1	0	0	0	4											
Dale Long, L OBP: 0.359, SLG: 0.469 (1, 3)										4	0	0	0	0	2	3											
Jim Marshall, L OBP: 0.299, SLG: 0.392 (1, 9) Chick King, R (9, PH)										1	0	0	0	2	0	1											
Bobby Thomson, R OBP: 0.346, SLG: 0.453 (1, 8)										4	0	2	0	0	0	1											
Cal Neeman, R OBP: 0.332, SLG: 0.489 (1, 2) Sammy Taylor, L OBP: 0.105, SLG: 0.376 (7, PH)										2	0	0	0	0	0	1											
Bobby Adams, R OBP: 0.320, SLG: 0.383 (9, PH)										1	0	1	0	0	0	0											
John Briggs, R OBP: 0.242, SLG: 0.333 (1, 1) Taylor Phillips, L OBP: 0.105, SLG: 0.056 (7, PH) Gabe Gabler, L (7, PH)										1	0	0	0	0	1	0											
Don Elston, R OBP: 0.250, SLG: 0.250 (8, 1) Jim Dolner, R OBP: 0.294, SLG: 0.310 (9, PH)										0	0	0	0	0	0	0											
Inning Stats	R: 0 E: 1 K: 1 S: 7	H: 0 LOB: 1 BB: 1 P: 15	R: 0 E: 0 K: 1 S: 10	H: 0 LOB: 1 BB: 1 P: 17	R: 0 E: 0 K: 2 S: 13	H: 0 LOB: 1 BB: 1 P: 18	R: 0 E: 0 K: 0 S: 11	H: 2 LOB: 2 BB: 1 P: 21	R: 0 E: 0 K: 0 S: 7	H: 1 LOB: 1 BB: 0 P: 9	R: 0 E: 0 K: 1 S: 8	H: 0 LOB: 0 BB: 0 P: 14	R: 1 E: 0 K: 2 S: 13	H: 2 LOB: 1 BB: 0 P: 21	R: 0 E: 0 K: 2 S: 17	H: 2 LOB: 2 BB: 0 P: 24	1B: 6 2B: 1 3B: 0 HR: 0	SF: 0 SAC: 1 DP: 1 HBP: 0	WP: 1 PB: 0 SB: 1 CS: 0	PA: 37							
PITCHER	IP	WLS	BF	H	R	ER	SO	BB	IBB	HBP	BLK	WP	HR	S	P	ERA	WHIP										
Ralph Mauriello, R ERA: 4.5 (1, 1)	7.2		31	5	1	1	6	4	0	0	0	1	0	73	123	1.17	1.174										
Johnny Podres, L ERA: 3.89 (8, 1)	1.1	S	6	2	0	0	3	0	0	0	1	1	0	20	29	0.00	1.500										


AB 38
R 5
H 14
RBI 4
BB 1
SO 6
LOB 16



AB 32
R 1
H 7
RBI 0
BB 4
SO 9
LOB 19



Batter	1	2	3	4	5	6	7	8	9	AB	R	H	RBI	BB	SO	LOB	TOP					
Bob Lillis, R OBP: 0.367, SLG: 0.436 (1, 6)	1-1 4-3 2B		1-0 2-3			0-0 1B		0-0 6-3		4	0	2	0	0	0	0	Los Angeles Dodgers @ Chicago Cubs Wrigley Field, Chicago, IL Sat Sep 20 1958, 3:33 AM CDT Att: 10,732 - Unknown AB 32 R 2 H 5 RBI 2 BB 2 SO 5 LOB 9 					
Don Miles, L OBP: 0.217, SLG: 0.182 (1, 7)	2-0 4-3 2-3		2-2 F8			0-1 F5		2-3 K		4	0	0	0	0	1	2						
Ron Fairly, L OBP: 0.297, SLG: 0.424 (1, 8)	1-3 K			0-1 4-3		1-2 F8			2-2 4-3	4	0	0	0	0	1	2						
Jim Gentile, L OBP: 0.278, SLG: 0.250 (1, 3)	4-2 BB			3-3 K			1-0 3-1		0-0 6-3	3	0	0	0	1	1	0						
John Roseboro, L OBP: 0.324, SLG: 0.441 (1, 2)	0-1 1-3			2-2 F6			0-0 2B		0-1 HR	4	1	2	0	0	0	2						
Don Demeter, R OBP: 0.216, SLG: 0.357 (1, 9)		1-3 K			3-2 5-3		2-1 F4		2-2 HR	4	1	1	2	0	1	1						
Don Zimmer, R OBP: 0.307, SLG: 0.422 (1, 5)		0-0 1-3			2-2 F6		4-0 BB		0-0 F4	3	0	0	0	1	0	0						
Charlie Neal, R OBP: 0.335, SLG: 0.441 (1, 4)		0-0 5-3			1-2 F8		0-0 F5			3	0	0	0	0	0	2						
Don Drysdale, R OBP: 0.258, SLG: 0.603 (1, 1)			0-0 6-3					2-2 4-3		2	0	0	0	0	1	0						
Jim Gilliam, S OBP: 0.354, SLG: 0.338 (8, PH)										1	0	0	0	0	0	0						
Johnny Klippstein, R OBP: 0.071, SLG: 0.071 (8, 1)										0	0	0	0	0	0	0						
Inning Stats	R: 0 E: 0 K: 1 S: 11	H: 1 LOB: 2 BB: 1 P: 19	R: 0 E: 0 K: 1 S: 5	H: 0 LOB: 0 BB: 0 P: 6	R: 0 E: 0 K: 0 S: 6	H: 0 LOB: 0 BB: 0 P: 9	R: 0 E: 0 K: 1 S: 8	H: 0 LOB: 0 BB: 0 P: 13	R: 0 E: 0 K: 0 S: 14	H: 0 LOB: 0 BB: 0 P: 20	R: 0 E: 0 K: 1 S: 9	H: 1 LOB: 1 BB: 0 P: 11	R: 0 E: 0 K: 0 S: 5	H: 1 LOB: 2 BB: 1 P: 12	R: 0 E: 0 K: 1 S: 7	H: 0 LOB: 0 BB: 0 P: 11	R: 2 E: 0 K: 0 S: 10	H: 2 LOB: 0 BB: 0 P: 14	1B: 2 2B: 2 3B: 0 HR: 1	SF: 0 SAC: 0 DP: 0 HBP: 0	WP: 0 PB: 0 SB: 1 CS: 0	PA: 34
PITCHER John Buzhardt, R ERA: 2.25 (1, 1)	IP: 9.0 WLS: W BF: 34 H: 5 R: 2 ER: 2 SO: 5 BB: 2 IBB: 0 HBP: 0 BLK: 0 WP: 0 HR: 1 S: 75 P: 115 ERA: 2.00 WHIP: 0.778															PITCHER IP: 9.0 WLS: W BF: 34 H: 5 R: 2 ER: 2 SO: 5 BB: 2 IBB: 0 HBP: 0 BLK: 0 WP: 0 HR: 1 S: 75 P: 115 ERA: 2.00 WHIP: 0.778						

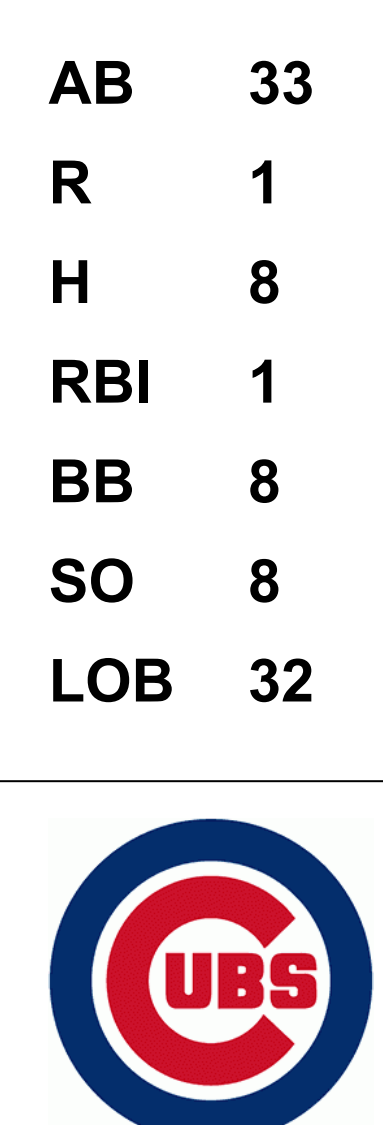
Batter	1	2	3	4	5	6	7	8	9	AB	R	H	RBI	BB	SO	LOB	BOTTOM						
Jim Marshall, L OBP: 0.299, SLG: 0.392 (1, 9)	3-2 L4		0-0 F8			1-2 FC1-6 1B		2-2 6-3		3	0	1	0	0	0	1	Los Angeles Dodgers @ Chicago Cubs Wrigley Field, Chicago, IL Sat Sep 20 1958, 3:33 AM CDT Att: 10,732 - Unknown AB 30 R 3 H 6 RBI 3 BB 0 SO 4 LOB 9 						
Chick King, R (8, 8)										1	0	0	0	0	0	0							
Alvin Dark, R OBP: 0.335, SLG: 0.355 (1, 5)	1-0 4-3			0-1 4-3		1-1 FC1-6		2-3 K		4	0	0	0	0	1	1							
14 Ernie Banks, R OBP: 0.366, SLG: 0.624 (1, 6)	0-1 F6			0-1 2B 1B		0-0 F7			3-1 F8	4	1	1	0	0	0	1							
Walt Moryn, L OBP: 0.349, SLG: 0.500 (1, 7)		1-0 G4-6-3 HBP		1-2 F7		0-1 F7			1-1 HR	2	0	0	0	0	0	2							
Bobby Thomson, R OBP: 0.347, SLG: 0.460 (8, 7)										1	1	1	1	0	0	0							
Dale Long, L OBP: 0.360, SLG: 0.479 (1, 3)	2-0 F7			1-0 1-H 2B		2-1 HR				3	1	2	2	0	0	1							
Lou Jackson, L OBP: 0.182, SLG: 0.313 (8, 9)	1-2 G4-6-3			2-1 4-3		0-3 K				3	0	0	0	0	1	2							
Sammy Taylor, L OBP: 0.319, SLG: 0.372 (1, 2)			1-2 L7		2-1 L7		0-1 F7			3	0	0	0	0	0	0							
Jerry Kindall, R OBP: 0.250, SLG: 0.500 (1, 4)			0-0 2B		1-2 6-3		0-1 5-3			3	0	1	0	0	0	0							
John Buzhardt, R (1, 1)			1-3 K		0-0 3-1			1-3 K		3	0	0	0	0	2	1							
Inning Stats	R: 0 E: 0 K: 0 S: 6	H: 0 LOB: 0 BB: 0 P: 10	R: 0 E: 0 K: 0 S: 4	H: 0 LOB: 0 BB: 0 P: 8	R: 0 E: 0 K: 1 S: 9	H: 1 LOB: 1 BB: 0 P: 11	R: 1 E: 0 K: 0 S: 10	H: 2 LOB: 1 BB: 0 P: 14	R: 0 E: 0 K: 0 S: 6	H: 0 LOB: 0 BB: 0 P: 9	R: 0 E: 0 K: 0 S: 9	H: 1 LOB: 1 BB: 0 P: 11	R: 1 E: 0 K: 1 S: 9	H: 1 LOB: 0 BB: 0 P: 11	R: 0 E: 0 K: 2 S: 10	H: 0 LOB: 0 BB: 0 P: 15		R: 1 E: 0 K: 0 S: 4	H: 1 LOB: 0 BB: 0 P: 8	1B: 2 2B: 2 3B: 0 HR: 2	SF: 0 SAC: 0 DP: 1 HBP: 1	WP: 0 PB: 0 SB: 0 CS: 0	PA: 31
PITCHER Don Drysdale, R ERA: 4.19 (1, 1)	IP: 7.0 WLS: L BF: 26 H: 5 R: 2 ER: 2 SO: 2 BB: 0 IBB: 0 HBP: 1 BLK: 0 WP: 0 HR: 1 S: 74 P: 23 ERA: 6.75 WHIP: 0.750															PITCHER IP: 7.0 WLS: L BF: 26 H: 5 R: 2 ER: 2 SO: 2 BB: 0 IBB: 0 HBP: 1 BLK: 0 WP: 0 HR: 1 S: 74 P: 23 ERA: 6.75 WHIP: 0.750							

Batter	1	2	3	4	5	6	7	8	9	AB	R	H	RBI	BB	SO	LOB	TOP								
Bob Lillis, R OBP: 0.391, SLG: 0.448 (1, 6)	1-1 5-3		4-0 BB BB		3-2 1B		0-0 1B 1B		0-1 SH1-4	3	1	2	0	1	0	0	Los Angeles Dodgers @ Chicago Cubs Wrigley Field, Chicago, IL Sun Sep 21 1958, 3:33 AM CDT Att: 12,411 - Unknown								
Gino Cimoli, R OBP: 0.300, SLG: 0.377 (1, 7)	2-2 4-3		0-3 K		1-3 K		2-2 1B 1B		2-3 K2-3	5	0	1	1	0	3	4									
Ron Fairly, L OBP: 0.325, SLG: 0.429 Carl Furillo, R OBP: 0.345, SLG: 0.479 (5, 9)	2-1 1B		4-0 1-2 2-3 BB		0-0 F4		1-1 1-3 2-H 1B		2-2 6-3	2	0	1	0	1	0	1									
Jim Gentile, L OBP: 0.273, SLG: 0.211 Gil Hodges, R OBP: 0.332, SLG: 0.437 (7, PR) (7, 3)	0-0 F7		1-1 F8				3-3 K		4-1 1B	3	0	0	0	1	1	4									
Don Demeter, R OBP: 0.209, SLG: 0.341 (5, 8)					0-0 5-3		3-3 K		1-1 L8	4	0	0	0	0	2	3									
John Roseboro, L OBP: 0.326, SLG: 0.442 (1, 2)					0-0 BB 1B		1-1 L9		1-1 L4	4	0	2	0	0	0	0									
Charlie Neal, R OBP: 0.336, SLG: 0.440 (1, 4)					4-0 G4-3 BB		1-0 1B 5-3 1B		0-2 1-3	3	1	1	0	1	1	1									
Earl Robinson, R OBP: 0.167, SLG: 0.091 (1, 5)					4-1 BB SH1-4 BB		1-0 G4-3		0-3 K	3	0	0	0	1	1	3									
Sandy Koufax, R OBP: 0.146, SLG: 0.149 Roger Craig, R (8, 1)					1-2 SH1-4		1-3 K		0-2 PB SH1-4 1B	2	0	0	0	0	2	1									
Fred Kipp, L OBP: 0.270, SLG: 0.278 Don Bessent, R (9, 1)					1-2					0	0	0	0	0	0	0									
Johnny Klipstein, R OBP: 0.071, SLG: 0.071 (9, 1)										0	0	0	0	0	0	0									
Inning Stats	R: 0 E: 0 K: 0 S: 9	H: 1 LOB: 1 BB: 0 P: 14	R: 0 E: 0 K: 2 S: 7	H: 1 LOB: 0 BB: 10	R: 0 E: 0 K: 1 S: 9	H: 0 LOB: 3 BB: 3 P: 23	R: 0 E: 0 K: 0 S: 3	H: 1 LOB: 1 BB: 0 P: 8	R: 0 E: 0 K: 2 S: 10	H: 0 LOB: 0 BB: 0 P: 15	R: 0 E: 0 K: 1 S: 9	H: 0 LOB: 0 BB: 0 P: 16	R: 2 E: 0 K: 1 S: 17	H: 4 LOB: 3 BB: 1 P: 31	R: 0 E: 0 K: 1 S: 8	H: 0 LOB: 0 BB: 0 P: 9	R: 0 E: 0 K: 1 S: 11	H: 1 LOB: 1 BB: 0 P: 15	1B: 9 2B: 0 3B: 0 HR: 0	SF: 0 SAC: 2 DP: 1 HBP: 0	WP: 0 PB: 1 SB: 0 CS: 1	PA: 39			
PITCHER	IP WLS BF H R ER SO BB IBB HBP BLK WP HR S P ERA WHIP	7.0 L 32 8 2 2 8 4 1 0 0 0 0 0 64 117 2.57 1.714	2.0 7 1 0 0 2 0 0 0 0 0 0 0 0 19 24 0.00 0.500																						

AB	32
R	2
H	9
RBI	2
BB	5
SO	10
LOB	18



Batter	1	2	3	4	5	6	7	8	9	AB	R	H	RBI	BB	SO	LOB	BOTTOM							
Chick King, R OBP: 0.333, SLG: 0.200 Bob Will, L (9, PH)	1-1 F4		4-0 14 1B BB		1-0 1B		0-2 FC5-4		4-1 14 1B BB	3	0	1	0	1	0	1	Los Angeles Dodgers @ Chicago Cubs Wrigley Field, Chicago, IL Sun Sep 21 1958, 3:33 AM CDT Att: 12,411 - Unknown							
Alvin Dark, R OBP: 0.336, SLG: 0.354 Tony Taylor, R OBP: 0.300, SLG: 0.318 (8, PR) (9, 5)	4-0 BB		1-1 F6		0-2 4-3				1-3 K	2	0	0	0	2	0	2								
Gabe Gabler, L (9, PH)									4-2 BB 14 1B 7-2 BB	1	0	0	0	0	1	3								
14 Ernie Banks, R OBP: 0.369, SLG: 0.626 (1, 6)	1-1 F9		0-0 G4-6-3 1B		1-0 1B		3-0 WP BB 1B		2-2 1-2 2-3 3-H 1B	5	0	4	1	0	0	1								
Walt Moryn, L OBP: 0.348, SLG: 0.497 Lou Jackson, L OBP: 0.176, SLG: 0.303 (8, PR) (9, 9)	0-0 F8		2-2 G4-6-3		0-3 K		4-2 WP BB		1-3 K	3	0	0	0	1	1	4								
Bobby Thomson, R OBP: 0.346, SLG: 0.457 (9, 7)					1-2 F9		2-1 F8		1-1 F9	5	0	1	0	0	0	7								
Dale Long, L OBP: 0.360, SLG: 0.476 (1, 3) (9, 2)					0-0 F9		3-2 L7		4-2 FC6-4 BB	3	0	0	0	1	1	2								
Cal Neeman, R OBP: 0.337, SLG: 0.489 Sammy Taylor, L OBP: 0.319, SLG: 0.372 Frank Emaga, R OBP: 0.125, SLG: 0.125 Jim Marshall, L OBP: 0.299, SLG: 0.392 (9, 3)					1-1 F6				1-1 FC5-4 1B	2	0	1	0	1	0	0								
Jerry Kindall, R OBP: 0.167, SLG: 0.333 Bobby Adams, R OBP: 0.324, SLG: 0.406 (8, 4)									1-1 F9	2	1	1	0	0	0	1								
Bob Anderson, R OBP: 0.125, SLG: 0.125 Jim Bolger, R OBP: 0.291, SLG: 0.308 Don Elston, R OBP: 0.250, SLG: 0.250 Chuck Tanner, L OBP: 0.318, SLG: 0.436 Dave Hillman, R OBP: 0.135, SLG: 0.189 (9, PR)									4-0 14 1B BB 3B	2	0	0	0	0	2	2								
Inning Stats	R: 0 E: 0 K: 0 S: 5	H: 0 LOB: 1 BB: 1 P: 11	R: 0 E: 0 K: 3 S: 14	H: 1 LOB: 2 BB: 1 P: 26	R: 0 E: 0 K: 0 S: 6	H: 0 LOB: 0 BB: 0 P: 8	R: 0 E: 0 K: 2 S: 10	H: 1 LOB: 1 BB: 0 P: 17	R: 0 E: 0 K: 1 S: 10	H: 1 LOB: 1 BB: 0 P: 16	R: 0 E: 0 K: 0 S: 9	H: 1 LOB: 1 BB: 0 P: 12	R: 0 E: 0 K: 0 S: 11	H: 1 LOB: 3 BB: 3 P: 29	R: 1 E: 0 K: 2 S: 15	H: 2 LOB: 3 BB: 2 P: 29	1B: 7 2B: 1 3B: 1 HR: 0	SF: 0 SAC: 0 DP: 2 HBP: 0	WP: 1 PB: 0 SB: 0 CS: 0	PA: 41				
PITCHER	IP WLS BF H R ER SO BB IBB HBP BLK WP HR S P ERA WHIP	7.0 W 31 6 0 0 0 5 0 0 0 0 0 0 66 120 0.00 1.571	0.2 2 0 0 0 0 1 0 0 0 0 0 0 4 10 0.00 1.500	0.1 2 1 1 1 0 0 0 0 0 0 0 0 4 6 27.00 3.000	0.0 1 0 0 0 1 0 0 0 0 0 0 0 4 =	1.0 S 5 1 0 0 2 1 0 0 0 0 0 13 22 0.00 2.000																		



Batter	1	2	3	4	5	6	7	8	9	AB	R	H	RBI	BB	SO	LOB	TOP					
Tony Taylor, R OBP: 0.301, SLG: 0.316 (1, 4)	F8		K	1-1			6-3		F9	5	0	1	1	0	1	1	Chicago Cubs @ Los Angeles Dodgers Los Angeles Memorial Coliseum, Los Angeles, CA Fri Sep 26 1958, 10:05 PM EDT Unknown livebaseballscorecards.com					
Alvin Dark, R OBP: 0.336, SLG: 0.364 (1, 5)	HR		1B	3-H			4-3		K	5	2	3	1	0	1	3						
14 Ernie Banks, R OBP: 0.367, SLG: 0.621 (1, 6)	5-3		F4				6-3		F2	5	0	0	0	0	1	3						
Walt Moryn, L OBP: 0.347, SLG: 0.497 (1, 7)	4-3		FC6-4				K		L8	4	0	1	1	0	1	0						
Bobby Thomson, R OBP: 0.348, SLG: 0.461 (1, 8)		5-3	FC6-4				5-3		HBP	4	0	1	0	0	0	1						
Dale Long, L OBP: 0.355, SLG: 0.469 (1, 3)		FC4-6					G3		HBP	3	0	1	0	0	1	0						
Jim Marshall, L OBP: 0.303, SLG: 0.387 (8, PH)							6-3		F5	1	1	0	0	2	0	0						
Jim Bolger, R OBP: 0.287, SLG: 0.303 (8, 9)				1B						1	0	0	0	0	0	2						
Sammy Taylor, L OBP: 0.319, SLG: 0.372 (8, PH)		FC4-6					4-3		K	3	0	1	0	0	0	2						
Cal Neuman, R OBP: 0.335, SLG: 0.479 (8, 2)										1	0	0	0	0	1	2						
Bob Anderson, R OBP: 0.118, SLG: 0.118 (2, 1)										1	0	0	0	0	0	2						
Bill Henry, L OBP: 0.276, SLG: 0.294 (4, PH)										0	0	0	0	0	0	0						
Bob Will, R OBP: 0.300, SLG: 0.333 (4, 1)										0	0	0	0	0	0	0						
Dolan Nicholas, R OBP: 0.195, SLG: 0.056 (8, 1)										0	0	0	0	0	0	0						
Taylor Phillips, L OBP: 0.194, SLG: 0.271 (7, PH)										0	0	0	0	0	0	0						
Lou Jackson, L OBP: 0.194, SLG: 0.371 (7, 1)										0	0	0	0	0	0	0						
Elmer Singleton, R OBP: 0.301, SLG: 0.437 (9, PH)										1	0	1	0	0	0	0						
Chuck Tanner, L OBP: 0.301, SLG: 0.437 (9, PH)										1	0	1	0	0	0	0						
Inning Stats	R: 1 E: 0 K: 0 S: 10	H: 1 LOB: 0 BB: 0 P: 17	R: 0 E: 0 K: 1 S: 14	H: 1 LOB: 2 BB: 1 P: 26	R: 1 E: 0 K: 1 S: 10	H: 2 LOB: 1 BB: 0 P: 14	R: 1 E: 0 K: 0 S: 9	H: 2 LOB: 2 BB: 1 P: 17	R: 0 E: 0 K: 1 S: 6	H: 0 LOB: 0 BB: 0 P: 11	R: 0 E: 0 K: 1 S: 6	H: 0 LOB: 0 BB: 0 P: 7	R: 0 E: 0 K: 0 S: 6	H: 1 LOB: 1 BB: 0 P: 10	R: 0 E: 0 K: 1 S: 12	H: 1 LOB: 2 BB: 0 P: 20	R: 0 E: 0 K: 2 S: 15	H: 1 LOB: 0 BB: 0 P: 20	1B: 7 2B: 0 3B: 1 HR: 1	SF: 0 SAC: 0 DP: 0 HBP: 1	WP: 0 PB: 0 SB: 0 CS: 0	PA: 39
PITCHER	IP WLS BF H R ER SO BB IBB HBP BLK WP HR S P ERA WHIP																					
Don Drysdale, R ERA: 4.17 (1, 1)	7.1 W 33 8 3 3 4 2 0 1 0 0 0 1 66 110 3.68 1.364																					
Fred Kipp, L ERA: 5.01 (8, 1)	0.1 1 0 0 0 0 0 0 0 0 0 0 0 4 7 0.00 0.000																					
Johnny Klippstein, R ERA: 4.1 (8, 1)	1.1 S 5 1 0 0 3 0 0 0 0 0 0 0 0 18 25 0.00 0.750																					

Batter	1	2	3	4	5	6	7	8	9	AB	R	H	RBI	BB	SO	LOB	BOTTOM			
Bob Lillis, R OBP: 0.421, SLG: 0.507 (1, 6)	3B	1B					6-3		E5	4	2	3	2	0	0	0	Chicago Cubs @ Los Angeles Dodgers Los Angeles Memorial Coliseum, Los Angeles, CA Fri Sep 26 1958, 10:05 PM EDT Unknown livebaseballscorecards.com			
John Roseboro, L OBP: 0.332, SLG: 0.450 (1, 2)	1B	1B					4-3		G3	4	1	3	3	0	0	2				
Ron Fairly, L OBP: 0.346, SLG: 0.422 (1, 8)	1B	3B					G3		K	4	0	1	1	0	1	2				
Jim Gentile, L OBP: 0.242, SLG: 0.172 (7, 3)	L3								F7	2	0	0	0	1	1	1				
Gil Hodges, R OBP: 0.331, SLG: 0.436 (7, 3)									BB	1	0	0	0	0	0	0				
Don Demeter, R OBP: 0.223, SLG: 0.364 (1, 9)	K						6-3		5-3	4	0	1	0	0	1	2				
Frank Howard, R OBP: 0.287, SLG: 0.379 (1, 7)		5-3								3	0	0	0	0	1	1				
Gino Cimoli, R OBP: 0.292, SLG: 0.366 (7, 7)							K		6-3	1	0	0	0	0	0	0				
Charlie Neal, R OBP: 0.341, SLG: 0.438 (1, 4)		1B							F8	4	1	2	0	0	0	0				
Earl Robinson, R OBP: 0.250, SLG: 0.200 (1, 5)	1B	1B							K	4	2	2	0	0	1	1				
Don Drysdale, R OBP: 0.261, SLG: 0.591 (8, 1)										3	0	1	0	0	1	2				
Fred Kipp, L OBP: 0.270, SLG: 0.278 (8, 1)										0	0	0	0	0	0	0				
Johnny Klippstein, R OBP: 0.371, SLG: 0.071 (8, 1)										0	0	0	0	0	0	0				
Inning Stats	R: 2 E: 0 K: 1 S: 12	H: 3 LOB: 0 BB: 0 P: 21	R: 3 E: 0 K: 1 S: 15	H: 4 LOB: 1 BB: 0 P: 21	R: 0 E: 0 K: 1 S: 6	H: 1 LOB: 0 BB: 0 P: 10	R: 0 E: 0 K: 0 S: 5	H: 0 LOB: 0 BB: 0 P: 6	R: 0 E: 0 K: 0 S: 4	H: 1 LOB: 2 BB: 1 P: 10	R: 1 E: 1 K: 1 S: 15	H: 3 LOB: 2 BB: 0 P: 23	R: 0 E: 0 K: 1 S: 9	H: 0 LOB: 0 BB: 0 P: 14	R: 0 E: 0 K: 1 S: 8	H: 1 LOB: 0 BB: 0 P: 13	1B: 12 2B: 1 3B: 1 HR: 0	SF: 0 SAC: 0 DP: 2 HBP: 0	WP: 0 PB: 0 SB: 1 CS: 1	PA: 35
PITCHER	IP WLS BF H R ER SO BB IBB HBP BLK WP HR S P ERA WHIP																			
Bob Anderson, R ERA: 4.08 (1, 1)	1.2 L 11 7 5 5 2 0 0 0 0 0 0 0 8 13 0.00 0.750																			
Bill Henry, L ERA: 2.94 (2, 1)	1.1 4 1 0 0 1 0 0 0 0 0 0 0 22 36 3.38 1.875																			
Dolan Nicholas, R ERA: 4.79 (4, 1)	2.2 13 4 1 1 1 1 0 0 0 0 0 0 22 36 3.38 1.875																			
Taylor Phillips, L ERA: 4.76 (6, 1)	0.1 1 0 0 0 0 0 0 0 0 0 0 0 2 3 0.00 0.000																			
Elmer Singleton, R ERA: 4.76 (7, 1)	2.0 6 1 0 0 2 0 0 0 0 0 0 0 17 27 0.00 0.500																			

Batter	1	2	3	4	5	6	7	8	9	AB	R	H	RBI	BB	SO	LOB	TOP					
Tony Taylor, R OBP: 0.298, SLG: 0.313 (1,4)	F4		K	FC6-4			F4		1-3	5	0	0	0	0	1	4						
Alvin Dark, R OBP: 0.336, SLG: 0.365 (1,5)	F4		1B		F5		F8		1B	5	0	2	1	0	0	0						
14 Ernie Banks, R OBP: 0.367, SLG: 0.618 (1,6)	BB		K		K		F8		IBB	3	0	0	0	2	2	1						
Walt Moryn, L OBP: 0.349, SLG: 0.496 (1,7)	F7			FC3-6	WP		L6-4		K	3	1	1	0	2	1	3						
Lou Jackson, L OBP: 0.194, SLG: 0.371 (9,9)				WP	BB					0	0	0	0	0	0	0						
Bobby Thomson, R OBP: 0.347, SLG: 0.459 (9,7)		HBP		K	6-3		F3			3	0	0	0	0	1	3						
Cal Neeman, R OBP: 0.333, SLG: 0.472 (1,2)	K			E5	FC3-6		K			3	0	0	0	1	2	2						
Dale Long, L OBP: 0.358, SLG: 0.468 (1,3)	F9			FC3-6	WP		L6-4			4	0	1	0	0	0	5						
Chick King, R OBP: 0.455, SLG: 0.250 (1,8)	F8			1B	IBB		F4		1-3	2	1	0	0	2	0	2						
John Buzhardt, R OBP: 0.125, SLG: 0.125 (1,1)									1B	4	0	1	0	0	2	2						
Bill Henry, L OBP: 0.316, SLG: 0.294 (9,1)			K				6-3		K	0	0	0	0	0	0	0						
Don Elston, R OBP: 0.357, SLG: 0.357 (9,1)				FC6-4	1B					0	0	0	0	0	0	0						
Inning Stats	R: 0 E: 0 K: 0 S: 12	H: 0 LOB: 1 BB: 1 P: 21	R: 0 E: 0 K: 1 S: 8	H: 0 LOB: 1 BB: 0 P: 9	R: 0 E: 0 K: 3 S: 15	H: 1 LOB: 3 BB: 2 P: 21	R: 1 E: 1 K: 1 S: 10	H: 1 LOB: 3 BB: 2 P: 22	R: 0 E: 0 K: 1 S: 12	H: 0 LOB: 1 BB: 1 P: 23	R: 0 E: 0 K: 1 S: 10	H: 1 LOB: 1 BB: 0 P: 14	R: 0 E: 0 K: 0 S: 6	H: 0 LOB: 0 BB: 0 P: 8	R: 0 E: 0 K: 0 S: 11	H: 1 LOB: 1 BB: 1 P: 19	R: 1 E: 0 K: 2 S: 12	H: 1 LOB: 2 BB: 2 P: 22	1B: 5 2B: 1 3B: 0 HR: 0	SF: 0 SAC: 0 DP: 1 HBP: 1	WP: 2 PB: 0 SB: 0 CS: 0	PA: 40
PITCHER Sandy Koufax, L ERA: 4.48 (1,1)	IP: 9.0 WLS: L BF: 40	H: 5 R: 2 ER: 1 SO: 9	BB: 5 IBB: 2 HBP: 1 BLK: 0	WP: 2 HR: 0 S: 96 P: 159	ERA: 1.00 WHIP: 1.111											ERA: 1.00 WHIP: 1.111						

Chicago Cubs @ Los Angeles Dodgers
Los Angeles Memorial Coliseum, Los Angeles, CA

AB 32
R 2
H 5
RBI 1
BB 7
SO 9
LOB 22



WP: 2 PA: 40
PB: 0
SB: 0
CS: 0

Fri Sep 26 1958, 10:05 PM EDT
Att: 24,586 - Unknown

Batter	1	2	3	4	5	6	7	8	9	AB	R	H	RBI	BB	SO	LOB	BOTTOM					
Jim Gilliam, S OBP: 0.353, SLG: 0.336 (1,4)	F6	1-3			5-3		3-1			4	0	0	0	0	0	3						
Pee Wee Reese, R OBP: 0.337, SLG: 0.381 (1,5)	G5-3	1B	1-3			FC1-6	1B	F4		3	0	1	0	1	0	0						
Ron Fairly, L OBP: 0.339, SLG: 0.408 (1,8)	1B		F5			FC1-6	FC6-4	4-3		4	0	1	0	0	0	1						
Carl Furillo, R OBP: 0.341, SLG: 0.474 (1,9)	G5-3		6-3			FC6-4	BB	L7		4	0	0	0	0	0	3						
Gil Hodges, R OBP: 0.333, SLG: 0.437 (1,3)		BLK		F9			BB		K	3	1	1	0	1	1	0						
Don Zimmer, R OBP: 0.305, SLG: 0.418 (1,6)		E4	BLK	F6		K			1B	4	0	1	0	0	1	3						
Don Demeter, R OBP: 0.234, SLG: 0.363 (1,7)		FC1-2	BLK	F7				F7		3	0	1	0	1	0	0						
Joe Pignatano, R OBP: 0.306, SLG: 0.437 (1,2)		5-3			F3		SH2-4		K	2	0	0	0	1	0	2						
Norm Larker, L OBP: 0.295, SLG: 0.429 (9, PH)							BB			0	0	0	0	0	0	0						
Charlie Neal, R OBP: 0.340, SLG: 0.437 (9, PH)										1	0	0	0	0	1	2						
Sandy Koufax, R OBP: 0.140, SLG: 0.143 (1,1)	FC1-2				K		SH2-4		F6	2	0	0	0	0	1	2						
Steve Bilko, R OBP: 0.295, SLG: 0.479 (9, PH)										0	0	0	0	0	0	0						
John Roseboro, L OBP: 0.331, SLG: 0.449 (9, PH)										1	0	0	0	0	0	2						
Inning Stats	R: 0 E: 0 K: 0 S: 5	H: 1 LOB: 2 BB: 1 P: 11	R: 1 E: 1 K: 0 S: 11	H: 1 LOB: 2 BB: 1 P: 17	R: 0 E: 0 K: 0 S: 9	H: 0 LOB: 0 BB: 0 P: 11	R: 0 E: 0 K: 0 S: 6	H: 0 LOB: 0 BB: 0 P: 7	R: 0 E: 0 K: 1 S: 7	H: 0 LOB: 0 BB: 0 P: 11	R: 0 E: 0 K: 1 S: 7	H: 1 LOB: 2 BB: 1 P: 13	R: 0 E: 0 K: 0 S: 7	H: 0 LOB: 1 BB: 1 P: 14	R: 0 E: 0 K: 0 S: 11	H: 0 LOB: 0 BB: 0 P: 18	R: 0 E: 0 K: 2 S: 11	H: 2 LOB: 2 BB: 0 P: 18	1B: 4 2B: 1 3B: 0 HR: 0	SF: 0 SAC: 1 DP: 1 HBP: 0	WP: 0 PB: 0 SB: 0 CS: 0	PA: 36
PITCHER John Buzhardt, R ERA: 1.85 (1,1)	IP: 8.1 WLS: W BF: 34	H: 5 R: 1 ER: 1 SO: 3	BB: 4 IBB: 0 HBP: 0 BLK: 0	WP: 0 HR: 0 S: 69 P: 111	ERA: 1.08 WHIP: 1.080											ERA: 1.08 WHIP: 1.080						
Bill Henry, L ERA: 2.93 (9,1)	0.1	W	0	0	0	0	0	0	0	0	0	3	6	0.00	0.000							
Don Elston, R ERA: 2.94 (9,1)	0.1	S	1	0	0	0	0	0	0	0	0	2	3	0.00	0.000							

Chicago Cubs @ Los Angeles Dodgers
Los Angeles Memorial Coliseum, Los Angeles, CA

AB 31
R 1
H 5
RBI 0
BB 4
SO 4
LOB 18



WP: 0 PA: 36
PB: 0
SB: 0
CS: 0

Fri Sep 26 1958, 10:05 PM EDT
Att: 24,586 - Unknown

Batter	1	2	3	4	5	6	7	8	9	AB	R	H	RBI	BB	SO	LOB	TOP																	
Tony Taylor, R OBP: 0.299, SLG: 0.314 (1, 4)			6-3		G5-4-3		K			5	1	2	0	0	1	2	Chicago Cubs @ Los Angeles Dodgers Los Angeles Memorial Coliseum, Los Angeles, CA Sat Sep 27 1958, 6:33 AM EDT Att: 12,897 - Unknown																	
Alvin Dark, R OBP: 0.337, SLG: 0.364 (1, 5)			F5			5-3		F2		4	0	1	2	0	0	0																		
14 Ernie Banks, R OBP: 0.366, SLG: 0.614 (1, 6)	F7		F6			K		5-3		4	0	0	0	1	1	1																		
Walt Moryn, L OBP: 0.350, SLG: 0.494 (9, PH)				4-3				F9		2	1	0	0	2	0	0																		
Jim Bolger, R OBP: 0.265, SLG: 0.300 Chick King, R OBP: 0.455, SLG: 0.250 (9, 8)						HR	BB			1	0	0	0	0	0	2																		
Bobby Thomson, R OBP: 0.350, SLG: 0.466 (9, 7)				K						4	2	3	2	0	1	0																		
Dale Long, L OBP: 0.359, SLG: 0.467 Lou Jackson, L OBP: 0.194, SLG: 0.371 (9, 9)										3	0	1	0	1	1	3																		
Jim Marshall, L OBP: 0.306, SLG: 0.386 (9, 3)		G3				4-3				3	1	1	1	1	0	1																		
Cal Neeman, R OBP: 0.336, SLG: 0.473 (1, 2)		F9						F9		4	1	2	0	0	0	0																		
Dave Hillman, R OBP: 0.146, SLG: 0.195 Bob Anderson, R OBP: 0.118, SLG: 0.118 Bob Will, L OBP: 0.500, SLG: 0.250 Bill Henry, L OBP: 0.316, SLG: 0.294 Don Elston, R OBP: 0.357, SLG: 0.357 (8, 1)			F4					F4		2	0	0	0	0	1	2																		
Inning Stats	R: 1 E: 0 K: 2 S: 19	H: 3 LOB: 2 BB: 1 P: 28	R: 0 E: 0 K: 0 S: 7	H: 0 LOB: 0 BB: 0 P: 13	R: 0 E: 0 K: 2 S: 4	H: 0 LOB: 0 BB: 0 P: 7	R: 0 E: 0 K: 2 S: 8	H: 1 LOB: 1 BB: 1 P: 16	R: 2 E: 0 K: 1 S: 11	H: 1 LOB: 1 BB: 2 P: 24	R: 0 E: 0 K: 1 S: 6	H: 0 LOB: 0 BB: 0 P: 10	R: 0 E: 0 K: 0 S: 8	H: 0 LOB: 0 BB: 0 P: 14	R: 4 E: 2 K: 0 S: 12	H: 5 LOB: 2 BB: 1 P: 21	1B: 9 2B: 0 3B: 0 HR: 1	SF: 1 SAC: 1 DP: 2 HBP: 0	WP: 0 PB: 0 SB: 1 CS: 0	PA: 40														
PITCHER	IP WLS BF H R ER SO BB IBB HBP BLK WP HR S P ERA WHIP	IP WLS BF H R ER SO BB IBB HBP BLK WP HR S P ERA WHIP																																
Stan Williams, R ERA: 4.01 (1, 1)	0.1	5	3	1	0	0	1	0	0	0	0	0	0	17	24	27.00	12.000																	
Don Bessent, R ERA: 3.33 (3, 1)	1.2	4	0	0	0	0	0	0	0	0	0	0	0	9	17	0.00	0.000																	
Ralph Maunello, R ERA: 4.63 (6, 1)	3.2	15	2	2	2	4	3	0	0	0	0	0	1	30	57	4.91	1.364																	
Roger Craig, R ERA: 4.5 (9, 1)	2.1	L	11	4	4	3	1	0	0	0	0	0	0	21	34	11.57	1.714																	
Johnny Podres, L ERA: 3.72	1.0	5	1	0	0	0	0	1	0	0	0	0	0	6	13	0.00	1.000																	

Batter	1	2	3	4	5	6	7	8	9	AB	R	H	RBI	BB	SO	LOB	BOTTOM															
Jim Gilliam, S OBP: 0.352, SLG: 0.335 (1, 5)	K		F7							4	1	1	0	0	1	2	Chicago Cubs @ Los Angeles Dodgers Los Angeles Memorial Coliseum, Los Angeles, CA Sat Sep 27 1958, 6:33 AM EDT Att: 12,897 - Unknown															
John Roseboro, L OBP: 0.333, SLG: 0.456 (1, 2)										3	1	1	1	1	0	1																
Ron Fairly, L OBP: 0.350, SLG: 0.415 (1, 8)	3-1									4	1	2	1	0	0	0																
Carl Furillo, R OBP: 0.343, SLG: 0.482 (1, 9)										4	1	2	2	0	0	2																
Gil Hodges, R OBP: 0.330, SLG: 0.434 (1, 3)	K									4	0	0	0	0	2	3																
Don Zimmer, R OBP: 0.305, SLG: 0.415 (1, 6)										3	0	0	0	1	1	0																
Don Demeter, R OBP: 0.225, SLG: 0.349 (1, 7)										4	0	0	0	0	3	1																
Charlie Neal, R OBP: 0.341, SLG: 0.438 (1, 4)										4	0	2	0	0	0	0																
Stan Williams, R OBP: 0.350, SLG: 0.125 Don Bessent, R Norm Larker, L Ralph Maunello, R Roger Craig, R Johnny Podres, L Jim Gentile, L (9, PH)										0	0	0	0	0	0	0																
Inning Stats	R: 1 E: 0 K: 2 S: 14	H: 2 LOB: 1 BB: 0 P: 21	R: 0 E: 0 K: 2 S: 12	H: 1 LOB: 2 BB: 1 P: 21	R: 0 E: 0 K: 0 S: 5	H: 1 LOB: 1 BB: 1 P: 9	R: 0 E: 0 K: 2 S: 8	H: 1 LOB: 1 BB: 0 P: 12	R: 3 E: 0 K: 0 S: 11	H: 3 LOB: 0 BB: 0 P: 19	R: 0 E: 0 K: 2 S: 7	H: 0 LOB: 0 BB: 0 P: 12	R: 0 E: 0 K: 0 S: 7	H: 0 LOB: 0 BB: 0 P: 11	R: 0 E: 0 K: 2 S: 7	H: 0 LOB: 0 BB: 0 P: 11		R: 0 E: 0 K: 0 S: 10	H: 0 LOB: 0 BB: 0 P: 17	1B: 6 2B: 0 3B: 0 HR: 2	SF: 0 SAC: 0 DP: 1 HBP: 0	WP: 0 PB: 0 SB: 0 CS: 0	PA: 36									
PITCHER	IP WLS BF H R ER SO BB IBB HBP BLK WP HR S P ERA WHIP	IP WLS BF H R ER SO BB IBB HBP BLK WP HR S P ERA WHIP																														
Dave Hillman, R ERA: 3.22 (5, 1)	1.2	5	0	0	0	2	0	0	0	0	0	13	20	0.00	0.000																	
Bill Henry, L ERA: 2.89 (8, 1)	1.0	3	0	0	0	0	0	0	0	0	0	7	11	0.00	0.000																	
Don Elston, R ERA: 2.88	2.0	W	6	0	0	2	0	0	0	0	0	17	28	0.00	0.000																	