

Los Angeles Dodgers - 1959

Batter	1	2	3	4	5	6	7	8	9	AB R H RBI BB SO LOB	TOP																														
Ron Fairly, L (1, 9) OBP: 0.250, SLG: 0.250	1-2 G3		1-1 4-3			2-0 L3 1-2 1B			0-3 K	4 0 1 0 0 1 0																															
Wally Moon, L (1, 7) OBP: 0.500, SLG: 0.333	2-2 G1-6-3 1B			1-1 F7		3-2 L3 1-2			4-2 E BB	3 0 1 0 1 0 2																															
John Roseboro, L (1, 2)	1-2 G1-6-3 1-2f			1-2 4-1			2-1 F7		1-1 E6 1-2	4 0 0 0 0 0 2																															
Duke Snider, L (1, 8)		0-3 K		1-1 F8			1-0 6-3		0-0 1-3	4 0 0 0 0 1 2																															
Charlie Neal, R (1, 4)		1-0 6-3			2-2 6-3		1-1 6-3			3 0 0 0 0 0 0																															
Gil Hodges, R (1, 3) OBP: 0.333, SLG: 0.333		1-0 1-3			2-2 G6-3 1B			2-3 K		3 0 1 0 0 1 0																															
Don Zimmer, R (1, 6) OBP: 0.333, SLG: 0.333			2-2 6-3		1-0 G6-3 1-2f			1-1 G6-4-3 1B		3 0 1 0 0 0 1																															
Jim Baxes, R (1, 5) OBP: 0.333, SLG: 0.333			0-1 6-3			0-0 1B 1B		3-2 G6-4-3 1-2f		3 0 1 0 0 0 1																															
Don Drysdale, R (1, 1) OBP: 1.000, SLG: 4.000			3-2 HR			1-3 K			1-1 F8	1 1 1 1 0 0 0																															
Jim Gilliam, S (6, PH)										1 0 0 0 0 1 1																															
Art Fowler, R (6, 1)										0 0 0 0 0 0 0																															
Norm Larker, L (9, PH)										1 0 0 0 0 0 0																															
Inning Stats	R: 0 E: 0 K: 0 S: 12	H: 1 LOB: 0 BB: 0 P: 16	R: 0 E: 0 K: 1 S: 5	H: 0 LOB: 0 BB: 0 P: 7	R: 1 E: 0 K: 0 S: 10	H: 1 LOB: 0 BB: 0 P: 16	R: 0 E: 0 K: 0 S: 7	H: 0 LOB: 0 BB: 0 P: 10	R: 0 E: 0 K: 0 S: 10	H: 1 LOB: 0 BB: 0 P: 15	R: 0 E: 0 K: 1 S: 8	H: 2 LOB: 1 BB: 0 P: 14	R: 0 E: 0 K: 0 S: 5	H: 0 LOB: 0 BB: 0 P: 9	R: 0 E: 0 K: 1 S: 11	H: 1 LOB: 0 BB: 0 P: 17	R: 0 E: 1 K: 1 S: 12	H: 0 LOB: 2 BB: 1 P: 18	1B: 5 2B: 1 3B: 0 HR: 1	SF: 0 SAC: 0 DP: 4 HBP: 0	WP: 0 PB: 0 SB: 0 CS: 0	PA: 31																			
PITCHER Bob Anderson, R (1, 1) ERA: 1.0	IP 9.0	WLS W	BF 31	H 6	R 1	ER 1	SO 4	BB 1	IBB 0	HBP 0	BLK 0	WP 0	HR 1	S 80	P 122	ERA 1.00	WHIP 0.778																								
																						PITCHER	IP	WLS	BF	H	R	ER	SO	BB	IBB	HBP	BLK	WP	HR	S	P	ERA	WHIP		

Los Angeles Dodgers @ Chicago Cubs
 Wrigley Field, Chicago, IL
 Sat Apr 11 1959, 3:33 AM CST
 Att. 12,288 - Unknown

livebaseballscorecards.com

AB	30
R	1
H	6
RBI	1
BB	1
SO	4
LOB	9



BOTTOM

Los Angeles Dodgers @ Chicago Cubs

Wrigley Field, Chicago, IL

Sat Apr 11 1959, 3:33 AM CST

Att. 12,288 - Unknown

livebaseballscorecards.com

AB	33
R	6
H	9
RBI	5
BB	2
SO	10
LOB	16



WP:	1	PA:	37
PB:	0		
SB:	0		
CS:	0		

AB R H RBI BB SO LOB

5 0 1 0 0 1 2

3 1 2 0 0 1 0

3 0 1 0 0 1 3

3 1 1 0 1 1 2

4 2 2 1 0 1 0

3 1 0 0 1 1 2

4 1 0 0 0 1 4

4 0 2 4 0 1 0

4 0 0 0 0 2 3

1B:	7	SF:	0
2B:	2	SAC:	1
3B:	0	DP:	0
HR:	0	HBP:	1

Batter	1	2	3	4	5	6	7	8	9
Tony Taylor, R (1, 4) OBP: 0.200, SLG: 0.200	1-3 K		2-2 1B	0-0 L7		1-2 F9		3-2 6-3	
George Altman, L (1, 8) OBP: 0.750, SLG: 0.667	1-0 HBP		2-2 1B		0-0 14 SH1-4 2B	3-3 K			
14 Ernie Banks, R (1, 6) OBP: 0.333, SLG: 0.333	2-3 K		1-1 F8		0-0 SH1-4	0-0 1B			
Walt Moryn, L (1, 7) OBP: 0.500, SLG: 0.333	1-3 K			0-0 WP 1B	4-2 2B FC5-2 BB	1-0 F7			
Earl Averill, R (1, 5) OBP: 0.500, SLG: 0.750		0-2 F9		3-1 E 1B WP	0-1 FC5-2 2B		3-3 K		
Dale Long, L (1, 3)		2-2 1-3		1-2 4-3	4-0 FC5-2 2B		1-3 K		
Bobby Thomson, R (1, 9)		3-3 K		0-0 FC6 1B	0-0 FC5-2 2B		3-2 F7		
Sammy Taylor, L (1, 2) OBP: 0.500, SLG: 0.750			3-3 K	1-1 1B	1-0 2B		2-1 F8		
Bob Anderson, R (1, 1)			1-3 K	1-2 F6	0-3 K		1-2 5-3		

Inning	R	H	E	K	S	R	H	E	K	S	R	H	E	K	S	R	H	E	K	S
1	0	0	0	3	9	0	0	0	1	10	0	0	0	2	15	0	0	0	1	18
2	0	0	0	1	10	0	0	0	1	15	0	0	0	2	27	0	0	0	1	15
3	2	3	1	2	15	1	0	0	1	21	4	3	0	1	21	0	1	0	1	21
4	0	1	0	1	10	0	0	0	2	15	0	0	0	1	15	0	0	0	2	17
5	0	0	0	0	10	0	0	0	0	17	0	0	0	0	15	0	0	0	0	15
6	0	0	0	0	10	0	0	0	0	15	0	0	0	0	15	0	0	0	0	15
7	0	0	0	0	10	0	0	0	0	17	0	0	0	0	17	0	0	0	0	17
8	0	0	0	0	10	0	0	0	0	15	0	0	0	0	15	0	0	0	0	15
9	0	0	0	0	10	0	0	0	0	15	0	0	0	0	15	0	0	0	0	15

PITCHER	IP	WLS	BF	H	R	ER	SO	BB	IBB	HBP	BLK	WP	HR	S	P	ERA	WHIP
Don Drysdale, R (1, 1) ERA: 9.0	5.0	L	27	8	6	5	7	1	1	1	0	1	0	64	98	9.00	1.800
Art Fowler, R (6, 1) ERA:	3.0		10	1	0	0	3	0	0	0	0	0	0	29	47	0.00	0.333

BOTTOM

Los Angeles Dodgers @ Chicago Cubs
Wrigley Field, Chicago, IL
Sun Apr 12 1959, 3:33 AM CST
Att. 10,824 - Unknown

livebaseballscorecards.com

AB	34
R	3
H	8
RBI	3
BB	4
SO	3
LOB	18



WP:	0	PA:	38
PB:	0		
SB:	0		
CS:	0		

AB	R	H	RBI	BB	SO	LOB
4	1	1	0	1	0	1
5	1	2	0	0	1	1
4	1	2	2	0	0	3
4	0	0	0	0	0	2
3	0	2	1	1	0	0
3	0	0	0	0	0	2
1	0	1	0	0	0	0
4	0	0	0	0	0	4
1	0	0	0	2	0	0
1	0	0	0	0	1	2
3	0	0	0	0	1	3
0	0	0	0	0	0	0
0	0	0	0	0	0	0
1	0	0	0	0	0	0

R	H	ER	SO	BB	IBB	HBP	BLK	WP	HR	S	P	ERA	WHIP
0	2	0	2	0	0	0	0	0	0	16	16	0.00	2.333
0	0	0	0	0	0	0	0	0	0	21	34	0.00	0.667
0	0	0	1	0	0	0	0	0	0	28	47	0.00	1.000

R	H	ER	SO	BB	IBB	HBP	BLK	WP	HR	S	P	ERA	WHIP
0	2	0	2	0	0	0	0	0	0	16	16	0.00	2.333
0	0	0	0	0	0	0	0	0	0	21	34	0.00	0.667
0	0	0	1	0	0	0	0	0	0	28	47	0.00	1.000

R	H	ER	SO	BB	IBB	HBP	BLK	WP	HR	S	P	ERA	WHIP
0	0	0	0	0	0	0	0	0	0	11	11	0.00	2.333
0	0	0	0	0	0	0	0	0	0	21	34	0.00	0.667
0	0	0	0	0	0	0	0	0	0	28	47	0.00	1.000

R	H	ER	SO	BB	IBB	HBP	BLK	WP	HR	S	P	ERA	WHIP
0	0	0	0	0	0	0	0	0	0	15	15	0.00	2.333
0	0	0	0	0	0	0	0	0	0	21	34	0.00	0.667
0	0	0	0	0	0	0	0	0	0	28	47	0.00	1.000

R	H	ER	SO	BB	IBB	HBP	BLK	WP	HR	S	P	ERA	WHIP
0	0	0	0	0	0	0	0	0	0	15	15	0.00	2.333
0	0	0	0	0	0	0	0	0	0	21	34	0.00	0.667
0	0	0	0	0	0	0	0	0	0	28	47	0.00	1.000

R	H	ER	SO	BB	IBB	HBP	BLK	WP	HR	S	P	ERA	WHIP
0	0	0	0	0	0	0	0	0	0	23	23	0.00	2.333
3	4	1	2	0	0	0	0	0	0	21	34	0.00	0.667
0	1	0	1	0	0	0	0	0	0	28	47	0.00	1.000

R	H	ER	SO	BB	IBB	HBP	BLK	WP	HR	S	P	ERA	WHIP
0	0	0	0	0	0	0	0	0	0	15	15	0.00	2.333
0	0	0	0	0	0	0	0	0	0	21	34	0.00	0.667
0	0	0	0	0	0	0	0	0	0	28	47	0.00	1.000

R	H	ER	SO	BB	IBB	HBP	BLK	WP	HR	S	P	ERA	WHIP
0	1	0	2	0	0	0	0	0	0	15	15	0.00	2.333
0	0	0	0	0	0	0	0	0	0	21	34	0.00	0.667
0	0	0	0	0	0	0	0	0	0	28	47	0.00	1.000

R	H	ER	SO	BB	IBB	HBP	BLK	WP	HR	S	P	ERA	WHIP
0	1	0	2	0	0	0	0	0	0	15	15	0.00	2.333
0	0	0	0	0	0	0	0	0	0	21	34	0.00	0.667
0	0	0	0	0	0	0	0	0	0	28	47	0.00	1.000

R	H	ER	SO	BB	IBB	HBP	BLK	WP	HR	S	P	ERA	WHIP
0	1	0	2	0	0	0	0	0	0	15	15	0.00	2.333
0	0	0	0	0	0	0	0	0	0	21	34	0.00	0.667
0	0	0	0	0	0	0	0	0	0	28	47	0.00	1.000

Batter	1	2	3	4	5	6	7	8	9	AB	R	H	RBI	BB	SO	LOB						
Tony Taylor, R	L9		14 3B 1B	F5			G1-4-3 BB		5-3	4	1	1	0	1	0	1						
Lee Walls, R	K		14 3B 1B	F3			F3		4-3	5	1	2	0	0	1	1						
14 Ernie Banks, R	FC6-4 1B		14 3B 1B	F8			G1-4-3			4	1	2	2	0	0	3						
Earl Averill, R	FC6-4		6-3						5-3	4	0	0	0	0	0	2						
Walt Moryn, L			FC6-4 1B	L3					G3 1B	3	0	2	1	1	0	0						
Bobby Thomson, R			F8	F9					G3 1B	3	0	0	0	0	0	2						
George Altman, L			F9							1	0	1	0	0	0	0						
Dale Long, L			FC6-4				F9		G3	4	0	0	0	0	0	4						
Cal Neeman, R							6-3		K	1	0	0	0	2	0	0						
Sammy Taylor, L										1	0	0	0	0	1	2						
Taylor Phillips, L							B1-3															
Glen Hobbie, R									3-1	3	0	0	0	0	0	1						
Don Elston, R										0	0	0	0	0	0	0						
Jim Marshall, L										0	0	0	0	0	0	0						
Jim Marshall, L										1	0	0	0	0	0	0						
Inning Stats	R: 0 E: 0 K: 1 S: 9	H: 1 LOB: 1 BB: 0 P: 15	R: 0 E: 0 K: 1 S: 11	H: 0 LOB: 2 BB: 2 P: 23	R: 3 E: 0 K: 0 S: 12	H: 4 LOB: 1 BB: 0 P: 21	R: 0 E: 0 K: 0 S: 9	H: 1 LOB: 2 BB: 1 P: 15	R: 0 E: 0 K: 0 S: 5	H: 0 LOB: 0 BB: 0 P: 8	R: 0 E: 0 K: 0 S: 7	H: 0 LOB: 0 BB: 0 P: 11	R: 0 E: 0 K: 0 S: 6	H: 0 LOB: 0 BB: 1 P: 15	R: 0 E: 0 K: 1 S: 12	H: 2 LOB: 2 BB: 0 P: 16	R: 0 E: 0 K: 0 S: 10	H: 0 LOB: 0 BB: 0 P: 16	1B: 7 2B: 0 3B: 1 HR: 0	SF: 0 SAC: 0 DP: 1 HBP: 0	WP: 0 PB: 0 SB: 0 CS: 0	PA: 38
PITCHER	IP	WLS	BF	H	R	ER	SO	BB	IBB	HBP	BLK	WP	HR	S	P	ERA	WHIP					
Sandy Koufax, L	3.0		16	5	3	3	2	2	0	0	0	0	0	32	59	9.00	2.333					
Johnny Klippstein, R	3.0	W	11	1	0	0	0	1	0	0	0	0	0	21	34	0.00	0.667					
Clem Labine, R	3.0	S	11	2	0	0	1	1	0	0	0	0	0	28	47	0.00	1.000					

Batter	1	2	3	4	5	6	7	8	9	AB R H RBI BB SO LOB	TOP											
Don Blasingame, L (1, 4) OBP: 0.579, SLG: 0.733	0-0 C1-6-3 BB 1B		1-0 SH2-4 1-2		1-2 SH1-3 3B		4-2 SH1-4 BB		2-3 K	3 2 2 0 1 1 1												
Gino Cimoli, R (1, 9) OBP: 0.500, SLG: 0.571	4-0 G1-6-3 BB		2-3 K		0-0 SH1-3		0-1 SH1-4		1-2 FC3-2 1B 2B	2 1 1 1 1 1 1												
Stan Musial, L (1, 3) OBP: 0.125, SLG: 0.067	2-1 G1-6-3		1-1 1-3		2-2 6-3		3-2 F5		1-2 FC3-2 1B	4 0 0 0 0 0 4 1 0 0 0 0 0 2												
Bill White, L (7, 3) OBP: 0.200, SLG: 0.077	1-2 1-2f 2-3								2-3 3-H													
Ken Boyer, R (1, 5) OBP: 0.316, SLG: 0.278	1-0 3-H 1B				2-2 6-3		1-1 E3 PB 2B		2-1 1B	4 1 2 2 1 0 0												
Chuck Essegian, R (1, 7) OBP: 0.200, SLG: 0.400	1-3 K				2-1 5-3		3-2 4-3 HR 2B		2-1 5-3	5 1 1 1 0 2 5												
Curt Flood, R (1, 8) OBP: 0.167, SLG: 0.167			3-2 4-3		3-2 1B		2-2 4-3		1-0 F8	4 0 1 0 0 0 1												
Hal Smith, R (1, 2) OBP: 0.214, SLG: 0.429			1-0 CS 1B		1-2 1-3 1B		1-0 HR		0-0 5-3	4 1 3 2 0 0 0												
Alex Grammas, R (1, 6) OBP: 0.385, SLG: 0.462			2-2 6-3		0-0 L8		0-2 1-3		2-0 F6	4 0 0 0 0 0 3												
Lindy McDaniel, R (1, 1) OBP: 0.000, SLG: 0.000			4-2 SH2-4 BB				1-3 K		4-2 2B FC3-2 BB	2 0 0 0 2 1 0												
Inning Stats	R: 1 E: 0 K: 1 S: 9	H: 2 LOB: 1 BB: 1 P: 17	R: 0 E: 0 K: 0 S: 8	H: 1 LOB: 0 BB: 0 P: 13	R: 0 E: 0 K: 1 S: 8	H: 0 LOB: 1 BB: 1 P: 16	R: 0 E: 0 K: 0 S: 13	H: 2 LOB: 2 BB: 0 P: 21	R: 1 E: 0 K: 1 S: 10	H: 1 LOB: 0 BB: 0 P: 14	R: 3 E: 1 K: 0 S: 17	H: 2 LOB: 0 BB: 0 P: 25	R: 0 E: 0 K: 1 S: 11	H: 0 LOB: 2 BB: 2 P: 25	R: 0 E: 0 K: 0 S: 3	H: 0 LOB: 0 BB: 0 P: 6	R: 1 E: 0 K: 1 S: 16	H: 2 LOB: 2 BB: 1 P: 28	1B: 6 2B: 2 3B: 1 HR: 1	SF: 0 SAC: 3 DP: 1 HBP: 0	WP: 0 PB: 1 SB: 0 CS: 1	PA: 41
PITCHER	IP WLS BF H R ER SO BB IBB HBP BLK WP HR S P ERA WHIP																					
Johnny Podres, L (1, 1) ERA: 6.0	6.0 L 27 8 5 4 3 2 0 0 0 0 0 1 65 106 6.00 1.667																					
Art Fowler, R (7, 1) ERA:	1.0 5 0 0 0 1 1 1 0 0 0 0 0 11 25 0.00 1.000																					
Johnny Klippstein, R (8, 1) ERA: 1.8	2.0 9 2 1 1 1 1 0 0 0 0 0 0 19 34 4.50 1.500																					

St. Louis Cardinals @ Los Angeles Dodgers
Los Angeles Memorial Coliseum, Los Angeles, CA

AB	33
R	6
H	10
RBI	6
BB	5
SO	5
LOB	17



Tue Apr 14 1959, 9:05 PM EST
Att: 61,552 - Unknown

livebaseballscores.com

Batter	1	2	3	4	5	6	7	8	9	AB R H RBI BB SO LOB
Ron Fairly, L OBP: 0.300, SLG: 0.222 (1, 9)	1-1 L9		3-2 6-3		0-1 4-3			4-1 1B WP BB	1-1 4-3	4 1 0 0 1 0 1
Wally Moon, L OBP: 0.625, SLG: 0.714 (1, 7)	2-0 1B G3 1B		1-1 2B		0-0 4-3			3-2 4-3 WP 1B		4 0 3 0 0 0 0
John Roseboro, L (1, 2)	3-2 G3		3-2 L8				0-1 G3	1-2 4-3		4 0 0 0 0 0 3
Duke Snider, L OBP: 0.125, SLG: 0.125 (1, 8)	2-1 FC6-4 1B			1-2 4-3		1-1 4-3		1-1 5-3		4 0 1 0 0 0 1
Charlie Neal, R OBP: 0.167, SLG: 0.091 (1, 4)	0-0 FC6-4 1-2f			2-1 5-3		0-0 F6		0-1 F8		4 0 0 0 0 0 3
Gil Hodges, R OBP: 0.364, SLG: 0.727 (1, 3)		1-3 K		0-0 E3 WP 1B			2-2 FC1-6 1B		1-1 HR	4 1 2 1 0 1 0
Don Zimmer, R OBP: 0.333, SLG: 0.333 (1, 6)		2-3 K		1-1 WP 1B			0-0 FC1-6 1-2f		0-2 F9	4 0 1 0 0 1 1
Jim Baxes, R OBP: 0.455, SLG: 0.444 (1, 5)		1-2 6-3		1-3 K 1-2 2-3			1-1 F2		1-1 FC6 HBP	3 0 0 0 0 1 3
Johnny Podres, L Art Fowler, R Don Demeter, R OBP: 0.333, SLG: 0.833 Johnny Klippstein, R Jim Gilliam, S (1, 1) (7, 1) (7, PH) (8, 1) (9, PH)			0-2 1-3		0-0 1-3		0-1 F7		1-1 FC6 1-2f	2 0 0 0 0 0 0 0 0 0 0 0 0 0 1 0 0 0 0 0 1 0 0 0 0 0 0 0 1 0 0 0 0 0 1

Inning Stats	R: 0	H: 2	E: 0	K: 0	S: 9	LOB: 2	BB: 0	P: 17	R: 0	H: 0	E: 0	K: 2	S: 10	LOB: 0	BB: 0	P: 14	R: 0	H: 1	E: 0	K: 0	S: 11	LOB: 1	BB: 0	P: 18	R: 0	H: 1	E: 1	K: 1	S: 11	LOB: 2	BB: 0	P: 16	R: 0	H: 0	E: 0	K: 0	S: 4	LOB: 0	BB: 0	P: 4	R: 0	H: 0	E: 0	K: 0	S: 5	LOB: 0	BB: 0	P: 6	R: 0	H: 1	E: 0	K: 0	S: 8	LOB: 1	BB: 0	P: 11	R: 1	H: 1	E: 0	K: 0	S: 11	LOB: 1	BB: 1	P: 20	R: 1	H: 1	E: 1	K: 0	S: 10	LOB: 1	BB: 0	P: 14	1B: 5	SF: 0	2B: 1	SAC: 0	3B: 0	DP: 0	HR: 1	HBP: 1	WP: 2	PA: 37
PITCHER Lindy McDaniel, R ERA: 2.0 (1, 1)	IP	WLS	BF	H	R	ER	SO	BB	IBB	HBP	BLK	WP	HR	S	P	ERA	WHIP																																																																	
																	PITCHER	IP	WLS	BF	H	R	ER	SO	BB	IBB	HBP	BLK	WP	HR	S	P	ERA	WHIP																																																


BOTTOM

St. Louis Cardinals @ Los Angeles Dodgers
Los Angeles Memorial Coliseum, Los Angeles, CA

Tue Apr 14 1959, 9:05 PM EST
Att. 61,552 - Unknown

livebaseballscorecards.com

AB 35
R 2
H 7
RBI 1
BB 1
SO 3
LOB 14



Batter	1	2	3	4	5	6	7	8	9	AB R H RBI BB SO LOB	TOP											
Don Blasingame, L (1, 4) OBP: 0.609, SLG: 0.722	0-2 F5		2-2 6-3 1B			4-2 G4-6-3 BB		2-2 1B 1B		3 0 2 0 1 0 0	St. Louis Cardinals @ Los Angeles Dodgers Los Angeles Memorial Coliseum, Los Angeles, CA Wed Apr 15 1959, 9:05 PM EST Att: 14,491 - Unknown livebaseballscorecards.com											
Gino Cimoli, R (1, 9) OBP: 0.450, SLG: 0.500	1-1 6-3		2-0 6-3			1-1 G4-6-3		2-2 1B		4 0 1 0 0 0 2												
Stan Musial, L (1, 3) OBP: 0.200, SLG: 0.158	0-1 BB 1B		0-0 1-3			1-1 1B 1B		1-2 F5		4 0 2 0 0 0 3												
Ken Boyer, R (1, 5) OBP: 0.348, SLG: 0.286	4-1 1-2 BB		1-3 K			3-1 1B 1B		1-1 L8		3 0 1 0 1 1 2												
Joe Cunningham, L (1, 7) OBP: 0.563, SLG: 0.364	1-1 F8		3-1 1-3			2-2 1B 1-2 2-H		1-1 1-3		4 0 1 0 0 0 4												
Curt Flood, R (1, 8) OBP: 0.200, SLG: 0.200		2-2 1-3		0-2 1-3		1-1 E7 1B		1-3 K		4 0 1 0 0 1 0												
Hal Smith, R (1, 2) OBP: 0.167, SLG: 0.333		0-2 5-3		1-1 E3 G4-6-3		0-3 K		0-0 F7		4 0 0 0 0 1 1												
Alex Grammas, R (1, 6) OBP: 0.333, SLG: 0.400		2-3 K		0-0 G4-6-3		1-3 K		2-3 K		2 0 0 0 0 1 1												
Irv Noren, L (7, PH)				1-2f						1 0 0 0 0 1 1												
Lee Tate, R (7, 6)										1 0 0 0 0 1 0												
Larry Jackson, R (1, 1) OBP: 0.250, SLG: 0.250			0-3 K		3-2 6-3		1-1 F7			2 0 0 0 0 1 0												
George Crowe, L (7, PH)										1 0 0 0 0 0 1												
Bob Gibson, R (7, 1)										0 0 0 0 0 0 0												
Inning Stats	R: 0 E: 0 K: 0 S: 10	H: 1 LOB: 2 BB: 1 P: 16	R: 0 E: 0 K: 1 S: 10	H: 0 LOB: 0 BB: 0 P: 14	R: 0 E: 0 K: 1 S: 9	H: 1 LOB: 1 BB: 0 P: 13	R: 0 E: 0 K: 1 S: 9	H: 0 LOB: 0 BB: 0 P: 13	R: 0 E: 1 K: 0 S: 7	H: 0 LOB: 0 BB: 0 P: 11	R: 0 E: 0 K: 2 S: 11	H: 3 LOB: 2 BB: 1 P: 22	R: 0 E: 1 K: 2 S: 11	H: 1 LOB: 1 BB: 0 P: 14	R: 0 E: 0 K: 2 S: 15	H: 2 LOB: 2 BB: 0 P: 22	R: 0 E: 0 K: 2 S: 8	H: 0 LOB: 0 BB: 0 P: 11	1B: 8 2B: 0 3B: 0 HR: 0	SF: 0 SAC: 0 DP: 2 HBP: 0	WP: 0 PB: 0 SB: 0 CS: 0	PA: 35
PITCHER Don Drysdale, R (1, 1) ERA: 3.21	IP: 9.0 WLS: W BF: 35 H: 8 R: 0 ER: 0 SO: 7 BB: 2 IBB: 0 HBP: 0 BLK: 0 WP: 0 HR: 0 S: 90 P: 136 ERA: 0.00 WHIP: 1.111											PITCHER	IP: WLS: BF: H: R: ER: SO: BB: IBB: HBP: BLK: WP: HR: S: P: ERA: WHIP:									



Batter	1	2	3	4	5	6	7	8	9
Ron Fairly, L OBP: 0.214, SLG: 0.154 (1, 9)	0-3 K		3-3 K		0-0 F7		1-2 F7		
Wally Moon, L OBP: 0.417, SLG: 0.455 (1, 7)	2-3 K		1-0 4-3		1-2 1-3		3-1 1-3		
John Roseboro, L OBP: 0.167, SLG: 0.167 (1, 2)	1-3 K			2-2 1B 1B	0-0 F8			3-1 S SH2-4 SH1-3 1B	
Don Demeter, R OBP: 0.444, SLG: 1.111 (1, 8)		1-0 6-3		0-0 1B 1B		2-2 HR		0-0 SH2-4	
Charlie Neal, R OBP: 0.133, SLG: 0.071 (1, 4)		0-0 5-3		0-1 B2		3-1 F4		1-1 SH1-3	
Gil Hodges, R OBP: 0.333, SLG: 0.600 (1, 3)		2-3 K		0-1 1B 1B		1-3 K		1-1 F2	
Don Zimmer, R OBP: 0.400, SLG: 0.400 (1, 6)			1-0 S 1B	0-0 1B 1B		2-0 5-3			
Jim Baxes, R OBP: 0.500, SLG: 0.750 (1, 5)			1-1 S 1B	2-3 K			2-0 HR		
Don Drysdale, R OBP: 0.250, SLG: 1.000 (1, 1)			2-3 K	1-3 K			1-2 L4		

Inning Stats	R: 0	H: 0	E: 0	K: 3	S: 9	R: 0	H: 0	E: 0	K: 1	S: 6	R: 0	H: 2	E: 0	K: 2	S: 10	R: 2	H: 4	E: 0	K: 2	S: 15	R: 0	H: 0	E: 0	K: 0	S: 5	R: 1	H: 1	E: 0	K: 1	S: 9	R: 1	H: 1	E: 0	K: 0	S: 10	R: 1	H: 1	E: 0	K: 0	S: 7		
	LOB: 0	BB: 0	P: 12	LOB: 0	BB: 0	P: 9	LOB: 2	BB: 0	P: 18	LOB: 2	BB: 0	P: 20	LOB: 0	BB: 0	P: 6	LOB: 0	BB: 0	P: 17	LOB: 0	BB: 0	P: 17	LOB: 0	BB: 0	P: 12	LOB: 0	BB: 0	P: 12	LOB: 0	BB: 0	P: 12	LOB: 0	BB: 0	P: 12	LOB: 0	BB: 0	P: 12	LOB: 0	BB: 0	P: 12	LOB: 0	BB: 0	P: 12

PITCHER	IP	WLS	BF	H	R	ER	SO	BB	IBB	HBP	BLK	WP	HR	S	P	ERA	WHIP
Larry Jackson, R ERA: 4.15 (1, 1)	6.0	L	25	7	3	3	9	0	0	0	0	0	1	54	82	4.50	1.167
Bob Gibson, R ERA: 9.0 (7, 1)	2.0		8	2	2	2	0	0	0	0	0	0	1	17	29	9.00	1.000

AB R H RBI BB SO LOB

4	0	0	0	0	2	2
4	0	0	0	0	1	2
4	2	2	0	0	1	0
3	2	2	1	0	0	0
3	0	0	1	0	0	2
4	0	1	1	0	2	0
3	0	2	1	0	0	0
3	1	2	1	0	1	2
3	0	0	0	0	2	4

AB	R	H	RBI	BB	SO	LOB
31	5	9	5	0	9	12

WP: 0 PA: 33
PB: 0
SB: 3
CS: 0

St. Louis Cardinals @ Los Angeles Dodgers
Los Angeles Memorial Coliseum, Los Angeles, CA

Wed Apr 15 1959, 9:05 PM EST
Att. 14,491 - Unknown

livebaseballscorecards.com



Batter	1	2	3	4	5	6	7	8	9	AB R H RBI BB SO LOB
Don Blasingame, L (1, 4) OBP: 0.500, SLG: 0.565	0-1 F9	0-3 K			1-3 K	1-1 B1-3		1-2 F7		5 0 0 0 0 2 7
Gino Cimoli, R (1, 9) OBP: 0.480, SLG: 0.500	1-1 F3		1-0 FC6-4 1B		2-2 FC6-4 1B		0-0 6-3	4-2 BB 1B	4 1 2 0 1 0 0	
Stan Musial, L (1, 3) OBP: 0.240, SLG: 0.136	1-1 L7		1-1 F9		3-2 FC6-4 1B 1-2f 2-3		4-2 BB	4-2 BB 1B 1-2 FC1-4 BB	3 2 0 0 2 0 3	
Ken Boyer, R (1, 5) OBP: 0.357, SLG: 0.423		0-0 HR	2-2 FC6-4		3-2 3B 1B		0-1 F8	0-3 K	5 2 2 2 0 1 4	
Chuck Essegian, R (1, 7) OBP: 0.300, SLG: 0.600		1-2 F7	0-3 K		1-2 3B		0-2 5-3	0-0 FC1-4 BB 1-2 2-H 1B	5 0 2 3 0 1 2	
Curt Flood, R (1, 8) OBP: 0.286, SLG: 0.286		1-2 2B 1B		3-2 6-3 1B	0-1 F5		1-2 6-3	4-2 FC1-4 BB	4 0 2 0 0 0 1 0 0 0 0 1 0 0	
Ray Jablonski, R (9, PH)										
Hal Smith, R (1, 2) OBP: 0.238, SLG: 0.400		2-2		2-1 L7		4-2 1-6-3 BB		0-0 BB 1B	2 0 1 0 1 0 1 1 0 1 0 0 0 0	
George Crowe, L (8, PH) OBP: 0.250, SLG: 0.250								0-1 FC1-4 FC6-4	0 0 0 0 0 0 0 1 0 0 1 0 0 2	
Larry Jackson, R (8, PR) OBP: 0.250, SLG: 0.250		1-3 2B						1-2f 2-3 3-H		
Gene Green, R (8, 2)										
Alex Grammas, R (1, 6) OBP: 0.333, SLG: 0.353		4-1		2-2 6-3		2-2 1-6-3		0-3 K	2 0 0 0 1 0 2 1 0 0 0 0 1 1	
Bill White, L (8, PH) OBP: 0.188, SLG: 0.071				1-2		1-2		0-0 FC6-4	1 0 0 0 0 0 2 1 0 0 0 0 0 2	
Lee Tate, R (8, 6)								1-2f		
Ernie Broglio, R Bobby Gene Smith, R Irv Noren, L Howie Nunn, R Solly Hemus, L Bob Gibson, R Phil Clark, R Joe Durham, R Gary Blaylock, R Joe Cunningham, L Jim Brosnan, R		1-3 K			4-1 FC6-4 1B BB	3-2 F9		4-1 BB	0 0 0 0 0 0 0 0 0 0 0 0 0 0 1 0 0 0 0 0 1 3 0 1 0 0 0 0 0 0 1 0	

St. Louis Cardinals @ Los Angeles Dodgers
Los Angeles Memorial Coliseum, Los Angeles, CA
 Thu Apr 16 1959, 9:05 PM EST
 Att. 14,274 - Unknown

AB	36
R	6
H	10
RBI	6
BB	8
SO	6
LOB	29



Inning Stats	R: 0	H: 0	E: 0	K: 0	S: 6	P: 8	R: 1	H: 3	E: 0	K: 2	S: 17	P: 26	R: 0	H: 1	E: 0	K: 1	S: 10	P: 14	R: 0	H: 1	E: 0	K: 0	S: 9	P: 16	R: 3	H: 3	E: 0	K: 1	S: 19	P: 33	R: 0	H: 0	E: 0	K: 0	S: 13	P: 23	R: 0	H: 0	E: 0	K: 0	S: 9	P: 13	R: 0	H: 1	E: 0	K: 1	S: 13	P: 19	R: 2	H: 1	E: 0	K: 1	S: 13	P: 25	1B: 7	SF: 0	2B: 1	SAC: 0	3B: 1	DP: 0	HR: 1	HBP: 0	WP: 0	PA: 44
--------------	------	------	------	------	------	------	------	------	------	------	-------	-------	------	------	------	------	-------	-------	------	------	------	------	------	-------	------	------	------	------	-------	-------	------	------	------	------	-------	-------	------	------	------	------	------	-------	------	------	------	------	-------	-------	------	------	------	------	-------	-------	-------	-------	-------	--------	-------	-------	-------	--------	-------	--------

PITCHER	IP	WLS	BF	H	R	ER	SO	BB	IBB	HBP	BLK	WP	HR	S	P	ERA	WHIP
Sandy Koufax, L (1, 1) ERA: 8.31	1.1		8	3	1	1	0	1	0	0	0	0	1	17	27	6.75	3.000
Art Fowler, R (2, 1) ERA: 3.68	3.1		15	5	3	3	4	1	0	0	0	0	0	42	68	8.10	1.800
Johnny Klippstein, R (5, 1) ERA: 3.24	3.1	W	15	1	1	1	1	4	0	0	0	0	0	39	63	2.70	1.500
Clem Labine, R (9, 1) ERA:	1.0	S	6	1	1	1	1	2	0	0	0	0	0	11	19	9.00	3.000

PITCHER	IP	WLS	BF	H	R	ER	SO	BB	IBB	HBP	BLK	WP	HR	S	P	ERA	WHIP
---------	----	-----	----	---	---	----	----	----	-----	-----	-----	----	----	---	---	-----	------

Batter	1	2	3	4	5	6	7	8	9
Ron Fairly, L OBP: 0.278, SLG: 0.412 (1, 9)	3-2 HR		2-3 K		1-0 2B 1B		2-1 L6		
Wally Moon, L OBP: 0.375, SLG: 0.357 (1, 7)	4-0 FC1-6 BB		1-3 K		1-0 B1		1-0 G3		
John Roseboro, L OBP: 0.188, SLG: 0.188 (1, 2)	2-1 FC1-6 HR 1-2f		1-3 K		0-2 2B 1B		0-0 4-3		
Don Demeter, R OBP: 0.538, SLG: 1.308 (1, 8)	0-2 HR 1-H			0-1 FC1-6 1B	0-2 2B		1-3 K		
Charlie Neal, R OBP: 0.158, SLG: 0.059 (1, 4)	1-2 6-3			1-3 K	4-0 IBB G6-4-3		3-3 K		
Gil Hodges, R OBP: 0.263, SLG: 0.474 (1, 3)	1-1 P4			0-0 FC1-6 HR 1-2f	1-2 G6-4-3		1-2 F6		
Don Zimmer, R OBP: 0.389, SLG: 0.353 (1, 6)		0-0 6-3		4-2 HR BB		0-3 K			
Jim Baxes, R OBP: 0.471, SLG: 0.867 (1, 5)		2-3 K		1-1 HR		2-2 6-3			
Sandy Koufax, R Art Fowler, R Johnny Klippstein, R Clem Labine, R (1, 1) (2, 1) (5, 1) (9, 1)		1-3 K		0-1 5-3		0-3 K			

Inning Stats	R: 3 E: 0 K: 0 S: 15	H: 2 LOB: 0 BB: 1 P: 26	R: 0 E: 0 K: 2 S: 7	H: 0 LOB: 0 BB: 0 P: 10	R: 0 E: 0 K: 3 S: 9	H: 0 LOB: 0 BB: 0 P: 13	R: 3 E: 0 K: 1 S: 13	H: 2 LOB: 0 BB: 1 P: 19	R: 1 E: 0 K: 0 S: 12	H: 3 LOB: 2 BB: 1 P: 19	R: 0 E: 0 K: 2 S: 9	H: 0 LOB: 0 BB: 0 P: 11	R: 0 E: 0 K: 0 S: 4	H: 0 LOB: 0 BB: 0 P: 7	R: 0 E: 0 K: 2 S: 9	H: 0 LOB: 0 BB: 0 P: 14
--------------	-------------------------------	----------------------------------	------------------------------	----------------------------------	------------------------------	----------------------------------	-------------------------------	----------------------------------	-------------------------------	----------------------------------	------------------------------	----------------------------------	------------------------------	---------------------------------	------------------------------	----------------------------------

PITCHER	IP	WLS	BF	H	R	ER	SO	BB	IBB	HBP	BLK	WP	HR	S	P	ERA	WHIP
Ernie Broglio, R ERA: 7.71 (1, 1)	1.0	L	6	2	3	3	0	1	0	0	0	0	1	15	26	27.00	3.000
Howie Nunn, R ERA: 11.25 (2, 1)	3.0		12	2	3	3	6	1	0	0	0	0	1	29	42	9.00	1.000
Bob Gibson, R ERA: 11.57 (5, 1)	0.1		4	3	1	1	0	0	0	0	0	0	0	8	10	27.00	9.000
Phil Clark, R ERA: (5, 1)	0.2		2	0	0	0	0	0	1	0	0	0	0	4	9	0.00	0.000
Gary Blaylock, R ERA: (6, 1)	2.0		6	0	0	0	2	0	0	0	0	0	0	13	18	0.00	0.000

BOTTOM

4 2 2 1 0 1 0

3 0 0 0 1 1 1

4 1 1 0 0 1 1

4 1 3 3 0 1 0

3 0 0 0 1 2 1

4 1 0 0 0 0 4

2 1 0 0 1 1 0

3 1 1 3 0 1 0

0 0 0 0 0 0 0

2 0 0 0 0 1 0

1 0 0 0 0 1 0

0 0 0 0 0 0 0


1B: 3 SF: 0
2B: 1 SAC: 0
3B: 0 DP: 1
HR: 3 HBP: 0

WP: 0 PA: 33
PB: 0
SB: 0
CS: 0

St. Louis Cardinals @ Los Angeles Dodgers
Los Angeles Memorial Coliseum, Los Angeles, CA

Thu Apr 16 1959, 9:05 PM EST
Att. 14,274 - Unknown

livebaseballscorecards.com



Batter	1	2	3	4	5	6	7	8	9	AB R H RBI BB SO LOB	TOP											
Tony Taylor, R (1, 4) OBP: 0.367, SLG: 0.296	3-2 5-3			3-2 1B		1-0 F8		1-1 SH2-4 1B	2-2 1B PB	5 2 3 0 0 0 0												
Alvin Dark, R (1, 5) OBP: 0.500, SLG: 0.538	0-0 5-3			2-2 F6		1-1 1B		0-0 SH2-4	3-2 1B	4 0 2 1 0 0 1												
George Altman, L (1, 8) OBP: 0.429, SLG: 0.368	3-3 K			0-1 F8		1-1 4-3		1-0 HR 14 5-3 1B	1-2 1B	5 1 2 2 0 1 2												
14 Ernie Banks, R (1, 6) OBP: 0.444, SLG: 0.833		2-3 K		2-2 F7			1-0 HR	0-2 5-3	2-0 F9	5 1 1 1 0 1 4												
Walt Moryn, L (1, 7) OBP: 0.423, SLG: 0.476		3-2 F8			1-0 F8		4-2 3B BB	1-0 HR		3 2 1 2 1 0 0												
Dale Long, L (1, 3) OBP: 0.318, SLG: 0.600		0-0 F8			1-1 F8		0-2 SF9 3B	1-2 4-3		4 1 1 1 0 0 0												
Lee Walls, R (1, 9) OBP: 0.444, SLG: 0.600			3-2 1-3		2-2 HR		3-2 SF9		2-1 PB 1B HBP	2 2 1 2 0 0 0												
Sammy Taylor, L (1, 2) OBP: 0.333, SLG: 0.313			0-0 4-3		1-3 K		1-0 F8		1-2 F8	4 0 0 0 0 1 1												
Dick Drott, R (1, 1) Bill Henry, L (5, 1)			0-0 1-3			3-2 F8	0-3 K		0-1 B2	1 0 0 0 0 0 0 3 0 0 0 0 1 1												
Inning Stats	R: 0 E: 0 K: 1 S: 9	H: 0 LOB: 0 BB: 0 P: 15	R: 0 E: 0 K: 1 S: 9	H: 0 LOB: 0 BB: 0 P: 14	R: 0 E: 0 K: 0 S: 7	H: 0 LOB: 0 BB: 0 P: 10	R: 0 E: 0 K: 0 S: 14	H: 1 LOB: 1 BB: 0 P: 21	R: 1 E: 0 K: 1 S: 9	H: 1 LOB: 0 BB: 0 P: 14	R: 0 E: 0 K: 0 S: 8	H: 1 LOB: 1 BB: 0 P: 14	R: 3 E: 0 K: 1 S: 14	H: 2 LOB: 0 BB: 1 P: 23	R: 3 E: 0 K: 0 S: 12	H: 3 LOB: 0 BB: 0 P: 16	R: 2 E: 0 K: 0 S: 20	H: 3 LOB: 2 BB: 0 P: 31	1B: 7 2B: 0 3B: 1 HR: 3	SF: 1 SAC: 1 DP: 0 HBP: 1	WP: 0 PB: 1 SB: 0 CS: 0	PA: 40
PITCHER	IP WLS BF H R ER SO BB IBB HBP BLK WP HR S P ERA WHIP																					
Stan Williams, R (1, 1) ERA: 6.0	6.0		24	5	4	4	3	1	0	0	0	0	2	63	100	6.00	1.000					
Clem Labine, R (7, 1) ERA: 3.18	1.2	L	7	2	2	2	1	0	0	0	0	0	0	14	20	10.80	1.200					
Johnny Podres, L (8, 1) ERA: 7.11	0.1		2	1	1	1	0	0	0	0	0	0	1	5	7	27.00	3.000					
Don Drysdale, R (9, 1) ERA: 4.2	1.0		7	3	2	2	0	0	0	1	0	0	0	20	31	18.00	3.000					

Chicago Cubs @ Los Angeles Dodgers
Los Angeles Memorial Coliseum, Los Angeles, CA

Fri Apr 17 1959, 9:05 PM EST
Att. 19,894 - Unknown

AB	36
R	9
H	11
RBI	9
BB	1
SO	4
LOB	9



BOTTOM

Chicago Cubs @ Los Angeles Dodgers
 Los Angeles Memorial Coliseum, Los Angeles, CA

Fri Apr 17 1959, 9:05 PM EST
 Att. 19,894 - Unknown

livebaseballscorecards.com

AB	33
R	4
H	7
RBI	3
BB	5
SO	6
LOB	22



WP: 1	PA: 40
PB: 0	
SB: 2	
CS: 1	


AB	R	H	RBI	BB	SO	LOB
3	0	0	1	1	1	2
1	0	0	0	0	0	0
4	0	1	0	0	0	3
1	0	0	0	0	1	0
2	1	0	0	1	0	3
2	0	0	0	0	1	1
4	0	0	0	0	2	5
4	0	1	0	0	0	1
2	2	1	1	2	0	1
3	1	2	0	1	0	1
4	0	1	0	0	1	4
2	0	1	1	0	0	0
0	0	0	0	0	0	0
0	0	0	0	0	0	0
1	0	0	0	0	0	1
0	0	0	0	0	0	0

Batter	1	2	3	4	5	6	7	8	9
Wally Moon, L (1, 7) OBP: 0.350, SLG: 0.294 Jim Gilliam, S (9, PH)	2-2 L9		2-3 K		4-1 BB	1-0 4-3			2-2 F9
John Roseboro, L (1, 2) OBP: 0.200, SLG: 0.200 Dick Gray, R (9, PH)	0-0 5-3		1-1 G3		3-1 F5		1-2 FC5 WP 1B		2-3 K
Norm Larker, L (1, 3) Gil Hodges, R (7, PH) OBP: 0.238, SLG: 0.429 (8, 3)	0-0 4-3			4-1 1B FC6-4 BB	1-0 F7		2-3 K		0-1 F5
Don Demeter, R (1, 8) OBP: 0.412, SLG: 1.000		0-3 K		2-3 K	1-0 F8		1-2 FC5		
Carl Furillo, R (1, 9) OBP: 0.111, SLG: 0.111		0-2 1-3		0-0 FC6-4 1B		1-1 F8		2-0 4-3	
Charlie Neal, R (1, 4) OBP: 0.261, SLG: 0.105		4-2 1B S BB		0-1 FC6-4 CS		4-2 1B BB		2-2 FC6-4 1B	
Don Zimmer, R (1, 6) OBP: 0.455, SLG: 0.400		0-1 S		0-1 CS	4-0 1B BB	0-2 1B		1-0 F2	
Jim Baxes, R (1, 5) OBP: 0.429, SLG: 0.737		3-2 F9		0-1 1-2 3-H	1-0 BB SH 1B	1-3 K		1-2 F9	
Stan Williams, R (1, 1) OBP: 0.500, SLG: 0.500 Clem Labine, R (7, 1) Johnny Podres, L (8, 1) Rip Repulski, R (8, PH) Don Drysdale, R (9, 1) OBP: 0.250, SLG: 1.000			2-2 F4		0-0 SH BB	2-2 1-2 2-H 1B		1-1 FC6-4	

Inning Stats	R: 0	H: 0	E: 0	K: 0	S: 6	R: 1	H: 1	E: 0	K: 1	S: 16	R: 0	H: 0	E: 0	K: 1	S: 10	R: 1	H: 1	E: 0	K: 1	S: 8	R: 1	H: 1	E: 1	K: 0	S: 7	R: 1	H: 2	E: 0	K: 1	S: 14	R: 0	H: 1	E: 0	K: 1	S: 12	R: 0	H: 1	E: 0	K: 0	S: 9	R: 0	H: 0	E: 0	K: 1	S: 9	1B: 7	SF: 0	2B: 0	SAC: 1	3B: 0	DP: 0	HR: 0	HBP: 0	WP: 1	PA: 40
--------------	------	------	------	------	------	------	------	------	------	-------	------	------	------	------	-------	------	------	------	------	------	------	------	------	------	------	------	------	------	------	-------	------	------	------	------	-------	------	------	------	------	------	------	------	------	------	------	-------	-------	-------	--------	-------	-------	-------	--------	-------	--------

PITCHER	IP	WLS	BF	H	R	ER	SO	BB	IBB	HBP	BLK	WP	HR	S	P	ERA	WHIP
Dick Drott, R (1, 1) ERA: 4.5	4.0		18	3	3	2	3	3	0	0	0	0	0	42	67	4.50	1.500
Bill Henry, L (5, 1) ERA: 1.8	5.0	W	21	4	1	1	3	2	0	0	0	1	0	49	82	1.80	1.200

PITCHER	IP	WLS	BF	H	R	ER	SO	BB	IBB	HBP	BLK	WP	HR	S	P	ERA	WHIP
---------	----	-----	----	---	---	----	----	----	-----	-----	-----	----	----	---	---	-----	------

Batter	1	2	3	4	5	6	7	8	9	AB R H RBI BB SO LOB	TOP														
Tony Taylor, R (1, 4) OBP: 0.385, SLG: 0.294	2-1 BB 14 SF9 1B	1-2 FC4-6 CS			0-0 F9		2-1 CS	1-0 5-3		4 1 1 0 0 0 2	<p>Chicago Cubs @ Los Angeles Dodgers Los Angeles Memorial Coliseum, Los Angeles, CA</p> <p>Sun Apr 19 1959, 6:33 AM EST Att: 29,663 - Unknown</p> <p>livebaseballscorecards.com</p> <table> <tr><td>AB</td><td>27</td></tr> <tr><td>R</td><td>3</td></tr> <tr><td>H</td><td>4</td></tr> <tr><td>RBI</td><td>2</td></tr> <tr><td>BB</td><td>3</td></tr> <tr><td>SO</td><td>2</td></tr> <tr><td>LOB</td><td>8</td></tr> </table> 	AB	27	R	3	H	4	RBI	2	BB	3	SO	2	LOB	8
AB	27																								
R	3																								
H	4																								
RBI	2																								
BB	3																								
SO	2																								
LOB	8																								
Alvin Dark, R (1, 3) OBP: 0.478, SLG: 0.476	0-1 14 SF9 BB 1B	1-0 CS	3-1 F8		0-0 G4-6-3			1-0 F7		4 1 1 0 0 0 1															
Lee Walls, R (1, 9) OBP: 0.444, SLG: 0.636	4-1 WP E BB		1-2 14 4-3 1B			0-0 5-3		1-0 L6		3 1 1 0 1 0 0															
14 Ernie Banks, R (1, 6) OBP: 0.417, SLG: 0.806	1-0 SF9		0-1 4-3			3-2 5-3			1-1 6-3	3 0 0 1 0 0 1															
Walt Moryn, L (1, 7) OBP: 0.400, SLG: 0.444	1-0 SF9		3-2 5-3			2-2 4-3			1-1 4-3	3 0 0 1 0 0 1															
Earl Averill, R (1, 5) OBP: 0.238, SLG: 0.300	1-2 E5		1-0 5-3			4-0 CS HBP BB			1-1 6-3	3 0 0 0 1 0 0															
Bobby Thomson, R (1, 8)	0-0 F9		1-3 K			0-0 F8				3 0 0 0 0 1 2															
Cal Neeman, R (1, 2)		0-2 5-3	2-3 K			0-1 L8				3 0 0 0 0 1 1															
Dave Hillman, R (1, 1) OBP: 0.429, SLG: 0.200		4-0 FC4-6 BB			1-1 G4-6-3 1B		1-0 HBP			1 0 1 0 1 0 0															
Morrie Martin, L (8, 1)										0 0 0 0 0 0 0															
Don Elston, R (8, 1)										0 0 0 0 0 0 0															
Inning Stats	R: 3 E: 1 K: 0 S: 11	H: 2 LOB: 1 BB: 1 P: 20	R: 0 E: 0 K: 0 S: 7	H: 0 LOB: 0 BB: 1 P: 12	R: 0 E: 0 K: 2 S: 7	H: 1 LOB: 1 BB: 0 P: 11	R: 0 E: 0 K: 0 S: 4	H: 1 LOB: 0 BB: 0 P: 5	R: 0 E: 0 K: 0 S: 7	H: 0 LOB: 0 BB: 0 P: 12	R: 0 E: 0 K: 0 S: 4	H: 0 LOB: 1 BB: 1 P: 11	R: 0 E: 0 K: 0 S: 3	H: 0 LOB: 0 BB: 0 P: 6	R: 0 E: 0 K: 0 S: 6	H: 0 LOB: 0 BB: 0 P: 9	1B: 4 2B: 0 3B: 0 HR: 0	SF: 2 SAC: 0 DP: 1 HBP: 1	WP: 1 PB: 0 SB: 0 CS: 2	PA: 35					
PITCHER Johnny Podres, L (1, 1) ERA: 4.11	IP: 9.0 WLS: W BF: 33 H: 4 R: 3 ER: 2 SO: 2 BB: 3 IBB: 0 HBP: 1 BLK: 0 WP: 1 HR: 0 S: 60 P: 104 ERA: 2.00 WHIP: 0.778																								

Batter	1	2	3	4	5	6	7	8	9	AB R H RBI BB SO LOB	TOP
Jim Davenport, R (1, 5) OBP: 0.381, SLG: 0.333	0-3 		2-3 			2-3 			1-3 	4 0 0 0 0 4 0	San Francisco Giants @ Los Angeles Dodgers Los Angeles Memorial Coliseum, Los Angeles, CA Mon Apr 20 1959, 9:05 PM EST Att: 32,946 - Unknown livebaseballscorecards.com
Jackie Brandt, R (1, 7) OBP: 0.318, SLG: 0.359	2-2 6-3			2-3 		1-2 		0-2 	4 0 1 0 0 1 0		
Willie Mays, R (1, 8) OBP: 0.333, SLG: 0.400	0-0 			0-0 		3-1 		4-2 	3 1 1 1 1 0 0		
Orlando Cepeda, R (1, 3) OBP: 0.364, SLG: 0.860	2-2 			0-0 6-3		0-2 		0-0 	4 0 0 0 0 0 2		
Felipe Alou, R (1, 9) OBP: 0.364, SLG: 0.625		1-2 			1-2 		0-3 		3 0 0 0 0 1 0		
Daryl Spencer, R (1, 4) OBP: 0.325, SLG: 0.278		0-3 			1-2 		2-3 		3 0 0 0 0 2 0		
Andre Rodgers, R (1, 6) OBP: 0.270, SLG: 0.344		1-1 			2-2 		1-1 		3 0 1 0 0 0 0		
Bob Schmidt, R (1, 2) OBP: 0.429, SLG: 0.483			0-3 			0-3 		0-0 	3 0 0 0 0 2 1		
Sam Jones, R (1, 1)			2-2 			0-3 		1-2 	3 0 0 0 0 1 0		
Inning Stats	R: 1 H: 1 E: 0 LOB: 0 K: 1 BB: 0 S: 12 P: 16	R: 0 H: 0 E: 0 LOB: 0 K: 1 BB: 0 S: 10 P: 12	R: 0 H: 0 E: 0 LOB: 0 K: 2 BB: 0 S: 12 P: 16	R: 0 H: 0 E: 0 LOB: 0 K: 1 BB: 0 S: 5 P: 7	R: 0 H: 0 E: 0 LOB: 0 K: 0 BB: 0 S: 9 P: 13	R: 0 H: 0 E: 0 LOB: 0 K: 3 BB: 0 S: 10 P: 12	R: 0 H: 0 E: 0 LOB: 0 K: 0 BB: 0 S: 11 P: 15	R: 0 H: 1 E: 0 LOB: 1 K: 2 BB: 0 S: 9 P: 12	R: 0 H: 1 E: 0 LOB: 2 K: 1 BB: 1 S: 13 P: 19	1B: 2 SF: 0 2B: 0 SAC: 0 3B: 0 DP: 0 HR: 1 HBP: 0	WP: 0 PA: 31 PB: 0 SB: 0 CS: 0
PITCHER Don Drysdale, R (1, 1) ERA: 3.0	IP WLS BF H R ER SO BB IBB HBP BLK WP HR S P ERA WHIP 9.0 W 31 3 1 1 11 1 0 0 0 0 1 91 122 1.00 0.444										



Batter	1	2	3	4	5	6	7	8	9	AB	R	H	RBI	BB	SO	LOB
Jim Gilliam, S OBP: 0.222, SLG: 0.444 (1, 5)	2-1 F7		3-2 F7		1-0 FC1-2-5 3B		3-2 1-3			4	0	1	0	0	0	1
Wally Moon, L OBP: 0.455, SLG: 0.571 (1, 7)	0-2 F9		1-2 FC3-6 1-2f		4-1 FC1-2-5 BB		0-0 3B			3	0	1	0	1	0	1
Duke Snider, L OBP: 0.200, SLG: 0.350 (1, 9)	1-0 4-3		0-0 1-3		0-1 FC1-2-5 1-3 3-H		0-1 G3			4	0	0	0	0	0	4
Don Demeter, R OBP: 0.400, SLG: 0.724 (1, 8)		4-2 1B SH1-3 1B BB		1-2 F9	0-0 5-3		2-1 5-3			3	1	0	0	1	0	2
John Roseboro, L OBP: 0.290, SLG: 0.241 (1, 2)		0-0 SH1-3		0-0 G3		1-2 F9		2-1 F6		3	0	0	0	0	0	0
Norm Larker, L OBP: 0.467, SLG: 0.636 (1, 3)		0-0 CS 1B 2-3 1B		1-0 BB HBP		4-2 BB		1-0 2B		2	0	2	0	1	0	0
Don Zimmer, R OBP: 0.394, SLG: 0.333 (1, 6)		2-2 1-2 1B 3-H		4-2 1-2 BB		2-3 K		0-1 5-3		3	0	1	1	1	1	2
Charlie Neal, R OBP: 0.286, SLG: 0.290 (1, 4)		3-3 K		1-2 F8		1-2 4-3			1-0 HR	4	1	1	1	0	1	5
Don Drysdale, R OBP: 0.286, SLG: 0.667 (1, 1)			4-1 FC3-8 BB		1-1 4-3		3-2 6-3			2	0	0	0	1	0	0

Inning Stats	R: 0 E: 0 K: 0 S: 6	H: 0 LOB: 0 BB: 0 P: 9	R: 1 E: 0 K: 1 S: 10	H: 2 LOB: 2 BB: 1 P: 19	R: 0 E: 0 K: 0 S: 8	H: 0 LOB: 1 BB: 1 P: 16	R: 0 E: 0 K: 0 S: 12	H: 0 LOB: 2 BB: 1 P: 19	R: 0 E: 0 K: 0 S: 7	H: 1 LOB: 2 BB: 1 P: 13	R: 0 E: 0 K: 1 S: 11	H: 0 LOB: 1 BB: 1 P: 19	R: 0 E: 0 K: 0 S: 9	H: 1 LOB: 1 BB: 0 P: 15	R: 0 E: 0 K: 0 S: 7	H: 1 LOB: 1 BB: 0 P: 12	R: 1 E: 0 K: 0 S: 1	H: 1 LOB: 0 BB: 0 P: 2	1B: 2 2B: 2 3B: 2 HR: 1	SF: 0 SAC: 1 DP: 1 HBP: 1	WP: 0 PB: 0 SB: 0 CS: 1	PA: 35
PITCHER Sam Jones, R ERA: 2.35 (1, 1)	IP 8.0	WLS L	BF 35	H 6	R 2	ER 2	SO 2	BB 5	IBB 0	HBP 1	BLK 0	WP 0	HR 1	S 71	P 124	ERA 2.25	WHIP 1.375					
PITCHER	IP	WLS	BF	H	R	ER	SO	BB	IBB	HBP	BLK	WP	HR	S	P	ERA	WHIP					


BOTTOM

San Francisco Giants @ Los Angeles Dodgers
Los Angeles Memorial Coliseum, Los Angeles, CA

Mon Apr 20 1959, 9:05 PM EST
Att. 32,946 - Unknown

livebaseballscorecards.com

AB	28
R	2
H	6
RBI	2
BB	5
SO	2
LOB	15



Batter	1	2	3	4	5	6	7	8	9	10	11	AB R H RBI BB SO LOB	TOP	
Jim Davenport, R <small>(1, 5) OBP: 0.375, SLG: 0.318</small> 												5 1 1 0 0 0 1	San Francisco Giants @ Los Angeles Dodgers Los Angeles Memorial Coliseum, Los Angeles, CA <small>Tue Apr 21 1959, 9:05 PM EST Att. 30,423 - Unknown</small>	
Jackie Brandt, R <small>(1, 7) OBP: 0.340, SLG: 0.419</small> 												4 2 1 3 2 0 1		
Willie Mays, R <small>(1, 8) OBP: 0.360, SLG: 0.489</small> 												5 2 3 0 0 1 1		
Orlando Cepeda, R <small>(1, 3) OBP: 0.367, SLG: 0.830</small> 												4 0 2 2 0 2 0		
Felipe Alou, R <small>(1, 9) OBP: 0.378, SLG: 0.694</small> 												4 1 2 1 0 0 2		
Daryl Spencer, R <small>(1, 4) OBP: 0.333, SLG: 0.275</small> <small>(8, 6) (10, 4)</small> 												4 0 1 1 1 1 1		
Eddie Bressoud, R <small>(1, 6)</small> Bob Speake, L <small>(8, PH)</small> Danny O'Connell, R <small>(8, 4)</small> Leon Wagner, L <small>(10, PH) (10, 7)</small> 												3 0 0 0 0 0 1 1 0 0 0 0 1 1 0 0 0 0 0 0 0 1 0 0 0 0 1 3		
Bob Schmidt, R <small>(1, 2) OBP: 0.395, SLG: 0.438</small> Willie Kirkland, L <small>(9, PH) OBP: 0.333, SLG: 0.444</small> Hobie Landrith, L <small>(9, 2)</small> 												3 0 0 0 0 0 0 1 0 0 0 0 0 0 1 0 0 0 0 0 3		
Stu Miller, R <small>(1, 1)</small> Dom Zanni, R <small>(2, 1)</small> Mike McCormick, L <small>(4, 1) OBP: 0.667, SLG: 0.500</small> Hank Sauer, R <small>(7, PH)</small> Al Worthington, R <small>(7, 1)</small> 												0 0 0 0 0 0 0 0 0 0 0 1 0 0 0 1 0 0 1 0 0 1 0 0 0 0 1 0 2 0 0 0 0 0 0		
Inning Stats	R: 0 H: 0 E: 0 LOB: 0 K: 0 BB: 0 S: 8 P: 16	R: 1 H: 1 E: 0 LOB: 0 K: 1 BB: 0 S: 14 P: 19	R: 0 H: 0 E: 0 LOB: 0 K: 0 BB: 1 S: 4 P: 10	R: 2 H: 2 E: 0 LOB: 1 K: 0 BB: 1 S: 13 P: 21	R: 4 H: 3 E: 0 LOB: 0 K: 0 BB: 1 S: 15 P: 26	R: 0 H: 0 E: 0 LOB: 0 K: 1 BB: 0 S: 7 P: 10	R: 0 H: 0 E: 0 LOB: 1 K: 2 BB: 1 S: 12 P: 22	R: 0 H: 1 E: 0 LOB: 1 K: 2 BB: 0 S: 10 P: 15	R: 0 H: 1 E: 0 LOB: 1 K: 0 BB: 0 S: 14 P: 22	R: 0 H: 2 E: 0 LOB: 3 K: 1 BB: 1 S: 9 P: 17	R: 0 H: 0 E: 0 LOB: 0 K: 0 BB: 0 S: 7 P: 11	1B: 6 SF: 1 2B: 1 SAC: 1 3B: 1 DP: 1 HR: 2 HBP: 1		WP: 0 PA: 48 PB: 0 SB: 0 CS: 1
PITCHER Stan Williams, R <small>(1, 1) ERA: 8.71</small> Art Fowler, R <small>(5, 1) ERA: 3.44</small>	IP WLS BF H R ER SO BB IBB HBP BLK WP HR S P ERA WHIP 4.1 0 20 4 6 6 1 3 0 1 0 0 0 2 46 78 12.46 1.615 6.2 W 27 6 1 1 6 1 1 0 0 0 0 0 67 111 1.35 1.050													

livebaseballscorecards.com

AB	39
R	7
H	10
RBI	7
BB	5
SO	7
LOB	14



Batter	1	2	3	4	5	6	7	8	9	10	11	AB R H RBI BB SO LOB
Jim Gilliam, S OBP: 0.200, SLG: 0.286 (1, 5)	1-1 F7		2-2 F9	0-0 F5		1-0 F8		4-1 BB		2-1 4-3		5 0 0 0 1 0 0
Wally Moon, L OBP: 0.462, SLG: 0.531 (1, 7)	2-2 L6		4-0 IHR BB	3-1 HR 1B		0-0 F8		2-3 K		4-1 FC1-6 BB		4 2 1 0 2 1 1
Duke Snider, L OBP: 0.217, SLG: 0.348 Carl Furillo, R OBP: 0.250, SLG: 0.182 Solly Drake, S (9, PR) (10, 9)	1-1 1B		1-3 K	1-3 K			1-1 FC6-4 1B		4-2 SH1-4 BB		0-2 FC1-6 HR	3 0 1 0 0 2 2 1 0 1 0 1 0 0 1 1 0 0 0 0 1
Don Demeter, R OBP: 0.429, SLG: 0.971 (1, 8)	0-3 K		0-1 IHR	3-2 HR			2-2 FC6-4 WP		0-0 SH1-4		1-0 HR	5 3 3 6 0 1 2
John Roseboro, L OBP: 0.333, SLG: 0.303 (1, 2)		1-0 1B	0-0 WP HR	0-3 K			1-2 L9		4-0 FC5-4 IBB			4 1 2 0 1 1 1
Norm Larker, L OBP: 0.500, SLG: 0.571 Gil Hodges, R OBP: 0.238, SLG: 0.429 (1, 3) (10, 3)		3-2 BB	4-1 WP HR		1-3 K		4-0 IBB		2-2 F3			3 1 1 0 2 1 2 0 0 0 0 0 0 0
Don Zimmer, R OBP: 0.395, SLG: 0.412 (1, 6)		4-0 1B	2-2 HR		0-2 1-3		0-1 6-3		0-0 FC5-4			4 1 1 3 1 0 4
Charlie Neal, R OBP: 0.275, SLG: 0.257 (1, 4)		3-3 K	2-1 HBP		3-1 F9		3-3 K		2-2 1-3			4 0 0 0 0 2 3
Stan Williams, R OBP: 0.250, SLG: 0.250 Art Fowler, R (5, 1)		0-0 G1-2-3	0-0 1-3		1-1 6-3		0-3 K		0-0 F4			2 0 0 0 0 0 4 3 0 0 0 0 1 0

Inning Stats	R: 0	H: 1	E: 0	K: 1	S: 13	P: 17	R: 0	H: 2	E: 0	K: 1	S: 9	P: 20	R: 5	H: 3	E: 0	K: 1	S: 16	R: 2	H: 2	E: 0	K: 2	S: 13	P: 20	R: 0	H: 0	E: 0	K: 1	S: 8	P: 12	R: 0	H: 0	E: 0	K: 0	S: 4	P: 6	R: 0	H: 1	E: 0	K: 0	S: 10	P: 18	R: 0	H: 0	E: 0	K: 3	S: 12	P: 21	R: 0	H: 0	E: 0	K: 0	S: 7	P: 17	R: 0	H: 0	E: 0	K: 0	S: 6	P: 10	R: 2	H: 1	E: 0	K: 0	S: 5	P: 10
--------------	------	------	------	------	-------	-------	------	------	------	------	------	-------	------	------	------	------	-------	------	------	------	------	-------	-------	------	------	------	------	------	-------	------	------	------	------	------	------	------	------	------	------	-------	-------	------	------	------	------	-------	-------	------	------	------	------	------	-------	------	------	------	------	------	-------	------	------	------	------	------	-------

PITCHER	IP	WLS	BF	H	R	ER	SO	BB	IBB	HBP	BLK	WP	HR	S	P	ERA	WHIP
Stu Miller, R ERA: 1.13 (1, 1)	1.0		7	3	0	0	1	1	0	0	0	0	0	18	30	0.00	4.000
Dom Zanni, R ERA: 9.0 (2, 1)	2.0		11	3	5	5	2	2	0	1	0	1	1	20	38	22.50	2.500
Mike McCormick, L ERA: 5.4 (4, 1)	3.0		11	2	2	2	3	0	0	0	0	0	1	25	38	6.00	0.667
Al Worthington, R ERA: 3.86 (7, 1)	4.1	L	20	2	2	2	3	3	2	0	0	1	1	40	76	4.15	1.154


BOTTOM

San Francisco Giants @ Los Angeles Dodgers
Los Angeles Memorial Coliseum, Los Angeles, CA

Tue Apr 21 1959, 9:05 PM EST
Att. 30,423 - Unknown

livebaseballscorecards.com

AB	39
R	9
H	10
RBI	9
BB	8
SO	9
LOB	20



WP: 2	PA: 49
PB: 0	
SB: 2	
CS: 0	

Batter	1	2	3	4	5	6	7	8	9	AB	R	H	RBI	BB	SO	LOB
Jim Gilliam, S OBP: 0.350, SLG: 0.353 (1, 5)	4-2 G3 BB		0-1 FC3-6 1B		4-0 G4-6-3 BB		0-0 2B 1-2 2-3 1B		1-1 4-3	3	0	2	0	2	0	0
Wally Moon, L OBP: 0.432, SLG: 0.486 (1, 7)	0-3 K		1-0 FC3-6 F5 1-2f		1-1 G4-6-3 1-2f		3-1 F7		2-1 1B 1B	5	0	1	0	0	1	6
John Roseboro, L OBP: 0.317, SLG: 0.289 (1, 2)	2-1 G3 1-2		1-1 F5 1-2		0-0 F8		0-0 F2		1-0 1-2 1B	5	0	1	0	0	0	5
Don Demeter, R OBP: 0.400, SLG: 0.897 (1, 8)	0-1 F7		1-1 6-3			2-2 5-3	1-0 2B 1-3 2-H 3-H		3-3 K	5	0	1	2	0	1	4
Ron Fairly, L OBP: 0.318, SLG: 0.476 (1, 9)		0-0 4-3		3-2 3B 1B		0-1 2B	0-3 K		2-3 K	4	1	2	0	0	1	3
Carl Furillo, R OBP: 0.231, SLG: 0.167 (9, PH)										1	0	0	0	0	1	2
Gil Hodges, R OBP: 0.200, SLG: 0.360 (1, 3)		2-3 K		2-3 K		0-0 F9		3-2 F7		4	0	0	0	0	2	2
Don Zimmer, R OBP: 0.405, SLG: 0.421 (1, 6)		0-2 1B 1B		0-1 F3		0-3 K		2-0 1B		4	0	2	0	0	1	2
Charlie Neal, R OBP: 0.318, SLG: 0.359 (1, 4)		2-1 1-3 1B		0-2 1-H 3B			0-0 1B 2B 1B E	1-0 F9		4	1	3	1	0	0	1
Carl Erskine, R OBP: 0.478, SLG: 0.533 (1, 1)		2-3 K		0-3 K			0-2 E4 2B 1B	0-0 F5		2	0	0	0	0	2	3
Johnny Klippstein, R OBP: 0.208, SLG: 0.333 (5, 1)										0	0	0	0	0	0	0
Clem Labine, R OBP: 0.250, SLG: 0.250 (5, 1)										0	0	0	0	0	0	0
Norm Larker, L OBP: 0.208, SLG: 0.333 (7, PH)										0	0	0	0	0	0	0
Bob Lillis, R OBP: 0.208, SLG: 0.333 (7, PR)										0	0	0	0	0	0	0
Danny McDevitt, L OBP: 0.208, SLG: 0.333 (8, 1)										0	0	0	0	0	0	0
Duke Snider, L OBP: 0.208, SLG: 0.333 (8, PH)										0	0	0	0	0	0	0
Stan Williams, R OBP: 0.208, SLG: 0.333 (9, 1)										0	0	0	0	0	0	0

Inning Stats	R: 0	H: 0	E: 0	K: 1	S: 9	H: 2	LOB: 1	BB: 1	P: 15	R: 0	H: 2	E: 0	K: 2	S: 12	H: 1	LOB: 1	BB: 0	P: 18	R: 0	H: 1	E: 0	K: 0	S: 7	R: 1	H: 2	E: 0	K: 2	S: 17	H: 0	LOB: 0	BB: 1	P: 8	R: 0	H: 1	E: 0	K: 1	S: 9	H: 3	LOB: 3	BB: 0	P: 16	R: 0	H: 1	E: 0	K: 0	S: 6	H: 2	LOB: 2	BB: 0	P: 21	1B: 9	SF: 0	2B: 2	SAC: 0	3B: 1	DP: 1	HR: 0	HBP: 0	WP: 0	PA: 41
PITCHER	IP	WLS	BF	H	R	ER	SO	BB	IBB	HBP	BLK	WP	HR	S	P	ERA	WHIP																																											
Jack Sanford, R ERA: 2.13 (1, 1)	8.1	W	39	12	3	1	7	2	0	0	0	0	0	80	121	1.08	1.680																																											
Sam Jones, R ERA: 2.28 (9, 1)	0.2	S	2	0	0	0	2	0	0	0	0	0	0	7	12	0.00	0.000																																											

BOTTOM

San Francisco Giants @ Los Angeles Dodgers
Los Angeles Memorial Coliseum, Los Angeles, CA

Wed Apr 22 1959, 9:05 PM EST
Att. 38,036 - Unknown

livebaseballscorecards.com

AB 39
R 3
H 12
RBI 3
BB 2
SO 9
LOB 30



Batter	1	2	3	4	5	6	7	8	9	10	AB	R	H	RBI	BB	SO	LOB	TOP									
Jim Gilliam, S OBP: 0.385, SLG: 0.333 (1, 5)	1-0 3-1 BB	4-0 1-2 2-3 BB		3-1 4-3 2-3			0-1 4-3 2B 1B		4-1 SH1-4 BB	2-1 4-3	4	1	1	0	2	0	3										
Wally Moon, L OBP: 0.417, SLG: 0.450 (1, 9)	4-0 1B BB	1-1 6-3		2-0 L3			2-1 4-3 1-2		0-0 SH1-4 1-2		3	0	0	0	1	0	5										
John Roseboro, L OBP: 0.370, SLG: 0.381 (1, 2)	1-2 1-2 1B		0-1 1B 2B		0-3 K		2-2 1B 2-H 2B		4-0 G1-4-3 IBB		4	1	3	1	1	1	0										
Don Demeter, R OBP: 0.356, SLG: 0.795 (1, 8)	1-3 K		2-3 K		0-0 6-3		1-3 K		2-1 G1-4-3 1-2		5	0	0	0	0	3	6										
Ron Fairly, L OBP: 0.370, SLG: 0.480 (1, 7)	0-0 F7		3-2 1B 2-H 1B		1-3 K		1-2 2-3 1B			4-1 SH5-4 1B BB	4	0	2	1	1	1	2										
Norm Larker, L OBP: 0.480, SLG: 0.500 Solly Drake, S (8, PR) Gil Hodges, R OBP: 0.200, SLG: 0.360 (8, 3)		0-0 F4	3-2 1-3 1B		0-1 F8			4-0 SH3-4 BB		0-1 SH5-4	3	0	1	0	1	0	0										
Don Zimmer, R OBP: 0.413, SLG: 0.415 (1, 6)		0-0 BB 1B 1B	2-3 K		1-3 K		1-3 K		1-1 SH3-4 1-2	4-0 1B IBB	3	1	1	0	1	2	1										
Charlie Neal, R OBP: 0.347, SLG: 0.386 (1, 4)		2-3 K		1-0 4-3 S 1B		3-2 1B		3-3 K		1-1 1B 1B	5	0	3	0	0	2	3										
Johnny Podres, L OBP: 0.333, SLG: 0.250 Duke Snider, L OBP: 0.240, SLG: 0.360 Dick Gray, R (10, PR) Clem Labine, R (10, 1)		0-1 BB 1B		0-2 G3 1-2		1-3 K		1-0 F9		0-1 1-2 2-H 1B	4	0	1	0	0	1	4										
Inning Stats	R: 0 E: 0 K: 1 S: 9	H: 1 LOB: 2 BB: 1 P: 16	R: 0 E: 0 K: 1 S: 9	H: 2 LOB: 3 BB: 1 P: 16	R: 1 E: 0 K: 2 S: 19	H: 3 LOB: 1 BB: 0 P: 29	R: 0 E: 0 K: 0 S: 7	H: 1 LOB: 1 BB: 0 P: 13	R: 0 E: 0 K: 2 S: 7	H: 0 LOB: 0 BB: 0 P: 8	R: 0 E: 0 K: 2 S: 12	H: 1 LOB: 1 BB: 0 P: 17	R: 1 E: 0 K: 1 S: 15	H: 3 LOB: 2 BB: 0 P: 21	R: 0 E: 0 K: 1 S: 7	H: 0 LOB: 2 BB: 1 P: 16	R: 0 E: 0 K: 0 S: 4	H: 0 LOB: 1 BB: 2 P: 14	R: 1 E: 0 K: 0 S: 9	H: 2 LOB: 2 BB: 2 P: 20	1B: 11 2B: 2 3B: 0 HR: 0	SF: 0 SAC: 3 DP: 1 HBP: 0	WP: 0 PB: 0 SB: 1 CS: 0	PA: 46			
PITCHER	IP WLS BF H R ER SO BB IBB HBP BLK WP HR S P ERA WHIP																		IP WLS BF H R ER SO BB IBB HBP BLK WP HR S P ERA WHIP								
Larry Jackson, R ERA: 3.76 (1, 1)	6.1																										
Jim Brosnan, R ERA: 5.79 (7, 1)	0.2	L	2	1	0	0	1	0	0	0	0	0	0	0	0	0	0	0	0	0	0	0	0	0	0	0	0
Howie Nunn, R ERA: 6.48 (8, 1)	2.2	L	12	1	1	1	1	3	2	0	0	0	0	0	0	0	0	0	0	0	0	0	0	0	0	0	0
Phil Clark, R ERA: 10.13 (10, 1)	0.1		2	1	0	0	0	0	0	0	0	0	0	0	0	0	0	0	0	0	0	0	0	0	0	0	0

Los Angeles Dodgers @ St. Louis Cardinals
Sportsman's Park, St. Louis, MO
Fri Apr 24 1959, 7:05 PM EST
Att. 11,856 - Unknown

AB	36
R	3
H	13
RBI	3
BB	7
SO	10
LOB	24




Batter	1	2	3	4	5	6	7	8	9	10	AB	R	H	RBI	BB	SO	LOB
Don Blasingame, L OBP: 0.356, SLG: 0.353 (1, 4)	0-1 4-3		2-3 K			0-0 FC1-5 1B		1-1 1-3		1-2 6-3	5	1	1	0	0	1	0
Gino Cimoli, R OBP: 0.375, SLG: 0.412 (1, 7) (8, 8)	1-1 G1-6-3 1B			2-0 4-3		0-0 FC1-5 1B FC5-2		3-2 L7		1-2 F6	5	0	1	0	0	0	2
Stan Musial, L OBP: 0.353, SLG: 0.295 Bob Gibson, R (8, PR) Irv Noren, L (9, 3) Joe Cunningham, L OBP: 0.480, SLG: 0.235 (10, 3)	1-2 G1-6-3 1-2f			1-3 K		2-2 FC5-2 1B 2-3f		2-2 FC6-4 1B			4	0	2	1	0	1	1
Ken Boyer, R OBP: 0.340, SLG: 0.354 (1, 6)		0-3 K		1-0 FC5-4 1B		4-0 FC5-2 IBB		2-1 FC6-4 1-2f			3	0	1	0	1	1	1
Ray Jablonski, R OBP: 0.300, SLG: 0.333 (1, 5)		2-0 2B		1-0 FC5-4 1-2f		0-0 FC5-2 1-2 2-3 3-Hf			2-2 5-3		4	0	1	0	0	0	4
Gene Green, R OBP: 0.286, SLG: 0.571 (1, 9)		3-3 K			0-1 6-3	0-3 K			0-1 HR		4	1	1	1	0	2	4
Bill White, L OBP: 0.188, SLG: 0.214 Bobby Gene Smith, R (7, PH) (8, 7)		2-0 F8			0-3 K		1-3 K		2-2 F9		2	0	0	0	0	1	1
Hal Smith, R OBP: 0.191, SLG: 0.311 (1, 2)			1-1 F7		3-1 5-3		0-0 F9		3-2 6-3		4	0	0	0	0	0	0
Larry Jackson, R OBP: 0.125, SLG: 0.125 Jim Brosnan, R (7, 1) Chuck Essegian, R OBP: 0.200, SLG: 0.350 Howie Nunn, R (8, 1) Phil Clark, R (10, 1) Solly Hemus, L (10, PH)			2-3 K			2-1 E6 FC1-5 1B		0-2 F7		2-2 6-3	2	0	0	0	0	1	0

Inning Stats	R: 0	H: 1	E: 0	K: 0	S: 8	H: 1	LOB: 0	BB: 0	P: 10	R: 0	H: 1	E: 0	K: 2	S: 9	H: 1	LOB: 1	BB: 0	P: 16	R: 0	H: 0	E: 0	K: 2	S: 8	H: 0	LOB: 0	BB: 0	P: 13	R: 0	H: 1	E: 0	K: 1	S: 6	H: 0	LOB: 0	BB: 0	P: 11	R: 0	H: 0	E: 0	K: 1	S: 7	H: 0	LOB: 0	BB: 0	P: 10	R: 1	H: 2	E: 1	K: 1	S: 11	H: 0	LOB: 3	BB: 1	P: 19	R: 0	H: 0	E: 0	K: 1	S: 7	H: 0	LOB: 0	BB: 0	P: 8	R: 0	H: 1	E: 0	K: 0	S: 13	H: 1	LOB: 1	BB: 0	P: 21	R: 1	H: 1	E: 0	K: 0	S: 12	H: 1	LOB: 0	BB: 0	P: 19	R: 0	H: 0	E: 0	K: 0	S: 9	H: 0	LOB: 0	BB: 0	P: 13	1B: 5	SF: 0	2B: 1	SAC: 0	3B: 0	DP: 1	HR: 1	HBP: 0	WP: 0	PA: 38
--------------	------	------	------	------	------	------	--------	-------	-------	------	------	------	------	------	------	--------	-------	-------	------	------	------	------	------	------	--------	-------	-------	------	------	------	------	------	------	--------	-------	-------	------	------	------	------	------	------	--------	-------	-------	------	------	------	------	-------	------	--------	-------	-------	------	------	------	------	------	------	--------	-------	------	------	------	------	------	-------	------	--------	-------	-------	------	------	------	------	-------	------	--------	-------	-------	------	------	------	------	------	------	--------	-------	-------	-------	-------	-------	--------	-------	-------	-------	--------	-------	--------

PITCHER	IP	WLS	BF	H	R	ER	SO	BB	IBB	HBP	BLK	WP	HR	S	P	ERA	WHIP
Johnny Podres, L ERA: 3.33 (1, 1)	9.0	W	35	7	2	2	8	0	1	0	0	0	1	81	127	2.00	0.778
Clem Labine, R ERA: 1.86 (10, 1)	1.0	S	3	0	0	0	0	0	0	0	0	0	0	9	13	0.00	0.000

Los Angeles Dodgers @ St. Louis Cardinals
 Sportsman's Park, St. Louis, MO
 Fri Apr 24 1959, 7:05 PM EST
 Att: 11,856 - Unknown

AB	37
R	2
H	7
RBI	2
BB	1
SO	8
LOB	13



Batter	1	2	3	4	5	6	7	8	9
Don Blasingame, L (1, 4) <small>OBP: 0.344, SLG: 0.327</small>	1-1 F5	1-0 3-1		1-2 HBP FC5-2 FC4-6 HBP		1-1 1-3		0-1 4-3	
Solly Hemus, L (1, 5) <small>OBP: 0.625, SLG: 0.250</small> Ray Jablonski, R (2, PH) <small>OBP: 0.308, SLG: 0.583</small> Bobby Gene Smith, R (9, 7)	2-1 1B 2B	1-0 HR		3-2 FC5-2 FC4-6 HBP 1-2 3-H		0-0 5-3			
Joe Cunningham, L (1, 9) <small>OBP: 0.483, SLG: 0.250</small>	0-0 2B 1B	1-0 4-3		3-1 FC4-6 HBP 1-2 2-3			1-0 3-1		
Bill White, L (1, 8) <small>OBP: 0.194, SLG: 0.250</small> Curt Flood, R (9, 8) <small>OBP: 0.238, SLG: 0.381</small>	3-2 1B 2B	1-3 K		0-1 FC4-6 1-2f 2-3 3-H			2-2 G3		
Ken Boyer, R (1, 6) <small>OBP: 0.351, SLG: 0.365</small>	1-1 2-3 3-H 1B		1-1 FC5-4 1B	1-1 F8			0-1 5-3		
George Crowe, L (1, 3) <small>OBP: 0.273, SLG: 0.545</small> Alex Grammas, R (9, 6) <small>OBP: 0.265, SLG: 0.387</small>	0-0 1-2 3-H 1B		0-1 F8		1-0 F8		1-0 HR		
Irv Noren, L (1, 7) Gino Cimoli, R (3, 9) <small>OBP: 0.373, SLG: 0.396</small>	1-2 2-3		0-2 FC5-4 1-2f		3-2 F7		4-2 F8 BB		
Hal Smith, R (1, 2) <small>OBP: 0.196, SLG: 0.292</small>	4-0 IBB		0-0 5-3		1-0 L5		1-2 F8		
Gary Blaylock, R (1, 1) Ernie Broglio, R (1, 1) Jim Brosnan, R (4, 1) <small>OBP: 0.500, SLG: 1.500</small> Alex Kellner, R (5, 1)	2-3 K			3-2 FC5-2 3B		3-2 F3		0-0 1-3	

AB	R	H	RBI	BB	SO	LOB
4	1	0	0	0	0	1
1	1	1	0	0	0	0
3	1	1	1	0	0	2
0	0	0	0	0	0	0
3	1	1	0	0	0	0
4	1	1	2	0	1	2
0	0	0	0	0	0	0
4	0	2	1	0	0	2
4	1	2	2	0	0	1
0	0	0	0	0	0	0
1	0	0	0	0	0	2
2	0	0	0	1	0	1
3	0	0	0	1	0	2
0	0	0	0	0	0	0
1	0	0	0	0	1	3
1	0	1	0	0	0	0
2	0	0	0	0	0	1

Los Angeles Dodgers @ St. Louis Cardinals
 Sportsman's Park, St. Louis, MO
 Sat Apr 25 1959, 4:33 AM EST
 Att. 6,889 - Unknown

AB	33
R	6
H	9
RBI	6
BB	2
SO	2
LOB	17



Inning Stats	R	H	E	K	S	WLS	BF	H	R	ER	SO	BB	IBB	HBP	BLK	WP	HR	S	P	ERA	WHIP
Don Drysdale, R (1, 1) <small>ERA: 4.07</small>	0	1	0	1	15		6	5	3	3	0	0	0	0	0	0	0	14	21	81.00	15.000
Clem Labine, R (1, 1) <small>ERA: 1.74</small>	0	0	0	0	0		3	0	0	0	0	0	1	0	0	0	0	7	14	0.00	0.000
Danny McDevitt, L (2, 1) <small>ERA: 6.14</small>	2	3	2	1	0		12	3	2	2	1	0	0	2	0	0	1	25	40	7.71	1.286
Art Fowler, R (4, 1) <small>ERA: 3.13</small>	4	1	1	1	0		16	1	1	1	0	1	0	0	0	0	1	39	58	1.93	0.429

WP	PA	ERA	WHIP
0	37		
0			
0			
0			

Batter	1	2	3	4	5	6	7	8	9	AB R H RBI BB SO LOB
Don Blasingame, L OBP: 0.357, SLG: 0.344 (1, 4)	2-1 CS 1B		0-1 5-3	3-2 4-3		1-1 2B 1-2 G3 1B	0-0 1-2 1B		0-3 K	6 1 3 1 0 1 2
Gino Cimoli, R OBP: 0.400, SLG: 0.466 (1, 7) (6, 9)	3-2 L8 1-2 HR 2B		4-0 BB WP BB	3-1 6-3		3-1 G3 1-3 2-H 1B 2B	2-3 K		2-1 1-H 2-H 2B	5 3 3 3 1 1 2
Stan Musial, L OBP: 0.333, SLG: 0.265 (1, 3)	2-1 L8 2-3		4-0 WP 1-2 BB BB		0-0 G3	1-0 G3 2-3 3-H	0-2 F6		1-1 F8	5 0 0 1 1 0 6
Ken Boyer, R OBP: 0.383, SLG: 0.455 (1, 6) Phil Clark, R (7, 1) Larry Jackson, R OBP: 0.125, SLG: 0.125 (8, 1) Bobby Gene Smith, R OBP: 0.250, SLG: 0.250 (8, PH) Ernie Broglio, R (9, 1)	0-1 HR		4-1 WP 1-2 2-3 BB		2-2 1B	3-0 BB 1B 1B		0-0 G1-4-3 1B		3 2 3 3 1 0 0 0 0 0 0 0 0 0 0 0 0 0 0 0 0 1 0 1 0 0 0 0 0 0 0 0 0 0 0
Ray Jablonski, R OBP: 0.333, SLG: 0.467 (1, 5)	4-0 BB		2-1 F6 1-2 2-3 3-H BB		0-1 F7	4-2 1B 1-2 BB		0-0 G1-4-3 1-2f		3 0 0 0 2 0 4
Gene Green, R OBP: 0.313, SLG: 0.533 (1, 9) Joe Cunningham, L OBP: 0.469, SLG: 0.261 (5, PH) (6, 7)	3-2 1-3		4-2 BB		2-1 5-3	1-1 1-3 2-H 1B		1-1 4-3		1 0 0 0 1 0 1 3 0 1 1 0 0 1
Bill White, L OBP: 0.220, SLG: 0.351 (1, 8)			0-0 F5			0-1 HR			2-3 K	5 1 2 1 0 2 5
Hal Smith, R OBP: 0.214, SLG: 0.321 (1, 2)			3-2 5-3-2 2-Hf		0-0 SH3-4 4-3 2B	0-0 FC6-4 1B	0-1 5-3		0-1 E6 1B 2B	5 2 2 0 0 0 1
Vinegar Bend Mizell, R OBP: 0.182, SLG: 0.182 (3, 1) Howie Nunn, R (6, 1) Gary Blaylock, R (6, PH) Solly Hamus, L OBP: 0.558, SLG: 0.200 (6, PR) Joe Durham, R (7, 9) Alex Grammas, R OBP: 0.286, SLG: 0.387 Chuck Essegian, R OBP: 0.238, SLG: 0.381 (9, PH)			1-3 K		0-0 SH3-4 2-3	0-1 FC6-4 1B 1-2f 2B	4-0 1B BB		3-2 2B 1B	1 0 0 0 0 0 1 0 0 0 0 0 0 0 0 0 0 0 0 0 0 0 0 0 1 0 0 0 0 0 0 1 0 1 0 0 0 0 0 0 0 0 0 0 0 1 0 0 1 1 1 0 0 0 0 0

Inning Stats	R: 2	H: 3	E: 0	K: 0	S: 12	H: 3	LOB: 1	BB: 1	P: 26	R: 0	H: 1	E: 1	K: 1	S: 9	R: 0	H: 0	E: 0	K: 0	S: 8	R: 1	H: 1	E: 0	K: 0	S: 8	R: 0	H: 1	E: 0	K: 0	S: 8	R: 5	H: 6	E: 0	K: 1	S: 18	R: 0	H: 1	E: 0	K: 1	S: 9	R: 0	H: 1	E: 0	K: 0	S: 4	R: 2	H: 2	E: 1	K: 2	S: 16	1B: 10	2B: 5	3B: 0	HR: 2	SF: 0	SAC: 1	DP: 2	HBP: 0
--------------	------	------	------	------	-------	------	--------	-------	-------	------	------	------	------	------	------	------	------	------	------	------	------	------	------	------	------	------	------	------	------	------	------	------	------	-------	------	------	------	------	------	------	------	------	------	------	------	------	------	------	-------	--------	-------	-------	-------	-------	--------	-------	--------

PITCHER	IP	WLS	BF	H	R	ER	SO	BB	IBB	HBP	BLK	WP	HR	S	P	ERA	WHIP
Sandy Koufax, L ERA: 9.45 (1, 1)	2.1		12	4	3	3	1	3	0	0	0	0	1	23	49	11.57	3.000
Carl Erskine, R ERA: 10.29 (3, 1)	3.0		16	5	4	4	0	2	0	0	0	1	1	29	53	12.00	2.333
Clem Labine, R ERA: 3.38 (6, 1)	0.1		4	2	1	1	0	1	0	0	0	0	0	6	17	27.00	9.000
Gene Snyder, L ERA: (6, 1)	3.1	W	16	5	3	1	4	1	0	0	0	0	0	34	50	2.70	1.800


BOTTOM

Los Angeles Dodgers @ St. Louis Cardinals
Sportsman's Park, St. Louis, MO

Sun Apr 26 1959, 4:33 AM EDT
Att. 12,345 - Unknown

AB	40
R	11
H	16
RBI	10
BB	7
SO	5
LOB	23

livebaseballscorecards.com



Batter	1	2	3	4	5	6	7	8	9	AB R H RBI BB SO LOB	TOP																
Dick Gray, R OBP: 0.533, SLG: 0.400 (1, 5)			L6-4 		5-3 		FC5-6 1B 		4-1 BB 	4 1 1 0 2 0 6																	
Charlie Neal, R OBP: 0.406, SLG: 0.500 (1, 4)	4-2 1B BB 	1-0 1B 	1-1 1-3 		1-1 1B 		FC5-6 1B WP 		1-3 BB 	5 2 2 1 1 1 5																	
Wally Moon, L OBP: 0.456, SLG: 0.489 (1, 7)	1-0 SH5-4 1B 1B 	2-1 G3 		0-1 1-3 	4-1 BB 		3-2 G5-4-3 1B 		1-2 2-3 1B 	4 1 2 1 1 0 1																	
Don Demeter, R OBP: 0.397, SLG: 0.722 (1, 8)	1-2 SH5-4 1B 1B 	2-1 4-1 HBP 		4-2 3B BB 	0-3 K 		0-1 G5-4-3 		1-2 2-3 1B 	3 2 1 2 1 1 3																	
Ron Fairly, L OBP: 0.359, SLG: 0.417 (1, 9)	1-0 SH5-4 1B 1B 	0-0 4-1 		2-2 L8 		2-1 FC6-4 1B 		3-2 1-3 		4 0 1 0 0 0 3																	
Gil Hodges, R OBP: 0.282, SLG: 0.432 (1, 3)	4-0 1B IBB 	3-1 5-3 		0-0 1-H 3B 		2-1 L8 		2-1 F9 		4 1 1 1 1 0 3																	
Don Zimmer, R OBP: 0.383, SLG: 0.415 (1, 6)	3-1 1B 1B 		4-1 E E BB 		2-2 6-3 		2-1 F9 		0-1 5-3 	4 0 1 2 1 0 2																	
Joe Pignatano, R OBP: 0.182, SLG: 0.200 (1, 2)	2-1 F8 		0-0 FC5 L6-4 E BB 		4-0 SH1-4 1B BB 		0-1 FC6-4 		2-1 F8 	4 1 0 0 1 0 4																	
Don Drysdale, R OBP: 0.364, SLG: 0.600 (1, 1)	1-2 FC5-4 1B 		0-0 E1 		1-1 SH1-4 		1-1 FC5-6 1B WP 1B 		1-3 K 	4 1 2 1 0 1 2																	
Inning Stats	R: 5 E: 0 K: 0 S: 16	H: 4 LOB: 2 BB: 3 P: 38	R: 0 E: 0 K: 0 S: 7	H: 1 LOB: 2 BB: 0 P: 15	R: 0 E: 2 K: 0 S: 8	H: 0 LOB: 2 BB: 1 P: 14	R: 1 E: 0 K: 0 S: 14	H: 1 LOB: 1 BB: 1 P: 22	R: 1 E: 0 K: 1 S: 13	H: 1 LOB: 2 BB: 2 P: 26	R: 0 E: 0 K: 0 S: 8	H: 1 LOB: 1 BB: 0 P: 14	R: 2 E: 0 K: 0 S: 11	H: 3 LOB: 0 BB: 0 P: 16	R: 0 E: 0 K: 0 S: 7	H: 0 LOB: 0 BB: 0 P: 12	R: 0 E: 0 K: 2 S: 9	H: 0 LOB: 1 BB: 1 P: 17	1B: 10 2B: 1 3B: 1 HR: 0	SF: 0 SAC: 2 DP: 2 HBP: 1	WP: 1 PB: 0 SB: 1 CS: 0	PA: 47					
PITCHER	IP	WLS	BF	H	R	ER	SO	BB	IBB	HBP	BLK	WP	HR	S	P	ERA	WHIP										
George Witt, R ERA: 8.03 (1, 1)	0.0	L	4	2	4	4	0	2	0	0	0	0	0	7	17	∞	∞										
Ron Blackburn, R ERA: 2.25 (1, 1)	3.0		16	3	1	1	0	1	1	1	0	0	0	24	50	3.00	1.333										
Paul Giel, R ERA: 6.0 (4, 1)	3.0		15	3	2	2	1	3	0	0	0	0	0	35	62	6.00	2.000										
Fred Green, L ERA: 9.0 (7, 1)	2.0		8	3	2	2	0	0	0	0	0	1	0	18	28	9.00	1.500										
Don Gross, L ERA: 27.0 (9, 1)	1.0		4	0	0	0	2	1	0	0	0	0	0	9	17	0.00	1.000										

Los Angeles Dodgers @ Pittsburgh Pirates
 Forbes Field, Pittsburgh, PA
 Mon Apr 27 1959, 7:05 PM EDT
 Att: 10,689 - Unknown

AB	36
R	9
H	11
RBI	8
BB	8
SO	3
LOB	29



WP	1	PA	47
----	---	----	----

WP	1	PA	47
----	---	----	----

Batter	1	2	3	4	5	6	7	8	9	AB	R	H	RBI	BB	SO	LOB
Bill Virdon, L OBP: 0.190, SLG: 0.263 (1, 8)	0-3 K		0-1 6-3			1-1 F7		1-1 F8		4	0	0	0	0	1	2
Roberto Clemente, R OBP: 0.286, SLG: 0.328 (1, 9)	1-2 WP 1B		0-1 4-3			0-1 2B 1B		3-2 F9		4	1	2	0	0	0	1
Smoky Burgess, L OBP: 0.500, SLG: 0.794 (1, 2)	3-1 F7				2-0 F7	1-0 2B			0-1 3-1 2B	4	1	2	1	0	0	1
Dick Stuart, R OBP: 0.442, SLG: 0.727 (1, 3)	1-3 K				2-1 F7	0-0 4-3			4-2 3-1 4-3 BB	3	1	0	0	1	1	2
Don Hoak, R OBP: 0.418, SLG: 0.395 (1, 5)		2-3 K			2-3 K				4-0 4-3 3-1 BB	2	0	0	0	2	2	0
Bill Mazeroski, R OBP: 0.286, SLG: 0.333 (1, 4)		0-1 6-3			1-1 F6				1-1 3-1	4	0	0	1	0	1	3
Dick Groat, R OBP: 0.304, SLG: 0.340 (1, 6)		1-3 K			1-1 5-3				0-0 4-3	4	0	0	1	0	1	2
Roman Mejias, R OBP: 0.282, SLG: 0.206 (1, 7)			1-2 F4		0-2 F8				0-3 K	4	0	0	0	0	1	2
George Witt, R (1, 1)			1-1 6-3 1B			3-2 1B 1B			0-0 F8	0	0	0	0	0	0	0
Ron Blackburn, R (1, 1)										0	0	0	0	0	0	0
Dick Schofield, S (3, PH)										1	0	1	0	0	0	0
Paul Giel, R (4, 1)										0	0	0	0	0	0	0
Danny Kravitz, L (6, PH)										1	0	1	0	0	0	0
Fred Green, R (7, 1)										0	0	0	0	0	0	0
Rocky Nelson, L (8, PH)										1	0	0	0	0	0	0
Don Gross, L (9, 1)										0	0	0	0	0	0	0

BOTTOM

Los Angeles Dodgers @ Pittsburgh Pirates
 Forbes Field, Pittsburgh, PA
 Mon Apr 27 1959, 7:05 PM EDT
 Att. 10,689 - Unknown

livebaseballscorecards.com

AB	32
R	3
H	6
RBI	3
BB	3
SO	7
LOB	13



Inning Stats	R: 0	H: 1	E: 0	K: 2	S: 13	R: 0	H: 0	E: 0	K: 2	S: 8	R: 0	H: 1	E: 0	K: 0	S: 9	R: 0	H: 0	E: 0	K: 1	S: 6	R: 0	H: 0	E: 0	K: 0	S: 7	R: 1	H: 3	E: 0	K: 10	R: 0	H: 0	E: 0	K: 1	S: 8	R: 0	H: 0	E: 0	K: 0	S: 10	R: 2	H: 1	E: 0	K: 1	S: 10	1B: 4	SF: 0	2B: 2	3B: 0	HR: 0	WP: 1	PA: 35
--------------	------	------	------	------	-------	------	------	------	------	------	------	------	------	------	------	------	------	------	------	------	------	------	------	------	------	------	------	------	-------	------	------	------	------	------	------	------	------	------	-------	------	------	------	------	-------	-------	-------	-------	-------	-------	-------	--------

PITCHER	IP	WLS	BF	H	R	ER	SO	BB	IBB	HBP	BLK	WP	HR	S	P	ERA	WHIP
Don Drysdale, R (1, 1) ERA: 3.78	9.0	W	35	6	3	3	7	3	0	0	0	1	0	78	119	3.00	1.000

Batter	1	2	3	4	5	6	7	8	9	AB R H RBI BB SO LOB	TOP	
Dick Gray, R (1, 5) OBP: 0.421, SLG: 0.286 Jim Gilliam, S (8, PH) OBP: 0.375, SLG: 0.280 (8, 5)	2-3 K	0-3 K			3-2 F6	1-0 1-3		0-1 FC3-6		4 0 0 0 0 2 4 1 0 0 0 0 0 2	Los Angeles Dodgers @ Philadelphia Phillies Connie Mack Stadium, Philadelphia, PA Wed Apr 29 1959, 7:05 PM EDT Att: 13,775 - Unknown	
Charlie Neal, R (1, 4) OBP: 0.420, SLG: 0.508	0-1 F9		2-2 S 1B		0-2 1B 2B 1B		0-0 SH SF8 1B	0-0 F9	5 2 3 0 0 0 2			
Wally Moon, L (1, 7) OBP: 0.459, SLG: 0.510 Ron Fairly, L (9, 7) OBP: 0.359, SLG: 0.417	0-0 1B 2B		3-3 K 1-2		3-1 2B 1B		1-0 SH 3-1 CS		4 2 2 0 0 1 1 0 0 0 0 0 0 0			
Duke Snider, L (1, 9) OBP: 0.303, SLG: 0.406	0-0 FC5-4 1B		0-0 F8		0-1 1-H 3-H 2B		4-0 3-1 IBB	0-2 F8	4 0 2 3 1 0 1			
Don Demeter, R (1, 8) OBP: 0.381, SLG: 0.690	1-0 FC5-4		1-3 K		1-0 F8		0-0 SF8	1-2 CS 1B	4 0 1 1 0 1 3			
John Roseboro, L (1, 2) OBP: 0.377, SLG: 0.375		4-1 E BB		0-1 F4		0-0 G3	1-2 3-1	1-0 CS	3 0 0 0 1 0 2			
Gil Hodges, R (1, 3) OBP: 0.256, SLG: 0.390		0-2 F5		0-1 F8		1-1 E3 1B	0-0 CS	2-3 K	4 0 0 0 0 1 1			
Don Zimmer, R (1, 6) OBP: 0.375, SLG: 0.404		0-0 FC5		1-3 K		0-0 F9		3-2 FC3-6 E 1B	4 0 1 0 0 1 2			
Johnny Podres, L (1, 1) OBP: 0.308, SLG: 0.250 Art Fowler, R (9, 1) OBP: 0.111, SLG: 0.111		0-3 K			2-2 F3	0-0 1B		0-1 E1 FC3-6	4 0 1 0 0 1 3 0 0 0 0 0 0 0			
Inning Stats	R: 1 H: 2 E: 0 LOB: 1 K: 1 BB: 0 S: 11 P: 14	R: 0 H: 0 E: 1 LOB: 2 K: 2 BB: 1 S: 17 P: 21	R: 0 H: 1 E: 0 LOB: 1 K: 2 BB: 0 S: 10 P: 16	R: 0 H: 0 E: 0 LOB: 0 K: 1 BB: 0 S: 8 P: 9	R: 2 H: 3 E: 0 LOB: 1 K: 0 BB: 0 S: 15 P: 24	R: 0 H: 1 E: 1 LOB: 2 K: 0 BB: 0 S: 6 P: 8	R: 1 H: 1 E: 1 LOB: 1 K: 0 BB: 1 S: 7 P: 13	R: 0 H: 1 E: 1 LOB: 2 K: 1 BB: 0 S: 11 P: 16	R: 0 H: 1 E: 0 LOB: 0 K: 0 BB: 0 S: 8 P: 10	1B: 8 SF: 1 2B: 2 SAC: 1 3B: 0 DP: 0 HR: 0 HBP: 0		WP: 0 PA: 43 PB: 0 SB: 1 CS: 2
PITCHER Robin Roberts, R (1, 1) ERA: 2.67 Jack Meyer, R (8, 1) ERA: 4.15	IP WLS BF H R ER SO BB IBB HBP BLK WP HR S P ERA WHIP	7.0 33 8 4 3 6 1 1 0 0 0 0 74 105 3.86 1.286	2.0 W 8 2 0 0 1 0 0 0 0 0 0 0 19 26 0.00 1.000	PITCHER IP WLS BF H R ER SO BB IBB HBP BLK WP HR S P ERA WHIP								

livebaseballscorecards.com

AB	37
R	4
H	10
RBI	4
BB	2
SO	7
LOB	21



Batter	1	2	3	4	5	6	7	8	9	AB	R	H	RBI	BB	SO	LOB
Richie Ashburn, L OBP: 0.344, SLG: 0.216 (1, 8)	2-2 CS 1B		0-2 L7		1-1 1-3		1-2 F7		0-0 1B	5	0	2	0	0	0	0
Gene Freese, R OBP: 0.333, SLG: 0.800 Sparky Anderson, R OBP: 0.282, SLG: 0.222 Dave Philley, S OBP: 0.308, SLG: 0.750 (1, 4) (8, 4) (9, PH)	0-3 1B		0-0 6-3		4-2 BB		0-0 5-3		1-2 1B 1-2 2-H	3	0	0	0	1	1	1
Ed Bouchee, L OBP: 0.438, SLG: 0.421 (1, 3)	4-2 1-2 HR BB		4-0 BB		1-3 K				1-3 K	2	1	0	0	2	2	1
Wally Post, R OBP: 0.333, SLG: 0.651 (1, 9)	0-0 1-H HR		2-2 F3				1-1 HR		3-1 6-3	4	2	2	3	0	0	1
Harry Anderson, L OBP: 0.380, SLG: 0.543 (1, 7)	1-2 3B			0-0 G3		0-0 2B 1B		2-3 K		4	0	2	0	0	1	0
Willie Jones, R OBP: 0.460, SLG: 0.643 (1, 5)	0-0 F7			1-0 4-3 2B		2-2 L8			0-0 L7	4	0	1	0	0	0	2
Chico Fernandez, R OBP: 0.313, SLG: 0.355 (1, 6)		2-2 F8		1-1 4-3 2-3 2B		0-1 1-H 2B			1-2 WP 1B 1B	4	1	2	0	0	0	1
Jim Hegan, R OBP: 0.217, SLG: 0.227 (1, 2)		0-0 L9		2-1 6-3		0-0 5-3			1-3 K	4	0	0	0	0	1	3
Robin Roberts, S OBP: 0.200, SLG: 0.400 Granny Hamner, R OBP: 0.182, SLG: 0.300 Jack Meyer, R OBP: 0.500, SLG: 0.500 Bob Bowman, R OBP: 0.214, SLG: 0.385 (1, 1) (7, PH) (8, 1) (9, PH)		1-3 K			2-3 K		2-3 K		2-2 1B 1B 1-H	2	0	0	0	0	2	0

Inning Stats	R: 2	H: 3	E: 0	K: 1	S: 13	H: 3	LOB: 1	BB: 1	P: 20	R: 0	H: 0	E: 0	K: 1	S: 7	H: 0	LOB: 0	BB: 0	P: 10	R: 0	H: 1	E: 0	K: 0	S: 10	H: 1	LOB: 1	BB: 1	P: 16	R: 0	H: 0	E: 0	K: 2	S: 13	H: 0	LOB: 1	BB: 1	P: 21	R: 1	H: 3	E: 0	K: 0	S: 10	H: 3	LOB: 1	BB: 0	P: 13	R: 0	H: 0	E: 0	K: 1	S: 7	H: 0	LOB: 0	BB: 0	P: 10	R: 0	H: 0	E: 0	K: 2	S: 8	H: 0	LOB: 0	BB: 0	P: 14	R: 2	H: 4	E: 0	K: 1	S: 16	H: 4	LOB: 2	BB: 0	P: 21	1B: 6	SF: 0	2B: 2	SAC: 0	3B: 1	DP: 0	HR: 2	HBP: 0	WP: 1	PA: 38
--------------	------	------	------	------	-------	------	--------	-------	-------	------	------	------	------	------	------	--------	-------	-------	------	------	------	------	-------	------	--------	-------	-------	------	------	------	------	-------	------	--------	-------	-------	------	------	------	------	-------	------	--------	-------	-------	------	------	------	------	------	------	--------	-------	-------	------	------	------	------	------	------	--------	-------	-------	------	------	------	------	-------	------	--------	-------	-------	-------	-------	-------	--------	-------	-------	-------	--------	-------	--------

PITCHER	IP	WLS	BF	H	R	ER	SO	BB	IBB	HBP	BLK	WP	HR	S	P	ERA	WHIP
Johnny Podres, L ERA: 3.82 (1, 1)	8.2	L	37	10	5	5	8	3	0	0	0	1	2	87	131	5.19	1.500
Art Fowler, R ERA: 3.13 (9, 1)	0.0		1	1	0	0	0	0	0	0	0	0	0	3	4	∞	∞

BOTTOM

Los Angeles Dodgers @ Philadelphia Phillies
Connie Mack Stadium, Philadelphia, PA

Wed Apr 29 1959, 7:05 PM EDT
 Att. 13,775 - Unknown

livebaseballscorecards.com

AB	35
R	5
H	11
RBI	5
BB	3
SO	8
LOB	9



Batter	1	2	3	4	5	6	7	8	9	AB R H RBI BB SO LOB	TOP
Jim Gilliam, S (1, 5) <small>OBP: 0.405, SLG: 0.321</small> 	4-2 		1-0 4-3 		2-1 F9 		4-0 	3-2 		3 1 1 0 2 0 0	Los Angeles Dodgers @ Philadelphia Phillies Connie Mack Stadium, Philadelphia, PA Thu Apr 30 1959, 7:05 PM EDT Att: 11,547 - Unknown
Charlie Neal, R (1, 4) <small>OBP: 0.392, SLG: 0.471</small> 	0-3 K 		3-2 6-3 		0-0 F8 		0-0 F8 	1-0 E6 		5 0 0 0 0 1 4	
Wally Moon, L (1, 7) <small>OBP: 0.470, SLG: 0.500</small> 	2-2 FC4-6 		4-0 		4-2 		2-0 	0-0 F2 		3 2 1 2 2 0 3	
Duke Snider, L (1, 9) <small>OBP: 0.368, SLG: 0.543</small> 	4-2 		2-2 		4-0 		2-1 		0-1 F7 	3 1 2 3 2 0 0	
Don Demeter, R (1, 8) <small>OBP: 0.353, SLG: 0.635</small> 	3-3 K 		0-0 F4 		0-1 L8 		0-1 F7 		0-3 K 	5 0 0 0 0 2 5	
John Roseboro, L (1, 2) <small>OBP: 0.362, SLG: 0.346</small> 					0-0 F6 		2-1 F8 		0-0 F7 	4 0 0 0 1 0 0	
Gil Hodges, R (1, 3) <small>OBP: 0.277, SLG: 0.400</small> 					2-2 		2-1 			4 0 2 0 0 1 1	
Don Zimmer, R (1, 6) <small>OBP: 0.368, SLG: 0.383</small> 					2-1 F8 		0-1 			3 0 0 0 1 0 3	
Sandy Koufax, R (1, 1) Johnny Klippstein, R (4, 1) Ron Fairly, L (7, PH) <small>OBP: 0.375, SLG: 0.459</small> Clem Labine, R (7, 1) Art Fowler, R (9, 1) <small>OBP: 0.111, SLG: 0.111</small> 			1-0 1-3 		2-3 		2-2 	0-0 		2 0 0 0 0 1 2 0 0 0 0 0 0 0 1 1 1 0 0 0 0 0 1 0 0 0 0 0 0 0 0 0 0 0 0	
Inning Stats	R: 0 H: 0 E: 1 LOB: 2 K: 2 BB: 2 S: 15 P: 28	R: 0 H: 0 E: 0 LOB: 1 K: 0 BB: 1 S: 4 P: 10	R: 1 H: 1 E: 0 LOB: 1 K: 0 BB: 1 S: 9 P: 19	R: 0 H: 1 E: 0 LOB: 1 K: 1 BB: 0 S: 9 P: 15	R: 0 H: 0 E: 0 LOB: 2 K: 0 BB: 2 S: 7 P: 17	R: 0 H: 1 E: 0 LOB: 0 K: 0 BB: 0 S: 6 P: 10	R: 4 H: 3 E: 1 LOB: 0 K: 0 BB: 1 S: 10 P: 20	R: 1 H: 1 E: 1 LOB: 2 K: 1 BB: 1 S: 13 P: 22	R: 0 H: 0 E: 0 LOB: 0 K: 1 BB: 0 S: 6 P: 6	1B: 3 SF: 0 2B: 3 SAC: 1 3B: 0 DP: 1 HR: 1 HBP: 0	WP: 2 PA: 42 PB: 0 SB: 1 CS: 1
PITCHER Ray Semproch, R (1, 1) <small>ERA: 3.22</small> Jack Meyer, R (7, 1) <small>ERA: 4.35</small> Turk Farrell, R (9, 1) <small>ERA: 9.0</small>	IP WLS BF H R ER SO BB IBB HBP BLK WP HR S P ERA WHIP 6.1 L 30 5 4 4 3 7 0 0 0 0 0 55 112 5.68 1.895 1.2 9 2 2 1 1 1 0 0 0 1 0 18 29 5.40 1.800 1.0 3 0 0 0 0 1 0 0 0 0 0 6 6 0.00 0.000	PITCHER IP WLS BF H R ER SO BB IBB HBP BLK WP HR S P ERA WHIP									

livebaseballscorecards.com

AB	33
R	6
H	7
RBI	5
BB	8
SO	5
LOB	18



Batter	1	2	3	4	5	6	7	8	9	AB	R	H	RBI	BB	SO	LOB
Richie Ashburn, L (1, 8) OBP: 0.364, SLG: 0.222	1-2 F7		4-2 2B 4-3 BB	4-2 BB BB		2-3 K		1-1 FC6-4 1B		3	1	1	0	2	1	0
Chico Fernandez, R (1, 6) OBP: 0.351, SLG: 0.457	1-3 K		2-2 4-3 1B 2B	4-1 BB BB		2-1 3B		0-1 FC6-4 1-2f		4	1	2	0	1	1	1
Ed Bouchee, L (1, 3) OBP: 0.453, SLG: 0.439	4-0 FC5-4 BB		2-1 4-3 2-3 3-H	4-0 BB BB		2-3 K		1-1 1B SF7 2B		3	1	1	2	2	1	2
Wally Post, R (1, 9) OBP: 0.340, SLG: 0.625	1-1 FC5-4 1-2f		1-0 FC6-4 1B 3-H	0-3 K		1-1 6-3		1-1 2-3 1B		5	0	2	1	0	1	4
Harry Anderson, L (1, 7) OBP: 0.364, SLG: 0.510		1-3 K	1-3 K		1-3 K		1-0 1B	3-3 K		5	0	1	0	0	4	3
Willie Jones, R (1, 5) OBP: 0.436, SLG: 0.600		4-1 1B BB	1-1 FC6-4 1-2f		2-2 6-3		0-1 L8	2-1 SF7 3-H		3	0	0	1	1	0	2
Sparky Anderson, R (1, 4) OBP: 0.310, SLG: 0.216		2-3 K		4-2 BB SH1-4 BB		4-2 BB		2-3 K		1	1	0	0	2	1	1
Harry Hanebrink, L (7, PH) OBP: 0.100, SLG: 0.100										1	0	0	0	0	1	1
Joe Koppe, R (8, 4)										0	0	0	0	0	0	0
Dave Philley, S (9, PH) OBP: 0.286, SLG: 0.692										1	0	0	0	0	1	1
Valmy Thomas, R (1, 2) OBP: 0.313, SLG: 0.214	1-1 1B		1-2 F4		1-2 6-3			1-2 4-3		4	0	1	0	0	0	2
Ray Semproch, R (1, 1) OBP: 0.125, SLG: 0.125	1-3 K		3-1 SH1-4			1-3 K		0-0 L8		2	0	0	0	0	2	2
Jack Meyer, R (7, 1) OBP: 0.500, SLG: 0.500										0	0	0	0	0	0	0
Granny Hamner, R (8, PH) OBP: 0.174, SLG: 0.286										1	0	0	0	0	0	0
Turk Farrell, R (9, 1)										0	0	0	0	0	0	0

Inning Stats	R: 0	H: 0	E: 0	K: 1	S: 8	H: 0	LOB: 1	BB: 1	P: 15	R: 0	H: 1	E: 0	K: 3	S: 12	R: 2	H: 2	E: 0	K: 1	S: 15	R: 1	H: 0	E: 0	K: 1	S: 14	R: 0	H: 0	E: 0	K: 1	S: 14	R: 0	H: 1	E: 0	K: 3	S: 15	R: 0	H: 1	E: 0	K: 1	S: 8	R: 0	H: 1	E: 0	K: 0	S: 8	R: 1	H: 2	E: 0	K: 2	S: 12	1B: 5	SF: 1	2B: 2	SAC: 1	3B: 1	DP: 0	HR: 0	HBP: 0	WP: 0	PA: 43
--------------	------	------	------	------	------	------	--------	-------	-------	------	------	------	------	-------	------	------	------	------	-------	------	------	------	------	-------	------	------	------	------	-------	------	------	------	------	-------	------	------	------	------	------	------	------	------	------	------	------	------	------	------	-------	-------	-------	-------	--------	-------	-------	-------	--------	-------	--------


PITCHER	IP	WLS	BF	H	R	ER	SO	BB	IBB	HBP	BLK	WP	HR	S	P	ERA	WHIP
Sandy Koufax, L (1, 1) ERA: 8.71	3.2		21	3	3	3	5	7	0	0	0	0	0	46	93	7.36	2.727
Johnny Klippstein, R (4, 1) ERA: 3.18	2.1	W	9	1	0	0	5	1	0	0	0	0	0	32	47	0.00	0.857
Clem Labine, R (7, 1) ERA: 3.55	2.0		10	4	1	1	1	0	0	0	0	0	0	20	27	4.50	2.000
Art Fowler, R (9, 1) ERA: 3.0	1.0	S	3	0	0	0	2	0	0	0	0	0	0	8	15	0.00	0.000

BOTTOM

Los Angeles Dodgers @ Philadelphia Phillies
 Connie Mack Stadium, Philadelphia, PA

Thu Apr 30 1959, 7:05 PM EDT
 Att. 11,547 - Unknown

AB	33
R	4
H	8
RBI	4
BB	8
SO	13
LOB	19



Batter	1	2	3	4	5	6	7	8	9
Johnny Temple, R (1, 4) <small>OBP: 0.408, SLG: 0.537</small>	1-1 B1-3		1-0 4-3		1-0 2B		0-2 G4-3		
Vada Pinson, L (1, 8) <small>OBP: 0.421, SLG: 0.552</small>	1-2 L4		1-2 HR		2-0 1-3		1-2 4-3		
Jerry Lynch, L (1, 7) <small>OBP: 0.304, SLG: 0.635</small>	0-3 K		3-1 HR		3-2 6-3			2-2 HR	
Frank Robinson, R (1, 3) Walt Dropo, R (6, 3)		2-3 K	0-1 6-3		2-3 K			1-0 6-3	
Gus Bell, L (1, 9) <small>OBP: 0.338, SLG: 0.533</small>		2-2 CS		1-1 F7		0-1 F3		2-2 1-3	
Frank Thomas, R (1, 5) Eddie Kasko, R (9, 5) <small>OBP: 0.366, SLG: 0.484</small> <small>OBP: 0.500, SLG: 0.500</small>		3-3 K		1-2 5-3		3-2 1B		1-2 F9	
Ed Bailey, L (1, 2) <small>OBP: 0.371, SLG: 0.400</small>			0-1 1B	4-2 BB		2-0 F6			
Roy McMillan, R (1, 6) <small>OBP: 0.381, SLG: 0.564</small>			0-1 4-3	4-0 BB		2-2 F6			
Orlando Pena, R (1, 1) Hal Jeffcoat, R (7, 1)			0-0 B3	1-3 K			4-2 G4-3		

AB	R	H	RBI	BB	SO	LOB
4	0	1	0	0	0	2
4	1	1	1	0	0	1
4	2	2	3	0	1	1
3	0	0	0	0	2	1
1	0	0	0	0	0	0
4	0	1	0	0	0	0
4	0	1	0	0	1	1
0	0	0	0	0	0	0
2	1	1	0	1	0	1
2	1	1	1	1	0	1
2	0	0	0	0	1	3
0	0	0	0	1	0	0

BOTTOM	
Los Angeles Dodgers @ Cincinnati Redlegs Crosley Field, Cincinnati, OH Fri May 01 1959, 7:05 PM EDT Att. 11,143 - Unknown	AB 30 R 5 H 8 RBI 5 BB 3 SO 5 LOB 11
	WP: 0 PA: 33 PB: 0 SB: 0 CS: 1

Inning Stats		R: 0	H: 0	E: 0	K: 1	S: 8	R: 0	H: 1	E: 0	K: 2	S: 9	R: 4	H: 4	E: 0	K: 0	S: 13	R: 0	H: 0	E: 0	K: 1	S: 10	R: 0	H: 1	E: 0	K: 1	S: 10	R: 0	H: 1	E: 0	K: 0	S: 12	R: 0	H: 0	E: 0	K: 0	S: 8	R: 1	H: 1	E: 0	K: 0	S: 10													
PITCHER		IP	WLS	BF	H	R	ER	SO	BB	IBB	HBP	BLK	WP	HR	S	P	ERA	WHIP	PITCHER		IP	WLS	BF	H	R	ER	SO	BB	IBB	HBP	BLK	WP	HR	S	P	ERA	WHIP																	
Don Drysdale, R (1, 1) <small>ERA: 4.12</small>	6.0	L	26	7	4	4	5	5	2	0	0	0	0	1	62	102	6.00	1.500	Clem Labine, R (7, 1) <small>ERA: 3.29</small>		1.0		3	0	0	0	0	1	0	0	0	0	0	8	13	0.00	1.000	Art Fowler, R (8, 1) <small>ERA: 3.24</small>		1.0		4	1	1	0	0	0	0	0	1	10	16	9.00	1.000

Batter	1	2	3	4	5	6	7	8	9	AB R H RBI BB SO LOB	TOP												
Don Zimmer, R (1, 6) <small>OBP: 0.373, SLG: 0.409</small> Bob Lillis, R (7, PH) <small>OBP: 0.500, SLG: 0.500</small> (7, 6)	1-3 K		1-3 K		4-0 G4-6-3 BB		0-1 G4-6-3 BB		0-0 F9	2 0 0 0 1 2 1 2 0 1 0 0 0 1													
Charlie Neal, R (1, 4) <small>OBP: 0.393, SLG: 0.447</small>	3-1 F9		1-1 F9		4-1 G4-6-3 BB		4-2 G4-6-3 BB		1-2 1-3	3 0 0 0 2 0 2													
Don Demeter, R (1, 8) <small>OBP: 0.347, SLG: 0.600</small> Ron Fairly, L (7, PH) <small>OBP: 0.381, SLG: 0.462</small> (7, 8)	0-2 L5			1-2 2B 1B	0-1 G4-6-3		1-2 G4-6-3			3 1 1 0 0 0 2 1 0 0 0 0 0 2													
Carl Furillo, R (1, 9) <small>OBP: 0.375, SLG: 0.435</small>		2-1 BB 1B		0-1 1B 2B	0-0 6-3		0-1 F7			4 1 2 1 0 0 2													
Gil Hodges, R (1, 3) <small>OBP: 0.291, SLG: 0.373</small>		2-1 F8		0-0 1B		4-0 SH1-3 1B BB		0-0 F7		3 1 1 1 1 0 1													
Rip Repulski, R (1, 7) <small>OBP: 0.500, SLG: 0.286</small>		4-0 G6-4-3 BB		1-2 1B SH1-2 1B		0-1 SH1-3		4-1 G6-4-3 BB		1 1 1 0 2 0 0													
Jim Baxes, R (1, 5) <small>OBP: 0.412, SLG: 0.552</small>		1-0 G6-4-3		0-2 SH1-2 1B		0-1 SH5-3 1B		1-2 G6-4-3		4 0 2 1 0 0 3													
Joe Pignatano, R (1, 2) <small>OBP: 0.231, SLG: 0.182</small>			4-2 SH1-3 BB		1-0 SH1-2		1-0 SH5-3		2-2 F7	1 0 0 1 1 0 0													
Gene Snyder, R (1, 1) Johnny Klippstein, R (4, 1) Duke Snider, L (6, PH) <small>OBP: 0.341, SLG: 0.498</small> Sandy Koufax, R (6, 1) Carl Erskine, R (6, 1) Wally Moon, L (9, PH) <small>OBP: 0.472, SLG: 0.508</small>			1-0 SH1-3		2-3 K		1-2 F2		0-0 1B	1 0 0 0 0 0 1 1 0 0 0 0 0 0 0 0 1 0 0 0 0 0 0 1 0 0 0 0 0 0 0 0 0 0 0 0 0 0 0 0 1 0 1 0 0 0 0 0													
Inning Stats	R: 0 E: 0 K: 1 S: 8	H: 0 LOB: 0 BB: 0 P: 12	R: 0 E: 0 K: 0 S: 5	H: 1 LOB: 1 BB: 1 P: 14	R: 0 E: 0 K: 1 S: 8	H: 0 LOB: 1 BB: 0 P: 15	R: 3 E: 0 K: 1 S: 17	H: 5 LOB: 1 BB: 0 P: 22	R: 0 E: 0 K: 0 S: 4	H: 0 LOB: 1 BB: 2 P: 12	R: 1 E: 0 K: 0 S: 8	H: 1 LOB: 1 BB: 1 P: 14	R: 0 E: 0 K: 0 S: 9	H: 1 LOB: 1 BB: 1 P: 14	R: 0 E: 0 K: 0 S: 6	H: 0 LOB: 0 BB: 1 P: 11	R: 0 E: 0 K: 0 S: 8	H: 1 LOB: 1 BB: 0 P: 11	1B: 8 2B: 1 3B: 0 HR: 0	SF: 0 SAC: 4 DP: 4 HBP: 0	WP: 0 PB: 0 SB: 0 CS: 0	PA: 38	
PITCHER Jim O'Toole, L (1, 1) <small>ERA: 8.74</small> Willard Schmidt, R (5, 1) <small>ERA: 4.09</small>	IP WLS BF H R ER SO BB IBB HBP BLK WP HR S P ERA WHIP	4.0 20 6 3 3 3 4 0 0 0 0 0 39 72 6.75 2.500	5.0 18 3 1 1 0 3 0 0 0 0 0 34 53 1.80 1.200																				

Los Angeles Dodgers @ Cincinnati Redlegs
 Crosley Field, Cincinnati, OH
 Sat May 02 1959, 3:33 AM EDT
 Att. 5,247 - Unknown

AB	27
R	4
H	9
RBI	4
BB	7
SO	3
LOB	16




BOTTOM

Los Angeles Dodgers @ Cincinnati Redlegs
Crosley Field, Cincinnati, OH

livebaseballscorecards.com

AB	32
R	16
H	13
RBI	16
BB	13
SO	5
LOB	13



WP:	1	PA:	49
PB:	0	SB:	0
CS:	1		

Sat May 02 1959, 3:33 AM EDT
Att. 5,247 - Unknown

AB R H RBI BB SO LOB

4	3	2	3	2	1	1
4	3	3	4	2	1	0
5	2	4	5	1	1	3
3	1	0	1	2	0	2
4	2	1	1	1	1	4
4	1	1	1	1	0	0
3	1	0	1	1	0	1
2	2	1	0	3	0	0
1	1	1	0	0	0	0
2	0	0	0	0	1	2

1B:	6	SF:	2
2B:	4	SAC:	2
3B:	1	DP:	2
HR:	3	HBP:	0

WP: 1 PA: 49
PB: 0 SB: 0
CS: 1

Batter	1	2	3	4	5	6	7	8	9
Johnny Temple, R (1, 4) OBP: 0.427, SLG: 0.549	2-3 K		2-0 1B	1-0 3B 2B	2-1 F4	4-2 BB BB		4-1 HR BB	
Vada Pinson, L (1, 8) OBP: 0.451, SLG: 0.620	1-3 K		2-0 WP 1B	4-0 3B IBB		1-2 HR 2B		1-0 HR	
Frank Robinson, R (1, 7) OBP: 0.397, SLG: 0.642	4-0 BB		2-1 WP 1B	1-1 SF8 3B		1-2 HR		0-1 2B	
Frank Thomas, R (1, 5) OBP: 0.364, SLG: 0.462	1-2 F3		4-0 IBB	1-0 SF8		4-1 BB BB	0-0 E5	1-2 F9	
Walt Dropo, R (1, 3) OBP: 0.250, SLG: 0.571		1-0 F9	1-0 G5-3	0-2 HR		4-1 1B BB	3-3 K		
Gus Bell, L (1, 9) OBP: 0.343, SLG: 0.516		2-1 G3		F6		0-1 BB 1B	4-0 BB		
Roy McMillan, R (1, 6) OBP: 0.368, SLG: 0.534		1-0 5-3		G3		1-3 BB 1B			
Dutch Dotterer, R (1, 2) OBP: 0.778, SLG: 0.600			4-1 SH4 1B	4-2 1B 2B	4-0 SH5-4	2-0 BB BB		1-2 5-3	
Jim O'Toole, S (1, 1) OBP: 0.750, SLG: 0.500			0-0 SH4	1-1 2B 3B	0-1 SH5-4	0-3 K		0-1 F6	
Willard Schmidt, R (5, 1)									

Inning Stats	R: 0	H: 0	E: 0	K: 2	S: 10	R: 0	H: 0	E: 0	K: 0	S: 4	R: 2	H: 3	E: 0	K: 0	S: 7	R: 7	H: 4	E: 0	K: 0	S: 17	R: 0	H: 0	E: 0	K: 0	S: 6	R: 5	H: 4	E: 0	K: 2	S: 22	R: 0	H: 0	E: 1	K: 1	S: 5	R: 2	H: 2	E: 0	K: 0	S: 12
--------------	------	------	------	------	-------	------	------	------	------	------	------	------	------	------	------	------	------	------	------	-------	------	------	------	------	------	------	------	------	------	-------	------	------	------	------	------	------	------	------	------	-------

LOB: 1 BB: 1 P: 18
LOB: 0 BB: 0 P: 8
LOB: 2 BB: 2 P: 22
LOB: 0 BB: 3 P: 35
LOB: 1 BB: 1 P: 13
LOB: 3 BB: 4 P: 45
LOB: 1 BB: 1 P: 12
LOB: 1 BB: 1 P: 19

PITCHER	IP	WLS	BF	H	R	ER	SO	BB	IBB	HBP	BLK	WP	HR	S	P	ERA	WHIP
Gene Snyder, L (1, 1) ERA: 6.75	3.1	L	18	4	5	5	2	4	1	0	0	1	0	28	65	13.50	2.400
Johnny Klippstein, R (4, 1) ERA: 5.54	1.2		10	3	4	4	0	1	1	0	0	0	1	16	31	21.60	2.400
Sandy Koufax, L (6, 1) ERA: 12.27	0.2		10	4	5	5	1	4	0	0	0	0	1	17	37	67.50	12.000
Carl Erskine, R (6, 1) ERA: 9.64	2.1		11	2	2	2	2	2	0	0	0	0	1	22	39	7.71	1.714

ERA WHIP

Los Angeles Dodgers @ Cincinnati Redlegs
 Crosley Field, Cincinnati, OH
 Sun May 03 1959, 3:33 AM EDT
 Unknown

AB	30
R	3
H	6
RBI	3
BB	6
SO	3
LOB	15



WP:	0	PA:	36
PB:	0		
SB:	0		
CS:	0		

AB	R	H	RBI	BB	SO	LOB
4	0	1	0	0	0	2
4	0	0	0	0	0	3
3	1	2	1	1	0	0
4	0	0	0	0	0	2
4	0	0	0	0	1	2
3	0	1	0	1	0	1
2	1	1	0	2	0	1
3	1	1	2	1	0	3
1	0	0	0	1	1	0
0	0	0	0	0	0	0
1	0	0	0	0	0	0
1	0	0	0	0	1	1

Batter	1	2	3	4	5	6	7	8	9	
Jim Gilliam, S (1, 5) OBP: 0.391, SLG: 0.324 F B X	1-1 6-3 1B		0-0 G5-4-3 1B 1-2f		2-0 FC4-6 1-2f 2-3		1-1 G3 2			
Charlie Neal, R (1, 4) OBP: 0.375, SLG: 0.425 X F B X	0-0 L5 2		0-2 G5-4-3 1-2f 3		1-0 F9 3		1-2 F7 3			
Wally Moon, L (1, 7) OBP: 0.487, SLG: 0.581 X F B X	0-0 2B			4-2 G4-6-3 BB E		0-0 HR		2-0 4-3 1		
Duke Snider, L (1, 8) OBP: 0.313, SLG: 0.444 B F F F X X	1-2 1-3 3		1-2 E4 G4-6-3 1-2		0-1 3-1 1		1-0 6-3 2			
John Roseboro, L (1, 2) OBP: 0.333, SLG: 0.305 B B X		2-0 G3 2		0-1 G4-6-3 1-2f 2-3 2		0-2 4-3 2		2-3 K 3		
Ron Fairly, L (1, 9) OBP: 0.391, SLG: 0.476 B X		1-0 2B		2-2 F6 3		0-0 F7 3		4-1 G3-6-1 BB		
Norm Larker, L (1, 3) OBP: 0.500, SLG: 0.500 B B B B		4-1 G1-6-3 BB			0-0 FC4-6 2B		4-2 HR BB		1-2 G3-6-1 1-2f 2	
Don Zimmer, R (1, 6) OBP: 0.380, SLG: 0.449 B B X		2-0 G1-6-3 1-2f 3			0-1 F8 1		1-2 HR 1-H		4-2 BB	
Stan Williams, R (1, 1) OBP: 0.333, SLG: 0.200 Don Drysdale, R (6, 1) OBP: 0.308, SLG: 0.500 Dick Gray, R (7, PH) OBP: 0.400, SLG: 0.267 Clem Labine, R (7, 1)			1-3 K 1		4-2 FC4-6 BB		1-2 F9 1		0-3 K 3	
Inning Stats	R: 0 E: 0 K: 0 S: 8 H: 1 LOB: 1 BB: 0 P: 10	R: 0 E: 0 K: 0 S: 4 H: 1 LOB: 1 BB: 1 P: 13	R: 0 E: 0 K: 1 S: 7 H: 1 LOB: 0 BB: 0 P: 8	R: 0 E: 1 K: 0 S: 10 H: 0 LOB: 1 BB: 1 P: 17	R: 0 E: 0 K: 0 S: 7 H: 1 LOB: 2 BB: 1 P: 14	R: 1 E: 0 K: 0 S: 7 H: 1 LOB: 0 BB: 0 P: 7	R: 2 E: 0 K: 0 S: 13 H: 1 LOB: 0 BB: 1 P: 21	R: 0 E: 0 K: 1 S: 5 H: 0 LOB: 0 BB: 0 P: 10	R: 0 E: 0 K: 1 S: 10 H: 0 LOB: 1 BB: 2 P: 19	1B: 1 2B: 3 3B: 0 HR: 2 SF: 0 SAC: 0 DP: 4 HBP: 0
PITCHER Brooks Lawrence, R (1, 1) ERA: 5.76 Bob Mabe, R (9, 1) ERA: 2.04	IP: 8.0 WLS: 32 H: 6 R: 3 ER: 3 SO: 2 BB: 4 IBB: 0 HBP: 0 BLK: 0 WP: 0 HR: 2 S: 61 P: 100 ERA: 3.38 WHIP: 1.250								IP: 1.0 WLS: 4 H: 0 R: 0 ER: 0 SO: 1 BB: 2 IBB: 0 HBP: 0 BLK: 0 WP: 0 HR: 0 S: 10 P: 19 ERA: 0.00 WHIP: 2.000	PITCHER IP: 1.0 WLS: 4 H: 0 R: 0 ER: 0 SO: 1 BB: 2 IBB: 0 HBP: 0 BLK: 0 WP: 0 HR: 0 S: 10 P: 19 ERA: 0.00 WHIP: 2.000

Batter	1	2	3	4	5	6	7	8	9	AB R H RBI BB SO LOB
Johnny Temple, R (1, 4) OBP: 0.425, SLG: 0.547	4-1 1B SF7 BB		3-2 F3		1-0 F2	0-0 4-3			1-1 HR 2B	4 2 1 0 1 0 3
Vada Pinson, L (1, 8) OBP: 0.483, SLG: 0.676	1-1 BB 1-3 1B		1-0 BB 1B HBP		0-0 1B		3-2 HR		4-0 HR IBB	3 3 3 1 1 0 0
Jerry Lynch, L (1, 7) OBP: 0.328, SLG: 0.691	2-1 SF7		4-2 1B BB		0-1 F4		1-1 G3-6-3 1B		2-1 HR 1-H 2-H	3 1 2 4 1 0 1
Frank Robinson, R (1, 3) OBP: 0.390, SLG: 0.620	1-1 F4		0-0 1B 4-3		1-1 L9		3-1 L7			4 0 1 1 0 0 3
Gus Bell, L (1, 9) OBP: 0.338, SLG: 0.493	4-0 BB		0-0 1B 4-3		1-0 F8		1-2 G3-6-3			3 0 0 0 1 0 3
Frank Thomas, R (1, 5) OBP: 0.358, SLG: 0.464	1-0 L7		2-0 5-3		1-0 BB 2B			1-3 K		4 0 1 0 0 1 4
Ed Bailey, L (1, 2) OBP: 0.379, SLG: 0.385		4-0 BB G6-4-3		2-1 4-3		4-0 BB IBB		0-0 4-3		2 0 0 0 2 0 0
Roy McMillan, R (1, 6) OBP: 0.375, SLG: 0.517		2-3 K		2-3 K		4-2 BB		4-2 BB		2 0 0 0 2 2 1
Brooks Lawrence, R (1, 1) OBP: 0.200, SLG: 0.200 John Powers, L (8, PH) OBP: 0.600, SLG: 0.750 Bob Mabe, R (9, 1)		0-0 G6-4-3		1-2 6-3		0-3 K		0-0 G3		3 0 0 0 0 1 4 1 0 0 0 0 0 1 0 0 0 0 0 0 0

Inning Stats	R: 1	H: 1	E: 0	K: 0	S: 8	H: 1	LOB: 2	BB: 2	P: 21	R: 0	H: 0	E: 0	K: 1	S: 4	H: 0	LOB: 0	BB: 0	P: 10	R: 1	H: 1	E: 0	K: 0	S: 8	H: 0	LOB: 0	BB: 0	P: 16	R: 0	H: 1	E: 0	K: 0	S: 6	H: 1	LOB: 3	BB: 2	P: 19	R: 1	H: 2	E: 0	K: 0	S: 11	H: 0	LOB: 0	BB: 0	P: 19	R: 0	H: 0	E: 0	K: 1	S: 7	H: 0	LOB: 1	BB: 1	P: 12	R: 3	H: 2	E: 0	K: 0	S: 4	H: 2	LOB: 0	BB: 1	P: 11	1B: 4	SF: 1	2B: 2	SAC: 0	3B: 0	DP: 2	HR: 2	HBP: 1	WP: 0	PA: 39
--------------	------	------	------	------	------	------	--------	-------	-------	------	------	------	------	------	------	--------	-------	-------	------	------	------	------	------	------	--------	-------	-------	------	------	------	------	------	------	--------	-------	-------	------	------	------	------	-------	------	--------	-------	-------	------	------	------	------	------	------	--------	-------	-------	------	------	------	------	------	------	--------	-------	-------	-------	-------	-------	--------	-------	-------	-------	--------	-------	--------

PITCHER	IP	WLS	BF	H	R	ER	SO	BB	IBB	HBP	BLK	WP	HR	S	P	ERA	WHIP
Stan Williams, R (1, 1) ERA: 6.48	5.1		26	4	2	2	2	5	1	1	0	0	0	42	88	3.38	1.688
Don Drysdale, R (6, 1) ERA: 4.05	0.2		2	0	0	0	1	0	0	0	0	0	0	4	4	0.00	0.000
Clem Labine, R (7, 1) ERA: 5.17	2.0	L	11	4	4	4	1	1	1	0	0	0	2	22	42	18.00	2.500


BOTTOM

Los Angeles Dodgers @ Cincinnati Redlegs
Crosley Field, Cincinnati, OH

Sun May 03 1959, 3:33 AM EDT
Unknown

livebaseballscores.com

AB	29
R	6
H	8
RBI	6
BB	8
SO	4
LOB	20



Batter	1	2	3	4	5	6	7	8	9	AB R H RBI BB SO LOB	TOP											
Dick Gray, R (1, 5) OBP: 0.400, SLG: 0.450	0-1 HR		0-3 K		2-2 F7		2-2 F8		0-0 E 1B 1B	5 2 2 1 0 1 0												
Charlie Neal, R (1, 4) OBP: 0.387, SLG: 0.422	0-0 4-3			2-2 BB FC6-4 1B		4-0 1B SH BB	4-1 BB		1-3 K	3 2 1 0 2 1 2												
Don Demeter, R (1, 8) OBP: 0.363, SLG: 0.600	0-3 K			0-1 FC6-4 BB 1-2 1B		1-2 SH 1B 1B	1-1 F8		0-0 E7 1B 1-3 2-H 1B	5 1 3 1 0 1 1												
Carl Furillo, R (1, 9) OBP: 0.357, SLG: 0.407	2-2 F3			0-0 F8		0-0 SH 1B 1-3 2-H		2-2 4-3	1-2 1B 1-2 3-H 1B	4 1 1 1 0 0 2												
Gil Hodges, R (1, 3) OBP: 0.317, SLG: 0.370		1-0 F4		4-1 FC6-4 BB 1-2 2-3		3-2 S 1B 2-H 3-H		4-1 BB	1-2 L6	3 0 1 2 2 0 2												
Rip Repulski, R (1, 7) OBP: 0.417, SLG: 0.222		1-0 F9		0-1 FC6-4		3-3 K		3-3 K		2 0 0 1 0 0 2												
Wally Moon, L (6, PH) OBP: 0.474, SLG: 0.563				1-2f 2-3 3-H		1-2 K				2 0 0 0 0 2 2												
Bob Lillis, R (1, 6) OBP: 0.167, SLG: 0.167		2-2 F9		0-0 F8		0-1 6-3		1-0 F8		4 0 0 0 0 0 4												
Joe Pignatano, R (1, 2) OBP: 0.235, SLG: 0.200			3-2 F9		0-0 F8	3-2 1-3			0-0 1B 1B	4 1 1 0 0 0 1												
Danny McDevitt, L (1, 1) OBP: 0.167, SLG: 0.167			1-3 K		1-3 K		0-0 4-3		1-3 K	4 0 0 0 0 3 1												
Inning Stats	R: 1 E: 0 K: 1 S: 11	H: 1 LOB: 0 BB: 0 P: 13	R: 0 E: 0 K: 0 S: 5	H: 0 LOB: 0 BB: 0 P: 9	R: 0 E: 0 K: 2 S: 9	H: 0 LOB: 0 BB: 0 P: 13	R: 1 E: 0 K: 0 S: 10	H: 2 LOB: 2 BB: 1 P: 16	R: 0 E: 0 K: 1 S: 8	H: 0 LOB: 0 BB: 0 P: 11	R: 3 E: 1 K: 1 S: 18	H: 2 LOB: 1 BB: 1 P: 32	R: 0 E: 0 K: 0 S: 7	H: 0 LOB: 1 BB: 1 P: 14	R: 0 E: 0 K: 1 S: 9	H: 0 LOB: 1 BB: 1 P: 19	R: 2 E: 1 K: 2 S: 17	H: 4 LOB: 2 BB: 0 P: 21	1B: 8 2B: 0 3B: 0 HR: 1	SF: 0 SAC: 1 DP: 0 HBP: 0	WP: 0 PB: 0 SB: 1 CS: 0	PA: 41
PITCHER	IP WLS BF H R ER SO BB IBB HBP BLK WP HR S P ERA WHIP																					
Joe Nuxhall, L (1, 1) ERA: 7.2	5.0 L 22 4 5 4 4 2 0 0 0 0 0 1 47 71 7.20 1.200																					
Tom Acker, R (6, 1) ERA: 2.45	2.0 8 1 0 0 1 1 0 0 0 0 0 0 21 37 0.00 1.000																					
Don Rudolph, L (8, 1) ERA: 3.6	2.0 11 4 2 2 3 1 0 0 0 0 0 0 26 40 9.00 2.500																					

Los Angeles Dodgers @ Cincinnati Redlegs
Crosley Field, Cincinnati, OH

AB	36
R	7
H	9
RBI	6
BB	4
SO	8
LOB	17



Sun May 03 1959, 3:38 AM EDT
Att. 27,962 - Unknown

livebaseballscores.com

Batter	1	2	3	4	5	6	7	8	9	AB R H RBI BB SO LOB	TOP
Jim Gilliam, S (1, 5) OBP: 0.353, SLG: 0.286	2-2 5-3		3-1 F7		3-2 F6		3-2 4-3		2-2 L9	5 0 0 0 0 0 1	Los Angeles Dodgers @ Milwaukee Braves Milwaukee County Stadium, Milwaukee, WI Mon May 04 1959, 8:05 PM EDT Att. 15,262 - Unknown livebaseballscorecards.com
Charlie Neal, R (1, 4) OBP: 0.378, SLG: 0.402	1-0 1-3		4-1 BB		0-0 4-3		1-1 FC6-5 HR		0-3 K	4 1 0 0 1 1 1	
Don Demeter, R (1, 8) OBP: 0.365, SLG: 0.620	1-1 6-3		0-0 F5		4-1 FC6-4 BB		0-0 HR		1-3 K	4 1 1 2 1 1 1	
Carl Furillo, R (1, 9) OBP: 0.344, SLG: 0.367		4-0 1B BB		0-0 4-3		3-1 FC6-4		0-0 6-3		3 0 0 0 1 0 1	
Gil Hodges, R (1, 3) OBP: 0.359, SLG: 0.534		2-2 FC6-4 1B		0-1 2B 2B		2-2 HR		2-1 HR		4 3 4 2 0 0 0	
Rip Repulski, R (1, 7) OBP: 0.375, SLG: 0.308		2-3 K		1-0 2B		0-0 F9		2-2 6-3		4 0 1 1 0 1 2	
Don Zimmer, R (1, 6) OBP: 0.361, SLG: 0.425		1-3 K		1-1 F7		1-1 F8		0-0 5-3		4 0 0 0 0 1 3	
Joe Pignatano, R (1, 2) OBP: 0.286, SLG: 0.222		0-0 FC6-4		4-0 IBB		0-0 F7		0-0 1B		3 0 1 0 1 0 2	
Johnny Podres, L (1, 1) OBP: 0.294, SLG: 0.250 Art Fowler, R (9, 1) OBP: 0.111, SLG: 0.111		0-0 1-3		0-2 F9		0-1 FC6-5 4-3 1B		1-0 F9		4 0 1 0 0 0 3 0 0 0 0 0 0 0	
Inning Stats	R: 0 H: 0 E: 0 LOB: 0 K: 0 BB: 0 S: 6 P: 10	R: 0 H: 1 E: 0 LOB: 2 K: 2 BB: 1 S: 14 P: 23	R: 0 H: 0 E: 0 LOB: 1 K: 0 BB: 1 S: 5 P: 12	R: 1 H: 2 E: 0 LOB: 2 K: 0 BB: 1 S: 9 P: 15	R: 0 H: 0 E: 0 LOB: 1 K: 0 BB: 1 S: 7 P: 17	R: 1 H: 1 E: 0 LOB: 0 K: 0 BB: 0 S: 7 P: 10	R: 2 H: 2 E: 0 LOB: 0 K: 0 BB: 0 S: 10 P: 14	R: 1 H: 2 E: 0 LOB: 1 K: 0 BB: 0 S: 9 P: 14	R: 0 H: 0 E: 0 LOB: 0 K: 2 BB: 0 S: 11 P: 14	1B: 3 SF: 0 2B: 2 SAC: 0 3B: 0 DP: 0 HR: 3 HBP: 0	WP: 0 PA: 39 PB: 0 SB: 0 CS: 0
PITCHER Warren Spahn, L (1, 1) ERA: 3.25	IP WLS BF H R ER SO BB IBB HBP BLK WP HR S P ERA WHIP 9.0 L 39 8 5 5 4 3 1 0 0 0 3 78 129 5.00 1.222										

AB	35
R	5
H	8
RBI	5
BB	4
SO	4
LOB	14



Batter	1	2	3	4	5	6	7	8	9	AB R H RBI BB SO LOB
Johnny O'Brien, R OBP: 0.467, SLG: 0.643 (1, 4)	0-1 1B 1B		1-1 HR 1B	2-2 FC6-4 1-2f			1-2 L4		1-3 K	5 1 2 0 0 1 2
Eddie Mathews, L OBP: 0.400, SLG: 0.747 (1, 5)	2-2 F6		2-1 HR 1-H		4-0 BB G5-4-3		0-0 B2-3		1-1 F8	4 1 1 2 1 0 2
Hank Aaron, R OBP: 0.481, SLG: 0.934 (1, 9)	2-2 1B 1-2		2-0 F8		0-1 G5-4-3 1-2f		3-3 K			4 0 1 0 0 1 1
Joe Adcock, R OBP: 0.429, SLG: 0.552 (1, 7)	1-3 K2-3		2-0 L7		3-1 5-3			1-1 HR		4 1 1 1 0 1 2
Andy Pafko, R OBP: 0.143, SLG: 0.143 (1, 8)	1-0 F4		0-0 1B			0-0 L7		2-2 6-3		4 0 1 0 0 0 2
Frank Torre, L OBP: 0.370, SLG: 0.356 (1, 3)		0-1 F8	0-1 F4			1-1 1B 1B		1-3 K		4 0 1 0 0 1 1
Del Crandall, R OBP: 0.296, SLG: 0.377 (1, 2)		0-1 6-3		1-0 1B G4-6-3		1-0 F8		0-0 F3		4 0 1 0 0 0 1
Johnny Logan, R OBP: 0.329, SLG: 0.295 (1, 6)		0-0 E1 1B		0-0 G4-6-3 1-2f		3-2 1B 1B		1-1 1B		4 0 3 0 0 0 1
Warren Spahn, L OBP: 0.316, SLG: 0.267 (9, PH) Stan Lopata, R Mickey Vernon, L OBP: 0.333, SLG: 0.625 (9, PH)		1-3 K		0-0 FC6-4 1B		1-3 K		2-1 L9		3 0 1 0 0 2 3 0 0 0 0 0 0 0 1 0 0 0 0 0 1

Inning Stats	R: 0	H: 2	E: 0	K: 1	S: 12	LOB: 2	BB: 0	P: 18	R: 0	H: 1	E: 1	K: 1	S: 8	LOB: 1	BB: 0	P: 9	R: 2	H: 3	E: 0	K: 0	S: 9	LOB: 1	BB: 0	P: 16	R: 0	H: 2	E: 0	K: 0	S: 6	LOB: 1	BB: 1	P: 9	R: 0	H: 0	E: 0	K: 0	S: 4	LOB: 0	BB: 1	P: 11	R: 0	H: 2	E: 0	K: 1	S: 11	LOB: 2	BB: 0	P: 17	R: 0	H: 0	E: 0	K: 1	S: 7	LOB: 0	BB: 0	P: 11	R: 1	H: 1	E: 0	K: 1	S: 9	LOB: 0	BB: 0	P: 13	R: 0	H: 1	E: 0	K: 1	S: 9	LOB: 1	BB: 0	P: 14	1B: 10	SF: 0	2B: 0	SAC: 0	3B: 0	DP: 2	HR: 2	HBP: 0	WP: 0	PA: 38
--------------	------	------	------	------	-------	--------	-------	-------	------	------	------	------	------	--------	-------	------	------	------	------	------	------	--------	-------	-------	------	------	------	------	------	--------	-------	------	------	------	------	------	------	--------	-------	-------	------	------	------	------	-------	--------	-------	-------	------	------	------	------	------	--------	-------	-------	------	------	------	------	------	--------	-------	-------	------	------	------	------	------	--------	-------	-------	--------	-------	-------	--------	-------	-------	-------	--------	-------	--------

PITCHER	IP	WLS	BF	H	R	ER	SO	BB	IBB	HBP	BLK	WP	HR	S	P	ERA	WHIP
Johnny Podres, L ERA: 3.73 (1, 1)	8.0	W	35	12	3	3	5	1	0	0	0	0	2	68	107	3.38	1.625
Art Fowler, R ERA: 3.12 (9, 1)	1.0	S	3	0	0	0	1	0	0	0	0	0	0	7	11	0.00	0.000

BOTTOM

Los Angeles Dodgers @ Milwaukee Braves
Milwaukee County Stadium, Milwaukee, WI
Mon May 04 1959, 8:05 PM EDT
Att. 15,262 - Unknown

livebaseballscores.com

AB	37
R	3
H	12
RBI	3
BB	1
SO	6
LOB	16



Batter	1	2	3	4	5	6	7	8	9	10	11	12	13	14	15	16	AB R H RBI BB SO LOB	TOP																			
Jim Gilliam, S OBP: 0.345, SLG: 0.271 (1, 5)	4-1 1B BB		0-0 4-3		2-2 SH1-3 1B		2-2 5-3		1-0 4-3			0-1 4-3			1-1 F3		6 2 1 0 1 0 0	Los Angeles Dodgers @ Milwaukee Braves Milwaukee County Stadium, Milwaukee, WI Tue May 05 1959, 8:05 PM EDT Att. 16,151 - Unknown livebaseballscorecards.com																			
Charlie Neal, R OBP: 0.365, SLG: 0.387 (1, 4)	0-0 L7		2-2 1B 1B		0-0 SH1-3 1-3		0-1 F7			2-3 K		0-0 F7		0-0 B1-3		6 0 1 0 0 1 1																					
Wally Moon, L OBP: 0.459, SLG: 0.535 (1, 7)	1-0 L8		2-1 1-3 1B		3-0 F5			3-1 FC6-4 SH 1B		0-0 6-3			1-3 K	0-0 F8		7 0 2 0 0 1 2																					
Duke Snider, L OBP: 0.315, SLG: 0.431 (1, 9)	1-1 1-3 1B		1-1 F8		2-0 CS 1B			0-0 SH FC6-4 1-2		2-1 F9			3-3 K		2-1 4-3	6 0 2 1 0 1 2																					
Gil Hodges, R OBP: 0.352, SLG: 0.523 (1, 3)	2-1 1-3 1B		1-3 K		2-0 CS 1-2			2-2 FC6-4 1-2 2-3			2-3 K		1-2 F4		0-0 F7	7 0 2 1 0 2 4																					
Don Demeter, R OBP: 0.348, SLG: 0.581 (1, 8)	0-1 F7			2-2 F7		0-0 6-3		3-2 FC1-2-5 1-2 3-H		0-1 E2 G3			1-2 1B		1-3 K	7 0 1 0 0 1 5																					
John Roseboro, L OBP: 0.306, SLG: 0.277 (1, 2)		0-0 3-1		1-0 E7		0-2 4-3			3-1 G3					1-3 K		6 0 0 0 0 1 5																					
Don Zimmer, R OBP: 0.337, SLG: 0.392 (1, 6)		3-3 K		1-0 F7		0-0 F9			3-2 F7					2-3 K		6 0 0 0 0 2 4																					
Don Drysdale, R OBP: 0.235, SLG: 0.375 (1, 1)		3-3 K		2-0 6-3					0-0 6-3					0-3 K		4 0 0 0 0 2 1																					
Ron Fairly, L OBP: 0.383, SLG: 0.465 (12, PH)																1 0 0 0 0 1 0																					
Art Fowler, R OBP: 0.111, SLG: 0.111 (12, 1)																0 0 0 0 0 0 0																					
Norm Larker, L OBP: 0.465, SLG: 0.478 (14, PH)																1 0 0 0 0 1 1																					
Clem Labine, R (14, 1)																0 0 0 0 0 0 0																					
Inning Stats	R: 1 E: 0 K: 0 S: 9	H: 2 LOB: 2 BB: 1 P: 17	R: 0 E: 0 K: 2 S: 7	H: 0 LOB: 0 BB: 0 P: 13	R: 0 E: 0 K: 1 S: 11	H: 2 LOB: 2 BB: 0 P: 17	R: 0 E: 1 K: 0 S: 6	H: 0 LOB: 1 BB: 0 P: 12	R: 1 E: 0 K: 0 S: 6	H: 2 LOB: 0 BB: 0 P: 15	R: 0 E: 0 K: 0 S: 7	H: 1 LOB: 1 BB: 0 P: 8	R: 0 E: 0 K: 1 S: 8	H: 0 LOB: 0 BB: 0 P: 11	R: 0 E: 0 K: 0 S: 11	H: 1 LOB: 2 BB: 0 P: 22	R: 0 E: 0 K: 0 S: 5		H: 0 LOB: 0 BB: 0 P: 9	R: 0 E: 0 K: 1 S: 8	H: 0 LOB: 0 BB: 0 P: 12	R: 0 E: 1 K: 1 S: 9	H: 0 LOB: 1 BB: 0 P: 12	R: 0 E: 0 K: 1 S: 6	H: 0 LOB: 0 BB: 0 P: 8	R: 0 E: 0 K: 2 S: 10	H: 0 LOB: 0 BB: 0 P: 15	R: 0 E: 0 K: 3 S: 15	H: 1 LOB: 1 BB: 0 P: 18	R: 0 E: 0 K: 0 S: 4	H: 0 LOB: 0 BB: 0 P: 5	R: 0 E: 0 K: 1 S: 6	H: 0 LOB: 0 BB: 0 P: 9	1B: 8 2B: 1 3B: 0 HR: 0	SF: 0 SAC: 2 DP: 0 HBP: 0	WP: 0 PB: 0 SB: 2 CS: 1	PA: 61
PITCHER	IP WLS BF H R ER SO BB IBB HBP BLK WP HR S P ERA WHIP																		AB R H RBI BB SO LOB																		
Carl Willey, R ERA: 3.95 (1, 1)	8.0		34	8	2	2	4	1	0	0	0	0	0	0	0	0	0		2.25	1.125																	
Don McMahon, R ERA: 2.92 (8, 1)	5.0		16	0	0	0	5	0	0	0	0	0	0	0	0	0	0	0.00	0.000																		
Bob Rush, R ERA: 1.46 (14, 1)	3.0	W	10	1	0	0	4	0	0	0	0	0	0	0	0	0	0	0.00	0.333																		



Batter	1	2	3	4	5	6	7	8	9	10	11	12	13	14	15	16	AB	R	H	RBI	BB	SO	LOB	BOTTOM										
Bill Bruton, L OBP: 0.387, SLG: 0.639 (1, 8)	1-1 B1-3		0-0 BB 1B		1-0 6-3		3-2 1B 2B		3-2 4-3			0-0 F6		1-0 3-1		1-3 K	8	1	2	0	0	1	1											
Eddie Mathews, L OBP: 0.376, SLG: 0.711 (1, 5)	2-2 3B		0-0 F8		0-0 4-3		1-2 F7		0-1 G3			2-1 L9		2-1 4-3		2-1 FC4-6 2B	8	1	1	0	0	0	3											
Hank Aaron, R OBP: 0.506, SLG: 0.925 (1, 9)	0-3 K		4-2 1-2 BB		4-2 2B BB		2-1 2-H 1B		3-3 K			4-0 BB BB		4-2 2B BB		3-2 1-H 2B	4	0	2	2	4	2	1											
Mickey Vernon, L OBP: 0.313, SLG: 0.600 (1, 7) (5, 3)	3-2 6-3		3-2 5-3		3-1 1-3 2B		2-3 K			2-3 K2-3		2-0 F4		1-1 1-3 2B			7	0	2	0	0	2	5											
Frank Torre, L OBP: 0.375, SLG: 0.348 Andy Pafko, R OBP: 0.083, SLG: 0.083 (1, 3) (5, 7)		2-0 1B SH3-4 HBP		1-2 4-3	2-1 F9		1-0 F7			1-0 F9			3-2 6-3	1-0 5-3			1	0	0	0	0	0	0											
Del Crandall, R OBP: 0.286, SLG: 0.360 (1, 2)		0-1 SH3-4 1-2		0-1 6-3				0-0 4-3		2-3 K			1-1 1B 1B		0-0 F8		6	0	1	0	0	2	0											
Johnny Logan, R OBP: 0.350, SLG: 0.338 (1, 6)		0-2 G6-4-3 1B		0-0 2B 2B		1-1 1B		3-2 F6			3-3 K		2-1 1B 1B		2-1 6-3		7	1	4	0	0	1	0											
Johnny O'Brien, R OBP: 0.409, SLG: 0.571 (1, 4)		1-2 G6-4-3 1-2r		0-1 2-H 2B		1-2 F7		2-2 1B			0-0 4-3		1-0 L9		2-1 1-3		7	0	2	1	0	0	5											
Carl Willey, R Wes Covington, L Don McMahon, R Joe Morgan, L Bob Rush, R (1, 1) (8, PH) (9, 1) (13, PH) (14, 1)			1-2 F6		0-0 1-3		0-3 K		2-2 6-3			0-3 K		2-3 K		0-0 FC4-6 1B	3	0	0	0	0	1	2											
Inning Stats	R: 0 E: 0 K: 1 S: 12	H: 1 LOB: 1 BB: 0 P: 18	R: 0 E: 0 K: 0 S: 9	H: 1 LOB: 1 BB: 0 P: 12	R: 0 E: 0 K: 0 S: 10	H: 1 LOB: 2 BB: 1 P: 18	R: 1 E: 0 K: 1 S: 10	H: 2 LOB: 1 BB: 0 P: 11	R: 0 E: 0 K: 1 S: 8	H: 1 LOB: 2 BB: 1 P: 18	R: 0 E: 0 K: 1 S: 12	H: 1 LOB: 1 BB: 0 P: 21	R: 0 E: 0 K: 1 S: 17	H: 1 LOB: 1 BB: 0 P: 26	R: 0 E: 0 K: 2 S: 10	H: 0 LOB: 0 BB: 0 P: 14	R: 0 E: 0 K: 2 S: 10	H: 0 LOB: 0 BB: 0 P: 16	R: 0 E: 0 K: 2 S: 7	H: 0 LOB: 0 BB: 0 P: 10	R: 0 E: 0 K: 0 S: 4	H: 0 LOB: 1 BB: 1 P: 12	R: 0 E: 0 K: 1 S: 11	H: 2 LOB: 2 BB: 0 P: 20	R: 0 E: 0 K: 0 S: 8	H: 1 LOB: 2 BB: 1 P: 17	R: 0 E: 0 K: 0 S: 5	H: 0 LOB: 0 BB: 0 P: 9	R: 1 E: 0 K: 1 S: 10	H: 2 LOB: 1 BB: 0 P: 16	1B: 8 2B: 6 3B: 1 HR: 0	SF: 0 SAC: 1 DP: 1 HBP: 1	WP: 0 PB: 0 SB: 0 CS: 0	PA: 66

PITCHER	IP	WLS	BF	H	R	ER	SO	BB	IBB	HBP	BLK	WP	HR	S	P	ERA	WHIP
Don Drysdale, R ERA: 3.53 (1, 1)	11.0		45	10	2	2	9	2	0	1	0	0	0	112	175	1.64	1.091
Art Fowler, R ERA: 2.89 (12, 1)	2.0		9	2	0	0	1	1	0	0	0	0	0	15	32	0.00	1.500
Clem Labine, R ERA: 4.91 (14, 1)	2.2	L	12	3	1	1	1	1	0	0	0	0	0	23	42	3.38	1.500

PITCHER	IP	WLS	BF	H	R	ER	SO	BB	IBB	HBP	BLK	WP	HR	S	P	ERA	WHIP

Los Angeles Dodgers @ Milwaukee Braves
 Milwaukee County Stadium, Milwaukee, WI
 Tue May 05 1959, 8:05 PM EDT
 Att: 16,151 - Unknown

AB	60
R	3
H	15
RBI	3
BB	4
SO	11
LOB	25



Batter	1	2	3	4	5	6	7	8	9	AB R H RBI BB SO LOB	TOP		
Jim Gilliam, S (1, 5) OBP: 0.349, SLG: 0.269 	1-2 		0-3 		4-1 	0-0 			3-3 	4 1 1 0 1 2 1			
Charlie Neal, R (1, 4) OBP: 0.367, SLG: 0.388 	0-2 		0-0 		0-0 	1-1 			1-2 	5 1 2 1 0 0 2			
Wally Moon, L (1, 7) OBP: 0.444, SLG: 0.507 	3-2 			1-3 	4-2 			0-0 	1-2 	4 1 0 0 1 1 1			
Don Demeter, R (1, 8) OBP: 0.354, SLG: 0.573 	3-2 			1-0 	2-1 			0-3 		3 0 1 2 0 1 1			
Ron Fairly, L (1, 9) OBP: 0.392, SLG: 0.457 		1-0 		0-3 	4-2 			1-3 		3 0 1 0 1 2 1			
Gil Hodges, R (1, 3) OBP: 0.360, SLG: 0.507 		0-0 		2-2 	4-1 			4-1 		2 0 0 0 2 0 2			
John Roseboro, L (1, 2) OBP: 0.293, SLG: 0.265 		1-3 		1-3 	0-1 			0-0 	1-2 	3 0 0 0 0 2 3			
Don Zimmer, R (1, 6) OBP: 0.326, SLG: 0.378 Norm Larker, L (8, PH) OBP: 0.471, SLG: 0.458 Bob Lillis, R (8, 6) OBP: 0.167, SLG: 0.167			0-0 		1-3 	0-1 		1-0 	2-3 	3 0 0 0 0 1 0 1 0 0 0 0 0 1 0 0 0 0 0 0 0			
Gene Snyder, R (1, 1) Johnny Klippstein, R (6, 1) Duke Snider, L (8, PH) OBP: 0.309, SLG: 0.423 Art Fowler, R (8, 1) OBP: 0.111, SLG: 0.111			4-2 		4-2 	3-2 		2-3 		1 1 0 0 2 0 0 0 0 0 0 0 0 0 1 0 0 0 0 1 1 0 0 0 0 0 0 0			
Inning Stats	R: 0 H: 1 E: 0 LOB: 1 K: 0 BB: 0 S: 12 P: 19	R: 0 H: 1 E: 0 LOB: 0 K: 1 BB: 0 S: 5 P: 7	R: 0 H: 0 E: 0 LOB: 1 K: 1 BB: 1 S: 7 P: 11	R: 0 H: 0 E: 0 LOB: 1 K: 2 BB: 0 S: 9 P: 13	R: 4 H: 2 E: 1 LOB: 3 K: 2 BB: 5 S: 27 P: 54	R: 0 H: 1 E: 0 LOB: 1 K: 0 BB: 0 S: 8 P: 12	R: 0 H: 0 E: 0 LOB: 0 K: 2 BB: 0 S: 9 P: 10	R: 0 H: 0 E: 0 LOB: 1 K: 1 BB: 1 S: 6 P: 13	R: 0 H: 0 E: 0 LOB: 0 K: 1 BB: 0 S: 10 P: 15	1B: 5 SF: 0 2B: 0 SAC: 1 3B: 0 DP: 1 HR: 0 HBP: 1	WP: 0 PA: 39 PB: 0 SB: 2 CS: 0		
PITCHER	IP WLS BF H R ER SO BB IBB HBP BLK WP HR S P ERA WHIP											PITCHER	IP WLS BF H R ER SO BB IBB HBP BLK WP HR S P ERA WHIP
Joey Jay, R (1, 1) ERA: 7.31 Bob Buhl, R (5, 1) ERA: 4.15 Juan Pizarro, L (6, 1) ERA: 7.3 Bob Giggie, R (7, 1) ERA: Bob Trowbridge, R (9, 1) ERA: 2.84	4.2 0 22 4 4 4 6 4 0 1 0 0 0 53 86 7.71 1.714												

Los Angeles Dodgers @ Milwaukee Braves
 Milwaukee County Stadium, Milwaukee, WI
 Wed May 06 1959, 4:33 AM EDT
 Att: 10,882 - Unknown

AB	30
R	4
H	5
RBI	3
BB	7
SO	10
LOB	13



Batter	1	2	3	4	5	6	7	8	9
Johnny O'Brien, R (1, 4) <small>OBP: 0.360, SLG: 0.500</small> Juan Pizarro, L (6, 1) <small>OBP: 0.200, SLG: 0.200</small> Frank Torre, L (8, PH) <small>OBP: 0.368, SLG: 0.340</small> Bob Giggie, R (7, 1) <small>OBP: 0.294, SLG: 0.563</small> Mickey Vernon, L (8, PH) <small>OBP: 0.294, SLG: 0.563</small>	1-3 	1-2 			3-2 	1-0 		2-1 	
Eddie Mathews, L (1, 5) <small>OBP: 0.388, SLG: 0.705</small>	3-1 		2-1 		0-3 		0-0 	0-1 	
Hank Aaron, R (1, 9) <small>OBP: 0.521, SLG: 0.916</small>	4-0 		1-0 		1-1 		1-2 	4-0 	
Joe Adcock, R (1, 7) <small>OBP: 0.462, SLG: 0.548</small> Bill Bruton, L (7, PR) <small>OBP: 0.381, SLG: 0.629</small>	1-2 		1-3 		4-2 		4-1 	1-0 	
Stan Lopata, R (1, 3) <small>OBP: 0.362, SLG: 0.393</small> Wes Covington, L (8, PH) <small>OBP: 0.263, SLG: 0.294</small> Lew Burdette, R (8, PR) <small>OBP: 0.263, SLG: 0.294</small> Bob Trowbridge, R (9, 1)	1-1 			1-0 	1-2 		2-3 	2-2 	
Del Crandall, R (1, 2) <small>OBP: 0.280, SLG: 0.342</small>		3-2 		1-0 		4-1 	1-1 	1-0 	
Johnny Logan, R (1, 6) <small>OBP: 0.381, SLG: 0.366</small>		0-1 		4-1 		0-2 	1-0 		
Andy Pafko, R (1, 8) <small>OBP: 0.125, SLG: 0.125</small>		0-0 		2-1 		2-3 	2-3 		
Joey Jay, S (1, 1) Bob Buhl, R (5, 1) Felix Mantilla, R (5, PH) <small>OBP: 0.391, SLG: 0.222</small>		1-1 			4-2 	2-2 		2-1 	

Inning Stats	R: 0	H: 1	E: 0	K: 1	S: 10	R: 1	H: 2	E: 1	K: 0	S: 13	R: 0	H: 1	E: 0	K: 1	S: 6	R: 0	H: 0	E: 0	K: 0	S: 5	R: 0	H: 1	E: 0	K: 1	S: 16	R: 0	H: 1	E: 0	K: 1	S: 12	R: 2	H: 3	E: 0	K: 2	S: 15	R: 2	H: 3	E: 1	K: 0	S: 12
	0	1	0	1	10	1	2	1	0	13	0	0	0	0	6	0	0	0	0	5	0	1	0	1	16	0	1	0	1	12	2	3	0	2	15	2	3	1	0	12

PITCHER	IP	WLS	BF	H	R	ER	SO	BB	IBB	HBP	BLK	WP	HR	S	P	ERA	WHIP
Gene Snyder, L (1, 1) <small>ERA: 3.86</small>	5.0		25	6	1	0	3	5	0	0	0	0	0	54	98	0.00	2.200
Johnny Klippstein, R (6, 1) <small>ERA: 6.0</small>	2.0		10	3	2	2	3	1	0	0	0	0	0	23	39	9.00	2.000
Art Fowler, R (8, 1) <small>ERA: 3.41</small>	1.0	L	7	3	2	2	0	0	1	0	0	0	0	12	24	18.00	3.000

AB R H RBI BB SO LOB

3	0	0	0	0	1	2
0	0	0	0	0	0	0
1	0	0	0	0	0	2
0	0	0	0	0	0	0
1	0	0	0	0	0	1

AB R H RBI BB SO LOB

5	2	3	1	0	1	1
3	1	2	0	2	0	1
2	0	1	0	2	1	0
1	0	0	0	0	0	2
4	0	0	0	0	1	8
1	0	1	1	0	0	0
0	0	0	0	0	0	0
0	0	0	0	0	0	0
4	0	0	0	1	0	5
3	1	3	2	1	0	0
4	0	1	0	0	2	5
1	0	0	0	0	0	1
0	0	0	0	0	0	0
2	1	1	0	1	0	2

AB 35
R 5
H 12
RBI 4
BB 7
SO 6
LOB 30



WP: 0 PA: 42
PB: 0 SB: 1 CS: 0

Los Angeles Dodgers @ Milwaukee Braves
Milwaukee County Stadium, Milwaukee, WI
 Wed May 06 1959, 4:33 AM EDT
 Att. 10,882 - Unknown

livebaseballscorecards.com

Batter	1	2	3	4	5	6	7	8	9	AB R H RBI BB SO LOB	TOP	
Jim Gilliam, S (1, 5) <small>OBP: 0.368, SLG: 0.286</small>	1-0 		4-2 		0-0 		1-2 		3-2 	4 0 2 0 1 0 0	Los Angeles Dodgers @ San Francisco Giants Seals Stadium, San Francisco, CA Thu May 07 1959, 6:33 AM EDT Att. 14,216 - Unknown	
Charlie Neal, R (1, 4) <small>OBP: 0.368, SLG: 0.388</small>	2-2 		0-0 		2-1 		0-2 		2-1 	5 0 2 0 0 0 2		
Wally Moon, L (1, 7) <small>OBP: 0.436, SLG: 0.494</small>	2-0 		1-2 		1-0 		2-1 			4 0 1 0 0 0 3		
Duke Snider, L (1, 9) <small>OBP: 0.288, SLG: 0.393</small> Ron Fairly, L (7, 9) <small>OBP: 0.392, SLG: 0.457</small>		3-1 	3-1 		2-1 		0-0 			4 0 0 0 0 0 5 0 0 0 0 0 0 0		
Don Demeter, R (1, 8) <small>OBP: 0.360, SLG: 0.570</small>		1-2 		0-1 		2-2 		3-3 		4 1 2 0 0 1 0		
Gil Hodges, R (1, 3) <small>OBP: 0.388, SLG: 0.544</small> Norm Larker, L (3, 3) <small>OBP: 0.486, SLG: 0.593</small>		1-1 		0-2 		0-0 		2-1 		1 0 1 0 0 0 0 3 1 2 2 0 0 0		
John Roseboro, L (1, 2) <small>OBP: 0.316, SLG: 0.282</small>		4-1 		0-0 		0-0 		1-2 		3 0 2 0 1 0 2		
Don Zimmer, R (1, 6) <small>OBP: 0.323, SLG: 0.365</small>		2-3 		1-1 		4-1 		0-0 		3 0 0 0 1 1 4		
Stan Williams, R (1, 1) <small>OBP: 0.200, SLG: 0.111</small>			2-3 	2-2 		0-0 		0-3 		4 0 0 0 0 2 2		
Inning Stats	R: 0 H: 1 E: 0 LOB: 0 K: 0 BB: 0 S: 5 P: 10	R: 0 H: 1 E: 0 LOB: 2 K: 1 BB: 1 S: 12 P: 23	R: 0 H: 1 E: 0 LOB: 2 K: 1 BB: 1 S: 12 P: 22	R: 2 H: 3 E: 0 LOB: 0 K: 0 BB: 0 S: 12 P: 15	R: 0 H: 1 E: 0 LOB: 1 K: 0 BB: 0 S: 6 P: 11	R: 0 H: 2 E: 0 LOB: 2 K: 0 BB: 1 S: 7 P: 13	R: 0 H: 1 E: 1 LOB: 1 K: 0 BB: 0 S: 9 P: 12	R: 0 H: 1 E: 0 LOB: 1 K: 1 BB: 0 S: 10 P: 16	R: 0 H: 1 E: 0 LOB: 0 K: 1 BB: 0 S: 9 P: 14	1B: 10 SF: 0 2B: 1 SAC: 0 3B: 1 DP: 5 HR: 1 HBP: 0		WP: 0 PA: 38 PB: 0 SB: 1 CS: 0
PITCHER Jack Sanford, R (1, 1) <small>ERA: 2.16</small> Gordon Jones, R (9, 1) <small>ERA:</small>	IP WLS BF H R ER SO BB IBB HBP BLK WP HR S P ERA WHIP 8.0 L 35 11 2 2 3 2 1 0 0 0 1 73 122 2.25 1.625 1.0 3 1 0 0 1 0 0 0 0 0 0 9 14 0.00 1.000											P ERA WHIP 14 0.00 1.000

livebaseballscorecards.com

AB	35
R	2
H	12
RBI	2
BB	3
SO	4
LOB	18



Batter	1	2	3	4	5	6	7	8	9	AB	R	H	RBI	BB	SO	LOB
Jim Davenport, R (1, 5) OBP: 0.306, SLG: 0.359	1-1 F9		0-0 F8		0-0 L7			0-0 FC3-6 2B		4	0	0	0	0	0	1
Felipe Alou, R (1, 9) OBP: 0.345, SLG: 0.580	2-0 F3		1-0 F4			1-1 F5		0-2 1-3 2B		4	0	1	0	0	0	0
Willie Mays, R (1, 8) OBP: 0.384, SLG: 0.544	2-0 1B			2-0 SF4 3B		0-0 2B		3-0 F2		4	1	3	0	0	0	3
Willie Kirkland, L (1, 7) OBP: 0.314, SLG: 0.600	0-1 L7			1-3 K		0-0 F7		1-0 1-3		4	0	0	0	0	1	6
Orlando Cepeda, R (1, 3) OBP: 0.330, SLG: 0.604		2-2 5-3		4-2 BB		1-2 6-3			1-0 F8	3	0	0	0	1	0	1
Daryl Spencer, R (1, 4) OBP: 0.308, SLG: 0.296		1-1 1B		0-1 SF4			1-0 F7		3-2 F6	3	0	1	1	0	0	0
Andre Rodgers, R (1, 6) OBP: 0.328, SLG: 0.421		4-2 BB		1-0 L7			3-1 F3		2-2 F2	3	0	0	0	1	0	1
Bob Schmidt, R (1, 2) OBP: 0.318, SLG: 0.373		1-1 FC1-5-4			4-0 BB		0-0 F5			2	0	0	0	1	0	1
Jack Sanford, R (1, 1)			1-2 6-3			1-2 F4		3-2 FC3-6 1B		2	0	0	0	0	0	1
Leon Wagner, L (8, PH) OBP: 0.273, SLG: 0.200										1	0	1	0	0	0	0
Bob Speake, L (8, PR)										0	0	0	0	0	0	0
Gordon Jones, R (9, 1)										0	0	0	0	0	0	0

Inning Stats	R: 0	H: 1	E: 0	LOB: 1	K: 0	BB: 0	S: 6	P: 11	R: 0	H: 1	E: 0	LOB: 1	K: 0	BB: 0	S: 9	P: 17	R: 0	H: 0	E: 0	LOB: 0	K: 0	BB: 0	S: 7	P: 9	R: 1	H: 1	E: 0	LOB: 1	K: 1	BB: 1	S: 10	P: 18	R: 0	H: 0	E: 0	LOB: 0	K: 0	BB: 1	S: 6	P: 11	R: 0	H: 1	E: 0	LOB: 1	K: 0	BB: 0	S: 7	P: 9	R: 0	H: 0	E: 0	LOB: 0	K: 0	BB: 0	S: 4	P: 8	R: 0	H: 2	E: 0	LOB: 3	K: 0	BB: 0	S: 9	P: 16	R: 0	H: 0	E: 0	LOB: 0	K: 0	BB: 0	S: 8	P: 14	1B: 3	SF: 1	2B: 2	SAC: 0	3B: 1	DP: 0	HR: 0	HBP: 0	WP: 0	PA: 34
PITCHER Stan Williams, R (1, 1) ERA: 4.56	IP	WLS	BF	H	R	ER	SO	BB	IBB	HBP	BLK	WP	HR	S	P	ERA	WHIP	IP	WLS	BF	H	R	ER	SO	BB	IBB	HBP	BLK	WP	HR	S	P	ERA	WHIP																																																

BOTTOM

Los Angeles Dodgers @ San Francisco Giants
Seals Stadium, San Francisco, CA
 Thu May 07 1959, 6:33 AM EDT
 Att. 14,216 - Unknown

livebaseballscorecards.com

AB	30
R	1
H	6
RBI	1
BB	3
SO	1
LOB	14



Batter	1	2	3	4	5	6	7	8	9	AB R H RBI BB SO LOB	TOP											
Solly Drake, S (1, 9) OBP: 0.500, SLG: 0.400	1-3 	1-2 			1-1 		1-3 		4-1 	4 0 2 0 1 2 0	Los Angeles Dodgers @ San Francisco Giants Seals Stadium, San Francisco, CA Fri May 08 1959, 10:05 PM EDT Att: 22,706 - Unknown livebaseballscorecards.com AB 34 R 3 H 10 RBI 3 BB 3 SO 4 LOB 17 											
Charlie Neal, R (1, 4) OBP: 0.353, SLG: 0.370	1-0 	0-0 			0-0 		1-2 		0-2 	5 0 0 0 0 0 4												
Don Demeter, R (1, 8) OBP: 0.356, SLG: 0.552	1-2 			1-2 		3-2 	4-0 			3 0 0 0 1 0 1												
Rip Repulski, R (1, 7) OBP: 0.350, SLG: 0.294		1-1 		0-2 		0-1 	1-3 			4 0 1 0 0 1 3												
Jim Baxes, R (1, 5) OBP: 0.395, SLG: 0.515		2-1 		0-0 		0-0 		0-1 		4 0 1 0 0 0 1												
Norm Larker, L (1, 3) OBP: 0.500, SLG: 0.600		2-1 		2-1 		1-1 		0-0 		3 1 2 0 0 0 0												
Bob Lillis, R (1, 6) OBP: 0.400, SLG: 0.333		4-2 		0-0 		1-0 		1-2 		3 1 2 0 1 0 1												
Joe Pignatano, R (1, 2) OBP: 0.280, SLG: 0.227		0-0 		0-0 		1-2 		1-2 		4 1 1 1 0 0 4												
Danny McDevitt, L (1, 1) OBP: 0.125, SLG: 0.250		0-0 		0-3 		0-1 			2-1 	3 0 1 2 0 1 3												
Art Fowler, R (6, 1) OBP: 0.111, SLG: 0.111										0 0 0 0 0 0 0												
Johnny Klippstein, R (7, 1) OBP: 0.111, SLG: 0.111										0 0 0 0 0 0 0												
Jim Gilliam, S (9, PH) OBP: 0.362, SLG: 0.281										1 0 0 0 0 0 0												
Inning Stats	R: 0 E: 0 K: 1 S: 7	H: 0 LOB: 0 BB: 0 P: 10	R: 3 E: 0 K: 0 S: 14	H: 5 LOB: 2 BB: 1 P: 24	R: 0 E: 1 K: 0 S: 7	H: 0 LOB: 0 BB: 0 P: 8	R: 0 E: 0 K: 1 S: 7	H: 1 LOB: 1 BB: 0 P: 9	R: 0 E: 0 K: 0 S: 10	H: 1 LOB: 1 BB: 0 P: 14	R: 0 E: 0 K: 0 S: 10	H: 2 LOB: 2 BB: 0 P: 13	R: 0 E: 0 K: 2 S: 9	H: 0 LOB: 1 BB: 1 P: 16	R: 0 E: 0 K: 0 S: 9	H: 1 LOB: 1 BB: 0 P: 11	R: 0 E: 0 K: 0 S: 6	H: 0 LOB: 0 BB: 1 P: 12	1B: 9 2B: 1 3B: 0 HR: 0	SF: 0 SAC: 1 DP: 2 HBP: 0	WP: 0 PB: 0 SB: 1 CS: 1	PA: 38
PITCHER Johnny Antonelli, L (1, 1) ERA: 2.67	IP 9.0 WLS W BF 38 H 10 R 3 ER 3 SO 4 BB 3 IBB 0 HBP 0 BLK 0 WP 0 HR 0 S 79 P 117 ERA 3.00 WHIP 1.444											PITCHER	IP WLS BF H R ER SO BB IBB HBP BLK WP HR S P ERA WHIP									

Batter	1	2	3	4	5	6	7	8	9	10	11	AB R H RBI BB SO LOB	TOP										
Jim Gilliam, S OBP: 0.360, SLG: 0.274 (1, 5)	G3	E S BB		F6		L9			1-3		SH3-4 1B	5 1 1 0 1 0 1	Los Angeles Dodgers @ San Francisco Giants Seals Stadium, San Francisco, CA Sat May 09 1959, 6:33 AM EDT Att. 22,679 - Unknown										
Charlie Neal, R OBP: 0.355, SLG: 0.372 (1, 4)	HR 1B	4-3		FC6-4 1B		FC6-4 1-2f			F7		SH3-4 1-2	5 1 2 0 0 0 2											
Wally Moon, L OBP: 0.420, SLG: 0.471 (1, 7)	F8			F7		5-3			F7		F8 E 2-H 1B	6 0 1 1 0 0 2											
Duke Snider, L OBP: 0.308, SLG: 0.452 (1, 9)	HR 1-H			4-3 1B		K					BB SH2-4 1B	6 2 3 2 0 1 2											
Norm Larker, L OBP: 0.489, SLG: 0.647 (1, 3)	HR			1B FC6-4 HBP		F5			6-3		SH2-4 1-2	4 2 1 1 0 0 2											
John Roseboro, L OBP: 0.329, SLG: 0.289 (1, 2)	1B			FC6-4 1-3 2-H 1B		K			B3		BB IBB	5 0 2 1 1 1 2											
Ron Fairly, L OBP: 0.362, SLG: 0.429 Don Demeter, R OBP: 0.352, SLG: 0.546 (1, 8) (9, 8)	1-3			FC6-4 IBB		F7			K		K	3 0 0 0 1 1 1 1 0 0 0 0 1 2											
Don Zimmer, R OBP: 0.320, SLG: 0.360 Rip Repulski, R OBP: 0.381, SLG: 0.294 Bob Lillis, R OBP: 0.400, SLG: 0.333 (1, 6) (10, PH) (10, PR) (10, 6)		5-3		FC6-4 1-2f 2-3 3-H 1B		K			1B		1-2 2-3 BB	4 0 1 1 0 1 2 0 0 0 0 1 0 0 0 0 0 0 0 0 0											
Don Drysdale, R OBP: 0.238, SLG: 0.350 Dick Gray, R OBP: 0.385, SLG: 0.429 Clem Labine, R (1, 1) (10, PH) (10, 1)		K		F3		FC6-4 1B			K		F8	4 0 1 0 0 2 3 1 0 0 0 0 0 3 0 0 0 0 0 0 0											
Inning Stats	R: 3 E: 0 S: 13	H: 4 LOB: 1 BB: 0 P: 18	R: 0 E: 0 K: 1 S: 9	H: 0 LOB: 1 BB: 1 P: 19	R: 2 E: 0 K: 0 S: 12	H: 2 LOB: 2 BB: 1 P: 23	R: 0 E: 0 K: 0 S: 7	H: 1 LOB: 1 BB: 0 P: 8	R: 0 E: 0 K: 1 S: 5	H: 0 LOB: 0 BB: 0 P: 8	R: 0 E: 0 K: 2 S: 9	H: 1 LOB: 1 BB: 0 P: 12		R: 0 E: 0 K: 0 S: 7	H: 0 LOB: 0 BB: 0 P: 11	R: 0 E: 0 K: 1 S: 9	H: 1 LOB: 3 BB: 2 P: 17	R: 1 E: 1 K: 0 S: 12	H: 2 LOB: 2 BB: 0 P: 14	1B: 10 2B: 0 3B: 0 HR: 2	SF: 0 SAC: 2 DP: 0 HBP: 1	WP: 0 PB: 0 SB: 2 CS: 0	PA: 51
PITCHER	IP WLS BF H R ER SO BB IBB HBP BLK WP HR S P ERA WHIP																						
Sam Jones, R ERA: 4.95 (1, 1)	2.1	15	6	5	5	1	1	0	1	0	0	0	0	2	29	49	19.29	3.000					
Al Worthington, R ERA: 3.71 (3, 1)	3.2	14	2	0	0	2	0	1	0	0	0	0	0	0	27	45	0.00	0.545					
Stu Miller, R ERA: 1.96 (7, 1)	3.0	10	1	0	0	3	0	0	0	0	0	0	0	0	25	38	0.00	0.333					
Gordon Jones, R ERA: 1.13 (10, 1)	2.0	L 12	3	1	1	1	1	1	0	0	0	0	0	0	21	31	4.50	2.000					

livebaseballscorecards.com

AB	44
R	6
H	12
RBI	6
BB	4
SO	7
LOB	22



Batter	1	2	3	4	5	6	7	8	9	10	11	AB R H RBI BB SO LOB	BOTTOM					
Jim Davenport, R OBP: 0.287, SLG: 0.343 (1, 5)	2-3 K	0-0 F3			1-0 5-3	0-0 FC6-4			0-0 F7			5 0 0 0 0 1 4	Los Angeles Dodgers @ San Francisco Giants Seals Stadium, San Francisco, CA Sat May 09 1959, 6:33 AM EDT Att. 22,679 - Unknown					
Willie Kirkland, L OBP: 0.366, SLG: 0.588 (1, 9)	4-0 3-1 WP 2B BB		1-0 L8		2-1 FC1-6 1B		0-3 K		0-2 2-H 1B			4 1 2 1 1 1 0						
Willie Mays, R OBP: 0.394, SLG: 0.561 (1, 8)	1-1 3-1		1-0 1B PB HBP		2-2 FC1-6 1-2f		2-1 1-3		0-0 F8			4 1 0 0 0 0 3						
Leon Wagner, L OBP: 0.313, SLG: 0.333 (1, 7)	2-1 BLK 2B		3-1 1B PB 1B		0-0 F2		3-3 K			2-3 K		5 1 2 1 0 2 1						
Orlando Cepeda, R OBP: 0.327, SLG: 0.580 (1, 3)	4-1 BLK BB		0-1 1-H 3-H 1B			0-1 2-3		1-3 K		1-1 6-3		4 0 1 1 1 1 0						
Daryl Spencer, R OBP: 0.320, SLG: 0.322 (1, 4)	3-2 6-3 1-2 2-3		0-1 G1-4-6-3 1-2f			0-2 F7		1-2 F2		3-2 6-3		5 0 0 0 0 0 3						
Hobie Landrith, L OBP: 0.333, SLG: 0.455 (1, 2)		0-1 6-3		0-0 4-3		4-2 1B BB BB		3-2 6-3			0-1 F7	4 1 0 0 1 0 0						
Andre Rodgers, R OBP: 0.347, SLG: 0.419 (1, 6)		0-2 E 1B		2-0 5-3		4-2 1B BB BB			0-1 SH3 1B 1B		2-3 K	4 1 2 0 1 1 0						
Sam Jones, R Al Worthington, R Bob Speake, L Stu Miller, R Jackie Brandt, R Gordon Jones, R Felipe Alou, R (1, 1) (3, 1) (6, PH) (7, 1) (9, PH) (10, 1) (11, PH)		0-1 SAFE F6		0-1 6-3		0-1 FC6-4 1-2 2-H 1B			0-1 SH3		3-1 1-3	1 0 0 0 0 0 0 1 1 0 0 0 0 0 0 0 1 0 0 1 1 0 1 0 0 0 0 0 0 0 0						
Inning Stats	R: 1 H: 1 E: 0 LOB: 2 K: 1 BB: 2 S: 12 P: 28	R: 0 H: 1 E: 1 LOB: 1 K: 0 BB: 0 S: 8 P: 8	R: 2 H: 2 E: 0 LOB: 0 K: 0 BB: 0 S: 7 P: 12	R: 0 H: 0 E: 0 LOB: 0 K: 0 BB: 0 S: 4 P: 6	R: 0 H: 1 E: 0 LOB: 1 K: 0 BB: 0 S: 7 P: 12	R: 1 H: 1 E: 0 LOB: 2 K: 0 BB: 2 S: 13 P: 21	R: 0 H: 0 E: 0 LOB: 0 K: 2 BB: 0 S: 8 P: 13	R: 0 H: 0 E: 0 LOB: 0 K: 1 BB: 0 S: 9 P: 14	R: 1 H: 2 E: 0 LOB: 1 K: 0 BB: 0 S: 9 P: 9	R: 0 H: 0 E: 0 LOB: 0 K: 1 BB: 0 S: 10 P: 16	R: 0 H: 0 E: 0 LOB: 0 K: 1 BB: 0 S: 8 P: 13	1B: 7 SF: 0 2B: 1 SAC: 1 3B: 0 DP: 1 HR: 0 HBP: 1		WP: 1 PA: 45 PB: 1 SB: 0 CS: 0				
PITCHER	IP WLS BF H R ER SO BB IBB HBP BLK WP HR S P ERA WHIP																	
Don Drysdale, R ERA: 3.6 (1, 1)	9.0	39	8	5	4	4	4	4	0	0	1	1	1	0	77	123	4.00	1.333
Clem Labine, R ERA: 4.43 (10, 1)	2.0	6	0	0	0	2	0	0	0	0	0	0	0	0	18	29	0.00	0.000



Batter	1	2	3	4	5	6	7	8	9	AB R H RBI BB SO LOB	TOP	
Jim Gilliam, S (1, 9) OBP: 0.367, SLG: 0.288 (8, 5)	2-2 1B		3-1 F3			0-0 SF7 SH3-4 1B		1-1 6-3		4 1 2 0 0 0 0	Los Angeles Dodgers @ San Francisco Giants Seals Stadium, San Francisco, CA Sun May 10 1959, 6:33 AM EDT Att. 22,641 - Unknown livebaseballscorecards.com	
Charlie Neal, R (1, 4) OBP: 0.354, SLG: 0.397	2-1 G6-3 1-2f		2-1 F9			1-0 SH3-4 1-2		0-1 HR		3 1 1 1 0 0 1		
Don Demeter, R (1, 8) OBP: 0.349, SLG: 0.550	1-2 2B			0-0 6-3		2-0 SF7 2H		1-1 1-3		3 0 1 1 0 0 0		
Gil Hodges, R (1, 3) OBP: 0.350, SLG: 0.514	0-1 6-3			1-2 F7		3-1 L5		1-3 K		4 0 0 0 0 1 1		
Rip Repulski, R (1, 7) OBP: 0.440, SLG: 0.500		4-1 FC4-6 BB		2-2 HR		2-0 FC1-5 SH3-4 1B		2-3 K		3 1 2 1 1 1 0		
Dick Gray, R (1, 5) Ron Fairly, L (8, 9) OBP: 0.375, SLG: 0.420		0-3 K		1-2 F5		0-0 SH3-4 1-2		1-2 4-3		2 0 0 0 0 1 1 1 0 0 0 0 0 0		
Bob Lillis, R (1, 6) OBP: 0.286, SLG: 0.231		1-0 FC4-6 1-2f			1-2 F8		0-1 FC1-5 2-3		0-1 1-3			4 0 0 0 0 0 2
Joe Pignatano, R (1, 2) OBP: 0.286, SLG: 0.208		2-0 F3			1-1 6-3		4-0 IBB			2 0 0 0 1 0 1		
Johnny Podres, L (1, 1) Clem Labine, R (8, 1)			0-2 F9		0-1 F5		1-3 K			3 0 0 0 0 1 2 0 0 0 0 0 0 0		
Inning Stats	R: 0 H: 2 E: 0 LOB: 1 K: 0 BB: 0 S: 11 P: 16	R: 0 H: 0 E: 0 LOB: 1 K: 1 BB: 1 S: 6 P: 13	R: 0 H: 0 E: 0 LOB: 0 K: 0 BB: 0 S: 7 P: 12	R: 1 H: 1 E: 0 LOB: 0 K: 0 BB: 0 S: 11 P: 15	R: 0 H: 0 E: 0 LOB: 0 K: 0 BB: 0 S: 8 P: 10	R: 1 H: 1 E: 0 LOB: 0 K: 0 BB: 0 S: 5 P: 11	R: 0 H: 1 E: 0 LOB: 2 K: 1 BB: 1 S: 7 P: 14	R: 1 H: 1 E: 0 LOB: 0 K: 1 BB: 0 S: 8 P: 11	R: 0 H: 0 E: 0 LOB: 0 K: 1 BB: 0 S: 8 P: 11	1B: 3 SF: 1 2B: 1 SAC: 2 3B: 0 DP: 1 HR: 2 HBP: 0	WP: 0 PA: 34 PB: 0 SB: 1 CS: 0	
PITCHER Mike McCormick, L (1, 1) ERA: 4.13 Stu Miller, R (8, 1) ERA: 2.21	IP WLS BF H R ER SO BB IBB HBP BLK WP HR S P ERA WHIP 7.0 L 27 5 2 2 2 1 1 0 0 0 1 55 91 2.57 0.857 2.0 7 1 1 1 2 0 0 0 0 0 1 17 23 4.50 0.500											PITCHER IP WLS BF H R ER SO BB IBB HBP BLK WP HR S P ERA WHIP



Batter	1	2	3	4	5	6	7	8	9	AB	R	H	RBI	BB	SO	LOB
Jim Davenport, R (1, 5) <small>OBP: 0.277, SLG: 0.330</small> Leon Wagner, L (9, PH) <small>OBP: 0.353, SLG: 0.438</small>	1-2 L3		0-0 F9	1-2 L9			1-3 K		0-0 2B	4	0	0	0	0	1	3
Jackie Brandt, R (1, 7) <small>OBP: 0.322, SLG: 0.444</small>	2-1 F4		1-2 BB 1B		0-0 F7			0-0 5-3	2-2 F4	5	0	1	0	0	0	1
Willie Mays, R (1, 8) <small>OBP: 0.398, SLG: 0.564</small>	2-0 F6		4-2 BB		0-0 6-3			3-2 HR 2B		3	1	1	0	1	0	0
Orlando Cepeda, R (1, 3) <small>OBP: 0.315, SLG: 0.558</small>			2-3 K		1-1 1-3			0-0 5-3		4	0	0	0	0	2	3
Felipe Alou, R (1, 9) <small>OBP: 0.351, SLG: 0.584</small>		4-0 BB BB		1-2 5-3		0-0 L6		1-2 HR 2-H		3	1	1	2	1	0	0
Daryl Spencer, R (1, 4) <small>OBP: 0.327, SLG: 0.323</small>		0-0 F8		2-1 BB 1B 1B		2-3 K		4-2 BB		3	0	1	0	1	1	1
Andre Rodgers, R (1, 6) <small>OBP: 0.342, SLG: 0.400</small>		4-2 FC4-6 BB		1-3 K		3-2 F7		2-1 L7		3	0	0	0	1	1	2
Bob Schmidt, R (1, 2) <small>OBP: 0.314, SLG: 0.365</small>		0-2 FC4-6 1-2f		1-1 BB 1B		0-0 5-3			2-1 F9	4	0	1	0	0	0	2
Mike McCormick, L (1, 1) <small>OBP: 0.500, SLG: 0.250</small> Eddie Bressoud, R (7, PH) <small>OBP: 0.300, SLG: 0.188</small> Stu Miller, R (8, 1) <small>OBP: 0.333, SLG: 0.333</small> Willie Kirkland, L (9, PH) <small>OBP: 0.357, SLG: 0.571</small>			1-3 K	4-2 BB		2-2 F8		0-0 L8		1	0	0	0	1	1	0
				1-2 2-3 BB						1	0	0	0	0	0	0
										0	0	0	0	0	0	0
										1	0	0	0	0	0	0

Inning Stats	R: 0	H: 0	E: 0	K: 0	S: 6	R: 0	H: 0	E: 0	K: 1	S: 9	R: 0	H: 1	E: 0	K: 2	S: 13	R: 0	H: 2	E: 0	K: 1	S: 16	R: 0	H: 0	E: 0	K: 0	S: 4	R: 0	H: 0	E: 0	K: 1	S: 7	R: 0	H: 0	E: 0	K: 1	S: 7	R: 2	H: 2	E: 0	K: 0	S: 12	R: 0	H: 1	E: 0	K: 0	S: 9	1B: 3	SF: 0	2B: 2	SAC: 0	3B: 0	DP: 0	HR: 1	HBP: 0	WP: 0	PA: 38
Johnny Podres, L (1, 1) <small>ERA: 3.51</small> Clem Labine, R (8, 1) <small>ERA: 4.15</small>	IP: 7.2	WLS: W	BF: 33	H: 5	R: 2	ER: 2	SO: 6	BB: 5	IBB: 0	HBP: 0	BLK: 0	WP: 0	HR: 1	S: 72	P: 120	ERA: 2.35	WHIP: 1.304																																						
	IP: 1.1	WLS: S	BF: 5	H: 1	R: 0	ER: 0	SO: 0	BB: 0	IBB: 0	HBP: 0	BLK: 0	WP: 0	HR: 0	S: 11	P: 17	ERA: 0.00	WHIP: 0.750																																						

BOTTOM

Los Angeles Dodgers @ San Francisco Giants
Seals Stadium, San Francisco, CA
 Sun May 10 1959, 6:33 AM EDT
 Att. 22,641 - Unknown

livebaseballscorecards.com

AB	33
R	2
H	6
RBI	2
BB	5
SO	6
LOB	12



BOTTOM

Philadelphia Phillies @ Los Angeles Dodgers
Los Angeles Memorial Coliseum, Los Angeles, CA

Mon May 11 1959, 10:05 PM EDT
 Att. 13,524 - Unknown

livebaseballscorecards.com

AB	32
R	11
H	12
RBI	10
BB	10
SO	6
LOB	14



WP: 0	PA: 46
PB: 0	
SB: 0	
CS: 1	

AB R H RBI BB SO LOB

4 2 2 1 1 0 1

4 3 2 1 1 0 0

3 2 0 0 2 0 1

4 1 1 2 1 0 1

4 1 2 2 0 1 2

4 0 1 0 1 3 3

3 0 2 3 1 1 0

2 1 0 0 2 0 3

0 0 0 0 1 0 0

0 0 0 0 0 0 0

1 1 1 0 0 0 0

0 0 0 0 0 0 0

1 0 1 1 0 0 0

1B: 10 SF: 1

2B: 2 SAC: 2

3B: 0 DP: 0

HR: 0 HBP: 0

Batter	1	2	3	4	5	6	7	8	9
Jim Gilliam, S OBP: 0.381, SLG: 0.300 (1, 5)	3-2 6-3		3-2 F9		3-2 BB 1B	4-1 E BB	1-1 CS 1B		
Charlie Neal, R OBP: 0.364, SLG: 0.400 (1, 4)	2-0 F3			4-2 BB 1B	3-2 BB BB 1B	0-0 E7 1B	1-0 CS 1B	0-1 F8	
Wally Moon, L OBP: 0.419, SLG: 0.455 (1, 7)	2-1 4-3			4-2 1B 1B	4-1 SF8 1B	3-2 4-3		2-0 4-3	
Duke Snider, L OBP: 0.314, SLG: 0.439 (1, 9)		1-1 4-3		2-2 1B 1B	4-2 1B BB	0-0 F7		2-2 F5	
Don Demeter, R OBP: 0.351, SLG: 0.558 (1, 8)		0-0 4-3		2-3 K	3-2 SF8	1-2 1B		0-2 SH3-4 1B 2B	
Gil Hodges, R OBP: 0.353, SLG: 0.500 (1, 3)		3-3 K		3-2 1B	1-3 K	1-3 K		4-0 1B SH3-4 BB	
John Roseboro, L OBP: 0.348, SLG: 0.304 (1, 2)			4-0 BB	0-0 1B	3-2 1B		1-3 K	1-0 SH3-4	
Don Zimmer, R OBP: 0.327, SLG: 0.352 (1, 6)			0-0 F5	4-0 1B	2-1 F5		4-0 SH3 1B BB	4-0 1B IBB	
Rip Repulski, R OBP: 0.462, SLG: 0.500 (9, PH)									
Bob Lillis, R OBP: 0.286, SLG: 0.231 (9, PR)									
Stan Williams, R OBP: 0.167, SLG: 0.091 (1, 1)			0-3 K	1-2 G3		2-2 E 2B	1-1 SH3	1-0 1B	
Carl Erskine, R (5, 1)									
Ron Fairly, L OBP: 0.386, SLG: 0.451 (6, PH)									
Art Fowler, R OBP: 0.111, SLG: 0.111 (7, 1)									
Norm Larker, L OBP: 0.500, SLG: 0.657 (9, PH)									

Inning Stats	R: 0	H: 0	E: 0	K: 0	S: 6	H: 0	LOB: 0	BB: 0	P: 13	R: 0	H: 0	E: 0	K: 1	S: 6	H: 0	LOB: 0	BB: 0	P: 10	R: 3	H: 3	E: 0	K: 1	S: 26	H: 3	LOB: 2	BB: 2	P: 49	R: 3	H: 3	E: 1	K: 1	S: 21	H: 3	LOB: 1	BB: 1	P: 32	R: 1	H: 1	E: 0	K: 1	S: 7	H: 1	LOB: 0	BB: 1	P: 15	R: 0	H: 0	E: 0	K: 0	S: 6	H: 0	LOB: 0	BB: 0	P: 10	R: 1	H: 2	E: 0	K: 0	S: 5	H: 2	LOB: 3	BB: 2	P: 15	1B: 10	SF: 1	2B: 2	SAC: 2	3B: 0	DP: 0	HR: 0	HBP: 0	WP: 0	PA: 46
--------------	------	------	------	------	------	------	--------	-------	-------	------	------	------	------	------	------	--------	-------	-------	------	------	------	------	-------	------	--------	-------	-------	------	------	------	------	-------	------	--------	-------	-------	------	------	------	------	------	------	--------	-------	-------	------	------	------	------	------	------	--------	-------	-------	------	------	------	------	------	------	--------	-------	-------	--------	-------	-------	--------	-------	-------	-------	--------	-------	--------

PITCHER	IP	WLS	BF	H	R	ER	SO	BB	IBB	HBP	BLK	WP	HR	S	P	ERA	WHIP
Jim Owens, R ERA: 3.82 (1, 1)	4.0		20	5	5	5	3	3	1	0	0	0	0	43	87	11.25	2.000
Jack Meyer, R ERA: 6.75 (5, 1)	0.0		2	0	0	0	0	2	0	0	0	0	0	4	12	∞	∞
Turk Farrell, R ERA: 4.82 (5, 1)	3.0		15	5	5	5	3	2	0	0	0	0	0	44	72	15.00	2.333
Jim Hearn, R ERA: 7.94 (8, 1)	1.1	L	7	1	1	1	0	1	1	0	0	0	0	10	23	6.75	1.500
Ray Semproch, R ERA: 4.41 (9, 1)	0.0		1	1	0	0	0	0	0	0	0	0	0	1	2	∞	∞

Batter	1	2	3	4	5	6	7	8	9	AB R H RBI BB SO LOB	TOP											
Richie Ashburn, L (1, 8) OBP: 0.375, SLG: 0.269	0-0 5-3			1-1 4-3		1-1 6-3		3-2 3-1		4 0 0 0 0 0 1												
Joe Koppe, R (1, 6) OBP: 0.267, SLG: 0.083	2-2 F3			0-1 L9			1-2 6-3		0-3 K	4 0 0 0 0 1 0												
Ed Bouchee, L (1, 3) OBP: 0.450, SLG: 0.560	2-3 K			0-2 2B			1-3 K		3-1 4-3	4 0 1 0 0 2 0												
Wally Post, R (1, 9) OBP: 0.352, SLG: 0.586		1-0 F5		1-1 F8			1-2 1B		3-2 1B	4 0 2 0 0 0 1												
Bob Bowman, R (1, 7) OBP: 0.240, SLG: 0.333		2-0 L7			1-1 6-3		0-0 F8		3-3 K	4 0 0 0 0 1 2												
Willie Jones, R (1, 5) OBP: 0.402, SLG: 0.607		2-1 5-3			1-0 F9			0-0 HR		3 1 1 1 0 0 0												
Sparky Anderson, R (1, 4) OBP: 0.241, SLG: 0.200			1-1 5-3			2-3 K		3-3 K		2 0 0 0 0 1 0												
Gene Freese, R (8, PH) OBP: 0.278, SLG: 0.800										1 0 0 0 0 1 0												
Jack Meyer, R (8, 1) OBP: 0.333, SLG: 0.333										0 0 0 0 0 0 0												
Jim Hegan, R (1, 2) OBP: 0.158, SLG: 0.139			1-0 6-3			0-0 F8		1-1 6-3		3 0 0 0 0 0 0												
Gene Conley, R (1, 1) OBP: 0.222, SLG: 0.222			0-0 5-3			0-2 5-3		1-0 1B		2 0 0 0 0 0 0												
Granny Hamner, R (8, PH) OBP: 0.333, SLG: 0.429										1 0 1 0 0 0 0												
Chico Fernandez, R (8, PR) OBP: 0.346, SLG: 0.391										0 0 0 0 0 0 0												
Inning Stats	R: 0 E: 0 K: 1 S: 8	H: 0 LOB: 0 BB: 0 P: 12	R: 0 E: 0 K: 0 S: 4	H: 0 LOB: 0 BB: 0 P: 9	R: 0 E: 0 K: 0 S: 4	H: 0 LOB: 0 BB: 0 P: 6	R: 0 E: 0 K: 0 S: 9	H: 1 LOB: 1 BB: 0 P: 11	R: 0 E: 0 K: 1 S: 7	H: 0 LOB: 0 BB: 0 P: 11	R: 0 E: 0 K: 1 S: 6	H: 0 LOB: 0 BB: 0 P: 7	R: 0 E: 0 K: 1 S: 11	H: 1 LOB: 1 BB: 0 P: 14	R: 1 E: 0 K: 1 S: 10	H: 2 LOB: 1 BB: 0 P: 18	R: 0 E: 0 K: 2 S: 12	H: 1 LOB: 1 BB: 0 P: 21	1B: 3 2B: 1 3B: 0 HR: 1	SF: 0 SAC: 0 DP: 0 HBP: 0	WP: 0 PB: 0 SB: 0 CS: 0	PA: 32
PITCHER Danny McDevitt, L (1, 1) ERA: 2.67	IP: 9.0 WLS: W BF: 32 H: 5 R: 1 ER: 1 SO: 6 BB: 0 IBB: 0 HBP: 0 BLK: 0 WP: 0 HR: 1 S: 71 P: 109 ERA: 1.00 WHIP: 0.556																					

Philadelphia Phillies @ Los Angeles Dodgers
 Los Angeles Memorial Coliseum, Los Angeles, CA
 Tue May 12 1959, 10:05 PM EDT
 Att: 12,562 - Unknown

livebaseballscorecards.com

AB	32
R	1
H	5
RBI	1
BB	0
SO	6
LOB	4



Batter	1	2	3	4	5	6	7	8	9
Jim Gilliam, S <small>OBP: 0.375, SLG: 0.288</small> <small>(1, 5)</small>	 <small>1-3</small>		 <small>0-0</small>				 <small>1-1</small>		
Charlie Neal, R <small>OBP: 0.368, SLG: 0.398</small> <small>(1, 4)</small>	 <small>0-0</small>			 <small>1-3</small>	 <small>1-0</small>			 <small>4-1</small>	
Wally Moon, L <small>OBP: 0.407, SLG: 0.440</small> <small>(1, 7)</small>	 <small>2-2</small>			 <small>0-1</small>	 <small>1-0</small>			 <small>2-0</small>	
Duke Snider, L <small>OBP: 0.311, SLG: 0.429</small> <small>(1, 9)</small>			 <small>1-3</small>			 <small>1-0</small>		 <small>1-0</small>	
Don Demeter, R <small>OBP: 0.347, SLG: 0.546</small> <small>(1, 8)</small>			 <small>1-1</small>			 <small>0-1</small>	 <small>2-1</small>	 <small>1-3</small>	
Norm Larker, L <small>OBP: 0.531, SLG: 0.711</small> <small>(1, 3)</small>			 <small>0-0</small>		 <small>1-2</small>	 <small>0-1</small>		 <small>3-2</small>	
John Roseboro, L <small>OBP: 0.337, SLG: 0.293</small> <small>(1, 2)</small>			 <small>3-1</small>		 <small>0-0</small>	 <small>0-1</small>			
Don Zimmer, R <small>OBP: 0.327, SLG: 0.344</small> <small>(1, 6)</small>			 <small>3-3</small>		 <small>4-0</small>			 <small>2-3</small>	
Danny McDevitt, L <small>OBP: 0.182, SLG: 0.273</small> <small>(1, 1)</small>			 <small>2-1</small>		 <small>0-1</small>			 <small>0-0</small>	

AB	R	H	RBI	BB	SO	LOB
3	0	0	0	1	1	0
3	1	1	0	1	1	2
3	0	0	0	0	0	4
4	0	1	1	0	1	0
4	0	1	0	0	1	1
3	1	3	0	0	0	0
3	0	0	0	0	0	4
2	1	0	0	1	2	0
3	0	1	1	0	0	0

BOTTOM

Philadelphia Phillies @ Los Angeles Dodgers
Los Angeles Memorial Coliseum, Los Angeles, CA
Tue May 12 1959, 10:05 PM EDT
Att. 12,562 - Unknown

livebaseballscorecards.com

AB	28
R	3
H	7
RBI	2
BB	3
SO	6
LOB	11



Inning Stats	R: 0	H: 1	E: 0	K: 1	S: 9	LOB: 0	BB: 0	P: 12
	R: 0	H: 2	E: 0	K: 1	S: 8	LOB: 1	BB: 0	P: 13
	R: 0	H: 0	E: 0	K: 1	S: 7	LOB: 0	BB: 0	P: 12
	R: 0	H: 0	E: 0	K: 1	S: 6	LOB: 0	BB: 0	P: 8
	R: 2	H: 2	E: 1	K: 0	S: 12	LOB: 3	BB: 2	P: 23
	R: 0	H: 1	E: 0	K: 0	S: 7	LOB: 1	BB: 0	P: 10
	R: 0	H: 0	E: 0	K: 1	S: 7	LOB: 0	BB: 0	P: 10
	R: 1	H: 1	E: 0	K: 1	S: 9	LOB: 0	BB: 1	P: 20

PITCHER	IP	WLS	BF	H	R	ER	SO	BB	IBB	HBP	BLK	WP	HR	S	P	ERA	WHIP
Gene Conley, R <small>ERA: 1.0</small>	(1, 1)	7.0	L	28	6	2	1	5	1	1	0	0	0	56	88	1.29	1.000
Jack Meyer, R <small>ERA: 6.89</small>	(8, 1)	1.0		4	1	1	1	1	0	0	0	0	0	9	20	9.00	2.000

WP	PA
33	

WP	HR	S	P	ERA	WHIP
3	0	6	2	1.29	1.000

Batter	1	2	3	4	5	6	7	8	9	AB R H RBI BB SO LOB	TOP
Don Hoak, R (1, 5) OBP: 0.349, SLG: 0.302 BB	4-2 		4-2 		4-1 		0-1 		4-1 	1 1 0 0 4 0 0	
Roberto Clemente, R (1, 9) OBP: 0.279, SLG: 0.352 Roman Mejias, R (9, 9) OBP: 0.291, SLG: 0.208	1-2 		0-1 		0-1 		0-3 		3-2 	5 1 1 1 0 1 3 0 0 0 0 0 0 0	
Smoky Burgess, L (1, 2) OBP: 0.473, SLG: 0.763 Dick Schofield, S (8, PR) OBP: 0.500, SLG: 0.500 Hank Foiles, R (8, 2) OBP: 0.281, SLG: 0.379	0-1 			0-1 	0-0 			0-1 	1-1 	4 0 3 2 0 0 1 0 1 0 0 0 0 0 1 0 0 0 0 0 1	
Dick Stuart, R (1, 3) OBP: 0.379, SLG: 0.605	0-3 			0-0 	0-3 			0-0 	3-3 	5 1 1 2 0 3 4	
Bob Skinner, L (1, 7) OBP: 0.267, SLG: 0.345		0-0 		0-0 		0-1 		1-2 		4 1 1 0 0 0 2	
Bill Mazeroski, R (1, 4) OBP: 0.250, SLG: 0.313		1-0 		2-1 		1-1 		1-1 		4 0 1 1 0 0 1	
Dick Groat, R (1, 6) OBP: 0.322, SLG: 0.333		1-0 			1-1 	0-0 		1-1 		4 0 1 0 0 0 2	
Bill Virdon, L (1, 8) OBP: 0.263, SLG: 0.325			0-1 		2-2 	1-0 		2-3 		4 1 1 0 0 1 3	
Ron Kline, R (1, 1) Rocky Nelson, L (7, PH) OBP: 0.294, SLG: 0.333 Roy Face, R (7, 1) OBP: 0.250, SLG: 0.250			0-3 		0-0 		0-1 	1-2 		2 0 0 0 0 1 1 1 0 0 0 0 0 0 1 0 0 0 0 0 2	
Inning Stats	R: 0 H: 0 E: 0 LOB: 1 K: 1 BB: 1 S: 11 P: 16	R: 0 H: 0 E: 0 LOB: 0 K: 0 BB: 0 S: 3 P: 5	R: 0 H: 0 E: 0 LOB: 1 K: 1 BB: 1 S: 9 P: 13	R: 0 H: 1 E: 1 LOB: 1 K: 0 BB: 0 S: 6 P: 8	R: 3 H: 3 E: 0 LOB: 1 K: 1 BB: 1 S: 13 P: 20	R: 0 H: 1 E: 0 LOB: 1 K: 0 BB: 0 S: 6 P: 8	R: 0 H: 0 E: 0 LOB: 0 K: 1 BB: 0 S: 7 P: 7	R: 3 H: 4 E: 0 LOB: 2 K: 1 BB: 1 S: 18 P: 23	R: 0 H: 0 E: 0 LOB: 1 K: 1 BB: 1 S: 10 P: 21	1B: 5 SF: 0 2B: 3 SAC: 0 3B: 0 DP: 1 HR: 1 HBP: 0	WP: 0 PA: 40 PB: 0 SB: 0 CS: 0
PITCHER Don Drysdale, R (1, 1) ERA: 4.03 Clem Labine, R (8, 1) ERA: 3.8	IP WLS BF H R ER SO BB IBB HBP BLK WP HR S P ERA WHIP 7.0 L 32 8 6 6 4 3 0 0 0 0 0 1 62 85 7.71 1.571 2.0 8 1 0 0 2 1 0 0 0 0 0 0 21 36 0.00 1.000	PITCHER IP WLS BF H R ER SO BB IBB HBP BLK WP HR S P ERA WHIP									

Pittsburgh Pirates @ Los Angeles Dodgers
 Los Angeles Memorial Coliseum, Los Angeles, CA
 Wed May 13 1959, 10:05 PM EDT
 Att: 16,718 - Unknown

AB	36
R	6
H	9
RBI	6
BB	4
SO	6
LOB	20



Batter	1	2	3	4	5	6	7	8	9	AB	R	H	RBI	BB	SO	LOB
Jim Gilliam, S OBP: 0.376, SLG: 0.321 (1, 5)	0-0 4-3 2B		2-1 4-3		0-2 4-3		0-0 2B		0-2 F5	5	0	2	0	0	0	2
Charlie Neal, R OBP: 0.362, SLG: 0.386 (1, 4)	0-0 4-3 2-3			4-2 FC1-5 HBP BB	0-1 L1-3		0-0 F7		0-0 F8	4	0	0	0	1	0	4
Wally Moon, L OBP: 0.416, SLG: 0.436 (1, 7)	4-0 G3-6-3 BB			1-0 FC1-5 1B HBP	0-0 F8			0-1 1B 1B	1-3 K	3	1	1	0	1	1	2
Duke Snider, L OBP: 0.299, SLG: 0.411 Ron Fairly, L OBP: 0.397, SLG: 0.462 (1, 9) (8, 9)	2-0 G3-6-3 1-2f			0-1 FC1-5 1B E		0-1 4-3		2-1 1B		3	1	0	0	0	0	4
Don Demeter, R OBP: 0.344, SLG: 0.563 (1, 8)		0-3 K		0-3 K		0-0 HR		1-3 K		4	1	1	1	0	3	4
Norm Larker, L OBP: 0.509, SLG: 0.667 (1, 3)		2-2 F5		3-1 E8 E 1B 1-H 2-H		1-1 L9		2-3 K		4	1	1	1	0	1	2
John Roseboro, L OBP: 0.333, SLG: 0.289 Joe Pignatano, R OBP: 0.290, SLG: 0.192 (1, 2) (3, 2)		1-2 F7		4-1 WP BB BB		3-1 F5		0-0 F6		1	0	0	0	0	0	0
Don Zimmer, R OBP: 0.333, SLG: 0.337 (1, 6)			3-1 F8	4-2 BB 1-3 3-H BB			2-3 K		4-2 BB BB	2	0	0	0	2	1	0
Don Drysdale, R OBP: 0.208, SLG: 0.304 Clem Labine, R (8, 1) Gil Hodges, R OBP: 0.360, SLG: 0.500 Bob Lillis, R OBP: 0.286, SLG: 0.231 (1, 1) (9, PH) (9, PR)			3-3 K	1-3 K			0-3 K		4-2 BB 1-2 BB	3	0	0	0	0	3	2

Inning Stats	R: 0	H: 1	E: 0	K: 3	S: 3	R: 0	H: 0	E: 0	K: 1	S: 11	R: 0	H: 0	E: 0	K: 1	S: 7	R: 3	H: 1	E: 1	K: 2	S: 18	R: 0	H: 0	E: 0	K: 0	S: 6	R: 1	H: 1	E: 0	K: 0	S: 7	R: 0	H: 1	E: 0	K: 2	S: 11	R: 0	H: 2	E: 0	K: 2	S: 11	R: 0	H: 0	E: 0	K: 1	S: 15	1B: 3	SF: 0	2B: 2	SAC: 0	3B: 0	DP: 1	HR: 1	HBP: 1	WP: 1	PA: 39
--------------	------	------	------	------	------	------	------	------	------	-------	------	------	------	------	------	------	------	------	------	-------	------	------	------	------	------	------	------	------	------	------	------	------	------	------	-------	------	------	------	------	-------	------	------	------	------	-------	-------	-------	-------	--------	-------	-------	-------	--------	-------	--------

PITCHER	IP	WLS	BF	H	R	ER	SO	BB	IBB	HBP	BLK	WP	HR	S	P	ERA	WHIP
Ron Kline, R ERA: 2.74 (1, 1)	6.0		25	3	4	2	4	4	0	1	0	1	1	52	90	3.00	1.167
Roy Face, R ERA: 1.96 (7, 1)	3.0	W	14	3	0	0	5	2	0	0	0	0	0	37	53	0.00	1.667

BOTTOM

Pittsburgh Pirates @ Los Angeles Dodgers
Los Angeles Memorial Coliseum, Los Angeles, CA

Wed May 13 1959, 10:05 PM EDT
Att. 16,718 - Unknown

livebaseballscorecards.com

AB	32
R	4
H	6
RBI	2
BB	6
SO	9
LOB	22



Batter	1	2	3	4	5	6	7	8	9	AB R H RBI BB SO LOB	TOP																
Don Hoak, R (1, 5) OBP: 0.358, SLG: 0.318	0-0 E5 FC1-6 1B		0-1 1-2 5-3 1B	1-0 1-3 1B 2B		0-0 F9		4-2 S BB		4 2 2 0 1 0 1	Pittsburgh Pirates @ Los Angeles Dodgers Los Angeles Memorial Coliseum, Los Angeles, CA Thu May 14 1959, 10:05 PM EDT Att: 15,416 - Unknown																
Roberto Clemente, R (1, 9) OBP: 0.284, SLG: 0.354	0-0 FC1-6 1B 1-2f		0-0 5-3	1-0 2-H 3-H 1B		0-0 1-3 1B		2-1 1-3 1-2		5 1 2 2 0 0 4																	
Roman Mejias, R (1, 8) OBP: 0.300, SLG: 0.283	0-0 1-2 1B		0-2 6-3	0-0 2-H HR		1-0 F9		1-2 F8		5 1 2 3 0 0 3																	
Dick Stuart, R (1, 3) Rocky Nelson, L (9, 3) OBP: 0.380, SLG: 0.628 OBP: 0.294, SLG: 0.333	1-3 K		3-2 FC5 1B 2-H	1-3 K		1-1 5-3		1-1 HR		5 1 2 2 0 2 2 0 0 0 0 0 0 0																	
Bob Skinner, L (1, 7) OBP: 0.263, SLG: 0.337	3-3 K		3-2 1-2 1B		0-3 K		0-0 6-3	0-0 6-3		5 0 1 0 0 2 2																	
Bill Mazerowski, R (1, 4) OBP: 0.256, SLG: 0.311		0-0 F6	1-1 FC5 2-3f		3-2 CS 1B		4-2 BB	0-0 6-3		4 0 1 0 1 0 2																	
Dick Groat, R (1, 6) OBP: 0.311, SLG: 0.321		1-1 6-3		1-0 F8	2-2 F8		0-1 5-3			4 0 0 0 0 0 2																	
Hank Foiles, R (1, 2) OBP: 0.278, SLG: 0.364		0-0 5-3		1-1 4-3		0-0 1B 1B		1-3 K		4 0 1 0 0 1 0																	
Bob Friend, R (1, 1) Roy Face, R (8, 1) OBP: 0.267, SLG: 0.214 OBP: 0.250, SLG: 0.250			1-0 5-3 1B 6-3 1B	4-0 2B 1B BB		0-0 B3		2-1 6-3		3 2 1 0 1 0 1 0 0 0 0 0 0 0																	
Inning Stats	R: 0 E: 1 K: 2 S: 9	H: 1 LOB: 2 BB: 0 P: 13	R: 0 E: 0 K: 0 S: 4	H: 0 LOB: 0 BB: 0 P: 5	R: 2 E: 0 K: 0 S: 18	H: 4 LOB: 2 BB: 0 P: 26	R: 4 E: 0 K: 1 S: 9	H: 3 LOB: 0 BB: 1 P: 18	R: 0 E: 0 K: 1 S: 10	H: 1 LOB: 0 BB: 0 P: 14		R: 0 E: 0 K: 0 S: 5	H: 2 LOB: 2 BB: 0 P: 6	R: 0 E: 0 K: 0 S: 7	H: 0 LOB: 1 BB: 1 P: 12	R: 0 E: 0 K: 1 S: 9	H: 0 LOB: 1 BB: 1 P: 18	R: 1 E: 0 K: 0 S: 7	H: 1 LOB: 0 BB: 0 P: 9	1B: 9 2B: 1 3B: 0 HR: 2	SF: 0 SAC: 0 DP: 0 HBP: 0	WP: 0 PB: 0 SB: 1 CS: 1	PA: 42				
PITCHER	IP WLS BF H R ER SO BB IBB HBP BLK WP HR S P ERA WHIP																										
Johnny Podres, L (1, 1) ERA: 4.13	3.2		20	7	5	5	2	1	0	0	0	0	0	36	57	12.27	2.182										
Johnny Klippstein, R (4, 1) ERA: 5.85	3.1		14	4	1	1	2	1	0	0	0	0	1	26	37	2.70	1.500										
Art Fowler, R (8, 1) ERA: 3.93	1.0		4	0	0	0	1	1	0	0	0	0	0	9	18	0.00	1.000										
Clem Labine, R (9, 1) ERA: 4.01	1.0	L	4	1	1	1	0	0	0	0	0	0	1	7	9	9.00	1.000										

AB	39
R	7
H	12
RBI	7
BB	3
SO	5
LOB	17



Batter	1	2	3	4	5	6	7	8	9	AB	R	H	RBI	BB	SO	LOB
Jim Gilliam, S OBP: 0.408, SLG: 0.338 (1, 5)	4-2 2B BB	4-0 IBB			1-2 1B		0-2 1B	4-2 1B BB		2	1	2	0	3	0	0
Charlie Neal, R OBP: 0.349, SLG: 0.374 (1, 4)	1-2 2-3 1-2	1-0 4-3			0-1 L6		0-0 SF9	2-3 K		4	0	0	1	0	1	7
Wally Moon, L OBP: 0.407, SLG: 0.424 (1, 7)	0-1 5-3		2-1 G3		0-2 F9		0-0 3-1	3-2 FC6-4 1B		5	0	1	2	0	0	3
Don Demeter, R OBP: 0.346, SLG: 0.564 (1, 8)	0-0 2B 2-H		1-2 6-3		0-1 1B E		1-3 K	0-1 FC6-4 1-2f		5	0	2	1	0	1	5
Norm Larker, L OBP: 0.483, SLG: 0.617 (1, 3)	0-0 6-3		1-2 1B		0-0 F8		1-0 F8	1-3 K		5	0	1	0	0	1	2
Ron Fairly, L OBP: 0.397, SLG: 0.446 (1, 9)		4-2 FC5-4 BB	0-0 F8		2-2 FC4 G6-4-3 1-2		0-0 2B 1B	2-1 5-3		4	1	1	0	1	0	2
Don Zimmer, R OBP: 0.325, SLG: 0.327 (1, 6)		2-2 FC5-4		0-3 K		0-1 G6-4-3	1-0 1B 2B	3-3 K		3	0	0	0	0	1	3
Duke Snider, L OBP: 0.308, SLG: 0.432 (8, PH)		2B FC1-5-2 1-2f					1-H 1B			1	0	1	1	0	0	0
Bob Lillis, R OBP: 0.286, SLG: 0.231 (8, PR)		1-3 2B								0	1	0	0	0	0	0
Gil Hodges, R OBP: 0.356, SLG: 0.494 (9, PH)		2-2 FC1-5-2								1	0	0	0	0	1	0
Joe Pignatano, R OBP: 0.343, SLG: 0.276 (1, 2)		1-3 2B		2-2 5-3			4-2 1B 1B SF9 BB	0-0 1B 1B		3	2	2	0	1	0	0
Johnny Podres, L OBP: 0.236, SLG: 0.299 (1, 1)		2-0 FC1-5-2		0-0 5-3			2-2 3-1 1B	0-1 1B BB		1	0	0	0	0	0	2
Johnny Klippstein, R (4, 1)		2-3 3-H								1	0	0	0	0	0	0
Dick Gray, R OBP: 0.379, SLG: 0.417 (7, PH)										1	0	1	0	0	0	0
Art Fowler, R OBP: 0.111, SLG: 0.111 (8, 1)										0	0	0	0	0	0	0
Rip Repulski, R OBP: 0.461, SLG: 0.524 (8, PH)										1	1	1	1	0	0	0
Clem Labine, R (9, 1)										0	0	0	0	0	0	0

Inning Stats	R: 1	H: 1	E: 0	LOB: 1	K: 0	S: 12	R: 0	H: 1	E: 0	LOB: 1	K: 0	S: 9	R: 0	H: 0	E: 0	LOB: 0	K: 1	S: 8	R: 0	H: 1	E: 1	LOB: 1	K: 0	S: 9	R: 1	H: 2	E: 0	LOB: 2	K: 1	S: 14	R: 4	H: 5	E: 0	LOB: 3	K: 1	S: 18	R: 0	H: 0	E: 0	LOB: 0	K: 2	S: 9	1B: 9	2B: 3	3B: 0	HR: 0	SF: 1	SAC: 0	DP: 1	HBP: 0	WP: 0	PA: 43
--------------	------	------	------	--------	------	-------	------	------	------	--------	------	------	------	------	------	--------	------	------	------	------	------	--------	------	------	------	------	------	--------	------	-------	------	------	------	--------	------	-------	------	------	------	--------	------	------	-------	-------	-------	-------	-------	--------	-------	--------	-------	--------

PITCHER	IP	WLS	BF	H	R	ER	SO	BB	IBB	HBP	BLK	WP	HR	S	P	ERA	WHIP
Bob Friend, R ERA: 7.47 (1, 1)	7.1		35	10	6	6	2	3	1	0	0	0	0	77	115	7.36	1.773
Roy Face, R ERA: 2.19 (8, 1)	1.2	W	8	2	0	0	3	1	0	0	0	0	0	23	38	0.00	1.800


BOTTOM

Pittsburgh Pirates @ Los Angeles Dodgers
Los Angeles Memorial Coliseum, Los Angeles, CA

Thu May 14 1959, 10:05 PM EDT
Att. 15,416 - Unknown

AB	37
R	6
H	12
RBI	6
BB	5
SO	5
LOB	24

livebaseballscorecards.com



Batter	1	2	3	4	5	6	7	8	9	AB R H RBI BB SO LOB	TOP											
Johnny O'Brien, R (1, 4) OBP: 0.271, SLG: 0.296	1-1 6-3		4-0 FC6-4 BB	0-0 FC5-4			0-0 5-3		1-2 F7	4 0 0 0 1 0 2	Milwaukee Braves @ Los Angeles Dodgers Los Angeles Memorial Coliseum, Los Angeles, CA Sat May 16 1959, 10:05 PM EDT Att: 59,839 - Unknown livebaseballscorecards.com											
Eddie Mathews, L (1, 5) OBP: 0.376, SLG: 0.693	4-0 G4-3 BB		2-2 FC6-4 HR		0-0 F8		1-2 1B	3-0 F8	4 1 1 0 1 0 2													
Hank Aaron, R (1, 9) OBP: 0.508, SLG: 0.867	1-2 G4-3		0-0 HR		1-0 F8		2-0 F6	0-1 HR	5 2 2 4 0 0 2													
Joe Adcock, R (1, 3) OBP: 0.444, SLG: 0.565		3-2 L6-3 1B	2-2 HR		0-0 1-3		0-3 K	1-2 F9	5 1 2 1 0 1 1													
Wes Covington, L (1, 7) OBP: 0.380, SLG: 0.417		2-1 L6-3	1-1 G3			1-0 G6-4-3 1B HBP		2-3 K	3 0 0 0 0 1 1													
Andy Pafko, R (1, 8) OBP: 0.222, SLG: 0.259		2-3 K		0-1 1B 1B		2-2 G6-4-3 1B		3-2 4-3 2B	4 0 3 0 0 1 0													
Del Crandall, R (1, 2) OBP: 0.339, SLG: 0.454			3-1 HR	1-2 FC5-4 1B		0-0 G6-4-3		0-0 4-3	4 1 2 1 0 0 3													
Johnny Logan, R (1, 6) OBP: 0.400, SLG: 0.436			1-2 BB HR 1B	2-2 F7		4-0 IBB		4-0 FC6-4 IBB	2 1 1 0 2 0 2													
Bob Buhl, R (1, 1)			1-3 K	2-3 K		1-2 G3		1-2 FC6-4	4 0 0 0 0 2 7													
Inning Stats	R: 0 E: 0 K: 0 S: 5	H: 0 LOB: 0 BB: 1 P: 11	R: 0 E: 0 K: 1 S: 8	H: 1 LOB: 0 BB: 0 P: 15	R: 5 E: 0 K: 1 S: 19	H: 4 LOB: 0 BB: 1 P: 33	R: 0 E: 0 K: 1 S: 12	H: 2 LOB: 2 BB: 0 P: 17	R: 0 E: 0 K: 0 S: 3	H: 0 LOB: 0 BB: 0 P: 4		R: 0 E: 0 K: 0 S: 9	H: 1 LOB: 2 BB: 1 P: 17	R: 0 E: 0 K: 1 S: 8	H: 1 LOB: 1 BB: 0 P: 11	R: 0 E: 0 K: 1 S: 15	H: 1 LOB: 2 BB: 1 P: 25	R: 1 E: 0 K: 0 S: 9	H: 1 LOB: 0 BB: 0 P: 14	1B: 6 2B: 2 3B: 0 HR: 4	SF: 0 SAC: 0 DP: 3 HBP: 1	WP: 0 PB: 0 SB: 0 CS: 0
PITCHER	IP WLS BF H R ER SO BB IBB HBP BLK WP HR S P ERA WHIP																					
Danny McDevitt, L (1, 1) ERA: 3.78	3.0 L 14 5 5 5 2 2 0 0 0 0 0 3 32 59 15.00 2.333																					
Johnny Klippstein, R (4, 1) ERA: 5.09	3.0 13 3 0 0 1 0 1 1 0 0 0 0 24 38 0.00 1.000																					
Carl Erskine, R (7, 1) ERA: 7.11	2.0 9 2 0 0 2 0 1 0 0 0 0 0 23 36 0.00 1.000																					
Sandy Koufax, L (9, 1) ERA: 12.0	1.0 4 1 1 1 0 0 0 0 0 0 0 1 9 14 9.00 1.000																					



Batter	1	2	3	4	5	6	7	8	9	AB R H RBI BB SO LOB	TOP											
Bill Bruton, L (1, 8) OBP: 0.337, SLG: 0.552	2-2 3-1 1B 2B	0-1 F8			2-2 4-3	2-1 4-3		0-0 2-H 3-H 1B		5 1 2 2 0 0 3												
Eddie Mathews, L (1, 5) OBP: 0.370, SLG: 0.674	2-2 3-1		0-1 4-3		1-2 HR 1B		0-1 3-1	1-3 K		5 1 1 0 0 1 2												
Hank Aaron, R (1, 9) OBP: 0.511, SLG: 0.879	0-3 K		4-1 G4-6-3 BB		1-0 1-H HR		2-1 4-3		1-0 E FC3-2-5 1B	4 1 2 2 1 1 1												
Wes Covington, L (1, 7) OBP: 0.372, SLG: 0.406	1-0 3-H 1B		0-0 G4-6-3 1-2f		0-0 G3		1-3 K		0-1 L5-4 FC3-2-5 1B	5 0 1 1 0 1 2												
Frank Torre, L (1, 3) OBP: 0.326, SLG: 0.329	1-0 4-3			1-2 F6	0-0 F7			1-0 1-3	1-0 FC3-2-5	5 0 0 0 0 0 3												
Del Crandall, R (1, 2) OBP: 0.358, SLG: 0.496		0-1 2B 1B		1-2 HR		1-0 5-3 1B 1B		1-2 1B 2B 1B	1-0 L5-4 2-3	5 3 4 1 0 0 2												
Johnny Logan, R (1, 6) OBP: 0.411, SLG: 0.452		1-2 1-3 2B		4-2 BB		3-2 5-3		1-0 2B 1B 1B		3 1 2 0 1 0 1	AB 40											
Johnny O'Brien, R (1, 4) OBP: 0.270, SLG: 0.310		3-1 F7		0-2 F2		0-1 5-3		1-2 1B 2B		4 1 1 1 0 0 4	R 8											
Lew Burdette, R (1, 1) OBP: 0.207, SLG: 0.222		0-3 K		2-2 F2		1-2 2-H 1B		1-3 K		4 0 1 1 0 2 5	H 14											
Inning Stats	R: 1 E: 0 K: 1 S: 13	H: 2 LOB: 1 BB: 0 P: 19	R: 0 E: 0 K: 1 S: 12	H: 2 LOB: 2 BB: 0 P: 16	R: 0 E: 0 K: 0 S: 4	H: 0 LOB: 0 BB: 1 P: 8	R: 1 E: 0 K: 0 S: 16	H: 1 LOB: 1 BB: 1 P: 24	R: 2 E: 0 K: 0 S: 9	H: 2 LOB: 0 BB: 0 P: 13	R: 1 E: 0 K: 0 S: 11	H: 2 LOB: 1 BB: 0 P: 18	R: 0 E: 0 K: 1 S: 8	H: 0 LOB: 0 BB: 0 P: 11	R: 3 E: 0 K: 2 S: 19	H: 4 LOB: 1 BB: 0 P: 25	R: 0 E: 1 K: 0 S: 5	H: 1 LOB: 1 BB: 0 P: 8	1B: 9 2B: 4 3B: 0 HR: 2	SF: 0 SAC: 0 DP: 2 HBP: 0	WP: 0 PB: 0 SB: 0 CS: 0	PA: 42
PITCHER	IP WLS BF H R ER SO BB IBB HBP BLK WP HR S P ERA WHIP																					
Don Drysdale, R (1, 1) ERA: 4.26	7.0 L 31 9 5 5 3 2 0 0 0 0 0 2 73 109 6.43 1.571																					
Art Fowler, R (8, 1) ERA: 4.63	0.2 6 4 3 3 1 0 0 0 0 0 0 0 16 21 40.50 6.000																					
Gene Snyder, L (8, 1) ERA: 3.46	1.1 5 1 0 0 0 1 0 0 0 0 0 0 8 12 0.00 0.750																					

Milwaukee Braves @ Los Angeles Dodgers
Los Angeles Memorial Coliseum, Los Angeles, CA
 Sun May 17 1959, 6:33 AM EDT
 Att: 49,347 - Unknown

AB 40
R 8
H 14
RBI 8
BB 2
SO 5
LOB 23



Batter	1	2	3	4	5	6	7	8	9	AB	R	H	RBI	BB	SO	LOB
Wally Moon, L (1, 7) OBP: 0.389, SLG: 0.402	3-1 3-1		1-3 K		0-3 K		1-0 3-1			4	0	0	0	0	2	1
Charlie Neal, R (1, 4) OBP: 0.351, SLG: 0.396	0-0 1-3		0-3 K		0-0 1B			0-0 HR		4	1	2	1	0	1	0
Duke Snider, L (1, 9) OBP: 0.279, SLG: 0.390	2-1 4-3			0-0 F6	0-1 4-3			0-1 G3		4	0	0	0	0	0	1
Don Demeter, R (1, 8) OBP: 0.351, SLG: 0.581		1-2 HR		1-1 1B		2-2 1-3		0-0 5-3		4	2	2	1	0	0	0
Norm Larker, L (1, 3) OBP: 0.446, SLG: 0.556		0-1 1B		0-2 F7		0-0 L5		1-0 F6		4	0	1	0	0	0	1
Gil Hodges, R (1, 5) OBP: 0.352, SLG: 0.481		1-2 F2		1-0 1B	1-3 1B	0-0 F2			0-2 F4	4	0	1	0	0	0	1
Don Zimmer, R (1, 6) OBP: 0.322, SLG: 0.324		0-0 F9		0-0 1B			1-0 5-3		1-0 F6	4	0	1	1	0	0	1
Joe Pignatano, R (1, 2) OBP: 0.333, SLG: 0.278		0-1 F8		0-0 F2			0-0 1B		1-2 1-3	4	0	1	0	0	0	3
Don Drysdale, R (1, 1) OBP: 0.192, SLG: 0.280			1-0 6-3		0-0 F8		1-0 L3			2	0	0	0	0	0	0
Ron Fairly, L (7, PH) OBP: 0.400, SLG: 0.439										1	0	0	0	0	0	1
Art Fowler, R (8, 1) OBP: 0.111, SLG: 0.111										0	0	0	0	0	0	0
Gene Snyder, R (8, 1)										0	0	0	0	0	0	0

Inning Stats	R: 0	H: 0	E: 0	K: 0	S: 5	R: 1	H: 2	E: 0	K: 0	S: 11	R: 0	H: 0	E: 0	K: 2	S: 7	R: 1	H: 3	E: 0	K: 0	S: 9	R: 0	H: 1	E: 0	K: 1	S: 7	R: 0	H: 0	E: 0	K: 0	S: 5	R: 1	H: 1	E: 0	K: 0	S: 5	R: 1	H: 1	E: 0	K: 0	S: 5	R: 0	H: 0	E: 0	K: 0	S: 12	1B: 6	SF: 0	2B: 0	SAC: 0	3B: 0	DP: 0	HR: 2	HBP: 0	WP: 0	PA: 35
PITCHER Lew Burdette, R (1, 1) ERA: 3.7	IP	WLS	BF	H	R	ER	SO	BB	IBB	HBP	BLK	WP	HR	S	P	ERA	WHIP																																						

BOTTOM

Milwaukee Braves @ Los Angeles Dodgers
 Los Angeles Memorial Coliseum, Los Angeles, CA

Sun May 17 1959, 6:33 AM EDT
 Att. 49,347 - Unknown

livebaseballscorecards.com

AB 35
R 3
H 8
RBI 3
BB 0
SO 3
LOB 9



Batter	1	2	3	4	5	6	7	8	9	AB R H RBI BB SO LOB	TOP
Johnny Temple, R (1, 4) <small>OBP: 0.407, SLG: 0.489</small>	1-1 		2-2 		3-2 	1-0 		4-2 	1-1 	5 2 1 1 1 0 3	Cincinnati Redlegs @ Los Angeles Dodgers Los Angeles Memorial Coliseum, Los Angeles, CA Mon May 18 1959, 10:05 PM EDT Att: 13,002 - Unknown
Vada Pinson, L (1, 8) <small>OBP: 0.405, SLG: 0.556</small>	2-2 		1-1 		2-3 	0-1 		1-1 		5 2 2 2 0 1 1	
Jerry Lynch, L (1, 7) Eddie Kasko, R (8, PR) <small>OBP: 0.305, SLG: 0.495</small> <small>OBP: 0.333, SLG: 0.333</small>	1-1 		1-0 		2-1 		3-2 	4-0 		4 2 2 0 1 0 0 0 0 0 0 0 0 0	
Frank Robinson, R (1, 3) <small>OBP: 0.371, SLG: 0.565</small>			3-3 		4-0 	1-3 		4-1 	0-0 	3 0 1 1 2 2 1	
Gus Bell, L (1, 9) <small>OBP: 0.310, SLG: 0.424</small>			1-1 		1-2 	0-0 		1-1 	1-0 	5 1 2 2 0 0 5	
Frank Thomas, R (1, 5) Jim Pendleton, R (2, PH) <small>OBP: 0.321, SLG: 0.426</small> <small>OBP: 0.462, SLG: 0.417</small>			2-3 		1-1 	2-2 		0-0 	1-2 	0 0 0 0 0 0 0 5 1 2 0 0 1 4	
Ed Bailey, L (1, 2) <small>OBP: 0.362, SLG: 0.341</small>			4-1 		1-1 	2-0 		2-2 	1-2 	4 0 1 0 1 0 1	
Roy McMillan, R (1, 6) <small>OBP: 0.328, SLG: 0.434</small>			1-3 		2-2 		1-0 	0-0 	0-0 	5 1 2 0 0 1 4	
Bob Mabe, R (1, 1) Orlando Pena, R (2, 1)			3-3 		2-2 	0-3 		1-1 	1-0 	0 0 0 0 0 0 0 3 0 0 1 0 2 1	
Inning Stats	R: 0 H: 0 E: 0 LOB: 0 K: 0 BB: 0 S: 7 P: 11	R: 0 H: 1 E: 0 LOB: 2 K: 3 BB: 1 S: 15 P: 26	R: 2 H: 2 E: 1 LOB: 2 K: 1 BB: 1 S: 15 P: 28	R: 0 H: 0 E: 0 LOB: 0 K: 0 BB: 0 S: 10 P: 15	R: 3 H: 4 E: 0 LOB: 1 K: 2 BB: 0 S: 17 P: 29	R: 0 H: 1 E: 0 LOB: 1 K: 1 BB: 0 S: 7 P: 9	R: 0 H: 0 E: 1 LOB: 1 K: 0 BB: 1 S: 8 P: 16	R: 3 H: 3 E: 0 LOB: 2 K: 0 BB: 2 S: 12 P: 25	R: 1 H: 2 E: 0 LOB: 1 K: 0 BB: 0 S: 13 P: 17	1B: 10 SF: 0 2B: 1 SAC: 2 3B: 0 DP: 2 HR: 2 HBP: 0	
PITCHER Stan Williams, R (1, 1) <small>ERA: 5.4</small> Clem Labine, R (5, 1) <small>ERA: 4.5</small> Art Fowler, R (9, 1) <small>ERA: 4.75</small>	IP WLS BF H R ER SO BB IBB HBP BLK WP HR S P ERA WHIP 4.2 0 23 6 5 3 6 2 0 0 0 1 2 60 101 5.79 1.714 3.1 L 18 5 3 3 1 3 0 0 0 0 0 0 31 58 8.10 2.400 1.0 5 2 1 1 0 0 0 0 0 0 0 0 0 13 17 9.00 2.000	PITCHER IP WLS BF H R ER SO BB IBB HBP BLK WP HR S P ERA WHIP									

AB	39
R	9
H	13
RBI	7
BB	5
SO	7
LOB	20



Batter	1	2	3	4	5	6	7	8	9	AB	R	H	RBI	BB	SO	LOB
Wally Moon, L OBP: 0.389, SLG: 0.396 (1, 7)	1-1 6-3 1B	4-1 SH5-4 1B BB		1-0 L6-3 1B			0-0 F8	3-2 F9		4	1	1	0	1	0	3
Charlie Neal, R OBP: 0.342, SLG: 0.385 (1, 4)	1-0 F4	0-1 SH5-4 1B 2-3		0-0 L6-3 1B			0-1 F9		1-2 F8	4	0	0	0	0	0	2
Ron Fairly, L OBP: 0.400, SLG: 0.484 (1, 9)	1-2 E3 1B	1-0 CS 1B 2-H 3-H			0-0 3-1		2-1 F8		0-1 HR	5	2	2	3	0	0	0
Don Demeter, R OBP: 0.353, SLG: 0.581 (1, 8)	2-2 BB 1B 1-3 2B 1B	1-1 F8			3-2 6-3			0-1 FC6-4 1B 2B	3-2 1-3	5	2	2	0	0	0	1
Norm Larker, L OBP: 0.457, SLG: 0.552 (1, 3)	0-0 BB 1B 1-2 2B 1B 3-H	3-1 CS	2-1 F9		2-0 1B			4-0 FC6-4 BB	2-1 F8	4	1	2	1	1	0	0
Gil Hodges, R OBP: 0.347, SLG: 0.464 (1, 5)	4-1 2B BB 1-2 2-3		2-1 F9		2-1 F5			2-1 FC6-4 BB 1B 1-2 2-3		3	0	0	0	1	0	3
Joe Pignatano, R OBP: 0.326, SLG: 0.300 (1, 2)	2-2 2B		2-1 6-3			0-1 F7		2-0 F4		4	0	1	2	0	0	2
Bob Lillis, R OBP: 0.316, SLG: 0.235 (1, 6)	4-0 PO IBB			1-0 1B 1B		1-2 6-3		0-1 BB 1B 1-2 3-H		2	0	1	0	1	0	0
Duke Snider, L OBP: 0.287, SLG: 0.398 (8, PH)										1	0	1	1	0	0	0
Don Zimmer, R OBP: 0.322, SLG: 0.324 (8, PR) (9, 6)										0	0	0	0	0	0	0
Stan Williams, R OBP: 0.214, SLG: 0.083 (1, 1)	1-2 PO	4-1 SH5-4 BB 1B BB		0-3 K		0-1 F7		4-2 BB 1B 1-2 2-3		1	1	0	0	1	1	1
Clem Labine, R OBP: 0.483, SLG: 0.500 (5, 1)	SAFE									1	0	0	0	0	0	0
Rip Repulski, R OBP: 0.111, SLG: 0.111 (8, PH) (9, 1)	1-2									0	0	0	0	1	0	0
Art Fowler, R OBP: 0.111, SLG: 0.111 (9, 1)	1-2									0	0	0	0	0	0	0

Inning Stats	R: 3	H: 3	LOB: 3	E: 1	K: 0	S: 16	R: 2	H: 1	LOB: 0	E: 0	K: 0	S: 8	R: 0	H: 0	LOB: 0	E: 0	K: 0	S: 6	R: 0	H: 2	LOB: 1	E: 0	K: 1	S: 6	R: 0	H: 1	LOB: 1	E: 0	K: 0	S: 8	R: 0	H: 0	LOB: 0	E: 0	K: 0	S: 7	R: 0	H: 0	LOB: 0	E: 0	K: 0	S: 5	R: 1	H: 2	LOB: 3	E: 0	K: 0	S: 13	R: 1	H: 1	LOB: 0	E: 0	K: 0	S: 10	1B: 7	2B: 3	3B: 0	HR: 1	SF: 0	SAC: 1	DP: 1	HBP: 0	WP: 0	PA: 43
PITCHER	IP	WLS	BF	H	R	ER	SO	BB	IBB	HBP	BLK	WP	HR	S	P	ERA	WHIP																																															
Bob Mabe, R ERA: 2.75 (1, 1)	1.0		10	3	5	2	0	3	1	0	0	0	0	18	42	18.00	6.000																																															
Orlando Pena, R ERA: 5.75 (2, 1)	8.0	W	31	7	2	2	1	2	0	0	0	0	1	61	105	2.25	1.125																																															

BOTTOM

Cincinnati Redlegs @ Los Angeles Dodgers
Los Angeles Memorial Coliseum, Los Angeles, CA

livebaseballscores.com

AB	34
R	7
H	10
RBI	7
BB	6
SO	1
LOB	12



Mon May 18 1959, 10:05 PM EDT
Att. 13,002 - Unknown

Batter	1	2	3	4	5	6	7	8	9	AB R H RBI BB SO LOB	TOP						
Johnny Temple, R (1, 4) <small>OBP: 0.419, SLG: 0.507</small>	4-2 FC4-6 BB	2-2 1-2 1B		2-1 1-H 3B		4-0 1-2 BB			0-0 6-3	3 0 2 1 2 0 0							
Vada Pinson, L (1, 8) <small>OBP: 0.392, SLG: 0.536</small>	0-0 FC4-6 BB 1-2f 1B	1-1 4-3		3-3 K		0-1 4-3			1-3 K	5 1 0 0 0 2 6							
Frank Robinson, R (1, 3) <small>OBP: 0.378, SLG: 0.556</small>	4-2 S 1B 1-2 BB		1-3 K	2-3 K		4-2 BB			4-2 1B BB	2 1 0 0 3 2 1							
Frank Thomas, R (1, 5) <small>OBP: 0.324, SLG: 0.421</small>	2-3 K		4-2 1B 2B BB		2-1 E6 G4-6-3	0-0 F4			0-2 1-2 1B	4 1 1 0 1 1 3							
Pete Whisenant, R (1, 9) <small>OBP: 0.300, SLG: 0.389</small> Gus Bell, L (7, PH) <small>OBP: 0.313, SLG: 0.425</small>	0-1 1-2 2-H 1B		1-2 1-2 2B 1B		0-3 K	1-3 K			3-1 1-2 2-H 1B	3 0 2 1 0 1 1 2 0 1 1 0 1 1							
Jim Pendleton, R (1, 7) <small>OBP: 0.375, SLG: 0.333</small> Jerry Lynch, L (7, PH) <small>OBP: 0.299, SLG: 0.485</small>	1-2 5-3 2-3		0-2 F8		0-0 G4-6-3 1-2f	0-0 F6			1-3 K	3 0 0 0 0 0 5 2 0 0 0 0 1 3							
Dutch Dotterer, R (1, 2) <small>OBP: 0.448, SLG: 0.400</small>		1-2 L5-4 1B 1B	1-0 1-H 2-H 2B		1-0 G5-4-3 1B				2-2 F8	4 0 3 1 0 0 0							
Roy McMillan, R (1, 6) <small>OBP: 0.333, SLG: 0.436</small>		0-2 1-2 1B 1B		1-2 FC1-6 1B		0-1 G5-4-3 1-2f			1-1 F5	4 0 2 0 0 0 1							
Willard Schmidt, R (1, 1) Tom Acker, R (6, 1) <small>OBP: 0.667, SLG: 0.500</small> John Powers, L (8, PH) <small>OBP: 0.455, SLG: 0.500</small> Hal Jeffcoat, R (8, 1)		0-1 L5-4 2-3		2-0 FC1-6 1-2f 3B		2-2 BB HBP			3-3 K	2 1 0 0 0 0 3 0 0 0 0 0 0 0 1 0 0 0 0 1 0 0 0 0 0 0 0 0							
Inning Stats	R: 1 H: 1 E: 0 LOB: 2 K: 1 BB: 2 S: 17 P: 28	R: 0 H: 3 E: 0 LOB: 2 K: 0 BB: 0 S: 14 P: 18	R: 1 H: 2 E: 0 LOB: 2 K: 1 BB: 1 S: 15 P: 22	R: 1 H: 2 E: 0 LOB: 1 K: 2 BB: 0 S: 15 P: 25	R: 0 H: 0 E: 1 LOB: 0 K: 1 BB: 0 S: 6 P: 8	R: 0 H: 1 E: 0 LOB: 2 K: 0 BB: 1 S: 7 P: 14	R: 0 H: 0 E: 0 LOB: 1 K: 1 BB: 1 S: 8 P: 13	R: 0 H: 0 E: 0 LOB: 0 K: 1 BB: 0 S: 10 P: 16	R: 1 H: 2 E: 0 LOB: 2 K: 2 BB: 1 S: 15 P: 24	1B: 9 SF: 0 2B: 2 SAC: 0 3B: 1 DP: 3 HR: 0 HBP: 1	WP: 0 PA: 42 PB: 0 SB: 1 CS: 0						
PITCHER	IP WLS BF H R ER SO BB IBB HBP BLK WP HR S P ERA WHIP											PITCHER	IP WLS BF H R ER SO BB IBB HBP BLK WP HR S P ERA WHIP				
Johnny Podres, L (1, 1) <small>ERA: 4.34</small>	3.2	20	8	3	3	3	3	3	0	0	0	0	0	57	87	7.36	3.000
Johnny Klippstein, R (4, 1) <small>ERA: 4.62</small>	2.1	W	9	1	0	0	2	1	0	1	0	0	0	17	28	0.00	0.857
Art Fowler, R (7, 1) <small>ERA: 4.66</small>	2.2		12	2	1	1	3	2	0	0	0	0	0	30	49	3.38	1.500
Clem Labine, R (9, 1) <small>ERA: 4.45</small>	0.1	S	1	0	0	0	1	0	0	0	0	0	0	3	4	0.00	0.000

Cincinnati Redlegs @ Los Angeles Dodgers
 Los Angeles Memorial Coliseum, Los Angeles, CA
 Tue May 19 1959, 10:05 PM EDT
 Att. 14,927 - Unknown

AB	35
R	4
H	11
RBI	4
BB	6
SO	9
LOB	24



WP: 0	PA: 42
PB: 0	
SB: 1	
CS: 0	

1B: 9	SF: 0
2B: 2	SAC: 0
3B: 1	DP: 3
HR: 0	HBP: 1

Batter	1	2	3	4	5	6	7	8	9
Wally Moon, L OBP: 0.382, SLG: 0.383 (1, 7)	1-3 K		2-2 FC4-6 1B	1-3 K		4-0 2B		0-0 4-3	
Charlie Neal, R OBP: 0.350, SLG: 0.395 (1, 4)	4-1 1B		1-1 E 4-3 1B	2-1 6-3		1-0 1B		2-1 6-3	
Ron Fairly, L OBP: 0.432, SLG: 0.508 (1, 9)	2-1 1B		1-1 4-3 E 1B		0-0 CS 1B	4-1 1B			
Don Demeter, R OBP: 0.350, SLG: 0.571 (1, 8)	0-3 K		1-1 E6 FC5 4-3 1B		1-1 F8	0-1 1B			
Norm Larker, L OBP: 0.446, SLG: 0.532 (1, 3)	3-3 K		1-1 4-3		2-0 1B	2-2 F4			
Jim Gilliam, S OBP: 0.402, SLG: 0.325 (7, 5)			1-2 2-3 3-H		1-2				
Gil Hodges, R OBP: 0.343, SLG: 0.448 (1, 5)		0-0 F7	4-1			0-2 1-3	2-1 F5		
Joe Pignatano, R OBP: 0.320, SLG: 0.295 (1, 2)		2-2 6-3	0-1 FC5			0-0 1B	2-2 F5		
Bob Lillis, R OBP: 0.348, SLG: 0.333 (1, 6)		0-2 F9			1-0 2B	0-1 BB	1-1 1-3		
Johnny Podres, L OBP: 0.273, SLG: 0.200 (1, 1)			4-2 FC4-6		0-0 B5	2-2 E4		0-1 6-3	
Johnny Klippstein, R (4, 1)						1-3 2-H			
Duke Snider, L (6, PH)									
Art Fowler, R (7, 1)									
Clem Labine, R (9, 1)									

AB	R	H	RBI	BB	SO	LOB
4	2	0	0	1	2	2
4	2	2	2	1	0	1
3	0	3	1	1	0	0
4	0	1	1	0	1	5
4	0	1	1	0	1	6
0	0	0	0	0	0	0
3	0	0	0	1	0	0
4	1	1	0	0	0	3
4	0	2	0	0	0	0
0	0	0	0	1	0	0
1	0	0	0	0	0	1
1	1	0	0	0	0	1
1	0	0	0	0	0	0
0	0	0	0	0	0	0

WP	PA
38	

Inning Stats	R	H	E	K	S	H	LOB	BB	P	R	H	E	K	S	H	LOB	BB	P
	0	1	0	3	13	0	2	0	8	0	0	0	0	8	0	2	0	7
	0	0	0	0	8	0	0	0	0	0	0	0	0	0	0	0	0	13
	2	2	1	21	7	3	3	0	35	0	0	0	1	7	0	11	0	7
	0	1	0	1	7	0	1	0	103	0	0	0	0	66	0	1	0	103
	4	4	1	19	19	2	2	2	30	0	0	0	0	19	2	30	0	19
	0	0	0	8	8	0	0	0	13	0	0	0	0	8	0	13	0	8
	0	0	0	5	5	0	0	0	7	0	0	0	0	5	0	7	0	5

PITCHER	IP	WLS	BF	H	R	ER	SO	BB	IBB	HBP	BLK	WP	HR	S	P	ERA	WHIP
Willard Schmidt, R (1, 1)	5.2	L	29	9	6	1	4	3	1	0	0	0	0	66	103	1.59	2.118
Tom Acker, R (6, 1)	1.1		6	1	0	0	0	1	0	0	0	0	0	15	26	0.00	1.500
Hal Jeffcoat, R (8, 1)	1.0		3	0	0	0	0	0	0	0	0	0	0	5	7	0.00	0.000

PITCHER	IP	WLS	BF	H	R	ER	SO	BB	IBB	HBP	BLK	WP	HR	S	P	ERA	WHIP

Cincinnati Redlegs @ Los Angeles Dodgers
Los Angeles Memorial Coliseum, Los Angeles, CA
 Tue May 19 1959, 10:05 PM EDT
 Att. 14,927 - Unknown

livebaseballscorecards.com

AB	33
R	6
H	10
RBI	5
BB	5
SO	4
LOB	19



Batter	1	2	3	4	5	6	7	8	9	AB R H RBI BB SO LOB	TOP
Johnny Temple, R (1, 4) OBP: 0.425, SLG: 0.507	3-3 		1-0 		0-0 		4-0 		1-1 	4 0 2 1 1 1 2	Cincinnati Redlegs @ Los Angeles Dodgers Los Angeles Memorial Coliseum, Los Angeles, CA Wed May 20 1959, 10:05 PM EDT Unknown
Vada Pinson, L (1, 8) OBP: 0.380, SLG: 0.517	0-0 		3-2 		0-0 		0-0 		0-3 	5 0 0 0 0 1 7	
Pete Whisenant, R (1, 9) OBP: 0.320, SLG: 0.391	0-0 			1-2 		1-3 		1-1 	0-0 	5 1 2 0 0 1 0	
Frank Robinson, R (1, 3) OBP: 0.386, SLG: 0.569		4-2 		1-3 		0-0 		1-0 	2-3 	4 1 2 1 1 2 2	
Frank Thomas, R (1, 5) OBP: 0.315, SLG: 0.411		0-1 		1-0 		0-0 		0-0 		3 0 0 1 0 0 2	
Jim Pendleton, R (1, 7) OBP: 0.400, SLG: 0.333		2-0 			0-2 		0-3 		1-1 	3 1 1 0 0 1 2	
Dutch Dotterer, R (1, 2) OBP: 0.455, SLG: 0.393			4-2 		1-3 		0-0 	0-0 		3 0 1 0 1 1 2	
Roy McMillan, R (1, 6) OBP: 0.331, SLG: 0.430			3-2 		1-1 		1-0 	3-2 		4 0 1 0 0 0 3	
Brooks Lawrence, R (1, 1) OBP: 0.235, SLG: 0.294 Bob Mabe, R (7, 1) Eddie Kasko, R (9, PH) OBP: 0.250, SLG: 0.250			0-1 		0-0 		1-1 		2-3 	2 1 1 1 0 0 1 0 0 0 0 0 0 0 1 0 0 0 0 1 0	
Inning Stats	R: 0 H: 0 E: 0 LOB: 0 K: 1 BB: 0 S: 6 P: 9	R: 0 H: 0 E: 0 LOB: 0 K: 0 BB: 1 S: 7 P: 13	R: 0 H: 0 E: 1 LOB: 2 K: 0 BB: 1 S: 15 P: 26	R: 0 H: 0 E: 0 LOB: 0 K: 1 BB: 0 S: 7 P: 10	R: 2 H: 3 E: 0 LOB: 1 K: 1 BB: 0 S: 12 P: 14	R: 0 H: 1 E: 0 LOB: 1 K: 2 BB: 0 S: 8 P: 9	R: 0 H: 2 E: 0 LOB: 2 K: 0 BB: 1 S: 5 P: 11	R: 2 H: 2 E: 0 LOB: 1 K: 0 BB: 0 S: 9 P: 15	R: 0 H: 2 E: 0 LOB: 2 K: 3 BB: 0 S: 13 P: 18	1B: 8 SF: 1 2B: 1 SAC: 1 3B: 1 DP: 2 HR: 0 HBP: 1	
PITCHER Danny McDevitt, L (1, 1) ERA: 3.83	IP WLS BF H R ER SO BB IBB HBP BLK WP HR S P ERA WHIP 9.0 W 40 10 4 4 8 2 1 1 0 0 0 82 125 4.00 1.333	PITCHER IP WLS BF H R ER SO BB IBB HBP BLK WP HR S P ERA WHIP									

livebaseballscorecards.com

AB	34
R	4
H	10
RBI	4
BB	3
SO	8
LOB	21



Batter	1	2	3	4	5	6	7	8	9	AB	R	H	RBI	BB	SO	LOB
Jim Gilliam, S OBP: 0.411, SLG: 0.341 (1, 5)	1-0 FC4-6 1B		1-1 FC6-4 1B		0-0 F8		0-0 1B 4-6-3 1B	0-1 F7		5	1	3	0	0	0	0
Charlie Neal, R OBP: 0.351, SLG: 0.395 (1, 4)	0-0 FC4-6 CS 1-2f		0-0 FC6-4 BB 1B 1-2f		2-2 1B		0-0 1B 4-6-3 1B 1-3	2-1 F9		5	2	2	0	0	0	2
Ron Fairly, L OBP: 0.423, SLG: 0.485 (1, 9)	0-1 F9		4-1 1B BB 1-2		2-2 1-3		2-2 4-6-3			3	0	0	1	1	0	3
Duke Snider, L OBP: 0.304, SLG: 0.437 (1, 7)	2-0 CS 1-2	0-1 HR	2-0 1B 1-3 2-H			3-2 G3	4-0 1B IBB			3	2	2	2	1	0	0
Don Demeter, R OBP: 0.354, SLG: 0.569 (1, 8)		0-2 G3-6-3 1B	1-1 F7			0-1 5-3	2-2 1B HR 1B 1-3 2-H			4	1	2	1	0	0	2
Norm Larker, L OBP: 0.449, SLG: 0.530 (1, 3)		2-0 G3-6-3 1-2f		0-0 4-3		1-1 WP 1B 1B	2-1 1B HR 1B 1-3 3-H			4	1	2	1	0	0	1
Joe Pignatano, R OBP: 0.352, SLG: 0.396 (1, 2)		1-0 1B		1-2 6-3		1-0 WP 1B 1-2	2-0 1B HR 1-H 3-H			4	1	3	3	0	0	0
Bob Lillis, R OBP: 0.320, SLG: 0.304 Rip Repulski, R OBP: 0.467, SLG: 0.478 (6, PH) Don Zimmer, R OBP: 0.319, SLG: 0.320 (7, 6)		1-2 F5		2-2 4-3		1-2 F5 1-2 2-3	0-3 K			2	0	0	0	0	0	1
Danny McDevitt, L OBP: 0.133, SLG: 0.200 (1, 1)			0-0 4-3		0-0 F5		1-2 F7 1-2	1-3		4	0	0	0	0	0	0

Inning Stats	R: 0	H: 1	E: 0	LOB: 0	K: 0	P: 7	R: 1	H: 3	E: 0	LOB: 1	K: 0	P: 14	R: 1	H: 2	E: 0	LOB: 2	K: 0	P: 16	R: 0	H: 0	E: 0	LOB: 0	K: 0	P: 10	R: 0	H: 1	E: 0	LOB: 1	K: 0	P: 13	R: 0	H: 2	E: 0	LOB: 2	K: 0	P: 17	R: 6	H: 5	E: 0	LOB: 0	K: 1	P: 32	R: 0	H: 0	E: 0	LOB: 0	K: 0	P: 10				
	4	0	0	0	0	0	4	0	0	0	0	0	4	0	0	0	0	0	0	4	0	0	0	0	0	4	0	0	0	0	0	0	4	0	0	0	0	0	0	4	0	0	0	0	0	0	4	0	0	0	0	0
PITCHER	IP	WLS	BF	H	R	ER	SO	BB	IBB	HBP	BLK	WP	HR	S	P	ERA	WHIP																																			
Brooks Lawrence, R ERA: 6.02 Bob Mabe, R ERA: 3.43	(1, 1)	6.2	L	32	12	6	6	0	1	1	0	0	1	62	99	8.10	1.950																																			
	(7, 1)	1.1		6	2	2	1	0	0	0	0	0	0	13	20	13.50	1.500																																			

BOTTOM

Cincinnati Redlegs @ Los Angeles Dodgers
 Los Angeles Memorial Coliseum, Los Angeles, CA

Wed May 20 1959, 10:05 PM EDT
 Unknown

livebaseballscorecards.com

AB	36
R	8
H	14
RBI	8
BB	2
SO	1
LOB	11

WP: 1 PA: 39
 PB: 0
 SB: 0
 CS: 1



Batter	1	2	3	4	5	6	7	8	9	AB R H RBI BB SO LOB	TOP											
Johnny Temple, R (1, 4) <small>OBP: 0.424, SLG: 0.500</small>										4 1 1 0 1 1 1												
Vada Pinson, L (1, 8) <small>OBP: 0.393, SLG: 0.531</small>										4 1 3 0 1 0 2												
Jerry Lynch, L (1, 7) <small>OBP: 0.297, SLG: 0.470</small> Walt Dropo, R (7, 3) <small>OBP: 0.167, SLG: 0.294</small>										3 0 0 0 1 0 4 1 0 0 0 0 0 0												
Gus Bell, L (1, 9) <small>OBP: 0.308, SLG: 0.440</small>										5 1 1 3 0 0 3												
Frank Robinson, R (1, 3) <small>OBP: 0.386, SLG: 0.560</small> (7, 7)										4 1 1 0 1 1 0												
Ed Bailey, L (1, 2) <small>OBP: 0.367, SLG: 0.348</small>										4 2 2 0 0 0 2												
Frank Thomas, R (1, 5) <small>OBP: 0.313, SLG: 0.406</small> Eddie Kasko, R (8, PR) <small>OBP: 0.250, SLG: 0.250</small> (8, 5)										4 0 1 0 0 1 2 0 0 0 0 0 0 0												
Roy McMillan, R (1, 6) <small>OBP: 0.336, SLG: 0.464</small>										4 1 2 3 0 1 1												
Don Newcombe, L (1, 1) <small>OBP: 0.478, SLG: 0.600</small>										4 0 1 0 0 1 2												
Inning Stats	R: 0 E: 0 K: 1 S: 9	H: 1 LOB: 1 BB: 1 P: 14	R: 2 E: 0 K: 0 S: 11	H: 2 LOB: 0 BB: 0 P: 17	R: 5 E: 0 K: 2 S: 21	H: 6 LOB: 1 BB: 0 P: 29	R: 0 E: 0 K: 0 S: 7	H: 1 LOB: 0 BB: 0 P: 16	R: 0 E: 0 K: 0 S: 6	H: 0 LOB: 0 BB: 0 P: 7	R: 0 E: 0 K: 0 S: 8	H: 1 LOB: 1 BB: 0 P: 10	R: 0 E: 0 K: 0 S: 8	H: 0 LOB: 2 BB: 2 P: 17	R: 0 E: 0 K: 1 S: 9	H: 1 LOB: 2 BB: 1 P: 18	R: 0 E: 0 K: 1 S: 6	H: 0 LOB: 0 BB: 0 P: 11	1B: 8 2B: 2 3B: 0 HR: 2	SF: 0 SAC: 0 DP: 1 HBP: 0	WP: 3 PB: 0 SB: 0 CS: 1	PA: 42
PITCHER	IP WLS BF H R ER SO BB IBB HBP BLK WP HR S P ERA WHIP																					
Carl Erskine, R (1, 1) <small>ERA: 8.59</small>	2.0 L 11 5 4 4 1 1 0 0 0 0 0 1 24 38 18.00 3.000																					
Gene Snyder, L (3, 1) <small>ERA: 4.0</small>	5.0 22 6 3 3 2 1 1 0 0 3 1 46 72 5.40 1.400																					
Sandy Koufax, L (8, 1) <small>ERA: 10.29</small>	2.0 8 1 0 0 2 1 0 0 0 0 0 0 15 29 0.00 1.000																					

Cincinnati Redlegs @ Los Angeles Dodgers
 Los Angeles Memorial Coliseum, Los Angeles, CA
 Wed May 20 1959, 10:05 PM EDT
 Att: 32,252 - Unknown

AB	37
R	7
H	12
RBI	6
BB	4
SO	5
LOB	17



Batter	1	2	3	4	5	6	7	8	9	AB	R	H	RBI	BB	SO	LOB
Jim Gilliam, S OBP: 0.405, SLG: 0.337 (1, 5)	2-0 G3		0-1 F7			0-0 HR 1B	0-0 4-3			4	1	1	0	0	0	1
Charlie Neal, R OBP: 0.355, SLG: 0.436 (1, 4)	0-0 L5		0-2 5-3			0-1 HR		2-0 HR		4	2	2	3	0	0	0
Ron Fairly, L OBP: 0.415, SLG: 0.465 (1, 9)	4-2 BB 1B BB		0-1 L3			0-2 L3		0-1 4-3		3	1	0	0	1	0	0
Don Demeter, R OBP: 0.351, SLG: 0.557 (1, 8)	4-0 1B 1-2 BB			3-2 6-3		0-1 5-3		0-3 K		3	0	0	0	1	1	0
Norm Larker, L OBP: 0.439, SLG: 0.514 (1, 3)	2-2 1-2 2-H 1B			1-0 F7		2-2 4-3		1-1 G3		4	0	1	1	0	0	0
Wally Moon, L OBP: 0.379, SLG: 0.403 (1, 7)	0-2 F5			3-2 F3			1-1 HR		0-0 F9	4	1	1	1	0	0	2
Joe Pignatano, R OBP: 0.345, SLG: 0.385 (1, 2)		1-1 F7		3-2 5-3		1-2 1B		2-3 K		4	0	1	0	0	1	0
Bob Lillis, R OBP: 0.296, SLG: 0.280 Duke Snider, L OBP: 0.301, SLG: 0.432 Don Zimmer, R OBP: 0.317, SLG: 0.317 (1, 6) (7, PH) (8, 6)		0-2 6-3		1-2 F7		0-2 F9		0-1 6-3		2	0	0	0	0	0	0
Carl Erskine, R Gene Snyder, R Rip Repulski, R Sandy Koufax, R OBP: 0.452, SLG: 0.458 (1, 1) (3, 1) (7, PH) (8, 1)		0-3 K		0-2 1-3		1-0 F7				1	0	0	0	0	1	0

Inning Stats	R: 1	H: 1	E: 0	K: 0	S: 10	LOB: 2	BB: 2	P: 22	R: 0	H: 0	E: 0	K: 1	S: 8	LOB: 0	BB: 0	P: 9	R: 0	H: 0	E: 0	K: 0	S: 7	LOB: 0	BB: 0	P: 7	R: 0	H: 0	E: 0	K: 0	S: 8	LOB: 0	BB: 0	P: 15	R: 0	H: 0	E: 0	K: 0	S: 10	LOB: 0	BB: 0	P: 14	R: 2	H: 2	E: 0	K: 0	S: 13	LOB: 0	BB: 0	P: 15	R: 1	H: 2	E: 0	K: 0	S: 11	LOB: 1	BB: 0	P: 14	R: 1	H: 1	E: 0	K: 1	S: 8	LOB: 0	BB: 0	P: 11	R: 0	H: 0	E: 0	K: 1	S: 6	LOB: 0	BB: 0	P: 8	1B: 3	2B: 0	3B: 0	HR: 3	SF: 0	SAC: 0	DP: 0	HBP: 0	WP: 0	PB: 0	SB: 0	CS: 0	PA: 35
--------------	------	------	------	------	-------	--------	-------	-------	------	------	------	------	------	--------	-------	------	------	------	------	------	------	--------	-------	------	------	------	------	------	------	--------	-------	-------	------	------	------	------	-------	--------	-------	-------	------	------	------	------	-------	--------	-------	-------	------	------	------	------	-------	--------	-------	-------	------	------	------	------	------	--------	-------	-------	------	------	------	------	------	--------	-------	------	-------	-------	-------	-------	-------	--------	-------	--------	-------	-------	-------	-------	--------

PITCHER	IP	WLS	BF	H	R	ER	SO	BB	IBB	HBP	BLK	WP	HR	S	P	ERA	WHIP
Don Newcombe, R ERA: 3.61 (1, 1)	9.0	W	35	6	5	5	3	2	0	0	0	0	3	81	115	5.00	0.889

BOTTOM

Cincinnati Redlegs @ Los Angeles Dodgers
Los Angeles Memorial Coliseum, Los Angeles, CA

Wed May 20 1959, 10:05 PM EDT
Att. 32,252 - Unknown

livebaseballscorecards.com

AB	33
R	5
H	6
RBI	5
BB	2
SO	3
LOB	5



Batter	1	2	3	4	5	6	7	8	9	10	11	12	13	AB R H RBI BB SO LOB	TOP										
Andre Rodgers, R (1, 6) OBP: 0.354, SLG: 0.440	2-1 6-3		0-2 6-3			3-1 6-3			1-0 F4	1-3 K			1-1 4-3	6 0 0 0 0 1 2	<p>San Francisco Giants @ Los Angeles Dodgers Los Angeles Memorial Coliseum, Los Angeles, CA</p> <p>Fri May 22 1959, 10:05 PM EDT Att. 31,014 - Unknown</p> <p>livebaseballscorecards.com</p> <p>AB 44 R 1 H 6 RBI 1 BB 2 SO 11 LOB 14</p> <p>GIANTS</p>										
Willie Kirkland, L (1, 9) Felipe Alou, R (9, PR) OBP: 0.378, SLG: 0.449 OBP: 0.359, SLG: 0.612	0-3 K		2-3 K			1-0 F8			2-1 3B 1B		1-2 F4		1-3 K	4 0 1 0 0 2 0 2 1 0 0 0 1 0											
Willie Mays, R (1, 8) OBP: 0.374, SLG: 0.574	2-2 F4			1-3 K		3-2 4-3			0-3 K		0-0 L7			5 0 0 0 0 2 1											
Orlando Cepeda, R (1, 3) OBP: 0.338, SLG: 0.557		0-1 BB 1B		2-1 4-3			1-3 K		0-0 1H 3B		0-2 1B			5 0 3 1 0 1 0											
Leon Wagner, L (1, 7) OBP: 0.358, SLG: 0.553		0-0 F8		2-2 F9			0-3 K		0-1 4-3		1-1 4-3			5 0 0 0 0 1 4											
Daryl Spencer, R (1, 4) OBP: 0.305, SLG: 0.331		4-2 FC4 BB			2-2 5-3		2-1 F7			1-1 SH3-4 1B			2-3 K	4 0 1 0 1 1 0											
Hobie Landrith, L (1, 2) OBP: 0.314, SLG: 0.333		0-2 F2			2-0 F8		1-1 F8			0-0 SH3-4		2-0 G3		4 0 0 0 0 0 2											
Eddie Bressoud, R (1, 5) Dusty Rhodes, L (10, PH) Jim Davenport, R (10, PR) OBP: 0.304, SLG: 0.211 OBP: 0.500, SLG: 0.333 OBP: 0.263, SLG: 0.329		2-2 FC4			3-2 1B		1-3 K			4-0 IBB		0-0 F6		3 0 1 0 0 1 2 0 0 0 0 1 0 0 1 0 0 0 0 0 0											
Johnny Antonelli, L (1, 1) Al Worthington, R (12, 1)			0-0 F7		1-0 4-3		2-3 K			2-2 F6			3-2 5-3	4 0 0 0 0 1 3 1 0 0 0 0 0 0											
Inning Stats	R: 0 E: 0 K: 1 S: 8	H: 0 LOB: 0 BB: 0 P: 12	R: 0 E: 0 K: 0 S: 14	H: 1 LOB: 2 BB: 1 P: 20	R: 0 E: 0 K: 1 S: 8	H: 0 LOB: 0 BB: 0 P: 10	R: 0 E: 0 K: 1 S: 8	H: 1 LOB: 1 BB: 0 P: 16	R: 0 E: 0 K: 0 S: 6	H: 0 LOB: 0 BB: 0 P: 13	R: 0 E: 0 K: 2 S: 9	H: 0 LOB: 0 BB: 0 P: 12	R: 0 E: 0 K: 1 S: 11	H: 1 LOB: 2 BB: 1 P: 19		R: 0 E: 0 K: 0 S: 10	H: 1 LOB: 1 BB: 0 P: 12	R: 0 E: 0 K: 1 S: 5	H: 0 LOB: 0 BB: 0 P: 9	R: 0 E: 0 K: 1 S: 8	H: 0 LOB: 0 BB: 0 P: 13	1B: 5 2B: 0 3B: 1 HR: 0	SF: 0 SAC: 1 DP: 0 HBP: 0	WP: 0 PB: 0 SB: 0 CS: 0	PA: 47
PITCHER Don Drysdale, R (1, 1) ERA: 3.72	IP 13.0 WLS W BF 47 H 6 R 1 ER 1 SO 11 BB 1 IBB 1 HBP 0 BLK 0 WP 0 HR 0 S 112 P 173 ERA 0.69 WHIP 0.538															PITCHER									

Batter	1	2	3	4	5	6	7	8	9	10	11	12	13	AB R H RBI BB SO LOB
Jim Gilliam, S OBP: 0.419, SLG: 0.344 (1, 7)	1-0 G6-4-3 1B		4-2 E BB			4-1 SH3-4 E BB		1-3 K			2-2 1B		0-1 F6	4 1 2 0 2 1 0
Charlie Neal, R OBP: 0.345, SLG: 0.422 (1, 4)	0-0 G6-4-3 1-2r		1-0 E5			1-1 SH3-4		1-0 F9			0-1 F2		2-2 4-3	5 0 0 0 0 0 3
Don Demeter, R OBP: 0.350, SLG: 0.545 (1, 8)	2-3 K		1-0 F8			2-2 F8			0-0 F8		1-0 IBB 1B		2-1 BB 1B HBP	5 1 1 0 0 1 3
Rip Repulski, R OBP: 0.441, SLG: 0.444 (1, 9)		0-2		0-1 6-3		2-0 E5					0-0 F6		4-2 1B BB	3 0 1 0 0 0 0
Ron Fairly, L OBP: 0.410, SLG: 0.458 (8, 9)														1 0 0 0 0 1 0
Don Zimmer, R OBP: 0.314, SLG: 0.314 (11, PH)														1 0 0 0 0 0 2
Solly Drake, S OBP: 0.429, SLG: 0.333 (12, 9)														0 0 0 0 0 0 0
Duke Snider, L OBP: 0.309, SLG: 0.432 (13, PH)														0 0 0 0 1 0 0
Gil Hodges, R OBP: 0.352, SLG: 0.440 (1, 3)		2-0 F6		3-2 L6			0-0 5-3			4-1 BB		4-0 IBB	1-2 IBB	4 0 1 1 2 0 1
Dick Gray, R OBP: 0.314, SLG: 0.333 (1, 5)		1-3 K		1-2 6-3			1-0 6-3			1-3 K		2-2 F6		5 0 0 0 0 2 5
Joe Pignatano, R OBP: 0.333, SLG: 0.357 (1, 2)		2-1 F2			2-2 5-3		4-1 BB				0-1 2-3		3-3 K	4 0 0 0 1 1 1
Bob Lillis, R OBP: 0.250, SLG: 0.233 (1, 6)			1-3 K		1-2 6-3		1-3 K			0-2 5-3		3-2 F7		5 0 0 0 0 2 1
Don Drysdale, R OBP: 0.161, SLG: 0.233 (1, 1)			0-2 6-3		0-1 1-3			1-1 F9		2-1 1-3		0-0 6-3		5 0 0 0 0 0 0


Inning Stats	R: 0	H: 1	E: 0	LOB: 0	K: 1	BB: 0	S: 5	P: 8
	R: 0	H: 1	E: 0	LOB: 1	K: 1	BB: 0	S: 9	P: 14
	R: 0	H: 0	E: 1	LOB: 2	K: 1	BB: 1	S: 12	P: 19
	R: 0	H: 0	E: 0	LOB: 0	K: 0	BB: 0	S: 8	P: 12
	R: 0	H: 0	E: 0	LOB: 0	K: 0	BB: 0	S: 8	P: 11
	R: 1	H: 0	E: 1	LOB: 1	K: 0	BB: 1	S: 7	P: 16
	R: 0	H: 0	E: 0	LOB: 1	K: 1	BB: 1	S: 7	P: 13
	R: 0	H: 0	E: 0	LOB: 0	K: 1	BB: 0	S: 7	P: 10
	R: 0	H: 0	E: 0	LOB: 1	K: 2	BB: 1	S: 8	P: 14
	R: 0	H: 0	E: 0	LOB: 0	K: 0	BB: 0	S: 9	P: 11
	R: 0	H: 2	E: 0	LOB: 3	K: 0	BB: 1	S: 12	P: 21
	R: 1	H: 1	E: 0	LOB: 2	K: 0	BB: 1	S: 9	P: 18
	1B: 5	SF: 0	2B: 0	SAC: 1	3B: 0	DP: 1	HR: 0	HBP: 1
	WP: 0	PA: 50	PB: 0	SB: 0	CS: 0			


PITCHER	IP	WLS	BF	H	R	ER	SO	BB	IBB	HBP	BLK	WP	HR	S	P	ERA	WHIP
Johnny Antonelli, L ERA: 2.22 (1, 1)	11.0		42	4	1	0	7	4	1	0	0	0	0	92	149	0.00	0.727
Al Worthington, R ERA: 3.52 (12, 1)	1.2	L	8	1	1	1	1	1	0	1	0	0	0	16	31	5.40	1.200

San Francisco Giants @ Los Angeles Dodgers
Los Angeles Memorial Coliseum, Los Angeles, CA
 Fri May 22 1959, 10:05 PM EDT
 Att: 31,014 - Unknown

livebaseballscorecards.com

AB	42
R	2
H	5
RBI	1
BB	6
SO	8
LOB	16



Batter	1	2	3	4	5	6	7	8	9	AB R H RBI BB SO LOB	TOP														
Andre Rodgers, R (1, 6) OBP: 0.348, SLG: 0.425	4-1 BB		1-1 F9		3-3 K		2-2 5-3		3-3 K	4 0 0 0 1 2 2	<p>San Francisco Giants @ Los Angeles Dodgers Los Angeles Memorial Coliseum, Los Angeles, CA</p> <p>Sat May 23 1959, 10:05 PM EDT Att. 37,258 - Unknown</p> <p>livebaseballscorecards.com</p> <table border="1"> <tr><td>AB</td><td>34</td></tr> <tr><td>R</td><td>4</td></tr> <tr><td>H</td><td>8</td></tr> <tr><td>RBI</td><td>3</td></tr> <tr><td>BB</td><td>3</td></tr> <tr><td>SO</td><td>5</td></tr> <tr><td>LOB</td><td>15</td></tr> </table> <p></p>	AB	34	R	4	H	8	RBI	3	BB	3	SO	5	LOB	15
AB	34																								
R	4																								
H	8																								
RBI	3																								
BB	3																								
SO	5																								
LOB	15																								
Felipe Alou, R (1, 9) OBP: 0.343, SLG: 0.583	2-1 F5		2-2 6-3		0-1 F9		0-0 4-3		0-1 F8	5 0 0 0 0 0 3															
Willie Mays, R (1, 8) OBP: 0.371, SLG: 0.566	1-2 L9			1-0 F9		2-1 6-3		0-1 E		4 1 1 0 0 0 1															
Orlando Cepeda, R (1, 3) OBP: 0.336, SLG: 0.549	0-3 K			3-1 F9		0-0 WP		0-1 F6		4 1 1 0 0 1 2															
Jackie Brandt, R (1, 7) OBP: 0.325, SLG: 0.417		1-2 1-3		4-1 BB		2-1 1B		1-0 E8		3 2 2 1 1 0 0															
Daryl Spencer, R (1, 4) OBP: 0.310, SLG: 0.343		1-0 F8		2-1 5-3		0-0 FC6-4		2-2 FC1-5		4 0 2 1 0 0 1															
Hobie Landrith, L (1, 2) OBP: 0.333, SLG: 0.345		4-1 BB			0-1 1B	2-2 SF8		0-0 FC1-5		2 0 1 1 1 0 1															
Jim Davenport, R (1, 5) OBP: 0.283, SLG: 0.327		0-0 F8			2-2 1B	0-0 FC6-4		3-2 4-3		4 0 1 0 0 0 3															
Sam Jones, R (1, 1) OBP: 0.043, SLG: 0.043			0-2 1-3		1-3 K		0-3 K		0-2 F7	4 0 0 0 0 2 2															
Inning Stats	R: 0 E: 0 K: 1 S: 9	H: 0 LOB: 1 BB: 1 P: 16	R: 0 E: 0 K: 0 S: 6	H: 0 LOB: 1 BB: 1 P: 12	R: 0 E: 0 K: 0 S: 9	H: 0 LOB: 0 BB: 0 P: 12	R: 0 E: 0 K: 0 S: 6	H: 0 LOB: 1 BB: 1 P: 16	R: 0 E: 0 K: 2 S: 14	H: 2 LOB: 2 BB: 0 P: 20	R: 2 E: 0 K: 0 S: 13	H: 3 LOB: 1 BB: 0 P: 19	R: 0 E: 0 K: 1 S: 7	H: 0 LOB: 0 BB: 0 P: 9	R: 2 E: 1 K: 0 S: 12	H: 3 LOB: 1 BB: 0 P: 18	R: 0 E: 0 K: 1 S: 9	H: 0 LOB: 0 BB: 0 P: 12	1B: 7 2B: 1 3B: 0 HR: 0	SF: 1 SAC: 0 DP: 0 HBP: 0	WP: 1 PB: 0 SB: 1 CS: 0	PA: 38			
PITCHER	IP WLS BF H R ER SO BB IBB HBP BLK WP HR S P ERA WHIP																								
Stan Williams, R (1, 1) ERA: 5.05	6.0 L 26 5 2 2 3 3 0 0 0 1 0 57 95 3.00 1.333																								
Clem Labine, R (7, 1) ERA: 4.75	2.0 9 3 2 2 1 0 0 0 0 0 0 19 27 9.00 1.500																								
Johnny Klippstein, R (9, 1) ERA: 4.44	1.0 3 0 0 0 0 1 0 0 0 0 0 9 12 0.00 0.000																								

Batter	1	2	3	4	5	6	7	8	9	AB R H RBI BB SO LOB	TOP		
Andre Rodgers, R (1, 6) OBP: 0.343, SLG: 0.415	0-3 K		0-0 6-3		2-3 K	2-0 1B		3-3 K		5 0 1 0 0 3 1	<p>San Francisco Giants @ Los Angeles Dodgers Los Angeles Memorial Coliseum, Los Angeles, CA</p> <p>Sun May 24 1959, 6:33 AM EDT Att: 30,518 - Unknown</p> <p>livebaseballscorecards.com</p>		
Felipe Alou, R (1, 9) OBP: 0.336, SLG: 0.561	0-0 5-3		1-1 4-3		4-1 2B BB	3-2 5-3		0-0 F3	4 0 0 0 1 0 1				
Willie Mays, R (1, 8) OBP: 0.378, SLG: 0.592	0-1 HR 1B		0-1 F9		0-1 1-3 2B		0-1 F9	1-0 HR	5 2 3 1 0 0 0				
Orlando Cepeda, R (1, 3) OBP: 0.350, SLG: 0.588	0-1 1-H HR			0-1 G1 1B 1B	4-0 IBB		0-1 F4	1-0 1B 3B	4 2 3 2 1 0 0				
Jackie Brandt, R (1, 5) OBP: 0.336, SLG: 0.420 (6, 7)	2-1 F9			1-0 G1 1B	3-3 K		4-2 S BB	3-0 PB 1B	4 0 2 1 1 1 3				
Hank Sauer, R (1, 7)		0-0 5-3		0-0 G1		1-0 F4	1-3 K	3-3 K	3 0 0 0 0 0 2 2 0 0 0 0 2 2				
Jim Davenport, R (6, 5)				1-2 2-3									
Daryl Spencer, R (1, 4) OBP: 0.313, SLG: 0.347		1-0 F9		4-0 G4-6-3 IBB		0-1 HR 2B		1-3 K	2-0 F9	4 1 1 0 1 1 1			
Bob Schmidt, R (1, 2) OBP: 0.320, SLG: 0.409		4-2 FC5-4 BB		1-0 G4-6-3 1-2f		2-0 2-H HR		3-1 1B		3 1 2 2 1 0 3			
Jack Sanford, R (1, 1) OBP: 0.172, SLG: 0.111		2-1 FC5-4			0-1 P4	1-1 6-3		1-3 K		4 0 0 0 0 1 2			
Inning Stats	R: 2 H: 2 E: 0 LOB: 0 K: 1 BB: 0 S: 10 P: 12	R: 0 H: 0 E: 0 LOB: 1 K: 0 BB: 1 S: 6 P: 13	R: 0 H: 0 E: 0 LOB: 2 K: 0 BB: 1 S: 5 P: 11	R: 0 H: 2 E: 0 LOB: 3 K: 2 BB: 2 S: 11 P: 24	R: 2 H: 3 E: 0 LOB: 1 K: 0 BB: 0 S: 10 P: 19	R: 0 H: 0 E: 0 LOB: 1 K: 1 BB: 1 S: 12 P: 17	R: 0 H: 1 E: 0 LOB: 1 K: 3 BB: 0 S: 13 P: 21	R: 2 H: 3 E: 0 LOB: 1 K: 1 BB: 0 S: 8 P: 18	1B: 6 SF: 0 2B: 2 SAC: 0 3B: 1 DP: 1 HR: 3 HBP: 0	WP: 0 PA: 43 PB: 1 SB: 1 CS: 0			
PITCHER	IP WLS BF H R ER SO BB IBB HBP BLK WP HR S P ERA WHIP											PITCHER	IP WLS BF H R ER SO BB IBB HBP BLK WP HR S P ERA WHIP
Danny McDevitt, L (1, 1) ERA: 3.8	5.0 L 23 5 2 2 3 2 2 0 0 0 1 37 66 3.60 1.400												
Johnny Klippstein, R (6, 1) ERA: 4.6	3.0 14 4 2 2 4 1 0 0 0 0 1 35 57 6.00 1.667												
Art Fowler, R (9, 1) ERA: 4.99	1.0 6 3 2 2 1 0 0 0 0 0 1 8 18 18.00 3.000												



Batter	1	2	3	4	5	6	7	8	9	AB	R	H	RBI	BB	SO	LOB	
Jim Gilliam, S <small>OBP: 0.405, SLG: 0.333</small> (1, 5)	2-1 1B		2-1 F9		1-0 L8-3			1-0 G3		4	0	1	0	0	0	2	
Charlie Neal, R <small>OBP: 0.344, SLG: 0.414</small> (1, 4)	1-2 6-3 1-3		1-2 4-3			0-0 G1-6-3 1B		0-0 F6		4	0	1	0	0	0	2	
Ron Fairly, L <small>OBP: 0.402, SLG: 0.430</small> (1, 9)	0-1 F5			4-2 BB		0-1 G1-6-3 1-2f		4-2 BB		2	0	0	0	2	0	2	
Don Demeter, R <small>OBP: 0.340, SLG: 0.527</small> (1, 8)	3-1 6-3			0-1 F6		2-0 5-3		0-3 K		4	0	0	0	0	1	3	
Norm Larker, L <small>OBP: 0.411, SLG: 0.474</small> (1, 3)		3-1 4-3		1-3 K			1-0 4-3		0-2 L7		4	0	0	0	0	1	2
Wally Moon, L <small>OBP: 0.378, SLG: 0.425</small> (1, 7)		0-3 K		0-0 F9			0-0 F9		0-0 4-3		4	0	0	0	0	1	2
Joe Pignatano, R <small>OBP: 0.314, SLG: 0.323</small> (1, 2)		2-2 5-3			0-2 F2		4-1 BB			2	0	0	0	1	0	0	
Bob Lillis, R <small>OBP: 0.257, SLG: 0.273</small> (1, 6)			1-0 6-3		0-1 WP 1B 2B		1-1 1-3			3	1	1	0	0	0	1	
Danny McDevitt, L <small>OBP: 0.188, SLG: 0.250</small> (1, 1)			1-1 1B		2-2 L8-3 1B			1-2 6-3		1	0	1	0	0	0	0	
Duke Snider, L <small>OBP: 0.323, SLG: 0.435</small> (5, PH)										1	0	1	1	0	0	0	
Johnny Klippstein, R (6, 1)										0	0	0	0	0	0	0	
Solly Drake, S <small>OBP: 0.375, SLG: 0.286</small> (8, PH)										1	0	0	0	0	0	0	
Art Fowler, R <small>OBP: 0.100, SLG: 0.100</small> (9, 1)										0	0	0	0	0	0	0	

Inning Stats R: 0 H: 1 E: 0 LOB: 1 K: 0 BB: 0 S: 9 P: 15	R: 0 H: 0 E: 0 LOB: 0 K: 1 BB: 0 S: 8 P: 13	R: 0 H: 1 E: 0 LOB: 1 K: 0 BB: 0 S: 8 P: 13	R: 0 H: 2 E: 0 LOB: 0 K: 0 BB: 0 S: 9 P: 12	R: 0 H: 1 E: 0 LOB: 0 K: 0 BB: 0 S: 4 P: 6	R: 0 H: 0 E: 0 LOB: 1 K: 0 BB: 1 S: 5 P: 11	R: 0 H: 0 E: 0 LOB: 0 K: 1 BB: 1 S: 10 P: 14	1B: 4 SF: 0 2B: 2 SAC: 0 3B: 0 DP: 2 HR: 0 HBP: 0
PITCHER Jack Sanford, R <small>ERA: 2.77</small> (1, 1)	IP 9.0 WLS W BF 33 H 5 R 1 ER 1 SO 3	BB 3 IBB 0 HBP 0 BLK 0	WP 1 HR 0 S 67 P 105 ERA 1.00 WHIP 0.889	PITCHER IP WLS BF H R ER SO BB IBB HBP BLK WP HR S P ERA WHIP	PA: 33 WP: 1 PB: 0 SB: 1 CS: 0		

BOTTOM

San Francisco Giants @ Los Angeles Dodgers
Los Angeles Memorial Coliseum, Los Angeles, CA
 Sun May 24 1959, 6:33 AM EDT
 Att. 30,518 - Unknown

AB	30
R	1
H	5
RBI	1
BB	3
SO	3
LOB	14

livebaseballscorecards.com

Batter	1	2	3	4	5	6	7	8	9	AB R H RBI BB SO LOB	TOP
Jim Gilliam, S (1, 7) <small>OBP: 0.397, SLG: 0.327</small>	0-0 		1-0 		2-2 	0-1 		0-0 		5 1 1 0 0 0 2	
Charlie Neal, R (1, 4) <small>OBP: 0.356, SLG: 0.421</small>	2-2 		0-1 		4-0 		4-2 	4-0 		2 2 1 1 3 0 0	
Don Demeter, R (1, 8) <small>OBP: 0.341, SLG: 0.519</small>	4-2 		1-2 		3-2 		0-3 	0-0 		4 1 1 1 1 1 4	
Gil Hodges, R (1, 3) <small>OBP: 0.360, SLG: 0.500</small>	1-3 		2-2 		0-1 		4-2 	0-0 		4 2 2 4 1 1 1	
Rip Repulski, R (1, 9) <small>OBP: 0.421, SLG: 0.400</small> Ron Fairly, L (7, 9) <small>OBP: 0.409, SLG: 0.430</small>			1-2 		4-2 		1-3 		4-1 	3 0 0 0 1 2 2 0 0 0 0 1 0 0	
Dick Gray, R (1, 5) <small>OBP: 0.325, SLG: 0.429</small>				1-2 		0-0 		0-3 	2-1 	5 1 2 1 0 1 3	
Joe Pignatano, R (1, 2) <small>OBP: 0.311, SLG: 0.308</small>				0-0 		1-0 		4-1 	3-1 	3 1 0 0 1 0 0	
Bob Lillis, R (1, 6) <small>OBP: 0.256, SLG: 0.270</small>			1-0 	0-0 		2-0 		1 SAFE 		4 0 1 1 0 0 1	
Johnny Podres, L (1, 1) <small>OBP: 0.280, SLG: 0.217</small>			2-1 	2-1 		2-2 		0-0 		3 0 1 0 0 0 1	
Inning Stats	R: 0 H: 0 E: 0 LOB: 1 K: 1 BB: 1 S: 9 P: 16	R: 0 H: 0 E: 0 LOB: 0 K: 1 BB: 0 S: 8 P: 12	R: 4 H: 4 E: 0 LOB: 0 K: 0 BB: 0 S: 18 P: 26	R: 0 H: 1 E: 0 LOB: 1 K: 0 BB: 0 S: 7 P: 10	R: 2 H: 1 E: 0 LOB: 1 K: 0 BB: 2 S: 12 P: 25	R: 0 H: 1 E: 0 LOB: 1 K: 0 BB: 0 S: 9 P: 14	R: 0 H: 0 E: 0 LOB: 2 K: 3 BB: 2 S: 15 P: 24	R: 1 H: 1 E: 1 LOB: 2 K: 0 BB: 2 S: 6 P: 14	R: 1 H: 1 E: 0 LOB: 0 K: 0 BB: 1 S: 6 P: 15	1B: 5 SF: 0 2B: 1 SAC: 2 3B: 0 DP: 0 HR: 3 HBP: 0	WP: 0 PA: 43 PB: 0 SB: 2 CS: 0
PITCHER Mike McCormick, L (1, 1) <small>ERA: 3.74</small> Al Worthington, R (5, 1) <small>ERA: 3.33</small> Joe Shipley, R (7, 1) <small>ERA: 5.63</small>	IP WLS BF H R ER SO BB IBB HBP BLK WP HR S P ERA WHIP 4.2 L 23 6 6 6 2 3 0 0 0 0 2 53 88 11.57 1.929 1.1 5 1 0 0 0 0 0 0 0 0 0 10 15 0.00 0.750 3.0 15 2 2 1 3 5 0 0 0 0 1 27 53 3.00 2.333	PITCHER IP WLS BF H R ER SO BB IBB HBP BLK WP HR S P ERA WHIP									

Los Angeles Dodgers @ San Francisco Giants
Seals Stadium, San Francisco, CA
 Mon May 25 1959, 6:33 AM EDT
 Att. 9,173 - Unknown

livebaseballscorecards.com

AB	33
R	8
H	9
RBI	8
BB	8
SO	5
LOB	14

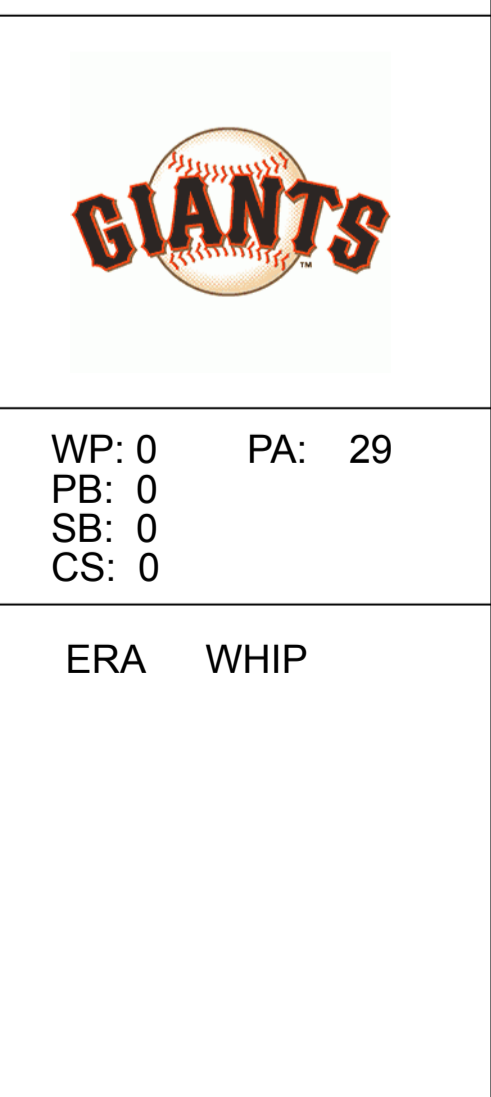


Batter	1	2	3	4	5	6	7	8	9	AB	R	H	RBI	BB	SO	LOB
Felipe Alou, R OBP: 0.325, SLG: 0.541 (1, 9)	0-3 K			1-3 K		3-3 K			0-3 K	4	0	0	0	0	4	0
Andre Rodgers, R OBP: 0.340, SLG: 0.405 (1, 6)	1-1 5-3			4-2 G5-4-3 BB			0-0 F9		2-1 F8	3	0	0	0	1	0	0
Willie Mays, R OBP: 0.371, SLG: 0.581 (1, 8)	3-2 F4			0-1 G5-4-3 1-2f			0-0 F9			3	0	0	0	0	0	1
Orlando Cepeda, R OBP: 0.350, SLG: 0.580 (1, 3)					0-0 F7			1-2 F6		2	0	0	0	1	0	0
Jackie Brandt, R OBP: 0.328, SLG: 0.410 (1, 7)						2-0 F9			1-1 B1-3	3	0	0	0	0	0	1
Daryl Spencer, R OBP: 0.319, SLG: 0.349 (1, 4)						4-2 BB			2-1 L6-4 1B 1B	2	0	1	0	1	0	0
Bob Schmidt, R OBP: 0.320, SLG: 0.407 (1, 2)						0-0 1-3			2-0 1B 1B	3	0	1	0	0	0	1
Jim Davenport, R OBP: 0.255, SLG: 0.316 (1, 5)						2-3 K			3-2 L6-4	3	0	0	0	0	2	2
Mike McCormick, L OBP: 0.333, SLG: 0.200 (1, 1)						1-3 K			1-2 6-3	1	0	0	0	0	1	0
Al Worthington, R (5, 1)									1-2 6-3	0	0	0	0	0	0	0
Eddie Bressoud, R OBP: 0.292, SLG: 0.200 (6, PH)										1	0	0	0	0	0	0
Joe Shipley, R (7, 1)										0	0	0	0	0	0	0
Roger McCardell, R (9, PH)										1	0	0	0	0	0	0

Inning Stats	R: 0	H: 0	E: 0	K: 1	S: 8	R: 0	H: 0	E: 0	K: 0	S: 4	R: 0	H: 0	E: 0	K: 2	S: 11	R: 0	H: 0	E: 0	K: 1	S: 8	R: 0	H: 0	E: 0	K: 0	S: 5	R: 0	H: 0	E: 0	K: 2	S: 9	R: 0	H: 2	E: 0	K: 0	S: 8	R: 0	H: 0	E: 0	K: 1	S: 10	1B: 2	2B: 1	3B: 0	HR: 0	SF: 0	SAC: 0	DP: 3	HBP: 0	WP: 0	PB: 0	SB: 0	CS: 0	PA: 29
Johnny Podres, L ERA: 3.74 (1, 1)	IP: 9.0	WLS: W	BF: 29	H: 2	R: 0	ER: 0	SO: 7	BB: 3	IBB: 0	HBP: 0	BLK: 0	WP: 0	HR: 0	S: 68	P: 109	ERA: 0.00	WHIP: 0.556																																				
																		PITCHER	IP	WLS	BF	H	R	ER	SO	BB	IBB	HBP	BLK	WP	HR	S	P	ERA	WHIP																		

Los Angeles Dodgers @ San Francisco Giants
Seals Stadium, San Francisco, CA
 Mon May 25 1959, 6:33 AM EDT
 Att. 9,173 - Unknown

AB	26
R	0
H	2
RBI	0
BB	3
SO	7
LOB	5



Batter	1	2	3	4	5	6	7	8	9	AB	R	H	RBI	BB	SO	LOB
Danny O'Connell, R (1, 5) B C C B X	3-2 F7 ①		0-3 K ②		3-3 K ③			0-3 K ①		4	0	0	0	0	3	0
Andre Rodgers, R (1, 6) OBP: 0.338, SLG: 0.424 C C C B C	1-3 K ②		1-1 2-3 ③			1-0 HR		2-1 F4 ②		4	1	1	1	0	1	0
Willie Mays, R (1, 8) OBP: 0.380, SLG: 0.586 B B B B	4-0 E BB			0-0 WP FC5-2 2B		4-0 1B BB		3-3 K ③		2	1	1	0	2	1	0
Orlando Cepeda, R (1, 3) OBP: 0.348, SLG: 0.571 B X	1-0 E4 1-H			1-1 4-3 ① 2-3		0-0 CS 1B			1-3 K ①	4	0	1	0	0	1	1
Jackie Brandt, R (1, 7) OBP: 0.326, SLG: 0.400 C B X	1-1 4-3 ③			0-0 FC5-2 1B		1-3 K ①			4-2 BB 1B HR BB	3	1	0	0	1	1	4
Felipe Alou, R (1, 9) OBP: 0.331, SLG: 0.539 B B C X		2-1 F8 ①		1-1 1-2 1B		1-3 K ③ 1-2			1-2 BB HR 1B	4	1	2	0	0	1	2
Daryl Spencer, R (1, 4) OBP: 0.317, SLG: 0.342 B B C X		2-1 6-3 ②		2-1 6-3 ③			2-2 F4 ①		4-2 HR BB	3	1	0	0	1	0	2
Bob Schmidt, R (1, 2) OBP: 0.311, SLG: 0.394 Leon Wagner, L (9, PH) OBP: 0.370, SLG: 0.625 S B B S		1-3 K ③			0-0 F8 ①		1-1 6-3 ②		0-1 HR 1-H 2-H 3-H	3	0	0	0	0	1	0
Stu Miller, R (1, 1) OBP: 0.100, SLG: 0.100 Eddie Bressoud, R (7, PH) OBP: 0.280, SLG: 0.190 Gordon Jones, R (8, 1)			2-2 G3 ①		3-3 K ②		3-3 K ③			1	1	1	4	0	0	0
										2	0	0	0	0	1	0
										0	0	0	0	0	1	0
										0	0	0	0	0	0	0

Inning Stats	R: 1	H: 0	E: 1	LOB: 1	K: 1	BB: 1	S: 9	R: 0	H: 0	E: 0	LOB: 0	K: 1	BB: 0	S: 7	R: 0	H: 0	E: 0	LOB: 0	K: 1	BB: 0	S: 8	R: 0	H: 2	E: 0	LOB: 2	K: 0	BB: 0	S: 8	R: 0	H: 0	E: 0	LOB: 0	K: 2	BB: 0	S: 8	R: 1	H: 2	E: 0	LOB: 2	K: 2	BB: 1	S: 9	R: 0	H: 0	E: 0	LOB: 0	K: 1	BB: 0	S: 9	R: 0	H: 0	E: 0	LOB: 0	K: 2	BB: 0	S: 9	R: 4	H: 2	E: 0	LOB: 0	K: 1	BB: 2	S: 14	R: 0	H: 2	E: 0	LOB: 0	K: 1	BB: 2	S: 14	1B: 3	SF: 0	2B: 2	SAC: 0	3B: 0	DP: 1	HR: 2	HBP: 0	WP: 1	PA: 35
PITCHER	IP	WLS	BF	H	R	ER	SO	BB	IBB	HBP	BLK	WP	HR	S	P	ERA	WHIP																																																															
Sandy Koufax, L (1, 1) ERA: 8.06	8.1	L	34	5	5	4	11	4	0	0	0	1	1	79	135	4.32	1.080																																																															
Art Fowler, R (9, 1) ERA: 5.22	0.0		1	1	1	0	0	0	0	0	0	0	1	2	2	∞	∞																																																															

Los Angeles Dodgers @ San Francisco Giants
Seals Stadium, San Francisco, CA
 Tue May 26 1959, 10:05 PM EDT
 Att. 18,471 - Unknown

AB	31
R	6
H	6
RBI	5
BB	4
SO	11
LOB	9

GIANTS

Batter	1	2	3	4	5	6	7	8	9	AB R H RBI BB SO LOB	TOP											
Tony Taylor, R OBP: 0.345, SLG: 0.396 (1, 4)	0-1 F9		1-2 FC6-4 1B		1-0 1B		1-0 1B			4 0 2 0 0 0 1												
Alvin Dark, R OBP: 0.333, SLG: 0.326 (1, 5)	2-3 K		2-1 FC6-4 1B		2-2 4-3		1-2 F9			4 0 1 0 0 1 3												
Bobby Thomson, R OBP: 0.277, SLG: 0.430 (1, 8)	4-2 BB		2-1 FC6-4		3-3 K		1-1 6-3			3 0 0 0 1 1 1												
14 Ernie Banks, R OBP: 0.342, SLG: 0.530 (1, 6)	2-2 L6		1-1 FC6-4 HBP		1-1 HR		0-3 K			3 1 1 1 0 1 1												
Walt Moryn, L OBP: 0.335, SLG: 0.396 (1, 7)		3-1 3-1		1-0 F8		2-2 F7		3-2 4-3		4 0 0 0 0 0 1												
Dale Long, L OBP: 0.330, SLG: 0.524 (1, 3)		2-2 G3		1-2 FC6-4		0-0 1-3		2-3 K		4 0 0 0 0 1 1												
Lee Walls, R OBP: 0.344, SLG: 0.371 Jim Marshall, L OBP: 0.316, SLG: 0.413 (1, 9) (9, PH)		4-2 BB		1-3 K		1-3 K		2-3 K		2 0 0 0 1 2 1 1 0 0 0 0 1 0	AB 31 R 1 H 5 RBI 1 BB 3 SO 11 LOB 11											
Sammy Taylor, L OBP: 0.302, SLG: 0.330 (1, 2)		1-3 K		2-3 K		4-2 1B BB		2-3 K		3 0 0 0 1 3 1												
Glen Hobbie, R OBP: 0.200, SLG: 0.208 George Altman, L OBP: 0.287, SLG: 0.340 Bill Henry, L OBP: 0.200, SLG: 0.200 (1, 1) (7, PH) (7, 1)			1-0 FC6-4 1B		1-0 1-3		1-3 K			2 0 1 0 0 0 0 1 0 0 0 0 1 1 0 0 0 0 0 0 0												
Inning Stats	R: 0 E: 0 K: 1 S: 12	H: 0 LOB: 1 BB: 1 P: 20	R: 0 E: 0 K: 1 S: 10	H: 0 LOB: 1 BB: 1 P: 20	R: 0 E: 0 K: 0 S: 9	H: 2 LOB: 1 BB: 0 P: 15	R: 0 E: 0 K: 1 S: 13	H: 0 LOB: 1 BB: 0 P: 16	R: 0 E: 0 K: 1 S: 8	H: 1 LOB: 1 BB: 0 P: 14	R: 1 E: 0 K: 1 S: 9	H: 1 LOB: 0 BB: 0 P: 15	R: 0 E: 0 K: 2 S: 16	H: 1 LOB: 2 BB: 1 P: 24	R: 0 E: 0 K: 1 S: 8	H: 0 LOB: 0 BB: 0 P: 12	R: 0 E: 0 K: 3 S: 10	H: 0 LOB: 0 BB: 0 P: 16	1B: 4 2B: 0 3B: 0 HR: 1	SF: 0 SAC: 0 DP: 0 HBP: 1	WP: 0 PB: 0 SB: 0 CS: 0	PA: 35
PITCHER Don Drysdale, R ERA: 3.47 (1, 1)	IP 9.0 WLS W BF 35 H 5 R 1 ER 1 SO 11 BB 3 IBB 0 HBP 1 BLK 0 WP 0 HR 1 S 95 P 152 ERA 1.00 WHIP 0.889											PITCHER	IP WLS BF H R ER SO BB IBB HBP BLK WP HR S P ERA WHIP									

Chicago Cubs @ Los Angeles Dodgers
Los Angeles Memorial Coliseum, Los Angeles, CA
Wed May 27 1959, 10:05 PM EDT
Att. 12,701 - Unknown

livebaseballscorecards.com



Batter	1	2	3	4	5	6	7	8	9
Ron Fairly, L OBP: 0.406, SLG: 0.448 (1, 9) X	0-0 5-3		2-1 1B		1-0 1B 3B	0-1 1-3			
Charlie Neal, R OBP: 0.357, SLG: 0.421 (1, 4) B S B B C B	4-2 BB		1-2 F3		1-0 1B S 3-H 1B		1-0 6-3		
Wally Moon, L OBP: 0.372, SLG: 0.410 (1, 7) B F B X	2-1 F7			4-0 BB S FC5 BB	4-2 F4		2-3 K		
Don Demeter, R OBP: 0.343, SLG: 0.522 (1, 8) C C C C	0-3 K			2-3 K	0-1 F7 1B		0-0 F8		
Gil Hodges, R OBP: 0.361, SLG: 0.485 (1, 3) C X		0-1 6-3		4-1 FC5 BB BB	0-0 F7		0-1 SH1-4 1B		
John Roseboro, L OBP: 0.344, SLG: 0.286 (1, 2) B X		1-0 G3		4-2 FC5 1B BB	4-0 FC6-4 IBB		0-0 SH1-4		
Dick Gray, R OBP: 0.271, SLG: 0.349 (1, 5) C C C X		0-2 5-3		0-2 FC5 1B	1-0 FC6-4		1-1 F9		
Bob Lillis, R OBP: 0.233, SLG: 0.244 (1, 6) B X			1-0 4-3	2-2 K 1-3 2-H 1B		2-1 5-3		4-1 BB	
Duke Snider, L OBP: 0.330, SLG: 0.441 (4, PH)									
Don Zimmer, R OBP: 0.323, SLG: 0.312 (5, 6) C B B S C			3-3 K	2-0 6-3		1-3 K		1-1 F9	
Don Drysdale, R OBP: 0.143, SLG: 0.206 (1, 1) C B B S C									

Inning Stats	R: 0	H: 0	E: 0	K: 1	S: 8	LOB: 1	BB: 1	P: 14
	R: 0	H: 0	E: 0	K: 0	S: 6	LOB: 0	BB: 0	P: 7
	R: 0	H: 1	E: 0	K: 1	S: 10	LOB: 1	BB: 0	P: 17
	R: 2	H: 1	E: 0	K: 1	S: 13	LOB: 2	BB: 3	P: 31
	R: 2	H: 3	E: 0	K: 0	S: 12	LOB: 2	BB: 1	P: 22
	R: 0	H: 0	E: 0	K: 1	S: 7	LOB: 0	BB: 0	P: 10
	R: 0	H: 0	E: 0	K: 1	S: 5	LOB: 0	BB: 0	P: 8
	R: 0	H: 1	E: 0	K: 0	S: 8	LOB: 2	BB: 1	P: 14

PITCHER	IP	WLS	BF	H	R	ER	SO	BB	IBB	HBP	BLK	WP	HR	S	P	ERA	WHIP
Glen Hobbie, R ERA: 3.29 (1, 1)	6.0	L	28	5	4	4	4	4	4	1	0	0	0	56	101	6.00	1.500
Bill Henry, L ERA: 3.51 (7, 1)	2.0		8	1	0	0	1	1	0	0	0	0	0	13	22	0.00	1.000

AB R H RBI BB SO LOB

BOTTOM

4	1	2	0	0	0	0
3	1	1	1	1	0	1
3	1	0	0	1	1	2
4	0	1	0	0	2	2
3	0	1	1	1	0	1
1	1	0	0	2	0	0
4	0	0	1	0	0	5
1	0	0	0	0	0	0
1	0	1	1	0	0	0
1	0	0	0	1	0	0
4	0	0	0	0	2	4

AB	29
R	4
H	6
RBI	4
BB	6
SO	5
LOB	15



1B: 5	SF: 0	WP: 0	PA: 36
2B: 0	SAC: 1	PB: 0	
3B: 1	DP: 0	SB: 2	
HR: 0	HBP: 0	CS: 0	

Chicago Cubs @ Los Angeles Dodgers
Los Angeles Memorial Coliseum, Los Angeles, CA
 Wed May 27 1959, 10:05 PM EDT
 Att. 12,701 - Unknown

livebaseballscores.com

Batter	1	2	3	4	5	6	7	8	9	AB R H RBI BB SO LOB	TOP																									
Tony Taylor, R (1, 4) OBP: 0.352, SLG: 0.411	0-1 1B 3B	2-1 1B		0-0 1-3			4-1 1B 14 HR BB		2-1 F8	4 2 2 0 1 0 1																										
Jim Marshall, L (1, 3) OBP: 0.346, SLG: 0.433	0-1 F8 14 BB 1B	1-0 F7		3-2 1B			3-2 14 HR 1B		4-1 14 PB BB BB	4 2 3 2 1 0 1																										
Irv Noren, L (1, 8) OBP: 0.227, SLG: 0.318	2-3 K		1-3 K	2-2 L7			2-1 F5		4-1 14 PB BB	4 0 0 0 0 2 4																										
George Altman, L (7, 8) OBP: 0.294, SLG: 0.340									1-2 BB	0 1 0 0 1 0 0																										
14 Ernie Banks, R (1, 6) OBP: 0.354, SLG: 0.550	4-2 BB 1-2 BB		0-1 1B 1B		2-1 F8		0-0 1-H 3-H HR		4-0 E 1-2 2-3 IBB	3 1 2 3 2 0 0																										
Walt Moryn, L (1, 7) OBP: 0.331, SLG: 0.390	0-0 F8		2-2 F9		0-0 L1		2-0 F9		3-2 E9 1-3 2-H 3-H 1B	5 0 1 2 0 0 3																										
Bobby Thomson, R (1, 9) OBP: 0.291, SLG: 0.427	4-2 1-2 BB		0-0 FC6-4 1B		3-2 F9		3-2 5-3		4-0 1B	3 0 1 0 2 0 0																										
Earl Averill, R (1, 2) OBP: 0.254, SLG: 0.414	2-2 F8		0-1 FC6-4 1-2f		4-2 L1-3 BB			2-1 6-3	2-3 K	4 0 0 0 1 1 8																										
Alvin Dark, R (1, 5) OBP: 0.331, SLG: 0.324		2-1 5-3		1-1 SH3-4 1B		2-2 L1-3		3-3 K	3-1 F7	4 1 1 0 0 1 1																										
Dale Long, L (9, PH) OBP: 0.327, SLG: 0.519						1-2				1 0 0 0 0 0 3																										
Randy Jackson, R (9, 5) OBP: 0.333, SLG: 0.458										0 0 0 0 0 0 0																										
Seth Morehead, L (1, 1) Dave Hillman, R (1, 1) Don Elston, R (9, 1)		1-1 B1-3		0-0 SH3-4		0-3 K		1-3 K		0 0 0 0 0 0 0																										
Inning Stats	R: 1 E: 0 K: 1 S: 17	H: 2 LOB: 3 BB: 2 P: 29	R: 0 E: 0 K: 0 S: 7	H: 1 LOB: 1 BB: 0 P: 13	R: 0 E: 0 K: 1 S: 12	H: 2 LOB: 2 BB: 0 P: 15	R: 1 E: 0 K: 0 S: 12	H: 2 LOB: 1 BB: 0 P: 18	R: 0 E: 0 K: 1 S: 8	H: 0 LOB: 0 BB: 1 P: 14	R: 3 E: 0 K: 0 S: 12	H: 2 LOB: 0 BB: 1 P: 26	R: 0 E: 0 K: 2 S: 8	H: 0 LOB: 0 BB: 0 P: 14	R: 2 E: 1 K: 1 S: 12	H: 1 LOB: 3 BB: 4 P: 38	1B: 8 2B: 1 3B: 1 HR: 1	SF: 0 SAC: 1 DP: 1 HBP: 0	WP: 0 PB: 1 SB: 0 CS: 0	PA: 44																
PITCHER	IP WLS BF H R ER SO BB IBB HBP BLK WP HR S P ERA WHIP																																			
Stan Williams, R (1, 1) ERA: 5.17	6.0		29	8	4	4	3	4	0	0	0	0	0	67	112	6.00	2.000																			
Johnny Klippstein, R (7, 1) ERA: 4.75	1.0		4	1	1	1	0	0	0	0	0	0	1	7	14	9.00	1.000																			
Art Fowler, R (8, 1) ERA: 5.49	1.1	L	8	1	2	2	2	2	1	0	0	0	0	15	38	13.50	2.250																			
Clem Labine, R (9, 1) ERA: 4.65	0.2		3	0	0	0	1	0	1	0	0	0	0	5	14	0.00	0.000																			

Chicago Cubs @ Los Angeles Dodgers
Los Angeles Memorial Coliseum, Los Angeles, CA
Thu May 28 1959, 10:05 PM EDT
Att: 13,079 - Unknown

AB	35
R	7
H	10
RBI	7
BB	8
SO	6
LOB	21



WP: 0	PA: 44
-------	--------

Batter	1	2	3	4	5	6	7	8	9	AB R H RBI BB SO LOB
Jim Gilliam, S OBP: 0.397, SLG: 0.333 (1, 7) (2, 4)	4-1 1B 2B BB	2-2 F6			2-3 K		2-1 4-3 2-H 2B		0-1 F9	4 1 1 1 1 1 1
Charlie Neal, R OBP: 0.353, SLG: 0.415 (1, 4) (2, 6)	2-1 2B 1B	1-3 K			0-0 6-3		0-1 4-3		0-3 K	5 1 1 0 0 2 2
Don Demeter, R OBP: 0.335, SLG: 0.509 (1, 8)	0-3 K	0-0 F6			3-3 K		1-1 5-3			4 0 0 0 0 2 3
Gil Hodges, R OBP: 0.374, SLG: 0.519 (1, 3)	4-0 2B IBB		1-3 K			0-1 HR		0-1 SH3-4 1B		3 2 2 1 1 1 0
Rip Repulski, R OBP: 0.425, SLG: 0.438 (6, PH) Ron Fairly, L OBP: 0.402, SLG: 0.443 (7, 9)	1-1 WP 2B		1-3 K			0-0 F3		1-0 SH3-4		2 0 1 3 0 1 0 1 0 0 0 0 0 0
Dick Gray, R OBP: 0.269, SLG: 0.326 (1, 5)	4-1 WP BB		1-2 F4			1-3 K		1-2 F8		3 0 0 0 1 1 1
Joe Pignatano, R OBP: 0.299, SLG: 0.294 (1, PH) John Roseboro, L OBP: 0.340, SLG: 0.276 (2, 2)	4-1 1-2 2-3 IBB				0-3 K		1-3 K		1-0 F8	0 0 0 0 0 0 0 3 0 0 0 1 2 1
Bob Lillis, R OBP: 0.233, SLG: 0.244 (1, PH) Duke Snider, L OBP: 0.337, SLG: 0.443 (2, 7)	2-3 K		2-1 4-3				0-1 SH1-4 2B 1B		1-1 1B	0 0 0 0 0 0 0 4 1 2 0 0 1 3
Stan Williams, R OBP: 0.187, SLG: 0.093 Johnny Klippstein, R (7, 1) Wally Moon, L OBP: 0.372, SLG: 0.410 (7, PH) Art Fowler, R OBP: 0.150, SLG: 0.100 (8, 1) Clem Labine, R (9, 1) Norm Larker, L OBP: 0.407, SLG: 0.468 (9, PH)	0-3 K		3-3 K				1-1 SH1-4		0-3 K	2 0 0 0 0 0 2 3 0 1 0 0 0 0 0 1 1

Inning Stats	R: 3 E: 0 K: 3 S: 17	H: 2 LOB: 3 BB: 4 P: 38	R: 0 E: 0 K: 1 S: 8	H: 0 LOB: 0 BB: 0 P: 11	R: 0 E: 0 K: 2 S: 10	H: 0 LOB: 0 BB: 0 P: 13	R: 0 E: 0 K: 2 S: 8	H: 0 LOB: 0 BB: 0 P: 13	R: 1 E: 0 K: 2 S: 10	H: 1 LOB: 0 BB: 0 P: 12	R: 1 E: 0 K: 0 S: 10	H: 2 LOB: 1 BB: 0 P: 14	R: 0 E: 0 K: 0 S: 7	H: 1 LOB: 1 BB: 0 P: 10	R: 0 E: 0 K: 2 S: 11	H: 1 LOB: 1 BB: 0 P: 12	1B: 4 2B: 2 3B: 0 HR: 1	SF: 0 SAC: 2 DP: 0 HBP: 0
--------------	-------------------------------	----------------------------------	------------------------------	----------------------------------	-------------------------------	----------------------------------	------------------------------	----------------------------------	-------------------------------	----------------------------------	-------------------------------	----------------------------------	------------------------------	----------------------------------	-------------------------------	----------------------------------	----------------------------------	------------------------------------

PITCHER	IP	WLS	BF	H	R	ER	SO	BB	IBB	HBP	BLK	WP	HR	S	P	ERA	WHIP
Seth Morehead, L ERA: 7.41 (1, 1)	0.1		6	2	3	3	1	2	1	0	0	0	0	9	24	81.00	12.000
Dave Hillman, R ERA: 3.67 (1, 1)	7.2	W	29	5	2	2	11	0	1	0	0	1	1	71	103	2.35	0.652
Don Elston, R ERA: 3.32 (9, 1)	1.0	S	3	0	0	0	2	0	0	0	0	0	0	9	9	0.00	0.000


BOTTOM

Chicago Cubs @ Los Angeles Dodgers
Los Angeles Memorial Coliseum, Los Angeles, CA

Thu May 28 1959, 10:05 PM EDT
Att. 13,079 - Unknown

livebaseballscorecards.com

AB	32
R	5
H	7
RBI	5
BB	4
SO	14
LOB	15



WP: 1	PA: 38
PB: 0	
SB: 0	
CS: 0	

Batter	1	2	3	4	5	6	7	8	9	AB R H RBI BB SO LOB	TOP											
Tony Taylor, R (1, 4) OBP: 0.348, SLG: 0.401	1-1 1-3		4-2 BB	2-3 K	0-1 6-3			0-0 4-3		4 0 0 0 1 1 2	Chicago Cubs @ Los Angeles Dodgers Los Angeles Memorial Coliseum, Los Angeles, CA Fri May 29 1959, 10:05 PM EDT Att. 18,297 - Unknown livebaseballscorecards.com											
Jim Marshall, L (1, 3) OBP: 0.326, SLG: 0.408	2-0 E6 14 CS		1-3 K	3-2 SF9		1-2 F9		1-1 4-3	4 0 0 1 0 1 1													
Lee Walls, R (1, 9) OBP: 0.340, SLG: 0.366 George Altman, L (4, PH) OBP: 0.313, SLG: 0.347	2-3 K		3-3 K	0-0 14 E 14 1B		4-0 14 FC6-4 BB		4-2 14 WP BB	2 0 0 0 0 2 2 1 1 1 1 2 0 0													
14 Ernie Banks, R (1, 6) OBP: 0.350, SLG: 0.540	1-1 CS	1-1 E6 1B		E6 1B		1-2 FC6-4 1B		1-3 K	5 2 1 0 0 1 2													
Bobby Thomson, R (1, 8) OBP: 0.311, SLG: 0.449		1-2 1B		1B BB		0-1 1B		1-2 1-3	4 1 3 1 1 0 0													
Walt Moryn, L (1, 7) OBP: 0.330, SLG: 0.386 Irv Noren, L (8, 7) OBP: 0.217, SLG: 0.304		0-3 K		1B 1B		2-1 F6		1-2 3-1	4 1 1 1 0 1 5 1 0 0 0 0 0 0													
Earl Averill, R (1, 2) OBP: 0.265, SLG: 0.460		2-3 K		1-2 1B E 1B	0-0 HR		3-3 K	2-1 F2	5 2 2 2 0 2 2													
Alvin Dark, R (1, 5) OBP: 0.329, SLG: 0.321		0-3 K		0-0 E 1B	2-2 4-3		0-2 6-3		4 1 1 1 0 1 2													
Moe Drabowsky, R (1, 1) OBP: 0.182, SLG: 0.190 Bill Henry, L (6, 1) OBP: 0.182, SLG: 0.182		0-3 K		0-1 E1 1B	2-2 6-3		1-3 K		3 1 0 0 0 1 1 1 0 0 0 0 1 0													
Inning Stats	R: 0 E: 1 K: 1 S: 7	H: 0 LOB: 0 BB: 0 P: 13	R: 0 E: 1 K: 3 S: 16	H: 1 LOB: 2 BB: 0 P: 20	R: 0 E: 0 K: 3 S: 11	H: 0 LOB: 1 BB: 1 P: 19	R: 8 E: 3 K: 1 S: 27	H: 6 LOB: 1 BB: 1 P: 43	R: 1 E: 0 K: 0 S: 10	H: 1 LOB: 0 BB: 0 P: 14	R: 0 E: 0 K: 0 S: 10	H: 1 LOB: 2 BB: 1 P: 18	R: 0 E: 0 K: 2 S: 9	H: 0 LOB: 0 BB: 0 P: 13	R: 0 E: 0 K: 1 S: 10	H: 0 LOB: 1 BB: 1 P: 16	R: 0 E: 0 K: 0 S: 8	H: 0 LOB: 0 BB: 0 P: 12	1B: 7 2B: 1 3B: 0 HR: 1	SF: 1 SAC: 0 DP: 0 HBP: 0	WP: 1 PB: 0 SB: 0 CS: 1	PA: 44
PITCHER	IP WLS BF H R ER SO BB IBB HBP BLK WP HR S P ERA WHIP																					
Danny McDevitt, L (1, 1) ERA: 3.93	3.0 L 18 4 6 2 7 2 0 0 0 0 0 0 49 75 6.00 2.000																					
Art Fowler, R (4, 1) ERA: 5.4	0.2 4 2 1 0 1 0 0 0 0 0 0 0 9 15 0.00 3.000																					
Carl Erskine, R (4, 1) ERA: 7.94	2.1 11 3 2 1 0 1 0 0 0 0 1 23 37 3.86 1.714																					
Gene Snyder, L (7, 1) ERA: 3.6	2.0 7 0 0 0 3 1 0 0 0 1 0 19 29 0.00 0.500																					
Johnny Klippstein, R (9, 1) ERA: 4.6	1.0 3 0 0 0 0 0 0 0 0 0 0 8 12 0.00 0.000																					

Batter	1	2	3	4	5	6	7	8	9	AB R H RBI BB SO LOB
Jim Gilliam, S (1, 4) OBP: 0.390, SLG: 0.328 BB C C C X	3-2 4-3 		1-2 6-3 		2-2 6-3 	3-2 BB 1B 1-3 2-H 3-H		0-0 F2 	5 0 1 2 0 0 0	
Wally Moon, L (1, 7) OBP: 0.379, SLG: 0.413 L B B B X	3-1 WP 1B 1B		0-0 4-3 		2-1 WP 1B BB G5-4-3	4-2 BB 1-2		2-3 	4 0 2 0 1 1 0	
Ron Fairly, L (1, 8) OBP: 0.400, SLG: 0.451 Rip Repulski, R (6, PH) OBP: 0.405, SLG: 0.412 (7, 9) B B C C X	2-3 		0-1 1B 2B		0-1 F8 	1-2 G5-4-3 1-2f		0-1 5-3 	3 1 1 0 0 1 2 2 0 0 0 0 0 3	
Duke Snider, L (1, 9) OBP: 0.346, SLG: 0.450 (7, 8) Solly Drake, S (7, PH) OBP: 0.333, SLG: 0.250 (8, 8) B B C X	2-1 WP 1B 1-2		0-0 2-H 1B		2-2 L6 1-2		1-3 		3 0 2 1 0 0 1 1 0 0 0 0 1 0	
Gil Hodges, R (1, 3) OBP: 0.370, SLG: 0.505 C B B S X	2-3 1-2 2-3		1-1 F8 		4-1 2B BB BB		3-3 		3 1 0 0 1 2 3	
John Roseboro, L (1, 2) OBP: 0.346, SLG: 0.289 B B B B		4-1 4-3 1B BB		0-0 4-3 		0-1 BB 1B 2B 1-3		3-2 F7 	3 1 1 0 1 0 0	
Dick Gray, R (1, 5) OBP: 0.250, SLG: 0.300 F B B X		2-1 F4 		1-0 F2 		2-1 BB 1B BB		0-3 	4 1 0 0 0 1 3	
Bob Lillis, R (1, 6) OBP: 0.298, SLG: 0.295 F X		0-1 1-2 1B		0-0 1B		4-2 1B BB 1-2 2-3 3-H		0-2 G5-4-3 1B	3 0 3 1 1 0 0	
Danny McDevitt, L (1, 1) OBP: 0.179, SLG: 0.235 Art Fowler, R (4, 1) OBP: 0.190, SLG: 0.100 Carl Erskine, R (4, 1) (6, PH) Don Demeter, R (6, PH) OBP: 0.333, SLG: 0.506 Gene Snyder, R (7, 1) Don Zimmer, R (8, PH) OBP: 0.320, SLG: 0.399 Johnny Klippstein, R (8, 1) M S 2 X SAFE	0-2 4-3 2-3		1-0 1-3 		1-3 		0-2 1-2f	1 0 0 0 0 0 2 0 0 0 0 0 0 0 1 0 0 0 0 0 1 1 0 0 0 0 1 3 0 0 0 0 0 0 0 1 0 0 0 0 0 1 0 0 0 0 0 0 0		

Inning Stats	R: 0	H: 2	E: 0	LOB: 2	K: 2	S: 13	R: 0	H: 1	E: 0	LOB: 1	K: 0	S: 8	R: 1	H: 2	E: 0	LOB: 1	K: 0	S: 9	R: 0	H: 1	E: 0	LOB: 1	K: 0	S: 4	R: 0	H: 1	E: 0	LOB: 1	K: 0	S: 10	R: 3	H: 2	E: 1	LOB: 2	K: 1	S: 19	R: 0	H: 0	E: 0	LOB: 0	K: 2	S: 11	R: 0	H: 1	E: 0	LOB: 0	K: 1	S: 9	R: 0	H: 0	E: 0	LOB: 0	K: 1	S: 7	1B: 8	SF: 0	2B: 2	SAC: 0	3B: 0	DP: 2	HR: 0	HBP: 0	WP: 2	PA: 39
PITCHER Moe Drabowsky, R (1, 1) ERA: 4.29 Bill Henry, L (6, 1) ERA: 3.16	IP	WLS	BF	H	R	ER	SO	BB	IBB	HBP	BLK	WP	HR	S	P	105	ERA	WHIP	2.438	IP	WLS	BF	H	R	ER	SO	BB	IBB	HBP	BLK	WP	HR	S	P	41	0.00	0.273	IP	WLS	BF	H	R	ER	SO	BB	IBB	HBP	BLK	WP	HR	S	P	ERA	WHIP										

Chicago Cubs @ Los Angeles Dodgers
 Los Angeles Memorial Coliseum, Los Angeles, CA

Fri May 29 1959, 10:05 PM EDT
 Att. 18,297 - Unknown

livebaseballscorecards.com

AB	35
R	4
H	10
RBI	4
BB	4
SO	7
LOB	19



Batter	1	2	3	4	5	6	7	8	9	AB R H RBI BB SO LOB	TOP		
Don Blasingame, L (1, 4) OBP: 0.353, SLG: 0.357	0-1 FC5-4 1B		1-0 1-2 3B 1B	1-2 F6			4-0 G6-3 BB	3-1 FC6 1-2f		4 1 2 0 1 0 3			
Gino Cimoli, R (1, 8) OBP: 0.381, SLG: 0.517	2-2 FC5-4 FC6-4 1-2f		2-1 1-3	3-3 K			0-2 G6-3 1-2f		2-2 4-3 IHR 2B	5 1 1 0 0 1 5			
Joe Cunningham, L (1, 3) OBP: 0.463, SLG: 0.474	0-0 FC6-4 1B 1-2f		1-0 FC1-5-2-5 3B		1-1 FC6-4 1B		4-2 BB		1-0 4-3 2-3	4 0 2 2 1 0 2			
Ken Boyer, R (1, 5) OBP: 0.366, SLG: 0.514 (8, 6)	2-1 1-2 1B		1-2 FC1-5-2-5 E		1-1 L5		1-2 L9		0-0 IHR 3-H	5 2 2 2 0 0 3			
Chuck Essegian, R (1, 7) OBP: 0.200, SLG: 0.314 Bill White, L (9, PH) OBP: 0.363, SLG: 0.536 (9, 7)	3-2 F4		0-0 E6 BB 2-H		2-3 K			1-0 F2	0-2 IHR S 1B	4 0 0 0 0 1 3 1 0 1 0 0 0 0			
Curt Flood, R (1, 9) OBP: 0.294, SLG: 0.267 Bobby Gene Smith, R (9, 9) OBP: 0.208, SLG: 0.333		0-1 1-3	4-1 1-2 BB		2-2 FC6-4 1-2f			4-0 BB 1B BB	2-3 K 1-2	3 1 0 0 2 1 2 0 0 0 0 0 0 0			
Hal Smith, R (1, 2) OBP: 0.305, SLG: 0.444		1-0 F7 1B	0-0 F7			0-1 G4-6-3 1B		1-0 F7	1-1 F7	5 0 2 0 0 0 4			
Lee Tate, R (1, 6) OBP: 0.294, SLG: 0.419 Ray Jablonski, R (8, PH) OBP: 0.294, SLG: 0.367 (8, 5)		3-1 SAFE F7 1-2		2-3 K		1-0 G4-6-3 1-2f		4-1 1B 1-2 BB		3 0 0 0 0 1 2 0 0 0 0 1 0 0			
Tom Cheney, R (1, 1) Ernie Broglio, R (2, 1) OBP: 0.364, SLG: 0.222 Stan Musial, L (8, PH) OBP: 0.371, SLG: 0.377 Chick King, R (8, PR) OBP: 0.273, SLG: 0.300 Howie Nunn, R (8, 1) Lindy McDaniel, R (8, 1) OBP: 0.222, SLG: 0.067			2-2 1-3 3B 1B		4-2 BB		2-3 K	1-1 FC6 1-3 2-H 1B		0 0 0 0 0 0 0 2 1 1 0 1 1 0 1 0 1 1 0			
Inning Stats	R: 0 H: 2 E: 0 LOB: 2 K: 0 BB: 0 S: 13 P: 20	R: 0 H: 1 E: 0 LOB: 0 K: 0 BB: 0 S: 5 P: 9	R: 3 H: 3 E: 1 LOB: 2 K: 0 BB: 1 S: 13 P: 24	R: 0 H: 0 E: 0 LOB: 1 K: 2 BB: 1 S: 12 P: 22	R: 0 H: 1 E: 0 LOB: 1 K: 1 BB: 0 S: 12 P: 18	R: 0 H: 1 E: 0 LOB: 0 K: 1 BB: 0 S: 7 P: 10	R: 0 H: 0 E: 0 LOB: 1 K: 0 BB: 2 S: 9 P: 18	R: 1 H: 1 E: 0 LOB: 2 K: 0 BB: 2 S: 7 P: 21	R: 2 H: 3 E: 0 LOB: 1 K: 1 BB: 0 S: 14 P: 20	1B: 9 SF: 0 2B: 1 SAC: 0 3B: 1 DP: 2 HR: 1 HBP: 0	WP: 0 PA: 43 PB: 0 SB: 1 CS: 0		
PITCHER	IP WLS BF H R ER SO BB IBB HBP BLK WP HR S P ERA WHIP											PITCHER	IP WLS BF H R ER SO BB IBB HBP BLK WP HR S P ERA WHIP
Johnny Podres, L (1, 1) ERA: 3.72	7.2 36 9 4 3 4 6 0 0 0 0 0 0 76 137 3.52 1.957												
Clem Labine, R (8, 1) ERA: 5.01	1.1 7 3 2 2 1 0 0 0 0 0 0 0 16 25 13.50 2.250												

St. Louis Cardinals @ Los Angeles Dodgers
Los Angeles Memorial Coliseum, Los Angeles, CA
Sat May 30 1959, 10:05 PM EDT
Att: 22,692 - Unknown

AB	37
R	6
H	12
RBI	5
BB	6
SO	5
LOB	24



Batter	1	2	3	4	5	6	7	8	9	AB	R	H	RBI	BB	SO	LOB
Jim Gilliam, S OBP: 0.390, SLG: 0.331 (1, 4)	2-2 F8	0-0 BB 1B		0-1 4-3		1-0 1-3 1B		1-2 4-3		5	0	2	2	0	0	0
Wally Moon, L OBP: 0.380, SLG: 0.404 (1, 7)	4-1 BB	4-0 1-2 2-3 BB		1-1 G3		0-0 1-3 1-2		0-1 F8		3	0	0	0	2	0	1
Ron Fairly, L OBP: 0.400, SLG: 0.490 (1, 8)	1-2 F4	3-1 G3			0-0 FC4-6 3B 2B	3-2 F9			1-0 HR	5	2	2	1	0	0	5
Duke Snider, L OBP: 0.348, SLG: 0.476 (1, 9)	1-3 K		1-1 SH5-4 1B 1B		1-0 F9		1-1 HR	2-2 5-3		5	1	2	1	0	1	2
Gil Hodges, R OBP: 0.394, SLG: 0.541 (1, 3)		4-0 BB 1B BB	2-2 SH5-4 1B	1-2 1B	4-1 FC4-6 BB	4-1 FC6-4 BB		1-0 HR		2	2	2	1	3	0	0
John Roseboro, L OBP: 0.346, SLG: 0.290 (1, 2)		1-2 BB 1B	0-1 SH5-4	1-2 2-3 1B	0-1 FC4-6 3B	F9		0-0 F9		3	2	1	0	0	0	3
Don Zimmer, R OBP: 0.318, SLG: 0.325 (1, 5)		3-1 F7	2-3 K		2-2 1-H 3-H 3B	F7		0-0 F7		4	0	1	2	0	1	5
Bob Lillis, R OBP: 0.275, SLG: 0.271 (1, 6)		2-0 F5	2-3 K		0-0 B3	B3		0-1 FC6-4		4	0	0	0	0	1	6
Johnny Podres, L OBP: 0.286, SLG: 0.200 Clem Labine, R (8, 1)		4-0 BB 1B BB		2-3 K		3-3 K		0-0 5-3		2	0	0	0	1	2	0
		1-2 2-3 BB								1	0	0	0	0	0	0

Inning Stats	R: 0	H: 0	E: 0	K: 10	S: 10	R: 2	H: 2	E: 0	K: 10	S: 10	R: 0	H: 2	E: 0	K: 2	S: 15	R: 2	H: 2	E: 0	K: 11	S: 18	R: 0	H: 1	E: 0	K: 8	S: 15	R: 1	H: 1	E: 0	K: 7	S: 12	R: 0	H: 0	E: 0	K: 6	S: 7	R: 2	H: 2	E: 0	K: 6	S: 10	1B: 5	2B: 1	3B: 1	SF: 0	SAC: 1	DP: 0	HBP: 0	WP: 0	PB: 0	SB: 1	CS: 0	PA: 41
--------------	------	------	------	-------	-------	------	------	------	-------	-------	------	------	------	------	-------	------	------	------	-------	-------	------	------	------	------	-------	------	------	------	------	-------	------	------	------	------	------	------	------	------	------	-------	-------	-------	-------	-------	--------	-------	--------	-------	-------	-------	-------	--------

PITCHER	IP	WLS	BF	H	R	ER	SO	BB	IBB	HBP	BLK	WP	HR	S	P	ERA	WHIP
Tom Cheney, R ERA: 9.0 (1, 1)	1.2		11	2	2	2	1	4	0	0	0	0	0	18	44	10.80	3.600
Ernie Broglio, R ERA: 6.47 (2, 1)	5.1		24	6	3	3	4	2	0	0	0	0	1	50	82	5.06	1.500
Howie Nunn, R ERA: 8.68 (8, 1)	1.0		4	1	1	1	0	0	0	0	0	0	1	7	9	9.00	1.000
Lindy McDaniel, R ERA: 3.64 (9, 1)	0.1	L	2	1	1	1	0	0	0	0	0	0	1	5	8	27.00	3.000

BOTTOM

St. Louis Cardinals @ Los Angeles Dodgers
Los Angeles Memorial Coliseum, Los Angeles, CA

Sat May 30 1959, 10:05 PM EDT
Att. 22,692 - Unknown

livebaseballscorecards.com

AB	34
R	7
H	10
RBI	7
BB	6
SO	5
LOB	22



Batter	1	2	3	4	5	6	7	8	9	AB R H RBI BB SO LOB	TOP										
Don Blasingame, L (1, 4) OBP: 0.354, SLG: 0.370	1-0 L5		2-1 5-3		3-2 HR		4-1 1B BB		1-0 5-3	4 1 1 1 1 0 0	St. Louis Cardinals @ Los Angeles Dodgers Los Angeles Memorial Coliseum, Los Angeles, CA Sun May 31 1959, 6:33 AM EDT Att. 24,829 - Unknown										
Gino Cimoli, R (1, 8) OBP: 0.376, SLG: 0.508	3-3 K		0-3 K		2-3 K		0-0 1B		1-1 4-3	5 0 1 0 0 3 0											
Stan Musial, L (1, 3) OBP: 0.359, SLG: 0.362	0-3 K			0-1 F8	1-0 F7		0-1 F5		0-0 1-3	5 0 0 0 0 1 3											
Ray Jablonski, R (1, 5) OBP: 0.342, SLG: 0.485		4-0 FC5-4 BB		1-1 HR		2-2 1B S		0-3 K		3 2 2 1 1 1 3											
Joe Cunningham, L (1, 9) OBP: 0.456, SLG: 0.460		2-1 FC5-4 1B		4-0 BB BB		2-3 K 1-2		1-3 K		3 0 0 0 1 2 5											
Chuck Essegian, R (1, 7) OBP: 0.205, SLG: 0.289		0-3 K		4-0 BB 1-2 BB		2-3 K		1-3 K		3 0 0 0 1 3 2											
Hal Smith, R (1, 2) OBP: 0.310, SLG: 0.445		3-2 1B		0-1 F4		2-1 1B 2-H		2-3 K		4 0 2 1 0 1 2											
Lee Tate, R (1, 6) OBP: 0.270, SLG: 0.382		0-3 K		2-2 F2		0-0 F3		4-2 BB		3 0 0 0 0 1 5											
Curt Flood, R (8, PH) OBP: 0.308, SLG: 0.267										0 0 0 0 1 0 0											
Ken Boyer, R (8, 6) OBP: 0.366, SLG: 0.514										0 0 0 0 0 0 0											
Gary Blaylock, R (1, 1) OBP: 0.130, SLG: 0.391			1-1 B2		1-3 K		4-1 1B BB BB		1-3 K	2 0 0 0 0 1 0	Cardinals WP: 0 PA: 39 PB: 0 SB: 1 CS: 0										
Howie Nunn, R (6, 1)										0 0 0 0 0 0 0											
Bobby Gene Smith, R (7, PH) OBP: 0.224, SLG: 0.333										0 0 0 0 1 0 0											
Jim Brosnan, R (7, 1) OBP: 0.333, SLG: 0.667										0 0 0 0 0 0 0											
Gene Green, R (8, PH) OBP: 0.277, SLG: 0.349										1 0 0 0 0 1 1											
Tom Cheney, R (8, 1)										0 0 0 0 0 0 0											
Inning Stats	R: 0 E: 0 K: 2 S: 7	H: 0 LOB: 0 BB: 0 P: 11	R: 0 E: 0 K: 2 S: 15	H: 1 LOB: 2 BB: 1 P: 24	R: 0 E: 0 K: 1 S: 7	H: 0 LOB: 0 BB: 0 P: 10	R: 1 E: 0 K: 0 S: 10	H: 1 LOB: 2 BB: 2 P: 21	R: 1 E: 0 K: 2 S: 13	H: 2 LOB: 1 BB: 0 P: 21		R: 0 E: 0 K: 2 S: 12	H: 1 LOB: 3 BB: 2 P: 21	R: 0 E: 0 K: 3 S: 11	H: 0 LOB: 1 BB: 1 P: 19	R: 0 E: 0 K: 0 S: 4	H: 0 LOB: 0 BB: 0 P: 6	1B: 4 2B: 0 3B: 0 HR: 2	SF: 0 SAC: 0 DP: 0 HBP: 0		
PITCHER	IP WLS BF H R ER SO BB IBB HBP BLK WP HR S P ERA WHIP																				
Sandy Koufax, L (1, 1) ERA: 7.31	6.0 W 28 5 3 3 9 5 0 0 0 0 2 64 114 4.50 1.667																				
Johnny Klippstein, R (7, 1) ERA: 4.6	0.0 1 1 0 0 0 0 0 0 0 0 0 1 1 ∞ ∞																				
Danny McDevitt, L (7, 1) ERA: 3.71	3.0 S 10 0 0 0 5 1 0 0 0 0 0 24 35 0.00 0.333																				

Batter	1	2	3	4	5	6	7	8	9
Jim Gilliam, S <small>OBP: 0.384, SLG: 0.320</small> (1, 5)	4-0 BB, 1B, 1B, BB	0-0 4-3 4-3		3-2 4-3 4-3		2-1 5-3 5-3		2-3 K	
Charlie Neal, R <small>OBP: 0.351, SLG: 0.428</small> (1, 4)	0-3 K	1-2 F7 F7		1-1 HR		2-2 5-3 5-3			
Wally Moon, L <small>OBP: 0.388, SLG: 0.410</small> (1, 7)	0-0 1B, BB, 1B, 1B	4-2 S, BB		1-0 1B		1-0 1-3 1-3			
Gil Hodges, R <small>OBP: 0.390, SLG: 0.526</small> (1, 3)	4-2 1B, BB, 1B, BB	0-3 K		1-1 5-3 5-3		1-3 K			
Ron Fairly, L <small>OBP: 0.404, SLG: 0.485</small> (1, 9)	1-1 1B, 1B, 1B, 1B		4-2 FC5-4, 1B, BB		0-0 F8		1-2 6-3		
Don Demeter, R <small>OBP: 0.337, SLG: 0.506</small> (1, 8)	1-2 S, 1B		0-2 FC5-4, 1B		3-2 6-3		1-0 F9		
John Roseboro, L <small>OBP: 0.351, SLG: 0.309</small> (1, 2)	1-3 K		1-3 K		2-0 1B, 2B		0-0 S, 1B		
Don Zimmer, R <small>OBP: 0.331, SLG: 0.328</small> (1, 6)	4-0 IBB		2-1 FC5-4		2-0 5-3, 1B		4-1 IBB		
Sandy Koufax, R <small>OBP: 0.182, SLG: 0.364</small> Johnny Klippstein, R <small>OBP: 0.167, SLG: 0.222</small> Danny McDevitt, L <small>OBP: 0.167, SLG: 0.222</small>	3-3 K		1-1 6-3		1-3 K		0-3 K		

AB	R	H	RBI	BB	SO	LOB
4	1	0	0	1	1	3
4	1	1	1	0	1	2
3	1	2	0	1	0	0
3	1	0	0	1	2	1
3	0	1	1	1	0	0
4	0	2	2	0	0	0
4	1	2	0	0	2	4
2	0	1	1	2	0	2
3	0	0	0	0	2	4
0	0	0	0	0	0	0
1	0	0	0	0	1	2

AB	R	H	RBI	BB	SO	LOB
31	5	9	5	6	9	18

Inning Stats		R	H	E	K	S	H	LOB	BB	P	Pitcher		IP	WLS	BF	H	R	ER	SO	BB	IBB	HBP	BLK	WP	HR	S	P	ERA	WHIP	
R: 3		3	0	0	21	12	1	1	1	19	PITCHER		5.0		26	8	5	5	5	4	1	0	0	0	0	1	102	9.00	2.400	
E: 0		0	0	0	12	19	0	0	0	0	IP		1.0		3	0	0	0	1	0	0	0	0	0	0	8	13	0.00	0.000	
K: 3		3	0	0	12	19	0	0	0	0	WLS		7.1		3	0	0	0	1	0	0	0	0	0	7	10	0.00	0.000		
S: 21		39	14	1	19	19	0	0	0	0	BF		8.1		5	1	0	0	2	0	1	0	0	0	9	16	0.00	1.000		
H: 3		0	1	1	12	19	0	0	0	0	H																			
LOB: 3		1	1	1	12	19	0	0	0	0	R																			
BB: 3		1	1	1	12	19	0	0	0	0	ER																			
P: 39		14	19	19	19	19	0	0	0	0	SO																			
											BB																			
											IBB																			
											HBP																			
											BLK																			
											WP																			
											HR																			
											S																			
											P																			
											ERA																			
											WHIP																			

St. Louis Cardinals @ Los Angeles Dodgers
 Los Angeles Memorial Coliseum, Los Angeles, CA

Sun May 31 1959, 6:33 AM EDT
 Att. 24,829 - Unknown

livebaseballscorecards.com

Batter	1	2	3	4	5	6	7	8	9	AB R H RBI BB SO LOB	TOP	
Jim Gilliam, S (1, 5) <small>OBP: 0.385, SLG: 0.311</small>	0-0 	2-2 			0-0 		1-0 		2-0 	5 0 1 0 0 0 2	Los Angeles Dodgers @ Cincinnati Redlegs Crosley Field, Cincinnati, OH Wed Jun 03 1959, 7:05 PM EDT Att. 9,191 - Unknown livebaseballscorecards.com AB 37 R 5 H 13 RBI 5 BB 1 SO 4 LOB 17 	
Charlie Neal, R (1, 4) <small>OBP: 0.346, SLG: 0.418</small>	1-1 		1-3 		2-2 		0-0 	2-3 	4 0 1 0 0 2 1			
Wally Moon, L (1, 7) <small>OBP: 0.391, SLG: 0.408</small>	2-2 		2-2 		2-0 	1-1 	0-0 	2-1 	5 0 2 0 0 0 1			
Duke Snider, L (1, 9) <small>OBP: 0.350, SLG: 0.464</small> Don Demeter, R (9, 8) <small>OBP: 0.337, SLG: 0.506</small>	3-2 		2-2 		3-1 		4-0 	1-0 	3 1 1 0 1 0 2 0 0 0 0 0 0 0			
Gil Hodges, R (1, 3) <small>OBP: 0.403, SLG: 0.525</small>	0-1 			0-3 	1-2 		0-0 		4 1 1 0 0 1 4			
Ron Fairly, L (1, 8) <small>OBP: 0.393, SLG: 0.467</small> (9, 9)		1-2 		3-2 	0-0 		1-1 		4 0 2 0 0 0 2			
John Roseboro, L (1, 2) <small>OBP: 0.361, SLG: 0.404</small>		0-0 		2-2 	0-0 		3-2 		4 2 2 4 0 0 2			
Don Zimmer, R (1, 6) <small>OBP: 0.313, SLG: 0.306</small>		2-1 		1-1 	3-2 		0-3 		4 1 0 0 0 1 2			
Stan Williams, R (1, 1) <small>OBP: 0.273, SLG: 0.200</small>		1-0 		1-1 	0-0 		2-1 		4 0 3 1 0 0 1			
Inning Stats	R: 0 H: 2 E: 0 LOB: 2 K: 0 BB: 0 S: 12 P: 18	R: 1 H: 2 E: 0 LOB: 1 K: 0 BB: 0 S: 10 P: 16	R: 0 H: 0 E: 0 LOB: 0 K: 1 BB: 0 S: 9 P: 14	R: 0 H: 1 E: 0 LOB: 1 K: 1 BB: 0 S: 14 P: 20	R: 0 H: 1 E: 0 LOB: 0 K: 0 BB: 0 S: 7 P: 12	R: 4 H: 4 E: 1 LOB: 1 K: 0 BB: 0 S: 17 P: 25	R: 0 H: 1 E: 0 LOB: 2 K: 0 BB: 1 S: 4 P: 9	R: 0 H: 1 E: 0 LOB: 1 K: 1 BB: 0 S: 10 P: 16	R: 0 H: 1 E: 0 LOB: 0 K: 1 BB: 0 S: 6 P: 13	1B: 11 SF: 0 2B: 0 SAC: 1 3B: 0 DP: 0 HR: 2 HBP: 0	WP: 0 PA: 41 PB: 0 SB: 0 CS: 2	
PITCHER Orlando Pena, R (1, 1) <small>ERA: 6.61</small> Willard Schmidt, R (8, 1) <small>ERA: 4.32</small>	IP WLS BF H R ER SO BB IBB HBP BLK WP HR S P ERA WHIP 7.0 L 32 11 5 4 2 0 0 0 0 0 2 73 114 5.14 1.571											PITCHER IP WLS BF H R ER SO BB IBB HBP BLK WP HR S P ERA WHIP 2.0 7 2 0 0 2 0 0 0 0 0 0 16 29 0.00 1.000

Batter	1	2	3	4	5	6	7	8	9	AB R H RBI BB SO LOB	TOP
Jim Gilliam, S (1, 5) <small>OBP: 0.382, SLG: 0.309</small>	1-1 		1-3 			1-1 		0-1 		4 0 1 0 0 1 1	
Charlie Neal, R (1, 4) <small>OBP: 0.339, SLG: 0.410</small>	0-1 		0-0 			1-0 		1-1 		4 0 0 0 0 0 2	
Don Demeter, R (1, 8) <small>OBP: 0.335, SLG: 0.500</small>	0-0 			2-2 			0-3 	0-0 		4 0 1 0 0 1 0	
Gil Hodges, R (1, 3) <small>OBP: 0.412, SLG: 0.545</small>		3-2 		1-0 			1-1 	4-2 		3 1 2 0 1 0 0	
Rip Repulski, R (1, 7) <small>OBP: 0.391, SLG: 0.421</small>		2-2 		0-0 			0-0 	1-0 		4 1 1 1 0 0 3	
Ron Fairly, L (1, 9) <small>OBP: 0.389, SLG: 0.468</small>		0-0 			2-2 		0-0 		1-0 	4 1 1 1 0 0 1	
John Roseboro, L (1, 2) <small>OBP: 0.350, SLG: 0.389</small>		2-1 			1-2 		0-0 		0-0 	4 0 0 0 0 0 2	
Don Zimmer, R (1, 6) <small>OBP: 0.318, SLG: 0.313</small>			0-0 		0-0 		1-1 		2-2 	4 0 2 1 0 0 0	
Danny McDevitt, L (1, 1) <small>OBP: 0.167, SLG: 0.222</small> Carl Erskine, R (2, 1) <small>OBP: 0.246, SLG: 0.294</small> Dick Gray, R (7, PH) <small>OBP: 0.100, SLG: 0.100</small> Art Fowler, R (7, 1)			0-1 			1-2 	1-0 			0 0 0 0 0 0 0	
Inning Stats	R: 0 H: 0 E: 0 LOB: 0 K: 0 BB: 0 S: 5 P: 6	R: 0 H: 1 E: 0 LOB: 1 K: 0 BB: 0 S: 10 P: 17	R: 0 H: 1 E: 0 LOB: 1 K: 1 BB: 0 S: 7 P: 8	R: 0 H: 0 E: 0 LOB: 0 K: 0 BB: 0 S: 6 P: 9	R: 0 H: 0 E: 0 LOB: 0 K: 0 BB: 0 S: 7 P: 10	R: 0 H: 1 E: 0 LOB: 0 K: 0 BB: 0 S: 6 P: 9	R: 3 H: 4 E: 0 LOB: 1 K: 1 BB: 0 S: 11 P: 14	R: 0 H: 1 E: 0 LOB: 2 K: 0 BB: 1 S: 9 P: 15	R: 0 H: 0 E: 0 LOB: 0 K: 0 BB: 0 S: 5 P: 8	1B: 4 SF: 0 2B: 4 SAC: 0 3B: 0 DP: 1 HR: 0 HBP: 0	WP: 0 PA: 35 PB: 0 SB: 0 CS: 0
PITCHER Joe Nuxhall, L (1, 1) <small>ERA: 4.08</small>	IP: 9.0 WLS: W BF: 35 H: 8 R: 3 ER: 3 SO: 2 BB: 1 IBB: 0 HBP: 0 BLK: 0 WP: 0 HR: 0 S: 66 P: 96 ERA: 3.00 WHIP: 1.000						PITCHER IP: WLS: BF: H: R: ER: SO: BB: IBB: HBP: BLK: WP: HR: S: P: ERA: WHIP				

Los Angeles Dodgers @ Cincinnati Redlegs
 Crosley Field, Cincinnati, OH
 Thu Jun 04 1959, 7:05 PM EDT
 Att. 7,163 - Unknown

livebaseballscores.com

AB	34
R	3
H	8
RBI	3
BB	1
SO	2
LOB	11



Batter	1	2	3	4	5	6	7	8	9
Johnny Temple, R (1, 4) <small>OBP: 0.406, SLG: 0.446</small>	0-1 5-3	1-0 2B		4-2 G3 BB		0-0 F4		0-0 F9	
Vada Pinson, L (1, 8) <small>OBP: 0.393, SLG: 0.596</small>	4-2 1B BB	1-2 1-3 2-H 2B		0-1 G3		0-1 F4			
Pete Whisenant, R (1, 9) Gus Bell, L (8, 9) <small>OBP: 0.324, SLG: 0.387</small> <small>OBP: 0.303, SLG: 0.411</small>	0-1 1B 1B	4-1 1-3 BB		1-3 K		1-1 4-3			
Frank Robinson, R (1, 7) <small>OBP: 0.374, SLG: 0.587</small>	0-0 1B SF9 1B	1-0 1-3		0-0 F8		0-0 F9			
Dutch Dotterer, R (1, 2) <small>OBP: 0.468, SLG: 0.500</small>	0-0 1B HBP 1-3 2-H	4-2 FC6-4 BB		0-1 F7		2-2 5-3 1B			
Walt Dropo, R (1, 3) <small>OBP: 0.192, SLG: 0.217</small>	1-0 1-2 HBP	2-2 FC6-4		0-0 5-3		0-0 5-3			
Frank Thomas, R (1, 5) Eddie Kasko, R (9, 5) <small>OBP: 0.301, SLG: 0.384</small> <small>OBP: 0.267, SLG: 0.333</small>	1-0 SF9		0-0 6-3		2-0 2B 2B		0-0 F8		
Roy McMillan, R (1, 6) <small>OBP: 0.340, SLG: 0.462</small>	2-3 K		1-1 5-3		1-0 2B		2-1 6-3		
Joe Nuxhall, L (1, 1) <small>OBP: 0.263, SLG: 0.263</small>		0-1 F8	2-1 6-3		0-0 F2		0-1 L9		


Inning Stats	R: 3	H: 3	E: 0	K: 1	S: 14	LOB: 2	BB: 1	P: 22	R: 1	H: 2	E: 0	K: 0	S: 13	LOB: 3	BB: 2	P: 26	R: 0	H: 0	E: 0	K: 0	S: 5	LOB: 0	BB: 0	P: 8	R: 0	H: 0	E: 0	K: 1	S: 10	LOB: 1	BB: 1	P: 15	R: 1	H: 2	E: 0	K: 0	S: 6	LOB: 1	BB: 0	P: 9	R: 0	H: 0	E: 0	K: 0	S: 5	LOB: 0	BB: 0	P: 6	R: 0	H: 1	E: 0	K: 0	S: 7	LOB: 1	BB: 0	P: 9	R: 0	H: 0	E: 0	K: 0	S: 5	LOB: 0	BB: 0	P: 7
--------------	------	------	------	------	-------	--------	-------	-------	------	------	------	------	-------	--------	-------	-------	------	------	------	------	------	--------	-------	------	------	------	------	------	-------	--------	-------	-------	------	------	------	------	------	--------	-------	------	------	------	------	------	------	--------	-------	------	------	------	------	------	------	--------	-------	------	------	------	------	------	------	--------	-------	------

PITCHER	IP	WLS	BF	H	R	ER	SO	BB	IBB	HBP	BLK	WP	HR	S	P	ERA	WHIP
Danny McDevitt, L (1, 1) <small>ERA: 4.28</small>	1.1	L	11	5	4	4	1	1	0	0	0	0	0	20	30	27.00	4.500
Carl Erskine, R (2, 1) <small>ERA: 6.65</small>	4.2		19	2	1	1	1	3	0	0	0	0	0	33	56	1.93	1.071
Art Fowler, R (7, 1) <small>ERA: 5.15</small>	2.0		7	1	0	0	0	0	0	0	0	0	0	12	16	0.00	0.500

AB R H RBI BB SO LOB

4	1	1	0	1	0	0
3	1	1	1	1	0	1
3	1	1	0	1	1	1
0	0	0	0	0	0	0
4	1	1	1	0	0	3
3	0	2	1	1	0	0
3	0	0	0	0	0	4
3	1	1	1	0	0	1
0	0	0	0	0	0	0
4	0	1	1	0	1	2
4	0	0	0	0	0	1

AB	31
R	5
H	8
RBI	5
BB	4
SO	2
LOB	13



WP	PA	3B	HR	S	P	ERA	WHIP
0	37	0	0	0	0	0	0

Los Angeles Dodgers @ Cincinnati Redlegs
 Crosley Field, Cincinnati, OH
 Thu Jun 04 1959, 7:05 PM EDT
 Att. 7,163 - Unknown

livebaseballscores.com

Batter	1	2	3	4	5	6	7	8	9	AB R H RBI BB SO LOB	TOP
Jim Gilliam, S (1, 5) OBP: 0.388, SLG: 0.322	0-0 	0-1 2-3 		1-0 FC6-4 			1-0 		4-1 	4 2 2 0 1 0 2	
Charlie Neal, R (1, 4) OBP: 0.345, SLG: 0.424	1-0 1-3 	0-1 			3-2 		2-2 G4-6-3 		1-0 	5 1 3 2 0 0 2	
Don Demeter, R (1, 8) OBP: 0.326, SLG: 0.486	1-3 	0-3 			2-2 F5 		0-0 5-3 		1-2 F7 	5 0 0 0 0 2 4	
Gil Hodges, R (1, 3) OBP: 0.412, SLG: 0.547	3-1 		3-3 		2-1 			0-0 1-3 	1-3 	5 0 2 2 0 2 1	
Rip Repulski, R (1, 7) OBP: 0.380, SLG: 0.405	0-0 		0-0 L8 		0-0 5-3 			2-2 F9 		4 0 1 0 0 0 1	
Ron Fairly, L (1, 9) OBP: 0.385, SLG: 0.456	3-2 3-1 		1-3 		0-0 G3 			4-2 		3 0 0 0 1 1 3	
Don Zimmer, R (1, 6) OBP: 0.316, SLG: 0.311		0-0 F9 		0-2 F3 		0-0 1-3 		1-0 		4 0 1 0 0 0 0	
Joe Pignatano, R (1, 2) OBP: 0.300, SLG: 0.296 John Roseboro, L (8, PH) OBP: 0.347, SLG: 0.385 (8, 2)		2-2 E5 		0-0 5-3 		1-2 E6 		2-3 		3 1 1 0 0 0 0 1 0 0 0 0 1 2	
Johnny Podres, L (1, 1) OBP: 0.313, SLG: 0.214		2-2 		4-2 		1-2 G4-6-3 			1-2 G3 	3 1 1 1 1 0 1	
Inning Stats	R: 1 H: 3 E: 0 LOB: 2 K: 1 BB: 0 S: 11 P: 19	R: 2 H: 3 E: 1 LOB: 1 K: 1 BB: 0 S: 14 P: 18	R: 0 H: 0 E: 0 LOB: 0 K: 2 BB: 0 S: 8 P: 12	R: 0 H: 0 E: 0 LOB: 1 K: 0 BB: 1 S: 9 P: 14	R: 1 H: 2 E: 0 LOB: 1 K: 0 BB: 0 S: 10 P: 17	R: 0 H: 0 E: 1 LOB: 0 K: 0 BB: 0 S: 7 P: 9	R: 0 H: 1 E: 0 LOB: 0 K: 0 BB: 0 S: 5 P: 8	R: 0 H: 1 E: 0 LOB: 2 K: 1 BB: 1 S: 12 P: 21	R: 1 H: 1 E: 0 LOB: 1 K: 1 BB: 1 S: 11 P: 19	1B: 7 SF: 0 2B: 4 SAC: 0 3B: 0 DP: 2 HR: 0 HBP: 0	WP: 0 PA: 40 PB: 0 SB: 0 CS: 0
PITCHER Warren Spahn, L (1, 1) ERA: 2.86 Joey Jay, R (8, 1) ERA: 7.07	IP WLS BF H R ER SO BB IBB HBP BLK WP HR S P ERA WHIP 7.0 L 30 9 4 4 4 1 0 0 0 0 0 0 64 97 5.14 1.429 2.0 10 2 1 1 2 2 0 0 0 0 0 0 23 40 4.50 2.000	PITCHER IP WLS BF H R ER SO BB IBB HBP BLK WP HR S P ERA WHIP									

Los Angeles Dodgers @ Milwaukee Braves
 Milwaukee County Stadium, Milwaukee, WI

Fri Jun 05 1959, 8:05 PM EDT
 Att: 30,826 - Unknown

AB	37
R	5
H	11
RBI	5
BB	3
SO	6
LOB	16



Batter	1	2	3	4	5	6	7	8	9	AB	R	H	RBI	BB	SO	LOB
Casey Wise, S OBP: 0.450, SLG: 0.471 (1, 4)	2-2 4-3 SF8 2B	3-2 G6-3 1-2f			2-2 F9			0-0 F7		4	1	1	0	0	0	2
Eddie Mathews, L OBP: 0.356, SLG: 0.623 (1, 5)	0-0 4-3 2-3		2-0 4-3		3-2 F6			0-1 4-3		4	0	0	0	0	0	1
Hank Aaron, R OBP: 0.453, SLG: 0.767 (1, 9)	0-0 SF8		0-0 F5		0-1 L7			3-1 2B		3	0	1	1	0	0	0
Joe Adcock, R OBP: 0.351, SLG: 0.452 (1, 3)	1-1 BB 1B		0-1 4-3				2-2 F9	1-3 K		4	0	1	0	0	1	1
Wes Covington, L OBP: 0.376, SLG: 0.458 (1, 7)	4-2 FC6-4 BB			2-1 1B 1B			2-3 K	2-3 K		3	0	1	0	1	2	0
Andy Pafko, R OBP: 0.256, SLG: 0.225 (1, 8)	0-1 FC6-4 1-2f		3-1 F4		0-0 6-3			3-2 F9		4	0	0	0	0	0	3
Del Crandall, R OBP: 0.301, SLG: 0.412 (1, 2)			0-1 F2		0-1 1B		1-1 F9	1-0 F7		4	0	1	0	0	0	0
Felix Mantilla, R OBP: 0.241, SLG: 0.102 (1, 6)			0-1 1B 1B		0-1 F3		2-3 K			3	0	1	0	0	1	2
Warren Spahn, L OBP: 0.297, SLG: 0.273 (7, PH) Mel Roach, R Joey Jay, S OBP: 0.300, SLG: 0.125 (8, 1)			1-0 1B		0-3 K		1-1 F3			2	0	1	0	0	1	2
			1-2 1B							1	0	0	0	0	0	0
										0	0	0	0	0	0	0

Inning Stats	R: 1 E: 0 K: 0 S: 13	H: 2 LOB: 2 BB: 1 P: 20	R: 0 E: 0 K: 0 S: 8	H: 2 LOB: 1 BB: 0 P: 12	R: 0 E: 0 K: 0 S: 4	H: 0 LOB: 0 BB: 0 P: 6	R: 0 E: 0 K: 1 S: 11	H: 2 LOB: 2 BB: 0 P: 16	R: 0 E: 0 K: 0 S: 12	H: 0 LOB: 0 BB: 0 P: 17	R: 0 E: 0 K: 1 S: 7	H: 0 LOB: 0 BB: 0 P: 11	R: 0 E: 0 K: 1 S: 8	H: 0 LOB: 0 BB: 0 P: 12	R: 0 E: 0 K: 1 S: 8	H: 1 LOB: 1 BB: 0 P: 12	R: 0 E: 0 K: 1 S: 8	H: 0 LOB: 0 BB: 0 P: 14	1B: 5 2B: 2 3B: 0 HR: 0	SF: 1 SAC: 0 DP: 1 HBP: 0	WP: 0 PB: 0 SB: 0 CS: 0	PA: 34											
PITCHER Johnny Podres, L ERA: 3.42 (1, 1)	IP 9.0	WLS W	BF 34	H 7	R 1	ER 1	SO 5	BB 1	IBB 0	HBP 0	BLK 0	WP 0	HR 0	S 79	P 120	ERA 1.00	WHIP 0.889																
PITCHER																	IP	WLS	BF	H	R	ER	SO	BB	IBB	HBP	BLK	WP	HR	S	P	ERA	WHIP

Los Angeles Dodgers @ Milwaukee Braves
Milwaukee County Stadium, Milwaukee, WI

Fri Jun 05 1959, 8:05 PM EDT
 Att. 30,826 - Unknown

livebaseballscorecards.com

AB	32
R	1
H	7
RBI	1
BB	1
SO	5
LOB	11



Batter	1	2	3	4	5	6	7	8	9	AB R H RBI BB SO LOB	TOP
Jim Gilliam, S (1, 5) <small>OBP: 0.406, SLG: 0.340</small>	0-0 		1-0 			4-1 		1-0 	3-1 	4 2 4 0 1 0 0	Los Angeles Dodgers @ Milwaukee Braves Milwaukee County Stadium, Milwaukee, WI Sat Jun 06 1959, 4:33 AM EDT Att: 26,699 - Unknown
Charlie Neal, R (1, 4) <small>OBP: 0.348, SLG: 0.426</small>	2-2 		0-0 			0-0 		0-0 	1-2 	4 0 2 1 0 0 2	
Wally Moon, L (1, 7) <small>OBP: 0.393, SLG: 0.417</small>	1-3 		0-1 			3-2 		3-1 		4 0 2 2 0 1 3	
Duke Snider, L (1, 9) <small>OBP: 0.347, SLG: 0.452</small>	2-3 			0-0 		4-0 		1-2 		3 0 0 0 1 2 3	
Gil Hodges, R (1, 3) <small>OBP: 0.401, SLG: 0.530</small>		0-3 		2-1 		1-0 		2-0 		4 0 0 0 0 1 4	
Ron Fairly, L (1, 8) <small>OBP: 0.381, SLG: 0.444</small>		1-1 		0-1 			0-2 	1-0 		3 0 0 0 0 0 0	
John Roseboro, L (1, 2) <small>OBP: 0.336, SLG: 0.372</small>		1-1 			1-2 		1-1 	1-3 		4 0 0 0 0 1 4	
Maury Wills, S (1, 6) 			3-2 		3-2 		0-1 		0-0 	4 0 0 0 0 0 0	
Sandy Koufax, R (1, 1) <small>OBP: 0.154, SLG: 0.308</small> Norm Larker, L (8, PH) <small>OBP: 0.409, SLG: 0.469</small> Solly Drake, S (8, PR) <small>OBP: 0.333, SLG: 0.250</small> Clem Labine, R (8, 1)			2-3 		1-0 			1-0 	1-3 	2 0 0 0 0 1 0 1 0 1 0 0 0 0 0 1 0 0 0 0 0 1 0 0 0 0 1 0	
Inning Stats	R: 0 H: 1 E: 0 LOB: 1 K: 2 BB: 0 S: 11 P: 16	R: 0 H: 0 E: 1 LOB: 0 K: 1 BB: 0 S: 7 P: 9	R: 0 H: 2 E: 0 LOB: 2 K: 1 BB: 0 S: 10 P: 16	R: 0 H: 0 E: 0 LOB: 0 K: 0 BB: 0 S: 5 P: 7	R: 0 H: 0 E: 0 LOB: 0 K: 0 BB: 0 S: 7 P: 12	R: 1 H: 1 E: 0 LOB: 1 K: 0 BB: 2 S: 6 P: 18	R: 0 H: 0 E: 0 LOB: 0 K: 0 BB: 0 S: 7 P: 8	R: 2 H: 4 E: 0 LOB: 3 K: 2 BB: 0 S: 13 P: 23	R: 0 H: 1 E: 0 LOB: 1 K: 1 BB: 0 S: 9 P: 14	1B: 8 SF: 0 2B: 2 SAC: 1 3B: 0 DP: 2 HR: 0 HBP: 1	
PITCHER Bob Rush, R (1, 1) <small>ERA: 1.85</small> Juan Pizarro, L (8, 1) <small>ERA: 5.09</small>	IP WLS BF H R ER SO BB IBB HBP BLK WP HR S P ERA WHIP 7.0 L 29 7 3 3 4 2 0 0 0 0 0 0 56 91 3.86 1.286					PITCHER IP WLS BF H R ER SO BB IBB HBP BLK WP HR S P ERA WHIP 2.0 9 2 0 0 3 0 0 1 0 0 0 19 32 0.00 1.000					

livebaseballscorecards.com

AB	34
R	3
H	9
RBI	3
BB	2
SO	7
LOB	16



Batter	1	2	3	4	5	6	7	8	9	AB	R	H	RBI	BB	SO	LOB
Casey Wise, S OBP: 0.360, SLG: 0.364 (1, 4) (9, 6)	2-3 K	0-0 F7		2-1 F9		1-1 6-3			2-1 F8	5	0	0	0	0	1	4
Eddie Mathews, L OBP: 0.349, SLG: 0.608 (1, 5)	1-1 F4		3-2 F4		2-1 5-3		1-2 L9		0-1 6-3	5	0	0	0	0	0	0
Hank Aaron, R OBP: 0.458, SLG: 0.766 (1, 9)	4-2 BB		2-1 1B		1-2 6-3		1-0 1B			3	0	2	0	1	0	0
Joe Adcock, R OBP: 0.357, SLG: 0.448 (1, 3)	0-3 K		2-2 1B		4-1 BB		0-0 F9			3	0	1	0	1	1	1
Wes Covington, L OBP: 0.373, SLG: 0.453 (1, 7)		0-0 1B	1-3 K		2-2 F5			0-3 K		4	0	1	0	0	2	3
Andy Pafko, R OBP: 0.261, SLG: 0.233 Bill Bruton, L OBP: 0.341, SLG: 0.466 (8, PH) (9, 8)		0-0 6-3	0-0 F8			1-0 1B		1-1 1-3		3	1	1	0	0	0	3
Del Crandall, R OBP: 0.311, SLG: 0.417 (1, 2)		4-1 1B		0-0 SH1-4		0-2 E6		0-0 E6		3	1	2	0	1	0	0
Felix Mantilla, R OBP: 0.250, SLG: 0.120 Mickey Vernon, L OBP: 0.308, SLG: 0.405 Mel Roach, R (9, 4)		1-1 1B		2-1 SH1-4		0-0 SF7		1-0 F9		1	0	1	1	0	0	0
Bob Rush, R OBP: 0.133, SLG: 0.133 Juan Pizarro, L OBP: 0.214, SLG: 0.154 Frank Torre, L OBP: 0.331, SLG: 0.348 (8, 1) (9, PH)		1-2 2-3 1B		1-2 1B		3-H F9				1	0	0	0	0	0	1
		1-3 K		2-2 4-3		1-1 6-3			0-0 F7	3	0	0	0	0	1	4
				2-3						0	0	0	0	0	0	0
										1	0	0	0	0	0	0

Inning Stats	R: 0	H: 0	E: 0	K: 2	S: 12	H: 0	LOB: 1	BB: 1	P: 19	R: 0	H: 2	E: 0	K: 1	S: 9	H: 2	LOB: 3	BB: 1	P: 15	R: 0	H: 2	E: 0	K: 1	S: 13	H: 2	LOB: 2	BB: 0	P: 21	R: 0	H: 1	E: 0	K: 0	S: 8	H: 2	LOB: 1	BB: 0	P: 14	R: 0	H: 0	E: 0	K: 0	S: 9	H: 2	LOB: 0	BB: 1	P: 18	R: 2	H: 2	E: 1	K: 0	S: 9	H: 2	LOB: 0	BB: 0	P: 12	R: 0	H: 1	E: 0	K: 0	S: 6	H: 0	LOB: 0	BB: 0	P: 8	R: 0	H: 0	E: 1	K: 1	S: 7	H: 0	LOB: 1	BB: 0	P: 9	R: 0	H: 0	E: 0	K: 0	S: 5	H: 0	LOB: 0	BB: 0	P: 7	1B: 8	2B: 0	3B: 0	HR: 0	SF: 1	SAC: 1	DP: 0	HBP: 0	WP: 0	PB: 0	SB: 0	CS: 0	PA: 38
PITCHER	IP	WLS	BF	H	R	ER	SO	BB	IBB	HBP	BLK	WP	HR	S	P	ERA	WHIP																																																																													
Sandy Koufax, L ERA: 5.86 (1, 1)	7.0	W	31	8	2	0	4	3	0	0	0	0	0	66	107	0.00	1.571																																																																													
Clem Labine, R ERA: 4.54 (8, 1)	2.0	S	7	0	0	0	1	0	0	0	0	0	0	12	16	0.00	0.000																																																																													

BOTTOM

Los Angeles Dodgers @ Milwaukee Braves
Milwaukee County Stadium, Milwaukee, WI

livebaseballscores.com

AB	33
R	2
H	8
RBI	1
BB	3
SO	5
LOB	16



WP: 0	PA: 38
PB: 0	
SB: 0	
CS: 0	

Sat Jun 06 1959, 4:33 AM EDT
Att. 26,699 - Unknown

Batter	1	2	3	4	5	6	7	8	9	AB R H RBI BB SO LOB	TOP
Jim Gilliam, S (1, 5) <small>OBP: 0.397, SLG: 0.331</small>	0-2 4-3			2-2 3-1		2-2 FC5		2-2 2-3		4 0 0 0 0 0 2	Los Angeles Dodgers @ Milwaukee Braves Milwaukee County Stadium, Milwaukee, WI Sun Jun 07 1959, 4:33 AM EDT Att. 32,399 - Unknown livebaseballscorecards.com
Charlie Neal, R (1, 4) <small>OBP: 0.342, SLG: 0.418</small>	0-1 F8			3-2 5-3			0-3 K		1-1 F9	4 0 0 0 0 1 0	
Wally Moon, L (1, 7) <small>OBP: 0.390, SLG: 0.409</small>	3-1 1-3			4-0 CS BB			1-1 F7		1-0 1-3	3 0 0 0 1 0 0	
Gil Hodges, R (1, 3) <small>OBP: 0.398, SLG: 0.544</small>		1-2 F2		1-1 CS	0-3 K		1-2 HR		3-3 K	4 1 1 1 0 2 0	
John Roseboro, L (1, 2) <small>OBP: 0.328, SLG: 0.362</small>		2-3 K		1-2 1-2	2-3 K		1-0 F7			3 0 0 0 0 2 0	
Ron Fairly, L (1, 9) <small>OBP: 0.372, SLG: 0.433</small>		0-0 4-3		3-1 F6			1-3 K			3 0 0 0 0 1 0	
Don Demeter, R (1, 8) <small>OBP: 0.332, SLG: 0.505</small>			0-1 5-3		1-1 FC5 SH1-3 1B		3-1 HR			3 1 2 1 0 0 0	
Maury Wills, S (1, 6) <small>OBP: 0.167, SLG: 0.167</small>			2-1 F7		1-1 SH1-3		1-2 5-3 1B			2 0 1 0 0 0 0	
Don Drysdale, R (1, 1) <small>OBP: 0.125, SLG: 0.179</small> Danny McDevitt, L (7, 1) <small>OBP: 0.167, SLG: 0.222</small> Art Fowler, R (7, 1) <small>OBP: 0.100, SLG: 0.100</small> Norm Larker, L (8, PH) <small>OBP: 0.404, SLG: 0.463</small> Johnny Klippstein, R (8, 1)			1-0 5-3		1-2 1-3		0-0 5-3			2 0 0 0 0 0 1 0 0 0 0 0 0 0 0 0 0 0 0 0 0 1 0 0 0 0 0 1 0 0 0 0 0 0 0	
Inning Stats	R: 0 H: 0 E: 0 LOB: 0 K: 0 BB: 0 S: 7 P: 10	R: 0 H: 0 E: 0 LOB: 0 K: 1 BB: 0 S: 7 P: 10	R: 0 H: 0 E: 0 LOB: 0 K: 0 BB: 0 S: 5 P: 8	R: 0 H: 0 E: 0 LOB: 0 K: 0 BB: 1 S: 7 P: 17	R: 0 H: 0 E: 0 LOB: 0 K: 2 BB: 0 S: 8 P: 13	R: 0 H: 1 E: 0 LOB: 1 K: 0 BB: 0 S: 10 P: 15	R: 1 H: 1 E: 0 LOB: 0 K: 1 BB: 0 S: 10 P: 13	R: 1 H: 2 E: 0 LOB: 1 K: 1 BB: 0 S: 12 P: 19	R: 0 H: 0 E: 0 LOB: 0 K: 1 BB: 0 S: 6 P: 11	1B: 2 SF: 0 2B: 0 SAC: 1 3B: 0 DP: 0 HR: 2 HBP: 0	
PITCHER Bob Buhl, R (1, 1) <small>ERA: 2.91</small>	IP WLS BF H R ER SO BB IBB HBP BLK WP HR S P ERA WHIP 9.0 W 31 4 2 2 6 1 0 0 0 0 2 72 116 2.00 0.556										



Batter	1	2	3	4	5	6	7	8	9
Casey Wise, S OBP: 0.400, SLG: 0.360 (1, 4)	2-2 G3-6 1B		1-1 4-3			4-2 1B BB	4-1 1B 2B BB	1-1 1-3	
Eddie Mathews, L OBP: 0.354, SLG: 0.608 (1, 5)	0-0 G3-6 1-2f			0-0 6-3		0-0 1B IBB	2-2 2B HBP 1B	2-2 1B	
Hank Aaron, R OBP: 0.461, SLG: 0.764 (1, 9)	2-1 2B			1-1 5-3		4-1 1B IBB	1-0 2B HBP	2-2 L9	
Mickey Vernon, L OBP: 0.286, SLG: 0.375 (1, 7)	1-0 1-3			2-3 K		0-0 F5	0-0 1B 2B		
Andy Pafko, R OBP: 0.277, SLG: 0.273 (7, PH) (8, 7)									
Frank Torre, L OBP: 0.328, SLG: 0.345 (1, 3)		2-0 4-3			0-1 F2		1-0 1B 1B		
Bill Bruton, L OBP: 0.356, SLG: 0.479 (1, 8)		1-2 G4-3 1B			0-2 CS 1B		0-2 1B BB		
Del Crandall, R OBP: 0.309, SLG: 0.413 (1, 2)		0-2 G4-3 1-2f			0-0 F6		1-0 1B BB		
Felix Mantilla, R OBP: 0.250, SLG: 0.113 (1, 6)			2-0 1-3		2-1 CS	0-2 5-3	1-0 1B HBP		
Bob Buhl, R (1, 1)			0-3 K			1-2 F5	1-3 K	0-3 K	

Inning Stats	R: 0	H: 2	E: 0	LOB: 1	K: 0	BB: 0	S: 7	R: 0	H: 1	E: 0	LOB: 0	K: 0	BB: 0	S: 7	R: 0	H: 0	E: 0	LOB: 0	K: 1	BB: 0	S: 6	R: 0	H: 0	E: 0	LOB: 0	K: 1	BB: 0	S: 6	R: 0	H: 1	E: 0	LOB: 0	K: 0	BB: 0	S: 8	R: 0	H: 1	E: 0	LOB: 3	K: 0	BB: 2	S: 11	R: 8	H: 6	E: 1	LOB: 2	K: 1	BB: 1	S: 24	R: 0	H: 1	E: 0	LOB: 1	K: 1	BB: 0	S: 11
	0	2	0	1	0	0	7	0	1	0	0	0	0	7	0	0	0	0	1	0	0	6	0	0	0	0	7	0	0	8	1	0	3	0	0	0	11	8	6	1	2	1	1	0	1	0	1	11								

PITCHER	IP	WLS	BF	H	R	ER	SO	BB	IBB	HBP	BLK	WP	HR	S	P	ERA	WHIP
Don Drysdale, R ERA: 3.8 (1, 1)	6.1	L	28	8	5	5	3	2	1	1	0	0	0	55	86	7.11	1.579
Danny McDevitt, L ERA: 4.77 (7, 1)	0.0		5	3	3	3	0	0	0	1	0	0	0	7	10	∞	∞
Art Fowler, R ERA: 5.08 (7, 1)	0.2		2	0	0	0	0	0	0	0	0	0	0	7	10	0.00	0.000
Johnny Klippstein, R ERA: 4.45 (8, 1)	1.0		4	1	0	0	1	0	0	0	0	0	0	11	16	0.00	1.000

BOTTOM

Los Angeles Dodgers @ Milwaukee Braves
Milwaukee County Stadium, Milwaukee, WI

Sun Jun 07 1959, 4:33 AM EDT
Att. 32,399 - Unknown

AB	34
R	8
H	12
RBI	8
BB	3
SO	4
LOB	16




WP	HR	S	P	ERA	WHIP
0	0	0	0	0	0

Batter	1	2	3	4	5	6	7	8	9	AB R H RBI BB SO LOB	TOP	
Jim Gilliam, S (1, 5) <small>OBP: 0.399, SLG: 0.335</small>	0-1 		1-0 			1-1 		0-0 		4 0 2 0 0 0 0	Los Angeles Dodgers @ Philadelphia Phillies Connie Mack Stadium, Philadelphia, PA Tue Jun 09 1959, 7:05 PM EDT Att: 16,575 - Unknown	
Charlie Neal, R (1, 4) <small>OBP: 0.336, SLG: 0.410</small>	1-3 		2-2 			0-0 		1-0 		4 1 0 0 0 1 2		
Wally Moon, L (1, 7) <small>OBP: 0.398, SLG: 0.432</small>	0-0 					1-0 		4-2 		3 1 2 1 1 0 0		
Duke Snider, L (1, 9) Don Demeter, R (8, 8) <small>OBP: 0.344, SLG: 0.441</small> <small>OBP: 0.332, SLG: 0.505</small>		2-1 		1-0 		4-0 		1-2 		3 1 0 1 1 0 1 0 0 0 0 0 0 0		
Gil Hodges, R (1, 3) <small>OBP: 0.394, SLG: 0.532</small>		4-2 		2-3 		0-0 		2-1 		3 0 0 0 1 1 2		
John Roseboro, L (1, 2) <small>OBP: 0.326, SLG: 0.353</small>		0-0 		1-0 		0-1 		4-1 		3 0 0 0 1 0 4		
Ron Fairly, L (1, 8) <small>OBP: 0.362, SLG: 0.419</small>		1-0 		3-1 		0-0 		1-1 		4 0 0 0 0 0 2		
Maury Wills, S (1, 6) <small>OBP: 0.100, SLG: 0.100</small>		2-0 		3-2 		1-1 		2-3 		4 0 0 0 0 1 2		
Stan Williams, R (1, 1) Sandy Koufax, R (9, 1) <small>OBP: 0.240, SLG: 0.174</small> <small>OBP: 0.154, SLG: 0.308</small>			2-3 		1-0 		1-3 			3 0 0 0 0 2 0 0 0 0 0 0 0 0		
Inning Stats	R: 0 H: 0 E: 0 LOB: 0 K: 1 BB: 0 S: 6 P: 7	R: 1 H: 0 E: 2 LOB: 1 K: 0 BB: 1 S: 9 P: 18	R: 0 H: 1 E: 0 LOB: 0 K: 1 BB: 0 S: 7 P: 12	R: 1 H: 1 E: 0 LOB: 0 K: 1 BB: 0 S: 7 P: 14	R: 0 H: 0 E: 0 LOB: 0 K: 0 BB: 0 S: 6 P: 13	R: 1 H: 2 E: 0 LOB: 2 K: 0 BB: 1 S: 7 P: 13	R: 0 H: 0 E: 0 LOB: 0 K: 1 BB: 0 S: 6 P: 8	R: 0 H: 0 E: 0 LOB: 1 K: 0 BB: 1 S: 8 P: 14	R: 0 H: 0 E: 0 LOB: 1 K: 1 BB: 1 S: 8 P: 17	1B: 2 SF: 0 2B: 1 SAC: 0 3B: 1 DP: 0 HR: 0 HBP: 0		WP: 0 PA: 35 PB: 0 SB: 0 CS: 1
PITCHER Ray Semproch, R (1, 1) <small>ERA: 4.55</small> Jack Meyer, R (9, 1) <small>ERA: 4.85</small>	IP WLS BF H R ER SO BB IBB HBP BLK WP HR S P ERA WHIP 8.0 L 31 4 3 2 4 2 1 0 0 0 0 0 56 99 2.25 0.750											IP WLS BF H R ER SO BB IBB HBP BLK WP HR S P ERA WHIP 1.0 4 0 0 0 1 1 0 0 0 0 0 0 8 17 0.00 1.000

AB	31
R	3
H	4
RBI	2
BB	4
SO	5
LOB	13



Batter	1	2	3	4	5	6	7	8	9	AB R H RBI BB SO LOB	TOP	
Jim Gilliam, S (1, 5) <small>OBP: 0.396, SLG: 0.333</small>	0-0 4-3			1-0 1B G4-6-3 1B		2-2 L8			0-1 1-3	4 1 1 0 0 0 0	Los Angeles Dodgers @ Philadelphia Phillies Connie Mack Stadium, Philadelphia, PA Wed Jun 10 1959, 7:05 PM EDT Att: 11,079 - Unknown livebaseballscorecards.com AB 29 R 1 H 4 RBI 0 BB 1 SO 2 LOB 5 	
Wally Moon, L (1, 7) <small>OBP: 0.395, SLG: 0.428</small>	2-1 6-3			1-0 1-3 1B G4-6-3		3-2 4-3			0-1 6-3	4 0 1 0 0 0 0		
Norm Larker, L (1, 3) <small>OBP: 0.388, SLG: 0.442</small>	3-1 4-3			0-1 G4-6-3 1-2f 3-H 2-0 1B			3-2 E3 1B	0-2 4-3	4 0 0 0 0 0 1			
Duke Snider, L (1, 9) <small>OBP: 0.344, SLG: 0.438</small>		1-1 F7		2-0 F5			1-2 1-2 1B G3-6-3		3 0 1 0 0 0 0			
John Roseboro, L (1, 2) <small>OBP: 0.319, SLG: 0.344</small>		0-0 F7			0-0 G3		0-0 G3-6-3 1-2f		3 0 0 0 0 0 1			
Charlie Neal, R (1, 4) <small>OBP: 0.336, SLG: 0.406</small>		3-2 5-3			4-1 S BB			0-3 K	2 0 0 0 1 1 0			
Ron Fairly, L (1, 8) <small>OBP: 0.354, SLG: 0.409</small>			0-0 L8		3-2 1-3 1-2			3-1 F4	3 0 0 0 0 0 1			
Maury Wills, S (1, 6) <small>OBP: 0.083, SLG: 0.083</small> Don Demeter, R (8, PH) <small>OBP: 0.335, SLG: 0.508</small> Don Zimmer, R (8, 6) <small>OBP: 0.316, SLG: 0.311</small>			1-1 G3		0-1 4-3			1-2 1B	2 0 0 0 0 0 1 1 0 1 0 0 0 0 0 0 0 0 0 0 0			
Danny McDevitt, L (1, 1) <small>OBP: 0.150, SLG: 0.200</small> Gil Hodges, R (8, PH) <small>OBP: 0.392, SLG: 0.529</small> Clem Labine, R (8, 1)			0-0 F8			0-0 6-3		3-3 K	2 0 0 0 0 0 0 1 0 0 0 0 1 1 0 0 0 0 0 0 0			
Inning Stats	R: 0 H: 0 E: 0 LOB: 0 K: 0 BB: 0 S: 5 P: 10	R: 0 H: 0 E: 0 LOB: 0 K: 0 BB: 0 S: 7 P: 11	R: 0 H: 0 E: 0 LOB: 0 K: 0 BB: 0 S: 4 P: 5	R: 1 H: 2 E: 0 LOB: 0 K: 0 BB: 0 S: 5 P: 9	R: 0 H: 0 E: 0 LOB: 1 K: 0 BB: 1 S: 8 P: 14	R: 0 H: 0 E: 0 LOB: 0 K: 0 BB: 0 S: 8 P: 13	R: 0 H: 1 E: 1 LOB: 0 K: 0 BB: 0 S: 7 P: 11	R: 0 H: 1 E: 0 LOB: 1 K: 2 BB: 0 S: 11 P: 18	R: 0 H: 0 E: 0 LOB: 0 K: 0 BB: 0 S: 7 P: 7	1B: 4 SF: 0 2B: 0 SAC: 0 3B: 0 DP: 2 HR: 0 HBP: 0	WP: 0 PA: 30 PB: 0 SB: 1 CS: 0	
PITCHER Gene Conley, R (1, 1) <small>ERA: 2.03</small>	IP 9.0 WLS W BF 30 H 4 R 1 ER 1 SO 2 BB 1 IBB 0 HBP 0 BLK 0 WP 0 HR 0 S 62 P 98 ERA 1.00 WHIP 0.556											PITCHER IP WLS BF H R ER SO BB IBB HBP BLK WP HR S P ERA WHIP

Batter	1	2	3	4	5	6	7	8	9	AB R H RBI BB SO LOB	TOP											
Jim Gilliam, S (1, 5) <small>OBP: 0.396, SLG: 0.335</small>	1-1 	0-1 		1-1 		1-0 		2-2 		5 2 2 0 0 0 2												
Charlie Neal, R (1, 4) <small>OBP: 0.337, SLG: 0.415</small>	2-1 	2-1 		1-2 			1-0 		0-0 	5 2 2 1 0 0 1												
Wally Moon, L (1, 7) <small>OBP: 0.394, SLG: 0.426</small> Rip Repulski, R (7, PH) <small>OBP: 0.385, SLG: 0.395</small>	2-1 	0-0 		1-1 			1-2 		4-2 	3 0 1 1 0 0 1 1 1 0 0 1 0 0												
Duke Snider, L (1, 9) <small>OBP: 0.351, SLG: 0.463</small> Carl Furillo, R (7, PH) <small>OBP: 0.382, SLG: 0.406</small> Ron Fairly, L (9, PR) <small>OBP: 0.354, SLG: 0.409</small>	2-1 	0-0 		0-0 			0-0 		0-1 	2 1 2 2 0 0 0 2 0 2 0 0 0 0 0 1 0 0 0 0 0												
Gil Hodges, R (1, 3)	4-2 			4-0 			1-2 		1-2 	3 1 2 1 2 1 1												
Don Demeter, R (1, 8)	1-0 			2-3 			0-0 		1-0 	5 2 4 5 0 1 1												
John Roseboro, L (1, 2)	3-3 			4-2 			1-0 	2-2 	0-1 	4 0 1 0 1 1 2												
Don Zimmer, R (1, 6)				2-3 			1-2 	2-1 	2-3 	5 0 0 0 0 2 4												
Johnny Podres, L (1, 1)				1-1 			2-3 	2-1 	3-1 	4 1 3 0 0 1 2												
Inning Stats	R: 4 E: 0 K: 1 S: 15	H: 3 LOB: 0 BB: 1 P: 30	R: 3 E: 0 K: 1 S: 11	H: 4 LOB: 0 BB: 0 P: 16	R: 0 E: 0 K: 2 S: 10	H: 0 LOB: 2 BB: 2 P: 22	R: 0 E: 0 K: 0 S: 7	H: 0 LOB: 0 BB: 0 P: 10	R: 0 E: 0 K: 1 S: 6	H: 2 LOB: 0 BB: 0 P: 10	R: 0 E: 0 K: 0 S: 8	H: 2 LOB: 1 BB: 0 P: 15	R: 0 E: 0 K: 0 S: 8	H: 2 LOB: 2 BB: 0 P: 11	R: 1 E: 0 K: 1 S: 12	H: 2 LOB: 1 BB: 0 P: 19	R: 3 E: 1 K: 0 S: 15	H: 4 LOB: 2 BB: 1 P: 21	1B: 12 2B: 5 3B: 2 HR: 2	SF: 1 SAC: 0 DP: 3 HBP: 0	WP: 1 PB: 0 SB: 0 CS: 2	PA: 45
PITCHER	IP WLS BF H R ER SO BB IBB HBP BLK WP HR S P ERA WHIP																					
Robin Roberts, R (1, 1) <small>ERA: 5.63</small>	1.1 L 11 6 7 7 2 1 0 0 0 0 0 1 24 44 47.25 5.250																					
Jack Meyer, R (2, 1) <small>ERA: 4.6</small>	1.2 7 1 0 0 2 2 0 0 0 0 1 0 12 24 0.00 1.800																					
Humberto Robinson, R (4, 1) <small>ERA: 2.87</small>	2.0 6 2 0 0 1 0 0 0 0 0 0 0 13 20 0.00 1.000																					
Curt Simmons, L (6, 1) <small>ERA: 1.5</small>	3.0 13 6 1 1 1 0 0 0 0 0 0 1 28 45 3.00 2.000																					
Taylor Phillips, L (9, 1) <small>ERA: 7.79</small>	1.0 7 4 3 3 0 1 0 0 0 0 0 0 15 21 27.00 5.000																					

Los Angeles Dodgers @ Philadelphia Phillies
 Connie Mack Stadium, Philadelphia, PA

livebaseballscorecards.com

AB	39
R	11
H	19
RBI	10
BB	4
SO	6
LOB	14



Thu Jun 11 1959, 7:05 PM EDT
 Att: 15,819 - Unknown

Batter	1	2	3	4	5	6	7	8	9	AB R H RBI BB SO LOB
Richie Ashburn, L OBP: 0.362, SLG: 0.287 (1, 8) X	0-0 G6-4-3 1B		1-1 1-3			4-0 FC4-6 BB			1-3 K	3 0 1 0 1 1 1
Gene Freese, R OBP: 0.288, SLG: 0.623 (1, 5) S B X	1-1 G6-4-3 1-2f			1-2 5-3		1-0 FC4-6 G3-6-1 1-2f			1-1 F9	4 0 0 0 0 0 2
Ed Bouchee, L OBP: 0.404, SLG: 0.474 (1, 3) B F B C C	2-3 K			1-3 K		1-1 G3-6-1 1-2f			0-0 F9	4 0 0 0 0 2 1
Wally Post, R OBP: 0.333, SLG: 0.492 (1, 9)		2-3 K		2-1 1B			0-3 K			3 0 1 0 0 2 0
Harry Anderson, L OBP: 0.350, SLG: 0.489 (1, 7)		1-1 F8		1-3 K			2-1 4-3			3 0 0 0 0 1 1
Valmy Thomas, R OBP: 0.204, SLG: 0.152 (1, 2) X		0-0 L8			0-1 5-3		1-2 F4			3 0 0 0 0 0 0
Sparky Anderson, R OBP: 0.260, SLG: 0.231 (1, 4) B C B X			2-1 F4		0-0 6-3			0-1 F3		3 0 0 0 0 0 0
Joe Koppe, R OBP: 0.412, SLG: 0.269 (1, 6) B B C C B			4-1 BB		4-2 BB			1-0 F7		1 0 0 0 2 0 0
Robin Roberts, S OBP: 0.180, SLG: 0.250 (1, 1) Jack Meyer, R OBP: 0.250, SLG: 0.250 (2, 1) Jim Bojger, R (3, PH) Humberto Robinson, R (4, 1) Bob Bowman, R OBP: 0.150, SLG: 0.209 (5, PH) Curt Simmons, L (6, 1) Solly Drake, S OBP: 0.273, SLG: 0.200 (8, PH) Taylor Phillips, L OBP: 0.125, SLG: 0.125 (9, 1)			2-1 F7		2-3 K			0-1 6-3		0 0 0 0 0 0 0 0 0 0 0 0 0 0 1 0 0 0 0 0 1 0 0 0 0 0 0 0 1 0 0 0 0 1 1 0 0 0 0 0 0 0 1 0 0 0 0 0 0 0 0 0 0 0 0 0

Inning Stats	R: 0 E: 0 K: 1 S: 6	H: 1 LOB: 0 BB: 0 P: 9	R: 0 E: 0 K: 1 S: 6	H: 0 LOB: 0 BB: 0 P: 9	R: 0 E: 0 K: 0 S: 7	H: 0 LOB: 1 BB: 1 P: 16	R: 0 E: 0 K: 2 S: 13	H: 1 LOB: 1 BB: 0 P: 18	R: 0 E: 0 K: 1 S: 8	H: 0 LOB: 1 BB: 1 P: 14	R: 0 E: 0 K: 0 S: 3	H: 0 LOB: 0 BB: 1 P: 9	R: 0 E: 0 K: 1 S: 8	H: 0 LOB: 0 BB: 0 P: 11	R: 0 E: 0 K: 0 S: 5	H: 0 LOB: 0 BB: 0 P: 6	R: 0 E: 0 K: 1 S: 6	H: 0 LOB: 0 BB: 0 P: 8	1B: 2 2B: 0 3B: 0 HR: 0	SF: 0 SAC: 0 DP: 2 HBP: 0	WP: 0 PB: 0 SB: 0 CS: 0	PA: 30								
PITCHER Johnny Podres, L ERA: 3.08 (1, 1)	IP 9.0	WLS W	BF 30	H 2	R 0	ER 0	SO 7	BB 3	IBB 0	HBP 0	BLK 0	WP 0	HR 0	S 62	P 100	ERA 0.00	WHIP 0.556													
											PITCHER	IP	WLS	BF	H	R	ER	SO	BB	IBB	HBP	BLK	WP	HR	S	P	ERA	WHIP		


BOTTOM

Los Angeles Dodgers @ Philadelphia Phillies
 Connie Mack Stadium, Philadelphia, PA

Thu Jun 11 1959, 7:05 PM EDT
 Att. 15,819 - Unknown

livebaseballscorecards.com

AB	27
R	0
H	2
RBI	0
BB	3
SO	7
LOB	7



Los Angeles Dodgers @ Pittsburgh Pirates
 Forbes Field, Pittsburgh, PA

Fri Jun 12 1959, 7:05 PM EDT
 Att. 27,970 - Unknown

AB	39
R	9
H	17
RBI	9
BB	5
SO	5
LOB	22



TOP

Batter	1	2	3	4	5	6	7	8	9
Jim Gilliam, S (1, 5) OBP: 0.404, SLG: 0.349	2-1 1B		0-0 1B	0-0 1B		2-1 G3		1-0 1B	3-2 SF7
Charlie Neal, R (1, 4) OBP: 0.343, SLG: 0.419	2-3 K		0-0 1B		0-1 1B	0-0 1B		0-0 SH1-3	1-3 K
Don Demeter, R (1, 8) OBP: 0.343, SLG: 0.554	1-3 K		1-3 K		1-2 1B	0-3 K		0-0 4-3	
Gil Hodges, R (1, 3) OBP: 0.398, SLG: 0.527	3-2 F8		0-1 F6		0-2 1B		0-0 L5	3-2 5-3	
Carl Furillo, R (1, 9) OBP: 0.368, SLG: 0.389		1-0 6-3		0-0 F4	1-1 4-3		1-1 1B		1-1 WP
Maury Wills, S (7, PR) OBP: 0.154, SLG: 0.231									
Rip Repulski, R (1, 7) OBP: 0.400, SLG: 0.422		1-0 5-3		0-1 1B	4-1 BB		1-0 WP		4-1 BB
Wally Moon, L (7, PH) OBP: 0.400, SLG: 0.429							1-2 1B		2-3 BB
Don Zimmer, R (1, 6) OBP: 0.306, SLG: 0.295							2-0 WP		4-1 BB
Duke Snider, L (7, PH) OBP: 0.360, SLG: 0.468		0-2 6-3		0-1 F3	2-2 HBP		1-2 1B		1-2 SF7
Joe Pignatano, R (1, 2) OBP: 0.321, SLG: 0.301			4-0 BB	2-0 1B	0-1 F8		4-2 BB		1-0 F3
John Roseboro, L (9, PH) OBP: 0.319, SLG: 0.354							1-2 BB		
Don Drysdale, R (9, 1) OBP: 0.319, SLG: 0.354			0-0 FC1-6	0-0 1B		1-1 F7	1-0 G6-4-3		0-0 1B
Johnny Niggert, R (9, 1) OBP: 0.319, SLG: 0.354									
Art Fowler, R (9, 1) OBP: 0.319, SLG: 0.354									
Ron Fawcett, R (9, 1) OBP: 0.319, SLG: 0.354									
Clem Labine, R (9, 1) OBP: 0.319, SLG: 0.354									
Dick Gray, R (9, 1) OBP: 0.319, SLG: 0.354									
Stan Williams, R (9, 1) OBP: 0.319, SLG: 0.354									
Danny McDevitt, L (9, 1) OBP: 0.319, SLG: 0.354									
Norm Larker, L (9, 1) OBP: 0.319, SLG: 0.354									
Carl Erskine, R (9, 1) OBP: 0.319, SLG: 0.354									

Inning Stats	R: 0 H: 1 E: 0 K: 2 S: 13	R: 0 H: 0 E: 0 K: 0 S: 5	R: 1 H: 2 E: 0 K: 1 S: 8	R: 2 H: 4 E: 0 K: 0 S: 8	R: 2 H: 3 E: 0 K: 0 S: 17	R: 0 H: 1 E: 0 K: 1 S: 8	R: 1 H: 3 E: 0 K: 0 S: 9	R: 0 H: 1 E: 0 K: 0 S: 8	R: 3 H: 2 E: 0 K: 1 S: 13
	LOB: 1 BB: 0 P: 21	LOB: 0 BB: 0 P: 7	LOB: 2 BB: 1 P: 13	LOB: 2 BB: 0 P: 10	LOB: 2 BB: 1 P: 25	LOB: 1 BB: 0 P: 11	LOB: 3 BB: 1 P: 18	LOB: 1 BB: 0 P: 12	LOB: 1 BB: 2 P: 27
									1B: 14 SF: 1 2B: 2 SAC: 1 3B: 0 DP: 1 HR: 1 HBP: 1

PITCHER	IP	WLS	BF	H	R	ER	SO	BB	IBB	HBP	BLK	WP	HR	S	P	ERA	WHIP
Harvey Haddix, L (1, 1) ERA: 2.46	4.0		21	9	5	5	3	1	0	0	0	0	1	41	59	11.25	2.500
Ron Blackburn, R (5, 1) ERA: 3.51	2.1		12	4	1	1	1	1	0	1	0	0	0	22	34	3.86	2.143
Al Jackson, L (7, 1) ERA: 4.22	1.0		5	2	0	0	0	1	0	0	0	1	0	7	15	0.00	3.000
Bennie Daniels, R (8, 1) ERA: 6.75	0.2	L	4	1	2	2	0	1	0	0	0	1	0	9	17	27.00	3.000
Bob Smith, L (9, 1) ERA: 3.49	0.0		1	0	0	0	0	1	0	0	0	0	0	1	5	∞	∞

PITCHER	IP	WLS	BF	H	R	ER	SO	BB	IBB	HBP	BLK	WP	HR	S	P	ERA	WHIP
Roy Face, R (9, 1) ERA: 1.6	1.0		4	1	1	1	1	0	0	0	0	0	0	9	14	9.00	1.000

BOTTOM

Los Angeles Dodgers @ Pittsburgh Pirates
Forbes Field, Pittsburgh, PA
Fri Jun 12 1959, 7:05 PM EDT
Att. 27,970 - Unknown

livebaseballscorecards.com

AB	39
R	6
H	13
RBI	5
BB	2
SO	5
LOB	22



WP:	0	PA:	43
PB:	0		
SB:	1		
CS:	0		

AB R H RBI BB SO LOB

5	1	2	0	0	1	2
5	2	1	0	0	0	3
5	0	1	0	0	1	4
0	0	0	0	0	0	0
5	2	2	1	0	1	2
5	1	3	1	0	0	2
5	0	3	2	0	0	1
4	0	1	0	1	0	4
2	0	0	1	0	0	1
2	0	0	0	0	1	1
1	0	0	0	0	1	2
0	0	0	0	0	0	0
0	0	0	0	1	0	0
0	0	0	0	0	0	0
0	0	0	0	0	0	0

1B:	9	SF:	1
2B:	3	SAC:	0
3B:	1	DP:	1
HR:	0	HBP:	1

IP	WLS	BF	H	R	ER	SO	BB	IBB	HBP	BLK	WP	HR	S	P	ERA	WHIP
2.1		15	7	3	2	2	0	0	0	0	0	0	6	8	0.00	0.000
2.0		10	4	3	3	1	0	1	0	0	0	0	10	12	0.00	1.000
0.2		2	0	0	0	1	0	0	0	0	0	0	8	12	0.00	0.000
1.0		3	0	0	0	0	0	0	0	0	0	0	8	18	0.00	2.000
1.0		6	1	0	0	0	1	0	1	0	0	0	8	18	0.00	2.000

IP	WLS	BF	H	R	ER	SO	BB	IBB	HBP	BLK	WP	HR	S	P	ERA	WHIP
1.0	W	3	0	0	0	1	0	0	0	0	0	0	6	8	0.00	0.000
1.0	S	4	1	0	0	0	0	0	0	0	0	0	10	12	0.00	1.000

Batter	1	2	3	4	5	6	7	8	9
Bill Virdon, L OBP: 0.296, SLG: 0.368 (1, 8)	1-1 1B 1B		0-0 E S E 1B	1-1 F7		2-2 F8		1-3 K	
Dick Groat, R OBP: 0.302, SLG: 0.338 (1, 6)	0-2 F8		2-1 E5 1B 1B 1-H		1-2 1B 3B	0-2 F4		1-1 F9	
Smoky Burgess, L OBP: 0.398, SLG: 0.618 Hank Foiles, R OBP: 0.224, SLG: 0.304 (1, 2) (9, 2)	2-0 1-2 1B		3-2 F8		1-3 K	2-1 G3		0-0 4-3	
Dick Stuart, R OBP: 0.376, SLG: 0.566 (1, 3)	0-3 K		0-0 1B 1-3 1B 1B		0-0 1B 2B 1B 3-H	2-2 F8		0-1 L5	
Bob Skinner, L OBP: 0.374, SLG: 0.505 (1, 7)	1-2 4-3		1-0 1B 1-3 1B 3-H		0-0 2B SF8 1B 1-3 3-H	2-0 4-3 2B		0-1 L8	
Bill Mazeroski, R OBP: 0.284, SLG: 0.387 (1, 4)		1-1 F6	0-1 G5-4-3 1B 1-3 3-H		2-1 SF8 2B 1-3 3-H	0-0 4-3		1-2 1B	
Don Hoak, R OBP: 0.388, SLG: 0.448 (1, 5)		0-2 2B	0-1 G5-4-3 1-2f		4-0 SF8 IBB	0-1 L8		1-2 1-3	
Roman Mejias, R OBP: 0.294, SLG: 0.289 (1, 9)		3-1 5-3		0-0 F8	2-2 SF8		2-1 BB HBP		
Harvey Haddix, L OBP: 0.206, SLG: 0.188 Ron Blackburn, R OBP: 0.250, SLG: 1.000 Al Jackson, L OBP: 0.438, SLG: 0.462 Bennie Daniels, L OBP: 0.500, SLG: 0.500 (1, 1) (5, 1) (7, 1) (8, 1) (9, 1) (9, 1)		2-3 K		1-1 L7	1-3 K		4-0 BB 1-2 BB		

Inning Stats	R: 0	H: 2	E: 0	LOB: 2	K: 1	BB: 0	S: 15	R: 0	H: 1	E: 0	LOB: 1	K: 1	BB: 0	S: 10	R: 3	H: 4	E: 1	LOB: 1	K: 0	BB: 0	S: 12	R: 0	H: 0	E: 0	LOB: 0	K: 0	BB: 0	S: 5	R: 3	H: 4	E: 0	LOB: 2	K: 2	BB: 1	S: 17	R: 0	H: 0	E: 0	LOB: 0	K: 0	BB: 0	S: 8	R: 0	H: 1	E: 0	LOB: 1	K: 0	BB: 0	S: 7	R: 0	H: 0	E: 0	LOB: 2	K: 1	BB: 1	S: 10	R: 0	H: 1	E: 0	LOB: 1	K: 0	BB: 0	S: 10	1B: 9	SF: 1	2B: 3	SAC: 0	3B: 1	DP: 1	HR: 0	HBP: 1	WP: 0	PA: 43
--------------	------	------	------	--------	------	-------	-------	------	------	------	--------	------	-------	-------	------	------	------	--------	------	-------	-------	------	------	------	--------	------	-------	------	------	------	------	--------	------	-------	-------	------	------	------	--------	------	-------	------	------	------	------	--------	------	-------	------	------	------	------	--------	------	-------	-------	------	------	------	--------	------	-------	-------	-------	-------	-------	--------	-------	-------	-------	--------	-------	--------

PITCHER	IP	WLS	BF	H	R	ER	SO	BB	IBB	HBP	BLK	WP	HR	S	P	ERA	WHIP
Don Drysdale, R ERA: 3.88 (1, 1)	2.1		15	7	3	2	2	0	0	0	0	0	0	35	51	7.71	3.000
Johnny Klippstein, R ERA: 4.99 (3, 1)	2.0		10	4	3	3	1	0	1	0	0	0	0	17	27	13.50	2.000
Art Fowler, R ERA: 5.0 (5, 1)	0.2		2	0	0	0	1	0	0	0	0	0	0	7	10	0.00	0.000
Clem Labine, R ERA: 4.3 (6, 1)	1.0		3	0	0	0	0	0	0	0	0	0	0	8	12	0.00	0.000
Stan Williams, R ERA: 3.99 (7, 1)	1.0		6	1	0	0	0	1	0	1	0	0	0	8	18	0.00	2.000

Batter	1	2	3	4	5	6	7	8	9	AB R H RBI BB SO LOB	TOP
Jim Gilliam, S (1, 5) OBP: 0.409, SLG: 0.349 	1-2 G4-6-3 1B 		0-1 L1-3 		4-2 FC3-5 1B BB 	4-2 1B BB 		1-0 4-3 		3 1 1 0 2 0 0	Los Angeles Dodgers @ Pittsburgh Pirates Forbes Field, Pittsburgh, PA Sat Jun 13 1959, 3:33 AM EDT Att. 11,944 - Unknown livebaseballscorecards.com
Charlie Neal, R (1, 4) OBP: 0.344, SLG: 0.419 	0-0 G4-6-3 1-2f 		1-2 1B 		0-0 FC3-5 1B 	3-2 1B 		1-0 F9 		5 0 2 2 0 0 3	
Wally Moon, L (1, 7) OBP: 0.400, SLG: 0.429 	1-2 BB 1B 		0-2 4-3 		0-0 F5 	3-1 G3 		2-1 G4-6-3 1B 		5 0 2 0 0 0 5	
Duke Snider, L (1, 9) OBP: 0.369, SLG: 0.469 	4-1 FC6-4 BB 1B 			1-0 L3-1 	0-2 1-2 2-H 1B 		1-0 SH1-3 1B 	1-0 G4-6-3 1-2f 		4 0 2 1 1 0 1	
Gil Hodges, R (1, 3) OBP: 0.389, SLG: 0.513 	2-2 FC6-4 1-2f 			0-2 6-3 	1-0 F8 		0-0 SH1-3 	0-1 F6 		4 0 0 0 0 0 4	
John Roseboro, L (1, 2) OBP: 0.324, SLG: 0.374 		0-2 F7 		2-0 3B 		0-0 1B 1B 		0-0 F8 		4 1 2 0 0 0 1	
Ron Fairly, L (1, 8) OBP: 0.356, SLG: 0.400 		2-3 K 		4-0 FC6-4 BB 		1-2 F5 		4-0 IBB 		2 0 0 0 2 1 1	
Don Zimmer, R (1, 6) OBP: 0.301, SLG: 0.289 Norm Larker, L (7, PH) OBP: 0.390, SLG: 0.443 Maury Wills, S (7, 6) OBP: 0.154, SLG: 0.231 		1-1 6-3 		2-1 FC6-4 1-2f 		0-1 F9 		0-2 F6 		3 0 0 0 0 0 3 1 0 0 0 0 0 2 0 0 0 0 0 0 0	
Sandy Koufax, R (1, 1) OBP: 0.200, SLG: 0.333 Carl Furillo, R (6, PH) OBP: 0.385, SLG: 0.405 Art Fowler, R (6, 1) OBP: 0.091, SLG: 0.091 Clem Labine, R (8, 1) 			3-3 K 		0-0 FC3-5 BB 1B 	2-0 1B BB 		2-1 6-3 		2 0 1 0 0 1 0 1 1 1 0 0 0 0 1 0 0 0 0 0 0 0 0 0 0 0 0 0	
Inning Stats	R: 0 H: 2 E: 0 LOB: 2 K: 0 BB: 1 S: 11 P: 19	R: 0 H: 0 E: 0 LOB: 0 K: 1 BB: 0 S: 8 P: 11	R: 0 H: 1 E: 0 LOB: 1 K: 1 BB: 0 S: 11 P: 15	R: 0 H: 1 E: 0 LOB: 2 K: 0 BB: 1 S: 7 P: 16	R: 1 H: 2 E: 0 LOB: 2 K: 0 BB: 1 S: 9 P: 14	R: 2 H: 3 E: 0 LOB: 2 K: 0 BB: 1 S: 17 P: 30	R: 0 H: 1 E: 0 LOB: 2 K: 0 BB: 1 S: 6 P: 11	R: 0 H: 0 E: 0 LOB: 0 K: 0 BB: 0 S: 4 P: 8	R: 0 H: 1 E: 0 LOB: 0 K: 0 BB: 0 S: 5 P: 8	1B: 10 SF: 0 2B: 0 SAC: 1 3B: 1 DP: 2 HR: 0 HBP: 0	
PITCHER Ron Kline, R (1, 1) ERA: 3.65	IP WLS BF H R ER SO BB IBB HBP BLK WP HR S P ERA WHIP 9.0 W 41 11 3 3 2 4 1 0 0 0 0 78 132 3.00 1.667										

AB	35
R	3
H	11
RBI	3
BB	5
SO	2
LOB	20




Batter	1	2	3	4	5	6	7	8	9
Bill Virdon, L (1, 8) <small>OBP: 0.303, SLG: 0.371</small>	0-2 4-3		4-2 L4-3 BB		1-1 1B 1-3 1B		2-1 G4-3 1B		
Dick Groat, R (1, 6) <small>OBP: 0.296, SLG: 0.332</small>	0-1 F4		1-1 L4-3		0-0 F7		1-0 G4-3 1-2f		
Smoky Burgess, L (1, 2) <small>OBP: 0.400, SLG: 0.615</small>	2-2 L7			0-1 F9 SF7 1B	0-2 1-3 1B		0-0 F8		
Dick Stuart, R (1, 3) <small>OBP: 0.379, SLG: 0.564</small> Dick Schofield, S (8, PR) <small>OBP: 0.327, SLG: 0.378</small> Rocky Nelson, L (9, 3) <small>OBP: 0.322, SLG: 0.298</small>		2-3 K		0-1 1-2 2B 1B	1-2 1-2 1B		3-2 1B 1B		
Bob Skinner, L (1, 7) <small>OBP: 0.372, SLG: 0.500</small>		3-2 F7		2-0 F9	1-3 K		2-2 1B 1B		
Bill Mazeroski, R (1, 4) <small>OBP: 0.287, SLG: 0.388</small>		1-1 1B		0-2 SF7		0-1 4-3	4-0 FC4-6 1B IBB		
Don Hoak, R (1, 5) <small>OBP: 0.389, SLG: 0.453</small>		1-2 6-3		0-1 1-H 2B		0-1 5-3	3-1 FC4-6 1B		
Roman Mejias, R (1, 9) <small>OBP: 0.301, SLG: 0.292</small> Ted Kluszewski, L (8, PH) <small>OBP: 0.367, SLG: 0.520</small> Joe Christopher, R (8, PR) <small>OBP: 0.367, SLG: 0.520</small>			0-1 BB 1B	4-0 IBB		0-0 F6	2-0 FC4-6 1-2f 2-3		
Ron Kline, R (1, 1) <small>OBP: 0.143, SLG: 0.143</small>			1-1 B2	3-3 K			1-2 L6-3	1-3 K	

AB	R	H	RBI	BB	SO	LOB
3	1	2	0	1	0	0
4	0	0	0	0	0	4
4	1	2	0	0	0	0
4	1	2	1	0	1	1
0	1	0	0	0	0	0
0	0	0	0	0	0	0
4	1	1	0	0	1	3
2	0	1	1	1	0	0
4	0	2	3	0	0	1
2	0	1	0	1	0	0
1	0	0	0	0	0	2
0	0	0	0	0	0	0
4	0	0	0	0	2	5

Los Angeles Dodgers @ Pittsburgh Pirates
Forbes Field, Pittsburgh, PA
 Sat Jun 13 1959, 3:33 AM EDT
 Att. 11,944 - Unknown

AB	32
R	5
H	11
RBI	5
BB	3
SO	4
LOB	16




Inning Stats	R: 0	H: 0	E: 0	K: 0	S: 8	H: 0	LOB: 0	BB: 0	P: 10	R: 0	H: 1	E: 0	K: 1	S: 14	H: 1	LOB: 1	BB: 0	P: 21	R: 0	H: 1	E: 0	K: 0	S: 8	H: 1	LOB: 1	BB: 1	P: 14	R: 2	H: 3	E: 0	K: 1	S: 14	H: 2	LOB: 1	BB: 0	P: 16	R: 0	H: 0	E: 0	K: 0	S: 5	H: 0	LOB: 0	BB: 0	P: 5	R: 0	H: 1	E: 0	K: 0	S: 6	H: 3	LOB: 2	BB: 1	P: 29
PITCHER	IP	WLS	BF	H	R	ER	SO	BB	IBB	HBP	BLK	WP	HR	S	P	ERA	WHIP																																					
Sandy Koufax, L (1, 1) <small>ERA: 5.71</small>	5.0		23	7	3	3	3	1	1	0	0	0	0	57	84	5.40	1.600																																					
Art Fowler, R (6, 1) <small>ERA: 5.13</small>	2.1	L	11	4	2	2	0	0	1	0	0	0	0	22	37	7.71	1.714																																					
Clem Labine, R (8, 1) <small>ERA: 4.23</small>	0.2		2	0	0	0	1	0	0	0	0	0	0	4	7	0.00	0.000																																					

WP	PA	ERA	WHIP
0	36	0	0
0	0	0	0
0	0	0	0

Batter	1	2	3	4	5	6	7	8	9	AB R H RBI BB SO LOB	TOP
Jim Gilliam, S (1, 5) OBP: 0.409, SLG: 0.347 C B B X	2-1 3-1 ①		4-2 3B BB		2-2 SH1-3 E 1B		0-0 5-3 ①		0-3 K ①	4 1 1 0 1 1 0	Los Angeles Dodgers @ Pittsburgh Pirates Forbes Field, Pittsburgh, PA Sun Jun 14 1959, 3:33 AM EDT Unknown livebaseballscorecards.com
Charlie Neal, R (1, 4) OBP: 0.346, SLG: 0.429 F B B X	2-2 F9 ②		0-0 1B 3B		0-0 SH1-3 ①		1-1 1B 1B	3-3 K ②	4 1 2 1 0 1 0		
Wally Moon, L (1, 7) OBP: 0.400, SLG: 0.425 B C B B	4-1 BB		3-1 F3 ②		1-0 1-3 ②		1-3 K	1-0 1B	4 0 1 0 1 1 3		
Gil Hodges, R (1, 3) OBP: 0.389, SLG: 0.510 B B X	2-0 F2 ③		1-0 S 1B		0-3 K ③		2-1 1B	2-3 K ③	5 0 2 1 0 2 3		
John Roseboro, L (1, 2) OBP: 0.336, SLG: 0.371 C B B B		4-1 5-3 BB	4-0 1-2 BB		4-0 G6-4-3 BB		0-0 F8 ③		1 0 0 0 3 0 2		
Carl Furillo, R (1, 9) OBP: 0.349, SLG: 0.366 B B B B X C C C X		3-2 5-3 1-2	0-1 1-3 ③		1-2 G6-4-3 ① ② 1-2f		1-0 F7 ①		4 0 0 0 0 0 4		
Ron Fairly, L (1, 8) OBP: 0.359, SLG: 0.398 B B B B X F B B B		2-1 L7 ②		3-3 S K ①	4-2 2B BB		2-1 1B		3 1 1 0 1 1 1		
Don Zimmer, R (1, 6) OBP: 0.301, SLG: 0.297 Duke Snider, L (8, PH) OBP: 0.386, SLG: 0.465 Maury Wills, S (8, 6) OBP: 0.154, SLG: 0.231 B B B B X		2-0 F7 ③		0-1 F8 ②	0-0 2B		1-2 F5 ②		3 0 1 1 0 0 1 1 0 0 0 0 0 1 0 0 0 0 0 0 0		
Stan Williams, R (1, 1) OBP: 0.222, SLG: 0.160 Clem Labine, R (5, 1) B X			1-0 F7 ①	0-1 F3 ③	0-0 6-3 ③		0-3 K ③		2 0 0 0 0 0 0 2 0 0 0 0 1 2		
Inning Stats	R: 0 E: 0 K: 0 S: 7 H: 0 LOB: 1 BB: 1 P: 17	R: 0 E: 0 K: 0 S: 7 H: 0 LOB: 1 BB: 1 P: 18	R: 2 E: 0 K: 0 S: 9 H: 2 LOB: 2 BB: 2 P: 22	R: 0 E: 0 K: 1 S: 11 H: 0 LOB: 0 BB: 0 P: 14	R: 0 E: 1 K: 1 S: 9 H: 1 LOB: 1 BB: 0 P: 12	R: 1 E: 0 K: 0 S: 8 H: 1 LOB: 1 BB: 2 P: 17	R: 0 E: 0 K: 1 S: 9 H: 2 LOB: 2 BB: 0 P: 13	R: 0 E: 0 K: 1 S: 9 H: 1 LOB: 1 BB: 0 P: 13	R: 0 E: 0 K: 3 S: 11 H: 1 LOB: 1 BB: 0 P: 17	1B: 6 2B: 1 3B: 1 HR: 0 SF: 0 SAC: 1 DP: 1 HBP: 0	
PITCHER George Witt, R (1, 1) ERA: 9.43 Bob Porterfield, R (3, 1) ERA: 5.65 Al Jackson, L (6, 1) ERA: 4.26 Roy Face, R (8, 1) ERA: 1.52	IP 2.2 2.1 2.0 2.0 WLS W BF 14 8 10 8 H 2 3 2 R 2 1 1 0 ER 2 0 1 0 SO 0 2 1 4 BB 4 0 2 0 IBB 0 0 0 0 HBP 0 0 0 0 BLK 0 0 0 0 WP 0 0 0 0 HR 0 0 0 0 S 21 22 17 20 P 55 28 30 30 ERA 6.75 0.00 4.50 0.00 WHIP 2.250 0.429 2.500 1.000	PITCHER IP WLS BF H R ER SO BB IBB HBP BLK WP HR S P ERA WHIP									

AB	33
R	3
H	8
RBI	3
BB	6
SO	7
LOB	17



Batter	1	2	3	4	5	6	7	8	9	AB R H RBI BB SO LOB	TOP
Jim Gilliam, S (1, 5) OBP: 0.410, SLG: 0.356 B C F C X	2-2 6-3 ①		1-0 1B 2B		2-1 F9 ②		3-2 FC5-4 1B ③		4 1 2 0 0 0 1		
Charlie Neal, R (1, 4) OBP: 0.348, SLG: 0.430 B C F B X	2-2 F8 ②		3-2 2-H 1B		1-1 1-3 1B ③		0-1 FC5-4 1-2		4 0 2 1 0 0 1		
Wally Moon, L (1, 7) OBP: 0.402, SLG: 0.426 B C X	1-1 1B ③		0-0 6-3 ③		2-3 K ③			1-0 4-3 1B	4 0 2 0 0 1 3		
Duke Snider, L (1, 9) OBP: 0.356, SLG: 0.451 C S B S	1-3 K ③			2-2 4-3 ①		3-2 4-3 ①		0-1 4-3 1-2 ①	4 0 0 0 0 1 2		
Gil Hodges, R (1, 3) OBP: 0.381, SLG: 0.497 L F B B T X		2-2 5-3 ①		3-1 F8 ②		2-2 L7 ②		1-1 L5 ②	4 0 0 0 0 0 1		
John Roseboro, L (1, 2) OBP: 0.333, SLG: 0.368 X		0-0 F5 ②		1-0 F6 ③		1-0 1B ③		0-0 F9 ③	4 0 1 0 0 0 1		
Ron Fairly, L (1, 8) OBP: 0.357, SLG: 0.390 X T F C B		1-2 F7 ③			4-1 1B BB E	0-1 F8 ③		2-1 4-3 ①	3 1 0 0 1 0 1		
Don Zimmer, R (1, 6) OBP: 0.294, SLG: 0.289 X			0-0 L5 ①		3-2 L5 ①		1-0 5-3 ①	0-0 4-3 ②	4 0 0 0 0 0 1		
Carl Erskine, R (1, 1) Gene Snyder, R (1, 1) Norm Larker, L (5, PH) Art Fowler, R (5, 1) Carl Furillo, R (7, PH) Sandy Kousser, R (7, 1) Rip Repulski, R (9, PH)			0-2 F9 ②		0-1 1B 1B 1-H SAFE		0-0 5-3 ②	0-0 6-3 ③	0 0 0 0 0 0 0 1 0 0 0 0 0 0 1 0 1 1 0 0 0 0 0 0 0 0 0 0 1 0 0 0 0 0 0 0 0 0 0 0 0 0 1 0 0 0 0 0 0		
Inning Stats	R: 0 H: 1 E: 0 LOB: 1 K: 1 BB: 0 S: 11 P: 17	R: 0 H: 0 E: 0 LOB: 0 K: 0 BB: 0 S: 9 P: 12	R: 1 H: 2 E: 0 LOB: 1 K: 0 BB: 0 S: 13 P: 17	R: 0 H: 0 E: 0 LOB: 0 K: 0 BB: 0 S: 6 P: 12	R: 1 H: 2 E: 1 LOB: 2 K: 1 BB: 1 S: 13 P: 25	R: 0 H: 1 E: 0 LOB: 1 K: 0 BB: 0 S: 11 P: 17	R: 0 H: 1 E: 0 LOB: 1 K: 0 BB: 0 S: 7 P: 11	R: 0 H: 1 E: 0 LOB: 1 K: 0 BB: 0 S: 6 P: 8	R: 0 H: 0 E: 0 LOB: 0 K: 0 BB: 0 S: 4 P: 6	1B: 7 SF: 0 2B: 1 SAC: 0 3B: 0 DP: 0 HR: 0 HBP: 0	WP: 0 PA: 36 PB: 0 SB: 0 CS: 0
PITCHER Vern Law, R (1, 1) ERA: 4.55	IP WLS BF H R ER SO BB IBB HBP BLK WP HR S P ERA WHIP 9.0 W 36 8 2 2 2 1 0 0 0 0 0 0 80 125 2.00 1.000										

Los Angeles Dodgers @ Pittsburgh Pirates
 Forbes Field, Pittsburgh, PA
 Sun Jun 14 1959, 3:38 AM EDT
 Att. 30,082 - Unknown

AB	35
R	2
H	8
RBI	2
BB	1
SO	2
LOB	11



Batter	1	2	3	4	5	6	7	8	9	AB R H RBI BB SO LOB	TOP											
Casey Wise, S (1, 4) OBP: 0.303, SLG: 0.281	3-3 K		0-1 1-3			2-1 1B		0-2 4-3		4 0 1 0 0 1 0	Milwaukee Braves @ Los Angeles Dodgers Los Angeles Memorial Coliseum, Los Angeles, CA Mon Jun 15 1959, 10:05 PM EDT Att. 24,792 - Unknown livebaseballscorecards.com											
Eddie Mathews, L (1, 5) OBP: 0.369, SLG: 0.619	0-3 K			2-1 F5		1-2 L9		1-0 1B	4 0 1 0 0 1 1													
Hank Aaron, R (1, 9) OBP: 0.440, SLG: 0.721	1-3 K			0-3 K		0-0 F2		3-2 5-3	4 0 0 0 0 2 2													
Wes Covington, L (1, 7) OBP: 0.357, SLG: 0.426		1-1 G1-6-3 1B		1-3 K		3-3 K		2-3 K	4 0 1 0 0 3 2													
Frank Torre, L (1, 3) OBP: 0.329, SLG: 0.341		0-0 G1-6-3 1B			4-2 FC1-6 BB		1-1 4-3	1-0 F7	3 0 1 0 1 0 1													
Bill Bruton, L (1, 8) OBP: 0.350, SLG: 0.462		2-2 G1-6-3		1-1 FC1-6		1-3 K			3 0 0 0 0 1 3													
Del Crandall, R (1, 2) OBP: 0.314, SLG: 0.437		1-3 K		3-3 K		0-2 5-3			3 0 0 0 0 2 2													
Johnny Logan, R (1, 6) OBP: 0.396, SLG: 0.461			2-1 F3		4-0 IBB		0-3 K		2 0 0 0 1 1 0													
Bob Buhl, R (1, 1) OBP: 0.067, SLG: 0.067			0-3 K		0-3 K		2-0 L7		2 0 0 0 0 2 2													
Mickey Vernon, L (8, PH) OBP: 0.277, SLG: 0.378									1 0 0 0 0 0 0													
Don McMahon, R (8, 1) OBP: 0.333, SLG: 0.200									0 0 0 0 0 0 0													
Inning Stats	R: 0 E: 0 K: 3 S: 9	H: 0 LOB: 0 BB: 0 P: 13	R: 0 E: 0 K: 1 S: 11	H: 2 LOB: 1 BB: 0 P: 15	R: 0 E: 0 K: 1 S: 7	H: 0 LOB: 0 BB: 0 P: 9	R: 0 E: 0 K: 2 S: 8	H: 0 LOB: 0 BB: 0 P: 11	R: 0 E: 0 K: 2 S: 11	H: 0 LOB: 2 BB: 2 P: 23	R: 0 E: 0 K: 1 S: 10	H: 1 LOB: 1 BB: 0 P: 16	R: 0 E: 0 K: 1 S: 8	H: 0 LOB: 0 BB: 0 P: 10	R: 0 E: 0 K: 1 S: 7	H: 0 LOB: 0 BB: 0 P: 9	R: 0 E: 0 K: 1 S: 8	H: 1 LOB: 1 BB: 0 P: 15	1B: 4 2B: 0 3B: 0 HR: 0	SF: 0 SAC: 0 DP: 1 HBP: 0	WP: 0 PB: 0 SB: 1 CS: 0	PA: 32
PITCHER Don Drysdale, R (1, 1) ERA: 3.59	IP: 9.0 WLS: W BF: 32 H: 4 R: 0 ER: 0 SO: 13 BB: 1 IBB: 1 HBP: 0 BLK: 0 WP: 0 HR: 0 S: 79 P: 121 ERA: 0.00 WHIP: 0.556											PITCHER IP: WLS: BF: H: R: ER: SO: BB: IBB: HBP: BLK: WP: HR: S: P: ERA: WHIP:										



Batter	1	2	3	4	5	6	7	8	9	AB	R	H	RBI	BB	SO	LOB
Jim Gilliam, S OBP: 0.412, SLG: 0.361 (1, 5)	F6		K				HR			3	1	1	1	1	1	1
Charlie Neal, R OBP: 0.343, SLG: 0.423 (1, 4)	5-3			6-3	F4		K			4	0	0	0	0	1	5
Wally Moon, L OBP: 0.404, SLG: 0.444 (1, 7)	G3			BB 1B	K		HR			4	1	2	3	0	1	3
Gil Hodges, R OBP: 0.389, SLG: 0.500 (1, 3)		G1-4-3 1B		FC6-4 BB		5-3	1B			3	0	2	0	1	0	0
Frank Howard, R OBP: 0.250, SLG: 0.250 (1, 9)		G1-4-3 1B		K		K	1-3			4	0	1	0	0	2	3
Ron Fairly, L OBP: 0.357, SLG: 0.390 (8, 9)								1-3		0	0	0	0	0	0	0
Don Demeter, R OBP: 0.341, SLG: 0.546 (1, 8)		G1-4-3		FC6-4		6-3		B3 BB		3	0	0	0	1	0	4
John Roseboro, L OBP: 0.331, SLG: 0.364 (1, 2)		3-1			BB E 1B		4-1	B3		4	0	1	0	0	0	2
Don Zimmer, R OBP: 0.299, SLG: 0.289 (1, 6)			FC3-6 1B		K		SH 2B BB	K		3	1	1	0	1	2	1
Don Drysdale, R OBP: 0.116, SLG: 0.167 (1, 1)			FC3-6 CS		FC1 BB		SH 2B HR			2	1	0	0	0	0	2

Inning Stats	R: 0	H: 0	R: 0	H: 2	R: 0	H: 1	R: 0	H: 1	R: 0	H: 0	R: 4	H: 3	R: 0	H: 0
	E: 0	LOB: 0	E: 0	LOB: 1	E: 0	LOB: 0	E: 1	LOB: 3	E: 0	LOB: 0	E: 1	LOB: 1	E: 0	LOB: 0
	K: 0	BB: 0	K: 0	BB: 0	K: 1	BB: 0	K: 2	BB: 1	K: 1	BB: 0	K: 1	BB: 1	K: 1	BB: 1
	S: 6	P: 9	S: 10	P: 15	S: 6	P: 8	S: 9	P: 15	S: 6	P: 9	S: 16	P: 28	S: 8	P: 12

PITCHER	IP	WLS	BF	H	R	ER	SO	BB	IBB	HBP	BLK	WP	HR	S	P	ERA	WHIP
Bob Buhl, R ERA: 2.44 (1, 1)	7.0	L	32	8	4	1	6	3	0	0	0	0	1	69	111	1.29	1.571
Don McMahon, R ERA: 1.61 (8, 1)	1.0		3	0	0	0	1	1	0	0	0	0	0	8	12	0.00	1.000


BOTTOM

Milwaukee Braves @ Los Angeles Dodgers
 Los Angeles Memorial Coliseum, Los Angeles, CA

Mon Jun 15 1959, 10:05 PM EDT
 Att. 24,792 - Unknown

livebaseballscorecards.com

AB	30
R	4
H	8
RBI	4
BB	4
SO	7
LOB	21



WP	PA	3B	SF	SAC	DP	HBP	CS
0	35	0	0	1	2	0	1

Batter	1	2	3	4	5	6	7	8	9	AB R H RBI BB SO LOB	TOP
Casey Wise, S OBP: 0.310, SLG: 0.279 (1, 4)	4-2 BB 1B BB	2-1 6-3			2-2 5-3		1-0 1B BB 1B	0-1 B2		4 2 1 0 1 0 1	Milwaukee Braves @ Los Angeles Dodgers Los Angeles Memorial Coliseum, Los Angeles, CA Tue Jun 16 1959, 10:05 PM EDT Att. 31,366 - Unknown livebaseballscorecards.com
Eddie Mathews, L OBP: 0.366, SLG: 0.609 (1, 5)	0-2 F8		0-0 B5		1-1 L9		4-2 1B BB 2B	3-2 4-3	4 1 0 0 1 0 1		
Hank Aaron, R OBP: 0.436, SLG: 0.711 (1, 9)	1-1 F7		1-3 K		0-1 F8		0-0 2B 1B	1-2 F5	5 1 1 1 0 1 1		
Del Crandall, R OBP: 0.316, SLG: 0.441 (1, 2)	0-1 BB BB 1-2 1B		1-1 5-3		2-2 F8		1-2 1B 2B	1-0 3-1	5 1 2 2 0 0 0		
Frank Torre, L OBP: 0.333, SLG: 0.341 (1, 3)	4-0 BB 1-2 2-3 BB		0-0 4-3		3-1 1-3		3-2 2B 1B		3 0 1 1 1 0 0		
Andy Pafko, R OBP: 0.306, SLG: 0.298 (1, 8) (7, 7)	4-2 BB 1-2 2-3 3-H BB		4-1 1B BB		2-0 WP 2B		0-1 F4		2 0 1 1 2 0 1		
Mel Roach, R OBP: 0.100, SLG: 0.100 Bill Bruton, L OBP: 0.348, SLG: 0.460 (1, 7) (7, 8)	0-3 K		0-2 F9		2-2 1-6-3 2-3		3-2 F5		3 0 0 0 0 1 5 1 0 0 0 0 0 0		
Johnny Logan, R OBP: 0.398, SLG: 0.462 (1, 6)		1-2 F8		2-2 1-2 1B		1-2 F4	0-1 1B		4 0 2 0 0 0 0		
Lew Burdette, R OBP: 0.229, SLG: 0.283 Don McMahon, R OBP: 0.333, SLG: 0.200 (1, 1) (9, 1)		1-3 K		2-3 K2-3		1-2 5-3	1-3 K		4 0 0 0 0 3 3 0 0 0 0 0 0 0		
Inning Stats	R: 1 H: 1 E: 0 LOB: 3 K: 1 BB: 3 S: 14 P: 27	R: 0 H: 0 E: 0 LOB: 0 K: 1 BB: 0 S: 8 P: 12	R: 0 H: 0 E: 0 LOB: 0 K: 1 BB: 0 S: 7 P: 9	R: 0 H: 1 E: 0 LOB: 2 K: 1 BB: 1 S: 11 P: 19	R: 0 H: 0 E: 0 LOB: 0 K: 0 BB: 0 S: 7 P: 10	R: 0 H: 1 E: 0 LOB: 1 K: 0 BB: 0 S: 9 P: 18	R: 4 H: 4 E: 0 LOB: 1 K: 0 BB: 1 S: 22 P: 33	R: 0 H: 1 E: 0 LOB: 1 K: 1 BB: 0 S: 10 P: 14	R: 0 H: 0 E: 0 LOB: 0 K: 0 BB: 0 S: 8 P: 13	1B: 6 SF: 0 2B: 2 SAC: 0 3B: 0 DP: 0 HR: 0 HBP: 0	
PITCHER	IP WLS BF H R ER SO BB IBB HBP BLK WP HR S P ERA WHIP										
Johnny Podres, L ERA: 3.33 (1, 1)	6.2 L 32 7 5 5 4 5 0 0 0 1 0 76 126 6.75 1.800										
Clem Labine, R ERA: 4.29 (7, 1)	0.1 1 0 0 0 0 0 0 0 0 0 0 2 2 0.00 0.000										
Art Fowler, R ERA: 4.91 (8, 1)	2.0 7 1 0 0 1 0 0 0 0 0 0 18 27 0.00 0.500										



Batter	1	2	3	4	5	6	7	8	9	AB	R	H	RBI	BB	SO	LOB
Jim Gilliam, S OBP: 0.412, SLG: 0.362 (1, 5)	1-2 6-3		0-0 F9			1-2 G6-4-3 1B		0-1 3B 1B	2-3 K	5	1	2	0	0	1	3
Charlie Neal, R OBP: 0.341, SLG: 0.422 (1, 4)	1-1 5-3			0-2 5-3		0-0 G6-4-3 1-2f		0-0 4-3	0-0 2B	5	0	1	2	0	0	2
Wally Moon, L OBP: 0.413, SLG: 0.469 (1, 7)	1-1 1B			1-2 FC4-6 1B		1-0 2B		2-1 4-3 3B	0-2 F3	5	1	4	1	0	0	3
Gil Hodges, R OBP: 0.381, SLG: 0.488 (1, 3)	1-1 F3			0-0 FC4-6 1-2f		1-2 6-3		0-1 4-3		4	0	0	1	0	0	3
Frank Howard, R OBP: 0.125, SLG: 0.125 (1, 9)		1-3 K		1-0 5-3			0-0 6-3	1-1 5-3		4	0	0	0	0	1	1
Don Demeter, R OBP: 0.340, SLG: 0.540 (1, 8)		0-0 CS 1B		0-1 G3			0-0 G3		2-1 5-3	4	0	1	0	0	0	0
John Roseboro, L OBP: 0.341, SLG: 0.382 (1, 2)		1-3 K		0-2 1B		1-2 1B		1-2 1B	1-2 1B 2B	4	1	3	0	0	1	1
Don Zimmer, R OBP: 0.295, SLG: 0.286 (1, 6)			0-0 F8		1-0 F9		0-1 1B	4-0 1B 2B		2	0	0	0	0	0	1
Norm Larker, L OBP: 0.402, SLG: 0.456 (7, PH)										1	0	1	0	0	0	0
Maury Wills, S OBP: 0.154, SLG: 0.231 (8, 6)										0	0	0	0	0	0	0
Ron Fairly, L OBP: 0.361, SLG: 0.390 (9, PH)										0	1	0	0	1	0	0
Johnny Podres, L OBP: 0.342, SLG: 0.285 (1, 1)			1-3 K		0-3 K		0-0 3-1		2-0 2B 1B	2	0	0	0	0	2	1
Clem Labine, R OBP: 0.354, SLG: 0.448 (7, 1)										0	0	0	0	0	0	0
Duke Snider, L OBP: 0.091, SLG: 0.091 (8, 1)										1	0	0	0	0	0	2
Art Fowler, R OBP: 0.091, SLG: 0.091 (9, PH)										0	0	0	0	0	0	0
Carl Furillo, R OBP: 0.326, SLG: 0.372 (9, PH)										1	0	1	0	0	0	0
Joe Pignatano, R OBP: 0.321, SLG: 0.301 (9, PR)										0	0	0	0	0	0	0

Inning Stats	R: 0	H: 1	E: 0	LOB: 1	K: 0	BB: 0	S: 9	P: 13	R: 0	H: 1	E: 0	LOB: 1	K: 2	BB: 0	S: 8	P: 10	R: 0	H: 0	E: 0	LOB: 0	K: 1	BB: 0	S: 6	P: 7	R: 0	H: 1	E: 0	LOB: 1	K: 0	BB: 0	S: 8	P: 10	R: 0	H: 1	E: 0	LOB: 1	K: 1	BB: 0	S: 10	P: 11	R: 0	H: 2	E: 0	LOB: 1	K: 0	BB: 0	S: 8	P: 11	R: 0	H: 2	E: 0	LOB: 2	K: 0	BB: 0	S: 8	P: 9	R: 2	H: 2	E: 0	LOB: 0	K: 0	BB: 0	S: 9	P: 12	R: 2	H: 3	E: 0	LOB: 3	K: 1	BB: 1	S: 15	P: 26	1B: 9	2B: 4	3B: 1	SF: 0	SAC: 0	DP: 2	HBP: 0	WP: 0	PA: 39
PITCHER	IP	WLS	BF	H	R	ER	SO	BB	IBB	HBP	BLK	WP	HR	S	P	ERA	WHIP																																																																
Lew Burdette, R ERA: 4.43 (1, 1)	8.1	W	35	11	4	4	4	1	0	0	0	0	0	73	97	4.32	1.440																																																																
Don McMahon, R ERA: 1.57 (9, 1)	0.2	S	4	2	0	0	1	0	0	0	0	0	0	8	12	0.00	3.000																																																																

BOTTOM

Milwaukee Braves @ Los Angeles Dodgers
 Los Angeles Memorial Coliseum, Los Angeles, CA

Tue Jun 16 1959, 10:05 PM EDT
 Att. 31,366 - Unknown

livebaseballscorecards.com

AB	38
R	4
H	13
RBI	4
BB	1
SO	5
LOB	17



Batter	1	2	3	4	5	6	7	8	9	AB R H RBI BB SO LOB	TOP																								
Casey Wise, S (1, 4) OBP: 0.303, SLG: 0.273	0-1 L7		0-2 F9		3-3 K		0-1 1-2 2-H 1B		0-0 F8	5 0 1 1 0 1 2																									
Eddie Mathews, L (1, 5) OBP: 0.365, SLG: 0.602	1-3 K		1-1 1-3		4-2 BB		1-0 3-1			3 0 0 0 1 1 3																									
Hank Aaron, R (1, 9) OBP: 0.437, SLG: 0.706	0-1 L7			4-2 FC6-4 BB		0-0 F7		0-1 1B		3 0 1 0 1 0 1																									
Stan Lopata, R (1, 2)		4-2 G5-4-3 BB BB		2-2 F7		0-3 K		1-2 F7		3 0 0 0 1 1 3																									
Frank Torre, L (1, 3) OBP: 0.331, SLG: 0.333		4-2 G5-4-3 BB		0-0 FC6-4		1-0 G3		2-3 K		3 0 0 0 1 1 3																									
Andy Pafko, R (1, 8) OBP: 0.303, SLG: 0.295		3-2 G5-4-3		0-1 F8		0-0 FC6-4 1B		1-1 L6		4 0 1 0 0 0 4																									
Mel Roach, R (1, 7) OBP: 0.071, SLG: 0.071		0-0 4-3		3-2 5-3		2-2 FC6-4 BB 1B		2-2 F8		4 1 0 0 0 0 2																									
Johnny Logan, R (1, 6) OBP: 0.405, SLG: 0.486			1-1 E 2B		0-2 HR		4-1 1B BB		2-2 5-3	3 1 2 1 1 0 0																									
Warren Spahn, L (1, 1) OBP: 0.262, SLG: 0.237			0-3 K		0-3 K		1-3 K		4-2 BB	0 0 0 0 0 0 0																									
Carl Willey, R (1, 1)										2 0 0 0 0 2 1																									
Del Crandall, R (7, PH) OBP: 0.315, SLG: 0.439										1 0 0 0 0 1 2																									
Bob Giggie, R (7, 1)										0 0 0 0 0 0 0																									
Felix Mantilla, R (9, PH) OBP: 0.250, SLG: 0.172										0 0 0 0 1 0 0																									
Inning Stats	R: 0 E: 0 K: 1 S: 7	H: 0 LOB: 0 BB: 0 P: 8	R: 0 E: 0 K: 0 S: 10	H: 0 LOB: 1 BB: 2 P: 21	R: 0 E: 1 K: 1 S: 11	H: 1 LOB: 1 BB: 0 P: 13	R: 0 E: 0 K: 0 S: 9	H: 0 LOB: 1 BB: 1 P: 15	R: 1 E: 0 K: 2 S: 14	H: 1 LOB: 0 BB: 0 P: 20	R: 0 E: 0 K: 1 S: 9	H: 0 LOB: 1 BB: 1 P: 14	R: 1 E: 0 K: 1 S: 11	H: 2 LOB: 2 BB: 1 P: 19	R: 0 E: 0 K: 1 S: 12	H: 1 LOB: 1 BB: 0 P: 16	R: 0 E: 0 K: 0 S: 11	H: 0 LOB: 1 BB: 1 P: 19	1B: 3 2B: 1 3B: 0 HR: 1	SF: 0 SAC: 0 DP: 1 HBP: 0	WP: 0 PB: 0 SB: 0 CS: 0	PA: 37													
PITCHER Sandy Koufax, L (1, 1) ERA: 4.85	IP 9.0	WLS W	BF 37	H 5	R 2	ER 2	SO 7	BB 6	IBB 0	HBP 0	BLK 0	WP 0	HR 1	S 94	P 145	ERA 2.00	WHIP 1.222	PITCHER	IP 9.0	WLS W	BF 37	H 5	R 2	ER 2	SO 7	BB 6	IBB 0	HBP 0	BLK 0	WP 0	HR 1	S 94	P 145	ERA 2.00	WHIP 1.222

Milwaukee Braves @ Los Angeles Dodgers
Los Angeles Memorial Coliseum, Los Angeles, CA
Wed Jun 17 1959, 10:05 PM EDT
Unknown

livebaseballscorecards.com

AB	31
R	2
H	5
RBI	2
BB	6
SO	7
LOB	21



Batter	1	2	3	4	5	6	7	8	9
Jim Gilliam, S <small>OBP: 0.416, SLG: 0.389</small> (1, 5) X	0-0 HR	1-1 L7		2-1 FC1-6 FC6-4 1-2f		2-1 1B 2B		1-1 1B BB	
Charlie Neal, R <small>OBP: 0.345, SLG: 0.424</small> (1, 4) B C X	1-1 1B FC3-6	1-3 K		0-1 FC6-4 1-2f		1-0 1B		4-0 1B BB	
Don Demeter, R <small>OBP: 0.336, SLG: 0.532</small> (1, 8) X	0-0 FC3-6 1B BB 1-2f 3B		1-2 1-3		1-1 F5		0-1 2B 1B	1-1 F8	
Gil Hodges, R <small>OBP: 0.391, SLG: 0.506</small> (1, 3) B B B	4-0 1B 3B BB		2-1 F9		1-0 2B		0-0 2B 2B	2-0 1B	
Carl Furillo, R <small>OBP: 0.360, SLG: 0.375</small> (1, 9) F B B B X	3-1 3B 1B		2-1 BB 1B		0-1 6-3		2-1 4-3 2-3	0-0 G6-3 1-2f	
Frank Howard, R <small>OBP: 0.250, SLG: 0.364</small> (1, 7) C X	0-1 1B 3B		4-2 BB		0-1 F5		2-3 K		
Don Zimmer, R <small>OBP: 0.300, SLG: 0.297</small> (1, 6) B X	1-0 1B		1-0 FC5 2-3f			1-2 F7		1-0 2B	
Joe Pignatano, R <small>OBP: 0.341, SLG: 0.307</small> (1, 2) B X	1-0 F4			3-1 1B FC3-6		4-2 2B BB		4-0 BB	
Sandy Koufax, R <small>OBP: 0.158, SLG: 0.263</small> (1, 1) S C		0-3 K		0-0 FC3-6 FC1-6 1-2f		0-0 L9		1-3 K	

AB	R	H	RBI	BB	SO	LOB
5	3	3	2	0	0	1
4	0	2	1	1	1	1
5	2	1	0	0	0	3
4	2	3	2	1	0	0
5	1	2	0	0	0	4
3	1	1	3	1	1	2
4	0	2	2	0	0	2
2	1	1	0	2	0	0
4	0	0	0	0	2	4

BOTTOM

Milwaukee Braves @ Los Angeles Dodgers
 Los Angeles Memorial Coliseum, Los Angeles, CA

AB	36
R	10
H	15
RBI	10
BB	5
SO	4
LOB	17



WP	PA
WP: 0	PA: 41
PB: 0	SB: 1
CS: 0	

Wed Jun 17 1959, 10:05 PM EDT
 Unknown

Inning Stats		R	H	E	K	S	Pitcher	
5	5	0	0	0	10	20	Warren Spahn, L	0.1
0	0	0	0	0	2	11	Carl Willey, R	5.2
0	1	0	0	0	0	0	Bob Giggie, R	2.0
10	20	13	23	9	16	9		

PITCHER		IP	WLS	BF	H	R	ER	SO	BB	IBB	HBP	BLK	WP	HR	S	P	ERA	WHIP
Warren Spahn, L	(1, 1)	0.1	L	6	4	5	5	0	1	0	0	0	0	1	8	16	135.00	15.000
Carl Willey, R	(1, 1)	5.2		23	6	2	2	2	2	0	0	0	0	0	47	76	3.18	1.412
Bob Giggie, R	(7, 1)	2.0		12	5	3	3	2	2	0	0	0	0	0	18	36	13.50	3.500

Batter	1	2	3	4	5	6	7	8	9	AB R H RBI BB SO LOB	TOP									
Casey Wise, S (1, 4) OBP: 0.288, SLG: 0.257	0-1 4-3			1-2 F8		1-0 5-3		0-0 G6-4-3		4 0 0 0 0 0 2	Milwaukee Braves @ Los Angeles Dodgers Los Angeles Memorial Coliseum, Los Angeles, CA Wed Jun 17 1959, 10:05 PM EDT Att: 54,999 - Unknown livebaseballscorecards.com									
Eddie Mathews, L (1, 5) OBP: 0.366, SLG: 0.598	1-0 3-1			4-2 G3 1B BB		1-1 L6		4-0 FC5-4 BB	2 0 0 0 2 0 0											
Hank Aaron, R (1, 9) OBP: 0.438, SLG: 0.703	2-2 4-3			2-0 G3 1-2 1B		0-1 SH1-3 1B		2-2 FC5-4	4 0 2 0 0 0 1											
Del Crandall, R (1, 2) OBP: 0.311, SLG: 0.433		2-1 6-3		0-0 G3		0-1 SH1-3		1-1 F7	3 0 0 0 0 0 3											
Frank Torre, L (1, 3) OBP: 0.323, SLG: 0.324		2-1 4-3		0-1 4-3		0-3 K		0-1 4-3	4 0 0 0 0 1 4											
Andy Pafko, R (1, 7) OBP: 0.290, SLG: 0.281		0-0 6-3			2-1 5-3		1-3 K		3 0 0 0 0 1 1											
Felix Mantilla, R (1, 8) OBP: 0.253, SLG: 0.167			0-2 4-3		2-1 F9		4-1 E G3 BB		2 0 0 0 1 0 0											
Johnny Logan, R (1, 6) OBP: 0.399, SLG: 0.479			2-0 1-3		2-2 5-3		0-0 G3		3 0 0 0 0 0 1											
Joey Jay, S (1, 1) OBP: 0.250, SLG: 0.100			3-2 4-3			2-1 6-3		0-1 E4	2 0 0 0 0 0 0											
Wes Covington, L (8, PH) OBP: 0.355, SLG: 0.424								2-3 G6-4-3	1 0 0 0 0 0 1											
Johnny O'Brien, R (8, PR) OBP: 0.288, SLG: 0.301									0 0 0 0 0 0 0											
Bob Trowbridge, R (8, 1)									0 0 0 0 0 0 0											
Inning Stats	R: 0 E: 0 K: 0 S: 7	H: 0 LOB: 0 BB: 0 P: 10	R: 0 E: 0 K: 0 S: 5	H: 0 LOB: 0 BB: 0 P: 9	R: 0 E: 0 K: 0 S: 7	H: 0 LOB: 0 BB: 0 P: 12	R: 0 E: 0 K: 0 S: 9	H: 1 LOB: 2 BB: 1 P: 16	R: 0 E: 0 K: 0 S: 7	H: 0 LOB: 0 BB: 0 P: 13	R: 0 E: 0 K: 2 S: 10	H: 1 LOB: 1 BB: 0 P: 11	R: 0 E: 1 K: 0 S: 5	H: 0 LOB: 2 BB: 1 P: 9	R: 0 E: 0 K: 0 S: 7	H: 0 LOB: 1 BB: 1 P: 14	1B: 2 2B: 0 3B: 0 HR: 0	SF: 0 SAC: 1 DP: 1 HBP: 0	WP: 0 PB: 0 SB: 0 CS: 0	PA: 32
PITCHER Danny McDevitt, L (1, 1) ERA: 3.77	IP: 9.0 WLS: W BF: 32 H: 2 R: 0 ER: 0 SO: 2 BB: 3 IBB: 0 HBP: 0 BLK: 0 WP: 0 HR: 0 S: 62 P: 103 ERA: 0.00 WHIP: 0.556																			



Batter	1	2	3	4	5	6	7	8	9	AB R H RBI BB SO LOB	TOP																
Bill Bruton, L (1, 8) OBP: 0.348, SLG: 0.450	0-1 F8	4-1 BB	4-2 BB		2-1 E6		0-0 F8		1-2 F8	4 0 0 1 2 0 0																	
Eddie Mathews, L (1, 5) OBP: 0.369, SLG: 0.592	1-1 F2	2-1 F9	4-0 FC5-4 BB		0-2 F9		4-1 BB		1-0 FC4 1B	4 0 1 1 2 0 4																	
Hank Aaron, R (1, 9) OBP: 0.436, SLG: 0.693	4-2 BB		1B FC5-4 BB		0-0 G6-4-3		1-2 F7		0-0 FC4	5 1 1 0 1 0 6																	
Wes Covington, L (1, 7) OBP: 0.356, SLG: 0.423	0-0 1-3		1-1 HR 1B		2-1 HR 1B		0-1 F5			5 2 2 0 0 0 2																	
Mickey Vernon, L (1, 3) OBP: 0.288, SLG: 0.440		2-2 FC4 BB 1-3 1B	0-0 HR		2-2 L7		0-1 4-3		1-0 F8	5 2 2 3 0 0 1																	
Del Crandall, R (1, 2) OBP: 0.313, SLG: 0.443		3-2 1-3	3-2 5-3		0-2 HR		4-0 1B BB		2-0 4-3	4 1 1 2 1 0 1																	
Johnny Logan, R (1, 6) OBP: 0.408, SLG: 0.482		4-2 BB E BB	2-3 K		4-1 E BB		0-1 BB 1-3 1B		1-1 1B	3 0 2 0 2 1 0																	
Johnny O'Brien, R (1, 4) OBP: 0.294, SLG: 0.289		1-0 FC4 BB	4-1 WP BB 1B		1-2 F8		4-0 BB 1-2 BB		2-0 6-3	3 1 0 0 2 0 4																	
Bob Rush, R (1, 1) OBP: 0.182, SLG: 0.182		2-3 K	3-2 BB WP 1B		2-3 K		1-2 G3		0-0 6-3	3 0 1 0 0 2 4																	
Bob Trowbridge, R (4, 1)										1 0 0 0 0 0 3																	
Don McMahon, R (8, 1) OBP: 0.333, SLG: 0.200										0 0 0 0 0 0 0																	
Casey Wise, S (8, 4) OBP: 0.284, SLG: 0.254										1 0 0 0 0 0 0																	
Inning Stats	R: 0 E: 0 K: 0 S: 7	H: 0 LOB: 1 BB: 1 P: 12	R: 1 E: 1 K: 1 S: 19	H: 1 LOB: 3 BB: 2 P: 37	R: 4 E: 0 K: 1 S: 19	H: 4 LOB: 3 BB: 3 P: 40	R: 2 E: 1 K: 1 S: 15	H: 2 LOB: 1 BB: 1 P: 26	R: 0 E: 1 K: 0 S: 7	H: 0 LOB: 0 BB: 0 P: 9	R: 0 E: 0 K: 0 S: 9	H: 1 LOB: 3 BB: 2 P: 19	R: 0 E: 0 K: 0 S: 8	H: 0 LOB: 1 BB: 1 P: 13	R: 0 E: 0 K: 0 S: 5	H: 1 LOB: 1 BB: 0 P: 11	R: 0 E: 0 K: 0 S: 6	H: 1 LOB: 1 BB: 0 P: 8	1B: 8 2B: 0 3B: 0 HR: 2	SF: 0 SAC: 0 DP: 1 HBP: 0	WP: 1 PB: 0 SB: 0 CS: 0	PA: 48					
PITCHER	IP	WLS	BF	H	R	ER	SO	BB	IBB	HBP	BLK	WP	HR	S	P	ERA	WHIP										
Stan Williams, R (1, 1) ERA: 4.46	2.2	L	18	5	5	4	2	4	0	0	0	0	1	41	77	13.50	3.375										
Gene Snyder, L (3, 1) ERA: 3.09	0.0		2	0	0	0	0	2	0	0	0	1	0	2	10	∞	∞										
Johnny Klippstein, R (3, 1) ERA: 4.89	4.1		20	3	2	2	1	4	0	0	0	0	1	41	69	4.15	1.615										
Clem Labine, R (8, 1) ERA: 4.09	2.0		8	2	0	0	0	0	0	0	0	0	0	11	19	0.00	1.000										

Milwaukee Braves @ Los Angeles Dodgers
Los Angeles Memorial Coliseum, Los Angeles, CA

AB	38
R	7
H	10
RBI	7
BB	10
SO	3
LOB	25



Thu Jun 18 1959, 10:05 PM EDT
Att: 52,278 - Unknown

livebaseballscorecards.com

Batter	1	2	3	4	5	6	7	8	9	AB R H RBI BB SO LOB
Jim Gilliam, S OBP: 0.417, SLG: 0.385 (1, 5)	1-0 4-3			4-1 3B BB	0-2 FC5-4 1B		0-0 F7		1-2 4-3	4 1 1 0 1 0 1
Charlie Neal, R OBP: 0.348, SLG: 0.430 (1, 4)	1-2 F9			1-1 1B 3B	1-2 FC5-4			0-0 2B 4-3 1B	4-2 BB	4 2 2 1 1 0 1
Wally Moon, L OBP: 0.418, SLG: 0.478 (1, 9)	2-0 4-3			0-0 1B 1B E 1B		1-1 HR 1B		3-1 4-3 FC5 2B	0-3 K	5 2 3 1 0 1 2
Duke Snider, L OBP: 0.353, SLG: 0.464 (1, 8)			1-2 F6	0-0 E 1B		3-2 HR		0-0 4-3		4 1 2 3 0 0 1
Gil Hodges, R OBP: 0.390, SLG: 0.506 (1, 3)			1-1 6-3	1-1 E7 G4-6-3 1B		0-1 F6		3-2 FC5 BB		4 0 1 0 0 0 1
Frank Howard, R OBP: 0.211, SLG: 0.235 (1, 7)			1-3 K	0-3 K		0-3 K		4-1 1-2 BB		3 0 0 0 1 3 2
John Roseboro, L OBP: 0.333, SLG: 0.367 (1, 2)			0-1 4-3	0-0 G4-6-3 1-2f		1-2 F6		1-3 K		4 0 0 0 0 1 4
Don Zimmer, R OBP: 0.292, SLG: 0.288 (1, 6)			3-2 F2			1-1 B3		3-3 K		2 0 0 0 0 0 0
Ron Fairly, L OBP: 0.356, SLG: 0.384 (7, PH)									1-2 4-3 HBP	1 0 0 0 0 1 0
Maury Wills, S OBP: 0.154, SLG: 0.231 (8, 6)										0 0 0 0 0 0 0
Don Demeter, R OBP: 0.342, SLG: 0.534 (9, PH)										0 0 0 0 0 0 0
Stan Williams, R OBP: 0.222, SLG: 0.160 (1, 1)			1-1 1-3			3-3 K		2-3 K		0 0 0 0 0 0 0
Gene Snyder, R OBP: 0.167, SLG: 0.167 (3, 1)										0 0 0 0 0 0 0
Johnny Klipstein, R OBP: 0.353, SLG: 0.367 (7, PH)										2 0 0 0 0 1 0
Carl Furillo, R OBP: 0.386, SLG: 0.367 (8, 1)										1 0 0 0 0 1 0
Clem Labine, R OBP: 0.396, SLG: 0.451 (9, PH)										0 0 0 0 0 0 0
Norm Larker, L										1 0 0 0 0 0 1

Inning Stats	R: 0 E: 0 K: 0 S: 6	H: 0 LOB: 0 BB: 0 P: 10	R: 0 E: 0 K: 1 S: 8	H: 0 LOB: 0 BB: 0 P: 11	R: 0 E: 0 K: 0 S: 7	H: 0 LOB: 0 BB: 0 P: 11	R: 3 E: 1 K: 1 S: 11	H: 4 LOB: 1 BB: 1 P: 17	R: 0 E: 0 K: 1 S: 11	H: 1 LOB: 1 BB: 0 P: 16	R: 2 E: 0 K: 1 S: 15	H: 2 LOB: 0 BB: 0 P: 20	R: 0 E: 0 K: 2 S: 7	H: 0 LOB: 0 BB: 0 P: 12	R: 1 E: 0 K: 1 S: 11	H: 2 LOB: 2 BB: 1 P: 22	R: 0 E: 0 K: 1 S: 15	H: 0 LOB: 2 BB: 1 P: 22	1B: 6 2B: 1 3B: 1 HR: 1	SF: 0 SAC: 0 DP: 1 HBP: 1	WP: 0 PB: 0 SB: 0 CS: 0	PA: 39
--------------	------------------------------	----------------------------------	------------------------------	----------------------------------	------------------------------	----------------------------------	-------------------------------	----------------------------------	-------------------------------	----------------------------------	-------------------------------	----------------------------------	------------------------------	----------------------------------	-------------------------------	----------------------------------	-------------------------------	----------------------------------	----------------------------------	------------------------------------	----------------------------------	--------

PITCHER	IP	WLS	BF	H	R	ER	SO	BB	IBB	HBP	BLK	WP	HR	S	P	ERA	WHIP
Bob Rush, R ERA: 2.2 (1, 1)	3.0		14	4	3	2	1	1	0	0	0	0	0	28	45	6.00	1.667
Bob Trowbridge, R ERA: 5.71 (4, 1)	4.0	W	16	5	3	3	5	0	0	0	0	0	1	40	58	6.75	1.250
Don McMahon, R ERA: 1.47 (8, 1)	2.0	S	9	0	0	0	2	2	0	1	0	0	0	23	38	0.00	1.000

BOTTOM

Milwaukee Braves @ Los Angeles Dodgers
Los Angeles Memorial Coliseum, Los Angeles, CA

Thu Jun 18 1959, 10:05 PM EDT
Att. 52,278 - Unknown

livebaseballscores.com

AB	35
R	6
H	9
RBI	5
BB	3
SO	8
LOB	13



Batter	1	2	3	4	5	6	7	8	9	AB R H RBI BB SO LOB	TOP	
Johnny Temple, R (1, 4) OBP: 0.412, SLG: 0.472	1-2 F6		2-2 1-3			3-3 K		0-0 1B		4 0 1 0 0 1 0	Cincinnati Redlegs @ Los Angeles Dodgers Los Angeles Memorial Coliseum, Los Angeles, CA Fri Jun 19 1959, 10:05 PM EDT Att. 18,644 - Unknown livebaseballscorecards.com	
Vada Pinson, L (1, 8) OBP: 0.390, SLG: 0.570	0-0 FC4-6 1B			4-2 1B BB		0-0 F7		1-0 4-3		3 1 1 0 1 0 1		
Jerry Lynch, L (1, 7) OBP: 0.322, SLG: 0.463	0-0 FC4-6 1-2f			2-1 L8		2-1 F8			0-1 4-3	4 0 0 0 0 0 2		
Frank Robinson, R (1, 3) OBP: 0.378, SLG: 0.556	2-2 F8			3-2 1-H 1B		2-0 F2			0-1 6-3	4 0 1 1 0 0 1		
Frank Thomas, R (1, 5) OBP: 0.287, SLG: 0.384		1-1 6-3		3-3 K		0-0 HR		0-2 1B		4 1 2 1 0 1 1		
Gus Bell, L (1, 9) OBP: 0.300, SLG: 0.384		1-3 K		2-0 F2		0-1 G3		0-1 4-3		4 0 0 0 0 1 2		
Ed Bailey, L (1, 2) OBP: 0.355, SLG: 0.357		3-1 F5			0-0 F9		0-0 3-1			3 0 0 0 0 0 0		
Eddie Kasko, R (1, 6) OBP: 0.310, SLG: 0.300 Don Newcombe, L (8, PH) OBP: 0.367, SLG: 0.372 Bobby Henrich, R (8, 6)			0-3 K		1-2 F9			2-1 3-1		2 0 0 0 0 1 0 1 0 0 0 0 0 0 0 0 0 0 0 0 0		
Brooks Lawrence, R (1, 1) OBP: 0.167, SLG: 0.200 Willard Schmidt, R (1, 1) Jim Pendleton, R (8, PH) OBP: 0.382, SLG: 0.355 Luis Arroyo, L (8, 1)			1-3 K		0-3 K			0-1 F8		0 0 0 0 0 0 0 2 0 0 0 0 2 0 1 0 0 0 0 0 0 0 0 0 0 0 0 0		
Inning Stats	R: 0 H: 1 E: 0 LOB: 1 K: 0 BB: 0 S: 8 P: 11	R: 0 H: 0 E: 0 LOB: 0 K: 1 BB: 0 S: 7 P: 12	R: 0 H: 0 E: 0 LOB: 0 K: 2 BB: 0 S: 9 P: 12	R: 1 H: 1 E: 0 LOB: 1 K: 1 BB: 1 S: 13 P: 27	R: 0 H: 0 E: 0 LOB: 0 K: 1 BB: 0 S: 7 P: 8	R: 0 H: 0 E: 0 LOB: 0 K: 1 BB: 0 S: 6 P: 11	R: 1 H: 1 E: 0 LOB: 0 K: 0 BB: 0 S: 5 P: 7	R: 0 H: 1 E: 0 LOB: 1 K: 0 BB: 0 S: 6 P: 9	R: 0 H: 1 E: 0 LOB: 1 K: 0 BB: 0 S: 9 P: 9	1B: 4 SF: 0 2B: 0 SAC: 0 3B: 0 DP: 0 HR: 1 HBP: 0		WP: 0 PA: 33 PB: 0 SB: 0 CS: 0
PITCHER Roger Craig, R (1, 1) ERA: 2.0	IP WLS BF H R ER SO BB IBB HBP BLK WP HR S P ERA WHIP	9.0 W 33 5 2 2 6 1 0 0 0 0 0 1 70 106 2.00 0.667										



Batter	1	2	3	4	5	6	7	8	9	AB R H RBI BB SO LOB
Jim Gilliam, S OBP: 0.414, SLG: 0.379 (1, 5) B C C B B X	2-2 4-3 1	2-1 4-3 1		4-0 BB		0-0 F6 3				3 0 0 0 1 0 2
Charlie Neal, R OBP: 0.351, SLG: 0.431 (1, 4) X	0-0 1B HR 1B	1-0 G3 S 1B		1-3 K 3			3-3 K 1			4 1 2 0 0 2 1
Wally Moon, L OBP: 0.415, SLG: 0.473 (1, 7) C B X	1-1 1-2 HR 1B	3-1 G3 1-3			3-3 K 1		1-1 4-3 2			4 1 1 0 0 1 1
Duke Snider, L OBP: 0.357, SLG: 0.507 (1, 9) C F B X	1-2 1-H 2-H HR	2-3 K 3			0-0 3-1 2		0-1 HR			4 2 2 4 0 1 1
Gil Hodges, R OBP: 0.388, SLG: 0.505 (1, 3) B B X	2-0 E8 2B		2-0 L5 1		3-1 F7 3		1-2 F4 3			4 1 1 0 0 0 0
Don Demeter, R OBP: 0.341, SLG: 0.533 (1, 8) X	0-0 1B 2B		1-3 K 2		0-3 K 1		1-2 5-3 1			4 1 1 1 0 2 0
John Roseboro, L OBP: 0.337, SLG: 0.377 (1, 2) X	0-0 2-H 1B		0-0 1-3 3		2-1 3-1 2B 2		1-0 F9 2			4 0 2 1 0 0 0
Don Zimmer, R OBP: 0.289, SLG: 0.285 Maury Wills, S OBP: 0.133, SLG: 0.200 (1, 6) (6, 6) F B C B X	2-2 F8 2			1-2 6-3 1		0-0 3-1 2		0-2 5-3 3		2 0 0 0 0 0 1 2 0 0 0 0 0 1
Roger Craig, R (1, 1) B C C B B C S	3-3 K 3			0-1 F3 2		4-2 BB				2 0 0 0 1 1 1

Inning Stats	R: 5 E: 1 K: 1 S: 18	H: 6 LOB: 1 BB: 0 P: 29	R: 0 E: 0 K: 1 S: 8	H: 1 LOB: 1 BB: 0 P: 16	R: 0 E: 0 K: 1 S: 5	H: 0 LOB: 0 BB: 0 P: 8	R: 0 E: 0 K: 1 S: 8	H: 0 LOB: 1 BB: 1 P: 14	R: 0 E: 0 K: 1 S: 6	H: 0 LOB: 0 BB: 0 P: 12	R: 0 E: 0 K: 1 S: 9	H: 1 LOB: 2 BB: 1 P: 15	R: 1 E: 0 K: 1 S: 10	H: 1 LOB: 0 BB: 0 P: 15	R: 0 E: 0 K: 0 S: 9	H: 0 LOB: 0 BB: 0 P: 11
--------------	-------------------------------	----------------------------------	------------------------------	----------------------------------	------------------------------	---------------------------------	------------------------------	----------------------------------	------------------------------	----------------------------------	------------------------------	----------------------------------	-------------------------------	----------------------------------	------------------------------	----------------------------------


PITCHER	IP	WLS	BF	H	R	ER	SO	BB	IBB	HBP	BLK	WP	HR	S	P	ERA	WHIP
Brooks Lawrence, R ERA: 5.42 (1, 1)	0.1	L	6	5	5	5	0	0	0	0	0	0	1	11	17	135.00	15.000
Willard Schmidt, R ERA: 3.48 (1, 1)	6.2		26	4	1	1	7	2	0	0	0	0	1	53	92	1.35	0.900
Luis Arroyo, L ERA: 5.4 (8, 1)	1.0		3	0	0	0	0	0	0	0	0	0	0	9	11	0.00	0.000

BOTTOM

Cincinnati Redlegs @ Los Angeles Dodgers
Los Angeles Memorial Coliseum, Los Angeles, CA

livebaseballscorecards.com

AB 33
R 6
H 9
RBI 6
BB 2
SO 7
LOB 8



WP: 0 PA: 35
PB: 0
SB: 1
CS: 0

Fri Jun 19 1959, 10:05 PM EDT
Att. 18,644 - Unknown

Batter	1	2	3	4	5	6	7	8	9	AB R H RBI BB SO LOB	TOP																								
Johnny Temple, R (1, 4) OBP: 0.410, SLG: 0.469	0-0 5-3		0-1 F9		1-0 G4-3 1B			0-1 F8		4 0 1 1 0 0 0	Cincinnati Redlegs @ Los Angeles Dodgers Los Angeles Memorial Coliseum, Los Angeles, CA Sat Jun 20 1959, 10:05 PM EDT Att: 25,448 - Unknown livebaseballscorecards.com																								
Vada Pinson, L (1, 8) OBP: 0.392, SLG: 0.569	1-1 1B		1-3 K		3-2 G4-3 1-2f			0-1 1B		4 0 2 0 0 1 2																									
Jerry Lynch, L (1, 7) OBP: 0.321, SLG: 0.455	1-2 L9			4-2 G6-4-3 BB				2-2 F5		3 0 0 0 1 1 2																									
Frank Robinson, R (1, 3) OBP: 0.373, SLG: 0.547	2-0 F8			1-2 G6-4-3 1-2f				1-3 K		4 0 0 0 0 1 2																									
Gus Bell, L (1, 9) OBP: 0.295, SLG: 0.377		2-3 K		0-0 4-3				1-1 F6		4 0 0 0 0 1 0																									
Frank Thomas, R (1, 5) OBP: 0.286, SLG: 0.395		1-2 4-3		1-0 HR				3-2 F4		4 1 1 1 0 0 0																									
Ed Bailey, L (1, 2) OBP: 0.360, SLG: 0.358		2-1 FC6-4 1B		4-2 FC1-5 1B BB				3-3 K		2 0 1 0 1 1 0																									
Eddie Kasko, R (1, 6) OBP: 0.311, SLG: 0.302		1-0 FC6-4 1-2f		0-1 FC1-5 1B 1B				0-1 F3		3 1 1 0 0 0 1																									
Bob Purkey, R (1, 1) OBP: 0.235, SLG: 0.281			3-3 K		0-0 FC1-5 1B 1-2 2-3f			1-3 K		2 0 0 0 0 1 2																									
Orlando Pena, R (6, 1) OBP: 0.176, SLG: 0.067										0 0 0 0 0 0 0																									
John Powers, L (8, PH) OBP: 0.273, SLG: 0.333										1 0 0 0 0 1 0																									
Luis Arroyo, L (8, 1)										0 0 0 0 0 0 0																									
Inning Stats	R: 0 E: 0 K: 0 S: 9	H: 1 LOB: 1 BB: 0 P: 13	R: 0 E: 0 K: 1 S: 11	H: 1 LOB: 1 BB: 0 P: 17	R: 0 E: 0 K: 2 S: 9	H: 0 LOB: 0 BB: 0 P: 13	R: 0 E: 0 K: 0 S: 7	H: 0 LOB: 0 BB: 1 P: 12	R: 2 E: 0 K: 0 S: 10	H: 3 LOB: 1 BB: 1 P: 19	R: 0 E: 0 K: 1 S: 7	H: 0 LOB: 0 BB: 0 P: 10	R: 0 E: 0 K: 1 S: 9	H: 0 LOB: 0 BB: 0 P: 15	R: 0 E: 0 K: 1 S: 10	H: 1 LOB: 1 BB: 0 P: 13	R: 0 E: 0 K: 1 S: 9	H: 0 LOB: 0 BB: 0 P: 12	1B: 5 2B: 0 3B: 0 HR: 1	SF: 0 SAC: 0 DP: 2 HBP: 0	WP: 0 PB: 0 SB: 0 CS: 0	PA: 33													
PITCHER Don Drysdale, R (1, 1) ERA: 3.48	IP 9.0	WLS W	BF 33	H 6	R 2	ER 2	SO 7	BB 2	IBB 0	HBP 0	BLK 0	WP 0	HR 1	S 81	P 124	ERA 2.00	WHIP 0.889	PITCHER	IP 9.0	WLS W	BF 33	H 6	R 2	ER 2	SO 7	BB 2	IBB 0	HBP 0	BLK 0	WP 0	HR 1	S 81	P 124	ERA 2.00	WHIP 0.889



Batter	1	2	3	4	5	6	7	8	9
Jim Gilliam, S (1, 5) OBP: 0.422, SLG: 0.383 	4-2 L9-3 BB 		2-2 F8 		1-0 F8 E 1B 	4-1 E S BB 		0-2 SH2-3 1B 	
Charlie Neal, R (1, 4) OBP: 0.349, SLG: 0.426 	1-2 L9-3 1-2 		4-2 BB 		2-2 F8 1-2 	1-0 F9 1-3 		0-1 SH2-3 1-2 2-3 	
Wally Moon, L (1, 7) Carl Furillo, R (9, 9) OBP: 0.415, SLG: 0.486 OBP: 0.353, SLG: 0.367 	0-0 F8 		0-2 F6 		1-0 E1 1B 		1-1 HR 	2-1 2-3 	
Duke Snider, L (1, 9) Ron Fairly, L (8, 9) Frank Howard, R (8, PH) OBP: 0.348, SLG: 0.493 OBP: 0.356, SLG: 0.384 OBP: 0.200, SLG: 0.222 		0-0 F5 		3-2 3-1 	1-3 K 		0-0 1-3 	1-3 K 	
Gil Hodges, R (1, 3) OBP: 0.394, SLG: 0.543 		0-1 1B PB 1B 		2-2 6-3 		1-2 HR 	0-1 HR 		
Don Demeter, R (1, 8) OBP: 0.335, SLG: 0.523 		0-2 F9 		0-1 5-3 		0-1 F9 	0-1 5-3 		
John Roseboro, L (1, 2) OBP: 0.341, SLG: 0.380 		1-1 1-3 1B 			0-1 FC5-4 1B 	1-2 1-3 	1-0 G3 		
Don Zimmer, R (1, 6) OBP: 0.288, SLG: 0.284 		1-0 F3 			2-2 FC5-4 3B 	1-1 HR 1B 		1-1 E5 SH 1B 	
Don Drysdale, R (1, 1) OBP: 0.152, SLG: 0.311 			0-0 F8 		1-0 1B 3B 	0-1 HR 		0-0 SH SH2-3 1B 	

Inning Stats	R: 0	H: 0	E: 0	K: 0	S: 8	R: 0	H: 2	E: 0	K: 0	S: 9	R: 0	H: 0	E: 0	K: 0	S: 9	R: 0	H: 0	E: 0	K: 0	S: 10	R: 3	H: 4	E: 1	K: 1	S: 14	R: 3	H: 3	E: 0	K: 0	S: 14	R: 2	H: 2	E: 0	K: 0	S: 8	R: 1	H: 1	E: 1	K: 1	S: 13	R: 3	H: 2	E: 0	K: 1	S: 17			
	0	0	0	0	8	0	2	0	0	9	0	0	0	0	10	0	0	0	0	15	1	2	1	0	22	0	2	0	0	10	0	2	0	0	17	1	1	1	17	0	0	0	0	0	0	0	0	0

PITCHER	IP	WLS	BF	H	R	ER	SO	BB	IBB	HBP	BLK	WP	HR	S	P	ERA	WHIP
Bob Purkey, R (1, 1) ERA: 5.02	5.2	L	27	9	6	6	1	2	0	0	0	0	2	62	91	9.53	1.941
Orlando Pena, R (6, 1) ERA: 6.47	1.1		7	2	2	2	0	1	0	0	0	0	2	10	17	13.50	2.250
Luis Arroyo, L (8, 1) ERA: 4.7	1.0		6	1	1	0	1	0	0	0	0	0	0	13	17	0.00	1.000

BOTTOM

AB R H RBI BB SO LOB

3	1	2	2	2	0	0
3	0	0	0	1	0	3
5	1	2	2	0	0	3
0	0	0	0	0	0	0
4	0	0	0	0	1	1
0	0	0	0	0	0	0
1	0	0	0	0	1	2
4	2	3	2	0	0	0
4	0	0	0	0	0	1
4	0	2	0	0	0	0
4	3	1	0	0	0	3
3	2	2	3	0	0	0

AB 35
R 9
H 12
RBI 9
BB 3
SO 2
LOB 13

WP: 0 PA: 40
 PB: 1
 SB: 1
 CS: 0

livebaseballscorecards.com

Cincinnati Redlegs @ Los Angeles Dodgers
Los Angeles Memorial Coliseum, Los Angeles, CA
 Sat Jun 20 1959, 10:05 PM EDT
 Att. 25,448 - Unknown

Batter	1	2	3	4	5	6	7	8	9	AB R H RBI BB SO LOB	TOP
Johnny Temple, R (1, 4) OBP: 0.415, SLG: 0.471 Bobby Henrich, R (8, PR) (8, 6)	0-2 	1-1 FC5-4 		1-2 G4-3 	1-0 		4-0 	2-2 	0-0 F3 	5 2 3 1 1 0 2 1 0 0 0 0 0 2	Cincinnati Redlegs @ Los Angeles Dodgers Los Angeles Memorial Coliseum, Los Angeles, CA Sun Jun 21 1959, 6:33 AM EDT Att. 24,965 - Unknown livebaseballscorecards.com
Vada Pinson, L (1, 8) OBP: 0.394, SLG: 0.570	0-0 	2-3 K 		4-2 	1-2 FC4-6 		3-2 	3-1 FC6-4 		5 2 2 2 1 1 4	
Pete Whisenant, R (1, 9) OBP: 0.321, SLG: 0.417 Gus Bell, L (5, PH) OBP: 0.296, SLG: 0.389 (5, 9)	0-0 F8 		0-0 5-3 	4-2 	0-0 		1-1 G3 	3-3 K 		2 1 0 0 1 0 2 3 1 1 3 0 1 3	
Frank Robinson, R (1, 3) OBP: 0.380, SLG: 0.546 Walt Dropo, R (8, 3) OBP: 0.205, SLG: 0.205	4-1 		1-3 K 	4-2 	1-0 		2-0 		4-1 	2 0 1 1 2 1 0 0 1 0 0 1 0 0	
Frank Thomas, R (1, 5) OBP: 0.283, SLG: 0.387	1-2 3-1 		4-0 	2-0 F9 	0-0 FC6-4 		2-0 F5 		0-0 F9 	5 0 0 1 1 0 7	
Jim Pendleton, R (1, 7) OBP: 0.350, SLG: 0.405	1-1 4-3 		0-0 F8 		0-0 	2-2 6-3 	0-3 		0-0 F3 	6 1 1 1 0 1 6	
Dutch Dotterer, R (1, 2) OBP: 0.405, SLG: 0.471		3-2 		1-0 	1-0 	2-0 5-3 		2-3 K 	4-2 	5 4 3 1 1 1 0	
Eddie Kasko, R (1, 6) OBP: 0.314, SLG: 0.306 (8, 4)		1-1 L6 		0-0 	2-3 K 	2-3 K 		1-0 	1-0 	6 2 2 0 0 2 3	
Don Newcombe, L (1, 1) OBP: 0.436, SLG: 0.426		2-2 		1-1 	1-1 		4-2 	4-1 	2-0 	4 3 4 4 2 0 0	
Inning Stats	R: 1 H: 2 E: 0 LOB: 2 K: 0 BB: 1 S: 11 P: 17	R: 1 H: 2 E: 0 LOB: 1 K: 1 BB: 0 S: 17 P: 26	R: 0 H: 0 E: 0 LOB: 1 K: 1 BB: 1 S: 5 P: 10	R: 4 H: 3 E: 2 LOB: 1 K: 0 BB: 3 S: 16 P: 33	R: 5 H: 5 E: 0 LOB: 1 K: 1 BB: 0 S: 13 P: 20	R: 0 H: 0 E: 0 LOB: 0 K: 1 BB: 0 S: 7 P: 13	R: 2 H: 2 E: 0 LOB: 2 K: 1 BB: 2 S: 16 P: 32	R: 2 H: 2 E: 0 LOB: 1 K: 2 BB: 1 S: 16 P: 31	R: 2 H: 1 E: 1 LOB: 2 K: 0 BB: 2 S: 8 P: 19	1B: 12 SF: 0 2B: 2 SAC: 0 3B: 0 DP: 1 HR: 3 HBP: 1	WP: 2 PA: 55 PB: 0 SB: 0 CS: 0
PITCHER Johnny Podres, L (1, 1) ERA: 3.59 Johnny Klippstein, R (4, 1) ERA: 5.26 Art Fowler, R (4, 1) ERA: 5.54 Clem Labine, R (5, 1) ERA: 4.23 Gene Snyder, L (6, 1) ERA: 3.55	IP WLS BF H R ER SO BB IBB HBP BLK WP HR S P ERA WHIP 3.0 L 18 7 5 5 2 2 0 0 0 1 1 37 59 15.00 3.000 0.2 4 0 0 0 0 3 0 0 0 0 0 11 24 0.00 4.500 0.2 6 4 5 5 1 0 0 0 1 1 1 9 16 67.50 6.000 0.2 4 1 1 1 0 0 0 1 0 0 1 5 7 13.50 1.500 2.0 10 2 2 2 2 2 0 0 0 0 0 23 45 9.00 2.000	PITCHER Stan Williams, R (8, 1) ERA: 4.58	IP WLS BF H R ER SO BB IBB HBP BLK WP HR S P ERA WHIP 2.0 13 3 4 2 2 3 0 0 0 0 0 24 50 9.00 3.000								

Batter	1	2	3	4	5	6	7	8	9	AB	R	H	RBI	BB	SO	LOB
Jim Gilliam, S (1, 5) OBP: 0.422, SLG: 0.381	0-0 4-3		4-1 BB		3-2 L6		2-0 1B		2-2 F7	4	0	1	0	1	0	1
Charlie Neal, R (1, 4) OBP: 0.351, SLG: 0.438	0-0 1-3		2-3 K		2-0 HR		0-0 1B		1-2 1B	4	1	2	1	0	1	2
Wally Moon, L (1, 7) OBP: 0.412, SLG: 0.481	2-0 4-3			0-2 2B	2-1 3-1		1-1 F8			4	1	1	0	0	0	2
Duke Snider, L (1, 9) OBP: 0.358, SLG: 0.507		2-2 F9		1-1 1B		1-2 1B		1-0 FC5-4		4	1	3	1	0	0	0
Ron Fairly, L (8, PR) OBP: 0.356, SLG: 0.384				1-H 2B						0	0	0	0	0	0	0
Gil Hodges, R (1, 3) OBP: 0.392, SLG: 0.536		1-1 6-3		0-1 1B		1-3 K		2-2 FC5-4		4	0	1	1	0	1	2
Don Demeter, R (1, 8) OBP: 0.329, SLG: 0.514				2-H 1B		0-2 F6		1-2f G5-4-3		4	0	0	0	0	1	3
John Roseboro, L (1, 2) OBP: 0.339, SLG: 0.389			1-2 4-3	1-3 K		0-1 F4			2-1 3B	4	0	1	0	0	1	2
Don Zimmer, R (1, 6) OBP: 0.292, SLG: 0.284			4-2 FC4-6	0-1 L8			1-2 1B		0-0 F6	0	0	0	0	1	0	0
Maury Wills, S (4, 6) OBP: 0.167, SLG: 0.222			BB				1B			3	0	1	0	0	0	2
Johnny Podres, L (1, 5) OBP: 0.285, SLG: 0.351			1-0 FC4-6		1-2 L8		0-3 K		3-3 K	1	0	0	0	0	0	1
Art Fowler, R (1, 5) OBP: 0.285, SLG: 0.351										0	0	0	0	0	0	0
Gene Ladd, R (1, 5) OBP: 0.285, SLG: 0.351										0	0	0	0	0	0	0
Carl Furillo, R (1, 5) OBP: 0.285, SLG: 0.351										0	0	0	0	0	0	0
Gene Stryder, R (1, 5) OBP: 0.285, SLG: 0.351										0	0	0	0	0	0	0
Frank Howard, R (1, 5) OBP: 0.285, SLG: 0.351										0	0	0	0	0	0	0
Stan Williams, R (1, 5) OBP: 0.285, SLG: 0.351										0	0	0	0	0	0	0
Rip Repulisti, R (1, 5) OBP: 0.285, SLG: 0.351										0	0	0	0	0	0	0

Inning Stats	R: 0	H: 0	E: 0	K: 0	S: 3	R: 0	H: 0	E: 0	K: 0	S: 6	R: 0	H: 0	E: 0	K: 1	S: 16	R: 2	H: 3	E: 0	K: 2	S: 16	R: 1	H: 1	E: 0	K: 0	S: 11	R: 0	H: 1	E: 0	K: 1	S: 11	R: 0	H: 3	E: 0	K: 1	S: 12	R: 0	H: 1	E: 0	K: 0	S: 6	R: 0	H: 1	E: 0	K: 1	S: 9	R: 0	H: 1	E: 0	K: 1	S: 9	1B: 7	2B: 1	3B: 1	SF: 0	SAC: 0	DP: 1	HBP: 0	WP: 0	PB: 0	SB: 0	CS: 0	PA: 37
--------------	------	------	------	------	------	------	------	------	------	------	------	------	------	------	-------	------	------	------	------	-------	------	------	------	------	-------	------	------	------	------	-------	------	------	------	------	-------	------	------	------	------	------	------	------	------	------	------	------	------	------	------	------	-------	-------	-------	-------	--------	-------	--------	-------	-------	-------	-------	--------

PITCHER	IP	WLS	BF	H	R	ER	SO	BB	IBB	HBP	BLK	WP	HR	S	P	ERA	WHIP
Don Newcombe, R (1, 1) ERA: 3.0	9.0	W	37	10	3	3	6	2	0	0	0	0	1	90	133	3.00	1.333

BOTTOM

Cincinnati Redlegs @ Los Angeles Dodgers
Los Angeles Memorial Coliseum, Los Angeles, CA

Sun Jun 21 1959, 6:33 AM EDT
 Att. 24,965 - Unknown

livebaseballscores.com

AB	35
R	3
H	10
RBI	3
BB	2
SO	6
LOB	17



Batter	1	2	3	4	5	6	7	8	9	AB R H RBI BB SO LOB	TOP
Joe Koppe, R (1, 6) OBP: 0.342, SLG: 0.333 (8, 4)	0-3 K	1-3 K			0-0 1B PB 1B	0-3 K			3-2 F8	5 1 1 0 0 3 3	Philadelphia Phillies @ Los Angeles Dodgers Los Angeles Memorial Coliseum, Los Angeles, CA Mon Jun 22 1959, 10:05 PM EDT Att. 10,290 - Unknown livebaseballscorecards.com
Richie Ashburn, L (1, 8) OBP: 0.366, SLG: 0.298	3-2 1B		0-2 FC5-4 1B		0-1 1-3 1B PB 1B		0-1 5-3	1-2 F8	5 0 3 0 0 0 0		
Dave Philley, S (1, 3) OBP: 0.346, SLG: 0.463	0-3 K		0-1 FC5-4 1-2f		4-0 1-2 BB		1-0 F3	2-2 1B	4 0 1 0 1 1 2		
Wally Post, R (1, 9) OBP: 0.309, SLG: 0.448	0-3 K		1-3 K		1-3 K		2-3 K		4 0 0 0 0 4 4		
Harry Anderson, L (1, 7) OBP: 0.339, SLG: 0.471		2-0 HR	2-2 F8		0-3 K		0-0 F6		4 1 1 1 0 1 3		
Gene Freese, R (1, 5) OBP: 0.321, SLG: 0.542		0-1 4-3		3-2 L8	0-2 F9		2-2 BB 1B		4 0 1 0 0 0 2		
Sparky Anderson, R (1, 4) OBP: 0.255, SLG: 0.230 Jim Bolger, R (8, PH) OBP: 0.200, SLG: 0.154 Chico Fernandez, R (8, 6) OBP: 0.263, SLG: 0.268		0-1 1B 1B		2-3 K		1-3 K	4-1 BB 1B		3 0 1 0 0 2 0 0 0 0 0 1 0 0 0 0 0 0 0 0 0		
Valmy Thomas, R (1, 2) OBP: 0.213, SLG: 0.158		2-3 K		0-0 1B	4-2 BB		2-3 K		3 0 1 0 1 2 3		
Jim Owens, R (1, 1) OBP: 0.171, SLG: 0.094 Bob Bowman, R (8, PH) OBP: 0.170, SLG: 0.217 Humberto Robinson, R (8, 1) OBP: 0.500, SLG: 0.500		1-2 1B		3-3 K	1-3 K		3-3 K		3 0 1 0 0 2 2 1 0 0 0 0 1 2 0 0 0 0 0 0 0		
Inning Stats	R: 0 H: 1 E: 0 LOB: 1 K: 3 BB: 0 S: 15 P: 18	R: 1 H: 3 E: 0 LOB: 2 K: 2 BB: 0 S: 14 P: 20	R: 0 H: 1 E: 0 LOB: 1 K: 1 BB: 0 S: 13 P: 16	R: 0 H: 1 E: 0 LOB: 1 K: 2 BB: 0 S: 13 P: 21	R: 1 H: 2 E: 0 LOB: 2 K: 2 BB: 1 S: 12 P: 17	R: 0 H: 0 E: 0 LOB: 1 K: 3 BB: 1 S: 12 P: 18	R: 0 H: 0 E: 0 LOB: 0 K: 1 BB: 0 S: 6 P: 9	R: 0 H: 1 E: 0 LOB: 2 K: 2 BB: 1 S: 12 P: 23	R: 0 H: 1 E: 0 LOB: 1 K: 0 BB: 0 S: 10 P: 16	1B: 9 SF: 0 2B: 0 SAC: 0 3B: 0 DP: 0 HR: 1 HBP: 0	
PITCHER Sandy Koufax, L (1, 1) ERA: 4.28	IP WLS BF H R ER SO BB IBB HBP BLK WP HR S P ERA WHIP 9.0 W 39 10 2 1 16 3 0 0 0 0 1 107 158 1.00 1.444	PITCHER IP WLS BF H R ER SO BB IBB HBP BLK WP HR S P ERA WHIP									

Philadelphia Phillies @ Los Angeles Dodgers
 Los Angeles Memorial Coliseum, Los Angeles, CA

AB	36
R	2
H	10
RBI	1
BB	3
SO	16
LOB	21



Batter	1	2	3	4	5	6	7	8	9	AB R H RBI BB SO LOB	TOP
Joe Koppe, R (1, 6) OBP: 0.337, SLG: 0.356	0-1 6-3		1-3 K			3-2 6-3		0-1 2B 3B		4 1 1 0 0 1 1	Philadelphia Phillies @ Los Angeles Dodgers Los Angeles Memorial Coliseum, Los Angeles, CA Tue Jun 23 1959, 10:05 PM EDT Att. 11,978 - Unknown livebaseballscorecards.com
Richie Ashburn, L (1, 8) OBP: 0.371, SLG: 0.306	2-2 5-3			0-0 HR 1B		4-2 BB		3-2 2B		3 1 2 1 1 0 0	
Dave Philley, S (1, 3) OBP: 0.344, SLG: 0.488	0-2 6-3			2-2 HR		1-3 K		1-3 K		4 1 1 2 0 2 2	
Gene Freese, R (1, 5) OBP: 0.318, SLG: 0.530		1-0 1B		0-2 L4		1-0 5-3			2-3 K	4 0 1 0 0 1 1	
Harry Anderson, L (1, 7) OBP: 0.337, SLG: 0.467		1-3 K		0-3 K		3-2 1B		1-0 F8		4 0 1 0 0 2 1	
Jim Bolger, R (1, 9) OBP: 0.158, SLG: 0.118		0-0 G6-4-3 1-2f		0-0 L7		0-0 G3-6 1-2f		0-0 5-3		4 0 0 0 0 0 2	
Sparky Anderson, R (1, 4) OBP: 0.251, SLG: 0.226			1-1 6-3		0-0 5-3		2-2 1-3			3 0 0 0 0 0 0	
Valmy Thomas, R (1, 2) OBP: 0.203, SLG: 0.150			1-0 4-3		2-0 6-3			3-2 L4		3 0 0 0 0 0 0	
Gene Conley, R (1, 1) OBP: 0.161, SLG: 0.194 Solly Drake, S (8, PH) OBP: 0.236, SLG: 0.133 Humberto Robinson, R (8, 1) OBP: 0.500, SLG: 0.500			1-2 1B		0-0 5-3			1-0 B1-3		2 0 1 0 0 0 0 1 0 0 0 0 0 0 0 0 0 0 0 0 0	
Inning Stats	R: 0 H: 0 E: 0 LOB: 0 K: 0 BB: 0 S: 10 P: 12	R: 0 H: 1 E: 0 LOB: 0 K: 1 BB: 0 S: 5 P: 7	R: 0 H: 1 E: 0 LOB: 1 K: 1 BB: 0 S: 10 P: 14	R: 2 H: 2 E: 0 LOB: 0 K: 1 BB: 0 S: 12 P: 14	R: 0 H: 0 E: 0 LOB: 0 K: 0 BB: 0 S: 3 P: 5	R: 0 H: 0 E: 0 LOB: 1 K: 1 BB: 1 S: 9 P: 18	R: 0 H: 1 E: 0 LOB: 0 K: 0 BB: 0 S: 7 P: 12	R: 1 H: 2 E: 0 LOB: 1 K: 1 BB: 0 S: 12 P: 20	R: 0 H: 0 E: 0 LOB: 0 K: 1 BB: 0 S: 7 P: 10	1B: 4 SF: 0 2B: 1 SAC: 0 3B: 1 DP: 2 HR: 1 HBP: 0	WP: 0 PA: 33 PB: 0 SB: 0 CS: 0
PITCHER Danny McDevitt, L (1, 1) ERA: 3.68	IP WLS BF H R ER SO BB IBB HBP BLK WP HR S P ERA WHIP										
	9.0 W 33 7 3 3 6 1 0 0 0 0 0 1 75 112 3.00 0.889										
PITCHER	IP WLS BF H R ER SO BB IBB HBP BLK WP HR S P ERA WHIP										

Batter	1	2	3	4	5	6	7	8	9	AB R H RBI BB SO LOB	TOP		
Joe Koppe, R (1, 6) OBP: 0.322, SLG: 0.338 Harry Hanebrink, L (9, PH) OBP: 0.319, SLG: 0.404	1-2 ① 1-3		2-3 ① K		2-1 ② F7		2-1 ① 1-4-3		1-2 FC5-4 1B	4 0 0 0 0 1 2 1 0 1 0 0 0 0	Philadelphia Phillies @ Los Angeles Dodgers Los Angeles Memorial Coliseum, Los Angeles, CA Wed Jun 24 1959, 10:05 PM EDT Att: 17,315 - Unknown		
Richie Ashburn, L (1, 8) OBP: 0.368, SLG: 0.308	2-1 ② 6-3		2-1 ② F4		1-2 ③ F9		0-1 FC1-6-5 2B		1-1 ① FC5-4 1-2f	5 0 1 0 0 0 3			
Dave Philley, S (1, 3) OBP: 0.327, SLG: 0.461	1-1 ③ 6-3		0-3 ③ K			2-2 ① 6-3	0-1 ② FC1-6-5 2-3		1-0 ② F7	5 0 0 0 0 1 4			
Gene Freese, R (1, 5) OBP: 0.322, SLG: 0.519		0-0 ① 5-3		4-2 E 1B 1B BB		0-0 E 1B 1B	3-2 ③ 5-3		1-1 ③ L8	4 2 1 0 1 0 2			
Harry Anderson, L (1, 7) OBP: 0.340, SLG: 0.468		2-2 ② F8		0-2 E8 1B 1B		1-0 ② F5		1-1 1B 1B		4 0 2 0 0 0 1			
Wally Post, R (1, 9) OBP: 0.317, SLG: 0.469		1-0 HR		1-2 FC5-4 1B 2-3 3-H		0-1 E E HR 1B		2-3 ① K		4 2 3 2 0 1 1			
Sparky Anderson, R (1, 4) OBP: 0.251, SLG: 0.226		0-0 ③ 6-3		0-1 ① FC5-4 G6-4-3 1-2f		0-1 E6 HR 1-3 2-H		1-2 FC6-4 1B		4 1 1 0 0 0 3			
Valmy Thomas, R (1, 2) OBP: 0.206, SLG: 0.203			3-2 E5 1B		0-0 ② G6-4-3 1-2f		1-1 HR 2-H 3-H		0-1 ② P4	4 1 1 3 0 0 4			
Ray Semproch, R (1, 1) OBP: 0.217, SLG: 0.217 Jack Muever, R (1, 1) OBP: 0.167, SLG: 0.167 Jim Bolger, R (3, PH) OBP: 0.230, SLG: 0.167 Don Cardwell, R (3, 1) Bob Bowman, R (8, PH) OBP: 0.167, SLG: 0.213 Turk Farrell, R (8, 1)			0-1 1B		2-3 ① K		1-1 ③ F3		1-1 ③ FC6-4 1-2f	0 0 0 0 0 0 0 0 0 0 0 0 0 0 1 0 1 0 0 0 0 2 0 0 0 0 1 0 1 0 0 0 0 0 2 0 0 0 0 0 0 0			
Inning Stats	R: 0 H: 0 E: 0 LOB: 0 K: 0 BB: 0 S: 11 P: 15	R: 1 H: 1 E: 0 LOB: 0 K: 0 BB: 0 S: 7 P: 10	R: 0 H: 1 E: 1 LOB: 2 K: 2 BB: 0 S: 13 P: 20	R: 1 H: 2 E: 1 LOB: 1 K: 0 BB: 1 S: 11 P: 16	R: 0 H: 0 E: 0 LOB: 0 K: 1 BB: 0 S: 8 P: 13	R: 4 H: 3 E: 1 LOB: 0 K: 0 BB: 0 S: 13 P: 18	R: 0 H: 1 E: 0 LOB: 1 K: 0 BB: 0 S: 10 P: 15	R: 0 H: 2 E: 0 LOB: 2 K: 1 BB: 0 S: 13 P: 18	R: 0 H: 1 E: 0 LOB: 1 K: 0 BB: 0 S: 8 P: 12	1B: 8 SF: 0 2B: 1 SAC: 0 3B: 0 DP: 1 HR: 2 HBP: 0	WP: 0 PA: 40 PB: 0 SB: 0 CS: 0		
PITCHER	IP WLS BF H R ER SO BB IBB HBP BLK WP HR S P ERA WHIP											PITCHER	IP WLS BF H R ER SO BB IBB HBP BLK WP HR S P ERA WHIP
Roger Craig, R (1, 1) ERA: 1.8 Clem Labine, R (7, 1) ERA: 3.97	6.0 W 27 7 6 1 3 1 0 0 0 0 0 2 63 92 1.50 1.333												

livebaseballscorecards.com

AB	39
R	6
H	11
RBI	5
BB	1
SO	4
LOB	22



Batter	1	2	3	4	5	6	7	8	9	AB R H RBI BB SO LOB
Jim Gilliam, S OBP: 0.431, SLG: 0.394 (1, 5)	4-0 BB 1B	2-1 F7	4-2 BB			0-0 F8		2-2 F6		3 1 0 0 2 0 0
Charlie Neal, R OBP: 0.352, SLG: 0.431 (1, 4)	0-1 F5	2-0 1-3 2B 1B	0-3 K			1-0 HR 1B		1-2 F8		5 2 2 0 0 1 2
Wally Moon, L OBP: 0.416, SLG: 0.493 (1, 7)	4-1 1B 1-2 1B BB	0-0 1-3				0-0 F8		1-0 HR		4 2 1 2 1 1 1
Duke Snider, L OBP: 0.361, SLG: 0.503 (1, 9)	3-1 1B 1-2 2-H 1B	4-2 2B 2B BB				1-3 K		1-1 4-3		3 2 1 1 1 1 0
Gil Hodges, R OBP: 0.391, SLG: 0.550 (1, 3)	1-1 1B 1-2 2-H 1B	1-1 2B 2B				1-3 K		2-3 K		4 1 2 2 0 2 0
Don Demeter, R OBP: 0.335, SLG: 0.541 (1, 8)	2-1 1B 1-2 2-3 1B	0-2 2B 2-H 3-H 2B				2-3 K		1-2 HR		4 1 3 3 0 1 0
John Roseboro, L OBP: 0.335, SLG: 0.378 (1, 2)	0-2 1B 1-2 2-3 3-H 1B	0-0 F6				1-2 G3		0-2 F5		4 0 1 1 0 0 1
Maury Wills, S OBP: 0.172, SLG: 0.179 (1, 6)	0-1 F7		2-2 6-3			4-2 BB		2-1 L6		3 0 0 0 1 0 3
Roger Craig, R Clem Labine, R	1-3 K		2-3 K			2-2 G3		1-3 K		3 0 0 0 0 2 4 1 0 0 0 0 1 0

Inning Stats	R: 3 E: 0 K: 1 S: 17	H: 4 LOB: 3 BB: 2 P: 32	R: 3 E: 0 K: 0 S: 14	H: 3 LOB: 1 BB: 1 P: 23	R: 0 E: 0 K: 2 S: 11	H: 0 LOB: 1 BB: 1 P: 19	R: 0 E: 0 K: 2 S: 7	H: 0 LOB: 0 BB: 0 P: 9	R: 0 E: 0 K: 1 S: 12	H: 0 LOB: 1 BB: 1 P: 21	R: 2 E: 0 K: 1 S: 8	H: 2 LOB: 0 BB: 0 P: 13	R: 1 E: 0 K: 1 S: 11	H: 1 LOB: 0 BB: 0 P: 15	R: 0 E: 0 K: 1 S: 9	H: 0 LOB: 0 BB: 0 P: 14
--------------	-------------------------------	----------------------------------	-------------------------------	----------------------------------	-------------------------------	----------------------------------	------------------------------	---------------------------------	-------------------------------	----------------------------------	------------------------------	----------------------------------	-------------------------------	----------------------------------	------------------------------	----------------------------------

PITCHER	IP	WLS	BF	H	R	ER	SO	BB	IBB	HBP	BLK	WP	HR	S	P	ERA	WHIP
Ray Semproch, R ERA: 4.76 (1, 1)	0.1		6	3	3	3	0	2	0	0	0	0	0	9	23	81.00	15.000
Jack Meyer, R ERA: 4.67 (1, 1)	1.2		10	4	3	3	1	1	0	0	0	0	0	22	32	16.20	3.000
Don Cardwell, R ERA: 5.26 (3, 1)	5.0	L	20	3	3	3	7	2	0	0	0	0	2	49	77	5.40	1.000
Turk Farrell, R ERA: 5.73 (8, 1)	1.0		3	0	0	0	1	0	0	0	0	0	0	9	14	0.00	0.000


BOTTOM

Philadelphia Phillies @ Los Angeles Dodgers
Los Angeles Memorial Coliseum, Los Angeles, CA

Wed Jun 24 1959, 10:05 PM EDT
Att. 17,315 - Unknown

livebaseballscorecards.com

AB	34
R	9
H	10
RBI	9
BB	5
SO	9
LOB	11



WP: 0	PA: 39
PB: 0	
SB: 0	
CS: 0	

Batter	1	2	3	4	5	6	7	8	9	AB R H RBI BB SO LOB	TOP									
Joe Koppe, R (1, 6) OBP: 0.308, SLG: 0.321	1-1 5-3		2-0 FC6-4		1-2 6-3		1-0 G3			4 0 0 0 0 0 3										
Richie Ashburn, L (1, 8) OBP: 0.364, SLG: 0.303	1-2 4-3		0-0 FC6-4			0-1 F6		1-2 6-3		4 0 0 0 0 0 1										
Dave Philley, S (1, 3) OBP: 0.324, SLG: 0.446	4-2 BB		1-1 4-3			0-0 F4		0-1 F8		3 0 0 0 1 0 1										
Gene Freese, R (1, 5) OBP: 0.311, SLG: 0.500	1-3 K			0-2 5-3		1-1 4-3		0-1 F8		4 0 0 0 0 1 1										
Harry Anderson, L (1, 7) OBP: 0.338, SLG: 0.464		0-3 K		3-3 K			1-0 HR 1B		0-3 K	4 1 1 0 0 3 0										
Wally Post, R (1, 9) OBP: 0.320, SLG: 0.481		4-1 FC6-4 BB		2-2 F8			0-0 HR 1-H		2-2 F2	3 1 1 2 1 0 0										
Sparky Anderson, R (1, 4) OBP: 0.248, SLG: 0.223		2-1 FC6-4			1-2 F5		2-2 6-3		1-0 1B	3 0 0 0 0 0 1										
Harry Hanebrink, L (9, PH) OBP: 0.333, SLG: 0.417										1 0 1 0 0 0 0										
Valmy Thomas, R (1, 2) OBP: 0.211, SLG: 0.197		3-2 G3			4-1 BB 3-1		0-0 6-3		0-0 4-3	2 0 0 0 1 0 1										
Solly Drake, S (9, PH) OBP: 0.222, SLG: 0.125										1 0 0 0 0 0 1										
Robin Roberts, S (1, 1) OBP: 0.257, SLG: 0.290			4-2 FC6-4 BB		0-1 3-1		1-2 HBP			0 0 0 0 0 0 0										
Turk Farrell, R (7, 1)																				
Inning Stats	R: 0 E: 0 K: 1 S: 12	H: 0 LOB: 1 BB: 1 P: 19	R: 0 E: 0 K: 1 S: 9	H: 0 LOB: 1 BB: 1 P: 18	R: 0 E: 0 K: 0 S: 7	H: 0 LOB: 1 BB: 1 P: 14	R: 0 E: 0 K: 1 S: 9	H: 0 LOB: 0 BB: 0 P: 14	R: 0 E: 0 K: 0 S: 5	H: 0 LOB: 1 BB: 1 P: 15	R: 2 E: 0 K: 0 S: 10	H: 2 LOB: 1 BB: 0 P: 15	R: 0 E: 0 K: 0 S: 8	H: 0 LOB: 0 BB: 0 P: 9	R: 0 E: 0 K: 1 S: 8	H: 1 LOB: 1 BB: 0 P: 11	1B: 2 2B: 0 3B: 0 HR: 1	SF: 0 SAC: 0 DP: 0 HBP: 1	WP: 0 PB: 0 SB: 0 CS: 0	PA: 35
PITCHER Don Drysdale, R (1, 1) ERA: 3.38	IP: 9.0 WLS: W BF: 35 H: 3 R: 2 ER: 2 SO: 4 BB: 4 IBB: 0 HBP: 1 BLK: 0 WP: 0 HR: 1 S: 77 P: 121 ERA: 2.00 WHIP: 0.778																			
PITCHER	IP: 0.0 WLS: 0 BF: 0 H: 0 R: 0 ER: 0 SO: 0 BB: 0 IBB: 0 HBP: 0 BLK: 0 WP: 0 HR: 0 S: 0 P: 0 ERA: 0.00 WHIP: 0.000																			

Philadelphia Phillies @ Los Angeles Dodgers
 Los Angeles Memorial Coliseum, Los Angeles, CA
 Thu Jun 25 1959, 10:05 PM EDT
 Att. 14,662 - Unknown

AB	30
R	2
H	3
RBI	2
BB	4
SO	4
LOB	10



Batter	1	2	3	4	5	6	7	8	9
Jim Gilliam, S <small>OBP: 0.436, SLG: 0.398</small> (1, 5)	0-2 1B	2-1 F8		0-0 PO 1B			4-2 1-3 BB		
Charlie Neal, R <small>OBP: 0.350, SLG: 0.429</small> (1, 4)	0-1 FC4-6 1B	0-2 E5		0-0 F5			0-3 K		
Wally Moon, L <small>OBP: 0.414, SLG: 0.487</small> (1, 7)	0-2 FC4-6 HR	2-2 1-3		0-1 F9			4-2 1-3 BB		
Duke Snider, L <small>OBP: 0.364, SLG: 0.519</small> (1, 9)	3-1 HR		4-2 F9 HBP BB	0-1 PO	0-0 3-1		1-0 1-3		
Gil Hodges, R <small>OBP: 0.392, SLG: 0.561</small> (1, 3)	0-0 HR		1-1 1-2 HBP		3-3 K		2-3 K		
Don Demeter, R <small>OBP: 0.329, SLG: 0.532</small> (1, 8)	1-0 5-3		0-2 F6		1-1 F8		1-2 6-3		
John Roseboro, L <small>OBP: 0.333, SLG: 0.375</small> (1, 2)	2-2 F8		0-0 F9		0-3 K		1-1 1B		
Don Zimmer, R <small>OBP: 0.286, SLG: 0.277</small> (1, 6)		0-3 K	2-2 F7		2-2 F3		0-3 K		
Don Drysdale, R <small>OBP: 0.184, SLG: 0.396</small> (1, 1)		2-0 E 1B		1-0 HR		2-3 K			

AB	R	H	RBI	BB	SO	LOB
3	1	2	0	1	0	1
4	0	1	0	0	1	3
3	1	0	1	1	0	4
3	1	1	2	1	0	2
3	1	1	1	0	2	2
4	0	0	0	0	0	2
4	0	1	0	0	1	2
4	0	0	0	0	2	2
3	1	2	1	0	1	0

Philadelphia Phillies @ Los Angeles Dodgers
Los Angeles Memorial Coliseum, Los Angeles, CA

Thu Jun 25 1959, 10:05 PM EDT
 Att. 14,662 - Unknown

AB	31
R	5
H	8
RBI	5
BB	3
SO	7
LOB	18

Inning Stats		R: 4	H: 4	LOB: 0	K: 0	S: 16	R: 0	H: 1	LOB: 2	K: 1	S: 12	R: 0	H: 0	LOB: 2	K: 0	S: 10	R: 1	H: 2	LOB: 0	K: 0	S: 6	R: 0	H: 0	LOB: 0	K: 1	S: 7	R: 0	H: 0	LOB: 2	K: 2	S: 9	R: 0	H: 0	LOB: 2	K: 1	S: 11	R: 0	H: 1	LOB: 0	K: 1	S: 8
PITCHER	IP	WLS	BF	H	R	ER	SO	BB	IBB	HBP	BLK	WP	HR	S	P	ERA	WHIP																								
Robin Roberts, R <small>ERA: 5.06</small>	(1, 1)	6.0	L	27	7	5	5	4	1	0	0	0	3	60	88	7.50	1.333																								
Turk Farrell, R <small>ERA: 5.25</small>	(7, 1)	2.0		8	1	0	3	2	0	0	0	0	0	19	32	0.00	1.500																								

WP	PA	36
WP: 0	PA: 36	
PB: 0		
SB: 1		
CS: 0		

Batter	1	2	3	4	5	6	7	8	9	AB R H RBI BB SO LOB	TOP											
Roman Mejias, R (1, 9) OBP: 0.307, SLG: 0.322	3-3 K		1-3 K			1-0 5-3		2-1 2B		4 1 1 0 0 2 0	Pittsburgh Pirates @ Los Angeles Dodgers Los Angeles Memorial Coliseum, Los Angeles, CA Fri Jun 26 1959, 10:05 PM EDT Att: 22,719 - Unknown											
Dick Groat, R (1, 6) OBP: 0.317, SLG: 0.353	1-2 6-3		0-1 5-3			2-1 1B		0-0 F3		4 0 1 0 0 0 1												
Smoky Burgess, L (1, 2) OBP: 0.366, SLG: 0.548	2-1 4-3				0-1 F6	0-1 G4-3 1B		1-0 HR		4 1 2 1 0 0 0												
Dick Stuart, R (1, 3) OBP: 0.419, SLG: 0.654		4-2 FC6-4 1B BB			1-1 F8	2-2 G4-3 1B 1-2f		1-1 HR		3 1 1 2 1 0 2												
Harry Bright, R (1, 7) OBP: 0.357, SLG: 0.692		1-2 FC6-4 1B			2-1 HR			3-1 6-3		4 1 2 1 0 1 0												
Bill Mazeroski, R (1, 4) OBP: 0.293, SLG: 0.378		0-2 FC6-4 1-2f 2-3			1-0 F8			0-1 FC3-6 1B		4 0 1 0 0 0 2												
Don Hoak, R (1, 5) OBP: 0.391, SLG: 0.462		0-0 F8			0-0 F4			1-0 FC3-6 1-2f		4 1 1 1 0 0 3												
Bill Virdon, L (1, 8) OBP: 0.298, SLG: 0.348		1-1 4-3			2-3 K			0-3 K		3 0 0 0 0 0 1 2												
Hank Foiles, R (9, PH) OBP: 0.222, SLG: 0.294					1-3 K			0-3 K		1 0 0 0 0 0 1 1												
Ron Kline, R (1, 1) OBP: 0.152, SLG: 0.152			2-3 K					2-1 F7		0 0 0 0 0 0 0 0												
Vern Law, R (3, PH) OBP: 0.239, SLG: 0.318										1 0 0 0 0 0 1 0												
Ron Blackburn, R (3, 1) OBP: 0.200, SLG: 0.800										1 0 0 0 0 0 1 0												
Ted Kuszewski, L (8, PH) OBP: 0.337, SLG: 0.479										1 0 0 0 0 0 0 0												
Bob Porterfield, R (8, 1) OBP: 0.359, SLG: 0.525										0 0 0 0 0 0 0 0												
Danny Kravitz, L (9, PH)										1 0 0 0 0 0 1 1												
Inning Stats	R: 0 E: 0 K: 1 S: 9	H: 0 LOB: 0 BB: 0 P: 15	R: 0 E: 0 K: 0 S: 12	H: 1 LOB: 2 BB: 1 P: 18	R: 0 E: 0 K: 2 S: 9	H: 0 LOB: 0 BB: 0 P: 12	R: 1 E: 0 K: 0 S: 7	H: 1 LOB: 0 BB: 0 P: 11	R: 0 E: 0 K: 2 S: 7	H: 0 LOB: 0 BB: 0 P: 10	R: 0 E: 0 K: 0 S: 9	H: 2 LOB: 1 BB: 0 P: 14	R: 1 E: 0 K: 1 S: 11	H: 1 LOB: 0 BB: 0 P: 17	R: 3 E: 0 K: 0 S: 10	H: 3 LOB: 0 BB: 0 P: 19	R: 0 E: 0 K: 2 S: 9	H: 1 LOB: 1 BB: 0 P: 10	1B: 4 2B: 2 3B: 0 HR: 3	SF: 0 SAC: 0 DP: 1 HBP: 0	WP: 0 PB: 0 SB: 0 CS: 0	PA: 36
PITCHER	IP WLS BF H R ER SO BB IBB HBP BLK WP HR S P ERA WHIP																					
Johnny Podres, L (1, 1) ERA: 3.75	7.2 W 31 8 5 5 6 1 0 0 0 0 3 72 111 5.87 1.174																					
Clem Labine, R (8, 1) ERA: 3.94	0.1 2 1 0 0 0 0 0 0 0 0 0 4 7 0.00 3.000																					
Danny McDevitt, L (9, 1) ERA: 3.64	1.0 S 3 0 0 0 2 0 0 0 0 0 0 7 8 0.00 0.000																					

livebaseballscorecards.com

AB	35
R	5
H	9
RBI	5
BB	1
SO	8
LOB	12



Batter	1	2	3	4	5	6	7	8	9	AB	R	H	RBI	BB	SO	LOB
Jim Gilliam, S OBP: 0.437, SLG: 0.402 (1, 5)	0-0 WP 6-3 HR 1B	2-2 SF8		2-2 4-3			0-1 HR 1B			3	2	2	1	0	0	1
Charlie Neal, R OBP: 0.352, SLG: 0.438 (1, 4)	3-1 6-3 1-2	1-0 5-3			4-2 G3 BB		0-0 1-H HR			3	1	1	2	1	0	2
Wally Moon, L OBP: 0.408, SLG: 0.478 (1, 7)	1-1 F8		3-2 6-3		0-0 G3 1-2		2-0 6-3			4	0	0	0	0	0	2
Duke Snider, L OBP: 0.362, SLG: 0.531 (1, 9)	2-1 HR		2-2 1-3		1-0 L8		0-2 4-3			4	1	1	2	0	0	1
Gil Hodges, R OBP: 0.394, SLG: 0.558 (1, 3)	1-1 F9		1-2 1B		2-1 5-3			4-2 FC4-8 BB		3	0	1	0	1	0	1
Don Demeter, R OBP: 0.328, SLG: 0.527 (1, 8)		1-2 F5	0-3 K		0-2 G4-6-3 1B			0-0 B3		4	0	1	0	0	1	2
John Roseboro, L OBP: 0.337, SLG: 0.394 (1, 2)		3-1 HR		1-2 FC4 1B		1-1 G4-6-3		1-2 FC4-6 BB		4	1	2	1	0	0	2
Don Zimmer, R OBP: 0.290, SLG: 0.274 (1, 6)		4-0 2B SF8 BB		1-1 FC4 6-3 E 1-2f		0-0 L7		4-1 1-2 BB		2	1	0	0	2	0	1
Johnny Podres, L OBP: 0.333, SLG: 0.289 (1, 1)		0-2 1-3 2B		1-0 6-3		1-0 SAFE 6-3		1-0 F8		3	0	1	0	0	0	1
Clem Labine, R (8, 1)										1	0	0	0	0	1	2
Danny McDevitt, L OBP: 0.115, SLG: 0.154 (9, 1)										0	0	0	0	0	0	0

Inning Stats	R: 2	H: 2	E: 0	K: 0	S: 9	H: 2	LOB: 0	BB: 0	P: 16	R: 2	H: 2	E: 0	K: 0	S: 13	H: 2	LOB: 1	BB: 1	P: 24	R: 0	H: 1	E: 0	K: 1	S: 14	H: 1	LOB: 1	BB: 0	P: 20	R: 0	H: 1	E: 2	K: 0	S: 9	H: 1	LOB: 1	BB: 0	P: 14	R: 0	H: 0	E: 0	K: 0	S: 7	H: 1	LOB: 0	BB: 0	P: 7	R: 2	H: 2	E: 0	K: 0	S: 8	H: 2	LOB: 0	BB: 0	P: 11	R: 0	H: 0	E: 0	K: 1	S: 10	H: 0	LOB: 2	BB: 2	P: 20
1B: 5	SF: 1	2B: 1	SAC: 0	3B: 0	DP: 1	HR: 3	HBP: 0	WP: 1	PA: 36																																																						

PITCHER	IP	WLS	BF	H	R	ER	SO	BB	IBB	HBP	BLK	WP	HR	S	P	ERA	WHIP
Ron Kline, R ERA: 3.96 (1, 1)	2.0	L	11	4	4	4	0	1	0	0	0	1	2	22	40	18.00	2.500
Ron Blackburn, R ERA: 3.32 (3, 1)	5.0		20	5	2	2	1	1	0	0	0	0	1	44	66	3.60	1.200
Bob Porterfield, R ERA: 5.73 (8, 1)	1.0		5	0	0	0	1	2	0	0	0	0	0	10	20	0.00	2.000

BOTTOM

Pittsburgh Pirates @ Los Angeles Dodgers
Los Angeles Memorial Coliseum, Los Angeles, CA

livebaseballscorecards.com

AB	31
R	6
H	9
RBI	6
BB	4
SO	2
LOB	15



Fri Jun 26 1959, 10:05 PM EDT
Att. 22,719 - Unknown

Batter	1	2	3	4	5	6	7	8	9	AB R H RBI BB SO LOB	TOP	
Roman Mejias, R OBP: 0.301, SLG: 0.315 (1, 9) X	0-0 F4		2-3 K		1-3 K		2-3 K			4 0 0 0 0 3 2	Pittsburgh Pirates @ Los Angeles Dodgers Los Angeles Memorial Coliseum, Los Angeles, CA Sat Jun 27 19:59, 10:05 PM EDT Att: 31,649 - Unknown livebaseballscorecards.com	
Dick Groat, R OBP: 0.316, SLG: 0.352 (1, 6) B B F X	2-1 1B 1B		1-1 L4			1-2 4-3		1-0 F8		4 0 1 0 0 0 0		
Smoky Burgess, L OBP: 0.364, SLG: 0.542 (1, 2) F B C B B F X	3-2 F8			0-1 3-1		1-2 WP 1B 1B		0-0 F5		4 0 1 0 0 0 1		
Dick Stuart, R OBP: 0.421, SLG: 0.651 (1, 3) F X	0-1 1-2 1B			0-3 K		1-2 WP 1B		0-0 F2		4 0 2 0 0 1 0		
Harry Bright, R OBP: 0.375, SLG: 0.643 (1, 7) B S F S	1-3 K			4-2 BB		0-3 K 1-2 2-3		4-0 FC6-4 BB		2 0 0 0 2 2 4		
Bill Mazeroski, R OBP: 0.269, SLG: 0.373 (1, 4) X		0-0 F8		1-2 4-3		1-0 F9		0-1 F4		4 0 0 0 0 0 4		
Don Hoak, R OBP: 0.387, SLG: 0.456 (1, 5) B B F X		2-1 F8			1-0 F8		1-0 F7		0-0 FC6-4 1-2			4 0 0 0 0 0 1
Bill Virdon, L OBP: 0.301, SLG: 0.350 (1, 8) B X		1-0 4-3			1-2 1B		1-0 1B		2-2 F9			4 0 2 0 0 0 1
Vern Law, R OBP: 0.224, SLG: 0.298 (1, 1) F C B X			1-2 F2		0-3 K		1-3 K			3 0 0 0 0 2 2		
Inning Stats	R: 0 H: 2 E: 0 LOB: 2 K: 1 BB: 0 S: 12 P: 18	R: 0 H: 0 E: 0 LOB: 0 K: 0 BB: 0 S: 4 P: 7	R: 0 H: 0 E: 0 LOB: 0 K: 1 BB: 0 S: 8 P: 12	R: 0 H: 0 E: 0 LOB: 1 K: 1 BB: 1 S: 12 P: 17	R: 0 H: 1 E: 0 LOB: 1 K: 2 BB: 0 S: 10 P: 13	R: 0 H: 2 E: 0 LOB: 2 K: 1 BB: 0 S: 14 P: 18	R: 0 H: 1 E: 0 LOB: 1 K: 2 BB: 0 S: 9 P: 14	R: 0 H: 0 E: 0 LOB: 0 K: 0 BB: 0 S: 3 P: 4	R: 0 H: 0 E: 0 LOB: 1 K: 0 BB: 1 S: 7 P: 13	1B: 6 SF: 0 2B: 0 SAC: 0 3B: 0 DP: 0 HR: 0 HBP: 0	WP: 1 PA: 35 PB: 0 SB: 0 CS: 0	
PITCHER Sandy Koufax, L (1, 1) ERA: 3.73	IP WLS BF H R ER SO BB IBB HBP BLK WP HR S P ERA WHIP											PITCHER IP WLS BF H R ER SO BB IBB HBP BLK WP HR S P ERA WHIP

AB	33
R	0
H	6
RBI	0
BB	2
SO	8
LOB	15



Batter	1	2	3	4	5	6	7	8	9
Jim Gilliam, S (1, 5) <small>OBP: 0.438, SLG: 0.405</small>	0-0 			2-1 4-3 <small>CBBX</small>		1-1 4-3 <small>CBBX</small>		4-0 	
Charlie Neal, R (1, 4) <small>OBP: 0.354, SLG: 0.446</small>	3-2 8-5 <small>2-3f</small>			0-0 		0-0 F2 <small>1-H, 2-H</small>		0-1 	
Wally Moon, L (1, 7) <small>OBP: 0.401, SLG: 0.470</small>	3-3 K			1-1 4-3 <small>2-3</small>		1-1 4-3		2-1 F8	
Duke Snider, L (1, 9) <small>OBP: 0.361, SLG: 0.527</small>		0-0 5-3		1-0 		2-3 K			
Gil Hodges, R (1, 3) <small>OBP: 0.398, SLG: 0.557</small>		1-3 K		4-1 		2-2 			
Don Demeter, R (1, 8) <small>OBP: 0.324, SLG: 0.521</small>		1-1 L5		0-3 K		0-0 			
John Roseboro, L (1, 2) <small>OBP: 0.332, SLG: 0.388</small>			0-0 F8		0-0 4-3		1-1 CS	1-0 F7	
Don Zimmer, R (1, 6) <small>OBP: 0.291, SLG: 0.281</small>			0-0 6-3		0-2 L7			0-1 	
Sandy Koufax, R (1, 1) <small>OBP: 0.154, SLG: 0.231</small>			2-3 K		2-3 K			2-3 K	

Inning Stats	R: 0	H: 1	E: 0	K: 1	S: 9	LOB: 0	BB: 0	P: 15
	R: 0	H: 0	E: 0	K: 1	S: 6 <td>LOB: 0</td> <td>BB: 0</td> <td>P: 8 </td>	LOB: 0	BB: 0	P: 8
	R: 0	H: 0	E: 0	K: 1	S: 5 <td>LOB: 0</td> <td>BB: 0</td> <td>P: 7 </td>	LOB: 0	BB: 0	P: 7
	R: 1	H: 2	E: 0	K: 1	S: 10 <td>LOB: 2</td> <td>BB: 1</td> <td>P: 18 </td>	LOB: 2	BB: 1	P: 18
	R: 0	H: 0	E: 0	K: 1	S: 7 <td>LOB: 0</td> <td>BB: 0</td> <td>P: 9 </td>	LOB: 0	BB: 0	P: 9
	R: 0	H: 0	E: 0	K: 1	S: 5 <td>LOB: 0</td> <td>BB: 0</td> <td>P: 7 </td>	LOB: 0	BB: 0	P: 7
	R: 0	H: 1	E: 0	K: 1	S: 9 <td>LOB: 0</td> <td>BB: 0</td> <td>P: 14 </td>	LOB: 0	BB: 0	P: 14
	R: 2	H: 2	E: 0	K: 1	S: 10 <td>LOB: 1</td> <td>BB: 1</td> <td>P: 19 </td>	LOB: 1	BB: 1	P: 19

PITCHER	IP	WLS	BF	H	R	ER	SO	BB	IBB	HBP	BLK	WP	HR	S	P	ERA	WHIP
Vern Law, R (1, 1) <small>ERA: 3.87</small>	8.0	L	30	6	3	3	7	1	1	0	0	0	0	61	97	3.38	0.875

BOTTOM

AB	R	H	RBI	BB	SO	LOB
3	1	1	0	1	0	0
4	1	2	2	0	0	1
4	0	0	0	0	1	2
3	0	1	1	0	1	0
2	0	1	0	1	1	0
3	0	0	0	0	1	3
3	0	0	0	0	0	0
3	1	1	0	0	0	0
3	0	0	0	0	3	1

AB 28
R 3
H 6
RBI 3
BB 2
SO 7
LOB 7

WP	PA	ERA	WHIP
0	31		

Pittsburgh Pirates @ Los Angeles Dodgers
 Los Angeles Memorial Coliseum, Los Angeles, CA
 Sat Jun 27 1959, 10:05 PM EDT
 Att. 31,649 - Unknown

livebaseballscorecards.com

Batter	1	2	3	4	5	6	7	8	9	AB R H RBI BB SO LOB	TOP										
Bill Virdon, L (1, 8) OBP: 0.299, SLG: 0.348	3-2 G3		0-0 G3			1-3 K	1-1 1B		0-2 G3	5 0 1 0 0 1 0	Pittsburgh Pirates @ Los Angeles Dodgers Los Angeles Memorial Coliseum, Los Angeles, CA Sun Jun 28 1959, 6:33 AM EDT Att: 27,785 - Unknown										
Dick Groat, R (1, 6) OBP: 0.311, SLG: 0.345	2-1 6-3		2-1 6-3			0-2 G3	1-3 K		2-1 6-3	5 0 0 0 0 1 2											
Roman Mejias, R (1, 9) OBP: 0.299, SLG: 0.312	0-0 L6				2-2 5-3	0-0 1B		1-1 6-3	0-0 E6 1B	5 1 1 0 0 0 0											
Dick Stuart, R (1, 3) OBP: 0.429, SLG: 0.651		4-2 BB		1-0 5-3		4-2 BB		1-1 1B	0-0 1B	3 1 2 1 2 0 0											
Bob Skinner, L (1, 7) OBP: 0.354, SLG: 0.452		1-1 FC4-6 2B		2-2 F7		4-0 BB		2-3 K	0-0 1B	4 1 1 0 1 1 2											
Bill Mazeroski, R (1, 4) OBP: 0.295, SLG: 0.380		0-0 2B		0-3 K		0-0 FC6-4 BB		1-1 1B	0-0 1B	5 1 3 1 0 1 3											
Don Hoak, R (1, 5) OBP: 0.387, SLG: 0.453		4-1 BB		2-1 6-3			0-2 5-3	0-1 E	0-0 F9	4 0 1 1 1 0 3											
Hank Foiles, R (1, 2) OBP: 0.241, SLG: 0.296		0-1 G6-4-3 2B		2-1 1B			4-0 BB	3-1 E5		3 0 1 0 1 0 3											
Bob Friend, R (1, 1) OBP: 0.289, SLG: 0.250			0-1 6-3		0-0 4-3		3-3 K	2-3 K		1 0 0 0 0 0 0											
Bennie Daniels, L (4, 1) OBP: 0.368, SLG: 0.375										1 0 0 0 0 0 1											
George Witt, R (6, 1)										1 0 0 0 0 1 1											
Harry Bright, R (8, PH) OBP: 0.364, SLG: 0.621										1 0 0 0 0 1 2											
Bob Porterfield, R (8, 1)										0 0 0 0 0 0 0											
Inning Stats	R: 0 E: 0 K: 0 S: 7	H: 0 LOB: 0 BB: 0 P: 12	R: 1 E: 0 K: 0 S: 8	H: 1 LOB: 1 BB: 2 P: 17	R: 0 E: 0 K: 0 S: 5	H: 0 LOB: 0 BB: 0 P: 7	R: 0 E: 0 K: 1 S: 8	H: 1 LOB: 1 BB: 0 P: 12	R: 0 E: 0 K: 1 S: 12	H: 1 LOB: 3 BB: 2 P: 21	R: 0 E: 0 K: 2 S: 11	H: 1 LOB: 2 BB: 1 P: 20	R: 2 E: 1 K: 2 S: 16	H: 3 LOB: 2 BB: 0 P: 26	R: 1 E: 1 K: 0 S: 10	H: 3 LOB: 3 BB: 0 P: 12	1B: 9 2B: 1 3B: 0 HR: 0	SF: 0 SAC: 0 DP: 1 HBP: 0	WP: 0 PB: 0 SB: 0 CS: 0	PA: 43	
PITCHER Danny McDevitt, L (1, 1) ERA: 3.49	IP: 8.2 WLS: W BF: 42 H: 10 R: 4 ER: 2 SO: 6 BB: 5 IBB: 0 HBP: 0 BLK: 0 WP: 0 HR: 0 S: 83 P: 138 ERA: 2.08 WHIP: 1.731																				
Don Drysdale, R (9, 1) ERA: 3.38	IP: 0.1 WLS: S BF: 1 H: 0 R: 0 ER: 0 SO: 0 BB: 0 IBB: 0 HBP: 0 BLK: 0 WP: 0 HR: 0 S: 1 P: 1 ERA: 0.00 WHIP: 0.000																				

livebaseballscorecards.com

AB	38
R	4
H	10
RBI	3
BB	5
SO	6
LOB	17



Batter	1	2	3	4	5	6	7	8	9
Jim Gilliam, S <small>(1, 5) OBP: 0.442, SLG: 0.409</small>	 <small>4-2</small>		 <small>3-2</small>	 <small>2-1</small>		 <small>2-2</small>		 <small>1-1</small>	
Charlie Neal, R <small>(1, 4) OBP: 0.356, SLG: 0.460</small>	 <small>0-0</small>		 <small>0-0</small>	 <small>0-0</small>		 <small>1-1</small>		 <small>1-1</small>	
Wally Moon, L <small>(1, 7) OBP: 0.401, SLG: 0.473</small>	 <small>2-1</small>		 <small>2-0</small>	 <small>3-2</small>		 <small>3-2</small>		 <small>0-3</small>	
Duke Snider, L <small>(1, 9) OBP: 0.355, SLG: 0.518</small> Ron Fairly, L <small>(7, 9) OBP: 0.352, SLG: 0.379</small>	 <small>0-3</small>		 <small>0-0</small>	 <small>2-2</small>		 <small>3-1</small>		 <small>0-0</small>	
Gil Hodges, R <small>(1, 3) OBP: 0.399, SLG: 0.575</small>	 <small>0-1</small>			 <small>3-2</small>	 <small>3-1</small>		 <small>2-1</small>		
Don Demeter, R <small>(1, 8) OBP: 0.331, SLG: 0.535</small>		 <small>1-1</small>		 <small>1-1</small>	 <small>3-3</small>		 <small>4-1</small>		
John Roseboro, L <small>(1, 2) OBP: 0.335, SLG: 0.387</small>		 <small>1-1</small>		 <small>0-0</small>	 <small>3-3</small>		 <small>4-2</small>		
Don Zimmer, R <small>(1, 6) OBP: 0.290, SLG: 0.278</small>		 <small>1-1</small>		 <small>0-0</small>	 <small>4-1</small>		 <small>3-3</small>		
Danny McDevitt, L <small>(1, 1) OBP: 0.100, SLG: 0.133</small> Don Drysdale, R <small>(9, 1) OBP: 0.184, SLG: 0.396</small>		 <small>2-3</small>		 <small>0-1</small>	 <small>2-2</small>		 <small>0-3</small>		

Inning Stats	R: 0	H: 1	E: 0	K: 1	S: 10	LOB: 2	BB: 1	P: 16
	R: 1	H: 1	E: 1	K: 1	S: 9	LOB: 0	BB: 0	P: 14
	R: 0	H: 1	E: 0	K: 0	S: 6	LOB: 1	BB: 0	P: 11
	R: 5	H: 6	E: 0	K: 0	S: 20	LOB: 1	BB: 0	P: 31
	R: 1	H: 1	E: 0	K: 2	S: 16	LOB: 1	BB: 1	P: 31
	R: 0	H: 0	E: 0	K: 0	S: 8	LOB: 0	BB: 0	P: 14
	R: 0	H: 0	E: 0	K: 1	S: 10	LOB: 2	BB: 2	P: 26
	R: 2	H: 1	E: 0	K: 2	S: 11	LOB: 0	BB: 0	P: 13

PITCHER	IP	WLS	BF	H	R	ER	SO	BB	IBB	HBP	BLK	WP	HR	S	P	ERA	WHIP
Bob Friend, R <small>ERA: 5.47</small>	(1, 1)	3.2	L	21	9	6	5	2	1	0	0	0	1	41	66	12.27	2.727
Bennie Daniels, R <small>ERA: 5.84</small>	(4, 1)	1.1		6	1	1	2	1	0	0	0	0	1	20	37	6.75	1.500
George Witt, R <small>ERA: 7.92</small>	(6, 1)	2.0		8	0	0	1	2	0	0	0	0	0	18	40	0.00	1.000
Bob Porterfield, R <small>ERA: 6.26</small>	(8, 1)	1.0		5	1	2	2	2	0	0	0	1	1	11	13	18.00	1.000

BOTTOM

AB	R	H	RBI	BB	SO	LOB
3	1	2	1	1	0	0
4	2	2	2	0	0	1
5	0	2	2	0	1	1
3	0	0	0	0	1	4
2	0	0	0	0	0	0
4	2	2	1	0	0	2
3	2	2	2	1	1	0
3	1	1	0	1	1	1
2	0	0	1	1	1	3
4	1	0	0	0	2	2
0	0	0	0	0	0	0

AB 33
R 9
H 11
RBI 9
BB 4
SO 7
LOB 14

WP: 1 **PA: 40**
PB: 0
SB: 1
CS: 0

Dodgers

Pittsburgh Pirates @ Los Angeles Dodgers
Los Angeles Memorial Coliseum, Los Angeles, CA

Sun Jun 28 1959, 6:33 AM EDT
Att. 27,785 - Unknown

livebaseballscorecards.com

Batter	1	2	3	4	5	6	7	8	9	AB R H RBI BB SO LOB	TOP	
Jim Davenport, R (1, 5) OBP: 0.285, SLG: 0.350 	3-3 		0-0 	3-2 FC5 		0-2 G1 			1-1 6-3 	5 1 1 0 0 1 2		
Willie Mays, R (1, 8) OBP: 0.363, SLG: 0.547 	0-0 F4 		1-0 	1-1 4-3 		1-1 		0-2 	0-2 G3 1B 	5 1 3 2 0 0 3		
Willie Kirkland, L (1, 9) OBP: 0.379, SLG: 0.557 	1-0 1B 2B 		2-1 3-1 		1-3 K 	1-0 2-3 		1-1 G3 1-2 	1-1 G3 	5 0 1 0 0 1 2		
Orlando Cepeda, R (1, 3) OBP: 0.375, SLG: 0.588 	1-1 		0-2 F3 		1-0 F8 		0-0 	4-0 	4-0 	4 0 2 0 1 0 0		
Leon Wagner, L (1, 7) Jackie Brandt, R (8, 7) OBP: 0.303, SLG: 0.392 	4-2 		2-3 		0-1 2B 1B 		2-0 F8 	0-1 3-1 	0-1 3-1 	3 0 1 0 1 1 1 1 0 0 0 0 0 2		
Daryl Spencer, R (1, 4) OBP: 0.354, SLG: 0.378 	0-1 F9 			0-0 FC5 BB 1B 	0-0 	1-3 		1-0 FC9-2 1-H 		4 0 2 0 0 0 4		
Hobie Landrith, L (1, 2) OBP: 0.349, SLG: 0.359 		2-2 F8 		4-2 FC5 FC5 BB 1-2 	4-0 			1-1 5-3 		2 0 0 0 2 0 0		
Andre Rodgers, R (1, 6) OBP: 0.349, SLG: 0.400 		1-1 5-3 		0-2 FC5 FC5 1-2 2-3f 	2-3 K 			1-3 K 		4 0 0 0 0 2 5		
Sam Jones, R (1, 1) OBP: 0.125, SLG: 0.130 		1-3 K 		0-3 K 		1-3 K 		2-2 6-3 		4 0 0 0 0 3 2		
Inning Stats	R: 0 H: 2 E: 0 LOB: 3 K: 1 BB: 1 S: 13 P: 22	R: 0 H: 0 E: 0 LOB: 0 K: 1 BB: 0 S: 9 P: 13	R: 2 H: 2 E: 0 LOB: 0 K: 1 BB: 0 S: 11 P: 16	R: 0 H: 1 E: 0 LOB: 3 K: 1 BB: 1 S: 14 P: 22	R: 0 H: 2 E: 0 LOB: 3 K: 2 BB: 1 S: 12 P: 20	R: 0 H: 1 E: 0 LOB: 1 K: 1 BB: 0 S: 9 P: 12	R: 0 H: 1 E: 0 LOB: 0 K: 0 BB: 0 S: 3 P: 6	R: 0 H: 0 E: 0 LOB: 0 K: 1 BB: 0 S: 8 P: 12	R: 0 H: 1 E: 0 LOB: 2 K: 0 BB: 1 S: 9 P: 15	1B: 5 SF: 0 2B: 5 SAC: 0 3B: 0 DP: 1 HR: 1 HBP: 0	WP: 0 PA: 41 PB: 0 SB: 1 CS: 0	
PITCHER Don Drysdale, R (1, 1) ERA: 3.31 Clem Labine, R (9, 1) ERA: 3.86	IP WLS BF H R ER SO BB IBB HBP BLK WP HR S P ERA WHIP 8.0 L 36 9 2 2 8 2 1 0 0 0 0 1 79 123 2.25 1.375 1.0 5 1 0 0 0 0 0 1 0 0 0 0 9 15 0.00 1.000											PITCHER IP WLS BF H R ER SO BB IBB HBP BLK WP HR S P ERA WHIP

San Francisco Giants @ Los Angeles Dodgers
 Los Angeles Memorial Coliseum, Los Angeles, CA
 Tue Jun 30 1959, 10:05 PM EDT
 Att: 59,312 - Unknown

livebaseballscorecards.com

AB	37
R	2
H	10
RBI	2
BB	4
SO	8
LOB	21



Batter	1	2	3	4	5	6	7	8	9	AB R H RBI BB SO LOB	TOP
Jim Gilliam, S (1, 5) OBP: 0.459, SLG: 0.427	2-2 		0-1 		2-2 5-3		4-1 	0-1 		4 2 2 0 1 0 2	Los Angeles Dodgers @ St. Louis Cardinals Sportsman's Park, St. Louis, MO Thu Jul 02 1959, 8:05 PM EDT Att: 25,704 - Unknown livebaseballscorecards.com
Charlie Neal, R (1, 4) OBP: 0.364, SLG: 0.472	1-1 		0-1 		1-1 		0-1 	3-3 		5 0 3 1 0 1 3	
Wally Moon, L (1, 7) OBP: 0.387, SLG: 0.452	3-3 		1-0 		2-1 		1-0 		0-0 	5 0 1 1 0 1 3	
Duke Snider, L (1, 9) OBP: 0.342, SLG: 0.489		4-1 	0-0 		2-2 		2-3 		1-0 	4 0 0 0 1 1 4	
Gil Hodges, R (1, 3) OBP: 0.403, SLG: 0.571		1-2 		0-1 		4-0 		1-3 	3-2 	4 0 1 0 1 1 3	
John Roseboro, L (1, 2) OBP: 0.318, SLG: 0.365		1-0 		2-2 		0-1 		0-1 		4 0 0 0 0 0 6	
Ron Fairly, L (1, 8) OBP: 0.353, SLG: 0.379 Don Demeter, R (8, PR) OBP: 0.327, SLG: 0.520 (8, 8)		0-0 		1-1 		0-0 		0-0 		4 0 2 0 0 0 3 0 1 0 0 0 0 0	
Don Zimmer, R (1, 6) OBP: 0.282, SLG: 0.262		2-1 		4-0 		0-3 		1-3 		3 0 0 0 1 2 4	
Danny McDevitt, L (1, 1) OBP: 0.147, SLG: 0.176			1-0 	2-3 			3-2 	0-2 		4 1 2 0 0 1 2	
Inning Stats	R: 0 H: 1 E: 0 LOB: 1 K: 1 BB: 0 S: 9 P: 15	R: 0 H: 0 E: 1 LOB: 2 K: 0 BB: 1 S: 8 P: 16	R: 1 H: 2 E: 0 LOB: 1 K: 0 BB: 0 S: 7 P: 9	R: 0 H: 2 E: 0 LOB: 2 K: 1 BB: 1 S: 15 P: 24	R: 0 H: 1 E: 0 LOB: 1 K: 0 BB: 0 S: 11 P: 18	R: 0 H: 0 E: 0 LOB: 1 K: 1 BB: 1 S: 6 P: 10	R: 2 H: 3 E: 1 LOB: 2 K: 2 BB: 1 S: 17 P: 28	R: 1 H: 2 E: 0 LOB: 1 K: 2 BB: 0 S: 14 P: 18	R: 0 H: 0 E: 0 LOB: 0 K: 0 BB: 0 S: 6 P: 10	1B: 9 SF: 0 2B: 1 SAC: 0 3B: 2 DP: 1 HR: 0 HBP: 0	
PITCHER Dick Ricketts, R (1, 1) ERA: 4.5 Gary Blaylock, R (7, 1) ERA: 4.37 Hal Jeffcoat, R (9, 1) ERA: 5.76	IP WLS BF H R ER SO BB IBB HBP BLK WP HR S P ERA WHIP 6.0 L 29 8 3 3 3 3 3 1 0 0 0 0 63 106 4.50 1.833 2.0 9 3 1 1 4 0 0 0 0 1 0 24 32 4.50 1.500 1.0 3 0 0 0 0 0 0 0 0 0 0 6 10 0.00 0.000	PITCHER IP WLS BF H R ER SO BB IBB HBP BLK WP HR S P ERA WHIP									



Batter	1	2	3	4	5	6	7	8	9	AB	R	H	RBI	BB	SO	LOB
Don Blasingame, L (1, 4) OBP: 0.369, SLG: 0.372 Hal Jeffcoat, R (9, 1) OBP: 0.500, SLG: 0.667	1-1 F4		3-2 G6-4-3 2-3 1B		0-1 F4			3-2 1B 1B		4	0	2	0	0	0	0
Gino Cimoli, R (1, 8) OBP: 0.360, SLG: 0.500	0-1 6-3		0-0 G6-4-3 1-2f			3-2 6-3		0-1 L5-3 1-3 1B		4	0	1	0	0	0	2
Bill White, L (1, 3) OBP: 0.394, SLG: 0.561	0-2 F7			0-2 FC6-4 1B		0-0 6-3		1-0 L5-3 1-2		4	0	1	0	0	0	2
Ken Boyer, R (1, 5) OBP: 0.395, SLG: 0.548		4-0 FC6-4 BB		0-0 FC6-4 FC4-6 1-2f		3-3 K		1-0 L9		3	0	0	0	1	1	1
Joe Cunningham, L (1, 9) OBP: 0.434, SLG: 0.463		1-2 FC6-4 FC6-4 1-2f		0-2 FC4-6 1B 1-2f			2-2 1B 1B		0-0 FC6-4 1B	4	0	2	0	0	0	2
Gene Oliver, R (1, 7) OBP: 0.250, SLG: 0.348		2-3 K		1-1 FC6-4 1-2 1B			2-2 K		0-0 FC6-4 1-2f	4	0	1	0	0	2	3
Hal Smith, R (1, 2) OBP: 0.313, SLG: 0.452		0-0 FC6-4 1-2f		0-0 FC6-4 1-2f			2-2 1B G6-4-3 1-2 1B		0-3 K	4	0	1	0	0	1	4
Alex Grammas, R (1, 6) OBP: 0.335, SLG: 0.342 Ray Jablonski, R (7, PH) OBP: 0.360, SLG: 0.493 Lee Tate, R (8, 6) OBP: 0.232, SLG: 0.260			1-1 1B SH3-4 1B		0-0 B2-4 1B		0-1 G6-4-3 1-2f			2	0	2	0	0	0	0
Dick Ricketts, L (1, 1) OBP: 0.091, SLG: 0.091 Gary Blaylock, R (7, 1) OBP: 0.091, SLG: 0.273 Dick Gray, R (8, PH) OBP: 0.286, SLG: 0.348			0-0 SH3-4		0-0 B2-4 1-2f			2-1 6-3		1	0	0	0	0	0	1

Inning Stats	R: 0	H: 0	R: 0	H: 0	R: 0	H: 2	R: 0	H: 1	R: 0	H: 0	R: 0	H: 2	R: 0	H: 2	R: 0	H: 1	R: 0	H: 1	1B: 10	SF: 0	WP: 0	PA: 34	
E: 0	LOB: 0	E: 0	LOB: 1	E: 0	LOB: 1	E: 0	LOB: 2	E: 0	LOB: 0	E: 0	LOB: 0	E: 0	LOB: 1	E: 0	LOB: 1	E: 0	LOB: 1	E: 0	LOB: 1	2B: 2	SAC: 1	PB: 0	
K: 0	BB: 0	K: 1	BB: 1	K: 0	BB: 0	K: 0	BB: 0	K: 1	BB: 0	K: 1	BB: 0	K: 1	BB: 0	K: 1	BB: 0	K: 1	BB: 0	K: 1	BB: 0	3B: 0	DP: 4	SB: 0	
S: 7	P: 8	S: 7	P: 14	S: 7	P: 11	S: 10	P: 11	S: 4	P: 4	S: 7	P: 13	S: 13	P: 19	S: 8	P: 14	S: 6	P: 7	S: 6	P: 7	HR: 0	HBP: 0	CS: 0	


PITCHER	IP	WLS	BF	H	R	ER	SO	BB	IBB	HBP	BLK	WP	HR	S	P	ERA	WHIP	PITCHER	IP	WLS	BF	H	R	ER	SO	BB	IBB	HBP	BLK	WP	HR	S	P	ERA	WHIP	
Danny McDevitt, L (1, 1) ERA: 3.17	9.0	W	34	10	0	0	4	1	0	0	0	0	0	69	101	0.00	1.222																			

BOTTOM

Los Angeles Dodgers @ St. Louis Cardinals
Sportsman's Park, St. Louis, MO

Thu Jul 02 1959, 8:05 PM EDT
Att. 25,704 - Unknown

AB	32
R	0
H	10
RBI	0
BB	1
SO	4
LOB	17



Batter	1	2	3	4	5	6	7	8	9	AB R H RBI BB SO LOB	TOP
Jim Gilliam, S (1, 5) OBP: 0.460, SLG: 0.430 B C B X	2-1 		4-1 			1-1 			0-0 	3 1 1 0 1 0 0	Los Angeles Dodgers @ St. Louis Cardinals Sportsman's Park, St. Louis, MO Fri Jul 03 1959, 4:33 AM EDT Att. 15,384 - Unknown AB 30 R 2 H 6 RBI 2 BB 2 SO 10 LOB 10
Charlie Neal, R (1, 4) OBP: 0.365, SLG: 0.473 X	0-0 		0-3 			2-2 		0-1 	4 1 2 0 0 1 2		
Don Demeter, R (1, 8) OBP: 0.322, SLG: 0.514 B S F B F B S	3-3 			0-1 		1-1 		0-0 	3 0 0 1 0 1 1		
Gil Hodges, R (1, 3) OBP: 0.401, SLG: 0.570 C S B B B B B		3-3 		2-3 		1-3 		1-1 	4 0 1 1 0 3 0		
Rip Repulski, R (1, 7) OBP: 0.381, SLG: 0.385 Duke Snider, L (9, PH) OBP: 0.340, SLG: 0.486 B X		1-0 		1-3 		0-0 		2-3 	3 0 1 0 0 1 0 1 0 0 0 0 1 1		
Wally Moon, L (1, 9) OBP: 0.381, SLG: 0.445 B X		1-0 			2-2 		1-1 	3-0 	4 0 0 0 0 0 2		
Joe Pignatano, R (1, 2) OBP: 0.355, SLG: 0.316 S B B B F B X			2-2 		0-0 		4-1 		2 0 1 0 1 0 0		
Don Zimmer, R (1, 6) OBP: 0.278, SLG: 0.258 Maury Wills, S (8, PR) OBP: 0.172, SLG: 0.179 (8, 6) B S B B B B B			3-3 		1-1 		1-1 		3 0 0 0 0 1 2 0 0 0 0 0 0 0		
Sandy Koufax, R (1, 1) OBP: 0.138, SLG: 0.207 Norm Larker, L (8, PH) OBP: 0.376, SLG: 0.423 Clem Labine, R (8, 1) S C C B C B X			3-3 			2-1 		3-3 	2 0 0 0 0 1 1 1 0 0 0 0 1 1 0 0 0 0 0 0 0		
Inning Stats	R: 0 H: 0 E: 0 LOB: 0 K: 1 BB: 0 S: 7 P: 12	R: 0 H: 0 E: 0 LOB: 0 K: 1 BB: 0 S: 5 P: 10	R: 0 H: 1 E: 0 LOB: 2 K: 3 BB: 1 S: 15 P: 27	R: 0 H: 0 E: 0 LOB: 0 K: 2 BB: 0 S: 8 P: 11	R: 0 H: 0 E: 0 LOB: 0 K: 0 BB: 0 S: 6 P: 9	R: 0 H: 1 E: 0 LOB: 1 K: 0 BB: 0 S: 9 P: 15	R: 0 H: 1 E: 0 LOB: 0 K: 1 BB: 0 S: 6 P: 8	R: 0 H: 0 E: 0 LOB: 1 K: 1 BB: 1 S: 7 P: 15	R: 2 H: 3 E: 0 LOB: 1 K: 1 BB: 0 S: 10 P: 16	1B: 4 SF: 1 2B: 3 SAC: 0 3B: 0 DP: 2 HR: 0 HBP: 0	WP: 0 PA: 33 PB: 0 SB: 0 CS: 1
PITCHER Marshall Bridges, L (1, 1) ERA: 5.06 Lindy McDaniel, R (9, 1) ERA: 2.98	IP WLS BF H R ER SO BB IBB HBP BLK WP HR S P ERA WHIP 8.1 W 31 6 2 2 9 2 0 0 0 0 0 0 69 114 2.16 0.960 0.2 S 2 0 0 0 1 0 0 0 0 0 0 0 4 9 0.00 0.000										

Batter	1	2	3	4	5	6	7	8	9	AB R H RBI BB SO LOB	TOP																					
Jim Gilliam, S (1, 5) OBP: 0.457, SLG: 0.425	1-0 3-1		1-0 4-3		4-0 BB			1-1 F7		3 0 0 0 1 0 1																						
Charlie Neal, R (1, 4) OBP: 0.361, SLG: 0.467	1-0 1-3			0-0 F7	2-2 F3			0-0 5-3		4 0 0 0 0 0 2																						
Wally Moon, L (1, 7) OBP: 0.380, SLG: 0.442	1-0 6-3			1-1 1B		1-2 4-3			0-0 4-3	4 0 1 0 0 0 0																						
Duke Snider, L (1, 9) OBP: 0.338, SLG: 0.497		2-1 6-3		0-0 F8		2-3 K		2-1 HR		4 1 1 1 0 1 1																						
Gil Hodges, R (1, 3) OBP: 0.399, SLG: 0.565		2-1 F9		0-0 1B		2-3 K		2-1 F2		4 0 1 0 0 1 0																						
Ron Fairly, L (1, 8) OBP: 0.351, SLG: 0.376		1-1 5-3		2-2 F8		0-2 1-3		1-1 1B		4 0 1 0 0 0 2																						
Joe Pignatano, R (9, PR) OBP: 0.355, SLG: 0.316										0 0 0 0 0 0 0																						
John Roseboro, L (1, 2) OBP: 0.317, SLG: 0.360			4-1 1B FC6-2 BB		0-0 L9		1-3 K		1-1 F5	3 0 0 0 1 1 1	AB 32																					
Maury Wills, S (1, 6) OBP: 0.188, SLG: 0.194			1-1 1B		0-1 B5-3		0-1 L7			3 0 1 0 0 0 0	R 1																					
Larry Sherry, R (1, 1) OBP: 0.500, SLG: 0.500			0-1 FC6-2		0-1 BB					2 0 1 0 0 0 1	H 6																					
Norm Larker, L (8, PH) OBP: 0.373, SLG: 0.418										1 0 0 0 0 1 0	RBI 1																					
Johnny Klippstein, R (8, 1) OBP: 0.167, SLG: 0.167										0 0 0 0 0 0 0	BB 2																					
Inning Stats	R: 0 E: 0 K: 0 S: 3	H: 0 LOB: 0 BB: 0 P: 6	R: 0 E: 0 K: 0 S: 6	H: 0 LOB: 0 BB: 0 P: 11	R: 0 E: 0 K: 0 S: 6	H: 1 LOB: 1 BB: 1 P: 12	R: 0 E: 0 K: 0 S: 8	H: 2 LOB: 2 BB: 0 P: 11	R: 0 E: 0 K: 2 S: 11	H: 0 LOB: 0 BB: 0 P: 16	R: 0 E: 0 K: 1 S: 9	H: 0 LOB: 0 BB: 0 P: 10	R: 0 E: 0 K: 1 S: 7	H: 0 LOB: 0 BB: 0 P: 9	R: 1 E: 0 K: 0 S: 9	H: 2 LOB: 1 BB: 0 P: 15	1B: 5 2B: 0 3B: 0 HR: 1	SF: 0 SAC: 0 DP: 0 HBP: 0	WP: 0 PB: 0 SB: 0 CS: 0	PA: 34												
PITCHER Bob Anderson, R (1, 1) ERA: 3.6	IP 9.0	WLS W	BF 34	H 6	R 1	ER 1	SO 4	BB 2	IBB 0	HBP 0	BLK 0	WP 0	HR 1	S 68	P 105	ERA 1.00	WHIP 0.889															
											PITCHER	IP	WLS	BF	H	R	ER	SO	BB	IBB	HBP	BLK	WP	HR	S	P	ERA	WHIP				

Los Angeles Dodgers @ Chicago Cubs
 Wrigley Field, Chicago, IL
 Sat Jul 04 1959, 3:33 AM CDT
 Unknown

livebaseballscorecards.com



Batter	1	2	3	4	5	6	7	8	9	AB R H RBI BB SO LOB	TOP
Jim Gilliam, S (1, 5) <small>OBP: 0.461, SLG: 0.432</small>	0-0 		2-0 	4-0 		0-0 		0-0 		3 1 2 0 1 0 0	
Charlie Neal, R (1, 4) <small>OBP: 0.359, SLG: 0.469</small>	1-3 		0-1 	0-0 		1-1 		1-1 		5 1 1 3 0 1 3	
Wally Moon, L (1, 7) <small>OBP: 0.380, SLG: 0.439</small>	3-3 		1-0 	3-2 		4-0 			3-2 	4 0 1 1 1 1 2	
Duke Snider, L (1, 8) <small>OBP: 0.345, SLG: 0.516</small> Don Demeter, R (4, PH) <small>OBP: 0.319, SLG: 0.508</small> (4, 8)		2-2 	4-0 	0-0 		0-3 			3-2 	1 1 1 1 1 0 0 3 0 0 0 0 1 3	
Gil Hodges, R (1, 3) <small>OBP: 0.399, SLG: 0.559</small>		4-0 	2-2 		0-1 		1-1 		2-0 	4 0 1 0 1 0 3	
Ron Fairly, L (1, 9) <small>OBP: 0.351, SLG: 0.375</small>		1-1 		0-0 	2-2 		0-0 			3 0 1 0 0 0 1	
Maury Wills, S (1, 6) <small>OBP: 0.194, SLG: 0.229</small>		1-2 		1-0 	0-0 		1-2 			4 0 1 0 0 0 2	
Joe Pignatano, R (1, 2) <small>OBP: 0.351, SLG: 0.305</small>		1-0 		4-1 	0-0 		1-0 			3 1 0 0 1 0 3	
Don Drysdale, R (1, 1) <small>OBP: 0.196, SLG: 0.370</small>			0-3 	4-2 		0-0 		2-1 		3 1 1 0 1 1 0	
Inning Stats	R: 0 H: 1 E: 0 LOB: 1 K: 2 BB: 0 S: 7 P: 11	R: 1 H: 1 E: 0 LOB: 1 K: 0 BB: 1 S: 9 P: 18	R: 0 H: 1 E: 1 LOB: 3 K: 1 BB: 1 S: 10 P: 19	R: 4 H: 2 E: 0 LOB: 1 K: 0 BB: 3 S: 11 P: 27	R: 0 H: 2 E: 0 LOB: 1 K: 0 BB: 0 S: 7 P: 9	R: 0 H: 1 E: 0 LOB: 2 K: 1 BB: 1 S: 7 P: 12	R: 0 H: 1 E: 0 LOB: 1 K: 0 BB: 0 S: 7 P: 10	R: 0 H: 0 E: 0 LOB: 0 K: 0 BB: 0 S: 5 P: 8	R: 0 H: 0 E: 0 LOB: 0 K: 0 BB: 0 S: 7 P: 15	1B: 5 SF: 0 2B: 3 SAC: 2 3B: 1 DP: 1 HR: 1 HBP: 0	WP: 1 PA: 41 PB: 0 SB: 0 CS: 1
PITCHER Moe Drabowsky, R (1, 1) <small>ERA: 4.43</small> Seth Morehead, L (4, 1) <small>ERA: 6.59</small> Elmer Singleton, R (6, 1) <small>ERA: 2.68</small> Glen Hobbie, R (8, 1) <small>ERA: 3.52</small>	IP WLS BF H R ER SO BB IBB HBP BLK WP HR S P ERA WHIP 3.2 L 20 4 5 5 3 5 0 0 0 1 1 32 67 12.27 2.455 1.1 6 3 0 0 0 0 0 0 0 0 0 0 12 17 0.00 2.250 2.0 9 2 0 0 1 1 0 0 0 0 0 0 14 22 0.00 1.500 2.0 6 0 0 0 0 0 0 0 0 0 0 0 12 23 0.00 0.000	PITCHER IP WLS BF H R ER SO BB IBB HBP BLK WP HR S P ERA WHIP									

Los Angeles Dodgers @ Chicago Cubs
 Wrigley Field, Chicago, IL
 Sat Jul 04 1959, 3:38 AM CDT
 Att. 29,440 - Unknown

livebaseballscorecards.com

AB	33
R	5
H	9
RBI	5
BB	6
SO	4
LOB	17



Batter	1	2	3	4	5	6	7	8	9	AB	R	H	RBI	BB	SO	LOB
Tony Taylor, R OBP: 0.358, SLG: 0.416 (1, 4)	1-3 K		0-0 F7		4-2 1B BB			0-1 B5-3		3	0	0	0	1	1	1
Alvin Dark, R OBP: 0.318, SLG: 0.352 (1, 5)	1-3 K			1-0 6-3	2-1 1B			1-0 6-3		4	0	1	1	0	1	0
Irv Noren, L OBP: 0.333, SLG: 0.306 (1, 8)	1-3 K			1-3 K	0-3 K			2-2 HBP		3	0	0	0	0	3	2
14 Ernie Banks, R OBP: 0.360, SLG: 0.585 (1, 6)		2-3 K		1-0 1B		1-1 F3		0-1 F4		4	0	1	0	0	1	1
Walt Moryn, L OBP: 0.305, SLG: 0.361 (1, 7)		0-0 F8		0-1 L9		0-0 4-3			0-3 K	4	0	0	0	0	1	1
Dale Long, L OBP: 0.322, SLG: 0.479 (1, 3)		3-2 F6			1-0 HR	0-0 F7			1-1 F5	4	1	1	1	0	0	0
Lee Walls, R OBP: 0.343, SLG: 0.389 (1, 9)			3-1 3B		2-3 K		0-0 F4		2-3 K	4	0	1	0	0	2	0
Sammy Taylor, L OBP: 0.295, SLG: 0.361 (1, 2)			0-3 K		2-2 4-3		2-2 3-1			3	0	0	0	0	1	1
Moe Drabowsky, R OBP: 0.200, SLG: 0.179 (1, 1)			2-3 K		0-1 1B BB		3-2 F8			1	0	0	0	0	1	1
Seth Morehead, L OBP: 0.200, SLG: 0.400 (4, 1)										0	0	0	0	0	0	0
George Altman, L OBP: 0.290, SLG: 0.349 (5, PH)										1	1	1	0	0	0	0
Elmer Singleton, R OBP: 0.290, SLG: 0.349 (6, 1)										0	0	0	0	0	0	0
Jim Marshall, L OBP: 0.200, SLG: 0.419 (7, PH)										1	0	0	0	0	0	0
Glen Hobbie, R OBP: 0.154, SLG: 0.158 (8, 1)										0	0	0	0	0	0	0

Inning Stats	R: 0	H: 0	E: 0	K: 3	S: 9	R: 0	H: 0	E: 0	K: 1	S: 7	R: 0	H: 1	E: 0	K: 2	S: 9	R: 0	H: 1	E: 0	K: 1	S: 7	R: 2	H: 3	E: 0	K: 2	S: 21	R: 0	H: 0	E: 0	K: 0	S: 4	R: 0	H: 0	E: 0	K: 0	S: 7	R: 0	H: 0	E: 0	K: 2	S: 8	R: 0	H: 0	E: 0	K: 2	S: 8	1B: 3	2B: 0	3B: 1	SF: 0	SAC: 0	DP: 0	HBP: 1	WP: 0	PA: 34
PITCHER Don Drysdale, R ERA: 3.24 (1, 1)	IP	WLS	BF	H	R	ER	SO	BB	IBB	HBP	BLK	WP	HR	S	P	ERA	WHIP																																					

Los Angeles Dodgers @ Chicago Cubs
Wrigley Field, Chicago, IL
Sat Jul 04 1959, 3:38 AM CDT
Att. 29,440 - Unknown

AB	32
R	2
H	5
RBI	2
BB	1
SO	11
LOB	7

Batter	1	2	3	4	5	6	7	8	9	AB R H RBI BB SO LOB	TOP																
Jim Gilliam, S (1, 5) <small>OBP: 0.460, SLG: 0.431</small>	1-1		1-0		2-2	0-0			2-0	5 1 2 0 0 0 1	Los Angeles Dodgers @ Chicago Cubs Wrigley Field, Chicago, IL Sun Jul 05 1959, 3:33 AM CDT Unknown livebaseballscorecards.com																
Charlie Neal, R (1, 4) <small>OBP: 0.360, SLG: 0.477</small>	0-1		1-2		1-3				3-3	5 1 2 2 0 2 2																	
Wally Moon, L (1, 7) <small>OBP: 0.378, SLG: 0.437</small>	2-1		2-3		1-0				2-0	4 0 1 1 0 1 1																	
Duke Snider, L (1, 8) Don Demeter, R (9, 8) <small>OBP: 0.338, SLG: 0.505</small> <small>OBP: 0.319, SLG: 0.508</small>		1-1		1-1	2-3				2-3	4 0 0 0 0 2 4 0 0 0 0 0 0 0																	
Gil Hodges, R (1, 3) <small>OBP: 0.404, SLG: 0.573</small>		2-1		1-0	4-1				1-0	3 1 2 1 1 0 2																	
Ron Fairly, L (1, 9) <small>OBP: 0.348, SLG: 0.368</small>		2-1		4-1	1-3				0-0	3 0 0 0 1 1 4																	
John Roseboro, L (1, 2) <small>OBP: 0.325, SLG: 0.368</small>		0-1		2-1		1-2			1-2	4 0 3 0 0 0 1																	
Maury Wills, S (1, 6) <small>OBP: 0.200, SLG: 0.231</small>		2-0		0-1		1-2			0-1	4 0 1 0 0 0 4																	
Roger Craig, R (1, 1) Danny McDevitt, L (6, 1) <small>OBP: 0.182, SLG: 0.100</small> <small>OBP: 0.143, SLG: 0.171</small>		0-0		0-0	2-2	1-3			1-2	2 1 1 0 0 1 1 1 0 0 0 0 0 0																	
Inning Stats	R: 0 H: 0 E: 0 LOB: 0 K: 0 BB: 0 S: 6 P: 9	R: 0 H: 1 E: 0 LOB: 1 K: 0 BB: 0 S: 8 P: 13	R: 2 H: 3 E: 0 LOB: 0 K: 1 BB: 0 S: 9 P: 15	R: 1 H: 2 E: 0 LOB: 1 K: 0 BB: 1 S: 8 P: 16	R: 1 H: 3 E: 0 LOB: 3 K: 3 BB: 1 S: 21 P: 34	R: 0 H: 1 E: 0 LOB: 1 K: 1 BB: 0 S: 12 P: 15	R: 0 H: 1 E: 1 LOB: 1 K: 1 BB: 0 S: 8 P: 15	R: 0 H: 1 E: 0 LOB: 0 K: 0 BB: 0 S: 6 P: 7	R: 0 H: 0 E: 0 LOB: 0 K: 1 BB: 0 S: 7 P: 13	1B: 10 SF: 0 2B: 1 SAC: 1 3B: 0 DP: 3 HR: 2 HBP: 0	WP: 0 PA: 38 PB: 0 SB: 2 CS: 0																
PITCHER	IP WLS BF H R ER SO BB IBB HBP BLK WP HR S P ERA WHIP											IP WLS BF H R ER SO BB IBB HBP BLK WP HR S P ERA WHIP															
John Buzhardt, R (1, 1) <small>ERA: 4.24</small>	3.1	L	16	6	3	3	1	1	0	0	0	0	2	29	51	8.10	2.100										
Bill Henry, L (4, 1) <small>ERA: 2.53</small>	2.2		12	4	1	1	4	1	0	0	0	0	0	35	51	3.38	1.875										
Glen Hobbie, R (7, 1) <small>ERA: 3.46</small>	2.0		7	2	0	0	1	0	0	0	0	0	0	14	22	0.00	1.000										
Don Eiston, R (9, 1) <small>ERA: 2.38</small>	1.0		3	0	0	0	1	0	0	0	0	0	0	7	13	0.00	0.000										

Los Angeles Dodgers @ Chicago Cubs
 Wrigley Field, Chicago, IL
 Sun Jul 05 1959, 3:33 AM CDT
 Unknown

AB 35
R 4
H 12
RBI 4
BB 2
SO 7
LOB 20



BOTTOM

Los Angeles Dodgers @ Chicago Cubs

Wrigley Field, Chicago, IL

Sun Jul 05 1959, 3:38 AM CDT

Att. 32,728 - Unknown

livebaseballscorecards.com

AB	35
R	3
H	9
RBI	3
BB	4
SO	11
LOB	24



WP:	0	PA:	40
PB:	0		
SB:	0		
CS:	0		

AB R H RBI BB SO LOB


5	0	0	0	0	2	4
2	0	0	0	0	0	1
2	0	0	0	0	2	3
5	0	1	1	0	1	2
5	1	3	1	0	1	2
2	1	0	0	2	1	3
4	0	1	0	0	1	2
4	0	2	1	0	0	1
4	1	1	0	0	3	4
1	0	1	0	0	0	0
0	0	0	0	0	0	0
1	0	0	0	0	0	2
0	0	0	0	0	0	0
0	0	0	0	0	0	0
0	0	0	0	1	0	0
0	0	0	0	0	0	0
0	0	0	0	1	0	0
0	0	0	0	1	0	0

Batter	1	2	3	4	5	6	7	8	9															
Tony Taylor, R OBP: 0.350, SLG: 0.406 (1, 4)	0-0 5-3 1		3-3 K 1		1-0 F8 1		1-3 K 1		1-2 F8 1															
George Altman, L OBP: 0.291, SLG: 0.345 Bobby Thomson, R OBP: 0.313, SLG: 0.407 (7, PH) (8, 8)	2-2 14 1B HBP		1-0 L3 1-2		1-1 4-3 2		1-3 K 2		3-3 K 2															
Jim Marshall, L OBP: 0.304, SLG: 0.408 (1, 3)	0-0 F8 2			0-3 K 1	2-2 3-1 3		1-2 F6 3		1-1 K 1-2 1B 3-H															
14 Ernie Banks, R OBP: 0.361, SLG: 0.588 (1, 6)	1-1 1-2 1B			1-0 HR		2-1 1B 1B		2-2 L7 1	0-3 K 3															
Walt Moryn, L OBP: 0.310, SLG: 0.356 (1, 7)	0-0 4-3 3			4-1 1B 2B BB		1-3 K 1		4-2 BB																
Lee Walls, R OBP: 0.344, SLG: 0.393 (1, 9)		3-2 F5 1		3-2 2B 1-2 1B		1-3 K 2		0-0 F8 2																
Randy Jackson, R OBP: 0.354, SLG: 0.429 (1, 5)		2-2 F8 2		1-0 1-3 2-H 2B		1-0 1-2 1B		2-2 L6 3																
Earl Averill, R OBP: 0.290, SLG: 0.435 (1, 2)		1-3 K 3		1-3 K 2		0-3 K 3			0-2 F8 1B 2B															
Dick Drott, R OBP: 0.125, SLG: 0.125 Dave Hillman, R OBP: 0.216, SLG: 0.065 Dale Long, L OBP: 0.324, SLG: 0.475 Glen Hobbie, R OBP: 0.154, SLG: 0.158 Bill Henry, L OBP: 0.175, SLG: 0.125 Alvin Dark, R OBP: 0.318, SLG: 0.350 Don Eiston, R OBP: 0.250, SLG: 0.250 Johnny Goryl, R OBP: 0.264, SLG: 0.354 (1, 1) (4, 1) (4, PH) (5, 1) (7, 1) (7, PH) (8, 1) (9, PH)		0-0 L3 1B		2-2 L9 3			4-1 BB		4-1 1B BB															
Inning Stats	R: 0 E: 0 K: 0 S: 7	H: 1 LOB: 2 BB: 0 P: 10	R: 0 E: 0 K: 1 S: 11	H: 0 LOB: 0 BB: 0 P: 17	R: 0 E: 0 K: 1 S: 7	H: 1 LOB: 0 BB: 0 P: 11	R: 2 E: 0 K: 2 S: 16	H: 3 LOB: 2 BB: 1 P: 28	R: 0 E: 0 K: 0 S: 7	H: 0 LOB: 0 BB: 0 P: 11	R: 0 E: 0 K: 3 S: 12	H: 2 LOB: 2 BB: 0 P: 17	R: 0 E: 0 K: 2 S: 10	H: 0 LOB: 1 BB: 1 P: 17	R: 0 E: 0 K: 0 S: 12	H: 0 LOB: 1 BB: 1 P: 20	R: 1 E: 0 K: 2 S: 15	H: 2 LOB: 2 BB: 1 P: 24	1B: 6 2B: 3 3B: 0 HR: 1	SF: 0 SAC: 0 DP: 1 HBP: 1				
PITCHER	IP WLS BF H R ER SO	WLS BF H R ER SO	H R ER SO	R H ER SO	IP WLS BF H R ER SO	WLS BF H R ER SO	BF H R ER SO	IP WLS BF H R ER SO	WLS BF H R ER SO	BF H R ER SO	IP WLS BF H R ER SO	WLS BF H R ER SO	BF H R ER SO	IP WLS BF H R ER SO	WLS BF H R ER SO	BF H R ER SO	IP WLS BF H R ER SO	WLS BF H R ER SO	BB IBB HBP BLK WP HR S P	BB IBB HBP BLK WP HR S P	ERA WHIP	ERA WHIP		
Stan Williams, R ERA: 4.78 (1, 1)	3.1		4	2	2	3	1	0	0	0	0	0	0	0	0	0	0	0	0	0	0	0	5.40	1.500
Clem Labine, R ERA: 4.01 (4, 1)	1.2	W	6	1	0	0	0	0	0	0	0	0	0	0	0	0	0	0	0	0	0	0	0.00	0.600
Sandy Koufax, L ERA: 3.33 (6, 1)	3.2		18	4	1	1	6	3	0	0	0	0	0	0	0	0	0	0	0	0	0	0	2.46	1.909
Johnny Klippstein, R ERA: 5.09 (9, 1)	0.1	S	1	0	0	0	1	0	0	0	0	0	0	0	0	0	0	0	0	0	0	0	0.00	0.000

Batter	1	2	3	4	5	6	7	8	9	10	11	12	13	AB R H RBI BB SO LOB	TOP	
Jim Gilliam, S (1, 5) OBP: 0.457, SLG: 0.424															6 0 1 0 0 1 0	
Charlie Neal, R (1, 4) OBP: 0.361, SLG: 0.476															5 0 1 0 0 1 0	
Wally Moon, L (1, 7) OBP: 0.384, SLG: 0.446															6 1 4 0 0 1 0	
Duke Snider, L (1, 9) OBP: 0.336, SLG: 0.500 Rip Repulski, R (8, PH) OBP: 0.382, SLG: 0.386 (8, 9)															3 0 1 0 0 0 0 3 0 1 1 0 1 4	
Gil Hodges, R (1, 3) OBP: 0.402, SLG: 0.560															5 0 1 0 1 1 3	
Ron Fairly, L (1, 8) OBP: 0.344, SLG: 0.358 Don Demeter, R (9, PH) OBP: 0.318, SLG: 0.500 (9, 8)															3 0 0 0 0 2 1 3 0 0 0 0 0 2	
John Roseboro, L (1, 2) OBP: 0.338, SLG: 0.398															5 1 3 0 0 1 1	
Maury Wills, S (1, 6) OBP: 0.196, SLG: 0.205															4 1 0 0 1 1 2	
Danny McDevitt, L (1, 1) OBP: 0.143, SLG: 0.171 Norm Larker, L (3, PH) OBP: 0.375, SLG: 0.450 Roger Craig, R (3, 1) OBP: 0.133, SLG: 0.071															0 0 0 0 0 0 0 1 1 1 3 0 0 0 4 0 0 0 0 4 0	
Inning Stats	R: 0 H: 0 E: 0 LOB: 0 K: 2 BB: 0 S: 11 P: 14	R: 0 H: 0 E: 0 LOB: 0 K: 1 BB: 0 S: 5 P: 10	R: 3 H: 4 E: 0 LOB: 2 K: 0 BB: 1 S: 18 P: 28	R: 0 H: 1 E: 0 LOB: 0 K: 0 BB: 0 S: 5 P: 6	R: 0 H: 0 E: 0 LOB: 0 K: 1 BB: 0 S: 6 P: 11	R: 0 H: 0 E: 0 LOB: 1 K: 2 BB: 1 S: 8 P: 14	R: 0 H: 1 E: 0 LOB: 0 K: 2 BB: 0 S: 7 P: 10	R: 0 H: 2 E: 0 LOB: 1 K: 0 BB: 0 S: 5 P: 6	R: 0 H: 1 E: 0 LOB: 1 K: 1 BB: 0 S: 10 P: 14	R: 0 H: 2 E: 0 LOB: 2 K: 2 BB: 0 S: 11 P: 16	R: 0 H: 0 E: 0 LOB: 0 K: 1 BB: 0 S: 8 P: 11	R: 0 H: 0 E: 0 LOB: 0 K: 1 BB: 0 S: 9 P: 16	R: 1 H: 2 E: 0 LOB: 1 K: 0 BB: 0 S: 9 P: 16	1B: 10 SF: 0 2B: 3 SAC: 1 3B: 1 DP: 2 HR: 1 HBP: 0	WP: 0 PA: 51 PB: 0 SB: 0 CS: 0	
PITCHER Joey Jay, R (1, 1) ERA: 5.37 Warren Spahn, L (8, 1) ERA: 3.1	IP WLS BF H R ER SO BB IBB HBP BLK WP HR S P ERA WHIP 7.1 30 8 3 3 8 2 0 0 0 0 1 64 97 3.68 1.364 5.2 L 21 5 1 1 5 0 0 0 0 0 0 46 69 1.59 0.882															

Los Angeles Dodgers @ Milwaukee Braves
 Milwaukee County Stadium, Milwaukee, WI
 Thu Jul 09 1959, 8:05 PM EDT
 Att. 33,449 - Unknown

AB 48
R 4
H 13
RBI 4
BB 2
SO 13
LOB 13



livebaseballscorecards.com

Batter	1	2	3	4	5	6	7	8	9	AB R H RBI BB SO LOB	TOP										
Jim Gilliam, S (1, 5) <small>OBP: 0.450, SLG: 0.416</small>	0-2 F8		1-0 1-3	1-1 F3		2-2 F8		1-3 K		5 0 0 0 0 1 1	Los Angeles Dodgers @ Milwaukee Braves Milwaukee County Stadium, Milwaukee, WI Sat Jul 11 1959, 4:33 AM EDT Att: 34,009 - Unknown										
Charlie Neal, R (1, 4) <small>OBP: 0.367, SLG: 0.493</small>	1-0 L8			0-0 HR	3-1 1B		1-1 HBP	0-1 2B	5 3 4 1 0 0 0												
Wally Moon, L (1, 7) <small>OBP: 0.381, SLG: 0.442</small>	2-2 4-3			1-1 F7	0-0 1B		0-3 K	0-1 4-3	5 0 1 0 0 1 2												
Duke Snider, L (1, 9) <small>OBP: 0.343, SLG: 0.508</small> Rip Repulski, R (7, PH) <small>OBP: 0.386, SLG: 0.390</small> (7, 9)		4-0 BB		0-0 1B	0-0 2B		1-0 HBP	2-3 K	1 1 1 0 1 0 0 2 0 1 0 0 1 0												
Gil Hodges, R (1, 3) <small>OBP: 0.409, SLG: 0.562</small>		3-1 FC5		2-0 HR			4-2 HBP	2-1 1B	3 1 2 1 2 0 1												
John Roseboro, L (1, 2) <small>OBP: 0.335, SLG: 0.393</small>		3-1 F5		0-1 F5	3-2 SF9		2-0 HBP	0-1 F8	3 0 0 2 0 0 4												
Don Demeter, R (1, 8) <small>OBP: 0.319, SLG: 0.509</small>		1-2 G5-4-3		0-0 HR			1-2 HBP	0-1 F8	5 1 2 2 0 1 7												
Maury Wills, S (1, 6) <small>OBP: 0.204, SLG: 0.234</small> Norm Larker, L (7, PH) <small>OBP: 0.372, SLG: 0.446</small> (7, 6) Don Zimmer, R (7, 6) <small>OBP: 0.276, SLG: 0.255</small>			1-0 6-3	1-1 E		1-3 K	1-0 F6	2-3 K	3 1 1 0 0 1 0 1 0 0 0 0 0 3 1 0 0 0 0 1 2												
Sandy Koufax, R (1, 1) <small>OBP: 0.129, SLG: 0.194</small> Don Drysdale, R (4, PH) <small>OBP: 0.186, SLG: 0.351</small> (4, 1)			1-1 F7	1-2 E7		0-0 G3		1-3 K	1 0 0 0 0 0 0 3 0 0 0 0 1 0												
Inning Stats	R: 0 H: 0 E: 0 LOB: 0 K: 0 BB: 0 S: 7 P: 10	R: 0 H: 0 E: 0 LOB: 1 K: 0 BB: 1 S: 10 P: 21	R: 0 H: 0 E: 0 LOB: 0 K: 0 BB: 0 S: 4 P: 7	R: 5 H: 5 E: 1 LOB: 1 K: 0 BB: 0 S: 15 P: 21	R: 1 H: 2 E: 0 LOB: 2 K: 0 BB: 1 S: 9 P: 22	R: 0 H: 0 E: 0 LOB: 0 K: 1 BB: 0 S: 7 P: 10	R: 1 H: 2 E: 0 LOB: 3 K: 2 BB: 1 S: 14 P: 24	R: 0 H: 1 E: 0 LOB: 1 K: 2 BB: 0 S: 10 P: 12	R: 0 H: 2 E: 0 LOB: 2 K: 2 BB: 0 S: 12 P: 18	1B: 7 SF: 1 2B: 3 SAC: 1 3B: 0 DP: 1 HR: 2 HBP: 1		WP: 0 PA: 44 PB: 0 SB: 0 CS: 0									
PITCHER Carl Willey, R (1, 1) <small>ERA: 4.09</small> Juan Pizarro, L (4, 1) <small>ERA: 3.82</small> Bob Rush, R (7, 1) <small>ERA: 2.1</small>	IP	WLS	BF	H	R	ER	SO	BB	IBB	HBP	BLK	WP	HR	S	P	ERA	WHIP				
	3.2	L	17	5	5	4	0	1	0	0	0	0	2	31	52	9.82	1.636				
	2.2		16	4	2	2	2	1	1	1	0	0	0	31	57	6.75	1.875				
	2.2		11	3	0	0	5	0	0	0	0	0	0	26	36	0.00	1.125				

livebaseballscorecards.com

AB	38
R	7
H	12
RBI	6
BB	3
SO	7
LOB	20



Batter	1	2	3	4	5	6	7	8	9	AB R H RBI BB SO LOB
Johnny O'Brien, R (1, 4) OBP: 0.280, SLG: 0.281 Mickey Vernon, L (4, PH) OBP: 0.286, SLG: 0.417 Felix Mantilla, R (4, PR) OBP: 0.246, SLG: 0.198 (5, 4)	2-3 		4-1 	2-2 			2-2 		0-0 	1 1 0 0 1 1 0 1 0 1 1 0 0 0 2 0 0 0 0 0 0
Eddie Mathews, L (1, 5) OBP: 0.375, SLG: 0.586	4-2 		2-2 	2-3 			1-1 		4-2 	3 0 0 0 2 1 3
Hank Aaron, R (1, 9) OBP: 0.412, SLG: 0.689	1-1 		0-1 		2-2 		0-1 		0-1 	5 2 2 2 0 0 2
Joe Adcock, R (1, 3) OBP: 0.345, SLG: 0.460	2-1 		0-0 		2-3 		2-3 			3 0 0 1 0 2 1
Del Crandall, R (1, 2) OBP: 0.313, SLG: 0.439		2-1 	0-0 		0-0 			0-1 		4 1 1 0 0 0 0
Mel Roach, R (1, 7) OBP: 0.136, SLG: 0.095 Wes Covington, L (4, PH) OBP: 0.346, SLG: 0.407 (5, 7)		1-2 		0-0 		1-0 		1-2 		1 0 1 0 0 0 0 3 0 2 0 0 0 0
Johnny Logan, R (1, 6) OBP: 0.415, SLG: 0.507		1-2 		2-2 		0-0 		2-2 		4 1 2 1 0 0 2
Andy Pafko, R (1, 8) OBP: 0.299, SLG: 0.321 Bill Bruton, L (4, PH) OBP: 0.345, SLG: 0.439 (5, 8)		3-3 		2-3 		3-3 		3-3 		1 0 0 0 0 1 2 3 0 0 0 0 3 3
Carl Willey, R (1, 1) OBP: 0.083, SLG: 0.125 Juan Pizarro, L (4, 1) OBP: 0.190, SLG: 0.105 Bob Rush, R (7, 1) OBP: 0.182, SLG: 0.182 Frank Torre, L (9, PH) OBP: 0.326, SLG: 0.327	1-3 		4-0 			2-2 			2-3 	1 0 0 0 0 1 1 1 0 0 0 1 0 1 0 0 0 0 0 0 0 1 0 0 0 0 1 0

Inning Stats	R: 0	H: 0	E: 0	K: 1	S: 10	R: 1	H: 3	E: 0	K: 2	S: 16	R: 2	H: 1	E: 0	K: 0	S: 8	R: 1	H: 2	E: 0	K: 2	S: 17	R: 0	H: 0	E: 0	K: 1	S: 9	R: 1	H: 1	E: 0	K: 1	S: 11	R: 0	H: 1	E: 1	K: 1	S: 15	R: 0	H: 0	E: 0	K: 1	S: 9	R: 1	H: 0	E: 0	K: 1	S: 15	1B: 5	2B: 3	3B: 1	SF: 1	SAC: 0	DP: 1	HBP: 0	WP: 0	PA: 39
--------------	------	------	------	------	-------	------	------	------	------	-------	------	------	------	------	------	------	------	------	------	-------	------	------	------	------	------	------	------	------	------	-------	------	------	------	------	-------	------	------	------	------	------	------	------	------	------	-------	-------	-------	-------	-------	--------	-------	--------	-------	--------

PITCHER	IP	WLS	BF	H	R	ER	SO	BB	IBB	HBP	BLK	WP	HR	S	P	ERA	WHIP
Sandy Koufax, L (1, 1) ERA: 3.53	3.0		14	4	3	3	3	2	0	0	0	0	0	34	57	9.00	2.000
Don Drysdale, R (4, 1) ERA: 3.23	6.0	W	25	5	2	2	7	2	0	0	0	0	1	70	109	3.00	1.167

BOTTOM

Los Angeles Dodgers @ Milwaukee Braves
 Milwaukee County Stadium, Milwaukee, WI

AB	34
R	5
H	9
RBI	5
BB	4
SO	10
LOB	15



Sat Jul 11 1959, 4:33 AM EDT
 Att. 34,009 - Unknown

Batter	1	2	3	4	5	6	7	8	9	AB R H RBI BB SO LOB	TOP	
Jim Gilliam, S (1, 5) <small>OBP: 0.450, SLG: 0.421</small>	0-0 			1-1 		3-1 		1-1 		4 1 2 0 0 0 0	Los Angeles Dodgers @ Cincinnati Redlegs Crosley Field, Cincinnati, OH Sun Jul 12 1959, 3:33 AM EDT Att: 14,443 - Unknown AB 32 R 3 H 5 RBI 2 BB 0 SO 4 LOB 5 	
Charlie Neal, R (1, 4) <small>OBP: 0.365, SLG: 0.490</small>	2-1 			1-0 		0-0 		0-1 		4 1 1 0 0 0 1		
Wally Moon, L (1, 7) <small>OBP: 0.377, SLG: 0.436</small> (8, 9) (9, 7)	1-1 			1-0 		2-2 		2-2 		4 0 0 1 0 0 1		
Gil Hodges, R (1, 3) <small>OBP: 0.407, SLG: 0.569</small>				1-2 		0-0 		1-0 		4 1 1 1 0 0 0		
John Roseboro, L (1, 2) <small>OBP: 0.329, SLG: 0.385</small>				1-1 		2-1 		2-2 		4 0 0 0 0 1 1		
Don Demeter, R (1, 8) <small>OBP: 0.316, SLG: 0.504</small>				2-3 		1-3 				3 0 0 0 0 2 1		
Ron Fairly, L (1, 9) <small>OBP: 0.344, SLG: 0.358</small> (8, 7) (9, 9)				1-0 		0-0 		1-0 		3 0 1 0 0 0 0		
Maury Wills, S (1, 6) <small>OBP: 0.192, SLG: 0.220</small>				0-2 		3-2 		1-1 		3 0 0 0 0 0 1		
Larry Sherry, R (1, 1) <small>OBP: 0.200, SLG: 0.200</small> Roger Craig, R (9, 1) <small>OBP: 0.133, SLG: 0.071</small>				1-1 		1-3 		1-0 		3 0 0 0 0 1 0 0 0 0 0 0 0 0		
Inning Stats	R: 0 H: 1 E: 0 LOB: 0 K: 0 BB: 0 S: 5 P: 8	R: 0 H: 0 E: 0 LOB: 0 K: 1 BB: 0 S: 8 P: 12	R: 0 H: 0 E: 0 LOB: 0 K: 0 BB: 0 S: 6 P: 8	R: 2 H: 2 E: 1 LOB: 1 K: 1 BB: 0 S: 15 P: 22	R: 0 H: 0 E: 0 LOB: 0 K: 1 BB: 0 S: 8 P: 12	R: 0 H: 0 E: 0 LOB: 0 K: 0 BB: 0 S: 6 P: 11	R: 1 H: 2 E: 0 LOB: 1 K: 1 BB: 0 S: 9 P: 14	R: 0 H: 0 E: 0 LOB: 0 K: 0 BB: 0 S: 5 P: 7	R: 0 H: 0 E: 0 LOB: 0 K: 0 BB: 0 S: 7 P: 12	1B: 3 SF: 0 2B: 1 SAC: 0 3B: 0 DP: 0 HR: 1 HBP: 0	WP: 0 PA: 32 PB: 0 SB: 0 CS: 1	
PITCHER Bob Purkey, R (1, 1) <small>ERA: 4.94</small>	IP 9.0 WLS W BF 32 H 5 R 3 ER 2 SO 4 BB 0 IBB 0 HBP 0 BLK 0 WP 0 HR 1 S 69 P 106 ERA 2.00 WHIP 0.556											PITCHER IP WLS BF H R ER SO BB IBB HBP BLK WP HR S P ERA WHIP

Batter	1	2	3	4	5	6	7	8	9	AB R H RBI BB SO LOB
Johnny Temple, R (1, 4) OBP: 0.396, SLG: 0.435	1-1 F4		0-0 FC6-4		2-3 K		0-0 F7		4-2 1B BB	4 1 0 0 1 1 3
Vada Pinson, L (1, 8) OBP: 0.373, SLG: 0.529	3-2 HR		1-3 K		4-1 BB		3-1 FC4		0-0 1B 1B	4 1 2 1 1 1 2
Gus Bell, L (1, 9) OBP: 0.298, SLG: 0.409	1-3 K		0-0 G3		1-1 F9		0-2 G3		0-0 1B 1B	5 0 1 1 0 1 3
Frank Robinson, R (1, 3) OBP: 0.411, SLG: 0.599	2-2 F7			0-0 L7		1-3 K		3-1 HR		4 1 1 1 0 1 0
Jim Pendleton, R (1, 5) OBP: 0.314, SLG: 0.363		1-1 1-3		1-0 F3		2-2 1B		1-0 E4		3 0 1 0 0 0 0
Jerry Lynch, L (8, PH) OBP: 0.323, SLG: 0.440								2-3		1 0 0 0 0 0 0
Roy McMillan, R (8, PR) OBP: 0.341, SLG: 0.480										0 0 0 0 0 0 0
Willie Jones, R (9, 5) OBP: 0.329, SLG: 0.433										0 0 0 0 0 0 0
Ed Bailey, L (1, 2) OBP: 0.370, SLG: 0.422		2-1 HR		3-2 1B		0-0 F4		0-1 2-3		4 1 2 1 0 0 2
Frank Thomas, R (1, 7) OBP: 0.274, SLG: 0.367		2-3 K		2-2 F9		0-0 F2		2-3 K		4 0 0 0 0 2 3
Eddie Kasko, R (1, 6) OBP: 0.256, SLG: 0.261		2-1 F7			3-1 5-3		2-1 6-3		1-1 6-3	4 0 0 0 0 0 0
Bob Purkey, R (1, 1) OBP: 0.302, SLG: 0.270			4-1 FC6-4 BB		4-1 BB BB		1-1 FC4 1B		2-2 5-3	2 0 1 0 2 0 0


Inning Stats	R: 1 E: 0 K: 1 S: 11	H: 1 LOB: 0 BB: 0 P: 18	R: 1 E: 0 K: 1 S: 9	H: 1 LOB: 0 BB: 0 P: 16	R: 0 E: 0 K: 1 S: 6	H: 0 LOB: 1 BB: 1 P: 11	R: 0 E: 0 K: 0 S: 8	H: 1 LOB: 1 BB: 0 P: 14	R: 0 E: 0 K: 1 S: 9	H: 0 LOB: 2 BB: 2 P: 23	R: 0 E: 0 K: 1 S: 8	H: 1 LOB: 1 BB: 0 P: 11	R: 0 E: 0 K: 0 S: 7	H: 1 LOB: 1 BB: 0 P: 13	R: 1 E: 1 K: 1 S: 13	H: 1 LOB: 1 BB: 0 P: 19	R: 1 E: 0 K: 0 S: 10	H: 2 LOB: 2 BB: 1 P: 17	1B: 5 2B: 0 3B: 0 HR: 3	SF: 0 SAC: 0 DP: 0 HBP: 0
--------------	-------------------------------	----------------------------------	------------------------------	----------------------------------	------------------------------	----------------------------------	------------------------------	----------------------------------	------------------------------	----------------------------------	------------------------------	----------------------------------	------------------------------	----------------------------------	-------------------------------	----------------------------------	-------------------------------	----------------------------------	----------------------------------	------------------------------------

PITCHER	IP	WLS	BF	H	R	ER	SO	BB	IBB	HBP	BLK	WP	HR	S	P	ERA	WHIP
Larry Sherry, R (1, 1) ERA: 2.3	8.2	L	38	7	4	4	6	4	0	0	0	0	3	80	141	4.15	1.269
Roger Craig, R (9, 1) ERA: 2.25	0.0		1	1	0	0	0	0	0	0	0	0	0	1	1	∞	∞

BOTTOM

Los Angeles Dodgers @ Cincinnati Redlegs
Crosley Field, Cincinnati, OH

AB	35
R	4
H	8
RBI	4
BB	4
SO	6
LOB	13



WP	HR	S	P	ERA	WHIP
0	0	0	0	0	0

Sun Jul 12 1959, 3:33 AM EDT
Att. 14,443 - Unknown

livebaseballscorecards.com

Batter	1	2	3	4	5	6	7	8	9	AB R H RBI BB SO LOB	TOP	
Jim Gilliam, S (1, 5) <small>OBP: 0.449, SLG: 0.421</small>	0-0 6-3		0-1 1B BB	2-2 E6 FC6-4		3-1 1B		0-0 FC4-6		5 1 2 0 0 0 2		
Charlie Neal, R (1, 4) <small>OBP: 0.363, SLG: 0.484</small>	1-0 5-3		4-1 1B BB	0-0 FC6-4 1B		1-2 F9		2-3 K		4 2 0 1 1 1 4		
Wally Moon, L (1, 7) <small>OBP: 0.380, SLG: 0.436</small>	4-0 BB		3-1 BB 1B	2-0 1B		0-0 F2		3-1 F8		4 0 2 3 1 0 3		
Gil Hodges, R (1, 3) <small>OBP: 0.407, SLG: 0.564</small>	2-2 F2		1-2 FC5 BB 1B	4-1 BB		0-0 F8		1-3 K		4 0 1 1 1 1 3		
Don Demeter, R (1, 8) <small>OBP: 0.311, SLG: 0.495</small>		2-3 K	2-0 F8	1-2 F4		1-3 K		0-0 F8		5 0 0 0 0 2 4		
Rip Repulski, R (1, 9) <small>OBP: 0.373, SLG: 0.365</small>		1-1 F3	4-2 BB		0-0 F3		0-3 K		2-3 K	4 0 0 0 1 2 0		
Joe Pignatano, R (1, 2) <small>OBP: 0.347, SLG: 0.302</small>		1-3 K	1-1 FC5		1-0 6-3		2-1 FC4-6 1B			4 0 1 0 0 1 3		
Maury Wills, S (1, 6) <small>OBP: 0.214, SLG: 0.241</small>			0-1 FC1-6 1B	0-0 E FC6-4 1B		1-3 K		1-0 FC4-6		4 1 2 0 0 1 1		
Danny McDevitt, L (1, 1) <small>OBP: 0.139, SLG: 0.167</small> Clem Labine, R (3, 1) <small>OBP: 0.458, SLG: 0.382</small> Ron Fairly, L (6, PH) <small>OBP: 0.167, SLG: 0.167</small> Johnny Klippstein, R (6, 1) <small>OBP: 0.081, SLG: 0.091</small> Art Fowler, R (6, 1) <small>OBP: 0.377, SLG: 0.451</small> Norm Lanier, L (8, PH) <small>OBP: 0.214, SLG: 0.154</small> Gene Snyder, R (8, 1) <small>OBP: 0.214, SLG: 0.154</small>		0-0 FC1-6	1-3 K		2-2 1B		2-1 FC4-6 1B			1 1 0 0 0 0 1 1 0 0 0 0 1 1 1 0 1 0 0 0 0 0 0 0 0 0 0 0 0 0 0 0 0 0 0 1 0 1 0 0 0 0 0 0 0 0 0 0 0 0 0 0 0 0 0 0		
Inning Stats	R: 0 H: 0 E: 0 LOB: 1 K: 0 BB: 1 S: 6 P: 13	R: 0 H: 0 E: 0 LOB: 0 K: 2 BB: 0 S: 8 P: 12	R: 3 H: 4 E: 0 LOB: 3 K: 0 BB: 2 S: 17 P: 32	R: 2 H: 2 E: 1 LOB: 2 K: 1 BB: 1 S: 14 P: 24	R: 0 H: 0 E: 0 LOB: 0 K: 1 BB: 0 S: 5 P: 7	R: 0 H: 2 E: 0 LOB: 2 K: 0 BB: 0 S: 10 P: 16	R: 0 H: 1 E: 0 LOB: 1 K: 2 BB: 0 S: 9 P: 13	R: 0 H: 1 E: 0 LOB: 1 K: 1 BB: 0 S: 8 P: 15	R: 0 H: 0 E: 0 LOB: 0 K: 2 BB: 0 S: 7 P: 10	1B: 10 SF: 0 2B: 0 SAC: 0 3B: 0 DP: 0 HR: 0 HBP: 0	WP: 0 PA: 42 PB: 0 SB: 0 CS: 0	
PITCHER Joe Nuxhall, L (1, 1) <small>ERA: 4.87</small> Brooks Lawrence, R (3, 1) <small>ERA: 4.98</small>	IP WLS BF H R ER SO BB IBB HBP BLK WP HR S P ERA WHIP 2.1 0 13 4 3 3 2 2 0 0 1 0 0 26 45 11.57 2.571	IP WLS BF H R ER SO BB IBB HBP BLK WP HR S P ERA WHIP 6.2 W 29 6 2 0 7 2 0 0 0 0 0 0 58 97 0.00 1.200										

Los Angeles Dodgers @ Cincinnati Redlegs
 Crosley Field, Cincinnati, OH
 Mon Jul 13 1959, 7:05 PM EDT
 Att: 12,073 - Unknown

AB	38
R	5
H	10
RBI	5
BB	4
SO	9
LOB	22



BOTTOM

Los Angeles Dodgers @ Cincinnati Redlegs
Crosley Field, Cincinnati, OH

AB	37
R	13
H	15
RBI	13
BB	6
SO	7
LOB	14



WP	0	PA	45
PB	0		
SB	0		
CS	0		

1B	8	SF	1	WP	0	PA	45
2B	5	SAC	0	PB	0		
3B	0	DP	1	SB	0		
HR	3	HBP	1	CS	0		

AB R H RBI BB SO LOB

4 2 1 0 1 0 0

4 2 2 0 1 0 0

1 2 1 1 1 0 0

3 2 2 4 0 0 0

5 4 4 3 0 0 1

4 0 1 1 0 1 3

4 1 1 1 1 1 2

3 0 2 2 1 0 0

4 0 1 1 1 1 4

1 0 0 0 0 1 0

4 0 0 0 0 3 4

9

AB R H RBI BB SO LOB

4 2 1 0 1 0 0

4 2 2 0 1 0 0

1 2 1 1 1 0 0

3 2 2 4 0 0 0

5 4 4 3 0 0 1

4 0 1 1 0 1 3

4 1 1 1 1 1 2

3 0 2 2 1 0 0

4 0 1 1 1 1 4

1 0 0 0 0 1 0

4 0 0 0 0 3 4

8

1-2 6-3

0-2 1B 2B

0-1 2B SF8 1B

0-1 1B 2B

1-2 SF8

0-1 1B HBP 1B

3-2 1B HBP

0-0 1B

1-3 K

7

1-3 1-3

0-1 2-3 IBB

0-1 F9

1-3 K

1-3 K

1-3 K

1-3 K

1-3 K

1-3 K

1-3 K

1-3 K

1-3 K

6

4-1 BB HR BB

4-1 HR BB

2-2 HR

0-0 HR 1B

1-3 2B

1-2 4-3

4-1 2-3 IBB

2-3 K2-3

1-3 K

1-3 K

1-3 K

1-3 K

5

0-1 L9

2-2 F8

0-0 4-3

2-0 HR

1-1 HR 2B

2-3 K

4-1 2-3 IBB

2-3 K2-3

1-3 K

1-3 K

1-3 K

1-3 K

4

0-1 L9

2-2 F8

0-0 4-3

1-0 HR

1-1 F8

3-1 5-3

2-0 2B

4-0 IBB

1-0 F8

1-0 F8

1-0 F8

1-0 F8

3

6-3

2-1 4-3

4-0 HR BB

1-0 HR

1-0 F8

3-1 5-3

2-0 2B

4-0 IBB

1-0 F8

1-0 F8

1-0 F8

1-0 F8

2

6-3

2-1 4-3

4-0 HR BB

1-0 HR

1-0 F8

3-1 5-3

2-0 2B

4-0 IBB

1-0 F8

1-0 F8

1-0 F8

1-0 F8

1

0-1 1B 1B

0-1 1B 1B

0-0 1B 1B

3-2 E6 1B

0-0 5-3

4-0 1B BB

0-1 1B

0-1 1-3

0-1 1-3

0-1 1-3

0-1 1-3

0-1 1-3

Batter

Johnny Temple, R (1, 4)

Vada Pinson, L (1, 8)

Pete Whisenant, R (1, 9)

Gus Bell, L (4, 9)

Frank Robinson, R (1, 3)

Dutch Dotterer, R (1, 2)

Willie Jones, R (1, 5)

Frank Thomas, R (1, 7)

Eddie Kasko, R (1, 6)

Joe Nuxhall, L (1, 1)

Brooks Lawrence, R (3, 1)

Inning Stats

PITCHER	IP	WLS	BF	H	R	ER	SO	BB	IBB	HBP	BLK	WP	HR	S	P	ERA	WHIP
Danny McDevitt, L (1, 1)	2.0		13	5	5	3	1	2	0	0	0	0	1	21	35	13.50	3.500
Clem Labine, R (3, 1)	3.0	L	13	3	1	1	2	0	2	0	0	0	1	22	46	3.00	1.000
Johnny Klippstein, R (6, 1)	0.1		5	2	3	3	1	2	0	0	0	0	1	9	20	81.00	12.000
Art Fowler, R (6, 1)	1.2		5	0	0	0	2	0	0	0	0	0	0	14	18	0.00	0.000
Gene Snyder, L (8, 1)	0.1		4	3	3	3	0	0	0	0	0	0	0	10	11	81.00	9.000

PITCHER	IP	WLS	BF	H	R	ER	SO	BB	IBB	HBP	BLK	WP	HR	S	P	ERA	WHIP
Stan Williams, R (8, 1)	0.2		5	2	1	1	1	0	0	1	0	0	0	12	17	13.50	3.000

Batter	1	2	3	4	5	6	7	8	9	AB R H RBI BB SO LOB	TOP												
Jim Gilliam, S (1, 5) OBP: 0.447, SLG: 0.416 B F C B B F X	2-2 4-3			1-2 5-3		1-0 L8	4-2 BB			3 0 0 0 1 0 0													
Charlie Neal, R (1, 4) OBP: 0.362, SLG: 0.484 B F F S	1-3 K			1-3 K		2-1 1B	1-2 F9			4 1 1 0 0 2 3													
Wally Moon, L (1, 7) OBP: 0.381, SLG: 0.435 B C B F B F X	3-2 1-3			4-2 BB		0-0 1B		2-1 1-3		3 0 1 1 1 0 0													
Duke Snider, L (1, 9) OBP: 0.346, SLG: 0.505 B X		1-0 L4-3 1B		2-1 F9		4-0 BB		1-1 F7		3 0 1 0 1 0 1													
Gil Hodges, R (1, 3) OBP: 0.401, SLG: 0.555 B C C F B C X		3-2 F8			1-0 5-3	2-1 F3		2-2 F8		4 0 0 0 0 0 3													
John Roseboro, L (1, 2) OBP: 0.328, SLG: 0.387 X		0-0 L4-3			1-2 4-3		1-0 F6		2-1 4-3 2B	4 0 1 0 0 0 1													
Don Demeter, R (1, 8) OBP: 0.310, SLG: 0.491 B C C F B C X			2-2 5-3		1-0 1B		1-2 5-3		2-2 6-3	4 0 1 0 0 0 1													
Maury Wills, S (1, 6) OBP: 0.217, SLG: 0.241 X			0-0 B3		0-3 K		0-1 BB 1B		0-0 4-3	4 0 1 0 0 1 2													
Johnny Podres, L (1, 1) OBP: 0.333, SLG: 0.289 Roger Craig, R (1, 1) OBP: 0.125, SLG: 0.067 Ron Fairly, L (6, PH) OBP: 0.346, SLG: 0.360 Clem Labine, R (6, 1) Norm Larker, L (7, PH) OBP: 0.383, SLG: 0.456 Gene Snyder, R (7, 1) OBP: 0.167, SLG: 0.167 Johnny Klippstein, R (7, 1) OBP: 0.167, SLG: 0.167 Rip Repulski, R (9, PH) OBP: 0.359, SLG: 0.359			0-3 K			2-1 F9	2-0 BB 1B		0-0 6-3	0 0 0 0 0 0 0 0 1 0 0 0 0 0 1 0 1 0 0 0 0 0 0 0 0 0 0 0 0 0 0 0 1 0 1 0 1 0 0 0 0 0 0 1													
Inning Stats	R: 0 E: 0 K: 1 S: 10	H: 0 LOB: 0 BB: 0 P: 16	R: 0 E: 0 K: 0 S: 9	H: 1 LOB: 0 BB: 0 P: 13	R: 0 E: 0 K: 1 S: 8	H: 0 LOB: 0 BB: 0 P: 10	R: 0 E: 0 K: 1 S: 12	H: 0 LOB: 1 BB: 1 P: 20	R: 0 E: 0 K: 1 S: 11	H: 1 LOB: 1 BB: 0 P: 14	R: 1 E: 0 K: 0 S: 8	H: 2 LOB: 2 BB: 1 P: 19	R: 0 E: 0 K: 0 S: 12	H: 2 LOB: 3 BB: 1 P: 21	R: 0 E: 0 K: 0 S: 8	H: 0 LOB: 0 BB: 0 P: 13	R: 0 E: 0 K: 0 S: 7	H: 1 LOB: 1 BB: 0 P: 11	1B: 5 2B: 3 3B: 0 HR: 0	SF: 0 SAC: 0 DP: 1 HBP: 0	WP: 0 PB: 0 SB: 1 CS: 0	PA: 36	
PITCHER Vern Law, R (1, 1) ERA: 3.57	IP 9.0 WLS W BF 36 H 7 R 1 ER 1 SO 4 BB 3 IBB 0 HBP 0 BLK 0 WP 0 HR 0 S 85 P 137 ERA 1.00 WHIP 1.111																						

Los Angeles Dodgers @ Pittsburgh Pirates
 Forbes Field, Pittsburgh, PA
 Tue Jul 14 1959, 7:05 PM EDT
 Att. 30,199 - Unknown

AB	33
R	1
H	7
RBI	1
BB	3
SO	4
LOB	12



Batter	1	2	3	4	5	6	7	8	9
Bill Virdon, L OBP: 0.285, SLG: 0.317 (1, 8)	1-3	1-3		K		G6-4-3		F7	
Dick Groat, R OBP: 0.327, SLG: 0.388 (1, 6)	3-2 3B 2B	2-2 2B		F4			1B BB 1B	L7	
Bob Skinner, L OBP: 0.357, SLG: 0.440 (1, 7)	2-2 1B 3B	1-2 4-3		4-3			K	BB	
Dick Stuart, R OBP: 0.401, SLG: 0.577 Rocky Nelson, L OBP: 0.357, SLG: 0.345 (1, 3) (8, 3)	2-1 1B 1B	1-2 F3			F9		K	F7	
Roberto Clemente, R OBP: 0.287, SLG: 0.373 (1, 9)	0-0 1B 1B	0-0 6-3			4-3		BB 1B 1B		
Bill Mazerowski, R OBP: 0.311, SLG: 0.386 (1, 4)	0-1 1B 1B		F4		6-3		BB 1B BB		
Don Hoak, R OBP: 0.376, SLG: 0.439 (1, 5)	0-0 1B 1B		1-1 1B 1B			4-2 1B 4-3 BB	4-2 1B WP BB		
Danny Kravitz, L OBP: 0.347, SLG: 0.473 (1, 2)	0-0 1B		0-0 1B			4-3	0-0 WP 1B		
Vern Law, R OBP: 0.203, SLG: 0.263 (1, 1)	2-3 K		1-0 G6-4-3			2-2 G6-4-3 1B	1-3 K		

AB	R	H	RBI	BB	SO	LOB
5	0	0	0	0	1	4
5	2	3	0	0	0	0
4	1	1	1	1	1	2
4	1	1	1	0	1	2
1	0	0	0	0	0	1
4	2	2	0	0	0	1
3	2	1	1	1	0	0
2	1	2	2	2	0	0
4	0	3	3	0	0	1
4	0	1	0	0	2	5

BOTTOM

Los Angeles Dodgers @ Pittsburgh Pirates
Forbes Field, Pittsburgh, PA
 Tue Jul 14 1959, 7:05 PM EDT
 Att. 30,199 - Unknown

AB	36
R	9
H	14
RBI	8
BB	4
SO	5
LOB	16



1B: 11	SF: 0
2B: 2	SAC: 0
3B: 1	DP: 2
HR: 0	HBP: 0

WP: 1	PA: 40
PB: 0	
SB: 0	
CS: 0	

Inning Stats														
R: 5					H: 7					LOB: 2				
E: 0					K: 1					S: 25				
R: 0					H: 1					LOB: 1				
E: 0					K: 0					S: 12				
R: 0					H: 2					LOB: 1				
E: 0					K: 0					S: 5				
R: 0					H: 0					LOB: 0				
E: 0					K: 1					S: 7				
R: 0					H: 1					LOB: 1				
E: 0					K: 0					S: 4				
R: 4					H: 3					LOB: 1				
E: 0					K: 3					S: 17				
R: 0					H: 0					LOB: 1				
E: 0					K: 0					S: 10				

PITCHER	IP	WLS	BF	H	R	ER	SO	BB	IBB	HBP	BLK	WP	HR	S	P	ERA	WHIP
Johnny Podres, L ERA: 4.15	(1, 1)	0.1	L	6	5	5	5	0	0	0	0	0	0	17	25	135.00	15.000
Roger Craig, R ERA: 2.01	(1, 1)	4.2		18	5	0	2	0	0	0	0	0	0	36	54	0.00	1.071
Clem Labine, R ERA: 3.88	(6, 1)	1.0		4	1	0	0	1	0	0	0	0	0	7	14	0.00	2.000
Gene Snyder, L ERA: 5.47	(7, 1)	0.2		5	2	3	2	1	0	0	0	0	0	11	23	40.50	4.500
Johnny Klippstein, R ERA: 5.74	(7, 1)	1.1		7	1	1	1	2	0	0	0	1	0	16	27	6.75	2.250

PITCHER														
IP					WLS					BF				
H					R					ER				
SO					BB					IBB				
HBP					BLK					WP				
HR					S					P				
ERA					WHIP									
IP					WLS					BF				
H					R					ER				
SO					BB					IBB				
HBP					BLK					WP				
HR					S					P				
ERA					WHIP									

Batter	1	2	3	4	5	6	7	8	9	AB R H RBI BB SO LOB	TOP							
Jim Gilliam, S (1, 5) <small>OBP: 0.448, SLG: 0.413</small>	4-1 		4-1 		0-1 		0-0 			2 0 0 0 2 0 3								
Charlie Neal, R (1, 4) <small>OBP: 0.361, SLG: 0.482</small>	0-1 		0-1 			1-1 		0-1 		4 0 1 1 0 0 1								
Wally Moon, L (1, 9) <small>OBP: 0.377, SLG: 0.430</small>	3-1 		2-2 			0-1 		2-0 		4 0 0 0 0 0 3								
Duke Snider, L (1, 8) <small>OBP: 0.344, SLG: 0.498</small>		2-1 		4-2 		0-0 		2-1 		3 0 0 0 1 0 0								
Gil Hodges, R (1, 3) <small>OBP: 0.396, SLG: 0.547</small>		1-1 		0-3 			0-1 		1-2 	4 0 0 0 0 1 1								
Norm Larker, L (1, 7) Don Demeter, R (7, PR) <small>OBP: 0.312, SLG: 0.493</small>		0-1 		1-0 			0-1 		0-1 	3 0 1 0 0 0 1 1 1 1 0 0 0 0								
John Roseboro, L (1, 2) <small>OBP: 0.323, SLG: 0.381</small>			0-3 		2-3 		0-2 		0-1 	4 0 0 0 0 2 2								
Maury Wills, S (1, 6) <small>OBP: 0.250, SLG: 0.262</small>			0-2 		0-0 		4-0 		1-1 	3 2 2 0 1 0 1								
Don Drysdale, R (1, 1) <small>OBP: 0.197, SLG: 0.373</small>			0-3 		1-0 		2-2 			2 0 1 2 0 1 1								
Inning Stats	R: 0 H: 0 E: 0 LOB: 0 K: 0 BB: 1 S: 5 P: 12	R: 0 H: 0 E: 0 LOB: 0 K: 0 BB: 0 S: 6 P: 9	R: 1 H: 2 E: 0 LOB: 2 K: 2 BB: 1 S: 16 P: 22	R: 0 H: 0 E: 0 LOB: 0 K: 1 BB: 1 S: 6 P: 11	R: 0 H: 1 E: 0 LOB: 1 K: 1 BB: 0 S: 7 P: 10	R: 0 H: 0 E: 0 LOB: 0 K: 0 BB: 0 S: 5 P: 6	R: 2 H: 2 E: 0 LOB: 2 K: 0 BB: 1 S: 11 P: 17	R: 0 H: 0 E: 0 LOB: 0 K: 0 BB: 0 S: 5 P: 9	R: 0 H: 1 E: 0 LOB: 1 K: 0 BB: 0 S: 9 P: 11	1B: 5 SF: 0 2B: 1 SAC: 1 3B: 0 DP: 1 HR: 0 HBP: 0	WP: 0 PA: 35 PB: 0 SB: 1 CS: 1							
PITCHER Bob Friend, R (1, 1) <small>ERA: 4.92</small> Roy Face, R (9, 1) <small>ERA: 1.33</small>	IP WLS BF H R ER SO BB IBB HBP BLK WP HR S P ERA WHIP 8.0 L 31 5 3 3 4 3 1 0 0 0 0 0 61 96 3.38 1.000						IP WLS BF H R ER SO BB IBB HBP BLK WP HR S P ERA WHIP 1.0 4 1 0 0 0 0 0 0 0 0 0 0 9 11 0.00 1.000											

Los Angeles Dodgers @ Pittsburgh Pirates
 Forbes Field, Pittsburgh, PA
 Wed Jul 15 1959, 7:05 PM EDT
 Att. 28,268 - Unknown

AB	30
R	3
H	6
RBI	3
BB	4
SO	4
LOB	13



Batter	1	2	3	4	5	6	7	8	9	AB R H RBI BB SO LOB	TOP	
Jim Gilliam, S (1, 5) OBP: 0.447, SLG: 0.411 										4 1 1 0 1 0 0	Los Angeles Dodgers @ Philadelphia Phillies Connie Mack Stadium, Philadelphia, PA Fri Jul 17 1959, 7:05 PM EDT Att. 16,686 - Unknown livebaseballscorecards.com AB 36 R 2 H 10 RBI 1 BB 4 SO 4 LOB 19 	
Charlie Neal, R (1, 4) OBP: 0.361, SLG: 0.489 									5 1 2 0 0 1 1			
Wally Moon, L (1, 9) OBP: 0.377, SLG: 0.429 									5 0 2 0 0 0 2			
Duke Snider, L (1, 8) OBP: 0.350, SLG: 0.495 									3 0 1 1 2 1 2			
Gil Hodges, R (1, 3) OBP: 0.394, SLG: 0.542 									4 0 1 0 0 0 3			
Norm Larker, L (1, 7) OBP: 0.393, SLG: 0.491 									4 0 3 0 0 0 2			
John Roseboro, L (1, 2) OBP: 0.318, SLG: 0.374 									4 0 0 0 0 1 3			
Maury Wills, S (1, 6) OBP: 0.254, SLG: 0.254 Ron Fairly, L (8, PH) OBP: 0.344, SLG: 0.358 Don Zimmer, R (8, 6) OBP: 0.276, SLG: 0.255 									2 0 0 0 1 0 1 1 0 0 0 0 0 1 0 0 0 0 0 0 0			
Roger Craig, R (1, 1) OBP: 0.105, SLG: 0.056 Rip Repulski, R (8, PH) OBP: 0.364, SLG: 0.354 Art Fowler, R (8, 1) OBP: 0.091, SLG: 0.091 									3 0 0 0 0 0 3 1 0 0 0 0 1 1 0 0 0 0 0 0 0			
Inning Stats R: 1 H: 1 E: 0 LOB: 2 K: 0 BB: 2 S: 11 P: 24 R: 0 H: 0 E: 0 LOB: 0 K: 0 BB: 0 S: 4 P: 5 R: 0 H: 1 E: 0 LOB: 1 K: 2 BB: 0 S: 10 P: 14 R: 0 H: 1 E: 0 LOB: 2 K: 1 BB: 1 S: 10 P: 17 R: 1 H: 2 E: 0 LOB: 1 K: 0 BB: 0 S: 15 P: 19 R: 0 H: 1 E: 0 LOB: 1 K: 0 BB: 0 S: 6 P: 7 R: 0 H: 1 E: 0 LOB: 2 K: 0 BB: 1 S: 7 P: 14 R: 0 H: 1 E: 0 LOB: 1 K: 1 BB: 0 S: 6 P: 11 R: 0 H: 2 E: 0 LOB: 1 K: 0 BB: 0 S: 10 P: 15									1B: 6 SF: 0 2B: 3 SAC: 0 3B: 2 DP: 1 HR: 0 HBP: 0	WP: 0 PA: 40 PB: 0 SB: 1 CS: 0		
PITCHER Jim Owens, R (1, 1) ERA: 3.87 IP WLS BF H R ER SO BB IBB HBP BLK WP HR S P ERA WHIP 9.0 W 40 10 2 2 4 3 1 0 0 0 0 79 126 2.00 1.444											PITCHER IP WLS BF H R ER SO BB IBB HBP BLK WP HR S P ERA WHIP	

Batter	1	2	3	4	5	6	7	8	9
Joe Koppe, R OBP: 0.343, SLG: 0.371 (1, 6)	3-2 F4 ①		2-0 5-3 ②			4-1 FC3-6 BB ②		1-2 F3 ③	
Solly Drake, S OBP: 0.156, SLG: 0.100 (1, 8) (9, 7)	2-3 K ②		3-3 K ③			0-0 FC3-6 S 1B 1-2f ②			
Ed Bouchee, L OBP: 0.363, SLG: 0.470 (1, 3)	3-3 K ③			0-1 L8 ①		0-2 E9 1B 1-H ③			
Dave Philley, S OBP: 0.366, SLG: 0.477 (1, 9)		1-0 BB FC5-2 HBP 1B		2-1 L8 ②		0-3 K ①			
Harry Anderson, L OBP: 0.315, SLG: 0.443 Richie Ashburn, L OBP: 0.358, SLG: 0.314 (1, 7) (9, 8)		1-1 FC5-2 BB 1-2 1B		3-1 G3 ③		0-1 HR ①			
Gene Freese, R OBP: 0.330, SLG: 0.512 (1, 5)		4-0 FC5-2 1B BB 1-2 2-3		3-3 K ①		3-1 5-3 ②			
Sparky Anderson, R OBP: 0.260, SLG: 0.220 (1, 4)		1-2 FC5-2 1B CS 1-2 2-3 3-H ① ②		0-0 F8 ②		2-2 L4 ③			
Joe Lonnett, R OBP: 0.462, SLG: 0.636 (1, 2)		0-1 F8 1-3 2-H 1B ①		0-0 F8 ③			1-2 F8 ①		
Jim Owens, R OBP: 0.159, SLG: 0.075 (1, 1)		1-1 CS 3-H ③	1-3 K ①			2-2 6-3 ①		1-3 K ②	

Inning Stats	R: 0	H: 0	E: 0	K: 2	S: 14	R: 1	H: 2	E: 0	K: 0	S: 8	R: 0	H: 0	E: 0	K: 2	S: 7	R: 0	H: 0	E: 0	K: 1	S: 5	R: 1	H: 1	E: 1	K: 0	S: 9	R: 1	H: 1	E: 0	K: 1	S: 10	R: 0	H: 0	E: 0	K: 1	S: 9	1B: 3	2B: 0	3B: 0	HR: 1	SF: 0	SAC: 0	DP: 1	HBP: 1	WP: 0	PB: 0	SB: 1	CS: 1	PA: 29
--------------	------	------	------	------	-------	------	------	------	------	------	------	------	------	------	------	------	------	------	------	------	------	------	------	------	------	------	------	------	------	-------	------	------	------	------	------	-------	-------	-------	-------	-------	--------	-------	--------	-------	-------	-------	-------	--------

PITCHER	IP	WLS	BF	H	R	ER	SO	BB	IBB	HBP	BLK	WP	HR	S	P	ERA	WHIP
Roger Craig, R ERA: 2.26 (1, 1)	7.0	L	25	4	3	3	6	2	0	1	0	0	1	59	100	3.86	0.857
Art Fowler, R ERA: 5.27 (8, 1)	1.0		3	0	0	0	1	0	0	0	0	0	0	9	12	0.00	0.000

BOTTOM

Los Angeles Dodgers @ Philadelphia Phillies
 Connie Mack Stadium, Philadelphia, PA
 Fri Jul 17 1959, 7:05 PM EDT
 Att. 16,686 - Unknown

livebaseballscorecards.com

AB	25
R	3
H	4
RBI	3
BB	2
SO	7
LOB	4



Batter	1	2	3	4	5	6	7	8	9	AB R H RBI BB SO LOB	TOP
Jim Gilliam, S (1, 5) OBP: 0.445, SLG: 0.409 C B X 1-1 			X 0-0 6-3 		X 0-0 FC6-4 1B 1-2 2-H 			C B F F F X 1-2 		4 0 1 1 0 0 0	Los Angeles Dodgers @ Philadelphia Phillies Connie Mack Stadium, Philadelphia, PA Sat Jul 18 1959, 3:33 AM EDT Att. 8,132 - Unknown livebaseballscorecards.com
Charlie Neal, R (1, 4) OBP: 0.358, SLG: 0.484 F B F F F 1-3 			C C B B X 2-2 F5 		B X 1-0 FC6-4 1-2 			X 0-0 F9 		4 0 0 0 0 1 2	
Wally Moon, L (1, 9) OBP: 0.379, SLG: 0.438 F X 0-1 				C B L X 1-2 F8 	F S X 0-2 F8 			B C F F B B 4-2 		3 1 1 1 1 0 2	
Duke Snider, L (1, 8) OBP: 0.348, SLG: 0.490 C S B F F S 2-3 				B C F C F X 2-2 		B X 1-0 F4 		B C F F B B 3-3 		4 0 1 0 0 2 1	
Gil Hodges, R (1, 3) OBP: 0.389, SLG: 0.535 B F X 1-1 				B C X 1-1 F4 		F C B F X 1-2 6-3 		B C C B X 2-2 F8 		4 0 0 0 0 0 1	
Norm Larker, L (1, 7) OBP: 0.389, SLG: 0.478 B B B B B 4-0 				S X 0-1 F9 		B C B X 2-1 F7 		C X 0-1 G3 		3 0 0 0 1 0 1	
John Roseboro, L (1, 2) OBP: 0.317, SLG: 0.369 B B B B B 2-3 					B B B B 4-0 			C C C B B C C 2-2 F8 		3 1 0 0 1 1 1	
Maury Wills, S (1, 6) OBP: 0.257, SLG: 0.258 X B F B B 2-1 					C X 0-1 			M F X 0-2 F6 		3 0 1 0 0 0 1	
Danny McDevitt, L (1, 1) OBP: 0.135, SLG: 0.162 Johnny Klipsch, R (4, 1) OBP: 0.167, SLG: 0.167 Ron Fairly, L (5, PH) OBP: 0.442, SLG: 0.355 Stan Williams, R (5, 1) OBP: 0.214, SLG: 0.154 Don Demeter, R (7, PH) OBP: 0.311, SLG: 0.491 Clem Labine, R (7, 1) OBP: 0.311, SLG: 0.491 S S S X 1-2 					C B F C B B F X 2-2 F4 			X C B F 0-2 5-3 		1 0 0 0 0 0 0 0 0 0 0 0 0 0 1 0 0 0 0 0 2 0 0 0 0 0 0 0 1 0 0 0 0 0 0 0 0 0 0 0 0 0	
Inning Stats R: 1 H: 1 E: 0 LOB: 0 K: 2 BB: 0 S: 14 P: 18 R: 0 H: 0 E: 0 LOB: 1 K: 1 BB: 1 S: 7 P: 16 R: 0 H: 0 E: 0 LOB: 0 K: 0 BB: 0 S: 7 P: 10 R: 0 H: 1 E: 0 LOB: 1 K: 0 BB: 0 S: 10 P: 14 R: 1 H: 2 E: 0 LOB: 2 K: 0 BB: 1 S: 11 P: 18 R: 0 H: 0 E: 0 LOB: 0 K: 0 BB: 0 S: 7 P: 11 R: 0 H: 0 E: 0 LOB: 0 K: 0 BB: 0 S: 10 P: 12 R: 0 H: 0 E: 0 LOB: 1 K: 1 BB: 1 S: 12 P: 20 R: 0 H: 0 E: 0 LOB: 0 K: 0 BB: 0 S: 7 P: 9 1B: 3 SF: 0 2B: 0 SAC: 0 3B: 0 DP: 0 HR: 1 HBP: 0											WP: 0 PA: 34 PB: 0 SB: 0 CS: 0
PITCHER Don Cardwell, R (1, 1) ERA: 4.53 IP WLS BF H R ER SO BB IBB HBP BLK WP HR S P ERA WHIP 9.0 W 34 4 2 2 4 3 0 0 0 0 0 1 85 128 2.00 0.778											PITCHER IP WLS BF H R ER SO BB IBB HBP BLK WP HR S P ERA WHIP

Batter	1	2	3	4	5	6	7	8	9	AB	R	H	RBI	BB	SO	LOB
--------	---	---	---	---	---	---	---	---	---	----	---	---	-----	----	----	-----

<p>Joe Koppe, R (1, 6) OBP: 0.341, SLG: 0.368</p>				<p>0-1 FC5-6 1B</p>	<p>3-2 4-3</p>		<p>3-3 K2-3</p>		<p>4 0 1 0 0 1 0</p>	
<p>Richie Ashburn, L (1, 8) OBP: 0.354, SLG: 0.310</p>				<p>0-0 FC5-6 HR</p>	<p>1-3 K</p>		<p>1-0 F4</p>		<p>4 1 0 0 0 1 1</p>	
<p>Ed Bouchee, L (1, 3) OBP: 0.362, SLG: 0.477</p>				<p>0-0 1-H HR</p>	<p>0-1 4-3</p>		<p>0-0 F8</p>		<p>4 1 1 2 0 0 0</p>	
<p>Wally Post, R (1, 9) OBP: 0.304, SLG: 0.447</p> <p>Solly Drake, S (9, 9) OBP: 0.156, SLG: 0.100</p>		<p>1-2 G3</p>		<p>4-0 1B 2B BB</p>		<p>2-2 6-3</p>		<p>1-0 5-3</p>		<p>3 1 0 0 1 0 0 0 0 0 0 0 0 0</p>
<p>Gene Freese, R (1, 5) OBP: 0.330, SLG: 0.509</p>		<p>3-2 F2</p>		<p>1-0 2B 1B</p>		<p>3-2 F5</p>		<p>3 1 1 0 0 0 0</p>		
<p>Harry Anderson, L (1, 7) OBP: 0.318, SLG: 0.447</p>		<p>0-1 1-3</p>		<p>2-0 1B 2B</p>		<p>4-2 BB</p>		<p>2 1 1 1 1 0 0</p>		
<p>Sparky Anderson, R (1, 4) OBP: 0.261, SLG: 0.222</p>				<p>0-0 2-H 3-H 1B</p>		<p>1-0 F9</p>		<p>3 0 1 2 0 0 1</p>		
<p>Joe Lonnett, R (1, 2) OBP: 0.375, SLG: 0.500</p>				<p>1-3 K</p>		<p>2-2 F7</p>		<p>3 0 0 0 0 1 1</p>		
<p>Don Cardwell, R (1, 1)</p>				<p>3-2 F4</p>		<p>0-0 5-3</p>		<p>3 0 0 0 0 1 1</p>		

Inning Stats	R: 0	H: 0	E: 0	K: 0	S: 4	LOB: 0	BB: 0	P: 4	R: 0	H: 0	E: 0	K: 0	S: 11	LOB: 0	BB: 0	P: 15	R: 0	H: 0	E: 0	K: 1	S: 9	LOB: 0	BB: 0	P: 12	R: 5	H: 5	E: 0	K: 1	S: 14	LOB: 1	BB: 1	P: 25	R: 0	H: 0	E: 0	K: 1	S: 8	LOB: 0	BB: 0	P: 12	R: 0	H: 0	E: 0	K: 0	S: 10	LOB: 1	BB: 1	P: 20	R: 0	H: 0	E: 0	K: 1	S: 8	LOB: 0	BB: 0	P: 13	R: 0	H: 0	E: 0	K: 0	S: 3	LOB: 0	BB: 0	P: 5
--------------	------	------	------	------	------	--------	-------	------	------	------	------	------	-------	--------	-------	-------	------	------	------	------	------	--------	-------	-------	------	------	------	------	-------	--------	-------	-------	------	------	------	------	------	--------	-------	-------	------	------	------	------	-------	--------	-------	-------	------	------	------	------	------	--------	-------	-------	------	------	------	------	------	--------	-------	------

PITCHER																	1B: 3	SF: 0	WP: 0	PA: 31			
IP	WLS	BF	H	R	ER	SO	BB	IBB	HBP	BLK	WP	HR	S	P	ERA	WHIP	2B: 1	SAC: 0	PB: 0	3B: 0	DP: 0	SB: 0	CS: 0
Danny McDevitt, L (1, 1)	3.1	L	15	4	5	5	1	1	0	0	0	1	30	44	13.50	1.500							
Johnny Klippstein, R (4, 1)	0.2		3	1	0	0	1	0	0	0	0	0	8	12	0.00	1.500							
Stan Williams, R (5, 1)	2.0		7	0	0	0	1	1	0	0	0	0	18	32	0.00	0.500							
Clem Labine, R (7, 1)	2.0		6	0	0	0	1	0	0	0	0	0	11	18	0.00	0.000							

BOTTOM

Los Angeles Dodgers @ Philadelphia Phillies
 Connie Mack Stadium, Philadelphia, PA
 Sat Jul 18 1959, 3:33 AM EDT
 Att. 8,132 - Unknown

livebaseballscorecards.com

AB	29
R	5
H	5
RBI	5
BB	2
SO	4
LOB	4



Batter	1	2	3	4	5	6	7	8	9	AB R H RBI BB SO LOB	TOP
Jim Gilliam, S (1, 5) <small>OBP: 0.444, SLG: 0.407</small>	1-2 		4-2 		0-2 		2-1 		1-1 	4 1 1 0 1 0 0	Los Angeles Dodgers @ Philadelphia Phillies Connie Mack Stadium, Philadelphia, PA Sun Jul 19 1959, 3:33 AM EDT Unknown
Charlie Neal, R (1, 4) <small>OBP: 0.357, SLG: 0.481</small>	0-0 		0-0 		1-3 		0-0 	1-1 	4 0 1 0 0 1 1		
Wally Moon, L (1, 9) <small>OBP: 0.382, SLG: 0.439</small>	4-0 		3-2 			1-1 	0-1 	3-1 	4 1 2 0 1 0 1		
Duke Snider, L (1, 8) <small>OBP: 0.353, SLG: 0.505</small>	2-0 			2-1 		0-0 	4-0 	0-2 	4 3 2 1 1 0 3		
Gil Hodges, R (1, 3) <small>OBP: 0.391, SLG: 0.543</small>		4-1 		3-2 		0-3 	0-1 		3 2 1 3 1 1 2		
Norm Larker, L (1, 7) Don Demeter, R (7, 8) <small>OBP: 0.392, SLG: 0.487</small> <small>OBP: 0.311, SLG: 0.491</small>		1-2 		2-1 		2-1 	2-2 		4 1 2 2 0 0 0 0 0 0 0 0 0 0		
John Roseboro, L (1, 2) <small>OBP: 0.320, SLG: 0.380</small>		0-1 		3-1 		1-0 		0-0 	4 0 2 1 0 0 1		
Maury Wills, S (1, 6) <small>OBP: 0.243, SLG: 0.243</small>		1-2 		1-1 		0-1 		0-1 	4 0 0 0 0 0 3		
Larry Sherry, R (1, 1) Clem Labine, R (4, 1) <small>OBP: 0.167, SLG: 0.167</small>		1-3 		0-3 		0-3 		1-1 	1 0 0 0 0 1 1 3 0 0 0 0 2 1		
Inning Stats	R: 0 H: 1 E: 1 LOB: 1 K: 0 BB: 1 S: 7 P: 14	R: 1 H: 1 E: 0 LOB: 1 K: 1 BB: 1 S: 14 P: 21	R: 0 H: 0 E: 0 LOB: 0 K: 0 BB: 1 S: 6 P: 13	R: 1 H: 2 E: 0 LOB: 1 K: 0 BB: 0 S: 12 P: 23	R: 0 H: 0 E: 0 LOB: 0 K: 2 BB: 0 S: 9 P: 10	R: 3 H: 4 E: 1 LOB: 1 K: 2 BB: 0 S: 14 P: 18	R: 3 H: 2 E: 0 LOB: 0 K: 0 BB: 1 S: 10 P: 18	R: 0 H: 0 E: 0 LOB: 0 K: 0 BB: 0 S: 5 P: 6	R: 0 H: 1 E: 0 LOB: 1 K: 0 BB: 0 S: 9 P: 14	1B: 7 SF: 0 2B: 2 SAC: 1 3B: 1 DP: 2 HR: 2 HBP: 0	
PITCHER Ray Semproch, R (1, 1) <small>ERA: 4.79</small> Turk Farrell, R (6, 1) <small>ERA: 5.81</small> Ruben Gomez, R (8, 1) <small>ERA: 6.93</small>	IP WLS BF H R ER SO BB IBB HBP BLK WP HR S P ERA WHIP 5.1 L 25 8 5 4 4 3 0 0 0 0 1 57 94 6.75 2.062					PITCHER IP WLS BF H R ER SO BB IBB HBP BLK WP HR S P ERA WHIP					

livebaseballscorecards.com

AB	35
R	8
H	11
RBI	7
BB	4
SO	5
LOB	13



Batter	1	2	3	4	5	6	7	8	9	AB	R	H	RBI	BB	SO	LOB	TOP	
Jim Gilliam, S (1, 5) <small>OBP: 0.442, SLG: 0.405</small>	0-1 	0-0 F7 		2-2 F3 		0-1 F8 				4	1	1	0	0	0	5	Los Angeles Dodgers @ Philadelphia Phillies Connie Mack Stadium, Philadelphia, PA Sun Jul 19 1959, 3:38 AM EDT Att. 25,114 - Unknown livebaseballscorecards.com	
Charlie Neal, R (1, 4) <small>OBP: 0.356, SLG: 0.478</small>	4-2 		0-0 5-3 		3-2 L9 					2	1	0	0	1	0	0		
Wally Moon, L (1, 7) <small>OBP: 0.381, SLG: 0.438</small>	0-0 		2-3 		1-2 3-1 					3	0	1	0	0	1	0		
Gil Hodges, R (1, 3) <small>OBP: 0.393, SLG: 0.546</small>	3-3 		4-2 		1-1 E5 					2	0	1	0	1	1	3		
Don Demeter, R (1, 8) <small>OBP: 0.311, SLG: 0.489</small>	0-1 		0-1 5-3 		0-0 E5 					3	0	1	2	0	0	2		
Rip Repulski, R (1, 9) <small>OBP: 0.363, SLG: 0.343</small>	0-0 G6-4-3 			2-2 E3 		4-1 				2	0	0	0	1	0	2		
Joe Pignatano, R (1, 2) <small>OBP: 0.346, SLG: 0.303</small>		2-3 		1-0 FC1-6 		0-0 				3	0	1	0	0	1	1		
Don Zimmer, R (1, 6) <small>OBP: 0.281, SLG: 0.254</small>		4-2 		4-2 		0-1 4-3 				1	0	0	0	2	0	1		
Johnny Podres, L (1, 1) <small>OBP: 0.326, SLG: 0.282</small> Norm Larker, L (6, PH) <small>OBP: 0.397, SLG: 0.487</small> Art Fowler, R (6, 1) <small>OBP: 0.091, SLG: 0.091</small>		1-0 SH1-4 		0-0 F6 		4-1 				1	0	0	0	0	0	2		
Inning Stats	R: 2 H: 3 E: 0 LOB: 1 K: 1 BB: 1 S: 12 P: 19	R: 0 H: 0 E: 0 LOB: 1 K: 1 BB: 1 S: 7 P: 14	R: 0 H: 0 E: 0 LOB: 1 K: 1 BB: 1 S: 8 P: 14	R: 0 H: 0 E: 1 LOB: 2 K: 0 BB: 1 S: 11 P: 20	R: 0 H: 1 E: 1 LOB: 2 K: 0 BB: 0 S: 11 P: 16	R: 0 H: 1 E: 0 LOB: 2 K: 0 BB: 2 S: 7 P: 15				1B: 4 SF: 0 2B: 1 SAC: 1 3B: 0 DP: 1 HR: 0 HBP: 0	WP: 0 PA: 28 PB: 0 SB: 0 CS: 0							
PITCHER Taylor Phillips, L (1, 1) <small>ERA: 5.86</small>	IP: 6.0 WLS: W BF: 28 H: 5 R: 2 ER: 2 SO: 3 BB: 6 IBB: 0 HBP: 0 BLK: 0 WP: 0 HR: 0 S: 56 P: 98 ERA: 3.00 WHIP: 1.833					PITCHER IP: WLS: BF: H: R: ER: SO: BB: IBB: HBP: BLK: WP: HR: S: P: ERA: WHIP												



Batter	1	2	3	4	5	6	7	8	9	AB R H RBI BB SO LOB
--------	---	---	---	---	---	---	---	---	---	----------------------

Joe Koppe, R <small>OBP: 0.342, SLG: 0.364</small> <small>(1, 6)</small> 	<small>2-2</small> 		<small>1-1</small> 		<small>4-1</small> 					2 1 1 0 1 0 0
Richie Ashburn, L <small>OBP: 0.355, SLG: 0.312</small> <small>(1, 8)</small> 	<small>2-2</small> 		<small>2-0</small> 		<small>1-3</small> 					3 0 1 0 0 1 2
Ed Bouchee, L <small>OBP: 0.379, SLG: 0.475</small> <small>(1, 3)</small> 	<small>0-0</small> 		<small>1-2</small> 		<small>3-2</small> 					3 0 1 2 0 0 2
Wally Post, R <small>OBP: 0.301, SLG: 0.442</small> <small>(1, 9)</small> 		<small>2-3</small> 	<small>1-1</small> 		<small>2-0</small> 					3 0 0 0 0 1 3
Gene Freese, R <small>OBP: 0.343, SLG: 0.547</small> <small>(1, 5)</small> 		<small>4-0</small> 		<small>0-0</small> 		<small>3-2</small> 				2 1 1 0 1 0 0
Harry Anderson, L <small>OBP: 0.316, SLG: 0.441</small> <small>(1, 7)</small> 		<small>0-0</small> 		<small>0-0</small> 						2 0 0 0 0 0 1
Sparky Anderson, R <small>OBP: 0.270, SLG: 0.232</small> <small>(1, 4)</small> 		<small>1-0</small> 		<small>1-0</small> 						2 0 1 1 0 0 0
Joe Lonnett, R <small>OBP: 0.381, SLG: 0.444</small> <small>(1, 2)</small> 		<small>0-3</small> 			<small>0-0</small> 					2 0 1 0 0 1 2
Taylor Phillips, L <small>OBP: 0.100, SLG: 0.100</small> <small>(1, 1)</small> 		<small>0-0</small> 			<small>1-1</small> 					2 1 0 0 0 0 3

Inning Stats	R: 0	H: 0	E: 0	K: 0	S: 7	P: 11	R: 1	H: 1	E: 1	K: 2	S: 9	R: 0	H: 2	E: 0	K: 0	S: 8	R: 0	H: 0	E: 0	K: 0	S: 3	R: 2	H: 2	E: 0	K: 1	S: 14	R: 0	H: 1	E: 0	K: 0	S: 3	1B: 4	2B: 2	3B: 1	HR: 0	SF: 0	SAC: 0	DP: 1	HBP: 0	WP: 0	PB: 0	SB: 0	CS: 0	PA: 23
--------------	------	------	------	------	------	-------	------	------	------	------	------	------	------	------	------	------	------	------	------	------	------	------	------	------	------	-------	------	------	------	------	------	-------	-------	-------	-------	-------	--------	-------	--------	-------	-------	-------	-------	--------

PITCHER	IP	WLS	BF	H	R	ER	SO	BB	IBB	HBP	BLK	WP	HR	S	P	ERA	WHIP
Johnny Podres, L <small>ERA: 4.21</small> <small>(1, 1)</small>	5.0	L	22	5	3	3	3	2	0	0	0	0	0	41	69	5.40	1.400
Art Fowler, R <small>ERA: 5.27</small> <small>(6, 1)</small>	0.0		1	1	0	0	0	0	0	0	0	0	0	3	6	∞	∞

BOTTOM

Los Angeles Dodgers @ Philadelphia Phillies
 Connie Mack Stadium, Philadelphia, PA
 Sun Jul 19 1959, 3:38 AM EDT
 Att. 25,114 - Unknown

AB	21
R	3
H	6
RBI	3
BB	2
SO	3
LOB	13



PITCHER	IP	WLS	BF	H	R	ER	SO	BB	IBB	HBP	BLK	WP	HR	S	P	ERA	WHIP
---------	----	-----	----	---	---	----	----	----	-----	-----	-----	----	----	---	---	-----	------

Batter	1	2	3	4	5	6	7	8	9	AB R H RBI BB SO LOB	TOP
Jim Gilliam, S (1, 5) OBP: 0.440, SLG: 0.401 FBBB	4-2 G3 HR BB	2-2 F8			1-1 5-3			0-1 F8		3 1 0 0 1 0 1	
Charlie Neal, R (1, 4) OBP: 0.355, SLG: 0.484 CBBX	2-1 G3 1-2		0-1 F9			1-2 6-3		0-0 HR		4 1 1 1 0 0 1	
Wally Moon, L (1, 7) OBP: 0.377, SLG: 0.432 X	0-0 F8		2-3 K			0-0 F7		0-0 G3		4 0 0 0 0 1 1	
Gil Hodges, R (1, 3) OBP: 0.392, SLG: 0.553 CCBX	1-2 2-H HR		0-3 K			1-1 5-3		0-0 F6		4 1 1 2 0 1 0	
Don Demeter, R (1, 8) OBP: 0.311, SLG: 0.486 FSBX	1-2 1B			1-2 6-3			0-0 F7		2-2 5-3	4 0 1 0 0 0 0	
Rip Repulski, R (1, 9) OBP: 0.349, SLG: 0.329 FFS	0-3 K			0-1 5-3			2-0 F3			3 0 0 0 0 1 1	
Joe Pignatano, R (1, 2) OBP: 0.346, SLG: 0.326 X		0-0 3B		0-0 6-3			2-3 K			3 0 1 0 0 1 0	
Don Zimmer, R (1, 6) OBP: 0.277, SLG: 0.250 CBBB		1-3 K			1-0 5-3			2-1 5-3		3 0 0 0 0 1 1	
Don Drysdale, R (1, 1) OBP: 0.188, SLG: 0.355 SBBM		2-3 K			1-1 F8			2-2 1-6-3		3 0 0 0 0 1 1	
Inning Stats	R: 2 H: 2 E: 0 LOB: 1 K: 1 BB: 1 S: 15 P: 23	R: 0 H: 1 E: 0 LOB: 1 K: 2 BB: 0 S: 11 P: 16	R: 0 H: 0 E: 0 LOB: 0 K: 2 BB: 0 S: 9 P: 11	R: 0 H: 0 E: 0 LOB: 0 K: 0 BB: 0 S: 6 P: 7	R: 0 H: 0 E: 0 LOB: 0 K: 0 BB: 0 S: 5 P: 8	R: 0 H: 0 E: 0 LOB: 0 K: 0 BB: 0 S: 6 P: 8	R: 0 H: 0 E: 0 LOB: 0 K: 1 BB: 0 S: 6 P: 10	R: 0 H: 0 E: 0 LOB: 0 K: 0 BB: 0 S: 7 P: 11	R: 1 H: 1 E: 0 LOB: 0 K: 0 BB: 0 S: 7 P: 9	1B: 1 SF: 0 2B: 0 SAC: 0 3B: 1 DP: 0 HR: 2 HBP: 0	WP: 0 PA: 32 PB: 0 SB: 0 CS: 0
PITCHER Johnny Antonelli, L (1, 1) ERA: 2.51	IP WLS BF H R ER SO BB IBB HBP BLK WP HR S P ERA WHIP 9.0 L 32 4 3 3 6 1 0 0 0 0 2 72 103 3.00 0.556										

Los Angeles Dodgers @ San Francisco Giants
 Seals Stadium, San Francisco, CA
 Mon Jul 20 1959, 6:33 AM EDT
 Att: 22,777 - Unknown

livebaseballscorecards.com

AB	31
R	3
H	4
RBI	3
BB	1
SO	6
LOB	6



Batter	1	2	3	4	5	6	7	8	9	AB R H RBI BB SO LOB
Jim Davenport, R (1, 5) OBP: 0.281, SLG: 0.331 Leon Wagner, L (9, PH) OBP: 0.365, SLG: 0.466 Felipe Alou, R (9, PR) OBP: 0.326, SLG: 0.484	4-2 BB	2-0 E6			1-3 K		4-1 BB		4-2 BB	2 0 0 0 2 1 1
Willie Kirkland, L (1, 9) OBP: 0.351, SLG: 0.511	0-0 F5	0-2 4-3			2-3 K		0-0 L9		1-0 F8	5 0 0 0 0 1 6
Willie Mays, R (1, 8) OBP: 0.358, SLG: 0.536	1-1 L6				0-2 F6		4-1 FC5-4			3 0 0 0 1 0 1
Orlando Cepeda, R (1, 3) OBP: 0.364, SLG: 0.563	1-2 L7					2-2 5-3	0-2 FC5-4			4 0 0 0 0 0 4
Daryl Spencer, R (1, 4) OBP: 0.347, SLG: 0.391		1-1 1B			3-1 F8		1-0 1B		0-0 F7	4 1 2 0 0 0 0
Jackie Brandt, R (1, 7) OBP: 0.308, SLG: 0.401		1-1 1B			2-0 6-3		1-1 F7		1-3 K	4 1 1 0 0 1 1
Hobie Landrith, L (1, 2) OBP: 0.347, SLG: 0.357		1-1 F8			4-1 BB		0-0 4-3		3-3 K	3 0 0 0 1 1 3
Eddie Bressoud, R (1, 6) OBP: 0.327, SLG: 0.413		1-1 E			0-0 L8		4-1 BB		1-3 K	3 0 1 1 1 1 1
Johnny Antonelli, L (1, 1) OBP: 0.104, SLG: 0.134 Dusty Rhodes, L (9, PH) OBP: 0.333, SLG: 0.217		0-3 K			0-0 F9		0-0 SH5-4		3-3 K	2 0 0 0 0 1 3

Inning Stats	R: 0	H: 0	E: 0	K: 0	S: 10	R: 2	H: 3	E: 1	K: 1	S: 15	R: 0	H: 0	E: 0	K: 0	S: 6	R: 0	H: 0	E: 0	K: 0	S: 4	R: 0	H: 0	E: 0	K: 2	S: 9	R: 0	H: 1	E: 0	K: 0	S: 7	R: 0	H: 0	E: 0	K: 0	S: 8	R: 0	H: 0	E: 0	K: 2	S: 8	R: 0	H: 0	E: 0	K: 2	S: 13	R: 0	H: 0	E: 0	K: 2	S: 13	1B: 4	2B: 0	3B: 0	HR: 0	SF: 0	SAC: 1	DP: 0	HBP: 0	WP: 0	PB: 0	SB: 0	CS: 0	PA: 38
Don Drysdale, R (1, 1) ERA: 2.96	IP: 9.0	WLS: W	BF: 38	H: 4	R: 2	ER: 1	SO: 7	BB: 6	IBB: 0	HBP: 0	BLK: 0	WP: 0	HR: 0	S: 80	P: 133	ERA: 1.00	WHIP: 1.111																																														

Los Angeles Dodgers @ San Francisco Giants
Seals Stadium, San Francisco, CA

Mon Jul 20 1959, 6:33 AM EDT
 Att. 22,777 - Unknown

AB	31
R	2
H	4
RBI	1
BB	6
SO	7
LOB	20

Batter	1	2	3	4	5	6	7	8	9	AB R H RBI BB SO LOB	TOP
Jim Gilliam, S (1, 5) <small>OBP: 0.438, SLG: 0.397</small>	0-0 		4-1 			2-1 		2-1 		3 0 0 0 1 0 0	
Charlie Neal, R (1, 4) <small>OBP: 0.355, SLG: 0.483</small>	2-0 		1-1 			1-0 			1-1 	3 1 1 0 0 0 1	
Wally Moon, L (1, 7) <small>OBP: 0.377, SLG: 0.429</small>	2-1 			4-2 		0-0 			1-1 	2 0 0 0 1 0 1	
Duke Snider, L (1, 8) Don Demeter, R (9, 8) <small>OBP: 0.347, SLG: 0.495</small> <small>OBP: 0.311, SLG: 0.486</small>		1-1 		2-3 		2-1 			2-1 	4 0 0 0 0 1 3 0 0 0 0 0 0 0	
Gil Hodges, R (1, 3) <small>OBP: 0.393, SLG: 0.556</small>		2-3 		3-3 		2-1 			2-2 	4 0 2 1 0 2 2	
Norm Larker, L (1, 9) Ron Fairly, L (9, 9) <small>OBP: 0.385, SLG: 0.471</small> <small>OBP: 0.342, SLG: 0.355</small>		0-0 			2-2 	1-0 		G4-6-3 	1-1 	4 0 0 0 0 0 3 0 0 0 0 0 0 0	
John Roseboro, L (1, 2) <small>OBP: 0.320, SLG: 0.377</small>		3-3 		4-1 		3-3 				2 0 0 0 1 2 1	
Maury Wills, S (1, 6) <small>OBP: 0.234, SLG: 0.233</small>			1-0 		1-1 			1-1 		3 0 0 0 0 0 1	
Roger Craig, R (1, 1) <small>OBP: 0.091, SLG: 0.048</small>			1-1 		1-0 			3-3 		3 0 0 0 0 1 1	
Inning Stats	R: 0 H: 0 E: 0 LOB: 0 K: 0 BB: 0 S: 4 P: 8	R: 0 H: 0 E: 1 LOB: 1 K: 2 BB: 0 S: 9 P: 15	R: 0 H: 0 E: 0 LOB: 1 K: 0 BB: 1 S: 6 P: 13	R: 0 H: 0 E: 0 LOB: 0 K: 2 BB: 1 S: 8 P: 17	R: 0 H: 0 E: 0 LOB: 1 K: 0 BB: 1 S: 8 P: 16	R: 0 H: 0 E: 1 LOB: 1 K: 0 BB: 0 S: 6 P: 11	R: 0 H: 1 E: 0 LOB: 0 K: 1 BB: 0 S: 6 P: 12	R: 0 H: 0 E: 0 LOB: 0 K: 1 BB: 0 S: 7 P: 13	R: 1 H: 2 E: 0 LOB: 1 K: 0 BB: 0 S: 11 P: 18	1B: 2 SF: 0 2B: 1 SAC: 2 3B: 0 DP: 1 HR: 0 HBP: 0	WP: 0 PA: 33 PB: 1 SB: 0 CS: 1
PITCHER Sam Jones, R (1, 1) <small>ERA: 2.98</small>	IP 9.0 WLS L BF 33 H 3 R 1 ER 1 SO 6 BB 3 IBB 0 HBP 0 BLK 0 WP 0 HR 0 S 65 P 123 ERA 1.00 WHIP 0.667										

Los Angeles Dodgers @ San Francisco Giants
 Seals Stadium, San Francisco, CA
 Tue Jul 21 1959, 6:33 AM EDT
 Att. 22,252 - Unknown

livebaseballscorecards.com

AB	28
R	1
H	3
RBI	1
BB	3
SO	6
LOB	13



Batter	1	2	3	4	5	6	7	8	9	AB R H RBI BB SO LOB	TOP											
Tony Taylor, R (1, 4) OBP: 0.332, SLG: 0.372	3-2 F5	0-0 14 BB 6-3 1B		1-0 F8		2-1 F8		0-3 K		5 1 1 0 0 1 1												
Alvin Dark, R (1, 5) OBP: 0.325, SLG: 0.346	0-0 5-3	1-1 F3		1-3 K			2-2 5-3		1-3 K2-3	5 0 0 0 0 2 3												
Randy Jackson, R (1, 7) OBP: 0.338, SLG: 0.383 Jim Marshall, L (2, PH) OBP: 0.322, SLG: 0.405	2-3 K	0-0 6-3 14 BB 1B		1-1 4-3			3-1 F6		0-3 K	1 0 0 0 0 1 0 4 0 1 1 0 1 0												
14 Ernie Banks, R (1, 6) OBP: 0.360, SLG: 0.585		1-2 2-3 3-H		0-0 F7			4-1 HBP BB		0-3 K2-3	3 1 1 1 2 1 0												
Art Schult, R (1, 3) OBP: 0.267, SLG: 0.308		HBP HR 1B		2-3 K			1-1 1-2 HBP			3 1 1 1 0 1 2												
Bobby Thomson, R (1, 8) OBP: 0.325, SLG: 0.400		HBP K		1-1 1B			3-2 5-3			3 1 1 0 0 1 4												
Earl Averill, R (1, 2) OBP: 0.296, SLG: 0.505		1-1 HR		0-2 2-3			2-2 6-3		1-3 K	4 1 1 4 0 1 1												
Lee Walls, R (1, 9) OBP: 0.342, SLG: 0.391		1-0 1B BB HBP		1-0 F8		2-1 F9		4-2 BB		2 1 0 0 1 0 0												
Bob Anderson, R (1, 1) OBP: 0.149, SLG: 0.133		4-2 1B 14 BB BB		1-3 K		0-3 K		1-2 F4		3 1 0 0 1 2 1												
Inning Stats	R: 0 E: 0 K: 1 S: 7	H: 0 LOB: 0 BB: 0 P: 12	R: 7 E: 0 K: 1 S: 18	H: 5 LOB: 2 BB: 2 P: 35	R: 0 E: 0 K: 1 S: 7	H: 0 LOB: 0 BB: 0 P: 10	R: 0 E: 0 K: 1 S: 6	H: 0 LOB: 0 BB: 0 P: 9	R: 0 E: 0 K: 1 S: 9	H: 1 LOB: 1 BB: 0 P: 14	R: 0 E: 0 K: 1 S: 7	H: 0 LOB: 0 BB: 0 P: 11	R: 0 E: 0 K: 0 S: 10	H: 0 LOB: 2 BB: 1 P: 23	R: 0 E: 0 K: 2 S: 11	H: 0 LOB: 1 BB: 1 P: 17	R: 0 E: 0 K: 3 S: 10	H: 0 LOB: 0 BB: 0 P: 11	1B: 5 2B: 0 3B: 0 HR: 1	SF: 0 SAC: 0 DP: 0 HBP: 3	WP: 0 PB: 0 SB: 0 CS: 0	PA: 40
PITCHER	IP WLS BF H R ER SO BB IBB HBP BLK WP HR S P ERA WHIP																					
Danny McDevitt, L (1, 1) ERA: 4.11	1.0 L 9 3 6 6 1 1 1 0 2 0 0 1 15 31 54.00 4.000																					
Clem Labine, R (2, 1) ERA: 3.78	1.0 6 2 1 1 1 1 1 0 0 0 0 0 10 16 9.00 3.000																					
Stan Williams, R (3, 1) ERA: 4.41	6.0 22 1 0 0 6 2 0 1 0 0 0 0 50 84 0.00 0.500																					
Art Fowler, R (9, 1) ERA: 5.17	1.0 3 0 0 0 0 3 0 0 0 0 0 0 10 11 0.00 0.000																					

Chicago Cubs @ Los Angeles Dodgers
Los Angeles Memorial Coliseum, Los Angeles, CA

Wed Jul 22 1959, 10:05 PM EDT
Att: 29,790 - Unknown

AB	33
R	7
H	6
RBI	7
BB	4
SO	11
LOB	12



WP: 0	PA: 40
PB: 0	
SB: 0	
CS: 0	

ERA	WHIP

Batter	1	2	3	4	5	6	7	8	9	AB R H RBI BB SO LOB
Jim Gilliam, S OBP: 0.436, SLG: 0.395 (1, 5)	3-2 G3 1B		0-1 4-3		1-0 5-3			0-2 5-3		4 1 1 0 0 0 0
Charlie Neal, R OBP: 0.354, SLG: 0.480 (1, 4)	2-0 G3 1-2		2-3 K			2-1 G4-6-3 1B		2-3 K		4 0 1 0 0 2 1
Wally Moon, L OBP: 0.375, SLG: 0.427 (1, 7)	3-1 BLK 2-H 1B		1-3 K			0-1 G4-6-3 1-2f			1-3 K	4 0 1 1 0 2 1
Duke Snider, L OBP: 0.350, SLG: 0.498 (1, 9)	1-3 K			1-0 G3 6-3 2B		4-1 FC5-4 BB			0-3 K	3 1 1 0 1 2 1
Gil Hodges, R OBP: 0.388, SLG: 0.548 (1, 3)	2-3 K 2-3			1-0 G3 2-3		2-2 FC5-4 1-2f			1-0 E5	4 0 0 0 0 1 3
Don Demeter, R OBP: 0.307, SLG: 0.479 (1, 8)		0-1 F8		0-0 6-3 3-H			0-0 5-3		2-3 K	4 0 0 1 0 1 1
John Roseboro, L OBP: 0.316, SLG: 0.372 (1, 2)		2-1 F2		1-1 4-3			1-3 K			3 0 0 0 0 1 0
Maury Wills, S OBP: 0.238, SLG: 0.237 (1, 6)		1-2 1B			0-1 1-3		2-1 6-3			3 0 1 0 0 0 0
Danny McDevitt, L OBP: 0.136, SLG: 0.162 (2, 1) Clem Labadie, R OBP: 0.340, SLG: 0.353 (2, PH) Ron Fairly, L OBP: 0.297, SLG: 0.148 (3, 1) Stan Williams, R OBP: 0.282, SLG: 0.467 (8, PH) Norm Larker, L OBP: 0.091, SLG: 0.091 (9, 1)		0-0 G3			2-1 5-3			0-2 3-1		0 0 0 0 0 0 0 0 0 0 0 0 0 0 1 0 0 0 0 0 1 1 0 0 0 0 0 0 1 0 0 0 0 0 0 0 0 0 0 0 0 0

Inning Stats	R: 1	H: 2	E: 0	K: 2	S: 13	LOB: 1	BB: 0	P: 24	R: 0	H: 1	E: 0	K: 0	S: 8	LOB: 1	BB: 0	P: 11	R: 0	H: 0	E: 0	K: 2	S: 9	LOB: 0	BB: 0	P: 12	R: 1	H: 1	E: 0	K: 0	S: 5	LOB: 0	BB: 0	P: 8	R: 0	H: 0	E: 0	K: 0	S: 5	LOB: 0	BB: 0	P: 8	R: 0	H: 1	E: 0	K: 1	S: 8	LOB: 1	BB: 1	P: 16	R: 0	H: 0	E: 0	K: 1	S: 6	LOB: 0	BB: 0	P: 9	R: 0	H: 0	E: 0	K: 1	S: 9	LOB: 0	BB: 0	P: 11	R: 0	H: 0	E: 1	K: 3	S: 12	LOB: 1	BB: 0	P: 16	1B: 4	2B: 1	3B: 0	HR: 0	SF: 0	SAC: 0	DP: 1	HBP: 0	WP: 0	PB: 0	SB: 0	CS: 0	PA: 33
PITCHER Bob Anderson, R ERA: 3.56 (1, 1)	IP	WLS	BF	H	R	ER	SO	BB	IBB	HBP	BLK	WP	HR	S	P	ERA	WHIP	IP	WLS	BF	H	R	ER	SO	BB	IBB	HBP	BLK	WP	HR	S	P	ERA	WHIP	IP	WLS	BF	H	R	ER	SO	BB	IBB	HBP	BLK	WP	HR	S	P	ERA	WHIP																																		

BOTTOM

Chicago Cubs @ Los Angeles Dodgers
Los Angeles Memorial Coliseum, Los Angeles, CA

Wed Jul 22 1959, 10:05 PM EDT
Att. 29,790 - Unknown

livebaseballscores.com

AB	32
R	2
H	5
RBI	2
BB	1
SO	9
LOB	8



Batter	1	2	3	4	5	6	7	8	9	AB R H RBI BB SO LOB	TOP											
Tony Taylor, R (1, 4) OBP: 0.330, SLG: 0.370	0-2 6-3		0-2 F3		0-0 FC5-4			0-0 2B 14 1B	3-2 F7	5 1 1 1 0 0 2												
Alvin Dark, R (1, 5) OBP: 0.324, SLG: 0.348	2-1 F9		3-3 K		0-0 F7			1-1 14 1B		4 1 1 0 0 1 1												
Jim Marshall, L (1, 3) OBP: 0.321, SLG: 0.396	3-1 F6		3-2 F8			4-2 14 G4-3 BB		1-1 F7		3 0 0 0 1 0 2												
14 Ernie Banks, R (1, 6) OBP: 0.361, SLG: 0.584		0-2 FC1-6 1B		1-0 5-3		1-1 G4-3		1-2 1B		4 0 2 2 0 0 1												
Irv Noren, L (1, 8) OBP: 0.333, SLG: 0.333		1-2 FC1-6 2B		2-0 F7		2-2 6-3		0-1 F8		4 0 0 0 0 0 2												
Walt Moryn, L (1, 7) OBP: 0.311, SLG: 0.365		0-2 F7		3-1 F6			2-2 3-1	0-0 4-3		4 0 0 0 0 0 2												
Sammy Taylor, L (1, 2) OBP: 0.322, SLG: 0.386		3-2 1-3 2B			4-2 1B FC5-4 BB		0-0 BB 1B	3-2 DL PB 1B		3 1 3 0 1 0 0	AB 33											
George Altman, L (1, 9) OBP: 0.303, SLG: 0.348		4-0 IBB			2-2 FC5-4 1B		4-2 G6-4-3 BB	0-2 F5		2 0 1 0 2 0 1	R 3											
Moe Drabowsky, R (1, 1) OBP: 0.188, SLG: 0.167		3-3 K			0-3 K		1-1 G6-4-3	0-0 F9		1 0 0 0 0 1 3	H 8											
Dale Long, L (5, PH) OBP: 0.320, SLG: 0.462										1 0 0 0 0 1 2	RBI 3											
Bill Henry, L (5, 1) OBP: 0.290, SLG: 0.158										0 0 0 0 0 0 0	BB 4											
Earl Averill, R (7, PH) OBP: 0.294, SLG: 0.500										1 0 0 0 0 0 2	SO 3											
Don Eiston, R (7, 1) OBP: 0.222, SLG: 0.222										0 0 0 0 0 0 0	LOB 19											
Art Schult, R (8, PH) OBP: 0.250, SLG: 0.286										1 0 0 0 0 0 1												
Inning Stats	R: 0 E: 0 K: 0 S: 7	H: 0 LOB: 0 BB: 0 P: 12	R: 0 E: 0 K: 1 S: 15	H: 2 LOB: 3 BB: 1 P: 26	R: 0 E: 0 K: 1 S: 9	H: 0 LOB: 0 BB: 0 P: 15	R: 0 E: 0 K: 0 S: 4	H: 0 LOB: 0 BB: 0 P: 10	R: 1 E: 1 K: 1 S: 10	H: 1 LOB: 1 BB: 1 P: 16	R: 0 E: 0 K: 0 S: 7	H: 0 LOB: 0 BB: 1 P: 14	R: 0 E: 0 K: 0 S: 8	H: 1 LOB: 1 BB: 1 P: 15	R: 2 E: 0 K: 0 S: 11	H: 3 LOB: 1 BB: 0 P: 14	R: 0 E: 0 K: 0 S: 14	H: 1 LOB: 1 BB: 0 P: 20	1B: 6 2B: 2 3B: 0 HR: 0	SF: 0 SAC: 0 DP: 2 HBP: 0	WP: 0 PB: 1 SB: 0 CS: 0	PA: 37
PITCHER	IP WLS BF H R ER SO BB IBB HBP BLK WP HR S P ERA WHIP																					
Larry Sherry, R (1, 1) ERA: 3.08	7.1 W 31 7 3 3 3 3 1 0 0 0 0 68 119 3.68 1.364																					
Don Drysdale, R (8, 1) ERA: 2.93	1.2 S 6 1 0 0 0 0 0 0 0 0 0 0 17 23 0.00 0.600																					

Chicago Cubs @ Los Angeles Dodgers
Los Angeles Memorial Coliseum, Los Angeles, CA

Thu Jul 23 1959, 10:05 PM EDT
Att. 21,418 - Unknown

AB	33
R	3
H	8
RBI	3
BB	4
SO	3
LOB	19



WP: 0	PA: 37
PB: 1	
SB: 0	
CS: 0	

livebaseballscorecards.com

Batter	1	2	3	4	5	6	7	8	9	AB R H RBI BB SO LOB	TOP		
Don Blasingame, L (1, 4) OBP: 0.360, SLG: 0.358	1-3 K		1-1 FC6-4			0-0 F7		1-0 1B 1B		4 1 1 0 0 1 1	St. Louis Cardinals @ Los Angeles Dodgers Los Angeles Memorial Coliseum, Los Angeles, CA Fri Jul 24 1959, 10:05 PM EDT Att: 34,418 - Unknown		
Alex Grammas, R (1, 6) OBP: 0.361, SLG: 0.344	0-0 4-3			0-1 G3		1-2 6-3		0-0 FC6-4 1B 1B		4 1 1 0 0 0 0			
Bill White, L (1, 3) OBP: 0.386, SLG: 0.538	3-2 F7			1-1 1B		4-1 BB		0-1 FC6-4 1B		3 0 2 1 1 0 0			
Ken Boyer, R (1, 5) OBP: 0.391, SLG: 0.510		0-2 L8-3 1B		1-2 F6		3-1 F5		0-2 FC6-4 1B		4 0 1 0 0 0 4			
Gino Cimoli, R (1, 9) OBP: 0.354, SLG: 0.479		2-1 L8-3		2-0 F4			0-0 1-3 1B			4 0 1 1 0 0 2			
Gene Oliver, R (1, 7) Joe Cunningham, L (8, PH) OBP: 0.444, SLG: 0.462 (8, 7)		1-3 K			4-2 G6-4-3 1B BB		0-0 F8	1-3 3-H 1-3 K		2 0 0 0 1 1 0 1 0 0 0 0 1 2			
Curt Flood, R (1, 8) OBP: 0.349, SLG: 0.437			0-3 K		1-1 G6-4-3 1B		4-2 FC6-4 BB		0-3 K	3 0 1 0 1 2 0			
Hal Smith, R (1, 2) OBP: 0.303, SLG: 0.425			4-0 FC6-4 BB		1-0 G6-4-3		1-1 FC6-4		0-0 F9	3 0 0 0 1 0 3			
Ernie Broglio, R (1, 1) Ray Jablonski, R (8, PH) Lindy McDaniel, R (8, 1) OBP: 0.143, SLG: 0.040			1-3 K		0-0 B1-3			1-0 F2	1-3 K	2 0 0 0 0 1 2 1 0 0 0 0 0 0 1 0 0 0 0 1 0			
Inning Stats	R: 0 E: 0 K: 1 S: 7 H: 0 LOB: 0 BB: 0 P: 11	R: 0 E: 0 K: 1 S: 10 H: 1 LOB: 0 BB: 0 P: 13	R: 0 E: 0 K: 2 S: 8 H: 0 LOB: 1 BB: 1 P: 14	R: 0 E: 0 K: 0 S: 8 H: 1 LOB: 1 BB: 0 P: 12	R: 0 E: 0 K: 0 S: 6 H: 1 LOB: 1 BB: 1 P: 12	R: 0 E: 0 K: 0 S: 7 H: 0 LOB: 1 BB: 1 P: 15	R: 0 E: 0 K: 0 S: 8 H: 0 LOB: 1 BB: 1 P: 13	R: 2 E: 0 K: 1 S: 12 H: 4 LOB: 2 BB: 0 P: 15	R: 0 E: 0 K: 2 S: 8 H: 0 LOB: 0 BB: 0 P: 9	1B: 7 2B: 1 3B: 0 HR: 0 SF: 0 SAC: 0 DP: 2 HBP: 0		WP: 0 PB: 0 SB: 0 CS: 0 PA: 36	
PITCHER	IP WLS BF H R ER SO BB IBB HBP BLK WP HR S P ERA WHIP											PITCHER	IP WLS BF H R ER SO BB IBB HBP BLK WP HR S P ERA WHIP
Johnny Podres, L (1, 1) ERA: 4.09	7.2 L 32 7 2 2 4 4 0 0 0 0 0 0 63 101 2.35 1.435												
Clem Labine, R (8, 1) ERA: 3.7	1.1 4 0 0 0 3 0 0 0 0 0 0 0 11 13 0.00 0.000												

AB	32
R	2
H	7
RBI	2
BB	4
SO	7
LOB	14



Batter	1	2	3	4	5	6	7	8	9	10	AB R H RBI BB SO LOB	TOP										
Don Blasingame, L (1, 4) OBP: 0.360, SLG: 0.358	1-0 5-3		1-0 1B		1-0 1B		1-1 3-1			0-0 E2 G3 3B	5 1 2 1 0 0 1	St. Louis Cardinals @ Los Angeles Dodgers Los Angeles Memorial Coliseum, Los Angeles, CA Sat Jul 25 1959, 10:05 PM EDT Att. 31,105 - Unknown livebaseballscorecards.com										
Joe Cunningham, L (1, 9) OBP: 0.444, SLG: 0.470	4-2 FC6-4 BB		0-0 4-3		2-1 F3			0-0 HR		0-0 G3	4 1 1 1 1 0 4											
Bill White, L (1, 7) OBP: 0.384, SLG: 0.539	2-1 F8			1-1 E1 FC4-6	1-0 6-3			0-0 4-3		0-0 E 3B	5 1 1 1 0 0 3											
Ken Boyer, R (1, 5) OBP: 0.386, SLG: 0.503	1-0 FC6-4			0-0 FC4-6		2-3 K		0-0 5-3		0-1 FC1	5 0 0 0 0 1 2											
Gino Cimoli, R (1, 8) OBP: 0.349, SLG: 0.473		0-1 6-3		3-2 F9		0-0 1-3		0-0 F4		1-2 F3	5 0 0 0 0 0 2											
Stan Musial, L (1, 3) OBP: 0.376, SLG: 0.430 Curt Flood, R (10, PR) OBP: 0.349, SLG: 0.437		0-0 3-1		0-0 4-3		1-0 L8			1-0 1B	4-0 IBB	4 0 1 0 1 0 1 0 0 0 0 0 0 0											
Alex Grammas, R (1, 6) OBP: 0.358, SLG: 0.341 Wally Shannon, L (7, PH) OBP: 0.500, SLG: 0.500		0-1 F7			0-1 F9		0-0 G6-4-3 1B		2-3 K	1-1 3-1	2 0 0 0 0 0 0 3 0 1 0 0 1 2											
Hal Smith, R (1, 2) OBP: 0.305, SLG: 0.426			1-0 F4		1-0 E 1B 1B		2-0 G6-4-3 1-2f		0-0 1B		4 1 2 0 0 0 1											
Larry Jackson, R (1, 1) OBP: 0.148, SLG: 0.151 Gene Oliver, R (7, PH) OBP: 0.284, SLG: 0.429 Lindy McDaniel, R (7, 1) OBP: 0.138, SLG: 0.038			0-0 6-3		1-1 E2 1B		1-1 2B		1-3 K		2 0 0 0 0 0 1 1 0 1 0 0 0 0 1 0 0 0 0 1 1											
Inning Stats	R: 0 E: 0 K: 0 S: 6	H: 0 LOB: 1 BB: 1 P: 14	R: 0 E: 0 K: 0 S: 5	H: 0 LOB: 0 BB: 0 P: 5	R: 0 E: 0 K: 0 S: 4	H: 1 LOB: 1 BB: 0 P: 6	R: 0 E: 1 K: 0 S: 7	H: 0 LOB: 1 BB: 0 P: 11	R: 1 E: 1 K: 0 S: 9	H: 2 LOB: 2 BB: 0 P: 15	R: 0 E: 0 K: 1 S: 5		H: 2 LOB: 1 BB: 0 P: 10	R: 1 E: 0 K: 0 S: 4	H: 1 LOB: 0 BB: 0 P: 4	R: 0 E: 0 K: 2 S: 9	H: 2 LOB: 1 BB: 0 P: 13	R: 2 E: 2 K: 0 S: 10	H: 1 LOB: 2 BB: 1 P: 16	1B: 6 2B: 1 3B: 1 HR: 1	SF: 0 SAC: 0 DP: 1 HBP: 0	WP: 0 PB: 0 SB: 0 CS: 0
PITCHER Roger Craig, R (1, 1) ERA: 1.8 Clem Labine, R (10, 1) ERA: 3.66	IP 9.1	WLS L	BF 39	H 9	R 4	ER 1	SO 3	BB 1	IBB 0	HBP 0	BLK 0	WP 0	HR 1	S 58	P 89	ERA 0.96	WHIP 1.071					
											R: 0 E: 0 K: 1 S: 5	H: 2 LOB: 1 BB: 0 P: 10	R: 1 E: 0 K: 0 S: 4	H: 1 LOB: 0 BB: 0 P: 4	R: 0 E: 0 K: 2 S: 9	H: 2 LOB: 1 BB: 0 P: 13	R: 2 E: 2 K: 0 S: 10	H: 1 LOB: 2 BB: 1 P: 16	1B: 6 2B: 1 3B: 1 HR: 1	SF: 0 SAC: 0 DP: 1 HBP: 0	WP: 0 PB: 0 SB: 0 CS: 0	PA: 43



Batter	1	2	3	4	5	6	7	8	9	10	AB R H RBI BB SO LOB
Jim Gilliam, S OBP: 0.432, SLG: 0.388 (1, 5) X	0-0 6-3		2-2 4-1		2-1 F4			0-1 6-3		1-1 6-3	5 0 0 0 0 0 1
Charlie Neal, R OBP: 0.354, SLG: 0.480 (1, 4) C	4-2 1B 1B BB		1-0 L5		0-2 3B			3-1 L7			3 1 1 0 1 0 0
Wally Moon, L OBP: 0.377, SLG: 0.431 (1, 7) B	3-1 1B 1-3 4-3 1B		3-2 4-3		0-0 4-3			0-3 K			4 1 1 0 0 1 1
Duke Snider, L OBP: 0.349, SLG: 0.487 (1, 8) B	1-0 4-3 1-3 3-H 1B			2-0 2-3		0-1 F5		2-2 1-3 1B			4 0 2 1 0 0 0
Norm Larker, L OBP: 0.366, SLG: 0.443 (1, 3) C	0-1 4-3 1-2 3-H		0-2 F6		2-2 3-1			0-2 F9			4 0 0 1 0 0 2
Ron Fairly, L OBP: 0.338, SLG: 0.357 (1, 9) C	2-3 K		1-0 2B		1-1 F4			2-2 1-3 1-2			4 0 1 0 0 1 2
John Roseboro, L OBP: 0.324, SLG: 0.375 (1, 2) X		0-0 B5-3		4-0 IBB		1-1 4-3				2-1 4-3 2B	3 0 1 0 1 0 0
Don Zimmer, R OBP: 0.276, SLG: 0.249 (1, 6) B		3-3 K		0-0 4-3		0-1 F7				2-3 K	1 0 0 0 0 1 0
Maury Wills, S OBP: 0.225, SLG: 0.224 (3, 6) C											2 0 0 0 0 0 2
Rip Repulski, R OBP: 0.341, SLG: 0.319 (10, PH) S											1 0 0 0 0 1 1
Roger Craig, R OBP: 0.080, SLG: 0.042 (1, 1) C		0-3 K			1-3 K					0-0 4-3	3 0 0 0 0 3 0
Clem Labine, R (10, 1) C											0 0 0 0 0 0 0
Don Demeter, R OBP: 0.301, SLG: 0.468 (10, PH) S										2-3 4-3	1 0 0 0 0 0 1

Inning Stats	R: 2	H: 2	E: 0	K: 1	S: 13	H: 2	LOB: 1	BB: 1	P: 23	R: 0	H: 0	E: 0	K: 2	S: 7	H: 0	LOB: 0	BB: 0	P: 10	R: 0	H: 0	E: 0	K: 0	S: 7	H: 0	LOB: 0	BB: 0	P: 13	R: 0	H: 1	E: 0	K: 0	S: 6	R: 0	H: 1	E: 0	K: 1	S: 9	R: 0	H: 0	E: 0	K: 0	S: 7	R: 0	H: 0	E: 0	K: 1	S: 7	R: 0	H: 0	E: 0	K: 1	S: 7	R: 0	H: 0	E: 0	K: 1	S: 9	R: 0	H: 0	E: 0	K: 1	S: 7	R: 0	H: 1	E: 0	K: 1	S: 9	R: 0	H: 1	E: 0	K: 1	S: 14	R: 0	H: 1	E: 0	K: 1	S: 9	R: 0	H: 1	E: 0	K: 1	S: 9	R: 0	H: 1	E: 0	K: 1	S: 14	1B: 3	2B: 2	3B: 1	HR: 0	SF: 0	SAC: 0	DP: 0	HBP: 0	WP: 0	PA: 37
--------------	------	------	------	------	-------	------	--------	-------	-------	------	------	------	------	------	------	--------	-------	-------	------	------	------	------	------	------	--------	-------	-------	------	------	------	------	------	------	------	------	------	------	------	------	------	------	------	------	------	------	------	------	------	------	------	------	------	------	------	------	------	------	------	------	------	------	------	------	------	------	------	------	------	------	------	------	-------	------	------	------	------	------	------	------	------	------	------	------	------	------	------	-------	-------	-------	-------	-------	-------	--------	-------	--------	-------	--------

PITCHER	IP	WLS	BF	H	R	ER	SO	BB	IBB	HBP	BLK	WP	HR	S	P	ERA	WHIP
Larry Jackson, R ERA: 3.52 (1, 1)	6.0		24	4	2	2	4	1	1	0	0	0	0	49	81	3.00	0.833
Lindy McDaniel, R ERA: 2.58 (7, 1)	4.0	W	13	2	0	0	3	0	0	0	0	0	0	32	46	0.00	0.500


BOTTOM

St. Louis Cardinals @ Los Angeles Dodgers
Los Angeles Memorial Coliseum, Los Angeles, CA

Sat Jul 25 1959, 10:05 PM EDT
Att: 31,105 - Unknown

livebaseballscorecards.com

AB	35
R	2
H	6
RBI	2
BB	2
SO	7
LOB	10



Batter	1	2	3	4	5	6	7	8	9	AB R H RBI BB SO LOB	TOP
Don Blasingame, L (1, 4) OBP: 0.357, SLG: 0.355	2-2 1-3		0-1 6-3		0-0 G3		0-1 1-3			4 0 0 0 0 0 1	St. Louis Cardinals @ Los Angeles Dodgers Los Angeles Memorial Coliseum, Los Angeles, CA Sun Jul 26 1959, 6:33 AM EDT Att. 14,453 - Unknown livebaseballscorecards.com
Joe Cunningham, L (1, 9) OBP: 0.444, SLG: 0.468	1-0 FC3-6 1B			4-2 3-1 1B BB	1-1 F9		0-1 4-3			3 0 1 0 1 0 2	
Bill White, L (1, 7) OBP: 0.382, SLG: 0.535	2-2 FC3-6 PO 1-2f			2-2 F3		3-2 HR 1B		0-1 3-1		4 1 1 0 0 0 2	
Ken Boyer, R (1, 5) OBP: 0.385, SLG: 0.500	1-2 PO 1-2	1-3 K		1-0 3-1 1B		3-1 F6		0-2 5-3		4 0 1 0 0 1 1	
Gino Cimoli, R (1, 8) OBP: 0.348, SLG: 0.472			3-1 F9		0-0 3-1		0-0 HR		1-0 FC4-6 1B	1 0 0 0 0 0 0 3 1 2 2 0 0 2	
George Crowe, L (4, PH) OBP: 0.353, SLG: 0.578				1-2 2-3							
Stan Musial, L (1, 3) OBP: 0.381, SLG: 0.431			1-2 1B		4-1 BB		4-1 BB		2-1 FC4-6 1-2f	2 0 1 0 2 0 1	
Alex Grammas, R (1, 6) OBP: 0.357, SLG: 0.340			2-3 K		3-2 F8		0-2 F6			1 0 0 0 0 1 1 3 0 1 0 0 0 4	
Wally Shannon, L (4, PH) OBP: 0.467, SLG: 0.467											
Hal Smith, R (1, 2) OBP: 0.306, SLG: 0.424			0-1 4-3		2-2 G3 HBP		1-2 F5		1-1 G5-4-3 1B	1 0 0 0 0 0 0 2 0 0 0 0 0 2	
Gene Oliver, R (5, PR) OBP: 0.279, SLG: 0.420									1-1 G5-4-3 1-2f		
Dick Ricketts, L (1, 1) OBP: 0.056, SLG: 0.056			2-3 K		1-2 L7		2-3 K		3-3 K	1 0 0 0 0 1 0 1 0 0 0 0 0 1 1 0 0 0 0 1 0 0 0 0 0 0 0 0 1 0 0 0 0 1 0	
Jack Urban, R (3, 1)											
Curt Flood, R (7, PH) OBP: 0.345, SLG: 0.431											
Dean Stone, L (7, 1)											
Ray Jablonski, R (9, PH) OBP: 0.341, SLG: 0.443											
Inning Stats	R: 0 H: 1 E: 0 LOB: 0 K: 0 BB: 0 S: 9 P: 15	R: 0 H: 1 E: 0 LOB: 1 K: 2 BB: 0 S: 11 P: 18	R: 0 H: 0 E: 0 LOB: 0 K: 1 BB: 0 S: 7 P: 9	R: 0 H: 1 E: 0 LOB: 3 K: 0 BB: 2 S: 15 P: 29	R: 0 H: 0 E: 0 LOB: 2 K: 0 BB: 0 S: 10 P: 14	R: 2 H: 2 E: 0 LOB: 1 K: 0 BB: 1 S: 13 P: 24	R: 0 H: 0 E: 0 LOB: 0 K: 1 BB: 0 S: 7 P: 9	R: 0 H: 1 E: 0 LOB: 1 K: 0 BB: 0 S: 8 P: 11	R: 0 H: 1 E: 0 LOB: 0 K: 1 BB: 0 S: 6 P: 10	1B: 6 SF: 0 2B: 0 SAC: 0 3B: 0 DP: 1 HR: 1 HBP: 1	WP: 0 PA: 37 PB: 0 SB: 0 CS: 0
PITCHER Don Drysdale, R (1, 1) ERA: 2.88	IP WLS BF H R ER SO BB IBB HBP BLK WP HR S P ERA WHIP										



Batter	1	2	3	4	5	6	7	8	9	AB R H RBI BB SO LOB	TOP																
Roberto Clemente, R OBP: 0.306, SLG: 0.390 (1, 9)	2-3 K	4-2 BB BB		3-2 BB 1B		0-2 G6-4-3 1B		2-2 2B		4 0 3 0 1 1 0	Pittsburgh Pirates @ Los Angeles Dodgers Los Angeles Memorial Coliseum, Los Angeles, CA Tue Jul 28 1959, 10:05 PM EDT Att: 23,493 - Unknown																
Dick Groat, R OBP: 0.314, SLG: 0.368 (1, 6)	4-0 E 1B BB	0-1 F3		2-0 F9		2-2 G6-4-3 1-2f		3-2 F9		4 1 0 0 1 0 4																	
Bob Skinner, L OBP: 0.346, SLG: 0.406 (1, 7)	4-2 E 1B BB	4-0 BB		4-1 BB 1-2 BB			0-0 4-3		0-1 2-3	2 1 0 0 3 0 0																	
Dick Stuart, R OBP: 0.376, SLG: 0.533 (1, 3)	3-2 F4	2-0 F2		2-0 F9			0-0 6-3		2-2 BB 1B	5 0 1 0 0 0 6																	
Smoky Burgess, L OBP: 0.346, SLG: 0.502 (1, 2)	2-2 E4 1B 1-2 2-3	1-1 4-3		0-1 F8			4-2 BB BB		4-1 1-2 BB	3 0 0 0 2 0 6																	
Bill Mazeroski, R OBP: 0.302, SLG: 0.367 (1, 4)	2-1 1-2 2-H 3-H 1B		0-0 6-3		2-0 F7		4-1 FC6-4 BB		2-3 K	4 0 1 2 1 1 2																	
Don Hoak, R OBP: 0.363, SLG: 0.420 (1, 5)	1-1 1-3		0-0 1B 1B		3-3 K		0-1 FC6-4 1-2f		1-2 F8	5 0 1 0 0 1 6																	
Bill Virdon, L OBP: 0.289, SLG: 0.321 (1, 8)		1-1 HR 1B	2-2 G3-6-3 1B		3-2 F8			1-3 K		4 1 2 0 0 1 0																	
Bennie Daniels, L OBP: 0.409, SLG: 0.579 (1, 1)		0-2 HR		2-1 G3-6-3		3-3 K		2-3 K		2 1 1 2 0 0 2																	
Ron Blackburn, R OBP: 0.200, SLG: 0.800 (4, 1)										0 0 0 0 0 0 0																	
Don Gross, L (5, 1)										1 0 0 0 0 1 0																	
Bob Porterfield, R (6, 1)										1 0 0 0 0 1 0																	
Inning Stats	R: 2 E: 1 K: 1 S: 19	H: 1 LOB: 2 BB: 2 P: 37	R: 2 E: 0 K: 0 S: 13	H: 2 LOB: 2 BB: 2 P: 25	R: 0 E: 0 K: 0 S: 7	H: 2 LOB: 1 BB: 0 P: 11	R: 0 E: 0 K: 0 S: 10	H: 1 LOB: 2 BB: 1 P: 21	R: 0 E: 0 K: 1 S: 8	H: 0 LOB: 0 BB: 0 P: 16	R: 0 E: 0 K: 1 S: 10	H: 1 LOB: 0 BB: 0 P: 15	R: 0 E: 0 K: 0 S: 7	H: 0 LOB: 2 BB: 2 P: 15	R: 0 E: 0 K: 2 S: 14	H: 1 LOB: 1 BB: 0 P: 22	R: 0 E: 0 K: 1 S: 13	H: 1 LOB: 2 BB: 1 P: 22	1B: 7 2B: 1 3B: 0 HR: 1	SF: 0 SAC: 0 DP: 2 HBP: 0	WP: 0 PB: 0 SB: 0 CS: 0	PA: 43					
PITCHER	IP WLS BF H R ER SO BB IBB HBP BLK WP HR S P ERA WHIP																										
Larry Sherry, R ERA: 3.62 (1, 1)	1.0		10	3	4	2	1	3	0	0	0	0	1	27	50	18.00	6.000										
Art Fowler, R ERA: 4.99 (2, 1)	2.0		8	2	0	0	0	1	0	0	0	0	0	12	23	0.00	1.500										
Stan Williams, R ERA: 4.13 (4, 1)	6.0	W	25	4	0	0	5	4	0	0	0	0	0	62	111	0.00	1.333										

livebaseballscorecards.com

AB	35
R	4
H	9
RBI	4
BB	8
SO	6
LOB	26



Batter	1	2	3	4	5	6	7	8	9
Jim Gilliam, S OBP: 0.428, SLG: 0.386 (1, 5)	1-2 1-3		1-0 F6		2-1 FC5-6 1B	2-2 F8		0-0 G4-6-3	
Charlie Neal, R OBP: 0.358, SLG: 0.489 (1, 4)	3-2 F9			0-0 1B	1-1 FC5-6 1B	0-0 2B 1B			
Wally Moon, L OBP: 0.381, SLG: 0.444 (1, 7)	2-1 HR			4-1 1B 2B BB	1-1 SF9	2-0 2B			
Duke Snider, L OBP: 0.354, SLG: 0.485 (1, 8) (7, 9)	3-2 F7			0-0 2B SF7 1B	2-2 1-3	0-1 4-1			
Norm Larker, L OBP: 0.373, SLG: 0.449 (1, 3)		2-2 F8		0-1 2B		4-1 2B BB	1-1 G6-4-3 1B		
Ron Fairly, L OBP: 0.340, SLG: 0.360 (1, 9)		2-1 F3		2-2 SF7		1-2 1B 2B	0-0 F9		
Don Demeter, R OBP: 0.302, SLG: 0.470 (6, PH) (7, 8)				3-H					
Joe Pignatano, R OBP: 0.330, SLG: 0.320 (1, 2)		1-1 5-3		0-0 5-3		3-3 K	0-0 G6-4-3		
Maury Wills, S OBP: 0.237, SLG: 0.228 (1, 6)			3-2 4-3	2-1 G3		4-0 1B 1B 2B IBB	0-0 B3		
Larry Sherry, R OBP: 0.222, SLG: 0.222 (1, 1)			0-3 K		4-2 FC5-6 1B SF9 BB	0-0 2B 1B	0-0 G4-6-3 1B		
Art Fowler, R OBP: 0.091, SLG: 0.091 (2, 1)									
Don Drysdale, R OBP: 0.203, SLG: 0.403 (3, PH)									
Stan Williams, R OBP: 0.281, SLG: 0.207 (4, 1)									

AB	R	H	RBI	BB	SO	LOB
5	0	1	0	0	0	3
4	1	2	0	0	0	2
2	2	2	4	1	0	0
4	1	1	1	0	0	3
3	1	2	1	1	0	0
1	0	0	1	0	0	0
2	1	1	1	0	0	1
4	0	0	0	0	1	3
3	1	0	0	1	0	1
0	0	0	0	0	0	0
0	0	0	0	0	0	0
1	0	0	0	0	1	0
2	2	2	1	1	0	0

AB	R	H	RBI	BB	SO	LOB
31	9	11	9	4	2	13

Inning Stats	R: 1	H: 1	E: 0	LOB: 0	K: 0	S: 11	R: 0	H: 0	E: 0	LOB: 0	K: 0	S: 7	R: 0	H: 0	E: 0	LOB: 0	K: 1	S: 7	R: 3	H: 3	E: 1	LOB: 1	K: 0	S: 12	R: 1	H: 1	E: 1	LOB: 1	K: 0	S: 12	R: 4	H: 4	E: 0	LOB: 2	K: 1	S: 16	R: 0	H: 1	E: 0	LOB: 0	K: 0	S: 4	R: 0	H: 1	E: 0	LOB: 0	K: 0	S: 3			
Bennie Daniels, R ERA: 6.05 (1, 1)	IP	WLS	BF	H	R	ER	SO	BB	IBB	HBP	BLK	WP	HR	S	P	ERA	WHIP																																		
Ron Blackburn, R ERA: 3.65 (4, 1)	1.1	L	6	1	1	1	0	1	0	0	0	0	0	14	25	6.75	1.500																																		
Don Gross, L ERA: 6.92 (5, 1)	1.0		6	1	3	3	1	1	1	0	0	0	0	12	27	27.00	2.000																																		
Bob Porterfield, R ERA: 6.15 (6, 1)	2.2		11	5	1	1	0	0	0	0	0	0	0	16	21	3.38	1.875																																		

BOTTOM

Pittsburgh Pirates @ Los Angeles Dodgers
Los Angeles Memorial Coliseum, Los Angeles, CA

livebaseballscores.com

AB 31
R 9
H 11
RBI 9
BB 4
SO 2
LOB 13



WP: 0 PA: 37
PB: 0
SB: 0
CS: 0

Tue Jul 28 1959, 10:05 PM EDT
Att. 23,493 - Unknown

Batter	1	2	3	4	5	6	7	8	9	AB R H RBI BB SO LOB	TOP	
Bob Skinner, L (1, 7) OBP: 0.345, SLG: 0.404 B S B C C X X	2-2 G4-6-3 1B		1-2 6-3			1-0 6-3		0-0 F6		4 0 1 0 0 0 2	Pittsburgh Pirates @ Los Angeles Dodgers Los Angeles Memorial Coliseum, Los Angeles, CA Wed Jul 29 1959, 10:05 PM EDT Att. 24,324 - Unknown livebaseballscorecards.com	
Dick Groat, R (1, 6) OBP: 0.311, SLG: 0.365 F F B F F X X	1-2 G4-6-3 1-2f			1-1 F2		1-3 K		2-2 4-3		4 0 0 0 0 1 1		
Roberto Clemente, R (1, 9) OBP: 0.310, SLG: 0.392 F F S F S S	1-3 K			0-0 G1-4-3 1B			2-2 L8 3-1 1B		0-3 K			4 0 2 0 0 2 0
Dick Stuart, R (1, 3) OBP: 0.372, SLG: 0.525 C T B B C B B		2-3 K		3-2 G1-4-3 1-2f			0-0 3-1		2-3 K			4 0 0 0 0 2 2
Danny Kravitz, L (1, 2) OBP: 0.315, SLG: 0.408 C T B B T T C X B B T T C X		2-2 L9			0-2 6-3			1-0 L8		3 0 0 0 0 0 1		
Don Hoak, R (1, 5) OBP: 0.363, SLG: 0.418 B X		1-0 5-3			4-0 1B BB			2-2 6-3		2 0 0 0 1 0 1		
Bill Mazerowski, R (1, 4) OBP: 0.302, SLG: 0.367 B B B F B S C C C B			3-3 K		0-0 G4-6-3 1-2 1B			2-1 L7		3 0 1 0 0 1 0		
Bill Virdon, L (1, 8) OBP: 0.289, SLG: 0.321 B F F X X			1-1 F8		1-1 G4-6-3 1-2f 1B			2-0 FC1-6 1B		3 0 1 0 0 0 2		
Vern Law, R (1, 1) OBP: 0.209, SLG: 0.262 S B B X X			2-1 1B			1-3 K		0-0 FC1-6 1-2f		3 0 1 0 0 1 1		
Inning Stats	R: 0 H: 1 E: 0 LOB: 0 K: 1 BB: 0 S: 12 P: 16	R: 0 H: 0 E: 0 LOB: 0 K: 1 BB: 0 S: 7 P: 12	R: 0 H: 1 E: 0 LOB: 1 K: 1 BB: 0 S: 10 P: 17	R: 0 H: 1 E: 0 LOB: 0 K: 0 BB: 0 S: 6 P: 10	R: 0 H: 1 E: 0 LOB: 1 K: 0 BB: 1 S: 7 P: 12	R: 0 H: 0 E: 0 LOB: 0 K: 2 BB: 0 S: 7 P: 10	R: 0 H: 1 E: 0 LOB: 1 K: 0 BB: 0 S: 8 P: 13	R: 0 H: 1 E: 0 LOB: 1 K: 0 BB: 0 S: 5 P: 9	R: 0 H: 0 E: 0 LOB: 0 K: 2 BB: 0 S: 9 P: 13	1B: 6 SF: 0 2B: 0 SAC: 0 3B: 0 DP: 3 HR: 0 HBP: 0	WP: 0 PA: 31 PB: 0 SB: 0 CS: 0	
PITCHER Roger Craig, R (1, 1) ERA: 1.59	IP WLS BF H R ER SO BB IBB HBP BLK WP HR S P ERA WHIP 9.0 W 31 6 0 0 7 1 0 0 0 0 0 0 71 112 0.00 0.778											

Batter	1	2	3	4	5	6	7	8	9	AB	R	H	RBI	BB	SO	LOB
Jim Gilliam, S <small>OBP: 0.429, SLG: 0.386</small> (1, 5)	2-2 1B		1-2 6-3		0-1 6-3		4-0 IBB			3	0	1	0	1	0	0
Charlie Neal, R <small>OBP: 0.355, SLG: 0.484</small> (1, 4)	2-2 L7		2-1 F9			0-1 4-3	2-3 K			4	0	0	0	0	1	4
Wally Moon, L <small>OBP: 0.379, SLG: 0.442</small> (1, 7)	1-2 E9		2-1 1B			0-1 1-3		0-0 F9		4	0	1	0	0	0	1
Duke Snider, L <small>OBP: 0.356, SLG: 0.485</small> (1, 8) (9, 9)	0-3 K		0-0 G3			1-2 1B		2-1 1B, BB		4	1	2	0	0	1	3
Norm Larker, L <small>OBP: 0.363, SLG: 0.437</small> (1, 3)	0-0 4-3			1-1 4-3		1-0 F9		0-0 F5		4	0	0	0	0	0	4
Ron Fairly, L <small>OBP: 0.338, SLG: 0.354</small> Don Demeter, R <small>OBP: 0.302, SLG: 0.470</small> (1, 9) (9, 8)		3-2 F7		2-1 F4		0-1 E9, SH2-4	4-0 1B, BB			3	1	0	0	1	0	0
Joe Pignatano, R <small>OBP: 0.331, SLG: 0.320</small> (1, 2)		2-3 K		2-2 F3		0-0 SH2-4	1-1 2B, BB			3	0	1	1	0	1	0
Maury Wills, S <small>OBP: 0.242, SLG: 0.245</small> Carl Furillo, R <small>OBP: 0.355, SLG: 0.362</small> Don Zimmer, R <small>OBP: 0.279, SLG: 0.257</small> (1, 6) (7, PH) (7, PR) (8, 6)		1-1 2B		0-1 1-3		4-0 5-3, IBB	1-0 2B			2	0	1	0	0	0	0
Roger Craig, R <small>OBP: 0.069, SLG: 0.036</small> (1, 1)		3-3 K		0-0 5-3		0-2 5-3	0-3 K			4	0	0	0	0	2	5
Inning Stats	R: 0 H: 1 E: 1 LOB: 2 K: 1 BB: 0 S: 19 P: 24	R: 0 H: 1 E: 0 LOB: 1 K: 2 BB: 0 S: 13 P: 22	R: 0 H: 1 E: 0 LOB: 1 K: 0 BB: 0 S: 8 P: 13	R: 0 H: 0 E: 0 LOB: 0 K: 0 BB: 0 S: 7 P: 12	R: 0 H: 0 E: 0 LOB: 0 K: 0 BB: 0 S: 5 P: 5	R: 0 H: 1 E: 0 LOB: 1 K: 0 BB: 0 S: 9 P: 11	R: 0 H: 0 E: 1 LOB: 3 K: 1 BB: 2 S: 10 P: 20	R: 2 H: 3 E: 0 LOB: 2 K: 1 BB: 1 S: 10 P: 18		1B: 5 SF: 0 2B: 2 SAC: 1 3B: 0 DP: 0 HR: 0 HBP: 0	WP: 0 PA: 36 PB: 0 SB: 0 CS: 0					
PITCHER Vern Law, R <small>ERA: 3.39</small> (1, 1)	IP 8.0 WLS L BF 36 H 7 R 2 ER 2 SO 5															

BOTTOM

Pittsburgh Pirates @ Los Angeles Dodgers
 Los Angeles Memorial Coliseum, Los Angeles, CA

Wed Jul 29 1959, 10:05 PM EDT
 Att. 24,324 - Unknown

livebaseballscorecards.com

AB	32
R	2
H	7
RBI	2
BB	3
SO	5
LOB	17



Batter	1	2	3	4	5	6	7	8	9	10	11	12	AB R H RBI BB SO LOB	TOP												
Bob Skinner, L OBP: 0.350, SLG: 0.407 (1, 7)	1-0 4-1 1B		2-2 1B		3-2 G1-6-3 1B		2-0 F8		4-0 IBB			2-1 L5	5 1 3 0 1 0 2													
Dick Groat, R OBP: 0.311, SLG: 0.367 (1, 6)	1-0 4-1 1-2		0-3 K		0-0 L7		0-0 1-3 2-H 2B		2-2 G3			1-0 2B 1B	6 1 2 1 0 1 5													
Roberto Clemente, R OBP: 0.309, SLG: 0.389 Bill Virdon, L OBP: 0.292, SLG: 0.327 (1, 9) (8, 8)	2-2 2-H 1B		1-2 4-1		1-1 G1-6-3 1-2f		1-0 6-3				2-2 SH1-4 1B	1-0 1B 2B	4 0 1 1 0 0 4 2 0 2 0 0 0 0													
Dick Stuart, R OBP: 0.370, SLG: 0.521 Rocky Nelson, L OBP: 0.363, SLG: 0.406 (1, 3) (8, 3)	1-3 K			0-0 FC3 HBP FC4-6 1B		1-3 K		2-3 K		1-0 SH1-4 1-2		1-0 1B IBB	4 1 1 0 0 3 0 0 0 0 0 1 0 0													
Roman Mejias, R OBP: 0.307, SLG: 0.326 (1, 8) (8, 9)		1-0 HR		1-2 FC4-6 FC3 HBP		0-3 K		3-3 K		1-1 F7		0-0 1B	5 1 2 2 0 2 1													
Don Hoak, R OBP: 0.358, SLG: 0.411 (1, 5)		2-1 F6		0-2 FC3 FC4-6 1-2 2-3		1-2 G2		0-0 1-3		0-0 F7		1-2 2-H 3-H 1B	6 0 0 0 0 1 5													
Bill Mazerowski, R OBP: 0.304, SLG: 0.368 (1, 4)		2-3 K		1-3 K			0-0 FC1-6 1B		0-1 G4-6-3 SH 1B		0-0 F7		5 0 2 0 0 2 3													
Danny Kravitz, L OBP: 0.306, SLG: 0.395 (1, 2)		0-3 K		0-1 FC4-6 1-2f 2-3 3-H			0-0 FC1-6 1B 2B		2-1 SH G4-6-3 1-2		0-3 K		4 1 0 1 0 2 3													
Bob Friend, R OBP: 0.224, SLG: 0.191 Harry Bright, R OBP: 0.233, SLG: 0.526 Roy Face, R OBP: 0.273, SLG: 0.273 Ted Kluszewski, L OBP: 0.294, SLG: 0.426 Bennie Daniels, L OBP: 0.301, SLG: 0.550 Don Gross, L (1, 1) (7, PH) (7, 1) (9, PH) (9, 1) (12, 1)			0-3 K	1-3 K			0-0 2B 1B		1-0 G4-6-3 1-2f 2-3		3-3 K		2 0 0 0 0 0 2 2 1 0 1 0 0 0 0 0 0 0 0 0 0 0 0 0 1 0 0 0 0 0 0 2 1 0 0 0 0 0 1 0 0 0 0 0 0 0 0 0													
Inning Stats	R: 1 E: 0 K: 1 S: 8	H: 2 LOB: 0 BB: 0 P: 13	R: 1 E: 0 K: 2 S: 9	H: 1 LOB: 0 BB: 0 P: 14	R: 0 E: 0 K: 2 S: 12	H: 1 LOB: 2 BB: 0 P: 18	R: 0 E: 0 K: 0 S: 6	H: 0 LOB: 0 BB: 0 P: 13	R: 1 E: 0 K: 0 S: 6	H: 3 LOB: 2 BB: 0 P: 9	R: 0 E: 0 K: 2 S: 7	H: 0 LOB: 0 BB: 0 P: 12	R: 0 E: 1 K: 0 S: 10	H: 1 LOB: 2 BB: 1 P: 19	R: 0 E: 0 K: 2 S: 9	H: 1 LOB: 1 BB: 0 P: 13	R: 0 E: 0 K: 2 S: 7	H: 0 LOB: 0 BB: 0 P: 10	R: 1 E: 0 K: 1 S: 8	H: 3 LOB: 2 BB: 1 P: 19	1B: 11 2B: 2 3B: 0 HR: 1	SF: 0 SAC: 2 DP: 2 HBP: 1	WP: 0 PB: 0 SB: 1 CS: 0	PA: 51		
PITCHER	IP WLS BF H R ER SO BB IBB HBP BLK WP HR S P ERA WHIP															IP WLS BF H R ER SO BB IBB HBP BLK WP HR S P ERA WHIP										
Johnny Podres, L ERA: 4.16 (1, 1)	6.2																									
Clem Labine, R ERA: 3.65 (7, 1)	0.1																									
Stan Williams, R ERA: 4.01 (8, 1)	5.0	L	21	5	1	1	5	0	2	0	0	0	0	0	41	73	1.80	1.000								

Pittsburgh Pirates @ Los Angeles Dodgers
Los Angeles Memorial Coliseum, Los Angeles, CA

AB	46
R	5
H	14
RBI	5
BB	2
SO	14
LOB	27



Thu Jul 30 1959, 10:05 PM EDT
Att. 24,221 - Unknown

livebaseballscorecards.com

Batter	1	2	3	4	5	6	7	8	9	10	11	12	AB R H RBI BB SO LOB
Jim Gilliam, S OBP: 0.428, SLG: 0.385	(1, 5) 2-2 F8			(1) 0-1 4-3		(1) 1-1 8-5 HBP 1B	(3) 2-1 5-3		(3) 0-1 4-3			(1) 1-2 G3 SH1-4 1B	6 0 2 0 0 0 1
Charlie Neal, R OBP: 0.357, SLG: 0.487	(1, 4) 2-3 K			(1) 0-1 E5 BB 1B		(1) 2-2 1B 1B HBP		(1) 2-2 E7 E 2B		(1) 2-2 SH1-4 1B		(1) 0-0 SH1-4	4 3 2 0 0 1 0
Wally Moon, L OBP: 0.380, SLG: 0.439	(1, 7) 0-0 F7			(1) 4-1 1B SF9 BB		(1) 0-2 8-5		(1) 0-0 E9 4-3 1B		(1) 0-1 SH1-4		(2) 3-2 G3	4 1 1 1 1 0 3
Duke Snider, L OBP: 0.359, SLG: 0.484	(1, 8) 2-2 3-1			(1) 0-0 1-3 2-H 1B		(1) 3-1 BB 1B 1B		(1) 0-0 4-3		(1) 4-0 FC4-6 IBB		(3) 2-3 K	5 0 2 1 1 1 2
Norm Larker, L OBP: 0.358, SLG: 0.432	(1, 3) 1-2 F7			(2) 0-2 SF9		(1) 0-2 BB 1B		(2) 1-3 K		(2) 2-0 F8			4 0 1 2 0 1 3
Ron Fairly, L OBP: 0.335, SLG: 0.346	(1, 9) 2-3 K			(3) 0-2 L7		(1) 4-2 BB		(3) 1-0 4-3		(3) 1-1 FC4-6			4 0 0 0 1 1 4
Joe Pignatano, R OBP: 0.325, SLG: 0.308	(1, 2) 1-1 G5-4-3 HBP			(1) 1-1 L8		(3) 0-0 F9		(1) 5-3		(1) 0-0 F3			4 0 0 0 0 0 3
Maury Wills, S OBP: 0.238, SLG: 0.240	(1, 6) 1-1 G5-4-3			(2) 0-0 F5		(1) 0-0 F7		(2) 4-2 BB		(2) 1-3 K			2 0 0 0 0 0 1
Rip Repulski, R OBP: 0.337, SLG: 0.315	(7, PH) 1-2 F7			(2) 0-2 3-1		(2) 1-0 6-3		(2) 6-3		(3) 0-0 6-3			1 0 0 0 0 0 0
Don Zimmer, R OBP: 0.281, SLG: 0.256	(8, 6) 1-1 6-3			(3) 0-2 3-1		(2) 1-0 6-3		(2) 6-3		(3) 0-0 6-3			1 0 0 0 0 0 0
Johnny Podres, L OBP: 0.313, SLG: 0.273	(1, 1) 1-1 6-3			(3) 0-2 3-1		(2) 1-0 6-3		(2) 6-3		(3) 0-0 6-3			2 0 0 0 0 0 0
Clem Labine, R OBP: 0.301, SLG: 0.469	(7, PH) 1-1 6-3			(3) 0-2 3-1		(2) 1-0 6-3		(2) 6-3		(3) 0-0 6-3			0 0 0 0 0 0 0
Stan Williams, R OBP: 0.265, SLG: 0.194	(8, 1) 1-1 6-3			(3) 0-2 3-1		(2) 1-0 6-3		(2) 6-3		(3) 0-0 6-3			1 0 0 0 0 0 0
													2 0 0 0 0 1 1

Inning Stats	R: 0	H: 0	E: 0	LOB: 0	K: 1	P: 8	R: 0	H: 0	E: 0	LOB: 0	K: 1	P: 10	R: 0	H: 0	E: 0	LOB: 0	K: 0	P: 5	R: 2	H: 1	E: 1	LOB: 1	K: 0	P: 13	R: 0	H: 0	E: 0	LOB: 0	K: 0	P: 7	R: 1	H: 3	E: 0	LOB: 3	K: 0	P: 15	R: 0	H: 0	E: 0	LOB: 0	K: 0	P: 7	R: 1	H: 2	E: 2	LOB: 1	K: 1	P: 9	R: 0	H: 0	E: 0	LOB: 1	K: 1	P: 9	R: 0	H: 1	E: 0	LOB: 2	K: 0	P: 8	R: 0	H: 0	E: 0	LOB: 0	K: 1	P: 6	R: 0	H: 1	E: 0	LOB: 1	K: 1	P: 11	R: 0	H: 1	E: 0	LOB: 1	K: 1	P: 17	R: 0	H: 0	E: 0	LOB: 0	K: 1	P: 7	R: 0	H: 0	E: 0	LOB: 0	K: 1	P: 11	1B: 7	2B: 2	3B: 0	HR: 0	SF: 1	SAC: 2	DP: 2	HBP: 2	WP: 0	PA: 49
--------------	------	------	------	--------	------	------	------	------	------	--------	------	-------	------	------	------	--------	------	------	------	------	------	--------	------	-------	------	------	------	--------	------	------	------	------	------	--------	------	-------	------	------	------	--------	------	------	------	------	------	--------	------	------	------	------	------	--------	------	------	------	------	------	--------	------	------	------	------	------	--------	------	------	------	------	------	--------	------	-------	------	------	------	--------	------	-------	------	------	------	--------	------	------	------	------	------	--------	------	-------	-------	-------	-------	-------	-------	--------	-------	--------	-------	--------

PITCHER	IP	WLS	BF	H	R	ER	SO	BB	IBB	HBP	BLK	WP	HR	S	P	ERA	WHIP
Bob Friend, R ERA: 4.61	(1, 1)	6.0	25	4	3	1	2	2	0	2	0	0	0	58	85	1.50	1.000
Roy Face, R ERA: 1.61	(7, 1)	2.0	8	2	1	1	1	0	0	0	0	0	0	13	20	4.50	1.000
Bennie Daniels, R ERA: 5.74	(9, 1)	3.1	W 14	2	0	0	2	1	1	0	0	0	0	27	46	0.00	0.900
Don Gross, L ERA: 6.59	(12, 1)	0.2	S 2	0	0	0	1	0	0	0	0	0	0	7	12	0.00	0.000


BOTTOM

Pittsburgh Pirates @ Los Angeles Dodgers
Los Angeles Memorial Coliseum, Los Angeles, CA

Thu Jul 30 1959, 10:05 PM EDT
Att: 24,221 - Unknown

livebaseballscorecards.com

AB	40
R	4
H	8
RBI	4
BB	4
SO	6
LOB	18



Batter	1	2	3	4	5	6	7	8	9	AB	R	H	RBI	BB	SO	LOB
Jim Gilliam, S OBP: 0.426, SLG: 0.381 (1, 5)	4-2 1B 2B BB	0-1 F9		0-0 F9		1-0 L9				3	1	0	0	1	0	2
Charlie Neal, R OBP: 0.359, SLG: 0.486 (1, 4)	0-1 2B 1-2 2B 1B	4-1 BB		2-2 1-3			2-3 K			3	1	1	0	1	1	0
Wally Moon, L OBP: 0.378, SLG: 0.440 (1, 7)	2-2 2B 1-3 2-H 2B	0-2 G3			1-2 F8		2-2 6-3			4	1	1	1	0	0	1
Duke Snider, L OBP: 0.365, SLG: 0.490 (1, 9)	0-2 SH1-3 1B 2B		0-1 6-3		4-1 G3-6-3 BB		3-0 CS 1B			3	1	2	2	1	0	0
Norm Larker, L OBP: 0.364, SLG: 0.456 (1, 3)	0-0 SH1-3 2-3		3-1 BB 1B		1-0 G3-6-3 1-2f		1-1 CS 1-2	1-0 HR		3	1	2	1	0	0	1
Don Demeter, R OBP: 0.297, SLG: 0.463 (1, 8)	1-3 K		1-3 K		0-0 F4			1-1 F4		4	0	0	0	0	2	2
John Roseboro, L OBP: 0.330, SLG: 0.375 (1, 2)	0-0 WP 1B		4-1 1-2 BB		0-0 F9			4-1 5-3 BB		2	0	1	1	2	0	0
Maury Wills, S OBP: 0.236, SLG: 0.240 (1, 6)	3-1 F9 1-2		0-1 4-3		2-0 WP 1B			1-1 5-3 1-2		4	0	1	0	0	0	4
Don Drysdale, R OBP: 0.205, SLG: 0.386 (1, 1)		0-1 4-3		2-1 F8		4-1 1-2 BB		0-0 F8		3	0	0	0	1	0	1

Inning Stats	R: 4	H: 4	E: 0	LOB: 1	K: 1	S: 17	P: 27	R: 0	H: 0	E: 0	LOB: 1	K: 0	S: 8	P: 12	R: 0	H: 1	E: 0	LOB: 2	K: 1	S: 11	P: 19	R: 0	H: 0	E: 0	LOB: 0	K: 0	S: 6	P: 10	R: 0	H: 1	E: 0	LOB: 2	K: 0	S: 5	P: 11	R: 0	H: 1	E: 0	LOB: 2	K: 1	S: 5	P: 12	R: 0	H: 1	E: 0	LOB: 0	K: 1	S: 11	P: 19	R: 1	H: 1	E: 0	LOB: 1	K: 0	S: 7	P: 14
--------------	------	------	------	--------	------	-------	-------	------	------	------	--------	------	------	-------	------	------	------	--------	------	-------	-------	------	------	------	--------	------	------	-------	------	------	------	--------	------	------	-------	------	------	------	--------	------	------	-------	------	------	------	--------	------	-------	-------	------	------	------	--------	------	------	-------

PITCHER	IP	WLS	BF	H	R	ER	SO	BB	IBB	HBP	BLK	WP	HR	S	P	ERA	WHIP
Gene Conley, R ERA: 2.77 (1, 1)	0.0	L	4	3	4	4	0	1	0	0	0	0	0	10	16	∞	∞
Taylor Phillips, L ERA: 5.71 (1, 1)	1.0		4	1	0	0	1	0	0	0	0	1	0	7	11	0.00	1.000
Ruben Gomez, R ERA: 6.23 (2, 1)	5.0		20	2	0	0	1	4	0	0	0	1	0	35	64	0.00	1.200
Turk Farrell, R ERA: 5.73 (7, 1)	2.0		8	2	1	1	1	1	0	0	0	0	1	18	33	4.50	1.500

BOTTOM

Philadelphia Phillies @ Los Angeles Dodgers
Los Angeles Memorial Coliseum, Los Angeles, CA

AB	29
R	5
H	8
RBI	5
BB	6
SO	3
LOB	11



WP	HR	S	P	ERA	WHIP
2	0	1	0	∞	∞
0	0	1	0	0.00	1.000
0	0	1	0	0.00	1.200
0	1	1	0	4.50	1.500

Fri Jul 31 1959, 10:05 PM EDT
Att. 21,900 - Unknown

livebaseballscorecards.com

Batter	1	2	3	4	5	6	7	8	9	AB R H RBI BB SO LOB	TOP																	
Joe Koppe, R (1, 6) OBP: 0.326, SLG: 0.371	1-2 6-3		0-0 F9		0-2 6-3			2-1 HR		4 1 1 1 0 0 0	Philadelphia Phillies @ Los Angeles Dodgers Los Angeles Memorial Coliseum, Los Angeles, CA Sat Aug 01 1959, 10:05 PM EDT Att: 30,536 - Unknown																	
Richie Ashburn, L (1, 8) OBP: 0.365, SLG: 0.320	1-3 K		3-3 K		1-1 G3			3-2 6-3		4 0 0 0 0 2 0																		
Ed Bouchee, L (1, 3) OBP: 0.369, SLG: 0.466	4-2 BB			4-2 PB HR BB		0-0 L8		0-1 FC6-4 1B		2 1 1 0 2 0 0																		
Wally Post, R (1, 9) OBP: 0.297, SLG: 0.439	2-3 K			1-1 1-H HR		0-2 6-3		1-1 FC6-4 1-2f		4 1 1 2 0 1 2																		
Gene Freese, R (1, 5) OBP: 0.351, SLG: 0.555		1-2 F4		1-3 K		3-1 F7		2-2 F5		4 0 0 0 0 1 0																		
Jim Bolger, R (1, 7) OBP: 0.143, SLG: 0.103		0-0 5-3		1-3 K			1-1 6-3	1-2 G3		4 0 0 0 0 1 0																		
Sparky Anderson, R (1, 4) OBP: 0.274, SLG: 0.228		4-1 BB		4-0 BB			1-2 6-3	0-1 F6		1 0 0 0 2 0 0																		
Dave Philley, S (9, PH) OBP: 0.377, SLG: 0.532										1 0 0 0 0 0 0																		
Joe Lonnett, R (1, 2) OBP: 0.373, SLG: 0.313		2-1 6-3		3-3 K			1-0 F8			3 0 0 0 0 1 2																		
Jim Owens, R (1, 1) OBP: 0.151, SLG: 0.063			1-3 K			2-2 F2		2-3 K		2 0 0 0 0 1 0																		
Taylor Phillips, L (7, 1) OBP: 0.100, SLG: 0.100										0 0 0 0 0 0 0																		
Solly Drake, S (8, PH) OBP: 0.167, SLG: 0.118										1 0 0 0 0 1 0																		
Humberto Robinson, R (8, 1) OBP: 0.500, SLG: 0.500										0 0 0 0 0 0 0																		
Inning Stats	R: 0 E: 0 K: 2 S: 13	H: 0 LOB: 1 BB: 1 P: 21	R: 0 E: 0 K: 0 S: 7	H: 0 LOB: 1 BB: 1 P: 14	R: 0 E: 0 K: 2 S: 10	H: 0 LOB: 0 BB: 0 P: 14	R: 2 E: 0 K: 3 S: 13	H: 1 LOB: 1 BB: 2 P: 27	R: 0 E: 0 K: 0 S: 9	H: 0 LOB: 0 BB: 0 P: 12	R: 0 E: 0 K: 0 S: 6	H: 0 LOB: 0 BB: 0 P: 9	R: 0 E: 0 K: 0 S: 6	H: 0 LOB: 0 BB: 0 P: 9	R: 1 E: 0 K: 1 S: 12	H: 2 LOB: 1 BB: 0 P: 20	R: 0 E: 0 K: 0 S: 8	H: 0 LOB: 0 BB: 0 P: 11	1B: 1 2B: 0 3B: 0 HR: 2	SF: 0 SAC: 0 DP: 0 HBP: 0	WP: 0 PB: 1 SB: 0 CS: 0	PA: 34						
PITCHER	IP WLS BF H R ER SO BB IBB HBP BLK WP HR S P ERA WHIP																											
Sandy Koufax, L (1, 1) ERA: 3.57	4.0	W	17	1	2	2	7	4	0	0	0	0	0	1	43	76	4.50	1.250										
Clem Labine, R (5, 1) ERA: 3.52	5.0	W	17	2	1	1	1	0	0	0	0	0	1	41	61	1.80	0.400											

livebaseballscorecards.com

AB	30
R	3
H	3
RBI	3
BB	4
SO	8
LOB	4



Batter	1	2	3	4	5	6	7	8	9	AB R H RBI BB SO LOB	TOP	
Johnny Temple, R (1, 4) OBP: 0.402, SLG: 0.444	1-0 6-3		0-0 SF8		1-0 G5-4-3		4-0 BB		0-0 6-3	3 0 0 1 1 0 1	Cincinnati Redlegs @ Los Angeles Dodgers Los Angeles Memorial Coliseum, Los Angeles, CA Tue Aug 04 1959, 10:05 PM EDT Att: 17,446 - Unknown livebaseballscorecards.com	
Vada Pinson, L (1, 8) OBP: 0.376, SLG: 0.515	2-3 K		1-0 HR			1-1 CS HBP 1B	0-1 L5			4 1 2 2 0 1 3		
Gus Bell, L (1, 9) OBP: 0.314, SLG: 0.429	1-0 4-3		2-1 F6			1-0 CS HBP		0-0 6-3		3 0 0 0 0 0 0		
Frank Robinson, R (1, 3) OBP: 0.400, SLG: 0.577		3-3 K		1-3 K		3-3 K		3-0 6-3		4 0 0 0 0 3 2		
Jerry Lynch, L (1, 7) OBP: 0.324, SLG: 0.459		3-3 K		1-3 K		1-2 F5		2-0 HR		4 1 1 1 0 2 1		
Ed Bailey, L (1, 2) OBP: 0.368, SLG: 0.392		0-0 G3		4-2 BB			3-2 L6	1-1 E6		3 0 0 0 1 0 0		
Willie Jones, R (1, 5) OBP: 0.339, SLG: 0.445			2-3 K	0-0 F6			1-0 2B 1B	2-0 F9		4 0 1 0 0 1 2		
Roy McMillan, R (1, 6) OBP: 0.350, SLG: 0.469			4-0 2B SF8 BB		3-2 6-3		0-2 2B	1-1 1B		3 1 2 0 1 0 0		
Joe Nuxhall, L (1, 1) OBP: 0.263, SLG: 0.278			1-2 SF8 HR 2B		0-1 G5-4-3 1B		0-2 4-3	0-1 6-3		4 1 2 0 0 0 2		
Inning Stats	R: 0 E: 0 K: 1 S: 5 H: 0 LOB: 0 BB: 0 P: 9	R: 0 E: 0 K: 2 S: 11 H: 0 LOB: 0 BB: 0 P: 17	R: 3 E: 0 K: 1 S: 10 H: 2 LOB: 0 BB: 1 P: 20	R: 0 E: 0 K: 2 S: 10 H: 0 LOB: 1 BB: 1 P: 16	R: 0 E: 0 K: 0 S: 8 H: 1 LOB: 0 BB: 0 P: 12	R: 0 E: 0 K: 1 S: 8 H: 1 LOB: 1 BB: 0 P: 14	R: 0 E: 0 K: 0 S: 13 H: 2 LOB: 3 BB: 1 P: 21	R: 1 E: 1 K: 0 S: 6 H: 1 LOB: 1 BB: 0 P: 14	R: 0 E: 0 K: 0 S: 5 H: 1 LOB: 0 BB: 0 P: 6	1B: 4 2B: 3 3B: 0 HR: 2 SF: 1 SAC: 0 DP: 2 HBP: 1	WP: 0 PB: 0 SB: 0 CS: 2 PA: 37	
PITCHER	IP WLS BF H R ER SO BB IBB HBP BLK WP HR S P ERA WHIP											
Stan Williams, R (1, 1) ERA: 4.03	6.1 L 26 6 3 3 7 2 0 1 0 0 0 1 60 100 4.26 1.263											
Roger Craig, R (7, 1) ERA: 1.59	1.2 8 1 1 1 0 1 0 0 0 0 0 1 11 23 5.40 1.200											
Clem Labine, R (9, 1) ERA: 3.47	1.0 3 1 0 0 0 0 0 0 0 0 0 0 5 6 0.00 1.000											



Batter	1	2	3	4	5	6	7	8	9	AB R H RBI BB SO LOB	TOP
Johnny Temple, R (1, 4) <small>OBP: 0.405, SLG: 0.444</small>	4-1 	1-1 			4-0 			2-2 		2 1 1 1 2 0 0	Cincinnati Redlegs @ Los Angeles Dodgers Los Angeles Memorial Coliseum, Los Angeles, CA Wed Aug 05 1959, 10:05 PM EDT Att: 18,956 - Unknown livebaseballscorecards.com
Vada Pinson, L (1, 8) <small>OBP: 0.377, SLG: 0.519</small>	0-0 	2-3 			1-1 			0-1 		4 1 2 0 0 1 2	
Gus Bell, L (1, 9) <small>OBP: 0.311, SLG: 0.424</small>	0-0 		0-3 		0-0 			1-3 		4 0 0 1 0 2 3	
Frank Robinson, R (1, 3) <small>OBP: 0.399, SLG: 0.576</small>	0-2 		0-0 		1-1 			1-2 		4 0 1 1 0 0 1	
Frank Thomas, R (1, 7) <small>OBP: 0.286, SLG: 0.377</small>	0-0 		1-2 		1-2 			1-0 		4 0 0 0 0 0 1	
Willie Jones, R (1, 5) <small>OBP: 0.334, SLG: 0.439</small>	0-1 			1-1 		1-2 		3-2 		4 0 0 0 0 0 1	
Roy McMillan, R (1, 6) <small>OBP: 0.349, SLG: 0.463</small>		4-2 		0-0 		0-0 		3-3 		3 0 0 0 1 1 0	
Dutch Dotterer, R (1, 2) <small>OBP: 0.343, SLG: 0.377</small>		4-2 		0-0 		1-0 				2 1 0 0 1 0 0	
Bob Purkey, R (1, 1) <small>OBP: 0.291, SLG: 0.347</small> Jim Pendleton, R (5, PH) <small>OBP: 0.319, SLG: 0.356</small> Willard Schmidt, R (5, 1) <small>OBP: 0.417, SLG: 0.125</small> Whitey Lockman, L (7, PH) <small>OBP: 0.282, SLG: 0.253</small> Orlando Pena, R (7, 1) <small>OBP: 0.150, SLG: 0.056</small>		0-0 		2-2 		1-1 				0 0 0 0 0 0 0	
Inning Stats	R: 2 H: 2 E: 0 LOB: 1 K: 0 BB: 1 S: 9 P: 13	R: 1 H: 1 E: 0 LOB: 1 K: 1 BB: 2 S: 11 P: 22	R: 0 H: 0 E: 0 LOB: 0 K: 1 BB: 0 S: 8 P: 9	R: 0 H: 0 E: 0 LOB: 0 K: 0 BB: 0 S: 4 P: 5	R: 0 H: 0 E: 0 LOB: 1 K: 0 BB: 1 S: 6 P: 13	R: 0 H: 0 E: 0 LOB: 0 K: 0 BB: 0 S: 8 P: 11	R: 0 H: 0 E: 0 LOB: 0 K: 0 BB: 0 S: 4 P: 6	R: 0 H: 1 E: 0 LOB: 1 K: 1 BB: 0 S: 13 P: 17	R: 0 H: 0 E: 0 LOB: 0 K: 1 BB: 0 S: 7 P: 14	1B: 1 SF: 0 2B: 3 SAC: 1 3B: 0 DP: 0 HR: 0 HBP: 0	WP: 0 PA: 34 PB: 0 SB: 0 CS: 1
PITCHER Johnny Podres, L (1, 1) <small>ERA: 4.08</small>	IP: 9.0 WLS: W BF: 34 H: 4 R: 3 ER: 3 SO: 4 BB: 4 IBB: 0 HBP: 0 BLK: 0 WP: 0 HR: 0 S: 70 P: 110 ERA: 3.00 WHIP: 0.889					PITCHER IP: WLS: BF: H: R: ER: SO: BB: IBB: HBP: BLK: WP: HR: S: P: ERA: WHIP					



Batter	1	2	3	4	5	6	7	8	9	AB	R	H	RBI	BB	SO	LOB
Jim Gilliam, S OBP: 0.426, SLG: 0.381 (1, 5)	F8		1B BB	BB			F8			2	1	0	0	2	0	0
Charlie Neal, R OBP: 0.349, SLG: 0.478 (1, 4)	F9		F4	K			F4			4	0	0	0	0	1	3
Wally Moon, L OBP: 0.378, SLG: 0.439 (1, 7)	4-3		E 1B 1B				G3-6-3 BB		5-3	3	1	1	0	1	0	0
Duke Snider, L OBP: 0.381, SLG: 0.542 (1, 8) (9, 9)		HR	E7 1B 1B			G3-6-3 1-2f		HR		4	3	3	3	0	0	1
Norm Larker, L OBP: 0.354, SLG: 0.439 (1, 3)		E3				4-3		F7		4	0	1	2	0	0	0
Ron Fairly, L OBP: 0.330, SLG: 0.340 Don Demeter, R OBP: 0.290, SLG: 0.450 (1, 9) (9, 8)		F8						K		4	0	0	0	0	1	1
John Roseboro, L OBP: 0.328, SLG: 0.373 (1, 2)		F5						K		0	0	0	0	0	0	0
Maury Wills, S OBP: 0.246, SLG: 0.248 (1, 6)		K								3	1	1	0	0	0	1
Johnny Podres, L OBP: 0.314, SLG: 0.277 (1, 1)			3-1					F6		3	0	1	1	0	0	0

Inning Stats	R: 0	H: 0	E: 0	K: 0	S: 7	LOB: 0	BB: 0	P: 13	R: 1	H: 1	E: 1	K: 1	S: 13	LOB: 1	BB: 0	P: 17	R: 3	H: 3	E: 1	K: 0	S: 15	LOB: 1	BB: 1	P: 22	R: 1	H: 2	E: 0	K: 1	S: 12	LOB: 2	BB: 1	P: 20	R: 0	H: 0	E: 0	K: 0	S: 6	LOB: 0	BB: 1	P: 10	R: 0	H: 0	E: 0	K: 0	S: 4	LOB: 0	BB: 0	P: 6	R: 0	H: 0	E: 0	K: 0	S: 9	LOB: 0	BB: 0	P: 14	R: 1	H: 1	E: 0	K: 1	S: 8	LOB: 0	BB: 0	P: 12
--------------	------	------	------	------	------	--------	-------	-------	------	------	------	------	-------	--------	-------	-------	------	------	------	------	-------	--------	-------	-------	------	------	------	------	-------	--------	-------	-------	------	------	------	------	------	--------	-------	-------	------	------	------	------	------	--------	-------	------	------	------	------	------	------	--------	-------	-------	------	------	------	------	------	--------	-------	-------

PITCHER	IP	WLS	BF	H	R	ER	SO	BB	IBB	HBP	BLK	WP	HR	S	P	ERA	WHIP
Bob Purkey, R ERA: 4.55 (1, 1)	4.0	L	20	6	5	4	2	2	0	0	0	0	1	47	72	9.00	2.000
Willard Schmidt, R ERA: 3.29 (5, 1)	2.0		6	0	0	0	0	1	0	0	0	0	0	10	16	0.00	0.500
Orlando Pena, R ERA: 5.38 (7, 1)	2.0		7	1	1	1	1	0	0	0	0	0	1	17	26	4.50	0.500

BOTTOM

Cincinnati Redlegs @ Los Angeles Dodgers
Los Angeles Memorial Coliseum, Los Angeles, CA
 Wed Aug 05 1959, 10:05 PM EDT
 Att. 18,956 - Unknown

AB	30
R	6
H	7
RBI	6
BB	3
SO	3
LOB	8



WP	HR	S	P	ERA	WHIP
3	0	1	1	0	0

Batter	1	2	3	4	5	6	7	8	9	AB R H RBI BB SO LOB	TOP											
Felix Mantilla, R (1, 4) OBP: 0.261, SLG: 0.264	0-0 5-3		0-0 6-3		1-1 F3			0-3 K		4 0 0 0 0 1 1												
Eddie Mathews, L (1, 5) OBP: 0.381, SLG: 0.585	4-2 BB			0-0 L4		0-1 1B		1-3 K		3 0 1 0 1 1 0												
Hank Aaron, R (1, 9) OBP: 0.412, SLG: 0.674	0-3 K			2-1 1B 2B		2-3 K			0-0 5-3	4 1 1 0 0 2 2												
Wes Covington, L (1, 7) OBP: 0.334, SLG: 0.395	0-1 F8			0-0 6-3 1B		2-3 K			0-2 4-3 3B	4 1 2 1 0 1 2												
Frank Torre, L (1, 3) OBP: 0.310, SLG: 0.330		1-2 4-3		1-0 6-3 1-2		1-1 L8			0-0 4-3	4 0 0 1 0 0 2												
Johnny Logan, R (1, 6) OBP: 0.370, SLG: 0.455		0-1 F8		1-1 1-3			0-3 K		3-3 K	4 0 0 0 0 2 1												
Bill Bruton, L (1, 8) OBP: 0.338, SLG: 0.414		0-1 4-3			2-2 SH3-4 1B		1-2 4-3			3 0 1 0 0 0 0												
Del Crandall, R (1, 2) OBP: 0.291, SLG: 0.387			1-3 K		0-0 F8		2-2 F3			3 0 0 0 0 1 1												
Joey Jay, S (1, 1) OBP: 0.217, SLG: 0.143								1-2 F8		0 0 0 0 0 0 0												
Bob Rush, R (1, 1) OBP: 0.160, SLG: 0.160										1 0 0 0 0 1 0												
Mickey Vernon, L (8, PH) OBP: 0.280, SLG: 0.380										1 0 0 0 0 0 0												
Don McMahon, R (8, 1) OBP: 0.375, SLG: 0.286										0 0 0 0 0 0 0												
Inning Stats	R: 0 E: 0 K: 1 S: 8	H: 0 LOB: 1 BB: 1 P: 12	R: 0 E: 0 K: 0 S: 7	H: 0 LOB: 0 BB: 0 P: 8	R: 0 E: 0 K: 2 S: 7	H: 0 LOB: 0 BB: 0 P: 9	R: 1 E: 0 K: 0 S: 7	H: 2 LOB: 1 BB: 0 P: 11	R: 0 E: 0 K: 0 S: 8	H: 1 LOB: 1 BB: 0 P: 11	R: 0 E: 0 K: 2 S: 10	H: 1 LOB: 1 BB: 0 P: 15	R: 0 E: 0 K: 1 S: 9	H: 0 LOB: 0 BB: 0 P: 12	R: 0 E: 0 K: 2 S: 9	H: 0 LOB: 0 BB: 0 P: 11	R: 1 E: 0 K: 1 S: 9	H: 1 LOB: 0 BB: 0 P: 12	1B: 3 2B: 1 3B: 1 HR: 0	SF: 0 SAC: 1 DP: 0 HBP: 0	WP: 0 PB: 0 SB: 0 CS: 0	PA: 33
PITCHER Don Drysdale, R (1, 1) ERA: 2.85	IP: 9.0 WLS: W BF: 33 H: 5 R: 2 ER: 2 SO: 9 BB: 1 IBB: 0 HBP: 0 BLK: 0 WP: 0 HR: 0 S: 74 P: 101 ERA: 2.00 WHIP: 0.667											PITCHER IP: WLS: BF: H: R: ER: SO: BB: IBB: HBP: BLK: WP: HR: S: P: ERA: WHIP:										

Milwaukee Braves @ Los Angeles Dodgers
Los Angeles Memorial Coliseum, Los Angeles, CA

Sat Aug 08 1959, 10:05 PM EDT
Att: 67,312 - Unknown

AB	31
R	2
H	5
RBI	2
BB	1
SO	9
LOB	9



Batter	1	2	3	4	5	6	7	8	9	AB	R	H	RBI	BB	SO	LOB
Jim Gilliam, S OBP: 0.428, SLG: 0.379 (1, 5)	4-2 1B 1B 1B BB	4-2 S 1B BB		1-2 F8		0-1 4-3		4-0 1-2 BB		2	2	0	0	3	0	1
Charlie Neal, R OBP: 0.348, SLG: 0.475 (1, 4)	2-0 1B 1B SF8 1B	1-1 F6		0-0 6-3		0-1 B3		2-1 F8		5	1	1	0	0	0	4
Wally Moon, L OBP: 0.384, SLG: 0.442 (1, 7)	0-0 SF8 1B 1-2 2-3 1B	4-1 1B 1B 1-2 BB		0-0 1B				4-0 G4-6-3 BB		2	0	2	0	2	0	0
Duke Snider, L OBP: 0.382, SLG: 0.542 (1, 9)	1-1 BB 1B 1-2 2-3 3-H 1B	2-2 1-3 2-H 1B		0-3 K				1-1 G4-6-3 1-2f		4	0	2	2	0	1	2
Norm Larker, L OBP: 0.346, SLG: 0.431 (1, 3)	0-2 SF8 2-3 3-H 1B	0-1 F6				0-0 G3		0-1 G3		3	0	0	1	0	0	2
Don Demeter, R OBP: 0.293, SLG: 0.458 (1, 8)	4-2 1-2 BB			0-1 F5		3-2 5-3		0-0 HR		3	1	1	1	1	0	0
John Roseboro, L OBP: 0.327, SLG: 0.371 (1, 2)	0-3 K			1-3 K		0-0 CS 1B		3-3 K		4	0	1	0	0	3	3
Maury Wills, S OBP: 0.254, SLG: 0.256 (1, 6)	0-0 4-3			2-2 S 1B		3-1 CS 1-2		0-0 4-3 SH3-4 1B		4	0	2	0	0	1	3
Don Drysdale, R OBP: 0.211, SLG: 0.384 (1, 1)				0-3 K				0-0 SH3-4		3	0	1	0	0	2	1

Inning Stats	R: 2	H: 3	E: 0	K: 1	S: 15	LOB: 3	BB: 2	P: 26	R: 1	H: 1	E: 0	K: 1	S: 13	LOB: 2	BB: 2	P: 27	R: 0	H: 1	E: 0	K: 2	S: 11	LOB: 1	BB: 0	P: 14	R: 0	H: 1	E: 0	K: 1	S: 9	LOB: 1	BB: 0	P: 10	R: 0	H: 1	E: 0	K: 0	S: 7	LOB: 0	BB: 0	P: 13	R: 0	H: 1	E: 0	K: 0	S: 6	LOB: 1	BB: 0	P: 6	R: 0	H: 0	E: 0	K: 0	S: 4	LOB: 0	BB: 1	P: 9	R: 1	H: 2	E: 0	K: 2	S: 12	LOB: 2	BB: 1	P: 23
1B: 9	SF: 1	2B: 0	SAC: 1	3B: 0	DP: 1	HR: 1	HBP: 0	WP: 0	PA: 39																																																							

PITCHER	IP	WLS	BF	H	R	ER	SO	BB	IBB	HBP	BLK	WP	HR	S	P	ERA	WHIP
Joey Jay, R ERA: 4.43 (1, 1)	0.1	L	6	3	2	2	0	2	0	0	0	0	0	11	22	54.00	15.000
Bob Rush, R ERA: 2.17 (1, 1)	6.2		26	5	1	1	5	3	0	0	0	0	0	54	83	1.35	1.200
Don McMahon, R ERA: 2.39 (8, 1)	1.0		6	2	1	1	2	1	0	0	0	0	1	12	23	9.00	3.000

BOTTOM

Milwaukee Braves @ Los Angeles Dodgers
 Los Angeles Memorial Coliseum, Los Angeles, CA

livebaseballscores.com

AB	30
R	4
H	10
RBI	4
BB	6
SO	7
LOB	16



WP: 0	PA: 39
PB: 0	
SB: 2	
CS: 1	

Sat Aug 08 1959, 10:05 PM EDT
 Att. 67,312 - Unknown

Batter	1	2	3	4	5	6	7	8	9	AB R H RBI BB SO LOB	TOP										
Bill Bruton, L (1, 8) OBP: 0.339, SLG: 0.414	0-2 4-3		3-2 1B WP	1-1 HR		0-3 K			1-3 K	5 2 2 1 0 2 0	Milwaukee Braves @ Los Angeles Dodgers Los Angeles Memorial Coliseum, Los Angeles, CA Sun Aug 09 1959, 6:33 AM EDT Att: 29,234 - Unknown livebaseballscorecards.com										
Eddie Mathews, L (1, 5) OBP: 0.381, SLG: 0.590	2-1 4-3		4-2 1B BB	3-2 HR		2-3 K			3-3 K	4 1 1 2 1 2 0											
Hank Aaron, R (1, 9) OBP: 0.414, SLG: 0.673	3-3 K		0-1 HR E	1-1 1B					3-3 K	4 1 2 2 1 2 0											
Wes Covington, L (1, 7) OBP: 0.331, SLG: 0.391		0-0 4-3	0-1 HR E5	2-2 1-3					0-2 F7	4 1 0 0 0 0 3											
Joe Adcock, R (1, 3) OBP: 0.345, SLG: 0.517		3-2 E5 G6-4-3	3-2 HR		3-2 F3				1-0 F9	4 1 1 3 0 0 1											
Johnny Logan, R (1, 6) Bobby Avila, R (7, 4) OBP: 0.369, SLG: 0.452 OBP: 0.295, SLG: 0.304		3-2 G6-4-3	1-1 1B		0-1 F3				3-3 K	4 0 1 0 0 1 2 0 0 0 0 0 0 0											
Felix Mantilla, R (1, 4) OBP: 0.267, SLG: 0.270			6-3		1-1 1B				0-0 CS 1B	4 0 2 0 0 0 1											
Del Rice, R (1, 2) Del Crandall, R (8, 2) OBP: 0.292, SLG: 0.238 OBP: 0.291, SLG: 0.387			3-2 1B 1B	3-3 K	1-0 6-3				1-3 K	4 1 1 0 0 2 2 0 0 0 0 0 0 0											
Bob Buhl, R (1, 1) Don McMahon, R (9, 1) OBP: 0.065, SLG: 0.065 OBP: 0.375, SLG: 0.286			0-1 WP 1B 1B	0-0 F9		0-3 K			1-3 K	4 1 1 0 0 2 1 0 0 0 0 0 0 0											
Inning Stats	R: 0 H: 0 E: 0 LOB: 0 K: 1 BB: 0 S: 8 P: 13	R: 0 H: 0 E: 1 LOB: 0 K: 0 BB: 0 S: 7 P: 13	R: 6 H: 6 E: 1 LOB: 1 K: 0 BB: 1 S: 25 P: 40	R: 2 H: 3 E: 0 LOB: 1 K: 1 BB: 0 S: 14 P: 24	R: 0 H: 1 E: 0 LOB: 1 K: 0 BB: 0 S: 9 P: 14	R: 0 H: 0 E: 0 LOB: 0 K: 3 BB: 0 S: 10 P: 12	R: 0 H: 0 E: 0 LOB: 1 K: 1 BB: 1 S: 11 P: 19	R: 0 H: 1 E: 0 LOB: 0 K: 2 BB: 0 S: 9 P: 11	R: 0 H: 0 E: 0 LOB: 0 K: 3 BB: 0 S: 10 P: 17	1B: 9 SF: 0 2B: 0 SAC: 0 3B: 0 DP: 1 HR: 2 HBP: 0		WP: 1 PA: 39 PB: 0 SB: 2 CS: 1									
PITCHER Roger Craig, R (1, 1) ERA: 1.85 Art Fowler, R (3, 1) ERA: 5.19 Danny McDevitt, L (5, 1) ERA: 4.04 Stan Williams, R (7, 1) ERA: 3.95 Sandy Koufax, L (9, 1) ERA: 3.53	IP	WLS	BF	H	R	ER	SO	BB	IBB	HBP	BLK	WP	HR	S	P	ERA	WHIP				
	2.2	L	15	6	6	3	1	1	0	0	0	1	1	38	64	10.12	2.625				
	1.1		7	3	2	2	1	0	0	0	0	0	1	16	26	13.50	2.250				
	2.0		7	1	0	0	3	0	0	0	0	0	0	19	26	0.00	0.500				
	2.0		7	1	0	0	3	1	0	0	0	0	0	20	30	0.00	1.000				
	1.0		3	0	0	0	3	0	0	0	0	0	0	10	17	0.00	0.000				



Batter	1	2	3	4	5	6	7	8	9	AB	R	H	RBI	BB	SO	LOB
Jim Gilliam, S OBP: 0.430, SLG: 0.379 (1, 5)	1-0 4-3		4-2 BB	4-2 BB		0-2 1B		3-2 G3		3	0	1	2	2	0	0
Charlie Neal, R OBP: 0.346, SLG: 0.470 (1, 4)	2-1 4-3		1-1 L7	0-1 F9		4-2 BB			2-1 5-3	4	0	0	0	1	0	4
Wally Moon, L OBP: 0.387, SLG: 0.455 (1, 7)	1-0 WP 2B		1-3 K		1-2 SF8 3B		0-0 G3		1-1 HR 2B	5	2	3	0	0	1	3
Duke Snider, L OBP: 0.386, SLG: 0.558 (1, 9)	4-0 WP BB			1-0 1-3	1-2 SF8		2-2 4-3 WP 2B		0-1 HR	3	2	2	3	1	0	0
Norm Larker, L OBP: 0.342, SLG: 0.424 (1, 3)	1-1 F9			0-0 BB HBP SF4 1B	0-1 L9		3-1 4-3		0-1 F4	5	1	1	0	0	0	3
Don Demeter, R OBP: 0.294, SLG: 0.456 (1, 8)		1-2 F5		3-1 BB BB HBP	1-3 K		2-3 K		1-1 WP 1B	4	1	1	0	0	2	0
John Roseboro, L OBP: 0.328, SLG: 0.367 (1, 2)		0-1 F9		4-1 BB BB BB		3-3 K		1-2 F8		3	0	0	0	2	1	0
Maury Wills, S OBP: 0.252, SLG: 0.254 (1, 6)		2-2 L9		1-0 SF4		3-2 F5		0-0 5-3		1	0	0	0	0	0	0
Gil Hodges, R OBP: 0.390, SLG: 0.558 (4, PH)									0-2 FC6-4	0	0	0	1	0	0	0
Don Zimmer, R OBP: 0.277, SLG: 0.252 (5, 6)									1-2f	3	0	0	0	0	0	2
Roger Craig, R OBP: 0.000, SLG: 0.000 (1, 1)			0-3 K		4-2 BB		0-0 E5 1B			0	0	0	0	0	0	0
Art Fowler, R OBP: 0.000, SLG: 0.000 (1, 1)										1	0	0	0	0	0	0
Carl Furillo, R OBP: 0.000, SLG: 0.000 (1, 1)										0	0	0	0	0	0	0
Danny McDevitt, L OBP: 0.000, SLG: 0.000 (1, 1)										0	0	0	0	0	0	0
Chuck Essegian, R OBP: 0.000, SLG: 0.000 (1, 1)										1	1	0	0	0	0	0
Stan Williams, R OBP: 0.000, SLG: 0.000 (1, 1)										0	0	0	0	0	0	0
Ron Farray, L OBP: 0.000, SLG: 0.000 (1, 1)										0	0	0	0	0	0	0
Sandy Kousser, R OBP: 0.000, SLG: 0.000 (1, 1)										0	0	0	0	0	0	0

Inning Stats	R: 0	H: 1	E: 0	K: 0	S: 6	LOB: 2	BB: 1	P: 15	R: 0	H: 0	E: 0	K: 0	S: 9	LOB: 0	BB: 0	P: 12	R: 0	H: 0	E: 0	K: 2	S: 10	LOB: 1	BB: 1	P: 16	R: 2	H: 1	E: 0	K: 0	S: 12	LOB: 3	BB: 3	P: 29	R: 1	H: 1	E: 0	K: 1	S: 11	LOB: 0	BB: 0	P: 14	R: 1	H: 1	E: 1	K: 1	S: 13	LOB: 2	BB: 1	P: 23	R: 1	H: 1	E: 0	K: 1	S: 11	LOB: 0	BB: 0	P: 19	R: 0	H: 0	E: 0	K: 0	S: 7	LOB: 0	BB: 0	P: 11	R: 2	H: 3	E: 0	K: 0	S: 13	LOB: 2	BB: 1	P: 21	1B: 3	2B: 3	3B: 1	HR: 1	SF: 2	SAC: 0	DP: 0	HBP: 1	WP: 4	PB: 0	SB: 0	CS: 0	PA: 44
Bob Buhl, R ERA: 2.74 (1, 1)	PITCHER																PITCHER																																																																				
Don McMahon, R ERA: 2.36 (9, 1)	IP: 8.1	WLS: W	BF: 40	H: 7	R: 7	ER: 6	SO: 5	BB: 6	IBB: 0	HBP: 1	BLK: 0	WP: 2	HR: 1	S: 85	P: 148	ERA: 6.48	WHIP: 1.560																																																																				
	IP: 0.2	WLS: S	BF: 4	H: 1	R: 0	ER: 0	SO: 0	BB: 1	IBB: 0	HBP: 0	BLK: 0	WP: 1	HR: 0	S: 7	P: 12	ERA: 0.00	WHIP: 3.000																																																																				

BOTTOM

Milwaukee Braves @ Los Angeles Dodgers
Los Angeles Memorial Coliseum, Los Angeles, CA

livebaseballscores.com

AB	34
R	7
H	8
RBI	6
BB	7
SO	5
LOB	12



Sun Aug 09 1959, 6:33 AM EDT
Att. 29,234 - Unknown

TOP

Los Angeles Dodgers @ Chicago Cubs
Wrigley Field, Chicago, IL
Tue Aug 11 1959, 3:33 AM CDT
Att. 15,793 - Unknown

livebaseballscorecards.com

AB	36
R	4
H	7
RBI	3
BB	8
SO	4
LOB	18



WP	1	PA	44
PB	1		
SB	3		
CS	0		

AB R H RBI BB SO LOB

3	2	3	0	2	0	0
4	0	1	0	1	0	3
4	0	1	1	1	1	4
3	1	0	0	2	0	2
0	0	0	0	0	0	0
5	1	2	2	0	0	3
4	0	0	0	1	1	1
4	0	0	0	1	0	2
5	0	0	0	0	1	3
2	0	0	0	0	0	0
0	0	0	0	0	0	0
1	0	0	0	0	0	0
0	0	0	0	0	0	0
1	0	0	0	0	1	0
0	0	0	0	0	0	0

Batter	1	2	3	4	5	6	7	8	9	10
Jim Gilliam, S OBP: 0.437, SLG: 0.384	3-2 G1-6-3 1B		2-2 F8 S 1B		4-2 1B S BB		4-1 1B BB		0-1 6-3 S PB 1B	
Charlie Neal, R OBP: 0.347, SLG: 0.468	0-0 G1-6-3 1-2f		4-2 F8 BB		3-2 F7 1-2		0-1 1-3 1B		2-2 6-3 1-3	
Wally Moon, L OBP: 0.387, SLG: 0.453	4-2 BB		0-1 F8 1-2 2-3		1-1 2-H 1B		0-0 F8 3-H		2-3 K 3-H	
Duke Snider, L OBP: 0.386, SLG: 0.552	3-2 F2		4-0 IBB		0-0 G3			3-1 6-3		4-2 1B WP BB
Rip Repulski, R OBP: 0.345, SLG: 0.324										
Norm Larker, L OBP: 0.344, SLG: 0.441		0-0 4-3	2-0 4-3		1-1 4-3			3-1 HR		3-2 1B FC5-4 1-H
Don Demeter, R OBP: 0.293, SLG: 0.450		0-0 L6		1-3 K		1-1 6-3		4-0 BB		0-1 B3
John Roseboro, L OBP: 0.326, SLG: 0.361		4-2 BB		3-2 4-3		0-0 F6		2-1 F3		0-1 FC5-4 1-2f
Maury Wills, S OBP: 0.242, SLG: 0.244		1-3 K		1-1 1-3			1-2 F8	1-0 1-3		1-2 F8
Johnny Podres, L OBP: 0.302, SLG: 0.265			0-0 F6		1-0 4-3		3-2 4-3		0-3 K	
Gil Hodges, R OBP: 0.396, SLG: 0.558										
Ron Fairly, L OBP: 0.327, SLG: 0.337										
Stan Williams, R OBP: 0.259, SLG: 0.182										
Sandy Kousser, R OBP: 0.121, SLG: 0.182										
Clem Labine, R										

Inning Stats	R: 0	H: 1	E: 0	LOB: 1	K: 0	S: 10	P: 20	R: 0	H: 0	E: 0	LOB: 1	K: 1	S: 7	P: 12	R: 0	H: 1	E: 0	LOB: 3	K: 0	S: 9	P: 21	R: 0	H: 0	E: 0	LOB: 0	K: 1	S: 8	P: 13	R: 1	H: 1	E: 0	LOB: 1	K: 0	S: 9	P: 18	R: 0	H: 0	E: 0	LOB: 0	K: 0	S: 5	P: 7	R: 0	H: 1	E: 0	LOB: 2	K: 0	S: 10	P: 18	R: 1	H: 1	E: 0	LOB: 1	K: 0	S: 7	P: 20	R: 1	H: 1	E: 0	LOB: 0	K: 2	S: 11	P: 15	R: 1	H: 1	E: 0	LOB: 1	K: 0	S: 15	P: 23	1B: 6	SF: 0	2B: 0	SAC: 0	3B: 0	DP: 1	HR: 1	HBP: 0	WP: 1	PA: 44
--------------	------	------	------	--------	------	-------	-------	------	------	------	--------	------	------	-------	------	------	------	--------	------	------	-------	------	------	------	--------	------	------	-------	------	------	------	--------	------	------	-------	------	------	------	--------	------	------	------	------	------	------	--------	------	-------	-------	------	------	------	--------	------	------	-------	------	------	------	--------	------	-------	-------	------	------	------	--------	------	-------	-------	-------	-------	-------	--------	-------	-------	-------	--------	-------	--------

PITCHER	IP	WLS	BF	H	R	ER	SO	BB	IBB	HBP	BLK	WP	HR	S	P	ERA	WHIP
Moe Drabowsky, R ERA: 3.8	(1, 1)	8.0	35	5	2	2	2	6	1	0	0	0	1	65	129	2.25	1.375
Glen Hobbie, R ERA: 3.64	(9, 1)	1.0	5	1	2	1	2	1	0	0	0	0	0	14	22	9.00	2.000
Bill Henry, L ERA: 2.51	(10, 1)	1.0	4	1	0	0	0	0	0	0	0	1	0	12	16	0.00	1.000

BOTTOM

Los Angeles Dodgers @ Chicago Cubs
Wrigley Field, Chicago, IL
Tue Aug 11 1959, 3:33 AM CDT
Att: 15,793 - Unknown

livebaseballscorecards.com

AB 38
R 5
H 11
RBI 5
BB 8
SO 8
LOB 25



WP: 0 PA: 46
PB: 0
SB: 0
CS: 0

AB R H RBI BB SO LOB

6 2 3 1 0 0 0

3 1 1 0 2 0 2
3 0 1 0 0 0 2
0 0 0 0 1 0 0
0 0 0 0 0 0 0
0 0 0 0 1 0 0
0 0 0 0 0 0 0
0 0 0 0 0 0 0

4 1 2 3 1 0 3

5 0 1 0 0 0 5

4 0 0 0 1 2 4

5 0 2 0 0 1 2

3 1 1 1 2 1 2

3 0 0 0 0 2 3
0 0 0 0 0 0 0
1 0 0 0 0 1 2
0 0 0 0 0 0 0
1 0 0 0 0 1 0

1B: 3 SF: 0
2B: 6 SAC: 0
3B: 0 DP: 1
HR: 3 HBP: 0

Batter	1	2	3	4	5	6	7	8	9	10
Tony Taylor, R OBP: 0.322, SLG: 0.378 (1, 4)	1-1 FC1-6 1B		1-1 F3		1-1 F9		1-1 6-3		1-1 14 1B 2B	1-1 HR
Jim Marshall, L OBP: 0.324, SLG: 0.406 (1, 3)	0-1 FC1-6 2B		4-0 BB		4-1 14 HR BB		0-0 2B		0-0 B5	
Lee Walls, R OBP: 0.350, SLG: 0.376 (1, 9)	3-2 L6-4 2B		2-2 F7		2-2 F6		4-1 BB		4-0 6-3 14 1B BB	
Irv Noren, L OBP: 0.301, SLG: 0.333 (7, PH)										
George Altman, L OBP: 0.305, SLG: 0.349 (8, 8)										
Cal Neeman, R OBP: 0.271, SLG: 0.200 (9, PH)										
Don Eaddy, R OBP: 0.125, SLG: 0.125 (10, 7)										
14 Ernie Banks, R OBP: 0.375, SLG: 0.612 (1, 6)	4-0 IBB		2-2 6-3		2-2 1-H HR		2-2 F4		0-0 1-2 2-H 6-3 1B	
Earl Averill, R OBP: 0.301, SLG: 0.470 (1, 2)	0-1 L6-4 2-3			0-0 3-1 2B	1-0 F2			0-1 1-3	2-1 6-3	
Bobby Thomson, R OBP: 0.312, SLG: 0.386 (8, 9)		4-2 BB		3-3 K		0-2 F7		1-3 K	1-0 F8	
Walt Moryn, L OBP: 0.310, SLG: 0.357 (10, 8)		2-3 K		1-1 3-1		1-2 L6 1B		0-1 2B		2-2 4-3
Alvin Dark, R OBP: 0.316, SLG: 0.342 (1, 5)		2-3 K		4-0 IBB		2-1 L6 1-2		4-0 IBB		0-0 HR
Moe Drabowsky, R OBP: 0.184, SLG: 0.167 (1, 1)		3-3 K		0-0 1-3			3-3 K	1-3 K		3-3 K
Sammy Taylor, L OBP: 0.329, SLG: 0.398 (8, PH)										
Randy Jackson, R OBP: 0.316, SLG: 0.343 (8, PH)										
Glen Hobbie, R OBP: 0.170, SLG: 0.157 (9, 1)										
Bill Henry, L OBP: 0.174, SLG: 0.136 (10, 1)										

Inning Stats	R: 0	H: 2	E: 0	LOB: 2	K: 0	S: 9	P: 17	R: 0	H: 0	E: 0	LOB: 1	K: 3	S: 16	P: 26	R: 0	H: 0	E: 0	LOB: 1	K: 0	S: 8	P: 17	R: 0	H: 1	E: 0	LOB: 2	K: 1	S: 7	P: 15	R: 2	H: 1	E: 0	LOB: 0	K: 0	S: 11	P: 21	R: 0	H: 1	E: 0	LOB: 1	K: 1	S: 9	P: 11	R: 0	H: 1	E: 0	LOB: 2	K: 1	S: 12	P: 22	R: 0	H: 1	E: 0	LOB: 2	K: 2	S: 11	P: 17	R: 1	H: 2	E: 0	LOB: 3	K: 0	S: 7	P: 15	R: 2	H: 2	E: 0	LOB: 0	K: 1	S: 11	P: 17	1B: 3	SF: 0	2B: 6	SAC: 0	3B: 0	DP: 1	HR: 3	HBP: 0	WP: 0	PA: 46
--------------	------	------	------	--------	------	------	-------	------	------	------	--------	------	-------	-------	------	------	------	--------	------	------	-------	------	------	------	--------	------	------	-------	------	------	------	--------	------	-------	-------	------	------	------	--------	------	------	-------	------	------	------	--------	------	-------	-------	------	------	------	--------	------	-------	-------	------	------	------	--------	------	------	-------	------	------	------	--------	------	-------	-------	-------	-------	-------	--------	-------	-------	-------	--------	-------	--------

PITCHER	IP	WLS	BF	H	R	ER	SO	BB	IBB	HBP	BLK	WP	HR	S	P	ERA	WHIP
Johnny Podres, L ERA: 4.04 (1, 1)	6.0		26	5	2	2	4	3	2	0	0	0	1	60	107	3.00	1.333
Stan Williams, R ERA: 3.89 (7, 1)	1.2		9	2	0	0	2	1	1	0	0	0	0	20	35	0.00	1.800
Sandy Koufax, L ERA: 3.61 (8, 1)	0.2		5	2	1	1	1	1	0	0	0	0	0	7	13	13.50	4.500
Clem Labine, R ERA: 3.65 (9, 1)	1.1	L	6	2	2	2	1	0	0	0	0	0	2	14	23	13.50	1.500

Batter	1	2	3	4	5	6	7	8	9	AB R H RBI BB SO LOB	TOP
Jim Gilliam, S (1, 5) OBP: 0.441, SLG: 0.390 	2-2 C1-6-3 BB 1B 	2-1 1-3 1B 		1-2 2-H 1B 			2-2 F8 	0-1 1-3 HR 1B 		5 1 4 1 0 0 0	Los Angeles Dodgers @ Chicago Cubs Wrigley Field, Chicago, IL Wed Aug 12 1959, 3:33 AM CDT Att: 15,835 - Unknown
Charlie Neal, R (1, 4) OBP: 0.347, SLG: 0.473 	4-1 G1-6-3 BB 	1-0 5-3 		2-0 L7 			3-2 F4 	1-0 1-H 3-H HR 		4 1 1 3 1 0 3	
Wally Moon, L (1, 7) OBP: 0.385, SLG: 0.448 	1-2 G1-6-3 1-2f 2-3 		2-3 K 		0-0 L7 		4-1 E BB 	0-0 1-3 		4 0 0 0 1 1 2	
Duke Snider, L (1, 8) OBP: 0.388, SLG: 0.548 Carl Furillo, R (8, PH) OBP: 0.359, SLG: 0.356 Larry Sherry, R (8, 1) OBP: 0.200, SLG: 0.200 	4-1 BB 		4-1 FC3-6 BB 		2-1 F8 		2-2 E1 1-2 	0-1 1-3 		2 0 0 0 2 0 1 1 0 0 0 0 0 0 0 0 0 0 0 0 0	
Norm Larker, L (1, 3) OBP: 0.340, SLG: 0.440 	2-1 1-3 		1-2 FC3-6 1-2f 		1-2 F8 		1-3 K 		1-0 E5 1B 2B 	5 1 1 0 0 1 5	
Rip Repulski, R (1, 9) OBP: 0.337, SLG: 0.316 		0-0 F8 	2-2 F8 			0-1 F9 		2-1 1B E 1B 	0-0 4-3 	5 1 1 0 0 0 2	
John Roseboro, L (1, 2) OBP: 0.330, SLG: 0.376 		2-0 HR 		2-1 1B S 1B 		0-2 L8 		0-1 E SF8 1B 	3-3 K 	5 3 3 1 0 1 1	
Maury Wills, S (1, 6) OBP: 0.256, SLG: 0.252 		4-2 1B BB 		1-3 K 1-2 		2-2 FC6-4 1B 		0-0 E6 1B HR 1-3 2-H 	0-1 1B 	4 1 2 1 1 1 2	
Don Drysdale, R (1, 1) Roger Craig, R (1, 1) Chuck Essesjian, R (1, 1) Danny McDevitt, L (1, 1) Don Demeter, R (1, 1) Art Fowler, R (1, 1) Ron Fardy, L (1, 1) Don Zimmer, R (1, 1) 	1-1 F8 		0-0 6-3 		1-0 FC6-4 1-2f 		2-1 SF8 3-H 	0-2 F7 		0 0 0 0 0 0 0 1 0 0 0 0 0 0 1 0 0 0 0 0 0 0 0 0 0 0 0 0 1 0 1 0 0 0 0 0 0	
Inning Stats	R: 0 H: 1 E: 0 LOB: 2 K: 0 BB: 2 S: 11 P: 24	R: 1 H: 2 E: 0 LOB: 2 K: 0 BB: 1 S: 9 P: 19	R: 0 H: 0 E: 0 LOB: 1 K: 1 BB: 1 S: 10 P: 19	R: 1 H: 2 E: 0 LOB: 1 K: 1 BB: 0 S: 10 P: 16	R: 0 H: 0 E: 0 LOB: 0 K: 0 BB: 0 S: 6 P: 9	R: 0 H: 1 E: 0 LOB: 1 K: 0 BB: 0 S: 9 P: 12	R: 0 H: 0 E: 1 LOB: 2 K: 1 BB: 1 S: 13 P: 25	R: 5 H: 4 E: 1 LOB: 0 K: 0 BB: 0 S: 13 P: 18	R: 1 H: 2 E: 1 LOB: 1 K: 1 BB: 0 S: 10 P: 14	1B: 9 SF: 1 2B: 1 SAC: 0 3B: 0 DP: 1 HR: 2 HBP: 0	WP: 0 PA: 45 PB: 0 SB: 2 CS: 0
PITCHER Bob Anderson, R (1, 1) ERA: 3.65 Bill Henry, L (8, 1) ERA: 2.56	IP WLS BF H R ER SO BB IBB HBP BLK WP HR S P ERA WHIP 7.1 W 38 10 7 6 3 5 0 0 0 0 0 2 78 139 7.36 2.045 1.2 S 7 2 1 1 1 0 0 0 0 0 0 0 0 13 17 5.40 1.200	PITCHER IP WLS BF H R ER SO BB IBB HBP BLK WP HR S P ERA WHIP									

livebaseballscorecards.com

AB	39
R	8
H	12
RBI	7
BB	5
SO	4
LOB	20



Batter	1	2	3	4	5	6	7	8	9	AB	R	H	RBI	BB	SO	LOB
Tony Taylor, R OBP: 0.323, SLG: 0.379 (1, 4)	1-1 HBP 1B	2-3 K		3-3 K		3-2 SH1-3 1B	0-0 SF8			4	1	2	1	0	2	0
George Altman, L OBP: 0.311, SLG: 0.350 (1, 8)	1-0 1B 14 HR HBP	2-1 G3-6-3 1B		1-1 HBP		0-1 SH1-3	1-2 F8			2	1	1	0	0	0	1
Jim Marshall, L OBP: 0.326, SLG: 0.403 (1, 3)	1-0 1B 14 HR	2-1 G3-6-3		1-3 K		4-1 BB		3-2 F8		4	1	1	1	1	1	2
14 Ernie Banks, R OBP: 0.377, SLG: 0.620 (1, 6)	1-0 HR		2-1 5-3		1-0 4-3 1B 2B	1-0 F8		4-1 BB G4-6-3		4	2	2	3	1	0	2
Sammy Taylor, L OBP: 0.326, SLG: 0.405 (1, 2)	0-1 HR		0-0 F5		0-0 4-3	0-1 F6		1-0 G4-6-3		5	1	1	1	0	0	4
Irv Noren, L OBP: 0.395, SLG: 0.418 (1, 7)	3-2 1B G4-6-3		2-1 HR		2-0 1B SF8 1B		3-2 2B 1B			4	3	4	2	0	0	0
Lee Walls, R OBP: 0.330, SLG: 0.376 (8, 9)										0	0	0	0	0	0	0
Walt Moryn, L OBP: 0.313, SLG: 0.363 (1, 9)	1-0 G4-6-3		0-0 3-1		0-0 1B		1-1 SF8 2B			4	1	2	1	0	0	1
Billy Williams, L OBP: 0.125, SLG: 0.125 (8, 7)					1-3 1B		1-1 E SF8 2B			0	0	0	0	0	0	0
Alvin Dark, R OBP: 0.321, SLG: 0.356 (1, 5)	2-1 1B				1-2 HR	3-0 SF8		1-1 E3 SF8 1B		3	1	3	2	0	0	0
Bob Anderson, R OBP: 0.129, SLG: 0.117 (1, 1)	0-3 K			1-1 6-3		1-0 4-3		1-3 K		4	0	0	0	0	2	4
Bill Henry, L OBP: 0.174, SLG: 0.136 (8, 1)										0	0	0	0	0	0	0

Inning Stats	R: 5	H: 6	E: 0	LOB: 1	K: 1	S: 15	P: 25	R: 0	H: 1	E: 0	LOB: 0	K: 1	S: 7	P: 13	R: 1	H: 1	E: 0	LOB: 0	K: 0	S: 6	P: 10	R: 2	H: 3	E: 0	LOB: 1	K: 0	S: 6	P: 13	R: 0	H: 1	E: 0	LOB: 2	K: 0	S: 9	P: 17	R: 2	H: 3	E: 1	LOB: 1	K: 1	S: 15	P: 22	R: 0	H: 0	E: 0	LOB: 0	K: 0	S: 5	P: 13
--------------	------	------	------	--------	------	-------	-------	------	------	------	--------	------	------	-------	------	------	------	--------	------	------	-------	------	------	------	--------	------	------	-------	------	------	------	--------	------	------	-------	------	------	------	--------	------	-------	-------	------	------	------	--------	------	------	-------

PITCHER	IP	WLS	BF	H	R	ER	SO	BB	IBB	HBP	BLK	WP	HR	S	P	ERA	WHIP
Don Drysdale, R ERA: 3.07 (1, 1)	0.0	L	5	4	5	5	0	0	0	0	0	0	2	6	10	∞	∞
Roger Craig, R ERA: 1.89 (1, 1)	3.0		11	4	1	1	2	0	0	0	0	0	1	22	38	3.00	1.333
Danny McDevitt, L ERA: 4.2 (4, 1)	2.0		11	4	3	3	2	0	0	1	0	0	1	18	32	13.50	2.000
Art Fowler, R ERA: 5.31 (6, 1)	2.0		11	4	2	2	1	1	0	0	0	0	0	24	39	9.00	2.500
Larry Sherry, R ERA: 2.97 (8, 1)	1.0		3	0	0	0	0	1	0	0	0	0	0	5	13	0.00	1.000

Los Angeles Dodgers @ Chicago Cubs
Wrigley Field, Chicago, IL
Wed Aug 12 1959, 3:33 AM CDT
Att. 15,835 - Unknown

AB	34
R	11
H	16
RBI	11
BB	2
SO	5
LOB	14



PITCHER	IP	WLS	BF	H	R	ER	SO	BB	IBB	HBP	BLK	WP	HR	S	P	ERA	WHIP
1B: 10	SF: 2	WP: 0	PA: 41														
2B: 2	SAC: 1	PB: 0															
3B: 0	DP: 3	SB: 0															
HR: 4	HBP: 2	CS: 0															

Batter	1	2	3	4	5	6	7	8	9	AB R H RBI BB SO LOB	TOP		
Jim Gilliam, S (1, 5) <small>OBP: 0.438, SLG: 0.385</small>	1-1 		4-0 	3-2 		3-2 			2-2 	4 1 0 0 1 0 1	Los Angeles Dodgers @ St. Louis Cardinals Sportsman's Park, St. Louis, MO Thu Aug 13 1959, 8:05 PM EDT Att: 15,140 - Unknown AB 31 R 7 H 8 RBI 6 BB 5 SO 5 LOB 13 		
Charlie Neal, R (1, 4) <small>OBP: 0.348, SLG: 0.475</small>	0-3 		1-1 		0-0 	2-2 		2-2 	5 2 2 1 0 1 2				
Wally Moon, L (1, 7) <small>OBP: 0.384, SLG: 0.445</small>	1-0 		4-2 		1-1 	2-1 		2-1 	3 1 0 0 1 0 1				
Duke Snider, L (1, 8) <small>OBP: 0.387, SLG: 0.549</small> (3, 9)		2-1 	3-3 		2-1 		2-1 		3 1 1 0 0 1 3				
Norm Larker, L (1, 3) <small>OBP: 0.343, SLG: 0.440</small>		3-2 	4-1 		0-1 		3-2 		2 1 1 2 1 0 0				
Ron Fairly, L (1, 9) <small>OBP: 0.329, SLG: 0.340</small> Carl Furillo, R (3, PH) <small>OBP: 0.369, SLG: 0.367</small> Don Demeter, R (3, 8) <small>OBP: 0.293, SLG: 0.447</small>		2-1 	1-0 				1-1 		1 0 1 1 0 0 0 1 0 1 2 0 0 0 1 0 0 0 1 0 0				
John Roseboro, L (1, 2) <small>OBP: 0.329, SLG: 0.375</small>		3-1 	0-3 		1-2 		0-0 		4 0 1 0 0 1 5				
Maury Wills, S (1, 6) <small>OBP: 0.248, SLG: 0.244</small>	1-0 			0-3 		1-0 		1-0 	4 0 0 0 0 1 1				
Sandy Koufax, R (1, 1) <small>OBP: 0.162, SLG: 0.222</small> Roger Craig, R (9, 1) <small>OBP: 0.065, SLG: 0.033</small> Danny McDevitt, L (9, 1) <small>OBP: 0.135, SLG: 0.162</small>			2-2 	0-2 		4-0 		0-3 	3 1 1 0 1 1 0 0 0 0 0 0 0 0 0 0 0 0 0 0 0				
Inning Stats	R: 0 H: 0 E: 0 LOB: 0 K: 1 BB: 0 S: 6 P: 8	R: 2 H: 3 E: 0 LOB: 0 K: 0 BB: 0 S: 10 P: 21	R: 3 H: 2 E: 0 LOB: 2 K: 2 BB: 3 S: 16 P: 35	R: 0 H: 0 E: 0 LOB: 0 K: 1 BB: 0 S: 9 P: 12	R: 1 H: 1 E: 1 LOB: 2 K: 0 BB: 1 S: 10 P: 18	R: 1 H: 1 E: 0 LOB: 1 K: 0 BB: 1 S: 9 P: 21	R: 0 H: 0 E: 0 LOB: 0 K: 0 BB: 0 S: 7 P: 13	R: 0 H: 1 E: 0 LOB: 0 K: 1 BB: 0 S: 5 P: 6	R: 0 H: 0 E: 0 LOB: 0 K: 0 BB: 0 S: 10 P: 16	1B: 5 SF: 1 2B: 3 SAC: 2 3B: 0 DP: 1 HR: 0 HBP: 0		WP: 0 PA: 39 PB: 0 SB: 0 CS: 1	
PITCHER	IP WLS BF H R ER SO BB IBB HBP BLK WP HR S P ERA WHIP											PITCHER	IP WLS BF H R ER SO BB IBB HBP BLK WP HR S P ERA WHIP
Bob Miller, R (1, 1) <small>ERA: 5.27</small>	2.2 L 14 4 5 5 2 3 0 0 0 0 0 0 28 59 16.88 2.625												
Marshall Bridges, L (3, 1) <small>ERA: 4.67</small>	4.1 19 3 2 1 2 1 1 0 0 0 0 0 39 69 2.08 0.923												
Bob Duliba, R (8, 1) <small>ERA:</small>	2.0 6 1 0 0 0 1 0 0 0 0 0 0 15 22 0.00 0.500												

BOTTOM

Los Angeles Dodgers @ St. Louis Cardinals
Sportsman's Park, St. Louis, MO

livebaseballscores.com

AB	36
R	6
H	9
RBI	6
BB	5
SO	7
LOB	21



WP:	0	PA:	41
PB:	0	SB:	0
CS:	0		

Thu Aug 13 1959, 8:05 PM EDT
Att. 15,140 - Unknown

AB R H RBI BB SO LOB

3 0 1 0 2 0 1

4 0 0 0 1 1 3

5 0 1 0 0 0 4

4 1 2 1 1 0 2

5 1 1 1 0 3 6

4 1 1 0 0 1 2

4 1 1 0 0 0 2

3 0 1 0 0 0 0

0 1 0 0 1 0 0

0 0 0 0 0 0 0

2 0 0 0 0 2 1

1 0 0 0 0 0 0

0 0 0 0 0 0 0

1 1 1 4 0 0 0

1B: 4 SF: 0

2B: 2 SAC: 0

3B: 0 DP: 0

HR: 3 HBP: 0

1B: 4 SF: 0

2B: 2 SAC: 0

3B: 0 DP: 0

HR: 3 HBP: 0

1B: 4 SF: 0

2B: 2 SAC: 0

3B: 0 DP: 0

HR: 3 HBP: 0

1B: 4 SF: 0

2B: 2 SAC: 0

3B: 0 DP: 0

HR: 3 HBP: 0

1B: 4 SF: 0

2B: 2 SAC: 0

3B: 0 DP: 0

HR: 3 HBP: 0

1B: 4 SF: 0

2B: 2 SAC: 0

3B: 0 DP: 0

HR: 3 HBP: 0

1B: 4 SF: 0

2B: 2 SAC: 0

3B: 0 DP: 0

HR: 3 HBP: 0

1B: 4 SF: 0

2B: 2 SAC: 0

3B: 0 DP: 0

HR: 3 HBP: 0

1B: 4 SF: 0

2B: 2 SAC: 0

3B: 0 DP: 0

HR: 3 HBP: 0

1B: 4 SF: 0

2B: 2 SAC: 0

3B: 0 DP: 0

HR: 3 HBP: 0

1B: 4 SF: 0

2B: 2 SAC: 0

3B: 0 DP: 0

HR: 3 HBP: 0

1B: 4 SF: 0

2B: 2 SAC: 0

3B: 0 DP: 0

HR: 3 HBP: 0

1B: 4 SF: 0

2B: 2 SAC: 0

3B: 0 DP: 0

HR: 3 HBP: 0

1B: 4 SF: 0

2B: 2 SAC: 0

3B: 0 DP: 0

HR: 3 HBP: 0

1B: 4 SF: 0

2B: 2 SAC: 0

3B: 0 DP: 0

HR: 3 HBP: 0

1B: 4 SF: 0

2B: 2 SAC: 0

3B: 0 DP: 0

HR: 3 HBP: 0

1B: 4 SF: 0

2B: 2 SAC: 0

3B: 0 DP: 0

HR: 3 HBP: 0

1B: 4 SF: 0

2B: 2 SAC: 0

3B: 0 DP: 0

HR: 3 HBP: 0

1B: 4 SF: 0

2B: 2 SAC: 0

3B: 0 DP: 0

HR: 3 HBP: 0

1B: 4 SF: 0

2B: 2 SAC: 0

3B: 0 DP: 0

HR: 3 HBP: 0

1B: 4 SF: 0

2B: 2 SAC: 0

3B: 0 DP: 0

HR: 3 HBP: 0

1B: 4 SF: 0

2B: 2 SAC: 0

3B: 0 DP: 0

HR: 3 HBP: 0

1B: 4 SF: 0

2B: 2 SAC: 0

3B: 0 DP: 0

HR: 3 HBP: 0

1B: 4 SF: 0

2B: 2 SAC: 0

3B: 0 DP: 0

HR: 3 HBP: 0

1B: 4 SF: 0

2B: 2 SAC: 0

3B: 0 DP: 0

HR: 3 HBP: 0

1B: 4 SF: 0

2B: 2 SAC: 0

3B: 0 DP: 0

HR: 3 HBP: 0

1B: 4 SF: 0

2B: 2 SAC: 0

3B: 0 DP: 0

HR: 3 HBP: 0

1B: 4 SF: 0

2B: 2 SAC: 0

3B: 0 DP: 0

HR: 3 HBP: 0

1B: 4 SF: 0

2B: 2 SAC: 0

3B: 0 DP: 0

HR: 3 HBP: 0

1B: 4 SF: 0

2B: 2 SAC: 0

3B: 0 DP: 0

HR: 3 HBP: 0

1B: 4 SF: 0

2B: 2 SAC: 0

3B: 0 DP: 0

HR: 3 HBP: 0

1B: 4 SF: 0

2B: 2 SAC: 0

3B: 0 DP: 0

HR: 3 HBP: 0

1B: 4 SF: 0

2B: 2 SAC: 0

3B: 0 DP: 0

HR: 3 HBP: 0

1B: 4 SF: 0

2B: 2 SAC: 0

3B: 0 DP: 0

HR: 3 HBP: 0

1B: 4 SF: 0

2B: 2 SAC: 0

3B: 0 DP: 0

HR: 3 HBP: 0

1B: 4 SF: 0

2B: 2 SAC: 0

3B: 0 DP: 0

HR: 3 HBP: 0

1B: 4 SF: 0

2B: 2 SAC: 0

3B: 0 DP: 0

HR: 3 HBP: 0

1B: 4 SF: 0

2B: 2 SAC: 0

3B: 0 DP: 0

HR: 3 HBP: 0

1B: 4 SF: 0

2B: 2 SAC: 0

3B: 0 DP: 0

HR: 3 HBP: 0

1B: 4 SF: 0

2B: 2 SAC: 0

3B: 0 DP: 0

HR: 3 HBP: 0

1B: 4 SF: 0

2B: 2 SAC: 0

3B: 0 DP: 0

HR: 3 HBP: 0

1B: 4 SF: 0

2B: 2 SAC: 0

3B: 0 DP: 0

HR: 3 HBP: 0

1B: 4 SF: 0

2B: 2 SAC: 0

3B: 0 DP: 0

HR: 3 HBP: 0

1B: 4 SF: 0

2B: 2 SAC: 0

3B: 0 DP: 0

HR: 3 HBP: 0

1B: 4 SF: 0

2B: 2 SAC: 0

3B: 0 DP: 0

HR: 3 HBP: 0

1B: 4 SF: 0

2B: 2 SAC: 0

3B: 0 DP: 0

HR: 3 HBP: 0

1B: 4 SF: 0

2B: 2 SAC: 0

3B: 0 DP: 0

HR: 3 HBP: 0

1B: 4 SF: 0

2B: 2 SAC: 0

3B: 0 DP: 0

HR: 3 HBP: 0

1B: 4 SF: 0

2B: 2 SAC: 0

3B: 0 DP: 0

HR: 3 HBP: 0

1B: 4 SF: 0

2B: 2 SAC: 0

3B: 0 DP: 0

HR: 3 HBP: 0

1B: 4 SF: 0

2B: 2 SAC: 0

3B: 0 DP: 0

HR: 3 HBP: 0

1B: 4 SF: 0

2B: 2 SAC: 0

3B: 0 DP: 0

HR: 3 HBP: 0

1B: 4 SF: 0

2B: 2 SAC: 0

3B: 0 DP: 0

HR: 3 HBP: 0

1B: 4 SF: 0

2B: 2 SAC: 0

3B: 0 DP: 0

HR: 3 HBP: 0

1B: 4 SF: 0

2B: 2 SAC: 0

3B: 0 DP: 0

HR: 3 HBP: 0

1B: 4 SF: 0

2B: 2 SAC: 0

3B: 0 DP: 0

HR: 3 HBP: 0

1B: 4 SF: 0

2B: 2 SAC: 0

3B: 0 DP: 0

HR: 3 HBP: 0

1B: 4 SF: 0

2B: 2 SAC: 0

3B: 0 DP: 0

HR: 3 HBP: 0

1B: 4 SF: 0

2B: 2 SAC: 0

3B: 0 DP: 0

HR: 3 HBP: 0

1B: 4 SF: 0

2B: 2 SAC: 0

3B: 0 DP: 0

HR: 3 HBP: 0

1B: 4 SF: 0

2B: 2 SAC: 0

3B: 0 DP: 0

HR: 3 HBP: 0

1B: 4 SF: 0

2B: 2 SAC: 0

3B: 0 DP: 0

HR: 3 HBP: 0

Batter	1	2	3	4	5	6	7	8	9	10	11	AB R H RBI BB SO LOB	TOP					
Jim Gilliam, S OBP: 0.433, SLG: 0.380 (1, 5)	L7		F7		L4		5-3		G3			5 0 0 0 0 0 1	Los Angeles Dodgers @ St. Louis Cardinals Sportsman's Park, St. Louis, MO Fri Aug 14 1959, 8:05 PM EDT Att. 16,025 - Unknown					
Charlie Neal, R OBP: 0.348, SLG: 0.473 (1, 4)	F4		L1-6 1B		BB		F2			K		4 0 1 0 1 1 1						
Wally Moon, L OBP: 0.384, SLG: 0.447 (1, 7)	4-3				G1			SH5-4 2B		F7		5 0 2 0 0 0 1						
Duke Snider, L OBP: 0.392, SLG: 0.563 (8, 9)		BB 1B	L1-6		HR		SH5-4				1B	4 1 3 1 0 0 2						
Norm Larker, L OBP: 0.344, SLG: 0.441 (1, 3)		K			BB		F6			L4		4 0 1 0 1 1 2						
Ron Fairly, L OBP: 0.324, SLG: 0.335 (8, PH) Carl Furillo, R OBP: 0.379, SLG: 0.367 (8, PR) Joe Pignatano, R OBP: 0.315, SLG: 0.297 (8, 2)		F8			L3		4-3		IBB		4-3	3 0 0 0 0 0 2 0 0 0 0 1 0 0 1 0 0 0 0 0 0						
John Roseboro, L OBP: 0.329, SLG: 0.374 (8, PH) Don Demeter, R OBP: 0.292, SLG: 0.445 (8, 8)		BB 1B			K		K		F9		4-3	3 0 1 0 0 2 1 2 0 0 0 0 0 2						
Maury Wills, S OBP: 0.254, SLG: 0.244 (11, 6) Don Zimmer, R OBP: 0.276, SLG: 0.251		BB BB	P6				5-3 SH3-4 1B		B5		F7	4 0 1 0 1 0 1 0 0 0 0 0 0 0						
Don Drysdale, R OBP: 0.203, SLG: 0.368 (9, 1) Clem Labine, R OBP: 0.135, SLG: 0.162 (11, 1) Danny McDevitt, L		L8			5-3		SH3-4		K			3 0 0 0 0 1 3 0 0 0 0 0 0 0 0 0 0 0 0 0 0						
Inning Stats	R: 0 H: 0 E: 0 LOB: 0 K: 0 BB: 0 S: 5 P: 5	R: 0 H: 2 E: 0 LOB: 3 K: 1 BB: 1 S: 14 P: 25	R: 0 H: 2 E: 0 LOB: 1 K: 0 BB: 0 S: 7 P: 11	R: 0 H: 0 E: 0 LOB: 1 K: 1 BB: 1 S: 8 P: 15	R: 0 H: 0 E: 0 LOB: 1 K: 0 BB: 1 S: 13 P: 21	R: 1 H: 1 E: 0 LOB: 0 K: 1 BB: 0 S: 11 P: 17	R: 0 H: 1 E: 0 LOB: 1 K: 0 BB: 0 S: 9 P: 13	R: 0 H: 2 E: 0 LOB: 2 K: 0 BB: 1 S: 8 P: 17	R: 0 H: 0 E: 0 LOB: 0 K: 1 BB: 0 S: 6 P: 8	R: 0 H: 1 E: 0 LOB: 1 K: 1 BB: 0 S: 10 P: 18	R: 0 H: 0 E: 0 LOB: 0 K: 0 BB: 0 S: 10 P: 16	1B: 6 SF: 0 2B: 3 SAC: 2 3B: 0 DP: 1 HR: 1 HBP: 0		WP: 0 PA: 44 PB: 0 SB: 0 CS: 0				
PITCHER	IP WLS BF H R ER SO BB IBB HBP BLK WP HR S P ERA WHIP																	
Bob Gibson, R ERA: 3.0 (1, 1)	7.0	29	6	1	1	3	3	0	0	0	0	0	0	1	67	107	1.29	1.286
Dean Stone, L ERA: 3.46 (8, 1)	0.2	4	2	0	0	0	0	1	0	0	0	0	0	7	16	0.00	3.000	
Lindy McDaniel, R ERA: 3.51 (8, 1)	3.1	W 11	1	0	0	2	0	0	0	0	0	0	0	27	43	0.00	0.300	

livebaseballscores.com

AB	38
R	1
H	9
RBI	1
BB	4
SO	5
LOB	16



Batter	1	2	3	4	5	6	7	8	9	10	11	AB R H RBI BB SO LOB	BOTTOM													
Don Blasingame, L (1, 4) OBP: 0.359, SLG: 0.359	4-1 L6-4 1B BB		X 0-0 L9			B 2-1 X 6-3	0-2 F8		F 0-1 X 4-3			4 0 0 0 1 0 1	Los Angeles Dodgers @ St. Louis Cardinals Sportsman's Park, St. Louis, MO Fri Aug 14 1959, 8:05 PM EDT Att. 16,025 - Unknown													
Wally Shannon, L (1, 6) OBP: 0.354, SLG: 0.396	3-2 F9		B 1-1 X F8			B 1-2 X FC3-6 1B		B 1-0 X F9	B 1-3 X K			5 0 1 0 0 1 1														
Bill White, L (1, 7) OBP: 0.349, SLG: 0.477	1-2 1-2 1B			M 3-2 B S S X F7		X 0-0 FC3-6 BB 1B 1-2f		B 1-1 F X G3		B 2-2 X S 1B 1B		5 1 2 0 0 0 1														
Ken Boyer, R (1, 5) OBP: 0.394, SLG: 0.506	X 0-0 L6-4 2-3		B 1-1 F X F7			B 2-2 X BB 1B 1-2		F 3-3 F B B S K		B 3-2 L F F X 1B E 1B		5 0 2 0 0 1 2														
Joe Cunningham, L (1, 9) OBP: 0.442, SLG: 0.464		F 0-1 X 1B 2B		X 0-0 1-3		B 4-0 B B 1-2 2-3 FC6-4 BB		B 2-1 F B X HR		B 1-2 B SAFE X E4 1B		4 1 2 1 1 0 2														
Gene Oliver, R (1, 3) OBP: 0.256, SLG: 0.397		X 0-0 1-3			C 3-3 B B B B B X K		B 2-2 F B F F X FC6-4 1-2f		B 2-2 F B F F X F8		B 0-2 F X 1B	2 0 0 0 0 1 1 2 0 0 0 0 0 3														
George Crowe, L (6, PH) OBP: 0.371, SLG: 0.663												1 0 1 1 0 0 0														
Alex Grammas, R (11, PH) OBP: 0.333, SLG: 0.324												4 0 3 0 0 0 0														
Curt Flood, R (1, 8) OBP: 0.350, SLG: 0.419		B 1-0 X G4-3 1B 2-3			X 0-0 F7		X 0-0 SH3-4 1B		B 1-0 X G5-4-3 1B			3 0 1 0 0 0 3														
Hal Smith, R (1, 2) OBP: 0.298, SLG: 0.403		X 0-0 G4-3 1-2f			B 3-2 X BB BB BB X 1B		L 0-1 X SH3-4		B 1-1 F X G5-4-3 1-2f			2 0 0 0 0 1 1 1 0 0 0 0 0 1 0 0 0 0 0 0 0 1 0 0 0 0 1 0														
Bob Gibson, R (1, 1) OBP: 0.100, SLG: 0.200			S 0-1 X B1-3			C 0-3 B B B X K		B 0-2 X F5		C 1-3 B X K																
Stan Musial, L (7, PH) OBP: 0.367, SLG: 0.428																										
Dean Stone, L (8, 1)																										
Lindy McDaniel, R (8, 1) OBP: 0.133, SLG: 0.037																										
Inning Stats	R: 0 E: 0 K: 0 S: 9	H: 1 LOB: 1 BB: 1 P: 17	R: 0 E: 0 K: 0 S: 5	H: 2 LOB: 1 BB: 0 P: 6	R: 0 E: 0 K: 0 S: 5	H: 0 LOB: 0 BB: 0 P: 6	R: 0 E: 0 K: 0 S: 6	H: 0 LOB: 0 BB: 0 P: 10	R: 0 E: 0 K: 2 S: 10	H: 1 LOB: 1 BB: 0 P: 16	R: 0 E: 0 K: 0 S: 18	H: 2 LOB: 3 BB: 1 P: 28	R: 0 E: 0 K: 0 S: 11	H: 1 LOB: 1 BB: 0 P: 11	R: 0 E: 0 K: 1 S: 6	H: 0 LOB: 0 BB: 0 P: 11	R: 1 E: 0 K: 0 S: 10	H: 2 LOB: 0 BB: 0 P: 15	R: 0 E: 0 K: 2 S: 8	H: 0 LOB: 0 BB: 0 P: 10	R: 1 E: 1 K: 0 S: 13	H: 3 LOB: 3 BB: 0 P: 19	1B: 10 2B: 2 3B: 0 HR: 1	SF: 0 SAC: 1 DP: 3 HBP: 0	WP: 0 PB: 0 SB: 1 CS: 0	PA: 42
PITCHER	IP WLS BF H R ER SO BB IBB HBP BLK WP HR S P ERA WHIP														PITCHER		IP WLS BF H R ER SO BB IBB HBP BLK WP HR S P ERA WHIP									
Don Drysdale, R (1, 1) ERA: 2.99	8.1 34 9 1 1 3 2 0 0 0 0 1 77 117 1.08 1.320																									
Clem Labine, R (9, 1) ERA: 3.69	1.2 L 6 2 1 1 2 0 0 0 0 0 0 18 25 5.40 1.200																									
Danny McDevitt, L (11, 1) ERA: 4.18	0.0 2 1 0 0 0 0 0 0 0 0 0 6 7 ∞ ∞																									

AB	39
R	2
H	12
RBI	2
BB	2
SO	5
LOB	16



Batter	1	2	3	4	5	6	7	8	9	AB R H RBI BB SO LOB	TOP											
Jim Gilliam, S (1, 5) OBP: 0.429, SLG: 0.375	0-1 F9	3-2 F9			0-0 4-3		2-1 F8		3-1 4-3	5 0 0 0 0 0 2												
Charlie Neal, R (1, 4) OBP: 0.347, SLG: 0.468	4-1 CS BB BB		1-2 6-3		3-2 F7			0-1 F8	1-3 K	4 0 0 0 1 1 1												
Wally Moon, L (1, 7) OBP: 0.385, SLG: 0.448	4-1 CS BB		0-0 F5		0-0 F4			2-2 F8 2B		3 0 1 0 1 0 0												
Duke Snider, L (1, 8) OBP: 0.393, SLG: 0.571	3-3 K2		2-2 F8			1-2 HR		4-0 BB IBB		3 1 1 1 1 1 2												
Norm Larker, L (1, 3) OBP: 0.338, SLG: 0.432	0-0 F7			1-2 3-1		1-3 K		3-2 F8		4 0 0 0 0 1 4												
Ron Fairly, L (1, 9) OBP: 0.327, SLG: 0.335		1-1 5-4-3 1B		1-1 G3		2-1 F5		4-2 BB		3 1 1 0 1 0 0												
John Roseboro, L (1, 2) OBP: 0.325, SLG: 0.369		3-2 F8		0-0 F6		0-0 L3		1-3 K		4 0 0 0 0 1 4												
Don Zimmer, R (1, 6) OBP: 0.276, SLG: 0.248		0-2 5-4-3			4-2 HR BB		0-0 B3		2-1 5-3	3 1 0 0 1 0 1												
Johnny Podres, L (1, 1) OBP: 0.302, SLG: 0.265 Larry Sherry, R (1, 1) OBP: 0.357, SLG: 0.571		0-0 2-H 1B			0-0 1-H HR		1-2 5-3		0-2 4-3 WP 1B	0 0 0 0 0 0 0 4 1 3 3 0 0 0												
Inning Stats	R: 0 E: 0 K: 1 S: 8	H: 0 LOB: 2 BB: 2 P: 19	R: 1 E: 0 K: 0 S: 13	H: 2 LOB: 1 BB: 0 P: 20	R: 0 E: 0 K: 0 S: 7	H: 0 LOB: 0 BB: 0 P: 10	R: 0 E: 0 K: 0 S: 7	H: 0 LOB: 0 BB: 0 P: 9	R: 2 E: 0 K: 0 S: 8	H: 1 LOB: 0 BB: 1 P: 15	R: 1 E: 0 K: 1 S: 9	H: 1 LOB: 0 BB: 0 P: 13	R: 0 E: 0 K: 0 S: 8	H: 0 LOB: 0 BB: 0 P: 11	R: 0 E: 0 K: 1 S: 14	H: 1 LOB: 3 BB: 2 P: 28	R: 0 E: 0 K: 1 S: 10	H: 1 LOB: 1 BB: 0 P: 16	1B: 3 2B: 1 3B: 0 HR: 2	SF: 0 SAC: 0 DP: 0 HBP: 0	WP: 1 PB: 0 SB: 0 CS: 2	PA: 38
PITCHER Ernie Broglio, R (1, 1) ERA: 4.58 Bob Duliba, R (9, 1) ERA:	IP	WLS	BF	H	R	ER	SO	BB	IBB	HBP	BLK	WP	HR	S	P	ERA	WHIP					
	8.0	L	34	5	4	4	3	4	1	0	0	0	2	74	125	4.50	1.125					
	1.0		4	1	0	0	1	0	0	0	0	1	0	10	16	0.00	1.000					

Los Angeles Dodgers @ St. Louis Cardinals
 Sportsman's Park, St. Louis, MO
 Sat Aug 15 1959, 4:33 AM EDT
 Att: 12,877 - Unknown

AB	33
R	4
H	6
RBI	4
BB	5
SO	4
LOB	14



Batter	1	2	3	4	5	6	7	8	9	AB	R	H	RBI	BB	SO	LOB
Don Blasingame, L (1, 4) OBP: 0.353, SLG: 0.357	0-1 L3		1-1 F7		0-0 L4	1-2 1B		1-2 FC6		5	0	1	0	0	0	1
Alex Grammas, R (1, 6) OBP: 0.342, SLG: 0.332 Stan Musial, L (9, PH) OBP: 0.366, SLG: 0.427	0-1 HR		1-1 2B HBP		2-1 BB 1B	0-0 1B		1-3 K		3	1	3	0	0	0	0
Bill White, L (1, 7) OBP: 0.349, SLG: 0.486	2-0 HR		0-0 2B		1-0 F4			2-3 K		5	1	2	2	0	1	1
Ken Boyer, R (1, 5) OBP: 0.394, SLG: 0.512	0-1 HR		0-0 F4		3-2 BB 1B			2-3 K		5	1	2	1	0	1	2
Joe Cunningham, L (1, 9) OBP: 0.447, SLG: 0.471	1-0 FC6-4 1B		4-0 IBB		4-2 BB			0-0 2B		2	0	2	0	2	0	0
Gene Oliver, R (1, 3) OBP: 0.250, SLG: 0.387 George Crowe, L (7, PH) OBP: 0.367, SLG: 0.655	0-0 FC6-4 CS		1-1 F7		2-2 FC6-4			2-2 F2		3	0	0	0	0	0	7
Curt Flood, R (1, 8) OBP: 0.339, SLG: 0.404	3-2 CS	3-1 6-3		1-2 F9		0-3 K		2-2 6-3		4	0	0	0	0	1	0
Hal Smith, R (1, 2) OBP: 0.298, SLG: 0.402 Wally Shannon, L (8, PH) OBP: 0.347, SLG: 0.388 Bob Duliba, R (9, 1)		0-2 1-3		0-0 L5		1-0 FC1-6 1B		1-0 4-3		3	0	1	0	0	0	0
Ernie Broglio, R (1, 1) OBP: 0.137, SLG: 0.083 Jay Porter, R (8, PH) OBP: 0.309, SLG: 0.331		0-0 F5		1-3 K		1-1 FC1-6 1B		4-0 FC6 BB		3	0	0	0	0	1	1

Inning Stats	R: 3	H: 4	E: 0	LOB: 0	K: 0	S: 11	R: 0	H: 0	E: 0	LOB: 0	K: 0	S: 6	R: 0	H: 1	E: 0	LOB: 3	K: 0	S: 7	R: 0	H: 0	E: 0	LOB: 0	K: 1	S: 9	R: 0	H: 2	E: 0	LOB: 3	K: 0	S: 13	R: 0	H: 3	E: 0	LOB: 2	K: 1	S: 10	R: 0	H: 1	E: 0	LOB: 1	K: 0	S: 6	R: 0	H: 0	E: 0	LOB: 1	K: 0	S: 8	R: 0	H: 0	E: 0	LOB: 0	K: 3	S: 9	R: 0	H: 0	E: 0	LOB: 0	K: 3	S: 9	1B: 7	2B: 2	3B: 0	HR: 2	SF: 0	SAC: 0	DP: 0	HBP: 1	WP: 0	PA: 41
--------------	------	------	------	--------	------	-------	------	------	------	--------	------	------	------	------	------	--------	------	------	------	------	------	--------	------	------	------	------	------	--------	------	-------	------	------	------	--------	------	-------	------	------	------	--------	------	------	------	------	------	--------	------	------	------	------	------	--------	------	------	------	------	------	--------	------	------	-------	-------	-------	-------	-------	--------	-------	--------	-------	--------

PITCHER	IP	WLS	BF	H	R	ER	SO	BB	IBB	HBP	BLK	WP	HR	S	P	ERA	WHIP
Johnny Podres, L (1, 1) ERA: 4.22	0.1		5	4	3	3	0	0	0	0	0	0	2	8	11	81.00	12.000
Larry Sherry, R (1, 1) ERA: 2.36	8.2	W	35	7	0	0	5	2	1	1	0	0	0	71	118	0.00	1.038

BOTTOM

Los Angeles Dodgers @ St. Louis Cardinals
 Sportsman's Park, St. Louis, MO
 Sat Aug 15 1959, 4:33 AM EDT
 Att. 12,877 - Unknown

AB	36
R	3
H	11
RBI	3
BB	3
SO	5
LOB	13



WP	0	PA	41
PB	0	SB	0
CS	1		

livebaseballscorecards.com

Batter	1	2	3	4	5	6	7	8	9	AB R H RBI BB SO LOB	TOP
Jim Gilliam, S (1, 5) <small>OBP: 0.426, SLG: 0.373</small>	1-0 PB BB 1B		1-0 F4		0-2 F6		1-2 F9		1-3 	5 0 1 0 0 1 1	Los Angeles Dodgers @ St. Louis Cardinals Sportsman's Park, St. Louis, MO Sun Aug 16 1959, 4:33 AM EDT Att: 17,944 - Unknown
Charlie Neal, R (1, 4) <small>OBP: 0.347, SLG: 0.468</small>	0-1 F8		2-2 4-3 E 1B		2-2 WP 4-3 1B		2-1 F4		0-0 5-3	5 1 2 0 0 0 2	
Wally Moon, L (1, 7) <small>OBP: 0.381, SLG: 0.443</small>	2-2 F6		1-2 4-3		0-2 4-3		0-1 4-3		3-2 L8	5 0 0 0 0 0 4	
Duke Snider, L (1, 8) <small>OBP: 0.396, SLG: 0.570</small> Don Demeter, R (5, 8) <small>OBP: 0.294, SLG: 0.446</small>	4-1 PB BB 1B		2-2 E9 1B		1-0 F8				0-0 PB BB 2B 1B	2 0 1 1 1 0 1 1 1 1 0 0 0 0	
Norm Larker, L (1, 3) <small>OBP: 0.336, SLG: 0.429</small>	1-1 6-3		1-2 L4			0-0 1B SF9 1B		3-3 K		4 1 1 0 0 1 4	
Ron Fairly, L (1, 9) <small>OBP: 0.330, SLG: 0.343</small>		2-2 4-3		1-3 K		0-2 1B		1-0 FC5 2B		4 0 2 1 0 1 0	
John Roseboro, L (1, 2) <small>OBP: 0.327, SLG: 0.370</small>		4-2 BB		0-2 1B		0-1 SF9		1-1 6-3		2 0 1 1 1 0 1	
Don Zimmer, R (1, 6) <small>OBP: 0.271, SLG: 0.243</small>		0-0 F7		2-3 K		0-0 F4		0-0 FC5		4 0 0 0 0 1 4	
Roger Craig, R (1, 1) <small>OBP: 0.061, SLG: 0.031</small> Clem Labine, R (4, 1) <small>OBP: 0.333, SLG: 0.313</small> Rip Repulski, R (6, PH) <small>OBP: 0.333, SLG: 0.313</small> Chuck Churn, R (6, 1) <small>OBP: 0.191, SLG: 0.261</small> Chuck Essegian, R (9, PH)		1-1 4-3		1-3 K		2-2 F7		1-1 5-3 1B		2 0 0 0 0 1 2 0 0 0 0 0 0 0 1 0 0 0 0 0 1 0 0 0 0 0 0 0 1 0 1 0 0 0 0	
Inning Stats	R: 0 H: 1 E: 0 LOB: 2 K: 0 BB: 1 S: 12 P: 20	R: 0 H: 0 E: 0 LOB: 1 K: 0 BB: 1 S: 8 P: 15	R: 1 H: 2 E: 1 LOB: 1 K: 0 BB: 0 S: 17 P: 24	R: 0 H: 1 E: 0 LOB: 1 K: 3 BB: 0 S: 14 P: 18	R: 0 H: 1 E: 0 LOB: 1 K: 0 BB: 0 S: 12 P: 15	R: 1 H: 2 E: 0 LOB: 1 K: 0 BB: 0 S: 11 P: 13	R: 0 H: 0 E: 0 LOB: 0 K: 0 BB: 0 S: 8 P: 11	R: 1 H: 2 E: 0 LOB: 1 K: 1 BB: 0 S: 8 P: 13	R: 0 H: 1 E: 0 LOB: 1 K: 1 BB: 0 S: 9 P: 14	1B: 9 SF: 1 2B: 1 SAC: 0 3B: 0 DP: 0 HR: 0 HBP: 0	
PITCHER Larry Jackson, R (1, 1) <small>ERA: 3.5</small>	IP WLS BF H R ER SO BB IBB HBP BLK WP HR S P ERA WHIP 9.0 W 39 10 3 3 5 2 0 0 0 1 0 99 143 3.00 1.333					PITCHER IP WLS BF H R ER SO BB IBB HBP BLK WP HR S P ERA WHIP					

livebaseballscorecards.com

AB	36
R	3
H	10
RBI	3
BB	2
SO	5
LOB	20



Batter	1	2	3	4	5	6	7	8	9	AB R H RBI BB SO LOB	TOP	
Jim Gilliam, S (1, 5) OBP: 0.425, SLG: 0.370 BB C B C C X	3-1 1-3 		1-1 4-3 			4-2 BB 		3-1 L5 		3 0 0 0 1 0 2	Los Angeles Dodgers @ Milwaukee Braves Milwaukee County Stadium, Milwaukee, WI Mon Aug 17 1959, 8:05 PM EDT Unknown livebaseballscorecards.com	
Charlie Neal, R (1, 4) OBP: 0.346, SLG: 0.466 C X	0-1 F8 			1-2 F8 		3-2 F8 		0-1 1-3 1B 		4 0 1 0 0 0 1		
Wally Moon, L (1, 7) OBP: 0.379, SLG: 0.448 B B C T C C X	2-3 			2-2 4-3 			1-0 HR 	2-1 1-3 	1-2 2-3 			4 1 1 1 0 1 2
Duke Snider, L (1, 8) OBP: 0.400, SLG: 0.571 B X		1-0 4-3 		2-1 CS 1B 			0-0 FC5 BB 1B 	4-2 BB 		3 0 2 0 1 0 0		
Norm Larker, L (1, 3) OBP: 0.335, SLG: 0.422 C B B B B X		4-2 G4-6-3 BB 		2-0 CS 	0-0 G3 		1-2 F8 	0-0 F7 		3 0 0 0 1 0 4		
Ron Fairly, L (1, 9) OBP: 0.325, SLG: 0.337 C T B C X	1-2 G4-6-3 			1-1 4-3 			0-0 F8 		1-1 3-1 			4 0 0 0 0 0 2
John Roseboro, L (1, 2) OBP: 0.332, SLG: 0.373 B S B F X			2-2 E 1B 		1-2 4-3 		4-2 1-2 BB 	2-1 1B 		3 0 2 0 1 0 0		
Don Zimmer, R (1, 6) OBP: 0.288, SLG: 0.240 Rip Repulski, R (9, PH) OBP: 0.330, SLG: 0.309 S B T B C C X			2-3 K 			3-2 F5 	1-1 FC5 		0-3 	3 0 0 0 0 1 3 1 0 0 0 0 1 1		
Sandy Koufax, R (1, 1) OBP: 0.162, SLG: 0.222 Johnny Klippstein, R (2, 1) OBP: 0.143, SLG: 0.143 Chuck Churn, R (4, 1) Chuck Essegian, R (8, PH) OBP: 0.298, SLG: 0.298 Clem Labine, R (8, 1) Don Demeter, R (9, PH) OBP: 0.293, SLG: 0.445 X			0-0 L7 			0-2 6-3 		2-1 1-3 2B 	0-3 	0 0 0 0 0 0 0 1 0 0 0 0 0 1 1 0 0 0 0 0 0 1 0 1 0 0 0 0 0 0 0 0 0 0 0 1 0 0 0 0 1 1		
Inning Stats	R: 0 H: 0 E: 0 LOB: 0 K: 1 BB: 0 S: 8 P: 13	R: 0 H: 0 E: 0 LOB: 0 K: 0 BB: 1 S: 6 P: 12	R: 0 H: 1 E: 1 LOB: 1 K: 1 BB: 0 S: 10 P: 15	R: 0 H: 1 E: 0 LOB: 0 K: 0 BB: 0 S: 8 P: 15	R: 0 H: 0 E: 0 LOB: 0 K: 0 BB: 0 S: 6 P: 8	R: 0 H: 0 E: 0 LOB: 1 K: 0 BB: 1 S: 11 P: 21	R: 1 H: 2 E: 0 LOB: 2 K: 0 BB: 1 S: 10 P: 17	R: 0 H: 2 E: 0 LOB: 3 K: 0 BB: 1 S: 12 P: 23	R: 0 H: 1 E: 0 LOB: 1 K: 2 BB: 0 S: 10 P: 13	1B: 5 SF: 0 2B: 1 SAC: 0 3B: 0 DP: 1 HR: 1 HBP: 0	WP: 0 PA: 37 PB: 0 SB: 0 CS: 1	
PITCHER Bob Buhl, R (1, 1) ERA: 2.99	IP WLS BF H R ER SO BB IBB HBP BLK WP HR S P ERA WHIP 9.0 W 36 7 1 1 4 4 0 0 0 0 1 81 137 1.00 1.222											

AB	32
R	1
H	7
RBI	1
BB	4
SO	4
LOB	17



Batter	1	2	3	4	5	6	7	8	9
Bobby Avila, R OBP: 0.305, SLG: 0.305 (1, 4)	4-2 E G3 1B BB	1-3 K		4-2 1B BB	3-3 K			0-1 1-3	
Eddie Mathews, L OBP: 0.371, SLG: 0.575 (1, 5)	2-2 G3 1-3	1-0 HR		3-2 E 1B 1B 1-3		2-3 K		2-1 4-3	
Hank Aaron, R OBP: 0.418, SLG: 0.677 (1, 9) Lee Maye, L OBP: 0.397, SLG: 0.389 (9, 9)	2-2 HR 1B	0-0 G6-4-3 1B		1-1 E3 1B 1-3		2-2 F7		1-0 HR	
Joe Adcock, R OBP: 0.348, SLG: 0.547 (1, 3)	0-0 HR 1-H	2-0 G6-4-3 1-2f		4-0 G6-4-3 1B IBB		0-1 1-3		0-0 1-3	
Andy Pafko, R OBP: 0.312, SLG: 0.339 (1, 7)	4-1 4-3 BB BB		4-1 F8 1B BB	3-1 G6-4-3 1B 1-2 2-H 3-H		1-2 6-3			
Johnny Logan, R OBP: 0.372, SLG: 0.447 (1, 6)	4-0 4-3 1-2 BB		0-2 1B	2-2 G6-4-3 1-2f 2-3		3-1 2B			
Bill Bruton, L OBP: 0.343, SLG: 0.419 (1, 8)	1-2 4-3 1-2 2-3 BB		3-2 F8 2-3	3-2 F7		4-0 IBB			
Del Crandall, R OBP: 0.290, SLG: 0.386 (1, 2)	4-0 IBB		2-3 K		0-0 5-3		1-0 F2		
Bob Buhl, R OBP: 0.059, SLG: 0.059 (1, 1)	0-3 K		2-2 P5		0-3 K		3-2 4-3		

AB	R	H	RBI	BB	SO	LOB
3	2	0	0	2	2	0
5	2	2	1	0	1	1
5	3	4	3	0	0	0
0	0	0	0	0	0	0
4	1	1	2	1	0	1
2	0	1	2	2	0	0
3	0	2	0	1	0	2
3	0	0	0	1	0	5
3	0	0	0	1	1	4
4	0	0	0	0	2	7

BOTTOM

Los Angeles Dodgers @ Milwaukee Braves
Milwaukee County Stadium, Milwaukee, WI
Mon Aug 17 1959, 8:05 PM EDT
Unknown

AB	32
R	8
H	10
RBI	8
BB	8
SO	6
LOB	20



1B: 6	SF: 0
2B: 1	SAC: 0
3B: 0	DP: 2
HR: 3	HBP: 0

WP: 0	PA: 40
PB: 0	
SB: 0	
CS: 0	

Inning	R	H	E	K	S	H	LOB	BB	P
1	3	2	1	1	2	2	3	4	41
2	1	2	0	1	2	0	1	10	10
3	0	1	0	1	2	2	1	24	24
4	3	3	1	2	3	1	2	43	43
5	0	0	0	2	7	0	0	10	10
6	0	0	0	1	12	0	0	12	12
7	0	1	0	0	21	1	1	21	21
8	1	1	0	0	9	0	0	9	9

PITCHER	IP	WLS	BF	H	R	ER	SO	BB	IBB	HBP	BLK	WP	HR	S	P	ERA	WHIP
Sandy Koufax, L ERA: 3.98	1.1	L	12	4	4	3	2	3	3	0	0	0	2	25	48	20.25	5.250
Johnny Klippstein, R ERA: 6.04	1.2		10	3	3	3	1	2	1	0	0	0	0	25	50	16.20	3.000
Chuck Churn, R ERA:	4.0		14	2	0	0	3	0	1	0	0	0	0	36	63	0.00	0.500
Clem Labine, R ERA: 3.78	1.0		4	1	1	1	0	0	0	0	0	0	1	6	9	9.00	1.000

Batter	1	2	3	4	5	6	7	8	9	AB R H RBI BB SO LOB	TOP
Jim Gilliam, S (1, 5) OBP: 0.421, SLG: 0.366	1-1 			3-2 	0-0 		1-0 			4 0 0 0 0 0 2	Los Angeles Dodgers @ Milwaukee Braves Milwaukee County Stadium, Milwaukee, WI Mon Aug 17 1959, 8:05 PM EDT Att: 40,265 - Unknown
Charlie Neal, R (1, 4) OBP: 0.348, SLG: 0.466	0-2 			0-0 	0-1 		1-1 			4 0 2 2 0 0 0	
Wally Moon, L (1, 7) OBP: 0.380, SLG: 0.448	3-2 			0-0 	4-1 			1-1 		3 0 1 0 1 0 0	
Duke Snider, L (1, 8) Don Demeter, R (8, 8) OBP: 0.395, SLG: 0.564 OBP: 0.293, SLG: 0.445		2-3 		0-0 	2-0 			2-2 		4 0 0 0 0 1 4 0 0 0 0 0 0 0	
Norm Larker, L (1, 3) OBP: 0.329, SLG: 0.414		2-0 		3-2 		2-2 		0-1 		4 0 0 0 0 0 2	
Ron Fairly, L (1, 9) OBP: 0.328, SLG: 0.341		1-0 			4-2 	1-1 		1-0 		3 1 1 0 1 0 0	
John Roseboro, L (1, 2) OBP: 0.328, SLG: 0.368			0-0 		1-0 	0-0 		1-2 		4 0 0 0 0 0 2	
Don Zimmer, R (1, 6) OBP: 0.272, SLG: 0.255			2-2 		4-2 		0-1 		2-3 	3 2 1 1 1 1 1	
Stan Williams, R (1, 1) Roger Craig, R (1, 1) Chuck Essegian, R (5, PH) Johnny Podres, L (5, 1) OBP: 0.250, SLG: 0.182 OBP: 0.059, SLG: 0.030 OBP: 0.204, SLG: 0.292 OBP: 0.291, SLG: 0.255			1-2 		1-1 		3-2 		1-1 	0 0 0 0 0 0 0 1 0 0 0 0 0 0 1 1 0 1 0 0 1 2 0 0 0 0 0 1	
Inning Stats	R: 0 H: 0 E: 0 LOB: 0 K: 0 BB: 0 S: 8 P: 12	R: 0 H: 0 E: 0 LOB: 0 K: 1 BB: 0 S: 5 P: 10	R: 0 H: 0 E: 0 LOB: 0 K: 0 BB: 0 S: 8 P: 11	R: 0 H: 2 E: 0 LOB: 2 K: 0 BB: 0 S: 9 P: 15	R: 3 H: 1 E: 1 LOB: 2 K: 0 BB: 3 S: 13 P: 29	R: 0 H: 0 E: 0 LOB: 0 K: 0 BB: 0 S: 6 P: 9	R: 1 H: 1 E: 0 LOB: 0 K: 0 BB: 0 S: 12 P: 17	R: 0 H: 0 E: 0 LOB: 0 K: 0 BB: 0 S: 7 P: 10	R: 0 H: 1 E: 0 LOB: 1 K: 1 BB: 0 S: 9 P: 14	1B: 3 SF: 0 2B: 1 SAC: 0 3B: 0 DP: 0 HR: 1 HBP: 0	WP: 1 PA: 36 PB: 0 SB: 1 CS: 0
PITCHER	Carl Willey, R (1, 1) ERA: 4.34	Bob Rush, R (5, 1) ERA: 2.0	Don McMahon, R (9, 1) ERA: 2.18	PITCHER	IP WLS BF H R ER SO BB IBB HBP BLK WP HR S P ERA WHIP	IP WLS BF H R ER SO BB IBB HBP BLK WP HR S P ERA WHIP					
	4.2 21 3 3 1 1 3 0 0 0 1 0 42 74 1.93 1.286	3.1 L 11 1 1 1 0 0 0 0 0 0 1 26 39 2.70 0.300	1.0 4 1 0 0 0 1 0 0 0 0 0 9 14 0.00 1.000								

livebaseballscorecards.com

AB	33
R	4
H	5
RBI	4
BB	3
SO	2
LOB	13



Batter	1	2	3	4	5	6	7	8	9	AB R H RBI BB SO LOB	TOP						
Jim Gilliam, S (1, 5) OBP: 0.417, SLG: 0.361	1-2 	2-2 			1-1 		1-0 		4-0 	4 0 0 1 1 0 4							
Charlie Neal, R (1, 4) OBP: 0.346, SLG: 0.463	0-1 	3-3 			3-2 			1-1 	0-2 	4 1 1 0 0 1 5							
Wally Moon, L (1, 7) OBP: 0.382, SLG: 0.449	2-1 			0-0 		1-1 		0-0 		4 0 1 1 0 0 1							
Rip Repulski, R (1, 8) OBP: 0.343, SLG: 0.326 Don Demeter, R (7, 8) OBP: 0.292, SLG: 0.443 Duke Snider, L (8, PH) OBP: 0.391, SLG: 0.566	1-2 			2-3 		2-3 		0-0 		3 0 1 0 0 2 0							
Norm Larker, L (1, 3) OBP: 0.329, SLG: 0.415	3-2 	0-0 		1-3 		3-3 		0-0 		0 0 0 0 0 0 0							
Chuck Essegian, R (1, 9) OBP: 0.222, SLG: 0.358		1-1 		0-3 		1-1 		1-1 		4 2 2 2 0 1 0							
Joe Pignatano, R (1, 2) OBP: 0.315, SLG: 0.292 John Roseboro, L (9, PH) OBP: 0.333, SLG: 0.366		3-1 		1-0 		4-2 		4-2 		2 0 0 0 1 0 0							
Don Zimmer, R (1, 6) OBP: 0.282, SLG: 0.258 Ron Fairly, L (9, PH) OBP: 0.325, SLG: 0.338		2-0 		2-3 		0-1 		2-2 		3 0 1 0 0 1 1							
Sandy Koufax, R (1, 1) OBP: 0.179, SLG: 0.216 Roger Craig, R (8, 1) OBP: 0.059, SLG: 0.030 Clem Labine, R (8, 1) Carl Furillo, R (9, PH) OBP: 0.382, SLG: 0.371 Maury Wills, S (9, PR) OBP: 0.254, SLG: 0.244		2-2 		2-3 		4-2 		0-2 		1 0 0 0 1 1 0							
Inning Stats	R: 1 H: 3 E: 0 LOB: 0 K: 0 BB: 0 S: 15 P: 22	R: 2 H: 3 E: 1 LOB: 2 K: 1 BB: 0 S: 21 P: 34	R: 0 H: 0 E: 0 LOB: 0 K: 2 BB: 0 S: 8 P: 11	R: 0 H: 0 E: 0 LOB: 0 K: 2 BB: 0 S: 7 P: 10	R: 0 H: 0 E: 0 LOB: 0 K: 1 BB: 0 S: 9 P: 15	R: 0 H: 0 E: 0 LOB: 0 K: 2 BB: 0 S: 10 P: 16	R: 0 H: 0 E: 0 LOB: 2 K: 0 BB: 2 S: 10 P: 20	R: 0 H: 0 E: 0 LOB: 1 K: 0 BB: 0 S: 4 P: 5	R: 1 H: 2 E: 0 LOB: 3 K: 0 BB: 2 S: 19 P: 30	1B: 5 SF: 0 2B: 2 SAC: 1 3B: 0 DP: 1 HR: 1 HBP: 1	WP: 0 PA: 39 PB: 0 SB: 0 CS: 0						
PITCHER	IP WLS BF H R ER SO BB IBB HBP BLK WP HR S P ERA WHIP											PITCHER	IP WLS BF H R ER SO BB IBB HBP BLK WP HR S P ERA WHIP				
Joe Nuxhall, L (1, 1) ERA: 4.41	1.1		9	6	3	3	0	0	0	0	0	0	1	24	39	20.25	4.500
Orlando Pena, R (2, 1) ERA: 4.73	5.2		19	0	0	0	8	2	0	0	0	0	0	56	89	0.00	0.353
Jim Brosnan, R (8, 1) ERA: 4.27	1.1	W	8	2	1	1	0	1	0	1	0	0	0	20	28	6.75	2.250
Brooks Lawrence, R (9, 1) ERA: 4.78	0.2	S	2	0	0	0	0	1	0	0	0	0	0	3	7	0.00	1.500

Los Angeles Dodgers @ Cincinnati Redlegs
 Crosley Field, Cincinnati, OH
 Wed Aug 19 1959, 7:05 PM EDT
 Att. 9,490 - Unknown

AB	32
R	4
H	8
RBI	4
BB	4
SO	8
LOB	15



Batter	1	2	3	4	5	6	7	8	9	AB R H RBI BB SO LOB	TOP	
Jim Gilliam, S (1, 5) <small>OBP: 0.417, SLG: 0.362</small>	0-0 		1-0 		1-0 	0-0 		0-0 		5 1 2 0 0 0 0	Los Angeles Dodgers @ Cincinnati Redlegs Crosley Field, Cincinnati, OH Thu Aug 20 1959, 7:05 PM EDT Att. 8,806 - Unknown livebaseballscorecards.com	
Charlie Neal, R (1, 4) <small>OBP: 0.345, SLG: 0.462</small>	1-1 		2-2 		3-2 	2-2 		2-3 		5 1 1 2 0 1 2		
Wally Moon, L (1, 7) <small>OBP: 0.384, SLG: 0.456</small>	2-2 		1-0 		4-1 		2-1 	1-2 		4 2 2 1 1 0 2		
Norm Larker, L (1, 3) <small>OBP: 0.326, SLG: 0.424</small>	2-1 			0-0 	2-1 		2-0 		0-1 	5 1 1 3 0 0 1		
Chuck Essegian, R (1, 9) <small>OBP: 0.237, SLG: 0.379</small>		2-1 		1-1 	0-0 		2-1 		1-3 	5 1 2 0 0 1 0		
Ron Fairly, L (1, 8) Don Demeter, R (7, 8) <small>OBP: 0.324, SLG: 0.336</small> <small>OBP: 0.292, SLG: 0.442</small>		1-2 		2-1 	2-1 		2-2 		0-3 	4 1 1 1 0 0 1 1 0 0 0 0 1 0		
John Roseboro, L (1, 2) <small>OBP: 0.335, SLG: 0.369</small>			4-1 		L8 		2-2 			3 0 1 1 1 0 1		
Don Zimmer, R (1, 6) <small>OBP: 0.282, SLG: 0.258</small>		2-0 			F3 			1-3 		4 0 1 0 0 1 1		
Danny McDevitt, L (1, 1) Larry Sherry, R (9, 1) <small>OBP: 0.146, SLG: 0.150</small> <small>OBP: 0.333, SLG: 0.533</small>		0-3 			0-3 	2-3 		1-0 		3 1 0 0 0 3 2 0 0 0 0 0 0 0		
Inning Stats	R: 0 H: 1 E: 0 LOB: 1 K: 0 BB: 0 S: 8 P: 13	R: 0 H: 1 E: 0 LOB: 2 K: 1 BB: 1 S: 12 P: 21	R: 0 H: 0 E: 0 LOB: 0 K: 0 BB: 0 S: 5 P: 9	R: 0 H: 0 E: 0 LOB: 0 K: 0 BB: 0 S: 5 P: 8	R: 7 H: 6 E: 0 LOB: 1 K: 1 BB: 1 S: 19 P: 32	R: 0 H: 0 E: 0 LOB: 0 K: 1 BB: 0 S: 7 P: 11	R: 1 H: 2 E: 0 LOB: 1 K: 0 BB: 0 S: 11 P: 21	R: 0 H: 1 E: 0 LOB: 2 K: 2 BB: 0 S: 12 P: 17	R: 0 H: 0 E: 0 LOB: 0 K: 2 BB: 0 S: 8 P: 9	1B: 6 SF: 0 2B: 3 SAC: 0 3B: 0 DP: 0 HR: 2 HBP: 1	WP: 0 PA: 42 PB: 1 SB: 0 CS: 0	
PITCHER Bob Purkey, R (1, 1) <small>ERA: 4.45</small> Willard Schmidt, R (5, 1) <small>ERA: 3.96</small> Tom Acker, R (6, 1) <small>ERA: 3.72</small> Jim Brosnan, R (8, 1) <small>ERA: 4.18</small>	IP WLS BF H R ER SO BB IBB HBP BLK WP HR S P ERA WHIP											PITCHER IP WLS BF H R ER SO BB IBB HBP BLK WP HR S P ERA WHIP



BOTTOM

Los Angeles Dodgers @ Cincinnati Redlegs
Crosley Field, Cincinnati, OH

livebaseballscorecards.com

AB	36
R	5
H	10
RBI	4
BB	5
SO	6
LOB	22



WP	0	PA	42
PB	0		
SB	0		
CS	0		

Thu Aug 20 1959, 7:05 PM EDT
Att. 8,806 - Unknown

AB R H RBI BB SO LOB

5	1	2	1	0	0	1
5	1	2	0	0	2	1
4	0	0	0	1	0	3
3	1	2	0	2	0	1
3	0	0	0	1	0	3
0	0	0	0	1	0	0
0	0	0	0	0	0	0
5	0	2	2	0	1	4
3	0	0	0	0	2	5
4	1	1	0	0	1	3
1	0	0	0	0	0	0
0	0	0	0	0	0	0
1	0	0	0	0	0	0
1	0	0	0	0	0	0
0	0	0	0	0	0	0
1	1	1	1	0	0	0

Batter	1	2	3	4	5	6	7	8	9
Johnny Temple, R (1, 4) OBP: 0.399, SLG: 0.439	1-1 G4-6-3 1B		2-1 5-3		0-0 2-H 1B		3-2 1-2f G6-4-3		1-1 6-3
Vada Pinson, L (1, 8) OBP: 0.391, SLG: 0.540	2-3 K			0-1 FC6-4 1B	1-0 FC6-4 1B		2-1 B1-3		1-3 K
Gus Bell, L (1, 9) OBP: 0.323, SLG: 0.461	1-1 1-2f G4-6-3			0-0 F3	1-0 FC6-4			1-1 F3	4-1 BB 1B BB
Frank Robinson, R (1, 3) OBP: 0.397, SLG: 0.584				4-0 FC6-4 IBB	2-2 6-3			0-0 1B 2B	1-0 BB 1B
Jim Pendleton, R (1, 7) OBP: 0.314, SLG: 0.340				0-1 FC4-6	1-0 FC6-4 1B			4-0 1B BB	4-1 BB
Jerry Lynch, L (9, PH) OBP: 0.317, SLG: 0.456				1-2f 2-3					1-2 2-3 BB
Bobby Henrich, R (9, PR)									
Willie Jones, R (1, 5) OBP: 0.351, SLG: 0.444				1-0 FC6-4	1-1 1B			3-2 1-3 2-H 1B	1-3 K
Ed Bailey, L (1, 2) OBP: 0.373, SLG: 0.391				1-3 K	0-0 F9			0-3 K	
Eddie Kasko, R (1, 6) OBP: 0.278, SLG: 0.292				2-2 6-3			1-1 1B 2B	2-3 K	
Bob Purkey, R (1, 1) OBP: 0.276, SLG: 0.327				1-1 5-3			0-0 E4 G6-4-3		0-0 HR
Willard Schmidt, R (5, 1) OBP: 0.333, SLG: 0.091									
Pete Whisenant, R (5, PH) OBP: 0.343, SLG: 0.540									
Tommy Acker, R (6, 1) OBP: 0.200, SLG: 0.111									
Whitley Lockman, L (7, PH) OBP: 0.000, SLG: 0.206									
Jim Brosnan, R (8, 1) OBP: 0.194, SLG: 0.200									
Frank Thomas, R (9, PH) OBP: 0.274, SLG: 0.375									

Inning Stats	R: 0	H: 1	E: 0	LOB: 0	K: 1	P: 11	R: 0	H: 0	E: 0	LOB: 1	K: 1	P: 15	R: 0	H: 0	E: 0	LOB: 0	K: 0	P: 12	R: 1	H: 2	E: 0	LOB: 2	K: 0	P: 13	R: 2	H: 3	E: 1	LOB: 1	K: 0	P: 15	R: 0	H: 0	E: 0	LOB: 1	K: 0	P: 13	R: 0	H: 0	E: 1	LOB: 0	K: 0	P: 15	R: 1	H: 2	E: 0	LOB: 2	K: 2	P: 23	R: 1	H: 2	E: 0	LOB: 3	K: 2	P: 25
--------------	------	------	------	--------	------	-------	------	------	------	--------	------	-------	------	------	------	--------	------	-------	------	------	------	--------	------	-------	------	------	------	--------	------	-------	------	------	------	--------	------	-------	------	------	------	--------	------	-------	------	------	------	--------	------	-------	------	------	------	--------	------	-------

PITCHER	IP	WLS	BF	H	R	ER	SO	BB	IBB	HBP	BLK	WP	HR	S	P	ERA	WHIP
Danny McDevitt, L (1, 1) ERA: 4.18	8.2	W	40	10	5	4	5	3	1	1	0	0	1	77	133	4.15	1.500
Larry Sherry, R (9, 1) ERA: 2.2	0.1	S	2	0	0	0	1	1	0	0	0	0	0	4	9	0.00	3.000

PITCHER	IP	WLS	BF	H	R	ER	SO	BB	IBB	HBP	BLK	WP	HR	S	P	ERA	WHIP
---------	----	-----	----	---	---	----	----	----	-----	-----	-----	----	----	---	---	-----	------

Batter	1	2	3	4	5	6	7	8	9	AB R H RBI BB SO LOB	TOP	
Jim Gilliam, S OBP: 0.414, SLG: 0.360 (1, 5) B X	1-0 G6-4-3 1B			3-1 F9	2-1 F9		0-1 L3-1	1-0 F8		5 0 1 0 0 0 7		
Charlie Neal, R OBP: 0.345, SLG: 0.463 (1, 4) B X	1-0 G6-4-3 1-2f			0-2 6-3		0-0 F7	0-0 WP 1B 2-H 2B		2-1 2B 4-1 1B	5 2 2 1 0 0 1		
Wally Moon, L OBP: 0.387, SLG: 0.462 (1, 7) C X	0-1 F8			1-1 3B		4-0 CS BB	2-2 2-H 1B		1-0 F9	4 0 2 1 1 0 1		
Norm Larker, L OBP: 0.324, SLG: 0.423 (1, 3)		2-2 L3-1		2-1 F6		1-2 L9	0-0 F8		2-2 4-1 1-3 2B	5 0 1 0 0 0 4		
Chuck Essegian, R OBP: 0.250, SLG: 0.371 (1, 9) B X		1-1 4-3			2-1 6-3	1-2 6-3		1-0 1B SH1-4 1B	4-0 4-1 IBB	4 0 1 0 1 0 1		
Ron Fairly, L OBP: 0.324, SLG: 0.350 (1, 8) Carl Furillo, R OBP: 0.377, SLG: 0.365 (9, PH) Don Demeter, R OBP: 0.292, SLG: 0.442 (9, 8)		1-1 F8			1-0 HR		3-1 F4	0-0 SH1-4 1B	1-0 4-1	3 1 1 1 0 0 0 1 0 0 1 0 0 2 0 0 0 0 0 0 0		
John Roseboro, L OBP: 0.336, SLG: 0.368 (1, 2) X			0-0 F8		1-1 L3-1		1-0 1B E 1B	1-3 K	4-0 IBB	4 1 1 0 1 1 1		
Don Zimmer, R OBP: 0.284, SLG: 0.257 (1, 6) Gil Hodges, R OBP: 0.390, SLG: 0.559 (7, PH) Maury Wills, S OBP: 0.257, SLG: 0.243 (7, PR) (7, 6)			1-3 K		4-1 1B BB		1-0 E8 1B 1-H 1B	4-0 1B IBB	1-1 F7	1 0 0 0 1 1 0 1 0 1 0 0 0 0 1 1 0 0 1 0 3		
Johnny Podres, L OBP: 0.298, SLG: 0.264 (1, 1) Duke Snider, L OBP: 0.393, SLG: 0.567 (7, PH) Stan Williams, R OBP: 0.270, SLG: 0.206 (7, 1) Chuck Churn, R (9, 1) Sandy Koufax, R OBP: 0.179, SLG: 0.216 (9, 1)			1-3 K		0-0 1B		1-0 2B L3-1 1B 3-H	1-0 1B		2 0 1 0 0 1 0 1 1 1 1 0 0 0 1 0 1 0 0 0 0 0 0 0 0 0 0 0 0 0 0 0 0 0 0		
Inning Stats	R: 0 H: 1 E: 0 LOB: 0 K: 0 BB: 0 S: 4 P: 6	R: 0 H: 0 E: 0 LOB: 0 K: 0 BB: 0 S: 9 P: 13	R: 0 H: 0 E: 0 LOB: 0 K: 2 BB: 0 S: 7 P: 9	R: 0 H: 1 E: 0 LOB: 1 K: 0 BB: 0 S: 9 P: 15	R: 1 H: 2 E: 0 LOB: 2 K: 0 BB: 1 S: 9 P: 19	R: 0 H: 0 E: 0 LOB: 1 K: 0 BB: 1 S: 9 P: 14	R: 4 H: 5 E: 1 LOB: 2 K: 0 BB: 0 S: 13 P: 21	R: 0 H: 2 E: 0 LOB: 3 K: 1 BB: 1 S: 7 P: 15	R: 1 H: 2 E: 0 LOB: 3 K: 0 BB: 2 S: 9 P: 24	1B: 9 SF: 0 2B: 2 SAC: 1 3B: 1 DP: 1 HR: 1 HBP: 0	WP: 1 PA: 44 PB: 0 SB: 0 CS: 1	
PITCHER	IP WLS BF H R ER SO BB IBB HBP BLK WP HR S P ERA WHIP											
Ron Kline, R ERA: 4.39 (1, 1)	6.2 L 29 8 5 5 2 2 0 0 0 0 0 1 55 90 6.75 1.500											
Fred Green, L ERA: 2.55 (7, 1)	1.2 12 5 1 1 1 0 2 0 0 1 0 18 37 5.40 3.000											
Roy Face, R ERA: 2.41 (9, 1)	0.2 3 0 0 0 0 0 0 1 0 0 0 0 3 9 0.00 0.000											

Los Angeles Dodgers @ Pittsburgh Pirates
 Forbes Field, Pittsburgh, PA
 Fri Aug 21 1959, 7:05 PM EDT
 Att: 24,678 - Unknown

AB	38
R	6
H	13
RBI	5
BB	5
SO	3
LOB	20



Los Angeles Dodgers @ Pittsburgh Pirates
 Forbes Field, Pittsburgh, PA

Sat Aug 22 1959, 3:33 AM EDT
 Att: 10,260 - Unknown

AB	32
R	0
H	6
RBI	0
BB	3
SO	6
LOB	17



AB	R	H	RBI	BB	SO	LOB
3	0	0	0	1	0	0
4	0	0	0	0	2	1
4	0	1	0	0	0	0
3	0	0	0	1	0	2
4	0	2	0	0	1	1
3	0	2	0	1	0	1
3	0	1	0	0	1	2
1	0	0	0	0	0	2
2	0	0	0	0	0	1
1	0	0	0	0	0	2
0	0	0	0	0	0	0
1	0	0	0	0	0	2
2	0	0	0	0	1	1
1	0	0	0	0	1	2
0	0	0	0	0	0	0
0	0	0	0	0	0	0

Batter	1	2	3	4	5	6	7	8	9
Jim Gilliam, S (1, 5) OBP: 0.413, SLG: 0.357	0-0 F9		0-1 1-3			4-0 1B BB		3-2 6-3	
Charlie Neal, R (1, 4) OBP: 0.343, SLG: 0.460	2-0 5-3			1-3 K		0-0 F4		1-3 K	
Wally Moon, L (1, 7) OBP: 0.386, SLG: 0.460	0-0 F7			1-1 F2		3-1 G4-6-3 1B		0-0 F7	
Norm Larker, L (1, 3) OBP: 0.323, SLG: 0.418		0-0 G3		4-0 BB		0-1 G4-6-3 1-2f			2-2 G1
Chuck Essegian, R (1, 9) OBP: 0.265, SLG: 0.394		1-0 F8		1-3 K		0-1 FC4-6 1B			1-1 2B
Ron Fairly, L (1, 8) OBP: 0.331, SLG: 0.355		1-0 1B			2-1 1B		1-0 F7		4-2 BB
John Roseboro, L (1, 2) OBP: 0.336, SLG: 0.367		1-2 F7		1-3 K		1-0 FC4-6 1B		0-2 F9	
Gil Hodges, R (9, PH) OBP: 0.389, SLG: 0.557									
Don Zimmer, R (1, 6) OBP: 0.281, SLG: 0.254			0-0 5-3		0-0 F6		2-2 FC4-6 1-2f 2-3		1-2 F9
Duke Snider, L (7, PH) OBP: 0.392, SLG: 0.565									
Maury Wills, S (7, PR) OBP: 0.257, SLG: 0.243									
Rip Repulski, R (9, PH) OBP: 0.340, SLG: 0.322									
Roger Craig, R (1, 1) OBP: 0.056, SLG: 0.029			0-3 K		0-0 4-3				
Carl Furillo, R (7, PH) OBP: 0.371, SLG: 0.359									
Clem Labine, R (7, 1)									
Danny McDevitt, L (7, 1) OBP: 0.146, SLG: 0.150									

Inning Stats	R: 0	H: 0	E: 0	K: 0	S: 3	P: 5	R: 0	H: 1	E: 0	K: 0	S: 7	P: 10	R: 0	H: 0	E: 0	K: 1	S: 6	P: 6	R: 0	H: 0	E: 0	K: 2	S: 8	P: 15	R: 0	H: 1	E: 0	K: 1	S: 7	P: 10	R: 0	H: 1	E: 0	K: 0	S: 5	P: 12	R: 0	H: 2	E: 0	K: 1	S: 10	P: 15	R: 0	H: 0	E: 0	K: 1	S: 8	P: 12	R: 0	H: 1	E: 0	K: 0	S: 14	P: 22	1B: 5	SF: 0	2B: 1	SAC: 0	3B: 0	DP: 1	HR: 0	HBP: 0	WP: 0	PA: 35
--------------	------	------	------	------	------	------	------	------	------	------	------	-------	------	------	------	------	------	------	------	------	------	------	------	-------	------	------	------	------	------	-------	------	------	------	------	------	-------	------	------	------	------	-------	-------	------	------	------	------	------	-------	------	------	------	------	-------	-------	-------	-------	-------	--------	-------	-------	-------	--------	-------	--------

PITCHER	IP	WLS	BF	H	R	ER	SO	BB	IBB	HBP	BLK	WP	HR	S	P	ERA	WHIP
Bennie Daniels, R (1, 1) ERA: 4.91	8.1	W	33	6	0	0	6	3	0	0	0	0	0	61	99	0.00	1.080
Don Gross, L (9, 1) ERA: 4.91	0.2	S	2	0	0	0	0	0	0	0	0	0	0	7	8	0.00	0.000

Batter	1	2	3	4	5	6	7	8	9	AB R H RBI BB SO LOB	TOP
Jim Gilliam, S (1, 5) OBP: 0.412, SLG: 0.356 (8, 4)	1-1 		0-0 			2-1 		1-1 		4 0 1 0 0 0 1	Los Angeles Dodgers @ Pittsburgh Pirates Forbes Field, Pittsburgh, PA Sun Aug 23 1959, 3:33 AM EDT Unknown
Charlie Neal, R (1, 4) OBP: 0.341, SLG: 0.457 Don Zimmer, R (8, PH) OBP: 0.284, SLG: 0.262 (8, 5)	2-0 		0-0 			2-1 		2-1 		3 0 0 0 0 0 1 1 0 1 0 0 0 0	
Wally Moon, L (1, 7) OBP: 0.387, SLG: 0.459	2-2 			4-1 			1-1 	3-2 		3 1 1 0 1 0 2	
Gil Hodges, R (1, 3) OBP: 0.385, SLG: 0.550		2-1 		0-1 			0-1 		1-2 	4 0 0 0 0 0 2	
Chuck Essegian, R (1, 9) OBP: 0.278, SLG: 0.414		0-0 		1-3 			0-0 		2-2 	4 0 2 0 0 1 0	
Rip Repulski, R (1, 8) OBP: 0.337, SLG: 0.356		3-2 			0-0 		0-2 		1-0 	3 1 1 2 0 0 1	
Joe Pignatano, R (1, 2) OBP: 0.306, SLG: 0.282		3-2 			0-0 		3-H 		2-1 	4 0 0 0 0 0 2	
Maury Wills, S (1, 6) OBP: 0.259, SLG: 0.245			0-0 		0-1 			1-2 		3 0 1 0 0 0 0	
Don Drysdale, R (1, 1) OBP: 0.202, SLG: 0.350 Chuck Churn, R (3, 1) Don Demeter, R (8, PH) OBP: 0.291, SLG: 0.440 Clem Labine, R (8, 1)			0-0 			3-2 		0-1 		0 0 0 0 0 0 0 1 0 0 0 0 0 0 1 0 0 0 0 0 0 0 0 0 0 0 0 0	
Inning Stats	R: 0 H: 0 E: 0 LOB: 0 K: 0 BB: 0 S: 6 P: 11	R: 1 H: 1 E: 0 LOB: 0 K: 0 BB: 0 S: 9 P: 17	R: 0 H: 1 E: 0 LOB: 1 K: 0 BB: 0 S: 4 P: 4	R: 0 H: 0 E: 0 LOB: 0 K: 1 BB: 1 S: 8 P: 13	R: 0 H: 0 E: 0 LOB: 0 K: 0 BB: 0 S: 4 P: 4	R: 0 H: 0 E: 0 LOB: 0 K: 0 BB: 0 S: 9 P: 16	R: 1 H: 2 E: 0 LOB: 1 K: 0 BB: 0 S: 12 P: 16	R: 0 H: 2 E: 0 LOB: 2 K: 0 BB: 0 S: 13 P: 20	R: 0 H: 1 E: 0 LOB: 1 K: 0 BB: 0 S: 10 P: 16	1B: 4 SF: 1 2B: 2 SAC: 1 3B: 0 DP: 1 HR: 1 HBP: 0	WP: 0 PA: 34 PB: 0 SB: 0 CS: 0
PITCHER Harvey Haddix, L (1, 1) ERA: 3.14	IP WLS BF H R ER SO BB IBB HBP BLK WP HR S P ERA WHIP 9.0 W 34 7 2 2 1 1 0 0 0 0 1 75 117 2.00 0.889	PITCHER IP WLS BF H R ER SO BB IBB HBP BLK WP HR S P ERA WHIP									

livebaseballscorecards.com

AB	31
R	2
H	7
RBI	2
BB	1
SO	1
LOB	9




Batter	1	2	3	4	5	6	7	8	9	AB	R	H	RBI	BB	SO	LOB
Bob Skinner, L (1, 7) OBP: 0.352, SLG: 0.402	L6		K	F7		K	4-3			5	0	0	0	0	2	2
Dick Groat, R (1, 6) OBP: 0.309, SLG: 0.364	6-3		K	5-3			1B 3B	F9		5	1	1	0	0	1	0
Roberto Clemente, R (1, 9) OBP: 0.331, SLG: 0.401	E7 1B		1B 1B	4-3			4-3	4-3		5	1	2	0	0	0	1
Rocky Nelson, L (1, 3) OBP: 0.393, SLG: 0.435	F7		1B BB 1B		6-3		2B 1B	PB BB		4	2	2	1	1	0	1
Smoky Burgess, L (1, 2) OBP: 0.353, SLG: 0.497		4-3	BB 1B 1B		K		2B BB	4-3		4	2	1	1	1	1	1
Don Hoak, R (1, 5) OBP: 0.367, SLG: 0.410		K	1B BB		6-3		K			3	1	0	0	1	2	2
Dick Schofield, S (1, 4) OBP: 0.309, SLG: 0.309		1B BB	1B BB			K	2B 2B			0	0	0	0	1	0	0
Bill Mazerowski, R (3, 4) OBP: 0.291, SLG: 0.347			1-2 2-3 3-H							2	1	1	2	1	1	0
Bill Virdon, L (1, 8) OBP: 0.299, SLG: 0.327		1B	1-3 2-H 3-H			3-1 2B	2B IBB			3	1	3	2	1	0	0
Harvey Haddix, L (1, 1) OBP: 0.192, SLG: 0.214	K		F7			3-1	2B			4	0	1	3	0	1	5

Inning Stats	R: 0	H: 1	E: 1	K: 0	S: 9	R: 0	H: 1	E: 0	K: 2	S: 14	R: 4	H: 4	E: 0	K: 2	S: 19	R: 0	H: 0	E: 0	K: 1	S: 8	R: 0	H: 1	E: 0	K: 2	S: 9	R: 5	H: 4	E: 0	K: 1	S: 15	R: 0	H: 0	E: 0	K: 0	S: 9	
	LOB: 1	BB: 0	P: 13	LOB: 2	BB: 1	P: 26	LOB: 2	BB: 2	P: 33	LOB: 0	BB: 0	P: 8	LOB: 1	BB: 0	P: 14	LOB: 1	BB: 2	P: 28	LOB: 1	BB: 1	P: 13	LOB: 0	BB: 1	P: 10	LOB: 1	BB: 1	P: 13	LOB: 1	BB: 1	P: 13	LOB: 0	BB: 0	P: 13	LOB: 0	BB: 0	P: 13

PITCHER	IP	WLS	BF	H	R	ER	SO	BB	IBB	HBP	BLK	WP	HR	S	P	ERA	WHIP
Don Drysdale, R (1, 1) ERA: 3.13	2.2	L	17	6	4	4	4	3	0	0	0	0	0	39	69	13.50	3.375
Chuck Churn, R (3, 1) ERA: 3.75	4.1		20	5	5	5	4	1	1	0	0	0	0	40	63	10.38	1.385
Clem Labine, R (8, 1) ERA: 3.76	1.0		4	0	0	0	0	1	0	0	0	0	0	9	13	0.00	1.000

Los Angeles Dodgers @ Pittsburgh Pirates
Forbes Field, Pittsburgh, PA
 Sun Aug 23 1959, 3:33 AM EDT
 Unknown

AB	35
R	9
H	11
RBI	9
BB	6
SO	8
LOB	12



WP	PA	ERA	WHIP
41			

TOP

Los Angeles Dodgers @ Pittsburgh Pirates
Forbes Field, Pittsburgh, PA
Sun Aug 23 1959, 3:38 AM EDT
Att. 25,173 - Unknown

AB 36
R 3
H 10
RBI 3
BB 4
SO 3
LOB 18



WP: 0 PA: 44
PB: 0
SB: 1
CS: 0

AB R H RBI BB SO LOB

5 0 1 1 0 1 1

4 1 3 0 1 0 0

3 1 1 0 0 0 2

3 0 1 2 2 1 2

5 0 1 0 0 0 5

4 0 1 0 1 0 2

4 0 0 0 0 0 2
1 0 0 0 0 0 3
0 0 0 0 0 0 0

4 1 2 0 0 0 0

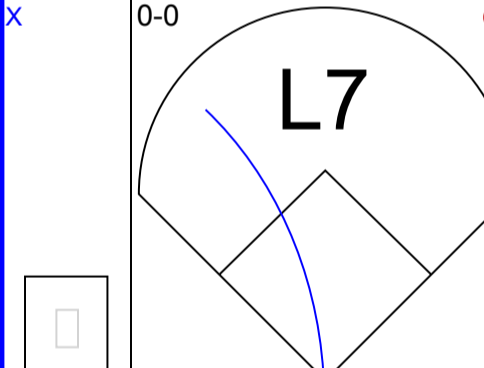
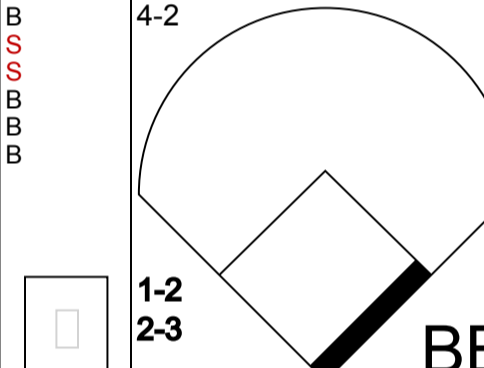
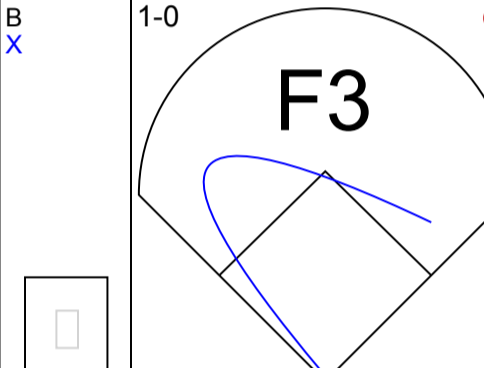
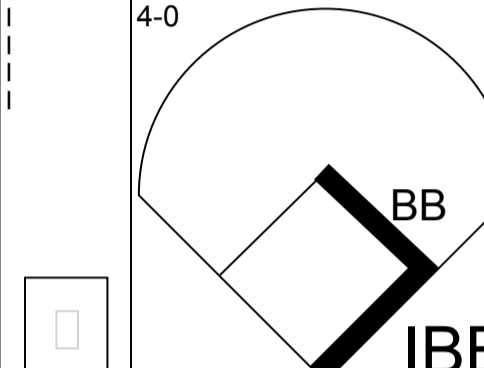
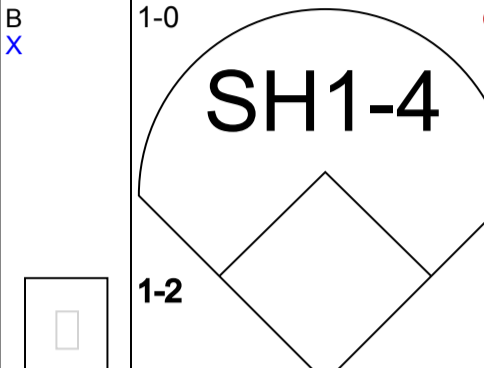
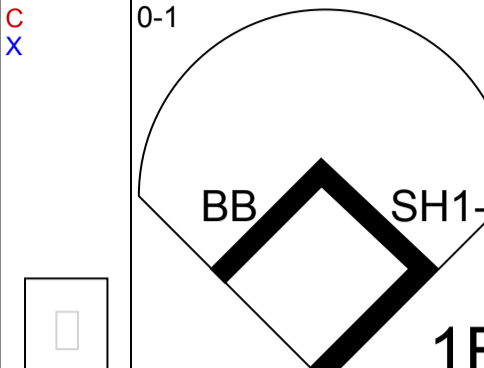
3 0 0 0 0 1 1
0 0 0 0 0 0 0
0 0 0 0 0 0 0

1B: 8 SF: 0
2B: 2 SAC: 3
3B: 0 DP: 0
HR: 0 HBP: 0

ERA WHIP

ERA WHIP

10

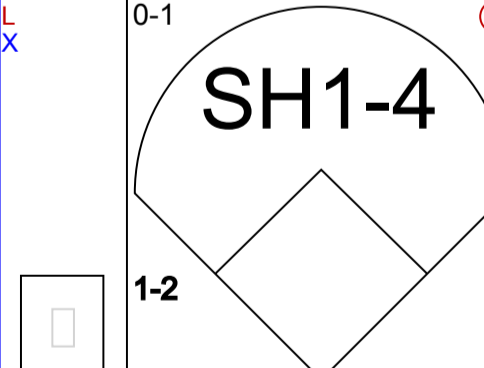
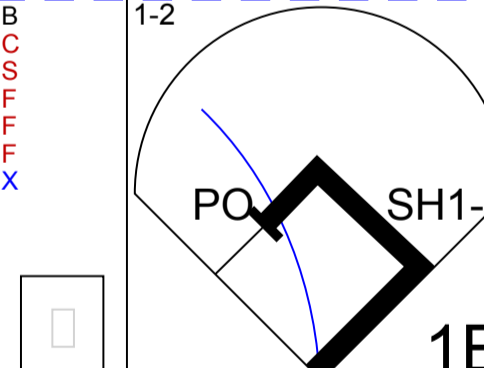
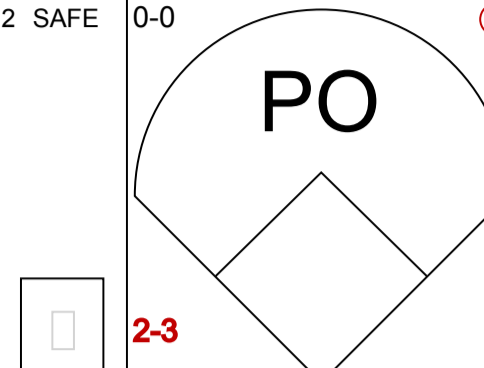
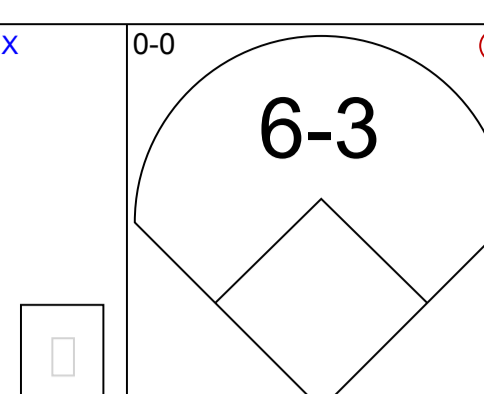


R: 0 H: 1
E: 0 LOB: 3
K: 0 BB: 2
S: 7 P: 17

IP WLS BF H R ER SO BB IBB HBP BLK WP HR S P ERA WHIP

IP WLS BF H R ER SO BB IBB HBP BLK WP HR S P ERA WHIP

9

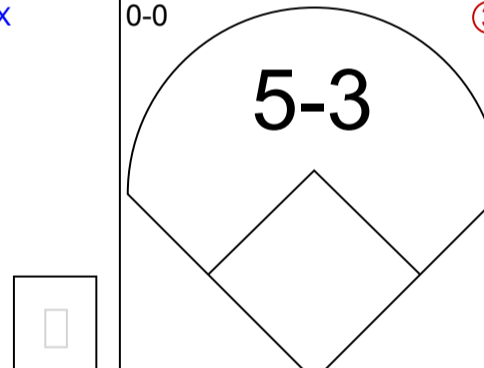
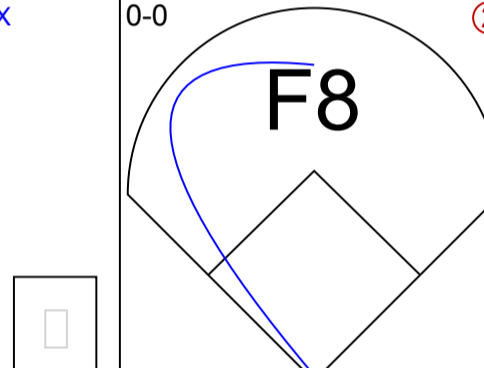
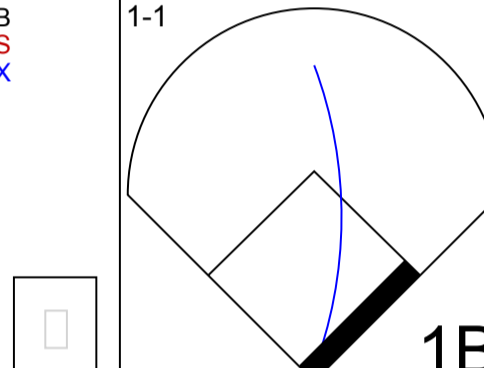
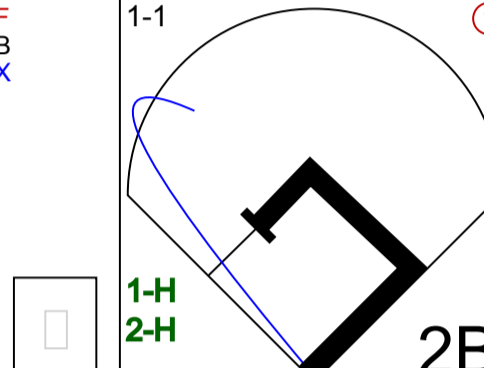
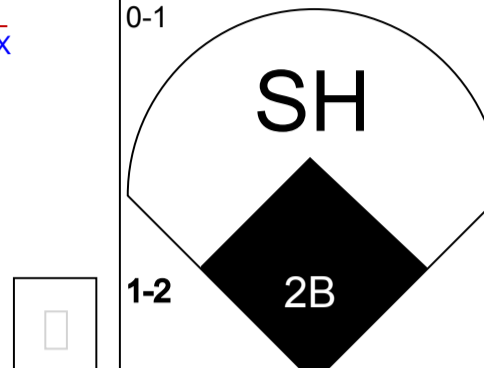
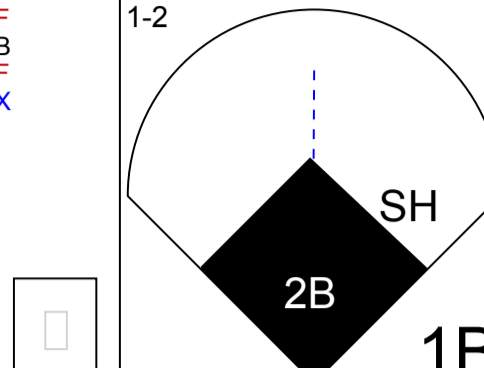


R: 0 H: 1
E: 0 LOB: 0
K: 0 BB: 0
S: 9 P: 10

IP WLS BF H R ER SO BB IBB HBP BLK WP HR S P ERA WHIP

IP WLS BF H R ER SO BB IBB HBP BLK WP HR S P ERA WHIP

8

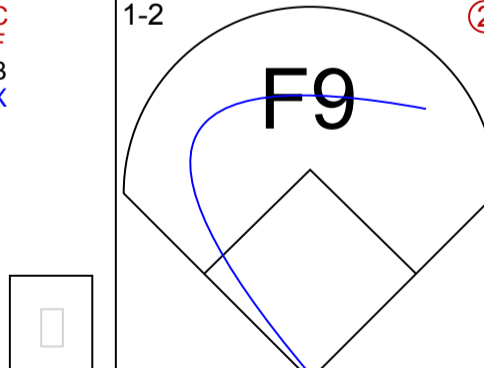
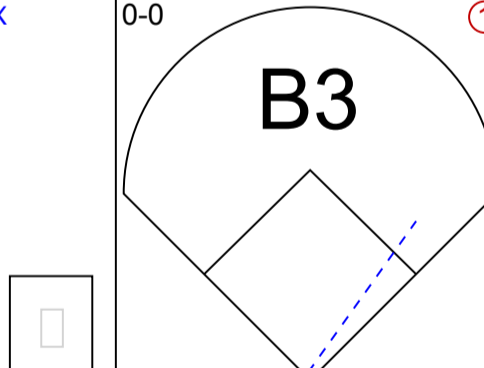
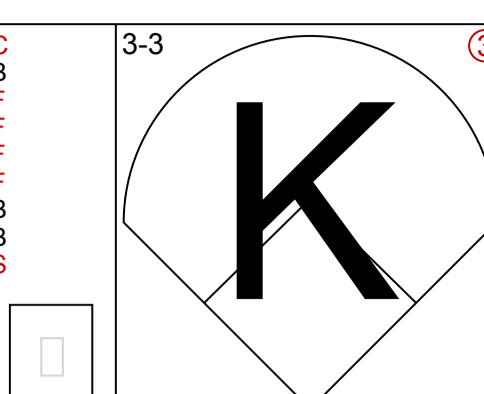


R: 2 H: 3
E: 0 LOB: 1
K: 0 BB: 0
S: 11 P: 14

IP WLS BF H R ER SO BB IBB HBP BLK WP HR S P ERA WHIP

IP WLS BF H R ER SO BB IBB HBP BLK WP HR S P ERA WHIP

7

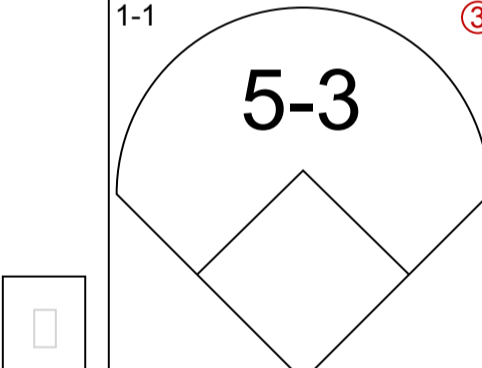
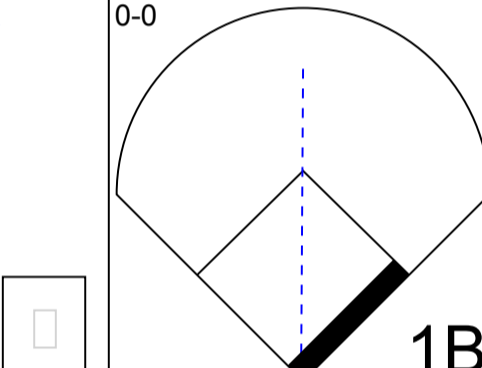
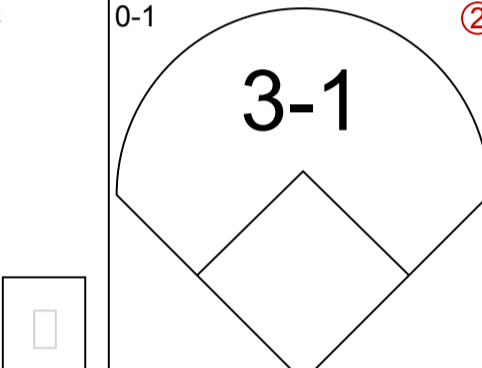
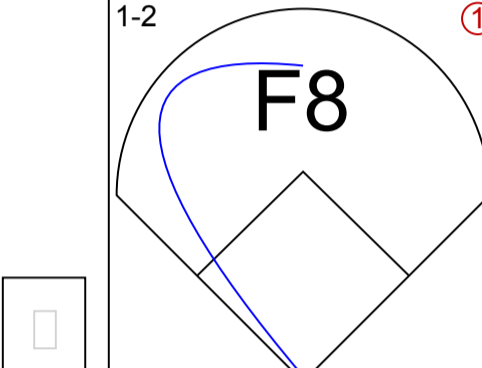


R: 0 H: 0
E: 0 LOB: 0
K: 1 BB: 0
S: 10 P: 14

IP WLS BF H R ER SO BB IBB HBP BLK WP HR S P ERA WHIP

IP WLS BF H R ER SO BB IBB HBP BLK WP HR S P ERA WHIP

6

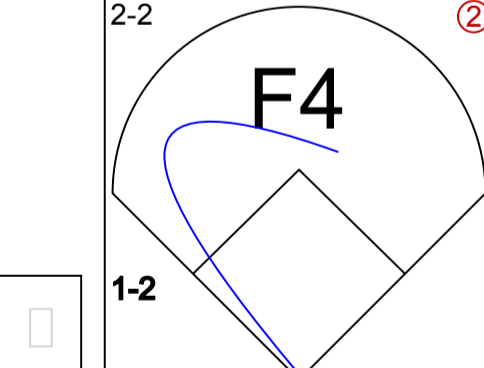
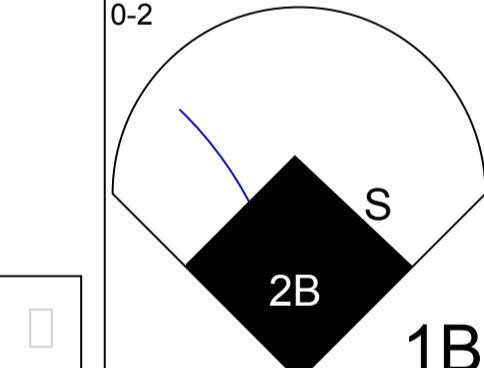
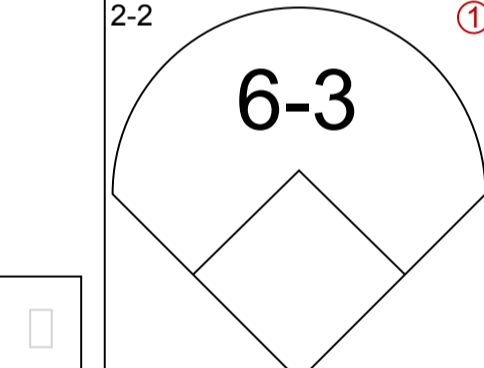
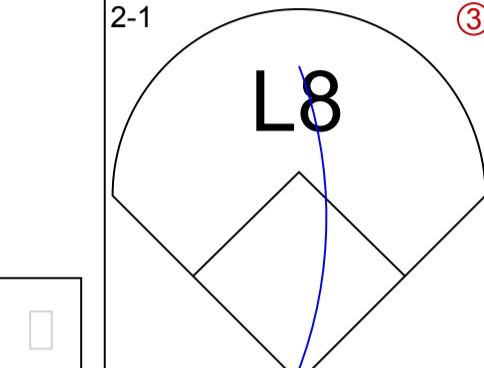
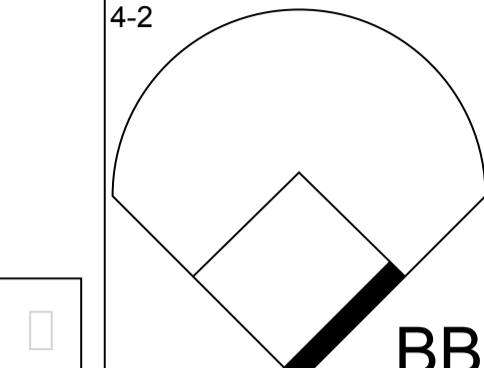
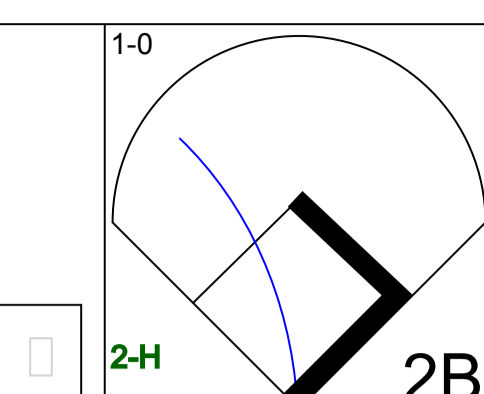


R: 0 H: 1
E: 0 LOB: 1
K: 0 BB: 0
S: 9 P: 10

IP WLS BF H R ER SO BB IBB HBP BLK WP HR S P ERA WHIP

IP WLS BF H R ER SO BB IBB HBP BLK WP HR S P ERA WHIP

5

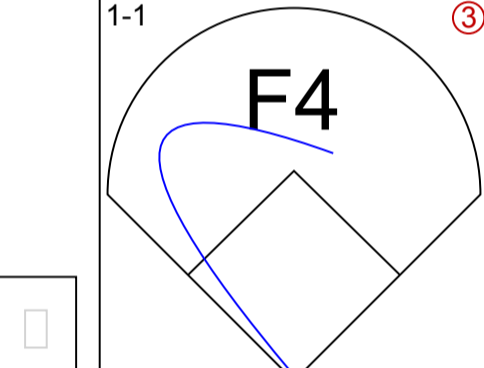
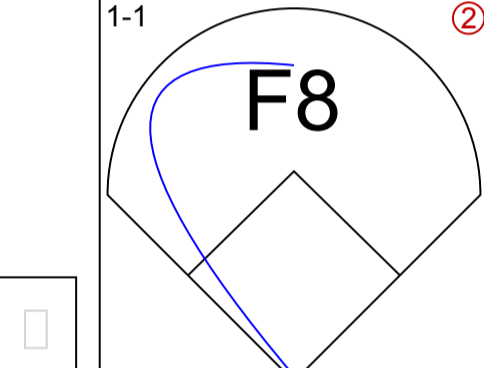
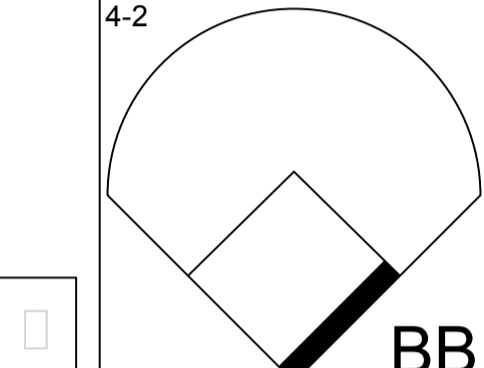
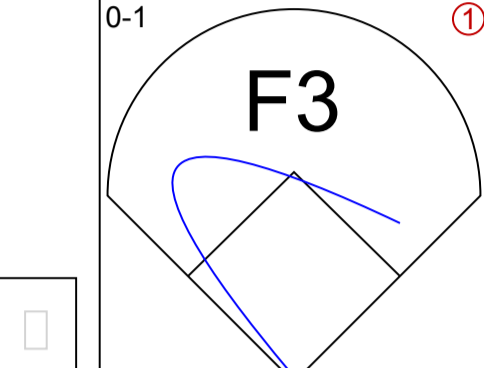


R: 1 H: 2
E: 0 LOB: 2
K: 0 BB: 1
S: 14 P: 25

IP WLS BF H R ER SO BB IBB HBP BLK WP HR S P ERA WHIP

IP WLS BF H R ER SO BB IBB HBP BLK WP HR S P ERA WHIP

4

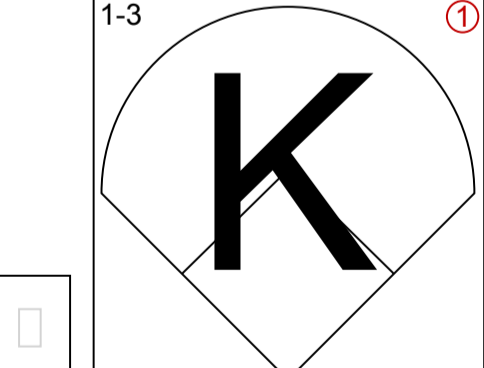

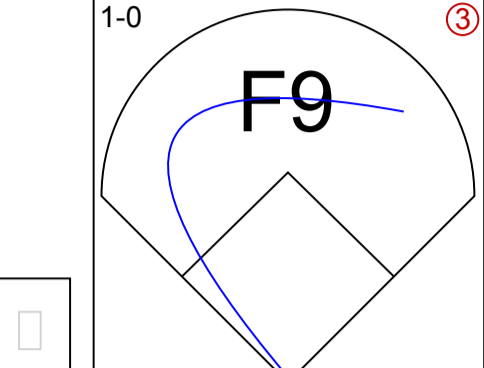
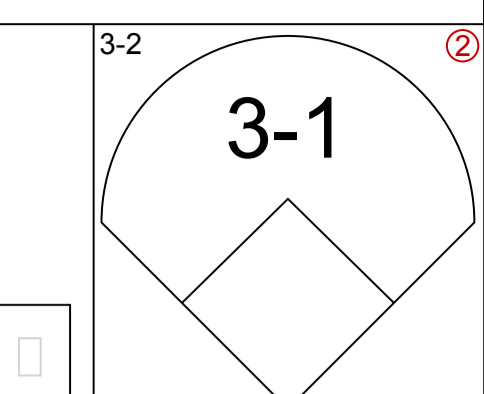


R: 0 H: 0
E: 0 LOB: 1
K: 0 BB: 1
S: 8 P: 14

IP WLS BF H R ER SO BB IBB HBP BLK WP HR S P ERA WHIP

IP WLS BF H R ER SO BB IBB HBP BLK WP HR S P ERA WHIP

3

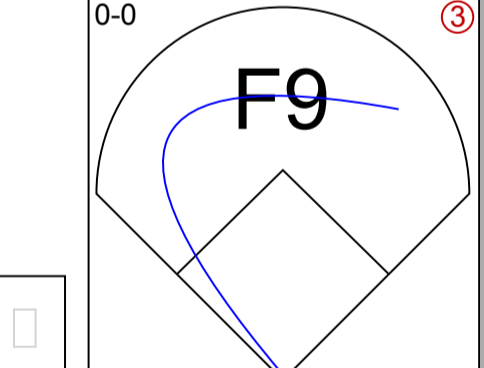
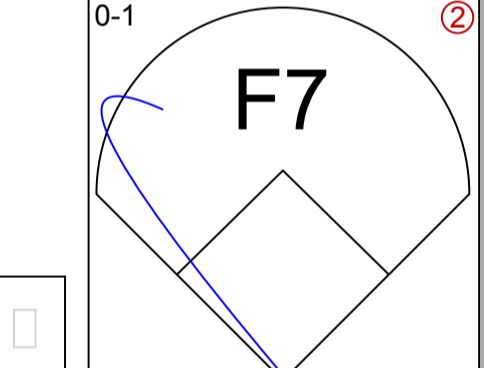
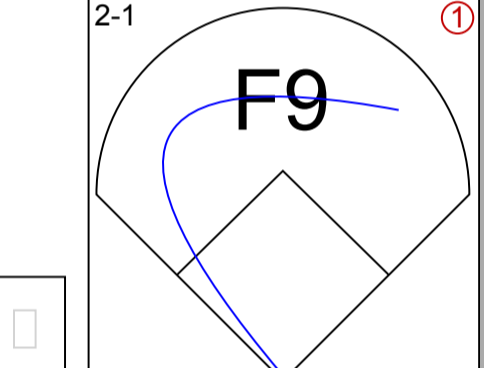


R: 0 H: 0
E: 0 LOB: 0
K: 1 BB: 0
S: 8 P: 13

IP WLS BF H R ER SO BB IBB HBP BLK WP HR S P ERA WHIP

IP WLS BF H R ER SO BB IBB HBP BLK WP HR S P ERA WHIP

2

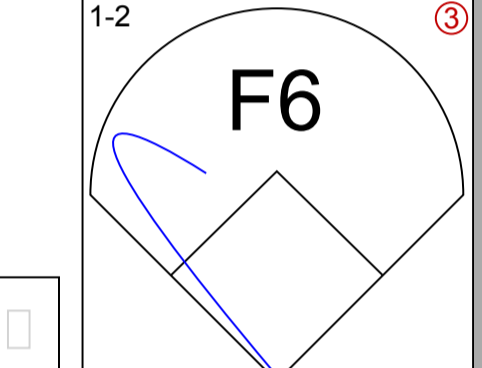
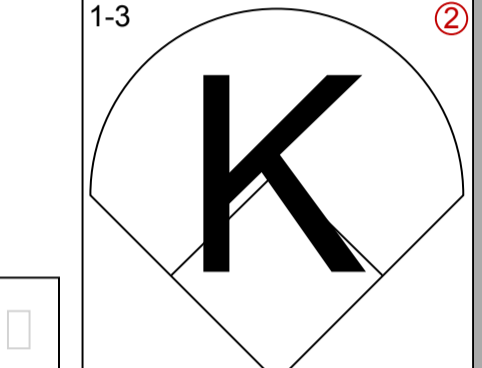
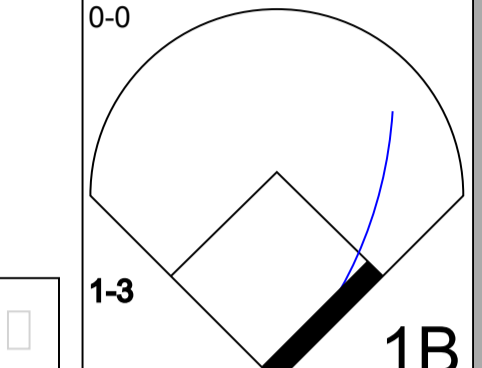
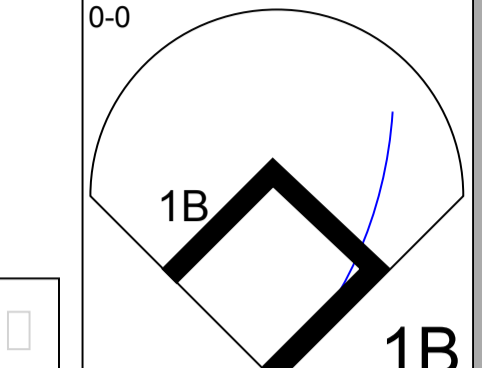
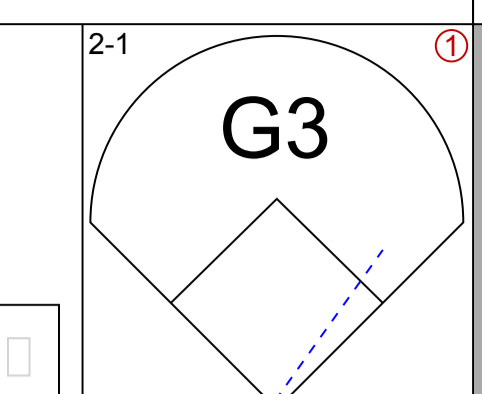


R: 0 H: 0
E: 0 LOB: 0
K: 0 BB: 0
S: 5 P: 7

IP WLS BF H R ER SO BB IBB HBP BLK WP HR S P ERA WHIP

IP WLS BF H R ER SO BB IBB HBP BLK WP HR S P ERA WHIP

1



R: 0 H: 2
E: 0 LOB: 2
K: 1 BB: 0
S: 12 P: 16

IP WLS BF H R ER SO BB IBB HBP BLK WP HR S P ERA WHIP

IP WLS BF H R ER SO BB IBB HBP BLK WP HR S P ERA WHIP

Batter

Jim Gilliam, S
OBP: 0.410, SLG: 0.357
(1, 4)
BB: 1
SO: 5

Wally Moon, L
OBP: 0.391, SLG: 0.461
(1, 7)
(9, 9)
(10, 7)

Norm Larker, L
OBP: 0.323, SLG: 0.417
(1, 3)

Duke Snider, L
OBP: 0.395, SLG: 0.566
(1, 8)

Ron Fairly, L
OBP: 0.328, SLG: 0.351
(1, 9)
(9, 7)
(10, 9)

John Roseboro, L
OBP: 0.337, SLG: 0.366
(1, 2)

Don Zimmer, R
OBP: 0.280, SLG: 0.257
Carl Furillo, R
OBP: 0.366, SLG: 0.354
Charlie Neal, R
OBP: 0.341, SLG: 0.457
(10, 4)

Maury Wills, S
OBP: 0.265, SLG: 0.252
(1, 6)

Larry Sherry, R
OBP: 0.278, SLG: 0.444
Johnny Podres, L
OBP: 0.298, SLG: 0.264
Don Drysdale, R
OBP: 0.202, SLG: 0.350
(8, 1)

Inning Stats

PITCHER
Vern Law, R
ERA: 3.19
Roy Face, R
ERA: 2.35

IP WLS BF H R ER SO BB IBB HBP BLK WP HR S P ERA WHIP

BOTTOM

Los Angeles Dodgers @ Pittsburgh Pirates
Forbes Field, Pittsburgh, PA
Sun Aug 23 1959, 3:38 AM EDT
Att: 25,173 - Unknown

livebaseballscorecards.com

AB 40
R 4
H 15
RBI 4
BB 5
SO 7
LOB 20



WP: 0 PA: 47
PB: 0
SB: 0
CS: 1

AB R H RBI BB SO LOB

3	1	0	0	3	1	0
5	0	2	1	0	0	2
5	1	3	0	0	2	2
4	0	1	1	0	1	2
0	0	0	0	0	0	0
1	0	1	1	0	0	0
2	0	1	0	1	0	0
1	0	0	0	0	0	1
5	0	2	0	0	1	2
3	0	0	0	0	0	1
0	0	0	0	1	0	0
0	0	0	0	0	0	0
1	0	0	0	0	0	1
5	2	4	1	0	1	3
3	0	0	0	0	1	3
2	0	1	0	0	0	3
1B: 12	SF: 0					
2B: 2	SAC: 2					
3B: 0	DP: 1					
HR: 1	HBP: 0					

Batter	1	2	3	4	5	6	7	8	9	10
Bob Skinner, L OBP: 0.354, SLG: 0.400 (1, 7)	2-3 K		2-1 F4		1-0 G3		4-0 FC6-4 IBB		4-2 SH1 1B BB	4-0 1B IBB
Dick Groat, R OBP: 0.310, SLG: 0.364 (1, 6)	1-1 5-3		1-2 6-3		1-1 1B		2-1 FC6-4 1-2f		0-0 SH1	0-0 1B
Roberto Clemente, R OBP: 0.335, SLG: 0.407 (1, 9)	1-2 1B		1-0 1B		0-3 K			0-1 1B 2B	0-3 K	
Rocky Nelson, L OBP: 0.390, SLG: 0.430 Roman Mejias, R OBP: 0.314, SLG: 0.337 Dick Stuart, R OBP: 0.372, SLG: 0.528 (1, 3)	0-1 4-1		1-0 F8		2-3 K			2-2 1B SH3-4 2-H	0-0 1B 2-H	
Danny Kravitz, L OBP: 0.284, SLG: 0.376 Harry Bright, R OBP: 0.326, SLG: 0.500 (1, 2)		4-2 1B BB		0-1 1-3		3-2 CS 1B		0-0 SH3-4 1-2	1-2 F6	
Don Hoak, R OBP: 0.367, SLG: 0.410 (1, 5)		1-3 K		1-0 L9		1-0 5-3 1-2		3-2 BB 1B		0-0 B1-6-4 1B
Bill Mazerowski, R OBP: 0.290, SLG: 0.344 Ted Kluszewski, L OBP: 0.291, SLG: 0.410 Ron Kline, R OBP: 0.151, SLG: 0.151 Roy Face, R OBP: 0.250, SLG: 0.250 (1, 4)		3-2 F4		1-2 6-3		1-1 6-3		4-1 1-2 BB		0-0 B1-6-4 1-2f
Bill Virdon, L OBP: 0.304, SLG: 0.341 (1, 8)		2-1 1-2 1B		2-1 HR		2-0 2B		0-3 K		0-0 1B 1B
Vern Law, R OBP: 0.188, SLG: 0.231 Smoky Burgess, L OBP: 0.354, SLG: 0.497 (1, 1)		2-3 K		0-0 5-3		0-0 F6		0-2 F8		0-0 1B IBB 1-3 1B

Inning Stats	R: 0	H: 1	E: 0	K: 1	S: 10	R: 0	H: 1	E: 0	K: 2	S: 15	R: 0	H: 1	E: 0	K: 0	S: 7	R: 0	H: 0	E: 0	K: 0	S: 6	R: 1	H: 2	E: 0	K: 1	S: 10	R: 0	H: 1	E: 0	K: 13	S: 13	R: 0	H: 1	E: 0	K: 0	S: 6	R: 1	H: 3	E: 0	K: 1	S: 17	R: 1	H: 1	E: 0	K: 1	S: 11	R: 1	H: 4	E: 0	K: 0	S: 5	1B: 12	SF: 0	2B: 2	SAC: 2	3B: 0	DP: 1	HR: 1	HBP: 0	WP: 0	PA: 47
--------------	------	------	------	------	-------	------	------	------	------	-------	------	------	------	------	------	------	------	------	------	------	------	------	------	------	-------	------	------	------	-------	-------	------	------	------	------	------	------	------	------	------	-------	------	------	------	------	-------	------	------	------	------	------	--------	-------	-------	--------	-------	-------	-------	--------	-------	--------

PITCHER	IP	WLS	BF	H	R	ER	SO	BB	IBB	HBP	BLK	WP	HR	S	P	ERA	WHIP
Larry Sherry, R ERA: 2.25 (1, 1)	7.0		31	9	2	2	5	1	1	0	0	0	1	72	116	2.57	1.429
Johnny Podres, L ERA: 4.02 (8, 1)	0.1		1	0	0	0	0	0	0	0	0	0	0	1	1	0.00	0.000
Don Drysdale, R ERA: 3.18 (8, 1)	2.1	L	15	6	2	2	2	2	1	0	0	0	0	27	43	7.71	3.429

Batter	1	2	3	4	5	6	7	8	9	AB R H RBI BB SO LOB	TOP																		
Jim Gilliam, S (1, 4) OBP: 0.408, SLG: 0.355										5 1 1 0 0 1 3	Los Angeles Dodgers @ Philadelphia Phillies Connie Mack Stadium, Philadelphia, PA Mon Aug 24 1959, 7:05 PM EDT Att: 10,832 - Unknown																		
Wally Moon, L (1, 7) OBP: 0.391, SLG: 0.459									4 2 1 0 1 0 0																				
Norm Larker, L (1, 9) OBP: 0.328, SLG: 0.431									4 3 2 1 1 2 0																				
Duke Snider, L (1, 8) OBP: 0.392, SLG: 0.559									4 1 0 1 1 1 2																				
Gil Hodges, R (1, 3) Don Demeter, R (7, 8) OBP: 0.389, SLG: 0.563 OBP: 0.291, SLG: 0.440									4 1 3 5 0 1 0 0 0 0 0 0 0 0																				
John Roseboro, L (1, 2) OBP: 0.333, SLG: 0.361									4 0 0 0 0 1 3																				
Don Zimmer, R (1, 5) OBP: 0.283, SLG: 0.258									3 0 1 0 1 0 0																				
Maury Wills, S (1, 6) OBP: 0.265, SLG: 0.252									4 0 1 1 0 2 1																				
Sandy Koufax, R (1, 1) OBP: 0.163, SLG: 0.195									4 0 0 0 0 3 3																				
Inning Stats	R: 4 H: 3 E: 0 LOB: 3 K: 1 BB: 4 S: 18 P: 40	R: 3 H: 4 E: 0 LOB: 1 K: 0 BB: 0 S: 12 P: 15	R: 0 H: 0 E: 0 LOB: 0 K: 1 BB: 0 S: 6 P: 9	R: 0 H: 1 E: 0 LOB: 1 K: 3 BB: 0 S: 10 P: 16	R: 0 H: 0 E: 0 LOB: 0 K: 2 BB: 0 S: 7 P: 7	R: 0 H: 0 E: 0 LOB: 0 K: 1 BB: 0 S: 8 P: 13	R: 0 H: 0 E: 0 LOB: 0 K: 1 BB: 0 S: 8 P: 16	R: 0 H: 0 E: 0 LOB: 0 K: 2 BB: 0 S: 7 P: 9	R: 1 H: 1 E: 0 LOB: 0 K: 0 BB: 0 S: 4 P: 6	1B: 7 SF: 0 2B: 0 SAC: 0 3B: 0 DP: 0 HR: 2 HBP: 0	WP: 1 PA: 40 PB: 0 SB: 0 CS: 0																		
PITCHER	Ed Keegan, R (1, 1) ERA: 108.0	Taylor Phillips, L (1, 1) ERA: 6.29	Jack Meyer, R (3, 1) ERA: 4.11	Ray Semproch, R (8, 1) ERA: 5.52	PITCHER	Ed Keegan, R (1, 1) ERA: 108.0	Taylor Phillips, L (1, 1) ERA: 6.29	Jack Meyer, R (3, 1) ERA: 4.11	Ray Semproch, R (8, 1) ERA: 5.52	PITCHER	Ed Keegan, R (1, 1) ERA: 108.0	Taylor Phillips, L (1, 1) ERA: 6.29	Jack Meyer, R (3, 1) ERA: 4.11	Ray Semproch, R (8, 1) ERA: 5.52	PITCHER	Ed Keegan, R (1, 1) ERA: 108.0	Taylor Phillips, L (1, 1) ERA: 6.29	Jack Meyer, R (3, 1) ERA: 4.11	Ray Semproch, R (8, 1) ERA: 5.52	PITCHER	Ed Keegan, R (1, 1) ERA: 108.0	Taylor Phillips, L (1, 1) ERA: 6.29	Jack Meyer, R (3, 1) ERA: 4.11	Ray Semproch, R (8, 1) ERA: 5.52	PITCHER	Ed Keegan, R (1, 1) ERA: 108.0	Taylor Phillips, L (1, 1) ERA: 6.29	Jack Meyer, R (3, 1) ERA: 4.11	Ray Semproch, R (8, 1) ERA: 5.52

AB	36
R	8
H	9
RBI	8
BB	4
SO	11
LOB	12



livebaseballscorecards.com

Batter	1	2	3	4	5	6	7	8	9	AB R H RBI BB SO LOB	TOP
Jim Gilliam, S (1, 4) OBP: 0.408, SLG: 0.354 C F B B B F B B X	3-2 F5 		1-1 L7 		1-0 F3 		3-2 1B		4-0 BB	4 0 1 0 1 0 0	Los Angeles Dodgers @ Philadelphia Phillies Connie Mack Stadium, Philadelphia, PA Tue Aug 25 1959, 7:05 PM EDT Att: 18,140 - Unknown livebaseballscorecards.com
Wally Moon, L (1, 7) OBP: 0.393, SLG: 0.466 B B X	2-0 HR 2B		0-1 1B		2-2 2B		1-1 4-3 	2-2 F7 1-3	5 2 3 0 0 0 3		
Norm Larker, L (1, 9) OBP: 0.327, SLG: 0.428 (8, 3) C F B X	1-2 F5 		1-1 1B 1-H		0-2 4-3 			0-0 L9 	4 0 1 1 0 0 2		
Duke Snider, L (1, 8) OBP: 0.390, SLG: 0.565 (8, 9) B C C B X	2-2 HR 2-H		2-3 K		0-0 F8 			0-2 F7 	4 1 1 2 0 1 1		
Gil Hodges, R (1, 3) OBP: 0.390, SLG: 0.570 Don Demeter, R (8, PR) OBP: 0.291, SLG: 0.440 (8, 8) B C F S	1-3 K		1-0 HR		2-2 6-3 			4-1 2B BB	3 1 1 1 1 1 0 0 1 0 0 0 0 0		
John Roseboro, L (1, 2) OBP: 0.332, SLG: 0.363 F X		0-1 F8 		1-2 F8 		1-1 F4 		2-2 2B 1-H	4 0 1 1 0 0 0		
Don Zimmer, R (1, 5) OBP: 0.279, SLG: 0.254 B F X		1-1 L1 		3-3 K		2-0 6-3 		2-1 5-3 	4 0 0 0 0 1 2		
Maury Wills, S (1, 6) OBP: 0.258, SLG: 0.245 C B X		1-1 4-3 		1-0 F5 		1-2 6-3 		3-2 6-3	4 0 0 0 0 0 0		
Johnny Podres, L (1, 1) OBP: 0.300, SLG: 0.268 Larry Sherry, R (8, 1) OBP: 0.263, SLG: 0.421 C X			0-1 F3 		3-3 K		0-1 1B 1B	2-3 K	3 0 1 0 0 1 0 1 0 0 0 0 1 0		
Inning Stats	R: 2 H: 2 E: 0 LOB: 0 K: 1 BB: 0 S: 15 P: 24	R: 0 H: 0 E: 0 LOB: 0 K: 0 BB: 0 S: 6 P: 8	R: 1 H: 2 E: 0 LOB: 1 K: 1 BB: 0 S: 11 P: 15	R: 1 H: 1 E: 0 LOB: 0 K: 1 BB: 0 S: 8 P: 14	R: 0 H: 1 E: 0 LOB: 1 K: 1 BB: 0 S: 14 P: 20	R: 0 H: 0 E: 0 LOB: 0 K: 0 BB: 0 S: 6 P: 9	R: 0 H: 2 E: 0 LOB: 2 K: 0 BB: 0 S: 11 P: 18	R: 1 H: 1 E: 0 LOB: 2 K: 0 BB: 1 S: 11 P: 19	R: 0 H: 0 E: 0 LOB: 1 K: 1 BB: 1 S: 10 P: 21	1B: 4 SF: 0 2B: 3 SAC: 0 3B: 0 DP: 0 HR: 2 HBP: 0	WP: 0 PA: 38 PB: 0 SB: 2 CS: 0
PITCHER Robin Roberts, R (1, 1) ERA: 4.44 Turk Farrell, R (9, 1) ERA: 4.5	IP WLS BF H R ER SO BB IBB HBP BLK WP HR S P ERA WHIP 8.0 L 34 9 5 5 4 1 0 0 0 0 2 82 127 5.62 1.250 1.0 4 0 0 0 1 1 0 0 0 0 0 10 21 0.00 1.000	PITCHER IP WLS BF H R ER SO BB IBB HBP BLK WP HR S P ERA WHIP									



Batter	1	2	3	4	5	6	7	8	9	AB R H RBI BB SO LOB
Richie Ashburn, L OBP: 0.366, SLG: 0.313 (1, 8)	2-1 E4 G4-6-3		1-2 F2		0-0 F7			1-1 BB 1B 1-2 1B	0-2 5-3	5 0 1 0 0 0 1
Sparky Anderson, R OBP: 0.271, SLG: 0.233 (1, 4)	0-0 G4-6-3 1-2f		0-0 L9			2-1 5-3		0-0 BB 1-2 2-3 1B		4 0 1 0 0 0 1
Ed Bouchee, L OBP: 0.378, SLG: 0.442 (1, 3)	0-3 K			0-0 4-3		2-1 5-3		0-0 F5		4 0 0 0 0 1 3
Wally Post, R OBP: 0.314, SLG: 0.466 (1, 9)		0-0 L6		3-1 BB 1B		0-1 F2		1-0 SF7		3 0 1 1 0 0 0
Gene Freese, R OBP: 0.343, SLG: 0.500 (1, 5)		2-2 F7		1-0 F2		1-3 K		4-2 BB		3 0 0 0 1 1 1
Harry Anderson, L OBP: 0.320, SLG: 0.430 (1, 7)		3-2 HR		4-1 1-2 BB		2-2 FC5-4 1B		0-1 L9		3 1 2 1 1 0 3
Joe Koppe, R OBP: 0.340, SLG: 0.401 (1, 6)		2-2 1B		1-3 K		0-3 K			0-1 F4	4 0 1 0 0 2 3
Valmy Thomas, R OBP: 0.254, SLG: 0.246 Harry Hanebrink, L OBP: 0.298, SLG: 0.386 (1, 2) (9, PH)		3-2 L7		2-1 F5		1-0 FC5-4 1-2f			0-1 2B	3 0 0 0 0 0 2 1 0 1 0 0 0 0
Robin Roberts, S OBP: 0.211, SLG: 0.239 Bob Bowman, R OBP: 0.171, SLG: 0.208 Turk Farrell, R Carl Sawatski, L OBP: 0.378, SLG: 0.453 (1, 1) (8, PH) (9, 1) (9, PH)		0-1 B5-3		1-1 6-3				4-1 1B 1B SF7 BB	2-3 K	2 0 0 0 0 0 0 0 1 0 0 1 0 0 0 0 0 0 0 0 0 1 0 0 0 0 1 1

Inning Stats	R: 0	H: 0	E: 1	K: 1	S: 6	LOB: 0	BB: 0	P: 8	R: 1	H: 2	E: 0	K: 0	S: 14	LOB: 1	BB: 1	P: 24	R: 0	H: 0	E: 0	K: 0	S: 7	LOB: 0	BB: 0	P: 8	R: 0	H: 1	E: 0	K: 1	S: 8	LOB: 2	BB: 1	P: 17	R: 0	H: 0	E: 0	K: 0	S: 5	LOB: 0	BB: 0	P: 8	R: 0	H: 1	E: 0	K: 2	S: 13	LOB: 1	BB: 0	P: 17	R: 1	H: 2	E: 0	K: 0	S: 11	LOB: 3	BB: 2	P: 21	R: 0	H: 1	E: 0	K: 1	S: 10	LOB: 1	BB: 0	P: 12	1B: 5	SF: 1	2B: 1	SAC: 0	3B: 0	DP: 1	HR: 1	HBP: 0	WP: 0	PA: 37
--------------	------	------	------	------	------	--------	-------	------	------	------	------	------	-------	--------	-------	-------	------	------	------	------	------	--------	-------	------	------	------	------	------	------	--------	-------	-------	------	------	------	------	------	--------	-------	------	------	------	------	------	-------	--------	-------	-------	------	------	------	------	-------	--------	-------	-------	------	------	------	------	-------	--------	-------	-------	-------	-------	-------	--------	-------	-------	-------	--------	-------	--------

PITCHER	IP	WLS	BF	H	R	ER	SO	BB	IBB	HBP	BLK	WP	HR	S	P	ERA	WHIP
Johnny Podres, L ERA: 3.96 (1, 1)	7.0	W	29	6	2	2	4	2	0	0	0	0	1	63	101	2.57	1.143
Larry Sherry, R ERA: 2.17 (8, 1)	2.0	S	8	1	0	0	1	1	0	0	0	0	0	17	24	0.00	1.000

BOTTOM

Los Angeles Dodgers @ Philadelphia Phillies
 Connie Mack Stadium, Philadelphia, PA

Tue Aug 25 1959, 7:05 PM EDT
 Att. 18,140 - Unknown

AB 33
 R 2
 H 7
 RBI 2
 BB 3
 SO 5
 LOB 15



Batter	1	2	3	4	5	6	7	8	9	AB R H RBI BB SO LOB
Jim Gilliam, S OBP: 0.406, SLG: 0.353 (1, 5)	0-0 FC4-6 1B		3-3 K		1-0 G4-6-3 1-2f		1-3 K			4 0 1 0 0 2 3
Wally Moon, L OBP: 0.390, SLG: 0.461 (1, 9)	1-2 FC4-6 1B		0-1 B3			0-1 F8		1-0 3-1		4 0 0 0 0 0 1
Norm Larker, L OBP: 0.326, SLG: 0.425 (1, 7)	1-1 F7		2-2 1B			0-0 F5		1-2 6-3		4 0 1 0 0 0 1
Duke Snider, L OBP: 0.392, SLG: 0.564 (1, 8)	3-2 1B		3-2 4-3			2-2 1B		3-3 K		4 0 2 0 0 1 1
Gil Hodges, R OBP: 0.388, SLG: 0.566 (1, 3)	1-1 1B			2-3 K		1-3 K		1-1 L7		4 0 1 0 0 2 1
Charlie Neal, R OBP: 0.340, SLG: 0.457 (1, 4)	0-1 F9			0-1 4-1		1-3 K		0-1 2B		4 0 1 0 0 1 3
John Roseboro, L OBP: 0.332, SLG: 0.365 (1, 2)		2-2 F2		2-3 K		1-1 1B		1-0 F9		4 0 1 0 0 1 1
Don Zimmer, R OBP: 0.277, SLG: 0.252 (1, 6)			3-3 K		2-3 K		1-0 2B			2 0 0 0 0 2 0
Ron Fairly, L OBP: 0.331, SLG: 0.354 (7, PH)							2-3 1B			1 0 1 0 0 0 0
Maury Wills, S OBP: 0.256, SLG: 0.243 (7, PR)										1 0 0 0 0 1 1
Don Drysdale, R OBP: 0.202, SLG: 0.350 (1, 1)										0 0 0 0 0 0 0
Roger Craig, R OBP: 0.054, SLG: 0.028 (2, 1)										1 0 0 0 0 0 0
Chuck Essigman, R OBP: 0.274, SLG: 0.408 (5, PH)										1 0 0 0 0 0 0
Stan Williams, R OBP: 0.270, SLG: 0.206 (6, 1)										0 0 0 0 0 0 0
Carl Furillo, R OBP: 0.361, SLG: 0.348 (7, PH)										1 0 0 0 0 1 2
Chuck Churn, R (8, 1)										0 0 0 0 0 0 0

Inning Stats	R: 0	H: 3	E: 0	K: 0	S: 13	R: 0	H: 0	E: 0	K: 1	S: 10	R: 0	H: 1	E: 0	K: 1	S: 13	R: 0	H: 0	E: 0	K: 2	S: 10	R: 0	H: 0	E: 1	K: 1	S: 5	R: 0	H: 1	E: 0	K: 1	S: 10	R: 0	H: 2	E: 0	K: 3	S: 12	R: 0	H: 0	E: 0	K: 1	S: 7	R: 0	H: 1	E: 0	K: 1	S: 8	1B: 6	2B: 2	3B: 0	HR: 0	SF: 0	SAC: 0	DP: 1	HBP: 0	WP: 0	PB: 0	SB: 0	CS: 0	PA: 35
--------------	------	------	------	------	-------	------	------	------	------	-------	------	------	------	------	-------	------	------	------	------	-------	------	------	------	------	------	------	------	------	------	-------	------	------	------	------	-------	------	------	------	------	------	------	------	------	------	------	-------	-------	-------	-------	-------	--------	-------	--------	-------	-------	-------	-------	--------

PITCHER	IP	WLS	BF	H	R	ER	SO	BB	IBB	HBP	BLK	WP	HR	S	P	ERA	WHIP
Sam Jones, R ERA: 3.0 (1, 1)	9.0	W	35	8	0	0	11	0	0	0	0	0	0	88	135	0.00	0.889

BOTTOM

San Francisco Giants @ Los Angeles Dodgers
Los Angeles Memorial Coliseum, Los Angeles, CA

Fri Aug 28 1959, 10:05 PM EDT
Att. 66,068 - Unknown

livebaseballscorecards.com

AB	35
R	0
H	8
RBI	0
BB	0
SO	11
LOB	14



Batter	1	2	3	4	5	6	7	8	9	AB R H RBI BB SO LOB	TOP																	
Jackie Brandt, R (1, 5) OBP: 0.326, SLG: 0.410	0-1 F8		4-2 HR BB		0-0 FC6-4 1-2f			2-2 1-3	0-1 FC6-4 1B	4 1 1 1 1 0 1																		
Willie Mays, R (1, 8) OBP: 0.367, SLG: 0.546	3-3 K		0-1 HR 1-H			0-1 F9		4-2 1B FC9-6 BB	1-2 FC6-4 1-2f	4 2 1 2 1 1 2																		
Willie McCovey, L (1, 3) OBP: 0.462, SLG: 0.698	1-1 3-1		2-3 K			4-2 G4-3 BB		3-2 FC9-6 1B		3 0 1 0 0 1 0																		
Orlando Cepeda, R (1, 7) OBP: 0.354, SLG: 0.540		0-0 F6		1-0 L8		0-1 G4-3 1-2f		0-0 FC9-6 1-2f 3-H		4 0 0 1 0 0 2																		
Willie Kirkland, L (1, 9) OBP: 0.328, SLG: 0.479		1-1 HR		2-0 F9			4-1 1B 4-3 BB	3-0 F7		3 2 1 1 1 0 1																		
Daryl Spencer, R (1, 4) OBP: 0.328, SLG: 0.385		1-2 F4		0-3 K			1-2 FC5-4 4-3 1B		4-2 SH3-4 1B BB	3 1 1 0 1 1 0																		
Hobie Landrith, L (1, 2) OBP: 0.343, SLG: 0.330		0-2 F8			3-2 6-3		2-1 4-3		0-1 SH3-4	3 0 0 1 0 0 1																		
Eddie Bressoud, R (1, 6) OBP: 0.316, SLG: 0.410			2-1 F9		1-0 FC6-4 1B		1-2 FC5-4-5		0-0 F7	4 0 1 0 0 0 2																		
Johnny Antonelli, L (1, 1) OBP: 0.170, SLG: 0.239			0-3 K		0-3 K		0-0 G3		4-0 1B IBB	2 0 0 0 0 0 2 1 1 0 0 0 0 0 0 1 0 1 0 0 0 0 0 0 0 0 0 0 0 0 0 0 0 0 0 0																		
Dusty Rhodes, L (7, PH) OBP: 0.310, SLG: 0.289																												
Stu Miller, R (7, 1) OBP: 0.053, SLG: 0.049																												
Al Worthington, R (7, 1) OBP: 0.077, SLG: 0.077																												
Leon Wagner, L (9, PH) OBP: 0.088, SLG: 0.431																												
Mike McCormick, L (9, 1) OBP: 0.164, SLG: 0.137																												
Sam Jones, R (9, 1) OBP: 0.141, SLG: 0.122																												
Inning Stats	R: 0 E: 0 K: 1 S: 8	H: 0 LOB: 0 BB: 0 P: 12	R: 1 E: 0 K: 0 S: 11	H: 1 LOB: 0 BB: 1 P: 13	R: 2 E: 0 K: 2 S: 14	H: 1 LOB: 0 BB: 1 P: 22	R: 0 E: 0 K: 1 S: 6	H: 0 LOB: 0 BB: 0 P: 9	R: 0 E: 0 K: 1 S: 9	H: 1 LOB: 1 BB: 0 P: 13	R: 0 E: 0 K: 0 S: 8	H: 0 LOB: 0 BB: 1 P: 12	R: 1 E: 0 K: 0 S: 13	H: 1 LOB: 1 BB: 1 P: 21	R: 1 E: 0 K: 0 S: 12	H: 1 LOB: 1 BB: 1 P: 24	R: 1 E: 0 K: 0 S: 10	H: 1 LOB: 2 BB: 2 P: 19	1B: 4 2B: 0 3B: 0 HR: 2	SF: 0 SAC: 1 DP: 1 HBP: 0	WP: 0 PB: 0 SB: 0 CS: 0	PA: 38						
PITCHER	IP WLS BF H R ER SO BB IBB HBP BLK WP HR S P ERA WHIP												IP WLS BF H R ER SO BB IBB HBP BLK WP HR S P ERA WHIP															
Larry Sherry, R (1, 1) ERA: 2.64	7.1	30	5	5	5	5	4	0	0	0	0	0	2	79	121	6.14	1.227											
Roger Craig, R (8, 1) ERA: 2.5	1.2	W	8	1	1	1	0	1	1	0	0	0	0	12	24	5.40	1.200											

San Francisco Giants @ Los Angeles Dodgers
Los Angeles Memorial Coliseum, Los Angeles, CA
Sun Aug 30 1959, 6:33 AM EDT
Att: 44,391 - Unknown

livebaseballscorecards.com

AB	31
R	6
H	6
RBI	6
BB	6
SO	5
LOB	11



BOTTOM

San Francisco Giants @ Los Angeles Dodgers
Los Angeles Memorial Coliseum, Los Angeles, CA

Sun Aug 30 1959, 6:33 AM EDT
Att. 44,391 - Unknown

livebaseballscorecards.com

AB	36
R	7
H	12
RBI	5
BB	5
SO	4
LOB	17



WP:	0	PA:	43
PB:	0		
SB:	0		
CS:	0		

AB R H RBI BB SO LOB

5	2	3	0	0	0	0
4	1	1	1	0	0	1
4	2	3	1	1	0	1
4	1	1	2	0	1	4
3	0	1	0	0	0	1
1	0	0	0	0	1	1
0	0	0	0	1	0	0
4	1	1	0	0	1	1
0	0	0	0	1	0	0
2	0	1	0	2	0	1
1	0	0	0	0	0	2
2	0	0	0	0	0	1
1	0	1	1	0	0	0
1	0	0	0	0	0	1
3	0	0	0	0	1	2
1	0	0	0	0	0	1

Batter	1	2	3	4	5	6	7	8	9
Jim Gilliam, S OBP: 0.408, SLG: 0.360 (1, 5)	0-2 L8 ①		1-0 G5-4-3 1B		1-0 2B 3B		1-1 SH G6-4-3 1B		0-2 F4 ①
Charlie Neal, R OBP: 0.339, SLG: 0.458 (1, 4)	1-1 L8 ②		1-0 G5-4-3 1-2f ②		0-0 2B 3-H		1-0 SH G6-4-3 1-3		0-0 E5 3B
Wally Moon, L OBP: 0.394, SLG: 0.471 (1, 8) (7, 9)	3-2 2B			1-0 HR 1B	0-0 5-3 ③		4-1 BB G6-4-3		2-1 E 3B 1-H
Gil Hodges, R OBP: 0.389, SLG: 0.571 (1, 3)	3-3 K ③			0-1 HR 1-H		2-1 HBP G6-4-3	0-0 G6-4-3 ①		2-2 G3 ②
Carl Furillo, R OBP: 0.360, SLG: 0.348 Don Demeter, R OBP: 0.290, SLG: 0.439 Duke Snider, L OBP: 0.393, SLG: 0.564 (1, 9) (7, 8) (9, PH)		1-0 F7 ①		1-0 FC5-4 1B		0-0 G6-4-3 1-2f ①	1-3 K ③		4-0 E BB IBB
Chuck Essegian, R OBP: 0.273, SLG: 0.413 Ron Fairly, L OBP: 0.333, SLG: 0.354 (1, 7) (9, PH)		1-3 K ②		2-0 FC5-4 G6-4-3 1-2f ①		0-0 1B 2B		3-2 F3 ①	4-2 E BB
Joe Pignatano, R OBP: 0.319, SLG: 0.286 Norm Larker, L OBP: 0.325, SLG: 0.423 (1, 2) (9, PH)		4-2 BB		0-1 G6-4-3 1-2f ②		4-2 1B BB		1-0 1B	3-2 E3 1-2 2-3 3-H
Maury Wills, S OBP: 0.253, SLG: 0.240 Rip Repulski, R OBP: 0.343, SLG: 0.363 Don Zimmer, R OBP: 0.276, SLG: 0.251 (1, 6) (6, PH) (7, 6)		2-2 1-3 ③			1-2 4-3 ①	3-2 FC6-4 1B 1-3 2-H		0-0 F4 ②	
Larry Sherry, R OBP: 0.227, SLG: 0.364 Roger Craig, R OBP: 0.053, SLG: 0.027 (1, 1) (8, 1)			0-2 6-3 ①		0-3 K ②	0-0 FC6-4 1-2f ③		2-1 G3 ③	

Inning Stats	R: 0	H: 1	E: 0	LOB: 1	K: 1	S: 12	P: 19	R: 0	H: 0	E: 0	LOB: 1	K: 1	S: 10	P: 18	R: 0	H: 1	E: 0	LOB: 0	K: 0	S: 5	R: 2	H: 3	E: 0	LOB: 0	K: 0	S: 7	P: 11	R: 1	H: 2	E: 0	LOB: 1	K: 1	S: 9	P: 11	R: 1	H: 2	E: 0	LOB: 2	K: 0	S: 10	R: 1	H: 1	E: 1	LOB: 1	K: 1	S: 8	P: 15	R: 0	H: 1	E: 0	LOB: 1	K: 0	S: 7	R: 2	H: 1	E: 2	LOB: 3	K: 0	S: 17	P: 32	1B: 6	2B: 3	3B: 2	HR: 1	SF: 0	SAC: 1	DP: 4	HBP: 1	WP: 0	PA: 43
--------------	------	------	------	--------	------	-------	-------	------	------	------	--------	------	-------	-------	------	------	------	--------	------	------	------	------	------	--------	------	------	-------	------	------	------	--------	------	------	-------	------	------	------	--------	------	-------	------	------	------	--------	------	------	-------	------	------	------	--------	------	------	------	------	------	--------	------	-------	-------	-------	-------	-------	-------	-------	--------	-------	--------	-------	--------

PITCHER	IP	WLS	BF	H	R	ER	SO	BB	IBB	HBP	BLK	WP	HR	S	P	ERA	WHIP
Johnny Antonelli, L ERA: 2.79 (1, 1)	6.0		27	9	4	4	3	2	0	1	0	0	1	53	85	6.00	1.833
Stu Miller, R ERA: 3.02 (7, 1)	0.0		3	1	1	0	0	1	0	0	0	0	0	4	10	∞	∞
Al Worthington, R ERA: 3.6 (7, 1)	2.0		6	1	0	0	1	0	0	0	0	0	0	11	18	0.00	0.500
Mike McCormick, L ERA: 4.3 (9, 1)	0.1	L	3	1	2	0	0	0	0	0	0	0	0	6	8	0.00	3.000
Sam Jones, R ERA: 3.0 (9, 1)	0.1		4	0	0	0	0	1	1	0	0	0	0	11	24	0.00	3.000

Batter	1	2	3	4	5	6	7	8	9	AB R H RBI BB SO LOB	TOP
Jackie Brandt, R (1, 5) OBP: 0.323, SLG: 0.406 Jose Pagan, R (7, 5) OBP: 0.231, SLG: 0.231	3-3 		0-0 5-3 		1-3 		0-3 			4 0 0 0 0 3 1 0 0 0 0 0 0 0	San Francisco Giants @ Los Angeles Dodgers Los Angeles Memorial Coliseum, Los Angeles, CA Mon Aug 31 1959, 10:05 PM EDT Att: 60,194 - Unknown livebaseballscorecards.com
Willie McCovey, L (1, 3) OBP: 0.455, SLG: 0.709	1-3 		1-2 F5 		2-2 		1-3 			4 1 1 1 0 2 1	
Willie Mays, R (1, 8) OBP: 0.368, SLG: 0.547	2-2 		4-2 		1-3 		0-3 			3 1 1 0 0 1 2 0	
Orlando Cepeda, R (1, 7) OBP: 0.353, SLG: 0.539	1-0 		0-1 4-3 		1-3 		1-3 			4 0 1 1 0 2 1	
Felipe Alou, R (1, 9) OBP: 0.317, SLG: 0.461	1-2 4-3 		2-2 		1-3 		1-1 			4 0 2 0 0 1 1	
Bob Schmidt, R (1, 2) OBP: 0.283, SLG: 0.370		1-1 F8 		0-0 		2-3 		2-2 F7 		4 0 1 0 0 1 1	
Eddie Bressoud, R (1, 6) OBP: 0.311, SLG: 0.403		2-2 F6 		0-0 F2 		1-3 		0-3 		4 0 0 0 0 2 2	
Danny O'Connell, R (1, 4) OBP: 0.262, SLG: 0.293		4-1 		3-3 		2-2 		0-3 		3 0 1 0 0 1 2 2	
Jack Sanford, R (1, 1) OBP: 0.191, SLG: 0.113 Al Worthington, R (9, 1) OBP: 0.077, SLG: 0.077		2-3 		1-3 		1-2 B3-4 		1-3 		4 0 0 0 0 3 4 0 0 0 0 0 0 0	
Inning Stats	R: 1 H: 2 E: 0 LOB: 1 K: 2 BB: 0 S: 16 P: 24	R: 0 H: 0 E: 0 LOB: 1 K: 1 BB: 1 S: 9 P: 18	R: 0 H: 0 E: 0 LOB: 1 K: 0 BB: 1 S: 8 P: 13	R: 0 H: 2 E: 0 LOB: 2 K: 2 BB: 0 S: 12 P: 18	R: 1 H: 1 E: 0 LOB: 0 K: 3 BB: 0 S: 13 P: 18	R: 0 H: 0 E: 0 LOB: 0 K: 3 BB: 0 S: 10 P: 14	R: 0 H: 1 E: 0 LOB: 1 K: 2 BB: 0 S: 13 P: 17	R: 0 H: 1 E: 0 LOB: 1 K: 2 BB: 0 S: 11 P: 15	R: 0 H: 0 E: 0 LOB: 0 K: 3 BB: 0 S: 9 P: 10	1B: 3 SF: 0 2B: 3 SAC: 0 3B: 0 DP: 0 HR: 1 HBP: 0	WP: 0 PA: 36 PB: 0 SB: 0 CS: 0
PITCHER Sandy Koufax, L (1, 1) ERA: 3.76	IP WLS BF H R ER SO BB IBB HBP BLK WP HR S P ERA WHIP 9.0 W 36 7 2 2 18 2 0 0 0 0 1 101 147 2.00 1.000										

Batter	1	2	3	4	5	6	7	8	9	AB R H RBI BB SO LOB
--------	---	---	---	---	---	---	---	---	---	----------------------

Jim Gilliam, S <small>OBP: 0.408, SLG: 0.359</small> (1, 5)	4-0 		3-2 1-3 		3-2 E5 		0-0 1-3 		0-1 HR 	4 2 1 0 1 0 2
Wally Moon, L <small>OBP: 0.394, SLG: 0.475</small> (1, 9)	2-3 K 		0-2 4-3 		3-3 K 			4-1 SH1-4 	1-1 HR 	4 2 1 3 1 2 2
Norm Larker, L <small>OBP: 0.325, SLG: 0.420</small> (1, 7)	4-1 		1-3 K 		2-0 F6 			1-0 SH1-4 		2 0 0 0 1 1 0
Duke Snider, L <small>OBP: 0.394, SLG: 0.562</small> (1, 8)	1-2 FC6-4 			1-0 	1-0 F7 			4-2 		3 0 1 1 1 0 1
Gil Hodges, R <small>OBP: 0.390, SLG: 0.569</small> (1, 3)	1-2 E7 			1-3 K 			4-2 	0-1 E5 		3 0 1 0 1 1 2
Charlie Neal, R <small>OBP: 0.337, SLG: 0.454</small> (1, 4)	0-1 4-3 			0-1 F7 			2-3 	0-1 F9 		4 0 0 0 0 1 6
John Roseboro, L <small>OBP: 0.331, SLG: 0.363</small> (1, 2)			0-2 1-3 		2-1 F8 			2-1 	0-1 3-1 	4 0 1 0 0 0 3
Maury Wills, S <small>OBP: 0.253, SLG: 0.241</small> (1, 6)			3-2 6-3 		3-2 			0-0 FC2-6 	3-2 4-3 	4 0 1 0 0 0 1
Sandy Koufax, R <small>OBP: 0.174, SLG: 0.205</small> (1, 1)			0-3 K 		0-3 K 			0-0 SH5-4 	0-0 	3 1 1 0 0 2 1

Inning Stats	R: 1	H: 1	E: 1	K: 1	S: 16	LOB: 2	BB: 2	P: 29	R: 0	H: 0	E: 0	K: 1	S: 9	LOB: 0	BB: 0	P: 12	R: 0	H: 0	E: 0	K: 1	S: 9	LOB: 0	BB: 0	P: 13	R: 0	H: 1	E: 0	K: 1	S: 8	LOB: 1	BB: 0	P: 12	R: 0	H: 1	E: 1	K: 2	S: 13	LOB: 1	BB: 0	P: 22	R: 0	H: 0	E: 0	K: 1	S: 7	LOB: 1	BB: 1	P: 16	R: 0	H: 1	E: 0	K: 0	S: 5	LOB: 1	BB: 0	P: 7	R: 1	H: 0	E: 1	K: 0	S: 10	LOB: 2	BB: 2	P: 19	R: 3	H: 3	E: 0	K: 0	S: 8	LOB: 0	BB: 0	P: 12	1B: 6	2B: 0	3B: 0	HR: 1	SF: 0	SAC: 2	DP: 0	HBP: 0	WP: 2	PB: 1	SB: 2	CS: 0	PA: 38
--------------	------	------	------	------	-------	--------	-------	-------	------	------	------	------	------	--------	-------	-------	------	------	------	------	------	--------	-------	-------	------	------	------	------	------	--------	-------	-------	------	------	------	------	-------	--------	-------	-------	------	------	------	------	------	--------	-------	-------	------	------	------	------	------	--------	-------	------	------	------	------	------	-------	--------	-------	-------	------	------	------	------	------	--------	-------	-------	-------	-------	-------	-------	-------	--------	-------	--------	-------	-------	-------	-------	--------

PITCHER	IP	WLS	BF	H	R	ER	SO	BB	IBB	HBP	BLK	WP	HR	S	P	ERA	WHIP
Jack Sanford, R <small>ERA: 3.29</small>	(1, 1)	8.1	L	37	6	4	4	7	5	0	0	0	0	83	139	4.32	1.320
Al Worthington, R <small>ERA: 3.74</small>	(9, 1)	0.0		1	1	1	0	0	0	0	0	0	1	2	3	∞	∞

BOTTOM

San Francisco Giants @ Los Angeles Dodgers
Los Angeles Memorial Coliseum, Los Angeles, CA
 Mon Aug 31 1959, 10:05 PM EDT
 Att. 60,194 - Unknown

livebaseballscorecards.com

AB	31
R	5
H	7
RBI	4
BB	5
SO	7
LOB	18



Batter	1	2	3	4	5	6	7	8	9	AB R H RBI BB SO LOB	TOP	
Don Blasingame, L (1, 4) OBP: 0.359, SLG: 0.363	1-1 F7		1-2 6-3			1-0 SH1-4 2B		1-2 4-3		4 1 1 0 0 0 0		
Alex Grammas, R (1, 6) OBP: 0.343, SLG: 0.346	1-0 1-3			2-2 HR		3-1 SH1-4 2-H			2-2 5-3	3 1 1 2 0 0 0		
Joe Cunningham, L (1, 7) OBP: 0.444, SLG: 0.475	2-3 K			1-1 6-3		2-2 F4			2-1 1-3	4 0 0 0 0 1 0		
Ken Boyer, R (1, 5) OBP: 0.393, SLG: 0.524		2-2 HR		0-0 5-3			1-0 F8		4-2 BB	3 1 1 1 1 0 0		
Bill White, L (1, 3) OBP: 0.348, SLG: 0.484		2-2 4-3		3-2 F5			2-1 CS S 1B		1-3 K	4 0 1 0 0 1 1		
Gino Cimoli, R (1, 9) OBP: 0.324, SLG: 0.428		0-0 F8			2-3 K2-3		4-2 FC6-4 BB			2 0 0 0 1 1 0		
Curt Flood, R (1, 8) OBP: 0.328, SLG: 0.426		2-3 K			0-0 F7		0-0 FC6-4			3 0 0 0 0 1 1		
Hal Smith, R (1, 2) OBP: 0.288, SLG: 0.383			2-2 F7		1-1 4-3			1-2 F7		3 0 0 0 0 0 0		
Larry Jackson, R (1, 1) OBP: 0.120, SLG: 0.122			0-0 F3			3-2 6-3		0-0 4-3		3 0 0 0 0 0 0		
Inning Stats	R: 0 E: 0 K: 1 S: 6 H: 0 LOB: 0 BB: 0 P: 10	R: 1 E: 0 K: 1 S: 10 H: 1 LOB: 0 BB: 0 P: 16	R: 0 E: 0 K: 0 S: 7 H: 0 LOB: 0 BB: 0 P: 10	R: 1 E: 0 K: 0 S: 9 H: 1 LOB: 0 BB: 0 P: 15	R: 0 E: 0 K: 1 S: 6 H: 0 LOB: 0 BB: 0 P: 9	R: 1 E: 0 K: 0 S: 10 H: 1 LOB: 0 BB: 0 P: 19	R: 0 E: 0 K: 0 S: 6 H: 1 LOB: 1 BB: 1 P: 13	R: 0 E: 0 K: 0 S: 8 H: 0 LOB: 0 BB: 0 P: 10	R: 0 E: 0 K: 1 S: 16 H: 0 LOB: 1 BB: 1 P: 24	1B: 1 2B: 1 3B: 0 HR: 2 SF: 0 SAC: 1 DP: 0 HBP: 0	WP: 0 PB: 0 SB: 2 CS: 1 PA: 32	
PITCHER	IP WLS BF H R ER SO BB IBB HBP BLK WP HR S P ERA WHIP											
Johnny Podres, L (1, 1) ERA: 3.98	6.0 L 21 3 3 3 3 0 0 0 0 0 2 48 79 4.50 0.500											
Stan Williams, R (7, 1) ERA: 4.06	2.0 7 1 0 0 0 1 0 0 0 0 0 14 23 0.00 1.000											
Don Drysdale, R (9, 1) ERA: 3.34	1.0 4 0 0 0 0 1 1 0 0 0 0 16 24 0.00 1.000											

St. Louis Cardinals @ Los Angeles Dodgers
Los Angeles Memorial Coliseum, Los Angeles, CA
Tue Sep 01 1959, 10:05 PM EDT
Att. 18,425 - Unknown

livebaseballscores.com

AB 29
R 3
H 4
RBI 3
BB 2
SO 4
LOB 2



Batter	1	2	3	4	5	6	7	8	9	AB R H RBI BB SO LOB
Jim Gilliam, S OBP: 0.405, SLG: 0.356 (1, 5) F B B X	2-2 1-3 ①		2-1 6-3 ③			2-2 6-3 ②			0-1 L3 ①	4 0 0 0 0 0 1
Wally Moon, L OBP: 0.393, SLG: 0.472 (1, 9) B B B B	4-1 L3 BB			0-0 G3 ①		2-0 6-3 ③			2-1 F8 ②	3 0 0 0 1 0 0
Norm Larker, L OBP: 0.320, SLG: 0.413 (1, 7) B X	1-0 L3 ② ③ 1-2			1-0 F9 ②			0-0 F8 ①		0-1 4-3 ③	4 0 0 0 0 0 1
Duke Snider, L OBP: 0.397, SLG: 0.564 (1, 8)				1-0 F9 ③			1-2 2B			2 0 1 0 1 0 0
Gil Hodges, R OBP: 0.387, SLG: 0.564 (1, 3)			2-3 K ①		3-2 E6 F8 X		0-1 6-3 ②			3 0 0 0 0 1 2
Charlie Neal, R OBP: 0.335, SLG: 0.451 (1, 4)			1-0 G5-4-3 ② ③ 1-2		0-1 F8 ① 1-2		0-3 K ③			3 0 0 0 0 1 3
John Roseboro, L OBP: 0.328, SLG: 0.360 (1, 2)			2-3 K ①		0-0 L3 ②			1-1 F9 ①		3 0 0 0 0 1 1
Maury Wills, S OBP: 0.256, SLG: 0.244 (1, 6) Carl Furillo, R OBP: 0.355, SLG: 0.343 (8, PH) Don Zimmer, R OBP: 0.276, SLG: 0.251 (9, 6)			2-2 B2-6-3 1B		1-0 1-3 ③			1-2 4-3 ②		2 0 1 0 0 0 1 1 0 0 0 0 0 0 0 0 0 0 0 0 0
Johnny Podres, L OBP: 0.295, SLG: 0.263 (1, 1) Chuck Essegian, R OBP: 0.269, SLG: 0.408 (6, PH) Stan Williams, R OBP: 0.270, SLG: 0.206 (7, 1) Ron Fairly, L OBP: 0.332, SLG: 0.352 (8, PH) Don Drysdale, R OBP: 0.202, SLG: 0.350 (9, 1)			0-1 B2-6-3 ② 1-2		3-3 K ①			2-1 5-3 ③		1 0 0 0 0 0 1 1 0 0 0 0 1 0 0 0 0 0 0 0 0 1 0 0 0 0 0 0 0 0 0 0 0 0 0

Inning Stats	R: 0	H: 0	E: 0	K: 0	S: 5	R: 0	H: 0	E: 0	K: 1	S: 4	R: 0	H: 1	E: 0	K: 1	S: 10	R: 0	H: 0	E: 0	K: 0	S: 3	R: 0	H: 0	E: 1	K: 0	S: 11	R: 0	H: 0	E: 0	K: 1	S: 7	R: 0	H: 1	E: 0	K: 1	S: 9	R: 0	H: 0	E: 0	K: 0	S: 7	R: 0	H: 0	E: 0	K: 0	S: 6	1B: 1	2B: 2	3B: 0	HR: 0	SF: 0	SAC: 0	DP: 2	HBP: 0	WP: 0	PB: 0	SB: 0	CS: 0	PA: 30
	0	0	0	0	5	0	0	0	1	4	0	1	0	0	10	0	0	0	0	0	3	0	0	1	0	11	0	0	0	0	7	0	1	0	9	0	0	0	0	7	0	0	0	0	6	1	2	0	0	0	0	0	0	0	0	30		

PITCHER	IP	WLS	BF	H	R	ER	SO	BB	IBB	HBP	BLK	WP	HR	S	P	ERA	WHIP
Larry Jackson, R ERA: 3.27 (1, 1)	9.0	W	30	2	0	0	4	2	0	0	0	0	0	62	102	0.00	0.444

BOTTOM


St. Louis Cardinals @ Los Angeles Dodgers
Los Angeles Memorial Coliseum, Los Angeles, CA

livebaseballscorecards.com

AB	28
R	0
H	2
RBI	0
BB	2
SO	4
LOB	10



Tue Sep 01 1959, 10:05 PM EDT
Att. 18,425 - Unknown

Batter	1	2	3	4	5	6	7	8	9	AB R H RBI BB SO LOB	TOP																
Don Blasingame, L (1, 4) OBP: 0.361, SLG: 0.364	3-3 K		0-0 E 2B 1B	4-2 G5-4-3 BB		2-2 F7		1-1 1-3 2-H 1B		4 1 2 1 1 1 0																	
Alex Grammas, R (1, 6) Wally Shannon, L (9, PH) OBP: 0.339, SLG: 0.342 OBP: 0.328, SLG: 0.391	2-1 F8		0-0 E6 2B SF9	1-0 G5-4-3			3-3 K		0-0 3-1	4 1 0 0 0 1 2 1 0 0 0 0 0 0																	
Joe Cunningham, L (1, 7) OBP: 0.448, SLG: 0.478	4-2 BB		1-2 SF9 HR 2B		4-0 BB BB BB		1-1 B1-3		4-2 BB	2 1 1 1 3 0 0																	
Ken Boyer, R (1, 5) OBP: 0.393, SLG: 0.522	1-0 4-3		4-0 SF9 HR IBB		1-2 F9		0-2 1B		2-3 K	4 1 1 0 1 1 3																	
Bill White, L (1, 3) OBP: 0.347, SLG: 0.480		3-2 F4	0-3 K		4-2 BB BB		1-2 F6		1-2 F5	4 0 0 0 1 1 5																	
Gino Cimoli, R (1, 9) OBP: 0.328, SLG: 0.437		2-1 FC5-2 3B	2-2 SF9		4-0 G6-3 BB			0-0 1B 2B		2 1 2 1 1 0 0																	
Curt Flood, R (1, 8) OBP: 0.326, SLG: 0.440		1-2 FC5-2 1B	2-2 HR		1-0 G6-3			1-3 K		4 1 1 3 0 1 5																	
Hal Smith, R (1, 2) Stan Musial, L (8, PH) Bob Gibson, R (8, PR) Jay Porter, R (8, 2) OBP: 0.290, SLG: 0.385 OBP: 0.365, SLG: 0.425 OBP: 0.056, SLG: 0.111 OBP: 0.294, SLG: 0.321		1-0 FC6-4 1B	0-1 1-3			0-1 CS 1B		4-1 1B BB		3 0 2 0 0 0 0 0 0 0 0 1 0 0 0 0 0 0 0 0 0 0 0 0 0 0 0 0	AB 32 R 6 H 9 RBI 6 BB 8 SO 7 LOB 20																
Ernie Broglio, R (1, 1) Bob Duliba, R (3, 1) Marshall Bridges, S (6, 1) George Crowe, L (8, PH) Lindy McDaniel, R (8, 1) OBP: 0.125, SLG: 0.075 OBP: 0.238, SLG: 0.400 OBP: 0.343, SLG: 0.625 OBP: 0.129, SLG: 0.036		1-0 FC6-4		1-3 K		2-3 K		0-1 F7		1 0 0 0 0 0 2 2 0 0 0 0 2 1 0 0 0 0 0 0 0 1 0 0 0 0 0 2 0 0 0 0 0 0 0																	
Inning Stats	R: 0 E: 0 K: 1 S: 8	H: 0 LOB: 1 BB: 1 P: 18	R: 0 E: 0 K: 0 S: 10	H: 2 LOB: 2 BB: 0 P: 18	R: 5 E: 1 K: 1 S: 16	H: 3 LOB: 0 BB: 1 P: 25	R: 0 E: 0 K: 1 S: 6	H: 0 LOB: 0 BB: 1 P: 12	R: 0 E: 0 K: 0 S: 7	H: 0 LOB: 2 BB: 3 P: 21	R: 0 E: 0 K: 1 S: 8	H: 1 LOB: 0 BB: 0 P: 12	R: 0 E: 0 K: 1 S: 14	H: 1 LOB: 1 BB: 0 P: 19	R: 1 E: 0 K: 1 S: 9	H: 2 LOB: 2 BB: 1 P: 15	R: 0 E: 0 K: 1 S: 10	H: 0 LOB: 1 BB: 1 P: 17	1B: 5 2B: 2 3B: 1 HR: 1	SF: 1 SAC: 0 DP: 2 HBP: 0	WP: 0 PB: 0 SB: 0 CS: 1	PA: 41					
PITCHER	IP WLS BF H R ER SO BB IBB HBP BLK WP HR S P ERA WHIP																										
Danny McDevitt, L (1, 1) ERA: 4.12	2.2		16	5	5	0	2	1	1	0	0	0	1	32	59	0.00	2.250										
Roger Craig, R (3, 1) ERA: 2.49	0.1		1	0	0	0	0	0	0	0	0	0	0	2	2	0.00	0.000										
Stan Williams, R (4, 1) ERA: 4.01	1.1		6	0	0	0	1	3	0	0	0	0	0	12	27	0.00	2.250										
Chuck Chum, R (5, 1) ERA: 2.89	4.2	W	18	4	1	1	4	3	0	0	0	0	0	42	69	1.93	1.500										

St. Louis Cardinals @ Los Angeles Dodgers
Los Angeles Memorial Coliseum, Los Angeles, CA
Wed Sep 02 1959, 10:05 PM EDT
Att. 15,671 - Unknown

livebaseballscores.com

Batter	1	2	3	4	5	6	7	8	9	AB R H RBI BB SO LOB	TOP		
Don Blasingame, L (1, 4) OBP: 0.358, SLG: 0.361	3-2 1-3		0-0 F5	0-2 6-3		3-3 K			1-0 L6	5 0 0 0 0 1 0			
Joe Cunningham, L (1, 9) OBP: 0.450, SLG: 0.486 Gino Cimoli, R (3, PR) OBP: 0.326, SLG: 0.435 (3, 9)	0-0 HR		1-0 HR HBP	1-1 4-3					1-0 6-3	1 1 1 1 0 0 0 2 1 0 0 0 0 0			
Bill White, L (1, 7) OBP: 0.350, SLG: 0.482 (8, 3)	1-0 PB 1B		4-2 HR BB		0-1 1-4-3 1B			0-0 F4		3 2 2 0 1 0 0			
Ken Boyer, R (1, 5) OBP: 0.394, SLG: 0.527	4-2 PB BB		0-0 HR		0-1 1-4-3			3-2 F8		3 1 1 3 1 0 1			
Stan Musial, L (1, 3) OBP: 0.364, SLG: 0.423 Gene Oliver, R (8, 7) OBP: 0.266, SLG: 0.406	2-3 K		3-2 F9		0-0 4-3 1B			1-2 6-3		4 0 1 1 0 1 3 0 0 0 0 0 0 0			
Wally Shannon, L (1, 6) OBP: 0.328, SLG: 0.388 Alex Grammas, R (5, 6) OBP: 0.338, SLG: 0.341	0-2 6-3		1-1 BB 1B		2-1 4-3			2-2 F8		3 0 1 0 0 0 3 1 0 0 0 0 0 0			
Curt Flood, R (1, 8) OBP: 0.324, SLG: 0.432			1-3 K		3-1 F8			0-0 F3		3 0 0 0 1 1 1			
Hal Smith, R (1, 2) OBP: 0.288, SLG: 0.381			0-3 K		2-3 K			1-1 F3		4 0 0 0 0 2 2			
Bob Miller, R (1, 1) OBP: 0.133, SLG: 0.133			2-3 K		0-0 B1-3			1-3 K		4 0 0 0 0 3 0			
Inning Stats	R: 1 H: 2 E: 0 LOB: 2 K: 1 BB: 1 S: 14 P: 24	R: 0 H: 0 E: 0 LOB: 0 K: 3 BB: 0 S: 10 P: 13	R: 3 H: 2 E: 0 LOB: 2 K: 1 BB: 2 S: 13 P: 28	R: 0 H: 0 E: 0 LOB: 0 K: 0 BB: 0 S: 6 P: 7	R: 1 H: 2 E: 0 LOB: 1 K: 0 BB: 0 S: 9 P: 14	R: 0 H: 0 E: 0 LOB: 0 K: 2 BB: 0 S: 8 P: 13	R: 0 H: 0 E: 0 LOB: 0 K: 0 BB: 0 S: 5 P: 9	R: 0 H: 0 E: 0 LOB: 0 K: 0 BB: 0 S: 7 P: 10	R: 0 H: 0 E: 0 LOB: 0 K: 1 BB: 0 S: 5 P: 11	1B: 4 SF: 0 2B: 0 SAC: 0 3B: 0 DP: 0 HR: 2 HBP: 1	WP: 0 PA: 37 PB: 4 SB: 0 CS: 0		
PITCHER	IP WLS BF H R ER SO BB IBB HBP BLK WP HR S P ERA WHIP											PITCHER	IP WLS BF H R ER SO BB IBB HBP BLK WP HR S P ERA WHIP
Don Drysdale, R (1, 1) ERA: 3.45	2.2 L 15 4 4 4 4 2 0 1 0 0 2 34 56 13.50 2.250												
Roger Craig, R (3, 1) ERA: 2.48	4.1 16 2 1 1 3 1 0 0 0 0 0 31 52 2.08 0.692												
Larry Sherry, R (8, 1) ERA: 2.56	2.0 6 0 0 0 1 0 0 0 0 0 0 12 21 0.00 0.000												

St. Louis Cardinals @ Los Angeles Dodgers
Los Angeles Memorial Coliseum, Los Angeles, CA
Thu Sep 03 1959, 10:05 PM EDT
Att. 21,308 - Unknown

AB	33
R	5
H	6
RBI	5
BB	3
SO	8
LOB	10



Batter	1	2	3	4	5	6	7	8	9	AB	R	H	RBI	BB	SO	LOB
Jim Gilliam, S <small>(1, 5)</small> <small>OBP: 0.404, SLG: 0.356</small>	2-1 	1-0 F8 			1-1 6-3 		2-1 FC4-6 			4	1	1	0	0	0	2
Wally Moon, L <small>(1, 9)</small> <small>OBP: 0.392, SLG: 0.473</small>	0-3 K 		3-2 FC4-6 		2-3 K 			2-2 1-3 		4	0	1	0	0	2	1
Norm Larker, L <small>(1, 7)</small> <small>OBP: 0.327, SLG: 0.425</small>	2-2 		0-1 FC4-6 		2-1 			1-2 G3 		4	1	2	1	0	0	1
Duke Snider, L <small>(1, 8)</small> <small>OBP: 0.402, SLG: 0.562</small>	2-2 		1-1 G4-6-3 		2-3 K 			4-2 		3	0	1	1	1	1	2
Gil Hodges, R <small>(1, 3)</small> <small>OBP: 0.385, SLG: 0.556</small>	1-2 FC5-4 			1-1 		1-3 K 		1-2 F4 		4	0	1	0	0	1	3
Charlie Neal, R <small>(1, 4)</small> <small>OBP: 0.333, SLG: 0.449</small>	1-1 1-3 			1-1 F7 		1-2 5-3 			1-2 6-3 	4	0	0	0	0	0	3
John Roseboro, L <small>(1, 2)</small> <small>OBP: 0.333, SLG: 0.368</small>		4-2 		1-3 		1-2 4-3 		3-2 		3	1	1	1	1	1	1
Maury Wills, S <small>(1, 6)</small> <small>OBP: 0.251, SLG: 0.239</small>		1-2 FC3 		0-1 4-3 		0-3 K 		0-0 1-3 		2	0	0	0	0	0	2
Chuck Essegian, R <small>(7, PH)</small> <small>OBP: 0.266, SLG: 0.403</small>		1-2 								1	0	0	0	0	1	0
Don Zimmer, R <small>(8, 6)</small> <small>OBP: 0.274, SLG: 0.249</small>		1-2 								0	0	0	0	0	0	0
Carl Furillo, R <small>(9, PH)</small> <small>OBP: 0.359, SLG: 0.347</small>		1-2 								1	0	0	0	0	0	0
Don Drysdale, R <small>(1, 1)</small> <small>OBP: 0.200, SLG: 0.346</small>		0-1 6-3 			2-3 K 		1-1 E6 		1-1 6-3 	1	0	0	0	0	0	2
Roger Craig, R <small>(3, 1)</small> <small>OBP: 0.051, SLG: 0.026</small>										1	0	0	0	0	1	0
Ron Fairly, L <small>(7, PH)</small> <small>OBP: 0.333, SLG: 0.351</small>										1	0	0	0	0	0	0
Larry Sherry, R <small>(8, 1)</small> <small>OBP: 0.227, SLG: 0.364</small>										0	0	0	0	0	0	0
Don Demeter, R <small>(9, PH)</small> <small>OBP: 0.291, SLG: 0.439</small>										1	0	0	0	0	0	0

Inning Stats	R: 2	H: 3	E: 0	K: 1	S: 17	R: 0	H: 0	E: 0	K: 0	S: 9	R: 0	H: 1	E: 0	K: 0	S: 8	R: 0	H: 1	E: 0	K: 1	S: 9	R: 0	H: 0	E: 0	K: 2	S: 8	R: 0	H: 1	E: 0	K: 2	S: 12	R: 0	H: 0	E: 1	K: 1	S: 11	R: 0	H: 0	E: 0	K: 0	S: 12	R: 1	H: 1	E: 0	K: 0	S: 10	1B: 5	SF: 0	2B: 1	SAC: 0	3B: 0	DP: 1	HR: 1	HBP: 0	WP: 0	PA: 36
--------------	------	------	------	------	-------	------	------	------	------	------	------	------	------	------	------	------	------	------	------	------	------	------	------	------	------	------	------	------	------	-------	------	------	------	------	-------	------	------	------	------	-------	------	------	------	------	-------	-------	-------	-------	--------	-------	-------	-------	--------	-------	--------

PITCHER	IP	WLS	BF	H	R	ER	SO	BB	IBB	HBP	BLK	WP	HR	S	P	ERA	WHIP
Bob Miller, R <small>(1, 1)</small> <small>ERA: 3.95</small>	9.0	W	36	7	3	3	7	2	0	0	0	0	1	96	145	3.00	1.000

BOTTOM

St. Louis Cardinals @ Los Angeles Dodgers
 Los Angeles Memorial Coliseum, Los Angeles, CA

Thu Sep 03 1959, 10:05 PM EDT
 Att. 21,308 - Unknown

AB	34
R	3
H	7
RBI	3
BB	2
SO	7
LOB	17

Batter	1	2	3	4	5	6	7	8	9	10	AB R H RBI BB SO LOB	TOP										
Tony Taylor, R OBP: 0.334, SLG: 0.403 (1, 4)	2-1 F6		0-0 F9			1-3 K	2-1 FC6-4			4-0 SH2-4 14 HR BB	4 1 0 0 1 1 2											
Alvin Dark, R OBP: 0.323, SLG: 0.364 (1, 5)	4-0 1B 1-2 BB			1-1 F3		2-2 F3		2-1 F6		2-0 SH2-4	3 0 0 0 1 0 0											
Lee Walls, R OBP: 0.337, SLG: 0.382 (1, 9)	0-2 1-3 1B			1-2 4-3		4-2 14 BLK BB		1-0 F8		4-2 14 HR BB	3 1 1 0 2 0 0											
14 Ernie Banks, R OBP: 0.368, SLG: 0.593 (1, 6)	2-3 K			0-2 F5		4-1 1-2 IBB		1-0 6-3		1-2 1-H 2-H HR	4 1 1 3 1 1 2											
Art Schult, R OBP: 0.301, SLG: 0.367 Jim Marshall, L OBP: 0.333, SLG: 0.421 (1, 3) (10, PR) (10, 3)	1-0 1-2 3-H	3-3 K			2-2 2B	1-1 F4		1-3 K		1-0 E5 G4-6-3	5 0 1 0 0 2 2 0 0 0 0 0 0 0											
Earl Averill, R OBP: 0.301, SLG: 0.456 Don Eaddy, R (9, PR) Walt Moryn, L OBP: 0.317, SLG: 0.371 George Altman, L OBP: 0.324, SLG: 0.385 (1, 7) (9, PR) (9, 7) (10, 8)		0-0 F9			0-3 K		0-1 6-3		1-0 E 1B	2-2 G4-6-3	4 0 1 0 0 1 1 0 0 0 0 0 0 0 1 0 0 0 0 0 1 0 0 0 0 0 0 0											
Bobby Thomson, R OBP: 0.312, SLG: 0.398 (1, 8) (10, 7)		0-0 F4			4-0 IBB		4-2 1B BB		3-2 E5		2 0 0 0 2 0 1											
Cal Neeman, R OBP: 0.233, SLG: 0.253 (1, 2)			1-0 F3		2-3 K		0-1 FC6-4 1B		0-3 K		4 0 1 0 0 2 4											
Art Ceccarelli, R OBP: 0.129, SLG: 0.100 (1, 1)			0-3 K		3-3 K		1-1 B3		1-3 K		4 0 0 0 0 3 6											
Inning Stats	R: 0 E: 0 K: 1 S: 8	H: 1 LOB: 2 BB: 1 P: 17	R: 0 E: 0 K: 1 S: 5	H: 0 LOB: 0 BB: 0 P: 8	R: 0 E: 0 K: 1 S: 5	H: 0 LOB: 0 BB: 0 P: 6	R: 0 E: 0 K: 0 S: 8	H: 0 LOB: 0 BB: 0 P: 10	R: 0 E: 0 K: 3 S: 13	H: 1 LOB: 2 BB: 1 P: 24	R: 0 E: 0 K: 1 S: 13	H: 0 LOB: 2 BB: 2 P: 25	R: 0 E: 0 K: 0 S: 4	H: 0 LOB: 0 BB: 0 P: 8	R: 0 E: 1 K: 3 S: 13	H: 1 LOB: 2 BB: 0 P: 19	R: 3 E: 1 K: 0 S: 11	H: 1 LOB: 1 BB: 2 P: 25	1B: 3 2B: 1 3B: 0 HR: 1	SF: 0 SAC: 1 DP: 1 HBP: 0	WP: 0 PB: 0 SB: 0 CS: 0	PA: 42
PITCHER Sandy Koufax, L ERA: 3.68 (1, 1)	IP 10.0	WLS L	BF 43	H 5	R 3	ER 3	SO 10	BB 5	IBB 2	HBP 0	BLK 1	WP 0	HR 1	S 91	P 160	ERA 2.70	WHIP 1.000					

Chicago Cubs @ Los Angeles Dodgers
Los Angeles Memorial Coliseum, Los Angeles, CA

Sun Sep 06 1959, 6:33 AM EDT
Unknown

AB	34
R	3
H	5
RBI	3
BB	7
SO	10
LOB	19



Batter	1	2	3	4	5	6	7	8	9	10	AB	R	H	RBI	BB	SO	LOB
Jim Gilliam, S OBP: 0.400, SLG: 0.352 (1, 5)	1-0 F2		2-2 F9			1-0 F9		1-0 6-3		2-2 F9	5	0	0	0	0	0	0
Charlie Neal, R OBP: 0.337, SLG: 0.453 (1, 4)	0-0 1B		3-1 G4-6-3 1B			1-2 E1 1B		0-3 K2-3		2-1 1B	5	0	4	0	0	1	0
Wally Moon, L OBP: 0.390, SLG: 0.469 (1, 8) (8, 9)	1-0 F9		3-1 G4-6-3 1-2f			0-0 4-3		4-1 BB		3-2 F6	4	0	0	0	1	0	4
Gil Hodges, R OBP: 0.380, SLG: 0.548 (1, 3)	2-3 K			3-2 6-3		3-3 K		2-0 F4		2-3 K	5	0	0	0	0	3	4
Carl Furillo, R OBP: 0.346, SLG: 0.333 (1, 9)		1-0 6-3		1-1 F7			1-1 E4 5-3 BB		2-3 K		3	0	0	0	0	0	0
Don Demeter, R OBP: 0.290, SLG: 0.438 (7, PR) (8, 8)											1	0	0	0	0	1	0
Chuck Essegian, R OBP: 0.289, SLG: 0.397 (1, 7)		4-1 FC4 1B BB		2-2 F8			4-1 5-3 BB		4-2 BB BB		1	0	0	0	3	0	0
Don Zimmer, R OBP: 0.274, SLG: 0.249 (9, PR) (10, 6)											0	0	0	0	0	0	0
Joe Pignatano, R OBP: 0.331, SLG: 0.295 (1, 2)		1-0 FC4 1B		2-2 L8-3 1B			3-2 5-3 1-2 2-3		4-1 BB BB		3	0	2	0	1	0	2
Maury Wills, S OBP: 0.253, SLG: 0.236 (1, 6)		3-2 FC4		0-0 L8-3			4-0 BB IBB		3-3 K		2	0	0	0	1	0	3
Rip Repulski, R OBP: 0.340, SLG: 0.359 (9, PH) (10, 7)		1-2f 2-3		1-2							1	0	0	0	0	1	2
Sandy Koufax, R OBP: 0.160, SLG: 0.188 (1, 1)		1-0 4-3		0-0 1-3			1-3 K		0-3 K		4	0	0	0	0	2	6

Inning Stats	R: 0	H: 1	E: 0	K: 1	S: 6	H: 1	LOB: 1	BB: 0	P: 10	R: 0	H: 1	E: 0	K: 0	S: 8	H: 1	LOB: 2	BB: 1	P: 18	R: 0	H: 1	E: 0	K: 0	S: 9	H: 0	LOB: 0	BB: 0	P: 17	R: 0	H: 0	E: 0	K: 0	S: 10	H: 0	LOB: 0	BB: 0	P: 16	R: 0	H: 1	E: 1	K: 1	S: 9	H: 1	LOB: 1	BB: 0	P: 14	R: 0	H: 0	E: 1	K: 1	S: 11	H: 0	LOB: 2	BB: 2	P: 23	R: 0	H: 0	E: 0	K: 1	S: 6	H: 0	LOB: 1	BB: 1	P: 13	R: 0	H: 0	E: 0	K: 3	S: 13	H: 0	LOB: 2	BB: 2	P: 26	R: 0	H: 1	E: 0	K: 1	S: 12	H: 1	LOB: 1	BB: 0	P: 21	1B: 6	SF: 0	2B: 1	SAC: 0	3B: 0	DP: 2	HR: 0	HBP: 0	WP: 0	PA: 40
--------------	------	------	------	------	------	------	--------	-------	-------	------	------	------	------	------	------	--------	-------	-------	------	------	------	------	------	------	--------	-------	-------	------	------	------	------	-------	------	--------	-------	-------	------	------	------	------	------	------	--------	-------	-------	------	------	------	------	-------	------	--------	-------	-------	------	------	------	------	------	------	--------	-------	-------	------	------	------	------	-------	------	--------	-------	-------	------	------	------	------	-------	------	--------	-------	-------	-------	-------	-------	--------	-------	-------	-------	--------	-------	--------


PITCHER	IP	WLS	BF	H	R	ER	SO	BB	IBB	HBP	BLK	WP	HR	S	P	ERA	WHIP
Art Ceccarelli, L ERA: 3.78 (1, 1)	10.0	W	40	6	0	0	8	5	1	0	0	0	0	89	165	0.00	1.100


BOTTOM

Chicago Cubs @ Los Angeles Dodgers
Los Angeles Memorial Coliseum, Los Angeles, CA

Sun Sep 06 1959, 6:33 AM EDT
Unknown

AB	34
R	0
H	6
RBI	0
BB	6
SO	8
LOB	21



Batter	1	2	3	4	5	6	7	8	9	AB R H RBI BB SO LOB	TOP														
Tony Taylor, R (1, 4) OBP: 0.337, SLG: 0.404	0-1 L3 1B		0-0 G4-6-3 1B		1-1 F9		0-0 F9		0-0 1B HR 1B	5 1 3 0 0 0 0	<p>Chicago Cubs @ Los Angeles Dodgers Los Angeles Memorial Coliseum, Los Angeles, CA</p> <p>Sun Sep 06 1959, 10:05 PM EDT Att: 39,432 - Unknown</p> <p>livebaseballscorecards.com</p> <table border="1"> <tr><td>AB</td><td>36</td></tr> <tr><td>R</td><td>5</td></tr> <tr><td>H</td><td>11</td></tr> <tr><td>RBI</td><td>5</td></tr> <tr><td>BB</td><td>6</td></tr> <tr><td>SO</td><td>10</td></tr> <tr><td>LOB</td><td>21</td></tr> </table> 	AB	36	R	5	H	11	RBI	5	BB	6	SO	10	LOB	21
AB	36																								
R	5																								
H	11																								
RBI	5																								
BB	6																								
SO	10																								
LOB	21																								
George Altman, L (1, 8) OBP: 0.322, SLG: 0.380	3-2 L3 1-2		0-1 G4-6-3 1-2f		4-2 BB		1-3 K		1-3 K	4 0 0 0 1 2 3															
Jim Marshall, L (1, 3) OBP: 0.331, SLG: 0.417	2-3 K		1-3 K		1-0 F7			0-1 4-3	1-2 HR 1B	5 1 1 0 0 2 1															
14 Ernie Banks, R (1, 6) OBP: 0.366, SLG: 0.595		1-1 F4		0-0 5-3		0-3 K		2-2 HR	0-1 F3	5 1 1 1 0 1 2															
Walt Moryn, L (1, 7) OBP: 0.324, SLG: 0.388		0-0 BB 1B		0-1 4-3		0-0 2B		4-0 2B BB	2-2 HR 1-H 2-H	4 2 3 3 1 0 0															
Irv Noren, L (1, 9) OBP: 0.408, SLG: 0.483		4-2 1B BB		0-1 WP 1B		1-2 5-3		1-1 2B	1-3 K	4 0 2 0 1 1 1 0 0 0 0 0 0 0															
Lee Walls, R (9, 9) OBP: 0.337, SLG: 0.382																									
Sammy Taylor, L (1, 2) OBP: 0.321, SLG: 0.383		2-3 K		4-2 FC6-4 BB		4-0 BB		4-0 IBB		1 0 0 0 3 1 2															
Randy Jackson, R (1, 5) OBP: 0.309, SLG: 0.333		2-1 1B		1-1 FC6-4		0-1 F2		1-3 K		3 0 1 1 0 0 4 1 0 0 0 0 1 3 0 0 0 0 0 0 0															
Earl Averill, R (8, PH) OBP: 0.299, SLG: 0.453																									
Alvin Dark, R (8, 5) OBP: 0.323, SLG: 0.364		1-2 2-H 1B		1-2f																					
Moe Drabowsky, R (1, 1) OBP: 0.159, SLG: 0.143		1-3 K				1-0 L6		2-1 4-3	2-3 K	0 0 0 0 0 0 0 2 0 0 0 0 1 2 1 0 0 0 0 0 0 0 0 0 0 0 0 0 1 0 0 0 0 1 3 0 0 0 0 0 0 0															
Ben Johnson, R (1, 1) OBP: 0.252, SLG: 0.465																									
Dale Long, L (7, PH) OBP: 0.214, SLG: 0.185																									
Bill Henry, L (7, 1) OBP: 0.312, SLG: 0.397																									
Bobby Thomson, R (8, PH) OBP: 0.312, SLG: 0.397																									
Don Eiston, R (8, 1) OBP: 0.211, SLG: 0.211																									
Inning Stats	R: 0 H: 1 E: 0 LOB: 0 K: 1 BB: 0 S: 10 P: 15	R: 1 H: 2 E: 0 LOB: 2 K: 2 BB: 1 S: 16 P: 26	R: 0 H: 1 E: 0 LOB: 0 K: 1 BB: 0 S: 6 P: 7	R: 0 H: 1 E: 0 LOB: 2 K: 0 BB: 1 S: 9 P: 14	R: 0 H: 0 E: 0 LOB: 1 K: 0 BB: 1 S: 6 P: 13	R: 0 H: 1 E: 0 LOB: 2 K: 1 BB: 1 S: 9 P: 14	R: 0 H: 0 E: 0 LOB: 0 K: 1 BB: 0 S: 6 P: 9	R: 1 H: 2 E: 0 LOB: 3 K: 2 BB: 2 S: 16 P: 30	R: 3 H: 3 E: 0 LOB: 0 K: 2 BB: 0 S: 19 P: 24	1B: 7 SF: 0 2B: 3 SAC: 0 3B: 0 DP: 2 HR: 2 HBP: 0	WP: 1 PA: 42 PB: 0 SB: 0 CS: 0														
PITCHER	IP WLS BF H R ER SO BB IBB HBP BLK WP HR S P ERA WHIP																								
Larry Sherry, R (1, 1) ERA: 2.55	7.1	33	8	2	2	6	5	0	0	0	1	1	70	113	2.46	1.773									
Don Drysdale, R (8, 1) ERA: 3.54	1.2	L	9	3	3	4	0	1	0	0	0	1	27	39	16.20	1.800									

Batter	1	2	3	4	5	6	7	8	9	AB R H RBI BB SO LOB
Jim Gilliam, S OBP: 0.401, SLG: 0.352 (1, 5)	4-0 1B FC4-6 BB	2-1 4-3			1-2 6-3			0-0 SH2-4 1B		3 1 1 0 1 0 0
Wally Moon, L OBP: 0.390, SLG: 0.468 (1, 9) (8, 7)	2-1 FC4-6 1B 1-2 1B	0-0 5-3			0-1 3-1			1-1 SH2-4 1-2		3 0 1 0 0 0 0
Norm Larker, L OBP: 0.327, SLG: 0.424 (1, 7) Don Demeter, R OBP: 0.290, SLG: 0.438 (8, 8) Ron Fairly, L OBP: 0.332, SLG: 0.349 (8, PH) (9, 8)	2-1 FC4-6 1B 1-2 2-3		1-1 F8			0-0 G3		2-2 F7		3 0 1 0 0 0 0 0 0 0 0 0 0 0 1 0 0 0 0 0 1
Duke Snider, L OBP: 0.403, SLG: 0.558 (1, 8) (8, 9)	3-2 FC4-6 BB 1-2f 2-3 3-H		4-2 G5-4-3 BB			3-2 4-3		4-0 IBB		2 0 0 1 2 0 2
Gil Hodges, R OBP: 0.379, SLG: 0.543 (1, 3)	4-1 BB 1-2 BB		3-1 G5-4-3 1-2f			0-3 K		1-3 K		3 0 0 0 1 2 3
Charlie Neal, R OBP: 0.335, SLG: 0.449 (1, 4)	2-1 F4		1-0 F9			1-1 6-3		2-3 K		4 0 0 0 0 1 3
John Roseboro, L OBP: 0.332, SLG: 0.376 (1, 2)	1-1 F7		1-1 F9			1-0 HR		1-3 K		4 1 1 1 0 1 3
Maury Wills, S OBP: 0.249, SLG: 0.232 (1, 6) Carl Furillo, R OBP: 0.341, SLG: 0.329 (9, PH)		1-1 L7	2-3 K			0-1 L9		1-3 K		3 0 0 0 0 1 0 1 0 0 0 0 1 0
Larry Sherry, R OBP: 0.240, SLG: 0.480 (1, 1) Don Drysdale, R OBP: 0.200, SLG: 0.346 (8, 1)		0-0 HR			2-2 6-3		0-2 4-3			3 1 1 1 0 0 0 0 0 0 0 0 0 0

Inning Stats	R: 1	H: 2	E: 0	K: 0	S: 12	H: 2	LOB: 3	BB: 2	P: 30	R: 1	H: 1	E: 0	K: 0	S: 6	H: 0	LOB: 0	BB: 0	P: 9	R: 0	H: 0	E: 0	K: 0	S: 7	H: 0	LOB: 0	BB: 1	P: 15	R: 0	H: 0	E: 0	K: 1	S: 10	H: 0	LOB: 0	BB: 0	P: 13	R: 0	H: 0	E: 0	K: 1	S: 7	H: 0	LOB: 0	BB: 0	P: 10	R: 1	H: 1	E: 0	K: 0	S: 8	H: 1	LOB: 0	BB: 0	P: 10	R: 0	H: 1	E: 0	K: 1	S: 10	H: 1	LOB: 2	BB: 1	P: 18	R: 0	H: 0	E: 0	K: 3	S: 11	H: 0	LOB: 0	BB: 0	P: 15	1B: 3	2B: 0	3B: 0	HR: 2	SF: 0	SAC: 1	DP: 1	HBP: 0	WP: 0	PB: 0	SB: 0	CS: 0	PA: 35
--------------	------	------	------	------	-------	------	--------	-------	-------	------	------	------	------	------	------	--------	-------	------	------	------	------	------	------	------	--------	-------	-------	------	------	------	------	-------	------	--------	-------	-------	------	------	------	------	------	------	--------	-------	-------	------	------	------	------	------	------	--------	-------	-------	------	------	------	------	-------	------	--------	-------	-------	------	------	------	------	-------	------	--------	-------	-------	-------	-------	-------	-------	-------	--------	-------	--------	-------	-------	-------	-------	--------

PITCHER	IP	WLS	BF	H	R	ER	SO	BB	IBB	HBP	BLK	WP	HR	S	P	ERA	WHIP
Moe Drabowsky, R ERA: 4.18 (1, 1)	0.1		5	2	1	1	0	2	0	0	0	0	0	8	23	27.00	12.000
Ben Johnson, R ERA: 1.59 (1, 1)	5.2		18	1	1	1	2	1	0	0	0	0	1	40	64	1.59	0.353
Bill Henry, L ERA: 2.67 (7, 1)	1.0		4	1	1	1	0	0	0	0	0	0	1	8	10	9.00	1.000
Don Elston, R ERA: 3.42 (8, 1)	2.0	W	8	1	0	0	4	0	1	0	0	0	0	21	33	0.00	0.500

BOTTOM

Chicago Cubs @ Los Angeles Dodgers
Los Angeles Memorial Coliseum, Los Angeles, CA

livebaseballscores.com

AB	30
R	3
H	5
RBI	3
BB	4
SO	6
LOB	12



Sun Sep 06 1959, 10:05 PM EDT
Att. 39,432 - Unknown

Batter	1	2	3	4	5	6	7	8	9	AB R H RBI BB SO LOB	TOP	
Tony Taylor, R OBP: 0.334, SLG: 0.401 (1, 4) C C B X	1-2 F8		3-3 K		0-0 F8		1-3 K		2-1 5-3	5 0 0 0 0 2 0		
Alvin Dark, R OBP: 0.323, SLG: 0.363 (1, 5) B C X	2-1 1B		0-0 F7		2-2 F9		1-0 F7			4 0 1 0 0 0 0		
Lee Walls, R OBP: 0.339, SLG: 0.381 (1, 9) B C X	1-1 14 IBB 1B		1-3 K		4-2 BB		2-3 K			3 0 1 0 1 2 0		
14 Ernie Banks, R OBP: 0.367, SLG: 0.593 (1, 6) C B X	4-0 1-2 IBB			1-0 4-3	0-3 K			2-2 1B		3 0 1 0 1 1 1		
Walt Moryn, L OBP: 0.326, SLG: 0.391 (1, 7) C S B	1-3 K			4-1 2B BB		2-1 1-3 2B		1-3 K		3 1 1 0 1 2 4		
Art Schult, R OBP: 0.300, SLG: 0.373 (1, 3) S S B	1-3 K			0-1 1-H 2B		1-1 6-3		1-0 L8		4 0 1 1 0 1 5		
Bobby Thomson, R OBP: 0.311, SLG: 0.395 (1, 8) S C B X		1-3 K		0-1 F3		0-1 1-3 1B		2-3 K		4 0 1 0 0 2 2		
Cal Neeman, R OBP: 0.234, SLG: 0.245 (1, 2) S C B X		3-3 K		4-0 IBB		2-1 1-3		0-0 L6		3 0 0 0 1 1 2		
Bob Anderson, R OBP: 0.120, SLG: 0.097 (1, 1) Bill Henry, L OBP: 0.214, SLG: 0.185 (7, 1) Earl Averill, R OBP: 0.298, SLG: 0.450 (9, PH) C S C		0-3 K		1-3 K		1-3 K		0-1 5-3		3 0 0 0 0 3 4 0 0 0 0 0 0 0 1 0 0 0 0 0 0		
Inning Stats	R: 0 E: 0 K: 2 S: 13 H: 2 LOB: 3 BB: 1 P: 23	R: 0 E: 0 K: 3 S: 9 H: 0 LOB: 0 BB: 0 P: 13	R: 0 E: 0 K: 2 S: 8 H: 0 LOB: 0 BB: 0 P: 12	R: 1 E: 0 K: 1 S: 9 H: 1 LOB: 2 BB: 2 P: 19	R: 0 E: 0 K: 1 S: 14 H: 0 LOB: 1 BB: 1 P: 20	R: 0 E: 0 K: 1 S: 11 H: 2 LOB: 2 BB: 0 P: 17	R: 0 E: 0 K: 2 S: 7 H: 0 LOB: 0 BB: 0 P: 11	R: 0 E: 0 K: 2 S: 10 H: 1 LOB: 1 BB: 0 P: 16	R: 0 E: 0 K: 0 S: 5 H: 0 LOB: 0 BB: 0 P: 7	1B: 4 2B: 2 3B: 0 HR: 0 SF: 0 SAC: 0 DP: 0 HBP: 0	WP: 0 PB: 0 SB: 0 CS: 0 PA: 37	
PITCHER Johnny Podres, L ERA: 3.83 (1, 1)	IP 9.0 WLS W BF 37 H 6 R 1 ER 1 SO 14 BB 2 IBB 2 HBP 0 BLK 0 WP 0 HR 0 S 86 P 138 ERA 1.00 WHIP 0.889											PITCHER IP WLS BF H R ER SO BB IBB HBP BLK WP HR S P ERA WHIP

Chicago Cubs @ Los Angeles Dodgers
Los Angeles Memorial Coliseum, Los Angeles, CA
 Mon Sep 07 1959, 10:05 PM EDT
 Att. 18,439 - Unknown

AB	33
R	1
H	6
RBI	1
BB	4
SO	14
LOB	18



Batter	1	2	3	4	5	6	7	8	9	AB R H RBI BB SO LOB	TOP
Richie Ashburn, L (1, 8) OBP: 0.359, SLG: 0.310 C B B F X	2-2 F5 		0-1 FC6-4 			0-0 		1-0 6-3 		4 0 1 0 0 0 1	Philadelphia Phillies @ Los Angeles Dodgers Los Angeles Memorial Coliseum, Los Angeles, CA Wed Sep 09 1959, 10:05 PM EDT Att: 13,877 - Unknown livebaseballscorecards.com
Joe Koppe, R (1, 6) OBP: 0.323, SLG: 0.393 B C S X	1-2 F4 		1-3 K 			3-1 F2 		0-1 		4 0 1 0 0 1 2	
Ed Bouchee, L (1, 3) OBP: 0.382, SLG: 0.463 F B X	1-1 						1-0 	2-3 K 		3 0 1 0 0 2 1	
Wally Post, R (1, 9) OBP: 0.318, SLG: 0.467 S S C	0-3 						2-0 1-3 		1-3 K 	4 0 0 0 0 3 2	
Harry Anderson, L (1, 7) OBP: 0.314, SLG: 0.414 X T C		0-2 F7 		2-1 4-3 			1-3 		1-1 4-3 	4 0 0 0 0 1 1	
Gene Freese, R (1, 5) OBP: 0.348, SLG: 0.508 X		0-0 F3 				0-2 F6 		1-1 	1-3 	3 0 0 0 0 1 0	
Sparky Anderson, R (1, 4) OBP: 0.275, SLG: 0.241 B X		1-0 5-3 				2-1 4-3 		0-1 E6 		3 0 0 0 0 0 2	
Carl Sawatski, L (1, 2) OBP: 0.381, SLG: 0.451 B H			2-0 			1-1 L4 		1-3 		2 0 0 0 0 1 3	
Jim Owens, R (1, 1) OBP: 0.169, SLG: 0.121 Taylor Phillips, L (2, 1) OBP: 0.067, SLG: 0.067 Solly Drake, S (8, PH) OBP: 0.274, SLG: 0.151 Bob Bowman, R (8, 1) OBP: 0.167, SLG: 0.203 X			0-0 FC1-6 			1-3 		3-3 		0 0 0 0 0 0 0 2 0 0 0 0 1 1 1 0 0 0 0 1 0 0 0 0 0 0 0 0	
Inning Stats	R: 0 H: 1 E: 0 LOB: 1 K: 1 BB: 0 S: 11 P: 15	R: 0 H: 0 E: 0 LOB: 0 K: 0 BB: 0 S: 5 P: 6	R: 0 H: 0 E: 0 LOB: 1 K: 1 BB: 0 S: 6 P: 9	R: 0 H: 0 E: 0 LOB: 0 K: 2 BB: 0 S: 12 P: 17	R: 0 H: 0 E: 0 LOB: 0 K: 0 BB: 0 S: 10 P: 13	R: 0 H: 1 E: 0 LOB: 0 K: 1 BB: 0 S: 6 P: 10	R: 0 H: 0 E: 1 LOB: 3 K: 2 BB: 0 S: 10 P: 16	R: 0 H: 1 E: 0 LOB: 1 K: 2 BB: 0 S: 11 P: 17	R: 0 H: 0 E: 0 LOB: 0 K: 2 BB: 0 S: 8 P: 11	1B: 1 SF: 0 2B: 0 SAC: 0 3B: 2 DP: 0 HR: 0 HBP: 3	WP: 1 PA: 33 PB: 0 SB: 0 CS: 1
PITCHER Don Drysdale, R (1, 1) ERA: 3.41	IP WLS BF H R ER SO BB IBB HBP BLK WP HR S P ERA WHIP 9.0 W 33 3 0 0 11 0 0 3 0 1 0 79 114 0.00 0.333										

Batter	1	2	3	4	5	6	7	8	9	AB R H RBI BB SO LOB	TOP											
Richie Ashburn, L (1, 8) OBP: 0.360, SLG: 0.310	2-1 1-3		3-1 BB 1B			4-1 G3-6-3 BB BB			0-2 6-3	3 0 1 0 1 0 0	Philadelphia Phillies @ Los Angeles Dodgers Los Angeles Memorial Coliseum, Los Angeles, CA Thu Sep 10 1959, 10:05 PM EDT Att. 15,434 - Unknown											
Joe Koppe, R (1, 6) OBP: 0.325, SLG: 0.391	2-3 K		4-1 1-2 BB			4-0 1-2 BB G3-6-3		0-0 F6	2 0 0 0 2 1 0													
Harry Anderson, L (1, 7) OBP: 0.312, SLG: 0.411	2-2 3-1		1-1 F9			0-2 SAFE G3-6-3 1-2f 2-3		0-0 3-1	4 0 0 0 0 0 4													
Dave Philley, S (1, 3) OBP: 0.359, SLG: 0.486		1-1 4-3		1-0 F7			2-1 3-1		3 0 0 0 0 0 0													
Wally Post, R (1, 9) OBP: 0.316, SLG: 0.463		2-0 3-1		2-3 K			0-1 F8		3 0 0 0 0 1 0													
Gene Freese, R (1, 5) OBP: 0.348, SLG: 0.507		0-0 1B 1B 1B		1-3 K			0-0 F5		3 0 1 0 0 1 0													
Sparky Anderson, R (1, 4) OBP: 0.275, SLG: 0.242		3-2 1-H 1B		0-1 6-3			1-0 6-3		3 0 1 0 0 0 0													
Joe Lonnett, R (1, 2) OBP: 0.313, SLG: 0.241			0-1 F2		0-1 F2		3-1 F8		2 0 0 0 0 0 0													
Harry Hanebrink, L (8, PH) OBP: 0.292, SLG: 0.368									1 0 0 0 0 0 0													
Valmy Thomas, R (8, 2) OBP: 0.253, SLG: 0.241									0 0 0 0 0 0 0													
Don Cardwell, R (1, 1) OBP: 0.078, SLG: 0.102			0-0 F8		1-3 K		0-0 F7		2 0 0 0 0 1 0													
Jack Meyer, R (6, 1) OBP: 0.083, SLG: 0.083									0 0 0 0 0 0 0													
Jim Bolger, R (8, PH) OBP: 0.140, SLG: 0.094									1 0 0 0 0 0 0													
Turk Farrell, R (8, 1) OBP: 0.167, SLG: 0.167									0 0 0 0 0 0 0													
Inning Stats	R: 0 E: 0 K: 1 S: 10	H: 0 LOB: 0 BB: 0 P: 16	R: 0 E: 0 K: 0 S: 7	H: 2 LOB: 2 BB: 0 P: 13	R: 0 E: 0 K: 0 S: 8	H: 1 LOB: 2 BB: 1 P: 16	R: 0 E: 0 K: 2 S: 7	H: 0 LOB: 0 BB: 0 P: 11	R: 0 E: 0 K: 1 S: 7	H: 0 LOB: 0 BB: 0 P: 8	R: 0 E: 0 K: 0 S: 6	H: 0 LOB: 0 BB: 2 P: 14	R: 0 E: 0 K: 0 S: 5	H: 0 LOB: 0 BB: 0 P: 7	R: 0 E: 0 K: 0 S: 4	H: 0 LOB: 0 BB: 0 P: 8	R: 0 E: 0 K: 0 S: 5	H: 0 LOB: 0 BB: 0 P: 5	1B: 3 2B: 0 3B: 0 HR: 0	SF: 0 SAC: 0 DP: 1 HBP: 0	WP: 0 PB: 0 SB: 0 CS: 0	PA: 30
PITCHER Roger Craig, R (1, 1) ERA: 2.29	IP 9.0	WLS W	BF 30	H 3	R 0	ER 0	SO 4	BB 3	IBB 0	HBP 0	BLK 0	WP 0	HR 0	S 59	P 98	ERA 0.00	WHIP 0.667					

AB	27
R	0
H	3
RBI	0
BB	3
SO	4
LOB	4



Batter	1	2	3	4	5	6	7	8	9	AB	R	H	RBI	BB	SO	LOB	
Jim Gilliam, S <small>OBP: 0.397, SLG: 0.349</small> (1, 5)	1-2 E1 1B BB	1-0 F6 1-2			0-0 F5 3-H		0-2 G3 1-2	0-0 F5 1-2		5	1	0	0	0	0	4	
Charlie Neal, R <small>OBP: 0.332, SLG: 0.448</small> (1, 4)	2-3 K		0-1 5-3		0-0 PB 3-H 3B		1-2 6-3			4	1	1	1	0	1	1	
Wally Moon, L <small>OBP: 0.394, SLG: 0.470</small> (1, 9) (7, 7)	4-1 1B 1B BB		3-3 K		4-1 S 1B BB 3-H		4-2 WP BB BB			1	2	0	0	3	1	0	
Duke Snider, L <small>OBP: 0.409, SLG: 0.556</small> (1, 8) (7, 9)	2-3 K		1-0 4-3		2-1 1B 1-H		4-2 WP BB BB			3	0	1	1	1	1	2	
Norm Larker, L <small>OBP: 0.323, SLG: 0.414</small> Don Demeter, R <small>OBP: 0.289, SLG: 0.436</small> (1, 7) (7, 8)	3-2 1B 1-H 2-H			3-2 F9	2-3 K		1-1 5-3			3	0	1	2	0	1	1	
Gil Hodges, R <small>OBP: 0.376, SLG: 0.542</small> (1, 3)	2-2 F7			2-3 K		0-2 5-3		4-1 SH5-4 1B BB		3	0	0	0	1	1	1	
Joe Pignatano, R <small>OBP: 0.322, SLG: 0.286</small> (1, 2)		0-0 F3		2-3 K		0-0 6-3		1-3 K		4	0	0	0	0	2	1	
Maury Wills, S <small>OBP: 0.269, SLG: 0.261</small> (1, 6)		2-1 S 1B			1-0 3B 3B		2-0 1B		1-0 SH5-4 1B		4	1	4	0	0	0	
Roger Craig, R <small>OBP: 0.048, SLG: 0.024</small> (1, 1)		3-3 K			0-3 K		1-3 K		0-0 SH5-4		3	0	0	0	0	3	3

Inning Stats	R: 2	H: 1	E: 1	K: 2	S: 17	LOB: 1	BB: 1	P: 31	R: 0	H: 1	E: 0	K: 1	S: 7	LOB: 1	BB: 0	P: 13	R: 0	H: 0	E: 0	K: 1	S: 6	LOB: 0	BB: 0	P: 10	R: 0	H: 0	E: 0	K: 2	S: 10	LOB: 0	BB: 0	P: 17	R: 3	H: 3	E: 0	K: 2	S: 12	LOB: 1	BB: 1	P: 21	R: 0	H: 1	E: 0	K: 1	S: 9	LOB: 1	BB: 0	P: 12	R: 0	H: 0	E: 0	K: 0	S: 14	LOB: 2	BB: 2	P: 24	R: 0	H: 1	E: 0	K: 1	S: 7	LOB: 2	BB: 1	P: 13
--------------	------	------	------	------	-------	--------	-------	-------	------	------	------	------	------	--------	-------	-------	------	------	------	------	------	--------	-------	-------	------	------	------	------	-------	--------	-------	-------	------	------	------	------	-------	--------	-------	-------	------	------	------	------	------	--------	-------	-------	------	------	------	------	-------	--------	-------	-------	------	------	------	------	------	--------	-------	-------

PITCHER	IP	WLS	BF	H	R	ER	SO	BB	IBB	HBP	BLK	WP	HR	S	P	ERA	WHIP
Don Cardwell, R <small>ERA: 3.86</small>	(1, 1)	5.0	L 23	5	5	3	8	2	0	0	0	0	0	52	92	5.40	1.400
Jack Meyer, R <small>ERA: 3.84</small>	(6, 1)	2.0	9	1	0	0	1	2	0	0	0	1	0	23	36	0.00	1.500
Turk Farrell, R <small>ERA: 4.82</small>	(8, 1)	1.0	5	1	0	0	1	1	0	0	0	0	0	7	13	0.00	2.000

BOTTOM

Philadelphia Phillies @ Los Angeles Dodgers
 Los Angeles Memorial Coliseum, Los Angeles, CA

Thu Sep 10 1959, 10:05 PM EDT
 Att. 15,434 - Unknown

AB 31
 R 5
 H 7
 RBI 4
 BB 5
 SO 10
 LOB 15

PITCHER	IP	WLS	BF	H	R	ER	SO	BB	IBB	HBP	BLK	WP	HR	S	P	ERA	WHIP
Don Cardwell, R <small>ERA: 3.86</small>	(1, 1)	5.0	L 23	5	5	3	8	2	0	0	0	0	0	52	92	5.40	1.400
Jack Meyer, R <small>ERA: 3.84</small>	(6, 1)	2.0	9	1	0	0	1	2	0	0	0	1	0	23	36	0.00	1.500
Turk Farrell, R <small>ERA: 4.82</small>	(8, 1)	1.0	5	1	0	0	1	1	0	0	0	0	0	7	13	0.00	2.000

Batter	1	2	3	4	5	6	7	8	9	AB R H RBI BB SO LOB
Jim Gilliam, S OBP: 0.397, SLG: 0.352 (1, 5)	2-1 F8		0-0 F5		1-0 F9		4-0 IBB		2-2 1B 3B	4 1 1 1 1 0 1
Charlie Neal, R OBP: 0.333, SLG: 0.446 (1, 4)	4-2 G3 S BB		0-0 F9			0-0 F9	0-0 1-3		0-2 1B	4 0 1 1 1 0 3
Wally Moon, L OBP: 0.395, SLG: 0.483 (1, 9) (9, 7)	1-2 G3 1-3			1-0 B1-3		1-1 HR		1-0 HR		4 2 2 2 0 0 1
Duke Snider, L OBP: 0.405, SLG: 0.549 (1, 8) (9, 9)	0-1 F8			3-2 F6		2-3 K		0-0 4-3		4 0 0 0 0 1 1
Norm Larker, L OBP: 0.326, SLG: 0.419 Don Demeter, R OBP: 0.289, SLG: 0.436 (8, PR) (9, 8)		2-1 2B		0-0 4-3		1-2 6-3		1-1 1B		4 0 2 0 0 0 0 0 0 0 0 0 0 0
Gil Hodges, R OBP: 0.377, SLG: 0.541 (1, 3)		0-0 5-3			0-1 G3 1B		1-2 FC1-6 1B	1-2 F5		4 1 2 0 0 0 2
John Roseboro, L OBP: 0.332, SLG: 0.377 (1, 2)		2-3 K			2-2 G3		0-0 FC1-6 E 1-2f	2-0 L3		4 0 0 0 0 1 4
Maury Wills, S OBP: 0.279, SLG: 0.272 (1, 6)		0-0 L5			0-0 FC1-6 1B		2-2 E9 1-3 1B		1-2 SH3 1B	4 1 3 1 0 0 1
Sandy Koufax, R OBP: 0.151, SLG: 0.176 Chuck Chum, R (8, 1) Ron Fairly, L OBP: 0.332, SLG: 0.349 (9, PH)			1-1 6-3		0-0 FC1-6		1-3 K		0-0 SH3	3 0 0 0 0 1 3 0 0 0 0 0 0 0 0 0 0 0 0 0 0

Inning Stats	R: 0 E: 0 K: 0 S: 9	H: 0 LOB: 1 BB: 1 P: 16	R: 0 E: 0 K: 1 S: 7	H: 1 LOB: 1 BB: 0 P: 11	R: 0 E: 0 K: 0 S: 4	H: 0 LOB: 0 BB: 0 P: 5	R: 0 E: 0 K: 0 S: 7	H: 0 LOB: 0 BB: 0 P: 11	R: 1 E: 0 K: 0 S: 9	H: 2 LOB: 1 BB: 0 P: 12	R: 1 E: 0 K: 1 S: 9	H: 1 LOB: 0 BB: 0 P: 13	R: 0 E: 1 K: 1 S: 13	H: 2 LOB: 3 BB: 1 P: 19	R: 1 E: 0 K: 0 S: 12	H: 2 LOB: 1 BB: 0 P: 16	R: 2 E: 0 K: 0 S: 10	H: 3 LOB: 1 BB: 0 P: 13	1B: 7 2B: 1 3B: 1 HR: 2	SF: 0 SAC: 1 DP: 0 HBP: 0	WP: 0 PB: 0 SB: 1 CS: 0	PA: 38
--------------	------------------------------	----------------------------------	------------------------------	----------------------------------	------------------------------	---------------------------------	------------------------------	----------------------------------	------------------------------	----------------------------------	------------------------------	----------------------------------	-------------------------------	----------------------------------	-------------------------------	----------------------------------	-------------------------------	----------------------------------	----------------------------------	------------------------------------	----------------------------------	--------

PITCHER	IP	WLS	BF	H	R	ER	SO	BB	IBB	HBP	BLK	WP	HR	S	P	ERA	WHIP
Bob Friend, R ERA: 3.89 (1, 1)	7.1		32	8	3	3	3	1	1	0	0	0	2	62	93	3.68	1.227
Roy Face, R ERA: 2.68 (8, 1)	1.0	L	6	3	2	2	0	0	0	0	0	0	0	18	23	18.00	3.000

BOTTOM

Pittsburgh Pirates @ Los Angeles Dodgers
Los Angeles Memorial Coliseum, Los Angeles, CA

livebaseballscores.com

AB	35
R	5
H	11
RBI	5
BB	2
SO	3
LOB	16



Fri Sep 11 1959, 10:05 PM EDT
Unknown

Batter	1	2	3	4	5	6	7	8	9	AB R H RBI BB SO LOB	TOP											
Bob Skinner, L (1, 7) OBP: 0.350, SLG: 0.389	3-3 K		0-1 4-3			0-1 4-3		1-1 G4-6-3		4 0 0 0 0 1 1	Pittsburgh Pirates @ Los Angeles Dodgers Los Angeles Memorial Coliseum, Los Angeles, CA <small>livebaseballscorecards.com</small>											
Dick Groat, R (1, 6) OBP: 0.312, SLG: 0.361	0-0 1B		0-3 K			1-2 FC6-4 1B		0-0 1B		4 0 3 0 0 1 0												
Roberto Clemente, R (1, 9) OBP: 0.313, SLG: 0.384	0-0 F7		1-2 F8			0-0 FC6-4		1-0 G2		4 0 0 0 0 0 3												
Dick Stuart, R (1, 3) OBP: 0.374, SLG: 0.558	1-2 L8		2-3 K			0-1 5-3		3-2 F6		4 0 0 0 0 1 1												
Smoky Burgess, L (1, 2) OBP: 0.355, SLG: 0.501		1-1 4-3			2-2 1B		2-1 F9		1-1 4-3	2 0 1 0 0 0 0												
Danny Kravitz, L (6, 2) OBP: 0.280, SLG: 0.386										2 0 0 0 0 0 0												
Don Hoak, R (1, 5) OBP: 0.375, SLG: 0.405		3-3 K			1-1 F9		4-0 1B BB		3-3 K	3 0 0 0 1 2 1												
Bill Mazeroski, R (1, 4) OBP: 0.288, SLG: 0.333		0-3 K			1-3 K		1-2 1B			3 0 1 0 0 2 1												
Bill Virdon, L (1, 8) OBP: 0.317, SLG: 0.330			1-0 4-3		3-3 K		1-3 K			3 0 0 0 0 2 3												
Fred Green, R (1, 1)			2-3 K			3-3 K		2-1 G4-6-3 1B		2 0 0 0 0 2 0												
Bob Porterfield, R (6, 1)										0 0 0 0 0 0 0												
Rocky Nelson, L (8, PH) OBP: 0.379, SLG: 0.458										1 0 1 0 0 0 0												
Bennie Daniels, L (8, 1) OBP: 0.412, SLG: 0.552										0 0 0 0 0 0 0												
Inning Stats	R: 0 E: 0 K: 1 S: 10	H: 1 LOB: 1 BB: 0 P: 14	R: 0 E: 0 K: 2 S: 8	H: 0 LOB: 0 BB: 0 P: 12	R: 0 E: 0 K: 1 S: 6	H: 0 LOB: 0 BB: 0 P: 9	R: 0 E: 0 K: 2 S: 11	H: 0 LOB: 0 BB: 0 P: 14	R: 0 E: 0 K: 2 S: 12	H: 1 LOB: 1 BB: 0 P: 19	R: 0 E: 0 K: 1 S: 10	H: 1 LOB: 1 BB: 0 P: 14	R: 0 E: 0 K: 1 S: 12	H: 1 LOB: 2 BB: 1 P: 20	R: 0 E: 0 K: 0 S: 6	H: 2 LOB: 1 BB: 0 P: 10	R: 0 E: 0 K: 1 S: 9	H: 0 LOB: 0 BB: 0 P: 16	1B: 6 2B: 0 3B: 0 HR: 0	SF: 0 SAC: 0 DP: 1 HBP: 0	WP: 0 PB: 0 SB: 0 CS: 0	PA: 33
PITCHER Larry Sherry, R (1, 1) ERA: 2.26	IP: 9.0 WLS: W BF: 33 H: 6 R: 0 ER: 0 SO: 11 BB: 1 IBB: 0 HBP: 0 BLK: 0 WP: 0 HR: 0 S: 84 P: 128 ERA: 0.00 WHIP: 0.778											PITCHER	IP: 9.0 WLS: W BF: 33 H: 6 R: 0 ER: 0 SO: 11 BB: 1 IBB: 0 HBP: 0 BLK: 0 WP: 0 HR: 0 S: 84 P: 128 ERA: 0.00 WHIP: 0.778									

Fri Sep 11 1959, 10:05 PM EDT
Att. 48,526 - Unknown



Batter	1	2	3	4	5	6	7	8	9
Jim Gilliam, S <small>OBP: 0.397, SLG: 0.352</small> (1, 5)	1-2 		1-0 		3-2 	0-1 		3-1 	
Charlie Neal, R <small>OBP: 0.336, SLG: 0.448</small> (1, 4)	1-0 		0-1 		4-0 	4-2 			
Wally Moon, L <small>OBP: 0.394, SLG: 0.488</small> (1, 8) (6, 7)	0-3 		0-0 		1-0 	2-0 			
Gil Hodges, R <small>OBP: 0.379, SLG: 0.541</small> (1, 3)	1-0 			3-1 	0-0 		0-0 		
Carl Furillo, R <small>OBP: 0.318, SLG: 0.305</small> Don Demeter, R <small>OBP: 0.289, SLG: 0.436</small> (1, 9) (8, 8)		0-0 		3-2 	1-0 		0-0 		
Chuck Essegian, R <small>OBP: 0.282, SLG: 0.388</small> Ron Fairly, L <small>OBP: 0.330, SLG: 0.346</small> (1, 7) (6, 8) (8, 9)		3-2 		1-3 		0-0 	2-0 		
Maury Wills, S <small>OBP: 0.289, SLG: 0.275</small> (1, 6)		4-2 		1-1 		0-0 		4-1 	
Joe Pignatano, R <small>OBP: 0.327, SLG: 0.292</small> (1, 2)		1-0 		1-2 	0-0 	0-2 		0-2 	
Larry Sherry, R <small>OBP: 0.207, SLG: 0.414</small> (1, 1)			1-3 	0-0 	1-2 		0-1 		

Inning Stats	R: 0	H: 1	E: 0	K: 1	S: 9	R: 0	H: 0	E: 0	K: 0	S: 7	R: 0	H: 1	E: 0	K: 1	S: 7	R: 0	H: 1	E: 1	K: 1	S: 10	R: 3	H: 3	E: 0	K: 0	S: 11	R: 1	H: 3	E: 1	K: 0	S: 12	R: 0	H: 0	E: 0	K: 0	S: 3	R: 0	H: 0	E: 0	K: 0	S: 8
	LOB: 1	BB: 0	P: 12	LOB: 1	BB: 1	P: 15	LOB: 1	BB: 0	P: 9	LOB: 1	BB: 0	P: 18	LOB: 3	BB: 1	P: 21	LOB: 3	BB: 1	LOB: 0	BB: 0	P: 5	LOB: 1	BB: 1	P: 15	LOB: 0	BB: 0	P: 15	LOB: 0	BB: 0	P: 15	LOB: 0	BB: 0	P: 15	LOB: 0	BB: 0	P: 15	LOB: 0	BB: 0	P: 15		

PITCHER	IP	WLS	BF	H	R	ER	SO	BB	IBB	HBP	BLK	WP	HR	S	P	ERA	WHIP
Fred Green, L <small>ERA: 3.25</small>	(1, 1)	5.2	L	28	9	4	4	3	1	1	0	0	0	53	85	6.35	1.765
Bob Porterfield, R <small>ERA: 5.32</small>	(6, 1)	1.1		5	0	0	0	1	0	0	0	0	0	6	14	0.00	0.750
Bennie Daniels, R <small>ERA: 5.34</small>	(8, 1)	1.0		4	0	0	0	1	0	0	0	0	0	8	15	0.00	1.000

AB R H RBI BB SO LOB

5	0	2	1	0	0	2
2	1	1	0	2	0	1
4	1	1	3	0	1	5
4	0	2	0	0	0	1
4	0	0	0	0	0	2
0	0	0	0	0	0	0
2	0	0	0	0	1	1
2	0	0	0	0	0	0
2	1	1	0	2	0	1
4	0	2	0	0	0	2
4	1	0	0	0	1	4

AB	33
R	4
H	9
RBI	4
BB	4
SO	3
LOB	19



WP	PA	3B	SF	SAC	DP	HBP	CS
0	37	0	0	0	0	0	0

Pittsburgh Pirates @ Los Angeles Dodgers
 Los Angeles Memorial Coliseum, Los Angeles, CA

Fri Sep 11 1959, 10:05 PM EDT
 Att. 48,526 - Unknown

livebaseballscorecards.com

Batter	1	2	3	4	5	6	7	8	9	AB R H RBI BB SO LOB
Bob Skinner, L (1, 7) OBP: 0.352, SLG: 0.397	1-1 G4-6-3 1B		1-0 HR		3-2 1B		0-0 F6		2-3 K	5 1 3 1 0 1 1
Dick Groat, R (1, 6) OBP: 0.311, SLG: 0.359	1-1 G4-6-3 1-2f		1-0 F2		0-3 K		2-1 6-3		2-0 1B	5 0 1 0 0 1 2
Roberto Clemente, R (1, 9) OBP: 0.314, SLG: 0.384	0-1 E1 1B		0-0 F9		1-2 1B		1-0 1-3		2-3 K	5 0 2 0 0 1 2
Dick Stuart, R (1, 3) OBP: 0.373, SLG: 0.563	2-2 5-3		0-1 HR		0-0 F9		2-1 E6			4 1 1 1 0 0 3
Roman Mejias, R (1, 8) OBP: 0.310, SLG: 0.355		0-0 HR	0-0 5-3		1-0 L7		1-1 6-3			4 1 1 1 0 0 1
Don Hoak, R (1, 5) OBP: 0.377, SLG: 0.406		4-2 G6-4-3 BB		1-1 6-3		0-0 1B		4-2 BB		2 0 1 0 2 0 0
Bill Mazeroski, R (1, 4) OBP: 0.286, SLG: 0.330		2-2 G6-4-3 1-2f		2-2 1-3		3-3 K		3-2 F7		4 0 0 0 0 1 3
Hank Foiles, R (1, 2) OBP: 0.280, SLG: 0.342		3-2 WP 1B		1-0 F7		2-2 HR		1-3 K		4 1 2 1 0 1 0
Ron Kline, R (1, 1) OBP: 0.155, SLG: 0.140		2-3 K		1-3 K		1-3 K		4-1 1B BB		3 0 0 0 1 3 1

Inning Stats	R: 0 E: 1 K: 0 S: 9	H: 2 LOB: 1 BB: 0 P: 13	R: 1 E: 0 K: 1 S: 12	H: 2 LOB: 1 BB: 1 P: 23	R: 2 E: 0 K: 0 S: 6	H: 2 LOB: 0 BB: 0 P: 8	R: 0 E: 0 K: 0 S: 6	H: 0 LOB: 0 BB: 0 P: 10	R: 0 E: 0 K: 2 S: 15	H: 2 LOB: 2 BB: 0 P: 20	R: 0 E: 0 K: 1 S: 5	H: 1 LOB: 0 BB: 0 P: 9	R: 1 E: 0 K: 1 S: 12	H: 1 LOB: 0 BB: 0 P: 17	R: 0 E: 1 K: 0 S: 10	H: 0 LOB: 2 BB: 1 P: 21	R: 0 E: 0 K: 3 S: 11	H: 1 LOB: 2 BB: 1 P: 22	1B: 7 2B: 0 3B: 0 HR: 4	SF: 0 SAC: 0 DP: 2 HBP: 0	WP: 1 PB: 0 SB: 0 CS: 0	PA: 39
--------------	------------------------------	----------------------------------	-------------------------------	----------------------------------	------------------------------	---------------------------------	------------------------------	----------------------------------	-------------------------------	----------------------------------	------------------------------	---------------------------------	-------------------------------	----------------------------------	-------------------------------	----------------------------------	-------------------------------	----------------------------------	----------------------------------	------------------------------------	----------------------------------	--------

PITCHER	IP	WLS	BF	H	R	ER	SO	BB	IBB	HBP	BLK	WP	HR	S	P	ERA	WHIP
Johnny Podres, L (1, 1) ERA: 3.92	2.2		13	6	3	3	1	1	0	0	0	1	3	26	43	10.12	2.625
Chuck Chum, R (3, 1) ERA: 2.55	4.1	L	16	4	1	1	4	0	0	0	0	0	1	39	57	2.08	0.923
Danny McDevitt, L (8, 1) ERA: 4.05	2.0		10	1	0	0	3	2	0	0	0	0	0	21	43	0.00	1.500

TOP

Pittsburgh Pirates @ Los Angeles Dodgers
Los Angeles Memorial Coliseum, Los Angeles, CA

Sun Sep 13 1959, 6:33 AM EDT
Att: 20,176 - Unknown

AB	36
R	4
H	11
RBI	4
BB	3
SO	8
LOB	13



Batter	1	2	3	4	5	6	7	8	9	AB	R	H	RBI	BB	SO	LOB
Jim Gilliam, S OBP: 0.396, SLG: 0.352 (1, 5)	0-0 B1-3	2-0 1-2 1B			1-1 F8		1-0 F9			4	0	1	0	0	0	0
Charlie Neal, R OBP: 0.335, SLG: 0.447 (1, 4)	0-1 5-3	2-0 L5			0-0 1B		1-0 5-3			4	0	1	0	0	0	2
Wally Moon, L OBP: 0.394, SLG: 0.493 (1, 9)	1-0 HR				0-0 F8			2-2 4-3		3	1	1	1	1	0	1
Duke Snider, L OBP: 0.401, SLG: 0.543 (1, 8)	0-0 4-3				1-1 F9			2-3 K		4	0	0	0	0	1	2
Norm Larker, L OBP: 0.325, SLG: 0.416 (1, 7)		0-1 2B 4-3 1B			2-2 F9			0-2 F8		4	1	1	0	0	0	1
Gil Hodges, R OBP: 0.380, SLG: 0.543 (1, 3)		1-2 4-3 1-3 SF8 2B			1-2 6-3			1-0 6-3		4	1	2	0	0	0	1
Maury Wills, S OBP: 0.288, SLG: 0.274 (1, 6)		0-0 4-3			1-0 L8			0-1 2B 1B		4	0	1	1	0	0	2
John Roseboro, L OBP: 0.333, SLG: 0.383 (1, 2)		1-0 SF8			1-1 F2			0-0 1H 2B		3	0	2	1	0	0	0
Johnny Podres, L OBP: 0.308, SLG: 0.267 (1, 1)		4-1 1B			1-3 K			3-3 K		0	0	0	0	1	0	0
Chuck Chum, R (3, 1)										1	0	0	0	0	1	0
Sandy Amoros, L (7, PH)										1	0	0	0	0	1	0
Danny McDevitt, L (8, 1)										0	0	0	0	0	0	0
Ron Fairly, L (9, PH)										1	0	0	0	0	0	2

Inning Stats	R: 1	H: 1	E: 0	K: 0	S: 5	H: 1	LOB: 0	BB: 0	P: 6	R: 2	H: 3	E: 0	K: 0	S: 11	H: 0	LOB: 2	BB: 1	P: 21	R: 0	H: 0	E: 1	K: 0	S: 9	H: 0	LOB: 1	BB: 1	P: 17	R: 0	H: 0	E: 0	K: 1	S: 6	H: 1	LOB: 1	BB: 0	P: 8	R: 0	H: 2	E: 0	K: 0	S: 7	H: 2	LOB: 2	BB: 0	P: 10	R: 0	H: 0	E: 0	K: 1	S: 6	H: 0	LOB: 0	BB: 0	P: 11	R: 0	H: 0	E: 0	K: 1	S: 11	H: 0	LOB: 0	BB: 0	P: 15	R: 0	H: 2	E: 0	K: 0	S: 9	H: 2	LOB: 1	BB: 0	P: 10	1B: 6	SF: 1	2B: 2	3B: 0	HR: 1	SAC: 0	DP: 1	HBP: 0	WP: 0	PB: 0	SB: 0	CS: 0	PA: 36
--------------	------	------	------	------	------	------	--------	-------	------	------	------	------	------	-------	------	--------	-------	-------	------	------	------	------	------	------	--------	-------	-------	------	------	------	------	------	------	--------	-------	------	------	------	------	------	------	------	--------	-------	-------	------	------	------	------	------	------	--------	-------	-------	------	------	------	------	-------	------	--------	-------	-------	------	------	------	------	------	------	--------	-------	-------	-------	-------	-------	-------	-------	--------	-------	--------	-------	-------	-------	-------	--------

PITCHER	IP	WLS	BF	H	R	ER	SO	BB	IBB	HBP	BLK	WP	HR	S	P	ERA	WHIP
Ron Kline, R ERA: 4.3 (1, 1)	9.0	W	36	9	3	3	3	2	0	0	0	0	1	70	107	3.00	1.222


BOTTOM

Pittsburgh Pirates @ Los Angeles Dodgers
 Los Angeles Memorial Coliseum, Los Angeles, CA

Sun Sep 13 1959, 6:33 AM EDT
 Att. 20,176 - Unknown

livebaseballscorecards.com

AB	33
R	3
H	9
RBI	3
BB	2
SO	3
LOB	11



Batter	1	2	3	4	5	6	7	8	9	AB R H RBI BB SO LOB	TOP	
Bill Bruton, L (1, 8) OBP: 0.341, SLG: 0.409	0-0 L9		0-0 6-3		1-1 F9		1-2 BB 1B		0-0 WP 1B	5 0 2 2 0 0 2	Milwaukee Braves @ Los Angeles Dodgers Los Angeles Memorial Coliseum, Los Angeles, CA Mon Sep 14 1959, 10:05 PM EDT Att: 53,765 - Unknown	
Eddie Mathews, L (1, 5) OBP: 0.395, SLG: 0.578	0-0 L3		0-0 F8		1-2 F2		1-2 BB G6-4-3	4-1 FC6 BB	3 0 0 0 2 0 2			
Hank Aaron, R (1, 9) OBP: 0.400, SLG: 0.648	3-3 K			0-1 F8		1-3 K	0-0 G6-4-3 1-2f	1-2 FC6 1-2f	5 0 0 0 0 2 6			
Enos Slaughter, L (1, 7) OBP: 0.271, SLG: 0.375 Andy Paiko, R (8, 7) OBP: 0.297, SLG: 0.308		3-2 F7		2-0 1B		1-0 F7		1-0 4-3	4 0 1 0 0 0 0 0 0 0 0 0 0 0			
Frank Torre, L (1, 3) OBP: 0.321, SLG: 0.311 Mickey Vernon, L (8, 3) OBP: 0.280, SLG: 0.372		1-1 HR 1B		2-3 K		1-0 3-1		1-1 6-3	4 1 1 0 0 1 1 0 0 0 0 0 0 0			
Johnny Logan, R (1, 6) OBP: 0.370, SLG: 0.416		0-1 F2		2-2 4-3			2-1 SH BB 1B HBP	0-2 5-3	3 1 0 0 0 0 2			
Del Crandall, R (1, 2) OBP: 0.307, SLG: 0.407		0-1 HR			4-1 F9 1B BB		4-0 SH 1B BB	2-3 K	2 2 1 2 2 1 0			
Felix Mantilla, R (1, 4) OBP: 0.264, SLG: 0.266		2-1 1-3			1-3 K		0-1 SH 1B	1-0 FC3-6 1B	3 0 1 0 0 1 1			
Bob Buhl, R (1, 1) OBP: 0.077, SLG: 0.063 Don McMahon, R (9, 1) OBP: 0.375, SLG: 0.286			3-3 K		0-2 1B		1-3 K	1-2 FC3-6 1B	4 0 1 0 0 2 4 0 0 0 0 0 0 0			
Inning Stats	R: 0 E: 0 K: 1 S: 5 H: 0 LOB: 0 BB: 0 P: 8	R: 2 E: 0 K: 0 S: 11 H: 2 LOB: 0 BB: 0 P: 17	R: 0 E: 0 K: 1 S: 5 H: 0 LOB: 0 BB: 0 P: 8	R: 0 E: 0 K: 1 S: 10 H: 1 LOB: 1 BB: 0 P: 16	R: 0 E: 0 K: 1 S: 13 H: 1 LOB: 2 BB: 1 P: 20	R: 0 E: 0 K: 1 S: 7 H: 0 LOB: 0 BB: 0 P: 10	R: 2 E: 0 K: 1 S: 12 H: 1 LOB: 2 BB: 2 P: 24	R: 0 E: 0 K: 0 S: 6 H: 0 LOB: 0 BB: 0 P: 8	R: 0 E: 0 K: 1 S: 12 H: 2 LOB: 3 BB: 1 P: 21	1B: 6 2B: 0 3B: 0 HR: 1 SF: 0 SAC: 1 DP: 1 HBP: 1		WP: 1 PB: 0 SB: 0 CS: 0 PA: 39
PITCHER	IP WLS BF H R ER SO BB IBB HBP BLK WP HR S P ERA WHIP											
Don Drysdale, R (1, 1) ERA: 3.47	6.1 L 28 5 4 4 6 2 0 1 0 0 0 1 60 96 5.68 1.105											
Danny McDevitt, L (7, 1) ERA: 4.05	0.0 1 0 0 0 0 1 0 0 0 0 0 0 2 6 ∞ ∞											
Larry Sherry, R (7, 1) ERA: 2.21	1.2 4 0 0 0 0 0 0 0 0 0 0 0 7 9 0.00 0.000											
Stan Williams, R (9, 1) ERA: 3.98	1.0 6 2 0 0 0 1 1 0 0 0 0 1 0 12 21 0.00 3.000											

AB	33
R	4
H	7
RBI	4
BB	4
SO	7
LOB	18



Batter	1	2	3	4	5	6	7	8	9	AB	R	H	RBI	BB	SO	LOB
Jim Gilliam, S OBP: 0.395, SLG: 0.349 (1, 5)	0-1 4-3			4-1 BB CS		2-2 F9		1-3 K		3	0	0	0	1	1	0
Charlie Neal, R OBP: 0.334, SLG: 0.444 (1, 4) Bob Lillis, R OBP: 0.275, SLG: 0.271 (9, PR)	1-2 1-3			3-3 K 1-2		1-1 F7		4-1 1B 1B BB		3	0	0	0	1	1	1
Wally Moon, L OBP: 0.395, SLG: 0.499 (1, 9)	0-0 G3			3-1 HR		1-2 6-3		1-2 1B 1B		4	1	2	1	0	0	0
Duke Snider, L OBP: 0.402, SLG: 0.541 (1, 8) Don Demeter, R OBP: 0.269, SLG: 0.436 (9, PR)			4-1 FC4-6 BB	1-3 K		0-1 5-3		2-2 1B 1B		3	0	1	0	1	1	0
Norm Larker, L OBP: 0.320, SLG: 0.410 (1, 7)			1-1 FC4-6 G6-4-3 1-2f		1-0 4-3		0-0 1-3		0-0 F4		4	0	0	0	0	4
Gil Hodges, R OBP: 0.381, SLG: 0.540 (1, 3)			2-0 G6-4-3 1-2f		4-0 FC3-6 BB BB		4-1 BB BB		2-3 K		2	0	0	0	2	1
John Roseboro, L OBP: 0.333, SLG: 0.380 (1, 2)			0-0 F5		4-1 FC3-6 BB 1-2		0-0 4-3		3-3 K		3	0	0	0	1	1
Maury Wills, S OBP: 0.284, SLG: 0.270 (1, 6)			1-3 K		0-0 FC3-6 1-2f 2-3		0-1 F5				3	0	0	0	0	1
Don Drysdale, R OBP: 0.189, SLG: 0.326 (1, 1) Danny McDevitt, L OBP: 0.143, SLG: 0.146 (7, 1) Larry Sherry, R OBP: 0.207, SLG: 0.414 (7, 1) Sandy Amoros, L (8, PH) Stan Williams, R OBP: 0.270, SLG: 0.206 (9, 1)			3-3 K		0-0 F8		0-1 3-1				2	0	0	0	0	1

Inning Stats	R: 0	H: 0	E: 0	LOB: 0	K: 0	S: 6	P: 7	R: 0	H: 0	E: 0	LOB: 0	K: 0	S: 4	R: 0	H: 0	E: 0	LOB: 0	K: 2	S: 7	R: 1	H: 1	E: 0	LOB: 0	K: 2	S: 9	R: 0	H: 0	E: 0	LOB: 2	K: 0	S: 4	R: 0	H: 0	E: 0	LOB: 0	K: 0	S: 9	R: 0	H: 0	E: 0	LOB: 1	K: 0	S: 5	R: 0	H: 0	E: 0	LOB: 0	K: 1	S: 7	R: 0	H: 2	E: 0	LOB: 3	K: 2	S: 15	1B: 2	SF: 0	2B: 1	SAC: 0	3B: 0	DP: 2	HR: 1	HBP: 0	WP: 0	PA: 34
--------------	------	------	------	--------	------	------	------	------	------	------	--------	------	------	------	------	------	--------	------	------	------	------	------	--------	------	------	------	------	------	--------	------	------	------	------	------	--------	------	------	------	------	------	--------	------	------	------	------	------	--------	------	------	------	------	------	--------	------	-------	-------	-------	-------	--------	-------	-------	-------	--------	-------	--------

PITCHER	IP	WLS	BF	H	R	ER	SO	BB	IBB	HBP	BLK	WP	HR	S	P	ERA	WHIP
Bob Buhl, R ERA: 2.83 (1, 1)	8.0	W	31	3	1	1	5	6	0	0	0	0	1	59	107	1.12	1.125
Don McMahon, R ERA: 2.39 (9, 1)	1.0	S	3	0	0	0	2	0	0	0	0	0	0	7	12	0.00	0.000

BOTTOM

Milwaukee Braves @ Los Angeles Dodgers
Los Angeles Memorial Coliseum, Los Angeles, CA

livebaseballscorecards.com

AB	28
R	1
H	3
RBI	1
BB	6
SO	7
LOB	17



Mon Sep 14 1959, 10:05 PM EDT
 Att. 53,765 - Unknown

BOTTOM

Milwaukee Braves @ Los Angeles Dodgers
Los Angeles Memorial Coliseum, Los Angeles, CA

Tue Sep 15 1959, 10:05 PM EDT
Att: 17,347 - Unknown

livebaseballscorecards.com

AB 40
R 8
H 16
RBI 8
BB 6
SO 5
LOB 20



WP: 0 PA: 49
PB: 0
SB: 0
CS: 0

AB R H RBI BB SO LOB

3	1	2	1	2	0	0
6	0	3	1	0	1	3
4	0	1	1	2	1	3
1	0	0	0	0	1	0
4	1	2	1	1	0	4
3	1	1	1	1	0	1
0	0	0	0	0	0	0
1	0	0	0	0	0	2
5	0	0	0	0	1	5
5	1	1	0	0	1	0
5	3	5	1	0	0	0
1	0	0	0	0	0	1
1	0	0	1	0	0	1
0	0	0	0	1	0	0
0	0	0	0	0	0	0
0	0	0	0	0	0	0
0	0	0	0	0	0	0
1	0	0	1	0	0	0
0	1	0	0	0	0	0

Batter	1	2	3	4	5	6	7	8	9	10
Jim Gilliam, S OBP: 0.398, SLG: 0.351 (1, 5)	4-3		3-2 E 1B	4-1 1B BB		4-2 F4 BB		2-2 2-H 1B		0-0 SF8
Charlie Neal, R OBP: 0.336, SLG: 0.445 (1, 4)	K		0-0 E5	1-2 1B		0-1 F4		1-2 FC1-5 BB 1B	1-2 BB BB 1B	2-2 3-H BB BB 1B
Wally Moon, L OBP: 0.396, SLG: 0.497 (1, 9) (8, 7)	4-3		0-2 F7	2-1 1B			3-3 K	4-0 FC1-5 BB 1B	4-2 BB BB	4-2 BB BB
Duke Snider, L OBP: 0.401, SLG: 0.539 (1, 8)		2-3 K		1-2 1B 2B			1-2 2B	0-1 FC1-5	4-1 BB BB	4-1 1-2 2-3 3-H BB
Ron Fairly, L OBP: 0.333, SLG: 0.356 (3, 8) (8, 9) (10, 8)										
Norm Larker, L OBP: 0.323, SLG: 0.409 (1, 7)		3-2 G3		1-1 1B 1B		4-0 F8 BB		0-0 L9		
Don Demeter, R OBP: 0.289, SLG: 0.436 (8, 8)				2-H 1B					1-0 F6	
Carl Furillo, R OBP: 0.315, SLG: 0.301 (9, PH) (10, 9)										
Gil Hodges, R OBP: 0.376, SLG: 0.533 (1, 3)			3-2 F3	0-3 K		3-2 F8		2-1 F5	3-1 L7	
John Roseboro, L OBP: 0.331, SLG: 0.377 (1, 2)			2-2 F2	2-1 1B 4-3 1B		0-1 F7		1-3 K		1-2 F9
Maury Wills, S OBP: 0.301, SLG: 0.299 (1, 6)			1-1 FC6-4 1B	1-1 4-3 1B 1B		1-2 SF9 3B		2-2 SH1-4 1B 1B		0-1 1B SF8 1B
Roger Craig, R OBP: 0.047, SLG: 0.024 (1, 1)										
Sandy Amoros, L OBP: 0.303, SLG: 0.267 (4, PH)										
Johnny Podres, L OBP: 0.207, SLG: 0.414 (5, 1)			FC6-4 E 1B	4-3				0-1 SH1-4		0-0 BB 1B 1B
Larry Sherry, R OBP: 0.207, SLG: 0.414 (8, 1)										
Fred Kipp, L OBP: 0.227, SLG: 0.395 (9, 1)										
Chuck Churn, R OBP: 0.291, SLG: 0.395 (10, PH)										
Chuck Essegian, R OBP: 0.291, SLG: 0.395 (10, PH)										
Joe Pignatano, R OBP: 0.327, SLG: 0.292 (10, PR)										

Inning Stats	R: 0 H: 0 E: 0 K: 1 S: 6	H: 0 LOB: 0 BB: 0 P: 7	R: 0 H: 0 E: 0 K: 1 S: 10	H: 0 LOB: 0 BB: 0 P: 18	R: 0 H: 2 E: 1 K: 0 S: 19	H: 2 LOB: 3 BB: 0 P: 27	R: 5 H: 6 E: 0 K: 1 S: 25	H: 2 LOB: 1 BB: 1 P: 40	R: 0 H: 0 E: 0 K: 0 S: 5	H: 0 LOB: 0 BB: 1 P: 12	R: 1 H: 1 E: 0 K: 0 S: 9	H: 1 LOB: 0 BB: 1 P: 14	R: 0 H: 1 E: 0 K: 1 S: 9	H: 1 LOB: 1 BB: 0 P: 15	R: 0 H: 2 E: 0 K: 1 S: 12	H: 2 LOB: 2 BB: 0 P: 17	R: 0 H: 1 E: 0 K: 0 S: 8	H: 1 LOB: 2 BB: 1 P: 17	R: 2 H: 3 E: 0 K: 0 S: 13	H: 3 LOB: 3 BB: 2 P: 24	1B: 13 2B: 2 3B: 1 HR: 0	SF: 2 SAC: 1 DP: 0 HBP: 0
--------------	--------------------------	------------------------	---------------------------	-------------------------	---------------------------	-------------------------	---------------------------	-------------------------	--------------------------	-------------------------	--------------------------	-------------------------	--------------------------	-------------------------	---------------------------	-------------------------	--------------------------	-------------------------	---------------------------	-------------------------	--------------------------	---------------------------

PITCHER	IP	WLS	BF	H	R	ER	SO	BB	IBB	HBP	BLK	WP	HR	S	P	ERA	WHIP
Joey Jay, R ERA: 4.2 (1, 1)	3.2		20	7	5	5	3	1	0	0	0	0	0	56	86	12.27	2.182
Juan Pizarro, L ERA: 3.85 (4, 1)	1.1		5	1	0	0	0	1	0	0	0	0	0	9	18	0.00	1.500
Bob Rush, R ERA: 2.31 (6, 1)	2.0		8	2	1	1	1	1	0	0	0	0	0	18	29	4.50	1.500
Don McMahon, R ERA: 2.56 (8, 1)	2.2	L	16	6	2	2	1	3	0	0	0	0	0	33	58	6.75	3.375

Batter	1	2	3	4	5	6	7	8	9	AB R H RBI BB SO LOB	TOP	
Johnny Temple, R (1, 4) OBP: 0.383, SLG: 0.429	1-0 F7		2-1 5-3		1-3 K		2-0 F2		0-0 SH5-4	4 0 0 0 0 1 0	Cincinnati Redlegs @ Los Angeles Dodgers Los Angeles Memorial Coliseum, Los Angeles, CA Wed Sep 16 1959, 10:05 PM EDT Att: 43,785 - Unknown livebaseballscorecards.com	
Vada Pinson, L (1, 8) OBP: 0.376, SLG: 0.517	2-3 K		1-1 2B 1B		0-0 1B		3-1 2B		4-0 1B IBB	4 1 3 0 1 1 0		
Gus Bell, L (1, 9) OBP: 0.325, SLG: 0.451	1-2 L9		1-1 1-H HR 2B		1-1 2B		2-0 5-3		1-1 1B	5 1 3 3 0 0 1		
Frank Thomas, R (1, 3) Whitey Lockman, L (9, 3) OBP: 0.281, SLG: 0.383 OBP: 0.294, SLG: 0.300			0-1 F6		0-1 2-H HR		0-1 6-3		1-2 P4 1B	5 1 2 2 0 1 3 0 0 0 0 0 0 0		
Willie Jones, R (1, 5) OBP: 0.333, SLG: 0.427			1-1 1B BB 1B		0-1 F4		1-0 HR		2-2 F4	5 2 2 1 0 0 3		
Jim Pendleton, R (1, 7) OBP: 0.308, SLG: 0.355			4-2 1B BB		0-0 F4		2-0 F4		0-0 1B	3 0 1 0 1 0 0		
Dutch Dotterer, R (1, 2) OBP: 0.326, SLG: 0.346			1-3 K		0-0 F8		0-3 K		1-2 P4	4 0 0 0 0 2 4		
Eddie Kasko, R (1, 6) OBP: 0.307, SLG: 0.350			0-1 1B		0-1 4-3		0-0 F2		0-0 SH5-4 1B BB	4 1 2 1 0 0 0		
Orlando Pena, R (1, 1) Jerry Lynch, L (9, PH) Bobby Henrich, R (9, PR) Brooks Lawrence, R (9, 1) OBP: 0.194, SLG: 0.125 OBP: 0.326, SLG: 0.474 OBP: 0.150, SLG: 0.175			3-3 K		0-0 6-3		1-3 K		4-0 SH5-4 1B BB	3 0 0 0 0 2 2 0 0 0 0 1 0 0 0 1 0 0 0 0 0 0 0 0 0 0 0 0		
Inning Stats	R: 0 H: 0 E: 0 LOB: 0 K: 1 BB: 0 S: 8 P: 12	R: 1 H: 2 E: 0 LOB: 2 K: 2 BB: 1 S: 15 P: 23	R: 3 H: 3 E: 0 LOB: 0 K: 0 BB: 0 S: 11 P: 15	R: 0 H: 0 E: 0 LOB: 0 K: 0 BB: 0 S: 4 P: 4	R: 0 H: 2 E: 0 LOB: 1 K: 1 BB: 0 S: 8 P: 10	R: 1 H: 1 E: 0 LOB: 0 K: 1 BB: 0 S: 6 P: 9	R: 0 H: 1 E: 0 LOB: 1 K: 1 BB: 0 S: 7 P: 15	R: 0 H: 2 E: 0 LOB: 1 K: 0 BB: 0 S: 10 P: 14	R: 2 H: 2 E: 0 LOB: 2 K: 1 BB: 2 S: 8 P: 19	1B: 8 SF: 0 2B: 4 SAC: 1 3B: 0 DP: 1 HR: 2 HBP: 0		WP: 0 PA: 41 PB: 0 SB: 0 CS: 0
PITCHER	IP WLS BF H R ER SO BB IBB HBP BLK WP HR S P ERA WHIP											
Sandy Koufax, L (1, 1) ERA: 3.86	7.1 L 33 11 5 5 6 1 0 0 0 0 0 2 66 98 6.14 1.636											
Chuck Chum, R (8, 1) ERA: 2.73	0.2 1 0 0 0 0 0 0 0 0 0 0 0 3 4 0.00 0.000											
Stan Williams, R (9, 1) ERA: 4.13	0.0 2 1 2 2 0 1 0 0 0 0 0 0 1 5 ∞ ∞											
Clem Labine, R (9, 1) ERA: 3.72	1.0 5 1 0 0 1 0 1 0 0 0 0 0 7 14 0.00 1.000											

Cincinnati Redlegs @ Los Angeles Dodgers
Los Angeles Memorial Coliseum, Los Angeles, CA

AB	37
R	7
H	13
RBI	7
BB	3
SO	7
LOB	13



Batter	1	2	3	4	5	6	7	8	9	AB	R	H	RBI	BB	SO	LOB
Jim Gilliam, S OBP: 0.395, SLG: 0.349 (1, 5) C B X	1-1 F7 ①			0-0 4-3 ①		3-2 F4 ①		1-1 F7 ②		4	0	0	0	0	0	0
Charlie Neal, R OBP: 0.339, SLG: 0.458 (1, 4) B B X	2-0 G6-3 1B			3-2 HR		2-2 5-3 ②		0-0 HR		4	2	3	2	0	0	0
Wally Moon, L OBP: 0.395, SLG: 0.501 (1, 9) B C C X	1-2 G6-3 1-2f			2-1 HR		1-1 F8 ③		1-1 4-3 ③		4	1	1	1	0	0	1
Duke Snider, L OBP: 0.399, SLG: 0.536 (1, 8) F S F T F X		1-3 K ①		1-0 F9 ②		0-2 L9 ①		3-2 BB 1B 1B		4	0	1	0	0	1	0
Norm Larker, L OBP: 0.328, SLG: 0.414 (1, 7) Bob Lillis, R OBP: 0.275, SLG: 0.271 (9, PR) B F B X		0-0 G6-4-3 1B		1-1 1B		0-1 F7 ②		2-2 BB 1B		4	0	3	0	0	0	0
Gil Hodges, R OBP: 0.375, SLG: 0.530 (1, 3) C T B C F X		0-0 G6-4-3 1-2f		1-3 K ③		1-1 3B 1B		3-2 F5 ①		4	1	1	0	0	1	4
John Roseboro, L OBP: 0.330, SLG: 0.381 (1, 2) C B C X			0-0 F8 ①		2-2 F8 ①		2-1 1-H 3B		1-2 F7 ②		4	0	1	1	0	0
Maury Wills, S OBP: 0.297, SLG: 0.294 (1, 6) Carl Furillo, R OBP: 0.322, SLG: 0.301 (9, PH) Don Demeter, R OBP: 0.289, SLG: 0.436 (9, PR) S B B B B X			1-1 F7 ②		0-1 4-3 ②		0-1 6-3 ③		4-1 FC6-4 BB		3	0	0	0	0	1
Sandy Koufax, R OBP: 0.145, SLG: 0.170 (8, 1) Chuck Churn, R OBP: 0.332, SLG: 0.354 (8, PH) Stan Williams, R OBP: 0.270, SLG: 0.206 (9, 1) Clem Labine, R OBP: 0.287, SLG: 0.390 (9, PH) S S X			0-2 F8 ③		0-3 K ③		1-3 K ①		0-1 FC6-4 1-2f		2	0	0	0	0	1

Inning Stats	R: 0	H: 1	E: 0	LOB: 0	K: 0	BB: 0	S: 6	P: 10	R: 0	H: 1	E: 0	LOB: 0	K: 1	BB: 0	S: 6	P: 7	R: 0	H: 0	E: 0	LOB: 0	K: 0	BB: 0	S: 6	P: 7	R: 2	H: 3	E: 0	LOB: 1	K: 1	BB: 0	S: 13	P: 21	R: 0	H: 0	E: 0	LOB: 0	K: 1	BB: 0	S: 10	P: 12	R: 0	H: 0	E: 0	LOB: 0	K: 0	BB: 0	S: 8	P: 14	R: 1	H: 2	E: 0	LOB: 1	K: 0	BB: 0	S: 11	P: 14	R: 1	H: 1	E: 0	LOB: 0	K: 1	BB: 0	S: 8	P: 11	R: 0	H: 2	E: 0	LOB: 3	K: 0	BB: 1	S: 16	P: 29	1B: 6	2B: 0	3B: 1	HR: 3	SF: 0	SAC: 0	DP: 2	HBP: 0	WP: 0	PA: 36
PITCHER	IP	WLS	BF	H	R	ER	SO	BB	IBB	HBP	BLK	WP	HR	S	P	ERA	WHIP																																																																	
Orlando Pena, R ERA: 4.91 (1, 1)	8.0	W	30	8	4	4	4	0	0	0	0	0	0	68	96	4.50	1.000																																																																	
Brooks Lawrence, R ERA: 4.68 (9, 1)	1.0	S	6	2	0	0	0	1	0	0	0	0	0	16	29	0.00	3.000																																																																	

BOTTOM

Cincinnati Redlegs @ Los Angeles Dodgers
Los Angeles Memorial Coliseum, Los Angeles, CA

livebaseballscorecards.com

AB	35
R	4
H	10
RBI	4
BB	1
SO	4
LOB	11



Wed Sep 16 1959, 10:05 PM EDT
Att. 43,785 - Unknown

Batter	1	2	3	4	5	6	7	8	9	AB R H RBI BB SO LOB	TOP
Johnny Temple, R (1, 4) OBP: 0.382, SLG: 0.426 	4-0 		3-2 		0-3 			0-1 	2-2 	4 0 0 0 1 1 4	Cincinnati Redlegs @ Los Angeles Dodgers Los Angeles Memorial Coliseum, Los Angeles, CA Thu Sep 17 1959, 10:05 PM EDT Att: 32,992 - Unknown livebaseballscorecards.com
Vada Pinson, L (1, 8) OBP: 0.376, SLG: 0.515 	2-2 		1-3 			2-2 		0-0 		4 0 1 0 0 1 1	
Gus Bell, L (1, 9) OBP: 0.323, SLG: 0.448 	1-1 			1-3 		0-0 		2-2 		4 0 0 0 0 1 3	
Frank Robinson, R (1, 7) OBP: 0.390, SLG: 0.583 	1-0 			0-0 		1-0 			1-1 	3 0 1 0 0 0 2	
Frank Thomas, R (1, 3) OBP: 0.283, SLG: 0.384 	2-1 			1-0 		0-0 			1-0 	4 1 2 0 0 0 3	
Willie Jones, R (1, 5) Bobby Henrich, R (9, PR) 		3-3 			4-2 		1-1 		4-2 	2 1 0 0 2 1 0 0 1 0 0 0 0 0	
Dutch Dotterer, R (1, 2) Ed Bailey, L (9, PH) OBP: 0.326, SLG: 0.346 OBP: 0.368, SLG: 0.399 		0-0 			0-1 		1-1 		0-0 	3 0 1 0 0 0 0 1 0 0 0 0 0 3	
Eddie Kasko, R (1, 6) OBP: 0.307, SLG: 0.349 		1-1 			1-1 		1-2 		2-2 	4 0 1 3 0 0 1	
Bob Purkey, R (1, 1) Jim Pendleton, R (8, PH) Brooks Lawrence, R (8, 1) Jerry Lynch, L (9, PH) OBP: 0.254, SLG: 0.281 OBP: 0.314, SLG: 0.360 OBP: 0.150, SLG: 0.175 OBP: 0.327, SLG: 0.474 			0-3 		1-3 			1-1 	4-2 	2 0 0 0 0 2 1 1 0 1 0 0 0 0 0 0 0 0 0 0 0 0 0 0 0 1 0 0	
Inning Stats	R: 0 H: 1 E: 0 LOB: 2 K: 0 BB: 1 S: 8 P: 18	R: 0 H: 0 E: 0 LOB: 0 K: 1 BB: 0 S: 6 P: 10	R: 0 H: 0 E: 0 LOB: 0 K: 2 BB: 0 S: 9 P: 13	R: 0 H: 1 E: 0 LOB: 1 K: 1 BB: 0 S: 6 P: 8	R: 1 H: 1 E: 0 LOB: 1 K: 2 BB: 1 S: 13 P: 19	R: 0 H: 1 E: 0 LOB: 1 K: 0 BB: 0 S: 6 P: 9	R: 0 H: 0 E: 0 LOB: 0 K: 0 BB: 0 S: 9 P: 12	R: 0 H: 1 E: 0 LOB: 1 K: 0 BB: 0 S: 8 P: 11	R: 2 H: 2 E: 0 LOB: 2 K: 0 BB: 2 S: 15 P: 29	1B: 6 SF: 0 2B: 1 SAC: 0 3B: 0 DP: 1 HR: 0 HBP: 1	
PITCHER Danny McDevitt, L (1, 1) ERA: 4.01 Larry Sherry, R (9, 1) ERA: 2.27	IP WLS BF H R ER SO BB IBB HBP BLK WP HR S P ERA WHIP 8.0 W 32 6 3 3 6 2 0 1 0 0 0 0 67 104 3.38 1.000 1.0 S 5 1 0 0 0 0 2 0 0 0 0 0 0 13 25 0.00 3.000	PITCHER IP WLS BF H R ER SO BB IBB HBP BLK WP HR S P ERA WHIP									



Batter	1	2	3	4	5	6	7	8	9	AB	R	H	RBI	BB	SO	LOB	
Jim Gilliam, S <small>OBP: 0.396, SLG: 0.354</small> (1, 5)	4-1 1B HR BB	1-1 L9 1-2			2-2 3-1			2-1 HR		3	2	1	1	1	0	1	
Charlie Neal, R <small>OBP: 0.340, SLG: 0.460</small> (1, 4)	1-1 HR 1B		1-1 4-3 2B		1-0 6-3			0-1 F8		4	1	2	0	0	0	0	
Wally Moon, L <small>OBP: 0.396, SLG: 0.502</small> (1, 9) (9, 7)	2-0 L8		1-0 WP 4-3 HBP		0-2 L3-6 2B			3-2 6-3		3	0	1	0	0	0	2	
Duke Snider, L <small>OBP: 0.398, SLG: 0.541</small> (1, 8) (9, 9)	0-0 HR 1B		3-3 K		1-0 L3-6 2B			0-0 4-3		4	1	1	3	0	1	3	
Norm Larker, L <small>OBP: 0.325, SLG: 0.410</small> Don Demeter, R <small>OBP: 0.289, SLG: 0.436</small> (1, 7) (9, 8)	2-2 F8		3-2 4-3		2-1 6-3					3	0	0	0	0	0	2	
Gil Hodges, R <small>OBP: 0.375, SLG: 0.528</small> (1, 3)	2-2 5-3		3-2 1-3 2-3		2-1 6-3					0	0	0	0	0	0	0	
John Roseboro, L <small>OBP: 0.328, SLG: 0.378</small> (1, 2)		2-2 F7		1-1 F8		0-1 FC1-6 1B		0-1 FC1-6 1B		3	0	0	0	0	0	1	
Maury Wills, S <small>OBP: 0.299, SLG: 0.296</small> (1, 6)		0-1 S 1B		0-0 F7		0-0 FC1-6 SH1-3		0-1 SH1-3		2	0	1	0	0	0	0	
Danny McDevitt, L <small>OBP: 0.133, SLG: 0.136</small> Larry Sherry, R <small>OBP: 0.207, SLG: 0.414</small> (1, 1) (9, 1)		1-3 K		1-1 F9		0-1 SH1-3		0-1 1-3		3	0	0	0	0	2	2	
Inning Stats	R: 3 E: 0 K: 0 S: 11	H: 2 LOB: 0 BB: 1 P: 22	R: 0 E: 0 K: 1 S: 10	H: 1 LOB: 1 BB: 0 P: 14	R: 0 E: 0 K: 1 S: 9	H: 1 LOB: 1 BB: 0 P: 17	R: 0 E: 0 K: 0 S: 5	H: 0 LOB: 0 BB: 0 P: 7	R: 0 E: 0 K: 1 S: 10	H: 0 LOB: 0 BB: 0 P: 13	R: 0 E: 0 K: 0 S: 6	H: 1 LOB: 0 BB: 0 P: 9	R: 0 E: 0 K: 0 S: 7	H: 1 LOB: 1 BB: 0 P: 7	R: 1 E: 0 K: 0 S: 8	H: 1 LOB: 0 BB: 0 P: 13	
PITCHER Bob Purkey, R <small>ERA: 4.35</small> Brooks Lawrence, R <small>ERA: 4.71</small>	IP WLS L	BF L	H R	ER SO	BB IBB	HBP BLK	WP HR	S P	ERA WHIP								
	(1, 1)	7.0	27	6	3	3	3	1	0	0	0	0	1	58	89	3.86	1.000
	(8, 1)	1.0	4	1	1	1	0	0	0	0	0	0	1	8	13	9.00	1.000

BOTTOM

Cincinnati Redlegs @ Los Angeles Dodgers
 Los Angeles Memorial Coliseum, Los Angeles, CA

livebaseballscorecards.com

AB 28
R 4
H 7
RBI 4
BB 1
SO 3
LOB 11



WP: 1 PA: 31
 PB: 0
 SB: 1
 CS: 0

Thu Sep 17 1959, 10:05 PM EDT
 Att. 32,992 - Unknown

Batter	1	2	3	4	5	6	7	8	9	AB	R	H	RBI	BB	SO	LOB	TOP										
Jim Gilliam, S (1, 5) <small>OBP: 0.393, SLG: 0.351</small>	0-1 6-3	1-0 5-3			2-1 4-3	1-3 K			1-0 4-3	5	0	0	0	0	1	4											
Charlie Neal, R (1, 4) <small>OBP: 0.337, SLG: 0.456</small>	1-1 5-3		1-1 F5		2-1 E9	0-0 F7			2-1 4-3	5	0	0	0	0	0	2											
Wally Moon, L (1, 7) <small>OBP: 0.396, SLG: 0.500</small>	3-3 K		1-1 B1-3		1-0 F8			0-1 FC1-5 SH 1B	4-1 BB	4	0	1	0	1	1	1											
Gil Hodges, R (1, 3) <small>OBP: 0.372, SLG: 0.523</small>		1-0 F3	0-0 L8		0-0 E5			1-0 SH FC1-5	0-1 F6	4	0	0	0	0	0	2											
Carl Furillo, R (1, 9) <small>OBP: 0.326, SLG: 0.318</small> Duke Snider, L (5, PH) <small>OBP: 0.396, SLG: 0.538</small> (5, 9)		2-1 F8		0-0 SH1-3 1B 2B	0-1 4-3			0-0 FC1-5 G5-4-3		2	1	1	0	0	0	0											
Don Demeter, R (1, 8) <small>OBP: 0.289, SLG: 0.435</small>		1-0 1B 1B		2-1 SH1-3 2-3				0-0 F9	0-0 G5-4-3	3	1	1	0	0	0	2											
Maury Wills, S (1, 6) <small>OBP: 0.307, SLG: 0.305</small>		1-0 1B E 1B		0-0 4-3 1B				1-0 1B SH 1B	0-0 F2	4	2	3	1	0	0	0											
Joe Pignatano, R (1, 2) <small>OBP: 0.331, SLG: 0.299</small>		0-2 1B 1B		1-1 4-3 1-2				0-0 SH 1B	1-1 5-3	4	0	2	1	0	0	1											
Roger Craig, R (1, 1) <small>OBP: 0.065, SLG: 0.044</small>		0-1 1B		3-3 K				2-1 SH	1-3 K	3	0	1	1	0	2	1											
Inning Stats	R: 0 E: 0 K: 1 S: 7	H: 0 LOB: 0 BB: 0 P: 11	R: 2 E: 0 K: 0 S: 11	H: 4 LOB: 2 BB: 0 P: 17	R: 0 E: 0 K: 0 S: 5	H: 0 LOB: 0 BB: 0 P: 7	R: 1 E: 0 K: 1 S: 9	H: 2 LOB: 1 BB: 0 P: 15	R: 0 E: 2 K: 0 S: 8	H: 0 LOB: 2 BB: 0 P: 13	R: 1 E: 0 K: 1 S: 9	H: 2 LOB: 2 BB: 0 P: 13	R: 0 E: 0 K: 0 S: 5	H: 1 LOB: 1 BB: 0 P: 6	R: 0 E: 0 K: 1 S: 6	H: 0 LOB: 0 BB: 0 P: 8	R: 0 E: 0 K: 0 S: 6	H: 0 LOB: 1 BB: 1 P: 13	1B: 8 2B: 1 3B: 0 HR: 0	SF: 0 SAC: 3 DP: 1 HBP: 0	WP: 0 PB: 0 SB: 0 CS: 0	PA: 40					
PITCHER	IP	WLS	BF	H	R	ER	SO	BB	IBB	HBP	BLK	WP	HR	S	P	ERA	WHIP										
Johnny Antonelli, L (1, 1) <small>ERA: 3.01</small>	3.1	L	16	6	3	3	1	0	0	0	0	0	0	27	41	8.10	1.800										
Stu Miller, R (4, 1) <small>ERA: 2.83</small>	3.2		17	3	1	1	2	0	0	0	0	0	0	27	41	2.46	0.818										
Al Worthington, R (8, 1) <small>ERA: 3.61</small>	2.0		7	0	0	0	1	1	0	0	0	0	0	12	21	0.00	0.500										

Los Angeles Dodgers @ San Francisco Giants
Seals Stadium, San Francisco, CA
 Sat Sep 19 1959, 6:33 AM EDT
 Att: 22,823 - Unknown

AB	36
R	4
H	9
RBI	3
BB	1
SO	4
LOB	17



Batter	1	2	3	4	5	6	7	8	9	AB R H RBI BB SO LOB
Eddie Bressoud, R OBP: 0.316, SLG: 0.419 (1, 6)	1-2 1-3		1-1 F4		1-1 5-3		0-2 1-6-3		2-3 K	5 0 0 0 0 1 3
Willie McCovey, L OBP: 0.429, SLG: 0.659 (1, 3)	0-0 FC5-4 1B		0-0 F6			4-2 1B BB		4-2 FC6-4 BB		2 0 1 0 2 0 0
Willie Mays, R OBP: 0.370, SLG: 0.563 (1, 8)	2-3 K			2-2 6-3		1-1 F7		0-0 FC6-4 1-2f		4 0 0 0 0 1 3
Orlando Cepeda, R OBP: 0.359, SLG: 0.528 (1, 7)	0-0 FC5-4 1-2f			2-2 1B		1-3 K		0-0 F8		4 0 1 0 0 1 3
Willie Kirkland, L OBP: 0.327, SLG: 0.470 (1, 9)		0-1 4-3		1-2 F2		0-0 1B		2-2 F3		4 0 1 0 0 0 2
Daryl Spencer, R OBP: 0.331, SLG: 0.376 (1, 4)		3-3 K		2-2 F5		0-1 F9			4-1 2B 4-3 BB	3 1 0 0 1 1 3
Hobie Landrith, L OBP: 0.342, SLG: 0.337 (1, 2)		0-2 1B			0-1 F9		2-2 F8		3-2 F7	4 0 1 0 0 0 1
Jim Davenport, R OBP: 0.297, SLG: 0.344 (1, 5)		1-1 F8			0-1 F8		1-0 2B		0-0 4-3 2B	3 0 1 0 0 0 1
Jose Pagan, R OBP: 0.185, SLG: 0.154 (7, PR)									1-3 2B	0 0 0 0 0 0 0
Leon Wagner, L OBP: 0.364, SLG: 0.431 (9, PH)									0-0 4-3 2B	1 0 1 0 0 0 0
Johnny Antonelli, L OBP: 0.176, SLG: 0.240 (1, 1)			0-0 G3			4-2 BB		0-0 L9		1 0 0 0 0 0 0
Stu Miller, R OBP: 0.104, SLG: 0.044 (4, 1)									0-0 4-3	0 0 0 0 1 0 0
Dusty Rhodes, L OBP: 0.286, SLG: 0.256 (7, PH)									1-3 2B	1 0 0 0 0 0 1
Al Worthington, R OBP: 0.077, SLG: 0.077 (8, 1)									0-0 4-3	0 0 0 0 0 0 0
Jackie Brandt, R OBP: 0.324, SLG: 0.412 (9, PH)									2-3 3-H	1 0 0 1 0 0 1

Inning Stats	R: 0 E: 0 K: 1 S: 8	H: 1 LOB: 1 BB: 0 P: 11	R: 0 E: 0 K: 1 S: 10	H: 1 LOB: 1 BB: 0 P: 14	R: 0 E: 0 K: 0 S: 4	H: 0 LOB: 0 BB: 0 P: 5	R: 0 E: 0 K: 0 S: 12	H: 1 LOB: 1 BB: 0 P: 19	R: 0 E: 0 K: 0 S: 8	H: 0 LOB: 1 BB: 1 P: 13	R: 0 E: 0 K: 1 S: 11	H: 1 LOB: 2 BB: 1 P: 17	R: 0 E: 0 K: 0 S: 9	H: 1 LOB: 1 BB: 0 P: 12	R: 0 E: 0 K: 0 S: 9	H: 0 LOB: 1 BB: 1 P: 15	R: 1 E: 0 K: 1 S: 9	H: 1 LOB: 1 BB: 1 P: 18	1B: 4 2B: 2 3B: 0 HR: 0	SF: 0 SAC: 0 DP: 0 HBP: 0	WP: 0 PB: 0 SB: 0 CS: 0	PA: 37 ERA WHIP
PITCHER Roger Craig, R ERA: 2.27 (1, 1)	IP: 9.0 WLS: W BF: 37 H: 6 R: 1 ER: 1 SO: 4 BB: 4 IBB: 0 HBP: 0 BLK: 0 WP: 0 HR: 0 S: 80 P: 124 ERA: 1.00 WHIP: 1.111																					

Los Angeles Dodgers @ San Francisco Giants
Seals Stadium, San Francisco, CA
 Sat Sep 19 1959, 6:33 AM EDT
 Att. 22,823 - Unknown

AB	33
R	1
H	6
RBI	1
BB	4
SO	4
LOB	18



Batter	1	2	3	4	5	6	7	8	9	AB R H RBI BB SO LOB	TOP
Jim Gilliam, S (1, 5) OBP: 0.394, SLG: 0.354 	4-0 		0-0 F2 		3-1 FC6-4 		2-1 		2-0 	4 1 2 2 1 0 2	
Charlie Neal, R (1, 4) OBP: 0.336, SLG: 0.455 	1-3 K 		3-1 F9 			0-0 G3 	0-0 		0-0 4-3 	5 0 1 2 0 1 2	
Wally Moon, L (1, 7) OBP: 0.394, SLG: 0.496 	2-3 K 			3-2 5-3 		1-3 	0-0 4-3 		4-0 	4 0 0 0 1 2 3	
Gil Hodges, R (1, 3) OBP: 0.367, SLG: 0.516 	1-1 F9 			0-0 F8 		1-3 	1-3 		1-3 K 	5 0 0 0 0 3 5	
Carl Furillo, R (1, 9) Ron Fairly, L (7, 9) OBP: 0.331, SLG: 0.353 		2-0 4-3 		3-1 F8 			2-2 4-3 	3-2 3-1 		3 0 0 0 0 0 0 1 0 0 0 0 0 0	
Don Demeter, R (1, 8) OBP: 0.294, SLG: 0.439 		2-1 		1-1 F8 		1-1 	2-2 			3 1 2 0 0 0 0	
Maury Wills, S (1, 6) OBP: 0.306, SLG: 0.304 		0-3 K 		1-2 6-3 		0-2 	3-3 K 			4 1 1 0 0 2 2	
Joe Pignatano, R (1, 2) OBP: 0.335, SLG: 0.299 		1-3 K 		1-1 		4-2 	2-0 F4 			3 1 1 0 1 1 2	
Don Drysdale, R (1, 1) Chuck Essegian, R (7, PH) Bob Lillis, R (7, PR) Larry Sherry, R (7, 1) Danny McDevitt, L (8, 1) Duke Snider, L (8, PH) Chuck Churn, R (9, 1)			3-3 K 		3-2 		1-2 FC5 		1-0 F5 	2 0 1 0 0 1 0 1 0 0 1 0 0 2 0 1 0 1 0 0 0 0 0 0 0 0 0 0 0 0 0	
Inning Stats	R: 0 H: 0 E: 0 LOB: 1 K: 2 BB: 1 S: 8 P: 16	R: 0 H: 1 E: 0 LOB: 1 K: 2 BB: 0 S: 9 P: 14	R: 0 H: 0 E: 0 LOB: 0 K: 1 BB: 0 S: 6 P: 12	R: 0 H: 0 E: 0 LOB: 0 K: 0 BB: 0 S: 6 P: 12	R: 0 H: 2 E: 0 LOB: 2 K: 0 BB: 0 S: 12 P: 21	R: 0 H: 0 E: 0 LOB: 0 K: 2 BB: 0 S: 8 P: 10	R: 5 H: 4 E: 1 LOB: 2 K: 1 BB: 1 S: 22 P: 33	R: 0 H: 0 E: 0 LOB: 1 K: 1 BB: 0 S: 9 P: 19	R: 0 H: 1 E: 0 LOB: 2 K: 1 BB: 1 S: 6 P: 14	1B: 5 SF: 0 2B: 3 SAC: 0 3B: 0 DP: 0 HR: 0 HBP: 1	WP: 0 PA: 40 PB: 0 SB: 2 CS: 0
PITCHER Mike McCormick, L (1, 1) ERA: 4.09 Jack Sanford, R (7, 1) ERA: 3.11 Stu Miller, R (9, 1) ERA: 2.81	IP WLS BF H R ER SO BB IBB HBP BLK WP HR S P ERA WHIP 6.1 L 28 6 5 4 7 2 0 0 0 0 0 0 66 112 5.68 1.263 1.2 7 1 0 0 2 0 0 1 0 0 0 0 14 25 0.00 0.600 1.0 5 1 0 0 1 0 0 1 0 0 0 0 6 14 0.00 1.000	PITCHER IP WLS BF H R ER SO BB IBB HBP BLK WP HR S P ERA WHIP									

Los Angeles Dodgers @ San Francisco Giants
Seals Stadium, San Francisco, CA
 Sat Sep 19 1959, 10:05 PM EDT
 Att. 22,737 - Unknown

livebaseballscorecards.com

AB	36
R	5
H	8
RBI	5
BB	3
SO	10
LOB	18



Batter	1	2	3	4	5	6	7	8	9	AB R H RBI BB SO LOB
Eddie Bressoud, R (1, 6) OBP: 0.316, SLG: 0.414 Jackie Brandt, R (8, PH) OBP: 0.325, SLG: 0.413 Stu Miller, R (9, 1) OBP: 0.104, SLG: 0.044	4-0 BB BB BB	0-3 K		0-1 F8			1-3 K	2-2 1-3 2-H 1B		3 0 0 0 1 2 2 1 0 1 1 0 0 0 0 0 0 0 0 0 0
Willie McCovey, L (1, 3) OBP: 0.434, SLG: 0.653	4-1 BB BB 1-2	2-1 1-3 2-H 1B			4-2 1B BB		2-3 K	3-3 K		3 0 1 1 2 2 2
Willie Mays, R (1, 8) OBP: 0.372, SLG: 0.562	4-1 BB BB 1-2 2-3	0-2 F6			0-0 1-2 1B		1-1 FC6-4 1B		3-1 6-3	4 0 2 0 1 0 2
Orlando Cepeda, R (1, 7) OBP: 0.356, SLG: 0.524	2-3 K		0-2 1-3		0-3 K		1-0 FC6-4 1-2f		0-0 4-3	5 0 0 0 0 2 6
Willie Kirkland, L (1, 9) OBP: 0.330, SLG: 0.469	1-3 K		1-2 1B		1-3 K			4-0 BB BB 1B	4-1 BB BB	3 1 1 0 2 2 5
Daryl Spencer, R (1, 4) OBP: 0.330, SLG: 0.374	2-3 K		0-1 F2		0-2 F8			4-1 1-2 1B BB	0-3 K	4 1 0 0 1 2 7
Hobie Landrith, L (1, 2) OBP: 0.341, SLG: 0.333		4-2 E 1B BB		1-1 F8		0-0 1-3		2-3 K		3 1 0 0 1 1 3
Jim Davenport, R (1, 5) OBP: 0.296, SLG: 0.342 Leon Wagner, L (8, PH) OBP: 0.368, SLG: 0.435 Jose Pagan, R (8, PR) OBP: 0.185, SLG: 0.154 (9, 6)		1-3 K		2-2 F9		3-2 F8		0-0 1B BB 1-2 2-H 1B		3 0 0 0 0 1 1 1 0 1 1 0 0 0 0 0 0 0 0 0 0
Mike McCormick, L (1, 1) OBP: 0.145, SLG: 0.109 Jack Sanford, R (7, 1) OBP: 0.203, SLG: 0.113 Dusty Rhodes, L (8, PH) OBP: 0.280, SLG: 0.250 Danny O'Connell, R (9, 5) OBP: 0.254, SLG: 0.241		0-1 E1 1B		0-0 6-3		1-3 K		1-2 F6		3 0 0 0 0 1 1 0 0 0 0 0 0 0 1 0 0 0 0 0 2 0 0 0 0 0 0 0

Inning Stats	R: 0	H: 0	E: 0	K: 3	S: 13	LOB: 3	BB: 3	P: 30	R: 1	H: 1	E: 1	K: 2	S: 17	LOB: 2	BB: 1	P: 24	R: 0	H: 1	E: 0	K: 0	S: 10	LOB: 1	BB: 0	P: 12	R: 0	H: 0	E: 0	K: 0	S: 6	LOB: 0	BB: 0	P: 8	R: 0	H: 1	E: 0	K: 2	S: 13	LOB: 2	BB: 1	P: 18	R: 0	H: 0	E: 0	K: 1	S: 8	LOB: 0	BB: 0	P: 12	R: 0	H: 1	E: 0	K: 2	S: 9	LOB: 1	BB: 0	P: 14	R: 2	H: 2	E: 0	K: 2	S: 15	LOB: 2	BB: 2	P: 31	R: 0	H: 0	E: 0	K: 1	S: 7	LOB: 1	BB: 1	P: 14	1B: 6	2B: 0	3B: 0	HR: 0	SF: 0	SAC: 0	DP: 0	HBP: 0	WP: 0	PB: 0	SB: 0	CS: 0	PA: 42
PITCHER	IP	WLS	BF	H	R	ER	SO	BB	IBB	HBP	BLK	WP	HR	S	P	ERA	WHIP																																																																				
Don Drysdale, R (1, 1) ERA: 3.39	6.0		27	3	1	0	8	5	0	0	0	0	0	67	104	0.00	1.333																																																																				
Larry Sherry, R (7, 1) ERA: 2.44	1.2		10	3	2	2	3	2	0	0	0	0	0	21	39	10.80	3.000																																																																				
Danny McDevitt, L (8, 1) ERA: 4.0	0.1		1	0	0	0	1	0	0	0	0	0	0	3	6	0.00	0.000																																																																				
Chuck Churn, R (9, 1) ERA: 2.63	1.0	S	4	0	0	0	1	1	0	0	0	0	0	7	14	0.00	1.000																																																																				

BOTTOM

Los Angeles Dodgers @ San Francisco Giants
Seals Stadium, San Francisco, CA
Sat Sep 19 1959, 10:05 PM EDT
Att. 22,737 - Unknown

AB	34
R	3
H	6
RBI	3
BB	8
SO	13
LOB	31



WP: 0	PA: 42
PB: 0	
SB: 0	
CS: 0	

Batter	1	2	3	4	5	6	7	8	9	AB R H RBI BB SO LOB	TOP		
Jim Gilliam, S (1, 5) <small>OBP: 0.396, SLG: 0.356</small>	2-2 	3-2 		4-1 			4-2 		3-2 	3 2 1 0 2 0 3			
Charlie Neal, R (1, 4) <small>OBP: 0.335, SLG: 0.453</small>	0-0 		0-0 	4-1 			2-1 		1-0 	3 0 0 1 1 0 1			
Wally Moon, L (1, 7) <small>OBP: 0.394, SLG: 0.493</small>	2-2 		1-3 	0-0 			4-1 		4-1 	3 2 0 0 2 1 3			
Duke Snider, L (1, 8) <small>OBP: 0.398, SLG: 0.546</small>		1-0 	4-2 		0-0 		1-0 		2-1 	3 1 2 2 1 0 0			
Carl Furillo, R (9, PH) <small>OBP: 0.323, SLG: 0.326</small> Bob Lillis, R (9, PR) <small>OBP: 0.275, SLG: 0.271</small> Ron Fairly, L (9, 9) <small>OBP: 0.331, SLG: 0.353</small>							1-3 		1-3 	1 0 1 1 0 0 0			
Norm Larker, L (1, 9) <small>OBP: 0.326, SLG: 0.410</small> Don Demeter, R (5, PH) <small>OBP: 0.294, SLG: 0.440</small>		2-0 	2-2 	1-2 		3-3 	2-1 		0-0 	2 0 1 0 0 0 0			
Gil Hodges, R (1, 3) <small>OBP: 0.363, SLG: 0.509</small>		0-1 	1-1 			1-1 	1-1 		3-1 	5 0 0 0 0 0 5			
Maury Wills, S (1, 6) <small>OBP: 0.313, SLG: 0.316</small>		1-0 		3-1 		1-2 		2-1 	0-1 	5 1 3 0 0 0 0			
John Roseboro, L (1, 2) <small>OBP: 0.326, SLG: 0.375</small>		4-0 		0-0 		2-3 		3-3 	2-2 	3 0 0 1 1 2 1			
Johnny Podres, L (1, 1) <small>OBP: 0.314, SLG: 0.270</small> Larry Sherry, R (8, 1) <small>OBP: 0.207, SLG: 0.414</small> Sandy Koufax, R (8, 1) <small>OBP: 0.143, SLG: 0.167</small> Clem Labine, R (9, 1)		4-2 		0-2 		3-3 		2-2 	2-2 	3 0 1 0 1 1 0			
Inning Stats	R: 0 H: 0 E: 0 LOB: 0 K: 0 BB: 0 S: 7 P: 11	R: 1 H: 2 E: 0 LOB: 3 K: 0 BB: 2 S: 13 P: 28	R: 0 H: 1 E: 0 LOB: 2 K: 1 BB: 1 S: 12 P: 20	R: 1 H: 2 E: 0 LOB: 2 K: 0 BB: 2 S: 9 P: 20	R: 0 H: 0 E: 0 LOB: 0 K: 1 BB: 0 S: 8 P: 12	R: 0 H: 0 E: 0 LOB: 0 K: 2 BB: 0 S: 10 P: 16	R: 2 H: 1 E: 0 LOB: 1 K: 0 BB: 2 S: 13 P: 25	R: 0 H: 0 E: 0 LOB: 0 K: 1 BB: 0 S: 10 P: 17	R: 4 H: 4 E: 1 LOB: 2 K: 0 BB: 1 S: 20 P: 37	1B: 6 SF: 2 2B: 3 SAC: 1 3B: 0 DP: 1 HR: 1 HBP: 0	WP: 0 PA: 45 PB: 0 SB: 1 CS: 0		
PITCHER	IP WLS BF H R ER SO BB IBB HBP BLK WP HR S P ERA WHIP											PITCHER	IP WLS BF H R ER SO BB IBB HBP BLK WP HR S P ERA WHIP
Sam Jones, R (1, 1) <small>ERA: 2.85</small>	3.1 L 20 5 2 2 1 4 1 0 0 0 1 40 78 5.40 2.700												
Johnny Antonelli, L (4, 1) <small>ERA: 3.0</small>	1.2 4 0 0 0 1 0 0 0 0 0 0 9 13 0.00 0.000												
Al Worthington, R (6, 1) <small>ERA: 3.71</small>	3.0 12 1 2 2 3 2 0 0 0 0 0 33 58 6.00 1.000												
Mike McCormick, L (9, 1) <small>ERA: 4.16</small>	0.1 3 1 2 2 0 1 0 0 0 0 0 6 14 54.00 6.000												
Stu Miller, R (9, 1) <small>ERA: 2.86</small>	0.2 6 3 2 1 0 0 0 0 0 0 0 14 23 13.50 4.500												

Los Angeles Dodgers @ San Francisco Giants
 Seals Stadium, San Francisco, CA
 Sun Sep 20 1959, 6:33 AM EDT
 Att: 22,923 - Unknown

AB	34
R	8
H	10
RBI	8
BB	8
SO	5
LOB	16



Batter	1	2	3	4	5	6	7	8	9	AB R H RBI BB SO LOB
Eddie Bressoud, R OBP: 0.314, SLG: 0.411 (1, 6)	2-3 K ①		1-1 G3 ③			0-1 G1-6-3 1B		1-3 K ②	2-2 G4-6-3 1-2f ⑤	5 0 1 0 0 2 4
Willie McCovey, L OBP: 0.430, SLG: 0.644 (1, 3)	0-3 K ②			1-3 K ①		2-2 G1-6-3 1-2f ③		3-2 E3 BB 1B 1B		4 1 1 0 0 2 1
Willie Mays, R OBP: 0.374, SLG: 0.564 (1, 8)	4-2 WP BB			1-0 F8		2-2 2B		4-2 1B 1-2 BB		2 0 1 0 2 0 0
Orlando Cepeda, R OBP: 0.355, SLG: 0.522 (1, 7)	2-3 K 1-2 ③			1-3 K ③		0-0 5-3		1-0 1-2 2-H 3-H 1B		4 0 1 2 0 2 2
Felipe Alou, R OBP: 0.323, SLG: 0.472 (1, 9)		0-0 F3 ①			1-2 F7 ①		2-2 L4 ①	0-2 F8 ③		4 0 0 0 0 0 2
Daryl Spencer, R OBP: 0.331, SLG: 0.373 (1, 4)		1-0 F4 ②			1-0 BB 1B		0-0 5-3 ②		4-0 BB BB BB	3 0 1 0 1 0 0
Jim Davenport, R OBP: 0.297, SLG: 0.340 (1, 5)		1-3 K ③			4-2 BB 1-2 BB		2-3 K ③		4-1 BB BB BB	2 0 0 0 2 2 0
Hobie Landrith, L OBP: 0.346, SLG: 0.335 (1, 2)			2-1 B3-4-6 1B		3-2 F7 ②		4-1 E 1B BB	4-1 G4-6-3 BB		2 1 1 0 2 0 2
Sam Jones, R OBP: 0.181, SLG: 0.145 (1, 1)			0-0 B3-4-6 1-2f ①		3-2 F2 ③		3-3 K ①	2-3 K ①		1 0 0 0 0 0 1
Johnny Antonelli, L OBP: 0.176, SLG: 0.240 (4, 1)										0 0 0 0 0 0 0
Jackie Brandt, R OBP: 0.325, SLG: 0.412 (5, PH)										1 0 0 0 0 0 2
Al Worthington, R OBP: 0.077, SLG: 0.077 (6, 1)										0 0 0 0 0 0 0
Jose Pagan, R OBP: 0.179, SLG: 0.148 (8, PH)										1 0 0 0 0 0 1
Mike McCormick, L OBP: 0.145, SLG: 0.109 (9, 1)										0 0 0 0 0 0 0
Stu Miller, R OBP: 0.104, SLG: 0.044 (9, 1)										0 0 0 0 0 0 0
Leon Wagner, L OBP: 0.366, SLG: 0.432 (9, PH)										1 0 0 0 0 0 1

Inning Stats	R: 0 E: 0 K: 3 S: 12	H: 0 LOB: 1 BB: 1 P: 20	R: 0 E: 0 K: 1 S: 5	H: 0 LOB: 0 BB: 0 P: 7	R: 0 E: 0 K: 0 S: 5	H: 1 LOB: 0 BB: 0 P: 8	R: 0 E: 0 K: 2 S: 8	H: 0 LOB: 0 BB: 0 P: 11	R: 0 E: 0 K: 0 S: 12	H: 1 LOB: 2 BB: 1 P: 24	R: 0 E: 0 K: 0 S: 11	H: 2 LOB: 1 BB: 0 P: 15	R: 0 E: 0 K: 1 S: 8	H: 0 LOB: 0 BB: 0 P: 12	R: 2 E: 1 K: 2 S: 20	H: 2 LOB: 2 BB: 2 P: 36	R: 0 E: 0 K: 1 S: 11	H: 0 LOB: 2 BB: 3 P: 27	1B: 5 2B: 1 3B: 0 HR: 0	SF: 0 SAC: 0 DP: 3 HBP: 0
--------------	-------------------------------	----------------------------------	------------------------------	---------------------------------	------------------------------	---------------------------------	------------------------------	----------------------------------	-------------------------------	----------------------------------	-------------------------------	----------------------------------	------------------------------	----------------------------------	-------------------------------	----------------------------------	-------------------------------	----------------------------------	----------------------------------	------------------------------------

PITCHER	IP	WLS	BF	H	R	ER	SO	BB	IBB	HBP	BLK	WP	HR	S	P	ERA	WHIP
Johnny Podres, L ERA: 3.93 (1, 1)	7.2	W	29	5	2	2	9	3	0	0	0	1	0	71	118	2.35	1.043
Larry Sherry, R ERA: 2.44 (8, 1)	0.0		2	1	0	0	0	1	0	0	0	0	0	5	10	∞	∞
Sandy Koufax, L ERA: 3.85 (8, 1)	0.1	S	3	0	0	0	0	2	0	0	0	0	0	6	14	0.00	6.000
Clem Labine, R ERA: 3.67 (9, 1)	1.0	S	3	0	0	0	1	1	0	0	0	0	0	10	18	0.00	1.000

Los Angeles Dodgers @ San Francisco Giants
Seals Stadium, San Francisco, CA
 Sun Sep 20 1959, 6:33 AM EDT
 Att. 22,923 - Unknown

AB	30
R	2
H	6
RBI	2
BB	7
SO	10
LOB	18

livebaseballscorecards.com



WP	PA	ERA	WHIP
1	37		
0			
0			

Batter	1	2	3	4	5	6	7	8	9	AB R H RBI BB SO LOB	TOP	
Jim Gilliam, S (1, 5) <small>OBP: 0.395, SLG: 0.354</small>	1-1 	0-0 E3 		2-1 L5 		0-1 5-3 		4-2 	1-0 4-3 	5 1 1 0 1 0 2		
Charlie Neal, R (1, 4) <small>OBP: 0.336, SLG: 0.452</small>	0-0 	2-2 G6-3 		0-3 K 		2-1 6-3 		0-2 		5 1 2 0 0 1 2		
Wally Moon, L (1, 7) <small>OBP: 0.396, SLG: 0.494</small>	2-1 	2-2 F9 			2-2 		1-1 G3 	2-2 		5 1 3 0 0 0 0		
Duke Snider, L (1, 8) <small>OBP: 0.399, SLG: 0.545</small> Don Demeter, R (5, PH) <small>OBP: 0.292, SLG: 0.436</small>	4-1 		2-3 K 		0-0 F7 		1-2 F3 	1-3 K 		1 0 0 1 1 1 0 3 0 0 0 0 1 4		
Norm Larker, L (1, 9) <small>OBP: 0.330, SLG: 0.414</small> Carl Furillo, R (5, PH) <small>OBP: 0.323, SLG: 0.319</small>	3-2 		1-1 		1-2 F7 		4-1 		0-2 5-3 	2 1 2 2 2 0 0 0 2 0 0 0 1 0 1		
Gil Hodges, R (1, 3) <small>OBP: 0.366, SLG: 0.517</small>	0-0 G5-4-3 		2-2 		2-3 K 		4-0 	4-0 	0-0 	4 2 2 2 1 1 3		
Maury Wills, S (1, 6) <small>OBP: 0.310, SLG: 0.310</small>	4-0 		0-3 K 		1-1 5-3 		0-2 F2 		1-2 L4 	4 0 0 0 1 1 3		
John Roseboro, L (1, 2) <small>OBP: 0.325, SLG: 0.373</small> Joe Pignatano, R (6, PH) <small>OBP: 0.340, SLG: 0.299</small> Ron Fairly, L (8, PH) <small>OBP: 0.330, SLG: 0.351</small> Norm Sherry, R (8, 2) <small>OBP: 0.500, SLG: 0.333</small> Rip Repulski, R (9, PH) <small>OBP: 0.343, SLG: 0.362</small>	2-0 F4 		1-1 3-1 		4-2 		1-1 4-3 	1-1 	1-1 	2 0 0 0 0 0 2 0 1 0 0 0 1 0 0 1 0 0 0 0 0 0 0 0 0 0 0 0 0 0 0 1 1 1 0 0 0 0 0		
Sandy Koufax, R (1, 1) <small>ERA: 3.36</small> Chuck Churn, R (1, 1) <small>ERA: 4.26</small> Clem Labine, R (8, 1) <small>ERA: 3.85</small> Tommy Davis, R (8, 1) <small>ERA: 3.85</small> Stan Williams, R (8, 1) <small>ERA: 3.85</small> Chuck Stobbs, R (8, 1) <small>ERA: 3.85</small> Fred Kipp, L (8, 1) <small>ERA: 3.85</small> Sandy Amoros, L (8, 1) <small>ERA: 3.85</small> Danny McDevitt, L (8, 1) <small>ERA: 3.85</small> Frank Howard, R (8, 1) <small>ERA: 3.85</small>		0-0 		0-3 K 		0-1 		0-0 6-3 	1-0 	0 0 0 0 0 0 0 0 1 1 1 0 0 0 0 0 0 0 0 0 0 0 0 0 1 0 0 0 0 0 0 0 0 0 0 0 0 0 0 0 1 0 0 0 0 0 0 0 0 0 0 0 0 0 0 0 1 0 0 0 0 0 0 0 0 0 0 0 0 0 0 0 1 1 1 3 0 0 0 0		
Inning Stats	R: 3 H: 4 E: 0 LOB: 2 K: 0 BB: 2 S: 14 P: 30	R: 1 H: 1 E: 1 LOB: 0 K: 0 BB: 0 S: 10 P: 14	R: 2 H: 2 E: 0 LOB: 0 K: 2 BB: 0 S: 13 P: 19	R: 0 H: 0 E: 0 LOB: 0 K: 2 BB: 0 S: 9 P: 11	R: 0 H: 1 E: 0 LOB: 1 K: 1 BB: 0 S: 11 P: 16	R: 1 H: 1 E: 0 LOB: 1 K: 0 BB: 1 S: 10 P: 17	R: 0 H: 0 E: 0 LOB: 2 K: 0 BB: 2 S: 9 P: 19	R: 0 H: 2 E: 0 LOB: 3 K: 1 BB: 1 S: 16 P: 24	R: 3 H: 3 E: 0 LOB: 0 K: 0 BB: 0 S: 11 P: 15	1B: 10 SF: 0 2B: 2 SAC: 0 3B: 0 DP: 2 HR: 2 HBP: 0	WP: 0 PA: 46 PB: 0 SB: 0 CS: 0	
PITCHER Larry Jackson, R (1, 1) <small>ERA: 3.36</small> Marshall Bridges, L (1, 1) <small>ERA: 4.26</small> Lindy McDaniel, R (8, 1) <small>ERA: 3.85</small>	IP WLS BF H R ER SO BB IBB HBP BLK WP HR S P ERA WHIP											PITCHER IP WLS BF H R ER SO BB IBB HBP BLK WP HR S P ERA WHIP

Los Angeles Dodgers @ St. Louis Cardinals
 Sportsman's Park, St. Louis, MO
 Tue Sep 22 1959, 8:05 PM EDT
 Att: 12,732 - Unknown

AB	40
R	10
H	14
RBI	9
BB	6
SO	6
LOB	17



Batter	1	2	3	4	5	6	7	8	9
Don Blasingame, L OBP: 0.364, SLG: 0.360 (1, 4) C B B B B	4-2 FC1-6 BB	1-1 FC6-4 1B	0-1 1B 2B 1B		1-0 F7		0-2 SH1-4 FC5-2 BB 1B	2-1 3-1	
Joe Cunningham, L OBP: 0.458, SLG: 0.484 (1, 3) (4, 9) (8, 3) B B C C C X	3-2 FC1-6 1B 4-3 HR 1-2f	0-0 FC6-4 1-2f	1-0 1-3 2-H 2B 1B		4-0 1B E IBB		4-0 FC5-2 SH1-4 BB		
Gino Cimoli, R OBP: 0.328, SLG: 0.434 (1, 9) (4, 7) B B F X	3-1 4-3 1-2	1-3 K	0-1 1-H 3-H 2B		3-2 E9 1-H 2-H 1B		1-1 SH1-4 1-2 2-3		
Ken Boyer, R OBP: 0.390, SLG: 0.517 (1, 5) B B B B	4-0 1B HR BB		1-2 1B HR 1B	1-3 K	0-1 F8		4-0 FC5-2 IBB		
Gene Oliver, R OBP: 0.266, SLG: 0.388 (3, PH) (4, 3) B X	1-0 HR 1B		3-2 HR 1B	0-0 6-3		4-2 1B BB	0-1 FC5-2 1-2 2-3 3-Hf		
Stan Musial, L OBP: 0.365, SLG: 0.423 (8, 1) B C B B B X	1-2 2-3 HR 1B		1-2 HR 1B						
Lindy McDaniel, R OBP: 0.125, SLG: 0.034 (1, 2) B B C F F F F X	2-2 HR		0-0 F7	4-1 FC6-4 BB		0-0 F8	0-0 F8		
Hal Smith, R OBP: 0.300, SLG: 0.409 (1, 8) B B F F F F X	2-2 E5		0-1 1-H 2-H HR	1-2 FC6-4 1-2f		1-3 K		2-2 F5	
Curt Flood, R OBP: 0.310, SLG: 0.434 (1, 6) B B C F F F F X	3-3 K		0-1 F3		4-2 SH3-4 BB	1-0 1B	1-1 2B		
Alex Grammas, R OBP: 0.333, SLG: 0.340 (1, 1) B C C X		1-1 6-3	0-2 1B 1B		0-0 SH3-4 1-2	2-2 F6	0-3 K		
Larry Jackson, R OBP: 0.123, SLG: 0.114 (1, 1) B C C X									
Marshall Bridges, S OBP: 0.250, SLG: 0.391 (8, 9) B C C X									
Duke Carmel, L OBP: 0.167, SLG: 0.174									

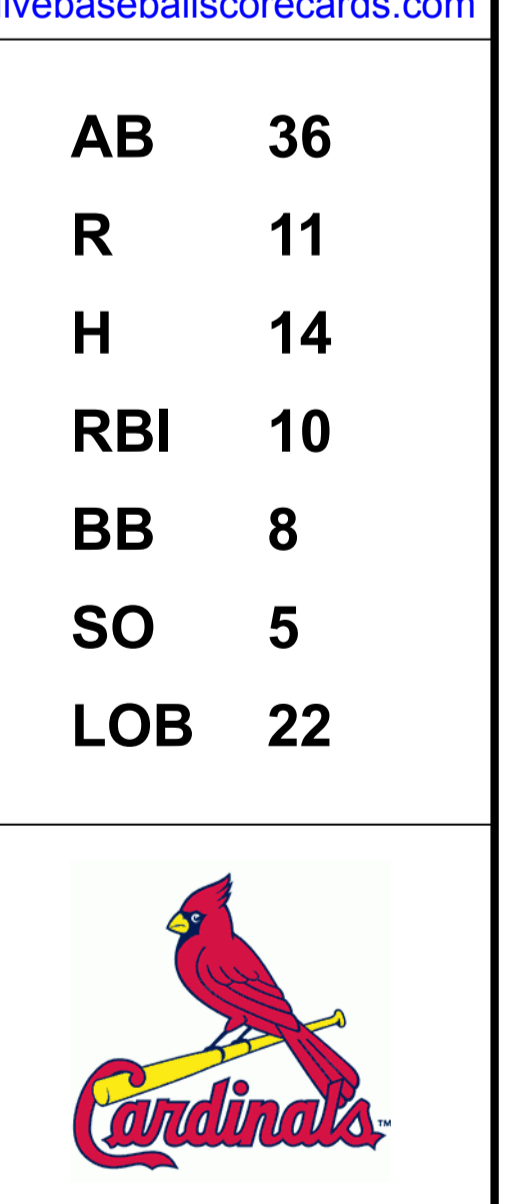
AB	R	H	RBI	BB	SO	LOB
5	1	3	0	1	0	2
3	2	1	1	2	0	2
4	0	2	2	0	1	2
3	2	1	0	2	1	1
1	1	1	0	0	0	0
3	1	1	0	1	0	3
0	0	0	0	0	0	0
4	1	1	4	1	0	6
5	1	1	3	0	1	2
4	1	2	0	1	1	1
0	0	0	0	0	0	0
3	1	1	0	0	0	2
1	0	0	0	0	1	1

AB	R	H	RBI	BB	SO	LOB
36	11	14	10	8	5	22

Inning Stats	R	H	E	K	S	L	R	H	E	K	S	L	R	H	E	K	S	L	R	H	E	K	S	L	R	H	E	K	S	L
Sandy Koufax, L ERA: 4.07	0.2	2	1	7	4	0	4	4	0	2	19	38	54.00	6.000																
Chuck Churn, R ERA: 3.99	2.0	L	12	6	5	2	0	0	0	0	1	29	39	22.50	3.000															
Clem Labine, R ERA: 3.66	0.1	2	2	0	0	0	0	0	0	0	0	3	4	0.00	6.000															
Stan Williams, R ERA: 4.14	2.0	10	1	2	1	1	2	1	0	0	0	20	38	4.50	1.500															
Fred Kipp, L ERA:	2.0	11	2	0	0	1	2	1	0	0	0	18	35	0.00	2.000															

WP	HR	S	P	ERA	WHIP
0	0	10	15	0.00	1.000

Los Angeles Dodgers @ St. Louis Cardinals
 Sportsman's Park, St. Louis, MO
 Tue Sep 22 1959, 8:05 PM EDT
 Att. 12,732 - Unknown



Batter	1	2	3	4	5	6	7	8	9	AB R H RBI BB SO LOB	TOP	
Jim Gilliam, S (1, 5) OBP: 0.394, SLG: 0.353 BFBX	2-1 	0-0 			1-1 		1-0 		3-1 	5 0 1 0 0 0 1		
Charlie Neal, R (1, 4) OBP: 0.338, SLG: 0.454 X	0-0 	0-0 			4-1 			0-1 	1-3 	4 2 2 0 1 1 1		
Wally Moon, L (1, 7) OBP: 0.393, SLG: 0.489 BSBX	2-1 				0-0 			1-0 	0-0 	5 0 0 0 0 0 3		
Duke Snider, L (1, 8) OBP: 0.400, SLG: 0.543 (7, 9) BFBX	1-0 				1-2 			4-0 		3 1 1 1 1 0 0		
Norm Larker, L (1, 9) OBP: 0.332, SLG: 0.414 (7, 3) CSFBX	1-2 				1-0 			4-1 		3 0 1 0 1 0 0		
Gil Hodges, R (1, 3) OBP: 0.386, SLG: 0.514 Don Demeter, R (7, 8) OBP: 0.294, SLG: 0.440 CH	1-1 				0-0 			1-1 		2 0 0 0 0 0 0		
Maury Wills, S (1, 6) OBP: 0.305, SLG: 0.305 SSBFBX	2-2 				1-3 			1-0 		4 0 0 0 0 1 5		
John Roseboro, L (1, 2) OBP: 0.326, SLG: 0.373 SSBFBX		1-3 			3-2 			4-0 		3 0 1 0 1 1 0		
Roger Craig, R (1, 1) OBP: 0.060, SLG: 0.041 SSBFBX		0-3 			0-3 			0-2 		4 0 0 0 0 3 4		
Inning Stats	R: 1 H: 3 E: 0 LOB: 3 K: 0 BB: 0 S: 15 P: 24	R: 0 H: 1 E: 0 LOB: 1 K: 2 BB: 0 S: 8 P: 9	R: 0 H: 0 E: 0 LOB: 0 K: 0 BB: 0 S: 6 P: 8	R: 0 H: 0 E: 0 LOB: 0 K: 1 BB: 0 S: 7 P: 11	R: 0 H: 0 E: 0 LOB: 1 K: 1 BB: 1 S: 7 P: 12	R: 0 H: 0 E: 0 LOB: 0 K: 0 BB: 0 S: 7 P: 10	R: 0 H: 1 E: 0 LOB: 1 K: 1 BB: 0 S: 6 P: 9	R: 2 H: 2 E: 0 LOB: 3 K: 0 BB: 3 S: 10 P: 25	R: 0 H: 0 E: 0 LOB: 0 K: 1 BB: 0 S: 7 P: 11	1B: 5 SF: 0 2B: 2 SAC: 0 3B: 0 DP: 0 HR: 0 HBP: 1	WP: 0 PA: 39 PB: 0 SB: 0 CS: 0	
PITCHER Bob Miller, R (1, 1) ERA: 3.12 Larry Jackson, R (8, 1) ERA: 3.34	IP WLS BF H R ER SO BB IBB HBP BLK WP HR S P ERA WHIP 7.1 L 33 7 3 3 5 2 1 1 0 0 0 62 99 3.68 1.227										PITCHER IP WLS BF H R ER SO BB IBB HBP BLK WP HR S P ERA WHIP 1.2 6 0 0 0 1 0 1 0 0 0 0 11 20 0.00 0.000	

Los Angeles Dodgers @ St. Louis Cardinals
 Sportsman's Park, St. Louis, MO
 Wed Sep 23 1959, 8:05 PM EDT
 Att: 10,715 - Unknown

AB	34
R	3
H	7
RBI	3
BB	4
SO	6
LOB	14



Batter	1	2	3	4	5	6	7	8	9	AB	R	H	RBI	BB	SO	LOB					
Don Blasingame, L (1, 4) OBP: 0.364, SLG: 0.363	1-1 4-3		1-1 FC4 2B		1-0 FC4 1-2f			1-2 G3 1B		4	0	2	0	0	0	1					
Joe Cunningham, L (1, 9) OBP: 0.456, SLG: 0.481	0-3 K		0-0 6-3			4-0 BB BB		0-0 G3 1-2		3	0	0	0	1	1	2					
Stan Musial, L (1, 3) OBP: 0.364, SLG: 0.419	2-0 3-1		0-0 F3			1-2 F2		4-1 BB		3	0	0	0	1	0	2					
Ken Boyer, R (1, 5) OBP: 0.388, SLG: 0.513		1-3 K		1-2 F9		1-3 K		0-3 K		4	0	0	0	0	3	3					
Gino Cimoli, R (1, 7) OBP: 0.329, SLG: 0.433		0-1 1B 1B		2-2 F8		4-2 FC5-4 BB		0-0 F8		3	0	1	0	1	0	2					
Hal Smith, R (1, 2) OBP: 0.300, SLG: 0.407		1-1 1-3 1B		0-0 5-3		0-2 FC5-4 1-2f			0-0 L7	4	0	1	0	0	0	2					
Curt Flood, R (1, 8) Wally Shannon, L (9, PH) OBP: 0.306, SLG: 0.427 OBP: 0.292, SLG: 0.330		0-1 F9		2-0 5-3			0-0 F7		1-1 F4	3	0	0	0	0	0	2					
Alex Grammas, R (1, 6) George Crowe, L (9, PH) OBP: 0.331, SLG: 0.337 OBP: 0.330, SLG: 0.592		3-1 F8		3-1 F7			0-1 F7		1-1 F7	3	0	0	0	0	0	2					
Bob Miller, R (1, 1) Larry Jackson, R (8, 1) OBP: 0.217, SLG: 0.217 OBP: 0.123, SLG: 0.114			2-3 K		0-0 FC4 1B		1-2 F8			3	0	1	0	0	1	0					
										0	0	0	0	0	0	0					
Inning Stats	R: 0 E: 0 K: 1 S: 6	H: 0 LOB: 0 BB: 0 P: 9	R: 0 E: 0 K: 1 S: 11	H: 2 LOB: 2 BB: 0 P: 16	R: 0 E: 0 K: 1 S: 7	H: 1 LOB: 1 BB: 0 P: 10	R: 0 E: 0 K: 0 S: 7	H: 0 LOB: 0 BB: 0 P: 10	R: 0 E: 0 K: 1 S: 11	H: 0 LOB: 2 BB: 2 P: 21	R: 0 E: 0 K: 0 S: 7	H: 0 LOB: 0 BB: 0 P: 8	R: 0 E: 0 K: 1 S: 12	H: 1 LOB: 2 BB: 1 P: 17	R: 0 E: 0 K: 0 S: 5	H: 0 LOB: 0 BB: 0 P: 7	1B: 4 2B: 1 3B: 0 HR: 0	SF: 0 SAC: 0 DP: 0 HBP: 0	WP: 0 PB: 0 SB: 0 CS: 0	PA: 35	
PITCHER Roger Craig, R (1, 1) ERA: 2.13	IP 9.0	WLS W	BF 35	H 5	R 0	ER 0	SO 5	BB 3	IBB 0	HBP 0	BLK 0	WP 0	HR 0	S 71	P 109	ERA 0.00	WHIP 0.889				

BOTTOM

Los Angeles Dodgers @ St. Louis Cardinals
 Sportsman's Park, St. Louis, MO
 Wed Sep 23 1959, 8:05 PM EDT
 Att. 10,715 - Unknown

livebaseballscorecards.com

AB	32
R	0
H	5
RBI	0
BB	3
SO	5
LOB	16



Batter	1	2	3	4	5	6	7	8	9	10	11	AB R H RBI BB SO LOB	TOP															
Jim Gilliam, S OBP: 0.391, SLG: 0.350 (1, 5)	F6		F3		F9		SH5-4			F8	L9	5 0 0 0 0 0 2	Los Angeles Dodgers @ Chicago Cubs Wrigley Field, Chicago, IL Fri Sep 25 1959, 3:33 AM CDT Att: 7,195 - Unknown															
Charlie Neal, R OBP: 0.337, SLG: 0.451 (1, 4)	F3		BB			6-3	K			F5		4 0 0 0 1 1 2																
Wally Moon, L OBP: 0.393, SLG: 0.496 (1, 9) (8, 7)	HR		F8			K	3-1			2B		5 1 2 1 0 1 3																
Duke Snider, L OBP: 0.401, SLG: 0.541 Don Demeter, R OBP: 0.295, SLG: 0.441 (1, 8) (8, PH) (8, 8)	BB				K	2B	BB			F8		1 1 0 0 2 1 0 2 0 1 0 0 0 1																
Norm Larker, L OBP: 0.332, SLG: 0.411 Frank Howard, R OBP: 0.217, SLG: 0.381 Ron Fairly, L OBP: 0.328, SLG: 0.350 (1, 7) (8, PH) (8, 9)	FC6		F4		K	2B	BB			6-3	F8	2 1 0 0 1 0 1 1 0 0 0 0 0 0 1 0 0 0 0 0 0																
Gil Hodges, R OBP: 0.366, SLG: 0.523 (1, 3)			6-3		K					F8	HR	5 1 2 3 0 1 0																
John Roseboro, L OBP: 0.327, SLG: 0.371 Chuck Essegian, R OBP: 0.289, SLG: 0.400 Joe Pignatano, R OBP: 0.338, SLG: 0.297 (1, 2) (9, PH) (9, 2)			F5			SF8	BB			K	F4	2 1 0 0 1 0 1 1 0 0 0 0 1 0 1 0 0 0 0 0 0																
Maury Wills, S OBP: 0.307, SLG: 0.307 (1, 6)			6-3			4-3				SH5-4	1B	5 0 2 0 0 1 1																
Don Drysdale, R OBP: 0.200, SLG: 0.333 Danny McDevitt, L OBP: 0.130, SLG: 0.133 Larry Sherry, R OBP: 0.233, SLG: 0.433 (1, 1) (7, 1) (10, 1)			K			SF8				SH5-4	1B	2 0 1 1 0 1 0 1 0 0 0 0 0 0 1 0 1 0 0 0 0																
Inning Stats	R: 1 E: 0 K: 0 S: 12	H: 1 LOB: 1 BB: 1 P: 22	R: 0 E: 0 K: 0 S: 6	H: 0 LOB: 0 BB: 0 P: 9	R: 0 E: 0 K: 1 S: 7	H: 0 LOB: 1 BB: 1 P: 13	R: 0 E: 0 K: 2 S: 8	H: 0 LOB: 0 BB: 0 P: 10	R: 1 E: 0 K: 0 S: 9	H: 0 LOB: 0 BB: 1 P: 17	R: 2 E: 0 K: 1 S: 11	H: 1 LOB: 1 BB: 2 P: 25		R: 0 E: 0 K: 1 S: 10	H: 2 LOB: 2 BB: 0 P: 15	R: 0 E: 0 K: 0 S: 5	H: 1 LOB: 0 BB: 0 P: 8	R: 0 E: 0 K: 2 S: 9	H: 0 LOB: 0 BB: 0 P: 13	R: 0 E: 0 K: 0 S: 8	H: 1 LOB: 1 BB: 0 P: 11	R: 1 E: 0 K: 0 S: 16	H: 3 LOB: 2 BB: 0 P: 25	1B: 5 2B: 2 3B: 0 HR: 2	SF: 1 SAC: 1 DP: 0 HBP: 0	WP: 0 PB: 0 SB: 2 CS: 0	PA: 46	
PITCHER Glen Hobbie, R ERA: 3.76 Bill Henry, L ERA: 2.71	IP: 7.0 WLS: L BF: 16 H: 5 R: 1 ER: 1 SO: 2 BB: 0 IBB: 0 HBP: 0 BLK: 0 WP: 0 HR: 1 S: 38 P: 57 ERA: 2.25 WHIP: 1.250	IP: 7.0 WLS: L BF: 16 H: 5 R: 1 ER: 1 SO: 2 BB: 0 IBB: 0 HBP: 0 BLK: 0 WP: 0 HR: 1 S: 38 P: 57 ERA: 2.25 WHIP: 1.250													PITCHER Glen Hobbie, R ERA: 3.76 Bill Henry, L ERA: 2.71	IP: 7.0 WLS: L BF: 16 H: 5 R: 1 ER: 1 SO: 2 BB: 0 IBB: 0 HBP: 0 BLK: 0 WP: 0 HR: 1 S: 38 P: 57 ERA: 2.25 WHIP: 1.250												

AB	39
R	5
H	9
RBI	5
BB	5
SO	7
LOB	11



livebaseballscorecards.com

Batter	1	2	3	4	5	6	7	8	9	10	11	AB R H RBI BB SO LOB	BOTTOM																		
Tony Taylor, R OBP: 0.329, SLG: 0.390 (1, 4)	1-1 14 1B 2B		2-1 F9		0-2 L7		1-2 FC6-4-5			1-3 K		5 1 1 0 0 1 4	Los Angeles Dodgers @ Chicago Cubs Wrigley Field, Chicago, IL Fri Sep 25 1959, 3:33 AM CDT Att: 7,195 - Unknown																		
George Altman, L OBP: 0.316, SLG: 0.391 (1, 8)	1-3 K		1-3 K		0-0 1B		0-0 F9			1-1 E3 1B		5 0 1 1 0 2 2																			
Jim Marshall, L OBP: 0.325, SLG: 0.409 Art Schult, R OBP: 0.306, SLG: 0.368 (1, 3) (8, PH) (9, 3)	1-2 F8		3-1 F5		2-1 4-3				1-0 5-3	1-1 1-2 1B		3 0 0 0 0 0 3 2 0 1 0 0 0 0																			
14 Ernie Banks, R OBP: 0.374, SLG: 0.599 (1, 6)	0-1 2-H BB 1B			0-0 F6		2-2 6-3		1-2 HR		1-3 K		5 1 2 2 0 1 2																			
Walt Moryn, L OBP: 0.314, SLG: 0.383 (1, 7)	4-1 1-2 BB			2-2 4-3		1-1 4-3		1-2 1-3		2-1 3-1		4 0 0 0 1 0 2																			
Irv Noren, L OBP: 0.375, SLG: 0.456 Lee Walls, R OBP: 0.343, SLG: 0.395 (1, 9) (8, PH) (9, 9)	1-1 L6			2-1 4-3		0-0 L3		0-0 1-3			4-1 SH1-4 BB	3 0 0 0 0 0 2 1 0 0 0 1 0 0																			
Sammy Taylor, L OBP: 0.337, SLG: 0.431 Cal Neeman, R OBP: 0.234, SLG: 0.275 (1, 2) (9, PH) (10, 2)		0-2 6-3			0-0 FC3-5 BB 1B		2-1 HR		0-0 4-3	1-0 SH1-4		3 1 2 1 0 0 0 1 0 0 0 0 0 0																			
Alvin Dark, R OBP: 0.336, SLG: 0.372 (1, 5)		2-3 K			4-1 FC3-5 1B BB		0-0 FC6-4-5 SH 1B		0-0 1-3	0-2 P3		4 1 1 0 1 1 1																			
Glen Hobbie, R OBP: 0.136, SLG: 0.127 Billy Williams, L OBP: 0.176, SLG: 0.212 Randy Jackson, R OBP: 0.326, SLG: 0.358 Don Eaddy, R OBP: 0.219, SLG: 0.194 Bill Henry, L OBP: 0.307, SLG: 0.434 (1, 1) (7, PH) (7, PH) (7, PH) (8, 1) (11, PH)		1-1 F7			0-1 FC3-5 1B		0-0 SH FC6-4-5		2-3 K	3-3 K		2 0 0 0 0 0 2 0 1 0 0 0 0 1 0 1 0 0 0 0 1 1																			
Inning Stats	R: 1 E: 0 K: 1 S: 13	H: 2 LOB: 2 BB: 1 P: 21	R: 0 E: 0 K: 1 S: 8	H: 0 LOB: 0 BB: 0 P: 11	R: 0 E: 0 K: 1 S: 7	H: 0 LOB: 0 BB: 0 P: 13	R: 0 E: 0 K: 0 S: 7	H: 0 LOB: 0 BB: 0 P: 11	R: 1 E: 1 K: 0 S: 10	H: 2 LOB: 1 BB: 0 P: 16	R: 0 E: 0 K: 0 S: 7	H: 0 LOB: 0 BB: 0 P: 10		R: 1 E: 1 K: 0 S: 8	H: 2 LOB: 1 BB: 0 P: 11	R: 1 E: 0 K: 0 S: 8	H: 1 LOB: 0 BB: 0 P: 11	R: 0 E: 0 K: 1 S: 5	H: 0 LOB: 0 BB: 0 P: 7	R: 0 E: 1 K: 2 S: 12	H: 1 LOB: 2 BB: 0 P: 18	R: 0 E: 0 K: 1 S: 10	H: 0 LOB: 1 BB: 1 P: 18	1B: 5 2B: 1 3B: 0 HR: 2	SF: 0 SAC: 2 DP: 1 HBP: 0	WP: 0 PA: 45					
PITCHER	IP WLS BF H R ER SO BB IBB HBP BLK WP HR S P ERA WHIP																														
Don Drysdale, R ERA: 3.41 (1, 1)	6.0		26	6	3	3	3	2	0	0	0	0	0	1	55	87	4.50	1.333													
Danny McDevitt, L ERA: 3.95 (7, 1)	3.1		13	2	1	1	2	0	0	0	0	0	0	1	25	34	2.70	0.600													
Larry Sherry, R ERA: 2.39 (10, 1)	1.2	W	6	0	0	0	2	1	0	0	0	0	0	0	15	26	0.00	0.600													

AB	40
R	4
H	8
RBI	4
BB	3
SO	7
LOB	19



WP: 0	PA: 45
PB: 0	
SB: 0	
CS: 0	

livebaseballscores.com

BOTTOM

Los Angeles Dodgers @ Chicago Cubs
Wrigley Field, Chicago, IL
Sat Sep 26 1959, 3:33 AM CDT
Att. 9,348 - Unknown

livebaseballscorecards.com

AB	37
R	12
H	16
RBI	12
BB	6
SO	6
LOB	17



WP:	0	PA:	46
PB:	0		
SB:	0		
CS:	1		

AB R H RBI BB SO LOB

5	0	3	2	1	1	3	
4	0	0	0	0	1	6	
5	1	1	0	0	1	2	
4	2	1	0	0	0	1	
5	3	4	1	0	0	0	
4	3	3	2	0	0	0	
3	2	2	3	2	0	1	
3	1	0	2	2	1	3	
4	0	2	2	1	2	1	
1B:	14	SF:	0	WP:	0	PA:	46
2B:	0	SAC:	2	PB:	0		
3B:	1	DP:	0	SB:	0		
HR:	1	HBP:	1	CS:	1		

Batter	1	2	3	4	5	6	7	8	9							
Tony Taylor, R OBP: 0.332, SLG: 0.392 (1, 4)	0-1 CS 1B		K	4-2 1-2 2-3 3-H BB			1-2 SH5-4 1B	0-0 L8								
George Altman, L OBP: 0.313, SLG: 0.387 (1, 8)	1-2 F6		K	4-3			1-0 SH5-4 1-2									
Lee Walls, R OBP: 0.342, SLG: 0.393 (1, 9)	3-3 K		2-2 14 HBP 1B	1-2 L7	1-2 6-3		2-2 P1									
14 Ernie Banks, R OBP: 0.374, SLG: 0.597 (1, 6)		1-1 L7	1-1 1B 1B HBP	2-2 1B 1B	1-1 1-3		3-2 F4									
Bobby Thomson, R OBP: 0.323, SLG: 0.400 (1, 7)		0-0 1B HR	1-1 BB 1B	0-2 1B FC3-6 1B	3-2 F6		0-1 1B SH1 1B									
Art Schult, R OBP: 0.320, SLG: 0.381 (1, 3)		2-2 HR 1B	0-0 BB BB 1B	0-1 FC3-6 BB 1B		2-2 4-3	0-0 SH1									
Alvin Dark, R OBP: 0.341, SLG: 0.385 (1, 5)		1-1 HR	4-2 BB 1B	4-0 FC3-6 IBB 3B		2-0 3B	2-1 L9									
Cal Neeman, R OBP: 0.241, SLG: 0.267 (1, 2)		2-1 F5	4-1 1B BB	1-1 FC3-6 BB DI		1-3 K	4-1 1B BB									
Dave Hillman, R OBP: 0.239, SLG: 0.150 (1, 1)		0-3 K	2-1 1B 1B	4-2 BB		1-3 K	1-1 1B									
Inning Stats	R: 0 E: 0 K: 1 S: 11	H: 1 LOB: 0 BB: 0 P: 15	R: 3 E: 0 K: 1 S: 13	H: 3 LOB: 0 BB: 0 P: 19	R: 6 E: 0 K: 2 S: 24	H: 5 LOB: 2 BB: 2 P: 43	R: 3 E: 0 K: 0 S: 21	H: 3 LOB: 3 BB: 3 P: 37	R: 0 E: 0 K: 0 S: 8	H: 0 LOB: 0 BB: 0 P: 13	R: 0 E: 0 K: 2 S: 10	H: 1 LOB: 1 BB: 0 P: 16	R: 0 E: 0 K: 0 S: 10	H: 1 LOB: 1 BB: 0 P: 17	R: 0 E: 0 K: 0 S: 9	H: 2 LOB: 3 BB: 1 P: 16

PITCHER	IP	WLS	BF	H	R	ER	SO	BB	IBB	HBP	BLK	WP	HR	S	P	ERA	WHIP
Johnny Podres, L ERA: 4.16 (1, 1)	2.2	L	14	6	6	6	4	0	0	0	0	0	0	38	55	20.25	2.250
Chuck Churn, R ERA: 4.91 (3, 1)	0.0		3	1	0	0	0	2	0	0	0	0	0	5	13	∞	∞
Clem Labine, R ERA: 3.95 (3, 1)	0.2		7	5	6	6	0	0	0	0	0	0	0	16	23	81.00	7.500
Bill Harris, R ERA: (4, 1)	1.2		8	0	0	0	0	2	1	0	0	0	0	18	36	0.00	1.200
Stan Williams, R ERA: 4.07 (6, 1)	2.0		8	2	0	0	2	0	0	0	0	0	0	20	33	0.00	1.000

PITCHER	IP	WLS	BF	H	R	ER	SO	BB	IBB	HBP	BLK	WP	HR	S	P	ERA	WHIP
Johnny Klippstein, R ERA: 5.91 (8, 1)	1.0		6	2	0	0	0	1	0	0	0	0	0	9	16	0.00	3.000

Batter	1	2	3	4	5	6	7	8	9	AB R H RBI BB SO LOB	TOP											
Jim Gilliam, S (1, 5) OBP: 0.388, SLG: 0.349	2-1 5-3	1-2 1-3		1-1 F7			0-1 F2		2-0 G3	5 0 0 0 0 0 2												
Charlie Neal, R (1, 4) OBP: 0.335, SLG: 0.456	2-3 K		3-1 1B	1-1 HR			0-0 F6		2-2 F9	5 2 2 2 0 1 0												
Wally Moon, L (1, 9) OBP: 0.394, SLG: 0.497 (6, 7)	4-2 S BB		0-2 4-3	2-1 4-3			3-2 F7			3 0 0 0 1 0 1												
Duke Snider, L (1, 8) OBP: 0.401, SLG: 0.538 Don Demeter, R (4, 8) OBP: 0.295, SLG: 0.440	1-3 K		0-0 G3		2-2 FC1-6 1B		1-1 F6			2 0 0 0 0 1 2 2 0 1 0 0 0 0												
Norm Larker, L (1, 7) OBP: 0.337, SLG: 0.413 Ron Fairly, L (6, 9) OBP: 0.326, SLG: 0.347		4-2 1B BB	0-0 1B	1-1 1B	0-0 FC1-6 G1-4-3 1-2f		3-2 F9			2 1 1 1 1 0 1 1 0 0 0 0 0 0												
Gil Hodges, R (1, 3) OBP: 0.364, SLG: 0.516		3-2 F4	2-1 1B	1-3 1B	0-2 G1-4-3 1-2f		4-1 HR BB			3 1 1 0 1 0 2												
John Roseboro, L (1, 2) OBP: 0.325, SLG: 0.374		1-0 F5	0-0 F7			0-0 L3		2-0 HR		4 1 1 2 0 0 3												
Maury Wills, S (1, 6) OBP: 0.305, SLG: 0.305		0-2 1B 1B		1-2 SH3-4 HR 1B		3-2 4-3		2-3 K		4 2 2 0 0 1 0												
Roger Craig, R (1, 1) OBP: 0.075, SLG: 0.058		2-1 1B		0-0 SH3-4		1-3 K		0-1 1-3		3 0 1 2 0 1 0												
Inning Stats	R: 0 E: 0 K: 2 S: 10	H: 0 LOB: 1 BB: 1 P: 19	R: 2 E: 0 K: 0 S: 18	H: 2 LOB: 1 BB: 1 P: 29	R: 1 E: 0 K: 0 S: 10	H: 3 LOB: 2 BB: 0 P: 15	R: 2 E: 0 K: 0 S: 10	H: 2 LOB: 0 BB: 0 P: 15	R: 0 E: 0 K: 0 S: 8	H: 1 LOB: 0 BB: 0 P: 10	R: 0 E: 0 K: 1 S: 8	H: 0 LOB: 0 BB: 0 P: 12	R: 0 E: 0 K: 0 S: 6	H: 0 LOB: 0 BB: 0 P: 9	R: 2 E: 0 K: 1 S: 10	H: 1 LOB: 0 BB: 1 P: 22	R: 0 E: 0 K: 0 S: 7	H: 0 LOB: 0 BB: 0 P: 11	1B: 6 2B: 0 3B: 1 HR: 2	SF: 0 SAC: 1 DP: 1 HBP: 0	WP: 0 PB: 0 SB: 1 CS: 0	PA: 38
PITCHER	IP WLS BF H R ER SO BB IBB HBP BLK WP HR S P ERA WHIP																					
Bob Anderson, R (1, 1) ERA: 4.15	3.2 L 20 7 5 5 2 2 0 0 0 0 0 1 46 74 12.27 2.455																					
Bill Henry, L (4, 1) ERA: 2.68	1.1 4 1 0 0 0 0 0 0 0 0 0 0 10 14 0.00 0.750																					
Glen Hobbie, R (6, 1) ERA: 3.72	2.0 6 0 0 0 1 0 0 0 0 0 0 0 14 21 0.00 0.000																					
Don Eiston, R (8, 1) ERA: 3.28	2.0 8 1 2 2 1 1 0 0 0 0 0 1 17 33 9.00 1.000																					

Los Angeles Dodgers @ Chicago Cubs
 Wrigley Field, Chicago, IL
 Sun Sep 27 1959, 3:33 AM CDT
 Att. 28,346 - Unknown

AB	34
R	7
H	9
RBI	7
BB	3
SO	4
LOB	11



Batter	1	2	3	4	5	6	7	8	9	AB R H RBI BB SO LOB	TOP	
Jim Gilliam, S (1, 5) <small>OBP: 0.387, SLG: 0.347</small>	2-2 		1-0 	1-0 		1-1 			4-1 	4 0 0 0 1 0 1		
Charlie Neal, R (1, 4) <small>OBP: 0.337, SLG: 0.457</small>	1-0 		2-1 	0-0 			0-0 		1-0 	5 1 3 0 0 0 2		
Wally Moon, L (1, 7) <small>OBP: 0.393, SLG: 0.495</small>	1-0 		0-0 		2-2 		2-1 			4 1 1 0 0 0 3		
Norm Larker, L (1, 9) <small>OBP: 0.342, SLG: 0.417</small> Bob Lillis, R (7, PR) <small>OBP: 0.275, SLG: 0.271</small> Ron Fairly, L (7, 9) <small>OBP: 0.326, SLG: 0.347</small>	3-2 		0-0 	1-2 	0-0 		1-2 			4 0 3 1 0 0 1		
Gil Hodges, R (1, 3) <small>OBP: 0.365, SLG: 0.515</small>	4-2 		0-0 	1-2 	0-1 		1-2 			3 0 1 1 1 0 3		
Don Demeter, R (1, 8) <small>OBP: 0.295, SLG: 0.438</small>	0-0 		2-2 	1-2 	0-0 			1-3 		4 0 1 0 0 1 3		
John Roseboro, L (1, 2) <small>OBP: 0.325, SLG: 0.381</small>		2-3 	0-0 		2-1 		1-2 			4 1 1 1 0 1 3		
Maury Wills, S (1, 6) <small>OBP: 0.300, SLG: 0.300</small>		1-3 		0-0 	0-2 		0-3 			4 0 0 0 0 2 0		
Danny McDevitt, L (1, 1) <small>OBP: 0.128, SLG: 0.130</small> Larry Sherry, R (2, 1) <small>OBP: 0.242, SLG: 0.406</small>		0-3 		4-2 	0-1 			0-0 		1 0 0 0 0 1 0		
Inning Stats	R: 1 H: 2 E: 0 LOB: 2 K: 0 BB: 1 S: 12 P: 23	R: 0 H: 0 E: 0 LOB: 0 K: 3 BB: 0 S: 9 P: 12	R: 1 H: 4 E: 0 LOB: 3 K: 0 BB: 0 S: 13 P: 18	R: 0 H: 0 E: 0 LOB: 1 K: 0 BB: 1 S: 11 P: 16	R: 0 H: 1 E: 0 LOB: 1 K: 0 BB: 0 S: 7 P: 9	R: 1 H: 1 E: 0 LOB: 0 K: 0 BB: 0 S: 10 P: 13	R: 0 H: 2 E: 0 LOB: 2 K: 0 BB: 0 S: 13 P: 16	R: 0 H: 0 E: 0 LOB: 0 K: 2 BB: 0 S: 9 P: 11	R: 0 H: 0 E: 0 LOB: 0 K: 0 BB: 1 S: 3 P: 8	1B: 9 SF: 0 2B: 0 SAC: 0 3B: 0 DP: 2 HR: 1 HBP: 0	WP: 0 PA: 38 PB: 0 SB: 0 CS: 0	
PITCHER Carl Willey, R (1, 1) <small>ERA: 4.15</small> Don McMahon, R (7, 1) <small>ERA: 2.57</small>	IP WLS BF H R ER SO BB IBB HBP BLK WP HR S P ERA WHIP 6.0 L 28 8 3 3 3 2 0 0 0 0 1 62 91 4.50 1.667											PITCHER IP WLS BF H R ER SO BB IBB HBP BLK WP HR S P ERA WHIP 3.0 10 2 0 0 2 1 0 0 0 0 0 25 35 0.00 1.000

Los Angeles Dodgers @ Milwaukee Braves
 Milwaukee County Stadium, Milwaukee, WI

Mon Sep 28 1959, 4:33 AM EDT
 Att: 18,297 - Unknown

AB	35
R	3
H	10
RBI	3
BB	3
SO	5
LOB	16



livebaseballscorecards.com

Batter	1	2	3	4	5	6	7	8	9	10	11	12	AB	R	H	RBI	BB	SO	LOB	TOP			
Bill Bruton, L OBP: 0.338, SLG: 0.397 (1, 8)	0-2 1-3	3-2 6-3			0-2 F6		1-0 F6		1-3 K		2-1 G3		6	0	0	0	0	1	1				
Eddie Mathews, L OBP: 0.390, SLG: 0.593 (1, 5)	4-2 2B 1B BB			1-0 E4	3-1 HR		3-2 1B 1B		2-0 5-3		4-2 FC6-4 BB		4	2	2	1	2	0	0				
Hank Aaron, R OBP: 0.401, SLG: 0.636 (1, 9)	0-0 1B 2B			1-2 F5	4-2 BB		1-2 WP 1B		4-2 BB BB		0-0 FC6-4 BB PB 1-2f		4	1	2	0	2	0	2				
Frank Torre, L OBP: 0.321, SLG: 0.304 (1, 3)	0-0 2H 3H 1B			1-2 F8	2-1 F9		4-0 2-3 BB		4-2 BB BB		4-1 BB IBB		3	0	1	2	3	0	2				
Lee Mayo, L OBP: 0.338, SLG: 0.438 (5, PH)	3-2 G6-4-3			0-1 L1	0-0 F9		1-0 F5		4-2 1-2 2-3 BB		4-2 FC6-4 BB		2	0	0	0	0	0	2				
Andy Palko, R OBP: 0.299, SLG: 0.324 (5, PH)													1	0	0	0	0	0	1				
Enos Slaughter, L OBP: 0.335, SLG: 0.342 (7, PH)													1	0	0	0	0	0	2				
John DeMerit, R OBP: 0.335, SLG: 0.200 (11, PH)													0	0	0	0	1	0	0				
Al Spangler, L OBP: 0.462, SLG: 0.583 (11, PH)													0	0	0	0	1	0	0				
Johnny Logan, R OBP: 0.389, SLG: 0.411 (7, 4)		3-2 1B E 1B		2-1 1B		1-1 L7		1-2 4-3	2-3 K		0-1 FC6-4		3	1	2	0	0	0	0				
Red Schoendienst, S OBP: 0.283, SLG: 0.363 (9, PH)													1	0	0	0	0	0	0				
Mickey Vernon, L OBP: 0.222, SLG: 0.167 (9, 4)													1	0	0	0	0	1	3				
Chuck Cottler, R OBP: 0.222, SLG: 0.167 (11, PH)													0	0	0	0	0	0	0				
Joe Adcock, R OBP: 0.333, SLG: 0.535 (11, 4)													1	0	0	0	0	1	0				
Bobby Avila, R OBP: 0.314, SLG: 0.322 (11, 4)													0	0	0	0	0	0	0				
Del Crandall, R OBP: 0.318, SLG: 0.423 (1, 2)		0-3 K		1-3 K		2-1 5-3		0-0 SF7 3B		1-1 F8		1-1 6-3	6	1	1	0	0	2	2	AB 44			
Felix Mantilla, R OBP: 0.266, SLG: 0.271 (7, 6)		0-0 F9		1-3 K		1-0 1B		0-0 SF7		1-3 K		0-0 F5	5	0	1	1	0	2	2	R 5			
Lew Burdette, R OBP: 0.231, SLG: 0.288 (1, 1)		0-0 E8 1B		2-1 5-3		0-3 K2-3		1-1 1-3		2-3 K		2-3 K	4	0	1	0	0	1	2	H 10			
Don McMahon, R OBP: 0.300, SLG: 0.222 (9, 1)													0	0	0	0	0	0	0	RBI 4			
Warren Spahn, L OBP: 0.243, SLG: 0.298 (9, 1)													0	0	0	0	0	0	0	BB 9			
Joey Jay, S OBP: 0.135, SLG: 0.086 (9, 1)													1	0	0	0	0	1	0	SO 9			
Bob Rush, R OBP: 0.188, SLG: 0.188 (11, 1)													1	0	0	0	0	1	0	LOB 22			
Inning Stats	R: 2 E: 0 K: 0 S: 11	H: 2 LOB: 0 BB: 1 P: 18	R: 1 E: 1 K: 1 S: 14	H: 2 LOB: 1 BB: 0 P: 20	R: 0 E: 1 K: 0 S: 11	H: 0 LOB: 1 BB: 0 P: 14	R: 0 E: 0 K: 2 S: 11	H: 1 LOB: 1 BB: 0 P: 17	R: 1 E: 0 K: 1 S: 12	H: 1 LOB: 1 BB: 1 P: 21	R: 0 E: 0 K: 1 S: 8	H: 1 LOB: 0 BB: 0 P: 9	R: 0 E: 0 K: 2 S: 8	H: 0 LOB: 3 BB: 3 P: 30	R: 0 E: 0 K: 2 S: 8	H: 0 LOB: 0 BB: 0 P: 12	R: 0 E: 0 K: 1 S: 6	H: 0 LOB: 0 BB: 0 P: 9	1B: 7 2B: 1 3B: 1 HR: 1	SF: 1 SAC: 0 DP: 1 HBP: 0	WP: 1 PB: 1 SB: 0 CS: 0	PA: 54	
PITCHER	IP WLS BF H R ER SO P ERA WHIP	WLS BF H R ER SO P ERA WHIP	WLS BF H R ER SO P ERA WHIP	WLS BF H R ER SO P ERA WHIP	WLS BF H R ER SO P ERA WHIP	WLS BF H R ER SO P ERA WHIP	WLS BF H R ER SO P ERA WHIP	WLS BF H R ER SO P ERA WHIP	WLS BF H R ER SO P ERA WHIP	WLS BF H R ER SO P ERA WHIP	WLS BF H R ER SO P ERA WHIP	WLS BF H R ER SO P ERA WHIP	WLS BF H R ER SO P ERA WHIP	WLS BF H R ER SO P ERA WHIP	WLS BF H R ER SO P ERA WHIP	WLS BF H R ER SO P ERA WHIP	WLS BF H R ER SO P ERA WHIP	WLS BF H R ER SO P ERA WHIP	WLS BF H R ER SO P ERA WHIP	WLS BF H R ER SO P ERA WHIP	WLS BF H R ER SO P ERA WHIP	WLS BF H R ER SO P ERA WHIP	
Don Drysdale, R ERA: 3.46 (1, 1)	4.1	21	6	4	3	3	2	0	0	0	0	0	6.23	1.846									
Johnny Podres, L ERA: 4.11 (5, 1)	2.1	10	3	0	0	1	1	0	0	0	0	0	0.00	1.714									
Chuck Churn, R ERA: 4.99 (7, 1)	1.1	5	1	1	1	0	0	0	0	0	0	0	6.75	0.750									
Sandy Koufax, L ERA: 4.05 (9, 1)	0.2	5	0	0	0	1	3	0	0	0	0	0	0.00	4.500									
Clem Labine, R ERA: 3.93 (9, 1)	0.1	1	0	0	0	1	0	0	0	0	0	0	0.00	0.000									

Milwaukee Braves @ Los Angeles Dodgers
Los Angeles Memorial Coliseum, Los Angeles, CA

Tue Sep 29 1959, 7:33 AM EDT
Att. 36,528 - Unknown

AB 44
R 5
H 10
RBI 4
BB 9
SO 9
LOB 22



Batter	1	2	3	4	5	6	7	8	9	10	11	12	AB	R	H	RBI	BB	SO	LOB
Jim Gilliam, S OBP: 0.387, SLG: 0.345 (1, 5)	1-1 5-3		0-0 F7		0-0 1B			0-2 L8	0-2 F9		4-0 BB		5	0	1	0	1	0	2
Charlie Neal, R OBP: 0.337, SLG: 0.464 (1, 4)	1-2 1B			0-0 HR	3-2 6-3			0-0 1-3		0-2 F5	0-0 5-3		6	2	2	1	0	0	4
Wally Moon, L OBP: 0.394, SLG: 0.495 (1, 9) (10, 7)	1-1 CS 1B			0-0 1B		0-0 F7			1-0 1B	3-2 E6		1-2 F4	6	1	3	1	0	0	0
Duke Snider, L OBP: 0.400, SLG: 0.535 (1, 8)	2-3 K			1-3 K		1-0 F8			1-1 1B	2-3 K		0-0 F7	4	0	1	0	0	2	2
Bob Lillis, R OBP: 0.275, SLG: 0.271 (9, PR)									1-2 1B				0	1	0	0	0	0	0
Stan Williams, R OBP: 0.256, SLG: 0.194 (10, 1)	1-2 K								1-2 1B				2	0	0	0	0	1	1
Gil Hodges, R OBP: 0.367, SLG: 0.513 (1, 3)		0-0 6-3		0-0 1B		1-3 K			2-2 1B	1-2 F5		4-1 1B	5	2	2	0	1	1	1
Norm Larker, L OBP: 0.344, SLG: 0.418 (1, 7)		1-1 6-3		1-2 F2		1-0 G3-6-3			1-1 FC3-6		1-1 BB	2-0 E	4	0	2	2	0	0	2
Joe Pignatano, R OBP: 0.346, SLG: 0.302 (9, PR) (10, 2)									1-3 2-H 3-H		1-2 HBP	1-2 E	1	0	1	0	0	0	0
John Roseboro, L OBP: 0.322, SLG: 0.378 (1, 2)		0-0 F7		0-0 6-3		0-0 G3-6-3			1-0 SF9		1-1 BB	1-2 E6	3	0	0	0	0	0	3
Carl Furillo, R OBP: 0.333, SLG: 0.333 (9, PH) (10, 9)							1-2 K		3-H		1-2 1B	1-2 E6	2	0	2	1	0	0	0
Maury Wills, S OBP: 0.298, SLG: 0.298 (1, 6)			0-2 4-3		1-1 1-3			0-3 K	0-0 FC3-6		1-2 F7		5	0	1	0	0	1	2
Don Drysdale, R Johnny Podres, L Chuck Churn, R Don Drysdale, R Sandy Kousser, R Clem Labine, R Chuck Essegian, R Ron Perry, L			3-2 F7		0-2 F9				0-0 L7	1-0 FC3-6	1-1 F7		1	0	0	0	0	0	0

Inning Stats	R: 1	H: 2	E: 0	K: 1	S: 10	R: 0	H: 0	E: 0	K: 0	S: 4	R: 0	H: 0	E: 0	K: 0	S: 9	R: 1	H: 3	E: 0	K: 1	S: 10	R: 0	H: 1	E: 0	K: 0	S: 11	R: 0	H: 0	E: 0	K: 1	S: 5	R: 0	H: 1	E: 0	K: 1	S: 5	R: 0	H: 0	E: 0	K: 0	S: 5	R: 3	H: 5	E: 0	K: 0	S: 14	R: 0	H: 0	E: 1	K: 1	S: 12	R: 0	H: 1	E: 0	K: 0	S: 11	R: 1	H: 2	E: 1	K: 0	S: 9	1B: 13	2B: 0	3B: 1	HR: 1	SF: 1	SAC: 0	DP: 1	HBP: 1	WP: 0	PA: 52
--------------	------	------	------	------	-------	------	------	------	------	------	------	------	------	------	------	------	------	------	------	-------	------	------	------	------	-------	------	------	------	------	------	------	------	------	------	------	------	------	------	------	------	------	------	------	------	-------	------	------	------	------	-------	------	------	------	------	-------	------	------	------	------	------	--------	-------	-------	-------	-------	--------	-------	--------	-------	--------

PITCHER	IP	WLS	BF	H	R	ER	SO	BB	IBB	HBP	BLK	WP	HR	S	P	ERA	WHIP
Lew Burdette, R ERA: 4.07 (1, 1)	8.0		32	10	5	5	4	0	0	0	0	0	1	65	87	5.62	1.250
Don McMahon, R ERA: 2.57 (9, 1)	0.0		1	1	0	0	0	0	0	0	0	0	0	2	3	∞	∞
Warren Spahn, L ERA: 2.96 (9, 1)	0.1		2	1	0	0	0	0	0	0	0	0	0	2	3	0.00	3.000
Joey Jay, R ERA: 4.09 (9, 1)	2.1		11	1	0	0	1	1	0	1	0	0	0	26	41	0.00	0.857
Bob Rush, R ERA: 2.4 (11, 1)	1.0	L	6	2	1	0	0	1	0	0	0	0	0	10	18	0.00	3.000

Milwaukee Braves @ Los Angeles Dodgers
Los Angeles Memorial Coliseum, Los Angeles, CA

Tue Sep 29 1959, 7:33 AM EDT
Att: 36,528 - Unknown

AB 48
R 6
H 15
RBI 5
BB 2
SO 5
LOB 21



Batter	1	2	3	4	5	6	7	8	9	AB R H RBI BB SO LOB	TOP		
Jim Gilliam, S OBP: 0.250, SLG: 0.250 (1, 5)	0-0 6-3		0-0 P4		0-3 K			0-0 G6-4-3 1B		4 0 1 0 0 1 0	Los Angeles Dodgers @ Chicago White Sox Comiskey Park, Chicago, IL Thu Oct 01 1959, 4:33 AM EDT Att: 48,013 - Unknown livebaseballscorecards.com		
Charlie Neal, R OBP: 0.500, SLG: 0.500 (1, 4)	0-0 1B		0-0 6-3			0-0 G3 1B		0-0 G6-4-3 1-2f		4 0 2 0 0 0 1			
Wally Moon, L OBP: 0.250, SLG: 0.250 (1, 7)	0-0 P6			0-0 1B		0-0 G3 1-2		0-0 G1-3		4 0 1 0 0 0 2			
Duke Snider, L Don Demeter, R (6, 8)	4-0 1-2 BB			0-0 F9		0-0 F5		0-3 K	2 0 0 0 1 0 2 1 0 0 0 0 1 0				
Norm Larker, L OBP: 0.250, SLG: 0.250 (1, 9)	0-0 L9			0-0 F8		0-3 K		0-0 FC3-6 1B	4 0 1 0 0 1 4				
Gil Hodges, R OBP: 0.500, SLG: 0.500 (1, 3)		0-0 F7		0-0 1-2 1B		0-0 G1-3		0-0 FC3-6 1B	4 0 2 0 0 0 0				
John Roseboro, L (1, 2)		0-0 P6		0-3 K		0-0 F2		0-0 FC3-6 1-2f 2-3	4 0 0 0 0 1 4				
Maury Wills, S OBP: 0.333, SLG: 0.333 (1, 6) Carl Furillo, R (9, PH)		0-3 K			0-0 4-3		0-0 1B	0-0 F7	3 0 1 0 0 1 0 1 0 0 0 0 0 2				
Roger Craig, R (1, 1) Chuck Churn, R (3, 1) Clem Labine, R (4, 1) Chuck Essegian, R (5, PH) Sandy Koufax, R (5, 1) Ron Fairly, L (7, PH) Johnny Klippstein, R (7, 1)			0-3 K		0-3 K		0-0 3-1		1 0 0 0 0 0 1 0 0 0 0 0 0 0 0 0 0 0 0 0 0 0 0 0 1 0 0 0 0 0 1 0 0 0 0 0 0 0 0 0 1 0 0 0 0 0 0 1 0 0 0 0 0 0 0 0				
Inning Stats	R: 0 H: 1 E: 0 LOB: 2 K: 0 BB: 1 S: 4 P: 8	R: 0 H: 0 E: 0 LOB: 0 K: 1 BB: 0 S: 5 P: 5	R: 0 H: 0 E: 0 LOB: 0 K: 1 BB: 0 S: 5 P: 5	R: 0 H: 2 E: 0 LOB: 2 K: 1 BB: 0 S: 7 P: 7	R: 0 H: 0 E: 0 LOB: 0 K: 2 BB: 0 S: 7 P: 7	R: 0 H: 1 E: 0 LOB: 1 K: 1 BB: 0 S: 6 P: 6	R: 0 H: 1 E: 0 LOB: 1 K: 0 BB: 0 S: 4 P: 4	R: 0 H: 1 E: 0 LOB: 0 K: 0 BB: 0 S: 3 P: 3	R: 0 H: 2 E: 0 LOB: 2 K: 1 BB: 0 S: 7 P: 7	1B: 8 SF: 0 2B: 0 SAC: 0 3B: 0 DP: 1 HR: 0 HBP: 0	WP: 0 PA: 35 PB: 0 SB: 1 CS: 0		
PITCHER	IP WLS BF H R ER SO BB IBB HBP BLK WP HR S P ERA WHIP											PITCHER	IP WLS BF H R ER SO BB IBB HBP BLK WP HR S P ERA WHIP
Early Wynn, R ERA: (1, 1)	7.0 W 28 6 0 0 6 1 0 0 0 0 0 0 39 43 0.00 1.000												
Gerry Staley, R ERA: (8, 1)	2.0 S 7 2 0 0 1 0 0 0 0 0 0 0 9 9 0.00 1.000												



Batter	1	2	3	4	5	6	7	8	9	AB	R	H	RBI	BB	SO	LOB
Luis Aparicio, R (1, 6)	0-0 P6		L9		L7			4-3		5	0	0	0	0	0	1
Nellie Fox, L (1, 4) OBP: 0.400, SLG: 0.500	4-0 1B BB		G1-3			F7		4-3		4	2	1	0	1	0	1
Jim Landis, R (1, 8) OBP: 0.750, SLG: 0.750	0-0 1B SF9 1B		6-3	0-0 HR 1B	0-0 HR 1B	6-3				4	3	3	1	0	0	0
Ted Kluszewski, L (1, 3) OBP: 0.750, SLG: 2.250	0-0 1-3 1B		1-3 HR	0-0 HR	0-0 HR	4-3				4	2	3	5	0	0	0
Sherm Lollar, R (1, 2)	0-0 SF9		0-0 E8 1B	0-0 F8		5-3				3	1	0	1	0	0	0
Billy Goodman, L (1, 5) OBP: 0.500, SLG: 0.500 Sammy Esposito, R (4, 5)	0-0 F8		0-0 2B E 1B	0-3 K		G1-3				2	1	1	1	0	0	1
Al Smith, R (1, 7) OBP: 0.500, SLG: 1.000		0-3 K	0-0 E8 E 2B	0-0 F9						4	1	2	0	0	1	0
Jim Rivera, L (1, 9)		0-0 F3	0-0 FC4 2B		0-0 F9					4	1	0	0	0	1	1
Early Wynn, S (1, 1) OBP: 0.333, SLG: 0.667 Gerry Staley, R (8, 1)		0-0 G1-3	0-0 2B		0-3 K					3	0	1	1	0	1	0
			2-H							1	0	0	0	0	1	0

Inning Stats	R: 2	H: 2	E: 0	K: 0	S: 5	LOB: 1	BB: 1	P: 9	R: 0	H: 0	E: 0	K: 1	S: 5	LOB: 0	BB: 0	P: 5	R: 7	H: 6	E: 3	K: 0	S: 11	LOB: 1	BB: 0	P: 11	R: 2	H: 2	E: 0	K: 1	S: 7	LOB: 0	BB: 0	P: 7	R: 0	H: 0	E: 0	K: 1	S: 5	LOB: 0	BB: 0	P: 5	R: 0	H: 0	E: 0	K: 0	S: 3	LOB: 0	BB: 0	P: 3	R: 0	H: 1	E: 0	K: 1	S: 6	LOB: 1	BB: 0	P: 6	R: 0	H: 0	E: 0	K: 1	S: 5	LOB: 0	BB: 0	P: 5
--------------	------	------	------	------	------	--------	-------	------	------	------	------	------	------	--------	-------	------	------	------	------	------	-------	--------	-------	-------	------	------	------	------	------	--------	-------	------	------	------	------	------	------	--------	-------	------	------	------	------	------	------	--------	-------	------	------	------	------	------	------	--------	-------	------	------	------	------	------	------	--------	-------	------

PITCHER	IP	WLS	BF	H	R	ER	SO	BB	IBB	HBP	BLK	WP	HR	S	P	ERA	WHIP
Roger Craig, R (1, 1) ERA: 19.29	2.1	L	13	5	5	5	1	1	0	0	0	0	1	14	18	19.29	2.571
Chuck Churn, R (3, 1) ERA: 27.0	0.2		9	5	6	2	0	0	0	0	0	0	1	9	9	27.00	7.500
Clem Labine, R (4, 1) ERA:	1.0		3	0	0	0	1	0	0	0	0	0	0	5	5	0.00	0.000
Sandy Koufax, L (5, 1) ERA:	2.0		6	0	0	0	1	0	0	0	0	0	0	8	8	0.00	0.000
Johnny Klippstein, R (7, 1) ERA:	2.0		7	1	0	0	2	0	0	0	0	0	0	11	11	0.00	0.500

BOTTOM


Los Angeles Dodgers @ Chicago White Sox
Comiskey Park, Chicago, IL

Thu Oct 01 1959, 4:33 AM EDT
Att. 48,013 - Unknown

AB	36
R	11
H	11
RBI	9
BB	1
SO	5
LOB	4



WP	HR	S	P	ERA	WHIP
0	0	0	0	0	0

Batter	1	2	3	4	5	6	7	8	9	AB R H RBI BB SO LOB	TOP											
Jim Gilliam, S (1, 5) <small>OBP: 0.333, SLG: 0.250</small>	0-0 G1-3	0-0 L3			0-0 G3				0-0 S 1B	4 1 1 0 1 0 2	Los Angeles Dodgers @ Chicago White Sox Comiskey Park, Chicago, IL Fri Oct 02 1959, 4:33 AM EDT Att: 47,368 - Unknown AB 36 R 4 H 9 RBI 4 BB 2 SO 4 LOB 7 											
Charlie Neal, R (1, 4) <small>OBP: 0.444, SLG: 1.111</small>	0-0 L9		0-0 P5		0-0 HR		0-0 HR	0-0 F9	5 2 2 3 0 0 1													
Wally Moon, L (1, 7) <small>OBP: 0.375, SLG: 0.286</small>	0-0 1B S 1B		0-0 4-3		0-0 F7		0-0 BB		3 0 1 0 1 0 0													
Duke Snider, L (1, 8) <small>OBP: 0.286, SLG: 0.167</small> Don Demeter, R (7, 8)	0-0 1-3 1B		0-0 4-3		0-0 4-3		0-0 F9		4 0 1 0 0 0 1 0 0 0 0 0 0 0													
Norm Larker, L (1, 9) <small>OBP: 0.143, SLG: 0.143</small> Larry Sherry, R (7, 1)	0-0 F9		0-0 P5		0-0 4-3			0-3 K	3 0 0 0 0 0 2 1 0 0 0 0 1 0													
Gil Hodges, R (1, 3) <small>OBP: 0.250, SLG: 0.250</small>		0-0 6-3		0-3 K		0-0 P6		0-0 F7	4 0 0 0 0 1 0													
John Roseboro, L (1, 2) <small>OBP: 0.125, SLG: 0.125</small>		0-0 F8		0-0 1B		0-0 P6		0-3 K	4 0 1 0 0 1 0													
Maury Wills, S (1, 6) <small>OBP: 0.286, SLG: 0.286</small>		0-0 1B 1B		0-0 F6		0-0 4-3		0-3 K	4 0 1 0 0 1 1													
Johnny Podres, L (1, 1) <small>OBP: 0.500, SLG: 0.500</small> Chuck Essegian, R (7, PH) <small>OBP: 0.500, SLG: 2.000</small> Ron Fairly, L (7, 9)		0-0 1-3 1B		0-0 F8		0-0 HR		0-0 L9	2 0 1 0 0 0 0 1 1 1 1 0 0 0 1 0 0 0 0 0 0													
Inning Stats	R: 0 E: 0 K: 0 S: 5	H: 2 LOB: 2 BB: 0 P: 5	R: 0 E: 0 K: 0 S: 5	H: 2 LOB: 2 BB: 0 P: 5	R: 0 E: 0 K: 1 S: 3	H: 0 LOB: 0 BB: 0 P: 3	R: 0 E: 0 K: 1 S: 6	H: 1 LOB: 1 BB: 0 P: 6	R: 1 E: 0 K: 0 S: 4	H: 1 LOB: 0 BB: 0 P: 4	R: 0 E: 0 K: 0 S: 3	H: 0 LOB: 0 BB: 0 P: 3	R: 3 E: 0 K: 0 S: 5	H: 2 LOB: 1 BB: 2 P: 13	R: 0 E: 0 K: 2 S: 7	H: 0 LOB: 0 BB: 0 P: 7	R: 0 E: 0 K: 1 S: 6	H: 1 LOB: 1 BB: 0 P: 6	1B: 6 2B: 0 3B: 0 HR: 3	SF: 0 SAC: 0 DP: 0 HBP: 0	WP: 0 PB: 0 SB: 2 CS: 0	PA: 38
PITCHER	IP WLS BF H R ER SO BB IBB HBP BLK WP HR S P ERA WHIP																					
Bob Shaw, R (1, 1) <small>ERA: 5.4</small>	6.2 L 29 8 4 4 1 1 0 0 0 0 0 3 30 34 5.40 1.350																					
Turk Lown, R (7, 1) <small>ERA:</small>	2.1 9 1 0 0 3 1 0 0 0 0 0 0 14 18 0.00 0.857																					

Batter	1	2	3	4	5	6	7	8	9	AB R H RBI BB SO LOB
Luis Aparicio, R OBP: 0.200, SLG: 0.300 (1, 6)	0-0 F9 4-3 2B	0-0 BB 1B		0-0 F8			0-0 P6		0-0 6-3	5 1 2 0 0 0 1
Nellie Fox, L OBP: 0.300, SLG: 0.250 (1, 4)	0-0 F9 2-3	4-0 1-2 BB		0-0 FC6-4 1-2f			0-0 G3		0-0 4-3	4 0 0 0 1 0 2
Jim Landis, R OBP: 0.500, SLG: 0.429 (1, 8)	4-0 1B BB	0-3 K					0-0 F9		0-0 B1-3	3 1 0 0 1 1 2
Ted Kluszewski, L OBP: 0.500, SLG: 1.250 (1, 3)	0-0 4-3 1-2		0-0 4-3				0-0 F9		0-0 1B 2B 1B	4 0 1 1 0 0 1 0 1 0 0 0 0 0
Earl Torgeson, L (8, PR) (9, 3)	3-H									
Sherm Lollar, R OBP: 0.250, SLG: 0.286 (1, 2)	0-0 FC5 2-H 1B		0-3 K				0-0 F7		0-0 1-2 2B 1B	4 0 2 1 0 1 0
Al Smith, R OBP: 0.500, SLG: 0.857 (1, 7)	0-0 E6 1-2		4-0 FC6-4 BB				0-0 6-3		0-0 1-H 2-H 2B	3 0 1 1 1 0 1
Bubba Phillips, R OBP: 0.333, SLG: 0.667 (1, 5)	0-0 FC5 2-3f		0-0 FC6-4 1-2f				0-0 F9 2B		0-3 K	3 0 1 0 0 0 3 1 0 0 0 0 1 2
Billy Goodman, L OBP: 0.333, SLG: 0.333 (8, PH) (9, 5)										
Jim McAnany, R Jim Rivera, L (1, 9) (8, 9)		0-0 4-3		0-0 5-3			0-0 F9 2-3		0-0 F2	3 0 0 0 0 0 1 1 0 0 0 0 0 2
Bob Shaw, R OBP: 0.333, SLG: 0.333 (1, 1)		0-3 K		0-0 FC6-4 1B			0-0 6-3		0-0 3-1	3 0 1 0 0 1 1 0 0 0 0 0 0 0 1 0 0 0 0 0 0
Turk Lown, R Norm Cash, L (7, 1) (9, PH)										

Inning Stats	R: 2	H: 2	E: 1	LOB: 2	K: 0	BB: 1	S: 6	P: 10	R: 0	H: 1	E: 0	LOB: 2	K: 2	BB: 1	S: 8	P: 12	R: 0	H: 0	E: 0	LOB: 1	K: 1	BB: 1	S: 5	P: 9	R: 0	H: 1	E: 0	LOB: 1	K: 0	BB: 0	S: 4	P: 4	R: 0	H: 0	E: 0	LOB: 0	K: 0	BB: 0	S: 3	P: 3	R: 0	H: 1	E: 0	LOB: 1	K: 0	BB: 0	S: 4	P: 4	R: 0	H: 0	E: 0	LOB: 0	K: 0	BB: 0	S: 3	P: 3	R: 1	H: 3	E: 0	LOB: 2	K: 1	BB: 0	S: 7	P: 7	R: 0	H: 0	E: 0	LOB: 0	K: 0	BB: 0	S: 3	P: 3	R: 0	H: 0	E: 0	LOB: 0	K: 0	BB: 0	S: 3	P: 3
--------------	------	------	------	--------	------	-------	------	-------	------	------	------	--------	------	-------	------	-------	------	------	------	--------	------	-------	------	------	------	------	------	--------	------	-------	------	------	------	------	------	--------	------	-------	------	------	------	------	------	--------	------	-------	------	------	------	------	------	--------	------	-------	------	------	------	------	------	--------	------	-------	------	------	------	------	------	--------	------	-------	------	------	------	------	------	--------	------	-------	------	------

PITCHER	IP	WLS	BF	H	R	ER	SO	BB	IBB	HBP	BLK	WP	HR	S	P	ERA	WHIP
Johnny Podres, L ERA: 3.0 (1, 1)	6.0	W	27	5	2	2	3	3	0	0	0	0	0	30	42	3.00	1.333
Larry Sherry, R ERA: 3.0 (7, 1)	3.0	S	11	3	1	1	1	0	0	0	0	0	0	13	13	3.00	1.000

BOTTOM

Los Angeles Dodgers @ Chicago White Sox
Comiskey Park, Chicago, IL

Fri Oct 02 1959, 4:33 AM EDT
Att. 47,368 - Unknown

AB	35
R	3
H	8
RBI	3
BB	3
SO	4
LOB	16



WP	PA	ERA	WHIP
0	38		

Batter	1	2	3	4	5	6	7	8	9
Jim Gilliam, S (1, 5) <small>OBP: 0.231, SLG: 0.167</small>	0-0 F8			0-0 4-3			0-0 4-3	0-0 6-3	
Charlie Neal, R (1, 4) <small>OBP: 0.462, SLG: 1.000</small>	0-0 L5			0-0 G1-3			0-0 BB 4-3 1B	0-0 2B	
Wally Moon, L (1, 9) <small>OBP: 0.250, SLG: 0.182</small>	0-0 F8			0-0 4-3			0-0 4-3	0-0 6-3	
Norm Larker, L (1, 7) <small>OBP: 0.200, SLG: 0.111</small>		0-3 K			0-0 3-1		4-0 BB 1B BB		
Gil Hodges, R (1, 3) <small>OBP: 0.364, SLG: 0.300</small>		0-0 G6-4-3 1B			0-3 K		4-0 1B BB		
Don Demeter, R (1, 8) Carl Furillo, R (7, PH) <small>OBP: 0.500, SLG: 0.500</small> Ron Fairly, L (7, PR) <small>OBP: 0.500, SLG: 0.500</small>		0-0 G6-4-3			0-0 5-3		0-0 1B		
John Roseboro, L (1, 2) <small>OBP: 0.091, SLG: 0.091</small>			0-0 B3			0-0 F9	0-0 L4		
Maury Wills, S (1, 6) <small>OBP: 0.300, SLG: 0.300</small>		0-3 K				0-0 4-3		0-0 6-3 SH2-4 2B 1B	
Don Drysdale, R (1, 1) Larry Sherry, R (8, 1)		0-3 K				0-3 K		0-0 SH2-4	

AB	R	H	RBI	BB	SO	LOB
4	0	0	0	0	0	1
4	1	2	1	0	0	0
4	0	0	0	0	0	2
2	1	0	0	1	1	0
2	0	1	0	1	1	0
2	0	0	0	0	0	1
1	0	1	2	0	0	0
0	0	0	0	0	0	0
3	0	0	0	0	0	2
3	1	1	0	0	1	0
2	0	0	0	0	2	0
0	0	0	0	0	0	0

Chicago White Sox @ Los Angeles Dodgers
 Los Angeles Memorial Coliseum, Los Angeles, CA

AB	27
R	3
H	5
RBI	3
BB	2
SO	5
LOB	6



Inning Stats		R: 0	H: 0	E: 0	K: 0	S: 3	R: 0	H: 1	E: 0	K: 1	S: 5	R: 0	H: 0	E: 0	K: 2	S: 7	R: 0	H: 0	E: 0	K: 0	S: 3	R: 0	H: 0	E: 0	K: 1	S: 5	R: 2	H: 2	E: 0	K: 0	S: 5	R: 1	H: 2	E: 0	K: 0	S: 5												
PITCHER	IP	WLS	BF	H	R	ER	SO	BB	IBB	HBP	BLK	WP	HR	S	P	ERA	WHIP													PITCHER	IP	WLS	BF	H	R	ER	SO	BB	IBB	HBP	BLK	WP	HR	S	P	ERA	WHIP	
Dick Donovan, R (1, 1) <small>ERA: 2.7</small>	6.2	L	23	2	2	2	5	2	0	0	0	0	0	31	39	2.70	0.600																															
Gerry Staley, R (7, 1) <small>ERA: 2.7</small>	1.1		7	3	1	1	0	0	0	0	0	0	0	7	7	6.75	2.250																															

WP	PA
0	30

Sun Oct 04 1959, 7:33 AM EDT
 Att. 92,394 - Unknown

livebaseballscorecards.com

Batter	1	2	3	4	5	6	7	8	9	AB R H RBI BB SO LOB	TOP
Jim Landis, R (1, 8) OBP: 0.333, SLG: 0.294	0-0 F8		0-0 6-3		0-3 K		0-0 1B SH1-3 1B	0-0 FC5-4		5 1 1 0 0 1 1	Chicago White Sox @ Los Angeles Dodgers Los Angeles Memorial Coliseum, Los Angeles, CA Mon Oct 05 1959, 7:33 AM EDT Att: 92,650 - Unknown livebaseballscorecards.com
Luis Aparicio, R (1, 6) OBP: 0.368, SLG: 0.353	4-0 2B S BB		0-0 1B 1B		0-0 F3		0-0 SH1-3		0-0 6-3	3 0 1 0 1 0 0	
Nellie Fox, L (1, 4) OBP: 0.500, SLG: 0.529	0-0 1-3 2B		0-0 1-2 G4-6-3 1B		0-3 K		0-0 1B HR 1B		0-0 6-3	5 1 3 0 0 1 0	
Ted Kluszewski, L (1, 3) OBP: 0.529, SLG: 0.867	4-0 G6-4-3 IBB		0-0 G4-6-3 1-2f				0-0 BB 1B	0-0 1-3 3-H HR 1B	0-0 F7	4 1 2 1 1 0 2	
Sherm Lollar, R (1, 2) OBP: 0.313, SLG: 0.533	0-0 G6-4-3 1-2f			0-3 K		0-0 P6	0-0 1-H 3-H HR			4 1 1 3 0 1 4	
Billy Goodman, L (1, 5) OBP: 0.364, SLG: 0.300		0-3 K		0-3 K		0-0 F7	0-3 K			4 0 0 0 0 3 1	
Al Smith, R (1, 7) OBP: 0.438, SLG: 0.571		0-0 1B		0-0 BB 1B		4-0 1-2 BB		0-0 6-3		3 0 2 0 1 0 0	
Jim Rivera, L (1, 9)		0-0 F9		4-0 1-2 BB		0-0 P4		0-0 4-3		3 0 0 0 1 0 3	
Early Wynn, S (1, 1) Turk Low, R (3, 1) Norm Cash, L (4, PH) Billy Pierce, L (4, 1) Earl Torgeson, L (7, PH) Gerry Staley, R (7, 1)		0-0 P4		0-3 K			0-0 4-3	4-0 FC5-4 BB		1 0 0 0 0 0 0 1 0 0 0 0 0 0 0 0 1 0 0 0 0 0 1 2 0 0 0 0 0 0 0 0 1 0 0 0 0 0 0 0 0 0 0 0 0 1 0 0	
Inning Stats	R: 0 H: 1 E: 0 LOB: 2 K: 0 BB: 2 S: 3 P: 11	R: 0 H: 1 E: 0 LOB: 1 K: 1 BB: 0 S: 6 P: 6	R: 0 H: 2 E: 0 LOB: 1 K: 0 BB: 0 S: 4 P: 4	R: 0 H: 1 E: 0 LOB: 2 K: 3 BB: 1 S: 10 P: 14	R: 0 H: 0 E: 0 LOB: 0 K: 2 BB: 0 S: 7 P: 7	R: 0 H: 1 E: 0 LOB: 2 K: 0 BB: 1 S: 4 P: 8	R: 4 H: 4 E: 0 LOB: 0 K: 1 BB: 0 S: 9 P: 9	R: 0 H: 0 E: 0 LOB: 1 K: 0 BB: 1 S: 3 P: 7	R: 0 H: 0 E: 0 LOB: 0 K: 0 BB: 0 S: 3 P: 3	1B: 8 SF: 0 2B: 1 SAC: 1 3B: 0 DP: 2 HR: 1 HBP: 0	WP: 0 PA: 40 PB: 0 SB: 1 CS: 0
PITCHER Roger Craig, R (1, 1) ERA: 8.68 Larry Sherry, R (8, 1) ERA: 1.29	IP WLS BF H R ER SO BB IBB HBP BLK WP HR S P ERA WHIP										
	7.0 0 33 10 4 4 7 3 1 0 0 0 1 43 59 5.14 1.857										
	2.0 W 7 0 0 0 0 0 1 0 0 0 0 0 6 10 0.00 0.500										



Batter	1	2	3	4	5	6	7	8	9
Jim Gilliam, S (1, 5) OBP: 0.176, SLG: 0.125	0-0 P4		0-0 P4	0-0 6-3		0-0 P3			
Charlie Neal, R (1, 4) OBP: 0.353, SLG: 0.765	0-0 B2-3		0-0 G1-3	0-0 4-3			0-0 6-3		
Wally Moon, L (1, 9) OBP: 0.313, SLG: 0.267 (6, 7)	0-0 1B		0-0 1B E		0-3 K		0-0 4-3		
Norm Larker, L (1, 7) OBP: 0.250, SLG: 0.182 Carl Furillo, R (5, PH) OBP: 0.333, SLG: 0.333 (6, 9) Ron Fairly, L (7, 9)	0-3 K		0-0 E8 1B		0-3 K		0-3 K		
Gil Hodges, R (1, 3) OBP: 0.400, SLG: 0.571		0-0 F7	0-0 1B PB		0-0 F7			0-0 HR	
Don Demeter, R (1, 8) OBP: 0.429, SLG: 0.333		0-0 1B F9	0-0 1B PB E			4-0 SH2-4 SH BB		0-3 K	
John Roseboro, L (1, 2) OBP: 0.143, SLG: 0.143		0-0 F9	0-0 E6 1B			0-0 SH SH2-4		0-0 F9	
Maury Wills, S (1, 6) OBP: 0.286, SLG: 0.286		0-0 1B S	0-0 4-3			0-0 F7		0-0 4-3	
Roger Craig, R (1, 1) Larry Sherry, R (8, 1)		0-3 K		0-0 F9		0-0 SH2-4			

AB	R	H	RBI	BB	SO	LOB
4	0	0	0	0	0	2
4	0	0	0	0	0	0
4	1	2	0	0	1	0
2	1	1	0	0	1	1
1	0	0	0	0	1	0
1	0	0	0	0	1	0
4	2	2	2	0	0	0
3	1	2	0	1	1	0
3	0	1	1	0	0	1
4	0	1	0	0	0	3
2	0	0	0	0	1	2
0	0	0	0	0	0	0

AB	32
R	5
H	9
RBI	3
BB	1
SO	6
LOB	9

Inning Stats		R: 0	H: 1	E: 0	LOB: 1	K: 1	BB: 0	S: 6	P: 6
R: 0	H: 2	E: 0	LOB: 2	K: 1	BB: 0	S: 7	P: 7		
R: 4	H: 5	E: 2	LOB: 1	K: 0	BB: 0	S: 8	P: 8		
R: 0	H: 0	E: 0	LOB: 0	K: 0	BB: 0	S: 3	P: 3		
R: 0	H: 0	E: 0	LOB: 0	K: 2	BB: 0	S: 7	P: 7		
R: 0	H: 0	E: 1	LOB: 2	K: 0	BB: 1	S: 4	P: 8		
R: 0	H: 0	E: 0	LOB: 0	K: 1	BB: 0	S: 5	P: 5		
R: 1	H: 1	E: 0	LOB: 0	K: 1	BB: 0	S: 6	P: 6		

WP	PA	35
PB: 1	SB: 1	CS: 0

PITCHER	IP	WLS	BF	H	R	ER	SO	BB	IBB	HBP	BLK	WP	HR	S	P	ERA	WHIP
Early Wynn, R (1, 1) ERA: 2.79	2.2		16	8	4	3	2	0	0	0	0	0	0	20	20	10.12	3.000
Turk Lown, R (3, 1) ERA:	0.1		1	0	0	0	0	0	0	0	0	0	0	1	1	0.00	0.000
Billy Pierce, L (4, 1) ERA:	3.0		11	0	0	0	2	1	0	0	0	0	0	14	18	0.00	0.333
Gerry Staley, R (7, 1) ERA: 3.38	2.0	L	7	1	1	1	2	0	0	0	0	0	1	11	11	4.50	0.500



Chicago White Sox @ Los Angeles Dodgers
Los Angeles Memorial Coliseum, Los Angeles, CA
Mon Oct 05 1959, 7:33 AM EDT
Att. 92,650 - Unknown

livebaseballscorecards.com

Batter	1	2	3	4	5	6	7	8	9	AB R H RBI BB SO LOB	TOP
Luis Aparicio, R (1, 6) OBP: 0.391, SLG: 0.381	0-3 K		0-0 2-3 1B			0-0 FC6-4 1B		0-0 4-3 2-3		4 0 2 0 0 1 1	Chicago White Sox @ Los Angeles Dodgers Los Angeles Memorial Coliseum, Los Angeles, CA Tue Oct 06 1959, 7:33 AM EDT Att: 92,706 - Unknown livebaseballscorecards.com
Nellie Fox, L (1, 4) OBP: 0.500, SLG: 0.500	0-0 P6				0-0 1B G4-3 1B	0-0 F8		0-0 BB		3 1 1 0 1 0 1	
Jim Landis, R (1, 8) OBP: 0.318, SLG: 0.286	0-3 K				0-0 1-3 G4-3 1B	0-3 K		0-0 F8		4 0 1 0 0 2 3	
Sherm Lollar, R (1, 2) OBP: 0.250, SLG: 0.421		0-0 5-3			0-0 G4-3	0-0 FC6-4			0-3 K	4 0 0 0 0 1 2	
Ted Kluszewski, L (1, 3) OBP: 0.429, SLG: 0.684		0-0 F7			0-0 F8		0-0 F7		0-0 5-3	4 0 0 0 0 0 0	
Al Smith, R (1, 9) OBP: 0.350, SLG: 0.444 (7, 7)		0-0 F7					0-3 K		0-0 6-3	4 0 0 0 0 2 0	
Bubba Phillips, R (1, 5) OBP: 0.333, SLG: 0.500			0-0 1B SH2-4 1B				0-0 6-3			3 0 1 0 0 0 0	
Jim McAnany, R (1, 7) Jim Rivera, L (7, 9)			0-0 P3			4-0 BB		4-0 4-3 SH3-4 BB		1 0 0 0 1 0 1 0 0 0 0 1 0 0	
Bob Shaw, R (1, 1) OBP: 0.250, SLG: 0.250 Billy Pierce, L (8, 1) Dick Donovan, L (8, 1) OBP: 0.333, SLG: 0.333			0-0 SH2-4			0-3 K		0-0 SH3-4		1 0 0 0 0 1 1 0 0 0 0 0 0 0 0 0 0 0 0 0 0	
Inning Stats	R: 0 E: 0 K: 2 S: 7 H: 0 LOB: 0 BB: 0 P: 7	R: 0 E: 0 K: 0 S: 3 H: 0 LOB: 0 BB: 0 P: 3	R: 0 E: 0 K: 0 S: 4 H: 2 LOB: 2 BB: 0 P: 4	R: 1 E: 0 K: 0 S: 4 H: 2 LOB: 0 BB: 0 P: 4	R: 0 E: 0 K: 2 S: 7 H: 0 LOB: 1 BB: 1 P: 11	R: 0 E: 0 K: 1 S: 6 H: 1 LOB: 1 BB: 0 P: 6	R: 0 E: 0 K: 1 S: 5 H: 0 LOB: 0 BB: 0 P: 5	R: 0 E: 0 K: 0 S: 3 H: 0 LOB: 2 BB: 2 P: 11	R: 0 E: 0 K: 1 S: 5 H: 0 LOB: 0 BB: 0 P: 5	1B: 5 2B: 0 3B: 0 HR: 0 SF: 0 SAC: 2 DP: 1 HBP: 0	
PITCHER Sandy Koufax, L (1, 1) ERA: 1.0 Stan Williams, R (8, 1) ERA:	IP 7.0 WLS L BF 25 H 5 R 1 ER 1 SO 6 BB 1 IBB 0 HBP 0 BLK 0	IP 2.0 WLS L BF 8 H 0 R 0 ER 0 SO 1 BB 2 IBB 0 HBP 0 BLK 0	IP 36 WLS L BF 40 H 36 R 0 ER 0 SO 36 BB 0 IBB 0 HBP 0 BLK 0	IP 16 WLS L BF 16 H 8 R 0 ER 0 SO 8 BB 0 IBB 0 HBP 0 BLK 0	IP 40 WLS L BF 40 H 36 R 0 ER 0 SO 36 BB 0 IBB 0 HBP 0 BLK 0	IP 5 WLS L BF 5 H 0 R 0 ER 0 SO 5 BB 0 IBB 0 HBP 0 BLK 0	IP 11 WLS L BF 11 H 0 R 0 ER 0 SO 11 BB 0 IBB 0 HBP 0 BLK 0	IP 5 WLS L BF 5 H 0 R 0 ER 0 SO 5 BB 0 IBB 0 HBP 0 BLK 0	ERA 1.29 WHIP 0.857	ERA 0.00 WHIP 1.000	ERA 0.00 WHIP 1.000



Batter	1	2	3	4	5	6	7	8	9	AB R H RBI BB SO LOB
Jim Gilliam, S OBP: 0.318, SLG: 0.286 (1, 5)	0-0 F6 1B		0-0 1B 1B		0-0 S 1B		0-0 WP 1B		0-0 4-3	5 0 4 0 0 0 0
Charlie Neal, R OBP: 0.318, SLG: 0.636 (1, 4)	0-0 F6 1-2		0-0 FC4 1B		0-0 P4 1-2		0-0 F9 1-2 2-3		0-0 6-3	5 0 1 0 0 0 4
Wally Moon, L OBP: 0.300, SLG: 0.263 (1, 9) (9, 8)	0-0 G1-3		0-0 FC4 1-2f			0-0 4-3		0-0 1B 1B		4 0 1 0 0 0 3
Norm Larker, L OBP: 0.188, SLG: 0.133 (1, 7)	0-0 G1-3			0-0 F8		0-0 F8		0-0 F9		4 0 0 0 0 0 2
Gil Hodges, R OBP: 0.474, SLG: 0.722 (1, 3)		0-0 P6		0-0 3B		0-0 FC6-4 1B		0-0 1B 1B		4 0 3 0 0 0 0
Don Demeter, R OBP: 0.300, SLG: 0.222 (1, 8) Ron Fairly, L (8, PH) Rip Repulski, R (8, PH) (9, 9)		0-0 5-3		0-0 G1-3		0-0 FC6-4 1-2f		4-0 IBB		3 0 0 0 0 0 2 0 0 0 0 0 0 0 0 0 0 0 1 0 0
John Roseboro, L OBP: 0.118, SLG: 0.118 (1, 2) Carl Furillo, R OBP: 0.250, SLG: 0.250 (8, PH) Joe Pignatano, R (9, 2)		0-0 4-3		0-0 P6			0-0 F7	0-0 P5		3 0 0 0 0 0 1 1 0 0 0 0 0 3 0 0 0 0 0 0 0
Maury Wills, S OBP: 0.250, SLG: 0.250 (1, 6) Chuck Essegian, R OBP: 0.667, SLG: 2.000 (7, PH) Don Zimmer, R (7, PR) (8, 6)			0-0 6-3		0-0 4-3		4-0 FC6-4 BB	0-0 F7		2 0 0 0 0 0 0 0 0 0 0 1 0 0 1 0 0 0 0 0 3
Sandy Koufax, R (1, 1) Duke Snider, L OBP: 0.250, SLG: 0.143 (7, PH) Johnny Podres, L OBP: 0.500, SLG: 0.500 (7, PR) Stan Williams, R (8, 1) Larry Sherry, R (9, PH)			0-0 6-3		0-3 K		0-0 FC6-4 WP 1B 1-2f		0-0 5-3	2 0 0 0 0 1 0 1 0 0 0 0 0 1 0 0 0 0 0 0 0 0 0 0 0 0 0 0 1 0 0 0 0 0 0

Inning Stats	R: 0 E: 0 K: 0 S: 4	H: 1 LOB: 1 BB: 0 P: 4	R: 0 E: 0 K: 0 S: 3	H: 0 LOB: 0 BB: 0 P: 3	R: 0 E: 0 K: 0 S: 5	H: 2 LOB: 2 BB: 0 P: 5	R: 0 E: 0 K: 0 S: 4	H: 1 LOB: 1 BB: 0 P: 4	R: 0 E: 0 K: 1 S: 6	H: 1 LOB: 1 BB: 0 P: 6	R: 0 E: 0 K: 0 S: 4	H: 1 LOB: 3 BB: 1 P: 8	R: 0 E: 0 K: 0 S: 5	H: 2 LOB: 3 BB: 1 P: 9	R: 0 E: 0 K: 0 S: 3	H: 0 LOB: 0 BB: 0 P: 3	1B: 8 2B: 0 3B: 1 HR: 0	SF: 0 SAC: 0 DP: 0 HBP: 0
--------------	------------------------------	---------------------------------	------------------------------	---------------------------------	------------------------------	---------------------------------	------------------------------	---------------------------------	------------------------------	---------------------------------	------------------------------	---------------------------------	------------------------------	---------------------------------	------------------------------	---------------------------------	----------------------------------	------------------------------------

PITCHER	IP	WLS	BF	H	R	ER	SO	BB	IBB	HBP	BLK	WP	HR	S	P	ERA	WHIP
Bob Shaw, R ERA: 2.57 (1, 1)	7.1	W	32	9	0	0	1	1	0	0	0	1	0	33	37	0.00	1.364
Billy Pierce, L ERA: (8, 1)	0.0		1	0	0	0	0	0	1	0	0	0	0	4	4	∞	∞
Dick Donovan, R ERA: 2.16 (8, 1)	1.2	S	5	0	0	0	0	0	0	0	0	0	0	5	5	0.00	0.000

BOTTOM

Chicago White Sox @ Los Angeles Dodgers
Los Angeles Memorial Coliseum, Los Angeles, CA
 Tue Oct 06 1959, 7:33 AM EDT
 Att. 92,706 - Unknown

AB	36
R	0
H	9
RBI	0
BB	2
SO	1
LOB	19



Batter	1	2	3	4	5	6	7	8	9	AB R H RBI BB SO LOB	TOP											
Jim Gilliam, S (1, 5) OBP: 0.296, SLG: 0.240	0-3 K		0-0 F7	4-0 2B BB	0-0 L9			0-0 L7		4 1 0 0 1 1 2												
Charlie Neal, R (1, 4) OBP: 0.370, SLG: 0.667	0-0 BB 1B		0-3 K	0-0 1-H 2-H HR 2B		0-0 P3		0-0 1-2 1B		5 1 3 2 0 1 0												
Wally Moon, L (1, 7) OBP: 0.320, SLG: 0.391	0-0 F8		4-0 HR BB	0-0 2-H HR		0-0 B1		0-3 K		4 2 1 2 1 1 3												
Duke Snider, L (1, 8) OBP: 0.333, SLG: 0.500	4-0 FC5-4 BB		0-0 HR	0-0 G3		0-0 2-3		0-0 HR		3 1 1 2 1 0 1												
Chuck Essegian, R (9, PH) OBP: 0.750, SLG: 2.667	1-2 BB		1-H HR							1 1 1 1 0 0 0												
Ron Fairly, L (9, 9)										0 0 0 0 0 0 0												
Gil Hodges, R (1, 3) OBP: 0.417, SLG: 0.609	0-0 FC5-4		0-0 P4	0-0 E6 1B			0-0 6-3		0-0 6-3	5 0 1 0 0 0 2												
Norm Larker, L (1, 9) OBP: 0.278, SLG: 0.188		4-0 4-3 BB		0-0 SH1-3 1B			0-0 CS 1B		0-3 K	1 0 1 0 1 0 0												
Don Demeter, R (4, PR) OBP: 0.308, SLG: 0.250				4-3						3 1 1 0 0 1 2												
John Roseboro, L (1, 2) OBP: 0.095, SLG: 0.095		0-0 F9		0-0 SH1-3	0-0 F9		0-0 F9		0-0 F2	4 0 0 0 0 0 2												
Maury Wills, S (1, 6) OBP: 0.250, SLG: 0.250		0-0 4-3		0-0 2B 1B	0-0 5-3		0-0 CS	0-0 G3		4 1 1 1 0 0 1												
Johnny Podres, L (1, 1) OBP: 0.500, SLG: 0.750		0-0 F8		0-0 2B	0-0 1B					2 1 1 1 0 0 1												
Larry Sherry, R (4, 1) OBP: 0.500, SLG: 0.500				1-H 2B				0-0 1B		2 0 2 0 0 0 0												
Inning Stats	R: 0 E: 0 K: 1 S: 6	H: 1 LOB: 2 BB: 1 P: 10	R: 0 E: 0 K: 0 S: 3	H: 0 LOB: 1 BB: 1 P: 7	R: 2 E: 0 K: 1 S: 6	H: 1 LOB: 0 BB: 1 P: 10	R: 6 E: 1 K: 0 S: 9	H: 6 LOB: 2 BB: 1 P: 13	R: 0 E: 0 K: 0 S: 4	H: 1 LOB: 1 BB: 0 P: 4	R: 0 E: 0 K: 0 S: 3	H: 0 LOB: 0 BB: 0 P: 3	R: 0 E: 0 K: 0 S: 3	H: 1 LOB: 0 BB: 0 P: 3	R: 0 E: 0 K: 1 S: 7	H: 2 LOB: 2 BB: 0 P: 7	R: 1 E: 0 K: 1 S: 6	H: 1 LOB: 0 BB: 0 P: 6	1B: 8 2B: 2 3B: 0 HR: 3	SF: 0 SAC: 1 DP: 0 HBP: 0	WP: 0 PB: 0 SB: 0 CS: 1	PA: 44
PITCHER	IP WLS BF H R ER SO BB IBB HBP BLK WP HR S P ERA WHIP	Early Wynn, R (1, 1) ERA: 5.54	3.1 L 18 5 6 6 2 3 0 0 0 0 1 19 31 16.20 2.400	Dick Donovan, R (4, 1) ERA: 5.4	0.0 3 2 2 2 0 1 0 0 0 0 0 1 2 6 ∞ ∞	Turk Lown, R (4, 1) ERA:	0.2 3 1 0 0 0 0 0 0 0 0 0 0 3 3 0.00 1.500	Gerry Staley, R (5, 1) ERA: 2.16	3.0 10 2 0 0 0 0 0 0 0 0 0 0 10 10 0.00 0.667	Billy Pierce, L (8, 1) ERA:	1.0 5 2 0 0 1 0 0 0 0 0 0 0 7 7 0.00 2.000	PITCHER	IP WLS BF H R ER SO BB IBB HBP BLK WP HR S P ERA WHIP	Ray Moore, R (9, 1) ERA: 9.0	1.0 4 4 1 1 1 1 0 0 0 0 0 0 1 1 6 6 9.00 1.000							

Los Angeles Dodgers @ Chicago White Sox
 Comiskey Park, Chicago, IL
 Thu Oct 08 1959, 4:33 AM EDT
 Att: 47,653 - Unknown

AB	38
R	9
H	13
RBI	9
BB	4
SO	4
LOB	14



WP: 0	PA: 44
PB: 0	
SB: 0	
CS: 1	

