

# Los Angeles Dodgers - 1959

Batter	1	2	3	4	5	6	7	8	9	AB R H RBI BB SO LOB	TOP								
Ron Fairly, L (1,9) OBP: 0.250, SLG: 0.250	G3		4-3			L3			K	4 0 1 0 0 1 0	<b>Los Angeles Dodgers @ Chicago Cubs</b> Wrigley Field, Chicago, IL Sat Apr 11 1959, 3:33 AM CST Att: 12,288 - Unknown								
Wally Moon, L (1,7) OBP: 0.500, SLG: 0.333	G1-6-3 1B			F7		L3		E BB	3 0 1 0 1 0 2										
John Roseboro, L (1,2)	G1-6-3			4-1			F7	E6	4 0 0 0 0 0 2										
Duke Snider, L (1,8)		K		F8			6-3	1-3	4 0 0 0 0 1 2										
Charlie Neal, R (1,4)		6-3			6-3		6-3		3 0 0 0 0 0 0										
Gil Hodges, R (1,3) OBP: 0.333, SLG: 0.333		1-3			G6-3 1B			K	3 0 1 0 0 1 0										
Don Zimmer, R (1,6) OBP: 0.333, SLG: 0.333			6-3		G6-3 1B			G6-4-3 1B	3 0 1 0 0 0 1										
Jim Baxes, R (1,5) OBP: 0.333, SLG: 0.333			6-3			1B		G6-4-3	3 0 1 0 0 0 1										
Don Drysdale, R (1,1) OBP: 1.000, SLG: 4.000								F8	1 1 1 1 0 0 0										
Jim Gilliam, S (6,PH)									1 0 0 0 0 1 1										
Art Fowler, R (6,PH)									0 0 0 0 0 0 0										
Norm Larker, L (9,PH)				HR					1 0 0 0 0 0 0										
<b>Inning Stats</b>	R: 0 H: 1 E: 0 K: 0 S: 12	H: 0 LOB: 0 BB: 0 P: 16	R: 0 H: 0 E: 0 K: 1 S: 5	H: 0 LOB: 0 BB: 0 P: 7	R: 1 H: 1 E: 0 K: 0 S: 10	H: 1 LOB: 0 BB: 0 P: 16	R: 0 H: 0 E: 0 K: 0 S: 7	H: 0 LOB: 0 BB: 0 P: 10	R: 0 H: 2 E: 0 K: 1 S: 8	H: 1 LOB: 1 BB: 0 P: 14	R: 0 H: 0 E: 0 K: 0 S: 5	H: 0 LOB: 0 BB: 0 P: 9	R: 0 H: 1 E: 0 K: 1 S: 11	H: 0 LOB: 0 BB: 0 P: 17	R: 0 H: 0 E: 1 K: 1 S: 12	H: 0 LOB: 2 BB: 1 P: 18	1B: 5 2B: 1 3B: 0 HR: 1	SF: 0 SAC: 0 DP: 4 HBP: 0	WP: 0 PA: 31 PB: 0 SB: 0 CS: 0
<b>PITCHER</b> Bob Anderson, R (1,1) ERA: 1.0	IP: 9.0 WLS: W BF: 31 H: 6 R: 1 ER: 1 SO: 4 BB: 1 IBB: 0 HBP: 0 BLK: 0 WP: 0 HR: 1 S: 80 P: 122 ERA: 1.00 WHIP: 0.778											<b>PITCHER</b> IP: WLS: BF: H: R: ER: SO: BB: IBB: HBP: BLK: WP: HR: S: P: ERA: WHIP							

Batter	1	2	3	4	5	6	7	8	9	AB R H RBI BB SO LOB	BOTTOM								
Tony Taylor, R (1,4) OBP: 0.200, SLG: 0.200	K		1B	L7		F9		6-3		5 0 1 0 0 1 2	<b>Los Angeles Dodgers @ Chicago Cubs</b> Wrigley Field, Chicago, IL Sat Apr 11 1959, 3:33 AM CST Att: 12,288 - Unknown								
George Altman, L (1,8) OBP: 0.750, SLG: 0.667	HBP		1B		14 SH1-4 2B	K			3 1 2 0 0 1 0										
14 Ernie Banks, R (1,6) OBP: 0.333, SLG: 0.333	K		F8		SH1-4				3 0 1 0 0 1 3										
Walt Moryn, L (1,7) OBP: 0.500, SLG: 0.333	K			WP E 1B	2B FC5-2 BB	F7			3 1 1 0 1 1 2										
Earl Averill, R (1,5) OBP: 0.500, SLG: 0.750		F9		E WP 1B 1B	FC5-2 2B 2B		K		4 2 2 1 0 1 0										
Dale Long, L (1,3)		1-3		1-2 4-3	1-3 2-H 2B 2B		K		3 1 0 0 1 1 2										
Bobby Thomson, R (1,9)				FC6 1B	FC5-2 2B IBB				4 1 0 0 0 1 4										
Sammy Taylor, L (1,2) OBP: 0.500, SLG: 0.750			K	2-3 3-H 1-1	1-2 2-3 3-H 1-1			F8	4 0 2 4 0 1 0										
Bob Anderson, R (1,1)			K	1-2 F6	1-2 K			5-3	4 0 0 0 0 2 3										
<b>Inning Stats</b>	R: 0 H: 0 E: 0 K: 3 S: 9	H: 0 LOB: 1 BB: 0 P: 14	R: 0 H: 0 E: 0 K: 1 S: 10	H: 0 LOB: 0 BB: 0 P: 15	R: 0 H: 2 E: 1 K: 2 S: 18	H: 2 LOB: 2 BB: 0 P: 27	R: 2 H: 3 E: 1 K: 0 S: 15	H: 3 LOB: 2 BB: 0 P: 21	R: 4 H: 3 E: 0 K: 1 S: 12	H: 3 LOB: 1 BB: 2 P: 21		R: 0 H: 1 E: 0 K: 1 S: 10	H: 0 LOB: 0 BB: 0 P: 15	R: 0 H: 0 E: 0 K: 0 S: 9	H: 0 LOB: 0 BB: 0 P: 15	R: 0 H: 0 E: 0 K: 0 S: 9	H: 0 LOB: 0 BB: 0 P: 15	1B: 7 2B: 2 3B: 0 HR: 0	SF: 0 SAC: 1 DP: 0 HBP: 1
<b>PITCHER</b> Don Drysdale, R (1,1) ERA: 9.0	IP: 5.0 WLS: L BF: 27 H: 8 R: 6 ER: 5 SO: 7 BB: 1 IBB: 1 HBP: 1 BLK: 0 WP: 1 HR: 0 S: 64 P: 98 ERA: 9.00 WHIP: 1.800											<b>PITCHER</b> IP: WLS: BF: H: R: ER: SO: BB: IBB: HBP: BLK: WP: HR: S: P: ERA: WHIP							
Art Fowler, R (6,1) ERA:	3.0 10 1 0 0 3 0 0 0 0 0 0 29 47 0.00 0.333																		







Batter	1	2	3	4	5	6	7	8	9	AB R H RBI BB SO LOB	TOP															
Don Blasingame, L (1.4)	0-0 G1-6-3 BB 1B		1-0 SH2-4		1-2 SH1-3 3B		4-2 SH1-4 BB		2-3 K	3 2 2 0 1 1 1	<b>St. Louis Cardinals @ Los Angeles Dodgers</b> Los Angeles Memorial Coliseum, Los Angeles, CA Tue Apr 14 1959, 9:05 PM EST Att: 61,552 - Unknown <a href="http://livebaseballscorecards.com">livebaseballscorecards.com</a>															
Gino Cimoli, R (1.9)	4-0 G1-6-3 BB		2-3 K		0-0 SH1-3		0-1 SH1-4		1-2 FC3-2 1B 2B	2 1 1 1 1 1 1																
Stan Musial, L (1.3)	2-1 G1-6-3		1-1 1-3		3-H 2-2 6-3		3-2 F5		1-2 FC3-2 1B	4 0 0 0 0 0 4 1 0 0 0 0 0 2																
Bill White, L (7.3)	1-2 2-3								2-3 3-H 2-1	4 1 2 2 1 0 0																
Ken Boyer, R (1.5)	1-0 1B				2-2 6-3		1-1 E3 PB 2B		1-3 1B	5 1 1 1 0 2 5																
Chuck Essegian, R (1.7)	1-3 K				2-1 5-3		3-2 4-3 2-H 2B		3-3 K	4 0 1 0 0 0 1																
Curt Flood, R (1.8)					3-2 1B		2-2 4-3		1-0 F8	4 1 3 2 0 0 0																
Hal Smith, R (1.2)	1-0 CS 1B				1-2 1B		1-0 HR		0-0 5-3	4 0 0 0 0 0 3																
Alex Grammas, R (1.6)	2-2 6-3				0-0 L8		0-2 1-3		2-0 F6	2 0 0 0 2 1 0																
Lindy McDaniel, R (1.1)					4-2 SH2-4 BB		1-1 F9		4-2 FC3-2 BB	WP: 0 PA: 41 PB: 1 SB: 0 CS: 1																
<b>Inning Stats</b>	R: 1 E: 0 K: 1 S: 9	H: 2 LOB: 1 BB: 1 P: 17	R: 0 E: 0 K: 0 S: 8	H: 1 LOB: 0 BB: 0 P: 13	R: 0 E: 0 K: 1 S: 8	H: 0 LOB: 1 BB: 1 P: 16	R: 0 E: 0 K: 0 S: 13	H: 2 LOB: 2 BB: 0 P: 21	R: 1 E: 0 K: 1 S: 10	H: 1 LOB: 0 BB: 0 P: 14	R: 3 E: 1 K: 0 S: 17	H: 2 LOB: 0 BB: 2 P: 25	R: 0 E: 0 K: 1 S: 11	H: 0 LOB: 2 BB: 2 P: 25	R: 0 E: 0 K: 0 S: 3	H: 0 LOB: 0 BB: 0 P: 6	R: 1 E: 0 K: 1 S: 16	H: 2 LOB: 2 BB: 1 P: 28	1B: 6 2B: 2 3B: 1 HR: 1	SF: 0 SAC: 3 DP: 1 HBP: 0	WP: 0 PB: 1 SB: 0 CS: 1					
<b>PITCHER</b>	IP WLS BF H R ER SO BB IBB HBP BLK WP HR S P ERA WHIP											<b>PITCHER</b>	IP WLS BF H R ER SO BB IBB HBP BLK WP HR S P ERA WHIP													
Johnny Podres, L (1.1)	6.0 ERA: 6.0	L 27	8 5	4 3	0 1	3 1	2 0	0 0	0 0	0 0	0 0	1 65	106	6.00	1.667											
Art Fowler, R (7.1)	1.0 ERA:	5	0	0	0	1	1	0	0	0	0	0	11	25	0.00	1.000										
Johnny Klippstein, R (8.1)	2.0 ERA: 1.8	9	2	1	1	1	1	0	0	0	0	0	19	34	4.50	1.500										

Batter	1	2	3	4	5	6	7	8	9	AB R H RBI BB SO LOB	BOTTOM													
Ron Fairly, L (1.9)	1-1 L9		3-2 6-3		0-1 4-3			4-1 1B WP BB	1-1 4-3	4 1 0 0 1 0 1	<b>St. Louis Cardinals @ Los Angeles Dodgers</b> Los Angeles Memorial Coliseum, Los Angeles, CA Tue Apr 14 1959, 9:05 PM EST Att: 61,552 - Unknown <a href="http://livebaseballscorecards.com">livebaseballscorecards.com</a>													
Wally Moon, L (1.7)	2-0 1B G3 1B		1-1 2B		0-0 4-3			3-2 4-3 WP 1B		4 0 3 0 0 0 0														
John Roseboro, L (1.2)	3-2 G3		3-2 L8		0-1 G3			1-2 4-3		4 0 0 0 0 0 3														
Duke Snider, L (1.8)	2-1 FC6-4 1B				1-2 4-3		1-1 4-3	1-1 5-3		4 0 1 0 0 0 1														
Charlie Neal, R (1.4)	0-0 FC6-4				2-1 5-3		0-0 F6	0-1 F8		4 0 0 0 0 0 3														
Gil Hodges, R (1.3)			1-3 K		0-0 E3 WP 1B		2-2 FC1-6 1B		1-1 HR	4 1 2 1 0 1 0														
Don Zimmer, R (1.6)			2-3 K		1-1 WP 1B		0-0 FC1-6		0-2 F9	4 0 1 0 0 1 1														
Jim Baxes, R (1.5)			1-2 6-3		1-3 K		1-1 F2		1-1 FC6 HBP	3 0 0 0 0 1 3														
Johnny Podres, L (1.1)					0-2 1-3		0-1 F7		1-1 FC6	2 0 0 0 0 0 0 0 0 0 0 0 0 0 1 0 0 0 0 0 1 1 0 0 0 0 0 1														
Art Fowler, R (7.1)					1-3				1-2	WP: 2 PA: 37 PB: 0 SB: 0 CS: 0														
Don Demeter, R (7. PH)																								
Johnny Klippstein, R (8.1)																								
Jim Gilliam, S (9. PH)																								
<b>Inning Stats</b>	R: 0 E: 0 K: 0 S: 9	H: 2 LOB: 2 BB: 0 P: 17	R: 0 E: 0 K: 2 S: 10	H: 0 LOB: 0 BB: 0 P: 14	R: 0 E: 0 K: 1 S: 11	H: 1 LOB: 1 BB: 0 P: 18	R: 0 E: 0 K: 1 S: 11	H: 1 LOB: 2 BB: 0 P: 16	R: 0 E: 0 K: 0 S: 4	H: 0 LOB: 0 BB: 0 P: 4	R: 0 E: 0 K: 0 S: 5	H: 0 LOB: 0 BB: 0 P: 6	R: 0 E: 0 K: 0 S: 8	H: 1 LOB: 1 BB: 0 P: 11	R: 1 E: 0 K: 0 S: 11	H: 1 LOB: 1 BB: 1 P: 20	R: 1 E: 1 K: 0 S: 10	H: 1 LOB: 1 BB: 0 P: 14	1B: 5 2B: 1 3B: 0 HR: 1	SF: 0 SAC: 0 DP: 0 HBP: 1	WP: 2 PB: 0 SB: 0 CS: 0			
<b>PITCHER</b>	IP WLS BF H R ER SO BB IBB HBP BLK WP HR S P ERA WHIP											<b>PITCHER</b>	IP WLS BF H R ER SO BB IBB HBP BLK WP HR S P ERA WHIP											
Lindy McDaniel, R (1.1)	9.0 ERA: 2.0	W 37	7 2	2 2	3 3	1 0	0 1	1 0	1 0	2 1	79	120	2.00	0.889										



Batter	1	2	3	4	5	6	7	8	9	AB	R	H	RBI	BB	SO	LOB	TOP					
Don Blasingame, L (1,4) OBP: 0.608, SLG: 0.722	F5		6-3 1B			G4-6-3 BB		1B 1B		3	0	2	0	1	0	0	<b>St. Louis Cardinals @ Los Angeles Dodgers</b> Los Angeles Memorial Coliseum, Los Angeles, CA Wed Apr 15 1959, 9:05 PM EST Att: 14,491 - Unknown <a href="http://livebaseballscorecards.com">livebaseballscorecards.com</a>					
Gino Cimoli, R (1,9) OBP: 0.450, SLG: 0.500	6-3		6-3			G4-6-3 1-2f		1B		4	0	1	0	0	0	2						
Stan Musial, L (1,3) OBP: 0.200, SLG: 0.158	BB 1B		1-3			1B 1B		F5		4	0	2	0	0	0	3						
Ken Boyer, R (1,5) OBP: 0.348, SLG: 0.286	1-2 BB			1-3 K		1B 1B		L8		3	0	1	0	1	1	2						
Joe Cunningham, L (1,7) OBP: 0.563, SLG: 0.364	F8			1-3		1B		1-3		4	0	1	0	0	0	4						
Curt Flood, R (1,8) OBP: 0.200, SLG: 0.200		1-3		1-3					1-3 K	4	0	1	0	0	1	0						
Hal Smith, R (1,2) OBP: 0.167, SLG: 0.333		5-3			1-1 E3			F7		4	0	0	0	0	1	1						
Alex Grammas, R (1,6) OBP: 0.333, SLG: 0.400 Irv Noren, L (7,PH) Lee Tate, R (7,6)		K			0-0 G4-6-3			K		2	0	0	0	0	1	1						
Larry Jackson, R (1,1) George Crowe, L (7,PH) Bob Gibson, R (7,1)				0-3 K		3-2 6-3		F7		1	0	0	0	0	0	1						
										0	0	0	0	0	0	0						
<b>Inning Stats</b>	R: 0 E: 0 K: 0 S: 10	H: 1 LOB: 2 BB: 1 P: 16	R: 0 E: 0 K: 1 S: 10	H: 0 LOB: 0 BB: 0 P: 14	R: 0 E: 0 K: 1 S: 9	H: 1 LOB: 1 BB: 0 P: 13	R: 0 E: 0 K: 1 S: 9	H: 0 LOB: 0 BB: 0 P: 13	R: 0 E: 1 K: 0 S: 7	H: 0 LOB: 0 BB: 0 P: 11	R: 0 E: 0 K: 0 S: 11	H: 3 LOB: 2 BB: 1 P: 22	R: 0 E: 1 K: 2 S: 11	H: 1 LOB: 1 BB: 0 P: 14	R: 0 E: 0 K: 0 S: 15	H: 2 LOB: 2 BB: 0 P: 22	R: 0 E: 0 K: 2 S: 8	H: 0 LOB: 0 BB: 0 P: 11	1B: 8 2B: 0 3B: 0 HR: 0	SF: 0 SAC: 0 DP: 2 HBP: 0	WP: 0 PB: 0 SB: 0 CS: 0	PA: 35
<b>PITCHER</b> Don Drysdale, R (1,1) ERA: 3.21	IP: 9.0 WLS: W BF: 35 H: 8 R: 0 ER: 0 SO: 7 BB: 2 IBB: 0 HBP: 0 BLK: 0 WP: 0 HR: 0 S: 90 P: 136 ERA: 0.00 WHIP: 1.111															<b>PITCHER</b>	IP: 9.0 WLS: W BF: 35 H: 8 R: 0 ER: 0 SO: 7 BB: 2 IBB: 0 HBP: 0 BLK: 0 WP: 0 HR: 0 S: 90 P: 136 ERA: 0.00 WHIP: 1.111					

Batter	1	2	3	4	5	6	7	8	9	AB	R	H	RBI	BB	SO	LOB	BOTTOM			
Ron Fairly, L (1,9) OBP: 0.214, SLG: 0.154	K		K		0-0 F7		1-2 F7			4	0	0	0	0	2	2	<b>St. Louis Cardinals @ Los Angeles Dodgers</b> Los Angeles Memorial Coliseum, Los Angeles, CA Wed Apr 15 1959, 9:05 PM EST Att: 14,491 - Unknown <a href="http://livebaseballscorecards.com">livebaseballscorecards.com</a>			
Wally Moon, L (1,7) OBP: 0.417, SLG: 0.455	K		4-3		1-0 1-3		1-3			4	0	0	0	0	1	2				
John Roseboro, L (1,2) OBP: 0.167, SLG: 0.167	K			2-2 1B 1B	0-0 F8			3-1 SH2-4 SH1-3 1B		4	2	2	0	0	1	0				
Don Demeter, R (1,8) OBP: 0.444, SLG: 1.111		6-3		0-0 1B 1B		2-2 HR		SH2-4		3	2	2	1	0	0	0				
Charlie Neal, R (1,4) OBP: 0.133, SLG: 0.071		5-3		0-1 B2		3-1 F4		SH1-3		3	0	0	1	0	0	2				
Gil Hodges, R (1,3) OBP: 0.333, SLG: 0.600		K		0-1 1B 1B		1-3 K		F2		4	0	1	1	0	2	0				
Don Zimmer, R (1,6) OBP: 0.400, SLG: 0.400			1-0 S 1B 1B	0-0 1B 1B		2-0 5-3				3	0	2	1	0	0	0				
Jim Baxes, R (1,5) OBP: 0.500, SLG: 0.750			1-1 S 1B	2-3 K			2-0 HR			3	1	2	1	0	1	2				
Don Drysdale, R (1,1) OBP: 0.250, SLG: 1.000			2-3 K	1-3 K			1-2 L4			3	0	0	0	0	2	4				
										1B: 7 2B: 0 3B: 0 HR: 2	SF: 0 SAC: 2 DP: 0 HBP: 0	WP: 0 PB: 0 SB: 3 CS: 0	PA: 33							
<b>Inning Stats</b>	R: 0 E: 0 K: 3 S: 9	H: 0 LOB: 0 BB: 0 P: 12	R: 0 E: 0 K: 1 S: 6	H: 0 LOB: 0 BB: 0 P: 9	R: 0 E: 0 K: 2 S: 10	H: 2 LOB: 2 BB: 0 P: 18	R: 2 E: 0 K: 2 S: 15	H: 4 LOB: 2 BB: 0 P: 20	R: 0 E: 0 K: 0 S: 5	H: 0 LOB: 0 BB: 0 P: 6	R: 1 E: 0 K: 1 S: 9	H: 1 LOB: 0 BB: 0 P: 17	R: 1 E: 0 K: 0 S: 10	H: 1 LOB: 0 BB: 0 P: 17	R: 1 E: 0 K: 0 S: 7	H: 1 LOB: 0 BB: 0 P: 12	1B: 7 2B: 0 3B: 0 HR: 2	SF: 0 SAC: 2 DP: 0 HBP: 0	WP: 0 PB: 0 SB: 3 CS: 0	PA: 33
<b>PITCHER</b> Larry Jackson, R (1,1) ERA: 4.15 Bob Gibson, R (7,1) ERA: 9.0	IP: 6.0 WLS: L BF: 25 H: 7 R: 3 ER: 3 SO: 3 BB: 0 IBB: 0 HBP: 0 BLK: 0 WP: 0 HR: 1 S: 54 P: 82 ERA: 4.50 WHIP: 1.167															<b>PITCHER</b>	IP: 6.0 WLS: L BF: 25 H: 7 R: 3 ER: 3 SO: 3 BB: 0 IBB: 0 HBP: 0 BLK: 0 WP: 0 HR: 1 S: 54 P: 82 ERA: 4.50 WHIP: 1.167			



Batter	1	2	3	4	5	6	7	8	9	AB	R	H	RBI	BB	SO	LOB	TOP					
<b>Don Blasingame, L</b> OBP: 0.500, SLG: 0.565	F9	K			K	B1-3		F7		5	0	0	0	0	2	7						
<b>Gino Cimoli, R</b> OBP: 0.480, SLG: 0.500	F3		FC6-4 1B		FC6-4 1B		6-3		BB 1B	4	1	2	0	1	0	0						
<b>Stan Musial, L</b> OBP: 0.240, SLG: 0.136	L7		F9		FC6-4 1B 3B		BB		BB 1B FC1-4 BB	3	2	0	0	2	0	3						
<b>Ken Boyer, R</b> OBP: 0.357, SLG: 0.423		HR	FC6-4 1-2		3B 1B		F8		K	5	2	2	2	0	1	4						
<b>Chuck Essegian, R</b> OBP: 0.300, SLG: 0.600	F7		K		3B 1B		5-3		FC1-4 BB 1B	5	0	2	3	0	1	2						
<b>Curt Flood, R</b> OBP: 0.286, SLG: 0.286		2B 1B			F5				FC1-4 BB	4	0	2	0	0	0	1						
<b>Ray Jablonski, R</b> (9, PH)										0	0	0	0	1	0	0						
<b>Hal Smith, R</b> OBP: 0.238, SLG: 0.400										2	0	1	0	1	0	1						
<b>George Crowe, L</b> OBP: 0.250, SLG: 0.250										1	0	1	0	0	0	0						
<b>Larry Jackson, R</b> OBP: 0.250, SLG: 0.250										0	0	0	0	0	0	0						
<b>Gene Green, R</b> (8, 2)										1	0	0	1	0	0	2						
<b>Alex Grammas, R</b> OBP: 0.333, SLG: 0.353										2	0	0	0	1	0	2						
<b>Bill White, L</b> OBP: 0.188, SLG: 0.071										1	0	0	0	0	1	1						
<b>Lee Tate, R</b> (8, 6)										1	0	0	0	0	0	2						
<b>Ernie Broglio, R</b> Bobby Gene Smith, R Ivo Nemeš, L Homer Hank, R Bobby Hamus, L Bob Gibson, R Phil Clark, R Joe Durham, R Gene Blaylock, R Joe Cunningham, L Jim Brosnan, R										0	0	0	0	0	0	0						
<b>Inning Stats</b>	R: 0 E: 0 K: 0 S: 6	H: 0 LOB: 0 BB: 0 P: 8	R: 1 E: 0 K: 2 S: 17	H: 3 LOB: 3 BB: 1 P: 26	R: 0 E: 0 K: 1 S: 10	H: 1 LOB: 1 BB: 0 P: 14	R: 0 E: 0 K: 0 S: 9	H: 1 LOB: 1 BB: 0 P: 16	R: 3 E: 0 K: 1 S: 19	H: 3 LOB: 1 BB: 1 P: 33	R: 0 E: 0 K: 0 S: 13	H: 0 LOB: 1 BB: 1 P: 23	R: 0 E: 0 K: 0 S: 9	H: 0 LOB: 1 BB: 1 P: 13	R: 0 E: 0 K: 1 S: 13	H: 1 LOB: 2 BB: 1 P: 19	R: 2 E: 0 K: 1 S: 13	H: 1 LOB: 2 BB: 3 P: 25	1B: 7 2B: 1 3B: 1 HR: 1	SF: 0 SAC: 0 DP: 0 HBP: 0	WP: 0 PB: 0 SB: 0 CS: 0	PA: 44
<b>PITCHER</b>	IP	WLS	BF	H	R	ER	SO	BB	IBB	HBP	BLK	WP	HR	S	P	ERA	WHIP					
<b>Sandy Koufax, L</b> ERA: 8.31	(1, 1)	1.1	8	3	1	1	0	1	0	0	0	0	1	17	27	6.75	3.000					
<b>Art Fowler, R</b> ERA: 3.68	(2, 1)	3.1	15	5	3	3	4	1	0	0	0	0	0	42	68	8.10	1.800					
<b>Johnny Klippstein, R</b> ERA: 3.24	(5, 1)	3.1	W	15	1	1	1	4	0	0	0	0	0	39	63	2.70	1.500					
<b>Clem Labine, R</b> ERA:	(9, 1)	1.0	S	6	1	1	1	2	0	0	0	0	0	11	19	9.00	3.000					

St. Louis Cardinals @ Los Angeles Dodgers  
Los Angeles Memorial Coliseum, Los Angeles, CA  
Thu Apr 16 1959, 9:05 PM EST  
Att: 14,274 - Unknown

AB 36  
R 6  
H 10  
RBI 6  
BB 8  
SO 6  
LOB 29



Batter	1	2	3	4	5	6	7	8	9	AB	R	H	RBI	BB	SO	LOB	BOTTOM						
<b>Ron Fairly, L</b> OBP: 0.278, SLG: 0.412	HR		K		2B 1B		L6			4	2	2	1	0	1	0							
<b>Wally Moon, L</b> OBP: 0.375, SLG: 0.357	FC1-6 BB		K		B1		G3			3	0	0	0	1	1	1							
<b>John Roseboro, L</b> OBP: 0.188, SLG: 0.188	FC1-6 HR		K		2B 1B		4-3			4	1	1	0	0	1	1							
<b>Don Demeter, R</b> OBP: 0.538, SLG: 1.308	HR				FC1-6 1B 2B		K			4	1	3	3	0	1	0							
<b>Charlie Neal, R</b> OBP: 0.158, SLG: 0.059	6-3		K		G6-4-3 IBB		K			3	0	0	0	1	2	1							
<b>Gil Hodges, R</b> OBP: 0.283, SLG: 0.474	P4				FC1-6 HR		G6-4-3		F6	4	1	0	0	0	0	4							
<b>Don Zimmer, R</b> OBP: 0.389, SLG: 0.353		6-3			HR BB		K			2	1	0	0	1	1	0							
<b>Jim Baxes, R</b> OBP: 0.471, SLG: 0.867		K			HR		6-3			3	1	1	3	0	1	0							
<b>Sandy Koufax, R</b> Art Fowler, R Johnny Klippstein, R Clem Labine, R					HR		K			0	0	0	0	0	0	0							
<b>Inning Stats</b>	R: 3 E: 0 K: 0 S: 15	H: 2 LOB: 0 BB: 1 P: 26	R: 0 E: 0 K: 2 S: 7	H: 0 LOB: 0 BB: 0 P: 10	R: 0 E: 0 K: 3 S: 9	H: 0 LOB: 0 BB: 0 P: 13	R: 3 E: 0 K: 1 S: 13	H: 2 LOB: 0 BB: 1 P: 19	R: 1 E: 0 K: 0 S: 12	H: 3 LOB: 2 BB: 1 P: 19	R: 0 E: 0 K: 2 S: 9	H: 0 LOB: 0 BB: 0 P: 11	R: 0 E: 0 K: 0 S: 4	H: 0 LOB: 0 BB: 0 P: 7	R: 0 E: 0 K: 2 S: 9	H: 0 LOB: 0 BB: 0 P: 14	1B: 3 2B: 1 3B: 0 HR: 3	SF: 0 SAC: 0 DP: 1 HBP: 0	WP: 0 PB: 0 SB: 0 CS: 0	PA: 33			
<b>PITCHER</b>	IP	WLS	BF	H	R	ER	SO	BB	IBB	HBP	BLK	WP	HR	S	P	ERA	WHIP						
<b>Ernie Broglio, R</b> ERA: 7.71	(1, 1)	1.0	L	6	2	3	3	0	1	0	0	0	0	1	29	42	9.00	1.000					
<b>Howie Nunn, R</b> ERA: 11.25	(2, 1)	3.0		2	3	3	6	1	0	0	0	0	1	29	42	9.00	1.000						
<b>Bob Gibson, R</b> ERA: 11.57	(5, 1)	0.1		4	3	1	1	0	0	0	0	0	0	8	10	27.00	9.000						
<b>Phil Clark, R</b> ERA:	(5, 1)	0.2		2	0	0	0	0	1	0	0	0	0	4	9	0.00	0.000						
<b>Gary Blaylock, R</b> ERA:	(6, 1)	2.0		6	0	0	0	2	0	0	0	0	0	13	18	0.00	0.000						

St. Louis Cardinals @ Los Angeles Dodgers  
Los Angeles Memorial Coliseum, Los Angeles, CA  
Thu Apr 16 1959, 9:05 PM EST  
Att: 14,274 - Unknown

AB 30  
R 7  
H 7  
RBI 7  
BB 3  
SO 10  
LOB 7





Batter	1	2	3	4	5	6	7	8	9	AB	R	H	RBI	BB	SO	LOB	TOP					
Tony Taylor, R (1, 4) OBP: 0.367, SLG: 0.296	5-3			F8		F8		SH2-4	1B	5	2	3	0	0	0	0						
Alvin Dark, R (1, 5) OBP: 0.500, SLG: 0.538	5-3			F6		F8		SH2-4	1B	4	0	2	1	0	0	1						
George Altman, L (1, 8) OBP: 0.429, SLG: 0.368	K			F8		4-3		HR	1B	5	1	2	2	0	1	2						
14 Ernie Banks, R (1, 6) OBP: 0.444, SLG: 0.833		K		F7				HR	F9	5	1	1	1	0	1	4						
Walt Moryn, L (1, 7) OBP: 0.423, SLG: 0.476		F8			F8			HR		3	2	1	2	1	0	0						
Dale Long, L (1, 3) OBP: 0.318, SLG: 0.600		F8			F8			HR		4	1	1	1	0	0	0						
Lee Walls, R (1, 9) OBP: 0.444, SLG: 0.600			1-3		HR			HR		2	2	1	2	0	0	0						
Sammy Taylor, L (1, 2) OBP: 0.333, SLG: 0.313			4-3		K			HR	F8	4	0	0	0	0	1	1						
Dick Drott, R (1, 1) Bill Henry, L (5, 1)			1-3						B2	1	0	0	0	0	0	0						
Inning Stats	R: 0 E: 0 K: 1 S: 9	H: 0 LOB: 0 BB: 0 P: 15	R: 0 E: 0 K: 1 S: 9	H: 0 LOB: 0 BB: 0 P: 14	R: 0 E: 0 K: 0 S: 7	H: 0 LOB: 0 BB: 0 P: 10	R: 0 E: 0 K: 0 S: 14	H: 1 LOB: 1 BB: 0 P: 21	R: 1 E: 0 K: 1 S: 9	H: 1 LOB: 0 BB: 0 P: 14	R: 0 E: 0 K: 0 S: 8	H: 1 LOB: 1 BB: 0 P: 14	R: 3 E: 0 K: 1 S: 14	H: 2 LOB: 0 BB: 1 P: 23	R: 3 E: 0 K: 0 S: 12	H: 3 LOB: 0 BB: 0 P: 16	R: 2 E: 0 K: 0 S: 20	H: 3 LOB: 2 BB: 0 P: 31	1B: 7 2B: 0 3B: 1 HR: 3	SF: 1 SAC: 1 DP: 0 HBP: 1	WP: 0 PB: 1 SB: 0 CS: 0	PA: 40
PITCHER	IP	WLS	BF	H	R	ER	SO	BB	IBB	HBP	BLK	WP	HR	S	P	ERA	WHIP					
Stan Williams, R (1, 1) ERA: 6.0	6.0		24	5	4	4	3	1	0	0	0	0	2	63	100	6.00	1.000					
Clem Labine, R (7, 1) ERA: 3.18	1.2	L	7	2	2	2	1	0	0	0	0	0	0	14	20	10.80	1.200					
Johnny Podres, L (8, 1) ERA: 7.11	0.1		2	1	1	1	0	0	0	0	0	0	1	5	7	27.00	3.000					
Don Drysdale, R (9, 1) ERA: 4.2	1.0		7	3	2	2	0	0	0	1	0	0	0	20	31	18.00	3.000					

Chicago Cubs @ Los Angeles Dodgers  
Los Angeles Memorial Coliseum, Los Angeles, CA

AB 36  
R 9  
H 11  
RBI 9  
BB 1  
SO 4  
LOB 9



WP: 0 PA: 40  
PB: 1  
SB: 0  
CS: 0

Fri Apr 17 1959, 9:05 PM EST  
Att: 19,894 - Unknown

Batter	1	2	3	4	5	6	7	8	9	AB	R	H	RBI	BB	SO	LOB	BOTTOM					
Wally Moon, L (1, 7) OBP: 0.350, SLG: 0.294 Jim Gilliam, S (9, PH)	L9		K		BB	4-3			F9	3	0	0	1	1	1	2						
John Roseboro, L (1, 2) OBP: 0.200, SLG: 0.200 Dick Gray, R (9, PH)	5-3		G3		F5			FC5	K	4	0	1	0	0	0	3						
Norm Larker, L (1, 3) Gil Hodges, R (7, PH) OBP: 0.238, SLG: 0.429	4-3			1B	F7			K	F5	2	1	0	0	1	0	3						
Don Demeter, R (1, 8) OBP: 0.412, SLG: 1.000		K		K	F8			FC5		4	0	0	0	0	2	5						
Carl Furillo, R (1, 9) OBP: 0.111, SLG: 0.111	1-3			FC6-4	F8			4-3		4	0	1	0	0	0	1						
Charlie Neal, R (1, 4) OBP: 0.261, SLG: 0.105		1B		FC6-4	CS			FC6-4	1B	2	2	1	1	2	0	1						
Don Zimmer, R (1, 6) OBP: 0.455, SLG: 0.490		BB		CS	1B			1B	F2	3	1	2	0	1	0	1						
Jim Baxes, R (1, 5) OBP: 0.429, SLG: 0.737		F9		CS	1B			1B	F9	4	0	1	0	0	1	4						
Stan Williams, R (1, 1) OBP: 0.500, SLG: 0.500 Clem Labine, R (7, 1) Johnny Podres, L (8, 1) Rip Repulski, R (8, PH) Don Drysdale, R (9, 1) OBP: 0.250, SLG: 1.000			F4		SH			FC6-4		2	0	1	1	0	0	0						
Inning Stats	R: 0 E: 0 K: 0 S: 6	H: 0 LOB: 0 BB: 0 P: 8	R: 1 E: 0 K: 1 S: 16	H: 1 LOB: 1 BB: 1 P: 23	R: 0 E: 0 K: 1 S: 10	H: 0 LOB: 0 BB: 0 P: 15	R: 1 E: 0 K: 1 S: 8	H: 1 LOB: 0 BB: 1 P: 14	R: 1 E: 1 K: 0 S: 7	H: 1 LOB: 3 BB: 2 P: 21	R: 1 E: 0 K: 1 S: 14	H: 2 LOB: 2 BB: 1 P: 23	R: 0 E: 0 K: 1 S: 12	H: 1 LOB: 1 BB: 0 P: 18	R: 0 E: 0 K: 0 S: 9	H: 1 LOB: 1 BB: 0 P: 14	R: 0 E: 0 K: 1 S: 9	H: 0 LOB: 0 BB: 0 P: 13	1B: 7 2B: 0 3B: 0 HR: 0	SF: 0 SAC: 1 DP: 0 HBP: 0	WP: 1 PB: 0 SB: 2 CS: 1	PA: 40
PITCHER	IP	WLS	BF	H	R	ER	SO	BB	IBB	HBP	BLK	WP	HR	S	P	ERA	WHIP					
Dick Drott, R (1, 1) ERA: 4.5	4.0		18	3	3	2	3	3	0	0	0	0	0	42	67	4.50	1.500					
Bill Henry, L (5, 1) ERA: 1.8	5.0	W	21	4	1	1	3	2	0	0	0	1	0	49	82	1.80	1.200					

Chicago Cubs @ Los Angeles Dodgers  
Los Angeles Memorial Coliseum, Los Angeles, CA

AB 33  
R 4  
H 7  
RBI 3  
BB 5  
SO 6  
LOB 22



WP: 1 PA: 40  
PB: 0  
SB: 2  
CS: 1

Fri Apr 17 1959, 9:05 PM EST  
Att: 19,894 - Unknown







Batter	1	2	3	4	5	6	7	8	9	AB	R	H	RBI	BB	SO	LOB	TOP			
Tony Taylor, R OBP: 0.385, SLG: 0.294										4	1	1	0	0	0	2	<b>Chicago Cubs @ Los Angeles Dodgers</b> Los Angeles Memorial Coliseum, Los Angeles, CA Sun Apr 19 1959, 6:33 AM EST Att: 29,663 - Unknown			
Alvin Dark, R OBP: 0.476, SLG: 0.476										4	1	1	0	0	0	1				
Lee Walls, R OBP: 0.444, SLG: 0.636										3	1	1	0	1	0	0				
14 Ernie Banks, R OBP: 0.417, SLG: 0.806										3	0	0	1	0	0	1				
Walt Moryn, L OBP: 0.400, SLG: 0.444										3	0	0	1	0	0	1				
Earl Averill, R OBP: 0.236, SLG: 0.300											3	0	0	0	1	0				
Bobby Thomson, R										3	0	0	0	0	1	2				
Cal Neeman, R										3	0	0	0	0	1	1				
Dave Hillman, R Morrie Martin, L Don Elston, R										1	0	1	0	1	0	0				
<b>Inning Stats</b>	R: 3 E: 1 K: 0 S: 11	H: 2 LOB: 1 BB: 1 P: 20	R: 0 E: 0 K: 0 S: 7	H: 0 LOB: 0 BB: 1 P: 12	R: 0 E: 0 K: 0 S: 11	H: 1 LOB: 1 BB: 0 P: 18	R: 0 E: 0 K: 2 S: 7	H: 0 LOB: 0 BB: 0 P: 11	R: 0 E: 0 K: 0 S: 4	H: 0 LOB: 1 BB: 1 P: 12	R: 0 E: 0 K: 0 S: 4	H: 0 LOB: 1 BB: 1 P: 11	R: 0 E: 0 K: 0 S: 3	H: 0 LOB: 0 BB: 0 P: 6	R: 0 E: 0 K: 0 S: 6	H: 0 LOB: 0 BB: 0 P: 9		1B: 4 2B: 0 3B: 0 HR: 0	SF: 2 SAC: 0 DP: 1 HBP: 1	WP: 1 PB: 0 SB: 1 CS: 0
<b>PITCHER</b> Johnny Podres, L ERA: 4.11	IP: 9.0 WLS: W BF: 33 H: 4 R: 3 ER: 2 SO: 2 BB: 3 IBB: 0 HBP: 1 BLK: 0 WP: 1 HR: 0 S: 60 P: 104 ERA: 2.00 WHIP: 0.778																			

AB	27
R	3
H	4
RBI	2
BB	3
SO	2
LOB	8



Batter	1	2	3	4	5	6	7	8	9	AB	R	H	RBI	BB	SO	LOB	BOTTOM			
Wally Moon, L OBP: 0.446, SLG: 0.520										5	2	3	2	0	0	2	<b>Chicago Cubs @ Los Angeles Dodgers</b> Los Angeles Memorial Coliseum, Los Angeles, CA Sun Apr 19 1959, 6:33 AM EST Att: 29,663 - Unknown			
John Roseboro, L Carl Furillo, R Jim Gilliam, S Joe Pignatano, R										3	0	0	0	1	0	2				
Duke Snider, L Ron Fairly, L										5	1	2	3	0	1	2				
Don Demeter, R										5	1	2	1	0	0	0				
Norm Larker, L Gil Hodges, R										4	0	0	0	1	0	4				
Charlie Neal, R										4	1	3	1	0	0	2				
Don Zimmer, R										3	0	0	0	0	1	3				
Jim Baxes, R										2	1	0	0	2	0	0				
Johnny Podres, L										2	1	1	0	1	0	0				
<b>Inning Stats</b>	R: 1 E: 0 K: 1 S: 14	H: 2 LOB: 2 BB: 1 P: 21	R: 0 E: 0 K: 0 S: 9	H: 1 LOB: 1 BB: 0 P: 15	R: 1 E: 0 K: 1 S: 11	H: 2 LOB: 2 BB: 1 P: 20	R: 0 E: 0 K: 0 S: 7	H: 1 LOB: 1 BB: 0 P: 11	R: 1 E: 0 K: 0 S: 11	H: 1 LOB: 1 BB: 0 P: 20	R: 0 E: 0 K: 0 S: 4	H: 0 LOB: 1 BB: 1 P: 9	R: 0 E: 0 K: 0 S: 4	H: 0 LOB: 0 BB: 0 P: 6	R: 5 E: 0 K: 0 S: 10	H: 5 LOB: 1 BB: 2 P: 22		1B: 11 2B: 0 3B: 0 HR: 1	SF: 0 SAC: 2 DP: 0 HBP: 0	WP: 0 PB: 0 SB: 1 CS: 0
<b>PITCHER</b> Dave Hillman, R Morrie Martin, L Don Elston, R	IP: 7.1 WLS: L BF: 35 H: 8 R: 5 ER: 4 SO: 2 BB: 4 IBB: 0 HBP: 0 BLK: 0 WP: 0 HR: 1 S: 63 P: 109 ERA: 4.91 WHIP: 1.636	IP: 0.0 WLS: 2 BF: 2 H: 1 R: 0 ER: 0 SO: 0 BB: 1 IBB: 0 HBP: 0 BLK: 0 WP: 0 HR: 0 S: 6 P: 9 ERA: 13.5	IP: 0.2 WLS: 3 BF: 3 H: 3 R: 3 ER: 3 SO: 0 BB: 0 IBB: 0 HBP: 0 BLK: 0 WP: 0 HR: 0 S: 6 P: 9 ERA: 40.50 WHIP: 4.500																	

AB	34
R	8
H	12
RBI	8
BB	5
SO	2
LOB	15





Batter	1	2	3	4	5	6	7	8	9	AB	R	H	RBI	BB	SO	LOB	TOP					
<b>Jim Davenport, R</b> OBP: 0.381, SLG: 0.333 (1, 5)	0-3 <b>K</b>		2-3 <b>K</b>			2-3 <b>K</b>			1-3 <b>K</b>	4	0	0	0	0	4	0	<b>San Francisco Giants @ Los Angeles Dodgers</b> <b>Los Angeles Memorial Coliseum, Los Angeles, CA</b> Mon Apr 20 1959, 9:05 PM EST Att: 32,946 - Unknown <a href="http://livebaseballscorecards.com">livebaseballscorecards.com</a>					
<b>Jackie Brandt, R</b> OBP: 0.318, SLG: 0.359 (1, 7)	2-2 6-3			2-3 <b>K</b>			1-2 F6		0-2 BB 1B	4	0	1	0	0	1	0						
<b>Willie Mays, R</b> OBP: 0.333, SLG: 0.400 (1, 8)	0-0 HR			0-0 F9			3-1 F6		4-2 FC6-4 BB	3	1	1	1	1	0	0						
<b>Orlando Cepeda, R</b> OBP: 0.364, SLG: 0.860 (1, 3)	2-2 F4			0-0 6-3			0-2 F8		0-0 FC6-4 1-2	4	0	0	0	0	0	2						
<b>Felipe Alou, R</b> OBP: 0.364, SLG: 0.625 (1, 9)		1-2 1-3			1-2 5-3				0-3 <b>K</b>	3	0	0	0	0	1	0						
<b>Daryl Spencer, R</b> OBP: 0.325, SLG: 0.278 (1, 4)		0-3 <b>K</b>			1-2 F2				2-3 <b>K</b>	3	0	0	0	0	2	0						
<b>Andre Rodgers, R</b> OBP: 0.270, SLG: 0.344 (1, 6)		1-1 4-3			2-2 1-3				1-1 1B	3	0	1	0	0	0	0						
<b>Bob Schmidt, R</b> OBP: 0.429, SLG: 0.483 (1, 2)			0-3 <b>K</b>			0-3 <b>K</b>			0-0 F4	3	0	0	0	0	2	1						
<b>Sam Jones, R</b> (1, 1)			2-2 6-3			0-3 <b>K</b>			1-2 F2	3	0	0	0	0	1	0						
<b>Inning Stats</b>	R: 1 E: 0 K: 1 S: 12	H: 1 LOB: 0 BB: 0 P: 16	R: 0 E: 0 K: 1 S: 10	H: 0 LOB: 0 BB: 0 P: 12	R: 0 E: 0 K: 1 S: 12	H: 0 LOB: 0 BB: 0 P: 16	R: 0 E: 0 K: 1 S: 5	H: 0 LOB: 0 BB: 0 P: 7	R: 0 E: 0 K: 0 S: 9	H: 0 LOB: 0 BB: 0 P: 13	R: 0 E: 0 K: 3 S: 10	H: 0 LOB: 0 BB: 0 P: 12	R: 0 E: 0 K: 0 S: 11	H: 0 LOB: 0 BB: 0 P: 15	R: 0 E: 0 K: 2 S: 9	H: 1 LOB: 1 BB: 0 P: 12	R: 0 E: 0 K: 1 S: 13	H: 1 LOB: 2 BB: 1 P: 19	1B: 2 2B: 0 3B: 0 HR: 1	SF: 0 SAC: 0 DP: 0 HBP: 0	WP: 0 PB: 0 SB: 0 CS: 0	PA: 31
<b>PITCHER</b> <b>Don Drysdale, R</b> ERA: 3.0 (1, 1)	IP: 9.0 WLS: W BF: 31 H: 3 R: 1 ER: 1 SO: 11 BB: 1 IBB: 0 HBP: 0 BLK: 0 WP: 0 HR: 1 S: 91 P: 122 ERA: 1.00 WHIP: 0.444															<b>PITCHER</b> <b>Don Drysdale, R</b> ERA: 3.0 (1, 1)	IP: 9.0 WLS: W BF: 31 H: 3 R: 1 ER: 1 SO: 11 BB: 1 IBB: 0 HBP: 0 BLK: 0 WP: 0 HR: 1 S: 91 P: 122 ERA: 1.00 WHIP: 0.444					

Batter	1	2	3	4	5	6	7	8	9	AB	R	H	RBI	BB	SO	LOB	BOTTOM					
<b>Jim Gilliam, S</b> OBP: 0.222, SLG: 0.444 (1, 5)	2-1 F7		3-2 F7		1-0 FC1-2-5 3B		3-2 1-3			4	0	1	0	0	0	1	<b>San Francisco Giants @ Los Angeles Dodgers</b> <b>Los Angeles Memorial Coliseum, Los Angeles, CA</b> Mon Apr 20 1959, 9:05 PM EST Att: 32,946 - Unknown <a href="http://livebaseballscorecards.com">livebaseballscorecards.com</a>					
<b>Wally Moon, L</b> OBP: 0.455, SLG: 0.571 (1, 7)	0-2 F9		1-2 FC3-6 1-2		4-1 FC1-2-5 BB		0-0 3B			3	0	1	0	1	0	1						
<b>Duke Snider, L</b> OBP: 0.200, SLG: 0.350 (1, 9)	1-0 4-3		0-0 1-3		0-1 FC1-2-5 1-3 3-H		0-1 G3			4	0	0	0	0	0	4						
<b>Don Demeter, R</b> OBP: 0.400, SLG: 0.724 (1, 8)		4-2 1B SH1-3 BB		1-2 F9		0-0 5-3			2-1 5-3	3	1	0	0	1	0	2						
<b>John Roseboro, L</b> OBP: 0.290, SLG: 0.241 (1, 2)		0-0 SH1-3		0-0 G3		1-2 F9			2-1 F6	3	0	0	0	0	0	0						
<b>Norm Larker, L</b> OBP: 0.497, SLG: 0.636 (1, 3)		0-0 CS 1B		1-0 BB HBP		4-2 BB			1-0 2B	2	0	2	0	1	0	0						
<b>Don Zimmer, R</b> OBP: 0.394, SLG: 0.333 (1, 6)		2-2 1B		4-2 BB		2-3 <b>K</b>			0-1 5-3	3	0	1	1	1	1	2						
<b>Charlie Neal, R</b> OBP: 0.286, SLG: 0.290 (1, 4)		1-2 3-H <b>K</b>		1-2 F8		1-2 4-3			1-0 HR	4	1	1	1	0	1	5						
<b>Don Drysdale, R</b> OBP: 0.286, SLG: 0.667 (1, 1)			4-1 FC3-6 BB		1-1 4-3		3-2 6-3			2	0	0	0	1	0	0						
<b>Inning Stats</b>	R: 0 E: 0 K: 0 S: 6	H: 0 LOB: 0 BB: 0 P: 9	R: 1 E: 0 K: 1 S: 10	H: 2 LOB: 1 BB: 1 P: 19	R: 0 E: 0 K: 0 S: 8	H: 0 LOB: 1 BB: 1 P: 16	R: 0 E: 0 K: 0 S: 12	H: 0 LOB: 2 BB: 1 P: 19	R: 0 E: 0 K: 1 S: 7	H: 1 LOB: 2 BB: 1 P: 13	R: 0 E: 0 K: 1 S: 11	H: 0 LOB: 1 BB: 1 P: 19	R: 0 E: 0 K: 0 S: 9	H: 1 LOB: 1 BB: 0 P: 15	R: 0 E: 0 K: 0 S: 7	H: 1 LOB: 1 BB: 0 P: 12	R: 1 E: 0 K: 0 S: 1	H: 1 LOB: 0 BB: 0 P: 2	1B: 2 2B: 2 3B: 2 HR: 1	SF: 0 SAC: 1 DP: 1 HBP: 1	WP: 0 PB: 0 SB: 0 CS: 1	PA: 35
<b>PITCHER</b> <b>Sam Jones, R</b> ERA: 2.35 (1, 1)	IP: 8.0 WLS: L BF: 35 H: 6 R: 2 ER: 2 SO: 2 BB: 5 IBB: 0 HBP: 1 BLK: 0 WP: 0 HR: 1 S: 71 P: 124 ERA: 2.25 WHIP: 1.375															<b>PITCHER</b> <b>Sam Jones, R</b> ERA: 2.35 (1, 1)	IP: 8.0 WLS: L BF: 35 H: 6 R: 2 ER: 2 SO: 2 BB: 5 IBB: 0 HBP: 1 BLK: 0 WP: 0 HR: 1 S: 71 P: 124 ERA: 2.25 WHIP: 1.375					



Batter	1	2	3	4	5	6	7	8	9	10	11	AB	R	H	RBI	BB	SO	LOB	TOP	
Jim Davenport, R OBP: 0.375, SLG: 0.318 (1, 5)	5-3 ①		G5-4-3 ②		HR HBP		F8 ②		1B ①		F7 ②	5	1	1	0	0	0	1		
Jackie Brandt, R OBP: 0.340, SLG: 0.419 (1, 7)	F8 ②			2B SF8 BB	HR 1-H 2-H			BB ③	F9 ③		4-3 ③	4	2	1	3	2	0	1		
Willie Mays, R OBP: 0.560, SLG: 0.489 (1, 8)	F9 ③			SF8 1B 2B	HR 1B 3B						SH5-4 1B	5	2	3	0	0	1	1		
Orlando Cepeda, R OBP: 0.367, SLG: 0.830 (1, 3)			K ③		SF8 1B CS						SH5-4 1B	4	0	2	2	0	2	0		
Felipe Alou, R OBP: 0.378, SLG: 0.694 (1, 9)		HR		F3 ②	F8 ②						SH5-4 ①	4	1	2	1	0	0	2		
Daryl Spencer, R OBP: 0.333, SLG: 0.275 (1, 4)	4-3 ②			1B ③	CS ③				G3 ②			4	0	1	1	1	1	1		
Eddie Bressoud, R Bob Speake, L Danny O'Connell, R Leon Wagner, L Bob Schmidt, R Willie Kirkland, L Hobie Landrith, L	F9 ③			F5 ③		F5 ②			K ③		K ②	3	0	0	0	0	0	1		
Stu Miller, R Dom Zanni, R Mike McCormick, L Hank Sauer, R Al Worthington, R			5-3 ①		6-3 ①	1-3 ③			F5 ①		F6 ③	3	0	0	0	0	0	0		
				BB					1-3 ①		6-3 ①	0	0	0	0	0	0	0		
												1B: 6 2B: 1 3B: 1 HR: 2	SF: 1 SAC: 1 DP: 1 HBP: 1	WP: 0 PB: 0 SB: 0 CS: 1	PA: 48					
<b>Inning Stats</b>	R: 0 E: 0 K: 1 S: 8	H: 0 LOB: 0 BB: 0 P: 16	R: 1 E: 0 K: 1 S: 14	H: 1 LOB: 0 BB: 0 P: 19	R: 0 E: 0 K: 0 S: 4	H: 0 LOB: 0 BB: 1 P: 10	R: 2 E: 0 K: 0 S: 13	H: 2 LOB: 1 BB: 1 P: 21	R: 4 E: 0 K: 1 S: 15	H: 3 LOB: 0 BB: 1 P: 26	R: 0 E: 0 K: 2 S: 12	H: 0 LOB: 1 BB: 0 P: 22	R: 0 E: 0 K: 2 S: 10	H: 1 LOB: 1 BB: 0 P: 15	R: 0 E: 0 K: 0 S: 14	H: 1 LOB: 1 BB: 0 P: 22	R: 0 E: 0 K: 1 S: 9	H: 2 LOB: 3 BB: 1 P: 17	R: 0 E: 0 K: 0 S: 7	H: 0 LOB: 0 BB: 0 P: 11
<b>PITCHER</b>	IP: 4.1 WLS: 20 BF: 6 H: 1 R: 6 ER: 6 SO: 1 ERA: 8.71	IP: 6.2 WLS: 27 BF: 6 H: 1 R: 1 ER: 1 SO: 6 ERA: 3.44	IP: 5.1 WLS: 6 BF: 1 H: 1 R: 1 ER: 6 SO: 1 ERA: 1.050	IP: 0.0 WLS: 0 BF: 0 H: 0 R: 0 ER: 0 SO: 0 ERA: 0.000	IP: 0.0 WLS: 0 BF: 0 H: 0 R: 0 ER: 0 SO: 0 ERA: 0.000	IP: 0.0 WLS: 0 BF: 0 H: 0 R: 0 ER: 0 SO: 0 ERA: 0.000	IP: 0.0 WLS: 0 BF: 0 H: 0 R: 0 ER: 0 SO: 0 ERA: 0.000	IP: 0.0 WLS: 0 BF: 0 H: 0 R: 0 ER: 0 SO: 0 ERA: 0.000	IP: 0.0 WLS: 0 BF: 0 H: 0 R: 0 ER: 0 SO: 0 ERA: 0.000	IP: 0.0 WLS: 0 BF: 0 H: 0 R: 0 ER: 0 SO: 0 ERA: 0.000	IP: 0.0 WLS: 0 BF: 0 H: 0 R: 0 ER: 0 SO: 0 ERA: 0.000	IP: 0.0 WLS: 0 BF: 0 H: 0 R: 0 ER: 0 SO: 0 ERA: 0.000	IP: 0.0 WLS: 0 BF: 0 H: 0 R: 0 ER: 0 SO: 0 ERA: 0.000	IP: 0.0 WLS: 0 BF: 0 H: 0 R: 0 ER: 0 SO: 0 ERA: 0.000	IP: 0.0 WLS: 0 BF: 0 H: 0 R: 0 ER: 0 SO: 0 ERA: 0.000	IP: 0.0 WLS: 0 BF: 0 H: 0 R: 0 ER: 0 SO: 0 ERA: 0.000	IP: 0.0 WLS: 0 BF: 0 H: 0 R: 0 ER: 0 SO: 0 ERA: 0.000	IP: 0.0 WLS: 0 BF: 0 H: 0 R: 0 ER: 0 SO: 0 ERA: 0.000	IP: 0.0 WLS: 0 BF: 0 H: 0 R: 0 ER: 0 SO: 0 ERA: 0.000	IP: 0.0 WLS: 0 BF: 0 H: 0 R: 0 ER: 0 SO: 0 ERA: 0.000

San Francisco Giants @ Los Angeles Dodgers  
Los Angeles Memorial Coliseum, Los Angeles, CA  
Tue Apr 21 1959, 9:05 PM EST  
Att: 30,423 - Unknown

AB 39  
R 7  
H 10  
RBI 7  
BB 5  
SO 7  
LOB 14



Batter	1	2	3	4	5	6	7	8	9	10	11	AB	R	H	RBI	BB	SO	LOB	BOTTOM					
Jim Gilliam, S OBP: 0.200, SLG: 0.286 (1, 5)	F7 ①		F9 ①	F5 ①		F8 ②		S BB ③		4-3 ③		5	0	0	0	1	0	0						
Wally Moon, L OBP: 0.462, SLG: 0.531 (1, 7)	L6 ②		IHR BB	S HR 1B		F8 ③		K ③			FC1-6 BB	4	2	1	0	2	1	1						
Duke Snider, L Carl Furillo, R Solly Drake, S	1B ③		K ②	K ②			FC6-4 1B		SH1-4 BB		FC1-6 HR ①	3	0	1	0	0	2	2						
Don Demeter, R John Roseboro, L			IHR ①	HR ①			FC6-4 WP ①		SH1-4 ①		HR ①	5	3	3	6	0	1	2						
Norm Larker, L Gil Hodges, R		1B G1-2-3 1B	WP HR 2B	K ③			L9 ②		FC5-4 IBB ③			4	1	2	0	1	1	1						
Don Zimmer, R Charlie Neal, R		BB 1B	HR BB	HR BB			IBB ③		F3 ③			3	1	1	0	2	1	2						
Stan Williams, R Art Fowler, R		1B ①	HR ①				IBB ③		FC5-4 ③			4	1	1	3	1	0	4						
												4	0	0	0	0	2	3						
												2	0	0	0	0	0	4						
												3	0	0	0	0	1	0						
<b>Inning Stats</b>	R: 0 E: 0 K: 1 S: 13	H: 1 LOB: 1 BB: 0 P: 17	R: 2 E: 0 K: 1 S: 9	H: 2 LOB: 2 BB: 1 P: 20	R: 5 E: 0 K: 1 S: 16	H: 3 LOB: 1 BB: 3 P: 31	R: 2 E: 0 K: 2 S: 13	H: 2 LOB: 0 BB: 0 P: 20	R: 0 E: 0 K: 1 S: 8	H: 0 LOB: 0 BB: 0 P: 12	R: 0 E: 0 K: 0 S: 4	H: 0 LOB: 0 BB: 0 P: 6	R: 0 E: 0 K: 3 S: 12	H: 1 LOB: 2 BB: 1 P: 21	R: 0 E: 0 K: 0 S: 7	H: 0 LOB: 2 BB: 2 P: 17	R: 0 E: 0 K: 0 S: 6	H: 0 LOB: 0 BB: 0 P: 10	R: 2 E: 0 K: 0 S: 5	H: 1 LOB: 0 BB: 1 P: 10	1B: 5 2B: 1 3B: 0 HR: 4	SF: 0 SAC: 1 DP: 1 HBP: 1	WP: 2 PB: 0 SB: 2 CS: 0	PA: 49
<b>PITCHER</b>	IP: 1.0 WLS: 7 BF: 3 H: 3 R: 0 ER: 0 SO: 1 ERA: 1.13	IP: 2.0 WLS: 11 BF: 3 H: 5 R: 5 ER: 5 SO: 2 ERA: 9.0	IP: 3.0 WLS: 11 BF: 2 H: 2 R: 2 ER: 2 SO: 3 ERA: 5.4	IP: 4.1 WLS: 20 BF: 2 H: 2 R: 2 ER: 2 SO: 3 ERA: 3.86	IP: 0.0 WLS: 0 BF: 0 H: 0 R: 0 ER: 0 SO: 0 ERA: 0.000	IP: 0.0 WLS: 0 BF: 0 H: 0 R: 0 ER: 0 SO: 0 ERA: 0.000	IP: 0.0 WLS: 0 BF: 0 H: 0 R: 0 ER: 0 SO: 0 ERA: 0.000	IP: 0.0 WLS: 0 BF: 0 H: 0 R: 0 ER: 0 SO: 0 ERA: 0.000	IP: 0.0 WLS: 0 BF: 0 H: 0 R: 0 ER: 0 SO: 0 ERA: 0.000	IP: 0.0 WLS: 0 BF: 0 H: 0 R: 0 ER: 0 SO: 0 ERA: 0.000	IP: 0.0 WLS: 0 BF: 0 H: 0 R: 0 ER: 0 SO: 0 ERA: 0.000	IP: 0.0 WLS: 0 BF: 0 H: 0 R: 0 ER: 0 SO: 0 ERA: 0.000	IP: 0.0 WLS: 0 BF: 0 H: 0 R: 0 ER: 0 SO: 0 ERA: 0.000	IP: 0.0 WLS: 0 BF: 0 H: 0 R: 0 ER: 0 SO: 0 ERA: 0.000	IP: 0.0 WLS: 0 BF: 0 H: 0 R: 0 ER: 0 SO: 0 ERA: 0.000	IP: 0.0 WLS: 0 BF: 0 H: 0 R: 0 ER: 0 SO: 0 ERA: 0.000	IP: 0.0 WLS: 0 BF: 0 H: 0 R: 0 ER: 0 SO: 0 ERA: 0.000	IP: 0.0 WLS: 0 BF: 0 H: 0 R: 0 ER: 0 SO: 0 ERA: 0.000	IP: 0.0 WLS: 0 BF: 0 H: 0 R: 0 ER: 0 SO: 0 ERA: 0.000	IP: 0.0 WLS: 0 BF: 0 H: 0 R: 0 ER: 0 SO: 0 ERA: 0.000				

San Francisco Giants @ Los Angeles Dodgers  
Los Angeles Memorial Coliseum, Los Angeles, CA  
Tue Apr 21 1959, 9:05 PM EST  
Att: 30,423 - Unknown


AB 39  
R 9  
H 10  
RBI 9  
BB 8  
SO 9  
LOB 20










Batter	1	2	3	4	5	6	7	8	9	10	AB	R	H	RBI	BB	SO	LOB	TOP						
Jim Gilliam, S OBP: 0.385, SLG: 0.333 (1, 5)	3-1 BB	4-0 BB		4-3 BB			4-3 2B 1B		4-1 SH1-4 BB	4-3 BB	4	1	1	0	2	0	3	<b>Los Angeles Dodgers @ St. Louis Cardinals</b> Sportsman's Park, St. Louis, MO Fri Apr 24 1959, 7:05 PM EST Att. 11,856 - Unknown  <b>AB 36</b> <b>R 3</b> <b>H 13</b> <b>RBI 3</b> <b>BB 7</b> <b>SO 10</b> <b>LOB 24</b> 						
Wally Moon, L OBP: 0.417, SLG: 0.450 (1, 9)	4-0 1B BB	1-1 6-3		2-0 L3			2-1 4-3		0-0 SH1-4		3	0	0	0	1	0	5							
John Roseboro, L OBP: 0.370, SLG: 0.381 (1, 2)	1-2 1B			0-1 1B 2B		0-3 K	2-2 1B 2B		4-0 G1-4-3 IBB		4	1	3	1	1	1	0							
Don Demeter, R OBP: 0.356, SLG: 0.785 (1, 8)	1-3 K			2-3 K		0-0 6-3	1-3 K		2-1 G1-4-3		5	0	0	0	0	3	6							
Ron Fairly, L OBP: 0.370, SLG: 0.480 (1, 7)	0-0 F7			3-2 1B			1-2 1B			4-1 SH5-4 1B BB	4	0	2	1	1	1	2							
Norm Larker, L OBP: 0.480, SLG: 0.500 (8, PR)		0-0 F4		3-2 1B			0-1 F8		4-0 SH3-4 BB	0-1 SH5-4	3	0	1	0	1	0	0							
Gil Hodges, R OBP: 0.220, SLG: 0.360 (8, 3)		1-3 1B							1-1 SH3-4	1-2 1B IBB	0	0	0	0	0	0	0							
Don Zimmer, R OBP: 0.413, SLG: 0.415 (1, 6)	0-0 BB 1B	2-3 K		1-0 4-3 1B			1-3 K		1-2 K	4-0 1B IBB	3	1	1	0	1	2	1							
Charlie Neal, R OBP: 0.347, SLG: 0.386 (1, 4)		2-3 K		1-0 4-3 1B			3-2 1B		3-3 K	1-1 1B	5	0	3	0	0	2	3							
Johnny Podres, L OBP: 0.333, SLG: 0.250 (10, PH)		0-1 BB		0-2 G3			1-3 K		1-0 F9	0-1 1B	4	0	1	0	0	1	4							
Duke Snider, L OBP: 0.240, SLG: 0.360 (10, PR)		1-2 1B		1-2 1B					1-2 1B	1-2 1B	1	0	1	1	0	0	0							
Dick Gray, R OBP: 0.220, SLG: 0.360 (10, PR)											0	0	0	0	0	0	0							
Clem Labine, R OBP: 0.220, SLG: 0.360 (10, 1)											0	0	0	0	0	0	0							
<b>Inning Stats</b>	R: 0 E: 0 K: 1 S: 9	H: 1 LOB: 2 BB: 1 P: 16	R: 0 E: 0 K: 1 S: 9	H: 2 LOB: 3 BB: 1 P: 16	R: 1 E: 0 K: 2 S: 19	H: 3 LOB: 1 BB: 0 P: 29	R: 0 E: 0 K: 2 S: 7	H: 1 LOB: 1 BB: 0 P: 13	R: 0 E: 0 K: 2 S: 7	H: 0 LOB: 0 BB: 0 P: 8	R: 0 E: 0 K: 2 S: 12	H: 1 LOB: 1 BB: 0 P: 17	R: 1 E: 0 K: 1 S: 15	H: 3 LOB: 2 BB: 0 P: 21	R: 0 E: 0 K: 1 S: 7	H: 0 LOB: 2 BB: 1 P: 16	R: 0 E: 0 K: 0 S: 4	H: 0 LOB: 1 BB: 2 P: 14	R: 1 E: 0 K: 0 S: 9	H: 2 LOB: 2 BB: 2 P: 20	1B: 11 2B: 2 3B: 0 HR: 0	SF: 0 SAC: 3 DP: 1 HBP: 0	WP: 0 PA: 46	
<b>PITCHER</b>	IP WLS BF H R ER SO BB IBB HBP BLK WP HR S P ERA WHIP	IP WLS BF H R ER SO BB IBB HBP BLK WP HR S P ERA WHIP	IP WLS BF H R ER SO BB IBB HBP BLK WP HR S P ERA WHIP	IP WLS BF H R ER SO BB IBB HBP BLK WP HR S P ERA WHIP	IP WLS BF H R ER SO BB IBB HBP BLK WP HR S P ERA WHIP	IP WLS BF H R ER SO BB IBB HBP BLK WP HR S P ERA WHIP	IP WLS BF H R ER SO BB IBB HBP BLK WP HR S P ERA WHIP	IP WLS BF H R ER SO BB IBB HBP BLK WP HR S P ERA WHIP	IP WLS BF H R ER SO BB IBB HBP BLK WP HR S P ERA WHIP	IP WLS BF H R ER SO BB IBB HBP BLK WP HR S P ERA WHIP	IP WLS BF H R ER SO BB IBB HBP BLK WP HR S P ERA WHIP	IP WLS BF H R ER SO BB IBB HBP BLK WP HR S P ERA WHIP	IP WLS BF H R ER SO BB IBB HBP BLK WP HR S P ERA WHIP	IP WLS BF H R ER SO BB IBB HBP BLK WP HR S P ERA WHIP	IP WLS BF H R ER SO BB IBB HBP BLK WP HR S P ERA WHIP	IP WLS BF H R ER SO BB IBB HBP BLK WP HR S P ERA WHIP	IP WLS BF H R ER SO BB IBB HBP BLK WP HR S P ERA WHIP	IP WLS BF H R ER SO BB IBB HBP BLK WP HR S P ERA WHIP	IP WLS BF H R ER SO BB IBB HBP BLK WP HR S P ERA WHIP	IP WLS BF H R ER SO BB IBB HBP BLK WP HR S P ERA WHIP	IP WLS BF H R ER SO BB IBB HBP BLK WP HR S P ERA WHIP	IP WLS BF H R ER SO BB IBB HBP BLK WP HR S P ERA WHIP	IP WLS BF H R ER SO BB IBB HBP BLK WP HR S P ERA WHIP	IP WLS BF H R ER SO BB IBB HBP BLK WP HR S P ERA WHIP
Larry Jackson, R ERA: 3.76 (1, 1)	6.1	2	1	0	0	1	0	0	0	0	0	0	6	8	0.00	1.500								
Jim Brosnan, R ERA: 5.79 (7, 1)	0.2	2	1	0	0	1	0	0	0	0	0	0	6	8	0.00	1.500								
Howie Nunn, R ERA: 6.48 (8, 1)	2.2	1	1	1	1	1	3	2	0	0	0	0	16	44	3.38	1.500								
Phil Clark, R ERA: 10.13 (10, 1)	0.1	2	1	0	0	0	0	0	0	0	0	0	4	6	0.00	3.000								

Batter	1	2	3	4	5	6	7	8	9	10	AB	R	H	RBI	BB	SO	LOB	BOTTOM					
Don Blasingame, L OBP: 0.356, SLG: 0.353 (1, 4)	4-3										5	1	1	0	0	1	0	<b>Los Angeles Dodgers @ St. Louis Cardinals</b> Sportsman's Park, St. Louis, MO Fri Apr 24 1959, 7:05 PM EST Att. 11,856 - Unknown  <b>AB 37</b> <b>R 2</b> <b>H 7</b> <b>RBI 2</b> <b>BB 1</b> <b>SO 8</b> <b>LOB 13</b> 					
Gino Cimoli, R OBP: 0.375, SLG: 0.412 (1, 7)	1-1 G1-6-3 1B			4-3		0-0 FC1-5 1B		3-2 L7		1-2 F6	5	0	1	0	0	0	2						
Stan Musial, L OBP: 0.353, SLG: 0.295 (1, 3)	1-2 G1-6-3			1-3 K		2-2 FC5-2 1B		2-2 FC6-4 1B			4	0	2	1	0	1	1						
Bob Gibson, R (8, PR)											0	0	0	0	0	0	0						
Irv Noren, L (9, 3)											0	0	0	0	0	0	0						
Joe Cunningham, L OBP: 0.480, SLG: 0.235 (10, 3)	1-2					1-3 2-H		1-2 1B			0	0	0	0	0	0	0						
Ken Boyer, R OBP: 0.340, SLG: 0.354 (1, 6)		0-3 K		1-0 FC5-4 1B		4-0 FC5-2 IBB		2-1 FC6-4			3	0	1	0	1	1	1						
Ray Jablonski, R OBP: 0.300, SLG: 0.333 (1, 5)		2-0 2B		1-0 FC5-4		0-0 FC5-2					4	0	1	0	0	0	4						
Gene Green, R OBP: 0.286, SLG: 0.571 (1, 9)		3-3 K				1-2 2-3 3-H		1-2 K		5-3	4	1	1	1	0	2	4						
Bill White, L OBP: 0.188, SLG: 0.214 (7, PH)		2-0 F8				0-3 K				0-1 HR	2	0	0	0	0	1	1						
Bobby Gene Smith, R (8, 7)										2-2 F9	2	0	0	0	0	1	0						
Hal Smith, R OBP: 0.191, SLG: 0.311 (1, 2)						3-1 5-3				3-2 6-3	4	0	0	0	0	0	0						
Larry Jackson, R OBP: 0.128, SLG: 0.125 (7, 1)						2-1 FC1-5 1B					2	0	0	0	0	1	0						
Jim Brosnan, R (7, 1)											0	0	0	0	0	0	0						
Chuck Essagian, R OBP: 0.260, SLG: 0.330 (8, 1)											1	0	0	0	0	0	0						
Howie Nunn, R (8, 1)											0	0	0	0	0	0	0						
Phil Clark, R (10, 1)											0	0	0	0	0	0	0						
Solly Hemus, L (10, PH)											1	0	0	0	0	0	0						
<b>Inning Stats</b>	R: 0 E: 0 K: 0 S: 8	H: 1 LOB: 1 BB: 0 P: 10	R: 0 E: 0 K: 2 S: 9	H: 1 LOB: 1 BB: 0 P: 16	R: 0 E: 0 K: 2 S: 8	H: 0 LOB: 0 BB: 0 P: 13	R: 0 E: 0 K: 1 S: 6	H: 1 LOB: 1 BB: 0 P: 11	R: 0 E: 0 K: 1 S: 7	H: 0 LOB: 0 BB: 0 P: 8	R: 0 E: 0 K: 0 S: 13	H: 1 LOB: 1 BB: 0 P: 21	R: 1 E: 0 K: 0 S: 12	H: 1 LOB: 0 BB: 0 P: 19	R: 0 E: 0 K: 0 S: 9	H: 0 LOB: 0 BB: 0 P: 13	1B: 5 2B: 1 3B: 0 HR: 1	SF: 0 SAC: 0 DP: 1 HBP: 0	WP: 0 PA: 38				
<b>PITCHER</b>	IP WLS BF H R ER SO BB IBB HBP BLK WP HR S P ERA WHIP	IP WLS BF H R ER SO BB IBB HBP BLK WP HR S P ERA WHIP	IP WLS BF H R ER SO BB IBB HBP BLK WP HR S P ERA WHIP	IP WLS BF H R ER SO BB IBB HBP BLK WP HR S P ERA WHIP	IP WLS BF H R ER SO BB IBB HBP BLK WP HR S P ERA WHIP	IP WLS BF H R ER SO BB IBB HBP BLK WP HR S P ERA WHIP	IP WLS BF H R ER SO BB IBB HBP BLK WP HR S P ERA WHIP	IP WLS BF H R ER SO BB IBB HBP BLK WP HR S P ERA WHIP	IP WLS BF H R ER SO BB IBB HBP BLK WP HR S P ERA WHIP	IP WLS BF H R ER SO BB IBB HBP BLK WP HR S P ERA WHIP	IP WLS BF H R ER SO BB IBB HBP BLK WP HR S P ERA WHIP	IP WLS BF H R ER SO BB IBB HBP BLK WP HR S P ERA WHIP	IP WLS BF H R ER SO BB IBB HBP BLK WP HR S P ERA WHIP	IP WLS BF H R ER SO BB IBB HBP BLK WP HR S P ERA WHIP	IP WLS BF H R ER SO BB IBB HBP BLK WP HR S P ERA WHIP	IP WLS BF H R ER SO BB IBB HBP BLK WP HR S P ERA WHIP	IP WLS BF H R ER SO BB IBB HBP BLK WP HR S P ERA WHIP	IP WLS BF H R ER SO BB IBB HBP BLK WP HR S P ERA WHIP	IP WLS BF H R ER SO BB IBB HBP BLK WP HR S P ERA WHIP	IP WLS BF H R ER SO BB IBB HBP BLK WP HR S P ERA WHIP	IP WLS BF H R ER SO BB IBB HBP BLK WP HR S P ERA WHIP	IP WLS BF H R ER SO BB IBB HBP BLK WP HR S P ERA WHIP	IP WLS BF H R ER SO BB IBB HBP BLK WP HR S P ERA WHIP
Johnny Podres, L ERA: 3.33 (1, 1)	9.0	7	2	2	8	0	1	0	0	0	0	0	81	127	2.00	0.778							
Clem Labine, R ERA: 1.86 (10, 1)	1.0	3	0	0	0	0	0	0	0	0	0	0	9	13	0.00	0.000							











Batter	1	2	3	4	5	6	7	8	9	AB	R	H	RBI	BB	SO	LOB	TOP					
Dick Gray, R OBP: 0.533, SLG: 0.400 (1, 5)			L6-4		5-3		FC5-6		BB	4	1	1	0	2	0	6	<b>Los Angeles Dodgers @ Pittsburgh Pirates</b> Forbes Field, Pittsburgh, PA Mon Apr 27 1959, 7:05 PM EDT Att: 10,689 - Unknown					
Charlie Neal, R OBP: 0.406, SLG: 0.500 (1, 4)	1B	4-1	1-3		1B		FC5-6		BB	5	2	2	1	1	1	5						
Wally Moon, L OBP: 0.456, SLG: 0.489 (1, 7)	SH5-4	G3		1-3			1B			4	1	2	1	1	0	1						
Don Demeter, R OBP: 0.397, SLG: 0.722 (1, 8)	SH5-4	4-1		3B			G5-4-3			3	2	1	2	1	1	3						
Ron Fairly, L OBP: 0.359, SLG: 0.417 (1, 9)	SH5-4	4-1		L8			FC6-4			4	0	1	0	0	0	3						
Gil Hodges, R OBP: 0.282, SLG: 0.432 (1, 3)	1B	5-3		3B			L8			4	1	1	1	1	0	3						
Don Zimmer, R OBP: 0.383, SLG: 0.415 (1, 6)	1B			6-3			F9			4	0	1	2	1	0	2						
Joe Pignatano, R OBP: 0.182, SLG: 0.200 (1, 2)	F8		FC5		SH1-4		FC6-4		F8	4	1	0	0	1	0	4						
Don Drysdale, R OBP: 0.364, SLG: 0.600 (1, 1)	FC5-4		E1		SH1-4		FC5-6		K	4	1	2	1	0	1	2						
<b>Inning Stats</b>	R: 5 E: 0 K: 0 S: 16	H: 4 LOB: 2 BB: 3 P: 38	R: 0 E: 0 K: 0 S: 7	H: 1 LOB: 2 BB: 0 P: 15	R: 0 E: 2 K: 0 S: 8	H: 0 LOB: 2 BB: 1 P: 14	R: 1 E: 0 K: 0 S: 14	H: 1 LOB: 1 BB: 2 P: 22	R: 1 E: 0 K: 0 S: 13	H: 1 LOB: 2 BB: 2 P: 26	R: 0 E: 0 K: 0 S: 8	H: 1 LOB: 1 BB: 0 P: 14	R: 2 E: 0 K: 0 S: 11	H: 3 LOB: 0 BB: 0 P: 16	R: 0 E: 0 K: 0 S: 7	H: 0 LOB: 0 BB: 0 P: 12		R: 0 E: 0 K: 2 S: 9	H: 0 LOB: 1 BB: 1 P: 17	1B: 10 2B: 1 3B: 1 HR: 0	SF: 0 SAC: 2 DP: 2 HBP: 1	WP: 1 PB: 0 SB: 1 CS: 0
<b>PITCHER</b>	IP WLS BF H R ER SO BB IBB HBP BLK WP HR S P ERA WHIP																					
George Witt, R ERA: 8.03 (1, 1)	0.0	L	4	2	4	4	0	2	0	0	0	0	0	0	7	17	∞	∞				
Ron Blackburn, R ERA: 2.25 (1, 1)	3.0		16	3	1	1	0	1	1	1	0	0	0	0	24	50	3.00	1.333				
Paul Giel, R ERA: 6.0 (4, 1)	3.0		15	3	2	2	1	3	0	0	0	0	0	0	35	62	6.00	2.000				
Fred Green, L ERA: 9.0 (7, 1)	2.0		8	3	2	2	0	0	0	0	0	1	0	18	28	9.00	1.500					
Don Gross, L ERA: 27.0 (9, 1)	1.0		4	0	0	0	2	1	0	0	0	0	0	9	17	0.00	1.000					
<b>Batter</b>	<b>1</b>	<b>2</b>	<b>3</b>	<b>4</b>	<b>5</b>	<b>6</b>	<b>7</b>	<b>8</b>	<b>9</b>	<b>AB</b>	<b>R</b>	<b>H</b>	<b>RBI</b>	<b>BB</b>	<b>SO</b>	<b>LOB</b>	<b>BOTTOM</b>					
Bill Virdon, L OBP: 0.190, SLG: 0.263 (1, 8)	K		6-3			F7		F8		4	0	0	0	0	1	2	<b>Los Angeles Dodgers @ Pittsburgh Pirates</b> Forbes Field, Pittsburgh, PA Mon Apr 27 1959, 7:05 PM EDT Att: 10,689 - Unknown					
Roberto Clemente, R OBP: 0.286, SLG: 0.328 (1, 9)	WP		4-3			2B		F9		4	1	2	0	0	0	1						
Smoky Burgess, L OBP: 0.500, SLG: 0.794 (1, 2)	F7				F7		2B		BB	4	1	2	1	0	0	1						
Dick Stuart, R OBP: 0.442, SLG: 0.727 (1, 3)	K				F7		4-3		3-1	3	1	0	0	1	1	2						
Don Hoak, R OBP: 0.418, SLG: 0.395 (1, 5)		K			K				4-3	2	0	0	0	2	2	0						
Bill Mazerowski, R OBP: 0.286, SLG: 0.333 (1, 4)		6-3			F6		K		3-1	4	0	0	1	0	1	3						
Dick Groat, R OBP: 0.304, SLG: 0.340 (1, 6)		K			5-3		F8		4-3	4	0	0	1	0	1	2						
Roman Mejias, R OBP: 0.282, SLG: 0.206 (1, 7)			F4		F8		FC6-4		K	4	0	0	0	0	1	2						
George Witt, R Ron Blackburn, R Dick Schofield, S Paul Giel, R Danny Kravitz, L Fred Green, R Rocky Nelson, L Don Gross, L			6-3			1B		F8		0	0	0	0	0	0	0						
<b>Inning Stats</b>	R: 0 E: 0 K: 2 S: 13	H: 1 LOB: 0 BB: 0 P: 18	R: 0 E: 0 K: 2 S: 8	H: 0 LOB: 0 BB: 0 P: 11	R: 0 E: 0 K: 0 S: 9	H: 1 LOB: 1 BB: 0 P: 11	R: 0 E: 0 K: 1 S: 6	H: 0 LOB: 0 BB: 0 P: 12	R: 0 E: 0 K: 0 S: 7	H: 0 LOB: 0 BB: 0 P: 9	R: 1 E: 0 K: 0 S: 10	H: 3 LOB: 1 BB: 0 P: 15	R: 0 E: 0 K: 1 S: 7	H: 0 LOB: 1 BB: 1 P: 12	R: 0 E: 0 K: 0 S: 8	H: 0 LOB: 0 BB: 0 P: 12		R: 2 E: 0 K: 1 S: 10	H: 1 LOB: 1 BB: 2 P: 19	1B: 4 2B: 2 3B: 0 HR: 0	SF: 0 SAC: 0 DP: 0 HBP: 0	WP: 1 PB: 0 SB: 0 CS: 0
<b>PITCHER</b>	IP WLS BF H R ER SO BB IBB HBP BLK WP HR S P ERA WHIP																					
Don Drysdale, R ERA: 3.78 (1, 1)	9.0	W	35	6	3	3	7	3	0	0	0	0	0	0	78	119	3.00	1.000				



Batter	1	2	3	4	5	6	7	8	9	AB	R	H	RBI	BB	SO	LOB	TOP										
Dick Gray, R OBP: 0.421, SLG: 0.286 Jim Gilliam, S OBP: 0.375, SLG: 0.280	(1, 5) K	(0, 3) K			(3, 2) F6	(1, 0) 1-3		(0, 1) FC3-6		4	0	0	0	0	2	4	<b>Los Angeles Dodgers @ Philadelphia Phillies</b> <b>Connie Mack Stadium, Philadelphia, PA</b> Wed Apr 29 1959, 7:05 PM EDT Att: 13,775 - Unknown										
Charlie Neal, R OBP: 0.420, SLG: 0.598	(1, 4) F9				(0, 2) 1B 2B		(0, 0) SH SF8	(0, 0) F9		5	2	3	0	0	0	2											
Wally Moon, L OBP: 0.459, SLG: 0.510 Ron Fairly, L OBP: 0.359, SLG: 0.417	(1, 7) 1B 2B				(3, 3) K	(3, 1) 2B 1B	(1, 0) SH CS		(0, 0) F2	4	2	2	0	0	1	1											
Duke Snider, L OBP: 0.303, SLG: 0.406	(1, 9) 1B				(0, 0) F8	(0, 1) 2B 1B	(3, 1) IBB		(0, 2) F8	4	0	2	3	1	0	1											
Don Demeter, R OBP: 0.381, SLG: 0.690	(1, 8) FC5-4				(1, 0) K	(1, 0) F8	(0, 0) SF8		(1, 2) CS	4	0	1	1	0	1	3											
John Roseboro, L OBP: 0.377, SLG: 0.375					(0, 1) F4		(0, 0) G3		(1, 0) CS	3	0	0	0	1	0	2											
Gil Hodges, R OBP: 0.256, SLG: 0.390	(0, 2) F5				(0, 1) F8		(1, 1) E3 1B		(2, 3) K	4	0	0	0	0	1	1											
Don Zimmer, R OBP: 0.375, SLG: 0.404	(1, 6) FC5				(1, 3) K		(0, 0) F9		(3, 2) FC3-6 E 1B	4	0	1	0	0	1	2											
Johnny Podres, L OBP: 0.308, SLG: 0.250 Art Fowler, R OBP: 0.111, SLG: 0.111	(1, 1) K				(2, 2) F3		(0, 0) 1B		(0, 1) E1 FC3-6	4	0	1	0	0	1	3											
<b>Inning Stats</b>	R: 1 E: 0 K: 1 S: 11	H: 2 LOB: 1 BB: 0 P: 14	R: 0 E: 1 K: 2 S: 17	H: 0 LOB: 2 BB: 1 P: 21	R: 0 E: 0 K: 2 S: 10	H: 1 LOB: 1 BB: 0 P: 16	R: 0 E: 0 K: 1 S: 8	H: 0 LOB: 0 BB: 0 P: 9	R: 2 E: 0 K: 0 S: 15	H: 3 LOB: 1 BB: 0 P: 24	R: 0 E: 1 K: 0 S: 6	H: 1 LOB: 2 BB: 0 P: 8	R: 1 E: 1 K: 0 S: 7	H: 1 LOB: 1 BB: 1 P: 13	R: 0 E: 1 K: 1 S: 11	H: 1 LOB: 2 BB: 0 P: 16		R: 0 E: 0 K: 0 S: 8	H: 1 LOB: 0 BB: 0 P: 10	1B: 8 2B: 2 3B: 0 HR: 0	SF: 1 SAC: 1 DP: 0 HBP: 0	WP: 0 PB: 0 SB: 1 CS: 2	PA: 43				
<b>PITCHER</b>	IP	WLS	BF	H	R	ER	SO	BB	IBB	HBP	BLK	WP	HR	S	P	ERA	WHIP										
Robin Roberts, R ERA: 2.67 Jack Meyer, R ERA: 4.15	(1, 1) 7.0		33	8	4	3	6	1	1	0	0	0	0	74	105	3.86	1.286										

Batter	1	2	3	4	5	6	7	8	9	AB	R	H	RBI	BB	SO	LOB	BOTTOM										
Richie Ashburn, L OBP: 0.344, SLG: 0.216	(1, 8) CS 1B				(1, 1) 1-3		(1, 2) F7		(0, 0) 1B	5	0	2	0	0	0	0	<b>Los Angeles Dodgers @ Philadelphia Phillies</b> <b>Connie Mack Stadium, Philadelphia, PA</b> Wed Apr 29 1959, 7:05 PM EDT Att: 13,775 - Unknown										
Gene Freese, R OBP: 0.333, SLG: 0.800 Sparky Anderson, R OBP: 0.282, SLG: 0.222 Dave Philley, S OBP: 0.306, SLG: 0.750	(1, 4) K				(4, 2) BB		(0, 0) 5-3		(1, 2) 1B	3	0	0	0	1	1	1											
Ed Bouchee, L OBP: 0.438, SLG: 0.421	(1, 3) HR BB				(1, 3) K				(1, 3) K	2	1	0	0	2	2	1											
Wally Post, R OBP: 0.333, SLG: 0.651	(1, 9) HR				(2, 2) F3		(1, 1) HR		(3, 1) 6-3	4	2	2	3	0	0	1											
Harry Anderson, L OBP: 0.380, SLG: 0.543	(1, 7) 3B				(0, 0) G3		(0, 0) 2B 1B		(2, 3) K	4	0	2	0	0	1	0											
Willie Jones, R OBP: 0.480, SLG: 0.643	(1, 5) F7				(1, 0) 4-3 2B		(2, 2) L8		(0, 0) L7	4	0	1	0	0	0	2											
Chico Fernandez, R OBP: 0.313, SLG: 0.355					(1, 1) 4-3		(0, 1) 1B 2B		(1, 2) WP 1B	4	1	2	0	0	0	1											
Jim Hegan, R OBP: 0.217, SLG: 0.227					(2, 1) 6-3		(0, 0) 5-3		(1, 3) K	4	0	0	0	0	1	3											
Robin Roberts, S OBP: 0.200, SLG: 0.400 Granny Hamner, R OBP: 0.182, SLG: 0.300 Jack Meyer, R OBP: 0.500, SLG: 0.500 Bob Bowman, R OBP: 0.214, SLG: 0.385	(1, 1) K				(2, 3) K				(2, 2) 1B 1B	2	0	0	0	0	2	0											
<b>Inning Stats</b>	R: 2 E: 0 K: 1 S: 13	H: 3 LOB: 1 BB: 1 P: 20	R: 0 E: 0 K: 1 S: 7	H: 0 LOB: 0 BB: 0 P: 10	R: 0 E: 0 K: 0 S: 10	H: 0 LOB: 1 BB: 1 P: 16	R: 0 E: 0 K: 0 S: 6	H: 1 LOB: 0 BB: 0 P: 10	R: 0 E: 0 K: 2 S: 13	H: 0 LOB: 1 BB: 1 P: 21	R: 1 E: 0 K: 0 S: 10	H: 3 LOB: 1 BB: 0 P: 13	R: 0 E: 0 K: 1 S: 7	H: 0 LOB: 0 BB: 0 P: 10	R: 0 E: 0 K: 2 S: 8	H: 0 LOB: 0 BB: 0 P: 14		R: 2 E: 0 K: 1 S: 16	H: 4 LOB: 2 BB: 0 P: 21	1B: 6 2B: 2 3B: 1 HR: 2	SF: 0 SAC: 0 DP: 0 HBP: 0	WP: 1 PB: 0 SB: 0 CS: 1	PA: 38				
<b>PITCHER</b>	IP	WLS	BF	H	R	ER	SO	BB	IBB	HBP	BLK	WP	HR	S	P	ERA	WHIP										
Johnny Podres, L ERA: 3.82 Art Fowler, R ERA: 3.13	(1, 1) 8.2		37	10	5	5	8	3	0	0	0	0	0	3	4	5.19	1.500										











Batter	1	2	3	4	5	6	7	8	9	AB	R	H	RBI	BB	SO	LOB	TOP					
Don Zimmer, R (1, 6) OBP: 0.373, SLG: 0.409 Bob Lillis, R (7, PH) OBP: 0.500, SLG: 0.500 (7, 6)										2	0	0	0	1	2	1	<b>Los Angeles Dodgers @ Cincinnati Redlegs</b> Crosley Field, Cincinnati, OH Sat May 02 1959, 3:33 AM EDT Att: 5,247 - Unknown <a href="http://livebaseballscorecards.com">livebaseballscorecards.com</a>					
Charlie Neal, R (1, 4) OBP: 0.393, SLG: 0.447									3	0	0	0	2	0	2							
Don Demeter, R (1, 8) OBP: 0.347, SLG: 0.600 Ron Fairly, L (7, PH) OBP: 0.381, SLG: 0.462 (7, 8)									3	1	1	0	0	0	2							
Carl Furillo, R (1, 9) OBP: 0.375, SLG: 0.435										4	1	2	1	0	0							
Gil Hodges, R (1, 3) OBP: 0.291, SLG: 0.373									3	1	1	1	1	0	1							
Rip Repulski, R (1, 7) OBP: 0.500, SLG: 0.286									1	1	1	0	2	0	0							
Jim Baxes, R (1, 5) OBP: 0.412, SLG: 0.552									4	0	2	1	0	0	3							
Joe Pignatano, R (1, 2) OBP: 0.231, SLG: 0.182									1	0	0	1	1	0	0							
Gene Snyder, R (1, 1) Johnny Klippstein, R (4, 1) Duke Snider, L (6, PH) Sandy Koufax, R (6, 1) Carl Erskine, R (6, 1) Wally Moon, L (6, PH) OBP: 0.402, SLG: 0.508									1	0	0	0	0	0	1							
<b>Inning Stats</b>	R: 0 E: 0 K: 1 S: 8	H: 0 LOB: 0 BB: 0 P: 12	R: 0 E: 0 K: 0 S: 5	H: 1 LOB: 1 BB: 1 P: 14	R: 0 E: 0 K: 1 S: 8	H: 0 LOB: 1 BB: 1 P: 15	R: 3 E: 0 K: 1 S: 17	H: 5 LOB: 1 BB: 0 P: 22	R: 0 E: 0 K: 0 S: 4	H: 0 LOB: 1 BB: 2 P: 12	R: 1 E: 0 K: 0 S: 8	H: 1 LOB: 1 BB: 1 P: 14	R: 0 E: 0 K: 0 S: 9	H: 1 LOB: 1 BB: 1 P: 14	R: 0 E: 0 K: 0 S: 6	H: 0 LOB: 0 BB: 1 P: 11		R: 0 E: 0 K: 0 S: 8	H: 1 LOB: 1 BB: 0 P: 11	1B: 8 2B: 1 3B: 0 HR: 0	SF: 0 SAC: 4 DP: 4 HBP: 0	WP: 0 PB: 0 SB: 0 CS: 0
<b>PITCHER</b>	IP WLS BF H R ER SO BB IBB HBP BLK WP HR S P ERA WHIP	4.0 W 18 6 3 3 3 4 0 0 0 0 0 39 72 6.75 2.500	5.0 W 18 3 1 1 0 3 0 0 0 0 0 34 53 1.80 1.200															ERA WHIP				

Batter	1	2	3	4	5	6	7	8	9	AB	R	H	RBI	BB	SO	LOB	BOTTOM			
Johnny Temple, R (1, 4) OBP: 0.427, SLG: 0.549									4	3	2	3	2	1	1	<b>Los Angeles Dodgers @ Cincinnati Redlegs</b> Crosley Field, Cincinnati, OH Sat May 02 1959, 3:33 AM EDT Att: 5,247 - Unknown <a href="http://livebaseballscorecards.com">livebaseballscorecards.com</a>				
Vada Pinson, L (1, 8) OBP: 0.451, SLG: 0.620									4	3	3	4	2	1	0					
Frank Robinson, R (1, 7) OBP: 0.397, SLG: 0.642									5	2	4	5	1	1	3					
Frank Thomas, R (1, 5) OBP: 0.364, SLG: 0.462									3	1	0	1	2	0	2					
Walt Dropo, R (1, 3) OBP: 0.250, SLG: 0.571									4	2	1	1	1	1	4					
Gus Bell, L (1, 9) OBP: 0.343, SLG: 0.516									4	1	1	1	1	0	0					
Roy McMillan, R (1, 6) OBP: 0.368, SLG: 0.534									3	1	0	1	1	0	1					
Dutch Dotterer, R (1, 2) OBP: 0.778, SLG: 0.600									2	2	1	0	3	0	0					
Jim O'Toole, S (1, 1) OBP: 0.750, SLG: 0.500 Willard Schmidt, R (5, 1)									1	1	1	0	0	0	0					
<b>Inning Stats</b>	R: 0 E: 0 K: 2 S: 10	H: 0 LOB: 1 BB: 1 P: 18	R: 0 E: 0 K: 0 S: 4	H: 0 LOB: 0 BB: 0 P: 8	R: 2 E: 0 K: 0 S: 7	H: 3 LOB: 2 BB: 2 P: 22	R: 7 E: 0 K: 0 S: 17	H: 4 LOB: 0 BB: 3 P: 35	R: 0 E: 0 K: 0 S: 6	H: 0 LOB: 1 BB: 1 P: 13	R: 5 E: 0 K: 2 S: 22	H: 4 LOB: 3 BB: 4 P: 45	R: 0 E: 1 K: 1 S: 5	H: 0 LOB: 1 BB: 1 P: 12	R: 2 E: 0 K: 0 S: 12		H: 2 LOB: 1 BB: 1 P: 19	1B: 6 2B: 4 3B: 1 HR: 3	SF: 2 SAC: 2 DP: 2 HBP: 0	WP: 1 PB: 0 SB: 0 CS: 1
<b>PITCHER</b>	IP WLS BF H R ER SO BB IBB HBP BLK WP HR S P ERA WHIP	3.1 L 18 4 5 5 2 1 1 0 0 0 1 16 31 21.60 2.400	1.2 10 3 4 4 0 1 1 0 0 0 0 1 17 37 67.50 12.000	2.1 11 2 2 2 2 2 0 0 0 0 0 1 22 39 7.71 1.714															ERA WHIP	







Batter	1	2	3	4	5	6	7	8	9	AB R H RBI BB SO LOB	TOP											
Dick Gray, R OBP: 0.400, SLG: 0.450 (1, 5)	0-1 HR		0-3 K		2-2 F7		2-2 F8		0-0 E 1B 1B	5 2 2 1 0 1 0	<b>Los Angeles Dodgers @ Cincinnati Redlegs</b> Crosley Field, Cincinnati, OH Sun May 03 1959, 3:38 AM EDT Att: 27,962 - Unknown <a href="http://livebaseballscorecards.com">livebaseballscorecards.com</a>											
Charlie Neal, R OBP: 0.387, SLG: 0.422 (1, 4)	0-0 4-3			2-2 BB FC6-4 1B		4-0 1B SH BB	4-1 BB	1-3 K	3 2 1 0 2 1 2													
Don Demeter, R OBP: 0.363, SLG: 0.600 (1, 8)	0-3 K		0-1 FC6-4 BB 1B		1-2 SH 1B	1-1 F8		0-0 E7 1B 1B	5 1 3 1 0 1 1													
Carl Furillo, R OBP: 0.357, SLG: 0.407 (1, 9)	2-2 F3		0-0 F8		0-0 SH 1B		2-2 4-3	1-2 1B 1B	4 1 1 1 0 0 2													
Gil Hodges, R OBP: 0.317, SLG: 0.370 (1, 3)		1-0 F4		4-1 FC6-4 BB		3-2 S 1B	4-1 BB	1-2 L6 1B	3 0 1 2 2 0 2													
Rip Repulski, R OBP: 0.417, SLG: 0.222 (6, PH)		1-0 F9		0-1 FC6-4		3-3 K	3-3 K		2 0 0 1 0 0 2													
Wally Moon, L OBP: 0.474, SLG: 0.563 (6, 7)				1-2 2-3 3-H 0-0 F8		1-2 K			2 0 0 0 0 2 2													
Bob Lillis, R OBP: 0.167, SLG: 0.167 (1, 6)		2-2 F9		0-1 F8		0-1 6-3		1-0 F8	4 0 0 0 0 0 4													
Joe Pignatano, R OBP: 0.235, SLG: 0.200 (1, 2)			3-2 F9		0-0 F8	3-2 1-3		0-0 1B 1B	4 1 1 0 0 0 1													
Danny McDevitt, L (1, 1)			1-3 K		1-3 K		0-0 4-3	1-3 K	4 0 0 0 0 3 1													
<b>Inning Stats</b>	R: 1 E: 0 K: 1 S: 11	H: 1 LOB: 0 BB: 0 P: 13	R: 0 E: 0 K: 0 S: 5	H: 0 LOB: 0 BB: 0 P: 9	R: 0 E: 0 K: 2 S: 9	H: 0 LOB: 0 BB: 0 P: 13	R: 1 E: 0 K: 0 S: 10	H: 2 LOB: 2 BB: 1 P: 16	R: 0 E: 0 K: 1 S: 8	H: 0 LOB: 0 BB: 0 P: 11	R: 3 E: 1 K: 1 S: 18	H: 2 LOB: 1 BB: 1 P: 32	R: 0 E: 0 K: 0 S: 7	H: 0 LOB: 1 BB: 1 P: 14	R: 0 E: 0 K: 1 S: 9	H: 0 LOB: 1 BB: 1 P: 19	R: 2 E: 1 K: 2 S: 17	H: 4 LOB: 2 BB: 0 P: 21	1B: 8 2B: 0 3B: 0 HR: 1	SF: 0 SAC: 1 DP: 0 HBP: 0	WP: 0 PB: 0 CS: 1	PA: 41
<b>PITCHER</b>	IP WLS BF H R ER SO BB IBB HBP BLK WP HR S P ERA WHIP											<b>PITCHER</b>	IP WLS BF H R ER SO BB IBB HBP BLK WP HR S P ERA WHIP									
Joe Nuxhall, L ERA: 7.2 (1, 1)	5.0 L 22 4 5 4 4 2 0 0 0 0 0 1 47 71 7.20 1.200																					
Tom Acker, R ERA: 2.45 (6, 1)	2.0 8 1 0 0 1 1 0 0 0 0 0 0 21 37 0.00 1.000																					
Don Rudolph, L ERA: 3.6 (8, 1)	2.0 11 4 2 2 3 1 0 0 0 0 0 0 26 40 9.00 2.500																					

Batter	1	2	3	4	5	6	7	8	9	AB R H RBI BB SO LOB	BOTTOM											
Johnny Temple, R OBP: 0.402, SLG: 0.513 (1, 4)	2-1 6-3		0-1 F7		1-0 L6		0-1 E1		2-2 L4	5 0 0 0 0 0 4	<b>Los Angeles Dodgers @ Cincinnati Redlegs</b> Crosley Field, Cincinnati, OH Sun May 03 1959, 3:38 AM EDT Att: 27,962 - Unknown <a href="http://livebaseballscorecards.com">livebaseballscorecards.com</a>											
Vada Pinson, L OBP: 0.494, SLG: 0.692 (1, 8)	2-1 2B		3-1 2B		2-0 F9		3-1 G3			4 0 2 0 0 0 3												
Frank Robinson, R OBP: 0.384, SLG: 0.600 (1, 7)	0-3 K		3-2 F3		0-0 4-3 1B		0-0 5-3		0-0 5-3	4 0 1 0 0 1 2												
Frank Thomas, R OBP: 0.353, SLG: 0.452 (1, 5)	1-2 F7			0-0 G1-4-3 1B		0-2 F2		1-2 F7		4 0 1 0 0 0 2												
Walt Dropo, R OBP: 0.167, SLG: 0.364 (1, 3)		3-2 6-3		0-1 G1-4-3 1B		1-1 4-3		0-2 6-3		4 0 0 0 0 0 2												
Gus Bell, L OBP: 0.321, SLG: 0.465 (1, 9)		0-2 3-1		0-3 K		0-0 1-3			2-1 4-3	4 0 0 0 0 1 1												
Roy McMillan, R OBP: 0.395, SLG: 0.563 (1, 6)		2-1 FC6-4 1B			0-0 4-3 2B		1-0 E 2B		1-1 5-3	4 1 3 0 0 0 0												
Dutch Dotterer, R OBP: 0.615, SLG: 0.444 (1, 2)		1-1 FC6-4			1-2 4-3		0-0 L4		1-2 1B 1B	4 0 1 0 0 0 3												
Joe Nuxhall, L OBP: 0.429, SLG: 0.429 (1, 1)			0-3 K		0-2 1B		3-2 F8		0-2 1B	2 0 1 0 0 1 0												
Tom Acker, R OBP: 0.687, SLG: 0.500 (7, PH)										0 0 0 0 0 0 0												
Pete Whisenant, R (7, PH)										1 0 0 0 0 0 1												
Don Rudolph, L (8, 1)										0 0 0 0 0 0 0												
Jim Pendleton, R OBP: 1.000, SLG: 1.000 (9, PH)										1 0 1 0 0 0 0												
<b>Inning Stats</b>	R: 0 E: 0 K: 1 S: 10	H: 1 LOB: 1 BB: 0 P: 15	R: 0 E: 0 K: 0 S: 11	H: 1 LOB: 0 BB: 0 P: 17	R: 0 E: 0 K: 1 S: 12	H: 1 LOB: 0 BB: 0 P: 18	R: 0 E: 0 K: 1 S: 6	H: 1 LOB: 0 BB: 0 P: 6	R: 0 E: 0 K: 0 S: 9	H: 2 LOB: 2 BB: 0 P: 13	R: 0 E: 0 K: 0 S: 7	H: 1 LOB: 1 BB: 0 P: 8	R: 1 E: 1 K: 0 S: 10	H: 1 LOB: 1 BB: 0 P: 17	R: 0 E: 0 K: 0 S: 8	H: 0 LOB: 0 BB: 0 P: 9	R: 0 E: 0 K: 0 S: 13	H: 2 LOB: 2 BB: 0 P: 19	1B: 6 2B: 4 3B: 0 HR: 0	SF: 0 SAC: 0 DP: 1 HBP: 0	WP: 0 PB: 0 CS: 0	PA: 37
<b>PITCHER</b>	IP WLS BF H R ER SO BB IBB HBP BLK WP HR S P ERA WHIP											<b>PITCHER</b>	IP WLS BF H R ER SO BB IBB HBP BLK WP HR S P ERA WHIP									
Danny McDevitt, L ERA: 2.76 (1, 1)	9.0 W 37 10 1 0 3 0 0 0 0 0 0 0 86 122 0.00 1.111																					





Batter	1	2	3	4	5	6	7	8	9	AB	R	H	RBI	BB	SO	LOB	TOP					
Jim Gilliam, S OBP: 0.353, SLG: 0.286	5-3		F7		F6		4-3		L9	5	0	0	0	0	0	1						
Charlie Neal, R OBP: 0.378, SLG: 0.402	1-3				4-3		FC6-5 HR		K	4	1	0	0	1	1	1						
Don Demeter, R OBP: 0.365, SLG: 0.620	6-3		F5						K	4	1	1	2	1	1	1						
Carl Furillo, R OBP: 0.344, SLG: 0.367					4-3		FC6-4 BB			3	0	0	0	1	0	1						
Gil Hodges, R OBP: 0.359, SLG: 0.534										4	3	4	2	0	0	0						
Rip Repulski, R OBP: 0.375, SLG: 0.308										4	0	1	1	0	1	2						
Don Zimmer, R OBP: 0.361, SLG: 0.425										4	0	0	0	0	1	3						
Joe Pignatano, R OBP: 0.286, SLG: 0.222										3	0	1	0	1	0	2						
Johnny Podres, L OBP: 0.294, SLG: 0.250										4	0	1	0	0	0	3						
Art Fowler, R OBP: 0.111, SLG: 0.111										0	0	0	0	0	0	0						
<b>Inning Stats</b>	R: 0 E: 0 K: 0 S: 6	H: 0 LOB: 0 BB: 0 P: 10	R: 0 E: 0 K: 2 S: 14	H: 1 LOB: 2 BB: 1 P: 23	R: 0 E: 0 K: 0 S: 5	H: 0 LOB: 1 BB: 1 P: 12	R: 1 E: 0 K: 0 S: 9	H: 2 LOB: 2 BB: 1 P: 15	R: 0 E: 0 K: 0 S: 7	H: 0 LOB: 0 BB: 0 P: 17	R: 1 E: 0 K: 0 S: 7	H: 1 LOB: 0 BB: 0 P: 10	R: 2 E: 0 K: 0 S: 10	H: 2 LOB: 0 BB: 0 P: 14	R: 1 E: 0 K: 0 S: 9	H: 2 LOB: 1 BB: 0 P: 14	R: 0 E: 0 K: 2 S: 11	H: 0 LOB: 0 BB: 0 P: 14	1B: 3 2B: 2 3B: 0 HR: 3	SF: 0 SAC: 0 DP: 0 HBP: 0	WP: 0 PB: 0 SB: 0 CS: 0	PA: 39
<b>PITCHER</b> Warren Spahn, L ERA: 3.25	IP: 9.0 WLS: L BF: 39 H: 8 R: 5 ER: 5 SO: 4 BB: 3 IBB: 1 HBP: 0 BLK: 0 WP: 0 HR: 3 S: 78 P: 129 ERA: 5.00 WHIP: 1.222															<b>PITCHER</b>						

Los Angeles Dodgers @ Milwaukee Braves  
Milwaukee County Stadium, Milwaukee, WI  
Mon May 04 1959, 8:05 PM EDT  
Att: 15,262 - Unknown

AB	35
R	5
H	8
RBI	5
BB	4
SO	4
LOB	14



Batter	1	2	3	4	5	6	7	8	9	AB	R	H	RBI	BB	SO	LOB	BOTTOM					
Johnny O'Brien, R OBP: 0.467, SLG: 0.643										5	1	2	0	0	1	2						
Eddie Mathews, L OBP: 0.400, SLG: 0.747										4	1	1	2	1	0	2						
Hank Aaron, R OBP: 0.481, SLG: 0.934										4	0	1	0	0	1	1						
Joe Adcock, R OBP: 0.429, SLG: 0.552										4	1	1	1	0	1	2						
Andy Patko, R OBP: 0.143, SLG: 0.143										4	0	1	0	0	0	2						
Frank Torre, L OBP: 0.370, SLG: 0.356										4	0	1	0	0	1	1						
Del Crandall, R OBP: 0.296, SLG: 0.377										4	0	1	0	0	0	1						
Johnny Logan, R OBP: 0.329, SLG: 0.295										4	0	3	0	0	0	1						
Warren Spahn, L OBP: 0.316, SLG: 0.267										3	0	1	0	0	2	3						
Stan Lopata, R (9, PH)										0	0	0	0	0	0	0						
Mickey Vernon, L OBP: 0.333, SLG: 0.625										1	0	0	0	0	0	1						
<b>Inning Stats</b>	R: 0 E: 0 K: 1 S: 12	H: 2 LOB: 2 BB: 0 P: 18	R: 0 E: 1 K: 1 S: 8	H: 1 LOB: 1 BB: 0 P: 9	R: 2 E: 0 K: 0 S: 9	H: 3 LOB: 1 BB: 0 P: 16	R: 0 E: 0 K: 0 S: 6	H: 2 LOB: 1 BB: 0 P: 9	R: 0 E: 0 K: 0 S: 4	H: 0 LOB: 0 BB: 1 P: 11	R: 0 E: 0 K: 1 S: 11	H: 2 LOB: 2 BB: 0 P: 17	R: 0 E: 0 K: 1 S: 7	H: 0 LOB: 0 BB: 0 P: 11	R: 1 E: 0 K: 1 S: 9	H: 1 LOB: 1 BB: 0 P: 13	R: 0 E: 0 K: 1 S: 9	H: 1 LOB: 1 BB: 0 P: 14	1B: 10 2B: 0 3B: 0 HR: 2	SF: 0 SAC: 0 DP: 2 HBP: 0	WP: 0 PB: 0 SB: 0 CS: 0	PA: 38
<b>PITCHER</b> Johnny Podres, L ERA: 3.73	IP: 8.0 WLS: W BF: 35 H: 12 R: 3 ER: 3 SO: 5 BB: 1 IBB: 0 HBP: 0 BLK: 0 WP: 0 HR: 2 S: 68 P: 107 ERA: 3.38 WHIP: 1.625															<b>PITCHER</b>						
Art Fowler, R ERA: 3.12	IP: 1.0 WLS: S BF: 3 H: 0 R: 0 ER: 0 SO: 1 BB: 0 IBB: 0 HBP: 0 BLK: 0 WP: 0 HR: 0 S: 7 P: 11 ERA: 0.00 WHIP: 0.000															<b>PITCHER</b>						

Los Angeles Dodgers @ Milwaukee Braves  
Milwaukee County Stadium, Milwaukee, WI  
Mon May 04 1959, 8:05 PM EDT  
Att: 15,262 - Unknown


AB	37
R	3
H	12
RBI	3
BB	1
SO	6
LOB	16










Batter	1	2	3	4	5	6	7	8	9	AB	R	H	RBI	BB	SO	LOB	TOP								
Jim Gilliam, S OBP: 0.349, SLG: 0.269	1-2 4-3		0-3 K		4-1 BB 1B BB	0-0 1B			3-3 K	4	1	1	0	1	2	1	<b>Los Angeles Dodgers @ Milwaukee Braves</b> Milwaukee County Stadium, Milwaukee, WI Wed May 06 1959, 4:33 AM EDT Att: 10,862 - Unknown  <b>AB 30</b> <b>R 4</b> <b>H 5</b> <b>RBI 3</b> <b>BB 7</b> <b>SO 10</b> <b>LOB 13</b> 								
Charlie Neal, R OBP: 0.367, SLG: 0.388	0-2 1B		0-0 FC4		0-0 BB 1B	1-1 F8			1-2 F2	5	1	2	1	0	0	2									
Wally Moon, L OBP: 0.444, SLG: 0.507	3-2 1-3			1-3 K	4-2 1B E				0-0 F7	4	1	0	0	1	1	1									
Don Demeter, R OBP: 0.354, SLG: 0.573	3-2 F6			1-0 HBP	2-1 E7 1B				0-3 K	3	0	1	2	0	1	1									
Ron Fairly, L OBP: 0.392, SLG: 0.457		1-0 G6-4-3 1B		0-3 K	2-1 BB BB				1-3 K	3	0	1	0	1	2	1									
Gil Hodges, R OBP: 0.360, SLG: 0.507		0-0 G6-4-3		2-2 5-3	4-1 BB				4-1 1-4-3 SH3-4 BB	2	0	0	0	2	0	2									
John Roseboro, L OBP: 0.293, SLG: 0.265		1-3 K			0-0 K				0-0 SH3-4	3	0	0	0	0	2	3									
Don Zimmer, R OBP: 0.326, SLG: 0.378			0-0 5-3		1-3 K	0-1 F8			1-0 1-4-3	3	0	0	0	0	1	0									
Norm Larker, L OBP: 0.471, SLG: 0.458					4-2 BB 1B				2-3 K	1	0	0	0	0	0	1									
Bob Lillis, R OBP: 0.167, SLG: 0.167					4-2 BB BB	3-2 4-3			2-3 K	0	0	0	0	0	0	0									
Gene Snyder, R Johnny Klippstein, R Duke Snider, L Art Fowler, R	R: 0 E: 0 K: 0 S: 12	H: 1 LOB: 1 BB: 0 P: 19	R: 0 E: 0 K: 1 S: 5	H: 1 LOB: 0 BB: 0 P: 7	R: 0 E: 0 K: 1 S: 7	H: 0 LOB: 1 BB: 1 P: 11	R: 0 E: 0 K: 2 S: 9	H: 0 LOB: 1 BB: 0 P: 13	R: 4 E: 1 K: 2 S: 27	H: 2 LOB: 3 BB: 5 P: 54	R: 0 E: 0 K: 0 S: 8	H: 1 LOB: 1 BB: 0 P: 12	R: 0 E: 0 K: 2 S: 9	H: 0 LOB: 0 BB: 0 P: 10	R: 0 E: 0 K: 1 S: 6	H: 0 LOB: 1 BB: 1 P: 13	R: 0 E: 0 K: 1 S: 10	H: 0 LOB: 0 BB: 0 P: 15	1B: 5 2B: 0 3B: 0 HR: 0	SF: 0 SAC: 1 DP: 1 HBP: 1	WP: 0 PB: 0 SB: 2 CS: 0	PA: 39			
PITCHER	IP	WLS	BF	H	R	ER	SO	BB	IBB	HBP	BLK	WP	HR	S	P	ERA	WHIP								
Joey Jay, R ERA: 7.31	4.2		22	4	4	4	6	4	0	1	0	0	0	53	86	7.71	1.714								
Bob Buhl, R ERA: 4.15	0.1		3	0	0	0	0	2	0	0	0	0	0	7	18	0.00	6.000								
Juan Pizarro, L ERA: 7.3	1.0		4	1	0	0	0	0	0	0	0	0	0	8	12	0.00	1.000								
Bob Giggie, R ERA: 2.84	2.0	W	7	0	0	0	3	1	0	0	0	0	0	15	23	0.00	0.500								
Bob Trowbridge, R ERA: 2.84	1.0	S	3	0	0	0	1	0	0	0	0	0	0	10	15	0.00	0.000								

Batter	1	2	3	4	5	6	7	8	9	AB	R	H	RBI	BB	SO	LOB	BOTTOM								
Johnny O'Brien, R OBP: 0.360, SLG: 0.500	1-3 K	1-2 L7			3-2 F7	1-0 F2			2-1 G3	3	0	0	0	0	1	2	<b>Los Angeles Dodgers @ Milwaukee Braves</b> Milwaukee County Stadium, Milwaukee, WI Wed May 06 1959, 4:33 AM EDT Att: 10,862 - Unknown  <b>AB 35</b> <b>R 5</b> <b>H 12</b> <b>RBI 4</b> <b>BB 7</b> <b>SO 6</b> <b>LOB 30</b> 								
Eddie Mathews, L OBP: 0.385, SLG: 0.705	3-1 4-3		2-1 G6-4-3 1B		0-3 K		0-0 BB 1B	0-1 E9 1B		5	2	3	1	0	1	1									
Hank Aaron, R OBP: 0.521, SLG: 0.916	4-0 BB		1-0 G6-4-3		1-1 BB 1B		1-2 BB 1B	3-H 4-0 1B IBB		3	1	2	0	2	0	1									
Joe Adcock, R OBP: 0.462, SLG: 0.548	1-2 BB		1-3 K		4-2 BB 1B		4-1 BB 1B	1-0 F2		2	0	1	0	2	1	0									
Bill Bruton, L OBP: 0.381, SLG: 0.629	1-2 1B				1-2 FC6-4 BB		1-2 BB	F2		1	0	0	0	0	0	2									
Stan Lopata, R Wes Covington, L Lew Burdette, R Bob Trowbridge, R	1-1 1-3			1-0 L8	1-2 FC6-4		2-3 K	2-2 K	1-3 2-H 1B	4	0	0	0	0	1	8									
Del Crandall, R OBP: 0.280, SLG: 0.342		3-2 F8		1-0 5-3		4-1 BB	1-1 L5	1-0 L7		4	0	0	0	1	0	5									
Johnny Logan, R OBP: 0.381, SLG: 0.366		0-1 BB 1B		4-1 BB		0-2 BB	1-0 BB			3	1	3	2	1	0	0									
Andy Pafko, R OBP: 0.125, SLG: 0.125		0-0 E6 F8 1B		2-1 L8		2-3 K	2-3 K			4	0	1	0	0	2	5									
Joey Jay, S Bob Buhl, R Felix Mantilla, R	1-1 F8				4-2 BB	2-2 F4		2-1 G3 E 1B		1	0	0	0	0	0	1									
Inning Stats	R: 0 E: 0 K: 1 S: 10	H: 1 LOB: 2 BB: 1 P: 20	R: 1 E: 1 K: 0 S: 13	H: 2 LOB: 1 BB: 0 P: 18	R: 0 E: 0 K: 1 S: 6	H: 1 LOB: 0 BB: 0 P: 10	R: 0 E: 0 K: 0 S: 5	H: 0 LOB: 1 BB: 1 P: 13	R: 0 E: 0 K: 1 S: 16	H: 1 LOB: 2 BB: 2 P: 29	R: 0 E: 0 K: 1 S: 12	H: 1 LOB: 2 BB: 1 P: 21	R: 2 E: 0 K: 2 S: 15	H: 3 LOB: 2 BB: 1 P: 26	R: 2 E: 1 K: 0 S: 12	H: 3 LOB: 2 BB: 1 P: 24	1B: 12 2B: 0 3B: 0 HR: 0	SF: 0 SAC: 0 DP: 1 HBP: 0	WP: 0 PB: 0 SB: 1 CS: 0	PA: 42					
PITCHER	IP	WLS	BF	H	R	ER	SO	BB	IBB	HBP	BLK	WP	HR	S	P	ERA	WHIP								
Gene Snyder, L ERA: 3.86	5.0		25	6	1	0	3	5	0	0	0	0	0	54	98	0.00	2.200								
Johnny Klippstein, R ERA: 6.0	2.0		10	3	2	2	3	1	0	0	0	0	0	23	39	9.00	2.000								
Art Fowler, R ERA: 3.41	1.0	L	7	3	2	2	0	0	1	0	0	0	0	12	24	18.00	3.000								







Batter	1	2	3	4	5	6	7	8	9	AB	R	H	RBI	BB	SO	LOB	TOP			
<b>Solly Drake, S</b> OBP: 0.500, SLG: 0.400 (1, 9)										4	0	2	0	1	2	0	<b>Los Angeles Dodgers @ San Francisco Giants</b> <b>Seals Stadium, San Francisco, CA</b> Fri May 08 1959, 10:05 PM EDT Att: 22,706 - Unknown			
<b>Charlie Neal, R</b> OBP: 0.353, SLG: 0.370 (1, 4)										5	0	0	0	0	0	4				
<b>Don Demeter, R</b> OBP: 0.356, SLG: 0.552 (1, 8)										3	0	0	0	1	0	1				
<b>Rip Repuski, R</b> OBP: 0.350, SLG: 0.294 (1, 7)										4	0	1	0	0	1	3				
<b>Jim Baxes, R</b> OBP: 0.395, SLG: 0.515 (1, 5)										4	0	1	0	0	0	1				
<b>Norm Larker, L</b> OBP: 0.500, SLG: 0.600 (1, 3)										3	1	2	0	0	0	0				
<b>Bob Lillis, R</b> OBP: 0.400, SLG: 0.333 (1, 6)										3	1	2	0	1	0	1				
<b>Joe Pignatano, R</b> OBP: 0.280, SLG: 0.227 (1, 2)										4	1	1	1	0	0	4				
<b>Danny McDevitt, L</b> OBP: 0.125, SLG: 0.250 (1, 1)										3	0	1	2	0	1	3				
<b>Art Fowler, R</b> OBP: 0.111, SLG: 0.111 (6, 1)										0	0	0	0	0	0	0				
<b>Johnny Klippstein, R</b> OBP: 0.362, SLG: 0.281 (7, 1)										0	0	0	0	0	0	0				
<b>Jim Gilliam, S</b> OBP: 0.362, SLG: 0.281 (9, PH)										1	0	0	0	0	0	0				
<b>Inning Stats</b>	R: 0 E: 0 K: 1 S: 7	H: 0 LOB: 0 BB: 0 P: 10	R: 3 E: 0 K: 0 S: 14	H: 5 LOB: 2 BB: 1 P: 24	R: 0 E: 1 K: 0 S: 7	H: 0 LOB: 0 BB: 0 P: 8	R: 0 E: 0 K: 1 S: 7	H: 1 LOB: 1 BB: 0 P: 9	R: 0 E: 0 K: 0 S: 10	H: 2 LOB: 2 BB: 0 P: 13	R: 0 E: 0 K: 2 S: 9	H: 0 LOB: 1 BB: 1 P: 16	R: 0 E: 0 K: 0 S: 9	H: 1 LOB: 0 BB: 1 P: 11	R: 0 E: 0 K: 0 S: 6	H: 0 LOB: 0 BB: 1 P: 12	1B: 9 2B: 1 3B: 0 HR: 0	SF: 0 SAC: 1 DP: 2 HBP: 0	WP: 0 PB: 0 SB: 1 CS: 1	PA: 38
<b>PITCHER</b> <b>Johnny Antonelli, L</b> ERA: 2.67 (1, 1)	IP: 9.0 WLS: W BF: 38 H: 10 R: 3 ER: 3 SO: 4 BB: 3 IBB: 0 HBP: 0 BLK: 0 WP: 0 HR: 0 S: 79 P: 117 ERA: 3.00 WHIP: 1.444															<b>PITCHER</b>				


Batter	1	2	3	4	5	6	7	8	9	AB	R	H	RBI	BB	SO	LOB	BOTTOM			
<b>Jim Davenport, R</b> OBP: 0.301, SLG: 0.361 (1, 5)										5	0	1	0	0	1	2	<b>Los Angeles Dodgers @ San Francisco Giants</b> <b>Seals Stadium, San Francisco, CA</b> Fri May 08 1959, 10:05 PM EDT Att: 22,706 - Unknown			
<b>Jackie Brandt, R</b> OBP: 0.329, SLG: 0.461 (1, 7)										5	2	2	1	0	0	1				
<b>Willie Mays, R</b> OBP: 0.404, SLG: 0.585 (1, 8)										4	4	3	1	1	0	0				
<b>Orlando Cepeda, R</b> OBP: 0.324, SLG: 0.594 (1, 3)										5	1	1	1	0	1	3				
<b>Felipe Alou, R</b> OBP: 0.348, SLG: 0.565 (1, 9)										4	2	1	1	1	2	1				
<b>Daryl Spencer, R</b> OBP: 0.337, SLG: 0.341 (1, 4)										4	0	4	3	0	0	0				
<b>Andre Rodgers, R</b> OBP: 0.328, SLG: 0.414 (1, 6)										1	0	0	1	1	0	1				
<b>Roger McCardell, R</b> OBP: 0.333, SLG: 0.600 (6, PH)										2	0	0	0	0	0	2				
<b>Willie Kirkland, L</b> OBP: 0.333, SLG: 0.600 (7, 2)										0	0	0	0	1	0	0				
<b>Hobie Landrith, L</b> OBP: 0.400, SLG: 0.714 (7, 2)										0	0	0	0	1	0	0				
<b>Johnny Antonelli, L</b> OBP: 0.100, SLG: 0.100 (1, 1)										4	0	0	0	0	2	5				
<b>Inning Stats</b>	R: 0 E: 0 K: 0 S: 7	H: 0 LOB: 0 BB: 0 P: 9	R: 0 E: 0 K: 1 S: 10	H: 1 LOB: 1 BB: 0 P: 15	R: 0 E: 0 K: 1 S: 8	H: 1 LOB: 1 BB: 0 P: 12	R: 1 E: 0 K: 1 S: 12	H: 2 LOB: 2 BB: 1 P: 20	R: 0 E: 0 K: 1 S: 8	H: 0 LOB: 0 BB: 0 P: 14	R: 3 E: 2 K: 1 S: 12	H: 3 LOB: 2 BB: 2 P: 28	R: 3 E: 0 K: 1 S: 10	H: 3 LOB: 2 BB: 2 P: 23	R: 2 E: 0 K: 0 S: 9	H: 2 LOB: 0 BB: 0 P: 18	1B: 6 2B: 4 3B: 0 HR: 2	SF: 1 SAC: 1 DP: 1 HBP: 0	WP: 0 PB: 1 SB: 0 CS: 0	PA: 41
<b>PITCHER</b> <b>Danny McDevitt, L</b> ERA: 3.36 (1, 1)	IP: 5.0 WLS: L BF: 23 H: 4 R: 4 ER: 3 SO: 4 BB: 2 IBB: 0 HBP: 0 BLK: 0 WP: 0 HR: 0 S: 49 P: 81 ERA: 5.40 WHIP: 1.600															<b>PITCHER</b>				
<b>Art Fowler, R</b> ERA: 4.15 (6, 1)	IP: 1.1 WLS: L BF: 10 H: 4 R: 3 ER: 3 SO: 2 BB: 0 IBB: 2 HBP: 0 BLK: 0 WP: 0 HR: 16 S: 32 P: 32 ERA: 20.25 WHIP: 3.000															<b>PITCHER</b>				
<b>Johnny Klippstein, R</b> ERA: 6.46 (7, 1)	IP: 1.2 WLS: L BF: 8 H: 2 R: 2 ER: 2 SO: 0 BB: 1 IBB: 0 HBP: 0 BLK: 0 WP: 0 HR: 2 S: 11 P: 26 ERA: 10.80 WHIP: 1.800															<b>PITCHER</b>				



Batter	1	2	3	4	5	6	7	8	9	10	11	AB	R	H	RBI	BB	SO	LOB	TOP					
Jim Gilliam, S OBP: 0.360, SLG: 0.274	(1,5) G3	(4,0) E S BB		(0,0) F6		(1,2) L9			(1,1) 1-3		(0,1) SH3-4 1B	5	1	1	0	1	0	1						
Charlie Neal, R OBP: 0.355, SLG: 0.372	(1,4) HR	(1,1) 4-3		(0,1) S		(3,1) FC6-4			(1,0) F7		(0,0) SH3-4	5	1	2	0	0	0	2						
Wally Moon, L OBP: 0.420, SLG: 0.471	(1,7) F8			(1,0) F7			(3,2) 5-3		(2,2) F7		(0,1) F8 E 1B	6	0	1	1	0	0	2						
Duke Snider, L OBP: 0.308, SLG: 0.452	(1,9) HR			(0,0) HBP 1B		(0,2) 4-3			(0,3) K		(1,1) BB SH2-4 1B	6	2	3	2	0	1	2						
Norm Larker, L OBP: 0.489, SLG: 0.647	(1,3) HR			(1,1) 1B FC6-4 HBP		(1,0) F5			(3,2) 6-3		(0,1) SH2-4	4	2	1	1	0	0	2						
John Roseboro, L OBP: 0.355, SLG: 0.289	(1,2) 1B			(3,1) FC6-4 1B		(2,3) K			(0,0) B3		(4,0) BB IBB	5	0	2	1	1	1	2						
Ron Fairly, L OBP: 0.582, SLG: 0.429	(1,8) 1-3			(4,0) FC6-4 IBB		(0,0) F7			(2,3) K		(0,3) K	3	0	0	0	1	1	1	AB 44					
Don Demeter, R OBP: 0.352, SLG: 0.546	(9,8) 1-3											1	0	0	0	0	1	2	R 6					
Don Zimmer, R OBP: 0.320, SLG: 0.360																			H 12					
Rip Repulski, R OBP: 0.381, SLG: 0.294																			RBI 6					
Bob Lillis, R OBP: 0.400, SLG: 0.333																			BB 4					
Don Drysdale, R OBP: 0.385, SLG: 0.429																			SO 7					
Dick Gray, R OBP: 0.385, SLG: 0.429																			LOB 22					
Clem Labine, R OBP: 0.352, SLG: 0.546																								
<b>Inning Stats</b>	R: 3 E: 0 K: 0 S: 13	H: 4 LOB: 1 BB: 0 P: 18	R: 0 E: 0 K: 1 S: 9	H: 0 LOB: 1 BB: 1 P: 19	R: 2 E: 0 K: 0 S: 12	H: 2 LOB: 2 BB: 1 P: 23	R: 0 E: 0 K: 0 S: 7	H: 1 LOB: 0 BB: 0 P: 8	R: 0 E: 0 K: 1 S: 5	H: 0 LOB: 0 BB: 0 P: 8	R: 0 E: 0 K: 1 S: 10	H: 0 LOB: 0 BB: 0 P: 15	R: 0 E: 0 K: 2 S: 9	H: 1 LOB: 1 BB: 0 P: 12	R: 0 E: 0 K: 0 S: 7	H: 0 LOB: 0 BB: 0 P: 11	R: 0 E: 0 K: 1 S: 9	H: 1 LOB: 3 BB: 2 P: 17	R: 1 E: 0 K: 0 S: 12	H: 2 LOB: 2 BB: 0 P: 14	1B: 10 2B: 0 3B: 0 HR: 2	SF: 0 SAC: 2 DP: 0 HBP: 1	WP: 0 PB: 0 SB: 2 CS: 0	PA: 51
<b>PITCHER</b>	IP WLS BF H R ER SO BB IBB HBP BLK WP HR S P ERA WHIP																							
Sam Jones, R ERA: 4.95	(1, 1) 2.1 15 6 0 0 1 0 0 0 0 0 0 27 49 19.29 3.000																							
Al Worthington, R ERA: 3.71	(3, 1) 3.2 14 2 0 0 2 0 1 0 0 0 0 0 27 45 0.00 0.545																							
Stu Miller, R ERA: 1.95	(7, 1) 3.0 10 1 0 0 3 0 0 0 0 0 0 0 25 38 0.00 0.333																							
Gordon Jones, R ERA: 1.13	(10, 1) 2.0 L 12 3 1 1 1 1 1 0 0 0 0 0 21 31 4.50 2.000																							

Los Angeles Dodgers @ San Francisco Giants  
Seals Stadium, San Francisco, CA  
Sat May 09 1959, 6:33 AM EDT  
Att: 22,679 - Unknown


livebaseballscores.com  
AB 44  
R 6  
H 12  
RBI 6  
BB 4  
SO 7  
LOB 22



Batter	1	2	3	4	5	6	7	8	9	10	11	AB	R	H	RBI	BB	SO	LOB	BOTTOM							
Jim Davenport, R OBP: 0.287, SLG: 0.343	(1,5) K	(0,0) F3			(1,0) 5-3	(0,0) FC6-4			(0,0) F7			5	0	0	0	0	1	4								
Willie Kirkland, L OBP: 0.369, SLG: 0.588	(1,9) WP 2B BB			(1,0) L8		(2,1) FC1-6 1B			(0,2) K		(0,2) 2H 1B	4	1	2	1	1	1	0								
Willie Mays, R OBP: 0.594, SLG: 0.561	(1,8) 3-1			(1,0) 1B PB HBP		(2,2) FC1-6			(2,1) 1-3		(0,0) F8	4	1	0	0	0	0	3								
Leon Wagner, L OBP: 0.313, SLG: 0.333	(1,7) BLK 2B			(3,1) 1B PB 1B		(0,0) F2			(3,3) K			5	1	2	1	0	2	1								
Orlando Cepeda, R OBP: 0.327, SLG: 0.580	(1,3) BLK BB			(0,1) 1B		(0,1) 2-3			(1,3) K		(1,1) 6-3	4	0	1	1	1	1	0								
Daryl Spencer, R OBP: 0.320, SLG: 0.322	(1,4) 6-3			(3,2) G1-4-6-3		(0,2) F7			(1,2) F2		(3,2) 6-3	5	0	0	0	0	0	3								
Hobie Landrith, L OBP: 0.333, SLG: 0.455				(0,1) 6-3		(4,2) BB 1B BB			(3,2) 6-3			4	1	0	0	1	0	0								
Andre Rodgers, R OBP: 0.347, SLG: 0.419				(0,2) E 1B		(2,0) 5-3			(0,1) SH3 1B 1B			4	1	2	0	1	1	0								
Sam Jones, R ERA: 4.95	(1, 1) 0-1																									
Al Worthington, R ERA: 3.71	(3, 1) 0-1																									
Stu Miller, R ERA: 1.95	(7, 1) 0-1																									
Jackie Brandt, R ERA: 0.333	(8, PH) 0-1																									
Gordon Jones, R ERA: 1.13	(10, 1) 1-2																									
Felipe Alou, R OBP: 0.314, SLG: 0.559	(11, PH) 1-2 2H																									
<b>Inning Stats</b>	R: 1 E: 0 K: 1 S: 12	H: 1 LOB: 2 BB: 2 P: 28	R: 0 E: 0 K: 0 S: 8	H: 1 LOB: 1 BB: 0 P: 8	R: 2 E: 0 K: 0 S: 7	H: 2 LOB: 0 BB: 1 P: 12	R: 0 E: 0 K: 0 S: 4	H: 0 LOB: 0 BB: 0 P: 6	R: 0 E: 0 K: 0 S: 7	H: 1 LOB: 1 BB: 0 P: 12	R: 1 E: 0 K: 0 S: 13	H: 2 LOB: 1 BB: 2 P: 21	R: 0 E: 0 K: 2 S: 8	H: 0 LOB: 0 BB: 0 P: 13	R: 0 E: 0 K: 1 S: 9	H: 0 LOB: 0 BB: 0 P: 14	R: 1 E: 0 K: 0 S: 9	H: 2 LOB: 1 BB: 0 P: 9	R: 0 E: 0 K: 1 S: 10	H: 0 LOB: 0 BB: 0 P: 16	R: 0 E: 0 K: 1 S: 8	H: 0 LOB: 0 BB: 0 P: 13	1B: 7 2B: 1 3B: 0 HR: 0	SF: 0 SAC: 1 DP: 1 HBP: 1	WP: 1 PB: 1 SB: 0 CS: 0	PA: 45
<b>PITCHER</b>	IP WLS BF H R ER SO BB IBB HBP BLK WP HR S P ERA WHIP																									
Don Drysdale, R ERA: 3.6	(1, 1) 9.0 39 8 5 0 4 4 0 0 0 0 0 0 18 29 4.00 1.333																									
Clem Labine, R ERA: 4.43	(10, 1) 2.0 W 6 0 0 0 2 0 0 0 0 0 0 0 0 18 29 0.00 0.000																									

Los Angeles Dodgers @ San Francisco Giants  
Seals Stadium, San Francisco, CA  
Sat May 09 1959, 6:33 AM EDT  
Att: 22,679 - Unknown

livebaseballscores.com  
AB 39  
R 5  
H 8  
RBI 4  
BB 4  
SO 6  
LOB 12





Batter	1	2	3	4	5	6	7	8	9	AB	R	H	RBI	BB	SO	LOB	TOP										
<b>Jim Gilliam, S</b> OBP: 0.367, SLG: 0.288 (1, 9)	2-2 G6-3 1B		3-1 F3			0-0 SF7 SH3-4 1B		1-1 6-3		4	1	2	0	0	0	0	<b>Los Angeles Dodgers @ San Francisco Giants</b> Seals Stadium, San Francisco, CA Sun May 10 1959, 6:33 AM EDT Att: 22,641 - Unknown										
<b>Charlie Neal, R</b> OBP: 0.354, SLG: 0.397 (1, 4)	2-1 G6-3 1-2		2-1 F9			1-0 SH3-4 1-2		0-1 HR		3	1	1	1	0	0	1											
<b>Don Demeter, R</b> OBP: 0.349, SLG: 0.550 (1, 8)	1-2 2B			0-0 6-3		2-0 SF7 2-H		1-1 1-3		3	0	1	1	0	0	0											
<b>Gil Hodges, R</b> OBP: 0.350, SLG: 0.514 (1, 3)	0-1 6-3			1-2 F7		3-1 L5		1-3 K		4	0	0	0	0	1	1											
<b>Rip Repuski, R</b> OBP: 0.440, SLG: 0.500 (1, 7)		4-1 FC4-6 BB		2-2 HR		2-0 FC1-5 SH3-4 1B		2-3 K		3	1	2	1	1	1	0											
<b>Dick Gray, R</b> OBP: 0.357, SLG: 0.391 <b>Ron Fairly, L</b> OBP: 0.375, SLG: 0.420 (8, 9)		0-3 K		1-2 F5		0-0 SH3-4 1-2		1-2 4-3		2	0	0	0	0	1	1											
<b>Bob Lillis, R</b> OBP: 0.286, SLG: 0.231 (1, 6)		1-0 FC4-6 1-2		1-2 F8		0-1 FC1-5 2-3		0-1 1-3		4	0	0	0	0	2												
<b>Joe Pignatano, R</b> OBP: 0.286, SLG: 0.208 (1, 2)		2-0 F3		1-1 6-3		4-0 IBB				2	0	0	0	1	0	1											
<b>Johnny Podres, L</b> OBP: 0.250, SLG: 0.211 <b>Clem Labine, R</b> (8, 1)			0-2 F9		0-1 F5		1-3 K			3	0	0	0	0	1	2											
<b>Inning Stats</b>	R: 0 E: 0 K: 0 S: 11	H: 2 LOB: 1 BB: 0 P: 16	R: 0 E: 0 K: 1 S: 6	H: 0 LOB: 1 BB: 1 P: 13	R: 0 E: 0 K: 0 S: 7	H: 0 LOB: 0 BB: 0 P: 12	R: 1 E: 0 K: 0 S: 11	H: 1 LOB: 0 BB: 0 P: 15	R: 0 E: 0 K: 0 S: 8	H: 0 LOB: 0 BB: 0 P: 10	R: 1 E: 0 K: 0 S: 5	H: 1 LOB: 0 BB: 0 P: 11	R: 0 E: 0 K: 1 S: 7	H: 1 LOB: 2 BB: 1 P: 14	R: 1 E: 0 K: 1 S: 9	H: 1 LOB: 0 BB: 0 P: 12		R: 0 E: 0 K: 1 S: 8	H: 0 LOB: 0 BB: 0 P: 11	1B: 3 2B: 1 3B: 0 HR: 2	SF: 1 SAC: 2 DP: 1 HBP: 0	WP: 0 PB: 0 SB: 1 CS: 0	PA: 34				
<b>PITCHER</b>	IP	WLS	BF	H	R	ER	SO	BB	IBB	HBP	BLK	WP	HR	S	P	ERA	WHIP										
<b>Mike McCormick, L</b> ERA: 4.13 <b>Stu Miller, R</b> ERA: 2.21	(1, 1) (8, 1)	7.0 L	27 27	5 5	2 2	2 2	2 2	1 0	1 0	0 0	0 0	0 0	1 1	55 17	91 23	2.57 4.50	0.857 0.500										

Batter	1	2	3	4	5	6	7	8	9	AB	R	H	RBI	BB	SO	LOB	BOTTOM										
<b>Jim Davenport, R</b> OBP: 0.277, SLG: 0.330 <b>Leon Wagner, L</b> OBP: 0.353, SLG: 0.438 (9, PH)	1-2 L3		0-0 F9	1-2 L9			1-3 K		0-0 2B	4	0	0	0	0	1	3	<b>Los Angeles Dodgers @ San Francisco Giants</b> Seals Stadium, San Francisco, CA Sun May 10 1959, 6:33 AM EDT Att: 22,641 - Unknown										
<b>Jackie Brandt, R</b> OBP: 0.322, SLG: 0.444 (1, 7)	2-1 F4		1-2 BB 1B		0-0 F7			0-0 5-3	2-2 F4	5	0	1	0	0	0	1											
<b>Willie Mays, R</b> OBP: 0.398, SLG: 0.564 (1, 8)	2-0 F6		4-2 BB		0-0 6-3			3-2 HR 2B		3	1	1	0	1	0	0											
<b>Orlando Cepeda, R</b> OBP: 0.315, SLG: 0.558 (1, 3)		0-3 K	2-3 K		1-1 1-3			0-0 5-3		4	0	0	0	0	2	3											
<b>Felipe Alou, R</b> OBP: 0.351, SLG: 0.584 (1, 9)		4-0 BB BB		1-2 5-3		0-0 L6		1-2 HR		3	1	1	2	1	0	0											
<b>Daryl Spencer, R</b> OBP: 0.327, SLG: 0.323 (1, 4)		0-0 F8		2-1 BB 1B 1B		2-3 K		4-2 BB		3	0	1	0	1	1	1											
<b>Andre Rodgers, R</b> OBP: 0.342, SLG: 0.490 (1, 6)		4-2 FC4-6 BB		1-3 K		3-2 F7		2-1 L7		3	0	0	0	1	1	2											
<b>Bob Schmidt, R</b> OBP: 0.314, SLG: 0.365 (1, 2)		0-2 FC4-6 1-2		1-1 BB 1B		0-0 5-3		2-1 F9		4	0	1	0	0	0	2											
<b>Mike McCormick, L</b> OBP: 0.500, SLG: 0.250 <b>Eddie Bressoud, R</b> OBP: 0.300, SLG: 0.188 <b>Stu Miller, R</b> OBP: 0.333, SLG: 0.333 <b>Willie Kirkland, L</b> OBP: 0.357, SLG: 0.571 (9, PH)			1-3 K	4-2 BB 1B		2-2 F8		0-0 L8		1	0	0	0	1	1	0											
<b>Inning Stats</b>	R: 0 E: 0 K: 0 S: 6	H: 0 LOB: 0 BB: 0 P: 11	R: 0 E: 0 K: 1 S: 9	H: 0 LOB: 2 BB: 2 P: 17	R: 0 E: 0 K: 2 S: 13	H: 1 LOB: 2 BB: 1 P: 21	R: 0 E: 0 K: 1 S: 16	H: 2 LOB: 3 BB: 1 P: 26	R: 0 E: 0 K: 0 S: 4	H: 0 LOB: 0 BB: 0 P: 5	R: 0 E: 0 K: 1 S: 7	H: 0 LOB: 0 BB: 0 P: 12	R: 0 E: 0 K: 1 S: 7	H: 0 LOB: 0 BB: 0 P: 10	R: 2 E: 0 K: 0 S: 12	H: 2 LOB: 1 BB: 1 P: 22		R: 0 E: 0 K: 0 S: 9	H: 1 LOB: 1 BB: 0 P: 13	1B: 3 2B: 2 3B: 0 HR: 1	SF: 0 SAC: 0 DP: 0 HBP: 0	WP: 0 PB: 0 SB: 0 CS: 0	PA: 38				
<b>PITCHER</b>	IP	WLS	BF	H	R	ER	SO	BB	IBB	HBP	BLK	WP	HR	S	P	ERA	WHIP										
<b>Johnny Podres, L</b> ERA: 3.51 <b>Clem Labine, R</b> ERA: 4.15	(1, 1) (8, 1)	7.2 S	33 5	5 1	2 0	2 0	0 0	5 0	0 0	0 0	0 0	0 0	1 1	72 11	120 17	0.00 0.750	1.304 0.750										





Batter	1	2	3	4	5	6	7	8	9	AB	R	H	RBI	BB	SO	LOB	TOP								
<b>Richie Ashburn, L</b> OBP: 0.397, SLG: 0.280 (1, 8)	G3 1B 5-3 BB		FC1-5 1B BB		F9 F8			F2		3	2	0	0	2	0	2	<b>Philadelphia Phillies @ Los Angeles Dodgers</b> <b>Los Angeles Memorial Coliseum, Los Angeles, CA</b> Mon May 11 1959, 10:05 PM EDT Att: 13,524 - Unknown								
<b>Granny Hamner, R</b> OBP: 0.322, SLG: 0.418 (1, 6)	5-3 G3 1B		FC1-5 1B FC6-4 2-3F		HR 1B	F6		G4-6-3 BB		4	2	2	0	1	0	2									
<b>Ed Bouchee, L</b> OBP: 0.457, SLG: 0.563 (1, 3)	G3		FC6-4 1B		HR	3-1		G4-6-3 1-2F		5	1	2	3	0	0	3									
<b>Wally Post, R</b> OBP: 0.347, SLG: 0.589 (1, 9)	5-3		FC6-4 1-2F		E BB E	K			L7	4	1	0	2	1	1	2									
<b>Harry Anderson, L</b> OBP: 0.324, SLG: 0.457 (1, 7)	K		K		E 1B BB		K		K	4	1	0	0	1	4	2									
<b>Willie Jones, R</b> OBP: 0.404, SLG: 0.581 (1, 5)		G6-4-3 BB		K	E4 1B E		6-3		BB BB	3	1	0	0	2	1	2									
<b>Sparky Anderson, R</b> OBP: 0.247, SLG: 0.205 <b>Joe Koppe, R</b> OBP: 0.364, SLG: 0.125 (4, PH)	G6-4-3 1-2F			CS BB	E6 1B 1B		1B		BB	1	0	0	0	0	0	1									
<b>Carl Sawatski, L</b> OBP: 0.429, SLG: 0.542 (1, 2)	F8		K		1-2 2-3 3-H		F6		F4	5	0	1	2	0	1	4									
<b>Jim Owens, R</b> OBP: 0.188, SLG: 0.133 <b>Jack Meyer, R</b> OBP: 0.330, SLG: 0.333 <b>Turk Farrell, R</b> OBP: 0.286, SLG: 0.231 <b>Gene Fresse, R</b> OBP: 0.286, SLG: 0.231 <b>Jim Hearn, R</b> OBP: 0.194, SLG: 0.136 (1, 1)			FC1-5 BB		4-3			HR		2	0	1	1	1	0	0									
<b>Inning Stats</b>	R: 1 E: 0 K: 1 S: 14	H: 1 LOB: 1 BB: 1 P: 22	R: 0 E: 0 K: 0 S: 7	H: 0 LOB: 0 BB: 1 P: 13	R: 2 E: 0 K: 1 S: 16	H: 1 LOB: 1 BB: 2 P: 28	R: 0 E: 0 K: 2 S: 6	H: 0 LOB: 1 BB: 1 P: 14	R: 6 E: 2 K: 0 S: 20	H: 4 LOB: 2 BB: 2 P: 31	R: 0 E: 0 K: 1 S: 6	H: 0 LOB: 0 BB: 0 P: 8	R: 0 E: 0 K: 1 S: 9	H: 1 LOB: 1 BB: 0 P: 13	R: 1 E: 0 K: 0 S: 5	H: 1 LOB: 0 BB: 1 P: 9		R: 0 E: 0 K: 1 S: 10	H: 0 LOB: 2 BB: 2 P: 21	1B: 6 2B: 1 3B: 0 HR: 2	SF: 0 SAC: 0 DP: 3 HBP: 0	WP: 0 PB: 0 SB: 0 CS: 1	PA: 44		
<b>PITCHER</b>	IP	WLS	BF	H	R	ER	SO	BB	IBB	HBP	BLK	WP	HR	S	P	ERA	WHIP								
<b>Stan Williams, R</b> ERA: 5.34 (1, 1)	4.2		23	4	7	5	4	7	0	0	0	0	1	53	96	9.64	2.357								
<b>Carl Erskine, R</b> ERA: 8.44 (5, 1)	1.1		8	2	2	0	1	0	0	0	0	0	0	16	20	0.00	1.500								
<b>Art Fowler, R</b> ERA: 4.05 (7, 1)	3.0	W	13	2	1	1	2	3	0	0	0	0	1	24	43	3.00	1.667								

AB	34
R	10
H	8
RBI	9
BB	10
SO	7
LOB	20



Batter	1	2	3	4	5	6	7	8	9	AB	R	H	RBI	BB	SO	LOB	BOTTOM								
<b>Jim Gilliam, S</b> OBP: 0.381, SLG: 0.300 (1, 5)	6-3		F9		BB 1B BB	E BB	CS 1B			4	2	2	1	1	0	1	<b>Philadelphia Phillies @ Los Angeles Dodgers</b> <b>Los Angeles Memorial Coliseum, Los Angeles, CA</b> Mon May 11 1959, 10:05 PM EDT Att: 13,524 - Unknown								
<b>Charlie Neal, R</b> OBP: 0.364, SLG: 0.400 (1, 4)	F3			BB 1B BB	BB BB SF8 1B	E7 1B 1B	CS 1B	F8		4	3	2	1	1	0	0									
<b>Wally Moon, L</b> OBP: 0.419, SLG: 0.455 (1, 7)	4-3			1B 1B BB	SF8 1B BB	4-3		4-3		3	2	0	0	2	0	1									
<b>Duke Snider, L</b> OBP: 0.314, SLG: 0.439 (1, 9)	4-3			1B 1B BB	1B 1B BB	F7		F5		4	1	1	2	1	0	1									
<b>Don Demeter, R</b> OBP: 0.391, SLG: 0.558 (1, 8)	4-3			K	SF8			SH3-4 1B 2B		4	1	2	2	0	1	2									
<b>Gil Hodges, R</b> OBP: 0.353, SLG: 0.500 (1, 3)	K			1B 1B BB	K	K		1B SH3-4 BB		4	0	1	0	1	3	3									
<b>John Roseboro, L</b> OBP: 0.348, SLG: 0.304 (1, 2)				BB	1-3 2-H 3-H	1B		SH3-4		3	0	2	3	1	1	0									
<b>Don Zimmer, R</b> OBP: 0.327, SLG: 0.352 <b>Rip Repulski, R</b> OBP: 0.462, SLG: 0.500 <b>Bob Lillis, R</b> OBP: 0.286, SLG: 0.231 (1, 6)				F5	F5			1B IBB		2	1	0	0	2	0	3									
<b>Stan Williams, R</b> OBP: 0.167, SLG: 0.091 <b>Carl Erskine, R</b> (5, 1)				K	G3			1B IBB		0	0	0	0	0	0	0									
<b>Ron Fairly, L</b> OBP: 0.386, SLG: 0.451 <b>Art Fowler, R</b> OBP: 0.111, SLG: 0.111 <b>Norm Larker, L</b> OBP: 0.500, SLG: 0.657 (6, PH)						E 2B		1-2 2-3 3-H	1B	1	1	1	0	0	0	0									
<b>Inning Stats</b>	R: 0 E: 0 K: 0 S: 6	H: 0 LOB: 0 BB: 0 P: 13	R: 0 E: 0 K: 1 S: 6	H: 0 LOB: 0 BB: 0 P: 10	R: 0 E: 0 K: 1 S: 7	H: 0 LOB: 1 BB: 1 P: 14	R: 3 E: 0 K: 1 S: 18	H: 3 LOB: 2 BB: 3 P: 38	R: 3 E: 1 K: 1 S: 21	H: 3 LOB: 1 BB: 2 P: 49	R: 3 E: 1 K: 1 S: 21	H: 3 LOB: 0 BB: 1 P: 32	R: 1 E: 0 K: 1 S: 7	H: 1 LOB: 0 BB: 1 P: 15	R: 0 E: 0 K: 0 S: 6	H: 0 LOB: 0 BB: 0 P: 10	R: 0 E: 0 K: 0 S: 5	H: 2 LOB: 3 BB: 2 P: 15	1B: 10 2B: 2 3B: 0 HR: 0	SF: 1 SAC: 2 DP: 0 HBP: 0	WP: 0 PB: 0 SB: 0 CS: 1	PA: 46			
<b>PITCHER</b>	IP	WLS	BF	H	R	ER	SO	BB	IBB	HBP	BLK	WP	HR	S	P	ERA	WHIP								
<b>Jim Owens, R</b> ERA: 3.82 (1, 1)	4.0		20	5	5	5	3	3	0	0	0	0	0	4	12	11.25	2.000								
<b>Jack Meyer, R</b> ERA: 6.75 (5, 1)	0.0		2	0	0	0	0	2	0	0	0	0	0	4	12	∞	∞								
<b>Turk Farrell, R</b> ERA: 4.82 (5, 1)	3.0		15	5	5	5	3	2	0	0	0	0	0	44	72	15.00	2.333								
<b>Jim Hearn, R</b> ERA: 7.94 (8, 1)	1.1	L	7	1	1	1	0	1	1	0	0	0	0	10	23	6.75	1.500								
<b>Ray Semproch, R</b> ERA: 4.41 (9, 1)	0.0		1	1	0	0	0	0	0	0	0	0	0	1	2	∞	∞								





Batter	1	2	3	4	5	6	7	8	9	AB	R	H	RBI	BB	SO	LOB	TOP					
<b>Richie Ashburn, L</b> (1, 8) OBP: 0.375, SLG: 0.269	0-0 5-3			1-1 4-3		1-1 6-3		3-2 3-1		4	0	0	0	0	0	1	Philadelphia Phillies @ Los Angeles Dodgers Los Angeles Memorial Coliseum, Los Angeles, CA Tue May 12 1959, 10:05 PM EDT Att: 12,562 - Unknown <a href="http://livebaseballscorecards.com">livebaseballscorecards.com</a>					
<b>Joe Koppe, R</b> (1, 6) OBP: 0.297, SLG: 0.083 (8, 4)	2-2 F3			0-1 L9			1-2 6-3		0-3 K	4	0	0	0	0	1	0						
<b>Ed Bouchee, L</b> (1, 3) OBP: 0.450, SLG: 0.560	2-3 K			0-2 2B			1-3 K		3-1 4-3	4	0	1	0	0	2	0						
<b>Wally Post, R</b> (1, 9) OBP: 0.352, SLG: 0.586		1-0 F5		1-1 F8			1-2 1B		3-2 1B	4	0	2	0	0	0	1						
<b>Bob Bowman, R</b> (1, 7) OBP: 0.240, SLG: 0.333		2-0 L7			1-1 6-3		0-0 F8		3-3 K	4	0	0	0	0	1	2						
<b>Willie Jones, R</b> (1, 5) OBP: 0.402, SLG: 0.607		2-1 5-3			1-0 F9			0-0 HR		3	1	1	1	0	0	0						
<b>Sparky Anderson, R</b> (1, 4) OBP: 0.241, SLG: 0.200 <b>Gene Freese, R</b> (8, PH) OBP: 0.278, SLG: 0.800 <b>Jack Meyer, R</b> (8, 1) OBP: 0.333, SLG: 0.333			1-1 5-3		2-3 K			3-3 K		2	0	0	0	0	1	0						
<b>Jim Hegan, R</b> (1, 2) OBP: 0.156, SLG: 0.139			1-0 6-3		0-0 F8			1-1 6-3		3	0	0	0	0	0	0						
<b>Gene Conley, R</b> (1, 1) OBP: 0.222, SLG: 0.222 <b>Granny Hamner, R</b> (8, PH) OBP: 0.333, SLG: 0.429 <b>Chico Fernandez, R</b> (8, PR) OBP: 0.346, SLG: 0.391 (8, 6)			0-0 5-3		0-2 5-3			1-0 1B		2	0	0	0	0	0	0						
<b>Inning Stats</b>	R: 0 E: 0 K: 1 S: 8	H: 0 LOB: 0 BB: 0 P: 12	R: 0 E: 0 K: 0 S: 4	H: 0 LOB: 0 BB: 0 P: 9	R: 0 E: 0 K: 0 S: 4	H: 0 LOB: 0 BB: 0 P: 6	R: 0 E: 0 K: 0 S: 9	H: 1 LOB: 1 BB: 0 P: 11	R: 0 E: 0 K: 1 S: 7	H: 0 LOB: 0 BB: 0 P: 11	R: 0 E: 0 K: 0 S: 6	H: 0 LOB: 0 BB: 0 P: 7	R: 0 E: 0 K: 1 S: 11	H: 1 LOB: 1 BB: 0 P: 14	R: 1 E: 0 K: 1 S: 10	H: 2 LOB: 1 BB: 0 P: 18		R: 0 E: 0 K: 2 S: 12	H: 1 LOB: 1 BB: 0 P: 21	1B: 3 2B: 1 3B: 0 HR: 1	SF: 0 SAC: 0 DP: 0 HBP: 0	WP: 0 PB: 0 SB: 0 CS: 0
<b>PITCHER</b> <b>Danny McDevitt, L</b> (1, 1) ERA: 2.67	IP: 9.0 WLS: W BF: 32	H: 5 R: 1 ER: 1 SO: 6	BB: 0 IBB: 0 HBP: 0 BLK: 0	WP: 0 HR: 1 S: 71 P: 109	ERA: 1.00 WHIP: 0.556																	

Batter	1	2	3	4	5	6	7	8	9	AB	R	H	RBI	BB	SO	LOB	BOTTOM					
<b>Jim Gilliam, S</b> (1, 5) OBP: 0.375, SLG: 0.288	1-3 K		0-0 4-3		4-2 E BB		1-1 F3			3	0	0	0	1	1	0	Philadelphia Phillies @ Los Angeles Dodgers Los Angeles Memorial Coliseum, Los Angeles, CA Tue May 12 1959, 10:05 PM EDT Att: 12,562 - Unknown <a href="http://livebaseballscorecards.com">livebaseballscorecards.com</a>					
<b>Charlie Neal, R</b> (1, 4) OBP: 0.368, SLG: 0.398	0-0 CS 1B			1-3 K2-3	1-0 E6			4-1 SH1-4 BB		3	1	1	0	1	1	2						
<b>Wally Moon, L</b> (1, 7) OBP: 0.407, SLG: 0.440	2-2 4-3			0-1 F8	3-1 3-1			2-0 SH1-4		3	0	0	0	0	0	4						
<b>Duke Snider, L</b> (1, 9) OBP: 0.311, SLG: 0.429		1-3 K		1-0 4-3		1-0 F8		1-0 CS 1B		4	0	1	1	0	1	0						
<b>Don Demeter, R</b> (1, 8) OBP: 0.347, SLG: 0.546		1-1 1B 1B			0-1 6-3	2-1 6-3		1-3 K		4	0	1	0	0	1	1						
<b>Norm Larker, L</b> (1, 3) OBP: 0.531, SLG: 0.711		0-0 7-2-4 1B			1-2 1B 2B	0-1 1B		3-2 CS		3	1	3	0	0	0	0						
<b>John Roseboro, L</b> (1, 2) OBP: 0.337, SLG: 0.293		3-1 7-2-4			0-0 F6	0-1 F9				3	0	0	0	0	0	4						
<b>Don Zimmer, R</b> (1, 6) OBP: 0.327, SLG: 0.344			3-3 K		4-0 1B E IBB		2-3 K			2	1	0	0	1	2	0						
<b>Danny McDevitt, L</b> (1, 1) OBP: 0.182, SLG: 0.273			2-1 F7		0-1 E BB 1B		0-0 G3			3	0	1	1	0	0	0						
<b>Inning Stats</b>	R: 0 E: 0 K: 1 S: 9	H: 1 LOB: 0 BB: 0 P: 12	R: 0 E: 0 K: 1 S: 8	H: 2 LOB: 1 BB: 0 P: 13	R: 0 E: 0 K: 1 S: 7	H: 0 LOB: 0 BB: 0 P: 12	R: 0 E: 0 K: 1 S: 6	H: 0 LOB: 0 BB: 0 P: 8	R: 2 E: 1 K: 0 S: 12	H: 2 LOB: 3 BB: 2 P: 23	R: 0 E: 0 K: 0 S: 7	H: 1 LOB: 1 BB: 0 P: 10	R: 0 E: 0 K: 1 S: 7	H: 0 LOB: 0 BB: 0 P: 10	R: 1 E: 0 K: 1 S: 9	H: 1 LOB: 0 BB: 1 P: 20		R: 0 E: 0 K: 1 S: 12	H: 1 LOB: 0 BB: 1 P: 21	1B: 6 2B: 2 3B: 0 HR: 0	SF: 0 SAC: 1 DP: 1 HBP: 0	WP: 0 PB: 0 SB: 0 CS: 2
<b>PITCHER</b> <b>Gene Conley, R</b> (1, 1) ERA: 1.0 <b>Jack Meyer, R</b> (8, 1) ERA: 6.89	IP: 7.0 WLS: L BF: 28	H: 6 R: 2 ER: 1 SO: 5	BB: 1 IBB: 0 HBP: 0 BLK: 0	WP: 0 HR: 0 S: 56 P: 88	ERA: 1.29 WHIP: 1.000																	



Batter	1	2	3	4	5	6	7	8	9	AB	R	H	RBI	BB	SO	LOB	TOP					
<b>Don Hoak, R</b> (1, 5) OBP: 0.349, SLG: 0.302	4-2 BB		4-2 BB		4-1 1B 2B BB		0-1 4-3		4-1 BB	1	1	0	0	4	0	0	<b>Pittsburgh Pirates @ Los Angeles Dodgers</b> <b>Los Angeles Memorial Coliseum, Los Angeles, CA</b> Wed May 13 1959, 10:05 PM EDT Att: 16,718 - Unknown					
<b>Roberto Clemente, R</b> (1, 9) OBP: 0.279, SLG: 0.352	1-2 F5		0-1 5-3		0-1 1-3 2B 1B		0-3 K		3-2 4-3	5	1	1	1	0	1	3						
<b>Roman Mejias, R</b> (9, 9) OBP: 0.291, SLG: 0.208									1-2	0	0	0	0	0	0	0						
<b>Smoky Burgess, L</b> (1, 2) OBP: 0.473, SLG: 0.763	0-1 F7				0-1 G3-6-3 1B		0-1 1-3 2B		0-1 HR 1B	4	0	3	2	0	0	1						
<b>Dick Schofield, S</b> (6, PR) OBP: 0.500, SLG: 0.500					1-3 3-H 2B				F8	0	1	0	0	0	0	0						
<b>Hank Foiles, R</b> (8, 2) OBP: 0.261, SLG: 0.379					0-0 1-2 3-H 2B				1-1	1	0	0	0	0	0	1						
<b>Dick Stuart, R</b> (1, 3) OBP: 0.379, SLG: 0.605					0-0 E5				3-3	5	1	1	2	0	3	4						
<b>Bob Skinner, L</b> (1, 7) OBP: 0.267, SLG: 0.345		0-0 F7			0-0 G3-6-3				1-2	4	1	1	0	0	0	2						
<b>Bill Mazerowski, R</b> (1, 4) OBP: 0.250, SLG: 0.313		1-0 6-3			2-1 1-3				1-1	4	0	1	1	0	0	1						
<b>Dick Groat, R</b> (1, 6) OBP: 0.322, SLG: 0.333		1-0 4-3			1-1 2-3				0-0	4	0	1	0	0	0	2						
<b>Bill Virdon, L</b> (1, 8) OBP: 0.263, SLG: 0.325			0-1 L7		2-2 L3 1B 2B				2-3	4	1	1	0	0	1	3						
<b>Ron Kline, R</b> (1, 1)			0-3 K		0-0 L3				1-2	2	0	0	0	0	1	1						
<b>Rocky Nelson, L</b> (7, PH) OBP: 0.294, SLG: 0.333					2-3				4-1	1	0	0	0	0	0	0						
<b>Roy Face, R</b> (7, 1) OBP: 0.250, SLG: 0.250									1-3	1	0	0	0	0	0	2						
<b>Inning Stats</b>	R: 0 E: 0 K: 1 S: 11	H: 0 LOB: 1 BB: 1 P: 16	R: 0 E: 0 K: 0 S: 3	H: 0 LOB: 0 BB: 0 P: 5	R: 0 E: 0 K: 1 S: 9	H: 0 LOB: 1 BB: 1 P: 13	R: 0 E: 1 K: 0 S: 6	H: 1 LOB: 1 BB: 0 P: 8	R: 3 E: 0 K: 1 S: 13	H: 3 LOB: 1 BB: 1 P: 20	R: 0 E: 0 K: 0 S: 6	H: 1 LOB: 1 BB: 0 P: 8	R: 0 E: 0 K: 1 S: 7	H: 0 LOB: 0 BB: 0 P: 7	R: 3 E: 0 K: 1 S: 18	H: 4 LOB: 2 BB: 0 P: 23	R: 0 E: 0 K: 1 S: 10	H: 0 LOB: 1 BB: 1 P: 21	1B: 5 2B: 3 3B: 0 HR: 1	SF: 0 SAC: 0 DP: 1 HBP: 0	WP: 0 PB: 0 SB: 0 CS: 0	PA: 40
<b>PITCHER</b>	IP	WLS	BF	H	R	ER	SO	BB	IBB	HBP	BLK	WP	HR	S	P	ERA	WHIP					
<b>Don Drysdale, R</b> (1, 1) ERA: 4.03	7.0	L	32	8	6	6	4	3	0	0	0	0	1	62	85	7.71	1.571					
<b>Clem Labine, R</b> (8, 1) ERA: 3.6	2.0		8	1	0	0	2	1	0	0	0	0	0	21	36	0.00	1.000					

Batter	1	2	3	4	5	6	7	8	9	AB	R	H	RBI	BB	SO	LOB	BOTTOM					
<b>Jim Gilliam, S</b> (1, 5) OBP: 0.376, SLG: 0.321	0-0 4-3 2B		2-1 4-3		0-2 4-3		0-0 2B		0-2 F5	5	0	2	0	0	0	2	<b>Pittsburgh Pirates @ Los Angeles Dodgers</b> <b>Los Angeles Memorial Coliseum, Los Angeles, CA</b> Wed May 13 1959, 10:05 PM EDT Att: 16,718 - Unknown					
<b>Charlie Neal, R</b> (1, 4) OBP: 0.362, SLG: 0.386	0-0 4-3				4-2 FC1-5 HBP BB		0-1 L1-3		0-0 F7	4	0	0	0	1	0	4						
<b>Wally Moon, L</b> (1, 7) OBP: 0.416, SLG: 0.436	4-0 G3-6-3 BB				1-0 FC1-5 1B HBP		0-0 F8		0-1 1B	3	1	1	0	1	1	2						
<b>Duke Snider, L</b> (1, 9) OBP: 0.299, SLG: 0.411	2-0 G3-6-3				0-1 FC1-5 1B				2-1	3	1	0	0	0	0	4						
<b>Ron Fairly, L</b> (8, 9) OBP: 0.397, SLG: 0.462	1-2 2-3				1-2 2-3 E				1-2	1	0	1	0	0	0	0						
<b>Don Demeter, R</b> (1, 8) OBP: 0.344, SLG: 0.563			0-3 K		0-3 K				1-3	4	1	1	1	0	3	4						
<b>Norm Larker, L</b> (1, 3) OBP: 0.509, SLG: 0.667			2-2 F5		3-1 E8				2-3	4	1	1	1	0	1	2						
<b>John Roseboro, L</b> (1, 2) OBP: 0.333, SLG: 0.289			1-2 F7		4-1 WP BB BB				0-0 F6	1	0	0	0	0	0	0						
<b>Joe Pignatano, R</b> (3, 2) OBP: 0.290, SLG: 0.192										2	0	0	0	1	0	2						
<b>Don Zimmer, R</b> (1, 6) OBP: 0.333, SLG: 0.337			3-1 F8		4-2 1-3 BB				4-2	2	0	0	0	2	1	0						
<b>Don Drysdale, R</b> (1, 1) OBP: 0.208, SLG: 0.304			3-3 K		3-3 3-H BB				4-2	3	0	0	0	0	3	2						
<b>Clem Labine, R</b> (8, 1)										0	0	0	0	0	0	0						
<b>Gil Hodges, R</b> (9, PH) OBP: 0.360, SLG: 0.500										0	0	0	0	1	0	0						
<b>Bob Lillis, R</b> (9, PR) OBP: 0.286, SLG: 0.231									1-2	0	0	0	0	0	0	0						
<b>Inning Stats</b>	R: 0 E: 0 K: 0 S: 3	H: 1 LOB: 1 BB: 1 P: 9	R: 0 E: 0 K: 1 S: 11	H: 0 LOB: 0 BB: 0 P: 14	R: 0 E: 0 K: 1 S: 7	H: 0 LOB: 0 BB: 0 P: 15	R: 3 E: 1 K: 2 S: 18	H: 1 LOB: 2 BB: 3 P: 35	R: 0 E: 0 K: 0 S: 6	H: 0 LOB: 0 BB: 0 P: 6	R: 1 E: 0 K: 0 S: 7	H: 1 LOB: 0 BB: 0 P: 11	R: 0 E: 0 K: 2 S: 11	H: 1 LOB: 1 BB: 0 P: 13	R: 0 E: 0 K: 2 S: 11	H: 2 LOB: 2 BB: 0 P: 16	R: 0 E: 0 K: 1 S: 15	H: 0 LOB: 2 BB: 2 P: 24	1B: 3 2B: 2 3B: 0 HR: 1	SF: 0 SAC: 0 DP: 1 HBP: 1	WP: 1 PB: 0 SB: 0 CS: 0	PA: 39
<b>PITCHER</b>	IP	WLS	BF	H	R	ER	SO	BB	IBB	HBP	BLK	WP	HR	S	P	ERA	WHIP					
<b>Ron Kline, R</b> (1, 1) ERA: 2.74	6.0		25	3	4	2	4	4	0	1	0	0	0	52	90	3.00	1.167					
<b>Roy Face, R</b> (7, 1) ERA: 1.96	3.0	W	14	3	0	0	5	2	0	0	0	0	0	37	53	0.00	1.667					





Batter	1	2	3	4	5	6	7	8	9	AB	R	H	RBI	BB	SO	LOB	TOP								
<b>Don Hoak, R</b> OBP: 0.358, SLG: 0.318 (1, 5)	E5 FC1-6		0-1 1-2 1B	1-0 1-3 1B		0-0 F9		4-2 S BB		4	2	2	0	1	0	1	<b>Pittsburgh Pirates @ Los Angeles Dodgers</b> Los Angeles Memorial Coliseum, Los Angeles, CA Thu May 14 1959, 10:05 PM EDT Att: 15,416 - Unknown								
<b>Roberto Clemente, R</b> OBP: 0.294, SLG: 0.354 (1, 9)	FC1-6 1B		0-0 5-3	1-0 1-3 HR		0-0 1-3 1B		2-1 1-3		5	1	2	2	0	0	4									
<b>Roman Mejias, R</b> OBP: 0.300, SLG: 0.283 (1, 8)	1-2 1B		0-2 6-3	2-H 3-H HR		1-0 F9			1-2 F8	5	1	2	3	0	0	3									
<b>Dick Stuart, R</b> OBP: 0.380, SLG: 0.628 (1, 3)	1-3 K		3-H 3-2 FC5 1B	1-3 K			1-1 5-3		1-1 HR	5	1	2	2	0	2	2									
<b>Rocky Nelson, L</b> OBP: 0.294, SLG: 0.333 (9, 3)	1-2 K		2-H 2-3 1B							0	0	0	0	0	0	0									
<b>Bob Skinner, L</b> OBP: 0.263, SLG: 0.337 (1, 7)	3-3 K		3-2 1-2 1B		0-3 K		0-0 6-3		0-0 6-3	5	0	1	0	0	2	2									
<b>Bill Mazerowski, R</b> OBP: 0.256, SLG: 0.311 (1, 4)		0-0 F6	1-1 FC5		3-2 CS 1B		4-2 BB		0-0 6-3	4	0	1	0	1	0	2									
<b>Dick Groat, R</b> OBP: 0.311, SLG: 0.321 (1, 6)		1-1 6-3		1-0 F8	2-2 F8		0-1 5-3			4	0	0	0	0	0	2									
<b>Hank Foiles, R</b> OBP: 0.278, SLG: 0.364 (1, 2)		0-0 5-3		1-1 4-3		0-0 1B		1-3 K		4	0	1	0	0	1	0									
<b>Bob Friend, R</b> OBP: 0.267, SLG: 0.214 (1, 1)			1-0 5-3 1B	4-0 2B 1B BB		0-0 B3		2-1 6-3		3	2	1	0	1	0	1									
<b>Roy Face, R</b> OBP: 0.250, SLG: 0.250 (8, 1)										0	0	0	0	0	0	0									
<b>Inning Stats</b>	R: 0 E: 1 K: 2 S: 9	H: 1 LOB: 2 BB: 0 P: 13	R: 0 E: 0 K: 0 S: 4	H: 0 LOB: 0 BB: 0 P: 5	R: 2 E: 0 K: 0 S: 18	H: 4 LOB: 2 BB: 0 P: 26	R: 4 E: 0 K: 1 S: 9	H: 3 LOB: 0 BB: 1 P: 18	R: 0 E: 0 K: 0 S: 10	H: 1 LOB: 0 BB: 0 P: 14	R: 0 E: 0 K: 0 S: 5	H: 2 LOB: 2 BB: 0 P: 6	R: 0 E: 0 K: 0 S: 7	H: 0 LOB: 1 BB: 1 P: 12	R: 0 E: 0 K: 1 S: 9	H: 0 LOB: 1 BB: 1 P: 18	R: 1 E: 0 K: 0 S: 7	H: 1 LOB: 0 BB: 0 P: 9	1B: 9 2B: 1 3B: 0 HR: 2	SF: 0 SAC: 0 DP: 0 HBP: 0	WP: 0 PB: 0 SB: 1 CS: 1	PA: 42			
<b>PITCHER</b>	IP	WLS	BF	H	R	ER	SO	BB	IBB	HBP	BLK	WP	HR	S	P	ERA	WHIP								
<b>Johnny Podres, L</b> ERA: 4.13 (1, 1)	3.2		20	7	5	5	2	1	0	0	0	0	0	36	57	12.27	2.182								
<b>Johnny Klippstein, R</b> ERA: 5.66 (4, 1)	3.1		14	4	1	1	2	1	0	0	0	0	1	26	37	2.70	1.500								
<b>Art Fowler, R</b> ERA: 3.93 (8, 1)	1.0		4	0	0	0	1	1	0	0	0	0	0	9	18	0.00	1.000								
<b>Clem Labine, R</b> ERA: 4.01 (9, 1)	1.0	L	4	1	1	1	0	0	0	0	0	0	1	7	9	9.00	1.000								

Batter	1	2	3	4	5	6	7	8	9	AB	R	H	RBI	BB	SO	LOB	BOTTOM								
<b>Jim Gilliam, S</b> OBP: 0.408, SLG: 0.338 (1, 5)	4-2 2B BB				1-2 1B		0-2 3-1 1B	4-2 1B BB		2	1	2	0	3	0	0	<b>Pittsburgh Pirates @ Los Angeles Dodgers</b> Los Angeles Memorial Coliseum, Los Angeles, CA Thu May 14 1959, 10:05 PM EDT Att: 15,416 - Unknown								
<b>Charlie Neal, R</b> OBP: 0.349, SLG: 0.374 (1, 4)	1-2 2-3		1-0 4-3		0-1 L6		0-0 SF9	2-3 K		4	0	0	1	0	1	7									
<b>Wally Moon, L</b> OBP: 0.407, SLG: 0.424 (1, 7)	0-1 5-3		2-1 G3		0-2 F9		3-1 3-1	3-2 FC6-4 1B		5	0	1	2	0	0	3									
<b>Don Demeter, R</b> OBP: 0.346, SLG: 0.564 (1, 8)	0-0 2H 2B		1-2 6-3		0-1 E 1B		1-3 K	0-1 FC6-4		5	0	2	1	0	1	5									
<b>Norm Larker, L</b> OBP: 0.483, SLG: 0.617 (1, 3)	0-0 6-3		1-2 1B		0-0 F8		1-0 F8	1-3 K		5	0	1	0	0	1	2									
<b>Ron Fairly, L</b> OBP: 0.397, SLG: 0.446 (1, 9)		4-2 FC5-4 BB	0-0 F8		2-2 FC4 G6-4-3		0-0 FC4	2-1 5-3		4	1	1	0	1	0	2									
<b>Don Zimmer, R</b> OBP: 0.325, SLG: 0.327 (1, 6)		2-2 FC5-4		0-3 K		0-1 G6-4-3		1-0 2B 1B		3	0	0	0	0	1	3									
<b>Duke Snider, L</b> OBP: 0.308, SLG: 0.432 (8, PH)		1-2 FC1-6-2						1-0 1B 2B		1	0	1	1	0	0	0									
<b>Bob Lillis, R</b> OBP: 0.288, SLG: 0.231 (8, PR)		1-2 FC1-6-2						1-0 1B 2B		0	1	0	0	0	0	0									
<b>Gil Hodges, R</b> OBP: 0.356, SLG: 0.494 (9, PH)		2-2 FC1-6-2						1-0 1B 2B		1	0	0	0	0	1	0									
<b>Joe Pignatano, R</b> OBP: 0.343, SLG: 0.276 (1, 2)		2-2 FC1-6-2		2-2 5-3			4-2 1B 1B SF9 BB	0-0 1B 1B		3	2	2	0	1	0	0									
<b>Johnny Podres, L</b> OBP: 0.238, SLG: 0.292 (11, 1)		2-0 FC1-6-2		0-0 5-3			2-2 1B 1B	0-1 1B 1B		1	0	0	0	0	0	2									
<b>Dick Gray, R</b> OBP: 0.228, SLG: 0.211 (7, PH)		1-3 FC1-6-2					3-1 1B	1-3 BB		1	0	0	0	0	0	0									
<b>Art Fowler, R</b> OBP: 0.287, SLG: 0.214 (8, 1)		2-3 3H					1-2 1B	1-3 1B		0	0	0	0	0	0	0									
<b>Rip Repulski, R</b> OBP: 0.247, SLG: 0.524 (8, PH)		2-3 3H					1-2 1B	1-3 1B		0	0	0	0	0	0	0									
<b>Clem Labine, R</b> ERA: 4.01 (9, 1)		2-3 3H					1-2 1B	1-3 1B		0	0	0	0	0	0	0									
<b>Inning Stats</b>	R: 1 E: 0 K: 0 S: 12	H: 1 LOB: 3 BB: 1 P: 17	R: 0 E: 0 K: 0 S: 11	H: 1 LOB: 2 BB: 2 P: 26	R: 0 E: 0 K: 0 S: 9	H: 1 LOB: 1 BB: 0 P: 13	R: 0 E: 0 K: 1 S: 8	H: 0 LOB: 0 BB: 0 P: 10	R: 0 E: 0 K: 0 S: 10	H: 1 LOB: 1 BB: 0 P: 11	R: 0 E: 0 K: 0 S: 9	H: 1 LOB: 1 BB: 0 P: 11	R: 1 E: 0 K: 1 S: 14	H: 2 LOB: 2 BB: 1 P: 21	R: 4 E: 0 K: 1 S: 18	H: 5 LOB: 3 BB: 1 P: 29	R: 0 E: 0 K: 2 S: 9	H: 0 LOB: 0 BB: 0 P: 15	1B: 9 2B: 3 3B: 0 HR: 0	SF: 1 SAC: 0 DP: 1 HBP: 0	WP: 0 PB: 0 SB: 0 CS: 0	PA: 43			
<b>PITCHER</b>	IP	WLS	BF	H	R	ER	SO	BB	IBB	HBP	BLK	WP	HR	S	P	ERA	WHIP								
<b>Bob Friend, R</b> ERA: 7.47 (1, 1)	7.1		35	10	6	6	2	3	1	0	0	0	0	77	115	7.36	1.773								
<b>Roy Face, R</b> ERA: 2.19 (8, 1)	1.2	W	8	2	0	0	3	1	0	0	0	0	0	23	38	0.00	1.800								





Batter	1	2	3	4	5	6	7	8	9	AB	R	H	RBI	BB	SO	LOB	TOP				
<b>Johnny O'Brien, R</b> OBP: 0.271, SLG: 0.296 (1, 4)	6-3		FC5-4	FC5-4			5-3		F7	4	0	0	0	1	0	2					
<b>Eddie Mathews, L</b> OBP: 0.376, SLG: 0.693 (1, 5)	G4-3		FC6-4	FC6-4			F8		F8	4	1	1	0	1	0	2					
<b>Hank Aaron, R</b> OBP: 0.508, SLG: 0.867 (1, 9)	G4-3		HR	HR			F8		F6	5	2	2	4	0	0	2					
<b>Joe Adcock, R</b> OBP: 0.444, SLG: 0.565 (1, 3)		L6-3	HR	HR			1-3		K	5	1	2	1	0	1	1					
<b>Wes Covington, L</b> OBP: 0.380, SLG: 0.417 (1, 7)	L6-3		G3				G6-4-3		K	3	0	0	0	0	1	1					
<b>Andy Pafo, R</b> OBP: 0.222, SLG: 0.259 (1, 8)	K						G6-4-3		4-3	4	0	3	0	0	1	0					
<b>Del Crandall, R</b> OBP: 0.339, SLG: 0.454 (1, 2)			HR	HR			G6-4-3		4-3	4	1	2	1	0	0	3					
<b>Johnny Logan, R</b> OBP: 0.400, SLG: 0.436 (1, 6)			HR	HR			F7		FC6-4	2	1	1	0	2	0	2					
<b>Bob Buhl, R</b> (1, 1)			K	K			G3		FC6-4	4	0	0	0	0	2	7					
<b>Inning Stats</b>	R: 0 H: 0 E: 0 K: 0 S: 5	H: 0 LOB: 0 BB: 1 P: 11	R: 0 H: 1 E: 0 K: 1 S: 8	LOB: 0 BB: 0 P: 15	R: 5 H: 4 E: 0 K: 1 S: 19	LOB: 0 BB: 1 P: 33	R: 0 H: 2 E: 0 K: 1 S: 12	LOB: 2 BB: 0 P: 17	R: 0 H: 0 E: 0 K: 0 S: 3	H: 0 LOB: 0 BB: 0 P: 4	R: 0 H: 1 E: 0 K: 0 S: 9	H: 1 LOB: 2 BB: 1 P: 17	R: 0 H: 1 E: 0 K: 1 S: 8	H: 1 LOB: 1 BB: 0 P: 11	R: 0 H: 1 E: 0 K: 1 S: 15	H: 1 LOB: 2 BB: 1 P: 25	R: 1 H: 1 E: 0 K: 0 S: 9	H: 1 LOB: 0 BB: 0 P: 14	1B: 6 2B: 2 3B: 0 HR: 4	SF: 0 SAC: 0 DP: 3 HBP: 1	WP: 0 PA: 40
<b>PITCHER</b>	IP	WLS	BF	H	R	ER	SO	BB	IBB	HBP	BLK	WP	HR	S	P	ERA	WHIP				
<b>Danny McDevitt, L</b> ERA: 3.78 (1, 1)	3.0	L	14	5	5	5	2	0	0	0	0	0	3	32	59	15.00	2.333				
<b>Johnny Kippstein, R</b> ERA: 5.09 (4, 1)	3.0		13	3	0	0	1	0	1	1	0	0	0	24	38	0.00	1.000				
<b>Carl Erskine, R</b> ERA: 7.15 (7, 1)	2.0		9	2	0	0	2	0	1	0	0	0	0	23	36	0.00	1.000				
<b>Sandy Koufax, L</b> ERA: 12.0 (9, 1)	1.0		4	1	1	1	0	0	0	0	0	0	1	9	14	9.00	1.000				

**Milwaukee Braves @ Los Angeles Dodgers**  
Los Angeles Memorial Coliseum, Los Angeles, CA

Sat May 16 1959, 10:05 PM EDT  
Att: 59,839 - Unknown



Batter	1	2	3	4	5	6	7	8	9	AB	R	H	RBI	BB	SO	LOB	BOTTOM				
<b>Jim Gilliam, S</b> OBP: 0.402, SLG: 0.325 (1, 5)	1-3			F8			5-3		P3-1	3	0	0	0	1	0	0					
<b>Charlie Neal, R</b> OBP: 0.347, SLG: 0.370 (1, 4)	1-3			G3			F7		P3-1	4	0	1	0	0	0	1					
<b>Wally Moon, L</b> OBP: 0.402, SLG: 0.417 (1, 7)	F5			G3			K		FC6	4	0	1	0	0	1	1					
<b>Duke Snider, L</b> OBP: 0.293, SLG: 0.410 (1, 9)		4-3		K			G3		FC6	4	0	0	0	0	1	2					
<b>Don Demeter, R</b> OBP: 0.346, SLG: 0.558 (1, 8)		F6					F8		G6-3	3	0	1	0	0	0	0					
<b>Norm Larker, L</b> OBP: 0.459, SLG: 0.580 (1, 3)		G3					3-1		G6-3	3	0	0	0	0	0	1					
<b>Joe Pignatano, R</b> OBP: 0.342, SLG: 0.281 (1, 2)				F2			5-3		BB	3	0	1	0	0	0	0					
<b>Bob Lillis, R</b> OBP: 0.250, SLG: 0.200 (1, 6)				6-3					BB	2	0	0	0	0	0	0					
<b>Ron Fairly, L</b> OBP: 0.406, SLG: 0.446 (8, PH)							6-3			0	0	0	0	1	0	0					
<b>Don Zimmer, R</b> OBP: 0.325, SLG: 0.327 (9, 6)									BB	0	0	0	0	0	0	0					
<b>Danny McDevitt, L</b> OBP: 0.182, SLG: 0.273 (3, PH)				4-3						0	0	0	0	0	0	0					
<b>Solly Drake, S</b> OBP: 0.428, SLG: 0.332 (4, 1)										1	0	0	0	0	0	0					
<b>Johnny Kippstein, R</b> (4, 1)										0	0	0	0	0	0	0					
<b>Dick Gray, R</b> OBP: 0.347, SLG: 0.400 (6, PH)										1	0	0	0	0	0	0					
<b>Carl Erskine, R</b> (7, 1)										0	0	0	0	0	0	0					
<b>Rip Repulski, R</b> OBP: 0.565, SLG: 0.500 (8, PH)										1	0	0	0	0	1	2					
<b>Sandy Koufax, R</b> (9, 1)										0	0	0	0	0	0	0					
<b>Inning Stats</b>	R: 0 H: 0 E: 0 K: 0 S: 8	H: 0 LOB: 0 BB: 0 P: 13	R: 0 H: 0 E: 0 K: 0 S: 6	LOB: 0 BB: 0 P: 9	R: 0 H: 0 E: 0 K: 0 S: 8	LOB: 0 BB: 0 P: 9	R: 0 H: 1 E: 0 K: 1 S: 10	LOB: 1 BB: 0 P: 15	R: 0 H: 0 E: 0 K: 0 S: 6	H: 0 LOB: 0 BB: 0 P: 8	R: 0 H: 0 E: 0 K: 1 S: 6	H: 0 LOB: 0 BB: 0 P: 8	R: 0 H: 2 E: 0 K: 1 S: 12	H: 2 LOB: 2 BB: 1 P: 18	R: 0 H: 1 E: 0 K: 0 S: 9	H: 1 LOB: 1 BB: 1 P: 14	1B: 4 2B: 1 3B: 0 HR: 0	SF: 0 SAC: 0 DP: 2 HBP: 0	WP: 0 PA: 31		
<b>PITCHER</b>	IP	WLS	BF	H	R	ER	SO	BB	IBB	HBP	BLK	WP	HR	S	P	ERA	WHIP				
<b>Bob Buhl, R</b> ERA: 1.82 (1, 1)	9.0	W	31	4	0	0	3	2	0	0	0	0	0	72	106	0.00	0.667				

**Milwaukee Braves @ Los Angeles Dodgers**  
Los Angeles Memorial Coliseum, Los Angeles, CA

Sat May 16 1959, 10:05 PM EDT  
Att: 59,839 - Unknown









Batter	1	2	3	4	5	6	7	8	9	AB	R	H	RBI	BB	SO	LOB	TOP					
<b>Johnny Temple, R</b> OBP: 0.407, SLG: 0.489 (1, 4)	B3		6-3				4-3		G4-6-3	5	2	1	1	1	0	3	<b>Cincinnati Redlegs @ Los Angeles Dodgers</b> Los Angeles Memorial Coliseum, Los Angeles, CA Mon May 18 1959, 10:05 PM EDT Att: 13,002 - Unknown <a href="http://livebaseballscorecards.com">livebaseballscorecards.com</a>					
<b>Vada Pinson, L</b> OBP: 0.405, SLG: 0.556 (1, 8)	4-3		1B				G3		1B	5	2	2	2	0	1	1						
<b>Jerry Lynch, L</b> OBP: 0.305, SLG: 0.495 <b>Eddie Kasko, R</b> OBP: 0.333, SLG: 0.333 (6, PR) (8, 5)	F2		1B				HR		1B	4	2	2	0	1	0	0						
<b>Frank Robinson, R</b> OBP: 0.371, SLG: 0.565 (1, 3)			1B				HR		BB	0	0	0	0	0	0	0						
<b>Gus Bell, L</b> OBP: 0.310, SLG: 0.424 (1, 9)			BB				HR		1B	3	0	1	1	2	2	1						
<b>Frank Thomas, R</b> OBP: 0.321, SLG: 0.426 <b>Jim Pendleton, R</b> OBP: 0.462, SLG: 0.417 (2, PH) (2, 5) (6, 7)			BB				HR		1B	5	1	2	2	0	0	5						
<b>Ed Bailey, L</b> OBP: 0.362, SLG: 0.341 (1, 2)			BB				HR		1B	0	0	0	0	0	0	0						
<b>Roy McMillan, R</b> OBP: 0.328, SLG: 0.434 (1, 6)			1B				HR		1B	5	1	2	0	0	1	4						
<b>Bob Mabe, R</b> <b>Orlando Pena, R</b> (1, 1) (2, 1)			1B				HR		SH	4	0	1	0	1	0	1						
<b>Inning Stats</b>	R: 0 E: 0 K: 0 S: 7	H: 0 LOB: 0 BB: 0 P: 11	R: 0 E: 0 K: 3 S: 15	H: 1 LOB: 2 BB: 1 P: 26	R: 2 E: 1 K: 1 S: 15	H: 2 LOB: 2 BB: 1 P: 28	R: 0 E: 0 K: 0 S: 10	H: 0 LOB: 1 BB: 0 P: 15	R: 3 E: 0 K: 2 S: 17	H: 4 LOB: 1 BB: 0 P: 29	R: 0 E: 0 K: 1 S: 7	H: 1 LOB: 1 BB: 0 P: 9	R: 0 E: 1 K: 0 S: 8	H: 0 LOB: 0 BB: 1 P: 16	R: 3 E: 0 K: 0 S: 12	H: 3 LOB: 2 BB: 2 P: 25	R: 1 E: 0 K: 0 S: 13	H: 2 LOB: 1 BB: 0 P: 17	1B: 10 2B: 1 3B: 0 HR: 2	SF: 0 SAC: 2 DP: 2 HBP: 0	WP: 1 PB: 1 CS: 0 SB: 0	PA: 46
<b>PITCHER</b>	IP	WLS	BF	H	R	ER	SO	BB	IBB	HBP	BLK	WP	HR	S	P	ERA	WHIP					
<b>Stan Williams, R</b> ERA: 5.4 (1, 1)	4.2		23	6	5	3	6	2	0	0	0	1	2	60	101	5.79	1.714					
<b>Clem Labine, R</b> ERA: 4.5 (5, 1)	3.1	L	18	5	3	3	1	3	0	0	0	0	0	31	58	8.10	2.400					
<b>Art Fowler, R</b> ERA: 4.75 (9, 1)	1.0		5	2	1	1	0	0	0	0	0	0	0	13	17	9.00	2.000					

Batter	1	2	3	4	5	6	7	8	9	AB	R	H	RBI	BB	SO	LOB	BOTTOM					
<b>Wally Moon, L</b> OBP: 0.389, SLG: 0.396 (1, 7)	6-3						F8		F9	4	1	1	0	1	0	3	<b>Cincinnati Redlegs @ Los Angeles Dodgers</b> Los Angeles Memorial Coliseum, Los Angeles, CA Mon May 18 1959, 10:05 PM EDT Att: 13,002 - Unknown <a href="http://livebaseballscorecards.com">livebaseballscorecards.com</a>					
<b>Charlie Neal, R</b> OBP: 0.342, SLG: 0.385 (1, 4)	F4						F9		F8	4	0	0	0	0	0	2						
<b>Ron Fairly, L</b> OBP: 0.400, SLG: 0.484 (1, 9)	E3						F8		HR	5	2	2	3	0	0	0						
<b>Don Demeter, R</b> OBP: 0.353, SLG: 0.581 (1, 8)	BB						6-3		1-3	5	2	2	0	0	0	1						
<b>Norm Larker, L</b> OBP: 0.457, SLG: 0.552 (1, 3)	BB						1B		F8	4	1	2	1	1	0	0						
<b>Gil Hodges, R</b> OBP: 0.347, SLG: 0.464 (1, 5)	BB						F5		FC6-4	3	0	0	0	1	0	3						
<b>Joe Pignatano, R</b> OBP: 0.326, SLG: 0.300 (1, 2)	2B						F7		F4	4	0	1	2	0	0	2						
<b>Bob Lillis, R</b> OBP: 0.316, SLG: 0.235 <b>Duke Snider, L</b> OBP: 0.297, SLG: 0.398 <b>Don Zimmer, R</b> OBP: 0.322, SLG: 0.324 (1, 6) (6, PH) (6, PR) (9, 6)							6-3		BB	2	0	1	0	1	0	0						
<b>Stan Williams, R</b> OBP: 0.214, SLG: 0.083 <b>Clem Labine, R</b> <b>Rip Repulski, R</b> OBP: 0.483, SLG: 0.500 <b>Art Fowler, R</b> OBP: 0.111, SLG: 0.111 (1, 1) (5, 1) (6, PH) (9, 1)							1B		1B	1	1	0	0	1	1	1						
<b>Inning Stats</b>	R: 3 E: 1 K: 0 S: 16	H: 3 LOB: 2 BB: 2 P: 32	R: 2 E: 0 K: 0 S: 8	H: 1 LOB: 0 BB: 2 P: 21	R: 0 E: 0 K: 0 S: 6	H: 0 LOB: 0 BB: 0 P: 12	R: 0 E: 0 K: 1 S: 6	H: 2 LOB: 1 BB: 0 P: 8	R: 0 E: 0 K: 0 S: 8	H: 1 LOB: 1 BB: 0 P: 15	R: 0 E: 0 K: 0 S: 7	H: 0 LOB: 0 BB: 0 P: 8	R: 0 E: 0 K: 0 S: 5	H: 0 LOB: 0 BB: 0 P: 7	R: 1 E: 0 K: 0 S: 13	H: 2 LOB: 3 BB: 2 P: 28	R: 1 E: 0 K: 0 S: 10	H: 1 LOB: 0 BB: 0 P: 16	1B: 7 2B: 3 3B: 0 HR: 1	SF: 0 SAC: 1 DP: 1 HBP: 0	WP: 0 PB: 0 SB: 0 CS: 1	PA: 43
<b>PITCHER</b>	IP	WLS	BF	H	R	ER	SO	BB	IBB	HBP	BLK	WP	HR	S	P	ERA	WHIP					
<b>Bob Mabe, R</b> ERA: 2.75 (1, 1)	1.0		10	3	5	2	0	3	0	0	0	0	0	18	42	18.00	6.000					
<b>Orlando Pena, R</b> ERA: 5.75 (2, 1)	8.0	W	31	7	2	2	1	2	0	0	0	0	1	61	105	2.25	1.125					

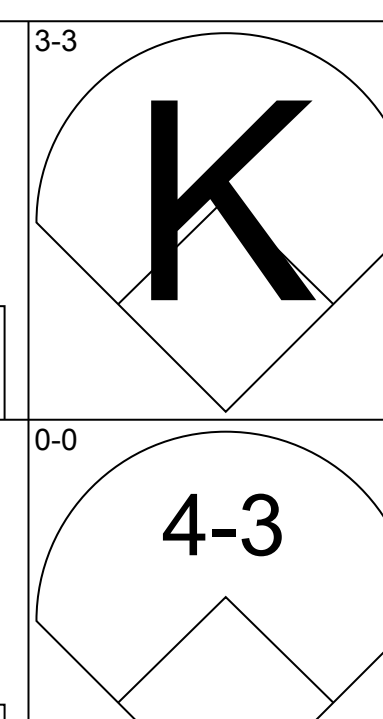
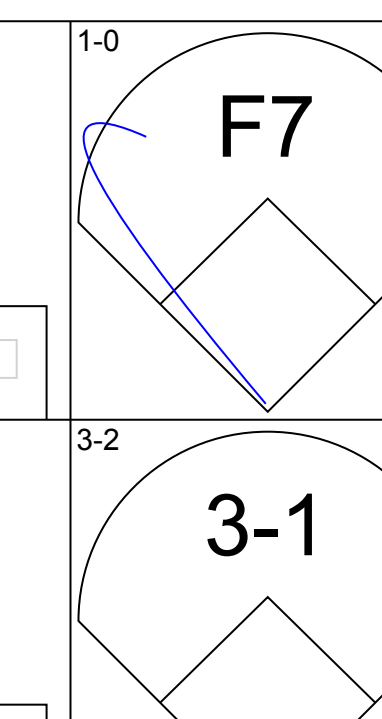
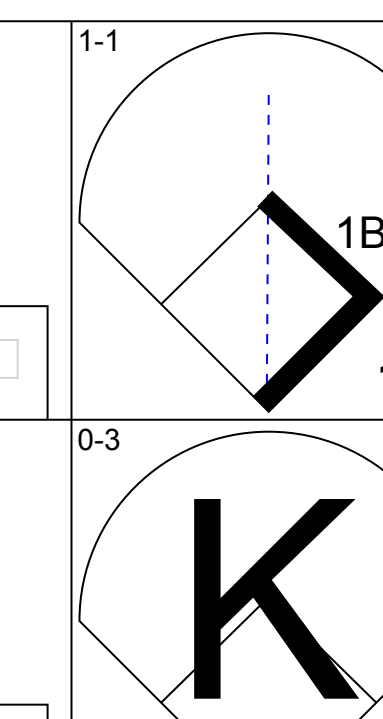
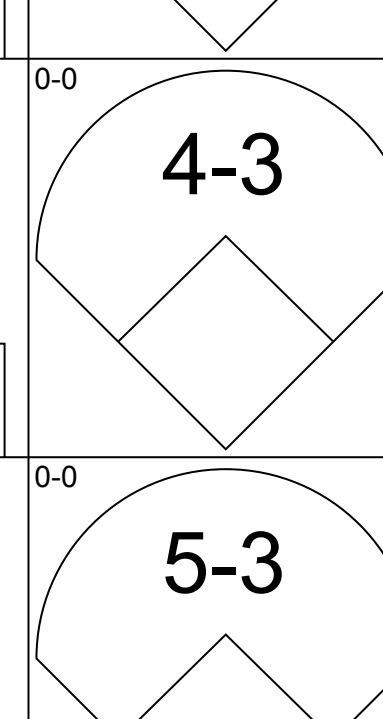
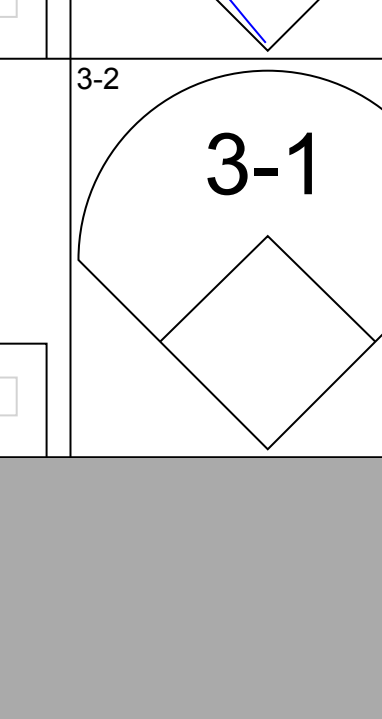
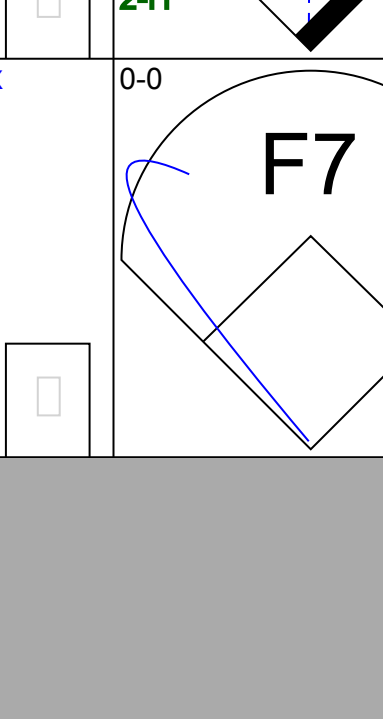
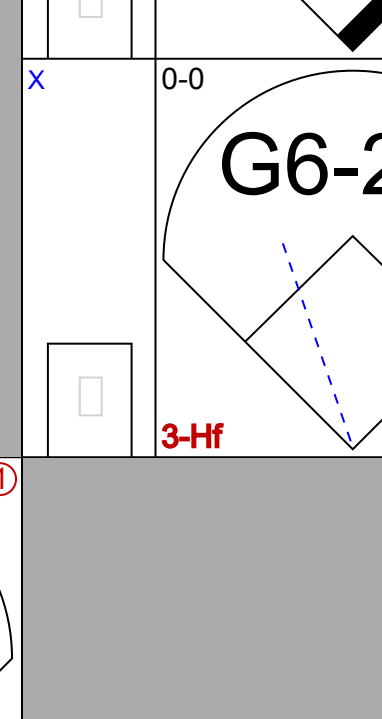
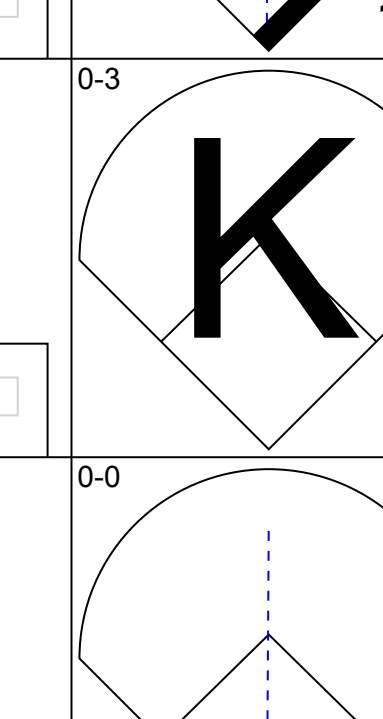
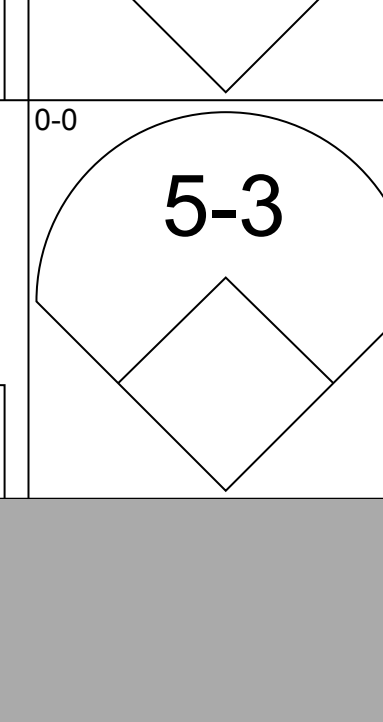
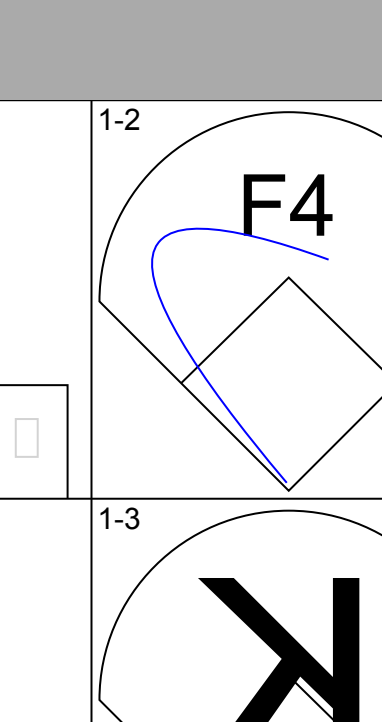
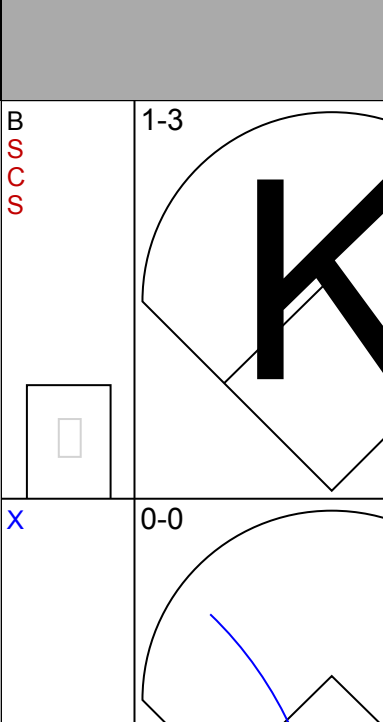
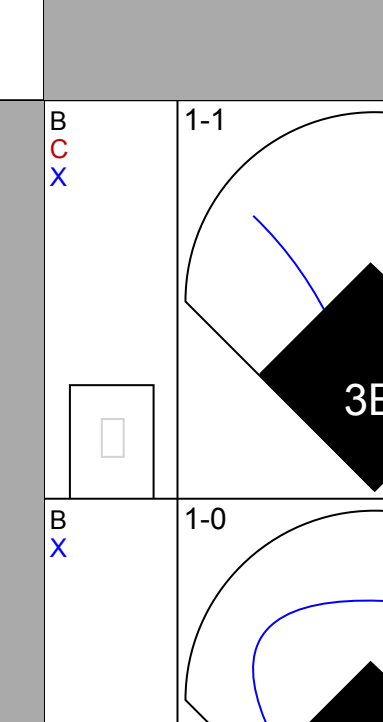
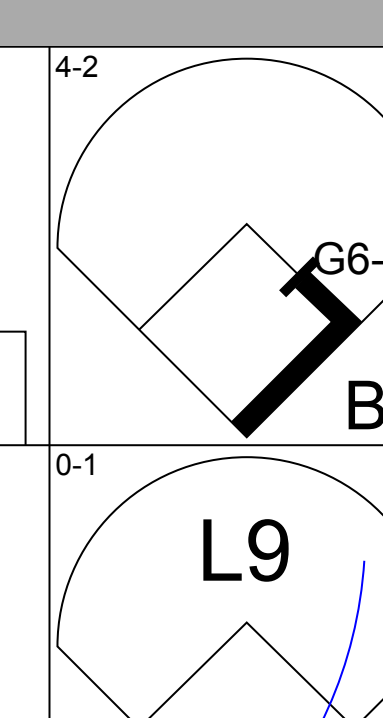
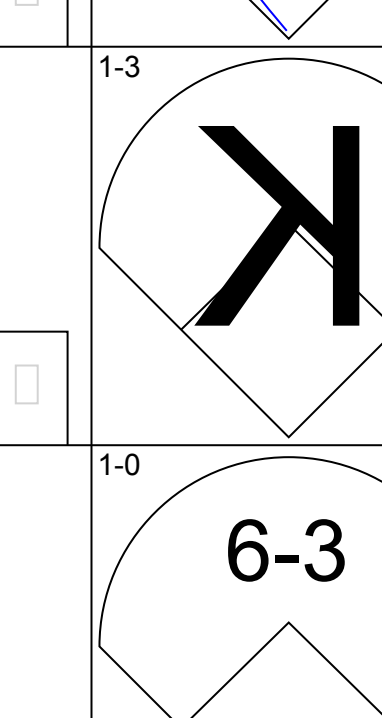
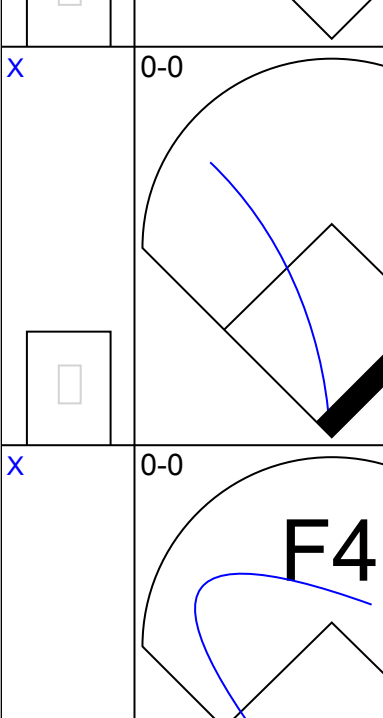
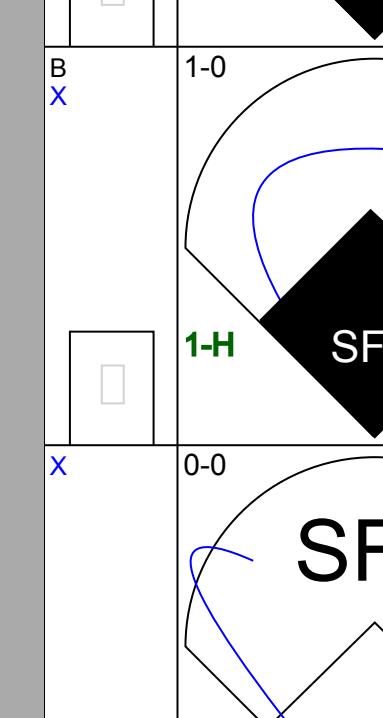
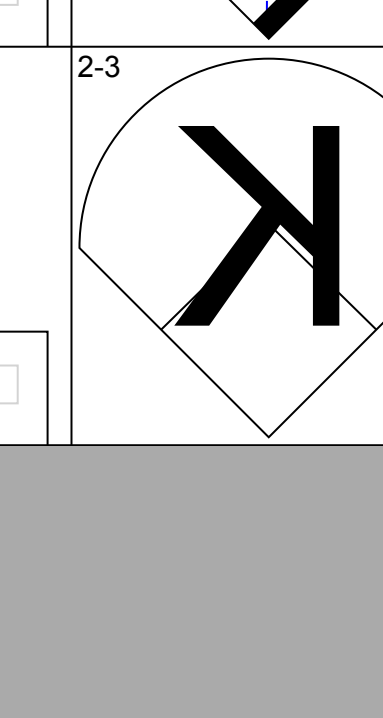
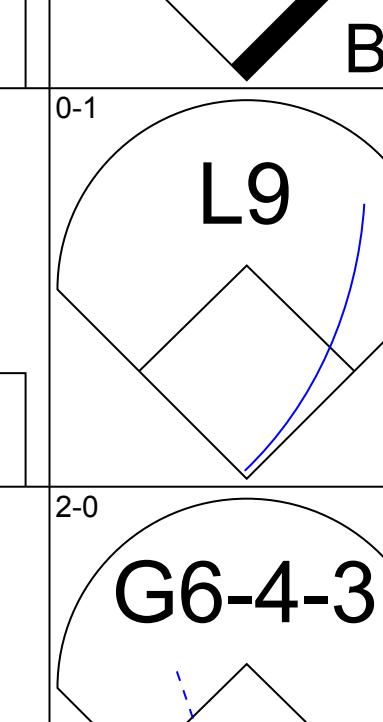
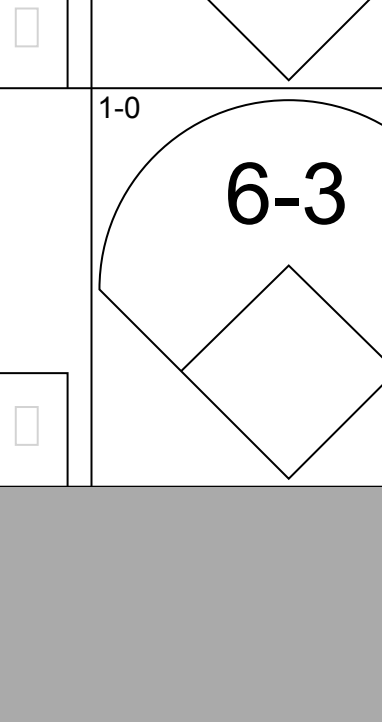
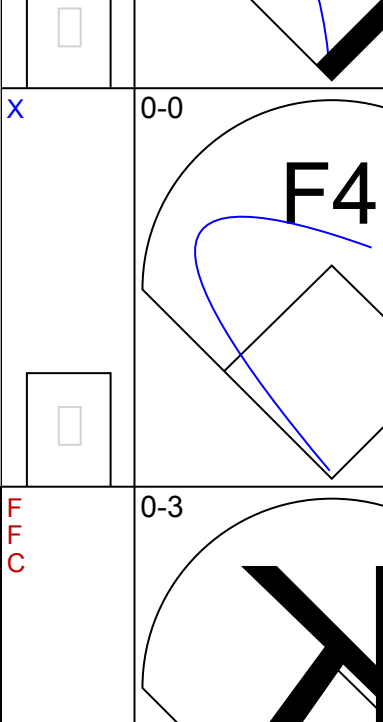
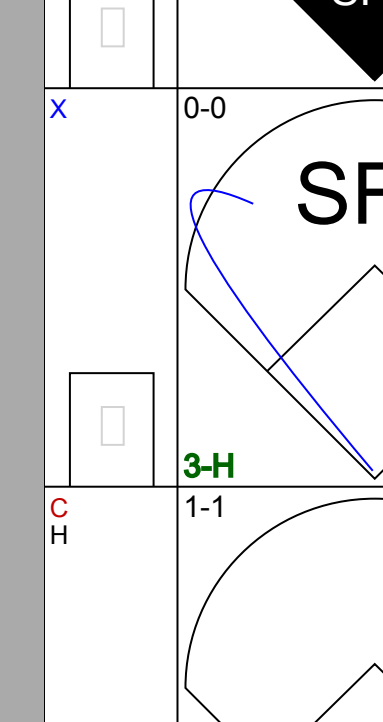
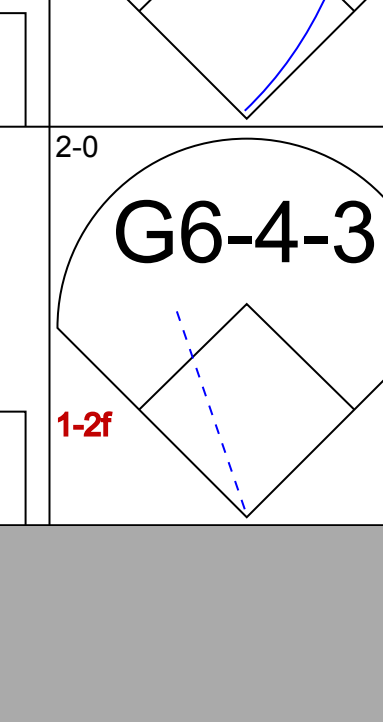
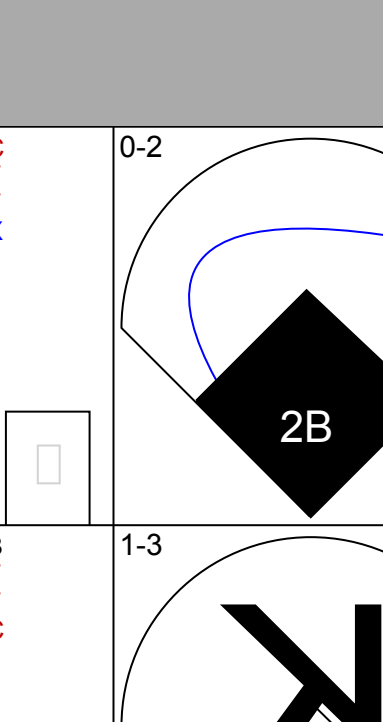
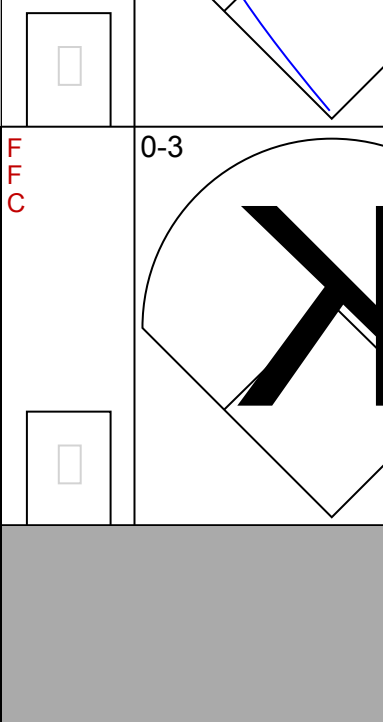
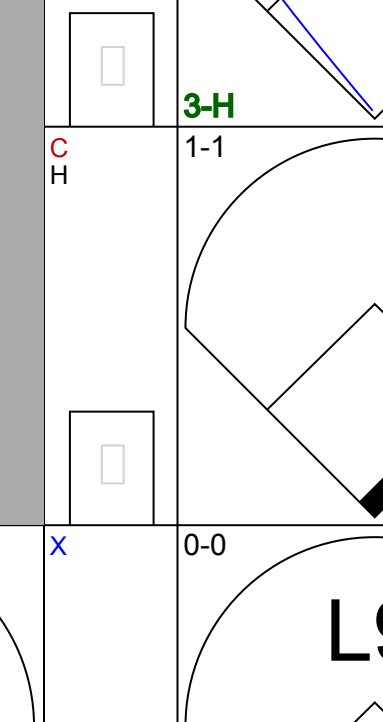
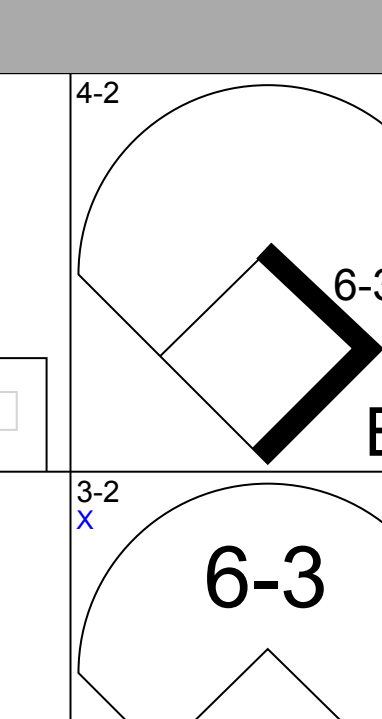
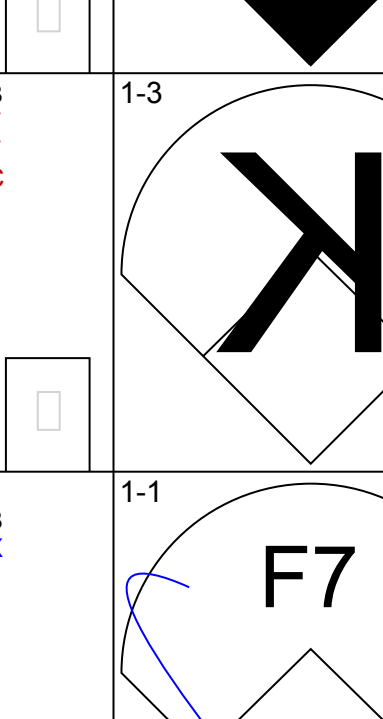
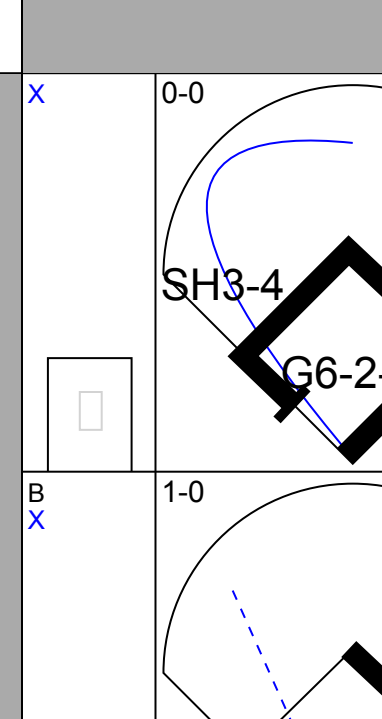
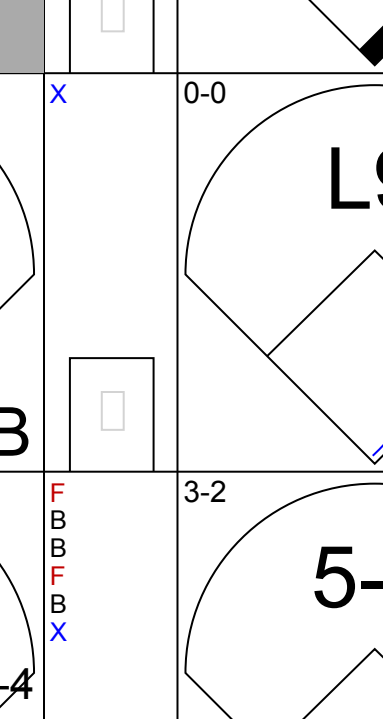
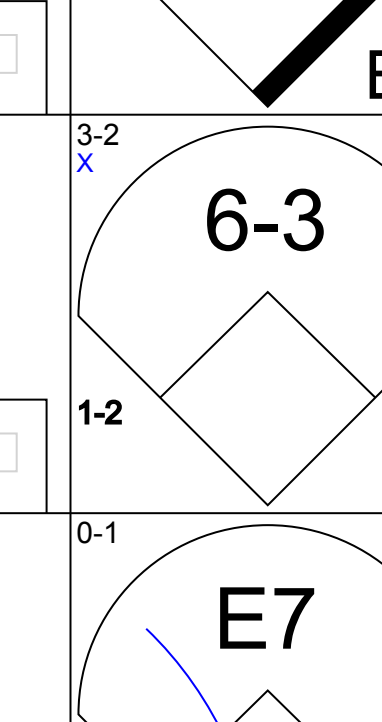
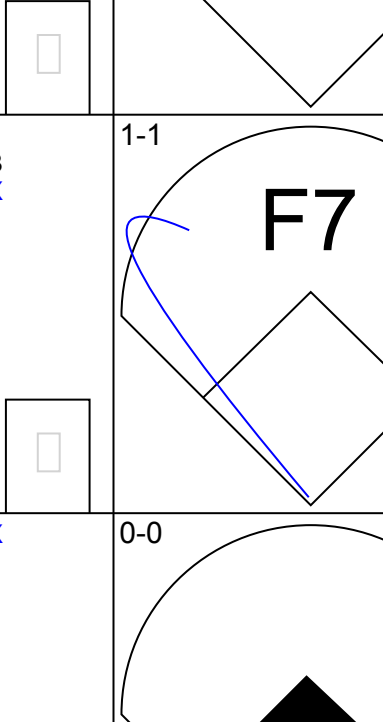
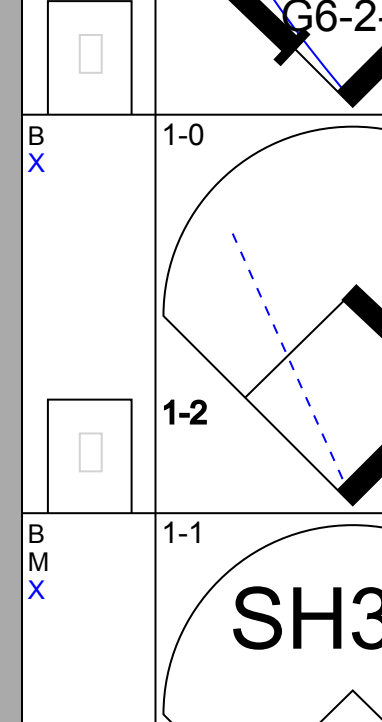
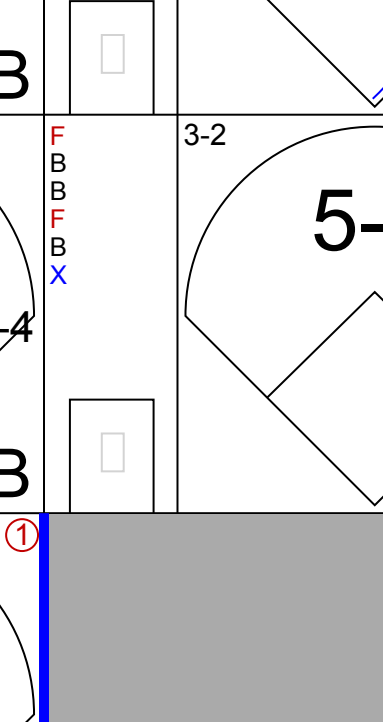
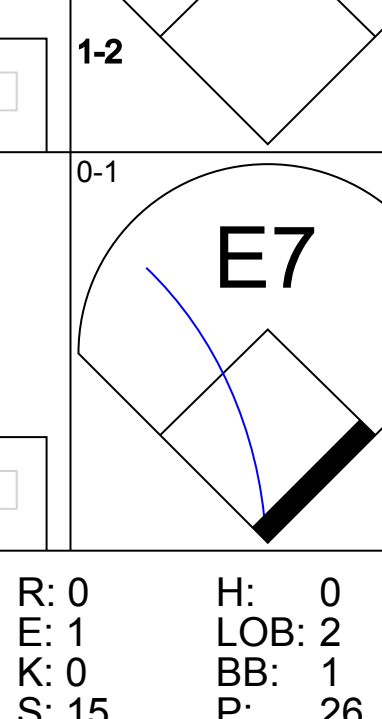
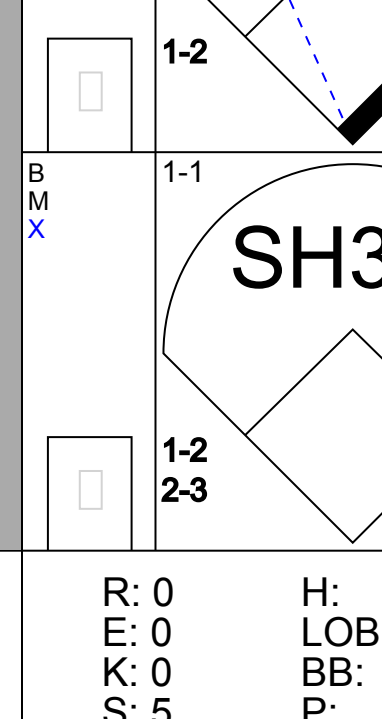
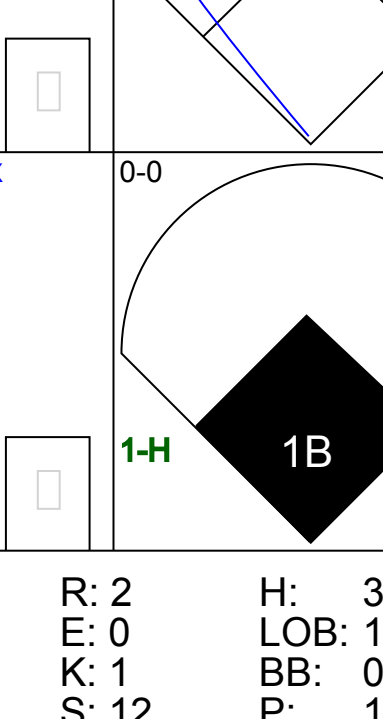
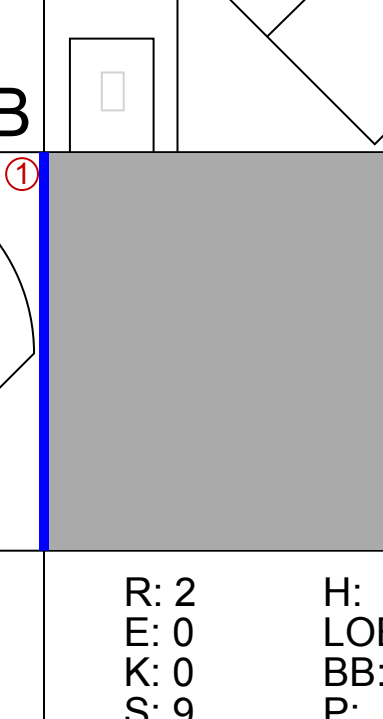


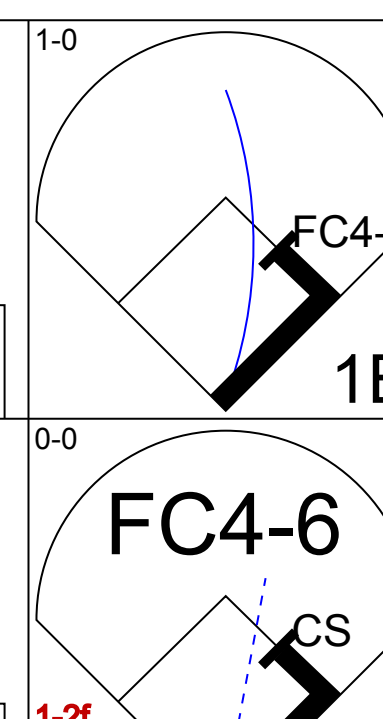
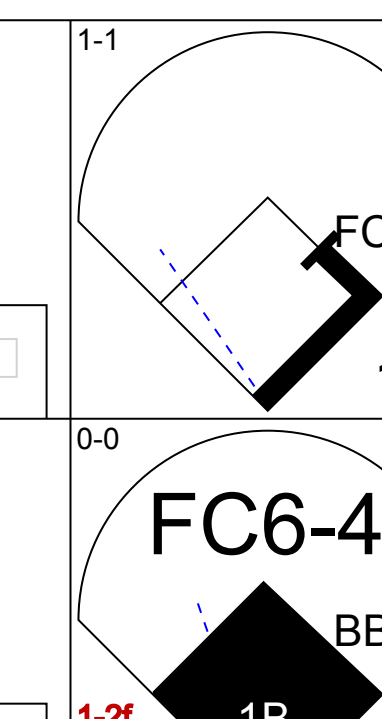
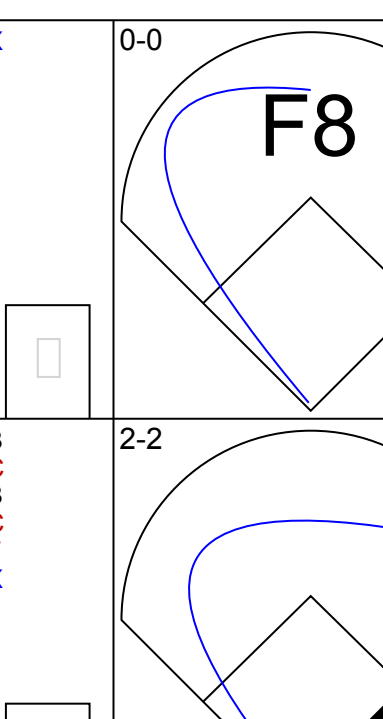
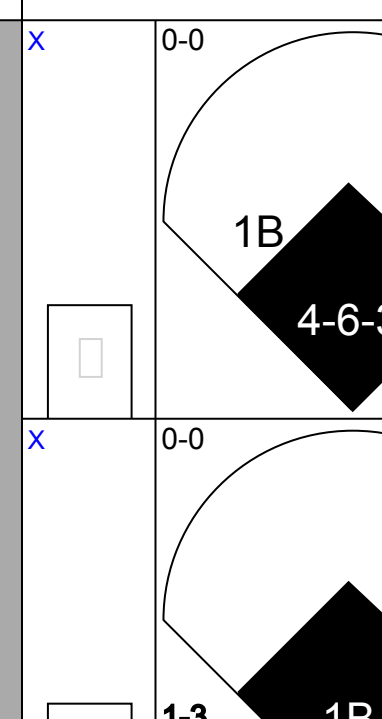
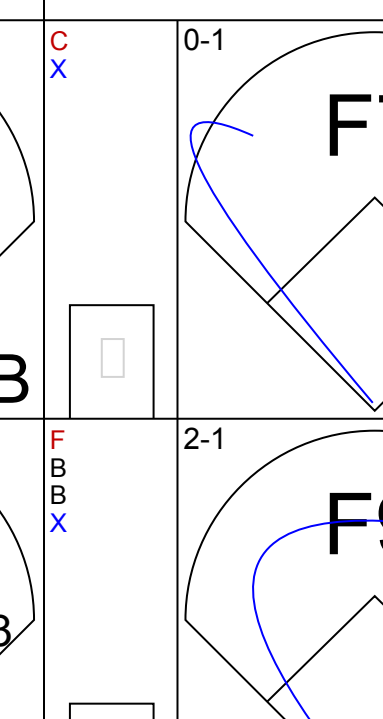
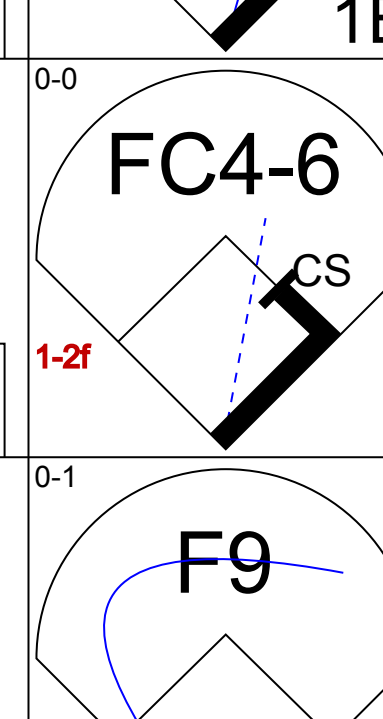
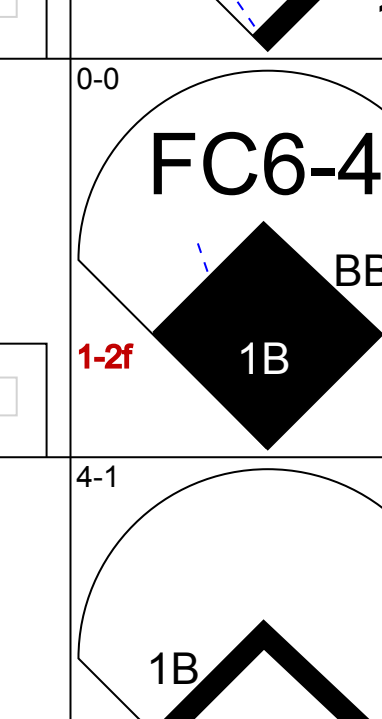
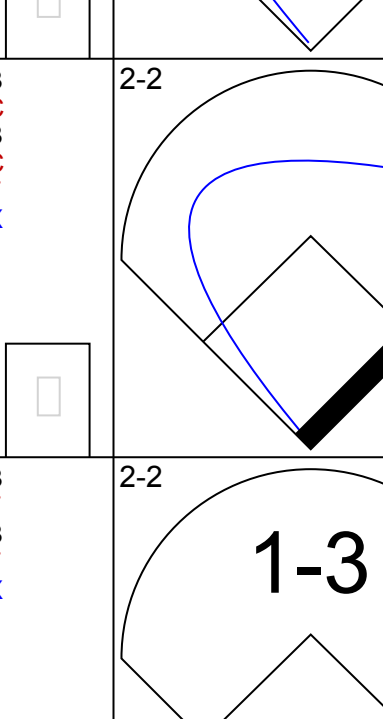
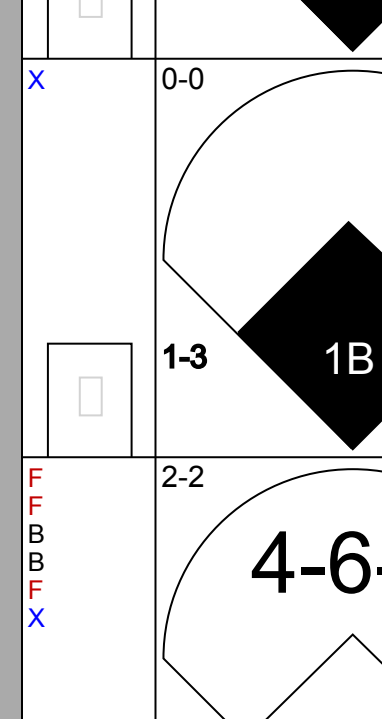
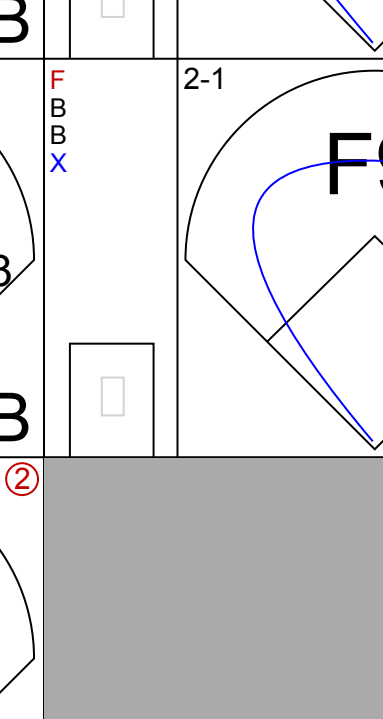
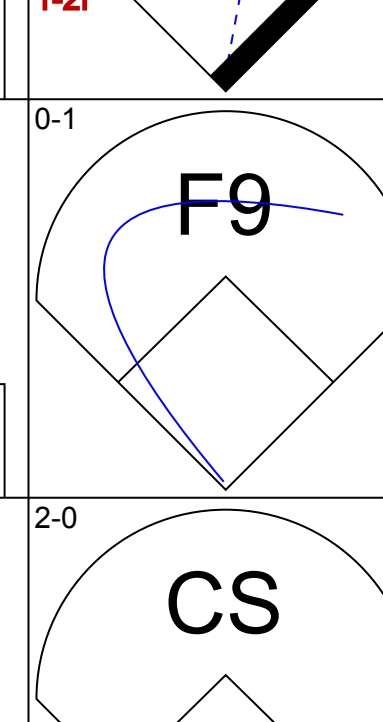
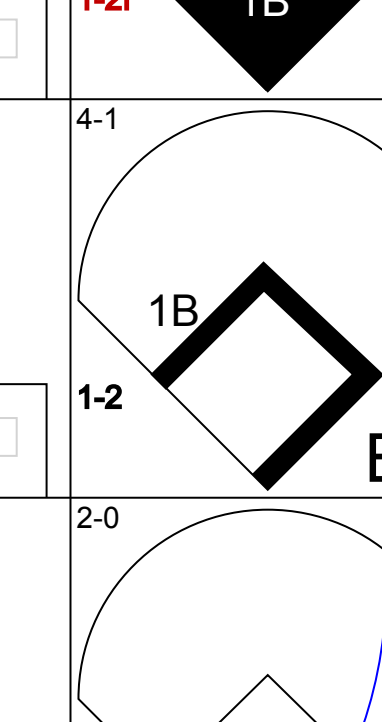
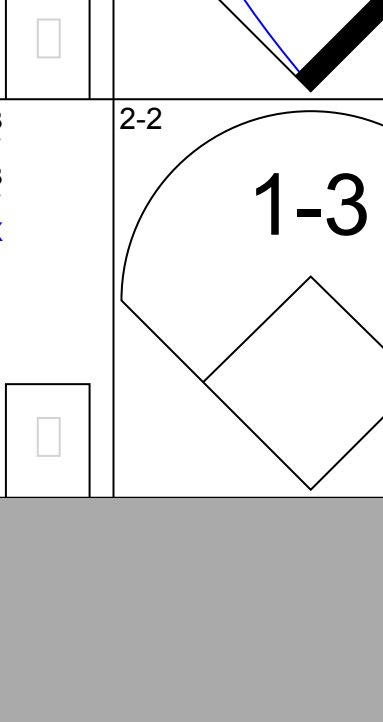
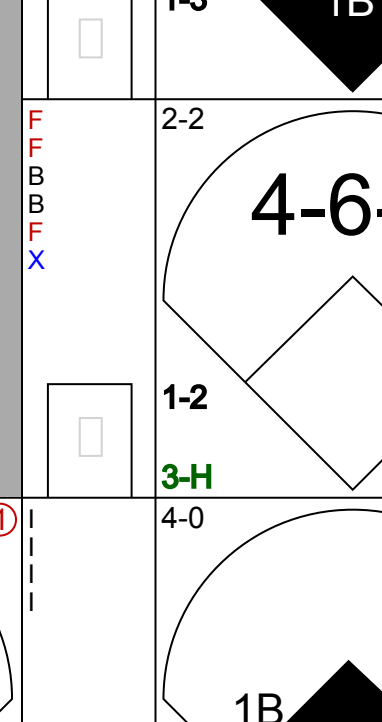
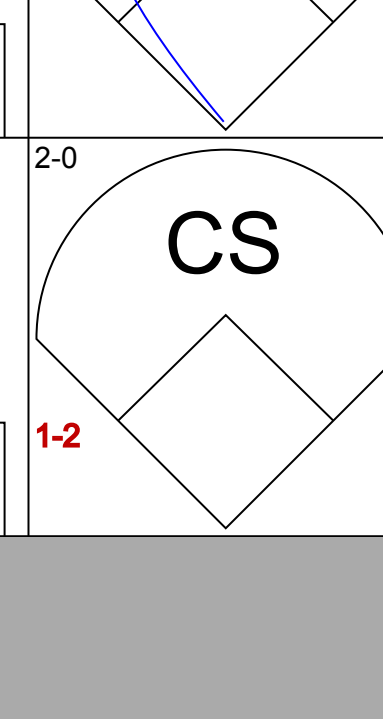
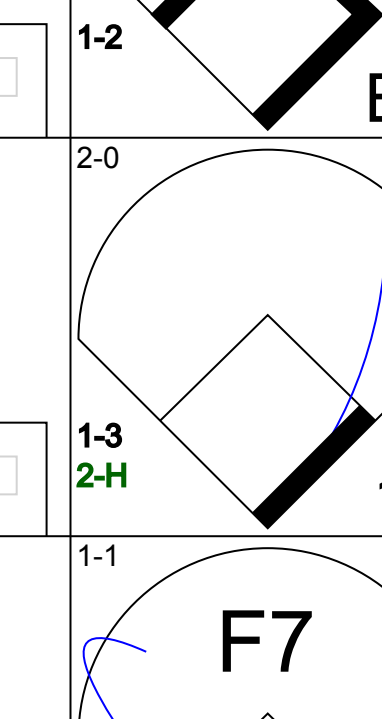
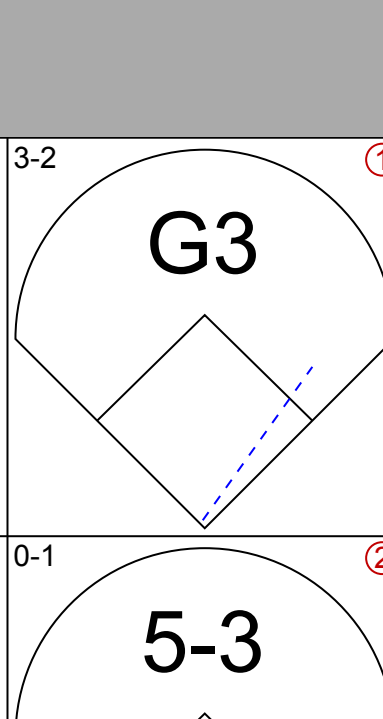
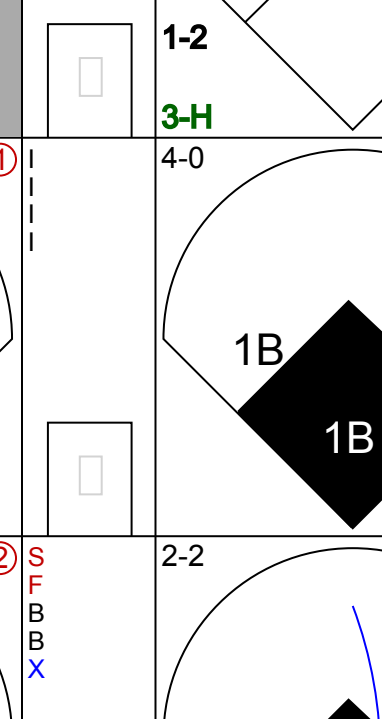
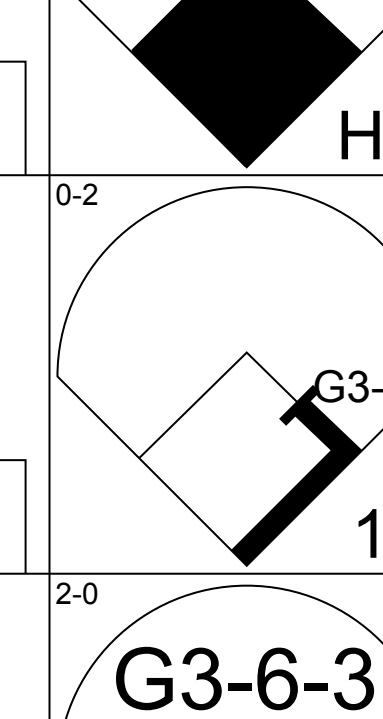
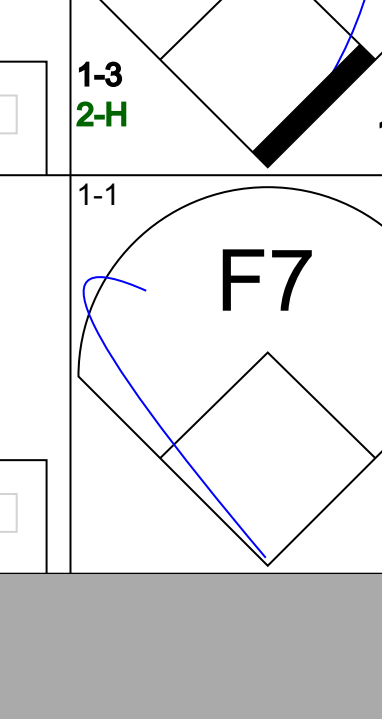
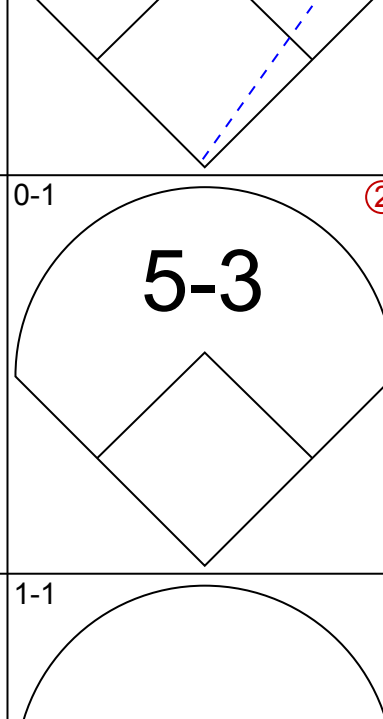
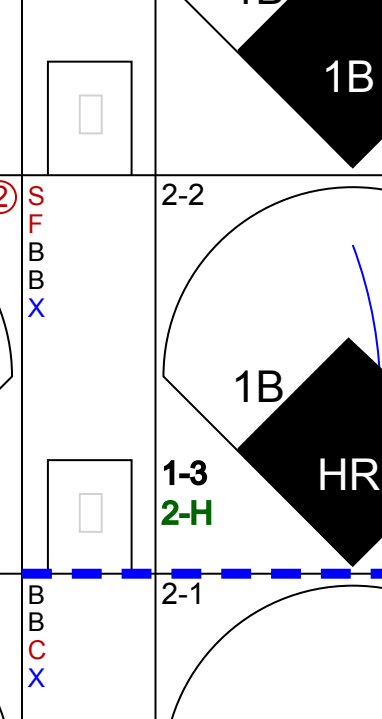
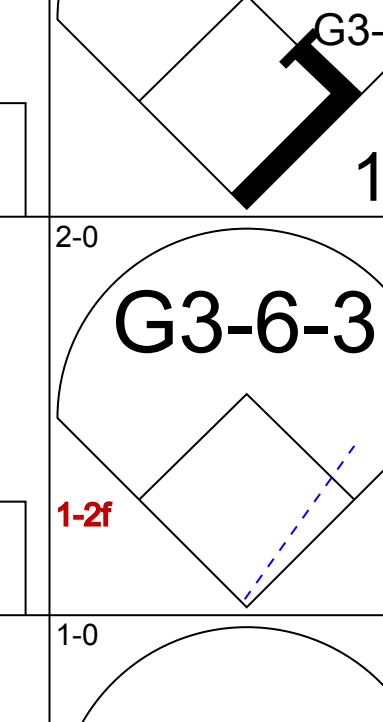
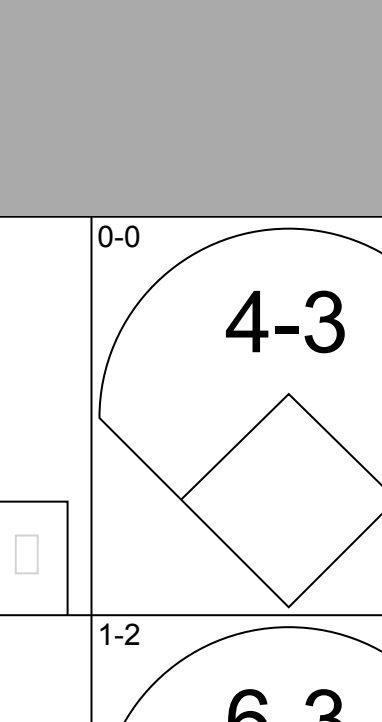
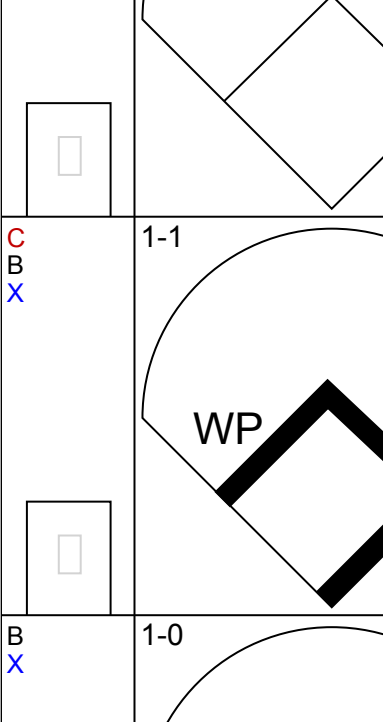
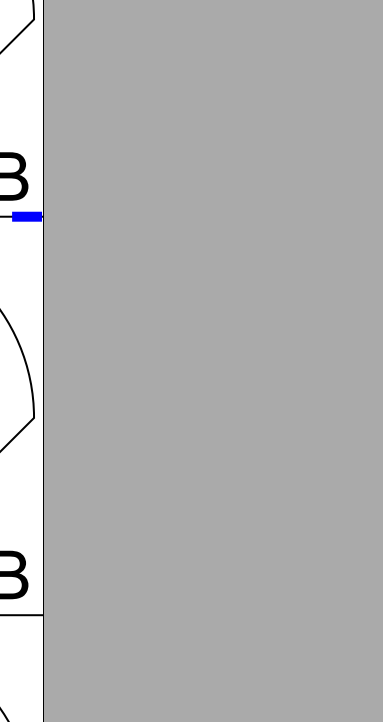
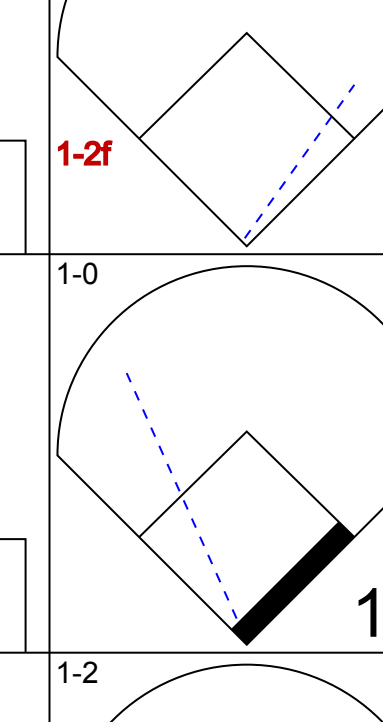
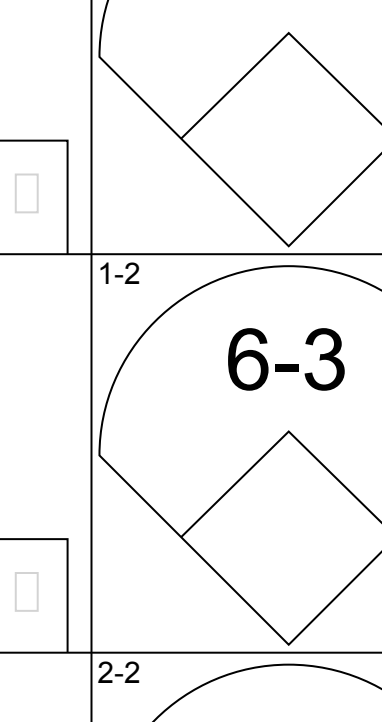
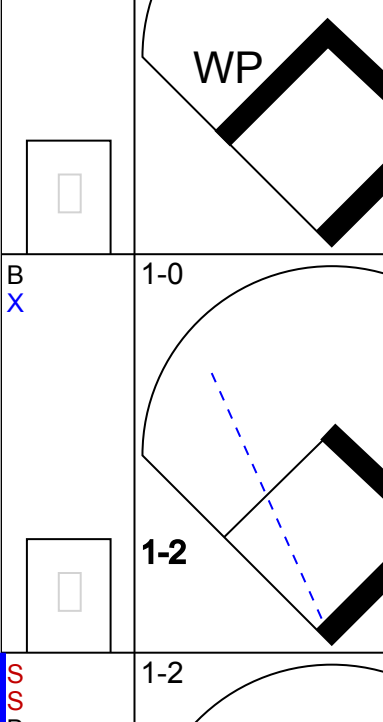
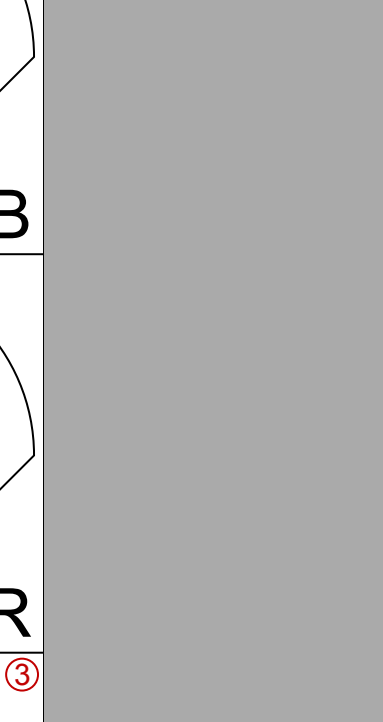
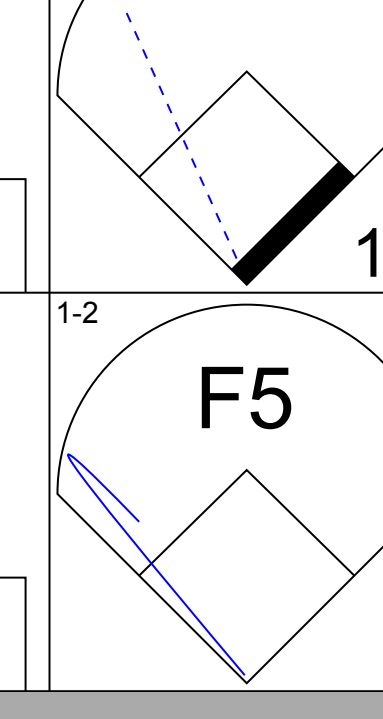
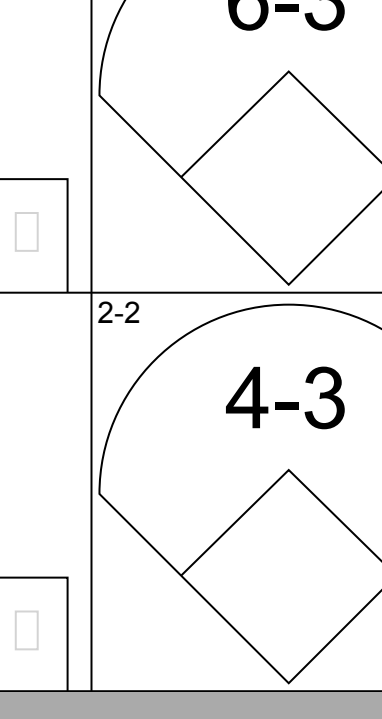
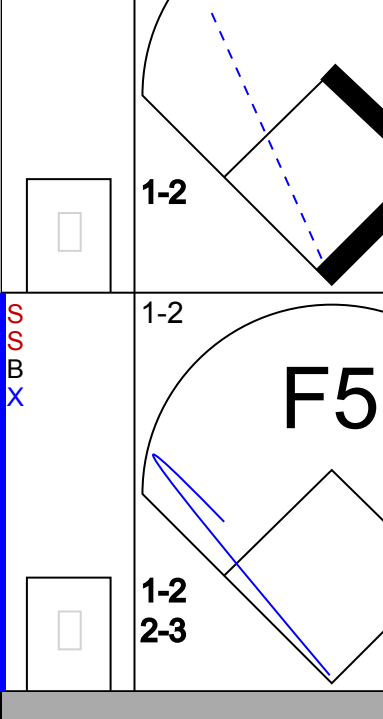

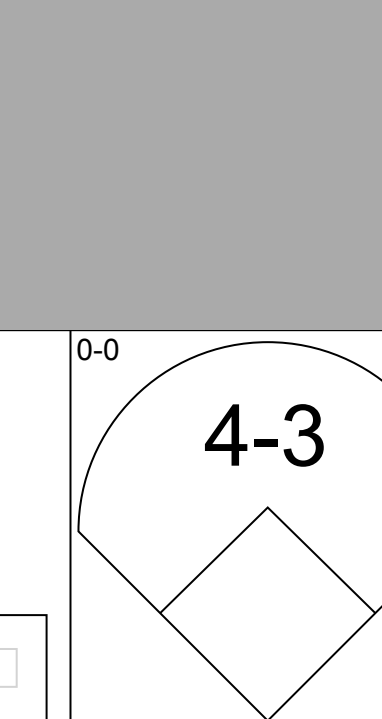
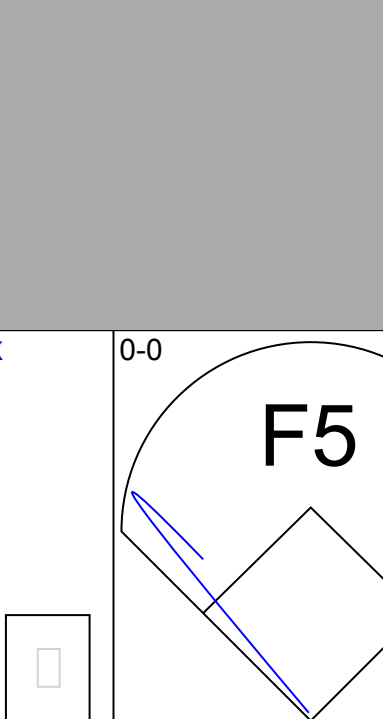
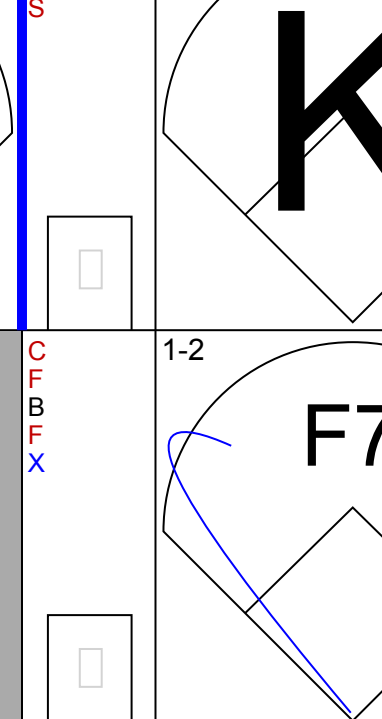
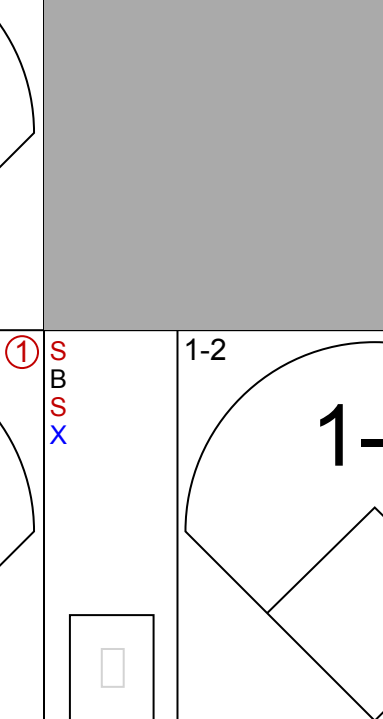
Batter	1	2	3	4	5	6	7	8	9	AB	R	H	RBI	BB	SO	LOB	TOP					
<b>Johnny Temple, R</b> OBP: 0.419, SLG: 0.507 (1, 4)	4-2 FC4-6 BB	2-2 1-2 1B		2-1 1-H 3B		4-0 1-2 BB			0-0 6-3	3	0	2	1	2	0	0	<b>Cincinnati Redlegs @ Los Angeles Dodgers</b> Los Angeles Memorial Coliseum, Los Angeles, CA Tue May 19 1959, 10:05 PM EDT Att: 14,927 - Unknown <a href="http://livebaseballscorecards.com">livebaseballscorecards.com</a>					
<b>Vada Pinson, L</b> OBP: 0.392, SLG: 0.536 (1, 8)	0-0 FC4-6 BB 1-2 1B	1-1 4-3		3-3 K		0-1 4-3			1-3 K	5	1	0	0	0	2	6						
<b>Frank Robinson, R</b> OBP: 0.378, SLG: 0.556 (1, 3)	4-2 S 1B 1-2 BB		1-3 K	2-3 K			4-2 BB		4-2 1B BB	2	1	0	0	3	2	1						
<b>Frank Thomas, R</b> OBP: 0.324, SLG: 0.421 (1, 5)	2-3 K		4-2 1B 2B BB		2-1 E6 G4-6-3		0-0 F4		0-2 1B 1B	4	1	1	0	1	1	3						
<b>Pete Whisenant, R</b> OBP: 0.300, SLG: 0.389 (7, PH)	0-1 1-2 2-H 1B		1-2 2B 1B		0-3 K		1-3 K		3-1 1B	3	0	2	1	0	1	1						
<b>Gus Bell, L</b> OBP: 0.313, SLG: 0.425 (7, 9)									1-2 2-H 1B	2	0	1	1	0	1	1						
<b>Jim Pendleton, R</b> OBP: 0.375, SLG: 0.333 (7, PH)	1-2 5-3		0-2 F8		0-0 G4-6-3		0-0 F6		1-3 K	3	0	0	0	0	0	5						
<b>Jerry Lynch, L</b> OBP: 0.299, SLG: 0.485 (7, 7)										2	0	0	0	0	1	3						
<b>Dutch Dotterer, R</b> OBP: 0.448, SLG: 0.400 (1, 2)		1-2 L5-4 1B	1-0 1-H 2-H 2B			1-0 G5-4-3 1B			2-2 F8	4	0	3	1	0	0	0						
<b>Roy McMillan, R</b> OBP: 0.333, SLG: 0.436 (1, 6)		0-2 1B		1-2 FC1-6 1B		0-1 G5-4-3 1-2		1-1 F5		4	0	2	0	0	0	1						
<b>Willard Schmidt, R</b> (1, 1)		0-1 L5-4		2-0 FC1-6 3B		2-2 BB HBP		3-3 K		2	1	0	0	0	0	3						
<b>Tom Acker, R</b> OBP: 0.467, SLG: 0.500 (6, PH)										0	0	0	0	0	0	0						
<b>John Powers, L</b> OBP: 0.455, SLG: 0.500 (8, PH)										1	0	0	0	0	1	0						
<b>Hal Jeffcoat, R</b> (8, 1)										0	0	0	0	0	0	0						
<b>Inning Stats</b>	R: 1 E: 0 K: 1 S: 17	H: 1 LOB: 2 BB: 2 P: 28	R: 0 E: 0 K: 0 S: 14	H: 3 LOB: 2 BB: 0 P: 18	R: 1 E: 0 K: 1 S: 15	H: 2 LOB: 1 BB: 1 P: 22	R: 1 E: 0 K: 2 S: 15	H: 2 LOB: 1 BB: 0 P: 25	R: 0 E: 1 K: 1 S: 6	H: 0 LOB: 0 BB: 0 P: 8	R: 0 E: 0 K: 0 S: 7	H: 1 LOB: 1 BB: 1 P: 14	R: 0 E: 0 K: 1 S: 8	H: 0 LOB: 1 BB: 1 P: 13	R: 0 E: 0 K: 1 S: 10	H: 0 LOB: 0 BB: 0 P: 16	R: 1 E: 0 K: 2 S: 15	H: 2 LOB: 2 BB: 1 P: 24	1B: 9 2B: 2 3B: 1 HR: 0	SF: 0 SAC: 0 DP: 3 HBP: 1	WP: 0 PB: 0 SB: 1 CS: 1	PA: 42
<b>PITCHER</b>	IP	WLS	BF	H	R	ER	SO	BB	IBB	HBP	BLK	WP	HR	S	P	ERA	WHIP					
<b>Johnny Podres, L</b> ERA: 4.34 (1, 1)	3.2		20	8	3	3	3	3	0	0	0	0	0	57	87	7.36	3.000					
<b>Johnny Klippstein, R</b> ERA: 4.62 (4, 1)	2.1	W	9	1	0	0	2	1	0	1	0	0	0	17	28	0.00	0.857					
<b>Art Fowler, R</b> ERA: 4.66 (7, 1)	2.2		12	2	1	1	3	2	0	0	0	0	0	30	49	3.38	1.500					
<b>Clem Labine, R</b> ERA: 4.45 (9, 1)	0.1	S	1	0	0	0	1	0	0	0	0	0	0	3	4	0.00	0.000					


Batter	1	2	3	4	5	6	7	8	9	AB	R	H	RBI	BB	SO	LOB	BOTTOM					
<b>Wally Moon, L</b> OBP: 0.382, SLG: 0.383 (1, 7)			2-2 FC4-6 1B 1-2 1B	1-3 K		4-0 2B BB		0-0 4-3		4	2	0	0	1	2	2	<b>Cincinnati Redlegs @ Los Angeles Dodgers</b> Los Angeles Memorial Coliseum, Los Angeles, CA Tue May 19 1959, 10:05 PM EDT Att: 14,927 - Unknown <a href="http://livebaseballscorecards.com">livebaseballscorecards.com</a>					
<b>Charlie Neal, R</b> OBP: 0.350, SLG: 0.395 (1, 4)	4-1 1B BB		1-1 E 1B 1-2 4-3 1B	2-1 6-3		1-0 1B 2B		2-1 6-3		4	2	2	2	1	0	1						
<b>Ron Fairly, L</b> OBP: 0.432, SLG: 0.508 (1, 9)	2-1 1B		1-1 4-3 E 1-2 2-H 1B		0-0 CS 1B	4-1 1B BB				3	0	3	1	1	0	0						
<b>Don Demeter, R</b> OBP: 0.350, SLG: 0.571 (1, 8)	0-3 K		1-1 E6 FC5 4-3 1-2 2-3 1B		1-1 F8	0-1 1B		1-3 2-H 1B		4	0	1	1	0	1	5						
<b>Norm Larker, L</b> OBP: 0.446, SLG: 0.532 (1, 3)	3-3 K		1-1 4-3		2-0 1-2	2-2 F4				4	0	1	1	0	1	6						
<b>Jim Gilliam, S</b> OBP: 0.402, SLG: 0.325 (7, 5)			1-2 2-3 2-H 1B							0	0	0	0	0	0	0						
<b>Gil Hodges, R</b> OBP: 0.343, SLG: 0.448 (7, 3)		0-0 F7	4-1 IBB		0-2 1-3 F5	2-1 F5				3	0	0	0	1	0	0						
<b>Joe Pignatano, R</b> OBP: 0.320, SLG: 0.295 (1, 2)		2-2 6-3	0-1 FC5 2-3 1B		0-0 1B	2-2 F5				4	1	1	0	0	0	3						
<b>Bob Lillis, R</b> OBP: 0.348, SLG: 0.333 (1, 6)		0-2 F9		1-0 2B		0-1 E 1B		1-1 1-3		4	0	2	0	0	0	0						
<b>Johnny Podres, L</b> OBP: 0.273, SLG: 0.200 (1, 1)			4-2 BB		0-0 B5	2-2 E4 2B		0-1 6-3		0	0	0	0	1	0	0						
<b>Johnny Klippstein, R</b> (4, 1)										1	0	0	0	0	0	1						
<b>Duke Snider, L</b> OBP: 0.254, SLG: 0.393 (6, PH)										1	1	0	0	0	0	1						
<b>Art Fowler, R</b> OBP: 0.100, SLG: 0.100 (7, 1)										1	0	0	0	0	0	0						
<b>Clem Labine, R</b> (9, 1)										0	0	0	0	0	0	0						
<b>Inning Stats</b>	R: 0 E: 0 K: 3 S: 13	H: 1 LOB: 2 BB: 1 P: 23	R: 0 E: 0 K: 0 S: 8	H: 0 LOB: 0 BB: 0 P: 10	R: 2 E: 1 K: 0 S: 21	H: 2 LOB: 3 BB: 2 P: 35	R: 0 E: 0 K: 1 S: 7	H: 1 LOB: 1 BB: 0 P: 11	R: 0 E: 0 K: 0 S: 5	H: 2 LOB: 1 BB: 0 P: 7	R: 4 E: 1 K: 0 S: 19	H: 4 LOB: 2 BB: 2 P: 30	R: 0 E: 0 K: 0 S: 8	H: 0 LOB: 0 BB: 0 P: 13	R: 0 E: 0 K: 0 S: 5	H: 0 LOB: 0 BB: 0 P: 7	R: 0 E: 0 K: 0 S: 5	H: 0 LOB: 0 BB: 0 P: 7	1B: 8 2B: 2 3B: 0 HR: 0	SF: 0 SAC: 0 DP: 0 HBP: 0	WP: 0 PB: 0 SB: 0 CS: 1	PA: 38
<b>PITCHER</b>	IP	WLS	BF	H	R	ER	SO	BB	IBB	HBP	BLK	WP	HR	S	P	ERA	WHIP					
<b>Willard Schmidt, R</b> ERA: 4.74 (1, 1)	5.2	L	29	9	6	1	4	3	1	0	0	0	0	66	103	1.59	2.118					
<b>Tom Acker, R</b> ERA: 3.94 (6, 1)	1.1		6	1	0	0	0	1	0	0	0	0	0	15	26	0.00	1.500					
<b>Hal Jeffcoat, R</b> ERA: 1.23 (8, 1)	1.0		3	0	0	0	0	0	0	0	0	0	0	5	7	0.00	0.000					





Batter	1	2	3	4	5	6	7	8	9	AB	R	H	RBI	BB	SO	LOB	TOP					
<b>Johnny Temple, R</b> OBP: 0.425, SLG: 0.507 (1, 4)										4	0	2	1	1	1	2	<b>Cincinnati Redlegs @ Los Angeles Dodgers</b> Los Angeles Memorial Coliseum, Los Angeles, CA Wed May 20 1959, 10:05 PM EDT Unknown <a href="http://livebaseballscorecards.com">livebaseballscorecards.com</a>					
<b>Vada Pinson, L</b> OBP: 0.390, SLG: 0.517 (1, 8)										5	0	0	0	0	1	7						
<b>Pete Whisenant, R</b> OBP: 0.320, SLG: 0.391 (1, 9)										5	1	2	0	0	1	0						
<b>Frank Robinson, R</b> OBP: 0.386, SLG: 0.569 (1, 3)										4	1	2	1	1	2	2						
<b>Frank Thomas, R</b> OBP: 0.315, SLG: 0.411 (1, 5)										3	0	0	1	0	0	2						
<b>Jim Pendleton, R</b> OBP: 0.400, SLG: 0.333 (1, 7)										3	1	1	0	0	1	2						
<b>Dutch Dotterer, R</b> OBP: 0.455, SLG: 0.393 (1, 2)										3	0	1	0	1	1	2						
<b>Roy McMillan, R</b> OBP: 0.331, SLG: 0.430 (1, 6)										4	0	1	0	0	0	3						
<b>Brooks Lawrence, R</b> OBP: 0.235, SLG: 0.294 (1, 1)										2	1	1	1	0	0	1						
<b>Bob Mabe, R</b> (7, 1)										0	0	0	0	0	0	0						
<b>Eddie Kasko, R</b> OBP: 0.250, SLG: 0.250 (9, PH)										1	0	0	0	0	1	0						
<b>Inning Stats</b>	R: 0 E: 0 K: 1 S: 6	H: 0 LOB: 0 BB: 0 P: 9	R: 0 E: 0 K: 0 S: 7	H: 0 LOB: 0 BB: 1 P: 13	R: 0 E: 1 K: 0 S: 15	H: 0 LOB: 2 BB: 1 P: 26	R: 0 E: 0 K: 1 S: 7	H: 0 LOB: 0 BB: 0 P: 10	R: 2 E: 0 K: 1 S: 12	H: 3 LOB: 1 BB: 0 P: 14	R: 0 E: 0 K: 2 S: 8	H: 1 LOB: 1 BB: 0 P: 9	R: 0 E: 0 K: 0 S: 5	H: 2 LOB: 2 BB: 1 P: 11	R: 2 E: 0 K: 0 S: 9	H: 2 LOB: 1 BB: 0 P: 15	R: 0 E: 0 K: 3 S: 13	H: 2 LOB: 2 BB: 0 P: 18	1B: 8 2B: 1 3B: 1 HR: 0	SF: 1 SAC: 1 DP: 2 HBP: 1	WP: 0 PB: 0 SB: 0 CS: 0	PA: 40
<b>PITCHER</b> <b>Danny McDevitt, L</b> ERA: 3.83 (1, 1)	IP: 9.0 WLS: W BF: 40 H: 10 R: 4 ER: 4 SO: 8	BB: 2 IBB: 1 HBP: 1 BLK: 0	WP: 0 HR: 0 S: 82 P: 125	ERA: 4.00 WHIP: 1.333											ERA: 4.00 WHIP: 1.333							

Batter	1	2	3	4	5	6	7	8	9	AB	R	H	RBI	BB	SO	LOB	BOTTOM			
<b>Jim Gilliam, S</b> OBP: 0.411, SLG: 0.341 (1, 5)										5	1	3	0	0	0	0	<b>Cincinnati Redlegs @ Los Angeles Dodgers</b> Los Angeles Memorial Coliseum, Los Angeles, CA Wed May 20 1959, 10:05 PM EDT Unknown <a href="http://livebaseballscorecards.com">livebaseballscorecards.com</a>			
<b>Charlie Neal, R</b> OBP: 0.351, SLG: 0.395 (1, 4)										5	2	2	0	0	0	2				
<b>Ron Fairly, L</b> OBP: 0.423, SLG: 0.485 (1, 9)										3	0	0	1	1	0	3				
<b>Duke Snider, L</b> OBP: 0.304, SLG: 0.437 (1, 7)										3	2	2	2	1	0	0				
<b>Don Demeter, R</b> OBP: 0.394, SLG: 0.569 (1, 8)										4	1	2	1	0	0	2				
<b>Norm Larker, L</b> OBP: 0.449, SLG: 0.530 (1, 3)										4	1	2	1	0	0	1				
<b>Joe Pignatano, R</b> OBP: 0.352, SLG: 0.396 (1, 2)										4	1	3	3	0	0	0				
<b>Bob Lillis, R</b> OBP: 0.320, SLG: 0.304 (1, 6)										2	0	0	0	0	0	1				
<b>Rip Repulski, R</b> OBP: 0.467, SLG: 0.478 (6, PH)										1	0	0	0	0	0	2				
<b>Don Zimmer, R</b> OBP: 0.319, SLG: 0.320 (7, 6)										1	0	0	0	0	1	0				
<b>Danny McDevitt, L</b> OBP: 0.133, SLG: 0.200 (1, 1)										4	0	0	0	0	0	0				
<b>Inning Stats</b>	R: 0 E: 0 K: 0 S: 4	H: 1 LOB: 0 BB: 0 P: 7	R: 1 E: 0 K: 0 S: 10	H: 3 LOB: 1 BB: 0 P: 14	R: 1 E: 0 K: 0 S: 8	H: 2 LOB: 2 BB: 1 P: 16	R: 0 E: 0 K: 0 S: 7	H: 0 LOB: 0 BB: 0 P: 10	R: 0 E: 0 K: 0 S: 9	H: 1 LOB: 1 BB: 0 P: 13	R: 0 E: 0 K: 0 S: 11	H: 2 LOB: 2 BB: 0 P: 17	R: 6 E: 0 K: 1 S: 19	H: 5 LOB: 0 BB: 1 P: 32	R: 0 E: 0 K: 0 S: 7	H: 0 LOB: 0 BB: 0 P: 10	1B: 12 2B: 0 3B: 0 HR: 2	SF: 0 SAC: 0 DP: 1 HBP: 0	WP: 1 PB: 0 SB: 0 CS: 1	PA: 39
<b>PITCHER</b> <b>Brooks Lawrence, R</b> ERA: 6.02 (7, 1)	IP: 1.1 WLS: L BF: 6 H: 2 R: 2 ER: 2 SO: 1	BB: 0 IBB: 0 HBP: 0 BLK: 0	WP: 0 HR: 1 S: 13 P: 20	ERA: 13.50 WHIP: 1.500											ERA: 13.50 WHIP: 1.500					










Batter	1	2	3	4	5	6	7	8	9	10	11	12	13	AB	R	H	RBI	BB	SO	LOB	TOP	
Andre Rodgers, R (1, 6) OBP: 0.354, SLG: 0.440	6-3		6-3			6-3			F4	K			4-3	6	0	0	0	0	1	2		
Wille Kirkland, L (1, 9) OBP: 0.370, SLG: 0.449	K		K			F8			3B	1B		F4	K	4	0	1	0	0	2	0		
Felipe Alou, R (9, PR) OBP: 0.359, SLG: 0.612														2	1	0	0	0	1	0		
Wille Mays, R (1, 8) OBP: 0.374, SLG: 0.574	F4					4-3			K	L7				5	0	0	0	0	2	1		
Orlando Cepeda, R (1, 3) OBP: 0.335, SLG: 0.357						4-3								5	0	3	1	0	1	0		
Leon Wagner, L (1, 7) OBP: 0.356, SLG: 0.553														5	0	0	0	0	1	4		
Daryl Spencer, R (1, 4) OBP: 0.305, SLG: 0.331						5-3								4	0	1	0	1	1	0		
Hobie Landrith, L (1, 2) OBP: 0.314, SLG: 0.333						F8								4	0	0	0	0	0	2		
Eddie Bressoud, R (1, 5) OBP: 0.304, SLG: 0.211														3	0	1	0	0	1	2		
Dusty Rhodes, L (10, PH) OBP: 0.500, SLG: 0.333														0	0	0	0	1	0	0		
Jim Davenport, R (10, PR) OBP: 0.263, SLG: 0.329														1	0	0	0	0	0	0		
Johnny Antonelli, L (1, 1) OBP: 0.069, SLG: 0.069														4	0	0	0	0	1	3		
Al Worthington, R (12, 1) OBP: 0.069, SLG: 0.069						4-3								1	0	0	0	0	0	0		
<b>Inning Stats</b>	R: 0 E: 0 K: 1 S: 8	H: 0 LOB: 0 BB: 0 P: 12	R: 0 E: 0 K: 0 S: 14	H: 1 LOB: 2 BB: 1 P: 20	R: 0 E: 0 K: 1 S: 8	H: 0 LOB: 0 BB: 0 P: 10	R: 0 E: 0 K: 1 S: 8	H: 0 LOB: 0 BB: 0 P: 13	R: 0 E: 0 K: 2 S: 9	H: 0 LOB: 0 BB: 0 P: 12	R: 0 E: 0 K: 1 S: 11	H: 2 LOB: 2 BB: 1 P: 19	R: 0 E: 0 K: 1 S: 10	H: 1 LOB: 1 BB: 0 P: 12	R: 0 E: 0 K: 1 S: 5	H: 0 LOB: 0 BB: 0 P: 9	R: 0 E: 0 K: 1 S: 8	H: 0 LOB: 0 BB: 0 P: 13	1B: 5 2B: 0 3B: 1 HR: 0	SF: 0 SAC: 1 DP: 0 HBP: 0	W/P: 0 PB: 0 SB: 0 CS: 0	PA: 47
<b>PITCHER</b> Don Drysdale, R (1, 1) ERA: 3.72	IP: 13.0 W: 7 L: 4 S: 13	WLS: 47 BF: 6 R: 1 ER: 1 SO: 11	H: 6 R: 1 ER: 1 SO: 11	ER: 1 SO: 11	BB: 1 IBB: 1 HBP: 0 BLK: 0 WP: 0 HR: 0 S: 112 P: 173 ERA: 0.69 WHIP: 0.538																	

San Francisco Giants @ Los Angeles Dodgers  
Los Angeles Memorial Coliseum, Los Angeles, CA  
Fri May 22 1959, 10:05 PM EDT  
Att. 31,014 - Unknown

livebaseballscores.com

AB 44  
R 1  
H 6  
RBI 1  
BB 2  
SO 11  
LOB 14




Batter	1	2	3	4	5	6	7	8	9	10	11	12	13	AB	R	H	RBI	BB	SO	LOB	BOTTOM	
Jim Gilliam, S (1, 7) OBP: 0.419, SLG: 0.344	G6-4-3					SH3-4		K					F6	4	1	2	0	2	1	0		
Charlie Neal, R (1, 4) OBP: 0.245, SLG: 0.422	G6-4-3					SH3-4		F9					4-3	5	0	0	0	0	0	3		
Don Demeter, R (1, 8) OBP: 0.350, SLG: 0.545	K					F8								5	1	1	0	0	1	3		
Rip Repulski, R (1, 9) OBP: 0.441, SLG: 0.444														3	0	1	0	0	0	0		
Ron Fairly, L (8, 9) OBP: 0.410, SLG: 0.458														1	0	0	0	0	1	0		
Don Zimmer, R (11, PH) OBP: 0.314, SLG: 0.314														1	0	0	0	0	0	2		
Solly Drake, S (12, 9) OBP: 0.425, SLG: 0.333														0	0	0	0	0	0	0		
Duke Snider, L (13, PH) OBP: 0.309, SLG: 0.432														0	0	0	0	1	0	0		
Gil Hodges, R (1, 3) OBP: 0.352, SLG: 0.440														4	0	1	1	2	0	1		
Dick Gray, R (1, 5) OBP: 0.314, SLG: 0.333														5	0	0	0	0	2	5		
Joe Pignatano, R (1, 2) OBP: 0.333, SLG: 0.357														4	0	0	0	1	1	1		
Bob Lillis, R (1, 6) OBP: 0.250, SLG: 0.233														5	0	0	0	0	2	1		
Don Drysdale, R (1, 1) OBP: 0.161, SLG: 0.233														5	0	0	0	0	0	0		
<b>Inning Stats</b>	R: 0 E: 0 K: 1 S: 5	H: 1 LOB: 0 BB: 0 P: 8	R: 0 E: 0 K: 1 S: 9	H: 1 LOB: 1 BB: 0 P: 14	R: 0 E: 0 K: 1 S: 12	H: 0 LOB: 2 BB: 1 P: 19	R: 0 E: 1 K: 0 S: 8	H: 0 LOB: 1 BB: 0 P: 12	R: 0 E: 0 K: 1 S: 7	H: 0 LOB: 1 BB: 1 P: 13	R: 0 E: 0 K: 1 S: 7	H: 0 LOB: 1 BB: 1 P: 14	R: 0 E: 0 K: 0 S: 9	H: 2 LOB: 3 BB: 1 P: 21	R: 0 E: 0 K: 1 S: 7	H: 0 LOB: 0 BB: 0 P: 13	R: 1 E: 0 K: 0 S: 9	H: 1 LOB: 2 BB: 1 P: 18	1B: 5 2B: 0 3B: 0 HR: 0	SF: 0 SAC: 1 DP: 1 HBP: 1	W/P: 0 PB: 0 SB: 0 CS: 0	PA: 50
<b>PITCHER</b> Johnny Antonelli, L (1, 1) ERA: 2.22	IP: 11.0 W: 2 L: 2 S: 12	WLS: 42 BF: 4 R: 1 ER: 0 SO: 7	H: 4 R: 1 ER: 0 SO: 7	ER: 0 SO: 7	BB: 4 IBB: 1 HBP: 0 BLK: 0 WP: 0 HR: 0 S: 92 P: 149 ERA: 0.00 WHIP: 0.727																	


San Francisco Giants @ Los Angeles Dodgers  
Los Angeles Memorial Coliseum, Los Angeles, CA  
Fri May 22 1959, 10:05 PM EDT  
Att. 31,014 - Unknown


livebaseballscores.com

AB 42  
R 2  
H 5  
RBI 1  
BB 6  
SO 8  
LOB 16





Batter	1	2	3	4	5	6	7	8	9	AB R H RBI BB SO LOB	TOP											
Andre Rodgers, R (1, 6) OBP: 0.348, SLG: 0.425	4-1 BB		1-1 F9		3-3 K		2-2 5-3		3-3 K	4 0 0 0 1 2 2	<p>San Francisco Giants @ Los Angeles Dodgers Los Angeles Memorial Coliseum, Los Angeles, CA</p> <p>Sat May 23 1959, 10:05 PM EDT Att: 37,258 - Unknown</p> <p>livebaseballscorecards.com</p> <p>AB 34 R 4 H 8 RBI 3 BB 3 SO 5 LOB 15</p> 											
Felipe Alou, R (1, 9) OBP: 0.343, SLG: 0.583	2-1 F5		2-2 6-3		0-1 F9		0-0 4-3		0-1 F8	5 0 0 0 0 0 3												
Willie Mays, R (1, 8) OBP: 0.371, SLG: 0.566	1-2 L9			1-0 F9		2-1 6-3		0-1 1B E		4 1 1 0 0 0 1												
Orlando Cepeda, R (1, 3) OBP: 0.336, SLG: 0.549				3-1 F9		0-0 WP S 1B		0-1 F6		4 1 1 0 0 1 2												
Jackie Brandt, R (1, 7) OBP: 0.325, SLG: 0.417		1-2 1-3		4-1 BB		2-1 1B SF8 1B		1-0 E8 2B 1B		3 2 2 1 1 0 0												
Daryl Spencer, R (1, 4) OBP: 0.310, SLG: 0.343		1-0 F8		2-1 5-3		0-0 FC6-4 1B		2-2 FC1-5 2B		4 0 2 1 0 0 1												
Hobie Landrith, L (1, 2) OBP: 0.333, SLG: 0.345		4-1 BB			0-1 1B	2-2 SF8		3-H FC1-5 2B		2 0 1 1 1 0 1												
Jim Davenport, R (1, 5) OBP: 0.263, SLG: 0.327		0-0 F8			2-2 1B	0-0 FC6-4		3-2 4-3		4 0 1 0 0 0 3												
Sam Jones, R (1, 1) OBP: 0.043, SLG: 0.043			0-2 1-3		1-3 K		0-3 K		0-2 F7	4 0 0 0 0 2 2												
<b>Inning Stats</b>	R: 0 E: 0 K: 1 S: 9	H: 0 LOB: 1 BB: 1 P: 16	R: 0 E: 0 K: 0 S: 6	H: 0 LOB: 1 BB: 1 P: 12	R: 0 E: 0 K: 0 S: 9	H: 0 LOB: 0 BB: 0 P: 12	R: 0 E: 0 K: 0 S: 6	H: 0 LOB: 1 BB: 1 P: 16	R: 0 E: 0 K: 2 S: 14	H: 2 LOB: 2 BB: 0 P: 20	R: 2 E: 0 K: 0 S: 13	H: 3 LOB: 1 BB: 0 P: 19	R: 0 E: 0 K: 1 S: 7	H: 0 LOB: 1 BB: 0 P: 9	R: 2 E: 1 K: 0 S: 12	H: 3 LOB: 1 BB: 0 P: 18	R: 0 E: 0 K: 1 S: 9	H: 0 LOB: 0 BB: 0 P: 12	1B: 7 2B: 1 3B: 0 HR: 0	SF: 1 SAC: 0 DP: 0 HBP: 0	WP: 1 PB: 0 SB: 1 CS: 0	PA: 38
<b>PITCHER</b>	IP WLS BF H R ER SO BB IBB HBP BLK WP HR S P ERA WHIP											IP WLS BF H R ER SO BB IBB HBP BLK WP HR S P ERA WHIP										
Stan Williams, R (1, 1) ERA: 5.05	6.0 L 26 5 2 2 3 3 0 0 0 0 1 0 57 95 3.00 1.333																					
Clem Labine, R (7, 1) ERA: 4.75	2.0 9 3 2 2 1 0 0 0 0 0 0 0 19 27 9.00 1.500																					
Johnny Klippstein, R (9, 1) ERA: 4.44	1.0 3 0 0 0 1 0 0 0 0 0 0 0 9 12 0.00 0.000																					

Batter	1	2	3	4	5	6	7	8	9	AB R H RBI BB SO LOB	BOTTOM											
Jim Gilliam, S (1, 5) OBP: 0.410, SLG: 0.337	0-1 F8		3-2 1-3		1-0 S 1B		1-0 4-3		2-2 6-3	5 0 1 0 0 0 0	<p>San Francisco Giants @ Los Angeles Dodgers Los Angeles Memorial Coliseum, Los Angeles, CA</p> <p>Sat May 23 1959, 10:05 PM EDT Att: 37,258 - Unknown</p> <p>livebaseballscorecards.com</p> <p>AB 36 R 2 H 9 RBI 2 BB 3 SO 9 LOB 21</p> 											
Charlie Neal, R (1, 4) OBP: 0.346, SLG: 0.418	2-1 E 1B		3-2 5-3		3-3 K		4-1 BB		2-1 4-3	4 0 1 0 1 1 1												
Ron Fairly, L (1, 8) OBP: 0.398, SLG: 0.442	1-0 4-3		3-2 F9			1-1 FC1-6 1B		0-0 F8		5 1 1 0 0 0 2												
Duke Snider, L (1, 9) OBP: 0.316, SLG: 0.429	4-0 BB			0-0 4-3		2-0 FC1-6 1B		2-3 K		3 0 1 0 1 1 1												
Norm Larker, L (1, 3) OBP: 0.430, SLG: 0.500	1-3 K			1-1 FC4-6 1B		1-0 FC1-6 1B		0-3 K		4 0 1 0 0 2 4												
Wally Moon, L (1, 7) OBP: 0.389, SLG: 0.439		3-2 3B		0-0 FC4-6		3-2 BB		0-1 1B FC5-4 2B		4 1 3 1 0 0 1												
Don Zimmer, R (1, 6) OBP: 0.320, SLG: 0.315		3-3 K		2-2 F2		1-2 FC5-4 BB		0-0 FC5-4 1B		3 0 1 0 1 1 2												
Joe Pignatano, R (1, 2) OBP: 0.313, SLG: 0.333		1-3 K			2-1 F5	3-3 K		1-0 FC5-4		4 0 0 1 0 2 5												
Stan Williams, R (1, 1) OBP: 0.188, SLG: 0.071		2-3 K			1-3 K	1-0 FC5-4		1-1 F7		2 0 0 0 0 2 1												
Don Demeter, R (6, PH) OBP: 0.348, SLG: 0.541										1 0 0 0 0 0 3												
Clem Labine, R (7, 1) OBP: 0.349, SLG: 0.435										0 0 0 0 0 0 0												
Gil Hodges, R (8, PH) OBP: 0.349, SLG: 0.435										1 0 0 0 0 0 1												
Johnny Klippstein, R (9, 1) ERA: 4.44										0 0 0 0 0 0 0												
<b>Inning Stats</b>	R: 0 E: 1 K: 1 S: 11	H: 1 LOB: 2 BB: 1 P: 19	R: 0 E: 0 K: 3 S: 13	H: 1 LOB: 0 BB: 0 P: 22	R: 0 E: 0 K: 0 S: 11	H: 0 LOB: 0 BB: 0 P: 20	R: 0 E: 0 K: 0 S: 7	H: 1 LOB: 1 BB: 0 P: 10	R: 0 E: 0 K: 2 S: 9	H: 1 LOB: 1 BB: 0 P: 16	R: 1 E: 0 K: 1 S: 16	H: 3 LOB: 3 BB: 1 P: 31	R: 0 E: 0 K: 1 S: 6	H: 0 LOB: 1 BB: 1 P: 13	R: 1 E: 0 K: 1 S: 9	H: 2 LOB: 1 BB: 0 P: 11	R: 0 E: 0 K: 0 S: 9	H: 0 LOB: 0 BB: 0 P: 14	1B: 7 2B: 1 3B: 1 HR: 0	SF: 0 SAC: 0 DP: 0 HBP: 0	WP: 0 PB: 0 SB: 1 CS: 0	PA: 39
<b>PITCHER</b>	IP WLS BF H R ER SO BB IBB HBP BLK WP HR S P ERA WHIP											IP WLS BF H R ER SO BB IBB HBP BLK WP HR S P ERA WHIP										
Sam Jones, R (1, 1) ERA: 3.95	9.0 W 39 9 2 2 9 3 0 0 0 0 0 0 91 156 2.00 1.333																					







Batter	1	2	3	4	5	6	7	8	9	AB	R	H	RBI	BB	SO	LOB	TOP							
Jim Gilliam, S OBP: 0.397, SLG: 0.327	0-0 L5		1-0 2B 1B		2-2 5-3	0-1 4-3		0-0 F4		5	1	1	0	0	0	2	<b>Los Angeles Dodgers @ San Francisco Giants</b> <b>Seals Stadium, San Francisco, CA</b> Mon May 25 1959, 6:33 AM EDT Att: 9,173 - Unknown							
Charlie Neal, R OBP: 0.356, SLG: 0.421	2-2 6-3		0-1 1B 2B		4-0 HR BB		4-2 S BB	4-0 BB		2	2	1	1	3	0									
Don Demeter, R OBP: 0.341, SLG: 0.519	4-2 BB		1-2 HR 1B		3-2 F7		0-3 K	0-0 F8		4	1	1	1	1	1	4								
Gil Hodges, R OBP: 0.360, SLG: 0.500	1-3 K		2-2 2H HR		0-1 HR		4-2 BB		0-0 6-3	4	2	2	4	1	1	1								
Rip Repuski, R OBP: 0.421, SLG: 0.400		0-3 K	1-2 F9		4-2 FC6-4 BB		1-3 K		4-1 HR BB	3	0	0	0	1	2	2								
Ron Fairly, L OBP: 0.409, SLG: 0.430										0	0	0	0	1	0	0								
Dick Gray, R OBP: 0.325, SLG: 0.429	3-2 1-3			1-2 SH1-4 1B		0-0 FC6-4		0-3 K		2-1 HR	5	1	2	1	0	1		3						
Joe Pignatano, R OBP: 0.311, SLG: 0.308	1-0 6-3			0-0 SH1-4		1-0 5-3		4-1 E BB	3-1 6-3	3	1	0	0	1	0	0								
Bob Lillis, R OBP: 0.256, SLG: 0.270			1-0 F8		0-0 F7		2-0 5-3	1 SAFE 0-1 SH1-4 1B		4	0	1	1	0	0	1								
Johnny Podres, L OBP: 0.280, SLG: 0.217			2-1 G3		2-1 G3		2-2 1B	0-0 SH1-4		3	0	1	0	0	0	1								
<b>Inning Stats</b>	R: 0 E: 0 K: 1 S: 9	H: 0 LOB: 1 BB: 1 P: 16	R: 0 E: 0 K: 1 S: 8	H: 0 LOB: 0 BB: 0 P: 12	R: 4 E: 0 K: 0 S: 18	H: 4 LOB: 0 BB: 0 P: 26	R: 0 E: 0 K: 0 S: 7	H: 1 LOB: 1 BB: 0 P: 10	R: 2 E: 0 K: 0 S: 12	H: 1 LOB: 1 BB: 2 P: 25	R: 0 E: 0 K: 3 S: 9	H: 1 LOB: 1 BB: 0 P: 14	R: 0 E: 0 K: 3 S: 15	H: 0 LOB: 2 BB: 2 P: 24	R: 1 E: 1 K: 0 S: 6	H: 1 LOB: 2 BB: 1 P: 14	R: 1 E: 0 K: 0 S: 6	H: 1 LOB: 0 BB: 1 P: 15	1B: 5 2B: 1 3B: 0 HR: 3	SF: 0 SAC: 2 DP: 0 HBP: 0	WP: 0 PB: 0 SB: 2 CS: 0	PA: 43		
<b>PITCHER</b>	IP WLS BF H R ER SO BB IBB HBP BLK WP HR S P ERA WHIP	4.2 L 23 6 6 6 2 3 0 0 0 0 2 53 88 11.57 1.929	5.1 1 5 1 0 0 0 0 0 0 0 0 0 10 15 0.00 0.750	3.0 15 2 2 1 3 5 0 0 0 0 1 27 53 3.00 2.333																				

Batter	1	2	3	4	5	6	7	8	9	AB	R	H	RBI	BB	SO	LOB	BOTTOM							
Felipe Alou, R OBP: 0.325, SLG: 0.541	0-3 K			1-3 K		3-3 K			0-3 K	4	0	0	0	0	4	0	<b>Los Angeles Dodgers @ San Francisco Giants</b> <b>Seals Stadium, San Francisco, CA</b> Mon May 25 1959, 6:33 AM EDT Att: 9,173 - Unknown							
Andra Rodgers, R OBP: 0.340, SLG: 0.405	1-1 5-3			4-2 G5-4-3 BB			0-0 F9		2-1 F8	3	0	0	0	1	0	0								
Willie Mays, R OBP: 0.371, SLG: 0.581	3-2 F4			0-1 G5-4-3			0-0 F9			3	0	0	0	0	0	1								
Orlando Cepeda, R OBP: 0.350, SLG: 0.580		4-0 G4-6-3 BB			0-0 F7		1-2 F6			2	0	0	0	1	0	0								
Jackie Brandt, R OBP: 0.328, SLG: 0.410		0-0 G4-6-3			2-0 F9			1-1 B1-3		3	0	0	0	0	0	1								
Daryl Spencer, R OBP: 0.319, SLG: 0.349		2-2 1-3			4-2 BB			2-1 L6-4 1B 1B		2	0	1	0	1	0	0								
Bob Schmidt, R OBP: 0.320, SLG: 0.407			0-1 5-3		0-0 1-3			2-0 1B 1B		3	0	1	0	0	0	1								
Jim Davenport, R OBP: 0.255, SLG: 0.316			2-3 K			2-3 K		3-2 L6-4		3	0	0	0	0	2	2								
Mike McCormick, L OBP: 0.333, SLG: 0.200			1-3 K			0-1 6-3			1-2 6-3	1	0	0	0	0	1	0								
AJ Worthington, R OBP: 0.292, SLG: 0.200										1	0	0	0	0	0	0								
Eddie Bressoud, R OBP: 0.292, SLG: 0.200										1	0	0	0	0	0	0								
Joe Shipley, R										0	0	0	0	0	0	0								
Roger McCardell, R										1	0	0	0	0	0	0								
<b>Inning Stats</b>	R: 0 E: 0 K: 1 S: 8	H: 0 LOB: 0 BB: 0 P: 12	R: 0 E: 0 K: 0 S: 4	H: 0 LOB: 0 BB: 1 P: 10	R: 0 E: 0 K: 2 S: 11	H: 0 LOB: 0 BB: 0 P: 14	R: 0 E: 0 K: 1 S: 8	H: 0 LOB: 0 BB: 1 P: 13	R: 0 E: 0 K: 2 S: 5	H: 0 LOB: 0 BB: 0 P: 11	R: 0 E: 0 K: 2 S: 9	H: 0 LOB: 0 BB: 0 P: 14	R: 0 E: 0 K: 0 S: 5	H: 0 LOB: 0 BB: 0 P: 6	R: 0 E: 0 K: 0 S: 8	H: 2 LOB: 1 BB: 0 P: 16	R: 0 E: 0 K: 1 S: 10	H: 0 LOB: 0 BB: 0 P: 13	1B: 2 2B: 1 3B: 0 HR: 0	SF: 0 SAC: 0 DP: 3 HBP: 0	WP: 0 PB: 0 SB: 0 CS: 0	PA: 29		
<b>PITCHER</b>	IP WLS BF H R ER SO BB IBB HBP BLK WP HR S P ERA WHIP	9.0 W 29 2 0 0 7 3 0 0 0 0 0 68 109 0.00 0.556																						









Batter	1	2	3	4	5	6	7	8	9	AB	R	H	RBI	BB	SO	LOB	TOP					
Tony Taylor, R (1, 4) OBP: 0.345, SLG: 0.396	F9		FC6-4 1B							4	0	2	0	0	0	1	<b>Chicago Cubs @ Los Angeles Dodgers</b> Los Angeles Memorial Coliseum, Los Angeles, CA Wed May 27 1959, 10:05 PM EDT Att: 12,701 - Unknown					
Alvin Dark, R (1, 5) OBP: 0.333, SLG: 0.326	K		FC6-4 1B		4-3		F9			4	0	1	0	0	1	3						
Bobby Thomson, R (1, 8) OBP: 0.277, SLG: 0.430			FC6-4 1B					6-3		3	0	0	0	1	1	1						
14 Ernie Banks, R (1, 6) OBP: 0.342, SLG: 0.530	L6							K		3	1	1	1	0	1	1						
Walt Moryn, L (1, 7) OBP: 0.335, SLG: 0.396		3-1						4-3		4	0	0	0	0	0	1						
Dale Long, L (1, 3) OBP: 0.330, SLG: 0.524	G3								K	4	0	0	0	0	1	1						
Lee Walls, R (1, 9) OBP: 0.344, SLG: 0.371 Jim Marshall, L (9, PH) OBP: 0.287, SLG: 0.340									K	2	0	0	0	1	2	1						
Sammy Taylor, L (1, 2) OBP: 0.302, SLG: 0.330									K	1	0	0	0	0	1	0						
Glen Hobbie, R (1, 1) OBP: 0.200, SLG: 0.208 George Altman, L (7, PH) OBP: 0.287, SLG: 0.340 Bill Henry, L (7, 1) OBP: 0.200, SLG: 0.200										2	0	1	0	0	0	0						
										1	0	0	0	0	1	1						
										0	0	0	0	0	0	0						
<b>Inning Stats</b>	R: 0 E: 0 K: 1 S: 12	H: 0 LOB: 1 BB: 1 P: 20	R: 0 E: 0 K: 1 S: 10	H: 0 LOB: 1 BB: 1 P: 20	R: 0 E: 0 K: 0 S: 9	H: 2 LOB: 1 BB: 0 P: 15	R: 0 E: 0 K: 1 S: 13	H: 0 LOB: 1 BB: 0 P: 16	R: 0 E: 0 K: 1 S: 8	H: 1 LOB: 0 BB: 1 P: 14	R: 1 E: 0 K: 1 S: 9	H: 1 LOB: 0 BB: 0 P: 15	R: 0 E: 0 K: 1 S: 16	H: 1 LOB: 2 BB: 1 P: 24	R: 0 E: 0 K: 3 S: 8	H: 0 LOB: 0 BB: 0 P: 12	R: 0 E: 0 K: 3 S: 10	H: 0 LOB: 0 BB: 0 P: 16	1B: 4 2B: 0 3B: 0 HR: 1	SF: 0 SAC: 0 DP: 0 HBP: 1	WP: 0 PB: 0 SB: 0 CS: 0	PA: 35
<b>PITCHER</b> Don Drysdale, R (1, 1) ERA: 3.47	IP: 9.0 WLS: W BF: 35 H: 5 R: 1 ER: 1 SO: 11 BB: 3 IBB: 0 HBP: 1 BLK: 0 WP: 0 HR: 1 S: 95 P: 152 ERA: 1.00 WHIP: 0.889															<b>PITCHER</b>						

AB	31
R	1
H	5
RBI	1
BB	3
SO	11
LOB	11



Batter	1	2	3	4	5	6	7	8	9	AB	R	H	RBI	BB	SO	LOB	BOTTOM			
Ron Fairly, L (1, 9) OBP: 0.406, SLG: 0.448	5-3									4	1	2	0	0	0	0	<b>Chicago Cubs @ Los Angeles Dodgers</b> Los Angeles Memorial Coliseum, Los Angeles, CA Wed May 27 1959, 10:05 PM EDT Att: 12,701 - Unknown			
Charlie Neal, R (1, 4) OBP: 0.357, SLG: 0.421										3	1	1	1	1	0	1				
Wally Moon, L (1, 7) OBP: 0.372, SLG: 0.410										3	1	0	0	1	1	2				
Don Demeter, R (1, 8) OBP: 0.343, SLG: 0.522										4	0	1	0	0	2	2				
Gil Hodges, R (1, 3) OBP: 0.361, SLG: 0.485										3	0	1	1	1	0	1				
John Roseboro, L (1, 2) OBP: 0.344, SLG: 0.286										1	1	0	0	2	0	0				
Dick Gray, R (1, 5) OBP: 0.271, SLG: 0.349										4	0	0	1	0	0	5				
Bob Lillis, R (1, 6) OBP: 0.233, SLG: 0.244 Duke Snider, L (4, PH) OBP: 0.330, SLG: 0.441 Don Zimmer, R (5, 6) OBP: 0.323, SLG: 0.312										1	0	0	0	0	0	0				
										1	0	1	1	0	0	0				
										1	0	0	0	1	0	0				
<b>Inning Stats</b>	R: 0 E: 0 K: 1 S: 8	H: 0 LOB: 1 BB: 1 P: 14	R: 0 E: 0 K: 0 S: 6	H: 0 LOB: 0 BB: 0 P: 7	R: 0 E: 0 K: 1 S: 10	H: 1 LOB: 1 BB: 0 P: 17	R: 2 E: 0 K: 1 S: 13	H: 1 LOB: 2 BB: 3 P: 31	R: 2 E: 0 K: 0 S: 12	H: 3 LOB: 2 BB: 1 P: 22	R: 0 E: 0 K: 1 S: 7	H: 0 LOB: 0 BB: 0 P: 10	R: 0 E: 0 K: 1 S: 5	H: 0 LOB: 0 BB: 0 P: 8	R: 0 E: 0 K: 0 S: 8	H: 1 LOB: 2 BB: 1 P: 14	1B: 5 2B: 0 3B: 1 HR: 0	SF: 0 SAC: 1 DP: 0 HBP: 0	WP: 0 PB: 0 SB: 2 CS: 0	PA: 36
<b>PITCHER</b> Glen Hobbie, R (1, 1) ERA: 3.29 Bill Henry, L (7, 1) ERA: 3.51	IP: 6.0 WLS: L BF: 28 H: 5 R: 4 ER: 4 SO: 4 BB: 4 IBB: 0 HBP: 0 BLK: 0 WP: 0 HR: 0 S: 56 P: 101 ERA: 6.00 WHIP: 1.500															<b>PITCHER</b>				

AB	29
R	4
H	6
RBI	4
BB	6
SO	5
LOB	15













Batter	1	2	3	4	5	6	7	8	9	AB	R	H	RBI	BB	SO	LOB	TOP				
<b>Don Blasingame, L</b> (1,4) OBP: 0.353, SLG: 0.357	0-1 FC5-4 1B		1-0 3B 1B	1-2 F6			4-0 BB BB	3-1 FC6		4	1	2	0	1	0	3					
<b>Gino Cimoli, R</b> (1,8) OBP: 0.381, SLG: 0.517	2-2 FC5-4 FC6-4 1-2f		2-1 1-3	3-3 K			0-2 G6-3 1-2f		2-2 4-3 IHR 2B	5	1	1	0	0	1	5					
<b>Joe Cunningham, L</b> (1,3) OBP: 0.463, SLG: 0.474	0-0 FC6-4 1B 1-2f		1-0 FC1-5-2-5 3B 2-H 3-H 1-2		1-1 FC6-4 1B		4-2 BB		1-0 4-3	4	0	2	2	1	0	2					
<b>Ken Boyer, R</b> (1,5) OBP: 0.366, SLG: 0.514	2-1 1B 1-2		FC1-5-2-5 E 3-H		1-1 L5		1-2 L9		0-0 IHR	5	2	2	2	0	0	3					
<b>Chuck Essegian, R</b> (1,7) OBP: 0.294, SLG: 0.314	3-2 F4		0-0 E6 BB 2-H		2-3 K				1-0 F2	4	0	0	0	0	1	3					
<b>Bill White, L</b> (9, PH) OBP: 0.363, SLG: 0.536									0-2 S 1B	1	0	1	0	0	0	0					
<b>Curt Flood, R</b> (1,9) OBP: 0.294, SLG: 0.267		0-1 1-3			2-2 FC6-4				4-0 BB BB	3	1	0	0	2	1	2					
<b>Bobby Gene Smith, R</b> (9,9) OBP: 0.208, SLG: 0.333			1-2 BB						2-3 K	0	0	0	0	0	0	0					
<b>Hal Smith, R</b> (1,2) OBP: 0.305, SLG: 0.444		1-0 F7 1B							1-0 F7 BB BB	5	0	2	0	0	0	4					
<b>Lee Tate, R</b> (1,6) OBP: 0.294, SLG: 0.419									4-1 1B	3	0	0	0	0	1	2					
<b>Ray Jablonski, R</b> (8, PH) OBP: 0.294, SLG: 0.367									1-2 BB	0	0	0	0	1	0	0					
<b>Tom Cheney, R</b> (1,1) OBP: 0.349, SLG: 0.222									1-1 FC6 1B	0	0	0	0	0	0	0					
<b>Ernie Broglio, R</b> (2,1) OBP: 0.371, SLG: 0.377									1-3 2-H 2-H	2	1	1	0	1	1	0					
<b>Stan Musial, R</b> (8, PH) OBP: 0.371, SLG: 0.377									1-3 3B 1B	1	0	0	0	0	0	0					
<b>Chick King, R</b> (8, PH) OBP: 0.371, SLG: 0.377									1-3 2-H	0	0	0	0	0	0	0					
<b>Howie Nunn, R</b> (8,1) OBP: 0.222, SLG: 0.087										0	0	0	0	0	0	0					
<b>Lindy McDaniel, R</b> (9,1) OBP: 0.222, SLG: 0.087										0	0	0	0	0	0	0					
<b>Inning Stats</b>	R: 0 E: 0 K: 0 S: 13	H: 2 LOB: 2 BB: 0 P: 20	R: 0 E: 0 K: 0 S: 5	H: 1 LOB: 0 BB: 0 P: 9	R: 3 E: 1 K: 0 S: 13	H: 3 LOB: 2 BB: 1 P: 24	R: 0 E: 0 K: 2 S: 12	H: 0 LOB: 0 BB: 1 P: 22	R: 0 E: 0 K: 1 S: 12	H: 1 LOB: 1 BB: 0 P: 18	R: 0 E: 0 K: 1 S: 7	H: 1 LOB: 1 BB: 0 P: 10	R: 0 E: 0 K: 0 S: 9	H: 0 LOB: 1 BB: 2 P: 18	R: 1 E: 0 K: 0 S: 7	H: 1 LOB: 2 BB: 2 P: 21	R: 2 E: 0 K: 1 S: 14	H: 3 LOB: 1 BB: 0 P: 20	1B: 9 2B: 1 3B: 1 HR: 1	SF: 0 SAC: 0 DP: 2 HBP: 0	WP: 0 PA: 43 PB: 0 SB: 1 CS: 0
<b>PITCHER</b>	IP	WLS	BF	H	R	ER	SO	BB	IBB	HBP	BLK	WP	HR	S	P	ERA	WHIP				
<b>Johanny Podres, L</b> (1,1) ERA: 3.72	7.2		36	9	4	3	4	6	0	0	0	0	0	76	137	3.52	1.957				
<b>Clem Labine, R</b> (8,1) ERA: 5.01	1.1	W	7	3	2	2	1	0	0	0	0	0	0	16	25	13.50	2.250				

**St. Louis Cardinals @ Los Angeles Dodgers**  
Los Angeles Memorial Coliseum, Los Angeles, CA  
Sat May 30 1959, 10:05 PM EDT  
Att: 22,692 - Unknown

AB 37  
R 6  
H 12  
RBI 5  
BB 6  
SO 5  
LOB 24



Batter	1	2	3	4	5	6	7	8	9	AB	R	H	RBI	BB	SO	LOB	BOTTOM				
<b>Jim Gilliam, S</b> (1,4) OBP: 0.390, SLG: 0.331	2-2 F8		0-0 BB 1B	0-1 4-3				1-2 4-3		5	0	2	2	0	0	0					
<b>Wally Moon, L</b> (1,7) OBP: 0.380, SLG: 0.404	4-1 BB		1-2 2-H 3-H BB	1-1 G3			0-0 1-3	0-1 F8		3	0	0	0	2	0	1					
<b>Ron Fairly, L</b> (1,8) OBP: 0.400, SLG: 0.490	1-2 F4		3-1 G3				0-0 FC4-6 3B 2B	3-2 F9		5	2	2	1	0	0	5					
<b>Duke Snider, L</b> (1,9) OBP: 0.348, SLG: 0.476	1-3 K		1-1 SH5-4 1B 1B				1-0 F9		2-2 5-3	5	1	2	1	0	1	2					
<b>Gil Hodges, R</b> (1,3) OBP: 0.394, SLG: 0.541			4-0 BB 1B BB				4-1 FC4-6 BB		1-0 HR	2	2	2	1	3	0	0					
<b>John Roseboro, L</b> (1,2) OBP: 0.346, SLG: 0.290			1-2 BB 1B				0-1 FC4-6 3B		0-0 F9	3	2	1	0	0	0	3					
<b>Don Zimmer, R</b> (1,5) OBP: 0.316, SLG: 0.325			3-1 F7				2-2 1-H 3-H 3B		0-0 F7	4	0	1	2	0	1	5					
<b>Bob Lillis, R</b> (1,6) OBP: 0.275, SLG: 0.271			2-0 F5				0-0 B3		0-1 FC6-4	4	0	0	0	0	1	6					
<b>Johanny Podres, L</b> (1,1) OBP: 0.286, SLG: 0.200			4-0 BB 1B BB				2-3 K		0-0 5-3	2	0	0	0	1	2	0					
<b>Clem Labine, R</b> (8,1) ERA: 3.84			1-2 2-3 BB							1	0	0	0	0	0	0					
<b>Inning Stats</b>	R: 0 E: 0 K: 1 S: 10	H: 0 LOB: 1 BB: 1 P: 18	R: 2 E: 0 K: 0 S: 10	H: 2 LOB: 3 BB: 3 P: 31	R: 0 E: 0 K: 2 S: 15	H: 2 LOB: 0 BB: 0 P: 22	R: 0 E: 0 K: 1 S: 7	H: 0 LOB: 0 BB: 0 P: 10	R: 2 E: 0 K: 0 S: 11	H: 2 LOB: 1 BB: 1 P: 18	R: 0 E: 0 K: 1 S: 8	H: 1 LOB: 0 BB: 0 P: 15	R: 1 E: 0 K: 0 S: 7	H: 1 LOB: 1 BB: 1 P: 12	R: 0 E: 0 K: 0 S: 6	H: 0 LOB: 0 BB: 0 P: 7	R: 2 E: 0 K: 0 S: 6	H: 2 LOB: 0 BB: 0 P: 10	1B: 5 2B: 1 3B: 1 HR: 3	SF: 0 SAC: 1 DP: 0 HBP: 0	WP: 0 PA: 41 PB: 0 SB: 1 CS: 0
<b>PITCHER</b>	IP	WLS	BF	H	R	ER	SO	BB	IBB	HBP	BLK	WP	HR	S	P	ERA	WHIP				
<b>Tom Cheney, R</b> (1,1) ERA: 9.0	1.2		11	2	2	2	1	4	0	0	0	0	1	18	44	10.80	3.600				
<b>Ernie Broglio, R</b> (2,1) ERA: 6.47	5.1		24	6	3	3	4	2	0	0	0	0	1	50	82	5.06	1.500				
<b>Howie Nunn, R</b> (8,1) ERA: 8.68	1.0		4	1	1	1	0	0	0	0	0	0	1	7	9	9.00	1.000				
<b>Lindy McDaniel, R</b> (9,1) ERA: 3.84	0.1	L	2	1	1	1	0	0	0	0	0	0	1	5	8	27.00	3.000				

**St. Louis Cardinals @ Los Angeles Dodgers**  
Los Angeles Memorial Coliseum, Los Angeles, CA  
Sat May 30 1959, 10:05 PM EDT  
Att: 22,692 - Unknown

AB 34  
R 7  
H 10  
RBI 7  
BB 6  
SO 5  
LOB 22

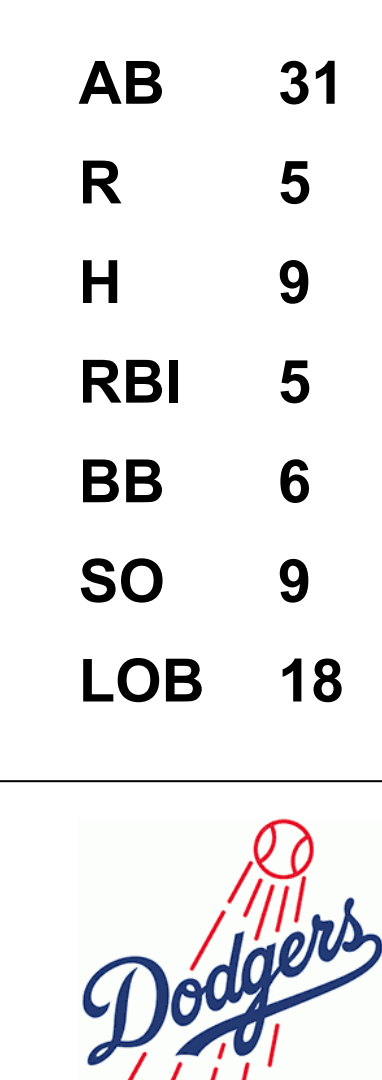




Batter	1	2	3	4	5	6	7	8	9	AB	R	H	RBI	BB	SO	LOB	TOP
<b>Don Blasingame, L</b> (1, 4) OBP: 0.354, SLG: 0.370	L5		5-3		HR		1B BB		5-3	4	1	1	1	1	0	0	<b>St. Louis Cardinals @ Los Angeles Dodgers</b> Los Angeles Memorial Coliseum, Los Angeles, CA Sun May 31 1959, 6:33 AM EDT Att: 24,829 - Unknown
<b>Gino Cimoli, R</b> (1, 8) OBP: 0.376, SLG: 0.508	K		K		K		1B		4-3	5	0	1	0	0	3	0	
<b>Stan Musial, L</b> (1, 3) OBP: 0.359, SLG: 0.362	K			F8	F7		F5		1-3	5	0	0	0	0	1	3	
<b>Ray Jablonski, R</b> (1, 5) OBP: 0.342, SLG: 0.485		FC5-4 BB		HR		1B	K			3	2	2	1	1	1	3	
<b>Joe Cunningham, L</b> (1, 9) OBP: 0.456, SLG: 0.460		FC5-4 1B		BB		1B	K		K	3	0	0	0	1	2	5	
<b>Chuck Essegian, R</b> (1, 7) OBP: 0.205, SLG: 0.289	K			BB			K			3	0	0	0	1	3	2	
<b>Hal Smith, R</b> (1, 2) OBP: 0.310, SLG: 0.445				F4		2H 1B	K			4	0	2	1	0	1	2	
<b>Lee Tate, R</b> (1, 6) OBP: 0.270, SLG: 0.382				F2						3	0	0	0	0	1	5	
<b>Curt Flood, R</b> (8, PH) OBP: 0.308, SLG: 0.267							F3			0	0	0	0	1	0	0	
<b>Ken Boyer, R</b> (8, 6) OBP: 0.386, SLG: 0.514									BB	0	0	0	0	0	0	0	
<b>Gary Blaylock, R</b> (1, 1) OBP: 0.136, SLG: 0.391				B2						2	0	0	0	0	1	0	
<b>Howie Nunn, R</b> (6, 1) OBP: 0.242, SLG: 0.333										0	0	0	0	0	0	0	
<b>Bobby Gene Smith, R</b> (7, PH) OBP: 0.222, SLG: 0.657										0	0	0	0	0	1	0	
<b>Jim Brosnan, R</b> (7, 1) OBP: 0.271, SLG: 0.627										0	0	0	0	0	0	0	
<b>Gene Green, R</b> (8, PH) OBP: 0.271, SLG: 0.349										1	0	0	0	0	1	1	
<b>Tom Cheney, R</b> (8, 1) OBP: 0.271, SLG: 0.349										0	0	0	0	0	0	0	
<b>Inning Stats</b>	R: 0 H: 0 E: 0 K: 2 S: 7	H: 0 R: 0 ER: 0 LOB: 0 BB: 0 P: 11	H: 1 R: 0 ER: 0 LOB: 2 BB: 1 P: 24	H: 0 R: 0 ER: 0 LOB: 0 BB: 0 P: 10	H: 1 R: 1 ER: 0 LOB: 2 BB: 2 P: 21	H: 1 R: 1 ER: 0 LOB: 0 BB: 0 P: 17	H: 2 R: 1 ER: 0 LOB: 1 BB: 2 P: 21	H: 1 R: 0 ER: 0 LOB: 3 BB: 2 P: 21	H: 0 R: 0 ER: 0 LOB: 1 BB: 1 P: 19	H: 0 R: 0 ER: 0 LOB: 0 BB: 0 P: 6	1B: 4 2B: 0 3B: 0 HR: 2	SF: 0 SAC: 0 DP: 0 HBP: 0	WP: 0 PA: 39 PB: 0 SB: 1 CS: 0				
<b>PITCHER</b>	IP WLS BF H R ER SO BB IBB HBP BLK WP HR S P ERA WHIP																
<b>Sandy Koufax, L</b> (1, 1) ERA: 7.31	6.0 W 28 5 3 3 9 5 0 0 0 0 2 64 114 4.50 1.667																
<b>Johnny Klippstein, R</b> (7, 1) ERA: 4.6	0.0 1 1 0 0 0 0 0 0 0 0 0 1 1 = =																
<b>Danny McDevitt, L</b> (7, 1) ERA: 3.71	3.0 S 10 0 0 0 5 1 0 0 0 0 0 0 24 35 0.00 0.333																

Batter	1	2	3	4	5	6	7	8	9	AB	R	H	RBI	BB	SO	LOB	BOTTOM
<b>Jim Gilliam, S</b> (1, 5) OBP: 0.384, SLG: 0.320	BB 1B	4-3		4-3		5-3		K		4	1	0	0	1	1	3	<b>St. Louis Cardinals @ Los Angeles Dodgers</b> Los Angeles Memorial Coliseum, Los Angeles, CA Sun May 31 1959, 6:33 AM EDT Att: 24,829 - Unknown
<b>Charlie Neal, R</b> (1, 4) OBP: 0.351, SLG: 0.428	K	F7		HR		5-3				4	1	1	1	0	1	2	
<b>Wally Moon, L</b> (1, 7) OBP: 0.388, SLG: 0.410	1B BB	1B		1B		1-3				3	1	2	0	1	0	0	
<b>Gil Hodges, R</b> (1, 3) OBP: 0.390, SLG: 0.526	1B BB	K		5-3		K				3	1	0	0	1	2	1	
<b>Ron Fairly, L</b> (1, 9) OBP: 0.404, SLG: 0.485	1B			FC5-4 1B		F8		6-3		3	0	1	1	1	0	0	
<b>Don Demeter, R</b> (1, 8) OBP: 0.337, SLG: 0.506	1B			FC5-4 1B		6-3		F9		4	0	2	2	0	0	0	
<b>John Roseboro, L</b> (1, 2) OBP: 0.351, SLG: 0.309	K			K		1B 2B		1B		4	1	2	0	0	2	4	
<b>Don Zimmer, R</b> (1, 6) OBP: 0.331, SLG: 0.328				FC5-4		5-3 1B		1B		2	0	1	1	2	0	2	
<b>Sandy Koufax, R</b> (1, 1) ERA: 3.88						6-3				3	0	0	0	0	2	4	
<b>Johnny Klippstein, R</b> (7, 1) ERA: 8.24										0	0	0	0	0	0	0	
<b>Danny McDevitt, L</b> (7, 1) ERA: 4.55										1	0	0	0	0	1	2	
<b>Tom Cheney, R</b> (8, 1) ERA: 7.2										0	0	0	0	0	0	0	
<b>Inning Stats</b>	R: 3 H: 3 E: 0 K: 3 S: 21	H: 3 R: 0 ER: 0 LOB: 3 BB: 3 P: 39	H: 0 R: 0 ER: 0 LOB: 1 BB: 1 P: 14	H: 1 R: 0 ER: 0 LOB: 1 BB: 1 P: 19	H: 2 R: 1 ER: 0 LOB: 1 BB: 0 P: 14	H: 0 R: 0 ER: 0 LOB: 0 BB: 0 P: 10	H: 2 R: 1 ER: 0 LOB: 1 BB: 0 P: 19	H: 0 R: 0 ER: 0 LOB: 0 BB: 0 P: 10	H: 1 R: 0 ER: 0 LOB: 2 BB: 1 P: 16	1B: 7 2B: 1 3B: 0 HR: 1	SF: 0 SAC: 0 DP: 1 HBP: 0	WP: 0 PA: 37 PB: 0 SB: 3 CS: 0					
<b>PITCHER</b>	IP WLS BF H R ER SO BB IBB HBP BLK WP HR S P ERA WHIP																
<b>Gary Blaylock, R</b> (1, 1) ERA: 3.88	5.0 L 26 8 5 5 5 4 0 0 0 0 0 0 8 13 0.00 0.000																
<b>Howie Nunn, R</b> (6, 1) ERA: 8.24	1.0 3 0 0 0 1 0 0 0 0 0 0 0 8 13 0.00 0.000																
<b>Jim Brosnan, R</b> (7, 1) ERA: 4.55	1.0 3 0 0 0 1 0 0 0 0 0 0 0 7 10 0.00 0.000																
<b>Tom Cheney, R</b> (8, 1) ERA: 7.2	1.0 5 1 0 0 2 0 1 0 0 0 0 0 9 16 0.00 1.000																

AB 33  
R 3  
H 6  
RBI 3  
BB 6  
SO 14  
LOB 21





Batter	1	2	3	4	5	6	7	8	9	AB	R	H	RBI	BB	SO	LOB	TOP					
<b>Jim Gilliam, S</b> OBP: 0.391, SLG: 0.315 (1,5)										2	0	0	0	3	1	0						
<b>Charlie Neal, R</b> OBP: 0.347, SLG: 0.422 (1,4)										5	1	1	0	0	1	3						
<b>Wally Moon, L</b> OBP: 0.391, SLG: 0.408 (1,7)										3	1	1	0	1	0	1						
<b>Duke Snider, L</b> OBP: 0.345, SLG: 0.468 (1,9)										4	0	1	1	0	1	1						
<b>Gil Hodges, R</b> OBP: 0.407, SLG: 0.534 (1,3)										2	1	2	1	2	0	0						
<b>Ron Fairly, L</b> OBP: 0.390, SLG: 0.466 (1,8)										4	0	0	0	0	0	6						
<b>John Roseboro, L</b> OBP: 0.357, SLG: 0.340 (1,2)										3	1	1	2	1	0	3						
<b>Don Zimmer, R</b> OBP: 0.321, SLG: 0.317 (1,6)										4	0	0	0	0	0	3						
<b>Don Drysdale, R</b> OBP: 0.132, SLG: 0.189 (1,1)										3	0	0	0	0	2	3						
<b>Clem Labine, R</b> (7,1)										0	0	0	0	0	0	0						
<b>Norm Larker, L</b> OBP: 0.402, SLG: 0.463 (9,PH)										1	0	0	0	0	0	0						
<b>Inning Stats</b>	R: 0 E: 0 K: 1 S: 8	H: 0 LOB: 0 BB: 0 P: 12	R: 0 E: 0 K: 0 S: 12	H: 1 LOB: 1 BB: 0 P: 20	R: 0 E: 0 K: 1 S: 5	H: 0 LOB: 0 BB: 0 P: 9	R: 1 E: 0 K: 0 S: 14	H: 2 LOB: 2 BB: 1 P: 22	R: 0 E: 0 K: 0 S: 7	H: 0 LOB: 1 BB: 1 P: 14	R: 1 E: 0 K: 1 S: 12	H: 2 LOB: 3 BB: 1 P: 27	R: 0 E: 0 K: 0 S: 3	H: 0 LOB: 0 BB: 1 P: 9	R: 2 E: 0 K: 1 S: 9	H: 1 LOB: 0 BB: 1 P: 20	R: 0 E: 0 K: 1 S: 10	H: 0 LOB: 0 BB: 1 P: 17	1B: 5 2B: 0 3B: 0 HR: 1	SF: 0 SAC: 0 DP: 1 HBP: 0	WP: 1 PB: 0 SB: 0 CS: 1	PA: 38
<b>PITCHER</b>	IP	WLS	BF	H	R	ER	SO	BB	IBB	HBP	BLK	WP	HR	S	P	ERA	WHIP					
<b>Brooks Lawrence, R</b> ERA: 5.54 (1,1)	6.0		27	5	2	2	3	3	1	0	0	1	0	58	104	3.00	1.333					
<b>Bob Mabe, R</b> ERA: 4.5 (7,1)	2.0	W	8	1	2	2	1	2	0	0	0	0	1	12	29	9.00	1.500					
<b>Tom Acker, R</b> ERA: 3.34 (9,1)	1.0	S	3	0	0	0	1	1	0	0	0	0	0	10	17	0.00	1.000					

**Los Angeles Dodgers @ Cincinnati Redlegs**  
Crosley Field, Cincinnati, OH  
Tue Jun 02 1959, 7:05 PM EDT  
Att: 6,949 - Unknown

**AB 31**  
**R 4**  
**H 6**  
**RBI 4**  
**BB 7**  
**SO 5**  
**LOB 20**



Batter	1	2	3	4	5	6	7	8	9	AB	R	H	RBI	BB	SO	LOB	BOTTOM				
<b>Johnny Temple, R</b> OBP: 0.405, SLG: 0.450 (1,4)										2	1	1	1	2	1	0					
<b>Vada Pinson, L</b> OBP: 0.395, SLG: 0.607 (1,8)										5	1	2	2	0	1	6					
<b>Jerry Lynch, L</b> OBP: 0.316, SLG: 0.476 (1,7)										4	1	1	0	0	0	0					
<b>Walt Dropo, R</b> OBP: 0.182, SLG: 0.250 (8,3)										0	0	0	0	0	0	0					
<b>Frank Robinson, R</b> OBP: 0.374, SLG: 0.599 (1,3)										3	0	1	1	0	1	0					
<b>Gus Bell, L</b> OBP: 0.304, SLG: 0.419 (1,9)										4	1	1	0	0	0	2					
<b>Ed Bailey, L</b> OBP: 0.395, SLG: 0.393 (1,2)										3	0	1	0	1	0	0					
<b>Frank Thomas, R</b> OBP: 0.303, SLG: 0.386 (1,5)										4	0	1	0	0	1	4					
<b>Eddie Kasko, R</b> OBP: 0.267, SLG: 0.333 (8,PR)										0	1	0	0	0	0	0					
<b>Roy McMillan, R</b> OBP: 0.339, SLG: 0.464 (1,6)										3	0	1	1	1	0	1					
<b>Brooks Lawrence, R</b> OBP: 0.167, SLG: 0.208 (1,1)										3	0	0	0	0	1	3					
<b>Bob Mabe, R</b> (7,1)										0	0	0	0	0	0	0					
<b>Don Newcombe, L</b> OBP: 0.467, SLG: 0.538 (8,PH)										1	0	1	0	0	0	0					
<b>Jim Pendleton, R</b> OBP: 0.364, SLG: 0.300 (8,PR)										0	0	0	0	0	0	0					
<b>Tom Acker, R</b> OBP: 0.250, SLG: 0.143 (9,1)										0	0	0	0	0	0	0					
<b>Inning Stats</b>	R: 2 E: 0 K: 0 S: 21	H: 1 LOB: 2 BB: 2 P: 37	R: 0 E: 0 K: 2 S: 7	H: 0 LOB: 0 BB: 0 P: 11	R: 0 E: 0 K: 1 S: 10	H: 0 LOB: 0 BB: 0 P: 16	R: 1 E: 0 K: 1 S: 19	H: 3 LOB: 3 BB: 1 P: 24	R: 0 E: 0 K: 1 S: 8	H: 0 LOB: 0 BB: 0 P: 11	R: 0 E: 0 K: 0 S: 9	H: 1 LOB: 1 BB: 0 P: 16	R: 1 E: 0 K: 0 S: 10	H: 4 LOB: 1 BB: 0 P: 13	R: 1 E: 1 K: 0 S: 13	H: 1 LOB: 3 BB: 1 P: 21	1B: 8 2B: 1 3B: 0 HR: 1	SF: 1 SAC: 0 DP: 0 HBP: 1	WP: 0 PB: 0 SB: 0 CS: 0	PA: 38	
<b>PITCHER</b>	IP	WLS	BF	H	R	ER	SO	BB	IBB	HBP	BLK	WP	HR	S	P	ERA	WHIP				
<b>Don Drysdale, R</b> ERA: 3.59 (1,1)	6.2		31	9	4	4	5	3	0	1	0	0	0	82	126	5.40	1.800				
<b>Clem Labine, R</b> ERA: 4.81 (7,1)	1.1	L	7	1	1	0	0	1	0	0	0	0	0	15	23	0.00	1.500				

**Los Angeles Dodgers @ Cincinnati Redlegs**  
Crosley Field, Cincinnati, OH  
Tue Jun 02 1959, 7:05 PM EDT  
Att: 6,949 - Unknown

**AB 32**  
**R 5**  
**H 10**  
**RBI 5**  
**BB 4**  
**SO 5**  
**LOB 16**





Batter	1	2	3	4	5	6	7	8	9	AB	R	H	RBI	BB	SO	LOB	TOP				
<b>Jim Gilliam, S</b> OBP: 0.385, SLG: 0.311 (1, 5)	F8	F9			FC1-6		FC5 SH3-4		F6	5	0	1	0	0	0	2	<b>Los Angeles Dodgers @ Cincinnati Redlegs</b> Crosley Field, Cincinnati, OH Wed Jun 03 1959, 7:05 PM EDT Att: 9,191 - Unknown <a href="http://livebaseballscorecards.com">livebaseballscorecards.com</a>				
<b>Charlie Neal, R</b> OBP: 0.346, SLG: 0.418 (1, 4)	F8 1B		K		FC4-6		SH3-4		K	4	0	1	0	0	2	1					
<b>Wally Moon, L</b> OBP: 0.391, SLG: 0.408 (1, 7)	F8 1B		F6		CS	F6	F6		CS 1B	5	0	2	0	0	0	1					
<b>Duke Snider, L</b> OBP: 0.350, SLG: 0.464 <b>Don Demeter, R</b> OBP: 0.337, SLG: 0.506 (1, 9)	F8		4-3			1B			CS	3	1	1	0	1	0	2					
<b>Gil Hodges, R</b> OBP: 0.403, SLG: 0.525 (1, 3)	L9			K		1B			FC5	4	1	1	0	0	1	4					
<b>Ron Fairly, L</b> OBP: 0.393, SLG: 0.467 (1, 8)	1-3				FC5-4	F7			FC5-4	4	0	2	0	0	0	2					
<b>John Roseboro, L</b> OBP: 0.361, SLG: 0.404 (1, 2)	HR				F7		HR		F8	4	2	2	4	0	0	2					
<b>Don Zimmer, R</b> OBP: 0.313, SLG: 0.306 (1, 6)	F8				FC5-4		E5		K	4	1	0	0	0	1	2					
<b>Stan Williams, R</b> OBP: 0.273, SLG: 0.200 (1, 1)	1B				FC1-6		1B		FC5-4	4	0	3	1	0	0	1					
<b>Inning Stats</b>	R: 0 E: 0 K: 0 S: 12	H: 2 LOB: 2 BB: 0 P: 18	R: 1 E: 0 K: 0 S: 10	H: 2 LOB: 1 BB: 0 P: 16	R: 0 E: 0 K: 1 S: 9	H: 0 LOB: 3 BB: 0 P: 14	R: 0 E: 0 K: 1 S: 14	H: 1 LOB: 3 BB: 0 P: 20	R: 0 E: 0 K: 0 S: 7	H: 1 LOB: 0 BB: 0 P: 12	R: 4 E: 1 K: 0 S: 17	H: 4 LOB: 1 BB: 0 P: 25	R: 0 E: 0 K: 0 S: 4	H: 1 LOB: 2 BB: 1 P: 9	R: 0 E: 0 K: 1 S: 10	H: 1 LOB: 1 BB: 0 P: 16		1B: 11 2B: 0 3B: 0 HR: 2	SF: 0 SAC: 1 DP: 0 HBP: 0	WP: 0 PB: 0 SB: 0 CS: 2	PA: 41
<b>PITCHER</b>	IP	WLS	BF	H	R	ER	SO	BB	IBB	HBP	BLK	WP	HR	S	P	ERA	WHIP				
<b>Orlando Pena, R</b> ERA: 6.61 <b>Willard Schmidt, R</b> ERA: 4.32	(1, 1)	7.0	L	32	11	5	4	2	0	0	0	0	0	2	73	114	5.14	1.571			
<b>PITCHER</b>	IP	WLS	BF	H	R	ER	SO	BB	IBB	HBP	BLK	WP	HR	S	P	ERA	WHIP				

Batter	1	2	3	4	5	6	7	8	9	AB	R	H	RBI	BB	SO	LOB	BOTTOM					
<b>Johnny Temple, R</b> OBP: 0.406, SLG: 0.445 (1, 4)	FC3-6		SH				6-3		F9	2	0	0	1	2	0	1	<b>Los Angeles Dodgers @ Cincinnati Redlegs</b> Crosley Field, Cincinnati, OH Wed Jun 03 1959, 7:05 PM EDT Att: 9,191 - Unknown <a href="http://livebaseballscorecards.com">livebaseballscorecards.com</a>					
<b>Vada Pinson, L</b> OBP: 0.391, SLG: 0.595 (1, 8)	L4		F6		F6		F5			4	0	0	0	0	0	6						
<b>Jerry Lynch, L</b> OBP: 0.315, SLG: 0.466 (1, 7)	FC3-6				F9				1-3	3	0	0	0	1	0	1						
<b>Frank Robinson, R</b> OBP: 0.377, SLG: 0.595 (1, 3)	K		K						1-3	3	0	1	0	1	2	4						
<b>Gus Bell, L</b> OBP: 0.303, SLG: 0.411 (1, 9)	L9				G6-3				1-3	3	1	0	0	1	0	2						
<b>Ed Bailey, L</b> OBP: 0.387, SLG: 0.384 (1, 2)	K				SH1-3		F8		F6	3	0	0	0	0	1	1						
<b>Frank Thomas, R</b> OBP: 0.302, SLG: 0.379 (1, 5)	5-3						5-3			3	0	0	0	0	1	1						
<b>Roy McMillan, R</b> OBP: 0.342, SLG: 0.462 (1, 6)							1-3		F6	3	0	1	0	1	0	1						
<b>Orlando Pena, R</b> <b>John Powers, L</b> OBP: 0.353, SLG: 0.438 <b>Willard Schmidt, R</b> <b>Don Newcombe, L</b> OBP: 0.452, SLG: 0.519 (1, 1)							3-1		L9	1	0	0	0	1	1	1						
<b>Inning Stats</b>	R: 0 E: 0 K: 1 S: 8	H: 0 LOB: 1 BB: 1 P: 17	R: 0 E: 0 K: 1 S: 7	H: 0 LOB: 0 BB: 0 P: 10	R: 0 E: 0 K: 2 S: 14	H: 1 LOB: 3 BB: 1 P: 25	R: 1 E: 0 K: 1 S: 11	H: 0 LOB: 3 BB: 4 P: 28	R: 0 E: 0 K: 0 S: 5	H: 1 LOB: 0 BB: 0 P: 8	R: 0 E: 0 K: 0 S: 9	H: 0 LOB: 0 BB: 0 P: 11	R: 0 E: 0 K: 0 S: 9	H: 0 LOB: 0 BB: 0 P: 17	R: 0 E: 0 K: 0 S: 9	H: 0 LOB: 1 BB: 1 P: 15		R: 0 E: 0 K: 0 S: 9	H: 0 LOB: 1 BB: 0 P: 14	1B: 2 2B: 0 3B: 0 HR: 0	SF: 0 SAC: 2 DP: 1 HBP: 1	WP: 0 PB: 0 SB: 0 CS: 0
<b>PITCHER</b>	IP	WLS	BF	H	R	ER	SO	BB	IBB	HBP	BLK	WP	HR	S	P	ERA	WHIP					
<b>Stan Williams, R</b> ERA: 4.5	(1, 1)	9.0	W	37	2	1	1	5	6	1	1	0	0	81	145	1.00	0.889					
<b>PITCHER</b>	IP	WLS	BF	H	R	ER	SO	BB	IBB	HBP	BLK	WP	HR	S	P	ERA	WHIP					






Batter	1	2	3	4	5	6	7	8	9	AB	R	H	RBI	BB	SO	LOB	TOP					
Jim Gilliam, S OBP: 0.382, SLG: 0.309	1-1 5-3		1-3 K			1-1 G5-4-3 1B		0-1 F8		4	0	1	0	0	1	1						
Charlie Neal, R OBP: 0.339, SLG: 0.410	0-1 6-3		0-0 6-3			1-0 G5-4-3 1-2		1-1 F8		4	0	0	0	0	0	2						
Don Demeter, R OBP: 0.335, SLG: 0.500	0-0 F4			2-2 F5			0-3 K	0-0 BB 1B		4	0	1	0	0	1	0						
Gil Hodges, R OBP: 0.412, SLG: 0.545		3-2 2B		1-0 F7			1-1 2B	4-2 BB 1B		3	1	2	0	1	0	0						
Rip Repuski, R OBP: 0.391, SLG: 0.421		2-2 F6		0-0 F9			0-0 2B	1-0 BB		4	1	1	1	0	0	3						
Ron Fairly, L OBP: 0.389, SLG: 0.468		0-0 F4			2-2 4-3		0-0 1B			4	1	1	1	0	0	1						
John Roseboro, L OBP: 0.350, SLG: 0.389		2-1 L8			1-2 F8		0-0 L9			4	0	0	0	0	0	2						
Don Zimmer, R OBP: 0.318, SLG: 0.313			0-0 4-3 1B		0-0 F8		1-1 2H 1B	2-2 F5		4	0	2	1	0	0	0						
Danny McDevitt, L OBP: 0.167, SLG: 0.222			0-1 4-3			1-2 F4		1-0 F9		0	0	0	0	0	0	0						
Carl Erskine, R OBP: 0.246, SLG: 0.294										2	0	0	0	0	0	1						
Art Fowler, R OBP: 0.100, SLG: 0.100										1	0	0	0	0	0	0						
										0	0	0	0	0	0	0						
<b>Inning Stats</b>	R: 0 E: 0 K: 0 S: 5	H: 0 LOB: 0 BB: 0 P: 6	R: 0 E: 0 K: 0 S: 10	H: 1 LOB: 1 BB: 0 P: 17	R: 0 E: 0 K: 1 S: 7	H: 1 LOB: 1 BB: 0 P: 8	R: 0 E: 0 K: 0 S: 6	H: 0 LOB: 0 BB: 0 P: 9	R: 0 E: 0 K: 0 S: 7	H: 0 LOB: 0 BB: 0 P: 10	R: 0 E: 0 K: 0 S: 6	H: 1 LOB: 0 BB: 0 P: 9	R: 3 E: 0 K: 1 S: 11	H: 4 LOB: 1 BB: 0 P: 14	R: 0 E: 0 K: 0 S: 9	H: 1 LOB: 2 BB: 1 P: 15	R: 0 E: 0 K: 0 S: 5	H: 0 LOB: 0 BB: 0 P: 8	1B: 4 2B: 4 3B: 0 HR: 0	SF: 0 SAC: 0 DP: 1 HBP: 0	WP: 0 PB: 0 SB: 0 CS: 0	PA: 35
<b>PITCHER</b> Joe Nuxhall, L ERA: 4.08	IP: 9.0 WLS: W BF: 35 H: 8 R: 3 ER: 3 SO: 2 BB: 1 IBB: 0 HBP: 0 BLK: 0 WP: 0 HR: 0 S: 66 P: 96 ERA: 3.00 WHIP: 1.000																					

**Los Angeles Dodgers @ Cincinnati Redlegs**  
 Crosley Field, Cincinnati, OH  
 Thu Jun 04 1959, 7:05 PM EDT  
 Att: 7,163 - Unknown  
  
**AB 34**  
**R 3**  
**H 8**  
**RBI 3**  
**BB 1**  
**SO 2**  
**LOB 11**



Batter	1	2	3	4	5	6	7	8	9	AB	R	H	RBI	BB	SO	LOB	BOTTOM					
Johnny Temple, R OBP: 0.406, SLG: 0.446	0-1 5-3	1-0 2B		4-2 G3 BB		0-0 F4		0-0 F9		4	1	1	0	1	0	0						
Vada Pinson, L OBP: 0.393, SLG: 0.596	4-2 1B	1-2 BB 2B		0-1 G3		0-1 F4				3	1	1	1	1	0	1						
Pete Whisenant, R OBP: 0.324, SLG: 0.387	0-1 1B	4-1 BB		1-3 K		1-1 4-3				3	1	1	0	1	1	1						
Gus Bell, L OBP: 0.303, SLG: 0.411	1-2 1B			1-3 K						0	0	0	0	0	0	0						
Frank Robinson, R OBP: 0.374, SLG: 0.587	0-0 1B	1-0 1-3		0-0 F8			0-0 F9			4	1	1	1	0	0	3						
Dutch Dotterer, R OBP: 0.468, SLG: 0.500	0-0 HBP	4-2 FC6-4 BB			0-1 F7		2-2 5-3 1B			3	0	2	1	1	0	0						
Walt Dropo, R OBP: 0.192, SLG: 0.217	1-0 HBP	2-2 FC6-4			0-0 5-3		0-0 5-3			3	0	0	0	0	0	4						
Frank Thomas, R OBP: 0.301, SLG: 0.384	1-0 SF9		0-0 6-3		2-0 2B		0-0 F8			3	1	1	1	0	0	1						
Eddie Kasko, R OBP: 0.267, SLG: 0.333										0	0	0	0	0	0	0						
Roy McMillan, R OBP: 0.340, SLG: 0.462	3H K		1-1 5-3		1-0 2B			2-1 6-3		4	0	1	1	0	1	2						
Joe Nuxhall, L OBP: 0.263, SLG: 0.263		0-1 F8	2-1 6-3		0-0 F2			0-1 L9		4	0	0	0	0	0	1						
										1B: 4 2B: 4 3B: 0 HR: 0	SF: 1 SAC: 0 DP: 0 HBP: 1	WP: 0 PB: 0 SB: 0 CS: 0	PA: 37									
<b>Inning Stats</b>	R: 3 E: 0 K: 1 S: 14	H: 3 LOB: 2 BB: 1 P: 22	R: 1 E: 0 K: 0 S: 13	H: 2 LOB: 3 BB: 2 P: 26	R: 0 E: 0 K: 0 S: 5	H: 0 LOB: 0 BB: 0 P: 8	R: 0 E: 0 K: 1 S: 10	H: 0 LOB: 1 BB: 1 P: 15	R: 1 E: 0 K: 0 S: 6	H: 2 LOB: 1 BB: 0 P: 9	R: 0 E: 0 K: 0 S: 5	H: 0 LOB: 0 BB: 0 P: 6	R: 0 E: 0 K: 0 S: 7	H: 1 LOB: 1 BB: 0 P: 9	R: 0 E: 0 K: 0 S: 5	H: 0 LOB: 0 BB: 0 P: 7	R: 0 E: 0 K: 0 S: 5	H: 0 LOB: 0 BB: 0 P: 7	1B: 4 2B: 4 3B: 0 HR: 0	SF: 1 SAC: 0 DP: 0 HBP: 1	WP: 0 PB: 0 SB: 0 CS: 0	PA: 37
<b>PITCHER</b> Danny McDevitt, L ERA: 4.28	IP: 1.1 WLS: L BF: 11 H: 5 R: 4 ER: 4 SO: 1 BB: 1 IBB: 0 HBP: 0 BLK: 0 WP: 0 HR: 0 S: 20 P: 30 ERA: 27.00 WHIP: 4.500																					
<b>PITCHER</b> Carl Erskine, R ERA: 6.65	IP: 4.2 WLS: W BF: 19 H: 2 R: 1 ER: 1 SO: 1 BB: 3 IBB: 0 HBP: 0 BLK: 0 WP: 0 HR: 0 S: 33 P: 56 ERA: 1.93 WHIP: 1.071																					
<b>PITCHER</b> Art Fowler, R ERA: 5.15	IP: 2.0 WLS: W BF: 7 H: 1 R: 0 ER: 0 SO: 0 BB: 0 IBB: 0 HBP: 0 BLK: 0 WP: 0 HR: 0 S: 12 P: 16 ERA: 0.00 WHIP: 0.500																					

**Los Angeles Dodgers @ Cincinnati Redlegs**  
 Crosley Field, Cincinnati, OH  
 Thu Jun 04 1959, 7:05 PM EDT  
 Att: 7,163 - Unknown  
  
**AB 31**  
**R 5**  
**H 8**  
**RBI 5**  
**BB 4**  
**SO 2**  
**LOB 13**





Batter	1	2	3	4	5	6	7	8	9	AB	R	H	RBI	BB	SO	LOB	TOP																
<b>Jim Gilliam, S</b> OBP: 0.388, SLG: 0.322 (1, 5)										4	2	2	0	1	0	2	<b>Los Angeles Dodgers @ Milwaukee Braves</b> <b>Milwaukee County Stadium, Milwaukee, WI</b> Fri Jun 05 1959, 8:05 PM EDT Att: 30,826 - Unknown <a href="http://livebaseballscorecards.com">livebaseballscorecards.com</a>																
<b>Charlie Neal, R</b> OBP: 0.345, SLG: 0.424 (1, 4)										5	1	3	2	0	0	2																	
<b>Don Demeter, R</b> OBP: 0.326, SLG: 0.486 (1, 8)										5	0	0	0	0	2	4																	
<b>Gil Hodges, R</b> OBP: 0.412, SLG: 0.547 (1, 3)										5	0	2	2	0	2	1																	
<b>Rip Repuski, R</b> OBP: 0.380, SLG: 0.405 (1, 7)										4	0	1	0	0	0	1																	
<b>Ron Fairly, L</b> OBP: 0.385, SLG: 0.456 (1, 9)										3	0	0	0	1	1	3																	
<b>Don Zimmer, R</b> OBP: 0.316, SLG: 0.311 (1, 6)										4	0	1	0	0	0	0																	
<b>Joe Pignatano, R</b> OBP: 0.300, SLG: 0.296 (8, PH)										3	1	1	0	0	0	0																	
<b>John Roseboro, L</b> OBP: 0.347, SLG: 0.385 (8, 2)										1	0	0	0	0	1	2																	
<b>Johnny Podres, L</b> OBP: 0.313, SLG: 0.214 (1, 1)										3	1	1	1	1	0	1																	
<b>Inning Stats</b>	R: 1 H: 3 E: 0 K: 1 S: 11	H: 3 R: 4 ER: 1 LOB: 1 BB: 0 P: 19	R: 2 H: 3 E: 1 K: 1 S: 14	H: 3 R: 4 ER: 1 LOB: 1 BB: 0 P: 18	R: 0 H: 0 E: 0 K: 2 S: 8	H: 0 R: 0 ER: 0 LOB: 1 BB: 1 P: 12	R: 0 H: 0 E: 0 K: 0 S: 9	H: 2 R: 0 ER: 0 LOB: 1 BB: 0 P: 14	R: 1 H: 2 E: 0 K: 0 S: 10	H: 0 R: 0 ER: 0 LOB: 0 BB: 0 P: 17	R: 0 H: 1 E: 0 K: 0 S: 5	H: 1 R: 0 ER: 0 LOB: 0 BB: 0 P: 8	R: 0 H: 1 E: 0 K: 1 S: 12	H: 1 R: 0 ER: 0 LOB: 1 BB: 1 P: 21	R: 1 H: 1 E: 0 K: 1 S: 11	H: 1 R: 0 ER: 0 LOB: 1 BB: 1 P: 19	1B: 7 2B: 4 3B: 0 HR: 0	SF: 0 SAC: 0 DP: 2 HBP: 0	WP: 0 PB: 0 CS: 0	PA: 40													
<b>PITCHER</b>	IP WLS BF H R ER SO BB IBB HBP BLK WP HR S P ERA WHIP																<b>PITCHER</b>	IP WLS BF H R ER SO BB IBB HBP BLK WP HR S P ERA WHIP															
<b>Warren Spahn, L</b> ERA: 2.86 (1, 1)	7.0	L	30	9	4	4	4	1	0	0	0	0	0	0	64	97	5.14	1.429															
<b>Joey Jay, R</b> ERA: 7.07 (8, 1)	2.0		10	2	1	1	2	2	0	0	0	0	0	0	23	40	4.50	2.000															

Batter	1	2	3	4	5	6	7	8	9	AB	R	H	RBI	BB	SO	LOB	BOTTOM																
<b>Casey Wise, S</b> OBP: 0.450, SLG: 0.471 (1, 4)										4	1	1	0	0	0	2	<b>Los Angeles Dodgers @ Milwaukee Braves</b> <b>Milwaukee County Stadium, Milwaukee, WI</b> Fri Jun 05 1959, 8:05 PM EDT Att: 30,826 - Unknown <a href="http://livebaseballscorecards.com">livebaseballscorecards.com</a>																
<b>Eddie Mathews, L</b> OBP: 0.356, SLG: 0.623 (1, 5)										4	0	0	0	0	0	1																	
<b>Hank Aaron, R</b> OBP: 0.453, SLG: 0.767 (1, 9)										3	0	1	1	0	0	0																	
<b>Joe Adcock, R</b> OBP: 0.351, SLG: 0.452 (1, 3)									4	0	1	0	0	1	1																		
<b>Wes Covington, L</b> OBP: 0.376, SLG: 0.458 (1, 7)									3	0	1	0	1	2	0																		
<b>Andy Pafko, R</b> OBP: 0.256, SLG: 0.225 (1, 8)									4	0	0	0	0	0	3																		
<b>Del Crandall, R</b> OBP: 0.301, SLG: 0.412 (1, 2)										4	0	1	0	0	0	0																	
<b>Felix Mantilla, R</b> OBP: 0.241, SLG: 0.102 (1, 6)									3	0	1	0	0	1	2																		
<b>Warren Spahn, L</b> OBP: 0.297, SLG: 0.273 (1, 1)									2	0	1	0	0	1	2																		
<b>Mel Roach, R</b> (7, PH)									1	0	0	0	0	0	0	0																	
<b>Joey Jay, S</b> OBP: 0.300, SLG: 0.125 (8, 1)									0	0	0	0	0	0	0	0																	
<b>Inning Stats</b>	R: 1 H: 2 E: 0 K: 0 S: 13	H: 2 R: 1 ER: 0 LOB: 1 BB: 0 P: 20	R: 0 H: 0 E: 0 K: 0 S: 8	H: 2 R: 1 ER: 1 LOB: 1 BB: 0 P: 12	R: 0 H: 0 E: 0 K: 1 S: 11	H: 2 R: 0 ER: 0 LOB: 2 BB: 0 P: 16	R: 0 H: 0 E: 0 K: 0 S: 12	H: 0 R: 0 ER: 0 LOB: 0 BB: 0 P: 17	R: 0 H: 0 E: 0 K: 1 S: 7	H: 0 R: 0 ER: 0 LOB: 0 BB: 0 P: 11	R: 0 H: 0 E: 0 K: 1 S: 8	H: 0 R: 0 ER: 0 LOB: 0 BB: 0 P: 12	R: 0 H: 1 E: 0 K: 1 S: 8	H: 1 R: 0 ER: 0 LOB: 1 BB: 0 P: 12	R: 0 H: 0 E: 0 K: 1 S: 8	H: 0 R: 0 ER: 0 LOB: 0 BB: 0 P: 14	1B: 5 2B: 2 3B: 0 HR: 0	SF: 1 SAC: 0 DP: 1 HBP: 0	WP: 0 PB: 0 CS: 0	PA: 34													
<b>PITCHER</b>	IP WLS BF H R ER SO BB IBB HBP BLK WP HR S P ERA WHIP																<b>PITCHER</b>	IP WLS BF H R ER SO BB IBB HBP BLK WP HR S P ERA WHIP															
<b>Johnny Podres, L</b> ERA: 3.42 (1, 1)	9.0	W	34	7	1	1	5	1	0	0	0	0	0	0	79	120	1.00	0.889															







Batter	1	2	3	4	5	6	7	8	9	AB	R	H	RBI	BB	SO	LOB	TOP								
<b>Jim Gilliam, S</b> OBP: 0.406, SLG: 0.340 (1,5)	0-0 S 1B		1-0 1B 1B			4-1 SH1-3 2B BB		1-0 1B 1B	3-1 1B	4	2	4	0	1	0	0	<b>Los Angeles Dodgers @ Milwaukee Braves</b> Milwaukee County Stadium, Milwaukee, WI Sat Jun 06 1959, 4:33 AM EDT Att: 26,699 - Unknown <a href="http://livebaseballscorecards.com">livebaseballscorecards.com</a>								
<b>Charlie Neal, R</b> OBP: 0.348, SLG: 0.426 (1,4)	2-2 6-3		0-0 1B			0-0 SH1-3		0-0 HBP 1B 1B	1-2 F9	4	0	2	1	0	0	2									
<b>Wally Moon, L</b> OBP: 0.393, SLG: 0.417 (1,7)	1-3 K		0-1 4-3			3-2 2H 2B		3-1 HBP 1B		4	0	2	2	0	1	3									
<b>Duke Snider, L</b> OBP: 0.347, SLG: 0.452 (1,9)	2-3 K			0-0 F6		4-0 G5-4-3 BB		1-3 HBP 1B		3	0	0	0	1	2	3									
<b>Gil Hodges, R</b> OBP: 0.401, SLG: 0.530 (1,3)		0-3 K		2-1 5-3		1-0 G5-4-3		2-0 F8		4	0	0	0	0	1	4									
<b>Ron Fairly, L</b> OBP: 0.381, SLG: 0.444 (1,8)		1-1 E7 L3-6		0-1 F8			0-2 6-3	1-0 HBP		3	0	0	0	0	0	0									
<b>John Roseboro, L</b> OBP: 0.336, SLG: 0.372 (1,2)		1-1 L3-6		1-2 F7			1-1 F8	1-3 K		4	0	0	0	0	1	4									
<b>Maury Wills, S</b> (1,6)			3-2 6-3		3-2 L7		0-1 4-3		0-0 F9	4	0	0	0	0	0	0									
<b>Sandy Koufax, R</b> OBP: 0.154, SLG: 0.308 (1,1)			2-3 K		1-0 F9			1-0 1B 1B	1-3 K	2	0	0	0	0	1	0									
<b>Norm Larker, L</b> OBP: 0.409, SLG: 0.469 (8, PH)										1	0	1	0	0	0	0									
<b>Solly Drake, S</b> OBP: 0.333, SLG: 0.250 (8, PR)										0	1	0	0	0	0	0									
<b>Clem Labine, R</b> (8,1)										1	0	0	0	0	1	0									
<b>Inning Stats</b>	R: 0 H: 1 E: 0 K: 2 S: 11	H: 1 LOB: 1 BB: 0 P: 16	R: 0 H: 0 E: 1 K: 1 S: 7	H: 0 LOB: 0 BB: 0 P: 9	R: 0 H: 2 E: 0 K: 1 S: 10	H: 2 LOB: 2 BB: 0 P: 16	R: 0 H: 0 E: 0 K: 0 S: 5	H: 0 LOB: 0 BB: 0 P: 7	R: 0 H: 0 E: 0 K: 0 S: 7	H: 0 LOB: 0 BB: 0 P: 12	R: 1 H: 1 E: 0 K: 0 S: 6	H: 1 LOB: 1 BB: 2 P: 18	R: 0 H: 0 E: 0 K: 0 S: 7	H: 0 LOB: 0 BB: 0 P: 8	R: 2 H: 4 E: 0 K: 2 S: 13	H: 4 LOB: 3 BB: 0 P: 23	R: 0 H: 1 E: 0 K: 1 S: 9	H: 1 LOB: 1 BB: 0 P: 14	1B: 8 2B: 2 3B: 0 HR: 0	SF: 0 SAC: 1 DP: 2 HBP: 1	WP: 0 PB: 0 SB: 1 CS: 0	PA: 38			
<b>PITCHER</b>	IP	WLS	BF	H	R	ER	SO	BB	IBB	HBP	BLK	WP	HR	S	P	ERA	WHIP								
<b>Bob Rush, R</b> ERA: 1.85 (1,1)	7.0	L	29	7	3	3	4	2	0	0	0	0	0	56	91	3.86	1.286								
<b>Juan Pizarro, L</b> ERA: 5.09 (8,1)	2.0	S	9	2	0	0	3	0	0	1	0	0	0	19	32	0.00	1.000								

Batter	1	2	3	4	5	6	7	8	9	AB	R	H	RBI	BB	SO	LOB	BOTTOM								
<b>Casey Wise, S</b> OBP: 0.360, SLG: 0.364 (1,4)	2-3 K		0-0 F7		2-1 F9			1-1 6-3		2-1 F8	5	0	0	0	0	1	4								
<b>Eddie Mathews, L</b> OBP: 0.345, SLG: 0.608 (1,5)	1-1 F4		3-2 F4		2-1 5-3		1-2 L9		0-1 6-3	5	0	0	0	0	0	0									
<b>Hank Aaron, R</b> OBP: 0.458, SLG: 0.766 (1,9)	4-2 BB		2-1 1B		1-2 6-3		1-0 1B			3	0	2	0	1	0	0									
<b>Joe Adcock, R</b> OBP: 0.357, SLG: 0.448 (1,3)	0-3 K		2-2 1B		4-1 BB		0-0 F9			3	0	1	0	1	1	1									
<b>Wes Covington, L</b> OBP: 0.373, SLG: 0.453 (1,7)		0-0 1B 6-3 1B		1-3 K		2-2 F5		0-3 K		4	0	1	0	0	2	3									
<b>Andy Pafko, R</b> OBP: 0.281, SLG: 0.233 (1,8)		0-0 6-3		0-0 F8		1-0 1B E 1B		1-1 1-3		3	1	1	0	0	0	3									
<b>Bill Bruton, L</b> OBP: 0.341, SLG: 0.466 (8, PH)		1-2 1B								1	0	0	0	0	0	0									
<b>Del Crandall, R</b> OBP: 0.311, SLG: 0.417 (1,2)		4-1 1B BB		0-0 4-3 SH1-4 1B		0-2 E6 SF7 1B		0-0 E6		3	1	2	0	1	0	0									
<b>Felix Mantilla, R</b> OBP: 0.250, SLG: 0.120 (1,6)		1-1 1B		2-1 SH1-4		0-0 SF7		1-0 F9		1	0	1	1	0	0	0									
<b>Mickey Vernon, L</b> OBP: 0.308, SLG: 0.405 (8, PH)										1	0	0	0	0	0	1									
<b>Mel Roach, R</b> (9,4)		1-2 2-3 1B		1-2 1B		3-1 1B				0	0	0	0	0	0	0									
<b>Bob Rush, R</b> OBP: 0.133, SLG: 0.133 (1,1)		1-3 K		2-2 4-3		1-1 6-3			0-0 F7	3	0	0	0	0	1	4									
<b>Juan Pizarro, L</b> OBP: 0.214, SLG: 0.154 (8,1)										0	0	0	0	0	0	0									
<b>Frank Torre, L</b> OBP: 0.331, SLG: 0.348 (9, PH)										1	0	0	0	0	0	0									
<b>Inning Stats</b>	R: 0 H: 0 E: 0 K: 2 S: 12	H: 0 LOB: 1 BB: 1 P: 19	R: 0 H: 2 E: 0 K: 1 S: 9	H: 2 LOB: 3 BB: 1 P: 15	R: 0 H: 2 E: 0 K: 1 S: 13	H: 2 LOB: 0 BB: 0 P: 21	R: 0 H: 1 E: 0 K: 0 S: 8	H: 1 LOB: 1 BB: 0 P: 14	R: 0 H: 0 E: 0 K: 0 S: 9	H: 0 LOB: 1 BB: 1 P: 18	R: 2 H: 2 E: 1 K: 0 S: 9	H: 2 LOB: 0 BB: 0 P: 12	R: 0 H: 1 E: 0 K: 0 S: 6	H: 1 LOB: 0 BB: 0 P: 8	R: 0 H: 0 E: 1 K: 1 S: 7	H: 0 LOB: 0 BB: 0 P: 9	R: 0 H: 0 E: 0 K: 0 S: 5	H: 0 LOB: 0 BB: 0 P: 7	1B: 8 2B: 0 3B: 0 HR: 0	SF: 1 SAC: 1 DP: 0 HBP: 0	WP: 0 PB: 0 SB: 0 CS: 0	PA: 38			
<b>PITCHER</b>	IP	WLS	BF	H	R	ER	SO	BB	IBB	HBP	BLK	WP	HR	S	P	ERA	WHIP								
<b>Sandy Koufax, L</b> ERA: 5.86 (1,1)	7.0	W	31	8	2	0	4	3	0	0	0	0	0	66	107	0.00	1.571								
<b>Clem Labine, R</b> ERA: 4.54 (8,1)	2.0	S	7	0	0	0	1	0	0	0	0	0	0	12	16	0.00	0.000								





Batter	1	2	3	4	5	6	7	8	9	AB	R	H	RBI	BB	SO	LOB	TOP					
Jim Gilliam, S OBP: 0.397, SLG: 0.331	0-2 4-3			2-2 3-1		2-2 FC5		2-2 2-3		4	0	0	0	0	0	2	<b>Los Angeles Dodgers @ Milwaukee Braves</b> Milwaukee County Stadium, Milwaukee, WI Sun Jun 07 1959, 4:33 AM EDT Att: 32,399 - Unknown 					
Charlie Neal, R OBP: 0.342, SLG: 0.418	0-1 F8			3-2 5-3			0-3 K		1-1 F9	4	0	0	0	0	1	0						
Wally Moon, L OBP: 0.390, SLG: 0.409	3-1 1-3			4-0 CS BB			1-1 F7		1-0 1-3	3	0	0	0	1	0	0						
Gil Hodges, R OBP: 0.398, SLG: 0.544		1-2 F2		1-1 CS	0-3 K		1-2 HR		3-3 K	4	1	1	1	0	2	0						
John Roseboro, L OBP: 0.328, SLG: 0.362		2-3 K			2-3 K		1-0 F7			3	0	0	0	0	2	0						
Ron Fairly, L OBP: 0.372, SLG: 0.433		0-0 4-3			3-1 F6			1-3 K		3	0	0	0	0	1	0						
Don Demeter, R OBP: 0.332, SLG: 0.505			0-1 5-3		1-1 FC5 SH1-3 1B			3-1 HR		3	1	2	1	0	0	0						
Maury Wills, S OBP: 0.167, SLG: 0.167			2-1 F7		1-1 SH1-3		1-2 5-3 1B			2	0	1	0	0	0	0						
Don Drysdale, R OBP: 0.125, SLG: 0.179			1-0 5-3		1-2 1-3			0-0 5-3		2	0	0	0	0	0	1						
Danny McDevitt, L ERA: 3.9										0	0	0	0	0	0	0						
Art Fowler, R ERA: 4.77										0	0	0	0	0	0	0						
Norm Larker, L ERA: 5.08										1	0	0	0	0	0	1						
Johnny Klippstein, R ERA: 4.45										0	0	0	0	0	0	0						
<b>Inning Stats</b>	R: 0 E: 0 K: 0 S: 7	H: 0 LOB: 0 BB: 0 P: 10	R: 0 E: 0 K: 1 S: 7	H: 0 LOB: 0 BB: 0 P: 10	R: 0 E: 0 K: 0 S: 5	H: 0 LOB: 0 BB: 1 P: 8	R: 0 E: 0 K: 0 S: 7	H: 0 LOB: 0 BB: 1 P: 17	R: 0 E: 0 K: 2 S: 8	H: 0 LOB: 0 BB: 0 P: 13	R: 0 E: 0 K: 0 S: 10	H: 1 LOB: 1 BB: 0 P: 15	R: 1 E: 0 K: 1 S: 10	H: 1 LOB: 0 BB: 0 P: 13	R: 1 E: 0 K: 1 S: 12	H: 2 LOB: 1 BB: 0 P: 19	R: 0 E: 0 K: 1 S: 6	H: 0 LOB: 0 BB: 0 P: 11	1B: 2 2B: 0 3B: 0 HR: 2	SF: 0 SAC: 1 DP: 0 HBP: 0	WP: 0 PB: 0 SB: 0 CS: 1	PA: 32
<b>PITCHER</b> Bob Buhl, R ERA: 2.91	IP: 9.0 WLS: W BF: 31 H: 4 R: 2 ER: 2 SO: 6 BB: 1 IBB: 0 HBP: 0 BLK: 0 WP: 0 HR: 2 S: 72 P: 116 ERA: 2.00 WHIP: 0.556																					

Batter	1	2	3	4	5	6	7	8	9	AB	R	H	RBI	BB	SO	LOB	BOTTOM	
Casey Wise, S OBP: 0.400, SLG: 0.360	2-2 G3-6 1B		1-1 4-3			4-2 1B	4-1 1B	1-1 1-3		3	1	1	1	2	0	0	<b>Los Angeles Dodgers @ Milwaukee Braves</b> Milwaukee County Stadium, Milwaukee, WI Sun Jun 07 1959, 4:33 AM EDT Att: 32,399 - Unknown 	
Eddie Mathews, L OBP: 0.354, SLG: 0.608	0-0 G3-6 1-2			0-0 6-3		0-0 BB	2-2 1B	2-2 1B		5	1	3	2	0	0	1		
Hank Aaron, R OBP: 0.461, SLG: 0.764	2-1 2B			1-1 5-3		4-1 1B	1-0 1B	2-2 L9		3	1	1	0	1	0	1		
Mickey Vernon, L OBP: 0.286, SLG: 0.375	1-0 1-3			2-3 K		0-0 F5	0-0 1B			3	0	0	0	0	1	4		
Andy Pafko, R OBP: 0.277, SLG: 0.273										1	1	1	3	0	0	0		
Frank Torre, L OBP: 0.328, SLG: 0.345		2-0 4-3			0-1 F2					4	1	1	0	0	0	1		
Bill Bruton, L OBP: 0.356, SLG: 0.479		1-2 G4-3 1B			0-2 CS 1B					4	1	4	1	0	0	0		
Del Crandall, R OBP: 0.309, SLG: 0.413		0-2 G4-3			0-0 F6					4	1	1	1	0	0	4		
Felix Mantilla, R OBP: 0.250, SLG: 0.113			2-0 1-3		2-1 CS	0-2 5-3				3	1	0	0	0	2			
Bob Buhl, R			0-3 K			1-2 F5	1-3 K	0-3 K		4	0	0	0	0	3	3		
<b>Inning Stats</b>	R: 0 E: 0 K: 0 S: 7	H: 2 LOB: 1 BB: 0 P: 12	R: 0 E: 0 K: 0 S: 7	H: 1 LOB: 0 BB: 0 P: 10	R: 0 E: 0 K: 1 S: 6	H: 0 LOB: 0 BB: 0 P: 9	R: 0 E: 0 K: 1 S: 6	H: 0 LOB: 0 BB: 0 P: 9	R: 0 E: 0 K: 0 S: 11	H: 1 LOB: 3 BB: 2 P: 20	R: 3 E: 1 K: 1 S: 24	H: 6 LOB: 2 BB: 1 P: 37	R: 0 E: 0 K: 1 S: 11	H: 1 LOB: 1 BB: 0 P: 16	1B: 10 2B: 2 3B: 0 HR: 0	SF: 0 SAC: 0 DP: 2 HBP: 2	WP: 0 PB: 1 SB: 0 CS: 1	PA: 40
<b>PITCHER</b> Don Drysdale, R ERA: 3.9	IP: 6.1 WLS: L BF: 28 H: 5 R: 5 ER: 5 SO: 3 BB: 2 IBB: 1 HBP: 0 BLK: 0 WP: 0 HR: 0 S: 55 P: 86 ERA: 7.11 WHIP: 1.579																	
Danny McDevitt, L ERA: 4.77	0.0	5	3	3	3	0	0	0	1	0	0	0	7	10				
Art Fowler, R ERA: 5.08	0.2	2	0	0	0	0	0	0	0	0	0	7	10	0.00	0.000			
Johnny Klippstein, R ERA: 4.45	1.0	4	1	0	0	1	0	0	0	0	0	11	16	0.00	1.000			









Batter	1	2	3	4	5	6	7	8	9	AB	R	H	RBI	BB	SO	LOB	TOP			
<b>Jim Gilliam, S</b> (1, 5) OBP: 0.396, SLG: 0.333	0-0 4-3			1-0 1B G4-6-3		2-2 L8			0-1 1-3	4	1	1	0	0	0	0	<b>Los Angeles Dodgers @ Philadelphia Phillies</b> <b>Connie Mack Stadium, Philadelphia, PA</b> Wed Jun 10 1959, 7:05 PM EDT Att: 11,079 - Unknown <a href="http://livebaseballscores.com">livebaseballscores.com</a>			
<b>Wally Moon, L</b> (1, 7) OBP: 0.395, SLG: 0.428	2-1 6-3		1-0 1-3 1B G4-6-3		3-2 4-3			0-1 6-3	4	0	1	0	0	0	0					
<b>Norm Larker, L</b> (1, 3) OBP: 0.388, SLG: 0.442	3-1 4-3		0-1 G4-6-3 1-2f 3-H 2-0		3-2 E3 1B			0-2 4-3	4	0	0	0	0	0	1					
<b>Duke Snider, L</b> (1, 9) OBP: 0.344, SLG: 0.438		1-1 F7		1-2 F5		1-2 G3-6-3 1B			3	0	1	0	0	0	0					
<b>John Roseboro, L</b> (1, 2) OBP: 0.319, SLG: 0.344		0-0 F7			0-0 G3			0-0 G3-6-3 1B	3	0	0	0	0	0	1					
<b>Charlie Neal, R</b> (1, 4) OBP: 0.336, SLG: 0.406		3-2 5-3		4-1 S BB				0-3 K	2	0	0	0	1	1	0					
<b>Ron Fairly, L</b> (1, 8) OBP: 0.354, SLG: 0.409			0-0 L8		3-2 1-3 1-2			3-1 F4	3	0	0	0	0	0	1					
<b>Maury Wills, S</b> (1, 6) OBP: 0.083, SLG: 0.083			1-1 G3		0-1 4-3			1-2 1B	2	0	0	0	0	0	1					
<b>Don Demeter, R</b> (8, PH) OBP: 0.335, SLG: 0.508									1	0	1	0	0	0	0					
<b>Don Zimmer, R</b> (8, 6) OBP: 0.316, SLG: 0.311									0	0	0	0	0	0	0					
<b>Danny McDevitt, L</b> (1, 1) OBP: 0.150, SLG: 0.200			0-0 F8					3-3 K	2	0	0	0	0	0	0					
<b>Gil Hodges, R</b> (8, PH) OBP: 0.392, SLG: 0.529									1	0	0	0	0	1	1					
<b>Clem Labine, R</b> (8, 1)									0	0	0	0	0	0	0					
<b>Inning Stats</b>	R: 0 E: 0 K: 0 S: 5	H: 0 LOB: 0 BB: 0 P: 10	R: 0 E: 0 K: 0 S: 7	H: 0 LOB: 0 BB: 0 P: 11	R: 0 E: 0 K: 0 S: 4	H: 0 LOB: 0 BB: 0 P: 5	R: 1 E: 0 K: 0 S: 5	H: 2 LOB: 0 BB: 0 P: 9	R: 0 E: 0 K: 0 S: 8	H: 0 LOB: 1 BB: 0 P: 14	R: 0 E: 0 K: 0 S: 7	H: 1 LOB: 0 BB: 0 P: 11	R: 0 E: 0 K: 2 S: 11	H: 1 LOB: 1 BB: 0 P: 18	R: 0 E: 0 K: 0 S: 7	H: 0 LOB: 0 BB: 0 P: 7	1B: 4 2B: 0 3B: 0 HR: 0	SF: 0 SAC: 0 DP: 2 HBP: 0	WP: 0 PB: 0 SB: 1 CS: 0	PA: 30
<b>PITCHER</b> <b>Gene Conley, R</b> (1, 1) ERA: 2.03	IP: 9.0 WLS: W BF: 30 H: 4 R: 1 ER: 1 SO: 2 BB: 1 IBB: 0 HBP: 0 BLK: 0 WP: 0 HR: 0 S: 62 P: 98 ERA: 1.00 WHIP: 0.556																			

Batter	1	2	3	4	5	6	7	8	9	AB	R	H	RBI	BB	SO	LOB	BOTTOM			
<b>Richie Ashburn, L</b> (1, 8) OBP: 0.360, SLG: 0.286	2-1 3-1		3-2 FC4-6 BB 1-2f		0-1 E 1B 2H		0-3 K		4	1	1	1	0	1	1	<b>Los Angeles Dodgers @ Philadelphia Phillies</b> <b>Connie Mack Stadium, Philadelphia, PA</b> Wed Jun 10 1959, 7:05 PM EDT Att: 11,079 - Unknown <a href="http://livebaseballscores.com">livebaseballscores.com</a>				
<b>Gene Freese, R</b> (1, 5) OBP: 0.309, SLG: 0.673	4-2 G4-6-3 BB		4-2 1-2 BB		0-0 FC6 1B 1-2		2-1 L3		2	0	0	0	2	0	1					
<b>Ed Bouchee, L</b> (1, 3) OBP: 0.412, SLG: 0.484	2-2 G4-6-3 1-2f		0-0 4-3		1-3 K		1-1 6-3		4	0	0	0	0	1	5					
<b>Wally Post, R</b> (1, 9) OBP: 0.333, SLG: 0.495		4-2 FC4-6 BB		3-2 5-3		0-0 1-3 2H 1B		1-0 6-3	3	0	1	1	1	0	0					
<b>Bob Bowman, R</b> (9, 9) OBP: 0.163, SLG: 0.214									0	0	0	0	0	0	0					
<b>Harry Anderson, L</b> (1, 7) OBP: 0.355, SLG: 0.497		1-0 FC4-6 4-3 1-2f		3-3 K		1-0 F9		0-0 6-3 1B	4	0	1	0	0	1	3					
<b>Solly Drake, S</b> (8, PR) OBP: 0.300, SLG: 0.222									0	0	0	0	0	0	0					
<b>Valmy Thomas, R</b> (1, 2) OBP: 0.217, SLG: 0.163		1-1 4-3 1-2		1-2 FC6-4 1B		0-0 6-3		1-1 SAFE 6-3 1-2	4	0	1	0	0	0	2					
<b>Sparky Anderson, R</b> (1, 4) OBP: 0.265, SLG: 0.236			1-3 K		2-2 FC6-4 1-2f		0-1 6-3		3	0	0	0	0	1	2					
<b>Joe Koppe, R</b> (1, 6) OBP: 0.387, SLG: 0.280			2-2 FC4-6 1B		2-2 SH1-4 1B		1-2 2B		3	1	3	0	0	0	0					
<b>Gene Conley, R</b> (1, 1) OBP: 0.160, SLG: 0.200			0-3 K		0-0 SH1-4 1-2		0-1 5-3		2	0	0	0	0	1	2					
<b>Inning Stats</b>	R: 0 E: 0 K: 0 S: 7	H: 0 LOB: 1 BB: 1 P: 15	R: 0 E: 0 K: 1 S: 8	H: 0 LOB: 1 BB: 1 P: 15	R: 0 E: 0 K: 1 S: 14	H: 1 LOB: 2 BB: 1 P: 23	R: 0 E: 0 K: 1 S: 14	H: 1 LOB: 1 BB: 0 P: 23	R: 2 E: 0 K: 1 S: 13	H: 3 LOB: 2 BB: 0 P: 17	R: 0 E: 0 K: 0 S: 9	H: 1 LOB: 0 BB: 0 P: 10	R: 0 E: 0 K: 1 S: 7	H: 0 LOB: 0 BB: 0 P: 10	R: 0 E: 0 K: 0 S: 4	H: 1 LOB: 1 BB: 0 P: 6	1B: 6 2B: 1 3B: 0 HR: 0	SF: 0 SAC: 1 DP: 1 HBP: 0	WP: 0 PB: 0 SB: 0 CS: 0	PA: 33
<b>PITCHER</b> <b>Danny McDevitt, L</b> (1, 1) ERA: 4.38	IP: 7.0 WLS: L BF: 30 H: 6 R: 2 ER: 1 SO: 5 BB: 3 IBB: 0 HBP: 0 BLK: 0 WP: 0 HR: 0 S: 72 P: 113 ERA: 1.29 WHIP: 1.286																			
<b>Clem Labine, R</b> (8, 1) ERA: 4.42	IP: 1.0 WLS: 3 BF: 1 H: 0 R: 0 ER: 0 SO: 0 BB: 0 IBB: 0 HBP: 0 BLK: 0 WP: 0 HR: 4 S: 6 P: 6 ERA: 0.00 WHIP: 1.000																			



Batter	1	2	3	4	5	6	7	8	9	AB R H RBI BB SO LOB	TOP												
<b>Jim Gilliam, S</b> OBP: 0.396, SLG: 0.335 (1, 5)	1-1 3B 1B	0-1 2B 1B		1-1 F9		1-0 L7		2-2 FC6-4		5 2 2 0 0 0 2	<b>Los Angeles Dodgers @ Philadelphia Phillies</b> <b>Connie Mack Stadium, Philadelphia, PA</b> Thu Jun 11 1959, 7:05 PM EDT Att: 15,819 - Unknown  <b>AB 39</b> <b>R 11</b> <b>H 19</b> <b>RBI 10</b> <b>BB 4</b> <b>SO 6</b> <b>LOB 14</b> 												
<b>Charlie Neal, R</b> OBP: 0.337, SLG: 0.415 (1, 4)	2-1 F4	2-1 1B SF8-4 2B		1-2 5-3		1-0 F8		0-0 1B 2B	5 2 2 1 0 0 1														
<b>Wally Moon, L</b> OBP: 0.394, SLG: 0.426 (7, PH)	2-1 F7	0-0 SF8-4 1B		1-1 3-1		1-2 6-3		4-2 E 1B BB	3 0 1 1 0 0 1 1 1 0 0 1 0 0														
<b>Duke Snider, L</b> OBP: 0.351, SLG: 0.463 (7, PH)	2-1 HR	0-0 SF8-4		0-0 CS 1B		0-0 2B 1B		0-1 1B 1B	2 1 2 2 0 0 0 2 0 2 0 0 0 0 0 1 0 0 0 0 0														
<b>Carl Furillo, R</b> OBP: 0.392, SLG: 0.406 (7, 9)	HR	3B		3-3 K 1B		1-2 2B 1B		1-2 1B	3 1 2 1 2 1 1														
<b>Ron Fairly, L</b> OBP: 0.354, SLG: 0.409 (9, PR)	1-H HR	1-2 3-H		0-0 CS 1B		1-2 2B		1-3 3-H 1B	5 2 4 5 0 1 1														
<b>Gil Hodges, R</b> OBP: 0.404, SLG: 0.538 (1, 3)	HR BB		4-0 WP BB BB	1-2 K		1-2 2B		1-3 3-H 1B	4 0 1 0 1 1 2														
<b>Don Demeter, R</b> OBP: 0.347, SLG: 0.548 (1, 8)	1-H 3-H HR		2-3 K	0-0 CS 1B				0-0 HR 1B	5 2 4 5 0 1 1														
<b>John Roseboro, L</b> OBP: 0.322, SLG: 0.357 (1, 2)	3-3 K		4-2 WP BB	1-2 K 3B		2-2 K 3B		0-1 F2 L9	4 0 1 0 1 1 2														
<b>Don Zimmer, R</b> OBP: 0.306, SLG: 0.299 (1, 6)		2-3 K	0-0 F3	2-1 6-3		2-1 6-3		2-3 K G6-4-3	5 0 0 0 0 2 4														
<b>Johnny Podres, L</b> OBP: 0.361, SLG: 0.281 (1, 1)	1-1 1B 2B 1B		2-3 K	2-1 1B		3-1 FC6-4 1B			4 1 3 0 0 1 2														
<b>Inning Stats</b>	R: 4 E: 0 K: 1 S: 15	H: 3 LOB: 0 BB: 1 P: 30	R: 3 E: 0 K: 1 S: 11	H: 4 LOB: 0 BB: 0 P: 16	R: 0 E: 0 K: 2 S: 10	H: 0 LOB: 2 BB: 2 P: 22	R: 0 E: 0 K: 0 S: 7	H: 0 LOB: 0 BB: 0 P: 10	R: 0 E: 0 K: 1 S: 6	H: 2 LOB: 0 BB: 0 P: 10	R: 0 E: 0 K: 0 S: 8	H: 2 LOB: 1 BB: 0 P: 15	R: 0 E: 0 K: 0 S: 8	H: 2 LOB: 2 BB: 0 P: 11	R: 1 E: 0 K: 1 S: 12	H: 2 LOB: 1 BB: 0 P: 19	R: 3 E: 1 K: 0 S: 15	H: 4 LOB: 2 BB: 1 P: 21	1B: 12 2B: 5 3B: 2 HR: 2	SF: 1 SAC: 0 DP: 3 HBP: 0	WP: 1 PB: 0 SB: 0 CS: 2	PA: 45	
<b>PITCHER</b>	IP WLS BF H R ER SO BB IBB HBP BLK WP HR S P ERA WHIP											<b>PITCHER</b>	IP WLS BF H R ER SO BB IBB HBP BLK WP HR S P ERA WHIP										
<b>Robin Roberts, R</b> ERA: 5.63	1.1 L 11 6 7 7 2 1 0 0 0 0 0 1 24 44 47.25 5.250																						
<b>Jack Meyer, R</b> ERA: 4.6	1.2 7 1 0 0 2 2 0 0 0 0 1 0 12 24 0.00 1.800																						
<b>Humberto Robinson, R</b> ERA: 2.87	2.0 6 2 0 0 1 0 0 0 0 0 0 0 13 20 0.00 1.000																						
<b>Curt Simmons, L</b> ERA: 1.5	3.0 13 6 1 1 1 0 0 0 0 0 0 1 28 45 3.00 2.000																						
<b>Taylor Phillips, L</b> ERA: 7.75	1.0 7 4 3 3 0 1 0 0 0 0 0 0 15 21 27.00 5.000																						

Batter	1	2	3	4	5	6	7	8	9	AB R H RBI BB SO LOB	BOTTOM												
<b>Richie Ashburn, L</b> OBP: 0.362, SLG: 0.287 (1, 8)	0-0 G6-4-3 1B		1-1 1-3			4-0 FC4-6 BB			1-3 K	3 0 1 0 1 1 1	<b>Los Angeles Dodgers @ Philadelphia Phillies</b> <b>Connie Mack Stadium, Philadelphia, PA</b> Thu Jun 11 1959, 7:05 PM EDT Att: 15,819 - Unknown  <b>AB 27</b> <b>R 0</b> <b>H 2</b> <b>RBI 0</b> <b>BB 3</b> <b>SO 7</b> <b>LOB 7</b> 												
<b>Gene Freese, R</b> OBP: 0.288, SLG: 0.623 (1, 5)	1-1 G6-4-3 1-2			1-2 5-3		1-0 FC4-6 G3-6-1		1-1 F9	4 0 0 0 0 0 2														
<b>Ed Bouchee, L</b> OBP: 0.404, SLG: 0.474 (1, 3)	2-3 K			1-3 K		1-1 G3-6-1		0-0 F9	4 0 0 0 0 2 1														
<b>Wally Post, R</b> OBP: 0.333, SLG: 0.492 (1, 9)		2-3 K		2-1 1B		0-3 K			3 0 1 0 0 2 0														
<b>Harry Anderson, L</b> OBP: 0.350, SLG: 0.489 (1, 7)		1-1 F8		1-3 K		2-1 4-3			3 0 0 0 0 1 1														
<b>Valmy Thomas, R</b> OBP: 0.204, SLG: 0.152 (1, 2)		0-0 L8			0-1 5-3		1-2 F4		3 0 0 0 0 0 0														
<b>Sparky Anderson, R</b> OBP: 0.260, SLG: 0.231 (1, 4)			2-1 F4		0-0 6-3			0-1 F3	3 0 0 0 0 0 0														
<b>Joe Koppe, R</b> OBP: 0.412, SLG: 0.269 (1, 6)			4-1 BB		4-2 BB			1-0 F7	1 0 0 0 2 0 0														
<b>Robin Roberts, S</b> OBP: 0.180, SLG: 0.250 (2, 1)			2-1 F7		2-3 K			0-1 6-3	0 0 0 0 0 0 0 0 0 0 0 0 0 0 1 0 0 0 0 0 1 0 0 0 0 0 0 0 1 0 0 0 0 0 1 0 0 0 0 0 0 0 1 0 0 0 0 0 0 0 0 0 0 0 0 0 1 0 0 0 0 0 0 0 0 0 0 0 0 0														
<b>Inning Stats</b>	R: 0 E: 0 K: 1 S: 6	H: 1 LOB: 0 BB: 0 P: 9	R: 0 E: 0 K: 1 S: 6	H: 0 LOB: 0 BB: 0 P: 9	R: 0 E: 0 K: 0 S: 7	H: 0 LOB: 1 BB: 1 P: 16	R: 0 E: 0 K: 2 S: 13	H: 1 LOB: 1 BB: 0 P: 18	R: 0 E: 0 K: 1 S: 8	H: 0 LOB: 0 BB: 1 P: 14		R: 0 E: 0 K: 0 S: 3	H: 0 LOB: 0 BB: 1 P: 9	R: 0 E: 0 K: 1 S: 8	H: 0 LOB: 0 BB: 0 P: 11	R: 0 E: 0 K: 0 S: 5	H: 0 LOB: 0 BB: 0 P: 6	R: 0 E: 0 K: 1 S: 6	H: 0 LOB: 0 BB: 0 P: 8	1B: 2 2B: 0 3B: 0 HR: 0	SF: 0 SAC: 0 DP: 2 HBP: 0	WP: 0 PB: 0 SB: 0 CS: 0	PA: 30
<b>PITCHER</b>	IP WLS BF H R ER SO BB IBB HBP BLK WP HR S P ERA WHIP											<b>PITCHER</b>	IP WLS BF H R ER SO BB IBB HBP BLK WP HR S P ERA WHIP										
<b>Johnny Podres, L</b> ERA: 3.08	9.0 W 30 2 0 0 7 3 0 0 0 0 0 0 62 100 0.00 0.556																						



Batter	1	2	3	4	5	6	7	8	9	AB	R	H	RBI	BB	SO	LOB	TOP					
Jim Gilliam, S OBP: 0.404, SLG: 0.349 (1, 5)	2-1 1B		0-0 1B	0-0 1B		2-1 G3		1-0 SH1-3 1B	3-2 SF7	5	0	4	2	0	0	0	<b>Los Angeles Dodgers @ Pittsburgh Pirates</b> Forbes Field, Pittsburgh, PA Fri Jun 12 1959, 7:05 PM EDT Att: 27,970 - Unknown					
Charlie Neal, R OBP: 0.343, SLG: 0.419 (1, 4)	2-3 K		0-0 1B	1-3 2H 1B		0-0 HR 1B	0-0 1B	0-0 SH1-3 1B	1-3 K	5	1	3	1	0	2	2						
Don Demeter, R OBP: 0.343, SLG: 0.554 (1, 8)	1-3 K		1-3 K	1-2 2-3 1B		1-2 HR 1B	0-3 K	0-0 4-3		5	1	1	2	0	3	5						
Gil Hodges, R OBP: 0.398, SLG: 0.527 (1, 3)	3-2 F8		0-1 F6			0-2 CS 1B		3-2 L5	3-2 5-3	5	0	1	0	0	0	4						
Carl Furillo, R OBP: 0.368, SLG: 0.389 Maury Wills, S OBP: 0.154, SLG: 0.231 (7, PR) (7, 6)	1-0 6-3			0-0 F4		1-1 4-3		1-1 1B 1B	1-1 WP 1B 2B	4	0	1	0	0	0	1						
Rip Repulski, R OBP: 0.400, SLG: 0.422 Wally Moon, L OBP: 0.400, SLG: 0.429 (7, PH) (7, 7)	1-0 5-3			0-1 1B 2B		4-1 HBP BB		1-0 WP 1B 1B	4-1 BB 1B BB	2	1	1	0	1	0	0						
Don Zimmer, R OBP: 0.306, SLG: 0.295 Duke Snider, L OBP: 0.360, SLG: 0.468 (7, PH) (7, 9)	0-2 6-3			0-1 F3		2-2 HBP		2-0 WP 1B	4-1 1B SF7 BB	2	0	0	0	0	0	1						
Joe Pignatano, R OBP: 0.321, SLG: 0.301 John Roseboro, L OBP: 0.319, SLG: 0.354 (9, PH) (9, 2)			4-0 FC1-6 BB	2-0 1B 1B		0-1 F8		4-2 G6-4-3 BB	1-0 F3	2	1	1	1	2	0	2						
Don Drysdale, R Johnny Klippstein, R Art Fowler, R Roy Face, R Clem Labine, R Don Gray, R Stan Williams, R Danny McDevitt, L Norm Larker, R Carl Erskine, R ...			0-0 FC1-6 1B	0-0 1B 1B		1-1 F7		1-0 G6-4-3	0-0 1B	1	0	0	0	0	0	1						
<b>Inning Stats</b>	R: 0 E: 0 K: 13 S: 13	H: 1 LOB: 1 BB: 0 P: 21	R: 0 E: 0 K: 0 S: 5	H: 0 LOB: 0 BB: 0 P: 7	R: 1 E: 0 K: 1 S: 8	H: 2 LOB: 2 BB: 1 P: 13	R: 2 E: 0 K: 0 S: 8	H: 4 LOB: 2 BB: 0 P: 10	R: 2 E: 0 K: 0 S: 17	H: 3 LOB: 3 BB: 1 P: 25	R: 0 E: 0 K: 1 S: 8	H: 1 LOB: 1 BB: 0 P: 11	R: 1 E: 0 K: 0 S: 9	H: 3 LOB: 3 BB: 1 P: 18	R: 0 E: 0 K: 0 S: 8	H: 1 LOB: 1 BB: 0 P: 12		R: 3 E: 0 K: 1 S: 13	H: 2 LOB: 1 BB: 2 P: 27	1B: 14 2B: 2 3B: 0 HR: 1	SF: 1 SAC: 1 DP: 1 HBP: 1	WP: 2 PB: 0 SB: 1 CS: 2
<b>PITCHER</b>	IP WLS BF H R ER SO BB IBB HBP BLK WP HR S P ERA WHIP	4.0 21 9 5 5 3 1 0 0 0 0 1 41 59 11.25 2.500	1.0 12 4 1 1 1 1 0 1 0 0 0 0 22 34 3.86 2.143	1.0 5 2 0 0 0 1 0 0 0 1 0 7 15 0.00 3.000	0.2 L 4 1 2 2 0 1 0 0 0 1 0 9 17 27.00 3.000	0.0 1 0 0 0 0 1 0 0 0 0 0 1 5 ∞ ∞	<b>PITCHER</b>	IP WLS BF H R ER SO BB IBB HBP BLK WP HR S P ERA WHIP	1.0 4 1 1 1 1 0 0 0 0 0 0 9 14 9.00 1.000	Roy Face, R ERA: 1.6												



Batter	1	2	3	4	5	6	7	8	9	AB	R	H	RBI	BB	SO	LOB	BOTTOM					
Bill Virdon, L OBP: 0.296, SLG: 0.368 (1, 8)	1-1 1B		0-0 E S E 1B	1-1 F7		2-2 F8		1-3 K		5	1	2	0	0	1	2	<b>Los Angeles Dodgers @ Pittsburgh Pirates</b> Forbes Field, Pittsburgh, PA Fri Jun 12 1959, 7:05 PM EDT Att: 27,970 - Unknown					
Dick Groat, R OBP: 0.302, SLG: 0.338 (1, 6)	0-2 F8		2-1 E5 1B 1H		1-2 1B 3B	0-2 F4		1-1 F9		5	2	1	0	0	0	3						
Smoky Burgess, L OBP: 0.398, SLG: 0.618 Hank Foiles, R OBP: 0.224, SLG: 0.304 (1, 2) (9, 2)	2-0 1B		3-2 F8		1-3 K	2-1 G3		0-0 4-3		5	0	1	0	0	1	4						
Dick Stuart, R OBP: 0.376, SLG: 0.566 (1, 3)	0-3 K		0-0 1B 1B		0-0 1B 2B 1B	3-2 F8		0-1 L5		5	2	2	1	0	1	2						
Bob Skinner, L OBP: 0.374, SLG: 0.505 (1, 7)	1-2 4-3		1-0 1B 1B		0-0 2B SF8 1B	0-0 4-3 2B		2-0 L8		5	1	3	1	0	0	2						
Bill Mazerowski, R OBP: 0.294, SLG: 0.387 (1, 4)		1-1 F6	0-1 G5-4-3 1B		2-1 SF8 2B	0-0 4-3		1-2 1B		5	0	3	2	0	0	1						
Don Hoak, R OBP: 0.388, SLG: 0.448 (1, 5)		0-2 2B	0-1 G5-4-3 1B		1-3 SF8 IBB	0-1 L8		1-2 1-3 BB HBP		4	0	1	0	1	0	4						
Roman Mejias, R OBP: 0.294, SLG: 0.289 (1, 9)		3-1 5-3		0-0 F8		2-2 SF8		2-1 BB HBP		2	0	0	1	0	0	1						
Harvey Haddix, L ERA: 3.88 Johnny Klippstein, R ERA: 4.98 Art Fowler, R ERA: 5.0 Clem Labine, R ERA: 4.3 Stan Williams, R ERA: 3.99 (1, 1) (5, 1) (7, 1) (8, 1) (9, 1) (9, 1)		2-3 K		1-1 L7		1-3 K		4-0 BB		2	0	0	0	0	0	1						
<b>Inning Stats</b>	R: 0 E: 0 K: 1 S: 15	H: 2 LOB: 2 BB: 0 P: 19	R: 0 E: 0 K: 1 S: 10	H: 1 LOB: 1 BB: 0 P: 16	R: 3 E: 1 K: 0 S: 12	H: 4 LOB: 1 BB: 0 P: 18	R: 0 E: 0 K: 0 S: 5	H: 0 LOB: 0 BB: 0 P: 7	R: 3 E: 0 K: 2 S: 17	H: 4 LOB: 2 BB: 1 P: 28	R: 0 E: 0 K: 0 S: 8	H: 0 LOB: 0 BB: 0 P: 12	R: 0 E: 0 K: 0 S: 7	H: 1 LOB: 1 BB: 0 P: 11	R: 0 E: 0 K: 1 S: 7	H: 0 LOB: 2 BB: 1 P: 15		R: 0 E: 0 K: 0 S: 10	H: 1 LOB: 1 BB: 0 P: 12	1B: 9 2B: 3 3B: 1 HR: 0	SF: 1 SAC: 0 DP: 1 HBP: 1	WP: 0 PB: 0 SB: 1 CS: 0
<b>PITCHER</b>	IP WLS BF H R ER SO BB IBB HBP BLK WP HR S P ERA WHIP	1.1 15 4 3 2 2 0 0 0 0 0 0 35 51 0.00 0.000	3.1 10 4 3 3 1 0 0 0 0 0 0 17 27 13.50 2.000	2.0 2 0 0 0 0 1 0 0 0 0 0 7 10 0.00 0.000	1.0 3 0 0 0 0 0 0 0 0 0 0 8 18 0.00 2.000	<b>PITCHER</b>	IP WLS BF H R ER SO BB IBB HBP BLK WP HR S P ERA WHIP	8.1 3 0 0 0 0 0 0 0 0 0 0 10 12 0.00 1.000	Danny McDevitt, L ERA: 4.31													





Batter	1	2	3	4	5	6	7	8	9	AB	R	H	RBI	BB	SO	LOB	TOP			
Jim Gilliam, S OBP: 0.409, SLG: 0.349	1-2 G4-6-3 1B		0-1 L1-3		4-2 FC3-5 1B BB	4-2 1B BB		1-0 4-3		3	1	1	0	2	0	0	<b>Los Angeles Dodgers @ Pittsburgh Pirates</b> Forbes Field, Pittsburgh, PA Sat Jun 13 1959, 3:33 AM EDT Att: 11,944 - Unknown <a href="http://livebaseballscorecards.com">livebaseballscorecards.com</a>			
Charlie Neal, R OBP: 0.344, SLG: 0.419	0-0 G4-6-3 1-2f		1-2		0-0 FC3-5 1B 2-3f	3-2	1-0 F9		5	0	2	2	0	0	3					
Wally Moon, L OBP: 0.400, SLG: 0.429	1-2 BB 1B		0-2 4-3		0-0 F5	3-1 G3		2-1 G4-6-3 1B		5	0	2	0	0	5					
Duke Snider, L OBP: 0.369, SLG: 0.469	4-1 FC6-4 BB			1-0 L3-1	0-2 1-2 2H 1B		1-0 SH1-3 1B		1-0 G4-6-3 1-2f	4	0	2	1	1	0	1				
Gil Hodges, R OBP: 0.389, SLG: 0.513	2-2 FC6-4 1-2f			0-2 6-3	1-0 F8		0-0 SH1-3		0-1 F6	4	0	0	0	0	4					
John Roseboro, L OBP: 0.324, SLG: 0.374		0-2 F7		2-0		0-0 1B 1B				4	1	2	0	0	1					
Ron Fairly, L OBP: 0.356, SLG: 0.400		2-3 K		4-0 FC6-4 BB		1-2 F5	4-0 IBB			2	0	0	0	2	1					
Don Zimmer, R OBP: 0.301, SLG: 0.289	1-1 6-3			2-1 FC6-4		0-1 F9	0-2 F6			3	0	0	0	0	3					
Norm Larker, L OBP: 0.350, SLG: 0.443										1	0	0	0	0	2					
Maury Wills, S OBP: 0.154, SLG: 0.231										0	0	0	0	0	0					
Sandy Koufax, R OBP: 0.200, SLG: 0.333			3-3 K			0-0 FC3-5 BB 1B	2-0 1-3 1B 1B		2-1 6-3	2	0	1	0	0	1	0				
Carl Furillo, R OBP: 0.365, SLG: 0.405										1	1	1	0	0	0					
Art Fowler, R OBP: 0.091, SLG: 0.091										1	0	0	0	0	0					
Clem Labine, R OBP: 0.091, SLG: 0.091										0	0	0	0	0	0					
<b>Inning Stats</b>	R: 0 E: 0 K: 0 S: 11	H: 2 LOB: 2 BB: 1 P: 19	R: 0 E: 0 K: 1 S: 8	H: 0 LOB: 0 BB: 0 P: 11	R: 0 E: 0 K: 1 S: 11	H: 1 LOB: 1 BB: 0 P: 15	R: 0 E: 0 K: 0 S: 7	H: 1 LOB: 2 BB: 1 P: 16	R: 1 E: 0 K: 0 S: 9	H: 2 LOB: 2 BB: 1 P: 14	R: 0 E: 0 K: 0 S: 6	H: 1 LOB: 2 BB: 1 P: 11	R: 0 E: 0 K: 0 S: 4	H: 0 LOB: 0 BB: 0 P: 8	R: 0 E: 0 K: 0 S: 5	H: 1 LOB: 0 BB: 0 P: 8	1B: 10 2B: 0 3B: 1 HR: 0	SF: 0 SAC: 1 DP: 2 HBP: 0	WP: 0 PB: 0 SB: 0 CS: 0	PA: 41
<b>PITCHER</b> Ron Kline, R ERA: 3.65	IP: 9.0 WLS: W BF: 41	H: 11 R: 3 ER: 3 SO: 2	BB: 4 IBB: 1 HBP: 0 BLK: 0	WP: 0 HR: 0 S: 78 P: 132	ERA: 3.00 WHIP: 1.667	<b>PITCHER</b>														

Batter	1	2	3	4	5	6	7	8	9	AB	R	H	RBI	BB	SO	LOB	BOTTOM			
Bill Virdon, L OBP: 0.303, SLG: 0.371	0-2 4-3		4-2 L4-3 BB		1-1 1B 1-3 1B		2-1 G4-3 1B			3	1	2	0	1	0	0	<b>Los Angeles Dodgers @ Pittsburgh Pirates</b> Forbes Field, Pittsburgh, PA Sat Jun 13 1959, 3:33 AM EDT Att: 11,944 - Unknown <a href="http://livebaseballscorecards.com">livebaseballscorecards.com</a>			
Dick Groat, R OBP: 0.296, SLG: 0.332	0-1 F4		1-1 L4-3 1-2		0-0 F7		1-0 G4-3 1-2f			4	0	0	0	0	4					
Smoky Burgess, L OBP: 0.400, SLG: 0.615	2-2 L7			0-1 F9 SF7 1B	0-2 1-3 1B		0-0 F8			4	1	2	0	0	0					
Dick Stuart, R OBP: 0.379, SLG: 0.564		2-3 K		0-1 1-2 2B 1B	1-2 1-3 1B		3-2 1B 1B			4	1	2	1	0	1					
Dick Schofield, S OBP: 0.327, SLG: 0.378										0	1	0	0	0	0					
Rocky Nelson, L OBP: 0.322, SLG: 0.298				1-2 2B 1B	1-2 3H K		1B 1B			0	0	0	0	0	0					
Bob Skinner, L OBP: 0.372, SLG: 0.500		3-2 F7		2-0 F9	1-3 K		2-2 1B 1B			4	1	1	0	0	1					
Bill Mazerowski, R OBP: 0.287, SLG: 0.388		1-1 1B		0-2 SF7		0-1 4-3		4-0 FC4-6 IBB		2	0	1	1	1	0					
Don Hoak, R OBP: 0.389, SLG: 0.453		1-2 6-3		3H 0-1 2B		0-1 5-3		3-1 FC4-6 1B		4	0	2	3	0	1					
Roman Mejias, R OBP: 0.301, SLG: 0.292										2	0	1	0	1	0					
Ted Kluszewski, L OBP: 0.307, SLG: 0.520										1	0	0	0	0	2					
Joe Christopher, R OBP: 0.154, SLG: 0.231										0	0	0	0	0	0					
Ron Kline, R OBP: 0.143, SLG: 0.143			1-1 B2		3-3 K		1-2 L6-3		1-3 K	4	0	0	0	2	5					
<b>Inning Stats</b>	R: 0 E: 0 K: 0 S: 8	H: 0 LOB: 0 BB: 0 P: 10	R: 0 E: 0 K: 1 S: 14	H: 1 LOB: 1 BB: 0 P: 21	R: 0 E: 0 K: 0 S: 8	H: 1 LOB: 1 BB: 1 P: 14	R: 2 E: 0 K: 1 S: 14	H: 3 LOB: 2 BB: 1 P: 23	R: 1 E: 0 K: 1 S: 13	H: 2 LOB: 1 BB: 0 P: 16	R: 0 E: 0 K: 0 S: 5	H: 0 LOB: 0 BB: 0 P: 5	R: 0 E: 0 K: 0 S: 6	H: 1 LOB: 0 BB: 0 P: 10	R: 2 E: 0 K: 1 S: 15	H: 3 LOB: 2 BB: 1 P: 29	1B: 10 2B: 2 3B: 0 HR: 0	SF: 1 SAC: 0 DP: 2 HBP: 0	WP: 0 PB: 0 SB: 0 CS: 0	PA: 36
<b>PITCHER</b> Sandy Koufax, L ERA: 5.71	IP: 5.0 WLS: L BF: 23	H: 7 R: 3 ER: 3 SO: 3	BB: 1 IBB: 0 HBP: 0 BLK: 0	WP: 0 HR: 0 S: 57 P: 84	ERA: 5.40 WHIP: 1.600	<b>PITCHER</b>														
Art Fowler, R ERA: 5.13	2.1 L 11	4 2 2 0	0 1 0 0	0 0 0 0	0 0 22 37	7.71 1.714														
Clem Labine, R ERA: 4.23	0.2 2 0	0 0 0 1	0 0 0 0	0 0 0 0	0 0 4 7	0.00 0.000														



Batter	1	2	3	4	5	6	7	8	9	AB R H RBI BB SO LOB	TOP								
Jim Gilliam, S OBP: 0.409, SLG: 0.347	2-1 3-1		4-2 3B BB		2-2 SH1-3 E 1B		0-0 5-3		0-3 K	4 1 1 0 1 1 0	<b>Los Angeles Dodgers @ Pittsburgh Pirates</b> Forbes Field, Pittsburgh, PA Sun Jun 14 1959, 3:33 AM EDT Unknown								
Charlie Neal, R OBP: 0.346, SLG: 0.429	2-2 F9		0-0 1B 3B		0-0 SH1-3 1-3		1-1 1B 1B	3-3 K	4 1 2 1 0 1 0										
Wally Moon, L OBP: 0.400, SLG: 0.425	4-1 BB		3-1 F3		1-0 1-3		1-3 K	1-0 1B	4 0 1 0 1 1 3										
Gil Hodges, R OBP: 0.389, SLG: 0.510	2-0 F2		1-0 S 1B		0-3 K		2-1 1B	2-3 K	5 0 2 1 0 2 3										
John Roseboro, L OBP: 0.336, SLG: 0.371		4-1 5-3 BB	4-0 1-2 BB		4-0 G6-4-3 BB		0-0 F8		1 0 0 0 3 0 2										
Carl Furillo, R OBP: 0.349, SLG: 0.366		3-2 5-3 1-2	0-1 1-3		1-2 G6-4-3 1-2		1-0 F7		4 0 0 0 0 0 4										
Ron Fairly, L OBP: 0.359, SLG: 0.398		2-1 L7		3-3 K		4-2 2B BB	2-1 1B		3 1 1 0 1 1 1										
Don Zimmer, R OBP: 0.301, SLG: 0.297	2-0 F7		0-1 F8		0-0 1-H 2B		1-2 F5		3 0 1 1 0 0 1										
Duke Snider, L OBP: 0.366, SLG: 0.465									1 0 0 0 0 0 1										
Maury Wills, S OBP: 0.154, SLG: 0.231									0 0 0 0 0 0 0										
Stan Williams, R OBP: 0.222, SLG: 0.160			1-0 F7	0-1 F3		0-0 6-3		0-3 K	2 0 0 0 0 0 0										
Clem Labine, R (5, 1)									2 0 0 0 0 1 2										
<b>Inning Stats</b>	R: 0 E: 0 K: 0 S: 7	H: 0 LOB: 1 BB: 1 P: 17	R: 0 E: 0 K: 0 S: 7	H: 0 LOB: 1 BB: 1 P: 18	R: 2 E: 0 K: 0 S: 9	H: 2 LOB: 2 BB: 2 P: 22	R: 0 E: 0 K: 1 S: 11	H: 0 LOB: 0 BB: 0 P: 14	R: 0 E: 1 K: 1 S: 9	H: 1 LOB: 1 BB: 2 P: 12	R: 0 E: 0 K: 0 S: 9	H: 2 LOB: 2 BB: 0 P: 13	R: 0 E: 0 K: 1 S: 9	H: 1 LOB: 1 BB: 0 P: 13	R: 0 E: 0 K: 3 S: 11	H: 1 LOB: 1 BB: 0 P: 17	1B: 6 2B: 1 3B: 1 HR: 0	SF: 0 SAC: 1 DP: 1 HBP: 0	WP: 0 PA: 40 PB: 0 SB: 1 CS: 0
<b>PITCHER</b>	IP WLS BF H R ER SO BB IBB HBP BLK WP HR S P ERA WHIP											IP WLS BF H R ER SO BB IBB HBP BLK WP HR S P ERA WHIP							
George Witt, R ERA: 9.43	2.2 14 2 2 2 0 4 0 0 0 0 0 0 21 55 6.75 2.250																		
Bob Porterfield, R ERA: 5.65	3.1 8 1 0 0 2 0 0 0 0 0 0 0 22 28 0.00 0.429																		
Al Jackson, L ERA: 4.26	6.1 10 3 1 1 1 2 0 0 0 0 0 0 17 30 4.50 2.500																		
Roy Face, R ERA: 1.52	2.0 W 8 2 0 0 4 0 0 0 0 0 0 0 20 30 0.00 1.000																		

Batter	1	2	3	4	5	6	7	8	9	AB R H RBI BB SO LOB	BOTTOM								
Bill Virdon, L OBP: 0.302, SLG: 0.367	1-3 K			0-1 F9	4-0 1B BB		0-0 F9			3 0 0 0 1 1 2	<b>Los Angeles Dodgers @ Pittsburgh Pirates</b> Forbes Field, Pittsburgh, PA Sun Jun 14 1959, 3:33 AM EDT Unknown								
Dick Groat, R OBP: 0.300, SLG: 0.335	1-0 F2			3-2 1B	2-2 FC5-4 1-3 2-H 3-H 3-1		1-0 4-3			4 0 2 2 0 0 2									
Smoky Burgess, L OBP: 0.397, SLG: 0.697	2-1 3-1			0-1 F6	FC5-4 1-2			0-0 1B E 1B		4 0 1 0 0 0 4									
Joe Christopher, R (6, PR)										0 1 0 0 0 0 0									
Hank Foiles, R OBP: 0.224, SLG: 0.304										0 0 0 0 0 0 0									
Dick Stuart, R OBP: 0.376, SLG: 0.556		2-3 K		3-3 K		1-0 4-3		0-0 E 1B 1B		4 1 1 0 0 2 1									
Bob Skinner, L OBP: 0.370, SLG: 0.495		1-1 L8			0-0 FC6-4 2B 1B	1-1 3-1		0-1 E3 1B		4 2 1 0 0 0 1									
Bill Mazerowski, R OBP: 0.291, SLG: 0.389		2-0 F6			1-1 FC6-4 1-2 1B	1-1 6-3		0-0 1B 1-2 3-H 2-2		4 0 2 1 0 0 0									
Don Hoak, R OBP: 0.391, SLG: 0.454			1-0 5-3		1-3 K		0-0 SH3-4 1B	1-3 2-H 1B		4 0 2 1 0 1 2									
Roman Mejias, R OBP: 0.302, SLG: 0.293			1-3 K		0-1 FC6-4 2B 1B		0-0 SH3-4	0-0 G6-4-3 1B		3 1 1 0 0 1 2									
George Witt, R ERA: 9.43			2-3 K		1-0 2B 1B		4-0 IBB	2-2 G6-4-3		0 0 0 0 0 0 0									
Bob Porterfield, R ERA: 5.65										1 0 0 0 0 1 0									
Ted Kluszewski, L OBP: 0.335, SLG: 0.539										1 0 1 1 0 0 0									
Ron Klump, R OBP: 0.141, SLG: 0.143										0 0 0 0 0 0 0									
Al Jackson, L (6, PR)										0 0 0 0 0 0 0									
Rocky Nelson, L OBP: 0.333, SLG: 0.296										0 0 0 0 0 1 0									
Dick Schofield, S OBP: 0.292, SLG: 0.379										0 0 0 0 0 0 0									
Roy Face, R OBP: 0.429, SLG: 0.429										1 0 0 0 0 0 2									
<b>Inning Stats</b>	R: 0 E: 0 K: 1 S: 6	H: 0 LOB: 0 BB: 0 P: 10	R: 0 E: 0 K: 1 S: 6	H: 0 LOB: 0 BB: 0 P: 11	R: 0 E: 0 K: 2 S: 7	H: 0 LOB: 0 BB: 0 P: 11	R: 0 E: 0 K: 1 S: 15	H: 1 LOB: 1 BB: 0 P: 21	R: 3 E: 0 K: 1 S: 15	H: 4 LOB: 3 BB: 1 P: 27	R: 0 E: 0 K: 0 S: 5	H: 0 LOB: 0 BB: 0 P: 8	R: 0 E: 0 K: 0 S: 4	H: 1 LOB: 2 BB: 1 P: 9	R: 3 E: 1 K: 0 S: 12	H: 5 LOB: 2 BB: 0 P: 16	1B: 10 2B: 1 3B: 0 HR: 0	SF: 0 SAC: 1 DP: 1 HBP: 0	WP: 0 PA: 36 PB: 0 SB: 0 CS: 0
<b>PITCHER</b>	IP WLS BF H R ER SO BB IBB HBP BLK WP HR S P ERA WHIP											IP WLS BF H R ER SO BB IBB HBP BLK WP HR S P ERA WHIP							
Stan Williams, R ERA: 4.11	1.1 20 6 3 2 0 1 0 0 0 0 0 0 23 38 5.40 1.800																		
Clem Labine, R ERA: 4.32	3.1 L 16 6 3 2 0 0 1 0 0 0 0 0 23 38 5.40 1.800																		



Batter	1	2	3	4	5	6	7	8	9	AB	R	H	RBI	BB	SO	LOB	TOP					
Jim Gilliam, S OBP: 0.410, SLG: 0.356 (1, 5)	2-2 6-3 1		1-0 1B 2B		2-1 F9 2		3-2 FC5-4 1B			4	1	2	0	0	0	1						
Charlie Neal, R OBP: 0.348, SLG: 0.430 (1, 4)	2-2 F8 2		3-2 2H 1B		1-1 1B		0-1 FC5-4 1-2			4	0	2	1	0	0	1						
Wally Moon, L OBP: 0.402, SLG: 0.426 (1, 7)	1-1 1B		0-0 6-3 3		2-3 K			1-0 4-3 1B		4	0	2	0	0	1	3						
Duke Snider, L OBP: 0.356, SLG: 0.451 (1, 9)	1-3 K			2-2 4-3 1		3-2 4-3		0-1 4-3 1-2		4	0	0	0	0	1	2						
Gil Hodges, R OBP: 0.381, SLG: 0.497 (1, 3)		2-2 5-3 1		3-1 F8 2		2-2 L7		1-1 L5		4	0	0	0	0	0	1						
John Roseboro, L OBP: 0.333, SLG: 0.368 (1, 2)		0-0 F5 2		1-0 F6 3		1-0 1B		0-0 F9 3		4	0	1	0	0	0	1						
Ron Fairly, L OBP: 0.357, SLG: 0.390 (1, 8)		1-2 F7 3			4-1 1B E BB		0-1 F8 3		2-1 4-3 1	3	1	0	0	1	0	1						
Don Zimmer, R OBP: 0.294, SLG: 0.289 (1, 6)			0-0 L5 1		3-2 L5 1		1-0 5-3 1		0-0 4-3 2	4	0	0	0	0	0	1						
Carl Erskine, R Gene Snyder, R Norm Larker, L Art Fowler, R Carl Furillo, R Sandy Koufax, R Rip Repulski, R (1, 1) (1, 1) (5, PH) (5, 1) (7, PH) (7, 1) (9, PH)			0-2 F9 2		0-1 1B 1-H 1B		0-0 5-3 2		0-0 6-3 3	0	0	0	0	0	0	0						
<b>Inning Stats</b>	R: 0 E: 0 K: 1 S: 11	H: 1 LOB: 1 BB: 0 P: 17	R: 0 E: 0 K: 0 S: 9	H: 0 LOB: 0 BB: 0 P: 12	R: 1 E: 0 K: 0 S: 13	H: 2 LOB: 1 BB: 0 P: 17	R: 0 E: 0 K: 0 S: 6	H: 0 LOB: 0 BB: 0 P: 12	R: 1 E: 1 K: 1 S: 13	H: 2 LOB: 2 BB: 1 P: 25	R: 0 E: 0 K: 0 S: 11	H: 1 LOB: 1 BB: 0 P: 17	R: 0 E: 0 K: 0 S: 7	H: 1 LOB: 1 BB: 0 P: 11	R: 0 E: 0 K: 0 S: 6	H: 1 LOB: 1 BB: 0 P: 8	R: 0 E: 0 K: 0 S: 4	H: 0 LOB: 0 BB: 0 P: 6	1B: 7 2B: 1 3B: 0 HR: 0	SF: 0 SAC: 0 DP: 0 HBP: 0	WP: 0 PB: 0 SB: 0 CS: 0	PA: 36
<b>PITCHER</b> Vern Law, R ERA: 4.55 (1, 1)	IP 9.0	WLS W	BF 36	H 8	R 2	ER 2	SO 2	BB 1	IBB 0	HBP 0	BLK 0	WP 0	HR 0	S 80	P 125	ERA 2.00	WHIP 1.000					

Los Angeles Dodgers @ Pittsburgh Pirates  
Forbes Field, Pittsburgh, PA  
Sun Jun 14 1959, 3:38 AM EDT  
Att: 30,082 - Unknown

AB 35  
R 2  
H 8  
RBI 2  
BB 1  
SO 2  
LOB 11



Batter	1	2	3	4	5	6	7	8	9	AB	R	H	RBI	BB	SO	LOB	BOTTOM					
Bill Virdon, L OBP: 0.300, SLG: 0.363 (1, 8)	2-3 K 1	0-2 FC5-2-5 1B		1-1 F4 2		0-2 F7 2		2-2 G3 3		5	0	1	0	0	1	1						
Dick Groat, R OBP: 0.308, SLG: 0.339 (1, 6)	1-0 2B 1	2-0 FC5-2-5 1B		4-0 WP BB		1-0 1B				3	1	2	0	1	0	2						
Danny Kravitz, L OBP: 0.400, SLG: 0.595 (1, 2)	1-0 1H HR 2B	1-3 K 2		2-0 F9 1-2 2-3		2-2 F5 3				4	1	1	1	0	1	5						
Dick Stuart, R OBP: 0.381, SLG: 0.596 Rocky Nelson, L OBP: 0.326, SLG: 0.292 (1, 3) (6, 3)	0-1 2H HR	3-2 G3 3			2-2 HR		1-3 K 1			3	2	2	3	0	0	2						
Bob Skinner, L OBP: 0.363, SLG: 0.486 (1, 7)	1-0 F5 2		3-2 3-1 1		2-3 K 1		1-1 F6 2			4	0	0	0	0	1	0						
Bill Mazerowski, R OBP: 0.294, SLG: 0.389 (1, 4)	3-2 3B 1B		1-0 F7 2		3-1 L8 2		4-0 BB			3	1	1	0	1	0	0						
Don Hoak, R OBP: 0.393, SLG: 0.464 (1, 5)	0-1 1H 3B		1-1 6-3 3		0-0 1B		2-3 K 3			4	0	2	1	0	1	1						
Roman Mejias, R OBP: 0.294, SLG: 0.285 (1, 9)	0-1 5-3 3			1-0 6-3 1		1-1 6-3 1-2		2-3 K 1		4	0	0	0	0	1	2						
Vern Law, R OBP: 0.278, SLG: 0.382 (1, 1)		2-0 1B FC5-2-5 2B		2-2 WP BB 1B		0-0 G3 1		1-2 6-3 2		4	0	2	0	0	0	0						
<b>Inning Stats</b>	R: 4 E: 0 K: 1 S: 15	H: 5 LOB: 1 BB: 0 P: 23	R: 0 E: 0 K: 1 S: 11	H: 2 LOB: 2 BB: 0 P: 19	R: 0 E: 0 K: 0 S: 6	H: 0 LOB: 0 BB: 0 P: 11	R: 0 E: 0 K: 0 S: 8	H: 1 LOB: 2 BB: 1 P: 18	R: 1 E: 0 K: 1 S: 11	H: 2 LOB: 1 BB: 0 P: 19	R: 0 E: 0 K: 0 S: 9	H: 1 LOB: 1 BB: 0 P: 12	R: 0 E: 0 K: 2 S: 8	H: 0 LOB: 1 BB: 1 P: 16	R: 0 E: 0 K: 1 S: 12	H: 0 LOB: 0 BB: 0 P: 17	1B: 6 2B: 2 3B: 1 HR: 2	SF: 0 SAC: 0 DP: 0 HBP: 0	WP: 1 PB: 0 SB: 1 CS: 0	PA: 37		
<b>PITCHER</b> Carl Erskine, R ERA: 7.71 Gene Snyder, L ERA: 3.09 Art Fowler, R ERA: 5.11 Sandy Koufax, L ERA: 5.44 (1, 1) (1, 1) (5, 1) (7, 1)	IP 0.2 3.1 2.0 2.0	WLS L	BF 7 14 9 7	H 5 3 0	R 4 0 0	ER 4 0 1 0	SO 1 1 1 3	BB 0 1 0 1	IBB 0 0 0 0	HBP 0 0 0 0	BLK 0 0 0 0	WP 0 1 0 0	HR 1 0 1 0	S 13 27 20 20	P 21 50 31 33	ERA 54.00 0.00 4.50 0.00	WHIP 7.500 1.200 1.500 0.500					

Los Angeles Dodgers @ Pittsburgh Pirates  
Forbes Field, Pittsburgh, PA  
Sun Jun 14 1959, 3:38 AM EDT  
Att: 30,082 - Unknown

AB 35  
R 5  
H 11  
RBI 5  
BB 2  
SO 6  
LOB 13





Batter	1	2	3	4	5	6	7	8	9	AB	R	H	RBI	BB	SO	LOB	TOP					
Casey Wise, S OBP: 0.303, SLG: 0.281 (1, 4)										4	0	1	0	0	1	0						
Eddie Mathews, L OBP: 0.369, SLG: 0.619 (1, 5)										4	0	1	0	0	1	1						
Hank Aaron, R OBP: 0.440, SLG: 0.721 (1, 9)										4	0	0	0	0	2	2						
Wes Covington, L OBP: 0.357, SLG: 0.426 (1, 7)										4	0	1	0	0	3	2						
Frank Torre, L OBP: 0.329, SLG: 0.341 (1, 3)										3	0	1	0	1	0	1						
Bill Bruton, L OBP: 0.350, SLG: 0.462 (1, 8)										3	0	0	0	0	1	3						
Del Crandall, R OBP: 0.314, SLG: 0.437 (1, 2)										3	0	0	0	0	2	2						
Johnny Logan, R OBP: 0.386, SLG: 0.461 (1, 6)										2	0	0	0	1	1	0						
Bob Buhl, R OBP: 0.067, SLG: 0.067 (8, PH)										2	0	0	0	0	2	2						
Mickey Vernon, L OBP: 0.277, SLG: 0.378 (8, 1)										1	0	0	0	0	0	0						
Don McMahon, R OBP: 0.333, SLG: 0.200 (8, 1)										0	0	0	0	0	0	0						
<b>Inning Stats</b>	R: 0 E: 0 K: 3 S: 9	H: 0 LOB: 0 BB: 0 P: 13	R: 0 E: 0 K: 1 S: 11	H: 2 LOB: 1 BB: 0 P: 15	R: 0 E: 0 K: 1 S: 7	H: 0 LOB: 0 BB: 0 P: 9	R: 0 E: 0 K: 2 S: 8	H: 0 LOB: 0 BB: 0 P: 11	R: 0 E: 0 K: 2 S: 11	H: 0 LOB: 2 BB: 2 P: 23	R: 0 E: 0 K: 1 S: 10	H: 1 LOB: 1 BB: 0 P: 16	R: 0 E: 0 K: 1 S: 8	H: 0 LOB: 0 BB: 0 P: 10	R: 0 E: 0 K: 1 S: 7	H: 0 LOB: 0 BB: 0 P: 9	R: 0 E: 0 K: 1 S: 8	H: 1 LOB: 1 BB: 0 P: 15	1B: 4 2B: 0 3B: 0 HR: 0	SF: 0 SAC: 0 DP: 1 HBP: 0	WP: 0 PB: 0 SB: 1 CS: 1	PA: 32
<b>PITCHER</b> Don Drysdale, R ERA: 3.59 (1, 1)	IP: 9.0 WLS: W BF: 32 H: 4 R: 0 ER: 0 SO: 13 BB: 1 IBB: 1 HBP: 0 BLK: 0 WP: 0 HR: 0 S: 79 P: 121 ERA: 0.00 WHIP: 0.556															<b>PITCHER</b>	IP: 9.0 WLS: W BF: 32 H: 4 R: 0 ER: 0 SO: 13 BB: 1 IBB: 1 HBP: 0 BLK: 0 WP: 0 HR: 0 S: 79 P: 121 ERA: 0.00 WHIP: 0.556					

Milwaukee Braves @ Los Angeles Dodgers  
Los Angeles Memorial Coliseum, Los Angeles, CA  
Mon Jun 15 1959, 10:05 PM EDT  
Att: 24,792 - Unknown

AB 30  
R 0  
H 4  
RBI 0  
BB 2  
SO 13  
LOB 13



Batter	1	2	3	4	5	6	7	8	9	AB	R	H	RBI	BB	SO	LOB	BOTTOM			
Jim Gilliam, S OBP: 0.412, SLG: 0.361 (1, 5)										3	1	1	1	1	1	1				
Charlie Neal, R OBP: 0.343, SLG: 0.423 (1, 4)										4	0	0	0	0	1	5				
Wally Moon, L OBP: 0.404, SLG: 0.444 (1, 7)										4	1	2	3	0	1	3				
Gil Hodges, R OBP: 0.389, SLG: 0.500 (1, 3)										3	0	2	0	1	0	0				
Frank Howard, R OBP: 0.250, SLG: 0.250 (8, 9)										4	0	1	0	0	2	3				
Ron Fairly, L OBP: 0.357, SLG: 0.390 (8, 9)										0	0	0	0	0	0	0				
Don Demeter, R OBP: 0.341, SLG: 0.546 (1, 8)										3	0	0	0	1	0	4				
John Roseboro, L OBP: 0.331, SLG: 0.364 (1, 2)										4	0	1	0	0	0	2				
Don Zimmer, R OBP: 0.299, SLG: 0.289 (1, 6)										3	1	1	0	1	2	1				
Don Drysdale, R OBP: 0.116, SLG: 0.167 (1, 1)										2	1	0	0	0	0	2				
<b>Inning Stats</b>	R: 0 E: 0 K: 0 S: 6	H: 0 LOB: 0 BB: 0 P: 9	R: 0 E: 0 K: 0 S: 10	H: 2 LOB: 1 BB: 0 P: 15	R: 0 E: 0 K: 1 S: 6	H: 1 LOB: 0 BB: 0 P: 8	R: 0 E: 0 K: 1 S: 9	H: 1 LOB: 2 BB: 1 P: 15	R: 0 E: 0 K: 1 S: 16	H: 1 LOB: 3 BB: 1 P: 27	R: 0 E: 0 K: 1 S: 6	H: 0 LOB: 0 BB: 0 P: 9	R: 4 E: 1 K: 1 S: 16	H: 3 LOB: 1 BB: 1 P: 28	R: 0 E: 0 K: 1 S: 8	H: 0 LOB: 0 BB: 1 P: 12	1B: 6 2B: 2 3B: 0 HR: 1	SF: 0 SAC: 1 DP: 2 HBP: 0	WP: 0 PB: 0 SB: 0 CS: 1	PA: 35
<b>PITCHER</b> Bob Buhl, R ERA: 2.44 Don McMahon, R ERA: 1.61 (8, 1)	IP: 7.0 WLS: L BF: 32 H: 8 R: 4 ER: 0 SO: 6 BB: 3 IBB: 0 HBP: 0 BLK: 0 WP: 0 HR: 1 S: 69 P: 111 ERA: 1.29 WHIP: 1.571															<b>PITCHER</b>	IP: 7.0 WLS: L BF: 32 H: 8 R: 4 ER: 0 SO: 6 BB: 3 IBB: 0 HBP: 0 BLK: 0 WP: 0 HR: 1 S: 69 P: 111 ERA: 1.29 WHIP: 1.571			

Milwaukee Braves @ Los Angeles Dodgers  
Los Angeles Memorial Coliseum, Los Angeles, CA  
Mon Jun 15 1959, 10:05 PM EDT  
Att: 24,792 - Unknown

AB 30  
R 4  
H 8  
RBI 4  
BB 4  
SO 7  
LOB 21





Batter	1	2	3	4	5	6	7	8	9	AB	R	H	RBI	BB	SO	LOB	TOP							
Casey Wise, S OBP: 0.310, SLG: 0.279	4-2 BB 1B BB	2-1 6-3			2-2 5-3		1-0 BB 1B	0-1 B2		4	2	1	0	1	0	1								
Eddie Mathews, L OBP: 0.366, SLG: 0.609	0-2 F8		0-0 B5		1-1 L9		4-2 1B 2B BB		3-2 4-3	4	1	0	0	1	0	1								
Hank Aaron, R OBP: 0.436, SLG: 0.711	1-1 F7		1-3 K		0-1 F8		0-0 1B 2B		1-2 F5	5	1	1	1	0	1	1								
Del Crandall, R OBP: 0.316, SLG: 0.441	0-1 BB BB 1B		1-1 5-3		2-2 F8		1-2 1B 2B		1-0 3-1	5	1	2	2	0	0	0								
Frank Torre, L OBP: 0.333, SLG: 0.341	4-0 BB BB			0-0 4-3		3-1 1-3		3-2 1B		3	0	1	1	1	0	0								
Andy Pafko, R OBP: 0.306, SLG: 0.298	4-2 BB			4-1 1B BB		2-0 WP 2B		0-1 F4		2	0	1	1	2	0	1								
Mel Roach, R OBP: 0.100, SLG: 0.100	0-3 K			0-2 F9		2-2 1-6-3		3-2 F5		3	0	0	0	0	1	5								
Bill Bruton, L OBP: 0.348, SLG: 0.460										1	0	0	0	0	0	0								
Johnny Logan, R OBP: 0.398, SLG: 0.462		1-2 F8		2-2 1-2 1B			1-2 F4		0-1 1B	4	0	2	0	0	0	0								
Lew Burdette, R OBP: 0.229, SLG: 0.283		1-3 K		2-3 K2-3			1-2 5-3		1-3 K	4	0	0	0	0	3	3								
Don McMahon, R OBP: 0.333, SLG: 0.200										0	0	0	0	0	0	0								
<b>Inning Stats</b>	R: 1 E: 0 K: 1 S: 14	H: 1 LOB: 3 BB: 3 P: 27	R: 0 E: 0 K: 1 S: 8	H: 0 LOB: 0 BB: 0 P: 12	R: 0 E: 0 K: 1 S: 7	H: 0 LOB: 0 BB: 0 P: 9	R: 0 E: 0 K: 1 S: 11	H: 1 LOB: 2 BB: 1 P: 19	R: 0 E: 0 K: 0 S: 7	H: 0 LOB: 0 BB: 0 P: 10	R: 0 E: 0 K: 0 S: 9	H: 1 LOB: 1 BB: 0 P: 18	R: 4 E: 0 K: 0 S: 22	H: 4 LOB: 1 BB: 1 P: 33	R: 0 E: 0 K: 1 S: 10	H: 1 LOB: 1 BB: 0 P: 14	R: 0 E: 0 K: 0 S: 8	H: 0 LOB: 0 BB: 0 P: 13	1B: 6 2B: 2 3B: 0 HR: 0	SF: 0 SAC: 0 DP: 0 HBP: 0	WP: 1 PB: 0 CS: 0	PA: 40		
<b>PITCHER</b>	IP WLS BF H R ER SO BB IBB HBP BLK WP HR S P ERA WHIP	6.2 L 32 7 5 5 4 5 0 0 0 1 0 76 126 6.75 1.800	0.1 1 0 0 0 0 0 0 0 0 0 0 0 2 2 0.00 0.000	2.0 7 1 0 0 0 1 0 0 0 0 0 0 18 27 0.00 0.500																				

Milwaukee Braves @ Los Angeles Dodgers  
Los Angeles Memorial Coliseum, Los Angeles, CA

AB 35  
R 5  
H 8  
RBI 5  
BB 5  
SO 5  
LOB 12



Tue Jun 16 1959, 10:05 PM EDT  
Att: 31,366 - Unknown

Batter	1	2	3	4	5	6	7	8	9	AB	R	H	RBI	BB	SO	LOB	BOTTOM						
Jim Gilliam, S OBP: 0.412, SLG: 0.362	1-2 6-3		0-0 F9			1-2 G6-4-3 1B		0-1 4-3 3B 1B	2-3 K	5	1	2	0	0	1	3							
Charlie Neal, R OBP: 0.341, SLG: 0.422	1-1 5-3			0-2 5-3		0-0 G6-4-3 1B		0-0 4-3 1B	0-0 2B	5	0	1	2	0	0	2							
Wally Moon, L OBP: 0.413, SLG: 0.469	1-1 1B			1-2 FC4-6 1B		1-0 2B		2-1 4-3 3B	1-3 2-H 3-H 0-2 F3	5	1	4	1	0	0	3							
Gil Hodges, R OBP: 0.381, SLG: 0.488	1-1 F3			0-0 FC4-6 1B		1-2 6-3		0-1 4-3		4	0	0	1	0	0	3							
Frank Howard, R OBP: 0.125, SLG: 0.125		1-3 K		1-0 5-3			0-0 6-3	1-1 5-3		4	0	0	0	0	1	1							
Don Demeter, R OBP: 0.340, SLG: 0.540		0-0 CS 1B			0-1 G3		0-0 G3		2-1 5-3	4	0	1	0	0	0	0							
John Roseboro, L OBP: 0.341, SLG: 0.382		1-3 K			0-2 1B		1-2 1B		1-2 1B 2B	4	1	3	0	0	1	1							
Don Zimmer, R OBP: 0.295, SLG: 0.286			0-0 F8		1-0 F9		0-1 1B		4-0 1B 2B BB	2	0	0	0	0	0	1							
Norm Larker, L OBP: 0.402, SLG: 0.456										1	0	1	0	0	0	0							
Maury Wills, S OBP: 0.154, SLG: 0.231										0	0	0	0	0	0	0							
Ron Fairly, L OBP: 0.361, SLG: 0.390										0	1	0	0	1	0	0							
Johnny Podres, L OBP: 0.342, SLG: 0.265			1-3 K						2-0 2B 1B	2	0	0	0	0	2	1							
Clem Labine, R OBP: 0.342, SLG: 0.265										0	0	0	0	0	0	0							
Duke Snider, L OBP: 0.448, SLG: 0.648										1	0	0	0	0	0	2							
Art Fowler, R OBP: 0.356, SLG: 0.697										0	0	0	0	0	0	0							
Carl Furillo, R OBP: 0.356, SLG: 0.352										1	0	1	0	0	0	0							
Joe Pignatano, R OBP: 0.321, SLG: 0.320										0	0	0	0	0	0	0							
<b>Inning Stats</b>	R: 0 E: 0 K: 0 S: 9	H: 1 LOB: 1 BB: 0 P: 13	R: 0 E: 0 K: 2 S: 8	H: 1 LOB: 0 BB: 0 P: 10	R: 0 E: 0 K: 1 S: 6	H: 0 LOB: 0 BB: 0 P: 7	R: 0 E: 0 K: 0 S: 8	H: 1 LOB: 1 BB: 0 P: 10	R: 0 E: 0 K: 0 S: 10	H: 1 LOB: 1 BB: 0 P: 11	R: 0 E: 0 K: 0 S: 8	H: 2 LOB: 1 BB: 0 P: 11	R: 0 E: 0 K: 0 S: 8	H: 2 LOB: 2 BB: 0 P: 9	R: 2 E: 0 K: 0 S: 9	H: 2 LOB: 0 BB: 0 P: 12	R: 2 E: 0 K: 1 S: 15	H: 3 LOB: 3 BB: 1 P: 26	1B: 9 2B: 4 3B: 1 HR: 0	SF: 0 SAC: 0 DP: 2 HBP: 0	WP: 0 PB: 0 CS: 1	PA: 39	
<b>PITCHER</b>	IP WLS BF H R ER SO BB IBB HBP BLK WP HR S P ERA WHIP	8.1 W 35 11 4 4 4 11 0 0 0 0 0 73 97 4.32 1.440	0.2 S 4 2 0 0 1 0 0 0 0 0 0 8 12 0.00 3.000																				

Milwaukee Braves @ Los Angeles Dodgers  
Los Angeles Memorial Coliseum, Los Angeles, CA

AB 38  
R 4  
H 13  
RBI 4  
BB 1  
SO 5  
LOB 17



Tue Jun 16 1959, 10:05 PM EDT  
Att: 31,366 - Unknown



Batter	1	2	3	4	5	6	7	8	9	AB	R	H	RBI	BB	SO	LOB	TOP					
Casey Wise, S OBP: 0.303, SLG: 0.273	L7		F9		K		1B		F8	5	0	1	1	0	1	2						
Eddie Mathews, L OBP: 0.365, SLG: 0.602	K		1-3			BB	3-1			3	0	0	0	1	1	3						
Hank Aaron, R OBP: 0.437, SLG: 0.706	L7			FC6-4 BB		F7		1B		3	0	1	0	1	0	1						
Stan Lopata, R (1, 2)		G5-4-3 BB BB		F7		K		F7		3	0	0	0	1	1	3						
Frank Torre, L OBP: 0.331, SLG: 0.333		G5-4-3 BB		FC6-4		G3		K		3	0	0	0	1	1	3						
Andy Pafo, R OBP: 0.303, SLG: 0.295		G5-4-3		F8				L6		4	0	1	0	0	0	4						
Mel Roach, R OBP: 0.071, SLG: 0.071		4-3			5-3		FC6-4 BB 1B		F8	4	1	0	0	0	0	2						
Johnny Logan, R OBP: 0.405, SLG: 0.486				2B		HR		5-3		3	1	2	1	1	0	0						
Warren Spahn, L OBP: 0.262, SLG: 0.237				K		K				0	0	0	0	0	0	0						
Carl Willey, R (1, 1)										2	0	0	0	0	2	1						
Del Crandall, R OBP: 0.315, SLG: 0.439										1	0	0	0	0	1	2						
Bob Giggle, R (7, 1)										0	0	0	0	0	0	0						
Felix Mantilla, R (9, PH)										0	0	0	0	1	0	0						
<b>Inning Stats</b>	R: 0 E: 0 K: 1 S: 7	H: 0 LOB: 0 BB: 0 P: 8	R: 0 E: 0 K: 0 S: 10	H: 0 LOB: 1 BB: 2 P: 21	R: 0 E: 1 K: 1 S: 11	H: 1 LOB: 1 BB: 0 P: 13	R: 0 E: 0 K: 0 S: 9	H: 0 LOB: 1 BB: 1 P: 15	R: 1 E: 0 K: 2 S: 14	H: 1 LOB: 0 BB: 0 P: 20	R: 0 E: 0 K: 1 S: 9	H: 0 LOB: 1 BB: 1 P: 14	R: 1 E: 0 K: 1 S: 11	H: 2 LOB: 2 BB: 1 P: 19	R: 0 E: 1 K: 1 S: 12	H: 1 LOB: 1 BB: 0 P: 16	R: 0 E: 0 K: 0 S: 11	H: 0 LOB: 1 BB: 1 P: 19	1B: 3 2B: 1 3B: 0 HR: 1	SF: 0 SAC: 0 DP: 1 HBP: 0	WP: 0 PB: 0 SB: 0 CS: 0	PA: 37
<b>PITCHER</b> Sandy Koufax, L ERA: 4.85	IP: 9.0 WLS: W BF: 37 H: 5 R: 2 ER: 2 SO: 7 BB: 6 IBB: 0 HBP: 0 BLK: 0 WP: 0 HR: 1 S: 94 P: 145 ERA: 2.00 WHIP: 1.222															<b>PITCHER</b>						

Milwaukee Braves @ Los Angeles Dodgers  
Los Angeles Memorial Coliseum, Los Angeles, CA  
Wed Jun 17 1959, 10:05 PM EDT  
Unknown

AB 31  
R 2  
H 5  
RBI 2  
BB 6  
SO 7  
LOB 21



Batter	1	2	3	4	5	6	7	8	9	AB	R	H	RBI	BB	SO	LOB	BOTTOM			
Jim Gilliam, S OBP: 0.416, SLG: 0.389	HR	L7		FC1-6 FC6-4		1B 2B		BB 1B		5	3	3	2	0	0	1				
Charlie Neal, R OBP: 0.345, SLG: 0.424	FC3-6 1B	K		FC6-4		1B		1B BB		4	0	2	1	1	1	1				
Don Demeter, R OBP: 0.336, SLG: 0.532	FC3-6 1B BB 3B		1-3		F5		E7 1B	F8		5	2	1	0	0	0	3				
Gil Hodges, R OBP: 0.391, SLG: 0.506	1B BB 3B	1B BB	F9		2B		4-3 2B 2B	G6-3 1B		4	2	3	2	1	0	0				
Carl Furillo, R OBP: 0.360, SLG: 0.375	3B 1B		FC5 BB 1B		6-3		4-3	G6-3		5	1	2	0	0	0	4				
Frank Howard, R OBP: 0.250, SLG: 0.364	1B 3B		1-2 BB		F5		K			3	1	1	3	1	1	2				
Don Zimmer, R OBP: 0.300, SLG: 0.297	1B		FC5		F7		2B			4	0	2	2	0	0	2				
Joe Pignatano, R OBP: 0.341, SLG: 0.307	F4			FC3-6 1B		2B BB				2	1	1	0	2	0	0				
Sandy Koufax, R OBP: 0.158, SLG: 0.263	K			FC3-6 FC1-6		L9		K		4	0	0	0	0	2	4				
<b>Inning Stats</b>	R: 5 E: 0 K: 0 S: 10	H: 5 LOB: 0 BB: 1 P: 20	R: 0 E: 0 K: 2 S: 9	H: 0 LOB: 0 BB: 0 P: 11	R: 0 E: 0 K: 0 S: 13	H: 1 LOB: 2 BB: 1 P: 23	R: 0 E: 0 K: 0 S: 7	H: 1 LOB: 1 BB: 0 P: 12	R: 0 E: 0 K: 0 S: 7	H: 1 LOB: 1 BB: 0 P: 9	R: 2 E: 0 K: 0 S: 9	H: 2 LOB: 1 BB: 1 P: 17	R: 2 E: 1 K: 2 S: 12	H: 3 LOB: 2 BB: 1 P: 22	R: 1 E: 0 K: 0 S: 6	H: 2 LOB: 1 BB: 1 P: 14	1B: 9 2B: 4 3B: 1 HR: 1	SF: 0 SAC: 0 DP: 1 HBP: 0	WP: 0 PB: 0 SB: 1 CS: 0	PA: 41
<b>PITCHER</b> Warren Spahn, L ERA: 3.44	IP: 0.1 WLS: L BF: 4 H: 4 R: 5 ER: 5 SO: 0 BB: 1 IBB: 0 HBP: 0 BLK: 0 WP: 0 HR: 1 S: 8 P: 16 ERA: 135.00 WHIP: 15.000															<b>PITCHER</b>				
Carl Willey, R ERA: 3.77	IP: 5.2 WLS: L BF: 23 H: 6 R: 2 ER: 2 SO: 2 BB: 2 IBB: 0 HBP: 0 BLK: 0 WP: 0 HR: 0 S: 47 P: 76 ERA: 3.18 WHIP: 1.412															<b>PITCHER</b>				
Bob Giggle, R ERA: 5.4	IP: 2.0 WLS: L BF: 12 H: 5 R: 3 ER: 3 SO: 2 BB: 2 IBB: 0 HBP: 0 BLK: 0 WP: 0 HR: 0 S: 18 P: 36 ERA: 13.50 WHIP: 3.500															<b>PITCHER</b>				

Milwaukee Braves @ Los Angeles Dodgers  
Los Angeles Memorial Coliseum, Los Angeles, CA  
Wed Jun 17 1959, 10:05 PM EDT  
Unknown

AB 36  
R 10  
H 15  
RBI 10  
BB 5  
SO 4  
LOB 17





Batter	1	2	3	4	5	6	7	8	9	AB	R	H	RBI	BB	SO	LOB	TOP		
Casey Wise, S OBP: 0.288, SLG: 0.257	0-1 4-3			1-2 F8		1-0 5-3		0-0 G6-4-3		4	0	0	0	0	0	2			
Eddie Mathews, L OBP: 0.366, SLG: 0.598	1-0 3-1			4-2 G3 1B BB		1-1 L6			4-0 FC5-4 BB	2	0	0	0	2	0	0			
Hank Aaron, R OBP: 0.438, SLG: 0.703	2-2 4-3			2-0 G3 1B			0-1 SH1-3 1B		2-2 FC5-4	4	0	2	0	0	0	1			
Del Crandall, R OBP: 0.311, SLG: 0.433		2-1 6-3		0-0 G3			0-1 SH1-3		1-1 F7	3	0	0	0	0	0	3			
Frank Torre, L OBP: 0.323, SLG: 0.324		2-1 4-3		0-1 4-3			0-3 K		0-1 4-3	4	0	0	0	0	1	4			
Andy Pafo, R OBP: 0.290, SLG: 0.281		0-0 6-3			2-1 5-3					3	0	0	0	0	1	1			
Felix Mantilla, R OBP: 0.253, SLG: 0.167			0-2 4-3		2-1 F9			4-1 E G3 BB		2	0	0	0	1	0	0			
Johnny Logan, R OBP: 0.389, SLG: 0.479			2-0 1-3		2-2 5-3			0-0 G3		3	0	0	0	0	0	1			
Joey Jay, S OBP: 0.250, SLG: 0.100			3-2 4-3			2-1 6-3				2	0	0	0	0	0	0			
Wes Covington, L OBP: 0.355, SLG: 0.424								0-1 E4		1	0	0	0	0	0	1			
Johnny O'Brien, R OBP: 0.288, SLG: 0.301								2-3 G6-4-3		0	0	0	0	0	0	0			
Bob Trowbridge, R OBP: 0.288, SLG: 0.301										0	0	0	0	0	0	0			
<b>Inning Stats</b>	R: 0 H: 0 E: 0 K: 0 S: 7	H: 0 LOB: 0 BB: 0 P: 10	R: 0 H: 0 E: 0 K: 0 S: 5	H: 0 LOB: 0 BB: 0 P: 9	R: 0 H: 0 E: 0 K: 0 S: 7	H: 0 LOB: 0 BB: 0 P: 12	R: 0 H: 1 E: 0 K: 0 S: 9	H: 1 LOB: 2 BB: 1 P: 16	R: 0 H: 0 E: 0 K: 0 S: 5	H: 0 LOB: 0 BB: 0 P: 9	R: 0 H: 1 E: 0 K: 2 S: 10	H: 1 LOB: 1 BB: 0 P: 11	R: 0 H: 0 E: 1 K: 0 S: 5	H: 0 LOB: 2 BB: 1 P: 9	R: 0 H: 0 E: 0 K: 0 S: 7	H: 0 LOB: 1 BB: 1 P: 14	1B: 2 2B: 0 3B: 0 HR: 0	SF: 0 SAC: 1 DP: 1 HBP: 0	WP: 0 PA: 32
<b>PITCHER</b> Danny McDevitt, L ERA: 3.77	IP: 9.0 WLS: W BF: 32 H: 2 R: 0 ER: 0 SO: 2 BB: 3 IBB: 0 HBP: 0 BLK: 0 WP: 0 HR: 0 S: 62 P: 103 ERA: 0.00 WHIP: 0.556															<b>PITCHER</b>			

Milwaukee Braves @ Los Angeles Dodgers  
Los Angeles Memorial Coliseum, Los Angeles, CA  
Wed Jun 17 1959, 10:05 PM EDT  
Att: 54,999 - Unknown

AB 28  
R 0  
H 2  
RBI 0  
BB 3  
SO 2  
LOB 13



Batter	1	2	3	4	5	6	7	8	9	AB	R	H	RBI	BB	SO	LOB	BOTTOM
Jim Gilliam, S OBP: 0.417, SLG: 0.388	4-2 BB		2-1 1-3			2-2 1B		1-2 1-3		3	0	1	0	1	0	0	
Charlie Neal, R OBP: 0.344, SLG: 0.421	2-3 K			1-0 F9		0-0 1-3		1-1 1-3 1B		4	1	1	0	0	1	1	
Wally Moon, L OBP: 0.414, SLG: 0.469	2-2 L7			1-1 FC3-6 1B			1-1 1B SH FC5-2 1B	3-2 1-3		4	0	2	0	0	0	2	
Duke Snider, L OBP: 0.349, SLG: 0.441	1-3 K			1-1 FC3-6			2-1 SH FC5-2 1B BB	0-2 1B		2	1	0	0	0	1	2	
Don Demeter, R OBP: 0.339, SLG: 0.534				1-2 1-2			1-2 BB	1-2 2B 1B		1	1	1	1	0	0	0	
Gil Hodges, R OBP: 0.393, SLG: 0.511		0-0 F2		0-1 5-3			1-1 BB FC5-2	1-0 1B		4	1	2	1	0	0	1	
Frank Howard, R OBP: 0.200, SLG: 0.286		0-0 5-3			0-2 5-3		1-2 FC6-4 1B	0-2 2B		3	0	0	0	0	0	3	
Ron Fairly, L OBP: 0.358, SLG: 0.387							1-2 FC5-2 BB	0-2 5-3		1	0	0	0	0	0	1	
John Roseboro, L OBP: 0.341, SLG: 0.377		3-2 4-3			0-1 L9		1-2 3-H 4-0	4-0 FC6-4 BB		2	0	0	1	1	0	0	
Don Zimmer, R OBP: 0.295, SLG: 0.292			1-2 F4				1-2 3-H 4-0	0-1 FC6-4		3	0	0	1	0	0	2	
Danny McDevitt, L OBP: 0.130, SLG: 0.174			3-2 F8				0-1 F4	1-2 G3		3	0	0	0	0	0	2	
<b>Inning Stats</b>	R: 0 H: 0 E: 0 K: 2 S: 16	H: 0 LOB: 1 BB: 1 P: 24	R: 0 H: 0 E: 0 K: 0 S: 6	H: 0 LOB: 0 BB: 0 P: 9	R: 0 H: 0 E: 0 K: 0 S: 8	H: 0 LOB: 0 BB: 0 P: 14	R: 0 H: 1 E: 0 K: 0 S: 7	H: 1 LOB: 1 BB: 0 P: 10	R: 0 H: 0 E: 0 K: 0 S: 6	H: 0 LOB: 0 BB: 0 P: 8	R: 2 H: 2 E: 0 K: 0 S: 14	H: 2 LOB: 2 BB: 1 P: 24	R: 2 H: 3 E: 0 K: 0 S: 16	H: 3 LOB: 1 BB: 0 P: 22	1B: 6 2B: 1 3B: 0 HR: 0	SF: 0 SAC: 1 DP: 0 HBP: 0	WP: 1 PA: 33
<b>PITCHER</b> Joey Jay, R ERA: 6.35 Bob Trowbridge, R ERA: 5.4	IP: 7.0 WLS: L BF: 27 H: 4 R: 2 ER: 2 SO: 2 BB: 2 IBB: 0 HBP: 0 BLK: 0 WP: 1 HR: 0 S: 64 P: 96 ERA: 2.57 WHIP: 0.857															<b>PITCHER</b>	

Milwaukee Braves @ Los Angeles Dodgers  
Los Angeles Memorial Coliseum, Los Angeles, CA  
Wed Jun 17 1959, 10:05 PM EDT  
Att: 54,999 - Unknown

AB 30  
R 4  
H 7  
RBI 4  
BB 2  
SO 2  
LOB 14





Batter	1	2	3	4	5	6	7	8	9	AB	R	H	RBI	BB	SO	LOB	TOP										
<b>Bill Bruton, L</b> OBP: 0.348, SLG: 0.450 (1, 8)	F8		BB				F8		F8	4	0	0	1	2	0	0	<b>Milwaukee Braves @ Los Angeles Dodgers</b> Los Angeles Memorial Coliseum, Los Angeles, CA Thu Jun 18 1959, 10:05 PM EDT Att: 52,278 - Unknown										
<b>Eddie Mathews, L</b> OBP: 0.369, SLG: 0.592 (1, 5)	F2	F9	FC5-4		F9		BB		FC4	4	0	1	1	2	0	4											
<b>Hank Aaron, R</b> OBP: 0.436, SLG: 0.693 (1, 9)	BB		1B	FC5-4	G6-4-3		F7		FC4	5	1	1	0	1	0	6											
<b>Wes Covington, L</b> OBP: 0.356, SLG: 0.423 (1, 7)	1-3		HR	1B	HR		F5			5	2	2	0	0	0	2											
<b>Mickey Vernon, L</b> OBP: 0.288, SLG: 0.440 (1, 3)		FC4	1-3	1B	L7		4-3		F8	5	2	3	0	0	1												
<b>Del Crandall, R</b> OBP: 0.313, SLG: 0.443 (1, 2)	1-3	1-3	5-3	HR	HR		1B		4-3	4	1	1	2	1	0	1											
<b>Johnny Logan, R</b> OBP: 0.408, SLG: 0.482 (1, 6)	BB	BB	K	BB	BB		BB		1B	3	0	2	0	2	1	0											
<b>Johnny O'Brien, R</b> OBP: 0.294, SLG: 0.289 (1, 4)	FC4	BB	WP	1B	BB		F8		6-3	3	1	0	0	2	0	4											
<b>Bob Rush, R</b> OBP: 0.182, SLG: 0.182 (1, 1)										3	0	1	0	0	2	4											
<b>Bob Trowbridge, R</b> (4, 1)										1	0	0	0	0	0	3											
<b>Don McMahon, R</b> OBP: 0.333, SLG: 0.200 (8, 1)										0	0	0	0	0	0	0											
<b>Casey Wise, S</b> OBP: 0.284, SLG: 0.254 (8, 4)										1	0	0	0	0	0	0											
<b>Inning Stats</b>	R: 0 E: 0 K: 0 S: 7	H: 0 LOB: 1 BB: 1 P: 12	R: 1 E: 1 K: 1 S: 19	H: 1 LOB: 3 BB: 2 P: 37	R: 4 E: 0 K: 1 S: 19	H: 4 LOB: 3 BB: 3 P: 40	R: 2 E: 1 K: 1 S: 15	H: 2 LOB: 1 BB: 1 P: 26	R: 0 E: 1 K: 0 S: 7	H: 0 LOB: 0 BB: 0 P: 9	R: 0 E: 0 K: 0 S: 9	H: 1 LOB: 3 BB: 2 P: 19	R: 0 E: 0 K: 0 S: 8	H: 0 LOB: 1 BB: 1 P: 13	R: 0 E: 0 K: 0 S: 5	H: 1 LOB: 1 BB: 0 P: 11	R: 0 E: 0 K: 0 S: 6	H: 1 LOB: 1 BB: 0 P: 8	1B: 8 2B: 0 3B: 0 HR: 2	SF: 0 SAC: 0 DP: 1 HBP: 0	WP: 1 PB: 0 CS: 0	PA: 48					
<b>PITCHER</b>	IP	WLS	BF	H	R	ER	SO	BB	IBB	HBP	BLK	WP	HR	S	P	ERA	WHIP										
<b>Stan Williams, R</b> ERA: 4.48 (1, 1)	2.2	L	18	5	5	4	2	4	0	0	0	0	1	41	77	13.50	3.375										
<b>Gene Snyder, L</b> ERA: 3.09 (3, 1)	0.0		0	0	0	0	0	2	0	0	0	1	0	2	10	∞	∞										
<b>Johnny Klippstein, R</b> ERA: 4.89 (3, 1)	4.1		20	3	2	2	1	4	0	0	0	0	1	41	69	4.15	1.615										
<b>Clem Labine, R</b> ERA: 4.09 (8, 1)	2.0		8	2	0	0	0	0	0	0	0	0	0	11	19	0.00	1.000										


Batter	1	2	3	4	5	6	7	8	9	AB	R	H	RBI	BB	SO	LOB	BOTTOM										
<b>Jim Gilliam, S</b> OBP: 0.417, SLG: 0.385 (1, 5)	4-3			3B	BB		F7		4-3	4	1	1	0	1	0	1	<b>Milwaukee Braves @ Los Angeles Dodgers</b> Los Angeles Memorial Coliseum, Los Angeles, CA Thu Jun 18 1959, 10:05 PM EDT Att: 52,278 - Unknown										
<b>Charlie Neal, R</b> OBP: 0.348, SLG: 0.430 (1, 4)	F9			1B	3B		FC5-4		2B	4	2	2	1	1	0	1											
<b>Wally Moon, L</b> OBP: 0.418, SLG: 0.478 (1, 9)	4-3			1B	1B		HR		4-3	5	2	3	1	0	1	2											
<b>Duke Snider, L</b> OBP: 0.353, SLG: 0.464 (1, 8)		F6		E	1B		HR		4-3	4	1	2	3	0	0	1											
<b>Gil Hodges, R</b> OBP: 0.390, SLG: 0.506 (1, 3)		6-3		1B	1B		HR		FC5	4	0	1	0	0	0	1											
<b>Frank Howard, R</b> OBP: 0.211, SLG: 0.235 (1, 7)				K	1B		K		BB	3	0	0	0	1	3	2											
<b>John Roseboro, L</b> OBP: 0.333, SLG: 0.367 (1, 2)				4-3	G4-6-3		F6		K	4	0	0	0	0	1	4											
<b>Don Zimmer, R</b> OBP: 0.292, SLG: 0.288 (1, 6)										2	0	0	0	0	0	0											
<b>Ron Fairly, L</b> OBP: 0.356, SLG: 0.384 (7, PH)				F2			B3			1	0	0	0	0	1	0											
<b>Maury Wills, S</b> OBP: 0.154, SLG: 0.231 (8, 6)							K			0	0	0	0	0	0	0											
<b>Don Demeter, R</b> OBP: 0.342, SLG: 0.534 (9, PH)							K		HBP	0	0	0	0	0	0	0											
<b>Stan Williams, R</b> ERA: 4.48 (1, 1)										0	0	0	0	0	0	0											
<b>Gene Snyder, L</b> ERA: 3.09 (3, 1)										0	0	0	0	0	0	0											
<b>Johnny Klippstein, R</b> ERA: 4.89 (3, 1)										0	0	0	0	0	0	0											
<b>Carl Furillo, R</b> OBP: 0.363, SLG: 0.387 (7, PH)										1	0	0	0	0	1	0											
<b>Clem Labine, R</b> ERA: 4.09 (8, 1)										0	0	0	0	0	0	0											
<b>Norm Larker, L</b> OBP: 0.296, SLG: 0.451 (9, PH)										1	0	0	0	0	0	1											
<b>Inning Stats</b>	R: 0 E: 0 K: 0 S: 6	H: 0 LOB: 0 BB: 0 P: 10	R: 0 E: 0 K: 1 S: 8	H: 0 LOB: 0 BB: 0 P: 11	R: 0 E: 0 K: 0 S: 7	H: 0 LOB: 0 BB: 0 P: 11	R: 3 E: 1 K: 1 S: 11	H: 4 LOB: 1 BB: 1 P: 17	R: 0 E: 0 K: 1 S: 11	H: 1 LOB: 1 BB: 0 P: 16	R: 2 E: 0 K: 1 S: 15	H: 2 LOB: 0 BB: 0 P: 20	R: 0 E: 0 K: 2 S: 7	H: 0 LOB: 0 BB: 0 P: 12	R: 1 E: 0 K: 1 S: 11	H: 2 LOB: 2 BB: 1 P: 22	R: 0 E: 0 K: 1 S: 15	H: 0 LOB: 2 BB: 1 P: 22	1B: 6 2B: 1 3B: 1 HR: 1	SF: 0 SAC: 0 DP: 1 HBP: 1	WP: 0 PB: 0 CS: 0	PA: 39					
<b>PITCHER</b>	IP	WLS	BF	H	R	ER	SO	BB	IBB	HBP	BLK	WP	HR	S	P	ERA	WHIP										
<b>Bob Rush, R</b> ERA: 2.2 (1, 1)	3.0		14	4	3	2	1	1	0	0	0	0	0	28	45	6.00	1.667										
<b>Bob Trowbridge, R</b> ERA: 5.71 (4, 1)	4.0	W	16	5	3	3	5	0	0	0	0	0	1	40	58	6.75	1.250										
<b>Don McMahon, R</b> ERA: 1.47 (8, 1)	2.0	S	9	0	0	0	2	2	0	1	0	0	0	23	38	0.00	1.000										







Batter	1	2	3	4	5	6	7	8	9	AB	R	H	RBI	BB	SO	LOB	TOP					
Johnny Temple, R (1,4) OBP: 0.412, SLG: 0.472	1-2 F6		2-2 1-3			3-3 K		0-0 1B		4	0	1	0	0	1	0	<b>Cincinnati Redlegs @ Los Angeles Dodgers</b> Los Angeles Memorial Coliseum, Los Angeles, CA Fri Jun 19 1959, 10:05 PM EDT Att: 18,644 - Unknown <a href="http://livebaseballscorecards.com">livebaseballscorecards.com</a>					
Vada Pinson, L (1,8) OBP: 0.390, SLG: 0.570	0-0 FC4-6 1B			4-2 1B BB		0-0 F7		1-0 4-3		3	1	1	0	1	0	1						
Jerry Lynch, L (1,7) OBP: 0.322, SLG: 0.463	0-0 FC4-6 1-2			2-1 L8		2-1 F8			0-1 4-3	4	0	0	0	0	0	2						
Frank Robinson, R (1,3) OBP: 0.378, SLG: 0.556	2-2 F8			3-2 1B 1-H			2-0 F2		0-1 6-3	4	0	1	1	0	0	1						
Frank Thomas, R (1,5) OBP: 0.287, SLG: 0.384		1-1 6-3		3-3 K		0-0 HR		0-2 1B		4	1	2	1	0	1	1						
Gus Bell, L (1,9) OBP: 0.300, SLG: 0.384		1-3 K		2-0 F2		0-1 G3		0-1 4-3		4	0	0	0	0	1	2						
Ed Bailey, L (1,2) OBP: 0.355, SLG: 0.357		3-1 F5			0-0 F9		0-0 3-1			3	0	0	0	0	0	0						
Eddie Kasko, R (1,6) OBP: 0.310, SLG: 0.300			0-3 K		1-2 F9		2-1 3-1			2	0	0	0	0	1	0						
Don Newcombe, L (8,PH) OBP: 0.367, SLG: 0.372										1	0	0	0	0	0	0						
Bobby Henrich, R (8,6)										0	0	0	0	0	0	0						
Brooks Lawrence, R (1,1) OBP: 0.167, SLG: 0.200			1-3 K		0-3 K		0-1 F8			0	0	0	0	0	0	0						
Willard Schmidt, R (1,1)										2	0	0	0	0	2	0						
Jim Pendleton, R (8,PH) OBP: 0.382, SLG: 0.355										1	0	0	0	0	0	0						
Luis Arroyo, L (8,1)										0	0	0	0	0	0	0						
<b>Inning Stats</b>	R: 0 E: 0 K: 0 S: 8	H: 1 LOB: 1 BB: 0 P: 11	R: 0 E: 0 K: 1 S: 7	H: 0 LOB: 0 BB: 0 P: 12	R: 0 E: 0 K: 2 S: 9	H: 0 LOB: 0 BB: 0 P: 12	R: 1 E: 0 K: 1 S: 13	H: 1 LOB: 1 BB: 1 P: 27	R: 0 E: 0 K: 1 S: 7	H: 0 LOB: 0 BB: 0 P: 8	R: 0 E: 0 K: 1 S: 6	H: 0 LOB: 0 BB: 0 P: 11	R: 1 E: 0 K: 0 S: 5	H: 1 LOB: 0 BB: 0 P: 7	R: 0 E: 0 K: 0 S: 6	H: 1 LOB: 1 BB: 0 P: 9	R: 0 E: 0 K: 0 S: 9	H: 1 LOB: 1 BB: 0 P: 9	1B: 4 2B: 0 3B: 0 HR: 1	SF: 0 SAC: 0 DP: 0 HBP: 0	WP: 0 PB: 0 SB: 0 CS: 0	PA: 33
<b>PITCHER</b> Roger Craig, R (1,1) ERA: 2.0	IP: 9.0 WLS: W BF: 33 H: 5 R: 2 ER: 2 SO: 6 BB: 1 IBB: 0 HBP: 0 BLK: 0 WP: 0 HR: 1 S: 70 P: 106 ERA: 2.00 WHIP: 0.667															<b>PITCHER</b>	IP: 9.0 WLS: W BF: 33 H: 5 R: 2 ER: 2 SO: 6 BB: 1 IBB: 0 HBP: 0 BLK: 0 WP: 0 HR: 1 S: 70 P: 106 ERA: 2.00 WHIP: 0.667					

Batter	1	2	3	4	5	6	7	8	9	AB	R	H	RBI	BB	SO	LOB	BOTTOM	
Jim Gilliam, S (1,5) OBP: 0.414, SLG: 0.379	2-2 4-3	2-1 4-3		4-0 BB		0-0 F6				3	0	0	0	1	0	2	<b>Cincinnati Redlegs @ Los Angeles Dodgers</b> Los Angeles Memorial Coliseum, Los Angeles, CA Fri Jun 19 1959, 10:05 PM EDT Att: 18,644 - Unknown <a href="http://livebaseballscorecards.com">livebaseballscorecards.com</a>	
Charlie Neal, R (1,4) OBP: 0.351, SLG: 0.431	0-0 1B HR	1-0 G3 S 1B		1-3 K		3-3 K		1-1 4-3		4	1	2	0	0	2	1		
Wally Moon, L (1,7) OBP: 0.415, SLG: 0.473	1-1 1B HR	3-1 G3		3-3 K		1-1 4-3				4	1	1	0	0	1	1		
Duke Snider, L (1,9) OBP: 0.357, SLG: 0.507	1-2 1B HR	2-3 K		0-0 3-1		0-1 HR				4	2	2	4	0	1	1		
Gil Hodges, R (1,3) OBP: 0.388, SLG: 0.505	2-0 E8 2B		2-0 L5		3-1 F7		1-2 F4			4	1	1	0	0	0	0		
Don Demeter, R (1,8) OBP: 0.341, SLG: 0.533	0-0 1B 2B		1-3 K		0-3 K		1-2 5-3			4	1	1	1	0	2	0		
John Roseboro, L (1,2) OBP: 0.337, SLG: 0.377	0-0 2H 1B		0-0 1-3		2-1 3-1 2B		1-0 F9			4	0	2	1	0	0	0		
Don Zimmer, R (1,6) OBP: 0.289, SLG: 0.285	2-2 F8			1-2 6-3		0-0 3-1		0-2 5-3		2	0	0	0	0	0	1		
Maury Wills, S (8,6)										2	0	0	0	0	0	1		
Roger Craig, R (1,1)										2	0	0	0	1	1	1		
<b>Inning Stats</b>	R: 5 E: 1 K: 1 S: 18	H: 6 LOB: 1 BB: 0 P: 29	R: 0 E: 0 K: 1 S: 8	H: 1 LOB: 1 BB: 0 P: 16	R: 0 E: 0 K: 1 S: 5	H: 0 LOB: 0 BB: 0 P: 8	R: 0 E: 0 K: 1 S: 8	H: 0 LOB: 1 BB: 1 P: 14	R: 0 E: 0 K: 1 S: 9	H: 1 LOB: 2 BB: 1 P: 15	R: 1 E: 0 K: 1 S: 10	H: 1 LOB: 0 BB: 0 P: 15	R: 0 E: 0 K: 0 S: 9	H: 0 LOB: 0 BB: 0 P: 11	1B: 4 2B: 3 3B: 0 HR: 2	SF: 0 SAC: 0 DP: 0 HBP: 0	WP: 0 PB: 0 SB: 1 CS: 0	PA: 35
<b>PITCHER</b> Brooks Lawrence, R (1,1) ERA: 5.42	IP: 0.1 WLS: L BF: 6 H: 5 R: 5 ER: 5 SO: 0 BB: 0 IBB: 0 HBP: 0 BLK: 0 WP: 0 HR: 1 S: 11 P: 17 ERA: 135.00 WHIP: 15.000															<b>PITCHER</b>	IP: 0.1 WLS: L BF: 6 H: 5 R: 5 ER: 5 SO: 0 BB: 0 IBB: 0 HBP: 0 BLK: 0 WP: 0 HR: 1 S: 11 P: 17 ERA: 135.00 WHIP: 15.000	
<b>PITCHER</b> Willard Schmidt, R (1,1) ERA: 3.49	IP: 6.2 WLS: 26 BF: 4 H: 1 R: 1 ER: 1 SO: 7 BB: 2 IBB: 0 HBP: 0 BLK: 0 WP: 0 HR: 1 S: 53 P: 92 ERA: 1.35 WHIP: 0.900															<b>PITCHER</b>	IP: 6.2 WLS: 26 BF: 4 H: 1 R: 1 ER: 1 SO: 7 BB: 2 IBB: 0 HBP: 0 BLK: 0 WP: 0 HR: 1 S: 53 P: 92 ERA: 1.35 WHIP: 0.900	
<b>PITCHER</b> Luis Arroyo, L (8,1) ERA: 5.4	IP: 1.0 WLS: 3 BF: 0 H: 0 R: 0 ER: 0 SO: 0 BB: 0 IBB: 0 HBP: 0 BLK: 0 WP: 0 HR: 0 S: 9 P: 11 ERA: 0.00 WHIP: 0.000															<b>PITCHER</b>	IP: 1.0 WLS: 3 BF: 0 H: 0 R: 0 ER: 0 SO: 0 BB: 0 IBB: 0 HBP: 0 BLK: 0 WP: 0 HR: 0 S: 9 P: 11 ERA: 0.00 WHIP: 0.000	





Batter	1	2	3	4	5	6	7	8	9	AB	R	H	RBI	BB	SO	LOB	TOP					
<b>Johnny Temple, R</b> OBP: 0.410, SLG: 0.469 (1, 4)	0-0 5-3		0-1 F9		1-0 G4-3			0-1 F8		4	0	1	1	0	0	0	<b>Cincinnati Redlegs @ Los Angeles Dodgers</b> Los Angeles Memorial Coliseum, Los Angeles, CA Sat Jun 20 1959, 10:05 PM EDT Att: 25,448 - Unknown 					
<b>Vada Pinson, L</b> OBP: 0.392, SLG: 0.569 (1, 8)	1-1 1B		1-3 K		3-2 G4-3			0-1 1B		4	0	2	0	0	1	2						
<b>Jerry Lynch, L</b> OBP: 0.321, SLG: 0.455 (1, 7)	1-2 L9			4-2 BB				2-2 F5		3	0	0	0	1	1	2						
<b>Frank Robinson, R</b> OBP: 0.373, SLG: 0.547 (1, 3)	2-0 F8			1-2 G6-4-3				0-0 5-3		4	0	0	0	0	1	2						
<b>Gus Bell, L</b> OBP: 0.295, SLG: 0.377 (1, 9)		2-3 K		0-0 4-3				1-1 F6		4	0	0	0	0	1	0						
<b>Frank Thomas, R</b> OBP: 0.286, SLG: 0.395 (1, 5)	1-2 4-3				1-0 HR			3-2 F4		4	1	1	1	0	0	0						
<b>Ed Bailey, L</b> OBP: 0.360, SLG: 0.358 (1, 2)	2-1 FC6-4 1B				4-2 FC1-5 1B BB			3-3 K		2	0	1	0	1	1	0						
<b>Eddie Kasko, R</b> OBP: 0.311, SLG: 0.302 (1, 6)	1-0 FC6-4				0-1 FC1-5 1B			0-1 F3		3	1	1	0	0	0	1						
<b>Bob Purkey, R</b> OBP: 0.235, SLG: 0.281 (1, 1)			3-3 K		0-0 FC1-5 1B			1-3 K		2	0	0	0	0	1	2						
<b>Orlando Pena, R</b> OBP: 0.176, SLG: 0.067 (6, 1)										0	0	0	0	0	0	0						
<b>John Powers, L</b> OBP: 0.273, SLG: 0.333 (8, PH)										1	0	0	0	0	1	0						
<b>Luis Arroyo, L</b> (8, 1)										0	0	0	0	0	0	0						
<b>Inning Stats</b>	R: 0 E: 0 K: 0 S: 9	H: 1 LOB: 1 BB: 0 P: 13	R: 0 E: 0 K: 1 S: 11	H: 1 LOB: 1 BB: 0 P: 17	R: 0 E: 0 K: 2 S: 9	H: 0 LOB: 0 BB: 0 P: 13	R: 0 E: 0 K: 0 S: 7	H: 0 LOB: 0 BB: 1 P: 12	R: 2 E: 0 K: 0 S: 10	H: 3 LOB: 1 BB: 1 P: 19	R: 0 E: 0 K: 1 S: 7	H: 0 LOB: 0 BB: 0 P: 10	R: 0 E: 0 K: 1 S: 9	H: 0 LOB: 0 BB: 0 P: 15	R: 0 E: 0 K: 1 S: 10	H: 1 LOB: 1 BB: 0 P: 13	R: 0 E: 0 K: 1 S: 9	H: 0 LOB: 0 BB: 0 P: 12	1B: 5 2B: 0 3B: 0 HR: 1	SF: 0 SAC: 0 DP: 2 HBP: 0	WP: 0 PB: 0 SB: 0 CS: 0	PA: 33
<b>PITCHER</b> <b>Don Drysdale, R</b> ERA: 3.48 (1, 1)	IP: 9.0 WLS: W BF: 33 H: 6 R: 2 ER: 2 SO: 7 BB: 2 IBB: 0 HBP: 0 BLK: 0 WP: 0 HR: 1 S: 81 P: 124 ERA: 2.00 WHIP: 0.889															<b>PITCHER</b>						

Batter	1	2	3	4	5	6	7	8	9	AB	R	H	RBI	BB	SO	LOB	BOTTOM			
<b>Jim Gilliam, S</b> OBP: 0.422, SLG: 0.383 (1, 5)	4-2 L9-3 BB		2-2 F8		1-0 F8 E	4-1 E S BB		0-2 SH2-3 1B		3	1	2	2	2	0	0	<b>Cincinnati Redlegs @ Los Angeles Dodgers</b> Los Angeles Memorial Coliseum, Los Angeles, CA Sat Jun 20 1959, 10:05 PM EDT Att: 25,448 - Unknown 			
<b>Charlie Neal, R</b> OBP: 0.349, SLG: 0.426 (1, 4)	1-2 L9-3		4-2 BB		2-2 F8	1-0 F9		0-1 SH2-3		3	0	0	0	1	0	3				
<b>Wally Moon, L</b> OBP: 0.415, SLG: 0.486 (1, 7)	0-0 F8		0-2 F6		1-0 E1 1B		1-1 HR	2-1 2-3		5	1	2	2	0	0	3				
<b>Carl Furillo, R</b> OBP: 0.353, SLG: 0.367 (9, 9)										0	0	0	0	0	0	0				
<b>Duke Snider, L</b> OBP: 0.348, SLG: 0.493 (1, 9)		0-0 F5		3-2 3-1	1-3 K		0-0 1-3	1-3 K		4	0	0	0	0	1	1				
<b>Ron Fairly, L</b> OBP: 0.356, SLG: 0.384 (8, 9)										0	0	0	0	0	0	0				
<b>Frank Howard, R</b> OBP: 0.200, SLG: 0.222 (8, PH)										1	0	0	0	0	1	2				
<b>Gil Hodges, R</b> OBP: 0.394, SLG: 0.543 (1, 3)		0-1 1B PB 1B		2-2 6-3		1-2 HR		0-1 HR		4	2	3	2	0	0	0				
<b>Don Demeter, R</b> OBP: 0.335, SLG: 0.523 (1, 8)		0-2 F9		0-1 5-3		0-1 F9		0-1 5-3		4	0	0	0	0	0	1				
<b>John Roseboro, L</b> OBP: 0.341, SLG: 0.380 (1, 2)		1-1 1B			0-1 FC5-4 1B	1-2 1-3		1-0 G3		4	0	2	0	0	0	0				
<b>Don Zimmer, R</b> OBP: 0.288, SLG: 0.284 (1, 6)		1-0 F3			2-2 FC5-4 3B	1-1 HR		1-1 E5 1B		4	3	1	0	0	0	3				
<b>Don Drysdale, R</b> OBP: 0.152, SLG: 0.311 (1, 1)			0-0 F8		1-0 1B 3B	0-1 HR		0-0 SH 1B		3	2	2	3	0	0	0				
<b>Inning Stats</b>	R: 0 E: 0 K: 0 S: 8	H: 0 LOB: 0 BB: 1 P: 13	R: 0 E: 0 K: 0 S: 9	H: 2 LOB: 2 BB: 0 P: 11	R: 0 E: 0 K: 0 S: 9	H: 0 LOB: 0 BB: 1 P: 15	R: 0 E: 0 K: 0 S: 10	H: 0 LOB: 0 BB: 0 P: 15	R: 3 E: 1 K: 1 S: 14	H: 4 LOB: 1 BB: 0 P: 22	R: 3 E: 0 K: 0 S: 14	H: 3 LOB: 1 BB: 1 P: 22	R: 2 E: 0 K: 0 S: 8	H: 2 LOB: 0 BB: 0 P: 10	R: 1 E: 1 K: 1 S: 13	H: 1 LOB: 2 BB: 0 P: 17	1B: 7 2B: 1 3B: 1 HR: 4	SF: 0 SAC: 2 DP: 1 HBP: 0	WP: 0 PB: 1 SB: 1 CS: 0	PA: 40
<b>PITCHER</b> <b>Bob Purkey, R</b> ERA: 5.02 (1, 1)	IP: 5.2 WLS: L BF: 27 H: 9 R: 6 ER: 6 SO: 6 BB: 2 IBB: 0 HBP: 0 BLK: 0 WP: 0 HR: 2 S: 62 P: 91 ERA: 9.53 WHIP: 1.941															<b>PITCHER</b>				
<b>Orlando Pena, R</b> ERA: 6.47 (6, 1)	1.1 7 2 2 2 0 1 0 0 0 0 2 10 17 13.50 2.250																			
<b>Luis Arroyo, L</b> ERA: 4.7 (8, 1)	1.0 6 1 1 0 1 0 0 0 0 0 0 13 17 0.00 1.000																			







Batter	1	2	3	4	5	6	7	8	9	AB	R	H	RBI	BB	SO	LOB	TOP					
Joe Koppe, R OBP: 0.342, SLG: 0.333 (1, 6)										5	1	1	0	0	3	3	Philadelphia Phillies @ Los Angeles Dodgers Los Angeles Memorial Coliseum, Los Angeles, CA Mon Jun 22 1959, 10:05 PM EDT Att: 10,290 - Unknown					
Richie Ashburn, L OBP: 0.366, SLG: 0.298 (1, 8)										5	0	3	0	0	0	0						
Dave Philley, S OBP: 0.348, SLG: 0.463 (1, 3)										4	0	1	0	1	1	2						
Wally Post, R OBP: 0.309, SLG: 0.448 (1, 9)										4	0	0	0	0	4	4						
Harry Anderson, L OBP: 0.339, SLG: 0.471 (1, 7)										4	1	1	1	0	1	3						
Gene Freese, R OBP: 0.321, SLG: 0.542 (1, 5)										4	0	1	0	0	0	2						
Sparky Anderson, R OBP: 0.255, SLG: 0.230 Jim Bolger, R OBP: 0.200, SLG: 0.154 Chico Fernandez, R OBP: 0.263, SLG: 0.268 (8, PH)										3	0	1	0	0	2	0						
Valmy Thomas, R OBP: 0.213, SLG: 0.158 (1, 2)										3	0	1	0	1	2	3						
Jim Owens, R OBP: 0.171, SLG: 0.094 Bob Bowman, R OBP: 0.170, SLG: 0.217 Humberto Robinson, R OBP: 0.500, SLG: 0.500 (8, PH)										3	0	1	0	0	2	2						
										1	0	0	0	1	2	0						
										0	0	0	0	0	0	0						
<b>Inning Stats</b>	R: 0 E: 0 K: 3 S: 15	H: 1 LOB: 1 BB: 0 P: 18	R: 1 E: 0 K: 2 S: 14	H: 3 LOB: 2 BB: 0 P: 20	R: 0 E: 0 K: 1 S: 13	H: 1 LOB: 1 BB: 0 P: 16	R: 0 E: 0 K: 2 S: 13	H: 1 LOB: 1 BB: 0 P: 21	R: 1 E: 0 K: 2 S: 12	H: 2 LOB: 2 BB: 1 P: 17	R: 0 E: 0 K: 3 S: 12	H: 0 LOB: 1 BB: 1 P: 18	R: 0 E: 0 K: 1 S: 6	H: 0 LOB: 0 BB: 0 P: 9	R: 0 E: 0 K: 2 S: 12	H: 1 LOB: 2 BB: 1 P: 23	R: 0 E: 0 K: 10 S: 10	H: 1 LOB: 1 BB: 0 P: 16	1B: 9 2B: 0 3B: 0 HR: 1	SF: 0 SAC: 0 DP: 0 HBP: 0	WP: 0 PB: 1 SB: 0 CS: 0	PA: 39
<b>PITCHER</b> Sandy Koufax, L ERA: 4.28 (1, 1)	IP: 9.0 WLS: W BF: 39 H: 10 R: 2 ER: 1 SO: 16 BB: 3 IBB: 0 HBP: 0 BLK: 0 WP: 0 HR: 1 S: 107 P: 158 ERA: 1.00 WHIP: 1.444															<b>PITCHER</b>	IP: 9.0 WLS: W BF: 39 H: 10 R: 2 ER: 1 SO: 16 BB: 3 IBB: 0 HBP: 0 BLK: 0 WP: 0 HR: 1 S: 107 P: 158 ERA: 1.00 WHIP: 1.444					

Batter	1	2	3	4	5	6	7	8	9	AB	R	H	RBI	BB	SO	LOB	BOTTOM			
Jim Gilliam, S OBP: 0.431, SLG: 0.384 (1, 5)										1	3	1	0	3	0	0	Philadelphia Phillies @ Los Angeles Dodgers Los Angeles Memorial Coliseum, Los Angeles, CA Mon Jun 22 1959, 10:05 PM EDT Att: 10,290 - Unknown			
Charlie Neal, R OBP: 0.354, SLG: 0.436 (1, 4)										1	1	0	0	2	0	3				
Wally Moon, L OBP: 0.418, SLG: 0.481 (1, 7)										2	1	1	0	2	0	0				
Gil Hodges, R OBP: 0.389, SLG: 0.533 (1, 3)										3	1	1	3	0	2	2				
Don Demeter, R OBP: 0.328, SLG: 0.509 (1, 8)										4	0	1	2	0	2	4				
John Roseboro, L OBP: 0.337, SLG: 0.386 (1, 2)										4	0	1	1	0	0	3				
Carl Furillo, R OBP: 0.357, SLG: 0.370 (1, 9)										4	0	2	0	0	1	1				
Maury Wills, S OBP: 0.182, SLG: 0.227 (1, 6)										4	0	1	0	0	0	3				
Sandy Koufax, R OBP: 0.174, SLG: 0.261 (1, 1)										4	0	1	0	0	3	3				
										4	0	1	0	0	3	3				
<b>Inning Stats</b>	R: 1 E: 0 K: 1 S: 15	H: 2 LOB: 2 BB: 1 P: 24	R: 0 E: 0 K: 0 S: 11	H: 2 LOB: 1 BB: 1 P: 19	R: 0 E: 0 K: 2 S: 9	H: 0 LOB: 0 BB: 0 P: 13	R: 0 E: 1 K: 2 S: 9	H: 0 LOB: 1 BB: 0 P: 12	R: 3 E: 0 K: 0 S: 10	H: 2 LOB: 0 BB: 3 P: 25	R: 0 E: 0 K: 1 S: 8	H: 1 LOB: 0 BB: 0 P: 15	R: 2 E: 0 K: 1 S: 10	H: 1 LOB: 1 BB: 2 P: 19	R: 0 E: 0 K: 1 S: 7	H: 1 LOB: 1 BB: 0 P: 10	1B: 9 2B: 1 3B: 0 HR: 0	SF: 1 SAC: 1 DP: 2 HBP: 0	WP: 0 PB: 0 SB: 2 CS: 3	PA: 38
<b>PITCHER</b> Jim Owens, R ERA: 3.75 Humberto Robinson, R ERA: 3.08 (1, 1)	IP: 7.0 WLS: L BF: 33 H: 8 R: 6 ER: 6 SO: 7 BB: 7 IBB: 0 HBP: 0 BLK: 0 WP: 0 HR: 0 S: 72 P: 127 ERA: 7.71 WHIP: 2.143															<b>PITCHER</b>	IP: 7.0 WLS: L BF: 33 H: 8 R: 6 ER: 6 SO: 7 BB: 7 IBB: 0 HBP: 0 BLK: 0 WP: 0 HR: 0 S: 72 P: 127 ERA: 7.71 WHIP: 2.143			



Batter	1	2	3	4	5	6	7	8	9	AB	R	H	RBI	BB	SO	LOB	TOP					
Joe Koppe, R OBP: 0.337, SLG: 0.356 (1, 6)	0-1 6-3		1-3 K			3-2 6-3		0-1 2B 3B		4	1	1	0	0	1	1	Philadelphia Phillies @ Los Angeles Dodgers Los Angeles Memorial Coliseum, Los Angeles, CA Tue Jun 23 1959, 10:05 PM EDT Att: 11,978 - Unknown <a href="http://livebaseballscorecards.com">livebaseballscorecards.com</a>					
Richie Ashburn, L OBP: 0.371, SLG: 0.306 (1, 8)	2-2 5-3			0-0 HR 1B		4-2 BB		3-2 3B 2B		3	1	2	1	1	0	0						
Dave Philley, S OBP: 0.344, SLG: 0.488 (1, 3)	0-2 6-3			2-2 HR		1-3 K		3-3 K		4	1	1	2	0	2	2						
Gene Freese, R OBP: 0.318, SLG: 0.530 (1, 5)		1-0 G6-4-3 1B		0-2 L4		1-0 5-3			2-3 K	4	0	1	0	0	1	1						
Harry Anderson, L OBP: 0.337, SLG: 0.467 (1, 7)		1-3 K		0-3 K			3-2 G3-6 1B		1-0 F8	4	0	1	0	0	2	1						
Jim Bolger, R OBP: 0.158, SLG: 0.118 (1, 9)		0-0 G6-4-3 1-2		0-0 L7			0-0 G3-6 1-2		0-0 5-3	4	0	0	0	0	0	2						
Sparky Anderson, R OBP: 0.251, SLG: 0.226 (1, 4)			1-1 6-3		0-0 5-3		2-2 1-3			3	0	0	0	0	0	0						
Valmy Thomas, R OBP: 0.203, SLG: 0.150 (1, 2)			1-0 4-3		2-0 6-3			3-2 L4		3	0	0	0	0	0	0						
Gene Conley, R OBP: 0.161, SLG: 0.194 Solly Drake, S OBP: 0.233, SLG: 0.133 Humberto Robinson, R OBP: 0.500, SLG: 0.500 (8, PH) (8, 1)			1-2 1B		0-0 5-3			1-0 B1-3		2	0	1	0	0	0	0						
<b>Inning Stats</b>	R: 0 E: 0 K: 0 S: 10	H: 0 LOB: 0 BB: 0 P: 12	R: 0 E: 0 K: 1 S: 5	H: 1 LOB: 0 BB: 0 P: 7	R: 0 E: 0 K: 1 S: 10	H: 1 LOB: 1 BB: 0 P: 14	R: 2 E: 0 K: 1 S: 12	H: 2 LOB: 0 BB: 0 P: 14	R: 0 E: 0 K: 0 S: 3	H: 0 LOB: 0 BB: 0 P: 5	R: 0 E: 0 K: 1 S: 9	H: 0 LOB: 1 BB: 1 P: 18	R: 0 E: 0 K: 0 S: 7	H: 1 LOB: 0 BB: 0 P: 12	R: 1 E: 0 K: 1 S: 12	H: 2 LOB: 1 BB: 0 P: 20		R: 0 E: 0 K: 1 S: 7	H: 0 LOB: 0 BB: 0 P: 10	1B: 4 2B: 1 3B: 1 HR: 1	SF: 0 SAC: 0 DP: 2 HBP: 0	WP: 0 PB: 0 SB: 0 CS: 0
<b>PITCHER</b> Danny McDevitt, L ERA: 3.88 (1, 1)	IP: 9.0 WLS: W BF: 33 H: 7 R: 3 ER: 3 SO: 6 BB: 1 IBB: 0 HBP: 0 BLK: 0 WP: 0 HR: 1 S: 75 P: 112 ERA: 3.00 WHIP: 0.889															<b>PITCHER</b>	IP: 9.0 WLS: W BF: 33 H: 7 R: 3 ER: 3 SO: 6 BB: 1 IBB: 0 HBP: 0 BLK: 0 WP: 0 HR: 1 S: 75 P: 112 ERA: 3.00 WHIP: 0.889					

Batter	1	2	3	4	5	6	7	8	9	AB	R	H	RBI	BB	SO	LOB	BOTTOM			
Jim Gilliam, S OBP: 0.432, SLG: 0.400 (1, 5)	1-0 HR		0-2 L7		1-1 CS 1B			1-2 F7		4	1	2	1	0	0	0	Philadelphia Phillies @ Los Angeles Dodgers Los Angeles Memorial Coliseum, Los Angeles, CA Tue Jun 23 1959, 10:05 PM EDT Att: 11,978 - Unknown <a href="http://livebaseballscorecards.com">livebaseballscorecards.com</a>			
Charlie Neal, R OBP: 0.351, SLG: 0.432 (1, 4)	0-0 F9			0-0 F4	2-1 CS	1-3 K				3	0	0	0	0	1	0				
Wally Moon, L OBP: 0.417, SLG: 0.484 (1, 7)	2-2 4-3			2-2 HR 2B		0-0 4-3				3	1	1	0	0	0	0				
Gil Hodges, R OBP: 0.389, SLG: 0.545 (1, 3)	2-3 K			1-1 HR		3-2 F6				3	1	1	2	0	1	0				
Don Demeter, R OBP: 0.328, SLG: 0.520 (1, 8)		3-3 K		1-0 HR		0-0 5-3				3	1	1	1	0	1	0				
Carl Furillo, R OBP: 0.339, SLG: 0.351 (1, 9)		1-3 K		3-3 K		0-1 5-3				3	0	0	0	0	2	0				
John Roseboro, L OBP: 0.337, SLG: 0.381 (1, 2)		1-3 K		4-2 CS BB		2-1 F4				2	0	0	0	1	1	0				
Maury Wills, S OBP: 0.160, SLG: 0.200 (1, 6)			0-1 G3	0-1 CS	0-0 4-3			1-0 4-3		3	0	0	0	0	0	0				
Danny McDevitt, L OBP: 0.115, SLG: 0.154 (1, 1)			0-3 K		0-0 6-3			0-3 K		3	0	0	0	0	2	0				
<b>Inning Stats</b>	R: 1 E: 0 K: 1 S: 9	H: 1 LOB: 0 BB: 0 P: 14	R: 0 E: 0 K: 3 S: 10	H: 0 LOB: 0 BB: 0 P: 15	R: 0 E: 0 K: 1 S: 8	H: 0 LOB: 0 BB: 0 P: 8	R: 3 E: 0 K: 1 S: 13	H: 3 LOB: 0 BB: 1 P: 24	R: 0 E: 0 K: 0 S: 5	H: 1 LOB: 0 BB: 0 P: 8	R: 0 E: 0 K: 1 S: 9	H: 0 LOB: 0 BB: 0 P: 13	R: 0 E: 0 K: 0 S: 5	H: 0 LOB: 0 BB: 0 P: 7	R: 0 E: 0 K: 1 S: 7	H: 0 LOB: 0 BB: 0 P: 9		1B: 1 2B: 1 3B: 0 HR: 3	SF: 0 SAC: 0 DP: 0 HBP: 0	WP: 0 PB: 0 SB: 0 CS: 2
<b>PITCHER</b> Gene Conley, R ERA: 3.08 Humberto Robinson, R ERA: 2.96 (8, 1)	IP: 7.0 WLS: L BF: 25 H: 5 R: 4 ER: 4 SO: 7 BB: 1 IBB: 0 HBP: 0 BLK: 0 WP: 0 HR: 3 S: 59 P: 89 ERA: 5.14 WHIP: 0.857															<b>PITCHER</b>	IP: 7.0 WLS: L BF: 25 H: 5 R: 4 ER: 4 SO: 7 BB: 1 IBB: 0 HBP: 0 BLK: 0 WP: 0 HR: 3 S: 59 P: 89 ERA: 5.14 WHIP: 0.857			



Batter	1	2	3	4	5	6	7	8	9	AB	R	H	RBI	BB	SO	LOB	TOP					
Joe Koppe, R OBP: 0.322, SLG: 0.338 Harry Hanebrink, L (9, PH) OBP: 0.319, SLG: 0.404	1-2 1-3		2-3 K		2-1 F7		2-1 1-4-3		1-2 FC5-4 1B	4	0	0	0	0	1	2	Philadelphia Phillies @ Los Angeles Dodgers Los Angeles Memorial Coliseum, Los Angeles, CA Wed Jun 24 1959, 10:05 PM EDT Att: 17,315 - Unknown					
Richie Ashburn, L OBP: 0.388, SLG: 0.308	2-1 6-3		2-1 F4		1-2 F9		0-1 FC14-4 2B		1-1 FC5-4 1-2	5	0	1	0	0	0	3						
Dave Philley, S OBP: 0.327, SLG: 0.461	1-1 6-3		0-3 K			2-2 6-3	0-1 FC1-6-5		1-0 F7	5	0	0	0	0	1	4						
Gene Freese, R OBP: 0.322, SLG: 0.519		0-0 5-3		4-2 E 1B BB		0-0 E 1B	3-2 5-3		1-1 L8	4	2	1	0	1	0	2						
Harry Anderson, L OBP: 0.340, SLG: 0.468	2-2 F8		0-2 E8 1B		1-0 F5			1-1 1B		4	0	2	0	0	0	1						
Wally Post, R OBP: 0.317, SLG: 0.469	1-0 HR		1-2 FC5-4 1B		0-1 E HR 1B			2-3 K		4	2	3	2	0	1	1						
Sparky Anderson, R OBP: 0.251, SLG: 0.226	0-0 6-3		2-3 3-H FC5-4 1B		0-1 E6 HR 1B			1-2 FC6-4 1B		4	1	1	0	0	0	3						
Valmy Thomas, R OBP: 0.206, SLG: 0.203		3-2 E5 1B		0-0 G6-4-3		1-1 HR		0-1 P4		4	1	1	3	0	0	4						
Ray Semproch, R Jack Meyer, R Jim Bisher, R Don Cardwell, R Bob Bowman, R Turk Farrell, R	0-1 1-2 1B		0-1 1-2 1B		2-3 K		1-1 F3		1-1 FC6-4	0	0	0	0	0	0	0						
Inning Stats	R: 0 E: 0 K: 0 S: 11	H: 0 LOB: 0 BB: 0 P: 15	R: 1 E: 0 K: 0 S: 7	H: 1 LOB: 0 BB: 0 P: 10	R: 0 E: 1 K: 2 S: 13	H: 1 LOB: 2 BB: 0 P: 20	R: 1 E: 1 K: 0 S: 11	H: 2 LOB: 1 BB: 1 P: 16	R: 0 E: 0 K: 1 S: 8	H: 0 LOB: 0 BB: 0 P: 13	R: 4 E: 1 K: 0 S: 13	H: 3 LOB: 0 BB: 0 P: 18	R: 0 E: 0 K: 0 S: 10	H: 1 LOB: 1 BB: 0 P: 15	R: 0 E: 0 K: 1 S: 13	H: 2 LOB: 2 BB: 0 P: 18		R: 0 E: 0 K: 0 S: 8	H: 1 LOB: 1 BB: 0 P: 12	1B: 8 2B: 1 3B: 0 HR: 2	SF: 0 SAC: 0 DP: 1 HBP: 0	WP: 0 PB: 0 SB: 0 CS: 0
PITCHER	IP	WLS	BF	H	R	ER	SO	BB	IBB	HBP	BLK	WP	HR	S	P	ERA	WHIP					
Roger Craig, R ERA: 1.8	6.0	W	27	7	6	1	3	1	0	0	0	0	2	63	92	1.50	1.333					
Clem Labine, R ERA: 3.97	3.0	S	13	4	0	0	1	0	0	0	0	0	0	31	45	0.00	1.333					

AB	39
R	6
H	11
RBI	5
BB	1
SO	4
LOB	22



Batter	1	2	3	4	5	6	7	8	9	AB	R	H	RBI	BB	SO	LOB	BOTTOM				
Jim Gilliam, S OBP: 0.431, SLG: 0.394	4-0 BB 1B	2-1 F7	4-2 BB			0-0 F8		2-2 F6		3	1	0	0	2	0	0	Philadelphia Phillies @ Los Angeles Dodgers Los Angeles Memorial Coliseum, Los Angeles, CA Wed Jun 24 1959, 10:05 PM EDT Att: 17,315 - Unknown				
Charlie Neal, R OBP: 0.352, SLG: 0.431	0-1 F5	2-0 1-3 2B 1B	0-3 K			1-0 HR 1B		1-2 F8		5	2	2	0	0	1	2					
Wally Moon, L OBP: 0.416, SLG: 0.493	4-1 1-2 1B BB	0-0 1-3			0-0 F8		1-0 1-H HR		2-3 K	4	2	1	2	1	1	1					
Duke Snider, L OBP: 0.361, SLG: 0.503	3-1 1B 1B 1B	4-2 2B 2B BB			1-3 K		1-1 4-3			3	2	1	1	1	1	0					
Gil Hodges, R OBP: 0.391, SLG: 0.550	1-1 1B 1B	1-1 2B 2B			1-3 K		2-3 K			4	1	2	2	0	2	0					
Don Demeter, R OBP: 0.335, SLG: 0.541	2-1 1-2 2-3 1B	0-2 1-3 2B			2-3 K		1-2 HR			4	1	3	3	0	1	0					
John Roseboro, L OBP: 0.335, SLG: 0.378	0-2 1-2 2-3 3-H 1B	0-0 F6			1-2 G3		0-2 F5			4	0	1	1	0	0	1					
Maury Wills, S OBP: 0.172, SLG: 0.179	0-1 F7		2-2 6-3		4-2 BB		2-1 L6			3	0	0	0	1	0	3					
Roger Craig, R Clem Labine, R	1-3 K		2-3 K		2-2 G3		1-3 K			3	0	0	0	0	2	4					
Inning Stats	R: 3 E: 0 K: 1 S: 17	H: 4 LOB: 3 BB: 2 P: 32	R: 3 E: 0 K: 0 S: 14	H: 3 LOB: 1 BB: 1 P: 23	R: 0 E: 0 K: 2 S: 11	H: 0 LOB: 0 BB: 1 P: 19	R: 0 E: 0 K: 2 S: 7	H: 0 LOB: 0 BB: 0 P: 9	R: 0 E: 0 K: 1 S: 12	H: 0 LOB: 0 BB: 1 P: 21	R: 2 E: 0 K: 1 S: 8	H: 2 LOB: 0 BB: 0 P: 13	R: 1 E: 0 K: 1 S: 11	H: 1 LOB: 0 BB: 0 P: 15	R: 0 E: 0 K: 1 S: 9	H: 0 LOB: 0 BB: 0 P: 14		1B: 6 2B: 2 3B: 0 HR: 2	SF: 0 SAC: 0 DP: 0 HBP: 0	WP: 0 PB: 0 SB: 0 CS: 0	PA: 39
PITCHER	IP	WLS	BF	H	R	ER	SO	BB	IBB	HBP	BLK	WP	HR	S	P	ERA	WHIP				
Ray Semproch, R ERA: 4.76	0.1		6	3	3	3	0	1	0	0	0	0	0	22	32	16.20	3.000				
Jack Meyer, R ERA: 4.07	1.2	10	4	3	3	1	1	0	0	0	0	0	2	49	77	5.40	1.000				
Don Cardwell, R ERA: 5.26	5.0	L	20	3	3	3	7	2	0	0	0	0	2	49	77	5.40	1.000				
Turk Farrell, R ERA: 5.73	1.0	3	0	0	0	0	1	0	0	0	0	0	0	9	14	0.00	0.000				






Batter	1	2	3	4	5	6	7	8	9	AB	R	H	RBI	BB	SO	LOB	TOP			
Joe Koppe, R OBP: 0.308, SLG: 0.321	1-1 5-3		2-0 FC6-4		1-2 6-3		1-0 G3			4	0	0	0	0	0	3	Philadelphia Phillies @ Los Angeles Dodgers Los Angeles Memorial Coliseum, Los Angeles, CA Thu Jun 25 1959, 10:05 PM EDT Att: 14,662 - Unknown <a href="http://livebaseballscorecards.com">livebaseballscorecards.com</a>			
Richie Ashburn, L OBP: 0.364, SLG: 0.303	1-2 4-3		0-0 FC6-4			0-1 F6		1-2 6-3		4	0	0	0	0	1					
Dave Philley, S OBP: 0.324, SLG: 0.446	4-2 BB		1-1 4-3			0-0 F4		0-1 F8		3	0	0	0	1	0	1				
Gene Freese, R OBP: 0.311, SLG: 0.500	1-3 K			0-2 5-3		1-1 4-3		0-1 F8		4	0	0	0	0	1	1				
Harry Anderson, L OBP: 0.338, SLG: 0.464		0-3 K		3-3 K			1-0 HR		0-3 K	4	1	1	0	0	3	0				
Wally Post, R OBP: 0.320, SLG: 0.481		4-1 FC6-4 BB		2-2 F8			0-0 HR		2-2 F2	3	1	1	2	1	0	0				
Sparky Anderson, R OBP: 0.248, SLG: 0.223 Harry Hanebrink, L OBP: 0.333, SLG: 0.417		2-1 FC6-4		1-2 F5			2-2 6-3		1-0 1B	3	0	0	0	0	0	1				
Valmy Thomas, R OBP: 0.211, SLG: 0.197 Solly Drake, S OBP: 0.222, SLG: 0.125		3-2 G3		4-1 BB			0-0 6-3		0-0 4-3	2	0	0	0	1	0	1				
Robin Roberts, S OBP: 0.257, SLG: 0.290 Turk Farrell, R (7, 1)			4-2 FC6-4 BB		0-1 3-1		1-2 HBP			1	0	0	0	1	0	1				
										0	0	0	0	0	0	0				
<b>Inning Stats</b>	R: 0 E: 0 K: 1 S: 12	H: 0 LOB: 1 BB: 1 P: 19	R: 0 E: 0 K: 1 S: 9	H: 0 LOB: 1 BB: 1 P: 18	R: 0 E: 0 K: 0 S: 7	H: 0 LOB: 1 BB: 1 P: 14	R: 0 E: 0 K: 1 S: 9	H: 0 LOB: 1 BB: 1 P: 15	R: 0 E: 0 K: 0 S: 5	H: 0 LOB: 0 BB: 0 P: 6	R: 2 E: 0 K: 0 S: 10	H: 2 LOB: 1 BB: 0 P: 15	R: 0 E: 0 K: 1 S: 8	H: 0 LOB: 0 BB: 0 P: 9	R: 0 E: 0 K: 1 S: 8	H: 1 LOB: 1 BB: 0 P: 11	1B: 2 2B: 0 3B: 0 HR: 1	SF: 0 SAC: 0 DP: 0 HBP: 1	WP: 0 PB: 0 SB: 0 CS: 0	PA: 35
<b>PITCHER</b> Don Drysdale, R ERA: 3.38	IP: 9.0 WLS: W BF: 35 H: 3 R: 2 ER: 2 SO: 4 BB: 4 IBB: 0 HBP: 1 BLK: 0 WP: 0 HR: 1 S: 77 P: 121 ERA: 2.00 WHIP: 0.778															<b>PITCHER</b>				


Batter	1	2	3	4	5	6	7	8	9	AB	R	H	RBI	BB	SO	LOB	BOTTOM
Jim Gilliam, S OBP: 0.436, SLG: 0.398	0-2 1B FC4-6	2-1 F8		0-0 PO			4-2 1-3 BB			3	1	2	0	1	0	1	Philadelphia Phillies @ Los Angeles Dodgers Los Angeles Memorial Coliseum, Los Angeles, CA Thu Jun 25 1959, 10:05 PM EDT Att: 14,662 - Unknown <a href="http://livebaseballscorecards.com">livebaseballscorecards.com</a>
Charlie Neal, R OBP: 0.350, SLG: 0.429	0-1 FC4-6 1B	0-2 E5		0-0 F5			0-3 K			4	0	1	0	0	1	3	
Wally Moon, L OBP: 0.414, SLG: 0.487	0-2 FC4-6 HR	2-2 1-3		0-1 F9			4-2 1-3 BB			3	1	0	1	1	0	4	
Duke Snider, L OBP: 0.364, SLG: 0.519	3-1 HR		4-2 F9 HBP BB	0-1 PO	0-0 3-1		1-0 1-3			3	1	1	2	1	0	2	
Gil Hodges, R OBP: 0.392, SLG: 0.561	0-0 HR		1-1 HBP		3-3 K		2-3 K			3	1	1	1	0	2	2	
Don Demeter, R OBP: 0.325, SLG: 0.532	1-0 5-3		0-2 F6		1-1 F8			1-2 6-3		4	0	0	0	0	2		
John Roseboro, L OBP: 0.333, SLG: 0.375	2-2 F8		0-0 F9			0-3 K		1-1 1B		4	0	1	0	0	1	2	
Don Zimmer, R OBP: 0.286, SLG: 0.277		0-3 K	2-2 F7			2-2 F3		0-3 K		4	0	0	0	0	2	2	
Don Drysdale, R OBP: 0.184, SLG: 0.396		2-0 E 1B		1-0 HR		2-3 K				3	1	2	1	0	1	0	
										1B: 5 2B: 0 3B: 0 HR: 3	SF: 0 SAC: 0 DP: 0 HBP: 1	WP: 0 PB: 0 SB: 1 CS: 0	PA: 36				
<b>Inning Stats</b>	R: 4 E: 0 K: 0 S: 16	H: 4 LOB: 0 BB: 0 P: 22	R: 0 E: 1 K: 1 S: 12	H: 1 LOB: 2 BB: 0 P: 18	R: 0 E: 0 K: 0 S: 10	H: 0 LOB: 2 BB: 1 P: 17	R: 1 E: 0 K: 0 S: 6	H: 2 LOB: 0 BB: 0 P: 7	R: 0 E: 0 K: 1 S: 7	H: 0 LOB: 0 BB: 0 P: 11	R: 0 E: 0 K: 2 S: 9	H: 0 LOB: 0 BB: 2 P: 13	R: 0 E: 0 K: 2 S: 11	H: 0 LOB: 2 BB: 2 P: 22	R: 0 E: 0 K: 1 S: 8	H: 1 LOB: 0 BB: 0 P: 10	
<b>PITCHER</b> Robin Roberts, R ERA: 5.06 Turk Farrell, R ERA: 5.25	IP: 6.0 WLS: L BF: 27 H: 7 R: 5 ER: 5 SO: 4 BB: 1 IBB: 1 HBP: 0 BLK: 0 WP: 0 HR: 3 S: 60 P: 88 ERA: 7.50 WHIP: 1.333															<b>PITCHER</b>	







Batter	1	2	3	4	5	6	7	8	9	AB	R	H	RBI	BB	SO	LOB	TOP			
Roman Mejias, R OBP: 0.301, SLG: 0.315 (1, 9)	F4		K		K		K			4	0	0	0	0	3	2	<b>Pittsburgh Pirates @ Los Angeles Dodgers</b> Los Angeles Memorial Coliseum, Los Angeles, CA Sat Jun 27 1959, 10:05 PM EDT Att: 31,649 - Unknown			
Dick Groat, R OBP: 0.316, SLG: 0.352 (1, 6)	1B		L4			4-3		F8		4	0	1	0	0	0	0				
Smoky Burgess, L OBP: 0.364, SLG: 0.542 (1, 2)	F8			3-1		WP 1B		F5		4	0	1	0	0	0	1				
Dick Stuart, R OBP: 0.421, SLG: 0.651 (1, 3)	1B			K		WP 1B		F2		4	0	2	0	0	1	0				
Harry Bright, R OBP: 0.375, SLG: 0.643 (1, 7)	K					K			FC6-4 BB	2	0	0	0	2	2	4				
Bill Mazerowski, R OBP: 0.288, SLG: 0.373 (1, 4)		F8		4-3		F9		F4		4	0	0	0	0	0	4				
Don Hoak, R OBP: 0.387, SLG: 0.456 (1, 5)	F8				F8		F7	FC6-4 1-2		4	0	0	0	0	0	1				
Bill Virdon, L OBP: 0.301, SLG: 0.350 (1, 8)	4-3				1B		1B	F9		4	0	2	0	0	0	1				
Vern Law, R OBP: 0.224, SLG: 0.298 (1, 1)			F2		K		K			3	0	0	0	0	2	2				
<b>Inning Stats</b>	R: 0 H: 2 E: 0 K: 1 S: 12	H: 0 LOB: 0 BB: 0 P: 18	R: 0 H: 0 E: 0 K: 0 S: 4	H: 0 LOB: 0 BB: 0 P: 7	R: 0 H: 0 E: 0 K: 1 S: 8	H: 0 LOB: 0 BB: 0 P: 12	R: 0 H: 0 E: 0 K: 1 S: 12	H: 1 LOB: 1 BB: 0 P: 17	R: 0 H: 2 E: 0 K: 1 S: 14	H: 1 LOB: 1 BB: 0 P: 13	R: 0 H: 1 E: 0 K: 2 S: 9	H: 1 LOB: 1 BB: 0 P: 14	R: 0 H: 0 E: 0 K: 0 S: 3	H: 0 LOB: 0 BB: 0 P: 4	R: 0 H: 0 E: 0 K: 0 S: 7	H: 0 LOB: 1 BB: 1 P: 13		1B: 6 2B: 0 3B: 0 HR: 0	SF: 0 SAC: 0 DP: 0 HBP: 0	WP: 1 PB: 0 CS: 0
<b>PITCHER</b> Sandy Koufax, L ERA: 3.73 (1, 1)	IP: 9.0 WLS: W BF: 35 H: 6 R: 0 ER: 0 SO: 8 BB: 2 IBB: 0 HBP: 0 BLK: 0 WP: 1 HR: 0 S: 79 P: 116 ERA: 0.00 WHIP: 0.889															<b>PITCHER</b> IP: 9.0 WLS: W BF: 35 H: 6 R: 0 ER: 0 SO: 8 BB: 2 IBB: 0 HBP: 0 BLK: 0 WP: 1 HR: 0 S: 79 P: 116 ERA: 0.00 WHIP: 0.889				

Batter	1	2	3	4	5	6	7	8	9	AB	R	H	RBI	BB	SO	LOB	BOTTOM			
Jim Gilliam, S OBP: 0.438, SLG: 0.405 (1, 5)	2B			4-3		4-3		2B		3	1	1	0	1	0	0	<b>Pittsburgh Pirates @ Los Angeles Dodgers</b> Los Angeles Memorial Coliseum, Los Angeles, CA Sat Jun 27 1959, 10:05 PM EDT Att: 31,649 - Unknown			
Charlie Neal, R OBP: 0.354, SLG: 0.446 (1, 4)	8-5			1B		F2		1B		4	1	2	2	0	0	1				
Wally Moon, L OBP: 0.401, SLG: 0.470 (1, 7)	K			2B		4-3		F8		4	0	0	0	0	1	2				
Duke Snider, L OBP: 0.361, SLG: 0.527 (1, 9)		5-3		1B		K				3	0	1	1	0	1	0				
Gil Hodges, R OBP: 0.398, SLG: 0.557 (1, 3)		K		BB		FC4-6		1B		2	0	1	0	1	1	0				
Don Demeter, R OBP: 0.324, SLG: 0.521 (1, 8)	L5			BB		FC4-6		CS		3	0	0	0	0	1	3				
John Roseboro, L OBP: 0.332, SLG: 0.388 (1, 2)			F8		4-3		CS	F7		3	0	0	0	0	0	0				
Don Zimmer, R OBP: 0.291, SLG: 0.281 (1, 6)			6-3		L7			2B		3	1	1	0	0	0	0				
Sandy Koufax, R OBP: 0.154, SLG: 0.231 (1, 1)			K		K			K		3	0	0	0	0	3	1				
<b>Inning Stats</b>	R: 0 H: 1 E: 0 K: 1 S: 9	H: 0 LOB: 0 BB: 0 P: 15	R: 0 H: 0 E: 0 K: 1 S: 6	H: 0 LOB: 0 BB: 0 P: 8	R: 0 H: 0 E: 0 K: 1 S: 5	H: 0 LOB: 0 BB: 0 P: 7	R: 1 H: 2 E: 0 K: 1 S: 10	H: 2 LOB: 2 BB: 1 P: 18	R: 0 H: 0 E: 0 K: 0 S: 7	H: 0 LOB: 0 BB: 0 P: 9	R: 0 H: 0 E: 0 K: 0 S: 5	H: 0 LOB: 0 BB: 0 P: 7	R: 0 H: 1 E: 0 K: 1 S: 9	H: 1 LOB: 0 BB: 0 P: 14	R: 2 H: 2 E: 0 K: 1 S: 10	H: 2 LOB: 1 BB: 1 P: 19		1B: 2 2B: 5 3B: 0 HR: 0	SF: 0 SAC: 0 DP: 1 HBP: 0	WP: 0 PB: 0 CS: 1
<b>PITCHER</b> Vern Law, R ERA: 3.87 (1, 1)	IP: 8.0 WLS: L BF: 30 H: 6 R: 3 ER: 3 SO: 7 BB: 1 IBB: 1 HBP: 0 BLK: 0 WP: 0 HR: 0 S: 61 P: 97 ERA: 3.38 WHIP: 0.875															<b>PITCHER</b> IP: 8.0 WLS: L BF: 30 H: 6 R: 3 ER: 3 SO: 7 BB: 1 IBB: 1 HBP: 0 BLK: 0 WP: 0 HR: 0 S: 61 P: 97 ERA: 3.38 WHIP: 0.875				



Batter	1	2	3	4	5	6	7	8	9	AB	R	H	RBI	BB	SO	LOB	TOP										
<b>Bill Virdon, L</b> OBP: 0.299, SLG: 0.348 (1, 8)	G3		G3			K	1B		G3	5	0	1	0	0	1	0	<b>Pittsburgh Pirates @ Los Angeles Dodgers</b> Los Angeles Memorial Coliseum, Los Angeles, CA Sun Jun 28 1959, 6:33 AM EDT Att: 27,785 - Unknown <a href="http://livebaseballscorecards.com">livebaseballscorecards.com</a>										
<b>Dick Groat, R</b> OBP: 0.311, SLG: 0.345 (1, 6)	6-3		6-3			G3	K		6-3	5	0	0	0	0	1	2											
<b>Roman Mejias, R</b> OBP: 0.299, SLG: 0.312 (1, 9)	L6			5-3				6-3	E6 1B	5	1	1	0	0	0	0											
<b>Dick Stuart, R</b> OBP: 0.429, SLG: 0.651 (1, 3)		FC4-6 BB		5-3				1B 1B		3	1	2	1	2	0	0											
<b>Bob Skinner, L</b> OBP: 0.354, SLG: 0.452 (1, 7)	FC4-6 2B		F7					1B 1B		4	1	1	0	1	1	2											
<b>Bill Mazerowski, R</b> OBP: 0.295, SLG: 0.380 (1, 4)		2B			K	FC6-4 BB			1B 1B	5	1	3	1	0	1	3											
<b>Don Hoak, R</b> OBP: 0.387, SLG: 0.453 (1, 5)		G6-4-3 BB		6-3			5-3		F9	4	0	1	1	1	0	3											
<b>Hank Foiles, R</b> OBP: 0.241, SLG: 0.296 (1, 2)	G6-4-3				1B			E5		3	0	1	0	1	0	3											
<b>Bob Friend, R</b> OBP: 0.289, SLG: 0.250 (1, 1)			6-3		4-3					1	0	0	0	0	0	0											
<b>Bennie Daniels, L</b> OBP: 0.368, SLG: 0.375 (4, 1)										1	0	0	0	0	0	1											
<b>George Witt, R</b> OBP: 0.364, SLG: 0.621 (8, PH)										1	0	0	0	0	1	1											
<b>Harry Bright, R</b> OBP: 0.364, SLG: 0.621 (8, PH)										1	0	0	0	0	1	2											
<b>Bob Porterfield, L</b> OBP: 0.364, SLG: 0.621 (8, 1)										0	0	0	0	0	0	0											
<b>Inning Stats</b>	R: 0 E: 0 K: 0 S: 7	H: 0 LOB: 0 BB: 0 P: 12	R: 1 E: 0 K: 0 S: 8	H: 1 LOB: 1 BB: 2 P: 17	R: 0 E: 0 K: 0 S: 5	H: 0 LOB: 0 BB: 0 P: 7	R: 0 E: 0 K: 1 S: 7	H: 0 LOB: 0 BB: 0 P: 12	R: 0 E: 0 K: 1 S: 12	H: 1 LOB: 1 BB: 2 P: 21	R: 0 E: 0 K: 2 S: 11	H: 1 LOB: 2 BB: 1 P: 20	R: 2 E: 1 K: 2 S: 16	H: 3 LOB: 2 BB: 0 P: 26	R: 1 E: 1 K: 0 S: 10	H: 3 LOB: 3 BB: 0 P: 12	1B: 9 2B: 1 3B: 0 HR: 0	SF: 0 SAC: 0 DP: 1 HBP: 0	WP: 0 PB: 0 SB: 0 CS: 0	PA: 43							
<b>PITCHER</b>	IP	WLS	BF	H	R	ER	SO	BB	IBB	HBP	BLK	WP	HR	S	P	ERA	WHIP										
<b>Danny McDevitt, L</b> ERA: 3.49 (1, 1)	8.2	W	42	10	4	2	6	5	0	0	0	0	0	83	138	2.08	1.731										
<b>Don Drysdale, R</b> ERA: 3.35 (9, 1)	0.1	S	1	0	0	0	0	0	0	0	0	0	0	1	1	0.00	0.000										

Batter	1	2	3	4	5	6	7	8	9	AB	R	H	RBI	BB	SO	LOB	BOTTOM										
<b>Jim Gilliam, S</b> OBP: 0.442, SLG: 0.409 (1, 5)	1B BB		SH1-3 1B	2B 2B 1B		F8		SH1-4		3	1	2	1	1	0	0	<b>Pittsburgh Pirates @ Los Angeles Dodgers</b> Los Angeles Memorial Coliseum, Los Angeles, CA Sun Jun 28 1959, 6:33 AM EDT Att: 27,785 - Unknown <a href="http://livebaseballscorecards.com">livebaseballscorecards.com</a>										
<b>Charlie Neal, R</b> OBP: 0.356, SLG: 0.460 (1, 4)	F7		SH1-3 1-2	2B		4-3		HR		4	2	2	2	0	0	1											
<b>Wally Moon, L</b> OBP: 0.401, SLG: 0.473 (1, 7)	1B		L7	2B		F5		K		5	0	2	2	0	1	1											
<b>Duke Snider, L</b> OBP: 0.355, SLG: 0.518 (1, 9)	K		F8	4-3		F6		1-3		3	0	0	0	0	1	4											
<b>Ron Fairly, L</b> OBP: 0.352, SLG: 0.379 (7, 9)	K		F8	4-3		F6		1-3		2	0	0	0	0	0	0											
<b>Gil Hodges, R</b> OBP: 0.399, SLG: 0.575 (1, 3)	L7			HR 2B		F8				4	2	2	1	0	0	2											
<b>Don Demeter, R</b> OBP: 0.331, SLG: 0.535 (1, 8)	E8 SF9 1B			HR 2B		K		S BB		3	2	2	2	1	1	0											
<b>John Roseboro, L</b> OBP: 0.335, SLG: 0.387 (1, 2)	F5			G3 5-3 1B 1B		K		1-2 BB		3	1	1	0	1	1	1											
<b>Don Zimmer, R</b> OBP: 0.290, SLG: 0.278 (1, 6)	SF9			5-3		K		K		2	0	0	1	1	1	3											
<b>Danny McDevitt, L</b> OBP: 0.100, SLG: 0.133 (1, 1)	K			G3		G3		K SH1-4 HR		4	1	0	0	0	2	2											
<b>Don Drysdale, R</b> OBP: 0.184, SLG: 0.396 (9, 1)	K			G3		G3				0	0	0	0	0	0	0											
<b>Inning Stats</b>	R: 0 E: 0 K: 1 S: 10	H: 1 LOB: 2 BB: 1 P: 16	R: 1 E: 1 K: 1 S: 9	H: 1 LOB: 0 BB: 0 P: 14	R: 0 E: 0 K: 0 S: 6	H: 1 LOB: 1 BB: 0 P: 11	R: 5 E: 0 K: 0 S: 20	H: 6 LOB: 1 BB: 0 P: 31	R: 1 E: 0 K: 2 S: 16	H: 1 LOB: 1 BB: 1 P: 31	R: 0 E: 0 K: 1 S: 10	H: 0 LOB: 2 BB: 2 P: 26	R: 2 E: 0 K: 2 S: 11	H: 1 LOB: 0 BB: 0 P: 13	1B: 5 2B: 3 3B: 0 HR: 3	SF: 1 SAC: 2 DP: 0 HBP: 0	WP: 1 PB: 0 SB: 1 CS: 0	PA: 40									
<b>PITCHER</b>	IP	WLS	BF	H	R	ER	SO	BB	IBB	HBP	BLK	WP	HR	S	P	ERA	WHIP										
<b>Bob Friend, R</b> ERA: 5.47 (1, 1)	3.2	L	21	9	6	5	2	1	0	0	0	0	1	41	66	6.75	2.727										
<b>Bennie Daniels, R</b> ERA: 5.84 (4, 1)	1.1		6	1	1	1	2	1	0	0	0	0	1	20	37	6.75	1.500										
<b>George Witt, R</b> ERA: 7.92 (6, 1)	2.0		8	0	0	0	1	2	0	0	0	0	0	18	40	0.00	1.000										
<b>Bob Porterfield, R</b> ERA: 6.26 (8, 1)	1.0		5	1	2	2	2	0	0	0	0	1	1	11	13	18.00	1.000										





Batter	1	2	3	4	5	6	7	8	9	10	11	12	13	AB	R	H	RBI	BB	SO	LOB	TOP									
<b>Jim Davenport, R</b> OBP: 0.266, SLG: 0.349														6	2	2	2	0	2	2										
<b>Wille Mays, R</b> OBP: 0.359, SLG: 0.532														5	2	2	1	1	0	0										
<b>Wille Kirkland, L</b> OBP: 0.383, SLG: 0.560														6	1	2	2	0	1	0										
<b>Orlando Cepeda, R</b> OBP: 0.371, SLG: 0.589														5	1	1	0	0	2	2										
<b>Leon Wagner, L</b> OBP: 0.357, SLG: 0.495														1	0	0	0	0	1	0										
<b>Eddie Bressoud, R</b> OBP: 0.232, SLG: 0.255														0	0	0	0	0	0	0										
<b>Daryl Spencer, R</b> OBP: 0.352, SLG: 0.372														6	0	1	0	0	1	3										
<b>Jackie Brandt, R</b> OBP: 0.305, SLG: 0.394														4	0	1	1	1	1	1										
<b>Hobie Landrith, L</b> OBP: 0.344, SLG: 0.366														3	0	0	0	0	0	1										
<b>Dusty Rhodes, L</b> OBP: 0.368, SLG: 0.206														1	0	0	0	0	1	0										
<b>Jim Hegan, R</b> OBP: 0.220, SLG: 0.204														1	0	0	0	0	1	0										
<b>Andre Rodgers, R</b> OBP: 0.356, SLG: 0.407														4	0	0	0	1	0	1										
<b>Jack Sanford, R</b> OBP: 0.158, SLG: 0.086														0	0	0	0	0	0	0										
<b>Stu Miller, R</b> OBP: 0.148, SLG: 0.065														3	0	0	0	1	0	2										
<b>Mike McCormick, L</b> OBP: 0.167, SLG: 0.111														1	0	0	0	0	1	0										
<b>Inning Stats</b>	R: 1 E: 0 K: 1 S: 11	H: 2 LOB: 1 BB: 1 P: 18	R: 0 E: 1 K: 0 S: 10	H: 0 LOB: 2 BB: 2 P: 22	R: 2 E: 0 K: 0 S: 11	H: 3 LOB: 0 BB: 0 P: 19	R: 0 E: 0 K: 0 S: 4	H: 0 LOB: 0 BB: 0 P: 6	R: 0 E: 0 K: 1 S: 6	H: 0 LOB: 0 BB: 0 P: 8	R: 0 E: 0 K: 0 S: 9	H: 0 LOB: 0 BB: 0 P: 12	R: 0 E: 0 K: 1 S: 7	H: 0 LOB: 0 BB: 0 P: 12	R: 0 E: 0 K: 0 S: 8	H: 0 LOB: 0 BB: 0 P: 14	R: 0 E: 0 K: 1 S: 15	H: 2 LOB: 2 BB: 1 P: 26	R: 0 E: 0 K: 1 S: 5	H: 0 LOB: 0 BB: 0 P: 8	R: 0 E: 0 K: 2 S: 10	H: 0 LOB: 0 BB: 0 P: 13	R: 0 E: 0 K: 2 S: 9	H: 0 LOB: 0 BB: 0 P: 14	R: 2 E: 0 K: 2 S: 10	H: 2 LOB: 0 BB: 0 P: 14	1B: 4 2B: 0 3B: 1 HR: 4	SF: 0 SAC: 0 DP: 2 HBP: 0	WP: 0 PB: 0 SB: 1 CS: 0	PA: 50
<b>PITCHER</b>	IP	WLS	BF	H	R	ER	SO	BB	IBB	HBP	BLK	WP	HR	S	P	ERA	WHIP													
<b>Roger Craig, R</b> ERA: 2.63	9.0		36	7	4	4	3	3	1	0	0	0	2	81	137	4.00	1.111													
<b>Sandy Koufax, L</b> ERA: 3.98	3.0		9	0	0	0	5	0	0	0	0	0	0	24	35	0.00	0.000													
<b>Stan Williams, R</b> ERA: 4.76	1.0	L	5	2	2	2	2	0	0	0	0	0	2	10	14	18.00	2.000													

San Francisco Giants @ Los Angeles Dodgers  
Los Angeles Memorial Coliseum, Los Angeles, CA  
Mon Jun 29 1959, 10:05 PM EDT  
Att. 44,771 - Unknown

livebaseballscores.com

AB 46  
R 6  
H 9  
RBI 6  
BB 4  
SO 10  
LOB 13



Batter	1	2	3	4	5	6	7	8	9	10	11	12	13	AB	R	H	RBI	BB	SO	LOB	BOTTOM							
<b>Jim Gilliam, S</b> OBP: 0.453, SLG: 0.417														5	2	4	0	2	0	0								
<b>Charlie Neal, R</b> OBP: 0.390, SLG: 0.464														6	1	3	0	0	1	3								
<b>Wally Moon, L</b> OBP: 0.395, SLG: 0.465														4	0	0	1	0	2	4								
<b>Rip Repulski, R</b> OBP: 0.383, SLG: 0.388														2	0	0	0	1	1	1								
<b>Duke Snider, L</b> OBP: 0.353, SLG: 0.512														4	0	1	0	0	2	3								
<b>Carl Furillo, R</b> OBP: 0.344, SLG: 0.362														1	0	1	1	0	0	0								
<b>Ron Fairly, L</b> OBP: 0.352, SLG: 0.379														0	0	0	0	0	0	0								
<b>Gil Hodges, R</b> OBP: 0.409, SLG: 0.588														2	1	1	1	4	0	0								
<b>Don Demeter, R</b> OBP: 0.331, SLG: 0.526														4	0	0	0	2	2	7								
<b>John Roseboro, L</b> OBP: 0.329, SLG: 0.379														4	0	0	0	0	1	4								
<b>Joe Pignatano, R</b> OBP: 0.344, SLG: 0.312														2	0	1	0	0	0	0								
<b>Don Zimmer, R</b> OBP: 0.286, SLG: 0.270														5	0	0	0	1	2	5								
<b>Roger Craig, R</b> ERA: 3.2														3	0	0	0	0	0	1								
<b>Norm Larker, L</b> OBP: 0.148, SLG: 0.222														1	0	0	0	0	0	0								
<b>Sandy Koufax, R</b> OBP: 0.180, SLG: 0.388														1	0	0	0	0	0	1								
<b>Don Drysdale, R</b> OBP: 0.180, SLG: 0.388														0	0	0	0	0	0	1								
<b>Stan Williams, R</b> OBP: 0.222, SLG: 0.160														0	0	0	0	0	0	0								
<b>Inning Stats</b>	R: 2 E: 1 K: 2 S: 17	H: 3 LOB: 3 BB: 2 P: 29	R: 0 E: 0 K: 1 S: 11	H: 0 LOB: 2 BB: 1 P: 24	R: 1 E: 0 K: 1 S: 11	H: 1 LOB: 1 BB: 1 P: 18	R: 0 E: 0 K: 0 S: 12	H: 1 LOB: 0 BB: 0 P: 13	R: 0 E: 0 K: 1 S: 9	H: 0 LOB: 0 BB: 0 P: 17	R: 0 E: 0 K: 1 S: 8	H: 0 LOB: 1 BB: 1 P: 15	R: 0 E: 0 K: 1 S: 9	H: 0 LOB: 1 BB: 1 P: 15	R: 1 E: 0 K: 1 S: 10	H: 2 LOB: 3 BB: 2 P: 20	R: 0 E: 0 K: 1 S: 8	H: 0 LOB: 0 BB: 0 P: 10	R: 0 E: 0 K: 1 S: 9	H: 2 LOB: 3 BB: 1 P: 19	R: 0 E: 0 K: 0 S: 3	H: 1 LOB: 0 BB: 0 P: 5	R: 0 E: 0 K: 0 S: 5	H: 1 LOB: 0 BB: 0 P: 8	1B: 9 2B: 1 3B: 0 HR: 1	SF: 1 SAC: 0 DP: 2 HBP: 1	WP: 1 PB: 0 SB: 0 CS: 2	PA: 58
<b>PITCHER</b>	IP	WLS	BF	H	R	ER	SO	BB	IBB	HBP	BLK	WP	HR	S	P	ERA	WHIP											
<b>Jack Sanford, R</b> ERA: 3.2	0.1		4	3	2	2	0	0	0	0	0	0	0	6	10	54.00	9.000											
<b>Stu Miller, R</b> ERA: 2.56	8.0		34	4	2	2	9	7	0	1	0	1	1	81	135	2.25	1.375											
<b>Mike McCormick, L</b> ERA: 3.59	4.2	W	19	4	0	0	3	1	2	0	0	0	0	29	54	0.00	1.071											

San Francisco Giants @ Los Angeles Dodgers  
Los Angeles Memorial Coliseum, Los Angeles, CA  
Mon Jun 29 1959, 10:05 PM EDT  
Att. 44,771 - Unknown

livebaseballscores.com

AB 45  
R 4  
H 11  
RBI 3  
BB 10  
SO 12  
LOB 29





Batter	1	2	3	4	5	6	7	8	9	AB R H RBI BB SO LOB	TOP											
<b>Jim Davenport, R</b> (1, 5) OBP: 0.285, SLG: 0.350	3-3 		0-0 	3-2 FC5		0-2 G1			1-1 6-3	5 1 1 0 0 1 2	<b>San Francisco Giants @ Los Angeles Dodgers</b> <b>Los Angeles Memorial Coliseum, Los Angeles, CA</b> Tue Jun 30 1959, 10:05 PM EDT Att: 59,312 - Unknown											
<b>Willie Mays, R</b> (1, 8) OBP: 0.363, SLG: 0.547	0-0 F4		1-0 	1-1 4-3		1-1 			0-2 	5 1 3 2 0 0 3												
<b>Willie Kirkland, L</b> (1, 9) OBP: 0.379, SLG: 0.557	1-0 		2-1 3-1		1-3 K	1-0 2-3			1-1 G3	5 0 1 0 0 1 2												
<b>Orlando Cepeda, R</b> (1, 3) OBP: 0.375, SLG: 0.588	1-1 		0-2 F3		1-0 F8		0-0 		4-0 	4 0 2 0 1 0 0												
<b>Leon Wagner, L</b> (1, 7) OBP: 0.362, SLG: 0.490	4-2 		2-3 		0-1 		2-0 F8		0-1 3-1	3 0 1 0 1 1 1												
<b>Jackie Brandt, R</b> (8, 7) OBP: 0.303, SLG: 0.392	1-2 				0-0 					1 0 0 0 0 0 2												
<b>Daryl Spencer, R</b> (1, 4) OBP: 0.354, SLG: 0.378	0-1 F9				0-0 		1-0 FC9-2			4 0 2 0 0 0 4												
<b>Hobie Landrith, L</b> (1, 2) OBP: 0.349, SLG: 0.359		2-2 F8		4-2 		4-0 		1-1 5-3		2 0 0 0 2 0 0												
<b>Andre Rodgers, R</b> (1, 6) OBP: 0.349, SLG: 0.400		1-1 5-3		0-2 FC5		2-3 K		1-3 K		4 0 0 0 0 2 5												
<b>Sam Jones, R</b> (1, 1) OBP: 0.125, SLG: 0.130		1-3 K		0-3 K		1-3 K		2-2 6-3		4 0 0 0 0 3 2												
<b>Inning Stats</b>	R: 0 E: 0 K: 1 S: 13	H: 2 LOB: 3 BB: 1 P: 22	R: 0 E: 0 K: 1 S: 9	H: 0 LOB: 0 BB: 0 P: 13	R: 2 E: 0 K: 1 S: 11	H: 2 LOB: 0 BB: 0 P: 16	R: 0 E: 0 K: 1 S: 14	H: 1 LOB: 3 BB: 1 P: 22	R: 0 E: 0 K: 2 S: 12	H: 2 LOB: 3 BB: 1 P: 20	R: 0 E: 0 K: 1 S: 9	H: 1 LOB: 0 BB: 0 P: 12	R: 0 E: 0 K: 0 S: 3	H: 1 LOB: 0 BB: 0 P: 6	R: 0 E: 0 K: 1 S: 8	H: 0 LOB: 0 BB: 0 P: 12	R: 0 E: 0 K: 0 S: 9	H: 1 LOB: 2 BB: 1 P: 15	1B: 5 2B: 5 3B: 0 HR: 1	SF: 0 SAC: 0 DP: 1 HBP: 0	WP: 0 PB: 0 SB: 1 CS: 1	PA: 41
<b>PITCHER</b>	IP WLS BF H R ER SO BB IBB HBP BLK WP HR S P ERA WHIP																					
<b>Don Drysdale, R</b> (1, 1) ERA: 3.31	8.0 L 36 9 2 2 8 2 1 0 0 0 1 79 123 2.25 1.375																					
<b>Clem Labine, R</b> (9, 1) ERA: 3.85	1.0 5 1 0 0 0 0 0 1 0 0 0 0 9 15 0.00 1.000																					

Batter	1	2	3	4	5	6	7	8	9	AB R H RBI BB SO LOB	BOTTOM											
<b>Jim Gilliam, S</b> (1, 4) OBP: 0.457, SLG: 0.418	4-1 		2-3 			4-1 			3-2 	2 0 1 0 2 1 0	<b>San Francisco Giants @ Los Angeles Dodgers</b> <b>Los Angeles Memorial Coliseum, Los Angeles, CA</b> Tue Jun 30 1959, 10:05 PM EDT Att: 59,312 - Unknown											
<b>Wally Moon, L</b> (1, 7) OBP: 0.390, SLG: 0.457	2-2 		3-2 F8			3-2 5-3			3-1 F5	4 0 0 0 0 0 3												
<b>Norm Larker, L</b> (1, 3) OBP: 0.380, SLG: 0.427	0-1 E3		1-2 4-3			1-1 F7			0-0 6-3	4 0 0 0 0 0 2												
<b>Duke Snider, L</b> (1, 9) OBP: 0.346, SLG: 0.500	2-3 K				0-0 4-3				0-0 4-3	4 0 0 0 0 1 3												
<b>Gil Hodges, R</b> (1, 5) OBP: 0.403, SLG: 0.577	1-2 F8				1-0 5-3				2-3 K	4 0 0 0 0 2 2												
<b>Don Demeter, R</b> (1, 8) OBP: 0.327, SLG: 0.520		3-3 K		0-1 F6		0-0 6-3				3 0 0 0 0 1 0												
<b>John Roseboro, L</b> (1, 2) OBP: 0.324, SLG: 0.373		1-0 G3			2-0 F9				3-3 K	3 0 0 0 0 1 0												
<b>Don Zimmer, R</b> (1, 6) OBP: 0.282, SLG: 0.266		3-1 E5			0-3 K				3-3 K	3 0 0 0 0 2 0												
<b>Don Drysdale, R</b> (1, 1) OBP: 0.173, SLG: 0.373		0-0 F5			1-3 K				1-3 K	2 0 0 0 0 1 1												
<b>Ron Fairly, L</b> (8, PH) OBP: 0.350, SLG: 0.376										1 0 0 0 0 1 0												
<b>Clem Labine, R</b> (9, 1) ERA: 3.46										0 0 0 0 0 0 0												
<b>Inning Stats</b>	R: 0 E: 1 K: 1 S: 12	H: 0 LOB: 2 BB: 1 P: 21	R: 0 E: 1 K: 1 S: 8	H: 0 LOB: 1 BB: 0 P: 15	R: 0 E: 0 K: 1 S: 9	H: 0 LOB: 0 BB: 0 P: 15	R: 0 E: 0 K: 0 S: 4	H: 0 LOB: 0 BB: 0 P: 5	R: 0 E: 0 K: 2 S: 7	H: 0 LOB: 0 BB: 0 P: 10	R: 0 E: 0 K: 0 S: 7	H: 0 LOB: 1 BB: 1 P: 15	R: 0 E: 0 K: 2 S: 7	H: 0 LOB: 0 BB: 0 P: 13	R: 0 E: 0 K: 2 S: 12	H: 1 LOB: 1 BB: 0 P: 22	R: 0 E: 0 K: 1 S: 6	H: 0 LOB: 0 BB: 0 P: 8	1B: 1 2B: 0 3B: 0 HR: 0	SF: 0 SAC: 0 DP: 0 HBP: 0	WP: 0 PB: 1 SB: 0 CS: 0	PA: 32
<b>PITCHER</b>	IP WLS BF H R ER SO BB IBB HBP BLK WP HR S P ERA WHIP																					
<b>Sam Jones, R</b> (1, 1) ERA: 3.46	9.0 W 32 1 0 0 10 2 0 0 0 0 0 72 124 0.00 0.333																					







Batter	1	2	3	4	5	6	7	8	9	AB	R	H	RBI	BB	SO	LOB	TOP										
<b>Jim Gilliam, S</b> OBP: 0.459, SLG: 0.427 (1, 5)	2-2 FC6-4 1B		0-1 3B 3B		2-2 5-3		4-1 E 1B BB	0-1 FC4-6 WP		4	2	2	0	1	0	2	<b>Los Angeles Dodgers @ St. Louis Cardinals</b> Sportsman's Park, St. Louis, MO Thu Jul 02 1959, 8:05 PM EDT Att: 25,704 - Unknown <a href="http://livebaseballscorecards.com">livebaseballscorecards.com</a>										
<b>Charlie Neal, R</b> OBP: 0.364, SLG: 0.472 (1, 4)	1-1 FC6-4 CS 1-2		0-1 3B 3B		1-1		0-1 E1 1B 1B	3-3 K		5	0	3	1	0	1	3											
<b>Wally Moon, L</b> OBP: 0.387, SLG: 0.452 (1, 7)	3-3 K 1-2		3-H L3		2-1 F7		1-0 1-3 2-H 1B		0-0 6-3	5	0	1	1	0	1	3											
<b>Duke Snider, L</b> OBP: 0.342, SLG: 0.489 (1, 9)		4-1 E BB	0-0 4-3		2-2 F9		2-3 K		1-0 F6	4	0	0	0	1	1	4											
<b>Gil Hodges, R</b> OBP: 0.403, SLG: 0.571 (1, 3)		1-2 E5		0-1 FC6-4 1B		4-0 BB	1-3 K		3-2 L5	4	0	1	0	1	1	3											
<b>John Roseboro, L</b> OBP: 0.318, SLG: 0.365 (1, 2)		1-0 F9		2-2 FC6-4 1B 1-2		0-1 F7	0-1 G3			4	0	0	0	0	0	6											
<b>Ron Fairly, L</b> OBP: 0.353, SLG: 0.379 <b>Don Demeter, R</b> OBP: 0.327, SLG: 0.520 (8, PR) (8, 8)		0-0 F2		1-1 1B 1-3		0-0 L7		0-0 FC4-6 1B WP 1B		4	0	2	0	0	0	3											
<b>Don Zimmer, R</b> OBP: 0.282, SLG: 0.262 (1, 6)		2-1 5-3		4-0 IBB		0-3 K		1-3 K		3	0	0	0	1	2	4											
<b>Danny McDevitt, L</b> OBP: 0.147, SLG: 0.176 (1, 1)			1-0 L9	2-3 K			3-2 1B BB E 1B	0-2 FC4-6 1B		4	1	2	0	0	1	2											
<b>Inning Stats</b>	R: 0 E: 0 K: 1 S: 9	H: 1 LOB: 1 BB: 0 P: 15	R: 0 E: 1 K: 0 S: 8	H: 0 LOB: 2 BB: 1 P: 16	R: 1 E: 0 K: 0 S: 7	H: 2 LOB: 1 BB: 1 P: 9	R: 0 E: 0 K: 1 S: 15	H: 2 LOB: 2 BB: 1 P: 24	R: 0 E: 0 K: 1 S: 11	H: 1 LOB: 1 BB: 0 P: 18	R: 0 E: 0 K: 1 S: 6	H: 0 LOB: 1 BB: 0 P: 10	R: 2 E: 1 K: 2 S: 17	H: 3 LOB: 2 BB: 1 P: 28	R: 1 E: 0 K: 2 S: 14	H: 2 LOB: 1 BB: 0 P: 18	R: 0 E: 0 K: 0 S: 6	H: 0 LOB: 0 BB: 0 P: 10	1B: 9 2B: 1 3B: 2 HR: 0	SF: 0 SAC: 0 DP: 1 HBP: 0	WP: 1 PB: 0 SB: 0 CS: 1	PA: 41					
<b>PITCHER</b>	IP	WLS	BF	H	R	ER	SO	BB	IBB	HBP	BLK	WP	HR	S	P	ERA	WHIP										
<b>Dick Ricketts, R</b> ERA: 4.5 (1, 1)	6.0	L	29	8	3	3	3	3	1	0	0	0	0	63	106	4.50	1.833										
<b>Gary Blaylock, R</b> ERA: 4.37 (7, 1)	2.0		9	3	1	1	4	0	0	0	0	1	0	24	32	4.50	1.500										
<b>Hal Jeffcoat, R</b> ERA: 5.76 (9, 1)	1.0		3	0	0	0	0	0	0	0	0	0	0	6	10	0.00	0.000										

Batter	1	2	3	4	5	6	7	8	9	AB	R	H	RBI	BB	SO	LOB	BOTTOM										
<b>Don Blasingame, L</b> OBP: 0.368, SLG: 0.372 <b>Hal Jeffcoat, R</b> OBP: 0.500, SLG: 0.667 (9, 1)	1-1 F4		3-2 G6-4-3 1B		0-1 F4			3-2 1B 1B		4	0	2	0	0	0	0	<b>Los Angeles Dodgers @ St. Louis Cardinals</b> Sportsman's Park, St. Louis, MO Thu Jul 02 1959, 8:05 PM EDT Att: 25,704 - Unknown <a href="http://livebaseballscorecards.com">livebaseballscorecards.com</a>										
<b>Gino Cimoli, R</b> OBP: 0.360, SLG: 0.500 (1, 8)	0-1 6-3		0-0 G6-4-3 1-2		3-2 6-3		0-1 L5-3 1B			4	0	1	0	0	0	2											
<b>Bill White, L</b> OBP: 0.394, SLG: 0.561 (1, 3)	0-2 F7			0-2 FC6-4 1B		0-0 6-3		1-0 L5-3		4	0	1	0	0	0	2											
<b>Ken Boyer, R</b> OBP: 0.395, SLG: 0.548 (1, 5)		4-0 FC6-4 BB		0-0 FC6-4 FC4-6 1-2		3-3 K		1-0 L9		3	0	0	0	1	1	1											
<b>Joe Cunningham, L</b> OBP: 0.434, SLG: 0.463 (1, 9)		1-2 FC6-4 1-2		0-2 FC4-6 1B 1-2		2-2 1B 1B		0-0 FC6-4 1B		4	0	2	0	0	0	2											
<b>Gene Oliver, R</b> OBP: 0.250, SLG: 0.348 (1, 7)		2-3 K		1-1 FC6-4 1B 1-2		2-2 K		0-0 FC6-4 1-2		4	0	1	0	0	2	3											
<b>Hal Smith, R</b> OBP: 0.313, SLG: 0.452 (1, 2)		0-0 FC6-4 1-2		0-0 FC6-4 1-2		2-2 G6-4-3 1B		0-3 K		4	0	1	0	0	1	4											
<b>Alex Grammas, R</b> OBP: 0.335, SLG: 0.342 <b>Ray Jablonski, R</b> OBP: 0.360, SLG: 0.493 <b>Lee Tate, R</b> OBP: 0.232, SLG: 0.260 (7, PH) (8, 6)			1-1 1B SH3-4 1B		0-0 B2-4 1B		0-1 G6-4-3 1-2		2-1 6-3	2	0	2	0	0	0	0											
<b>Dick Ricketts, L</b> OBP: 0.091, SLG: 0.091 <b>Gary Blaylock, R</b> OBP: 0.091, SLG: 0.273 <b>Dick Gray, R</b> OBP: 0.286, SLG: 0.348 (6, PH) (9, 4)			0-0 SH3-4		0-0 B2-4					1	0	0	0	0	0	1											
<b>Inning Stats</b>	R: 0 E: 0 K: 0 S: 7	H: 0 LOB: 0 BB: 0 P: 8	R: 0 E: 0 K: 1 S: 7	H: 0 LOB: 1 BB: 1 P: 14	R: 0 E: 0 K: 0 S: 7	H: 2 LOB: 0 BB: 0 P: 11	R: 0 E: 0 K: 0 S: 10	H: 2 LOB: 2 BB: 0 P: 11	R: 0 E: 0 K: 0 S: 4	H: 1 LOB: 0 BB: 0 P: 4	R: 0 E: 0 K: 1 S: 7	H: 0 LOB: 0 BB: 0 P: 13	R: 0 E: 0 K: 1 S: 13	H: 2 LOB: 1 BB: 0 P: 19	R: 0 E: 0 K: 0 S: 8	H: 2 LOB: 1 BB: 0 P: 14	R: 0 E: 0 K: 1 S: 6	H: 1 LOB: 1 BB: 0 P: 7	1B: 10 2B: 2 3B: 0 HR: 0	SF: 0 SAC: 1 DP: 4 HBP: 0	WP: 0 PB: 0 SB: 0 CS: 0	PA: 34					
<b>PITCHER</b>	IP	WLS	BF	H	R	ER	SO	BB	IBB	HBP	BLK	WP	HR	S	P	ERA	WHIP										
<b>Danny McDevitt, L</b> ERA: 3.17 (1, 1)	9.0	W	34	10	0	0	4	1	0	0	0	0	0	69	101	0.00	1.222										



Batter	1	2	3	4	5	6	7	8	9	AB	R	H	RBI	BB	SO	LOB	TOP										
Jim Gilliam, S OBP: 0.460, SLG: 0.430	L8		BB			F6			1B SF7 2B	3	1	1	0	1	0	0	<b>Los Angeles Dodgers @ St. Louis Cardinals</b> Sportsman's Park, St. Louis, MO Fri Jul 03 1959, 4:33 AM EDT Att: 15,384 - Unknown  <b>AB 30</b> <b>R 2</b> <b>H 6</b> <b>RBI 2</b> <b>BB 2</b> <b>SO 10</b> <b>LOB 10</b> 										
Charlie Neal, R OBP: 0.365, SLG: 0.473	L9		K			1B			2B 1B	4	1	2	0	0	1	2											
Don Demeter, R OBP: 0.322, SLG: 0.514	K			5-3		F9			SF7	3	0	0	1	0	1	1											
Gil Hodges, R OBP: 0.401, SLG: 0.570		K					K		3-H 1-H 2B	4	0	1	1	1	0	3		0									
Rip Repulski, R OBP: 0.381, SLG: 0.385	5-3								2-3 2B	3	0	1	0	0	1	0		1									
Duke Snider, L OBP: 0.340, SLG: 0.486									2-3 K	1	0	0	0	0	1	1											
Wally Moon, L OBP: 0.381, SLG: 0.445									3-0 F7	4	0	0	0	0	0	2											
Joe Pignatano, R OBP: 0.355, SLG: 0.316										2	0	1	0	1	0	0											
Don Zimmer, R OBP: 0.278, SLG: 0.258										3	0	0	0	0	1	2											
Maury Willis, S OBP: 0.172, SLG: 0.179										0	0	0	0	0	0	0											
Sandy Koufax, R OBP: 0.138, SLG: 0.207										2	0	0	0	0	1	1											
Norm Larker, L OBP: 0.376, SLG: 0.423										1	0	0	0	0	1	1											
Clem Labine, R OBP: 0.172, SLG: 0.179										0	0	0	0	0	0	0											
<b>Inning Stats</b>	R: 0 H: 0 E: 0 K: 1 S: 7	H: 0 LOB: 0 BB: 0 P: 12	R: 0 H: 0 E: 0 K: 1 S: 5	H: 0 LOB: 0 BB: 0 P: 10	R: 0 H: 1 E: 0 K: 3 S: 15	H: 2 LOB: 2 BB: 1 P: 27	R: 0 H: 0 E: 0 K: 2 S: 8	H: 0 LOB: 0 BB: 0 P: 11	R: 0 H: 0 E: 0 K: 0 S: 6	H: 0 LOB: 0 BB: 0 P: 9	R: 0 H: 1 E: 0 K: 0 S: 9	H: 1 LOB: 1 BB: 0 P: 15	R: 0 H: 1 E: 0 K: 1 S: 6	H: 1 LOB: 0 BB: 0 P: 8	R: 0 H: 0 E: 0 K: 1 S: 7	H: 0 LOB: 1 BB: 1 P: 15	R: 2 H: 3 E: 0 K: 1 S: 10	H: 3 LOB: 1 BB: 0 P: 16	1B: 4 2B: 3 3B: 0 HR: 0	SF: 1 SAC: 0 DP: 2 HBP: 0	WP: 0 PB: 0 SB: 0 CS: 1	PA: 33					
<b>PITCHER</b>	IP	WLS	BF	H	R	ER	SO	BB	IBB	HBP	BLK	WP	HR	S	P	ERA	WHIP										
Marshall Bridges, L ERA: 5.08	(1, 1)	8.1	W	31	6	2	2	9	2	0	0	0	0	69	114	2.16	0.960										
Lindy McDaniel, R ERA: 2.98	(9, 1)	0.2	S	2	0	0	0	1	0	0	0	0	0	4	9	0.00	0.000										

Batter	1	2	3	4	5	6	7	8	9	AB	R	H	RBI	BB	SO	LOB	BOTTOM										
Don Blasingame, L OBP: 0.368, SLG: 0.368	4-3		6-3			L5			1B IBB	3	0	0	0	1	0	0	<b>Los Angeles Dodgers @ St. Louis Cardinals</b> Sportsman's Park, St. Louis, MO Fri Jul 03 1959, 4:33 AM EDT Att: 15,384 - Unknown  <b>AB 26</b> <b>R 3</b> <b>H 5</b> <b>RBI 3</b> <b>BB 3</b> <b>SO 7</b> <b>LOB 6</b> 										
Gino Cimoli, R OBP: 0.362, SLG: 0.498	2B BB		K			K			G6-3 1B	3	1	1	2	1	2	0											
Bill White, L OBP: 0.392, SLG: 0.560	1-H 2B		K			K			G6-3	4	0	1	1	0	2	2											
Ken Boyer, R OBP: 0.391, SLG: 0.541	5-3									3	0	0	0	0	1	1											
Lee Tate, R OBP: 0.232, SLG: 0.260										0	0	0	0	0	0	0											
Joe Cunningham, L OBP: 0.433, SLG: 0.459										2	0	0	0	1	0	0											
Stan Musial, L OBP: 0.382, SLG: 0.428										3	0	0	0	0	0	2											
Curt Flood, R OBP: 0.300, SLG: 0.250	F3									0	0	0	0	0	0	0											
Hal Smith, R OBP: 0.316, SLG: 0.455										3	1	2	0	0	0	0											
Alex Grammas, R OBP: 0.335, SLG: 0.342										3	1	1	0	0	0	1											
Marshall Bridges, S OBP: 0.444, SLG: 0.875										2	0	0	0	0	2	0											
Lindy McDaniel, R OBP: 0.152, SLG: 0.053										0	0	0	0	0	0	0											
<b>Inning Stats</b>	R: 1 H: 1 E: 0 K: 0 S: 13	H: 1 LOB: 2 BB: 2 P: 26	R: 0 H: 0 E: 0 K: 1 S: 8	H: 0 LOB: 0 BB: 0 P: 11	R: 0 H: 0 E: 0 K: 2 S: 9	H: 0 LOB: 0 BB: 0 P: 15	R: 0 H: 0 E: 0 K: 1 S: 9	H: 0 LOB: 0 BB: 0 P: 14	R: 0 H: 1 E: 0 K: 1 S: 6	H: 1 LOB: 0 BB: 0 P: 8	R: 0 H: 0 E: 0 K: 2 S: 10	H: 0 LOB: 0 BB: 0 P: 13	R: 0 H: 0 E: 0 K: 0 S: 7	H: 0 LOB: 0 BB: 0 P: 11	R: 2 H: 3 E: 0 K: 0 S: 8	H: 3 LOB: 1 BB: 1 P: 15	1B: 4 2B: 1 3B: 0 HR: 0	SF: 0 SAC: 1 DP: 2 HBP: 0	WP: 0 PB: 0 SB: 0 CS: 0	PA: 30							
<b>PITCHER</b>	IP	WLS	BF	H	R	ER	SO	BB	IBB	HBP	BLK	WP	HR	S	P	ERA	WHIP										
Sandy Koufax, L ERA: 3.38	(1, 1)	7.0	L	24	1	1	1	7	2	0	0	0	0	62	98	1.29	0.571										
Clem Labine, R ERA: 4.14	(8, 1)	1.0		6	3	2	2	0	0	1	0	0	0	8	15	18.00	3.000										



Batter	1	2	3	4	5	6	7	8	9	AB	R	H	RBI	BB	SO	LOB	TOP					
<b>Jim Gilliam, S</b> OBP: 0.457, SLG: 0.425 (1, 5)	3-1		4-3		4-0 BB			F7		3	0	0	0	1	0	1	<b>Los Angeles Dodgers @ Chicago Cubs</b> Wrigley Field, Chicago, IL Sat Jul 04 1959, 3:33 AM CDT Unknown					
<b>Charlie Neal, R</b> OBP: 0.361, SLG: 0.467 (1, 4)	1-3			0-0 F7	2-2 F3			5-3		4	0	0	0	0	0	2						
<b>Wally Moon, L</b> OBP: 0.380, SLG: 0.442 (1, 7)	6-3			1-1 1B		1-2 4-3		4-3		4	0	1	0	0	0	0						
<b>Duke Snider, L</b> OBP: 0.338, SLG: 0.497 (1, 9)		2-1 6-3		0-0 F8		2-3 K		2-1 HR		4	1	1	1	0	1	1						
<b>Gil Hodges, R</b> OBP: 0.399, SLG: 0.565 (1, 3)		2-1 F9		0-0 F7		2-3 K		2-1 F2		4	0	1	0	0	1	0						
<b>Ron Fairly, L</b> OBP: 0.351, SLG: 0.376 (8, PR)		1-1 5-3		2-2 F8		0-2 1-3		1-1 1B		4	0	1	0	0	0	2						
<b>Joe Pignatano, R</b> OBP: 0.355, SLG: 0.316 (9, PR)										0	0	0	0	0	0	0						
<b>John Roseboro, L</b> OBP: 0.317, SLG: 0.360 (1, 2)			4-1 1B FC6-2 BB		0-0 L9		1-3 K	1-1 F5		3	0	0	0	1	1	1						
<b>Maury Wills, S</b> OBP: 0.188, SLG: 0.194 (1, 6)			1-1 1B		0-1 B5-3		0-1 L7			3	0	1	0	0	0	0						
<b>Larry Sherry, R</b> OBP: 0.500, SLG: 0.500 (8, PH)			0-1 FC6-2		0-1 BB		1-3 K			2	0	1	0	0	0	1						
<b>Norm Larker, R</b> OBP: 0.373, SLG: 0.418 (8, 1)										1	0	0	0	0	1	0						
<b>Johnny Klippstein, R</b> OBP: 0.167, SLG: 0.167 (8, 1)										0	0	0	0	0	0	0						
<b>Inning Stats</b>	R: 0 E: 0 K: 0 S: 3	H: 0 LOB: 0 BB: 0 P: 6	R: 0 E: 0 K: 0 S: 6	H: 0 LOB: 0 BB: 0 P: 11	R: 0 E: 0 K: 0 S: 6	H: 1 LOB: 1 BB: 1 P: 12	R: 0 E: 0 K: 0 S: 8	H: 2 LOB: 2 BB: 0 P: 11	R: 0 E: 0 K: 0 S: 9	H: 1 LOB: 2 BB: 1 P: 15	R: 0 E: 0 K: 2 S: 11	H: 0 LOB: 0 BB: 0 P: 16	R: 0 E: 0 K: 1 S: 9	H: 0 LOB: 0 BB: 0 P: 10	R: 0 E: 0 K: 1 S: 7	H: 0 LOB: 0 BB: 0 P: 9	R: 1 E: 0 K: 0 S: 9	H: 2 LOB: 1 BB: 0 P: 15	1B: 5 2B: 0 3B: 0 HR: 1	SF: 0 SAC: 0 DP: 0 HBP: 0	WP: 0 PB: 0 SB: 0 CS: 0	PA: 34
<b>PITCHER</b> <b>Bob Anderson, R</b> ERA: 3.6 (1, 1)	IP: 9.0 WLS: W BF: 34 H: 6 R: 1 ER: 1 SO: 4 BB: 2 IBB: 0 HBP: 0 BLK: 0 WP: 0 HR: 1 S: 68 P: 105 ERA: 1.00 WHIP: 0.889																					

Batter	1	2	3	4	5	6	7	8	9	AB	R	H	RBI	BB	SO	LOB	BOTTOM					
<b>Tony Taylor, R</b> OBP: 0.360, SLG: 0.421 (1, 4)	1-3		K		1-3 K		2-3 K			4	0	0	0	0	3	0	<b>Los Angeles Dodgers @ Chicago Cubs</b> Wrigley Field, Chicago, IL Sat Jul 04 1959, 3:33 AM CDT Unknown					
<b>Alvin Dark, R</b> OBP: 0.319, SLG: 0.354 (1, 5)	4-2 FC6-4 BB		K		2-1 F6		2-2 F2			3	0	0	0	1	1	0						
<b>Irv Noren, L</b> OBP: 0.340, SLG: 0.326 (8, 8)	1-1 FC6-4		F8		0-1 4-3		1-0 4-3			4	0	0	0	0	0	1						
<b>George Altman, L</b> OBP: 0.286, SLG: 0.345 (9, 8)	1-2 FC6-4									0	0	0	0	0	0	0						
<b>14 Ernie Banks, R</b> OBP: 0.361, SLG: 0.590 (1, 6)	2-2 FC6-4				0-0 F8		2-2 L7		1-1 5-3	4	0	0	0	0	0	1						
<b>Walt Moryn, L</b> OBP: 0.310, SLG: 0.367 (1, 7)		2-1 1B		3-1 F7		0-1 1B				2	0	1	0	0	0	0						
<b>Bobby Thomson, R</b> OBP: 0.312, SLG: 0.411 (9, 7)										0	0	0	0	0	0	0						
<b>Dale Long, L</b> OBP: 0.323, SLG: 0.469 (1, 3)		2-0 F5		0-2 E		1-3 K				3	1	1	0	0	1	2						
<b>Lee Walls, R</b> OBP: 0.345, SLG: 0.383 (1, 9)		2-2 1B		0-1 E5		1-2 4-3				3	1	1	0	0	0	2						
<b>Sammy Taylor, L</b> OBP: 0.299, SLG: 0.367 (1, 2)		0-0 F7		1-2 3B			0-2 F5			3	0	1	2	0	0	2						
<b>Bob Anderson, R</b> OBP: 0.150, SLG: 0.154 (1, 1)		1-3 K		1-0 F8			1-3 K			3	0	0	0	0	2	3						
<b>Inning Stats</b>	R: 0 E: 0 K: 0 S: 10	H: 0 LOB: 1 BB: 1 P: 18	R: 0 E: 0 K: 1 S: 9	H: 1 LOB: 2 BB: 0 P: 16	R: 0 E: 0 K: 2 S: 9	H: 0 LOB: 0 BB: 0 P: 13	R: 2 E: 1 K: 0 S: 10	H: 2 LOB: 1 BB: 0 P: 14	R: 0 E: 0 K: 1 S: 7	H: 0 LOB: 0 BB: 0 P: 10	R: 0 E: 0 K: 1 S: 12	H: 1 LOB: 1 BB: 0 P: 16	R: 0 E: 0 K: 2 S: 10	H: 0 LOB: 0 BB: 0 P: 13	R: 0 E: 0 K: 0 S: 8	H: 0 LOB: 0 BB: 0 P: 12	R: 0 E: 0 K: 0 S: 8	H: 0 LOB: 0 BB: 0 P: 12	1B: 3 2B: 0 3B: 1 HR: 0	SF: 0 SAC: 0 DP: 0 HBP: 1	WP: 0 PB: 0 SB: 0 CS: 0	PA: 31
<b>PITCHER</b> <b>Larry Sherry, R</b> ERA: 5.13 (1, 1)	IP: 7.0 WLS: L BF: 28 H: 4 R: 2 ER: 2 SO: 7 BB: 1 IBB: 0 HBP: 0 BLK: 0 WP: 0 HR: 0 S: 67 P: 100 ERA: 0.00 WHIP: 0.714																					
<b>PITCHER</b> <b>Johnny Klippstein, R</b> ERA: 5.13 (8, 1)	IP: 1.0 WLS: L BF: 3 H: 0 R: 0 ER: 0 SO: 0 BB: 0 IBB: 0 HBP: 0 BLK: 0 WP: 0 HR: 0 S: 8 P: 12 ERA: 0.00 WHIP: 0.000																					

AB	32
R	1
H	6
RBI	1
BB	2
SO	4
LOB	8



AB	29
R	2
H	4
RBI	2
BB	1
SO	7
LOB	11













Batter	1	2	3	4	5	6	7	8	9	AB	R	H	RBI	BB	SO	LOB	TOP
<b>Jim Gilliam, S</b> <small>OBP: 0.482, SLG: 0.430</small> 										3	0	1	0	2	0	0	<b>Los Angeles Dodgers @ Chicago Cubs</b> Wrigley Field, Chicago, IL Sun Jul 05 1959, 3:38 AM CDT Att: 32,728 - Unknown
<b>Charlie Neal, R</b> <small>OBP: 0.363, SLG: 0.480</small> 										4	1	2	0	1	1	1	
<b>Wally Moon, L</b> <small>OBP: 0.379, SLG: 0.438</small> 										4	1	1	0	1	1	3	
<b>Gil Hodges, R</b> <small>OBP: 0.404, SLG: 0.568</small> 										4	1	1	1	1	2	1	
<b>Ron Fairly, L</b> <small>OBP: 0.350, SLG: 0.365</small> <b>Rip Repulski, R</b> <small>OBP: 0.385, SLG: 0.389</small> 										1	0	0	0	1	0	0	
<b>John Roseboro, L</b> <small>OBP: 0.332, SLG: 0.383</small> 										2	2	1	1	1	1	3	
<b>Don Demeter, R</b> <small>OBP: 0.321, SLG: 0.506</small> 										3	0	1	1	1	1	3	
<b>Maury Wills, S</b> <small>OBP: 0.195, SLG: 0.225</small> <b>Norm Larker, L</b> <small>OBP: 0.369, SLG: 0.414</small> <b>Don Zimmer, R</b> <small>OBP: 0.277, SLG: 0.256</small> 										1	0	0	0	0	0	0	
<b>Stan Williams, R</b> <small>OBP: 0.214, SLG: 0.154</small> <b>Clem Labine, R</b> <small>OBP: 0.337, SLG: 0.503</small> <b>Duke Snider, L</b> <small>OBP: 0.133, SLG: 0.200</small> <b>Sandy Koufax, R</b> <small>OBP: 0.133, SLG: 0.200</small> <b>Johnny Klippstein, R</b> <small>OBP: 0.167, SLG: 0.167</small> 										1	0	0	0	0	0	0	
<b>Inning Stats</b> <small>R: 0, H: 0, E: 0, K: 0, S: 7</small> <small>H: 0, LOB: 1, BB: 2, P: 17</small>		<small>R: 1, H: 1, E: 0, K: 0, S: 7</small> <small>H: 1, LOB: 0, BB: 0, P: 10</small>	<small>R: 0, H: 1, E: 0, K: 1, S: 7</small> <small>H: 1, LOB: 1, BB: 1, P: 15</small>	<small>R: 0, H: 0, E: 0, K: 1, S: 7</small> <small>H: 0, LOB: 2, BB: 3, P: 21</small>	<small>R: 0, H: 0, E: 0, K: 1, S: 12</small> <small>H: 0, LOB: 0, BB: 0, P: 20</small>	<small>R: 3, H: 3, E: 0, K: 1, S: 11</small> <small>H: 3, LOB: 1, BB: 0, P: 17</small>	<small>R: 1, H: 2, E: 0, K: 2, S: 17</small> <small>H: 2, LOB: 2, BB: 2, P: 29</small>	<small>R: 0, H: 1, E: 0, K: 1, S: 9</small> <small>H: 1, LOB: 1, BB: 0, P: 16</small>	<small>R: 0, H: 0, E: 0, K: 1, S: 8</small> <small>H: 0, LOB: 0, BB: 0, P: 10</small>	<small>1B: 5, 2B: 3, 3B: 0, HR: 1</small> <small>SF: 0, SAC: 2, DP: 2, HBP: 1</small>	<small>WP: 0, PB: 0, SB: 3, CS: 1</small> <small>PA: 41</small>						
<b>PITCHER</b> <small>IP WLS BF H R ER SO BB IBB HBP BLK WP HR S P ERA WHIP</small>	<small>3.1 0 16 2 1 1 2 6 0 0 0 0 0 0 26 61 2.70 2.400</small>	<small>0.2 1 0 0 0 0 0 0 0 0 0 0 0 0 2 2 0.00 0.000</small>	<small>2.1 L 14 4 4 4 2 2 0 0 1 0 0 0 0 32 55 15.43 2.571</small>	<small>0.2 3 1 0 0 2 0 0 0 0 0 0 0 0 8 11 0.00 1.500</small>	<small>2.0 7 1 0 0 2 0 0 0 0 0 0 0 0 17 26 0.00 0.500</small>												

Batter	1	2	3	4	5	6	7	8	9	AB	R	H	RBI	BB	SO	LOB	BOTTOM
<b>Tony Taylor, R</b> <small>OBP: 0.350, SLG: 0.406</small> 										5	0	0	0	0	2	4	<b>Los Angeles Dodgers @ Chicago Cubs</b> Wrigley Field, Chicago, IL Sun Jul 05 1959, 3:38 AM CDT Att: 32,728 - Unknown
<b>George Altman, L</b> <small>OBP: 0.291, SLG: 0.345</small> <b>Bobby Thomson, R</b> <small>OBP: 0.313, SLG: 0.407</small> 										2	0	0	0	0	1	1	
<b>Jim Marshall, L</b> <small>OBP: 0.304, SLG: 0.408</small> 										5	0	1	1	0	1	2	
<b>14 Ernie Banks, R</b> <small>OBP: 0.361, SLG: 0.588</small> 										5	1	3	1	0	1	2	
<b>Walt Moryn, L</b> <small>OBP: 0.310, SLG: 0.356</small> 										2	1	0	0	2	1	3	
<b>Lee Walls, R</b> <small>OBP: 0.344, SLG: 0.393</small> 										4	0	1	0	0	1	2	
<b>Randy Jackson, R</b> <small>OBP: 0.354, SLG: 0.429</small> 										4	0	2	1	0	0	1	
<b>Earl Averill, R</b> <small>OBP: 0.290, SLG: 0.435</small> 										4	1	1	0	0	3	4	
<b>Dick Drott, R</b> <small>OBP: 0.125, SLG: 0.125</small> <b>Dave Hillman, R</b> <small>OBP: 0.219, SLG: 0.095</small> <b>Dale Gribble, L</b> <small>OBP: 0.278, SLG: 0.475</small> <b>Glen Hobbie, R</b> <small>OBP: 0.333, SLG: 0.198</small> <b>Bill Henry, L</b> <small>OBP: 0.125, SLG: 0.125</small> <b>Alvin Dark, R</b> <small>OBP: 0.250, SLG: 0.350</small> <b>Don Eiston, R</b> <small>OBP: 0.250, SLG: 0.350</small> <b>Johnny Gory, R</b> <small>OBP: 0.266, SLG: 0.354</small> 									1	0	1	0	0	0	0		
<b>Inning Stats</b> <small>R: 0, H: 1, E: 0, K: 0, S: 7</small> <small>H: 1, LOB: 2, BB: 0, P: 10</small>		<small>R: 0, H: 0, E: 0, K: 1, S: 11</small> <small>H: 0, LOB: 0, BB: 0, P: 17</small>	<small>R: 0, H: 1, E: 0, K: 1, S: 7</small> <small>H: 1, LOB: 0, BB: 0, P: 11</small>	<small>R: 2, H: 3, E: 0, K: 2, S: 16</small> <small>H: 3, LOB: 2, BB: 1, P: 28</small>	<small>R: 0, H: 0, E: 0, K: 0, S: 7</small> <small>H: 0, LOB: 0, BB: 0, P: 11</small>	<small>R: 0, H: 2, E: 0, K: 3, S: 12</small> <small>H: 2, LOB: 2, BB: 0, P: 17</small>	<small>R: 0, H: 0, E: 0, K: 2, S: 10</small> <small>H: 0, LOB: 1, BB: 1, P: 17</small>	<small>R: 0, H: 0, E: 0, K: 0, S: 12</small> <small>H: 0, LOB: 1, BB: 1, P: 20</small>	<small>R: 1, H: 2, E: 0, K: 2, S: 15</small> <small>H: 2, LOB: 2, BB: 1, P: 24</small>	<small>1B: 6, 2B: 3, 3B: 0, HR: 1</small> <small>SF: 0, SAC: 0, DP: 1, HBP: 1</small>	<small>WP: 0, PB: 0, SB: 0, CS: 0</small> <small>PA: 40</small>						
<b>PITCHER</b> <small>IP WLS BF H R ER SO BB IBB HBP BLK WP HR S P ERA WHIP</small>	<small>3.1 0 16 2 1 1 2 6 0 0 0 0 0 0 26 61 2.70 2.400</small>	<small>1.2 W 6 1 0 0 1 0 0 0 0 0 0 0 0 14 22 0.00 0.600</small>	<small>3.2 S 18 4 1 1 6 3 0 0 0 0 0 0 0 46 75 2.46 1.909</small>	<small>0.1 1 0 0 0 1 0 0 0 0 0 0 0 0 3 3 0.00 0.000</small>													



Batter	1	2	3	4	5	6	7	8	9	10	11	12	13	AB	R	H	RBI	BB	SO	LOB	TOP			
<b>Jim Gilliam, S</b> OBP: 0.451, SLG: 0.424 (1, 9)	K		F2		4-3			SH1-3 1B		F8		F8		6	0	1	0	0	1	0				
<b>Charlie Neal, R</b> OBP: 0.361, SLG: 0.476 (1, 4)	K		F9		F8			SH1-3		1B			6-3	5	0	1	0	0	1	0				
<b>Wally Moon, L</b> OBP: 0.384, SLG: 0.446 (1, 7)	4-3		1B					1B		1B			1B	6	1	4	0	0	1	0				
<b>Duke Snider, L</b> OBP: 0.336, SLG: 0.500 (8, PH)		G3												3	0	1	0	0	0	0				
<b>Rip Repulski, R</b> OBP: 0.382, SLG: 0.386 (8, 9)			1B											3	0	1	1	0	1	4				
<b>Gil Hodges, R</b> OBP: 0.402, SLG: 0.560 (1, 3)		F6	B1-3											5	0	1	0	1	1	3				
<b>Ron Fairly, L</b> OBP: 0.344, SLG: 0.356 (8, PH)														3	0	0	0	0	2	1				
<b>Don Demeter, R</b> OBP: 0.318, SLG: 0.500 (8, 9)														3	0	0	0	0	0	2				
<b>John Roseboro, L</b> OBP: 0.338, SLG: 0.398 (1, 2)														5	1	3	0	0	1	1				
<b>Maury Wills, S</b> OBP: 0.196, SLG: 0.205 (1, 6)														4	1	0	0	1	1	2				
<b>Danny McDevitt, L</b> OBP: 0.143, SLG: 0.171 (3, PH)														0	0	0	0	0	0	0				
<b>Norm Larker, L</b> OBP: 0.375, SLG: 0.450 (3, 1)														1	1	1	3	0	0	0				
<b>Roger Craig, R</b> OBP: 0.133, SLG: 0.071 (3, 1)														4	0	0	0	0	4	0				
<b>Inning Stats</b>	R: 0 E: 0 K: 2 S: 11	H: 0 LOB: 0 BB: 0 P: 14	R: 0 E: 0 K: 1 S: 5	H: 0 LOB: 0 BB: 0 P: 10	R: 3 E: 0 K: 0 S: 18	H: 4 LOB: 2 BB: 1 P: 28	R: 0 E: 0 K: 0 S: 5	H: 1 LOB: 0 BB: 0 P: 6	R: 0 E: 0 K: 1 S: 6	H: 0 LOB: 0 BB: 0 P: 11	R: 0 E: 0 K: 2 S: 8	H: 1 LOB: 1 BB: 0 P: 10	R: 0 E: 0 K: 1 S: 10	H: 2 LOB: 2 BB: 0 P: 16	R: 0 E: 0 K: 2 S: 8	H: 0 LOB: 0 BB: 0 P: 11	R: 0 E: 0 K: 1 S: 7	H: 0 LOB: 0 BB: 0 P: 10	R: 1 E: 0 K: 0 S: 9	H: 2 LOB: 1 BB: 0 P: 16	1B: 10 2B: 3 3B: 1 HR: 1	SF: 0 SAC: 1 DP: 2 HBP: 0	W/P: 0 PB: 0 SB: 0 CS: 0	PA: 51
<b>PITCHER</b>	IP 7.1	WLS 30	BF 8	H 3	R 3	ER 3	SO 8	BB 2	IBB 0	HBP 0	BLK 0	WP 0	HR 1	S 64	P 97	ERA 3.68	WHIP 1.364							
<b>Joey Jay, R</b> ERA: 5.37 (1, 1)																								
<b>Warren Spahn, L</b> ERA: 3.1 (8, 1)	5.2	L	21	5	1	1	5	0	0	0	0	0	0	46	69	1.59	0.882							

Los Angeles Dodgers @ Milwaukee Braves  
Milwaukee County Stadium, Milwaukee, WI  
Thu Jul 09 1959, 8:05 PM EDT  
Att. 33,449 - Unknown

AB 48  
R 4  
H 13  
RBI 4  
BB 2  
SO 13  
LOB 13



Batter	1	2	3	4	5	6	7	8	9	10	11	12	13	AB	R	H	RBI	BB	SO	LOB	BOTTOM			
<b>Johnny O'Brien, R</b> OBP: 0.276, SLG: 0.284 (1, 4)	6-3													4	0	0	1	0	0	1				
<b>Stan Lopata, R</b> (13, PH)		SF9												1	0	0	0	0	0	0				
<b>Eddie Mathews, L</b> OBP: 0.373, SLG: 0.591 (1, 5)	F3													6	0	1	1	0	0	0				
<b>Hank Aaron, R</b> OBP: 0.412, SLG: 0.678 (1, 9)														4	1	0	0	0	1	1				
<b>Joe Adcock, R</b> OBP: 0.353, SLG: 0.468 (11, PH)														5	0	2	0	0	0	0				
<b>Lew Burdette, R</b> OBP: 0.203, SLG: 0.246 (12, 3)														0	0	0	0	0	0	0				
<b>Frank Torre, L</b> OBP: 0.323, SLG: 0.326 (1, 3)														0	0	0	0	0	0	0				
<b>Del Crandall, R</b> OBP: 0.313, SLG: 0.442 (1, 2)														5	0	1	0	0	0	1				
<b>Wes Covington, L</b> OBP: 0.342, SLG: 0.401 (1, 7)														5	0	1	0	0	1	2				
<b>Andy Pafko, R</b> OBP: 0.302, SLG: 0.325 (8, 8)														3	1	1	0	0	0	0				
<b>Bill Bruton, L</b> OBP: 0.349, SLG: 0.444 (1, 6)														2	0	0	0	0	1	1				
<b>Felix Mantilla, R</b> OBP: 0.250, SLG: 0.202 (1, 6)														5	1	1	0	0	0	1				
<b>Joey Jay, S</b> OBP: 0.294, SLG: 0.200 (8, 1)														3	0	1	0	0	2	2				
<b>Warren Spahn, L</b> OBP: 0.273, SLG: 0.314 (13, PH)														1	0	0	0	0	0	0				
<b>Mickey Vernon, L</b> OBP: 0.274, SLG: 0.407 (1, 3)														1	0	0	0	0	0	0				
<b>Inning Stats</b>	R: 1 E: 1 K: 0 S: 10	H: 2 LOB: 2 BB: 0 P: 19	R: 2 E: 1 K: 2 S: 12	H: 3 LOB: 1 BB: 0 P: 17	R: 0 E: 0 K: 1 S: 5	H: 0 LOB: 0 BB: 0 P: 6	R: 0 E: 0 K: 0 S: 5	H: 0 LOB: 0 BB: 0 P: 6	R: 0 E: 0 K: 0 S: 8	H: 0 LOB: 0 BB: 0 P: 8	R: 0 E: 0 K: 0 S: 6	H: 0 LOB: 0 BB: 0 P: 8	R: 0 E: 0 K: 0 S: 6	H: 0 LOB: 0 BB: 0 P: 8	R: 0 E: 0 K: 1 S: 5	H: 1 LOB: 1 BB: 0 P: 8	R: 0 E: 0 K: 0 S: 5	H: 1 LOB: 0 BB: 0 P: 6	R: 0 E: 0 K: 0 S: 5	H: 0 LOB: 0 BB: 0 P: 7	1B: 7 2B: 1 3B: 0 HR: 0	SF: 1 SAC: 0 DP: 1 HBP: 1	W/P: 1 PB: 0 SB: 0 CS: 0	PA: 47
<b>PITCHER</b>	IP 2.0	WLS 12	BF 5	H 3	R 2	ER 2	SO 2	BB 0	IBB 0	HBP 1	BLK 0	WP 1	HR 0	S 22	P 36	ERA 9.00	WHIP 2.500							
<b>Danny McDevitt, L</b> ERA: 3.16 (1, 1)																								
<b>Roger Craig, R</b> ERA: 2.25 (3, 1)	11.0	W	35	3	0	0	3	0	0	0	0	0	0	65	88	0.00	0.273							

Los Angeles Dodgers @ Milwaukee Braves  
Milwaukee County Stadium, Milwaukee, WI  
Thu Jul 09 1959, 8:05 PM EDT  
Att. 33,449 - Unknown

AB 45  
R 3  
H 8  
RBI 2  
BB 0  
SO 5  
LOB 9









Batter	1	2	3	4	5	6	7	8	9	AB	R	H	RBI	BB	SO	LOB	TOP					
<b>Jim Gilliam, S</b> OBP: 0.450, SLG: 0.421 (1, 5)										4	1	2	0	0	0	0						
<b>Charlie Neal, R</b> OBP: 0.365, SLG: 0.490 (1, 4)										4	1	1	0	0	0	1						
<b>Wally Moon, L</b> OBP: 0.377, SLG: 0.436 (1, 7) (8, 9) (9, 7)										4	0	0	1	0	0	1						
<b>Gil Hodges, R</b> OBP: 0.407, SLG: 0.569 (1, 3)										4	1	1	1	0	0	0						
<b>John Roseboro, L</b> OBP: 0.329, SLG: 0.385 (1, 2)										4	0	0	0	0	1	1						
<b>Don Demeter, R</b> OBP: 0.316, SLG: 0.504 (1, 8)										3	0	0	0	0	2	1						
<b>Ron Fairly, L</b> OBP: 0.344, SLG: 0.358 (1, 9) (8, 7) (9, 9)										3	0	1	0	0	0	0						
<b>Maury Wills, S</b> OBP: 0.192, SLG: 0.220 (1, 6)										3	0	0	0	0	0	1						
<b>Larry Sherry, R</b> OBP: 0.200, SLG: 0.200 (1, 1)										3	0	0	0	0	1	0						
<b>Roger Craig, R</b> OBP: 0.133, SLG: 0.071 (9, 1)										0	0	0	0	0	0	0						
<b>Inning Stats</b>	R: 0 E: 0 K: 0 S: 5	H: 1 LOB: 0 BB: 0 P: 8	R: 0 E: 0 K: 1 S: 8	H: 0 LOB: 0 BB: 0 P: 12	R: 0 E: 0 K: 0 S: 6	H: 0 LOB: 0 BB: 0 P: 8	R: 2 E: 1 K: 1 S: 15	H: 2 LOB: 1 BB: 0 P: 22	R: 0 E: 0 K: 1 S: 8	H: 0 LOB: 0 BB: 0 P: 12	R: 1 E: 0 K: 1 S: 9	H: 2 LOB: 1 BB: 0 P: 14	R: 0 E: 0 K: 0 S: 5	H: 0 LOB: 0 BB: 0 P: 7	R: 0 E: 0 K: 0 S: 7	H: 0 LOB: 0 BB: 0 P: 12	1B: 3 2B: 1 3B: 0 HR: 1	SF: 0 SAC: 0 DP: 0 HBP: 0	WP: 0 PB: 0 SB: 0 CS: 1	PA: 32		
<b>PITCHER</b> <b>Bob Purkey, R</b> ERA: 4.94 (1, 1)	IP: 9.0 WLS: W BF: 32 H: 5 R: 3 ER: 2 SO: 4 BB: 0 IBB: 0 HBP: 0 BLK: 0 WP: 0 HR: 1 S: 69 P: 106 ERA: 2.00 WHIP: 0.556																					

**Los Angeles Dodgers @ Cincinnati Redlegs**  
Crosley Field, Cincinnati, OH  
Sun Jul 12 1959, 3:33 AM EDT  
Att: 14,443 - Unknown

**AB 32**  
**R 3**  
**H 5**  
**RBI 2**  
**BB 0**  
**SO 4**  
**LOB 5**

Batter	1	2	3	4	5	6	7	8	9	AB	R	H	RBI	BB	SO	LOB	BOTTOM					
<b>Johnny Temple, R</b> OBP: 0.396, SLG: 0.435 (1, 4)										4	1	0	0	1	1	3						
<b>Vada Pinson, L</b> OBP: 0.373, SLG: 0.529 (1, 8)										4	1	2	1	1	1	2						
<b>Gus Bell, L</b> OBP: 0.298, SLG: 0.409 (1, 9)										5	0	1	1	0	1	3						
<b>Frank Robinson, R</b> OBP: 0.411, SLG: 0.599 (1, 3)										4	1	1	1	0	1	0						
<b>Jim Pendleton, R</b> OBP: 0.314, SLG: 0.363 (1, 5)										3	0	1	0	0	0	0						
<b>Jerry Lynch, L</b> OBP: 0.323, SLG: 0.440 (8, PH)										1	0	0	0	0	0	0						
<b>Roy McMillan, R</b> OBP: 0.341, SLG: 0.480 (8, PR)										0	0	0	0	0	0	0						
<b>Willie Jones, R</b> OBP: 0.329, SLG: 0.433 (9, 5)										0	0	0	0	0	0	0						
<b>Ed Bailey, L</b> OBP: 0.370, SLG: 0.422 (1, 2)										4	1	2	1	0	0	2						
<b>Frank Thomas, R</b> OBP: 0.274, SLG: 0.367 (1, 7)										4	0	0	0	0	2	3						
<b>Eddie Kasko, R</b> OBP: 0.256, SLG: 0.261 (1, 6)										4	0	0	0	0	0	0						
<b>Bob Purkey, R</b> OBP: 0.302, SLG: 0.270 (1, 1)										2	0	1	0	2	0	0						
<b>Inning Stats</b>	R: 1 E: 0 K: 1 S: 11	H: 1 LOB: 0 BB: 0 P: 18	R: 1 E: 0 K: 1 S: 9	H: 1 LOB: 0 BB: 0 P: 16	R: 0 E: 0 K: 1 S: 6	H: 0 LOB: 1 BB: 1 P: 11	R: 0 E: 0 K: 0 S: 8	H: 1 LOB: 1 BB: 0 P: 14	R: 0 E: 0 K: 1 S: 9	H: 0 LOB: 2 BB: 2 P: 23	R: 0 E: 0 K: 1 S: 8	H: 1 LOB: 1 BB: 0 P: 11	R: 0 E: 0 K: 1 S: 7	H: 1 LOB: 1 BB: 0 P: 13	R: 1 E: 1 K: 1 S: 13	H: 1 LOB: 1 BB: 0 P: 19	R: 1 E: 0 K: 0 S: 10	H: 2 LOB: 2 BB: 1 P: 17	1B: 5 2B: 0 3B: 0 HR: 3	SF: 0 SAC: 0 DP: 0 HBP: 0	WP: 0 PB: 0 SB: 0 CS: 0	PA: 39
<b>PITCHER</b> <b>Larry Sherry, R</b> ERA: 2.3 <b>Roger Craig, R</b> ERA: 2.25 (9, 1)	IP: 8.2 WLS: L BF: 38 H: 7 R: 4 ER: 4 SO: 6 BB: 4 IBB: 0 HBP: 0 BLK: 0 WP: 0 HR: 3 S: 80 P: 141 ERA: 4.15 WHIP: 1.269																					

**Los Angeles Dodgers @ Cincinnati Redlegs**  
Crosley Field, Cincinnati, OH  
Sun Jul 12 1959, 3:33 AM EDT  
Att: 14,443 - Unknown

**AB 35**  
**R 4**  
**H 8**  
**RBI 4**  
**BB 4**  
**SO 6**  
**LOB 13**







Batter	1	2	3	4	5	6	7	8	9	AB	R	H	RBI	BB	SO	LOB	TOP					
Jim Gilliam, S OBP: 0.447, SLG: 0.416 (1, 5)	2-2 4-3			1-2 5-3		1-0 L8	4-2 BB			3	0	0	0	1	0	0	<b>Los Angeles Dodgers @ Pittsburgh Pirates</b> Forbes Field, Pittsburgh, PA Tue Jul 14 1959, 7:05 PM EDT Att: 30,199 - Unknown  livebaseballscores.com					
Charlie Neal, R OBP: 0.362, SLG: 0.484 (1, 4)	1-3 K			1-3 K		2-1 1B 2B	1-2 F9			4	1	1	0	0	2	3						
Wally Moon, L OBP: 0.381, SLG: 0.435 (1, 7)	3-2 1-3			4-2 BB		0-0 2-H 1B		2-1 1-3		3	0	1	1	1	0	0						
Duke Snider, L OBP: 0.346, SLG: 0.505 (1, 9)				2-1 F9		4-0 1-2 BB		1-1 F7		3	0	1	0	1	0	1						
Gil Hodges, R OBP: 0.401, SLG: 0.555 (1, 3)				3-2 F8		1-0 5-3	2-1 F3	2-2 F8		4	0	0	0	0	0	3						
John Roseboro, L OBP: 0.328, SLG: 0.387 (1, 2)				0-0 L4-3		1-2 4-3		1-0 F6	2-1 4-3 2B	4	0	1	0	0	0	1						
Don Demeter, R OBP: 0.310, SLG: 0.491 (1, 8)				2-2 5-3		1-0 1B	1-2 5-3	2-2 6-3		4	0	1	0	0	0	1						
Maury Wills, S OBP: 0.217, SLG: 0.241 (1, 6)				0-0 B3		0-3 K	0-1 BB 1B	0-0 4-3	2-3 4-3	4	0	1	0	0	1	2						
Johnny Podres, L ERA: 3.33, SLG: 0.289 Roger Craig, R ERA: 2.01, SLG: 0.087 Ron Fairly, L ERA: 3.46, SLG: 0.360 Clem Labine, R ERA: 0.88 Norm Larker, L ERA: 3.92, SLG: 0.456 Gene Snyder, R ERA: 5.47 Johnny Klippstein, R ERA: 0.167, SLG: 0.183 Rip Repulski, R ERA: 0.366, SLG: 0.359 (1, 1)				0-3 K		2-1 F9	2-0 BB 1B	0-0 6-3		0	0	0	0	0	0	0						
<b>Inning Stats</b>	R: 0 E: 0 K: 1 S: 10	H: 0 LOB: 0 BB: 0 P: 16	R: 0 E: 0 K: 0 S: 9	H: 1 LOB: 0 BB: 0 P: 13	R: 0 E: 0 K: 1 S: 8	H: 0 LOB: 0 BB: 0 P: 10	R: 0 E: 0 K: 1 S: 12	H: 0 LOB: 1 BB: 1 P: 20	R: 0 E: 0 K: 1 S: 11	H: 1 LOB: 1 BB: 0 P: 14	R: 1 E: 0 K: 0 S: 8	H: 2 LOB: 2 BB: 1 P: 19	R: 0 E: 0 K: 0 S: 12	H: 2 LOB: 3 BB: 1 P: 21	R: 0 E: 0 K: 0 S: 8	H: 0 LOB: 0 BB: 0 P: 13		R: 0 E: 0 K: 0 S: 7	H: 1 LOB: 1 BB: 0 P: 11	1B: 5 2B: 3 3B: 0 HR: 0	SF: 0 SAC: 0 DP: 1 HBP: 0	WP: 0 PB: 0 SB: 1 CS: 0
<b>PITCHER</b> Vern Law, R ERA: 3.57 (1, 1)	IP: 9.0 WLS: W BF: 36 H: 7 R: 1 ER: 1 SO: 4 BB: 3 IBB: 0 HBP: 0 BLK: 0 WP: 0 HR: 0 S: 85 P: 137 ERA: 1.00 WHIP: 1.111															<b>PITCHER</b>						

Batter	1	2	3	4	5	6	7	8	9	AB	R	H	RBI	BB	SO	LOB	BOTTOM			
Bill Virdon, L OBP: 0.285, SLG: 0.317 (1, 8)	1-3			2-3 K		1-0 G6-4-3		1-2 F7		5	0	0	0	0	1	4	<b>Los Angeles Dodgers @ Pittsburgh Pirates</b> Forbes Field, Pittsburgh, PA Tue Jul 14 1959, 7:05 PM EDT Att: 30,199 - Unknown  livebaseballscores.com			
Dick Groat, R OBP: 0.327, SLG: 0.388 (1, 6)	3-2 3B 2B	2-2 4-3 2B		1-1 F4		3-2 1B BB 1B	1-2 L7			5	2	3	0	0	0	0				
Bob Skinner, L OBP: 0.357, SLG: 0.440 (1, 7)	2-2 2-H 1B 3B	1-2 4-3		0-1 4-3		0-3 K	4-2 BB			4	1	1	1	1	1	2				
Dick Stuart, R OBP: 0.401, SLG: 0.577 Rocky Nelson, L OBP: 0.357, SLG: 0.345 (1, 3)	2-1 1B	1-2 F3		1-0 F9		3-3 K	0-0 F7			4	1	1	1	0	1	2				
Roberto Clemente, R OBP: 0.287, SLG: 0.373 (1, 9)	0-0 1B	0-0 6-3		2-1 4-3		2-0 BB BB 1B	4-2 1B 1B			4	2	2	0	0	0	1				
Bill Mazeroski, R OBP: 0.311, SLG: 0.386 (1, 4)	0-1 1B			2-0 6-3		4-0 BB BB 1B	1-2 1B BB			3	2	1	1	1	0	0				
Don Hoak, R OBP: 0.376, SLG: 0.439 (1, 5)	0-0 1B			1-1 1B		4-2 1B 4-3 BB	4-2 1B WP BB			2	1	2	2	2	0	0				
Danny Kravitz, L OBP: 0.347, SLG: 0.473 (1, 2)	0-0 1B			0-0 G6-4-3 1B		0-0 4-3	0-0 WP 1B			4	0	3	3	0	0	1				
Vern Law, R OBP: 0.203, SLG: 0.263 (1, 1)	2-3 K			1-0 G6-4-3		2-2 G6-4-3 1B	1-2 K			4	0	1	0	0	2	5				
<b>Inning Stats</b>	R: 5 E: 0 K: 1 S: 25	H: 7 LOB: 2 BB: 0 P: 37	R: 0 E: 0 K: 0 S: 12	H: 1 LOB: 1 BB: 0 P: 16	R: 0 E: 0 K: 0 S: 5	H: 2 LOB: 1 BB: 0 P: 7	R: 0 E: 0 K: 1 S: 7	H: 0 LOB: 0 BB: 0 P: 10	R: 0 E: 0 K: 0 S: 4	H: 0 LOB: 0 BB: 0 P: 9	R: 0 E: 0 K: 0 S: 7	H: 1 LOB: 1 BB: 1 P: 14	R: 4 E: 0 K: 3 S: 17	H: 3 LOB: 1 BB: 2 P: 34	R: 0 E: 0 K: 0 S: 10	H: 0 LOB: 1 BB: 1 P: 16		1B: 11 2B: 2 3B: 1 HR: 0	SF: 0 SAC: 0 DP: 2 HBP: 0	WP: 1 PB: 0 SB: 0 CS: 0
<b>PITCHER</b> Johnny Podres, L ERA: 4.15 Roger Craig, R ERA: 2.01 Clem Labine, R ERA: 0.88 Gene Snyder, L ERA: 5.47 Johnny Klippstein, R ERA: 5.74 (1, 1)	IP: 0.1 WLS: L BF: 6 H: 5 R: 0 ER: 0 SO: 0 BB: 0 IBB: 0 HBP: 0 BLK: 0 WP: 0 HR: 0 S: 17 P: 25 ERA: 135.00 WHIP: 15.000															<b>PITCHER</b>				








Batter	1	2	3	4	5	6	7	8	9	AB	R	H	RBI	BB	SO	LOB	TOP					
Jim Gilliam, S OBP: 0.447, SLG: 0.411 (1, 5)										4	1	1	0	1	0	0	<b>Los Angeles Dodgers @ Philadelphia Phillies</b> <b>Connie Mack Stadium, Philadelphia, PA</b> Fri Jul 17 1959, 7:05 PM EDT Att: 16,686 - Unknown  <b>AB 36</b> <b>R 2</b> <b>H 10</b> <b>RBI 1</b> <b>BB 4</b> <b>SO 4</b> <b>LOB 19</b> 					
Charlie Neal, R OBP: 0.361, SLG: 0.489 (1, 4)										5	1	2	0	0	1	1						
Wally Moon, L OBP: 0.377, SLG: 0.429 (1, 9)										5	0	2	0	0	0	2						
Duke Snider, L OBP: 0.350, SLG: 0.495 (1, 8)										3	0	1	1	2	1	2						
Gil Hodges, R OBP: 0.394, SLG: 0.542 (1, 3)										4	0	1	0	0	0	3						
Norm Larker, L OBP: 0.393, SLG: 0.491 (1, 7)										4	0	3	0	0	0	2						
John Roseboro, L OBP: 0.318, SLG: 0.374 (1, 2)										4	0	0	0	0	1	3						
Maury Wills, S OBP: 0.254, SLG: 0.254 (8, PH)										2	0	0	0	1	0	1						
Ron Fairly, L OBP: 0.344, SLG: 0.358 (8, 6)										1	0	0	0	0	0	1						
Don Zimmer, R OBP: 0.276, SLG: 0.255 (8, 6)										0	0	0	0	0	0	0						
Roger Craig, R OBP: 0.105, SLG: 0.056 (1, 1)										3	0	0	0	0	0	3						
Rip Repulski, R OBP: 0.364, SLG: 0.354 (8, PH)										1	0	0	0	0	1	1						
Art Fowler, R OBP: 0.091, SLG: 0.091 (8, 1)										0	0	0	0	0	0	0						
<b>Inning Stats</b>	R: 1 E: 0 K: 0 S: 11	H: 1 LOB: 2 BB: 2 P: 24	R: 0 E: 0 K: 0 S: 4	H: 0 LOB: 0 BB: 0 P: 5	R: 0 E: 0 K: 2 S: 10	H: 1 LOB: 1 BB: 1 P: 14	R: 0 E: 0 K: 1 S: 10	H: 1 LOB: 2 BB: 1 P: 17	R: 1 E: 0 K: 0 S: 15	H: 2 LOB: 1 BB: 0 P: 19	R: 0 E: 0 K: 0 S: 6	H: 1 LOB: 1 BB: 0 P: 7	R: 0 E: 0 K: 0 S: 7	H: 1 LOB: 2 BB: 1 P: 14	R: 0 E: 0 K: 1 S: 6	H: 1 LOB: 1 BB: 0 P: 11	R: 0 E: 0 K: 0 S: 10	H: 2 LOB: 1 BB: 1 P: 15	1B: 6 2B: 3 3B: 2 HR: 0	SF: 0 SAC: 0 DP: 1 HBP: 0	WP: 0 PB: 0 SB: 1 CS: 0	PA: 40
<b>PITCHER</b> Jim Owens, R ERA: 3.87 (1, 1)	IP: 9.0 WLS: W BF: 40	H: 10 R: 2 ER: 2 SO: 4	BB: 3 IBB: 1 HBP: 0 BLK: 0	WP: 0 HR: 0 S: 79 P: 126	ERA: 2.00 WHIP: 1.444	<b>PITCHER</b>										IP: 9.0 WLS: W BF: 40	H: 10 R: 2 ER: 2 SO: 4	BB: 3 IBB: 1 HBP: 0 BLK: 0	WP: 0 HR: 0 S: 79 P: 126	ERA: 2.00 WHIP: 1.444		

Batter	1	2	3	4	5	6	7	8	9	AB	R	H	RBI	BB	SO	LOB	BOTTOM			
Joe Koppe, R OBP: 0.343, SLG: 0.371 (1, 6)										3	0	0	0	1	0	0	<b>Los Angeles Dodgers @ Philadelphia Phillies</b> <b>Connie Mack Stadium, Philadelphia, PA</b> Fri Jul 17 1959, 7:05 PM EDT Att: 16,686 - Unknown  <b>AB 25</b> <b>R 3</b> <b>H 4</b> <b>RBI 3</b> <b>BB 2</b> <b>SO 7</b> <b>LOB 4</b> 			
Solly Drake, S OBP: 0.156, SLG: 0.100 (1, 8) (9, 7)										3	1	0	0	0	2	1				
Ed Bouchee, L OBP: 0.383, SLG: 0.470 (1, 3)										3	0	1	1	0	1	0				
Dave Philley, S OBP: 0.368, SLG: 0.477 (1, 9)										2	0	0	0	0	1	0				
Harry Anderson, L OBP: 0.315, SLG: 0.443 (1, 7)										3	1	2	1	0	0	0				
Richie Ashburn, L OBP: 0.358, SLG: 0.314 (9, 8)										0	0	0	0	0	0	0				
Gene Freese, R OBP: 0.330, SLG: 0.512 (1, 5)										2	1	0	0	1	1	0				
Sparky Anderson, R OBP: 0.260, SLG: 0.220 (1, 4)										3	0	0	0	0	0	3				
Joe Lonnett, R OBP: 0.462, SLG: 0.636 (1, 2)										3	0	1	1	0	0	0				
Jim Owens, R OBP: 0.159, SLG: 0.075 (1, 1)										3	0	0	0	0	2	0				
<b>Inning Stats</b>	R: 0 E: 0 K: 2 S: 14	H: 0 LOB: 0 BB: 0 P: 22	R: 1 E: 0 K: 0 S: 8	H: 2 LOB: 1 BB: 1 P: 16	R: 0 E: 0 K: 2 S: 7	H: 0 LOB: 0 BB: 0 P: 13	R: 0 E: 0 K: 0 S: 6	H: 0 LOB: 0 BB: 0 P: 11	R: 0 E: 0 K: 0 S: 9	H: 1 LOB: 1 BB: 1 P: 15	R: 1 E: 1 K: 0 S: 10	H: 1 LOB: 1 BB: 1 P: 15	R: 0 E: 0 K: 1 S: 9	H: 0 LOB: 0 BB: 0 P: 12	R: 0 E: 0 K: 1 S: 9	H: 0 LOB: 0 BB: 0 P: 12	1B: 3 2B: 0 3B: 0 HR: 1	SF: 0 SAC: 0 DP: 1 HBP: 1	WP: 0 PB: 0 SB: 1 CS: 1	PA: 29
<b>PITCHER</b> Roger Craig, R ERA: 2.26 (1, 1)	IP: 7.0 WLS: L BF: 25	H: 4 R: 3 ER: 3 SO: 6	BB: 2 IBB: 0 HBP: 0 BLK: 0	WP: 0 HR: 1 S: 59 P: 100	ERA: 3.86 WHIP: 0.857	<b>PITCHER</b>										IP: 7.0 WLS: L BF: 25	H: 4 R: 3 ER: 3 SO: 6	BB: 2 IBB: 0 HBP: 0 BLK: 0	WP: 0 HR: 1 S: 59 P: 100	ERA: 3.86 WHIP: 0.857
Art Fowler, R ERA: 5.27 (8, 1)	IP: 1.0 WLS: 3 BF: 3	H: 0 R: 0 ER: 0 SO: 1	BB: 0 IBB: 0 HBP: 0 BLK: 0	WP: 0 HR: 0 S: 9 P: 12	ERA: 0.00 WHIP: 0.000	<b>PITCHER</b>										IP: 1.0 WLS: 3 BF: 3	H: 0 R: 0 ER: 0 SO: 1	BB: 0 IBB: 0 HBP: 0 BLK: 0	WP: 0 HR: 0 S: 9 P: 12	ERA: 0.00 WHIP: 0.000



Batter	1	2	3	4	5	6	7	8	9	AB	R	H	RBI	BB	SO	LOB	TOP		
Jim Gilliam, S OBP: 0.445, SLG: 0.409 (1, 5)	1-1 B4-3		0-0 6-3		0-0 FC6-4 1B			1-2 4-3		4	0	1	1	0	0	0	Los Angeles Dodgers @ Philadelphia Phillies Connie Mack Stadium, Philadelphia, PA Sat Jul 18 1959, 3:33 AM EDT Att: 8,132 - Unknown		
Charlie Neal, R OBP: 0.358, SLG: 0.484 (1, 4)	1-3 K		2-2 F5		1-0 FC6-4 1-2 2-H			0-0 F9		4	0	0	0	0	1	2			
Wally Moon, L OBP: 0.379, SLG: 0.438 (1, 9)	0-1 HR			1-2 F8	0-2 F8			4-2 BB		3	1	1	1	1	0	2			
Duke Snider, L OBP: 0.348, SLG: 0.490 (1, 8)	2-3 K			2-2 1B		1-0 F4		3-3 K		4	0	1	0	0	2	1			
Gil Hodges, R OBP: 0.389, SLG: 0.535 (1, 3)		1-1 6-3		1-1 F4		1-2 6-3		2-2 F8		4	0	0	0	0	0	1			
Norm Larker, L OBP: 0.389, SLG: 0.478 (1, 7)		4-0 BB		0-1 F9		2-1 F7		0-1 G3		3	0	0	0	1	0	1			
John Roseboro, L OBP: 0.317, SLG: 0.369 (1, 2)		2-3 K			4-0 1B BB		2-2 F8		0-1 G3	3	1	0	0	1	1	1			
Maury Wills, S OBP: 0.257, SLG: 0.258 (1, 6)		2-1 F8			0-1 1B		0-2 F6			3	0	1	0	0	0	1			
Danny McDevitt, L OBP: 0.135, SLG: 0.162 (1, 1)			1-2 F7		2-2 F4		0-2 5-3			1	0	0	0	0	0	0	AB 31 R 2 H 4 RBI 2 BB 3 SO 4 LOB 11 		
Johnny Klippstein, R OBP: 0.167, SLG: 0.167 (4, 1)										0	0	0	0	0	0	0			
Ron Fairly, L OBP: 0.342, SLG: 0.355 (5, Ph)										1	0	0	0	0	0	2			
Stan Williams, R OBP: 0.156, SLG: 0.154 (5, 1)										0	0	0	0	0	0	0			
Don Diemeter, R OBP: 0.311, SLG: 0.491 (7, Ph)										1	0	0	0	0	0	0			
Clem Labine, R (7, 1)										0	0	0	0	0	0	0			
Inning Stats	R: 1 H: 1 E: 0 K: 2 S: 14	H: 1 LOB: 0 BB: 0 P: 18	R: 0 H: 0 E: 0 K: 1 S: 7	H: 0 LOB: 1 BB: 1 P: 16	R: 0 H: 0 E: 0 K: 0 S: 7	H: 0 LOB: 0 BB: 0 P: 10	R: 0 H: 1 E: 0 K: 0 S: 10	H: 1 LOB: 2 BB: 1 P: 14	R: 1 H: 2 E: 0 K: 0 S: 11	H: 2 LOB: 2 BB: 1 P: 18	R: 0 H: 0 E: 0 K: 0 S: 7	H: 0 LOB: 0 BB: 0 P: 11	R: 0 H: 0 E: 0 K: 1 S: 12	H: 0 LOB: 1 BB: 1 P: 20	R: 0 H: 0 E: 0 K: 0 S: 7	H: 0 LOB: 0 BB: 0 P: 9		1B: 3 2B: 0 3B: 0 HR: 1	SF: 0 SAC: 0 DP: 0 HBP: 0
PITCHER Don Cardwell, R ERA: 4.53 (1, 1)	IP: 9.0 WLS: W BF: 34 H: 4 R: 2 ER: 2 SO: 4 BB: 3 IBB: 0 HBP: 0 BLK: 0 WP: 0 HR: 1 S: 85 P: 128 ERA: 2.00 WHIP: 0.778																		

Batter	1	2	3	4	5	6	7	8	9	AB	R	H	RBI	BB	SO	LOB	BOTTOM		
Joe Koppe, R OBP: 0.341, SLG: 0.368 (1, 6)	0-0 6-3			0-1 FC5-6 1B	3-2 4-3		3-3 K2-3			4	0	1	0	0	1	0	Los Angeles Dodgers @ Philadelphia Phillies Connie Mack Stadium, Philadelphia, PA Sat Jul 18 1959, 3:33 AM EDT Att: 8,132 - Unknown		
Richie Ashburn, L OBP: 0.354, SLG: 0.310 (1, 8)	0-1 L1			0-0 FC5-6 1-2 HR	1-3 K			1-0 F4		4	1	0	0	0	1	1			
Ed Bouchee, L OBP: 0.382, SLG: 0.477 (1, 3)	0-0 G3			0-0 1-H HR	0-1 4-3			0-0 F8		4	1	1	2	0	0	0			
Wally Post, R OBP: 0.304, SLG: 0.447 (1, 9)		1-2 G3		4-0 1B 2B BB		2-2 6-3		1-0 5-3		3	1	0	0	1	0	0			
Solly Drake, S OBP: 0.156, SLG: 0.100 (9, 9)				1-0 2B 1B		3-2 F5				0	0	0	0	0	0	0			
Gene Freese, R OBP: 0.330, SLG: 0.509 (1, 5)		3-2 F2		1-0 2B 1B		3-2 F5				3	1	1	0	0	0	0			
Harry Anderson, L OBP: 0.318, SLG: 0.447 (1, 7)		0-1 1-3		2-0 1B 2B		4-2 BB				2	1	1	1	1	0	0			
Sparky Anderson, R OBP: 0.261, SLG: 0.222 (1, 4)			0-1 5-3	0-0 2-H 3-H 1-3	1B	1-0 F9				3	0	1	2	0	0	1			
Joe Lonnett, R OBP: 0.375, SLG: 0.500 (1, 2)			2-2 L7	2-2 K		2-2 F7				3	0	0	0	0	1	1			
Don Cardwell, R (1, 1)			1-3 K	3-2 F4		0-0 5-3				3	0	0	0	0	1	1			
Inning Stats	R: 0 H: 0 E: 0 K: 0 S: 4	H: 0 LOB: 0 BB: 0 P: 4	R: 0 H: 0 E: 0 K: 0 S: 11	H: 0 LOB: 0 BB: 0 P: 15	R: 0 H: 0 E: 0 K: 1 S: 9	H: 0 LOB: 0 BB: 0 P: 12	R: 5 H: 5 E: 0 K: 1 S: 14	H: 5 LOB: 1 BB: 1 P: 25	R: 0 H: 0 E: 0 K: 1 S: 8	H: 0 LOB: 0 BB: 0 P: 12	R: 0 H: 0 E: 0 K: 0 S: 10	H: 0 LOB: 1 BB: 1 P: 20	R: 0 H: 0 E: 0 K: 1 S: 8	H: 0 LOB: 0 BB: 0 P: 13	R: 0 H: 0 E: 0 K: 0 S: 3	H: 0 LOB: 0 BB: 0 P: 5	1B: 3 2B: 1 3B: 0 HR: 1	SF: 0 SAC: 0 DP: 0 HBP: 0	WP: 0 PA: 31 PB: 0 SB: 0 CS: 0
PITCHER Danny McDevitt, L ERA: 3.66 (1, 1)	IP: 3.1 WLS: L BF: 15 H: 4 R: 5 ER: 5 SO: 1 BB: 1 IBB: 0 HBP: 0 BLK: 0 WP: 0 HR: 1 S: 30 P: 44 ERA: 0.00 WHIP: 1.500																		
Johnny Klippstein, R ERA: 5.65 (4, 1)	0.2	3	1	0	0	1	0	0	0	0	0	8	12	0.00	1.500				
Stan Williams, R ERA: 4.74 (5, 1)	2.0	7	0	0	0	1	1	0	0	0	0	18	32	0.00	0.500				
Clem Labine, R ERA: 3.75 (7, 1)	2.0	6	0	0	0	1	0	0	0	0	0	11	18	0.00	0.000				









Batter	1	2	3	4	5	6	7	8	9	AB	R	H	RBI	BB	SO	LOB	TOP			
Jim Gilliam, S OBP: 0.442, SLG: 0.405										4	1	1	0	0	0	5	Los Angeles Dodgers @ Philadelphia Phillies Connie Mack Stadium, Philadelphia, PA Sun Jul 19 1959, 3:38 AM EDT Att: 25,114 - Unknown <a href="http://livebaseballscorecards.com">livebaseballscorecards.com</a>			
Charlie Neal, R OBP: 0.356, SLG: 0.478										2	1	0	0	1	0	0				
Wally Moon, L OBP: 0.381, SLG: 0.438										3	0	1	0	0	1	0				
Gil Hodges, R OBP: 0.393, SLG: 0.546										2	0	1	0	1	1	3				
Don Demeter, R OBP: 0.311, SLG: 0.489										3	0	1	2	0	0	2				
Rip Repulski, R OBP: 0.383, SLG: 0.343										2	0	0	0	1	0	2				
Joe Pignatano, R OBP: 0.346, SLG: 0.303										3	0	1	0	0	1	1				
Don Zimmer, R OBP: 0.281, SLG: 0.254										1	0	0	0	2	0	1				
Johnny Podres, L OBP: 0.326, SLG: 0.282 Norm Larker, L OBP: 0.397, SLG: 0.487 Art Fowler, R OBP: 0.091, SLG: 0.091										1	0	0	0	0	0	2				
<b>Inning Stats</b>	R: 2 E: 0 K: 1 S: 12	H: 3 LOB: 1 BB: 1 P: 19	R: 0 E: 0 K: 1 S: 7	H: 0 LOB: 1 BB: 1 P: 14	R: 0 E: 0 K: 1 S: 8	H: 0 LOB: 1 BB: 1 P: 14	R: 0 E: 1 K: 0 S: 11	H: 1 LOB: 2 BB: 1 P: 16	R: 0 E: 0 K: 0 S: 7	H: 1 LOB: 2 BB: 2 P: 15						1B: 4 2B: 1 3B: 0 HR: 0	SF: 0 SAC: 1 DP: 1 HBP: 0	WP: 0 PB: 0 SB: 0 CS: 0	PA: 28	
<b>PITCHER</b> Taylor Phillips, L ERA: 5.86	IP: 6.0 WLS: W BF: 28	H: 5 R: 2 ER: 2 SO: 3	BB: 6 IBB: 0 HBP: 0 BLK: 0	WP: 0 HR: 0 S: 56 P: 98	ERA: 3.00 WHIP: 1.833															

Batter	1	2	3	4	5	6	7	8	9	AB	R	H	RBI	BB	SO	LOB	BOTTOM				
Joe Koppe, R OBP: 0.342, SLG: 0.364										2	1	1	0	1	0	0	Los Angeles Dodgers @ Philadelphia Phillies Connie Mack Stadium, Philadelphia, PA Sun Jul 19 1959, 3:38 AM EDT Att: 25,114 - Unknown <a href="http://livebaseballscorecards.com">livebaseballscorecards.com</a>				
Richie Ashburn, L OBP: 0.355, SLG: 0.312										3	0	1	0	0	1	2					
Ed Bouchee, L OBP: 0.379, SLG: 0.475										3	0	1	2	0	0	2					
Wally Post, R OBP: 0.301, SLG: 0.442										3	0	0	0	0	1	3					
Gene Freese, R OBP: 0.343, SLG: 0.547										2	1	1	0	1	0	0					
Harry Anderson, L OBP: 0.316, SLG: 0.441										2	0	0	0	0	0	1					
Sparky Anderson, R OBP: 0.270, SLG: 0.232										2	0	1	1	0	0	0					
Joe Lonnett, R OBP: 0.381, SLG: 0.444										2	0	1	0	0	1	2					
Taylor Phillips, L OBP: 0.100, SLG: 0.100										2	1	0	0	0	0	3					
<b>Inning Stats</b>	R: 0 E: 0 K: 0 S: 7	H: 0 LOB: 0 BB: 0 P: 11	R: 1 E: 1 K: 2 S: 9	H: 1 LOB: 2 BB: 1 P: 16	R: 0 E: 0 K: 0 S: 8	H: 2 LOB: 1 BB: 0 P: 13	R: 0 E: 0 K: 0 S: 3	H: 0 LOB: 0 BB: 0 P: 4	R: 2 E: 0 K: 1 S: 14	H: 2 LOB: 1 BB: 1 P: 25	R: 0 E: 0 K: 0 S: 3	H: 1 LOB: 1 BB: 0 P: 6						1B: 4 2B: 2 3B: 1 HR: 0	SF: 0 SAC: 0 DP: 1 HBP: 0	WP: 0 PB: 0 SB: 0 CS: 0	PA: 23
<b>PITCHER</b> Johnny Podres, L ERA: 4.21 Art Fowler, R ERA: 5.27	IP: 5.0 WLS: L BF: 22	H: 5 R: 3 ER: 3 SO: 3	BB: 2 IBB: 0 HBP: 0 BLK: 0	WP: 0 HR: 0 S: 41 P: 69	ERA: 5.40 WHIP: 1.400																



Batter	1	2	3	4	5	6	7	8	9	AB	R	H	RBI	BB	SO	LOB	TOP			
Jim Gilliam, S OBP: 0.440, SLG: 0.401										3	1	0	0	1	0	1	Los Angeles Dodgers @ San Francisco Giants Seals Stadium, San Francisco, CA Mon Jul 20 1959, 6:33 AM EDT Att: 22,777 - Unknown			
Charlie Neal, R OBP: 0.355, SLG: 0.484										4	1	1	1	0	0	1				
Wally Moon, L OBP: 0.377, SLG: 0.432										4	0	0	0	0	1	1				
Gil Hodges, R OBP: 0.392, SLG: 0.553										4	1	1	2	0	1	0				
Don Demeter, R OBP: 0.311, SLG: 0.486										4	0	1	0	0	0	0				
Rip Repulski, R OBP: 0.349, SLG: 0.329										3	0	0	0	0	1	1				
Joe Pignatano, R OBP: 0.346, SLG: 0.326										3	0	1	0	0	1	0				
Don Zimmer, R OBP: 0.277, SLG: 0.250										3	0	0	0	0	1	1				
Don Drysdale, R OBP: 0.188, SLG: 0.355										3	0	0	0	0	1	1				
<b>Inning Stats</b>	R: 2 E: 0 K: 1 S: 15	H: 2 LOB: 1 BB: 1 P: 23	R: 0 E: 0 K: 2 S: 11	H: 1 LOB: 1 BB: 0 P: 16	R: 0 E: 0 K: 2 S: 9	H: 0 LOB: 0 BB: 0 P: 11	R: 0 E: 0 K: 0 S: 6	H: 0 LOB: 0 BB: 0 P: 7	R: 0 E: 0 K: 0 S: 5	H: 0 LOB: 0 BB: 0 P: 8	R: 0 E: 0 K: 1 S: 6	H: 0 LOB: 0 BB: 0 P: 10	R: 0 E: 0 K: 0 S: 7	H: 0 LOB: 0 BB: 0 P: 11	R: 1 E: 0 K: 0 S: 7	H: 1 LOB: 0 BB: 0 P: 9	1B: 1 2B: 0 3B: 1 HR: 2	SF: 0 SAC: 0 DP: 0 HBP: 0	WP: 0 PB: 0 SB: 0 CS: 0	PA: 32
<b>PITCHER</b> Johnny Antonelli, L ERA: 2.51	IP: 9.0 WLS: L BF: 32	H: 4 R: 3 ER: 3 SO: 6	BB: 1 IBB: 0 HBP: 0 BLK: 0	WP: 0 HR: 2 S: 72 P: 103	ERA: 3.00 WHIP: 0.556	<b>PITCHER</b>														

Batter	1	2	3	4	5	6	7	8	9	AB	R	H	RBI	BB	SO	LOB	BOTTOM					
Jim Davenport, R OBP: 0.281, SLG: 0.331										2	0	0	0	2	1	1	Los Angeles Dodgers @ San Francisco Giants Seals Stadium, San Francisco, CA Mon Jul 20 1959, 6:33 AM EDT Att: 22,777 - Unknown					
Leon Wagner, L OBP: 0.365, SLG: 0.466										5	0	0	0	0	1	6						
Felipe Alou, R OBP: 0.326, SLG: 0.484										4	0	0	0	0	0	4						
Willie Kirkland, L OBP: 0.351, SLG: 0.511										4	1	2	0	0	0	0						
Willie Mays, R OBP: 0.358, SLG: 0.536										4	1	1	0	0	1	1						
Orlando Cepeda, R OBP: 0.364, SLG: 0.563										3	0	0	0	1	1	3						
Daryl Spencer, R OBP: 0.347, SLG: 0.391										3	0	1	1	1	1	1						
Jackie Brandt, R OBP: 0.308, SLG: 0.401										2	0	0	0	0	1	3						
Hobie Landrith, L OBP: 0.347, SLG: 0.357										3	0	0	0	1	1	3						
Eddie Bressoud, R OBP: 0.327, SLG: 0.413										3	0	1	1	1	1	1						
Johnny Antonelli, L OBP: 0.104, SLG: 0.134										2	0	0	0	0	1	3						
Dusty Rhodes, L OBP: 0.333, SLG: 0.217										1	0	0	0	0	1	0						
<b>Inning Stats</b>	R: 0 E: 0 K: 0 S: 10	H: 0 LOB: 1 BB: 1 P: 16	R: 2 E: 1 K: 1 S: 15	H: 3 LOB: 2 BB: 0 P: 21	R: 0 E: 0 K: 0 S: 6	H: 0 LOB: 0 BB: 0 P: 9	R: 0 E: 0 K: 0 S: 4	H: 0 LOB: 1 BB: 1 P: 10	R: 0 E: 0 K: 2 S: 9	H: 0 LOB: 0 BB: 0 P: 12	R: 0 E: 0 K: 0 S: 7	H: 1 LOB: 1 BB: 0 P: 11	R: 0 E: 0 K: 0 S: 8	H: 0 LOB: 3 BB: 3 P: 20	R: 0 E: 0 K: 2 S: 8	H: 0 LOB: 0 BB: 0 P: 12	R: 0 E: 0 K: 2 S: 13	H: 0 LOB: 1 BB: 1 P: 22	1B: 4 2B: 0 3B: 0 HR: 0	SF: 0 SAC: 1 DP: 0 HBP: 0	WP: 0 PB: 0 SB: 0 CS: 0	PA: 38
<b>PITCHER</b> Don Drysdale, R ERA: 2.96	IP: 9.0 WLS: W BF: 38	H: 4 R: 2 ER: 1 SO: 7	BB: 6 IBB: 0 HBP: 0 BLK: 0	WP: 0 HR: 0 S: 80 P: 133	ERA: 1.00 WHIP: 1.111	<b>PITCHER</b>																

AB	31
R	3
H	4
RBI	3
BB	1
SO	6
LOB	6

AB	31
R	2
H	4
RBI	1
BB	6
SO	7
LOB	20



Batter	1	2	3	4	5	6	7	8	9	AB	R	H	RBI	BB	SO	LOB	TOP			
Jim Gilliam, S OBP: 0.438, SLG: 0.397 (1, 5)	L9		BB			E6		F8		3	0	0	0	1	0	0				
Charlie Neal, R OBP: 0.355, SLG: 0.483 (1, 4)	F9		F2			SH3-4			1B	3	1	1	0	0	0	1				
Wally Moon, L OBP: 0.377, SLG: 0.429 (1, 7)	4-3			CS		L9		SH2-4		2	0	0	0	1	0	1				
Duke Snider, L OBP: 0.347, SLG: 0.495 Don Demeter, R OBP: 0.311, SLG: 0.486 (9, 8)		E6		BB		L8		1-3		4	0	0	0	0	1	3				
Gil Hodges, R OBP: 0.393, SLG: 0.556 (1, 3)		K				K			2B	4	0	2	1	0	2	2				
Norm Larker, L OBP: 0.385, SLG: 0.471 Ron Fairly, L OBP: 0.342, SLG: 0.355 (9, 9)		F8				4-3		G4-6-3		4	0	0	0	0	0	3				
John Roseboro, L OBP: 0.320, SLG: 0.377 (1, 2)		K				K		1B		2	0	0	0	1	2	1				
Maury Wills, S OBP: 0.234, SLG: 0.233 (1, 6)				5-3		FC6-4		F2		3	0	0	0	0	0	1				
Roger Craig, R OBP: 0.091, SLG: 0.048 (1, 1)		1-3				4-3		K		3	0	0	0	0	1	1				
<b>Inning Stats</b>	R: 0 E: 0 K: 0 S: 4	H: 0 LOB: 0 BB: 0 P: 8	R: 0 E: 1 K: 2 S: 9	H: 0 LOB: 1 BB: 0 P: 15	R: 0 E: 0 K: 0 S: 6	H: 0 LOB: 1 BB: 1 P: 13	R: 0 E: 0 K: 2 S: 8	H: 0 LOB: 0 BB: 1 P: 17	R: 0 E: 0 K: 0 S: 8	H: 0 LOB: 1 BB: 1 P: 16	R: 0 E: 1 K: 1 S: 6	H: 1 LOB: 0 BB: 0 P: 12	R: 0 E: 0 K: 0 S: 7	H: 0 LOB: 0 BB: 0 P: 13	R: 1 E: 0 K: 0 S: 11	H: 2 LOB: 1 BB: 0 P: 18	1B: 2 2B: 1 3B: 0 HR: 0	SF: 0 SAC: 2 DP: 1 HBP: 0	WP: 0 PB: 1 CS: 1	PA: 33
<b>PITCHER</b> Sam Jones, R ERA: 2.98 (1, 1)	IP: 9.0 WLS: L BF: 33	H: 3 R: 1 ER: 1 SO: 6	BB: 3 IBB: 0 HBP: 0 BLK: 0	WP: 0 HR: 0 S: 65 P: 123	ERA: 1.00 WHIP: 0.667	<b>PITCHER</b>	IP: 9.0 WLS: W BF: 31	H: 3 R: 0 ER: 0 SO: 6	BB: 3 IBB: 0 HBP: 0 BLK: 0	WP: 1 HR: 0 S: 68 P: 115	ERA: 0.00 WHIP: 0.667									

Los Angeles Dodgers @ San Francisco Giants  
Seals Stadium, San Francisco, CA  
Tue Jul 21 1959, 6:33 AM EDT  
Att: 22,252 - Unknown

AB	28
R	1
H	3
RBI	1
BB	3
SO	6
LOB	13




Batter	1	2	3	4	5	6	7	8	9	AB	R	H	RBI	BB	SO	LOB	BOTTOM			
Jim Davenport, R OBP: 0.278, SLG: 0.327 (1, 5)	6-3		K			F4		K		4	0	0	0	0	2	1				
Willie Kirkland, L OBP: 0.348, SLG: 0.507 (1, 9)						F6			F8	4	0	1	0	0	0	0				
Willie Mays, R OBP: 0.356, SLG: 0.532 (1, 8)						BB		BB	5-3	4	0	1	0	0	2	1				
Orlando Cepeda, R OBP: 0.363, SLG: 0.558 (1, 3)						F6		F3		3	0	0	0	1	0	0				
Daryl Spencer, R OBP: 0.347, SLG: 0.388 (1, 4)						5-3		BB		2	0	0	0	1	0	0				
Jackie Brandt, R OBP: 0.305, SLG: 0.397 (1, 7)						L7		F4		3	0	0	0	0	1	3				
Hobie Landrith, L OBP: 0.355, SLG: 0.361 Leon Wagner, L OBP: 0.362, SLG: 0.462 Jim Hegan, R OBP: 0.250, SLG: 0.242 (8, 2)						FC3-6		G6-4-3		1	0	1	0	1	0	0				
Eddie Bressoud, R OBP: 0.319, SLG: 0.402 (1, 6)						F2		F7		3	0	0	0	0	1	2				
Sam Jones, R OBP: 0.102, SLG: 0.105 (1, 1)						FC3-6		1-3		3	0	0	0	0	1	0				
<b>Inning Stats</b>	R: 0 E: 0 K: 1 S: 9	H: 1 LOB: 1 BB: 0 P: 14	R: 0 E: 0 K: 1 S: 7	H: 0 LOB: 0 BB: 0 P: 14	R: 0 E: 0 K: 1 S: 8	H: 1 LOB: 1 BB: 0 P: 12	R: 0 E: 0 K: 1 S: 6	H: 0 LOB: 0 BB: 0 P: 11	R: 0 E: 0 K: 1 S: 8	H: 0 LOB: 1 BB: 1 P: 15	R: 0 E: 0 K: 0 S: 6	H: 0 LOB: 0 BB: 0 P: 7	R: 0 E: 0 K: 1 S: 7	H: 0 LOB: 0 BB: 0 P: 10	R: 0 E: 0 K: 0 S: 8	H: 0 LOB: 0 BB: 0 P: 13	1B: 3 2B: 1 3B: 0 HR: 0	SF: 0 SAC: 0 DP: 2 HBP: 0	WP: 1 PB: 0 CS: 1	PA: 31
<b>PITCHER</b> Roger Craig, R ERA: 1.93 (1, 1)	IP: 9.0 WLS: W BF: 31	H: 3 R: 0 ER: 0 SO: 6	BB: 3 IBB: 0 HBP: 0 BLK: 0	WP: 1 HR: 0 S: 68 P: 115	ERA: 0.00 WHIP: 0.667	<b>PITCHER</b>	IP: 9.0 WLS: W BF: 31	H: 3 R: 0 ER: 0 SO: 6	BB: 3 IBB: 0 HBP: 0 BLK: 0	WP: 1 HR: 0 S: 68 P: 115	ERA: 0.00 WHIP: 0.667									


Los Angeles Dodgers @ San Francisco Giants  
Seals Stadium, San Francisco, CA  
Tue Jul 21 1959, 6:33 AM EDT  
Att: 22,252 - Unknown

AB	28
R	0
H	3
RBI	0
BB	3
SO	6
LOB	11







Batter	1	2	3	4	5	6	7	8	9	AB R H RBI BB SO LOB	TOP											
<b>Tony Taylor, R</b> OBP: 0.332, SLG: 0.372 (1, 4)	F5	14 BB 1B 6-3		F8		F8		K		5 1 1 0 0 1 1	<b>Chicago Cubs @ Los Angeles Dodgers</b> Los Angeles Memorial Coliseum, Los Angeles, CA Wed Jul 22 1959, 10:05 PM EDT Att: 29,790 - Unknown  <b>AB 33</b> <b>R 7</b> <b>H 6</b> <b>RBI 7</b> <b>BB 4</b> <b>SO 11</b> <b>LOB 12</b> 											
<b>Alvin Dark, R</b> OBP: 0.325, SLG: 0.346 (1, 5)	5-3	F3		K			5-3		K2-3	5 0 0 0 0 2 3												
<b>Randy Jackson, R</b> OBP: 0.338, SLG: 0.383 (2, PH)										1 0 0 0 0 1 0												
<b>Jim Marshall, L</b> OBP: 0.322, SLG: 0.405 (2, 3)	K	14 BB 6-3		4-3			F6		K	4 0 1 1 0 1 0												
<b>14 Ernie Banks, R</b> OBP: 0.360, SLG: 0.585 (1, 6)		HR 1B							K2-3	3 1 1 1 2 1 0												
<b>Art Schult, R</b> OBP: 0.267, SLG: 0.308 (1, 3) (2, 7)		HR 1B								3 1 1 1 0 1 2												
<b>Bobby Thomson, R</b> OBP: 0.325, SLG: 0.400 (1, 8)		HR HBP								3 1 1 0 0 1 4												
<b>Earl Averill, R</b> OBP: 0.296, SLG: 0.505 (1, 2)		HR		2-3					K	4 1 1 4 0 1 1												
<b>Lee Walls, R</b> OBP: 0.342, SLG: 0.391 (1, 9)		HR 1B BB HBP		F8			F9			2 1 0 0 1 0 0												
<b>Bob Anderson, R</b> OBP: 0.149, SLG: 0.133 (1, 1)		HR 1B BB		K			K		F4	3 1 0 0 1 2 1												
<b>Inning Stats</b>	R: 0 E: 0 K: 1 S: 7	H: 0 LOB: 0 BB: 0 P: 12	R: 7 E: 0 K: 1 S: 18	H: 5 LOB: 2 BB: 2 P: 35	R: 0 E: 0 K: 1 S: 7	H: 0 LOB: 0 BB: 0 P: 10	R: 0 E: 0 K: 1 S: 6	H: 0 LOB: 0 BB: 0 P: 9	R: 0 E: 0 K: 1 S: 9	H: 1 LOB: 1 BB: 0 P: 14	R: 0 E: 0 K: 1 S: 7	H: 0 LOB: 0 BB: 0 P: 11	R: 0 E: 0 K: 1 S: 10	H: 0 LOB: 2 BB: 1 P: 23	R: 0 E: 0 K: 2 S: 11	H: 0 LOB: 1 BB: 1 P: 17	R: 0 E: 0 K: 3 S: 10	H: 0 LOB: 0 BB: 0 P: 11	1B: 5 2B: 0 3B: 0 HR: 1	SF: 0 SAC: 0 DP: 0 HBP: 3	WP: 0 PB: 0 SB: 0 CS: 0	PA: 40
<b>PITCHER</b>	IP WLS BF H R ER SO BB IBB HBP BLK WP HR S P ERA WHIP											<b>PITCHER</b>	IP WLS BF H R ER SO BB IBB HBP BLK WP HR S P ERA WHIP									
<b>Danny McDevitt, L</b> ERA: 4.11 (1, 1)	1.0 L 9 3 6 6 1 1 1 0 0 0 0 1 15 31 54.00 4.000																					
<b>Clem Labine, R</b> ERA: 3.79 (2, 1)	1.0 6 2 1 1 1 1 0 0 0 0 0 0 10 16 9.00 3.000																					
<b>Stan Williams, R</b> ERA: 4.41 (3, 1)	6.0 22 1 0 0 6 2 0 1 0 0 0 0 50 84 0.00 0.500																					
<b>Art Fowler, R</b> ERA: 5.17 (9, 1)	1.0 3 0 0 0 3 0 0 0 0 0 0 0 10 11 0.00 0.000																					

Batter	1	2	3	4	5	6	7	8	9	AB R H RBI BB SO LOB	BOTTOM											
<b>Jim Gilliam, S</b> OBP: 0.436, SLG: 0.395 (1, 5)	G3 1B		4-3		5-3			5-3		4 1 1 0 0 0 0	<b>Chicago Cubs @ Los Angeles Dodgers</b> Los Angeles Memorial Coliseum, Los Angeles, CA Wed Jul 22 1959, 10:05 PM EDT Att: 29,790 - Unknown  <b>AB 32</b> <b>R 2</b> <b>H 5</b> <b>RBI 2</b> <b>BB 1</b> <b>SO 9</b> <b>LOB 8</b> 											
<b>Charlie Neal, R</b> OBP: 0.354, SLG: 0.480 (1, 4)	G3		K			G4-6-3 1B		K		4 0 1 0 0 2 1												
<b>Wally Moon, L</b> OBP: 0.375, SLG: 0.427 (1, 7)	BLK 2-H 1B		K			G4-6-3 1-2		K		4 0 1 1 0 2 1												
<b>Duke Snider, L</b> OBP: 0.350, SLG: 0.498 (1, 9)	K			G3 6-3 2B		FC5-4 BB		K		3 1 1 0 1 2 1												
<b>Gil Hodges, R</b> OBP: 0.388, SLG: 0.548 (1, 3)	K		G3	G3		FC5-4 1-2		E5		4 0 0 0 0 1 3												
<b>Don Demeter, R</b> OBP: 0.307, SLG: 0.479 (1, 8)		F8		6-3			5-3		K	4 0 0 1 0 1 1												
<b>John Roseboro, L</b> OBP: 0.316, SLG: 0.372 (1, 2)		F2		4-3			K			3 0 0 0 0 1 0												
<b>Maury Wills, S</b> OBP: 0.238, SLG: 0.237 (1, 6)					1-3 1B		6-3			3 0 1 0 0 0 0												
<b>Danny McDevitt, L</b> OBP: 0.135, SLG: 0.152 (2, 1)										0 0 0 0 0 0 0												
<b>Ron Fairly, L</b> OBP: 0.340, SLG: 0.353 (2, PH)										0 0 0 0 0 0 0												
<b>Stan Williams, R</b> OBP: 0.307, SLG: 0.448 (3, 1)										1 0 0 0 0 0 0												
<b>Norm Larker, L</b> OBP: 0.302, SLG: 0.462 (8, PH)										1 0 0 0 0 0 0												
<b>Art Fowler, R</b> OBP: 0.291, SLG: 0.291 (9, 1)										0 0 0 0 0 0 0												
<b>Inning Stats</b>	R: 1 E: 0 K: 2 S: 13	H: 2 LOB: 1 BB: 0 P: 24	R: 0 E: 0 K: 0 S: 8	H: 1 LOB: 1 BB: 0 P: 11	R: 0 E: 0 K: 2 S: 9	H: 0 LOB: 0 BB: 0 P: 12	R: 1 E: 0 K: 0 S: 5	H: 1 LOB: 0 BB: 0 P: 8	R: 0 E: 0 K: 0 S: 5	H: 0 LOB: 0 BB: 0 P: 8	R: 0 E: 0 K: 0 S: 8	H: 1 LOB: 1 BB: 1 P: 16	R: 0 E: 0 K: 1 S: 6	H: 0 LOB: 0 BB: 0 P: 9	R: 0 E: 0 K: 1 S: 9	H: 0 LOB: 0 BB: 0 P: 11	R: 0 E: 1 K: 3 S: 12	H: 0 LOB: 1 BB: 0 P: 16	1B: 4 2B: 1 3B: 0 HR: 0	SF: 0 SAC: 0 DP: 1 HBP: 0	WP: 0 PB: 0 SB: 0 CS: 0	PA: 33
<b>PITCHER</b>	IP WLS BF H R ER SO BB IBB HBP BLK WP HR S P ERA WHIP											<b>PITCHER</b>	IP WLS BF H R ER SO BB IBB HBP BLK WP HR S P ERA WHIP									
<b>Bob Anderson, R</b> ERA: 3.56 (1, 1)	9.0 W 33 5 2 2 9 1 0 0 0 0 0 75 115 2.00 0.667																					



Batter	1	2	3	4	5	6	7	8	9	AB	R	H	RBI	BB	SO	LOB	TOP								
<b>Tony Taylor, R</b> OBP: 0.330, SLG: 0.370 (1, 4)	0-2 6-3		0-2 F3					0-0 FC5-4 E	3-2 F7	5	1	1	1	0	0	2	<b>Chicago Cubs @ Los Angeles Dodgers</b> Los Angeles Memorial Coliseum, Los Angeles, CA Thu Jul 23 1959, 10:05 PM EDT Att: 21,418 - Unknown  <b>AB 33</b> <b>R 3</b> <b>H 8</b> <b>RBI 3</b> <b>BB 4</b> <b>SO 3</b> <b>LOB 19</b>  								
<b>Alvin Dark, R</b> OBP: 0.324, SLG: 0.348 (1, 5)	2-1 F9		3-3 K					1-1 F7 14 1B		4	1	1	0	0	1	1									
<b>Jim Marshall, L</b> OBP: 0.321, SLG: 0.396 (1, 3)	3-1 F6		3-2 F8					1-1 F7 14 G4-3 BB		3	0	0	0	1	0	2									
<b>14 Ernie Banks, R</b> OBP: 0.361, SLG: 0.584 (1, 6)		0-2 FC1-8 1B		1-0 5-3				1-1 G4-3 1-2	1-2 F7 2H 3H 0-1	4	0	2	2	0	0	1									
<b>Irv Noren, L</b> OBP: 0.333, SLG: 0.333 (1, 8)	1-2 FC1-6 2B		2-0 F7					2-2 6-3	0-1 F8	4	0	0	0	0	0	2									
<b>Walt Moryn, L</b> OBP: 0.311, SLG: 0.365 (1, 7)	0-2 F7		3-1 F6					2-2 3-1	0-0 4-3	4	0	0	0	0	0	2									
<b>Sammy Taylor, L</b> OBP: 0.322, SLG: 0.386 (1, 2)	3-2 F7 1-3		4-2 1B FC5-4 BB					0-0 BB 1B	3-2 DI PB 1B	3	1	3	0	1	0	0									
<b>George Altman, L</b> OBP: 0.303, SLG: 0.348 (1, 9)	4-0 IBB		2-2 FC5-4 1B					4-2 G6-4-3 BB	0-2 F5	2	0	1	0	2	0	1									
<b>Moe Drabowsky, R</b> OBP: 0.189, SLG: 0.167 (5, PH)	3-3 K		0-3 K					1-1 G6-4-3 1-2	0-0 F9	1	0	0	0	0	1	3									
<b>Dale Long, L</b> OBP: 0.270, SLG: 0.462 (5, PH)										1	0	0	0	0	1	2									
<b>Bill Henry, L</b> OBP: 0.290, SLG: 0.158 (7, PH)										0	0	0	0	0	0	0									
<b>Earl Averill, L</b> OBP: 0.310, SLG: 0.500 (7, PH)										1	0	0	0	0	0	2									
<b>Don Elston, R</b> OBP: 0.220, SLG: 0.222 (7, PH)										0	0	0	0	0	0	0									
<b>Art Schult, R</b> OBP: 0.220, SLG: 0.290 (9, PH)										1	0	0	0	0	0	1									
<b>Inning Stats</b>	R: 0 E: 0 K: 0 S: 7	H: 0 LOB: 0 BB: 0 P: 12	R: 0 E: 0 K: 1 S: 15	H: 2 LOB: 3 BB: 1 P: 26	R: 0 E: 0 K: 1 S: 9	H: 0 LOB: 0 BB: 0 P: 15	R: 0 E: 0 K: 0 S: 4	H: 0 LOB: 0 BB: 0 P: 10	R: 1 E: 1 K: 1 S: 10	H: 1 LOB: 1 BB: 1 P: 16	R: 0 E: 0 K: 0 S: 7	H: 0 LOB: 0 BB: 1 P: 14	R: 0 E: 0 K: 0 S: 8	H: 1 LOB: 1 BB: 1 P: 15	R: 2 E: 0 K: 0 S: 11	H: 3 LOB: 1 BB: 0 P: 14	R: 0 E: 0 K: 0 S: 14	H: 1 LOB: 1 BB: 0 P: 20	1B: 6 2B: 2 3B: 0 HR: 0	SF: 0 SAC: 0 DP: 2 HBP: 0	WP: 0 PB: 1 SB: 0 CS: 0	PA: 37			
<b>PITCHER</b>	IP	WLS	BF	H	R	ER	SO	BB	IBB	HBP	BLK	WP	HR	S	P	ERA	WHIP								
<b>Larry Sherry, R</b> ERA: 3.08 (1, 1)	7.1	W	31	7	3	3	3	3	1	0	0	0	0	68	119	3.68	1.364								
<b>Don Drysdale, R</b> ERA: 2.93 (8, 1)	1.2	S	6	1	0	0	0	0	0	0	0	0	0	17	23	0.00	0.600								

Batter	1	2	3	4	5	6	7	8	9	AB	R	H	RBI	BB	SO	LOB	BOTTOM									
<b>Jim Gilliam, S</b> OBP: 0.434, SLG: 0.393 (1, 5)	1-1 L9		2-2 L4							4	0	1	0	0	0	0	<b>Chicago Cubs @ Los Angeles Dodgers</b> Los Angeles Memorial Coliseum, Los Angeles, CA Thu Jul 23 1959, 10:05 PM EDT Att: 21,418 - Unknown  <b>AB 30</b> <b>R 5</b> <b>H 8</b> <b>RBI 5</b> <b>BB 5</b> <b>SO 7</b> <b>LOB 17</b>  									
<b>Charlie Neal, R</b> OBP: 0.353, SLG: 0.478 (1, 4)	2-2 4-3 BB 1B		1-0 5-3							4	0	1	0	0	1	3										
<b>Don Zimmer, R</b> OBP: 0.277, SLG: 0.250 (8, 4)			2-0 1-3							0	0	0	0	0	0	0										
<b>Wally Moon, L</b> OBP: 0.379, SLG: 0.437 (1, 7)	4-1 1-2 BB		2-0 1-3							2	1	1	2	2	0	0										
<b>Duke Snider, L</b> OBP: 0.348, SLG: 0.491 (1, 9)	3-1 4-3			4-2 HR BB						3	1	0	0	1	2	5										
<b>Gil Hodges, R</b> OBP: 0.391, SLG: 0.558 (1, 3)	0-0 5-3			1-1 HR BB						2	1	1	2	1	0	2										
<b>Norm Larker, L</b> OBP: 0.380, SLG: 0.463 (7, 3)				1-H HR						1	0	0	0	0	0	3										
<b>Don Demeter, R</b> OBP: 0.303, SLG: 0.473 (1, 8)			1-3 K		1-3 K2-3					4	0	0	0	0	3	1										
<b>John Roseboro, L</b> OBP: 0.322, SLG: 0.376 (1, 2)			1-0 FC6-4 1B		3-2 CS 1B					3	1	2	0	1	0	0										
<b>Maury Wills, S</b> OBP: 0.238, SLG: 0.238 (1, 6)			1-0 FC6-4		1-0 L7					4	1	1	0	0	1	2										
<b>Larry Sherry, R</b> OBP: 0.222, SLG: 0.222 (1, 1)			1-0 L9		2-2 F8					3	0	1	1	0	0	1										
<b>Don Drysdale, R</b> OBP: 0.188, SLG: 0.355 (8, 1)										0	0	0	0	0	0	0										
<b>Inning Stats</b>	R: 0 E: 0 K: 0 S: 10	H: 1 LOB: 2 BB: 1 P: 20	R: 0 E: 0 K: 1 S: 6	H: 1 LOB: 0 BB: 0 P: 10	R: 0 E: 0 K: 0 S: 5	H: 0 LOB: 0 BB: 0 P: 10	R: 2 E: 0 K: 1 S: 13	H: 2 LOB: 0 BB: 1 P: 22	R: 0 E: 0 K: 0 S: 6	H: 0 LOB: 0 BB: 0 P: 11	R: 1 E: 0 K: 1 S: 10	H: 1 LOB: 0 BB: 1 P: 19	R: 2 E: 0 K: 2 S: 20	H: 3 LOB: 3 BB: 2 P: 35	R: 0 E: 0 K: 2 S: 12	H: 0 LOB: 0 BB: 0 P: 16	1B: 6 2B: 1 3B: 0 HR: 2	SF: 0 SAC: 0 DP: 1 HBP: 0	WP: 0 PB: 0 SB: 1 CS: 1	PA: 35						
<b>PITCHER</b>	IP	WLS	BF	H	R	ER	SO	BB	IBB	HBP	BLK	WP	HR	S	P	ERA	WHIP									
<b>Moe Drabowsky, R</b> ERA: 4.38 (1, 1)	4.0	L	17	4	2	2	2	2	0	0	0	0	0	1	34	62	4.50	1.500								
<b>Bill Henry, L</b> ERA: 2.65 (5, 1)	2.0		7	1	1	1	1	1	0	0	0	0	0	1	16	30	4.50	1.000								
<b>Don Elston, R</b> ERA: 3.18 (7, 1)	2.0		11	3	2	2	4	2	0	0	0	0	0	0	32	51	9.00	2.500								



Batter	1	2	3	4	5	6	7	8	9	AB	R	H	RBI	BB	SO	LOB	TOP		
<b>Don Blasingame, L</b> (1,4) OBP: 0.360, SLG: 0.358										4	1	1	0	0	1	1	<b>St. Louis Cardinals @ Los Angeles Dodgers</b> Los Angeles Memorial Coliseum, Los Angeles, CA Fri Jul 24 1959, 10:05 PM EDT Att: 34,418 - Unknown <a href="http://livebaseballscorecards.com">livebaseballscorecards.com</a>		
<b>Alex Grammas, R</b> (1,6) OBP: 0.361, SLG: 0.344										4	1	1	0	0	0	0			
<b>Bill White, L</b> (1,3) OBP: 0.366, SLG: 0.538										3	0	2	1	1	0	0			
<b>Ken Boyer, R</b> (1,5) OBP: 0.391, SLG: 0.510										4	0	1	0	0	0	4			
<b>Gino Cimoli, R</b> (1,9) OBP: 0.354, SLG: 0.479										4	0	1	1	0	0	2			
<b>Gene Oliver, R</b> (1,7) OBP: 0.277, SLG: 0.412										2	0	0	0	1	1	0			
<b>Joe Cunningham, L</b> (8, PH) OBP: 0.444, SLG: 0.462										1	0	0	0	0	1	2			
<b>Curt Flood, R</b> (1,8) OBP: 0.349, SLG: 0.437										3	0	1	0	1	2	0			
<b>Hal Smith, R</b> (1,2) OBP: 0.303, SLG: 0.425										3	0	0	0	1	0	3			
<b>Ernie Broglio, R</b> (1,1) OBP: 0.184, SLG: 0.114										2	0	0	0	0	1	2			
<b>Ray Jablonski, R</b> (8, PH) OBP: 0.345, SLG: 0.449										1	0	0	0	0	0	0			
<b>Lindy McDaniel, R</b> (8,1) OBP: 0.143, SLG: 0.040										1	0	0	0	0	1	0			
<b>Inning Stats</b>	R: 0 H: 0 E: 0 K: 1 S: 7	H: 0 LOB: 0 BB: 0 P: 11	R: 0 H: 1 E: 0 K: 1 S: 10	H: 0 LOB: 0 BB: 0 P: 13	R: 0 H: 0 E: 0 K: 2 S: 8	H: 0 LOB: 1 BB: 0 P: 14	R: 0 H: 1 E: 0 K: 0 S: 8	H: 1 LOB: 1 BB: 1 P: 12	R: 0 H: 0 E: 0 K: 0 S: 7	H: 0 LOB: 1 BB: 1 P: 15	R: 0 H: 0 E: 0 K: 0 S: 8	H: 0 LOB: 1 BB: 1 P: 13	R: 2 H: 4 E: 0 K: 1 S: 12	H: 4 LOB: 2 BB: 0 P: 15	R: 0 H: 0 E: 0 K: 2 S: 8	H: 0 LOB: 0 BB: 0 P: 9	1B: 7 2B: 1 3B: 0 HR: 0	SF: 0 SAC: 0 DP: 2 HBP: 0	WP: 0 PA: 36 PB: 0 SB: 0 CS: 0
<b>PITCHER</b>	IP	WLS	BF	H	R	ER	SO	BB	IBB	HBP	BLK	WP	HR	S	P	ERA	WHIP		
<b>Johanny Podres, L</b> (1,1) ERA: 4.09	7.2	L	32	7	2	2	4	4	0	0	0	0	0	63	101	2.35	1.435		
<b>Clem Labine, R</b> (8,1) ERA: 3.7	1.1		4	0	0	0	3	0	0	0	0	0	0	11	13	0.00	0.000		

Batter	1	2	3	4	5	6	7	8	9	AB	R	H	RBI	BB	SO	LOB	BOTTOM		
<b>Jim Gilliam, S</b> (1,5) OBP: 0.437, SLG: 0.394										2	1	1	0	2	0	0	<b>St. Louis Cardinals @ Los Angeles Dodgers</b> Los Angeles Memorial Coliseum, Los Angeles, CA Fri Jul 24 1959, 10:05 PM EDT Att: 34,418 - Unknown <a href="http://livebaseballscorecards.com">livebaseballscorecards.com</a>		
<b>Charlie Neal, R</b> (1,4) OBP: 0.352, SLG: 0.476										4	0	1	1	0	1	3			
<b>Wally Moon, L</b> (1,7) OBP: 0.378, SLG: 0.433										3	0	0	0	1	2	1			
<b>Duke Snider, L</b> (1,9) OBP: 0.347, SLG: 0.487										4	0	1	0	0	0	1			
<b>Norm Larker, L</b> (1,3) OBP: 0.376, SLG: 0.457										4	0	1	0	0	0	0			
<b>Don Demeter, R</b> (1,8) OBP: 0.302, SLG: 0.470										4	0	1	0	0	2	2			
<b>John Roseboro, L</b> (1,2) OBP: 0.321, SLG: 0.371										3	0	0	0	1	2	2			
<b>Maury Wills, S</b> (1,6) OBP: 0.230, SLG: 0.229										3	0	0	0	0	0	1			
<b>Rip Repulski, R</b> (9, PH) OBP: 0.345, SLG: 0.324										1	0	0	0	0	1	0			
<b>Johanny Podres, L</b> (1,1) ERA: 5.08										3	0	1	0	0	1	0			
<b>Clem Labine, R</b> (8,1) ERA: 2.69										0	0	0	0	0	0	0			
<b>Inning Stats</b>	R: 0 H: 1 E: 0 K: 0 S: 5	H: 0 LOB: 1 BB: 1 P: 13	R: 0 H: 0 E: 0 K: 0 S: 5	H: 0 LOB: 1 BB: 1 P: 10	R: 0 H: 0 E: 0 K: 1 S: 7	H: 0 LOB: 0 BB: 0 P: 9	R: 0 H: 2 E: 0 K: 3 S: 17	H: 2 LOB: 2 BB: 0 P: 23	R: 1 H: 1 E: 0 K: 1 S: 10	H: 1 LOB: 1 BB: 1 P: 16	R: 0 H: 1 E: 0 K: 0 S: 12	H: 1 LOB: 2 BB: 1 P: 18	R: 0 H: 1 E: 0 K: 1 S: 9	H: 1 LOB: 0 BB: 0 P: 13	R: 0 H: 0 E: 0 K: 2 S: 7	H: 0 LOB: 0 BB: 0 P: 12	1B: 6 2B: 0 3B: 0 HR: 0	SF: 0 SAC: 0 DP: 1 HBP: 0	WP: 0 PA: 36 PB: 0 SB: 0 CS: 1
<b>PITCHER</b>	IP	WLS	BF	H	R	ER	SO	BB	IBB	HBP	BLK	WP	HR	S	P	ERA	WHIP		
<b>Ernie Broglio, R</b> (1,1) ERA: 5.08	7.0	W	29	6	1	1	6	4	0	0	0	0	0	66	107	1.29	1.429		
<b>Lindy McDaniel, R</b> (8,1) ERA: 2.69	2.0	S	6	0	0	0	3	0	0	0	0	0	0	16	25	0.00	0.000		







Batter	1	2	3	4	5	6	7	8	9	AB	R	H	RBI	BB	SO	LOB	TOP					
Don Blasingame, L (1,4) OBP: 0.357, SLG: 0.355	1-3		6-3		G3		1-3			4	0	0	0	0	0	1	<b>St. Louis Cardinals @ Los Angeles Dodgers</b> Los Angeles Memorial Coliseum, Los Angeles, CA Sun Jul 26 1959, 6:33 AM EDT Att: 14,453 - Unknown <a href="http://livebaseballscorecards.com">livebaseballscorecards.com</a>					
Joe Cunningham, L (1,9) OBP: 0.444, SLG: 0.468	FC3-6 1B			3-1 1B BB	F9		4-3			3	0	1	0	1	0	2						
Bill White, L (1,7) OBP: 0.382, SLG: 0.535	FC3-6 1-2			F3		HR 1B		3-1		4	1	1	0	0	0	2						
Ken Boyer, R (1,5) OBP: 0.385, SLG: 0.500	PO 1-2	K		3-1 1B		F6		5-3		4	0	1	0	0	1	1						
Gino Cimoli, R (1,8) OBP: 0.348, SLG: 0.472			F9		3-1					1	0	0	0	0	0	0						
George Crowe, L (4,PH) OBP: 0.353, SLG: 0.578					3-1			FC4-6 1B		3	1	2	2	0	0	2						
Stan Musial, L (1,3) OBP: 0.381, SLG: 0.431					1-2 2-3			FC4-6 1-2		2	0	1	0	2	0	1						
Alex Grammas, R (1,6) OBP: 0.357, SLG: 0.340					F8					1	0	0	0	0	1	1						
Wally Shannon, L (4,PH) OBP: 0.467, SLG: 0.467						F6		G5-4-3 1B		3	0	1	0	0	0	4						
Hal Smith, R (1,2) OBP: 0.306, SLG: 0.424					4-3			G5-4-3 1-2		1	0	0	0	0	0	0						
Gene Oliver, R (5,PR) OBP: 0.270, SLG: 0.420						G3 HBP		F5		2	0	0	0	0	0	2						
Dick Ricketts, L (1,1) OBP: 0.056, SLG: 0.056					2-3					1	0	0	0	0	1	0						
Jack Urban, R (3,1)						L7				1	0	0	0	0	0	1						
Curt Flood, R (7,PH) OBP: 0.345, SLG: 0.431										1	0	0	0	0	1	0						
Dean Stone, L (7,1)										0	0	0	0	0	0	0						
Ray Jablonski, R (9,PH) OBP: 0.341, SLG: 0.443										1	0	0	0	0	1	0						
<b>Inning Stats</b>	R: 0 E: 0 K: 0 S: 9	H: 1 LOB: 0 BB: 0 P: 15	R: 0 E: 0 K: 2 S: 11	H: 1 LOB: 1 BB: 0 P: 18	R: 0 E: 0 K: 1 S: 7	H: 0 LOB: 0 BB: 0 P: 9	R: 0 E: 0 K: 0 S: 15	H: 1 LOB: 3 BB: 2 P: 29	R: 0 E: 0 K: 0 S: 10	H: 0 LOB: 2 BB: 0 P: 14	R: 2 E: 0 K: 0 S: 13	H: 2 LOB: 1 BB: 1 P: 24	R: 0 E: 0 K: 1 S: 7	H: 0 LOB: 0 BB: 0 P: 9	R: 0 E: 0 K: 0 S: 8	H: 1 LOB: 1 BB: 0 P: 11	R: 0 E: 0 K: 1 S: 6	H: 1 LOB: 0 BB: 0 P: 10	1B: 6 2B: 0 3B: 0 HR: 1	SF: 0 SAC: 0 DP: 1 HBP: 1	WP: 0 PB: 0 SB: 0 CS: 0	PA: 37
<b>PITCHER</b> Don Drysdale, R (1,1) ERA: 2.88	IP: 9.0 WLS: W BF: 36 H: 7 R: 2 ER: 2 SO: 5 BB: 3 IBB: 0 HBP: 1 BLK: 0 WP: 0 HR: 1 S: 86 P: 139 ERA: 2.00 WHIP: 1.111															<b>PITCHER</b>						

Batter	1	2	3	4	5	6	7	8	9	AB	R	H	RBI	BB	SO	LOB	BOTTOM	
Jim Gilliam, S (1,5) OBP: 0.431, SLG: 0.389	F9 1B 2B	4-3	G4-6-3			4-3		E 1B BB		4	1	1	0	1	0	3	<b>St. Louis Cardinals @ Los Angeles Dodgers</b> Los Angeles Memorial Coliseum, Los Angeles, CA Sun Jul 26 1959, 6:33 AM EDT Att: 14,453 - Unknown <a href="http://livebaseballscorecards.com">livebaseballscorecards.com</a>	
Charlie Neal, R (1,4) OBP: 0.356, SLG: 0.489	F9		HR	FC3-6 1B		1-3		E8 1B		5	1	3	2	0	0	1		
Wally Moon, L (1,7) OBP: 0.377, SLG: 0.429	1B BB		1B BB 1B	FC3-6 1-2		F4		L9		4	1	1	0	1	0	3		
Duke Snider, L (1,8) OBP: 0.355, SLG: 0.489	G4-6-3 1B		1B BB 1B	K		FC3-6 1B				3	1	2	1	1	1	1		
Norm Larker, L (1,3) OBP: 0.362, SLG: 0.437	G4-6-3 1-2		1B BB 1B	F6		FC3-6 FC5-4				4	1	1	0	0	0	4		
Ron Fairly, L (1,9) OBP: 0.343, SLG: 0.362		3-1	1B 1B			FC5-4				3	0	2	1	0	0	0		
Don Demeter, R (7,PH) OBP: 0.300, SLG: 0.467			1-2 2-3 3-H	1B						1	0	0	0	0	0	1		
Joe Pignatano, R (1,2) OBP: 0.342, SLG: 0.333		5-3	F6			5-3		1B 2B		4	1	1	0	0	0	4		
Maury Wills, S (1,6) OBP: 0.237, SLG: 0.236						4-3		B5		4	1	2	1	0	0	1		
Don Drysdale, R (1,1) OBP: 0.206, SLG: 0.409						L8		5-3		4	1	2	3	0	0	1		
<b>Inning Stats</b>	R: 1 E: 0 K: 0 S: 12	H: 2 LOB: 1 BB: 1 P: 20	R: 2 E: 0 K: 0 S: 13	H: 2 LOB: 0 BB: 0 P: 20	R: 4 E: 0 K: 0 S: 16	H: 6 LOB: 2 BB: 1 P: 28	R: 0 E: 0 K: 1 S: 9	H: 1 LOB: 1 BB: 0 P: 13	R: 0 E: 0 K: 0 S: 7	H: 1 LOB: 0 BB: 0 P: 14	R: 0 E: 0 K: 0 S: 9	H: 1 LOB: 1 BB: 0 P: 14	R: 1 E: 1 K: 0 S: 7	H: 2 LOB: 2 BB: 1 P: 14	1B: 11 2B: 2 3B: 0 HR: 2	SF: 0 SAC: 0 DP: 2 HBP: 0	WP: 0 PB: 0 SB: 0 CS: 1	PA: 39
<b>PITCHER</b> Dick Ricketts, R (1,1) ERA: 5.7	IP: 2.0 WLS: L BF: 13 H: 6 R: 6 ER: 6 SO: 0 BB: 2 IBB: 0 HBP: 0 BLK: 0 WP: 0 HR: 2 S: 30 P: 53 ERA: 27.00 WHIP: 4.000															<b>PITCHER</b>		
Jack Urban, R (3,1) ERA: 5.4	IP: 4.0 WLS: L BF: 16 H: 6 R: 1 ER: 1 SO: 1 BB: 0 IBB: 0 HBP: 0 BLK: 0 WP: 0 HR: 0 S: 34 P: 54 ERA: 2.25 WHIP: 1.500																	
Dean Stone, L (7,1) ERA: 1.5	IP: 2.0 WLS: L BF: 10 H: 3 R: 1 ER: 1 SO: 0 BB: 1 IBB: 0 HBP: 0 BLK: 0 WP: 0 HR: 0 S: 16 P: 28 ERA: 4.50 WHIP: 2.000																	



Batter	1	2	3	4	5	6	7	8	9	AB	R	H	RBI	BB	SO	LOB	TOP					
<b>Roberto Clemente, R</b> OBP: 0.306, SLG: 0.390	(1, 9) K	(4, 2) BB		(3, 2) BB		(0, 2) G6-4-3		(2, 2) BB		4	0	3	0	1	1	0	<b>Pittsburgh Pirates @ Los Angeles Dodgers</b> Los Angeles Memorial Coliseum, Los Angeles, CA Tue Jul 28 1959, 10:05 PM EDT Att: 23,493 - Unknown <a href="http://livebaseballscorecards.com">livebaseballscorecards.com</a>					
<b>Dick Groat, R</b> OBP: 0.314, SLG: 0.368	(1, 6) F	(0, 1) F3		(2, 0) F9		(2, 2) G6-4-3		(3, 2) F9		4	1	0	0	1	0	4						
<b>Bob Skinner, L</b> OBP: 0.346, SLG: 0.406	(1, 7) E	(4, 0) BB		(4, 1) BB			(0, 0) 4-3		(0, 1) 2-3	2	1	0	0	3	0	0						
<b>Dick Stuart, R</b> OBP: 0.376, SLG: 0.533	(3, 2) F4	(2, 0) F2		(2, 0) F9			(0, 0) 6-3		(2, 2) BB	5	0	1	0	0	0	6						
<b>Smoky Burgess, L</b> OBP: 0.346, SLG: 0.502	(2, 2) E4	(1, 1) 4-3		(0, 1) F8			(4, 2) BB		(4, 1) BB	3	0	0	0	2	0	6						
<b>Bill Mazeroski, R</b> OBP: 0.302, SLG: 0.367	(1, 4) 1-2		(0, 0) 6-3		(2, 0) F7		(4, 1) FC6-4		(2, 3) K	4	0	1	2	1	1	2						
<b>Don Hoak, R</b> OBP: 0.363, SLG: 0.420	(1, 5) 1-3		(0, 0) 1B		(3, 3) K		(0, 1) FC6-4		(1, 2) F8	5	0	1	0	0	1	6						
<b>Bill Virdon, L</b> OBP: 0.289, SLG: 0.321		(1, 1) HR	(2, 2) G3-6-3		(3, 2) F8			(1, 3) K		4	1	2	0	0	1	0						
<b>Bennie Daniels, L</b> OBP: 0.409, SLG: 0.579	(1, 1) 0-2		(2, 1) G3-6-3			(3, 3) K		(2, 3) K		2	1	1	2	0	0	2						
<b>Ron Blackburn, R</b> OBP: 0.200, SLG: 0.800	(4, 1) 1-H		(1, 2) HR							0	0	0	0	0	0	0						
<b>Don Gross, L</b> OBP: 0.203, SLG: 0.470	(5, 1) 1-H		(1, 2) HR							1	0	0	0	0	1	0						
<b>Bob Porterfield, R</b> OBP: 0.281, SLG: 0.207	(6, 1) 1-H		(1, 2) HR							1	0	0	0	0	1	0						
<b>Inning Stats</b>	R: 2 E: 1 K: 1 S: 19	H: 1 LOB: 2 BB: 2 P: 37	R: 2 E: 0 K: 0 S: 13	H: 2 LOB: 2 BB: 2 P: 25	R: 0 E: 0 K: 0 S: 7	H: 2 LOB: 1 BB: 1 P: 11	R: 0 E: 0 K: 0 S: 10	H: 1 LOB: 2 BB: 0 P: 21	R: 0 E: 0 K: 1 S: 8	H: 0 LOB: 0 BB: 0 P: 16	R: 0 E: 0 K: 1 S: 10	H: 1 LOB: 0 BB: 0 P: 15	R: 0 E: 0 K: 0 S: 7	H: 0 LOB: 2 BB: 2 P: 15	R: 0 E: 0 K: 2 S: 14	H: 1 LOB: 1 BB: 0 P: 22	R: 0 E: 0 K: 1 S: 13	H: 1 LOB: 2 BB: 1 P: 22	1B: 7 2B: 1 3B: 0 HR: 1	SF: 0 SAC: 0 DP: 2 HBP: 0	WP: 0 PB: 0 SB: 0 CS: 0	PA: 43
<b>PITCHER</b>	IP WLS BF H R ER SO BB IBB HBP BLK WP HR S P ERA WHIP																					
<b>Larry Sherry, R</b> ERA: 3.62	(1, 1) 1.0	WLS: 10	BF: 3	H: 4	R: 4	ER: 2	SO: 1	BB: 3	IBB: 0	HBP: 0	BLK: 0	WP: 0	HR: 1	S: 27	P: 50	ERA: 18.00	WHIP: 6.000					
<b>Art Fowler, R</b> ERA: 4.59	(2, 1) 2.0	WLS: 8	BF: 2	H: 2	R: 0	ER: 0	SO: 0	BB: 1	IBB: 0	HBP: 0	BLK: 0	WP: 0	HR: 0	S: 12	P: 23	ERA: 0.00	WHIP: 1.500					
<b>Stan Williams, R</b> ERA: 4.13	(4, 1) 6.0	WLS: 25	BF: 4	H: 0	R: 0	ER: 0	SO: 5	BB: 4	IBB: 0	HBP: 0	BLK: 0	WP: 0	HR: 0	S: 62	P: 111	ERA: 0.00	WHIP: 1.333					


Batter	1	2	3	4	5	6	7	8	9	AB	R	H	RBI	BB	SO	LOB	BOTTOM				
<b>Jim Gilliam, S</b> OBP: 0.428, SLG: 0.386	(1, 5) 1-3		(1, 0) F6		(2, 1) FC5-6	(2, 2) F8		(0, 0) G4-6-3		5	0	1	0	0	0	3	<b>Pittsburgh Pirates @ Los Angeles Dodgers</b> Los Angeles Memorial Coliseum, Los Angeles, CA Tue Jul 28 1959, 10:05 PM EDT Att: 23,493 - Unknown <a href="http://livebaseballscorecards.com">livebaseballscorecards.com</a>				
<b>Charlie Neal, R</b> OBP: 0.358, SLG: 0.489	(1, 4) F9			(0, 0) E	(1, 1) FC5-6	(0, 0) 2B		(1, 2) 2B		4	1	2	0	0	0	2					
<b>Wally Moon, L</b> OBP: 0.381, SLG: 0.444	(1, 7) HR			(4, 1) 1B	(1, 1) SF9	(2, 0) 2B		(1, 3) 2B		2	2	2	4	1	0	0					
<b>Duke Snider, L</b> OBP: 0.354, SLG: 0.485	(1, 8) F7			(0, 0) 2B	(1, 3) 1B	(4, 1) 4-1		(0, 1) 2B		4	1	1	1	0	0	3					
<b>Norm Larker, L</b> OBP: 0.373, SLG: 0.449		(2, 2) F8		(0, 1) 2B		(4, 1) 2B		(1, 1) G6-4-3		3	1	2	1	1	0	0					
<b>Ron Fairly, L</b> OBP: 0.340, SLG: 0.360	(1, 9) F3			(1, 3) SF7		(1, 2) 1B		(0, 0) F9		1	0	0	1	0	0	0					
<b>Don Demeter, R</b> OBP: 0.302, SLG: 0.470	(6, PH) F3			(3, H) SF7		(1, 2) 1B		(1, 2) F9		2	1	1	1	0	0	1					
<b>Joe Pignatano, R</b> OBP: 0.330, SLG: 0.320	(1, 2) 5-3			(3, H) 5-3		(3, 3) K		(0, 0) G6-4-3		4	0	0	0	0	1	3					
<b>Maury Wills, S</b> OBP: 0.237, SLG: 0.228	(1, 6) 4-3			(2, 1) G3		(4, 0) 1B		(0, 0) B3		3	1	0	0	1	0	1					
<b>Larry Sherry, R</b> ERA: 6.05	(1, 1) 3.0	WLS: 14	BF: 4	H: 4	R: 4	ER: 4	SO: 1	BB: 1	IBB: 0	HBP: 0	BLK: 0	WP: 0	HR: 0	S: 30	P: 52	ERA: 12.00		WHIP: 1.667			
<b>Ron Blackburn, R</b> ERA: 3.65	(4, 1) 1.1	WLS: 6	BF: 1	H: 1	R: 1	ER: 1	SO: 0	BB: 1	IBB: 0	HBP: 0	BLK: 0	WP: 0	HR: 0	S: 14	P: 25	ERA: 6.75	WHIP: 1.500				
<b>Don Gross, L</b> ERA: 6.92	(5, 1) 1.0	WLS: 6	BF: 1	H: 3	R: 3	ER: 3	SO: 1	BB: 1	IBB: 0	HBP: 0	BLK: 0	WP: 0	HR: 0	S: 12	P: 27	ERA: 27.00	WHIP: 2.000				
<b>Bob Porterfield, R</b> ERA: 6.15	(6, 1) 2.2	WLS: 11	BF: 5	H: 1	R: 1	ER: 1	SO: 0	BB: 0	IBB: 0	HBP: 0	BLK: 0	WP: 0	HR: 0	S: 16	P: 21	ERA: 3.38	WHIP: 1.875				
<b>Inning Stats</b>	R: 1 E: 0 K: 0 S: 11	H: 1 LOB: 0 BB: 0 P: 20	R: 0 E: 0 K: 0 S: 7	H: 0 LOB: 0 BB: 0 P: 12	R: 0 E: 0 K: 1 S: 7	H: 0 LOB: 0 BB: 0 P: 11	R: 3 E: 1 K: 0 S: 12	H: 3 LOB: 1 BB: 1 P: 20	R: 1 E: 1 K: 0 S: 12	H: 1 LOB: 1 BB: 1 P: 22	R: 4 E: 0 K: 1 S: 16	H: 4 LOB: 2 BB: 2 P: 32	R: 0 E: 0 K: 0 S: 4	H: 1 LOB: 0 BB: 0 P: 5	R: 0 E: 0 K: 0 S: 3	H: 1 LOB: 0 BB: 0 P: 3	1B: 7 2B: 3 3B: 0 HR: 1	SF: 2 SAC: 0 DP: 2 HBP: 0	WP: 0 PB: 0 SB: 0 CS: 0	PA: 37	
<b>PITCHER</b>	IP WLS BF H R ER SO BB IBB HBP BLK WP HR S P ERA WHIP																				
<b>Bennie Daniels, R</b> ERA: 6.05	(1, 1) 3.0	WLS: 14	BF: 4	H: 4	R: 4	ER: 4	SO: 1	BB: 1	IBB: 0	HBP: 0	BLK: 0	WP: 0	HR: 0	S: 30	P: 52	ERA: 12.00	WHIP: 1.667				
<b>Ron Blackburn, R</b> ERA: 3.65	(4, 1) 1.1	WLS: 6	BF: 1	H: 1	R: 1	ER: 1	SO: 0	BB: 1	IBB: 0	HBP: 0	BLK: 0	WP: 0	HR: 0	S: 14	P: 25	ERA: 6.75	WHIP: 1.500				
<b>Don Gross, L</b> ERA: 6.92	(5, 1) 1.0	WLS: 6	BF: 1	H: 3	R: 3	ER: 3	SO: 1	BB: 1	IBB: 0	HBP: 0	BLK: 0	WP: 0	HR: 0	S: 12	P: 27	ERA: 27.00	WHIP: 2.000				
<b>Bob Porterfield, R</b> ERA: 6.15	(6, 1) 2.2	WLS: 11	BF: 5	H: 1	R: 1	ER: 1	SO: 0	BB: 0	IBB: 0	HBP: 0	BLK: 0	WP: 0	HR: 0	S: 16	P: 21	ERA: 3.38	WHIP: 1.875				



Batter	1	2	3	4	5	6	7	8	9	AB	R	H	RBI	BB	SO	LOB	TOP			
<b>Bob Skinner, L</b> (1, 7) OBP: 0.345, SLG: 0.404										4	0	1	0	0	0	2				
<b>Dick Groat, R</b> (1, 6) OBP: 0.311, SLG: 0.365										4	0	0	0	0	1	1				
<b>Roberto Clemente, R</b> (1, 9) OBP: 0.310, SLG: 0.392										4	0	2	0	0	2	0				
<b>Dick Stuart, R</b> (1, 3) OBP: 0.372, SLG: 0.525										4	0	0	0	0	2	2				
<b>Danny Kravitz, L</b> (1, 2) OBP: 0.315, SLG: 0.408										3	0	0	0	0	0	1				
<b>Don Hoak, R</b> (1, 5) OBP: 0.363, SLG: 0.418										2	0	0	0	1	0	1				
<b>Bill Mazerolski, R</b> (1, 4) OBP: 0.302, SLG: 0.367										3	0	1	0	0	1	0				
<b>Bill Virdon, L</b> (1, 8) OBP: 0.289, SLG: 0.321										3	0	1	0	0	0	2				
<b>Vern Law, R</b> (1, 1) OBP: 0.209, SLG: 0.262										3	0	1	0	0	1	1				
<b>Inning Stats</b>	R: 0 E: 0 K: 1 S: 12	H: 1 LOB: 0 BB: 0 P: 16	R: 0 E: 0 K: 1 S: 7	H: 0 LOB: 0 BB: 0 P: 12	R: 0 E: 0 K: 1 S: 10	H: 1 LOB: 1 BB: 0 P: 17	R: 0 E: 0 K: 0 S: 6	H: 1 LOB: 0 BB: 0 P: 10	R: 0 E: 0 K: 0 S: 7	H: 0 LOB: 1 BB: 0 P: 10	R: 0 E: 0 K: 0 S: 8	H: 1 LOB: 0 BB: 0 P: 13	R: 0 E: 0 K: 0 S: 5	H: 1 LOB: 1 BB: 0 P: 9	R: 0 E: 0 K: 2 S: 9	H: 0 LOB: 0 BB: 0 P: 13	1B: 6 2B: 0 3B: 0 HR: 0	SF: 0 SAC: 0 DP: 3 HBP: 0	WP: 0 PB: 0 SB: 0 CS: 0	PA: 31
<b>PITCHER</b> <b>Roger Craig, R</b> (1, 1) ERA: 1.59	IP: 9.0 WLS: W BF: 31 H: 6 R: 0 ER: 0 SO: 7 BB: 1 IBB: 0 HBP: 0 BLK: 0 WP: 0 HR: 0 S: 71 P: 112 ERA: 0.00 WHIP: 0.778															<b>PITCHER</b>				

**Pittsburgh Pirates @ Los Angeles Dodgers**  
Los Angeles Memorial Coliseum, Los Angeles, CA  
Wed Jul 29 1959, 10:05 PM EDT  
Att: 24,324 - Unknown

AB	30
R	0
H	6
RBI	0
BB	1
SO	7
LOB	10



Batter	1	2	3	4	5	6	7	8	9	AB	R	H	RBI	BB	SO	LOB	BOTTOM			
<b>Jim Gilliam, S</b> (1, 5) OBP: 0.429, SLG: 0.386										3	0	1	0	1	0	0				
<b>Charlie Neal, R</b> (1, 4) OBP: 0.355, SLG: 0.484										4	0	0	0	0	1	4				
<b>Wally Moon, L</b> (1, 7) OBP: 0.379, SLG: 0.442										4	0	1	0	0	0	1				
<b>Duke Snider, L</b> (1, 8) OBP: 0.356, SLG: 0.485										4	1	2	0	0	1	3				
<b>Norm Larker, L</b> (1, 3) OBP: 0.363, SLG: 0.437										4	0	0	0	0	0	4				
<b>Ron Fairly, L</b> (1, 9) OBP: 0.338, SLG: 0.354										3	1	0	0	1	0	0				
<b>Don Demeter, R</b> (9, 8) OBP: 0.302, SLG: 0.470										0	0	0	0	0	0	0				
<b>Joe Pignatano, R</b> (1, 2) OBP: 0.331, SLG: 0.320										3	0	1	1	0	1	0				
<b>Maury Wills, S</b> (1, 6) OBP: 0.242, SLG: 0.245										2	0	1	0	0	0	0				
<b>Carl Furillo, R</b> (7, PH) OBP: 0.355, SLG: 0.362										0	0	0	0	1	0	0				
<b>Don Zimmer, R</b> (7, PR) OBP: 0.279, SLG: 0.257										1	0	1	1	0	0	0				
<b>Roger Craig, R</b> (1, 1) OBP: 0.069, SLG: 0.036										4	0	0	0	0	2	5				
<b>Inning Stats</b>	R: 0 E: 1 K: 1 S: 19	H: 1 LOB: 2 BB: 0 P: 24	R: 0 E: 0 K: 2 S: 13	H: 1 LOB: 1 BB: 0 P: 22	R: 0 E: 0 K: 0 S: 8	H: 1 LOB: 1 BB: 0 P: 13	R: 0 E: 0 K: 0 S: 7	H: 0 LOB: 0 BB: 0 P: 12	R: 0 E: 0 K: 0 S: 5	H: 0 LOB: 0 BB: 0 P: 5	R: 0 E: 0 K: 0 S: 9	H: 1 LOB: 1 BB: 0 P: 11	R: 0 E: 1 K: 1 S: 10	H: 0 LOB: 3 BB: 2 P: 20	R: 2 E: 0 K: 1 S: 10	H: 3 LOB: 2 BB: 1 P: 18	1B: 5 2B: 2 3B: 0 HR: 0	SF: 0 SAC: 1 DP: 0 HBP: 0	WP: 0 PB: 0 SB: 0 CS: 0	PA: 36
<b>PITCHER</b> <b>Vern Law, R</b> (1, 1) ERA: 3.39	IP: 8.0 WLS: L BF: 36 H: 7 R: 2 ER: 2 SO: 5 BB: 1 IBB: 2 HBP: 0 BLK: 0 WP: 0 HR: 0 S: 81 P: 125 ERA: 2.25 WHIP: 1.000															<b>PITCHER</b>				

**Pittsburgh Pirates @ Los Angeles Dodgers**  
Los Angeles Memorial Coliseum, Los Angeles, CA  
Wed Jul 29 1959, 10:05 PM EDT  
Att: 24,324 - Unknown

AB	32
R	2
H	7
RBI	2
BB	3
SO	5
LOB	17





Batter	1	2	3	4	5	6	7	8	9	10	11	12	AB	R	H	RBI	BB	SO	LOB	TOP																	
Bob Skinner, L OBP: 0.350, SLG: 0.407	1-0 4-1 1B		2-2 S 1B		3-2 G1-6-3 1B		2-0 F8		4-0 IBB			2-1 L5	5	1	3	0	1	0	2																		
Dick Groat, R OBP: 0.311, SLG: 0.367	1-0 4-1		0-3 K		0-0 L7		0-0 2B		2-2 G3			1-0 2B 1B	6	1	2	1	0	1	5																		
Roberto Clemente, R OBP: 0.309, SLG: 0.389 Bill Virdon, L OBP: 0.292, SLG: 0.327	2-2 2H 1B		1-2 4-1		1-1 G1-6-3		1-0 6-3			2-2 SH1-4 1B		1-0 1B 2B	4	0	1	1	0	0	4																		
Dick Stuart, R OBP: 0.370, SLG: 0.521 Rocky Nelson, L OBP: 0.363, SLG: 0.406	1-3 K			0-0 FC3 HBP FC4-6 1B		1-3 K		2-3 K		1-0 SH1-4		4-0 1B IBB	4	1	1	0	0	3	0																		
Roman Mejias, R OBP: 0.307, SLG: 0.326		1-0 HR		1-2 FC4-6 FC3 HBP		0-3 K		3-3 K		1-1 F7		0-0 1B	5	1	2	2	0	2	1																		
Don Hoak, R OBP: 0.358, SLG: 0.411		2-1 F6		0-2 FC3 FC4-6		1-2 G2		0-0 1-3		0-0 F7		1-2 2H 3H K	6	0	0	0	0	1	5																		
Bill Mazerowski, R OBP: 0.304, SLG: 0.368		2-3 K		1-3 K			0-0 FC1-6 1B		0-1 G4-6-3 SH 1B		0-0 F7		5	0	2	0	0	2	3																		
Danny Kravitz, L OBP: 0.306, SLG: 0.395		0-3 K		0-1 FC4-6			0-0 FC1-6 1B 2B		2-1 SH G4-6-3		0-3 K		4	1	0	1	0	2	3																		
Bob Friend, R ERA: 4.16 Roy Face, R ERA: 1.61 Ted Kipps, R ERA: 2.73 Bernie Daniels, L ERA: 3.74 Don Gross, L ERA: 6.59		0-3 K		0-3 K			0-0 2B 1B		1-0 G4-6-3 1-2 2-3		3-3 K		2	0	0	0	0	2	2																		
<b>Inning Stats</b>	R: 1 E: 0 K: 1 S: 8	H: 2 LOB: 0 BB: 0 P: 13	R: 1 E: 0 K: 2 S: 9	H: 1 LOB: 0 BB: 0 P: 14	R: 0 E: 0 K: 2 S: 12	H: 1 LOB: 1 BB: 0 P: 15	R: 0 E: 0 K: 2 S: 15	H: 1 LOB: 0 BB: 0 P: 18	R: 0 E: 0 K: 0 S: 6	H: 0 LOB: 0 BB: 0 P: 10	R: 0 E: 0 K: 2 S: 11	H: 0 LOB: 0 BB: 0 P: 13	R: 1 E: 0 K: 0 S: 6	H: 3 LOB: 2 BB: 0 P: 9	R: 0 E: 0 K: 2 S: 7	H: 0 LOB: 0 BB: 0 P: 12	R: 0 E: 0 K: 1 S: 10	H: 1 LOB: 2 BB: 1 P: 19	R: 0 E: 0 K: 0 S: 9	H: 1 LOB: 1 BB: 0 P: 13	R: 0 E: 0 K: 2 S: 7	H: 0 LOB: 0 BB: 0 P: 10	R: 1 E: 0 K: 1 S: 8	H: 3 LOB: 2 BB: 1 P: 19	1B: 11 2B: 2 3B: 0 HR: 1	SF: 0 SAC: 2 DP: 2 HBP: 1	WP: 0 PB: 0 SB: 0 CS: 0	PA: 51									
<b>PITCHER</b>	IP WLS BF H R ER SO BB IBB HBP BLK WP HR S P ERA WHIP	1P 6.2 0.1 5.0	WLS 28 1 21	BF 8 0 21	H 4 0 5	R 4 0 1	ER 4 0 1	SO 9 0 5	BB 0 0 2	IBB 0 0 0	HBP 1 0 0	BLK 0 0 0	WP 0 0 0	HR 1 0 0	S 65 2 41	P 89 3 73	ERA 5.40 0.00 1.80	WHIP 1.200 3.000 1.000	<b>PITCHER</b>	IP WLS BF H R ER SO BB IBB HBP BLK WP HR S P ERA WHIP	1P 6.2 0.1 5.0	WLS 28 1 21	BF 8 0 21	H 4 0 5	R 4 0 1	ER 4 0 1	SO 9 0 5	BB 0 0 2	IBB 0 0 0	HBP 1 0 0	BLK 0 0 0	WP 0 0 0	HR 1 0 0	S 65 2 41	P 89 3 73	ERA 5.40 0.00 1.80	WHIP 1.200 3.000 1.000

**Pittsburgh Pirates @ Los Angeles Dodgers**  
Los Angeles Memorial Coliseum, Los Angeles, CA

Thu Jul 30 1959, 10:05 PM EDT  
Alt. 24,221 - Unknown

AB 46  
R 5  
H 14  
RBI 5  
BB 2  
SO 14  
LOB 27



Batter	1	2	3	4	5	6	7	8	9	10	11	12	AB	R	H	RBI	BB	SO	LOB	BOTTOM																	
Jim Gilliam, S OBP: 0.428, SLG: 0.385	2-2 F8			0-1 4-3		1-1 8-5 HBP 1B	2-1 5-3		0-1 4-3			1-2 G3 SH1-4 1B	6	0	2	0	0	0	1																		
Charlie Neal, R OBP: 0.357, SLG: 0.487	2-3 K			0-1 E5 1B BB		2-2 1B HBP		2-2 E7 E 2B		2-2 SH1-4 1B		0-0 SH1-4	4	3	2	0	0	1	0																		
Wally Moon, L OBP: 0.380, SLG: 0.439	0-0 F7			4-1 1B SF9 BB		0-2 8-5		0-0 E9 4-3 1B		0-1 SH1-4		1-2 G3	4	1	1	1	1	0	3																		
Duke Snider, L OBP: 0.359, SLG: 0.484		2-2 3-1		0-0 1B 2H		3-1 BB 1B		0-0 4-3		4-0 FC4-6 IBB		2-3 K	5	0	2	1	1	1	2																		
Norm Larker, L OBP: 0.358, SLG: 0.432		1-2 F7		0-2 SF9		0-2 1B BB		1-3 K		2-0 F8			4	0	1	2	0	1	3																		
Ron Fairly, L OBP: 0.335, SLG: 0.346		2-3 K		3H L7		3H 4-2 1B		1-0 4-3		1-1 FC4-6		1-2 1B	4	0	0	0	1	1	4																		
Joe Pignatano, R OBP: 0.325, SLG: 0.308				1-1 G5-4-3 HBP		1-2 L8		0-0 F9		3-1 5-3		0-0 F3	4	0	0	0	0	0	3																		
Maury Wills, S OBP: 0.238, SLG: 0.240 Rip Repulski, R OBP: 0.337, SLG: 0.315 Don Zimmer, R OBP: 0.281, SLG: 0.256				1-1 G5-4-3		0-0 F5		0-0 F7		4-2 BB		1-3 K	2	0	0	0	0	0	1																		
Johnny Podres, L ERA: 4.61 Clem Labine, R ERA: 1.61 Don Demeter, R ERA: 3.74 Stan Williams, R ERA: 6.59				1-1 6-3		0-2 3-1		1-0 6-3		1-3 K		0-0 6-3	2	0	0	0	0	0	0																		
<b>Inning Stats</b>	R: 0 E: 0 K: 1 S: 8	H: 0 LOB: 0 BB: 0 P: 12	R: 0 E: 0 K: 1 S: 10	H: 0 LOB: 0 BB: 0 P: 15	R: 0 E: 0 K: 0 S: 5	H: 0 LOB: 0 BB: 0 P: 8	R: 2 E: 1 K: 0 S: 13	H: 1 LOB: 1 BB: 1 P: 17	R: 0 E: 0 K: 0 S: 7	H: 0 LOB: 0 BB: 0 P: 8	R: 1 E: 0 K: 0 S: 15	H: 3 LOB: 3 BB: 1 P: 25	R: 0 E: 0 K: 1 S: 9	H: 0 LOB: 0 BB: 0 P: 13	R: 1 E: 2 K: 1 S: 9	H: 2 LOB: 1 BB: 1 P: 13	R: 0 E: 0 K: 1 S: 9	H: 0 LOB: 1 BB: 1 P: 17	R: 0 E: 0 K: 1 S: 6	H: 0 LOB: 0 BB: 0 P: 7	R: 0 E: 0 K: 1 S: 11	H: 1 LOB: 1 BB: 0 P: 17	1B: 7 2B: 2 3B: 0 HR: 0	SF: 1 SAC: 2 DP: 2 HBP: 2	WP: 0 PB: 0 SB: 0 CS: 0	PA: 49											
<b>PITCHER</b>	IP WLS BF H R ER SO BB IBB HBP BLK WP HR S P ERA WHIP	2P 6.0 3.1 12.1	WLS 25 8 14	BF 4 2 14	H 3 2 0	R 3 0 0	ER 1 0 0	SO 2 1 2	BB 0 0 1	IBB 0 0 0	HBP 0 0 0	BLK 0 0 0	WP 0 0 0	HR 0 0 0	S 58 13 27	P 85 20 46	ERA 1.50 4.50 0.00	WHIP 1.000 1.000 0.900	<b>PITCHER</b>	IP WLS BF H R ER SO BB IBB HBP BLK WP HR S P ERA WHIP	2P 6.0 3.1 12.1	WLS 25 8 14	BF 4 2 14	H 3 2 0	R 3 0 0	ER 1 0 0	SO 2 1 2	BB 0 0 1	IBB 0 0 0	HBP 0 0 0	BLK 0 0 0	WP 0 0 0	HR 0 0 0	S 58 13 27	P 85 20 46	ERA 1.50 4.50 0.00	WHIP 1.000 1.000 0.900

**Pittsburgh Pirates @ Los Angeles Dodgers**  
Los Angeles Memorial Coliseum, Los Angeles, CA

Thu Jul 30 1959, 10:05 PM EDT  
Alt. 24,221 - Unknown

AB 40  
R 4  
H 8  
RBI 4  
BB 4  
SO 6  
LOB 18





Batter	1	2	3	4	5	6	7	8	9	AB	R	H	RBI	BB	SO	LOB	TOP			
Joe Koppe, R OBP: 0.328, SLG: 0.359	0-0 4-3 2B	0-3 K			1-3 K		2-3 K		1-3 K	5	0	1	0	0	4	4				
Richie Ashburn, L OBP: 0.388, SLG: 0.324	0-0 4-3 2-3		2-3 K			4-1 F 2B BB		3-2 1B FC1-6-4		3	2	1	0	1	1	1				
Ed Bouchee, L OBP: 0.365, SLG: 0.466	3-3 K		2-1 F6			0-0 E3 2B		1-0 1B FC1-6-4		4	1	1	0	0	1	2				
Dave Philley, S OBP: 0.379, SLG: 0.535	1-3 K		1-0 G3			1-1 F9		0-0 FC1-6-4 G1-6-3		4	0	0	1	0	1	4				
Harry Anderson, L OBP: 0.325, SLG: 0.445		2-1 1B BB 1B		1-3 K		2-1 2B		0-0 G1-6-3		4	0	2	2	0	1	1				
Gene Freese, R OBP: 0.357, SLG: 0.565		1-0 F3		0-0 6-3		1-3 K		0-1 DI 4-3 1B		4	1	1	0	0	1	2				
Sparky Anderson, R OBP: 0.270, SLG: 0.229		4-1 1B BB		3-3 K		0-0 G3		0-3 K		2	0	0	0	1	1	1				
Wally Post, R OBP: 0.297, SLG: 0.432		1-2 1B BB								1	0	0	0	0	1	1				
Joe Lonnett, R OBP: 0.393, SLG: 0.333		0-3 K						0-1 4-3		3	0	0	0	0	2	2				
Carl Sawatski, L OBP: 0.359, SLG: 0.433								1-2 1B		1	0	0	0	0	0	1				
Gene Conley, R OBP: 0.237, SLG: 0.250		0-2 1B						0-2 1B		0	0	0	0	0	0	0				
Taylor Phillips, L OBP: 0.198, SLG: 0.100										0	0	0	0	0	0	0				
Jim Bisher, R OBP: 0.138, SLG: 0.114										1	0	0	0	0	0	0				
Ruben Gomez, R OBP: 0.171, SLG: 0.123										1	0	0	0	0	0	0				
Solly Drake, S OBP: 0.171, SLG: 0.123										0	0	0	0	0	0	0				
Turk Farrell, R OBP: 0.167, SLG: 0.232		1-2 2-3 1B								1	0	1	1	0	0	0				
Bob Bowman, R OBP: 0.263, SLG: 0.266										0	0	0	0	0	0	0				
<b>Inning Stats</b>	R: 0 E: 0 K: 2 S: 9	H: 1 LOB: 1 BB: 0 P: 13	R: 0 E: 0 K: 2 S: 13	H: 2 LOB: 3 BB: 1 P: 20	R: 0 E: 0 K: 1 S: 7	H: 0 LOB: 0 BB: 0 P: 12	R: 0 E: 0 K: 2 S: 7	H: 0 LOB: 0 BB: 0 P: 11	R: 0 E: 0 K: 1 S: 10	H: 0 LOB: 0 BB: 1 P: 18	R: 0 E: 0 K: 1 S: 9	H: 0 LOB: 0 BB: 0 P: 14	R: 1 E: 0 K: 0 S: 6	H: 2 LOB: 0 BB: 0 P: 10	R: 1 E: 0 K: 2 S: 14	H: 2 LOB: 1 BB: 0 P: 15	1B: 6 2B: 2 3B: 0 HR: 0	SF: 0 SAC: 0 DP: 1 HBP: 0	WP: 0 PB: 0 SB: 0 CS: 0	PA: 37
<b>PITCHER</b> Don Drysdale, R ERA: 2.89	IP: 9.0 WLS: W BF: 37 H: 8 R: 4 ER: 3 SO: 14 BB: 2 IBB: 0 HBP: 0 BLK: 0 WP: 0 HR: 0 S: 82 P: 123 ERA: 3.00 WHIP: 1.111																			

Philadelphia Phillies @ Los Angeles Dodgers  
Los Angeles Memorial Coliseum, Los Angeles, CA

AB 35  
R 4  
H 8  
RBI 4  
BB 2  
SO 14  
LOB 19



WP: 0  
PB: 0  
SB: 0  
CS: 0

PA: 37

Batter	1	2	3	4	5	6	7	8	9	AB	R	H	RBI	BB	SO	LOB	BOTTOM	
Jim Gilliam, S OBP: 0.426, SLG: 0.381	4-2 1B 2B BB	0-1 F9		0-0 F9		1-0 L9				3	1	0	0	1	0	2		
Charlie Neal, R OBP: 0.359, SLG: 0.486	0-1 2B 1-2 2B	4-1		2-2 1-3			2-3 K			3	1	1	0	1	1	0		
Wally Moon, L OBP: 0.378, SLG: 0.440	2-2 1-3 2H 2B	0-2 G3			1-2 F8		2-2 6-3			4	1	1	1	0	0	1		
Duke Snider, L OBP: 0.365, SLG: 0.490	0-2 SH1-3 2H 3H 2B		0-1 6-3		4-1 G3-6-3 BB		3-0 CS 1B			3	1	2	2	1	0	0		
Norm Larker, L OBP: 0.364, SLG: 0.456	0-0 SH1-3		3-1		1-0 G3-6-3		1-1 CS	1-0 HR		3	1	2	1	0	0	1		
Don Demeter, R OBP: 0.297, SLG: 0.463	1-3 K		1-3 K			0-0 F4		1-1 F4		4	0	0	0	0	2	2		
John Roseboro, L OBP: 0.330, SLG: 0.375	0-0 WP 1B		4-1		0-0 F9		4-1 5-3 BB			2	0	1	1	2	0	0		
Maury Wills, S OBP: 0.238, SLG: 0.240	3-1 F9		0-1 4-3		2-0 WP 1B		1-1 5-3			4	0	1	0	0	0	4		
Don Drysdale, R OBP: 0.205, SLG: 0.386		0-1 4-3		2-1 F8		4-1 BB		0-0 F8		3	0	0	0	1	0	1		
<b>Inning Stats</b>	R: 4 E: 0 K: 1 S: 17	H: 4 LOB: 1 BB: 1 P: 27	R: 0 E: 0 K: 0 S: 8	H: 0 LOB: 1 BB: 1 P: 12	R: 0 E: 0 K: 1 S: 11	H: 1 LOB: 2 BB: 1 P: 19	R: 0 E: 0 K: 0 S: 6	H: 0 LOB: 0 BB: 0 P: 10	R: 0 E: 0 K: 0 S: 5	H: 1 LOB: 2 BB: 1 P: 12	R: 0 E: 0 K: 1 S: 11	H: 1 LOB: 0 BB: 0 P: 19	R: 1 E: 0 K: 0 S: 7	H: 1 LOB: 1 BB: 1 P: 14	1B: 5 2B: 2 3B: 0 HR: 1	SF: 0 SAC: 1 DP: 1 HBP: 0	WP: 2 PB: 0 SB: 0 CS: 1	PA: 37
<b>PITCHER</b> Gene Conley, R ERA: 2.77	IP: 0.0 WLS: L BF: 4 H: 3 R: 4 ER: 4 SO: 0 BB: 1 IBB: 0 HBP: 0 BLK: 0 WP: 0 HR: 0 S: 4 P: 10 ERA: ∞ WHIP: ∞																	
Taylor Phillips, L ERA: 5.71	IP: 1.0 WLS: L BF: 4 H: 1 R: 0 ER: 0 SO: 1 BB: 0 IBB: 0 HBP: 0 BLK: 0 WP: 1 HR: 0 S: 7 P: 11 ERA: 0.00 WHIP: 1.000																	
Ruben Gomez, R ERA: 6.23	IP: 5.0 WLS: L BF: 20 H: 2 R: 0 ER: 0 SO: 1 BB: 4 IBB: 0 HBP: 0 BLK: 0 WP: 1 HR: 0 S: 35 P: 64 ERA: 0.00 WHIP: 1.200																	
Turk Farrell, R ERA: 5.73	IP: 2.0 WLS: L BF: 8 H: 2 R: 1 ER: 1 SO: 1 BB: 1 IBB: 0 HBP: 0 BLK: 0 WP: 0 HR: 1 S: 18 P: 33 ERA: 4.50 WHIP: 1.500																	

Philadelphia Phillies @ Los Angeles Dodgers  
Los Angeles Memorial Coliseum, Los Angeles, CA

AB 29  
R 5  
H 8  
RBI 5  
BB 6  
SO 3  
LOB 11



WP: 2  
PB: 0  
SB: 0  
CS: 1

PA: 37



Batter	1	2	3	4	5	6	7	8	9	AB	R	H	RBI	BB	SO	LOB	TOP								
<b>Joe Koppe, R</b> OBP: 0.326, SLG: 0.371 (1, 6)	1-2 6-3		0-0 F9		0-2 6-3			2-1 HR		4	1	1	1	0	0	0	<b>Philadelphia Phillies @ Los Angeles Dodgers</b> <b>Los Angeles Memorial Coliseum, Los Angeles, CA</b> Sat Aug 01 1959, 10:05 PM EDT Att: 30,536 - Unknown								
<b>Richie Ashburn, L</b> OBP: 0.365, SLG: 0.320 (1, 8)	1-3 K		3-3 K		1-1 G3			3-2 6-3		4	0	0	0	0	2	0									
<b>Ed Bouchee, L</b> OBP: 0.369, SLG: 0.466 (1, 3)	4-2 BB			4-2 PB HR BB		0-0 L8		0-1 FC6-4 1B		2	1	1	0	2	0	0									
<b>Wally Post, R</b> OBP: 0.297, SLG: 0.439 (1, 9)	2-3 K			1-1 HR		0-2 6-3		1-1 FC6-4 1-2		4	1	1	2	0	1	2									
<b>Gene Freese, R</b> OBP: 0.351, SLG: 0.555 (1, 5)		1-2 F4		1-3 K		3-1 F7			2-2 F5	4	0	0	0	0	1	0									
<b>Jim Bolger, R</b> OBP: 0.143, SLG: 0.103 (1, 7)		0-0 5-3		1-3 K			1-1 6-3		1-2 G3	4	0	0	0	0	1	0									
<b>Sparky Anderson, R</b> OBP: 0.274, SLG: 0.228 (9, PH)		4-1 BB		4-0 BB			1-2 6-3		0-1 F6	1	0	0	0	2	0	0									
<b>Dave Philley, S</b> OBP: 0.377, SLG: 0.532 (8, PH)										1	0	0	0	0	0	0									
<b>Joe Lonnett, R</b> OBP: 0.373, SLG: 0.313 (1, 2)		2-1 6-3		3-3 K			1-0 F8			3	0	0	0	0	1	2									
<b>Jim Owens, R</b> OBP: 0.151, SLG: 0.063 (1, 1)			1-3 K		2-2 F2			2-3 K		2	0	0	0	0	1	0									
<b>Taylor Phillips, L</b> OBP: 0.150, SLG: 0.100 (7, 1)										0	0	0	0	0	0	0									
<b>Solly Drake, S</b> OBP: 0.119, SLG: 0.118 (8, PH)										1	0	0	0	0	1	0									
<b>Humberto Robinson, R</b> OBP: 0.500, SLG: 0.500 (8, 1)										0	0	0	0	0	0	0									
<b>Inning Stats</b>	R: 0 E: 0 K: 2 S: 13	H: 0 LOB: 1 BB: 1 P: 21	R: 0 E: 0 K: 0 S: 7	H: 0 LOB: 1 BB: 1 P: 14	R: 0 E: 0 K: 2 S: 10	H: 0 LOB: 0 BB: 0 P: 14	R: 2 E: 0 K: 3 S: 13	H: 1 LOB: 1 BB: 2 P: 27	R: 0 E: 0 K: 0 S: 9	H: 0 LOB: 0 BB: 0 P: 12	R: 0 E: 0 K: 0 S: 6	H: 0 LOB: 0 BB: 0 P: 9	R: 0 E: 0 K: 0 S: 6	H: 0 LOB: 0 BB: 0 P: 9	R: 1 E: 0 K: 1 S: 12	H: 2 LOB: 1 BB: 0 P: 20	R: 0 E: 0 K: 0 S: 8	H: 0 LOB: 0 BB: 0 P: 11	1B: 1 2B: 0 3B: 0 HR: 2	SF: 0 SAC: 0 DP: 0 HBP: 0	WP: 0 PB: 1 SB: 0 CS: 0	PA: 34			
<b>PITCHER</b>	IP	WLS	BF	H	R	ER	SO	BB	IBB	HBP	BLK	WP	HR	S	P	ERA	WHIP								
<b>Sandy Koufax, L</b> ERA: 3.57 (1, 1)	4.0		17	1	2	2	7	4	0	0	0	0	1	43	76	4.50	1.250								
<b>Clem Labine, R</b> ERA: 3.52 (5, 1)	5.0	W	17	2	1	1	1	0	0	0	0	0	1	41	61	1.80	0.400								

Batter	1	2	3	4	5	6	7	8	9	AB	R	H	RBI	BB	SO	LOB	BOTTOM								
<b>Jim Gilliam, S</b> OBP: 0.427, SLG: 0.386 (1, 5)	1-1 BB E6		1-1 6-3	1-0 1B			0-1 SH5-3 3B 2B			4	1	2	1	0	0	0	<b>Philadelphia Phillies @ Los Angeles Dodgers</b> <b>Los Angeles Memorial Coliseum, Los Angeles, CA</b> Sat Aug 01 1959, 10:05 PM EDT Att: 30,536 - Unknown								
<b>Charlie Neal, R</b> OBP: 0.356, SLG: 0.482 (1, 4)	2-1 F9		2-2 F8	0-0 F9			0-0 SH5-3			3	0	0	0	0	0	3									
<b>Wally Moon, L</b> OBP: 0.377, SLG: 0.436 (1, 7)	2-1 E5 BB		3-3 K		0-0 F8		4-2 3B BB			3	1	0	0	1	1	1									
<b>Duke Snider, L</b> OBP: 0.374, SLG: 0.504 (1, 9)	4-2 G4-6-3 BB			0-0 1B 1B	1-2 G4-6-3 1B		0-0 1B 3B			3	1	3	2	1	0	0									
<b>Norm Larker, L</b> OBP: 0.355, SLG: 0.444 (1, 3)	2-2 G4-6-3		2-2 F7	2-2 F7	0-2 G4-6-3		1-3 K			4	0	0	0	0	1	6									
<b>Don Demeter, R</b> OBP: 0.296, SLG: 0.460 (1, 8)		1-2 4-3		1-2 1B 1B		1-3 K	1-1 6-3			4	1	1	0	0	1	1									
<b>John Roseboro, L</b> OBP: 0.325, SLG: 0.370 (1, 2)		3-3 K		2-1 F7		1-0 3-1		0-0 F9		4	0	0	0	0	1	2									
<b>Maury Wills, S</b> OBP: 0.257, SLG: 0.260 (1, 6)		1-2 1B		2-2 1B 1B		1-0 1B		0-0 B3		4	1	3	0	0	0	0									
<b>Sandy Koufax, R</b> OBP: 0.125, SLG: 0.188 (1, 1)		1-1 F9		0-2 1B		0-0 F5		2-3 K		1	0	0	0	0	0	1									
<b>Ron Fairly, L</b> OBP: 0.330, SLG: 0.350 (4, PH)				1-3 2H 1B						1	0	1	2	0	0	0									
<b>Clem Labine, R</b> ERA: 2.86 (5, 1)										2	0	0	0	0	1	1									
<b>Inning Stats</b>	R: 0 E: 2 K: 0 S: 11	H: 0 LOB: 2 BB: 1 P: 22	R: 0 E: 0 K: 1 S: 12	H: 1 LOB: 0 BB: 0 P: 18	R: 0 E: 0 K: 1 S: 9	H: 0 LOB: 0 BB: 0 P: 15	R: 3 E: 0 K: 0 S: 23	H: 5 LOB: 2 BB: 0 P: 31	R: 0 E: 0 K: 1 S: 7	H: 1 LOB: 0 BB: 0 P: 8	R: 0 E: 0 K: 1 S: 6	H: 1 LOB: 1 BB: 0 P: 9	R: 2 E: 0 K: 1 S: 13	H: 2 LOB: 1 BB: 1 P: 19	R: 0 E: 0 K: 1 S: 5	H: 0 LOB: 0 BB: 0 P: 7	1B: 8 2B: 1 3B: 1 HR: 0	SF: 0 SAC: 1 DP: 2 HBP: 0	WP: 0 PB: 0 SB: 0 CS: 0	PA: 36					
<b>PITCHER</b>	IP	WLS	BF	H	R	ER	SO	BB	IBB	HBP	BLK	WP	HR	S	P	ERA	WHIP								
<b>Jim Owens, R</b> ERA: 3.74 (1, 1)	6.1	L	31	10	5	5	3	2	0	0	0	0	0	5	115	7.11	1.895								
<b>Taylor Phillips, L</b> ERA: 5.64 (7, 1)	0.2		2	0	0	0	1	0	0	0	0	0	0	5	7	0.00	0.000								
<b>Humberto Robinson, R</b> ERA: 2.86 (8, 1)	1.0		3	0	0	0	1	0	0	0	0	0	0	5	7	0.00	0.000								

AB	30
R	3
H	3
RBI	3
BB	4
SO	8
LOB	4



AB	33
R	5
H	10
RBI	5
BB	2
SO	5
LOB	15





Batter	1	2	3	4	5	6	7	8	9	AB	R	H	RBI	BB	SO	LOB	TOP					
Joe Koppe, R (1, 6) OBP: 0.321, SLG: 0.364	F9		F3	L9			K			4	0	0	0	0	1	2						
Richie Ashburn, L (1, 8) OBP: 0.364, SLG: 0.319	F8		F9					6-3		4	0	1	0	0	0	0						
Ed Bouchee, L (1, 3) OBP: 0.368, SLG: 0.462	2B E BB		4-3					4-3		3	1	0	0	1	1	1						
Dave Philley, S (1, 9) OBP: 0.374, SLG: 0.531	E2 1-H 2B			E6 E BB 1B	6-3			F5		4	1	1	0	0	0	0						
Harry Anderson, L (1, 7) OBP: 0.321, SLG: 0.440	3-1		F3						K	4	0	0	0	0	1	2						
Gene Freese, R (1, 5) OBP: 0.353, SLG: 0.552																						
Sparky Anderson, R (1, 4) Wally Post, R (9, PH) OBP: 0.271, SLG: 0.226 OBP: 0.296, SLG: 0.438	FC4-6 1B		E5 1B 1-2 2-3					F9		3	0	0	0	0	0	3						
Joe Lonnett, R (1, 2) OBP: 0.371, SLG: 0.314			K							3	0	1	2	0	2	1						
Don Cardwell, R (1, 1) Taylor Phillips, L (5, 1) Jim Bolger, R (7, PH) Turk Farrell, R (7, 1) OBP: 0.100, SLG: 0.100 OBP: 0.140, SLG: 0.100	K									2	0	0	0	0	2	3						
<b>Inning Stats</b>	R: 1 E: 1 K: 0 S: 8	H: 1 LOB: 1 BB: 1 P: 17	R: 0 E: 0 K: 2 S: 11	H: 1 LOB: 1 BB: 0 P: 15	R: 0 E: 0 K: 0 S: 7	H: 0 LOB: 0 BB: 0 P: 11	R: 2 E: 2 K: 1 S: 12	H: 1 LOB: 2 BB: 1 P: 22	R: 0 E: 0 K: 1 S: 8	H: 0 LOB: 0 BB: 0 P: 12	R: 0 E: 0 K: 0 S: 6	H: 0 LOB: 0 BB: 0 P: 10	R: 0 E: 0 K: 2 S: 10	H: 0 LOB: 0 BB: 0 P: 16	R: 0 E: 0 K: 0 S: 9	H: 0 LOB: 0 BB: 0 P: 15	R: 0 E: 0 K: 2 S: 10	H: 0 LOB: 0 BB: 0 P: 14	1B: 3 2B: 2 3B: 0 HR: 0	SF: 0 SAC: 0 DP: 1 HBP: 0	WP: 0 PB: 0 SB: 0 CS: 1	PA: 34
<b>PITCHER</b>	IP	WLS	BF	H	R	ER	SO	BB	IBB	HBP	BLK	WP	HR	S	P	ERA	WHIP					
Roger Craig, R (1, 1) ERA: 1.52	4.0		19	3	3	0	3	2	0	0	0	0	0	38	65	0.00	1.250					
Larry Sherry, R (5, 1) ERA: 3.06	5.0	W	15	1	0	0	5	0	0	0	0	0	0	43	67	0.00	0.200					

Philadelphia Phillies @ Los Angeles Dodgers  
Los Angeles Memorial Coliseum, Los Angeles, CA  
Sun Aug 02 1959, 6:33 AM EDT  
Att: 10,201 - Unknown

AB	32
R	3
H	4
RBI	2
BB	2
SO	8
LOB	12



Batter	1	2	3	4	5	6	7	8	9	AB	R	H	RBI	BB	SO	LOB	BOTTOM				
Jim Gilliam, S (1, 5) OBP: 0.430, SLG: 0.388	S 1B									3	1	2	0	1	0	0					
Charlie Neal, R (1, 4) OBP: 0.355, SLG: 0.487	F9		F8							4	1	1	2	0	0	2					
Wally Moon, L (1, 7) OBP: 0.376, SLG: 0.433	F7		F7							3	0	0	0	1	0	2					
Duke Snider, L (1, 9) OBP: 0.375, SLG: 0.516	K									4	2	2	1	0	1	2					
Norm Larker, L (1, 3) OBP: 0.358, SLG: 0.452			L3							4	0	2	1	0	0	0					
Don Demeter, R (1, 8) OBP: 0.293, SLG: 0.454			K							4	0	0	0	0	1	2					
John Roseboro, L (1, 2) OBP: 0.328, SLG: 0.373										3	0	1	0	1	1	1					
Maury Wills, S (1, 6) OBP: 0.250, SLG: 0.252										3	0	0	0	0	0	3					
Roger Craig, R (1, 1) OBP: 0.067, SLG: 0.034										1	0	0	0	0	1	0					
Ron Fairly, L (4, PH) OBP: 0.336, SLG: 0.348										1	0	0	0	0	0	2					
Larry Sherry, R (5, 1) OBP: 0.200, SLG: 0.200										1	0	0	0	0	0	0					
<b>Inning Stats</b>	R: 0 E: 0 K: 1 S: 11	H: 1 LOB: 1 BB: 0 P: 17	R: 0 E: 0 K: 1 S: 6	H: 0 LOB: 1 BB: 1 P: 13	R: 0 E: 0 K: 1 S: 8	H: 1 LOB: 1 BB: 0 P: 11	R: 1 E: 0 K: 0 S: 11	H: 3 LOB: 2 BB: 0 P: 17	R: 3 E: 0 K: 1 S: 19	H: 3 LOB: 1 BB: 1 P: 34	R: 0 E: 0 K: 0 S: 7	H: 0 LOB: 0 BB: 0 P: 9	R: 0 E: 0 K: 0 S: 7	H: 0 LOB: 0 BB: 1 P: 14	R: 0 E: 0 K: 0 S: 7	H: 0 LOB: 0 BB: 0 P: 11	1B: 4 2B: 2 3B: 0 HR: 2	SF: 0 SAC: 0 DP: 0 HBP: 0	WP: 0 PB: 0 SB: 1 CS: 0	PA: 34	
<b>PITCHER</b>	IP	WLS	BF	H	R	ER	SO	BB	IBB	HBP	BLK	WP	HR	S	P	ERA	WHIP				
Don Cardwell, R (1, 1) ERA: 4.05	4.1	L	23	8	4	4	3	2	0	0	0	0	0	47	78	8.31	2.308				
Taylor Phillips, L (5, 1) ERA: 5.47	1.2		5	0	0	0	1	0	0	0	0	0	0	15	23	0.00	0.000				
Turk Farrell, R (7, 1) ERA: 5.4	2.0		6	0	0	0	0	1	0	0	0	0	0	14	25	0.00	0.500				

Philadelphia Phillies @ Los Angeles Dodgers  
Los Angeles Memorial Coliseum, Los Angeles, CA  
Sun Aug 02 1959, 6:33 AM EDT  
Att: 10,201 - Unknown

AB	31
R	4
H	8
RBI	4
BB	3
SO	4
LOB	14





Batter	1	2	3	4	5	6	7	8	9	AB	R	H	RBI	BB	SO	LOB	TOP					
Johnny Temple, R (1,4) OBP: 0.402, SLG: 0.444	6-3		SF8		G5-4-3		BB		6-3	3	0	0	1	1	0	1	<b>Cincinnati Redlegs @ Los Angeles Dodgers</b> Los Angeles Memorial Coliseum, Los Angeles, CA Tue Aug 04 1959, 10:05 PM EDT Att: 17,446 - Unknown <a href="http://livebaseballscorecards.com">livebaseballscorecards.com</a>					
Vada Pinson, L (1,8) OBP: 0.376, SLG: 0.515	K		HR			CS HBP 1B	L5			4	1	2	2	0	1	3						
Gus Bell, L (1,9) OBP: 0.314, SLG: 0.429	4-3		F6			CS HBP 1B		6-3		3	0	0	0	0	0	0						
Frank Robinson, R (1,3)		K		K		CS HBP 1B		6-3		4	0	0	0	0	3	2						
Jerry Lynch, L (1,7) OBP: 0.324, SLG: 0.459		K		K		CS HBP 1B				4	1	1	1	0	2	1						
Ed Bailey, L (1,2) OBP: 0.368, SLG: 0.392		G3						L6	E6	3	0	0	0	1	0	0						
Willie Jones, R (1,5) OBP: 0.339, SLG: 0.445			K	F6				2B 1B	F9	4	0	1	0	0	1	2						
Roy McMillan, R (1,6) OBP: 0.350, SLG: 0.469			2B SF8 BB		6-3					3	1	2	0	1	0	0						
Joe Nuxhall, L (1,1) OBP: 0.263, SLG: 0.278			SF8 HR 2B					4-3	6-3	4	1	2	0	0	0	2						
<b>Inning Stats</b>	R: 0 E: 0 K: 1 S: 5	H: 0 LOB: 0 BB: 0 P: 9	R: 0 E: 0 K: 2 S: 11	H: 0 LOB: 0 BB: 0 P: 17	R: 3 E: 0 K: 1 S: 10	H: 2 LOB: 0 BB: 1 P: 20	R: 0 E: 0 K: 2 S: 10	H: 0 LOB: 1 BB: 1 P: 16	R: 0 E: 0 K: 0 S: 8	H: 1 LOB: 0 BB: 0 P: 12	R: 0 E: 0 K: 1 S: 8	H: 1 LOB: 1 BB: 0 P: 14	R: 0 E: 0 K: 0 S: 13	H: 2 LOB: 3 BB: 1 P: 21	R: 1 E: 1 K: 0 S: 6	H: 1 LOB: 1 BB: 0 P: 14		R: 0 E: 0 K: 0 S: 5	H: 1 LOB: 0 BB: 0 P: 6	1B: 4 2B: 3 3B: 0 HR: 2	SF: 1 SAC: 0 DP: 2 HBP: 1	WP: 0 PB: 0 SB: 0 CS: 2
<b>PITCHER</b>	IP	WLS	BF	H	R	ER	SO	BB	IBB	HBP	BLK	WP	HR	S	P	ERA	WHIP					
Stan Williams, R (1,1) ERA: 4.03	6.1	L	26	6	3	3	7	2	0	1	0	0	1	60	100	4.26	1.263					
Roger Craig, R (7,1) ERA: 1.59	1.2		8	1	1	1	0	1	0	0	0	0	1	11	23	5.40	1.200					
Clem Labine, R (9,1) ERA: 3.47	1.0		3	1	0	0	0	0	0	0	0	0	0	5	6	0.00	1.000					

Batter	1	2	3	4	5	6	7	8	9	AB	R	H	RBI	BB	SO	LOB	BOTTOM					
Jim Gilliam, S (1,5) OBP: 0.426, SLG: 0.384	F5		K			F8		F8		4	0	0	0	0	1	2	<b>Cincinnati Redlegs @ Los Angeles Dodgers</b> Los Angeles Memorial Coliseum, Los Angeles, CA Tue Aug 04 1959, 10:05 PM EDT Att: 17,446 - Unknown <a href="http://livebaseballscorecards.com">livebaseballscorecards.com</a>					
Charlie Neal, R (1,4) OBP: 0.352, SLG: 0.482	K		E6			F4		F7		4	0	0	0	0	1	2						
Wally Moon, L (1,7) OBP: 0.377, SLG: 0.440		HR	K						F9	3	1	1	1	1	1	2						
Chuck Essegian, R (1,9) OBP: 0.182, SLG: 0.256		4-3		K		F6			K	4	0	0	0	0	2	1						
Norm Larker, L (1,3) OBP: 0.356, SLG: 0.444			L5-3 BB		F8		B5-3		F7	3	0	0	0	1	0	0						
Don Demeter, R (1,8) OBP: 0.290, SLG: 0.450		L5-3		F7			K			3	0	0	0	0	1	1						
Joe Pignatano, R (1,2) OBP: 0.317, SLG: 0.300		K			F5		K			3	0	0	0	0	2	0						
Maury Wills, S (1,6) OBP: 0.252, SLG: 0.255						F8		F8		3	0	1	0	0	0	0						
Stan Williams, R (1,1) OBP: 0.250, SLG: 0.182										2	0	0	0	0	2	1						
Roger Craig, R (7,1) OBP: 0.067, SLG: 0.034										0	0	0	0	0	0	0						
Rip Repulski, R (6,PH) OBP: 0.345, SLG: 0.324										1	0	1	0	0	0	0						
Clem Labine, R (9,1)										0	0	0	0	0	0	0						
<b>Inning Stats</b>	R: 1 E: 0 K: 1 S: 10	H: 1 LOB: 0 BB: 0 P: 14	R: 0 E: 0 K: 1 S: 5	H: 0 LOB: 0 BB: 1 P: 10	R: 0 E: 1 K: 3 S: 12	H: 1 LOB: 2 BB: 0 P: 19	R: 0 E: 0 K: 1 S: 5	H: 0 LOB: 0 BB: 0 P: 5	R: 0 E: 0 K: 1 S: 6	H: 0 LOB: 0 BB: 0 P: 8	R: 0 E: 0 K: 0 S: 6	H: 0 LOB: 1 BB: 1 P: 13	R: 0 E: 0 K: 2 S: 8	H: 0 LOB: 0 BB: 0 P: 13	R: 0 E: 0 K: 0 S: 6	H: 1 LOB: 1 BB: 0 P: 8	R: 0 E: 0 K: 1 S: 8	H: 0 LOB: 0 BB: 0 P: 13	1B: 2 2B: 1 3B: 0 HR: 1	SF: 0 SAC: 0 DP: 1 HBP: 0	WP: 0 PB: 0 SB: 0 CS: 0	PA: 32
<b>PITCHER</b>	IP	WLS	BF	H	R	ER	SO	BB	IBB	HBP	BLK	WP	HR	S	P	ERA	WHIP					
Joe Nuxhall, L (1,1) ERA: 4.45	9.0	W	32	3	1	1	10	2	0	0	0	0	1	66	103	1.00	0.556					





Batter	1	2	3	4	5	6	7	8	9	AB	R	H	RBI	BB	SO	LOB	TOP			
<b>Johnny Temple, R</b> OBP: 0.405, SLG: 0.444 (1, 4)	4-1 2B 4-1 BB	1-1 2H 1B			4-0 FC5-4 BB			2-2 6-3		2	1	1	1	2	0	0	<b>Cincinnati Redlegs @ Los Angeles Dodgers</b> Los Angeles Memorial Coliseum, Los Angeles, CA Wed Aug 05 1959, 10:05 PM EDT Att: 18,956 - Unknown <a href="http://livebaseballscorecards.com">livebaseballscorecards.com</a>			
<b>Vada Pinson, L</b> OBP: 0.377, SLG: 0.519 (1, 8)	0-0 4-1 2B	2-3 K			1-1 FC5-4 1-2			0-1 2B		4	1	2	0	0	1	2				
<b>Gus Bell, L</b> OBP: 0.311, SLG: 0.424 (1, 9)	0-0 4-1 2-3 3H				0-0 4-3			1-3 K		4	0	0	1	0	2	3				
<b>Frank Robinson, R</b> OBP: 0.399, SLG: 0.576 (1, 3)	0-2 3H 2B				0-0 F2			1-2 F3		4	0	1	1	0	0	1				
<b>Frank Thomas, R</b> OBP: 0.286, SLG: 0.377 (1, 7)	0-0 5-3				0-0 6-3			1-0 6-3		4	0	0	0	0	0	1				
<b>Willie Jones, R</b> OBP: 0.334, SLG: 0.439 (1, 5)	0-1 L5				1-1 F6			3-2 F5		4	0	0	0	0	0	1				
<b>Roy McMillan, R</b> OBP: 0.349, SLG: 0.463 (1, 6)		4-2 CS BB			0-0 F8			0-0 5-3		3	0	0	0	1	1	0				
<b>Dutch Dotterer, R</b> OBP: 0.343, SLG: 0.377 (1, 2)		4-2 SH2-4 1B BB			0-0 4-3			1-0 F4		2	1	0	0	1	0	0				
<b>Bob Purkey, R</b> OBP: 0.291, SLG: 0.347 (5, PH)		0-0 SH2-4			2-2 6-3			1-1 6-3		0	0	0	0	0	0	0				
<b>Jim Pendleton, R</b> OBP: 0.319, SLG: 0.356 <b>Willard Schmidt, R</b> OBP: 0.417, SLG: 0.125 <b>Whitey Lockman, L</b> OBP: 0.282, SLG: 0.253 <b>Orlando Pena, R</b> OBP: 0.150, SLG: 0.056 (7, 1)										1	0	0	0	0	0	0				
<b>Inning Stats</b>	R: 2 E: 0 K: 0 S: 9	H: 2 LOB: 1 BB: 1 P: 13	R: 1 E: 0 K: 1 S: 11	H: 1 LOB: 1 BB: 2 P: 22	R: 0 E: 0 K: 1 S: 8	H: 0 LOB: 0 BB: 0 P: 9	R: 0 E: 0 K: 0 S: 4	H: 0 LOB: 1 BB: 1 P: 5	R: 0 E: 0 K: 0 S: 6	H: 0 LOB: 0 BB: 0 P: 11	R: 0 E: 0 K: 0 S: 4	H: 0 LOB: 0 BB: 0 P: 6	R: 0 E: 0 K: 1 S: 13	H: 1 LOB: 1 BB: 0 P: 17	R: 0 E: 0 K: 1 S: 7	H: 0 LOB: 0 BB: 0 P: 14	1B: 1 2B: 3 3B: 0 HR: 0	SF: 0 SAC: 1 DP: 0 HBP: 0	WP: 0 PB: 0 SB: 0 CS: 1	PA: 34
<b>PITCHER</b> <b>Johnny Podres, L</b> ERA: 4.08 (1, 1)	IP: 9.0 WLS: W BF: 34 H: 4 R: 3 ER: 3 SO: 4 BB: 4 IBB: 0 HBP: 0 BLK: 0 WP: 0 HR: 0 S: 70 P: 110 ERA: 3.00 WHIP: 0.889															<b>PITCHER</b>				

Batter	1	2	3	4	5	6	7	8	9	AB	R	H	RBI	BB	SO	LOB	BOTTOM	
<b>Jim Gilliam, S</b> OBP: 0.426, SLG: 0.381 (1, 5)	3-2 F8		4-1 1B BB	4-1 BB			3-2 F8			2	1	0	0	2	0	0	<b>Cincinnati Redlegs @ Los Angeles Dodgers</b> Los Angeles Memorial Coliseum, Los Angeles, CA Wed Aug 05 1959, 10:05 PM EDT Att: 18,956 - Unknown <a href="http://livebaseballscorecards.com">livebaseballscorecards.com</a>	
<b>Charlie Neal, R</b> OBP: 0.349, SLG: 0.478 (1, 4)	2-1 F9		0-1 F4	1-3 K			0-1 F4			4	0	0	0	0	1	3		
<b>Wally Moon, L</b> OBP: 0.378, SLG: 0.439 (1, 7)	1-0 4-3		1-2 E 1B 1B		4-2 G3-6-3 BB			0-0 5-3		3	1	1	0	1	0	0		
<b>Duke Snider, L</b> OBP: 0.381, SLG: 0.542 (9, 9)		0-1 HR	1-2 E7 1B 1B		0-1 G3-6-3 1-2			3-1 HR		4	3	3	3	0	0	1		
<b>Norm Larker, L</b> OBP: 0.354, SLG: 0.439 (1, 3)		0-2 E3	1-2 2H 1B		0-0 4-3			0-1 F7		4	0	1	2	0	0	0		
<b>Ron Fairly, L</b> OBP: 0.330, SLG: 0.340 <b>Don Demeter, R</b> OBP: 0.290, SLG: 0.450 (9, 8)		2-2 F8			0-0 F5			1-3 K		4	0	0	0	0	1	1		
<b>John Roseboro, L</b> OBP: 0.328, SLG: 0.373 (1, 2)		0-1 F5		0-1 1B 1B			0-0 B1-3			3	1	1	0	0	0	1		
<b>Maury Wills, S</b> OBP: 0.246, SLG: 0.248 (1, 6)		2-3 K		1-1 1-3 1B			1-0 6-3			3	0	0	0	0	1	2		
<b>Johnny Podres, L</b> OBP: 0.314, SLG: 0.277 (1, 1)			0-1 3-1	2-2 2H 1B			2-2 F6			3	0	1	1	0	0	0		
<b>Inning Stats</b>	R: 0 E: 0 K: 0 S: 7	H: 0 LOB: 0 BB: 0 P: 13	R: 1 E: 1 K: 1 S: 13	H: 1 LOB: 1 BB: 0 P: 17	R: 3 E: 1 K: 0 S: 15	H: 3 LOB: 1 BB: 1 P: 22	R: 1 E: 0 K: 1 S: 12	H: 2 LOB: 2 BB: 1 P: 20	R: 0 E: 0 K: 0 S: 4	H: 0 LOB: 0 BB: 0 P: 6	R: 0 E: 0 K: 0 S: 9	H: 0 LOB: 0 BB: 0 P: 14	R: 1 E: 0 K: 1 S: 8	H: 1 LOB: 0 BB: 0 P: 12	1B: 5 2B: 0 3B: 0 HR: 2	SF: 0 SAC: 0 DP: 1 HBP: 0		WP: 0 PB: 0 SB: 0 CS: 0
<b>PITCHER</b> <b>Bob Purkey, R</b> ERA: 4.55 <b>Willard Schmidt, R</b> ERA: 3.29 <b>Orlando Pena, R</b> ERA: 5.38 (5, 1)	IP: 4.0 WLS: L BF: 20 H: 6 R: 0 ER: 0 SO: 0 BB: 1 IBB: 0 HBP: 0 BLK: 0 WP: 0 HR: 1 S: 10 P: 16 ERA: 9.00 WHIP: 2.000															<b>PITCHER</b>		



Batter	1	2	3	4	5	6	7	8	9	AB	R	H	RBI	BB	SO	LOB	TOP			
<b>Felix Mantilla, R</b> OBP: 0.261, SLG: 0.264 (1, 4)	0-0 5-3		0-0 6-3		1-1 F3			0-3 K		4	0	0	0	0	1	1	<b>Milwaukee Braves @ Los Angeles Dodgers</b> Los Angeles Memorial Coliseum, Los Angeles, CA Sat Aug 08 1959, 10:05 PM EDT Att: 67,312 - Unknown			
<b>Eddie Mathews, L</b> OBP: 0.391, SLG: 0.585 (1, 5)	4-2 BB		0-0 L4		0-1 1B			1-3 K		3	0	1	0	1	1	0				
<b>Hank Aaron, R</b> OBP: 0.412, SLG: 0.674 (1, 9)	0-3 K		2-1 1B		2-3 K			0-0 5-3		4	1	1	0	0	2	2				
<b>Wes Covington, L</b> OBP: 0.334, SLG: 0.395 (1, 7)	0-1 F8		0-0 1B		2-3 K			0-2 4-3		4	1	2	1	0	1	2				
<b>Frank Torre, L</b> OBP: 0.310, SLG: 0.330 (1, 3)		1-2 4-3		1-0 6-3			1-1 L8		0-0 4-3	4	0	0	1	0	0	2				
<b>Johnny Logan, R</b> OBP: 0.370, SLG: 0.455 (1, 6)		0-1 F8		1-1 1-3				3-H 3-3 K		4	0	0	0	0	2	1				
<b>Bill Bruton, L</b> OBP: 0.338, SLG: 0.414 (1, 8)		0-1 4-3		2-2 SH3-4			1-2 4-3			3	0	1	0	0	0	0				
<b>Del Crandall, R</b> OBP: 0.291, SLG: 0.387 (1, 2)			1-3 K		0-0 F8		2-2 F3			3	0	0	0	0	1	1				
<b>Joey Jay, S</b> OBP: 0.217, SLG: 0.143 <b>Bob Rush, R</b> OBP: 0.160, SLG: 0.160 <b>Mickey Vernon, L</b> OBP: 0.280, SLG: 0.380 <b>Don McMahon, R</b> OBP: 0.375, SLG: 0.286 (1, 1)			1-3 K		0-1 SH3-4			1-2 F8		0	0	0	0	0	0	0				
<b>Inning Stats</b>	R: 0 E: 0 K: 1 S: 8	H: 0 LOB: 1 BB: 1 P: 12	R: 0 E: 0 K: 0 S: 7	H: 0 LOB: 0 BB: 0 P: 8	R: 0 E: 0 K: 2 S: 7	H: 0 LOB: 0 BB: 0 P: 9	R: 1 E: 0 K: 0 S: 7	H: 2 LOB: 1 BB: 0 P: 11	R: 0 E: 0 K: 2 S: 10	H: 1 LOB: 1 BB: 0 P: 15	R: 0 E: 0 K: 1 S: 9	H: 0 LOB: 0 BB: 0 P: 12	R: 0 E: 0 K: 2 S: 9	H: 0 LOB: 0 BB: 0 P: 11	R: 1 E: 0 K: 1 S: 9	H: 1 LOB: 0 BB: 0 P: 12		1B: 3 2B: 1 3B: 1 HR: 0	SF: 0 SAC: 1 DP: 0 HBP: 0	WP: 0 PB: 0 SB: 0 CS: 0
<b>PITCHER</b> <b>Don Drysdale, R</b> ERA: 2.85 (1, 1)	IP: 9.0 WLS: W BF: 33 H: 5 R: 2 ER: 2 SO: 9 BB: 1 IBB: 0 HBP: 0 BLK: 0 WP: 0 HR: 0 S: 74 P: 101 ERA: 2.00 WHIP: 0.667															<b>PITCHER</b> <b>Don Drysdale, R</b> ERA: 2.85 (1, 1)	IP: 9.0 WLS: W BF: 33 H: 5 R: 2 ER: 2 SO: 9 BB: 1 IBB: 0 HBP: 0 BLK: 0 WP: 0 HR: 0 S: 74 P: 101 ERA: 2.00 WHIP: 0.667			

Batter	1	2	3	4	5	6	7	8	9	AB	R	H	RBI	BB	SO	LOB	BOTTOM			
<b>Jim Gilliam, S</b> OBP: 0.428, SLG: 0.379 (1, 5)	4-2 1B	4-2 S		1-2 F8		0-1 4-3		4-0 BB		2	2	0	0	3	0	1	<b>Milwaukee Braves @ Los Angeles Dodgers</b> Los Angeles Memorial Coliseum, Los Angeles, CA Sat Aug 08 1959, 10:05 PM EDT Att: 67,312 - Unknown			
<b>Charlie Neal, R</b> OBP: 0.348, SLG: 0.475 (1, 4)	2-0 1B	1-1 F6		0-0 6-3		2-3 B3		2-1 F8		5	1	1	0	0	0	4				
<b>Wally Moon, L</b> OBP: 0.384, SLG: 0.442 (1, 7)	0-0 SF8	4-1 1B		0-0 1B		4-0 G4-6-3		1-2 BB		2	0	2	0	2	0	0				
<b>Duke Snider, L</b> OBP: 0.382, SLG: 0.542 (1, 9)	1-1 BB	2-2 1B		0-3 K		1-1 G4-6-3		1-2 BB		4	0	2	2	0	1	2				
<b>Norm Larker, L</b> OBP: 0.346, SLG: 0.431 (1, 3)	0-2 SF8	0-1 F6		0-0 G3		0-1 G3				3	0	0	1	0	0	2				
<b>Don Demeter, R</b> OBP: 0.293, SLG: 0.458 (1, 8)	4-2 BB		0-1 F5		3-2 5-3		0-0 HR			3	1	1	1	1	0	0				
<b>John Roseboro, L</b> OBP: 0.327, SLG: 0.371 (1, 2)	0-3 K		1-3 K		0-0 CS		3-3 K			4	0	1	0	0	3	3				
<b>Maury Wills, S</b> OBP: 0.254, SLG: 0.256 (1, 6)	0-0 4-3		2-2 S		3-1 CS		0-0 SH3-4		1-3 K	4	0	2	0	0	1	3				
<b>Don Drysdale, R</b> OBP: 0.211, SLG: 0.384 (1, 1)		3-3 K		0-3 K		0-0 SH3-4		1-1 BB		3	0	1	0	0	2	1				
<b>Inning Stats</b>	R: 2 E: 0 K: 1 S: 15	H: 3 LOB: 3 BB: 2 P: 26	R: 1 E: 0 K: 1 S: 13	H: 1 LOB: 2 BB: 2 P: 27	R: 0 E: 0 K: 2 S: 11	H: 1 LOB: 1 BB: 0 P: 14	R: 0 E: 0 K: 1 S: 9	H: 1 LOB: 0 BB: 0 P: 10	R: 0 E: 0 K: 0 S: 6	H: 1 LOB: 1 BB: 0 P: 6	R: 0 E: 0 K: 0 S: 4	H: 0 LOB: 0 BB: 1 P: 9	R: 1 E: 0 K: 2 S: 12	H: 2 LOB: 2 BB: 1 P: 23	R: 0 E: 0 K: 2 S: 12	H: 0 LOB: 0 BB: 1 P: 9		1B: 9 2B: 0 3B: 0 HR: 1	SF: 1 SAC: 1 DP: 1 HBP: 0	WP: 0 PB: 0 SB: 2 CS: 1
<b>PITCHER</b> <b>Joey Jay, R</b> ERA: 4.43 <b>Bob Rush, R</b> ERA: 2.17 <b>Don McMahon, R</b> ERA: 2.39 (1, 1)	IP: 0.1 WLS: L BF: 6 H: 3 R: 2 ER: 2 SO: 0 BB: 2 IBB: 0 HBP: 0 BLK: 0 WP: 0 HR: 0 S: 11 P: 22 ERA: 54.00 WHIP: 15.000															<b>PITCHER</b> <b>Joey Jay, R</b> ERA: 4.43 <b>Bob Rush, R</b> ERA: 2.17 <b>Don McMahon, R</b> ERA: 2.39 (1, 1)	IP: 6.2 WLS: 26 BF: 5 H: 1 R: 1 ER: 1 SO: 5 BB: 3 IBB: 0 HBP: 0 BLK: 0 WP: 0 HR: 0 S: 54 P: 83 ERA: 1.35 WHIP: 1.200			









Batter	1	2	3	4	5	6	7	8	9	10	AB	R	H	RBI	BB	SO	LOB	TOP				
Jim Gilliam, S OBP: 0.437, SLG: 0.384 (1, 5)											3	2	3	0	2	0	0	<b>Los Angeles Dodgers @ Chicago Cubs</b> Wrigley Field, Chicago, IL Tue Aug 11 1959, 3:33 AM CDT Att: 15,793 - Unknown				
Charlie Neal, R OBP: 0.347, SLG: 0.468 (1, 4)											4	0	1	0	1	0	3					
Wally Moon, L OBP: 0.367, SLG: 0.453 (1, 7)											4	0	1	1	1	1	4					
Duke Snider, L OBP: 0.396, SLG: 0.552 Rip Repulski, R OBP: 0.345, SLG: 0.324 (1, 9) (10, 9)											3	1	0	0	2	0	2					
Norm Larker, L OBP: 0.344, SLG: 0.441 (1, 3)											5	1	2	2	0	0	3					
Don Demeter, R OBP: 0.293, SLG: 0.450 (1, 8)											4	0	0	0	1	1	1					
John Roseboro, L OBP: 0.326, SLG: 0.361 (1, 2)											4	0	0	0	1	0	2					
Maury Wills, S OBP: 0.242, SLG: 0.244 (1, 6)											5	0	0	0	0	1	3					
Johnny Podres, L OBP: 0.292, SLG: 0.265 Gil Hodges, R OBP: 0.306, SLG: 0.337 Ron Fairly, L OBP: 0.297, SLG: 0.337 Stan Williams, R OBP: 0.319, SLG: 0.182 Sandy Koufax, R OBP: 0.312, SLG: 0.182 Clem Labine, R OBP: 0.291, SLG: 0.182 (1, 11) (7, PH) (7, PH) (7, PH) (8, 11) (8, 11) (8, 11)											2	0	0	0	0	0	0		<b>Los Angeles Dodgers @ Chicago Cubs</b> Wrigley Field, Chicago, IL Tue Aug 11 1959, 3:33 AM CDT Att: 15,793 - Unknown			
<b>Inning Stats</b>	R: 0 E: 0 K: 0 S: 10	H: 1 LOB: 1 BB: 1 P: 20	R: 0 E: 0 K: 1 S: 7	H: 0 LOB: 1 BB: 1 P: 12	R: 0 E: 0 K: 1 S: 8	H: 0 LOB: 0 BB: 0 P: 13	R: 1 E: 0 K: 0 S: 9	H: 1 LOB: 1 BB: 1 P: 18	R: 0 E: 0 K: 0 S: 5	H: 0 LOB: 0 BB: 0 P: 7	R: 0 E: 0 K: 0 S: 10	H: 1 LOB: 2 BB: 1 P: 18	R: 1 E: 0 K: 2 S: 11	H: 1 LOB: 0 BB: 0 P: 15	R: 1 E: 0 K: 0 S: 15	H: 1 LOB: 1 BB: 1 P: 23	1B: 6 2B: 0 3B: 0 HR: 1			SF: 0 SAC: 0 DP: 1 HBP: 0	WP: 1 PB: 1 SB: 3 CS: 0	PA: 44
<b>PITCHER</b>	IP	WLS	BF	H	R	ER	SO	BB	IBB	HBP	BLK	WP	HR	S	P	ERA	WHIP					
Moe Drabowsky, R ERA: 3.8 (1, 1)	8.0		35	5	2	2	2	6	0	0	0	0	0	65	129	2.25	1.375					
Glen Hobbie, R ERA: 3.64 (9, 1)	1.0		5	1	2	1	2	1	0	0	0	0	0	14	22	9.00	2.000					
Bill Henry, L ERA: 2.51 (10, 1)	1.0	W	4	1	0	0	0	0	0	0	0	1	0	12	16	0.00	1.000					

Batter	1	2	3	4	5	6	7	8	9	10	AB	R	H	RBI	BB	SO	LOB	BOTTOM								
Tony Taylor, R OBP: 0.322, SLG: 0.378 (1, 4)											6	2	3	1	0	0	0	<b>Los Angeles Dodgers @ Chicago Cubs</b> Wrigley Field, Chicago, IL Tue Aug 11 1959, 3:33 AM CDT Att: 15,793 - Unknown								
Jim Marshall, L OBP: 0.324, SLG: 0.406 (1, 3)											3	1	1	0	2	0	2									
Lee Walls, R OBP: 0.302, SLG: 0.376 Irv Noren, L OBP: 0.312, SLG: 0.333 George Altman, L OBP: 0.295, SLG: 0.349 Carl Nielson, R OBP: 0.217, SLG: 0.200 Don Eaddy, R OBP: 0.125, SLG: 0.125 (1, 9) (7, PH) (8, 8) (8, PH) (8, PH) (10, 7)											3	0	1	0	0	0	2									
14 Ernie Banks, R OBP: 0.375, SLG: 0.612 (1, 6)											4	1	2	3	1	0	3									
Earl Averill, R OBP: 0.301, SLG: 0.470 (1, 2)											5	0	1	0	0	0	5									
Bobby Thomson, R OBP: 0.312, SLG: 0.386 (1, 8) (8, 8)											4	0	0	0	1	2	4									
Walt Morin, L OBP: 0.310, SLG: 0.357 (1, 7) (10, 8)											5	0	2	0	0	1	2									
Alvin Dark, R OBP: 0.316, SLG: 0.342 (1, 5)											3	1	1	1	2	1	2									
Moe Drabowsky, R OBP: 0.184, SLG: 0.167 Sammy Taylor, L OBP: 0.329, SLG: 0.398 Randy Jackson, R OBP: 0.316, SLG: 0.343 Glen Hobbie, R OBP: 0.170, SLG: 0.157 Bill Henry, L OBP: 0.174, SLG: 0.136 (1, 1) (8, PH) (8, PH) (9, 1) (10, 1)											3	0	0	0	0	2	3		<b>Los Angeles Dodgers @ Chicago Cubs</b> Wrigley Field, Chicago, IL Tue Aug 11 1959, 3:33 AM CDT Att: 15,793 - Unknown							
<b>Inning Stats</b>	R: 0 E: 0 K: 0 S: 9	H: 2 LOB: 2 BB: 1 P: 17	R: 0 E: 0 K: 3 S: 16	H: 0 LOB: 1 BB: 1 P: 26	R: 0 E: 0 K: 0 S: 8	H: 0 LOB: 1 BB: 1 P: 17	R: 0 E: 0 K: 1 S: 7	H: 1 LOB: 2 BB: 1 P: 15	R: 2 E: 0 K: 0 S: 11	H: 1 LOB: 0 BB: 1 P: 21	R: 0 E: 0 K: 0 S: 9	H: 1 LOB: 1 BB: 0 P: 11	R: 0 E: 0 K: 2 S: 12	H: 1 LOB: 2 BB: 1 P: 22	R: 0 E: 0 K: 1 S: 11	H: 1 LOB: 2 BB: 1 P: 17	R: 1 E: 0 K: 0 S: 7			H: 2 LOB: 3 BB: 0 P: 15	R: 2 E: 0 K: 1 S: 11	H: 2 LOB: 0 BB: 0 P: 17	1B: 3 2B: 6 3B: 0 HR: 3	SF: 0 SAC: 0 DP: 1 HBP: 0	WP: 0 PB: 0 SB: 0 CS: 0	PA: 46
<b>PITCHER</b>	IP	WLS	BF	H	R	ER	SO	BB	IBB	HBP	BLK	WP	HR	S	P	ERA	WHIP									
Johnny Podres, L ERA: 4.04 (1, 1)	6.0		26	5	2	2	4	3	3	0	0	0	0	60	107	3.00	1.333									
Stan Williams, R ERA: 3.89 (7, 1)	1.2		9	2	0	0	2	1	1	0	0	0	0	20	35	0.00	1.800									
Sandy Koufax, L ERA: 3.61 (8, 1)	0.2		5	2	1	1	1	1	0	0	0	0	0	7	13	13.50	4.500									
Clem Labine, R ERA: 3.65 (9, 1)	1.1	L	6	2	2	2	1	0	0	0	0	0	2	14	23	13.50	1.500									

AB	36
R	4
H	7
RBI	3
BB	8
SO	4
LOB	18

AB	38
R	5
H	11
RBI	5
BB	8
SO	8
LOB	25













Batter	1	2	3	4	5	6	7	8	9	10	11	AB	R	H	RBI	BB	SO	LOB	TOP						
Jim Gilliam, S OBP: 0.433, SLG: 0.380 (1, 5)	L7		F7		L4		5-3		G3			5	0	0	0	0	0	1							
Charlie Neal, R OBP: 0.348, SLG: 0.473 (1, 4)	F4		L1-6 1B				F2			K		4	0	1	0	1	1	1							
Wally Moon, L OBP: 0.384, SLG: 0.447 (1, 7)	4-3				G1							5	0	2	0	0	0	1							
Duke Snider, L OBP: 0.392, SLG: 0.563 (8, 9)		BB 1B	L1-6						SH5-4 2B			4	1	3	1	0	0	2							
Norm Larker, L OBP: 0.344, SLG: 0.441 (1, 3)		K					F6					4	0	1	0	1	1	2							
Ron Fairly, L OBP: 0.324, SLG: 0.335 Carl Furillo, R OBP: 0.379, SLG: 0.367 Joe Pignatano, R OBP: 0.315, SLG: 0.297 (8, 2)	F8				L3		4-3					3	0	0	0	0	0	2							
John Roseboro, L OBP: 0.329, SLG: 0.374 Don Demeter, R OBP: 0.292, SLG: 0.445 (8, 8)					K							3	0	1	0	0	2	1							
Maury Wills, S OBP: 0.254, SLG: 0.244 Don Zimmer, R OBP: 0.276, SLG: 0.251 (11, 6)					P6							4	0	1	0	1	0	1							
Don Drysdale, R OBP: 0.203, SLG: 0.368 Clem Labine, R OBP: 0.135, SLG: 0.162 (11, 1)	L8				5-3							3	0	0	0	0	1	3							
<b>Inning Stats</b>	R: 0 E: 0 K: 0 S: 5	H: 0 LOB: 0 BB: 0 P: 5	R: 0 E: 0 K: 1 S: 14	H: 2 LOB: 3 BB: 1 P: 25	R: 0 E: 0 K: 0 S: 7	H: 2 LOB: 0 BB: 0 P: 11	R: 0 E: 0 K: 0 S: 8	H: 0 LOB: 1 BB: 1 P: 15	R: 1 E: 0 K: 1 S: 11	H: 1 LOB: 0 BB: 0 P: 17	R: 0 E: 0 K: 0 S: 9	H: 1 LOB: 1 BB: 0 P: 13	R: 0 E: 0 K: 0 S: 8	H: 2 LOB: 2 BB: 1 P: 17	R: 0 E: 0 K: 1 S: 6	H: 0 LOB: 0 BB: 0 P: 8	R: 0 E: 0 K: 0 S: 10	H: 1 LOB: 1 BB: 0 P: 18	R: 0 E: 0 K: 0 S: 10	H: 0 LOB: 0 BB: 0 P: 16	1B: 6 2B: 3 3B: 0 HR: 1	SF: 0 SAC: 2 DP: 1 HBP: 0	WP: 0 PB: 0 SB: 0 CS: 0	PA: 44	
<b>PITCHER</b>	IP 7.0	WLS 0.2	BF 4	H 2	R 0	ER 0	SO 0	BB 0	IBB 1	HBP 0	BLK 0	WP 0	HR 0	S 7	P 107	ERA 1.29	WHIP 1.286								
Bob Gibson, R ERA: 3.0 Dean Stone, L ERA: 3.46 Lindy McDaniel, R ERA: 3.51	(1, 1)	(8, 1)	(8, 1)																						

Los Angeles Dodgers @ St. Louis Cardinals  
Sportsman's Park, St. Louis, MO  
Fri Aug 14 1959, 8:05 PM EDT  
Att: 16,025 - Unknown

livebaseballscores.com

AB 38  
R 1  
H 9  
RBI 1  
BB 4  
SO 5  
LOB 16



Batter	1	2	3	4	5	6	7	8	9	10	11	AB	R	H	RBI	BB	SO	LOB	BOTTOM					
Don Blasingame, L OBP: 0.355, SLG: 0.359 (1, 4)	L6-4 1B BB		L9				6-3					4	0	0	0	1	0	1						
Wally Shannon, L OBP: 0.354, SLG: 0.396 (1, 6)	F9		F8									5	0	1	0	0	1	1						
Bill White, L OBP: 0.349, SLG: 0.477 (1, 7)												5	1	2	0	0	0	1						
Ken Boyer, R OBP: 0.394, SLG: 0.506 (1, 5)	L6-4											5	0	2	0	0	1	2						
Joe Cunningham, L OBP: 0.442, SLG: 0.464 (1, 9)												4	1	2	1	1	0	2						
Gene Oliver, R OBP: 0.256, SLG: 0.397 George Crowe, L OBP: 0.371, SLG: 0.663 (7, 3)												2	0	0	0	0	1	1						
Alex Grammas, R OBP: 0.333, SLG: 0.324 (11, PH)												2	0	0	0	0	0	3						
Curt Flood, R OBP: 0.350, SLG: 0.419 (1, 8)												4	0	3	0	0	0	0						
Hal Smith, R OBP: 0.298, SLG: 0.403 (1, 2)												3	0	1	0	0	0	3						
Bob Gibson, R OBP: 0.100, SLG: 0.200 Stan Musial, L OBP: 0.367, SLG: 0.428 Dean Stone, L OBP: 0.133, SLG: 0.037 (8, 1)												2	0	0	0	0	1	1						
<b>Inning Stats</b>	R: 0 E: 0 K: 0 S: 9	H: 1 LOB: 1 BB: 1 P: 17	R: 0 E: 0 K: 0 S: 5	H: 2 LOB: 1 BB: 0 P: 6	R: 0 E: 0 K: 0 S: 5	H: 0 LOB: 0 BB: 0 P: 6	R: 0 E: 0 K: 0 S: 6	H: 0 LOB: 0 BB: 0 P: 10	R: 0 E: 0 K: 2 S: 18	H: 2 LOB: 3 BB: 1 P: 28	R: 0 E: 0 K: 0 S: 11	H: 1 LOB: 1 BB: 0 P: 11	R: 0 E: 0 K: 1 S: 6	H: 0 LOB: 0 BB: 0 P: 11	R: 1 E: 0 K: 0 S: 10	H: 2 LOB: 0 BB: 0 P: 15	R: 0 E: 0 K: 2 S: 8	H: 0 LOB: 0 BB: 0 P: 10	R: 1 E: 1 K: 0 S: 13	H: 3 LOB: 3 BB: 0 P: 19	1B: 10 2B: 2 3B: 0 HR: 1	SF: 0 SAC: 1 DP: 3 HBP: 0	WP: 0 PB: 0 SB: 1 CS: 0	PA: 42
<b>PITCHER</b>	IP 8.1	WLS 1.2	BF 6	H 2	R 1	ER 1	SO 2	BB 0	IBB 0	HBP 0	BLK 0	WP 0	HR 1	S 77	P 117	ERA 1.08	WHIP 1.320							
Don Drysdale, R ERA: 2.99 Clem Labine, R ERA: 3.69 Danny McDevitt, L ERA: 4.16	(1, 1)	(9, 1)	(11, 1)																					

Los Angeles Dodgers @ St. Louis Cardinals  
Sportsman's Park, St. Louis, MO  
Fri Aug 14 1959, 8:05 PM EDT  
Att: 16,025 - Unknown

livebaseballscores.com

AB 39  
R 2  
H 12  
RBI 2  
BB 2  
SO 5  
LOB 16





Batter	1	2	3	4	5	6	7	8	9	AB	R	H	RBI	BB	SO	LOB	TOP							
Jim Gilliam, S OBP: 0.429, SLG: 0.375	0-1 F9	3-2 F9			0-0 4-3		2-1 F8		3-1 4-3	5	0	0	0	0	0	2								
Charlie Neal, R OBP: 0.347, SLG: 0.468	4-1 CS BB BB		1-2 6-3		3-2 F7		0-1 F8	1-3 K		4	0	0	0	1	1	1								
Wally Moon, L OBP: 0.385, SLG: 0.448	4-1 CS BB BB		0-0 F5		0-0 F4			2-2 F8 2B		3	0	1	0	1	0	0								
Duke Snider, L OBP: 0.393, SLG: 0.571	3-3 K2		2-2 F8		1-2 HR			4-0 BB IBB		3	1	1	1	1	1	2								
Norm Larker, L OBP: 0.338, SLG: 0.432	0-0 F7			1-2 3-1		1-3 K		3-2 F8		4	0	0	0	0	1	4								
Ron Fairly, L OBP: 0.327, SLG: 0.335		1-1 5-4-3 1B		1-1 G3		2-1 F5		4-2 BB		3	1	1	0	1	0	0								
John Roseboro, L OBP: 0.325, SLG: 0.369		3-2 F8		0-0 F6		0-0 L3		1-3 K		4	0	0	0	0	1	4								
Don Zimmer, R OBP: 0.276, SLG: 0.248		0-2 5-4-3			4-2 HR BB		0-0 B3		2-1 5-3	3	1	0	0	1	0	1								
Johnny Podres, L OBP: 0.302, SLG: 0.265		0-0 2H 1B			0-0 1H HR		1-2 5-3		0-2 4-3 WP 1B	0	0	0	0	0	0	0								
Larry Sherry, R OBP: 0.357, SLG: 0.571										4	1	3	3	0	0	0								
<b>Inning Stats</b>	R: 0 E: 0 K: 1 S: 8	H: 0 LOB: 2 BB: 2 P: 19	R: 1 E: 0 K: 0 S: 13	H: 2 LOB: 1 BB: 0 P: 20	R: 0 E: 0 K: 0 S: 7	H: 0 LOB: 0 BB: 0 P: 10	R: 0 E: 0 K: 0 S: 7	H: 0 LOB: 0 BB: 0 P: 9	R: 2 E: 0 K: 0 S: 8	H: 1 LOB: 0 BB: 1 P: 15	R: 1 E: 0 K: 1 S: 9	H: 1 LOB: 0 BB: 0 P: 13	R: 0 E: 0 K: 0 S: 8	H: 0 LOB: 0 BB: 0 P: 11	R: 0 E: 0 K: 1 S: 14	H: 1 LOB: 3 BB: 2 P: 28	R: 0 E: 0 K: 1 S: 10	H: 1 LOB: 1 BB: 0 P: 16	1B: 3 2B: 1 3B: 0 HR: 2	SF: 0 SAC: 0 DP: 0 HBP: 0	WP: 1 PB: 0 SB: 0 CS: 2	PA: 38		
<b>PITCHER</b>	IP WLS BF H R ER SO BB IBB HBP BLK WP HR S P ERA WHIP	8.0 L 34 5 4 4 3 4 1 0 0 0 2 74 125 4.50 1.125	1.0 4 1 0 0 1 0 0 0 0 1 0 10 16 0.00 1.000																					

**Los Angeles Dodgers @ St. Louis Cardinals**  
Sportsman's Park, St. Louis, MO  
Sat Aug 15 1959, 4:33 AM EDT  
Att: 12,877 - Unknown

AB	33
R	4
H	6
RBI	4
BB	5
SO	4
LOB	14



Batter	1	2	3	4	5	6	7	8	9	AB	R	H	RBI	BB	SO	LOB	BOTTOM							
Don Blasingame, L OBP: 0.353, SLG: 0.357	0-1 L3		1-1 F7		0-0 L4	1-2 1B		1-2 FC6		5	0	1	0	0	0	1								
Alex Grammas, R OBP: 0.342, SLG: 0.332	0-1 HR 1B		1-1 2B HBP		2-1 BB 1B	0-0 1B			1-3 K	3	1	3	0	0	0	0								
Stan Musial, L OBP: 0.366, SLG: 0.427						1-2 2H 1B				1	0	0	0	0	1	0								
Bill White, L OBP: 0.349, SLG: 0.486	2-0 1H HR		0-0 1-3 2B		1-0 F4		2-0 F4		2-3 K	5	1	2	2	0	1	1								
Ken Boyer, R OBP: 0.394, SLG: 0.512	0-1 HR		0-0 F4		3-2 BB 1B		0-0 F2		2-3 K	5	1	2	1	0	1	2								
Joe Cunningham, L OBP: 0.447, SLG: 0.471	1-0 FC6-4 1B		4-0 IBB		4-2 FC6-4 BB		0-0 2B			2	0	2	0	2	0	0								
Gene Oliver, R OBP: 0.250, SLG: 0.387	0-0 FC6-4 CS		1-1 F7		2-2 FC6-4		2-2 F2			3	0	0	0	0	0	7								
George Crowe, L OBP: 0.367, SLG: 0.655						1-2 1B				1	0	0	0	0	0	1								
Curt Flood, R OBP: 0.339, SLG: 0.404	3-2 CS	3-1 6-3		1-2 F9		0-3 K		2-2 6-3		4	0	0	0	0	1	0								
Hal Smith, R OBP: 0.298, SLG: 0.402			0-2 1-3		0-0 L5		1-0 FC1-8 1B		1-0 4-3	3	0	1	0	0	0	0								
Wally Shannon, L OBP: 0.347, SLG: 0.388										1	0	0	0	0	0	0								
Bob Duliba, R OBP: 0.309, SLG: 0.331										0	0	0	0	0	0	0								
<b>Inning Stats</b>	R: 3 E: 0 K: 0 S: 11	H: 4 LOB: 0 BB: 0 P: 17	R: 0 E: 0 K: 0 S: 6	H: 0 LOB: 0 BB: 0 P: 9	R: 0 E: 0 K: 1 S: 9	H: 0 LOB: 0 BB: 0 P: 11	R: 0 E: 0 K: 1 S: 13	H: 2 LOB: 3 BB: 1 P: 25	R: 0 E: 0 K: 1 S: 10	H: 3 LOB: 2 BB: 0 P: 13	R: 0 E: 0 K: 0 S: 6	H: 1 LOB: 1 BB: 0 P: 10	R: 0 E: 0 K: 0 S: 8	H: 0 LOB: 1 BB: 1 P: 16	R: 0 E: 0 K: 3 S: 9	H: 0 LOB: 0 BB: 0 P: 14	1B: 7 2B: 2 3B: 0 HR: 2	SF: 0 SAC: 0 DP: 0 HBP: 1	WP: 0 PB: 0 SB: 0 CS: 1	PA: 41				
<b>PITCHER</b>	IP WLS BF H R ER SO BB IBB HBP BLK WP HR S P ERA WHIP	0.1 W 35 7 0 0 5 2 1 1 0 0 0 71 118 0.00 1.038																						

**Los Angeles Dodgers @ St. Louis Cardinals**  
Sportsman's Park, St. Louis, MO  
Sat Aug 15 1959, 4:33 AM EDT  
Att: 12,877 - Unknown

AB	36
R	3
H	11
RBI	3
BB	3
SO	5
LOB	13





Batter	1	2	3	4	5	6	7	8	9	AB	R	H	RBI	BB	SO	LOB	TOP					
Jim Gilliam, S OBP: 0.426, SLG: 0.373	1-0 PB BB 1B		1-0 F4		0-2 F6		1-2 F9		1-3 K	5	0	1	0	0	1	1						
Charlie Neal, R OBP: 0.347, SLG: 0.468	0-1 F8		2-2 E 4-3 1B		2-2 WP 4-3 1B		2-1 F4		0-0 5-3	5	1	2	0	0	0	2						
Wally Moon, L OBP: 0.381, SLG: 0.443	2-2 F6		1-2 4-3		0-2 4-3		0-1 4-3		3-2 L8	5	0	0	0	0	0	4						
Duke Snider, L OBP: 0.396, SLG: 0.570	4-1 PB BB		2-2 E9 2H 1B		1-0 F8		0-0 PB 2B 1B			2	0	1	1	1	0	1						
Don Demeter, R OBP: 0.294, SLG: 0.446	1-2 PB BB		1-2 L4		2-3 F8		0-0 1B SF9 1B		1-2 K	4	1	1	0	0	1	4						
Norm Larker, L OBP: 0.336, SLG: 0.429	1-1 6-3		1-2 L4		0-0 1B SF9 1B		0-2 1B		1-0 FC5 2H 2B	4	0	2	1	0	1	0						
Ron Fairly, L OBP: 0.330, SLG: 0.343		2-2 4-3		1-3 K		0-1 1B		0-1 SF9		2	0	1	1	1	0	1						
John Roseboro, L OBP: 0.327, SLG: 0.370		4-2 BB		0-2 1B		0-1 SF9		1-1 6-3		2	0	1	1	1	0	1						
Don Zimmer, R OBP: 0.271, SLG: 0.243		0-0 F7		2-3 K		0-0 F4		0-0 FC5		4	0	0	0	0	1	4						
Roger Craig, R OBP: 0.061, SLG: 0.031		1-1 4-3		1-3 K		2-2 F7		1-1 5-3 1B		2	0	0	0	0	1	2						
Clem Labine, R										0	0	0	0	0	0	0						
Rip Repulski, R OBP: 0.333, SLG: 0.313										1	0	0	0	0	0	1						
Chuck Churn, R										0	0	0	0	0	0	0						
Chuck Essegian, R OBP: 0.191, SLG: 0.261										1	0	1	0	0	0	0						
<b>Inning Stats</b>	R: 0 E: 0 K: 0 S: 12	H: 1 LOB: 2 BB: 1 P: 20	R: 0 E: 0 K: 0 S: 8	H: 0 LOB: 1 BB: 1 P: 15	R: 1 E: 1 K: 0 S: 17	H: 2 LOB: 1 BB: 0 P: 24	R: 0 E: 0 K: 3 S: 14	H: 1 LOB: 1 BB: 0 P: 18	R: 0 E: 0 K: 0 S: 12	H: 1 LOB: 1 BB: 0 P: 15	R: 1 E: 0 K: 0 S: 11	H: 2 LOB: 1 BB: 0 P: 13	R: 0 E: 0 K: 0 S: 8	H: 0 LOB: 0 BB: 0 P: 11	R: 1 E: 0 K: 1 S: 8	H: 2 LOB: 1 BB: 0 P: 13	R: 0 E: 0 K: 1 S: 9	H: 1 LOB: 1 BB: 0 P: 14	1B: 9 2B: 1 3B: 0 HR: 0	SF: 1 SAC: 0 DP: 0 HBP: 0	WP: 1 PB: 2 SB: 0 CS: 0	PA: 39
<b>PITCHER</b> Larry Jackson, R ERA: 3.5	IP: 9.0 WLS: W BF: 39 H: 10 R: 3 ER: 3 SO: 5	BB: 2 IBB: 0 HBP: 0 BLK: 0	WP: 1 HR: 0 S: 99 P: 143	ERA: 3.00 WHIP: 1.333																		

**Los Angeles Dodgers @ St. Louis Cardinals**  
Sportsman's Park, St. Louis, MO  
Sun Aug 16 1959, 4:33 AM EDT  
Att: 17,944 - Unknown

AB	36
R	3
H	10
RBI	3
BB	2
SO	5
LOB	20

Batter	1	2	3	4	5	6	7	8	9	AB	R	H	RBI	BB	SO	LOB	BOTTOM			
Don Blasingame, L OBP: 0.353, SLG: 0.356	1-2 4-3		1-2 SH3-4 1B	1-1 PO 2-3	0-3 K		1-0 4-3			1	0	0	0	0	0	0				
Wally Shannon, L OBP: 0.346, SLG: 0.385										3	1	1	0	0	1	0				
Alex Grammas, R OBP: 0.339, SLG: 0.328	2-1 F9		0-0 SH3-4		2-2 L1		2-2 4-3			3	0	0	0	0	0	0				
Bill White, L OBP: 0.351, SLG: 0.493	1-0 4-3		0-0 CS 1B		1-1 HR		0-3 K			4	1	2	2	0	1	0				
Ken Boyer, R OBP: 0.394, SLG: 0.510		3-2 FC5-4 BB SF9 1B	3-3 K		3-3 K			1-0 F9		3	1	1	0	0	2	1				
Dick Gray, R OBP: 0.293, SLG: 0.307										1	0	0	0	0	0	0				
Joe Cunningham, L OBP: 0.450, SLG: 0.472		4-2 FC5-4 BB		0-2 2B 1B		1-1 1B HBP 1B		3-2 F8		3	1	2	0	1	0	0				
Jay Porter, R OBP: 0.314, SLG: 0.339		1-2 FC5-4 2B		0-0 1B 2B		1-2 HBP 1B		3-1 5-3		3	1	1	0	0	0	2				
Hal Smith, R OBP: 0.298, SLG: 0.402										0	0	0	0	0	0	0				
Gene Oliver, R OBP: 0.254, SLG: 0.392		2-1 SF9		2-1 PO SH2-4 1B		0-0 F7 1B				1	0	1	3	0	0	0				
Gino Cimoli, R OBP: 0.326, SLG: 0.435										1	0	1	0	0	0	0				
Curt Flood, R OBP: 0.339, SLG: 0.411		3-H 1-0		2-2 F6		1-0 F7		1-2 F7		3	0	1	0	0	0	3				
Larry Jackson, R OBP: 0.119, SLG: 0.121		0-0 4-3		1-2 SH2-4 1-2		0-0 1-3				2	0	0	0	0	0	4				
<b>Inning Stats</b>	R: 0 E: 0 K: 0 S: 7	H: 0 LOB: 0 BB: 0 P: 11	R: 1 E: 0 K: 0 S: 15	H: 2 LOB: 2 BB: 1 P: 26	R: 1 E: 0 K: 1 S: 8	H: 2 LOB: 1 BB: 0 P: 12	R: 2 E: 0 K: 0 S: 15	H: 3 LOB: 0 BB: 0 P: 21	R: 1 E: 0 K: 2 S: 11	H: 1 LOB: 0 BB: 0 P: 17	R: 0 E: 0 K: 0 S: 7	H: 2 LOB: 2 BB: 0 P: 10	R: 0 E: 0 K: 1 S: 7	H: 0 LOB: 0 BB: 0 P: 10	R: 0 E: 0 K: 0 S: 7	H: 0 LOB: 0 BB: 0 P: 14	1B: 7 2B: 3 3B: 0 HR: 1	SF: 1 SAC: 2 DP: 1 HBP: 1	WP: 0 PB: 0 SB: 0 CS: 1	PA: 34
<b>PITCHER</b> Roger Craig, R ERA: 2.31	IP: 3.0 WLS: L BF: 15 H: 6 R: 4 ER: 4 SO: 1	BB: 1 IBB: 0 HBP: 0 BLK: 0	WP: 0 HR: 0 S: 34 P: 53	ERA: 4.50 WHIP: 1.000																
Clem Labine, R ERA: 3.71	IP: 2.0 WLS: 7 BF: 2 H: 1 R: 1 ER: 1 SO: 2	BB: 0 IBB: 0 HBP: 0 BLK: 0	WP: 0 HR: 1 S: 22 P: 34	ERA: 0.00 WHIP: 0.667																
Chuck Churn, R	IP: 3.0 WLS: 11 BF: 2 H: 0 R: 0 ER: 0 SO: 1	BB: 0 IBB: 0 HBP: 1 BLK: 0	WP: 0 HR: 0 S: 21 P: 34	ERA: 0.00 WHIP: 0.667																

**Los Angeles Dodgers @ St. Louis Cardinals**  
Sportsman's Park, St. Louis, MO  
Sun Aug 16 1959, 4:33 AM EDT  
Att: 17,944 - Unknown

AB	28
R	5
H	10
RBI	5
BB	1
SO	4
LOB	10



Batter	1	2	3	4	5	6	7	8	9	AB	R	H	RBI	BB	SO	LOB	TOP			
Jim Gilliam, S OBP: 0.425, SLG: 0.370	3-1 1-3		1-1 4-3			4-2 BB		3-1 L5		3	0	0	0	1	0	2	<b>Los Angeles Dodgers @ Milwaukee Braves</b> Milwaukee County Stadium, Milwaukee, WI Mon Aug 17 1959, 8:05 PM EDT Unknown			
Charlie Neal, R OBP: 0.346, SLG: 0.466	0-1 F8			1-2 F8		3-2 F8		0-1 1-3 1B		4	0	1	0	0	0	1				
Wally Moon, L OBP: 0.379, SLG: 0.448	2-3 K			2-2 4-3			1-0 HR	2-1 1-3		4	1	1	1	0	1	2				
Duke Snider, L OBP: 0.400, SLG: 0.571		1-0 4-3		2-1 CS 1B			0-0 FC5 BB 1B	4-2 BB		3	0	2	0	1	0	0				
Norm Larker, L OBP: 0.335, SLG: 0.422		4-2 G4-6-3 BB		2-0 CS 1-2	0-0 G3		1-2 F8	0-0 F7		3	0	0	0	1	0	4				
Ron Fairly, L OBP: 0.325, SLG: 0.337		1-2 G4-6-3 1-2		1-1 4-3			0-0 F8		1-1 3-1	4	0	0	0	0	0	2				
John Roseboro, L OBP: 0.332, SLG: 0.373			2-2 E 1B		1-2 4-3		4-2 1-2 BB	2-1 BB 1B		3	0	2	0	1	0	0				
Don Zimmer, R OBP: 0.268, SLG: 0.240			2-3 K			3-2 F5	1-1 FC5	0-3 K		3	0	0	0	0	1	3				
Rip Repulski, R OBP: 0.330, SLG: 0.309									0-3 K	1	0	0	0	0	1	1				
Sandy Koufax, R OBP: 0.162, SLG: 0.222 Johnny Klippstein, R OBP: 0.145, SLG: 0.143 Chuck Churn, R OBP: 0.267, SLG: 0.288 Clem Labine, R OBP: 0.293, SLG: 0.445			0-0 L7			0-2 6-3		2-1 1-3 2B	0-3 K	0	0	0	0	0	0	0				
<b>Inning Stats</b>	R: 0 E: 0 K: 1 S: 8	H: 0 LOB: 0 BB: 0 P: 13	R: 0 E: 0 K: 0 S: 6	H: 0 LOB: 0 BB: 1 P: 12	R: 0 E: 1 K: 1 S: 10	H: 1 LOB: 1 BB: 0 P: 15	R: 0 E: 0 K: 0 S: 8	H: 1 LOB: 0 BB: 0 P: 15	R: 0 E: 0 K: 0 S: 6	H: 0 LOB: 0 BB: 0 P: 8	R: 1 E: 0 K: 0 S: 10	H: 2 LOB: 2 BB: 1 P: 17	R: 0 E: 0 K: 2 S: 12	H: 2 LOB: 3 BB: 1 P: 23	R: 0 E: 0 K: 2 S: 10	H: 1 LOB: 1 BB: 0 P: 13	1B: 5 2B: 1 3B: 0 HR: 1	SF: 0 SAC: 0 DP: 1 HBP: 0	WP: 0 PB: 0 SB: 0 CS: 1	PA: 37
<b>PITCHER</b> Bob Buhl, R ERA: 2.99	IP: 9.0 WLS: W BF: 36 H: 7 R: 1 ER: 1 SO: 4	BB: 4 IBB: 0 HBP: 0 BLK: 0	WP: 0 HR: 1 S: 81 P: 137	ERA: 1.00 WHIP: 1.222											ERA: 1.00 WHIP: 1.222					

Batter	1	2	3	4	5	6	7	8	9	AB	R	H	RBI	BB	SO	LOB	BOTTOM			
Bobby Avila, R OBP: 0.305, SLG: 0.305	4-2 E G3 1B BB	1-3 K		4-2 1B BB	3-3 K			0-1 1-3		3	2	0	0	2	2	0	<b>Los Angeles Dodgers @ Milwaukee Braves</b> Milwaukee County Stadium, Milwaukee, WI Mon Aug 17 1959, 8:05 PM EDT Unknown			
Eddie Mathews, L OBP: 0.371, SLG: 0.575	2-2 G3	1-0 HR		3-2 E 1B 1B		2-3 K		2-1 4-3		5	2	2	1	0	1	1				
Hank Aaron, R OBP: 0.418, SLG: 0.677	2-2 HR	0-0 G6-4-3 1B		1-1 E3 1B 1B		2-2 F7		1-0 HR		5	3	4	3	0	0	0				
Lee Maye, L OBP: 0.397, SLG: 0.389	3-H HR 1B	2-0 G6-4-3 1B		1-3 3-H 1B		0-1 1-3		0-0 1-3		0	0	0	0	0	0	0				
Joe Adcock, R OBP: 0.348, SLG: 0.547	0-0 HR	2-0 G6-4-3		4-0 G6-4-3 1B 1B		0-1 1-3		0-0 1-3		4	1	1	2	1	0	1				
Andy Pafko, R OBP: 0.312, SLG: 0.339	4-1 4-3 BB BB		4-1 F8 1B	3-1 G6-4-3 1B		1-2 6-3				2	0	1	2	2	0	0				
Johnny Logan, R OBP: 0.372, SLG: 0.447	4-0 4-3 BB		0-2 G6-4-3	2-2 G6-4-3		3-1 2B				3	0	2	0	1	0	2				
Bill Bruton, L OBP: 0.343, SLG: 0.419	1-2 4-3		3-2 F8	3-2 F7		4-0 IBB				3	0	0	0	1	0	5				
Del Crandall, R OBP: 0.290, SLG: 0.386	4-0 IBB		2-3 K		0-0 5-3		1-0 F2			3	0	0	0	1	1	4				
Bob Buhl, R OBP: 0.059, SLG: 0.059	0-3 K		2-2 P5		0-3 K		3-2 4-3			4	0	0	0	0	2	7				
<b>Inning Stats</b>	R: 3 E: 1 K: 1 S: 20	H: 2 LOB: 3 BB: 4 P: 41	R: 1 E: 0 K: 1 S: 6	H: 2 LOB: 0 BB: 0 P: 10	R: 0 E: 0 K: 1 S: 13	H: 1 LOB: 1 BB: 1 P: 24	R: 3 E: 1 K: 0 S: 23	H: 3 LOB: 1 BB: 2 P: 43	R: 0 E: 0 K: 2 S: 7	H: 0 LOB: 0 BB: 0 P: 10	R: 0 E: 0 K: 1 S: 8	H: 0 LOB: 0 BB: 0 P: 12	R: 0 E: 0 K: 0 S: 9	H: 1 LOB: 2 BB: 1 P: 21	R: 1 E: 0 K: 0 S: 6	H: 1 LOB: 0 BB: 0 P: 9	1B: 6 2B: 1 3B: 0 HR: 3	SF: 0 SAC: 0 DP: 2 HBP: 0	WP: 0 PB: 0 SB: 0 CS: 0	PA: 40
<b>PITCHER</b> Sandy Koufax, L ERA: 3.98 Johnny Klippstein, R ERA: 6.04 Chuck Churn, R ERA: Clem Labine, R ERA: 3.78	IP: 1.1 WLS: L BF: 12 H: 4 R: 4 ER: 3 SO: 2	BB: 3 IBB: 1 HBP: 0 BLK: 0	WP: 0 HR: 2 S: 25 P: 48	ERA: 20.25 WHIP: 5.250											ERA: 20.25 WHIP: 5.250					





Batter	1	2	3	4	5	6	7	8	9	AB	R	H	RBI	BB	SO	LOB	TOP								
Jim Gilliam, S OBP: 0.421, SLG: 0.366 (1, 5)	F7			6-3	G3		L9			4	0	0	0	0	0	2	<b>Los Angeles Dodgers @ Milwaukee Braves</b> <b>Milwaukee County Stadium, Milwaukee, WI</b> Mon Aug 17 1959, 8:05 PM EDT Att: 40,265 - Unknown <a href="http://livebaseballscorecards.com">livebaseballscorecards.com</a>								
Charlie Neal, R OBP: 0.348, SLG: 0.466 (1, 4)	F8			1B	1B		F8			4	0	2	2	0	0	0									
Wally Moon, L OBP: 0.380, SLG: 0.448 (1, 7)	1-3			1B	1B			B3-1		3	0	1	0	1	0	0									
Duke Snider, L OBP: 0.395, SLG: 0.564 Don Demeter, R OBP: 0.293, SLG: 0.445 (8, 8)		K		F7	F5			4-3		4	0	0	0	0	1	4									
Norm Larker, L OBP: 0.329, SLG: 0.414 (1, 3)	F5			F9			F4			4	0	0	0	0	0	2									
Ron Fairly, L OBP: 0.328, SLG: 0.341 (1, 9)	F8				WP	F8	F9			3	1	1	0	1	0	0									
John Roseboro, L OBP: 0.328, SLG: 0.368 (1, 2)				F8	F8		L9			4	0	0	0	0	0	2									
Don Zimmer, R OBP: 0.273, SLG: 0.255 (1, 6)				5-3	G3					3	2	1	1	1	1	1									
Stan Williams, R OBP: 0.250, SLG: 0.182 Roger Craig, R OBP: 0.099, SLG: 0.030 Chuck Essegian, R OBP: 0.204, SLG: 0.292 Johnny Podres, L OBP: 0.291, SLG: 0.255 (5, 1)				1-3	E6		3-1			0	0	0	0	0	0	0									
Inning Stats	R: 0 E: 0 K: 0 S: 8	H: 0 LOB: 0 BB: 0 P: 12	R: 0 E: 0 K: 1 S: 5	H: 0 LOB: 0 BB: 0 P: 10	R: 0 E: 0 K: 0 S: 8	H: 0 LOB: 0 BB: 0 P: 11	R: 0 E: 0 K: 0 S: 9	H: 2 LOB: 2 BB: 0 P: 15	R: 3 E: 1 K: 0 S: 13	H: 1 LOB: 2 BB: 3 P: 29	R: 0 E: 0 K: 0 S: 6	H: 0 LOB: 0 BB: 0 P: 9	R: 1 E: 0 K: 0 S: 12	H: 1 LOB: 0 BB: 0 P: 17	R: 0 E: 0 K: 0 S: 7	H: 0 LOB: 0 BB: 0 P: 10		R: 0 E: 0 K: 1 S: 9	H: 1 LOB: 1 BB: 0 P: 14	1B: 3 2B: 1 3B: 0 HR: 1	SF: 0 SAC: 0 DP: 0 HBP: 0	WP: 1 PB: 0 SB: 1 CS: 0	PA: 36		
PITCHER	IP	WLS	BF	H	R	ER	SO	BB	IBB	HBP	BLK	WP	HR	S	P	ERA	WHIP								
Carl Willey, R ERA: 4.34 (1, 1)	4.2		21	3	3	1	1	3	0	0	0	1	0	42	74	1.93	1.286								
Bob Rush, R ERA: 2.0 (5, 1)	3.1	L	11	1	1	1	0	0	0	0	0	0	1	26	39	2.70	0.300								
Don McMahon, R ERA: 2.18 (9, 1)	1.0		4	1	0	0	1	0	0	0	0	0	0	9	14	0.00	1.000								

Batter	1	2	3	4	5	6	7	8	9	AB	R	H	RBI	BB	SO	LOB	BOTTOM								
Bill Bruton, L OBP: 0.342, SLG: 0.416 (8, PH)	1B	6-3		K		L4		F5		3	1	0	0	1	1	1	<b>Los Angeles Dodgers @ Milwaukee Braves</b> <b>Milwaukee County Stadium, Milwaukee, WI</b> Mon Aug 17 1959, 8:05 PM EDT Att: 40,265 - Unknown <a href="http://livebaseballscorecards.com">livebaseballscorecards.com</a>								
Del Crandall, R OBP: 0.289, SLG: 0.385 Don McMahon, R OBP: 0.375, SLG: 0.286 (9, 1)	1B	WP	BB							1	0	0	0	0	0	1									
Eddie Mathews, L OBP: 0.377, SLG: 0.580 (1, 5)	WP	1B		2B						3	1	3	0	2	0	0									
Hank Aaron, R OBP: 0.417, SLG: 0.674 (1, 9)	4-3	WP		F2		1-3				4	1	1	0	1	0	4									
Wes Covington, L OBP: 0.332, SLG: 0.396 (1, 7)	4-3	F4				2B				5	0	2	1	0	1	4									
Joe Adcock, R OBP: 0.342, SLG: 0.539 (1, 3)	SF8			L4		K				4	0	0	1	0	1	3									
Stan Lopata, R OBP: 0.148, SLG: 0.091 (1, 2)	1B			F2		K				3	0	0	0	1	2	1									
Johnny Logan, R OBP: 0.376, SLG: 0.448 (1, 6)	1B			B1-3						3	0	2	0	1	0	0									
Felix Mantilla, R OBP: 0.276, SLG: 0.280 (1, 4)	F8			1B		K				4	0	1	0	0	1	5									
Carl Willey, R OBP: 0.103, SLG: 0.138 Bob Rush, R OBP: 0.200, SLG: 0.200 Andy Pafko, R OBP: 0.310, SLG: 0.336 (9, 8)		F8		K						2	0	0	0	0	1	1									
Inning Stats	R: 3 E: 0 K: 0 S: 12	H: 2 LOB: 2 BB: 3 P: 33	R: 0 E: 0 K: 0 S: 7	H: 1 LOB: 1 BB: 1 P: 16	R: 0 E: 0 K: 2 S: 15	H: 0 LOB: 0 BB: 0 P: 9	R: 0 E: 0 K: 2 S: 15	H: 2 LOB: 2 BB: 0 P: 24	R: 0 E: 0 K: 3 S: 13	H: 1 LOB: 2 BB: 1 P: 22	R: 0 E: 0 K: 1 S: 6	H: 1 LOB: 1 BB: 0 P: 13	R: 0 E: 0 K: 1 S: 7	H: 1 LOB: 0 BB: 0 P: 10	R: 0 E: 0 K: 0 S: 8	H: 1 LOB: 1 BB: 0 P: 13	R: 0 E: 0 K: 1 S: 10	H: 0 LOB: 1 BB: 1 P: 15	1B: 7 2B: 2 3B: 0 HR: 0	SF: 1 SAC: 0 DP: 1 HBP: 0	WP: 1 PB: 0 SB: 0 CS: 0	PA: 41			
PITCHER	IP	WLS	BF	H	R	ER	SO	BB	IBB	HBP	BLK	WP	HR	S	P	ERA	WHIP								
Stan Williams, R ERA: 4.12 (1, 1)	0.2		6	1	3	3	0	3	0	0	0	1	0	8	25	40.50	6.000								
Roger Craig, R ERA: 2.33 (1, 1)	3.1		15	4	0	0	2	0	1	0	0	0	0	33	57	0.00	1.200								
Johnny Podres, L ERA: 4.07 (5, 1)	5.0	W	20	4	0	0	6	1	1	0	0	0	0	44	73	0.00	1.000								









Batter	1	2	3	4	5	6	7	8	9	AB	R	H	RBI	BB	SO	LOB	TOP			
Jim Gilliam, S OBP: 0.417, SLG: 0.361	1-2 6-3	2-2 F3			1-1 F8		1-0 F8		4-0 BB	4	0	1	1	0	4					
Charlie Neal, R OBP: 0.346, SLG: 0.463	0-1 1B 2B	3-3 K			3-2 F2			1-1 FC1-6 HBP	1-2 2-3 3-4 G4-6-3	4	1	1	0	0	1	5				
Wally Moon, L OBP: 0.382, SLG: 0.449	2-1 2H 1B				0-0 F8		1-1 G3	0-0 FC1-6		4	0	1	1	0	0	1				
Rip Repuski, R OBP: 0.343, SLG: 0.326	1-2 1B				2-3 K			0-0 F5		3	0	1	0	0	2	0				
Don Demeter, R OBP: 0.292, SLG: 0.443										0	0	0	0	0	0	0				
Duke Snider, L OBP: 0.391, SLG: 0.566										1	0	0	0	0	0	1				
Norm Larker, L OBP: 0.329, SLG: 0.415	3-2 PO	0-0 HR 2B			1-3 K			0-0 L4		4	1	1	0	0	2	1				
Chuck Essegian, R OBP: 0.222, SLG: 0.358										4	2	2	2	0	1	0				
Joe Pignatano, R OBP: 0.215, SLG: 0.292																				
John Roseboro, L OBP: 0.333, SLG: 0.366										2	0	0	0	1	0	0				
Don Zimmer, R OBP: 0.282, SLG: 0.258										0	0	0	0	1	0	0				
Ron Fairly, L OBP: 0.325, SLG: 0.338										3	0	1	0	0	1	1				
Sandy Koufax, R OBP: 0.179, SLG: 0.216										1	0	0	0	1	1	0				
Roger Craig, R OBP: 0.059, SLG: 0.030										0	0	0	0	0	0	0				
Clem Labine, R										0	0	0	0	0	0	0				
Carl Furillo, R OBP: 0.382, SLG: 0.371										1	0	1	0	0	0	0				
Maury Wills, S OBP: 0.324, SLG: 0.244										0	0	0	0	0	0	0				
<b>Inning Stats</b>	R: 1 E: 0 K: 0 S: 15	H: 3 LOB: 0 BB: 0 P: 22	R: 2 E: 1 K: 1 S: 21	H: 3 LOB: 2 BB: 0 P: 34	R: 0 E: 0 K: 2 S: 8	H: 0 LOB: 0 BB: 0 P: 11	R: 0 E: 0 K: 2 S: 7	H: 0 LOB: 0 BB: 0 P: 10	R: 0 E: 0 K: 1 S: 9	H: 0 LOB: 0 BB: 0 P: 15	R: 0 E: 0 K: 0 S: 10	H: 0 LOB: 2 BB: 0 P: 20	R: 0 E: 0 K: 0 S: 4	H: 0 LOB: 1 BB: 0 P: 5	R: 1 E: 0 K: 0 S: 19	H: 2 LOB: 3 BB: 2 P: 30	1B: 5 2B: 2 3B: 0 HR: 1	SF: 0 SAC: 1 DP: 1 HBP: 1	WP: 0 PB: 0 SB: 0 CS: 0	PA: 39
<b>PITCHER</b>	IP	WLS	BF	H	R	ER	SO	BB	IBB	HBP	BLK	WP	HR	S	P	ERA	WHIP			
Joe Nuxhall, L ERA: 4.41	1.1		9	6	3	3	0	0	0	0	0	0	1	24	39	20.25	4.500			
Orlando Pena, R ERA: 4.73	5.2		19	0	0	0	8	2	0	0	0	0	0	56	89	0.00	0.353			
Jim Brosnan, R ERA: 4.27	1.1	W	8	2	1	1	0	1	0	1	0	0	0	20	28	6.75	2.250			
Brooks Lawrence, R ERA: 4.78	0.2	S	2	0	0	0	0	1	0	0	0	0	0	3	7	0.00	1.500			

Los Angeles Dodgers @ Cincinnati Redlegs  
Crosley Field, Cincinnati, OH  
Wed Aug 19 1959, 7:05 PM EDT  
Att: 9,490 - Unknown

AB 32  
R 4  
H 8  
RBI 4  
BB 4  
SO 8  
LOB 15



Batter	1	2	3	4	5	6	7	8	9	AB	R	H	RBI	BB	SO	LOB	BOTTOM			
Johnny Temple, R OBP: 0.399, SLG: 0.440	2-2 4-3		2-2 F4		0-0 2B		1-0 G6-4-3	1-0 2B 1B		5	1	2	2	0	0	2				
Vada Pinson, L OBP: 0.391, SLG: 0.539	2-3 K			0-1 HR 1B	2-3 K			1B 1B 2B		5	2	3	1	0	2	1				
Gus Bell, L OBP: 0.324, SLG: 0.465	0-0 3-1			1-1 F7		1-1 F5		1B 1B 3-1		5	1	1	0	0	0	2				
Frank Robinson, R OBP: 0.393, SLG: 0.581				1-0 HR		0-0 6-3		4-0 1B FC4 BB		3	2	2	2	1	0	0				
Jim Pendleton, R OBP: 0.317, SLG: 0.351				1-3 K		0-2 WP 1B		1-1 FC4 1B 1B		3	0	1	0	0	1	1				
Jerry Lynch, L OBP: 0.315, SLG: 0.456				5-3				1-3 2H 3H		1	1	1	2	0	0	0				
Frank Thomas, R OBP: 0.272, SLG: 0.363								3-2 FC4 1B		0	0	0	0	0	0	0				
Willie Jones, R OBP: 0.350, SLG: 0.445								3-2 FC4 1B		3	1	1	1	1	0	2				
Ed Bailey, L OBP: 0.374, SLG: 0.395								3H 1B		4	1	1	1	0	2	3				
Eddie Kasko, R OBP: 0.279, SLG: 0.288								1-3 2H		4	0	1	0	0	0	2				
Joe Nuxhall, L OBP: 0.267, SLG: 0.279								1-1 F6		0	0	0	0	0	0	0				
Orlando Pena, R OBP: 0.241, SLG: 0.160								4-3		2	0	0	0	0	2	0				
Pete Whisenant, R OBP: 0.348, SLG: 0.548								1-3 2H 3H		0	0	0	0	1	0	0				
Jim Brosnan, R OBP: 0.154, SLG: 0.200								1-2 BB		1	0	0	0	0	0	2				
Brooks Lawrence, R OBP: 0.350, SLG: 0.175								0-0		0	0	0	0	0	0	0				
<b>Inning Stats</b>	R: 0 E: 0 K: 1 S: 7	H: 0 LOB: 0 BB: 0 P: 11	R: 0 E: 0 K: 1 S: 7	H: 1 LOB: 1 BB: 1 P: 15	R: 0 E: 0 K: 1 S: 8	H: 0 LOB: 0 BB: 0 P: 14	R: 2 E: 0 K: 1 S: 12	H: 3 LOB: 1 BB: 0 P: 21	R: 0 E: 0 K: 2 S: 9	H: 1 LOB: 1 BB: 0 P: 16	R: 0 E: 0 K: 0 S: 9	H: 1 LOB: 1 BB: 0 P: 10	R: 0 E: 0 K: 1 S: 10	H: 1 LOB: 1 BB: 1 P: 18	R: 7 E: 0 K: 0 S: 15	H: 6 LOB: 1 BB: 1 P: 27	1B: 10 2B: 2 3B: 0 HR: 1	SF: 0 SAC: 0 DP: 2 HBP: 0	WP: 1 PB: 0 SB: 0 CS: 0	PA: 39
<b>PITCHER</b>	IP	WLS	BF	H	R	ER	SO	BB	IBB	HBP	BLK	WP	HR	S	P	ERA	WHIP			
Sandy Koufax, L ERA: 4.06	7.0		30	9	4	4	7	2	0	0	0	0	0	64	107	5.14	1.571			
Roger Craig, R ERA: 2.8	0.0		4	2	2	2	0	1	0	0	0	0	0	7	15	∞	∞			
Clem Labine, R ERA: 3.84	1.0		5	2	3	3	0	0	0	0	0	0	0	6	10	27.00	2.000			

Los Angeles Dodgers @ Cincinnati Redlegs  
Crosley Field, Cincinnati, OH  
Wed Aug 19 1959, 7:05 PM EDT  
Att: 9,490 - Unknown

AB 36  
R 9  
H 13  
RBI 9  
BB 3  
SO 7  
LOB 15









Batter	1	2	3	4	5	6	7	8	9	AB	R	H	RBI	BB	SO	LOB	TOP							
Jim Gilliam, S OBP: 0.414, SLG: 0.360										5	0	1	0	0	0	7								
Charlie Neal, R OBP: 0.345, SLG: 0.463										5	2	2	1	0	0	1								
Wally Moon, L OBP: 0.387, SLG: 0.462										4	0	2	1	1	0	1								
Norm Larker, L OBP: 0.324, SLG: 0.423										5	0	1	0	0	0	4								
Chuck Essegian, R OBP: 0.250, SLG: 0.371										4	0	1	0	1	0	1								
Ron Fairly, L OBP: 0.324, SLG: 0.350										3	1	1	1	0	0	0								
Carl Furillo, R OBP: 0.377, SLG: 0.365										1	0	0	1	0	0	2								
Don Demeter, R OBP: 0.292, SLG: 0.442										0	0	0	0	0	0	0								
John Roseboro, L OBP: 0.336, SLG: 0.368										1	0	0	0	1	1	0								
Don Zimmer, R OBP: 0.284, SLG: 0.257										1	0	0	0	1	1	0								
Gil Hodges, R OBP: 0.300, SLG: 0.559										1	0	1	0	0	0	0								
Maury Wills, S OBP: 0.257, SLG: 0.243										1	1	0	0	1	0	3								
Johnny Podres, L OBP: 0.298, SLG: 0.264										2	0	1	0	0	1	0								
Duke Snider, L OBP: 0.393, SLG: 0.567										1	1	1	1	0	0	0								
Stan Williams, R OBP: 0.270, SLG: 0.206										0	0	0	0	0	0	0								
Chuck Chum, R OBP: 0.178, SLG: 0.216										0	0	0	0	0	0	0								
Sandy Koufax, R ERA: 2.41										0	0	0	0	0	0	0								
<b>Inning Stats</b>	R: 0 E: 0 K: 0 S: 4	H: 1 LOB: 0 BB: 0 P: 6	R: 0 E: 0 K: 0 S: 9	H: 0 LOB: 0 BB: 0 P: 13	R: 0 E: 0 K: 2 S: 7	H: 0 LOB: 0 BB: 0 P: 9	R: 0 E: 0 K: 0 S: 9	H: 1 LOB: 1 BB: 0 P: 15	R: 1 E: 0 K: 0 S: 9	H: 2 LOB: 2 BB: 1 P: 19	R: 0 E: 0 K: 0 S: 9	H: 0 LOB: 1 BB: 1 P: 14	R: 4 E: 1 K: 0 S: 13	H: 5 LOB: 2 BB: 0 P: 21	R: 0 E: 0 K: 1 S: 7	H: 2 LOB: 3 BB: 1 P: 15	R: 1 E: 0 K: 0 S: 9	H: 2 LOB: 3 BB: 2 P: 24	1B: 9 2B: 2 3B: 1 HR: 1	SF: 0 SAC: 1 DP: 1 HBP: 0	WP: 1 PB: 0 SB: 0 CS: 1	PA: 44		
<b>PITCHER</b>	IP WLS BF H R ER SO BB IBB HBP BLK WP HR S P ERA WHIP	6.2 L 29 8 5 5 2 2 2 0 0 0 0 1 55 90 6.75 1.500	1.2 12 5 1 1 1 0 2 0 0 1 0 18 37 5.40 3.000	0.2 3 0 0 0 0 0 0 1 0 0 0 0 3 9 0.00 0.000																				

Los Angeles Dodgers @ Pittsburgh Pirates  
Forbes Field, Pittsburgh, PA  
Fri Aug 21 1959, 7:05 PM EDT  
Att: 24,678 - Unknown

AB	38
R	6
H	13
RBI	5
BB	5
SO	3
LOB	20



Batter	1	2	3	4	5	6	7	8	9	AB	R	H	RBI	BB	SO	LOB	BOTTOM						
Bob Skinner, L OBP: 0.357, SLG: 0.409										3	2	1	0	2	1	0							
Dick Groat, R OBP: 0.311, SLG: 0.362										5	0	2	1	0	0	2							
Roberto Clemente, R OBP: 0.331, SLG: 0.495										3	0	1	0	0	0	0							
Dick Stuart, R OBP: 0.371, SLG: 0.528										3	2	2	1	1	0	2							
Smoky Burgess, L OBP: 0.347, SLG: 0.495										4	0	1	1	0	0	2							
Don Hoak, R OBP: 0.366, SLG: 0.414										3	0	1	1	0	1	0							
Dick Schofield, S OBP: 0.308, SLG: 0.315										3	0	1	1	1	0	1							
Roman Mejias, R OBP: 0.314, SLG: 0.337										2	0	1	0	1	0	2							
Ted Kluszewski, L OBP: 0.288, SLG: 0.413										1	0	0	0	0	0	1							
Bill Virdon, L OBP: 0.292, SLG: 0.321										0	0	0	0	0	0	0							
Ron Kline, R OBP: 0.151, SLG: 0.151										3	0	0	0	0	2	5							
Fred Green, R ERA: 4.03										0	0	0	0	0	0	0							
Roy Face, R OBP: 0.273, SLG: 0.273										0	0	0	0	0	0	0							
Rocky Nelson, L OBP: 0.387, SLG: 0.436										1	1	1	0	0	0	0							
<b>Inning Stats</b>	R: 0 E: 0 K: 0 S: 5	H: 3 LOB: 2 BB: 0 P: 7	R: 1 E: 0 K: 0 S: 13	H: 3 LOB: 2 BB: 0 P: 18	R: 1 E: 1 K: 0 S: 9	H: 0 LOB: 1 BB: 2 P: 18	R: 0 E: 0 K: 2 S: 8	H: 1 LOB: 1 BB: 0 P: 9	R: 0 E: 0 K: 1 S: 8	H: 0 LOB: 0 BB: 0 P: 13	R: 1 E: 0 K: 1 S: 10	H: 2 LOB: 2 BB: 1 P: 19	R: 0 E: 0 K: 0 S: 11	H: 2 LOB: 1 BB: 0 P: 15	R: 0 E: 0 K: 0 S: 10	H: 0 LOB: 1 BB: 1 P: 16	R: 2 E: 0 K: 0 S: 13	H: 2 LOB: 1 BB: 1 P: 20	1B: 9 2B: 3 3B: 0 HR: 0	SF: 2 SAC: 3 DP: 3 HBP: 0	WP: 2 PB: 0 SB: 0 CS: 0	PA: 41	
<b>PITCHER</b>	IP WLS BF H R ER SO BB IBB HBP BLK WP HR S P ERA WHIP	6.0 W 27 3 2 2 4 2 0 0 0 1 0 25 39 9.00 2.500	2.0 10 3 2 2 0 2 0 0 0 0 0 8 10 0.00 1.500	0.2 3 1 0 0 0 0 0 0 0 0 0 0 1 2 0.00 0.000																			

Los Angeles Dodgers @ Pittsburgh Pirates  
Forbes Field, Pittsburgh, PA  
Fri Aug 21 1959, 7:05 PM EDT  
Att: 24,678 - Unknown

AB	31
R	5
H	11
RBI	5
BB	5
SO	4
LOB	15





Batter	1	2	3	4	5	6	7	8	9	AB	R	H	RBI	BB	SO	LOB	TOP							
Jim Gilliam, S OBP: 0.413, SLG: 0.357 (1, 5)	F9		1-3			1B		6-3		3	0	0	0	1	0	0	<b>Los Angeles Dodgers @ Pittsburgh Pirates</b> Forbes Field, Pittsburgh, PA Sat Aug 22 1959, 3:33 AM EDT Att: 10,260 - Unknown <a href="http://livebaseballscorecards.com">livebaseballscorecards.com</a>							
Charlie Neal, R OBP: 0.343, SLG: 0.460 (1, 4)	5-3			K		F4		K		4	0	0	0	0	2	1								
Wally Moon, L OBP: 0.386, SLG: 0.460 (1, 7)	F7			F2		G4-6-3 1B		F7		4	0	1	0	0	0	0								
Norm Larker, L OBP: 0.323, SLG: 0.418 (1, 3)		G3				G4-6-3 1B			G1	3	0	0	0	1	0	2								
Chuck Essegian, R OBP: 0.265, SLG: 0.394 (1, 9)		F8		K		FC4-6 1B				4	0	2	0	0	1	1								
Ron Fairly, L OBP: 0.331, SLG: 0.355 (1, 8)					1B	F7				3	0	2	0	1	0	1								
John Roseboro, L OBP: 0.336, SLG: 0.367 (9, PH)					1B					3	0	1	0	0	1	2								
Gil Hodges, R OBP: 0.389, SLG: 0.557 (7, PH)				K		FC4-6 1B		F9		1	0	0	0	0	0	2								
Don Zimmer, R OBP: 0.281, SLG: 0.254 (7, PH)			5-3					F9		2	0	0	0	0	0	1								
Duke Snider, L OBP: 0.392, SLG: 0.565 (7, PR)					F6			F9		1	0	0	0	0	0	2								
Maury Wills, S OBP: 0.257, SLG: 0.243 (7, 6)						FC4-6 1B				0	0	0	0	0	0	0								
Rip Repulski, R OBP: 0.340, SLG: 0.322 (9, PH)						1-2 2-3				1	0	0	0	0	0	2								
Roger Craig, R OBP: 0.056, SLG: 0.029 (7, PH)										2	0	0	0	0	1	1								
Carl Furillo, R OBP: 0.371, SLG: 0.359 (7, 1)			K		4-3					1	0	0	0	0	1	2								
Clem Labine, R OBP: 0.146, SLG: 0.150 (7, 1)										0	0	0	0	0	0	0								
Danny McDevitt, L OBP: 0.146, SLG: 0.150 (7, 1)										0	0	0	0	0	0	0								
<b>Inning Stats</b>	R: 0 E: 0 K: 0 S: 3	H: 0 LOB: 0 BB: 0 P: 5	R: 0 E: 0 K: 0 S: 7	H: 1 LOB: 1 BB: 0 P: 10	R: 0 E: 0 K: 1 S: 6	H: 0 LOB: 0 BB: 0 P: 6	R: 0 E: 0 K: 2 S: 8	H: 0 LOB: 1 BB: 1 P: 15	R: 0 E: 0 K: 1 S: 7	H: 1 LOB: 1 BB: 0 P: 10	R: 0 E: 0 K: 0 S: 5	H: 1 LOB: 1 BB: 1 P: 12	R: 0 E: 0 K: 1 S: 10	H: 2 LOB: 2 BB: 0 P: 15	R: 0 E: 0 K: 1 S: 8	H: 0 LOB: 0 BB: 0 P: 12	R: 0 E: 0 K: 0 S: 14	H: 1 LOB: 2 BB: 1 P: 22	1B: 5 2B: 1 3B: 0 HR: 0	SF: 0 SAC: 0 DP: 1 HBP: 0	WP: 0 PB: 0 SB: 0 CS: 0	PA: 35		
<b>PITCHER</b>	IP WLS BF H R ER SO BB IBB HBP BLK WP HR S P ERA WHIP	8.1 W 33 6 0 0 6 3 0 0 0 0 0 0 61 99 0.00 1.080	0.2 S 2 0 0 0 0 0 0 0 0 0 0 0 7 8 0.00 0.000																					

Batter	1	2	3	4	5	6	7	8	9	AB	R	H	RBI	BB	SO	LOB	BOTTOM						
Bob Skinner, L OBP: 0.356, SLG: 0.407 (1, 7)	G4-3 1B		FC4-6 1-2 3-H		F8		FC6-4 BB 1B			4	0	1	1	0	0	4	<b>Los Angeles Dodgers @ Pittsburgh Pirates</b> Forbes Field, Pittsburgh, PA Sat Aug 22 1959, 3:33 AM EDT Att: 10,260 - Unknown <a href="http://livebaseballscorecards.com">livebaseballscorecards.com</a>						
Dick Groat, R OBP: 0.310, SLG: 0.362 (1, 6)	G4-3 1-2		G5-4-3 1-2			F8		BB 1B		4	0	1	0	0	0	2							
Roberto Clemente, R OBP: 0.330, SLG: 0.491 (1, 9)						6-3		1-2 2-3 BB		3	0	0	0	1	1	0							
Rocky Nelson, L OBP: 0.386, SLG: 0.433 (7, PH)										3	0	1	0	0	0	0							
Dick Stuart, R OBP: 0.370, SLG: 0.526 (8, 3)						BB BB 1B		K		1	0	0	0	0	1	3							
Smoky Burgess, L OBP: 0.352, SLG: 0.500 (1, 2)										3	1	2	0	1	0	0							
Don Hoak, R OBP: 0.368, SLG: 0.413 (1, 5)						BB BB		1B SF8 1B		3	0	1	0	1	1	1							
Dick Schofield, S OBP: 0.303, SLG: 0.309 (6, PH)										2	0	0	0	0	0	1							
Ted Kluszewski, L OBP: 0.286, SLG: 0.410 (7, 4)										1	0	0	0	0	0	3							
Bill Mazerowski, R OBP: 0.289, SLG: 0.344 (7, 4)										0	0	0	1	0	0	0							
Bill Virdon, L OBP: 0.294, SLG: 0.321 (1, 8)										3	1	1	0	1	0	1							
Bennie Daniels, L OBP: 0.424, SLG: 0.571 (9, 1)										3	0	2	0	1	0	1							
Don Gross, L OBP: 0.289, SLG: 0.344 (9, 1)										0	0	0	0	0	0	0							
<b>Inning Stats</b>	R: 0 E: 0 K: 0 S: 7	H: 1 LOB: 0 BB: 0 P: 9	R: 0 E: 0 K: 1 S: 7	H: 1 LOB: 1 BB: 0 P: 11	R: 1 E: 0 K: 0 S: 7	H: 1 LOB: 0 BB: 1 P: 14	R: 0 E: 0 K: 1 S: 8	H: 0 LOB: 0 BB: 0 P: 12	R: 0 E: 0 K: 0 S: 12	H: 1 LOB: 2 BB: 1 P: 24	R: 0 E: 0 K: 0 S: 15	H: 1 LOB: 3 BB: 2 P: 25	R: 0 E: 0 K: 1 S: 14	H: 2 LOB: 3 BB: 1 P: 24	R: 1 E: 0 K: 0 S: 6	H: 2 LOB: 1 BB: 0 P: 9	1B: 8 2B: 1 3B: 0 HR: 0	SF: 1 SAC: 0 DP: 2 HBP: 0	WP: 0 PB: 0 SB: 0 CS: 0	PA: 36			
<b>PITCHER</b>	IP WLS BF H R ER SO BB IBB HBP BLK WP HR S P ERA WHIP	6.0 L 25 5 1 1 2 4 0 0 0 0 0 0 11 19 0.00 4.500	0.2 5 2 0 0 0 0 1 0 0 0 0 0 0 11 19 0.00 4.500	1.1 6 2 1 1 1 0 0 0 0 0 0 0 9 14 6.75 1.500																			





Batter	1	2	3	4	5	6	7	8	9	AB	R	H	RBI	BB	SO	LOB	TOP					
Jim Gilliam, S OBP: 0.412, SLG: 0.356 (1, 5)	1-1 F9		0-0 F3			2-1 F5		1-1 2B 1B		4	0	1	0	0	0	1	<b>Los Angeles Dodgers @ Pittsburgh Pirates</b> Forbes Field, Pittsburgh, PA Sun Aug 23 1959, 3:33 AM EDT Unknown <a href="http://livebaseballscorecards.com">livebaseballscorecards.com</a>					
Charlie Neal, R OBP: 0.341, SLG: 0.457 Don Zimmer, R OBP: 0.284, SLG: 0.262 (1, 4) (8, PH) (8, 5)	2-0 F9		0-0 5-3			2-1 6-3		2-1 2B		3	0	0	0	0	0	1						
Wally Moon, L OBP: 0.387, SLG: 0.459 (1, 7)	2-2 G3			4-1 G6-4-3 BB			1-1 1B 5-3 SF9 1B	3-2 F9		3	1	1	0	1	0	2						
Gil Hodges, R OBP: 0.385, SLG: 0.550 (1, 3)		2-1 F9		0-1 G6-4-3 1-2			0-1 5-3		1-2 6-3	4	0	0	0	0	0	2						
Chuck Essegian, R OBP: 0.278, SLG: 0.414 (1, 9)		0-0 F6		1-3 K			0-0 2-3 1B		2-2 2B	4	0	2	0	0	1	0						
Rip Repulski, R OBP: 0.337, SLG: 0.356 (1, 8)		3-2 HR			0-0 F8		0-2 SF9		1-0 F5	3	1	1	2	0	0	1						
Joe Pignatano, R OBP: 0.306, SLG: 0.282 (1, 2)		3-2 F2			0-0 6-3		3-H L8		2-1 F9	4	0	0	0	0	0	2						
Maury Wills, S OBP: 0.259, SLG: 0.245 (1, 6)			0-0 SH3-4 1B		0-1 5-3			1-2 F8		3	0	1	0	0	0	0						
Don Drysdale, R OBP: 0.202, SLG: 0.350 Chuck Chum, R (3, 1)			0-0 SH3-4			3-2 6-3		0-1 F7		0	0	0	0	0	0	0						
Don Demeter, R OBP: 0.291, SLG: 0.440 Clem Labine, R (8, 1)			1-2							1	0	0	0	0	0	0						
<b>Inning Stats</b>	R: 0 E: 0 K: 0 S: 6	H: 0 LOB: 0 BB: 0 P: 11	R: 1 E: 0 K: 0 S: 9	H: 1 LOB: 0 BB: 0 P: 17	R: 0 E: 0 K: 0 S: 4	H: 1 LOB: 1 BB: 0 P: 4	R: 0 E: 0 K: 1 S: 8	H: 0 LOB: 0 BB: 0 P: 13	R: 0 E: 0 K: 0 S: 4	H: 0 LOB: 0 BB: 0 P: 4	R: 0 E: 0 K: 0 S: 9	H: 0 LOB: 0 BB: 0 P: 16	R: 1 E: 0 K: 0 S: 12	H: 2 LOB: 1 BB: 0 P: 16	R: 0 E: 0 K: 0 S: 13	H: 2 LOB: 2 BB: 0 P: 20	R: 0 E: 0 K: 0 S: 10	H: 1 LOB: 1 BB: 0 P: 16	1B: 4 2B: 2 3B: 0 HR: 1	SF: 1 SAC: 1 DP: 1 HBP: 0	WP: 0 PB: 0 SB: 0 CS: 0	PA: 34
<b>PITCHER</b> Harvey Haddix, L ERA: 3.14 (1, 1)	IP: 9.0 WLS: W BF: 34 H: 7 R: 2 ER: 2 SO: 1 BB: 1 IBB: 0 HBP: 0 BLK: 0 WP: 0 HR: 1 S: 75 P: 117 ERA: 2.00 WHIP: 0.889															<b>PITCHER</b>	IP: 9.0 WLS: W BF: 34 H: 7 R: 2 ER: 2 SO: 1 BB: 1 IBB: 0 HBP: 0 BLK: 0 WP: 0 HR: 1 S: 75 P: 117 ERA: 2.00 WHIP: 0.889					

Batter	1	2	3	4	5	6	7	8	9	AB	R	H	RBI	BB	SO	LOB	BOTTOM			
Bob Skinner, L OBP: 0.352, SLG: 0.402 (1, 7)	1-2 L6		1-3 K	2-2 F7		2-3 K	0-0 4-3			5	0	0	0	0	2	2	<b>Los Angeles Dodgers @ Pittsburgh Pirates</b> Forbes Field, Pittsburgh, PA Sun Aug 23 1959, 3:33 AM EDT Unknown <a href="http://livebaseballscorecards.com">livebaseballscorecards.com</a>			
Dick Groat, R OBP: 0.309, SLG: 0.364 (1, 6)	0-1 6-3		2-3 K	0-0 5-3			3-2 1B 3B	0-1 F9		5	1	1	0	0	1	0				
Roberto Clemente, R OBP: 0.331, SLG: 0.491 (1, 9)	2-1 E7 1B		0-2 1B 1B	1-0 4-3			0-1 4-3	0-2 4-3		5	1	2	0	0	0	1				
Rocky Nelson, L OBP: 0.393, SLG: 0.435 (1, 3)	1-1 F7		0-2 1B BB 1B		0-2 6-3		0-1 BB 2B 1B	4-2 PB BB		4	2	2	1	1	0	1				
Smoky Burgess, L OBP: 0.353, SLG: 0.497 (1, 2)		2-2 4-3	2-1 BB BB 1B 1B		0-3 K		4-1 2B BB	0-1 4-3		4	2	1	1	1	1	1				
Don Hoak, R OBP: 0.367, SLG: 0.410 (1, 5)		1-3 K	4-1 BB 1B BB		2-1 6-3		1-3 K			3	1	0	0	1	2	2				
Dick Schofield, S OBP: 0.309, SLG: 0.309 Bill Mazerolski, R OBP: 0.291, SLG: 0.347 (1, 4) (3, 4)		4-2 BB	4-0 1B BB			2-3 K	1-0 2B 2B			0	0	0	0	1	0	0				
Bill Virdon, L OBP: 0.299, SLG: 0.327 (1, 8)		3-1 1B	1-0 1B BB			1-1 3-1 2B	4-0 2B IBB			3	1	3	2	1	0	0				
Harvey Haddix, L OBP: 0.192, SLG: 0.214 (1, 1)		2-3 K	0-2 F7			0-0 3-1 2B	0-0 2B			4	0	1	3	0	1	5				
<b>Inning Stats</b>	R: 0 E: 1 K: 0 S: 9	H: 1 LOB: 1 BB: 0 P: 13	R: 0 E: 0 K: 2 S: 14	H: 1 LOB: 2 BB: 1 P: 26	R: 4 E: 0 K: 2 S: 19	H: 4 LOB: 2 BB: 2 P: 33	R: 0 E: 0 K: 0 S: 5	H: 0 LOB: 0 BB: 0 P: 8	R: 0 E: 0 K: 1 S: 8	H: 0 LOB: 0 BB: 0 P: 10	R: 0 E: 0 K: 2 S: 9	H: 1 LOB: 1 BB: 0 P: 14	R: 5 E: 0 K: 1 S: 15	H: 4 LOB: 1 BB: 2 P: 28	R: 0 E: 0 K: 0 S: 9	H: 0 LOB: 1 BB: 1 P: 13		1B: 7 2B: 3 3B: 1 HR: 0	SF: 0 SAC: 0 DP: 0 HBP: 0	WP: 0 PB: 1 SB: 0 CS: 0
<b>PITCHER</b> Don Drysdale, R ERA: 3.13 Chuck Chum, R ERA: 3.75 Clem Labine, R ERA: 3.76 (1, 1) (3, 1) (8, 1)	IP: 2.2 WLS: L BF: 17 H: 6 R: 4 ER: 4 SO: 4 BB: 3 IBB: 0 HBP: 0 BLK: 0 WP: 0 HR: 0 S: 39 P: 69 ERA: 13.50 WHIP: 3.375															<b>PITCHER</b>	IP: 2.2 WLS: L BF: 17 H: 6 R: 4 ER: 4 SO: 4 BB: 3 IBB: 0 HBP: 0 BLK: 0 WP: 0 HR: 0 S: 39 P: 69 ERA: 13.50 WHIP: 3.375			



Batter	1	2	3	4	5	6	7	8	9	10	AB	R	H	RBI	BB	SO	LOB	TOP
Jim Gilliam, S OBP: 0.410, SLG: 0.357 (1.4) (10, 5)	G3		3-1				K		6-3		5	0	1	1	0	1	1	
Wally Moon, L OBP: 0.391, SLG: 0.461 (1.7) (9, 9) (10, 7)	1B		F9					SH	PO	SH1-4	4	1	3	0	1	0	0	
Norm Larker, L OBP: 0.323, SLG: 0.417 (1.3) (10, 9)	1B			F3	L8			SH		SH1-4	3	1	1	0	0	0	2	
Duke Snider, L OBP: 0.395, SLG: 0.566 (1.8) (10, 9)	K							SH			3	0	1	2	2	1	2	
Ron Fairly, L OBP: 0.328, SLG: 0.351 (1.9) (9, 7) (10, 9)	F6			F8				SH		F3	5	0	1	0	0	0	5	
John Roseboro, L OBP: 0.337, SLG: 0.366 (1.2)		F9		F4				F8			4	0	1	0	1	0	2	
Don Zimmer, R OBP: 0.280, SLG: 0.257 (10, PH)		F7									4	0	0	0	0	0	2	
Carl Furillo, R OBP: 0.368, SLG: 0.354 (10, 4)											1	0	0	0	0	0	3	
Charlie Neal, R OBP: 0.341, SLG: 0.457 (10, 4)											0	0	0	0	0	0	0	
Maury Wills, S OBP: 0.265, SLG: 0.252 (1.6)		F9									4	1	2	0	0	0	0	
Larry Sherry, R OBP: 0.278, SLG: 0.444 (8, 1)											3	0	0	0	0	1	1	
Johnny Podres, L OBP: 0.268, SLG: 0.264 (8, 1)											0	0	0	0	0	0	0	
Don Drysdale, R OBP: 0.202, SLG: 0.350 (8, 1)											0	0	0	0	0	0	0	
<b>Inning Stats</b>	R: 0 E: 0 K: 1 S: 12	H: 2 LOB: 2 BB: 0 P: 16	R: 0 E: 0 K: 0 S: 5	H: 0 LOB: 0 BB: 0 P: 7	R: 0 E: 0 K: 1 S: 8	H: 0 LOB: 1 BB: 1 P: 14	R: 0 E: 0 K: 0 S: 8	H: 1 LOB: 1 BB: 0 P: 10	R: 2 E: 0 K: 0 S: 11	H: 3 LOB: 1 BB: 0 P: 14	R: 0 E: 0 K: 0 S: 7	H: 1 LOB: 3 BB: 2 P: 17	1B: 8 2B: 2 3B: 0 HR: 0	SF: 0 SAC: 3 DP: 0 HBP: 0	WP: 0 PB: 0 SB: 1 CS: 0	PA: 44		
<b>PITCHER</b>	IP WLS BF H R ER SO ERA WHIP	IP WLS BF H R ER SO ERA WHIP	IP WLS BF H R ER SO ERA WHIP	IP WLS BF H R ER SO ERA WHIP	IP WLS BF H R ER SO ERA WHIP	IP WLS BF H R ER SO ERA WHIP	IP WLS BF H R ER SO ERA WHIP	IP WLS BF H R ER SO ERA WHIP	IP WLS BF H R ER SO ERA WHIP	IP WLS BF H R ER SO ERA WHIP	IP WLS BF H R ER SO ERA WHIP	IP WLS BF H R ER SO ERA WHIP	IP WLS BF H R ER SO ERA WHIP	IP WLS BF H R ER SO ERA WHIP	IP WLS BF H R ER SO ERA WHIP	IP WLS BF H R ER SO ERA WHIP	IP WLS BF H R ER SO ERA WHIP	IP WLS BF H R ER SO ERA WHIP
Vern Law, R ERA: 3.19 (9, 1)	8.0	2.0	2.0	2.0	2.0	2.0	2.0	2.0	2.0	2.0	2.0	2.0	2.0	2.0	2.0	2.0	2.0	2.0
Roy Face, R ERA: 2.35 (9, 1)	2.0	2.0	2.0	2.0	2.0	2.0	2.0	2.0	2.0	2.0	2.0	2.0	2.0	2.0	2.0	2.0	2.0	2.0

**Los Angeles Dodgers @ Pittsburgh Pirates**  
 Forbes Field, Pittsburgh, PA  
 Sun Aug 23 1959, 3:38 AM EDT  
 Att: 25,173 - Unknown


AB 36  
 R 3  
 H 10  
 RBI 3  
 BB 4  
 SO 3  
 LOB 18



Batter	1	2	3	4	5	6	7	8	9	10	AB	R	H	RBI	BB	SO	LOB	BOTTOM		
Bob Skinner, L OBP: 0.354, SLG: 0.400 (1.7) (10, 5)	K		F4				G3				3	1	0	0	3	1	0			
Dick Groat, R OBP: 0.310, SLG: 0.364 (1.6) (10, 7)	5-3		6-3				1B		SH1	1B	5	0	2	1	0	0	2			
Roberto Clemente, R OBP: 0.335, SLG: 0.407 (1.9) (10, 9)	1B										5	1	3	0	0	2	2			
Rocky Nelson, L OBP: 0.360, SLG: 0.430 (8, PR)	4-1										4	0	1	1	0	1	2			
Roman Mejias, R OBP: 0.314, SLG: 0.337 (9, 3)											0	0	0	0	0	0	0			
Dick Stuart, R OBP: 0.372, SLG: 0.528 (9, 3)											1	0	1	1	0	0	0			
Danny Kravitz, L OBP: 0.294, SLG: 0.376 (8, PH)											2	0	1	0	1	0	0			
Harry Bright, R OBP: 0.326, SLG: 0.500 (9, 4)											1	0	0	0	0	0	1			
Don Hoak, R OBP: 0.367, SLG: 0.410 (1.5)											5	0	2	0	0	1	2			
Bill Mazerowski, R OBP: 0.290, SLG: 0.344 (8, PH)											3	0	0	0	0	0	1			
Ted Kluszewski, L OBP: 0.291, SLG: 0.410 (8, PR)											0	0	0	0	0	0	0			
Ron Kline, R OBP: 0.151, SLG: 0.151 (9, 1)											1	0	0	0	0	0	1			
Roy Face, R OBP: 0.250, SLG: 0.250 (9, 1)											0	0	0	0	0	0	0			
Bill Virdon, L OBP: 0.304, SLG: 0.341 (1.8)											5	2	4	1	0	1	3			
Vern Law, R OBP: 0.188, SLG: 0.231 (8, PH)											3	0	0	0	0	1	3			
Smoky Burgess, L OBP: 0.354, SLG: 0.497 (9, 2)											2	0	1	0	0	0	3			
<b>Inning Stats</b>	R: 0 E: 0 K: 1 S: 10	H: 1 LOB: 1 BB: 0 P: 14	R: 0 E: 0 K: 2 S: 15	H: 1 LOB: 2 BB: 1 P: 27	R: 0 E: 0 K: 0 S: 7	H: 1 LOB: 1 BB: 0 P: 12	R: 0 E: 0 K: 0 S: 6	H: 0 LOB: 0 BB: 0 P: 8	R: 1 E: 0 K: 1 S: 10	H: 2 LOB: 1 BB: 0 P: 14	R: 0 E: 0 K: 0 S: 6	H: 1 LOB: 2 BB: 1 P: 15	R: 1 E: 0 K: 1 S: 11	H: 1 LOB: 1 BB: 1 P: 16	R: 1 E: 0 K: 0 S: 5	H: 4 LOB: 3 BB: 1 P: 9	1B: 12 2B: 2 3B: 0 HR: 1	SF: 0 SAC: 2 DP: 1 HBP: 0	WP: 0 PB: 0 SB: 0 CS: 1	PA: 47
<b>PITCHER</b>	IP WLS BF H R ER SO ERA WHIP	IP WLS BF H R ER SO ERA WHIP	IP WLS BF H R ER SO ERA WHIP	IP WLS BF H R ER SO ERA WHIP	IP WLS BF H R ER SO ERA WHIP	IP WLS BF H R ER SO ERA WHIP	IP WLS BF H R ER SO ERA WHIP	IP WLS BF H R ER SO ERA WHIP	IP WLS BF H R ER SO ERA WHIP	IP WLS BF H R ER SO ERA WHIP	IP WLS BF H R ER SO ERA WHIP	IP WLS BF H R ER SO ERA WHIP	IP WLS BF H R ER SO ERA WHIP	IP WLS BF H R ER SO ERA WHIP	IP WLS BF H R ER SO ERA WHIP	IP WLS BF H R ER SO ERA WHIP	IP WLS BF H R ER SO ERA WHIP	IP WLS BF H R ER SO ERA WHIP		
Larry Sherry, R ERA: 2.25 (8, 1)	7.0	0.1	2.1	2.1	2.1	2.1	2.1	2.1	2.1	2.1	7.0	0.1	2.1	2.1	2.1	2.1	2.1	2.1		
Johnny Podres, L ERA: 4.02 (8, 1)	0.1	0.1	0.1	0.1	0.1	0.1	0.1	0.1	0.1	0.1	0.1	0.1	0.1	0.1	0.1	0.1	0.1	0.1		
Don Drysdale, R ERA: 3.18 (8, 1)	2.1	2.1	2.1	2.1	2.1	2.1	2.1	2.1	2.1	2.1	2.1	2.1	2.1	2.1	2.1	2.1	2.1	2.1		

**Los Angeles Dodgers @ Pittsburgh Pirates**  
 Forbes Field, Pittsburgh, PA  
 Sun Aug 23 1959, 3:38 AM EDT  
 Att: 25,173 - Unknown

AB 40  
 R 4  
 H 15  
 RBI 4  
 BB 5  
 SO 7  
 LOB 20







Batter	1	2	3	4	5	6	7	8	9	AB	R	H	RBI	BB	SO	LOB	TOP								
<b>Jim Gilliam, S</b> OBP: 0.408, SLG: 0.355 (1, 4)										5	1	1	0	0	1	3	<b>Los Angeles Dodgers @ Philadelphia Phillies</b> <b>Connie Mack Stadium, Philadelphia, PA</b> Mon Aug 24 1959, 7:05 PM EDT Att: 10,832 - Unknown								
<b>Wally Moon, L</b> OBP: 0.391, SLG: 0.459 (1, 7)										4	2	1	0	1	0	0									
<b>Norm Larker, L</b> OBP: 0.328, SLG: 0.431 (1, 9)										4	3	2	1	1	2	0									
<b>Duke Snider, L</b> OBP: 0.392, SLG: 0.559 (1, 8)										4	1	0	1	1	1	2									
<b>Gil Hodges, R</b> OBP: 0.389, SLG: 0.563 <b>Don Demeter, R</b> OBP: 0.291, SLG: 0.440 (1, 3)										4	1	3	5	0	1	0									
<b>John Roseboro, L</b> OBP: 0.333, SLG: 0.361 (1, 2)										4	0	0	0	0	1	3									
<b>Don Zimmer, R</b> OBP: 0.283, SLG: 0.258 (1, 5)										3	0	1	0	1	0	0									
<b>Maury Wills, S</b> OBP: 0.265, SLG: 0.252 (1, 6)										4	0	1	1	0	2	1									
<b>Sandy Koufax, R</b> OBP: 0.163, SLG: 0.195 (1, 1)										4	0	0	0	0	3	3									
<b>Inning Stats</b>	R: 4 E: 0 K: 1 S: 18	H: 3 LOB: 3 BB: 4 P: 40	R: 3 E: 0 K: 0 S: 12	H: 4 LOB: 1 BB: 0 P: 15	R: 0 E: 0 K: 1 S: 6	H: 0 LOB: 0 BB: 0 P: 9	R: 0 E: 0 K: 3 S: 10	H: 1 LOB: 1 BB: 0 P: 16	R: 0 E: 0 K: 2 S: 7	H: 0 LOB: 0 BB: 0 P: 7	R: 0 E: 0 K: 1 S: 8	H: 0 LOB: 0 BB: 0 P: 13	R: 0 E: 0 K: 1 S: 8	H: 0 LOB: 0 BB: 0 P: 16	R: 0 E: 0 K: 2 S: 7	H: 0 LOB: 0 BB: 0 P: 9	R: 0 E: 0 K: 1 S: 4	H: 0 LOB: 0 BB: 0 P: 6	R: 1 E: 0 K: 0 S: 4	H: 1 LOB: 0 BB: 0 P: 6	1B: 7 2B: 0 3B: 0 HR: 2	SF: 0 SAC: 0 DP: 0 HBP: 0	WP: 1 PB: 0 SB: 0 CS: 0	PA: 40	
<b>PITCHER</b>	IP	WLS	BF	H	R	ER	SO	BB	IBB	HBP	BLK	WP	HR	S	P	ERA	WHIP								
<b>Ed Keegan, R</b> ERA: 108.0 (1, 1)	0.1	L	7	2	4	4	0	4	0	0	0	1	0	10	28	108.00	18.000								
<b>Taylor Phillips, L</b> ERA: 6.29 (3, 1)	1.2		10	5	3	3	1	0	0	0	0	0	1	20	27	16.20	3.000								
<b>Jack Meyer, R</b> ERA: 4.11 (8, 1)	5.0		16	1	0	0	8	0	0	0	0	0	0	39	61	0.00	0.200								
<b>Ray Semproch, R</b> ERA: 5.52 (8, 1)	2.0		7	1	1	1	2	0	0	0	0	0	1	11	15	4.50	0.500								

Batter	1	2	3	4	5	6	7	8	9	AB	R	H	RBI	BB	SO	LOB	BOTTOM								
<b>Richie Ashburn, L</b> OBP: 0.368, SLG: 0.314 (1, 8)										2	1	0	0	2	1	0	<b>Los Angeles Dodgers @ Philadelphia Phillies</b> <b>Connie Mack Stadium, Philadelphia, PA</b> Mon Aug 24 1959, 7:05 PM EDT Att: 10,832 - Unknown								
<b>Sparky Anderson, R</b> OBP: 0.271, SLG: 0.233 (1, 4)										4	0	1	0	0	2	1									
<b>Ed Bouchee, L</b> OBP: 0.381, SLG: 0.446 (1, 3)										3	0	1	0	1	0	1									
<b>Wally Post, R</b> OBP: 0.315, SLG: 0.468 (1, 9)										4	0	0	0	0	2	5									
<b>Gene Freese, R</b> OBP: 0.344, SLG: 0.505 (1, 5)										4	0	1	0	0	1	4									
<b>Harry Anderson, L</b> OBP: 0.316, SLG: 0.421 (1, 7)										4	0	0	0	0	1	3									
<b>Joe Koppe, R</b> OBP: 0.341, SLG: 0.403 (1, 6)										3	1	1	1	1	0	0									
<b>Valmy Thomas, R</b> OBP: 0.259, SLG: 0.252 <b>Dave Philley, S</b> OBP: 0.365, SLG: 0.490 (9, PH)										3	0	0	0	0	2	0									
<b>Ed Keegan, R</b> Taylor Phillips, L Jack Meyer, R Bob Bowman, R Ray Semproch, R Jim Bolger, R (1, 1)										0	0	0	0	0	0	0									
<b>Inning Stats</b>	R: 0 E: 0 K: 1 S: 8	H: 0 LOB: 0 BB: 0 P: 14	R: 0 E: 0 K: 1 S: 9	H: 0 LOB: 0 BB: 0 P: 13	R: 0 E: 0 K: 2 S: 8	H: 0 LOB: 0 BB: 0 P: 11	R: 1 E: 1 K: 2 S: 13	H: 1 LOB: 2 BB: 1 P: 20	R: 0 E: 0 K: 1 S: 7	H: 0 LOB: 0 BB: 0 P: 9	R: 0 E: 0 K: 2 S: 13	H: 1 LOB: 2 BB: 1 P: 25	R: 1 E: 0 K: 2 S: 9	H: 1 LOB: 0 BB: 0 P: 13	R: 0 E: 0 K: 1 S: 12	H: 0 LOB: 1 BB: 1 P: 19	R: 0 E: 0 K: 1 S: 10	H: 1 LOB: 2 BB: 1 P: 18	R: 0 E: 0 K: 1 S: 4	H: 1 LOB: 2 BB: 1 P: 6	1B: 1 2B: 2 3B: 0 HR: 1	SF: 0 SAC: 0 DP: 0 HBP: 0	WP: 2 PB: 0 SB: 0 CS: 0	PA: 36	
<b>PITCHER</b>	IP	WLS	BF	H	R	ER	SO	BB	IBB	HBP	BLK	WP	HR	S	P	ERA	WHIP								
<b>Sandy Koufax, L</b> ERA: 3.89 (1, 1)	9.0	W	36	4	2	2	13	4	0	0	0	2	1	89	142	2.00	0.889								


**AB 36**  
**R 8**  
**H 9**  
**RBI 8**  
**BB 4**  
**SO 11**  
**LOB 12**




**AB 32**  
**R 2**  
**H 4**  
**RBI 1**  
**BB 4**  
**SO 13**  
**LOB 18**





Batter	1	2	3	4	5	6	7	8	9	AB	R	H	RBI	BB	SO	LOB	TOP											
<b>Jim Gilliam, S</b> OBP: 0.408, SLG: 0.354 (1, 4)	F5		L7		F3		1B		E S BB	4	0	1	0	1	0	0	<b>Los Angeles Dodgers @ Philadelphia Phillies</b> <b>Connie Mack Stadium, Philadelphia, PA</b> Tue Aug 25 1959, 7:05 PM EDT Att: 18,140 - Unknown <a href="http://livebaseballscores.com">livebaseballscores.com</a>											
<b>Wally Moon, L</b> OBP: 0.393, SLG: 0.466 (1, 7)	HR		1B		2B		4-3		F7	5	2	3	0	0	0	3												
<b>Norm Larker, L</b> OBP: 0.327, SLG: 0.428 (8, 3)	F5		1B		4-3				L9	4	0	1	1	0	0	2												
<b>Duke Snider, L</b> OBP: 0.390, SLG: 0.565 (8, 9)	2H		K				F8		F7	4	1	1	2	0	1	1												
<b>Gil Hodges, R</b> OBP: 0.390, SLG: 0.570 <b>Don Demeter, R</b> OBP: 0.291, SLG: 0.440 (8, PR)	K				HR		6-3		2B	3	1	1	1	1	1	0												
<b>John Roseboro, L</b> OBP: 0.332, SLG: 0.363 (1, 2)							F4		1-H	4	0	1	1	0	0	0												
<b>Don Zimmer, R</b> OBP: 0.279, SLG: 0.254 (1, 5)									2B	4	0	0	0	0	1	2												
<b>Maury Wills, S</b> OBP: 0.256, SLG: 0.245 (1, 6)										4	0	0	0	0	0	0												
<b>Johnny Podres, L</b> OBP: 0.300, SLG: 0.268 <b>Larry Sherry, R</b> OBP: 0.263, SLG: 0.421 (8, 1)							1B		K	3	0	1	0	0	1	0												
<b>Inning Stats</b>	R: 2 E: 0 K: 1 S: 15	H: 2 LOB: 0 BB: 0 P: 24	R: 0 E: 0 K: 0 S: 6	H: 0 LOB: 0 BB: 0 P: 8	R: 1 E: 0 K: 1 S: 11	H: 2 LOB: 1 BB: 0 P: 15	R: 1 E: 0 K: 1 S: 8	H: 1 LOB: 0 BB: 0 P: 14	R: 0 E: 0 K: 0 S: 14	H: 0 LOB: 0 BB: 0 P: 20	R: 0 E: 0 K: 0 S: 6	H: 2 LOB: 2 BB: 0 P: 18	R: 1 E: 0 K: 0 S: 11	H: 1 LOB: 2 BB: 1 P: 19	R: 0 E: 0 K: 1 S: 10	H: 0 LOB: 1 BB: 1 P: 21		1B: 4 2B: 3 3B: 0 HR: 2	SF: 0 SAC: 0 DP: 0 HBP: 0	WP: 0 PB: 0 SB: 2 CS: 0	PA: 38							
<b>PITCHER</b>	IP	WLS	BF	H	R	ER	SO	BB	IBB	HBP	BLK	WP	HR	S	P	ERA	WHIP											
<b>Robin Roberts, R</b> ERA: 4.44 <b>Turk Farrell, R</b> ERA: 4.5	(1, 1)	8.0	L	34	9	5	5	4	1	0	0	0	0	2	82	127	5.62	1.250										

Batter	1	2	3	4	5	6	7	8	9	AB	R	H	RBI	BB	SO	LOB	BOTTOM											
<b>Richie Ashburn, L</b> OBP: 0.366, SLG: 0.313 (1, 8)	E4		F2		F7			BB	5-3	5	0	1	0	0	0	1	<b>Los Angeles Dodgers @ Philadelphia Phillies</b> <b>Connie Mack Stadium, Philadelphia, PA</b> Tue Aug 25 1959, 7:05 PM EDT Att: 18,140 - Unknown <a href="http://livebaseballscores.com">livebaseballscores.com</a>											
<b>Sparky Anderson, R</b> OBP: 0.271, SLG: 0.233 (1, 4)	G4-6-3		L9				5-3			4	0	1	0	0	0	1												
<b>Ed Bouchee, L</b> OBP: 0.378, SLG: 0.442 (1, 3)	K				4-3		5-3		F5	4	0	0	0	0	1	3												
<b>Wally Post, R</b> OBP: 0.314, SLG: 0.466 (1, 9)							F2		SF7	3	0	1	1	0	0	0												
<b>Gene Freese, R</b> OBP: 0.343, SLG: 0.500 (1, 5)									3-H	3	0	0	0	1	1	1												
<b>Harry Anderson, L</b> OBP: 0.320, SLG: 0.430 (1, 7)									1-2	3	1	2	1	1	0	3												
<b>Joe Koppe, R</b> OBP: 0.340, SLG: 0.401 (1, 6)									L9	3	1	2	1	1	0	3												
<b>Valmy Thomas, R</b> OBP: 0.254, SLG: 0.246 <b>Harry Hanebrink, L</b> OBP: 0.236, SLG: 0.386 (9, PH)										4	0	1	0	0	2	3												
<b>Robin Roberts, S</b> OBP: 0.211, SLG: 0.239 <b>Bob Bowman, R</b> OBP: 0.171, SLG: 0.208 <b>Turk Farrell, R</b> <b>Carl Sawatski, L</b> OBP: 0.378, SLG: 0.453 (9, PH)										4	0	1	0	0	2	3												
<b>Inning Stats</b>	R: 0 E: 1 K: 1 S: 6	H: 0 LOB: 0 BB: 0 P: 8	R: 1 E: 0 K: 0 S: 14	H: 2 LOB: 1 BB: 0 P: 24	R: 0 E: 0 K: 0 S: 7	H: 0 LOB: 0 BB: 0 P: 8	R: 0 E: 0 K: 1 S: 8	H: 1 LOB: 2 BB: 1 P: 17	R: 0 E: 0 K: 0 S: 5	H: 0 LOB: 0 BB: 0 P: 8	R: 0 E: 0 K: 0 S: 6	H: 0 LOB: 0 BB: 0 P: 10	R: 0 E: 0 K: 2 S: 13	H: 1 LOB: 1 BB: 0 P: 17	R: 1 E: 0 K: 0 S: 11	H: 2 LOB: 3 BB: 2 P: 21		R: 0 E: 0 K: 1 S: 10	H: 1 LOB: 1 BB: 0 P: 12	1B: 5 2B: 1 3B: 0 HR: 1	SF: 1 SAC: 0 DP: 1 HBP: 0	WP: 0 PB: 0 SB: 0 CS: 0	PA: 37					
<b>PITCHER</b>	IP	WLS	BF	H	R	ER	SO	BB	IBB	HBP	BLK	WP	HR	S	P	ERA	WHIP											
<b>Johnny Podres, L</b> ERA: 3.96 <b>Larry Sherry, R</b> ERA: 2.17	(1, 1)	7.0	W	29	6	2	2	4	2	0	0	0	0	1	63	101	2.57	1.143										











Batter	1	2	3	4	5	6	7	8	9	AB	R	H	RBI	BB	SO	LOB	TOP			
Jackie Brandt, R (1, 5) OBP: 0.323, SLG: 0.406 Jose Pagan, R (7, 5) OBP: 0.231, SLG: 0.231										4	0	0	0	0	3	1	<p>San Francisco Giants @ Los Angeles Dodgers Los Angeles Memorial Coliseum, Los Angeles, CA Mon Aug 31 1959, 10:05 PM EDT Att: 60,194 - Unknown</p>			
Willie McCovey, L (1, 3) OBP: 0.455, SLG: 0.709										4	1	1	1	0	2	1				
Willie Mays, R (1, 8) OBP: 0.368, SLG: 0.547										3	1	1	0	1	2	0				
Orlando Cepeda, R (1, 7) OBP: 0.353, SLG: 0.539										4	0	1	1	0	2	1				
Felipe Alou, R (1, 9) OBP: 0.317, SLG: 0.461										4	0	2	0	0	1	1				
Bob Schmidt, R (1, 2) OBP: 0.283, SLG: 0.370										4	0	1	0	0	1	1				
Eddie Bressoud, R (1, 6) OBP: 0.311, SLG: 0.403										4	0	0	0	0	2	2				
Danny O'Connell, R (1, 4) OBP: 0.262, SLG: 0.293										3	0	1	0	1	2	2				
Jack Sanford, R (1, 1) OBP: 0.191, SLG: 0.113 Al Worthington, R (9, 1) OBP: 0.077, SLG: 0.077										4	0	0	0	0	3	4				
<b>Inning Stats</b>	R: 1 E: 0 K: 2 S: 16	H: 2 LOB: 1 BB: 0 P: 24	R: 0 E: 0 K: 1 S: 9	H: 0 LOB: 1 BB: 1 P: 18	R: 0 E: 0 K: 0 S: 8	H: 2 LOB: 2 BB: 0 P: 18	R: 1 E: 0 K: 3 S: 13	H: 1 LOB: 1 BB: 0 P: 18	R: 0 E: 0 K: 3 S: 10	H: 0 LOB: 0 BB: 0 P: 14	R: 0 E: 0 K: 13 S: 13	H: 1 LOB: 1 BB: 0 P: 17	R: 0 E: 0 K: 2 S: 11	H: 1 LOB: 1 BB: 0 P: 15	R: 0 E: 0 K: 3 S: 9	H: 0 LOB: 0 BB: 0 P: 10	1B: 3 2B: 3 3B: 0 HR: 1	SF: 0 SAC: 0 DP: 0 HBP: 0	WP: 0 PB: 0 SB: 0 CS: 0	PA: 36
<b>PITCHER</b> Sandy Koufax, L (1, 1) ERA: 3.76	IP: 9.0 WLS: W BF: 36	H: 7 R: 2 ER: 2 SO: 18	BB: 2 IBB: 0 HBP: 0 BLK: 0	WP: 0 HR: 1 S: 101 P: 147	ERA: 2.00 WHIP: 1.000	<b>PITCHER</b>										IP: 9.0 WLS: W BF: 36	H: 7 R: 2 ER: 2 SO: 18	BB: 2 IBB: 0 HBP: 0 BLK: 0	WP: 0 HR: 1 S: 101 P: 147	ERA: 2.00 WHIP: 1.000

Batter	1	2	3	4	5	6	7	8	9	AB	R	H	RBI	BB	SO	LOB	BOTTOM			
Jim Gilliam, S (1, 5) OBP: 0.408, SLG: 0.359										4	2	1	0	1	0	2	<p>San Francisco Giants @ Los Angeles Dodgers Los Angeles Memorial Coliseum, Los Angeles, CA Mon Aug 31 1959, 10:05 PM EDT Att: 60,194 - Unknown</p>			
Wally Moon, L (1, 9) OBP: 0.394, SLG: 0.475										4	2	1	3	1	2	2				
Norm Larker, L (1, 7) OBP: 0.325, SLG: 0.420										2	0	0	0	1	1	0				
Duke Snider, L (1, 8) OBP: 0.394, SLG: 0.562										3	0	1	1	1	0	1				
Gil Hodges, R (1, 3) OBP: 0.390, SLG: 0.569										3	0	1	0	1	1	2				
Charlie Neal, R (1, 4) OBP: 0.337, SLG: 0.454										4	0	0	0	0	1	6				
John Roseboro, L (1, 2) OBP: 0.331, SLG: 0.363										4	0	1	0	0	0	3				
Maury Wills, S (1, 6) OBP: 0.253, SLG: 0.241										4	0	1	0	0	0	1				
Sandy Koufax, R (1, 1) OBP: 0.174, SLG: 0.205										3	1	1	0	0	2	1				
<b>Inning Stats</b>	R: 1 E: 1 K: 1 S: 16	H: 1 LOB: 2 BB: 2 P: 29	R: 0 E: 0 K: 1 S: 9	H: 0 LOB: 0 BB: 0 P: 12	R: 0 E: 0 K: 1 S: 8	H: 1 LOB: 1 BB: 0 P: 12	R: 0 E: 0 K: 2 S: 13	H: 1 LOB: 1 BB: 0 P: 22	R: 0 E: 0 K: 1 S: 7	H: 0 LOB: 1 BB: 1 P: 16	R: 0 E: 0 K: 0 S: 5	H: 1 LOB: 1 BB: 0 P: 7	R: 1 E: 1 K: 0 S: 10	H: 0 LOB: 2 BB: 2 P: 19	R: 3 E: 0 K: 0 S: 8	H: 3 LOB: 0 BB: 0 P: 12	1B: 6 2B: 0 3B: 0 HR: 1	SF: 0 SAC: 2 DP: 0 HBP: 0	WP: 2 PB: 1 SB: 2 CS: 0	PA: 38
<b>PITCHER</b> Jack Sanford, R (1, 1) ERA: 3.29 Al Worthington, R (9, 1) ERA: 3.74	IP: 8.1 WLS: L BF: 37	H: 6 R: 4 ER: 4 SO: 7	BB: 5 IBB: 0 HBP: 0 BLK: 0	WP: 1 HR: 0 S: 83 P: 139	ERA: 4.32 WHIP: 1.320	<b>PITCHER</b>										IP: 8.1 WLS: L BF: 37	H: 6 R: 4 ER: 4 SO: 7	BB: 5 IBB: 0 HBP: 0 BLK: 0	WP: 1 HR: 0 S: 83 P: 139	ERA: 4.32 WHIP: 1.320



Batter	1	2	3	4	5	6	7	8	9	AB	R	H	RBI	BB	SO	LOB	TOP	
<b>Don Blasingame, L</b> (1,4) OBP: 0.359, SLG: 0.363	1-1 F7		1-2 6-3			1-0 SH1-4 2B		1-2 4-3		4	1	1	0	0	0	0		
<b>Alex Grammas, R</b> (1,6) OBP: 0.343, SLG: 0.346	1-0 1-3			2-2 HR		3-1 SH1-4 2H		2-2 5-3		3	1	1	2	0	0	0		
<b>Joe Cunningham, L</b> (1,7) OBP: 0.444, SLG: 0.475	2-3 K			1-1 6-3		2-2 F4		2-1 1-3		4	0	0	0	0	1	0		
<b>Ken Boyer, R</b> (1,5) OBP: 0.393, SLG: 0.524		2-2 HR		0-0 5-3		1-0 F8		4-2 BB		3	1	1	1	1	0	0		
<b>Bill White, L</b> (1,3) OBP: 0.348, SLG: 0.484		2-2 4-3		3-2 F5		2-1 CS S 1B		1-3 K		4	0	1	0	0	1	1		
<b>Gino Cimoli, R</b> (1,9) OBP: 0.324, SLG: 0.428		0-0 F8			2-3 K2-3		4-2 FC6-4 BB			2	0	0	0	1	1	0		
<b>Curt Flood, R</b> (1,8) OBP: 0.328, SLG: 0.426		2-3 K			0-0 F7		0-0 FC6-4 1-2			3	0	0	0	0	1	1		
<b>Hal Smith, R</b> (1,2) OBP: 0.288, SLG: 0.383			2-2 F7		1-1 4-3		1-2 F7			3	0	0	0	0	0	0		
<b>Larry Jackson, R</b> (1,1) OBP: 0.120, SLG: 0.122			0-0 F3			3-2 6-3		0-0 4-3		3	0	0	0	0	0	0		
<b>Inning Stats</b>	R: 0 E: 0 K: 1 S: 6	H: 0 LOB: 0 BB: 0 P: 10	R: 1 E: 0 K: 1 S: 10	H: 1 LOB: 0 BB: 0 P: 16	R: 0 E: 0 K: 0 S: 7	H: 0 LOB: 0 BB: 0 P: 10	R: 1 E: 0 K: 0 S: 9	H: 1 LOB: 0 BB: 0 P: 15	R: 0 E: 0 K: 1 S: 6	H: 1 LOB: 1 BB: 1 P: 13	R: 0 E: 0 K: 0 S: 8	H: 0 LOB: 0 BB: 0 P: 10	R: 0 E: 0 K: 1 S: 16	H: 0 LOB: 1 BB: 1 P: 24	1B: 1 2B: 1 3B: 0 HR: 2	SF: 0 SAC: 1 DP: 0 HBP: 0	WP: 0 PA: 32 PB: 0 CS: 2	
<b>PITCHER</b>	IP	WLS	BF	H	R	ER	SO	BB	IBB	HBP	BLK	WP	HR	S	P	ERA	WHIP	
<b>Johnny Podres, L</b> (1,1) ERA: 3.98	6.0	L	21	3	3	3	3	0	0	0	0	0	2	48	79	4.50	0.500	
<b>Stan Williams, R</b> (7,1) ERA: 4.05	2.0		7	1	0	0	0	1	0	0	0	0	0	14	23	0.00	1.000	
<b>Don Drysdale, R</b> (9,1) ERA: 3.34	1.0		4	0	0	0	1	1	0	0	0	0	0	16	24	0.00	1.000	

St. Louis Cardinals @ Los Angeles Dodgers  
Los Angeles Memorial Coliseum, Los Angeles, CA  
Tue Sep 01 1959, 10:05 PM EDT  
Att: 18,425 - Unknown

AB	29
R	3
H	4
RBI	3
BB	2
SO	4
LOB	2



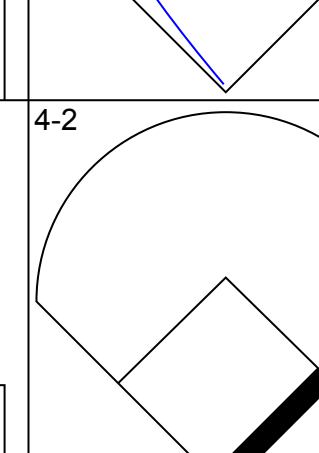
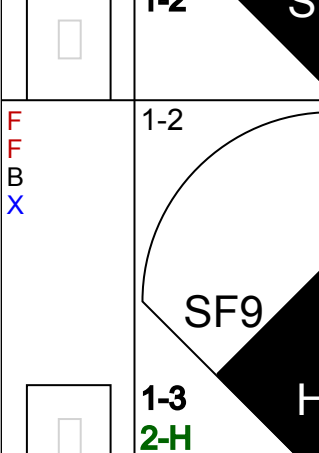
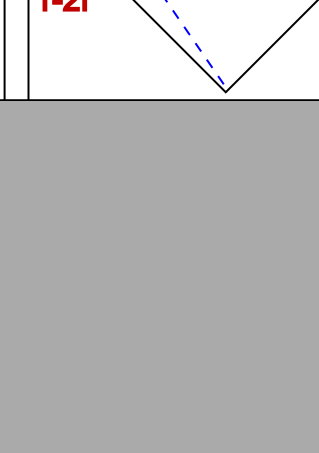

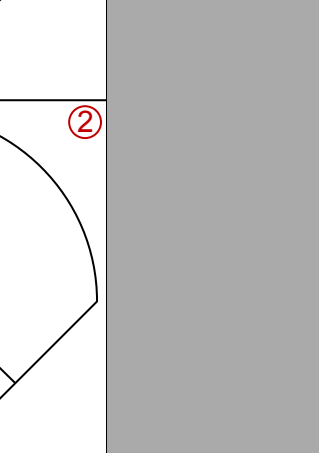
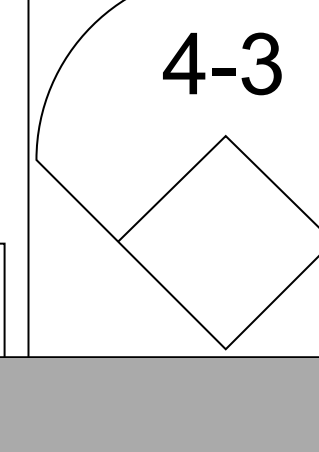
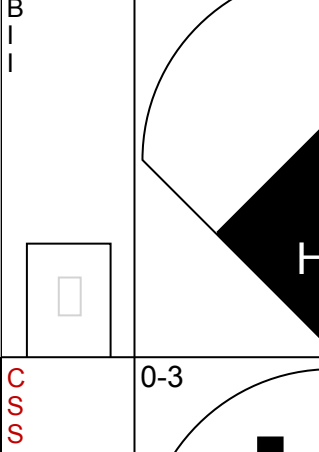

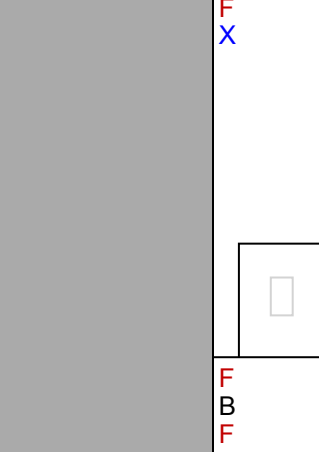
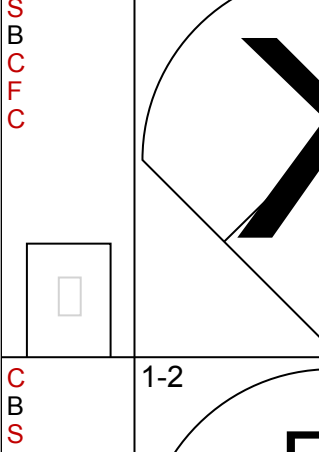

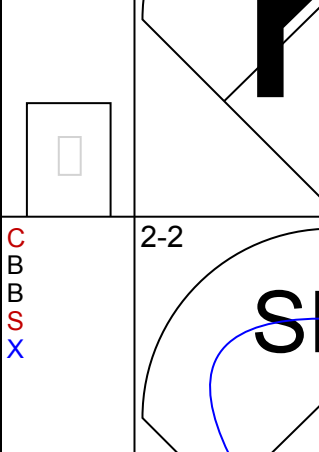
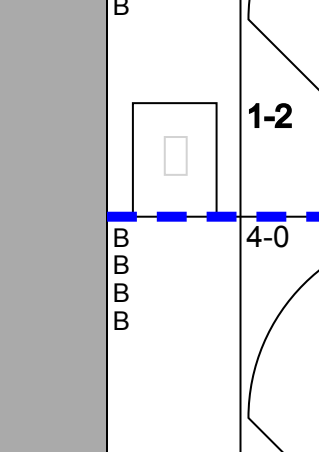

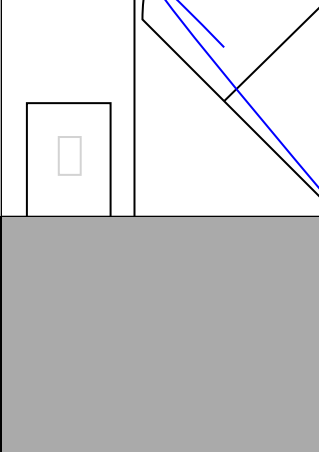

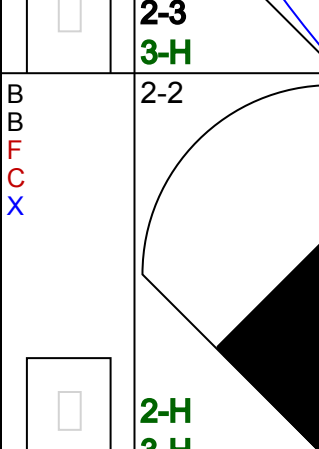
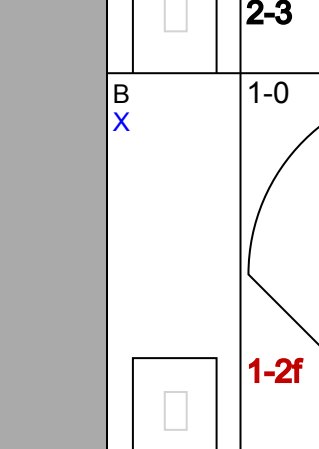


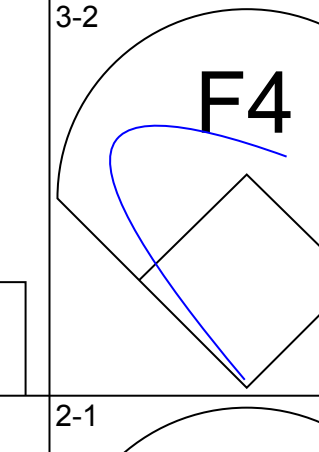
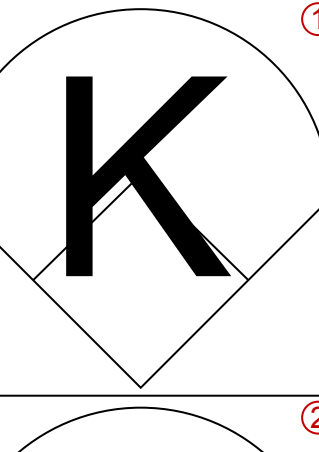
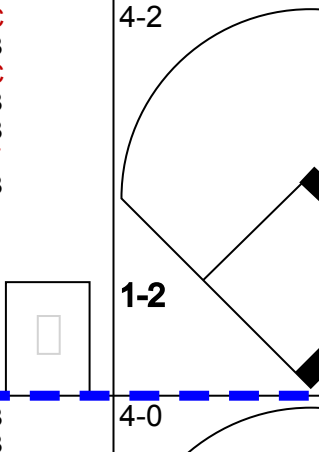
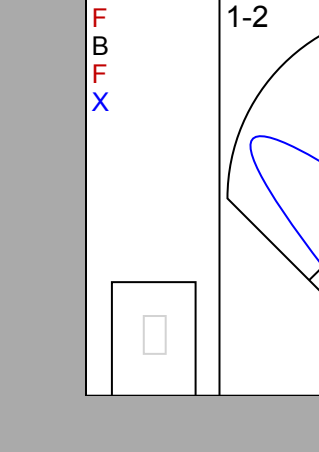
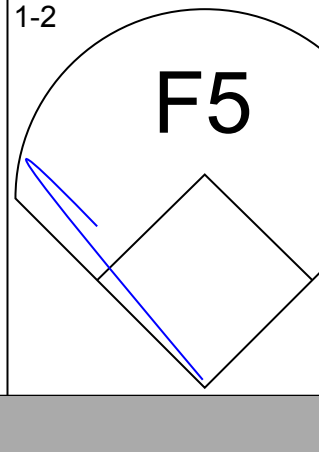
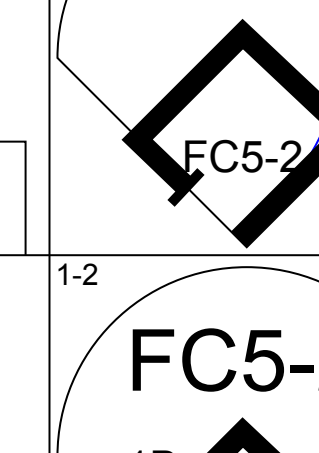
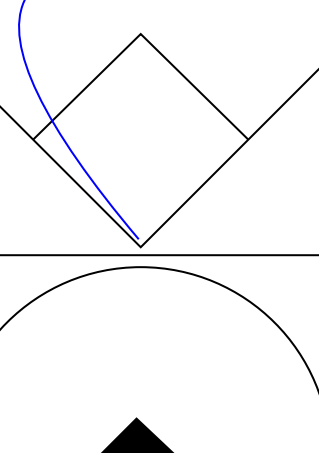
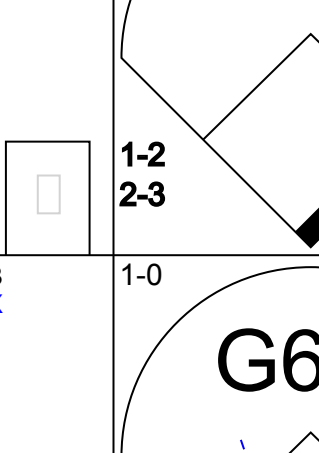
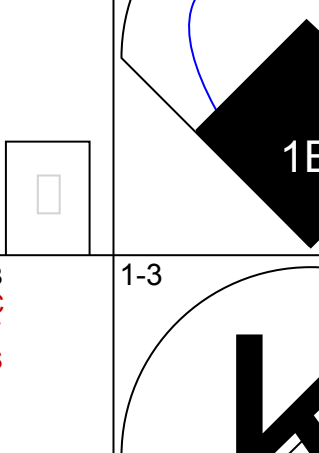
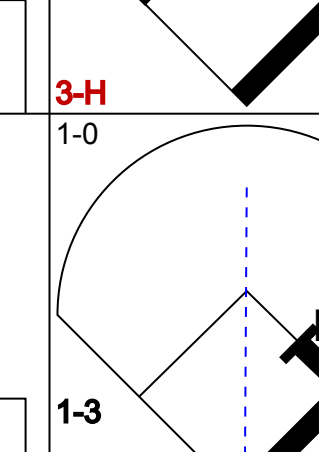
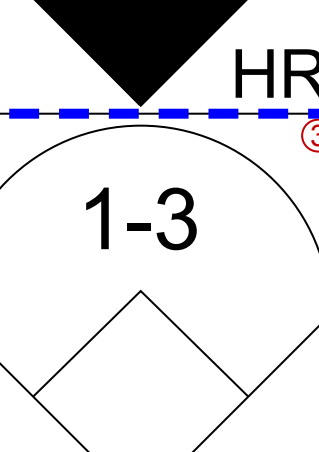
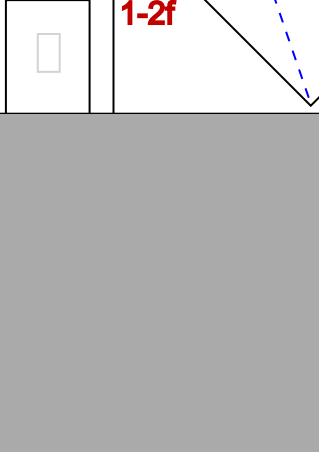
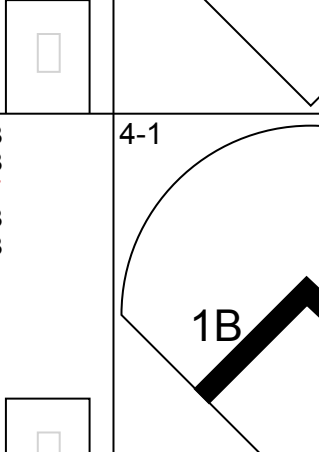
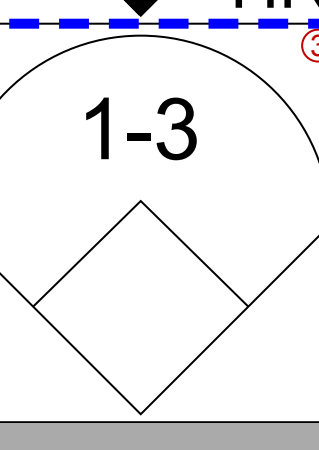
Batter	1	2	3	4	5	6	7	8	9	AB	R	H	RBI	BB	SO	LOB	BOTTOM				
<b>Jim Gilliam, S</b> (1,5) OBP: 0.405, SLG: 0.356	2-2 1-3		2-1 6-3			2-2 6-3			0-1 L3	4	0	0	0	0	0	1					
<b>Wally Moon, L</b> (1,9) OBP: 0.393, SLG: 0.472	4-1 L3 BB			0-0 G3		2-0 6-3			2-1 F8	3	0	0	0	1	0	0					
<b>Norm Larker, L</b> (1,7) OBP: 0.320, SLG: 0.413	1-0 L3 1-2			1-0 F9			0-0 F8		0-1 4-3	4	0	0	0	0	0	1					
<b>Duke Snider, L</b> (1,8) OBP: 0.397, SLG: 0.564		4-0 G5-4-3 BB		1-0 F9			1-2 F8 2B			2	0	1	0	1	0	0					
<b>Gil Hodges, R</b> (1,3) OBP: 0.387, SLG: 0.564		2-3 K			3-2 E6 F8		0-1 6-3			3	0	0	0	0	1	2					
<b>Charlie Neal, R</b> (1,4) OBP: 0.335, SLG: 0.451		1-0 G5-4-3 1-2			0-1 F8 1-2		0-3 K			3	0	0	0	0	1	3					
<b>John Roseboro, L</b> (1,2) OBP: 0.328, SLG: 0.360			2-3 K		0-0 L3			1-1 F9		3	0	0	0	0	1	1					
<b>Maury Wills, S</b> (1,6) OBP: 0.256, SLG: 0.244					1-0 1-3			1-2 4-3		2	0	1	0	0	0	1					
<b>Carl Furillo, R</b> (8,PH) OBP: 0.355, SLG: 0.343										1	0	0	0	0	0	0					
<b>Don Zimmer, R</b> (9,6) OBP: 0.276, SLG: 0.251										0	0	0	0	0	0	0					
<b>Johnny Podres, L</b> (1,1) OBP: 0.295, SLG: 0.263					0-1 L3					1	0	0	0	0	0	1					
<b>Chuck Essegian, R</b> (6,PH) OBP: 0.299, SLG: 0.408										1	0	0	0	0	1	0					
<b>Stan Williams, R</b> (7,1) OBP: 0.270, SLG: 0.206										0	0	0	0	0	0	0					
<b>Ron Fairly, L</b> (8,PH) OBP: 0.332, SLG: 0.352										1	0	0	0	0	0	0					
<b>Don Drysdale, R</b> (9,1) OBP: 0.302, SLG: 0.350										0	0	0	0	0	0	0					
<b>Inning Stats</b>	R: 0 E: 0 K: 0 S: 5	H: 0 LOB: 0 BB: 1 P: 12	R: 0 E: 0 K: 1 S: 4	H: 0 LOB: 0 BB: 1 P: 11	R: 0 E: 0 K: 1 S: 10	H: 1 LOB: 1 BB: 0 P: 16	R: 0 E: 0 K: 0 S: 3	H: 0 LOB: 0 BB: 0 P: 5	R: 0 E: 0 K: 0 S: 11	H: 0 LOB: 1 BB: 0 P: 15	R: 0 E: 0 K: 1 S: 7	H: 0 LOB: 0 BB: 0 P: 14	R: 0 E: 0 K: 1 S: 9	H: 1 LOB: 1 BB: 0 P: 10	R: 0 E: 0 K: 0 S: 7	H: 0 LOB: 0 BB: 0 P: 11	R: 0 E: 0 K: 0 S: 6	H: 0 LOB: 0 BB: 0 P: 8	1B: 1 2B: 2 3B: 0 HR: 0	SF: 0 SAC: 0 DP: 2 HBP: 0	WP: 0 PA: 30 PB: 0 CS: 0
<b>PITCHER</b>	IP	WLS	BF	H	R	ER	SO	BB	IBB	HBP	BLK	WP	HR	S	P	ERA	WHIP				
<b>Larry Jackson, R</b> (1,1) ERA: 3.27	9.0	W	30	2	0	0	4	2	0	0	0	0	0	62	102	0.00	0.444				

St. Louis Cardinals @ Los Angeles Dodgers  
Los Angeles Memorial Coliseum, Los Angeles, CA  
Tue Sep 01 1959, 10:05 PM EDT  
Att: 18,425 - Unknown

AB	28
R	0
H	2
RBI	0
BB	2
SO	4
LOB	10



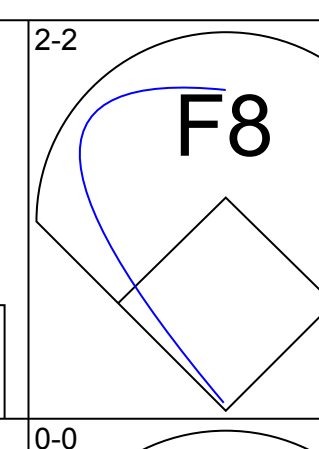
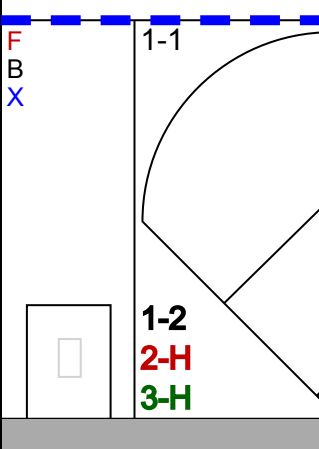

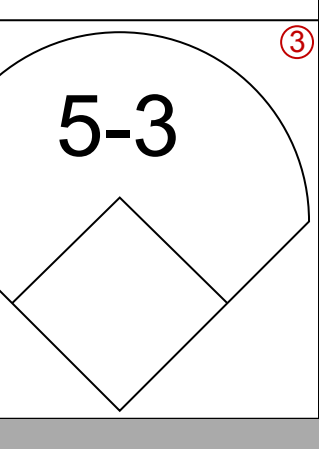
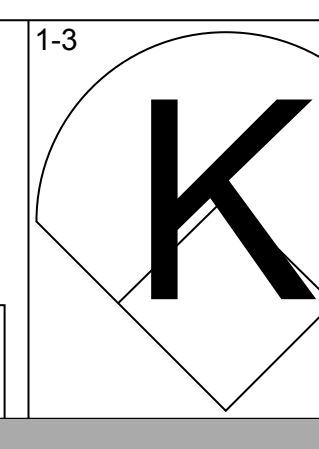
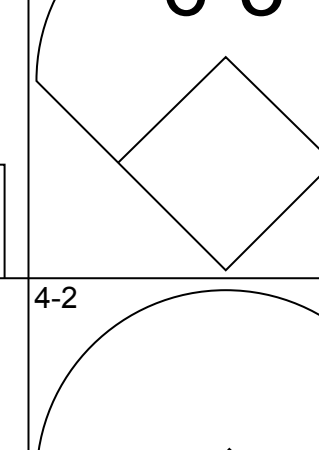

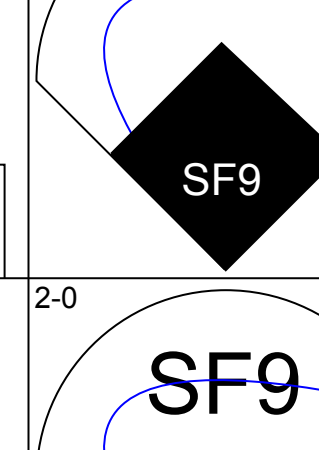
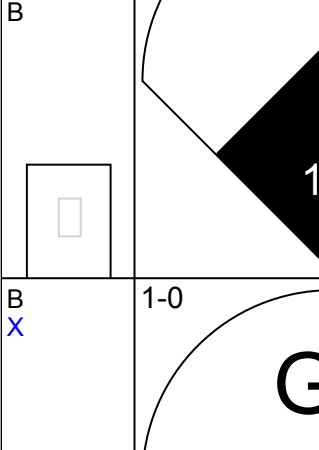
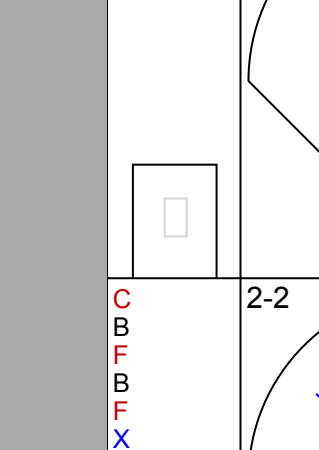
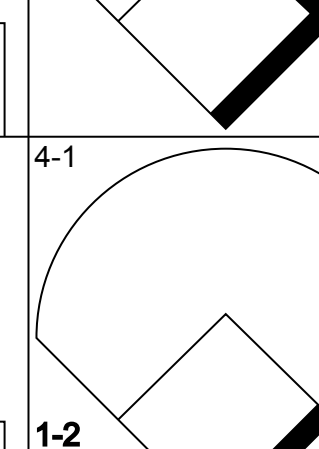
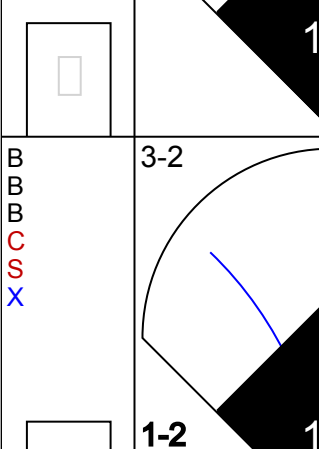
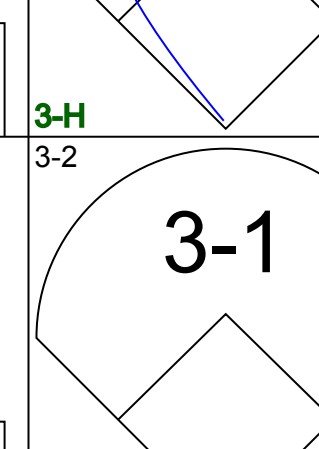
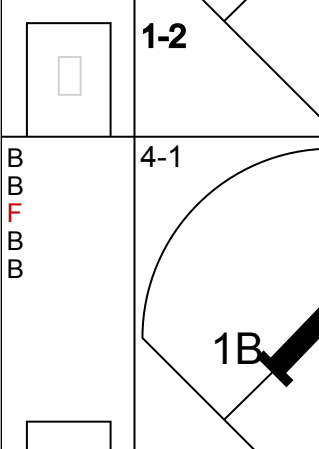
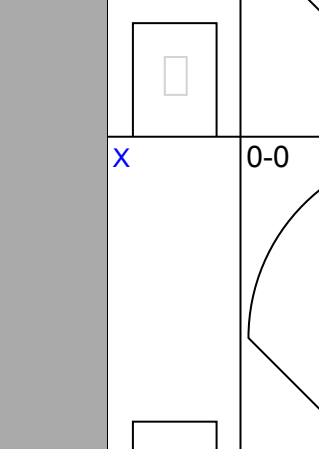
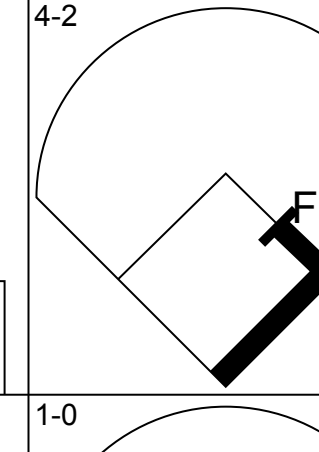

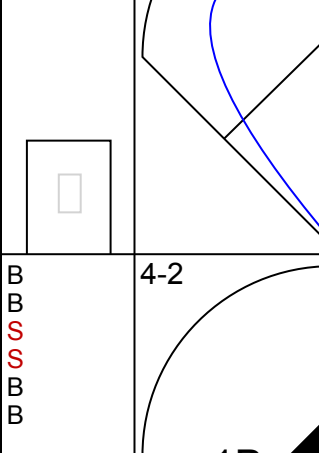
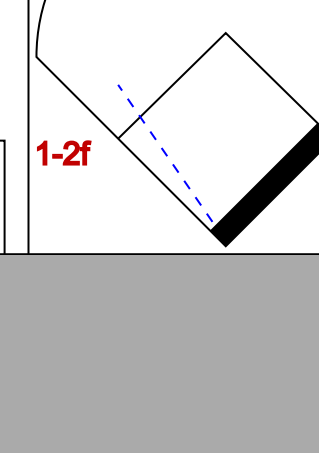
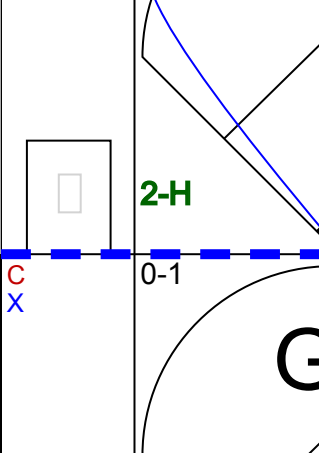
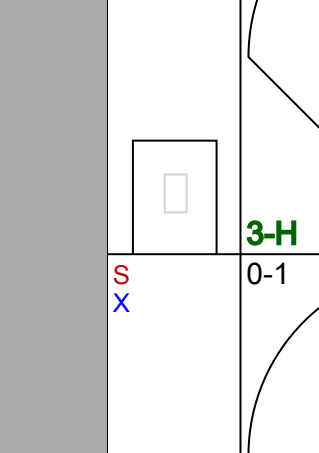

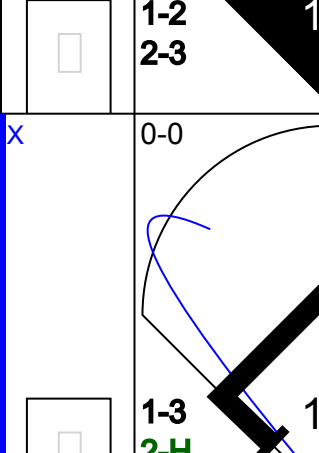

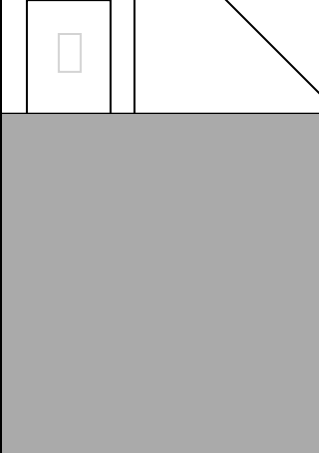
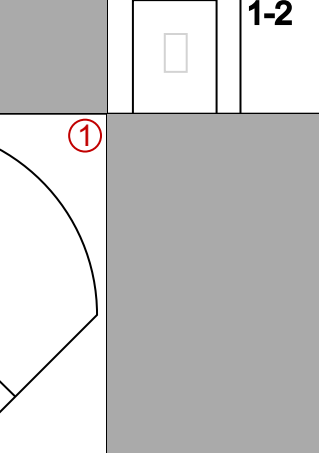

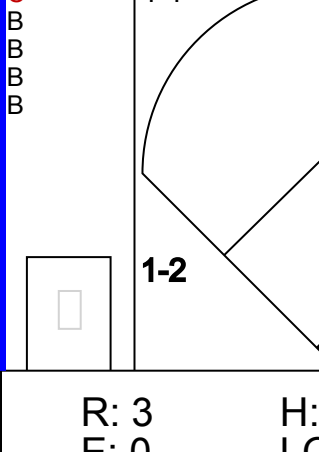


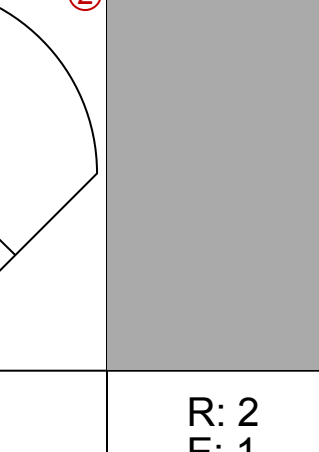
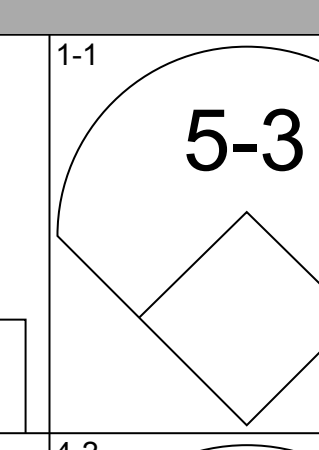
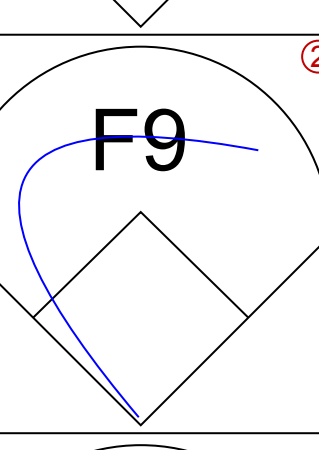

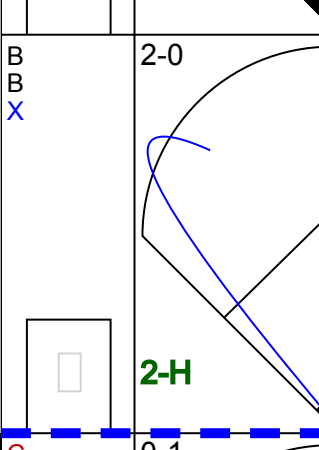
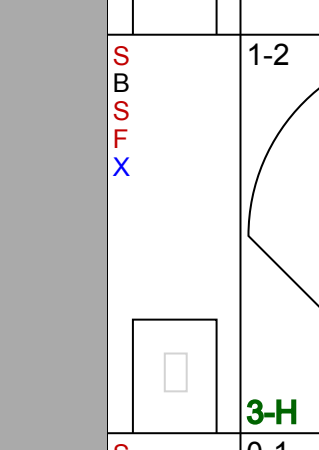
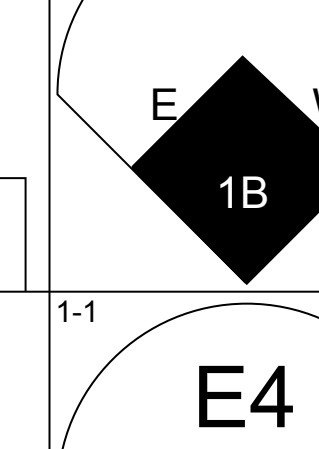
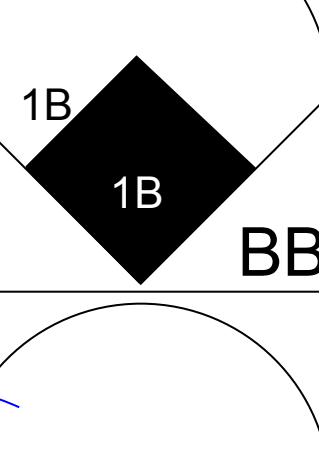
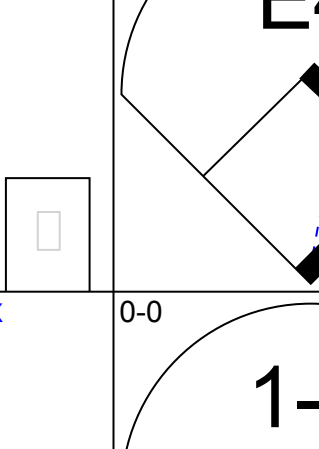
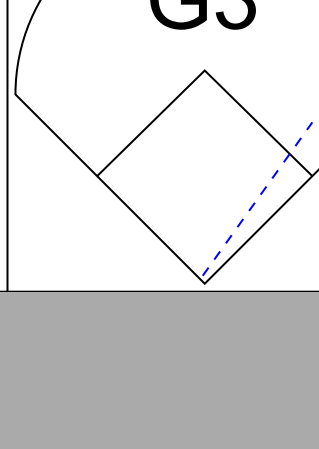
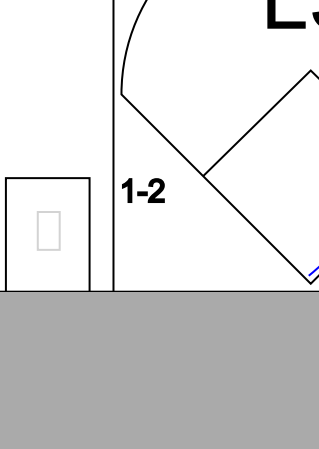
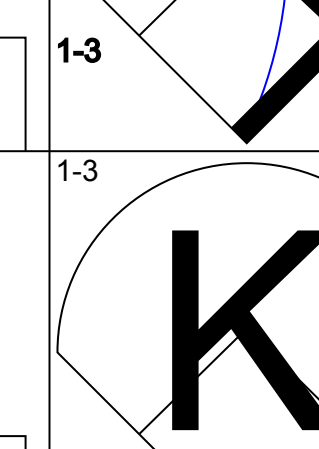
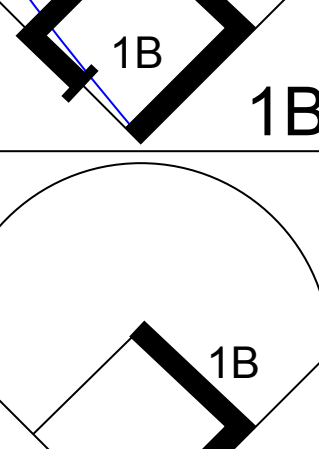
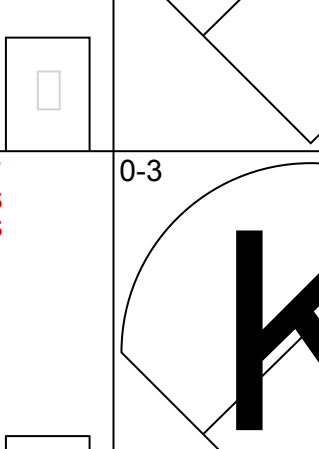
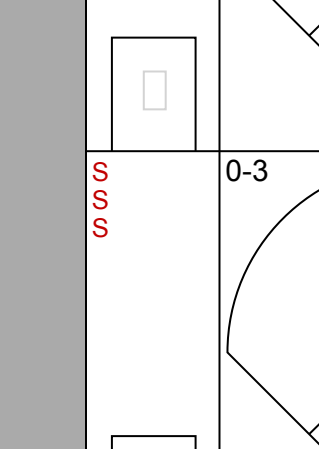
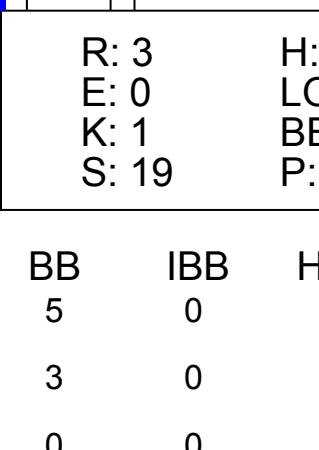






Batter	1	2	3	4	5	6	7	8	9	AB	R	H	RBI	BB	SO	LOB	TOP		
<b>Don Blasingame, L</b> (1, 4) OBP: 0.361, SLG: 0.364										4	1	2	1	1	1	0			
<b>Alex Grammas, R</b> (1, 6) OBP: 0.339, SLG: 0.342										4	1	0	0	0	1	2			
<b>Wally Shannon, L</b> (9, PH) OBP: 0.328, SLG: 0.391										1	0	0	0	0	0	0			
<b>Joe Cunningham, L</b> (1, 7) OBP: 0.448, SLG: 0.478										2	1	1	1	3	0	0			
<b>Ken Boyer, R</b> (1, 5) OBP: 0.393, SLG: 0.522										4	1	1	0	1	1	3			
<b>Bill White, L</b> (1, 3) OBP: 0.347, SLG: 0.480										4	0	0	0	1	1	5			
<b>Gino Cimoli, R</b> (1, 9) OBP: 0.326, SLG: 0.437										2	1	2	1	1	0	0			
<b>Curt Flood, R</b> (1, 8) OBP: 0.326, SLG: 0.440										4	1	1	3	0	1	5			
<b>Hal Smith, R</b> (1, 2) OBP: 0.290, SLG: 0.385										3	0	2	0	0	0	0			
<b>Stan Mustaj, L</b> (8, PH) OBP: 0.365, SLG: 0.425										0	0	0	0	1	0	0			
<b>Bob Gibson, R</b> (8, PH) OBP: 0.056, SLG: 0.111										0	0	0	0	0	0	0			
<b>Jay Porter, R</b> (8, 2) OBP: 0.294, SLG: 0.321										0	0	0	0	0	0	0			
<b>Ernie Broglio, R</b> (1, 1) OBP: 0.125, SLG: 0.075										1	0	0	0	0	0	2			
<b>Bob Dilliba, R</b> (3, 1) OBP: 0.238, SLG: 0.400										2	0	0	0	0	2	1			
<b>Marshall Bridges, S</b> (6, 1) OBP: 0.343, SLG: 0.625										0	0	0	0	0	0	0			
<b>George Crowe, L</b> (8, PH) OBP: 0.343, SLG: 0.625										1	0	0	0	0	0	2			
<b>Lindy McDaniel, R</b> (8, 1) OBP: 0.179, SLG: 0.036										0	0	0	0	0	0	0			
<b>Inning Stats</b>	R: 0 E: 0 K: 1 S: 8	H: 0 LOB: 1 BB: 1 P: 18	R: 0 E: 0 K: 0 S: 10	H: 2 LOB: 2 BB: 0 P: 18	R: 5 E: 1 K: 1 S: 16	H: 3 LOB: 0 BB: 1 P: 25	R: 0 E: 0 K: 1 S: 6	H: 0 LOB: 0 BB: 1 P: 12	R: 0 E: 0 K: 1 S: 7	H: 1 LOB: 0 BB: 0 P: 12	R: 0 E: 0 K: 1 S: 14	H: 1 LOB: 1 BB: 0 P: 19	R: 1 E: 0 K: 1 S: 9	H: 2 LOB: 2 BB: 1 P: 15	R: 0 E: 0 K: 1 S: 10	H: 0 LOB: 1 BB: 1 P: 17	1B: 5 2B: 2 3B: 1 HR: 1	SF: 1 SAC: 0 DP: 2 HBP: 0	WP: 0 PA: 41 PB: 0 SB: 0 CS: 1
<b>PITCHER</b>	IP WLS BF H R ER SO BB IBB HBP BLK WP HR S P ERA WHIP																		
<b>Danny McDevitt, L</b> (1, 1) ERA: 4.12	2.2	16	5	5	0	2	1	1	0	0	0	0	0	1	32	59	0.00	2.250	
<b>Roger Craig, R</b> (3, 1) ERA: 2.49	0.1	1	0	0	0	0	0	0	0	0	0	0	0	2	2	2	0.00	0.000	
<b>Stan Williams, R</b> (4, 1) ERA: 4.01	1.1	6	0	0	0	1	3	0	0	0	0	0	0	12	27	0.00	2.250		
<b>Chuck Churn, R</b> (5, 1) ERA: 2.89	4.2	W 18	4	1	1	4	3	0	0	0	0	0	0	42	69	1.93	1.500		

St. Louis Cardinals @ Los Angeles Dodgers  
Los Angeles Memorial Coliseum, Los Angeles, CA  
Wed Sep 02 1959, 10:05 PM EDT  
Att: 15,671 - Unknown

AB 32  
R 6  
H 9  
RBI 6  
BB 8  
SO 7  
LOB 20



Batter	1	2	3	4	5	6	7	8	9	AB	R	H	RBI	BB	SO	LOB	BOTTOM		
<b>Jim Gilliam, S</b> (1, 5) OBP: 0.405, SLG: 0.357										5	0	2	2	0	1	1			
<b>Wally Moon, L</b> (1, 9) OBP: 0.393, SLG: 0.475										4	2	1	0	1	1	2			
<b>Norm Larker, L</b> (1, 7) OBP: 0.325, SLG: 0.420										3	2	2	1	1	0	1			
<b>Rip Repulski, R</b> (9, 7) OBP: 0.343, SLG: 0.363										0	0	0	0	0	0	0			
<b>Duke Snider, L</b> (1, 8) OBP: 0.401, SLG: 0.564										2	1	1	0	2	0	0			
<b>Don Demeter, R</b> (7, 8) OBP: 0.292, SLG: 0.441										1	1	1	1	0	0	0			
<b>Gil Hodges, R</b> (1, 3) OBP: 0.387, SLG: 0.560										4	1	1	1	1	2	5			
<b>Charlie Neal, R</b> (1, 4) OBP: 0.336, SLG: 0.453										5	0	2	2	0	0	3			
<b>John Roseboro, L</b> (1, 2) OBP: 0.332, SLG: 0.360										3	2	1	0	2	0	2			
<b>Maury Wills, S</b> (1, 6) OBP: 0.254, SLG: 0.242										1	0	0	0	0	0	1			
<b>Carl Furillo, R</b> (3, PH) OBP: 0.394, SLG: 0.352										1	0	1	2	0	0	0			
<b>Don Zimmer, R</b> (3, PR) OBP: 0.274, SLG: 0.249										2	0	0	0	0	0	1			
<b>Danny McDevitt, L</b> (1, 1) OBP: 0.143, SLG: 0.146										1	0	0	0	0	1	2			
<b>Roger Craig, R</b> (3, 1) OBP: 0.053, SLG: 0.027										0	0	0	0	0	0	0			
<b>Ron Fairly, L</b> (3, PH) OBP: 0.335, SLG: 0.352										0	0	0	0	1	0	0			
<b>Stan Williams, R</b> (4, 1) OBP: 0.270, SLG: 0.206										0	0	0	0	0	0	0			
<b>Chuck Churn, R</b> (5, 1) ERA: 3.41										2	0	0	0	0	2	1			
<b>Inning Stats</b>	R: 0 E: 0 K: 1 S: 11	H: 0 LOB: 2 BB: 2 P: 23	R: 1 E: 1 K: 2 S: 16	H: 1 LOB: 2 BB: 1 P: 28	R: 3 E: 0 K: 1 S: 19	H: 4 LOB: 2 BB: 2 P: 37	R: 1 E: 0 K: 0 S: 9	H: 1 LOB: 1 BB: 1 P: 20	R: 0 E: 0 K: 1 S: 6	H: 1 LOB: 1 BB: 0 P: 7	R: 2 E: 0 K: 0 S: 7	H: 2 LOB: 1 BB: 2 P: 19	R: 0 E: 0 K: 2 S: 8	H: 0 LOB: 0 BB: 0 P: 10	R: 2 E: 1 K: 0 S: 13	H: 3 LOB: 1 BB: 0 P: 17	1B: 9 2B: 2 3B: 1 HR: 0	SF: 1 SAC: 0 DP: 0 HBP: 0	WP: 1 PA: 43 PB: 0 SB: 1 CS: 0
<b>PITCHER</b>	IP WLS BF H R ER SO BB IBB HBP BLK WP HR S P ERA WHIP																		
<b>Ernie Broglio, R</b> (1, 1) ERA: 2.3	2.2	18	5	3	3	1	3	0	0	0	0	0	0	22	47	9.00	2.667		
<b>Bob Dilliba, R</b> (3, 1) ERA: 4.28	1.1	4	0	0	0	2	0	0	0	0	0	0	0	10	12	0.00	0.000		
<b>Marshall Bridges, L</b> (6, 1) ERA: 4.28	1.0	6	3	2	2	0	0	0	0	0	0	0	0	13	17	18.00	3.000		

St. Louis Cardinals @ Los Angeles Dodgers  
Los Angeles Memorial Coliseum, Los Angeles, CA  
Wed Sep 02 1959, 10:05 PM EDT  
Att: 15,671 - Unknown

AB 34  
R 9  
H 12  
RBI 9  
BB 8  
SO 7  
LOB 19





Batter	1	2	3	4	5	6	7	8	9	AB	R	H	RBI	BB	SO	LOB	TOP								
<b>Don Blasingame, L</b> OBP: 0.358, SLG: 0.361 (1, 4)	3-2 1-3		0-0 F5	0-2 6-3		3-3 K			1-0 L6	5	0	0	0	0	1	0									
<b>Joe Cunningham, L</b> OBP: 0.450, SLG: 0.486 (1, 9)	0-0		1-0	1-1 4-3			1-0 6-3			1	1	1	1	0	0	0									
<b>Gino Cimoli, R</b> OBP: 0.326, SLG: 0.435 (3, FR) (3, 9)	HR		HR HBP				6-3			2	1	0	0	0	0	0									
<b>Bill White, L</b> OBP: 0.350, SLG: 0.482 (1, 7) (8, 3)	1-0 PB PB 1B		4-2 HR BB		0-1 1-4-3 PB 1B		0-0 F4			3	2	2	0	1	0	0									
<b>Ken Boyer, R</b> OBP: 0.394, SLG: 0.527 (1, 5)	4-2 PB BB 1B		0-0 HR		0-1 1-4-3		3-2 F8			3	1	1	3	1	0	1									
<b>Stan Musial, L</b> OBP: 0.364, SLG: 0.423 (1, 3)	2-3 K		3-2 F9		0-0		1-2 6-3			4	0	1	1	0	1	3									
<b>Gene Oliver, R</b> OBP: 0.266, SLG: 0.406 (8, 7)	1-2 2-3 K		1-1 BB 1B		4-3 PB 1B		2-2 F8			0	0	0	0	0	0	0									
<b>Wally Shannon, L</b> OBP: 0.328, SLG: 0.388 (1, 6)	0-2 6-3		1-1 BB 1B		4-3		2-1 F8			3	0	1	0	0	0	3									
<b>Alex Grammas, R</b> OBP: 0.338, SLG: 0.341 (5, 6)					1-3 F8		0-0 F3			1	0	0	0	0	0	0									
<b>Curt Flood, R</b> OBP: 0.324, SLG: 0.432 (1, 8)		1-3 K	4-0 BB		3-1 F8				0-0 F3	3	0	0	0	1	1	1									
<b>Hal Smith, R</b> OBP: 0.288, SLG: 0.381 (1, 2)		0-3 K	2-3 K		1-1 F3				2-0 F5	4	0	0	0	0	2	2									
<b>Bob Miller, R</b> OBP: 0.133, SLG: 0.133 (1, 1)		2-3 K		0-0 B1-3		1-3 K			3-3 K	4	0	0	0	0	3	0									
<b>Inning Stats</b>	R: 1 E: 0 K: 1 S: 14	H: 2 LOB: 2 BB: 1 P: 24	R: 0 E: 0 K: 3 S: 10	H: 0 LOB: 0 BB: 0 P: 13	R: 3 E: 0 K: 1 S: 13	H: 2 LOB: 2 BB: 2 P: 28	R: 0 E: 0 K: 0 S: 6	H: 0 LOB: 0 BB: 0 P: 7	R: 1 E: 0 K: 0 S: 9	H: 2 LOB: 1 BB: 0 P: 14	R: 0 E: 0 K: 2 S: 8	H: 0 LOB: 0 BB: 0 P: 13	R: 0 E: 0 K: 0 S: 5	H: 0 LOB: 0 BB: 0 P: 9	R: 0 E: 0 K: 0 S: 7	H: 0 LOB: 0 BB: 0 P: 10	R: 0 E: 0 K: 1 S: 5	H: 0 LOB: 0 BB: 0 P: 11	1B: 4 2B: 0 3B: 0 HR: 2	SF: 0 SAC: 0 DP: 0 HBP: 1	WP: 0 PB: 4 SB: 0 CS: 0	PA: 37			
<b>PITCHER</b>	IP	WLS	BF	H	R	ER	SO	BB	IBB	HBP	BLK	WP	HR	S	P	ERA	WHIP								
<b>Don Drysdale, R</b> ERA: 3.45 (1, 1)	2.2	L	15	4	4	4	4	2	0	1	0	0	2	34	56	13.50	2.250								
<b>Roger Craig, R</b> ERA: 2.49 (3, 1)	4.1		16	2	1	1	3	1	0	0	0	0	0	31	52	2.08	0.692								
<b>Larry Sherry, R</b> ERA: 2.56 (8, 1)	2.0		6	0	0	0	1	0	0	0	0	0	0	12	21	0.00	0.000								

St. Louis Cardinals @ Los Angeles Dodgers  
Los Angeles Memorial Coliseum, Los Angeles, CA  
Thu Sep 03 1959, 10:05 PM EDT  
Att: 21,308 - Unknown

AB 33  
R 5  
H 6  
RBI 5  
BB 3  
SO 8  
LOB 10




Batter	1	2	3	4	5	6	7	8	9	AB	R	H	RBI	BB	SO	LOB	BOTTOM								
<b>Jim Gilliam, S</b> OBP: 0.404, SLG: 0.356 (1, 5)	2-1 S 2B 1B	1-0 F8			1-1 6-3		2-1 FC4-6			4	1	1	0	0	0	2									
<b>Wally Moon, L</b> OBP: 0.351, SLG: 0.473 (1, 9)	0-3 K		3-2 FC4-6 1B		2-3 K			2-2 1-3		4	0	1	0	0	2	1									
<b>Norm Larker, L</b> OBP: 0.327, SLG: 0.425 (1, 7)	2-2 1H 2B		0-1 FC4-6 G4-6-3 1B			2-1 1B		1-2 G3		4	1	2	1	0	0	1									
<b>Duke Snider, L</b> OBP: 0.402, SLG: 0.562 (1, 8)	2-2 FC5-4 1B		1-1 G4-6-3			2-3 K 1B		4-2 BB		3	0	1	1	1	1	2									
<b>Gil Hodges, R</b> OBP: 0.385, SLG: 0.556 (1, 3)	1-2 FC5-4 1-2F			1-1 1B		1-3 K		1-2 F4		4	0	1	0	0	1	3									
<b>Charlie Neal, R</b> OBP: 0.333, SLG: 0.449 (1, 4)	1-1 1-3			1-1 F7		1-2 5-3			1-2 6-3	4	0	0	0	0	0	3									
<b>John Roseboro, L</b> OBP: 0.333, SLG: 0.368 (1, 2)		4-2 6-3 FC3 BB		1-3 K		1-2 4-3			3-2 HR	3	1	1	1	1	1	1									
<b>Maury Wills, S</b> OBP: 0.251, SLG: 0.239 (1, 6)	1-2 FC3		0-1 4-3			0-3 K			0-0 1-3	2	0	0	0	0	0	2									
<b>Chuck Essegian, R</b> OBP: 0.296, SLG: 0.403 (7, PH)										1	0	0	0	0	1	0									
<b>Don Zimmer, R</b> OBP: 0.274, SLG: 0.249 (8, 6)										0	0	0	0	0	0	0									
<b>Carl Furillo, R</b> OBP: 0.359, SLG: 0.347 (9, PH)										1	0	0	0	0	0	0									
<b>Don Drysdale, R</b> OBP: 0.200, SLG: 0.346 (1, 1)	0-1 6-3				2-3 K				1-1 6-3	1	0	0	0	0	0	2									
<b>Roger Craig, R</b> OBP: 0.351, SLG: 0.026 (3, 1)										1	0	0	0	0	1	0									
<b>Ron Fairly, L</b> OBP: 0.333, SLG: 0.351 (7, PH)										1	0	0	0	0	0	0									
<b>Larry Sherry, R</b> OBP: 0.227, SLG: 0.364 (8, 1)										0	0	0	0	0	0	0									
<b>Don Demeter, R</b> OBP: 0.291, SLG: 0.439 (9, PH)										1	0	0	0	0	0	0									
<b>Inning Stats</b>	R: 2 E: 0 K: 1 S: 17	H: 3 LOB: 1 BB: 0 P: 25	R: 0 E: 0 K: 0 S: 9	H: 0 LOB: 1 BB: 1 P: 15	R: 0 E: 0 K: 0 S: 8	H: 1 LOB: 0 BB: 0 P: 12	R: 0 E: 0 K: 1 S: 9	H: 1 LOB: 1 BB: 0 P: 12	R: 0 E: 0 K: 2 S: 8	H: 0 LOB: 0 BB: 0 P: 13	R: 0 E: 0 K: 2 S: 12	H: 1 LOB: 1 BB: 0 P: 18	R: 0 E: 1 K: 1 S: 11	H: 0 LOB: 1 BB: 0 P: 15	R: 0 E: 0 K: 0 S: 12	H: 0 LOB: 1 BB: 1 P: 20	R: 0 E: 0 K: 0 S: 10	H: 1 LOB: 0 BB: 0 P: 15	1B: 5 2B: 1 3B: 0 HR: 1	SF: 0 SAC: 0 DP: 1 HBP: 0	WP: 0 PB: 0 SB: 1 CS: 0	PA: 36			
<b>PITCHER</b>	IP	WLS	BF	H	R	ER	SO	BB	IBB	HBP	BLK	WP	HR	S	P	ERA	WHIP								
<b>Bob Miller, R</b> ERA: 3.95 (1, 1)	9.0	W	36	7	3	3	7	2	0	0	0	0	1	96	145	3.00	1.000								


St. Louis Cardinals @ Los Angeles Dodgers  
Los Angeles Memorial Coliseum, Los Angeles, CA  
Thu Sep 03 1959, 10:05 PM EDT  
Att: 21,308 - Unknown

AB 34  
R 3  
H 7  
RBI 3  
BB 2  
SO 7  
LOB 17





Batter	1	2	3	4	5	6	7	8	9	10	AB	R	H	RBI	BB	SO	LOB	TOP
Tony Taylor, R OBP: 0.334, SLG: 0.403 (1, 4)	F6		F9			K	FC6-4			SH2-4 14 HR BB	4	1	0	0	1	1	2	<b>Chicago Cubs @ Los Angeles Dodgers</b> Los Angeles Memorial Coliseum, Los Angeles, CA Sun Sep 06 1959, 6:33 AM EDT Unknown  <b>AB 34</b> <b>R 3</b> <b>H 5</b> <b>RBI 3</b> <b>BB 7</b> <b>SO 10</b> <b>LOB 19</b> 
Alvin Dark, R OBP: 0.323, SLG: 0.364 (1, 5)	1B 1-2 BB		F3			F3		F6		SH2-4	3	0	0	0	1	0	0	
Lee Walls, R OBP: 0.337, SLG: 0.382 (1, 9)	1-3 1B		4-3			14 BLK BB		F8		14 HR BB	3	1	1	0	2	0	0	
14 Ernie Banks, R OBP: 0.368, SLG: 0.593 (1, 6)	K		F5			1-2 IBB		6-3		1-2 14 HR HR	4	1	1	3	1	1	2	
Art Schult, R OBP: 0.302, SLG: 0.367 Jim Marshall, L OBP: 0.333, SLG: 0.421 (10, PR) (10, 3)	1-2 3-H		K			F4		K		E5 G4-6-3	5	0	1	0	0	2	2	
Earl Averill, R OBP: 0.401, SLG: 0.456 Don Eaddy, R (9, PR)			F9			K		6-3		G4-6-3	4	0	1	0	0	1	1	
Walt Morin, L OBP: 0.317, SLG: 0.371 George Altman, L OBP: 0.324, SLG: 0.385 (10, 8)										1B 1-2	1	0	0	0	0	0	1	
Bobby Thomson, R OBP: 0.312, SLG: 0.398 (10, 7)			F4			IBB		1B BB		E5	2	0	0	0	2	0	1	
Cal Neeman, R OBP: 0.233, SLG: 0.253 (1, 2)			F3			K		FC6-4 1B		K	4	0	1	0	0	2	4	
Art Ceccarelli, R OBP: 0.129, SLG: 0.100 (1, 1)			K			K		B3		K	4	0	0	0	0	3	6	
<b>Inning Stats</b>	R: 0 E: 0 K: 1 S: 8	H: 1 LOB: 2 BB: 1 P: 17	R: 0 E: 0 K: 1 S: 5	H: 0 LOB: 0 BB: 0 P: 8	R: 0 E: 0 K: 1 S: 5	H: 0 LOB: 0 BB: 0 P: 6	R: 0 E: 0 K: 3 S: 13	H: 1 LOB: 2 BB: 1 P: 24	R: 0 E: 0 K: 0 S: 11	H: 0 LOB: 2 BB: 2 P: 18	R: 0 E: 0 K: 3 S: 13	H: 1 LOB: 2 BB: 0 P: 19	R: 3 E: 1 K: 0 S: 11	H: 1 LOB: 1 BB: 2 P: 25	1B: 3 2B: 1 3B: 0 HR: 1	SF: 0 SAC: 1 DP: 1 HBP: 0	WP: 0 PA: 42 PB: 0 SB: 0 CS: 0	
<b>PITCHER</b> Sandy Koufax, L ERA: 3.68 (1, 1)	IP: 10.0 WLS: 1 BF: 43 H: 5 R: 3 ER: 3 SO: 10 BB: 5 IBB: 2 HBP: 0 BLK: 1 WP: 0 HR: 1 S: 91 P: 160 ERA: 2.70 WHIP: 1.000																	

Batter	1	2	3	4	5	6	7	8	9	10	AB	R	H	RBI	BB	SO	LOB	BOTTOM				
Jim Gilliam, S OBP: 0.400, SLG: 0.352 (1, 5)	F2		F9			F9		6-3		F9	5	0	0	0	0	0	0	<b>Chicago Cubs @ Los Angeles Dodgers</b> Los Angeles Memorial Coliseum, Los Angeles, CA Sun Sep 06 1959, 6:33 AM EDT Unknown  <b>AB 34</b> <b>R 0</b> <b>H 6</b> <b>RBI 0</b> <b>BB 6</b> <b>SO 8</b> <b>LOB 21</b> 				
Charlie Neal, R OBP: 0.337, SLG: 0.453 (1, 4)	1B		G4-6-3 1B			E1 1B		K2-3		1B	5	0	4	0	0	1	0					
Wally Moon, L OBP: 0.350, SLG: 0.469 (8, 9)	F9		G4-6-3 1-2			4-3		BB		F6	4	0	0	0	1	0	4					
Gil Hodges, R OBP: 0.380, SLG: 0.548 (1, 3)	K					6-3		F4		K	5	0	0	0	0	3	4					
Carl Furillo, R OBP: 0.346, SLG: 0.333 Don Demeter, R OBP: 0.290, SLG: 0.438 (7, PR) (8, 8)						F7		E4 5-3 BB		K	3	0	0	0	0	0	0					
Chuck Essegian, R OBP: 0.289, SLG: 0.397 Don Zimmer, R OBP: 0.274, SLG: 0.249 (10, 6)						F8		5-3 BB		BB BB	1	0	0	0	3	0	0					
Joe Pignatano, R OBP: 0.331, SLG: 0.295 (1, 2)						L8-3 1B		5-3		BB	3	0	2	0	1	0	2					
Maury Wills, S OBP: 0.253, SLG: 0.236 Rip Repulski, R OBP: 0.340, SLG: 0.359 (9, PH) (10, 7)						L8-3		1-2 2-3 IBB		K	2	0	0	0	1	0	3					
Sandy Koufax, R OBP: 0.160, SLG: 0.188 (1, 1)	4-3					1-3		K		K	4	0	0	0	0	2	6					
<b>Inning Stats</b>	R: 0 E: 0 K: 1 S: 6	H: 1 LOB: 1 BB: 0 P: 10	R: 0 E: 0 K: 0 S: 8	H: 1 LOB: 2 BB: 1 P: 18	R: 0 E: 0 K: 0 S: 9	H: 1 LOB: 0 BB: 0 P: 17	R: 0 E: 0 K: 0 S: 10	H: 0 LOB: 0 BB: 0 P: 16	R: 0 E: 0 K: 0 S: 5	H: 1 LOB: 2 BB: 0 P: 7	R: 0 E: 1 K: 1 S: 11	H: 0 LOB: 2 BB: 2 P: 23	R: 0 E: 0 K: 3 S: 13	H: 0 LOB: 2 BB: 2 P: 13	R: 0 E: 0 K: 3 S: 13	H: 0 LOB: 2 BB: 2 P: 26	R: 0 E: 0 K: 1 S: 12		H: 1 LOB: 1 BB: 0 P: 21	1B: 6 2B: 1 3B: 0 HR: 0	SF: 0 SAC: 0 DP: 2 HBP: 0	WP: 0 PA: 40 PB: 0 SB: 0 CS: 0
<b>PITCHER</b> Art Ceccarelli, L ERA: 3.78 (1, 1)	IP: 10.0 WLS: 1 BF: 40 H: 6 R: 0 ER: 0 SO: 8 BB: 5 IBB: 1 HBP: 0 BLK: 0 WP: 0 HR: 0 S: 89 P: 165 ERA: 0.00 WHIP: 1.100																					



Batter	1	2	3	4	5	6	7	8	9	AB	R	H	RBI	BB	SO	LOB	TOP										
<b>Tony Taylor, R</b> OBP: 0.337, SLG: 0.404 (1, 4)	0-1 L3 1B		0-0 G4-6-3 1B		1-1 F9		0-0 F9		0-0 1B HR 1B	5	1	3	0	0	0	0	<b>Chicago Cubs @ Los Angeles Dodgers</b> Los Angeles Memorial Coliseum, Los Angeles, CA Sun Sep 06 1959, 10:05 PM EDT Att: 39,432 - Unknown										
<b>George Altman, L</b> OBP: 0.322, SLG: 0.380 (1, 8)	3-2 L3 1-2		0-1 G4-6-3 1-2		4-2 BB		1-3 K		1-3 K	4	0	0	0	1	2	3											
<b>Jim Marshall, L</b> OBP: 0.331, SLG: 0.417 (1, 3)	2-3 K		1-3 K		1-0 F7			0-1 4-3	1-2 HR 1B	5	1	1	0	0	2	1											
<b>14 Ernie Banks, R</b> OBP: 0.366, SLG: 0.595 (1, 6)		1-1 F4		0-0 5-3		0-3 K		2-2 HR	0-1 F3	5	1	1	1	0	1	2											
<b>Walt Moryn, L</b> OBP: 0.324, SLG: 0.388 (1, 7)		0-0 BB 1B		0-1 4-3		0-0 2B		4-0 2B BB	2-2 HR	4	2	3	3	1	0	0											
<b>Irv Noren, L</b> OBP: 0.408, SLG: 0.483 <b>Lee Walls, R</b> OBP: 0.337, SLG: 0.382 (1, 9) (9, 9)	4-2 1B 1-2 BB		0-1 WP 1B		1-2 5-3		1-1 2B	1-3 2B	1-3 K	4	0	2	0	1	1	1											
<b>Sammy Taylor, L</b> OBP: 0.321, SLG: 0.383 (1, 2)	2-3 K		4-2 FC6-4 BB		4-0 BB		4-0 IBB			1	0	0	0	3	1	2											
<b>Randy Jackson, R</b> OBP: 0.309, SLG: 0.333 <b>Earl Averill, R</b> OBP: 0.299, SLG: 0.453 <b>Alvin Dark, R</b> OBP: 0.323, SLG: 0.364 (1, 5) (8, PH) (8, 5)	2-1 1B		1-1 FC6-4		0-1 F2		1-3 K			3	0	1	1	0	0	4											
<b>Moe Drabowsky, R</b> OBP: 0.159, SLG: 0.143 <b>Ben Johnson, R</b> OBP: 0.327, SLG: 0.424 <b>Dale Long, L</b> OBP: 0.290, SLG: 0.438 <b>Bill Henry, L</b> OBP: 0.332, SLG: 0.349 <b>Bobby Thomson, R</b> OBP: 0.310, SLG: 0.359 <b>Don Elston, R</b> OBP: 0.271, SLG: 0.271 (1, 1) (1, 1) (7, PH) (7, 1) (8, PH) (8, 1)	1-3 K		1-0 L6		1-0 L6		2-1 4-3	2-3 K		0	0	0	0	0	0	0											
<b>Inning Stats</b>	R: 0 E: 0 K: 1 S: 10	H: 1 LOB: 0 BB: 0 P: 15	R: 1 E: 0 K: 2 S: 16	H: 2 LOB: 2 BB: 1 P: 26	R: 0 E: 0 K: 1 S: 6	H: 1 LOB: 0 BB: 0 P: 7	R: 0 E: 0 K: 0 S: 9	H: 1 LOB: 2 BB: 1 P: 14	R: 0 E: 0 K: 1 S: 6	H: 0 LOB: 1 BB: 1 P: 13	R: 0 E: 0 K: 1 S: 9	H: 1 LOB: 2 BB: 1 P: 14	R: 0 E: 0 K: 1 S: 6	H: 0 LOB: 0 BB: 0 P: 9	R: 1 E: 0 K: 2 S: 16	H: 2 LOB: 3 BB: 2 P: 30		R: 3 E: 0 K: 2 S: 19	H: 3 LOB: 0 BB: 0 P: 24	1B: 7 2B: 3 3B: 0 HR: 2	SF: 0 SAC: 0 DP: 2 HBP: 0	WP: 1 PB: 0 SB: 0 CS: 0	PA: 42				
<b>PITCHER</b>	IP	WLS	BF	H	R	ER	SO	BB	IBB	HBP	BLK	WP	HR	S	P	ERA	WHIP										
<b>Larry Sherry, R</b> ERA: 2.55 <b>Don Drysdale, R</b> ERA: 3.54	(1, 1)	7.1	33	8	2	2	6	5	0	0	0	1	1	70	113	2.46	1.773										
(8, 1)	1.2	L	9	3	3	3	4	0	1	0	0	0	1	27	39	16.20	1.800										

AB 36  
R 5  
H 11  
RBI 5  
BB 6  
SO 10  
LOB 21



Batter	1	2	3	4	5	6	7	8	9	AB	R	H	RBI	BB	SO	LOB	BOTTOM										
<b>Jim Gilliam, S</b> OBP: 0.401, SLG: 0.352 (1, 5)	4-0 1B FC4-6 BB		2-1 4-3		1-2 6-3			0-0 SH2-4 1B		3	1	1	0	1	0	0	<b>Chicago Cubs @ Los Angeles Dodgers</b> Los Angeles Memorial Coliseum, Los Angeles, CA Sun Sep 06 1959, 10:05 PM EDT Att: 39,432 - Unknown										
<b>Wally Moon, L</b> OBP: 0.390, SLG: 0.468 (1, 9) (8, 7)	2-1 FC4-6 1B		0-0 5-3		0-1 3-1		1-1 SH2-4			3	0	1	0	0	0	0											
<b>Norm Larker, L</b> OBP: 0.327, SLG: 0.424 <b>Don Demeter, R</b> OBP: 0.290, SLG: 0.438 <b>Ron Fairly, L</b> OBP: 0.332, SLG: 0.349 (1, 7) (8, 8) (8, PH) (8, 8)	2-1 FC4-6 1B		1-1 F8		0-0 G3		2-2 F7			3	0	1	0	0	0	0											
<b>Duke Snider, L</b> OBP: 0.403, SLG: 0.558 (1, 8) (8, 9)	3-2 FC4-6 BB		4-2 G5-4-3 BB		3-2 4-3		4-0 IBB			2	0	0	1	2	0	2											
<b>Gil Hodges, R</b> OBP: 0.379, SLG: 0.543 (1, 3)	4-1 BB		3-1 G5-4-3		0-3 K		1-3 K			3	0	0	0	1	2	3											
<b>Charlie Neal, R</b> OBP: 0.335, SLG: 0.449 (1, 4)	2-1 F4		1-0 F9		1-1 6-3			2-3 K		4	0	0	0	0	1	3											
<b>John Roseboro, L</b> OBP: 0.332, SLG: 0.376 (1, 2)	1-1 F7		1-1 F9		1-0 HR			1-3 K		4	1	1	1	0	1	3											
<b>Maury Wills, S</b> OBP: 0.249, SLG: 0.232 <b>Carl Furillo, R</b> OBP: 0.341, SLG: 0.329 (1, 6) (8, PH)		1-1 L7		2-3 K		0-1 L9		1-3 K		3	0	0	0	0	1	0											
<b>Larry Sherry, R</b> OBP: 0.240, SLG: 0.480 <b>Don Drysdale, R</b> OBP: 0.200, SLG: 0.346 (1, 1) (8, 1)		0-0 HR		2-2 6-3		0-2 4-3				3	1	1	1	0	0	0											
<b>Inning Stats</b>	R: 1 E: 0 K: 0 S: 12	H: 2 LOB: 3 BB: 2 P: 30	R: 1 E: 0 K: 0 S: 6	H: 1 LOB: 0 BB: 0 P: 9	R: 0 E: 0 K: 1 S: 7	H: 0 LOB: 1 BB: 1 P: 15	R: 0 E: 0 K: 1 S: 6	H: 0 LOB: 0 BB: 0 P: 10	R: 0 E: 0 K: 1 S: 7	H: 0 LOB: 0 BB: 0 P: 10	R: 1 E: 0 K: 0 S: 8	H: 1 LOB: 0 BB: 0 P: 10	R: 0 E: 0 K: 1 S: 10	H: 1 LOB: 2 BB: 1 P: 18	R: 0 E: 0 K: 3 S: 11	H: 0 LOB: 0 BB: 0 P: 15		1B: 3 2B: 0 3B: 0 HR: 2	SF: 0 SAC: 1 DP: 1 HBP: 0	WP: 0 PB: 0 SB: 0 CS: 0	PA: 35						
<b>PITCHER</b>	IP	WLS	BF	H	R	ER	SO	BB	IBB	HBP	BLK	WP	HR	S	P	ERA	WHIP										
<b>Moe Drabowsky, R</b> ERA: 4.18 <b>Ben Johnson, R</b> ERA: 1.59 <b>Bill Henry, L</b> ERA: 2.67 <b>Don Elston, R</b> ERA: 3.42	(1, 1)	0.1	5	2	1	1	0	2	0	0	0	0	0	8	23	27.00	12.000										
(1, 1)	5.2	18	1	1	1	2	1	0	0	0	0	0	1	40	64	1.59	0.353										
(7, 1)	1.0	4	1	1	1	0	0	0	0	0	0	0	1	8	10	9.00	1.000										
(8, 1)	2.0	W	8	1	0	0	4	0	1	0	0	0	0	21	33	0.00	0.500										

AB 30  
R 3  
H 5  
RBI 3  
BB 4  
SO 6  
LOB 12









Batter	1	2	3	4	5	6	7	8	9	AB	R	H	RBI	BB	SO	LOB	TOP					
<b>Richie Ashburn, L</b> OBP: 0.359, SLG: 0.310	F5		FC6-4					6-3		4	0	1	0	0	0	1	Philadelphia Phillies @ Los Angeles Dodgers Los Angeles Memorial Coliseum, Los Angeles, CA Wed Sep 09 1959, 10:05 PM EDT Att: 13,877 - Unknown					
<b>Joe Koppe, R</b> OBP: 0.323, SLG: 0.393	F4		K							4	0	1	0	0	1	2						
<b>Ed Bouchee, L</b> OBP: 0.382, SLG: 0.463										3	0	1	0	0	2	1						
<b>Wally Post, R</b> OBP: 0.318, SLG: 0.467										4	0	0	0	0	3	2						
<b>Harry Anderson, L</b> OBP: 0.314, SLG: 0.414										4	0	0	0	0	1	1						
<b>Gene Freese, R</b> OBP: 0.348, SLG: 0.508										3	0	0	0	0	1	0						
<b>Sparky Anderson, R</b> OBP: 0.275, SLG: 0.241										3	0	0	0	0	0	2						
<b>Carl Sawatski, L</b> OBP: 0.381, SLG: 0.451										2	0	0	0	0	1	3						
<b>Jim Owens, R</b> OBP: 0.169, SLG: 0.121										0	0	0	0	0	0	0						
<b>Taylor Phillips, L</b> OBP: 0.067, SLG: 0.067										2	0	0	0	0	1	1						
<b>Solly Drake, S</b> OBP: 0.274, SLG: 0.151										1	0	0	0	0	1	0						
<b>Bob Bowman, R</b> OBP: 0.167, SLG: 0.203										0	0	0	0	0	0	0						
<b>Inning Stats</b>	R: 0 E: 0 K: 1 S: 11	H: 1 LOB: 1 BB: 0 P: 15	R: 0 E: 0 K: 0 S: 5	H: 0 LOB: 0 BB: 0 P: 6	R: 0 E: 0 K: 1 S: 6	H: 0 LOB: 1 BB: 0 P: 9	R: 0 E: 0 K: 2 S: 12	H: 0 LOB: 0 BB: 0 P: 17	R: 0 E: 0 K: 0 S: 10	H: 0 LOB: 0 BB: 0 P: 13	R: 0 E: 0 K: 1 S: 6	H: 1 LOB: 0 BB: 0 P: 10	R: 0 E: 1 K: 2 S: 10	H: 0 LOB: 3 BB: 0 P: 16	R: 0 E: 0 K: 2 S: 11	H: 1 LOB: 1 BB: 0 P: 17	R: 0 E: 0 K: 2 S: 8	H: 0 LOB: 0 BB: 0 P: 11	1B: 1 2B: 0 3B: 2 HR: 0	SF: 0 SAC: 0 DP: 0 HBP: 3	WP: 1 PB: 0 SB: 0 CS: 1	PA: 33
<b>PITCHER</b> <b>Don Drysdale, R</b> ERA: 3.41	IP: 9.0 WLS: W BF: 33 H: 3 R: 0 ER: 0 SO: 11 BB: 0 IBB: 0 HBP: 3 BLK: 0 WP: 1 HR: 0 S: 79 P: 114 ERA: 0.00 WHIP: 0.333											<b>PITCHER</b>	IP: 9.0 WLS: W BF: 33 H: 3 R: 0 ER: 0 SO: 11 BB: 0 IBB: 0 HBP: 3 BLK: 0 WP: 1 HR: 0 S: 79 P: 114 ERA: 0.00 WHIP: 0.333									

Batter	1	2	3	4	5	6	7	8	9	AB	R	H	RBI	BB	SO	LOB	BOTTOM			
<b>Jim Gilliam, S</b> OBP: 0.401, SLG: 0.352	F7		6-3							4	0	1	0	0	0	1	Philadelphia Phillies @ Los Angeles Dodgers Los Angeles Memorial Coliseum, Los Angeles, CA Wed Sep 09 1959, 10:05 PM EDT Att: 13,877 - Unknown			
<b>Wally Moon, L</b> OBP: 0.391, SLG: 0.471										4	1	2	0	0	0	1				
<b>Norm Larker, L</b> OBP: 0.414										3	0	0	0	1	0	2				
<b>Don Demeter, R</b> OBP: 0.290, SLG: 0.437										0	0	0	0	0	0	0				
<b>Duke Snider, L</b> OBP: 0.408, SLG: 0.558										0	0	0	0	2	0	0				
<b>Carl Furillo, R</b> OBP: 0.333, SLG: 0.321										2	0	0	0	0	1	2				
<b>Ron Fairly, L</b> OBP: 0.332, SLG: 0.349										0	0	0	0	0	0	0				
<b>Gil Hodges, R</b> OBP: 0.378, SLG: 0.547										3	0	1	1	0	1	3				
<b>Charlie Neal, R</b> OBP: 0.333, SLG: 0.445										3	0	0	0	0	0	1				
<b>John Roseboro, L</b> OBP: 0.335, SLG: 0.382										2	0	1	0	0	1	0				
<b>Maury Wills, S</b> OBP: 0.253, SLG: 0.233										2	0	1	0	0	0	0				
<b>Don Drysdale, R</b> OBP: 0.193, SLG: 0.333										3	0	0	0	0	1	3				
<b>Inning Stats</b>	R: 0 E: 0 K: 1 S: 12	H: 1 LOB: 2 BB: 1 P: 21	R: 0 E: 0 K: 0 S: 8	H: 1 LOB: 1 BB: 0 P: 12	R: 0 E: 0 K: 0 S: 5	H: 0 LOB: 0 BB: 0 P: 5	R: 0 E: 0 K: 0 S: 8	H: 0 LOB: 0 BB: 1 P: 13	R: 0 E: 0 K: 1 S: 9	H: 1 LOB: 1 BB: 0 P: 14	R: 1 E: 0 K: 1 S: 10	H: 2 LOB: 1 BB: 0 P: 14	R: 0 E: 0 K: 1 S: 5	H: 0 LOB: 0 BB: 0 P: 7	R: 0 E: 0 K: 0 S: 6	H: 1 LOB: 1 BB: 1 P: 15	1B: 6 2B: 1 3B: 0 HR: 0	SF: 0 SAC: 1 DP: 3 HBP: 1	WP: 0 PB: 0 SB: 1 CS: 0	PA: 31
<b>PITCHER</b> <b>Jim Owens, R</b> ERA: 3.38	IP: 1.0 WLS: L BF: 22 H: 4 R: 1 ER: 1 SO: 3 BB: 1 IBB: 0 HBP: 1 BLK: 0 WP: 0 HR: 0 S: 45 P: 65 ERA: 1.50 WHIP: 0.833											<b>PITCHER</b> <b>Taylor Phillips, L</b> ERA: 5.91	IP: 6.0 WLS: L BF: 22 H: 4 R: 1 ER: 1 SO: 3 BB: 1 IBB: 0 HBP: 1 BLK: 0 WP: 0 HR: 0 S: 45 P: 65 ERA: 1.50 WHIP: 0.833							
<b>Bob Bowman, R</b> ERA: 1.93	IP: 1.0 WLS: 4 BF: 1 H: 1 R: 0 ER: 0 SO: 0 BB: 0 IBB: 0 HBP: 0 BLK: 0 WP: 0 HR: 0 S: 6 P: 15 ERA: 0.00 WHIP: 2.000											<b>PITCHER</b> <b>Bob Bowman, R</b> ERA: 1.93	IP: 1.0 WLS: 4 BF: 1 H: 1 R: 0 ER: 0 SO: 0 BB: 0 IBB: 0 HBP: 0 BLK: 0 WP: 0 HR: 0 S: 6 P: 15 ERA: 0.00 WHIP: 2.000							

AB	30
R	0
H	3
RBI	0
BB	0
SO	11
LOB	13





Batter	1	2	3	4	5	6	7	8	9	AB	R	H	RBI	BB	SO	LOB	TOP					
<b>Richie Ashburn, L</b> OBP: 0.360, SLG: 0.310 (1, 8)	2-1 1-3		3-1 BB 1B			4-1 G3-6-3 BB BB			0-2 6-3	3	0	1	0	1	0	0	<b>Philadelphia Phillies @ Los Angeles Dodgers</b> <b>Los Angeles Memorial Coliseum, Los Angeles, CA</b> Thu Sep 10 1959, 10:05 PM EDT Att: 15,434 - Unknown					
<b>Joe Koppe, R</b> OBP: 0.325, SLG: 0.391 (1, 6)	2-3 K		4-1 BB			4-0 G3-6-3 BB			0-0 F6	2	0	0	0	2	1	0						
<b>Harry Anderson, L</b> OBP: 0.312, SLG: 0.411 (1, 7)	2-2 3-1		1-1 F9			0-2 G3-6-3 1-2 2-3			0-0 3-1	4	0	0	0	0	0	4						
<b>Dave Philley, S</b> OBP: 0.359, SLG: 0.486 (1, 3)		1-1 4-3		1-0 F7					2-1 3-1	3	0	0	0	0	0	0						
<b>Wally Post, R</b> OBP: 0.316, SLG: 0.463 (1, 9)		2-0 3-1		2-3 K					0-1 F8	3	0	0	0	0	1	0						
<b>Gene Freese, R</b> OBP: 0.348, SLG: 0.507 (1, 5)		0-0 1B 1B		1-3 K					0-0 F5	3	0	1	0	0	1	0						
<b>Sparky Anderson, R</b> OBP: 0.275, SLG: 0.242 (1, 4)		3-2 1B 1H		0-1 6-3					1-0 6-3	3	0	1	0	0	0	0						
<b>Joe Lonnett, R</b> OBP: 0.313, SLG: 0.241 (8, PH)			0-1 F2						3-1 F8	2	0	0	0	0	0	0						
<b>Harry Hanebrink, L</b> OBP: 0.292, SLG: 0.368 (8, 2)										0	1	0	0	0	0	0						
<b>Valmy Thomas, R</b> OBP: 0.253, SLG: 0.241 (8, 1)										0	0	0	0	0	0	0						
<b>Don Cardwell, R</b> OBP: 0.078, SLG: 0.102 (6, 1)			0-0 F8						0-0 F7	3	0	0	0	0	0	0						
<b>Jack Meyer, R</b> OBP: 0.093, SLG: 0.083 (8, PH)										0	0	0	0	0	0	0						
<b>Jim Bolger, R</b> OBP: 0.140, SLG: 0.094 (8, 1)										0	0	0	0	0	0	0						
<b>Turk Farrell, R</b> OBP: 0.167, SLG: 0.167 (8, 1)										0	0	0	0	0	0	0						
<b>Inning Stats</b>	R: 0 E: 0 K: 1 S: 10	H: 0 LOB: 0 BB: 0 P: 16	R: 0 E: 0 K: 0 S: 7	H: 2 LOB: 2 BB: 0 P: 13	R: 0 E: 0 K: 0 S: 8	H: 1 LOB: 2 BB: 1 P: 16	R: 0 E: 0 K: 2 S: 7	H: 0 LOB: 0 BB: 0 P: 11	R: 0 E: 0 K: 1 S: 7	H: 0 LOB: 0 BB: 0 P: 8	R: 0 E: 0 K: 0 S: 6	H: 0 LOB: 0 BB: 2 P: 14	R: 0 E: 0 K: 0 S: 5	H: 0 LOB: 0 BB: 0 P: 7	R: 0 E: 0 K: 0 S: 4	H: 0 LOB: 0 BB: 0 P: 8	R: 0 E: 0 K: 0 S: 5	H: 0 LOB: 0 BB: 0 P: 5	1B: 3 2B: 0 3B: 0 HR: 0	SF: 0 SAC: 0 DP: 1 HBP: 0	WP: 0 PB: 0 SB: 0 CS: 0	PA: 30
<b>PITCHER</b> <b>Roger Craig, R</b> ERA: 2.29 (1, 1)	IP: 9.0 WLS: W BF: 30 H: 3 R: 0 ER: 0 SO: 4 BB: 3 IBB: 0 HBP: 0 BLK: 0 WP: 0 HR: 0 S: 59 P: 98 ERA: 0.00 WHIP: 0.667															<b>PITCHER</b>	IP: 9.0 WLS: W BF: 30 H: 3 R: 0 ER: 0 SO: 4 BB: 3 IBB: 0 HBP: 0 BLK: 0 WP: 0 HR: 0 S: 59 P: 98 ERA: 0.00 WHIP: 0.667					

AB	27
R	0
H	3
RBI	0
BB	3
SO	4
LOB	4



Batter	1	2	3	4	5	6	7	8	9	AB	R	H	RBI	BB	SO	LOB	BOTTOM			
<b>Jim Gilliam, S</b> OBP: 0.397, SLG: 0.349 (1, 5)	1-2 E1 BB 1B	1-0 F6			0-0 F5		0-2 G3	0-0 F5		5	1	0	0	0	0	4	<b>Philadelphia Phillies @ Los Angeles Dodgers</b> <b>Los Angeles Memorial Coliseum, Los Angeles, CA</b> Thu Sep 10 1959, 10:05 PM EDT Att: 15,434 - Unknown			
<b>Charlie Neal, R</b> OBP: 0.332, SLG: 0.448 (1, 4)	2-3 K		0-1 5-3		0-0 PB 3B		1-2 6-3			4	1	1	1	0	1	1				
<b>Wally Moon, L</b> OBP: 0.394, SLG: 0.470 (7, 7)	4-1 1B 1B BB		3-3 K		4-1 3H 1B BB		4-2 WP BB BB			1	2	0	0	3	1	0				
<b>Duke Snider, L</b> OBP: 0.409, SLG: 0.556 (7, 9)	2-3 K		1-0 4-3		2-1 3H 1B		4-2 WP BB			3	0	1	1	1	1	2				
<b>Norm Larker, L</b> OBP: 0.323, SLG: 0.414 (7, 8)	3-2 1B			3-2 F9	2-3 K		1-1 5-3			3	0	1	2	0	1	1				
<b>Don Demeter, R</b> OBP: 0.289, SLG: 0.436 (7, 8)	1H 2H 1B						1-2 2-3 5-3			1	0	0	0	0	0	2				
<b>Gil Hodges, R</b> OBP: 0.376, SLG: 0.542 (1, 3)	2-2 F7			2-3 K		0-2 5-3		4-1 SH5-4 1B BB		3	0	0	0	1	1	1				
<b>Joe Pignatano, R</b> OBP: 0.322, SLG: 0.286 (1, 2)		0-0 F3		2-3 K		0-0 6-3		1-3 K		4	0	0	0	0	2	1				
<b>Maury Wills, S</b> OBP: 0.269, SLG: 0.261 (1, 6)		2-1 S 1B			1-0 3B 3B		2-0 1B		1-0 SH5-4 1B	4	1	4	0	0	0	0				
<b>Roger Craig, R</b> OBP: 0.048, SLG: 0.024 (1, 1)		3-3 K		0-3 K		1-3 K		0-0 SH5-4		3	0	0	0	0	3	3				
<b>Inning Stats</b>	R: 2 E: 1 K: 2 S: 17	H: 1 LOB: 1 BB: 1 P: 31	R: 0 E: 0 K: 1 S: 7	H: 1 LOB: 1 BB: 0 P: 13	R: 0 E: 0 K: 1 S: 6	H: 0 LOB: 0 BB: 0 P: 10	R: 0 E: 0 K: 2 S: 10	H: 0 LOB: 0 BB: 0 P: 17	R: 3 E: 0 K: 2 S: 12	H: 3 LOB: 1 BB: 1 P: 21	R: 0 E: 0 K: 1 S: 9	H: 1 LOB: 1 BB: 0 P: 12	R: 0 E: 0 K: 0 S: 14	H: 0 LOB: 2 BB: 2 P: 24	R: 0 E: 0 K: 1 S: 7	H: 1 LOB: 2 BB: 1 P: 13	1B: 5 2B: 0 3B: 2 HR: 0	SF: 0 SAC: 1 DP: 0 HBP: 0	WP: 0 PB: 1 SB: 2 CS: 0	PA: 37
<b>PITCHER</b> <b>Don Cardwell, R</b> ERA: 3.86 (6, 1)	IP: 5.0 WLS: L BF: 23 H: 1 R: 0 ER: 0 SO: 1 BB: 2 IBB: 0 HBP: 0 BLK: 0 WP: 1 HR: 0 S: 23 P: 36 ERA: 0.00 WHIP: 1.500															<b>PITCHER</b>	IP: 5.0 WLS: L BF: 23 H: 1 R: 0 ER: 0 SO: 1 BB: 2 IBB: 0 HBP: 0 BLK: 0 WP: 1 HR: 0 S: 23 P: 36 ERA: 0.00 WHIP: 1.500			
<b>Jack Meyer, R</b> ERA: 3.84 (8, 1)	IP: 2.0 WLS: 9 BF: 9 H: 1 R: 0 ER: 0 SO: 1 BB: 2 IBB: 0 HBP: 0 BLK: 0 WP: 0 HR: 0 S: 23 P: 36 ERA: 0.00 WHIP: 1.500															<b>PITCHER</b>	IP: 2.0 WLS: 9 BF: 9 H: 1 R: 0 ER: 0 SO: 1 BB: 2 IBB: 0 HBP: 0 BLK: 0 WP: 0 HR: 0 S: 23 P: 36 ERA: 0.00 WHIP: 1.500			
<b>Turk Farrell, R</b> ERA: 4.82 (8, 1)	IP: 1.0 WLS: 5 BF: 5 H: 1 R: 0 ER: 0 SO: 1 BB: 1 IBB: 0 HBP: 0 BLK: 0 WP: 0 HR: 0 S: 7 P: 13 ERA: 0.00 WHIP: 2.000															<b>PITCHER</b>	IP: 1.0 WLS: 5 BF: 5 H: 1 R: 0 ER: 0 SO: 1 BB: 1 IBB: 0 HBP: 0 BLK: 0 WP: 0 HR: 0 S: 7 P: 13 ERA: 0.00 WHIP: 2.000			

AB	31
R	5
H	7
RBI	4
BB	5
SO	10
LOB	15

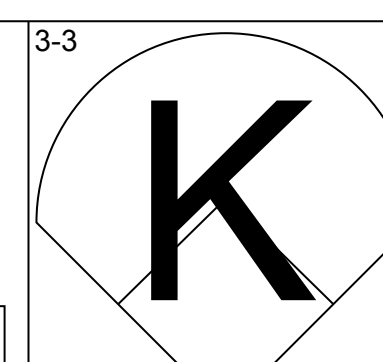
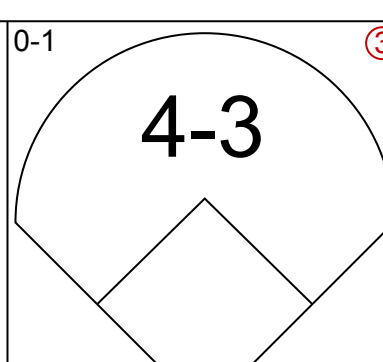
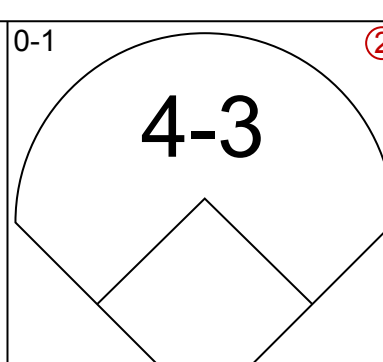
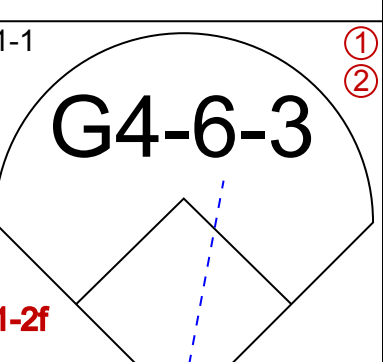
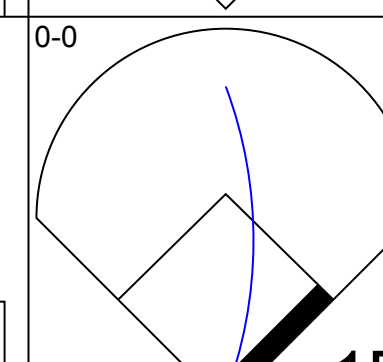
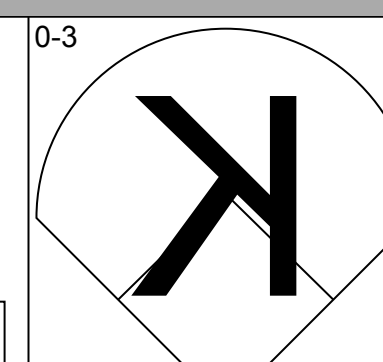
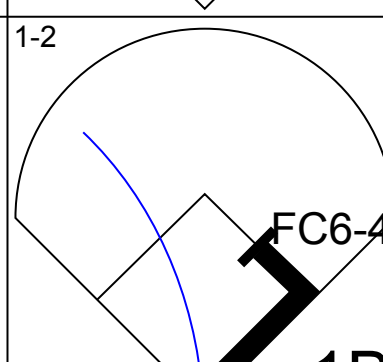

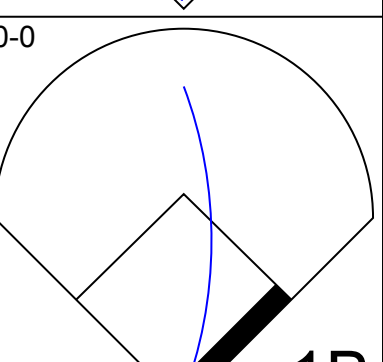
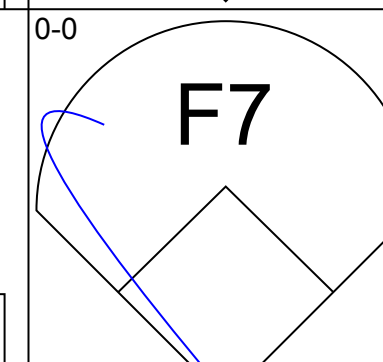
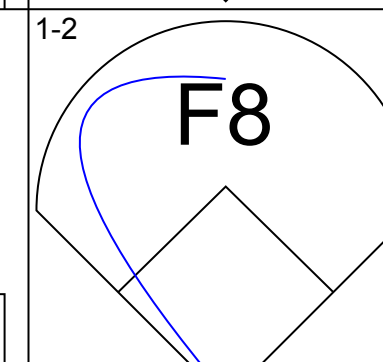
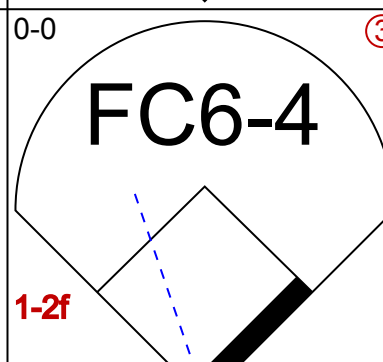
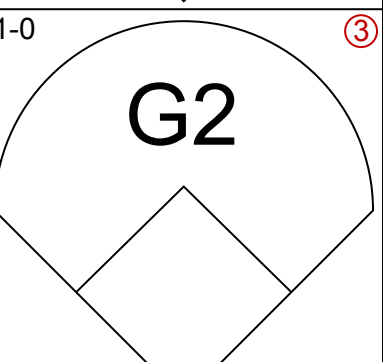
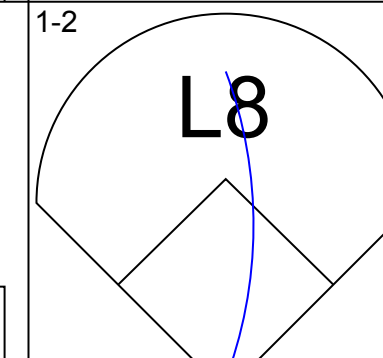
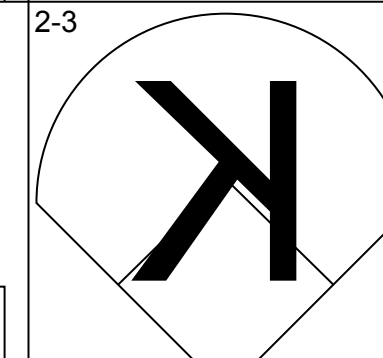
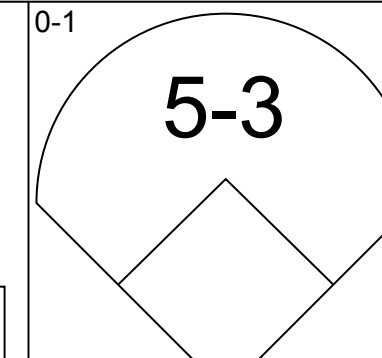
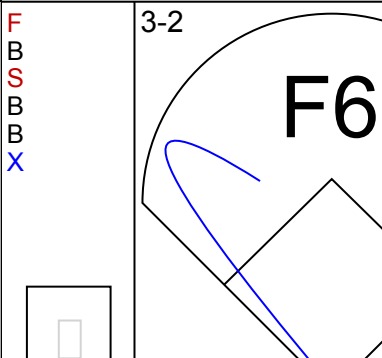
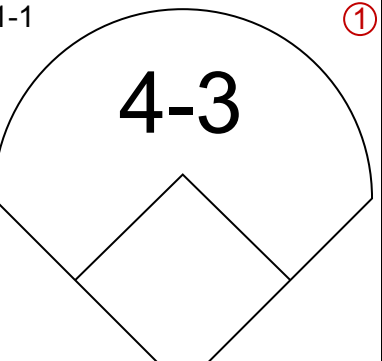
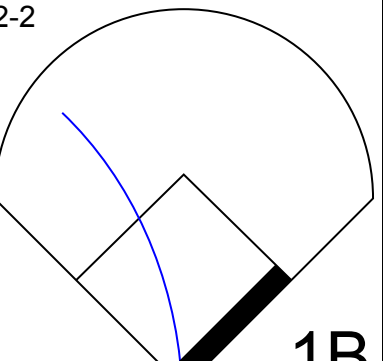
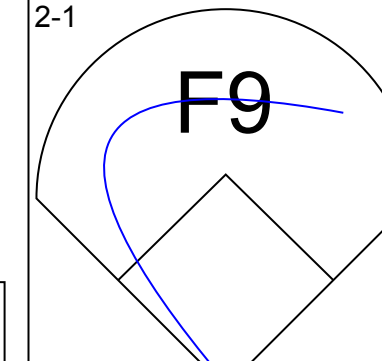
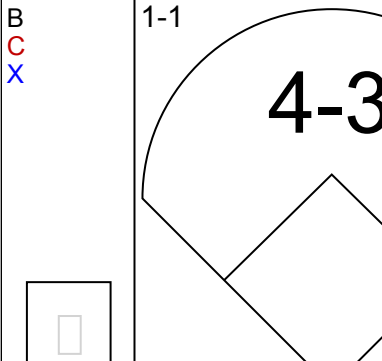
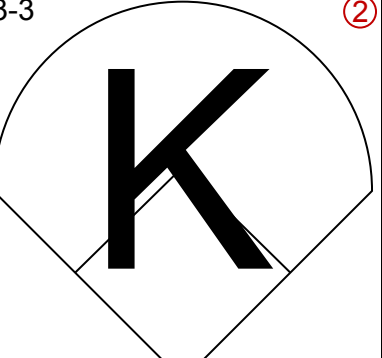
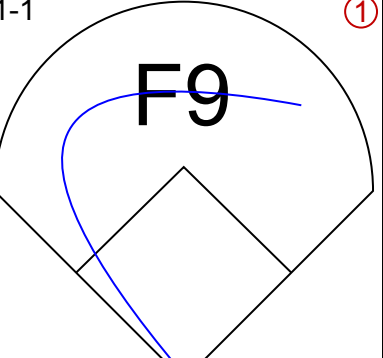
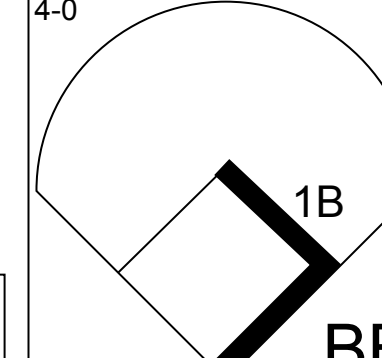
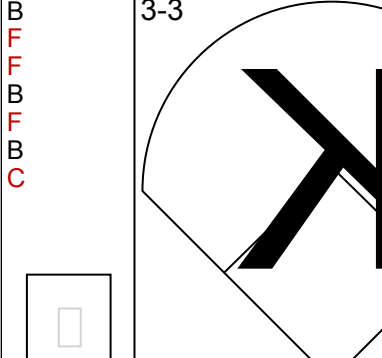
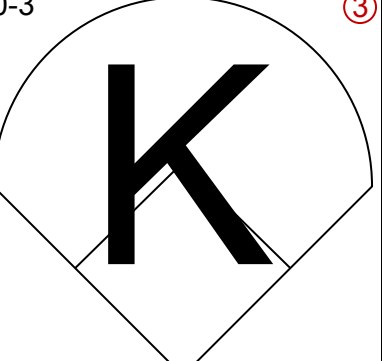
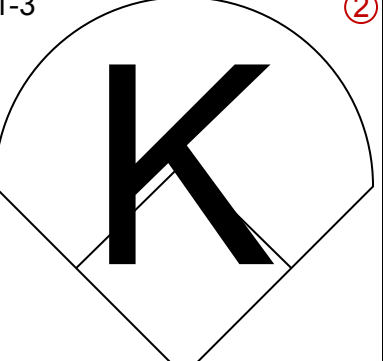
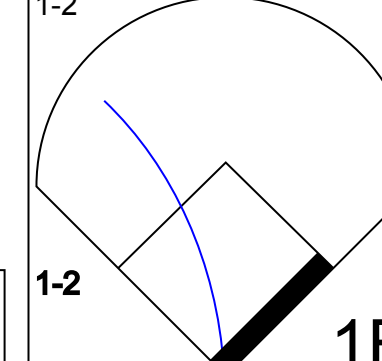
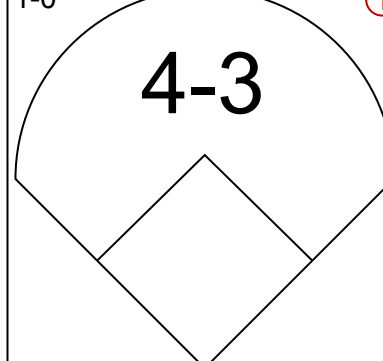
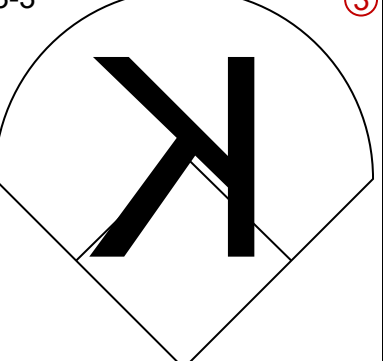
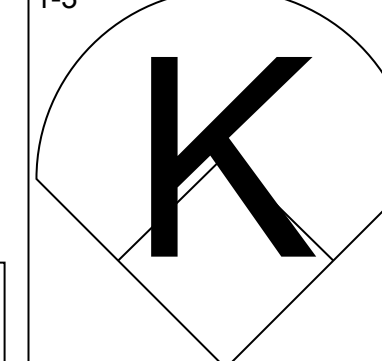
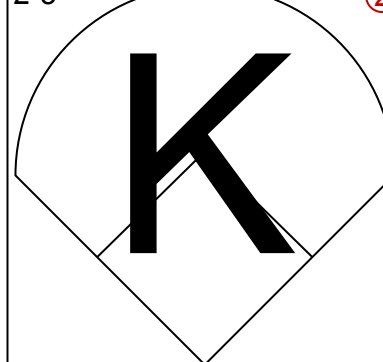
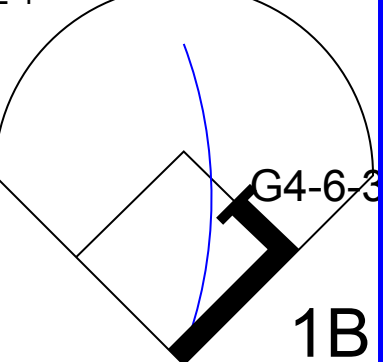




Batter	1	2	3	4	5	6	7	8	9	AB	R	H	RBI	BB	SO	LOB	TOP								
<b>Bob Skinner, L</b> OBP: 0.353, SLG: 0.393 (1, 7)	F5		1B		F8		FC4-6 1B		F7	5	0	1	0	0	0	2	<b>Pittsburgh Pirates @ Los Angeles Dodgers</b> Los Angeles Memorial Coliseum, Los Angeles, CA Fri Sep 11 1959, 10:05 PM EDT Unknown <a href="http://livebaseballscorecards.com">livebaseballscorecards.com</a>								
<b>Dick Groat, R</b> OBP: 0.309, SLG: 0.358 (1, 6)	F8		1B		L7		1B		1-3	5	0	2	1	0	0	0									
<b>Roberto Clemente, R</b> OBP: 0.316, SLG: 0.388 (1, 9)	FC5-4 BB		1B		K		6-3		5-3	4	0	0	0	1	2	3									
<b>Dick Stuart, R</b> OBP: 0.378, SLG: 0.564 (1, 3)	FC5-4		F8				HR		HR	4	2	2	1	0	0	4									
<b>Roman Mejias, R</b> OBP: 0.310, SLG: 0.345 (1, 8)		F3			K		K		HR	4	1	1	2	0	2	0									
<b>Don Hoak, R</b> OBP: 0.375, SLG: 0.408 (1, 5)	F9				BB		6-3		BB	2	0	0	0	2	0	0									
<b>Bill Mazerolski, R</b> OBP: 0.288, SLG: 0.333 (1, 4)	K		F8				FC4-6 SH 1B BB		F5	3	1	0	0	1	1	2									
<b>Hank Foiles, R</b> OBP: 0.269, SLG: 0.292 (1, 2)			F4		F5		K		IBB	3	0	0	0	1	1	2									
<b>Bob Friend, R</b> OBP: 0.183, SLG: 0.174 <b>Roy Face, R</b> OBP: 0.250, SLG: 0.250 (8, 1)	1B 1B 1B				K		SH FC4-6		5-3	3	0	1	0	0	1	2	<b>P</b>								
<b>Inning Stats</b>	R: 0 E: 0 K: 0 S: 7	H: 0 LOB: 1 BB: 1 P: 12	R: 0 E: 0 K: 1 S: 7	H: 0 LOB: 0 BB: 0 P: 8	R: 0 E: 0 K: 1 S: 16	H: 3 LOB: 3 BB: 0 P: 21	R: 0 E: 0 K: 1 S: 10	H: 0 LOB: 1 BB: 1 P: 17	R: 0 E: 0 K: 1 S: 6	H: 0 LOB: 0 BB: 0 P: 8	R: 1 E: 0 K: 1 S: 8	H: 1 LOB: 0 BB: 0 P: 12	R: 1 E: 0 K: 1 S: 8	H: 1 LOB: 2 BB: 1 P: 13	R: 2 E: 0 K: 0 S: 15	H: 2 LOB: 2 BB: 2 P: 28		R: 0 E: 0 K: 1 S: 8	H: 0 LOB: 0 BB: 0 P: 12	1B: 5 2B: 0 3B: 0 HR: 2	SF: 0 SAC: 1 DP: 0 HBP: 0	WP: 0 PB: 0 SB: 1 CS: 1	PA: 39		
<b>PITCHER</b>	IP	WLS	BF	H	R	ER	SO	BB	IBB	HBP	BLK	WP	HR	S	P	ERA	WHIP								
<b>Sandy Koufax, L</b> ERA: 3.74 <b>Chuck Churn, R</b> ERA: 2.66	(1, 1)	7.1	33	7	4	4	6	4	0	0	0	0	2	71	107	4.91	1.500								
<b>PITCHER</b>	IP	WLS	BF	H	R	ER	SO	BB	IBB	HBP	BLK	WP	HR	S	P	ERA	WHIP								
<b>Chuck Churn, R</b> ERA: 2.66	(8, 1)	1.2	W	6	0	0	0	1	0	1	0	0	0	14	24	0.00	0.000								

Batter	1	2	3	4	5	6	7	8	9	AB	R	H	RBI	BB	SO	LOB	BOTTOM								
<b>Jim Gilliam, S</b> OBP: 0.397, SLG: 0.352 (1, 5)	F8		F5		F9		IBB		HR	4	1	1	1	1	0	1	<b>Pittsburgh Pirates @ Los Angeles Dodgers</b> Los Angeles Memorial Coliseum, Los Angeles, CA Fri Sep 11 1959, 10:05 PM EDT Unknown <a href="http://livebaseballscorecards.com">livebaseballscorecards.com</a>								
<b>Charlie Neal, R</b> OBP: 0.333, SLG: 0.446 (1, 4)	G3 S BB		F9				1-3		1B	4	0	1	1	1	0	3									
<b>Wally Moon, L</b> OBP: 0.395, SLG: 0.483 (9, 7)	G3				B1-3		HR		HR	4	2	2	2	0	0	1									
<b>Duke Snider, L</b> OBP: 0.405, SLG: 0.549 (1, 8)	F8		F6		K		4-3		4-3	4	0	0	0	0	1	1									
<b>Norm Larker, L</b> OBP: 0.326, SLG: 0.419 <b>Don Demeter, R</b> OBP: 0.289, SLG: 0.436 (8, PR)		2B			4-3		6-3		1B	4	0	2	0	0	0	0									
<b>Gil Hodges, R</b> OBP: 0.377, SLG: 0.541 (1, 3)	5-3		G3 1B				FC1-6 1B		F5	4	1	2	0	0	0	2									
<b>John Roseboro, L</b> OBP: 0.332, SLG: 0.377 (1, 2)	K		G3		G3		FC1-6 E		L3	4	0	0	0	0	1	4									
<b>Maury Wills, S</b> OBP: 0.279, SLG: 0.272 (1, 6)	L5		FC1-6 1B				E9 1B		SH3 1B	4	1	3	1	0	0	1									
<b>Sandy Koufax, R</b> OBP: 0.151, SLG: 0.176 <b>Chuck Churn, R</b> OBP: 0.332, SLG: 0.349 (9, PH)			6-3		FC1-6		K		SH3	3	0	0	0	0	1	3	<b>Dodgers</b>								
<b>Inning Stats</b>	R: 0 E: 0 K: 0 S: 9	H: 0 LOB: 1 BB: 1 P: 16	R: 0 E: 0 K: 1 S: 7	H: 1 LOB: 0 BB: 0 P: 11	R: 0 E: 0 K: 0 S: 4	H: 0 LOB: 0 BB: 0 P: 5	R: 0 E: 0 K: 0 S: 7	H: 0 LOB: 0 BB: 0 P: 11	R: 1 E: 0 K: 0 S: 9	H: 2 LOB: 1 BB: 0 P: 12	R: 1 E: 0 K: 1 S: 9	H: 1 LOB: 0 BB: 0 P: 13	R: 0 E: 1 K: 1 S: 13	H: 2 LOB: 3 BB: 1 P: 19	R: 1 E: 0 K: 0 S: 12	H: 2 LOB: 1 BB: 0 P: 16		R: 2 E: 0 K: 0 S: 10	H: 3 LOB: 1 BB: 0 P: 13	1B: 7 2B: 1 3B: 1 HR: 2	SF: 0 SAC: 1 DP: 0 HBP: 0	WP: 0 PB: 0 SB: 1 CS: 0	PA: 38		
<b>PITCHER</b>	IP	WLS	BF	H	R	ER	SO	BB	IBB	HBP	BLK	WP	HR	S	P	ERA	WHIP								
<b>Bob Friend, R</b> ERA: 3.89 <b>Roy Face, R</b> ERA: 2.66	(1, 1)	7.1	32	8	3	3	3	1	0	0	0	0	0	18	23	3.68	1.227								
<b>PITCHER</b>	IP	WLS	BF	H	R	ER	SO	BB	IBB	HBP	BLK	WP	HR	S	P	ERA	WHIP								
<b>Roy Face, R</b> ERA: 2.66	(8, 1)	1.0	L	6	3	2	2	0	0	0	0	0	0	18	23	18.00	3.000								



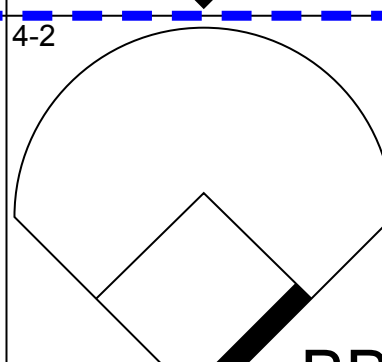
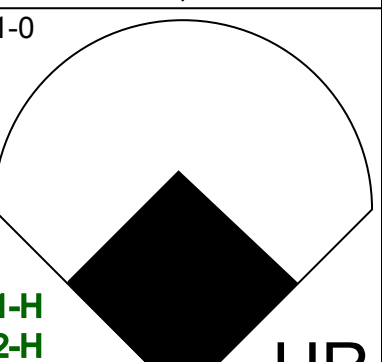

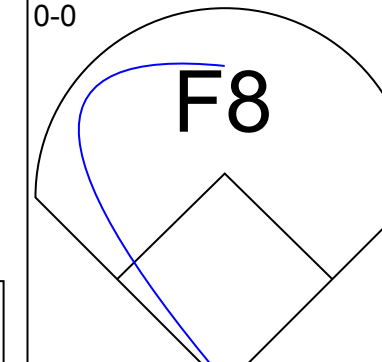
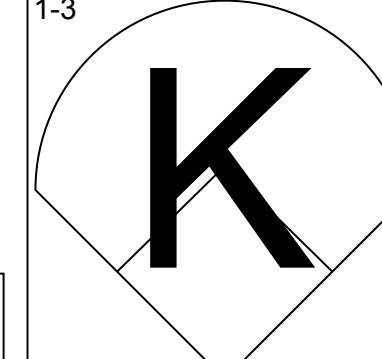
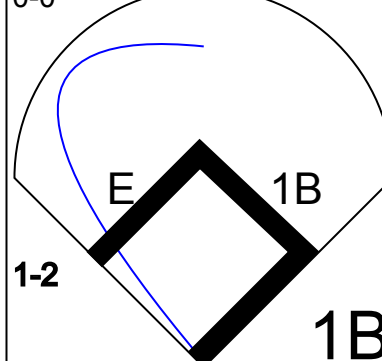
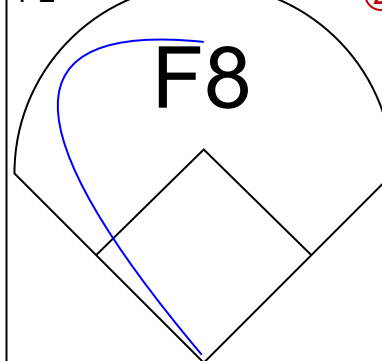
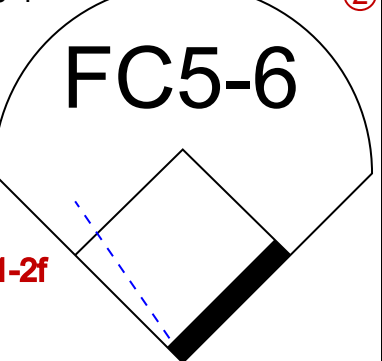
Batter	1	2	3	4	5	6	7	8	9	AB	R	H	RBI	BB	SO	LOB	TOP			
Bob Skinner, L (1.7) OBP: 0.350, SLG: 0.389										4	0	0	0	0	1	1				
Dick Groat, R (1.6) OBP: 0.312, SLG: 0.361										4	0	3	0	0	1	0				
Roberto Clemente, R (1.9) OBP: 0.313, SLG: 0.384										4	0	0	0	0	0	3				
Dick Stuart, R (1.3) OBP: 0.374, SLG: 0.558										4	0	0	0	0	1	1				
Smoky Burgess, L (1.2) OBP: 0.355, SLG: 0.501										2	0	1	0	0	0	0				
Danny Kravitz, L (6.2) OBP: 0.280, SLG: 0.386										2	0	0	0	0	0	0				
Don Hoak, R (1.5) OBP: 0.375, SLG: 0.405										3	0	0	0	1	2	1				
Bill Mazerolski, R (1.4) OBP: 0.288, SLG: 0.333										3	0	1	0	0	2	1				
Bill Virdon, L (1.8) OBP: 0.317, SLG: 0.330										3	0	0	0	0	2	3				
Fred Green, R (1.1)										2	0	0	0	0	2	0				
Bob Porterfield, R (6.1)										0	0	0	0	0	0	0				
Rocky Nelson, L (8. PH) OBP: 0.379, SLG: 0.458										1	0	1	0	0	0	0				
Bennie Daniels, L (8.1) OBP: 0.412, SLG: 0.552										0	0	0	0	0	0	0				
<b>Inning Stats</b>	R: 0 E: 0 K: 1 S: 10	H: 1 LOB: 1 BB: 0 P: 14	R: 0 E: 0 K: 2 S: 8	H: 0 LOB: 0 BB: 0 P: 12	R: 0 E: 0 K: 1 S: 6	H: 0 LOB: 0 BB: 0 P: 9	R: 0 E: 0 K: 2 S: 11	H: 0 LOB: 0 BB: 0 P: 14	R: 0 E: 0 K: 2 S: 12	H: 1 LOB: 1 BB: 0 P: 19	R: 0 E: 0 K: 1 S: 10	H: 1 LOB: 2 BB: 1 P: 20	R: 0 E: 0 K: 1 S: 6	H: 2 LOB: 1 BB: 0 P: 10	R: 0 E: 0 K: 1 S: 9	H: 0 LOB: 0 BB: 0 P: 16	1B: 6 2B: 0 3B: 0 HR: 0	SF: 0 SAC: 0 DP: 1 HBP: 0	WP: 0 PB: 0 SB: 0 CS: 0	PA: 33
<b>PITCHER</b> Larry Sherry, R (1.1) ERA: 2.26	IP: 9.0 WLS: W BF: 33 H: 6 R: 0 ER: 0 SO: 11 BB: 1 IBB: 0 HBP: 0 BLK: 0 WP: 0 HR: 0 S: 84 P: 128 ERA: 0.00 WHIP: 0.778															<b>PITCHER</b>				

Pittsburgh Pirates @ Los Angeles Dodgers  
Los Angeles Memorial Coliseum, Los Angeles, CA

AB 32  
R 0  
H 6  
RBI 0  
BB 1  
SO 11  
LOB 10



WP: 0 PA: 33  
PB: 0  
SB: 0  
CS: 0

Batter	1	2	3	4	5	6	7	8	9	AB	R	H	RBI	BB	SO	LOB	BOTTOM			
Jim Gilliam, S (1.5) OBP: 0.397, SLG: 0.352										5	0	2	1	0	0	2				
Charlie Neal, R (1.4) OBP: 0.336, SLG: 0.448										2	1	1	0	2	0	1				
Wally Moon, L (1.8) OBP: 0.394, SLG: 0.488										4	1	1	3	0	1	5				
Gil Hodges, R (1.3) OBP: 0.379, SLG: 0.541										4	0	2	0	0	0	1				
Carl Furillo, R (1.9) OBP: 0.318, SLG: 0.305										4	0	0	0	0	0	2				
Don Demeter, R (8.8) OBP: 0.289, SLG: 0.436										0	0	0	0	0	0	0				
Chuck Essegian, R (1.7) OBP: 0.282, SLG: 0.388										2	0	0	0	0	1	1				
Ron Fairly, L (6.8) OBP: 0.330, SLG: 0.346										2	0	0	0	0	0	0				
Maury Wills, S (1.6) OBP: 0.289, SLG: 0.275										2	1	1	0	2	0	1				
Joe Pignatano, R (1.2) OBP: 0.327, SLG: 0.292										4	0	2	0	0	0	2				
Larry Sherry, R (1.1) OBP: 0.207, SLG: 0.414										4	1	0	0	0	1	4				
<b>Inning Stats</b>	R: 0 E: 0 K: 1 S: 9	H: 1 LOB: 1 BB: 0 P: 12	R: 0 E: 0 K: 0 S: 7	H: 0 LOB: 1 BB: 1 P: 15	R: 0 E: 0 K: 1 S: 7	H: 1 LOB: 0 BB: 0 P: 9	R: 0 E: 0 K: 1 S: 10	H: 1 LOB: 1 BB: 0 P: 18	R: 3 E: 0 K: 0 S: 11	H: 3 LOB: 1 BB: 1 P: 21	R: 1 E: 1 K: 0 S: 12	H: 3 LOB: 3 BB: 1 P: 19	R: 0 E: 0 K: 0 S: 3	H: 0 LOB: 0 BB: 0 P: 5	R: 0 E: 0 K: 0 S: 8	H: 0 LOB: 1 BB: 1 P: 15	1B: 7 2B: 1 3B: 0 HR: 1	SF: 0 SAC: 0 DP: 0 HBP: 0	WP: 0 PB: 0 SB: 0 CS: 0	PA: 37
<b>PITCHER</b> Fred Green, L (1.1) ERA: 3.25	IP: 5.2 WLS: L BF: 28 H: 9 R: 4 ER: 4 SO: 3 BB: 1 IBB: 0 HBP: 0 BLK: 0 WP: 0 HR: 1 S: 53 P: 85 ERA: 6.35 WHIP: 1.765															<b>PITCHER</b>				
Bob Porterfield, R (6.1) ERA: 5.32	1.1 5 0 0 0 0 1 0 0 0 0 0 0 6 14 0.00 0.750																			
Bennie Daniels, R (8.1) ERA: 5.34	1.0 4 0 0 0 0 1 0 0 0 0 0 0 8 15 0.00 1.000																			

Pittsburgh Pirates @ Los Angeles Dodgers  
Los Angeles Memorial Coliseum, Los Angeles, CA

AB 33  
R 4  
H 9  
RBI 4  
BB 4  
SO 3  
LOB 19



WP: 0 PA: 37  
PB: 0  
SB: 0  
CS: 0

Fri Sep 11 1959, 10:05 PM EDT  
Att: 48,526 - Unknown

livebaseballscores.com

livebaseballscores.com















Batter	1	2	3	4	5	6	7	8	9	AB	R	H	RBI	BB	SO	LOB	TOP											
<b>Johnny Temple, R</b> OBP: 0.383, SLG: 0.429	F7		5-3		K		F2		SH5-4	4	0	0	0	0	1	0	<b>Cincinnati Redlegs @ Los Angeles Dodgers</b> Los Angeles Memorial Coliseum, Los Angeles, CA Wed Sep 16 1959, 10:05 PM EDT Att: 43,785 - Unknown											
<b>Vada Pinson, L</b> OBP: 0.376, SLG: 0.517	K		2B		1B		2B		1B	4	1	3	0	1	1	0												
<b>Gus Bell, L</b> OBP: 0.325, SLG: 0.451	L9		HR		2B		5-3		1B	5	1	3	3	0	0	1												
<b>Frank Thomas, R</b> OBP: 0.281, SLG: 0.383		F6			HR		6-3		K	5	1	2	2	0	1	3												
<b>Whitey Lockman, L</b> OBP: 0.294, SLG: 0.300									1B	0	0	0	0	0	0	0												
<b>Willie Jones, R</b> OBP: 0.333, SLG: 0.427		1B			F4		HR		F4	5	2	2	1	0	0	3												
<b>Jim Pendleton, R</b> OBP: 0.308, SLG: 0.355		1B			F4		F4		1B	3	0	1	0	1	0	0												
<b>Dutch Dotterer, R</b> OBP: 0.326, SLG: 0.346		K			F8		K		P4	4	0	0	0	0	2	4												
<b>Eddie Kasko, R</b> OBP: 0.307, SLG: 0.350		1B			4-3		F2		SH5-4	4	1	2	1	0	0	0												
<b>Orlando Pena, R</b> OBP: 0.194, SLG: 0.125					6-3		K		1B	3	0	0	0	0	2	2												
<b>Jerry Lynch, L</b> OBP: 0.326, SLG: 0.474									SH5-4	0	0	0	0	1	0	0												
<b>Bobby Henrich, R</b> OBP: 0.276, SLG: 0.326									1B	0	1	0	0	0	0	0												
<b>Brooks Lawrence, R</b> OBP: 0.150, SLG: 0.175									1B	0	0	0	0	0	0	0												
<b>Inning Stats</b>	R: 0 E: 0 K: 1 S: 8	H: 0 LOB: 0 BB: 0 P: 12	R: 1 E: 0 K: 2 S: 15	H: 2 LOB: 2 BB: 1 P: 23	R: 3 E: 0 K: 0 S: 11	H: 3 LOB: 0 BB: 0 P: 15	R: 0 E: 0 K: 0 S: 4	H: 0 LOB: 1 BB: 0 P: 4	R: 0 E: 0 K: 1 S: 6	H: 2 LOB: 1 BB: 0 P: 10	R: 1 E: 0 K: 1 S: 7	H: 1 LOB: 1 BB: 0 P: 15	R: 0 E: 0 K: 0 S: 10	H: 2 LOB: 1 BB: 0 P: 14	R: 2 E: 0 K: 1 S: 8	H: 2 LOB: 2 BB: 2 P: 19	1B: 8 2B: 4 3B: 0 HR: 2	SF: 0 SAC: 1 DP: 1 HBP: 0	WP: 0 PB: 0 SB: 0 CS: 0	PA: 41								
<b>PITCHER</b>	IP	WLS	BF	H	R	ER	SO	BB	IBB	HBP	BLK	WP	HR	S	P	ERA	WHIP											
<b>Sandy Koufax, L</b> ERA: 3.86	(1, 1)	7.1	L	33	11	5	5	6	1	0	0	0	0	2	66	98	6.14	1.636										
<b>Chuck Churn, R</b> ERA: 2.73	(8, 1)	0.2		1	0	0	0	0	0	0	0	0	0	3	4	0.00	0.00											
<b>Stan Williams, R</b> ERA: 4.13	(9, 1)	0.0		2	1	2	2	0	1	0	0	0	0	1	5	∞	∞											
<b>Clem Labine, R</b> ERA: 3.72	(9, 1)	1.0		5	1	0	0	1	0	1	0	0	0	7	14	0.00	1.000											

Batter	1	2	3	4	5	6	7	8	9	AB	R	H	RBI	BB	SO	LOB	BOTTOM										
<b>Jim Gilliam, S</b> OBP: 0.395, SLG: 0.349	F7			4-3		F4		F7		4	0	0	0	0	0	0	<b>Cincinnati Redlegs @ Los Angeles Dodgers</b> Los Angeles Memorial Coliseum, Los Angeles, CA Wed Sep 16 1959, 10:05 PM EDT Att: 43,785 - Unknown										
<b>Charlie Neal, R</b> OBP: 0.339, SLG: 0.458	G6-3			HR		5-3		HR		4	2	3	2	0	0	0											
<b>Wally Moon, L</b> OBP: 0.395, SLG: 0.501	G6-3			HR		F8		4-3		4	1	1	1	0	0	1											
<b>Duke Snider, L</b> OBP: 0.399, SLG: 0.536		K			F9		L9		1B	4	0	1	0	0	1	0											
<b>Norm Larker, L</b> OBP: 0.328, SLG: 0.414							F7		1B	4	0	3	0	0	0	0											
<b>Bob Lillis, R</b> OBP: 0.275, SLG: 0.271		G6-4-3			1B				1B	0	0	0	0	0	0	0											
<b>Gil Hodges, R</b> OBP: 0.375, SLG: 0.530		G6-4-3			K		S		1B	4	1	1	0	0	1	4											
<b>John Roseboro, L</b> OBP: 0.330, SLG: 0.381					F8		F8		F7	4	0	1	1	0	0	2											
<b>Maury Wills, S</b> OBP: 0.297, SLG: 0.294					F7		4-3		FC6-4	3	0	0	0	0	0	1											
<b>Carl Furillo, R</b> OBP: 0.322, SLG: 0.301							6-3		BB	0	0	0	0	1	0	0											
<b>Don Demeter, R</b> OBP: 0.289, SLG: 0.436									1B	0	0	0	0	0	0	0											
<b>Sandy Koufax, R</b> OBP: 0.145, SLG: 0.170					F8				1B	2	0	0	0	0	1	0											
<b>Chuck Churn, R</b> OBP: 0.276, SLG: 0.354									1B	0	0	0	0	0	0	0											
<b>Ron Fairly, L</b> OBP: 0.276, SLG: 0.354									1B	1	0	0	0	0	1	0											
<b>Stan Williams, R</b> OBP: 0.276, SLG: 0.354									1B	0	0	0	0	0	0	0											
<b>Clem Labine, R</b> OBP: 0.276, SLG: 0.354									1B	0	0	0	0	0	0	0											
<b>Chuck Essegian, R</b> OBP: 0.257, SLG: 0.336									1B	1	0	0	0	0	0	3											
<b>Inning Stats</b>	R: 0 E: 0 K: 0 S: 6	H: 1 LOB: 0 BB: 0 P: 10	R: 0 E: 0 K: 1 S: 6	H: 1 LOB: 0 BB: 0 P: 7	R: 0 E: 0 K: 0 S: 6	H: 0 LOB: 0 BB: 0 P: 7	R: 2 E: 0 K: 1 S: 13	H: 3 LOB: 1 BB: 0 P: 21	R: 0 E: 0 K: 0 S: 8	H: 0 LOB: 0 BB: 0 P: 14	R: 1 E: 0 K: 0 S: 11	H: 2 LOB: 1 BB: 0 P: 14	R: 1 E: 0 K: 1 S: 8	H: 1 LOB: 0 BB: 0 P: 11	R: 0 E: 0 K: 0 S: 16	H: 2 LOB: 3 BB: 1 P: 29	1B: 6 2B: 0 3B: 1 HR: 3	SF: 0 SAC: 0 DP: 2 HBP: 0	WP: 0 PB: 0 SB: 1 CS: 0	PA: 36							
<b>PITCHER</b>	IP	WLS	BF	H	R	ER	SO	BB	IBB	HBP	BLK	WP	HR	S	P	ERA	WHIP										
<b>Orlando Pena, R</b> ERA: 4.91	(1, 1)	8.0	W	30	8	4	4	4	0	0	0	0	3	68	96	4.50	1.000										
<b>Brooks Lawrence, R</b> ERA: 4.65	(9, 1)	1.0	S	6	2	0	0	0	1	0	0	0	0	16	29	0.00	3.000										





Batter	1	2	3	4	5	6	7	8	9	AB	R	H	RBI	BB	SO	LOB	TOP							
Johnny Temple, R (1, 4) OBP: 0.382, SLG: 0.426	4-0 3-1 1B BB		3-2 6-3		0-3 K			0-1 L7	2-2 L7	4	0	0	0	1	1	4								
Vada Pinson, L (1, 8) OBP: 0.376, SLG: 0.515	2-2 3-1 1B		1-3 K			2-2 6-3		0-0 G3		4	0	1	0	0	1	1								
Gus Bell, L (1, 9) OBP: 0.323, SLG: 0.448	1-1 3-1			1-3 K		0-0 F4		2-2 F4		4	0	0	0	0	1	3								
Frank Robinson, R (1, 7) OBP: 0.390, SLG: 0.583	1-0 F5			0-0 1-6-3		1-0			1-1 BB 1B G1-2-3 HBP	3	0	1	0	0	0	2								
Frank Thomas, R (1, 3) OBP: 0.283, SLG: 0.384	2-1 5-3			1-0		0-0 2B			1-0 BB 1B G1-2-3 1B	4	1	2	0	0	0	3								
Willie Jones, R (1, 5) OBP: 0.335, SLG: 0.425		3-3 K			4-2 1B FC6-4 BB		1-1 F6		4-2 BB 1B G1-2-3	2	1	0	0	0	2	1								
Bobby Henrich, R (9, PR)									1-2 2-3 3-H	0	1	0	0	0	0	0								
Dutch Dotterer, R (1, 2) OBP: 0.326, SLG: 0.346		0-0 6-3			0-1 FC6-4 1B		1-1 6-3		0-0 G1-2-3	3	0	1	0	0	0	0								
Ed Bailey, L (9, PH) OBP: 0.368, SLG: 0.399					1-3				1-2 2-3 3-H	1	0	0	0	0	0	3								
Eddie Kasko, R (1, 6) OBP: 0.307, SLG: 0.349		1-1 6-3			1-1 FC6-4		1-2 F4		2-2 BB 1B	4	0	1	3	0	0	1								
Bob Purkey, R (1, 1) OBP: 0.254, SLG: 0.281					1-3				2-H 3-H	2	0	0	0	0	2	1								
Jim Pendleton, R (8, PH) OBP: 0.314, SLG: 0.360					0-3 K				1-2	1	0	1	0	0	0	0								
Brooks Lawrence, R (8, 1) OBP: 0.150, SLG: 0.175									1-2	0	0	0	0	0	0	0								
Jerry Lynch, L (9, PH) OBP: 0.327, SLG: 0.474									4-2	0	0	0	0	1	0	0								
<b>Inning Stats</b>	R: 0 E: 0 K: 0 S: 8	H: 1 LOB: 2 BB: 1 P: 18	R: 0 E: 0 K: 1 S: 6	H: 0 LOB: 0 BB: 0 P: 10	R: 0 E: 0 K: 2 S: 9	H: 0 LOB: 0 BB: 0 P: 13	R: 0 E: 0 K: 1 S: 6	H: 1 LOB: 1 BB: 0 P: 8	R: 1 E: 0 K: 2 S: 13	H: 1 LOB: 1 BB: 1 P: 19	R: 0 E: 0 K: 0 S: 6	H: 1 LOB: 1 BB: 0 P: 9	R: 0 E: 0 K: 0 S: 9	H: 0 LOB: 0 BB: 0 P: 12	R: 0 E: 0 K: 0 S: 8	H: 1 LOB: 1 BB: 0 P: 11	R: 2 E: 0 K: 0 S: 15	H: 2 LOB: 2 BB: 2 P: 29	1B: 6 2B: 1 3B: 0 HR: 0	SF: 0 SAC: 0 DP: 1 HBP: 1	WP: 0 PB: 0 SB: 0 CS: 0	PA: 37		
<b>PITCHER</b>	IP WLS BF H R ER SO BB IBB HBP BLK WP HR S P ERA WHIP	8.0 W 32 6 3 3 6 2 0 1 0 0 0 0 67 104 3.38 1.000	1.0 S 5 1 0 0 0 2 0 0 0 0 0 0 13 25 0.00 3.000																					

Cincinnati Redlegs @ Los Angeles Dodgers  
Los Angeles Memorial Coliseum, Los Angeles, CA  
Thu Sep 17 1959, 10:05 PM EDT  
Att: 32,992 - Unknown

AB 32  
R 3  
H 7  
RBI 3  
BB 4  
SO 6  
LOB 18




Batter	1	2	3	4	5	6	7	8	9	AB	R	H	RBI	BB	SO	LOB	BOTTOM							
Jim Gilliam, S (1, 5) OBP: 0.396, SLG: 0.354	4-1 1B HR BB	1-1 L9			2-2 3-1			2-1 HR		3	2	1	1	1	0	1								
Charlie Neal, R (1, 4) OBP: 0.340, SLG: 0.460	1-1 HR 1B		1-1		1-0 6-3			0-1 F8		4	1	2	0	0	0	0								
Wally Moon, L (1, 9) OBP: 0.396, SLG: 0.502	2-0 L8		1-0		0-2 L3-6 2B			3-2 6-3		3	0	1	0	0	0	2								
Duke Snider, L (1, 8) OBP: 0.398, SLG: 0.541	0-0 HR		3-3 K		1-0 L3-6			0-0 4-3		4	1	1	3	0	1	3								
Norm Larker, L (1, 7) OBP: 0.325, SLG: 0.410	2-2 F8		3-2 4-3		2-1 6-3					3	0	0	0	0	0	2								
Don Demeter, R (9, 8) OBP: 0.289, SLG: 0.436										0	0	0	0	0	0	0								
Gil Hodges, R (1, 3) OBP: 0.375, SLG: 0.528	2-2 5-3			1-1 F8		0-1		0-1 FC1-6 1B		3	0	1	0	0	0	0								
John Roseboro, L (1, 2) OBP: 0.328, SLG: 0.378		2-2 F7		0-0 F7		0-0 FC1-6 SH1-3		1-2		3	0	0	0	0	0	1								
Maury Wills, S (1, 6) OBP: 0.299, SLG: 0.296		0-1		1-1 F9		0-1 SH1-3		1-2		2	0	1	0	0	0	0								
Danny McDevitt, L (1, 1) OBP: 0.133, SLG: 0.136		1-3 K			0-3 K			0-1 1-3		3	0	0	0	0	2	2								
Larry Sherry, R (9, 1) OBP: 0.207, SLG: 0.414										0	0	0	0	0	0	0								
<b>Inning Stats</b>	R: 3 E: 0 K: 0 S: 11	H: 2 LOB: 0 BB: 1 P: 22	R: 0 E: 0 K: 1 S: 10	H: 1 LOB: 1 BB: 0 P: 14	R: 0 E: 0 K: 1 S: 9	H: 1 LOB: 1 BB: 0 P: 17	R: 0 E: 0 K: 0 S: 5	H: 0 LOB: 0 BB: 0 P: 7	R: 0 E: 0 K: 1 S: 10	H: 0 LOB: 0 BB: 0 P: 13	R: 0 E: 0 K: 0 S: 6	H: 1 LOB: 0 BB: 0 P: 9	R: 0 E: 0 K: 0 S: 7	H: 1 LOB: 1 BB: 0 P: 7	R: 1 E: 0 K: 0 S: 8	H: 1 LOB: 0 BB: 0 P: 13	R: 1 E: 0 K: 0 S: 8	H: 1 LOB: 2 BB: 2 P: 29	1B: 3 2B: 3 3B: 0 HR: 2	SF: 0 SAC: 1 DP: 1 HBP: 1	WP: 1 PB: 0 SB: 1 CS: 0	PA: 31		
<b>PITCHER</b>	IP WLS BF H R ER SO BB IBB HBP BLK WP HR S P ERA WHIP	7.0 L 27 6 3 3 3 1 0 1 0 0 1 8 13 9.00 1.000	1.0 4 1 1 1 0 0 0 0 0 0 0 1 8 13 9.00 1.000																					


Cincinnati Redlegs @ Los Angeles Dodgers  
Los Angeles Memorial Coliseum, Los Angeles, CA  
Thu Sep 17 1959, 10:05 PM EDT  
Att: 32,992 - Unknown

AB 28  
R 4  
H 7  
RBI 4  
BB 1  
SO 3  
LOB 11





Batter	1	2	3	4	5	6	7	8	9	AB	R	H	RBI	BB	SO	LOB	TOP											
<b>Jim Gilliam, S</b> OBP: 0.393, SLG: 0.351 (1, 5)	0-1 6-3	1-0 5-3			2-1 4-3	1-3 K			1-0 4-3	5	0	0	0	0	1	4	<b>Los Angeles Dodgers @ San Francisco Giants</b> <b>Seals Stadium, San Francisco, CA</b> Sat Sep 19 1959, 6:33 AM EDT Att: 22,823 - Unknown  <b>AB 36</b> <b>R 4</b> <b>H 9</b> <b>RBI 3</b> <b>BB 1</b> <b>SO 4</b> <b>LOB 17</b> 											
<b>Charlie Neal, R</b> OBP: 0.337, SLG: 0.456 (1, 4)	1-1 5-3		1-1 F5		2-1 E9	0-0 F7			2-1 4-3	5	0	0	0	0	0	2												
<b>Wally Moon, L</b> OBP: 0.396, SLG: 0.500 (1, 7)	3-3 K		1-1 B1-3		1-0 F8		0-1 FC1-5 SH 1B		4-1 BB	4	0	1	0	1	1	1												
<b>Gil Hodges, R</b> OBP: 0.372, SLG: 0.523 (1, 3)		1-0 F3	0-0 L8		0-0 E5		1-0 SH FC1-5		0-1 F6	4	0	0	0	0	0	2												
<b>Carl Furillo, R</b> OBP: 0.326, SLG: 0.318 <b>Duke Snider, L</b> OBP: 0.396, SLG: 0.538 (5, PH) (5, 9)		2-1 F8		0-0 SH1-3 1B 2B	0-1 4-3		0-0 FC1-5 G5-4-3			2	1	1	0	0	0	0												
<b>Don Demeter, R</b> OBP: 0.289, SLG: 0.435 (1, 8)		1-0 1B 1B		2-1 SH1-3		0-0 F9	0-0 G5-4-3			3	1	1	0	0	0	2												
<b>Maury Wills, S</b> OBP: 0.307, SLG: 0.305 (1, 6)		1-0 1B E 1B		0-0 4-3 1B		1-0 1B SH 1B		0-0 F2		4	2	3	1	0	0	0												
<b>Joe Pignatano, R</b> OBP: 0.331, SLG: 0.299 (1, 2)		0-2 1B 1B		1-1 4-3		0-0 SH 1B		1-1 5-3		4	0	2	1	0	0	1												
<b>Roger Craig, R</b> OBP: 0.065, SLG: 0.044 (1, 1)		0-1 1B 1B		3-3 K		2-1 SH		1-3 K		3	0	1	1	0	2	1												
<b>Inning Stats</b>	R: 0 E: 0 K: 1 S: 7	H: 0 LOB: 0 BB: 0 P: 11	R: 2 E: 0 K: 0 S: 11	H: 4 LOB: 2 BB: 0 P: 17	R: 0 E: 0 K: 0 S: 5	H: 0 LOB: 0 BB: 0 P: 7	R: 1 E: 0 K: 1 S: 9	H: 2 LOB: 1 BB: 0 P: 15	R: 0 E: 2 K: 0 S: 8	H: 0 LOB: 2 BB: 0 P: 13	R: 0 E: 0 K: 0 S: 5	H: 1 LOB: 1 BB: 0 P: 6	R: 0 E: 0 K: 1 S: 6	H: 0 LOB: 0 BB: 1 P: 8	R: 0 E: 0 K: 0 S: 6	H: 0 LOB: 1 BB: 1 P: 13	1B: 8 2B: 1 3B: 0 HR: 0	SF: 0 SAC: 3 DP: 1 HBP: 0	WP: 0 PB: 0 SB: 0 CS: 0	PA: 40								
<b>PITCHER</b>	IP	WLS	BF	H	R	ER	SO	BB	IBB	HBP	BLK	WP	HR	S	P	ERA	WHIP											
<b>Johnny Antonelli, L</b> ERA: 3.01 <b>Stu Miller, R</b> ERA: 2.83 <b>Al Worthington, R</b> ERA: 3.61	(1, 1)	3.1	L	16	6	3	3	1	0	0	0	0	0	0	27	41	8.10	1.800										
	(4, 1)	3.2		17	3	1	1	2	0	0	0	0	0	0	27	41	2.46	0.818										
	(8, 1)	2.0		7	0	0	0	1	1	0	0	0	0	0	12	21	0.00	0.500										

Batter	1	2	3	4	5	6	7	8	9	AB	R	H	RBI	BB	SO	LOB	BOTTOM										
<b>Eddie Bressoud, R</b> OBP: 0.316, SLG: 0.419 (1, 6)	1-2 1-3		1-1 F4		1-1 5-3		0-2 1-6-3		2-3 K	5	0	0	0	0	1	3	<b>Los Angeles Dodgers @ San Francisco Giants</b> <b>Seals Stadium, San Francisco, CA</b> Sat Sep 19 1959, 6:33 AM EDT Att: 22,823 - Unknown  <b>AB 33</b> <b>R 1</b> <b>H 6</b> <b>RBI 1</b> <b>BB 4</b> <b>SO 4</b> <b>LOB 18</b> 										
<b>Willie McCovey, L</b> OBP: 0.429, SLG: 0.659 (1, 3)			0-0 F6			4-2 1B BB		4-2 FC6-4 BB		2	0	1	0	2	0	0											
<b>Willie Mays, R</b> OBP: 0.370, SLG: 0.563 (1, 8)		2-3 K		2-2 6-3		1-1 F7		0-0 FC6-4		4	0	0	0	0	1	3											
<b>Orlando Cepeda, R</b> OBP: 0.359, SLG: 0.528 (1, 7)		0-0 FC5-4		2-2 1B		1-3 K		0-0 F8		4	0	1	0	0	1	3											
<b>Willie Kirkland, L</b> OBP: 0.327, SLG: 0.470 (1, 9)		0-1 4-3		1-2 F2		0-0 1B		2-2 F3		4	0	1	0	0	0	2											
<b>Daryl Spencer, R</b> OBP: 0.331, SLG: 0.376 (1, 4)		3-3 K		2-2 F5		0-1 F9		4-1 2B 4-3 BB		3	1	0	0	1	1	3											
<b>Hobie Landrith, L</b> OBP: 0.342, SLG: 0.337 (1, 2)		0-2 1B		0-1 F9		2-2 F8		3-2 F7		4	0	1	0	0	0	1											
<b>Jim Davenport, R</b> OBP: 0.297, SLG: 0.344 <b>Jose Pagan, R</b> OBP: 0.165, SLG: 0.154 (7, PR) (8, 5)		1-1 F8		0-1 F8		1-0 2B		0-0 4-3 2B		3	0	1	0	0	0	1											
<b>Leon Wagner, L</b> OBP: 0.364, SLG: 0.431 (9, PH)				4-2 G3		0-0 L9		0-0 4-3		1	0	0	0	0	0	0											
<b>Inning Stats</b>	R: 0 E: 0 K: 1 S: 8	H: 1 LOB: 1 BB: 0 P: 11	R: 0 E: 0 K: 1 S: 10	H: 1 LOB: 1 BB: 0 P: 14	R: 0 E: 0 K: 0 S: 4	H: 0 LOB: 0 BB: 0 P: 5	R: 0 E: 0 K: 0 S: 12	H: 1 LOB: 1 BB: 0 P: 19	R: 0 E: 0 K: 0 S: 8	H: 0 LOB: 1 BB: 1 P: 13	R: 0 E: 0 K: 1 S: 11	H: 1 LOB: 2 BB: 1 P: 17	R: 0 E: 0 K: 0 S: 9	H: 1 LOB: 1 BB: 0 P: 12	R: 0 E: 0 K: 0 S: 9	H: 0 LOB: 1 BB: 1 P: 15	R: 0 E: 0 K: 1 S: 9	H: 1 LOB: 1 BB: 1 P: 18	1B: 4 2B: 2 3B: 0 HR: 0	SF: 0 SAC: 0 DP: 0 HBP: 0	WP: 0 PB: 0 SB: 0 CS: 0	PA: 37					
<b>PITCHER</b>	IP	WLS	BF	H	R	ER	SO	BB	IBB	HBP	BLK	WP	HR	S	P	ERA	WHIP										
<b>Roger Craig, R</b> ERA: 2.27	(1, 1)	9.0	W	37	6	1	1	4	4	0	0	0	0	80	124	1.00	1.111										



Batter	1	2	3	4	5	6	7	8	9	AB	R	H	RBI	BB	SO	LOB	TOP								
<b>Jim Gilliam, S</b> OBP: 0.394, SLG: 0.354 (1, 5)	4-0 S BB		0-0 F2		3-1 FC6-4		2-1 2B 2B		2-0 4-3 1B	4	1	2	2	1	0	2	<b>Los Angeles Dodgers @ San Francisco Giants</b> <b>Seals Stadium, San Francisco, CA</b> Sat Sep 19 1959, 10:05 PM EDT Att: 22,737 - Unknown								
<b>Charlie Neal, R</b> OBP: 0.336, SLG: 0.455 (1, 4)	1-3 K		3-1 F9		0-0 G3		0-0 4-3 2B 2B		0-0 4-3 2B	5	0	1	2	0	1	2									
<b>Wally Moon, L</b> OBP: 0.394, SLG: 0.496 (1, 7)	2-3 K			3-2 5-3		1-3 K		0-0 4-3 2B	4	0	0	0	1	2	3										
<b>Gil Hodges, R</b> OBP: 0.367, SLG: 0.516 (1, 3)	1-1 F9			0-0 F8		1-3 K		1-3 K	5	0	0	0	0	3	5										
<b>Carl Furillo, R</b> OBP: 0.316, SLG: 0.307 (7, 9)		2-0 4-3		3-1 F8			2-2 4-3	3-2 3-1	3	0	0	0	0	0	0										
<b>Ron Fairly, L</b> OBP: 0.331, SLG: 0.353 (7, 9)									1	0	0	0	0	0	0										
<b>Don Demeter, R</b> OBP: 0.294, SLG: 0.439 (1, 8)		2-1 2B		1-1 F8		1-1 BB 1B	2-2 1B	S HBP	3	1	2	0	0	0	0										
<b>Maury Wills, S</b> OBP: 0.306, SLG: 0.304 (1, 6)		0-3 K		1-2 6-3		0-2 E BB 1B	3-3 K	1-2 K	4	1	1	0	0	2	2										
<b>Joe Pignatano, R</b> OBP: 0.335, SLG: 0.299 (1, 2)		1-3 K		1-1 1B		4-2 E BB 1B	2-0 F4		3	1	1	0	1	1	2										
<b>Don Drysdale, R</b> OBP: 0.196, SLG: 0.330 (7, PH)			3-3 K		3-2 FC6-4 1B		1-2 FC5 2B 2B	1-0 F5	2	0	1	0	0	1	0										
<b>Chuck Churn, R</b> OBP: 0.292, SLG: 0.386 (7, PH)							1-2 2B 2B		1	0	0	1	0	0	2										
<b>Bob Lillis, R</b> OBP: 0.276, SLG: 0.271 (7, 1)									0	0	0	0	0	0	0										
<b>Larry Sherry, L</b> OBP: 0.122, SLG: 0.156 (8, 1)									0	0	0	0	0	0	0										
<b>Danny McDevitt, L</b> OBP: 0.185, SLG: 0.154 (8, PH)									1	0	0	0	0	0	0										
<b>Duke Snider, L</b> OBP: 0.357, SLG: 0.537 (8, PH)									0	0	0	0	0	0	0										
<b>Chuck Churn, R</b> OBP: 0.254, SLG: 0.241 (8, 1)									0	0	0	0	0	0	0										
<b>Inning Stats</b>	R: 0 E: 0 K: 2 S: 8	H: 0 LOB: 1 BB: 1 P: 16	R: 0 E: 0 K: 2 S: 9	H: 1 LOB: 1 BB: 0 P: 14	R: 0 E: 0 K: 1 S: 6	H: 0 LOB: 0 BB: 0 P: 12	R: 0 E: 0 K: 0 S: 6	H: 0 LOB: 0 BB: 0 P: 12	R: 0 E: 0 K: 0 S: 12	H: 2 LOB: 2 BB: 0 P: 21	R: 0 E: 0 K: 2 S: 8	H: 0 LOB: 0 BB: 0 P: 10	R: 5 E: 1 K: 1 S: 22	H: 4 LOB: 2 BB: 1 P: 33	R: 0 E: 0 K: 1 S: 9	H: 0 LOB: 1 BB: 0 P: 19	R: 0 E: 0 K: 1 S: 6	H: 1 LOB: 2 BB: 1 P: 14	1B: 5 2B: 3 3B: 0 HR: 0	SF: 0 SAC: 0 DP: 0 HBP: 1	WP: 0 PB: 0 SB: 2 CS: 0	PA: 40			
<b>PITCHER</b>	IP	WLS	BF	H	R	ER	SO	BB	IBB	HBP	BLK	WP	HR	S	P	ERA	WHIP								
<b>Mike McCormick, L</b> ERA: 4.09	6.1	L	28	6	5	4	7	2	0	0	0	0	0	66	112	5.68	1.263								
<b>Jack Sanford, R</b> ERA: 3.11	1.2		7	1	0	0	2	0	0	1	0	0	0	14	25	0.00	0.600								
<b>Stu Miller, R</b> ERA: 2.81	1.0		5	1	0	0	1	0	1	0	0	0	0	6	14	0.00	1.000								

AB	36
R	5
H	8
RBI	5
BB	3
SO	10
LOB	18



Batter	1	2	3	4	5	6	7	8	9	AB	R	H	RBI	BB	SO	LOB	BOTTOM								
<b>Eddie Bressoud, R</b> OBP: 0.316, SLG: 0.414 (1, 6)	4-0 BB BB		0-3 K		0-1 F8		1-3 K	2-2 1B		3	0	0	0	1	2	2	<b>Los Angeles Dodgers @ San Francisco Giants</b> <b>Seals Stadium, San Francisco, CA</b> Sat Sep 19 1959, 10:05 PM EDT Att: 22,737 - Unknown								
<b>Jackie Brandt, R</b> OBP: 0.325, SLG: 0.413 (8, PH)								1-3 2H 1B		1	0	1	1	0	0	0									
<b>Stu Miller, R</b> OBP: 0.104, SLG: 0.044 (8, 1)										0	0	0	0	0	0	0									
<b>Willie McCovey, L</b> OBP: 0.434, SLG: 0.653 (1, 3)	4-1 BB BB	2-1 1B		4-2 BB		2-3 K	3-3 K		3	0	1	1	2	2	2										
<b>Willie Mays, R</b> OBP: 0.372, SLG: 0.562 (1, 8)	4-1 BB	0-2 F6		0-0 1B		1-1 FC6-4 1B		3-1 6-3	4	0	2	0	1	0	2										
<b>Orlando Cepeda, R</b> OBP: 0.356, SLG: 0.524 (1, 7)	2-3 K		0-2 1-3		0-3 K		1-0 FC6-4		0-0 4-3	5	0	0	0	0	2	6									
<b>Willie Kirkland, L</b> OBP: 0.330, SLG: 0.469 (1, 9)	1-3 K		1-2 1B		1-3 K			4-0 BB 1B BB	4-1 BB	3	1	1	0	2	2	5									
<b>Daryl Spencer, R</b> OBP: 0.330, SLG: 0.374 (1, 4)	2-3 K		0-1 F2		0-2 F8		4-1 1B BB	0-3 K	4	1	0	0	1	2	7										
<b>Hobie Landrith, L</b> OBP: 0.341, SLG: 0.333 (1, 2)		4-2 E BB		1-1 F8		0-0 1-3		2-3 K	3	1	0	0	1	1	3										
<b>Jim Davenport, R</b> OBP: 0.296, SLG: 0.342 (8, PH)		1-3 K		2-2 F9		3-2 F8		0-0 1B 1B	3	0	0	0	0	1	1										
<b>Leon Wagner, L</b> OBP: 0.203, SLG: 0.113 (8, PH)								1-2 2H 1B	1	0	1	1	0	0	0										
<b>Jose Pagan, R</b> OBP: 0.185, SLG: 0.154 (8, PH)									0	0	0	0	0	0	0										
<b>Mike McCormick, L</b> OBP: 0.145, SLG: 0.109 (7, 1)		0-1 E1		0-0 6-3		1-3 K		1-2 F6	3	0	0	0	0	1	1										
<b>Jack Sanford, R</b> OBP: 0.203, SLG: 0.113 (8, PH)									0	0	0	0	0	0	0										
<b>Dusty Rhodes, L</b> OBP: 0.280, SLG: 0.250 (8, PH)									1	0	0	0	0	0	2										
<b>Danny O'Connell, R</b> OBP: 0.254, SLG: 0.241 (8, 1)									0	0	0	0	0	0	0										
<b>Inning Stats</b>	R: 0 E: 0 K: 3 S: 13	H: 0 LOB: 3 BB: 3 P: 30	R: 1 E: 1 K: 2 S: 17	H: 1 LOB: 2 BB: 1 P: 24	R: 0 E: 0 K: 0 S: 10	H: 1 LOB: 1 BB: 0 P: 12	R: 0 E: 0 K: 0 S: 6	H: 0 LOB: 0 BB: 0 P: 8	R: 0 E: 0 K: 2 S: 13	H: 1 LOB: 2 BB: 1 P: 18	R: 0 E: 0 K: 1 S: 8	H: 0 LOB: 0 BB: 0 P: 12	R: 0 E: 0 K: 2 S: 9	H: 1 LOB: 1 BB: 0 P: 14	R: 2 E: 0 K: 2 S: 15	H: 2 LOB: 2 BB: 2 P: 31	R: 0 E: 0 K: 1 S: 7	H: 0 LOB: 1 BB: 1 P: 14	1B: 6 2B: 0 3B: 0 HR: 0	SF: 0 SAC: 0 DP: 0 HBP: 0	WP: 0 PB: 0 SB: 0 CS: 0	PA: 42			
<b>PITCHER</b>	IP	WLS	BF	H	R	ER	SO	BB	IBB	HBP	BLK	WP	HR	S	P	ERA	WHIP								
<b>Don Drysdale, R</b> ERA: 3.39	6.0	W	27	3	1	0	8	5	0	0	0	0	0	67	104	0.00	1.333								
<b>Larry Sherry, R</b> ERA: 2.44	1.2		10	3	2	2	3	2	0	0	0	0	0	21	39	10.80	3.000								
<b>Danny McDevitt, L</b> ERA: 4.0	0.1		1	0	0	0	1	0	0	0	0	0	0	3	6	0.00	0.000								
<b>Chuck Churn, R</b> ERA: 2.63	1.0	S	4	0	0	0	1	1	0	0	0	0	0	7	14	0.00	1.000								













Batter	1	2	3	4	5	6	7	8	9	AB	R	H	RBI	BB	SO	LOB	TOP					
<b>Jim Gilliam, S</b> OBP: 0.394, SLG: 0.353 (1, 5)	2-1 L6	0-0 1B			1-1 3-1		1-0 G3		3-1 F6	5	0	1	0	0	0	1						
<b>Charlie Neal, R</b> OBP: 0.338, SLG: 0.454 (1, 4)	0-0 1B	0-0 L8			4-1 BB			0-1 BB 4-3 2B	1-3 K	4	2	2	0	1	1	1						
<b>Wally Moon, L</b> OBP: 0.393, SLG: 0.489 (1, 7)	2-1 F9				0-0 L6			1-0 4-3	0-0 F7	5	0	0	0	0	0	3						
<b>Duke Snider, L</b> OBP: 0.400, SLG: 0.543 (1, 8) (7, 9)	1-0 1B 2H				0-0 3-1			4-0 BB 2B		3	1	1	1	1	0	0						
<b>Norm Larker, L</b> OBP: 0.332, SLG: 0.414 (1, 9) (7, 3)	1-2 HBP 1B				1-0 F8			4-1 2B 1B	4-1 2B BB	3	0	1	0	1	0	0						
<b>Gil Hodges, R</b> OBP: 0.386, SLG: 0.514 <b>Don Demeter, R</b> OBP: 0.294, SLG: 0.440 (1, 3) (7, 8)	1-1 1B				0-0 6-3			1-1 1-3 2H 3H	1-1 2B	2	0	0	0	0	0	0						
<b>Maury Wills, S</b> OBP: 0.305, SLG: 0.305 (1, 6)	2-2 F8				1-3 K			2-0 6-3	1-0 1-3	4	0	0	0	0	1	5						
<b>John Roseboro, L</b> OBP: 0.326, SLG: 0.373 (1, 2)					3-2 F8			0-0 1B	4-0 IBB	3	0	1	0	1	1	0						
<b>Roger Craig, R</b> OBP: 0.060, SLG: 0.041 (1, 1)					0-3 K			0-3 K	0-2 1-3	4	0	0	0	0	3	4						
<b>Inning Stats</b>	R: 1 E: 0 K: 0 S: 15	H: 3 LOB: 3 BB: 0 P: 24	R: 0 E: 0 K: 2 S: 8	H: 1 LOB: 1 BB: 0 P: 9	R: 0 E: 0 K: 1 S: 6	H: 0 LOB: 0 BB: 0 P: 8	R: 0 E: 0 K: 1 S: 7	H: 0 LOB: 0 BB: 0 P: 11	R: 0 E: 0 K: 1 S: 7	H: 0 LOB: 1 BB: 1 P: 12	R: 0 E: 0 K: 0 S: 7	H: 0 LOB: 0 BB: 0 P: 10	R: 0 E: 0 K: 1 S: 6	H: 1 LOB: 1 BB: 0 P: 9	R: 2 E: 0 K: 0 S: 10	H: 2 LOB: 3 BB: 3 P: 25	R: 0 E: 0 K: 1 S: 7	H: 0 LOB: 0 BB: 0 P: 11	1B: 5 2B: 2 3B: 0 HR: 0	SF: 0 SAC: 0 DP: 0 HBP: 1	WP: 0 PB: 0 SB: 0 CS: 0	PA: 39
<b>PITCHER</b>	IP	WLS	BF	H	R	ER	SO	BB	IBB	HBP	BLK	WP	HR	S	P	ERA	WHIP					
<b>Bob Miller, R</b> ERA: 3.12 <b>Larry Jackson, R</b> ERA: 3.34 (1, 1) (8, 1)	7.1	L	33	7	3	3	5	2	1	1	0	0	0	62	99	3.68	1.227					

Los Angeles Dodgers @ St. Louis Cardinals  
Sportsman's Park, St. Louis, MO  
Wed Sep 23 1959, 8:05 PM EDT  
Att: 10,715 - Unknown

AB 34  
R 3  
H 7  
RBI 3  
BB 4  
SO 6  
LOB 14



Batter	1	2	3	4	5	6	7	8	9	AB	R	H	RBI	BB	SO	LOB	BOTTOM				
<b>Don Blasingame, L</b> OBP: 0.364, SLG: 0.363 (1, 4)	1-1 4-3				1-0 FC4			1-2 G3 1B		4	0	2	0	0	0	1					
<b>Joe Cunningham, L</b> OBP: 0.456, SLG: 0.481 (1, 9)	0-3 K				0-0 6-3			0-0 G3		3	0	0	0	1	1	2					
<b>Stan Musial, L</b> OBP: 0.364, SLG: 0.419 (1, 3)	2-0 3-1				0-0 F3			4-1 BB		3	0	0	0	1	0	2					
<b>Ken Boyer, R</b> OBP: 0.388, SLG: 0.513 (1, 5)					1-2 F9			1-3 K		4	0	0	0	0	3	3					
<b>Gino Cimoli, R</b> OBP: 0.329, SLG: 0.433 (1, 7)					2-2 F8			4-2 FC5-4 BB		3	0	1	0	1	0	2					
<b>Hal Smith, R</b> OBP: 0.300, SLG: 0.407 (1, 2)					0-0 5-3			0-2 FC5-4		4	0	1	0	0	0	2					
<b>Curt Flood, R</b> OBP: 0.306, SLG: 0.427 <b>Wally Shannon, L</b> OBP: 0.292, SLG: 0.330 (1, 8) (9, PH)	0-1 F9				2-0 5-3			0-0 F7		3	0	0	0	0	0	2					
<b>Alex Grammas, R</b> OBP: 0.331, SLG: 0.337 <b>George Crowe, L</b> OBP: 0.330, SLG: 0.592 (1, 6) (9, PH)	3-1 F8				3-1 F7			0-1 F7		3	0	0	0	0	0	2					
<b>Bob Miller, R</b> OBP: 0.217, SLG: 0.217 <b>Larry Jackson, R</b> OBP: 0.123, SLG: 0.114 (1, 1) (8, 1)					0-0 K			1-2 F8		3	0	1	0	0	1	0					
<b>Inning Stats</b>	R: 0 E: 0 K: 1 S: 6	H: 0 LOB: 0 BB: 0 P: 9	R: 0 E: 0 K: 1 S: 11	H: 2 LOB: 2 BB: 0 P: 16	R: 0 E: 0 K: 1 S: 7	H: 1 LOB: 1 BB: 0 P: 10	R: 0 E: 0 K: 0 S: 7	H: 0 LOB: 0 BB: 0 P: 10	R: 0 E: 0 K: 1 S: 5	H: 0 LOB: 2 BB: 2 P: 21	R: 0 E: 0 K: 0 S: 7	H: 0 LOB: 0 BB: 0 P: 8	R: 0 E: 0 K: 1 S: 12	H: 1 LOB: 2 BB: 1 P: 17	R: 0 E: 0 K: 0 S: 5	H: 0 LOB: 0 BB: 0 P: 7	1B: 4 2B: 1 3B: 0 HR: 0	SF: 0 SAC: 0 DP: 0 HBP: 0	WP: 0 PB: 0 SB: 0 CS: 0	PA: 35	
<b>PITCHER</b>	IP	WLS	BF	H	R	ER	SO	BB	IBB	HBP	BLK	WP	HR	S	P	ERA	WHIP				
<b>Roger Craig, R</b> ERA: 2.13 (1, 1)	9.0	W	35	5	0	0	5	3	0	0	0	0	0	71	109	0.00	0.889				

Los Angeles Dodgers @ St. Louis Cardinals  
Sportsman's Park, St. Louis, MO  
Wed Sep 23 1959, 8:05 PM EDT  
Att: 10,715 - Unknown

AB 32  
R 0  
H 5  
RBI 0  
BB 3  
SO 5  
LOB 16





Batter	1	2	3	4	5	6	7	8	9	10	11	AB	R	H	RBI	BB	SO	LOB	TOP								
Jim Gilliam, S OBP: 0.391, SLG: 0.350 (1, 5)	F6		F3		F9		SH5-4			F8	L9	5	0	0	0	0	0	2									
Charlie Neal, R OBP: 0.337, SLG: 0.451 (1, 4)	F3		BB			6-3	K			F5		4	0	0	0	1	1	2									
Wally Moon, L OBP: 0.393, SLG: 0.496 (8, 7)	HR		F8			K	3-1			2B		5	1	2	1	0	1	3									
Duke Snider, L OBP: 0.401, SLG: 0.541 Don Demeter, R OBP: 0.255, SLG: 0.441 (8, PH) (8, 8)	FC6 BB			K		2B BB			1B	F8		1	1	0	0	2	1	0									
Norm Larker, L OBP: 0.332, SLG: 0.411 Frank Howard, R OBP: 0.217, SLG: 0.381 Ron Fairly, L OBP: 0.328, SLG: 0.350 (1, 7) (8, PH) (8, 9)	FC6			F4		2B BB			6-3	F8		2	1	0	0	1	0	1									
Gil Hodges, R OBP: 0.358, SLG: 0.523 (1, 3)		6-3		K				F8			HR	5	1	2	3	0	1	0									
John Roseboro, L OBP: 0.327, SLG: 0.371 Chuck Essegian, R OBP: 0.299, SLG: 0.400 Joe Pignatano, R OBP: 0.338, SLG: 0.297 (1, 2) (9, PH) (9, 2)	F5				4-3 S BB	F9			K	F4		2	1	0	0	1	0	1									
Maury Wills, S OBP: 0.307, SLG: 0.307 (1, 6)	6-3				4-3		SH5-4 1B		K	1B		5	0	2	0	0	1	1									
Don Drysdale, R OBP: 0.130, SLG: 0.133 Danny McDevitt, L OBP: 0.233, SLG: 0.433 (1, 1) (7, 1) (10, 1)			K		SF8		SH5-4 1B		6-3		1B	2	0	1	1	0	1	0									
<b>Inning Stats</b>	R: 1 E: 0 K: 0 S: 12	H: 1 LOB: 1 BB: 1 P: 22	R: 0 E: 0 K: 0 S: 6	H: 0 LOB: 0 BB: 0 P: 9	R: 0 E: 0 K: 1 S: 7	H: 0 LOB: 1 BB: 1 P: 13	R: 0 E: 0 K: 2 S: 8	H: 0 LOB: 0 BB: 0 P: 10	R: 1 E: 0 K: 0 S: 9	H: 0 LOB: 0 BB: 1 P: 17	R: 2 E: 0 K: 1 S: 11	H: 1 LOB: 1 BB: 0 P: 25	R: 0 E: 0 K: 1 S: 10	H: 2 LOB: 2 BB: 0 P: 15	R: 0 E: 0 K: 2 S: 5	H: 0 LOB: 0 BB: 0 P: 8	R: 0 E: 0 K: 2 S: 9	H: 0 LOB: 0 BB: 0 P: 13	R: 0 E: 0 K: 0 S: 8	H: 1 LOB: 1 BB: 0 P: 11	R: 1 E: 0 K: 0 S: 16	H: 3 LOB: 2 BB: 0 P: 25	1B: 5 2B: 2 3B: 0 HR: 2	SF: 1 SAC: 1 DP: 0 HBP: 0	WP: 0 PB: 0 SB: 2 CS: 0	PA: 46	
<b>PITCHER</b>	IP ERA	WLS ERA	BF ERA	H R	R ER	SO SO	BB BB	IBB IBB	HBP HBP	BLK BLK	WP WP	HR HR	S S	P P	ERA ERA	WHIP WHIP											
Glen Hobbie, R ERA: 3.76 (1, 1)	7.0	4.0	16	5	1	1	2	0	0	0	0	0	1	38	57	2.25	1.250										
Bill Henry, L ERA: 2.71 (8, 1)	4.0	L	16	5	1	1	2	0	0	0	0	0	1	38	57	2.25	1.250										

Los Angeles Dodgers @ Chicago Cubs  
Wrigley Field, Chicago, IL  
Fri Sep 25 1959, 3:33 AM CDT  
Att. 7,195 - Unknown

livebaseballscores.com

AB 39  
R 5  
H 9  
RBI 5  
BB 5  
SO 7  
LOB 11



Batter	1	2	3	4	5	6	7	8	9	10	11	AB	R	H	RBI	BB	SO	LOB	BOTTOM							
Tony Taylor, R OBP: 0.329, SLG: 0.390 (1, 4)	14 1B 2B		F9		L7		FC6-4-5			K		5	1	1	0	0	1	4								
George Altman, L OBP: 0.316, SLG: 0.391 (1, 8)	K		K				F9			E3 1B		5	0	1	1	0	2	2								
Jim Marshall, L OBP: 0.325, SLG: 0.409 Art Schult, R OBP: 0.306, SLG: 0.368 (1, 3) (8, PH) (9, 3)	F8		F5		4-3				5-3		1B	3	0	0	0	0	0	3								
14 Ernie Banks, R OBP: 0.374, SLG: 0.599 (1, 6)	BB 1B				F6		6-3			HR		5	1	2	2	0	1	2								
Walt Moryn, L OBP: 0.314, SLG: 0.383 (1, 7)	BB				4-3		4-3		1-3		3-1	4	0	0	0	1	0	2								
Irv Noren, L OBP: 0.375, SLG: 0.456 Lee Walls, R OBP: 0.343, SLG: 0.395 (1, 9) (8, PH) (9, 9)	L6				4-3		L3				SH1-4 BB	3	0	0	0	0	0	2								
Sammy Taylor, L OBP: 0.337, SLG: 0.431 Cal Neeman, R OBP: 0.234, SLG: 0.275 (1, 2) (9, PH) (10, 2)		6-3			FC3-5 BB 1B		HR		4-3		SH1-4	3	1	2	1	0	0	0								
Alvin Dark, R OBP: 0.336, SLG: 0.372 (1, 5)		K			FC3-5 BB 1B		FC3-5 SH 1B		1-3		P3	4	1	1	0	1	1	1								
Glen Hobbie, R ERA: 3.41 (1, 1)	6.0	3.1	13	2	1	1	2	0	0	0	0	0	0	0	0	0	0	0								
Danny McDevitt, L ERA: 3.95 (7, 1)	3.1	W	6	0	0	0	2	1	0	0	0	0	0	0	0	0	0	0								
Larry Sherry, R ERA: 2.39 (10, 1)	1.2	W	6	0	0	0	2	1	0	0	0	0	0	0	0	0	0	0								
<b>Inning Stats</b>	R: 1 E: 0 K: 1 S: 13	H: 2 LOB: 2 BB: 1 P: 21	R: 0 E: 0 K: 1 S: 8	H: 0 LOB: 0 BB: 0 P: 11	R: 0 E: 0 K: 1 S: 7	H: 0 LOB: 0 BB: 0 P: 13	R: 0 E: 0 K: 0 S: 7	H: 0 LOB: 0 BB: 0 P: 11	R: 1 E: 0 K: 0 S: 10	H: 2 LOB: 1 BB: 0 P: 16	R: 0 E: 0 K: 0 S: 7	H: 0 LOB: 0 BB: 0 P: 10	R: 1 E: 1 K: 0 S: 8	H: 2 LOB: 1 BB: 0 P: 11	R: 0 E: 0 K: 0 S: 8	H: 0 LOB: 0 BB: 0 P: 11	R: 0 E: 0 K: 1 S: 5	H: 0 LOB: 0 BB: 0 P: 7	R: 0 E: 1 K: 2 S: 12	H: 1 LOB: 2 BB: 0 P: 18	R: 0 E: 0 K: 1 S: 10	H: 0 LOB: 1 BB: 1 P: 18	1B: 5 2B: 1 3B: 0 HR: 2	SF: 0 SAC: 2 DP: 1 HBP: 0	WP: 0 PB: 0 SB: 0 CS: 0	PA: 45
<b>PITCHER</b>	IP ERA	WLS ERA	BF ERA	H R	R ER	SO SO	BB BB	IBB IBB	HBP HBP	BLK BLK	WP WP	HR HR	S S	P P	ERA ERA	WHIP WHIP										
Don Drysdale, R ERA: 3.41 (1, 1)	6.0	3.1	13	2	1	1	2	0	0	0	0	0	0	0	0	0	0	0								
Danny McDevitt, L ERA: 3.95 (7, 1)	3.1	W	6	0	0	0	2	1	0	0	0	0	0	0	0	0	0	0								
Larry Sherry, R ERA: 2.39 (10, 1)	1.2	W	6	0	0	0	2	1	0	0	0	0	0	0	0	0	0	0								

Los Angeles Dodgers @ Chicago Cubs  
Wrigley Field, Chicago, IL  
Fri Sep 25 1959, 3:33 AM CDT  
Att. 7,195 - Unknown

livebaseballscores.com

AB 40  
R 4  
H 8  
RBI 4  
BB 3  
SO 7  
LOB 19





Batter	1	2	3	4	5	6	7	8	9	AB	R	H	RBI	BB	SO	LOB	TOP				
Jim Gilliam, S OBP: 0.392, SLG: 0.353	4-3			F4		F8 1B 2B		2B 1B		4	1	2	1	0	0	0	<b>Los Angeles Dodgers @ Chicago Cubs</b> Wrigley Field, Chicago, IL Sat Sep 26 1959, 3:33 AM CDT Att: 9,348 - Unknown				
Charlie Neal, R OBP: 0.335, SLG: 0.448	F2			K		F8		F4		4	0	0	0	0	1	2					
Wally Moon, L OBP: 0.395, SLG: 0.500	G3			BB 1B		G6-4-3 1B		2B		4	0	3	1	0	0	0					
Duke Snider, L OBP: 0.403, SLG: 0.541 Don Demeter, R OBP: 0.294, SLG: 0.440		G4-6-3 1B		BB		G6-4-3 1-2		4-3		2	0	1	0	1	0	1					
Norm Larker, L OBP: 0.334, SLG: 0.412	G4-6-3			BB		K		1B		4	0	2	0	0	1	3					
Gil Hodges, R OBP: 0.363, SLG: 0.517	K					6-3		F8		4	0	0	0	0	2	2					
John Roseboro, L OBP: 0.326, SLG: 0.368			G6-4-3 BB			F8		FC3-6 1-2		3	0	0	0	1	1	2					
Maury Wills, S OBP: 0.302, SLG: 0.301			G6-4-3 1-2			K		FC4-6		4	0	0	0	0	1	3					
Johnny Podres, L OBP: 0.316, SLG: 0.266 Chuck Churn, R OBP: 0.187, SLG: 0.333 Clem Labine, R OBP: 0.277, SLG: 0.206 Bill Harris, L OBP: 0.227, SLG: 0.206 Sandy Amoros, L OBP: 0.227, SLG: 0.206 Stan Williams, R OBP: 0.227, SLG: 0.206 Ron Fairly, L OBP: 0.227, SLG: 0.206 Johnny Klippstein, R OBP: 0.227, SLG: 0.206			F3			2B 1B		K		1	0	0	0	0	0	0					
<b>Inning Stats</b>	R: 0 E: 0 K: 0 S: 11	H: 0 LOB: 0 BB: 0 P: 17	R: 0 E: 0 K: 1 S: 6	H: 1 LOB: 0 BB: 0 P: 9	R: 0 E: 0 K: 0 S: 4	H: 0 LOB: 0 BB: 1 P: 9	R: 0 E: 0 K: 2 S: 13	H: 1 LOB: 2 BB: 1 P: 22	R: 0 E: 0 K: 1 S: 8	H: 0 LOB: 0 BB: 0 P: 12	R: 2 E: 0 K: 0 S: 12	H: 3 LOB: 0 BB: 0 P: 18	R: 0 E: 0 K: 2 S: 12	H: 1 LOB: 1 BB: 0 P: 16	R: 0 E: 0 K: 1 S: 11	H: 2 LOB: 2 BB: 0 P: 16		R: 0 E: 0 K: 0 S: 7	H: 1 LOB: 1 BB: 0 P: 7	1B: 7 2B: 2 3B: 0 HR: 0	SF: 0 SAC: 0 DP: 3 HBP: 0
<b>PITCHER</b> Dave Hillman, R ERA: 3.53	IP: 9.0 WLS: W BF: 35 H: 9 R: 2 ER: 2 SO: 7	BB: 2 IBB: 0 HBP: 0 BLK: 0	WP: 0 HR: 0 S: 84 P: 126	ERA: 2.00 WHIP: 1.222																	

Batter	1	2	3	4	5	6	7	8	9	AB	R	H	RBI	BB	SO	LOB	BOTTOM		
Tony Taylor, R OBP: 0.332, SLG: 0.392	CS 1B			BB				L8		5	0	3	2	1	1	3	<b>Los Angeles Dodgers @ Chicago Cubs</b> Wrigley Field, Chicago, IL Sat Sep 26 1959, 3:33 AM CDT Att: 9,348 - Unknown		
George Altman, L OBP: 0.313, SLG: 0.387	F6			4-3			SH5-4 1B		4	0	0	0	0	1	6				
Lee Walls, R OBP: 0.342, SLG: 0.393	K			L7 14 HBP 1B			P1		5	1	1	0	0	1	2				
14 Ernie Banks, R OBP: 0.374, SLG: 0.597		L7		1B 1B HBP			1-3		4	2	1	0	0	0	1				
Bobby Thomson, R OBP: 0.323, SLG: 0.400		1B HR		BB 1B BB 1B			F6		5	3	4	1	0	0	0				
Art Schult, R OBP: 0.320, SLG: 0.381		HR		BB 1B BB 1B			FC3-6 1B		4	3	3	2	0	0	0				
Alvin Dark, R OBP: 0.341, SLG: 0.385		HR		BB 1B BB 1B			FC3-6 IBB		3	2	2	3	2	0	1				
Cal Neeman, R OBP: 0.241, SLG: 0.267		F5		1B 1B BB			FC3-6 DI 1B		3	1	0	2	2	1	3				
Dave Hillman, R OBP: 0.239, SLG: 0.150		K		1B 1B BB			BB 1B		4	0	2	2	1	2	1				
<b>Inning Stats</b>	R: 0 E: 0 K: 1 S: 11	H: 1 LOB: 0 BB: 0 P: 15	R: 3 E: 0 K: 1 S: 13	H: 3 LOB: 0 BB: 0 P: 19	R: 6 E: 0 K: 2 S: 24	H: 5 LOB: 2 BB: 2 P: 43	R: 3 E: 0 K: 0 S: 21	H: 3 LOB: 3 BB: 3 P: 37	R: 0 E: 0 K: 0 S: 8	H: 0 LOB: 0 BB: 0 P: 13	R: 0 E: 0 K: 2 S: 10	H: 1 LOB: 1 BB: 0 P: 16	R: 0 E: 0 K: 0 S: 10	H: 1 LOB: 1 BB: 0 P: 17	R: 0 E: 0 K: 0 S: 9	H: 2 LOB: 3 BB: 1 P: 16		1B: 14 2B: 0 3B: 1 HR: 1	SF: 0 SAC: 2 DP: 0 HBP: 1
<b>PITCHER</b> Johnny Podres, L ERA: 4.16 Chuck Churn, R ERA: 4.91 Clem Labine, R ERA: 3.95 Bill Harris, R ERA: Stan Williams, R ERA: 4.07	IP: 2.2 WLS: L BF: 14 H: 6 R: 6 ER: 6 SO: 4	BB: 6 IBB: 0 HBP: 0 BLK: 0	WP: 0 HR: 1 S: 38 P: 55	ERA: 20.25 WHIP: 2.250															
<b>PITCHER</b> Johnny Klippstein, R ERA: 5.91	IP: 1.0 WLS: BF: 6 H: 2 R: 0 ER: 0 SO: 0	BB: 1 IBB: 0 HBP: 0 BLK: 0	WP: 0 HR: 0 S: 9 P: 16	ERA: 0.00 WHIP: 3.000															





Batter	1	2	3	4	5	6	7	8	9	AB	R	H	RBI	BB	SO	LOB	TOP											
<b>Jim Gilliam, S</b> OBP: 0.388, SLG: 0.349 (1, 5)	2-1 5-3	1-2 1-3		1-1 F7			0-1 F2		2-0 G3	5	0	0	0	0	0	2	<b>Los Angeles Dodgers @ Chicago Cubs</b> Wrigley Field, Chicago, IL Sun Sep 27 1959, 3:33 AM CDT Att: 28,346 - Unknown											
<b>Charlie Neal, R</b> OBP: 0.335, SLG: 0.456 (1, 4)	2-3 K		3-1 1B 3B	1-1 HR			0-0 F6		2-2 F9	5	2	2	2	0	1	0												
<b>Wally Moon, L</b> OBP: 0.394, SLG: 0.497 (1, 9) (6, 7)	4-2 S BB		0-2 4-3	2-1 4-3			3-2 F7			3	0	0	0	1	0	1												
<b>Duke Snider, L</b> OBP: 0.401, SLG: 0.538 <b>Don Demeter, R</b> OBP: 0.295, SLG: 0.440 (1, 8) (4, 8)	1-3 K		0-0 G3		2-2 FC1-6 1B			1-1 F6		2	0	0	0	0	1	2												
<b>Norm Larker, L</b> OBP: 0.337, SLG: 0.413 <b>Ron Fairly, L</b> OBP: 0.326, SLG: 0.347 (1, 7) (6, 9)		4-2 1B BB	0-0 1B	0-0 1B	0-0 FC1-6 G1-4-3			3-2 F9		2	1	1	1	1	0	1												
<b>Gil Hodges, R</b> OBP: 0.384, SLG: 0.516 (1, 3)		3-2 F4	2-1 1B	2-1 1B	0-2 G1-4-3			4-1 HR BB		3	1	1	0	1	0	2												
<b>John Roseboro, L</b> OBP: 0.325, SLG: 0.374 (1, 2)		1-0 F5	0-0 F7			0-0 L3		2-0 HR		4	1	1	2	0	0	3												
<b>Maury Wills, S</b> OBP: 0.305, SLG: 0.305 (1, 6)		0-2 1B 1B		1-2 SH3-4 HR 1B		3-2 4-3		2-3 K		4	2	2	0	0	1	0												
<b>Roger Craig, R</b> OBP: 0.075, SLG: 0.058 (1, 1)		2-1 1B		0-0 SH3-4		1-3 K		0-1 1-3		3	0	1	2	0	1	0												
<b>Inning Stats</b>	R: 0 E: 0 K: 2 S: 10	H: 0 LOB: 1 BB: 1 P: 19	R: 2 E: 0 K: 0 S: 18	H: 2 LOB: 1 BB: 1 P: 29	R: 1 E: 0 K: 0 S: 10	H: 3 LOB: 2 BB: 0 P: 15	R: 2 E: 0 K: 0 S: 10	H: 2 LOB: 0 BB: 0 P: 15	R: 0 E: 0 K: 1 S: 8	H: 0 LOB: 0 BB: 0 P: 12	R: 0 E: 0 K: 0 S: 6	H: 0 LOB: 0 BB: 0 P: 9	R: 2 E: 0 K: 1 S: 10	H: 1 LOB: 0 BB: 0 P: 22	R: 0 E: 0 K: 0 S: 7	H: 0 LOB: 0 BB: 0 P: 11		1B: 6 2B: 0 3B: 1 HR: 2	SF: 0 SAC: 1 DP: 1 HBP: 0	WP: 0 PB: 0 SB: 1 CS: 0	PA: 38							
<b>PITCHER</b>	IP	WLS	BF	H	R	ER	SO	BB	IBB	HBP	BLK	WP	HR	S	P	ERA	WHIP											
<b>Bob Anderson, R</b> ERA: 4.15 (1, 1)	3.2	L	20	7	5	5	2	2	0	0	0	0	0	1	46	74	12.27	2.455										
<b>Bill Henry, L</b> ERA: 2.68 (4, 1)	1.1		4	1	0	0	0	0	0	0	0	0	0	0	10	14	0.00	0.750										
<b>Glen Hobbie, R</b> ERA: 3.72 (6, 1)	2.0		6	0	0	0	1	0	0	0	0	0	0	0	14	21	0.00	0.000										
<b>Don Elston, R</b> ERA: 3.28 (8, 1)	2.0		8	1	2	2	1	1	0	0	0	0	0	1	17	33	9.00	1.000										

AB	34
R	7
H	9
RBI	7
BB	3
SO	4
LOB	11



Batter	1	2	3	4	5	6	7	8	9	AB	R	H	RBI	BB	SO	LOB	BOTTOM											
<b>Tony Taylor, R</b> OBP: 0.331, SLG: 0.393 (1, 6)	2-1 L7		3-2 5-3		0-0 F7			1-1 1B 2B		4	0	1	0	0	0	1	<b>Los Angeles Dodgers @ Chicago Cubs</b> Wrigley Field, Chicago, IL Sun Sep 27 1959, 3:33 AM CDT Att: 28,346 - Unknown											
<b>George Altman, L</b> OBP: 0.310, SLG: 0.383 (1, 8)	3-2 F9			1-1 L3		0-0 G3		1-1 F7		4	0	0	0	0	0	1												
<b>Jim Marshall, L</b> OBP: 0.324, SLG: 0.405 (1, 3)	2-1 G3			4-0 FC6-4 BB		3-3 K		0-2 F9		3	0	0	0	1	1	1												
<b>Bobby Thomson, R</b> OBP: 0.322, SLG: 0.398 (1, 9)		0-1 5-3		1-2 FC6-4		0-1 5-3		2-1 1B		4	0	1	0	0	0	1												
<b>Irv Noren, L</b> OBP: 0.372, SLG: 0.451 (1, 7)		0-2 FC5-4 1B		0-2 L8			2-2 4-3	0-0 F8		4	0	1	0	0	0	3												
<b>Earl Averill, R</b> OBP: 0.302, SLG: 0.457 (1, 4)		3-1 FC5-4		2-2 HR			0-1 6-3		1-3 K	4	1	1	1	0	1	1												
<b>Sammy Taylor, L</b> OBP: 0.336, SLG: 0.428 (1, 2)		3-2 L9		0-0 4-3			4-2 1B BB		1-1 4-3	3	0	0	0	1	0	1												
<b>Alvin Dark, R</b> OBP: 0.342, SLG: 0.386 (1, 5)			3-3 K		2-1 1B		0-0 4-3		0-0 4-3	4	0	2	0	0	1	0												
<b>Bob Anderson, R</b> OBP: 0.119, SLG: 0.088 <b>Bill Henry, L</b> OBP: 0.279, SLG: 0.194 <b>Dale Gribble, L</b> OBP: 0.296, SLG: 0.432 <b>Glen Hobbie, R</b> OBP: 0.334, SLG: 0.528 <b>14 Ernie Banks, R</b> OBP: 0.320, SLG: 0.220 (1, 1) (4, 1) (5, PH) (8, 1) (7, PH) (8, 1)			1-1 5-3		1-1 F8		2-2 F6			1	0	0	0	0	0	0												
<b>Inning Stats</b>	R: 0 E: 0 K: 0 S: 7	H: 0 LOB: 0 BB: 0 P: 14	R: 0 E: 0 K: 0 S: 10	H: 1 LOB: 1 BB: 0 P: 16	R: 0 E: 0 K: 1 S: 8	H: 0 LOB: 0 BB: 0 P: 15	R: 0 E: 0 K: 0 S: 8	H: 0 LOB: 1 BB: 1 P: 14	R: 1 E: 0 K: 0 S: 10	H: 2 LOB: 1 BB: 0 P: 15	R: 0 E: 0 K: 1 S: 6	H: 0 LOB: 0 BB: 0 P: 9	R: 0 E: 0 K: 0 S: 12	H: 1 LOB: 2 BB: 1 P: 20	R: 0 E: 0 K: 0 S: 10	H: 2 LOB: 0 BB: 0 P: 14		R: 0 E: 0 K: 1 S: 6	H: 0 LOB: 0 BB: 0 P: 8	1B: 4 2B: 1 3B: 0 HR: 1	SF: 0 SAC: 0 DP: 0 HBP: 0	WP: 0 PB: 0 SB: 0 CS: 0	PA: 35					
<b>PITCHER</b>	IP	WLS	BF	H	R	ER	SO	BB	IBB	HBP	BLK	WP	HR	S	P	ERA	WHIP											
<b>Roger Craig, R</b> ERA: 2.06 (1, 1)	9.0	W	35	6	1	1	3	2	0	0	0	0	0	1	77	125	1.00	0.889										

AB	33
R	1
H	6
RBI	1
BB	2
SO	3
LOB	12













Batter	1	2	3	4	5	6	7	8	9	AB	R	H	RBI	BB	SO	LOB	TOP			
Jim Gilliam, S OBP: 0.250, SLG: 0.250 (1, 5)	0-0 6-3		0-0 P4		0-3 K			0-0 G6-4-3 1B		4	0	1	0	0	1	0	<b>Los Angeles Dodgers @ Chicago White Sox</b> Comiskey Park, Chicago, IL Thu Oct 01 1959, 4:33 AM EDT Att: 48,013 - Unknown			
Charlie Neal, R OBP: 0.500, SLG: 0.500 (1, 4)	0-0 1B		0-0 6-3			0-0 G3 1B		0-0 G6-4-3 1-2		4	0	2	0	0	0	1				
Wally Moon, L OBP: 0.250, SLG: 0.250 (1, 7)	0-0 P6			0-0 1B 1B		0-0 G3 1-2		0-0 G1-3		4	0	1	0	0	0	2				
Duke Snider, L Don Demeter, R (1, 8) (6, 8)	4-0 1-2 BB			0-0 F9 1B		0-0 F5			0-3 K	2	0	0	0	1	0	2				
Norm Larker, L OBP: 0.250, SLG: 0.250 (1, 9)	0-0 L9			0-0 F8		0-3 K			0-0 FC3-6 1B	4	0	1	0	0	1	4				
Gil Hodges, R OBP: 0.500, SLG: 0.500 (1, 3)		0-0 F7		0-0 1B			0-0 G1-3		0-0 FC3-6 1B	4	0	2	0	0	0	0				
John Roseboro, L (1, 2)	0-0 P6		0-3 K		0-0 F2			0-0 FC3-6 1B		4	0	0	0	0	1	4				
Maury Wills, S OBP: 0.333, SLG: 0.333 Carl Furillo, R (9, PH)	0-3 K			0-0 4-3			0-0 1B		0-0 F7	3	0	1	0	0	1	0				
Roger Craig, R Chuck Churn, R Clem Labine, R Chuck Essegian, R Sandy Koufax, R Ron Fairly, L Johnny Klippstein, R (1, 1) (3, 1) (4, 1) (5, PH) (5, 1) (7, PH) (7, 1)			0-3 K		0-3 K		0-0 3-1			1	0	0	0	0	1	0				
<b>Inning Stats</b>	R: 0 E: 0 K: 0 S: 4	H: 1 LOB: 2 BB: 1 P: 8	R: 0 E: 0 K: 1 S: 5	H: 0 LOB: 0 BB: 0 P: 5	R: 0 E: 0 K: 1 S: 5	H: 2 LOB: 2 BB: 0 P: 7	R: 0 E: 0 K: 2 S: 7	H: 0 LOB: 0 BB: 0 P: 7	R: 0 E: 0 K: 1 S: 6	H: 1 LOB: 1 BB: 0 P: 6	R: 0 E: 0 K: 0 S: 4	H: 1 LOB: 1 BB: 0 P: 4	R: 0 E: 0 K: 0 S: 3	H: 1 LOB: 0 BB: 0 P: 3	R: 0 E: 0 K: 1 S: 7	H: 2 LOB: 2 BB: 0 P: 7		1B: 8 2B: 0 3B: 0 HR: 0	SF: 0 SAC: 0 DP: 1 HBP: 0	WP: 0 PB: 0 SB: 1 CS: 0
<b>PITCHER</b>	IP WLS BF H R ER SO BB IBB HBP BLK WP HR S P ERA WHIP	7.0 W 28 6 0 0 6 1 0 0 0 0 0 39 43 0.00 1.000	2.0 S 7 2 0 0 1 0 0 0 0 0 0 9 9 0.00 1.000	<b>PITCHER</b>																

Batter	1	2	3	4	5	6	7	8	9	AB	R	H	RBI	BB	SO	LOB	BOTTOM				
Luis Aparicio, R (1, 6)	0-0 P6		0-0 L9		0-0 L7			0-0 4-3		5	0	0	0	0	0	1	<b>Los Angeles Dodgers @ Chicago White Sox</b> Comiskey Park, Chicago, IL Thu Oct 01 1959, 4:33 AM EDT Att: 48,013 - Unknown				
Nellie Fox, L OBP: 0.400, SLG: 0.500 (1, 4)	4-0 1B BB		0-0 2B 6-3			0-0 F7		0-0 4-3		4	2	1	0	1	0	1					
Jim Landis, R OBP: 0.750, SLG: 0.750 (1, 8)	0-0 1B SF9 1B		0-0 2H HR 1B	0-0 HR 1B		0-0 6-3				4	3	3	1	0	0	0					
Ted Kluszewski, L OBP: 0.750, SLG: 2.250 (1, 3)	0-0 1-3 3H 1B		0-0 1H HR HR	0-0 1H HR HR		0-0 4-3				4	2	3	5	0	0	0					
Sherm Lollar, R (1, 2)	0-0 SF9		0-0 E8 1B	0-0 F8			0-0 5-3			3	1	0	1	0	0	0					
Billy Goodman, L OBP: 0.500, SLG: 0.500 Sammy Esposito, R (1, 5) (4, 5)	0-0 F8		0-0 2B 2H E 1B	0-3 K			0-0 G1-3			2	1	1	1	0	0	1					
Al Smith, R OBP: 0.500, SLG: 1.000 (1, 7)		0-3 K	0-0 E8 1H E 2B	0-0 F9			0-0 2B			4	1	2	0	0	1	0					
Jim Rivera, L (1, 9)	0-0 F3		0-0 FC4 2B		0-0 F9		0-3 K			4	1	0	0	0	1	1					
Early Wynn, S OBP: 0.333, SLG: 0.667 Gerry Staley, R (8, 1)	0-0 G1-3		0-0 2H		0-3 K			0-3 K		3	0	1	1	0	1	0					
<b>Inning Stats</b>	R: 2 E: 0 K: 0 S: 5	H: 2 LOB: 1 BB: 1 P: 9	R: 0 E: 0 K: 1 S: 5	H: 0 LOB: 0 BB: 0 P: 5	R: 7 E: 3 K: 0 S: 11	H: 6 LOB: 1 BB: 0 P: 11	R: 2 E: 0 K: 1 S: 7	H: 2 LOB: 0 BB: 0 P: 7	R: 0 E: 0 K: 1 S: 5	H: 0 LOB: 0 BB: 0 P: 5	R: 0 E: 0 K: 0 S: 3	H: 0 LOB: 0 BB: 0 P: 3	R: 0 E: 0 K: 1 S: 6	H: 1 LOB: 1 BB: 0 P: 6	R: 0 E: 0 K: 1 S: 5	H: 0 LOB: 0 BB: 0 P: 5		1B: 5 2B: 4 3B: 0 HR: 2	SF: 1 SAC: 0 DP: 0 HBP: 0	WP: 0 PB: 0 SB: 0 CS: 0	PA: 38
<b>PITCHER</b>	IP WLS BF H R ER SO BB IBB HBP BLK WP HR S P ERA WHIP	2.1 L 13 5 5 5 1 1 0 0 0 0 1 9 9 27.00 7.500	0.2 9 5 6 2 0 0 0 0 0 0 0 0 5 5 0.00 0.000	6.0 6 0 0 0 1 0 0 0 0 0 0 0 8 8 0.00 0.000	2.0 7 1 0 0 2 0 0 0 0 0 0 0 11 11 0.00 0.500	<b>PITCHER</b>															







Batter	1	2	3	4	5	6	7	8	9	AB	R	H	RBI	BB	SO	LOB	TOP			
Luis Aparicio, R (1, 6) OBP: 0.333, SLG: 0.357	0-3 K	4-0 BB		0-0 CS 1B			0-0 1B		0-3 K	4	0	2	0	1	2	0	<b>Chicago White Sox @ Los Angeles Dodgers</b> Los Angeles Memorial Coliseum, Los Angeles, CA Sun Oct 04 1959, 7:33 AM EDT Att: 92,394 - Unknown <a href="http://livebaseballscorecards.com">livebaseballscorecards.com</a>			
Nelle Fox, L (1, 4) OBP: 0.467, SLG: 0.417	4-0 1B	0-0 3-1		0-0 CS			0-0 1B		0-0 1B	4	0	3	0	1	0	2				
Jim Landis, R (1, 8) OBP: 0.385, SLG: 0.333	0-0 1B			0-0 G1-3			0-3 K		0-3 K	5	0	1	0	0	3	4				
Ted Kluszewski, L (1, 3) OBP: 0.500, SLG: 1.000	4-0 1B			0-0 5-3			0-0 F5		HBP 1B G6-4-3 1B	3	1	1	0	1	0	0				
Sherm Lollar, R (1, 2) OBP: 0.333, SLG: 0.364	0-0 F5			0-0 1B			0-0 F9		0-0 1B G6-4-3 HBP	4	0	2	0	0	0	3				
Billy Goodman, L (1, 5) OBP: 0.571, SLG: 0.500 Sammy Esposito, R (8, PR) (8, 5)	0-0 G3			0-0 1B			0-0 1B G5-4-3		0-0 1B G6-4-3 HBP	3	0	2	0	0	0	3				
Al Smith, R (1, 7) OBP: 0.333, SLG: 0.545				0-0 L7			0-0 1B G5-4-3		0-0 1B G6-4-3	4	0	0	0	0	1	5				
Jim Rivera, L (1, 9)				4-0 CS BB			0-0 F5		0-0 L6 P2	3	0	0	0	1	0	2				
Dick Donovan, L (1, 1) OBP: 0.333, SLG: 0.333 Gerry Staley, R (7, 1) Norm Cash, L (9, PH)				0-0 BB 1B			0-0 6-3		0-3 K	3	0	1	0	0	1	0				
<b>Inning Stats</b>	R: 0 E: 0 K: 1 S: 6	H: 1 LOB: 3 BB: 2 P: 14	R: 0 E: 0 K: 0 S: 3	H: 1 LOB: 2 BB: 2 P: 11	R: 0 E: 0 K: 1 S: 7	H: 2 LOB: 2 BB: 0 P: 7	R: 0 E: 0 K: 0 S: 3	H: 1 LOB: 0 BB: 0 P: 3	R: 0 E: 0 K: 0 S: 5	H: 1 LOB: 0 BB: 0 P: 5	R: 0 E: 0 K: 0 S: 3	H: 2 LOB: 2 BB: 0 P: 9	R: 0 E: 0 K: 2 S: 4	H: 2 LOB: 2 BB: 0 P: 5	R: 0 E: 0 K: 3 S: 10	H: 1 LOB: 1 BB: 0 P: 10	1B: 12 2B: 1 3B: 0 HR: 0	SF: 0 SAC: 0 DP: 3 HBP: 1	WP: 0 PB: 0 CS: 1	PA: 40
<b>PITCHER</b>	IP WLS BF H R ER SO BB IBB HBP BLK WP HR S P ERA WHIP																			
Don Drysdale, R (1, 1) ERA: 1.29	7.0 W 32 11 1 1 5 3 1 0 0 0 0 38 54 1.29 2.000																			
Larry Sherry, R (8, 1) ERA: 1.6	2.0 S 7 1 0 0 3 0 0 1 0 0 0 12 13 0.00 0.500																			

Batter	1	2	3	4	5	6	7	8	9	AB	R	H	RBI	BB	SO	LOB	BOTTOM			
Jim Gilliam, S (1, 5) OBP: 0.231, SLG: 0.167	0-0 F8			0-0 4-3			0-0 4-3		0-0 6-3	4	0	0	0	0	0	1	<b>Chicago White Sox @ Los Angeles Dodgers</b> Los Angeles Memorial Coliseum, Los Angeles, CA Sun Oct 04 1959, 7:33 AM EDT Att: 92,394 - Unknown <a href="http://livebaseballscorecards.com">livebaseballscorecards.com</a>			
Charlie Neal, R (1, 4) OBP: 0.462, SLG: 1.000	0-0 L5			0-0 G1-3			0-0 BB 1B 4-3		0-0 2B	4	1	2	1	0	0	0				
Wally Moon, L (1, 9) OBP: 0.250, SLG: 0.182	0-0 F8			0-0 4-3			0-0 4-3		0-0 6-3	4	0	0	0	0	0	2				
Norm Larker, L (1, 7) OBP: 0.200, SLG: 0.111				0-3 K			0-0 3-1		4-0 BB BB 1B	2	1	0	0	1	1	0				
Gil Hodges, R (1, 3) OBP: 0.364, SLG: 0.300				0-0 G6-4-3 1B			0-3 K		4-0 1B BB	2	0	1	0	1	1	0				
Don Demeter, R (1, 8) Carl Furillo, R (7, PH) Ron Fairly, L (7, PR) (8, 8)				0-0 G6-4-3			0-0 5-3		0-0 1B 1-2 2-3 3-H	2	0	0	0	0	0	1				
John Roseboro, L (1, 2) OBP: 0.091, SLG: 0.091				0-0 B3			0-0 F9		0-0 L4	3	0	0	0	0	0	2				
Maury Wills, S (1, 6) OBP: 0.300, SLG: 0.300				0-3 K			0-0 4-3		0-0 6-3 SH2-4 2B 1B	3	1	1	0	0	1	0				
Don Drysdale, R (1, 1) Larry Sherry, R (8, 1)				0-3 K			0-3 K		0-0 SH2-4 1B	2	0	0	0	0	2	0				
<b>Inning Stats</b>	R: 0 E: 0 K: 0 S: 3	H: 0 LOB: 0 BB: 0 P: 3	R: 0 E: 0 K: 1 S: 5	H: 1 LOB: 0 BB: 0 P: 5	R: 0 E: 0 K: 2 S: 7	H: 0 LOB: 0 BB: 0 P: 7	R: 0 E: 0 K: 0 S: 3	H: 0 LOB: 0 BB: 0 P: 3	R: 0 E: 0 K: 1 S: 5	H: 0 LOB: 0 BB: 0 P: 5	R: 0 E: 0 K: 1 S: 5	H: 0 LOB: 0 BB: 0 P: 5	R: 2 E: 0 K: 0 S: 5	H: 2 LOB: 2 BB: 2 P: 13	R: 1 E: 0 K: 0 S: 5	H: 2 LOB: 1 BB: 0 P: 5	1B: 4 2B: 1 3B: 0 HR: 0	SF: 0 SAC: 1 DP: 1 HBP: 0	WP: 0 PB: 0 CS: 0	PA: 30
<b>PITCHER</b>	IP WLS BF H R ER SO BB IBB HBP BLK WP HR S P ERA WHIP																			
Dick Donovan, R (1, 1) ERA: 2.7	6.2 L 23 2 2 2 5 2 0 0 0 0 0 31 39 2.70 0.600																			
Gerry Staley, R (7, 1) ERA: 2.7	1.1 7 3 1 1 0 0 0 0 0 0 0 7 7 6.75 2.250																			



Batter	1	2	3	4	5	6	7	8	9	AB	R	H	RBI	BB	SO	LOB	TOP					
Jim Landis, R OBP: 0.333, SLG: 0.294 (1, 8)										5	1	1	0	0	1	1	<b>Chicago White Sox @ Los Angeles Dodgers</b> Los Angeles Memorial Coliseum, Los Angeles, CA Mon Oct 05 1959, 7:33 AM EDT Att: 92,650 - Unknown <a href="http://livebaseballscorecards.com">livebaseballscorecards.com</a>					
Luis Aparicio, R OBP: 0.368, SLG: 0.353 (1, 6)										3	0	1	0	1	0	0						
Nellie Fox, L OBP: 0.500, SLG: 0.529 (1, 4)										5	1	3	0	0	1	0						
Ted Kluszewski, L OBP: 0.529, SLG: 0.867 (1, 3)										4	1	2	1	1	0	2						
Sherm Lollar, R OBP: 0.313, SLG: 0.533 (1, 2)										4	1	1	3	0	1	4						
Billy Goodman, L OBP: 0.384, SLG: 0.300 (1, 5)										4	0	0	0	0	3	1						
Al Smith, R OBP: 0.438, SLG: 0.571 (1, 7)										3	0	2	0	1	0	0						
Jim Rivera, L (1, 9)										3	0	0	0	1	0	3						
Early Wynn, S Turk Lowm, R Norm Cash, L Billy Pierce, L Earl Torgeson, L Gerry Staley, R (1, 1) (3, 1) (4, PH) (4, 1) (7, PH) (7, 1)										1	0	0	0	0	0	1						
<b>Inning Stats</b>	R: 0 E: 0 K: 0 S: 3	H: 1 LOB: 2 BB: 2 P: 11	R: 0 E: 0 K: 1 S: 6	H: 1 LOB: 1 BB: 0 P: 6	R: 0 E: 0 K: 0 S: 4	H: 2 LOB: 1 BB: 0 P: 4	R: 0 E: 0 K: 3 S: 10	H: 1 LOB: 2 BB: 1 P: 14	R: 0 E: 0 K: 2 S: 7	H: 0 LOB: 0 BB: 0 P: 7	R: 0 E: 0 K: 0 S: 4	H: 1 LOB: 2 BB: 1 P: 8	R: 4 E: 0 K: 1 S: 9	H: 4 LOB: 0 BB: 0 P: 9	R: 0 E: 0 K: 0 S: 3	H: 0 LOB: 1 BB: 0 P: 7		R: 0 E: 0 K: 0 S: 3	H: 0 LOB: 0 BB: 0 P: 3	1B: 8 2B: 1 3B: 0 HR: 1	SF: 0 SAC: 1 DP: 2 HBP: 0	WP: 0 PB: 0 CS: 1
<b>PITCHER</b>	IP	WLS	BF	H	R	ER	SO	BB	IBB	HBP	BLK	WP	HR	S	P	ERA	WHIP					
Roger Craig, R ERA: 8.88 Larry Sherry, R ERA: 1.29	(1, 1) (8, 1)	7.0 W	33 7	10 0	4 0	4 0	7 0	3 1	1 0	0 0	0 0	0 0	1 0	0 6	59 10	5.14 0.00	1.857 0.500					

Batter	1	2	3	4	5	6	7	8	9	AB	R	H	RBI	BB	SO	LOB	BOTTOM				
Jim Gilliam, S OBP: 0.176, SLG: 0.125 (1, 5)										4	0	0	0	0	0	2	<b>Chicago White Sox @ Los Angeles Dodgers</b> Los Angeles Memorial Coliseum, Los Angeles, CA Mon Oct 05 1959, 7:33 AM EDT Att: 92,650 - Unknown <a href="http://livebaseballscorecards.com">livebaseballscorecards.com</a>				
Charlie Neal, R OBP: 0.353, SLG: 0.765 (1, 4)										4	0	0	0	0	0	0					
Wally Moon, L OBP: 0.313, SLG: 0.267 (1, 9) (6, 7)										4	1	2	0	0	1	0					
Norm Larker, L OBP: 0.250, SLG: 0.182 Carl Furillo, R OBP: 0.333, SLG: 0.333 (1, 7) (6, PH) (6, 9)										2	1	1	0	0	1	1					
Ron Fairly, L (7, 9)										1	0	0	0	0	1	0					
Gil Hodges, R OBP: 0.400, SLG: 0.571 (1, 3)										4	2	2	2	0	0	0					
Don Demeter, R OBP: 0.425, SLG: 0.333 (1, 8)										3	1	2	0	1	1	0					
John Roseboro, L OBP: 0.143, SLG: 0.143 (1, 2)										3	0	1	1	0	0	1					
Maury Wills, S OBP: 0.286, SLG: 0.286 (1, 6)										4	0	1	0	0	0	3					
Roger Craig, R Larry Sherry, R (1, 1) (8, 1)										2	0	0	0	0	1	2					
<b>Inning Stats</b>	R: 0 E: 0 K: 1 S: 6	H: 1 LOB: 0 BB: 0 P: 6	R: 0 E: 0 K: 1 S: 7	H: 2 LOB: 0 BB: 0 P: 7	R: 4 E: 2 K: 0 S: 8	H: 5 LOB: 1 BB: 0 P: 8	R: 0 E: 0 K: 0 S: 3	H: 0 LOB: 0 BB: 0 P: 3	R: 0 E: 0 K: 2 S: 7	H: 0 LOB: 0 BB: 0 P: 7	R: 0 E: 0 K: 0 S: 4	H: 0 LOB: 2 BB: 1 P: 8	R: 0 E: 0 K: 1 S: 5	H: 0 LOB: 0 BB: 0 P: 5	R: 1 E: 0 K: 1 S: 6	H: 1 LOB: 0 BB: 0 P: 6	1B: 8 2B: 0 3B: 0 HR: 1	SF: 0 SAC: 2 DP: 0 HBP: 0	WP: 0 PB: 1 CS: 0	PA: 35	
<b>PITCHER</b>	IP	WLS	BF	H	R	ER	SO	BB	IBB	HBP	BLK	WP	HR	S	P	ERA	WHIP				
Early Wynn, R Turk Lowm, R Billy Pierce, L Gerry Staley, R ERA: 2.79 ERA ERA: 3.38	(1, 1) (3, 1) (4, 1) (7, 1)	2.2 0.1 3.0 2.0	16 1 11 7	8 0 0 1	4 0 0 1	3 0 0 1	2 0 2 2	0 0 1 0	0 0 0 0	0 0 0 0	0 0 0 0	0 0 0 0	0 0 1 1	1 14 11	20 18 11	2.00 0.00 0.00 4.50	3.000 0.000 0.333 0.500				

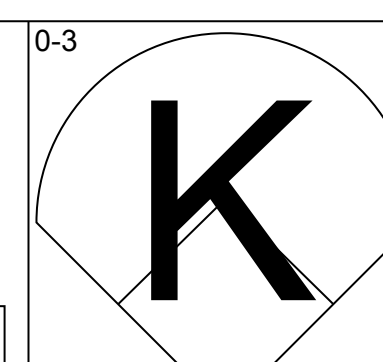
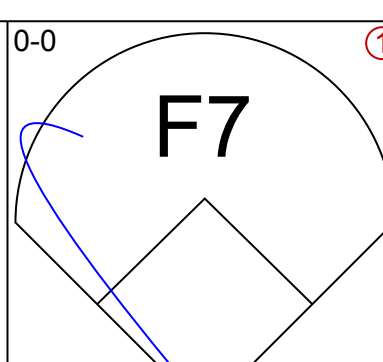
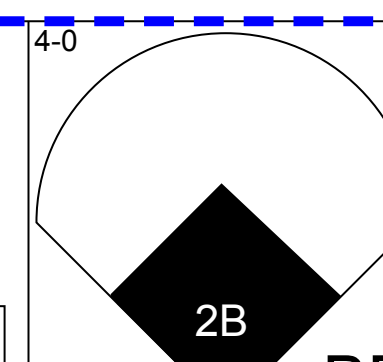
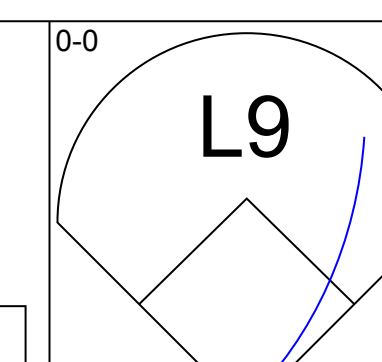
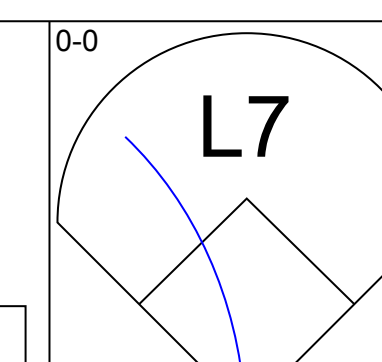
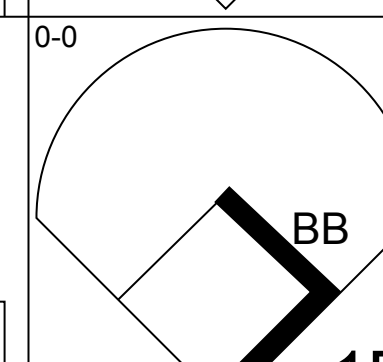
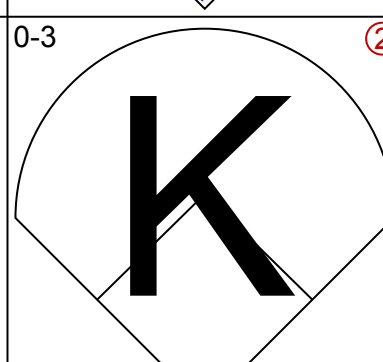
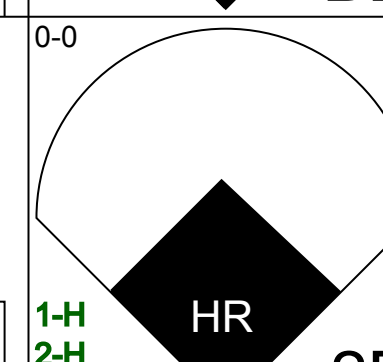
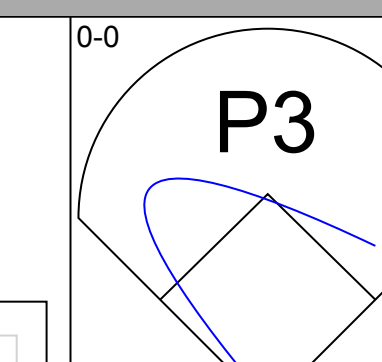
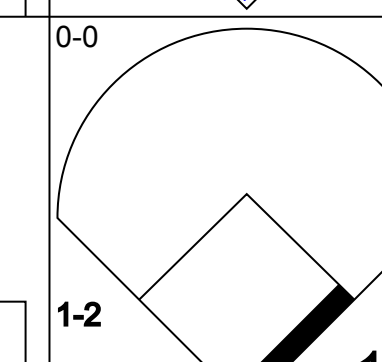
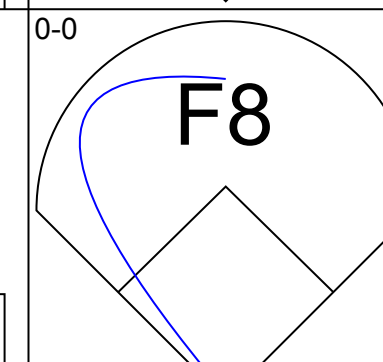
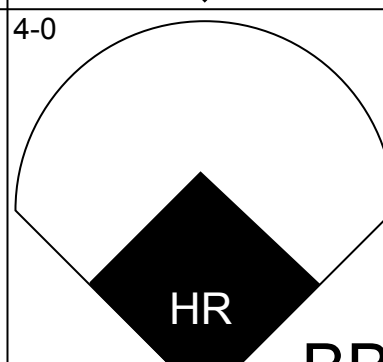
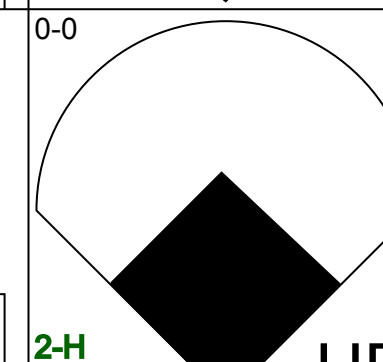
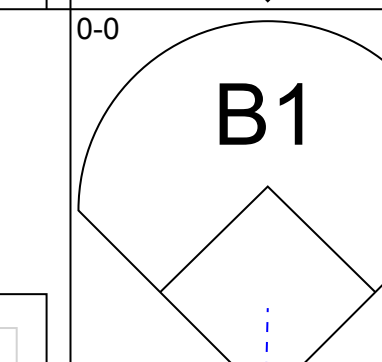
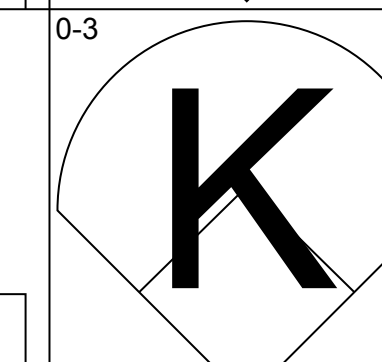
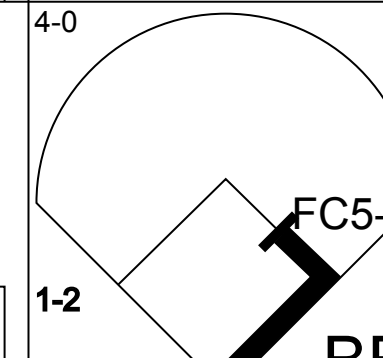
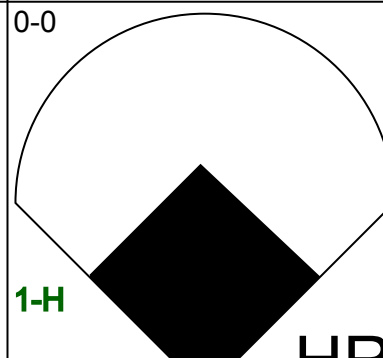
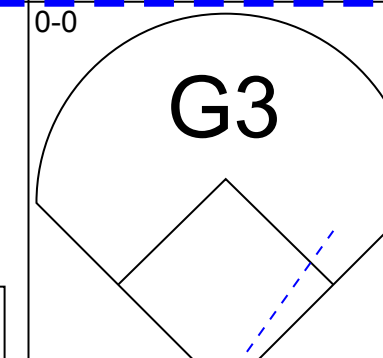
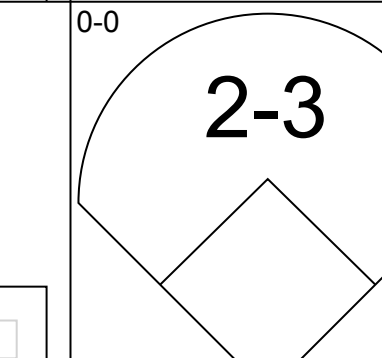

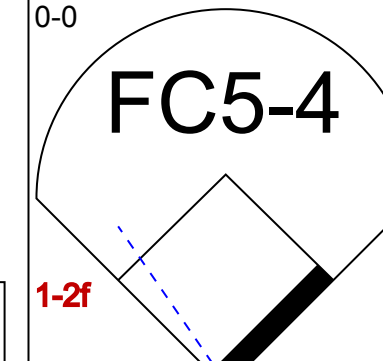
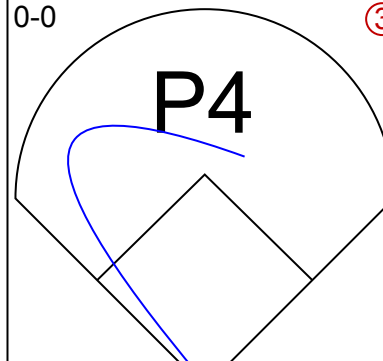
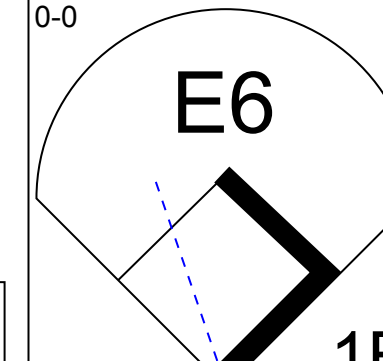




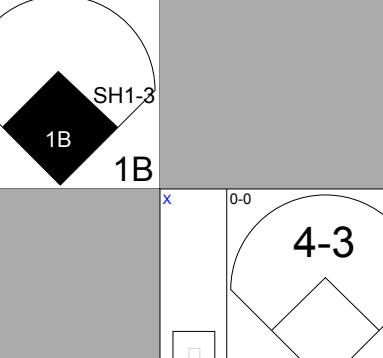
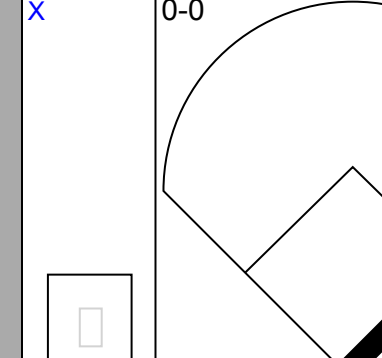
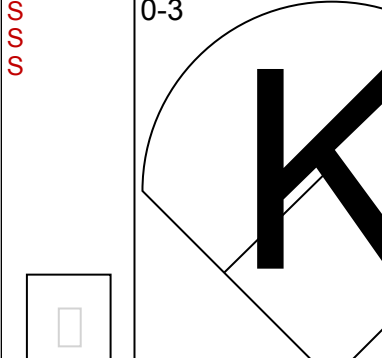
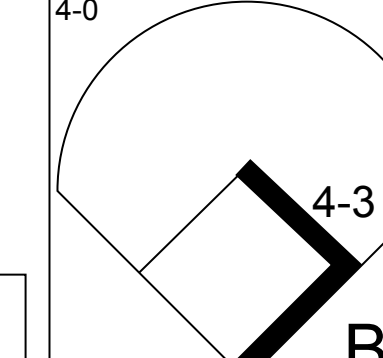
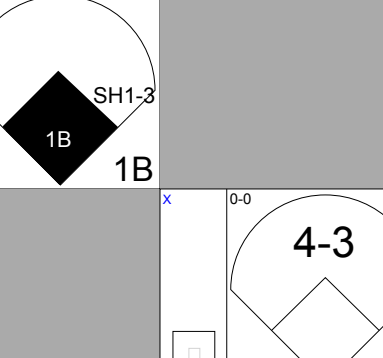
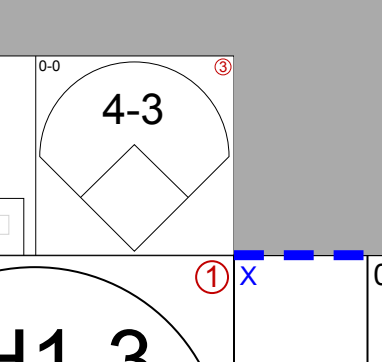
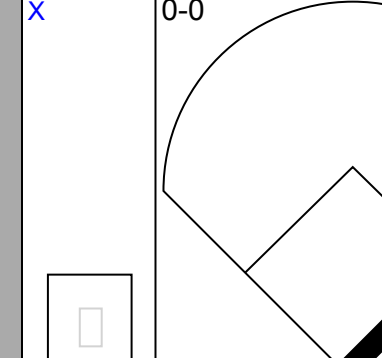
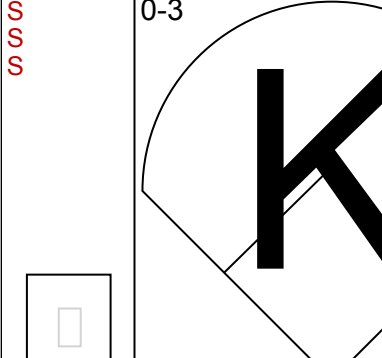
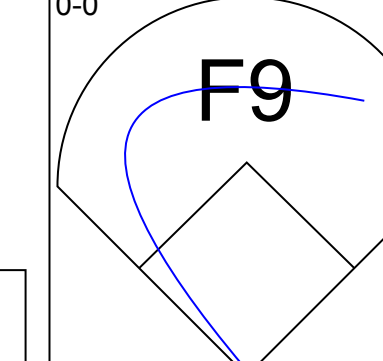
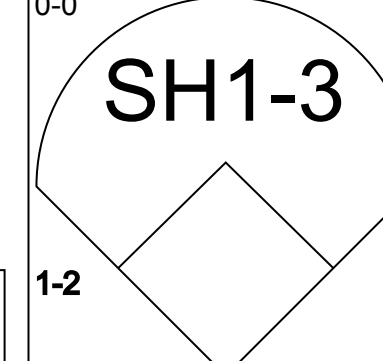
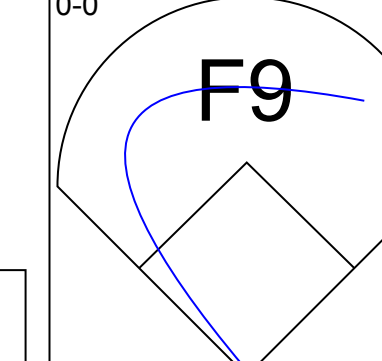
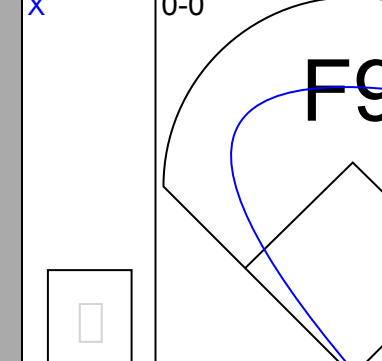
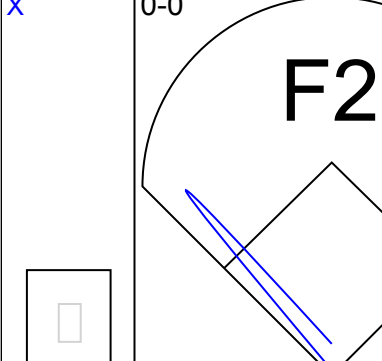
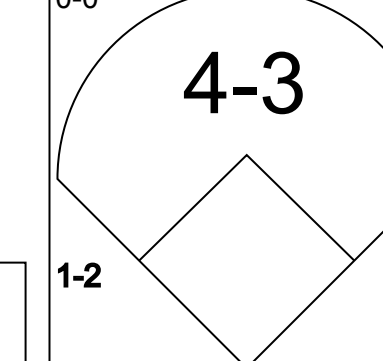
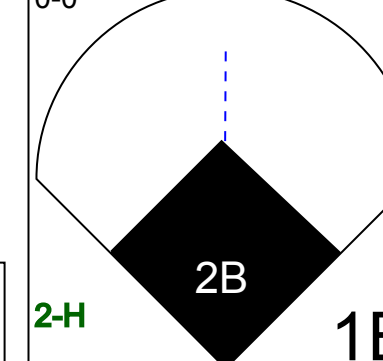
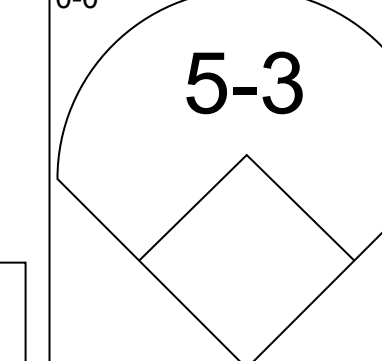
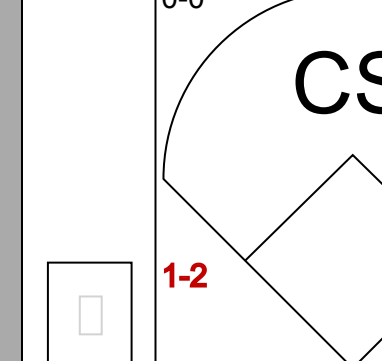
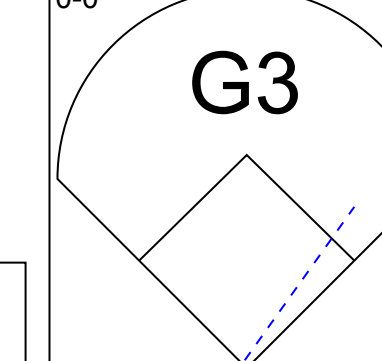
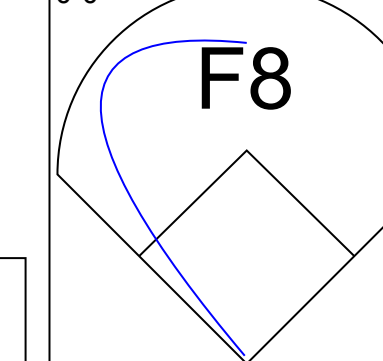
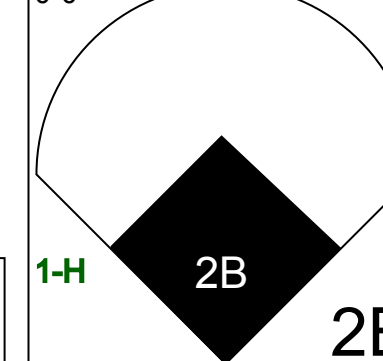
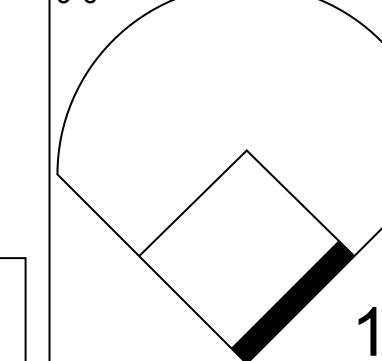
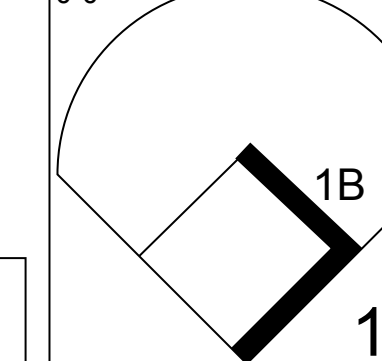
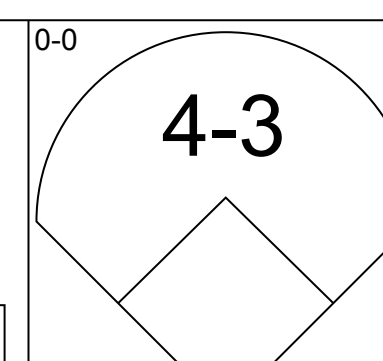
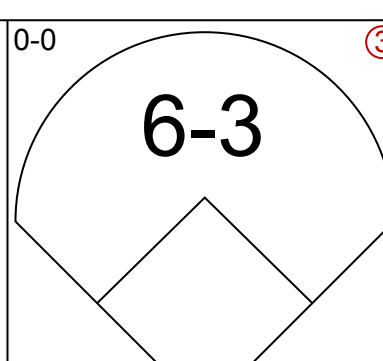
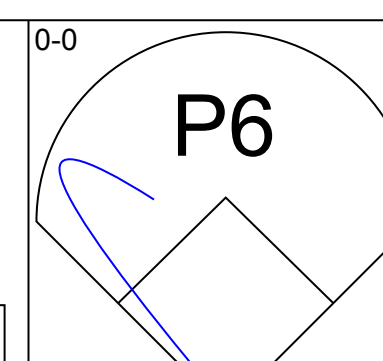
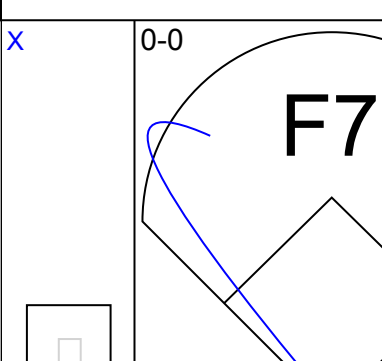
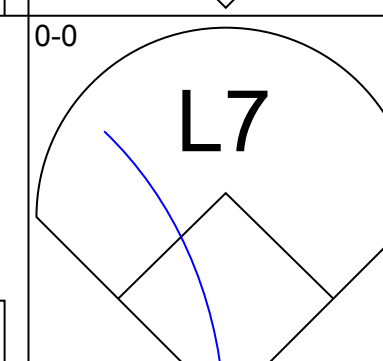
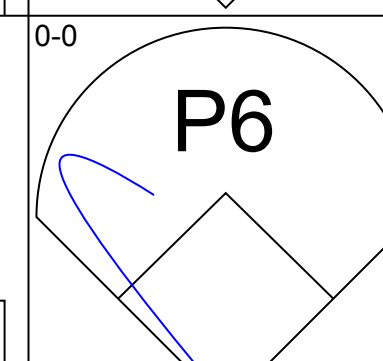
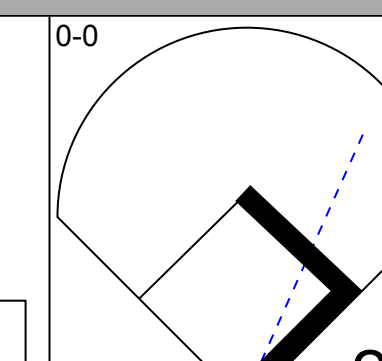

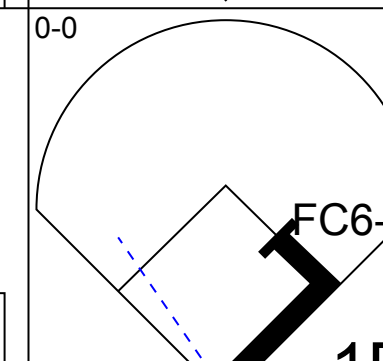
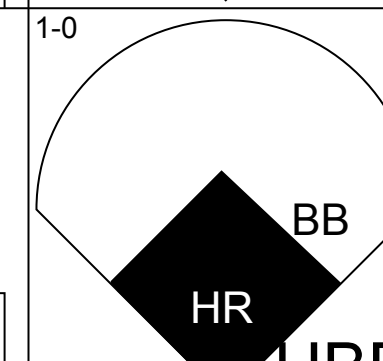
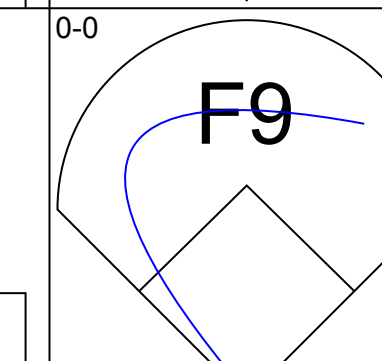
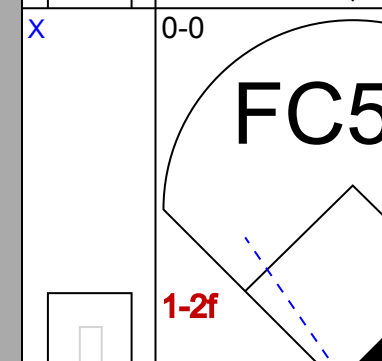
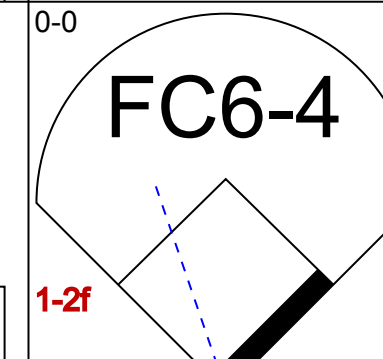
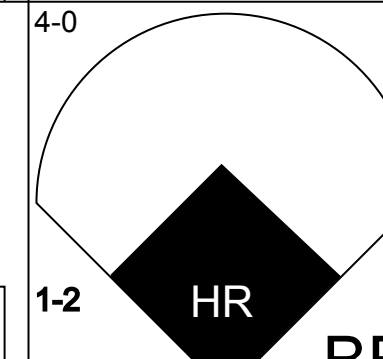
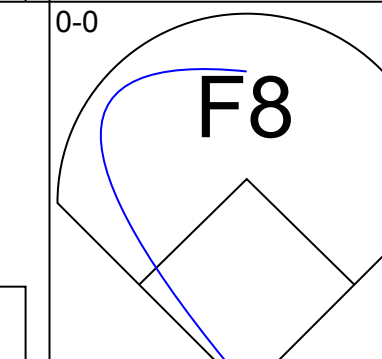
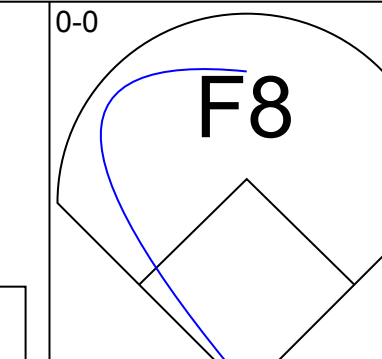
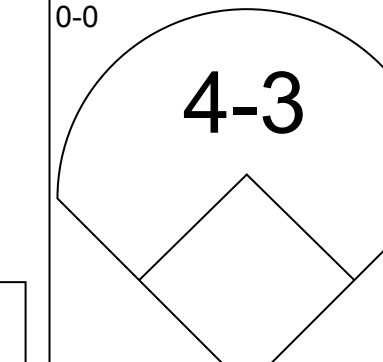
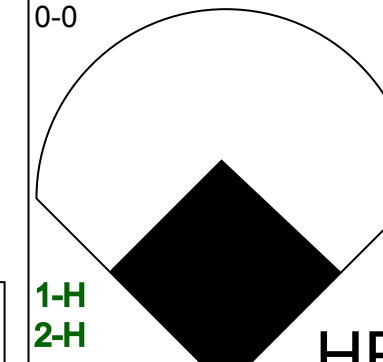
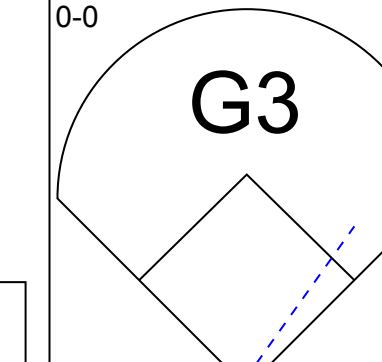
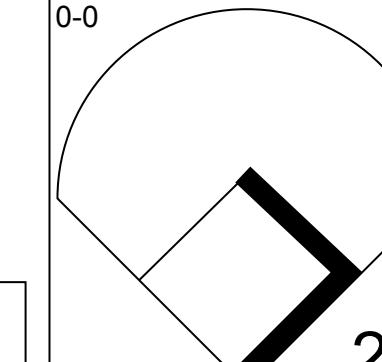
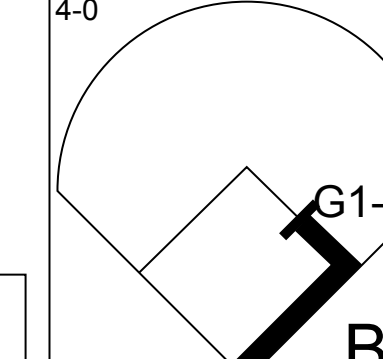
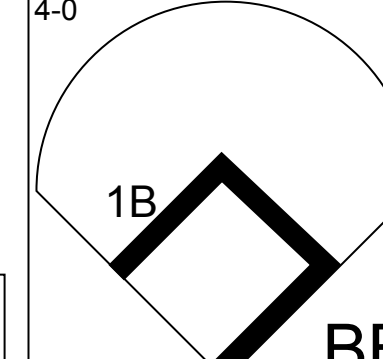

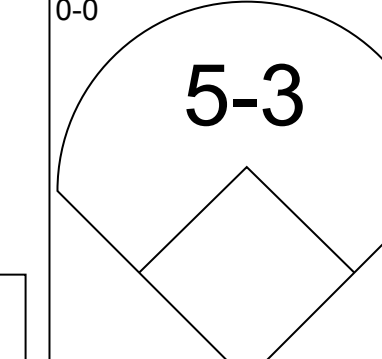
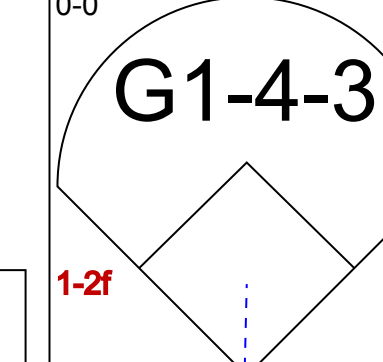
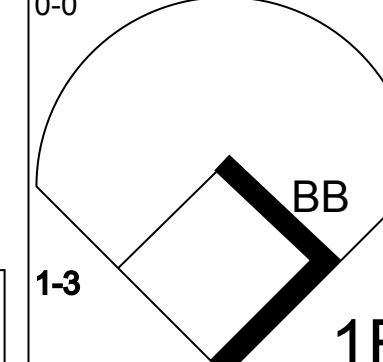

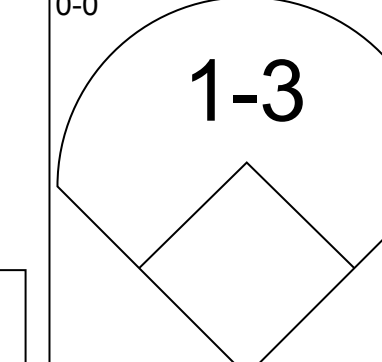
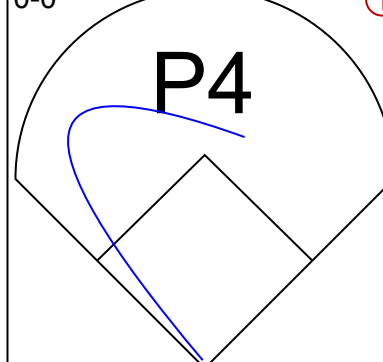
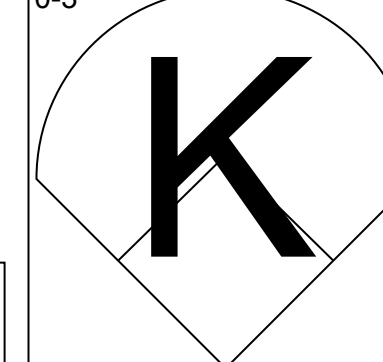
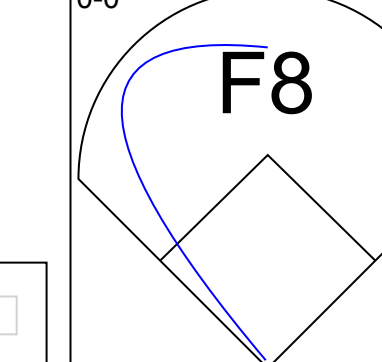
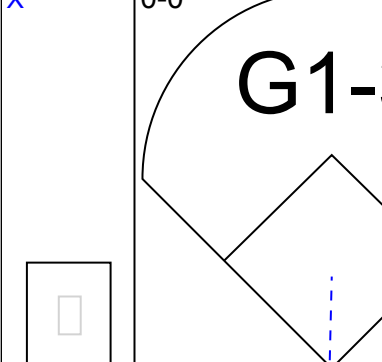
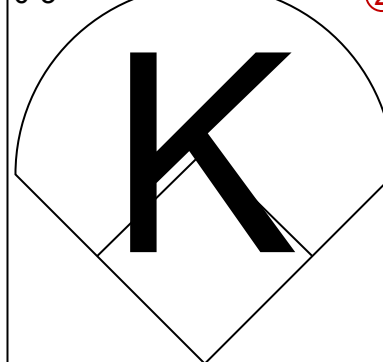
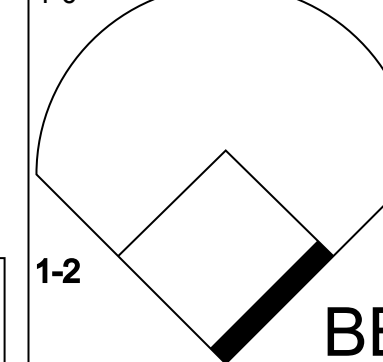
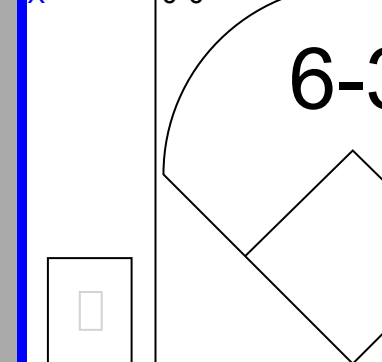
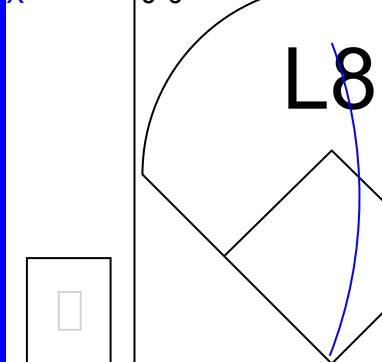


Batter	1	2	3	4	5	6	7	8	9	AB	R	H	RBI	BB	SO	LOB	TOP					
Luis Aparicio, R OBP: 0.391, SLG: 0.381	0-3 K		0-0 1B			0-0 FC6-4 1B		0-0 4-3		4	0	2	0	0	1	1	<b>Chicago White Sox @ Los Angeles Dodgers</b> Los Angeles Memorial Coliseum, Los Angeles, CA Tue Oct 06 1959, 7:33 AM EDT Att: 92,706 - Unknown <a href="http://livebaseballscorecards.com">livebaseballscorecards.com</a>					
Nellie Fox, L OBP: 0.500, SLG: 0.500	0-0 P6			0-0 1B G4-3		0-0 F8		4-0 BB		3	1	1	0	1	0	1						
Jim Landis, R OBP: 0.318, SLG: 0.286	0-3 K			0-0 1B G4-3		0-3 K		0-0 F8		4	0	1	0	0	2	3						
Sherm Lollar, R OBP: 0.250, SLG: 0.421		0-0 5-3		0-0 G4-3		0-0 FC6-4			0-3 K	4	0	0	0	0	1	2						
Ted Kluszewski, L OBP: 0.429, SLG: 0.684		0-0 F7		0-0 F8			0-0 F7		0-0 5-3	4	0	0	0	0	0	0						
Al Smith, R OBP: 0.350, SLG: 0.444		0-0 F7			0-3 K		0-3 K		0-0 6-3	4	0	0	0	0	2	0						
Bubba Phillips, R OBP: 0.333, SLG: 0.500			0-0 1B SH2-4		0-0 6-3		0-0 F8			3	0	1	0	0	0	0						
Jim McAnany, R Jim Rivera, L			0-0 P3		4-0 BB		4-0 4-3 SH3-4 BB			1	0	0	0	1	0	1						
Bob Shaw, R OBP: 0.250, SLG: 0.250			0-0 SH2-4		0-3 K		0-0 SH3-4			0	0	0	0	0	0	0						
Billy Pierce, L Dick Donovan, L OBP: 0.333, SLG: 0.333			1-2 SH2-4				1-2 SH3-4			0	0	0	0	0	0	0						
<b>Inning Stats</b>	R: 0 E: 0 K: 2 S: 7	H: 0 LOB: 0 BB: 0 P: 7	R: 0 E: 0 K: 0 S: 3	H: 0 LOB: 0 BB: 0 P: 3	R: 0 E: 0 K: 0 S: 4	H: 2 LOB: 2 BB: 0 P: 4	R: 1 E: 0 K: 0 S: 4	H: 2 LOB: 0 BB: 0 P: 4	R: 0 E: 0 K: 2 S: 6	H: 1 LOB: 1 BB: 0 P: 6	R: 0 E: 0 K: 1 S: 5	H: 0 LOB: 0 BB: 0 P: 5	R: 0 E: 0 K: 0 S: 3	H: 0 LOB: 2 BB: 2 P: 11	R: 0 E: 0 K: 1 S: 5	H: 0 LOB: 0 BB: 0 P: 5	1B: 5 2B: 0 3B: 0 HR: 0	SF: 0 SAC: 2 DP: 1 HBP: 0	WP: 0 PB: 0 CS: 0	PA: 33		
<b>PITCHER</b>	IP WLS BF H R ER SO BB IBB HBP BLK WP HR S P ERA WHIP	7.0 L 25 5 1 1 6 1 0 0 0 0 0 36 40 1.29 0.857	2.0 8 0 0 0 1 2 0 0 0 0 0 0 8 16 0.00 1.000																			

Batter	1	2	3	4	5	6	7	8	9	AB	R	H	RBI	BB	SO	LOB	BOTTOM				
Jim Gilliam, S OBP: 0.318, SLG: 0.286	0-0 F6 1B		0-0 1B		0-0 S 1B		0-0 WP 1B		0-0 4-3	5	0	4	0	0	0	0	<b>Chicago White Sox @ Los Angeles Dodgers</b> Los Angeles Memorial Coliseum, Los Angeles, CA Tue Oct 06 1959, 7:33 AM EDT Att: 92,706 - Unknown <a href="http://livebaseballscorecards.com">livebaseballscorecards.com</a>				
Charlie Neal, R OBP: 0.318, SLG: 0.636	0-0 F6 1-2		0-0 FC4 1B		0-0 P4 1-2		0-0 F9 1-2 2-3		0-0 6-3	5	0	1	0	0	0	4					
Wally Moon, L OBP: 0.300, SLG: 0.263	0-0 G1-3		0-0 FC4 1-2		0-0 4-3		0-0 4-3		0-0 1B	4	0	1	0	0	0	3					
Norm Larker, L OBP: 0.188, SLG: 0.133	0-0 G1-3			0-0 F8		0-0 F8		0-0 F9		4	0	0	0	0	0	2					
Gil Hodges, R OBP: 0.474, SLG: 0.722		0-0 P6		0-0 3B		0-0 FC6-4 1B		0-0 1B		4	0	3	0	0	0	0					
Don Demeter, R OBP: 0.300, SLG: 0.222		0-0 5-3		0-0 G1-3		0-0 FC6-4		4-0 1B		3	0	0	0	0	0	2					
Ron Fairly, L Rip Repulski, R						1-2 FC6-4				0	0	0	0	0	0	0					
John Roseboro, L OBP: 0.118, SLG: 0.118		0-0 4-3		0-0 P6			0-0 F7		0-0 P5	3	0	0	0	0	0	1					
Carl Furillo, R OBP: 0.250, SLG: 0.250										1	0	0	0	0	0	3					
Joe Pignatano, R										0	0	0	0	0	0	0					
Maury Wills, S OBP: 0.250, SLG: 0.250			0-0 6-3		0-0 4-3		4-0 FC6-4 BB		0-0 F7	2	0	0	0	0	0	0					
Chuck Essegian, R OBP: 0.607, SLG: 2.000										0	0	0	0	1	0	0					
Don Zimmer, R										1	0	0	0	0	0	3					
Sandy Koufax, R			0-0 6-3		0-3 K		0-0 FC6-4 WP 1B		0-0 5-3	2	0	0	0	0	1	0					
Duke Snider, L OBP: 0.250, SLG: 0.143										0	0	0	0	0	0	0					
Johnny Podres, L OBP: 0.500, SLG: 0.500										0	0	0	0	0	0	0					
Stan Williams, R										1	0	0	0	0	0	0					
Larry Sherry, R										0	0	0	0	0	0	0					
<b>Inning Stats</b>	R: 0 E: 0 K: 0 S: 4	H: 1 LOB: 1 BB: 0 P: 4	R: 0 E: 0 K: 0 S: 3	H: 0 LOB: 0 BB: 0 P: 3	R: 0 E: 0 K: 0 S: 5	H: 2 LOB: 2 BB: 0 P: 5	R: 0 E: 0 K: 0 S: 4	H: 1 LOB: 1 BB: 0 P: 4	R: 0 E: 0 K: 0 S: 6	H: 1 LOB: 1 BB: 0 P: 6	R: 0 E: 0 K: 0 S: 4	H: 1 LOB: 3 BB: 1 P: 8	R: 0 E: 0 K: 0 S: 5	H: 2 LOB: 3 BB: 1 P: 9	R: 0 E: 0 K: 0 S: 3	H: 0 LOB: 0 BB: 0 P: 3	1B: 8 2B: 0 3B: 1 HR: 0	SF: 0 SAC: 0 DP: 0 HBP: 0	WP: 1 PB: 0 SB: 1 CS: 0	PA: 38	
<b>PITCHER</b>	IP WLS BF H R ER SO BB IBB HBP BLK WP HR S P ERA WHIP	7.1 W 32 9 0 0 0 1 0 0 0 0 0 33 37 0.00 1.364	0.0 1 0 0 0 0 0 0 1 0 0 0 0 0 4 * *	1.2 S 5 0 0 0 0 0 0 0 0 0 0 5 5 0.00 0.000																	





Batter	1	2	3	4	5	6	7	8	9	AB	R	H	RBI	BB	SO	LOB	TOP					
Jim Gilliam, S OBP: 0.296, SLG: 0.240 (1, 5)										4	1	0	0	1	1	2	<b>Los Angeles Dodgers @ Chicago White Sox</b> Comiskey Park, Chicago, IL Thu Oct 08 1959, 4:33 AM EDT Att: 47,653 - Unknown <a href="http://livebaseballscorecards.com">livebaseballscorecards.com</a>					
Charlie Neal, R OBP: 0.370, SLG: 0.667 (1, 4)										5	1	3	2	0	1	0						
Wally Moon, L OBP: 0.320, SLG: 0.391 (1, 7)										4	2	1	2	1	1	3						
Duke Snider, L OBP: 0.333, SLG: 0.500 (1, 8) (4, 9)										3	1	1	2	1	0	1						
Chuck Essegian, R OBP: 0.750, SLG: 2.667 Ron Fairly, L (9, 9)										1	1	1	1	0	0	0						
Gil Hodges, R OBP: 0.417, SLG: 0.609 (1, 3)										5	0	1	0	0	0	2						
Norm Larker, L OBP: 0.278, SLG: 0.188 Don Demeter, R OBP: 0.308, SLG: 0.250 (4, 8)										1	0	1	0	1	0	0						
John Roseboro, L OBP: 0.095, SLG: 0.095 (1, 2)										4	0	0	0	0	0	2						
Maury Wills, S OBP: 0.250, SLG: 0.250 (1, 6)										4	1	1	1	0	0	1						
Johnny Podres, L OBP: 0.500, SLG: 0.750 Larry Sherry, R OBP: 0.500, SLG: 0.500 (4, 1)										2	1	1	1	0	0	1						
<b>Inning Stats</b>	R: 0 E: 0 K: 1 S: 6	H: 1 LOB: 2 BB: 1 P: 10	R: 0 E: 0 K: 0 S: 3	H: 0 LOB: 1 BB: 1 P: 7	R: 2 E: 0 K: 1 S: 6	H: 1 LOB: 0 BB: 1 P: 10	R: 6 E: 1 K: 0 S: 9	H: 6 LOB: 2 BB: 1 P: 13	R: 0 E: 0 K: 0 S: 4	H: 1 LOB: 1 BB: 0 P: 4	R: 0 E: 0 K: 0 S: 3	H: 0 LOB: 0 BB: 0 P: 3	R: 0 E: 0 K: 0 S: 3	H: 1 LOB: 0 BB: 0 P: 3	R: 0 E: 0 K: 1 S: 7	H: 2 LOB: 2 BB: 0 P: 7	R: 1 E: 0 K: 1 S: 6	H: 1 LOB: 0 BB: 0 P: 6	1B: 8 2B: 2 3B: 0 HR: 3	SF: 0 SAC: 1 DP: 0 HBP: 0	WP: 0 PB: 0 SB: 0 CS: 1	PA: 44
<b>PITCHER</b>	IP WLS BF H R ER SO BB IBB HBP BLK WP HR S P ERA WHIP	IP WLS BF H R ER SO BB IBB HBP BLK WP HR S P ERA WHIP																				
Early Wynn, R ERA: 5.54 Dick Donovan, R ERA: 5.4 Turk Lown, R ERA: Gerry Staley, R ERA: 2.16 Billy Pierce, L ERA:	3.1 L 18 5 6 6 2 3 0 0 0 0 1 19 31 16.20 2.400	0.0 3 2 2 2 0 1 0 0 0 0 0 1 2 6 ∞ ∞	0.2 3 1 0 0 0 0 0 0 0 0 0 3 3 0.00 1.500	3.0 10 2 0 0 0 0 0 0 0 0 0 10 10 0.00 0.667	1.0 5 2 0 0 1 0 0 0 0 0 0 7 7 0.00 2.000	9.1 1.0 4 1 1 1 1 0 0 0 0 1 19 31 9.00 1.000																
<b>Batter</b>	<b>1</b>	<b>2</b>	<b>3</b>	<b>4</b>	<b>5</b>	<b>6</b>	<b>7</b>	<b>8</b>	<b>9</b>	<b>AB</b>	<b>R</b>	<b>H</b>	<b>RBI</b>	<b>BB</b>	<b>SO</b>	<b>LOB</b>	<b>BOTTOM</b>					
Luis Aparicio, R OBP: 0.357, SLG: 0.346 (1, 6)										5	0	1	0	0	0	3	<b>Los Angeles Dodgers @ Chicago White Sox</b> Comiskey Park, Chicago, IL Thu Oct 08 1959, 4:33 AM EDT Att: 47,653 - Unknown <a href="http://livebaseballscorecards.com">livebaseballscorecards.com</a>					
Nellie Fox, L OBP: 0.464, SLG: 0.500 (1, 4)										4	0	1	0	0	0	1						
Jim Landis, R OBP: 0.346, SLG: 0.292 (1, 8)										3	1	1	0	0	0	2						
Sherm Lollar, R OBP: 0.250, SLG: 0.364 (1, 2)										3	1	0	0	1	0	2						
Ted Kluszewski, L OBP: 0.440, SLG: 0.826 (1, 3)										4	1	2	3	0	0	1						
Al Smith, R OBP: 0.375, SLG: 0.400 (1, 7)										2	0	0	0	2	0	1						
Bubba Phillips, R OBP: 0.300, SLG: 0.400 (5, 9)										4	0	1	0	0	0	2						
Jim McAnany, R (1, 9)										1	0	0	0	0	0	0						
Billy Goodman, L OBP: 0.286, SLG: 0.231 (4, 5)										3	0	0	0	0	1	2						
<b>Inning Stats</b>	R: 0 E: 0 K: 0 S: 4	H: 1 LOB: 0 BB: 0 P: 4	R: 0 E: 0 K: 0 S: 2	H: 0 LOB: 0 BB: 1 P: 6	R: 0 E: 0 K: 1 S: 5	H: 0 LOB: 0 BB: 0 P: 5	R: 3 E: 0 K: 1 S: 7	H: 2 LOB: 3 BB: 3 P: 20	R: 0 E: 0 K: 0 S: 4	H: 1 LOB: 1 BB: 0 P: 4	R: 0 E: 0 K: 0 S: 3	H: 0 LOB: 0 BB: 0 P: 3	R: 0 E: 0 K: 0 S: 4	H: 1 LOB: 1 BB: 0 P: 4	R: 0 E: 0 K: 0 S: 4	H: 1 LOB: 0 BB: 0 P: 4		R: 0 E: 0 K: 0 S: 3	H: 0 LOB: 0 BB: 0 P: 3	1B: 3 2B: 2 3B: 0 HR: 1	SF: 0 SAC: 0 DP: 1 HBP: 1	WP: 0 PB: 0 SB: 0 CS: 0
<b>PITCHER</b>	IP WLS BF H R ER SO BB IBB HBP BLK WP HR S P ERA WHIP	IP WLS BF H R ER SO BB IBB HBP BLK WP HR S P ERA WHIP																				
Johnny Podres, L ERA: 4.82 Larry Sherry, R ERA: 0.71	3.1 15 2 3 3 1 3 0 0 0 0 0 0 23 27 8.10 1.500	5.2 W 22 4 0 0 1 1 0 0 0 0 0 0 23 27 0.00 0.882																				