

Los Angeles Dodgers - 1960

Batter	1	2	3	4	5	6	7	8	9	10	11	AB R H RBI BB SO LOB	TOP											
Richie Ashburn, L (1, 8) OBP: 0.600, SLG: 0.600	E6 G1-6-3		2B 1-3 1B		1-3 FC1-5 1B		1-3			0-2 FC3-6 1B		5 0 3 0 0 0 0	<p>Chicago Cubs @ Los Angeles Dodgers</p> <p>Los Angeles Memorial Coliseum, Los Angeles, CA</p> <p>Tue Apr 12 1960, 9:05 PM EST</p> <p>Att: 67,550 - Unknown - 55 F</p>											
Tony Taylor, R (1, 4) OBP: 0.200, SLG: 0.400	G1-6-3		1-3 2B		FC1-5 FC5 1-3		F9			0-0 FC3-6		5 0 1 1 0 0 4												
Bob Will, L (1, 9)	L5		0-1 F5		1-1 1-3					2-1 F7		5 0 0 0 0 1 5												
14 Ernie Banks, R (1, 6)			4-0 IBB		4-0 IBB					0-3 K		3 0 0 0 2 1 1												
Frank Thomas, R (1, 7)			1-3 K		0-0 FC5					2-3 K		5 0 0 0 0 4 6												
George Altman, L (1, 3)			0-3 K		2-1 F5					4-1 BB BB		4 0 0 0 1 1 0												
Don Zimmer, R (1, 5) OBP: 0.400, SLG: 1.000			2-2 HR		3-3 K					4-2 BB BB		4 1 1 1 1 1 0												
Cal Neeman, R (1, 2)			1-3 K		1-3 K					2-2 G3		3 0 0 0 0 3 0												
Sammy Taylor, L (9, PH)										1-2 BB		1 0 0 0 0 0 1												
Del Rice, R (9, 2)										0-3 K		1 0 0 0 0 1 2												
Bob Anderson, R (1, 1) OBP: 0.667, SLG: 0.667			0-2 1B WP 2B 1B		0-0 FC1-5 1B					2-1 5-6-3		3 1 2 0 0 1 0												
Irv Noren, L (9, PH)												1 0 0 0 0 1 1												
Don Elston, R (9, 1)												1 0 0 0 0 0 2												
Inning Stats	R: 0 E: 1 K: 0 S: 8	H: 0 LOB: 0 BB: 0 P: 13	R: 0 E: 0 K: 1 S: 6	H: 0 LOB: 0 BB: 0 P: 9	R: 2 E: 0 K: 2 S: 17	H: 4 LOB: 3 BB: 1 P: 28	R: 0 E: 0 K: 2 S: 9	H: 0 LOB: 0 BB: 0 P: 10	R: 0 E: 0 K: 0 S: 9	H: 2 LOB: 3 BB: 1 P: 15	R: 0 E: 0 K: 1 S: 11	H: 0 LOB: 0 BB: 0 P: 14	R: 0 E: 0 K: 2 S: 7	H: 0 LOB: 0 BB: 0 P: 14	R: 0 E: 1 K: 1 S: 10	H: 0 LOB: 1 BB: 0 P: 12	R: 0 E: 0 K: 1 S: 9	H: 1 LOB: 1 BB: 0 P: 11	R: 0 E: 0 K: 2 S: 12	H: 0 LOB: 2 BB: 2 P: 24	1B: 5 2B: 1 3B: 0 HR: 1	SF: 0 SAC: 0 DP: 1 HBP: 0	WP: 1 PB: 0 SB: 0 CS: 0	PA: 45
PITCHER Don Drysdale, R (1, 1) ERA: 1.64	IP: 11.0 WLS: W BF: 45 H: 7 R: 2 ER: 2 SO: 14 BB: 2 IBB: 2 HBP: 0 BLK: 0 WP: 1 HR: 1 S: 106 P: 164 ERA: 1.64 WHIP: 0.818																							

livebaseballscorecards.com

AB	41
R	2
H	7
RBI	2
BB	4
SO	14
LOB	22



Batter	1	2	3	4	5	6	7	8	9	10	11	AB R H RBI BB SO LOB	BOTTOM	
Jim Gilliam, S (1, 5) (4, 4)	4-2 1B BB		3-2 F4		4-0 2B BB		0-1 F7		1-0 1-3			3 1 0 0 2 0 2	Chicago Cubs @ Los Angeles Dodgers Los Angeles Memorial Coliseum, Los Angeles, CA Tue Apr 12 1960, 9:05 PM EST Att: 67,550 - Unknown - 55 F	
Charlie Neal, R Bob Lillis, R (3, PR) (4, 5) Norm Larker, L (7, PH) (8, 3)	0-3 K		1-1 HBP		1-2 FC5-2-5 2B		4-0 BB		4-1 BB			1 0 0 0 0 1 1 1 1 0 0 0 0 2 0 0 0 0 2 0 0		
Wally Moon, L (1, 7) OBP: 0.400, SLG: 0.600	1-1 1-3 1B		0-1 4-3		2-2 2B		1-1 4-3		2-1 3-1			5 0 2 2 0 0 5		
Duke Snider, L (1, 9)	1-3 K			4-2 BB		2-3 K		0-0 F8		0-0 G3		4 0 0 0 1 2 3		
Gil Hodges, R (1, 3) (8, 5)	1-3 K			1-3 K		1-3 K		0-0 6-3		2-2 6-3		5 0 0 0 0 3 3		
John Roseboro, L (1, 2) OBP: 0.400, SLG: 0.600		0-1 2B		1-2 F8		0-0 G3		0-1 1B		0-3 K		5 0 2 0 0 1 1		
Don Demeter, R (1, 8)		1-2 FC1-5-6 G6-4-3 2-3		2-3 K		0-1 5-3		1-2 L6			0-3 K	5 0 0 0 0 2 3		
Maury Wills, S (1, 6) OBP: 0.400, SLG: 0.500		0-1 G6-4-3 1-2f			4-2 S BB		0-0 6-3		1-2 2B		2-2 4-3	4 0 1 0 1 0 1		
Don Drysdale, R (1, 1) OBP: 0.250, SLG: 0.750 Chuck Essegian, R (11, PH) OBP: 1.000, SLG: 4.000			2-3 K		3-3 K		1-1 3B		1-3 K		1-0 HR	4 0 1 0 0 3 2 1 1 1 1 0 0 0		
Inning Stats	R: 0 H: 1 E: 0 LOB: 2 K: 3 BB: 1 S: 15 P: 22	R: 0 H: 1 E: 0 LOB: 0 K: 0 BB: 0 S: 7 P: 8	R: 0 H: 0 E: 0 LOB: 1 K: 1 BB: 0 S: 9 P: 15	R: 0 H: 0 E: 0 LOB: 1 K: 2 BB: 1 S: 13 P: 21	R: 2 H: 1 E: 0 LOB: 1 K: 2 BB: 2 S: 16 P: 32	R: 0 H: 0 E: 0 LOB: 0 K: 1 BB: 0 S: 6 P: 7	R: 0 H: 1 E: 0 LOB: 2 K: 0 BB: 1 S: 7 P: 13	R: 0 H: 1 E: 0 LOB: 1 K: 0 BB: 0 S: 7 P: 8	R: 0 H: 1 E: 0 LOB: 2 K: 1 BB: 1 S: 10 P: 19	R: 0 H: 0 E: 0 LOB: 0 K: 1 BB: 0 S: 8 P: 10	R: 1 H: 1 E: 0 LOB: 0 K: 1 BB: 0 S: 8 P: 11	1B: 2 SF: 0 2B: 3 SAC: 0 3B: 1 DP: 1 HR: 1 HBP: 1		WP: 0 PA: 45 PB: 0 SB: 1 CS: 0
PITCHER Bob Anderson, R (1, 1) ERA: 2.25 Don Elston, R (9, 1) ERA: 3.38	IP WLS BF H R ER SO BB IBB HBP BLK WP HR S P ERA WHIP 8.0 0 34 5 2 2 9 5 0 1 0 0 0 126 2.25 1.250 2.2 L 11 2 1 1 3 1 0 0 0 0 1 26 40 3.38 1.125	PITCHER IP WLS BF H R ER SO BB IBB HBP BLK WP HR S P ERA WHIP												

AB	38
R	3
H	7
RBI	3
BB	6
SO	12
LOB	23



livebaseballscores.com

Batter	1	2	3	4	5	6	7	8	9	AB R H RBI BB SO LOB	TOP	
Richie Ashburn, L (1, 8) <small>OBP: 0.556, SLG: 0.556</small>	0-1 4-3 		2-3 K 		1-0 WP 1B 			2-2 HR 1B 		4 1 2 0 0 1 0	Chicago Cubs @ Los Angeles Dodgers Los Angeles Memorial Coliseum, Los Angeles, CA Wed Apr 13 1960, 9:05 PM EST Att. 24,475 - Unknown livebaseballscorecards.com	
Tony Taylor, R (1, 4) <small>OBP: 0.222, SLG: 0.333</small>	1-1 L4 		0-1 4-3 		0-3 K 			0-1 HR 1B 		4 1 1 0 0 1 2		
Bob Will, L (1, 9) <small>OBP: 0.111, SLG: 0.111</small>	3-2 WP 14 E 1B 		1-0 4-3 		2-1 L7 			0-0 F5 		4 0 1 0 0 0 4		
14 Ernie Banks, R (1, 6) <small>OBP: 0.444, SLG: 0.714</small>	0-1 E4 WP 1-2 			0-0 HR 		0-0 G4-6-3 1B 		0-1 F2 		4 1 2 1 0 0 3		
Frank Thomas, R (1, 7) <small>OBP: 0.222, SLG: 0.500</small>	4-1 1-2 2-3 BB 			1-3 K 		0-0 F6 		2-2 HR 		3 1 1 3 1 1 1		
George Altman, L (1, 3) <small>OBP: 0.222, SLG: 0.500</small>	2-3 K 			1-1 F5 		2-2 G4-6-3 		2-3 K 		4 0 0 0 0 2 4		
Don Zimmer, R (1, 5) <small>OBP: 0.222, SLG: 0.500</small>		1-0 L1 		0-0 F9 			1-2 6-3 		0-0 F8 			4 0 0 0 0 0 0
Del Rice, R (1, 2) <small>OBP: 0.200, SLG: 0.200</small>		3-2 1B 			2-2 F5 		3-2 5-3 		1-1 6-3 			4 0 1 0 0 0 0
Glen Hobbie, R (1, 1) <small>OBP: 0.250, SLG: 0.250</small>		1-2 5-3 			0-0 WP 1B 		0-3 K 		0-0 F5 			4 0 1 0 0 1 0
Inning Stats	R: 0 H: 1 E: 1 LOB: 3 K: 1 BB: 1 S: 14 P: 24	R: 0 H: 1 E: 0 LOB: 0 K: 0 BB: 0 S: 7 P: 12	R: 0 H: 0 E: 0 LOB: 0 K: 1 BB: 0 S: 7 P: 10	R: 1 H: 1 E: 0 LOB: 0 K: 1 BB: 0 S: 7 P: 9	R: 0 H: 2 E: 0 LOB: 2 K: 1 BB: 0 S: 12 P: 17	R: 0 H: 1 E: 0 LOB: 0 K: 0 BB: 0 S: 5 P: 7	R: 0 H: 0 E: 0 LOB: 0 K: 1 BB: 0 S: 12 P: 16	R: 3 H: 3 E: 0 LOB: 0 K: 1 BB: 0 S: 16 P: 22	R: 0 H: 0 E: 0 LOB: 0 K: 0 BB: 0 S: 4 P: 5	1B: 7 SF: 0 2B: 0 SAC: 0 3B: 0 DP: 1 HR: 2 HBP: 0	WP: 2 PA: 36 PB: 0 SB: 0 CS: 0	
PITCHER Larry Sherry, R (1, 1) <small>ERA: 4.0</small>	IP: 9.0 WLS: L BF: 36 H: 9 R: 4 ER: 4 SO: 6 BB: 1 IBB: 0 HBP: 0 BLK: 0 WP: 2 HR: 2 S: 84 P: 122 ERA: 4.00 WHIP: 1.111											

Batter	1	2	3	4	5	6	7	8	9	AB R H RBI BB SO LOB
--------	---	---	---	---	---	---	---	---	---	----------------------

Jim Gilliam, S <small>(1, 5)</small> 										2 0 0 0 3 0 1
Charlie Neal, R <small>OBP: 0.333, SLG: 0.200</small> <small>(1, 4)</small> 										4 0 1 0 0 1 3
Wally Moon, L <small>OBP: 0.444, SLG: 0.556</small> <small>(1, 7)</small> 										4 0 2 0 0 0 2
Duke Snider, L <small>(1, 9)</small> 										2 0 0 0 1 0 3
Gil Hodges, R <small>(1, 3)</small> 										3 0 0 0 1 0 5
John Roseboro, L <small>OBP: 0.222, SLG: 0.333</small> <small>(1, 2)</small> 										4 0 0 0 0 0 2
Don Demeter, R <small>OBP: 0.125, SLG: 0.125</small> <small>(9, PH)</small> Sandy Amoros, L <small>(9, PH)</small>										3 0 1 0 0 2 1 1 0 0 0 0 0 0
Maury Wills, S <small>OBP: 0.375, SLG: 0.429</small> Norm Larker, L <small>(9, PH)</small> Bob Lillis, R <small>(9, PR)</small>										3 0 1 0 0 0 0 0 0 0 0 1 0 0 0 0 0 0 0 0 0
Larry Sherry, R <small>(1, 1)</small> Chuck Essegian, R <small>(9, PH)</small>										3 0 0 0 0 0 2 1 0 0 0 0 0 1

Inning Stats	R: 0	H: 1	E: 1	K: 0	S: 7	R: 0	H: 2	E: 0	K: 0	S: 9	R: 0	H: 1	E: 0	K: 1	S: 11	R: 0	H: 0	E: 0	K: 1	S: 6	R: 0	H: 0	E: 0	K: 0	S: 7	R: 0	H: 0	E: 0	K: 1	S: 13	R: 0	H: 0	E: 0	K: 0	S: 8	R: 0	H: 1	E: 0	K: 0	S: 7	R: 0	H: 0	E: 0	K: 0	S: 12	1B: 5	2B: 0	3B: 0	HR: 0	SF: 0	SAC: 0	DP: 1	HBP: 1	WP: 0	PB: 0	SB: 0	CS: 2	PA: 37
--------------	------	------	------	------	------	------	------	------	------	------	------	------	------	------	-------	------	------	------	------	------	------	------	------	------	------	------	------	------	------	-------	------	------	------	------	------	------	------	------	------	------	------	------	------	------	-------	-------	-------	-------	-------	-------	--------	-------	--------	-------	-------	-------	-------	--------

PITCHER	IP	WLS	BF	H	R	ER	SO	BB	IBB	HBP	BLK	WP	HR	S	P	ERA	WHIP
Glen Hobbie, R <small>ERA:</small>	(1, 1)	9.0	W	37	5	0	0	3	6	0	1	0	0	80	146	0.00	1.222

BOTTOM

Chicago Cubs @ Los Angeles Dodgers
 Los Angeles Memorial Coliseum, Los Angeles, CA

Wed Apr 13 1960, 9:05 PM EST
 Att. 24,475 - Unknown

livebaseballscorecards.com

AB	30
R	0
H	5
RBI	0
BB	6
SO	3
LOB	20



Batter	1	2	3	4	5	6	7	8	9	AB R H RBI BB SO LOB	TOP	
Alex Grammas, R (1, 4) OBP: 0.300, SLG: 0.222	0-2 1B		1-0 5-3		0-2 5-3			2-2 L3		4 0 1 0 0 0 0	St. Louis Cardinals @ Los Angeles Dodgers Los Angeles Memorial Coliseum, Los Angeles, CA Thu Apr 14 1960, 9:05 PM EST Att. 21,364 - Unknown livebaseballscores.com	
Daryl Spencer, R (1, 6) OBP: 0.300, SLG: 0.400	1-3 K			0-2 6-3		1-0 F6		4-2 1B BB		3 0 0 0 1 1 1		
Stan Musial, L (1, 3) Curt Flood, R (9, 8)	3-2 F5			2-2 5-3		0-0 1B 2B		1-1 1B G4-6-3		4 0 2 0 0 0 1 0 0 0 0 0 0 0		
Ken Boyer, R (1, 5) OBP: 0.182, SLG: 0.400	2-1 1-3			2-1 HR		4-0 1B IBB		1-0 G4-6-3		3 1 1 1 1 0 3		
Bob Nieman, R (1, 7) Ellis Burton, S (9, 9)			0-1 L4	1-1 BB 1B		1-1 1B 1-3 2-H		3-2 5-3		4 0 2 0 0 0 0 0 0 0 0 0 0 0		
Bill White, L (1, 8) OBP: 0.417, SLG: 0.364			1-1 G6-3 1B	4-2 1-2 BB		0-1 1-3		2-2 S 1B		3 1 2 0 1 0 2		
Leon Wagner, L (1, 9) OBP: 0.200, SLG: 0.800			0-1 G6-3 1-2f	2-3 K			0-1 F9		1-1 P6			4 0 0 0 0 1 4
Hal Smith, R (1, 2) George Crowe, L (9, PH) Bob Miller, R (9, PR) Darrell Johnson, R (9, 2)			1-2 F8		0-0 4-3		0-0 F4		4-1 1B IBB			3 0 0 0 0 0 0 0 0 0 0 1 0 0 0 0 0 0 0 0 0 0 0 0 0 0 0 0
Ron Kline, R (1, 1) Lindy McDaniel, R (7, 1) Carl Sawatski, L (9, PH) Marshall Bridges, S (9, 1) Bob Duliba, R (9, 1)			2-3 K		2-3 K		1-3 K		0-0 1B 1-3 2-H			3 0 0 0 0 3 0 0 0 0 0 0 0 0 1 0 1 1 0 0 0 0 0 0 0 0 0 0 0 0 0 0 0 0 0
Inning Stats	R: 0 H: 1 E: 0 LOB: 1 K: 1 BB: 0 S: 11 P: 17	R: 0 H: 1 E: 0 LOB: 0 K: 0 BB: 0 S: 6 P: 7	R: 0 H: 0 E: 0 LOB: 0 K: 1 BB: 0 S: 7 P: 11	R: 1 H: 2 E: 0 LOB: 2 K: 1 BB: 1 S: 17 P: 28	R: 0 H: 0 E: 0 LOB: 0 K: 1 BB: 0 S: 9 P: 11	R: 0 H: 2 E: 0 LOB: 2 K: 0 BB: 1 S: 6 P: 12	R: 0 H: 0 E: 0 LOB: 0 K: 1 BB: 0 S: 6 P: 7	R: 0 H: 1 E: 0 LOB: 1 K: 0 BB: 1 S: 8 P: 16	R: 1 H: 2 E: 0 LOB: 2 K: 0 BB: 1 S: 10 P: 20	1B: 7 SF: 0 2B: 1 SAC: 0 3B: 0 DP: 2 HR: 1 HBP: 0		WP: 0 PA: 36 PB: 0 SB: 1 CS: 0
PITCHER Johnny Podres, L (1, 1) ERA: 1.23 Ed Roebuck, R (8, 1) ERA: 5.4	IP WLS BF H R ER SO BB IBB HBP BLK WP HR S P ERA WHIP	7.1 30 7 1 1 5 2 1 0 0 0 1 69 107 1.23 1.227	1.2 W 6 2 1 1 0 0 1 0 0 0 0 0 11 22 5.40 1.200	PITCHER IP WLS BF H R ER SO BB IBB HBP BLK WP HR S P ERA WHIP								



Batter	1	2	3	4	5	6	7	8	9	AB	R	H	RBI	BB	SO	LOB
Jim Gilliam, S OBP: 0.429, SLG: 0.111 (1, 5)	1-0 4-3		2-0 4-3			2-1 1B		1-1 F8		4	0	1	0	0	0	0
Charlie Neal, R OBP: 0.500, SLG: 0.167 (1, 4)	4-1 BB			4-2 G4-6-3 BB		3-2 F8		4-2 CS BB		1	0	0	0	3	0	1
Wally Moon, L OBP: 0.308, SLG: 0.385 (1, 7)	3-1 F9			2-2 L8		1-1 L7		2-3 K		4	0	0	0	0	1	4
Duke Snider, L OBP: 0.333, SLG: 0.444 Chuck Essegian, R OBP: 0.667, SLG: 1.667 Joe Pignatano, R (9, PR)	2-2 G3			1-1 G4-6-3 1-2f			1-2 HR	2-0 CS	1-1 3B 1B	3	1	1	1	0	0	2
Gil Hodges, R OBP: 0.231, SLG: 0.333 (1, 3)		3-3 K			1-3 K		0-0 FC5-4 SH1-4 1B		0-2 WP 3B	4	1	2	1	0	2	0
John Roseboro, L OBP: 0.250, SLG: 0.273 (1, 2)		2-0 F9			0-0 F8		0-1 SH1-4		4-0 WP IBB IBB	2	0	0	0	1	0	0
Tommy Davis, R OBP: 0.500, SLG: 0.333 (1, 8)		0-0 L8			3-2 E6 1B		4-0 FC5-4 BB		0-0 F8	3	0	1	0	1	0	2
Maury Wills, S OBP: 0.300, SLG: 0.333 Norm Larker, L (7, PH) Bob Lillis, R (7, PR) (8, 6) Sandy Amoros, L (9, PH)			0-1 6-3		1-1 L1-3		0-0 FC5-4 FC6-4 1-2f 2-3		4-0 WP IBB	2	0	0	0	0	0	1
Johnny Podres, L (1, 1) Ed Roebuck, R (8, 1) Carl Furillo, R (9, PH)			1-2 L1-3			0-0 F4	1-1 FC6-4 1-2f		3-1 WP	3	0	0	0	0	0	2
									1-2 2-3 3-H	1	0	0	0	0	0	2

Inning Stats	R: 0	H: 0	E: 0	K: 0	S: 7	H: 0	LOB: 1	BB: 1	P: 17	R: 0	H: 0	E: 0	K: 1	S: 7	H: 0	LOB: 0	BB: 0	P: 12	R: 0	H: 0	E: 0	K: 0	S: 7	H: 0	LOB: 0	BB: 0	P: 10	R: 0	H: 1	E: 1	K: 1	S: 9	H: 1	LOB: 1	BB: 0	P: 14	R: 0	H: 1	E: 0	K: 0	S: 9	H: 1	LOB: 1	BB: 0	P: 15	R: 1	H: 2	E: 0	K: 0	S: 9	H: 2	LOB: 2	BB: 1	P: 15	R: 0	H: 0	E: 0	K: 1	S: 7	H: 0	LOB: 0	BB: 1	P: 16	R: 2	H: 2	E: 0	K: 0	S: 7	H: 2	LOB: 3	BB: 2	P: 19	1B: 4	2B: 0	3B: 1	HR: 1	SF: 0	SAC: 1	DP: 1	HBP: 0
--------------	------	------	------	------	------	------	--------	-------	-------	------	------	------	------	------	------	--------	-------	-------	------	------	------	------	------	------	--------	-------	-------	------	------	------	------	------	------	--------	-------	-------	------	------	------	------	------	------	--------	-------	-------	------	------	------	------	------	------	--------	-------	-------	------	------	------	------	------	------	--------	-------	-------	------	------	------	------	------	------	--------	-------	-------	-------	-------	-------	-------	-------	--------	-------	--------


PITCHER	IP	WLS	BF	H	R	ER	SO	BB	IBB	HBP	BLK	WP	HR	S	P	ERA	WHIP
Ron Kline, R ERA: 1.42 (1, 1)	6.1		25	4	1	1	2	3	0	0	0	0	1	55	96	1.42	1.105
Lindy McDaniel, R ERA: (7, 1)	1.2		5	0	0	0	1	1	0	0	0	0	0	10	20	0.00	0.600
Marshall Bridges, L ERA: (9, 1)	0.0	L	1	1	1	1	0	0	0	0	0	0	0	2	3	∞	∞
Bob Dilliba, R ERA: 6.75 (9, 1)	0.1	L	5	1	1	1	0	0	2	0	0	1	0	5	16	27.00	3.000

BOTTOM

St. Louis Cardinals @ Los Angeles Dodgers
Los Angeles Memorial Coliseum, Los Angeles, CA

Thu Apr 14 1960, 9:05 PM EST
Att. 21,364 - Unknown

AB	29
R	3
H	6
RBI	2
BB	6
SO	3
LOB	16



Batter	1	2	3	4	5	6	7	8	9	AB R H RBI BB SO LOB	TOP	
Ellis Burton, S (1, 8) OBP: 0.600, SLG: 0.750	2-2 E 2B		3-3 K ②		4-1 1-2 BB			1-2 1-3 1B		3 1 2 0 1 1 0	St. Louis Cardinals @ Los Angeles Dodgers Los Angeles Memorial Coliseum, Los Angeles, CA Sat Apr 16 1960, 9:05 PM EST Att. 40,919 - Unknown livebaseballscorecards.com	
Daryl Spencer, R (1, 6) OBP: 0.143, SLG: 0.571	3-2 E6 G4-6-3 2-H		3-2 6-3 ③		0-1 1-3 ③			0-1 F5 ①		4 0 0 0 0 0 3		
Stan Musial, L (1, 3) OBP: 0.214, SLG: 0.286	0-1 G4-6-3 1-2f			0-1 F2 ①		2-2 F2 ①		2-1 1-3 ②		4 0 0 0 0 0 2		
Ken Boyer, R (1, 5) OBP: 0.333, SLG: 0.667	2-1 5-3 ③			2-1 HR		4-1 G3 BB		4-1 BB		2 1 1 1 2 0 0		
Bill White, L (1, 7) OBP: 0.313, SLG: 0.267		1-1 4-3 ①		1-2 F7 ②		1-0 G3 ②		2-1 F4 ③		4 0 0 0 0 0 3		
Leon Wagner, L (1, 9) OBP: 0.143, SLG: 0.571		0-0 F3 ②		2-3 K ③		3-3 K ③			2-2 4-3 ①	4 0 0 0 0 2 1		
Carl Sawatski, L (1, 2) OBP: 0.333, SLG: 0.200		4-2 BB			1-2 G1 ①		0-0 F4 ①		0-1 F5 ②	3 0 0 0 1 0 0		
Alex Grammas, R (1, 4) Wally Shannon, L (7, PH) (7, 4)		0-2 F6 ③			1-3 K ②		4-2 G4-6-3 BB		2-2 F7 ③	2 0 0 0 0 1 1 1 0 0 0 1 0 0		
Larry Jackson, R (1, 1) George Crowe, L (7, PH) Lindy McDaniel, R (7, 1)			0-0 L6 ①		0-0 BB 1B		2-0 G4-6-3 1-2f			2 0 1 0 0 0 0 1 0 0 0 0 0 1 0 0 0 0 0 0 0		
Inning Stats	R: 1 H: 1 E: 1 LOB: 0 K: 0 BB: 0 S: 10 P: 17	R: 0 H: 0 E: 0 LOB: 1 K: 0 BB: 1 S: 8 P: 13	R: 0 H: 0 E: 0 LOB: 0 K: 1 BB: 0 S: 8 P: 14	R: 1 H: 1 E: 0 LOB: 0 K: 1 BB: 0 S: 11 P: 16	R: 0 H: 1 E: 0 LOB: 2 K: 1 BB: 1 S: 11 P: 17	R: 0 H: 0 E: 0 LOB: 1 K: 1 BB: 1 S: 8 P: 18	R: 0 H: 0 E: 0 LOB: 0 K: 0 BB: 1 S: 4 P: 10	R: 0 H: 1 E: 0 LOB: 2 K: 0 BB: 1 S: 10 P: 19	R: 0 H: 0 E: 0 LOB: 0 K: 0 BB: 0 S: 8 P: 12	1B: 2 SF: 0 2B: 1 SAC: 0 3B: 0 DP: 2 HR: 1 HBP: 0	WP: 0 PA: 35 PB: 0 SB: 0 CS: 0	
PITCHER Don Drysdale, R (1, 1) ERA: 1.8	IP WLS BF H R ER SO BB IBB HBP BLK WP HR S P ERA WHIP	9.0 W 35 4 2 2 4 5 0 0 0 0 1 78 136 2.00 1.000										



Batter	1	2	3	4	5	6	7	8	9	AB	R	H	RBI	BB	SO	LOB
Jim Gilliam, S OBP: 0.444, SLG: 0.250 (1, 5)	1-0 L8		2-2 1B SF8 2B	4-1 BB		0-0 F9				3	1	1	0	1	0	1
Charlie Neal, R OBP: 0.500, SLG: 0.300 (1, 4)	2-2 6-3 1B		1-1 1B 2-3 1B	1-2 F9			0-2 5-3			4	1	2	0	0	0	1
Wally Moon, L OBP: 0.294, SLG: 0.333 (1, 7)	1-0 6-3		2-2 SF8		4-0 FC5-6 BB		2-1 4-3			2	0	0	1	1	0	1
Duke Snider, L OBP: 0.375, SLG: 0.417 (1, 9)	0-0 4-3		1-0 1B 1-3 1B		0-1 FC5-6 5-3 1-2f		4-2 BB			3	1	1	0	1	0	2
Gil Hodges, R OBP: 0.235, SLG: 0.313 (1, 3)		1-2 L9	1-1 1B 1-3 1B 3-H		2-2 5-3		3-2 6-3			4	0	1	1	0	0	2
John Roseboro, L OBP: 0.250, SLG: 0.267 (1, 2)		2-2 4-3	0-0 1B 1-2 3-H		0-0 4-3		0-0 1-3			4	0	1	1	0	0	1
Tommy Davis, R OBP: 0.429, SLG: 0.333 (1, 8)		1-0 1B	0-0 F9		1-1 6-3		3-2 F6			3	0	1	0	0	0	2
Don Demeter, R OBP: 0.111, SLG: 0.111 (8, 8)										1	0	0	0	0	0	0
Maury Wills, S OBP: 0.286, SLG: 0.308 (1, 6)		1-3 K			3-2 6-3		1-3 1B			4	0	1	0	0	2	1
Don Drysdale, R OBP: 0.143, SLG: 0.429 (1, 1)			1-1 6-3		3-3 K		1-1 1-3			3	0	0	0	0	1	1

Inning Stats	R: 0	H: 1	E: 1	LOB: 1	K: 0	BB: 0	S: 6	P: 10	R: 0	H: 1	E: 0	LOB: 1	K: 1	BB: 0	S: 10	P: 15	R: 3	H: 5	E: 0	LOB: 2	K: 0	BB: 0	S: 16	P: 24	R: 0	H: 0	E: 0	LOB: 1	K: 1	BB: 1	S: 11	P: 22	R: 0	H: 0	E: 0	LOB: 1	K: 0	BB: 1	S: 7	P: 13	R: 0	H: 1	E: 0	LOB: 1	K: 0	BB: 0	S: 6	P: 8	R: 0	H: 0	E: 0	LOB: 1	K: 0	BB: 1	S: 10	P: 19	R: 0	H: 0	E: 0	LOB: 0	K: 1	BB: 0	S: 8	P: 12
1B: 7	SF: 1	2B: 1	SAC: 0	3B: 0	DP: 0	HR: 0	HBP: 0	WP: 0	PA: 35																																																							

PITCHER	IP	WLS	BF	H	R	ER	SO	BB	IBB	HBP	BLK	WP	HR	S	P	ERA	WHIP
Larry Jackson, R ERA: 2.77 (1, 1)	6.0	L	28	8	3	3	2	2	0	0	0	0	0	56	92	4.50	1.667
Lindy McDaniel, R ERA: (7, 1)	2.0		7	0	0	0	1	1	0	0	0	0	0	18	31	0.00	0.500

BOTTOM

St. Louis Cardinals @ Los Angeles Dodgers
Los Angeles Memorial Coliseum, Los Angeles, CA

livebaseballscorecards.com

AB	31
R	3
H	8
RBI	3
BB	3
SO	3
LOB	12



Sat Apr 16 1960, 9:05 PM EST
 Att. 40,919 - Unknown

Batter	1	2	3	4	5	6	7	8	9	AB R H RBI BB SO LOB	TOP															
Ellis Burton, S (1, 9) OBP: 0.300, SLG: 0.333	2-3 K		1-3 K		0-0 5-3	2-3 K2-3			3-3 K	5 0 0 0 0 4 0	St. Louis Cardinals @ Los Angeles Dodgers Los Angeles Memorial Coliseum, Los Angeles, CA Sun Apr 17 1960, 6:33 AM EST Att: 36,190 - Unknown															
Daryl Spencer, R (1, 6) OBP: 0.143, SLG: 0.105	2-3 K		4-1 BB		1-0 F8		2-3 K	1-1 2B	4 0 1 0 1 2 0																	
Stan Musial, L (1, 3) OBP: 0.316, SLG: 0.500	0-0 FC6-4 1B		1-0 4-3		2-1 HR		4-2 WP BB	1-0 F6	4 1 2 1 1 0 2																	
Ken Boyer, R (1, 5) OBP: 0.400, SLG: 0.600	0-1 FC6-4 1-2f			4-0 1B 2B BB	1-1 1B		2-3 K	4-1 BB	3 1 1 0 2 1 2																	
Bill White, L (1, 8) OBP: 0.333, SLG: 0.263		3-3 K		1-2 2B 1B 1B	0-0 G3		4-1 FC4 BB	0-2 1-3	4 1 1 0 1 1 3																	
Bob Nieman, R (1, 7) OBP: 0.250, SLG: 0.250		2-1 1B		0-0 F4		2-1 L3	0-1 FC4 1-2f		4 0 1 0 0 0 4																	
Carl Sawatski, L (1, 2) OBP: 0.444, SLG: 0.500 Chris Cannizzaro, R (7, 2)		2-2 F7		3-1 1B 2B 1-3 2-H	0-1 HR 1B		2-1 4-3		3 1 2 1 0 0 1 1 0 0 0 0 0 0																	
Alex Grammas, R (1, 4) OBP: 0.313, SLG: 0.467		3-1 G3		1-1 1B 2-3 3-H	2-2 HR 1-H		3-2 F8		4 1 2 3 0 0 1																	
Ernie Broglio, R (1, 1) Ron Kline, R (4, 1) Hal Smith, R (8, PH) Lindy McDaniel, R (8, 1) Bob Duliba, R (8, 1)			0-3 K	1-3 K	0-3 K		2-2 5-3		2 0 0 0 0 2 1 1 0 0 0 0 1 0 1 0																	
Inning Stats	R: 0 E: 0 K: 2 S: 10	H: 1 LOB: 1 BB: 0 P: 14	R: 0 E: 0 K: 1 S: 10	H: 1 LOB: 1 BB: 0 P: 20	R: 0 E: 0 K: 2 S: 12	H: 0 LOB: 1 BB: 1 P: 18	R: 2 E: 0 K: 1 S: 12	H: 3 LOB: 1 BB: 1 P: 22	R: 1 E: 0 K: 0 S: 7	H: 2 LOB: 1 BB: 0 P: 11		R: 2 E: 0 K: 2 S: 14	H: 2 LOB: 0 BB: 0 P: 20	R: 0 E: 0 K: 2 S: 12	H: 0 LOB: 2 BB: 2 P: 24	R: 0 E: 0 K: 0 S: 9	H: 0 LOB: 0 BB: 0 P: 16	R: 0 E: 0 K: 1 S: 11	H: 1 LOB: 2 BB: 1 P: 20	1B: 6 2B: 2 3B: 0 HR: 2	SF: 0 SAC: 0 DP: 0 HBP: 0	WP: 1 PB: 0 SB: 0 CS: 0	PA: 41			
PITCHER Larry Sherry, R (1, 1) ERA: 5.4 Sandy Koufax, L (7, 1) ERA:	IP 6.0 3.0	WLS W S	BF 28 13	H 9 1	R 5 0	ER 5 0	SO 8 3	BB 2 3	IBB 0 0	HBP 0 0	BLK 0 0	WP 0 1	HR 2 0	S 65 32	P 105 60	ERA 7.50 0.00	WHIP 1.833 1.333									

livebaseballscorecards.com

AB	36
R	5
H	10
RBI	5
BB	5
SO	11
LOB	14



Batter	1	2	3	4	5	6	7	8	9
Jim Gilliam, S <small>(1, 5) OBP: 0.435, SLG: 0.250</small>	 <small>3-2</small>		 <small>1-2</small>	 <small>1-1</small>		 <small>0-2</small>		 <small>4-2</small>	
Charlie Neal, R <small>(1, 4) OBP: 0.526, SLG: 0.250</small>	 <small>2-2</small>		 <small>4-2</small>	 <small>4-1</small>		 <small>3-3</small>		 <small>4-0</small>	
Wally Moon, L <small>(1, 7) OBP: 0.273, SLG: 0.450</small>	 <small>3-2</small>		 <small>2-2</small>	 <small>0-0</small>			 <small>0-0</small>	 <small>2-0</small>	
Duke Snider, L <small>(1, 9) OBP: 0.450, SLG: 0.643</small>		 <small>4-1</small>		 <small>4-0</small>	 <small>1-2</small>		 <small>1-2</small>		 <small>1-2</small>
Gil Hodges, R <small>(1, 3) OBP: 0.286, SLG: 0.500</small>		 <small>0-0</small>		 <small>1-0</small>	 <small>2-2</small>		 <small>1-2</small>		 <small>1-2</small>
John Roseboro, L <small>(1, 2) OBP: 0.250, SLG: 0.222</small>		 <small>1-3</small>		 <small>4-1</small>	 <small>0-0</small>		 <small>0-1</small>		 <small>0-1</small>
Tommy Davis, R <small>(1, 8) OBP: 0.364, SLG: 0.300</small> Don Demeter, R <small>(8, 8) OBP: 0.111, SLG: 0.111</small>		 <small>0-0</small>		 <small>1-0</small>	 <small>0-0</small>		 <small>1-2</small>		 <small>1-2</small>
Maury Wills, S <small>(1, 6) OBP: 0.333, SLG: 0.308</small> Chuck Essegian, R <small>(4, PH) OBP: 0.500, SLG: 1.250</small> Bob Lillis, R <small>(5, 6)</small>		 <small>4-2</small>		 <small>1-3</small>	 <small>1-3</small>			 <small>0-0</small>	 <small>0-0</small>
Larry Sherry, R <small>(1, 1) OBP: 1.000, SLG: 1.000</small> Sandy Amoros, L <small>(6, PH)</small> Sandy Koufax, R <small>(7, 1)</small>		 <small>0-3</small>		 <small>4-2</small>		 <small>0-0</small>		 <small>2-1</small>	 <small>2-1</small>

Inning Stats	R: 0	H: 1	E: 0	LOB: 0	K: 0	P: 18	R: 2	H: 1	E: 0	LOB: 1	K: 2	P: 21	R: 0	H: 0	E: 0	LOB: 0	K: 0	P: 17	R: 3	H: 1	E: 1	LOB: 3	K: 1	P: 34	R: 1	H: 1	E: 1	LOB: 1	K: 1	P: 15	R: 0	H: 0	E: 0	LOB: 0	K: 1	P: 14	R: 1	H: 2	E: 0	LOB: 1	K: 0	P: 16	R: 0	H: 1	E: 0	LOB: 2	K: 0	P: 19
	0	1	0	0	0	18	2	1	0	1	2	21	0	0	0	0	0	17	3	1	1	3	4	15	0	0	1	2	0	14	0	0	0	0	1	14	1	2	0	16	0	1	2	0	19			

PITCHER	IP	WLS	BF	H	R	ER	SO	BB	IBB	HBP	BLK	WP	HR	S	P	ERA	WHIP
Ernie Broglio, R <small>(1, 1) ERA: 3.72</small>	3.2	L	18	3	5	3	3	6	0	0	0	1	1	42	81	7.36	2.455
Ron Kline, R <small>(4, 1) ERA: 2.79</small>	3.1		16	3	2	2	2	1	0	0	0	0	2	39	54	5.40	1.200
Lindy McDaniel, R <small>(8, 1) ERA:</small>	0.1		4	1	0	0	0	2	0	0	0	0	0	6	16	0.00	9.000
Bob Duliba, R <small>(8, 1) ERA: 4.5</small>	0.2		1	0	0	0	0	0	0	0	0	0	0	1	3	0.00	0.000

BOTTOM

St. Louis Cardinals @ Los Angeles Dodgers
Los Angeles Memorial Coliseum, Los Angeles, CA

Sun Apr 17 1960, 6:33 AM EST
Att. 36,190 - Unknown

AB	R	H	RBI	BB	SO	LOB
4	0	1	0	1	0	1
2	0	0	0	3	1	1
5	1	1	1	0	0	7
2	3	1	1	2	0	0
4	1	2	2	0	0	1
3	1	0	0	1	1	2
4	1	1	0	0	0	2
0	0	0	0	0	0	0
0	0	0	0	1	0	0
1	0	0	0	0	1	3
2	0	0	0	0	1	1
1	0	0	0	1	1	1
1	0	0	0	0	0	0
1	0	1	0	0	0	0

AB	30
R	7
H	7
RBI	4
BB	9
SO	5
LOB	19

1B:	4	SF:	0	WP:	1	PA:	39
2B:	0	SAC:	0	PB:	0		
3B:	0	DP:	2	SB:	0		
HR:	3	HBP:	0	CS:	1		

Batter	1	2	3	4	5	6	7	8	9	AB R H RBI BB SO LOB	TOP	
Jim Gilliam, S (1, 5) <small>OBP: 0.370, SLG: 0.200</small>	1-1 		3-1 		2-1 			0-0 		4 0 0 0 0 0 2	Los Angeles Dodgers @ San Francisco Giants Candlestick Park, San Francisco, CA Tue Apr 19 1960, 6:33 AM EST Att: 26,329 - Unknown	
Charlie Neal, R (1, 4) <small>OBP: 0.478, SLG: 0.250</small>	3-3 		1-2 			0-0 		2-2 		4 0 1 0 0 1 0		
Wally Moon, L (1, 7) <small>OBP: 0.269, SLG: 0.417</small>	1-3 			1-0 		3-3 		0-1 		4 0 1 0 0 2 1		
Gil Hodges, R (1, 3) <small>OBP: 0.240, SLG: 0.417</small>		3-3 		2-2 		3-1 		0-2 		4 1 0 0 0 1 1		
Carl Furillo, R (1, 9) Don Demeter, R (7, 9) <small>OBP: 0.333, SLG: 1.000</small> <small>OBP: 0.200, SLG: 0.200</small>		1-1 		3-1 		0-0 		0-2 		3 1 1 0 0 0 1 1 1 1 0 0 0 0		
Tommy Davis, R (1, 8) Duke Snider, L (9, PH) <small>OBP: 0.286, SLG: 0.250</small> <small>OBP: 0.429, SLG: 0.600</small>		1-2 		3-1 		2-1 		1-3 		2 0 0 1 0 0 0 1 0 0 0 0 1 2		
John Roseboro, L (1, 2) <small>OBP: 0.333, SLG: 0.350</small>		4-2 		0-2 		4-2 		1-1 		2 1 1 2 2 0 0		
Maury Wills, S (1, 6) <small>OBP: 0.333, SLG: 0.313</small>	1-2 			0-0 		1-1 		1-1 		3 0 1 1 0 0 2		
Johnny Podres, L (1, 1) Ed Roebuck, R (9, 1)			1-3 		0-0 			3-2 	1-2 	4 0 0 0 0 1 1 0 0 0 0 0 0 0		
Inning Stats	R: 0 H: 0 E: 0 LOB: 0 K: 2 BB: 0 S: 9 P: 14	R: 1 H: 1 E: 0 LOB: 1 K: 1 BB: 1 S: 22 P: 32	R: 0 H: 0 E: 0 LOB: 0 K: 1 BB: 0 S: 10 P: 15	R: 0 H: 1 E: 0 LOB: 0 K: 0 BB: 0 S: 6 P: 12	R: 0 H: 1 E: 1 LOB: 2 K: 0 BB: 0 S: 9 P: 12	R: 0 H: 0 E: 0 LOB: 0 K: 1 BB: 0 S: 6 P: 12	R: 0 H: 0 E: 0 LOB: 1 K: 0 BB: 1 S: 7 P: 14	R: 0 H: 1 E: 0 LOB: 1 K: 0 BB: 0 S: 10 P: 15	R: 3 H: 2 E: 2 LOB: 0 K: 1 BB: 0 S: 16 P: 20	1B: 4 SF: 1 2B: 0 SAC: 1 3B: 2 DP: 0 HR: 0 HBP: 0	WP: 0 PA: 36 PB: 0 SB: 0 CS: 1	
PITCHER	IP WLS BF H R ER SO BB IBB HBP BLK WP HR S P ERA WHIP											IP WLS BF H R ER SO BB IBB HBP BLK WP HR S P ERA WHIP
Billy O'Dell, L (1, 1) <small>ERA: 1.8</small>	8.0 L 30 4 1 1 5 2 0 0 0 0 0 0 79 126 1.12 0.750											
Billy Loes, R (9, 1) <small>ERA: 3.0</small>	0.0 2 1 2 1 0 0 0 0 0 0 0 0 6 6 ∞ ∞											
Stu Miller, R (9, 1) <small>ERA: 1.13</small>	1.0 4 1 1 0 1 0 0 0 0 0 0 0 10 14 0.00 1.000											

livebaseballscorecards.com

AB	32
R	4
H	6
RBI	4
BB	2
SO	6
LOB	10



Batter	1	2	3	4	5	6	7	8	9	AB	R	H	RBI	BB	SO	LOB
Don Blasingame, L (1, 4) OBP: 0.250, SLG: 0.269	0-0 F5		1-0 6-3			1-1 4-3		2-3 K		4	0	0	0	0	1	1
Jim Davenport, R (1, 5) OBP: 0.321, SLG: 0.269	3-2 F9			2-2 L5		3-2 4-3		2-1 F4		4	0	0	0	0	0	1
Willie Mays, R (1, 8) OBP: 0.481, SLG: 0.542	4-0 BB			3-2 4-3			0-1 6-3		1-0 BB G1-2-3 1B	3	0	1	0	1	0	0
Willie McCovey, L (1, 3) OBP: 0.333, SLG: 0.300	1-3 K			3-2 G3			4-1 PB BB		1-2 F7	3	0	0	0	1	1	2
Orlando Cepeda, R (1, 7) OBP: 0.423, SLG: 0.769		0-0 L3 1B			0-1 F7		0-0 F9		3-2 BB 1B	4	0	2	0	0	0	1
Willie Kirkland, L (1, 9) OBP: 0.385, SLG: 0.636		0-0 F8			0-3 K		4-2 FC4 BB		4-0 1-2 2-3 BB	2	0	0	0	2	1	1
Eddie Bressoud, R (1, 6) OBP: 0.500, SLG: 0.545		2-1 L3 1-2			2-2 1B		0-0 FC4 1-2f		3-2 G1-2-3 3-Hf	4	0	1	0	0	0	6
Bob Schmidt, R (1, 2) OBP: 0.250, SLG: 0.077			1-0 6-3		0-0 5-3			2-1 F9		2	0	0	0	0	0	1
Felipe Alou, R (8, PH)										1	0	0	0	0	0	0
Billy Loes, R (9, 1) OBP: 1.000, SLG: 1.000										0	0	0	0	0	0	0
Stu Miller, R (9, 1)										0	0	0	0	0	0	0
Billy O'Dell, S (1, 1)			0-2 6-3			0-0 B1-3		2-2 1B		2	0	0	0	0	0	0
Joey Amalfitano, R (8, PH) OBP: 1.000, SLG: 1.000										1	0	1	0	0	0	0
Neil Wilson, L (9, 2)										0	0	0	0	0	0	0

Inning Stats	R: 0	H: 0	E: 0	K: 1	S: 8	R: 0	H: 1	E: 0	K: 0	S: 4	R: 0	H: 0	E: 0	K: 0	S: 5	R: 0	H: 1	E: 0	K: 1	S: 10	R: 0	H: 0	E: 0	K: 0	S: 6	R: 0	H: 0	E: 0	K: 0	S: 8	R: 0	H: 1	E: 0	K: 1	S: 10	R: 0	H: 2	E: 0	K: 0	S: 11	1B: 5	SF: 0	2B: 1	SAC: 0	3B: 0	DP: 2	HR: 0	HBP: 0	WP: 0	PA: 34
	0	0	0	1	16	0	1	0	0	6	0	0	0	0	7	0	1	0	1	12	0	0	0	0	10	0	0	0	0	2	16	0	1	18	0	2	23	5	0	1	0	0	0	0	0	0	0	34		

PITCHER	IP	WLS	BF	H	R	ER	SO	BB	IBB	HBP	BLK	WP	HR	S	P	ERA	WHIP
Johnny Podres, L (1, 1) ERA: 0.57	8.1	W	33	5	0	0	3	4	0	0	0	0	0	68	119	0.00	1.080
Ed Roebuck, R (9, 1) ERA: 3.86	0.2	S	1	0	0	0	0	4	0	0	0	0	0	4	7	0.00	0.000

BOTTOM

Los Angeles Dodgers @ San Francisco Giants
Candlestick Park, San Francisco, CA

livebaseballscores.com

AB	30
R	0
H	5
RBI	0
BB	4
SO	3
LOB	13



WP	HR	S	P	ERA	WHIP
0	0	0	0	0.00	1.080

Tue Apr 19 1960, 6:33 AM EST
Att. 26,329 - Unknown

Batter	1	2	3	4	5	6	7	8	9	AB R H RBI BB SO LOB	TOP
Jim Gilliam, S (1, 5) OBP: 0.355, SLG: 0.174 F B C B B B	4-2 			3-2 5-3 		2-0 F2 			0-1 F8 	3 0 0 0 1 0 1	
Charlie Neal, R (1, 4) OBP: 0.407, SLG: 0.200 B C X	1-1 F3 			1-0 L8 		1-1 F8 			3-2 5-3 	4 0 0 0 0 0 2	
Wally Moon, L (1, 7) OBP: 0.241, SLG: 0.370 F B X	1-1 L6 			2-3 K 			2-0 F8 			3 0 0 0 0 1 1	
Gil Hodges, R (1, 3) OBP: 0.250, SLG: 0.407 S X		0-1 6-3 			3-2 F8 		2-2 G1-6-3 1B 			3 0 1 0 0 0 0	
Carl Furillo, R (1, 9) Rip Repulski, R (5, 9) OBP: 0.200, SLG: 0.600		1-0 5-3 			3-1 F8 		0-1 G1-6-3 1-2f 			2 0 0 0 0 0 0 1 0 0 0 0 0 1	
Tommy Davis, R (1, 8) OBP: 0.235, SLG: 0.200 B T C B B T B		3-2 L9 			0-0 E5 			0-1 B1-3 		3 0 0 0 0 0 0	
John Roseboro, L (1, 2) OBP: 0.296, SLG: 0.304 C X			0-1 5-3 		1-3 K 			3-1 F4 		3 0 0 0 0 1 1	
Maury Wills, S (1, 6) OBP: 0.333, SLG: 0.316 B T C X			1-2 F2 		2-1 SH3-4 1B 			0-1 6-3 		3 0 1 0 0 0 0	
Don Drysdale, R (1, 1) Chuck Essegian, R (9, PH) OBP: 0.125, SLG: 0.375 OBP: 0.400, SLG: 1.000 S S C			0-3 K 		0-1 SH3-4 			1-0 F8 		1 0 0 0 0 1 0 1 0 0 0 0 0 0	
Inning Stats	R: 0 H: 0 E: 0 LOB: 0 K: 0 BB: 1 S: 6 P: 12	R: 0 H: 0 E: 0 LOB: 0 K: 0 BB: 0 S: 7 P: 11	R: 0 H: 0 E: 0 LOB: 0 K: 1 BB: 0 S: 8 P: 9	R: 0 H: 0 E: 0 LOB: 0 K: 1 BB: 0 S: 10 P: 16	R: 0 H: 0 E: 1 LOB: 1 K: 1 BB: 0 S: 10 P: 17	R: 0 H: 1 E: 0 LOB: 1 K: 0 BB: 0 S: 7 P: 12	R: 0 H: 1 E: 0 LOB: 0 K: 0 BB: 0 S: 6 P: 10	R: 0 H: 0 E: 0 LOB: 0 K: 0 BB: 0 S: 6 P: 9	R: 0 H: 0 E: 0 LOB: 0 K: 0 BB: 0 S: 9 P: 13	1B: 2 SF: 0 2B: 1 SAC: 1 3B: 0 DP: 2 HR: 0 HBP: 0	WP: 0 PA: 29 PB: 0 SB: 2 CS: 0
PITCHER Mike McCormick, L (1, 1) ERA: 1.8	IP WLS BF H R ER SO BB IBB HBP BLK WP HR S P ERA WHIP 9.0 W 29 2 0 0 3 1 0 0 0 0 0 0 69 109 0.00 0.333										

Los Angeles Dodgers @ San Francisco Giants
 Candlestick Park, San Francisco, CA
 Wed Apr 20 1960, 9:05 PM EST
 Att: 25,849 - Unknown

livebaseballscorecards.com

AB	27
R	0
H	2
RBI	0
BB	1
SO	3
LOB	6



Batter	1	2	3	4	5	6	7	8	9	AB	R	H	RBI	BB	SO	LOB
Don Blasingame, L (1, 4) OBP: 0.281, SLG: 0.300	3-3 K		2-3 K		0-0 1B			2-1 F7 1B		4	0	2	1	0	2	0
Joey Amalfitano, R (1, 5) OBP: 0.200, SLG: 0.200	1-2 6-3		1-3 K		0-1 1-3			2-1 F7		4	0	0	0	0	1	3
Willie Mays, R (1, 8) OBP: 0.484, SLG: 0.519	0-2 E 1B				0-1 F9			0-1 5-3		3	0	1	0	0	0	1
Willie McCovey, L (1, 3) OBP: 0.300, SLG: 0.261	2-2 4-3				1-2 F8			1-2 F6		3	0	0	0	0	0	2
Orlando Cepeda, R (1, 7) OBP: 0.414, SLG: 0.714					1-2 5-3			2-3 K		2	0	0	0	0	1	1
Willie Kirkland, L (1, 9) OBP: 0.379, SLG: 0.600								1-0 G3		3	1	1	0	0	0	1
Eddie Bressoud, R (1, 6) OBP: 0.448, SLG: 0.480								0-0 F8		3	0	0	0	0	1	2
Neil Wilson, L (1, 2)								1-0 F8		3	0	0	0	0	0	2
Mike McCormick, L (1, 1) OBP: 0.286, SLG: 0.167								1-2 4-3		3	0	1	0	0	0	0

Inning Stats	R: 0	H: 1	E: 0	K: 1	S: 14	LOB: 1	BB: 0	P: 20	R: 0	H: 0	E: 0	K: 0	S: 7	LOB: 1	BB: 0	P: 11	R: 0	H: 0	E: 0	K: 2	S: 8	LOB: 0	BB: 0	P: 11	R: 0	H: 0	E: 0	K: 0	S: 8	LOB: 0	BB: 0	P: 10	R: 1	H: 3	E: 0	K: 1	S: 11	LOB: 2	BB: 0	P: 13	R: 0	H: 0	E: 0	K: 1	S: 8	LOB: 0	BB: 0	P: 14	R: 0	H: 0	E: 0	K: 0	S: 3	LOB: 0	BB: 0	P: 5	R: 0	H: 1	E: 0	K: 0	S: 9	LOB: 1	BB: 0	P: 14
--------------	------	------	------	------	-------	--------	-------	-------	------	------	------	------	------	--------	-------	-------	------	------	------	------	------	--------	-------	-------	------	------	------	------	------	--------	-------	-------	------	------	------	------	-------	--------	-------	-------	------	------	------	------	------	--------	-------	-------	------	------	------	------	------	--------	-------	------	------	------	------	------	------	--------	-------	-------

PITCHER	IP	WLS	BF	H	R	ER	SO	BB	IBB	HBP	BLK	WP	HR	S	P	ERA	WHIP
Don Drysdale, R (1, 1) ERA: 1.61	8.0	L	30	5	1	1	5	0	0	2	0	0	0	68	98	1.12	0.625

BOTTOM

Los Angeles Dodgers @ San Francisco Giants
Candlestick Park, San Francisco, CA

Wed Apr 20 1960, 9:05 PM EST
 Att. 25,849 - Unknown

livebaseballscorecards.com

AB	28
R	1
H	5
RBI	1
BB	0
SO	5
LOB	12



WP: 0	PA: 30
PB: 0	
SB: 3	
CS: 1	

Batter	1	2	3	4	5	6	7	8	9	AB R H RBI BB SO LOB	TOP																																		
Jim Gilliam, S (1, 5) <small>OBP: 0.333, SLG: 0.179</small> 	1-2 1-3 		2-2 F9 		2-1 G3-6-1 	0-0 F7 		0-1 L9 		5 0 1 1 0 0 2	Los Angeles Dodgers @ St. Louis Cardinals Sportsman's Park, St. Louis, MO Fri Apr 22 1960, 7:05 PM EST Att. 16,685 - Unknown livebaseballscorecards.com 																																		
Charlie Neal, R (1, 4) <small>OBP: 0.375, SLG: 0.200</small> 	1-1 6-3 			1-0 F5 	0-0 G3-6-1 		2-1 HR 	1-0 1-3 		5 1 1 0 0 0 2																																			
Wally Moon, L (1, 7) <small>OBP: 0.294, SLG: 0.500</small> 	1-1 CS 			3-3 K 	2-1 2B 		2-1 HR 	2-2 F8 		5 2 3 2 0 1 0																																			
Duke Snider, L (1, 8) <small>OBP: 0.458, SLG: 0.647</small> Don Demeter, R (7, PH) <small>OBP: 0.167, SLG: 0.167</small> 	3-2 CS 	3-3 K 		4-0 HR 	2-1 2B 		3-3 K 	0-3 K2-3 		2 1 1 1 1 1 0 2 0 0 0 0 2 0																																			
Gil Hodges, R (1, 3) <small>OBP: 0.303, SLG: 0.516</small> 		3-2 5-3 		1-1 HR 	4-2 BB 		1-3 K 	2-1 1B 		4 1 2 2 1 1 0																																			
John Roseboro, L (1, 2) <small>OBP: 0.375, SLG: 0.481</small> 		0-1 HR 		0-1 1B 	2-3 K 		4-1 BB 	1-2 1B 		4 1 3 1 1 1 2																																			
Sandy Amoros, L (1, 9) <small>OBP: 0.333, SLG: 0.200</small> Chuck Essegian, R (7, PH) <small>OBP: 0.286, SLG: 0.714</small> 		3-2 6-3 		1-1 1B 		2-3 K 	0-0 F7 	1-0 F3 		3 0 1 0 0 1 0 2 0 0 0 0 0 3																																			
Maury Wills, S (1, 6) <small>OBP: 0.333, SLG: 0.316</small> Bob Aspromonte, R (2, 6) <small>OBP: 0.250, SLG: 0.250</small> 			0-1 F9 	0-3 K 		0-0 1B 		0-1 4-3 		0 0 0 0 0 0 0 4 0 1 0 0 1 2																																			
Sandy Koufax, R (1, 5) Ed Roebuck, R (1, 5) Tommy Davis, R (1, 5) Roger Craig, R (1, 5) Clem Labine, R (1, 5) Pop Rizzuto, R (1, 5) Stan Williams, R (1, 5) Joe Pignatano, R (1, 5) Ed Rakow, S (1, 5) 			1-2 4-3 		0-2 1B 	1-0 F7 		4-2 BB 		0 0 0 0 0 0 0 0 0 0 0 0 0 0 1 0 0 0 0 0 0 0 0 0 0 0 0 0 1 1 1 0 0 0 0 1 0 0 0 0 0 0 0 0 0 0 0 0 0 0 0 0 0 1 0 0 0 0 0 0 0 0 0																																			
Inning Stats	R: 0 H: 1 E: 0 LOB: 0 K: 0 BB: 0 S: 9 P: 15	R: 1 H: 1 E: 0 LOB: 0 K: 1 BB: 0 S: 12 P: 21	R: 0 H: 0 E: 0 LOB: 0 K: 0 BB: 0 S: 8 P: 11	R: 2 H: 3 E: 0 LOB: 2 K: 2 BB: 1 S: 13 P: 23	R: 2 H: 4 E: 0 LOB: 2 K: 1 BB: 1 S: 17 P: 29	R: 0 H: 1 E: 0 LOB: 1 K: 1 BB: 0 S: 6 P: 9	R: 2 H: 2 E: 0 LOB: 1 K: 2 BB: 1 S: 13 P: 25	R: 0 H: 0 E: 0 LOB: 1 K: 0 BB: 1 S: 7 P: 12	R: 0 H: 2 E: 0 LOB: 2 K: 1 BB: 0 S: 13 P: 19	1B: 9 SF: 0 2B: 2 SAC: 0 3B: 0 DP: 1 HR: 3 HBP: 0		WP: 0 PA: 44 PB: 0 SB: 0 CS: 1																																	
PITCHER	IP WLS BF H R ER SO BB IBB HBP BLK WP HR S P ERA WHIP											PITCHER	IP WLS BF H R ER SO BB IBB HBP BLK WP HR S P ERA WHIP																																
Larry Jackson, R (1, 1) <small>ERA: 4.58</small>	4.2	W	22	9	5	5	3	1	0	0	0	0	2	52	86	9.64	2.143											Marshall Bridges, L (5, 1) <small>ERA: 10.13</small>	2.2	W	14	3	2	2	4	3	0	0	0	0	1	30	55	6.75	2.250
Lindy McDaniel, R (8, 1) <small>ERA:</small>	1.2	S	7	2	0	0	1	0	0	0	0	0	0	16	23	0.00	1.200																												

Batter	1	2	3	4	5	6	7	8	9
Joe Cunningham, L OBP: 0.533, SLG: 0.417 (1, 9)	3-2 1B WP 1B 1B	3-1 F5		3-2 1B 1B	0-1 1B 1B	4-2 BB		4-1 WP BB	
Alex Grammas, R OBP: 0.385, SLG: 0.480 (1, 4)	1-1 WP 1B 1-2 2B 1B	1-0 1-3		2-0 F8	1-2 F8 1B 1-3 2-H 1B	2-3 K		2-1 F9 1-2 2-3	
Bill White, L OBP: 0.433, SLG: 0.500 (1, 8) (6, 3)	0-1 WP 2B 1B 1-2 2-3	3-2 1B		1-1 1B 2B 1B	2-2 F8 1B 1-2 3-H		1-2 F3		
Ken Boyer, R OBP: 0.379, SLG: 0.478 (1, 5)	4-0 2B BB 1-2 2-3 3-H	0-0 F4		2-2 2B 1B 1-3 2-H	1-0 F8 1-2 2-3		1-3 K		
Stan Musial, L OBP: 0.423, SLG: 0.591 Curt Flood, R (5, PR) (6, 8)	0-0 F9 2B 2B 1-H 2-H 3-H		4-0 BB BB	4-0 2B IBB	4-0 IBB		0-1 F9		
Daryl Spencer, R OBP: 0.290, SLG: 0.346 (1, 6)	2-1 F9 2-3		4-1 BB	2-0 2B 1-3 2-H 3-H	2-1 F6		2-1 HR		
Leon Wagner, L OBP: 0.211, SLG: 0.556 Ellis Burton, S OBP: 0.273, SLG: 0.300 (1, 7) (9, 7)	0-0 PB 2B 3-H		2-1 F8	4-0 G4-6-3 IBB	1-2 4-3		2-1 F7		
Hal Smith, R George Crowe, L Chris Cannizzaro, R OBP: 0.333, SLG: 0.333 (1, 2) (4, PH) (5, 2)	1-1 5-3		1-1 F4	1-0 G4-6-3 1-2f		0-3 K	0-0 WP BB 1B		
Larry Jackson, R OBP: 0.167, SLG: 0.167 Marshall Bridges, S Lindy McDaniel, R (1, 1) (5, 1) (8, 1)	3-2 6-3 2-3		2-3 K		4-1 1B BB	1-3 K	0-2 F8		

Inning Stats	R: 5	H: 5	E: 0	LOB: 1	K: 0	S: 16	R: 0	H: 1	E: 0	LOB: 1	K: 0	S: 8	R: 0	H: 0	E: 0	LOB: 2	K: 1	S: 9	R: 3	H: 4	E: 0	LOB: 2	K: 0	S: 15	R: 2	H: 3	E: 0	LOB: 3	K: 0	S: 15	R: 0	H: 0	E: 0	LOB: 1	K: 1	S: 11	R: 0	H: 0	E: 0	LOB: 0	K: 1	S: 8	R: 1	H: 2	E: 0	LOB: 2	K: 0	S: 11		
	BB: 1	BB: 1	BB: 0	BB: 0	BB: 0	BB: 0	BB: 1	BB: 0	BB: 0	BB: 0	BB: 0	BB: 0	BB: 0	BB: 0	BB: 0	BB: 2	BB: 2	BB: 22	BB: 0	BB: 2	BB: 3	BB: 2	BB: 30	BB: 0	BB: 0	BB: 0	BB: 0	BB: 0	BB: 1	BB: 0	BB: 0	BB: 1	BB: 1	BB: 1	BB: 1	BB: 0	BB: 0	BB: 0	BB: 0	BB: 0	BB: 0	BB: 0	BB: 0	BB: 1	BB: 0	BB: 0	BB: 0	BB: 0	BB: 0	BB: 0

PITCHER	IP	WLS	BF	H	R	ER	SO	BB	IBB	HBP	BLK	WP	HR	S	P	ERA	WHIP
Sandy Koufax, L ERA: 15.0 (1, 1)	0.0	L	5	4	5	5	0	0	0	0	0	0	0	8	16	∞	∞
Ed Roebuck, R ERA: 2.08 (1, 1)	2.0		8	2	0	0	0	0	0	0	0	0	0	16	29	0.00	1.000
Roger Craig, R ERA: 20.25 (3, 1)	1.1		11	4	3	3	1	2	1	0	0	0	0	23	49	20.25	4.500
Clem Labine, R ERA: 10.8 (4, 1)	1.2		10	3	2	2	0	1	2	0	0	0	0	16	36	10.80	2.400
Stan Williams, R ERA: (6, 1)	2.0		7	0	0	0	4	1	0	0	0	0	0	19	28	0.00	0.500

AB R H RBI BB SO LOB

4	3	3	0	2	0	0
6	1	2	1	0	1	4
5	2	4	1	0	0	0
4	2	1	1	1	1	3
1	1	1	3	3	0	0
1	0	0	0	0	0	0
4	1	2	3	1	0	4
4	0	1	1	1	0	5
0	0	0	0	0	0	0
2	0	0	0	0	0	3
1	0	0	0	0	0	3
2	0	1	0	0	1	0
2	0	0	0	0	1	3
1	1	0	0	1	1	0
1	0	0	0	0	0	1

WP	HR	S	P	ERA	WHIP
2	1	11	21	9.00	3.000



Los Angeles Dodgers @ St. Louis Cardinals
Sportsman's Park, St. Louis, MO
Fri Apr 22 1960, 7:05 PM EST
Att. 16,685 - Unknown

AB	38
R	11
H	15
RBI	10
BB	9
SO	5
LOB	26



Batter	1	2	3	4	5	6	7	8	9	AB R H RBI BB SO LOB	TOP														
Jim Gilliam, S (1, 5) OBP: 0.341, SLG: 0.188	2-1 B1-3	3-2 2B 1-2 1B		4-2 BB BB	1-1 CS 1-2	2-1 3-1		2-1 F2		4 0 1 0 1 0 1															
Charlie Neal, R (1, 4) OBP: 0.378, SLG: 0.300	2-2 FC1 2B	0-1 2B 1-3 2-H		1-3 K		0-0 L9		0-1 FC4-6 1-2f		5 0 2 1 0 1 2															
Wally Moon, L (1, 7) OBP: 0.308, SLG: 0.457	1-1 FC1 1B 2B 2-3	4-0 BB		4-0 FC6-4 1-2 BB		2-2 F8		3-2 4-3		3 1 0 0 2 0 2															
Duke Snider, L (1, 8) OBP: 0.414, SLG: 0.545	2-2 2B 1-2 1B	2-3 K		2-3 K		1-0 F8		0-0 L9		5 1 1 0 0 2 5															
Gil Hodges, R (1, 3) OBP: 0.289, SLG: 0.500	2-2 1B 2B 1-3 2-H	1-0 F3		0-1 FC6-4 1-2f		2-3 K		1-3 K		5 1 1 1 0 2 5															
John Roseboro, L (1, 2) OBP: 0.405, SLG: 0.563	1-0 1B 2-H 3-H	1-3 K		2-0 1B 3B		2-2 1B 1B		3-2 F7		5 1 3 2 0 1 3															
Sandy Amoros, L (1, 9) OBP: 0.400, SLG: 0.250	4-0 1-2 BB		2-1 F5		1-0 4-3		1-1 1-2 1B			3 0 1 0 1 0 1															
Bob Aspromonte, R (1, 8) OBP: 0.167, SLG: 0.167 Norm Larker, L (5, PH) OBP: 0.890, SLG: 0.500 Maury Wills, S (5, PR) OBP: 0.333, SLG: 0.316 Chuck Essegian, R (7, PH) OBP: 0.250, SLG: 0.625 Bob Lillis, R (7, 8)	0-0 F3		1-3 K2-3		0-1 CS 1B 3-H		0-0 F8			2 0 0 0 0 0 1 2 1 0 1 1 0 0 0 0 0 0 0 0 0 0 0 0 1 0 0 0 0 0 0 2 0 0 0 0 0 0 0 0															
Danny McDevitt, L (1, 1) Larry Sherry, R (2, 1) Ed Roebuck, R (6, 1) Tommy Davis, R (8, PH) OBP: 0.263, SLG: 0.188 Roger Craig, R (8, 1)		4-2 1B 2B BB	1-3 K		0-0 F9		4-1 FC4-6 BB			0 1 0 0 1 0 0 2 0 0 0 0 1 1 0 0 0 0 0 0 0 0 0 0 0 1 0 0 0 0 0 0 0 0 0															
Inning Stats	R: 3 E: 0 K: 0 S: 17	H: 4 LOB: 2 BB: 1 P: 31	R: 1 E: 0 K: 2 S: 18	H: 2 LOB: 3 BB: 2 P: 33	R: 0 E: 0 K: 2 S: 8	H: 0 LOB: 0 BB: 0 P: 12	R: 0 E: 0 K: 2 S: 10	H: 0 LOB: 2 BB: 2 P: 21	R: 1 E: 0 K: 1 S: 7	H: 2 LOB: 1 BB: 0 P: 10	R: 0 E: 0 K: 0 S: 7	H: 0 LOB: 0 BB: 0 P: 11	R: 0 E: 0 K: 1 S: 10	H: 2 LOB: 2 BB: 0 P: 16	R: 0 E: 0 K: 0 S: 8	H: 0 LOB: 1 BB: 1 P: 17	R: 0 E: 0 K: 1 S: 7	H: 0 LOB: 0 BB: 0 P: 11	1B: 6 2B: 3 3B: 1 HR: 0	SF: 0 SAC: 0 DP: 0 HBP: 0	WP: 0 PB: 0 SB: 1 CS: 1	PA: 43			
PITCHER	IP WLS BF H R ER SO BB IBB HBP BLK WP HR S P ERA WHIP																								
Ron Kline, R (1, 1) ERA: 5.23	0.2		6	4	3	3	0	0	0	0	0	0	0	16	26	40.50	6.000								
Ernie Broglio, R (1, 1) ERA: 4.5	0.1		5	2	1	1	0	2	0	0	0	0	0	11	22	27.00	12.000								
Bob Gibson, R (2, 1) ERA:	3.0		12	0	0	0	6	3	0	0	0	0	0	26	49	0.00	1.000								
Bob Dulliba, R (5, 1) ERA: 2.57	5.0	W	19	4	1	1	2	1	0	0	0	0	0	39	65	1.80	1.000								

Los Angeles Dodgers @ St. Louis Cardinals
 Sportsman's Park, St. Louis, MO

Sat Apr 23 1960, 4:33 AM EST
 Att: 10,150 - Unknown

AB	36
R	5
H	10
RBI	5
BB	6
SO	8
LOB	24



Batter	1	2	3	4	5	6	7	8	9	AB	R	H	RBI	BB	SO	LOB
Joe Cunningham, L (1, 9) OBP: 0.550, SLG: 0.400	4-0 BB G6-3		4-0 BB 1B		0-1 4-3	0-1 1B BB	3-1 G3			3	1	1	0	2	0	1
Alex Grammas, R (1, 4) OBP: 0.379, SLG: 0.464 Bob Nieman, R (6, PH) Wally Shannon, L (6, PR) (7, 4)	2-1 F9		0-0 1B		0-2 F8	4-0 1B SF7 BB		0-1 F7		3	0	1	0	0	0	1
Bill White, L (1, 8) OBP: 0.457, SLG: 0.576 (7, 3)	1-2 G6-3		1-3 K		3-2 HR 1B	2-2 3-1 SF7 1B		2-2 2B		5	2	3	2	0	1	2
Ken Boyer, R (1, 5) OBP: 0.412, SLG: 0.778		2-1 HR	1-3 K		1-0 HR	0-0 SF7		3-1 2B		4	2	3	5	0	1	1
Stan Musial, L (1, 3) Curt Flood, R (7, 8)		2-2 F9		1-1 4-3	4-1 1B BB	0-0 3-1		1-3 K		3	0	0	0	1	0	2
Daryl Spencer, R (1, 6) OBP: 0.333, SLG: 0.484		3-2 HR		0-0 1-3 BB 1B	3-2 1-2 1B	1-1 6-3		1-1 6-3		5	1	3	1	0	0	3
Leon Wagner, L (1, 7) OBP: 0.261, SLG: 0.500 Ellis Burton, S (8, 7) OBP: 0.273, SLG: 0.300		0-2 F9		4-0 1-3 BB	0-0 L4		4-2 BB			2	0	0	0	2	0	2
Chris Cannizzaro, R (1, 2) OBP: 0.500, SLG: 0.333 Carl Sawatski, L (4, PH) OBP: 0.417, SLG: 0.400 Hal Smith, R (8, 2)		4-0 BB		1-2 1-3		4-2 1B BB BB	2-1 L9			0	0	0	0	1	0	0
Ron Kline, R (1, 1) Ernie Broglio, R (1, 1) Bob Gibson, R (2, 1) George Crowe, L (4, PH) Bob Duliba, R (5, 1) OBP: 0.500, SLG: 0.500		1-1 G3		2-3 K		1-1 BB 1B 1B	0-3 K			0	0	0	0	0	0	0

Inning Stats	R: 0	H: 0	E: 0	K: 5	S: 5	LOB: 0	BB: 1	P: 12	R: 2	H: 2	E: 0	K: 0	S: 14	LOB: 1	BB: 1	P: 26	R: 0	H: 1	E: 0	K: 2	S: 7	LOB: 1	BB: 1	P: 13	R: 0	H: 1	E: 0	K: 1	S: 9	LOB: 2	BB: 1	P: 17	R: 2	H: 3	E: 0	K: 0	S: 15	LOB: 2	BB: 1	P: 26	R: 4	H: 3	E: 0	K: 0	S: 14	LOB: 2	BB: 2	P: 25	R: 0	H: 0	E: 0	K: 1	S: 10	LOB: 1	BB: 1	P: 19	R: 1	H: 2	E: 0	K: 1	S: 12	LOB: 1	BB: 0	P: 19
--------------	------	------	------	------	------	--------	-------	-------	------	------	------	------	-------	--------	-------	-------	------	------	------	------	------	--------	-------	-------	------	------	------	------	------	--------	-------	-------	------	------	------	------	-------	--------	-------	-------	------	------	------	------	-------	--------	-------	-------	------	------	------	------	-------	--------	-------	-------	------	------	------	------	-------	--------	-------	-------

PITCHER	IP	WLS	BF	H	R	ER	SO	BB	IBB	HBP	BLK	WP	HR	S	P	ERA	WHIP
Danny McDevitt, L (1, 1) ERA: 10.8	1.2		8	2	2	2	0	2	0	0	0	0	0	17	35	10.80	2.400
Larry Sherry, R (2, 1) ERA: 7.36	3.1	L	21	7	6	6	3	5	0	0	0	0	1	40	74	16.20	3.600
Ed Roebuck, R (6, 1) ERA: 1.42	2.0		8	1	0	0	1	1	0	0	0	0	0	17	29	0.00	1.000
Roger Craig, R (8, 1) ERA: 15.43	1.0		5	2	1	1	1	0	0	0	0	0	0	12	19	9.00	2.000

BOTTOM

Los Angeles Dodgers @ St. Louis Cardinals
Sportsman's Park, St. Louis, MO

Sat Apr 23 1960, 4:33 AM EST
Att. 10,150 - Unknown

AB	33
R	9
H	12
RBI	9
BB	8
SO	5
LOB	20



WP	PA	ERA	WHIP
0	42		

Batter	1	2	3	4	5	6	7	8	9	AB R H RBI BB SO LOB	TOP
Jim Gilliam, S (1, 5) OBP: 0.326, SLG: 0.216 C C B B B X	3-2 G4-6-3 BB 		1-3 		0-1 F9 		2-1 2-H 2B 		2-2 4-3 	5 0 1 1 0 1 1	
Charlie Neal, R (1, 4) OBP: 0.366, SLG: 0.273 B C C F B B	4-2 G4-6-3 1-2 BB 		0-0 G4-6-3 1-2f 			3-2 L8 	3-1 F4 			3 0 0 0 1 0 2	
Wally Moon, L (1, 7) OBP: 0.349, SLG: 0.474 C X	0-1 G4-6-3 1-2f 2-3 			2-1 FC4-6 1B 		2-1 BB 1B SF7 1B 	4-0 BB 			3 1 2 0 1 0 2	
Duke Snider, L (1, 8) OBP: 0.400, SLG: 0.522 Don Demeter, R (3, 8) OBP: 0.214, SLG: 0.214 Chuck Essegian, R (7, PH) OBP: 0.222, SLG: 0.556 S B C C X	1-3 			3-1 FC4-6 1B 1-2f 		0-1 WP BB 1B 	1-1 L8 			1 0 0 0 0 1 1 2 0 1 0 0 0 1 1 0 0 0 0 0 2	
Gil Hodges, R (1, 3) OBP: 0.310, SLG: 0.487 C B X		1-1 1-3 		2-1 1-2 1B 		4-2 WP BB 		1-0 6-3 		3 0 1 0 1 0 0	
John Roseboro, L (1, 2) OBP: 0.390, SLG: 0.529 B B B B		4-0 BB 		1-0 F7 		0-0 SF7 		2-1 4-3 		2 0 0 1 1 0 2	
Sandy Amoros, L (1, 9) OBP: 0.286, SLG: 0.167 X (7, 8)		0-0 F8 		1-0 3-1 		1-3 K 1-2 2-3 		1-0 F8 		4 0 0 0 0 1 5	
Maury Wills, S (1, 6) OBP: 0.320, SLG: 0.348 B X		1-0 F6 			3-2 4-3 		1-2 2B 		1-3 K 	4 1 1 0 0 1 1	
Johnny Podres, L (1, 1) Norm Larker, L (7, PH) OBP: 0.667, SLG: 0.333 Stan Williams, R (7, 1) Tommy Davis, R (9, PH) OBP: 0.250, SLG: 0.176 B B B			4-0 G4-6-3 BB 		3-2 F8 		0-0 1-3 		0-2 F6 	1 0 0 0 1 0 0 1 0 0 0 0 0 1 0 0 0 0 0 0 0 1 0 0 0 0 0 0	
Inning Stats	R: 0 H: 0 E: 1 LOB: 1 K: 1 BB: 1 S: 12 P: 20	R: 0 H: 0 E: 0 LOB: 1 K: 0 BB: 1 S: 4 P: 10	R: 0 H: 0 E: 0 LOB: 0 K: 1 BB: 1 S: 4 P: 9	R: 0 H: 2 E: 0 LOB: 2 K: 0 BB: 0 S: 8 P: 17	R: 0 H: 0 E: 0 LOB: 0 K: 0 BB: 0 S: 10 P: 16	R: 1 H: 2 E: 0 LOB: 2 K: 1 BB: 1 S: 18 P: 28	R: 1 H: 2 E: 0 LOB: 2 K: 0 BB: 1 S: 10 P: 21	R: 0 H: 0 E: 0 LOB: 0 K: 0 BB: 0 S: 4 P: 8	R: 0 H: 0 E: 0 LOB: 0 K: 1 BB: 0 S: 9 P: 12	1B: 4 SF: 1 2B: 2 SAC: 0 3B: 0 DP: 2 HR: 0 HBP: 0	WP: 1 PA: 37 PB: 0 SB: 0 CS: 0
PITCHER Bob Miller, R (1, 1) ERA: 2.84 Ron Kline, R (7, 1) ERA: 5.06 Lindy McDaniel, R (7, 1) ERA:	IP WLS BF H R ER SO BB IBB HBP BLK WP HR S P ERA WHIP 6.1 W 28 6 2 2 3 4 0 0 0 1 0 62 109 2.84 1.579 0.1 2 0 0 0 0 1 0 0 0 0 0 2 9 0.00 3.000 2.1 S 7 0 0 0 1 0 0 0 0 0 0 0 15 23 0.00 0.000	PITCHER IP WLS BF H R ER SO BB IBB HBP BLK WP HR S P ERA WHIP									

Los Angeles Dodgers @ St. Louis Cardinals
 Sportsman's Park, St. Louis, MO
 Sun Apr 24 1960, 4:33 AM EDT
 Att. 16,368 - Unknown

AB	31
R	2
H	6
RBI	2
BB	5
SO	4
LOB	18



Batter	1	2	3	4	5	6	7	8	9	AB	R	H	RBI	BB	SO	LOB	BOTTOM	
Joe Cunningham, L (1, 9) OBP: 0.520, SLG: 0.333	0-0 F4	4-1 BB		0-0 4-3			4-2 HR BB	1-0 G4-3		3	1	0	0	2	0	3	Los Angeles Dodgers @ St. Louis Cardinals Sportsman's Park, St. Louis, MO Sun Apr 24 1960, 4:33 AM EDT Att. 16,368 - Unknown livebaseballscorecards.com	
Alex Grammas, R (1, 4) OBP: 0.333, SLG: 0.406	1-2 6-3	3-1 F7			2-1 5-3		1-3 K			4	0	0	0	0	1	3		
Bill White, L (1, 8) OBP: 0.462, SLG: 0.543	2-3 K				4-1 BB BB		4-1 HR BB			2	1	0	0	2	2	0		
Ken Boyer, R (1, 5) OBP: 0.421, SLG: 0.839		2-2 BB BB E 1B		0-0 4-3		0-0 F8	2-2 HR			4	2	2	3	0	0	1		
Stan Musial, L (1, 3) Curt Flood, R (6, 8)		4-2 BB BB E BB		1-0 HR		1-0 F8	4-0 BB			2	2	1	1	1	0	1		
Daryl Spencer, R (1, 6) OBP: 0.325, SLG: 0.441		4-2 E SF8 BB		2-2 6-3		1-0 L5	3-3 K			3	1	0	0	1	1	1		
Leon Wagner, L (1, 7) Ellis Burton, S (8, 7)		2-1 E8 SH2-3 1B		3-3 K		1-0 CS 1B		4-2 1B BB		3	0	2	2	0	1	0		
Chris Cannizzaro, R (1, 2) OBP: 0.375, SLG: 0.333		3-0 SF8		0-1 1B		2-2 F8		0-3 K		3	0	1	1	0	1	2		
Bob Miller, R (1, 1)		0-1 SH2-3		0-3 K				0-1 1B		1	0	0	0	0	1	1		
Ron Kline, R (7, 1)										0	0	0	0	0	0	0		
Lindy McDaniel, R (7, 1) OBP: 0.333, SLG: 0.333		2-3						1-2 G4-3 1B		2	0	1	0	0	1	0		
Inning Stats	R: 0 E: 0 K: 1 S: 7	H: 0 LOB: 0 BB: 0 P: 10	R: 3 E: 1 K: 0 S: 15	H: 2 LOB: 2 BB: 3 P: 37	R: 1 E: 0 K: 1 S: 8	H: 1 LOB: 0 BB: 0 P: 13	R: 0 E: 0 K: 2 S: 9	H: 1 LOB: 1 BB: 0 P: 12	R: 0 E: 0 K: 0 S: 5	H: 1 LOB: 0 BB: 0 P: 9	R: 3 E: 0 K: 3 S: 17	H: 1 LOB: 1 BB: 3 P: 34	R: 0 E: 0 K: 1 S: 9	H: 1 LOB: 1 BB: 1 P: 14	1B: 5 2B: 0 3B: 0 HR: 2	SF: 1 SAC: 1 DP: 1 HBP: 0	WP: 0 PB: 0 SB: 0 CS: 1	PA: 37
PITCHER	IP WLS L	BF H R	ER SO 4	BB IBB HBP BLK	WP HR S P	ERA WHIP	PITCHER	IP WLS L	BF H R	ER SO 4	BB IBB HBP BLK	WP HR S P	ERA WHIP					
Johnny Podres, L (1, 1) ERA: 2.08	6.0	26	4	4	4	6.00	13.50	3.000										
Stan Williams, R (7, 1) ERA: 6.75	2.0	11	2	3	4	13.50	3.000											



Los Angeles Dodgers @ Chicago Cubs
 Wrigley Field, Chicago, IL
 Tue Apr 26 1960, 3:33 AM CDT
 Att. 7,610 - Unknown

AB	39
R	8
H	13
RBI	6
BB	4
SO	3
LOB	20



WP: 0	PA: 44
PB: 0	
SB: 1	
CS: 0	

Batter	1	2	3	4	5	6	7	8	9	AB	R	H	RBI	BB	SO	LOB
Jim Gilliam, S (1, 5) OBP: 0.353, SLG: 0.244	4-2 F8 BB	0-0 F8	1-2 BB 1B		1-1 F9		1-0 8-3 1B			4	1	2	1	1	0	2
Charlie Neal, R (1, 4) OBP: 0.348, SLG: 0.243	1-2 F8	0-0 E1 E	4-1 BB 1B			1-1 L7	1-0 8-3			4	1	0	0	1	0	3
Wally Moon, L (1, 7) OBP: 0.375, SLG: 0.512	1-2 E5 1B	2-2 E7 2B	0-2 1-3			1-0 1B E 1B		0-0 G4-6-3 1B		5	2	3	2	0	0	3
Gil Hodges, R (1, 3) OBP: 0.277, SLG: 0.432	0-0 1-3	1-1 1-3		1-3 K		2-2 5-3		0-2 F7		5	0	0	0	0	1	4
John Roseboro, L (1, 2) OBP: 0.413, SLG: 0.553	1-0 2-H 1B		1-1 1B 2B	1-2 B1		1-1 E HBP		2-0 G4-6-3		4	1	2	1	0	0	1
Tommy Davis, R (1, 9) OBP: 0.240, SLG: 0.182	1-2 1-3		3-3 K	2-1 F7		3-2 E5 1B		0-0 5-3		5	0	1	0	0	1	2
Don Demeter, R (1, 8) OBP: 0.263, SLG: 0.176		2-2 G3	1-1 F8		4-2 G5-4-3 BB	4-0 FC6 BB		1-0 6-3		3	0	0	0	2	0	1
Maury Wills, S (1, 6) OBP: 0.333, SLG: 0.357		2-1 S 1B 1B	3-2 1B 1B		1-1 G5-4-3	0-1 FC6		0-0 F7		5	2	2	1	0	0	4
Don Drysdale, R (1, 1) OBP: 0.333, SLG: 0.583		0-1 E 1B	3-1 1B 1B		2-2 2B		1-3 K			4	1	3	1	0	1	0

Inning Stats	R: 2	H: 1	E: 1	K: 0	S: 16	P: 24	R: 3	H: 3	E: 2	K: 0	S: 14	P: 21	R: 2	H: 4	E: 0	K: 1	S: 21	P: 37	R: 0	H: 0	E: 0	K: 1	S: 8	P: 12	R: 0	H: 1	E: 0	K: 0	S: 9	P: 17	R: 1	H: 2	E: 1	K: 0	S: 12	P: 24	R: 0	H: 1	E: 0	K: 1	S: 5	P: 8	R: 0	H: 1	E: 0	K: 0	S: 5	P: 7	R: 0	H: 0	E: 0	K: 0	S: 3	P: 4	R: 0	H: 0	E: 0	K: 0	S: 3	P: 4	1B: 10	SF: 0	2B: 4	SAC: 0	3B: 0	DP: 3	HR: 0	HBP: 1	WP: 0	PA: 44
--------------	------	------	------	------	-------	-------	------	------	------	------	-------	-------	------	------	------	------	-------	-------	------	------	------	------	------	-------	------	------	------	------	------	-------	------	------	------	------	-------	-------	------	------	------	------	------	------	------	------	------	------	------	------	------	------	------	------	------	------	------	------	------	------	------	------	--------	-------	-------	--------	-------	-------	-------	--------	-------	--------

PITCHER	IP	WLS	BF	H	R	ER	SO	BB	IBB	HBP	BLK	WP	HR	S	P	ERA	WHIP
Glen Hobbie, R (1, 1) ERA: 6.63	2.2	L	18	7	7	3	1	1	0	0	0	0	0	44	70	10.12	3.000
John Goetz, R (3, 1) ERA: 6.75	0.1		3	1	0	0	0	1	0	0	0	0	0	7	12	0.00	6.000
Seth Morehead, L (4, 1) ERA: 4.5	2.0		7	1	0	0	1	1	0	0	0	0	0	17	29	0.00	1.000
Ben Johnson, R (6, 1) ERA: 3.12	3.0		13	4	1	0	1	1	0	1	0	0	0	22	39	0.00	1.667
Moe Drabowsky, R (9, 1) ERA: 12.0	1.0		3	0	0	0	0	0	0	0	0	0	0	3	4	0.00	0.000

PITCHER	IP	WLS	BF	H	R	ER	SO	BB	IBB	HBP	BLK	WP	HR	S	P	ERA	WHIP
---------	----	-----	----	---	---	----	----	----	-----	-----	-----	----	----	---	---	-----	------

Batter	1	2	3	4	5	6	7	8	9	AB	R	H	RBI	BB	SO	LOB
Tony Taylor, R OBP: 0.273, SLG: 0.400 (1, 4)	1-2 6-3		0-0 6-3			1-3 K			0-0 FC5 1B	4	0	1	0	0	1	0
Richie Ashburn, L OBP: 0.447, SLG: 0.375 (1, 8)	2-2 3-1			3-3 K		4-2 BB G4-6-3			0-0 14 1B	3	0	1	0	1	1	0
Lou Johnson, R OBP: 0.227, SLG: 0.333 (1, 9)	3-0 HBP			2-1 F6		0-1 G4-6-3 1-2f			1-3 K	3	0	0	0	0	1	3
14 Ernie Banks, R OBP: 0.383, SLG: 0.459 (1, 6)	1-3 K			0-1 F6			1-3 K		2-0 FC5 DI	4	0	0	0	0	2	3
Frank Thomas, R OBP: 0.311, SLG: 0.439 (1, 7)		2-2 5-3			1-3 K		0-1 5-3		1-3 K	4	0	0	0	0	2	2
George Altman, L OBP: 0.294, SLG: 0.367 (1, 3)		0-1 B1-3			1-0 2B		0-2 4-3			3	1	1	0	0	0	0
Don Zimmer, R OBP: 0.293, SLG: 0.297 (1, 5)		2-3 K			1-1 F3			3-2 6-3		3	0	0	0	0	1	1
Del Rice, R OBP: 0.310, SLG: 0.357 (1, 2)			1-2 F7		0-1 2B			1-2 6-3		3	0	1	1	0	0	0
Glen Hobbie, R OBP: 0.286, SLG: 0.167 (1, 1)						1-3 K2-3		3-3 K		0	0	0	0	0	0	0
John Goetz, R (3, 1)										0	0	0	0	0	0	0
Inv Noren, L (3, PH)										1	0	0	0	0	0	0
Seth Morehead, L OBP: 0.200, SLG: 0.200 (4, 1)										0	0	0	0	0	0	0
Bob Will, L OBP: 0.136, SLG: 0.095 (5, PH)										1	0	0	0	0	1	1
Ben Johnson, R (6, 1)										0	0	0	0	0	0	0
Walt Moryn, L OBP: 0.456, SLG: 0.778 (8, PH)										1	0	0	0	0	1	0
Moe Drabowsky, R (9, 1)										0	0	0	0	0	0	0

Inning Stats	R: 0	H: 0	E: 0	K: 1	S: 10	R: 0	H: 0	E: 0	K: 1	S: 10	R: 0	H: 0	E: 0	K: 0	S: 7	R: 0	H: 0	E: 0	K: 1	S: 9	R: 1	H: 2	E: 0	K: 2	S: 12	R: 0	H: 0	E: 0	K: 1	S: 12	R: 0	H: 0	E: 0	K: 1	S: 8	R: 0	H: 0	E: 0	K: 1	S: 10	R: 0	H: 2	E: 1	K: 2	S: 10	1B: 2	SF: 0	WP: 0	PA: 32		
Inning Stats	LOB: 1	BB: 0	LOB: 0	BB: 0	BB: 0	LOB: 0	BB: 0	LOB: 1	BB: 1	BB: 0	LOB: 0	BB: 0	LOB: 0	BB: 1	BB: 0	LOB: 0	LOB: 0	LOB: 0	BB: 1	BB: 0	LOB: 1	BB: 0	LOB: 1	BB: 0	LOB: 0	LOB: 0	LOB: 0	LOB: 0	LOB: 0	LOB: 0	LOB: 0	LOB: 0	LOB: 0	LOB: 0	LOB: 0	LOB: 0	LOB: 0	LOB: 2	SAC: 0	DP: 1	HBP: 1	CS: 0									
PITCHER	IP	WLS	BF	H	R	ER	SO	BB	IBB	HBP	BLK	WP	HR	S	P	ERA	WHIP	IP	WLS	BF	H	R	ER	SO	BB	IBB	HBP	BLK	WP	HR	S	P	ERA	WHIP	IP	WLS	BF	H	R	ER	SO	BB	IBB	HBP	BLK	WP	HR	S	P	ERA	WHIP
Don Drysdale, R ERA: 1.46 (1, 1)	9.0	W	32	4	1	1	10	1	0	1	0	0	0	88	126	1.00	0.556																																		

Los Angeles Dodgers @ Chicago Cubs
Wrigley Field, Chicago, IL
Tue Apr 26 1960, 3:33 AM CDT
Att. 7,610 - Unknown

AB	30
R	1
H	4
RBI	1
BB	1
SO	10
LOB	10

Batter	1	2	3	4	5	6	7	8	9	AB R H RBI BB SO LOB	TOP											
Jim Gilliam, S (1, 5) OBP: 0.393, SLG: 0.256 										2 2 1 1 3 0 1												
Charlie Neal, R (1, 4) OBP: 0.353, SLG: 0.244 										4 1 1 0 1 0 3												
Wally Moon, L (1, 7) OBP: 0.415, SLG: 0.596 										4 2 3 2 1 0 2												
Gil Hodges, R (1, 3) OBP: 0.288, SLG: 0.489 										3 1 1 3 1 1 2												
John Roseboro, L (1, 2) OBP: 0.392, SLG: 0.500 										4 0 0 0 1 0 5												
Tommy Davis, R (1, 9) OBP: 0.233, SLG: 0.222 										5 1 1 1 0 1 1												
Don Demeter, R (1, 8) OBP: 0.292, SLG: 0.273 										5 1 2 1 0 1 0												
Maury Wills, S (1, 6) OBP: 0.343, SLG: 0.344 										4 1 1 0 1 0 1												
Roger Craig, R (1, 1) 										3 0 0 1 1 2 2												
Inning Stats	R: 0 E: 0 K: 0 S: 11	H: 0 LOB: 1 BB: 2 P: 22	R: 0 E: 0 K: 1 S: 6	H: 1 LOB: 1 BB: 1 P: 13	R: 1 E: 0 K: 1 S: 15	H: 1 LOB: 2 BB: 2 P: 25	R: 0 E: 0 K: 0 S: 4	H: 0 LOB: 0 BB: 0 P: 5	R: 1 E: 0 K: 0 S: 10	H: 1 LOB: 2 BB: 2 P: 21	R: 0 E: 0 K: 1 S: 7	H: 0 LOB: 0 BB: 0 P: 13	R: 3 E: 0 K: 0 S: 14	H: 2 LOB: 0 BB: 1 P: 24	R: 2 E: 1 K: 0 S: 10	H: 2 LOB: 1 BB: 0 P: 13	R: 2 E: 0 K: 2 S: 12	H: 3 LOB: 2 BB: 1 P: 23	1B: 5 2B: 4 3B: 1 HR: 1	SF: 1 SAC: 1 DP: 1 HBP: 0	WP: 0 PB: 0 SB: 4 CS: 1	PA: 45
PITCHER	IP WLS BF H R ER SO BB IBB HBP BLK WP HR S P ERA WHIP																					
Dick Drott, R (1, 1) ERA: 6.75 Don Elston, R (7, 1) ERA: 4.6	6.0 L 26 3 2 2 3 7 0 0 0 0 0 0 53 99 3.00 1.667																					
	3.0 19 7 7 5 2 1 1 0 0 0 1 36 60 15.00 2.667																					

Los Angeles Dodgers @ Chicago Cubs
 Wrigley Field, Chicago, IL
 Wed Apr 27 1960, 3:33 AM CDT
 Att. 6,485 - Unknown

livebaseballscorecards.com

AB	34
R	9
H	10
RBI	9
BB	9
SO	5
LOB	17



Batter	1	2	3	4	5	6	7	8	9	AB	R	H	RBI	BB	SO	LOB	BOTTOM
--------	---	---	---	---	---	---	---	---	---	----	---	---	-----	----	----	-----	--------

Tony Taylor, R <small>OBP: 0.271, SLG: 0.386</small> (1, 4)	2-2 			0-0 		1-0 			0-1 	4	0	1	1	0	0	1	
Richie Ashburn, L <small>OBP: 0.451, SLG: 0.357</small> (1, 8)	2-1 			1-1 			4-1 		4-1 	2	1	0	0	2	0	0	
George Altman, L <small>OBP: 0.289, SLG: 0.333</small> (1, 3)	1-1 			0-2 			1-2 		4-1 	3	1	0	0	1	0	1	
14 Ernie Banks, R <small>OBP: 0.353, SLG: 0.415</small> (1, 6)			0-1 		0-0 		2-1 		0-1 	4	0	0	1	0	0	3	
Frank Thomas, R <small>OBP: 0.306, SLG: 0.422</small> (1, 7)			2-3 		0-1 		2-3 		3-2 	4	0	1	2	0	2	1	
Walt Moryn, L <small>OBP: 0.333, SLG: 0.538</small> (1, 9)			1-3 		0-0 			2-1 	1-2 	4	0	0	0	0	1	1	
Don Zimmer, R <small>OBP: 0.273, SLG: 0.275</small> (1, 5)				0-0 		2-2 		3-3 		3	0	0	0	0	1	0	
Del Rice, R <small>OBP: 0.313, SLG: 0.387</small> (1, 2)				0-3 		0-1 		1-0 		3	1	1	0	0	1	0	
Dick Drott, R (1, 1)				2-3 		1-1 			0-1 	1	0	0	0	0	1	0	
Irv Noren, L (6, PH)										1	0	0	0	0	0	1	
Don Elston, R (7, 1)										0	0	0	0	0	0	0	
Bob Will, L <small>OBP: 0.174, SLG: 0.136</small> (9, PH)										1	1	1	0	0	0	0	

Inning Stats	R: 0	H: 0	E: 0	LOB: 0	K: 0	S: 7	R: 0	H: 0	E: 0	LOB: 0	K: 2	S: 8	R: 0	H: 0	E: 0	LOB: 0	K: 2	S: 9	R: 0	H: 0	E: 0	LOB: 0	K: 0	S: 6	R: 0	H: 0	E: 0	LOB: 0	K: 0	S: 4	R: 1	H: 2	E: 0	LOB: 1	K: 0	S: 9	R: 0	H: 0	E: 0	LOB: 1	K: 1	S: 11	R: 0	H: 0	E: 0	LOB: 0	K: 1	S: 7	R: 0	H: 0	E: 0	LOB: 0	K: 1	S: 13	R: 3	H: 2	E: 0	LOB: 1	K: 0	S: 14	1B: 3	SF: 0	2B: 1	SAC: 0	3B: 0	DP: 0	HR: 0	HBP: 0	WP: 0	PA: 33
PITCHER Roger Craig, R <small>ERA: 6.35</small> (1, 1)	IP	WLS	BF	H	R	ER	SO	BB	IBB	HBP	BLK	WP	HR	S	P	ERA	WHIP																																																					
	9.0	W	33	4	4	4	6	3	0	0	0	0	0	75	117	4.00	0.778																																																					
																		PITCHER IP WLS BF H R ER SO BB IBB HBP BLK WP HR S P ERA WHIP																																																				

Los Angeles Dodgers @ Chicago Cubs
 Wrigley Field, Chicago, IL
 Wed Apr 27 1960, 3:33 AM CDT
 Att. 6,485 - Unknown

AB	30
R	4
H	4
RBI	4
BB	3
SO	6
LOB	8



WP: 0	PA: 33
PB: 0	SB: 0
CS: 0	

livebaseballscorecards.com

Batter	1	2	3	4	5	6	7	8	9	AB R H RBI BB SO LOB	TOP
Don Blasingame, L (1, 4) OBP: 0.313, SLG: 0.263	0-1 5-3 1B		3-2 F8	0-0 1-2 1B			0-1 2B 3-1 1B	1-0 F9	1-1 4-3	6 1 3 0 0 0 2	
Joey Amalfitano, R (1, 5) OBP: 0.412, SLG: 0.688	3-2 5-3 1-2		4-1 2B 3-1 BB	0-0 FC5 2-3f			2-2 3-1 1-3 2B	1-1 HR 2B		4 2 2 1 1 0 3	
Willie Mays, R (1, 8) OBP: 0.542, SLG: 0.647	0-1 F2		0-1 3-1 1-3 2B		1-0 1B		4-0 3-1 IBB	4-0 HR IBB		3 1 2 0 2 0 1	
Willie McCovey, L (1, 3) OBP: 0.407, SLG: 0.622	0-1 G3		4-0 3-1 IBB		3-2 F5		1-0 3-1	2-1 HR		4 1 1 4 1 0 4	
Orlando Cepeda, R (1, 7) Felipe Alou, R (2, 9)		4-2 FC4-6 BB	0-1 3-1		1-0 F8		1-3 K	3-3 K		0 0 0 0 1 0 0 4 0 0 1 0 2 5	
Willie Kirkland, L (1, 9) (2, 7)		1-1 FC4-6 BB 1-2f	0-2 F6		3-2 F8		4-0 IBB		4-2 1-3 1B BB	3 1 0 0 2 0 4	
Eddie Bressoud, R (1, 6)		0-0 F6		1-2 F3		2-2 F2	0-1 G3		0-0 1-3	5 0 0 0 0 0 5	
Bob Schmidt, R (1, 2)		4-2 1-2 BB		2-1 L6		3-3 K		1-0 E6	3-2 FC6-4 1B	4 0 1 1 1 1 0	
Jack Sanford, R (1, 1) Billy Loes, R (8, 1) Stu Miller, R (9, 1) Mike McCormick, L (9, 1)		0-3 K		4-2 FC5 1B BB		1-1 4-3		1-0 PB 2B 1B	2-2 FC6-4	3 1 1 0 1 1 2 1 0 0 0 0 0 1 0 0 0 0 0 0 0 0 0 0 0 0 0 0	
Inning Stats	R: 0 H: 1 E: 0 LOB: 1 K: 0 BB: 0 S: 9 P: 12	R: 0 H: 0 E: 0 LOB: 2 K: 1 BB: 2 S: 11 P: 20	R: 1 H: 1 E: 0 LOB: 2 K: 0 BB: 2 S: 12 P: 23	R: 0 H: 1 E: 0 LOB: 2 K: 0 BB: 1 S: 10 P: 17	R: 0 H: 1 E: 0 LOB: 1 K: 0 BB: 0 S: 9 P: 17	R: 0 H: 0 E: 0 LOB: 0 K: 1 BB: 0 S: 10 P: 16	R: 1 H: 2 E: 0 LOB: 3 K: 1 BB: 2 S: 11 P: 23	R: 4 H: 3 E: 1 LOB: 0 K: 1 BB: 1 S: 10 P: 23	R: 1 H: 1 E: 0 LOB: 1 K: 0 BB: 1 S: 14 P: 24	1B: 6 SF: 0 2B: 3 SAC: 0 3B: 0 DP: 0 HR: 1 HBP: 0	WP: 0 PA: 46 PB: 1 SB: 0 CS: 0
PITCHER Larry Sherry, R (1, 1) ERA: 6.92 Ed Roebuck, R (8, 1) ERA: 3.52	IP WLS BF H R ER SO BB IBB HBP BLK WP HR S P ERA WHIP	7.2 L 39 8 5 5 3 4 4 0 0 0 0 0 77 141 5.87 1.565	1.1 7 2 2 2 1 1 0 0 0 0 0 1 19 34 13.50 2.250								

San Francisco Giants @ Los Angeles Dodgers
 Los Angeles Memorial Coliseum, Los Angeles, CA
 Thu Apr 28 1960, 10:05 PM EDT
 Att. 33,313 - Unknown

AB	37
R	7
H	10
RBI	7
BB	9
SO	4
LOB	27



Batter	1	2	3	4	5	6	7	8	9	AB	R	H	RBI	BB	SO	LOB
Jim Gilliam, S OBP: 0.393, SLG: 0.239 (1, 5) C F X	0-2 G3 ①		4-2 SH3-4 1B BB		3-3 K ①		2-2 G3 ②		4-0 1B 1-2 BB	3	1	0	0	2	1	0
Charlie Neal, R OBP: 0.364, SLG: 0.250 (1, 4) B B C X	3-1 F9 ②		0-0 SH3-4 1-2 BB		4-2 4-3 BB		3-3 K ③		0-0 4-3 1-3 2-H 1B	3	0	1	1	1	1	0
Wally Moon, L OBP: 0.431, SLG: 0.596 (1, 7) (9, 9) B C B X	2-1 E 1B		1-1 2-H 1B		3-2 4-3 1-2 BB		2-1 G4-6-3 1B		1-1 F2 ①	5	1	3	1	0	0	3
Duke Snider, L OBP: 0.412, SLG: 0.538 (1, 9) (9, 8) B F X	1-1 E4 1-H 2B		4-1 BB		3-2 L9 ③		3-2 G4-6-3 1-2f SAFE		3-2 4-3 ② ③	3	0	1	1	1	0	2
Carl Furillo, R OBP: 0.167, SLG: 0.500 (9, PH) X	0-0 5-3 ③		0-1 F3 ③		1-1 1B		3-2 2B 2B		3-2 4-3 ② SAFE	1	0	0	0	0	0	2
Gil Hodges, R OBP: 0.304, SLG: 0.510 (1, 3) X										4	1	2	0	0	0	2
John Roseboro, L OBP: 0.418, SLG: 0.523 (1, 2) B B C C B		4-2 FC1-6 BB		4-1 F9 WP BB		2-3 K ①		2-1 1B 2B		2	1	1	1	2	1	1
Don Demeter, R OBP: 0.259, SLG: 0.240 (1, 8) B B X		2-0 FC1-6 1-2f FC6-4		2-0 L7 ①		0-3 K ②		1-2 2-H 1B		3	0	0	0	0	1	3
Chuck Essegian, R OBP: 0.300, SLG: 0.600 (8, PH) (9, 7) X		0-0 FC6-4 1-2f		3-2 F9 1-3 ②		0-0 F8 ③		0-0 F2 ③		1	0	1	1	0	0	0
Maury Wills, S OBP: 0.316, SLG: 0.314 (1, 6) B B C X		0-0 FC6-4 1-2f		3-2 F9 1-3 ②		0-0 F8 ③		0-0 F2 ③		3	0	0	0	0	0	3
Norm Larker, L OBP: 0.571, SLG: 0.250 (8, PH) B B C X		0-0 FC6-4 1-2f		3-2 F9 1-3 ②		0-0 F8 ③		0-0 F2 ③		1	0	0	0	0	0	1
Bob Lillis, R (9, 6) X		0-0 FC6-4 1-2f		3-2 F9 1-3 ②		0-0 F8 ③		0-0 F2 ③		0	0	0	0	0	0	0
Larry Sherry, R (1, 1) C X		0-1 F8 ③		1-2 6-3 ③		0-0 4-3 ①		0-0 4-3 ①		3	0	0	0	0	0	2
Ed Roebuck, R (8, 1) B B C X		0-1 F8 ③		1-2 6-3 ③		0-0 4-3 ①		0-0 4-3 ①		0	0	0	0	0	0	0
Sandy Amoros, L OBP: 0.333, SLG: 0.167 (9, PH) B B C X		0-1 F8 ③		1-2 6-3 ③		0-0 4-3 ①		0-0 4-3 ①		0	1	0	0	1	0	0

BOTTOM

San Francisco Giants @ Los Angeles Dodgers
Los Angeles Memorial Coliseum, Los Angeles, CA

Thu Apr 28 1960, 10:05 PM EDT
Att. 33,313 - Unknown


livebaseballscorecards.com

AB	32
R	5
H	9
RBI	5
BB	7
SO	4
LOB	19



Inning	1	2	3	4	5	6	7	8	9	1B	2B	3B	SF	WP	HR	S	P	ERA	WHIP
R	1	0	1	0	0	0	0	2	1	6	3	0	0	1	0	141		4.70	1.696
H	2	0	1	0	1	1	0	4	1	3	1	0	0	0	0	78			
LOB	1	1	1	1	1	1	0	1	1	3	1	0	0	0	0				
K	0	0	0	0	0	2	2	1	0	0	0	0	0	0	0				
BB	0	0	0	0	0	0	0	0	0	0	0	0	0	0	0				
S	10	7	13	11	11	9	8	15	10	6	3	0	0	0	0				

PITCHER	IP	WLS	BF	H	R	ER	SO	BB	IBB	HBP	BLK	WP	HR	S	P	ERA	WHIP
Jack Sanford, R ERA: 3.51 (1, 1)	7.2		34	8	4	4	4	5	0	0	0	1	0	78	141	4.70	1.696
Billy Loes, R ERA: 13.5 (8, 1)	0.1		2	0	1	1	0	1	0	0	0	0	0	5	9	27.00	3.000
Stu Miller, R ERA: 3.86 (9, 1)	0.0		2	1	0	0	0	1	0	0	0	0	0	1	5	∞	∞
Mike McCormick, L ERA: 2.88 (9, 1)	1.0	S	2	0	0	0	0	0	0	0	0	0	0	5	9	0.00	0.000

Batter	1	2	3	4	5	6	7	8	9	AB R H RBI BB SO LOB	TOP	
Don Blasingame, L (1, 4) OBP: 0.290, SLG: 0.242	0-1 5-3		2-2 F7		1-3 K		0-3 K		0-0 FC4	5 0 0 0 0 2 3	<p>San Francisco Giants @ Los Angeles Dodgers Los Angeles Memorial Coliseum, Los Angeles, CA</p> <p>livebaseballscorecards.com</p> <p>AB 34 R 2 H 8 RBI 2 BB 2 SO 7 LOB 18</p> 	
Joey Amalfitano, R (1, 5) OBP: 0.333, SLG: 0.550	1-3 K		3-3 K		1-1 F9		0-1 F9			4 0 0 0 0 2 2		
Willie Mays, R (1, 8) OBP: 0.540, SLG: 0.630	4-1 BB			1-0 E4 3B		2-3 K		2-0 FC3-8 1B		3 1 1 0 0 1 0		
Willie McCovey, L (1, 3) OBP: 0.413, SLG: 0.673	3-1 4-3			3-2 1B 3B		3-1 2B		1-1 FC3-6 FC6-4		4 1 2 1 0 0 2		
Felipe Alou, R (1, 9) OBP: 0.182, SLG: 0.182				1-2 1B		0-0 1B		1-0 FC6-4		4 0 2 1 0 0 1		
Andre Rodgers, R (1, 7) OBP: 0.500, SLG: 0.400				2-1 G6-4-3 1-2f		0-1 F3		3-2 5-3		3 0 0 0 1 0 4		
Eddie Bressoud, R (1, 6) OBP: 0.339, SLG: 0.404				0-0 F7		0-3 K				4 0 0 0 0 1 3		
Bob Schmidt, R (1, 2) OBP: 0.385, SLG: 0.394				0-1 SH5-4 1B						4 0 3 0 0 0 1		
Sam Jones, R (1, 1) OBP: 0.100, SLG: 0.100				0-3 K		0-0 SH5-4				1 0 0 0 0 0 1 0		
Georges Maranda, R (6, 1) OBP: 1.000, SLG: 1.000										0 0 0 0 0 0 0 0		
Jose Pagan, R (7, PH)										1 0 0 0 0 0 0 1		
Joe Shipley, R (7, 1)										0 0 0 0 0 0 0 0		
Jim Davenport, R (9, PH) OBP: 0.404, SLG: 0.537										1 0 0 0 0 0 0 1		
Inning Stats	R: 0 H: 0 E: 0 LOB: 1 K: 1 BB: 1 S: 8 P: 16	R: 0 H: 0 E: 0 LOB: 1 K: 0 BB: 1 S: 8 P: 20	R: 0 H: 0 E: 0 LOB: 0 K: 2 BB: 0 S: 9 P: 14	R: 2 H: 2 E: 1 LOB: 0 K: 0 BB: 0 S: 10 P: 17	R: 0 H: 1 E: 0 LOB: 1 K: 1 BB: 0 S: 8 P: 10	R: 0 H: 2 E: 0 LOB: 2 K: 2 BB: 0 S: 11 P: 16	R: 0 H: 1 E: 0 LOB: 1 K: 1 BB: 0 S: 10 P: 13	R: 0 H: 1 E: 0 LOB: 1 K: 0 BB: 0 S: 8 P: 15	R: 0 H: 1 E: 0 LOB: 1 K: 0 BB: 0 S: 7 P: 10	1B: 6 SF: 0 2B: 1 SAC: 1 3B: 1 DP: 1 HR: 0 HBP: 0	WP: 0 PA: 37 PB: 0 SB: 0 CS: 0	
PITCHER Johnny Podres, L (1, 1) ERA: 1.76	IP WLS BF H R ER SO BB IBB HBP BLK WP HR S P ERA WHIP	9.0 W 37 8 2 1 7 2 0 0 0 0 0 0 79 131 1.00 1.111										

Fri Apr 29 1960, 10:05 PM EDT
Att: 46,159 - Unknown

Batter	1	2	3	4	5	6	7	8	9
Jim Gilliam, S <small>OBP: 0.379, SLG: 0.240</small> (1, 5) X	0-0 		0-0 		1-0 	3-2 		1-0 	
Charlie Neal, R <small>OBP: 0.350, SLG: 0.229</small> (1, 4) B F X	1-1 		1-3 		0-2 	4-0 		2-2 	
Wally Moon, L <small>OBP: 0.419, SLG: 0.564</small> (1, 9) B B B B (6, 7)	4-0 		1-1 		0-2 	0-0 			
Duke Snider, L <small>OBP: 0.447, SLG: 0.571</small> (1, 8) X (6, 9)	0-0 			4-2 	4-2 		2-2 		
Gil Hodges, R <small>OBP: 0.300, SLG: 0.481</small> (1, 3) B B B S S C C	3-3 		1-1 		1-2 		4-2 		
John Roseboro, L <small>OBP: 0.407, SLG: 0.563</small> (1, 2) F S B B X	1-2 		2-2 		0-0 		2-2 		
Norm Larker, L <small>OBP: 0.500, SLG: 0.286</small> Don Demeter, R <small>OBP: 0.250, SLG: 0.231</small> (1, 7) (6, 8)		1-0 			1-0 		0-0 		
Maury Wills, S <small>OBP: 0.333, SLG: 0.359</small> (1, 6)		2-3 			1-2 		0-1 		
Johnny Podres, L <small>OBP: 0.250, SLG: 0.100</small> (1, 1)		1-3 			0-0 	4-1 		0-1 	

AB	R	H	RBI	BB	SO	LOB
4	2	1	1	0	0	2
4	1	0	0	1	1	3
3	1	0	0	1	0	3
2	1	1	1	2	0	0
3	0	0	0	1	1	6
4	1	1	4	0	0	3
3	1	1	0	0	0	0
1	0	0	0	0	0	1
4	2	2	0	0	1	0
2	1	1	0	1	1	0

BOTTOM

San Francisco Giants @ Los Angeles Dodgers
Los Angeles Memorial Coliseum, Los Angeles, CA

AB	30
R	10
H	7
RBI	6
BB	6
SO	4
LOB	18



WP	PA
0	38

PITCHER	IP	WLS	BF	H	R	ER	SO	BB	IBB	HBP	BLK	WP	HR	S	P	ERA	WHIP
Sam Jones, R <small>ERA: 2.83</small>	(1, 1)	5.0	L 26	6	9	1	4	3	0	0	0	0	1	58	89	1.80	1.800
Georges Maranda, R <small>ERA:</small>	(6, 1)	1.0	4	0	0	0	0	2	0	0	0	0	0	5	16	0.00	2.000
Joe Shipley, R <small>ERA: 4.5</small>	(7, 1)	2.0	8	1	1	1	0	1	0	0	0	0	0	20	31	4.50	1.000

Fri Apr 29 1960, 10:05 PM EDT
 Att. 46,159 - Unknown

livebaseballscores.com

Batter	1	2	3	4	5	6	7	8	9	AB R H RBI BB SO LOB	TOP		
Don Blasingame, L (1, 4) OBP: 0.311, SLG: 0.273	0-0 4-3	0-1 1-3 2B			2-2 F2	4-1 1-2 BB		2-2 1-2 1B		4 0 2 0 1 0 0	San Francisco Giants @ Los Angeles Dodgers Los Angeles Memorial Coliseum, Los Angeles, CA Sat Apr 30 1960, 10:05 PM EDT Att: 64,944 - Unknown		
Joey Amalfitano, R (1, 5) OBP: 0.308, SLG: 0.480	0-1 G6-4-3 1B	0-3 K			0-0 4-3	3-3 K		0-0 F9		5 0 1 0 0 2 6			
Willie Mays, R (1, 8) OBP: 0.529, SLG: 0.627	1-1 G6-4-3 1-2f 1B				0-1 HR 2B		1-1 BB 1B		1-0 F8	5 1 2 0 0 1 1			
Willie McCovey, L (1, 3) OBP: 0.441, SLG: 0.788		2-2 HR			1-1 HR 2B		4-0 SAFE 1-2 CS BB		3-2 F7	3 2 2 3 2 0 0			
Willie Kirkland, L (1, 9) OBP: 0.387, SLG: 0.491 (8, 7)		0-1 F8			1-2 E6		3-3 K 1-2		1-1 3-1	5 0 0 0 0 2 2			
Jim Marshall, L (1, 7) OBP: 0.250, SLG: 0.571		4-2 HR BB			3-2 F9			3-2 HR		3 2 1 1 1 0 2			
Felipe Alou, R (8, 9) OBP: 0.182, SLG: 0.182										0 0 0 0 0 0 0			
Eddie Bressoud, R (1, 6) OBP: 0.333, SLG: 0.446		2-2 1-H HR			0-2 F8		1-1 L7		2-1 F8	4 1 1 2 0 0 0			
Bob Schmidt, R (1, 2) OBP: 0.372, SLG: 0.361		1-3 K			0-1 5-3		4-0 CS BB		3-3 K	3 0 0 0 1 2 0			
Billy O'Dell, S (1, 1)		4-1 2B BB			0-3 K		4-0 BB BB		4-2 1B BB	1 0 0 0 2 1 0			
Stu Miller, R (6, 1)										0 0 0 0 1 0 0			
Billy Loes, R (9, 1) OBP: 0.500, SLG: 0.500										0 0 0 0 0 0 0			
Inning Stats	R: 0 E: 0 K: 0 S: 5 H: 1 LOB: 0 BB: 0 P: 6	R: 3 E: 0 K: 2 S: 20 H: 3 LOB: 2 BB: 2 P: 33	R: 0 E: 0 K: 2 S: 10 H: 0 LOB: 1 BB: 1 P: 17	R: 0 E: 0 K: 1 S: 9 H: 0 LOB: 0 BB: 0 P: 9	R: 2 E: 1 K: 0 S: 16 H: 2 LOB: 1 BB: 0 P: 23	R: 0 E: 0 K: 1 S: 6 H: 0 LOB: 2 BB: 3 P: 22	R: 0 E: 0 K: 1 S: 5 H: 1 LOB: 1 BB: 1 P: 13	R: 1 E: 0 K: 1 S: 18 H: 2 LOB: 2 BB: 1 P: 32	R: 0 E: 0 K: 0 S: 6 H: 0 LOB: 0 BB: 0 P: 11	1B: 3 2B: 3 3B: 0 HR: 4 SF: 0 SAC: 0 DP: 2 HBP: 0	WP: 0 PB: 0 SB: 0 CS: 2 PA: 41		
PITCHER	IP WLS BF H R ER SO BB IBB HBP BLK WP HR S P ERA WHIP											PITCHER	IP WLS BF H R ER SO BB IBB HBP BLK WP HR S P ERA WHIP
Don Drysdale, R (1, 1) ERA: 2.36	5.0 L 24 6 5 5 5 3 0 0 0 0 3 60 88 9.00 1.800												
Sandy Koufax, L (6, 1) ERA: 12.27	0.2 4 0 0 0 0 0 3 0 0 0 0 0 3 16 0.00 4.500												
Clem Labine, R (6, 1) ERA: 6.0	1.1 4 1 0 0 2 1 1 0 0 0 0 0 8 19 0.00 1.500												
Stan Williams, R (8, 1) ERA: 6.0	2.0 9 2 1 1 1 1 1 0 0 0 0 1 24 43 4.50 1.500												

livebaseballscorecards.com

AB	33
R	6
H	9
RBI	6
BB	8
SO	8
LOB	11



Batter	1	2	3	4	5	6	7	8	9	AB	R	H	RBI	BB	SO	LOB
Jim Gilliam, S OBP: 0.386, SLG: 0.245 (1, 5)	1-0 F7		3-2 L4-3 1B		4-2 1-2 BB			0-1 4-3		3	0	1	0	1	0	0
Charlie Neal, R OBP: 0.344, SLG: 0.216 (1, 4)	4-0 BB BB		1-2 L4-3		2-2 F8			1-2 F8		3	0	0	0	1	0	3
Wally Moon, L OBP: 0.424, SLG: 0.544 (1, 7)	4-0 G6-4-3 1-2 BB			0-0 4-3				2-1 6-3		2	0	0	0	2	0	0
Gil Hodges, R OBP: 0.297, SLG: 0.466 (1, 3)	1-2 G6-4-3			3-2 F8			2-2 F4		2-2 HR 1B	4	1	1	0	0	0	3
Rip Repulski, R OBP: 0.250, SLG: 0.250 (1, 9)		0-0 FC5-4 1B		2-3 K			1-2 F9		3-2 F7	2	0	1	0	0	1	0
Duke Snider, L OBP: 0.425, SLG: 0.533 (6, PH) (7, 9)										2	0	0	0	0	0	2
Don Demeter, R OBP: 0.250, SLG: 0.333 (1, 8)		0-1 FC5-4 1-2f FC5-4			2-1 F9		1-1 F5		2-2 HR	4	1	1	2	0	0	2
Joe Pignatano, R OBP: 0.500, SLG: 1.333 (1, 2)		0-1 FC5-4 1-2f FC6-4			1-1 HR				4-2 FC6-4 BB	3	1	1	1	0	0	1
John Roseboro, L OBP: 0.417, SLG: 0.563 (9, PH)										0	0	0	0	1	0	0
Maury Wills, S OBP: 0.333, SLG: 0.341 (1, 6)		1-1 FC6-4			4-0 BB BB			1-1 G3		2	0	0	0	1	0	1
Norm Larker, L OBP: 0.455, SLG: 0.250 (9, PH)									2-3 K	1	0	0	0	0	1	1
Don Drysdale, R OBP: 0.386, SLG: 0.538 (1, 1)			3-2 F3			0-3 K		2-1 G3		1	0	0	0	0	0	0
Tommy Davis, R OBP: 0.226, SLG: 0.214 (5, PH)										1	0	0	0	0	1	1
Sandy Kousser, R OBP: 1.000, SLG: 1.000 (6, 1)										0	0	0	0	0	0	0
Clem Labine, R OBP: 1.000, SLG: 2.000 (6, 1)										0	0	0	0	0	0	0
Sandy Amoros, L OBP: 0.154, SLG: 0.154 (7, PH)										1	0	0	0	0	0	0
Stan Williams, R OBP: 0.143, SLG: 0.429 (8, 1)										0	0	0	0	0	0	0
Carl Furillo, R (9, PH)										1	0	0	0	0	0	1

Inning Stats	R: 0	H: 0	E: 0	K: 0	S: 4	R: 0	H: 1	E: 0	K: 0	S: 7	R: 0	H: 1	E: 0	K: 0	S: 10	R: 0	H: 0	E: 0	K: 1	S: 9	R: 1	H: 1	E: 0	K: 1	S: 12	R: 0	H: 0	E: 0	K: 0	S: 9	R: 0	H: 0	E: 0	K: 0	S: 5	R: 0	H: 0	E: 0	K: 0	S: 7	R: 2	H: 2	E: 0	K: 1	S: 17	1B: 3	2B: 1	3B: 0	HR: 2	SF: 0	SAC: 0	DP: 2	HBP: 0	WP: 0	PA: 36
--------------	------	------	------	------	------	------	------	------	------	------	------	------	------	------	-------	------	------	------	------	------	------	------	------	------	-------	------	------	------	------	------	------	------	------	------	------	------	------	------	------	------	------	------	------	------	-------	-------	-------	-------	-------	-------	--------	-------	--------	-------	--------

PITCHER	IP	WLS	BF	H	R	ER	SO	BB	IBB	HBP	BLK	WP	HR	S	P	ERA	WHIP
Billy O'Dell, L ERA: 2.25 (1, 1)	5.0	W	20	3	1	1	2	4	0	0	0	0	1	42	78	1.80	1.400
Stu Miller, R ERA: 4.2 (6, 1)	3.1		14	2	2	2	0	2	0	0	0	0	1	33	59	5.40	1.200
Billy Loes, R ERA: 12.0 (9, 1)	0.2	S	2	0	0	0	1	0	0	0	0	0	0	5	8	0.00	0.000

BOTTOM

San Francisco Giants @ Los Angeles Dodgers
Los Angeles Memorial Coliseum, Los Angeles, CA

AB	30
R	3
H	5
RBI	3
BB	6
SO	3
LOB	15



Sat Apr 30 1960, 10:05 PM EDT
Att. 64,944 - Unknown

livebaseballscores.com

Batter	1	2	3	4	5	6	7	8	9	AB R H RBI BB SO LOB	TOP											
Eddie Kasko, R OBP: 0.358, SLG: 0.421 (1, 5)	2-3 K		4-2 BB		2-1 FC6-4		0-0 6-3		0-0 6-3	4 0 0 1 1 1 1	Cincinnati Reds @ Los Angeles Dodgers Los Angeles Memorial Coliseum, Los Angeles, CA Mon May 02 1960, 10:05 PM EDT Att. 14,657 - Unknown											
Vada Pinson, L OBP: 0.342, SLG: 0.412 (1, 8)	2-2 F8		1-0 4-3		2-0 3-1			0-0 1B	0-0 F8	5 0 1 0 0 0 2												
Gus Bell, L OBP: 0.303, SLG: 0.356 (1, 7)	0-0 G3			0-1 F5		0-0 4-3		0-0 2B	1-0 F8	5 1 0 0 0 0 1												
Frank Robinson, R OBP: 0.360, SLG: 0.587 (1, 3)		4-0 BB		1-3 K		1-3 K		2-2 2B		3 1 0 0 1 2 2												
Lee Walls, R OBP: 0.457, SLG: 0.552 (1, 9)		3-2 6-3		2-1 F7		2-0 1B		4-0 IBB		3 1 1 0 1 0 1												
Roy McMillan, R OBP: 0.355, SLG: 0.576 (1, 6)		1-0 1B			2-2 E6		3-3 K			4 1 1 0 0 2 4												
Ed Bailey, L OBP: 0.388, SLG: 0.508 (1, 2)		1-1 1-3			0-0 E		1-2 F9		2-1 2B	4 1 2 3 0 0 1												
Billy Martin, R OBP: 0.278, SLG: 0.373 (1, 4)			1-3 K		0-0 FC6-4		0-0 HR		4-0 IBB	3 1 2 1 1 1 0												
Jim O'Toole, S Raul Sanchez, R OBP: 0.500, SLG: 0.500 Bill Henry, L (8, 1)			0-3 K		1-3 K		0-2 1-3		0-3 K	4 0 0 0 0 3 5 0 0 0 0 0 0 0 0 0 0 0 0 0 0												
Inning Stats	R: 0 E: 0 K: 1 S: 7	H: 0 LOB: 0 BB: 0 P: 11	R: 0 E: 0 K: 0 S: 7	H: 1 LOB: 1 BB: 1 P: 16	R: 0 E: 0 K: 2 S: 9	H: 0 LOB: 1 BB: 1 P: 15	R: 0 E: 0 K: 1 S: 7	H: 0 LOB: 0 BB: 0 P: 10	R: 2 E: 2 K: 1 S: 12	H: 2 LOB: 1 BB: 0 P: 19	R: 0 E: 0 K: 2 S: 8	H: 1 LOB: 1 BB: 0 P: 14	R: 1 E: 0 K: 0 S: 8	H: 1 LOB: 0 BB: 0 P: 9	R: 3 E: 1 K: 2 S: 14	H: 2 LOB: 2 BB: 2 P: 26	R: 0 E: 0 K: 0 S: 3	H: 0 LOB: 0 BB: 0 P: 4	1B: 5 2B: 1 3B: 0 HR: 1	SF: 0 SAC: 0 DP: 0 HBP: 0	WP: 0 PB: 0 SB: 1 CS: 1	PA: 39
PITCHER Roger Craig, R ERA: 4.34 Larry Sherry, R ERA: 6.51	IP 7.1	WLS L	BF 31	H 6	R 5	ER 1	SO 7	BB 2	IBB 0	HBP 0	BLK 0	WP 0	HR 1	S 63	P 101	ERA 1.23	WHIP 1.091					
	IP 1.2	WLS L	BF 8	H 1	R 1	ER 0	SO 2	BB 0	IBB 2	HBP 0	BLK 0	WP 0	HR 0	S 12	P 23	ERA 0.00	WHIP 0.600					

livebaseballscorecards.com

AB	35
R	6
H	7
RBI	5
BB	4
SO	9
LOB	17



Batter	1	2	3	4	5	6	7	8	9	AB	R	H	RBI	BB	SO	LOB
Jim Gilliam, S OBP: 0.405, SLG: 0.309 (1, 5)	4-2 G6-4-3 BB		3-2 F8		2-2 HR			4-1 BB 2B BB		2	2	1	1	2	0	1
Charlie Neal, R OBP: 0.368, SLG: 0.296 (1, 4)	0-1 G6-4-3 1-2f		1-1 FC4-6 1-2 1B		2-2 HR			4-1 1-2 2B BB		3	2	2	1	1	0	1
Wally Moon, L OBP: 0.429, SLG: 0.574 (1, 9)	1-2 2B		0-2 FC4-6 WP 1-2f 2-3		2-0 1-3			3-1 CS 1-H 2-H 2B		4	0	2	2	0	0	2
Gil Hodges, R OBP: 0.309, SLG: 0.450 (1, 3)	4-1 BB		3-3 K 1-2 3-H		3-3 K			4-1 BB		2	0	0	0	2	2	1
Chuck Essegian, R OBP: 0.214, SLG: 0.429 (1, 7)	0-1 F9			2-3 K		1-0 L6		3-2 F5		4	0	0	0	0	1	4
Don Demeter, R OBP: 0.229, SLG: 0.303 (1, 8)		2-2 1-6-3		1-1 5-3		0-3 K		3-3 K 2-3		3	0	0	0	0	1	0
Duke Snider, L OBP: 0.425, SLG: 0.533 (8, PH)										0	0	0	0	0	0	0
Carl Furillo, R OBP: 0.125, SLG: 0.375 (8, PH)										1	0	0	0	0	1	2
Tommy Davis, R OBP: 0.226, SLG: 0.214 (9, 8)										0	0	0	0	0	0	0
Joe Pignatano, R OBP: 0.250, SLG: 0.571 (1, 2)		0-1 5-3		1-3 K				3-1 5-3		4	0	0	0	0	2	0
Maury Wills, S OBP: 0.313, SLG: 0.318 (1, 6)						2-3 K		3-2 F6		3	0	0	0	0	1	0
Rip Repulski, R OBP: 0.200, SLG: 0.200 (9, PH)		0-0 F9							2-0 5-3	1	0	0	0	0	0	0
Roger Craig, R OBP: 0.286, SLG: 0.167 (1, 1)										3	1	1	0	0	2	0
Larry Sherry, R (8, 1)										0	0	0	0	0	0	0
Norm Sherry, R (9, PH)										1	0	0	0	0	1	0

Inning Stats	R: 0	H: 1	E: 0	K: 0	S: 11	R: 0	H: 0	E: 0	K: 0	S: 6	R: 1	H: 2	E: 0	K: 1	S: 17	R: 0	H: 0	E: 0	K: 2	S: 10	R: 2	H: 2	E: 0	K: 2	S: 14	R: 0	H: 0	E: 0	K: 2	S: 10	R: 0	H: 1	E: 0	K: 1	S: 11	R: 0	H: 0	E: 0	K: 2	S: 8	R: 0	H: 0	E: 0	K: 2	S: 8	R: 0	H: 0	E: 0	K: 1	S: 9	R: 2	H: 1	E: 0	K: 1	S: 11	R: 0	H: 0	E: 0	K: 2	S: 8	1B: 2	2B: 3	3B: 0	HR: 2	SF: 0	SAC: 0	DP: 2	HBP: 0	WP: 1	PB: 0	SB: 0	CS: 1	PA: 36
--------------	------	------	------	------	-------	------	------	------	------	------	------	------	------	------	-------	------	------	------	------	-------	------	------	------	------	-------	------	------	------	------	-------	------	------	------	------	-------	------	------	------	------	------	------	------	------	------	------	------	------	------	------	------	------	------	------	------	-------	------	------	------	------	------	-------	-------	-------	-------	-------	--------	-------	--------	-------	-------	-------	-------	--------

PITCHER	IP	WLS	BF	H	R	ER	SO	BB	IBB	HBP	BLK	WP	HR	S	P	ERA	WHIP
Jim O'Toole, L ERA: 3.19 (1, 1)	7.0	W	29	5	5	5	8	4	0	0	0	1	2	79	130	6.43	1.286
Raul Sanchez, R ERA: 1.69 (8, 1)	0.1		3	1	0	0	0	1	0	0	0	0	0	6	16	0.00	6.000
Bill Henry, L ERA: 6.48 (8, 1)	1.2	S	4	0	0	0	3	0	0	0	0	0	0	11	17	0.00	0.000

BOTTOM

Cincinnati Reds @ Los Angeles Dodgers
Los Angeles Memorial Coliseum, Los Angeles, CA

Mon May 02 1960, 10:05 PM EDT
Att. 14,657 - Unknown

livebaseballscorecards.com

AB	31
R	5
H	6
RBI	4
BB	5
SO	11
LOB	11



Batter	1	2	3	4	5	6	7	8	9	AB R H RBI BB SO LOB	TOP																									
Eddie Kasko, R OBP: 0.361, SLG: 0.435 (1, 5) C X	0-1 2B		2-2 CS BB 1B		2-3 K		1-2 F9		1-2 5-3	5 0 2 0 0 1 0																										
Vada Pinson, L OBP: 0.346, SLG: 0.394 (1, 8) B B F B B	3-3 K		4-2 1-2 BB			3-3 K	1-0 F8 S WP HBP		0-3 K	3 1 0 0 1 3 1																										
Gus Bell, L OBP: 0.300, SLG: 0.364 (1, 7) X	0-0 F8		3-3 K			1-1 HR 2B	1-0 F8			4 1 1 0 0 1 4																										
Frank Robinson, R OBP: 0.380, SLG: 0.631 (1, 3) X	0-0 6-3			4-0 F8 BB BB		0-0 HR	4-2 S BB			2 1 1 2 2 0 1																										
Lee Walls, R OBP: 0.436, SLG: 0.500 (1, 9)		3-3 K		4-1 FC6-4 BB		2-1 E5 S 2B	2-3 K			3 1 0 0 1 2 1																										
Roy McMillan, R OBP: 0.350, SLG: 0.551 (1, 6)		3-2 6-3		3-2 F8 2-3		4-2 2B BB		2-3 K		3 0 0 0 1 1 2																										
Billy Martin, R OBP: 0.259, SLG: 0.345 (1, 4)		3-1 6-3		2-2 FC6-4 1-2f		2-3 K		1-0 F9		4 0 0 0 0 1 3																										
Dutch Dotterer, R OBP: 0.500, SLG: 1.500 (1, 2)			3-2 HR		1-0 F2	0-0 1-3 2-H 2B		0-1 L5		4 1 2 2 0 0 0																										
Jay Hook, L OBP: 0.100, SLG: 0.100 Bill Henry, L (9, 1)			0-0 4-3		1-3 K	1-1 4-3			1-3 K	4 0 0 0 0 2 2 0 0 0 0 0 0 0																										
Inning Stats	R: 0 E: 0 K: 1 S: 7	H: 1 LOB: 1 BB: 0 P: 10	R: 0 E: 0 K: 1 S: 9	H: 0 LOB: 0 BB: 0 P: 18	R: 1 E: 0 K: 1 S: 13	H: 2 LOB: 2 BB: 1 P: 25	R: 0 E: 0 K: 0 S: 9	H: 0 LOB: 1 BB: 2 P: 20	R: 0 E: 0 K: 2 S: 8	H: 0 LOB: 0 BB: 0 P: 12	R: 3 E: 1 K: 2 S: 16	H: 3 LOB: 2 BB: 1 P: 29	R: 1 E: 0 K: 1 S: 11	H: 0 LOB: 1 BB: 1 P: 20	R: 0 E: 0 K: 1 S: 6	H: 0 LOB: 0 BB: 0 P: 9	R: 0 E: 0 K: 2 S: 9	H: 0 LOB: 0 BB: 0 P: 11	1B: 1 2B: 4 3B: 0 HR: 2	SF: 0 SAC: 0 DP: 1 HBP: 1	WP: 1 PB: 0 SB: 3 CS: 1	PA: 38														
PITCHER	IP WLS BF H R ER SO BB IBB HBP BLK WP HR S P ERA WHIP																																			
Danny McDevitt, L ERA: 5.79 (1, 1)	3.0		13	3	1	1	3	2	0	0	0	0	1	29	57	3.00	1.667																			
Ed Roebuck, R ERA: 4.22 (4, 1)	3.0	L	14	3	3	2	4	2	0	0	0	0	1	33	57	6.00	1.667																			
Stan Williams, R ERA: 5.0 (7, 1)	3.0		11	0	1	1	4	1	0	1	0	1	0	26	40	3.00	0.333																			

Cincinnati Reds @ Los Angeles Dodgers
 Los Angeles Memorial Coliseum, Los Angeles, CA
 Tue May 03 1960, 10:05 PM EDT
 Att: 11,787 - Unknown

AB	32
R	5
H	6
RBI	4
BB	5
SO	11
LOB	14



Batter	1	2	3	4	5	6	7	8	9	AB R H RBI BB SO LOB
Jim Gilliam, S OBP: 0.405, SLG: 0.317 (1, 4)	2-2 BB 1B 1B		1-2 G6-3 1B	2-1 F7			0-0 F9		1-1 4-3	5 0 2 0 0 0 2
Wally Moon, L OBP: 0.427, SLG: 0.561 (1, 7)	0-1 BB 1B		2-1 G6-3 1-2f		0-0 1-4-3		1-1 1B		0-3 K	5 0 2 0 0 1 3
Duke Snider, L OBP: 0.432, SLG: 0.515 (1, 9)	4-2 FC6-4 BB		1-0 BB 1B		0-0 F9		0-1 F3		2-3 K	3 0 1 0 1 0 1
Carl Furillo, R OBP: 0.111, SLG: 0.333 (9, PH)	1-2 2-3 BB		4-1 BB 1B		1-3 K		0-1 L3			1 0 0 0 0 1 2
Gil Hodges, R OBP: 0.306, SLG: 0.429 (1, 3)	1-3 K		1-2 BB							3 0 0 0 1 2 4
John Roseboro, L OBP: 0.391, SLG: 0.519 (1, 2)	0-3 K		3-3 K							4 0 0 0 0 4 5
Don Demeter, R OBP: 0.282, SLG: 0.541 (1, 8)	0-1 FC6-4 1-2f			1-2 1B 2B		1-0 HR		3-2 HR		4 3 3 2 0 0 3
Bob Aspromonte, R OBP: 0.100, SLG: 0.100 (1, 5)		2-2 5-3		1-2 5-3		2-2 5-3		0-1 5-3		4 0 0 0 0 0 1
Maury Wills, S OBP: 0.314, SLG: 0.304 (1, 6)		2-3 K		3-3 K		4-2 BB		0-1 F9		2 0 0 0 1 2 1
Sandy Amoros, L OBP: 0.294, SLG: 0.143 (8, PH)										1 0 0 0 0 0 0
Bob Lillis, R (9, 6)										0 0 0 0 0 0 0
Danny McDevitt, L (1, 1)		1-2 4-3		2-1 1B		2-3 K			1-1 4-3 PB 1B	1 0 0 0 0 0 0
Ed Roebuck, R (4, 1)										1 0 1 1 0 0 0
Chuck Essigman, R (6, PH)										1 0 0 0 0 1 1
Stan Williams, R (7, 1)										0 0 0 0 0 0 0
Norm Larker, L (9, PH)										1 0 1 0 0 0 0
Joe Pignatano, R (9, PR)										0 0 0 0 0 0 0

Inning Stats	R: 0	H: 2	E: 0	K: 2	S: 19	H: 0	LOB: 3	BB: 1	P: 26	R: 0	H: 0	E: 0	K: 1	S: 9	H: 0	LOB: 0	BB: 0	P: 14	R: 0	H: 2	E: 0	K: 1	S: 12	H: 2	LOB: 1	BB: 0	P: 23	R: 0	H: 0	E: 0	K: 1	S: 5	H: 1	LOB: 1	BB: 1	P: 28	R: 0	H: 1	E: 0	K: 0	S: 7	H: 1	LOB: 1	BB: 0	P: 8	R: 1	H: 1	E: 0	K: 1	S: 10	H: 1	LOB: 0	BB: 0	P: 14	R: 0	H: 1	E: 0	K: 2	S: 11	H: 1	LOB: 2	BB: 0	P: 15	1B: 7	2B: 1	3B: 0	HR: 2	SF: 0	SAC: 0	DP: 1	HBP: 0	WP: 0	PA: 39
--------------	------	------	------	------	-------	------	--------	-------	-------	------	------	------	------	------	------	--------	-------	-------	------	------	------	------	-------	------	--------	-------	-------	------	------	------	------	------	------	--------	-------	-------	------	------	------	------	------	------	--------	-------	------	------	------	------	------	-------	------	--------	-------	-------	------	------	------	------	-------	------	--------	-------	-------	-------	-------	-------	-------	-------	--------	-------	--------	-------	--------

PITCHER	IP	WLS	BF	H	R	ER	SO	BB	IBB	HBP	BLK	WP	HR	S	P	ERA	WHIP
Jay Hook, R (1, 1)	8.1	W	37	10	3	3	9	3	0	0	0	0	2	98	148	3.24	1.560
Bill Henry, L (9, 1)	0.2	S	2	0	0	0	2	0	0	0	0	0	0	7	9	0.00	0.000

BOTTOM

Cincinnati Reds @ Los Angeles Dodgers
Los Angeles Memorial Coliseum, Los Angeles, CA

Tue May 03 1960, 10:05 PM EDT
Att. 11,787 - Unknown

livebaseballscorecards.com

AB	36
R	3
H	10
RBI	3
BB	3
SO	11
LOB	23



Batter	1	2	3	4	5	6	7	8	9	AB R H RBI BB SO LOB	TOP	
Bill Bruton, L (1, 8) OBP: 0.371, SLG: 0.466 BB C F X	2-2 1-3 	1-1 F8 		3-2 CS 1B 			1-1 F7 		1-0 F5 	5 0 1 0 0 0 2	Milwaukee Braves @ Los Angeles Dodgers Los Angeles Memorial Coliseum, Los Angeles, CA Wed May 04 1960, 10:05 PM EDT Att: 29,232 - Unknown livebaseballscorecards.com	
Red Schoendienst, S (1, 4) OBP: 0.361, SLG: 0.421 C X	0-1 4-3 2B 		0-0 4-3 	0-2 CS 1-2 	2-2 2B 		0-0 F7 			4 0 2 0 0 0 0		
Eddie Mathews, L (1, 5) OBP: 0.441, SLG: 0.537 B B X	2-0 4-3 2-3 		0-0 G3 E 1B 		4-0 BB 		0-2 F9 			3 0 1 0 1 0 1		
Hank Aaron, R (1, 9) OBP: 0.418, SLG: 0.650 C F B B X	2-2 5-3 		0-1 E5 G3 1-2 		1-2 F8 		0-0 F2 			4 0 0 0 0 0 4		
Wes Covington, L (1, 7) Al Spangler, L (9, 7) OBP: 0.348, SLG: 0.300		0-0 F8 	1-1 G3 1-2 2-3 		0-2 F3 		0-2 F8 			4 0 0 0 0 0 4		
Frank Torre, L (1, 3) OBP: 0.231, SLG: 0.250 F F X		0-2 1B 1B 	4-1 BB 		1-0 F8 		1-0 F9 			0 0 0 0 0 0 0		
Johnny Logan, R (1, 6) OBP: 0.371, SLG: 0.393 B C X		1-1 1B 1-2 1B 	2-0 F9 		0-1 F4 			0-2 3-1 		4 0 1 0 0 0 3		
Del Crandall, R (1, 2) OBP: 0.245, SLG: 0.408 X		0-0 1-3 2-H 1B 		1-0 F7 		3-2 5-3 		1-1 HR 		4 1 2 2 0 0 0		
Bob Buhl, R (1, 1) OBP: 0.100, SLG: 0.100 B C C X		2-3 K 		2-3 K 		2-3 K 		2-3 K 		4 0 0 0 0 4 2		
Inning Stats	R: 0 H: 1 E: 0 LOB: 1 K: 0 BB: 0 S: 9 P: 15	R: 1 H: 3 E: 0 LOB: 2 K: 1 BB: 0 S: 12 P: 16	R: 0 H: 1 E: 1 LOB: 3 K: 0 BB: 1 S: 8 P: 15	R: 0 H: 1 E: 0 LOB: 0 K: 1 BB: 0 S: 9 P: 15	R: 0 H: 1 E: 0 LOB: 2 K: 0 BB: 1 S: 13 P: 21	R: 0 H: 0 E: 0 LOB: 0 K: 1 BB: 0 S: 10 P: 15	R: 0 H: 0 E: 0 LOB: 0 K: 0 BB: 0 S: 7 P: 8	R: 0 H: 0 E: 0 LOB: 0 K: 0 BB: 0 S: 6 P: 7	R: 1 H: 1 E: 0 LOB: 0 K: 1 BB: 0 S: 9 P: 13	1B: 5 SF: 0 2B: 2 SAC: 0 3B: 0 DP: 0 HR: 1 HBP: 0	WP: 0 PA: 38 PB: 0 SB: 0 CS: 1	
PITCHER Don Drysdale, R (1, 1) ERA: 2.29	IP WLS BF H R ER SO BB IBB HBP BLK WP HR S P ERA WHIP 9.0 L 37 8 2 2 4 2 2 0 0 0 0 1 83 125 2.00 1.111											PITCHER IP WLS BF H R ER SO BB IBB HBP BLK WP HR S P ERA WHIP

Batter	1	2	3	4	5	6	7	8	9	AB R H RBI BB SO LOB
Jim Gilliam, S OBP: 0.398, SLG: 0.313 (1, 4)	2-1 4-3		2-1 6-3		3-2 4-3		3-2 CS 1B			4 0 1 0 0 0 1
Wally Moon, L OBP: 0.405, SLG: 0.529 (1, 7)	3-0 B3			0-0 1-3		2-2 4-3	2-2 CS 1-2	3-1 4-3		4 0 0 0 0 0 0
Norm Larker, L OBP: 0.563, SLG: 0.300 (1, 3)	4-1 BB			4-2 2B 4-3 BB		4-1 BB E BB		3-1 4-3		1 1 0 0 3 0 0
Duke Snider, L OBP: 0.417, SLG: 0.514 (1, 9)	0-0 G3			1-1 4-3 1-3 2B		3-1 FC3 BB		2-1 F9		4 0 1 0 0 0 2
John Roseboro, L OBP: 0.382, SLG: 0.491 (1, 2)		0-3 K		2-2 4-3		4-2 FC6-4 BB		2-3 K		3 0 0 1 1 2 1
Gil Hodges, R OBP: 0.289, SLG: 0.403 (1, 5)		2-0 F3		2-3 3-H 3-1 F8		1-0 F5		1-3 K		4 0 0 0 0 1 4
Don Demeter, R OBP: 0.302, SLG: 0.525 (1, 8)		3-3 K			0-0 G4-6-3 1B	1-0 FC6-4		4-0 BB		3 0 1 0 1 1 3
Maury Wills, S OBP: 0.314, SLG: 0.304 (9, PH)							1-2f			0 0 0 0 0 0 0
Bob Aspromonte, R OBP: 0.077, SLG: 0.077 (1, 6)			2-2 5-3		1-2 G4-6-3		0-0 F8		2-2 F4	3 0 0 0 0 0 1
Chuck Essegian, R OBP: 0.188, SLG: 0.375 (9, PH)					1-2f					1 0 0 0 0 0 1
Don Drysdale, R OBP: 0.313, SLG: 0.467 (1, 1)			1-3 K		4-2 BB		1-0 6-3			2 0 0 0 1 1 0

Inning Stats	R: 0 E: 0 K: 0 S: 5	H: 0 LOB: 1 BB: 1 P: 14	R: 0 E: 0 K: 2 S: 8	H: 0 LOB: 0 BB: 0 P: 13	R: 0 E: 0 K: 1 S: 8	H: 0 LOB: 0 BB: 0 P: 13	R: 1 E: 0 K: 0 S: 10	H: 1 LOB: 1 BB: 1 P: 20	R: 0 E: 0 K: 0 S: 12	H: 1 LOB: 1 BB: 1 P: 20	R: 0 E: 1 K: 0 S: 10	H: 0 LOB: 3 BB: 2 P: 25	R: 0 E: 0 K: 0 S: 7	H: 1 LOB: 0 BB: 0 P: 13	R: 0 E: 0 K: 0 S: 6	H: 0 LOB: 0 BB: 0 P: 14	R: 0 E: 0 K: 2 S: 10	H: 0 LOB: 1 BB: 1 P: 19	1B: 2 2B: 1 3B: 0 HR: 0	SF: 0 SAC: 0 DP: 1 HBP: 0	WP: 0 PB: 0 SB: 0 CS: 1	PA: 36											
PITCHER Bob Buhl, R ERA: 4.5 (1, 1)	IP 9.0	WLS W	BF 35	H 3	R 1	ER 1	SO 5	BB 6	IBB 0	HBP 0	BLK 0	WP 0	HR 0	S 76	P 151	ERA 1.00	WHIP 1.000																
											PITCHER	IP 9.0	WLS W	BF 35	H 3	R 1	ER 1	SO 5	BB 6	IBB 0	HBP 0	BLK 0	WP 0	HR 0	S 76	P 151	ERA 1.00	WHIP 1.000					

BOTTOM

Milwaukee Braves @ Los Angeles Dodgers
Los Angeles Memorial Coliseum, Los Angeles, CA

Wed May 04 1960, 10:05 PM EDT
Att. 29,232 - Unknown

livebaseballscorecards.com

AB	29
R	1
H	3
RBI	1
BB	6
SO	5
LOB	13



Batter	1	2	3	4	5	6	7	8	9	10	AB R H RBI BB SO LOB	TOP				
Bill Bruton, L (1, 8) OBP: 0.343, SLG: 0.429	0-1 1-3		0-1 5-3		0-0 1-6-3		0-1 4-1		1-3 K		5 0 0 0 0 1 1	Milwaukee Braves @ Los Angeles Dodgers Los Angeles Memorial Coliseum, Los Angeles, CA Thu May 05 1960, 6:33 AM EDT Att. 17,866 - Unknown livebaseballscorecards.com				
Red Schoendienst, S (1, 4) OBP: 0.364, SLG: 0.419	1-1 FC6-4 1B		0-1 4-3		0-1 1B		2-2 3-1		0-1 1-3		5 0 2 0 0 0 1					
Eddie Mathews, L (1, 5) OBP: 0.438, SLG: 0.517	0-3 K		1-1 1B		2-2 4-3		4-2 1B BB		1-0 F5		4 0 1 0 1 1 2					
Hank Aaron, R (1, 9) OBP: 0.417, SLG: 0.677	0-0 FC6-4 1-2f		0-1 5-3		1-0 HR		2-2 1-3 1B		1-3 K		5 1 2 1 0 1 2					
Ray Boone, R (1, 3) OBP: 0.429, SLG: 0.364		4-2 HR BB		4-1 G4-6-3 BB		2-0 B1-3 1B		2-1 F8		4-1 FC6-4 BB	1 1 1 0 2 0 0 1 0 0 0 1 0 2					
Frank Torre, L (8, PH) OBP: 0.267, SLG: 0.231																
Mel Roach, R (1, 7) OBP: 0.300, SLG: 0.500		1-0 HR		1-0 G4-6-3		0-0 B1-3		4-0 FC6-4 IBB		2-2 FC6-4 1-2f	3 1 1 2 0 0 2 0 0 0 0 1 0 0 1 0 0 0 0 0 1					
Lee Mays, L (8, PH) OBP: 0.563, SLG: 0.583																
Al Spangler, L (8, 7) OBP: 0.333, SLG: 0.286																
Johnny Logan, R (1, 6) OBP: 0.364, SLG: 0.383		1-2 5-3		0-1 FC6-4 1B		1-2 5-3		1-2 FC6-4 1-2f			4 0 1 0 0 0 3					
Del Crandall, R (1, 2) OBP: 0.263, SLG: 0.404		4-1 G6-4-3 BB		0-1 FC6-4 1-2f		1-2 6-3		2-1 1B			3 0 1 0 1 0 1					
Lew Burdette, R (1, 1) OBP: 0.188, SLG: 0.143		1-2 G6-4-3							0-3 K		3 0 0 0 0 2 1 1 0 0 0 0 1 1 0 0 0 0 0 0 0					
Don McMahon, R (8, 1)																
Bob Rush, R (10, 1)																
Inning Stats	R: 0 H: 1 E: 0 LOB: 1 K: 1 BB: 0 S: 8 P: 9	R: 2 H: 1 E: 0 LOB: 0 K: 0 BB: 2 S: 11 P: 22	R: 0 H: 1 E: 0 LOB: 1 K: 0 BB: 0 S: 8 P: 9	R: 0 H: 1 E: 0 LOB: 1 K: 0 BB: 1 S: 6 P: 11	R: 0 H: 1 E: 0 LOB: 1 K: 1 BB: 0 S: 9 P: 13	R: 1 H: 2 E: 0 LOB: 0 K: 0 BB: 0 S: 6 P: 10	R: 0 H: 0 E: 0 LOB: 0 K: 1 BB: 0 S: 8 P: 11	R: 0 H: 1 E: 0 LOB: 3 K: 0 BB: 2 S: 18 P: 33	R: 0 H: 1 E: 0 LOB: 1 K: 2 BB: 0 S: 11 P: 14	R: 0 H: 0 E: 0 LOB: 1 K: 1 BB: 1 S: 9 P: 17	1B: 7 SF: 0 2B: 1 SAC: 0 3B: 0 DP: 3 HR: 2 HBP: 0	WP: 0 PA: 42 PB: 0 SB: 0 CS: 0				
PITCHER	IP WLS BF H R ER SO BB IBB HBP BLK WP HR S P ERA WHIP															
Johnny Podres, L (1, 1) ERA: 2.21	6.0	25	7	3	3	2	3	0	0	0	0	0	0	0	4.50	1.667
Larry Sherry, R (7, 1) ERA: 5.68	4.0	17	2	0	0	4	2	1	0	0	0	0	0	46	0.00	1.000



Batter	1	2	3	4	5	6	7	8	9	10	AB	R	H	RBI	BB	SO	LOB
Jim Gilliam, S OBP: 0.386, SLG: 0.294 (1, 4)	4-2 G4-6-3 BB		1-0 F7			1-2 FC4-6 1-2f		1-0 B1-4 1-2f	0-1 F9		4	0	0	0	1	0	4
Wally Moon, L OBP: 0.405, SLG: 0.514 (1, 7)	0-2 G4-6-3 1-2f		3-1 F8			1-0 FC6-4 1-2f		4-0 1B 1B BB		0-0 2B 1B	4	2	1	0	1	0	3
Norm Larker, L OBP: 0.619, SLG: 0.533 (1, 3)	0-1 1B			0-0 G4-6-3 1B		2-2 4-3		2-2 1B 1-3 1B		2-2 1B 1-3 2B	5	0	4	0	0	0	1
Duke Snider, L OBP: 0.415, SLG: 0.475 (1, 9)	2-0 G3			1-2 G4-6-3 1-2f			0-0 F5	4-2 1B 1-2 BB		4-0 1B IBB	3	0	0	0	2	0	2
Don Demeter, R OBP: 0.313, SLG: 0.578 (1, 8)		2-2 6-3		0-0 F8			1-2 HR	1-2 1B		1-2 F4	5	1	2	2	0	0	3
John Roseboro, L OBP: 0.356, SLG: 0.450 (1, 2)		0-0 F9		1-2 F9			0-1 F9	1-3 K		3-2 F5	5	0	0	0	0	1	6
Bob Aspromonte, R OBP: 0.278, SLG: 0.444 (1, 5)		3-1 F8		1-1 G5-4-3 1B			0-0 HR			1-2 F5	5	1	4	2	0	0	0
Maury Wills, S OBP: 0.315, SLG: 0.306 (1, 6)			2-2 SH1-4 1B		1-0 G5-4-3 1-2f		0-1 1-3			2-1 SH3-4 1B 1-2	3	0	1	0	0	0	1
Johnny Podres, L OBP: 0.250, SLG: 0.100 (1, 1)			1-1 SH1-4			1-0 FC4-6 1B		1-0 B1-4 1B		0-1 6-3	0	0	0	0	0	0	0
Tommy Davis, R OBP: 0.250, SLG: 0.241 (6, PH)											1	0	1	0	0	0	0
Larry Sherry, R OBP: 0.167, SLG: 0.091 (7, 1)											2	0	1	0	0	0	1

Inning Stats	R: 0	H: 1	R: 0	H: 0	R: 0	H: 1	R: 0	H: 1	R: 0	H: 1	R: 0	H: 1	R: 0	H: 2	R: 1	H: 3	R: 0	H: 1	R: 1	H: 3	1B: 11	SF: 0
	E: 0	LOB: 1	E: 0	LOB: 0	E: 0	LOB: 1	E: 0	LOB: 0	E: 0	LOB: 0	E: 0	LOB: 0	E: 0	LOB: 0	E: 0	LOB: 3	E: 0	LOB: 1	E: 0	LOB: 3	2B: 2	SAC: 2
	K: 0	BB: 1	K: 0	BB: 0	K: 0	BB: 0	K: 0	BB: 0	K: 0	BB: 0	K: 0	BB: 0	K: 0	BB: 0	K: 1	BB: 2	K: 0	BB: 0	K: 0	BB: 1	3B: 0	DP: 4
	S: 8	P: 14	S: 6	P: 11	S: 8	P: 15	S: 5	P: 6	S: 6	P: 9	S: 9	P: 14	S: 10	P: 11	S: 16	P: 30	S: 7	P: 11	S: 13	P: 24	HR: 2	HBP: 0

PITCHER	IP	WLS	BF	H	R	ER	SO	BB	IBB	HBP	BLK	WP	HR	S	P	ERA	WHIP
Lew Burdette, R ERA: 3.32 (1, 1)	7.2		30	9	3	3	0	2	0	0	0	0	2	57	93	3.52	1.435
Don McMahon, R ERA: 9.72 (8, 1)	1.1	L	9	4	1	1	1	1	0	0	0	0	0	22	34	6.75	3.750
Bob Rush, R ERA: (10, 1)	0.2		4	1	0	0	0	0	1	0	0	0	0	9	18	0.00	1.500

BOTTOM

Milwaukee Braves @ Los Angeles Dodgers
Los Angeles Memorial Coliseum, Los Angeles, CA
Thu May 05 1960, 6:33 AM EDT
Att: 17,866 - Unknown

AB	37
R	4
H	14
RBI	4
BB	4
SO	1
LOB	21



WP: 0	PA: 43
PB: 0	
SB: 0	
CS: 0	

Batter	1	2	3	4	5	6	7	8	9	10	AB	R	H	RBI	BB	SO	LOB	TOP								
Bobby Malkmus, R (1, 4) OBP: 0.238, SLG: 0.421	1-3 K		1-3 K		0-3 K		2-0 B5-3	3-1 F9		1-1 SF9	5	0	0	1	0	3	3									
Alvin Dark, R (1, 5) OBP: 0.326, SLG: 0.305	0-1 1B		3-3 K		2-2 F7		2-1 BB 1B		2-2 F9	2-3 3-H HR	6	1	3	2	0	1	1									
Bobby Del Greco, R (1, 8) OBP: 0.365, SLG: 0.500	1-3 K		1-0 F3				3-1 HR	1-3 K	4-0 BB	2-2 E 3B	5	2	2	1	1	2	2									
Pancho Herrera, R (1, 3) OBP: 0.310, SLG: 0.397 Ed Bouchee, L (10, PH) OBP: 0.367, SLG: 0.353 (10, 3)	0-3 K			1-3 K		4-2 E BB BB	4-2 BB	1-2 BB	3-3 K	4-0 E IBB	3	0	0	0	2	3	2									
Wally Post, R (1, 7) OBP: 0.324, SLG: 0.400 Turk Farrell, R (7, 1)		2-2 E 1B		1-0 5-3		4-0 E BB	0-3 K		2-3 K	0-1 E1	3	0	1	0	1	1	2									
Ken Walters, R (1, 9) OBP: 0.361, SLG: 0.485		3-2 E5		1-0 1B		0-0 F6		0-2 1B 1B		0-1 SH BB F4	5	1	2	0	1	0	5									
Jimmie Coker, R (1, 2) OBP: 0.310, SLG: 0.387		0-1 F8		0-0 5-3		3-3 K		0-0 B5		0-2 SH SF9	4	1	0	0	0	1	6									
Joe Koppe, R (1, 6) OBP: 0.256, SLG: 0.181		1-3 K			4-1 WP SH1-4 BB	4-1 SAFE IBB		2-2 F9		1-0 B5	3	0	0	0	2	1	5									
Don Cardwell, R (1, 1) OBP: 0.250, SLG: 1.000 Johnny Callison, L (7, 7) OBP: 0.400, SLG: 0.500 Bobby Gene Smith, R (8, PH) OBP: 0.571, SLG: 0.714 (8, 7)		1-3 K			0-1 SH1-4	0-3 K		1-1 1B		0-0 SF9 HR	2	0	0	0	0	2	5									
Inning Stats	R: 0 E: 0 K: 3 S: 11	H: 1 LOB: 1 BB: 0 P: 13	R: 0 E: 1 K: 2 S: 16	H: 1 LOB: 2 BB: 0 P: 23	R: 0 E: 0 K: 2 S: 7	H: 0 LOB: 0 BB: 0 P: 12	R: 0 E: 0 K: 1 S: 7	H: 1 LOB: 1 BB: 0 P: 10	R: 0 E: 0 K: 1 S: 9	H: 0 LOB: 1 BB: 1 P: 15	R: 1 E: 1 K: 2 S: 13	H: 1 LOB: 3 BB: 3 P: 30	R: 0 E: 0 K: 2 S: 12	H: 1 LOB: 2 BB: 1 P: 21	R: 0 E: 0 K: 0 S: 11	H: 2 LOB: 2 BB: 0 P: 17	R: 0 E: 0 K: 2 S: 9	H: 0 LOB: 1 BB: 1 P: 20	R: 5 E: 1 K: 0 S: 15	H: 3 LOB: 2 BB: 2 P: 27	1B: 6 2B: 1 3B: 1 HR: 2	SF: 1 SAC: 2 DP: 0 HBP: 0	WP: 1 PB: 0 SB: 0 CS: 0	PA: 51		
PITCHER Sandy Koufax, L (1, 1) ERA: 6.75 Clem Labine, R (10, 1) ERA: 5.4	IP 9.2	WLS L	BF 47	H 9	R 5	ER 5	SO 15	BB 6	IBB 1	HBP 0	BLK 0	WP 1	HR 2	S 103	P 175	ERA 4.66	WHIP 1.552									

Philadelphia Phillies @ Los Angeles Dodgers
Los Angeles Memorial Coliseum, Los Angeles, CA
Fri May 06 1960, 10:05 PM EDT
Att. 20,165 - Unknown

livebaseballscorecards.com

AB	40
R	6
H	10
RBI	5
BB	8
SO	15
LOB	33



Batter	1	2	3	4	5	6	7	8	9	10	AB R H RBI BB SO LOB
Jim Gilliam, S OBP: 0.387, SLG: 0.292 (1, 4)	4-0 SH1-3 BB BB		2-2 6-3		2-1 F6		2-2 CS 1B			0-1 F9	4 0 1 0 1 0 0
Wally Moon, L OBP: 0.409, SLG: 0.500 (1, 7)	4-1 SH1-3 BB 1-2		4-0 S WP BB		1-3 K		2-0 CS 1-2	0-0 F7			2 1 0 0 2 1 0
Norm Larker, L OBP: 0.542, SLG: 0.444 (1, 3)	0-1 SH1-3 1-2 2-3		2-2 F7		2-1 F6			2-2 F7			3 0 0 0 0 0 1
Duke Snider, L OBP: 0.421, SLG: 0.512 (1, 9)	0-0 F6		4-0 WP IBB			1-0 3B		1-1 F9			3 0 1 0 1 0 2
Don Demeter, R OBP: 0.327, SLG: 0.553 (1, 8)	4-2 BB		4-2 1-3 2-H BB			1-3 K			1-3 K		2 0 0 0 2 2 1
John Roseboro, L OBP: 0.338, SLG: 0.422 (1, 2)	1-3 K		3-3 K			1-2 L7			2-2 F9		4 0 0 0 0 2 6
Bob Aspromonte, R OBP: 0.273, SLG: 0.381 (1, 5)		0-1 F8		1-1 G4-3 HBP		3-2 L8			1-2 5-3		3 0 0 0 0 0 1
Maury Wills, S OBP: 0.298, SLG: 0.288 (1, 6)		3-3 K		0-0 G4-3 1-2f			0-1 B2			1-3 K	3 0 0 0 0 1 1 1 0 0 0 0 1 0
Tommy Davis, R OBP: 0.242, SLG: 0.233 (10, PH)											
Sandy Koufax, R OBP: 0.250, SLG: 0.250 (1, 1)		1-0 F3		0-3 K			0-3 K			3-3 K	3 0 0 0 0 2 0 0 0 0 0 0 0 0 1 0 0 0 0 1 0
Clem Labine, R OBP: 1.000, SLG: 2.000 (10, PH)											
Chuck Essegian, R OBP: 0.176, SLG: 0.353 (10, PH)											

Inning Stats	R: 0 E: 0 K: 1 S: 11	H: 0 LOB: 3 BB: 3 P: 24	R: 0 E: 0 K: 1 S: 6	H: 0 LOB: 0 BB: 0 P: 10	R: 1 E: 0 K: 1 S: 12	H: 0 LOB: 2 BB: 3 P: 31	R: 0 E: 0 K: 1 S: 5	H: 0 LOB: 0 BB: 0 P: 6	R: 0 E: 0 K: 1 S: 7	H: 0 LOB: 0 BB: 0 P: 12	R: 0 E: 0 K: 1 S: 13	H: 1 LOB: 1 BB: 0 P: 19	R: 0 E: 0 K: 1 S: 9	H: 1 LOB: 0 BB: 0 P: 13	R: 0 E: 0 K: 0 S: 6	H: 0 LOB: 0 BB: 0 P: 9	R: 0 E: 0 K: 1 S: 10	H: 0 LOB: 0 BB: 0 P: 14	R: 0 E: 0 K: 2 S: 9	H: 0 LOB: 0 BB: 0 P: 13	1B: 1 2B: 0 3B: 1 HR: 0	SF: 0 SAC: 1 DP: 1 HBP: 1	WP: 2 PB: 0 SB: 1 CS: 1	PA: 38
PITCHER	IP	WLS	BF	H	R	ER	SO	BB	IBB	HBP	BLK	WP	HR	S	P	ERA	WHIP							
Don Cardwell, R ERA: 4.45 (1, 1)	6.0		25	1	1	1	6	5	1	1	0	1	0	54	102	1.50	1.000							
Turk Farrell, R ERA: 0.55 (7, 1)	4.0	W	12	1	0	0	4	0	0	0	0	0	0	34	49	0.00	0.250							


BOTTOM

Philadelphia Phillies @ Los Angeles Dodgers
Los Angeles Memorial Coliseum, Los Angeles, CA

Fri May 06 1960, 10:05 PM EDT
Att: 20,165 - Unknown

livebaseballscorecards.com

AB	29
R	1
H	2
RBI	0
BB	6
SO	10
LOB	12



Batter	1	2	3	4	5	6	7	8	9	10	11	AB R H RBI BB SO LOB	TOP																
Bobby Malkmus, R OBP: 0.222, SLG: 0.360 (1, 4)	L9		1B		K2-3		3-1		F9		F9	6 0 1 0 0 1 1	Philadelphia Phillies @ Los Angeles Dodgers Los Angeles Memorial Coliseum, Los Angeles, CA Sat May 07 1960, 10:05 PM EDT Att. 24,082 - Unknown																
Alvin Dark, R OBP: 0.330, SLG: 0.337 (1, 5)	F9		F6			HR		1B HBP		K		4 2 1 1 0 1 1																	
Johnny Callison, L OBP: 0.400, SLG: 0.479 (1, 7) (8, 8)	BB E 1B		F8			4-3		K		4-3 BB		4 0 1 0 1 1 2																	
Ed Bouchee, L OBP: 0.369, SLG: 0.357 (1, 3)	E6 BB		L7			1B BB 7-2 1B		4-3 1B		4-3		5 0 2 0 0 0 3																	
Bobby Del Greco, R OBP: 0.377, SLG: 0.492 Dave Philley, S OBP: 0.500, SLG: 0.538 (8, PH) (8, 7)					1-3	1B BB		4-3 1B		4-0 IBB		1 0 0 0 2 0 0 1 0 1 1 1 0 0																	
Ken Walters, R OBP: 0.341, SLG: 0.447 (1, 9)	4-3				K	1B		4-3		F6		5 0 1 0 0 1 7																	
Jimmie Coker, R OBP: 0.301, SLG: 0.375 Tony Curry, L OBP: 0.410, SLG: 0.400 Chris Short, R Ruben Gomez, R OBP: 0.333, SLG: 0.200 (8, 1)			6-3		K			K2-3				2 0 0 0 0 1 0 1 0 0 0 0 0 3 1 0 0 0 0 1 2 1 0 0 0 0 1 0																	
Joe Koppe, R OBP: 0.241, SLG: 0.169 (1, 6)			L7							F6		5 0 0 0 0 2 0																	
Robin Roberts, S OBP: 0.083, SLG: 0.083 Clay Dalrymple, L OBP: 0.385, SLG: 0.583 (6, 2)			K					L7		F8		2 0 0 0 0 2 0 2 0 0 0 1 0 0																	
Inning Stats	R: 0 E: 1 K: 0 S: 13	H: 1 LOB: 3 BB: 1 P: 23	R: 0 E: 0 K: 1 S: 7	H: 0 LOB: 0 BB: 0 P: 10	R: 0 E: 0 K: 0 S: 16	H: 1 LOB: 1 BB: 0 P: 21	R: 0 E: 0 K: 2 S: 7	H: 0 LOB: 0 BB: 0 P: 8	R: 0 E: 0 K: 3 S: 9	H: 0 LOB: 0 BB: 0 P: 11	R: 1 E: 0 K: 0 S: 14	H: 3 LOB: 2 BB: 1 P: 22		R: 0 E: 0 K: 1 S: 7	H: 0 LOB: 0 BB: 0 P: 10	R: 1 E: 0 K: 2 S: 16	H: 2 LOB: 2 BB: 0 P: 23	R: 0 E: 0 K: 0 S: 5	H: 0 LOB: 0 BB: 0 P: 10	R: 0 E: 0 K: 1 S: 11	H: 0 LOB: 2 BB: 2 P: 20	R: 0 E: 0 K: 1 S: 8	H: 0 LOB: 1 BB: 1 P: 14	1B: 6 2B: 1 3B: 0 HR: 1	SF: 0 SAC: 0 DP: 1 HBP: 1	WP: 0 PB: 0 SB: 1 CS: 0	PA: 46		
PITCHER	IP WLS BF H R ER SO BB IBB HBP BLK WP HR S P ERA WHIP																												
Stan Williams, R ERA: 3.77 Ed Roebuck, R ERA: 3.65 Larry Sherry, R ERA: 5.3	(1, 1) (6, 1) (8, 1)	5.1 1.2 4.0	24 4 18	5 0 2	1 0 1	1 0 1	6 1 4	2 0 2	0 0 1	0 0 1	0 0 0	0 0 0	0 0 0	0 9 40	12 0.00 2.25	1.312 0.000 1.000													

livebaseballscorecards.com

AB	40
R	2
H	7
RBI	2
BB	5
SO	11
LOB	19



Batter	1	2	3	4	5	6	7	8	9	10	11	AB R H RBI BB SO LOB	BOTTOM	
Jim Gilliam, S (1, 5) OBP: 0.375, SLG: 0.280 Maury Wills, S (8, 6) OBP: 0.298, SLG: 0.288 Gil Hodges, R (8, PH) OBP: 0.295, SLG: 0.406 (9, 3)	0-0 F8		1-3 K		2-1 G3			0-0 F2	1-1			3 0 0 0 0 1 2	Philadelphia Phillies @ Los Angeles Dodgers Los Angeles Memorial Coliseum, Los Angeles, CA Sat May 07 1960, 10:05 PM EDT Att. 24,082 - Unknown	
Charlie Neal, R (1, 4) OBP: 0.342, SLG: 0.271	2-1 F9		1-2 L7		0-0 F4			3-1 6-3	1-3			5 0 0 0 0 1 4		
Wally Moon, L (1, 7) OBP: 0.409, SLG: 0.488	3-1 1B				1-1 4-3			4-0 1B BB		2-2 F8		4 1 1 0 1 0 0		
Duke Snider, L (1, 9) OBP: 0.407, SLG: 0.489 Tommy Davis, R (6, PH) OBP: 0.250, SLG: 0.242 (7, 9)	1-0 F9				1-1 4-3			0-0 1B		0-1 F9		2 0 0 0 0 0 1		
Norm Larker, L (1, 3) OBP: 0.519, SLG: 0.429 Carl Furillo, R (8, PH) OBP: 0.200, SLG: 0.400 Bob Lillis, R (9, 6)			1-1 6-3		0-0 FC4 1B			2-1 3-1		0-1 F5		3 0 1 0 0 0 0		
Bob Aspromonte, R (1, 6) OBP: 0.222, SLG: 0.308 (8, 5)			0-2 F5		1-1 FC4			0-1 5-3		0-1 L9		5 0 0 0 0 0 3		
Don Demeter, R (1, 8) OBP: 0.316, SLG: 0.577			1-2 F7		1-0 HR			2-3 K		1-1 F5		5 1 1 1 0 1 0		
John Roseboro, L (1, 2) OBP: 0.354, SLG: 0.431 Norm Sherry, R (7, PH) OBP: 0.500, SLG: 1.250 (8, 2)			0-0 S 1B		4-2 G3 SH3-4 BB			1-1 E6		3-1 1B		1 0 1 0 1 0 0		
Stan Williams, R (1, 1) Ed Roebuck, R (6, 1) OBP: 1.000, SLG: 1.000 Chuck Essegian, R (7, PH) OBP: 0.167, SLG: 0.333 Larry Sherry, R (8, 1) OBP: 0.154, SLG: 0.083			0-0 B3		0-2 SH3-4			1-3 K		2-3 K		3 1 2 1 0 0 0		
Inning Stats	R: 0 H: 1 E: 0 LOB: 1 K: 0 BB: 0 S: 6 P: 12	R: 0 H: 0 E: 0 LOB: 0 K: 0 BB: 0 S: 8 P: 10	R: 0 H: 1 E: 0 LOB: 1 K: 1 BB: 0 S: 9 P: 11	R: 0 H: 1 E: 0 LOB: 1 K: 0 BB: 0 S: 7 P: 10	R: 1 H: 1 E: 0 LOB: 1 K: 0 BB: 1 S: 10 P: 17	R: 0 H: 0 E: 0 LOB: 0 K: 0 BB: 0 S: 5 P: 8	R: 0 H: 0 E: 1 LOB: 1 K: 2 BB: 0 S: 10 P: 14	R: 1 H: 2 E: 0 LOB: 2 K: 0 BB: 1 S: 8 P: 16	R: 0 H: 2 E: 0 LOB: 2 K: 2 BB: 0 S: 12 P: 20	R: 0 H: 0 E: 0 LOB: 0 K: 0 BB: 0 S: 7 P: 9	R: 1 H: 1 E: 0 LOB: 0 K: 0 BB: 0 S: 7 P: 11	1B: 7 SF: 0 2B: 0 SAC: 1 3B: 0 DP: 0 HR: 2 HBP: 0		WP: 0 PA: 44 PB: 0 SB: 1 CS: 0
PITCHER Robin Roberts, R (1, 1) ERA: 8.16 Chris Short, L (6, 1) ERA: 0.96 Ruben Gomez, R (8, 1) ERA: 3.8	IP WLS BF H R ER SO BB IBB HBP BLK WP HR S P ERA WHIP													
	5.0 20 4 1 1 1 1 1 0 0 0 0 1 40 60 1.80 1.000													
	2.2 12 2 1 1 2 1 0 0 0 0 0 0 21 36 3.38 1.125													
	3.0 L 12 3 1 1 2 0 0 0 0 0 0 1 28 42 3.00 1.000													

AB	41
R	3
H	9
RBI	3
BB	2
SO	5
LOB	13



Batter	1	2	3	4	5	6	7	8	9	AB R H RBI BB SO LOB	TOP											
Ted Lepcio, R OBP: 0.167, SLG: 0.222 (1, 6)	1-2 L8		1-0 F7		1-2 F8	2-2 F7			0-1 FC5-4 1B	5 0 1 0 0 0 3												
Alvin Dark, R OBP: 0.324, SLG: 0.322 (1, 5)	0-0 F9			0-0 F8		4-1 1B BB	1-0 6-3		0-0 FC5-4 2B 1-2f	4 1 0 0 1 0 1												
Tony Curry, L OBP: 0.455, SLG: 0.462 (1, 7)	2-2 CS 1B			4-1 1B BB		2-2 4-3	3-1 1B		3-2 2B	4 0 3 0 1 0 1												
Johnny Callison, L OBP: 0.400, SLG: 0.472 (1, 8)	1-1 CS 1-2	1-0 1B 9-2 1B		1-0 BB 1B	2-1 L3	2-1 L3	1-3 K		1-3 K	5 0 2 0 0 2 4												
Ed Bouchee, L OBP: 0.391, SLG: 0.362 (1, 3)				4-1 G5-4-3 1B	4-1 1B HR IBB	4-0 1B HR IBB	1-1 F7			2 1 1 0 2 0 1												
Ken Walters, R OBP: 0.333, SLG: 0.429 (1, 9)				0-0 G5-4-3 1-2f	1-0 HR 1B	1-0 HR 1B		1-0 5-3		4 1 1 1 0 0 5												
Jimmie Coker, R OBP: 0.312, SLG: 0.426 (1, 2)					0-0 E5 SH2-4	0-0 HR		1-1 G5-4-3 1B		4 1 2 3 0 0 2												
Bobby Malkmus, R OBP: 0.226, SLG: 0.345 (1, 4)					0-0 F8	1-2 1B		2-1 G5-4-3 1-2f		4 0 1 0 0 0 2												
Jack Meyer, R OBP: 0.333, SLG: 0.200 Turk Farrell, R (7, 1)					0-2 SH2-4	0-0 1B			0-0 6-3	2 0 1 0 0 1 0 1 0 0 0 0 0 0												
Inning Stats	R: 0 E: 0 K: 0 S: 10	H: 1 LOB: 0 BB: 0 P: 13	R: 0 E: 0 K: 0 S: 8	H: 2 LOB: 1 BB: 0 P: 15	R: 0 E: 0 K: 1 S: 6	H: 0 LOB: 0 BB: 0 P: 10	R: 0 E: 0 K: 0 S: 5	H: 1 LOB: 2 BB: 2 P: 14	R: 0 E: 1 K: 0 S: 8	H: 0 LOB: 1 BB: 0 P: 9	R: 4 E: 0 K: 0 S: 15	H: 4 LOB: 2 BB: 2 P: 31	R: 0 E: 0 K: 1 S: 8	H: 1 LOB: 1 BB: 0 P: 14	R: 0 E: 0 K: 0 S: 5	H: 1 LOB: 0 BB: 0 P: 9	R: 0 E: 0 K: 1 S: 12	H: 2 LOB: 2 BB: 0 P: 15	1B: 10 2B: 2 3B: 0 HR: 1	SF: 0 SAC: 1 DP: 3 HBP: 0	WP: 0 PB: 0 SB: 0 CS: 1	PA: 41
PITCHER	IP WLS BF H R ER SO BB IBB HBP BLK WP HR S P ERA WHIP																					
Ed Rakow, R ERA: 6.75 (1, 1)	5.2 L 26 7 4 4 1 3 1 0 0 0 1 48 86 6.35 1.765																					
Clem Labine, R ERA: 3.86 (6, 1)	1.1 6 2 0 0 1 0 0 0 0 0 0 12 20 0.00 1.500																					
Ed Roebuck, R ERA: 3.14 (8, 1)	2.0 8 3 0 0 1 0 0 0 0 0 0 17 24 0.00 1.500																					

Philadelphia Phillies @ Los Angeles Dodgers
 Los Angeles Memorial Coliseum, Los Angeles, CA
 Sun May 08 1960, 6:33 AM EDT
 Att: 20,756 - Unknown

AB	35
R	4
H	12
RBI	4
BB	4
SO	3
LOB	19



Batter	1	2	3	4	5	6	7	8	9	AB	R	H	RBI	BB	SO	LOB
Jim Gilliam, S OBP: 0.380, SLG: 0.273 (1, 5)	4-1 BB S BB		0-0 SH1-4 1-2		0-0 F5		1-0 F6		4-0 BB 1-2 BB	2	0	0	0	2	0	3
Charlie Neal, R OBP: 0.359, SLG: 0.328 (1, 4)	2-1 5-3 1-2		1-0 1B 2-H			0-2 SH1 G3 2B		3-2 2B	0-3 K	5	1	3	0	0	1	3
Wally Moon, L OBP: 0.406, SLG: 0.476 (1, 7)	4-0 FC5-4 BB		0-0 F8			0-0 SH1 2-3		0-3 K		2	0	0	0	1	1	2
Norm Larker, L OBP: 0.452, SLG: 0.360 (1, 3)	1-2 F8			2-3 K		0-0 G3		0-2 G3		4	0	0	1	0	1	3
Bob Aspromonte, R OBP: 0.194, SLG: 0.267 (1, 6)	0-1 FC5-4 1-2f			1-2 G3		2-1 F9		1-3 K		4	0	0	0	0	1	3
Don Demeter, R OBP: 0.311, SLG: 0.554 (1, 8)		2-2 6-3		2-3 K			0-0 G3 1B 1B		0-0 5-3	4	0	1	0	0	1	0
Tommy Davis, R OBP: 0.250, SLG: 0.243 (1, 9)		2-2 F8			1-2 1-3		3-2 G3 1B		1-2 5-3	4	0	1	0	0	0	0
John Roseboro, L OBP: 0.349, SLG: 0.435 (1, 2)		0-0 F7			1-0 P1		2-1 F7		0-1 1B 2B	4	1	1	0	0	0	2
Ed Rakow, S OBP: 1.000, SLG: 1.000 (1, 1)			1-1 SH1-4 1B			1-2 1B		1-2 G3		2	0	2	0	0	0	0
Clem Labine, R OBP: 1.000, SLG: 2.000 (6, 1)										0	0	0	0	0	0	0
Duke Snider, L OBP: 0.400, SLG: 0.478 (7, PH)										1	0	0	0	0	0	2
Ed Roebuck, R OBP: 1.000, SLG: 1.000 (8, 1)										0	0	0	0	0	0	0
Chuck Essegian, R OBP: 0.211, SLG: 0.368 (9, PH)									2-H 1B	1	0	1	1	0	0	0

Inning Stats	R: 0	H: 0	E: 0	K: 0	S: 8	R: 0	H: 0	E: 0	K: 0	S: 7	R: 0	H: 2	E: 0	K: 0	S: 5	R: 0	H: 0	E: 0	K: 2	S: 9	R: 0	H: 1	E: 0	K: 0	S: 8	R: 1	H: 1	E: 0	K: 0	S: 7	R: 0	H: 2	E: 0	K: 0	S: 10	R: 0	H: 1	E: 0	K: 2	S: 15	R: 1	H: 2	E: 0	K: 1	S: 12	1B: 6	SF: 0	2B: 3	SAC: 2	3B: 0	DP: 0	HR: 0	HBP: 0	WP: 0	PA: 38
--------------	------	------	------	------	------	------	------	------	------	------	------	------	------	------	------	------	------	------	------	------	------	------	------	------	------	------	------	------	------	------	------	------	------	------	-------	------	------	------	------	-------	------	------	------	------	-------	-------	-------	-------	--------	-------	-------	-------	--------	-------	--------

PITCHER	IP	WLS	BF	H	R	ER	SO	BB	IBB	HBP	BLK	WP	HR	S	P	ERA	WHIP
Jack Meyer, R ERA: 3.78 (1, 1)	6.0	W	25	6	1	1	2	2	0	0	0	0	0	48	78	1.50	1.333
Turk Farrell, R ERA: 0.93 (7, 1)	3.0	S	13	3	1	1	3	1	0	0	0	0	0	33	46	3.00	1.333

BOTTOM

Philadelphia Phillies @ Los Angeles Dodgers
Los Angeles Memorial Coliseum, Los Angeles, CA

Sun May 08 1960, 6:33 AM EDT
Att. 20,756 - Unknown

livebaseballscorecards.com

AB	33
R	2
H	9
RBI	2
BB	3
SO	5
LOB	18



Batter	1	2	3	4	5	6	7	8	9	AB R H RBI BB SO LOB	TOP
Gene Baker, R (1, 5) Rocky Nelson, L (8, PH) OBP: 0.143, SLG: 0.143 Roy Face, R (8, 1)	1-3 K		0-0 4-3			1-3 K		1-2 4-3		3 0 0 0 0 2 0 1 0 0 0 0 0 1 0 0 0 0 0 0 0	Pittsburgh Pirates @ Los Angeles Dodgers Los Angeles Memorial Coliseum, Los Angeles, CA Mon May 09 1960, 10:05 PM EDT Att: 23,417 - Unknown livebaseballscorecards.com
Dick Groat, R (1, 6) OBP: 0.327, SLG: 0.362	0-3 K			1-3 K		0-2 5-3		0-2 HR 1B	4 1 1 0 0 2 0		
Bob Skinner, L (1, 7) OBP: 0.485, SLG: 0.684	4-2 BB			2-2 F7		3-2 F5		1-2 HR 1-H	3 1 1 2 1 0 0		
Dick Stuart, R (1, 3) OBP: 0.306, SLG: 0.333	0-3 K			1-0 4-3		0-3 K		0-3 K	4 0 0 0 0 3 1		
Roberto Clemente, R (1, 9) OBP: 0.404, SLG: 0.667		1-3 K		2-2 CS 1B		2-2 FC5-4 1B		4-2 BB	3 0 2 0 1 1 0		
Hal Smith, R (1, 2) OBP: 0.333, SLG: 0.667 Don Hoak, R (8, 5) OBP: 0.340, SLG: 0.243		0-0 6-3		1-3 K		0-1 FC5-4 HR 1-2f		0-3 K	3 1 0 0 0 1 2 1 0 0 0 0 1 1		
Gino Cimoli, R (1, 8) OBP: 0.294, SLG: 0.290		0-2 G3		0-2 L8		0-3 K		3-2 6-3	4 0 0 0 0 1 3		
Bill Mazerowski, R (1, 4) OBP: 0.253, SLG: 0.423			0-3 K		1-2 CS 1-2	1-3 K		1-0 HR 1-H	3 1 1 2 0 2 0		
Bob Friend, R (1, 1) OBP: 0.063, SLG: 0.063 Smoky Burgess, L (8, PH) OBP: 0.412, SLG: 0.574 Joe Christopher, R (8, PR) Bob Oldis, R (8, 2)			1-1 1-3		0-3 K		0-2 1B		2 0 0 0 0 1 0 1 0 1 0 0 0 0 0 0 0 0 0 0 0 0 0 0 0 0 0 0		
Inning Stats	R: 0 H: 0 E: 0 LOB: 1 K: 3 BB: 1 S: 11 P: 16	R: 0 H: 0 E: 0 LOB: 0 K: 1 BB: 0 S: 10 P: 11	R: 0 H: 0 E: 0 LOB: 0 K: 1 BB: 0 S: 6 P: 7	R: 0 H: 0 E: 0 LOB: 0 K: 1 BB: 0 S: 11 P: 15	R: 0 H: 1 E: 0 LOB: 0 K: 1 BB: 0 S: 12 P: 16	R: 0 H: 0 E: 0 LOB: 0 K: 3 BB: 0 S: 12 P: 14	R: 0 H: 0 E: 0 LOB: 0 K: 1 BB: 0 S: 9 P: 12	R: 2 H: 3 E: 0 LOB: 1 K: 1 BB: 0 S: 16 P: 20	R: 2 H: 2 E: 0 LOB: 1 K: 2 BB: 1 S: 19 P: 27	1B: 4 SF: 0 2B: 0 SAC: 0 3B: 0 DP: 0 HR: 2 HBP: 0	
PITCHER Don Drysdale, R (1, 1) ERA: 2.58 Larry Sherry, R (9, 1) ERA: 5.2	IP WLS BF H R ER SO BB IBB HBP BLK WP HR S P ERA WHIP	8.1 32 6 4 4 13 2 0 0 0 0 2 99 128 4.32 0.960	0.2 W 2 0 0 0 1 0 0 0 0 0 0 0 7 10 0.00 0.000								

AB	32
R	4
H	6
RBI	4
BB	2
SO	14
LOB	8



Batter	1	2	3	4	5	6	7	8	9	AB R H RBI BB SO LOB
Jim Gilliam, S OBP: 0.381, SLG: 0.263 (1, 5)	1-1 6-3			1-2 1-3	4-2 1-3		2-2 F8		4-0 HR	3 1 0 0 2 0 1
Charlie Neal, R OBP: 0.349, SLG: 0.362 (1, 4)	1-3 K			0-0 6-3	0-0 1-3		3-3 K		2-2 HR	5 1 1 3 0 2 3
Wally Moon, L OBP: 0.400, SLG: 0.465 (1, 7)	1-2 1-3			0-0 1B		1-1 E6 F8 1B		2-0 4-3		4 1 1 0 0 0 0
Duke Snider, L OBP: 0.375, SLG: 0.440 (1, 9)			1-3 K	1-0 6-3		1-2 F8		1-1 3-1		4 0 0 0 0 1 2
Norm Larker, L OBP: 0.486, SLG: 0.414 (1, 3)					0-0 2B E 1B		0-0 1B	2-1 S E 1B		4 1 3 1 0 0 0
Tommy Davis, R OBP: 0.250, SLG: 0.243 (8, PR)										0 1 0 0 0 0 0
Gil Hodges, R OBP: 0.295, SLG: 0.406 (9, 3)										0 0 0 0 0 0 0
Don Demeter, R OBP: 0.308, SLG: 0.550 (1, 8)			2-0 5-3		0-1 E9 3-1 1B 2B		1-3 K	2-2 E3		4 1 1 0 0 1 1
John Roseboro, L OBP: 0.333, SLG: 0.411 (1, 2)				2-2 F8		0-1 3-1		1-3 K		4 0 0 0 0 1 3
Bob Aspromonte, R OBP: 0.206, SLG: 0.273 (1, 6)				0-2 6-3		0-2 S 1B		0-0 6-3		3 0 1 1 0 0 0
Maury Wills, S OBP: 0.310, SLG: 0.302 (8, 6)									0-1 SH3-4 HR 1B	1 1 1 0 0 0 0
Don Drysdale, R OBP: 0.316, SLG: 0.444 (1, 1)				2-2 1-3		1-3 K		0-0 F8 WP 1B		3 0 1 0 0 1 1
Larry Sherry, R OBP: 0.154, SLG: 0.083 (9, 1)									0-0 SH3-4	0 0 0 0 0 0 0

Inning Stats	R: 0 E: 0 K: 1 S: 8	H: 0 LOB: 0 BB: 0 P: 11	R: 0 E: 0 K: 1 S: 6	H: 0 LOB: 0 BB: 0 P: 9	R: 0 E: 0 K: 0 S: 14	H: 0 LOB: 0 BB: 0 P: 18	R: 0 E: 0 K: 0 S: 6	H: 1 LOB: 1 BB: 0 P: 8	R: 2 E: 1 K: 1 S: 16	H: 3 LOB: 2 BB: 1 P: 21	R: 1 E: 1 K: 1 S: 13	H: 1 LOB: 1 BB: 0 P: 17	R: 0 E: 0 K: 1 S: 11	H: 1 LOB: 1 BB: 0 P: 16	R: 1 E: 1 K: 1 S: 11	H: 1 LOB: 1 BB: 0 P: 19	R: 3 E: 0 K: 0 S: 7	H: 2 LOB: 0 BB: 1 P: 13	1B: 7 2B: 1 3B: 0 HR: 1	SF: 0 SAC: 1 DP: 0 HBP: 0
--------------	------------------------------	----------------------------------	------------------------------	---------------------------------	-------------------------------	----------------------------------	------------------------------	---------------------------------	-------------------------------	----------------------------------	-------------------------------	----------------------------------	-------------------------------	----------------------------------	-------------------------------	----------------------------------	------------------------------	----------------------------------	----------------------------------	------------------------------------

PITCHER	IP	WLS	BF	H	R	ER	SO	BB	IBB	HBP	BLK	WP	HR	S	P	ERA	WHIP
Bob Friend, R ERA: 1.5 (1, 1)	7.0		29	6	3	2	5	1	0	0	0	1	0	74	100	2.57	1.000
Roy Face, R ERA: 6.08 (8, 1)	1.1	L	9	3	4	3	1	0	1	0	0	0	1	18	32	20.25	2.250


BOTTOM

Pittsburgh Pirates @ Los Angeles Dodgers
Los Angeles Memorial Coliseum, Los Angeles, CA

Mon May 09 1960, 10:05 PM EDT
Att. 23,417 - Unknown

livebaseballscores.com

AB	35
R	7
H	9
RBI	5
BB	2
SO	6
LOB	11



Batter	1	2	3	4	5	6	7	8	9	AB R H RBI BB SO LOB	TOP	
Bob Skinner, L (1, 7) OBP: 0.466, SLG: 0.650	0-1 F8		2-2 L4		2-2 G4-6-3			1-0 4-3		4 0 0 0 0 0 1		
Dick Groat, R (1, 6) OBP: 0.324, SLG: 0.351	2-1 6-3		4-1 BB		3-2 F4			2-1 L5		3 0 0 0 1 0 0		
Roberto Clemente, R (1, 9) OBP: 0.408, SLG: 0.659	1-1 1B		0-0 G3					0-0 1B		4 0 2 0 0 0 1		
Dick Stuart, R (1, 3) Rocky Nelson, L (8, 3) OBP: 0.303, SLG: 0.329 OBP: 0.143, SLG: 0.143	3-3 K			0-2 5-3				0-3 K		4 0 1 0 0 2 2 0 0 0 0 0 0 0		
Gene Baker, R (1, 5) Don Hoak, R (9, 5) OBP: 0.340, SLG: 0.243		2-2 4-3		2-3 K				0-2 FC6-4		4 0 0 0 0 2 1 0 0 0 0 0 0 0		
Hal Smith, R (1, 2) Bob Oldis, R (9, 2) OBP: 0.326, SLG: 0.700		2-2 HR		1-2 F9				2-2 L5		4 1 1 1 0 1 1 0 0 0 0 0 0 0		
Gino Cimoli, R (1, 8) OBP: 0.316, SLG: 0.294		1-1 L8			0-0 HR			0-3 K		3 1 1 0 1 1 0		
Bill Mazeroski, R (1, 4) OBP: 0.264, SLG: 0.463		0-0 5-3			2-1 HR			3-2 F8		4 1 2 2 0 0 0		
Vern Law, R (1, 1) OBP: 0.182, SLG: 0.190			2-2 5-3		1-2 G4-6-3			2-3 K		4 0 1 0 0 2 2		
Inning Stats	R: 0 H: 1 E: 0 LOB: 1 K: 1 BB: 0 S: 10 P: 16	R: 1 H: 1 E: 0 LOB: 0 K: 0 BB: 0 S: 9 P: 14	R: 0 H: 0 E: 0 LOB: 1 K: 0 BB: 1 S: 9 P: 17	R: 0 H: 0 E: 0 LOB: 0 K: 1 BB: 0 S: 9 P: 12	R: 2 H: 3 E: 0 LOB: 0 K: 0 BB: 0 S: 16 P: 24	R: 0 H: 1 E: 0 LOB: 1 K: 0 BB: 0 S: 12 P: 16	R: 0 H: 0 E: 0 LOB: 0 K: 2 BB: 0 S: 10 P: 15	R: 0 H: 1 E: 0 LOB: 1 K: 1 BB: 0 S: 7 P: 10	R: 0 H: 1 E: 0 LOB: 2 K: 3 BB: 1 S: 17 P: 27	1B: 6 SF: 0 2B: 0 SAC: 0 3B: 0 DP: 1 HR: 2 HBP: 0	WP: 1 PA: 36 PB: 0 SB: 0 CS: 0	
PITCHER Johnny Podres, L (1, 1) ERA: 2.42 Stan Williams, R (9, 1) ERA: 3.52	IP WLS BF H R ER SO BB IBB HBP BLK WP HR S P ERA WHIP	8.0 L 31 7 3 3 5 1 0 0 0 0 0 2 82 124 3.38 1.000	1.0 5 1 0 0 3 1 0 0 0 1 0 17 27 0.00 2.000									

Pittsburgh Pirates @ Los Angeles Dodgers
 Los Angeles Memorial Coliseum, Los Angeles, CA

Tue May 10 1960, 10:05 PM EDT
 Att: 26,331 - Unknown

livebaseballscorecards.com

AB 34
 R 3
 H 8
 RBI 3
 BB 2
 SO 8
 LOB 8



Batter	1	2	3	4	5	6	7	8	9	AB	R	H	RBI	BB	SO	LOB
Jim Gilliam, S OBP: 0.394, SLG: 0.310 (1, 5)	E4 FC6-4		E8 WP 1B			1B 1B		6-3 3B		4	1	3	0	0	0	0
Charlie Neal, R OBP: 0.345, SLG: 0.356 (1, 4)	FC6-4 G6-4-3 1-2f		F6 2-3			1B 1B		6-3 3-H		4	0	1	1	0	0	2
Wally Moon, L OBP: 0.385, SLG: 0.444 (1, 7)	G6-4-3 1-2f				6-3	F7		F8		4	0	0	0	0	0	3
Duke Snider, L OBP: 0.353, SLG: 0.407 (1, 9)		3-1			K2-3	F5		6-3		4	0	0	0	0	1	2
Norm Larker, L OBP: 0.462, SLG: 0.394 (1, 3)		F6			3-1	4-3		FC3-6 1B		4	0	1	0	0	0	2
Maury Wills, S OBP: 0.310, SLG: 0.302 (9, PR)										0	0	0	0	0	0	0
Bob Aspromonte, R OBP: 0.184, SLG: 0.243 (1, 6)		F3				L8		FC3-6 1B 1-2f		4	0	0	0	0	0	1
Tommy Davis, R OBP: 0.233, SLG: 0.225 (1, 8)			4-3			4-3		6-3 1B FC5-4 1B 1-2		3	0	0	0	0	0	0
Chuck Essegian, R OBP: 0.250, SLG: 0.400 (9, PH)										1	0	1	0	0	0	0
Bob Lillis, R (9, PR)										0	0	0	0	0	0	0
Norm Sherry, R OBP: 0.500, SLG: 1.250 (1, 2)			HR			1B		FC5-4 1-2f		4	1	2	1	0	0	2
Johnny Podres, L OBP: 0.214, SLG: 0.083 (1, 1)			F6			6-3				2	0	0	0	0	0	1
John Roseboro, L OBP: 0.330, SLG: 0.405 (8, PH)										1	0	0	0	0	1	0
Stan Williams, R (9, 1)										0	0	0	0	0	0	0

Inning Stats	R: 0	H: 0	R: 0	H: 0	R: 1	H: 2	R: 0	H: 0	R: 0	H: 1	R: 0	H: 2	R: 0	H: 0	R: 1	H: 1	R: 0	H: 2	R: 0	H: 2	R: 0	H: 0	R: 1	H: 1	R: 0	H: 2	R: 0	H: 2	1B: 6	SF: 0	WP: 1	PA: 35
E: 1	LOB: 0	E: 0	LOB: 0	E: 1	LOB: 1	E: 0	LOB: 0	E: 0	LOB: 1	E: 0	LOB: 2	E: 0	LOB: 0	E: 0	LOB: 0	E: 0	LOB: 2	E: 0	LOB: 2	E: 0	LOB: 2	E: 0	LOB: 0	E: 0	LOB: 0	E: 0	LOB: 2	2B: 0	SAC: 0	PB: 0		
K: 0	BB: 0	K: 0	BB: 0	K: 0	BB: 0	K: 1	BB: 0	K: 0	BB: 0	K: 0	BB: 0	K: 0	BB: 0	K: 0	BB: 0	K: 1	BB: 0	K: 0	BB: 0	K: 0	BB: 0	K: 0	BB: 0	K: 1	BB: 0	K: 0	BB: 0	3B: 1	DP: 1	SB: 0		
S: 7	P: 14	S: 8	P: 10	S: 14	P: 21	S: 6	P: 9	S: 5	P: 8	S: 6	P: 13	S: 11	P: 18	S: 10	P: 11	S: 10	P: 11	S: 10	P: 11	S: 10	P: 11	S: 10	P: 11	S: 11	P: 18	S: 10	P: 11	HR: 1	HBP: 0	CS: 0		


PITCHER	IP	WLS	BF	H	R	ER	SO	BB	IBB	HBP	BLK	WP	HR	S	P	ERA	WHIP	PITCHER	IP	WLS	BF	H	R	ER	SO	BB	IBB	HBP	BLK	WP	HR	S	P	ERA	WHIP	
Vern Law, R ERA: 2.08 (1, 1)	9.0	W	35	8	2	2	2	0	0	0	0	1	1	72	113	2.00	0.889																			

BOTTOM

Pittsburgh Pirates @ Los Angeles Dodgers
 Los Angeles Memorial Coliseum, Los Angeles, CA

Tue May 10 1960, 10:05 PM EDT
 Att. 26,331 - Unknown

AB 35
 R 2
 H 8
 RBI 2
 BB 0
 SO 2
 LOB 13



WP	HR	S	P	ERA	WHIP
1	1	72	113	2.00	0.889

Batter	1	2	3	4	5	6	7	8	9	AB R H RBI BB SO LOB	TOP											
Bob Skinner, L (1, 7) OBP: 0.463, SLG: 0.643	4-2 1B BB		3-2 G3		3-3 K		1-1 F5		3-1 1B 2B	4 2 1 0 1 1 2												
Dick Groat, R (1, 6) OBP: 0.318, SLG: 0.337	0-1 4-3 1-2		0-1 6-3			3-2 F9		4-2 BB G4-6-3	2-0 F8	4 0 0 0 1 0 2												
Roberto Clemente, R (1, 9) OBP: 0.408, SLG: 0.646	3-3 K		0-0 1-3			2-2 1B 1B		0-0 G4-6-3 1-2f	1-0 WP 1B 2-H	5 1 2 1 0 1 2												
Dick Stuart, R (1, 3) Rocky Nelson, L (8, 3) OBP: 0.312, SLG: 0.329 OBP: 0.200, SLG: 0.143	4-0 1B IBB			1-2 5-3		1-0 F7		1-2 WP 1B	4-0 FC5 1B 1-2 BB	3 1 1 0 1 0 1 0 0 0 0 1 0 0												
Gene Baker, R (1, 5) Smoky Burgess, L (9, PH) Don Hoak, R (9, PR) OBP: 0.231, SLG: 0.167 OBP: 0.423, SLG: 0.583 OBP: 0.340, SLG: 0.243	3-2 1-3 2-H 1B			0-0 1-3		3-2 1-3 1B		4-2 1B 1B 1-2	2-1 1B 1-2 2-H 1B	3 1 2 1 1 0 0 1 0 1 1 0 0 0 0 0 0 0 0 0 0												
Hal Smith, R (1, 2) Roman Mejias, R (8, PR) Bob Oldis, R (8, 2)	2-1 F7			2-0 6-3		3-3 K		2-1 1B 1B 1-H 2-H	1-0 FC5 2-3f	4 0 1 2 0 1 4 0 1 0 0 0 0 0 1 0 0 0 0 0 2												
Gino Cimoli, R (1, 8) OBP: 0.333, SLG: 0.316			3-1 F7		1-0 1B		0-1 5-3	3-2 1B 2-H		4 0 2 1 0 0 0												
Bill Mazerowski, R (1, 4) OBP: 0.253, SLG: 0.442			1-1 4-3		1-2 F8		1-3 K	0-0 F5		4 0 0 0 0 1 3												
Joe Gibbon, R (1, 1) Joe Christopher, R (7, PH) Roy Face, R (7, 1)			1-3 K		1-1 F9		4-0 BB		0-3 K	2 0 0 0 0 1 1 0 0 0 0 1 0 0 1 0 0 0 0 1 0												
Inning Stats	R: 1 E: 0 K: 1 S: 12	H: 1 LOB: 2 BB: 2 P: 28	R: 0 E: 0 K: 1 S: 7	H: 0 LOB: 0 BB: 0 P: 12	R: 0 E: 0 K: 0 S: 6	H: 0 LOB: 0 BB: 0 P: 9	R: 0 E: 0 K: 0 S: 7	H: 0 LOB: 0 BB: 0 P: 10	R: 0 E: 0 K: 1 S: 10	H: 1 LOB: 1 BB: 0 P: 16	R: 0 E: 0 K: 1 S: 18	H: 2 LOB: 2 BB: 0 P: 30	R: 0 E: 0 K: 1 S: 7	H: 0 LOB: 1 BB: 1 P: 13	R: 3 E: 0 K: 0 S: 15	H: 3 LOB: 2 BB: 2 P: 29	R: 2 E: 0 K: 1 S: 10	H: 3 LOB: 2 BB: 1 P: 23	1B: 9 2B: 1 3B: 0 HR: 0	SF: 0 SAC: 0 DP: 1 HBP: 0	WP: 2 PB: 0 SB: 0 CS: 0	PA: 42
PITCHER	IP WLS BF H R ER SO BB IBB HBP BLK WP HR S P ERA WHIP																					
Sandy Koufax, L (1, 1) ERA: 6.0	7.2 L 33 6 4 4 5 4 1 0 0 1 0 77 139 4.70 1.304																					
Larry Sherry, R (8, 1) ERA: 5.54	1.0 8 4 2 2 1 1 0 0 0 1 0 14 29 18.00 5.000																					
Ed Roebuck, R (9, 1) ERA: 3.07	0.1 1 0 0 0 0 0 0 0 0 0 0 1 2 0.00 0.000																					

Pittsburgh Pirates @ Los Angeles Dodgers
Los Angeles Memorial Coliseum, Los Angeles, CA

Wed May 11 1960, 10:05 PM EDT
Att: 27,926 - Unknown

AB	36
R	6
H	10
RBI	6
BB	6
SO	6
LOB	17



Batter	1	2	3	4	5	6	7	8	9	AB R H RBI BB SO LOB
Jim Gilliam, S OBP: 0.386, SLG: 0.303 (1, 5)	1-1 F3	0-1 1B		1-1 F3			2-1 4-3		2-2 F4	5 0 1 0 0 0 2
Charlie Neal, R OBP: 0.348, SLG: 0.342 (1, 4)	4-2 2B 1B BB	0-1 4-3		0-3 K			4-0 FC5-4 BB		1-3 K	3 1 0 0 2 2 3
Don Demeter, R OBP: 0.304, SLG: 0.547 (1, 8)	0-0 1B 2B		2-0 6-3		1-2 F9		1-1 FC5-4			4 1 1 0 0 0 1
Chuck Essegian, R OBP: 0.292, SLG: 0.435 (1, 7)	4-0 1B IBB		3-2 1B 2B		0-3 K2-3		0-2 1-3			3 1 1 0 1 1 0
Gil Hodges, R OBP: 0.280, SLG: 0.384 (1, 3)	2-3 K		3-1 5-3		1-0 6-3		3-2 F3			4 0 0 0 0 1 4
Bob Aspromonte, R OBP: 0.214, SLG: 0.268 (1, 6)	0-1 1B		2-1 E 1B		2-3 K		0-0 F4			4 0 2 3 0 1 0
Tommy Davis, R OBP: 0.217, SLG: 0.209 (1, 9)	0-1 F2		0-0 E6		0-1 L8		1-2 F9		1-2 F9	3 0 0 0 0 0 3
Wally Moon, L OBP: 0.381, SLG: 0.440 (9, PH)			1-2							1 0 0 0 0 0 0
Norm Sherry, R OBP: 0.364, SLG: 0.909 (1, 2)		2-2 F5	0-0 F5		1-1 4-3			4-2 1B BB		3 0 0 0 0 0 2
Norm Larker, L OBP: 0.475, SLG: 0.394 (9, PH)										0 0 0 0 1 0 0
Sandy Koufax, R OBP: 0.143, SLG: 0.143 (1, 1)		1-3 K		0-1 1-3		0-3 K		0-0 1B		3 0 0 0 0 2 0
Larry Sherry, R OBP: 0.154, SLG: 0.083 (8, 1)										0 0 0 0 0 0 0
Ed Roebuck, R OBP: 1.000, SLG: 1.000 (9, 1)										0 0 0 0 0 0 0
Duke Snider, L OBP: 0.362, SLG: 0.418 (9, PH)										1 0 1 0 0 0 0

BOTTOM

Pittsburgh Pirates @ Los Angeles Dodgers
Los Angeles Memorial Coliseum, Los Angeles, CA

Wed May 11 1960, 10:05 PM EDT
Att. 27,926 - Unknown

livebaseballscores.com

AB	34
R	3
H	6
RBI	3
BB	4
SO	7
LOB	15



Inning Stats	R: 2	H: 2	E: 0	K: 1	S: 13	R: 0	H: 1	E: 0	K: 1	S: 10	R: 1	H: 2	E: 1	K: 0	S: 11	R: 0	H: 0	E: 0	K: 1	S: 7	R: 0	H: 0	E: 0	K: 1	S: 7	R: 0	H: 0	E: 0	K: 1	S: 8	R: 0	H: 0	E: 0	K: 1	S: 7	R: 0	H: 0	E: 0	K: 1	S: 14	R: 0	H: 1	E: 0	K: 1	S: 14	1B: 4	2B: 2	3B: 0	HR: 0	SF: 0	SAC: 0	DP: 0	HBP: 0	WP: 0	PB: 0	SB: 0	CS: 0	PA: 38
--------------	------	------	------	------	-------	------	------	------	------	-------	------	------	------	------	-------	------	------	------	------	------	------	------	------	------	------	------	------	------	------	------	------	------	------	------	------	------	------	------	------	-------	------	------	------	------	-------	-------	-------	-------	-------	-------	--------	-------	--------	-------	-------	-------	-------	--------

PITCHER	IP	WLS	BF	H	R	ER	SO	BB	IBB	HBP	BLK	WP	HR	S	P	ERA	WHIP
Joe Gibbon, L ERA: 4.09 (1, 1)	6.0		26	5	3	3	5	1	1	0	0	0	0	56	86	4.50	1.000
Roy Face, R ERA: 4.96 (7, 1)	3.0	W	12	1	0	0	2	2	0	0	0	0	0	28	46	0.00	1.000

Batter	1	2	3	4	5	6	7	8	9	AB R H RBI BB SO LOB	TOP
Jim Gilliam, S (1, 5) OBP: 0.373, SLG: 0.290 CC 	0-3 		1-2 			0-0 		0-0 		4 0 0 0 0 1 1	Los Angeles Dodgers @ San Francisco Giants Candlestick Park, San Francisco, CA Fri May 13 1960, 10:05 PM EDT Att: 41,867 - Unknown livebaseballscorecards.com
Charlie Neal, R (1, 4) OBP: 0.344, SLG: 0.338 BX 	1-0 				0-0 	1-3 		0-0 		4 0 1 0 0 1 0	
Wally Moon, L (1, 9) OBP: 0.367, SLG: 0.421 CBSS 	1-3 				0-1 	2-3 		1-0 		4 0 0 0 0 2 1	
Frank Howard, R (1, 7) 		1-1 		1-3 			0-1 	2-1 		4 0 0 0 0 1 1	
Bob Aspromonte, R (1, 6) OBP: 0.217, SLG: 0.267 CBTFB 		2-2 			2-2 		2-0 		2-1 	4 0 1 0 0 0 0	
Don Demeter, R (1, 8) OBP: 0.301, SLG: 0.529 BX 		1-0 			1-3 		1-2 		1-1 	4 0 1 0 0 1 1	
Gil Hodges, R (1, 3) OBP: 0.279, SLG: 0.377 CBFB 			2-1 		2-1 		1-0 		0-1 	4 0 1 0 0 0 1	
Norm Sherry, R (1, 2) OBP: 0.500, SLG: 0.923 			0-0 		0-0 		2-0 			2 0 2 0 0 0 0	
Don Drysdale, R (1, 1) OBP: 0.286, SLG: 0.400 Chuck Essegian, R (7, PH) OBP: 0.280, SLG: 0.417 Larry Sherry, R (7, 1) OBP: 0.154, SLG: 0.083 Clem Labine, R (8, 1) OBP: 1.000, SLG: 2.000 CBTL 			0-2 		2-1 		0-3 			2 0 0 0 0 0 3	
Inning Stats	R: 0 H: 0 E: 0 LOB: 0 K: 2 BB: 0 S: 7 P: 9	R: 0 H: 0 E: 0 LOB: 0 K: 0 BB: 0 S: 7 P: 11	R: 0 H: 1 E: 0 LOB: 1 K: 0 BB: 0 S: 9 P: 12	R: 0 H: 0 E: 0 LOB: 0 K: 1 BB: 0 S: 6 P: 7	R: 0 H: 2 E: 0 LOB: 2 K: 1 BB: 0 S: 14 P: 21	R: 0 H: 0 E: 0 LOB: 0 K: 2 BB: 0 S: 8 P: 11	R: 0 H: 2 E: 0 LOB: 3 K: 1 BB: 0 S: 11 P: 17	R: 0 H: 1 E: 0 LOB: 1 K: 0 BB: 0 S: 5 P: 8	R: 0 H: 0 E: 0 LOB: 0 K: 0 BB: 0 S: 6 P: 9	1B: 6 SF: 0 2B: 0 SAC: 0 3B: 0 DP: 0 HR: 0 HBP: 1	WP: 0 PA: 34 PB: 0 SB: 0 CS: 0
PITCHER Mike McCormick, L (1, 1) ERA: 1.51	IP WLS BF H R ER SO BB IBB HBP BLK WP HR S P ERA WHIP 9.0 W 34 6 0 0 7 0 0 1 0 0 0 0 73 105 0.00 0.667	PITCHER IP WLS BF H R ER SO BB IBB HBP BLK WP HR S P ERA WHIP									



Batter	1	2	3	4	5	6	7	8	9
Don Blasingame, L (1, 4) OBP: 0.304, SLG: 0.245	3-2 5-3 ①		1-1 1B		0-1 L7 ③		0-0 L4 ③		
Jim Davenport, R (1, 5) OBP: 0.345, SLG: 0.447	1-0 5-3 ②		2-3 K ③			2-3 K ①		0-0 F4 ①	
Willie Mays, R (1, 8) OBP: 0.454, SLG: 0.589	1-3 K ③			1-0 1B 2B		0-0 FC6-4 1B		2-0 F7 ②	
Dale Long, L (1, 3) OBP: 0.214, SLG: 0.333		2-2 F8 ①		0-2 F5 ①		0-1 FC6-4 ②		0-1 2B 1B	
Jim Marshall, L (8, 3) OBP: 0.267, SLG: 0.385						FC5-4 1-2f		1B 1B	
Orlando Cepeda, R (1, 7) OBP: 0.276, SLG: 0.458		3-3 K ②		1-2 1B 2-H 1B		1-1 FC5-4 1-2f		0-1 1B 2B	
Willie Kirkland, L (1, 9) OBP: 0.391, SLG: 0.538		1-1 E7		1-1 B2-3 1B			4-1 BB BB	4-0 1B 1B IBB	
Hobie Landrith, L (1, 2) OBP: 0.400, SLG: 0.286		0-2 F2 ③		1-1 B2-3 ② ③			0-0 F9 ①	2-1 1B 1B	
Willie McCovey, L (8, PH) OBP: 0.455, SLG: 0.716								1-2 2-3 3-H	
Andre Rodgers, R (8, PR) OBP: 0.375, SLG: 0.286									
Bob Schmidt, R (9, 2) OBP: 0.373, SLG: 0.409									
Eddie Bressoud, R (1, 6) OBP: 0.313, SLG: 0.409		2-2 6-3 ①			3-2 5-3 ①		4-0 1B BB ②	1-0 1B	
Mike McCormick, L (1, 1) OBP: 0.278, SLG: 0.250			2-3 K ②		1-3 K ②		2-1 1B BB	1-3 K ③	

Inning Stats	R: 0	H: 0	E: 0	K: 1	S: 7	R: 0	H: 0	E: 1	K: 1	S: 14	R: 0	H: 1	E: 0	K: 2	S: 12	R: 1	H: 3	E: 0	K: 0	S: 11	R: 0	H: 0	E: 0	K: 1	S: 9	R: 0	H: 1	E: 0	K: 1	S: 9	R: 0	H: 1	E: 0	K: 0	S: 5	R: 2	H: 4	E: 0	K: 1	S: 13	R: 0	H: 0	E: 0	K: 0	S: 3
	0	0	0	1	12	0	0	1	1	20	0	1	0	2	19	0	3	0	0	11	0	0	0	0	1	12	0	1	0	1	15	0	1	0	1	15	2	4	0	1	23	0	0	0	3

PITCHER	IP	WLS	BF	H	R	ER	SO	BB	IBB	HBP	BLK	WP	HR	S	P	ERA	WHIP
Don Drysdale, R (1, 1) ERA: 2.48	6.0	L	23	5	1	1	6	0	0	0	0	0	0	62	91	1.50	0.833
Larry Sherry, R (7, 1) ERA: 5.77	1.2		12	5	2	2	0	2	1	0	0	0	0	14	33	10.80	4.200
Clem Labine, R (8, 1) ERA: 3.6	0.1		1	0	0	0	1	0	0	0	0	0	0	4	5	0.00	0.000

Los Angeles Dodgers @ San Francisco Giants
Candlestick Park, San Francisco, CA
 Fri May 13 1960, 10:05 PM EDT
 Att. 41,867 - Unknown

AB	R	H	RBI	BB	SO	LOB
4	0	1	0	0	0	2
4	0	0	0	0	2	1
4	1	2	0	0	1	0
3	0	0	0	0	0	2
1	1	1	0	0	0	0
4	1	2	1	0	1	1
2	0	1	0	2	0	0
3	0	0	0	0	0	4
1	0	1	1	0	0	0
0	0	0	0	0	0	0
0	0	0	0	0	0	0
3	0	1	1	1	0	0
4	0	1	0	0	3	3

AB	33
R	3
H	10
RBI	3
BB	3
SO	7
LOB	13

WP: 0 PA: 36
 PB: 0
 SB: 1
 CS: 0



Batter	1	2	3	4	5	6	7	8	9	AB R H RBI BB SO LOB	TOP
Jim Gilliam, S (1, 5) <small>OBP: 0.369, SLG: 0.289</small>	2-1 		1-2 			1-0 		2-3 		4 0 1 0 0 1 0	Los Angeles Dodgers @ San Francisco Giants Candlestick Park, San Francisco, CA Sat May 14 1960, 6:33 AM EDT Att: 41,733 - Unknown
Charlie Neal, R (1, 4) <small>OBP: 0.350, SLG: 0.345</small>	1-1 			1-0 		1-0 		0-2 		4 0 2 0 0 0 1	
Bob Aspromonte, R (1, 6) Wally Moon, L (7, 7) <small>OBP: 0.204, SLG: 0.250</small> <small>OBP: 0.364, SLG: 0.417</small>	3-2 			1-0 		1-0 		2-0 		3 0 0 0 0 0 2 1 0 0 0 0 0 1	
Frank Howard, R (1, 7) Maury Wills, S (7, 6) <small>OBP: 0.286, SLG: 0.286</small> <small>OBP: 0.322, SLG: 0.315</small>		0-0 		0-1 		0-0 		1-2 		3 1 2 0 0 0 1 1 1 1 0 0 0 0	
Gil Hodges, R (1, 3) <small>OBP: 0.273, SLG: 0.367</small>		3-2 		0-1 		1-1 		0-0 		2 0 0 0 0 0 2	
Don Demeter, R (1, 8) <small>OBP: 0.299, SLG: 0.514</small>		1-3 			2-3 		1-2 		1-1 	4 0 1 1 0 2 2	
Tommy Davis, R (1, 9) <small>OBP: 0.200, SLG: 0.196</small>		1-0 			1-2 		2-1 		0-0 	3 0 0 1 0 0 2	
Norm Sherry, R (1, 2) <small>OBP: 0.389, SLG: 0.706</small>			2-3 			1-1 		1-3 		4 0 0 0 0 2 2	
Stan Williams, R (1, 1)			1-3 			1-3 		2-2 		3 0 0 0 0 2 0	
Inning Stats	R: 0 H: 0 E: 0 LOB: 0 K: 0 BB: 0 S: 10 P: 16	R: 0 H: 1 E: 0 LOB: 1 K: 1 BB: 0 S: 8 P: 13	R: 0 H: 0 E: 0 LOB: 0 K: 2 BB: 0 S: 10 P: 14	R: 0 H: 1 E: 0 LOB: 1 K: 0 BB: 0 S: 6 P: 8	R: 0 H: 0 E: 0 LOB: 0 K: 1 BB: 0 S: 8 P: 12	R: 0 H: 1 E: 0 LOB: 1 K: 1 BB: 0 S: 6 P: 10	R: 1 H: 1 E: 0 LOB: 1 K: 1 BB: 0 S: 13 P: 18	R: 0 H: 1 E: 0 LOB: 1 K: 1 BB: 0 S: 13 P: 19	R: 1 H: 2 E: 0 LOB: 1 K: 0 BB: 0 S: 10 P: 12	1B: 7 SF: 1 2B: 0 SAC: 2 3B: 0 DP: 0 HR: 0 HBP: 0	WP: 0 PA: 35 PB: 0 SB: 0 CS: 0
PITCHER Billy O'Dell, L (1, 1) <small>ERA: 1.82</small>	IP WLS BF H R ER SO BB IBB HBP BLK WP HR S P ERA WHIP 9.0 L 35 7 2 2 7 0 0 0 0 0 0 0 84 122 2.00 0.778										

livebaseballscorecards.com

AB	32
R	2
H	7
RBI	2
BB	0
SO	7
LOB	13



Batter	1	2	3	4	5	6	7	8	9	AB	R	H	RBI	BB	SO	LOB
Don Blasingame, L (1, 4) OBP: 0.294, SLG: 0.236	0-1 5-3	2-2 FC4-6			1-1 4-3		1-1 5-3			4	0	0	0	0	0	3
Jim Davenport, R (1, 5) OBP: 0.341, SLG: 0.430	4-1 3-1 BB		1-0 L9		0-1 F9			2-1 F7		3	0	0	0	1	0	1
Willie Mays, R (1, 8) OBP: 0.446, SLG: 0.571	4-1 3-1 BB		3-2 5-3		2-2 F7			1-1 F3		3	0	0	0	1	0	0
Dale Long, L (1, 3) OBP: 0.222, SLG: 0.267	0-1 3-1		2-2 L8		1-1 5-3			4-1 FC6-4 BB		3	0	0	0	1	0	2
Jim Marshall, L (8, PR) OBP: 0.267, SLG: 0.385	1-2 2-3									0	0	0	0	0	0	0
Orlando Cepeda, R (1, 7) OBP: 0.275, SLG: 0.442	4-2 BB			0-0 F4		0-1 1-3		2-1 FC6-4		3	0	0	0	1	0	1
Willie Kirkland, L (1, 9) OBP: 0.385, SLG: 0.560	2-2 F7			2-2 F8			0-1 HR		2-1 F9	4	1	1	1	0	0	3
Hobie Landrith, L (1, 2) OBP: 0.345, SLG: 0.240		3-2 4-3		2-1 3-1			1-2 F5		0-0 L8	4	0	0	0	0	0	0
Eddie Bressoud, R (1, 6) OBP: 0.304, SLG: 0.396		0-2 F3			0-3 K		2-2 F7		0-2 G1	3	0	0	0	0	1	0
Willie McCovey, L (9, PH) OBP: 0.450, SLG: 0.707										1	0	0	0	0	0	0
Billy O'Dell, S (1, 1) OBP: 0.500, SLG: 0.167		4-1 FC4-6 BB			1-1 4-3 1B		4-1 S BB			1	0	1	0	2	0	0

Inning Stats	R: 0	H: 0	E: 0	K: 0	S: 13	R: 0	H: 0	E: 0	K: 0	S: 12	R: 0	H: 0	E: 0	K: 0	S: 7	R: 0	H: 0	E: 0	K: 0	S: 6	R: 0	H: 0	E: 0	K: 0	S: 9	R: 0	H: 1	E: 0	K: 1	S: 9	R: 0	H: 0	E: 0	K: 0	S: 8	R: 1	H: 1	E: 0	K: 0	S: 12	R: 0	H: 0	E: 0	K: 0	S: 7	R: 0	H: 0	E: 0	K: 0	S: 7	1B: 1	2B: 0	3B: 0	HR: 1	SF: 0	SAC: 0	DP: 0	HBP: 0	WP: 0	PB: 0	SB: 1	CS: 0	PA: 35
PITCHER Stan Williams, R (1, 1) ERA: 2.59	IP	WLS	BF	H	R	ER	SO	BB	IBB	HBP	BLK	WP	HR	S	P	ERA	WHIP	IP	WLS	BF	H	R	ER	SO	BB	IBB	HBP	BLK	WP	HR	S	P	ERA	WHIP	IP	WLS	BF	H	R	ER	SO	BB	IBB	HBP	BLK	WP	HR	S	P	ERA	WHIP												

BOTTOM

Los Angeles Dodgers @ San Francisco Giants
Candlestick Park, San Francisco, CA
Sat May 14 1960, 6:33 AM EDT
Att. 41,733 - Unknown

livebaseballscores.com

AB	29
R	1
H	2
RBI	1
BB	6
SO	1
LOB	10



Batter	1	2	3	4	5	6	7	8	9	AB R H RBI BB SO LOB	TOP
Jim Gilliam, S (1, 5) OBP: 0.354, SLG: 0.275 BB X F7			1-3 K		0-1 4-3		1-0 F8		1-1 FC4-6 1-2f	5 0 0 0 0 1 2	Los Angeles Dodgers @ San Francisco Giants Candlestick Park, San Francisco, CA Sun May 15 1960, 6:33 AM EDT Att: 41,735 - Unknown livebaseballscorecards.com
Charlie Neal, R (1, 4) OBP: 0.362, SLG: 0.364 L F C B B X 2B	2-2 K		2-2 1B		4-1 FC4-6 BB			2-3 K	3-2 F9	4 0 2 0 1 1 1	
Tommy Davis, R (1, 9) OBP: 0.185, SLG: 0.180 X F7	0-0 F7		0-0 F7		0-0 FC4-6 1-2f			0-1 F4		4 0 0 0 0 0 4	
Frank Howard, R (1, 7) OBP: 0.364, SLG: 0.300 C S B B X K	2-3 K			3-2 FC4-6 1B	1-3 K			4-0 2B BB		3 0 1 0 1 2 2	
Gil Hodges, R (1, 3) OBP: 0.272, SLG: 0.373 C B B X F2		2-1 F2		1-3 K		2-1 6-3		1-1 2B		4 0 1 0 0 1 1	
Don Demeter, R (1, 8) OBP: 0.309, SLG: 0.507 X FC4-6 1B	0-0 FC4-6 1B		0-0 FC4-6 WP 1B 1-2f		1-0 F9		4-0 IBB		4-0 IBB	3 0 1 0 1 0 1	
Joe Pignatano, R (1, 2) OBP: 0.250, SLG: 0.455 F B X FC4-6 PO 1-2f	1-1 FC4-6 PO 1-2f		1-1 WP 1B		2-1 F4		0-0 F8		0-0 F8	4 0 1 0 0 0 4	
Maury Wills, S (1, 6) OBP: 0.333, SLG: 0.304 1 SAFE 0-0 PO 1-2	0-0 PO 1-2		0-0 1-3	4-0 IBB 1-2 2-3		1-2 5-3		4-0 FC4-6 BB	4-0 FC4-6 BB	2 0 0 0 2 0 0	
Johnny Podres, L (1, 1) OBP: 0.235, SLG: 0.071 Larry Sherry, R (8, 1) OBP: 0.154, SLG: 0.083 Bob Aspromonte, R (9, PH) OBP: 0.200, SLG: 0.245 BB BB BB X 1B BB K		4-2 1B BB	2-3 K		2-0 F9		1-1 F7		1-1 F7	2 0 0 0 1 1 3 0 0 0 0 0 0 0 1 0 0 0 0 0 1	
Inning Stats	R: 0 H: 1 E: 0 LOB: 1 K: 1 BB: 0 S: 12 P: 19	R: 0 H: 1 E: 0 LOB: 0 K: 0 BB: 0 S: 5 P: 8	R: 0 H: 1 E: 0 LOB: 2 K: 1 BB: 1 S: 10 P: 17	R: 0 H: 2 E: 0 LOB: 3 K: 2 BB: 1 S: 15 P: 26	R: 0 H: 0 E: 1 LOB: 1 K: 1 BB: 1 S: 7 P: 12	R: 0 H: 0 E: 0 LOB: 0 K: 0 BB: 0 S: 5 P: 10	R: 0 H: 0 E: 0 LOB: 0 K: 0 BB: 0 S: 5 P: 9	R: 0 H: 1 E: 0 LOB: 3 K: 1 BB: 2 S: 9 P: 20	R: 0 H: 0 E: 0 LOB: 1 K: 0 BB: 1 S: 9 P: 18	1B: 4 SF: 0 2B: 2 SAC: 0 3B: 0 DP: 0 HR: 0 HBP: 0	
PITCHER Johnny Antonelli, L (1, 1) ERA: 2.1	IP WLS BF H R ER SO BB IBB HBP BLK WP HR S P ERA WHIP 9.0 W 38 6 0 0 6 4 2 0 0 1 0 77 139 0.00 1.111										

AB	32
R	0
H	6
RBI	0
BB	6
SO	6
LOB	19



Batter	1	2	3	4	5	6	7	8	9	AB	R	H	RBI	BB	SO	LOB
Don Blasingame, L (1, 4) OBP: 0.293, SLG: 0.236	2-1 SH3-4 1B		1-0 F6		0-0 FC5-6		2-2 FC4-6			4	0	1	0	0	0	2
Jim Davenport, R (1, 5) OBP: 0.330, SLG: 0.415	0-0 SH3-4 1-2		1-1 6-3		2-2 E6 G6-4-3			1-1 6-3		3	0	0	0	0	0	1
Willie Mays, R (1, 8) OBP: 0.448, SLG: 0.564	2-2 F4			2-1 BB WP 1B	1-1 G6-4-3			4-1 1B 3B BB		3	1	1	0	1	0	3
Willie McCovey, L (1, 3) OBP: 0.452, SLG: 0.692	3-3 K			4-1 BB		0-0 5-3		3-2 3B 1B		3	0	1	0	1	1	1
Jim Marshall, L (8, PR) OBP: 0.267, SLG: 0.385 (9, 3)				1-2 BB				1-3 3B		0	1	0	0	0	0	0
Orlando Cepeda, R (1, 7) OBP: 0.295, SLG: 0.483		1-0 1B 2B		4-2 BB		0-0 6-3		1-0 1-H 3-H 3B		3	0	2	2	1	0	0
Felipe Alou, R (1, 9) OBP: 0.238, SLG: 0.300		2-2 G6-4-3 1B		1-3 K		2-2 F6		1-3 K		3	0	1	0	0	1	3
Willie Kirkland, L (8, PH) OBP: 0.381, SLG: 0.553 (9, 9)		2-3		K						1	0	0	0	0	1	2
Bob Schmidt, R (1, 2) OBP: 0.345, SLG: 0.375		2-3 K		K				1-1 L8		4	0	0	0	0	2	7
Eddie Bressoud, R (1, 6) OBP: 0.295, SLG: 0.383		0-0 G6-4-3 1-2f		K				1-2 F6		3	0	0	0	0	1	5
Johnny Antonelli, L (1, 1) OBP: 0.375, SLG: 0.286			2-3 K		4-2 FC5-6 BB			2-2 FC4-6 1B		2	0	1	0	1	1	0

BOTTOM

Los Angeles Dodgers @ San Francisco Giants
Candlestick Park, San Francisco, CA
 Sun May 15 1960, 6:33 AM EDT
 Att. 41,735 - Unknown

livebaseballscorecards.com

AB	29
R	2
H	7
RBI	2
BB	4
SO	7
LOB	24



Inning Stats	R: 0 H: 1 E: 0 LOB: 1 K: 1 BB: 0 S: 10 P: 17	R: 0 H: 2 E: 0 LOB: 1 K: 1 BB: 0 S: 11 P: 16	R: 0 H: 0 E: 0 LOB: 0 K: 1 BB: 0 S: 6 P: 10	R: 0 H: 1 E: 0 LOB: 3 K: 3 BB: 2 S: 15 P: 26	R: 0 H: 0 E: 1 LOB: 1 K: 0 BB: 1 S: 9 P: 16	R: 0 H: 0 E: 0 LOB: 0 K: 0 BB: 0 S: 6 P: 8	R: 0 H: 1 E: 0 LOB: 1 K: 0 BB: 0 S: 12 P: 18	R: 2 H: 2 E: 0 LOB: 2 K: 1 BB: 1 S: 14 P: 25	1B: 5 SF: 0 2B: 1 SAC: 1 3B: 1 DP: 2 HR: 0 HBP: 0	WP: 1 PA: 34 PB: 0 SB: 0 CS: 0
---------------------	---	---	--	---	--	---	---	---	--	---

PITCHER	IP	WLS	BF	H	R	ER	SO	BB	IBB	HBP	BLK	WP	HR	S	P	ERA	WHIP
Johnny Podres, L (1, 1) ERA: 2.42	7.1	L	32	7	2	2	6	4	0	0	0	1	0	76	127	2.46	1.500
Larry Sherry, R (8, 1) ERA: 5.67	0.2		2	0	0	0	1	0	0	0	0	0	0	7	9	0.00	0.000

PITCHER	IP	WLS	BF	H	R	ER	SO	BB	IBB	HBP	BLK	WP	HR	S	P	ERA	WHIP
----------------	----	-----	----	---	---	----	----	----	-----	-----	-----	----	----	---	---	-----	------

Batter	1	2	3	4	5	6	7	8	9	AB R H RBI BB SO LOB	TOP	
Jim Gilliam, S (1, 5) <small>OBP: 0.356, SLG: 0.267</small>	2-1 		4-0 		1-0 		4-2 	1-0 		3 0 0 0 2 0 0	Los Angeles Dodgers @ Milwaukee Braves Milwaukee County Stadium, Milwaukee, WI Tue May 17 1960, 8:05 PM EDT Att. 14,809 - Unknown livebaseballscorecards.com	
Charlie Neal, R (1, 4) <small>OBP: 0.355, SLG: 0.355</small>	1-3 		2-2 		1-0 	1-3 		0-3 	5 1 1 0 0 3 4			
Wally Moon, L (1, 7) <small>OBP: 0.374, SLG: 0.414</small>	4-0 		0-1 		3-2 		0-0 	4-1 	3 1 1 0 2 0 3			
Norm Larker, L (1, 3) <small>OBP: 0.477, SLG: 0.432</small> Gil Hodges, R (8, 3) <small>OBP: 0.269, SLG: 0.369</small>	1-1 	0-2 		3-1 		0-1 		1-0 	1-3 	4 1 2 0 0 0 1 1 0 0 0 0 1 1		
Duke Snider, L (1, 8) <small>OBP: 0.351, SLG: 0.417</small>		1-3 		1-3 		3-1 		0-0 	1-3 	5 1 1 1 0 3 4		
Frank Howard, R (1, 9) Don Demeter, R (8, 8) <small>OBP: 0.400, SLG: 0.571</small> <small>OBP: 0.309, SLG: 0.507</small>		0-2 		3-1 		3-1 		3-1 		4 1 2 4 0 0 2 0 0 0 0 0 0 0		
John Roseboro, L (1, 2) <small>OBP: 0.315, SLG: 0.385</small>		1-2 		0-0 		0-0 		1-1 		4 0 0 0 0 0 2		
Maury Wills, S (1, 6) <small>OBP: 0.328, SLG: 0.300</small>			0-0 		0-2 		2-3 	0-0 		4 0 1 0 0 1 0		
Don Drysdale, R (1, 1) <small>OBP: 0.261, SLG: 0.364</small> Bob Aspromonte, R (7, PH) <small>OBP: 0.216, SLG: 0.280</small> Larry Sherry, R (7, 1) <small>OBP: 0.214, SLG: 0.385</small>			2-3 		0-2 		1-1 	1-0 		2 0 0 0 0 1 1 1 0 1 0 0 0 0 1 1 1 1 0 0 0		
Inning Stats	R: 0 H: 0 E: 0 LOB: 0 K: 1 BB: 1 S: 6 P: 14	R: 0 H: 1 E: 0 LOB: 1 K: 1 BB: 0 S: 12 P: 14	R: 0 H: 1 E: 0 LOB: 2 K: 1 BB: 1 S: 10 P: 18	R: 0 H: 1 E: 0 LOB: 1 K: 1 BB: 0 S: 8 P: 15	R: 0 H: 0 E: 0 LOB: 0 K: 0 BB: 0 S: 7 P: 8	R: 1 H: 2 E: 0 LOB: 1 K: 0 BB: 0 S: 12 P: 22	R: 0 H: 1 E: 0 LOB: 2 K: 2 BB: 1 S: 12 P: 20	R: 5 H: 4 E: 1 LOB: 0 K: 0 BB: 0 S: 10 P: 17	R: 0 H: 0 E: 0 LOB: 1 K: 3 BB: 1 S: 10 P: 16	1B: 5 SF: 0 2B: 3 SAC: 0 3B: 0 DP: 0 HR: 2 HBP: 0		WP: 2 PA: 42 PB: 1 SB: 1 CS: 1
PITCHER Bob Buhl, R (1, 1) <small>ERA: 4.35</small> Joey Jay, R (9, 1) <small>ERA: 6.75</small>	IP WLS BF H R ER SO BB IBB HBP BLK WP HR S P ERA WHIP 8.0 L 37 10 6 4 6 3 0 0 0 2 2 77 128 4.50 1.625											PITCHER IP WLS BF H R ER SO BB IBB HBP BLK WP HR S P ERA WHIP 1.0 4 0 0 0 0 3 1 0 0 0 0 0 10 16 0.00 1.000

AB	37
R	6
H	10
RBI	6
BB	4
SO	9
LOB	18



Batter	1	2	3	4	5	6	7	8	9	10	11	12	AB R H RBI BB SO LOB	TOP
Jim Gilliam, S <small>OBP: 0.370, SLG: 0.288</small> (1, 5)	1-1 		0-0 		1-0 			2-2 		2-1 		0-0 	6 2 4 1 0 0 0	
Charlie Neal, R <small>OBP: 0.362, SLG: 0.374</small> (1, 4)	3-2 		2-2 		1-2 			1-3 		0-0 		0-1 	6 1 3 0 0 1 2	
Wally Moon, L <small>OBP: 0.380, SLG: 0.429</small> (1, 7)	3-2 		2-0 				1-2 	2-1 		0-2 		0-1 	6 0 3 2 0 0 3	
Norm Larker, L <small>OBP: 0.438, SLG: 0.400</small> Gil Hodges, R <small>OBP: 0.266, SLG: 0.365</small> (1, 3) (8, 3)	2-3 		0-0 				0-0 	1-1 		3-2 			3 0 0 1 0 1 2 1 0 0 0 0 0 1	
Duke Snider, L <small>OBP: 0.338, SLG: 0.397</small> Don Demeter, R <small>OBP: 0.301, SLG: 0.494</small> (1, 8) (7, 8)		0-2 		2-2 			3-1 		3-2 			2-3 	3 0 0 0 0 0 0 2 0 0 0 0 1 0	
Frank Howard, R <small>OBP: 0.316, SLG: 0.444</small> Tommy Davis, R <small>OBP: 0.182, SLG: 0.176</small> (1, 9) (10, 9)		1-3 		1-0 			2-3 		1-3 			1-3 	4 0 0 0 0 3 0 1 0 0 0 0 1 0	
John Roseboro, L <small>OBP: 0.320, SLG: 0.370</small> (1, 2)		4-1 		4-2 			0-0 		3-2 			2-3 	3 0 0 0 2 1 0	
Maury Wills, S <small>OBP: 0.333, SLG: 0.308</small> (1, 6)		2-2 		0-1 	3-2 		2-1 		0-2 			0-2 	5 1 2 0 0 0 1	
Stan Williams, R Danny McDevitt, L (1, 1) (9, 1)			2-3 		0-0 		0-3 		1-0 			0-3 	3 0 0 0 0 2 1 1 0 0 0 0 1 0	
Inning Stats	R: 0 H: 1 E: 0 LOB: 1 K: 1 BB: 0 S: 17 P: 26	R: 0 H: 0 E: 0 LOB: 1 K: 1 BB: 1 S: 11 P: 18	R: 2 H: 3 E: 0 LOB: 0 K: 1 BB: 0 S: 9 P: 15	R: 0 H: 0 E: 0 LOB: 0 K: 0 BB: 1 S: 11 P: 18	R: 0 H: 1 E: 0 LOB: 1 K: 0 BB: 0 S: 10 P: 15	R: 0 H: 0 E: 0 LOB: 0 K: 0 BB: 0 S: 6 P: 10	R: 0 H: 1 E: 0 LOB: 1 K: 2 BB: 0 S: 10 P: 14	R: 0 H: 1 E: 0 LOB: 1 K: 1 BB: 0 S: 10 P: 16	R: 0 H: 0 E: 0 LOB: 0 K: 1 BB: 0 S: 13 P: 20	R: 2 H: 3 E: 0 LOB: 1 K: 0 BB: 0 S: 14 P: 20	R: 0 H: 0 E: 0 LOB: 0 K: 3 BB: 0 S: 11 P: 16	R: 0 H: 2 E: 0 LOB: 2 K: 1 BB: 0 S: 11 P: 11	1B: 10 SF: 1 2B: 3 SAC: 1 3B: 0 DP: 1 HR: 0 HBP: 0	WP: 0 PA: 49 PB: 0 SB: 1 CS: 1
PITCHER Jay Hook, R <small>ERA: 5.52</small> (1, 1) Bill Henry, L <small>ERA: 3.6</small> (12, 1)	IP WLS BF H R ER SO BB IBB HBP BLK WP HR S P ERA WHIP 11.0 11.0 43 10 4 4 10 2 0 0 0 0 0 0 3.27 1.091													

Los Angeles Dodgers @ Cincinnati Reds
 Crosley Field, Cincinnati, OH
 Wed May 18 1960, 7:05 PM EDT
 Att: 7,246 - Unknown

livebaseballscorecards.com

AB	44
R	4
H	12
RBI	4
BB	2
SO	11
LOB	10



Batter	1	2	3	4	5	6	7	8	9	10	11	12	AB	R	H	RBI	BB	SO	LOB	BOTTOM					
Eddie Kasko, R OBP: 0.397, SLG: 0.453 (1, 5) (11, 4)	1-1 5-3		1-2 F8		0-0 E6		1-1 F3		1-0 1B		1-0 F8		6	0	1	0	0	0	2	Los Angeles Dodgers @ Cincinnati Reds Crosley Field, Cincinnati, OH Wed May 18 1960, 7:05 PM EDT Att. 7,246 - Unknown livebaseballscorecards.com					
Vada Pinson, L OBP: 0.347, SLG: 0.432 (1, 8)	1-1 BB BB SF9 1B		2-2 FC6-5 2B		1-0 4-3		1-0 1B		0-2 F8		0-1 F3		6	1	3	0	0	0	3						
Tony Gonzalez, L OBP: 0.308, SLG: 0.463 Willie Jones, R OBP: 0.250, SLG: 0.333 (1, 9) (10, PH) (11, 5)	4-0 1-2 BB BB		0-0 FC6-5 2B		2-2 6-3		3-2 1-3				0-1 HR 1B		3	0	0	0	1	0	4						
Frank Robinson, R OBP: 0.406, SLG: 0.615 (1, 3)	4-2 1-2 2-3 BB		0-0 L7		0-1 4-3		0-0 F8 SF7 2B				0-0 HR 1B		4	3	2	2	2	0	1						
Lee Walls, R OBP: 0.390, SLG: 0.408 Jerry Lynch, L OBP: 0.563, SLG: 0.500 (1, 7) (8, PH) (9, 7)	1-1 SF9			1-3 K		1-3 K		3-2 F8		1-0 1-3		2-2 1B HBP	2	0	0	1	0	2	0						
Ed Bailey, L OBP: 0.434, SLG: 0.542 (1, 2)	1-2 F8			4-0 BB		3-2 E3		0-0 SF7		3-3 K		2-0 1B	2	0	0	0	0	0	1						
Roy McMillan, R OBP: 0.286, SLG: 0.373 (1, 6)		3-2 6-3		1-3 K		1-3 K		2-1 F7		3-2 F7			5	0	0	0	0	2	2						
Elio Chacon, R OBP: 0.367, SLG: 0.208 (1, 4) (11, 9)		0-3 K		1-0 L7		0-0 6-3			3-2 F7		2-1 HBP		4	0	0	0	0	1	1						
Jay Hook, L OBP: 0.176, SLG: 0.067 Dutch Dotterer, R OBP: 0.154, SLG: 0.462 Bill Henry, L (1, 1) (11, PH) (12, 1)		1-3 K		2-2 F7		4-1 1B BB			1-3 K		3-2 F6		3	0	0	0	1	2	0						
													1	0	0	0	0	0	1						
													0	0	0	0	0	0	0						
Inning Stats	R: 1 E: 0 K: 0 S: 12	H: 1 LOB: 2 BB: 2 P: 24	R: 0 E: 0 K: 2 S: 10	H: 0 LOB: 0 BB: 0 P: 14	R: 0 E: 0 K: 2 S: 8	H: 0 LOB: 1 BB: 1 P: 14	R: 0 E: 1 K: 2 S: 8	H: 0 LOB: 1 BB: 0 P: 13	R: 0 E: 0 K: 0 S: 9	H: 1 LOB: 2 BB: 1 P: 18	R: 1 E: 0 K: 0 S: 11	H: 1 LOB: 0 BB: 0 P: 16	R: 0 E: 0 K: 1 S: 11	H: 1 LOB: 1 BB: 0 P: 16	R: 2 E: 0 K: 1 S: 11	H: 2 LOB: 0 BB: 0 P: 18	R: 0 E: 0 K: 0 S: 10	H: 0 LOB: 1 BB: 0 P: 16	R: 1 E: 0 K: 0 S: 7		H: 1 LOB: 2 BB: 1 P: 17	1B: 5 2B: 2 3B: 0 HR: 1	SF: 2 SAC: 0 DP: 0 HBP: 2	WP: 0 PA: 51 PB: 0 SB: 1 CS: 0	
PITCHER	IP	WLS	BF	H	R	ER	SO	BB	IBB	HBP	BLK	WP	HR	S	P	ERA	WHIP								
Stan Williams, R ERA: 2.45 Danny McDevitt, L ERA: 7.36	(1, 1) 8.2	L 14	37 14	5 3	2 3	2 3	7 1	4 1	0 0	0 2	0 0	0 0	0 1	86 31	141 54	2.08 10.12	1.038 1.500								



Batter 1 2 3 4 5 6 7 8 9 AB R H RBI BB SO LOB TOP

Jim Gilliam, S (1, 5) OBP: 0.373, SLG: 0.296

Charlie Neal, R (1, 4) OBP: 0.361, SLG: 0.373

Wally Moon, L (1, 7) OBP: 0.376, SLG: 0.417

Norm Larker, L (1, 3) OBP: 0.460, SLG: 0.439
Gil Hodges, R (6, PH) OBP: 0.271, SLG: 0.360

Frank Howard, R (1, 9) OBP: 0.348, SLG: 0.476

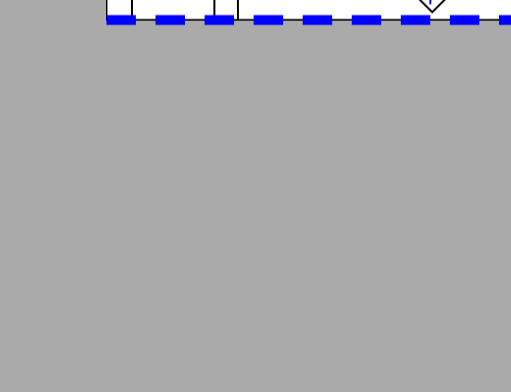
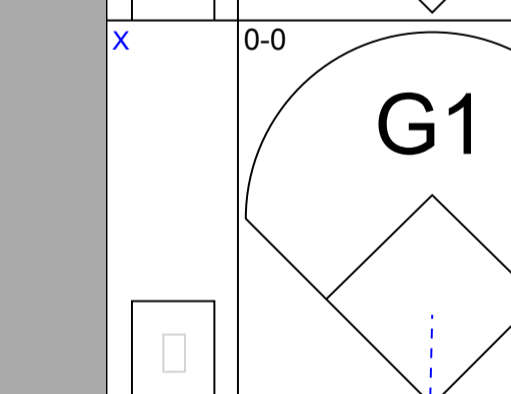
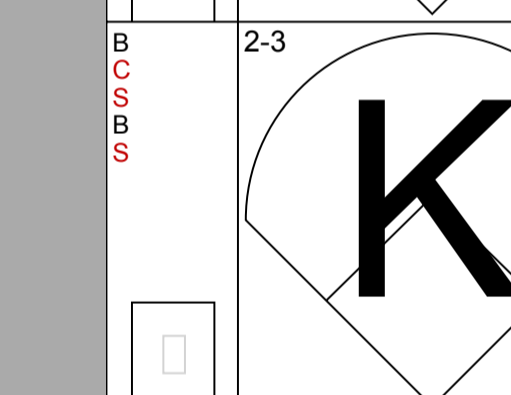
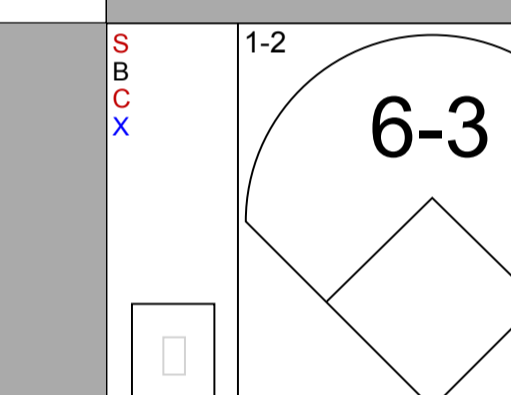
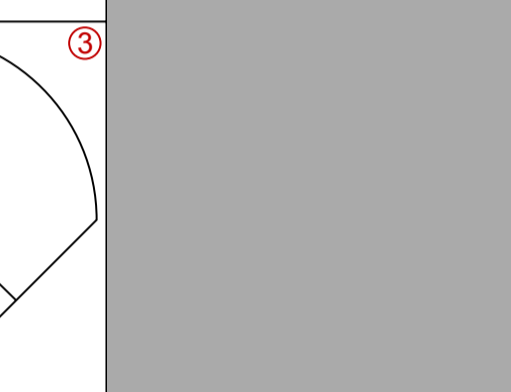
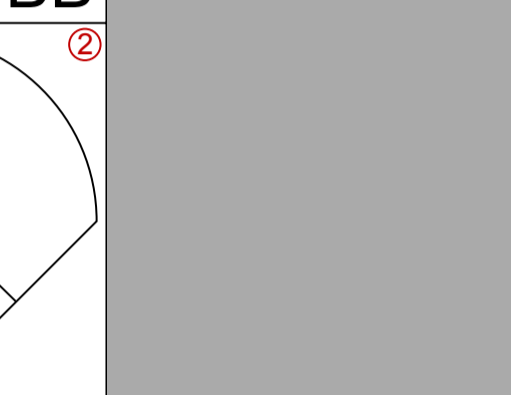
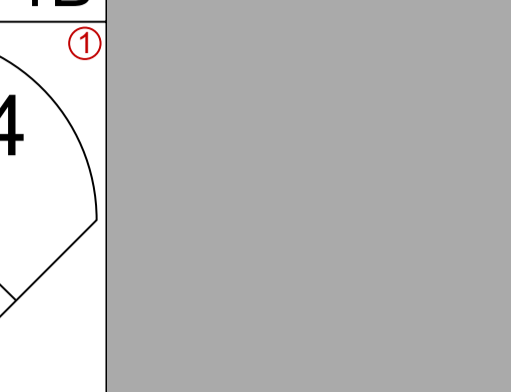
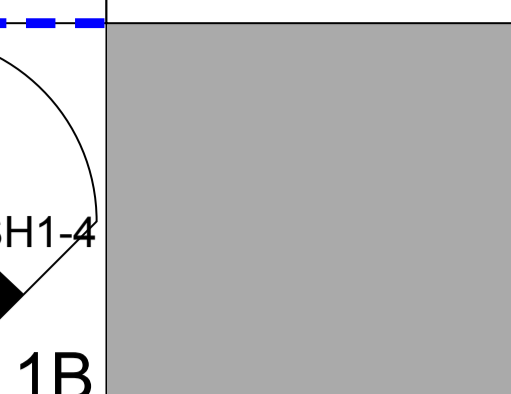
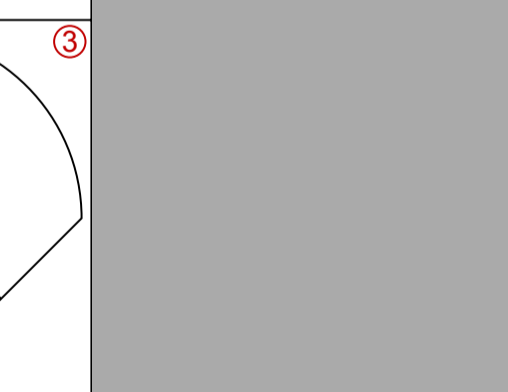
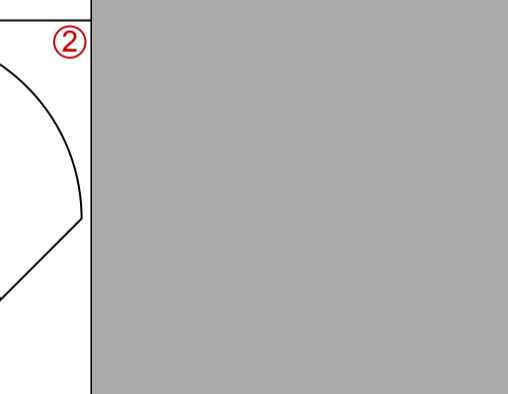
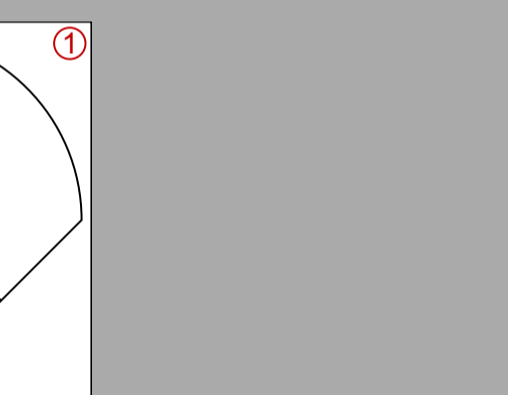

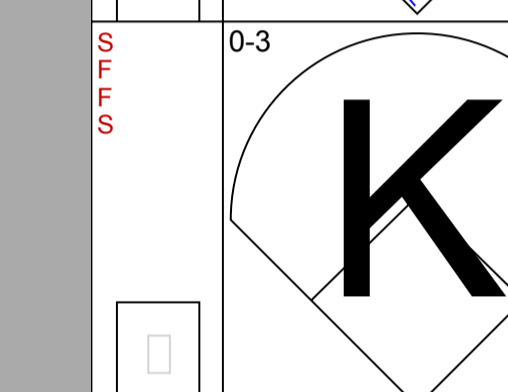
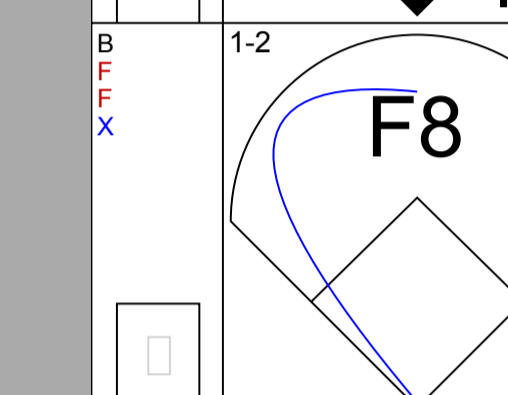
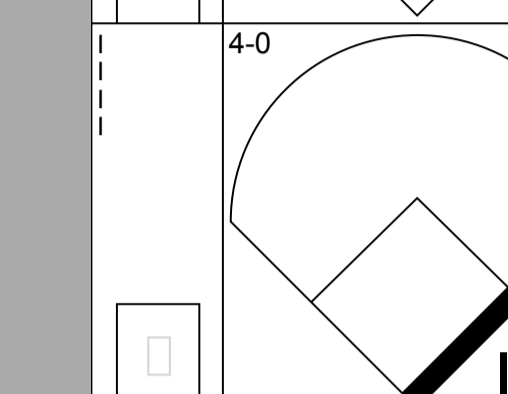
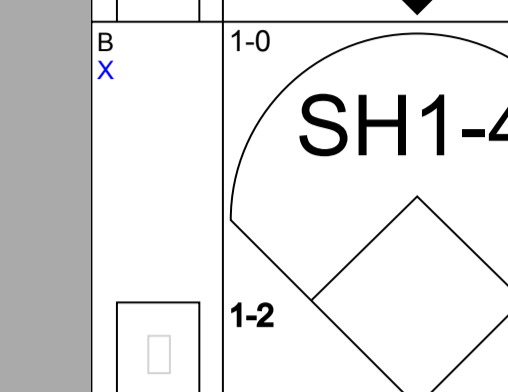
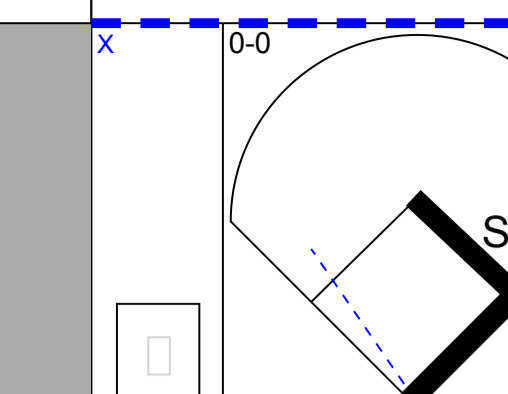
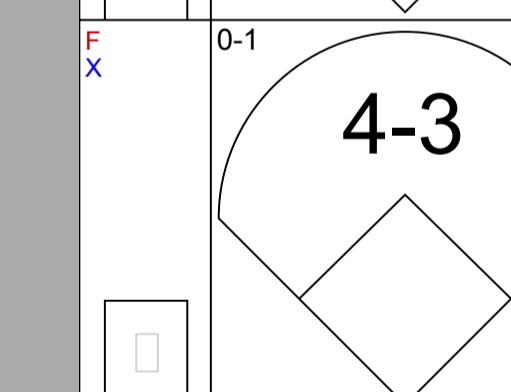
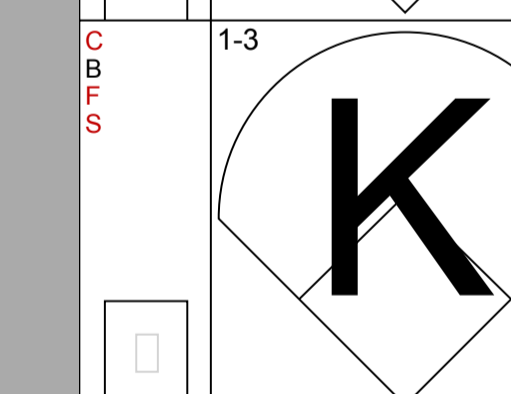
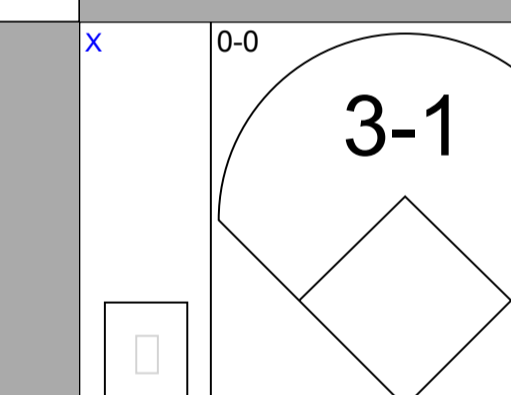






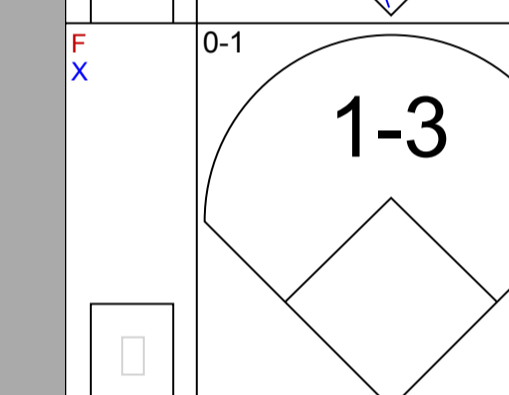
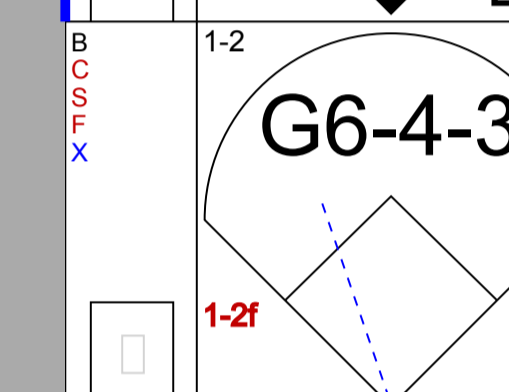
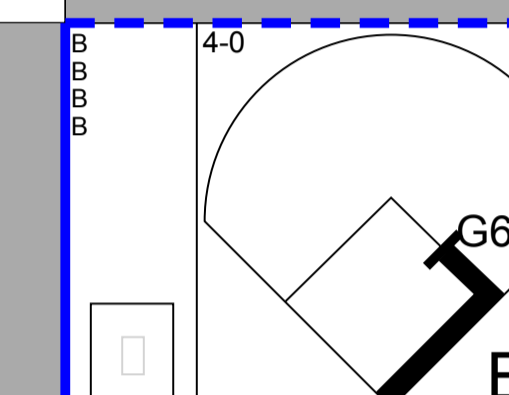



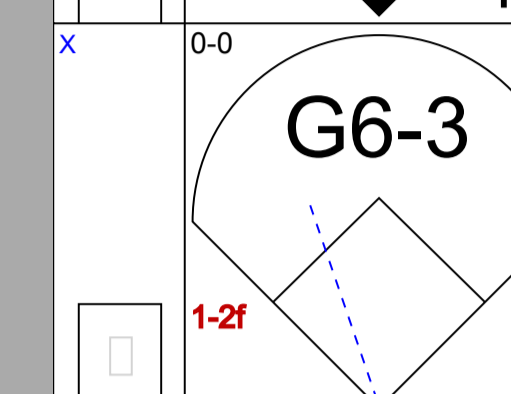
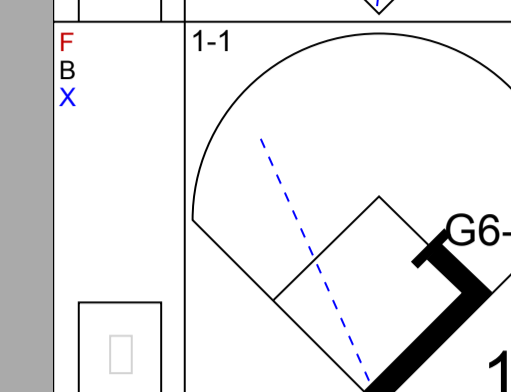
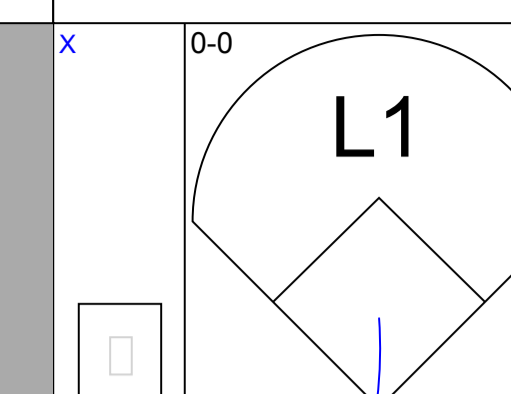
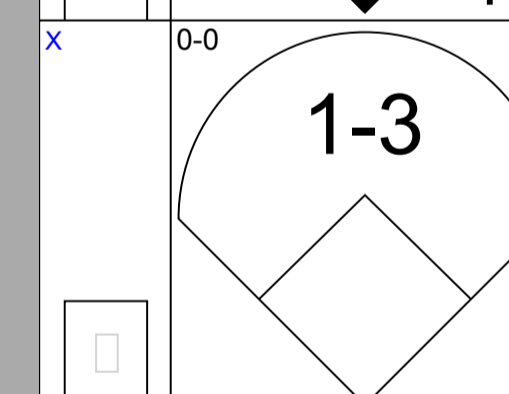
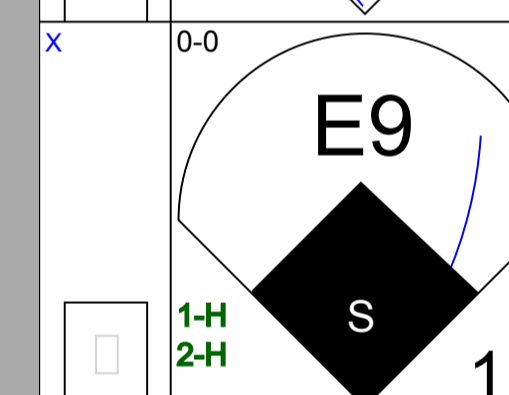
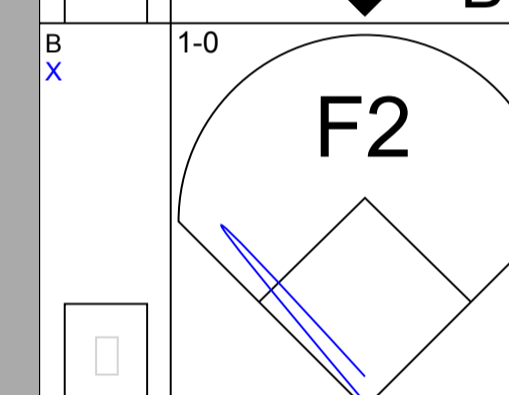
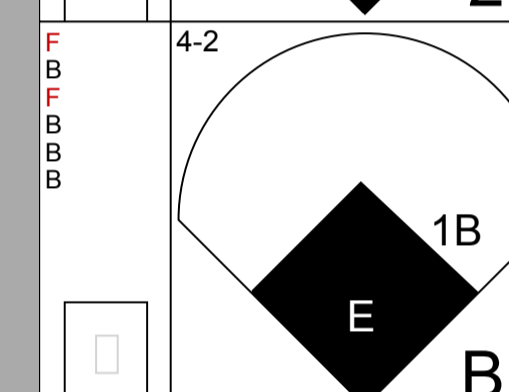
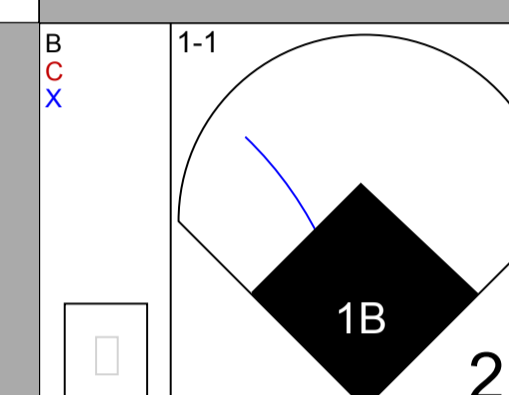

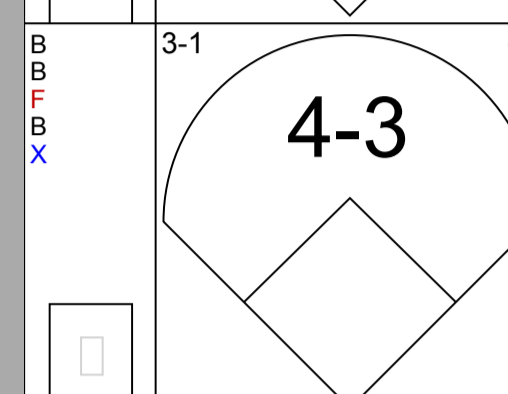
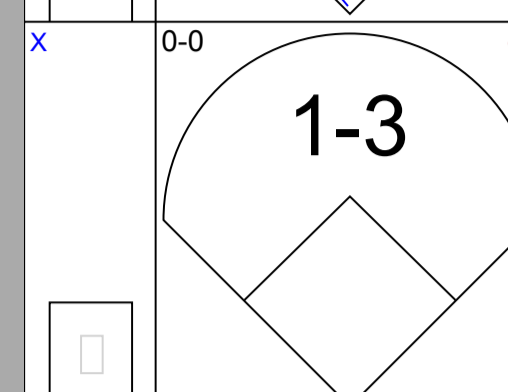
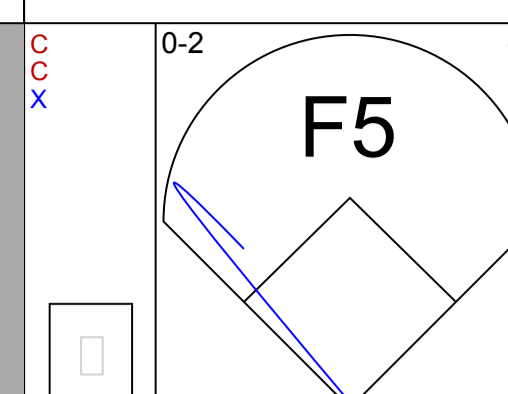
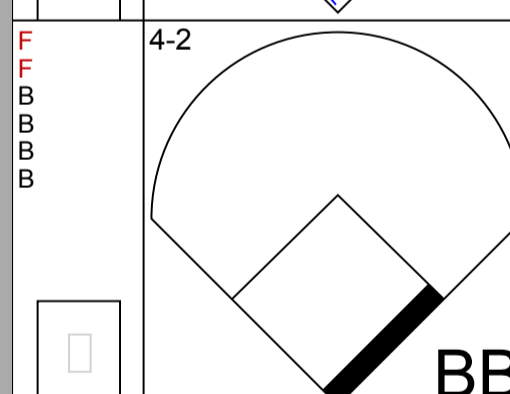
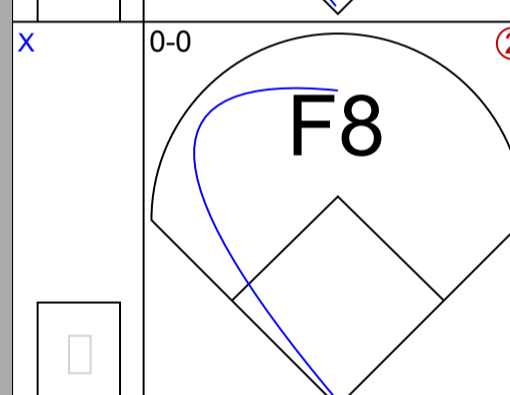
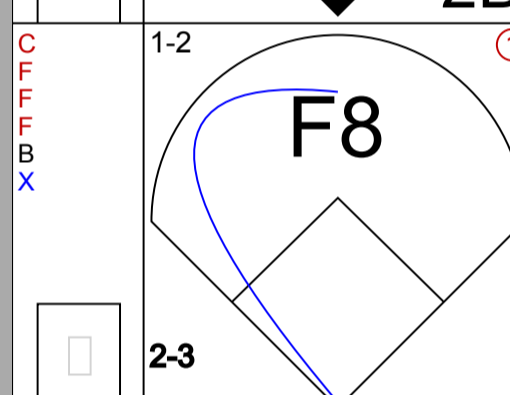
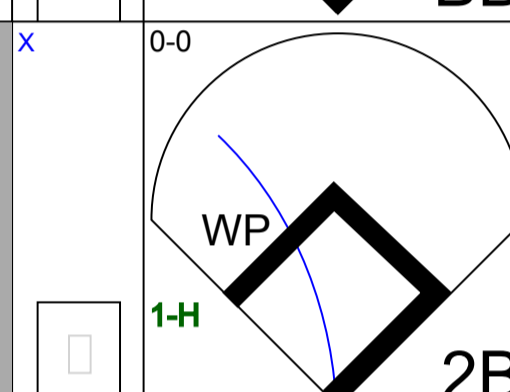
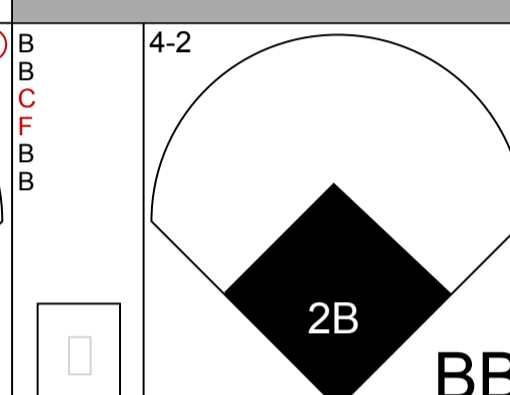

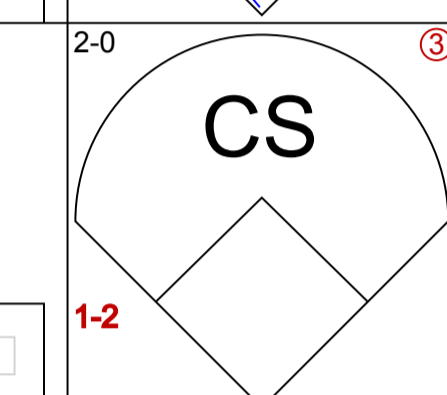
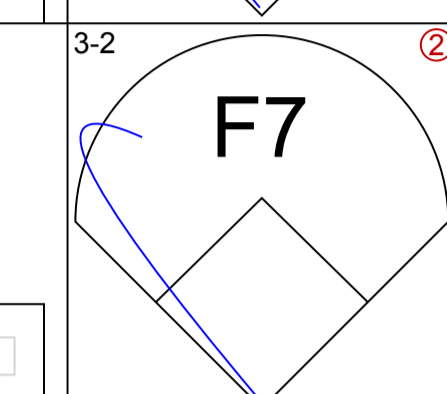
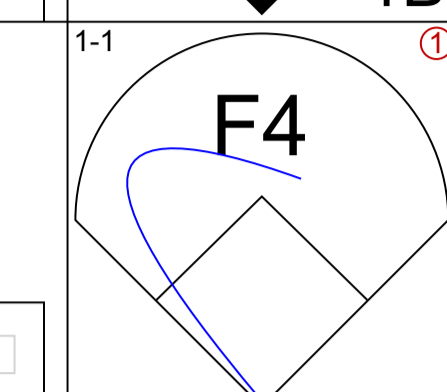
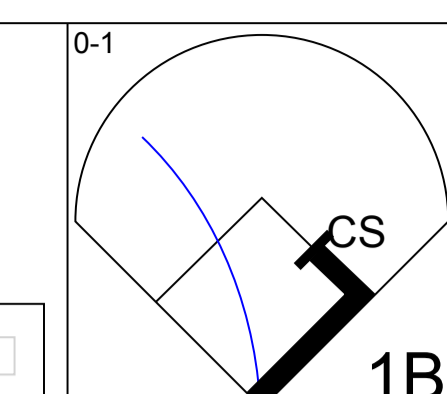
Don Demeter, R (1, 8) OBP: 0.287, SLG: 0.469

John Roseboro, L (1, 2) OBP: 0.317, SLG: 0.365

Maury Wills, S (1, 6) OBP: 0.329, SLG: 0.294

Sandy Koufax, R (1, 1) OBP: 0.100, SLG: 0.100

Inning Stats



4 0 2 0 0 0 0

3 0 1 0 0 0 1

3 0 0 0 1 0 2

1 2 1 0 1 0 0
1 0 0 0 1 0 2

3 1 1 1 1 1 3

4 0 0 0 0 0 3

4 1 1 1 0 1 1

3 0 0 0 1 1 1

3 0 0 0 0 1 2

AB 29
R 4
H 6
RBI 2
BB 5
SO 4
LOB 15

WP: 1 PA: 36
PB: 0
SB: 1
CS: 1

1B: 4 SF: 0
2B: 2 SAC: 1
3B: 0 DP: 2
HR: 0 HBP: 0

WP: 1 PA: 36
PB: 0
SB: 1
CS: 1

1B: 4 SF: 0
2B: 2 SAC: 1
3B: 0 DP: 2
HR: 0 HBP: 0

WP: 1 PA: 36
PB: 0
SB: 1
CS: 1

1B: 4 SF: 0
2B: 2 SAC: 1
3B: 0 DP: 2
HR: 0 HBP: 0

WP: 1 PA: 36
PB: 0
SB: 1
CS: 1

1B: 4 SF: 0
2B: 2 SAC: 1
3B: 0 DP: 2
HR: 0 HBP: 0

WP: 1 PA: 36
PB: 0
SB: 1
CS: 1

1B: 4 SF: 0
2B: 2 SAC: 1
3B: 0 DP: 2
HR: 0 HBP: 0

WP: 1 PA: 36
PB: 0
SB: 1
CS: 1

Los Angeles Dodgers @ Cincinnati Reds
Crosley Field, Cincinnati, OH
Thu May 19 1960, 7:05 PM EDT
Att. 7,355 - Unknown
livebaseballscorecards.com
Dodgers logo

BOTTOM

Los Angeles Dodgers @ Cincinnati Reds
Crosley Field, Cincinnati, OH
Thu May 19 1960, 7:05 PM EDT
Att. 7,355 - Unknown

livebaseballscorecards.com

AB	34
R	5
H	9
RBI	4
BB	3
SO	10
LOB	14



WP:	1	PA:	38
PB:	0	SB:	1
CS:	0		

AB R H RBI BB SO LOB

5	1	2	1	0	1	1
5	0	2	1	0	1	2
4	0	0	0	0	3	2
2	0	0	0	2	1	1
4	0	1	0	0	0	2
4	0	1	0	0	1	3
3	1	0	0	1	1	1
3	2	2	0	0	1	0
1	0	0	0	0	1	0
1	1	1	2	0	0	0
0	0	0	0	0	0	0
1	0	0	0	0	0	1
0	0	0	0	0	0	0
1	0	0	0	0	0	1

1B:	6	SF:	0
2B:	2	SAC:	1
3B:	1	DP:	1
HR:	0	HBP:	0

PITCHER IP WLS BF H R ER SO BB IBB HBP BLK WP HR S P ERA WHIP

Sandy Koufax, L	(1, 1)	IP	8.2	WLS	L	BF	38	H	9	R	5	ER	3	SO	10	BB	3	IBB	0	HBP	0	BLK	0	WP	1	HR	0	S	89	P	143	ERA	3.12	WHIP	1.385
-----------------	--------	----	-----	-----	---	----	----	---	---	---	---	----	---	----	----	----	---	-----	---	-----	---	-----	---	----	---	----	---	---	----	---	-----	-----	------	------	-------

Batter	1	2	3	4	5	6	7	8	9
Eddie Kasko, R OBP: 0.397, SLG: 0.451 (1, 5)	F7		K		WP F2 1B		5-3		2-2 1-H 3B 1B
Vada Pinson, L OBP: 0.349, SLG: 0.445 (1, 8)	K			1B	F2			F8	1-1 1-H 3B
Tony Gonzalez, L OBP: 0.292, SLG: 0.440 (1, 9)	K			K	F5			K	
Frank Robinson, R OBP: 0.409, SLG: 0.604 (1, 3)			K		F3			1B BB	
Lee Walls, R OBP: 0.381, SLG: 0.396 (1, 7)			F7		F3			F8	
Dutch Dotterer, R OBP: 0.176, SLG: 0.412 (1, 2)			1B				K	G3-6-3	F8
Roy McMillan, R OBP: 0.285, SLG: 0.364 (1, 6)			F4		E5 2B			SH3-4 BB	K
Elio Chacon, R OBP: 0.394, SLG: 0.296 (1, 4)			K				SH3-4		0-0 S 1B 1B
Cal McLish, S Willie Jones, R Joe Nuxhall, L Billy Martin, R Jim Brosnan, R Gus Bell, L (1, 1) (5, PH) (6, 1) (7, PH) (8, 1) (9, PH)			K						0-0 F8

Inning Stats	R: 0 E: 0 K: 2 S: 11	H: 0 LOB: 0 BB: 0 P: 16	R: 0 E: 0 K: 1 S: 10	H: 1 LOB: 1 BB: 0 P: 16	R: 0 E: 0 K: 3 S: 10	H: 0 LOB: 0 BB: 0 P: 16	R: 0 E: 0 K: 1 S: 9	H: 1 LOB: 1 BB: 0 P: 14	R: 3 E: 1 K: 1 S: 18	H: 3 LOB: 1 BB: 0 P: 28	R: 0 E: 0 K: 0 S: 3	H: 0 LOB: 0 BB: 1 P: 8	R: 0 E: 0 K: 0 S: 6	H: 0 LOB: 1 BB: 1 P: 10	R: 0 E: 0 K: 1 S: 9	H: 1 LOB: 2 BB: 1 P: 17	R: 2 E: 0 K: 1 S: 13	H: 3 LOB: 1 BB: 0 P: 18	1B: 6 2B: 2 3B: 1 HR: 0	SF: 0 SAC: 1 DP: 1 HBP: 0	WP: 1 PB: 0 SB: 1 CS: 0	PA: 38
---------------------	-------------------------------	----------------------------------	-------------------------------	----------------------------------	-------------------------------	----------------------------------	------------------------------	----------------------------------	-------------------------------	----------------------------------	------------------------------	---------------------------------	------------------------------	----------------------------------	------------------------------	----------------------------------	-------------------------------	----------------------------------	----------------------------------	------------------------------------	----------------------------------	--------

PITCHER Sandy Koufax, L ERA: 5.16 (1, 1)	IP	WLS	BF	H	R	ER	SO	BB	IBB	HBP	BLK	WP	HR	S	P	ERA	WHIP
--	----	-----	----	---	---	----	----	----	-----	-----	-----	----	----	---	---	-----	------

Batter	1	2	3	4	5	6	7	8	9	AB R H RBI BB SO LOB	TOP
Jim Gilliam, S (1, 5) <small>OBP: 0.377, SLG: 0.303</small>	0-2 4-1			1-0 G1-6-3 1B		1-1 CS 1B			2-2 F7	4 0 2 2 0 0 0	
Charlie Neal, R (1, 4) <small>OBP: 0.358, SLG: 0.396</small>	0-1 4-3			1-2 G1-6-3 1-2f		2-3 K			2-2 HR	4 1 1 1 0 1 2	
Wally Moon, L (1, 7) <small>OBP: 0.372, SLG: 0.405</small>	3-1 F6			2-3 K					0-0 4-3	3 0 0 0 1 1 0	
Norm Larker, L (1, 3) <small>OBP: 0.426, SLG: 0.400</small>			1-0 1-3		0-1 6-3				2-1 F7	4 0 0 0 0 0 1	
Frank Howard, R (1, 9) <small>OBP: 0.346, SLG: 0.542</small>			2-3 K		0-0 6-3					3 0 1 0 0 1 0	
Tommy Davis, R (1, 8) <small>OBP: 0.172, SLG: 0.167</small>			2-1 F8		0-1 F7					3 0 0 0 0 0 1	
John Roseboro, L (1, 2) <small>OBP: 0.317, SLG: 0.356</small>			1-0 F3							2 1 0 0 1 0 0	
Maury Wills, S (1, 6) <small>OBP: 0.329, SLG: 0.296</small>			0-0 F8							3 1 1 0 0 0 0	
Johnny Podres, L (1, 1) <small>OBP: 0.222, SLG: 0.067</small> Ed Roebuck, R (5, 1) <small>OBP: 1.000, SLG: 1.000</small> Duke Snider, L (6, PH) <small>OBP: 0.333, SLG: 0.391</small> Clem Labine, R (6, 1) <small>OBP: 1.000, SLG: 2.000</small> Ed Rakow, S (7, 1) <small>OBP: 1.000, SLG: 1.000</small> Bob Aspromonte, R (8, PH) <small>OBP: 0.212, SLG: 0.275</small> Larry Sherry, R (8, 1) <small>OBP: 0.214, SLG: 0.385</small>			1-2 6-3							1 0 0 0 0 0 0 0 0 0 0 0 0 0 1 0 0 0 0 1 2 0 1 0 0 0 0 0 0 0 0 0 0 0 0 0	
Inning Stats	R: 0 H: 0 E: 0 LOB: 0 K: 0 BB: 0 S: 7 P: 10	R: 0 H: 0 E: 0 LOB: 0 K: 1 BB: 0 S: 6 P: 11	R: 0 H: 0 E: 0 LOB: 0 K: 0 BB: 0 S: 5 P: 7	R: 0 H: 1 E: 0 LOB: 0 K: 1 BB: 0 S: 7 P: 11	R: 0 H: 0 E: 0 LOB: 0 K: 0 BB: 0 S: 5 P: 5	R: 2 H: 2 E: 0 LOB: 0 K: 2 BB: 1 S: 15 P: 27	R: 0 H: 1 E: 0 LOB: 1 K: 0 BB: 1 S: 5 P: 10	R: 0 H: 0 E: 0 LOB: 0 K: 0 BB: 0 S: 8 P: 9	R: 1 H: 1 E: 0 LOB: 0 K: 0 BB: 0 S: 9 P: 15	1B: 3 SF: 0 2B: 0 SAC: 0 3B: 1 DP: 2 HR: 1 HBP: 0	WP: 0 PA: 31 PB: 0 SB: 1 CS: 1
PITCHER Gene Conley, R (1, 1) <small>ERA: 4.39</small>	IP WLS BF H R ER SO BB IBB HBP BLK WP HR S P ERA WHIP 9.0 W 31 5 3 3 4 2 0 0 0 0 0 1 67 105 3.00 0.778										

Los Angeles Dodgers @ Philadelphia Phillies
 Connie Mack Stadium, Philadelphia, PA

Fri May 20 1960, 7:05 PM EDT
 Att: 18,681 - Unknown

livebaseballscorecards.com

AB	29
R	3
H	5
RBI	3
BB	2
SO	4
LOB	6



Batter	1	2	3	4	5	6	7	8	9
Tony Taylor, R OBP: 0.347, SLG: 0.419 (1, 4)	0-3 K		0-0 3B 1B		3-2 HR		2-2 6-3	2-1 F9	
Alvin Dark, R OBP: 0.315, SLG: 0.336 (1, 5)	4-1 1B 5-3 BB		0-0 1-3 1-2		0-0 1B 2B		0-0 F8		
Bobby Del Greco, R OBP: 0.400, SLG: 0.526 (1, 8)	0-0 1-3 5-3 1B		0-1 2-H 3B		1-0 2-3 1B		3-1 1B E 2B		
Pancho Herrera, R OBP: 0.342, SLG: 0.434 (1, 3)	2-2 5-3 1-2		1-2 5-3		3-3 K		3-2 E 1B		
Wally Post, R OBP: 0.314, SLG: 0.468 (1, 7) Bobby Gene Smith, R OBP: 0.500, SLG: 0.625 (7, PR) (8, 7)	3-3 K		2-1 1B 2B		1-0 6-3		3-2 E6 1B 2B		
Ken Walters, R OBP: 0.295, SLG: 0.400 (1, 9)		1-2 6-3		1-1 F3		0-0 2B	0-0 2B		
Cal Neeman, R OBP: 0.243, SLG: 0.371 (1, 2)		2-3 K		3-2 F8		1-3 K	0-0 1-3		
Joe Koppe, R OBP: 0.250, SLG: 0.202 (1, 6)		1-3 K		4-0 1B IBB		1-0 F9		0-3 K	
Gene Conley, R OBP: 0.167, SLG: 0.091 (1, 1)			1-0 6-3	2-1 1-2 2-H 1B		1-3 K		0-2 5-3	

Inning Stats	R: 1	H: 1	E: 0	K: 2	S: 11	LOB: 1	BB: 1	P: 20	R: 0	H: 0	E: 0	K: 2	S: 9	LOB: 0	BB: 0	P: 13	R: 1	H: 2	E: 0	K: 0	S: 8	LOB: 1	BB: 0	P: 10	R: 0	H: 2	E: 0	K: 0	S: 10	LOB: 2	BB: 1	P: 22	R: 1	H: 3	E: 0	K: 1	S: 11	LOB: 1	BB: 0	P: 19	R: 0	H: 1	E: 0	K: 2	S: 8	LOB: 1	BB: 0	P: 11	R: 3	H: 4	E: 1	K: 0	S: 14	LOB: 2	BB: 0	P: 25	R: 0	H: 0	E: 0	K: 1	S: 8	LOB: 0	BB: 0	P: 10	R: 0	H: 0	E: 0	K: 1	S: 8	LOB: 0	BB: 0	P: 10
--------------	------	------	------	------	-------	--------	-------	-------	------	------	------	------	------	--------	-------	-------	------	------	------	------	------	--------	-------	-------	------	------	------	------	-------	--------	-------	-------	------	------	------	------	-------	--------	-------	-------	------	------	------	------	------	--------	-------	-------	------	------	------	------	-------	--------	-------	-------	------	------	------	------	------	--------	-------	-------	------	------	------	------	------	--------	-------	-------

PITCHER	IP	WLS	BF	H	R	ER	SO	BB	IBB	HBP	BLK	WP	HR	S	P	ERA	WHIP
Johnny Podres, L ERA: 2.73 (1, 1)	4.0	L	19	6	3	3	4	1	1	0	0	0	1	43	73	6.75	1.750
Ed Roebuck, R ERA: 2.87 (5, 1)	1.0		4	2	0	0	1	0	0	0	0	0	0	6	11	0.00	2.000
Clem Labine, R ERA: 6.75 (6, 1)	1.2		10	5	3	3	2	0	0	0	0	0	0	21	35	16.20	3.000
Ed Rakow, R ERA: 6.43 (7, 1)	0.1		1	0	0	0	0	0	0	0	0	0	0	1	1	0.00	0.000
Larry Sherry, R ERA: 5.36 (8, 1)	1.0		3	0	0	0	1	0	0	0	0	0	0	8	10	0.00	0.000

BOTTOM

Los Angeles Dodgers @ Philadelphia Phillies
 Connie Mack Stadium, Philadelphia, PA

Fri May 20 1960, 7:05 PM EDT
 Att. 18,681 - Unknown

AB	35
R	6
H	13
RBI	6
BB	2
SO	8
LOB	13

livebaseballscorecards.com

1B: 5	SF: 0	WP: 0	PA: 37
2B: 6	SAC: 0	PB: 0	
3B: 1	DP: 0	SB: 0	
HR: 1	HBP: 0	CS: 0	



Batter	1	2	3	4	5	6	7	8	9	AB R H RBI BB SO LOB	TOP						
Jim Gilliam, S (1, 5) <small>OBP: 0.391, SLG: 0.311</small>	4-2 	2-0 			1-2 6-3 		1-0 4-3 SH3 2B 1B 		4-0 	3 3 2 0 2 0 0							
Charlie Neal, R (1, 4) <small>OBP: 0.362, SLG: 0.409</small>	3-2 	0-3 			0-2 		1-0 SH3 		1-3 	4 2 2 1 0 2 2							
Wally Moon, L (1, 7) <small>OBP: 0.366, SLG: 0.400</small>	0-1 	2-0 			3-2 		2-2 		3-1 	4 1 1 1 0 0 3							
Norm Larker, L (1, 3) <small>OBP: 0.441, SLG: 0.460</small> Joe Pignatano, R (9, PR) <small>OBP: 0.250, SLG: 0.455</small> Gil Hodges, R (9, 3) <small>OBP: 0.271, SLG: 0.360</small>	2-2 		0-0 		2-1 		3-2 		2-1 	5 2 3 2 0 0 1 0 0 0 0 0 0 0 0 0 0 0 0 0 0							
Frank Howard, R (1, 9) <small>OBP: 0.419, SLG: 0.586</small>	0-2 		2-2 		1-0 		1-0 		0-1 	5 1 4 3 0 0 1							
Tommy Davis, R (1, 8) <small>OBP: 0.161, SLG: 0.155</small> Don Demeter, R (7, 8) <small>OBP: 0.284, SLG: 0.463</small>	2-2 		1-0 		1-1 		0-3 		0-3 	4 0 0 0 0 1 3 1 0 0 0 0 1 2							
John Roseboro, L (1, 2) <small>OBP: 0.312, SLG: 0.359</small>	1-2 			0-0 		3-2 		0-0 	3-3 	5 0 1 1 0 1 3							
Maury Wills, S (1, 6) <small>OBP: 0.321, SLG: 0.288</small> Duke Snider, L (6, PH) <small>OBP: 0.329, SLG: 0.385</small> Bob Lillis, R (6, 6)	1-1 			2-2 		1-1 		0-0 		2 0 0 0 0 0 1 1 0 0 0 0 0 1 1 0 0 0 0 0 0							
Stan Williams, R (1, 1) Larry Sherry, R (2, 1) <small>OBP: 0.200, SLG: 0.357</small> Chuck Essegian, R (6, PH) <small>OBP: 0.269, SLG: 0.400</small> Ed Roebuck, R (6, 1) <small>OBP: 1.000, SLG: 1.000</small> Don Drysdale, R (7, 1) <small>OBP: 0.250, SLG: 0.348</small>		1-3 		3-2 		0-0 		3-2 		1 0 0 0 0 1 0 1 0 0 0 0 0 0 1 0 0 0 0 0 1 0 0 0 0 0 0 0 1 0 0 0 0 0 0							
Inning Stats	R: 4 H: 3 E: 2 LOB: 1 K: 0 BB: 1 S: 25 P: 37	R: 0 H: 1 E: 0 LOB: 1 K: 2 BB: 0 S: 9 P: 14	R: 0 H: 1 E: 0 LOB: 0 K: 0 BB: 0 S: 5 P: 8	R: 0 H: 0 E: 0 LOB: 0 K: 0 BB: 0 S: 10 P: 15	R: 1 H: 2 E: 0 LOB: 1 K: 0 BB: 0 S: 12 P: 19	R: 0 H: 1 E: 0 LOB: 1 K: 0 BB: 0 S: 9 P: 14	R: 2 H: 3 E: 0 LOB: 1 K: 1 BB: 0 S: 12 P: 20	R: 0 H: 0 E: 0 LOB: 0 K: 0 BB: 0 S: 5 P: 8	R: 2 H: 2 E: 1 LOB: 2 K: 3 BB: 1 S: 15 P: 28	1B: 9 SF: 1 2B: 4 SAC: 1 3B: 0 DP: 1 HR: 0 HBP: 0	WP: 1 PA: 43 PB: 1 SB: 1 CS: 0						
PITCHER	IP WLS BF H R ER SO BB IBB HBP BLK WP HR S P ERA WHIP											PITCHER	IP WLS BF H R ER SO BB IBB HBP BLK WP HR S P ERA WHIP				
Jack Meyer, R (1, 1) <small>ERA: 4.32</small>	0.1	5	3	4	3	0	1	0	0	0	0	0	0	16	24	81.00	12.000
Humberto Robinson, R (1, 1) <small>ERA: 4.66</small>	1.2	7	1	0	0	2	0	0	0	0	1	0	18	27	0.00	0.600	
John Buzhardt, R (3, 1) <small>ERA: 4.15</small>	4.0		15	4	1	1	0	0	0	0	0	0	36	56	2.25	1.000	
Ruben Gomez, R (7, 1) <small>ERA: 3.48</small>	2.0	L	9	3	2	2	1	0	0	0	0	0	17	28	9.00	1.500	
Turk Farrell, R (9, 1) <small>ERA: 2.28</small>	1.0		7	2	2	1	3	1	0	0	0	0	15	28	9.00	3.000	

Los Angeles Dodgers @ Philadelphia Phillies
 Connie Mack Stadium, Philadelphia, PA
 Sun May 22 1960, 3:33 AM EDT
 Att. 12,780 - Unknown

livebaseballscorecards.com

AB	39
R	9
H	13
RBI	8
BB	2
SO	6
LOB	18



BOTTOM

Los Angeles Dodgers @ Philadelphia Phillies
Connie Mack Stadium, Philadelphia, PA

Sun May 22 1960, 3:33 AM EDT
Att. 12,780 - Unknown

livebaseballscorecards.com

AB 36
R 6
H 9
RBI 5
BB 6
SO 9
LOB 18



WP: 0 PA: 43
PB: 0
SB: 2
CS: 0

AB R H RBI BB SO LOB

4 1 0 1 0 0 1

5 0 1 1 0 2 1

3 0 0 0 2 1 1

4 1 0 0 1 3 3

0 0 0 0 0 0 0

5 2 2 2 0 1 1

4 0 2 1 1 0 1

0 0 0 0 0 0 0

4 1 2 0 1 0 3

4 1 1 0 0 2 5


0 0 0 0 0 0 0
0 0 0 0 0 0 0
0 0 0 0 1 0 0
0 0 0 0 0 0 0
0 0 0 0 0 0 0
2 0 1 0 0 0 2
0 0 0 0 0 0 0
1 0 0 0 0 0 0
0 0 0 0 0 0 0

1B: 7 SF: 1
2B: 1 SAC: 0
3B: 0 DP: 0
HR: 1 HBP: 0

Batter	1	2	3	4	5	6	7	8	9
Tony Taylor, R OBP: 0.333, SLG: 0.404 (1, 4)	2-1 1-3	2-0 SF9		0-1 FC4-6 2B		3-2 F9		0-0 6-3	
Tony Curry, L OBP: 0.392, SLG: 0.551 (1, 7) (3, 9)	1-1 G3	1-3 K		0-1 3-1 2B		2-1 3-1		1-3 K	
Johnny Callison, L OBP: 0.369, SLG: 0.449 (1, 8)	4-0 BB			1-2 3-1		1-0 4-3		4-2 1B BB	
Pancho Herrera, R OBP: 0.336, SLG: 0.418 (1, 3)	2-2 F8		4-2 HR BB	2-3 K		0-3 K		0-3 K	
Ken Walters, R OBP: 0.295, SLG: 0.400 Harry Anderson, L OBP: 0.386, SLG: 0.479 (2, PH) (3, 7)		3-2 E7 1B	0-0 HR		0-1 4-3	0-0 1B 1B		3-3 K	
Alvin Dark, R OBP: 0.326, SLG: 0.342 (1, 5)	1-1 FC1-5 1B		4-1 FC3-6 BB		2-2 1-3	1-0 F9		0-0 1-3 1B	
Cal Neeman, R OBP: 0.243, SLG: 0.371 Clay Dalrymple, L OBP: 0.333, SLG: 0.409 (2, PH) (3, 2)	1-1 FC1-5 E 1B		1-0 FC3-6 1-2f		4-0 1B BB	1-1 1-2 1B		3-1 F5	
Joe Koppe, R OBP: 0.250, SLG: 0.204 (1, 6)		0-0 FC1-5 SF9	0-3 K		1-2 1-2 1B	1-3 K			
Jack Meyer, R OBP: 0.222, SLG: 0.125 Humberto Robinson, R OBP: 0.250, SLG: 0.250 Wally Post, R OBP: 0.327, SLG: 0.468 Bobby Makmus, R OBP: 0.190, SLG: 0.256 John Buzhardt, R OBP: 0.300, SLG: 0.300 Ruben Gomez, R OBP: 0.222, SLG: 0.125 Bobby Del Greco, R OBP: 0.386, SLG: 0.519 Turk Farrell, R (1, 1) (1, 1) (2, PH) (2, PR) (3, 1) (7, 1) (8, PH) (9, 1)	4-2 SAFE S BB			0-0 FC4-6 1B		0-0 F9		1-0 5-3	

Inning Stats	R: 0	H: 0	E: 0	K: 0	S: 7	LOB: 1	BB: 1	P: 16
	R: 3	H: 2	E: 2	K: 1	S: 15	LOB: 2	BB: 1	P: 27
	R: 2	H: 1	E: 0	K: 2	S: 11	LOB: 1	BB: 2	P: 22
	R: 1	H: 2	E: 0	K: 1	S: 11	LOB: 1	BB: 0	P: 14
	R: 0	H: 1	E: 0	K: 0	S: 9	LOB: 2	BB: 1	P: 16
	R: 0	H: 0	E: 0	K: 0	S: 7	LOB: 0	BB: 0	P: 13
	R: 0	H: 2	E: 0	K: 2	S: 12	LOB: 2	BB: 0	P: 15
	R: 0	H: 0	E: 0	K: 1	S: 5	LOB: 0	BB: 0	P: 7
	R: 0	H: 1	E: 0	K: 2	S: 12	LOB: 2	BB: 1	P: 22

PITCHER	IP	WLS	BF	H	R	ER	SO	BB	IBB	HBP	BLK	WP	HR	S	P	ERA	WHIP
Stan Williams, R ERA: 2.36 (1, 1)	1.1		9	2	3	0	0	2	0	0	0	0	0	18	36	0.00	3.000
Larry Sherry, R ERA: 5.51 (2, 1)	3.2		18	4	3	3	4	3	0	0	0	0	1	35	59	7.36	1.909
Ed Roebuck, R ERA: 2.6 (6, 1)	1.2	W	7	2	0	0	1	0	0	0	0	0	0	14	22	0.00	1.200
Don Drysdale, R ERA: 2.57 (7, 1)	2.1	S	9	1	0	0	4	1	0	0	0	0	0	22	35	0.00	0.857

Batter	1	2	3	4	5	6	7	8	9	AB R H RBI BB SO LOB	TOP											
Jim Gilliam, S (1, 5) <small>OBP: 0.387, SLG: 0.304</small>	0-0 1-3		4-1 1B BB			0-2 L9		1-1 E3 SH1-4		3 0 0 0 1 0 0												
Charlie Neal, R (1, 4) <small>OBP: 0.354, SLG: 0.398</small>	1-2 1-3		0-0 5-3			1-0 F2		0-1 SH1-4		3 0 0 0 0 0 1												
Wally Moon, L (1, 7) <small>OBP: 0.370, SLG: 0.398</small>	4-0 BB		2-0 1B			2-2 L9		1-1 3-1		3 0 1 0 1 0 1												
Norm Larker, L (1, 3) Gil Hodges, R (8, 3) <small>OBP: 0.429, SLG: 0.463</small> <small>OBP: 0.271, SLG: 0.360</small>	1-0 F9			2-2 4-3		0-1 2B		1-1 4-3		4 1 1 0 0 0 2 0 0 0 0 0 0 0												
Frank Howard, R (1, 9) Joe Pignatano, R (9, PR) Don Demeter, R (9, 8) <small>OBP: 0.400, SLG: 0.531</small> <small>OBP: 0.250, SLG: 0.455</small> <small>OBP: 0.284, SLG: 0.463</small>		2-3 K		2-3 K		0-0 6-3		4-2 E S BB		3 0 0 0 1 2 1 0 0 0 0 0 0 0 0 0 0 0 0 0 0												
John Roseboro, L (1, 2) <small>OBP: 0.310, SLG: 0.354</small>		3-1 1B		0-2 4-3		0-0 L9		0-0 B2		4 0 1 0 0 0 2												
Tommy Davis, R (1, 8) <small>OBP: 0.167, SLG: 0.177</small>		1-3 K			1-1 6-3		0-1 2B		0-0 L9	4 0 1 1 0 1 2	AB 30 R 1 H 4 RBI 1 BB 5 SO 6 LOB 14											
Maury Wills, S (1, 6) <small>OBP: 0.329, SLG: 0.280</small>		1-2 1-3			1-0 5-3		4-0 IBB		4-1 S IBB	2 0 0 0 2 0 1												
Sandy Koufax, R (1, 1) <small>OBP: 0.071, SLG: 0.071</small>			0-3 K		3-3 K		2-3 K		2-2 1-3	4 0 0 0 0 3 4												
Inning Stats	R: 0 E: 0 K: 0 S: 5	H: 0 LOB: 1 BB: 1 P: 11	R: 0 E: 0 K: 2 S: 14	H: 1 LOB: 1 BB: 0 P: 21	R: 0 E: 0 K: 1 S: 6	H: 1 LOB: 2 BB: 1 P: 12	R: 0 E: 0 K: 1 S: 10	H: 0 LOB: 0 BB: 0 P: 14	R: 0 E: 0 K: 1 S: 8	H: 0 LOB: 0 BB: 0 P: 13	R: 0 E: 0 K: 0 S: 7	H: 0 LOB: 0 BB: 0 P: 10	R: 1 E: 0 K: 1 S: 9	H: 2 LOB: 2 BB: 1 P: 15	R: 0 E: 1 K: 0 S: 8	H: 0 LOB: 1 BB: 0 P: 11	R: 0 E: 0 K: 0 S: 10	H: 0 LOB: 3 BB: 2 P: 19	1B: 2 2B: 2 3B: 0 HR: 0	SF: 0 SAC: 1 DP: 0 HBP: 0	WP: 0 PB: 0 SB: 2 CS: 0	PA: 36
PITCHER Bennie Daniels, R (1, 1) <small>ERA: 6.15</small> Roy Face, R (8, 1) <small>ERA: 3.62</small>	IP	WLS	BF	H	R	ER	SO	BB	IBB	HBP	BLK	WP	HR	S	P	ERA	WHIP					
	7.0	L	27	4	1	1	6	2	1	0	0	0	0	59	96	1.29	0.857					
	2.0		9	0	0	0	0	1	1	0	0	0	0	18	30	0.00	0.500					

Los Angeles Dodgers @ Pittsburgh Pirates
 Forbes Field, Pittsburgh, PA
 Mon May 23 1960, 7:05 PM EDT
 Att. 16,936 - Unknown

livebaseballscorecards.com

Batter	1	2	3	4	5	6	7	8	9	AB R H RBI BB SO LOB
Bob Skinner, L OBP: 0.454, SLG: 0.654 (1, 7)	4-2 BB	4-1 FC6-4 BB			0-3 K		1-3 K			2 0 0 0 2 2 0
Dick Groat, R OBP: 0.333, SLG: 0.364 (1, 6)	1-3 K	2-2 FC6-4			2-2 2-3			2-2 5-3		4 0 0 0 0 1 4
Roberto Clemente, R OBP: 0.392, SLG: 0.581 (1, 9)	0-3 K		1-2 6-3		1-1 5-3			0-1 6-3		4 0 0 0 0 1 1
Dick Stuart, R OBP: 0.304, SLG: 0.387 (1, 3)	4-1 BB		3-1 L7		1-3 K			1-1 6-3		3 0 0 0 1 1 0
Don Hoak, R OBP: 0.362, SLG: 0.347 (1, 5)	1-3 K		4-1 BB		0-0 F8			2-3 K		3 0 0 0 1 2 2
Hal Smith, R OBP: 0.325, SLG: 0.581 (1, 2)		0-1 L7	1-3 K		4-1 BB			1-2 6-3		3 0 0 0 1 1 1
Gino Cimoli, R OBP: 0.398, SLG: 0.403 (1, 8)		1-1 F3		1-1 F7		1-0 F9		0-1 F8		4 0 0 0 0 0 1
Bill Mazerowski, R OBP: 0.250, SLG: 0.431 (1, 4)		4-0 BB 1B BB		0-2 F7		1-2 F2				2 0 0 0 1 0 0
Bennie Daniels, L OBP: 0.273, SLG: 0.273 (1, 1)		1-2 BB		1-3 K			1-3 K			2 0 1 0 0 1 0
Gene Baker, R OBP: 0.200, SLG: 0.143 (7, PH)		1-2 BB								1 0 0 0 0 1 0
Roy Face, R (8, 1)		1-2 1B								0 0 0 0 0 0 0

Inning Stats	R: 0 E: 0 K: 3 S: 12	H: 0 LOB: 2 BB: 2 P: 22	R: 0 E: 0 K: 0 S: 11	H: 1 LOB: 3 BB: 2 P: 23	R: 0 E: 0 K: 1 S: 11	H: 0 LOB: 1 BB: 1 P: 20	R: 0 E: 0 K: 1 S: 9	H: 0 LOB: 0 BB: 0 P: 11	R: 0 E: 0 K: 1 S: 9	H: 0 LOB: 0 BB: 0 P: 12	R: 0 E: 0 K: 1 S: 6	H: 0 LOB: 1 BB: 1 P: 12	R: 0 E: 0 K: 2 S: 11	H: 0 LOB: 0 BB: 0 P: 14	R: 0 E: 0 K: 0 S: 7	H: 0 LOB: 0 BB: 0 P: 10	R: 0 E: 0 K: 1 S: 8	H: 0 LOB: 0 BB: 0 P: 11	1B: 1 2B: 0 3B: 0 HR: 0	SF: 0 SAC: 0 DP: 0 HBP: 0	WP: 0 PB: 0 SB: 1 CS: 0	PA: 34
PITCHER Sandy Koufax, L ERA: 3.96 (1, 1)	IP 9.0	WLS W	BF 34	H 1	R 0	ER 0	SO 10	BB 6	IBB 0	HBP 0	BLK 0	WP 0	HR 0	S 84	P 135	ERA 0.00	WHIP 0.778					

BOTTOM


Los Angeles Dodgers @ Pittsburgh Pirates
Forbes Field, Pittsburgh, PA
Mon May 23 1960, 7:05 PM EDT
Att. 16,936 - Unknown

AB	28
R	0
H	1
RBI	0
BB	6
SO	10
LOB	9



Batter	1	2	3	4	5	6	7	8	9	AB R H RBI BB SO LOB	TOP
Jim Gilliam, S (1, 5) OBP: 0.394, SLG: 0.318 B C X X	2-1 F6 ①		0-1 2B C X		1-0 SH E 1B B X		0-0 E3 SH1-4 X		4-2 BB B C C C B	4 1 2 0 1 0 0	Los Angeles Dodgers @ Pittsburgh Pirates Forbes Field, Pittsburgh, PA Tue May 24 1960, 7:05 PM EDT Att. 22,920 - Unknown livebaseballscorecards.com
Charlie Neal, R (1, 4) OBP: 0.346, SLG: 0.388 S C B B F X X	2-2 1-4-3 ②		0-2 4-3 ① L S X		0-0 SH SF8 1-H X		0-0 SH1-4 ① 1-2	0-0 F9 ③	3 1 0 0 0 0 2		
Wally Moon, L (1, 7) OBP: 0.359, SLG: 0.385 B X X	1-0 F8 ③		0-2 4-3 ② S F F X		3-3 K ① S B B F C F C S F X		1-3 K ② C F B B C		4 0 0 0 0 2 3		
Frank Howard, R (1, 9) OBP: 0.385, SLG: 0.514 S B B B B F F S X		3-2 HR 1B S B B B B F F S	2-3 K ③		1-2 SF8 ② S B B F X		0-2 5-3 ③ C C C X		3 1 1 1 0 1 2		
Gil Hodges, R (1, 3) OBP: 0.280, SLG: 0.400 X		0-0 HR 1B 1-H X		1-1 6-3 ① B C X	3-2 6-3 ③		1-1 L4-6 SH1-4 1B B C X		4 1 2 2 0 0 0		
Tommy Davis, R (1, 8) Don Demeter, R (6, 8) OBP: 0.159, SLG: 0.169 OBP: 0.284, SLG: 0.463 B X X	1-0 L9 ①		2-0 F7 ② B B X		0-3 K ① F C S		0-0 SH1-4 ① 1-2		3 0 0 0 0 1 0 0 0 0 0 0 0 0		
Joe Pignatano, R (1, 2) OBP: 0.313, SLG: 0.385 B B B B B X	4-1 BB B B B B B		4-1 BB B B B B B		2-0 5-3 ② B B X		2-2 L4-6 ③ F B F B F X	2-3	2 0 0 0 2 0 1		
Maury Wills, S (1, 6) OBP: 0.337, SLG: 0.291 L B F X X	1-1 F8 ②		2-2 1B 1-3 C B B B F F X		1-0 1B B X		0-0 B2 ① X		4 0 2 0 0 0 1		
Johnny Podres, L (1, 1) OBP: 0.182, SLG: 0.053 S B B F C X X	1-3 K ③		1-2 4-3 ③ S B B F F X		0-0 1-3 ③ X		0-0 B5-3 ② X		4 0 0 0 0 1 4		
Inning Stats	R: 0 E: 0 K: 0 S: 7 H: 0 LOB: 0 BB: 0 P: 12	R: 2 E: 0 K: 1 S: 12 H: 2 LOB: 1 BB: 1 P: 22	R: 0 E: 0 K: 1 S: 12 H: 1 LOB: 1 BB: 0 P: 14	R: 0 E: 0 K: 0 S: 11 H: 1 LOB: 2 BB: 1 P: 21	R: 2 E: 1 K: 1 S: 13 H: 1 LOB: 0 BB: 0 P: 21	R: 0 E: 0 K: 1 S: 6 H: 1 LOB: 1 BB: 0 P: 9	R: 0 E: 1 K: 1 S: 8 H: 0 LOB: 1 BB: 0 P: 9	R: 0 E: 0 K: 0 S: 7 H: 1 LOB: 0 BB: 0 P: 10	R: 0 E: 0 K: 0 S: 5 H: 0 LOB: 1 BB: 1 P: 9	1B: 5 2B: 2 3B: 0 HR: 1 SF: 1 SAC: 3 DP: 1 HBP: 0	WP: 0 PB: 0 SB: 0 CS: 0 PA: 38
PITCHER Joe Gibbon, L (1, 1) ERA: 3.47 Paul Giel, R (6, 1) ERA: 5.87 Fred Green, L (7, 1) ERA: 3.38	IP WLS BF H R ER SO BB IBB HBP BLK WP HR S P ERA WHIP	IP WLS BF H R ER SO BB IBB HBP BLK WP HR S P ERA WHIP	IP WLS BF H R ER SO BB IBB HBP BLK WP HR S P ERA WHIP	IP WLS BF H R ER SO BB IBB HBP BLK WP HR S P ERA WHIP	IP WLS BF H R ER SO BB IBB HBP BLK WP HR S P ERA WHIP	IP WLS BF H R ER SO BB IBB HBP BLK WP HR S P ERA WHIP	IP WLS BF H R ER SO BB IBB HBP BLK WP HR S P ERA WHIP	IP WLS BF H R ER SO BB IBB HBP BLK WP HR S P ERA WHIP	IP WLS BF H R ER SO BB IBB HBP BLK WP HR S P ERA WHIP	IP WLS BF H R ER SO BB IBB HBP BLK WP HR S P ERA WHIP	



Batter	1	2	3	4	5	6	7	8	9	AB R H RBI BB SO LOB	TOP											
Jim Gilliam, S (1, 5) <small>OBP: 0.384, SLG: 0.308</small>	0-0 4-3		0-0 B1-3		2-2 F7			0-0 F8		4 0 0 0 0 0 0												
Charlie Neal, R (1, 4) <small>OBP: 0.343, SLG: 0.383</small>	2-1 F8		1-0 F3			0-2 4-3		0-0 S 2B 1B		4 1 1 0 0 0 0												
Wally Moon, L (1, 7) <small>OBP: 0.363, SLG: 0.384</small>	4-1 CS BB		1-2 1B			1-1 6-3		1-3 K 1-2		3 0 1 0 1 1 1												
Duke Snider, L (1, 8) Don Demeter, R (6, PH) <small>OBP: 0.321, SLG: 0.373</small> <small>OBP: 0.300, SLG: 0.524</small>	1-0 CS 1-2	3-2 F5	1-0 F8			2-0 HR		2-2 2-H 2B		2 0 0 0 0 0 1 2 1 2 2 0 0 0												
Frank Howard, R (1, 9) <small>OBP: 0.372, SLG: 0.564</small>		0-1 HR		2-3 K		0-1 6-3		0-1 F8		4 1 1 1 0 1 1												
Norm Larker, L (1, 3) Gil Hodges, R (7, PH) <small>OBP: 0.431, SLG: 0.464</small> <small>OBP: 0.284, SLG: 0.396</small>		1-0 HR 1B		3-1 F7			3-2 F8		4-1 4-3 6-3 BB	2 1 1 0 0 0 0 1 0 0 0 1 0 0												
John Roseboro, L (1, 2) Joe Pignatano, R (7, PH) <small>OBP: 0.313, SLG: 0.388</small> <small>OBP: 0.333, SLG: 0.400</small>		1-0 1-H HR		3-3 K			2-1 1B		1-0 6-3 1-2	2 1 1 2 0 1 0 2 0 1 0 0 0 1	AB 34 R 5 H 8 RBI 5 BB 2 SO 8 LOB 8											
Maury Wills, S (1, 6) <small>OBP: 0.323, SLG: 0.277</small>		0-1 4-3		0-3 K			0-0 F9		0-0 4-3 2-3	4 0 0 0 0 1 2												
Don Drysdale, R (1, 1) <small>OBP: 0.214, SLG: 0.296</small>		1-3 K		0-3 K			0-3 K		1-3 K	4 0 0 0 0 4 2												
Inning Stats	R: 0 E: 0 K: 0 S: 4	H: 0 LOB: 0 BB: 1 P: 11	R: 3 E: 0 K: 1 S: 12	H: 3 LOB: 0 BB: 0 P: 18	R: 0 E: 0 K: 2 S: 6	H: 1 LOB: 1 BB: 0 P: 9	R: 0 E: 0 K: 2 S: 8	H: 0 LOB: 0 BB: 0 P: 16	R: 0 E: 0 K: 1 S: 9	H: 0 LOB: 0 BB: 0 P: 11	R: 1 E: 0 K: 0 S: 9	H: 1 LOB: 0 BB: 0 P: 12	R: 0 E: 0 K: 1 S: 9	H: 1 LOB: 1 BB: 0 P: 14	R: 1 E: 0 K: 1 S: 11	H: 2 LOB: 1 BB: 0 P: 14	R: 0 E: 0 K: 1 S: 6	H: 0 LOB: 1 BB: 1 P: 12	1B: 4 2B: 1 3B: 0 HR: 3	SF: 0 SAC: 0 DP: 0 HBP: 0	WP: 0 PB: 0 SB: 1 CS: 1	PA: 37
PITCHER	IP WLS BF H R ER SO BB IBB HBP BLK WP HR S P ERA WHIP																					
Jim Umbricht, R (1, 1) <small>ERA: 6.26</small>	5.0 L 19 4 3 3 5 1 0 0 0 0 0 2 39 65 5.40 1.000																					
Don Gross, L (6, 1) <small>ERA: 3.38</small>	2.0 8 2 1 1 1 0 0 0 0 0 1 18 26 4.50 1.000																					
Paul Giel, R (8, 1) <small>ERA: 5.71</small>	2.0 9 2 1 1 2 1 0 0 0 0 0 0 17 26 4.50 1.500																					

Los Angeles Dodgers @ Pittsburgh Pirates
 Forbes Field, Pittsburgh, PA
 Wed May 25 1960, 7:05 PM EDT
 Att. 23,975 - Unknown

livebaseballscorecards.com

Batter	1	2	3	4	5	6	7	8	9	AB R H RBI BB SO LOB	TOP
Jim Gilliam, S (1, 5) <small>OBP: 0.387, SLG: 0.304</small>										2 1 0 0 2 1 1	
Charlie Neal, R (1, 4) <small>OBP: 0.340, SLG: 0.374</small>										3 0 0 0 1 0 3	
Wally Moon, L (1, 7) <small>OBP: 0.360, SLG: 0.380</small>										4 1 1 1 0 0 2	
Norm Larker, L (1, 3) Joe Pignatano, R (8, 2) <small>OBP: 0.420, SLG: 0.450</small> <small>OBP: 0.333, SLG: 0.400</small>										4 0 1 0 0 0 1 0 0 0 0 0 0 0	
Frank Howard, R (1, 9) <small>OBP: 0.383, SLG: 0.558</small>										4 1 2 1 0 1 0	
Duke Snider, L (1, 8) Don Demeter, R (8, PH) <small>OBP: 0.333, SLG: 0.386</small> <small>OBP: 0.297, SLG: 0.518</small>										3 1 2 0 0 1 2 1 0 0 0 0 0 0	
John Roseboro, L (1, 2) Gil Hodges, R (8, PH) <small>OBP: 0.314, SLG: 0.386</small> <small>OBP: 0.282, SLG: 0.391</small>										3 0 1 1 0 0 3 1 0 0 0 0 0 0	
Maury Wills, S (1, 6) <small>OBP: 0.330, SLG: 0.279</small>										3 1 1 0 1 0 1	
Stan Williams, R (1, 1) Larry Sherry, R (7, 1) <small>OBP: 0.091, SLG: 0.091</small> <small>OBP: 0.188, SLG: 0.333</small>										3 0 1 1 0 2 1 1 0 0 0 0 0 0	
Inning Stats	R: 0 H: 0 E: 0 LOB: 1 K: 1 BB: 1 S: 8 P: 17	R: 2 H: 3 E: 0 LOB: 0 K: 1 BB: 0 S: 14 P: 25	R: 2 H: 3 E: 0 LOB: 2 K: 1 BB: 1 S: 16 P: 26	R: 1 H: 1 E: 0 LOB: 1 K: 0 BB: 1 S: 12 P: 21	R: 0 H: 1 E: 0 LOB: 1 K: 0 BB: 0 S: 5 P: 9	R: 0 H: 1 E: 0 LOB: 1 K: 1 BB: 0 S: 14 P: 20	R: 0 H: 0 E: 0 LOB: 0 K: 1 BB: 0 S: 7 P: 12	R: 0 H: 0 E: 0 LOB: 0 K: 0 BB: 0 S: 6 P: 7	R: 0 H: 0 E: 0 LOB: 0 K: 0 BB: 1 S: 3 P: 10	1B: 9 SF: 0 2B: 0 SAC: 2 3B: 0 DP: 2 HR: 0 HBP: 0	WP: 0 PA: 38 PB: 0 SB: 1 CS: 0
PITCHER	Glen Hobbie, R (1, 1) <small>ERA: 5.69</small>	Don Elston, R (3, 1) <small>ERA: 3.9</small>	Mark Freeman, R (6, 1) <small>ERA:</small>	Seth Morehead, L (8, 1) <small>ERA: 4.38</small>	PITCHER	Glen Hobbie, R (1, 1) <small>ERA: 5.69</small>	Don Elston, R (3, 1) <small>ERA: 3.9</small>	Mark Freeman, R (6, 1) <small>ERA:</small>	Seth Morehead, L (8, 1) <small>ERA: 4.38</small>	IP WLS BF H R ER SO BB IBB HBP BLK WP HR S P ERA WHIP	IP WLS BF H R ER SO BB IBB HBP BLK WP HR S P ERA WHIP
	2.1 L 14 6 4 4 2 2 0 0 0 0 0 0 28 55 15.43 3.429	2.2 11 2 1 1 1 1 0 0 0 0 0 0 27 43 3.38 1.125	2.0 7 1 0 0 2 0 0 0 0 0 0 0 21 32 0.00 0.500	2.0 6 0 0 0 0 1 0 0 0 0 0 0 9 17 0.00 0.500		2.1 L 14 6 4 4 2 2 0 0 0 0 0 0 28 55 15.43 3.429	2.2 11 2 1 1 1 1 0 0 0 0 0 0 27 43 3.38 1.125	2.0 7 1 0 0 2 0 0 0 0 0 0 0 21 32 0.00 0.500	2.0 6 0 0 0 0 1 0 0 0 0 0 0 9 17 0.00 0.500		

Los Angeles Dodgers @ Chicago Cubs
Wrigley Field, Chicago, IL
Fri May 27 1960, 3:33 AM CDT
Att. 5,328 - Unknown

livebaseballscorecards.com

AB	32
R	5
H	9
RBI	4
BB	4
SO	5
LOB	14



Batter	1	2	3	4	5	6	7	8	9	10	11	12	13	14	AB R H RBI BB SO LOB	TOP												
Jim Gilliam, S OBP: 0.377, SLG: 0.303	0-1 F4		2-2 S 1B 2B		3-3 K		2-1 1-3		2-1 F7		X 0-0 F7		2-2 F7		7 1 1 1 0 1 3													
Charlie Neal, R OBP: 0.338, SLG: 0.364	4-1 FC5-4 BB		1-3 K		1-0 6-3			0-0 5-3		2-3 K		X 0-0 1B		1-0 FC6-4	6 0 1 0 1 2 2													
Tommy Davis, R OBP: 0.173, SLG: 0.211	0-1 F8		2-2 3-H 1B			0-2 E8 3B		X 0-0 5-3		F X 0-1 6-3		X 0-0 1-3			6 1 2 1 0 0 2													
Frank Howard, R OBP: 0.358, SLG: 0.510	1-1 FC5-4		2-1 G3			2-2 F9		C B C X 1-2 BB 1B		X 0-0 5-3			0-3 K		6 0 1 0 0 1 2													
Gil Hodges, R OBP: 0.284, SLG: 0.375		1-1 6-3		0-1 6-3		1-3 K		B C B B X 4-2 FC6-4 BB 1B		B B B X 2-1 F3		B T B B B B X 4-2 BB			4 0 0 0 2 1 0													
Don Demeter, R OBP: 0.299, SLG: 0.500		1-1 6-3		4-1 BB BB		0-1 L8		B X 1-0 FC6-4		X 0-0 1B		S B T B B B X 1-3 K			5 0 1 0 1 1 3													
Joe Pignatano, R OBP: 0.318, SLG: 0.333		3-3 K		4-2 BB			X 0-0 F5		F X 0-1 F4		F B B B X 3-2 F5		S B T B B B X 1-2 F3		3 0 0 0 1 1 0													
John Roseboro, L OBP: 0.308, SLG: 0.379				1-2 BB											2 0 0 0 0 0 2													
Maury Wills, S OBP: 0.327, SLG: 0.278			3-2 S 2B 1B		0-2 G4-3-6-3-2-5-8-1		B F X 1-1 B1-3		B B B B X 3-2 4-3		S B T B B B X 2-2 4-3		B C B B X 2-1 FC6-4 1B		4 1 1 0 0 0 2													
Duke Snider, L OBP: 0.329, SLG: 0.380															1 0 0 0 0 0 1													
Bob Lillis, R OBP: 0.167, SLG: 0.167															1 0 1 0 0 0 0													
Sandy Koufax, R OBP: 0.150, SLG: 0.105															4 1 1 0 0 0 2													
Ed Roebuck, R OBP: 1.000, SLG: 1.000															1 0 0 0 0 0 0													
Inning Stats	R: 0 E: 0 K: 0 S: 7	H: 0 LOB: 1 BB: 1 P: 12	R: 0 E: 0 K: 1 S: 7	H: 0 LOB: 0 BB: 0 P: 12	R: 2 E: 0 K: 2 S: 23	H: 3 LOB: 1 BB: 0 P: 33	R: 0 E: 0 K: 0 S: 9	H: 0 LOB: 0 BB: 2 P: 17	R: 0 E: 1 K: 1 S: 12	H: 0 LOB: 0 BB: 0 P: 15	R: 0 E: 0 K: 0 S: 6	H: 1 LOB: 1 BB: 0 P: 9	R: 0 E: 0 K: 0 S: 8	H: 1 LOB: 2 BB: 1 P: 14	R: 0 E: 0 K: 0 S: 9	H: 0 LOB: 1 BB: 1 P: 18	R: 0 E: 0 K: 1 S: 6	H: 1 LOB: 0 BB: 0 P: 8	R: 0 E: 0 K: 0 S: 11	H: 1 LOB: 1 BB: 0 P: 18	R: 0 E: 0 K: 2 S: 16	H: 0 LOB: 1 BB: 1 P: 22	R: 0 E: 0 K: 0 S: 9	H: 1 LOB: 1 BB: 0 P: 13	1B: 7 2B: 1 3B: 1 HR: 0	SF: 0 SAC: 0 DP: 1 HBP: 0	WP: 0 PB: 0 SB: 2 CS: 0	PA: 56
PITCHER Dick Ellsworth, L ERA: 2.59	IP: 8.0	WLS: 33	H: 6	R: 3	ER: 3	SO: 6	BB: 4	IBB: 0	HBP: 0	BLK: 0	WP: 0	HR: 0	S: 79	P: 125	ERA: 3.38	WHIP: 1.250												
Seth Morehead, L ERA: 4.17	IP: 2.0	WLS: 7	H: 0	R: 0	ER: 0	SO: 1	BB: 1	IBB: 0	HBP: 0	BLK: 0	WP: 0	HR: 0	S: 15	P: 26	ERA: 0.00	WHIP: 0.500												
Don Elston, R ERA: 3.44	IP: 4.0	WLS: 16	H: 3	R: 0	ER: 0	SO: 3	BB: 1	IBB: 0	HBP: 0	BLK: 0	WP: 0	HR: 0	S: 44	P: 63	ERA: 0.00	WHIP: 1.000												

Los Angeles Dodgers @ Chicago Cubs
Wrigley Field, Chicago, IL
Sat May 28 1960, 3:33 AM CDT
Att. 13,605 - Unknown

livebaseballscorecards.com

AB	50
R	3
H	9
RBI	2
BB	6
SO	10
LOB	19



Batter	1	2	3	4	5	6	7	8	9	10	11	12	13	14	AB	R	H	RBI	BB	SO	LOB
Richie Ashburn, L OBP: 0.424, SLG: 0.356 (1, 8)	4-2 FC5-4 BB		2-3 K			4-0 BB 14 E BB		2-2 2-3		4-0 CS IBB			2-2 F X 5-3		3	1	0	0	3	1	0
George Altman, L OBP: 0.294, SLG: 0.443 (1, 9)	0-1 FC5-4		1-3 K			0-3 K		1-3 K		0-1 G3			0-3 K		3	1	0	0	0	2	2
Dick Gernert, R OBP: 0.290, SLG: 0.276 (8, PH)	1-2 1B														1	0	0	0	0	1	0
Seth Morehead, L OBP: 0.083, SLG: 0.083 (9, 1)															0	0	0	0	0	0	0
Walt Morryn, L OBP: 0.379, SLG: 0.475 (10, PH)										1-2 2-3					1	0	0	0	0	0	2
Don Eiston, R OBP: 0.143, SLG: 0.143 (11, 1)	0-3 K		0-0 F7			4-0 14 FC6-4 1-2 BB			1-3 K		0-0 G3			4-2 S 14 BB 1B BB	4	1	0	0	2	2	1
Ed Bouchee, L OBP: 0.363, SLG: 0.346 (1, 3)																					
14 Ernie Banks, R OBP: 0.370, SLG: 0.530 (1, 6)	4-0 1B IBB			2-1 F3		0-2 FC6-4 1-2 2-H			1-1 F9		0-0 5-3			4-0 1B IBB 1-2 BB	4	0	0	0	2	0	1
Frank Thomas, R OBP: 0.268, SLG: 0.452 (1, 7)	0-1 1-2 2-H 1B			3-3 K		2-1 1-3			0-1 HR		2-3 K			4-2 1B IBB 1-2 2-3	5	1	2	2	1	2	1
Earl Averill, R OBP: 0.250, SLG: 0.333 (1, 2)	2-2 F8			0-0 F3					0-2 E7				2-2 F4	0-2 L7	6	0	0	0	0	0	5
Don Zimmer, R OBP: 0.264, SLG: 0.266 (1, 5)		0-0 5-3							2-3 K				0-1 F6	0-0 1-2 2-3 3-H 1B	5	0	1	1	1	1	1
Jerry Kindall, R OBP: 0.217, SLG: 0.295 (1, 4)		2-1 CS 1B				1-0 6-3		2-2 6-3 1-2		4-2 CS SH5-4 BB			1-3 K		4	0	1	0	1	1	1
Dick Ellsworth, L (1, 1)		2-3 K				0-3 K		1-3 K		2-1 SH5-4			3-3 K		2	0	0	0	0	2	1
Jim Hegan, R (8, PH)															1	0	0	0	0	1	0
Bob Will, L OBP: 0.312, SLG: 0.353 (9, 9)	1-2 K														1	0	0	0	0	1	0

Inning Stats	R: 1	H: 1	E: 0	LOB: 2	K: 1	BB: 2	S: 15	P: 25	R: 0	H: 1	E: 0	LOB: 0	K: 1	BB: 0	S: 6	P: 10	R: 0	H: 0	E: 0	LOB: 0	K: 2	BB: 0	S: 8	P: 11	R: 0	H: 0	E: 0	LOB: 0	K: 1	BB: 0	S: 7	P: 12	R: 0	H: 0	E: 0	LOB: 0	K: 1	BB: 0	S: 5	P: 6	R: 1	H: 0	E: 1	LOB: 1	K: 0	BB: 2	S: 8	P: 18	R: 0	H: 0	E: 0	LOB: 0	K: 0	BB: 1	S: 8	P: 15	R: 0	H: 0	E: 0	LOB: 0	K: 2	BB: 0	S: 10	P: 14	R: 1	H: 1	E: 1	LOB: 1	K: 2	BB: 0	S: 13	P: 17	R: 0	H: 0	E: 0	LOB: 1	K: 0	BB: 2	S: 6	P: 16	R: 0	H: 0	E: 0	LOB: 0	K: 1	BB: 0	S: 5	P: 7	R: 0	H: 0	E: 0	LOB: 0	K: 1	BB: 0	S: 8	P: 11	R: 0	H: 0	E: 0	LOB: 0	K: 2	BB: 0	S: 15	P: 20	R: 1	H: 1	E: 0	LOB: 3	K: 0	BB: 3	S: 9	P: 21	1B: 3	SF: 0	2B: 0	SAC: 1	3B: 0	DP: 0	HR: 1	HBP: 0	WP: 0	PA: 52
PITCHER	IP	WLS	BF	H	R	ER	SO	BB	IBB	HBP	BLK	WP	HR	S	P	ERA	WHIP																																																																																																									
Sandy Koufax, L ERA: 3.48 (1, 1)	13.0	L	49	3	4	3	15	7	2	0	0	0	1	117	193	2.08	0.769																																																																																																									
Ed Roebuck, R ERA: 2.55 (14, 1)	0.1		3	1	0	0	0	0	1	0	0	0	0	6	10	0.00	3.000																																																																																																									

Los Angeles Dodgers @ Chicago Cubs
 Wrigley Field, Chicago, IL
 Sat May 28 1960, 3:33 AM CDT
 Att. 13,605 - Unknown

livebaseballscorecards.com

AB	41
R	4
H	4
RBI	3
BB	10
SO	15
LOB	15



Batter	1	2	3	4	5	6	7	8	9	AB R H RBI BB SO LOB	TOP		
Jim Gilliam, S (1, 5) OBP: 0.369, SLG: 0.295 C B B X	2-1 4-3 ①		2-2 3-1 ③		1-0 F9 ③			0-0 F7 ①		4 0 0 0 0 0 0			
Wally Moon, L (1, 7) OBP: 0.370, SLG: 0.382 B B C B	4-1 CS BB ②			4-2 BB HR BB		3-2 4-3 ①		2-2 1B		2 1 1 0 2 0 0			
Norm Larker, L (1, 3) OBP: 0.431, SLG: 0.452 Gil Hodges, R (8, PH) OBP: 0.282, SLG: 0.371 (8, 3) S B B P X	3-1 1B 1B 1-2 ②			4-1 HR BB 1-2 HR BB		1-2 F9 ②		3-1 F4 ②		2 1 1 0 1 0 0 1 0 0 0 0 0 1			
Duke Snider, L (1, 8) OBP: 0.348, SLG: 0.480 (9, 9) S X	0-1 1-H 1B ③			0-2 1-H 2-H HR		1-0 HR		1-0 4-3 ③		4 2 3 4 0 0 1			
Frank Howard, R (1, 9) OBP: 0.333, SLG: 0.472 Joe Pignatano, R (9, 2) OBP: 0.318, SLG: 0.333		2-0 6-3 ①		0-1 6-3 ①		0-0 L4 ③		0-0 F9 ①		4 0 0 0 0 0 0 0 0 0 0 0 0 0			
John Roseboro, L (1, 2) OBP: 0.317, SLG: 0.396 Don Demeter, R (9, PH) OBP: 0.296, SLG: 0.495 (9, 8)		1-0 F9 ②		0-0 CS 1B			1-1 SH1-3 2B		0-0 F7 ②	3 0 2 0 0 0 0 1 0 0 0 0 0 0			
Charlie Neal, R (1, 4) OBP: 0.338, SLG: 0.364		1-0 5-3 ③		3-3 1-2 ② ③			0-1 SH1-3 ①		0-0 1B	3 0 1 0 0 1 1			
Maury Wills, S (1, 6) OBP: 0.314, SLG: 0.266 C C B X			1-2 F7 ①		1-1 6-3 ①		1-3 K ②		2-2 6-3 ③	4 0 0 0 0 1 2			
Johnny Podres, L (1, 1) OBP: 0.160, SLG: 0.045 Larry Sherry, R (9, 1) OBP: 0.188, SLG: 0.333 B B C L C X			2-2 F9 ②		0-2 5-3 ②		1-0 4-3 ③			3 0 0 0 0 0 1 0 0 0 0 0 0 0			
Inning Stats	R: 0 H: 2 E: 0 LOB: 2 K: 0 BB: 1 S: 8 P: 16	R: 0 H: 0 E: 0 LOB: 0 K: 0 BB: 0 S: 3 P: 7	R: 0 H: 0 E: 0 LOB: 0 K: 0 BB: 0 S: 11 P: 16	R: 3 H: 2 E: 0 LOB: 1 K: 1 BB: 2 S: 16 P: 27	R: 0 H: 0 E: 0 LOB: 0 K: 0 BB: 0 S: 7 P: 9	R: 1 H: 1 E: 0 LOB: 0 K: 0 BB: 0 S: 10 P: 15	R: 0 H: 1 E: 0 LOB: 1 K: 1 BB: 0 S: 9 P: 12	R: 0 H: 1 E: 0 LOB: 1 K: 0 BB: 0 S: 7 P: 13	R: 0 H: 1 E: 0 LOB: 1 K: 0 BB: 0 S: 7 P: 9	1B: 5 SF: 0 2B: 2 SAC: 1 3B: 0 DP: 1 HR: 2 HBP: 0	WP: 0 PA: 35 PB: 0 SB: 0 CS: 2		
PITCHER	IP WLS BF H R ER SO BB IBB HBP BLK WP HR S P ERA WHIP											PITCHER	IP WLS BF H R ER SO BB IBB HBP BLK WP HR S P ERA WHIP
Don Cardwell, R (1, 1) ERA: 4.21	7.0 L 27 6 4 4 2 3 0 0 0 0 0 2 64 102 5.14 1.286												
Seth Morehead, L (8, 1) ERA: 3.98	2.0 8 2 0 0 0 0 0 0 0 0 0 0 14 22 0.00 1.000												

Los Angeles Dodgers @ Chicago Cubs
 Wrigley Field, Chicago, IL
 Sun May 29 1960, 3:33 AM CDT
 Att. 24,214 - Unknown

AB	31
R	4
H	8
RBI	4
BB	3
SO	2
LOB	6



livebaseballscorecards.com

Batter	1	2	3	4	5	6	7	8	9	AB	R	H	RBI	BB	SO	LOB
--------	---	---	---	---	---	---	---	---	---	----	---	---	-----	----	----	-----

Richie Ashburn, L <small>(1, 8)</small> <small>OBP: 0.426, SLG: 0.355</small>										3	0	1	0	1	0	2
Lou Johnson, R <small>(1, 9)</small> <small>OBP: 0.241, SLG: 0.321</small>										4	0	1	0	0	0	2
Ed Bouchee, L <small>(1, 3)</small> <small>OBP: 0.359, SLG: 0.342</small>										4	0	1	0	0	0	4
14 Ernie Banks, R <small>(1, 6)</small> <small>OBP: 0.359, SLG: 0.513</small>										4	0	0	0	0	0	4
Frank Thomas, R <small>(1, 7)</small> <small>OBP: 0.260, SLG: 0.437</small>										4	0	0	0	0	3	3
Moe Thacker, R <small>(1, 2)</small>										3	0	0	0	0	1	0
Walt Moryn, L <small>(9, PH)</small> <small>OBP: 0.388, SLG: 0.475</small>										0	0	0	0	1	0	0
Don Zimmer, R <small>(1, 5)</small> <small>OBP: 0.278, SLG: 0.284</small>										2	0	1	0	1	0	0
Bob Will, L <small>(9, PH)</small> <small>OBP: 0.309, SLG: 0.349</small>										1	0	0	0	0	0	1
Jerry Kindall, R <small>(1, 4)</small> <small>OBP: 0.224, SLG: 0.298</small>										3	0	1	0	0	0	1
George Altman, L <small>(9, PH)</small> <small>OBP: 0.290, SLG: 0.435</small>										1	0	0	0	0	0	1
Don Cardwell, R <small>(1, 1)</small> <small>OBP: 0.143, SLG: 0.571</small>										2	0	0	0	0	0	2
Earl Averill, R <small>(7, PH)</small> <small>OBP: 0.238, SLG: 0.316</small>										1	0	0	0	0	0	1
Seth Morehead, L <small>(8, 1)</small> <small>OBP: 0.083, SLG: 0.083</small>										0	0	0	0	0	0	0

Inning Stats	R: 0	H: 1	E: 1	LOB: 2	K: 1	P: 25	R: 0	H: 0	E: 0	LOB: 0	K: 0	P: 11	R: 0	H: 1	E: 0	LOB: 1	K: 0	P: 12	R: 0	H: 0	E: 0	LOB: 0	K: 1	P: 6	R: 0	H: 2	E: 0	LOB: 1	K: 0	P: 10	R: 0	H: 1	E: 0	LOB: 1	K: 1	P: 10	R: 0	H: 0	E: 0	LOB: 1	K: 1	P: 18	R: 0	H: 0	E: 0	LOB: 1	K: 0	P: 14	R: 0	H: 0	E: 0	LOB: 1	K: 0	P: 14	1B: 4	SF: 0	2B: 1	SAC: 0	3B: 0	DP: 1	HR: 0	HBP: 0	WP: 1	PA: 35
--------------	------	------	------	--------	------	-------	------	------	------	--------	------	-------	------	------	------	--------	------	-------	------	------	------	--------	------	------	------	------	------	--------	------	-------	------	------	------	--------	------	-------	------	------	------	--------	------	-------	------	------	------	--------	------	-------	------	------	------	--------	------	-------	-------	-------	-------	--------	-------	-------	-------	--------	-------	--------

PITCHER	IP	WLS	BF	H	R	ER	SO	BB	IBB	HBP	BLK	WP	HR	S	P	ERA	WHIP
Johnny Podres, L <small>(1, 1)</small> <small>ERA: 2.34</small>	8.0	W	31	5	0	0	4	2	0	0	0	1	0	69	106	0.00	0.875
Larry Sherry, R <small>(9, 1)</small> <small>ERA: 5.12</small>	1.0	S	4	0	0	0	0	1	0	0	0	0	0	7	14	0.00	1.000

BOTTOM

Los Angeles Dodgers @ Chicago Cubs
 Wrigley Field, Chicago, IL
 Sun May 29 1960, 3:33 AM CDT
 Att. 24,214 - Unknown

livebaseballscorecards.com

AB	32
R	0
H	5
RBI	0
BB	3
SO	4
LOB	21



Batter	1	2	3	4	5	6	7	8	9	AB	R	H	RBI	BB	SO	LOB	TOP								
Joe Cunningham, L (1, 9) OBP: 0.408, SLG: 0.382	1-1 1-3	0-0 6-3		4-0 FC6-4 BB		2-1 4-3	2-1 SF9	1-0 2B		4	1	1	3	1	0	2									
Bill White, L (1, 3) OBP: 0.402, SLG: 0.550	0-0 HR	0-0 HR		0-3 K		2-0 FC5-4 1B	4-2 BB	3-2 2B		5	2	4	6	1	1	1									
Bob Nieman, R (1, 7) Hal Smith, R (7, 2) OBP: 0.408, SLG: 0.522 OBP: 0.203, SLG: 0.172	0-1 1-3	0-0 1B		0-1 FC6-4		1-1 FC5-4	2-2 F8	1-1 5-3		5	0	1	0	0	0	4									
Ken Boyer, R (1, 5) OBP: 0.323, SLG: 0.550	1-1 3B	0-3 K		1-2 6-3		4-0 SH1-3 WP BB	2-1 PB S FC5-2-6 1B	2-2 E6 1B 1B		5	1	2	0	1	1	1									
Daryl Spencer, R (1, 6) OBP: 0.406, SLG: 0.549	0-1 3-1		1-3 K		4-0 1B BB	4-1 WP SH1-3 1B BB	3-3 K	1-2 1B		4	1	1	0	2	2	2									
Carl Sawatski, L (1, 2) Ellis Burton, S (7, PH) OBP: 0.343, SLG: 0.455 OBP: 0.421, SLG: 0.333		4-1 BB 1B 6-3 BB		1-0 G3		2-1 F8	0-0 SH1-3	4-2 FC5-2-6 1B BB	3-2 G4-3 1B	2	1	0	0	1	0	1									
Curt Flood, R (1, 8) OBP: 0.231, SLG: 0.174		0-1 6-3 BB HR 1B		1-0 5-3		0-0 1-2 1B	4-0 WP 1B IBB	0-1 FC5-2-6 1B 1B	0-3 K	5	3	2	0	1	1	5									
Julian Javier, R (1, 4) OBP: 0.455, SLG: 0.700		0-3 K		1-2 HR		0-1 6-3	4-2 1B SF9 BB	0-0 2B 1B	2-2 G4-3	5	3	2	2	1	1	7									
Ernie Broglio, R (1, 1) OBP: 0.364, SLG: 0.222		4-0 1-2 2-3 HR BB		1-0 1-3		1-0 6-3	2-1 BB 1B	0-0 2B 1B		4	2	2	3	1	0	0									
Inning Stats	R: 1 E: 0 K: 0 S: 9	H: 2 LOB: 1 BB: 0 P: 11	R: 4 E: 0 K: 2 S: 12	H: 3 LOB: 1 BB: 2 P: 20	R: 0 E: 0 K: 1 S: 5	H: 0 LOB: 0 BB: 0 P: 8	R: 1 E: 0 K: 1 S: 9	H: 1 LOB: 1 BB: 1 P: 15	R: 0 E: 0 K: 0 S: 8	H: 1 LOB: 2 BB: 1 P: 15	R: 0 E: 0 K: 0 S: 6	H: 1 LOB: 1 BB: 0 P: 12	R: 4 E: 0 K: 0 S: 13	H: 1 LOB: 2 BB: 5 P: 39	R: 5 E: 0 K: 1 S: 20	H: 5 LOB: 1 BB: 1 P: 34	R: 0 E: 1 K: 1 S: 17	H: 2 LOB: 2 BB: 0 P: 25	1B: 10 2B: 2 3B: 1 HR: 3	SF: 1 SAC: 1 DP: 1 HBP: 0	WP: 1 PB: 1 SB: 1 CS: 0	PA: 53			
PITCHER	IP	WLS	BF	H	R	ER	SO	BB	IBB	HBP	BLK	WP	HR	S	P	ERA	WHIP								
Don Drysdale, R (1, 1) ERA: 2.88	1.2	L	12	5	5	5	1	2	0	0	0	0	2	18	28	27.00	4.200								
Clem Labine, R (2, 1) ERA: 5.4	3.1		14	2	1	1	3	2	0	0	0	0	1	25	41	2.70	1.200								
Danny McDevitt, L (6, 1) ERA: 8.64	1.0		6	1	2	2	0	2	0	0	0	0	0	7	21	18.00	3.000								
Ed Roebuck, R (7, 1) ERA: 3.44	0.2		6	1	2	2	0	2	1	0	0	1	0	9	25	27.00	4.500								
Ed Rakow, R (7, 1) ERA: 9.64	2.1		15	7	5	5	2	1	0	0	0	0	0	40	64	19.29	3.429								

St. Louis Cardinals @ Los Angeles Dodgers
Los Angeles Memorial Coliseum, Los Angeles, CA
Mon May 30 1960, 10:05 PM EDT
Att: 37,082 - Unknown

AB	41
R	15
H	16
RBI	14
BB	10
SO	6
LOB	24



Batter	1	2	3	4	5	6	7	8	9	AB R H RBI BB SO LOB
--------	---	---	---	---	---	---	---	---	---	----------------------

Jim Gilliam, S <small>OBP: 0.372, SLG: 0.295</small> (1, 5)	4-0 BB		2-2 F5 BB		0-1 2-H 1B		0-3 K BB			3 1 1 1 1 1 0
Wally Moon, L <small>OBP: 0.361, SLG: 0.370</small> (1, 9)	3-2 1-3 1-2		3-2 F3 BB		3-2 F5 BB			1-1 1-3 BB		4 0 0 0 0 0 2
Norm Larker, L <small>OBP: 0.421, SLG: 0.455</small> (1, 3)	0-0 2-H 2B		0-0 3-1 BB		1-1 1-3 1-2			0-0 F8 BB		4 0 1 1 0 0 1
Duke Snider, L <small>OBP: 0.344, SLG: 0.506</small> Don Demeter, R <small>OBP: 0.296, SLG: 0.495</small> (1, 8) (9, 8)	1-3 K BB			0-1 HR			1-3 K BB	3-2 3-1 BB		4 1 1 1 0 2 1 0 0 0 0 0 0 0
Frank Howard, R <small>OBP: 0.311, SLG: 0.439</small> (1, 7)	1-1 G3 BB			0-0 6-3 BB			0-0 5-3 BB	1-0 5-3 BB		4 0 0 0 0 0 1
John Roseboro, L <small>OBP: 0.315, SLG: 0.385</small> (1, 2)		2-3 K BB		0-3 K BB			4-1 BB	1-1 F5 BB		3 0 0 0 1 2 0
Charlie Neal, R <small>OBP: 0.335, SLG: 0.360</small> (1, 4)		0-0 G3 1B		1-1 4-3 BB			3-3 BB	0-0 6-3 BB		4 0 1 0 0 1 1
Maury Wills, S <small>OBP: 0.318, SLG: 0.263</small> Bob Aspromonte, R <small>OBP: 0.208, SLG: 0.269</small> (1, 6) (7, PH) (8, 6)		1-2 G3 1-2			4-2 SH1-3 1B BB		2-3 K BB			1 1 0 0 1 0 1 1 0 0 0 0 1 0
Don Drysdale, R <small>OBP: 0.214, SLG: 0.296</small> Clem Labine, R <small>OBP: 0.500, SLG: 1.000</small> Tommy Davis, R <small>OBP: 0.173, SLG: 0.211</small> Danny McDevitt, L <small>OBP: 0.100, SLG: 1.000</small> Ed Roebuck, R <small>OBP: 1.000, SLG: 1.000</small> Ed Rakow, S <small>OBP: 0.667, SLG: 0.667</small> (1, 1) (2, 1) (5, PH) (6, 1) (7, 1) (7, 1)		1-3 BB			1-1 SH1-3 1-2		1-1 5-3 BB			0 0 0 0 0 0 0 1 0 0 0 0 1 1 0 1 0 0 0 0 0 0

Inning Stats	R: 1	H: 1	E: 0	LOB: 1	K: 1	S: 9	R: 0	H: 1	E: 0	LOB: 1	K: 2	S: 10	R: 0	H: 0	E: 0	LOB: 0	K: 0	S: 9	R: 1	H: 1	E: 0	LOB: 0	K: 1	S: 8	R: 1	H: 1	E: 0	LOB: 1	K: 0	S: 17	R: 0	H: 0	E: 0	LOB: 1	K: 2	S: 8	R: 0	H: 0	E: 0	LOB: 0	K: 2	S: 8	R: 0	H: 0	E: 0	LOB: 0	K: 0	S: 4	R: 0	H: 0	E: 0	LOB: 0	K: 0	S: 4	1B: 2	2B: 1	3B: 0	HR: 1	SF: 0	SAC: 1	DP: 0	HBP: 0	WP: 0	PB: 0	SB: 1	CS: 0	PA: 34
--------------	------	------	------	--------	------	------	------	------	------	--------	------	-------	------	------	------	--------	------	------	------	------	------	--------	------	------	------	------	------	--------	------	-------	------	------	------	--------	------	------	------	------	------	--------	------	------	------	------	------	--------	------	------	------	------	------	--------	------	------	-------	-------	-------	-------	-------	--------	-------	--------	-------	-------	-------	-------	--------

PITCHER	IP	WLS	BF	H	R	ER	SO	BB	IBB	HBP	BLK	WP	HR	S	P	ERA	WHIP
Ernie Broglio, R <small>ERA: 2.72</small> (1, 1)	9.0	W	34	4	3	3	8	3	0	0	0	0	1	81	126	3.00	0.778

BOTTOM

St. Louis Cardinals @ Los Angeles Dodgers
 Los Angeles Memorial Coliseum, Los Angeles, CA
 Mon May 30 1960, 10:05 PM EDT
 Att. 37,082 - Unknown

livebaseballscorecards.com

AB	30
R	3
H	4
RBI	3
BB	3
SO	8
LOB	8



Batter	1	2	3	4	5	6	7	8	9	AB R H RBI BB SO LOB	TOP											
Julian Javier, R (1, 4) OBP: 0.400, SLG: 0.571	2-3 K		3-1 6-3			2-3 K		3-2 FC3-6 1B		4 0 1 0 0 2 0	St. Louis Cardinals @ Los Angeles Dodgers Los Angeles Memorial Coliseum, Los Angeles, CA Tue May 31 1960, 10:05 PM EDT Att. 15,229 - Unknown											
Joe Cunningham, L (1, 9) OBP: 0.422, SLG: 0.391	4-2 BB			4-2 1B BB		2-2 HR 1B		1-0 FC3-6 1B		2 1 2 0 2 0 0												
Bill White, L (1, 3) OBP: 0.399, SLG: 0.562	1-3 K			2-3 K		1-2 HR		3-1 FC3-6 BB		4 1 1 2 0 2 4												
Ken Boyer, R (1, 5) OBP: 0.327, SLG: 0.566	3-3 K			2-2 F7		2-1 HR		4-2 FC5-4 BB		3 1 1 1 1 1 2												
Daryl Spencer, R (1, 6) OBP: 0.402, SLG: 0.541				1-2 1B		2-2 1-6-3		2-3 K		4 0 1 0 0 1 3												
Bob Nieman, R (1, 7) OBP: 0.400, SLG: 0.507				1-1 F9		3-2 F9		2-1 FC5-4		4 0 1 0 0 0 5												
Carl Sawatski, L (1, 2) OBP: 0.324, SLG: 0.424				0-0 8-6-3		1-1 4-3		0-0 G3		4 0 0 0 0 0 1												
Curt Flood, R (1, 8) OBP: 0.222, SLG: 0.167				2-3 K		0-0 F8		4-2 G6-3 BB		2 0 0 0 0 1 0												
Leon Wagner, L (7, PH) OBP: 0.340, SLG: 0.393										0 0 0 0 1 0 0												
Ellis Burton, S (7, 8) OBP: 0.400, SLG: 0.313										1 0 0 0 0 1 1												
Ron Kline, R (1, 1) OBP: 0.050, SLG: 0.050				0-3 K		2-3 K		0-1 G6-3		2 0 0 0 0 2 0												
Bob Duliba, R (6, 1) OBP: 0.500, SLG: 0.500										0 0 0 0 0 0 0												
George Crowe, L (7, PH) OBP: 0.250, SLG: 0.346										1 0 0 0 0 0 1												
Bob Miller, R (7, 1) OBP: 0.400, SLG: 0.250										0 0 0 0 0 0 0												
Stan Musial, L (9, PH) OBP: 0.366, SLG: 0.404										1 0 0 0 0 0 1												
Inning Stats	R: 0 E: 0 K: 3 S: 11	H: 0 LOB: 1 BB: 1 P: 21	R: 0 E: 0 K: 0 S: 6	H: 1 LOB: 0 BB: 0 P: 10	R: 0 E: 0 K: 2 S: 9	H: 0 LOB: 0 BB: 0 P: 14	R: 0 E: 0 K: 1 S: 18	H: 1 LOB: 2 BB: 1 P: 28	R: 0 E: 0 K: 1 S: 6	H: 0 LOB: 0 BB: 0 P: 9	R: 3 E: 0 K: 1 S: 21	H: 3 LOB: 0 BB: 0 P: 33	R: 0 E: 0 K: 0 S: 5	H: 0 LOB: 0 BB: 1 P: 9	R: 0 E: 0 K: 1 S: 16	H: 2 LOB: 3 BB: 1 P: 31	R: 0 E: 1 K: 1 S: 7	H: 0 LOB: 0 BB: 0 P: 9	1B: 5 2B: 1 3B: 0 HR: 2	SF: 0 SAC: 0 DP: 3 HBP: 0	WP: 0 PB: 0 SB: 0 CS: 0	PA: 36
PITCHER	IP WLS BF H R ER SO BB IBB HBP BLK WP HR S P ERA WHIP																					
Stan Williams, R (1, 1) ERA: 2.81	7.1 W 31 7 3 3 8 4 0 0 0 0 2 87 146 3.68 1.500																					
Larry Sherry, R (8, 1) ERA: 4.96	1.2 S 5 0 0 0 2 0 0 0 0 0 0 0 12 18 0.00 0.000																					

AB	32
R	3
H	7
RBI	3
BB	4
SO	10
LOB	18



Batter	1	2	3	4	5	6	7	8	9	AB	R	H	RBI	BB	SO	LOB
Jim Gilliam, S OBP: 0.369, SLG: 0.294 (1, 5)	F8			F9	E	G3				4	1	1	2	0	0	0
Wally Moon, L OBP: 0.364, SLG: 0.374 (1, 9)	4-3			4-3	E3				SH1-3	4	1	2	1	0	0	0
Norm Larker, L OBP: 0.418, SLG: 0.449 (1, 3)	G3			WP	F7				SH1-3	3	0	1	0	0	0	1
Duke Snider, L OBP: 0.354, SLG: 0.500 (1, 8)			4-1							1	1	0	0	2	0	0
Don Demeter, R OBP: 0.303, SLG: 0.500 (7, 8)										1	0	1	1	0	0	0
Frank Howard, R OBP: 0.308, SLG: 0.443 (1, 7)			0-0							4	1	1	0	0	0	4
Charlie Neal, R OBP: 0.333, SLG: 0.353 (1, 4)			2-3							3	1	0	0	1	1	0
Norm Sherry, R OBP: 0.409, SLG: 0.857 (1, 2)			0-0							4	2	2	4	0	0	0
Maury Wills, S OBP: 0.324, SLG: 0.283 (1, 6)			0-1							4	1	2	0	0	0	0
Stan Williams, R OBP: 0.071, SLG: 0.071 (1, 1)			3-3							3	0	0	0	0	3	3
Larry Sherry, R OBP: 0.188, SLG: 0.333 (8, 1)										0	0	0	0	0	0	0

Inning Stats	R: 0	H: 0	E: 0	K: 0	S: 7	R: 0	H: 0	E: 0	K: 1	S: 7	R: 0	H: 0	E: 0	K: 1	S: 6	R: 0	H: 1	E: 0	K: 0	S: 13	R: 3	H: 4	E: 1	K: 1	S: 11	R: 4	H: 3	E: 1	K: 0	S: 13	R: 1	H: 2	E: 0	K: 0	S: 8	R: 0	H: 0	E: 0	K: 0	S: 5
	0	0	0	0	11	0	0	0	1	13	0	0	0	0	9	0	1	0	0	22	0	1	0	0	15	0	3	0	0	0	11	0	2	0	11	0	0	0	7	


PITCHER	IP	WLS	BF	H	R	ER	SO	BB	IBB	HBP	BLK	WP	HR	S	P	ERA	WHIP
Ron Kline, R ERA: 5.83 (1, 1)	5.0	L	26	8	7	6	3	2	1	0	0	2	1	51	86	10.80	2.000
Bob Duliba, R ERA: 4.42 (6, 1)	1.0		2	0	0	0	1	0	0	0	0	0	0	6	8	0.00	0.000
Bob Miller, R ERA: 2.84 (7, 1)	2.0		7	2	1	1	0	0	0	0	0	0	0	13	18	4.50	1.000

BOTTOM

St. Louis Cardinals @ Los Angeles Dodgers
 Los Angeles Memorial Coliseum, Los Angeles, CA

livebaseballscorecards.com

AB 31
R 8
H 10
RBI 8
BB 3
SO 4
LOB 8



WP: 2 PA: 35
 PB: 0
 SB: 0
 CS: 1

Tue May 31 1960, 10:05 PM EDT
 Att. 15,229 - Unknown

Batter	1	2	3	4	5	6	7	8	9	AB R H RBI BB SO LOB	TOP
Julian Javier, R (1, 4) OBP: 0.400, SLG: 0.579	0-1 SH1-4 FC3-2 1B		0-0 F4		1-1 1B 1B 2B	2-3 K			3-3 K	5 1 2 0 0 2 1	St. Louis Cardinals @ Los Angeles Dodgers Los Angeles Memorial Coliseum, Los Angeles, CA Wed Jun 01 1960, 10:05 PM EDT Att. 16,744 - Unknown livebaseballscorecards.com
Joe Cunningham, L (1, 9) OBP: 0.422, SLG: 0.391	1-0 FC3-2 SH1-4 1-2 1B		2-1 4-3		0-1 1B E 1B	1-2 L6		1-2 F7	5 1 2 0 0 0 1		
Bill White, L (1, 3) OBP: 0.390, SLG: 0.548	0-1 SH1-4 1-2 2-3		2-3 K		0-2 F6		1-0 L7	3-3 K	4 0 0 0 0 2 2		
Ken Boyer, R (1, 5) OBP: 0.337, SLG: 0.589	4-0 FC3-2 IBB			1-3 K	0-1 1B E 3-H		3-1 HR		3 2 2 2 1 1 0		
Daryl Spencer, R (1, 6) OBP: 0.405, SLG: 0.546	3-2 FC3-2 1-2 2-3 3-H		1-0 5-3		1-2 E4 1-H 2-H		0-2 FC5-4 1B		4 0 2 2 0 0 3		
Bob Nieman, R (1, 7) OBP: 0.393, SLG: 0.493	0-3 K		0-0 BB 2B 1B		0-3 K		3-2 FC5-4 CS		4 1 1 0 0 2 5		
Ellis Burton, S (7, PR) OBP: 0.400, SLG: 0.313									0 0 0 0 0 0 0		
Curt Flood, R (1, 8) OBP: 0.224, SLG: 0.157		0-0 L6		4-0 2B 1-2 BB	0-3 K		0-1 CS	1-0 6-3	3 0 0 0 1 1 1		
Hal Smith, R (1, 2) OBP: 0.205, SLG: 0.191		0-1 5-3		0-0 K 1-3 2-H		0-3 K		0-1 1-3	4 0 1 1 0 1 0		
Ray Sadecki, L (1, 1) Bob Duliba, R (1, 1) Lindy McDaniel, R (5, 1) OBP: 0.250, SLG: 0.250 OBP: 0.364, SLG: 0.300		3-3 K		0-0 1-3		0-1 WP 1B		2-3 K	0 0 0 0 0 0 0 2 0 0 0 0 1 2 2 0 1 0 0 1 0		
Inning Stats	R: 0 H: 2 E: 0 LOB: 3 K: 1 BB: 1 S: 11 P: 19	R: 0 H: 0 E: 0 LOB: 0 K: 1 BB: 0 S: 6 P: 9	R: 0 H: 0 E: 0 LOB: 0 K: 1 BB: 0 S: 6 P: 10	R: 1 H: 2 E: 0 LOB: 2 K: 1 BB: 1 S: 7 P: 13	R: 3 H: 4 E: 1 LOB: 1 K: 2 BB: 0 S: 18 P: 20	R: 0 H: 1 E: 0 LOB: 1 K: 2 BB: 0 S: 11 P: 14	R: 1 H: 2 E: 0 LOB: 1 K: 0 BB: 0 S: 12 P: 19	R: 0 H: 0 E: 0 LOB: 0 K: 1 BB: 0 S: 6 P: 9	R: 0 H: 0 E: 0 LOB: 0 K: 2 BB: 0 S: 10 P: 17	1B: 7 SF: 0 2B: 3 SAC: 1 3B: 0 DP: 0 HR: 1 HBP: 0	WP: 1 PA: 40 PB: 0 SB: 0 CS: 1
PITCHER	IP WLS BF H R ER SO BB IBB HBP BLK WP HR S P ERA WHIP										
Sandy Koufax, L (1, 1) ERA: 3.86	4.1 L 23 8 4 4 4 1 1 0 0 0 0 42 65 8.31 2.077										
Ed Roebuck, R (5, 1) ERA: 3.43	2.2 10 3 1 1 4 0 0 0 0 1 1 29 39 3.38 1.125										
Clem Labine, R (8, 1) ERA: 4.5	2.0 6 0 0 0 3 0 0 0 0 0 0 16 26 0.00 0.000										



Batter	1	2	3	4	5	6	7	8	9	AB	R	H	RBI	BB	SO	LOB
Jim Gilliam, S OBP: 0.375, SLG: 0.323 (1, 5)	1-0 HR	2-1 4-3			0-0 FC6-4 1B		3-2 1B		2-1 G3	5	1	3	1	0	0	0
Charlie Neal, R OBP: 0.337, SLG: 0.352 (1, 4)	1-0 2B FC3-2 1B		4-0 1B BB		0-1 FC6-4 1B 1B 1-2f		1-0 F9			3	0	1	0	1	0	2
Tommy Davis, R OBP: 0.203, SLG: 0.253 (1, 7)	0-1 FC3-2 1-3 SF8 2B		0-0 1-3 1B		0-0 1-2 1B 1B		0-0 1-3			4	1	3	0	0	0	1
Frank Howard, R OBP: 0.319, SLG: 0.438 (1, 9)	4-0 SF8 FC3-2 BB		0-3 K		1-2 1-2 2-3 1B			2-3 K		3	0	1	0	1	2	1
Gil Hodges, R OBP: 0.277, SLG: 0.364 (1, 3)	3-2 FC3-2 FC5-4		1-0 1-3		2-2 F8			2-2 4-3		2	0	0	0	0	0	4
Norm Larker, L OBP: 0.407, SLG: 0.437 (5, PH)	1-2 2-3 3-Hf									2	0	0	0	0	0	3
Don Demeter, R OBP: 0.301, SLG: 0.495 (1, 8)	1-2 SF8			0-0 5-3		0-0 6-3		1-1 FC6-4 1B		3	0	1	1	0	0	0
Norm Sherry, R OBP: 0.346, SLG: 0.720 (1, 2)	1-0 FC5-4			1-0 6-3		1-3 K		0-0 FC6-4		4	0	0	0	0	1	3
Maury Wills, S OBP: 0.325, SLG: 0.277 (1, 6)			4-2 CS BB		0-0 4-3		1-3 K		0-0 1-3	2	0	0	0	1	1	0
Wally Moon, L OBP: 0.362, SLG: 0.371 (9, PH)										1	0	0	0	0	0	0
Sandy Koufax, R OBP: 0.143, SLG: 0.100 (1, 1)			3-3 K		1-3 K		0-0 F7		1-1 5-3	1	0	0	0	0	1	1
Ed Roebuck, R OBP: 0.500, SLG: 0.500 (5, 1)										1	0	0	0	0	1	0
John Roseboro, L OBP: 0.313, SLG: 0.382 (7, PH)										1	0	0	0	0	0	0
Clem Labine, R OBP: 0.500, SLG: 1.000 (8, 1)										0	0	0	0	0	0	0
Duke Snider, L OBP: 0.351, SLG: 0.494 (9, PH)										1	0	0	0	0	0	0

Inning Stats	R: 2	H: 3	E: 0	LOB: 2	K: 0	S: 11	R: 0	H: 0	E: 0	LOB: 0	K: 1	S: 8	R: 0	H: 1	E: 0	LOB: 1	K: 1	S: 7	R: 0	H: 0	E: 0	LOB: 0	K: 0	S: 3	R: 0	H: 3	E: 0	LOB: 3	K: 1	S: 14	R: 0	H: 0	E: 0	LOB: 0	K: 2	S: 10	R: 0	H: 1	E: 0	LOB: 1	K: 1	S: 9	R: 0	H: 1	E: 0	LOB: 1	K: 1	S: 9	R: 0	H: 0	E: 0	LOB: 0	K: 0	S: 5	R: 0	H: 0	E: 0	LOB: 0	K: 0	S: 5	1B: 7	SF: 1	2B: 2	SAC: 0	3B: 0	DP: 1	HR: 1	HBP: 0	WP: 0	PA: 37
--------------	------	------	------	--------	------	-------	------	------	------	--------	------	------	------	------	------	--------	------	------	------	------	------	--------	------	------	------	------	------	--------	------	-------	------	------	------	--------	------	-------	------	------	------	--------	------	------	------	------	------	--------	------	------	------	------	------	--------	------	------	------	------	------	--------	------	------	-------	-------	-------	--------	-------	-------	-------	--------	-------	--------

PITCHER	IP	WLS	BF	H	R	ER	SO	BB	IBB	HBP	BLK	WP	HR	S	P	ERA	WHIP
Ray Sadecki, L ERA: 9.35 (1, 1)	0.0		4	3	2	2	0	1	0	0	0	0	1	4	10	∞	∞
Bob Duliba, R ERA: 3.52 (1, 1)	4.2	W	18	4	0	0	3	2	0	0	0	0	0	36	57	0.00	1.286
Lindy McDaniel, R ERA: 3.31 (5, 1)	4.1	S	15	2	0	0	3	0	0	0	0	0	0	33	49	0.00	0.462

BOTTOM

St. Louis Cardinals @ Los Angeles Dodgers
Los Angeles Memorial Coliseum, Los Angeles, CA

livebaseballscores.com

AB	33
R	2
H	9
RBI	2
BB	3
SO	6
LOB	15



Wed Jun 01 1960, 10:05 PM EDT
Att. 16,744 - Unknown

Batter	1	2	3	4	5	6	7	8	9	AB	R	H	RBI	BB	SO	LOB	TOP										
Richie Ashburn, L OBP: 0.430, SLG: 0.350 (1, 8)	4-2 3B BB	0-0 6-3			0-2 4-3	2-2 1B		4-1 14 1B 1B BB	3-2 G3	4	2	1	0	2	0	0											
Bob Will, L OBP: 0.319, SLG: 0.466 (1, 9)	0-0 1B 3B	3-2 F8			3-2 HR	1-1 G3		4-2 14 1B 1B BB		4	3	2	2	1	0	1											
14 Ernie Banks, R OBP: 0.373, SLG: 0.564 (1, 6)	2-3 K	1-2 F9			0-1 HR			2-2 1B 1B 1B		5	1	2	2	0	1	1											
Ed Bouchee, L OBP: 0.362, SLG: 0.344 (1, 3)	2-1 1B HR 1B				0-1 FC3-6 1B			4-2 1B BB	0-0 1B 1B	4	1	3	3	1	1	0											
Walt Moryn, L OBP: 0.386, SLG: 0.452 Don Zimmer, R OBP: 0.284, SLG: 0.291 (1, 7) (7, 7) (8, 5)	2-0 HR 1B				1-2 FC3-6 1B			2-2 1B	0-0 1B	4	1	2	0	0	0	1											
Frank Thomas, R OBP: 0.267, SLG: 0.449 Lou Johnson, R OBP: 0.278, SLG: 0.353 (1, 5) (8, 7)	1-1 HR				1-2 1B			2-3 K	1-3 K	5	1	2	3	0	3	5											
Earl Averill, R OBP: 0.314, SLG: 0.355 Moe Thacker, R (1, 2) (6, 2)	0-0 2B				1-2 1B			3-1 F8	0-1 4-3	3	0	2	0	0	1	2											
Jerry Kindall, R OBP: 0.271, SLG: 0.358 (1, 4)	0-1 5-3				1-3 K 1-2			0-2 F8	1-1 F8	5	0	0	0	0	1	2											
Don Cardwell, R OBP: 0.118, SLG: 0.471 Don Elston, R OBP: 0.125, SLG: 0.125 Mark Freeman, R OBP: 0.500, SLG: 0.500 (1, 1) (6, 1) (7, 1)	0-3 K				0-3 K			0-3 K	1-1 BB 14 1B 1B	3	0	0	0	0	3	1											
Inning Stats	R: 5 E: 0 K: 2 S: 20	H: 5 LOB: 1 BB: 1 P: 31	R: 0 E: 0 K: 0 S: 7	H: 0 LOB: 0 BB: 0 P: 11	R: 0 E: 0 K: 2 S: 10	H: 1 LOB: 0 BB: 0 P: 11	R: 0 E: 0 K: 1 S: 9	H: 1 LOB: 0 BB: 0 P: 11	R: 2 E: 0 K: 1 S: 21	H: 4 LOB: 2 BB: 0 P: 29	R: 0 E: 0 K: 1 S: 12	H: 1 LOB: 1 BB: 0 P: 15	R: 0 E: 0 K: 1 S: 14	H: 1 LOB: 2 BB: 1 P: 26	R: 3 E: 0 K: 1 S: 17	H: 4 LOB: 3 BB: 2 P: 30	R: 0 E: 0 K: 0 S: 6	H: 0 LOB: 0 BB: 0 P: 9	1B: 11 2B: 1 3B: 1 HR: 3	SF: 0 SAC: 0 DP: 0 HBP: 0	WP: 0 PB: 0 SB: 0 CS: 0	PA: 46					
PITCHER	IP	WLS	BF	H	R	ER	SO	BB	IBB	HBP	BLK	WP	HR	S	P	ERA	WHIP										
Don Drysdale, R ERA: 3.45 (1, 1)	4.1	L	22	9	7	7	6	1	0	0	0	0	3	60	84	14.54	2.308										
Ed Rakow, R ERA: 9.0 (5, 1)	0.2		3	1	0	0	1	0	0	0	0	0	0	7	12	0.00	1.500										
Danny McDevitt, L ERA: 7.71 (6, 1)	1.0		4	1	0	0	1	0	0	0	0	0	0	12	15	0.00	1.000										
Larry Sherry, R ERA: 5.33 (7, 1)	1.1		10	3	3	3	1	3	0	0	0	0	0	24	48	20.25	4.500										
Clem Labine, R ERA: 3.95 (8, 1)	1.2		7	2	0	0	1	0	0	0	0	0	0	13	17	0.00	1.200										

Chicago Cubs @ Los Angeles Dodgers
Los Angeles Memorial Coliseum, Los Angeles, CA
 Thu Jun 02 1960, 10:05 PM EDT
 Att: 14,634 - Unknown

AB	42
R	10
H	16
RBI	10
BB	4
SO	10
LOB	18



Batter	1	2	3	4	5	6	7	8	9	AB R H RBI BB SO LOB
Jim Gilliam, S OBP: 0.371, SLG: 0.337 (1, 5)	1-3 K ①		1-0 F7 ①		0-1 F9 ③	2-2 F9 ③			2-1 HR ①	5 1 1 2 0 1 2
Wally Moon, L OBP: 0.357, SLG: 0.361 (1, 9)	2-3 K ②		1-2 F8 ②			2-2 F7 ①	4-0 SH3-4 BB		1-2 6-3 ①	4 0 0 0 1 1 0
Norm Larker, L OBP: 0.412, SLG: 0.440 (1, 3)	1-2 1B BB ①		1-0 3-1 ③			0-0 1B HR 1B	1-1 SH3-4 ①		0-0 G3 ②	4 2 2 0 0 0 0
Frank Howard, R OBP: 0.338, SLG: 0.441 (1, 7)	4-1 1B BB ①			2-2 6-3 ①		0-0 HR 1B	0-3 K ②		0-0 FC6-4 1B	4 1 2 0 1 1 1
Don Demeter, R OBP: 0.306, SLG: 0.520 (1, 8)	0-2 1B 2-H ①			1-2 6-3 ②		1-2 HR 1-H 2-H	3-3 K ③		1-0 FC6-4 1-2f ③	5 1 2 4 0 1 2
Charlie Neal, R OBP: 0.335, SLG: 0.370 (1, 4)	0-1 4-3 ③			2-0 L9 ③		1-0 HR		2-1 6-3 ①		4 1 1 1 0 0 2
Norm Sherry, R OBP: 0.333, SLG: 0.655 (1, 2)		0-3 K ①			0-1 1B	0-1 F8 ②		0-3 K ②		4 0 1 0 0 2 0
Maury Wills, S OBP: 0.325, SLG: 0.272 (1, 6)		1-3 K ②			0-3 K ①	4-2 2B BB		1-2 4-3 ③		2 1 0 0 1 2 1
Tommy Davis, R OBP: 0.200, SLG: 0.250 (8, PH)										1 0 0 0 0 0 0
Bob Aspromonte, R OBP: 0.208, SLG: 0.269 (9, 6)										0 0 0 0 0 0 0
Don Drysdale, R OBP: 0.207, SLG: 0.286 (5, 1)		1-1 6-3 ③			1-3 K ②	0-0 2B 1-H			0-0 E5 HR	1 0 0 0 0 0 0
Ed Rakow, S OBP: 0.667, SLG: 0.667 (5, PH)										0 0 0 0 0 0 0
Chuck Essigman, R OBP: 0.259, SLG: 0.385 (8, 1)										1 0 0 0 0 1 1
Danny McDevitt, L OBP: 0.188, SLG: 0.333 (7, 1)										0 0 0 0 0 0 0
John Roseboro, L OBP: 0.500, SLG: 1.000 (9, PH)										0 0 0 0 0 0 0
Larry Sherry, R OBP: 0.274, SLG: 0.360 (9, PH)										1 1 0 0 0 0 0

Inning Stats	R: 1 E: 0 K: 2 S: 15	H: 2 LOB: 2 BB: 1 P: 23	R: 0 E: 0 K: 2 S: 8	H: 0 LOB: 0 BB: 0 P: 10	R: 0 E: 0 K: 0 S: 5	H: 0 LOB: 0 BB: 0 P: 8	R: 0 E: 0 K: 0 S: 7	H: 0 LOB: 0 BB: 0 P: 12	R: 0 E: 0 K: 2 S: 12	H: 1 LOB: 1 BB: 0 P: 13	R: 5 E: 0 K: 0 S: 19	H: 5 LOB: 1 BB: 1 P: 29	R: 0 E: 0 K: 2 S: 10	H: 0 LOB: 1 BB: 1 P: 17	R: 0 E: 0 K: 1 S: 10	H: 0 LOB: 0 BB: 0 P: 13	R: 2 E: 1 K: 0 S: 9	H: 2 LOB: 1 BB: 0 P: 13	1B: 6 2B: 1 3B: 0 HR: 3	SF: 0 SAC: 1 DP: 0 HBP: 0	WP: 0 PB: 0 SB: 0 CS: 0	PA: 41
--------------	-------------------------------	----------------------------------	------------------------------	----------------------------------	------------------------------	---------------------------------	------------------------------	----------------------------------	-------------------------------	----------------------------------	-------------------------------	----------------------------------	-------------------------------	----------------------------------	-------------------------------	----------------------------------	------------------------------	----------------------------------	----------------------------------	------------------------------------	----------------------------------	--------

PITCHER	IP	WLS	BF	H	R	ER	SO	BB	IBB	HBP	BLK	WP	HR	S	P	ERA	WHIP
Don Cardwell, R ERA: 4.78 (1, 1)	5.2	W	26	7	6	6	6	2	0	0	0	0	2	62	89	9.53	1.588
Don Elston, R ERA: 3.11 (6, 1)	0.2		4	1	0	0	0	1	0	0	0	0	0	7	13	0.00	3.000
Mark Freeman, R ERA: 1.5 (7, 1)	2.2	S	11	2	2	1	3	0	0	0	0	0	1	26	36	3.38	0.750


BOTTOM

Chicago Cubs @ Los Angeles Dodgers
Los Angeles Memorial Coliseum, Los Angeles, CA

Thu Jun 02 1960, 10:05 PM EDT
Att. 14,634 - Unknown

livebaseballscorecards.com

AB	37
R	8
H	10
RBI	8
BB	3
SO	9
LOB	9



Batter	1	2	3	4	5	6	7	8	9	10	AB	R	H	RBI	BB	SO	LOB	TOP	
Richie Ashburn, L (1, 8) OBP: 0.429, SLG: 0.352 Moe Thacker, R (8, 2) George Altman, L (10, PH) OBP: 0.306, SLG: 0.446 Jim Hegan, R (10, PR) OBP: 0.500, SLG: 2.000 (10, 2)											5 1 2 0 0 1 2 0 0 0 0 0 0 0 1 0 1 1 0 0 0 0 0 0 0 0 0 0								
Bob Will, L (1, 9) OBP: 0.336, SLG: 0.462											3 0 1 0 3 1 1								
14 Ernie Banks, R (1, 6) OBP: 0.372, SLG: 0.575											6 1 2 1 0 2 7								
Ed Bouchee, L (1, 3) OBP: 0.361, SLG: 0.338											5 1 1 2 1 1 5								
Frank Thomas, R (1, 5) OBP: 0.272, SLG: 0.448											5 1 2 0 0 1 4								
Earl Averill, R (1, 2) OBP: 0.342, SLG: 0.382 Sammy Taylor, L (8, PH) OBP: 0.333, SLG: 0.342 Lou Johnson, R (8, 8) OBP: 0.270, SLG: 0.343											3 0 2 0 0 0 0 1 0 1 1 0 0 0 1 0 0 0 0 1 2								
Walt Moryn, L (1, 7) OBP: 0.386, SLG: 0.442 Don Zimmer, R (10, PR) OBP: 0.284, SLG: 0.291 (10, 7)											4 0 1 0 1 1 3 0 1 0 0 0 0 0								
Jerry Kindall, R (1, 4) OBP: 0.280, SLG: 0.361										5 0 2 1 0 1 4									
Bob Anderson, R (1, 1) OBP: 0.261, SLG: 0.227 Seth Morehead, L (8, 1) OBP: 0.083, SLG: 0.083 Ben Johnson, R (8, 1) Moe Drabowsky, R (9, 1)										3 1 0 0 0 1 4 0									
Inning Stats	R: 0 H: 1 E: 0 LOB: 0 K: 0 BB: 0 S: 7 P: 11	R: 0 H: 2 E: 0 LOB: 3 K: 2 BB: 1 S: 12 P: 20	R: 0 H: 1 E: 0 LOB: 0 K: 1 BB: 0 S: 6 P: 9	R: 0 H: 1 E: 0 LOB: 1 K: 1 BB: 0 S: 10 P: 16	R: 2 H: 3 E: 0 LOB: 2 K: 1 BB: 1 S: 17 P: 26	R: 0 H: 0 E: 0 LOB: 0 K: 0 BB: 0 S: 5 P: 7	R: 0 H: 0 E: 0 LOB: 0 K: 2 BB: 0 S: 11 P: 16	R: 3 H: 4 E: 0 LOB: 2 K: 1 BB: 1 S: 13 P: 21	R: 0 H: 1 E: 0 LOB: 2 K: 1 BB: 1 S: 12 P: 20	R: 1 H: 2 E: 1 LOB: 3 K: 1 BB: 1 S: 16 P: 20	1B: 14 SF: 0 2B: 0 SAC: 2 3B: 0 DP: 1 HR: 1 HBP: 0	WP: 0 PA: 50 PB: 0 SB: 1 CS: 1							
PITCHER	IP WLS BF H R ER SO BB IBB HBP BLK WP HR S P ERA WHIP																		
Johnny Podres, L (1, 1) ERA: 2.42	5.0																		
Ed Rakow, R (6, 1) ERA: 9.75	2.0																		
Ed Roebuck, R (8, 1) ERA: 3.27	1.0																		
Danny McDevitt, L (9, 1) ERA: 7.45	0.1																		
Don Drysdale, R (9, 1) ERA: 3.49	1.2	L																	

Chicago Cubs @ Los Angeles Dodgers
 Los Angeles Memorial Coliseum, Los Angeles, CA
 Fri Jun 03 1960, 10:05 PM EDT
 Att. 33,573 - Unknown

livebaseballscorecards.com

AB	42
R	6
H	15
RBI	6
BB	5
SO	10
LOB	32



BOTTOM

Chicago Cubs @ Los Angeles Dodgers
Los Angeles Memorial Coliseum, Los Angeles, CA

Fri Jun 03 1960, 10:05 PM EDT
Att: 33,573 - Unknown

livebaseballscorecards.com

AB	38
R	5
H	11
RBI	5
BB	4
SO	6
LOB	19




Batter	1	2	3	4	5	6	7	8	9	10	AB	R	H	RBI	BB	SO	LOB
Jim Gilliam, S OBP: 0.366, SLG: 0.333 (1, 5) (10, 4)	F9		G3-6-3			G4-6-3 1B		E4 1B	K		5	1	1	0	0	1	3
Wally Moon, L OBP: 0.358, SLG: 0.358 (1, 9) (10, 7)	4-3			G5-4-3 BB		G4-6-3 1-2f		G3			4	0	1	1	1	0	3
Norm Larker, L OBP: 0.398, SLG: 0.423 Gil Hodges, R OBP: 0.272, SLG: 0.356 Danny McDevitt, L (9, 1) Don Drysdale, R OBP: 0.200, SLG: 0.276 (9, 1)	F7			G5-4-3 1-2f		G1		K	K		3	0	0	0	0	0	1
Frank Howard, R OBP: 0.354, SLG: 0.437 (1, 7) (10, 3)		FC4-6 BB		6-3			G6-3 1B	1B BB		1-3	3	0	1	0	2	0	0
Don Demeter, R OBP: 0.301, SLG: 0.505 (1, 8)		FC4-6 6-3 1-2f			F7		G6-3 1-2f	1B 1-2 2-H 3-H		L6	5	0	1	2	0	0	2
Charlie Neal, R OBP: 0.331, SLG: 0.364 (1, 4) (10, 6)		6-3 1-2			L8			1B	F4	6-3	5	0	1	0	0	0	3
Norm Sherry, R OBP: 0.353, SLG: 0.625 (1, 2)		6-3			1B BB		K			HR 1B	3	1	1	0	1	1	2
Maury Wills, S OBP: 0.328, SLG: 0.276 Tommy Davis, R OBP: 0.210, SLG: 0.260 Bob Aspromonte, R OBP: 0.208, SLG: 0.269 Duke Snider, L OBP: 0.357, SLG: 0.537 (1, 6) (8, PH) (9, 6) (9, PH) (10, 9)			6-3			1-1 1B		3-2 2B G3 1B	0-2 1-H HR		2	0	1	0	0	0	0
Johnny Podres, L OBP: 0.192, SLG: 0.087 Chuck Essegian, R OBP: 0.290, SLG: 0.370 Ed Rakow, S OBP: 0.067, SLG: 0.067 Ed Rosebuck, R OBP: 0.500, SLG: 0.500 John Roseboro, L OBP: 0.321, SLG: 0.407 (1, 1) (5, PH) (6, 1) (8, 1) (8, PH) (9, 3) (10, 5)						0-3 K		1-0 G3 1B 2B	1-3 K		1	0	1	0	0	0	0

Batter	1	2	3	4	5	6	7	8	9	10
Frank Howard, R OBP: 0.354, SLG: 0.437 (1, 7) (10, 3)		FC4-6 BB		6-3			G6-3 1B	1B BB		1-3
Don Demeter, R OBP: 0.301, SLG: 0.505 (1, 8)		FC4-6 6-3 1-2f			F7		G6-3 1-2f	1B 1-2 2-H 3-H		L6
Charlie Neal, R OBP: 0.331, SLG: 0.364 (1, 4) (10, 6)		6-3 1-2			L8			1B	F4	6-3
Norm Sherry, R OBP: 0.353, SLG: 0.625 (1, 2)		6-3			1B BB		K			HR 1B
Maury Wills, S OBP: 0.328, SLG: 0.276 Tommy Davis, R OBP: 0.210, SLG: 0.260 Bob Aspromonte, R OBP: 0.208, SLG: 0.269 Duke Snider, L OBP: 0.357, SLG: 0.537 (1, 6) (8, PH) (9, 6) (9, PH) (10, 9)			6-3			1-1 1B		3-2 2B G3 1B	0-2 1-H HR	
Johnny Podres, L OBP: 0.192, SLG: 0.087 Chuck Essegian, R OBP: 0.290, SLG: 0.370 Ed Rakow, S OBP: 0.067, SLG: 0.067 Ed Rosebuck, R OBP: 0.500, SLG: 0.500 John Roseboro, L OBP: 0.321, SLG: 0.407 (1, 1) (5, PH) (6, 1) (8, 1) (8, PH) (9, 3) (10, 5)						0-3 K		1-0 G3 1B 2B	1-3 K	

Inning Stats	R: 0	H: 0	E: 0	K: 0	S: 7	P: 12	R: 0	H: 0	E: 0	K: 0	S: 9	P: 17	R: 0	H: 1	E: 0	K: 0	S: 5	R: 0	H: 0	E: 0	K: 0	S: 6	P: 13	R: 0	H: 1	E: 0	K: 1	S: 9	P: 15	R: 0	H: 1	E: 0	K: 0	S: 8	P: 11	R: 0	H: 2	E: 0	K: 1	S: 11	P: 21	R: 3	H: 3	E: 1	K: 1	S: 17	P: 31	R: 2	H: 3	E: 0	K: 3	S: 20	P: 28	R: 0	H: 0	E: 0	K: 0	S: 11	P: 17	1B: 9	SF: 0	2B: 1	SAC: 0	3B: 0	DP: 4	HR: 1	HBP: 0	WP: 0	PA: 42
--------------	------	------	------	------	------	-------	------	------	------	------	------	-------	------	------	------	------	------	------	------	------	------	------	-------	------	------	------	------	------	-------	------	------	------	------	------	-------	------	------	------	------	-------	-------	------	------	------	------	-------	-------	------	------	------	------	-------	-------	------	------	------	------	-------	-------	-------	-------	-------	--------	-------	-------	-------	--------	-------	--------

PITCHER	IP	WLS	BF	H	R	ER	SO	BB	IBB	HBP	BLK	WP	HR	S	P	ERA	WHIP
Bob Anderson, R ERA: 4.2 (1, 1)	7.0		27	7	2	1	2	3	0	0	0	0	0	59	106	1.29	1.429
Seth Morehead, L ERA: 3.8 (8, 1)	0.2		5	1	1	0	1	1	0	0	0	0	0	12	22	0.00	3.000
Ben Johnson, R ERA: 4.56 (8, 1)	0.1		3	2	2	2	0	0	0	0	0	0	1	5	5	54.00	6.000
Moe Drabowsky, R ERA: 10.45 (9, 1)	2.0	W	7	1	0	0	3	0	0	0	0	0	0	27	41	0.00	0.500

Batter	1	2	3	4	5	6	7	8	9	AB R H RBI BB SO LOB	TOP																									
Richie Ashburn, L (1, 8) OBP: 0.434, SLG: 0.351	4-2 FC1-6 BB		4-2 3B BB	2-2 E7 1B		2-2 4-3		0-0 6-3		3 2 1 1 2 0 0	<p>Chicago Cubs @ Los Angeles Dodgers Los Angeles Memorial Coliseum, Los Angeles, CA</p> <p>Sat Jun 04 1960, 10:05 PM EDT Att. 24,796 - Unknown</p> <p>livebaseballscorecards.com</p> <table border="1"> <tr><td>AB</td><td>33</td></tr> <tr><td>R</td><td>6</td></tr> <tr><td>H</td><td>6</td></tr> <tr><td>RBI</td><td>6</td></tr> <tr><td>BB</td><td>7</td></tr> <tr><td>SO</td><td>7</td></tr> <tr><td>LOB</td><td>14</td></tr> </table> 	AB	33	R	6	H	6	RBI	6	BB	7	SO	7	LOB	14											
AB	33																																			
R	6																																			
H	6																																			
RBI	6																																			
BB	7																																			
SO	7																																			
LOB	14																																			
Bob Will, L (1, 9) OBP: 0.331, SLG: 0.468	0-0 FC1-6 WP BB 1-2f		2-1 14 HR 3B	3-3 K		3-2 4-3		1-1 F7	5 1 1 1 0 1 2																											
14 Ernie Banks, R (1, 6) OBP: 0.373, SLG: 0.587	0-3 K		0-2 HR	4-0 1B IBB		1-0 6-3		2-1 F4	4 1 1 2 1 1 1																											
Ed Bouchee, L (1, 3) OBP: 0.368, SLG: 0.338	4-1 WP BB 1-2		4-1 PB BB	2-1 1-3 2-H 1B		0-0 4-3		2-1 F8	3 0 1 1 2 0 0																											
Walt Moryn, L (1, 7) OBP: 0.380, SLG: 0.425	2-3 K 1-2 2-3		4-2 FC5-4 BB	2-1 F8		2-2 4-3		2-1 F8	3 0 0 0 1 1 4																											
Frank Thomas, R (1, 5) OBP: 0.265, SLG: 0.435		2-2 5-3	0-3 K	1-1 5-3		2-0 4-3			4 0 0 0 0 1 2																											
Earl Averill, R (1, 2) OBP: 0.341, SLG: 0.361		1-1 F5	2-0 FC5-4	4-2 E 1B CS BB		1-3 K			2 0 0 0 1 0 2																											
Jim Hegan, R (5, 2) OBP: 0.333, SLG: 1.333									1 0 0 0 0 1 0																											
Jerry Kindall, R (1, 4) OBP: 0.282, SLG: 0.360		3-2 5-3		1-0 E8 E		0-0 E 1B		1-0 1-3	3 1 1 0 0 0 0																											
Don Zimmer, R (8, PH) (8, 4) OBP: 0.281, SLG: 0.287									1 0 0 0 0 0 0																											
Glen Hobbie, R (1, 1) OBP: 0.162, SLG: 0.053			1-3 K	0-2 B3-4	1-3 SAFE K		0-0 HR		1 0 0 0 0 0 1 0																											
Dick Drott, R (3, 1) OBP: 0.125, SLG: 0.125									1 0 0 0 0 0 0 1																											
Don Cardwell, R (4, 1) OBP: 0.111, SLG: 0.444									1 0 0 0 0 0 1 2																											
Seth Morehead, L (6, 1) OBP: 0.083, SLG: 0.083									0 0 0 0 0 0 0 0																											
Sammy Taylor, L (8, PH) OBP: 0.349, SLG: 0.436									1 1 1 1 0 0 0 0																											
Ben Johnson, R (8, 1)									0 0 0 0 0 0 0 0																											
Inning Stats	R: 0 E: 0 K: 2 S: 11	H: 0 LOB: 2 BB: 2 P: 21	R: 0 E: 0 K: 0 S: 8	H: 0 LOB: 0 BB: 0 P: 14	R: 3 E: 0 K: 2 S: 17	H: 2 LOB: 2 BB: 3 P: 34	R: 2 E: 2 K: 1 S: 17	H: 2 LOB: 2 BB: 1 P: 31	R: 0 E: 1 K: 1 S: 9	H: 1 LOB: 2 BB: 1 P: 15	R: 0 E: 0 K: 0 S: 9	H: 0 LOB: 0 BB: 0 P: 15	R: 0 E: 0 K: 0 S: 7	H: 0 LOB: 0 BB: 0 P: 11	R: 1 E: 0 K: 1 S: 6	H: 1 LOB: 0 BB: 0 P: 8	R: 0 E: 0 K: 0 S: 6	H: 0 LOB: 0 BB: 0 P: 11	1B: 3 2B: 1 3B: 1 HR: 2	SF: 0 SAC: 0 DP: 1 HBP: 0	WP: 1 PB: 1 SB: 0 CS: 1	PA: 40														
PITCHER	IP WLS BF H R ER SO BB IBB HBP BLK WP HR S P ERA WHIP																																			
Stan Williams, R (1, 1) ERA: 3.18	3.0		16	2	3	3	4	5	0	0	0	1	1	36	69	9.00	2.333																			
Larry Sherry, R (4, 1) ERA: 5.24	1.0		7	2	2	0	1	0	1	0	0	0	0	17	31	0.00	2.000																			
Ed Roebuck, R (5, 1) ERA: 3.0	5.0	W	17	2	1	1	2	1	0	0	0	0	1	37	60	1.80	0.600																			

BOTTOM

Chicago Cubs @ Los Angeles Dodgers
Los Angeles Memorial Coliseum, Los Angeles, CA


Sat Jun 04 1960, 10:05 PM EDT
Att. 24,796 - Unknown

Batter	1	2	3	4	5	6	7	8	9	AB	R	H	RBI	BB	SO	LOB																				
Jim Gilliam, S OBP: 0.380, SLG: 0.349	(1, 5)	(1, 5)								4	2	3	0	2	0	2																				
Wally Moon, L OBP: 0.354, SLG: 0.375	(1, 9)									4	1	1	5	0	0	3																				
Norm Larker, L OBP: 0.393, SLG: 0.418	(1, 3)									1	0	0	0	0	0	1																				
Gil Hodges, R OBP: 0.271, SLG: 0.346	(3, PH) (4, 3)									3	1	0	0	1	0	0																				
Duke Snider, L OBP: 0.379, SLG: 0.558	(1, 8)									4	2	3	0	1	0	1																				
Frank Howard, R OBP: 0.357, SLG: 0.434	(1, 7)									5	1	2	1	0	0	5																				
Charlie Neal, R OBP: 0.328, SLG: 0.361	(1, 4)									4	1	1	2	0	0	2																				
John Roseboro, L OBP: 0.328, SLG: 0.404	(1, 2)									1	0	0	0	2	0	0																				
Norm Sherry, R OBP: 0.389, SLG: 0.647	(7, PH) (8, 2)									2	2	2	0	0	0	0																				
Maury Wills, S OBP: 0.325, SLG: 0.274	(1, 6)									1	0	0	0	0	0	1																				
Tommy Davis, R OBP: 0.220, SLG: 0.269	(3, PH)									1	0	1	2	0	0	0																				
Larry Sherry, R OBP: 0.188, SLG: 0.333	(4, 1)									0	0	0	0	0	0	0																				
Ed Roebuck, R OBP: 0.667, SLG: 0.667	(5, 1)									1	2	1	0	0	0	0																				
Stan Williams, R OBP: 0.067, SLG: 0.067	(1, 1)									1	0	0	0	0	1	2																				
Bob Aspromonte, R OBP: 0.196, SLG: 0.255	(3, PH) (4, 6)									3	0	0	0	0	1	5																				
Bob Lillis, R OBP: 0.286, SLG: 0.286	(8, 6)									1	0	1	1	0	0	0																				
Inning Stats	R: 0 E: 0 K: 0 S: 11	H: 2 LOB: 2 BB: 0 P: 19	R: 0 E: 1 K: 1 S: 14	H: 0 LOB: 2 BB: 1 P: 21	R: 3 E: 0 K: 0 S: 17	H: 4 LOB: 2 BB: 1 P: 28	R: 0 E: 0 K: 0 S: 7	H: 0 LOB: 0 BB: 1 P: 15	R: 1 E: 0 K: 0 S: 9	H: 1 LOB: 0 BB: 0 P: 11	R: 2 E: 1 K: 1 S: 17	H: 2 LOB: 2 BB: 1 P: 25	R: 5 E: 1 K: 0 S: 20	H: 3 LOB: 2 BB: 2 P: 40	R: 1 E: 0 K: 0 S: 11	H: 3 LOB: 1 BB: 0 P: 16	1B: 12 2B: 3 3B: 0 HR: 1	SF: 2 SAC: 3 DP: 2 HBP: 0	WP: 2 PB: 1 SB: 0 CS: 0	PA: 47																
PITCHER	IP	WLS	BF	H	R	ER	SO	BB	IBB	HBP	BLK	WP	HR	S	P	ERA	WHIP																			
Glen Hobbie, R ERA: 5.19	(1, 1)															10.12	3.000																			
Dick Drott, R ERA: 5.58	(3, 1)															0.00	3.000																			
Don Cardwell, R ERA: 4.91	(4, 1)	L														7.71	1.286																			
Seth Morehead, L ERA: 4.44	(6, 1)															21.60	3.600																			
Ben Johnson, R ERA: 4.73	(8, 1)															9.00	3.000																			

livebaseballscorecards.com

AB	36
R	12
H	15
RBI	11
BB	6
SO	2
LOB	22



Batter	1	2	3	4	5	6	7	8	9	AB R H RBI BB SO LOB	TOP									
Richie Ashburn, L (1, 8) OBP: 0.447, SLG: 0.362	2-2 5-3		4-2 S BB			1-2 BLK 1B	0-0 1-2 1B		4-0 1B BB	4 1 3 2 2 0 0										
Bob Will, L (1, 9) OBP: 0.338, SLG: 0.461	2-3 K		1-3 K			1-2 BLK 1B	2-2 L6		2-1 1-2 1B	4 1 1 0 2 2 3										
14 Ernie Banks, R (1, 6) OBP: 0.366, SLG: 0.568	2-2 5-3			0-0 F6		0-0 K	0-0 FC5		1-0 F8	5 0 0 0 1 1 6										
Ed Bouchee, L (1, 3) OBP: 0.361, SLG: 0.326		0-0 F9		2-1 F6		0-0 1B BB	0-0 FC4-6	0-0 5-3	0-2 L9	5 1 0 0 1 0 5										
Frank Thomas, R (1, 5) OBP: 0.280, SLG: 0.480		0-1 5-3		2-2 1B		4-2 1B BB	2-2 IHR	0-2 HR	1-2 6-3	5 3 3 3 1 0 2										
Dick Gernert, R (1, 7) Walt Moryn, L (6, 7) OBP: 0.372, SLG: 0.415		4-1 BB		2-3 K		2-3 K	1-0 F8	0-0 3-1		2 0 0 0 1 2 4 2 0 0 0 0 0 0										
Moe Thacker, R (1, 2) Earl Averill, R (6, PH) (6, 2) OBP: 0.386, SLG: 0.410		2-3 K			0-3 K	0-0 1B 1B	1-0 2B 1B	1-2 1B WP		2 0 0 0 0 2 1 3 3 3 2 0 0 0	AB 42 R 12 H 15 RBI 11 BB 8 SO 10 LOB 22									
Jerry Kindall, R (1, 4) Don Zimmer, R (6, PH) (6, 4) OBP: 0.303, SLG: 0.322			1-2 F9		0-0 F4	2-0 1B 1B	1-2 1B 2B	3-2 1B		2 0 0 0 0 0 0 3 2 3 2 0 0 0										
Mark Freeman, R (1, 1) Glen Hobbie, R (5, 1) Don Elston, R (7, 1) OBP: 0.111, SLG: 0.111			2-3 K		0-3 K	0-0 14 BLK 1B	0-2 14 FC5 1B	1-3 K		2 0 0 0 0 2 0 2 1 2 2 0 0 0 1 0 0 0 0 1 1										
Inning Stats	R: 0 E: 0 K: 1 S: 13	H: 0 LOB: 0 BB: 0 P: 19	R: 0 E: 0 K: 1 S: 7	H: 0 LOB: 1 BB: 1 P: 13	R: 0 E: 0 K: 2 S: 11	H: 1 LOB: 1 BB: 0 P: 16	R: 0 E: 0 K: 1 S: 7	H: 0 LOB: 0 BB: 0 P: 7	R: 7 E: 0 K: 2 S: 31	H: 5 LOB: 3 BB: 5 P: 58	R: 3 E: 0 K: 0 S: 17	H: 5 LOB: 2 BB: 0 P: 24	R: 2 E: 0 K: 1 S: 14	H: 3 LOB: 1 BB: 0 P: 19	R: 0 E: 0 K: 0 S: 10	H: 1 LOB: 2 BB: 1 P: 18	1B: 12 2B: 1 3B: 0 HR: 2	SF: 0 SAC: 0 DP: 0 HBP: 0	WP: 1 PB: 0 SB: 1 CS: 0	PA: 50
PITCHER	IP WLS BF H R ER SO BB IBB HBP BLK WP HR S P ERA WHIP																			
Sandy Koufax, L (1, 1) ERA: 4.23	5.2 L 25 3 5 5 9 5 0 0 0 0 0 68 111 7.94 1.412																			
Clem Labine, R (6, 1) ERA: 5.27	0.0 4 3 1 1 0 1 0 0 0 0 0 9 15 ∞ ∞																			
Ed Rakow, R (6, 1) ERA: 11.37	0.2 7 4 4 4 0 0 0 1 0 1 0 0 14 23 54.00 6.000																			
Danny McDevitt, L (7, 1) ERA: 6.97	0.2 3 1 0 0 0 0 0 0 0 0 0 5 7 0.00 1.500																			
Stan Williams, R (8, 1) ERA: 3.4	2.0 11 4 2 2 1 1 0 0 0 1 1 24 37 9.00 2.500																			

Chicago Cubs @ Los Angeles Dodgers
Los Angeles Memorial Coliseum, Los Angeles, CA

Sun Jun 05 1960, 6:33 AM EDT
 Att. 25,256 - Overcast

AB	42
R	12
H	15
RBI	11
BB	8
SO	10
LOB	22



Batter	1	2	3	4	5	6	7	8	9	AB R H RBI BB SO LOB
Jim Gilliam, S OBP: 0.380, SLG: 0.343 (1, 5)	1-1 L7		0-2 F2		1-2 HBP		4-2 1B BB		1-2 E3 HR	3 1 0 0 1 0 0
Wally Moon, L OBP: 0.361, SLG: 0.400 (1, 9)	0-0 E4 G3-6-3		4-2 BB		0-0 SF8		1-1 1B		0-0 HR	3 1 2 4 1 0 0
Norm Larker, L OBP: 0.383, SLG: 0.417 (1, 3)	1-2 G3-6-3 1-2f		1-1 F8		0-1 1-3		0-0 3-1		0-0 6-3 2B	5 1 1 0 0 0 6
Duke Snider, L OBP: 0.380, SLG: 0.539 (1, 8)		4-2 HR BB		0-0 G3		2-1 F8		4-1 BB	1-1 4-3	3 1 0 0 2 0 1
Frank Howard, R OBP: 0.348, SLG: 0.457 (1, 7)		2-1 HR		0-3 K		1-3 K		1-1 F7	0-1 6-3	5 1 1 3 0 2 3
Charlie Neal, R OBP: 0.324, SLG: 0.375 (1, 4)		3-1 L9		1-0 6-3		1-0 HR		0-2 G3	0-1 F9	5 1 1 1 0 0 3
Norm Sherry, R OBP: 0.375, SLG: 0.595 (1, 2)		0-1 F2		2-0 F5		4-2 BB		2-1 F7		3 0 0 0 1 0 0
Maury Wills, S OBP: 0.328, SLG: 0.271 Chuck Essegian, R OBP: 0.241, SLG: 0.357 Bob Lillis, R OBP: 0.250, SLG: 0.250 (1, 6) (6, PH) (7, 6)		1-2 5-3		4-1 HBP SF8 BB		2-1 F9		1-0 F4		1 1 0 0 1 0 0 1 0 0 0 0 0 1 1 0 0 0 0 0 0
Sandy Koufax, R OBP: 0.174, SLG: 0.095 Clem Labine, R OBP: 0.500, SLG: 1.000 Ed Rakow, S OBP: 0.667, SLG: 0.667 Danny McDevitt, L Tommy Davis, R OBP: 0.229, SLG: 0.278 Stan Williams, R OBP: 0.063, SLG: 0.063 (1, 1) (6, 1) (6, 1) (7, 1) (7, PH) (8, 1)		2-3 K		4-1 HBP BB		0-1 BB 1B		1-3 K		1 0 0 0 0 1 1 0 1 1 1 0 0 0 0 0 1 0 0 0 0 0 1 0

BOTTOM

Chicago Cubs @ Los Angeles Dodgers
Los Angeles Memorial Coliseum, Los Angeles, CA

Sun Jun 05 1960, 6:33 AM EDT
Att. 25,256 - Overcast

livebaseballscorecards.com

AB	33
R	8
H	6
RBI	8
BB	7
SO	4
LOB	14



Inning Stats	R: 0	H: 0	E: 1	K: 0	S: 7	R: 2	H: 1	E: 0	K: 0	S: 11	R: 0	H: 0	E: 0	K: 1	S: 11	R: 0	H: 0	E: 0	K: 1	S: 5	R: 1	H: 0	E: 0	K: 0	S: 9	R: 1	H: 1	E: 0	K: 1	S: 11	R: 1	H: 2	E: 0	K: 0	S: 13	R: 0	H: 0	E: 0	K: 1	S: 6	R: 3	H: 2	E: 1	K: 0	S: 11	1B: 2	SF: 1	2B: 1	SAC: 0	3B: 0	DP: 1	HR: 3	HBP: 1	WP: 0	PA: 42
--------------	------	------	------	------	------	------	------	------	------	-------	------	------	------	------	-------	------	------	------	------	------	------	------	------	------	------	------	------	------	------	-------	------	------	------	------	-------	------	------	------	------	------	------	------	------	------	-------	-------	-------	-------	--------	-------	-------	-------	--------	-------	--------

PITCHER	IP	WLS	BF	H	R	ER	SO	BB	IBB	HBP	BLK	WP	HR	S	P	ERA	WHIP
Mark Freeman, R ERA: 3.48 (1, 1)	4.1		19	1	3	3	2	4	0	1	0	0	1	40	70	6.23	1.154
Glen Hobbie, R ERA: 5.34 (5, 1)	1.2	W	10	3	2	2	1	2	0	0	0	0	1	20	35	10.80	3.000
Don Elston, R ERA: 3.1 (7, 1)	3.0	S	13	2	3	1	1	1	0	0	0	0	1	24	35	3.00	1.000

Batter	1	2	3	4	5	6	7	8	9	AB R H RBI BB SO LOB	TOP											
Bill Bruton, L (1, 8) OBP: 0.343, SLG: 0.491	0-0 F8		1-1 2B		1-3 K	0-1 B4-3		0-0 FC4 1-2f		5 0 1 0 0 1 3												
Red Schoendienst, S (1, 4) OBP: 0.300, SLG: 0.292	3-3 K		3-1 1-3		1-2 E3 1-2 2-3	2-2 1B 1B		0-1 1-3		5 1 1 0 0 1 4												
Eddie Mathews, L (1, 5) OBP: 0.426, SLG: 0.588	1-0 F6		4-2 BB		4-2 E 1-2 2-3 3-H	2-1 1B 1B		0-0 B1-3		3 1 1 1 2 0 0												
Hank Aaron, R (1, 9) OBP: 0.345, SLG: 0.570		1-1 6-3	1-2 F8		1-0 E1 1-3 2-H 3-H	2-3 K		2-1 F8		5 1 0 0 0 1 5												
Joe Adcock, R (1, 3) OBP: 0.385, SLG: 0.545		3-0 6-3		0-0 F5	4-0 FC5-4 1B IBB		3-2 4-3		4-2 BB	3 0 0 0 2 0 0												
Juan Pizarro, L (9, PR) OBP: 0.429, SLG: 0.643										0 0 0 0 0 0 0												
Frank Torre, L (9, 3) OBP: 0.226, SLG: 0.214										0 0 0 0 0 0 0												
Mel Roach, R (1, 7) OBP: 0.347, SLG: 0.523		1-2 2B		1-0 6-3	1-1 FC5-4 1B		1-2 5-3		0-2 F8	5 0 2 2 0 0 1												
Al Spangler, L (9, 7) OBP: 0.292, SLG: 0.349					1-2 2-H 3-H					0 0 0 0 0 0 0												
Johnny Logan, R (1, 6) OBP: 0.315, SLG: 0.325		3-3 K		2-1 F8	0-2 FC5-4 1-2f 2-3		0-2 6-3			4 0 0 0 0 1 3												
Del Crandall, R (1, 2) OBP: 0.282, SLG: 0.471			1-1 HR		0-0 E BB 1B	0-3 K		1-0 FC4 1B		4 2 3 1 0 0 2												
Bob Buhl, R (1, 1) OBP: 0.154, SLG: 0.154			1-3 K		0-0 FC3 BB E	0-3 K		1-3 K		3 1 0 0 0 2 1												
Don McMahon, R (7, 1)					1-2 E					1 0 0 0 0 1 1												
Inning Stats	R: 0 E: 0 K: 1 S: 6	H: 0 LOB: 0 BB: 0 P: 10	R: 0 E: 0 K: 1 S: 9	H: 1 LOB: 1 BB: 0 P: 17	R: 1 E: 0 K: 1 S: 14	H: 2 LOB: 2 BB: 1 P: 25	R: 0 E: 0 K: 0 S: 4	H: 0 LOB: 0 BB: 0 P: 7	R: 5 E: 3 K: 1 S: 21	H: 2 LOB: 2 BB: 2 P: 36	R: 0 E: 0 K: 0 S: 14	H: 2 LOB: 2 BB: 0 P: 20	R: 0 E: 0 K: 0 S: 10	H: 0 LOB: 0 BB: 0 P: 14	R: 0 E: 0 K: 1 S: 7	H: 1 LOB: 1 BB: 0 P: 9	R: 0 E: 0 K: 0 S: 9	H: 0 LOB: 1 BB: 1 P: 15	1B: 5 2B: 2 3B: 0 HR: 1	SF: 0 SAC: 0 DP: 0 HBP: 0	WP: 0 PB: 0 SB: 0 CS: 0	PA: 42
PITCHER	IP WLS BF H R ER SO BB IBB HBP BLK WP HR S P ERA WHIP																				PITCHER	IP WLS BF H R ER SO BB IBB HBP BLK WP HR S P ERA WHIP
Johnny Podres, L (1, 1) ERA: 2.4	4.1 L 24 5 6 1 4 2 1 0 0 0 1 47 85 2.08 1.615																					
Ed Roebuck, R (5, 1) ERA: 2.73	2.2 10 2 0 0 2 0 0 0 0 0 0 0 31 44 0.00 0.750																					
Danny McDevitt, L (8, 1) ERA: 6.35	1.0 4 1 0 0 1 0 0 0 0 0 0 0 7 9 0.00 1.000																					
Sandy Koufax, L (9, 1) ERA: 4.16	1.0 4 0 0 0 0 1 0 0 0 0 0 0 9 15 0.00 1.000																					

Milwaukee Braves @ Los Angeles Dodgers
Los Angeles Memorial Coliseum, Los Angeles, CA
Tue Jun 07 1960, 10:05 PM EDT
Att. 26,639 - Unknown

AB	38
R	6
H	8
RBI	4
BB	4
SO	7
LOB	20



Batter	1	2	3	4	5	6	7	8	9	AB R H RBI BB SO LOB
Jim Gilliam, S OBP: 0.372, SLG: 0.333 (1, 5) C X	0-1 F7 ①		2-2 1-3 ②		2-1 F9 ①		3-2 4-3 ①		2-2 4-3 ①	5 0 0 0 0 0 2
Wally Moon, L OBP: 0.367, SLG: 0.413 (1, 9) B X	1-0 1B		3-2 2B		3-1 4-3 ②		1-1 FC4-6 1B		1-3 K ②	5 0 3 2 0 1 0
Norm Larker, L OBP: 0.374, SLG: 0.404 (1, 3) B F C B X	2-2 F5 ②		3-3 K ③		0-0 F7 ③		0-0 FC4-6 1B 1-2f ②		1-2 1B ②	5 0 1 0 0 1 3
Duke Snider, L OBP: 0.381, SLG: 0.527 (1, 8) B X	1-0 4-3 ③			4-0 1B BB		2-3 K ①	0-0 1-3 1B		0-3 K ③	4 0 1 0 1 2 2
Frank Howard, R OBP: 0.344, SLG: 0.482 (1, 7) B F B X		2-2 HR		3-2 F6 ①		2-1 G1 ②	0-1 F3 ③			4 1 1 1 0 0 3
Charlie Neal, R OBP: 0.328, SLG: 0.378 (1, 4) B X		1-0 F9 ①		0-1 1-2 1B		1-2 1B 1B		3-2 F8 ①		4 1 2 0 0 0 0
Norm Sherry, R OBP: 0.364, SLG: 0.561 (1, 2) X		0-0 5-3 ②		2-3 K ②		0-1 1-3 1B		1-3 K ②		4 0 1 1 0 2 2
Maury Wills, S OBP: 0.323, SLG: 0.266 (1, 6) Chuck Essegian, R OBP: 0.233, SLG: 0.345 (6, PH) Bob Lillis, R OBP: 0.250, SLG: 0.250 (7, 6) Irv Noren, L OBP: 0.333, SLG: 0.167 (8, PH) Bob Aspromonte, R OBP: 0.196, SLG: 0.255 (9, 6) X		0-0 G3 ③		1-0 G3 ③		1-3 K ③		0-2 1B		2 0 0 0 0 0 2 1 0 0 0 0 1 1 0 0 0 0 0 0 0 1 0 1 0 0 0 0 0 0 0 0 0 0 0
Johnny Podres, L OBP: 0.185, SLG: 0.083 (1, 1) Ed Roebuck, S OBP: 0.750, SLG: 1.000 (5, 1) Tommy Davis, R OBP: 0.238, SLG: 0.300 (7, PH) Danny McDevitt, L OBP: 0.238, SLG: 0.300 (8, 1) John Roseboro, L OBP: 0.329, SLG: 0.400 (8, PH) Sandy Koufax, R OBP: 0.174, SLG: 0.095 (9, 1) B F B X		2-2 G1 ①		0-1 F9 4-3 2B		1-2 4-3 1B 2B		1-3 K ③		1 0 0 0 0 0 0 1 1 1 0 0 0 0 1 1 1 0 0 0 0 0 0 0 0 0 0 0 1 0 0 0 0 1 1 0 0 0 0 0 0 0

Inning Stats	R: 0	H: 1	R: 1	H: 1	R: 0	H: 1	R: 1	H: 1	R: 1	H: 2	R: 1	H: 3	R: 0	H: 1	R: 0	H: 1	1B: 8	SF: 0
	E: 0	LOB: 1	E: 0	LOB: 0	E: 0	LOB: 2	E: 0	LOB: 0	E: 0	LOB: 1	E: 0	LOB: 2	E: 0	LOB: 1	E: 0	LOB: 1	2B: 3	SAC: 0
	K: 0	BB: 0	K: 0	BB: 0	K: 1	BB: 1	K: 0	BB: 0	K: 2	BB: 0	K: 0	BB: 0	K: 2	BB: 0	K: 2	BB: 0	3B: 0	DP: 0
	S: 8	P: 12	S: 6	P: 9	S: 11	P: 21	S: 7	P: 12	S: 13	P: 19	S: 15	P: 20	S: 12	P: 17	S: 12	P: 16	HR: 1	HBP: 0

PITCHER	IP	WLS	BF	H	R	ER	SO	BB	IBB	HBP	BLK	WP	HR	S	P	ERA	WHIP
Bob Buhl, R ERA: 3.82 (1, 1)	6.2	W	31	10	4	4	4	1	0	0	0	0	1	71	114	5.40	1.650
Don McMahon, R ERA: 6.14 (7, 1)	2.1	S	9	2	0	0	4	0	0	0	0	0	0	26	35	0.00	0.857


BOTTOM

Milwaukee Braves @ Los Angeles Dodgers
Los Angeles Memorial Coliseum, Los Angeles, CA

Tue Jun 07 1960, 10:05 PM EDT
Att. 26,639 - Unknown

livebaseballscorecards.com

AB	39
R	4
H	12
RBI	4
BB	1
SO	8
LOB	16



WP	PA	ERA	WHIP
0	40		
0			
0			

Batter	1	2	3	4	5	6	7	8	9	AB R H RBI BB SO LOB	TOP	
Bill Bruton, L (1, 8) OBP: 0.341, SLG: 0.491 C C B X 1-2 3-1 SF9 2B			3-3 K			2-3 K		1-0 B1-3		4 1 1 0 0 2 2	Milwaukee Braves @ Los Angeles Dodgers Los Angeles Memorial Coliseum, Los Angeles, CA Wed Jun 08 1960, 10:05 PM EDT Att. 24,639 - Unknown livebaseballscorecards.com	
Red Schoendienst, S (1, 4) OBP: 0.292, SLG: 0.284 F B C F X 1-2 3-1 2-3				1-1 4-3		0-0 4-3		0-0 F8		4 0 0 0 0 0 1		
Eddie Mathews, L (1, 5) OBP: 0.422, SLG: 0.583 S S S X 0-2 SF9				2-3 K			1-1 3-1	1-2 1B		3 0 1 1 0 1 0		
Hank Aaron, R (1, 9) OBP: 0.337, SLG: 0.555 C B C B X 2-2 5-3				2-1 F6			1-2 F8	1-2 F5		4 0 0 0 0 0 1		
Joe Adcock, R (1, 3) OBP: 0.373, SLG: 0.526 X		0-0 1-3			1-1 4-3		1-2 6-3	0-3 K		4 0 0 0 0 1 1		
Wes Covington, L (1, 7) OBP: 0.280, SLG: 0.571 Al Spangler, L (8, PR) OBP: 0.292, SLG: 0.349 (8, 7)		2-1 F7			1-0 FC5-4 1B			1-2 5-3 E 1B		3 0 2 0 0 0 0 0 0 0 0 0 0 0		
Johnny Logan, R (1, 6) OBP: 0.308, SLG: 0.317 C B C		0-3 K			0-2 FC5-4 1-2f			1-2 E5 5-3		3 0 0 0 0 1 2		
Del Crandall, R (1, 2) OBP: 0.276, SLG: 0.459 B C X			1-1 1-3		2-3 K			0-0 5-3 1-2 2-3		3 0 0 0 0 1 3		
Carl Willey, R (1, 1) Don McMahon, R (8, 1) Bob Rush, R (8, 1) OBP: 0.500, SLG: 0.333 C X			0-1 1-3			1-3 K		0-3 K		3 0 0 0 0 2 2 0 0 0 0 0 0 0 0 0 0 0 0 0 0		
Inning Stats	R: 1 H: 1 E: 0 LOB: 0 K: 0 BB: 0 S: 13 P: 17	R: 0 H: 0 E: 0 LOB: 0 K: 1 BB: 0 S: 6 P: 8	R: 0 H: 0 E: 0 LOB: 0 K: 1 BB: 0 S: 8 P: 12	R: 0 H: 0 E: 0 LOB: 0 K: 1 BB: 0 S: 7 P: 12	R: 0 H: 1 E: 0 LOB: 1 K: 1 BB: 0 S: 10 P: 14	R: 0 H: 0 E: 0 LOB: 0 K: 2 BB: 0 S: 7 P: 10	R: 0 H: 0 E: 0 LOB: 0 K: 0 BB: 0 S: 10 P: 13	R: 0 H: 1 E: 1 LOB: 2 K: 1 BB: 0 S: 13 P: 16	R: 0 H: 1 E: 0 LOB: 1 K: 1 BB: 0 S: 10 P: 12	1B: 3 SF: 1 2B: 1 SAC: 0 3B: 0 DP: 0 HR: 0 HBP: 0		WP: 0 PA: 32 PB: 0 SB: 0 CS: 0
PITCHER Stan Williams, R (1, 1) ERA: 3.1 Clem Labine, R (9, 1) ERA: 4.91	IP WLS BF H R ER SO BB IBB HBP BLK WP HR S P ERA WHIP 8.0 W 28 3 1 1 7 0 0 0 0 0 0 0 74 102 1.12 0.375 1.0 S 4 1 0 0 1 0 0 0 0 0 0 0 10 12 0.00 1.000											PITCHER IP WLS BF H R ER SO BB IBB HBP BLK WP HR S P ERA WHIP



Batter	1	2	3	4	5	6	7	8	9
Jim Gilliam, S <small>(1, 5) OBP: 0.374, SLG: 0.333</small>	2-2 4-3 		0-0 L6-3 1B 		1-1 F7 			4-0 HR BB 	
Wally Moon, L <small>(1, 9) OBP: 0.375, SLG: 0.436</small>	4-2 BB 		2-1 L6-3 1-2 			0-2 FC2-6 1B 		2-2 1-H HR 	
Norm Larker, L <small>(1, 3) OBP: 0.369, SLG: 0.391</small> Joe Pignatano, R <small>(8, PR) OBP: 0.318, SLG: 0.333</small> Gil Hodges, R <small>(9, 3) OBP: 0.271, SLG: 0.346</small>	1-3 K 		2-1 6-3 			1-0 FC2-6 1-2f 		4-0 HR BB 	
Duke Snider, L <small>(1, 8) OBP: 0.376, SLG: 0.546</small>	2-2 4-3 			2-3 K 		1-0 L9 		3-1 1-H HR 	
Frank Howard, R <small>(1, 7) OBP: 0.340, SLG: 0.472</small> Clem Labine, R <small>(9, 1) OBP: 0.500, SLG: 1.000</small>		1-2 E 1B 		0-3 K 		1-3 K 		0-3 K 	
Charlie Neal, R <small>(1, 4) OBP: 0.326, SLG: 0.375</small>		2-1 E 1B 		1-0 5-3 			2-0 6-3 	2-2 6-3 	
Norm Sherry, R <small>(1, 2) OBP: 0.362, SLG: 0.535</small>		4-1 G6-3 BB 			1-0 5-3 		1-2 F9 		
Maury Wills, S <small>(1, 6) OBP: 0.325, SLG: 0.270</small> Chuck Essegian, R <small>(7, PH) OBP: 0.226, SLG: 0.333</small> Bob Lillis, R <small>(8, 6) OBP: 0.250, SLG: 0.250</small>		0-2 F5 			0-1 SH1-4 1B 		0-3 K 		
Stan Williams, R <small>(1, 1) OBP: 0.059, SLG: 0.059</small> Tommy Davis, R <small>(8, PH) OBP: 0.235, SLG: 0.296</small> Don Demeter, R <small>(9, 8) OBP: 0.301, SLG: 0.505</small>		2-2 G6-3 1-2f 			0-0 SH1-4 1-2 			1-3 K 	

AB	R	H	RBI	BB	SO	LOB
3	1	1	0	1	0	1
3	1	2	2	1	0	1
3	0	0	0	1	1	2
0	1	0	0	0	0	0
0	0	0	0	0	0	0
4	1	1	2	0	1	2
4	0	1	0	0	3	2
0	0	0	0	0	0	0
4	0	1	0	0	0	1
2	0	0	0	1	0	0
2	0	1	0	0	0	3
1	0	0	0	0	1	0
0	0	0	0	0	0	0
1	0	0	0	0	0	3
1	0	0	0	0	1	0
0	0	0	0	0	0	0

BOTTOM

Milwaukee Braves @ Los Angeles Dodgers
 Los Angeles Memorial Coliseum, Los Angeles, CA

livebaseballscores.com

AB	28
R	4
H	7
RBI	4
BB	4
SO	7
LOB	15



WP: 0	PA: 33
PB: 0	
SB: 0	
CS: 0	

PITCHER	IP	WLS	BF	H	R	ER	SO	BB	IBB	HBP	BLK	WP	HR	S	P	ERA	WHIP
Carl Willey, R <small>ERA: 3.32</small>	(1, 1)	7.1	28	5	1	1	6	3	0	0	0	0	0	66	104	1.23	1.091
Don McMahon, R <small>ERA: 6.95</small>	(8, 1)	0.0	L	2	1	1	0	1	0	0	0	0	1	3	9	∞	∞
Bob Rush, R <small>ERA: 4.15</small>	(8, 1)	0.2	3	1	2	2	1	0	0	0	0	0	1	8	13	27.00	1.500

Wed Jun 08 1960, 10:05 PM EDT
 Att. 24,639 - Unknown

Batter	1	2	3	4	5	6	7	8	9	AB R H RBI BB SO LOB	TOP											
Bill Bruton, L (1, 8) OBP: 0.337, SLG: 0.482	1-1 F7			0-3 K	3-2 F7		2-2 2B 1B		2-3 K	5 1 1 0 0 2 2	Milwaukee Braves @ Los Angeles Dodgers Los Angeles Memorial Coliseum, Los Angeles, CA Thu Jun 09 1960, 10:05 PM EDT Att: 29,726 - Unknown livebaseballscorecards.com											
Red Schoendienst, S (1, 4) OBP: 0.295, SLG: 0.295	2-1 5-3			0-0 1B 2B 1B		1-1 4-3	1-1 1B 2B	0-0 FC6-4 BB	5 2 2 3 0 0 1													
Eddie Mathews, L (1, 5) OBP: 0.427, SLG: 0.580	1-1 4-3			2-2 2B 1B		1-0 G3	0-1 1B	4-1 FC6-4 BB	4 0 2 1 1 0 0													
Hank Aaron, R (1, 9) OBP: 0.333, SLG: 0.550			0-0 F4	1-0 2B		2-1 F9	1-0 L7	2-0 FC6-4	5 0 1 1 0 0 3													
Joe Adcock, R (1, 3) OBP: 0.377, SLG: 0.521			3-3 K	3-3 K			3-2 1B SF8 1B	4-1 FC3-6 BB	3 1 1 0 1 2 2													
Wes Covington, L (1, 7) Al Spangler, L (8, PR) OBP: 0.292, SLG: 0.349			2-0 F7	1-3 K			1-2 1B 2B 1B	1-0 FC3-6 2B 8-2	4 1 1 0 0 1 3 0 0 0 0 0 0 0													
Del Crandall, R (1, 2) OBP: 0.290, SLG: 0.472			3-3 K		4-2 G4 WP BB		2-2 2B 1B	0-0 2B	3 1 2 0 1 1 0													
Johnny Logan, R (1, 6) OBP: 0.304, SLG: 0.312 Eddie Haas, L (7, PH)			2-2 F4		0-3 K		0-3 K	3-1 8-2	2 0 0 0 0 1 1 1 0 0 0 0 1 3 1 0 0 0 0 0 3													
Felix Mantilla, R (7, 6) OBP: 0.286, SLG: 0.481			1-3 K		1-2 G4		1-2 SF8	1-0 FC6-4 1B	2 0 0 0 0 1 1 0 0 0 1 0 0 0 0 0 0 0 0 0 0 1 0 1 0 0 0 0													
Lew Burdette, R (1, 1) OBP: 0.138, SLG: 0.115 Frank Torre, L (7, PH) OBP: 0.219, SLG: 0.214 Ken MacKenzie, R (7, 1) Joey Jay, S (7, 1) OBP: 0.571, SLG: 0.400																						
Inning Stats	R: 0 E: 0 K: 0 S: 6	H: 0 LOB: 0 BB: 0 P: 10	R: 0 E: 0 K: 1 S: 6	H: 0 LOB: 0 BB: 0 P: 11	R: 0 E: 0 K: 2 S: 11	H: 0 LOB: 0 BB: 0 P: 17	R: 1 E: 0 K: 3 S: 16	H: 3 LOB: 2 BB: 0 P: 23	R: 0 E: 0 K: 1 S: 13	H: 0 LOB: 1 BB: 1 P: 21	R: 0 E: 0 K: 0 S: 5	H: 0 LOB: 0 BB: 0 P: 9	R: 5 E: 0 K: 1 S: 26	H: 6 LOB: 1 BB: 0 P: 37	R: 0 E: 0 K: 0 S: 6	H: 1 LOB: 2 BB: 1 P: 13	R: 0 E: 0 K: 1 S: 7	H: 1 LOB: 2 BB: 1 P: 16	1B: 8 2B: 4 3B: 0 HR: 0	SF: 1 SAC: 0 DP: 1 HBP: 0	WP: 1 PB: 0 SB: 0 CS: 0	PA: 40
PITCHER	IP WLS BF H R ER SO BB IBB HBP BLK WP HR S P ERA WHIP																					
Don Drysdale, R (1, 1) ERA: 3.71	6.2 L 28 7 5 5 8 1 0 0 0 1 0 78 121 6.75 1.200																					
Ed Roebuck, R (7, 1) ERA: 3.0	0.1 4 2 1 1 0 1 0 0 0 0 0 6 12 27.00 9.000																					
Clem Labine, R (8, 1) ERA: 4.6	1.0 3 1 0 0 0 0 0 0 0 0 0 5 8 0.00 1.000																					
Danny McDevitt, L (9, 1) ERA: 5.84	1.0 5 1 0 0 1 1 0 0 0 0 0 7 16 0.00 2.000																					



BOTTOM

Milwaukee Braves @ Los Angeles Dodgers
Los Angeles Memorial Coliseum, Los Angeles, CA

Thu Jun 09 1960, 10:05 PM EDT
Att. 29,726 - Unknown

livebaseballscorecards.com

AB	35
R	5
H	10
RBI	5
BB	2
SO	2
LOB	17



WP:	0	PA:	39
PB:	0	SB:	0
CS:	0		

AB	R	H	RBI	BB	SO	LOB
4	2	2	1	1	0	0
5	1	3	1	0	0	1
5	1	1	2	0	0	2
4	1	1	1	0	1	0
2	0	0	0	1	0	0
3	0	1	0	0	0	1
4	0	2	0	0	0	2
0	0	0	0	0	0	0
3	0	0	0	0	0	3
1	0	0	0	0	0	2
0	0	0	0	0	0	0
0	0	0	0	0	0	0
1	0	0	0	0	1	2
0	0	0	0	0	0	0
1B:	5	SF:	0			
2B:	0	SAC:	1			
3B:	2	DP:	3			
HR:	3	HBP:	1			

Batter	1	2	3	4	5	6	7	8	9
Jim Gilliam, S OBP: 0.379, SLG: 0.353 (1, 5)	4-0 BB G6-3		0-0 3B 1B		2-2 G3		3-1 HR		1-2 4-3
Charlie Neal, R OBP: 0.333, SLG: 0.393 (1, 4)	1-0 G6-3 1-2f		0-2 1-H 3B		2-2 HR 1B		1-0 5-3		0-2 G6-4-3 1B
Wally Moon, L OBP: 0.371, SLG: 0.446 (1, 7)	1-0 F5		2-1 F8		3-2 1-H HR		1-2 F5		2-1 G6-4-3 1-2f
Duke Snider, L OBP: 0.372, SLG: 0.564 (1, 9)		0-1 HR		1-3 K	1-0 F8		2-0 4-3		
Don Demeter, R OBP: 0.308, SLG: 0.495 (1, 8)		2-2 FC6-4 HBP		0-0 F5	0-1 6-3			4-0 SH3-4 BB	
Gil Hodges, R OBP: 0.273, SLG: 0.346 (1, 3)		1-2 FC6-4 G4-6-3 1-2f		0-1 E 1B 1B		0-0 F7		0-0 SH3-4	
Norm Sherry, R OBP: 0.373, SLG: 0.574 Joe Pignatano, R OBP: 0.318, SLG: 0.333 (8, PR) (9, 2)		2-0 G4-6-3 1-2f		1-0 E 1B		0-1 3B		2-1 E5	
Maury Wills, S OBP: 0.318, SLG: 0.263 Norm Larker, L OBP: 0.365, SLG: 0.387 Bob Lillis, R OBP: 0.250, SLG: 0.250 (8, PH) (9, 6)			1-0 B3-1	1-2 E4		1-1 4-3		1-0 F7	
Don Drysdale, R OBP: 0.182, SLG: 0.250 Ed Roebuck, R OBP: 0.750, SLG: 1.000 Clem Labine, R OBP: 0.500, SLG: 1.000 Irv Noren, L OBP: 0.313, SLG: 0.154 Danny McDevitt, L (9, 1)			1-0 6-3	0-1 F9		1-1 4-3		2-3 K	

Inning Stats	R: 0	H: 0	E: 0	LOB: 0	K: 0	P: 8	R: 1	H: 1	E: 0	LOB: 0	K: 0	P: 8	R: 1	H: 2	E: 0	LOB: 1	K: 0	P: 13	R: 0	H: 2	E: 1	LOB: 3	K: 1	P: 17	R: 2	H: 2	E: 0	LOB: 0	K: 0	P: 25	R: 0	H: 1	E: 0	LOB: 1	K: 0	P: 9	R: 1	H: 1	E: 0	LOB: 0	K: 0	P: 14	R: 0	H: 0	E: 1	LOB: 2	K: 1	P: 16	R: 0	H: 1	E: 0	LOB: 0	K: 0	P: 11
--------------	------	------	------	--------	------	------	------	------	------	--------	------	------	------	------	------	--------	------	-------	------	------	------	--------	------	-------	------	------	------	--------	------	-------	------	------	------	--------	------	------	------	------	------	--------	------	-------	------	------	------	--------	------	-------	------	------	------	--------	------	-------

PITCHER	IP	WLS	BF	H	R	ER	SO	BB	IBB	HBP	BLK	WP	HR	S	P	ERA	WHIP
Lew Burdette, R ERA: 3.86 (1, 1)	6.0	W	27	8	4	4	1	1	0	0	0	0	2	57	85	6.00	1.500
Ken MacKenzie, L ERA: 6.75 (7, 1)	0.0		1	1	1	1	0	0	0	0	0	0	1	2	5	∞	∞
Joey Jay, R ERA: 3.86 (7, 1)	3.0	S	11	1	0	0	1	1	0	0	0	0	0	20	36	0.00	0.667

Batter	1	2	3	4	5	6	7	8	9	AB R H RBI BB SO LOB	TOP																
Billy Martin, R OBP: 0.328, SLG: 0.377 (1, 4)	2-3 K	1-0 FC4-6 1B		2-2 F9			0-1 6-3			4 0 1 0 0 1 0																	
Vada Pinson, L OBP: 0.358, SLG: 0.511 (1, 8)	2-3 K	2-1 FC4-6 1-2f 2-3				2-1 L9		1-0 1-3		4 0 0 0 0 1 2																	
Eddie Kasko, R OBP: 0.388, SLG: 0.398 (1, 6) (9, 5)	2-3 K	3-2 F7 1-2				3-1 F7		2-0 4-3		4 0 0 0 0 1 2																	
Frank Robinson, R OBP: 0.383, SLG: 0.533 (1, 3)		4-1 FC5-4 BB	4-0 FC6-4 BB			2-2 F9		1-0 F4		2 0 0 0 2 0 0																	
Lee Walls, R OBP: 0.404, SLG: 0.423 (1, 7)		0-1 FC5-4 BB 1-2f HR	1-0 FC6-4 FC1-4			2-2 6-3		1-1 G3	3 1 0 0 0 0 2																		
Jerry Lynch, L OBP: 0.438, SLG: 0.524 (9, PH)									1 0 0 0 0 0 0																		
Tony Gonzalez, L OBP: 0.250, SLG: 0.378 (9, 9)									0 0 0 0 0 0 0																		
Willie Jones, R OBP: 0.314, SLG: 0.400 (1, 5)		4-1 FC1-4 BB 1-2 HR BB	0-2 FC1-4			2-1 F8		0-2 G1-6-3 1B	3 1 1 0 1 0 1																		
Elio Chacon, R OBP: 0.303, SLG: 0.250 (9, PR)									0 0 0 0 0 0 0																		
Roy McMillan, R OBP: 0.294, SLG: 0.360 (9, 6)									0 0 0 0 0 0 0																		
Gus Bell, L OBP: 0.298, SLG: 0.373 (1, 9) (9, 7)		4-0 HR BB	1-0 G3			1-1 L9		0-2 G1-6-3 1-2f	3 1 0 0 1 0 2																		
Dutch Dotterer, R OBP: 0.237, SLG: 0.459 (1, 2)		0-0 HR		1-0 6-3			1-1 6-3		3 1 1 4 0 0 0																		
Bob Purkey, R OBP: 0.308, SLG: 0.143 (1, 1)		4-0 FC4-6 1B BB		0-1 5-3			1-3 K		2 0 0 0 1 1 0																		
Bill Henry, L (8, 1)									0 0 0 0 0 0 0																		
Jim Brosnan, R OBP: 0.250, SLG: 0.571 (9, 1)									0 0 0 0 0 0 0																		
Inning Stats	R: 0 E: 0 K: 3 S: 9	H: 0 LOB: 0 BB: 0 P: 15	R: 4 E: 0 K: 0 S: 11	H: 2 LOB: 2 BB: 4 P: 33	R: 0 E: 0 K: 0 S: 5	H: 0 LOB: 1 BB: 1 P: 11	R: 0 E: 0 K: 0 S: 6	H: 0 LOB: 0 BB: 0 P: 9	R: 0 E: 0 K: 0 S: 7	H: 0 LOB: 0 BB: 0 P: 12	R: 0 E: 0 K: 1 S: 7	H: 0 LOB: 0 BB: 0 P: 9	R: 0 E: 0 K: 0 S: 3	H: 0 LOB: 0 BB: 0 P: 7	R: 0 E: 0 K: 0 S: 8	H: 1 LOB: 1 BB: 0 P: 9	1B: 2 2B: 0 3B: 0 HR: 1	SF: 0 SAC: 0 DP: 1 HBP: 0	WP: 0 PB: 0 SB: 1 CS: 0	PA: 34							
PITCHER	IP	WLS	BF	H	R	ER	SO	BB	IBB	HBP	BLK	WP	HR	S	P	ERA	WHIP										
Sandy Koufax, L ERA: 4.64 (1, 1)	1.1	L	9	1	4	4	3	4	0	0	0	0	1	14	36	27.00	3.750										
Ed Palmquist, R ERA: (2, 1)	3.2		13	1	0	0	0	1	0	0	0	0	0	25	47	0.00	0.545										
Danny McDevitt, L ERA: 4.7 (6, 1)	3.0		9	0	0	0	1	0	0	0	0	0	0	17	28	0.00	0.000										
Ed Roebuck, R ERA: 2.9 (9, 1)	1.0		3	1	0	0	0	0	0	0	0	0	0	8	9	0.00	1.000										

Cincinnati Reds @ Los Angeles Dodgers
Los Angeles Memorial Coliseum, Los Angeles, CA

Fri Jun 10 1960, 10:05 PM EDT
Att: 22,271 - Unknown

AB	29
R	4
H	3
RBI	4
BB	5
SO	4
LOB	9



livebaseballscorecards.com

Batter	1	2	3	4	5	6	7	8	9	AB	R	H	RBI	BB	SO	LOB
Jim Gilliam, S OBP: 0.379, SLG: 0.347 (1, 5) (6, 4)	2-2 				0-2 	0-0 		4-1 	4-2 	3	0	0	0	2	0	3
Charlie Neal, R OBP: 0.325, SLG: 0.382 (1, 4) (6, 6)	1-1 			1-1 		2-2 		0-0 	1-3 	5	0	0	0	0	1	3
Wally Moon, L OBP: 0.373, SLG: 0.448 (1, 9)	1-3 			1-0 		2-1 		1-1 		4	0	2	0	0	1	0
Duke Snider, L OBP: 0.363, SLG: 0.548 Don Demeter, R OBP: 0.305, SLG: 0.491 (1, 8) (8, PH) (9, 8)		0-0 		3-1 		0-0 		3-2 		3	0	0	0	0	0	1
Frank Howard, R OBP: 0.347, SLG: 0.484 (1, 7) (6, 3)		0-3 		1-1 			1-3 		1-2 	4	1	2	0	0	2	0
Gil Hodges, R OBP: 0.264, SLG: 0.333 (1, 3) (6, 5)		2-2 		2-1 			1-3 		0-0 	4	0	0	0	0	1	2
Norm Sherry, R OBP: 0.400, SLG: 0.706 (1, 2)			1-0 	2-2 			0-0 		0-0 	4	2	3	3	0	0	0
Maury Wills, S OBP: 0.315, SLG: 0.261 Tommy Davis, R OBP: 0.227, SLG: 0.286 (1, 6) (5, PH) (6, 7)			3-2 	0-0 			0-2 		2-1 	1	0	0	0	0	0	0
Sandy Koufax, R OBP: 0.174, SLG: 0.095 Ed Palmquist, R OBP: 0.250, SLG: 0.355 Danny McDevitt, L OBP: 0.124, SLG: 0.143 Irv Noren, L OBP: 0.750, SLG: 1.000 Ed Roebuck, R OBP: 0.371, SLG: 0.387 Norm Larker, L OBP: 0.318, SLG: 0.333 (1, 1) (2, 1) (5, PH) (8, 1) (8, PH) (9, 1) (9, PH) (9, PH)			2-2 	1-1 			0-0 		4-0 	0	0	0	0	0	0	0

Inning Stats	R: 0	H: 0	E: 0	K: 1	S: 8	R: 0	H: 0	E: 0	K: 1	S: 7	R: 0	H: 0	E: 0	K: 0	S: 7	R: 0	H: 1	E: 0	K: 0	S: 8	R: 0	H: 3	E: 0	K: 0	S: 13	R: 0	H: 0	E: 0	K: 2	S: 10	R: 0	H: 1	E: 0	K: 0	S: 8	R: 2	H: 2	E: 0	K: 1	S: 13	1B: 5	SF: 0	2B: 1	SAC: 0	3B: 0	DP: 0	HR: 2	HBP: 0	WP: 0	PA: 38
--------------	------	------	------	------	------	------	------	------	------	------	------	------	------	------	------	------	------	------	------	------	------	------	------	------	-------	------	------	------	------	-------	------	------	------	------	------	------	------	------	------	-------	-------	-------	-------	--------	-------	-------	-------	--------	-------	--------

PITCHER	IP	WLS	BF	H	R	ER	SO	BB	IBB	HBP	BLK	WP	HR	S	P	ERA	WHIP
Bob Purkey, R ERA: 2.97	(1, 1)	7.2	30	6	1	1	4	1	0	0	0	0	1	64	98	1.17	0.913
Bill Henry, L ERA: 4.91	(8, 1)	0.2	4	2	2	2	0	0	0	0	0	0	1	8	12	27.00	3.000
Jim Brosnan, R ERA: 3.07	(9, 1)	0.2	S	4	0	0	1	2	0	0	0	0	0	8	19	0.00	3.000

BOTTOM

Cincinnati Reds @ Los Angeles Dodgers
 Los Angeles Memorial Coliseum, Los Angeles, CA

Fri Jun 10 1960, 10:05 PM EDT
 Att. 22,271 - Unknown

livebaseballscorecards.com

AB	35
R	3
H	8
RBI	3
BB	3
SO	5
LOB	13



Batter	1	2	3	4	5	6	7	8	9	AB R H RBI BB SO LOB	TOP																													
Billy Martin, R (1, 4) OBP: 0.324, SLG: 0.370	1-2 5-3		1-3 K		0-0 5-3		1-0 1B		0-0 L8	5 0 1 0 0 1 1	Cincinnati Reds @ Los Angeles Dodgers Los Angeles Memorial Coliseum, Los Angeles, CA Sat Jun 11 1960, 10:05 PM EDT Att. 32,238 - Unknown livebaseballscorecards.com																													
Vada Pinson, L (1, 8) OBP: 0.352, SLG: 0.502	3-3 K2-3		0-1 F7		0-0 F8			1-3 K		4 0 0 0 0 2 1																														
Eddie Kasko, R (1, 6) OBP: 0.386, SLG: 0.395	3-2 F9			2-2 5-3		1-3 K		0-0 1B WP		4 1 1 0 0 1 0																														
Frank Robinson, R (1, 3) OBP: 0.385, SLG: 0.532		1-3 K		1-1 BB BB FC4-6 1B		3-3 K		2-2 1B 1B 1-H		4 1 2 1 0 2 0																														
Lee Walls, R (1, 7) OBP: 0.398, SLG: 0.407		0-0 6-3		4-1 FC4-6 BB 1-2 BB		1-1 F3		1-3 K		3 0 0 0 1 1 1																														
Willie Jones, R (1, 5) OBP: 0.385, SLG: 0.419		4-0 BB		4-0 FC4-6 1-2 BB 2-3 BB		4-2 1B BB		0-2 1B		1 0 1 0 3 0 0																														
Gus Bell, L (1, 9) OBP: 0.292, SLG: 0.366		2-1 F6		0-1 FC4-6 1-2 2-3 3-H		0-2 L7		1-2 3-1		4 0 0 1 0 0 6																														
Dutch Dotterer, R (1, 2) OBP: 0.214, SLG: 0.415			1-2 1-3		3-2 F6		2-0 F7		0-0 F7	4 0 0 0 0 0 3																														
Don Newcombe, L (1, 1) OBP: 0.217, SLG: 0.143 Cal McLish, S (8, 1) Ed Bailey, L (9, PH) OBP: 0.381, SLG: 0.480			0-0 1B		2-2 F7		1-1 1B		2-1 F5	3 0 2 0 0 0 0 0 0 0 0 0 0 0 1 0 0 0 0 0 0																														
Inning Stats	R: 0 E: 0 K: 1 S: 11	H: 0 LOB: 0 BB: 0 P: 18	R: 0 E: 0 K: 1 S: 6	H: 0 LOB: 1 BB: 1 P: 13	R: 0 E: 0 K: 1 S: 9	H: 1 LOB: 1 BB: 0 P: 11	R: 1 E: 0 K: 0 S: 12	H: 1 LOB: 2 BB: 2 P: 26	R: 0 E: 0 K: 0 S: 6	H: 0 LOB: 0 BB: 0 P: 8	R: 0 E: 0 K: 2 S: 9	H: 0 LOB: 0 BB: 0 P: 14	R: 0 E: 0 K: 0 S: 10	H: 2 LOB: 2 BB: 1 P: 18	R: 1 E: 0 K: 2 S: 16	H: 3 LOB: 2 BB: 0 P: 21	R: 0 E: 0 K: 0 S: 4	H: 0 LOB: 0 BB: 0 P: 6	1B: 7 2B: 0 3B: 0 HR: 0	SF: 0 SAC: 0 DP: 0 HBP: 0	WP: 1 PB: 0 SB: 0 CS: 0	PA: 37																		
PITCHER Johnny Podres, L (1, 1) ERA: 2.36	IP 9.0	WLS W	BF 37	H 7	R 2	ER 2	SO 7	BB 4	IBB 0	HBP 0	BLK 0	WP 1	HR 0	S 83	P 135	ERA 2.00	WHIP 1.222						PITCHER	IP 9.0	WLS W	BF 37	H 7	R 2	ER 2	SO 7	BB 4	IBB 0	HBP 0	BLK 0	WP 1	HR 0	S 83	P 135	ERA 2.00	WHIP 1.222



BOTTOM

Cincinnati Reds @ Los Angeles Dodgers
Los Angeles Memorial Coliseum, Los Angeles, CA

Sat Jun 11 1960, 10:05 PM EDT
Att. 32,238 - Unknown

livebaseballscores.com

AB 27
R 5
H 8
RBI 5
BB 3
SO 2
LOB 10



WP: 0 PA: 34
PB: 0
SB: 1
CS: 1

AB	R	H	RBI	BB	SO	LOB	
3	1	1	1	1	0	1	
2	0	0	1	0	1	1	
4	1	1	1	0	0	0	
3	0	0	0	1	0	1	
4	0	2	1	0	0	1	
0	0	0	0	0	0	0	
4	1	1	1	0	1	3	
0	0	0	0	0	0	0	
3	1	2	0	0	0	1	
2	0	0	0	0	0	1	
2	1	1	0	1	0	1	
1B: 6	SF: 1	2B: 1	SAC: 2	3B: 0	DP: 0	HR: 1	HBP: 0

Batter	1	2	3	4	5	6	7	8	9							
Jim Gilliam, S OBP: 0.381, SLG: 0.347 (1, 5)	1-2 G3		3-1 FC3-6		1-1 CS 1B			4-2 SH1-4 1B BB								
Charlie Neal, R OBP: 0.320, SLG: 0.378 (1, 4)	2-3 K		1-0 4-3		1-0 SF8			0-1 SH1-4								
Wally Moon, L OBP: 0.371, SLG: 0.443 (1, 9) (9, 7)	1-2 F8			0-0 F9	3-1 CS	1-2 F8		3-2 4-3 2B 1B								
Duke Snider, L OBP: 0.359, SLG: 0.533 (1, 8) (9, 9)		0-0 F8		4-1 BB		0-0 F8		3-1 4-3								
Norm Larker, L OBP: 0.376, SLG: 0.402 (1, 3)		0-0 1B		0-1 L9		1-0 F8		0-1 2B								
Don Demeter, R OBP: 0.305, SLG: 0.491 (8, PR) (9, 8)																
Frank Howard, R OBP: 0.343, SLG: 0.505 (1, 7)				0-3 K			1-0 HR	3-2 6-3								
Gil Hodges, R OBP: 0.264, SLG: 0.333 (9, 3)																
Norm Sherry, R OBP: 0.414, SLG: 0.704 (1, 2)		1-2 F8			0-0 SH1-4 1B		0-0 FC4-6 1B									
Maury Wills, S OBP: 0.311, SLG: 0.256 (1, 6)			0-0 5-3		0-1 SH1-4		1-1 FC4-6									
Johnny Podres, L OBP: 0.233, SLG: 0.115 (1, 1)			0-1 FC3-6 1B		4-2 1B SF8 BB		1-1 4-3									
Inning Stats	R: 0 E: 0 K: 1 S: 10	H: 0 LOB: 0 BB: 0 P: 14	R: 0 E: 0 K: 0 S: 7	H: 1 LOB: 1 BB: 0 P: 9	R: 0 E: 0 K: 0 S: 6	H: 1 LOB: 1 BB: 0 P: 10	R: 0 E: 0 K: 1 S: 7	H: 0 LOB: 1 BB: 1 P: 11	R: 0 E: 0 K: 0 S: 5	H: 0 LOB: 0 BB: 0 P: 7	R: 1 E: 1 K: 0 S: 6	H: 2 LOB: 0 BB: 0 P: 9	R: 2 E: 0 K: 0 S: 16	H: 2 LOB: 1 BB: 1 P: 29	1B: 6 2B: 1 3B: 0 HR: 1	SF: 1 SAC: 2 DP: 0 HBP: 0
PITCHER	IP WLS BF L	H R ER S	R LOB BB P	BB IBB HBP BLK	WP HR S P	ERA WHIP	PITCHER	IP WLS BF L	H R ER S	BB IBB HBP BLK	WP HR S P	ERA WHIP				
Don Newcombe, R ERA: 4.57 (1, 1)	7.0	6 3 3 2	3 3 2	2 0 0 0	0 1 50 78	3.86 1.143	Cal McLish, R ERA: 5.55 (8, 1)	1.0	2 2 2 0	1 0 0 0	0 0 16 29	18.00 3.000				

Batter	1	2	3	4	5	6	7	8	9	AB R H RBI BB SO LOB	TOP									
Eddie Kasko, R (1, 6) OBP: 0.388, SLG: 0.409	0-0 L7			2-2 F8			1-0 HR		4-1 G1-6-3 BB	3 1 1 1 1 0 0										
Vada Pinson, L (1, 8) OBP: 0.355, SLG: 0.500	2-1 CS 1B			4-1 G4-6-3 BB			2-1 F6		0-0 G1-6-3 1-2f	3 0 1 0 1 0 1										
Jerry Lynch, L (1, 7) OBP: 0.429, SLG: 0.507	2-3 K2-3 1-2			0-0 G4-6-3 1-2f			0-1 1-3		1-1 1B	4 0 1 0 0 1 2										
Ed Bailey, L (1, 2) OBP: 0.372, SLG: 0.468		2-3 K			0-1 F7		2-3 K		3-2 F5	4 0 0 0 0 2 1										
Gus Bell, L (1, 9) OBP: 0.288, SLG: 0.361		0-2 F7			0-0 F2			0-0 E6 1B		3 0 0 0 0 0 0										
Frank Robinson, R (1, 3) OBP: 0.380, SLG: 0.524		2-3 K			1-1 L8			0-2 F3		3 0 0 0 0 1 1										
Willie Jones, R (1, 5) OBP: 0.357, SLG: 0.382			1-2 F4			1-0 F4		2-1 F9		3 0 0 0 0 0 1										
Billy Martin, R (1, 4) OBP: 0.324, SLG: 0.369			1-3 K			0-0 1-3		1-1 1B		3 0 1 0 0 1 0										
Jay Hook, L (1, 1) OBP: 0.129, SLG: 0.036			2-3 K			0-3 K		2-3 K		2 0 0 0 0 2 0										
Jim Brosnan, R (6, 1) OBP: 0.250, SLG: 0.571										0 0 0 0 0 0 0										
Tony Gonzalez, L (8, PH) OBP: 0.248, SLG: 0.374										1 0 0 0 0 1 2										
Bob Grim, R (8, 1)										0 0 0 0 0 0 0										
Inning Stats	R: 0 E: 0 K: 1 S: 7	H: 1 LOB: 0 BB: 0 P: 10	R: 0 E: 0 K: 2 S: 9	H: 0 LOB: 0 BB: 0 P: 13	R: 0 E: 0 K: 2 S: 9	H: 0 LOB: 0 BB: 1 P: 13	R: 0 E: 0 K: 0 S: 6	H: 0 LOB: 0 BB: 1 P: 12	R: 0 E: 0 K: 0 S: 5	H: 0 LOB: 0 BB: 0 P: 6	R: 1 E: 0 K: 1 S: 8	H: 1 LOB: 0 BB: 0 P: 13	R: 0 E: 1 K: 1 S: 11	H: 1 LOB: 2 BB: 0 P: 16	R: 0 E: 0 K: 0 S: 9	H: 1 LOB: 1 BB: 1 P: 17	1B: 3 2B: 0 3B: 0 HR: 1	SF: 0 SAC: 0 DP: 2 HBP: 0	WP: 0 PB: 0 SB: 0 CS: 1	PA: 31
PITCHER Stan Williams, R (1, 1) ERA: 2.83	IP: 9.0 WLS: W BF: 31 H: 4 R: 1 ER: 1 SO: 8 BB: 2 IBB: 0 HBP: 0 BLK: 0 WP: 0 HR: 1 S: 69 P: 106 ERA: 1.00 WHIP: 0.667											PITCHER	IP: 9.0 WLS: W BF: 31 H: 4 R: 1 ER: 1 SO: 8 BB: 2 IBB: 0 HBP: 0 BLK: 0 WP: 0 HR: 1 S: 69 P: 106 ERA: 1.00 WHIP: 0.667							

Cincinnati Reds @ Los Angeles Dodgers
Los Angeles Memorial Coliseum, Los Angeles, CA

Sun Jun 12 1960, 6:33 AM EDT
Att. 24,268 - Unknown

AB	29
R	1
H	4
RBI	1
BB	2
SO	8
LOB	8



Batter	1	2	3	4	5	6	7	8	9
Jim Gilliam, S OBP: 0.375, SLG: 0.340 (1, 5) F B X	1-1 4-3 ①		B X 1-0 F4 ②		C F B X 1-2 F8 ②		L F L X 0-2 2-3 ①		
Charlie Neal, R OBP: 0.324, SLG: 0.380 (1, 4) B C X	1-1 1B 1B		X 0-0 F5 ③		B X 1-0 1B 2-H 1B		B B X 2-1 5-3 ②		
Wally Moon, L OBP: 0.373, SLG: 0.441 (1, 9) B C F B S	2-3 K ②			X 0-0 5-3 1B 1B	B B I 4-0 1B IBB		C F L X 0-2 F7 ③		
Norm Larker, L OBP: 0.381, SLG: 0.406 (1, 3) C X	0-1 F3 ③			L X 0-1 5-3 1B 1-2 1B	X 0-0 1-3 2-H 1B		B C X 1-1 5-3 ①		
Frank Howard, R OBP: 0.330, SLG: 0.485 (1, 7)		C F C 0-3 K ①		X 0-0 5-3 ① 1-2 2-3	F B S X 1-2 F7 ③		B S X 1-1 6-3 ②		
Don Demeter, R OBP: 0.303, SLG: 0.509 (1, 8)		B B F C 2-3 K ②		B B B B 3-3 K ②	X 0-0 HR		B B F X 3-1 6-3 ③		
Norm Sherry, R OBP: 0.410, SLG: 0.684 (1, 2)		C X 0-1 1-3 ③		X 0-0 5-3 ③	X 0-0 G6-3 1B				
Maury Wills, S OBP: 0.319, SLG: 0.267 (1, 6)			C B F X 2-2 1B		B F X 1-1 SH1-4 1B 1B	C B X 1-1 G6-3 ① ②			
Stan Williams, R OBP: 0.053, SLG: 0.053 (1, 1)			L L B L 1-3 K ①		X 0-0 SH1-4 1-2	B C C B S 2-3 K ③			

Inning Stats	R: 0 E: 0 K: 1 S: 10	H: 1 LOB: 1 BB: 0 P: 14	R: 0 E: 0 K: 2 S: 9	H: 0 LOB: 0 BB: 0 P: 11	R: 0 E: 0 K: 1 S: 8	H: 1 LOB: 1 BB: 0 P: 12	R: 0 E: 0 K: 1 S: 8	H: 2 LOB: 2 BB: 0 P: 11	R: 2 E: 0 K: 0 S: 11	H: 3 LOB: 2 BB: 1 P: 19	R: 1 E: 0 K: 1 S: 7	H: 2 LOB: 0 BB: 0 P: 10	R: 0 E: 0 K: 0 S: 8	H: 0 LOB: 0 BB: 0 P: 10	R: 0 E: 0 K: 0 S: 6	H: 0 LOB: 0 BB: 0 P: 11
1B: 8 2B: 0 3B: 0 HR: 1	SF: 0 SAC: 1 DP: 1 HBP: 0	WP: 0 PA: 33														

PITCHER	IP	WLS	BF	H	R	ER	SO	BB	IBB	HBP	BLK	WP	HR	S	P	ERA	WHIP
Jay Hook, R ERA: 4.9 (1, 1)	5.0	L	25	9	3	3	5	0	1	0	0	0	1	48	69	5.40	1.800
Jim Brosnan, R ERA: 2.93 (6, 1)	2.0		5	0	0	0	1	0	0	0	0	0	0	13	18	0.00	0.000
Bob Grim, R ERA: 3.75 (8, 1)	1.0		3	0	0	0	0	0	0	0	0	0	0	6	11	0.00	0.000

BOTTOM

Cincinnati Reds @ Los Angeles Dodgers
Los Angeles Memorial Coliseum, Los Angeles, CA

Sun Jun 12 1960, 6:33 AM EDT
Att. 24,268 - Unknown

livebaseballscores.com

AB	31
R	3
H	9
RBI	3
BB	1
SO	6
LOB	15



Batter	1	2	3	4	5	6	7	8	9	10	AB	R	H	RBI	BB	SO	LOB	TOP									
Bobby Del Greco, R OBP: 0.393, SLG: 0.464 (1, 8) B C X	2-1 3-1 5-3 2B		3-3 K		0-3 K		1-0 F8		2-3 K		5	1	1	0	0	3	2										
Alvin Dark, R OBP: 0.322, SLG: 0.335 (1, 5) (9, 3) B C X	1-1 3-1 2-3		0-0 5-3		1-1 6-3			0-1 1-4-3		2-0 1B FC5-2 1B	5	0	1	0	0	0	1										
Tony Taylor, R OBP: 0.348, SLG: 0.402 (1, 4) X	0-0 5-3 3-H		3-3 K		0-0 F8			1-3 K		1-2 FC5-2 1B 1-2 1B	5	1	1	1	0	2	0										
Wally Post, R OBP: 0.356, SLG: 0.463 (1, 7) C B F S	2-3 K			4-2 1B BB		2-1 L8		2-2 HR		0-1 1B FC5-2 1-2 2-3 1B	4	2	2	1	1	1	0										
Ken Walters, R OBP: 0.327, SLG: 0.408 (1, 9) C X		0-1 FC6-4 HBP 1B		1-2 FC6-4 1B		0-2 1B		2-3 K		0-0 FC5-2 1B 1-2 2-3 3-Hf	5	1	3	0	0	1	3										
Pancho Herrera, R OBP: 0.351, SLG: 0.438 (1, 3) Bobby Malkmus, R OBP: 0.250, SLG: 0.262 (9, PR) (9, 6)		1-2 FC6-4 HBP		3-3 K		3-2 4-3			1-2 1B G6-3 1B	3	0	1	0	0	1	3											
Cal Neeman, R OBP: 0.253, SLG: 0.359 (1, 2) Clay Dalrymple, L OBP: 0.383, SLG: 0.452 (7, PH) (7, 2)		1-3 K		0-3 K			4-0 SH1-3 BB		0-1 G6-3 1-3 1B	2	0	0	0	0	2	4											
Ruben Amaro, R (1, 6) Harry Anderson, L OBP: 0.333, SLG: 0.430 (9, PH) Bobby Gene Smith, R OBP: 0.276, SLG: 0.414 (9, PH) Turk Farrell, R (9, 1)		0-0 FC6-4 1-2f 2-3		1-1 FC6-4 1-2f			1-2 SH1-3 1-2		1-0 G6-3 1-2f 3-H	2	0	0	0	0	0	4											
Robin Roberts, S OBP: 0.185, SLG: 0.154 (1, 1) Ted Lepcio, R OBP: 0.281, SLG: 0.300 (9, PH) (9, 5)		1-3 K		1-2 1-3			1-1 F8		2-2 1B	3	0	0	0	0	1	3											
Inning Stats	R: 1 E: 0 K: 1 S: 8	H: 1 LOB: 0 BB: 0 P: 13	R: 0 E: 0 K: 2 S: 11	H: 1 LOB: 2 BB: 0 P: 14	R: 0 E: 0 K: 2 S: 9	H: 0 LOB: 0 BB: 0 P: 15	R: 0 E: 0 K: 2 S: 15	H: 1 LOB: 2 BB: 1 P: 24	R: 0 E: 0 K: 1 S: 8	H: 0 LOB: 0 BB: 0 P: 10	R: 0 E: 0 K: 0 S: 9	H: 1 LOB: 1 BB: 0 P: 14	R: 0 E: 0 K: 0 S: 6	H: 0 LOB: 1 BB: 1 P: 13	R: 1 E: 0 K: 2 S: 14	H: 1 LOB: 0 BB: 0 P: 19	R: 1 E: 0 K: 1 S: 12	H: 3 LOB: 1 BB: 0 P: 18	R: 3 E: 0 K: 0 S: 13	H: 5 LOB: 1 BB: 0 P: 19	1B: 11 2B: 1 3B: 0 HR: 1	SF: 0 SAC: 1 DP: 2 HBP: 1	WP: 0 PB: 0 SB: 0 CS: 0	PA: 44			
PITCHER	IP	WLS	BF	H	R	ER	SO	BB	IBB	HBP	BLK	WP	HR	S	P	ERA	WHIP										
Don Drysdale, R ERA: 3.55 (1, 1)	7.0		28	4	1	1	8	2	0	0	0	0	0	66	103	1.29	0.857										
Ed Roebuck, R ERA: 3.38 (8, 1)	1.0		6	3	2	2	2	0	0	0	0	0	1	19	25	18.00	3.000										
Danny McDevitt, L ERA: 4.5 (9, 1)	0.2	L	2	1	0	0	0	0	0	0	0	0	0	4	7	0.00	1.500										
Clem Labine, R ERA: 5.82 (9, 1)	1.1	L	8	5	3	3	1	0	0	0	0	0	0	16	24	20.25	3.750										

Philadelphia Phillies @ Los Angeles Dodgers
Los Angeles Memorial Coliseum, Los Angeles, CA
Tue Jun 14 1960, 10:05 PM EDT
Att. 18,031 - Unknown

livebaseballscorecards.com

AB	40
R	6
H	13
RBI	5
BB	2
SO	11
LOB	23



Batter	1	2	3	4	5	6	7	8	9	AB R H RBI BB SO LOB	TOP	
Bobby Del Greco, R OBP: 0.390, SLG: 0.454 (1, 8)	1-2 F7		4-2 BB		2-2 5-3			1-0 F8		3 0 0 0 1 0 0	Philadelphia Phillies @ Los Angeles Dodgers Los Angeles Memorial Coliseum, Los Angeles, CA Wed Jun 15 1960, 10:05 PM EDT Att. 13,295 - Unknown	
Alvin Dark, R OBP: 0.315, SLG: 0.328 (1, 5)	2-0 F9		0-0 F6			1-2 1-3		1-2 1-3		4 0 0 0 0 0 1		
Tony Taylor, R OBP: 0.350, SLG: 0.401 (1, 4)	1-2 F9		0-3 K			4-1 1B BB		0-0 FC4 1B		3 0 1 0 1 1 1		
Wally Post, R OBP: 0.351, SLG: 0.452 (1, 7)		2-3 K	1-1 5-3			0-0 G4-3 1B		2-3 K		4 0 1 0 0 2 2		
Ken Walters, R OBP: 0.325, SLG: 0.424 (1, 9)		2-2 HR		0-0 F8		0-2 G4-3 1-2f		2-3 K		4 1 1 1 0 1 3		
Pancho Herrera, R OBP: 0.349, SLG: 0.446 (1, 3)		0-2 1B 3B		1-2 F8			0-0 5-3	2-0 FC4 1-2f		4 1 1 0 0 0 1		
Jimmie Coker, R OBP: 0.288, SLG: 0.362 (1, 2)		2-2 3-H 1B		3-2 F5			0-0 F9			3 0 1 1 0 0 0		
Ruben Amaro, R (1, 6)		3-2 F8			2-2 F3		1-0 6-3			3 0 0 0 0 0 1		
Jim Owens, R OBP: 0.083, SLG: 0.043 Humberto Robinson, R OBP: 0.200, SLG: 0.200 Ruben Gomez, R OBP: 0.154, SLG: 0.083 (1, 1) (3, 1) (6, 1)		2-2 F3			3-3 K			1-1 F6		1 0 0 0 0 0 1 1 0 0 0 0 1 0 1 0 0 0 0 0 0		
Inning Stats	R: 0 E: 0 K: 0 S: 7 H: 0 LOB: 0 BB: 0 P: 11	R: 2 E: 0 K: 1 S: 19 H: 3 LOB: 1 BB: 0 P: 30	R: 0 E: 0 K: 1 S: 8 H: 0 LOB: 1 BB: 1 P: 13	R: 0 E: 0 K: 0 S: 8 H: 0 LOB: 0 BB: 0 P: 12	R: 0 E: 0 K: 1 S: 11 H: 0 LOB: 0 BB: 0 P: 18	R: 0 E: 0 K: 0 S: 11 H: 1 LOB: 1 BB: 1 P: 16	R: 0 E: 0 K: 0 S: 3 H: 0 LOB: 0 BB: 0 P: 4	R: 0 E: 0 K: 0 S: 7 H: 0 LOB: 0 BB: 0 P: 10	R: 0 E: 0 K: 2 S: 8 H: 1 LOB: 1 BB: 0 P: 14	1B: 3 SF: 0 2B: 0 SAC: 0 3B: 1 DP: 1 HR: 1 HBP: 0	WP: 0 PA: 33 PB: 0 SB: 0 CS: 0	
PITCHER Sandy Koufax, L ERA: 4.32 (1, 1)	IP WLS BF H R ER SO BB IBB HBP BLK WP HR S P ERA WHIP	9.0 W 33 5 2 2 5 2 0 0 0 0 0 1 82 128 2.00 0.778										

AB	31
R	2
H	5
RBI	2
BB	2
SO	5
LOB	10



livebaseballscorecards.com

Batter	1	2	3	4	5	6	7	8	9	AB	R	H	RBI	BB	SO	LOB
Jim Gilliam, S (1, 5) <small>OBP: 0.382, SLG: 0.362</small>	0-0 4-3 1B	2-1 1B		4-0 FC3-6 BB		0-0 F6	3-1 F4	0-2 3-1		5	0	1	0	1	0	1
Norm Larker, L (1, 3) <small>OBP: 0.366, SLG: 0.387</small> Tommy Davis, R (7, PR) <small>OBP: 0.236, SLG: 0.294</small> (8, 9)	1-2 F5	0-0 G3		0-0 FC3-6 1-2f 2-3		1-1 2B BB 1B	0-0 HR 1B			5	1	2	0	0	0	3
Wally Moon, L (1, 9) <small>OBP: 0.374, SLG: 0.457</small> Gil Hodges, R (8, 3) <small>OBP: 0.264, SLG: 0.333</small>	4-0 HR BB		0-0 E1 S 1B	1-1 L7		0-0 BB E 2B	1-0 F7			4	3	2	0	1	0	3
Duke Snider, L (1, 8) <small>OBP: 0.372, SLG: 0.549</small> Don Demeter, R (6, PR) <small>OBP: 0.309, SLG: 0.540</small> (7, 8)	0-1 HR		2-1 F7		4-0 3B BB	4-0 E BB SF8 IBB	0-0 HR			2	2	1	2	2	0	1
Frank Howard, R (1, 7) <small>OBP: 0.356, SLG: 0.514</small>	2-2 2B 1B		0-1 2-H 1B		1-2 1-H 3B	4-2 SF8 E 1B BB	2-3 K			4	2	3	3	1	1	1
Norm Sherry, R (1, 2) <small>OBP: 0.400, SLG: 0.662</small>	2-0 1B 2B		0-0 F6		0-0 6-3	3-1 E6 1B 1B		4-2 1B WP BB		4	3	1	1	1	0	4
Charlie Neal, R (1, 4) <small>OBP: 0.318, SLG: 0.370</small>	1-0 CS 1B		0-0 L4		1-2 6-3	0-0 SF8		0-3 K		4	0	1	3	0	1	3
Maury Wills, S (1, 6) <small>OBP: 0.336, SLG: 0.283</small>	1-1 CS 1-2	1-0 6-3		3-1 FC3-6 SH2-4 1B	4-0 S IBB	1-2 1B 1B		1-2 WP 1B		4	0	3	1	1	0	0
Sandy Koufax, R (1, 1) <small>OBP: 0.185, SLG: 0.120</small>		0-0 1-4-3		1-0 SH2-4 1-2	1-1 F8	1-0 1B		3-3 K		4	0	1	1	0	1	3

Inning Stats	R: 4	H: 4	E: 0	LOB: 0	K: 0	S: 13	P: 24	R: 0	H: 1	E: 0	LOB: 1	K: 0	S: 5	P: 8	R: 1	H: 2	E: 1	LOB: 1	K: 0	S: 7	R: 0	H: 1	E: 0	LOB: 2	K: 0	S: 6	R: 1	H: 1	E: 0	LOB: 2	K: 0	S: 9	R: 5	H: 4	E: 1	LOB: 3	K: 0	S: 13	R: 2	H: 2	E: 0	LOB: 1	K: 1	S: 9	R: 1	H: 1	E: 0	LOB: 1	K: 2	S: 15	P: 23
--------------	------	------	------	--------	------	-------	-------	------	------	------	--------	------	------	------	------	------	------	--------	------	------	------	------	------	--------	------	------	------	------	------	--------	------	------	------	------	------	--------	------	-------	------	------	------	--------	------	------	------	------	------	--------	------	-------	-------

PITCHER	IP	WLS	BF	H	R	ER	SO	BB	IBB	HBP	BLK	WP	HR	S	P	ERA	WHIP
Jim Owens, R (1, 1) <small>ERA: 3.67</small>	2.1	L	14	7	5	4	0	1	0	0	0	0	1	23	39	15.43	3.429
Humberto Robinson, R (3, 1) <small>ERA: 4.15</small>	3.0		18	4	5	3	0	3	2	0	0	0	0	23	52	9.00	2.333
Ruben Gomez, R (6, 1) <small>ERA: 5.33</small>	2.2		14	5	4	3	3	1	0	0	0	1	1	31	50	10.12	2.250


BOTTOM

Philadelphia Phillies @ Los Angeles Dodgers
 Los Angeles Memorial Coliseum, Los Angeles, CA

Wed Jun 15 1960, 10:05 PM EDT
 Att. 13,295 - Unknown

livebaseballscorecards.com

AB	37
R	14
H	16
RBI	13
BB	7
SO	3
LOB	19



WP: 1	PA: 47
PB: 0	
SB: 2	
CS: 1	

Batter	1	2	3	4	5	6	7	8	9	AB R H RBI BB SO LOB	TOP		
Bobby Del Greco, R OBP: 0.379, SLG: 0.438 (1, 8) B C B X	2-1 6-3 ①		1-3 K ②		1-1 F3 ③		1-0 F6 ③	2-3 K ②		5 0 0 0 0 2 3	Philadelphia Phillies @ Los Angeles Dodgers Los Angeles Memorial Coliseum, Los Angeles, CA Thu Jun 16 1960, 10:05 PM EDT Att: 19,573 - Unknown livebaseballscorecards.com		
Alvin Dark, R OBP: 0.313, SLG: 0.324 (1, 5) X	0-0 L6 ②		0-0 F9 ③			3-2 5-3 ①		FC6-4 1B 1B FC5	5 1 1 0 0 0 3				
Tony Taylor, R OBP: 0.356, SLG: 0.403 (1, 4) B X	1-0 FC4 1B			1-2 6-3 ①		4-2 2B 2B BB		2-1 FC6-4 1B 1-2	4 1 2 0 1 0 0				
Bobby Gene Smith, R OBP: 0.324, SLG: 0.471 (1, 7) B X	1-0 FC4 ③ 1-2f			1-0 1B 1B		2-1 2B 2B		0-0 FC6-4 1B 1-2f 2-3	5 2 3 0 0 0 3				
Ken Walters, R OBP: 0.327, SLG: 0.429 (1, 9) B X		1-0 F3 ①		0-1 F9 ②		1-0 2B 2H 3-H		0-1 1B 1B 1-2 3-H	5 1 2 3 0 0 2				
Pancho Herrera, R OBP: 0.350, SLG: 0.444 (1, 3) B B X		2-0 F8 ②		0-0 1B 1-2		2-3 K ②		0-0 1B 1B 1-2 2-H	5 1 2 1 0 1 3				
Jimmie Coker, R OBP: 0.296, SLG: 0.367 (1, 2) F B B X		2-1 FC6-4 1B		3-2 4-3 ③		3-2 5-3 ③		2-2 1B 1B 1-2 2-3	4 0 2 0 0 0 3				
Ruben Amaro, R OBP: 0.111, SLG: 0.111 (1, 6) C B B X		2-2 FC6-4 ③ 1-2f		1-2 1-3			2-2 F9 ①	1-1 FC5 1B 1-2 2-3 3-H	4 0 1 1 0 0 1				
John Buzhardt, R OBP: 0.136, SLG: 0.136 (5, PH) Bobby Maikmus, R OBP: 0.246, SLG: 0.258 (5, 1) Taylor Phillips, L (5, 1) Ted Lepcio, R OBP: 0.273, SLG: 0.294 (7, PH) Humberto Robinson, R OBP: 0.200, SLG: 0.200 (7, 1) Clay Lattimore, L OBP: 0.396, SLG: 0.465 (8, PH) Turk Farrell, R (8, 1)		1-3 K ①		1-3 K ②		3-3 K ②		2-0 1B	1 0 0 0 0 0 1 0 1 0 0 0 0 0 1 0 0 0 0 0 0 0 0 0 1 0 0 0 0 0 1 0 0 0 0 0 0 0 0 0 1 0 0 1 1 0 0 0 0 0 0 0 0 0 0 0				
Inning Stats	R: 0 H: 1 E: 0 LOB: 1 K: 0 BB: 0 S: 5 P: 9	R: 0 H: 1 E: 0 LOB: 1 K: 0 BB: 0 S: 8 P: 15	R: 0 H: 0 E: 0 LOB: 0 K: 2 BB: 0 S: 7 P: 9	R: 0 H: 2 E: 0 LOB: 2 K: 0 BB: 0 S: 10 P: 15	R: 0 H: 0 E: 0 LOB: 0 K: 1 BB: 0 S: 8 P: 11	R: 2 H: 2 E: 0 LOB: 1 K: 1 BB: 1 S: 18 P: 33	R: 0 H: 0 E: 0 LOB: 0 K: 1 BB: 0 S: 7 P: 13	R: 4 H: 7 E: 0 LOB: 3 K: 1 BB: 0 S: 19 P: 29	R: 0 H: 1 E: 1 LOB: 1 K: 0 BB: 0 S: 9 P: 13	1B: 12 SF: 0 2B: 2 SAC: 0 3B: 0 DP: 1 HR: 0 HBP: 0		WP: 0 PA: 42 PB: 0 SB: 0 CS: 0	
PITCHER	IP WLS BF H R ER SO BB IBB HBP BLK WP HR S P ERA WHIP											PITCHER	IP WLS BF H R ER SO BB IBB HBP BLK WP HR S P ERA WHIP
Johnny Podres, L ERA: 2.74 (1, 1)	7.1 W 33 10 6 6 5 1 0 0 0 0 0 0 72 117 7.36 1.500												
Ed Palmquist, R ERA: (8, 1)	0.0 3 3 0 0 0 0 0 0 0 0 0 0 6 11 ∞ ∞												
Ed Roebuck, R ERA: 3.21 (8, 1)	1.2 S 6 1 0 0 1 0 0 0 0 0 0 0 13 19 0.00 0.600												

Philadelphia Phillies @ Los Angeles Dodgers
 Los Angeles Memorial Coliseum, Los Angeles, CA

AB	41
R	6
H	14
RBI	6
BB	1
SO	6
LOB	18



Batter	1	2	3	4	5	6	7	8	9
Jim Gilliam, S (1, 5) <small>OBP: 0.387, SLG: 0.374</small>	2-2 		0-0 		0-0 	1-0 		3-2 	
Norm Larker, L (1, 3) <small>OBP: 0.365, SLG: 0.386</small> Gil Hodges, R (6, PH) <small>OBP: 0.260, SLG: 0.330</small> (7, 3)	2-2 		3-1 		1-1 	1-0 		0-2 	
Wally Moon, L (1, 9) <small>OBP: 0.377, SLG: 0.476</small>	0-0 		0-0 		3-0 	0-1 			
Duke Snider, L (1, 8) <small>OBP: 0.387, SLG: 0.539</small> Don Demeter, R (5, PH) <small>OBP: 0.320, SLG: 0.548</small> (6, 8)	2-3 		1-0 		1-0 		3-2 		
Frank Howard, R (1, 7) <small>OBP: 0.361, SLG: 0.540</small>		0-0 	2-1 		2-0 		2-3 		
Norm Sherry, R (1, 2) <small>OBP: 0.378, SLG: 0.623</small>		2-1 		1-1 	1-0 		0-0 		
Charlie Neal, R (1, 4) <small>OBP: 0.318, SLG: 0.369</small> Bob Lillis, R (7, 4) <small>OBP: 0.222, SLG: 0.222</small>		0-0 		2-2 		1-2 		0-0 	
Maury Wills, S (1, 6) <small>OBP: 0.347, SLG: 0.298</small>			2-2 	0-1 		2-2 		1-2 	
Johnny Podres, L (1, 1) <small>OBP: 0.250, SLG: 0.111</small> Ed Palmquist, R (8, 1) <small>OBP: 0.800, SLG: 1.000</small> Ed Roebuck, R (8, 1)			1-0 		0-3 	1-0 		0-0 	

AB	R	H	RBI	BB	SO	LOB
4	2	3	1	0	0	0
3	2	1	1	0	0	1
1	0	0	1	0	0	2
3	1	2	4	0	0	1
2	0	0	0	0	1	1
2	1	2	0	0	0	0
4	1	2	3	0	1	0
4	0	0	0	0	0	1
3	1	1	0	0	0	0
1	0	0	0	0	0	0
4	2	3	0	0	0	0
1	0	0	0	0	1	0
0	0	0	0	0	0	0
1	0	1	0	0	0	0

BOTTOM	
Philadelphia Phillies @ Los Angeles Dodgers Los Angeles Memorial Coliseum, Los Angeles, CA	AB 33 R 10 H 15 RBI 10 BB 0 SO 3 LOB 6
	WP: 0 PA: 38 PB: 0 SB: 1 CS: 0

PITCHER		IP	WLS	BF	H	R	ER	SO	BB	IBB	HBP	BLK	WP	HR	S	P	ERA	WHIP
John Buzhardt, R (1, 1) <small>ERA: 3.92</small>	4.0	L	17	5	4	3	1	1	0	0	0	0	0	1	32	52	6.75	1.250
Taylor Phillips, L (5, 1) <small>ERA: 20.77</small>	2.0		13	6	6	6	1	0	0	0	1	0	0	1	20	34	27.00	3.000
Humberto Robinson, R (7, 1) <small>ERA: 4.02</small>	1.0		3	1	0	0	1	0	0	0	0	0	0	0	9	14	0.00	1.000
Turk Farrell, R (8, 1) <small>ERA: 2.89</small>	1.0		5	3	0	0	0	0	0	0	0	0	0	0	14	18	0.00	3.000

Thu Jun 16 1960, 10:05 PM EDT
 Att. 19,573 - Unknown

livebaseballscorecards.com


Batter	1	2	3	4	5	6	7	8	9	AB R H RBI BB SO LOB	TOP
Bill Virdon, L (1, 8) OBP: 0.298, SLG: 0.273 B C X X	1-1 L4 1B		1-2 F9 1B			3-1 HR 1B		1-0 G3-6-3 1-2f		4 1 1 1 0 0 1	Pittsburgh Pirates @ Los Angeles Dodgers Los Angeles Memorial Coliseum, Los Angeles, CA Fri Jun 17 1960, 10:05 PM EDT Att: 43,296 - Unknown livebaseballscorecards.com
Dick Groat, R (1, 6) OBP: 0.379, SLG: 0.421 B C F X X	1-2 1B 1B		1-1 G3 1B			3-1 G3-6-3 1B		2-2 5-3	4 1 2 0 0 0 0		
Bob Skinner, L (1, 7) OBP: 0.409, SLG: 0.550 C F X X	0-2 1B 1-2 1B		3-3 K			2-0 G3-6-3 1-2f		2-2 4-3	4 0 1 0 0 1 1		
Dick Stuart, R (1, 3) Rocky Nelson, L (9, 3) OBP: 0.295, SLG: 0.424 OBP: 0.321, SLG: 0.360 B F B X X	2-1 F8 1B			0-2 4-3		0-0 F8		0-1 6-3	4 0 0 0 0 0 2 0 0 0 0 0 0 0		
Roberto Clemente, R (1, 9) OBP: 0.369, SLG: 0.506 B C S X X	1-2 1-3 2-H 1B			1-3 K			1-2 3-1			3 0 1 1 0 1 0	
Smoky Burgess, L (1, 2) OBP: 0.369, SLG: 0.463 S X X	0-1 2-3			1-0 4-3			0-0 G3			3 0 0 0 0 0 2	
Don Hoak, R (1, 5) OBP: 0.372, SLG: 0.429 B X X						3-2 F5		1-1 1-3		3 0 0 0 0 0 0	
Bill Mazaroski, R (1, 4) OBP: 0.286, SLG: 0.435 X X						0-2 5-3		0-1 G3-6-3 1B		3 0 1 0 0 0 0	
Vern Law, R (1, 1) OBP: 0.178, SLG: 0.209 B C X X						0-1 F4		1-0 B2		3 0 0 0 0 1 1	
Inning Stats	R: 1 H: 3 E: 0 LOB: 2 K: 0 BB: 0 S: 16 P: 21	R: 0 H: 0 E: 0 LOB: 0 K: 1 BB: 0 S: 5 P: 7	R: 0 H: 0 E: 0 LOB: 0 K: 1 BB: 0 S: 8 P: 13	R: 0 H: 0 E: 0 LOB: 0 K: 1 BB: 0 S: 7 P: 9	R: 0 H: 0 E: 0 LOB: 0 K: 0 BB: 0 S: 9 P: 12	R: 1 H: 2 E: 0 LOB: 0 K: 0 BB: 0 S: 6 P: 14	R: 0 H: 0 E: 0 LOB: 0 K: 0 BB: 0 S: 7 P: 9	R: 0 H: 1 E: 0 LOB: 0 K: 0 BB: 0 S: 4 P: 6	R: 0 H: 0 E: 0 LOB: 0 K: 0 BB: 0 S: 9 P: 13	1B: 5 SF: 0 2B: 0 SAC: 0 3B: 0 DP: 2 HR: 1 HBP: 0	
PITCHER Stan Williams, R (1, 1) ERA: 2.77 Larry Sherry, R (9, 1) ERA: 5.14	IP WLS BF H R ER SO BB IBB HBP BLK WP HR S P ERA WHIP 8.0 L 28 6 2 2 3 0 0 0 0 0 0 1 62 91 2.25 0.750 1.0 3 0 0 0 0 0 0 0 0 0 0 0 9 13 0.00 0.000										

AB	31
R	2
H	6
RBI	2
BB	0
SO	3
LOB	7



Pittsburgh Pirates @ Los Angeles Dodgers
Los Angeles Memorial Coliseum, Los Angeles, CA

Fri Jun 17 1960, 10:05 PM EDT
Att. 43,296 - Unknown

livebaseballscorecards.com	
AB	30
R	1
H	6
RBI	1
BB	1
SO	5
LOB	9
	

Batter	1	2	3	4	5	6	7	8	9	AB	R	H	RBI	BB	SO	LOB						
Jim Gilliam, S (1, 5) OBP: 0.385, SLG: 0.377	2-2 4-3		3-2 4-3			1-2 4-3			0-0 4-3 1B	4	1	1	0	0	0	0						
Norm Larker, L (1, 3) OBP: 0.362, SLG: 0.381	2-2 1B		0-1 F7			2-1 6-3			1-2 4-3	4	0	1	0	0	0	1						
Wally Moon, L (1, 9) OBP: 0.383, SLG: 0.482	1-2 1B			0-1 1B		1-0 F8			2-2 1B G4-6-3	4	0	3	1	0	0	0						
Duke Snider, L (1, 8) OBP: 0.364, SLG: 0.525	1-3 K			1-3 K			4-2 BB G5-4-3		0-1 G4-6-3	3	0	0	0	1	2	3						
Frank Howard, R (1, 7) OBP: 0.352, SLG: 0.526		0-0 L7		1-2 FC6-5		1-1 G5-4-3			1-1 1-2f	3	0	0	0	0	0	2						
Norm Sherry, R (1, 2) OBP: 0.377, SLG: 0.625		2-1 2B		2-3 K		2-2 F5			2-2 F5	3	0	1	0	0	1	1						
Charlie Neal, R (1, 4) OBP: 0.314, SLG: 0.364		1-0 F8			0-0 5-3				0-2 6-3	3	0	0	0	0	0	1						
Maury Wills, S (1, 6) OBP: 0.342, SLG: 0.293		2-0 F8			0-1 5-3				2-3 K	2	0	0	0	0	0	1						
Tommy Davis, R (8, PH) OBP: 0.233, SLG: 0.291										1	0	0	0	0	1	0						
Bob Lillis, R (9, 6) OBP: 0.222, SLG: 0.222										0	0	0	0	0	0	0						
Stan Williams, R (1, 1) OBP: 0.048, SLG: 0.048										2	0	0	0	0	1	0						
Don Demeter, R (8, PH) OBP: 0.317, SLG: 0.543										1	0	0	0	0	0	0						
Larry Sherry, R (9, 1) OBP: 0.186, SLG: 0.333										0	0	0	0	0	0	0						
Inning Stats	R: 0 E: 0 K: 1 S: 12	H: 2 LOB: 1 BB: 0 P: 18	R: 0 E: 0 K: 0 S: 5	H: 1 LOB: 1 BB: 0 P: 10	R: 0 E: 0 K: 1 S: 9	H: 0 LOB: 0 BB: 0 P: 12	R: 0 E: 1 K: 2 S: 11	H: 1 LOB: 1 BB: 0 P: 15	R: 0 E: 0 K: 0 S: 7	H: 0 LOB: 0 BB: 0 P: 10	R: 0 E: 0 K: 0 S: 6	H: 0 LOB: 0 BB: 0 P: 10	R: 0 E: 0 K: 0 S: 9	H: 0 LOB: 0 BB: 1 P: 16	R: 0 E: 0 K: 1 S: 10	H: 0 LOB: 0 BB: 0 P: 14	R: 1 E: 0 K: 0 S: 13	H: 2 LOB: 0 BB: 0 P: 16	1B: 4 2B: 2 3B: 0 HR: 0	SF: 0 SAC: 0 DP: 2 HBP: 0	WP: 0 PB: 0 SB: 0 CS: 0	PA: 31
PITCHER	Vern Law, R (1, 1) ERA: 2.56 IP: 9.0, WLS: W, BF: 31, H: 6, R: 1, ER: 1, SO: 5, BB: 1, IBB: 0, HBP: 0, BLK: 0, WP: 0, HR: 0, S: 82, P: 121, ERA: 1.00, WHIP: 0.778					PITCHER IP: 9.0, WLS: W, BF: 31, H: 6, R: 1, ER: 1, SO: 5, BB: 1, IBB: 0, HBP: 0, BLK: 0, WP: 0, HR: 0, S: 82, P: 121, ERA: 1.00, WHIP: 0.778																

BOTTOM

Batter	1	2	3	4	5	6	7	8	9	10	AB R H RBI BB SO LOB	TOP										
Bob Skinner, L (1, 7) OBP: 0.412, SLG: 0.549	1-1 FC6-4 1B		3-2 FC3-6 1B		1-1 L4			2-1 6-3	4-0 IBB		4 0 2 0 1 0 0	Pittsburgh Pirates @ Los Angeles Dodgers Los Angeles Memorial Coliseum, Los Angeles, CA Sat Jun 18 1960, 10:05 PM EDT Att. 50,062 - Unknown										
Dick Groat, R (1, 6) OBP: 0.372, SLG: 0.413	2-2 FC6-4 BB		0-0 FC3-6 G5-4-3			2-2 5-3		0-1 6-3	3-2 1-3		5 0 0 0 0 0 5											
Roberto Clemente, R (1, 9) OBP: 0.370, SLG: 0.502	4-0 FC6-4 BB		1-2 G5-4-3			0-3 K			3-2 5-3	0-0 BB 1B	4 1 1 0 1 1 1											
Dick Stuart, R (1, 3) OBP: 0.292, SLG: 0.415	0-0 F3			4-0 FC6-4 BB		3-2 F8			1-0 6-3	0-0 F3	4 0 0 0 1 0 3											
Rocky Nelson, L (10, 3) OBP: 0.321, SLG: 0.360											0 0 0 0 0 0 0											
Gino Cimoli, R (1, 8) OBP: 0.383, SLG: 0.403	2-2 FC6-4			0-1 FC6-4 BB			1-0 2B		1-2 HR 1B	4-2 1B BB	4 1 2 0 1 0 3											
Hal Smith, R (1, 2) OBP: 0.397, SLG: 0.611		0-0 6-3		4-1 G6-4-3 BB			1-0 5-3		1-2 HR	2-2 1B	4 1 2 3 1 0 1											
Don Hoak, R (1, 5) OBP: 0.373, SLG: 0.425		4-0 BB BB		1-0 G6-4-3			0-0 6-3		0-0 BB 1B	3-1 F7	4 1 1 0 1 0 4											
Bill Mazaroski, R (1, 4) OBP: 0.290, SLG: 0.431		4-2 G4-6-3 BB			0-0 L6		1-1 4-3		4-2 E 1B BB		2 0 0 0 2 0 1											
Bob Friend, R (1, 1) OBP: 0.148, SLG: 0.079		1-0 G4-6-3			1-0 F3			0-3 K	2-2 E7 1B		2 0 0 0 0 0 2											
Dick Schofield, S (8, PH) OBP: 0.462, SLG: 0.333											1 0 0 0 0 1 0											
Jim Umbricht, R (8, 1) OBP: 0.333, SLG: 0.333											0 0 0 0 0 0 0											
Gene Baker, R (9, PH) OBP: 0.211, SLG: 0.176											0 0 0 0 0 0 0											
Smoky Burgess, L (9, PH) OBP: 0.395, SLG: 0.467											1 0 1 1 0 0 0											
Joe Christopher, R (9, PR)											0 0 0 0 0 0 0											
Roy Face, R (9, 1)											0 0 0 0 0 0 0											
Inning Stats	R: 0 E: 0 K: 0 S: 12	H: 1 LOB: 2 BB: 1 P: 21	R: 0 E: 0 K: 0 S: 4	H: 0 LOB: 1 BB: 2 P: 13	R: 0 E: 0 K: 0 S: 7	H: 1 LOB: 0 BB: 0 P: 11	R: 0 E: 0 K: 0 S: 4	H: 0 LOB: 1 BB: 2 P: 13	R: 0 E: 0 K: 1 S: 12	H: 0 LOB: 0 BB: 0 P: 17	R: 0 E: 0 K: 0 S: 5	H: 1 LOB: 1 BB: 0 P: 8	R: 0 E: 0 K: 1 S: 7	H: 0 LOB: 0 BB: 0 P: 9	R: 3 E: 1 K: 0 S: 21	H: 4 LOB: 3 BB: 2 P: 40	R: 1 E: 0 K: 0 S: 10	H: 2 LOB: 1 BB: 1 P: 19	1B: 7 2B: 1 3B: 0 HR: 1	SF: 0 SAC: 0 DP: 3 HBP: 0	WP: 0 PB: 0 SB: 0 CS: 0	PA: 43
PITCHER	IP 8.2	WLS L	BF 35	H 6	R 3	ER 3	SO 2	BB 6	IBB 0	HBP 0	BLK 0	WP 0	HR 1	S 70	P 123	ERA 3.12	WHIP 1.385					
PITCHER	IP 1.1	WLS L	BF 8	H 3	R 1	ER 1	SO 0	BB 1	IBB 0	HBP 0	BLK 0	WP 0	HR 0	S 16	P 34	ERA 6.75	WHIP 3.000					

AB	35
R	4
H	9
RBI	4
BB	8
SO	2
LOB	20



Pittsburgh Pirates @ Los Angeles Dodgers
Los Angeles Memorial Coliseum, Los Angeles, CA

Sat Jun 18 1960, 10:05 PM EDT
Att: 50,062 - Unknown

livebaseballscores.com

AB 36
R 3
H 12
RBI 3
BB 1
SO 6
LOB 13



WP: 1 PA: 40
PB: 0
SB: 0
CS: 0

Batter	1	2	3	4	5	6	7	8	9	10	AB	R	H	RBI	BB	SO	LOB
Jim Gilliam, S OBP: 0.390, SLG: 0.384 (1, 5)	2-1 4-3 SH1-3 1B		1-1 1B		0-0 1B 1B		0-1 SH2-4		1-0 F7		4	1	3	0	0	0	0
Norm Larker, L OBP: 0.366, SLG: 0.405 (1, 3)	0-0 SH1-3		1-0 1B		1-1 SF8		1-1 3B			1-2 4-3	3	0	2	2	0	0	0
Wally Moon, L OBP: 0.379, SLG: 0.475 (1, 9) (9, 7)	2-2 4-3		1-2 4-3		1-2 1B		2-2 F5			0-1 B4	5	0	1	0	0	0	4
Duke Snider, L OBP: 0.358, SLG: 0.512 (1, 8) (9, 9)	0-0 F6			0-1 F7	0-0 1B		3-3 K			1-0 2-3	5	0	1	1	0	1	2
Frank Howard, R OBP: 0.349, SLG: 0.517 (1, 7) Don Demeter, R OBP: 0.317, SLG: 0.543 (9, 8)		2-3 K		1-0 1B	0-1 F6			0-3 K			4	0	1	0	0	2	2
Norm Sherry, R OBP: 0.370, SLG: 0.600 (1, 2)		0-0 1-3		0-2 F6		2-2 4-3		4-0 BB			3	0	0	0	1	0	1
Charlie Neal, R OBP: 0.308, SLG: 0.356 (1, 4)		0-0 6-3		1-3 K		0-0 F9		3-1 G1-4-3			4	0	0	0	0	1	2
Maury Wills, S OBP: 0.346, SLG: 0.299 (1, 6)			1-0 1-3		0-1 1B WP SF8 1B		0-3 K		3-2 1B		4	1	2	0	0	1	0
Danny McDevitt, L OBP: 0.500, SLG: 0.400 (1, 1) Larry Sherry, R OBP: 0.176, SLG: 0.313 (9, 1)			0-0 1B		0-3 K		0-1 SH2-4 3B 1B		0-1 B1-6-4		3	1	2	0	0	1	1
											1	0	0	0	0	0	1

Inning Stats	R: 0	H: 1	E: 0	LOB: 1	K: 0	S: 7	P: 11	R: 0	H: 0	E: 0	LOB: 0	K: 1	BB: 0	S: 5	P: 7	R: 0	H: 3	E: 0	LOB: 2	K: 0	BB: 0	S: 9	P: 13	R: 0	H: 1	E: 0	LOB: 1	K: 1	BB: 0	S: 11	P: 13	R: 2	H: 4	E: 0	LOB: 2	K: 1	BB: 0	S: 14	P: 16	R: 0	H: 0	E: 0	LOB: 0	K: 1	BB: 0	S: 8	P: 10	R: 1	H: 2	E: 0	LOB: 1	K: 1	BB: 0	S: 12	P: 18	R: 0	H: 0	E: 0	LOB: 0	K: 1	BB: 1	S: 5	P: 12	R: 0	H: 1	E: 0	LOB: 0	K: 0	BB: 0	S: 7	P: 11	R: 0	H: 0	E: 0	LOB: 0	K: 0	BB: 0	S: 6	P: 8	1B: 11	SF: 1	2B: 0	SAC: 2	3B: 1	DP: 2	HR: 0	HBP: 0
--------------	------	------	------	--------	------	------	-------	------	------	------	--------	------	-------	------	------	------	------	------	--------	------	-------	------	-------	------	------	------	--------	------	-------	-------	-------	------	------	------	--------	------	-------	-------	-------	------	------	------	--------	------	-------	------	-------	------	------	------	--------	------	-------	-------	-------	------	------	------	--------	------	-------	------	-------	------	------	------	--------	------	-------	------	-------	------	------	------	--------	------	-------	------	------	--------	-------	-------	--------	-------	-------	-------	--------

PITCHER	IP	WLS	BF	H	R	ER	SO	BB	IBB	HBP	BLK	WP	HR	S	P	ERA	WHIP
Bob Friend, R ERA: 2.42 (1, 1)	7.0		31	11	3	3	5	0	0	0	0	1	0	66	88	3.86	1.571
Jim Umbricht, R ERA: 5.67 (8, 1)	1.0		3	0	0	0	1	0	0	0	0	0	0	5	12	0.00	1.000
Roy Face, R ERA: 2.72 (9, 1)	2.0	W	6	1	0	0	0	0	0	0	0	0	0	13	19	0.00	0.500

Batter	1	2	3	4	5	6	7	8	9	AB	R	H	RBI	BB	SO	LOB	TOP								
Bob Skinner, L (1, 7) OBP: 0.412, SLG: 0.544	2-3 K		2-3 K2-3		4-2 1B HR BB	1-2 4-3		3-2 1B 1B		4	1	1	0	1	2	1									
Dick Groat, R (1, 6) OBP: 0.376, SLG: 0.414	1-1 L8		4-0 BB E BB		1-2 1B HR 1B	1-1 6-3		2-0 1B FC6 1B		4	2	2	1	1	0	1									
Roberto Clemente, R (1, 9) OBP: 0.371, SLG: 0.498	2-3 K		4-1 E BB 1-2		1-2 1B HR 1B		2-2 5-3	2-2 FC6 1-2f		4	1	1	0	1	1	2									
Dick Stuart, R (1, 3) OBP: 0.290, SLG: 0.425		0-0 F6	1-0 E3		2-0 HR 1-H 2-H 3-H		2-2 5-3		1-0 6-3	5	1	1	4	0	0	1									
Gino Cimoli, R (1, 8) OBP: 0.384, SLG: 0.394		1-1 6-3	2-2 L8		4-0 FC6-4 BB		4-2 BB		3-2 G3	3	0	0	0	2	0	2									
Hal Smith, R (1, 2) OBP: 0.389, SLG: 0.593		3-1 BB 1B		0-0 F3	2-3 K		1-0 1-3		1-3 K	5	0	1	0	0	2	2									
Don Hoak, R (1, 5) OBP: 0.379, SLG: 0.423		4-1 BB		4-0 G5-4-3 BB	0-1 FC6-4			4-0 G5-4-3 BB		1	0	0	0	3	0	1									
Bill Mazeroski, R (1, 4) OBP: 0.289, SLG: 0.427		0-2 F2		1-2 G5-4-3		0-2 4-3 1-3 1B		1-1 G5-4-3 1-2f		4	0	1	0	0	0	4									
Bennie Daniels, L (1, 1) Joe Gibbon, R (3, 1) Bill Virdon, L (6, PH) Jim Umbricht, R (6, 1) Fred Green, R (6, 1) Rocky Nelson, L (8, PH) Roy Face, R (8, 1)			1-2 F8		2-3 K	2-2 1-3		1-2 1B 1B		1	0	0	0	0	0	0									
Inning Stats	R: 0 E: 0 K: 2 S: 13	H: 0 LOB: 0 BB: 0 P: 18	R: 0 E: 0 K: 0 S: 9	H: 1 LOB: 2 BB: 1 P: 17	R: 1 E: 1 K: 1 S: 14	H: 0 LOB: 2 BB: 2 P: 28	R: 0 E: 0 K: 0 S: 6	H: 0 LOB: 0 BB: 1 P: 11	R: 4 E: 0 K: 2 S: 24	H: 3 LOB: 1 BB: 2 P: 40	R: 0 E: 0 K: 0 S: 11	H: 1 LOB: 1 BB: 0 P: 15	R: 0 E: 0 K: 0 S: 11	H: 0 LOB: 1 BB: 1 P: 20	R: 1 E: 0 K: 0 S: 15	H: 3 LOB: 2 BB: 1 P: 28	R: 0 E: 0 K: 1 S: 7	H: 0 LOB: 0 BB: 0 P: 12	1B: 7 2B: 0 3B: 0 HR: 1	SF: 0 SAC: 0 DP: 2 HBP: 0	WP: 0 PB: 0 SB: 0 CS: 0	PA: 42			
PITCHER	IP	WLS	BF	H	R	ER	SO	BB	IBB	HBP	BLK	WP	HR	S	P	ERA	WHIP								
Sandy Koufax, L (1, 1) ERA: 4.54	4.1		23	4	5	4	4	6	0	0	0	0	1	58	104	8.31	2.308								
Ed Roebuck, R (5, 1) ERA: 3.16	3.1	W	15	4	1	1	1	2	0	0	0	0	0	42	68	2.70	1.800								
Stan Williams, R (8, 1) ERA: 2.72	1.1	S	4	0	0	0	1	0	0	0	0	0	0	10	17	0.00	0.000								

Pittsburgh Pirates @ Los Angeles Dodgers
Los Angeles Memorial Coliseum, Los Angeles, CA

Sun Jun 19 1960, 6:33 AM EDT
Att: 41,118 - Unknown

AB	34
R	6
H	8
RBI	5
BB	8
SO	6
LOB	15



BOTTOM

Pittsburgh Pirates @ Los Angeles Dodgers
Los Angeles Memorial Coliseum, Los Angeles, CA

Sun Jun 19 1960, 6:33 AM EDT
Att. 41,118 - Unknown

livebaseballscorecards.com

AB 35
R 8
H 13
RBI 7
BB 4
SO 4
LOB 18



WP: 0 PA: 40
PB: 0
SB: 2
CS: 0

AB	R	H	RBI	BB	SO	LOB
3	1	0	0	2	0	0
3	1	2	0	0	0	0
2	0	0	0	0	0	1
4	1	1	1	1	0	1
5	1	1	0	0	2	5
4	1	3	3	0	0	0
3	1	1	1	1	0	1
4	0	1	0	0	2	4
4	1	3	2	0	0	1
2	1	1	0	0	0	2
1	0	0	0	0	0	3
0	0	0	0	0	0	0
1B: 10	SF: 0					
2B: 3	SAC: 1					
3B: 1	DP: 1					
HR: 0	HBP: 0					

Batter	1	2	3	4	5	6	7	8	9
Jim Gilliam, S OBP: 0.390, SLG: 0.378 (1, 5)	L7		BB 1B 3B BB	F5		L8 S BB		L8	
Norm Larker, L OBP: 0.372, SLG: 0.411 Gil Hodges, R OBP: 0.256, SLG: 0.325 (1, 3) (6, PH) (7, 3)	1B		BB 3B 1B	L7		L8		F6	
Wally Moon, L OBP: 0.380, SLG: 0.475 (1, 9)	F6		BB 3B BB	4-3				L9	
Frank Howard, R OBP: 0.343, SLG: 0.504 (1, 7)	1-3		K					2B 1B	K
Don Demeter, R OBP: 0.331, SLG: 0.575 (1, 8)			1B 3B			1B		1B 2B	
Norm Sherry, R OBP: 0.376, SLG: 0.590 (1, 2)			1B 1B			FC4-9-6		1B IBB	
Charlie Neal, R OBP: 0.307, SLG: 0.354 (1, 4)			1B 1B			K		K	
Maury Wills, S OBP: 0.357, SLG: 0.312 (1, 6)			1B					1B	
Sandy Koufax, R OBP: 0.207, SLG: 0.148 Ed Roebuck, R OBP: 0.667, SLG: 0.833 Stan Williams, R OBP: 0.048, SLG: 0.048 (1, 1) (5, 1) (8, 1)									

Inning Stats	R: 0 E: 0 K: 0 S: 8	H: 1 LOB: 1 BB: 0 P: 14	R: 0 E: 1 K: 0 S: 6	H: 0 LOB: 1 BB: 0 P: 8	R: 6 E: 0 K: 1 S: 20	H: 6 LOB: 1 BB: 2 P: 35	R: 0 E: 0 K: 0 S: 6	H: 0 LOB: 0 BB: 0 P: 8	R: 0 E: 0 K: 1 S: 12	H: 1 LOB: 1 BB: 0 P: 17	R: 1 E: 0 K: 0 S: 7	H: 1 LOB: 1 BB: 1 P: 15	R: 1 E: 0 K: 1 S: 14	H: 3 LOB: 3 BB: 1 P: 22	R: 0 E: 0 K: 1 S: 9	H: 1 LOB: 1 BB: 0 P: 13
--------------	------------------------------	----------------------------------	------------------------------	---------------------------------	-------------------------------	----------------------------------	------------------------------	---------------------------------	-------------------------------	----------------------------------	------------------------------	----------------------------------	-------------------------------	----------------------------------	------------------------------	----------------------------------

PITCHER	IP	WLS	BF	H	R	ER	SO	BB	IBB	HBP	BLK	WP	HR	S	P	ERA	WHIP
Bennie Daniels, R ERA: 8.05 (1, 1)	2.1	L	14	4	5	5	1	2	0	0	0	0	0	29	48	19.29	2.571
Joe Gibbon, L ERA: 4.34 (3, 1)	2.2		11	4	1	1	1	0	0	0	0	0	0	23	34	3.38	1.500
Jim Umbricht, R ERA: 5.88 (6, 1)	0.1		3	1	1	1	0	1	0	0	0	0	0	3	8	27.00	6.000
Fred Green, L ERA: 3.49 (6, 1)	1.2		8	3	1	1	1	0	1	0	0	0	0	18	29	5.40	1.800
Roy Face, R ERA: 2.66 (8, 1)	1.0		4	1	0	0	1	0	0	0	0	0	0	9	13	0.00	1.000

Batter	1	2	3	4	5	6	7	8	9	AB R H RBI BB SO LOB	TOP
Jim Gilliam, S (1, 5) OBP: 0.392, SLG: 0.375	1-1 		4-0 		2-1 			0-2 		2 0 0 0 1 0 0	Los Angeles Dodgers @ Milwaukee Braves Milwaukee County Stadium, Milwaukee, WI Mon Jun 20 1960, 8:05 PM EDT Att: 11,088 - Unknown
Norm Larker, L (1, 3) OBP: 0.376, SLG: 0.409	0-1 		4-1 		2-0 			1-0 		3 0 1 0 1 0 1	
Wally Moon, L (1, 7) OBP: 0.373, SLG: 0.466	0-2 		2-2 		0-1 			1-0 		4 0 0 0 0 0 4	
Frank Howard, R (1, 9) OBP: 0.341, SLG: 0.492		0-0 		2-0 		3-3 		1-1 		3 0 0 0 0 1 0	
Don Demeter, R (1, 8) OBP: 0.321, SLG: 0.556		2-2 		0-0 		0-3 		1-1 		4 0 0 0 0 1 1	
Norm Sherry, R (1, 2) John Roseboro, L (9, PH) OBP: 0.328, SLG: 0.402		0-1 		0-0 		0-0 		0-1 		3 0 0 0 0 0 1 1 0 1 0 0 0 0	
Charlie Neal, R (1, 4) OBP: 0.315, SLG: 0.359			4-2 	1-0 		1-2 		0-1 		3 1 2 0 1 0 0	
Maury Wills, S (1, 6) Duke Snider, L (9, PH) Bob Lillis, R (9, PR) OBP: 0.222, SLG: 0.222			1-2 	0-0 		0-0 		4-2 		3 0 0 0 0 0 3 0 0 0 0 1 0 0 0 0 0 0 0 0 0	
Don Drysdale, R (1, 1) Ed Palmquist, R (7, 1) Tommy Davis, R (8, PH) Roger Craig, R (8, 1) Irv Noren, L (9, PH) OBP: 0.263, SLG: 0.125			4-1 		0-3 		1-2 	0-0 		1 0 0 0 1 1 0 0 0 0 0 0 0 0 1 0 0 0 0 0 0 0 0 0 0 0 0 0 1 0 0 0 0 0 3	
Inning Stats	R: 0 H: 0 E: 0 LOB: 0 K: 0 BB: 0 S: 7 P: 8	R: 0 H: 0 E: 0 LOB: 0 K: 0 BB: 0 S: 6 P: 8	R: 1 H: 0 E: 0 LOB: 2 K: 0 BB: 4 S: 11 P: 30	R: 0 H: 1 E: 0 LOB: 2 K: 0 BB: 0 S: 4 P: 7	R: 0 H: 0 E: 0 LOB: 0 K: 1 BB: 0 S: 5 P: 9	R: 0 H: 0 E: 0 LOB: 0 K: 2 BB: 0 S: 9 P: 12	R: 0 H: 0 E: 0 LOB: 0 K: 0 BB: 0 S: 5 P: 6	R: 0 H: 1 E: 0 LOB: 1 K: 0 BB: 0 S: 9 P: 12	R: 0 H: 2 E: 0 LOB: 3 K: 0 BB: 1 S: 11 P: 17	1B: 4 SF: 0 2B: 1 SAC: 0 3B: 0 DP: 2 HR: 0 HBP: 2	WP: 1 PA: 36 PB: 0 SB: 0 CS: 0
PITCHER Bob Buhl, R (1, 1) ERA: 3.71 Joey Jay, R (3, 1) ERA: 3.52	IP WLS BF H R ER SO BB IBB HBP BLK WP HR S P ERA WHIP 2.1 0 11 0 1 1 0 4 0 0 1 1 0 21 41 3.86 1.714										

AB	29
R	1
H	4
RBI	0
BB	5
SO	3
LOB	13



Batter	1	2	3	4	5	6	7	8	9	AB	R	H	RBI	BB	SO	LOB
Bill Bruton, L OBP: 0.328, SLG: 0.482 (1, 8)	1-2 4-3	0-2 L7			1-2 S 1B		1-0 FC3-6 1B 1-2f FC6-4			4	1	1	0	0	0	3
Johnny Logan, R OBP: 0.321, SLG: 0.339 (1, 6)	0-1 1-3		3-2 F8		3-3 K 1-2		1-1 FC6-4 HBP 1-3 1B			4	0	1	0	0	1	1
Eddie Mathews, L OBP: 0.432, SLG: 0.586 (1, 5)	1-0 6-3		3-2 1-3		2-2 6-3		3-0 FC6-4 1-2 HBP			3	0	0	0	0	0	1
Hank Aaron, R OBP: 0.345, SLG: 0.550 (1, 9)		2-2 HR	4-0 BB		0-0 HR		3-1 FC6-4 1-2f 2-3 3-H			3	2	2	3	1	0	2
Joe Adcock, R OBP: 0.370, SLG: 0.521 (1, 3)		0-3 K	1-3 K		3-2 6-3		2-0 1-3			4	0	0	0	0	2	3
Wes Covington, L OBP: 0.347, SLG: 0.542 (1, 7)		3-2 1B 1B		3-3 K		0-0 FC4-6 1B		3-3 K		3	1	2	0	0	1	0
Al Spangler, L OBP: 0.321, SLG: 0.431 (7, 7)										1	0	0	0	0	1	0
Charlie Lau, L OBP: 0.276, SLG: 0.321 (1, 2)		0-1 FC3-5 1B 1-2 1B		3-1 6-3		1-0 FC4-6 1-2f		2-2 6-3		4	0	1	0	0	0	1
Red Schoendienst, S OBP: 0.280, SLG: 0.266 (1, 4)		0-0 FC3-5 1-2 2-H 1B		1-3 K		0-1 F7		1-2 3-1		4	0	1	1	0	1	1
Bob Buhl, R OBP: 0.138, SLG: 0.138 (1, 1)		0-1 FC3-5			0-3 K		2-2 FC3-6 1B			1	0	0	0	0	0	2
Joey Jay, S OBP: 0.500, SLG: 0.375 (3, 1)		1-2 2-3f								2	0	1	0	0	1	0

BOTTOM															
Los Angeles Dodgers @ Milwaukee Braves Milwaukee County Stadium, Milwaukee, WI Mon Jun 20 1960, 8:05 PM EDT Att. 11,088 - Unknown															
AB	33	R	4	H	9	RBI	4	BB	1	SO	7	LOB	14		
WP	0	PA	35	PB	0	SB	1	CS	0						

Inning Stats																															
R:	0	H:	0	R:	2	H:	4	R:	0	H:	0	R:	0	H:	1	R:	1	H:	2	R:	0	H:	0	R:	0	H:	0				
E:	0	LOB:	0	E:	0	LOB:	2	E:	0	LOB:	1	E:	0	LOB:	1	E:	0	LOB:	1	E:	0	LOB:	0	E:	0	LOB:	0	E:	0	LOB:	0
K:	0	BB:	0	K:	1	BB:	1	K:	2	BB:	0	K:	0	BB:	0	K:	0	BB:	0	K:	1	BB:	0	K:	1	BB:	0	K:	1	BB:	0
S:	6	P:	8	S:	17	P:	22	S:	8	P:	15	S:	13	P:	19	S:	9	P:	13	S:	9	P:	15	S:	9	P:	15	S:	9	P:	15

PITCHER																									
IP	WLS	BF	H	R	ER	SO	BB	IBB	HBP	BLK	WP	HR	S	P	ERA	WHIP									
6.1	L	30	9	4	4	6	1	0	1	0	0	2	71	113	5.68	1.579									
0.2		2	0	0	0	0	0	0	0	0	0	0	3	8	0.00	0.000									
1.0		3	0	0	0	1	0	0	0	0	0	0	9	15	0.00	0.000									



Los Angeles Dodgers @ Cincinnati Reds
Crosley Field, Cincinnati, OH

Tue Jun 21 1960, 7:05 PM EDT
Att. 9,252 - Unknown

AB	34
R	4
H	9
RBI	4
BB	1
SO	10
LOB	11



WP:	0	PA:	35
PB:	0		
SB:	0		
CS:	1		

AB R H RBI BB SO LOB

4	1	1	0	0	0	0
4	1	4	2	0	0	0
0	0	0	0	0	0	0
4	0	0	0	0	1	3
3	0	0	0	0	2	2
1	0	0	0	0	0	1
4	1	1	0	0	2	1
2	1	1	2	1	0	0
1	0	0	0	0	0	0
4	0	1	0	0	2	1
3	0	1	0	0	0	0
1	0	0	0	0	1	1
2	0	0	0	0	1	2
0	0	0	0	0	0	0
1	0	0	0	0	1	0
0	0	0	0	0	0	0

1B:	7	SF:	0
2B:	1	SAC:	0
3B:	0	DP:	2
HR:	2	HBP:	0

Batter	1	2	3	4	5	6	7	8	9
Jim Gilliam, S OBP: 0.390, SLG: 0.373 (1, 5) C X	0-1 F8 ①		2-2 1-3 ③			1-1 HR 1B	3-2 4-3 ③		
Norm Larker, L OBP: 0.393, SLG: 0.450 Joe Pignatano, R OBP: 0.318, SLG: 0.333 (8, PR) (8, 2) B F X	2-1 FC3-6 1B			0-0 FC1-6 1B		1-1 HR 1B		0-1 B1-3 1B	
Wally Moon, L OBP: 0.367, SLG: 0.458 (1, 7) B C X	1-1 FC3-6 1-2f			0-0 L8		2-3 K		0-0 B1-3 1-2f	
Duke Snider, L OBP: 0.355, SLG: 0.500 Don Demeter, R OBP: 0.319, SLG: 0.552 (8, PH) (8, 8) C F F B S	1-3 K ③			0-0 FC1-6 1-2f		2-3 K ②		0-1 1-3 ③	
Frank Howard, R OBP: 0.338, SLG: 0.485 (1, 9) X		0-0 F9 ①		2-3 K ③		1-0 HR 1B		2-3 K ①	
John Roseboro, L OBP: 0.336, SLG: 0.429 Gil Hodges, R OBP: 0.254, SLG: 0.322 (1, 2) (8, 3) X		0-0 B2 ②			4-1 1B BB	0-0 HR 1B		1-1 L7 ②	
Charlie Neal, R OBP: 0.314, SLG: 0.357 (1, 4) C X		0-1 F9 ③			0-3 K ①	2-3 K ③		0-0 1B	
Maury Wills, S OBP: 0.350, SLG: 0.306 Norm Sherry, R OBP: 0.360, SLG: 0.561 (1, 6) (9, PH) C X			0-1 L7 ①		2-1 CS 1B		0-1 6-3 ①		3-3 K ③
Johnny Podres, L OBP: 0.235, SLG: 0.103 Ed Palmquist, R (5, 1) C X			0-1 F3 ②		1-3 K ② ③		2-3 K ②		
Chuck Essegian, R OBP: 0.235, SLG: 0.333 Larry Sherry, R OBP: 0.176, SLG: 0.313 (7, PH) (7, 1) C X					1-2 K ①				

Inning Stats	R: 0	H: 1	E: 0	K: 1	S: 10	P: 14	R: 0	H: 0	E: 0	K: 0	S: 4	P: 4	R: 0	H: 0	E: 0	K: 0	S: 7	P: 9	R: 0	H: 1	E: 0	K: 1	S: 6	P: 8	R: 4	H: 4	E: 0	K: 3	S: 16	P: 25	R: 0	H: 0	E: 0	K: 1	S: 10	P: 15	R: 0	H: 1	E: 0	K: 2	S: 12	P: 18	1B: 7	2B: 1	3B: 0	HR: 2	SF: 0	SAC: 0	DP: 2	HBP: 0	WP: 0	PA: 35
--------------	------	------	------	------	-------	-------	------	------	------	------	------	------	------	------	------	------	------	------	------	------	------	------	------	------	------	------	------	------	-------	-------	------	------	------	------	-------	-------	------	------	------	------	-------	-------	-------	-------	-------	-------	-------	--------	-------	--------	-------	--------

PITCHER	IP	WLS	BF	H	R	ER	SO	BB	IBB	HBP	BLK	WP	HR	S	P	ERA	WHIP
Bob Purkey, R ERA: 3.51 (1, 1)	7.0	W	29	8	4	4	8	1	0	0	0	0	2	64	93	5.14	1.286
Joe Nuxhall, L ERA: 3.79 (8, 1)	1.2		5	1	0	0	1	0	0	0	0	0	0	9	12	0.00	0.600
Jim Brosnan, R ERA: 2.66 (9, 1)	0.1	S	1	0	0	0	1	0	0	0	0	0	0	6	9	0.00	0.000

PITCHER	IP	WLS	BF	H	R	ER	SO	BB	IBB	HBP	BLK	WP	HR	S	P	ERA	WHIP
---------	----	-----	----	---	---	----	----	----	-----	-----	-----	----	----	---	---	-----	------

Batter	1	2	3	4	5	6	7	8	9
Eddie Kasko, R OBP: 0.408, SLG: 0.426 (1, 5)	4-2 FC6-4 BB		0-1 S 1B		0-0 1B SF9	0-0 F7		0-1 2-H 1B	
Vada Pinson, L OBP: 0.348, SLG: 0.494 (1, 8)	2-3 K		2-3 K		0-0 1B SF9	3-1 F5		1-0 HBP	
Gus Bell, L OBP: 0.299, SLG: 0.367 (1, 9)	0-0 F9		0-1 1B BLK		1-1 SF9		0-0 G5-4-3 BB 1B	0-0 F8	
Wally Post, R OBP: 0.345, SLG: 0.449 (1, 7)	0-0 FC6-4		1-2 BLK 1B		0-2 HR		4-2 G5-4-3 BB		
Frank Robinson, R OBP: 0.378, SLG: 0.505 Whitey Lockman, L OBP: 0.385, SLG: 0.500 (1, 3) (6, 3)		1-3 K	2-3 K		3-H 1B BB		1-2 G5-4-3		
Dutch Dotterer, R OBP: 0.273, SLG: 0.412 (1, 2)		4-1 BB		0-0 SH1-3 1B	2-1 1B		3-1 5-3		
Roy McMillan, R OBP: 0.300, SLG: 0.352 (1, 6)		2-2 F6		0-1 SH1-3	0-2 FC5-4 1B		0-0 6-3		
Billy Martin, R OBP: 0.310, SLG: 0.359 Jerry Lynch, L OBP: 0.430, SLG: 0.573 Elio Chacon, R OBP: 0.286, SLG: 0.235 (1, 4) (8, PH) (8, PR) (9, 4)		1-0 F8		0-3 K	0-1 FC5-4		1-0 FC3-8 1B		
Bob Purkey, R OBP: 0.267, SLG: 0.120 Joe Nuxhall, L OBP: 0.125, SLG: 0.200 Jim Brosnan, R OBP: 0.250, SLG: 0.571 (1, 1) (8, 1) (9, 1)			1-3 K	0-0 5-3		2-3 K	0-1 FC3-6 1B		

Inning Stats	R: 0	H: 0	E: 0	K: 1	S: 9	R: 0	H: 0	E: 0	K: 1	S: 10	R: 2	H: 3	E: 0	K: 3	S: 16	R: 0	H: 1	E: 0	K: 1	S: 8	R: 3	H: 5	E: 0	K: 0	S: 15	R: 0	H: 0	E: 0	K: 1	S: 6	R: 0	H: 1	E: 0	K: 0	S: 8	R: 1	H: 2	E: 1	K: 0	S: 7
	LOB: 1	BB: 1	P: 15	LOB: 1	BB: 1	P: 18	LOB: 1	BB: 0	P: 22	LOB: 1	BB: 0	P: 8	LOB: 2	BB: 1	P: 22	LOB: 0	BB: 0	P: 11	LOB: 1	BB: 1	P: 16	LOB: 2	BB: 0	P: 9	LOB: 0	BB: 0	P: 1	LOB: 1	BB: 1	P: 16	LOB: 2	BB: 0	P: 9	LOB: 0	BB: 0	P: 9	LOB: 2	BB: 0	P: 9	


PITCHER	IP	WLS	BF	H	R	ER	SO	BB	IBB	HBP	BLK	WP	HR	S	P	ERA	WHIP
Johnny Podres, L ERA: 3.06 (1, 1)	4.1	L	22	7	5	5	6	2	0	0	1	0	1	50	71	10.38	2.077
Ed Palmquist, R ERA: (5, 1)	1.2		7	2	0	0	1	1	0	0	0	0	0	14	25	0.00	1.800
Larry Sherry, R ERA: 5.01 (7, 1)	2.0		10	3	1	0	0	1	0	1	0	0	0	15	25	0.00	2.000

Los Angeles Dodgers @ Cincinnati Reds
 Crosley Field, Cincinnati, OH
 Tue Jun 21 1960, 7:05 PM EDT
 Att. 9,252 - Unknown

AB	R	H	RBI	BB	SO	LOB
4	2	3	1	1	0	0
4	1	1	0	0	2	2
4	1	2	2	0	0	3
3	1	2	2	1	0	1
2	0	0	0	1	2	1
1	0	0	0	0	0	2
3	0	2	0	1	0	1
3	0	1	0	0	0	1
3	0	0	0	0	1	4
1	0	1	0	0	0	0
0	0	0	0	0	0	0
3	0	0	0	0	2	1
1	1	0	0	0	0	1
0	0	0	0	0	0	0

AB	32
R	6
H	12
RBI	5
BB	4
SO	7
LOB	17

WP	PA
0	39
0	
1	
0	



Batter	1	2	3	4	5	6	7	8	9	AB R H RBI BB SO LOB	TOP		
Jim Gilliam, S (1, 5) OBP: 0.394, SLG: 0.372 	1-2 		4-2 	2-2 	4-0 			3-3 		3 0 1 0 2 1 3			
Tommy Davis, R (1, 7) OBP: 0.240, SLG: 0.293 Wally Moon, L (9, 7) OBP: 0.367, SLG: 0.458 	0-0 		1-1 	1-2 	0-1 			0-1 		5 0 2 2 0 0 5 0 0 0 0 0 0 0			
Don Demeter, R (1, 8) OBP: 0.321, SLG: 0.546 	2-2 		1-1 	2-2 			1-3 	1-0 	1-2 	5 1 2 1 0 1 2			
Frank Howard, R (1, 9) OBP: 0.333, SLG: 0.471 	4-2 		0-1 	2-1 			1-3 		1-3 	4 0 0 0 1 2 5			
Gil Hodges, R (1, 3) OBP: 0.259, SLG: 0.319 	0-1 		0-0 		1-2 			1-2 	4-2 	4 2 1 0 1 0 4			
Norm Sherry, R (1, 2) OBP: 0.359, SLG: 0.548 Norm Larker, L (9, PH) OBP: 0.397, SLG: 0.455 Joe Pignatano, R (9, PR) OBP: 0.318, SLG: 0.333 		0-0 		4-1 	0-0 		0-0 	0-0 	0-0 	2 1 0 0 1 0 0 1 0 1 1 0 0 0 0 0 0 0 0 0 0			
Charlie Neal, R (1, 4) OBP: 0.317, SLG: 0.356 		1-2 		4-2 	0-2 		0-0 	1-1 	1-1 	3 1 1 2 1 0 0			
Maury Wills, S (1, 6) OBP: 0.345, SLG: 0.303 		0-0 		1-3 	2-2 		0-0 	1-1 	1-1 	5 0 1 0 0 1 5			
Stan Williams, R (1, 1) OBP: 0.080, SLG: 0.080 		2-2 		0-1 	0-1 			0-0 		4 1 1 0 0 0 3			
Inning Stats	R: 0 H: 1 E: 0 LOB: 2 K: 0 BB: 1 S: 12 P: 19	R: 0 H: 1 E: 0 LOB: 1 K: 0 BB: 0 S: 8 P: 11	R: 0 H: 0 E: 1 LOB: 2 K: 0 BB: 1 S: 9 P: 15	R: 3 H: 3 E: 0 LOB: 2 K: 1 BB: 2 S: 23 P: 39	R: 1 H: 2 E: 0 LOB: 3 K: 0 BB: 1 S: 15 P: 22	R: 0 H: 0 E: 0 LOB: 0 K: 2 BB: 0 S: 9 P: 12	R: 0 H: 0 E: 0 LOB: 0 K: 0 BB: 0 S: 3 P: 3	R: 0 H: 1 E: 0 LOB: 0 K: 1 BB: 0 S: 6 P: 10	R: 2 H: 2 E: 0 LOB: 2 K: 1 BB: 1 S: 14 P: 22	1B: 10 SF: 0 2B: 0 SAC: 2 3B: 0 DP: 0 HR: 0 HBP: 0	WP: 0 PA: 45 PB: 0 SB: 0 CS: 1		
PITCHER	IP WLS BF H R ER SO BB IBB HBP BLK WP HR S P ERA WHIP											PITCHER	IP WLS BF H R ER SO BB IBB HBP BLK WP HR S P ERA WHIP
Jim O'Toole, L (1, 1) ERA: 3.92	3.2 L 21 5 3 3 1 4 0 0 0 0 0 0 50 80 7.36 2.455												
Jim Brosnan, R (4, 1) ERA: 2.61	4.1 17 3 1 1 3 1 0 0 0 0 0 0 35 51 2.08 0.923												
Bob Grim, R (9, 1) ERA: 4.0	1.0 6 2 2 2 1 1 0 0 0 0 0 0 14 22 18.00 3.000												

Los Angeles Dodgers @ Cincinnati Reds
 Crosley Field, Cincinnati, OH
 Thu Jun 23 1960, 7:05 PM EDT
 Att. 8,382 - Unknown

AB	36
R	6
H	10
RBI	6
BB	6
SO	5
LOB	27



WP: 0 PA: 45
 PB: 0
 SB: 0
 CS: 1


livebaseballscorecards.com

Batter	1	2	3	4	5	6	7	8	9	AB R H RBI BB SO LOB	
Eddie Kasko, R OBP: 0.406, SLG: 0.427 (1, 5) C B F X	1-2 5-3 ①			3-2 6-3 ①			X 0-0 4-3 1B 2B		X 0-0 F8 ①	4 1 1 0 0 0 0	
Vada Pinson, L OBP: 0.347, SLG: 0.491 (1, 8) B B X	2-0 6-3 ②			1-0 L5 ②			X 0-0 4-3 2-3		C B X 1-1 1B 2B 1B	4 1 1 0 0 0 1	
Gus Bell, L OBP: 0.302, SLG: 0.369 (1, 9) B F X	1-1 4-3 ③			1-0 3-1 ③			B X 1-0 WP 1B 1B 3-H		B C B B X 3-2 2B 1-3 1B	4 0 2 1 0 0 0	
Jerry Lynch, L OBP: 0.412, SLG: 0.547 (1, 7)			1-3 K ①		X 0-0 F7 ①		B B F X 2-1 L9 ②		B B F X 1-2 F6 ②	4 0 0 0 0 1 3	
Harry Anderson, L OBP: 0.347, SLG: 0.427 (1, 3)			2-2 F5 ②		B B F X 2-2 F5 ②		X 0-0 WP 1B 1-2		B X 1-0 1-3 2B 3-H	4 0 2 1 0 0 0	
Ed Bailey, L OBP: 0.357, SLG: 0.453 (1, 2)			3-2 F5 ③		B X 1-0 F5 ③		B B C X 3-1 4-3 ③ 1-2 2-3		X 0-0 F7 ③	4 0 0 0 0 0 4	
Roy McMillan, R OBP: 0.300, SLG: 0.349 (1, 6)				0-1 6-3 ①		F X 0-1 F6 ①		B B F C X 4-2 G4-6-3 BB			2 0 0 0 1 0 0
Billy Martin, R OBP: 0.304, SLG: 0.351 (1, 4)				1-0 6-3 ②		X 0-0 F7 ②		X 0-0 F2 ①			3 0 0 0 0 0 1
Jim O'Toole, S OBP: 0.172, SLG: 0.143 (1, 1) Jim Brosnan, R OBP: 0.222, SLG: 0.500 (4, 1) Frank House, L OBP: 0.217, SLG: 0.304 (8, PH) Bob Grim, R (9, 1)			3-3 K ③		B B C X 2-3 K ③		X 0-0 G4-6-3 1-2f				1 0 0 0 0 1 0 1 0 0 0 0 1 0 1 0 0 0 0 0 1 0 0 0 0 0 0 0

Inning Stats	R: 0 E: 0 K: 0 S: 6	H: 0 LOB: 0 BB: 0 P: 10	R: 0 E: 0 K: 1 S: 11	H: 0 LOB: 0 BB: 0 P: 17	R: 0 E: 0 K: 1 S: 6	H: 0 LOB: 0 BB: 0 P: 10	R: 0 E: 0 K: 0 S: 5	H: 0 LOB: 0 BB: 0 P: 10	R: 0 E: 0 K: 0 S: 8	H: 0 LOB: 0 BB: 0 P: 11	R: 0 E: 0 K: 1 S: 6	H: 0 LOB: 0 BB: 0 P: 8	R: 1 E: 0 K: 0 S: 8	H: 3 LOB: 2 BB: 0 P: 14	R: 0 E: 0 K: 0 S: 5	H: 0 LOB: 0 BB: 1 P: 9	R: 1 E: 0 K: 0 S: 16	H: 3 LOB: 2 BB: 0 P: 22	1B: 4 2B: 2 3B: 0 HR: 0	SF: 0 SAC: 0 DP: 1 HBP: 0	WP: 1 PB: 0 SB: 0 CS: 0	PA: 33		
PITCHER Stan Williams, R ERA: 2.65 (1, 1)	IP 9.0	WLS W	BF 33	H 6	R 2	ER 2	SO 3	BB 1	IBB 0	HBP 0	BLK 0	WP 1	HR 0	S 71	P 111	ERA 2.00	WHIP 0.778							
PITCHER	IP	WLS	BF	H	R	ER	SO	BB	IBB	HBP	BLK	WP	HR	S	P	ERA	WHIP							

Los Angeles Dodgers @ Cincinnati Reds
 Crosley Field, Cincinnati, OH
 Thu Jun 23 1960, 7:05 PM EDT
 Att. 8,382 - Unknown

AB	32
R	2
H	6
RBI	2
BB	1
SO	3
LOB	10



TOP

Los Angeles Dodgers @ Milwaukee Braves
Milwaukee County Stadium, Milwaukee, WI

Fri Jun 24 1960, 8:05 PM EDT
Att. 30,253 - Unknown

AB	35
R	5
H	8
RBI	4
BB	8
SO	10
LOB	24



AB R H RBI BB SO LOB

4	1	1	0	2	0	4
---	---	---	---	---	---	---

4	1	2	1	1	0	3
0	0	0	0	0	0	0

5	1	1	0	0	3	4
---	---	---	---	---	---	---

3	0	0	2	0	2	1
---	---	---	---	---	---	---

4	2	2	1	1	1	0
---	---	---	---	---	---	---

2	0	0	0	2	0	2
---	---	---	---	---	---	---

5	0	1	0	0	0	2
---	---	---	---	---	---	---

4	0	1	0	1	1	2
---	---	---	---	---	---	---

0	0	0	0	1	0	0
4	0	0	0	0	3	6

1B:	5	SF:	2
2B:	1	SAC:	0
3B:	2	DP:	2
HR:	1	HBP:	1

WP:	1	PA:	46
PB:	0		
SB:	2		
CS:	0		

Batter	1	2	3	4	5	6	7	8	9	10
Jim Gilliam, S OBP: 0.396, SLG: 0.370 (1, 5)	2-2 3B 1B	2-2 F4			0-2 1-3		4-0 B2-6-3 BB		4-1 1-2 BB	0-1 F9
Norm Larker, L OBP: 0.404, SLG: 0.471 Gil Hodges, R OBP: 0.259, SLG: 0.319 (1, 3) (10, 3)	3-1 1-H SF7 3B	4-2 1-2 BB			0-0 1B		0-1 B2-6-3 1-2f		0-1 4-3	
Wally Moon, L OBP: 0.364, SLG: 0.461 (1, 7)	3-3 K	2-3 K			3-3 1-2 K		1-1 F7			2-0 SF7 3B
Don Demeter, R OBP: 0.310, SLG: 0.534 (1, 8)	0-2 SF7				0-0 6-3				2-3 K	0-1 SF7
Frank Howard, R OBP: 0.342, SLG: 0.493 (1, 9)	1-1 HR				2-3 K		4-1 FC3-6 1B BB		0-1 L3 1B	1-1 E5 HBP E
John Roseboro, L OBP: 0.345, SLG: 0.421 (1, 2)	4-1 BB				4-2 BB		1-0 F9		2-0 L3	1-0 E 1-2 HBP
Charlie Neal, R OBP: 0.315, SLG: 0.353 (1, 4)	1-0 F8				1-2 F4		1-2 FC3-6 1B		0-1 F4	3-1 E5 1-3 2-H
Maury Wills, S OBP: 0.347, SLG: 0.301 (1, 6)		2-2 G3			2-3 K		2-1 FC3-6 WP		0-1 S 1B	4-0 IBB
Sandy Koufax, R OBP: 0.233, SLG: 0.148 Ed Roebuck, R OBP: 0.400, SLG: 0.500 (1, 1) (2, 1)		4-2 BB BB			1-3 K		3-2 F7		0-3 K	1-3 K

Inning Stats	R: 3	H: 3	E: 0	K: 1	S: 15	LOB: 1	P: 29	R: 0	H: 0	E: 0	K: 1	S: 13	LOB: 2	P: 27	R: 0	H: 0	E: 0	K: 2	S: 8	LOB: 1	P: 17	R: 0	H: 0	E: 0	K: 2	S: 10	LOB: 0	P: 14	R: 0	H: 1	E: 0	K: 1	S: 9	LOB: 2	P: 22	R: 0	H: 0	E: 0	K: 0	S: 4	LOB: 0	P: 9	R: 0	H: 1	E: 0	K: 1	S: 8	LOB: 0	P: 12	R: 0	H: 1	E: 0	K: 1	S: 10	LOB: 2	P: 14	R: 2	H: 1	E: 2	K: 1	S: 15	LOB: 3	P: 27	1B: 5	2B: 1	3B: 2	HR: 1	SF: 2	SAC: 0	DP: 2	HBP: 1
--------------	------	------	------	------	-------	--------	-------	------	------	------	------	-------	--------	-------	------	------	------	------	------	--------	-------	------	------	------	------	-------	--------	-------	------	------	------	------	------	--------	-------	------	------	------	------	------	--------	------	------	------	------	------	------	--------	-------	------	------	------	------	-------	--------	-------	------	------	------	------	-------	--------	-------	-------	-------	-------	-------	-------	--------	-------	--------

PITCHER	IP	WLS	BF	H	R	ER	SO	BB	IBB	HBP	BLK	WP	HR	S	P	ERA	WHIP
Carl Willey, R ERA: 3.86 (1, 1)	0.2		6	3	3	3	1	1	0	0	0	0	1	14	27	40.50	6.000
Joey Jay, R ERA: 2.97 (1, 1)	8.2	L	37	5	2	1	8	6	0	1	0	1	0	81	143	1.04	1.269
Ron Piche, R ERA: 6.0 (10, 1)	0.2		3	0	0	0	1	0	1	0	0	0	0	8	13	0.00	0.000

Batter	1	2	3	4	5	6	7	8	9	10	AB	R	H	RBI	BB	SO	LOB
Bill Bruton, L OBP: 0.330, SLG: 0.494 (1, 8)		FC6-4 			1B 		F4 			L9 	5	0	1	0	0	1	2
Johnny Logan, R OBP: 0.329, SLG: 0.344 (1, 6)	L5 	4-1 			F8 		B1-3 			6-3 	4	0	0	0	1	0	1
Eddie Mathews, L OBP: 0.434, SLG: 0.594 (1, 5)	4-0 	G4-6-3 			2-1 				F7 	4-1 	3	1	1	0	2	0	3
Hank Aaron, R OBP: 0.335, SLG: 0.548 (1, 9)	1-0 				1-1 				4-2 	2-2 	4	1	1	2	1	1	3
Joe Adcock, R OBP: 0.364, SLG: 0.519 (1, 3)	4-1 				2-3 				2-3 		3	0	0	0	1	3	3
Wes Covington, L OBP: 0.345, SLG: 0.526 (1, 7)	3-3 				1-3 				0-0 		4	0	1	0	0	2	2
Al Spangler, L OBP: 0.339, SLG: 0.483 (9, 7)							2-2 				0	0	0	0	0	0	0
Felix Mantilla, R OBP: 0.262, SLG: 0.388 (1, 4)		0-2 			3-2 		3-3 		2-3 		4	1	1	0	0	2	1
Del Crandall, R OBP: 0.291, SLG: 0.458 (1, 2)		1-1 			1-1 		2-0 		1-2 		4	0	2	1	0	0	0
Carl Willey, R (1, 1)		4-1 			2-1 		0-0 		0-1 		0	0	0	0	0	0	0
Joey Jay, S (1, 1)											3	0	0	0	1	0	1
Ron Piche, R (10, 1)											0	0	0	0	0	0	0

Inning Stats	R: 2	H: 1	E: 0	K: 2	S: 11	H: 1	LOB: 1	BB: 2	P: 26	R: 1	H: 2	E: 0	K: 0	S: 11	H: 2	LOB: 2	BB: 2	P: 24	R: 0	H: 0	E: 0	K: 2	S: 8	H: 0	LOB: 0	BB: 0	P: 12	R: 0	H: 0	E: 0	K: 0	S: 8	H: 0	LOB: 0	BB: 0	P: 14	R: 0	H: 2	E: 0	K: 2	S: 13	H: 1	LOB: 0	BB: 0	P: 14	R: 0	H: 0	E: 0	K: 0	S: 4	H: 0	LOB: 0	BB: 0	P: 6	R: 0	H: 0	E: 0	K: 1	S: 8	H: 0	LOB: 1	BB: 1	P: 16	R: 0	H: 1	E: 0	K: 1	S: 8	H: 1	LOB: 0	BB: 0	P: 11	R: 0	H: 0	E: 0	K: 0	S: 11	H: 0	LOB: 1	BB: 1	P: 19	1B: 5	SF: 0	2B: 2	SAC: 0	3B: 0	DP: 3	HR: 1	HBP: 0
--------------	------	------	------	------	-------	------	--------	-------	-------	------	------	------	------	-------	------	--------	-------	-------	------	------	------	------	------	------	--------	-------	-------	------	------	------	------	------	------	--------	-------	-------	------	------	------	------	-------	------	--------	-------	-------	------	------	------	------	------	------	--------	-------	------	------	------	------	------	------	------	--------	-------	-------	------	------	------	------	------	------	--------	-------	-------	------	------	------	------	-------	------	--------	-------	-------	-------	-------	-------	--------	-------	-------	-------	--------

PITCHER	IP	WLS	BF	H	R	ER	SO	BB	IBB	HBP	BLK	WP	HR	S	P	ERA	WHIP
Sandy Koufax, L ERA: 4.83 (1, 1)	1.0		9	3	3	3	2	3	0	0	0	1	1	17	37	27.00	6.000
Ed Roebuck, R ERA: 2.54 (2, 1)	9.0	W	31	4	0	0	7	3	0	0	0	0	0	72	127	0.00	0.778

Los Angeles Dodgers @ Milwaukee Braves
 Milwaukee County Stadium, Milwaukee, WI

Fri Jun 24 1960, 8:05 PM EDT
 Att: 30,253 - Unknown

livebaseballscores.com

AB	34
R	3
H	7
RBI	3
BB	6
SO	9
LOB	16



WP: 1	PA: 40
PB: 0	
SB: 1	
CS: 1	

Batter	1	2	3	4	5	6	7	8	9	AB R H RBI BB SO LOB	TOP	
Jim Gilliam, S (1, 5) <small>OBP: 0.399, SLG: 0.372</small> (7, 4)	1-0 			2-0 	1-0 		3-2 		4-2 	4 0 2 1 1 0 3	Los Angeles Dodgers @ Milwaukee Braves Milwaukee County Stadium, Milwaukee, WI Sat Jun 25 1960, 4:33 AM EDT Att. 26,877 - Unknown livebaseballscorecards.com	
Norm Larker, L (1, 3) <small>OBP: 0.397, SLG: 0.461</small> (7, 4)	2-0 		0-0 		0-1 	3-2 		1-1 	5 0 1 0 0 0 6			
Wally Moon, L (1, 9) <small>OBP: 0.358, SLG: 0.452</small> (7, 4)	3-2 		1-2 		2-3 		0-1 		4 0 0 0 0 1 2			
Don Demeter, R (1, 8) <small>OBP: 0.309, SLG: 0.526</small> (7, 4)		1-1 			0-1 	2-3 		0-3 	4 1 1 0 0 2 1			
Frank Howard, R (1, 7) <small>OBP: 0.333, SLG: 0.479</small> (7, 4)		3-2 			1-0 	2-3 		3-3 	4 0 0 0 0 2 2			
John Roseboro, L (1, 2) <small>OBP: 0.349, SLG: 0.419</small> (7, 4)		3-2 			1-1 		4-0 	2-2 	3 1 1 0 0 0 1			
Charlie Neal, R (1, 4) <small>OBP: 0.313, SLG: 0.351</small> (7, 6)			1-1 		1-1 	1-0 		1-0 	4 0 1 0 0 0 2			
Maury Wills, S (1, 6) <small>OBP: 0.345, SLG: 0.299</small> Duke Snider, L (5, PH) <small>OBP: 0.500, SLG: 0.500</small> Bob Lillis, R (5, PR) <small>OBP: 0.222, SLG: 0.222</small> Gil Hodges, R (7, PH) <small>OBP: 0.255, SLG: 0.314</small> (7, 5)			1-3 		4-0 	3-3 		1-2 	1 0 0 0 0 1 0 0 0 0 0 0 1 0 0 0 0 0 0 0 0 2 0 0 0 0 1 2			
Don Drysdale, R (1, 1) <small>OBP: 0.211, SLG: 0.250</small> Irv Noren, L (5, PH) <small>OBP: 0.300, SLG: 0.125</small> Danny McDevitt, L (5, 1) <small>OBP: 0.500, SLG: 0.400</small> Ed Palmquist, R (5, 1) <small>OBP: 0.257, SLG: 0.333</small> Chuck Essegian, R (7, PH) <small>OBP: 0.176, SLG: 0.313</small> Larry Sherry, R (7, 1) <small>OBP: 0.176, SLG: 0.313</small> Tommy Davis, R (9, PH) <small>OBP: 0.247, SLG: 0.293</small> (7, 5)			1-1 		4-2 	4-2 		4-2 	1 0 0 0 0 0 0 0 0 0 0 0 1 0 1 0 0 0 0 0 0 0 0 0 0 0 0 0 1 0			
Inning Stats	R: 0 H: 0 E: 0 LOB: 0 K: 0 BB: 0 S: 6 P: 12	R: 0 H: 0 E: 0 LOB: 0 K: 0 BB: 0 S: 9 P: 16	R: 0 H: 0 E: 0 LOB: 0 K: 1 BB: 0 S: 7 P: 10	R: 0 H: 1 E: 0 LOB: 0 K: 0 BB: 0 S: 6 P: 9	R: 1 H: 2 E: 0 LOB: 3 K: 0 BB: 2 S: 10 P: 22	R: 0 H: 1 E: 0 LOB: 1 K: 3 BB: 0 S: 11 P: 17	R: 1 H: 1 E: 0 LOB: 2 K: 1 BB: 1 S: 13 P: 30	R: 0 H: 0 E: 0 LOB: 0 K: 2 BB: 0 S: 8 P: 11	R: 0 H: 1 E: 0 LOB: 3 K: 0 BB: 2 S: 20 P: 33	1B: 6 SF: 0 2B: 0 SAC: 0 3B: 0 DP: 1 HR: 0 HBP: 1		WP: 1 PA: 38 PB: 1 SB: 0 CS: 0
PITCHER Bob Buhl, R (1, 1) <small>ERA: 3.5</small> Ron Piche, R (7, 1) <small>ERA: 5.14</small> Warren Spahn, L (9, 1) <small>ERA: 4.18</small>	IP WLS BF H R ER SO BB IBB HBP BLK WP HR S P ERA WHIP											PITCHER IP WLS BF H R ER SO BB IBB HBP BLK WP HR S P ERA WHIP

Los Angeles Dodgers @ Milwaukee Braves
 Milwaukee County Stadium, Milwaukee, WI
 Sat Jun 25 1960, 4:33 AM EDT
 Att. 26,877 - Unknown

AB	32
R	2
H	6
RBI	1
BB	5
SO	7
LOB	19



Batter	1	2	3	4	5	6	7	8	9
Bill Bruton, L OBP: 0.331, SLG: 0.492 (1, 8)	2-3 K		1-3 K		0-1 BB BB SF7 1B		2-2 6-3	2-1 1-2 1B	
Johnny Logan, R OBP: 0.326, SLG: 0.337 (1, 6)	1-2 1-3		1-2 F8		4-0 WP BB FC4-2 BB		1-0 F7	1-3 K	
Eddie Mathews, L OBP: 0.439, SLG: 0.591 (1, 5)	4-2 BB BB		2-1 L9		4-1 FC4-2 WP 1-2 2-3 BB		4-1 1B BB		
Hank Aaron, R OBP: 0.337, SLG: 0.547 (1, 9)	4-2 1-2 BB			2-2 1-3	3-0 SF7		2-0 1-2 1B		
Frank Torre, L OBP: 0.245, SLG: 0.227 (1, 3)	1-2 F5			0-1 1B 1B	2-1 FC4-2		0-2 4-3		
Al Spangler, L OBP: 0.349, SLG: 0.456 (1, 7)		1-0 3-1		0-1 1B 1-3 1B	3-3 K		4-2 4-3 SH1-4 PB BB		
Charlie Lau, L OBP: 0.293, SLG: 0.289 (1, 2)		1-0 L7		1-1 FC5 BB 1-3 3-H 1B		1-3 K	0-0 SH1-4		
Red Schoendienst, S OBP: 0.288, SLG: 0.284 (1, 4)		0-0 HR		4-1 1-2 BB		2-2 B3-6-4 1B	1-2 4-3		
Bob Buhl, R OBP: 0.121, SLG: 0.121 (1, 1)		1-3 K		2-2 FC5		0-1 B3-6-4	4-0 1B		
Ron Piche, R OBP: 0.179, SLG: 0.250 (7, 1)									
Warren Spahn, L OBP: 0.179, SLG: 0.250 (9, 1)									

Inning Stats	R: 0	H: 0	E: 0	K: 1	S: 18	R: 1	H: 1	E: 0	K: 1	S: 6	R: 0	H: 0	E: 0	K: 1	S: 9	R: 1	H: 3	E: 0	K: 0	S: 14	R: 1	H: 1	E: 0	K: 1	S: 9	R: 0	H: 1	E: 0	K: 1	S: 9	R: 0	H: 1	E: 0	K: 0	S: 10	R: 1	H: 1	E: 0	K: 1	S: 13
	LOB: 2	BB: 2				LOB: 0	BB: 0				LOB: 2	BB: 1				LOB: 0	BB: 0				LOB: 2	BB: 2				LOB: 0	BB: 0				LOB: 2	BB: 2				LOB: 2	BB: 2			

PITCHER	IP	WLS	BF	H	R	ER	SO	BB	IBB	HBP	BLK	WP	HR	S	P	ERA	WHIP
Don Drysdale, R ERA: 3.7 (1, 1)	4.0	L	18	4	2	2	3	3	0	0	0	0	1	47	75	4.50	1.750
Danny McDevitt, L ERA: 4.38 (5, 1)	0.0		3	1	1	1	0	2	0	0	0	0	0	3	11	∞	∞
Ed Palmquist, R ERA: (5, 1)	2.0		6	1	0	0	2	0	0	0	0	1	0	15	26	0.00	0.500
Larry Sherry, R ERA: 4.99 (7, 1)	2.0		11	2	1	1	1	3	0	0	0	0	0	23	44	4.50	2.500

AB	R	H	RBI	BB	SO	LOB
5	1	2	0	0	2	0
4	0	0	0	1	1	2
1	0	0	0	3	0	0
2	0	1	1	1	0	0
4	1	1	0	0	0	6
3	1	1	0	1	1	2
3	0	1	1	0	1	0
3	1	2	1	1	0	1
3	0	0	0	0	1	3
0	0	0	0	1	0	0
0	0	0	0	0	0	0

WP	PA	3B	HR	S	P	ERA	WHIP
1	38	0	1	1	1	4.50	1.750
1	0	0	0	0	0	∞	∞
0	0	0	0	0	0	0.00	0.500
0	0	0	0	0	0	4.50	2.500

Los Angeles Dodgers @ Milwaukee Braves
Milwaukee County Stadium, Milwaukee, WI
 Sat Jun 25 1960, 4:33 AM EDT
 Att. 26,877 - Unknown

AB	28
R	4
H	8
RBI	3
BB	8
SO	6
LOB	14



Batter	1	2	3	4	5	6	7	8	9	AB R H RBI BB SO LOB	TOP											
Jim Gilliam, S (1, 5) <small>OBP: 0.396, SLG: 0.369</small>	0-2 6-3	3-2 F4		1-0 F4			0-0 1B		3-3 K	5 0 1 0 0 1 0	Los Angeles Dodgers @ Milwaukee Braves Milwaukee County Stadium, Milwaukee, WI Sun Jun 26 1960, 4:33 AM EDT Att: 34,147 - Unknown livebaseballscorecards.com											
Wally Moon, L (1, 7) <small>OBP: 0.360, SLG: 0.451</small>	1-1 1B		4-2 FC6-4 BB		2-1 G3	0-1 F7				3 0 1 0 1 0 1												
Don Demeter, R (1, 8) <small>OBP: 0.307, SLG: 0.518</small>	0-1 FC6-4 1B		2-2 FC6-4 1B HR		1-3 K	0-0 F7				4 1 1 0 0 1 2												
Norm Larker, L (1, 3) <small>OBP: 0.394, SLG: 0.455</small> Gil Hodges, R (8, 3) <small>OBP: 0.255, SLG: 0.314</small>	1-0 FC6-4 1-2f		0-1 HR 1B		0-1 L3		0-1 1-3			4 1 1 0 0 0 2 0 0 0 0 0 0 0												
Frank Howard, R (1, 9) <small>OBP: 0.338, SLG: 0.520</small>	1-1 1-3		0-0 1-H 3-H HR		1-1 5-3		0-1 HR			4 2 2 4 0 0 2												
John Roseboro, L (1, 2)		2-0 F5	1-1 F9		1-1 F6		1-2 F9			4 0 0 0 0 0 0												
Charlie Neal, R (1, 4) <small>OBP: 0.316, SLG: 0.351</small>		1-0 3B 1B	1-2 F8		4-0 BB		0-0 6-3			3 1 1 0 1 0 0												
Maury Wills, S (1, 6) <small>OBP: 0.343, SLG: 0.311</small>		0-0 1-H SF8 3B		0-1 B1-3		0-0 L9		0-0 5-3		4 1 1 1 0 0 1												
Johnny Podres, L (1, 1) <small>OBP: 0.211, SLG: 0.094</small>		1-2 SF8		2-1 6-3		0-1 4-3		1-3 K		3 0 0 1 0 1 0												
Inning Stats	R: 0 E: 0 K: 0 S: 10	H: 2 LOB: 2 BB: 0 P: 13	R: 2 E: 0 K: 0 S: 9	H: 2 LOB: 0 BB: 0 P: 16	R: 3 E: 1 K: 0 S: 16	H: 2 LOB: 0 BB: 1 P: 24	R: 0 E: 0 K: 0 S: 5	H: 0 LOB: 0 BB: 0 P: 8	R: 0 E: 0 K: 1 S: 7	H: 0 LOB: 0 BB: 0 P: 10	R: 0 E: 0 K: 0 S: 5	H: 0 LOB: 1 BB: 1 P: 11	R: 0 E: 0 K: 0 S: 6	H: 1 LOB: 1 BB: 0 P: 6	R: 1 E: 0 K: 0 S: 8	H: 1 LOB: 0 BB: 0 P: 9	R: 0 E: 0 K: 2 S: 7	H: 0 LOB: 0 BB: 0 P: 11	1B: 5 2B: 0 3B: 1 HR: 2	SF: 1 SAC: 0 DP: 0 HBP: 0	WP: 0 PB: 0 SB: 0 CS: 0	PA: 37
PITCHER	IP WLS BF H R ER SO BB IBB HBP BLK WP HR S P ERA WHIP																					
Lew Burdette, R (1, 1) <small>ERA: 3.99</small>	3.0 L 16 6 5 5 0 1 0 0 0 0 1 35 53 15.00 2.333																					
George Brunet, L (4, 1) <small>ERA: 3.51</small>	4.0 14 1 0 0 1 1 0 0 0 0 0 23 35 0.00 0.500																					
Don McMahon, R (8, 1) <small>ERA: 6.21</small>	2.0 7 1 1 1 2 0 0 0 0 0 1 15 20 4.50 0.500																					



Batter	1	2	3	4	5	6	7	8	9	AB R H RBI BB SO LOB
Bill Bruton, L OBP: 0.326, SLG: 0.484 (1, 8)	0-0 E4 G5-4-3		3-3 K			0-1 L4		1-0 4-6-3		4 0 0 0 0 1 0
Johnny Logan, R OBP: 0.324, SLG: 0.340 (1, 6)	0-2 G5-4-3 1-2f			1-2 3B 2B		2-2 5-3		2-2 F3		4 1 1 0 0 0 1
Eddie Mathews, L OBP: 0.436, SLG: 0.594 (1, 5)	1-1 4-3			3-2 SF9 3B 2-H		3-2 3-1		3-2 K		4 1 1 1 0 1 0
Hank Aaron, R OBP: 0.336, SLG: 0.553 (1, 9)					0-0 SF9		1-3 K		0-0 3B	3 0 1 1 0 1 0
Joe Adcock, R OBP: 0.361, SLG: 0.514 (1, 3)					0-1 5-3		0-0 1B 1B		0-0 5-3	4 1 1 0 0 1 1
Mel Roach, R OBP: 0.362, SLG: 0.519 (1, 7)					2-0 L6		1-1 1B 1B		0-0 F2	4 0 2 0 0 0 1
Felix Mantilla, R OBP: 0.261, SLG: 0.381 (1, 4)						0-1 F2		1-0 1B	3-2 F6	4 0 1 1 0 0 2
Del Crandall, R OBP: 0.286, SLG: 0.450 (1, 2)						0-0 L7		2-2 L7		3 0 0 0 0 0 2
Lew Burdette, R OBP: 0.225, SLG: 0.222 Red Schoendienst, S OBP: 0.286, SLG: 0.283 George Brunet, R Alvin Dark, R OBP: 0.314, SLG: 0.322 Don McMahon, R (8, 1)						0-2 5-3		1-1 F9		0 0 0 0 0 0 0 1 0 0 0 0 0 0 1 0 0 0 0 1 0 1 0 0 0 0 0 2 0 0 0 0 0 0 0

Inning Stats	R: 0 E: 1 K: 0 S: 6	H: 0 LOB: 0 BB: 0 P: 7	R: 0 E: 0 K: 1 S: 9	H: 1 LOB: 1 BB: 0 P: 15	R: 0 E: 0 K: 1 S: 7	H: 0 LOB: 0 BB: 0 P: 10	R: 2 E: 0 K: 0 S: 11	H: 2 LOB: 0 BB: 0 P: 17	R: 0 E: 0 K: 1 S: 6	H: 0 LOB: 0 BB: 0 P: 6	R: 0 E: 0 K: 0 S: 8	H: 0 LOB: 0 BB: 0 P: 13	R: 1 E: 0 K: 1 S: 14	H: 3 LOB: 2 BB: 0 P: 20	R: 0 E: 0 K: 1 S: 7	H: 0 LOB: 0 BB: 0 P: 10	R: 0 E: 0 K: 0 S: 6	H: 1 LOB: 1 BB: 0 P: 9	1B: 4 2B: 1 3B: 2 HR: 0	SF: 1 SAC: 0 DP: 1 HBP: 0	WP: 0 PB: 0 SB: 0 CS: 0	PA: 34
---------------------	------------------------------	---------------------------------	------------------------------	----------------------------------	------------------------------	----------------------------------	-------------------------------	----------------------------------	------------------------------	---------------------------------	------------------------------	----------------------------------	-------------------------------	----------------------------------	------------------------------	----------------------------------	------------------------------	---------------------------------	----------------------------------	------------------------------------	----------------------------------	--------

PITCHER Johnny Podres, L ERA: 3.05 (1, 1)	IP: 9.0 WLS: 7 BF: 34 H: 7 R: 3 ER: 3 SO: 5 BB: 0 IBB: 0 HBP: 0 BLK: 0 WP: 0 HR: 0 S: 74 P: 107 ERA: 3.00 WHIP: 0.778	PITCHER	IP: 9.0 WLS: 7 BF: 34 H: 7 R: 3 ER: 3 SO: 5 BB: 0 IBB: 0 HBP: 0 BLK: 0 WP: 0 HR: 0 S: 74 P: 107 ERA: 3.00 WHIP: 0.778
---	---	----------------	---

BOTTOM

Los Angeles Dodgers @ Milwaukee Braves
Milwaukee County Stadium, Milwaukee, WI
Sun Jun 26 1960, 4:33 AM EDT
Att. 34,147 - Unknown

livebaseballscorecards.com

AB	33
R	3
H	7
RBI	3
BB	0
SO	5
LOB	9



Batter	1	2	3	4	5	6	7	8	9	AB R H RBI BB SO LOB	TOP
Jim Gilliam, S (1, 5) <small>OBP: 0.397, SLG: 0.366</small>	4-1 		4-1 		1-1 			0-0 		2 0 0 0 2 0 0	Los Angeles Dodgers @ Philadelphia Phillies Connie Mack Stadium, Philadelphia, PA Tue Jun 28 1960, 7:05 PM EDT Att: 22,775 - Unknown livebaseballscorecards.com
Wally Moon, L (1, 7) <small>OBP: 0.355, SLG: 0.443</small>	2-2 		3-2 		2-3 			3-3 		4 0 0 0 0 2 2	
Don Demeter, R (1, 8) <small>OBP: 0.306, SLG: 0.510</small>	1-0 		2-2 			0-0 			1-2 	4 0 1 0 0 0 1	
Norm Larker, L (1, 3) <small>OBP: 0.390, SLG: 0.450</small>	1-1 		1-1 			0-0 			1-1 	4 0 1 0 0 0 2	
Frank Howard, R (1, 9) <small>OBP: 0.341, SLG: 0.513</small> Joe Pignatano, R (9, PR) <small>OBP: 0.318, SLG: 0.333</small>	4-2 			1-1 		3-2 			4-2 	2 0 0 0 2 0 0 0 0 0 0 0 0 0	
John Roseboro, L (1, 2) <small>OBP: 0.331, SLG: 0.394</small>	2-0 			1-2 			1-2 		2-2 	4 0 0 0 0 0 5	
Charlie Neal, R (1, 4) <small>OBP: 0.315, SLG: 0.353</small>		0-1 		2-2 			3-1 		0-0 	4 0 1 0 0 0 2	
Maury Wills, S (1, 6) <small>OBP: 0.339, SLG: 0.307</small> Duke Snider, L (7, PH) <small>OBP: 0.357, SLG: 0.496</small> Bob Lillis, R (7, 6) <small>OBP: 0.222, SLG: 0.222</small>		2-1 		0-1 			2-2 			2 0 0 0 0 0 1 1 0 0 0 0 0 0 0 0 0 0 0 0 0	
Stan Williams, R (1, 1) <small>OBP: 0.074, SLG: 0.074</small> Ed Roebuck, R (7, 1) <small>OBP: 0.400, SLG: 0.500</small> Tommy Davis, R (8, PH) <small>OBP: 0.245, SLG: 0.290</small> Larry Sherry, R (8, 1) <small>OBP: 0.176, SLG: 0.313</small>		1-3 		0-1 			3-2 			2 0 0 0 0 1 1 0 0 0 0 0 0 0 1 0 0 0 0 0 0 0 0 0 0 0 0 0	
Inning Stats	R: 0 H: 0 E: 1 LOB: 3 K: 0 BB: 2 S: 10 P: 24	R: 0 H: 0 E: 1 LOB: 0 K: 1 BB: 0 S: 7 P: 10	R: 0 H: 1 E: 1 LOB: 1 K: 0 BB: 1 S: 10 P: 20	R: 0 H: 1 E: 0 LOB: 1 K: 0 BB: 0 S: 11 P: 15	R: 0 H: 0 E: 0 LOB: 0 K: 1 BB: 0 S: 8 P: 11	R: 0 H: 0 E: 0 LOB: 0 K: 0 BB: 0 S: 8 P: 11	R: 0 H: 0 E: 0 LOB: 0 K: 0 BB: 0 S: 11 P: 17	R: 0 H: 0 E: 0 LOB: 0 K: 1 BB: 0 S: 8 P: 14	R: 0 H: 1 E: 0 LOB: 2 K: 0 BB: 1 S: 12 P: 20	1B: 2 SF: 0 2B: 1 SAC: 0 3B: 0 DP: 1 HR: 0 HBP: 0	WP: 1 PA: 34 PB: 0 SB: 0 CS: 1
PITCHER Dallas Green, R (1, 1) <small>ERA: 3.8</small>	IP WLS BF H R ER SO BB IBB HBP BLK WP HR S P ERA WHIP 9.0 W 34 3 0 0 3 4 0 0 0 1 0 85 142 0.00 0.778										

AB	30
R	0
H	3
RBI	0
BB	4
SO	3
LOB	14



Batter	1	2	3	4	5	6	7	8	9	AB R H RBI BB SO LOB
Tony Gonzalez, L OBP: 0.277, SLG: 0.448 (1, 8) B C F X	1-2 2B		1-0 6-3 ①		1-0 5-3 ③		1-3 K ②			4 1 1 0 0 1 3
Tony Taylor, R OBP: 0.346, SLG: 0.389 (1, 4) F B X	1-1 1B 2-H 2B		3-2 6-3 ②			2-3 K ①	1-2 F8 ③			4 0 1 1 0 1 3
Tony Curry, L OBP: 0.344, SLG: 0.503 (1, 7) Bobby Gene Smith, R OBP: 0.309, SLG: 0.444 (7, 7) B B B F C F B	4-2 7-5-6 1B BB		1-3 K ③			1-1 F7 ②		1-3 K ①		2 0 0 0 1 1 0 1 0 0 0 0 1 0
Ken Walters, R OBP: 0.346, SLG: 0.471 (1, 9) X	0-0 1-2 2-3 1B			1-2 5-3 ①		3-2 F7 ③		0-3 K ②		4 0 1 0 0 1 0
Pancho Herrera, R OBP: 0.371, SLG: 0.538 (1, 3) F B S	1-3 K ①			1-0 F4 ②			0-1 HR	3-3 K ③		4 1 1 1 0 2 3
Joe Morgan, L OBP: 0.462, SLG: 0.417 (1, 5) F S B X	1-2 7-5-6 ③ 2-3f			3-2 1B			1-1 1B 1B			3 0 2 0 0 0 3
Cal Neeman, R OBP: 0.277, SLG: 0.346 (1, 2) C B X		1-1 4-3 ①		3-3 K ③			3-2 1B 1-2 1B			3 0 1 0 0 1 1
Ruben Amaro, R OBP: 0.275, SLG: 0.289 (1, 6) X B T B C O		2-2 6-3 ②			1-0 F9 ①		0-1 1-2 2-3 1B			3 0 1 0 0 0 0
Dallas Green, L OBP: 0.125, SLG: 0.250 (1, 1) C B B C S B		3-3 K ③			2-3 K ②		1-3 K ①			3 0 0 0 0 3 3

Inning Stats	R: 1 E: 0 K: 1 S: 14	H: 3 LOB: 2 BB: 1 P: 22	R: 0 E: 0 K: 1 S: 9	H: 0 LOB: 0 BB: 0 P: 15	R: 0 E: 0 K: 1 S: 7	H: 0 LOB: 0 BB: 0 P: 12	R: 0 E: 0 K: 1 S: 16	H: 1 LOB: 1 BB: 0 P: 24	R: 0 E: 0 K: 1 S: 6	H: 0 LOB: 0 BB: 0 P: 10	R: 0 E: 0 K: 1 S: 9	H: 0 LOB: 0 BB: 0 P: 15	R: 1 E: 0 K: 2 S: 22	H: 4 LOB: 3 BB: 0 P: 28	R: 0 E: 0 K: 3 S: 9	H: 0 LOB: 0 BB: 0 P: 13
1B: 5 2B: 3 3B: 0 HR: 1	SF: 0 SAC: 0 DP: 1 HBP: 0	WP: 0 PB: 0 SB: 0 CS: 0	PA: 32													

PITCHER	IP	WLS	BF	H	R	ER	SO	BB	IBB	HBP	BLK	WP	HR	S	P	ERA	WHIP
Stan Williams, R ERA: 2.67 (1, 1)	6.0	L	25	7	2	2	6	1	0	0	0	0	1	72	112	3.00	1.333
Ed Roebuck, R ERA: 2.49 (7, 1)	1.0		4	1	0	0	2	0	0	0	0	0	0	11	14	0.00	1.000
Larry Sherry, R ERA: 4.91 (8, 1)	1.0		3	0	0	0	3	0	0	0	0	0	0	9	13	0.00	0.000

BOTTOM

Los Angeles Dodgers @ Philadelphia Phillies
 Connie Mack Stadium, Philadelphia, PA

Tue Jun 28 1960, 7:05 PM EDT
 Att. 22,775 - Unknown

livebaseballscorecards.com

AB	31
R	2
H	8
RBI	2
BB	1
SO	11
LOB	16



Batter	1	2	3	4	5	6	7	8	9	AB R H RBI BB SO LOB	TOP
Jim Gilliam, S (1, 5) <small>OBP: 0.401, SLG: 0.371</small>	1-1 1B		1-0 4-3		2-2 6-3		1-2 1B		3-2 1B	5 1 3 1 0 0 1	
Wally Moon, L (1, 7) <small>OBP: 0.356, SLG: 0.440</small>	0-2 4-3 1B		2-3 K		1-0 F7		2-1 G6-3		4-0 IBB	4 0 1 1 1 1 2	
Norm Larker, L (1, 3) Don Demeter, R (8, 8) <small>OBP: 0.393, SLG: 0.458</small> <small>OBP: 0.304, SLG: 0.507</small>	0-0 4-3 2-3 1B			1-1 1B 2B		0-0 F8		1-0 1B 1B	2-1 F5	4 2 2 0 0 0 1 1 0 0 0 0 0 2	
Duke Snider, L (1, 8) Gil Hodges, R (8, 3) <small>OBP: 0.350, SLG: 0.485</small> <small>OBP: 0.254, SLG: 0.311</small>	0-3 K		1-3 K		2-1 F2		0-0 SH3-4	0-1 L5	3 0 0 0 0 2 2 1 0 0 0 0 0 2		
Frank Howard, R (1, 9) <small>OBP: 0.351, SLG: 0.539</small>	2-2 F7			0-1 1B		3-2 HR		3-1 1B 1B		4 2 3 3 0 0 1	
John Roseboro, L (1, 2) Joe Pignatano, R (8, 2) <small>OBP: 0.335, SLG: 0.393</small> <small>OBP: 0.318, SLG: 0.333</small>		0-1 3-1		3-2 F9		4-2 1B BB		2-2 1B		3 0 1 1 1 0 1 0 0 0 0 0 0 0	
Charlie Neal, R (1, 4) <small>OBP: 0.314, SLG: 0.352</small>		2-2 F7		0-0 F6		0-0 1B		1-0 G4-6-3		4 0 1 0 0 0 2	
Maury Wills, S (1, 6) <small>OBP: 0.348, SLG: 0.317</small>		0-0 1B		1-2 6-3 SH3-4 1B		1-0 1-3		1-2 SH1-4 1B 1B		4 1 3 0 0 0 2	
Don Drysdale, R (1, 1) Larry Sherry, R (7, 1) <small>OBP: 0.200, SLG: 0.237</small> <small>OBP: 0.176, SLG: 0.313</small>		0-2 CS	1-2 F4		1-1 SH3-4		2-3 K		0-1 SH1-4	2 0 0 0 0 1 0 0 0 0 0 0 0 0	
Inning Stats	R: 1 H: 2 E: 0 LOB: 1 K: 1 BB: 0 S: 12 P: 15	R: 0 H: 1 E: 0 LOB: 0 K: 0 BB: 0 S: 9 P: 11	R: 0 H: 0 E: 0 LOB: 0 K: 1 BB: 0 S: 7 P: 11	R: 1 H: 2 E: 0 LOB: 1 K: 1 BB: 0 S: 13 P: 18	R: 0 H: 1 E: 0 LOB: 1 K: 0 BB: 0 S: 10 P: 15	R: 1 H: 2 E: 0 LOB: 2 K: 0 BB: 1 S: 12 P: 22	R: 0 H: 1 E: 0 LOB: 0 K: 1 BB: 0 S: 10 P: 15	R: 2 H: 3 E: 0 LOB: 0 K: 0 BB: 0 S: 8 P: 15	R: 1 H: 2 E: 0 LOB: 2 K: 0 BB: 1 S: 16 P: 26	1B: 12 SF: 0 2B: 1 SAC: 3 3B: 0 DP: 2 HR: 1 HBP: 0	WP: 0 PA: 41 PB: 0 SB: 1 CS: 1
PITCHER	Robin Roberts, R (1, 1) <small>ERA: 4.89</small>	Turk Farrell, R (8, 1) <small>ERA: 3.08</small>	Humberto Robinson, R (9, 1) <small>ERA: 3.57</small>	IP WLS BF H R ER SO BB IBB HBP BLK WP HR S P ERA WHIP	PITCHER	IP WLS BF H R ER SO BB IBB HBP BLK WP HR S P ERA WHIP					
	7.0 29 9 3 3 4 1 0 0 0 0 1 73 107 3.86 1.429	1.1 9 5 3 3 0 0 1 0 0 0 0 20 35 20.25 3.750	0.2 2 0 0 0 0 0 0 0 0 0 0 4 6 0.00 0.000								

Los Angeles Dodgers @ Philadelphia Phillies
 Connie Mack Stadium, Philadelphia, PA
 Wed Jun 29 1960, 7:05 PM EDT
 Unknown

livebaseballscorecards.com

AB	35
R	6
H	14
RBI	6
BB	2
SO	4
LOB	16



Batter	1	2	3	4	5	6	7	8	9	AB	R	H	RBI	BB	SO	LOB
Tony Gonzalez, L (1, 8) OBP: 0.274, SLG: 0.446	3-3 K		3-3 K			0-0 2B	2-2 E6		0-0 L8	5	0	1	0	0	2	4
Tony Taylor, R (1, 4) OBP: 0.341, SLG: 0.382	3-3 K			1-1 F9		1-0 4-3	1-3 K			4	0	0	1	0	2	3
Tony Curry, L (1, 7) OBP: 0.335, SLG: 0.490	1-3 K			1-2 G3		2-3 K		0-1 F9		4	0	0	0	0	2	1
Ken Walters, R (1, 9) OBP: 0.344, SLG: 0.466		0-1 G5-4-3 1B		0-0 4-3		1-2 4-3		1-3 K		4	0	1	0	0	1	1
Pancho Herrera, R (1, 3) OBP: 0.369, SLG: 0.531		0-3 K			2-3 K		4-1 1B BB	0-0 2-3		3	1	0	0	1	2	1
Joe Morgan, L (1, 5) OBP: 0.412, SLG: 0.333		3-1 G5-4-3			2-2 E1 FC1-6		0-2 L7		4-0 BB BB	3	0	0	0	1	0	2
Cal Neeman, R (1, 2) OBP: 0.272, SLG: 0.340			1-2 4-3		0-0 FC1-6		2-1 1B E 1B		4-1 1B BB	2	0	0	0	0	0	1
Clay Dalrymple, L (7, PH) OBP: 0.421, SLG: 0.449					1-2 F3		2-3 K		3-3 K	1	1	1	0	1	0	0
Ruben Amaro, R (1, 6) OBP: 0.286, SLG: 0.300			1-0 1B		2-1 F3		0-0 2B 4-3 BB		2-3 K	2	0	1	0	0	0	1
Lee Walls, R (7, PH) OBP: 0.372, SLG: 0.373									3-3 K	1	0	0	0	0	1	2
Bobby Malkmus, R (8, 6) OBP: 0.236, SLG: 0.246									3-3 K	1	0	0	0	0	1	2
Robin Roberts, S (1, 1) OBP: 0.189, SLG: 0.171			1-1 B3						2-3 K	1	1	0	0	1	0	1
Bobby Gene Smith, R (7, PH) OBP: 0.321, SLG: 0.455										1	0	1	1	0	0	0
Turk Farrell, R (8, 1) OBP: 0.200, SLG: 0.200										0	0	0	0	0	0	0
Humberto Robinson, R (9, 1) OBP: 0.200, SLG: 0.200										0	0	0	0	0	0	0
Bobby Del Greco, R (9, PH) OBP: 0.368, SLG: 0.414										1	0	0	0	0	1	2

Inning Stats	R: 0	H: 0	R: 0	H: 1	R: 0	H: 0	R: 0	H: 0	R: 1	H: 1	R: 2	H: 2	R: 0	H: 0	R: 0	H: 0	1B: 4	SF: 0	WP: 0	PA: 37
	E: 0	LOB: 0	E: 0	LOB: 0	E: 0	LOB: 0	E: 1	LOB: 1	E: 0	LOB: 1	E: 1	LOB: 2	E: 0	LOB: 0	E: 0	LOB: 2	2B: 1	SAC: 0	PB: 0	
	K: 3	BB: 0	K: 1	BB: 0	K: 0	BB: 0	K: 1	BB: 0	K: 1	BB: 1	K: 2	BB: 1	K: 1	BB: 0	K: 2	BB: 2	3B: 0	DP: 1	SB: 0	
	S: 11	P: 18	S: 8	P: 11	S: 10	P: 8	S: 9	P: 15	S: 10	P: 18	S: 16	P: 27	S: 6	P: 7	S: 9	P: 22	HR: 0	HBP: 0	CS: 0	

PITCHER	IP	WLS	BF	H	R	ER	SO	BB	IBB	HBP	BLK	WP	HR	S	P	ERA	WHIP
Don Drysdale, R (1, 1) ERA: 3.65	6.1		25	4	3	2	7	2	0	0	0	0	0	60	98	2.84	0.947
Larry Sherry, R (7, 1) ERA: 4.71	2.2	W	12	1	0	0	5	2	0	0	0	0	0	25	44	0.00	1.125

BOTTOM

Los Angeles Dodgers @ Philadelphia Phillies
 Connie Mack Stadium, Philadelphia, PA
 Wed Jun 29 1960, 7:05 PM EDT
 Unknown

AB	33
R	3
H	5
RBI	2
BB	4
SO	12
LOB	21



PITCHER	IP	WLS	BF	H	R	ER	SO	BB	IBB	HBP	BLK	WP	HR	S	P	ERA	WHIP
---------	----	-----	----	---	---	----	----	----	-----	-----	-----	----	----	---	---	-----	------

Batter	1	2	3	4	5	6	7	8	9	AB R H RBI BB SO LOB	TOP		
Jim Gilliam, S (1, 5) <small>OBP: 0.401, SLG: 0.375</small>	1-0 			0-0 	1-0 		0-1 		1-0 	5 1 2 0 0 0 0	Los Angeles Dodgers @ Philadelphia Phillies Connie Mack Stadium, Philadelphia, PA Wed Jun 29 1960, 7:05 PM EDT Att: 25,572 - Unknown		
Wally Moon, L (1, 7) <small>OBP: 0.358, SLG: 0.443</small>	0-0 			0-2 	1-3 		4-0 		3 2 1 0 1 1 2				
Norm Larker, L (1, 3) <small>OBP: 0.395, SLG: 0.471</small> Gil Hodges, R (8, 3) <small>OBP: 0.254, SLG: 0.311</small>	0-2 			2-1 	0-0 		0-0 		4 1 2 3 0 0 2 0 0 0 0 0 0 0				
Frank Howard, R (1, 9) <small>OBP: 0.343, SLG: 0.525</small>		1-0 		1-3 	1-3 		2-0 		4 0 0 0 0 2 4				
Don Demeter, R (1, 8) <small>OBP: 0.302, SLG: 0.500</small>		0-0 		2-1 		0-0 		0-3 	4 1 1 0 0 1 0				
John Roseboro, L (1, 2) <small>OBP: 0.333, SLG: 0.388</small> Joe Pignatano, R (8, 2) <small>OBP: 0.318, SLG: 0.333</small>		2-0 		1-0 		1-1 		3-2 	4 0 1 1 0 0 0 0 0 0 0 0 0 0				
Charlie Neal, R (1, 4) <small>OBP: 0.313, SLG: 0.351</small>			2-1 	3-2 		1-0 		1-2 	3 0 1 1 0 0 0				
Maury Wills, S (1, 6) <small>OBP: 0.344, SLG: 0.314</small> Bob Lillis, R (4, 6) <small>OBP: 0.182, SLG: 0.182</small>			1-0 	0-0 		0-1 		1-2 	2 0 0 0 0 0 1 2 0 0 0 0 0 1				
Sandy Koufax, R (1, 1) <small>OBP: 0.242, SLG: 0.167</small> Ed Roebuck, R (8, 1) <small>OBP: 0.364, SLG: 0.455</small>			0-3 		2-1 		0-3 		0-0 	3 0 1 0 0 2 0 1 0 0 0 0 0 0			
Inning Stats	R: 0 H: 0 E: 0 LOB: 0 K: 0 BB: 0 S: 5 P: 6	R: 0 H: 0 E: 0 LOB: 0 K: 0 BB: 0 S: 3 P: 6	R: 0 H: 0 E: 0 LOB: 0 K: 1 BB: 0 S: 6 P: 9	R: 4 H: 5 E: 0 LOB: 1 K: 1 BB: 0 S: 16 P: 25	R: 0 H: 2 E: 0 LOB: 2 K: 2 BB: 0 S: 10 P: 15	R: 0 H: 1 E: 0 LOB: 1 K: 0 BB: 0 S: 6 P: 8	R: 1 H: 1 E: 0 LOB: 1 K: 1 BB: 1 S: 7 P: 13	R: 0 H: 0 E: 0 LOB: 0 K: 1 BB: 0 S: 11 P: 15	R: 0 H: 0 E: 0 LOB: 0 K: 0 BB: 0 S: 5 P: 7	1B: 6 SF: 1 2B: 2 SAC: 0 3B: 1 DP: 0 HR: 0 HBP: 0		WP: 0 PA: 37 PB: 1 SB: 0 CS: 0	
PITCHER	IP WLS BF H R ER SO BB IBB HBP BLK WP HR S P ERA WHIP											PITCHER	IP WLS BF H R ER SO BB IBB HBP BLK WP HR S P ERA WHIP
Gene Conley, R (1, 1) <small>ERA: 3.99</small>	4.0 L 19 7 4 4 2 0 0 0 0 0 0 0 33 52 9.00 1.750												
Taylor Phillips, L (5, 1) <small>ERA: 10.61</small>	2.0 7 1 0 0 2 0 0 0 0 0 0 0 13 17 0.00 0.500												
Humberto Robinson, R (7, 1) <small>ERA: 3.62</small>	2.0 8 1 1 1 2 1 0 0 0 0 0 0 18 28 4.50 1.000												
Turk Farrell, R (9, 1) <small>ERA: 3.02</small>	1.0 3 0 0 0 0 0 0 0 0 0 0 0 5 7 0.00 0.000												

livebaseballscorecards.com

AB	35
R	5
H	9
RBI	5
BB	1
SO	6
LOB	10



Batter	1	2	3	4	5	6	7	8	9	AB	R	H	RBI	BB	SO	LOB	BOTTOM	
--------	---	---	---	---	---	---	---	---	---	----	---	---	-----	----	----	-----	--------	--

Ted Lepcio, R OBP: 0.293, SLG: 0.247 (1, 5) C C C B S	1-3 K 1		0-3 K 3			X 0-0 1B		C B B B C C B	4-2 BB 1-2 2-3 BB G3		3	0	1	0	1	2	0	Los Angeles Dodgers @ Philadelphia Phillies Connie Mack Stadium, Philadelphia, PA Wed Jun 29 1960, 7:05 PM EDT Att. 25,572 - Unknown	
Lee Walls, R OBP: 0.363, SLG: 0.362 Tony Curry, L OBP: 0.333, SLG: 0.486 (1, 7) (8, PH) (9, 7) S X	0-1 5-3 2			B B C C C C C C C C S	3-3 K 1	F B B B C C S		S S X	0-2 G3 1-2 2-3 3-H 2		3	0	0	0	0	2	1		
Tony Taylor, R OBP: 0.343, SLG: 0.392 (1, 4) B F F L F F B F B B X	3-2 1B			B B B B B B X T T C C C C C C C C X	3-2 6-3 2		F X	0-1 SF7 3B	B B C C C C S	2-3 K 2		4	1	2	0	0	1		2
Ken Walters, R OBP: 0.338, SLG: 0.460 (1, 9) X	0-0 F3 3			S B B B B S T T L X	1-2 F7 3		B B B B S X	2-1 SF7 3-H 1	B B B B S X	2-2 F3 3		3	0	0	1	0	0		3
Pancho Herrera, R OBP: 0.367, SLG: 0.523 (1, 3) F C C C B C		1-3 K 1		C X	0-1 F9 1		B B B B B B S T T S	4-2 BB	B B B B S S	2-3 K 1		3	0	0	0	1	2		0
Bobby Gene Smith, R OBP: 0.317, SLG: 0.441 (1, 8) F X		0-1 L9 2		S X	0-1 5-3 2		B B B B S T T S	0-3 K 2	B B B B S S X	1-2 G6-4-3 1B		4	0	1	0	0	1		1
Jimmie Coker, R OBP: 0.304, SLG: 0.357 Tony Gonzalez, L OBP: 0.272, SLG: 0.443 (1, 2) (9, PH) B X		1-0 F9 3		F B B B S T T L X	2-3 K 3		B B B B S T T S	2-3 K2-3 3	C X	0-1 G6-4-3 1-2f 2		3	0	0	0	0	2		1
Ruben Amaro, R OBP: 0.289, SLG: 0.286 (1, 6) C B X			1-1 F6 1		B X	1-0 F9 1		B C B B B	4-1 BB BB G3 BB			2	1	0	0	1	0		0
Gene Conley, R Taylor Phillips, L Cal Neeman, R Humberto Robinson, R Bobby Del Greco, R Turk Farrell, R (1, 1) (5, 1) (6, PH) (7, 1) (8, PH) (9, 1) B S S S S			1-3 K 2		C B B B S T T S	3-3 K 2		B C B B B	4-1 G3 BB BB			1	0	0	0	0	1		0

Inning Stats	R: 0 E: 0 K: 1 S: 12	H: 1 LOB: 1 BB: 0 P: 16	R: 0 E: 0 K: 1 S: 6	H: 0 LOB: 0 BB: 0 P: 8	R: 0 E: 0 K: 2 S: 9	H: 0 LOB: 0 BB: 0 P: 11	R: 0 E: 0 K: 1 S: 13	H: 0 LOB: 0 BB: 0 P: 20	R: 0 E: 0 K: 1 S: 7	H: 0 LOB: 0 BB: 0 P: 9	R: 0 E: 0 K: 2 S: 11	H: 1 LOB: 1 BB: 0 P: 17	R: 1 E: 0 K: 2 S: 12	H: 1 LOB: 1 BB: 1 P: 20	R: 1 E: 0 K: 1 S: 13	H: 0 LOB: 2 BB: 3 P: 29	R: 0 E: 0 K: 1 S: 9	H: 1 LOB: 0 BB: 0 P: 12	1B: 3 2B: 0 3B: 1 HR: 0	SF: 1 SAC: 0 DP: 1 HBP: 0	WP: 0 PB: 0 SB: 0 CS: 0	PA: 34 ERA WHIP
---------------------	-------------------------------	----------------------------------	------------------------------	---------------------------------	------------------------------	----------------------------------	-------------------------------	----------------------------------	------------------------------	---------------------------------	-------------------------------	----------------------------------	-------------------------------	----------------------------------	-------------------------------	----------------------------------	------------------------------	----------------------------------	----------------------------------	------------------------------------	----------------------------------	-----------------------

PITCHER Sandy Koufax, L Ed Roebuck, R	IP 7.0 2.0	WLS W S	BF 28 6	H 3 1	R 2 0	ER 2 0	SO 10 2	BB 4 0	IBB 0 0	HBP 0 0	BLK 0 0	WP 0 0	HR 0 0	S 74 18	P 117 25	ERA 2.57 0.00	WHIP 1.000 0.500
--	------------------	---------------	---------------	-------------	-------------	--------------	---------------	--------------	---------------	---------------	---------------	--------------	--------------	---------------	----------------	---------------------	------------------------

livebaseballscorecards.com

AB	29
R	2
H	4
RBI	2
BB	4
SO	12
LOB	11



Batter	1	2	3	4	5	6	7	8	9	AB R H RBI BB SO LOB	TOP																																																																																																				
Jim Gilliam, S (1, 5) OBP: 0.397, SLG: 0.372	1-1 4-3		1-1 4-3		2-2 L3	0-0 F4		3-1 2-H 1B		5 0 1 1 0 0 0	Los Angeles Dodgers @ Philadelphia Phillies Connie Mack Stadium, Philadelphia, PA Thu Jun 30 1960, 7:05 PM EDT Att. 20,859 - Unknown																																																																																																				
Wally Moon, L (1, 7) OBP: 0.355, SLG: 0.438	3-2 6-3		0-1 1-3		1-2 1B 1B	1-2 G3		2-0 4-3	5 1 1 0 0 0 1																																																																																																						
Norm Larker, L (1, 3) OBP: 0.398, SLG: 0.478 Gil Hodges, R (9, PH) OBP: 0.252, SLG: 0.309 (9, 3)	2-2 L7		0-0 2B		1-1 HBP 1B 1-2 1B	1-0 4-3		0-0 F9	4 1 2 0 0 0 0 1 0 0 0 0 0 0																																																																																																						
Frank Howard, R (1, 9) OBP: 0.339, SLG: 0.515		2-2 L8	0-0 F8		1-2 1B HBP 1-2 2-H 3B 1B	0-0 F7		3-1 F3	5 1 1 1 0 0 1																																																																																																						
Don Demeter, R (1, 8) OBP: 0.299, SLG: 0.490		2-1 3B 1B		2-0 6-3	1-0 F4	1-0 L7		1-1 6-3	5 1 1 0 0 0 2																																																																																																						
John Roseboro, L (1, 2) OBP: 0.335, SLG: 0.404 Norm Sherry, R (5, PH) OBP: 0.362, SLG: 0.541 (5, 2)		0-0 1-H HR 3B		1-2 4-3	2-0 1B 1-2 2-3 3B HBP	0-1 F5			2 1 1 1 0 0 0 1 1 0 0 0 0 0																																																																																																						
Charlie Neal, R (1, 4) OBP: 0.324, SLG: 0.379		1-1 3-H HR		1-1 E 2B	0-1 3B 1B 1-2 2-3 3-H		0-0 CS 1B		4 3 4 3 0 0 0																																																																																																						
Maury Wills, S (1, 6) OBP: 0.353, SLG: 0.335		1-1 L5		3-1 E2	1-0 1B 1-H 2-H 3-H 3B		3-2 SH1-4 1B 1B		4 1 3 3 0 0 0																																																																																																						
Danny McDevitt, L (1, 1) OBP: 0.429, SLG: 0.333 Ed Palmquist, R (2, 1) Ed Roebuck, R (4, 1) OBP: 0.333, SLG: 0.417		1-3 K		0-0 F9	2-1 F3		0-0 SH1-4		1 0 0 0 0 1 0 1 0 0 0 0 0 1 1 0 0 0 0 0 1																																																																																																						
Inning Stats	R: 0 E: 0 K: 0 S: 8	H: 0 LOB: 0 BB: 0 P: 14	R: 3 E: 0 K: 1 S: 13	H: 3 LOB: 0 BB: 0 P: 20	R: 0 E: 0 K: 0 S: 6	H: 1 LOB: 1 BB: 0 P: 7	R: 1 E: 1 K: 0 S: 9	H: 2 LOB: 1 BB: 0 P: 16	R: 5 E: 0 K: 0 S: 20	H: 5 LOB: 1 BB: 0 P: 31	R: 0 E: 0 K: 0 S: 5	H: 0 LOB: 0 BB: 0 P: 7	R: 0 E: 0 K: 0 S: 4	H: 0 LOB: 0 BB: 0 P: 5	R: 1 E: 0 K: 0 S: 12	H: 3 LOB: 1 BB: 0 P: 19	R: 0 E: 0 K: 0 S: 5	H: 0 LOB: 0 BB: 0 P: 9	1B: 9 2B: 2 3B: 2 HR: 1	SF: 0 SAC: 1 DP: 0 HBP: 1	WP: 0 PB: 0 SB: 0 CS: 1	PA: 41																																																																																									
PITCHER	IP WLS BF H R ER SO BB IBB HBP BLK WP HR S P ERA WHIP																																																																																																														
Jim Owens, R (1, 1) ERA: 3.99 Chris Short, L (5, 1) ERA: 3.25 Humberto Robinson, R (7, 1) ERA: 3.66 Taylor Phillips, L (9, 1) ERA: 9.58	4.1 L 22 9 7 6 1 0 0 0 0 0 0 1 50 76 12.46 2.077																																																																																																														
<table border="1"> <thead> <tr> <th>PITCHER</th> <th>IP</th> <th>WLS</th> <th>BF</th> <th>H</th> <th>R</th> <th>ER</th> <th>SO</th> <th>BB</th> <th>IBB</th> <th>HBP</th> <th>BLK</th> <th>WP</th> <th>HR</th> <th>S</th> <th>P</th> <th>ERA</th> <th>WHIP</th> </tr> </thead> <tbody> <tr> <td>Jim Owens, R</td> <td>4.1</td> <td>L</td> <td>22</td> <td>9</td> <td>7</td> <td>6</td> <td>1</td> <td>0</td> <td>0</td> <td>0</td> <td>0</td> <td>0</td> <td>1</td> <td>50</td> <td>76</td> <td>12.46</td> <td>2.077</td> </tr> <tr> <td>Chris Short, L</td> <td>1.2</td> <td></td> <td>8</td> <td>2</td> <td>2</td> <td>2</td> <td>0</td> <td>0</td> <td>0</td> <td>1</td> <td>0</td> <td>0</td> <td>0</td> <td>11</td> <td>19</td> <td>10.80</td> <td>1.200</td> </tr> <tr> <td>Humberto Robinson, R</td> <td>2.0</td> <td></td> <td>8</td> <td>3</td> <td>1</td> <td>1</td> <td>0</td> <td>0</td> <td>0</td> <td>0</td> <td>0</td> <td>0</td> <td>0</td> <td>16</td> <td>24</td> <td>4.50</td> <td>1.500</td> </tr> <tr> <td>Taylor Phillips, L</td> <td>1.0</td> <td></td> <td>3</td> <td>0</td> <td>0</td> <td>0</td> <td>0</td> <td>0</td> <td>0</td> <td>0</td> <td>0</td> <td>0</td> <td>0</td> <td>5</td> <td>9</td> <td>0.00</td> <td>0.000</td> </tr> </tbody> </table>																						PITCHER	IP	WLS	BF	H	R	ER	SO	BB	IBB	HBP	BLK	WP	HR	S	P	ERA	WHIP	Jim Owens, R	4.1	L	22	9	7	6	1	0	0	0	0	0	1	50	76	12.46	2.077	Chris Short, L	1.2		8	2	2	2	0	0	0	1	0	0	0	11	19	10.80	1.200	Humberto Robinson, R	2.0		8	3	1	1	0	0	0	0	0	0	0	16	24	4.50	1.500	Taylor Phillips, L	1.0		3	0	0	0	0	0	0	0	0	0	0	5	9	0.00	0.000
PITCHER	IP	WLS	BF	H	R	ER	SO	BB	IBB	HBP	BLK	WP	HR	S	P	ERA	WHIP																																																																																														
Jim Owens, R	4.1	L	22	9	7	6	1	0	0	0	0	0	1	50	76	12.46	2.077																																																																																														
Chris Short, L	1.2		8	2	2	2	0	0	0	1	0	0	0	11	19	10.80	1.200																																																																																														
Humberto Robinson, R	2.0		8	3	1	1	0	0	0	0	0	0	0	16	24	4.50	1.500																																																																																														
Taylor Phillips, L	1.0		3	0	0	0	0	0	0	0	0	0	0	5	9	0.00	0.000																																																																																														

livebaseballscorecards.com

AB	39
R	10
H	14
RBI	9
BB	0
SO	1
LOB	6



Batter	1	2	3	4	5	6	7	8	9	AB R H RBI BB SO LOB
Bobby Del Greco, R OBP: 0.378, SLG: 0.413 (1, 8)	4-2 SH5-3 2B BB	1-1 F3		1-2 BB 1B		3-2 6-3			4-2 2B 5-3 BB	3 2 1 0 2 0 3
Tony Taylor, R OBP: 0.345, SLG: 0.397 (1, 4)	0-0 SH5-3 1-2	2-2 SF8 2-3 3-H		4-2 BB 1-2 BB			1-0 4-3		0-1 1-3 2B	2 0 1 1 1 0 0
Ken Walters, R OBP: 0.335, SLG: 0.454 (1, 9)	1-2 L7	0-1 F9		1-3 K			0-0 FC5-4 1B		1-0 5-3	5 0 1 1 0 1 6
Bobby Gene Smith, R OBP: 0.323, SLG: 0.500 (1, 7)	0-2 1B 2B 2-H		2-0 HR	0-0 G6-4-3 1-2f			1-1 F8		0-1 1-3 2-3	5 2 2 2 0 0 4
Pancho Herrera, R OBP: 0.363, SLG: 0.516 (1, 3)	0-0 1B		1-3 K				1-2 FC5-4 1-2f		0-1 6-3	5 0 1 1 0 2 2
Cal Neeman, R OBP: 0.269, SLG: 0.342 (1, 2)	2-2 F8		0-0 2B 2B				2-3 K		1-3 K	4 1 1 0 0 2 1
Ted Lepcio, R OBP: 0.304, SLG: 0.264 (8, PH)			2-0 2B				0-1 F9		1-2 F7	2 1 1 1 1 0 0 1 0 0 0 0 0 0
Joe Morgan, L OBP: 0.389, SLG: 0.313 (9, 5)			BB SF8 BB 2-H							
Ruben Amaro, R OBP: 0.292, SLG: 0.273 (1, 6)			4-1 6-3				2-2 1-3		1-1 1B	2 0 0 0 1 0 1 1 0 1 0 0 0 0 0 0 0 0 0 0 0
Clay Dalrymple, L OBP: 0.431, SLG: 0.460 (8, PH)			SF8 BB 1-2 BB							
Bobby Malkmus, R OBP: 0.236, SLG: 0.246 (9, 6)			4-1 F4				1-1 F7		0-0 4-3	1 0 0 0 0 1 0 1 0 0 0 0 0 0 0 0 1 0 0 0 0 0 0 0 0 0 0 0 0 0 0 0 1 0 0 0 0 0 0 1 0 0 0 0 0 0 0 0
Jim Owens, R OBP: 0.094, SLG: 0.033 (5, 1)			1-2 2-3 BB							
Chris Short, R (6, PH)										
Tony Curry, L OBP: 0.531, SLG: 0.483 (7, 1)										
Humberto Robinson, R OBP: 0.200, SLG: 0.200 (8, PH)										
Tony Gonzalez, L OBP: 0.270, SLG: 0.440 (9, 1)										
Taylor Phillips, L (9, 1)										

BOTTOM

Los Angeles Dodgers @ Philadelphia Phillies
 Connie Mack Stadium, Philadelphia, PA

Thu Jun 30 1960, 7:05 PM EDT
 Att. 20,859 - Unknown

livebaseballscores.com

AB	33
R	6
H	9
RBI	6
BB	6
SO	5
LOB	19



Inning Stats	R: 2	H: 2	E: 0	K: 0	S: 14	LOB: 1	BB: 1	P: 21
	R: 1	H: 0	E: 0	K: 0	S: 14	LOB: 2	BB: 3	P: 29
	R: 2	H: 3	E: 0	K: 1	S: 11	LOB: 1	BB: 0	P: 21
	R: 0	H: 1	E: 0	K: 1	S: 16	LOB: 1	BB: 1	P: 21
	R: 0	H: 0	E: 0	K: 2	S: 9	LOB: 0	BB: 0	P: 11
	R: 0	H: 0	E: 0	K: 0	S: 8	LOB: 0	BB: 0	P: 14
	R: 0	H: 1	E: 0	K: 0	S: 7	LOB: 1	BB: 0	P: 10
	R: 0	H: 1	E: 0	K: 1	S: 10	LOB: 1	BB: 0	P: 13
	R: 1	H: 1	E: 0	K: 0	S: 9	LOB: 1	BB: 1	P: 14
	1B: 4	SF: 1	2B: 4	SAC: 1	3B: 0	DP: 1	HR: 1	HBP: 0

WP: 0	PA: 41
PB: 0	
SB: 0	
CS: 0	

PITCHER	IP	WLS	BF	H	R	ER	SO	BB	IBB	HBP	BLK	WP	HR	S	P	ERA	WHIP
Danny McDevitt, L ERA: 5.26 (1, 1)	1.0		8	2	3	3	0	3	3	0	0	0	0	20	35	27.00	5.000
Ed Palmquist, R ERA: 1.8 (2, 1)	2.0		12	4	2	2	1	2	0	0	0	0	1	31	52	9.00	3.000
Ed Roebuck, R ERA: 2.29 (4, 1)	6.0	W	21	3	1	1	4	1	0	0	0	0	0	47	67	1.50	0.667

Batter	1	2	3	4	5	6	7	8	9	10	AB R H RBI BB SO LOB	TOP
Jim Gilliam, S <small>(1, 5) OBP: 0.401, SLG: 0.374</small>											4 0 2 0 1 0 1	Los Angeles Dodgers @ Pittsburgh Pirates Forbes Field, Pittsburgh, PA Fri Jul 01 1960, 7:05 PM EDT Att. 27,312 - Unknown
Wally Moon, L <small>(1, 7) OBP: 0.349, SLG: 0.429</small>											5 0 0 0 0 0 5	
Norm Larker, L <small>(1, 3) OBP: 0.389, SLG: 0.487</small> Gil Hodges, R <small>(10, 3) OBP: 0.252, SLG: 0.309</small>											4 0 0 0 0 0 1 0 0 0 0 0 0 0	
Frank Howard, R <small>(1, 9) OBP: 0.343, SLG: 0.515</small>											4 1 2 0 0 1 1	
Don Demeter, R <small>(1, 8) OBP: 0.292, SLG: 0.478</small>											4 0 0 0 0 1 2	
John Roseboro, L <small>(1, 2) OBP: 0.339, SLG: 0.424</small>											3 1 1 2 1 0 0	
Charlie Neal, R <small>(1, 4) OBP: 0.322, SLG: 0.389</small>											4 1 1 1 0 0 1	
Maury Wills, S <small>(1, 6) OBP: 0.356, SLG: 0.345</small>											4 0 2 0 0 0 0	
Johnny Podres, L <small>(1, 1) OBP: 0.195, SLG: 0.086</small> Larry Sherry, R <small>(10, 1) OBP: 0.176, SLG: 0.313</small>											3 0 0 0 0 1 1 0 0 0 0 0 0 0	
Inning Stats	R: 0 H: 1 E: 0 LOB: 1 K: 1 BB: 0 S: 9 P: 15	R: 0 H: 0 E: 0 LOB: 0 K: 1 BB: 0 S: 6 P: 8	R: 0 H: 1 E: 0 LOB: 1 K: 0 BB: 0 S: 9 P: 12	R: 0 H: 0 E: 0 LOB: 0 K: 0 BB: 0 S: 5 P: 7	R: 0 H: 0 E: 0 LOB: 0 K: 0 BB: 1 S: 5 P: 11	R: 0 H: 1 E: 0 LOB: 0 K: 0 BB: 0 S: 5 P: 5	R: 2 H: 2 E: 0 LOB: 0 K: 0 BB: 0 S: 11 P: 14	R: 0 H: 0 E: 0 LOB: 0 K: 0 BB: 0 S: 7 P: 10	R: 0 H: 1 E: 0 LOB: 1 K: 0 BB: 0 S: 7 P: 8	R: 1 H: 2 E: 0 LOB: 2 K: 1 BB: 1 S: 14 P: 25	1B: 5 SF: 0 2B: 1 SAC: 1 3B: 0 DP: 2 HR: 2 HBP: 0	
PITCHER Vern Law, R <small>(1, 1) ERA: 2.67</small> Fred Green, L <small>(10, 1) ERA: 3.41</small>	IP: 9.2 WLS: 37 BF: 8 R: 3 ER: 3 SO: 2 BB: 0 IBB: 0 HBP: 0 BLK: 0 WP: 0 HR: 2 S: 77 P: 113 ERA: 2.79 WHIP: 1.034						PITCHER IP: 0.1 WLS: 1 BF: 1 H: 0 R: 0 ER: 0 SO: 0 BB: 0 IBB: 0 HBP: 0 BLK: 0 WP: 0 HR: 0 S: 1 P: 2 ERA: 0.00 WHIP: 0.000					

AB	35
R	3
H	8
RBI	3
BB	2
SO	3
LOB	12



Los Angeles Dodgers @ Pittsburgh Pirates
 Forbes Field, Pittsburgh, PA

Fri Jul 01 1960, 7:05 PM EDT
 Att: 27,312 - Unknown

livebaseballscorecards.com

AB	36
R	4
H	9
RBI	4
BB	3
SO	6
LOB	12



WP	1	PA	40
PB	0		
SB	0		
CS	0		

AB	R	H	RBI	BB	SO	LOB
5	1	1	0	0	1	2

4	1	1	0	1	0	2
---	---	---	---	---	---	---

5	2	3	1	0	1	2
---	---	---	---	---	---	---

4	0	1	1	1	1	2
---	---	---	---	---	---	---

4	0	1	2	0	1	1
---	---	---	---	---	---	---

4	0	0	0	0	1	2
---	---	---	---	---	---	---

3	0	0	0	1	0	0
---	---	---	---	---	---	---

4	0	1	0	0	1	1
---	---	---	---	---	---	---

2	0	1	0	0	0	0
---	---	---	---	---	---	---

0	0	0	0	0	0	0
---	---	---	---	---	---	---

1	0	0	0	0	0	0
---	---	---	---	---	---	---

1B	6	SF	0
2B	3	SAC	1
3B	0	DP	1
HR	0	HBP	0

WP	HR	S	P	ERA	WHIP
1	0	6	9	27.00	6.000

Batter	1	2	3	4	5	6	7	8	9	10														
Joe Christopher, R OBP: 0.182, SLG: 0.150 (1, 7)	6-3		6-3			F9	K			1B														
Dick Groat, R OBP: 0.377, SLG: 0.407 (1, 6)	5-3		F8			2B	1B	E6		F7														
Roberto Clemente, R OBP: 0.376, SLG: 0.487 (1, 9)	1B		K			1B	2B	F9		1B														
Dick Stuart, R OBP: 0.295, SLG: 0.448 (1, 3)	L8			K		1B	IBB	5-3		1B														
Gino Cimoli, R OBP: 0.398, SLG: 0.395 (1, 8)		F8		G3		1B	G1-4-3	K																
Hal Smith, R OBP: 0.365, SLG: 0.534 (1, 2)		F9		F3		G1-4-3		K																
Don Hoak, R OBP: 0.378, SLG: 0.420 (1, 5)		BB		6-3			5-3	6-3																
Bill Mazaroski, R OBP: 0.296, SLG: 0.408 (1, 4)		K		F3		WP	SH1-4	F8																
Vern Law, R OBP: 0.212, SLG: 0.300 (1, 1)			2B				SH1-4			3-1														
Fred Green, R OBP: 0.600, SLG: 1.800 (10, 1)																								
Bob Skinner, L OBP: 0.391, SLG: 0.498 (10, PH)																								
Inning Stats	R: 0 E: 0 K: 0 S: 8	H: 1 LOB: 1 BB: 0 P: 12	R: 0 E: 0 K: 1 S: 9	H: 0 LOB: 1 BB: 1 P: 17	R: 0 E: 0 K: 1 S: 9	H: 1 LOB: 1 BB: 0 P: 13	R: 0 E: 0 K: 1 S: 9	H: 0 LOB: 0 BB: 0 P: 12	R: 0 E: 0 K: 0 S: 6	H: 0 LOB: 0 BB: 0 P: 8	R: 2 E: 0 K: 0 S: 7	H: 3 LOB: 1 BB: 0 P: 15	R: 0 E: 0 K: 1 S: 9	H: 1 LOB: 1 BB: 0 P: 12	R: 0 E: 1 K: 1 S: 8	H: 1 LOB: 1 BB: 0 P: 12	R: 0 E: 0 K: 1 S: 9	H: 0 LOB: 0 BB: 0 P: 12	R: 2 E: 0 K: 0 S: 8	H: 3 LOB: 1 BB: 0 P: 12	1B: 6 2B: 3 3B: 0 HR: 0	SF: 0 SAC: 1 DP: 1 HBP: 0	WP: 1 PA: 40	
PITCHER	IP	WLS	BF	H	R	ER	SO	BB	IBB	HBP	BLK	WP	HR	S	P	ERA	WHIP							
Johnny Podres, L ERA: 3.04 (1, 1)	9.1		37	7	3	3	6	2	1	0	0	1	0	76	116	2.89	0.964							
Larry Sherry, R ERA: 4.82 (10, 1)	0.1	L	3	2	1	1	0	0	0	0	0	0	0	6	9	27.00	6.000							

BOTTOM

Batter	1	2	3	4	5	6	7	8	9	AB R H RBI BB SO LOB	TOP
Jim Gilliam, S (1, 5) OBP: 0.404, SLG: 0.377	4-2 		1-2 	2-2 		3-3 		2-2 		3 2 2 2 1 1 0	
Wally Moon, L (1, 7) OBP: 0.360, SLG: 0.446	4-0 		3-2 	0-0 		2-2 		2-2 		4 0 4 3 1 0 0	
Norm Larker, L (1, 3) OBP: 0.383, SLG: 0.458 Gil Hodges, R (8, PH) OBP: 0.250, SLG: 0.306 (8, 3)	0-1 		0-2 	2-1 		1-1 	0-0 	1-1 		3 0 0 0 0 0 2 1 0 0 0 0 0 1	
Frank Howard, R (1, 9) OBP: 0.339, SLG: 0.503	1-3 		4-2 		1-1 		1-3 	1-3 		4 0 0 0 1 3 3	
Don Demeter, R (1, 8) OBP: 0.301, SLG: 0.482	3-3 		0-0 		2-2 		0-1 	1-2 		5 0 3 0 0 1 2	
John Roseboro, L (1, 2) OBP: 0.335, SLG: 0.412		3-2 	3-3 		4-2 		3-2 	2-3 		4 0 0 0 1 2 3	
Charlie Neal, R (1, 4) OBP: 0.324, SLG: 0.386		0-2 		4-2 	1-3 		2-2 	0-0 		4 2 1 0 1 1 2	
Maury Wills, S (1, 6) OBP: 0.364, SLG: 0.350		4-0 		2-2 	2-2 		0-0 	1-2 		3 2 2 0 1 0 2	
Stan Williams, R (1, 1) OBP: 0.069, SLG: 0.069		2-3 		0-0 	3-3 		0-1 	1-2 		2 0 0 0 0 2 1	
Inning Stats	R: 0 H: 0 E: 0 LOB: 2 K: 2 BB: 2 S: 13 P: 25	R: 0 H: 0 E: 0 LOB: 1 K: 1 BB: 1 S: 9 P: 18	R: 1 H: 3 E: 0 LOB: 2 K: 1 BB: 1 S: 19 P: 30	R: 2 H: 2 E: 0 LOB: 1 K: 0 BB: 1 S: 13 P: 23	R: 0 H: 1 E: 0 LOB: 2 K: 1 BB: 1 S: 16 P: 26	R: 0 H: 1 E: 0 LOB: 0 K: 2 BB: 0 S: 10 P: 19	R: 0 H: 1 E: 0 LOB: 1 K: 1 BB: 0 S: 10 P: 14	R: 3 H: 4 E: 0 LOB: 1 K: 1 BB: 0 S: 18 P: 26	R: 0 H: 0 E: 0 LOB: 0 K: 1 BB: 0 S: 7 P: 10	1B: 11 SF: 1 2B: 0 SAC: 3 3B: 1 DP: 1 HR: 0 HBP: 0	WP: 0 PA: 44 PB: 0 SB: 0 CS: 1
PITCHER Tom Cheney, R (1, 1) ERA: 7.36 Paul Giel, R (4, 1) ERA: 5.46 Fred Green, L (8, 1) ERA: 3.62 Earl Francis, R (9, 1) ERA: 4.5	IP WLS BF H R ER SO BB IBB HBP BLK WP HR S P ERA WHIP 3.2 L 20 5 3 3 4 5 0 0 0 0 0 0 52 92 7.36 2.727 3.2 16 5 2 2 4 1 0 0 0 0 0 0 44 71 4.91 1.636 0.2 4 2 1 1 1 0 0 0 0 0 0 0 12 18 13.50 3.000 1.0 3 0 0 0 0 1 0 0 0 0 0 0 7 10 0.00 0.000	PITCHER IP WLS BF H R ER SO BB IBB HBP BLK WP HR S P ERA WHIP 3.2 16 5 2 2 4 1 0 0 0 0 0 0 44 71 4.91 1.636 0.2 4 2 1 1 1 0 0 0 0 0 0 0 12 18 13.50 3.000 1.0 3 0 0 0 0 1 0 0 0 0 0 0 7 10 0.00 0.000									

Los Angeles Dodgers @ Pittsburgh Pirates
 Forbes Field, Pittsburgh, PA
 Sat Jul 02 1960, 3:33 AM EDT
 Att. 21,496 - Unknown

AB	33
R	6
H	12
RBI	5
BB	6
SO	10
LOB	16



Batter	1	2	3	4	5	6	7	8	9	AB R H RBI BB SO LOB
Bill Virdon, L OBP: 0.323, SLG: 0.306 (1, 8)	2-3 K		1-0 4-3			3-3 K		0-1 F6		4 0 0 0 0 2 0
Dick Groat, R OBP: 0.375, SLG: 0.405 (1, 6)	1-1 F2		2-2 1B			0-1 4-3		2-2 5-3		4 0 1 0 0 0 0
Bob Skinner, L OBP: 0.390, SLG: 0.502 (1, 7)	0-1 1B 3B		2-1 4-3			1-3 K		1-0 4-3		4 1 1 0 0 1 1
Dick Stuart, R OBP: 0.294, SLG: 0.444 (1, 3)	0-1 1B		0-0 L6			1-3 K		3-3 K		4 0 1 1 0 2 0
Roberto Clemente, R OBP: 0.372, SLG: 0.482 (1, 9)	2-1 F9		2-2 6-3			0-0 6-3				3 0 0 0 0 0 1
Smoky Burgess, L OBP: 0.354, SLG: 0.446 (1, 2)		0-0 F8		1-0 4-3		1-1 2B				3 0 1 0 0 0 0
Bob Oldis, R OBP: 0.200, SLG: 0.200 (8, 2)										0 0 0 0 0 0 0
Don Hoak, R OBP: 0.374, SLG: 0.415 (1, 5)		1-2 F4			1-0 F7		1-2 F4			3 0 0 0 0 0 1
Bill Mazaroski, R OBP: 0.293, SLG: 0.403 (1, 4)		2-1 6-3			3-2 F8		1-2 F6			3 0 0 0 0 0 0
Tom Cheney, R (1, 1)			2-2 4-3		1-3 K		2-2 F8			1 0 0 0 0 0 0
Paul Giel, R (4, 1)										1 0 0 0 0 1 0
Fred Green, R OBP: 0.600, SLG: 1.800 (8, 1)										0 0 0 0 0 0 0
Dick Schofield, S OBP: 0.414, SLG: 0.292 (8, PH)										1 0 0 0 0 0 0
Earl Francis, R (9, 1)										0 0 0 0 0 0 0


Inning Stats	R: 1 E: 0 K: 1 S: 11	H: 2 LOB: 1 BB: 0 P: 16	R: 0 E: 0 K: 0 S: 6	H: 0 LOB: 0 BB: 0 P: 9	R: 0 E: 0 K: 0 S: 10	H: 1 LOB: 1 BB: 0 P: 17	R: 0 E: 0 K: 0 S: 7	H: 0 LOB: 0 BB: 0 P: 10	R: 0 E: 0 K: 1 S: 7	H: 0 LOB: 0 BB: 0 P: 12	R: 0 E: 0 K: 2 S: 10	H: 0 LOB: 0 BB: 0 P: 14	R: 0 E: 0 K: 1 S: 10	H: 1 LOB: 1 BB: 0 P: 13	R: 0 E: 0 K: 0 S: 10	H: 0 LOB: 0 BB: 0 P: 13	R: 0 E: 0 K: 1 S: 7	H: 0 LOB: 0 BB: 0 P: 13	1B: 2 2B: 1 3B: 1 HR: 0	SF: 0 SAC: 0 DP: 0 HBP: 0
--------------	-------------------------------	----------------------------------	------------------------------	---------------------------------	-------------------------------	----------------------------------	------------------------------	----------------------------------	------------------------------	----------------------------------	-------------------------------	----------------------------------	-------------------------------	----------------------------------	-------------------------------	----------------------------------	------------------------------	----------------------------------	----------------------------------	------------------------------------

PITCHER	IP	WLS	BF	H	R	ER	SO	BB	IBB	HBP	BLK	WP	HR	S	P	ERA	WHIP	PITCHER	IP	WLS	BF	H	R	ER	SO	BB	IBB	HBP	BLK	WP	HR	S	P	ERA	WHIP	
Stan Williams, R ERA: 2.53 (1, 1)	9.0	W	31	4	1	1	6	0	0	0	0	0	0	78	117	1.00	0.444																			

BOTTOM

Los Angeles Dodgers @ Pittsburgh Pirates
 Forbes Field, Pittsburgh, PA
 Sat Jul 02 1960, 3:33 AM EDT
 Att. 21,496 - Unknown

AB	31
R	1
H	4
RBI	1
BB	0
SO	6
LOB	3



WP: 0 PA: 31
 PB: 0
 SB: 0
 CS: 0

livebaseballscorecards.com

BOTTOM

Los Angeles Dodgers @ Pittsburgh Pirates
Forbes Field, Pittsburgh, PA

livebaseballscorecards.com

AB	35
R	2
H	7
RBI	2
BB	1
SO	8
LOB	16



WP:	0	PA:	38
PB:	1	SB:	0
CS:	0		

Sun Jul 03 1960, 3:33 AM EDT
Att. 26,346 - Unknown

AB	R	H	RBI	BB	SO	LOB
5	0	1	0	0	0	2
4	0	1	0	0	0	2
4	0	2	1	0	2	3
4	0	1	0	0	2	5
4	0	0	0	0	0	1
4	1	0	0	0	0	0
3	0	1	1	1	1	0
4	1	1	0	0	1	3
0	0	0	0	0	0	0
2	0	0	0	0	2	0
0	0	0	0	0	0	0
0	0	0	0	0	0	0
1	0	0	0	0	0	0

Batter	1	2	3	4	5	6	7	8	9
Bill Virdon, L OBP: 0.319, SLG: 0.309 (1, 8)	0-1 F7 ①		2-1 4-3 ②		0-0 2B		2-2 L9 ①		2-2 F6 ②
Dick Groat, R OBP: 0.376, SLG: 0.403 (1, 6)	0-2 6-3 ②		1-1 1B		2-1 HBP		2-1 F6 ②		1-2 5-3 ③
Bob Skinner, L OBP: 0.391, SLG: 0.506 (1, 7)	1-0 PB 2B		1-3 K ③		2-3 K ②		3-2 1B 1-3 2-H		
Dick Stuart, R OBP: 0.293, SLG: 0.441 (1, 3)	2-3 K ③			1-1 G4-6-3 1B		1-2 F2 ③			
Roberto Clemente, R OBP: 0.367, SLG: 0.475 (1, 9)		2-2 G3 ①		0-1 G4-6-3 ②		1-2 F6 ①		1-1 F2 ①	
Smoky Burgess, L OBP: 0.345, SLG: 0.434 (1, 2)		0-1 1-3 ②		0-0 E4 1B		0-2 L7 ②		2-2 F5 ②	
Don Hoak, R OBP: 0.376, SLG: 0.414 (1, 5)		1-0 E5		0-0 2-H 1B		1-3 K ③		4-1 BB	
Bill Mazaroski, R OBP: 0.292, SLG: 0.401 (1, 4)		0-0 F2 ③		1-3 K ③			2-2 HBP 1B	2-1 L8 ③	
Vinegar Bend Mizell, R OBP: 0.212, SLG: 0.167 (1, 1)			2-3 K ①			3-3 K ①			0-0 G3 ①
Earl Francis, R (3, 1)									
Dick Schofield, S OBP: 0.433, SLG: 0.292 (7, PH)									
Roy Face, R OBP: 0.167, SLG: 0.167 (8, 1)									
Rocky Nelson, L OBP: 0.422, SLG: 0.543 (9, PH)									

Inning Stats	R: 0	H: 1	R: 0	H: 0	R: 0	H: 1	R: 0	H: 1	R: 0	H: 0	R: 1	H: 2	R: 0	H: 1	R: 0	H: 0	R: 1	H: 2	R: 0	H: 0	R: 0	H: 0	R: 0	H: 0	1B: 5	SF: 0	WP: 0	PA: 38	
E: 0	LOB: 1	E: 1	LOB: 1	E: 0	LOB: 1	E: 1	LOB: 1	E: 0	LOB: 2	E: 0	LOB: 0	E: 0	LOB: 0	E: 0	LOB: 1	E: 0	LOB: 0	E: 0	LOB: 2	E: 0	LOB: 0	E: 0	LOB: 0	E: 0	LOB: 0	2B: 2	SAC: 0	PB: 1	
K: 1	BB: 0	K: 0	BB: 0	K: 2	BB: 0	K: 1	BB: 0	K: 2	BB: 0	K: 1	BB: 0	K: 1	BB: 0	K: 0	BB: 1	K: 0	BB: 0	K: 1	BB: 0	K: 1	BB: 0	K: 0	BB: 0	K: 0	BB: 0	3B: 0	DP: 1	SB: 0	
S: 9	P: 12	S: 9	P: 12	S: 10	P: 16	S: 10	P: 12	S: 12	P: 20	S: 9	P: 11	S: 17	P: 30	S: 8	P: 17	S: 10	P: 13	S: 17	P: 30	S: 9	P: 11	S: 8	P: 17	S: 10	P: 13	HR: 0	HBP: 2	CS: 0	

PITCHER	IP	WLS	BF	H	R	ER	SO	BB	IBB	HBP	BLK	WP	HR	S	P	ERA	WHIP
Don Drysdale, R ERA: 3.47 (1, 1)	9.0	W	38	7	2	1	8	1	0	2	0	0	0	94	143	1.00	0.889

Batter	1	2	3	4	5	6	7	8	9	AB R H RBI BB SO LOB	TOP
Jim Gilliam, S (1, 5) OBP: 0.401, SLG: 0.378 	2-1 	0-0 F5 		3-0 L5 		3-2 L8 		0-0 	5 1 2 0 0 0 4		
Wally Moon, L (1, 7) OBP: 0.357, SLG: 0.441 	1-2 		2-1 4-3 	1-2 4-3 		1-3 K 		0-0 FC4-6 	5 0 1 0 0 1 4		
Norm Larker, L (1, 3) OBP: 0.383, SLG: 0.457 	0-2 F6 		2-0 		0-1 E3 WP BB 		0-1 	2-1 F5 	5 0 2 0 0 0 3		
Duke Snider, L (1, 8) OBP: 0.344, SLG: 0.481 	2-0 SF8 		0-2 		2-3 K 		0-2 G1-6-3 	1-3 K 	4 0 1 1 0 2 3		
Frank Howard, R (1, 9) OBP: 0.340, SLG: 0.492 	1-3 K 		1-3 K 		4-0 		3-2 5-3 		3 0 0 0 1 2 3		
John Roseboro, L (1, 2) OBP: 0.328, SLG: 0.401 		0-1 F3 	3-3 K 		0-3 K 		2-3 		4 0 0 0 0 3 4		
Charlie Neal, R (1, 4) OBP: 0.328, SLG: 0.386 		4-1 		0-0 SH5-4 	1-3 K 		0-0 	3-1 2-0 	3 1 2 0 1 1 2		
Maury Wills, S (1, 6) OBP: 0.369, SLG: 0.362 		3-2 4-3 		2-1 SH5-4 		1-2 		1-1 B2 	4 0 2 0 0 0 2		
Sandy Koufax, R (1, 1) OBP: 0.242, SLG: 0.167 Larry Sherry, R (1, 1) OBP: 0.211, SLG: 0.333 Irv Noren, L (8, PH) OBP: 0.286, SLG: 0.118 Danny McDevitt, L (8, 1) OBP: 0.429, SLG: 0.333 		2-1 		0-0 SH5-4 		1-0 F8 		2-3 	0 0 0 0 0 0 0 2 0 1 1 0 0 1 1 0 0 0 0 1 1 0 0 0 0 0 0 0		
Inning Stats	R: 1 H: 2 E: 0 LOB: 1 K: 1 BB: 0 S: 15 P: 21	R: 1 H: 1 E: 0 LOB: 1 K: 0 BB: 1 S: 9 P: 18	R: 0 H: 2 E: 0 LOB: 2 K: 2 BB: 0 S: 12 P: 20	R: 0 H: 2 E: 0 LOB: 2 K: 0 BB: 0 S: 8 P: 14	R: 0 H: 0 E: 1 LOB: 2 K: 3 BB: 1 S: 11 P: 18	R: 0 H: 1 E: 0 LOB: 1 K: 1 BB: 0 S: 13 P: 19	R: 0 H: 1 E: 0 LOB: 0 K: 0 BB: 0 S: 8 P: 11	R: 0 H: 1 E: 0 LOB: 1 K: 2 BB: 0 S: 10 P: 15	R: 0 H: 1 E: 0 LOB: 1 K: 1 BB: 0 S: 7 P: 10	1B: 10 SF: 1 2B: 1 SAC: 1 3B: 0 DP: 1 HR: 0 HBP: 0	WP: 1 PA: 40 PB: 0 SB: 1 CS: 0
PITCHER Ernie Broglio, R (1, 1) ERA: 2.86	IP WLS BF H R ER SO BB IBB HBP BLK WP HR S P ERA WHIP 9.0 W 40 11 2 2 10 2 0 0 0 1 0 93 146 2.00 1.444	PITCHER IP WLS BF H R ER SO BB IBB HBP BLK WP HR S P ERA WHIP									

Los Angeles Dodgers @ St. Louis Cardinals
 Sportsman's Park, St. Louis, MO
 Mon Jul 04 1960, 4:33 AM EDT
 Unknown

AB	36
R	2
H	11
RBI	2
BB	2
SO	10
LOB	27



Batter	1	2	3	4	5	6	7	8	9	AB R H RBI BB SO LOB
Julian Javier, R OBP: 0.319, SLG: 0.383 (1, 4)	1-1 1B 2B	4-1 BB				2-2 F8		1-0 L9		4 1 1 0 1 1 2
Joe Cunningham, L OBP: 0.381, SLG: 0.410 (1, 9)	0-0 1B 2-3 1B	3-1 4-3				4-0 1-2 IBB		0-0 3-1	4-2 WP BB	3 1 1 0 2 0 1
Curt Flood, R OBP: 0.306, SLG: 0.401 (1, 8)	0-3 K			4-2 FC6-4 BB		1-0 F9	2-2 6-3	4-0 FC6-4 1-2 2-3 BB	3 0 0 0 2 1 4	
Ken Boyer, R OBP: 0.335, SLG: 0.529 (1, 5)	1-0 BB 1-3 3-H 1B			0-0 FC6-4 1-2f HR	2-1 F6		1-1 HR HBP	0-1 FC6-4 1-2f	4 2 1 1 0 0 4	
Bob Nieman, R OBP: 0.357, SLG: 0.429 (1, 7)	4-1 BB 1-2 BB			2-3 K	2-3 K		0-1 1-H HR			2 0 0 0 1 2 1
Walt Moryn, L OBP: 0.333, SLG: 0.366 (7, 7)										1 1 1 2 0 0 0
Daryl Spencer, R OBP: 0.376, SLG: 0.475 (1, 6)	4-1 G4-6-3 1-2 2-3 3-H BB			1-0 2-H HR	1-0 2B		4-2 HBP			2 1 2 3 1 0 0
Bill White, L OBP: 0.366, SLG: 0.500 (1, 3)	2-0 G4-6-3 1-2f			1-2 F7	1-1 4-1		1-1 F7			4 0 0 0 0 0 5
Hal Smith, R OBP: 0.298, SLG: 0.299 (1, 2)				0-0 5-3		0-0 F3		2-2 WP SH2-4 HBP		3 0 0 0 0 0 0
Ernie Broglio, R OBP: 0.346, SLG: 0.304 (1, 1)				4-2 WP BB		0-0 F3		0-0 SH2-4		2 0 0 0 1 1 0

Inning Stats	R: 2	H: 3	E: 0	LOB: 2	K: 1	S: 10	P: 22	R: 0	H: 0	E: 0	LOB: 1	K: 1	S: 8	P: 19	R: 2	H: 1	E: 1	LOB: 0	K: 1	S: 10	P: 18	R: 0	H: 0	E: 0	LOB: 2	K: 1	S: 7	R: 0	H: 1	E: 0	LOB: 1	K: 1	S: 8	P: 14	R: 0	H: 0	E: 0	LOB: 0	K: 0	S: 6	R: 2	H: 1	E: 0	LOB: 1	K: 0	S: 12	P: 20	R: 0	H: 0	E: 0	LOB: 3	K: 0	S: 8	P: 19

PITCHER	IP	WLS	BF	H	R	ER	SO	BB	IBB	HBP	BLK	WP	HR	S	P	ERA	WHIP
Sandy Koufax, L ERA: 4.83 (1, 1)	0.1		6	3	2	2	1	2	0	0	0	0	0	9	19	54.00	15.000
Larry Sherry, R ERA: 4.88 (1, 1)	6.2	L	28	3	4	4	4	3	1	2	0	1	2	52	99	5.40	0.900
Danny McDevitt, L ERA: 5.06 (8, 1)	1.0		6	0	0	0	0	2	0	1	0	1	0	8	19	0.00	2.000

BOTTOM
Los Angeles Dodgers @ St. Louis Cardinals Sportsman's Park, St. Louis, MO Mon Jul 04 1960, 4:33 AM EDT Unknown
AB 28 R 6 H 6 RBI 6 BB 8 SO 5 LOB 17



WP	HR	S	P	ERA	WHIP
2	0	1	40		

Batter	1	2	3	4	5	6	7	8	9	AB R H RBI BB SO LOB	TOP														
Maury Wills, S OBP: 0.374, SLG: 0.365 (1, 6)	2-2 F8		1-0 1B SF7 1B		0-0 G4-3 1B		2-3 K2-3		4-1 S BB	4 1 2 0 1 1 0															
Jim Gilliam, S OBP: 0.398, SLG: 0.375 (1, 5)	2-2 4-3		3-2 1-3 1B		3-2 G4-3 1-2f			0-0 L7	0-2 5-3	5 0 1 0 0 0 2															
Charlie Neal, R OBP: 0.323, SLG: 0.382 (1, 4)	0-0 F9		1-1 SF7		0-1 6-3			1-0 BB SF9 BB		3 1 0 1 0 0 0															
Frank Howard, R OBP: 0.338, SLG: 0.483 (1, 9) (8, 7)		1-3 K	2-2 F8		0-1 5-3			4-2 BB 1-2 BB		3 0 0 0 1 1 1															
Gil Hodges, R OBP: 0.264, SLG: 0.359 (1, 3)		1-1 F8		3-2 L8		3-2 HR		4-0 1-2 2-3 BB		3 1 1 1 1 0 0															
Tommy Davis, R OBP: 0.255, SLG: 0.300 (1, 8)		2-2 1B 1B		1-1 B1		1-0 L7		2-2 SF9		3 0 1 1 0 0 0															
Chuck Essegian, R OBP: 0.289, SLG: 0.343 Wally Moon, L OBP: 0.356, SLG: 0.439 (8, PH) (8, 9)		0-2 1-2 1B		4-2 HR BB		0-0 F7		3-H 4-3		2 1 1 0 1 0 0 1 0 0 0 0 0 2															
Norm Sherry, R OBP: 0.357, SLG: 0.562 (1, 2)		2-3 K		2-1 1-H HR			2-3 K		1-3 K	4 1 1 2 0 3 2															
Roger Craig, R OBP: 0.182, SLG: 0.100 Ed Roebuck, R OBP: 0.333, SLG: 0.417 (1, 1) (9, 1)			1-3 K		2-3 K		2-3 K		1-3 K	4 0 0 0 0 4 0 0 0 0 0 0 0 0															
Inning Stats	R: 0 E: 0 K: 0 S: 7	H: 0 LOB: 0 BB: 0 P: 11	R: 0 E: 0 K: 2 S: 16	H: 2 LOB: 2 BB: 0 P: 22	R: 1 E: 0 K: 1 S: 13	H: 2 LOB: 1 BB: 0 P: 21	R: 2 E: 0 K: 1 S: 13	H: 1 LOB: 0 BB: 1 P: 25	R: 0 E: 0 K: 0 S: 7	H: 1 LOB: 0 BB: 0 P: 10	R: 1 E: 0 K: 0 S: 7	H: 1 LOB: 0 BB: 0 P: 11	R: 0 E: 0 K: 3 S: 13	H: 0 LOB: 0 BB: 0 P: 19	R: 1 E: 1 K: 0 S: 9	H: 0 LOB: 2 BB: 2 P: 21	R: 0 E: 0 K: 2 S: 10	H: 0 LOB: 1 BB: 1 P: 16	1B: 5 2B: 0 3B: 0 HR: 2	SF: 2 SAC: 0 DP: 1 HBP: 0	WP: 0 PB: 0 SB: 1 CS: 0	PA: 38			
PITCHER	IP WLS BF H R ER SO BB IBB HBP BLK WP HR S P ERA WHIP																								
Ray Sadecki, L ERA: 4.36 Marshall Bridges, L ERA: 3.34 Bob Duliba, R ERA: 3.58	(1, 1) (8, 1) (8, 1)	7.0 0.1 1.2	L 4 6	28 0 6	7 0 0	4 1 0	4 0 0	7 0 2	1 2 1	0 0 0	0 0 0	0 4 15	119 13 24	5.14 0.00 0.00	1.143 6.000 0.600										

Los Angeles Dodgers @ St. Louis Cardinals
 Sportsman's Park, St. Louis, MO
 Mon Jul 04 1960, 4:38 AM EDT
 Att: 27,790 - Unknown

AB	32
R	5
H	7
RBI	5
BB	4
SO	9
LOB	7



Batter	1	2	3	4	5	6	7	8	9	AB	R	H	RBI	BB	SO	LOB
Julian Javier, R (1, 4) OBP: 0.329, SLG: 0.392 Bob Nieman, R (9, PH) OBP: 0.362, SLG: 0.434 Larry Jackson, R (9, PR) OBP: 0.208, SLG: 0.231										4	1	3	1	0	0	0
Joe Cunningham, L (1, 9) OBP: 0.385, SLG: 0.412 Marshall Bridges, S (8, 1) Bob Duliba, R (8, 1) OBP: 0.200, SLG: 0.200 John Glenn, R (9, PH) OBP: 0.296, SLG: 0.385										3	0	2	0	1	0	1
Bill White, L (1, 3) OBP: 0.361, SLG: 0.493										4	0	0	1	0	1	3
Stan Musial, L (1, 7) OBP: 0.377, SLG: 0.436										4	0	1	0	0	0	2
Ken Boyer, R (1, 5) OBP: 0.332, SLG: 0.523 George Crowe, L (8, PH) OBP: 0.279, SLG: 0.375 Alex Grammas, R (9, 5) OBP: 0.246, SLG: 0.248										3	0	0	0	0	0	3
Daryl Spencer, R (1, 6) OBP: 0.375, SLG: 0.471										4	1	1	0	0	0	0
Curt Flood, R (1, 8) OBP: 0.305, SLG: 0.394										3	1	0	0	1	0	1
Carl Sawatski, L (1, 2) OBP: 0.285, SLG: 0.324										3	1	1	0	1	0	1
Ray Sadecki, L (1, 1) OBP: 0.222, SLG: 0.222 Walt Moryn, L (7, PH) OBP: 0.336, SLG: 0.368 Bob Gibson, R (9, PR)										2	0	0	0	0	0	2
										2	0	1	0	0	0	0
										0	0	0	0	0	0	0

Inning Stats	R: 1	H: 2	E: 0	K: 0	S: 6	R: 0	H: 0	E: 0	K: 0	S: 7	R: 0	H: 1	E: 0	K: 0	S: 8	R: 2	H: 3	E: 0	K: 0	S: 7	R: 0	H: 1	E: 0	K: 0	S: 10	R: 0	H: 0	E: 0	K: 0	S: 6	R: 0	H: 1	E: 0	K: 0	S: 7	R: 0	H: 2	E: 0	K: 1	S: 13	R: 1	H: 2	E: 0	K: 1	S: 13	1B: 8	2B: 2	3B: 0	HR: 0	SF: 0	SAC: 0	DP: 1	HBP: 0	WP: 0	PB: 0	SB: 0	CS: 1	PA: 39
PITCHER Roger Craig, R (1, 1) ERA: 4.13 Ed Roebuck, R (9, 1) ERA: 2.28	IP	WLS	BF	H	R	ER	SO	BB	IBB	HBP	BLK	WP	HR	S	P	ERA	WHIP																																									
	8.2	W	37	10	4	4	1	3	0	0	1	0	0	69	116	4.15	1.500																																									
	0.1	S	1	0	0	0	1	0	0	0	0	0	0	3	5	0.00	0.000																																									

Los Angeles Dodgers @ St. Louis Cardinals
 Sportsman's Park, St. Louis, MO
 Mon Jul 04 1960, 4:38 AM EDT
 Att. 27,790 - Unknown

AB	35
R	4
H	10
RBI	3
BB	3
SO	2
LOB	15

Batter	1	2	3	4	5	6	7	8	9	AB R H RBI BB SO LOB	TOP														
Don Blasingame, L (1, 4) OBP: 0.313, SLG: 0.310	2-2 L6		1-0 F9		3-2 F9			3-1 G3		4 0 0 0 0 0 1															
Jim Davenport, R (1, 5) OBP: 0.343, SLG: 0.409	2-2 1B			1-3 K		2-3 K		1-3 K		4 0 1 0 0 3 0															
Willie Mays, R (1, 8) OBP: 0.433, SLG: 0.665	1-2 F9			0-3 K		2-0 E6 WP		1-0 F7		4 0 0 0 0 1 1															
Orlando Cepeda, R (1, 3) OBP: 0.311, SLG: 0.525	2-3 K			2-2 BB 1B		1-2 6-3			0-0 F5	4 0 1 0 0 1 2															
Willie Kirkland, L (1, 9) OBP: 0.368, SLG: 0.526		1-0 4-3		4-2 1-2 BB		0-3 K			1-2 G6-4-3 1B	3 0 1 0 1 1 1															
Felipe Alou, R (1, 7) OBP: 0.200, SLG: 0.300		0-0 6-3		2-1 F6			1-2 F9		0-0 G6-4-3 1-2f	4 0 0 0 0 0 3															
Andre Rodgers, R (1, 6) OBP: 0.315, SLG: 0.339		2-2 6-3			4-1 BB		1-3 K			2 0 0 0 1 1 0															
Bob Schmidt, R (1, 2) OBP: 0.333, SLG: 0.395			0-0 6-3		0-0 L7		1-2 1B			3 0 1 0 0 0 1															
Mike McCormick, L (1, 1) OBP: 0.234, SLG: 0.244			1-2 B5-3		0-1 F3		0-1 F9			2 0 0 0 0 0 1															
Joey Amalfitano, R (7, PH) OBP: 0.311, SLG: 0.331										1 0 0 0 0 0 1															
Bud Byerly, R (7, 1)										0 0 0 0 0 0 0															
Joe Shipley, R (7, 1)										0 0 0 0 0 0 0															
Johnny Antonelli, L (7, 1) OBP: 0.211, SLG: 0.167										0 0 0 0 0 0 0															
Inning Stats	R: 0 E: 0 K: 1 S: 16	H: 1 LOB: 1 BB: 0 P: 23	R: 0 E: 0 K: 0 S: 5	H: 0 LOB: 0 BB: 0 P: 8	R: 0 E: 0 K: 0 S: 5	H: 0 LOB: 0 BB: 0 P: 7	R: 0 E: 0 K: 2 S: 14	H: 1 LOB: 2 BB: 1 P: 23	R: 0 E: 0 K: 2 S: 7	H: 0 LOB: 1 BB: 1 P: 14	R: 0 E: 1 K: 2 S: 10	H: 0 LOB: 1 BB: 0 P: 15	R: 0 E: 0 K: 1 S: 11	H: 1 LOB: 1 BB: 0 P: 14	R: 0 E: 0 K: 1 S: 7	H: 0 LOB: 0 BB: 0 P: 12	R: 0 E: 0 K: 0 S: 5	H: 1 LOB: 0 BB: 0 P: 6	1B: 4 2B: 0 3B: 0 HR: 0	SF: 0 SAC: 0 DP: 1 HBP: 0	WP: 1 PB: 0 SB: 0 CS: 0	PA: 33			
PITCHER Johnny Podres, L (1, 1) ERA: 2.83	IP: 9.0 WLS: W BF: 33 H: 4 R: 0 ER: 0 SO: 7 BB: 2 IBB: 0 HBP: 0 BLK: 0 WP: 1 HR: 0 S: 80 P: 122 ERA: 0.00 WHIP: 0.667																								

San Francisco Giants @ Los Angeles Dodgers
Los Angeles Memorial Coliseum, Los Angeles, CA
 Tue Jul 05 1960, 10:05 PM EDT
 Att: 47,698 - Unknown

AB	31
R	0
H	4
RBI	0
BB	2
SO	7
LOB	11



Batter	1	2	3	4	5	6	7	8	9
Maury Wills, S OBP: 0.366, SLG: 0.355 (1, 6)	1-3 K		0-1 4-3		0-0 G1	0-0 FC5		3-1 F4	
Jim Gilliam, S OBP: 0.398, SLG: 0.376 (1, 5)	3-2 6-3			3-1 E7 WP		1-2 4-3	4-2 E 1B PB BB	1-2 L5	
Charlie Neal, R OBP: 0.331, SLG: 0.387 (1, 4)	1-1 4-3			4-2 FC6 BB		0-0 FC9-6 1B	0-0 E3 PB HBP 1B	1-2 BB 1B	
Frank Howard, R OBP: 0.345, SLG: 0.481 (1, 9)		3-1 5-3		0-1 FC6		0-0 FC9-6 1B	3-1 FC4-2 PB HBP	4-0 FC6-4 BB	
Gil Hodges, R OBP: 0.255, SLG: 0.346 (1, 3)		1-1 6-3		1-0 F8		2-0 FC9-6 1B	1-3 K	2-1 FC6-4	
Tommy Davis, R OBP: 0.255, SLG: 0.298 (1, 8) (8, 7)		0-2 6-3		2-2 F2		0-0 1B BB 1B	1-0 FC4-2 1B WP 2B		
Chuck Essegian, R OBP: 0.317, SLG: 0.368 (1, 7)			2-2 1B		1-1 F9	0-0 BB 1B	2-2 2B 1B		
Wally Moon, L OBP: 0.358, SLG: 0.441 (7, 7)						1-3 2-H 1B	1-3 3-H 2B 1B		
Duke Snider, L OBP: 0.344, SLG: 0.481 (8, 8)									
Norm Sherry, R OBP: 0.366, SLG: 0.556 (1, 2)			2-3 K		4-2 SH1-4 BB	4-0 FC5 BB IBB	0-0 1-H 3-H 2B		
Norm Larker, L OBP: 0.386, SLG: 0.466 (7, PH)									
Joe Pignatano, R OBP: 0.320, SLG: 0.333 (7, PR) (8, 2)									
Johnny Podres, L OBP: 0.227, SLG: 0.108 (1, 1)			1-0 1B		0-1 SH1-4	4-1 1-2 2-3 3-H BB	1-3 K		

Inning Stats	R: 0	H: 0	E: 0	K: 1	S: 8	R: 0	H: 0	E: 0	K: 0	S: 7	R: 0	H: 2	E: 0	K: 1	S: 11	R: 1	H: 1	E: 1	K: 0	S: 10	R: 0	H: 0	E: 0	K: 0	S: 9	R: 3	H: 4	E: 0	K: 0	S: 10	R: 4	H: 3	E: 1	K: 2	S: 18	R: 0	H: 1	E: 0	K: 0	S: 10
	LOB: 0	BB: 0	P: 13			LOB: 0	BB: 0	P: 11			LOB: 1	BB: 0	P: 16	LOB: 1	BB: 1	P: 20	LOB: 1	BB: 1	P: 14			LOB: 3	BB: 2	P: 21	LOB: 1	BB: 1	P: 30	LOB: 2	BB: 1	P: 21			LOB: 1	BB: 1	P: 21			LOB: 2	BB: 1	P: 21

PITCHER	IP	WLS	BF	H	R	ER	SO	BB	IBB	HBP	BLK	WP	HR	S	P	ERA	WHIP
Mike McCormick, L ERA: 2.38 (1, 1)	6.0	L	28	7	4	4	2	3	1	0	0	1	0	55	95	6.00	1.667
Bud Byerly, R ERA: 5.57 (7, 1)	0.0		3	1	3	3	0	1	0	1	0	0	0	6	13	∞	∞
Joe Shipley, R ERA: 5.4 (7, 1)	0.2		4	2	1	1	1	0	0	0	0	1	0	8	12	13.50	3.000
Johnny Antonelli, L ERA: 4.75 (7, 1)	1.1		6	1	0	0	1	1	0	0	0	0	0	14	26	0.00	1.500

BOTTOM


San Francisco Giants @ Los Angeles Dodgers
Los Angeles Memorial Coliseum, Los Angeles, CA

Tue Jul 05 1960, 10:05 PM EDT
Att. 47,698 - Unknown

AB	R	H	RBI	BB	SO	LOB
5	0	0	0	0	1	5
4	2	1	0	1	0	0
4	2	3	0	1	0	0
3	0	1	0	1	0	1
5	1	0	0	0	1	7
4	2	1	1	0	0	3
3	0	2	1	0	0	0
1	1	1	1	0	0	0
0	0	0	0	0	0	0
1	0	0	0	2	1	1
1	0	1	2	0	0	0
0	0	0	0	0	0	0
2	0	1	1	1	1	1

AB	33
R	8
H	11
RBI	6
BB	6
SO	4
LOB	18

livebaseballscorecards.com



1B:	9	SF:	0	WP:	2	PA:	41
2B:	2	SAC:	1	PB:	1		
3B:	0	DP:	0	SB:	0		
HR:	0	HBP:	1	CS:	0		

Batter	1	2	3	4	5	6	7	8	9	AB R H RBI BB SO LOB	TOP
Don Blasingame, L (1, 4) OBP: 0.313, SLG: 0.309 BB F C F C F X 	3-2 F6 			0-1 G5-4-3 1B 		1-1 F4 			0-0 1-3 	4 0 1 0 0 0 2	San Francisco Giants @ Los Angeles Dodgers Los Angeles Memorial Coliseum, Los Angeles, CA Wed Jul 06 1960, 10:05 PM EDT Att: 51,863 - Unknown livebaseballscorecards.com
Jim Davenport, R (1, 5) OBP: 0.335, SLG: 0.399 BB F B S S 	2-3 K 			0-1 G5-4-3 1-2f 		2-2 FC5 2-3f 			1-0 F8 	4 0 0 0 0 1 3	
Willie Mays, R (1, 8) OBP: 0.429, SLG: 0.659 S B B T B X 	3-2 6-3 			0-3 K 						3 0 0 0 0 2 0	
Willie Kirkland, L (1, 9) OBP: 0.364, SLG: 0.520 BB S S S S S 			3-3 K 		0-1 F9 					3 0 0 0 0 2 0	
Orlando Cepeda, R (1, 7) OBP: 0.308, SLG: 0.519 C C C C C 			1-3 K 		0-1 4-3 					3 0 0 0 0 1 0	
Willie McCovey, L (1, 3) OBP: 0.379, SLG: 0.482 C X B B B C 			2-1 4-3 		1-1 F7 					3 0 0 0 0 0 0	
Andre Rodgers, R (1, 6) OBP: 0.308, SLG: 0.331 C B C X C C 			1-2 6-3 		2-3 K 					3 0 0 0 0 1 0	
Hobie Landrith, L (1, 2) OBP: 0.266, SLG: 0.224 BB F B F X 			2-1 F5 		0-1 FC5 1B 					3 0 1 0 0 0 0	
Billy O'Dell, S (1, 1) OBP: 0.355, SLG: 0.200 Billy Loes, R (5, 1) OBP: 0.250, SLG: 0.250 Jim Marshall, L (6, PH) OBP: 0.303, SLG: 0.400 Georges Maranda, R (6, 1) OBP: 0.333, SLG: 0.333 Dale Long, L (9, PH) OBP: 0.255, SLG: 0.271 BB C B B X 			2-1 F8 		3-1 					3-2 3-1 	
Inning Stats R: 0 H: 0 E: 0 LOB: 0 K: 1 BB: 0 S: 11 P: 19	R: 0 H: 0 E: 0 LOB: 0 K: 2 BB: 0 S: 8 P: 14	R: 0 H: 0 E: 0 LOB: 0 K: 0 BB: 0 S: 7 P: 12	R: 0 H: 1 E: 0 LOB: 0 K: 1 BB: 0 S: 8 P: 8	R: 0 H: 0 E: 0 LOB: 0 K: 0 BB: 0 S: 6 P: 7	R: 0 H: 2 E: 0 LOB: 2 K: 2 BB: 0 S: 12 P: 20	R: 0 H: 0 E: 0 LOB: 0 K: 2 BB: 0 S: 10 P: 17	R: 0 H: 0 E: 0 LOB: 0 K: 0 BB: 0 S: 5 P: 8	R: 0 H: 0 E: 0 LOB: 0 K: 0 BB: 0 S: 7 P: 11	1B: 3 SF: 0 2B: 0 SAC: 0 3B: 0 DP: 1 HR: 0 HBP: 0	WP: 0 PA: 29 PB: 0 SB: 0 CS: 0	
PITCHER Stan Williams, R (1, 1) ERA: 2.32	IP WLS BF H R ER SO BB IBB HBP BLK WP HR S P ERA WHIP 9.0 W 29 3 0 0 7 0 0 0 0 0 0 0 74 116 0.00 0.333	PITCHER IP WLS BF H R ER SO BB IBB HBP BLK WP HR S P ERA WHIP									



Batter	1	2	3	4	5	6	7	8	9	AB	R	H	RBI	BB	SO	LOB
Maury Wills, S OBP: 0.367, SLG: 0.350 (1, 6)	1-0 B1-3	0-0 F9		4-0 G5-4-3 BB		4-2 1B HR BB	2-1 6-3			3	1	0	0	2	0	1
Jim Gilliam, S OBP: 0.395, SLG: 0.373 (1, 5)	1-1 1B 1B		0-0 F7	2-2 G5-4-3 1-2f		1-1 F5		2-0 G3		5	1	1	0	0	0	2
Charlie Neal, R OBP: 0.336, SLG: 0.391 (1, 4)	2-3 K		1-1 1B		0-0 1B G6-4-3	0-1 1-3 HR 1B		0-0 6-3		5	2	3	0	0	1	1
Frank Howard, R OBP: 0.356, SLG: 0.503 (1, 9)	2-0 1B 1-3 1B		1-2 F7		3-1 1-3 1B G6-4-3	3-2 1-H 3-H HR		4-0 BB		4	1	3	3	1	0	1
Gil Hodges, R OBP: 0.253, SLG: 0.340 (1, 3)	2-1 1-3 3-H 1B FC6-4		0-3 K		1-0 1-2f 3-H G6-4-3	0-3 K		1-3 K		5	0	1	1	0	3	3
Tommy Davis, R OBP: 0.254, SLG: 0.290 (1, 8)	0-0 1-2f FC6-4			0-0 5-3	4-0 S BB		0-1 F4			3	0	0	0	1	0	2
Chuck Essegian, R OBP: 0.356, SLG: 0.375 (1, 7)		2-2 F3		4-2 1B HR BB	4-2 1-2 BB		1-1 HR 1B			2	2	1	0	2	0	0
Norm Sherry, R OBP: 0.381, SLG: 0.596 (1, 2)		0-0 1B		1-2 1-3 HR 1B	2-3 K		1-1 1-H HR			4	2	3	2	0	1	2
Stan Williams, R OBP: 0.091, SLG: 0.182 (1, 1)		2-2 F8		2-1 1-H 3-H HR		1-3 K	1-3 K			4	1	1	3	0	2	1

Inning Stats	R: 1	H: 3	E: 0	K: 1	S: 10	H: 3	LOB: 2	BB: 0	P: 18	R: 0	H: 1	E: 0	K: 0	S: 9	H: 1	LOB: 1	BB: 0	P: 13	R: 0	H: 1	E: 0	K: 1	S: 9	H: 2	LOB: 2	BB: 2	P: 24	R: 1	H: 2	E: 0	K: 1	S: 10	R: 3	H: 2	E: 0	K: 2	S: 17	H: 2	LOB: 0	BB: 1	P: 26	R: 2	H: 2	E: 0	K: 1	S: 11	R: 0	H: 0	E: 0	K: 1	S: 5	H: 0	LOB: 1	BB: 1	P: 12
1B: 10	SF: 0	2B: 0	SAC: 0	3B: 0	DP: 2	HR: 3	HBP: 0	WP: 0	PA: 41																																														

PITCHER	IP	WLS	BF	H	R	ER	SO	BB	IBB	HBP	BLK	WP	HR	S	P	ERA	WHIP
Billy O'Dell, L ERA: 2.57 (1, 1)	4.0	L	22	9	5	4	2	2	0	0	0	0	1	42	72	9.00	2.750
Billy Loes, R ERA: 8.25 (5, 1)	1.0		4	0	0	0	1	2	0	0	0	0	7	18	0.00	2.000	
Georges Maranda, R ERA: 5.23 (6, 1)	3.0		15	4	5	5	4	2	0	0	0	0	2	33	54	15.00	2.000

BOTTOM

San Francisco Giants @ Los Angeles Dodgers
Los Angeles Memorial Coliseum, Los Angeles, CA

Wed Jul 06 1960, 10:05 PM EDT
Att. 51,863 - Unknown

livebaseballscorecards.com

AB	35
R	10
H	13
RBI	9
BB	6
SO	7
LOB	13



Batter	1	2	3	4	5	6	7	8	9	AB R H RBI BB SO LOB	TOP											
Richie Ashburn, L (1, 7) OBP: 0.457, SLG: 0.374 (7, 8)	4-2 BB		0-0 14 1B		1-2 F5		4-2 BB		3-2 FC5-4 1B	3 0 2 0 2 0 0												
Danny Murphy, L (1, 8) OBP: 0.167, SLG: 0.175 Joe Schaffernoth, R (7, 1) Bob Will, L (9, PH) OBP: 0.328, SLG: 0.412	2-3 K		1-3 K		3-2 BB 14 HBP 1B		0-3 K		1-2 FC5-4 1-2f	4 0 1 0 0 3 4 0 0 0 0 0 0 0 1 0 0 0 0 0 1												
14 Ernie Banks, R (1, 6) OBP: 0.378, SLG: 0.606 Don Zimmer, R (5, PR) OBP: 0.319, SLG: 0.376 (5, 6)	1-1 F7		0-2 1-3 1B		1-0 BB 1-2 HBP		1-1 G5-3 2-3f			2 0 1 0 0 0 1 1 0 0 0 0 0 2												
Ed Bouchee, L (1, 3) OBP: 0.358, SLG: 0.310	0-0 4-3		3-3 K		4-1 BB 1-2 2-3			2-3 K		3 0 0 0 1 2 3												
George Altman, L (1, 9) OBP: 0.357, SLG: 0.520		1-2 HR	3-2 G3		0-3 K			0-1 F7		4 1 1 1 0 1 5												
Ron Santo, R (1, 5) OBP: 0.328, SLG: 0.396		2-1 6-3		0-3 K		2-0 G1-6-3 1B		2-2 1B		4 0 2 0 0 1 0												
Jerry Kindall, R (1, 4) OBP: 0.301, SLG: 0.397		1-1 6-3		0-0 6-3		0-1 G1-6-3 1-2f		0-0 5-3		4 0 0 0 0 0 2												
El Tappe, R (1, 2) OBP: 0.370, SLG: 0.364		2-2 2B		1-2 5-3		0-3 K			2-1 6-3	4 0 1 0 0 1 0												
Mark Freeman, R (1, 1) OBP: 0.235, SLG: 0.188 Earl Averill, R (5, PH) OBP: 0.314, SLG: 0.312 Seth Morehead, L (5, 1) OBP: 0.158, SLG: 0.158 Frank Thomas, R (7, PH) OBP: 0.294, SLG: 0.439 (7, 7)		0-1 6-3		1-0 F3		4-2 G5-3 BB BB		0-0 F8		1 0 0 0 0 0 1 1 0 0 0 0 0 0 0 0 0 0 0 0 0 1 0 0 0 1 0 0												
Inning Stats	R: 0 E: 0 K: 1 S: 9	H: 0 LOB: 1 BB: 1 P: 16	R: 1 E: 0 K: 0 S: 13	H: 2 LOB: 1 BB: 0 P: 19	R: 0 E: 0 K: 2 S: 15	H: 2 LOB: 2 BB: 0 P: 22	R: 0 E: 0 K: 1 S: 7	H: 0 LOB: 0 BB: 0 P: 8	R: 0 E: 0 K: 1 S: 12	H: 1 LOB: 3 BB: 1 P: 22	R: 0 E: 0 K: 1 S: 6	H: 1 LOB: 0 BB: 0 P: 8	R: 0 E: 0 K: 1 S: 11	H: 0 LOB: 1 BB: 2 P: 20	R: 0 E: 0 K: 1 S: 13	H: 1 LOB: 1 BB: 0 P: 17	R: 0 E: 0 K: 0 S: 10	H: 1 LOB: 1 BB: 0 P: 16	1B: 6 2B: 1 3B: 0 HR: 1	SF: 0 SAC: 0 DP: 2 HBP: 1	WP: 0 PB: 0 SB: 0 CS: 0	PA: 38
PITCHER Don Drysdale, R (1, 1) ERA: 3.31	IP 9.0 WLS W BF 38 H 8 R 1 ER 1 SO 8 BB 4 IBB 0 HBP 1 BLK 0 WP 0 HR 1 S 96 P 148 ERA 1.00 WHIP 1.333								PITCHER IP WLS BF H R ER SO BB IBB HBP BLK WP HR S P ERA WHIP													

Chicago Cubs @ Los Angeles Dodgers
 Los Angeles Memorial Coliseum, Los Angeles, CA

AB	33
R	1
H	8
RBI	1
BB	4
SO	8
LOB	19



Thu Jul 07 1960, 10:05 PM EDT
 Att: 21,279 - Unknown

livebaseballscorecards.com

Batter	1	2	3	4	5	6	7	8	9
Jim Gilliam, S (1, 5) OBP: 0.395, SLG: 0.375 B C F B C B B B B	2-3 	4-0 		0-1 		0-0 1-3 		1-2 	
Wally Moon, L (1, 7) OBP: 0.359, SLG: 0.438 F X B B B B	0-1 	1-0 		4-0 		0-0 F4 		1-3 	
Norm Larker, L (1, 3) OBP: 0.391, SLG: 0.472 Gil Hodges, R (6, PH) OBP: 0.252, SLG: 0.338 C B B S B B B B B B	5-1 	0-1 		0-1 		2-2 F3 			
Frank Howard, R (1, 9) OBP: 0.358, SLG: 0.503 B X B B C S C	1-0 		3-3 	2-3 			3-2 		
Duke Snider, L (1, 8) OBP: 0.347, SLG: 0.518 S B B B X B B B B	3-2 		1-0 		2-2 		2-3 		
Charlie Neal, R (1, 4) OBP: 0.334, SLG: 0.389 X C F F C	0-0 		1-3 		0-0 		0-2 		
Norm Sherry, R (1, 2) OBP: 0.385, SLG: 0.583 X B B C C B B	0-0 			4-1 		3-2 		4-2 	
Maury Wills, S (1, 6) OBP: 0.364, SLG: 0.348 C B X B B C C B B		1-1 		1-0 		0-1 		3-2 	
Don Drysdale, R (1, 1) OBP: 0.213, SLG: 0.289 B C C X B B C C B B		1-1 		2-3 		3-1 		1-3 	

Inning Stats	R: 3	H: 4	E: 0	LOB: 1	K: 1	S: 13	P: 23	R: 0	H: 1	E: 0	LOB: 2	K: 0	S: 7	P: 14	R: 0	H: 0	E: 0	LOB: 0	K: 2	S: 7	P: 12	R: 3	H: 2	E: 0	LOB: 1	K: 2	S: 12	P: 25	R: 1	H: 1	E: 0	LOB: 0	K: 0	S: 10	P: 15	R: 0	H: 1	E: 0	LOB: 1	K: 0	S: 7	P: 12	R: 0	H: 1	E: 0	LOB: 2	K: 1	S: 15	P: 27	R: 0	H: 0	E: 0	LOB: 0	K: 2	S: 9	P: 12
--------------	------	------	------	--------	------	-------	-------	------	------	------	--------	------	------	-------	------	------	------	--------	------	------	-------	------	------	------	--------	------	-------	-------	------	------	------	--------	------	-------	-------	------	------	------	--------	------	------	-------	------	------	------	--------	------	-------	-------	------	------	------	--------	------	------	-------

PITCHER	IP	WLS	BF	H	R	ER	SO	BB	IBB	HBP	BLK	WP	HR	S	P	ERA	WHIP
Mark Freeman, R (1, 1) ERA: 6.6	4.0	L	22	7	6	6	5	4	0	0	0	0	0	39	74	13.50	2.750
Seth Morehead, L (5, 1) ERA: 3.62	2.0		8	2	1	1	0	0	0	0	0	0	1	17	27	4.50	1.000
Joe Schaffernoth, R (7, 1) ERA: 3.95	2.0		8	1	0	0	3	1	0	0	0	0	0	24	39	0.00	1.000

AB R H RBI BB SO LOB

4	1	1	1	1	1	1
4	1	1	0	1	1	3
2	1	1	2	1	0	2
1	0	0	0	0	0	1
4	1	2	0	0	2	1
4	2	2	3	0	1	1
4	0	1	1	0	1	1
2	0	0	0	2	0	1
4	1	1	0	0	0	3
3	0	1	0	0	2	1

1B: 5	SF: 0	WP: 0	PA: 38
2B: 3	SAC: 1	PB: 0	
3B: 1	DP: 0	SB: 1	
HR: 1	HBP: 0	CS: 1	



Chicago Cubs @ Los Angeles Dodgers
 Los Angeles Memorial Coliseum, Los Angeles, CA
 Thu Jul 07 1960, 10:05 PM EDT
 Att. 21,279 - Unknown

livebaseballscorecards.com

AB	32
R	7
H	10
RBI	7
BB	5
SO	8
LOB	15

Batter	1	2	3	4	5	6	7	8	9	AB R H RBI BB SO LOB	TOP		
Richie Ashburn, L (1, 8) OBP: 0.456, SLG: 0.379	4-2 14 1B 1B BB		1-2 1B 3B	0-0 5-3		0-1 F6			2-1 6-3	4 2 1 0 1 0 3			
George Altman, L (1, 9) OBP: 0.352, SLG: 0.504	0-0 F6		1-0 4-3	2-0 L7			4-1 P4-3 BB		1-3 K	4 0 0 0 1 1 3			
Frank Thomas, R (1, 7) OBP: 0.296, SLG: 0.438	0-2 14 1B 1B		1-1 14 S BB 1B		2-1 L7		1-0 P4-3 BB		0-0 4-3	5 1 2 1 0 0 1			
14 Ernie Banks, R (1, 6) OBP: 0.383, SLG: 0.607	1-2 1B 1B		3-3 3-H 1B		4-2 G3-6-3 BB		1-1 1B			3 0 2 0 1 1 1			
Ed Bouchee, L (1, 3) OBP: 0.360, SLG: 0.311	3-1 G6-4-3 1B		4-0 BB IBB		0-1 G3-6-3		0-1 F8			3 0 1 2 1 0 2			
Ron Santo, R (1, 5) OBP: 0.339, SLG: 0.393	0-1 G6-4-3		4-1 BB		1-3 K		2-1 SH1-4 1B			3 0 1 0 1 1 2			
Don Zimmer, R (8, PR) OBP: 0.319, SLG: 0.376	1-2f		1-2 2-3 BB		0-0 FC1-5 1B		1-2 SH1-4			0 0 0 0 0 0 0			
Jerry Kindall, R (1, 4) OBP: 0.302, SLG: 0.396		1-2 F2	0-3 K		1-1 E6 FC1-5 1B		1-2 4-3			3 0 1 0 0 1 3			
El Tappe, R (1, 2) OBP: 0.367, SLG: 0.400		3-3 K		1-2 2B		1-1 E6 FC1-5		1-2 4-3		3 0 1 0 0 1 1			
Bob Will, L (8, PH) OBP: 0.327, SLG: 0.410						1-2 FC1-5		2-3 4-3		1 0 0 0 0 0 2			
Don Elston, R (8, 1) OBP: 0.125, SLG: 0.125						0-0 FC1-5		2-1 6-3		0 0 0 0 0 0 0			
Bob Anderson, R (1, 1) OBP: 0.244, SLG: 0.211		1-0 5-3		0-3 K		1-2 2-3f				3 0 0 0 0 1 3			
Earl Averill, R (8, PH) OBP: 0.311, SLG: 0.309										1 0 0 0 0 0 2			
Inning Stats	R: 2 H: 3 E: 0 LOB: 1 K: 0 BB: 1 S: 16 P: 24	R: 0 H: 0 E: 0 LOB: 0 K: 1 BB: 0 S: 7 P: 12	R: 1 H: 2 E: 0 LOB: 3 K: 2 BB: 2 S: 14 P: 28	R: 0 H: 1 E: 0 LOB: 1 K: 1 BB: 0 S: 8 P: 11	R: 0 H: 0 E: 0 LOB: 0 K: 0 BB: 1 S: 6 P: 12	R: 0 H: 1 E: 1 LOB: 2 K: 1 BB: 0 S: 9 P: 11	R: 0 H: 1 E: 0 LOB: 1 K: 0 BB: 1 S: 6 P: 12	R: 0 H: 1 E: 0 LOB: 2 K: 0 BB: 0 S: 8 P: 14	R: 0 H: 0 E: 0 LOB: 0 K: 1 BB: 0 S: 7 P: 10	1B: 7 SF: 0 2B: 2 SAC: 1 3B: 1 DP: 3 HR: 0 HBP: 0	WP: 0 PA: 39 PB: 0 SB: 1 CS: 0		
PITCHER Roger Craig, R (1, 1) ERA: 4.7	IP WLS BF H R ER SO BB IBB HBP BLK WP HR S P ERA WHIP											PITCHER Ed Roebuck, R (3, 1) ERA: 2.03	IP WLS BF H R ER SO BB IBB HBP BLK WP HR S P ERA WHIP
	2.1 12 5 3 3 1 1 0 0 0 0 0 0 30 46 11.57 2.571												6.2 27 4 0 0 5 3 1 0 0 0 0 0 51 88 0.00 1.050

Chicago Cubs @ Los Angeles Dodgers
 Los Angeles Memorial Coliseum, Los Angeles, CA
 Fri Jul 08 1960, 10:05 PM EDT
 Att: 25,540 - Unknown

AB	33
R	3
H	9
RBI	3
BB	5
SO	6
LOB	23



Batter	1	2	3	4	5	6	7	8	9
Jim Gilliam, S <small>OBP: 0.393, SLG: 0.371</small> (1, 5)	0-1 F3 		4-2 WP 1B 1B BB		1-2 4-3		1-0 4-3		
Wally Moon, L <small>OBP: 0.361, SLG: 0.451</small> (1, 7)	0-1 B1-3		1-1 WP 1B 1B			2-2 4-3		0-0 HR	
Norm Larker, L <small>OBP: 0.368, SLG: 0.467</small> Gil Hodges, R <small>OBP: 0.252, SLG: 0.338</small> (9, 3)	0-0 F8		3-1 1-H 2-H 1B			2-1 6-3		3-1 F6	
Frank Howard, R <small>OBP: 0.361, SLG: 0.505</small> (1, 9)		1-1 4-3 WP 2B	1-2 F9			4-2 3B BB		1-3 K	
Duke Snider, L <small>OBP: 0.345, SLG: 0.524</small> (1, 8)		0-0 4-3 2-3		0-0 F8		0-0 1-H 3B		3-3 K	
Charlie Neal, R <small>OBP: 0.331, SLG: 0.385</small> (1, 4)		3-2 F8 3-H		2-2 6-3		1-3 K			
Norm Sherry, R <small>OBP: 0.375, SLG: 0.566</small> (1, 2)		3-1 5-3		1-3 K			2-3 K		
Maury Wills, S <small>OBP: 0.364, SLG: 0.348</small> (1, 6)			1-2 4-3		2-1 5-3		0-1 S 1B		
Roger Craig, R <small>OBP: 0.182, SLG: 0.100</small> Ed Roebuck, R <small>OBP: 0.267, SLG: 0.333</small> (3, 1)			2-1 L9		1-3 K		1-2 5-3		

AB	R	H	RBI	BB	SO	LOB
3	1	0	0	1	0	1
4	2	2	1	0	0	0
4	0	1	2	0	0	0
0	0	0	0	0	0	0
3	2	1	0	1	1	1
4	0	1	1	0	1	1
3	0	0	0	0	1	1
3	0	0	0	0	2	0
3	0	1	0	0	0	0
0	0	0	0	0	0	0
3	0	0	0	0	1	1

BOTTOM

Chicago Cubs @ Los Angeles Dodgers
 Los Angeles Memorial Coliseum, Los Angeles, CA

livebaseballscorecards.com

AB	30
R	5
H	6
RBI	4
BB	2
SO	6
LOB	5

Inning Stats		R: 0	H: 0	E: 0	K: 0	S: 5	R: 1	H: 1	E: 0	K: 0	S: 9	R: 2	H: 2	E: 0	K: 0	S: 16	R: 0	H: 0	E: 0	K: 1	S: 7	R: 0	H: 0	E: 0	K: 1	S: 8	R: 1	H: 1	E: 0	K: 1	S: 12	R: 0	H: 1	E: 0	K: 1	S: 9	R: 1	H: 1	E: 0	K: 2	S: 12	
LOB: 0	BB: 0	LOB: 0	BB: 0	LOB: 1	BB: 1	LOB: 0	BB: 0	LOB: 1	BB: 1	LOB: 0	BB: 0	LOB: 0	BB: 0	LOB: 1	BB: 1	LOB: 1	BB: 0	LOB: 1	BB: 0	LOB: 1	BB: 0	LOB: 1	BB: 0	LOB: 1	BB: 0	LOB: 1	BB: 0	LOB: 1	BB: 0	LOB: 1	BB: 0	LOB: 1	BB: 0	LOB: 1	BB: 0	LOB: 0	BB: 0	LOB: 0	BB: 0	LOB: 0	BB: 0	LOB: 0

PITCHER	IP	WLS	BF	H	R	ER	SO	BB	IBB	HBP	BLK	WP	HR	S	P	ERA	WHIP
Bob Anderson, R <small>ERA: 4.47</small>	(1, 1)	7.0	28	5	4	4	4	2	0	0	0	2	0	66	105	5.14	1.000
Don Elston, R <small>ERA: 2.96</small>	(8, 1)	1.0	4	1	1	1	2	0	0	0	0	0	1	12	19	9.00	1.000

Fri Jul 08 1960, 10:05 PM EDT
 Att. 25,540 - Unknown

Batter	1	2	3	4	5	6	7	8	9	AB R H RBI BB SO LOB	TOP										
Julian Javier, R (1, 4) OBP: 0.306, SLG: 0.378 Walt Moryn, L (6, PH) OBP: 0.331, SLG: 0.363 Alex Grammas, R (6, 4) OBP: 0.246, SLG: 0.250	1-1 HR		0-0 4-3		3-2 6-3	1-3 K		3-2 F6		3 1 1 1 0 0 0 1 0 0 0 0 1 2 1 0 0 0 0 0 2											
Joe Cunningham, L (1, 9) OBP: 0.392, SLG: 0.425	3-1 4-3		1-2 G3		0-0 1B 1B		2-1 3B 1B		0-0 F7	5 1 2 0 0 0 0											
Ken Boyer, R (1, 5) OBP: 0.334, SLG: 0.528	1-2 1B 1B		2-2 6-3		1-0 1B FC6 1B		1-2 F7		3-2 HR	5 1 3 1 0 0 1											
Bob Nieman, R (1, 7) OBP: 0.364, SLG: 0.449 John Glenn, R (9, 7) OBP: 0.296, SLG: 0.385	1-2 1B			0-0 E5 SH2-3 BB	2-2 FC6		3-0 3B		2-0 F8	5 0 2 1 0 0 2 0 0 0 0 0 0 0											
Daryl Spencer, R (1, 6) OBP: 0.369, SLG: 0.466	1-3 K			4-2 SH2-3 1-2 BB		2-2 HR		2-2 5-3	0-1 5-3	4 1 1 1 1 1 2											
Bill White, L (1, 3) OBP: 0.360, SLG: 0.498	2-2 G3			0-0 SH2-3 1-2 2-3		0-0 2B		0-0 4-3		3 0 1 0 0 0 2											
Curt Flood, R (1, 8) OBP: 0.301, SLG: 0.378		0-1 G6-4-3 1B		1-0 F9		4-2 3-1 BB		2-2 BB 1B		3 0 2 0 1 0 2											
Hal Smith, R (1, 2) OBP: 0.284, SLG: 0.284 Carl Sawatski, L (6, PH) OBP: 0.288, SLG: 0.321 Darrell Johnson, R (9, 2)		0-0 G6-4-3		1-0 5-3		0-3 K		4-2 BB 1-2 BB		2 0 0 0 0 0 3 1 0 0 0 1 1 2 0 0 0 0 0 0 0											
Ernie Broglio, R (1, 1) OBP: 0.321, SLG: 0.280 George Crowe, L (6, PH) OBP: 0.261, SLG: 0.349 Lindy McDaniel, R (6, 1) OBP: 0.211, SLG: 0.167		1-2 F7		1-0 F5		1-2 3-1		0-3 K		2 0 0 0 0 0 0 1 0 0 0 0 0 2 1 0 0 0 0 1 2											
Inning Stats	R: 1 E: 0 K: 1 S: 17	H: 3 LOB: 2 BB: 0 P: 26	R: 0 E: 0 K: 0 S: 7	H: 1 LOB: 0 BB: 0 P: 8	R: 0 E: 0 K: 0 S: 7	H: 0 LOB: 2 BB: 1 P: 13	R: 0 E: 0 K: 0 S: 9	H: 2 LOB: 2 BB: 0 P: 16	R: 1 E: 0 K: 2 S: 17	H: 2 LOB: 2 BB: 1 P: 25	R: 1 E: 0 K: 0 S: 10	H: 2 LOB: 0 BB: 0 P: 18	R: 0 E: 0 K: 1 S: 13	H: 1 LOB: 2 BB: 1 P: 22	R: 1 E: 0 K: 0 S: 8	H: 1 LOB: 0 BB: 0 P: 13	1B: 7 2B: 1 3B: 1 HR: 3	SF: 0 SAC: 1 DP: 1 HBP: 0	WP: 0 PB: 0 SB: 0 CS: 0	PA: 41	
Johnny Podres, L (1, 1) ERA: 2.86 Larry Sherry, R (6, 1) ERA: 4.86	IP: 5.0 WLS: L BF: 25 H: 4 R: 2 ER: 2 SO: 1 BB: 2 IBB: 0 HBP: 0 BLK: 0 WP: 0 HR: 2 S: 54 P: 86 ERA: 3.60 WHIP: 2.000																				

St. Louis Cardinals @ Los Angeles Dodgers
 Los Angeles Memorial Coliseum, Los Angeles, CA

Sat Jul 09 1960, 10:05 PM EDT
 Att: 43,161 - Unknown

AB	37
R	4
H	12
RBI	4
BB	3
SO	4
LOB	22



Batter	1	2	3	4	5	6	7	8	9	AB R H RBI BB SO LOB
Jim Gilliam, S OBP: 0.393, SLG: 0.370 (1, 5)	4-1 HR BB	1-1 F7		3-1 F8		1-1 F9			1-0 FC5-6 1B	4 1 1 0 1 0 2
Wally Moon, L OBP: 0.358, SLG: 0.446 (1, 7)	1-3 K	0-0 1B		0-0 E4 CS			0-0 F8		0-0 FC5-6 FC6-4 1-2f	5 0 1 0 0 1 2
Norm Larker, L OBP: 0.378, SLG: 0.454 (1, 3)	1-1 4-3	0-0 G3		3-1 F9 1-2			0-1 L8		1-0 F9	5 0 0 0 0 0 5
Frank Howard, R OBP: 0.362, SLG: 0.518 (1, 9)	1-1 HR		1-3 K		1-3 K		1-0 1B		1-1 FC6-4 1-2f	5 1 2 2 0 2 1
Duke Snider, L OBP: 0.349, SLG: 0.521 (1, 8)	4-1 BB BB		3-1 2B FC6-5 1B		3-3 K		2-3 K			3 1 1 0 1 2 1
Charlie Neal, R OBP: 0.333, SLG: 0.388 (1, 4)	4-1 FC5-4 BB		2-1 FC6-5 2B		1-1 L9			0-0 F7		3 0 1 0 1 0 0
Norm Sherry, R OBP: 0.371, SLG: 0.549 (1, 2)	1-0 FC5-4 1-2f		4-0 FC6-5 IBB			1-2 L8		0-0 F9		3 0 0 0 1 0 2
Maury Wills, S OBP: 0.358, SLG: 0.341 (1, 6)		0-1 B5-3	1-1 FC6-5			0-0 5-3		2-1 E5		4 0 0 1 0 0 2
Johnny Podres, L OBP: 0.239, SLG: 0.128 Larry Sherry, R OBP: 0.238, SLG: 0.450 (6, 1)		1-0 1B	1-2 3-1			2-1 3B		3-1 F9		2 0 1 0 0 0 2 2 0 1 0 0 0 1

Inning Stats	R: 2	H: 1	E: 0	K: 1	S: 11	LOB: 2	BB: 3	P: 27	R: 0	H: 2	E: 0	K: 0	S: 7	LOB: 2	BB: 0	P: 9	R: 1	H: 2	E: 0	K: 1	S: 12	LOB: 2	BB: 1	P: 24	R: 0	H: 0	E: 1	K: 0	S: 5	LOB: 0	BB: 0	P: 11	R: 0	H: 0	E: 0	K: 2	S: 8	LOB: 0	BB: 0	P: 13	R: 0	H: 1	E: 0	K: 0	S: 8	LOB: 1	BB: 0	P: 12	R: 0	H: 1	E: 0	K: 1	S: 7	LOB: 1	BB: 0	P: 10	R: 0	H: 0	E: 1	K: 0	S: 6	LOB: 1	BB: 0	P: 11	R: 0	H: 1	E: 0	K: 0	S: 5	LOB: 1	BB: 0	P: 8	1B: 5	SF: 0	2B: 1	SAC: 0	3B: 1	DP: 0	HR: 1	HBP: 0	WP: 0	PA: 40	PB: 0	SB: 0	CS: 1
PITCHER	IP	WLS	BF	H	R	ER	SO	BB	IBB	HBP	BLK	WP	HR	S	P	ERA	WHIP																			IP	WLS	BF	H	R	ER	SO	BB	IBB	HBP	BLK	WP	HR	S	P	ERA	WHIP																																	
Ernie Broglio, R ERA: 3.0 Lindy McDaniel, R ERA: 2.58	(1, 1)	5.0		24	5	3	3	4	3	1	0	0	0	43	84	5.40	1.600																			(6, 1)	4.0	W	16	3	0	0	1	0	0	0	0	0	26	41	0.00	0.750																																	

BOTTOM

St. Louis Cardinals @ Los Angeles Dodgers
Los Angeles Memorial Coliseum, Los Angeles, CA

livebaseballscorecards.com

AB	36
R	3
H	8
RBI	3
BB	4
SO	5
LOB	18



Sat Jul 09 1960, 10:05 PM EDT
Att. 43,161 - Unknown

Batter	1	2	3	4	5	6	7	8	9	AB	R	H	RBI	BB	SO	LOB	TOP										
Julian Javier, R (1, 4) OBP: 0.303, SLG: 0.390	1-1 F8	3-2 FC5		1-1 FC5-4		0-1 HR		1-0 6-3		5	1	1	1	0	0	3											
Joe Cunningham, L (1, 9) Walt Moryn, L (1, 9) OBP: 0.393, SLG: 0.427 OBP: 0.323, SLG: 0.353	2-2 1B HR 1B	0-0 G3		0-0 F7		1-1 4-3		2-1 G3		1	1	1	0	0	0	0											
Bill White, L (1, 3) OBP: 0.358, SLG: 0.494	0-2 1-3 HR 1B		0-0 E8 WP 1B		1-1 G3	3-2 F8		1-1 F8		5	2	1	0	0	0	0											
Stan Musial, L (1, 7) OBP: 0.398, SLG: 0.487	2-1 1-H 3-H HR		3-1 F8 1B		4-2 1B BB	1-1 F7			1-0 1-3	4	2	2	4	1	0	0											
Ken Boyer, R (1, 5) OBP: 0.332, SLG: 0.520	2-3 K		0-1 F9		4-1 1B BB		3-2 E5 S BB SF9-6-3		1-2 F7	4	1	0	0	1	1	1											
Daryl Spencer, R (1, 6) OBP: 0.369, SLG: 0.463	1-3 K		0-0 F8		1-1 1-3 2-H 1B		4-2 1-2 S BB		3-2 5-3	4	0	1	1	1	1	1											
Curt Flood, R (1, 8) OBP: 0.300, SLG: 0.372		1-1 FC3-5 HBP		2-1 F6		1-3 K		0-1 F7		3	0	0	0	0	1	5											
Hal Smith, R (1, 2) Carl Sawatski, L (7, PH) OBP: 0.297, SLG: 0.284 OBP: 0.294, SLG: 0.321		4-0 FC5 FC3-5 BB		4-0 FC5-4 BB		4-0 IBB		4-0 SF9-6-3 IBB		0	0	0	0	3	0	0											
Ron Kline, R (1, 1) Larry Jackson, R (2, 1) Ernie Broglio, R (6, 1) Lindy McDaniel, R (6, 1) George Crowe, L (7, PH) Bob Duliba, R (7, 1) Bob Gibson, R (8, 1) OBP: 0.103, SLG: 0.103 OBP: 0.220, SLG: 0.228 OBP: 0.201, SLG: 0.280 OBP: 0.258, SLG: 0.167 OBP: 0.258, SLG: 0.349 OBP: 0.200, SLG: 0.200		0-0 FC3-5		0-3 K		3-2 5-3		3-1 SF9-6-3		1	0	0	0	0	0	2											
Inning Stats	R: 3 E: 0 K: 2 S: 18	H: 3 LOB: 0 BB: 0 P: 26	R: 0 E: 0 K: 0 S: 6	H: 0 LOB: 2 BB: 1 P: 14	R: 1 E: 1 K: 0 S: 8	H: 1 LOB: 1 BB: 0 P: 13	R: 0 E: 0 K: 1 S: 6	H: 0 LOB: 1 BB: 1 P: 11	R: 1 E: 0 K: 1 S: 13	H: 1 LOB: 3 BB: 3 P: 31	R: 1 E: 0 K: 0 S: 9	H: 1 LOB: 0 BB: 0 P: 14	R: 1 E: 1 K: 0 S: 10	H: 0 LOB: 1 BB: 2 P: 24	R: 0 E: 0 K: 0 S: 5	H: 0 LOB: 0 BB: 0 P: 9	R: 0 E: 0 K: 0 S: 7	H: 0 LOB: 0 BB: 0 P: 12	1B: 4 2B: 1 3B: 0 HR: 2	SF: 1 SAC: 0 DP: 1 HBP: 1	WP: 1 PB: 0 SB: 2 CS: 0	PA: 42					
PITCHER	IP	WLS	BF	H	R	ER	SO	BB	IBB	HBP	BLK	WP	HR	S	P	ERA	WHIP										
Stan Williams, R (1, 1) ERA: 2.55	4.1		24	5	5	4	3	4	0	1	0	1	1	45	81	8.31	2.077										
Ed Palmquist, R (5, 1) ERA: 2.31	1.2		7	1	1	1	1	0	1	0	0	0	1	15	28	5.40	0.600										
Sandy Koufax, L (7, 1) ERA: 4.83	0.0		2	0	1	0	0	1	0	0	0	0	0	6	13	∞	∞										
Ed Roebuck, R (7, 1) ERA: 1.94	3.0	W	9	0	0	0	0	0	1	0	0	0	0	16	32	0.00	0.000										

St. Louis Cardinals @ Los Angeles Dodgers
Los Angeles Memorial Coliseum, Los Angeles, CA

Sun Jul 10 1960, 6:33 AM EDT
Att: 26,653 - Unknown

AB	33
R	7
H	6
RBI	7
BB	7
SO	4
LOB	19



Batter	1	2	3	4	5	6	7	8	9
Jim Gilliam, S (1, 5) <small>OBP: 0.391, SLG: 0.365</small>	3-2 5-3	2-1 FC5-2			0-0 F6	4-1 BB 1B BB	1-2 L6		
Wally Moon, L (1, 7) <small>OBP: 0.356, SLG: 0.445</small>	1-0 G3	0-3 K			1-2 1B 2B	1-0 F7		2-1 3-1	
Norm Larker, L (1, 3) <small>OBP: 0.368, SLG: 0.463</small> Joe Pignatano, R (8, PR) <small>OBP: 0.320, SLG: 0.333</small> Gil Hodges, R (9, 3) <small>OBP: 0.252, SLG: 0.338</small>	4-0 HR BB		0-0 4-3		0-0 FC6-4 1B 2-H	4-1 1B BB		2-0 2B 2B	
Frank Howard, R (1, 9) <small>OBP: 0.367, SLG: 0.539</small>	2-2 HR 1-H		1-0 5-3		2-3 K	2-0 FC5-4 1B 1-2 2-H 3-H		1-0 HR 2B 2-H	
Duke Snider, L (1, 8) <small>OBP: 0.347, SLG: 0.517</small> Tommy Davis, R (3, PH) <small>OBP: 0.263, SLG: 0.324</small>	1-2 5-3		1-1 1B		0-2 FC6-4 1-2f	1-2 FC5-4 1-2f		1-1 HR 2B 2-H	
Charlie Neal, R (1, 4) <small>OBP: 0.338, SLG: 0.389</small>		0-0 1B FC5-2 1B	2-2 2-3			4-0 FC3-6 1B 2B BB	1-0 5-3	0-1 PB 1B 1B	
Norm Sherry, R (1, 2) <small>OBP: 0.388, SLG: 0.589</small>		0-2 FC5-2 1B 1-2 1B		0-1 5-3		0-1 FC3-6 1B 1-2 1B	0-1 HR	1-0 PB 1B 1-2 1B	
Maury Wills, S (1, 6) <small>OBP: 0.354, SLG: 0.338</small>		3-2 FC5-2 1B 1-2 2-3		2-1 5-3		1-2 FC3-6 2B 1-2f 2-3	0-2 1-3	2-3 K 1-2 2-3	
Stan Williams, R (1, 1) <small>OBP: 0.086, SLG: 0.171</small> Ed Palmquist, R (5, 1) Chuck Essegian, R (6, PH) <small>OBP: 0.370, SLG: 0.415</small> Sandy Koufax, R (7, 1) <small>OBP: 0.242, SLG: 0.167</small> Ed Roebuck, R (7, 1) <small>OBP: 0.294, SLG: 0.313</small>		1-3 K	2-2 4-3			3-2 BB 1B 2B 1-H 3-H	4-0 BB	0-0 4-3	


Inning Stats	R: 2	H: 1	E: 0	K: 0	S: 11	LOB: 0	BB: 1	P: 22	R: 0	H: 3	E: 0	K: 2	S: 17	LOB: 3	BB: 0	P: 23	R: 0	H: 1	E: 0	K: 0	S: 7	LOB: 1	BB: 0	P: 11	R: 0	H: 0	E: 0	K: 0	S: 7	R: 1	H: 2	E: 0	K: 1	S: 12	LOB: 1	BB: 0	P: 15	R: 4	H: 3	E: 0	K: 0	S: 15	LOB: 2	BB: 3	P: 35	R: 1	H: 1	E: 0	K: 0	S: 12	LOB: 1	BB: 1	P: 18	R: 3	H: 5	E: 0	K: 1	S: 14	LOB: 2	BB: 0	P: 23
--------------	------	------	------	------	-------	--------	-------	-------	------	------	------	------	-------	--------	-------	-------	------	------	------	------	------	--------	-------	-------	------	------	------	------	------	------	------	------	------	-------	--------	-------	-------	------	------	------	------	-------	--------	-------	-------	------	------	------	------	-------	--------	-------	-------	------	------	------	------	-------	--------	-------	-------

AB	R	H	RBI	BB	SO	LOB
4	1	0	0	1	0	4
5	1	1	0	0	1	5
3	1	2	1	2	0	0
0	1	0	0	0	0	0
0	0	0	0	0	0	0
5	2	3	5	0	1	1
1	0	0	0	0	0	0
4	1	2	2	0	0	3
4	1	2	0	1	0	1
5	1	4	1	0	0	0
5	1	1	0	0	1	4
2	0	0	0	0	1	3
0	0	0	0	0	0	0
1	1	1	2	0	0	0
0	0	0	0	0	0	0
1	0	0	0	1	0	2

WP	HR	S	P	ERA	WHIP
0	0	5	7	0.00	0.000

St. Louis Cardinals @ Los Angeles Dodgers
Los Angeles Memorial Coliseum, Los Angeles, CA
 Sun Jul 10 1960, 6:33 AM EDT
 Att. 26,653 - Unknown

AB	40
R	11
H	16
RBI	11
BB	5
SO	4
LOB	23



Batter	1	2	3	4	5	6	7	8	9	AB R H RBI BB SO LOB	TOP											
Jim Gilliam, S (1, 5) <small>OBP: 0.388, SLG: 0.362</small>	0-0 F9	0-0 F7	1-2 1-3		0-0 E6		1-0 1B			5 0 1 0 0 0 3												
Wally Moon, L (1, 7) <small>OBP: 0.356, SLG: 0.442</small>	4-0 5-3 1B 1B BB	3-2 PB 1B		1-0 F5	0-0 F7		2-1 F8			4 2 1 0 1 0 3												
Norm Larker, L (1, 3) <small>OBP: 0.395, SLG: 0.466</small> Gil Hodges, R (7, 3) <small>OBP: 0.250, SLG: 0.336</small>	2-1 5-3 1-2 1B 1B	2-2 2B 1B		4-1 1B BB		1-1 F8		0-0 F8		3 1 2 1 1 0 0 1 0 0 0 0 0 0												
Frank Howard, R (1, 9) <small>OBP: 0.368, SLG: 0.555</small>	1-2 5-3 1-2 2-3	2-0 2B		2-2 F9		1-1 HR		0-3 K		5 1 2 1 0 1 3												
Duke Snider, L (1, 8) <small>OBP: 0.354, SLG: 0.520</small>	2-2 2B 1B 2-H 3-H		0-1 E SF8 1B	0-1 1-2 1B		0-1 4-3		3-3 K		5 1 3 2 0 1 0												
Charlie Neal, R (1, 4) <small>OBP: 0.338, SLG: 0.397</small>	1-1 1-3 2B		0-0 E1 SF8 1-3	3-2 F9		1-2 2B		2-3 K		5 0 2 0 0 1 3												
John Roseboro, L (1, 2) <small>OBP: 0.324, SLG: 0.391</small>	4-0 IBB		3-3 K		1-2 L3	0-3 K		1-0 F2		4 0 0 0 1 2 3												
Maury Wills, S (1, 6) <small>OBP: 0.351, SLG: 0.332</small>	0-0 4-3		4-0 IBB		1-2 F9		0-0 5-3		1-0 L5	4 0 0 0 1 0 3												
Don Drysdale, R (1, 1) <small>OBP: 0.216, SLG: 0.292</small> Ed Roebuck, R (8, 1) <small>OBP: 0.294, SLG: 0.313</small>		0-3 K	1-0 SF8 2-3 3-H		0-0 E 1B		1-1 G1			3 0 1 1 0 1 0 0 0 0 0 0 0 0												
Inning Stats	R: 2 E: 0 K: 0 S: 13	H: 3 LOB: 3 BB: 2 P: 27	R: 1 E: 0 K: 1 S: 11	H: 3 LOB: 2 BB: 0 P: 18	R: 1 E: 1 K: 1 S: 10	H: 1 LOB: 2 BB: 1 P: 19	R: 0 E: 0 K: 0 S: 12	H: 1 LOB: 2 BB: 1 P: 22	R: 0 E: 1 K: 0 S: 11	H: 1 LOB: 2 BB: 0 P: 13	R: 1 E: 0 K: 1 S: 12	H: 2 LOB: 1 BB: 0 P: 15	R: 0 E: 0 K: 0 S: 6	H: 1 LOB: 1 BB: 0 P: 10	R: 0 E: 0 K: 2 S: 7	H: 0 LOB: 0 BB: 0 P: 10	R: 0 E: 0 K: 1 S: 5	H: 0 LOB: 0 BB: 0 P: 9	1B: 8 2B: 3 3B: 0 HR: 1	SF: 1 SAC: 0 DP: 0 HBP: 0	WP: 0 PB: 1 SB: 0 CS: 0	PA: 44
PITCHER	IP WLS BF H R ER SO BB IBB HBP BLK WP HR S P ERA WHIP																					
Sam Jones, R (1, 1) <small>ERA: 3.24</small>	2.0 L 13 6 3 3 1 1 1 0 0 0 0 0 24 45 13.50 3.500																					
Billy O'Dell, L (3, 1) <small>ERA: 2.63</small>	5.0 25 6 2 1 2 1 1 0 0 0 1 51 79 1.80 1.400																					
Billy Loes, R (8, 1) <small>ERA: 7.07</small>	2.0 6 0 0 0 3 0 0 0 0 0 0 0 12 19 0.00 0.000																					

Los Angeles Dodgers @ San Francisco Giants
Candlestick Park, San Francisco, CA

Fri Jul 15 1960, 10:05 PM EDT
Att: 35,622 - Unknown

livebaseballscorecards.com

AB 39
R 5
H 12
RBI 5
BB 4
SO 6
LOB 18



Batter	1	2	3	4	5	6	7	8	9
Jim Davenport, R (1, 5) <small>OBP: 0.326, SLG: 0.382</small> Jim Marshall, L (9, PH) <small>OBP: 0.270, SLG: 0.353</small>	2-1 FC1-4 1B		3-3 K		0-0 L4			0-1 F8 1B	1-3 K
Don Blasingame, L (1, 4) <small>OBP: 0.318, SLG: 0.318</small>	0-2 F7			4-2 G3 2B BB		0-1 F6		0-1 1B 1B	
Willie Mays, R (1, 8) <small>OBP: 0.416, SLG: 0.629</small>	0-0 FC1-4 CS 1-2f			1-1 F6		2-2 F6		0-3 K	
Willie McCovey, L (1, 3) <small>OBP: 0.372, SLG: 0.478</small>	3-2 CS 1-2	0-0 FC6-2 3B		1-2 G3 1-3		2-1 F2		0-2 1B 1B	
Orlando Cepeda, R (1, 7) <small>OBP: 0.315, SLG: 0.521</small>		1-1 FC6-2 L4-3 3-H		0-0 2B		1-0 F8		0-0 1B	
Willie Kirkland, L (1, 9) <small>OBP: 0.348, SLG: 0.488</small>		1-1 L4-3 1-2		1-2 F2		0-3 K		1-0 3-1	
Hobie Landrith, L (1, 2) <small>OBP: 0.286, SLG: 0.245</small>			0-0 2B		0-1 F9		2-2 2B 1B		3-2 2-3
Eddie Bressoud, R (1, 6) <small>OBP: 0.283, SLG: 0.382</small>			1-2 F7		1-3 K		3-2 2B		3-3 K
Sam Jones, R (1, 1) <small>OBP: 0.176, SLG: 0.186</small> Billy O'Dell, S (3, 1) <small>OBP: 0.353, SLG: 0.185</small> Dave Philley, S (7, PH) <small>OBP: 0.268, SLG: 0.342</small> Billy Loes, R (8, 1) <small>OBP: 0.250, SLG: 0.250</small> Dale Long, L (9, PH) <small>OBP: 0.290, SLG: 0.290</small> Felipe Alou, R (9, PR) <small>OBP: 0.214, SLG: 0.316</small>			3-3 K		4-2 BB		0-0 F3		2-1 1B

AB	R	H	RBI	BB	SO	LOB
4	0	1	0	0	1	2
1	0	0	0	0	1	1
3	2	1	0	1	0	1
4	0	0	0	0	1	3
4	0	2	0	0	0	1
4	0	2	2	0	0	1
4	0	0	0	0	1	4
4	1	2	0	0	0	0
4	0	1	1	0	2	1
0	0	0	0	0	0	0
1	0	0	0	1	1	1
1	0	0	0	0	0	1
0	0	0	0	0	0	0
1	0	1	0	0	0	0
0	0	0	0	0	0	0

BOTTOM

Los Angeles Dodgers @ San Francisco Giants
 Candlestick Park, San Francisco, CA
 Fri Jul 15 1960, 10:05 PM EDT
 Att. 35,622 - Unknown

livebaseballscorecards.com

AB	35
R	3
H	10
RBI	3
BB	2
SO	7
LOB	16



Inning Stats	R: 0	H: 1	E: 0	LOB: 0	K: 0	S: 8	R: 0	H: 1	E: 0	LOB: 0	K: 0	S: 5	R: 0	H: 1	E: 0	LOB: 1	K: 2	S: 15	R: 1	H: 1	E: 1	LOB: 1	K: 0	S: 11	R: 0	H: 0	E: 0	LOB: 1	K: 1	S: 9	R: 0	H: 0	E: 0	LOB: 0	K: 0	S: 8	R: 1	H: 2	E: 0	LOB: 1	K: 1	S: 14	R: 1	H: 3	E: 0	LOB: 2	K: 1	S: 12	R: 0	H: 1	E: 0	LOB: 1	K: 2	S: 12	1B: 6	SF: 0	2B: 4	SAC: 0	3B: 1	DP: 1	HR: 0	HBP: 0	WP: 0	PA: 38
--------------	------	------	------	--------	------	------	------	------	------	--------	------	------	------	------	------	--------	------	-------	------	------	------	--------	------	-------	------	------	------	--------	------	------	------	------	------	--------	------	------	------	------	------	--------	------	-------	------	------	------	--------	------	-------	------	------	------	--------	------	-------	-------	-------	-------	--------	-------	-------	-------	--------	-------	--------

PITCHER	IP	WLS	BF	H	R	ER	SO	BB	IBB	HBP	BLK	WP	HR	S	P	ERA	WHIP
Don Drysdale, R (1, 1) ERA: 3.32	7.2	W	32	9	3	3	5	2	0	0	0	0	0	81	117	3.52	1.435
Ed Roebuck, R (8, 1) ERA: 1.9	1.1	S	5	1	0	0	2	0	0	0	0	0	0	13	23	0.00	0.750

PITCHER	IP	WLS	BF	H	R	ER	SO	BB	IBB	HBP	BLK	WP	HR	S	P	ERA	WHIP
---------	----	-----	----	---	---	----	----	----	-----	-----	-----	----	----	---	---	-----	------

Batter	1	2	3	4	5	6	7	8	9	AB R H RBI BB SO LOB	TOP
Jim Gilliam, S (1, 5) OBP: 0.388, SLG: 0.363	1-2 	3-2 		3-2 		0-0 			1-2 	5 2 2 0 0 0 2	Los Angeles Dodgers @ San Francisco Giants Candlestick Park, San Francisco, CA Sat Jul 16 1960, 6:33 AM EDT Att: 31,475 - Unknown livebaseballscorecards.com
Wally Moon, L (1, 7) OBP: 0.363, SLG: 0.452	4-1 		1-0 	4-1 		1-0 		0-0 	3 2 2 0 2 0 0		
Norm Larker, L (1, 3) OBP: 0.394, SLG: 0.466 Gil Hodges, R (7, PH) OBP: 0.247, SLG: 0.333	3-3 		0-0 	3-2 		2-1 		1-0 	2 0 1 2 0 1 1 1 0 0 1 0 0 0		
Frank Howard, R (1, 9) OBP: 0.364, SLG: 0.547		0-1 	3-3 	2-0 		0-0 		1-3 	5 0 1 0 0 2 2		
Duke Snider, L (1, 8) OBP: 0.362, SLG: 0.516 Don Demeter, R (9, 8) OBP: 0.306, SLG: 0.488		4-1 	4-0 		4-1 	1-3 			1 1 0 0 3 1 1 0 0 0 0 0 0 0		
Charlie Neal, R (1, 4) OBP: 0.337, SLG: 0.395		0-1 	2-2 		1-2 		2-1 		4 1 1 0 0 0 2		
John Roseboro, L (1, 2) OBP: 0.323, SLG: 0.394		0-0 	0-0 		0-1 		2-2 		4 0 1 1 0 0 3		
Maury Wills, S (1, 6) OBP: 0.350, SLG: 0.327		4-0 		1-1 		1-1 		3-1 	3 0 0 0 1 0 1		
Stan Williams, R (1, 1) OBP: 0.077, SLG: 0.154		2-3 		2-3 		0-3 		0-0 	4 0 0 0 0 3 3		
Inning Stats	R: 0 H: 0 E: 0 LOB: 0 K: 1 BB: 1 S: 7 P: 15	R: 2 H: 1 E: 1 LOB: 2 K: 1 BB: 2 S: 14 P: 27	R: 1 H: 2 E: 0 LOB: 2 K: 1 BB: 1 S: 9 P: 19	R: 2 H: 2 E: 0 LOB: 1 K: 1 BB: 1 S: 13 P: 28	R: 0 H: 0 E: 0 LOB: 0 K: 0 BB: 1 S: 8 P: 13	R: 0 H: 0 E: 0 LOB: 0 K: 1 BB: 0 S: 6 P: 7	R: 0 H: 1 E: 0 LOB: 1 K: 1 BB: 0 S: 8 P: 12	R: 0 H: 0 E: 1 LOB: 0 K: 0 BB: 0 S: 7 P: 14	R: 1 H: 2 E: 1 LOB: 1 K: 1 BB: 0 S: 9 P: 12	1B: 6 SF: 2 2B: 1 SAC: 0 3B: 1 DP: 2 HR: 0 HBP: 0	
PITCHER Jack Sanford, R (1, 1) ERA: 3.24 Johnny Antonelli, L (6, 1) ERA: 4.23	IP WLS BF H R ER SO BB IBB HBP BLK WP HR S P ERA WHIP 5.0 L 25 5 5 3 4 5 1 0 1 0 0 51 102 5.40 2.000 4.0 15 3 1 1 3 0 0 0 0 0 0 30 45 2.25 0.750	PITCHER IP WLS BF H R ER SO BB IBB HBP BLK WP HR S P ERA WHIP									



Batter	1	2	3	4	5	6	7	8	9	AB R H RBI BB SO LOB
Jim Davenport, R (1, 5) OBP: 0.320, SLG: 0.374	3-3 K		0-1 F8		1-0 6-3		1-0 F9			4 0 0 1 0 1 1
Don Blasingame, L (1, 4) OBP: 0.317, SLG: 0.317	2-2 5-3		1-1 1B		1-1 4-3			0-1 4-3		4 0 1 0 0 0 0
Willie Mays, R (1, 8) OBP: 0.414, SLG: 0.624	0-0 6-3		0-2 1-3			0-1 F8		0-1 FC5-4 1B		4 0 1 0 0 0 1
Willie McCovey, L (1, 3) OBP: 0.371, SLG: 0.474		0-0 F8		2-3 K		0-0 1B		2-3 K		4 0 1 0 0 2 1
Orlando Cepeda, R (1, 7) OBP: 0.316, SLG: 0.524		0-2 F8		0-1 2B		1-3 K		0-0 FC5-4		2 0 1 0 0 0 0 2 0 0 0 0 1 2
Felipe Alou, R (5, 7) OBP: 0.209, SLG: 0.309										
Willie Kirkland, L (1, 9) OBP: 0.350, SLG: 0.490		4-2 1B BB		1-2 2B		0-0 F9			1-2 F7	3 0 1 0 1 0 1
Hobie Landrith, L (1, 2) OBP: 0.284, SLG: 0.245		0-1 FC1-4 1B		1-2 5-3			0-0 3-1		1-1 F8	4 0 1 0 0 0 1
Eddie Bressoud, R (1, 6) OBP: 0.287, SLG: 0.388		1-0 FC1-4			1-1 G3 2B		1-3 K		2-2 1B	4 1 2 0 0 1 2
Jack Sanford, R (1, 1) OBP: 0.250, SLG: 0.222			2-3 K			1-1 G3			1-3 K	1 0 0 0 0 1 0 2 0 1 0 0 0 1 1 0 0 0 0 1 1
Johnny Antonelli, L (5, PH) OBP: 0.296, SLG: 0.320										
Dave Philley, S (9, PH) OBP: 0.262, SLG: 0.333										

Inning Stats	R: 0	H: 0	E: 0	K: 1	S: 7	R: 0	H: 1	E: 0	K: 0	S: 12	R: 0	H: 2	E: 0	K: 1	S: 12	R: 1	H: 1	E: 0	K: 0	S: 7	R: 0	H: 1	E: 0	K: 1	S: 7	R: 0	H: 1	E: 0	K: 1	S: 8	R: 0	H: 1	E: 0	K: 1	S: 8	R: 0	H: 1	E: 0	K: 1	S: 14	R: 0	H: 1	E: 0	K: 1	S: 19	1B: 6	2B: 3	3B: 0	HR: 0	SF: 0	SAC: 0	DP: 0	HBP: 0	WP: 0	PB: 0	SB: 0	CS: 0	PA: 36
--------------	------	------	------	------	------	------	------	------	------	-------	------	------	------	------	-------	------	------	------	------	------	------	------	------	------	------	------	------	------	------	------	------	------	------	------	------	------	------	------	------	-------	------	------	------	------	-------	-------	-------	-------	-------	-------	--------	-------	--------	-------	-------	-------	-------	--------

PITCHER	IP	WLS	BF	H	R	ER	SO	BB	IBB	HBP	BLK	WP	HR	S	P	ERA	WHIP	PITCHER	IP	WLS	BF	H	R	ER	SO	BB	IBB	HBP	BLK	WP	HR	S	P	ERA	WHIP																
Stan Williams, R (1, 1) ERA: 2.44	9.0	W	36	9	1	1	7	1	0	0	0	0	0	85	116	1.00	1.111																																		

BOTTOM

Los Angeles Dodgers @ San Francisco Giants
 Candlestick Park, San Francisco, CA
 Sat Jul 16 1960, 6:33 AM EDT
 Att. 31,475 - Unknown

livebaseballscorecards.com

AB	35
R	1
H	9
RBI	1
BB	1
SO	7
LOB	11



Batter	1	2	3	4	5	6	7	8	9	AB R H RBI BB SO LOB	TOP
Jim Gilliam, S (1, 5) OBP: 0.386, SLG: 0.360 B F B X	2-2 		1-0 		2-3 		1-0 		1-2 	5 1 1 0 0 1 2	Los Angeles Dodgers @ San Francisco Giants Candlestick Park, San Francisco, CA Sun Jul 17 1960, 6:33 AM EDT Att: 36,253 - Unknown livebaseballscorecards.com AB 36 R 4 H 9 RBI 3 BB 3 SO 4 LOB 15
Tommy Davis, R (1, 8) OBP: 0.260, SLG: 0.313 C B S X	1-2 			1-1 	0-1 		4-1 		1-1 	4 1 0 0 1 0 2	
Charlie Neal, R (1, 4) OBP: 0.341, SLG: 0.398 X	0-0 			1-2 		1-1 	2-0 		0-0 	5 1 3 1 0 0 0	
Frank Howard, R (1, 9) OBP: 0.365, SLG: 0.541 B S X		1-1 		2-0 		4-0 	2-2 		1-3 	4 0 1 1 1 1 2	
Gil Hodges, R (1, 3) OBP: 0.248, SLG: 0.333 Norm Larker, L (7, PH) OBP: 0.397, SLG: 0.469 (7, 3)		0-2 		1-2 		0-0 	2-2 			3 0 1 0 0 0 1	
Chuck Essegian, R (1, 7) OBP: 0.340, SLG: 0.378 X		0-0 		0-1 		0-0 	0-0 			1 0 1 1 0 0 0	
Norm Sherry, R (1, 2) OBP: 0.384, SLG: 0.577 B X		1-0 			1-0 		3-3 	1-2 		4 0 1 0 0 1 1	
Maury Wills, S (1, 6) OBP: 0.352, SLG: 0.327 C X			0-1 		4-1 		0-1 	3-2 		3 1 1 0 1 0 0	
Johnny Podres, L (1, 1) OBP: 0.239, SLG: 0.128 Larry Sherry, R (2, 1) OBP: 0.238, SLG: 0.450 Ed Palmquist, R (2, 1) OBP: 0.182, SLG: 0.182 Bob Lillis, R (5, PH) OBP: 0.242, SLG: 0.167 Sandy Koufax, R (5, 1) OBP: 0.308, SLG: 0.318 Joe Pignatano, R (7, PH) OBP: 0.308, SLG: 0.318 Ed Roebuck, R (7, 1) OBP: 0.278, SLG: 0.294			0-3 		0-1 		0-0 	0-2 		0 0 0 0 0 0 0	
Inning Stats	R: 0 H: 0 E: 0 LOB: 0 K: 0 BB: 0 S: 7 P: 10	R: 0 H: 1 E: 0 LOB: 1 K: 0 BB: 0 S: 7 P: 9	R: 0 H: 0 E: 0 LOB: 0 K: 1 BB: 0 S: 6 P: 7	R: 1 H: 1 E: 1 LOB: 1 K: 0 BB: 0 S: 13 P: 18	R: 0 H: 1 E: 0 LOB: 2 K: 1 BB: 1 S: 9 P: 16	R: 0 H: 0 E: 0 LOB: 1 K: 0 BB: 1 S: 4 P: 9	R: 3 H: 5 E: 0 LOB: 3 K: 1 BB: 1 S: 16 P: 30	R: 0 H: 0 E: 0 LOB: 0 K: 0 BB: 0 S: 10 P: 14	R: 0 H: 1 E: 1 LOB: 1 K: 1 BB: 0 S: 10 P: 13	1B: 9 SF: 0 2B: 0 SAC: 1 3B: 0 DP: 0 HR: 0 HBP: 0	WP: 1 PA: 40 PB: 0 SB: 0 CS: 0
PITCHER Mike McCormick, L (1, 1) ERA: 2.58 Sam Jones, R (7, 1) ERA: 3.24 Billy O'Dell, L (7, 1) ERA: 2.59 Billy Loes, R (9, 1) ERA: 6.99	IP WLS BF H R ER SO BB IBB HBP BLK WP HR S P ERA WHIP 6.2 0 30 6 4 3 3 3 0 0 0 1 0 55 88 4.05 1.350 0.0 1 1 0 0 0 0 0 0 0 0 0 0 3 5 ∞ ∞ 2.0 W 8 2 0 0 0 0 0 0 0 0 0 0 21 29 0.00 1.000 0.1 S 1 0 0 0 0 1 0 0 0 0 0 0 3 4 0.00 0.000	PITCHER IP WLS BF H R ER SO BB IBB HBP BLK WP HR S P ERA WHIP									

Batter	1	2	3	4	5	6	7	8	9
Eddie Bressoud, R OBP: 0.293, SLG: 0.390 (1, 6)	1-2 1B 1B	4-2 FC5-2 BB BB 1-2 2-3 3-H		1-2 1B		0-0 FC6-4 BB 1-2f		2-3 K	
Don Blasingame, L OBP: 0.321, SLG: 0.318 Joey Amalfitano, R OBP: 0.321, SLG: 0.341 (6, PH) (7, 4)	3-2 1B 1B	4-2 BB FC5-2 FC3-2 BB 1-2 2-3 3-H		0-1 F9		4-1 BB 1-2		0-0 E6 3B	
Willie Mays, R OBP: 0.414, SLG: 0.627 (1, 8)	2-1 1B 1-2 2-H	2-2 FC5-2 BB FC3-2 BB 1-2 2-3 3-H		0-0 F7		1-0 F9		0-0 3B 1-H	
Dave Philley, S OBP: 0.277, SLG: 0.326 (1, 7)	1-3 K	4-2 FC3-2 BB 1-2 2-3 3-H		1-0 F8		0-1 FC3-6 1B		0-0 4-3	
Felipe Alou, R OBP: 0.207, SLG: 0.305 Willie Kirkland, L OBP: 0.346, SLG: 0.485 (2, PH) (3, 9)	2-3 K	2-2 FC3-2 BB 1-2 2-3 3-H		2-3 K		0-1 FC3-6 FC4-6 1-2f			
Andre Rodgers, R OBP: 0.287, SLG: 0.294 Jim Marshall, L OBP: 0.263, SLG: 0.343 (1, 3) (6, 3)	2-1 F8	2-3 K		2-3 K		1-1 FC4-6 1B 1-2f			
Jim Davenport, R OBP: 0.323, SLG: 0.376 (1, 5)		1-1 E 1B BB 1B		1-2 F7		2-2 5-3		0-0 FC5-4 1B 1-2	
Bob Schmidt, R OBP: 0.321, SLG: 0.377 (1, 2)		0-1 BB E BB 1B		1-2 F2		1-3 K		3-1 FC5-4 1-2f	
Mike McCormick, L OBP: 0.255, SLG: 0.286 Sam Jones, R OBP: 0.159, SLG: 0.186 Billy O'Dell, S OBP: 0.343, SLG: 0.179 Billy Loes, R OBP: 0.250, SLG: 0.250 (1, 1) (7, 1) (7, 1) (9, 1)		0-0 E5 BB BB FC5-2		0-3 K		2-1 FC6-4 1B		1-3 K	

Inning Stats	R: 1	H: 3	E: 0	LOB: 2	K: 2	S: 18	P: 29	R: 3	H: 2	E: 1	LOB: 3	K: 1	S: 21	P: 40	R: 0	H: 0	E: 0	LOB: 0	K: 1	S: 11	P: 13	R: 0	H: 1	E: 0	LOB: 1	K: 0	S: 7	P: 9	R: 0	H: 0	E: 0	LOB: 0	K: 2	S: 9	P: 15	R: 0	H: 1	E: 0	LOB: 2	K: 1	S: 8	P: 16	R: 0	H: 2	E: 0	LOB: 2	K: 0	S: 9	P: 13	R: 1	H: 1	E: 1	LOB: 1	K: 2	S: 13	P: 16
--------------	------	------	------	--------	------	-------	-------	------	------	------	--------	------	-------	-------	------	------	------	--------	------	-------	-------	------	------	------	--------	------	------	------	------	------	------	--------	------	------	-------	------	------	------	--------	------	------	-------	------	------	------	--------	------	------	-------	------	------	------	--------	------	-------	-------

PITCHER		IP	WLS	BF	H	R	ER	SO	BB	IBB	HBP	BLK	WP	HR	S	P	ERA	WHIP
Johnny Podres, L ERA: 2.97	(1, 1)	1.0		8	5	3	2	2	0	0	0	0	0	0	22	34	18.00	5.000
Larry Sherry, R ERA: 4.83	(2, 1)	0.1		5	0	1	0	0	3	0	0	0	0	0	11	25	0.00	9.000
Ed Palmquist, R ERA: 1.88	(2, 1)	2.2		9	1	0	0	2	0	0	0	0	0	0	24	32	0.00	0.375
Sandy Koufax, L ERA: 4.72	(5, 1)	2.0		8	1	0	0	3	1	0	0	0	0	0	17	31	0.00	1.000
Ed Roebuck, R ERA: 1.84	(7, 1)	2.0	L	10	3	1	0	2	0	0	0	0	0	0	22	29	0.00	1.500

BOTTOM												
AB	R	H	RBI	BB	SO	LOB						
4	2	2	1	1	1	1						
2	0	1	1	1	0	1						
1	1	0	0	1	0	0						
5	0	2	2	0	0	6						
4	0	1	1	1	1	4						
1	0	0	0	0	1	2						
3	0	0	0	0	1	4						
3	0	0	0	0	2	5						
1	0	0	0	0	0	1						
4	1	2	0	0	0	0						
4	1	1	0	0	1	2						
3	0	1	0	0	1	2						
0	0	0	0	0	0	0						
1	0	0	0	0	1	0						
0	0	0	0	0	0	0						
1B:	9	SF:	0	WP:	0	PA:	40					
2B:	0	SAC:	0	PB:	0	SB:	0					
3B:	1	DP:	0	CS:	0							
HR:	0	HBP:	0									

Los Angeles Dodgers @ San Francisco Giants
Candlestick Park, San Francisco, CA

Sun Jul 17 1960, 6:33 AM EDT
Att. 36,253 - Unknown

GIANTS

Batter	1	2	3	4	5	6	7	8	9	AB R H RBI BB SO LOB	TOP																									
Bill Virdon, L (1, 8) OBP: 0.350, SLG: 0.412	0-1 1B 2B	0-0 HR		2-2 1-H 2-H 2B			0-1 3-1		1-1 F8	5 2 3 3 0 0 1	Pittsburgh Pirates @ Los Angeles Dodgers Los Angeles Memorial Coliseum, Los Angeles, CA Tue Jul 19 1960, 10:05 PM EDT Att. 51,438 - Unknown livebaseballscorecards.com																									
Dick Groat, R (1, 6) OBP: 0.370, SLG: 0.394	0-0 1B 2-H	1-1 6-3			1-1 6-3		1-2 F9		2-2 5-3	5 0 1 1 0 0 1																										
Bob Skinner, L (1, 7) OBP: 0.387, SLG: 0.500	0-2 L8			2-0 F2		0-0 1B	2-3 K		0-2 F7	5 0 1 0 0 1 3																										
Dick Stuart, R (1, 3) OBP: 0.298, SLG: 0.454	2-0 1B			0-3 K		1-1 1B		3-0 FC7-4 1B		4 0 3 0 0 1 0																										
Roberto Clemente, R (1, 9) OBP: 0.363, SLG: 0.452	0-2 F3			2-1 F2		1-0 5-3		1-2 F7		4 0 0 0 0 0 4																										
Hal Smith, R (1, 2) OBP: 0.352, SLG: 0.491	1-0 F9			1-0 CS 1B		2-1 F9		1-1 FC7-4 BB		4 0 1 0 0 0 3																										
Joe Christopher, R (8, PR) OBP: 0.174, SLG: 0.143										0 0 0 0 0 0 0																										
Bob Oldis, R (8, 2) OBP: 0.200, SLG: 0.200										0 0 0 0 0 0 0																										
Don Hoak, R (1, 5) OBP: 0.370, SLG: 0.414		1-3 K		3-1 BB 2B 1B		2-1 1B		4-2 BB		3 1 2 0 1 1 0																										
Bill Mazaroski, R (1, 4) OBP: 0.286, SLG: 0.388		0-1 HR 1B		2-3 K		0-0 F9		0-0 F8		4 1 1 0 0 1 4																										
Bob Friend, R (1, 1) OBP: 0.169, SLG: 0.075		0-2 4-3		4-1 2B BB		2-2 F3			0-1 5-3 1B	2 0 0 0 1 0 2																										
Fred Green, R (7, 1) OBP: 0.571, SLG: 1.500										0 0 0 0 0 0 0																										
Smoky Burgess, L (9, PH) OBP: 0.361, SLG: 0.443										1 0 1 0 0 0 0																										
Dick Schofield, S (9, PR) OBP: 0.378, SLG: 0.233										0 0 0 0 0 0 0																										
Inning Stats	R: 1 E: 0 K: 0 S: 11	H: 3 LOB: 2 BB: 0 P: 14	R: 2 E: 1 K: 1 S: 11	H: 2 LOB: 0 BB: 0 P: 13	R: 0 E: 0 K: 1 S: 6	H: 0 LOB: 0 BB: 0 P: 10	R: 1 E: 0 K: 1 S: 11	H: 3 LOB: 2 BB: 1 P: 23	R: 0 E: 0 K: 0 S: 6	H: 2 LOB: 1 BB: 0 P: 9	R: 0 E: 0 K: 0 S: 8	H: 1 LOB: 1 BB: 0 P: 14	R: 0 E: 0 K: 1 S: 8	H: 0 LOB: 0 BB: 0 P: 11	R: 0 E: 0 K: 0 S: 11	H: 1 LOB: 2 BB: 1 P: 20	R: 0 E: 0 K: 0 S: 11	H: 1 LOB: 2 BB: 0 P: 14	1B: 10 2B: 2 3B: 0 HR: 1	SF: 0 SAC: 0 DP: 0 HBP: 0	WP: 0 PB: 0 SB: 0 CS: 1	PA: 39														
PITCHER	IP WLS BF H R ER SO BB IBB HBP BLK WP HR S P ERA WHIP																																			
Don Drysdale, R (1, 1) ERA: 3.46	2.0		11	5	3	3	1	0	0	0	0	0	1	22	27	13.50	2.500																			
Larry Sherry, R (3, 1) ERA: 4.65	5.0	W	19	6	1	1	3	1	0	0	0	0	0	39	67	1.80	1.400																			
Ed Roebuck, R (8, 1) ERA: 1.79	2.0	S	9	2	0	0	0	1	0	0	0	0	0	22	34	0.00	1.500																			

AB	37
R	4
H	13
RBI	4
BB	2
SO	4
LOB	18



Batter	1	2	3	4	5	6	7	8	9
Jim Gilliam, S OBP: 0.385, SLG: 0.359 (1, 5) C F B X	1-2 3-1 ①		3-2 L5 ①		0-0 F8 ③		0-1 HR 1B		
Wally Moon, L OBP: 0.365, SLG: 0.453 (1, 7) F X	0-1 4-3 ②		2-0 FC6-4 1B			1-1 1B 2B 1B	3-H 2-2 ②		
Norm Larker, L OBP: 0.404, SLG: 0.490 (1, 3) F X	0-1 1B		2-1 F9 ②			0-0 2B 1-2 4-3 1B	2-0 1-H HR		
Frank Howard, R OBP: 0.363, SLG: 0.541 (1, 9) F B S F X	1-3 K ③		0-1 FC6-4 1-2f ③			1-2 4-3 1-3 2-H 2B	1-3 K ③		
Duke Snider, L OBP: 0.360, SLG: 0.510 (1, 8) C X		0-1 1-3 ①		0-0 G4-3 1B		3-1 F7 ①		0-3 K ①	
Charlie Neal, R OBP: 0.337, SLG: 0.393 (1, 4) X F B X		0-2 F4 ②		0-0 G4-3 1-2f ① ②		1-2 4-3 ②	0-0 5-3 ②		
Norm Sherry, R OBP: 0.380, SLG: 0.565 (1, 2) X		0-0 1B 1B		1-3 K ③		2-3 3-H 1-3 K ③	3-3 K ③		
Maury Wills, S OBP: 0.356, SLG: 0.332 (1, 6) C X		0-1 1-2 1B			1-1 6-3 ①		1-2 F8 WP 1B 1B		
Don Drysdale, R OBP: 0.216, SLG: 0.292 (1, 1) Chuck Essegian, R OBP: 0.333, SLG: 0.370 (2, PH) Larry Sherry, R OBP: 0.227, SLG: 0.429 (3, 1) John Roseboro, L OBP: 0.321, SLG: 0.391 (7, PH) Ed Roebuck, R OBP: 0.278, SLG: 0.294 (8, 1) C X		0-0 F9 ③			0-1 F8 ②		1-1 F8 ①		

AB	R	H	RBI	BB	SO	LOB
4	1	1	1	0	0	0
4	1	2	0	0	0	1
4	2	3	2	0	0	1
4	0	1	1	0	2	2
4	0	1	0	0	1	2
4	0	0	1	0	0	2
4	0	1	0	0	3	1
3	1	2	0	0	0	0
0	0	0	0	0	0	0
1	0	0	0	0	0	2
1	0	0	0	0	0	0
1	0	0	0	0	0	1
0	0	0	0	0	0	0

BOTTOM

Pittsburgh Pirates @ Los Angeles Dodgers
Los Angeles Memorial Coliseum, Los Angeles, CA

Tue Jul 19 1960, 10:05 PM EDT
Att. 51,438 - Unknown

livebaseballscores.com

AB	34
R	5
H	11
RBI	5
BB	0
SO	6
LOB	12



1B: 9	SF: 0	WP: 1	PA: 34
2B: 1	SAC: 0	PB: 0	
3B: 0	DP: 1	SB: 0	
HR: 1	HBP: 0	CS: 0	

Inning Stats	R: 0	H: 1	E: 0	K: 1	S: 10	LOB: 1	BB: 0	P: 12									
Bob Friend, R ERA: 3.08 (1, 1)	IP: 6.1	WLS: 1	BF: 28	H: 10	R: 4	ER: 4	SO: 3	BB: 0	IBB: 0	HBP: 0	BLK: 0	WP: 1	HR: 0	S: 63	P: 83	ERA: 5.68	WHIP: 1.579
Fred Green, L ERA: 3.73 (7, 1)	IP: 1.2	WLS: 0	BF: 6	H: 1	R: 1	ER: 1	SO: 3	BB: 0	IBB: 0	HBP: 0	BLK: 0	WP: 0	HR: 1	S: 15	P: 23	ERA: 5.40	WHIP: 0.600

Batter	1	2	3	4	5	6	7	8	9	10	11	AB R H RBI BB SO LOB	TOP												
Bill Virdon, L OBP: 0.347, SLG: 0.404 (1, 8) BB X	4-0 1B BB		F8		4-3		6-3			K		4 0 0 0 1 1 1	Pittsburgh Pirates @ Los Angeles Dodgers Los Angeles Memorial Coliseum, Los Angeles, CA Wed Jul 20 1960, 10:05 PM EDT Att. 51,301 - Unknown												
Dick Groat, R OBP: 0.365, SLG: 0.389 (1, 6) C C C X	0-3 K			6-3	L9			F5		5-3		5 0 0 0 0 1 2													
Bob Skinner, L OBP: 0.390, SLG: 0.500 (1, 7) B X	1-0 G6-4-3 1B			1-0 BB HR 1B				K		K		4 1 2 0 1 2 0													
Dick Stuart, R OBP: 0.300, SLG: 0.449 (1, 3) X	0-0 G6-4-3 1-2f			4-2 FC1-6 BB				F9		K		3 0 0 0 2 1 2													
Roberto Clemente, R OBP: 0.363, SLG: 0.452 (1, 9)		3-2 3-1		0-1 FC1-6 HR 1-2f				0-0 1B 1B		6-3		5 1 2 1 0 0 2													
Hal Smith, R OBP: 0.359, SLG: 0.530 (1, 2)		1-3 K		0-2 HR 1-H 2-H				0-1 FC4-6 1B		HR		5 2 3 4 0 2 3													
Don Hoak, R OBP: 0.367, SLG: 0.411 (1, 5)		2-0 F4		1-0 1B				0-0 FC4-6 1-2f		F4		5 0 1 0 0 0 2													
Bill Mazaroski, R OBP: 0.282, SLG: 0.381 (1, 4)			0-0 F6		1-3 K			3-2 5-3		1-3		5 0 0 0 0 2 1													
George Witt, R Roy Face, R OBP: 0.222, SLG: 0.222 (1, 1) (7, 1)			2-3 K		1-3 K			1-1 4-3		2-0 BB 5-3 1B 1B		3 0 0 0 0 2 0 2 1 1 0 0 0 0													
Inning Stats	R: 0 E: 0 K: 1 S: 5	H: 1 LOB: 1 BB: 1 P: 10	R: 0 E: 0 K: 1 S: 8	H: 0 LOB: 0 BB: 0 P: 14	R: 0 E: 0 K: 1 S: 8	H: 0 LOB: 0 BB: 0 P: 12	R: 3 E: 0 K: 1 S: 15	H: 3 LOB: 1 BB: 1 P: 23	R: 0 E: 0 K: 1 S: 7	H: 0 LOB: 0 BB: 0 P: 9	R: 0 E: 0 K: 1 S: 8	H: 2 LOB: 2 BB: 0 P: 12		R: 0 E: 0 K: 2 S: 10	H: 0 LOB: 0 BB: 0 P: 13	R: 1 E: 0 K: 0 S: 9	H: 1 LOB: 0 BB: 0 P: 11	R: 1 E: 0 K: 2 S: 16	H: 2 LOB: 3 BB: 2 P: 34	R: 0 E: 0 K: 1 S: 7	H: 0 LOB: 0 BB: 0 P: 9	1B: 7 2B: 0 3B: 0 HR: 2	SF: 0 SAC: 0 DP: 1 HBP: 0	WP: 0 PB: 0 SB: 0 CS: 0	PA: 45
PITCHER	IP WLS BF H R ER SO BB IBB HBP BLK WP HR S P ERA WHIP																								
Stan Williams, R ERA: 2.54 (1, 1)	9.0		35	7	4	4	8	2	0	0	0	0	0	2	77	117	4.00	1.000							
Ed Roebuck, R ERA: 1.89 (10, 1)	1.0		7	2	1	1	2	1	1	0	0	0	0	0	16	34	9.00	3.000							
Roger Craig, R ERA: 4.55 (11, 1)	1.0	W	3	0	0	0	1	0	0	0	0	0	0	0	7	9	0.00	0.000							

livebaseballscorecards.com

AB	41
R	5
H	9
RBI	5
BB	4
SO	11
LOB	13



Batter	1	2	3	4	5	6	7	8	9	10	11	AB	R	H	RBI	BB	SO	LOB	BOTTOM
Jim Gilliam, S OBP: 0.380, SLG: 0.355 (1, 5)												4	0	0	1	0	1	4	Pittsburgh Pirates @ Los Angeles Dodgers Los Angeles Memorial Coliseum, Los Angeles, CA Wed Jul 20 1960, 10:05 PM EDT Att. 51,301 - Unknown
Wally Moon, L OBP: 0.364, SLG: 0.448 (1, 7)												5	1	1	1	1	1	1	
Norm Larker, L OBP: 0.401, SLG: 0.485 Gil Hodges, R OBP: 0.247, SLG: 0.331 (1, 3) (9, 3)												4	0	1	1	0	1	0	
Frank Howard, R OBP: 0.368, SLG: 0.542 Tommy Davis, R OBP: 0.266, SLG: 0.345 (1, 9) (10, PR) (11, 8)												5	0	3	0	0	0	0	
Duke Snider, L OBP: 0.366, SLG: 0.525 (1, 8) (11, 9)												3	2	1	1	2	0	2	
Charlie Neal, R OBP: 0.341, SLG: 0.396 (1, 4)												5	0	3	0	0	0	3	
Norm Sherry, R OBP: 0.373, SLG: 0.550 (1, 2)												5	0	1	1	0	2	6	
Maury Wills, S OBP: 0.364, SLG: 0.343 (1, 6)												4	2	3	0	1	0	1	
Stan Williams, R OBP: 0.098, SLG: 0.171 John Roseboro, L OBP: 0.319, SLG: 0.389 Ed Roebuck, R OBP: 0.278, SLG: 0.294 Chuck Essegian, R OBP: 0.327, SLG: 0.362 Roger Craig, R OBP: 0.182, SLG: 0.100 (1, 1) (9, PH) (10, 1) (10, PH) (11, 1)												2	1	1	0	0	0	0	
Inning Stats	R: 0 E: 0 K: 2 S: 7 H: 0 LOB: 0 BB: 0 P: 12	R: 1 E: 0 K: 1 S: 13 H: 2 LOB: 1 BB: 0 P: 21	R: 0 E: 0 K: 0 S: 8 H: 0 LOB: 0 BB: 0 P: 15	R: 0 E: 0 K: 0 S: 6 H: 2 LOB: 2 BB: 0 P: 10	R: 2 E: 0 K: 0 S: 12 H: 3 LOB: 1 BB: 0 P: 16	R: 0 E: 0 K: 0 S: 6 H: 0 LOB: 1 BB: 1 P: 11	R: 1 E: 0 K: 1 S: 9 H: 0 LOB: 0 BB: 1 P: 18	R: 0 E: 0 K: 1 S: 11 H: 1 LOB: 2 BB: 1 P: 17	R: 0 E: 0 K: 0 S: 11 H: 1 LOB: 2 BB: 1 P: 22	R: 1 E: 0 K: 0 S: 15 H: 4 LOB: 3 BB: 0 P: 18	R: 2 E: 0 K: 0 S: 4 H: 2 LOB: 0 BB: 0 P: 9	1B: 12 2B: 1 3B: 0 HR: 2 SF: 1 SAC: 3 DP: 0 HBP: 0	WP: 0 PB: 0 SB: 2 CS: 0 PA: 49						
PITCHER George Witt, R ERA: 5.11 Roy Face, R ERA: 3.18	IP 6.1 WLS L BF 27 H 7 R 4 ER 4 SO 3 BB 2 IBB 0 HBP 0 BLK 0 WP 0 HR 1 S 57 P 96 ERA 5.68 WHIP 1.421	IP 7.1 WLS L BF 22 H 8 R 3 ER 3 SO 2 BB 1 IBB 1 HBP 0 BLK 0 WP 0 HR 1 S 45 P 73 ERA 6.75 WHIP 2.250	PITCHER IP WLS BF H R ER SO BB IBB HBP BLK WP HR S P ERA WHIP																

livebaseballscorecards.com

AB	41
R	7
H	15
RBI	7
BB	4
SO	5
LOB	23



Batter	1	2	3	4	5	6	7	8	9	AB R H RBI BB SO LOB	TOP	
Joe Christopher, R (1, 7) OBP: 0.148, SLG: 0.120 Rocky Nelson, L (9, 3) OBP: 0.417, SLG: 0.564	1-2 1-3		1-2 E5 1B		1-2 F9			3-2 6-3		4 1 0 0 0 0 1 0 0 0 0 0 0 0	Pittsburgh Pirates @ Los Angeles Dodgers Los Angeles Memorial Coliseum, Los Angeles, CA Thu Jul 21 1960, 10:05 PM EDT Att: 51,193 - Unknown	
Dick Groat, R (1, 6) OBP: 0.364, SLG: 0.387	1-2 1-3		0-0 1B		0-0 F6			0-0 F7		4 0 1 0 0 0 0		
Roberto Clemente, R (1, 9) OBP: 0.362, SLG: 0.449	1-0 6-3		0-1 G6-3 1B					0-3 K		4 0 1 2 0 1 0		
Dick Stuart, R (1, 3) OBP: 0.302, SLG: 0.453 Bill Virdon, L (9, PR) OBP: 0.347, SLG: 0.404 (9, 8)		1-0 4-3 2B	1-2 G6-3					3-2 G4-6-3 1B		4 0 2 0 0 1 2 0 0 0 0 0 0 0		
Gino Cimoli, R (1, 8) OBP: 0.354, SLG: 0.343 (9, 7)		1-2 4-3		2-0 F4				2-2 G4-6-3		4 0 0 0 0 0 2		
Hal Smith, R (1, 2) OBP: 0.362, SLG: 0.565		0-1 6-3		0-0 HR				2-3 K		4 2 2 2 0 1 2		
Don Hoak, R (1, 5) OBP: 0.364, SLG: 0.407		1-0 6-3		3-2 2-3				0-0 6-3		3 0 0 0 0 0 1		
Bill Mazaroski, R (1, 4) OBP: 0.282, SLG: 0.381			1-0 1B	1-1 5-3				2-2 2-3		3 1 1 0 0 0 0		
Vern Law, R (1, 1) OBP: 0.197, SLG: 0.271			3-2 F3		0-0 1-3			1-3 K		3 0 0 0 0 1 1		
Inning Stats	R: 0 H: 0 E: 0 LOB: 0 K: 0 BB: 0 S: 7 P: 10	R: 0 H: 1 E: 0 LOB: 1 K: 0 BB: 0 S: 7 P: 10	R: 2 H: 3 E: 1 LOB: 1 K: 0 BB: 0 S: 13 P: 19	R: 1 H: 1 E: 0 LOB: 0 K: 0 BB: 0 S: 7 P: 13	R: 0 H: 0 E: 0 LOB: 0 K: 0 BB: 0 S: 5 P: 6	R: 0 H: 0 E: 0 LOB: 0 K: 1 BB: 0 S: 11 P: 18	R: 1 H: 1 E: 0 LOB: 0 K: 1 BB: 0 S: 10 P: 13	R: 0 H: 0 E: 0 LOB: 0 K: 1 BB: 0 S: 13 P: 16	R: 0 H: 1 E: 0 LOB: 1 K: 1 BB: 0 S: 13 P: 19	1B: 4 SF: 0 2B: 1 SAC: 0 3B: 0 DP: 2 HR: 2 HBP: 0		WP: 0 PA: 33 PB: 0 SB: 0 CS: 0
PITCHER Johnny Podres, L (1, 1) ERA: 3.01 Sandy Koufax, L (8, 1) ERA: 4.62	IP WLS BF H R ER SO BB IBB HBP BLK WP HR S P ERA WHIP	7.0 L 27 6 4 3 2 0 0 0 0 0 0 2 60 89 3.86 0.857	2.0 6 1 0 0 2 0 0 0 0 0 0 0 26 35 0.00 0.500	PITCHER IP WLS BF H R ER SO BB IBB HBP BLK WP HR S P ERA WHIP								

AB	33
R	4
H	7
RBI	4
BB	0
SO	4
LOB	9



Batter	1	2	3	4	5	6	7	8	9	AB	R	H	RBI	BB	SO	LOB
Jim Gilliam, S OBP: 0.376, SLG: 0.350 (1, 5)	2-0 F4	1-0 G3			1-0 F9			0-1 F8		4	0	0	0	0	0	2
Wally Moon, L OBP: 0.363, SLG: 0.449 (1, 7)	1-1 3-1 2B		0-2 F7		0-1 1-3			2-1 1-3		4	0	1	0	0	0	0
Norm Larker, L OBP: 0.398, SLG: 0.478 (1, 3)	1-2 3-1		4-0 BB			1-2 F8		0-0 F8		3	0	0	0	1	0	1
Frank Howard, R OBP: 0.362, SLG: 0.532 (1, 9)	1-3 K		1-2 F5			0-1 5-3			0-0 5-3	4	0	0	0	0	1	2
Duke Snider, L OBP: 0.374, SLG: 0.534 (1, 8)		1-1 1B SH1-4 1B	2-2 F8			4-2 FC6-4 BB			0-0 2B	3	1	2	0	1	0	1
Charlie Neal, R OBP: 0.338, SLG: 0.392 (1, 4)		0-0 SH1-4		0-1 6-3		2-2 FC6-4 1-2f			0-1 6-3	3	0	0	0	0	0	2
Norm Sherry, R OBP: 0.365, SLG: 0.537 (1, 2)		2-3 K		1-3 K			0-0 F7		1-3 K	3	0	0	0	0	2	1
Irv Noren, L OBP: 0.273, SLG: 0.111 (9, PH)				2-2 5-3			1-2 5-3			1	0	0	0	0	1	1
Maury Wills, S OBP: 0.364, SLG: 0.343 (1, 6)		3-2 1B 2-3 1B					0-1 6-3			3	0	1	0	0	0	0
Johnny Podres, L OBP: 0.250, SLG: 0.146 (1, 1)		3-2 1B			2-3 K					2	0	1	1	0	1	0
Tommy Davis, R OBP: 0.264, SLG: 0.342 (7, PH)										1	0	0	0	0	0	0
Sandy Koufax, R OBP: 0.242, SLG: 0.167 (8, 1)		1-3 3-H 1B								0	0	0	0	0	0	0

Inning Stats	R: 0	H: 1	E: 0	K: 1	S: 10	R: 1	H: 3	E: 0	K: 1	S: 17	R: 0	H: 0	E: 0	K: 0	S: 12	R: 0	H: 0	E: 0	K: 1	S: 8	R: 0	H: 0	E: 0	K: 1	S: 6	R: 0	H: 0	E: 0	K: 0	S: 11	R: 0	H: 0	E: 0	K: 0	S: 6	R: 0	H: 0	E: 0	K: 0	S: 5	R: 0	H: 1	E: 0	K: 1	S: 7	1B: 3	2B: 2	3B: 0	HR: 0	SF: 0	SAC: 1	DP: 0	HBP: 0	WP: 0	PB: 0	SB: 0	CS: 0	PA: 34
--------------	------	------	------	------	-------	------	------	------	------	-------	------	------	------	------	-------	------	------	------	------	------	------	------	------	------	------	------	------	------	------	-------	------	------	------	------	------	------	------	------	------	------	------	------	------	------	------	-------	-------	-------	-------	-------	--------	-------	--------	-------	-------	-------	-------	--------

PITCHER	IP	WLS	BF	H	R	ER	SO	BB	IBB	HBP	BLK	WP	HR	S	P	ERA	WHIP
Vern Law, R ERA: 2.68 (1, 1)	9.0	W	34	5	1	1	5	2	0	0	0	0	0	82	121	1.00	0.778

BOTTOM

Pittsburgh Pirates @ Los Angeles Dodgers
Los Angeles Memorial Coliseum, Los Angeles, CA

livebaseballscores.com

AB 31
R 1
H 5
RBI 1
BB 2
SO 5
LOB 10



Thu Jul 21 1960, 10:05 PM EDT
Att. 51,193 - Unknown

Batter	1	2	3	4	5	6	7	8	9	AB R H RBI BB SO LOB	TOP											
Tony Taylor, R (1, 4) OBP: 0.351, SLG: 0.416	2-3 K		0-0 2B			0-1 1B		0-3 K		4 0 2 0 0 2 1	Philadelphia Phillies @ Los Angeles Dodgers Los Angeles Memorial Coliseum, Los Angeles, CA Fri Jul 22 1960, 10:05 PM EDT Att: 21,335 - Unknown livebaseballscorecards.com											
Tony Gonzalez, L (1, 8) OBP: 0.269, SLG: 0.434	0-3 K		2-3 K			1-0 FC2-6		1-3 K	4 0 0 0 0 3 2													
Johnny Callison, L (1, 7) OBP: 0.371, SLG: 0.452	2-0 F6				1-2 1B	0-0 5-3		0-3 K	4 0 1 0 0 1 1													
Pancho Herrera, R (1, 3) OBP: 0.361, SLG: 0.510		3-3 K			1-3 K		1-0 L6	0-3 K	4 0 0 0 0 3 1													
Clay Dalrymple, L (1, 2) OBP: 0.368, SLG: 0.377		4-2 BB			2-1 G6-4-3		1-2 4-3		2 0 0 0 1 0 1													
Ken Walters, R (1, 9) OBP: 0.302, SLG: 0.403		0-0 FC5-4				1-2 4-3		2-1 6-3	3 0 0 0 0 0 1													
Joe Morgan, L (1, 5) OBP: 0.203, SLG: 0.217		2-2 5-3				1-1 L9		2-0 2B	3 0 1 0 0 0 1													
Ruben Amaro, R (1, 6) OBP: 0.324, SLG: 0.293			0-3 K			1-3 K		1-3 K	2 0 0 0 0 2 0													
Tony Curry, L (8, PH) OBP: 0.320, SLG: 0.451									1 0 0 0 0 1 1													
Bobby Malkmus, R (8, 6) OBP: 0.227, SLG: 0.235									0 0 0 0 0 0 0													
Gene Conley, R (1, 1) OBP: 0.152, SLG: 0.250			2-2 F6			0-3 K		1-3 K	2 0 0 0 0 1 0													
Lee Walls, R (8, PH) OBP: 0.338, SLG: 0.341									1 0 0 0 0 1 1													
Turk Farrell, R (8, 1) OBP: 0.333, SLG: 0.364									0 0 0 0 0 0 0													
Inning Stats	R: 0 E: 0 K: 2 S: 7	H: 0 LOB: 0 BB: 0 P: 11	R: 0 E: 0 K: 1 S: 12	H: 0 LOB: 1 BB: 1 P: 20	R: 0 E: 0 K: 2 S: 11	H: 1 LOB: 1 BB: 0 P: 15	R: 0 E: 0 K: 1 S: 8	H: 1 LOB: 0 BB: 0 P: 12	R: 0 E: 0 K: 1 S: 9	H: 0 LOB: 0 BB: 0 P: 12	R: 0 E: 0 K: 1 S: 7	H: 1 LOB: 1 BB: 0 P: 8	R: 0 E: 0 K: 0 S: 7	H: 0 LOB: 0 BB: 0 P: 11	R: 0 E: 0 K: 3 S: 11	H: 1 LOB: 1 BB: 0 P: 15	R: 0 E: 0 K: 3 S: 9	H: 0 LOB: 0 BB: 0 P: 10	1B: 2 2B: 2 3B: 0 HR: 0	SF: 0 SAC: 0 DP: 1 HBP: 0	WP: 0 PB: 0 SB: 1 CS: 0	PA: 31
PITCHER Don Drysdale, R (1, 1) ERA: 3.26	IP: 9.0 WLS: W BF: 31 H: 4 R: 0 ER: 0 SO: 14 BB: 1 IBB: 0 HBP: 0 BLK: 0 WP: 0 HR: 0 S: 81 P: 114 ERA: 0.00 WHIP: 0.556											PITCHER IP: WLS: BF: H: R: ER: SO: BB: IBB: HBP: BLK: WP: HR: S: P: ERA: WHIP:										

Batter	1	2	3	4	5	6	7	8	9	AB	R	H	RBI	BB	SO	LOB
Jim Gilliam, S OBP: 0.375, SLG: 0.349 (1, 5)	0-0 F9		1-0 F5		0-0 5-3			2-1 FC1-4 1B		4	0	1	0	0	0	0
Wally Moon, L OBP: 0.368, SLG: 0.451 (1, 7)	4-0 G3-6-3 BB		3-2 CS 1B			1-2 L6-4 HBP 1B		0-2 FC1-4 1-2f		3	0	2	0	1	0	2
Norm Larker, L OBP: 0.400, SLG: 0.476 (1, 3)	0-1 G3-6-3 1-2f		1-1 CS		4-0 1B BB		1-1 HBP	0-1 SF7		1	0	0	1	1	0	1
Gil Hodges, R OBP: 0.247, SLG: 0.331 (9, 3)									0-0 0 0 0 0 0 0 0	0	0	0	0	0	0	0
Frank Howard, R OBP: 0.360, SLG: 0.540 (1, 9)		1-1 HR		0-2 F7		1-0 L6-4		1-1 6-3		4	1	1	1	0	0	4
Duke Snider, L OBP: 0.373, SLG: 0.536 (1, 8)		2-1 2B		2-2 F8		2-3 K				3	0	1	0	0	1	2
Charlie Neal, R OBP: 0.338, SLG: 0.392 (1, 4)		1-1 1-3		0-1 1-2 1B			0-0 6-3			3	0	1	0	0	0	1
John Roseboro, L OBP: 0.314, SLG: 0.382 (1, 2)		2-1 F6		3-2 F9			2-2 F9			3	0	0	0	0	0	3
Maury Wills, S OBP: 0.360, SLG: 0.339 (1, 6)		0-3 K			1-2 5-3		2-2 F8			3	0	0	0	0	1	1
Don Drysdale, R OBP: 0.222, SLG: 0.314 (1, 1)			0-0 F4		1-1 F8			2-0 1B SF7 2B		3	1	1	0	0	0	0

Inning Stats	R: 0	H: 0	E: 0	K: 0	S: 3	R: 1	H: 2	E: 0	K: 1	S: 12	R: 0	H: 1	E: 0	K: 0	S: 6	R: 0	H: 1	E: 0	K: 0	S: 13	R: 0	H: 0	E: 0	K: 0	S: 6	R: 0	H: 1	E: 0	K: 1	S: 8	R: 0	H: 0	E: 0	K: 0	S: 9	R: 1	H: 2	E: 0	K: 0	S: 10
	LOB: 0	BB: 1	P: 7	LOB: 1	BB: 0	P: 18	LOB: 0	BB: 0	P: 11	LOB: 2	BB: 1	P: 22	LOB: 0	BB: 0	P: 8	LOB: 1	BB: 0	P: 13	LOB: 0	BB: 0	P: 13	LOB: 1	BB: 0	P: 15	LOB: 0	BB: 0	P: 15	LOB: 1	BB: 0	P: 15	LOB: 1	BB: 0	P: 15	LOB: 1	BB: 0	P: 15	LOB: 1	BB: 0	P: 15	

PITCHER	IP	WLS	BF	H	R	ER	SO	BB	IBB	HBP	BLK	WP	HR	S	P	ERA	WHIP
Gene Conley, R ERA: 3.45 (1, 1)	7.0	L	26	5	1	1	2	2	0	0	0	0	1	57	92	1.29	1.000
Turk Farrell, R ERA: 2.62 (8, 1)	1.0		5	2	1	1	0	0	0	0	0	0	0	10	15	9.00	2.000


BOTTOM

Philadelphia Phillies @ Los Angeles Dodgers
Los Angeles Memorial Coliseum, Los Angeles, CA

livebaseballscorecards.com

AB	27
R	2
H	7
RBI	2
BB	2
SO	2
LOB	14

WP: 0 PA: 32
PB: 0
SB: 0
CS: 1



Fri Jul 22 1960, 10:05 PM EDT
Att. 21,335 - Unknown

Batter	1	2	3	4	5	6	7	8	9	AB R H RBI BB SO LOB	TOP
Tony Taylor, R (1, 4) OBP: 0.350, SLG: 0.414	0-1 F9		0-1 1B			2-3 K		1-1 6-3		4 0 1 0 0 1 0	Philadelphia Phillies @ Los Angeles Dodgers Los Angeles Memorial Coliseum, Los Angeles, CA Sat Jul 23 1960, 10:05 PM EDT Att: 31,631 - Unknown livebaseballscorecards.com
Tony Gonzalez, L (1, 8) OBP: 0.263, SLG: 0.425	0-3 K		0-0 6-3			0-2 4-3		0-2 3-1	4 0 0 0 0 1 1		
Johnny Callison, L (1, 7) Bobby Gene Smith, R (7, 7) OBP: 0.377, SLG: 0.453 OBP: 0.281, SLG: 0.404	4-2 1B BB			1-0 6-3		1-2 1B		0-0 6-3	2 0 1 0 1 0 0 1 0 0 0 0 0 0		
Pancho Herrera, R (1, 3) OBP: 0.360, SLG: 0.507	1-1 1-3 1B			0-0 4-3		0-3 K		0-3 K	4 0 1 0 0 2 1		
Clay Dalrymple, L (1, 2) OBP: 0.367, SLG: 0.367		0-2 F8		4-0 BB		0-0 F8			2 0 0 0 1 0 0		
Ken Walters, R (1, 9) OBP: 0.299, SLG: 0.399		0-1 F7		0-0 L5		0-0 F7			3 0 0 0 0 0 1		
Joe Morgan, L (1, 5) OBP: 0.194, SLG: 0.206		0-1 L9			1-1 L9		1-2 4-3		3 0 0 0 0 0 0		
Ruben Amaro, R (1, 6) OBP: 0.315, SLG: 0.284			2-2 6-3		1-0 F9		1-1 6-3		3 0 0 0 0 0 0		
Dallas Green, L (1, 1) OBP: 0.167, SLG: 0.222			3-2 F6		0-1 F7		0-0 G3		3 0 0 0 0 0 0		
Inning Stats	R: 0 H: 1 E: 0 LOB: 2 K: 1 BB: 1 S: 9 P: 14	R: 0 H: 0 E: 0 LOB: 0 K: 0 BB: 0 S: 7 P: 7	R: 0 H: 1 E: 0 LOB: 1 K: 0 BB: 0 S: 9 P: 14	R: 0 H: 0 E: 0 LOB: 1 K: 0 BB: 1 S: 3 P: 8	R: 0 H: 0 E: 0 LOB: 0 K: 0 BB: 0 S: 5 P: 7	R: 0 H: 1 E: 0 LOB: 1 K: 2 BB: 0 S: 12 P: 15	R: 0 H: 0 E: 0 LOB: 0 K: 0 BB: 0 S: 5 P: 6	R: 0 H: 0 E: 0 LOB: 0 K: 0 BB: 0 S: 5 P: 7	R: 0 H: 0 E: 0 LOB: 0 K: 1 BB: 0 S: 7 P: 7	1B: 3 SF: 0 2B: 0 SAC: 0 3B: 0 DP: 0 HR: 0 HBP: 0	WP: 0 PA: 31 PB: 0 SB: 0 CS: 0
PITCHER Roger Craig, R (1, 1) ERA: 3.54	IP WLS BF H R ER SO BB IBB HBP BLK WP HR S P ERA WHIP										

Philadelphia Phillies @ Los Angeles Dodgers
 Los Angeles Memorial Coliseum, Los Angeles, CA

AB	29
R	0
H	3
RBI	0
BB	2
SO	4
LOB	3



Batter	1	2	3	4	5	6	7	8	9	AB	R	H	RBI	BB	SO	LOB
--------	---	---	---	---	---	---	---	---	---	----	---	---	-----	----	----	-----

Jim Gilliam, S <small>OBP: 0.376, SLG: 0.347</small> (1, 5) 																			

Inning Stats R: 1 H: 1 E: 0 LOB: 1 K: 0 BB: 1 S: 10 P: 18	R: 1 H: 2 E: 0 LOB: 1 K: 1 BB: 0 S: 15 P: 23	R: 0 H: 0 E: 0 LOB: 0 K: 1 BB: 0 S: 7 P: 12	R: 0 H: 1 E: 1 LOB: 1 K: 1 BB: 0 S: 10 P: 15	R: 0 H: 0 E: 1 LOB: 1 K: 1 BB: 1 S: 10 P: 19	R: 0 H: 0 E: 0 LOB: 0 K: 1 BB: 0 S: 6 P: 8	R: 0 H: 0 E: 0 LOB: 1 K: 1 BB: 0 S: 10 P: 14	R: 0 H: 0 E: 0 LOB: 0 K: 1 BB: 0 S: 6 P: 11	1B: 3 SF: 1 2B: 1 SAC: 0 3B: 0 DP: 0 HR: 0 HBP: 1
PITCHER Dallas Green, R <small>ERA: 4.26</small> (1, 1)	IP: 8.0 WLS: L BF: 31 H: 4 R: 2 ER: 2 SO: 7	BB: 2 IBB: 0 HBP: 1 BLK: 0 WP: 0 HR: 0 S: 74 P: 120 ERA: 2.25 WHIP: 0.750	PITCHER	IP: 1.0 WLS: 0 BF: 4 H: 1 R: 0 ER: 0 SO: 0 BB: 1 IBB: 0 HBP: 0 BLK: 0 WP: 0 HR: 0 S: 1 P: 1 ERA: 0.00 WHIP: 1.000				

BOTTOM

Philadelphia Phillies @ Los Angeles Dodgers
 Los Angeles Memorial Coliseum, Los Angeles, CA
 Sat Jul 23 1960, 10:05 PM EDT
 Att. 31,631 - Unknown

livebaseballscorecards.com

AB	27
R	2
H	4
RBI	2
BB	2
SO	7
LOB	13



WP: 0	PA: 31
PB: 0	
SB: 2	
CS: 0	

Batter	1	2	3	4	5	6	7	8	9	AB R H RBI BB SO LOB	TOP											
Tony Taylor, R (1, 4) OBP: 0.350, SLG: 0.414	2-3 FC6-4 1-2f	1-0 FC6-4 1-2f			0-1 G4-6-3 1B		0-0 FC1-6 1-2f		1-0 1B	5 0 2 0 0 1 3	Philadelphia Phillies @ Los Angeles Dodgers Los Angeles Memorial Coliseum, Los Angeles, CA Sun Jul 24 1960, 6:33 AM EDT Att. 14,027 - Unknown livebaseballscorecards.com											
Tony Gonzalez, L (1, 8) OBP: 0.262, SLG: 0.418	2-2 FC3-6 1B		0-0 1-3		3-2 G4-6-3 1-2f		3-2 4-3	1-3 K	5 0 1 0 0 1 4													
Johnny Callison, L (1, 7) OBP: 0.380, SLG: 0.446	1-0 FC3-6 1B 1-2f		2-3 K		4-2 BLK 1B BB		4-0 1B BB		2 0 0 0 2 1 1													
Pancho Herrera, R (1, 3) OBP: 0.362, SLG: 0.507	0-0 1B		1-1 4-3		2-2 BLK 1B		0-3 K		4 0 2 0 0 1 1													
Clay Dalrymple, L (1, 2) OBP: 0.362, SLG: 0.361	0-1 F6			1-2 4-3		1-3 K		2-2 G1-6-3 1B 1-2	4 0 1 0 0 1 4													
Joe Morgan, L (1, 5) OBP: 0.197, SLG: 0.239		3-2 1-3		3-2 3B		1-1 F4		0-1 G1-6-3 1-2f	4 0 1 0 0 0 4													
Ken Walters, R (1, 9) OBP: 0.299, SLG: 0.396		0-1 1B 1B		1-3 K		0-2 F9 1-2 2-3		0-2 F4	4 0 1 0 0 1 3													
Ruben Amaro, R (1, 6) OBP: 0.313, SLG: 0.283		2-3 K		1-3 K		0-1 F8		3-2 1B 1B	4 0 1 0 0 2 2													
John Buzhardt, R (1, 1) OBP: 0.167, SLG: 0.143		0-1 1B			2-1 F9		4-2 FC1-6 BB		0-1 F8	1 0 1 0 0 0 0												
Jim Owens, R (3, 1) OBP: 0.088, SLG: 0.031									1 0 0 0 0 0 0													
Tony Curry, L (7, PH) OBP: 0.324, SLG: 0.451									0 0 0 0 1 0 0													
Humberto Robinson, R (7, 1) OBP: 0.167, SLG: 0.167									0 0 0 0 0 0 0													
Bobby Gene Smith, R (9, PH) OBP: 0.278, SLG: 0.400									1 0 0 0 0 0 1													
Inning Stats	R: 0 E: 0 K: 1 S: 11	H: 2 LOB: 2 BB: 0 P: 16	R: 0 E: 0 K: 1 S: 11	H: 2 LOB: 2 BB: 0 P: 17	R: 0 E: 0 K: 1 S: 6	H: 0 LOB: 0 BB: 0 P: 9	R: 0 E: 0 K: 2 S: 12	H: 1 LOB: 1 BB: 0 P: 18	R: 0 E: 0 K: 0 S: 7	H: 1 LOB: 0 BB: 0 P: 12	R: 0 E: 0 K: 1 S: 13	H: 1 LOB: 2 BB: 1 P: 21	R: 0 E: 0 K: 0 S: 8	H: 0 LOB: 1 BB: 1 P: 15	R: 0 E: 0 K: 1 S: 10	H: 1 LOB: 1 BB: 1 P: 16	R: 0 E: 0 K: 1 S: 12	H: 2 LOB: 2 BB: 0 P: 17	1B: 9 2B: 0 3B: 1 HR: 0	SF: 0 SAC: 0 DP: 2 HBP: 0	WP: 0 PB: 0 SB: 0 CS: 0	PA: 38
PITCHER Stan Williams, R (1, 1) ERA: 2.38	IP 9.0 WLS W BF 38 H 10 R 0 ER 0 SO 8 BB 3 IBB 0 HBP 0 BLK 1 WP 0 HR 0 S 90 P 141 ERA 0.00 WHIP 1.444											PITCHER	IP WLS BF H R ER SO BB IBB HBP BLK WP HR S P ERA WHIP									



Batter	1	2	3	4	5	6	7	8	9	AB	R	H	RBI	BB	SO	LOB
Jim Gilliam, S <small>OBP: 0.376, SLG: 0.351</small> (1, 5)										5	1	2	0	0	1	1
Wally Moon, L <small>OBP: 0.367, SLG: 0.448</small> (1, 7)										5	1	2	1	0	0	2
Norm Larker, L <small>OBP: 0.393, SLG: 0.465</small> Gil Hodges, R <small>OBP: 0.247, SLG: 0.331</small> (9, 3)										5	1	2	1	0	0	4
Frank Howard, R <small>OBP: 0.356, SLG: 0.531</small> (1, 9)										5	0	2	0	0	2	2
Duke Snider, L <small>OBP: 0.375, SLG: 0.535</small> Tommy Davis, R <small>OBP: 0.270, SLG: 0.347</small> (7, 8)										3	1	1	1	1	1	3
Charlie Neal, R <small>OBP: 0.336, SLG: 0.391</small> (1, 4)										5	1	1	1	0	1	3
Maury Wills, S <small>OBP: 0.364, SLG: 0.346</small> (1, 6)										5	1	2	1	0	1	2
Joe Pignatano, R <small>OBP: 0.333, SLG: 0.360</small> (1, 2)										3	1	1	2	1	1	1
Stan Williams, R <small>OBP: 0.133, SLG: 0.250</small> (1, 1)										3	2	1	2	1	0	2

Inning Stats	R: 0	H: 2	E: 0	LOB: 2	K: 0	BB: 0	S: 11	R: 0	H: 0	E: 0	LOB: 1	K: 1	BB: 1	S: 7	R: 8	H: 8	E: 0	LOB: 0	K: 2	BB: 0	S: 22	R: 0	H: 0	E: 0	LOB: 1	K: 1	BB: 1	S: 6	R: 1	H: 2	E: 1	LOB: 2	K: 0	BB: 0	S: 17	R: 0	H: 1	E: 0	LOB: 1	K: 2	BB: 0	S: 15	R: 0	H: 1	E: 0	LOB: 2	K: 1	BB: 1	S: 10	R: 0	H: 1	E: 1	LOB: 1	K: 0	BB: 0	S: 7	R: 0	H: 1	E: 0	LOB: 1	K: 0	BB: 0	S: 7
--------------	------	------	------	--------	------	-------	-------	------	------	------	--------	------	-------	------	------	------	------	--------	------	-------	-------	------	------	------	--------	------	-------	------	------	------	------	--------	------	-------	-------	------	------	------	--------	------	-------	-------	------	------	------	--------	------	-------	-------	------	------	------	--------	------	-------	------	------	------	------	--------	------	-------	------

PITCHER	IP	WLS	BF	H	R	ER	SO	BB	IBB	HBP	BLK	WP	HR	S	P	ERA	WHIP
John Buzhardt, R <small>ERA: 3.91</small> (1, 1)	2.1	L	16	8	6	6	2	1	0	0	0	0	0	32	52	23.14	3.857
Jim Owens, R <small>ERA: 4.35</small> (3, 1)	3.2		18	5	3	2	4	1	0	0	0	0	1	46	71	4.91	1.636
Humberto Robinson, R <small>ERA: 3.44</small> (7, 1)	2.0		9	2	0	0	1	1	0	0	0	0	0	17	29	0.00	1.500

BOTTOM

Philadelphia Phillies @ Los Angeles Dodgers
Los Angeles Memorial Coliseum, Los Angeles, CA

Sun Jul 24 1960, 6:33 AM EDT
 Att. 14,027 - Unknown

livebaseballscorecards.com

AB	40
R	9
H	15
RBI	9
BB	3
SO	7
LOB	20

WP	PA	CS
0	43	0

Batter	1	2	3	4	5	6	7	8	9	AB R H RBI BB SO LOB	TOP											
Eddie Kasko, R OBP: 0.365, SLG: 0.366 (1, 4)	0-0 G5-4-3 1B		0-0 6-3		0-1 F2		1-1 6-3		0-2 F1	5 0 1 0 0 0 0												
Vada Pinson, L OBP: 0.340, SLG: 0.469 (1, 8)	1-0 F8		0-3 K		0-0 HR 1B		2-2 FC5 2B		2-2 S 2B	5 1 3 0 0 1 1												
Frank Robinson, R OBP: 0.379, SLG: 0.551 (1, 7)	2-0 G5-4-3 1-2f		2-3 K		2-0 HR 1B		4-0 FC5 1B IBB		2-0 5-3	4 2 1 2 1 1 2 0 0 0 0 0 0 0												
Gus Bell, L OBP: 0.295, SLG: 0.367 (9, 7)																						
Wally Post, R OBP: 0.341, SLG: 0.569 (1, 9)		4-0 F9 1B 1B BB		0-0 F7	0-1 6-3		3-1 FC5 WP 1B 1-2 2-3f		3-1 6-3	4 1 0 0 1 0 3												
Cliff Cook, R OBP: 0.750, SLG: 0.714 (1, 5)		2-2 1B 1-2 1B		1-1 1B		0-0 FC4-6 1B	1-1 WP 1B 1-2 2-H			4 0 4 1 0 0 0												
Dutch Dotterer, R OBP: 0.337, SLG: 0.378 (1, 2)		1-1 F9		3-1 FC6-4 1B 1-2		4-0 FC4-6 BB	1-3 K 1-2 2-3			3 0 1 0 1 1 4												
Gordy Coleman, L OBP: 0.417, SLG: 0.667 (1, 3)		1-2 1-3 3-H 1B		2-3 K	0-0 FC4-6		1-0 G3			4 0 1 1 0 1 4												
Leo Cardenas, R OBP: 0.250, SLG: 0.250 (1, 6)		2-3 K		2-1 FC6-4 1-2f	1-2 F4		0-3 K			4 0 0 0 0 2 6												
Bob Purkey, R OBP: 0.250, SLG: 0.163 (1, 1)		0-3 K		2-1 5-3	1-3 K		0-3 K			4 0 0 0 0 3 4												
Inning Stats	R: 0 E: 0 K: 0 S: 3	H: 1 LOB: 0 BB: 0 P: 6	R: 1 E: 0 K: 2 S: 17	H: 2 LOB: 2 BB: 1 P: 27	R: 0 E: 0 K: 2 S: 8	H: 0 LOB: 0 BB: 0 P: 10	R: 0 E: 0 K: 1 S: 10	H: 2 LOB: 2 BB: 0 P: 18	R: 2 E: 0 K: 0 S: 8	H: 2 LOB: 0 BB: 0 P: 12	R: 0 E: 0 K: 1 S: 8	H: 1 LOB: 2 BB: 1 P: 14	R: 1 E: 0 K: 1 S: 12	H: 2 LOB: 2 BB: 1 P: 24	R: 0 E: 0 K: 2 S: 7	H: 0 LOB: 0 BB: 0 P: 8	R: 0 E: 0 K: 0 S: 9	H: 1 LOB: 1 BB: 0 P: 16	1B: 8 2B: 2 3B: 0 HR: 1	SF: 0 SAC: 0 DP: 1 HBP: 0	WP: 1 PB: 0 SB: 1 CS: 0	PA: 40
PITCHER	IP WLS BF H R ER SO BB IBB HBP BLK WP HR S P ERA WHIP																					
Johnny Podres, L ERA: 3.09 (1, 1)	5.0 L 24 8 3 3 5 2 0 0 0 0 0 1 47 78 5.40 2.000																					
Larry Sherry, R ERA: 4.59 (6, 1)	1.0 3 0 0 0 1 0 0 0 0 0 0 0 7 9 0.00 0.000																					
Ed Roebuck, R ERA: 1.96 (7, 1)	2.0 9 2 1 1 3 0 1 0 0 1 0 19 32 4.50 1.000																					
Sandy Koufax, L ERA: 4.57 (9, 1)	1.0 4 1 0 0 0 0 0 0 0 0 0 0 9 16 0.00 1.000																					

Cincinnati Reds @ Los Angeles Dodgers
Los Angeles Memorial Coliseum, Los Angeles, CA

Tue Jul 26 1960, 10:05 PM EDT
Att: 60,880 - Unknown

livebaseballscorecards.com

AB 37
R 4
H 11
RBI 4
BB 3
SO 9
LOB 24



Batter	1	2	3	4	5	6	7	8	9	AB	R	H	RBI	BB	SO	LOB
Jim Gilliam, S OBP: 0.373, SLG: 0.347 (1, 5)	2-1 4-3 ①		1-1 G3 ③			0-1 FC6-4 FC1-6 1-2f ①		1-2 L9 ③		4	0	0	0	0	0	2
Wally Moon, L OBP: 0.365, SLG: 0.445 (1, 7)	1-3 K2-3 ②			1-1 G6-4-3 1B ①		2-1 FC1-6 1-2f ②			1-2 1-3 ①	4	0	1	0	0	1	1
Norm Larker, L OBP: 0.387, SLG: 0.457 (1, 3)	1-1 L7 ③			1-1 F7 ①		2-1 F8 ③			2-1 4-3 ②	4	0	0	0	0	0	2
Frank Howard, R OBP: 0.351, SLG: 0.522 (1, 9)		1-1 1-3 ①		0-0 G6-4-3 1-2f ②③			0-1 F6 ①		1-0 F8 ③	4	0	0	0	0	0	1
Duke Snider, L OBP: 0.379, SLG: 0.552 (1, 8)		0-0 HR ①			4-0 FC6-4 BB ①		2-1 1-3 ②			2	1	1	1	1	0	0
Charlie Neal, R OBP: 0.333, SLG: 0.388 (1, 4)		1-0 1-3 ②			1-3 K ①		1-3 K ③			3	0	0	0	0	2	1
Maury Wills, S OBP: 0.364, SLG: 0.345 (1, 6)		3-2 5-3 ③			2-2 FC6-4 1-2f ②			0-1 1B ①		3	0	1	0	0	0	1
Joe Pignatano, R OBP: 0.313, SLG: 0.333 (1, 2)			2-2 6-3 ①			3-3 K ③		2-1 F7 ①		2	0	0	0	0	1	1
Tommy Davis, R OBP: 0.268, SLG: 0.345 (8, PH)										1	0	0	0	0	0	1
Norm Sherry, R OBP: 0.357, SLG: 0.524 (9, 2)										0	0	0	0	0	0	0
Johnny Podres, L OBP: 0.245, SLG: 0.143 (1, 1)										1	0	0	0	0	0	0
Larry Sherry, S OBP: 0.227, SLG: 0.429 (6, 1)										0	0	0	0	0	0	0
Irv Noren, L OBP: 0.304, SLG: 0.158 (6, PH)										1	0	1	0	0	0	0
Ed Roebuck, R OBP: 0.278, SLG: 0.294 (7, 1)										0	0	0	0	0	0	0
Chuck Essegian, R OBP: 0.321, SLG: 0.354 (8, PH)										1	0	0	0	0	0	1
Sandy Koufax, R OBP: 0.242, SLG: 0.167 (9, 1)										0	0	0	0	0	0	0

Inning Stats	R: 0	H: 0	R: 1	H: 1	R: 0	H: 0	R: 0	H: 1	R: 0	H: 0	R: 0	H: 0	R: 0	H: 1	R: 0	H: 0	R: 0	H: 0	R: 0	H: 0	1B: 3	SF: 0	WP: 0	PA: 31
E: 0	LOB: 0	E: 0	LOB: 0	E: 0	LOB: 0	E: 0	LOB: 0	E: 0	LOB: 0	E: 1	LOB: 1	E: 0	LOB: 0	E: 0	LOB: 1	E: 0	LOB: 0	E: 0	LOB: 0	E: 0	LOB: 0	2B: 0	SAC: 0	PB: 0
K: 1	BB: 0	K: 0	BB: 0	K: 0	BB: 0	K: 2	BB: 1	K: 1	BB: 0	K: 1	BB: 0	K: 0	BB: 0	K: 0	BB: 0	K: 0	BB: 0	K: 0	BB: 0	K: 0	BB: 0	3B: 0	DP: 1	SB: 0
S: 7	P: 11	S: 7	P: 12	S: 7	P: 10	S: 5	P: 7	S: 11	P: 21	S: 7	P: 10	S: 8	P: 12	S: 7	P: 11	S: 7	P: 11	S: 7	P: 11	S: 7	P: 11	HR: 1	HBP: 0	CS: 0

PITCHER	IP	WLS	BF	H	R	ER	SO	BB	IBB	HBP	BLK	WP	HR	S	P	ERA	WHIP	PITCHER	IP	WLS	BF	H	R	ER	SO	BB	IBB	HBP	BLK	WP	HR	S	P	ERA	WHIP	
Bob Purkey, R ERA: 3.97 (1, 1)	9.0	W	31	4	1	1	4	1	0	0	0	0	1	70	111	1.00	0.556																			

BOTTOM

Cincinnati Reds @ Los Angeles Dodgers
Los Angeles Memorial Coliseum, Los Angeles, CA

Tue Jul 26 1960, 10:05 PM EDT
Att. 60,880 - Unknown

livebaseballscorecards.com

AB	30
R	1
H	4
RBI	1
BB	1
SO	4
LOB	11



Batter	1	2	3	4	5	6	7	8	9	AB R H RBI BB SO LOB	TOP
Eddie Kasko, R (1, 4) OBP: 0.362, SLG: 0.363 Harry Anderson, L (8, PH) OBP: 0.335, SLG: 0.407 Billy Martin, R (8, 4) OBP: 0.303, SLG: 0.346	0-1 5-3		0-2 1-3			1-3 K		2-3 K		3 0 0 0 0 1 0 1 0 0 0 0 1 0 0 0 0 0 0 0 0	Cincinnati Reds @ Los Angeles Dodgers Los Angeles Memorial Coliseum, Los Angeles, CA Wed Jul 27 1960, 10:05 PM EDT Att: 20,391 - Unknown livebaseballscorecards.com
Vada Pinson, L (1, 8) OBP: 0.342, SLG: 0.468	1-1 CS HBP		0-1 F7			2-2 FC4 1B		1-1 F5		3 0 1 0 0 0 0	
Gus Bell, L (1, 9) OBP: 0.294, SLG: 0.366	2-2 1-2 1B				2-2 F6		0-1 FC4 E 1-2f		0-0 F9	4 0 1 0 0 0 1	
Frank Robinson, R (1, 7) OBP: 0.375, SLG: 0.543	1-3 K				1-1 F8		2-1 E2 1-3		0-2 F9	4 0 0 0 0 1 2	
Gordy Coleman, L (1, 3) OBP: 0.375, SLG: 0.625					2-2 2B		0-0 4-3		0-0 F2	4 0 1 0 0 0 2	
Ed Bailey, L (1, 2) OBP: 0.356, SLG: 0.427					1-2 F2		1-0 F9			3 0 0 0 0 1 1	
Cliff Cook, R (1, 5) OBP: 0.636, SLG: 0.700					2-2 F7		0-0 F2			3 0 1 0 0 0 0	
Leo Cardenas, R (1, 6) OBP: 0.182, SLG: 0.182					2-1 4-3		1-1 1-3			3 0 0 0 0 0 1	
Jim Maloney, L (1, 1) Jerry Lynch, L (8, PH) OBP: 0.388, SLG: 0.525 Jim Brosnan, R (8, 1) OBP: 0.167, SLG: 0.364 Bill Henry, L (8, 1)					0-1 1-3		2-3 K		2-3 K	2 0 0 0 0 1 0 1 0 0 0 0 1 0 0 0 0 0 0 0 0 0 0 0 0 0 0 0	
Inning Stats	R: 0 H: 1 E: 0 LOB: 1 K: 1 BB: 0 S: 9 P: 13	R: 0 H: 1 E: 0 LOB: 1 K: 1 BB: 0 S: 10 P: 11	R: 0 H: 0 E: 0 LOB: 0 K: 0 BB: 0 S: 8 P: 8	R: 0 H: 1 E: 0 LOB: 1 K: 0 BB: 0 S: 12 P: 18	R: 0 H: 0 E: 0 LOB: 0 K: 1 BB: 0 S: 8 P: 14	R: 0 H: 1 E: 1 LOB: 2 K: 1 BB: 0 S: 11 P: 16	R: 0 H: 0 E: 0 LOB: 0 K: 0 BB: 0 S: 4 P: 6	R: 0 H: 0 E: 0 LOB: 0 K: 2 BB: 0 S: 8 P: 13	R: 0 H: 0 E: 0 LOB: 0 K: 0 BB: 0 S: 5 P: 5	1B: 2 SF: 0 2B: 2 SAC: 0 3B: 0 DP: 0 HR: 0 HBP: 1	WP: 0 PA: 32 PB: 0 SB: 0 CS: 1
PITCHER Don Drysdale, R (1, 1) ERA: 3.08	IP WLS BF H R ER SO BB IBB HBP BLK WP HR S P ERA WHIP										
	9.0 W 32 4 0 0 6 0 0 1 0 0 0 0 75 104 0.00 0.444										

Cincinnati Reds @ Los Angeles Dodgers
Los Angeles Memorial Coliseum, Los Angeles, CA
 Wed Jul 27 1960, 10:05 PM EDT
 Att: 20,391 - Unknown

AB 31
R 0
H 4
RBI 0
BB 0
SO 6
LOB 7



Batter	1	2	3	4	5	6	7	8	9
Jim Gilliam, S OBP: 0.371, SLG: 0.346 (1, 5)	1-1 L8		1-0 F8			1-1 G1-6-3 1B		1-1 E6 1B WP	
Wally Moon, L OBP: 0.367, SLG: 0.446 (1, 7)	3-1 1B		1-1 6-3			2-2 G1-6-3 1-2f		3-2 7-4 WP 1-3 1B	
Norm Larker, L OBP: 0.386, SLG: 0.455 (1, 3)	1-1		2-2 F7			0-1 1-3		4-1 1-2 3-H BB	
Gil Hodges, R OBP: 0.251, SLG: 0.331 (8, PH) (9, 3)	1-3 1B							0-2 7-4 2-3f	
Frank Howard, R OBP: 0.345, SLG: 0.514 (1, 9)	3-3 K			1-3 K			1-2 6-3		
Duke Snider, L OBP: 0.379, SLG: 0.548 (1, 8)	2-1 F4			1-0 F3			0-1 1B 1B		
Charlie Neal, R OBP: 0.333, SLG: 0.387 (1, 4)		0-0 F9		1-2 4-3			1-2 1-3 1B 1B		
Maury Wills, S OBP: 0.363, SLG: 0.345 (1, 6)		3-2 F6			0-3 K		0-2 2-H 3-H 1B		
Joe Pignatano, R OBP: 0.343, SLG: 0.321 (1, 2)		4-1 BB			4-0 CS BB		1-0 F4		
Don Drysdale, R OBP: 0.211, SLG: 0.296 (1, 1)		3-3 K			2-3 K 1-2			1-1 3-1	

AB	R	H	RBI	BB	SO	LOB
4	1	1	0	0	0	0
4	0	2	0	0	0	1
3	0	1	0	0	0	0
0	0	0	0	1	0	0
4	0	0	0	0	2	4
3	1	1	0	0	0	2
3	0	1	0	0	0	0
3	0	1	1	0	1	0
1	0	0	0	2	0	1
3	0	0	0	0	2	2

BOTTOM

Cincinnati Reds @ Los Angeles Dodgers
Los Angeles Memorial Coliseum, Los Angeles, CA

Wed Jul 27 1960, 10:05 PM EDT
Att. 20,391 - Unknown

livebaseballscorecards.com

AB	28
R	2
H	7
RBI	1
BB	3
SO	5
LOB	10



Inning Stats	R: 0	H: 2	E: 0	K: 1	S: 12	LOB: 2	BB: 0	P: 22																									
IP	7.0	WLS	L	BF	26	H	6	R	1	ER	1	SO	5	BB	2	IBB	0	HBP	0	BLK	0	WP	0	HR	0	S	61	P	100	ERA	1.29	WHIP	1.143
PITCHER	Jim Maloney, R (1, 1)	0.1	3	1	1	0	0	0	0	0	0	0	0	0	0	0	0	0	0	0	0	0	0	0	9	14	0.00	3.000					
PITCHER	Jim Brosnan, R (8, 1)	0.2	2	0	0	0	0	0	0	1	0	0	0	1	0	0	0	0	0	0	0	1	0	4	8	0.00	1.500						
PITCHER	Bill Henry, L (8, 1)																																

WP	PA	ERA	WHIP
1	31		
0			
0			
1			

Batter	1	2	3	4	5	6	7	8	9	AB R H RBI BB SO LOB	TOP																	
Eddie Kasko, R (1, 4) OBP: 0.361, SLG: 0.360 Wally Post, R (9, PH) OBP: 0.344, SLG: 0.569 Billy Martin, R (9, PR) OBP: 0.303, SLG: 0.346	0-1 F9		0-2 L6		4-1 F7 BB E BB		1-2 F8		4-1 3-1 BB	3 1 0 0 1 0 0 0 0 0 0 1 0 0 0 0 0 0 0 0 0	Cincinnati Reds @ Los Angeles Dodgers Los Angeles Memorial Coliseum, Los Angeles, CA Thu Jul 28 1960, 10:05 PM EDT Att. 20,885 - Unknown livebaseballscorecards.com																	
Vada Pinson, L (1, 8) OBP: 0.343, SLG: 0.464	0-0 4-3		3-3 K		4-0 FC6 1-2 BB		4-2 1B BB	0-0 3-1 1-2	3 0 0 0 2 1 1																			
Gus Bell, L (1, 9) OBP: 0.296, SLG: 0.372	1-1 1B 3B		3-3 K		2-1 F7 2-3		1-2 1-3 1B	1-0 L8	5 1 2 0 0 1 4																			
Frank Robinson, R (1, 7) OBP: 0.375, SLG: 0.549	4-2 1B BB			1-1 HR	1-2 F5 3-H		0-1 F3	0-0 4-3	4 1 1 1 1 0 5																			
Gordy Coleman, L (1, 3) OBP: 0.400, SLG: 0.750	0-1 1-2 3-H 1B			0-0 F7	0-0 FC6 1-2f		0-2 HR		4 1 2 2 0 0 1																			
Ed Bailey, L (1, 2) OBP: 0.355, SLG: 0.422	1-1 F9			1-2 HR HBP	2-1 4-3		2-2 4-3		3 1 0 0 0 0 2																			
Cliff Cook, R (1, 5) OBP: 0.467, SLG: 0.500		0-3 K		1-2 F5	3-3 K		3-3 K		4 0 0 0 0 3 1																			
Leo Cardenas, R (1, 6) OBP: 0.267, SLG: 0.533		0-1 F6		0-2 1-H HR	1-2 1-3		0-0 2B		4 1 2 2 0 0 0																			
Jim O'Toole, S (1, 1) OBP: 0.109, SLG: 0.089 Claude Osteen, L (2, 1) OBP: 0.385, SLG: 0.521 Jerry Lynch, L (7, PH) OBP: 0.187, SLG: 0.364 Jim Brosnan, R (7, 1) OBP: 0.333, SLG: 0.404 Harry Anderson, L (8, PH) OBP: 0.333, SLG: 0.404 Bob Furkey, R (8, 1) OBP: 0.250, SLG: 0.163		1-3 K		3-3 K	0-3 K		1-0 F8		1 0 0 0 0 1 0 1 0 0 0 0 1 0 1 0 0 0 0 1 0 0 0 0 0 0 0 0 1 0 0 0 0 0 1 0 0 0 0 0 0 0																			
Inning Stats	R: 1 H: 2 E: 0 LOB: 2 K: 0 BB: 1 S: 11 P: 17	R: 0 H: 0 E: 0 LOB: 0 K: 2 BB: 0 S: 9 P: 10	R: 0 H: 0 E: 0 LOB: 0 K: 2 BB: 0 S: 9 P: 15	R: 3 H: 2 E: 0 LOB: 0 K: 1 BB: 0 S: 14 P: 20	R: 1 H: 0 E: 1 LOB: 1 K: 0 BB: 2 S: 8 P: 19	R: 0 H: 0 E: 0 LOB: 0 K: 1 BB: 0 S: 8 P: 14	R: 0 H: 1 E: 0 LOB: 2 K: 1 BB: 1 S: 14 P: 20	R: 1 H: 2 E: 0 LOB: 1 K: 1 BB: 0 S: 11 P: 17	R: 0 H: 0 E: 0 LOB: 2 K: 0 BB: 1 S: 4 P: 9	1B: 2 SF: 0 2B: 1 SAC: 0 3B: 1 DP: 0 HR: 3 HBP: 1	WP: 0 PA: 40 PB: 0 SB: 0 CS: 0																	
PITCHER	IP WLS BF H R ER SO BB IBB HBP BLK WP HR S P ERA WHIP											PITCHER	IP WLS BF H R ER SO BB IBB HBP BLK WP HR S P ERA WHIP															
Roger Craig, R (1, 1) ERA: 4.03	4.0	20	4	5	4	5	3	0	1	0	0	0	2	44	71	9.00	1.750											
Larry Sherry, R (5, 1) ERA: 4.43	5.0	W	20	3	1	1	3	2	0	0	0	0	1	44	70	1.80	1.000											



Batter	1	2	3	4	5	6	7	8	9	AB	R	H	RBI	BB	SO	LOB	BOTTOM
--------	---	---	---	---	---	---	---	---	---	----	---	---	-----	----	----	-----	--------

Jim Gilliam, S <small>OBP: 0.369, SLG: 0.343</small> <small>(1, 5)</small>	 <small>1-1</small>	 <small>1-1</small>		 <small>3-2</small>			 <small>2-1</small>			3	2	0	0	0	0	3	Cincinnati Reds @ Los Angeles Dodgers Los Angeles Memorial Coliseum, Los Angeles, CA <small>Thu Jul 28 1960, 10:05 PM EDT</small> <small>Att. 20,885 - Unknown</small>
Charlie Neal, R <small>OBP: 0.335, SLG: 0.387</small> <small>(1, 4)</small>	 <small>3-2</small>	 <small>4-1</small>		 <small>2-2</small>			 <small>1-3</small>			3	2	1	0	1	1	1	
Tommy Davis, R <small>OBP: 0.260, SLG: 0.333</small> <small>(1, 8)</small>	 <small>2-0</small>	 <small>3-2</small>			 <small>0-2</small>		 <small>0-0</small>			4	1	0	0	0	0	5	
Frank Howard, R <small>OBP: 0.348, SLG: 0.525</small> <small>(1, 9)</small>	 <small>1-0</small>	 <small>0-2</small>			 <small>3-1</small>		 <small>2-0</small>			4	1	2	6	0	0	0	
Gil Hodges, R <small>OBP: 0.251, SLG: 0.325</small> <small>(1, 3)</small>	 <small>2-2</small>	 <small>3-2</small>			 <small>0-0</small>		 <small>1-1</small>			3	0	0	0	0	0	1	
Chuck Essegian, R <small>OBP: 0.333, SLG: 0.412</small> <small>(1, 7)</small>	 <small>0-0</small>		 <small>4-0</small>			 <small>0-0</small>	 <small>0-0</small>			3	1	1	1	1	0	1	
Maury Wills, S <small>OBP: 0.358, SLG: 0.340</small> <small>(1, 6)</small>	 <small>1-0</small>		 <small>0-1</small>			 <small>1-1</small>	 <small>1-2</small>			4	0	0	0	0	0	2	
Joe Pignatano, R <small>OBP: 0.342, SLG: 0.323</small> <small>(1, 2)</small>		 <small>2-0</small>		 <small>3-3</small>		 <small>1-0</small>				3	0	1	0	0	1	1	
Roger Craig, R <small>OBP: 0.200, SLG: 0.077</small> <small>(1, 1)</small>		 <small>3-2</small>			 <small>4-2</small>		 <small>1-0</small>			0	1	0	0	1	0	0	
Larry Sherry, R <small>OBP: 0.217, SLG: 0.409</small> <small>(5, 1)</small>										1	0	0	0	0	0	0	

Inning Stats	R: 4	H: 2	E: 2	K: 0	S: 13	LOB: 0	BB: 0	P: 23	R: 3	H: 2	E: 1	K: 0	S: 19	LOB: 1	BB: 1	P: 35	R: 0	H: 0	E: 0	K: 1	S: 5	LOB: 1	BB: 1	P: 12	R: 0	H: 0	E: 0	K: 0	S: 11	LOB: 0	BB: 0	P: 9	R: 1	H: 1	E: 0	K: 0	S: 5	LOB: 0	BB: 0	P: 8	R: 0	H: 0	E: 0	K: 1	S: 7	LOB: 0	BB: 0	P: 10	R: 0	H: 0	E: 0	K: 0	S: 6	LOB: 1	BB: 0	P: 10	1B: 3	SF: 0	2B: 1	SAC: 1	3B: 0	DP: 2	HR: 2	HBP: 1	WP: 0	PA: 34	PB: 0	SB: 0	CS: 1
--------------	------	------	------	------	-------	--------	-------	-------	------	------	------	------	-------	--------	-------	-------	------	------	------	------	------	--------	-------	-------	------	------	------	------	-------	--------	-------	------	------	------	------	------	------	--------	-------	------	------	------	------	------	------	--------	-------	-------	------	------	------	------	------	--------	-------	-------	-------	-------	-------	--------	-------	-------	-------	--------	-------	--------	-------	-------	-------

PITCHER	IP	WLS	BF	H	R	ER	SO	BB	IBB	HBP	BLK	WP	HR	S	P	ERA	WHIP
Jim O'Toole, L <small>ERA: 3.85</small>	(1, 1)	1.2	L 13	4	7	4	0	1	0	0	0	0	1	29	52	21.60	3.000
Claude Osteen, L <small>ERA: 4.34</small>	(2, 1)	4.1	14	1	1	1	1	2	0	0	0	0	1	30	55	2.08	0.692
Jim Brosnan, R <small>ERA: 2.33</small>	(7, 1)	1.0	3	0	0	0	1	0	0	0	0	0	0	7	10	0.00	0.000
Bob Purkey, R <small>ERA: 3.94</small>	(8, 1)	1.0	4	0	0	0	0	0	0	1	0	0	0	6	10	0.00	0.000

AB	28
R	8
H	5
RBI	7
BB	3
SO	2
LOB	14



livebaseballscorecards.com

Batter	1	2	3	4	5	6	7	8	9	AB R H RBI BB SO LOB	TOP	
Bill Bruton, L (1, 8) OBP: 0.338, SLG: 0.444	1-3 K		0-1 FC3-6 1B		2-3 K			0-0 G5-4-3 1B		4 1 1 0 0 2 1		
Del Crandall, R (1, 2) OBP: 0.314, SLG: 0.439	2-2 F3		0-1 1-H 1B		1-0 1B			2-2 G5-4-3 1-2f		4 0 2 1 0 0 1		
Eddie Mathews, L (1, 5) OBP: 0.392, SLG: 0.521	1-1 PB 2B		2-3 K		2-3 K				1-1 1B 1B	4 1 2 0 0 2 2		
Hank Aaron, R (1, 9) OBP: 0.342, SLG: 0.571	2-2 L8 2-3			0-0 6-3		0-1 F4			0-1 1-3 1B	4 1 1 0 0 0 2		
Joe Adcock, R (1, 3) OBP: 0.352, SLG: 0.517		2-1 1B		2-3 K		1-3 K			0-1 2-H 3-H 1B	4 0 2 2 0 2 1		
Lee Maye, L (1, 7) OBP: 0.422, SLG: 0.475		0-0 6-3		1-2 1B			2-3 K		0-1 2-3 K	4 0 1 0 0 2 1		
Johnny Logan, R (1, 6) OBP: 0.306, SLG: 0.320 Wes Covington, L (9, PH) OBP: 0.317, SLG: 0.490		2-1 4-3		0-0 1-3			1-2 F2		0-1 F6	3 0 0 0 0 0 1 1 0 0 0 0 0 1		
Chuck Cottier, R (1, 4) OBP: 0.221, SLG: 0.242 Mel Roach, R (7, PH) OBP: 0.355, SLG: 0.500 (7, 4)			1-3 K		0-1 F8		1-0 5-3		1-1 F9	2 0 0 0 0 0 1 2 0 0 0 0 0 1		
Bob Buhl, R (1, 1) OBP: 0.151, SLG: 0.151 George Brunet, R (4, 1) OBP: 0.077, SLG: 0.077 Joey Jay, S (4, 1) OBP: 0.273, SLG: 0.158 Eddie Haas, L (8, PH) OBP: 0.500, SLG: 0.667 Don McMahon, R (8, 1)			2-2 FC3-6 1B		2-3 K			0-1 6-3		1 0 1 0 0 0 0 0 0 0 0 0 0 0 1 0 0 0 0 0 1 1 0 0 0 0 0 0 0 0 0 0 0 0 0		
Inning Stats	R: 0 H: 1 E: 0 LOB: 1 K: 1 BB: 0 S: 11 P: 17	R: 0 H: 1 E: 0 LOB: 0 K: 0 BB: 0 S: 5 P: 9	R: 1 H: 2 E: 0 LOB: 1 K: 2 BB: 0 S: 13 P: 18	R: 0 H: 1 E: 0 LOB: 1 K: 1 BB: 0 S: 8 P: 11	R: 0 H: 0 E: 0 LOB: 0 K: 2 BB: 0 S: 8 P: 12	R: 0 H: 1 E: 0 LOB: 1 K: 2 BB: 0 S: 9 P: 13	R: 0 H: 0 E: 0 LOB: 0 K: 1 BB: 0 S: 8 P: 12	R: 0 H: 1 E: 0 LOB: 0 K: 0 BB: 0 S: 6 P: 8	R: 2 H: 3 E: 0 LOB: 1 K: 1 BB: 0 S: 13 P: 17	1B: 9 SF: 0 2B: 1 SAC: 0 3B: 0 DP: 1 HR: 0 HBP: 0	WP: 0 PA: 35 PB: 1 SB: 0 CS: 0	
PITCHER Stan Williams, R (1, 1) ERA: 2.42	IP WLS BF H R ER SO BB IBB HBP BLK WP HR S P ERA WHIP	9.0 W 35 10 3 3 10 0 0 0 0 0 0 81 117 3.00 1.111										


Milwaukee Braves @ Los Angeles Dodgers
Los Angeles Memorial Coliseum, Los Angeles, CA

Fri Jul 29 1960, 10:05 PM EDT
Att: 56,648 - Unknown

AB	35
R	3
H	10
RBI	3
BB	0
SO	10
LOB	11



Batter	1	2	3	4	5	6	7	8	9	AB R H RBI BB SO LOB	BOTTOM											
Jim Gilliam, S OBP: 0.371, SLG: 0.343 (1, 5)	4-0 BB G4-6-3 BB		0-1 F8	4-1 BB G6-4-3 BB		0-0 G1		0-2 BB 1B		3 1 1 1 2 0 2	Milwaukee Braves @ Los Angeles Dodgers Los Angeles Memorial Coliseum, Los Angeles, CA Fri Jul 29 1960, 10:05 PM EDT Att. 56,648 - Unknown livebaseballscorecards.com											
Wally Moon, L OBP: 0.367, SLG: 0.442 (1, 7)	1-1 G4-6-3 1-2f		4-1 1B E BB	1-2 G6-4-3 1-2f		1-3 K		4-1 WP 1B BB		3 1 0 0 2 1 5												
Norm Larker, L OBP: 0.390, SLG: 0.458 (1, 3)	0-0 1B		3-2 E5 1B		1-2 4-3		1-0 4-3	0-1 WP 1B		5 0 3 3 0 0 0 0 0 0 0 0 0 0												
Gil Hodges, R OBP: 0.251, SLG: 0.325 (8, PR) (9, 3)	3-1 5-3		0-0 F3		0-1 4-3 WP 1B		2-1 1-3	4-1 FC6-4 BB		4 0 1 0 1 0 2												
Frank Howard, R OBP: 0.349, SLG: 0.521 (1, 9)			2-2 F8		1-2 4-3		1-3 K	1-2 FC6-4 BB		5 0 0 0 0 1 5												
Duke Snider, L OBP: 0.370, SLG: 0.533 (1, 8)			4-2 BB		0-0 1B 2B 1B		2-1 F4	2-0 F6		3 1 1 0 1 0 1												
Charlie Neal, R OBP: 0.337, SLG: 0.386 (1, 4)			1-3 K		0-1 2B 1B		0-1 4-3	1-1 L9		4 0 1 0 0 1 1												
Maury Wills, S OBP: 0.357, SLG: 0.338 (1, 6)			3-3 K		1-1 1B 2B		2-0 HR	3-2 BB 1B 1B		4 2 3 2 0 1 1												
Joe Pignatano, R OBP: 0.381, SLG: 0.486 (1, 2)			4-2 BB 1B BB		1-3 K		3-2 G1 1B	4-2 BB 1B BB		2 2 1 0 2 1 2												
Stan Williams, R OBP: 0.184, SLG: 0.261 (1, 1)																						
Inning Stats	R: 0 E: 0 K: 0 S: 5	H: 1 LOB: 1 BB: 1 P: 13	R: 0 E: 0 K: 2 S: 13	H: 0 LOB: 1 BB: 1 P: 21	R: 2 E: 1 K: 0 S: 13	H: 1 LOB: 1 BB: 2 P: 26	R: 1 E: 0 K: 1 S: 13	H: 3 LOB: 2 BB: 1 P: 20	R: 0 E: 0 K: 0 S: 10	H: 1 LOB: 1 BB: 0 P: 14	R: 1 E: 0 K: 1 S: 11	H: 2 LOB: 1 BB: 0 P: 17	R: 0 E: 0 K: 1 S: 6	H: 0 LOB: 0 BB: 0 P: 10	R: 3 E: 0 K: 0 S: 18	H: 3 LOB: 3 BB: 3 P: 37	1B: 9 2B: 1 3B: 0 HR: 1	SF: 0 SAC: 0 DP: 2 HBP: 0	WP: 2 PB: 0 SB: 0 CS: 0	PA: 41		
PITCHER	IP WLS BF H R ER SO	IP WLS BF H R ER SO	IP WLS BF H R ER SO	IP WLS BF H R ER SO	IP WLS BF H R ER SO	IP WLS BF H R ER SO	IP WLS BF H R ER SO	IP WLS BF H R ER SO	IP WLS BF H R ER SO	IP WLS BF H R ER SO	IP WLS BF H R ER SO	IP WLS BF H R ER SO	IP WLS BF H R ER SO	IP WLS BF H R ER SO	IP WLS BF H R ER SO	IP WLS BF H R ER SO	BB IBB HBP BLK WP HR S P	ERA WHIP	ERA WHIP			
Bob Buhl, R ERA: 3.24 (1, 1)	3.0 L	0.1	3.2	1.0	3.0	3.0	3.0	3.0	3.0	3.0	3.0	3.0	3.0	3.0	3.0	3.0	3.0	6.00	3.000	6.00	3.000	
George Brunet, L ERA: 4.31 (4, 1)	0.1	2	13	3	0	1	2	0	1	0	1	2	0	1	0	1	0	4	9	0.00	3.000	
Joey Jay, R ERA: 3.5 (4, 1)	3.2	13	3	1	1	2	0	0	0	0	0	1	2	0	1	0	31	46	2.46	0.818	2.46	0.818
Don McMahon, R ERA: 6.97 (8, 1)	1.0	9	3	3	3	0	3	0	0	0	0	1	0	18	37	27.00	6.000	27.00	6.000	27.00	6.000	

Batter	1	2	3	4	5	6	7	8	9	10	11	AB R H RBI BB SO LOB	TOP																		
Bill Bruton, L OBP: 0.336, SLG: 0.448 (1, 8)	3-2 F7		3-2 HR	0-1 3-1		3-2 L9		2-3 K			4-1 CS BB	5 1 1 1 1 1 2	<p>Milwaukee Braves @ Los Angeles Dodgers Los Angeles Memorial Coliseum, Los Angeles, CA</p> <p>livebaseballscorecards.com</p> <p>AB 45 R 8 H 11 RBI 8 BB 2 SO 9 LOB 16</p> 																		
Del Crandall, R OBP: 0.312, SLG: 0.443 (1, 2)	2-2 HR		2-2 E5 1B 1B	2-3 K		3-1 FC5-4 1-2f		0-0 6-3		2-3 K 1-2	6 2 1 1 0 2 3																				
Mel Roach, R OBP: 0.346, SLG: 0.486 Lee Maye, L OBP: 0.417, SLG: 0.465 (1, 7) (5, PH) (5, 7)	1-3 K		1-3 K		0-0 3-1		2-2 5-3 HR 1B		1-1 6-3		2 0 0 0 0 2 1 3 1 1 0 0 0 0																				
Hank Aaron, R OBP: 0.340, SLG: 0.566 (1, 9)	3-2 E5		0-0 1B 1B	1-2 5-3		0-0 5-3		2-1 L8			5 1 1 0 0 0 1																				
Joe Adcock, R OBP: 0.352, SLG: 0.525 (1, 3)	0-3 K		1-2 F8	0-0 FC5-4 1B		1-0 HR		0-1 1-3			5 1 2 2 0 1 3																				
Alvin Dark, R OBP: 0.311, SLG: 0.318 (1, 5)		2-0 F5	1-1 FC4 1B	0-0 FC5-4 1-2f		0-1 4-3		0-0 6-3			5 0 1 2 0 0 1																				
Felix Mantilla, R OBP: 0.263, SLG: 0.394 (1, 6)		4-0 FC4-B BB	1-0 FC4 1-2f	0-1 HR		0-2 5-3		2-3 K			4 1 1 1 1 1 1																				
Chuck Cottier, R OBP: 0.229, SLG: 0.260 (1, 4)		0-2 FC4-6 1-2f		1-2 3-1 2B		1-0 FC5-6 1B		1-0 F8		1-2 F5	5 0 2 0 0 0 1																				
Juan Pizarro, L OBP: 0.281, SLG: 0.375 Ron Piche, R (7, 1)		1-3 K		0-3 K		0-0 FC5-6 FC5-4 1-2f		3-2 5-3		0-1 HR	3 0 0 0 0 2 3 0 0 0 0 0 0 0 1 0 0 0 0 0 0 0 0 0 0 0 0 0 1 1 1 1 0 0 0																				
Wes Covington, L OBP: 0.315, SLG: 0.487 Warren Spahn, L OBP: 0.169, SLG: 0.183 Lew Burdette, R OBP: 0.222, SLG: 0.280 (8, PH) (8, 1) (9, 1)																															
Inning Stats	R: 1 E: 1 K: 2 S: 21	H: 1 LOB: 1 BB: 0 P: 30	R: 0 E: 0 K: 1 S: 8	H: 0 LOB: 1 BB: 1 P: 15	R: 3 E: 1 K: 1 S: 21	H: 3 LOB: 1 BB: 0 P: 30	R: 0 E: 0 K: 2 S: 11	H: 1 LOB: 1 BB: 0 P: 14	R: 0 E: 0 K: 0 S: 6	H: 1 LOB: 1 BB: 0 P: 7	R: 1 E: 0 K: 0 S: 9	H: 2 LOB: 1 BB: 0 P: 16		R: 2 E: 0 K: 0 S: 11	H: 2 LOB: 0 BB: 0 P: 14	R: 0 E: 0 K: 1 S: 8	H: 0 LOB: 0 BB: 0 P: 14	R: 0 E: 0 K: 0 S: 5	H: 0 LOB: 0 BB: 0 P: 8	R: 0 E: 0 K: 1 S: 6	H: 0 LOB: 0 BB: 0 P: 8	R: 1 E: 0 K: 1 S: 10	H: 1 LOB: 0 BB: 1 P: 16	1B: 5 2B: 1 3B: 0 HR: 5	SF: 0 SAC: 0 DP: 0 HBP: 0	WP: 0 PB: 0 SB: 0 CS: 1	PA: 47				
PITCHER	IP WLS BF H R ER SO BB IBB HBP BLK WP HR S P ERA WHIP																														
Sandy Koufax, L ERA: 4.56 (1, 1)	4.0	20	5	4	2	6	1	0	0	0	0	0	0	2	61	89	4.50	1.500													
Ed Roebuck, R ERA: 2.24 (5, 1)	3.0	14	5	3	3	0	0	0	0	0	0	0	0	2	26	37	9.00	1.667													
Larry Sherry, R ERA: 4.34 (8, 1)	4.0	L 13	1	1	1	3	1	0	0	0	0	0	0	1	29	46	2.25	0.500													

Sat Jul 30 1960, 10:05 PM EDT
Att. 61,003 - Unknown

Batter	1	2	3	4	5	6	7	8	9	10	11	AB	R	H	RBI	BB	SO	LOB
Jim Gilliam, S OBP: 0.373, SLG: 0.342 (1, 5)	F5		E6 FC5 1B		HR 1B		HR BB	BB		F7		4	2	1	0	2	0	0
Wally Moon, L OBP: 0.367, SLG: 0.438 (1, 7)	4-3		F9		F8		HR BB 1B	BB			2-3	5	1	1	0	1	0	2
Norm Larker, L OBP: 0.397, SLG: 0.459 John Roseboro, L OBP: 0.314, SLG: 0.382 (1, 3) (11, PR)	BB		F9 1B		F9		HR BB	F8			FC6-4 1B	4	1	2	0	2	0	4
Frank Howard, R OBP: 0.345, SLG: 0.525 (1, 9)	F8		FC5 2-3f		HR 1-H		K			F3		6	1	1	2	0	1	7
Tommy Davis, R OBP: 0.270, SLG: 0.383 (1, 8)		HR			6-3		HR 1-H 2-H 3-H			4-3		5	2	2	5	1	0	1
Charlie Neal, R OBP: 0.335, SLG: 0.382 (1, 4)		F4			F9		K			BB		4	0	0	0	1	1	1
Maury Wills, S OBP: 0.353, SLG: 0.335 Bob Lillis, R OBP: 0.231, SLG: 0.308 (1, 6) (7, 6)		F9			K		4-3			BB 2B		3	0	0	0	0	1	1
Joe Pignatano, R OBP: 0.362, SLG: 0.436 (1, 2)		K			BB		5-3			K		4	0	0	0	1	2	1
Sandy Koufax, R OBP: 0.235, SLG: 0.161 Chuck Essegian, R OBP: 0.328, SLG: 0.404 Ed Roebuck, R OBP: 0.278, SLG: 0.294 Norm Sherry, R OBP: 0.355, SLG: 0.520 Larry Sherry, R OBP: 0.200, SLG: 0.375 (1, 1) (4, PH) (5, 1) (7, PH) (8, 1)			F9		K		K			K		1	0	0	0	0	0	0

Inning Stats	R: 0	H: 0	E: 0	K: 0	S: 5	P: 12	R: 1	H: 1	E: 0	K: 1	S: 9	P: 16	R: 0	H: 1	E: 1	K: 0	S: 13	R: 0	H: 0	E: 0	K: 2	S: 10	P: 21	R: 2	H: 2	E: 0	K: 0	S: 8	P: 11	R: 0	H: 0	E: 0	K: 0	S: 5	P: 8	R: 4	H: 2	E: 0	K: 3	S: 23	P: 40	R: 0	H: 1	E: 0	K: 2	S: 18	P: 31	R: 0	H: 0	E: 0	K: 1	S: 9	P: 14	R: 0	H: 0	E: 0	K: 1	S: 8	P: 12	R: 0	H: 1	E: 0	K: 0	S: 10	P: 14	1B: 4	SF: 0	2B: 1	SAC: 0	3B: 0	DP: 0	HR: 3	HBP: 0	WP: 0	PA: 50
--------------	------	------	------	------	------	-------	------	------	------	------	------	-------	------	------	------	------	-------	------	------	------	------	-------	-------	------	------	------	------	------	-------	------	------	------	------	------	------	------	------	------	------	-------	-------	------	------	------	------	-------	-------	------	------	------	------	------	-------	------	------	------	------	------	-------	------	------	------	------	-------	-------	-------	-------	-------	--------	-------	-------	-------	--------	-------	--------

PITCHER	IP	WLS	BF	H	R	ER	SO	BB	IBB	HBP	BLK	WP	HR	S	P	ERA	WHIP
Juan Pizarro, L ERA: 3.59 (1, 1)	6.1		30	5	6	6	4	5	0	0	0	0	2	64	113	8.53	1.579
Ron Piche, R ERA: 4.75 (7, 1)	0.2		3	1	1	1	2	0	0	0	0	0	1	9	15	13.50	1.500
Warren Spahn, L ERA: 3.78 (8, 1)	1.0		6	1	0	0	2	2	0	0	0	0	0	18	31	0.00	3.000
Lew Burdette, R ERA: 4.22 (9, 1)	3.0	W	11	1	0	0	2	1	0	0	0	0	0	27	40	0.00	0.667

BOTTOM

Milwaukee Braves @ Los Angeles Dodgers
Los Angeles Memorial Coliseum, Los Angeles, CA

livebaseballscores.com

AB	42
R	7
H	8
RBI	7
BB	8
SO	10
LOB	21



WP: 0	PA: 50
PB: 0	
SB: 0	
CS: 0	

Sat Jul 30 1960, 10:05 PM EDT
Att. 61,003 - Unknown

Batter	1	2	3	4	5	6	7	8	9	AB R H RBI BB SO LOB	TOP
Bill Bruton, L (1, 8) OBP: 0.336, SLG: 0.444 C B B B B	4-2 1B BB	0-0 4-3 4-3			2-1 F5 F5			1-0 1-3 1-3	0-0 5-3 5-3	4 1 0 0 1 0 4	
Del Crandall, R (1, 2) OBP: 0.314, SLG: 0.442 B B C C B	4-2 1-2 1B BB		3-1 5-3 5-3		2-3 K K			2-1 1B		3 1 1 0 1 1 1	
Eddie Mathews, L (1, 5) OBP: 0.390, SLG: 0.518 B B B C C X	3-2 1-2 2-H 1B SF8 1B		1-1 F8 F8		0-0 1-3 1-3			0-3 K		4 1 1 1 0 1 1	
Hank Aaron, R (1, 9) OBP: 0.341, SLG: 0.566 B C B B X	2-1 1-3 2-H 1B CS 1B		2-2 1B CS 1B		0-3 K K			0-1 5-3 5-3		4 0 2 1 0 1 1	
Joe Adcock, R (1, 3) OBP: 0.348, SLG: 0.518 S C B B S	1-3 K K		1-0 CS CS	0-1 F6 F6		1-1 1-3 1-3			2-1 F6 F6	4 0 0 0 0 1 2	
Lee Maye, L (1, 7) OBP: 0.385, SLG: 0.435 F B C B X	2-2 SF8 SF8			1-0 F9 F9		1-3 K K		3-1 E6 1B 2B		3 1 0 1 0 1 0	
Felix Mantilla, R (1, 6) OBP: 0.282, SLG: 0.408 B S	1-1 CS CS	2-2 FC4-6 1B		0-2 F7 F7		1-1 G3-6-1 1B		0-2 2B 1B		4 0 3 0 0 0 0	
Red Schoendienst, S (1, 4) OBP: 0.299, SLG: 0.294 Al Spangler, L (9, PR) OBP: 0.319, SLG: 0.409			0-1 FC4-6 FC4-6		1-1 FC1-6 1B		2-2 G3-6-1 G3-6-1		1-0 2B	4 0 2 1 0 0 2 0 0 0 0 0 0 0	
Carl Willey, R (1, 1) OBP: 0.121, SLG: 0.156 Joey Jay, S (1, 1) OBP: 0.261, SLG: 0.150 Bob Buhl, R (3, 1) OBP: 0.148, SLG: 0.148 Wes Covington, L (8, PH) OBP: 0.319, SLG: 0.505 Ron Piche, R (8, 1) Eddie Haas, L (9, PH) OBP: 0.474, SLG: 0.625		1-3 K K		1-1 FC1-6 FC1-6		1-2 HR		2-3 K K	0 0 0 0 0 0 0 1 0 0 0 0 1 1 1 0 0 0 0 0 1 1 1 1 1 0 0 0 0 0 0 0 0 0 0 1 0 0 0 0 1 2		
Inning Stats	R: 3 H: 2 E: 0 LOB: 0 K: 1 BB: 2 S: 17 P: 34	R: 0 H: 1 E: 0 LOB: 1 K: 1 BB: 0 S: 9 P: 12	R: 0 H: 1 E: 0 LOB: 0 K: 0 BB: 0 S: 7 P: 14	R: 0 H: 0 E: 0 LOB: 0 K: 0 BB: 0 S: 7 P: 8	R: 0 H: 1 E: 0 LOB: 1 K: 1 BB: 0 S: 9 P: 15	R: 0 H: 0 E: 0 LOB: 0 K: 1 BB: 0 S: 6 P: 7	R: 0 H: 1 E: 0 LOB: 0 K: 1 BB: 0 S: 9 P: 13	R: 1 H: 2 E: 0 LOB: 1 K: 1 BB: 0 S: 13 P: 17	R: 1 H: 2 E: 1 LOB: 2 K: 1 BB: 0 S: 12 P: 20	1B: 8 SF: 1 2B: 1 SAC: 0 3B: 0 DP: 1 HR: 1 HBP: 0	WP: 0 PA: 39 PB: 0 SB: 1 CS: 2
PITCHER Don Drysdale, R (1, 1) ERA: 3.14 Ed Roebuck, R (9, 1) ERA: 2.22	IP WLS BF H R ER SO BB IBB HBP BLK WP HR S P ERA WHIP 8.1 W 35 10 5 4 6 2 0 0 0 0 0 1 85 134 4.32 1.440 0.2 S 2 0 0 0 0 1 0 0 0 0 0 0 4 6 0.00 0.000				PITCHER IP WLS BF H R ER SO BB IBB HBP BLK WP HR S P ERA WHIP						

Milwaukee Braves @ Los Angeles Dodgers
 Los Angeles Memorial Coliseum, Los Angeles, CA

Sun Jul 31 1960, 6:33 AM EDT
 Att: 37,552 - Unknown

AB 34
 R 5
 H 10
 RBI 5
 BB 2
 SO 7
 LOB 15



BOTTOM

Milwaukee Braves @ Los Angeles Dodgers
Los Angeles Memorial Coliseum, Los Angeles, CA

Sun Jul 31 1960, 6:33 AM EDT
Att. 37,552 - Unknown

livebaseballscorecards.com

AB	31
R	7
H	10
RBI	7
BB	6
SO	1
LOB	19



WP:	0	PA:	41
PB:	0	SB:	0
CS:	0		

AB	R	H	RBI	BB	SO	LOB
4	1	0	0	1	0	2
3	2	1	0	1	0	2
4	1	1	1	1	0	1
0	0	0	0	0	0	0
5	1	2	1	0	0	2
3	0	2	1	1	0	0
3	1	0	0	1	1	5
4	1	1	3	0	0	5
3	0	3	1	1	0	0
2	0	0	0	0	0	2
0	0	0	0	0	0	0
1B:	8	SF:	1			
2B:	2	SAC:	3			
3B:	0	DP:	0			
HR:	0	HBP:	0			

Batter	1	2	3	4	5	6	7	8	9
Jim Gilliam, S OBP: 0.371, SLG: 0.338 (1, 5)	1-1 4-3 F7	4-2 SH1-3 1B BB		1-2 F7	1-2 5-3		3-1 F9		
Wally Moon, L OBP: 0.368, SLG: 0.440 (1, 7)	0-0 1B SF7	1-0 SH1-3		4-2 E E BB	0-0 F8		3-1 6-3		
Norm Larker, L OBP: 0.397, SLG: 0.455 Gil Hodges, R OBP: 0.251, SLG: 0.325 (1, 3) (9, 3)	4-1 BB 1B 2B BB	0-0 1B 2-H 1B		0-0 E4 E 1-2 BB		2-1 E4 1B		0-0 4-3	
Frank Howard, R OBP: 0.346, SLG: 0.522 (1, 9)	0-0 1-2 2-3 2B 1B	1-1 L8		1-0 E7 1-3 2-H 1B		3-1 L6		0-1 F4	
Tommy Davis, R OBP: 0.282, SLG: 0.389 (1, 8)	1-0 SF7	0-0 1-3 1B		4-0 IBB		0-2 1-2 1B		2-1 6-3	
Charlie Neal, R OBP: 0.334, SLG: 0.378 (1, 4)	4-0 1-2 2-3 2B BB		1-2 6-3	2-3 K		0-1 F8			
Bob Lillis, R OBP: 0.235, SLG: 0.353 (1, 6)	0-0 1-H 2-H 3-H 1B 2B		2-0 4-3	0-0 F5		3-2 F7			
Joe Pignatano, R OBP: 0.412, SLG: 0.476 (1, 2)	3-1 2-H 1B		4-1 BB		1-2 SH3 1B		1-0 F9 SH3-4 1B		
Don Drysdale, R OBP: 0.203, SLG: 0.286 Ed Roebuck, R OBP: 0.278, SLG: 0.294 (1, 1) (9, 1)	0-1 L6		0-0 1-3		0-0 SH3		0-0 SH3-4		

Inning Stats	R	H	E	K	S	L	LOB	BB	P	R	H	E	K	S	L	LOB	BB	P
1	5	4	0	11	8	2	1	2	24	1	2	0	8	14	2	2	14	13
2	1	2	0	8	1	2	2	1	14	0	0	0	6	13	0	1	13	13
3	0	0	0	6	0	0	1	0	13	1	1	2	14	26	0	2	26	26
4	0	1	0	8	1	1	1	0	10	0	1	0	8	10	0	1	10	10
5	0	1	0	8	1	1	1	0	10	0	1	0	8	10	0	1	10	10
6	0	1	1	12	2	0	2	0	20	1	1	0	12	20	0	2	20	20
7	0	1	0	6	1	1	1	0	13	0	1	0	6	13	0	1	13	13
8	0	0	0	5	0	0	0	0	7	0	0	0	5	7	0	0	7	7
9	0	0	0	0	0	0	0	0	0	0	0	0	0	0	0	0	0	0

PITCHER	IP	WLS	BF	H	R	ER	SO	BB	IBB	HBP	BLK	WP	HR	S	P	ERA	WHIP
Carl Willey, R ERA: 4.05 (1, 1)	0.2	L	8	4	5	5	0	2	0	0	0	0	0	9	22	67.50	9.000
Joey Jay, R ERA: 3.57 (1, 1)	1.1		6	2	1	1	0	1	0	0	0	0	0	10	16	6.75	2.250
Bob Buhl, R ERA: 3.19 (3, 1)	5.0		24	4	1	1	1	2	1	0	0	0	0	46	82	1.80	1.200
Ron Piche, R ERA: 4.6 (8, 1)	1.0		3	0	0	0	0	0	0	0	0	0	0	5	7	0.00	0.000

Batter	1	2	3	4	5	6	7	8	9	AB R H RBI BB SO LOB	TOP																				
Maury Wills, S OBP: 0.352, SLG: 0.333 (1, 6)	0-2 4-3 ①		0-1 E5 1-2			1-2 SH1-3 1B		0-1 G1-4-3 1-2f		4 0 1 0 0 0 2	Los Angeles Dodgers @ Pittsburgh Pirates Forbes Field, Pittsburgh, PA Tue Aug 02 1960, 7:05 PM EDT Att: 25,876 - Unknown																				
Jim Gilliam, S OBP: 0.369, SLG: 0.335 (1, 5)	1-1 F6 ②		1-1 FC5 2-3f			0-0 SH1-3 1-2		2-2 3-1 ③		3 0 0 0 0 0 2																					
Tommy Davis, R OBP: 0.281, SLG: 0.385 (1, 8)	1-2 6-3 ③			1-1 1B 1B		0-1 F2		1-0 E1 G4-6-3		4 0 1 0 0 0 1																					
Norm Larker, L OBP: 0.398, SLG: 0.456 Duke Snider, L OBP: 0.371, SLG: 0.530 (1, 3) (4, 9)		0-0 F7 ①		2-2 1B 1-3		4-0 IBB		1-2 F8 ①		2 0 1 0 0 0 0 1 0 0 0 1 0 1																					
Frank Howard, R OBP: 0.344, SLG: 0.522 (1, 9) (4, 3)		0-0 2B ②		0-1 1-3 ②		1-3 K ③		1-1 G4-6-3 1-2f		4 0 1 0 0 1 4																					
Wally Moon, L OBP: 0.365, SLG: 0.436 (1, 7)		2-3 K ③		1-2 4-3 ③			0-0 F8 ①			3 0 0 0 0 1 1																					
Charlie Neal, R OBP: 0.332, SLG: 0.375 (1, 4)			1-0 L8 ①		0-1 6-3 ①		1-0 6-3 ②			3 0 0 0 0 0 0																					
Joe Pignatano, R OBP: 0.389, SLG: 0.444 Larry Sherry, R OBP: 0.200, SLG: 0.375 (1, 2) (8, 1)			2-2 E1 FC5 E		3-1 F7 ②		3-3 K ③			3 0 0 0 0 1 0 0 0 0 0 0 0 0																					
Stan Williams, R OBP: 0.176, SLG: 0.250 John Roseboro, L OBP: 0.318, SLG: 0.386 (8, PH) (8, 2)			1-3 K ②		2-2 F2 ③		1-0 G1-4-3 1B			2 0 0 0 0 1 1 1 0 1 0 0 0 0																					
Inning Stats	R: 0 E: 0 K: 0 S: 9	H: 0 LOB: 0 BB: 0 P: 11	R: 0 E: 0 K: 1 S: 5	H: 1 LOB: 0 BB: 0 P: 7	R: 0 E: 2 K: 1 S: 11	H: 0 LOB: 2 BB: 0 P: 16	R: 0 E: 0 K: 0 S: 12	H: 2 LOB: 1 BB: 0 P: 16	R: 0 E: 0 K: 0 S: 7	H: 0 LOB: 0 BB: 0 P: 12		R: 0 E: 0 K: 1 S: 9	H: 1 LOB: 2 BB: 1 P: 15	R: 0 E: 0 K: 1 S: 5	H: 0 LOB: 0 BB: 0 P: 9	R: 0 E: 0 K: 0 S: 6	H: 1 LOB: 0 BB: 0 P: 9	R: 0 E: 1 K: 0 S: 8	H: 0 LOB: 0 BB: 0 P: 11	1B: 4 2B: 1 3B: 0 HR: 0	SF: 0 SAC: 1 DP: 2 HBP: 0	WP: 0 PB: 0 SB: 0 CS: 0	PA: 32								
PITCHER Vern Law, R ERA: 2.65 (1, 1)	IP 9.0	WLS W	BF 32	H 5	R 0	ER 0	SO 4	BB 0	IBB 1	HBP 0	BLK 0	WP 0	HR 0	S 72	P 106	ERA 0.00	WHIP 0.556														
											PITCHER	IP	WLS	BF	H	R	ER	SO	BB	IBB	HBP	BLK	WP	HR	S	P	ERA	WHIP			

livebaseballscorecards.com

AB	30
R	0
H	5
RBI	0
BB	1
SO	4
LOB	12



Batter	1	2	3	4	5	6	7	8	9	AB R H RBI BB SO LOB	TOP
Maury Wills, S OBP: 0.350, SLG: 0.332 (1, 6) X	0-0 FC5-6 BB 1-3 1B		0-1 5-3		1-2 4-3		0-1 1-3			4 1 1 0 0 0 1	Los Angeles Dodgers @ Pittsburgh Pirates Forbes Field, Pittsburgh, PA Wed Aug 03 1960, 7:05 PM EDT Att: 24,819 - Unknown livebaseballscorecards.com
Jim Gilliam, S OBP: 0.370, SLG: 0.335 (1, 5) B C F F B B	4-2 FC5-6 1-2 BB		0-0 HR 1B		2-2 1-3		1-1 F8			3 1 1 0 1 0 1	
Wally Moon, L OBP: 0.368, SLG: 0.447 (1, 7) X	0-0 FC5-6 1-3 1-2f 2-3		1-2 1-H HR			1-0 4-3 1B				3 1 2 2 0 0 2	
Norm Larker, L OBP: 0.393, SLG: 0.450 (1, 3) C X	0-1 1-3 1-2 3-H		1-0 4-3			0-0 4-3 1-2				3 0 0 1 0 0 2	
Frank Howard, R OBP: 0.341, SLG: 0.516 (1, 9) B S F X	1-2 6-3			0-1 6-3		1-1 F6				3 0 0 0 0 0 2	
Duke Snider, L OBP: 0.375, SLG: 0.541 (1, 8) X		0-0 L8		0-0 3B		4-0 IBB				2 0 1 0 1 0 0	
Charlie Neal, R OBP: 0.329, SLG: 0.372 (1, 4) B X		1-0 F9		2-2 4-3		0-1 4-3				3 0 0 0 0 0 3	
John Roseboro, L OBP: 0.318, SLG: 0.385 (1, 2) C B B F F		2-3 K		1-0 F8			3-2 1-3 SH5-4 1B			3 0 1 0 0 1 1	
Johnny Podres, L OBP: 0.235, SLG: 0.136 (1, 1) B F F X			1-2 F9		0-1 4-3		0-0 SH5-4 1-2			2 0 0 0 0 0 0	
Inning Stats	R: 1 H: 1 E: 0 LOB: 1 K: 0 BB: 1 S: 10 P: 15	R: 0 H: 0 E: 0 LOB: 0 K: 1 BB: 0 S: 5 P: 8	R: 2 H: 2 E: 0 LOB: 0 K: 0 BB: 0 S: 10 P: 13	R: 0 H: 1 E: 0 LOB: 1 K: 0 BB: 0 S: 7 P: 10	R: 0 H: 0 E: 0 LOB: 0 K: 0 BB: 0 S: 9 P: 12	R: 0 H: 1 E: 0 LOB: 2 K: 0 BB: 1 S: 6 P: 12	R: 0 H: 1 E: 0 LOB: 1 K: 0 BB: 0 S: 8 P: 12			1B: 4 SF: 0 2B: 0 SAC: 1 3B: 1 DP: 0 HR: 1 HBP: 0	WP: 0 PA: 29 PB: 0 SB: 0 CS: 0
PITCHER Bob Friend, R (1, 1) ERA: 3.06	IP WLS BF H R ER SO BB IBB HBP BLK WP HR S P ERA WHIP	7.0 L 29 6 3 3 1 1 1 0 0 0 0 1 55 82 3.86 1.000									
PITCHER	IP WLS BF H R ER SO BB IBB HBP BLK WP HR S P ERA WHIP										

AB	26
R	3
H	6
RBI	3
BB	2
SO	1
LOB	12



Batter	1	2	3	4	5	6	7	8	9	AB	R	H	RBI	BB	SO	LOB	
Bob Skinner, L OBP: 0.367, SLG: 0.470 (1, 7)	2-2 L7		2-2 6-3			2-2 4-3				3	0	0	0	0	0	0	
Dick Groat, R OBP: 0.355, SLG: 0.373 (1, 6)	1-1 F7			3-2 1-3		0-1 F8 BB 1B 1B				3	1	1	0	0	0	0	
Roberto Clemente, R OBP: 0.359, SLG: 0.438 (1, 9)	3-1 FC5-4 1B			3-2 1B 1B		4-2 1B BB 1-2				2	0	2	0	1	0	0	
Dick Stuart, R OBP: 0.293, SLG: 0.433 (1, 3)	1-1 FC5-4 1-2f			1-2 1-3 1B		0-1 F8 2-3				3	0	1	0	0	0	3	
Gino Cimoli, R OBP: 0.353, SLG: 0.333 (1, 8)		1-2 6-3		2-3 K		1-1 FC6-4 1B 1-3 3-H				3	0	1	1	0	1	2	
Hal Smith, R OBP: 0.351, SLG: 0.543 (1, 2)		0-0 5-3		1-0 6-3		0-0 FC6-4 1-2f				3	0	0	0	0	0	4	
Don Hoak, R OBP: 0.360, SLG: 0.406 (1, 5)		2-2 F7			2-0 5-3					3	0	0	0	0	0	0	
Bill Mazeroski, R OBP: 0.284, SLG: 0.368 (1, 4)			0-1 F4		1-0 G3					3	0	0	0	0	0	0	
Bob Friend, R OBP: 0.152, SLG: 0.067 (1, 1)			0-3 K		1-3 K					2	0	0	0	0	2	0	
Gene Baker, R OBP: 0.231, SLG: 0.174 (7, PH)										1	0	0	0	0	0	0	
Inning Stats	R: 0 E: 0 K: 0 S: 10	H: 1 LOB: 1 BB: 0 P: 17	R: 0 E: 0 K: 0 S: 7	H: 0 LOB: 0 BB: 0 P: 10	R: 0 E: 0 K: 1 S: 8	H: 0 LOB: 0 BB: 0 P: 10	R: 0 E: 0 K: 1 S: 5	H: 0 LOB: 0 BB: 0 P: 9	R: 1 E: 0 K: 0 S: 12	H: 2 LOB: 2 BB: 1 P: 19	R: 0 E: 0 K: 0 S: 7	H: 0 LOB: 0 BB: 0 P: 10	1B: 5 2B: 0 3B: 0 HR: 0	SF: 0 SAC: 0 DP: 0 HBP: 0	WP: 0 PB: 0 SB: 0 CS: 0	PA: 27	
PITCHER Johnny Podres, L ERA: 3.01 (1, 1)	IP: 7.0 WLS: W BF: 27 H: 5 R: 1 ER: 1 SO: 3	IP: 7.0 WLS: W BF: 27 H: 5 R: 1 ER: 1 SO: 3	IP: 7.0 WLS: W BF: 27 H: 5 R: 1 ER: 1 SO: 3	IP: 7.0 WLS: W BF: 27 H: 5 R: 1 ER: 1 SO: 3	IP: 7.0 WLS: W BF: 27 H: 5 R: 1 ER: 1 SO: 3	IP: 7.0 WLS: W BF: 27 H: 5 R: 1 ER: 1 SO: 3	IP: 7.0 WLS: W BF: 27 H: 5 R: 1 ER: 1 SO: 3	IP: 7.0 WLS: W BF: 27 H: 5 R: 1 ER: 1 SO: 3	IP: 7.0 WLS: W BF: 27 H: 5 R: 1 ER: 1 SO: 3	IP: 7.0 WLS: W BF: 27 H: 5 R: 1 ER: 1 SO: 3	IP: 7.0 WLS: W BF: 27 H: 5 R: 1 ER: 1 SO: 3	IP: 7.0 WLS: W BF: 27 H: 5 R: 1 ER: 1 SO: 3	IP: 7.0 WLS: W BF: 27 H: 5 R: 1 ER: 1 SO: 3	IP: 7.0 WLS: W BF: 27 H: 5 R: 1 ER: 1 SO: 3	IP: 7.0 WLS: W BF: 27 H: 5 R: 1 ER: 1 SO: 3	IP: 7.0 WLS: W BF: 27 H: 5 R: 1 ER: 1 SO: 3	IP: 7.0 WLS: W BF: 27 H: 5 R: 1 ER: 1 SO: 3

BOTTOM

Los Angeles Dodgers @ Pittsburgh Pirates
 Forbes Field, Pittsburgh, PA
 Wed Aug 03 1960, 7:05 PM EDT
 Att. 24,819 - Unknown

livebaseballscorecards.com

AB	26
R	1
H	5
RBI	1
BB	1
SO	3
LOB	9



WP: 0	PA: 27
PB: 0	
SB: 0	
CS: 0	

Batter	1	2	3	4	5	6	7	8	9	AB R H RBI BB SO LOB	TOP																																	
Maury Wills, S OBP: 0.355, SLG: 0.336 (1, 6)	1-2 3-1 SF9 1B		4-2 L4-6 1B BB		1-1 F6			0-0 4-3 1B		3 1 2 0 1 0 0	Los Angeles Dodgers @ Pittsburgh Pirates Forbes Field, Pittsburgh, PA Thu Aug 04 1960, 7:05 PM EDT Att: 20,748 - Unknown livebaseballscorecards.com																																	
Jim Gilliam, S OBP: 0.371, SLG: 0.337 (1, 5)	1-2 3-1 1-3		1-2 1-2 1B			0-2 1-3 1B		0-1 F6 1B		4 0 2 0 0 0 2																																		
Wally Moon, L OBP: 0.364, SLG: 0.443 (1, 7)	0-0 SF9 3-H		3-2 L4-6 2-3			0-1 1-3 1-2		0-0 4-3 1-2		3 0 0 1 0 0 4																																		
Frank Howard, R OBP: 0.337, SLG: 0.509 (1, 9)	0-0 6-3		1-0 F7			0-3 K		1-2 F3		4 0 0 0 0 1 3																																		
Duke Snider, L OBP: 0.373, SLG: 0.534 (1, 8)				0-0 G5-4-3 1B		0-0 F8			0-0 F7	4 0 1 0 0 1 1																																		
Gil Hodges, R OBP: 0.246, SLG: 0.316 (1, 3)				2-2 F8			1-3 K		1-1 6-3	4 0 0 0 0 2 1																																		
Charlie Neal, R OBP: 0.329, SLG: 0.370 Tommy Davis, R OBP: 0.286, SLG: 0.390 (9, PH)				2-0 G5-4-3 1-2f			0-3 K		0-0 1B 1B	2 0 0 0 1 1 1 1 0 1 0 0 0 0																																		
John Roseboro, L OBP: 0.327, SLG: 0.399 (1, 2)				1-1 F9			3-2 1B		0-0 1B 1B	4 0 3 0 0 0 0																																		
Don Drysdale, R OBP: 0.197, SLG: 0.276 Ed Roebuck, R OBP: 0.278, SLG: 0.294 Irv Noren, L OBP: 0.292, SLG: 0.150 Larry Sherry, R OBP: 0.200, SLG: 0.375 (7, 1)				1-3 2B			1-2 G1			2 0 0 0 0 2 2 0 0 0 0 0 0 0 1 0 0 0 0 0 1 0 0 0 0 0 0 0																																		
Inning Stats	R: 1 E: 0 K: 0 S: 8	H: 1 LOB: 0 BB: 0 P: 10	R: 0 E: 0 K: 3 S: 12	H: 1 LOB: 2 BB: 1 P: 22	R: 0 E: 0 K: 0 S: 12	H: 1 LOB: 1 BB: 1 P: 21	R: 0 E: 0 K: 0 S: 6	H: 1 LOB: 0 BB: 0 P: 10	R: 0 E: 0 K: 1 S: 7	H: 0 LOB: 0 BB: 0 P: 10	R: 0 E: 0 K: 1 S: 9	H: 1 LOB: 1 BB: 0 P: 9	R: 0 E: 0 K: 2 S: 14	H: 1 LOB: 1 BB: 0 P: 19	R: 0 E: 0 K: 0 S: 7	H: 1 LOB: 1 BB: 0 P: 8	R: 0 E: 0 K: 0 S: 5	H: 2 LOB: 2 BB: 0 P: 6	1B: 8 2B: 2 3B: 0 HR: 0	SF: 1 SAC: 0 DP: 2 HBP: 0	WP: 0 PB: 0 SB: 1 CS: 0	PA: 35																						
PITCHER George Witt, R ERA: 3.72 Roy Face, R ERA: 3.38	IP 6.0 (1, 1)	WLS W (1, 1)	BF 23	H 5	R 1	ER 1	SO 5	BB 2	IBB 0	HBP 0	BLK 0	WP 0	HR 0	S 54	P 82	ERA 1.50	WHIP 1.167						PITCHER IP 3.0 (7, 1)	WLS S	BF 12	H 4	R 0	ER 0	SO 2	BB 0	IBB 0	HBP 0	BLK 0	WP 0	HR 0	S 26	P 33	ERA 0.00	WHIP 1.333					

AB	32
R	1
H	9
RBI	1
BB	2
SO	7
LOB	15



Batter	1	2	3	4	5	6	7	8	9	AB R H RBI BB SO LOB	TOP
Maury Wills, S (1, 6) OBP: 0.359, SLG: 0.341	1-0 F9		2-2 1B		0-0 FC6 1B		1-2 L9		0-1 BB 1B	5 1 3 0 0 0 0	Los Angeles Dodgers @ Philadelphia Phillies Connie Mack Stadium, Philadelphia, PA Sat Aug 06 1960, 7:05 PM EDT Att: 22,741 - Unknown
Jim Gilliam, S (1, 5) OBP: 0.371, SLG: 0.336	0-1 L8		1-0 F9		1-2 FC6 1B 1-2f		3-2 1B	4-2 1B BB	4 0 1 0 1 0 2		
Wally Moon, L (1, 7) OBP: 0.364, SLG: 0.442	1-1 F8		0-3 K		3-1 1B 1-3		2-2 1B 1-3	1-0 F7	5 0 2 0 0 1 3		
Norm Larker, L (1, 3) Joe Pignatano, R (9, PR) OBP: 0.397, SLG: 0.453 OBP: 0.389, SLG: 0.444		1-2 1B		1-1 BB 1B	0-1 F6		1-0 5-3	0-1 1B 1-3 2-H	5 0 3 1 0 0 4 0 0 0 0 0 0 0		
Tommy Davis, R (1, 8) OBP: 0.289, SLG: 0.390		0-2 F7		0-1 BB 1B 1-2	1-3 K		0-0 FC6 1B	1-0 F8	5 0 2 0 0 1 5		
Frank Howard, R (1, 9) OBP: 0.339, SLG: 0.509		0-0 1B		0-0 F5		0-2 FC3-6 1B	1-1 FC6		4 0 2 0 0 0 3		
John Roseboro, L (1, 2) OBP: 0.320, SLG: 0.390		2-3 K		0-0 F8		1-1 FC3-6 G6-3 1-2f	1-2 F8		4 0 0 0 0 1 6		
Charlie Neal, R (1, 4) OBP: 0.329, SLG: 0.368 Duke Snider, L (8, PH) OBP: 0.371, SLG: 0.532		1-2 F4		4-2 BB 1-2 2-3		0-0 G6-3 1-2f	0-3 K		2 0 0 0 1 0 3 1 0 0 0 0 1 1		
Stan Williams, R (1, 1) OBP: 0.170, SLG: 0.240 Irv Noren, L (7, PH) OBP: 0.280, SLG: 0.143 Ed Roebuck, R (7, 1) OBP: 0.278, SLG: 0.294 Chuck Essegian, R (9, PH) OBP: 0.322, SLG: 0.396		0-3 K		0-3 K		1-0 F4		0-0 6-3	2 0 0 0 0 2 3 1 0 0 0 0 0 0 0 0 0 0 0 0 0 1 0 0 0 0 0 0		
Inning Stats	R: 0 E: 0 K: 0 S: 5 H: 0 LOB: 0 BB: 0 P: 7	R: 0 E: 0 K: 1 S: 15 H: 2 LOB: 2 BB: 0 P: 19	R: 0 E: 0 K: 2 S: 13 H: 1 LOB: 1 BB: 0 P: 16	R: 0 E: 0 K: 1 S: 12 H: 2 LOB: 3 BB: 1 P: 17	R: 0 E: 0 K: 1 S: 11 H: 2 LOB: 2 BB: 0 P: 16	R: 0 E: 0 K: 0 S: 6 H: 1 LOB: 0 BB: 0 P: 7	R: 0 E: 0 K: 0 S: 11 H: 2 LOB: 2 BB: 0 P: 19	R: 0 E: 0 K: 1 S: 9 H: 1 LOB: 1 BB: 0 P: 11	R: 1 E: 0 K: 0 S: 9 H: 2 LOB: 2 BB: 1 P: 15	1B: 13 2B: 0 3B: 0 HR: 0 SF: 0 SAC: 0 DP: 1 HBP: 0	
PITCHER Robin Roberts, R (1, 1) ERA: 4.17	IP 9.0 WLS W BF 41 H 13 R 1 ER 1 SO 6 BB 2 IBB 0 HBP 0 BLK 0 WP 0 HR 0 S 91 P 127 ERA 1.00 WHIP 1.667										

livebaseballscorecards.com

AB	39
R	1
H	13
RBI	1
BB	2
SO	6
LOB	30



Batter	1	2	3	4	5	6	7	8	9	AB	R	H	RBI	BB	SO	LOB
Tony Taylor, R OBP: 0.344, SLG: 0.396 (1, 4)	0-0 6-3		3-2 F8		4-2 1B BB			1-0 B1-3		3	0	0	0	1	0	0
Lee Walls, R OBP: 0.341, SLG: 0.364 (1, 5) Ted Lepcio, R OBP: 0.308, SLG: 0.310 (9, 5)	0-1 CS 1B		2-3 K		1-2 1-3 2-H 1B			0-2 5-3		4	0	2	1	0	1	0
Johnny Callison, L OBP: 0.372, SLG: 0.459 (1, 7)	2-2 F6 1-2			2-3 K			0-3 K			3	0	0	0	0	2	1
Pancho Herrera, R OBP: 0.380, SLG: 0.518 (1, 3)		2-2 CS 1B		4-2 BB			1-2 L6			2	0	1	0	1	0	0
Tony Gonzalez, L OBP: 0.279, SLG: 0.430 (1, 8)		3-3 K 1-2		1-3 K			0-0 5-3			3	0	0	0	0	2	2
Ken Walters, R OBP: 0.302, SLG: 0.379 (1, 9)		2-2 E4 HR		2-1 F3			0-0 6-3			3	1	0	0	0	0	1
Clay Dalrymple, L OBP: 0.371, SLG: 0.468 (1, 2)		2-2 1-H HR			2-2 FC1-6 HBP			2-2 G3		2	1	1	2	0	0	0
Ruben Amaro, R OBP: 0.318, SLG: 0.292 (1, 6)		1-3 K			0-1 FC1-6 SH3-4 1B 1-2f			1-2 5-3		3	1	0	0	0	1	1
Robin Roberts, S OBP: 0.228, SLG: 0.189 (1, 1)			2-3 K		0-0 SH3-4 1-2			1-2 4-3		2	0	0	0	0	1	0

Inning Stats	R: 0	H: 1	E: 0	LOB: 0	K: 0	S: 7	P: 9	R: 2	H: 2	E: 1	LOB: 0	K: 2	S: 19	R: 0	H: 0	E: 0	LOB: 0	K: 2	S: 9	R: 0	H: 0	E: 0	LOB: 1	K: 2	S: 12	R: 1	H: 1	E: 0	LOB: 2	K: 0	S: 10	R: 0	H: 0	E: 0	LOB: 0	K: 1	S: 7	R: 0	H: 0	E: 0	LOB: 0	K: 0	S: 8	R: 0	H: 0	E: 0	LOB: 0	K: 0	S: 7	R: 0	H: 0	E: 0	LOB: 0	K: 0	S: 7	R: 0	H: 0	E: 0	LOB: 0	K: 0	S: 7
	0	1	0	0	0	9		2	2	0	0	0	28	0	0	0	0	0	16	0	0	0	1	1	21	0	0	1	1	2	1	17	0	0	0	0	8	0	0	0	0	0	11	0	0	0	0	9	0	0	0	0	0	10							

PITCHER	IP	WLS	BF	H	R	ER	SO	BB	IBB	HBP	BLK	WP	HR	S	P	ERA	WHIP
Stan Williams, R ERA: 2.34 (1, 1)	6.0	L	23	4	3	1	7	2	0	1	0	0	1	64	99	1.50	1.000
Ed Roebuck, R ERA: 2.16 (7, 1)	2.0		6	0	0	0	0	0	0	0	0	0	0	15	20	0.00	0.000

BOTTOM

Los Angeles Dodgers @ Philadelphia Phillies
 Connie Mack Stadium, Philadelphia, PA

Sat Aug 06 1960, 7:05 PM EDT
 Att. 22,741 - Unknown

livebaseballscorecards.com

AB	25
R	3
H	4
RBI	3
BB	2
SO	7
LOB	5



WP	PA	29	
1B:	3	SF:	0
2B:	1	SAC:	1
3B:	0	DP:	1
HR:	1	HBP:	1

Batter	1	2	3	4	5	6	7	8	9	AB R H RBI BB SO LOB	TOP																
Maury Wills, S OBP: 0.367, SLG: 0.349 (1, 6) X	0-0 F8 WP 6-3 1B		1-1 FC6-4 2B 1-2f	2-2 1B 1-2 2-H		3-2 4-3 S 1B 2-H		3-1 SH2-3 1B		5 3 4 2 0 0 1																	
Jim Gilliam, S OBP: 0.370, SLG: 0.338 (1, 5) B M F X	1-2 F8 1-3		2-0 1B 1-H	1-0 F6		2-1 4-3 1-3		0-0 SH2-3 1-2		4 1 1 1 0 0 4																	
Wally Moon, L OBP: 0.365, SLG: 0.440 (1, 7) S B X	1-1 6-3 3-H		4-2 1B BB	0-3 K		1-1 E 1B 3-H		1-0 F6 2-3		4 0 1 2 1 1 3																	
Norm Larker, L OBP: 0.401, SLG: 0.460 Gil Hodges, R OBP: 0.246, SLG: 0.316 (1, 3) C X (9, 3)	0-1 1B		0-1 1B 1-3 2-H		3-2 2B	0-1 E4 1-2 PO		2-3 K		5 0 3 1 0 1 2 0 0 0 0 0 0 0																	
Tommy Davis, R OBP: 0.287, SLG: 0.384 (1, 8)		2-2 F4	0-0 F3		1-0 F6 1 SAFE	1-0 PO 1-2	0-0 F7		1-2 SH2-4 2B 1B	5 1 1 0 0 0 3																	
Frank Howard, R OBP: 0.334, SLG: 0.502 (1, 9)		0-2 6-3		1-3 K	0-3 K		1-3 K BB		0-0 SH2-4 1-2	4 0 0 0 0 3 1																	
John Roseboro, L OBP: 0.332, SLG: 0.417 (1, 2)		4-1 CS BB		2-1 HR	1-1 F6		4-1 BB		0-2 2B 2-H	3 1 2 2 2 0 1																	
Charlie Neal, R OBP: 0.330, SLG: 0.366 (1, 4)		2-0 CS 1-2	2-2 1-3	4-0 1B 1B BB		1-2 S PB 1B 1B	2-1 F3		0-1 F3	4 2 1 0 1 0 3																	
Roger Craig, R OBP: 0.250, SLG: 0.077 Larry Sherry, R OBP: 0.207, SLG: 0.357 (1, 1) (3, 1)			4-1 FC6-4 BB	2-1 1B 1-2		1-0 F8 1-2	1-2 6-3		0-0 4-3	0 0 0 0 1 0 0 4 0 1 0 0 0 4																	
Inning Stats	R: 1 E: 0 K: 0 S: 8	H: 2 LOB: 1 BB: 0 P: 10	R: 0 E: 0 K: 0 S: 7	H: 0 LOB: 0 BB: 1 P: 15	R: 2 E: 0 K: 0 S: 12	H: 2 LOB: 2 BB: 2 P: 25	R: 2 E: 0 K: 2 S: 16	H: 3 LOB: 2 BB: 1 P: 28	R: 0 E: 0 K: 1 S: 10	H: 1 LOB: 1 BB: 0 P: 15	R: 2 E: 1 K: 0 S: 14	H: 3 LOB: 1 BB: 0 P: 23	R: 0 E: 0 K: 1 S: 10	H: 0 LOB: 2 BB: 1 P: 18	R: 0 E: 0 K: 1 S: 7	H: 1 LOB: 1 BB: 0 P: 13	R: 1 E: 0 K: 0 S: 11	H: 2 LOB: 1 BB: 0 P: 12	1B: 10 2B: 3 3B: 0 HR: 1	SF: 0 SAC: 2 DP: 0 HBP: 0	WP: 1 PB: 2 SB: 2 CS: 1	PA: 47					
PITCHER	IP WLS BF H R ER SO BB IBB HBP BLK WP HR S P ERA WHIP																										
Dallas Green, R ERA: 3.84 (1, 1)	3.1		17	5	5	5	1	4	0	0	0	1	1	32	62	13.50	2.700										
Jim Owens, R ERA: 4.29 (4, 1)	4.0		21	7	2	2	3	1	0	0	0	0	0	48	78	4.50	2.000										
Chris Short, L ERA: 4.35 (8, 1)	0.2		2	0	0	0	1	0	0	0	0	0	0	4	7	0.00	0.000										
Turk Farrell, R ERA: 2.75 (9, 1)	1.0	L	5	2	1	1	0	0	0	0	0	0	0	11	12	9.00	2.000										

Los Angeles Dodgers @ Philadelphia Phillies
 Connie Mack Stadium, Philadelphia, PA
 Sun Aug 07 1960, 3:33 AM EDT
 Unknown

livebaseballscorecards.com

AB	38
R	8
H	14
RBI	8
BB	5
SO	5
LOB	22



Batter	1	2	3	4	5	6	7	8	9	AB	R	H	RBI	BB	SO	LOB
Tony Taylor, R OBP: 0.344, SLG: 0.396 (1, 4)	1-2 1-3	1-0 1B	3-1 1B		2-2 4-3			2-3 K2-3		5	0	2	3	0	1	0
Lee Walls, R OBP: 0.332, SLG: 0.353 (1, 5)	1-0 1-3	0-3 K	2-0 1-3			2-1 1-3		1-3 K		5	0	0	0	0	2	3
Johnny Callison, L OBP: 0.378, SLG: 0.453 (1, 9)	4-0 BB	2-2 6-3		4-0 BB		4-0 1-3		2-1 F6		2	0	0	0	3	0	2
Pancho Herrera, R OBP: 0.378, SLG: 0.513 (1, 3)	0-3 K		1-3 K		0-3 K		2-2 1-3		1-0 1B	5	0	1	0	0	3	3
Bobby Malkmus, R OBP: 0.227, SLG: 0.235 (9, PR)							1-2			0	0	0	0	0	0	0
Tony Gonzalez, L OBP: 0.282, SLG: 0.434 (1, 8)		0-1 2B	2-2 1B		1-3 K		0-0 L3		1-2 F8	5	2	2	0	0	1	3
Tony Curry, L OBP: 0.324, SLG: 0.447 (1, 7)		1-1 E8	3-2 3-1		4-2 BB		0-0 B1		1-2 4-3	4	1	1	0	1	0	2
Clay Dalrymple, L OBP: 0.367, SLG: 0.459 (1, 2)		3-2 SF9	4-0 1B		2-3 K		0-0 F8			2	1	0	1	1	1	2
Ruben Amaro, R OBP: 0.323, SLG: 0.297 (1, 6)		1-2 1B	0-0 1B		2-1 5-3		0-0 5-3			4	2	2	1	0	0	0
Dallas Green, L OBP: 0.192, SLG: 0.200 (1, 1)		4-2 1B	1-1 1B		2-3 K			1-1 F8		1	1	1	1	1	0	0
Jim Owens, R OBP: 0.086, SLG: 0.030 (4, 1)										1	0	0	0	0	1	0
Chris Short, R (8, 1)										0	0	0	0	0	0	0
Bobby Gene Smith, R OBP: 0.280, SLG: 0.379 (8, PH)										1	0	0	0	0	0	0
Turk Farrell, R OBP: 0.308, SLG: 0.333 (9, 1)										0	0	0	0	0	0	0

Inning Stats	R: 0	H: 0	E: 0	K: 1	S: 8	H: 0	LOB: 1	BB: 1	P: 14	R: 3	H: 4	E: 1	K: 1	S: 19	R: 4	H: 4	E: 0	K: 1	S: 16	R: 0	H: 0	E: 0	K: 3	S: 14	R: 0	H: 0	E: 0	K: 1	S: 8	R: 0	H: 0	E: 0	K: 0	S: 3	R: 0	H: 0	E: 0	K: 2	S: 8	R: 0	H: 1	E: 0	K: 0	S: 9	1B: 7	SF: 1	2B: 2	SAC: 0	3B: 0	DP: 0	HR: 0	HBP: 0	WP: 0	PA: 42
--------------	------	------	------	------	------	------	--------	-------	-------	------	------	------	------	-------	------	------	------	------	-------	------	------	------	------	-------	------	------	------	------	------	------	------	------	------	------	------	------	------	------	------	------	------	------	------	------	-------	-------	-------	--------	-------	-------	-------	--------	-------	--------

PITCHER	IP	WLS	BF	H	R	ER	SO	BB	IBB	HBP	BLK	WP	HR	S	P	ERA	WHIP
Roger Craig, R ERA: 4.94 (1, 1)	2.2		17	6	6	6	3	2	1	0	0	0	0	38	66	20.25	3.000
Larry Sherry, R ERA: 4.02 (3, 1)	6.1	W	25	3	1	1	6	3	0	0	0	0	0	53	93	1.42	0.947

BOTTOM

Los Angeles Dodgers @ Philadelphia Phillies
 Connie Mack Stadium, Philadelphia, PA
 Sun Aug 07 1960, 3:33 AM EDT
 Unknown

AB	35
R	7
H	9
RBI	6
BB	6
SO	9
LOB	15



Batter	1	2	3	4	5	6	7	8	9	AB R H RBI BB SO LOB	TOP											
Maury Wills, S (1, 6) OBP: 0.370, SLG: 0.353	1-0 S 1B		3-2 F8		1-2 E S 1B		0-1 S 1B		3-2 E6 CS	5 1 3 0 0 0 1	Los Angeles Dodgers @ Philadelphia Phillies Connie Mack Stadium, Philadelphia, PA Sun Aug 07 1960, 3:38 AM EDT Att: 22,707 - Unknown livebaseballscorecards.com											
Jim Gilliam, S (1, 5) OBP: 0.369, SLG: 0.337	1-2 CS 1B		2-2 F9		1-1 4-3		3-1 F5		2-1 CS	4 0 1 1 0 0 3												
Wally Moon, L (1, 7) OBP: 0.364, SLG: 0.438	2-3 1-2		3-1 1-3 1B		2-0 3-1		1-0 3-1			4 0 1 0 0 1 2												
Norm Larker, L (1, 3) OBP: 0.395, SLG: 0.453	1-2 F8		1-0 L7		0-2 F7		0-1 F8			4 0 0 0 0 0 2												
Tommy Davis, R (1, 8) OBP: 0.292, SLG: 0.413		2-1 5-3		0-0 HR		0-3 K		0-0 FC5 2B		4 1 2 1 0 1 0												
Duke Snider, L (1, 9) OBP: 0.373, SLG: 0.526		4-2 FC6-4 BB		2-0 L8		0-0 E4		4-0 IBB		2 0 0 0 2 0 0												
Norm Sherry, R (1, 2) OBP: 0.345, SLG: 0.504		0-1 F3		0-2 F2		1-1 4-3		1-1 FC5		4 0 0 0 0 0 4												
Charlie Neal, R (1, 4) OBP: 0.329, SLG: 0.365		1-1 FC6-4 1-2f		0-1 F3		0-0 6-3		3-2 B3-6-4 1B		4 0 1 0 0 0 1												
Sandy Koufax, R (1, 1) OBP: 0.237, SLG: 0.171		2-1 1B		1-0 6-3		2-3 K		0-0 B3-6-4 1-2f		4 0 1 0 0 1 1												
Inning Stats	R: 1 E: 0 K: 1 S: 11	H: 2 LOB: 0 BB: 0 P: 16	R: 0 E: 0 K: 0 S: 8	H: 0 LOB: 1 BB: 1 P: 15	R: 0 E: 0 K: 0 S: 12	H: 2 LOB: 2 BB: 0 P: 23	R: 1 E: 0 K: 0 S: 7	H: 1 LOB: 0 BB: 0 P: 9	R: 0 E: 0 K: 0 S: 7	H: 1 LOB: 1 BB: 0 P: 12	R: 0 E: 1 K: 1 S: 9	H: 0 LOB: 1 BB: 0 P: 10	R: 0 E: 0 K: 1 S: 8	H: 1 LOB: 1 BB: 0 P: 13	R: 0 E: 0 K: 0 S: 6	H: 1 LOB: 2 BB: 1 P: 12	R: 0 E: 1 K: 0 S: 9	H: 1 LOB: 0 BB: 0 P: 17	1B: 7 2B: 1 3B: 0 HR: 1	SF: 0 SAC: 0 DP: 1 HBP: 0	WP: 0 PB: 0 SB: 3 CS: 2	PA: 38
PITCHER	IP WLS BF H R ER SO BB IBB HBP BLK WP HR S P ERA WHIP																					
John Buzhardt, R (1, 1) ERA: 3.96	8.0 L 34 8 2 2 3 1 1 0 0 0 1 68 110 2.25 1.125																					
Turk Farrell, R (9, 1) ERA: 2.71	1.0 3 1 0 0 0 0 0 0 0 0 0 9 17 0.00 1.000																					



Batter	1	2	3	4	5	6	7	8	9	AB R H RBI BB SO LOB
Bobby Del Greco, R OBP: 0.358, SLG: 0.396 (1, 8)	4-1 BB BB		2-2 5-3			1-2 PB 1B HBP		2-3 K		2 0 0 0 1 1 0
Lee Walls, R OBP: 0.335, SLG: 0.353 (1, 5)	4-2 G6-4-3 BB		0-0 5-3			0-0 L7		3-1 2B 1B		3 1 1 0 1 0 1
Tony Taylor, R OBP: 0.346, SLG: 0.400 (1, 4)	3-2 F9				0-1 4-3	1-1 1B		0-0 1-H 2B		4 0 2 1 0 0 2
Pancho Herrera, R OBP: 0.374, SLG: 0.507 (1, 3)	3-1 G6-4-3 1-2f				3-3 K	2-3 K		2-1 L8		4 0 0 0 0 2 5
Bobby Gene Smith, R OBP: 0.279, SLG: 0.375 (1, 7)		1-0 6-3 1B			2-0 F9	0-3 K		0-1 F9		4 0 1 0 0 1 2
Ken Walters, R OBP: 0.298, SLG: 0.374 (1, 9)		1-3 K			0-3 K		0-3 K	0-2 F4		4 0 0 0 0 3 1
Jimmie Coker, R OBP: 0.288, SLG: 0.359 (1, 2)		1-2 6-3 1-2			2-0 F4		2-2 P1	2-1 F6		4 0 0 0 0 0 1
Ruben Amaro, R OBP: 0.323, SLG: 0.293 (1, 6)		2-3 K			4-1 BB		3-2 F7			2 0 0 0 1 1 1
John Buzhardt, R OBP: 0.146, SLG: 0.125 (1, 1)			2-3 K			0-3 K		1-3 K		2 0 0 0 0 2 1
Bobby Malkmus, R OBP: 0.224, SLG: 0.232 (8, PH)										1 0 0 0 0 1 0
Turk Farrell, R OBP: 0.306, SLG: 0.333 (9, 1)										0 0 0 0 0 0 0

Inning Stats	R: 0 H: 0 E: 0 LOB: 1 K: 0 BB: 2 S: 8 P: 22	R: 0 H: 1 E: 0 LOB: 1 K: 2 BB: 0 S: 11 P: 16	R: 0 H: 0 E: 0 LOB: 0 K: 1 BB: 0 S: 7 P: 11	R: 0 H: 0 E: 0 LOB: 0 K: 1 BB: 0 S: 6 P: 11	R: 0 H: 0 E: 0 LOB: 1 K: 2 BB: 1 S: 8 P: 14	R: 0 H: 1 E: 0 LOB: 2 K: 2 BB: 0 S: 14 P: 18	R: 0 H: 0 E: 0 LOB: 0 K: 1 BB: 0 S: 11 P: 16	R: 1 H: 2 E: 0 LOB: 1 K: 2 BB: 0 S: 14 P: 22	R: 0 H: 0 E: 0 LOB: 0 K: 0 BB: 0 S: 7 P: 9	1B: 3 SF: 0 2B: 1 SAC: 0 3B: 0 DP: 1 HR: 0 HBP: 1		
PITCHER Sandy Koufax, L ERA: 4.25 (1, 1)	IP WLS BF H R ER SO BB IBB HBP BLK WP HR S P ERA WHIP	9.0 W 34 4 1 1 1 11 3 0 1 0 0 0 86 139 1.00 0.778										

BOTTOM

Los Angeles Dodgers @ Philadelphia Phillies
 Connie Mack Stadium, Philadelphia, PA
 Sun Aug 07 1960, 3:38 AM EDT
 Att. 22,707 - Unknown

livebaseballscorecards.com

AB	30
R	1
H	4
RBI	1
BB	3
SO	11
LOB	14



WP: 0 PA: 34
PB: 1
SB: 0
CS: 0

Batter	1	2	3	4	5	6	7	8	9	AB R H RBI BB SO LOB	TOP																
Maury Wills, S OBP: 0.371, SLG: 0.352 (1, 6)	0-1 E4 L9 S 1B		1-0 S 1B		4-0 SH1-3 1B BB	2-2 5-3		3-3 K		4 2 1 0 1 1 1																	
Jim Gilliam, S OBP: 0.370, SLG: 0.336 (1, 5)	0-1 L9		2-3 K		1-0 SH1-3 1B	4-2 BB		1-1 6-3		4 1 1 0 1 1 2																	
Wally Moon, L OBP: 0.363, SLG: 0.436 (1, 7)	2-1 1B		2-2 F8		1-0 SH1-3	0-0 G3		1-0 F2		4 0 1 1 0 0 2																	
Norm Larker, L OBP: 0.392, SLG: 0.448 (1, 3)	2-3 K			0-1 1-6-3	1-2 BB 1B		2-3 K		0-0 4-3	5 1 1 2 0 2 1																	
Tommy Davis, R OBP: 0.291, SLG: 0.409 (1, 8)	1-2 5-3			1-1 1B 4-3 1B	2-2 F4		2-2 F4			4 1 1 0 0 0 2																	
Duke Snider, L OBP: 0.376, SLG: 0.523 (1, 9)		1-2 6-3		0-0 4-3 1B	4-0 BB 1B BB		2-0 6-3			3 1 1 0 1 0 0																	
John Roseboro, L OBP: 0.330, SLG: 0.410 (1, 2)		3-2 F5		1-2 4-3	4-1 1B BB		1-3 K			3 0 0 1 1 1 1																	
Charlie Neal, R OBP: 0.331, SLG: 0.365 (1, 4)		0-1 6-3		4-0 IBB	1-0 1B		3-3 K			3 0 1 2 1 1 0																	
Don Drysdale, R OBP: 0.200, SLG: 0.262 (1, 1)			2-3 K	2-1 F6		2-0 6-3		4-2 BB		3 0 0 0 1 1 2																	
Ed Roebuck, R OBP: 0.278, SLG: 0.294 (8, 1)										0 0 0 0 0 0 0																	
Inning Stats	R: 1 E: 1 K: 1 S: 13	H: 1 LOB: 1 BB: 0 P: 17	R: 0 E: 0 K: 0 S: 8	H: 0 LOB: 0 BB: 0 P: 12	R: 0 E: 0 K: 2 S: 12	H: 1 LOB: 1 BB: 0 P: 19	R: 1 E: 0 K: 0 S: 11	H: 2 LOB: 2 BB: 1 P: 19	R: 4 E: 0 K: 0 S: 10	H: 3 LOB: 2 BB: 3 P: 28	R: 0 E: 0 K: 0 S: 7	H: 0 LOB: 1 BB: 1 P: 15	R: 0 E: 0 K: 1 S: 7	H: 0 LOB: 0 BB: 0 P: 13	R: 0 E: 0 K: 3 S: 11	H: 0 LOB: 1 BB: 1 P: 22	R: 0 E: 0 K: 0 S: 4	H: 0 LOB: 0 BB: 0 P: 6	1B: 7 2B: 0 3B: 0 HR: 0	SF: 0 SAC: 1 DP: 0 HBP: 0	WP: 0 PB: 0 SB: 2 CS: 0	PA: 40					
PITCHER	IP WLS BF H R ER SO BB IBB HBP BLK WP HR S P ERA WHIP																										
Carl Willey, R ERA: 4.39 (1, 1)	4.2		25	6	6	5	3	3	1	0	0	0	0	53	93	9.64	1.929										
Joey Jay, R ERA: 3.86 (5, 1)	1.1		5	1	0	0	0	1	0	0	0	0	0	8	17	0.00	1.500										
George Brunet, L ERA: 4.09 (7, 1)	2.0	W	7	0	0	0	4	1	0	0	0	0	0	18	35	0.00	0.500										
Don McMahon, R ERA: 6.08 (9, 1)	1.0	S	3	0	0	0	0	0	0	0	0	0	0	4	6	0.00	0.000										

Los Angeles Dodgers @ Milwaukee Braves
Milwaukee County Stadium, Milwaukee, WI

Mon Aug 08 1960, 8:05 PM EDT
Att: 23,697 - Unknown

livebaseballscorecards.com

AB	33
R	6
H	7
RBI	6
BB	6
SO	7
LOB	11



BOTTOM

Los Angeles Dodgers @ Milwaukee Braves
Milwaukee County Stadium, Milwaukee, WI

livebaseballscores.com

AB	36
R	7
H	11
RBI	7
BB	1
SO	5
LOB	15



WP:	0	PA:	38
PB:	0	SB:	0
CS:	0		

Mon Aug 08 1960, 8:05 PM EDT
Att. 23,697 - Unknown

AB	R	H	RBI	BB	SO	LOB
5	0	1	0	0	0	1
4	1	0	0	0	0	1
4	1	1	2	0	0	1
4	1	1	0	0	0	0
4	0	1	0	0	1	1
4	1	1	0	0	1	3
4	0	3	1	0	0	0
0	1	0	0	0	0	0
3	1	2	1	1	0	2
2	0	0	0	0	2	5
0	0	0	0	0	0	0
1	0	0	0	0	1	1
0	0	0	0	0	0	0
0	0	0	0	0	0	0
1	1	1	3	0	0	0
0	0	0	0	0	0	0

1B:	7	SF:	0
2B:	2	SAC:	0
3B:	0	DP:	0
HR:	2	HBP:	0

WP	HR	S	P	ERA	WHIP
0	1	9	12	27.00	3.000

Batter	1	2	3	4	5	6	7	8	9
Al Spangler, L (1, 7) OBP: 0.344, SLG: 0.402	2-1 6-3		0-0 F3		2-1 1-3		0-1 PO 1B	2-2 4-3	
Del Crandall, R (1, 2) OBP: 0.313, SLG: 0.438	0-2 6-3		0-0 F8		1-0 E6 HR		0-0 L9		
Eddie Mathews, L (1, 5) OBP: 0.386, SLG: 0.520	0-0 3-1		3-2 F3		1-0 1-H HR		1-1 F4		
Hank Aaron, R (1, 9) OBP: 0.348, SLG: 0.579		0-2 FC6-5 2B		3-2 E6 1B	0-0 6-3		1 SAFE 0-0 PO 1-2	3-2 1-3	
Bill Bruton, L (1, 8) OBP: 0.325, SLG: 0.423		2-3 K		1-0 1B	2-2 1-3			2-2 G3	
Joe Adcock, R (1, 3) OBP: 0.342, SLG: 0.515		2-1 FC6-5 BB 1B		1-3 K		1-2 F7		1-2 1B 1B	
Red Schoendienst, S (1, 4) OBP: 0.311, SLG: 0.321		2-1 BB		2-0 1B		0-0 F8		0-2 1B HR 1B	
Chuck Cottier, R (8, PR) OBP: 0.222, SLG: 0.259		1-2 1B		1-2 3-H 1B		2-1 2B		1-2 HR 1B	
Johnny Logan, R (1, 6) OBP: 0.315, SLG: 0.336		4-2 BB		2-2 F8		2-3 K		1-2 1-H 2-H HR	
Carl Willey, R (1, 1) OBP: 0.135, SLG: 0.143		1-3 K		1-3 K					
Joey Jay, S (5, 1) OBP: 0.240, SLG: 0.136									
Eddie Harris, L (6, PH)									
George Brunet, R (7, 1) OBP: 0.391, SLG: 0.500									
Wes Covington, L (8, PH) OBP: 0.077, SLG: 0.077									
Don McMahon, R (9, 1) OBP: 0.319, SLG: 0.518									

Inning	R	H	E	K	S	H	LOB	BB	P
1	0	0	0	0	8	2	3	1	28
2	0	0	0	2	17	0	1	0	9
3	0	0	0	2	15	0	2	0	25
4	1	2	1	2	9	1	0	0	15
5	0	1	0	0	15	0	0	0	15
6	0	1	0	1	9	1	1	0	14
7	0	1	0	0	6	0	0	0	6
8	4	4	0	0	28	1	1	0	38

PITCHER	IP	WLS	BF	H	R	ER	SO	BB	IBB	HBP	BLK	WP	HR	S	P	ERA	WHIP
Don Drysdale, R (1, 1) ERA: 3.3	7.2		35	10	6	4	5	1	0	0	0	0	1	86	131	4.70	1.435
Ed Roebuck, R (8, 1) ERA: 2.26	0.1	L	2	1	1	1	0	0	0	0	0	0	1	9	12	27.00	3.000

Batter	1	2	3	4	5	6	7	8	9	AB R H RBI BB SO LOB	TOP	
Maury Wills, S (1, 6) OBP: 0.374, SLG: 0.359	1-2 1-3		2-1 F7		0-0 S 1B		0-0 BB S 1B		0-2 1B 2B	5 1 3 1 0 0 0	Los Angeles Dodgers @ Milwaukee Braves Milwaukee County Stadium, Milwaukee, WI Tue Aug 09 1960, 8:05 PM EDT Att: 25,086 - Unknown livebaseballscorecards.com	
Jim Gilliam, S (1, 5) OBP: 0.368, SLG: 0.334	0-0 F7		0-0 FC6-4 1B		0-2 1-2 6-3		0-0 B2	1-2 F9	5 0 1 0 0 0 3			
Wally Moon, L (1, 7) OBP: 0.363, SLG: 0.434	1-0 F7		0-0 FC6-4 1-2f		1-1 4-3		4-2 1-2 BB BB	2-2 2-H 1B 1B	4 0 1 1 1 0 2			
Norm Larker, L (1, 3) OBP: 0.399, SLG: 0.452 Joe Pignatano, R (9, PR) OBP: 0.389, SLG: 0.444 Gil Hodges, R (9, 3) OBP: 0.246, SLG: 0.316		0-1 1B 1B		0-0 1B		2-1 4-3 S BB BB BB	4-1 1-2 2-3 BB	2-0 1-2 FC4-6 1B	4 1 3 0 1 0 0 0 0 0 0 0 0 0 0 0 0 0 0 0 0			
Tommy Davis, R (1, 8) OBP: 0.288, SLG: 0.403		2-0 1B 1-2 1B		0-0 F3		3-2 6-3 C BB BB BB X	0-1 F5	0-3 K	5 0 1 0 0 1 6			
Duke Snider, L (1, 9) OBP: 0.372, SLG: 0.513		0-3 K		3-2 F7		4-2 1B BB S BB BB BB	3-3 K	2-1 FC4-6 1-2f	4 0 0 0 1 2 8			
John Roseboro, L (1, 2) OBP: 0.329, SLG: 0.406		0-2 L9		0-0 F8		2-2 BB 1-3 1B X		0-1 F5	4 0 1 0 0 0 3			
Charlie Neal, R (1, 4) OBP: 0.335, SLG: 0.365		1-2 1-3 2-H 1B		4-2 SH1 1B BB BB BB BB BB		4-1 1-2 BB BB	0-2 L7		2 1 1 1 2 0 0			
Johnny Podres, L (1, 1) OBP: 0.222, SLG: 0.128 Larry Sherry, R (9, 1) OBP: 0.207, SLG: 0.357			2-3 K		0-0 SH1 1-2		2-3 K	2-3 K	3 0 0 0 0 3 3 0 0 0 0 0 0 0			
Inning Stats	R: 0 E: 0 K: 0 S: 5 H: 0 LOB: 0 BB: 0 P: 7	R: 1 E: 0 K: 1 S: 12 H: 3 LOB: 2 BB: 0 P: 15	R: 0 E: 0 K: 1 S: 8 H: 1 LOB: 1 BB: 0 P: 12	R: 0 E: 0 K: 0 S: 6 H: 1 LOB: 1 BB: 0 P: 9	R: 1 E: 0 K: 0 S: 13 H: 1 LOB: 1 BB: 1 P: 18	R: 0 E: 0 K: 1 S: 15 H: 1 LOB: 3 BB: 2 P: 32	R: 0 E: 0 K: 1 S: 10 H: 1 LOB: 3 BB: 2 P: 21	R: 0 E: 0 K: 1 S: 9 H: 0 LOB: 0 BB: 0 P: 11	R: 1 E: 0 K: 1 S: 15 H: 3 LOB: 2 BB: 0 P: 22	1B: 10 2B: 1 3B: 0 HR: 0 SF: 0 SAC: 1 DP: 0 HBP: 0	WP: 0 PB: 0 SB: 2 CS: 0 PA: 42	
PITCHER	IP WLS BF H R ER SO BB IBB HBP BLK WP HR S P ERA WHIP	IP WLS BF H R ER SO BB IBB HBP BLK WP HR S P ERA WHIP									IP WLS BF H R ER SO BB IBB HBP BLK WP HR S P ERA WHIP	IP WLS BF H R ER SO BB IBB HBP BLK WP HR S P ERA WHIP
Bob Buhl, R (1, 1) ERA: 3.25	8.0 L 36 8 2 2 5 5 0 0 0 0 0 0 78 125 2.25 1.625	1.0 6 3 1 1 1 1 0 0 0 0 0 0 15 22 9.00 3.000										



Batter	1	2	3	4	5	6	7	8	9	AB R H RBI BB SO LOB
Mel Roach, R OBP: 0.349, SLG: 0.488 Al Spangler, L OBP: 0.344, SLG: 0.402 (1, 7) (8, PR) (9, 7)	2-3 K ①		1-0 K 1B 2B		1-3 K ③			3-2 K G2-4-3 1B		4 0 2 0 0 2 1 0 0 0 0 0 0 0
Del Crandall, R OBP: 0.312, SLG: 0.436 (1, 2)	1-3 K ②		1-0 K 2-H 1B		0-1 4-3 ①			3-2 K G2-4-3 1-2f		4 0 1 0 0 1 1
Eddie Mathews, L OBP: 0.387, SLG: 0.526 (1, 5)	4-2 K BB		3-3 K ③		1-1 G3			2-1 K HR		3 1 1 1 1 1 1
Hank Aaron, R OBP: 0.345, SLG: 0.574 (1, 9)	1-1 F2 ③			0-0 F8 ①		1-2 6-3 ③		0-0 F8 ①		4 0 0 0 0 0 1
Joe Adcock, R OBP: 0.336, SLG: 0.509 (1, 3)		0-0 G6-3 ①		3-3 K ②		0-3 K ①		2-3 K ②		4 0 0 0 0 3 0
Bill Bruton, L OBP: 0.329, SLG: 0.427 (1, 8)		4-2 K BB		0-0 6-3 ③		1-1 K 1B		0-1 K 2B		3 1 2 0 1 0 0
Johnny Logan, R OBP: 0.314, SLG: 0.335 Lee Maye, L OBP: 0.355, SLG: 0.411 (1, 6) (9, PR)		0-3 K ②		1-0 5-3 ①		1-2 F8 ②		2-2 K 1B 2-H		4 0 1 1 0 1 2 0 0 0 0 0 0 0
Chuck Cottier, R OBP: 0.227, SLG: 0.264 Felix Mantilla, R OBP: 0.274, SLG: 0.373 (1, 4) (7, PH) (8, 4)		0-2 F8 ③		0-1 K 1B		1-2 4-3 ③		1-1 K 1B 1-2		2 0 1 0 0 0 1 2 0 1 0 0 0 1
Bob Buhl, R OBP: 0.155, SLG: 0.155 Alvin Dark, R OBP: 0.307, SLG: 0.314 Ron Piche, R OBP: 0.311, SLG: 0.321 Wes Covington, L OBP: 0.317, SLG: 0.515 (1, 1) (8, PH) (9, 1) (9, PH) (9, PH)			1-3 K ①		1-3 K ②			2-2 K 6-3 ①		2 0 0 0 0 2 1 1 0 1 0 0 0 0 0 2

Inning Stats	R: 0	H: 0	E: 0	K: 2	S: 11	H: 0	LOB: 1	BB: 1	P: 19	R: 0	H: 0	E: 0	K: 1	S: 11	H: 0	LOB: 1	BB: 1	P: 15	R: 0	H: 2	E: 0	K: 2	S: 10	H: 0	LOB: 0	BB: 0	P: 8	R: 0	H: 1	E: 0	K: 2	S: 9	H: 0	LOB: 0	BB: 0	P: 12	R: 0	H: 0	E: 0	K: 0	S: 7	H: 1	LOB: 1	BB: 0	P: 14	R: 0	H: 1	E: 0	K: 0	S: 15	H: 1	LOB: 1	BB: 0	P: 23	R: 2	H: 4	E: 0	K: 1	S: 16	H: 4	LOB: 2	BB: 0	P: 23	1B: 6	SF: 0	2B: 2	SAC: 0	3B: 0	DP: 1	HR: 1	HBP: 0	WP: 0	PA: 36
--------------	------	------	------	------	-------	------	--------	-------	-------	------	------	------	------	-------	------	--------	-------	-------	------	------	------	------	-------	------	--------	-------	------	------	------	------	------	------	------	--------	-------	-------	------	------	------	------	------	------	--------	-------	-------	------	------	------	------	-------	------	--------	-------	-------	------	------	------	------	-------	------	--------	-------	-------	-------	-------	-------	--------	-------	-------	-------	--------	-------	--------

PITCHER	IP	WLS	BF	H	R	ER	SO	BB	IBB	HBP	BLK	WP	HR	S	P	ERA	WHIP
Johnny Podres, L ERA: 2.96 (1, 1)	8.2	W	35	9	2	2	10	2	0	0	0	0	1	92	136	2.08	1.269
Larry Sherry, R ERA: 4.01 (9, 1)	0.1	S	1	0	0	0	0	0	0	0	0	0	0	3	3	0.00	0.000

BOTTOM

Los Angeles Dodgers @ Milwaukee Braves
Milwaukee County Stadium, Milwaukee, WI

Tue Aug 09 1960, 8:05 PM EDT
Att. 25,086 - Unknown

AB	34
R	2
H	9
RBI	2
BB	2
SO	10
LOB	11



Batter	1	2	3	4	5	6	7	8	9	AB R H RBI BB SO LOB	TOP												
Maury Wills, S OBP: 0.370, SLG: 0.354 (1, 6) C X	0-1 B1-3 ①			0-3 K ① X	0-0 FC4-6 ③ 1-2f		0-2 4-3 ③			4 0 0 0 0 1 3	Los Angeles Dodgers @ Milwaukee Braves Milwaukee County Stadium, Milwaukee, WI Wed Aug 10 1960, 4:33 AM EDT Att: 19,785 - Unknown livebaseballscorecards.com												
Jim Gilliam, S OBP: 0.367, SLG: 0.333 (1, 5) X	0-0 5-3 ②			2-0 4-3 ②		0-2 F7 ①		0-0 FC1-6 1B	4 0 1 0 0 0 0														
Wally Moon, L OBP: 0.362, SLG: 0.432 (1, 7) B B B C C F F F X	3-2 6-3 ③			1-2 1B		0-1 L8 ②		2-1 FC1-6 FC4-6 1-2f	4 0 1 0 0 0 1														
Norm Larker, L OBP: 0.393, SLG: 0.446 (1, 3)		1-2 1-3 ①		0-3 K ③		0-2 4-3 ③		1-2 FC4-6 1-2f	4 0 0 0 0 1 2														
Tommy Davis, R OBP: 0.287, SLG: 0.405 (1, 8)		1-2 5-3 ②			0-2 HR 2B		1-1 F8 ①	0-2 F4 ③	4 1 1 0 0 0 1														
Frank Howard, R OBP: 0.333, SLG: 0.509 (1, 9)		2-2 F3 ③			0-1 HR 2-H		0-0 E3 1B 1B	1-1 F3 ①	4 2 1 2 0 0 0														
John Roseboro, L OBP: 0.327, SLG: 0.403 (1, 2)			1-1 G1-6-3 1B		1-1 5-3 ①		1-2 F2 ②	1-1 F4 ②	4 0 1 0 0 0 1														
Charlie Neal, R OBP: 0.334, SLG: 0.364 (1, 4) X			0-0 G1-6-3 ① ② 1-2f		1-2 4-3 ②		1-1 1B 1B	0-1 3-1 ③	4 0 1 0 0 0 1														
Stan Williams, R OBP: 0.196, SLG: 0.264 (1, 1) Larry Sherry, R OBP: 0.207, SLG: 0.357 (9, 1) S C S			0-3 K ③		0-2 FC4-6 1B		1-1 1B 3-H		3 0 2 1 0 1 0 0 0 0 0 0 0 0														
Inning Stats	R: 0 E: 0 K: 0 S: 8	H: 0 LOB: 0 BB: 0 P: 11	R: 0 E: 0 K: 0 S: 14	H: 0 LOB: 0 BB: 0 P: 18	R: 0 E: 0 K: 1 S: 6	H: 1 LOB: 0 BB: 0 P: 7	R: 0 E: 0 K: 2 S: 10	H: 1 LOB: 1 BB: 0 P: 13	R: 2 E: 0 K: 0 S: 15	H: 3 LOB: 1 BB: 0 P: 17	R: 0 E: 0 K: 0 S: 8	H: 0 LOB: 0 BB: 0 P: 8	R: 1 E: 1 K: 0 S: 15	H: 2 LOB: 2 BB: 0 P: 19	R: 0 E: 0 K: 0 S: 9	H: 1 LOB: 1 BB: 0 P: 12	R: 0 E: 0 K: 0 S: 6	H: 0 LOB: 0 BB: 0 P: 8	1B: 6 2B: 1 3B: 0 HR: 1	SF: 0 SAC: 0 DP: 1 HBP: 0	WP: 0 PB: 0 SB: 0 CS: 0	PA: 35	
PITCHER Lew Burdette, R ERA: 3.99 (1, 1)	IP 9.0	WLS L	BF 35	H 8	R 3	ER 2	SO 3	BB 0	IBB 0	HBP 0	BLK 0	WP 0	HR 1	S 91	P 113	ERA 2.00	WHIP 0.889						PITCHER IP WLS BF H R ER SO BB IBB HBP BLK WP HR S P ERA WHIP



Batter	1	2	3	4	5	6	7	8	9	AB	R	H	RBI	BB	SO	LOB
Al Spangler, L (1, 7) OBP: 0.358, SLG: 0.393	4-1 1B BB		2-3 K		3-3 K		4-1 BB		4-0 BB	2	0	0	0	3	2	0
Del Crandall, R (1, 2) OBP: 0.310, SLG: 0.432	0-0 1-3 1B		0-1 F7		3-1 E6		2-1 6-3		3-2 5-3	5	0	1	0	0	0	2
Eddie Mathews, L (1, 5) OBP: 0.388, SLG: 0.533	1-3 K			1-1 HR	2-2 6-3			4-1 BB BB		3	1	1	1	1	1	3
Hank Aaron, R (1, 9) OBP: 0.344, SLG: 0.575	1-0 F4			3-1 F7		0-0 WP 3B		0-1 F6		4	1	1	0	0	0	3
Bill Bruton, L (1, 8) OBP: 0.328, SLG: 0.424	0-3 K			0-1 6-3		1-3 K		4-2 BB 1-2 BB		3	0	0	0	1	2	3
Joe Adcock, R (1, 3) OBP: 0.338, SLG: 0.507		0-1 F8		0-0 1B		2-1 6-3		1-2 F8		3	0	1	0	0	0	0
Wes Covington, L (8, PH) OBP: 0.316, SLG: 0.512										1	0	0	0	0	0	2
Alvin Dark, R (9, 3) OBP: 0.307, SLG: 0.314										0	0	0	0	0	0	0
Red Schoendienst, S (1, 4) OBP: 0.310, SLG: 0.320		1-0 F7		1-1 1-2 1B		1-2 F6		3-2 6-3		4	0	1	0	0	0	2
Johnny Logan, R (1, 6) OBP: 0.311, SLG: 0.332			2-2 F5		1-0 F6				3-3 K	3	0	0	0	0	0	2
Eddie Haas, L (9, PH) OBP: 0.375, SLG: 0.476										1	0	0	0	0	1	0
Lew Burdette, R (1, 1) OBP: 0.230, SLG: 0.333																
Lee Maye, L (9, PH) OBP: 0.349, SLG: 0.404			1-3		0-0 F9		0-1 L1		1-2 L9	3	0	0	0	0	0	0
										1	0	0	0	0	0	0

Inning Stats	R: 0	H: 1	R: 0	H: 0	R: 0	H: 0	R: 1	H: 3	R: 0	H: 0	R: 1	H: 1	R: 0	H: 0	R: 0	H: 0	R: 0	H: 0	R: 0	H: 0	1B: 3	SF: 0	WP: 1	PA: 38
	E: 0	LOB: 2	E: 0	LOB: 0	E: 0	LOB: 0	E: 0	LOB: 2	E: 1	LOB: 1	E: 0	LOB: 0	E: 0	LOB: 2	E: 0	LOB: 2	E: 0	LOB: 1	E: 0	LOB: 1	2B: 0	SAC: 0	PB: 0	
	K: 2	BB: 1	K: 0	BB: 0	K: 0	BB: 0	K: 0	BB: 0	K: 1	BB: 0	K: 1	BB: 0	K: 0	BB: 1	K: 0	BB: 2	K: 1	BB: 1	K: 1	BB: 1	3B: 1	DP: 0	SB: 0	
	S: 10	P: 16	S: 6	P: 9	S: 8	P: 10	S: 10	P: 16	S: 10	P: 18	S: 9	P: 13	S: 8	P: 16	S: 12	P: 24	S: 14	P: 25	S: 14	P: 25	HR: 1	HBP: 0	CS: 0	

PITCHER	IP	WLS	BF	H	R	ER	SO	BB	IBB	HBP	BLK	WP	HR	S	P	ERA	WHIP
Stan Williams, R (1, 1) ERA: 2.32	8.2	W	37	5	2	2	6	5	0	0	0	1	1	83	140	2.08	1.154
Larry Sherry, R (9, 1) ERA: 4.0	0.1	S	1	0	0	0	0	0	0	0	0	0	0	4	7	0.00	0.000

BOTTOM

Los Angeles Dodgers @ Milwaukee Braves
Milwaukee County Stadium, Milwaukee, WI
 Wed Aug 10 1960, 4:33 AM EDT
 Att. 19,785 - Unknown

AB	33
R	2
H	5
RBI	1
BB	5
SO	6
LOB	17



WP	PA	ERA	WHIP
1	38		
0			
0			

Batter	1	2	3	4	5	6	7	8	9	AB R H RBI BB SO LOB	TOP																													
Maury Wills, S OBP: 0.367, SLG: 0.352 (1, 6)	3-3 K	2-2 4-3			1-1 S E 1B		1-2 G3		0-1 F8	5 1 1 0 0 1 1	Los Angeles Dodgers @ Cincinnati Reds Crosley Field, Cincinnati, OH Thu Aug 11 1960, 7:05 PM EDT Att. 7,350 - Unknown livebaseballscorecards.com																													
Jim Gilliam, S OBP: 0.365, SLG: 0.330 (1, 5)	4-2 6-3 1B BB		0-0 L7		3-2 4-3 1-H		0-0 F5	0-0 F3	4 1 0 0 1 0 0																															
Wally Moon, L OBP: 0.363, SLG: 0.431 (1, 7)	2-0 1B 6-3 1-2 1B		4-1 FC6-4 BB BB		2-1 F7		2-1 F7		3 0 1 0 1 0 0																															
Norm Larker, L OBP: 0.398, SLG: 0.450 (1, 3)	0-1 6-3		4-1 FC6-4 BB		4-0 BB		0-0 G3 2B		2 0 1 0 2 0 2																															
Joe Pignatano, R OBP: 0.389, SLG: 0.444 (8, PR)	1-2 2-3		1-2 BB		0-2 F7		1-2 G3		0 1 0 0 0 0 0																															
Gil Hodges, R OBP: 0.246, SLG: 0.316 (8, 3)	1-2 2-3		1-2 BB		0-2 F7		2-3		0 0 0 0 0 0 0																															
Tommy Davis, R OBP: 0.287, SLG: 0.401 (1, 8)	0-2 2-3 3-H 1B		1-1 FC6-4		0-2 F7		1-2 G3		4 0 1 1 0 0 4																															
Frank Howard, R OBP: 0.329, SLG: 0.502 (1, 9)	1-3 K		2-3 K		3-1 4-3		1-3 K		4 0 0 0 0 3 6																															
John Roseboro, L OBP: 0.330, SLG: 0.399 (1, 2)		0-3 K		1-2 L8		4-2 1B BB		4-2 2B CS BB	2 0 0 0 2 1 0																															
Charlie Neal, R OBP: 0.338, SLG: 0.371 (1, 4)		0-1 E4 1B		2-3 K		2-1 1-3 1B		2-0 1-3 3-H 2B	4 0 3 1 0 1 0																															
Sandy Koufax, R OBP: 0.214, SLG: 0.154 (1, 1)		1-0 F9		0-0 6-3		2-3 K		0-0 CS	4 0 0 0 0 2 2																															
Inning Stats	R: 1 E: 0 K: 2 S: 15	H: 2 LOB: 2 BB: 1 P: 25	R: 0 E: 1 K: 1 S: 9	H: 1 LOB: 1 BB: 0 P: 12	R: 0 E: 0 K: 1 S: 8	H: 0 LOB: 2 BB: 2 P: 19	R: 0 E: 0 K: 1 S: 7	H: 0 LOB: 0 BB: 0 P: 10	R: 1 E: 0 K: 0 S: 11	H: 1 LOB: 1 BB: 1 P: 21	R: 0 E: 0 K: 1 S: 9	H: 1 LOB: 1 BB: 1 P: 20	R: 0 E: 0 K: 0 S: 6	H: 0 LOB: 0 BB: 0 P: 9	R: 1 E: 0 K: 1 S: 10	H: 2 LOB: 1 BB: 1 P: 18	R: 0 E: 0 K: 1 S: 6	H: 0 LOB: 0 BB: 0 P: 7	1B: 5 2B: 2 3B: 0 HR: 0	SF: 0 SAC: 0 DP: 0 HBP: 0	WP: 0 PB: 0 SB: 1 CS: 1	PA: 39																		
PITCHER Jim Maloney, R ERA: 4.01 (1, 1)	IP 9.0	WLS L	BF 38	H 7	R 3	ER 2	SO 8	BB 6	IBB 0	HBP 0	BLK 0	WP 0	HR 0	S 81	P 141	ERA 2.00	WHIP 1.444						PITCHER	IP 9.0	WLS L	BF 38	H 7	R 3	ER 2	SO 8	BB 6	IBB 0	HBP 0	BLK 0	WP 0	HR 0	S 81	P 141	ERA 2.00	WHIP 1.444



Batter	1	2	3	4	5	6	7	8	9	AB R H RBI BB SO LOB	
Eddie Kasko, R OBP: 0.358, SLG: 0.363 (1, 4)	0-1 F8		0-1 F7			0-1 5-3			0-0 F4	4 0 0 0 0 0 1	
Vada Pinson, L OBP: 0.342, SLG: 0.465 (1, 8)	3-3 K			0-3 K			1-3 K		1-1 FC4-6	4 0 0 0 0 3 1	
Frank Robinson, R OBP: 0.377, SLG: 0.536 (1, 7)	0-2 1B			2-1 F2			3-3 K			3 0 1 0 0 1 0	
Wally Post, R OBP: 0.348, SLG: 0.529 (1, 9)	3-3 K			1-3 K			2-1 F8			3 0 0 0 0 2 1	
Cliff Cook, R OBP: 0.313, SLG: 0.387 (1, 5)		0-3 K			2-3 K			3-2 F5		3 0 0 0 0 2 0	
Gordy Coleman, L OBP: 0.286, SLG: 0.411 (1, 3)		1-1 CS 1B			2-3 K			2-2 6-3		3 0 1 0 0 1 0	
Ed Bailey, L OBP: 0.353, SLG: 0.416 (1, 2)		3-3 K			0-0 3-1			0-3 K		3 0 0 0 0 2 1	
Leo Cardenas, R OBP: 0.241, SLG: 0.298 (1, 6)			2-3 K			2-1 F4			4-0 FC4-6 BB	2 0 0 0 0 1 0 0 0 0 0 1 0 0	
Willie Jones, R OBP: 0.338, SLG: 0.388 (9, PH)											
Jim Maloney, L (1, 1)			1-1 F8				2-2 F8		0-3 K	2 0 0 0 0 0 0 1 0 0 0 0 1 1	
Jerry Lynch, L OBP: 0.384, SLG: 0.538 (9, PH)											
Inning Stats	R: 0 H: 1 E: 0 LOB: 1 K: 2 BB: 0 S: 12 P: 18	R: 0 H: 1 E: 0 LOB: 1 K: 2 BB: 0 S: 8 P: 12	R: 0 H: 0 E: 0 LOB: 0 K: 1 BB: 0 S: 7 P: 10	R: 0 H: 0 E: 0 LOB: 0 K: 2 BB: 0 S: 9 P: 12	R: 0 H: 0 E: 0 LOB: 0 K: 2 BB: 0 S: 7 P: 11	R: 0 H: 0 E: 0 LOB: 0 K: 2 BB: 0 S: 7 P: 11	R: 0 H: 0 E: 0 LOB: 0 K: 2 BB: 0 S: 8 P: 14	R: 0 H: 0 E: 0 LOB: 0 K: 1 BB: 0 S: 9 P: 14	R: 0 H: 0 E: 0 LOB: 1 K: 1 BB: 1 S: 6 P: 11	1B: 2 SF: 0 2B: 1 SAC: 0 3B: 0 DP: 1 HR: 0 HBP: 0	
PITCHER Sandy Koufax, L ERA: 3.91 (1, 1)	IP WLS BF H R ER SO BB IBB HBP BLK WP HR S P ERA WHIP	9.0 W 29 2 0 0 13 1 0 0 0 0 0 73 113 0.00 0.333									

BOTTOM

Los Angeles Dodgers @ Cincinnati Reds

Crosley Field, Cincinnati, OH

Thu Aug 11 1960, 7:05 PM EDT
Att. 7,350 - Unknown

livebaseballscorecards.com

AB	28
R	0
H	2
RBI	0
BB	1
SO	13
LOB	5



WP: 0	PA: 29
PB: 0	
SB: 0	
CS: 1	

Batter	1	2	3	4	5	6	7	8	9
Eddie Kasko, R OBP: 0.361, SLG: 0.370 (1, 4)	0-0 2B		0-1 F4			1-2 FC4-6 1B		0-1 E 1B	
Vada Pinson, L OBP: 0.343, SLG: 0.463 (1, 8)	4-2 G5-4-3 BB		0-1 1-3			4-2 FC4-6 1-2 BB		1-0 FC1 5-3 1-2 1B	
Gus Bell, L OBP: 0.301, SLG: 0.382 (1, 9)	2-2 F9				0-0 6-3	1-1 FC4-6 1B 1-2f 2-3		2-2 5-3 1-2 2-3	
Frank Robinson, R OBP: 0.376, SLG: 0.533 (1, 7)	0-0 G5-4-3 1-2f				3-3 K	3-2 F3		2-2 S 1B	
Gordy Coleman, L OBP: 0.296, SLG: 0.416 (1, 3)					2-2 F2	0-0 1B 1-2 3-H		1-2 WP 1-H 1B	
Ed Bailey, L OBP: 0.355, SLG: 0.415 (1, 2)						4-0 BB 3-1		2-2 3-1	
Cliff Cook, R OBP: 0.300, SLG: 0.369 (1, 5)						3-2 F6		1-2 F6	
Leo Cardenas, R OBP: 0.230, SLG: 0.283 (1, 6)						2-3 K		2-1 6-3	
Jay Hook, L OBP: 0.138, SLG: 0.057 (1, 1)						0-1 1-3		3-1 F7	

AB R H RBI BB SO LOB
4 1 3 0 0 0 0

2 1 0 0 2 0 1

4 0 0 0 0 0 6

4 1 1 1 0 1 4

4 0 2 2 0 0 0

3 0 1 0 1 0 3

3 0 0 0 0 1 2

3 0 0 0 0 1 2

3 0 0 0 0 0 1

1B: 6 SF: 0
2B: 1 SAC: 0
3B: 0 DP: 1
HR: 0 HBP: 0
WP: 1 PA: 33
PB: 0
SB: 1
CS: 0

AB	R	H	RBI	BB	SO	LOB
30	3	7	3	3	3	19



livebaseballscorecards.com

Los Angeles Dodgers @ Cincinnati Reds
Crosley Field, Cincinnati, OH
Fri Aug 12 1960, 7:05 PM EDT
Att. 15,442 - Unknown

Inning Stats		R: 0	H: 1	R: 0	H: 1	R: 0	H: 0	R: 0	H: 0	R: 1	H: 2	R: 0	H: 0	R: 2	H: 3
E: 0	LOB: 1	E: 0	LOB: 1	E: 0	LOB: 0	E: 0	LOB: 0	E: 0	LOB: 1	E: 0	LOB: 2	E: 0	LOB: 0	E: 1	LOB: 1
K: 0	BB: 1	K: 1	BB: 0	K: 0	BB: 0	K: 1	BB: 0	K: 1	BB: 1	K: 0	BB: 1	K: 0	BB: 0	K: 0	BB: 0
S: 10	P: 16	S: 6	P: 7	S: 6	P: 8	S: 8	P: 13	S: 9	P: 18	S: 15	P: 24	S: 8	P: 14	S: 16	P: 24

PITCHER		IP	WLS	BF	H	R	ER	SO	BB	IBB	HBP	BLK	WP	HR	S	P	ERA	WHIP
Don Drysdale, R ERA: 3.31 (1, 1)	7.2	L	32	7	3	3	3	3	3	3	0	0	0	0	75	119	3.52	1.304
Larry Sherry, R ERA: 3.98 (8, 1)	0.1		1	0	0	0	0	0	0	0	0	0	1	0	3	5	0.00	0.000

Batter	1	2	3	4	5	6	7	8	9	AB R H RBI BB SO LOB	TOP											
Maury Wills, S OBP: 0.360, SLG: 0.345 (1, 6)	1-1 L9		3-2 4-3		1-0 FC5-4-6		0-0 F4		1-2 6-3	5 0 0 0 0 0 2												
Jim Gilliam, S OBP: 0.364, SLG: 0.332 (1, 5)	2-3 K		2-1 1-3			2-1 2B 1B	0-1 F7			4 1 1 0 0 1 0												
Tommy Davis, R OBP: 0.296, SLG: 0.423 (1, 8)	2-0 E 1B			1-1 F6		1-0 2B 2B		2-2 F9 2B		4 1 3 1 0 0 0												
Chuck Essegian, R OBP: 0.317, SLG: 0.375 (1, 7)	3-2 E6			1-3 K		3-3 K		4-2 BB		3 0 0 0 1 2 2												
Gil Hodges, R OBP: 0.253, SLG: 0.335 (1, 3)	2-3 K			0-1 2B		1-0 2B		1-2 F9		3 0 2 1 0 1 2												
Norm Larker, L OBP: 0.395, SLG: 0.449 (8, 3)								2-3		1 0 0 0 0 0 2												
Frank Howard, R OBP: 0.322, SLG: 0.490 (1, 9)			3-3 K		1-0 5-3		1-1 F8		3-3 K	3 0 0 0 0 1 2												
Duke Snider, L OBP: 0.369, SLG: 0.507 (8, 9)										1 0 0 0 0 1 2												
Charlie Neal, R OBP: 0.339, SLG: 0.368 (1, 4)			1-2 F7		0-2 FC6-4 1B		4-2 BB		3-2 F7	3 0 1 0 1 0 2												
Joe Pignatano, R OBP: 0.368, SLG: 0.417 (1, 2)			2-1 L4		1-1 FC6-4 SH		2-1 F2		2-2 L8	3 0 0 0 0 0 3												
Wally Moon, L OBP: 0.366, SLG: 0.429 (9, PH)					1-2 FC5-4-6					1 0 0 0 0 0 0												
Danny McDevitt, L OBP: 0.375, SLG: 0.286 (1, 1)			0-3 K		2-1 SH				3-2 F8	1 0 0 0 0 1 0												
Ed Roebuck, R OBP: 0.263, SLG: 0.278 (7, PH)					1-2 FC5-4-6					1 0 0 0 0 1 0												
Larry Sherry, R OBP: 0.207, SLG: 0.357 (8, 1)							2-3 K			0 0 0 0 0 0 0												
John Roseboro, L OBP: 0.328, SLG: 0.391 (9, PH)										1 0 0 0 0 0 0												
Inning Stats	R: 0 E: 1 K: 2 S: 15	H: 1 LOB: 2 BB: 0 P: 25	R: 0 E: 0 K: 1 S: 9	H: 0 LOB: 0 BB: 0 P: 15	R: 0 E: 0 K: 1 S: 8	H: 0 LOB: 0 BB: 0 P: 13	R: 0 E: 0 K: 1 S: 8	H: 1 LOB: 1 BB: 0 P: 11	R: 0 E: 1 K: 0 S: 8	H: 1 LOB: 1 BB: 0 P: 12	R: 2 E: 0 K: 1 S: 14	H: 3 LOB: 2 BB: 1 P: 28	R: 0 E: 0 K: 1 S: 6	H: 0 LOB: 0 BB: 0 P: 8	R: 0 E: 0 K: 1 S: 18	H: 1 LOB: 2 BB: 1 P: 31	R: 0 E: 0 K: 0 S: 16	H: 0 LOB: 0 BB: 0 P: 22	1B: 3 2B: 5 3B: 0 HR: 0	SF: 0 SAC: 1 DP: 1 HBP: 0	WP: 0 PB: 0 SB: 0 CS: 0	PA: 37
PITCHER	IP WLS BF H R ER SO BB IBB HBP BLK WP HR S P ERA WHIP																					
Jim O'Toole, L ERA: 3.83 (1, 1)	7.0 W 29 6 2 2 7 1 0 0 0 0 0 68 112 2.57 1.000																					
Marshall Bridges, L ERA: 3.15 (8, 1)	0.0 2 1 0 0 0 1 0 0 0 0 0 6 12 ∞ ∞																					
Jim Brosnan, R ERA: 2.08 (8, 1)	2.0 S 6 0 0 0 1 0 0 0 0 0 0 28 41 0.00 0.000																					

Los Angeles Dodgers @ Cincinnati Reds
Crosley Field, Cincinnati, OH
Sat Aug 13 1960, 3:33 AM EDT
Att. 7,159 - Unknown

livebaseballscorecards.com

AB	34
R	2
H	7
RBI	2
BB	2
SO	8
LOB	17



Batter	1	2	3	4	5	6	7	8	9	AB	R	H	RBI	BB	SO	LOB
Eddie Kasko, R OBP: 0.368, SLG: 0.377 (1, 4)	2-2 BB WP BB 1B	0-0 1B 1-2 1B			1-0 F9 1B		4-2 G3 1B BB	1-0 1B 1-H 2-H 2B		5	1	5	1	0	0	0
Vada Pinson, L OBP: 0.342, SLG: 0.459 (1, 8)	4-0 WP BB 1-2 BB 1B	1-0 1-3 2-H 1B			1-0 PB 1B 1B		0-0 G3 1-2 1B	2-1 1B 2-3 1B		4	0	0	0	1	0	7
Frank Robinson, R OBP: 0.377, SLG: 0.531 (1, 7)	4-2 WP 1-2 2-3 BB	1-1 F8			1-0 F4		1-1 G3 1-2 2-3	3-2 L9		3	1	1	0	1	0	2
Wally Post, R OBP: 0.350, SLG: 0.529 (1, 9)	2-3 K		2-1 5-3		1-1 PB 1-2 1B 1B		1-1 L7			4	1	2	2	0	1	3
Cliff Cook, R OBP: 0.288, SLG: 0.353 (1, 5)	2-3 K		0-0 6-3		2-1 1-H 2-H 1B			0-0 SH1-4 2B 1B		3	0	0	0	0	3	3
Gordy Coleman, L OBP: 0.294, SLG: 0.420 (1, 3)	2-2 WP 1-2 2-3 3-H		0-3 K			2-3 K		0-0 SH1-4		5	1	1	1	0	0	3
Ed Bailey, L OBP: 0.354, SLG: 0.411 (1, 2)		0-0 F7		0-0 B1		2-2 F2		0-1 2B 2B		3	1	0	0	1	1	0
Leo Cardenas, R OBP: 0.234, SLG: 0.286 (1, 6)		1-1 G3		2-0 L3		3-3 K		4-0 2B IBB		3	1	1	0	0	1	0
Gus Bell, L OBP: 0.300, SLG: 0.381 (8, PH)										1	0	0	0	0	1	2
Roy McMillan, R OBP: 0.294, SLG: 0.349 (9, 6)										0	0	0	0	0	0	0
Jim O'Toole, S OBP: 0.148, SLG: 0.115 (1, 1)		3-2 1B 1B		1-0 4-3			2-3 K2-3	2-3 K		2	0	1	0	0	0	0
Jerry Lynch, L OBP: 0.388, SLG: 0.538 (7, PH)										0	0	0	0	0	1	0
Marshall Bridges, S OBP: 0.267, SLG: 0.571 (8, 1)										0	0	0	0	0	0	0
Jim Brosnan, R OBP: 0.267, SLG: 0.571 (8, 1)										1	0	1	2	0	0	0

Inning Stats	R: 0	H: 1	E: 0	K: 2	S: 13	H: 1	LOB: 2	BB: 2	P: 29	R: 1	H: 3	E: 0	K: 0	S: 10	H: 0	LOB: 2	BB: 0	P: 16	R: 0	H: 0	E: 0	K: 1	S: 6	H: 0	LOB: 0	BB: 0	P: 8	R: 0	H: 0	E: 0	K: 0	S: 3	H: 0	LOB: 0	BB: 0	P: 6	R: 2	H: 3	E: 0	K: 0	S: 7	H: 0	LOB: 1	BB: 0	P: 13	R: 0	H: 0	E: 0	K: 2	S: 10	H: 0	LOB: 0	BB: 0	P: 17	R: 0	H: 1	E: 0	K: 1	S: 12	H: 1	LOB: 2	BB: 1	P: 20	R: 3	H: 4	E: 0	K: 1	S: 13	H: 4	LOB: 2	BB: 1	P: 25	1B: 10	SF: 0	2B: 2	SAC: 1	3B: 0	DP: 0	HR: 0	HBP: 0
--------------	------	------	------	------	-------	------	--------	-------	-------	------	------	------	------	-------	------	--------	-------	-------	------	------	------	------	------	------	--------	-------	------	------	------	------	------	------	------	--------	-------	------	------	------	------	------	------	------	--------	-------	-------	------	------	------	------	-------	------	--------	-------	-------	------	------	------	------	-------	------	--------	-------	-------	------	------	------	------	-------	------	--------	-------	-------	--------	-------	-------	--------	-------	-------	-------	--------

PITCHER	IP	WLS	BF	H	R	ER	SO	BB	IBB	HBP	BLK	WP	HR	S	P	ERA	WHIP
Danny McDevitt, L ERA: 4.68 (1, 1)	6.0	L	26	7	3	2	5	2	0	0	0	1	0	49	89	3.00	1.500
Ed Roebuck, R ERA: 2.56 (7, 1)	1.1		9	3	3	3	1	1	1	0	0	0	0	16	28	20.25	3.000
Larry Sherry, R ERA: 3.96 (8, 1)	0.2		4	2	0	0	1	0	0	0	0	0	0	9	17	0.00	3.000

Los Angeles Dodgers @ Cincinnati Reds
Crosley Field, Cincinnati, OH
Sat Aug 13 1960, 3:33 AM EDT
Att. 7,159 - Unknown

AB	34
R	6
H	12
RBI	6
BB	4
SO	7
LOB	20



WP	PA	ERA	WHIP
1	39		
1			
0			
0			

Batter	1	2	3	4	5	6	7	8	9	AB R H RBI BB SO LOB	TOP	
Maury Wills, S OBP: 0.356, SLG: 0.341 (1, 6)	F8		1-3		1-3			F4		4 0 0 0 0 0 0	Los Angeles Dodgers @ Cincinnati Reds Crosley Field, Cincinnati, OH Sun Aug 14 1960, 3:33 AM EDT Unknown livebaseballscorecards.com	
Jim Gilliam, S OBP: 0.365, SLG: 0.333 (1, 5)	F5		1-0 1B			L4		2-1 1B		4 0 2 0 0 0 0		
Wally Moon, L OBP: 0.370, SLG: 0.438 (1, 7)	2-0 3B		1-0 G3			1-1 2B 1B		2-0 1B		4 0 3 0 0 0 1		
Norm Larker, L OBP: 0.393, SLG: 0.444 (1, 3)	4-1 BB			0-0 F5		0-0 F8		1-1 F7		3 0 0 0 1 0 3		
Tommy Davis, R OBP: 0.295, SLG: 0.425 (1, 8)	2-2 F6			1-1 B1-3		1-1 1-3 2B		1-1 F2		4 0 1 0 0 0 4		
Duke Snider, L OBP: 0.367, SLG: 0.507 (1, 9)		0-0 3-1		1-0 2B		0-1 G2			1-0 4-3	4 0 1 0 0 0 2		
Charlie Neal, R OBP: 0.338, SLG: 0.366 (1, 4)		1-1 5-3		0-1 F3		2-3 K		0-0 1B		4 0 1 0 0 1 1		
John Roseboro, L OBP: 0.326, SLG: 0.388 (1, 2)		1-2 1-3			1-0 F8		0-0 F8		0-0 1B	4 0 1 0 0 0 0		
Stan Williams, R OBP: 0.196, SLG: 0.264 Roger Craig, R OBP: 0.222, SLG: 0.067 Frank Howard, R OBP: 0.321, SLG: 0.489 Ed Roebuck, R OBP: 0.283, SLG: 0.278 Irv Noren, L OBP: 0.289, SLG: 0.136 (1, 1)			2-3 K		0-0 5-3		1-2 6-3		0-0 G4-6-3	0 0 0 0 0 0 0		
Inning Stats	R: 0 E: 0 K: 0 S: 9 H: 1 LOB: 2 BB: 1 P: 20	R: 0 E: 0 K: 0 S: 6 H: 0 LOB: 0 BB: 0 P: 8	R: 0 E: 0 K: 1 S: 8 H: 1 LOB: 1 BB: 0 P: 12	R: 0 E: 0 K: 0 S: 6 H: 1 LOB: 1 BB: 0 P: 8	R: 0 E: 0 K: 0 S: 4 H: 0 LOB: 0 BB: 0 P: 5	R: 0 E: 0 K: 0 S: 8 H: 2 LOB: 2 BB: 0 P: 10	R: 0 E: 0 K: 1 S: 7 H: 0 LOB: 0 BB: 0 P: 10	R: 0 E: 0 K: 0 S: 8 H: 2 LOB: 2 BB: 0 P: 14	R: 0 E: 0 K: 0 S: 4 H: 2 LOB: 1 BB: 0 P: 5	1B: 6 2B: 2 3B: 1 HR: 0 SF: 0 SAC: 0 DP: 1 HBP: 0		WP: 0 PB: 0 SB: 2 CS: 0 PA: 36
PITCHER Cal McLish, R ERA: 4.4 (1, 1)	IP: 9.0 WLS: W BF: 36 H: 9 R: 0 ER: 0 SO: 2 BB: 1 IBB: 0 HBP: 0 BLK: 0 WP: 0 HR: 0 S: 60 P: 92 ERA: 0.00 WHIP: 1.111											PITCHER IP: WLS: BF: H: R: ER: SO: BB: IBB: HBP: BLK: WP: HR: S: P: ERA: WHIP



Batter	1	2	3	4	5	6	7	8	9
Eddie Kasko, R OBP: 0.365, SLG: 0.374 (1, 4)	1-0 F7	1-3 K		0-1 L5		0-0 4-3			
Vada Pinson, L OBP: 0.339, SLG: 0.455 (1, 8)	1-0 F8		2-2 4-3		3-1 F9		1-0 3-1		
Gus Bell, L OBP: 0.302, SLG: 0.380 (1, 9)	2-0 2B		4-0 1B		0-0 F8		0-1 F8		
Frank Robinson, R OBP: 0.378, SLG: 0.532 (1, 7)	3-2 2B		1-0 F9		2-0 1B		2-3 K		
Gordy Coleman, L OBP: 0.315, SLG: 0.447 (1, 3)	0-0 2B		1-1 BB		2-1 1B		2-0 6-3		
Ed Bailey, L OBP: 0.358, SLG: 0.411 (1, 2)	4-2 BB		4-1 FC5-4		0-0 F9		1-0 FC6-4		
Cliff Cook, R OBP: 0.273, SLG: 0.333 (1, 5)	2-3 K		0-2 FC5-4		0-1 3-1		0-0 F6		
Leo Cardenas, R OBP: 0.235, SLG: 0.273 (1, 6)		1-0 F6		0-0 5-3		4-2 BB	3-1 FC6-4		
Cal McLish, S OBP: 0.100, SLG: 0.037 (1, 1)		3-2 F5		1-0 F8		2-2 1B			

AB	R	H	RBI	BB	SO	LOB
4	0	0	0	0	1	1
4	0	0	0	0	0	0
3	1	1	0	1	0	0
3	1	1	1	0	1	1
4	0	3	1	0	0	0
2	0	1	0	2	0	2
4	0	0	0	0	1	6
3	0	0	0	1	0	1
3	0	1	0	0	0	0

BOTTOM

Los Angeles Dodgers @ Cincinnati Reds
Crosley Field, Cincinnati, OH
Sun Aug 14 1960, 3:33 AM EDT
Unknown

AB	30
R	2
H	7
RBI	2
BB	4
SO	3
LOB	11



1B:	5	SF:	0
2B:	2	SAC:	0
3B:	0	DP:	0
HR:	0	HBP:	1

WP:	0	PA:	35
PB:	0		
SB:	0		
CS:	1		

Inning Stats	R	H	E	K	S	R	H	E	K	S	R	H	E	K	S	R	H	E	K	S	R	H	E	K	S
Stan Williams, R ERA: 2.42 (1, 1)	0.2	2	0	1	0	2	2	0	0	0	2	2	0	0	0	2	2	0	0	0	2	2	0	0	0
Roger Craig, R ERA: 4.44 (1, 1)	5.1	4	0	1	2	4	0	0	0	1	0	0	0	0	44	80	0.00	1.500							
Ed Roebuck, R ERA: 2.49 (7, 1)	2.0	7	0	1	1	0	0	0	0	0	0	0	0	12	21	0.00	0.500								

PITCHER	IP	WLS	BF	H	R	ER	SO	BB	IBB	HBP	BLK	WP	HR	S	P	ERA	WHIP
Stan Williams, R ERA: 2.42 (1, 1)	0.2	0	4	2	2	0	0	0	0	0	0	0	0	7	14	27.00	3.000
Roger Craig, R ERA: 4.44 (1, 1)	5.1	0	24	4	0	0	2	4	0	1	0	0	0	44	80	0.00	1.500
Ed Roebuck, R ERA: 2.49 (7, 1)	2.0	0	7	1	0	0	1	0	0	0	0	0	0	12	21	0.00	0.500

Los Angeles Dodgers @ Cincinnati Reds
 Crosley Field, Cincinnati, OH

Sun Aug 14 1960, 3:38 AM EDT
 Att: 23,974 - Unknown



Batter	1	2	3	4	5	6	7	8	9	AB	R	H	RBI	BB	SO	LOB	TOP					
Maury Wills, S (1, 6) OBP: 0.357, SLG: 0.340	4-2 BB 1B BB	1-3 K		1-2 5-3		1-0 G6-4-3 1B		0-2 L6		4	1	1	2	1	1	3						
Jim Gilliam, S (1, 5) OBP: 0.369, SLG: 0.334	4-2 CS 1B BB		4-1 G5-4-3 BB		4-2 1B FC6-4 BB	3-2 G6-4-3 1-2f		1-1 1B 1B		2	1	1	0	3	0	1						
Tommy Davis, R (1, 8) OBP: 0.303, SLG: 0.429	3-2 F7		0-1 G5-4-3 1-2f		0-0 FC6-4 1B		0-0 F8 1B 2B	1-2 G6-4-3 1B		5	1	3	0	0	0	3						
Gil Hodges, R (1, 3) OBP: 0.257, SLG: 0.337	3-1 D 1B		2-1 F2		3-2 F3		0-0 F8 2B 1B	2-2 G6-4-3 1-2f		5	1	2	1	0	0	4						
Chuck Essegian, R (1, 7) OBP: 0.294, SLG: 0.344	3-1 1-3 1-2 2-3			2-1 F8	0-2 FC6-4 1-2f 3-H		1-0 F8 1-2 2-3		1-3 K	5	0	0	1	0	1	5						
Frank Howard, R (1, 9) OBP: 0.325, SLG: 0.495		1-0 1B 2B		4-0 1B BB			0-2 F8 1B 2B		2-3 K	4	2	2	2	1	2	1						
Charlie Neal, R (1, 4) OBP: 0.339, SLG: 0.365		0-0 B2		4-2 1B E BB		1-0 E 1B 1B		3-3 K2-3	0-3 K2-3	4	2	1	0	1	2	2						
Norm Sherry, R (1, 2) OBP: 0.349, SLG: 0.504		0-3 K		0-2 F7		1-1 E6 1B 1B		0-1 FC6-3 1B		4	1	2	1	0	1	3						
Johnny Podres, L (1, 1) OBP: 0.236, SLG: 0.146		3-2 K		2-0 E8 1B		0-3 K		0-0 FC6-3 1-2f		1	0	1	0	0	0	0						
Ed Palmquist, R (3, 1)										0	0	0	0	0	0	0						
Joe Pignatano, R (4, PH) OBP: 0.379, SLG: 0.429										1	0	1	1	0	0	0						
Larry Sherry, R (4, 1) OBP: 0.194, SLG: 0.333		2-3 1B								2	0	0	0	0	1	3						
Inning Stats	R: 1 E: 0 K: 0 S: 13	H: 1 LOB: 1 BB: 2 P: 30	R: 0 E: 0 K: 2 S: 11	H: 2 LOB: 2 BB: 0 P: 16	R: 0 E: 0 K: 0 S: 5	H: 0 LOB: 0 BB: 1 P: 11	R: 2 E: 1 K: 0 S: 17	H: 1 LOB: 1 BB: 2 P: 30	R: 1 E: 0 K: 1 S: 18	H: 1 LOB: 1 BB: 1 P: 28	R: 2 E: 1 K: 1 S: 10	H: 3 LOB: 0 BB: 0 P: 16	R: 3 E: 0 K: 1 S: 12	H: 4 LOB: 1 BB: 0 P: 16	R: 0 E: 0 K: 3 S: 13	H: 2 LOB: 1 BB: 0 P: 17	R: 0 E: 0 K: 3 S: 10	H: 0 LOB: 0 BB: 0 P: 13	1B: 12 2B: 2 3B: 0 HR: 0	SF: 0 SAC: 0 DP: 3 HBP: 0	WP: 0 PB: 0 SB: 0 CS: 1	PA: 43
PITCHER	IP	WLS	BF	H	R	ER	SO	BB	IBB	HBP	BLK	WP	HR	S	P	ERA	WHIP					
Claude Osteen, L (1, 1) ERA: 4.08	4.0		20	4	4	3	2	6	0	0	0	0	0	49	94	6.75	2.500					
Joe Nuxhall, L (5, 1) ERA: 4.59	2.0	L	11	6	4	3	2	0	0	0	0	0	0	27	39	13.50	3.000					
Bill Henry, L (7, 1) ERA: 3.78	3.0		12	4	1	1	4	0	0	0	0	0	0	33	44	3.00	1.333					

livebaseballscorecards.com

AB 37
 R 9
 H 14
 RBI 8
 BB 6
 SO 8
 LOB 25

Batter	1	2	3	4	5	6	7	8	9	AB	R	H	RBI	BB	SO	LOB
Eddie Kasko, R (1, 4) OBP: 0.365, SLG: 0.373 Billy Martin, R (5, 4) OBP: 0.308, SLG: 0.347	1-0 FC4-6 1B	0-0 FC6-4 1-2f 3-H		0-0 F7		0-2 1-3			1-2 F6	3	0	1	1	0	0	1
Vada Pinson, L (1, 8) OBP: 0.336, SLG: 0.450	3-2 FC4-6 1-2f HR	3-3 K 1-2		2-1 F8		2-3 K			2-2 G3	5	1	0	0	0	2	3
Frank Robinson, R (1, 7) OBP: 0.382, SLG: 0.556	0-1 HR 1-H			2-1 WP 1B 2B		2-2 HR			1-3 K	4	3	3	3	0	1	0
Wally Post, R (1, 9) OBP: 0.353, SLG: 0.530	1-2 2B			3-3 K 1B 2-3		4-1 SH5-4 PB BB			2-3 K	3	0	1	0	1	2	1
Cliff Cook, R (1, 5) OBP: 0.263, SLG: 0.320	2-3 K			1-3 K		1-1 SH5-4			0-3 K	3	0	0	0	0	3	3
Gordy Coleman, L (1, 3) OBP: 0.312, SLG: 0.438	2-2 4-3			2-2 1-2 3-H 1B		1-3 K			0-0 4-3	4	0	1	1	0	1	2
Joe Azcue, R (1, 2) OBP: 0.111, SLG: 0.111				2-1 F7		2-3 K			1-2 6-3	4	0	0	0	0	2	3
Leo Cardenas, R (1, 6) OBP: 0.250, SLG: 0.286				1-2 L7		1-1 FC1-6 1B			1-3 K	4	1	2	0	0	1	2
Claude Osteen, L (1, 1) OBP: 0.143, SLG: 0.143 Joe Nuxhall, L (5, 1) OBP: 0.150, SLG: 0.167 Bill Henry, L (7, 1) Gus Bell, L (9, PH) OBP: 0.301, SLG: 0.379				2-1 1B FC6-4 1B		1-3 K			0-1 3-1	2	0	1	0	0	1	0
				1-3 1B		0-0 FC1-6 1-2f				1	0	0	0	0	0	1
										0	0	0	0	0	0	0
										1	0	0	0	0	0	0
										1	0	0	0	0	0	0

Inning Stats	R: 2	H: 3	E: 0	K: 1	S: 16	H: 3	LOB: 1	BB: 0	P: 25	R: 1	H: 2	E: 0	K: 2	S: 11	H: 2	LOB: 1	BB: 0	P: 19	R: 1	H: 2	E: 0	K: 2	S: 19	R: 0	H: 0	E: 0	K: 1	S: 6	R: 1	H: 1	E: 0	K: 2	S: 12	R: 0	H: 1	E: 1	K: 1	S: 11	R: 0	H: 0	E: 0	K: 3	S: 9	R: 0	H: 0	E: 0	K: 1	S: 9	R: 0	H: 0	E: 0	K: 0	S: 8	1B: 5	SF: 0	2B: 2	SAC: 1	3B: 0	DP: 0	HR: 2	HBP: 0
--------------	------	------	------	------	-------	------	--------	-------	-------	------	------	------	------	-------	------	--------	-------	-------	------	------	------	------	-------	------	------	------	------	------	------	------	------	------	-------	------	------	------	------	-------	------	------	------	------	------	------	------	------	------	------	------	------	------	------	------	-------	-------	-------	--------	-------	-------	-------	--------

PITCHER	IP	WLS	BF	H	R	ER	SO	BB	IBB	HBP	BLK	WP	HR	S	P	ERA	WHIP
Johnny Podres, L (1, 1) ERA: 3.14	2.1		15	7	4	4	5	0	0	0	0	1	1	40	65	15.43	3.000
Ed Palmquist, R (3, 1) ERA: 1.8	0.2		2	0	0	0	0	0	0	0	0	0	0	6	9	0.00	0.000
Larry Sherry, R (4, 1) ERA: 3.82	6.0	W	21	2	1	1	8	1	0	0	0	0	1	55	79	1.50	0.500

BOTTOM

Los Angeles Dodgers @ Cincinnati Reds

Crosley Field, Cincinnati, OH

Sun Aug 14 1960, 3:38 AM EDT

Att. 23,974 - Unknown

AB	36
R	5
H	9
RBI	5
BB	1
SO	13
LOB	17



WP: 1	PA: 38
PB: 1	
SB: 1	
CS: 0	

PITCHER	IP	WLS	BF	H	R	ER	SO	BB	IBB	HBP	BLK	WP	HR	S	P	ERA	WHIP
---------	----	-----	----	---	---	----	----	----	-----	-----	-----	----	----	---	---	-----	------

Batter	1	2	3	4	5	6	7	8	9	10	11	AB R H RBI BB SO LOB	TOP	
Maury Wills, S OBP: 0.354, SLG: 0.336 (1, 6)	1-3		5-3			G3		IHR	4-3		F3	6 1 1 0 0 0 0	Los Angeles Dodgers @ Chicago Cubs Wrigley Field, Chicago, IL Tue Aug 16 1960, 3:33 AM CDT Att. 13,139 - Unknown	
Jim Gilliam, S OBP: 0.369, SLG: 0.336 (1, 5)	2B		6-3			L8		IHR	F7		4-3	6 1 2 0 0 0 0		
Wally Moon, L OBP: 0.376, SLG: 0.453 (1, 7)	BB					1B		IHR			2B	5 3 4 3 1 1 0		
Norm Larker, L OBP: 0.395, SLG: 0.452 (1, 3)	F7					1B		FC1-5			1B	6 1 3 2 0 0 3		
Tommy Davis, R OBP: 0.303, SLG: 0.426 (1, 8)	6-3					G6-4-3		P1	FC1-5		1B	6 0 2 1 0 0 4		
Duke Snider, L OBP: 0.366, SLG: 0.505 (1, 9)						G3		1B	4-3		FC6-4	5 1 1 0 1 1 2		
Charlie Neal, R OBP: 0.337, SLG: 0.366 (1, 4)						K		K	4-3		FC6	5 0 1 0 0 3 3		
John Roseboro, L OBP: 0.332, SLG: 0.387 (1, 2)						L9		K	IBB		K	3 0 1 1 2 0 0		
Sandy Koufax, R OBP: 0.205, SLG: 0.146 Ed Roebuck, R OBP: 0.263, SLG: 0.278 Frank Howard, R OBP: 0.324, SLG: 0.494 Ed Palmquist, R OBP: 0.259, SLG: 0.130 Irv Noren, L OBP: 0.168, SLG: 0.323						4-1		K	F7		K	2 0 0 0 0 1 0 0 0 0 0 0 0 0 1 0 0 0 0 0 1 1 0 0 0 0 0 0 0 1 0 0 0 0 0 3 1 0 0 0 0 0 1 3		
Inning Stats	R: 0 H: 1 E: 0 LOB: 2 K: 0 BB: 1 S: 9 P: 16	R: 0 H: 0 E: 0 LOB: 0 K: 2 BB: 0 S: 8 P: 12	R: 0 H: 0 E: 0 LOB: 0 K: 1 BB: 0 S: 6 P: 10	R: 1 H: 2 E: 0 LOB: 0 K: 0 BB: 0 S: 13 P: 18	R: 0 H: 0 E: 0 LOB: 0 K: 1 BB: 0 S: 9 P: 14	R: 0 H: 1 E: 0 LOB: 1 K: 0 BB: 0 S: 8 P: 12	R: 1 H: 2 E: 0 LOB: 1 K: 2 BB: 0 S: 11 P: 16	R: 3 H: 4 E: 0 LOB: 3 K: 0 BB: 2 S: 17 P: 32	R: 0 H: 0 E: 0 LOB: 0 K: 1 BB: 0 S: 6 P: 10	R: 0 H: 2 E: 0 LOB: 3 K: 1 BB: 1 S: 13 P: 24	R: 2 H: 3 E: 0 LOB: 1 K: 0 BB: 0 S: 13 P: 19	1B: 8 SF: 0 2B: 6 SAC: 0 3B: 0 DP: 1 HR: 1 HBP: 0		WP: 0 PA: 51 PB: 0 SB: 0 CS: 0
PITCHER Don Cardwell, R ERA: 4.71 Don Elston, R ERA: 3.17	IP WLS BF H R ER SO BB IBB HBP BLK WP HR S P ERA WHIP													
	7.0 30 9 5 5 6 1 0 0 0 0 0 69 106 6.43 1.429													
	4.0 L 21 6 2 2 2 1 2 0 0 0 0 44 77 4.50 1.750													

AB	47
R	7
H	15
RBI	7
BB	4
SO	8
LOB	19



Batter	1	2	3	4	5	6	7	8	9	10	11	AB R H RBI BB SO LOB	BOTTOM																		
Richie Ashburn, L OBP: 0.430, SLG: 0.357 (1, 7)	1-3 K	1-2 1-3		1-3 K		1-2 CS 1B		1-1 L7			4-2 14 1B BB	5 0 1 0 1 2 2	Los Angeles Dodgers @ Chicago Cubs Wrigley Field, Chicago, IL Tue Aug 16 1960, 3:33 AM CDT Att. 13,139 - Unknown																		
Bob Will, L OBP: 0.330, SLG: 0.398 (1, 9)	4-2 14 E BB		3-2 BB 1B		4-2 1B 14 1B 2B BB	3-3 K			2-3 K2-3		3-2 L4	4 1 1 0 2 2 2																			
14 Ernie Banks, R OBP: 0.366, SLG: 0.588 (1, 6)	3-2 E6		2-2 F4		0-0 1B 2B 1B	1-2 F6			2-2 5-3		1-2 1B	6 1 2 0 0 0 2																			
Frank Thomas, R OBP: 0.307, SLG: 0.434 (1, 3)	1-1 F7		4-1 1B 2B BB		0-1 2B 2B 1B	1-2 F2			1-1 F7		3-2 F2	5 1 1 0 1 0 4																			
Ron Santo, R OBP: 0.308, SLG: 0.418 (1, 5)	0-1 F4		0-0 F4		2-2 2B 2B	4-1 BB			2-1 L7			4 1 1 2 1 0 4																			
Al Heist, R OBP: 0.231, SLG: 0.194 (1, 8)		3-2 F9	0-0 L7		1-3 1-1 1-3	0-0 F4			0-2 1B			4 0 0 0 0 0 5																			
Jerry Kindall, R OBP: 0.274, SLG: 0.366 (1, 4)		1-3 K		3-3 K	0-0 4-3 2B	1-3 K			0-3 K			5 0 1 2 0 4 2																			
El Tappe, R OBP: 0.330, SLG: 0.333 (1, 2)		2-1 1B		1-2 F8	1-0 4-3 2B			0-1 5-3			0-0 L9	4 0 1 0 0 0 1																			
Sammy Taylor, L OBP: 0.294, SLG: 0.363 (10, PH) (11, 2)					2-3 K							1 0 0 0 0 0 1																			
Don Cardwell, R OBP: 0.204, SLG: 0.408 (1, 1)		2-2 1B		0-0 HR	3-3 K			3-2 6-3			2-3 K	3 1 2 2 1 0 1 1																			
Don Elston, R OBP: 0.150, SLG: 0.150 (8, 1)												1 0 1 0 0 0 0																			
George Altman, L OBP: 0.336, SLG: 0.445 (8, 8)		1-2 1B										2 0 0 0 0 1 0																			
Inning Stats	R: 0 E: 1 K: 1 S: 14	H: 0 LOB: 2 BB: 1 P: 23	R: 0 E: 0 K: 1 S: 16	H: 2 LOB: 2 BB: 0 P: 25	R: 0 E: 0 K: 0 S: 9	H: 1 LOB: 2 BB: 1 P: 18	R: 1 E: 0 K: 2 S: 10	H: 1 LOB: 0 BB: 0 P: 15	R: 4 E: 0 K: 1 S: 20	H: 4 LOB: 1 BB: 1 P: 31	R: 0 E: 0 K: 1 S: 9	H: 1 LOB: 0 BB: 0 P: 14	R: 0 E: 0 K: 1 S: 10	H: 0 LOB: 1 BB: 1 P: 16	R: 0 E: 0 K: 0 S: 7	H: 0 LOB: 0 BB: 0 P: 11	R: 0 E: 0 K: 1 S: 8	H: 0 LOB: 0 BB: 0 P: 13	R: 0 E: 0 K: 1 S: 10	H: 1 LOB: 1 BB: 0 P: 12	R: 0 E: 0 K: 1 S: 20	H: 1 LOB: 2 BB: 1 P: 33	1B: 8 2B: 3 3B: 0 HR: 1	SF: 0 SAC: 0 DP: 1 HBP: 0	WP: 0 PA: 49 PB: 0 SB: 0 CS: 1						
PITCHER	IP WLS BF H R ER SO BB IBB HBP BLK WP HR S P ERA WHIP																														
Sandy Koufax, L ERA: 4.17 (1, 1)	4.0		7	5	5	4	3	0	0	0	0	0	1	59	97	11.25	2.500														
Ed Roebuck, R ERA: 2.44 (5, 1)	2.0		7	2	0	0	2	0	0	0	0	0	0	19	29	0.00	1.000														
Ed Palmquist, R ERA: 1.69 (7, 1)	1.0		4	0	0	0	1	0	0	0	0	0	0	10	16	0.00	1.000														
Larry Sherry, R ERA: 3.69 (8, 1)	4.0	W	15	2	0	0	3	1	0	0	0	0	0	45	69	0.00	0.750														

AB	44
R	5
H	11
RBI	5
BB	5
SO	10
LOB	24



Batter	1	2	3	4	5	6	7	8	9	AB R H RBI BB SO LOB	TOP	
Jim Gilliam, S OBP: 0.368, SLG: 0.338 (1, 5) C F B B F F X	1-2 4-3 2B		X 0-0 L9		C B B X 2-1 1-3			B C B X 2-1 4-3		4 0 1 0 0 0 2		
Wally Moon, L OBP: 0.375, SLG: 0.449 (1, 7) L B B F X	3-2 4-3 2-3		X 0-0 F3		B C B B 4-1 FC4 1B BB			B C X 1-1 1-3		3 0 0 0 1 0 2		
Tommy Davis, R OBP: 0.312, SLG: 0.433 (1, 8) C B B X	2-1 F2			F B X 1-1 G6-4-3 1B 1B		B X 1-0 FC4 1-2 1B		B X 1-0 G6-4-3 1B		4 0 3 0 0 0 1		
Norm Larker, L OBP: 0.393, SLG: 0.449 (1, 3) B B X	2-0 4-3			B X 1-0 G6-4-3 1-2 1B		B X 1-0 FC4 1-2f 2-3		L L X 0-2 G6-4-3		4 0 1 0 0 0 4		
Frank Howard, R OBP: 0.321, SLG: 0.487 (1, 9) F B B X		2-1 6-3		X 0-0 G6-4-3 1-2f 2-3		B S X 1-1 G6-4-3		X 0-0 L6		4 0 0 0 0 0 4		
Charlie Neal, R OBP: 0.335, SLG: 0.363 (1, 4) X		0-0 1-3		X 0-0 L9		S B B B X 3-2 F8				3 0 0 0 0 0 1		
John Roseboro, L OBP: 0.328, SLG: 0.382 (1, 2) C B B X		2-2 F7			C X 0-1 1-3		C B X 1-1 F9			3 0 0 0 0 0 0		
Bob Lillis, R OBP: 0.300, SLG: 0.400 (1, 6) B X				B X 1-0 FC1-6 1B		B B C B X 2-2 S 1B		B X 1-0 L7		3 0 2 0 0 0 0		
Don Drysdale, R OBP: 0.200, SLG: 0.273 (1, 1) X				X 0-0 FC1-6 1-2f		C B C X 0-3 K		C X 0-1 5-3		3 0 0 0 0 1 2		
Inning Stats	R: 0 H: 1 E: 0 LOB: 1 K: 0 BB: 0 S: 11 P: 19	R: 0 H: 0 E: 0 LOB: 0 K: 0 BB: 0 S: 6 P: 10	R: 0 H: 1 E: 0 LOB: 1 K: 0 BB: 0 S: 4 P: 5	R: 0 H: 2 E: 0 LOB: 1 K: 0 BB: 0 S: 5 P: 7	R: 0 H: 1 E: 0 LOB: 1 K: 1 BB: 0 S: 10 P: 14	R: 0 H: 1 E: 0 LOB: 1 K: 0 BB: 1 S: 5 P: 12	R: 0 H: 0 E: 0 LOB: 0 K: 0 BB: 0 S: 6 P: 11	R: 0 H: 0 E: 0 LOB: 0 K: 0 BB: 0 S: 6 P: 9	R: 0 H: 1 E: 0 LOB: 0 K: 0 BB: 0 S: 5 P: 6	1B: 6 SF: 0 2B: 1 SAC: 0 3B: 0 DP: 3 HR: 0 HBP: 0	WP: 0 PA: 32 PB: 0 SB: 1 CS: 0	
PITCHER Glen Hobbie, R (1, 1) ERA: 4.3	IP WLS BF H R ER SO BB IBB HBP BLK WP HR S P ERA WHIP	9.0 W 32 7 0 0 1 1 0 0 0 0 0 0 58 93 0.00 0.889										

Los Angeles Dodgers @ Chicago Cubs
 Wrigley Field, Chicago, IL
 Wed Aug 17 1960, 3:33 AM CDT
 Att: 10,901 - Unknown

livebaseballscorecards.com

AB	31
R	0
H	7
RBI	0
BB	1
SO	1
LOB	16



Batter	1	2	3	4	5	6	7	8	9	AB R H RBI BB SO LOB
--------	---	---	---	---	---	---	---	---	---	----------------------

Richie Ashburn, L OBP: 0.431, SLG: 0.357 (1, 8)	4-2 FC5-4 BB		0-3 K			0-0 1B		2-1 F7		3 0 1 0 1 1 1
Bob Will, L OBP: 0.329, SLG: 0.394 (1, 9)	0-2 F7			4-1 BB		3-2 F8		2-2 L1-3		3 0 0 0 1 0 2
14 Ernie Banks, R OBP: 0.365, SLG: 0.592 (1, 6)	1-3 K			0-1 G6-4-3 1-2f		2-1 5-3		0-0 HR		4 1 1 1 0 1 3
Frank Thomas, R OBP: 0.305, SLG: 0.431 (1, 3)	2-1 FC5-4 1-2f			1-3 K			0-0 5-3			3 0 0 0 0 1 1
Sammy Taylor, L OBP: 0.284, SLG: 0.349 (1, 2)		1-0 4-3			2-1 F9		0-2 4-3			3 0 0 0 0 0 0
Ron Santo, R OBP: 0.303, SLG: 0.411 (1, 5)		1-3 K			0-2 6-3		0-3 K			3 0 0 0 0 2 0
George Altman, L OBP: 0.340, SLG: 0.448 (1, 7)		1-0 F6			1-1 1B		0-1 FC3-6 1B			3 0 2 0 0 0 0
Jerry Kindall, R OBP: 0.270, SLG: 0.361 (1, 4)			1-3 K		3-3 K		0-1 B2			3 0 0 0 0 2 2
Glen Hobbie, R OBP: 0.197, SLG: 0.148 (1, 1)			2-0 6-3			2-3 K		1-0 FC3-6 1-2f		3 0 0 0 0 1 1

Inning Stats	R: 0 E: 0 K: 1 S: 12	H: 0 LOB: 1 BB: 1 P: 19	R: 0 E: 0 K: 1 S: 5	H: 0 LOB: 0 BB: 0 P: 8	R: 0 E: 0 K: 2 S: 7	H: 0 LOB: 0 BB: 0 P: 10	R: 0 E: 0 K: 1 S: 6	H: 0 LOB: 0 BB: 1 P: 11	R: 0 E: 0 K: 1 S: 13	H: 1 LOB: 1 BB: 0 P: 19	R: 0 E: 0 K: 1 S: 12	H: 1 LOB: 1 BB: 0 P: 19	R: 0 E: 0 K: 1 S: 7	H: 0 LOB: 0 BB: 0 P: 7	R: 0 E: 0 K: 0 S: 7	H: 1 LOB: 1 BB: 0 P: 10	R: 1 E: 0 K: 0 S: 4	H: 1 LOB: 0 BB: 0 P: 6	1B: 3 2B: 0 3B: 0 HR: 1	SF: 0 SAC: 0 DP: 1 HBP: 0	WP: 0 PB: 0 SB: 0 CS: 0	PA: 30
--------------	-------------------------------	----------------------------------	------------------------------	---------------------------------	------------------------------	----------------------------------	------------------------------	----------------------------------	-------------------------------	----------------------------------	-------------------------------	----------------------------------	------------------------------	---------------------------------	------------------------------	----------------------------------	------------------------------	---------------------------------	----------------------------------	------------------------------------	----------------------------------	--------

PITCHER	IP	WLS	BF	H	R	ER	SO	BB	IBB	HBP	BLK	WP	HR	S	P	ERA	WHIP	PITCHER	IP	WLS	BF	H	R	ER	SO	BB	IBB	HBP	BLK	WP	HR	S	P	ERA	WHIP
---------	----	-----	----	---	---	----	----	----	-----	-----	-----	----	----	---	---	-----	------	---------	----	-----	----	---	---	----	----	----	-----	-----	-----	----	----	---	---	-----	------

BOTTOM

Los Angeles Dodgers @ Chicago Cubs
 Wrigley Field, Chicago, IL
 Wed Aug 17 1960, 3:33 AM CDT
 Att. 10,901 - Unknown

AB	28
R	1
H	4
RBI	1
BB	2
SO	8
LOB	10



Batter	1	2	3	4	5	6	7	8	9	10	11	12	13	AB R H RBI BB SO LOB	TOP														
Jim Gilliam, S (1, 5) OBP: 0.364, SLG: 0.333	3-2 		1-1 			1-2 		1-1 		1-2 			0-0 	6 0 0 0 0 0 1															
Wally Moon, L (1, 7) OBP: 0.372, SLG: 0.453	2-0 			1-0 		3-2 		3-3 		1-1 			2-2 	6 1 1 1 0 1 1															
Tommy Davis, R (1, 8) OBP: 0.308, SLG: 0.425	0-0 			0-1 			1-0 	0-1 		1-2 			2-3 	6 0 1 0 0 1 0															
Norm Larker, L (1, 3) OBP: 0.395, SLG: 0.449 Joe Pignatano, R (13, PR) OBP: 0.379, SLG: 0.429 Gil Hodges, R (13, 3) OBP: 0.257, SLG: 0.337		1-1 		2-3 		0-0 	4-1 	1-2 		3-1 			1-1 	5 1 2 0 1 1 0															
Frank Howard, R (1, 9) OBP: 0.318, SLG: 0.480		1-3 			2-3 		4-2 	1-0 		1-2 			3-3 	5 1 0 0 1 3 3															
Charlie Neal, R (1, 4) OBP: 0.338, SLG: 0.369		0-0 		0-2 		4-2 		1-1 		2-3 				4 1 2 0 1 1 0															
John Roseboro, L (1, 2) OBP: 0.325, SLG: 0.377		0-0 		0-0 		1-2 	1-2 	0-0 		0-0 				5 0 1 2 0 0 2															
Bob Lillis, R (1, 6) OBP: 0.280, SLG: 0.333			0-0 		1-0 		4-0 	1-0 		1-2 				4 0 0 0 1 0 1															
Roger Craig, R (1, 1) OBP: 0.211, SLG: 0.063 Duke Snider, L (6, PH) OBP: 0.369, SLG: 0.505 Maury Wills, S (6, PR) OBP: 0.354, SLG: 0.336 Ed Roebuck, R (6, 1) OBP: 0.238, SLG: 0.250 Sandy Koufax, R (11, 1) OBP: 0.200, SLG: 0.143		2-3 		4-2 		0-0 	0-0 	2-0 		3-2 			1-2 	1 0 0 0 0 1 0															
Inning Stats	R: 0 E: 0 K: 0 S: 5	H: 0 LOB: 0 BB: 0 P: 10	R: 0 E: 0 K: 1 S: 8	H: 1 LOB: 1 BB: 0 P: 10	R: 0 E: 0 K: 1 S: 6	H: 0 LOB: 0 BB: 0 P: 9	R: 0 E: 0 K: 1 S: 8	H: 0 LOB: 0 BB: 0 P: 10	R: 0 E: 0 K: 0 S: 11	H: 0 LOB: 2 BB: 1 P: 19	R: 2 E: 1 K: 0 S: 10	H: 1 LOB: 2 BB: 3 P: 24	R: 0 E: 0 K: 1 S: 10	H: 1 LOB: 2 BB: 1 P: 19	R: 1 E: 0 K: 0 S: 5	H: 2 LOB: 0 BB: 0 P: 9	R: 0 E: 0 K: 0 S: 9	H: 0 LOB: 0 BB: 0 P: 12	R: 0 E: 0 K: 1 S: 9	H: 0 LOB: 0 BB: 0 P: 15	R: 0 E: 0 K: 0 S: 7	H: 0 LOB: 0 BB: 0 P: 11	R: 1 E: 0 K: 2 S: 14	H: 2 LOB: 1 BB: 0 P: 22	1B: 5 2B: 1 3B: 1 HR: 1	SF: 0 SAC: 0 DP: 1 HBP: 0	WP: 0 PB: 0 SB: 2 CS: 0	PA: 50	
PITCHER Bob Anderson, R (1, 1) ERA: 3.87 Mark Freeman, R (9, 1) ERA: 5.3	IP: 8.0 WLS: L BF: 34 H: 2 R: 1 ER: 1 SO: 3 BB: 0 IBB: 0 HBP: 0 BLK: 0 WP: 0 HR: 0 S: 67 P: 114 ERA: 2.25 WHIP: 1.000																												

Los Angeles Dodgers @ Chicago Cubs
 Wrigley Field, Chicago, IL
 Thu Aug 18 1960, 3:33 AM CDT
 Att: 8,632 - Unknown

livebaseballscorecards.com

AB	45
R	4
H	7
RBI	3
BB	5
SO	8
LOB	10



Batter	1	2	3	4	5	6	7	8	9	10	11	12	13
Richie Ashburn, L OBP: 0.431, SLG: 0.356 (1, 8)	2-1 6-3		1-1 PO 1B		4-2 1-2 BB			1-1 6-3		1-1 G3		4-2 FC6 BB	
Bob Will, L OBP: 0.324, SLG: 0.387 (1, 9)	0-3 K		1-0 PO 1-2	2-3 K	2-1 4-3			3-3 K		1-0 2-3		2-2 FC6 1-2f	
14 Ernie Banks, R OBP: 0.365, SLG: 0.588 (1, 6)	2-2 L8			1-2 F8		0-1 F4		1-1 FC6 1B			4-1 FC3-6 BB		1-1 F4
Frank Thomas, R OBP: 0.307, SLG: 0.444 (1, 3)		1-2 F3		0-0 2B		1-2 HR		0-0 FC6 1-2f			1-2 FC3-6 SH1-3 1-2f		3-3 K
Ed Bouchee, L OBP: 0.340, SLG: 0.311 (7, 3)													
Dick Gernert, R OBP: 0.327, SLG: 0.287 (13, PH)													
Sammy Taylor, L OBP: 0.272, SLG: 0.333 (1, 2)		0-1 F4		1-0 G3		1-0 3-1			2-3 K		0-0 SH1-3		3-2 F3
El Tappe, R OBP: 0.330, SLG: 0.333 (10, 2)													
Don Zimmer, R OBP: 0.303, SLG: 0.343 (13, PH)													
Ron Santo, R OBP: 0.316, SLG: 0.455 (1, 5)		0-0 2B				1-1 HR		1-3 K		0-1 HR		4-0 IBB	
George Altman, L OBP: 0.337, SLG: 0.443 (1, 7)		1-0 L9				1-1 CS 1B		1-3 K		1-0 4-3		1-3 K	
Jerry Kindall, R OBP: 0.264, SLG: 0.353 (1, 4)			2-1 F8			0-3 K 1-2		1-2 5-3		1-0 5-3		2-3 K	
Bob Anderson, R OBP: 0.233, SLG: 0.182 (1, 1)				1-0 F9		3-2 BB 1B		1-0 6-3			0-2 1-3		2-3 K
Mark Freeman, R OBP: 0.190, SLG: 0.150 (9, 1)													

Inning Stats	R: 0 E: 0 K: 1 S: 8	H: 0 LOB: 0 BB: 0 P: 12	R: 0 E: 0 K: 0 S: 7	H: 1 LOB: 1 BB: 0 P: 9	R: 0 E: 0 K: 0 S: 5	H: 1 LOB: 0 BB: 0 P: 10	R: 0 E: 0 K: 1 S: 8	H: 1 LOB: 1 BB: 0 P: 12	R: 1 E: 0 K: 1 S: 16	H: 3 LOB: 2 BB: 1 P: 27	R: 0 E: 0 K: 1 S: 7	H: 0 LOB: 0 BB: 0 P: 10	R: 0 E: 0 K: 1 S: 8	H: 1 LOB: 1 BB: 0 P: 13	R: 1 E: 0 K: 1 S: 7	H: 1 LOB: 0 BB: 0 P: 11	R: 0 E: 0 K: 0 S: 6	H: 0 LOB: 0 BB: 0 P: 8	R: 0 E: 0 K: 1 S: 8	H: 0 LOB: 2 BB: 2 P: 18	R: 0 E: 0 K: 2 S: 16	H: 0 LOB: 1 BB: 1 P: 26	R: 0 E: 0 K: 1 S: 9	H: 0 LOB: 0 BB: 0 P: 16	1B: 4 2B: 2 3B: 0 HR: 3	SF: 0 SAC: 1 DP: 0 HBP: 0	WP: 0 PB: 0 SB: 0 CS: 1	PA: 51
--------------	------------------------------	----------------------------------	------------------------------	---------------------------------	------------------------------	----------------------------------	------------------------------	----------------------------------	-------------------------------	----------------------------------	------------------------------	----------------------------------	------------------------------	----------------------------------	------------------------------	----------------------------------	------------------------------	---------------------------------	------------------------------	----------------------------------	-------------------------------	----------------------------------	------------------------------	----------------------------------	----------------------------------	------------------------------------	----------------------------------	--------

PITCHER	IP	WLS	BF	H	R	ER	SO	BB	IBB	HBP	BLK	WP	HR	S	P	ERA	WHIP
Roger Craig, R ERA: 4.21 (1, 1)	5.0		20	6	1	1	3	1	0	0	0	0	1	44	70	1.80	1.400
Ed Roebuck, R ERA: 2.48 (6, 1)	5.2		22	3	2	2	4	1	1	0	0	0	2	42	68	3.18	0.706
Sandy Koufax, L ERA: 4.08 (11, 1)	2.1	W	8	0	0	0	4	1	0	0	0	0	0	28	46	0.00	0.429

BOTTOM	
AB	4010200
R	6000033
H	5010100
RBI	3121000
BB	2000002
SO	1000010
LOB	4000011
	0000000
	1000000
	4232110
	5010023
	5000021
	3010000
	2000010
AB	45
R	3
H	9
RBI	3
BB	4
SO	11
LOB	10

Los Angeles Dodgers @ Chicago Cubs
 Wrigley Field, Chicago, IL
 Thu Aug 18 1960, 3:33 AM CDT
 Att. 8,632 - Unknown

livebaseballscorecards.com

Batter	1	2	3	4	5	6	7	8	9	AB R H RBI BB SO LOB	TOP											
Jim Gilliam, S (1, 5) <small>OBP: 0.361, SLG: 0.330</small>	0-0 G3		0-1 G3			1-1 B2		0-0 F8		4 0 0 0 0 0 2	Los Angeles Dodgers @ St. Louis Cardinals Sportsman's Park, St. Louis, MO Fri Aug 19 1960, 8:05 PM EDT Att: 22,250 - Unknown											
Wally Moon, L (1, 7) <small>OBP: 0.371, SLG: 0.449</small>	2-1 L8			3-3 K		3-2 FC4-6 FC5-4 1-2f		4-1 2B BB		3 0 0 0 1 1 1												
Tommy Davis, R (1, 8) <small>OBP: 0.307, SLG: 0.426</small>	0-3 K			2-0 F2		0-0 FC5-4 1-2f		1-0 1-3 2B		4 0 1 0 0 1 1												
Norm Larker, L (1, 3) <small>OBP: 0.393, SLG: 0.446</small>		1-2 4-3		0-2 FC4-6 1B		1-0 F8		1-0 4-3		4 0 1 0 0 0 2												
Duke Snider, L (1, 9) <small>OBP: 0.363, SLG: 0.495</small>		1-2 6-3		1-1 FC4-6 1-2f		0-0 F6		1-1 4-3		4 0 0 0 0 0 1												
Charlie Neal, R (1, 4) <small>OBP: 0.337, SLG: 0.371</small>		0-0 5-3			1-0 5-3		3-2 2B		0-0 5-3	4 0 1 0 0 0 0												
John Roseboro, L (1, 2) <small>OBP: 0.324, SLG: 0.372</small>			2-3 K		0-0 4-3		4-2 BB		0-0 L8	3 0 0 0 1 1 0												
Bob Lillis, R (1, 6) <small>OBP: 0.286, SLG: 0.333</small>			0-1 1B		3-2 6-3		0-2 5-3			3 0 1 0 0 0 2												
Johnny Podres, L (1, 1) <small>OBP: 0.241, SLG: 0.157</small>			2-1 B1			1-0 FC4-6 1B		0-2 6-3		3 0 1 0 0 0 1												
Inning Stats	R: 0 E: 0 K: 1 S: 6	H: 0 LOB: 0 BB: 0 P: 8	R: 0 E: 0 K: 0 S: 8	H: 0 LOB: 0 BB: 0 P: 10	R: 0 E: 0 K: 1 S: 9	H: 1 LOB: 1 BB: 0 P: 13	R: 0 E: 0 K: 1 S: 9	H: 1 LOB: 1 BB: 0 P: 15	R: 0 E: 0 K: 0 S: 7	H: 0 LOB: 0 BB: 0 P: 11	R: 0 E: 0 K: 0 S: 7	H: 1 LOB: 1 BB: 0 P: 12	R: 0 E: 0 K: 0 S: 10	H: 1 LOB: 2 BB: 1 P: 18	R: 0 E: 0 K: 0 S: 7	H: 1 LOB: 2 BB: 1 P: 13	R: 0 E: 0 K: 0 S: 4	H: 0 LOB: 0 BB: 0 P: 5	1B: 3 2B: 2 3B: 0 HR: 0	SF: 0 SAC: 0 DP: 0 HBP: 0	WP: 0 PB: 0 SB: 0 CS: 0	PA: 34
PITCHER Larry Jackson, R (1, 1) <small>ERA: 3.52</small>	IP: 9.0 WLS: W BF: 34 H: 5 R: 0 ER: 0 SO: 3 BB: 2 IBB: 0 HBP: 0 BLK: 0 WP: 0 HR: 0 S: 67 P: 105 ERA: 0.00 WHIP: 0.778																				PITCHER IP: WLS: BF: H: R: ER: SO: BB: IBB: HBP: BLK: WP: HR: S: P: ERA: WHIP	

AB	32
R	0
H	5
RBI	0
BB	2
SO	3
LOB	10



Batter	1	2	3	4	5	6	7	8	9	AB R H RBI BB SO LOB
--------	---	---	---	---	---	---	---	---	---	----------------------

Julian Javier, R (1, 4) <small>OBP: 0.271, SLG: 0.347</small> Joe Cunningham, L (9, PH) <small>OBP: 0.376, SLG: 0.399</small>	1-3 		2-2 			0-2 			4-0 	3 0 0 0 0 1 1 0 0 0 0 1 0 0
Bill White, L (1, 3) <small>OBP: 0.349, SLG: 0.491</small>	3-2 			1-2 			1-1 		0-0 	4 0 0 0 0 0 2
Bob Nieman, R (1, 7) <small>OBP: 0.349, SLG: 0.410</small>	1-2 			0-1 			2-1 		3-2 	4 0 0 0 0 0 1
Ken Boyer, R (1, 5) <small>OBP: 0.361, SLG: 0.550</small>		0-1 		0-0 			1-0 			3 0 0 0 0 0 0
Stan Musial, L (1, 9) <small>OBP: 0.377, SLG: 0.514</small>		1-2 			0-0 			1-2 		3 0 1 0 0 0 0
Daryl Spencer, R (1, 6) <small>OBP: 0.379, SLG: 0.444</small>		1-1 			4-2 			2-2 		2 0 1 0 1 0 1
Curt Flood, R (1, 8) <small>OBP: 0.312, SLG: 0.377</small>		2-2 			3-2 			1-0 		3 0 0 0 0 0 2
Hal Smith, R (1, 2) <small>OBP: 0.277, SLG: 0.288</small> Bob Gibson, R (9, PR) <small>OBP: 0.130, SLG: 0.174</small>			0-0 			2-2 			4-1 	2 0 0 0 1 0 0 0 1 0 0 0 0 0
Larry Jackson, R (1, 1) <small>OBP: 0.256, SLG: 0.253</small>			2-3 			2-0 			0-0 	2 0 1 0 0 1 0

Inning Stats	R: 0 H: 0 E: 0 LOB: 0 K: 1 BB: 0 S: 10 P: 15	R: 0 H: 1 E: 0 LOB: 1 K: 0 BB: 0 S: 10 P: 14	R: 0 H: 0 E: 0 LOB: 0 K: 1 BB: 0 S: 8 P: 12	R: 0 H: 0 E: 0 LOB: 0 K: 0 BB: 0 S: 6 P: 7	R: 0 H: 0 E: 0 LOB: 0 K: 0 BB: 1 S: 8 P: 15	R: 0 H: 1 E: 0 LOB: 0 K: 0 BB: 0 S: 7 P: 11	R: 0 H: 0 E: 0 LOB: 0 K: 0 BB: 0 S: 5 P: 9	R: 0 H: 1 E: 1 LOB: 2 K: 0 BB: 2 S: 9 P: 14	1B: 3 SF: 0 2B: 1 SAC: 1 3B: 0 DP: 3 HR: 0 HBP: 0
--------------	---	---	--	---	--	--	---	--	--

PITCHER Johnny Podres, L (1, 1) <small>ERA: 2.98</small>	IP WLS BF H R ER SO BB IBB HBP BLK WP HR S P ERA WHIP 8.2 L 30 3 1 0 2 2 1 0 0 1 0 73 117 0.00 0.577	PITCHER IP WLS BF H R ER SO BB IBB HBP BLK WP HR S P ERA WHIP
--	---	---

BOTTOM

Los Angeles Dodgers @ St. Louis Cardinals
 Sportsman's Park, St. Louis, MO
 Fri Aug 19 1960, 8:05 PM EDT
 Att. 22,250 - Unknown

livebaseballscorecards.com

AB	26
R	1
H	3
RBI	0
BB	3
SO	2
LOB	7



WP: 1	PA: 30
PB: 0	
SB: 0	
CS: 0	

Batter	1	2	3	4	5	6	7	8	9	AB R H RBI BB SO LOB	TOP											
Maury Wills, S OBP: 0.355, SLG: 0.338 (1, 6)	2-1 CS 1B		1-0 S 1B		3-2 1-3			0-2 F9		4 0 2 0 0 0 0												
Jim Gilliam, S OBP: 0.360, SLG: 0.330 (1, 5)	2-3 K 1-2		1-2 F6 1-2			2-1 F6			0-0 1B 2B 1B	4 1 1 0 0 1 2												
Tommy Davis, R OBP: 0.306, SLG: 0.423 (1, 8)	1-0 5-3		1-0 F2			1-0 F2			0-2 1-3 2B 1B	4 1 1 0 0 0 1												
Gil Hodges, R OBP: 0.262, SLG: 0.343 (1, 3)		4-2 1B BB		2-1 F9		2-2 F3			1-0 1-H 3-H B1-5 2B	3 0 1 2 1 0 0												
Frank Howard, R OBP: 0.315, SLG: 0.475 Wally Moon, L OBP: 0.370, SLG: 0.448 (9, PH) (9, 7)		2-2 F4		0-1 F4			0-1 F2		1-0 L4	3 0 0 0 0 0 1 1 0 0 0 0 0 1												
Charlie Neal, R OBP: 0.336, SLG: 0.372 (1, 4)		2-1 F9		1-0 2B			2-0 4-3		0-0 B1-5 3-H	4 0 1 0 0 0 2												
Chuck Essegian, R OBP: 0.296, SLG: 0.344 Duke Snider, L OBP: 0.363, SLG: 0.495 (1, 7) (9, 9)		1-0 1B		1-2 F7			1-2 F8			3 0 1 0 0 0 1 0 0 0 0 0 0 0												
Norm Sherry, R OBP: 0.349, SLG: 0.500 (1, 2)		1-1 F4			2-2 B5-6-4 1B			0-0 6-3		3 0 1 0 0 0 2												
Danny McDevitt, L OBP: 0.333, SLG: 0.250 Ed Roebuck, R OBP: 0.227, SLG: 0.238 Bob Lillis, R OBP: 0.276, SLG: 0.321 Larry Sherry, R OBP: 0.188, SLG: 0.323 (1, 1) (4, 1) (8, PH) (8, 1)			1-3 K		1-1 B5-6-4 1-2f			0-1 4-3		1 0 0 0 0 1 0 1 0 0 0 0 0 1 1 0 0 0 0 0 0 0 0 0 0 0 0 0												
Inning Stats	R: 0 E: 0 K: 1 S: 6	H: 1 LOB: 0 BB: 0 P: 11	R: 0 E: 0 K: 0 S: 10	H: 1 LOB: 2 BB: 1 P: 20	R: 0 E: 0 K: 1 S: 9	H: 1 LOB: 1 BB: 0 P: 13	R: 0 E: 0 K: 0 S: 8	H: 1 LOB: 1 BB: 0 P: 12	R: 0 E: 0 K: 0 S: 8	H: 1 LOB: 0 BB: 0 P: 14	R: 0 E: 0 K: 0 S: 6	H: 0 LOB: 0 BB: 0 P: 11	R: 0 E: 0 K: 0 S: 7	H: 0 LOB: 0 BB: 0 P: 10	R: 0 E: 0 K: 0 S: 6	H: 0 LOB: 0 BB: 0 P: 6	R: 2 E: 0 K: 0 S: 9	H: 3 LOB: 0 BB: 0 P: 11	1B: 6 2B: 4 3B: 0 HR: 0	SF: 0 SAC: 0 DP: 3 HBP: 0	WP: 0 PB: 0 SB: 1 CS: 1	PA: 33
PITCHER Curt Simmons, L ERA: 3.01 Lindy McDaniel, R ERA: 2.31	IP 8.0 1.0	WLS L 2	BF 31 2	H 8 0	R 2 0	ER 2 0	SO 2 0	BB 1 0	IBB 0 0	HBP 0 0	BLK 0 0	WP 0 0	HR 0 0	S 67 2	P 105 3	ERA 2.25 0.00	WHIP 1.125 0.000					

Los Angeles Dodgers @ St. Louis Cardinals
 Sportsman's Park, St. Louis, MO
 Sat Aug 20 1960, 4:33 AM EDT
 Att: 15,217 - Unknown

AB	32
R	2
H	8
RBI	2
BB	1
SO	2
LOB	11



Batter	1	2	3	4	5	6	7	8	9	AB	R	H	RBI	BB	SO	LOB
Julian Javier, R OBP: 0.271, SLG: 0.346 (1, 4)	1-1 1-3		0-0 4-3		1-2 4-3			1-2 1B		4	0	1	0	0	0	0
Charlie James, R OBP: 0.222, SLG: 0.444 (1, 9)	2-1 HR		2-2 5-3			0-0 L7		1-2 F7		4	1	1	1	0	0	1
Bob Nieman, R OBP: 0.356, SLG: 0.410 (1, 7)	4-0 BB			4-0 WP BB		0-0 F7			0-0 1B	0	0	0	0	2	0	0
Walt Moryn, L OBP: 0.330, SLG: 0.442 (5, 7)										2	0	1	0	0	0	0
Tim McCarver, L OBP: 0.333, SLG: 0.333 (9, PR)										0	0	0	0	0	0	0
Ken Boyer, R OBP: 0.360, SLG: 0.546 (1, 5)	4-1 SAFE 1-2 BB		1-3 K		2-3 K			0-3 K		3	0	0	0	1	3	2
Daryl Spencer, R OBP: 0.379, SLG: 0.441 (1, 6)	0-0 F8		4-1 WP 1-2 BB			1-3 K		1-1 F5		2	0	0	0	1	1	1
Alex Grammas, R OBP: 0.286, SLG: 0.292 (9, 6)										0	0	0	0	0	0	0
George Crowe, L OBP: 0.286, SLG: 0.439 (9, PH)										1	0	0	0	0	0	1
Bill White, L OBP: 0.348, SLG: 0.488 (1, 3)		1-0 6-3		4-2 G4-6-3 1-2 2-3 BB		2-3 K		2-3 K		3	0	0	0	1	2	1
Curt Flood, R OBP: 0.312, SLG: 0.377 (1, 8)		1-1 G5-4-3 1B		1-2 G4-6-3 1-2f		1-1 6-3				3	0	1	0	0	0	3
Hal Smith, R OBP: 0.274, SLG: 0.285 (1, 2)		2-1 G5-4-3 1-2f		1-3 K				1-0 F9		3	0	0	0	0	1	1
Curt Simmons, L OBP: 0.250, SLG: 0.235 (1, 1)			3-2 1-3			1-0 F8		1-3 K		3	0	0	0	0	1	0
Lindy McDaniel, R OBP: 0.250, SLG: 0.261 (9, 1)										0	0	0	0	0	0	0

Inning Stats	R: 1	H: 1	E: 0	K: 0	S: 6	R: 0	H: 1	E: 0	K: 0	S: 5	R: 0	H: 0	E: 0	K: 0	S: 10	R: 0	H: 0	E: 0	K: 1	S: 10	R: 0	H: 0	E: 0	K: 1	S: 9	R: 0	H: 0	E: 0	K: 1	S: 5	R: 0	H: 0	E: 0	K: 2	S: 8	R: 0	H: 1	E: 0	K: 1	S: 10	R: 0	H: 1	E: 0	K: 2	S: 9	1B: 3	2B: 0	3B: 0	HR: 1	SF: 0	SAC: 0	DP: 2	HBP: 0
	LOB: 1	BB: 2	P: 17	LOB: 0	BB: 0	P: 9	LOB: 0	BB: 0	P: 15	LOB: 2	BB: 3	P: 24	LOB: 0	BB: 0	P: 12	LOB: 0	BB: 0	P: 7	LOB: 0	BB: 0	P: 12	LOB: 1	BB: 0	P: 14	LOB: 1	BB: 0	P: 12	LOB: 1	BB: 0	P: 12	LOB: 0	BB: 0	P: 12	LOB: 0	BB: 0	P: 14	LOB: 1	BB: 1	P: 12	LOB: 1	BB: 0	P: 12	1B: 3	2B: 0	3B: 0	HR: 1	SF: 0	SAC: 0	DP: 2	HBP: 0			

PITCHER	IP	WLS	BF	H	R	ER	SO	BB	IBB	HBP	BLK	WP	HR	S	P	ERA	WHIP
Danny McDevitt, L ERA: 4.5 (1, 1)	3.1		15	2	1	1	1	5	0	0	0	1	1	28	61	2.70	2.100
Ed Roebuck, R ERA: 2.39 (4, 1)	3.2		10	0	0	0	4	0	0	0	0	0	0	25	35	0.00	0.000
Larry Sherry, R ERA: 3.62 (8, 1)	2.0	W	8	2	0	0	3	0	0	0	0	0	0	19	26	0.00	1.000

BOTTOM

Los Angeles Dodgers @ St. Louis Cardinals
 Sportsman's Park, St. Louis, MO

Sat Aug 20 1960, 4:33 AM EDT
 Att. 15,217 - Unknown

AB	28
R	1
H	4
RBI	1
BB	5
SO	8
LOB	10

livebaseballscores.com



WP	PA	ERA	WHIP
1	33		
0			
0			

Batter	1	2	3	4	5	6	7	8	9	AB R H RBI BB SO LOB	TOP											
Maury Wills, S OBP: 0.354, SLG: 0.337 (1, 6) B C F X	1-2 5-3 ①		1-0 6-3 ③			0-0 L6 4-3 1B		2-3 K2-3 ②		4 0 1 0 0 1 1	Los Angeles Dodgers @ St. Louis Cardinals Sportsman's Park, St. Louis, MO Sun Aug 21 1960, 4:33 AM EDT Att: 21,696 - Unknown livebaseballscorecards.com											
Jim Gilliam, S OBP: 0.359, SLG: 0.329 (1, 5) B B X	2-0 F7 ②			1-3 K ①		3-2 4-3 1-2		2-0 2-H 1B ③		4 0 1 0 0 1 1												
Wally Moon, L OBP: 0.369, SLG: 0.445 (1, 7) C X	0-1 6-3 ③			4-1 BB		0-0 L6 2-3			1-3 K ①	3 0 0 0 1 1 1												
Norm Larker, L OBP: 0.395, SLG: 0.447 (1, 3)		0-0 1B		0-0 F7 ②			1-0 SH2-4 1B		1-1 F7 ②	4 0 2 0 0 0 1												
Tommy Davis, R OBP: 0.302, SLG: 0.417 (1, 8)		2-0 F2		0-1 F8 ③			1-0 SH2-4 1-2		1-0 F7 ③	3 0 0 0 0 0 2												
Duke Snider, L OBP: 0.363, SLG: 0.498 (1, 9)		2-3 K			1-2 3-1 2B		0-0 L5			3 0 1 0 0 1 2												
Charlie Neal, R OBP: 0.334, SLG: 0.369 (1, 4)		2-0 F6 ③			1-3 K ①		0-3 K ③			3 0 0 0 0 2 3												
John Roseboro, L OBP: 0.324, SLG: 0.376 (1, 2)			1-3 K ①		0-1 3-1 ②			2-1 1B 2B		3 0 1 0 0 1 1												
Sandy Koufax, R OBP: 0.191, SLG: 0.136 (1, 1)			0-0 5-3 ②		3-3 K ③			1-3 K ①		2 0 0 0 0 1 1												
Irv Noren, L OBP: 0.250, SLG: 0.125 (8, PH)										1 0 0 0 0 1 1												
Ed Roebuck, R OBP: 0.227, SLG: 0.238 (8, 1)										0 0 0 0 0 0 0												
Inning Stats	R: 0 E: 0 K: 0 S: 6	H: 0 LOB: 0 BB: 0 P: 9	R: 0 E: 0 K: 1 S: 6	H: 1 LOB: 1 BB: 0 P: 12	R: 0 E: 0 K: 1 S: 6	H: 0 LOB: 0 BB: 0 P: 8	R: 0 E: 0 K: 1 S: 7	H: 0 LOB: 1 BB: 1 P: 12	R: 0 E: 0 K: 2 S: 12	H: 1 LOB: 1 BB: 0 P: 17	R: 0 E: 0 K: 0 S: 5	H: 1 LOB: 0 BB: 0 P: 8	R: 0 E: 0 K: 1 S: 6	H: 1 LOB: 1 BB: 0 P: 8	R: 0 E: 0 K: 2 S: 9	H: 2 LOB: 2 BB: 0 P: 16	R: 0 E: 0 K: 1 S: 6	H: 0 LOB: 0 BB: 0 P: 9	1B: 4 2B: 3 3B: 0 HR: 0	SF: 0 SAC: 1 DP: 1 HBP: 0	WP: 0 PB: 0 SB: 0 CS: 0	PA: 32
PITCHER	IP WLS BF H R ER SO BB IBB HBP BLK WP HR S P ERA WHIP																					
Ernie Broglio, R ERA: 2.81 (1, 1)	7.0 W 26 5 0 0 6 1 0 0 0 0 0 0 50 78 0.00 0.857																					
Lindy McDaniel, R ERA: 2.27 (8, 1)	2.0 S 6 1 0 0 3 0 0 0 0 0 0 0 13 21 0.00 0.500																					

AB	30
R	0
H	6
RBI	0
BB	1
SO	9
LOB	14



Batter	1	2	3	4	5	6	7	8	9
Julian Javier, R (1, 4) OBP: 0.271, SLG: 0.342	1-2 1-3		1-3 K		0-0 G1-6-3			4-1 2B BB	
Joe Cunningham, L (1, 3) OBP: 0.374, SLG: 0.395	2-1 3-1		1-1 6-3			3-2 F8		1-3 K	
Bob Nieman, R (1, 7) Walt Moryn, L (9, 7) OBP: 0.359, SLG: 0.431 OBP: 0.330, SLG: 0.442	2-1 1B			2-2 HR		2-0 F6		0-1 1-3	
Ken Boyer, R (1, 5) OBP: 0.359, SLG: 0.546	2-3 K			0-3 K		2-2 L7		1-2 2B	
Daryl Spencer, R (1, 6) Alex Grammas, R (9, 6) OBP: 0.378, SLG: 0.438 OBP: 0.286, SLG: 0.292		0-3 K		4-2 1B BB		1-1 F3		0-2 6-3	
Charlie James, R (1, 9) OBP: 0.238, SLG: 0.429		0-0 F2		2-2 1B		1-1 E3			
Curt Flood, R (1, 8) OBP: 0.315, SLG: 0.383		2-2 1B		0-0 G6-4-3 1B		0-2 2B			
Hal Smith, R (1, 2) OBP: 0.271, SLG: 0.281		0-3 K			2-3 K		0-2 F7		
Ernie Broglio, R (1, 1) Lindy McDaniel, R (8, 1) OBP: 0.327, SLG: 0.340 OBP: 0.250, SLG: 0.261			0-3 K		0-0 1B		2-3 K		

AB	R	H	RBI	BB	SO	LOB
3	1	0	0	1	1	1
4	0	0	0	0	1	1
4	1	2	1	0	0	1
0	0	0	0	0	0	0
4	0	1	1	0	2	1
3	0	0	0	1	1	1
0	0	0	0	0	0	0
3	0	1	0	0	0	0
3	0	2	0	0	0	2
3	0	0	0	0	2	3
3	0	1	0	0	2	2
0	0	0	0	0	0	0
1B: 4	SF: 0					
2B: 2	SAC: 0					
3B: 0	DP: 2					
HR: 1	HBP: 0					

BOTTOM

Los Angeles Dodgers @ St. Louis Cardinals
 Sportsman's Park, St. Louis, MO
 Sun Aug 21 1960, 4:33 AM EDT
 Att. 21,696 - Unknown

livebaseballscorecards.com

AB	30
R	2
H	7
RBI	2
BB	2
SO	9
LOB	12



Inning Stats	R: 0	H: 1	E: 0	LOB: 1	K: 1	S: 14	R: 0	H: 1	E: 0	LOB: 1	K: 2	S: 11	R: 0	H: 0	E: 0	LOB: 0	K: 2	S: 8	R: 1	H: 2	E: 0	LOB: 1	K: 1	S: 14	R: 0	H: 1	E: 0	LOB: 0	K: 1	S: 6	R: 0	H: 0	E: 0	LOB: 0	K: 0	S: 7	R: 0	H: 1	E: 1	LOB: 2	K: 1	S: 13	R: 1	H: 1	E: 0	LOB: 1	K: 1	S: 13
PITCHER	IP	WLS	BF	H	R	ER	SO	BB	IBB	HBP	BLK	WP	HR	S	P	ERA	WHIP																															
Sandy Koufax, L (1, 1) ERA: 3.93	7.0	L	27	6	1	1	8	1	0	0	0	0	0	73	105	1.29	1.000																															
Ed Roebuck, R (8, 1) ERA: 2.45	1.0		5	1	1	1	1	1	0	0	0	0	0	13	19	9.00	2.000																															
												WP: 0	PA: 32																																			
												PB: 0																																				
												SB: 0																																				
												CS: 0																																				

Batter	1	2	3	4	5	6	7	8	9	AB	R	H	RBI	BB	SO	LOB	TOP								
Jim Davenport, R OBP: 0.316, SLG: 0.359 (1, 5)	1-1 F8	1-0 BB 2B	3-2 F9			4-1 G3-6-3 BB		1-0 E 1B		4	1	2	1	1	0	2									
Don Blasingame, L OBP: 0.309, SLG: 0.309 (1, 4)	0-1 1-3	4-1 BB 1B BB			2-1 E6 BB	2-2 G3-6-3 1-2f		3-3 K		4	1	0	0	1	1	3									
Willie Mays, R OBP: 0.396, SLG: 0.591 (1, 8)	4-2 PB 1B BB	4-2 1B BB			4-2 SAFE 1-2 BB	1-1 HR		2-1 E6 1-2 2-3		2	2	1	1	3	0	2									
Felipe Alou, R OBP: 0.303, SLG: 0.423 (1, 9)	2-2 1B 1B 1-H	1-0 1-2 2-H 3-H 1B			1-3 K	0-0 F9		1-0 L9		5	0	2	3	0	1	4									
Orlando Cepeda, R OBP: 0.325, SLG: 0.518 (1, 3)	1-1 1-3 1B	1-1 F9			0-0 F7			1-0 F8		5	0	1	0	0	0	3									
Dave Philley, S OBP: 0.268, SLG: 0.268 (1, 7)	0-0 6-3				4-2 FC3-6 BB			2-3 K		3	0	0	0	2	1	2									
Hobie Landrith, L OBP: 0.329, SLG: 0.340 (1, 2)					0-3 K			1-0 F8		5	1	1	0	0	1	2									
Eddie Bressoud, R OBP: 0.289, SLG: 0.382 Andre Rodgers, R OBP: 0.313, SLG: 0.317 (8, PR) (8, 6)					2-1 FC3-6 1B 1-2f			1-2 F7		4	0	0	0	0	0	3									
Stu Miller, R OBP: 0.214, SLG: 0.154 Sherman Jones, L OBP: 0.500, SLG: 0.500 Willie McCovey, L OBP: 0.362, SLG: 0.464 Billy Loes, R OBP: 0.250, SLG: 0.250 (1, 1) (3, 1) (8, PH) (8, 1)					2-3 K			0-2 1-3		0	0	0	0	0	0	0									
Inning Stats	R: 1 E: 0 K: 0 S: 12	H: 2 LOB: 2 BB: 1 P: 20	R: 3 E: 0 K: 1 S: 16	H: 3 LOB: 2 BB: 2 P: 29	R: 0 E: 0 K: 1 S: 11	H: 1 LOB: 2 BB: 1 P: 21	R: 0 E: 1 K: 1 S: 8	H: 0 LOB: 1 BB: 1 P: 15	R: 0 E: 0 K: 0 S: 9	H: 0 LOB: 1 BB: 1 P: 15	R: 1 E: 0 K: 0 S: 8	H: 1 LOB: 0 BB: 1 P: 15	R: 0 E: 0 K: 1 S: 5	H: 0 LOB: 0 BB: 0 P: 9	R: 0 E: 2 K: 1 S: 12	H: 1 LOB: 3 BB: 0 P: 22	R: 0 E: 0 K: 0 S: 12	H: 0 LOB: 0 BB: 0 P: 20	1B: 5 2B: 2 3B: 0 HR: 1	SF: 0 SAC: 0 DP: 1 HBP: 0	WP: 0 PB: 1 SB: 0 CS: 0	PA: 43			
PITCHER Don Drysdale, R ERA: 3.37 Larry Sherry, R ERA: 3.48 (1, 1) (2, 1)	IP 1.2 7.1	WLS 13 W	BF 13 30	H 5 3	R 4 1	ER 4 1	SO 1 4	BB 3 4	IBB 0 0	HBP 0 0	BLK 0 0	WP 0 0	HR 0 1	S 26 67	P 46 120	ERA 21.60 1.23	WHIP 4.800 0.955								

San Francisco Giants @ Los Angeles Dodgers
Los Angeles Memorial Coliseum, Los Angeles, CA

Mon Aug 22 1960, 10:05 PM EDT
 Att: 37,681 - Unknown

livebaseballscorecards.com

AB	36
R	5
H	8
RBI	5
BB	7
SO	5
LOB	24



Batter	1	2	3	4	5	6	7	8	9
Maury Wills, S OBP: 0.355, SLG: 0.336 (1, 6)	4-2 2B 1B BB	1-0 5-3		2-2 G6-4-3 1B		2-2 F7		1-0 F7	
Wally Moon, L OBP: 0.376, SLG: 0.453 (1, 7)	2-1 1B FC6-4 2B		1-1 1B 2B	4-1 G6-4-3 1-2 BB		4-1 1B E BB		2-0 HBP	
Tommy Davis, R OBP: 0.300, SLG: 0.412 (1, 8)	2-1 1-3		2-2 6-3	1-2 G6-4-3 1-2f 2-3		1-0 E3 1B		2-1 L6	
Norm Larker, L OBP: 0.399, SLG: 0.451 Jim Gilliam, S OBP: 0.359, SLG: 0.329 (1, 3) (8, 5)	1-0 FC6-4 1B		0-1 BB 1B	1-2 FC6-4 1B		0-0 F7			
Gil Hodges, R OBP: 0.267, SLG: 0.361 (1, 5) (8, 3)	1-2 FC6-4 2B		4-1 1B BB	1-2 FC6-4			0-0 HR		
Frank Howard, R OBP: 0.317, SLG: 0.477 (1, 9)	2-1 1-3 2B		4-2 FC6-4 1B 1-2 2-3 BB		0-0 5-3		3-2 5-3		
Charlie Neal, R OBP: 0.333, SLG: 0.368 (1, 4)	0-0 5-3		1-2 FC6-4 1B		1-0 1-3		0-0 5-3		
Norm Sherry, R OBP: 0.353, SLG: 0.500 Joe Pignatano, R OBP: 0.361, SLG: 0.404 (1, 2) (3, 2)		3-0 HBP	0-0 FC6-4	1-2f 2-3		2-1 F6		2-1 5-3	
Don Drysdale, R OBP: 0.200, SLG: 0.273 Larry Sherry, R OBP: 0.167, SLG: 0.286 (1, 1) (2, 1)		0-2 G4-6-3	1-0 F8			0-1 F8		0-0 5-3	

Inning Stats	R: 2	H: 3	E: 0	LOB: 2	K: 0	S: 16	R: 0	H: 0	E: 0	LOB: 0	K: 0	S: 4	R: 3	H: 3	E: 0	LOB: 2	K: 0	S: 15	R: 1	H: 2	E: 0	LOB: 1	K: 0	S: 15	R: 0	H: 0	E: 0	LOB: 0	K: 0	S: 4	R: 1	H: 1	E: 1	LOB: 1	K: 0	S: 9	R: 1	H: 1	E: 0	LOB: 0	K: 0	S: 9	R: 0	H: 0	E: 0	LOB: 1	K: 0	S: 4			

PITCHER	IP	WLS	BF	H	R	ER	SO	BB	IBB	HBP	BLK	WP	HR	S	P	ERA	WHIP
Stu Miller, R ERA: 5.14 (1, 1)	2.1	L	13	5	4	4	0	1	0	0	0	0	0	27	46	15.43	2.571
Sherman Jones, R ERA: 2.7 (3, 1)	4.2		22	5	4	4	0	4	0	0	0	0	1	45	79	7.71	1.929
Billy Loes, R ERA: 6.17 (8, 1)	1.0		4	0	0	0	0	0	0	1	0	0	0	4	9	0.00	0.000

BOTTOM


San Francisco Giants @ Los Angeles Dodgers
Los Angeles Memorial Coliseum, Los Angeles, CA

Mon Aug 22 1960, 10:05 PM EDT
Att. 37,681 - Unknown

AB	R	H	RBI	BB	SO	LOB
4	2	1	0	1	0	0
2	3	2	0	2	0	0
5	0	1	0	0	0	6
4	1	3	3	0	0	1
0	0	0	0	0	0	0
3	2	1	2	1	0	2
3	0	1	0	1	0	0
4	0	1	2	0	0	2
0	0	0	0	0	0	0
3	0	0	0	0	0	2
0	0	0	0	0	0	0
4	0	0	0	0	0	3

AB	32
R	8
H	10
RBI	7
BB	5
SO	0
LOB	16

livebaseballscores.com



WP	PA	39
PB	0	
SB	1	
CS	0	

Batter	1	2	3	4	5	6	7	8	9	AB R H RBI BB SO LOB	TOP											
Bill Bruton, L (1, 8) OBP: 0.326, SLG: 0.416	2-1 G3	1-1 WP 2B		4-2 WP BB		1-1 F8		1-3 K		4 0 1 0 1 1 0	Milwaukee Braves @ Los Angeles Dodgers Los Angeles Memorial Coliseum, Los Angeles, CA Tue Aug 23 1960, 10:05 PM EDT Att: 31,681 - Unknown livebaseballscorecards.com											
Del Crandall, R (1, 2) OBP: 0.316, SLG: 0.418	3-1 BB 1B	4-1 BB BB		2-0 5-3		1-1 4-3		1-1 F2		4 0 1 0 1 0 1												
Eddie Mathews, L (1, 5) OBP: 0.389, SLG: 0.546	4-2 BB 1-2	1-1 F9			1-0 G3	2-1 HR		3-3 K		4 1 1 1 1 1 2												
Hank Aaron, R (1, 9) OBP: 0.345, SLG: 0.570	1-3 K		1-1 4-3		1-0 HR	0-0 F8		4-1 FC8-4 BB		4 1 1 1 1 1 2												
Joe Adcock, R (1, 3) OBP: 0.342, SLG: 0.491	1-3 K		4-1 G6-4-3 BB		3-1 E S 1B		0-0 F9	1-1 FC8-4		4 1 1 0 1 1 3												
Mel Roach, R (1, 4) OBP: 0.341, SLG: 0.492		2-2 HR	1-2 G6-4-3		3-1 E7 1B		0-0 L7-3 1B	2-2 F7		4 1 2 1 0 0 2 1 0 0 0 0 0 1												
Chuck Cottier, R (7, PR) OBP: 0.228, SLG: 0.263					1-3 1B																	
Alvin Dark, R (1, 7) OBP: 0.325, SLG: 0.343		2-3 K		3-2 HR	0-2 1B		1-1 L7-3			4 1 2 2 0 1 1 0 0 0 0 0 0 0												
Al Spangler, L (7, 7) OBP: 0.356, SLG: 0.380					1-2 1B																	
Johnny Logan, R (1, 6) OBP: 0.324, SLG: 0.353		4-1 2B WP BB		3-2 L7	0-0 1B			2-2 HR		3 2 2 1 1 0 0												
Lew Burdette, R (1, 1) OBP: 0.225, SLG: 0.328		1-3 K		2-2 F7	0-0 F8			1-3 K2-3		4 0 0 0 0 2 3												
Inning Stats	R: 0 E: 0 K: 2 S: 12	H: 1 LOB: 2 BB: 1 P: 23	R: 2 E: 0 K: 2 S: 15	H: 2 LOB: 2 BB: 2 P: 30	R: 0 E: 0 K: 0 S: 6	H: 0 LOB: 0 BB: 1 P: 12	R: 1 E: 0 K: 0 S: 14	H: 1 LOB: 1 BB: 1 P: 28	R: 2 E: 1 K: 0 S: 11	H: 4 LOB: 2 BB: 0 P: 19	R: 1 E: 0 K: 0 S: 7	H: 1 LOB: 0 BB: 0 P: 11	R: 0 E: 0 K: 0 S: 4	H: 1 LOB: 1 BB: 0 P: 5	R: 1 E: 0 K: 2 S: 11	H: 1 LOB: 0 BB: 0 P: 16	R: 0 E: 0 K: 1 S: 11	H: 0 LOB: 1 BB: 1 P: 21	1B: 5 2B: 2 3B: 0 HR: 5	SF: 0 SAC: 0 DP: 2 HBP: 0	WP: 2 PB: 0 SB: 1 CS: 0	PA: 42
PITCHER	IP WLS BF H R ER SO BB IBB HBP BLK WP HR S P ERA WHIP																					
Stan Williams, R (1, 1) ERA: 2.52	3.2 L 19 4 3 3 4 5 0 0 0 1 2 46 90 7.36 2.455																					
Ed Roebuck, R (4, 1) ERA: 2.67	2.1 12 5 3 3 0 0 0 0 0 1 2 19 33 11.57 2.143																					
Ed Palmquist, R (7, 1) ERA: 2.0	2.0 7 2 1 1 2 0 0 0 0 0 1 15 21 4.50 1.000																					
Danny McDevitt, L (9, 1) ERA: 4.38	1.0 4 0 0 0 1 1 0 0 0 0 0 11 21 0.00 1.000																					



Batter	1	2	3	4	5	6	7	8	9	AB	R	H	RBI	BB	SO	LOB
Maury Wills, S OBP: 0.354, SLG: 0.335 (1, 6)	1-0 B1-3		3-2 4-3			1-0 FC4-6		0-1 1B		4	0	1	0	0	0	1
Wally Moon, L OBP: 0.375, SLG: 0.453 (1, 7)	2-1 2B			0-1 L7		0-0 F7		2-2 F4		4	0	1	0	0	0	2
Tommy Davis, R OBP: 0.294, SLG: 0.405 (1, 8)	2-3 K			2-2 F9		0-0 5-3			1-2 F4	4	0	0	0	0	1	2
Norm Larker, L OBP: 0.394, SLG: 0.445 (1, 3)	0-3 K			2-0 3-1			1-3 K		0-2 4-3	4	0	0	0	0	2	1
Frank Howard, R OBP: 0.319, SLG: 0.480 (1, 9)		2-2 G1-6-3 1B			1-3 K		0-0 6-3		0-0 2B	4	0	2	0	0	1	0
Charlie Neal, R OBP: 0.333, SLG: 0.367 (1, 4)		1-1 F9			0-0 6-3		0-2 1B		1-2 4-3	4	0	1	0	0	0	2
Bob Lillis, R OBP: 0.281, SLG: 0.355 (1, 5)		1-2 G1-6-3 1-2f			1-1 2B		1-1 4-3			3	0	1	0	0	0	2
Joe Pignatano, R OBP: 0.344, SLG: 0.382 (1, 2)			1-2 5-3		0-0 F9			0-1 F5		3	0	0	0	0	0	1
Stan Williams, R OBP: 0.193, SLG: 0.259 (1, 1)			2-1 6-3			2-1 FC4-6 1B		1-2 F8		1	0	0	0	0	0	0
Ed Roebuck, R OBP: 0.227, SLG: 0.238 (4, 1)										0	0	0	0	0	0	0
Irv Noren, L OBP: 0.276, SLG: 0.160 (6, PH)										0	0	1	0	0	0	0
Ed Palmquist, R OBP: 0.350, SLG: 0.328 (8, PH)										0	0	0	0	0	0	0
Jim Gilliam, S OBP: 0.333, SLG: 0.250 (9, 1)										0	0	0	0	0	0	0

BOTTOM

Milwaukee Braves @ Los Angeles Dodgers
 Los Angeles Memorial Coliseum, Los Angeles, CA

livebaseballscorecards.com

AB	33
R	0
H	7
RBI	0
BB	0
SO	4
LOB	11



WP: 0	PA: 33
PB: 0	
SB: 0	
CS: 0	

Inning Stats	R: 0	H: 1	E: 0	LOB: 1	K: 2	BB: 0	S: 9	P: 14	R: 0	H: 1	E: 0	LOB: 0	K: 0	BB: 0	S: 8	P: 12	R: 0	H: 0	E: 0	LOB: 0	K: 0	BB: 0	S: 9	P: 15	R: 0	H: 0	E: 0	LOB: 0	K: 0	BB: 0	S: 6	P: 10	R: 0	H: 1	E: 0	LOB: 1	K: 1	BB: 0	S: 7	P: 9	R: 0	H: 1	E: 0	LOB: 1	K: 0	BB: 0	S: 5	P: 8	R: 0	H: 1	E: 0	LOB: 1	K: 1	BB: 0	S: 10	P: 12	R: 0	H: 1	E: 0	LOB: 1	K: 0	BB: 0	S: 11	P: 14	R: 0	H: 1	E: 0	LOB: 1	K: 0	BB: 0	S: 12	P: 14	1B: 4	SF: 0	2B: 3	SAC: 0	3B: 0	DP: 1	HR: 0	HBP: 0	WP: 0	PA: 33
PITCHER Lew Burdette, R ERA: 3.44 (1, 1)	IP	WLS	BF	H	R	ER	SO	BB	IBB	HBP	BLK	WP	HR	S	P	108	ERA	WHIP	IP	WLS	BF	H	R	ER	SO	BB	IBB	HBP	BLK	WP	HR	S	P	108	ERA	WHIP	IP	WLS	BF	H	R	ER	SO	BB	IBB	HBP	BLK	WP	HR	S	P	108	ERA	WHIP																												

Tue Aug 23 1960, 10:05 PM EDT
 Att. 31,681 - Unknown

Batter	1	2	3	4	5	6	7	8	9
Maury Wills, S OBP: 0.353, SLG: 0.334 (1, 6)	0-1 3-1		1-2 1B		0-0 B1-3		0-3 K		
Jim Gilliam, S OBP: 0.360, SLG: 0.327 (1, 5)	4-2 G1-6-3 BB		2-0 L9		4-1 HR BB		1-1 F9		
Wally Moon, L OBP: 0.374, SLG: 0.459 (1, 7)	1-2 G1-6-3 1-2f		0-0 G2		0-0 HR			0-0 4-3	
Norm Larker, L OBP: 0.392, SLG: 0.446 (1, 3)		0-2 3-1		1-0 L7		0-0 3-1		2-2 2B	
Bob Lillis, R OBP: 0.281, SLG: 0.355 (8, PR)									
Gil Hodges, R OBP: 0.267, SLG: 0.361 (9, 3)									
Tommy Davis, R OBP: 0.298, SLG: 0.420 (1, 8)		2-2 HR		0-0 L6		1-2 1B 1B		0-3 K	
Frank Howard, R OBP: 0.324, SLG: 0.502 (1, 9)		3-2 HR		0-0 HR		1 SAFE 1-2 1B		3-2 F4	
Charlie Neal, R OBP: 0.333, SLG: 0.367 (1, 4)		1-2 F4		1-2 E S 1B		3-3 K			
Joe Pignatano, R OBP: 0.328, SLG: 0.362 (1, 2)		1-2 F9		1-1 F3		1-1 F9			
Johnny Podres, L OBP: 0.230, SLG: 0.148 (1, 1)			1-1 B1-3		1-0 L7		0-1 5-3		

Inning Stats	R: 0	H: 0	E: 0	K: 0	S: 8	LOB: 0	BB: 1	P: 13	R: 2	H: 2	E: 0	K: 0	S: 22	LOB: 0	BB: 0	P: 29	R: 0	H: 1	E: 0	K: 0	S: 7	LOB: 1	BB: 0	P: 11	R: 1	H: 2	E: 0	K: 0	S: 8	LOB: 1	BB: 0	P: 11	R: 2	H: 1	E: 0	K: 0	S: 5	LOB: 0	BB: 1	P: 10	R: 0	H: 2	E: 0	K: 1	S: 11	LOB: 1	BB: 0	R: 0	H: 0	E: 0	K: 1	S: 7	LOB: 0	BB: 0	P: 8	R: 0	H: 1	E: 0	K: 1	S: 10	LOB: 1	BB: 0	P: 15
--------------	------	------	------	------	------	--------	-------	-------	------	------	------	------	-------	--------	-------	-------	------	------	------	------	------	--------	-------	-------	------	------	------	------	------	--------	-------	-------	------	------	------	------	------	--------	-------	-------	------	------	------	------	-------	--------	-------	------	------	------	------	------	--------	-------	------	------	------	------	------	-------	--------	-------	-------

PITCHER	IP	WLS	BF	H	R	ER	SO	BB	IBB	HBP	BLK	WP	HR	S	P	ERA	WHIP
Bob Buhl, R ERA: 3.21 (1, 1)	3.2	L	15	4	3	3	0	1	0	0	0	0	1	10	17	13.50	2.250
Carl Willey, R ERA: 4.45 (4, 1)	1.1		7	2	2	2	0	1	0	0	0	0	1	10	17	13.50	2.250
George Brunet, L ERA: 3.93 (6, 1)	2.0		7	2	0	0	2	0	0	0	0	0	0	18	24	0.00	1.000
Don McMahon, R ERA: 5.5 (8, 1)	1.0		4	1	0	0	1	0	0	0	0	0	0	10	15	0.00	1.000

BOTTOM

AB	R	H	RBI	BB	SO	LOB
4	0	1	0	0	1	0
2	1	0	0	2	0	1
4	1	1	2	0	0	2
4	0	1	0	0	0	0
0	0	0	0	0	0	0
0	0	0	0	0	0	0
4	1	2	1	0	1	1
4	2	3	2	0	0	1
3	0	1	0	0	1	1
3	0	0	0	0	0	2
3	0	0	0	0	0	0

AB	31
R	5
H	9
RBI	5
BB	2
SO	3
LOB	8



WP	PA	3B	SF	SAC	DP	HBP
0	33	0	0	0	1	0

Milwaukee Braves @ Los Angeles Dodgers
Los Angeles Memorial Coliseum, Los Angeles, CA
 Wed Aug 24 1960, 10:05 PM EDT
 Att. 27,626 - Unknown

livebaseballscorecards.com

Batter	1	2	3	4	5	6	7	8	9	AB R H RBI BB SO LOB	TOP																						
Alvin Dark, R (1, 7) OBP: 0.321, SLG: 0.336 Al Spangler, L (9, 7) OBP: 0.356, SLG: 0.380	1-3 K		2-1 HR 1B	0-0 6-3		2-2 HBP 1-2			3-3 K	4 1 1 0 0 2 0 0 0 0 0 0 0 0	Milwaukee Braves @ Los Angeles Dodgers Los Angeles Memorial Coliseum, Los Angeles, CA Thu Aug 25 1960, 10:05 PM EDT Att: 29,923 - Unknown livebaseballscorecards.com																						
Del Crandall, R (1, 2) OBP: 0.323, SLG: 0.431	4-2 BB 2B BB		3-1 HR 1-H	4-1 CS BB		0-0 G3			1-1 F8	3 2 1 2 2 0 2																							
Eddie Mathews, L (1, 5) OBP: 0.390, SLG: 0.549	4-2 2B 1-2 BB BB		4-0 SH1-3 1B SF9 BB	3-2 CS 1-2	2-1 F9			2-1 BB 1B	3 1 1 0 2 1 0																								
Hank Aaron, R (1, 9) OBP: 0.344, SLG: 0.567	0-0 1-3 2-H 2B		1-0 SF9 SH1-3 1-2 1B		0-1 5-3			0-0 L5	4 0 2 1 0 0 1																								
Joe Adcock, R (1, 3) OBP: 0.344, SLG: 0.491	0-3 K		0-0 SH1-3 1-2 2-3		0-0 K 2B			4-0 K 1-2 BB	2 0 1 0 1 1 2																								
Mel Roach, R (1, 4) OBP: 0.343, SLG: 0.480 Chuck Cottier, R (7, 4) OBP: 0.234, SLG: 0.269	0-3 K		4-0 IBB		1-0 5-3			1-3 SAFE K 1-2	3 0 0 0 1 2 5 0 0 0 0 0 0 0																								
Bill Bruton, L (1, 8) OBP: 0.323, SLG: 0.411		1-3 K	2-1 SF9 2-3 3-H		4-2 S BB			1-3 K	2 0 0 1 1 2 0																								
Johnny Logan, R (1, 6) OBP: 0.321, SLG: 0.347		3-2 5-3	1-0 F8		1-1 L9			1-2 F9	4 0 0 0 0 0 3																								
Joey Jay, S (1, 1) OBP: 0.176, SLG: 0.100 Don McMahon, R (9, 1)		0-0 4-3		1-2 F2		1-3 K		1-3 K	4 0 0 0 0 2 1 0 0 0 0 0 0 0																								
Inning Stats	R: 1 E: 0 K: 3 S: 18	H: 1 LOB: 2 BB: 2 P: 27	R: 0 E: 0 K: 1 S: 7	H: 0 LOB: 0 BB: 0 P: 11	R: 3 E: 0 K: 0 S: 9	H: 3 LOB: 2 BB: 2 P: 26	R: 0 E: 0 K: 0 S: 7	H: 0 LOB: 0 BB: 1 P: 15	R: 0 E: 0 K: 1 S: 11	H: 1 LOB: 1 BB: 1 P: 9	R: 0 E: 0 K: 1 S: 6	H: 0 LOB: 2 BB: 1 P: 18	R: 0 E: 0 K: 1 S: 6	H: 1 LOB: 1 BB: 1 P: 13	R: 0 E: 0 K: 2 S: 11	H: 0 LOB: 0 BB: 0 P: 14	R: 0 E: 0 K: 2 S: 8	H: 0 LOB: 0 BB: 0 P: 15	1B: 3 2B: 2 3B: 0 HR: 1	SF: 1 SAC: 1 DP: 0 HBP: 1	WP: 0 PB: 0 SB: 1 CS: 1	PA: 40											
PITCHER	IP WLS BF H R ER SO BB IBB HBP BLK WP HR S P ERA WHIP																				PITCHER	IP WLS BF H R ER SO BB IBB HBP BLK WP HR S P ERA WHIP											
Sandy Koufax, L (1, 1) ERA: 4.15	2.0 L	13 4	4 4	4 4	4 4	3 0	0 0	0 0	0 0	0 0	0 0	0 1	30 53	18.00 3.500																			
Ed Palmquist, R (3, 1) ERA: 1.64	4.0	16 1	0 0	0 0	1 1	2 1	1 1	0 0	0 0	0 0	0 0	0 0	28 53	0.00 0.750																			
Ed Roebuck, R (7, 1) ERA: 2.62	2.0	7 1	0 0	0 0	3 3	1 1	0 0	0 0	0 0	0 0	0 0	0 0	17 27	0.00 1.000																			
Danny McDevitt, L (9, 1) ERA: 4.26	1.0	3 0	0 0	0 0	0 0	2 2	0 0	0 0	0 0	0 0	0 0	0 0	8 15	0.00 0.000																			



Batter	1	2	3	4	5	6	7	8	9	AB	R	H	RBI	BB	SO	LOB
Maury Wills, S OBP: 0.349, SLG: 0.331 (1, 6)	2-2 5-3			1-3 K		2-2 E6		0-1 6-3		4	0	0	0	0	1	0
Jim Gilliam, S OBP: 0.359, SLG: 0.326 (1, 5)	2-3 K			2-2 1B		1-3 K		1-0 6-3		4	0	1	0	0	2	1
Wally Moon, L OBP: 0.375, SLG: 0.458 (1, 7)	1-1 1-3			0-0 1B		4-2 1-2			2-2 3-1	3	0	1	0	1	0	0
Norm Larker, L OBP: 0.391, SLG: 0.443 (1, 3)			1-0 3-1			2-1 L8			2-2 1B	4	1	1	0	0	0	4
Tommy Davis, R OBP: 0.301, SLG: 0.425 (1, 8)			1-0 5-3			2-0 5-3			1-1 1B	4	1	2	0	0	0	0
Frank Howard, R OBP: 0.323, SLG: 0.499 (1, 9)			3-1 6-3			0-0 1B			3-1 F7	4	0	1	0	0	1	3
Charlie Neal, R OBP: 0.330, SLG: 0.363 (1, 4)			0-0 L6			0-3 K			3-2 E6	4	0	0	0	0	2	3
Joe Pignatano, R OBP: 0.314, SLG: 0.344 (1, 2)			1-0 F8			0-3 K			3-2 1B	3	0	0	0	0	1	2
Duke Snider, L OBP: 0.365, SLG: 0.500 (9, PH)									1-3 1B	1	0	1	1	0	0	0
Sandy Koufax, R OBP: 0.191, SLG: 0.136 (3, 1)									1-3 2-H	0	0	0	0	0	0	0
Inv Noren, L OBP: 0.267, SLG: 0.154 (6, PH)									3-3 K	1	0	0	0	0	0	0
Ed Roebuck, R OBP: 0.227, SLG: 0.238 (7, 1)										0	0	0	0	0	0	0
John Roseboro, L OBP: 0.333, SLG: 0.374 (8, PH)										0	0	0	0	0	0	0
Danny McDevitt, L OBP: 0.333, SLG: 0.250 (9, 1)										0	0	0	0	0	0	0
Gil Hodges, R OBP: 0.266, SLG: 0.359 (9, PH)										1	0	0	0	0	1	2

Inning Stats	R: 0	H: 0	E: 0	K: 1	S: 8	R: 0	H: 0	E: 0	K: 0	S: 4	R: 0	H: 0	E: 0	K: 0	S: 4	R: 0	H: 2	E: 0	K: 1	S: 11	R: 0	H: 1	E: 0	K: 2	S: 8	R: 0	H: 0	E: 1	K: 2	S: 14	R: 0	H: 1	E: 0	K: 2	S: 11	R: 0	H: 0	E: 0	K: 0	S: 5	R: 2	H: 3	E: 1	K: 1	S: 22	1B: 6	SF: 0	2B: 1	SAC: 0	3B: 0	DP: 1	HR: 0	HBP: 0	WP: 0	PA: 36
--------------	------	------	------	------	------	------	------	------	------	------	------	------	------	------	------	------	------	------	------	-------	------	------	------	------	------	------	------	------	------	-------	------	------	------	------	-------	------	------	------	------	------	------	------	------	------	-------	-------	-------	-------	--------	-------	-------	-------	--------	-------	--------

PITCHER	IP	WLS	BF	H	R	ER	SO	BB	IBB	HBP	BLK	WP	HR	S	P	ERA	WHIP
Joey Jay, R ERA: 3.3 (1, 1)	8.2	W	35	7	2	0	8	1	0	0	0	0	0	84	133	0.00	0.923
Don McMahon, R ERA: 5.47 (9, 1)	0.1	S	1	0	0	0	1	0	0	0	0	0	0	3	6	0.00	0.000

BOTTOM

Milwaukee Braves @ Los Angeles Dodgers
Los Angeles Memorial Coliseum, Los Angeles, CA

livebaseballscores.com

AB	35
R	2
H	7
RBI	1
BB	1
SO	9
LOB	15



Thu Aug 25 1960, 10:05 PM EDT
Att. 29,923 - Unknown

Batter	1	2	3	4	5	6	7	8	9	AB R H RBI BB SO LOB	TOP																					
Billy Martin, R (1, 4) OBP: 0.304, SLG: 0.343	1-2 5-3		0-0 5-3		3-2 6-3			0-0 F5		4 0 0 0 0 0 0																						
Vada Pinson, L (1, 8) OBP: 0.333, SLG: 0.454	3-3 K			0-0 F3		0-0 4-3		4-2 BB		3 0 0 0 1 1 0																						
Frank Robinson, R (1, 7) OBP: 0.392, SLG: 0.585	0-2 E4			2-2 6-3		1-1 6-3		1-2 F7		4 0 0 0 0 0 1																						
Wally Post, R (1, 9) OBP: 0.369, SLG: 0.575	1-2 6-3			1-1 1B BB 1B		0-1 6-3			0-0 F9	4 0 1 0 0 0 1																						
Ed Bailey, L (1, 2) OBP: 0.354, SLG: 0.417			1-1 4-3		4-1 1B 1-2 BB		0-0 5-3		1-1 F7	1 0 0 0 1 0 0																						
Joe Azcue, R (6, 2) OBP: 0.091, SLG: 0.091										2 0 0 0 0 0 0																						
Gordy Coleman, L (1, 3) OBP: 0.271, SLG: 0.374			0-1 4-3		3-1 1-2 2-3 1B		0-0 E 1B		0-1 BB 1B	4 1 3 0 0 0 0																						
Cliff Cook, R (1, 5) OBP: 0.248, SLG: 0.300			1-3 K		0-3 K		1-3 K		4-1 1B 1-2 BB	3 0 0 0 1 3 4																						
Leo Cardenas, R (1, 6) OBP: 0.257, SLG: 0.262			4-2 G6-3 BB		1-3 K		1-3 SAFE K		1-1 1-3 2-H 1B	3 0 1 1 1 2 1																						
Jay Hook, L (1, 1) OBP: 0.136, SLG: 0.066			1-2 G6-3		0-3 K				2-2 3-1	2 0 0 0 0 1 1																						
Claude Osteen, L (5, 1) OBP: 0.100, SLG: 0.100									2-2 5-3	1 0 0 0 0 0 0																						
Jerry Lynch, L (9, PH) OBP: 0.370, SLG: 0.511										1 0 0 0 0 0 2																						
Inning Stats	R: 0 E: 1 K: 1 S: 14	H: 0 LOB: 1 BB: 0 P: 19	R: 0 E: 0 K: 1 S: 7	H: 0 LOB: 0 BB: 0 P: 9	R: 0 E: 0 K: 0 S: 6	H: 0 LOB: 0 BB: 1 P: 11	R: 0 E: 0 K: 1 S: 12	H: 2 LOB: 3 BB: 1 P: 22	R: 0 E: 0 K: 2 S: 10	H: 0 LOB: 0 BB: 0 P: 14	R: 0 E: 1 K: 2 S: 8	H: 1 LOB: 1 BB: 0 P: 10	R: 0 E: 0 K: 0 S: 11	H: 0 LOB: 1 BB: 1 P: 18	R: 1 E: 0 K: 0 S: 12	H: 2 LOB: 2 BB: 1 P: 20	1B: 5 2B: 0 3B: 0 HR: 0	SF: 0 SAC: 0 DP: 1 HBP: 0	WP: 0 PB: 0 SB: 0 CS: 0	PA: 36												
PITCHER Roger Craig, R (1, 1) ERA: 3.78	IP 9.0	WLS W	BF 36	H 5	R 1	ER 1	SO 7	BB 4	IBB 0	HBP 0	BLK 0	WP 0	HR 0	S 85	P 129	ERA 1.00	WHIP 1.000															
											PITCHER	IP	WLS	BF	H	R	ER	SO	BB	IBB	HBP	BLK	WP	HR	S	P	ERA	WHIP				

Cincinnati Reds @ Los Angeles Dodgers
 Los Angeles Memorial Coliseum, Los Angeles, CA
 Fri Aug 26 1960, 10:05 PM EDT
 Unknown

livebaseballscorecards.com

AB	32
R	1
H	5
RBI	1
BB	4
SO	7
LOB	10



Batter	1	2	3	4	5	6	7	8	9
Maury Wills, S OBP: 0.347, SLG: 0.327 (1, 6)	L8		HR	4-3	L8			F4	
Jim Gilliam, S OBP: 0.361, SLG: 0.328 (1, 5)	L4		HR		1B			F5	
Wally Moon, L OBP: 0.377, SLG: 0.458 (1, 7)	1B				1B			2B	
Norm Larker, L OBP: 0.397, SLG: 0.461 (1, 3)	1B				SF8			2B	
Tommy Davis, R OBP: 0.299, SLG: 0.421 (1, 8)	K		6-3		1B			F2	
Frank Howard, R OBP: 0.325, SLG: 0.499 (1, 9)					E			5-3	
John Roseboro, L OBP: 0.324, SLG: 0.376 (1, 2)					SF8			1B	
Chuck Essegian, R OBP: 0.292, SLG: 0.344 (5, PH)								BB	
Joe Pignatano, R OBP: 0.324, SLG: 0.344 (6, 2)									
Bob Lillis, R OBP: 0.306, SLG: 0.371 (1, 4)									
Roger Craig, R OBP: 0.174, SLG: 0.050 (1, 1)									

Inning Stats	R: 1	H: 1	E: 0	LOB: 1	K: 1	S: 14	P: 26	R: 0	H: 1	E: 0	LOB: 1	K: 0	S: 10	P: 14	R: 3	H: 1	E: 0	LOB: 0	K: 2	S: 12	P: 24	R: 0	H: 1	E: 0	LOB: 1	K: 2	S: 11	R: 5	H: 6	E: 1	LOB: 1	K: 0	S: 12	P: 15	R: 0	H: 1	E: 0	LOB: 1	K: 0	S: 8	P: 19	R: 0	H: 1	E: 0	LOB: 1	K: 0	S: 10	P: 15	R: 1	H: 2	E: 0	LOB: 1	K: 0	S: 13	P: 18
--------------	------	------	------	--------	------	-------	-------	------	------	------	--------	------	-------	-------	------	------	------	--------	------	-------	-------	------	------	------	--------	------	-------	------	------	------	--------	------	-------	-------	------	------	------	--------	------	------	-------	------	------	------	--------	------	-------	-------	------	------	------	--------	------	-------	-------

PITCHER	IP	WLS	BF	H	R	ER	SO	BB	IBB	HBP	BLK	WP	HR	S	P	ERA	WHIP
Jay Hook, R ERA: 4.37 (1, 1)	4.0	L	24	9	9	7	5	3	0	0	0	0	1	53	87	15.75	3.000
Claude Osteen, L ERA: 5.02 (5, 1)	4.0		17	5	1	1	0	1	0	0	0	0	0	37	60	2.25	1.500

BOTTOM

AB R H RBI BB SO LOB

4	1	0	0	1	0	2
4	2	2	0	1	0	0
4	3	2	0	1	1	3
5	2	4	5	0	0	1
5	1	1	1	0	1	3
4	1	2	0	0	1	0
2	0	1	0	0	0	1
0	0	0	1	0	0	0
0	0	0	0	1	0	0
4	0	2	0	0	1	2
4	0	0	1	0	1	5

WP: 0 PA: 41
PB: 1
SB: 2
CS: 0

AB 36
R 10
H 14
RBI 8
BB 4
SO 5
LOB 17



Cincinnati Reds @ Los Angeles Dodgers
Los Angeles Memorial Coliseum, Los Angeles, CA
Fri Aug 26 1960, 10:05 PM EDT
Unknown

livebaseballscorecards.com

Batter	1	2	3	4	5	6	7	8	9	AB R H RBI BB SO LOB	TOP												
Roy McMillan, R OBP: 0.293, SLG: 0.345 (1, 4) (8, 6)	0-1 6-3 ①		0-2 6-3 ②			2-3 K ①		0-0 FC5-4 1-2f ③		4 0 0 0 0 1 1													
Vada Pinson, L OBP: 0.332, SLG: 0.452 Cliff Cook, R OBP: 0.246, SLG: 0.298 (1, 8) (8, 7)	0-0 F5 ②		0-0 1-3 ③			0-0 F7 ②		1-1 6-3 ①		3 0 0 0 0 0 0 1 0 0 0 0 0 0													
Gus Bell, L OBP: 0.303, SLG: 0.374 (1, 9) (8, 8)	1-0 PB 1B			0-0 1-3 ①		2-0 4-3 ③		0-0 F5 ②		4 0 1 0 0 0 0													
Frank Robinson, R OBP: 0.392, SLG: 0.586 Wally Post, R OBP: 0.371, SLG: 0.575 (1, 7) (8, 9)	1-1 4-3 ③			2-2 3-1 2B		1-3 K ①		4-1 BB		3 0 1 0 0 1 1 0 0 0 0 1 0 0													
Ed Bailey, L OBP: 0.351, SLG: 0.412 (1, 2)		1-3 K ①		0-2 3-1 ②		0-0 F8 ②		2-3 K ③		4 0 0 0 0 2 2													
Gordy Coleman, L OBP: 0.265, SLG: 0.366 (1, 3)		1-1 6-3 ②		0-1 4-3 ③		0-1 3-1 ③				3 0 0 0 0 0 1													
Willie Jones, R OBP: 0.356, SLG: 0.389 (1, 5)		3-2 1B			4-2 G4-6-3 BB		1-0 F8 ①			2 0 1 0 1 0 0													
Leo Cardenas, R OBP: 0.252, SLG: 0.257 Jerry Lynch, L OBP: 0.368, SLG: 0.507 Billy Martin, R OBP: 0.304, SLG: 0.343 (1, 6) (8, PH) (8, 4)		2-3 K ③			2-3 K ①		0-0 F4 ②			2 0 0 0 0 2 2 1 0 0 0 0 0 0 0 0 0 0 0 0 0													
Cal McLish, S OBP: 0.083, SLG: 0.030 Joe Nuxhall, L OBP: 0.115, SLG: 0.125 Harry Anderson, L OBP: 0.320, SLG: 0.370 Jim Brosnan, R OBP: 0.267, SLG: 0.571 (1, 1) (7, 1) (8, PH) (8, 1)			0-3 K ①		1-0 G4-6-3 1-2f ② ③		4-2 FC5-4 BB			2 0 0 0 0 1 1 0 0 0 0 0 0 0 0 0 0 0 1 0 0 0 0 0 0 0 0 0													
Inning Stats	R: 0 E: 0 K: 0 S: 6	H: 1 LOB: 1 BB: 0 P: 8	R: 0 E: 0 K: 2 S: 12	H: 1 LOB: 1 BB: 0 P: 19	R: 0 E: 0 K: 1 S: 7	H: 0 LOB: 0 BB: 0 P: 7	R: 0 E: 0 K: 0 S: 10	H: 1 LOB: 1 BB: 0 P: 12	R: 0 E: 0 K: 1 S: 6	H: 0 LOB: 0 BB: 1 P: 13	R: 0 E: 0 K: 1 S: 5	H: 0 LOB: 0 BB: 0 P: 9	R: 0 E: 0 K: 1 S: 6	H: 0 LOB: 0 BB: 0 P: 7	R: 0 E: 0 K: 0 S: 5	H: 0 LOB: 1 BB: 1 P: 10	R: 0 E: 0 K: 1 S: 7	H: 0 LOB: 1 BB: 1 P: 14	1B: 2 2B: 1 3B: 0 HR: 0	SF: 0 SAC: 0 DP: 1 HBP: 0	WP: 0 PB: 1 SB: 0 CS: 0	PA: 32	
PITCHER Don Drysdale, R ERA: 3.23 (1, 1)	IP 9.0	WLS W	BF 32	H 3	R 0	ER 0	SO 7	BB 3	IBB 0	HBP 0	BLK 0	WP 0	HR 0	S 64	P 99	ERA 0.00	WHIP 0.667						PITCHER IP WLS BF H R ER SO BB IBB HBP BLK WP HR S P ERA WHIP

Cincinnati Reds @ Los Angeles Dodgers
Los Angeles Memorial Coliseum, Los Angeles, CA

Fri Aug 26 1960, 10:05 PM EDT
Att: 51,044 - Unknown

livebaseballscorecards.com

AB	29
R	0
H	3
RBI	0
BB	3
SO	7
LOB	8



Batter	1	2	3	4	5	6	7	8	9
Maury Wills, S OBP: 0.346, SLG: 0.326 (1, 6)	1-1 3-1		1-1 G3		1-2 S 1B		1-2 F3		
Jim Gilliam, S OBP: 0.360, SLG: 0.325 (1, 4)	1-1 G1		1-0 CS HBP		2-0 1-3		2-3 K		
Wally Moon, L OBP: 0.381, SLG: 0.468 (1, 7)	2-2 E 3B		3-2 1-2 2B		0-0 SH1-3 1B		0-1 F7		
Norm Larker, L OBP: 0.393, SLG: 0.457 (1, 3)	1-1 E4		3-1 3-1		0-1 SH1-3		3-2 F9		
Frank Howard, R OBP: 0.324, SLG: 0.496 (1, 9)	3-3 K		3-2 L8		0-1 5-3		1-0 1B		
Duke Snider, L OBP: 0.372, SLG: 0.527 (1, 8)		2-1 HR	1-0 3B		4-0 IBB				
John Roseboro, L OBP: 0.321, SLG: 0.371 (1, 2)		1-0 F2	0-1 F8		1-1 4-3				
Bob Lillis, R OBP: 0.282, SLG: 0.342 (1, 5)		0-0 F5			1-1 5-3		2-1 F3		
Don Drysdale, R OBP: 0.205, SLG: 0.265 (1, 1)		1-3 K			2-2 1-3		4-2 BB		

Inning Stats	R: 1	H: 1	E: 1	K: 1	S: 15	R: 0	H: 0	E: 0	K: 0	S: 5	R: 0	H: 1	E: 0	K: 0	S: 11	R: 0	H: 1	E: 0	K: 0	S: 10	R: 0	H: 1	E: 0	K: 0	S: 7	R: 0	H: 0	E: 0	K: 1	S: 12	R: 0	H: 1	E: 0	K: 0	S: 6
	LOB: 1	BB: 0	P: 23	LOB: 0	BB: 0	P: 11	LOB: 1	BB: 0	P: 10	LOB: 1	BB: 0	LOB: 2	BB: 1	P: 12	LOB: 1	BB: 1	LOB: 1	BB: 1	P: 21	LOB: 1	BB: 0	LOB: 1	BB: 0	P: 10	LOB: 0	BB: 1	LOB: 1	BB: 0	P: 10	LOB: 1	BB: 1	LOB: 1	BB: 0	P: 10	

PITCHER	IP	WLS	BF	H	R	ER	SO	BB	IBB	HBP	BLK	WP	HR	S	P	ERA	WHIP
Cal McLish, R ERA: 4.25 (1, 1)	6.2	L	28	6	2	1	2	1	1	1	0	0	1	64	106	1.35	1.050
Joe Nuxhall, L ERA: 4.19 (7, 1)	0.1		1	0	0	0	1	0	0	0	0	0	0	3	5	0.00	0.000
Jim Brosnan, R ERA: 2.33 (8, 1)	1.0		3	1	0	0	0	0	0	0	0	0	0	6	10	0.00	1.000

AB R H RBI BB SO LOB

4	0	1	0	0	0	1
3	0	0	0	0	1	2
4	1	3	0	0	0	0
3	0	0	0	0	0	0
4	0	1	0	0	1	2
2	1	2	1	1	0	0
3	0	0	0	0	0	3
3	0	0	0	0	0	0
2	0	0	0	1	1	0

AB	R	H	RBI	BB	SO	LOB
28	2	7	1	2	3	8



Cincinnati Reds @ Los Angeles Dodgers
Los Angeles Memorial Coliseum, Los Angeles, CA
 Fri Aug 26 1960, 10:05 PM EDT
 Att. 51,044 - Unknown

livebaseballscorecards.com

WP	PA
0	32

WP	HR	S	P	ERA	WHIP
0	0	1	1	0	1

Batter	1	2	3	4	5	6	7	8	9	AB R H RBI BB SO LOB	TOP														
Roy McMillan, R OBP: 0.294, SLG: 0.353 (1, 4)	 		 		 			 		4 2 1 3 1 0 2	<p>Cincinnati Reds @ Los Angeles Dodgers Los Angeles Memorial Coliseum, Los Angeles, CA Sun Aug 28 1960, 6:33 AM EDT Att: 22,124 - Unknown</p> <p>livebaseballscorecards.com</p> <table border="1"> <tr><td>AB</td><td>41</td></tr> <tr><td>R</td><td>9</td></tr> <tr><td>H</td><td>13</td></tr> <tr><td>RBI</td><td>8</td></tr> <tr><td>BB</td><td>4</td></tr> <tr><td>SO</td><td>5</td></tr> <tr><td>LOB</td><td>22</td></tr> </table>	AB	41	R	9	H	13	RBI	8	BB	4	SO	5	LOB	22
AB	41																								
R	9																								
H	13																								
RBI	8																								
BB	4																								
SO	5																								
LOB	22																								
Vada Pinson, L OBP: 0.332, SLG: 0.452 (1, 8)	 		 			 		 		4 1 1 0 1 0 1															
Gus Bell, L OBP: 0.304, SLG: 0.377 (1, 9)	 				 		 	 		5 1 2 2 0 0 2															
Wally Post, R OBP: 0.368, SLG: 0.566 (1, 7)	 	 		 		 		 		4 0 0 0 1 1 3															
Ed Bailey, L OBP: 0.354, SLG: 0.422 (1, 2)	 	 		 		 		 		4 1 2 2 1 0 2															
Gordy Coleman, L OBP: 0.276, SLG: 0.395 (1, 3)	 	 			 		 	 		5 1 3 1 0 0 3															
Willie Jones, R OBP: 0.348, SLG: 0.377 (1, 5)	 	 			 		 		 	5 1 1 0 0 0 3															
Leo Cardenas, R OBP: 0.267, SLG: 0.289 (1, 6)	 	 			 		 		 	5 1 3 0 0 1 2															
Bob Purkey, R OBP: 0.194, SLG: 0.115 (1, 1)	 		 		 		 		 	5 1 0 0 0 3 4															
Inning Stats	R: 9 E: 2 K: 1 S: 22	H: 6 LOB: 0 BB: 1 P: 37	R: 0 E: 0 K: 1 S: 12	H: 2 LOB: 2 BB: 0 P: 20	R: 0 E: 0 K: 1 S: 7	H: 0 LOB: 0 BB: 0 P: 11	R: 0 E: 0 K: 0 S: 7	H: 1 LOB: 0 BB: 0 P: 8	R: 0 E: 0 K: 1 S: 13	H: 2 LOB: 2 BB: 0 P: 19	R: 0 E: 0 K: 0 S: 6	H: 1 LOB: 1 BB: 0 P: 7	R: 0 E: 0 K: 1 S: 9	H: 1 LOB: 1 BB: 0 P: 17	R: 0 E: 0 K: 0 S: 11	H: 0 LOB: 3 BB: 3 P: 24	R: 0 E: 0 K: 0 S: 7	H: 0 LOB: 0 BB: 0 P: 12	1B: 7 2B: 2 3B: 1 HR: 3	SF: 0 SAC: 0 DP: 1 HBP: 0	WP: 0 PB: 0 SB: 0 CS: 0	PA: 45			
PITCHER	IP WLS BF H R ER SO BB IBB HBP BLK WP HR S P ERA WHIP																								
Stan Williams, R ERA: 2.72 (1, 1)	0.1 L 6 3 5 4 1 1 0 0 0 0 0 2 11 18 108.00 12.000																								
Ed Roebuck, R ERA: 2.5 (1, 1)	4.2 22 8 4 0 3 0 0 0 0 0 1 50 77 0.00 1.714																								
Danny McDevitt, L ERA: 3.95 (6, 1)	3.0 14 2 0 0 1 3 0 0 0 0 0 26 48 0.00 1.667																								
Ed Palmquist, R ERA: 1.57 (9, 1)	1.0 3 0 0 0 0 0 0 0 0 0 0 7 12 0.00 0.000																								

Batter	1	2	3	4	5	6	7	8	9	AB	R	H	RBI	BB	SO	LOB
Maury Wills, S OBP: 0.345, SLG: 0.325 (1, 6)	2-2 FC3-6 1B		0-3 K		1-0 F7			1-2 G4-6-3 1-2f		4	0	1	0	0	1	1
Jim Gilliam, S OBP: 0.359, SLG: 0.323 (1, 4)	1-3 K			0-2 G3		4-2 G4-6-3 BB		0-0 3-1		3	0	0	0	1	1	1
Wally Moon, L OBP: 0.377, SLG: 0.464 (1, 7)	0-0 FC3-6 1-2f			1-0 F9		0-0 G4-6-3 1-2f			1-1 1-3	4	0	0	0	0	0	2
Norm Larker, L OBP: 0.392, SLG: 0.453 (1, 3)	0-1 F7			1-1 4-3		0-0 3-1			4-1 BB	3	0	0	0	1	0	1
Tommy Davis, R OBP: 0.298, SLG: 0.422 (1, 5)		0-1 6-3			1-2 6-3			0-1 2B	0-1 F7	4	0	1	0	0	0	1
Duke Snider, L OBP: 0.367, SLG: 0.518 (1, 8)		1-1 F6			2-2 F8			0-1 4-3	0-0 1-3	4	0	0	0	0	0	2
Frank Howard, R OBP: 0.324, SLG: 0.494 (1, 9)		1-3 K			0-0 HR 1B			1-1 F8		3	1	1	0	0	1	1
John Roseboro, L OBP: 0.321, SLG: 0.383 (1, 2)			1-0 F9		2-1 HR 1-H			0-0 F9		3	1	1	2	0	0	1
Stan Williams, R OBP: 0.193, SLG: 0.259 (1, 1)			1-3 K		1-2 HR			0-0 G4-6-3 1B		0	0	0	0	0	0	0
Ed Roebuck, R OBP: 0.217, SLG: 0.227 (1, 1)										1	0	0	0	0	1	0
Irv Noren, L OBP: 0.250, SLG: 0.296 (5, PH)										1	1	1	1	0	0	0
Danny McDevitt, L OBP: 0.333, SLG: 0.250 (6, 1)										0	0	0	0	0	0	0
Chuck Essegian, R OBP: 0.301, SLG: 0.354 (8, PH)										1	0	1	0	0	0	0
Ed Palmquist, R (9, 1)										0	0	0	0	0	0	0

Inning Stats	R: 0	H: 1	E: 0	LOB: 1	K: 1	S: 9	P: 12	R: 0	H: 0	E: 0	LOB: 0	K: 1	S: 7	P: 9	R: 0	H: 0	E: 0	LOB: 0	K: 2	S: 7	P: 9	R: 0	H: 0	E: 0	LOB: 0	K: 0	S: 6	P: 8	R: 3	H: 3	E: 0	LOB: 0	K: 0	S: 15	P: 22	R: 0	H: 0	E: 0	LOB: 0	K: 0	S: 6	P: 10	R: 0	H: 1	E: 0	LOB: 1	K: 0	S: 7	P: 8	R: 0	H: 1	E: 0	LOB: 0	K: 0	S: 5	P: 6	R: 0	H: 0	E: 0	LOB: 1	K: 0	S: 6	P: 11	1B: 3	SF: 0	2B: 1	SAC: 0	3B: 0	DP: 2	HR: 2	HBP: 0	WP: 0	PA: 33	PB: 0	SB: 0	CS: 0	ERA	WHIP
PITCHER Bob Purkey, R ERA: 3.49 (1, 1)	IP	WLS	BF	H	R	ER	SO	BB	IBB	HBP	BLK	WP	HR	S	P	ERA	WHIP	IP	WLS	BF	H	R	ER	SO	BB	IBB	HBP	BLK	WP	HR	S	P	ERA	WHIP																																												

BOTTOM

Cincinnati Reds @ Los Angeles Dodgers
Los Angeles Memorial Coliseum, Los Angeles, CA

Sun Aug 28 1960, 6:33 AM EDT
Att. 22,124 - Unknown

livebaseballscorecards.com

AB	31
R	3
H	6
RBI	3
BB	2
SO	4
LOB	10



Batter	1	2	3	4	5	6	7	8	9	AB R H RBI BB SO LOB	TOP
Bob Skinner, L (1, 7) OBP: 0.355, SLG: 0.461 Bill Virdon, L (8, 8) OBP: 0.344, SLG: 0.426	2-3 1B		0-0 F7 1B	0-3 K 1B		3-1 FC6-4 HBP 1-2 2-H 1B 1B		0-3 K 1B	3-2 L7 1B	5 0 1 1 0 3 3 1 0 0 0 0 0 0	Pittsburgh Pirates @ Los Angeles Dodgers Los Angeles Memorial Coliseum, Los Angeles, CA Mon Aug 29 1960, 10:05 PM EDT Att: 37,369 - Unknown livebaseballscorecards.com
Dick Groat, R (1, 6) OBP: 0.370, SLG: 0.388	1-1 1B		0-0 2-3 1B		1-2 6-3 1B	1-0 1B		1-0 F2 1B		4 0 1 0 0 0 1	
Roberto Clemente, R (1, 9) OBP: 0.361, SLG: 0.453	1-2 1B			1-3 K 1B	3-1 1B	1-0 FC6-4 1B		0-0 4-3 1B		5 0 2 1 0 1 2	
Dick Stuart, R (1, 3) OBP: 0.308, SLG: 0.459	1-0 5-3 1B			4-0 1B BB	2-0 1B	3-0 5-3 1B		2-3 K 1B		4 1 1 0 1 1 3	
Gino Cimoli, R (1, 8) OBP: 0.346, SLG: 0.342 (8, 7)		0-0 G3 1B		1-0 1B	3-3 K 1B		0-0 1-3 1B	0-1 1B BB		5 2 2 0 0 1 2	
Hal Smith, R (1, 2) OBP: 0.364, SLG: 0.533		2-2 6-3 1B		1-0 1B 1-H 2-H	2-3 K 1B		2-2 1B	4-1 1B BB		4 3 2 3 1 1 2	
Don Hoak, R (1, 5) OBP: 0.349, SLG: 0.423		0-2 1-3 1B		2-2 4-3 1B		1-1 FC2-5 1B 1B	2-1 3B	1-0 1B 1-H 2-H		5 1 3 4 0 0 0	
Bill Mazeroski, R (1, 4) OBP: 0.318, SLG: 0.395			1-1 1B	0-0 1B		2-0 1B 1B	0-0 F3 1B	2-2 F8 1B		5 1 3 0 0 0 1	
Vern Law, R (1, 1) OBP: 0.224, SLG: 0.349			1-3 K 1B	0-0 CI 1B 1-2		2-2 FC2-5 HBP 1B 1-2 2-3f FC6-4	2-2 4-3 1B	2-2 1B HR		4 2 1 1 0 1 4	
Inning Stats	R: 0 H: 2 E: 0 LOB: 1 K: 1 BB: 0 S: 10 P: 15	R: 0 H: 0 E: 0 LOB: 0 K: 0 BB: 0 S: 7 P: 9	R: 0 H: 1 E: 0 LOB: 1 K: 1 BB: 0 S: 7 P: 9	R: 3 H: 3 E: 1 LOB: 2 K: 2 BB: 1 S: 13 P: 22	R: 0 H: 2 E: 0 LOB: 2 K: 2 BB: 0 S: 13 P: 24	R: 2 H: 3 E: 0 LOB: 2 K: 0 BB: 0 S: 10 P: 23	R: 1 H: 2 E: 0 LOB: 1 K: 0 BB: 0 S: 11 P: 17	R: 0 H: 0 E: 0 LOB: 0 K: 1 BB: 0 S: 6 P: 7	R: 4 H: 3 E: 0 LOB: 0 K: 1 BB: 1 S: 19 P: 33	1B: 12 SF: 0 2B: 0 SAC: 0 3B: 1 DP: 0 HR: 3 HBP: 1	WP: 0 PA: 46 PB: 0 SB: 0 CS: 0
PITCHER Johnny Podres, L (1, 1) ERA: 3.06 Larry Sherry, R (5, 1) ERA: 3.62 Ed Palmquist, R (8, 1) ERA: 2.88	IP WLS BF H R ER SO BB IBB HBP BLK WP HR S P ERA WHIP 4.1 L 22 8 3 3 4 1 0 0 0 0 1 43 67 6.23 2.077 2.2 14 5 3 3 2 0 0 1 0 0 0 28 52 10.12 1.875 2.0 10 3 4 4 2 1 0 0 0 0 0 2 25 40 18.00 2.000				PITCHER IP WLS BF H R ER SO BB IBB HBP BLK WP HR S P ERA WHIP						

Batter	1	2	3	4	5	6	7	8	9	AB R H RBI BB SO LOB
--------	---	---	---	---	---	---	---	---	---	----------------------

Maury Wills, S <small>(1, 6)</small> <small>OBP: 0.343, SLG: 0.326</small>	0-0 3-1 1B 2B	2-2 FC4 1-2f			0-0 L9 1-3		1-0 FC1-4 1-2f 2-3		0-1 F7	5 1 1 0 0 0 6
Jim Gilliam, S <small>(1, 4)</small> <small>OBP: 0.359, SLG: 0.323</small>	1-2 3-1 2-3		2-2 1B		1-0 F7		0-0 F6			4 0 1 0 0 0 4
Wally Moon, L <small>(1, 7)</small> <small>OBP: 0.374, SLG: 0.459</small>	1-0 5-3		1-3 K		2-3 K		2-2 L6 1-2			4 0 0 0 0 2 5
Norm Larker, L <small>(1, 3)</small> <small>OBP: 0.390, SLG: 0.450</small>	1-1 FC6-4 1B 3-H		1-2 F2		0-0 4-3		1-2 G3			4 0 1 1 0 0 1
Tommy Davis, R <small>(1, 8)</small> <small>OBP: 0.298, SLG: 0.432</small>	0-1 FC6-4 1-2f		0-0 F7		1-0 HR		0-1 F3			4 1 1 1 0 0 2
Frank Howard, R <small>(1, 9)</small> <small>OBP: 0.324, SLG: 0.491</small>		1-0 1B 1B		3-2 1-3		1-2 6-3		2-2 5-3		4 0 1 0 0 0 0
John Roseboro, L <small>(1, 2)</small> <small>OBP: 0.316, SLG: 0.377</small>		1-2 P6		2-3 K		1-3 K			0-0 F6	4 0 0 0 0 2 1
Bob Lillis, R <small>(1, 5)</small> <small>OBP: 0.302, SLG: 0.341</small>		0-0 FC4 1B		0-1 F3		4-0 FC1-4 1B BB		1-0 E6 5-3		3 0 1 0 1 0 0
Johnny Podres, L <small>(1, 1)</small> <small>OBP: 0.226, SLG: 0.145</small>		2-2 F4		0-0 1B		1-2 FC1-4 1B		1-2 5-3		1 0 0 0 0 0 2
Larry Sherry, R <small>(5, 1)</small> <small>OBP: 0.189, SLG: 0.306</small>										1 0 1 0 0 0 0
Irv Noren, L <small>(7, PH)</small> <small>OBP: 0.313, SLG: 0.321</small>										1 0 1 0 0 0 0
Ed Palmquist, R <small>(8, 1)</small>										0 0 0 0 0 0 0
Chuck Essegian, R <small>(9, PH)</small> <small>OBP: 0.297, SLG: 0.348</small>										1 0 0 0 0 0 1

Inning Stats	R: 1	H: 2	E: 0	K: 0	S: 9	R: 0	H: 2	E: 0	K: 0	S: 13	R: 0	H: 1	E: 0	K: 1	S: 10	R: 0	H: 0	E: 0	K: 1	S: 8	R: 0	H: 1	E: 1	K: 1	S: 6	R: 1	H: 1	E: 0	K: 1	S: 8	R: 0	H: 0	E: 0	K: 0	S: 10	R: 0	H: 0	E: 1	K: 0	S: 7	R: 0	H: 0	E: 1	K: 0	S: 7	1B: 6	2B: 1	3B: 0	HR: 1	SF: 0	SAC: 0	DP: 0	HBP: 0	WP: 0	PB: 0	SB: 1	CS: 0	PA: 37
--------------	------	------	------	------	------	------	------	------	------	-------	------	------	------	------	-------	------	------	------	------	------	------	------	------	------	------	------	------	------	------	------	------	------	------	------	-------	------	------	------	------	------	------	------	------	------	------	-------	-------	-------	-------	-------	--------	-------	--------	-------	-------	-------	-------	--------

PITCHER	IP	WLS	BF	H	R	ER	SO	BB	IBB	HBP	BLK	WP	HR	S	P	ERA	WHIP
Vern Law, R <small>(1, 1)</small> <small>ERA: 2.84</small>	9.0	W	37	8	2	2	4	1	0	0	0	0	1	79	116	2.00	1.000

BOTTOM

Pittsburgh Pirates @ Los Angeles Dodgers
Los Angeles Memorial Coliseum, Los Angeles, CA

livebaseballscores.com

AB	36
R	2
H	8
RBI	2
BB	1
SO	4
LOB	22



Mon Aug 29 1960, 10:05 PM EDT
 Att. 37,369 - Unknown

Batter	1	2	3	4	5	6	7	8	9	AB R H RBI BB SO LOB	TOP											
Bob Skinner, L (1, 7) OBP: 0.355, SLG: 0.459 Bill Virdon, L (9, 8) OBP: 0.344, SLG: 0.426	1-2 6-3	3-2 F4			2-2 F9		4-0 BB		3-2 WP 2-H 1B	4 0 1 1 1 0 2 0 0 0 0 0 0 0	Pittsburgh Pirates @ Los Angeles Dodgers Los Angeles Memorial Coliseum, Los Angeles, CA Tue Aug 30 1960, 10:05 PM EDT Att: 40,143 - Unknown livebaseballscorecards.com											
Dick Groat, R (1, 6) OBP: 0.370, SLG: 0.394	0-1 1-3		0-2 FC4-6 1B		0-0 HR		0-0 F9	1-0 4-3 1-2	5 1 2 1 0 0 2													
Roberto Clemente, R (1, 9) OBP: 0.360, SLG: 0.458	1-2 L9		2-2 FC4-6 1B 1-2f		3-2 HR		0-1 F9		4 1 1 1 0 0 2													
Dick Stuart, R (1, 3) OBP: 0.313, SLG: 0.461 Rocky Nelson, L (8, 3) OBP: 0.371, SLG: 0.470		0-0 G5-4-3 1B 1B	1-1 1-3 1B		4-2 G4-6-3 BB		1-3 K		3 1 2 0 1 1 0 0 0 0 0 0 0 0													
Gino Cimoli, R (1, 8) OBP: 0.345, SLG: 0.341 (9, 7)		0-0 G5-4-3 1B	0-0 1-3		0-1 G4-6-3 1-2f		3-3 K		4 0 1 0 0 1 2													
Hal Smith, R (1, 2) OBP: 0.362, SLG: 0.528		1-1 G5-4-3 1-2f 2-3		1-0 6-3		2-2 G6-4-3 1B	2-2 6-3		4 0 1 0 0 0 2													
Don Hoak, R (1, 5) OBP: 0.350, SLG: 0.421		4-1 1B BB		4-0 WP BB		0-0 G6-4-3 1-2f	2-1 5-3		2 1 0 0 2 0 1													
Bill Mazerowski, R (1, 4) OBP: 0.317, SLG: 0.394		1-0 1B 1-2 3-H 1B		3-2 F3		0-3 K	0-1 6-3		4 0 1 1 0 1 1													
Bob Friend, R (1, 1) OBP: 0.136, SLG: 0.067 Roy Face, R (8, 1) OBP: 0.357, SLG: 0.429		0-2 1-3 2-H 1B		2-3 K 1-2		2-3 K	0-0 1B 2B		3 0 1 1 0 2 1 1 1 1 0 0 0 0													
Inning Stats	R: 0 E: 0 K: 0 S: 9	H: 0 LOB: 0 BB: 0 P: 11	R: 2 E: 0 K: 0 S: 12	H: 4 LOB: 2 BB: 1 P: 21	R: 0 E: 0 K: 0 S: 12	H: 2 LOB: 1 BB: 0 P: 15	R: 0 E: 0 K: 1 S: 7	H: 0 LOB: 1 BB: 1 P: 17	R: 2 E: 0 K: 0 S: 13	H: 2 LOB: 0 BB: 1 P: 22	R: 0 E: 0 K: 1 S: 7	H: 1 LOB: 0 BB: 0 P: 9	R: 0 E: 0 K: 1 S: 6	H: 0 LOB: 1 BB: 1 P: 12	R: 0 E: 0 K: 2 S: 10	H: 0 LOB: 0 BB: 0 P: 16	R: 1 E: 0 K: 0 S: 10	H: 2 LOB: 1 BB: 0 P: 16	1B: 8 2B: 1 3B: 0 HR: 2	SF: 0 SAC: 0 DP: 3 HBP: 0	WP: 2 PB: 0 SB: 0 CS: 0	PA: 38
PITCHER	IP WLS BF H R ER SO BB IBB HBP BLK WP HR S P ERA WHIP																					
Sandy Koufax, L (1, 1) ERA: 4.28	4.1 L 21 8 4 4 1 2 0 0 0 1 2 49 78 8.31 2.308																					
Ed Roebuck, R (5, 1) ERA: 2.49	0.2 2 0 0 0 0 1 0 0 0 0 0 4 8 0.00 1.500																					
Larry Sherry, R (6, 1) ERA: 3.56	2.0 7 1 0 0 2 1 0 0 0 0 0 13 21 0.00 1.000																					
Danny McDevitt, L (8, 1) ERA: 3.98	2.0 8 2 1 1 2 0 0 0 0 1 0 20 32 4.50 1.000																					

AB	34
R	5
H	11
RBI	5
BB	4
SO	5
LOB	13



Batter	1	2	3	4	5	6	7	8	9	AB R H RBI BB SO LOB
Maury Wills, S OBP: 0.342, SLG: 0.324 (1, 6)	1-1 CS 4-3 1B		2-1 F8		0-0 4-3		0-1 F3		2-1 F6	5 0 1 0 0 0 3
Jim Gilliam, S OBP: 0.357, SLG: 0.320 (1, 4)	0-0 4-3 1-2		0-0 G5-4-3 1-2f			1-0 F8		4-1 1B 1B BB	0-1 4-3	4 1 0 0 1 0 2
Wally Moon, L OBP: 0.377, SLG: 0.462 (1, 7)	2-1 2-3 1B			1-3 K		1-1 1B 1B		0-1 1B 1-2 1B 1B		4 1 3 0 0 1 0
Norm Larker, L OBP: 0.389, SLG: 0.448 (1, 3)	3-2 4-3			0-0 G3		0-0 FC5-4 1B		2-2 L9		4 0 1 0 0 0 3
Tommy Davis, R OBP: 0.301, SLG: 0.433 (1, 8)		2-3 K		1-0 1B		0-3 K		0-1 1-3 2-H 1B 1B		4 0 2 1 0 2 2
Frank Howard, R OBP: 0.323, SLG: 0.489 (1, 9)		0-0 F4		3-2 6-3		0-1 FC5-4 1-2f		1-2 1-2 3-H FC6-4 1B		4 0 1 1 0 0 3
John Roseboro, L OBP: 0.322, SLG: 0.382 (1, 2)		4-2 BB			4-1 FC6-4 BB		1-0 2B	0-3 K		2 0 1 0 2 1 2
Bob Lillis, R OBP: 0.283, SLG: 0.318 (1, 5)		0-3 K			3-2 FC6-4 1-2f		0-0 5-3	2-0 FC6-4 1-2f		3 0 0 0 0 1 3 1 0 0 0 0 0 2
Gil Hodges, R OBP: 0.264, SLG: 0.357 (8, PH) (9, 5)										
Sandy Koufax, R OBP: 0.208, SLG: 0.156 (1, 1)			1-2 G5-4-3 1B		0-3 K		3-3 K		3-3 K	1 0 1 0 0 0 0 0 0 0 0 0 0 0 1 0 0 0 0 1 1 0 0 0 0 0 0 0 1 0 0 0 0 1 1 0 0 0 0 0 0 0 1 0 0 0 0 1 0
Ed Roebuck, S OBP: 0.217, SLG: 0.227 (5, PH)										
Duke Snider, R OBP: 0.365, SLG: 0.516 (6, 1)										
Larry Sherry, R OBP: 0.189, SLG: 0.306 (7, PH)										
Chuck Essegian, R OBP: 0.290, SLG: 0.343 (8, 1)										
Danny McDevitt, L OBP: 0.333, SLG: 0.250 (9, PH)										
Irv Noren, L OBP: 0.303, SLG: 0.310 (9, PH)										

Inning Stats	R: 0	H: 2	E: 0	K: 8	H: 0	LOB: 1	BB: 0	P: 14	R: 0	H: 0	E: 0	K: 2	S: 10	R: 0	H: 1	E: 0	K: 0	S: 6	R: 0	H: 1	E: 0	K: 1	S: 9	R: 0	H: 0	E: 0	K: 1	S: 11	R: 0	H: 2	E: 0	K: 1	S: 9	R: 0	H: 1	E: 0	K: 1	S: 7	R: 2	H: 3	E: 0	K: 1	S: 15	R: 0	H: 0	E: 0	K: 1	S: 7	1B: 9	2B: 1	3B: 0	HR: 0	SF: 0	SAC: 0	DP: 1	HBP: 0	WP: 0	PB: 0	SB: 0	CS: 1	PA: 38
--------------	------	------	------	------	------	--------	-------	-------	------	------	------	------	-------	------	------	------	------	------	------	------	------	------	------	------	------	------	------	-------	------	------	------	------	------	------	------	------	------	------	------	------	------	------	-------	------	------	------	------	------	-------	-------	-------	-------	-------	--------	-------	--------	-------	-------	-------	-------	--------

PITCHER	IP	WLS	BF	H	R	ER	SO	BB	IBB	HBP	BLK	WP	HR	S	P	ERA	WHIP
Bob Friend, R ERA: 2.95 (1, 1)	7.1	W	32	9	2	2	6	3	0	0	0	0	0	68	107	2.46	1.636
Roy Face, R ERA: 2.85 (8, 1)	1.2	S	6	1	0	0	2	0	0	0	0	0	0	14	22	0.00	0.600

BOTTOM

Pittsburgh Pirates @ Los Angeles Dodgers
Los Angeles Memorial Coliseum, Los Angeles, CA

Tue Aug 30 1960, 10:05 PM EDT
Att. 40,143 - Unknown

livebaseballscorecards.com

AB	35
R	2
H	10
RBI	2
BB	3
SO	8
LOB	22



Batter	1	2	3	4	5	6	7	8	9	AB R H RBI BB SO LOB	TOP											
Bobby Malkmus, R (1, 4) OBP: 0.255, SLG: 0.256	0-2 FC5-4 1B		0-0 FC4-6 1B		1-0 6-3			1-1 G6-4-3 1B		4 0 2 0 0 0 1												
Tony Taylor, R (1, 5) OBP: 0.336, SLG: 0.386	1-2 FC5-4 CS		0-0 1-2 1B			1-3 K		1-2 G6-4-3		4 0 1 0 0 1 2												
Johnny Callison, L (1, 7) OBP: 0.378, SLG: 0.450	4-2 1-2 BB		1-3 K			3-2 1B			2-1 F8	3 0 1 0 1 1 2												
Tony Gonzalez, L (1, 8) OBP: 0.301, SLG: 0.460	2-3 K			1-1 6-3 3B		2-2 L8			2-1 4-3	4 1 1 0 0 1 2												
Pancho Herrera, R (1, 3) OBP: 0.347, SLG: 0.459		0-2 F7		0-2 6-3		1-2 F9			0-0 F9	4 0 0 1 0 0 1												
Ken Walters, R (1, 9) OBP: 0.286, SLG: 0.349		0-2 5-3		0-3 3-H K			0-1 F9			3 0 0 0 0 1 0												
Jimmie Coker, R (1, 2) OBP: 0.272, SLG: 0.325		2-3 K		0-0 F7			2-3 K			3 0 0 0 0 2 0												
Ruben Amaro, R (1, 6) OBP: 0.296, SLG: 0.276			0-1 5-3		0-0 2-3		0-2 6-3			3 0 0 0 0 0 0												
John Buzhardt, R (1, 1) OBP: 0.157, SLG: 0.180			0-2 FC4-6 1B		3-3 K			1-0 1-3		2 0 1 0 0 1 0												
Tony Curry, L (8, PH) OBP: 0.310, SLG: 0.429										1 0 0 0 0 0 0												
Chris Short, R (8, 1)										0 0 0 0 0 0 0												
Inning Stats	R: 0 E: 0 K: 1 S: 15	H: 1 LOB: 1 BB: 1 P: 22	R: 0 E: 0 K: 1 S: 9	H: 0 LOB: 0 BB: 0 P: 11	R: 0 E: 0 K: 1 S: 10	H: 2 LOB: 2 BB: 0 P: 11	R: 1 E: 0 K: 1 S: 9	H: 1 LOB: 0 BB: 0 P: 10	R: 0 E: 0 K: 1 S: 6	H: 0 LOB: 0 BB: 0 P: 10	R: 0 E: 0 K: 1 S: 14	H: 1 LOB: 1 BB: 0 P: 21	R: 0 E: 0 K: 1 S: 8	H: 0 LOB: 0 BB: 0 P: 10	R: 0 E: 0 K: 0 S: 6	H: 1 LOB: 0 BB: 0 P: 9	R: 0 E: 0 K: 0 S: 5	H: 0 LOB: 0 BB: 0 P: 9	1B: 5 2B: 0 3B: 1 HR: 0	SF: 0 SAC: 0 DP: 1 HBP: 0	WP: 0 PB: 0 SB: 0 CS: 1	PA: 32
PITCHER Roger Craig, R (1, 1) ERA: 3.45	IP: 9.0 WLS: W BF: 32 H: 6 R: 1 ER: 1 SO: 7 BB: 1 IBB: 0 HBP: 0 BLK: 0 WP: 0 HR: 0 S: 82 P: 113 ERA: 1.00 WHIP: 0.778																					
PITCHER	IP	WLS	BF	H	R	ER	SO	BB	IBB	HBP	BLK	WP	HR	S	P	ERA	WHIP					

Philadelphia Phillies @ Los Angeles Dodgers
Los Angeles Memorial Coliseum, Los Angeles, CA

AB	31
R	1
H	6
RBI	1
BB	1
SO	7
LOB	8



Wed Aug 31 1960, 10:05 PM EDT
Att: 12,586 - Unknown

livebaseballscorecards.com

Batter	1	2	3	4	5	6	7	8	9	AB	R	H	RBI	BB	SO	LOB						
Maury Wills, S OBP: 0.343, SLG: 0.326 (1, 6)	3-2 4-3		2-2 2B 1B		1-1 1B		0-2 G3-6 1-2f			4	2	2	0	0	0	1						
Jim Gilliam, S OBP: 0.358, SLG: 0.324 (1, 5)	0-1 F9		2-2 4-3 1-H 3-H 2B		1-1 WP 1-H 1B			0-0 F6		4	0	2	3	0	0	0						
Wally Moon, L OBP: 0.374, SLG: 0.458 (1, 7)	1-2 4-3		1-2 4-3 2-3		3-2 G3 2-3			1-1 F4		4	0	0	0	0	0	2						
Norm Larker, L OBP: 0.387, SLG: 0.448 (1, 3)		1-2 2B	1-1 3-1		1-0 1-3			0-0 G3		4	0	1	0	0	0	1						
Gil Hodges, R OBP: 0.264, SLG: 0.357 (9, 3)										0	0	0	0	0	0	0						
Tommy Davis, R OBP: 0.297, SLG: 0.427 (1, 8)		1-3 K		0-0 F7		0-0 F5				3	0	0	0	0	1	0						
Frank Howard, R OBP: 0.326, SLG: 0.489 (1, 9)		4-2 BB		0-0 4-3		1-1 1B				2	0	1	0	1	0	0						
John Roseboro, L OBP: 0.319, SLG: 0.377 (1, 2)		0-1 G3		1-1 F7		3-3 K				3	0	0	0	0	1	2						
Charlie Neal, R OBP: 0.330, SLG: 0.365 (1, 4)			0-0 1B 2B 2B		0-0 F9		2-3 K			3	1	1	0	0	1	0						
Roger Craig, R OBP: 0.192, SLG: 0.087 (1, 1)			0-3 K		0-0 F3		1-0 G3-6 1B			3	0	1	0	0	1	1						
Inning Stats	R: 0 E: 0 K: 0 S: 10	H: 0 LOB: 0 BB: 0 P: 14	R: 0 E: 0 K: 1 S: 10	H: 1 LOB: 1 BB: 1 P: 16	R: 2 E: 0 K: 1 S: 17	H: 3 LOB: 1 BB: 0 P: 23	R: 0 E: 0 K: 0 S: 4	H: 0 LOB: 0 BB: 0 P: 5	R: 1 E: 0 K: 0 S: 10	H: 2 LOB: 1 BB: 0 P: 14	R: 0 E: 0 K: 1 S: 7	H: 1 LOB: 1 BB: 0 P: 12	R: 0 E: 0 K: 1 S: 8	H: 1 LOB: 0 BB: 0 P: 11	R: 0 E: 0 K: 0 S: 4	H: 0 LOB: 0 BB: 0 P: 5	1B: 5 2B: 3 3B: 0 HR: 0	SF: 0 SAC: 0 DP: 1 HBP: 0	WP: 1 PB: 0 SB: 2 CS: 0	PA: 31		
PITCHER	IP WLS BF H R ER SO ERA WHIP	IP WLS BF H R ER SO ERA WHIP	IP WLS BF H R ER SO ERA WHIP	IP WLS BF H R ER SO ERA WHIP	IP WLS BF H R ER SO ERA WHIP	IP WLS BF H R ER SO ERA WHIP	IP WLS BF H R ER SO ERA WHIP	IP WLS BF H R ER SO ERA WHIP	IP WLS BF H R ER SO ERA WHIP	IP WLS BF H R ER SO ERA WHIP	IP WLS BF H R ER SO ERA WHIP	IP WLS BF H R ER SO ERA WHIP	IP WLS BF H R ER SO ERA WHIP	IP WLS BF H R ER SO ERA WHIP	IP WLS BF H R ER SO ERA WHIP	IP WLS BF H R ER SO ERA WHIP	IP WLS BF H R ER SO ERA WHIP	IP WLS BF H R ER SO ERA WHIP	IP WLS BF H R ER SO ERA WHIP	IP WLS BF H R ER SO ERA WHIP	IP WLS BF H R ER SO ERA WHIP	
John Buzhardt, R ERA: 4.11 (1, 1)	7.0	L	28	8	3	3	4	3.86	1.286													
Chris Short, L ERA: 4.27 (8, 1)	1.0		3	0	0	0	0	0.00	0.000													

BOTTOM

Philadelphia Phillies @ Los Angeles Dodgers
 Los Angeles Memorial Coliseum, Los Angeles, CA
 Wed Aug 31 1960, 10:05 PM EDT
 Att. 12,586 - Unknown

livebaseballscorecards.com

AB	30
R	3
H	8
RBI	3
BB	1
SO	4
LOB	7



Batter	1	2	3	4	5	6	7	8	9	10	11	AB R H RBI BB SO LOB	TOP	
Bobby Malkmus, R (1, 4) <small>OBP: 0.247, SLG: 0.247</small> Clay Dalrymple, L (8, PH) <small>OBP: 0.353, SLG: 0.442</small> Joe Koppe, R (8, 5) <small>OBP: 0.271, SLG: 0.222</small> (9, 6)	1-3 K		0-3 K		1-1 1-3			2-3 K		0-2 6-3		3 0 0 0 0 2 0 1 0 0 0 0 1 0 1 0 0 0 0 0 0	Philadelphia Phillies @ Los Angeles Dodgers Los Angeles Memorial Coliseum, Los Angeles, CA <small>Thu Sep 01 1960, 10:05 PM EDT</small> <small>Att. 28,946 - Unknown</small>	
Tony Taylor, R (1, 5) <small>OBP: 0.339, SLG: 0.392</small> (8, 4)	1-0 WP PB 1B		0-0 6-3			2-1 L9		0-0 E 3B		0-1 WP 1B		5 1 3 0 0 0 0		
Johnny Callison, L (1, 7) <small>OBP: 0.375, SLG: 0.449</small>	2-3 K			2-3 K		2-2 G3 2B		0-0 5-3		3-3 K 1-2		5 0 1 0 0 3 3		
Tony Gonzalez, L (1, 8) <small>OBP: 0.302, SLG: 0.457</small>	4-2 1-3 BB		2-2 1B		2-2 G3		0-0 E6		1-2 E6	2-3 K		4 0 1 0 1 1 2		
Ken Walters, R (1, 9) <small>OBP: 0.282, SLG: 0.345</small>	0-2 L7		0-0 F4		2-3 K		2-3 F9		0-0 F9		0-0 F6	5 0 0 0 0 1 5		
Pancho Herrera, R (1, 3) <small>OBP: 0.346, SLG: 0.456</small> Bobby Del Greco, R (9, PR) <small>OBP: 0.352, SLG: 0.395</small> Ted Lepcio, R (9, 5) <small>OBP: 0.307, SLG: 0.311</small>		1-3 K		2-3 K		2-3 K		2-3 K		4-2 SH1-4 BB		3 0 0 0 1 3 1 0 0 0 0 0 0 0 1 0 0 0 0 0 0		
Jimmie Coker, R (1, 2) <small>OBP: 0.276, SLG: 0.343</small>		0-0 4-3		0-0 HR		2-2 FC5-4 1B		1-1 SH1-4		1-1 SH1-4		4 1 2 1 0 1 0		
Ruben Amaro, R (1, 6) <small>OBP: 0.292, SLG: 0.272</small> Tony Curry, L (9, PH) <small>OBP: 0.313, SLG: 0.429</small> Turk Farrell, R (9, 1) <small>OBP: 0.250, SLG: 0.267</small>		0-0 F7		0-0 F7		1-1 FC5-4 1-2f		4-0 G4-6-3 IBB		4-0 G4-6-3 IBB		3 0 0 0 0 0 1 0 0 0 0 1 0 0 0 0 0 0 0 0 0		
Gene Conley, R (1, 1) <small>OBP: 0.148, SLG: 0.226</small> Lee Walls, R (9, PH) <small>OBP: 0.317, SLG: 0.353</small> (9, 3)		2-2 F2		0-1 6-3		0-3 K		0-0 G4-6-3 1-2f		0-0 G4-6-3 1-2f		3 0 0 0 0 1 1 1 0 0 0 0 0 2		
Inning Stats	R: 0 H: 1 E: 0 LOB: 2 K: 2 BB: 1 S: 17 P: 25	R: 0 H: 0 E: 0 LOB: 0 K: 1 BB: 0 S: 5 P: 6	R: 0 H: 0 E: 0 LOB: 0 K: 1 BB: 0 S: 7 P: 9	R: 0 H: 1 E: 0 LOB: 1 K: 2 BB: 0 S: 13 P: 19	R: 1 H: 1 E: 0 LOB: 0 K: 0 BB: 0 S: 6 P: 7	R: 0 H: 1 E: 0 LOB: 1 K: 1 BB: 0 S: 11 P: 17	R: 0 H: 1 E: 0 LOB: 1 K: 2 BB: 0 S: 11 P: 16	R: 1 H: 1 E: 1 LOB: 1 K: 1 BB: 0 S: 12 P: 15	R: 0 H: 0 E: 0 LOB: 2 K: 0 BB: 2 S: 5 P: 14	R: 0 H: 1 E: 0 LOB: 1 K: 2 BB: 0 S: 12 P: 17	R: 0 H: 0 E: 0 LOB: 0 K: 1 BB: 0 S: 6 P: 7	1B: 4 SF: 0 2B: 1 SAC: 1 3B: 1 DP: 1 HR: 1 HBP: 0		WP: 2 PA: 43 PB: 1 SB: 0 CS: 0
PITCHER Don Drysdale, R (1, 1) <small>ERA: 3.11</small>	IP WLS BF H R ER SO BB IBB HBP BLK WP HR S P ERA WHIP 11.0 W 43 7 2 1 13 2 1 0 0 2 1 105 152 0.82 0.818													

livebaseballscorecards.com

AB	39
R	2
H	7
RBI	1
BB	3
SO	13
LOB	15



Batter	1	2	3	4	5	6	7	8	9	10	11	AB R H RBI BB SO LOB	
Maury Wills, S OBP: 0.339, SLG: 0.322 (1, 6) B F X	1-1 6-3 ①		X 0-0 F8 ②		2-2 4-3 ①		B X 1-0 4-3 ②		S B C B X 2-2 6-3 ①			5 0 0 0 0 0 3	
Jim Gilliam, S OBP: 0.357, SLG: 0.322 (1, 5) C X	0-1 F9 ②		X 1-2 6-3 ③		0-0 1B ①		X 1-2 F4 ③		B C X 1-1 F6 ②			5 0 1 0 0 0 3	
Wally Moon, L OBP: 0.374, SLG: 0.456 (1, 7) F B X	1-1 G3 ③			B X 1-0 2B 1B ①		B B B C X 1-2 BB ①		B B B C X 3-2 4-3 ①	S B C B X 2-3 K ③			4 1 1 0 1 1 0	
Norm Larker, L OBP: 0.387, SLG: 0.451 (1, 3) C X		0-1 F7 ①		F B X 1-1 2B ①		X 0-0 F7 ②		C X 0-1 1B ②		X 0-0 F8 ①		5 1 2 0 0 0 2	
Tommy Davis, R OBP: 0.295, SLG: 0.427 (1, 8) C X		0-1 F4 ②		X 0-0 5-3 ①		F B X 1-2 PO ①		X 0-1 F7 ①		B X 1-0 BLK 1B 2B ①		5 1 1 0 0 0 3	
Frank Howard, R OBP: 0.327, SLG: 0.485 (1, 9) S C C C		0-3 K ③		B B B S B 4-1 2B BB ①		B F B X 2-2 5-3 ②		F B B C X 2-3 K ③		I 1 4-0 1B IBB 2-3 IBB ①		3 0 0 0 2 2 1	
John Roseboro, L OBP: 0.324, SLG: 0.383 (1, 2) X			X 0-0 SH1-4 1B 1B ①		0-1 2B ②		F B X 1-1 F6 ③		C B B F X 3-2 F5 ①		I 1 4-0 1B IBB 1-2 IBB ①		4 0 2 2 1 0 0
Charlie Neal, R OBP: 0.329, SLG: 0.364 (1, 4) Duke Snider, L OBP: 0.368, SLG: 0.518 (11, PH) B F X			B F X 1-1 SH1-4 1B 1-2 1B ①		B F B X 2-3 K ②		B X 1-0 6-3 ①		S B F S 0-3 K ②		B F X 1-1 1B 1-2 2-3 3-H 1B ②		4 0 1 0 0 2 2 1 0 1 1 0 0 0
Don Drysdale, R OBP: 0.211, SLG: 0.282 (1, 1) C X			C X 0-1 SH1-4 1B 1-2 2-3 ①		2-3 K ③		X 0-0 4-3 2B ①		B B B X 3-1 F8 ③			3 0 1 0 0 1 2	

Inning Stats	R: 0	H: 0	R: 0	H: 0	R: 0	H: 2	R: 2	H: 3	R: 0	H: 1	R: 0	H: 0	R: 0	H: 1	R: 0	H: 0	R: 0	H: 0	R: 1	H: 2	1B: 6	SF: 0	WP: 0	PA: 45
	E: 0	LOB: 0	E: 0	LOB: 0	E: 0	LOB: 2	E: 0	LOB: 2	E: 0	LOB: 1	E: 0	LOB: 0	E: 0	LOB: 1	E: 0	LOB: 0	E: 0	LOB: 0	E: 0	LOB: 3	2B: 4	SAC: 1	PB: 0	
	K: 0	BB: 0	K: 1	BB: 0	K: 0	BB: 0	K: 2	BB: 1	K: 0	BB: 1	K: 0	BB: 0	K: 1	BB: 0	K: 1	BB: 0	K: 1	BB: 0	K: 0	BB: 2	3B: 0	DP: 0	SB: 1	
	S: 6	P: 8	S: 7	P: 7	S: 9	P: 11	S: 14	P: 24	S: 7	P: 14	S: 7	P: 10	S: 6	P: 9	S: 9	P: 14	S: 8	P: 14	S: 4	P: 14	HR: 0	HBP: 0	CS: 0	

PITCHER	IP	WLS	BF	H	R	ER	SO	BB	IBB	HBP	BLK	WP	HR	S	P	ERA	WHIP
Gene Conley, R ERA: 3.85 (1, 1)	8.0		33	8	2	2	4	2	0	0	0	0	0	65	97	2.25	1.250
Turk Farrell, R ERA: 2.47 (9, 1)	2.2	L	11	2	1	1	2	0	2	0	1	0	0	21	42	3.38	0.750

PITCHER	IP	WLS	BF	H	R	ER	SO	BB	IBB	HBP	BLK	WP	HR	S	P	ERA	WHIP


BOTTOM

Philadelphia Phillies @ Los Angeles Dodgers
Los Angeles Memorial Coliseum, Los Angeles, CA
Thu Sep 01 1960, 10:05 PM EDT
Att. 28,946 - Unknown

livebaseballscores.com

AB	39
R	3
H	10
RBI	3
BB	4
SO	6
LOB	16



Batter	1	2	3	4	5	6	7	8	9	AB R H RBI BB SO LOB	TOP	
Maury Wills, S OBP: 0.344, SLG: 0.329 (1, 6) C B F X	1-2 FC3-6 1B		4-2 F9 S BLK BB		3-2 4-3			1-1 2B 1B	0-2 2B	4 2 3 0 1 0 0		
Jim Gilliam, S OBP: 0.356, SLG: 0.323 (1, 5) X	0-0 FC3-6 1B 1-2f		0-3 K		1-1 1-3			3-2 1B FC4-6 1-H	1-1 F7	5 1 1 1 0 1 4		
Wally Moon, L OBP: 0.376, SLG: 0.456 (1, 7) Chuck Essegian, R OBP: 0.293, SLG: 0.343 (8, PR) (8, 7) B C B F X	2-2 FC6-4 1B 1-2		3-2 F9			2-0 L4		2-1 FC4-6 1B 2-3		4 0 2 0 0 0 1 0 0 0 0 0 0 0		
Norm Larker, L OBP: 0.383, SLG: 0.445 (1, 3) B C X	1-1 F6		0-0 F7 3-H			1-1 F4		1-2 FC4-6 1-2f 3-H		4 0 0 1 0 0 3		
Tommy Davis, R OBP: 0.295, SLG: 0.424 (1, 8) C S F X	0-2 FC6-4 1-2f			0-0 6-3		2-2 1B		1-1 F7		4 0 1 0 0 0 3		
Frank Howard, R OBP: 0.326, SLG: 0.482 (1, 9) B X		1-0 6-3		0-0 FC4-6 1B		2-2 F8		0-0 F4		4 0 1 0 0 0 2		
John Roseboro, L OBP: 0.324, SLG: 0.380 (1, 2) Joe Pignatano, R OBP: 0.319, SLG: 0.339 (9, PH) B B C C C B B		4-2 BB		1-1 F5			2-3 K		0-3 K	2 0 0 0 1 1 1 1 0 0 0 0 1 0	AB 35 R 3 H 8 RBI 2 BB 3 SO 4 LOB 17	
Charlie Neal, R OBP: 0.326, SLG: 0.361 (1, 4) B B B B B B B		1-3 K		1-2 FC4-6 1-2f			2-2 F8		2-2 F2	4 0 0 0 0 1 2		
Johnny Podres, L OBP: 0.219, SLG: 0.140 (1, 1) Irv Noren, L OBP: 0.294, SLG: 0.300 (7, PH) Ed Palmquist, R (7, 1) Gil Hodges, R OBP: 0.268, SLG: 0.357 (9, PH) C X		1-2 4-3			0-1 F6		0-1 G3		4-2 2B BB	2 0 0 0 0 0 1 1 0 0 0 0 0 0 0 0 0 0 0 0 0 0 0 0 0 1 0 0		
Inning Stats	R: 0 H: 2 E: 0 LOB: 2 K: 0 BB: 0 S: 13 P: 17	R: 0 H: 0 E: 0 LOB: 1 K: 1 BB: 1 S: 11 P: 18	R: 1 H: 0 E: 0 LOB: 0 K: 1 BB: 1 S: 10 P: 17	R: 0 H: 1 E: 0 LOB: 1 K: 0 BB: 0 S: 9 P: 11	R: 0 H: 0 E: 0 LOB: 0 K: 0 BB: 0 S: 9 P: 13	R: 0 H: 1 E: 0 LOB: 1 K: 0 BB: 0 S: 9 P: 16	R: 0 H: 0 E: 0 LOB: 0 K: 1 BB: 0 S: 9 P: 13	R: 2 H: 3 E: 0 LOB: 1 K: 0 BB: 0 S: 13 P: 21	R: 0 H: 1 E: 0 LOB: 2 K: 1 BB: 1 S: 14 P: 21	1B: 6 SF: 0 2B: 2 SAC: 0 3B: 0 DP: 0 HR: 0 HBP: 0	WP: 0 PA: 38 PB: 0 SB: 1 CS: 0	
PITCHER Jack Sanford, R ERA: 3.43 (1, 1) Billy O'Dell, L ERA: 3.05 (8, 1)	IP WLS BF H R ER SO BB IBB HBP BLK WP HR S P ERA WHIP	7.0 W 30 7 3 1 3 2 0 0 0 1 0 0 77 118 1.29 1.286	2.0 S 8 1 0 0 1 1 0 0 0 0 0 0 20 29 0.00 1.000									

Los Angeles Dodgers @ San Francisco Giants
Candlestick Park, San Francisco, CA
Fri Sep 02 1960, 10:05 PM EDT
Att. 20,738 - Unknown

livebaseballscorecards.com

Batter	1	2	3	4	5	6	7	8	9	AB	R	H	RBI	BB	SO	LOB
--------	---	---	---	---	---	---	---	---	---	----	---	---	-----	----	----	-----

Joey Amalfitano, R <small>OBP: 0.333, SLG: 0.347</small> (1, 4)	4-2 FC6-4 BB		2-1 F9		2-1 L5-4 1B		2-1 6-3			3	0	1	0	1	0	0
Andre Rodgers, R <small>OBP: 0.317, SLG: 0.333</small> (1, 5)	0-1 FC6-4 FC6-4 1-2f		1-1 2B		2-2 6-3 1-2		0-0 F7			4	1	1	0	0	0	2
Willie Mays, R <small>OBP: 0.389, SLG: 0.581</small> (1, 8)	0-0 FC6-4 2B 1-2f		2-2 5-3		4-0 IBB		1-0 F6			3	1	0	0	1	0	2
Felipe Alou, R <small>OBP: 0.305, SLG: 0.435</small> (1, 7)	1-2 HR 2B		2-2 2B		0-0 L5-4 2-3		0-3 K			4	1	2	2	0	1	2
Orlando Cepeda, R <small>OBP: 0.337, SLG: 0.522</small> (1, 3)	1-0 HR		4-0 IBB		2-3 K		0-1 1B			3	1	2	2	1	1	0
Willie Kirkland, L <small>OBP: 0.310, SLG: 0.441</small> (1, 9)	0-2 F7		1-3 K		0-0 1-3		0-0 G1			4	0	0	0	0	1	3
Bob Schmidt, R <small>OBP: 0.318, SLG: 0.378</small> (1, 2)		1-2 L7		2-2 F7		0-1 1B				3	0	1	0	0	0	0
Eddie Bressoud, R <small>OBP: 0.283, SLG: 0.370</small> (1, 6)		2-2 6-3		1-3 K		2-0 F9				3	0	0	0	0	1	1
Jack Sanford, R <small>OBP: 0.250, SLG: 0.209</small> Billy O'Dell, S <small>OBP: 0.309, SLG: 0.136</small> (8, 1)		2-3 K		1-2 6-3		2-3 K				3	0	0	0	0	2	0
										0	0	0	0	0	0	0

Inning Stats	R: 3	H: 2	E: 0	K: 0	S: 14	LOB: 0	BB: 1	P: 20	R: 0	H: 0	E: 0	K: 1	S: 10	LOB: 0	BB: 0	P: 15	R: 1	H: 2	E: 0	K: 1	S: 15	LOB: 2	BB: 1	P: 27	R: 0	H: 0	E: 0	K: 1	S: 9	LOB: 0	BB: 0	P: 13	R: 0	H: 1	E: 0	K: 1	S: 8	LOB: 1	BB: 0	P: 12	R: 0	H: 0	E: 0	K: 1	S: 8	LOB: 0	BB: 0	P: 12	R: 0	H: 1	E: 0	K: 1	S: 7	LOB: 1	BB: 0	P: 8
--------------	------	------	------	------	-------	--------	-------	-------	------	------	------	------	-------	--------	-------	-------	------	------	------	------	-------	--------	-------	-------	------	------	------	------	------	--------	-------	-------	------	------	------	------	------	--------	-------	-------	------	------	------	------	------	--------	-------	-------	------	------	------	------	------	--------	-------	------

PITCHER	IP	WLS	BF	H	R	ER	SO	BB	IBB	HBP	BLK	WP	HR	S	P	ERA	WHIP
Johnny Podres, L <small>ERA: 3.15</small>	(1, 1)	6.0	L	26	6	4	4	4	1	2	0	0	1	62	101	6.00	1.167
Ed Palmquist, R <small>ERA: 2.67</small>	(7, 1)	2.0		7	1	0	2	0	0	0	0	0	0	15	20	0.00	0.500

BOTTOM

Los Angeles Dodgers @ San Francisco Giants
 Candlestick Park, San Francisco, CA
 Fri Sep 02 1960, 10:05 PM EDT
 Att. 20,738 - Unknown

AB	30
R	4
H	7
RBI	4
BB	3
SO	6
LOB	10



WP	PA	3B	HR	S	P	ERA	WHIP
0	33	0	1	8	8	0.00	0.500

Batter	1	2	3	4	5	6	7	8	9	AB R H RBI BB SO LOB	TOP
Maury Wills, S OBP: 0.344, SLG: 0.328 (1, 6)	0-1 5-3		3-1 6-3			1-2 F8		2-1 1B		4 0 1 0 0 0 0	
Jim Gilliam, S OBP: 0.357, SLG: 0.323 (1, 5)	1-1 L8			1-0 1B		3-2 6-3		4-2 BB		3 0 1 0 1 0 0	
Tommy Davis, R OBP: 0.298, SLG: 0.425 (1, 8)	0-0 F8			0-2 1B		2-2 1B		0-0 L7		4 0 2 0 0 0 2	
Frank Howard, R OBP: 0.323, SLG: 0.477 (1, 9)		0-0 F6		1-3 K		0-3 K		2-2 F9		4 0 0 0 0 2 5	
Gil Hodges, R OBP: 0.273, SLG: 0.356 (1, 3)		2-2 1B		1-2 5-3			4-0 BB		2-1 F8	3 0 1 0 1 0 2	
Chuck Essegian, R OBP: 0.278, SLG: 0.324 (1, 7)		1-3 K			1-0 L6		0-3 K		2-2 5-3	4 0 0 0 0 2 2	
Charlie Neal, R OBP: 0.324, SLG: 0.358 (1, 4)		2-2 F9			0-0 F8		0-3 K		0-1 F8	4 0 0 0 0 1 2	
Joe Pignatano, R OBP: 0.320, SLG: 0.338 (1, 2)			0-0 B2-3		3-2 1B		0-3 K			3 0 1 0 0 1 1	
Sandy Koufax, R OBP: 0.200, SLG: 0.149 (1, 1)			2-3 K		0-0 F9			0-1 L6		2 0 0 0 0 1 1	
Bob Lillis, R OBP: 0.277, SLG: 0.311 (8, PH)										1 0 0 0 0 0 0	
Ed Roebuck, R OBP: 0.217, SLG: 0.227 (8, 1)										0 0 0 0 0 0 0	
Inning Stats	R: 0 E: 0 K: 0 S: 5 H: 0 LOB: 0 P: 6	R: 0 E: 0 K: 1 S: 10 H: 1 LOB: 1 P: 15	R: 0 E: 0 K: 1 S: 9 H: 0 LOB: 0 P: 14	R: 0 E: 0 K: 1 S: 10 H: 2 LOB: 1 P: 13	R: 0 E: 0 K: 0 S: 6 H: 1 LOB: 1 P: 10	R: 0 E: 0 K: 1 S: 13 H: 1 LOB: 1 P: 19	R: 0 E: 0 K: 3 S: 10 H: 0 LOB: 1 P: 14	R: 0 E: 0 K: 0 S: 10 H: 1 LOB: 2 P: 18	R: 0 E: 0 K: 0 S: 7 H: 0 LOB: 0 P: 11	1B: 6 2B: 0 3B: 0 HR: 0 SF: 0 SAC: 0 DP: 0 HBP: 0	WP: 1 PB: 0 SB: 1 CS: 2 PA: 34
PITCHER Mike McCormick, L ERA: 2.54 (1, 1)	IP: 9.0 WLS: W BF: 34 H: 6 R: 0 ER: 0 SO: 7 BB: 2 IBB: 0 HBP: 0 BLK: 0 WP: 1 HR: 0 S: 80 P: 120 ERA: 0.00 WHIP: 0.889										

Los Angeles Dodgers @ San Francisco Giants
Candlestick Park, San Francisco, CA
Sat Sep 03 1960, 6:33 AM EDT
Att: 21,021 - Unknown

livebaseballscorecards.com

AB	32
R	0
H	6
RBI	0
BB	2
SO	7
LOB	15



Batter	1	2	3	4	5	6	7	8	9	AB	R	H	RBI	BB	SO	LOB
Don Blasingame, L (1, 4) OBP: 0.303, SLG: 0.301	0-0 E6 F9 1B		2-1 F7		0-1 1B		4-1 FC3-6 BB			3	0	1	0	1	0	0
Andre Rodgers, R (1, 5) OBP: 0.316, SLG: 0.332	3-2 1-2 1B		0-1 5-3		2-3 K		1-0 FC3-6 FC6-4 1-2f			4	0	1	0	0	1	2
Willie Mays, R (1, 8) OBP: 0.368, SLG: 0.578	2-1 F9		1-2 F8		1-0 1-2 1B		2-2 L7			4	0	1	0	0	0	3
Felipe Alou, R (1, 7) OBP: 0.304, SLG: 0.444	0-3 K			2-2 HR	0-1 F9		0-0 FC6-4 1-2f			4	1	1	1	0	1	5
Orlando Cepeda, R (1, 3) OBP: 0.336, SLG: 0.520	1-1 F5			2-0 4-3 1B	0-1 F8			2-3 K		4	0	1	0	0	1	4
Willie Kirkland, L (1, 9) OBP: 0.309, SLG: 0.438		0-1 G3		1-2 F5		3-2 F9		4-1 1-3 BB		3	0	0	0	1	0	1
Bob Schmidt, R (1, 2) OBP: 0.314, SLG: 0.373		0-3 K		2-0 4-3 1-2		2-0 L9		0-0 1-3		4	0	0	0	0	1	2
Eddie Bressoud, R (1, 6) OBP: 0.291, SLG: 0.374		1-2 1B		4-0 IBB		2-2 1B		4-0 IBB		2	0	2	0	2	0	0
Mike McCormick, L (1, 1) OBP: 0.192, SLG: 0.211		1-3 K		1-3 K		1-3 K		0-3 K		4	0	0	0	0	4	6

Inning Stats		R: 0	H: 1	R: 0	H: 1	R: 0	H: 0	R: 1	H: 2	R: 0	H: 2	R: 0	H: 1	R: 0	H: 0	R: 0	H: 0
E: 1		E: 0	LOB: 2	E: 0	LOB: 1	E: 0	LOB: 0	E: 0	LOB: 2	E: 0	LOB: 1	E: 0	LOB: 1	E: 0	LOB: 2	E: 0	LOB: 2
K: 1		K: 2	BB: 0	K: 1	BB: 0	K: 0	BB: 0	K: 1	BB: 1	K: 1	BB: 0	K: 0	BB: 1	K: 2	BB: 2	K: 0	BB: 1
S: 12		S: 11	P: 18	S: 7	P: 13	S: 11	P: 10	S: 11	P: 23	S: 10	P: 13	S: 10	P: 18	S: 6	P: 13	S: 9	P: 19

PITCHER	IP	WLS	BF	H	R	ER	SO	BB	IBB	HBP	BLK	WP	HR	S	P	ERA	WHIP
Sandy Koufax, L (1, 1) ERA: 4.13	7.0	L	31	7	1	1	6	1	1	0	0	0	1	67	108	1.29	1.143
Ed Roebuck, R (8, 1) ERA: 2.46	1.0		5	0	0	0	2	1	1	0	0	0	0	9	19	0.00	1.000

PITCHER	IP	WLS	BF	H	R	ER	SO	BB	IBB	HBP	BLK	WP	HR	S	P	ERA	WHIP

BOTTOM

Los Angeles Dodgers @ San Francisco Giants
Candlestick Park, San Francisco, CA

AB	32
R	1
H	7
RBI	1
BB	4
SO	8
LOB	23



WP: 0	PA: 36
PB: 0	SB: 0
CS: 0	

Sat Sep 03 1960, 6:33 AM EDT
Att. 21,021 - Unknown

livebaseballscorecards.com

Batter	1	2	3	4	5	6	7	8	9	AB R H RBI BB SO LOB	TOP		
Maury Wills, S OBP: 0.344, SLG: 0.327 (1, 6) C F B B X	1-2 4-3 1B		2-2 F9		1-1 4-3		2-0 1B HBP		1-2 5-3	4 0 1 0 0 0 0			
Jim Gilliam, S OBP: 0.357, SLG: 0.324 (1, 5) C B B X	2-1 4-3 1-2			2-2 2B 1B	3-2 4-3		2-0 1-3 2-H 1B		1-0 F8	5 1 2 0 0 0 1			
Wally Moon, L OBP: 0.375, SLG: 0.458 Gil Hodges, R OBP: 0.276, SLG: 0.356 (1, 7) (7, PH) (7, 3) B C B C X	2-2 F7			3-2 1B 1-3 FC6-4 2B		0-1 F5	4-0 IBB			3 1 1 0 0 0 1 0 0 0 0 1 0 0			
Norm Larker, L OBP: 0.384, SLG: 0.446 (1, 3) (7, 7) C B C X	1-2 F5			1-1 FC6-4 1B 2-3 3-H		2-1 FC6-4 1B	1-3 K			4 0 2 1 0 1 4			
Tommy Davis, R OBP: 0.293, SLG: 0.419 (1, 8) C B F C			1-3 K		0-3 K		1-1 F7	1-1 F4		4 0 0 0 0 2 3			
Frank Howard, R OBP: 0.319, SLG: 0.472 (1, 9) C B B B X			1-3 K		3-1 FC6-4 BB 1-2f 3-H		0-1 FC6-4 1-2f	2-0 F7		4 0 0 1 0 1 2			
John Roseboro, L OBP: 0.328, SLG: 0.379 Joe Pignatano, R OBP: 0.329, SLG: 0.348 (1, 2) (8, PH) (8, 2) C B C B C B X			1-3 K		4-2 1-2 BB		4-2 2B SF8 BB	2-0 FC5-4 1B		1 1 0 0 2 1 0 1 0 1 0 0 0 0			
Charlie Neal, R OBP: 0.323, SLG: 0.359 (1, 4) C B B B B B X			3-3 K		1-0 L8		1-2 1B 2B	2-2 FC5-4		4 0 1 0 0 1 3			
Danny McDevitt, L OBP: 0.333, SLG: 0.250 Ed Palmquist, R (1, 1) (2, 1) Duke Snider, L OBP: 0.366, SLG: 0.518 Ed Roebuck, R OBP: 0.217, SLG: 0.227 Bob Lillis, R OBP: 0.271, SLG: 0.304 (7, PH) (7, 1) (9, PH) C B C B B B X	1-2 5-3		1-2 5-3		0-2 5-3		0-1 SF8 3-H		1-3 K	0 0 0 0 0 0 0 2 0 0 0 0 0 0 0 0 0 1 0 0 0 0 0 0 0 0 0 0 1 0 0 0 0 1 0			
Inning Stats	R: 0 H: 1 E: 0 LOB: 1 K: 0 BB: 0 S: 12 P: 18	R: 0 H: 0 E: 0 LOB: 0 K: 3 BB: 0 S: 10 P: 13	R: 0 H: 0 E: 0 LOB: 0 K: 1 BB: 0 S: 10 P: 16	R: 2 H: 3 E: 0 LOB: 2 K: 1 BB: 1 S: 19 P: 33	R: 0 H: 0 E: 0 LOB: 0 K: 0 BB: 0 S: 8 P: 12	R: 0 H: 1 E: 0 LOB: 1 K: 0 BB: 0 S: 8 P: 11	R: 1 H: 2 E: 0 LOB: 3 K: 1 BB: 2 S: 11 P: 25	R: 0 H: 1 E: 0 LOB: 1 K: 0 BB: 0 S: 7 P: 14	R: 0 H: 0 E: 0 LOB: 0 K: 1 BB: 0 S: 7 P: 10	1B: 6 SF: 1 2B: 2 SAC: 0 3B: 0 DP: 0 HR: 0 HBP: 1	WP: 0 PA: 38 PB: 0 SB: 0 CS: 0		
PITCHER	IP WLS BF H R ER SO BB IBB HBP BLK WP HR S P ERA WHIP											PITCHER	IP WLS BF H R ER SO BB IBB HBP BLK WP HR S P ERA WHIP
Sam Jones, R ERA: 3.27 (1, 1)	6.1 W 28 6 3 3 5 2 0 1 0 0 0 0 74 117 4.26 1.263												
Johnny Antonelli, L ERA: 4.04 (7, 1)	2.2 S 10 2 0 0 2 0 1 0 0 0 0 0 18 35 0.00 0.750												

Los Angeles Dodgers @ San Francisco Giants
Candlestick Park, San Francisco, CA
Sun Sep 04 1960, 6:33 AM EDT
Att: 33,343 - Unknown

livebaseballscorecards.com

AB 33
R 3
H 8
RBI 3
BB 3
SO 7
LOB 14



Batter	1	2	3	4	5	6	7	8	9
Don Blasingame, L OBP: 0.304, SLG: 0.300 (1, 4)	4-0 2B BB	0-0 FC3-6 5-3 1-2f		2-0 L3			0-1 L9	0-1 1B 1-3 2-H	
Andre Rodgers, R OBP: 0.318, SLG: 0.348 (1, 5)	0-1 HR 2B 1-H	1-0 5-3 1-2			1-0 F4		2-0 6-3	2-0 3B	
Willie Mays, R OBP: 0.390, SLG: 0.576 (1, 8)	1-0 HR HBP	4-0 BB			3-3 K		0-0 1B	0-0 5-3	
Felipe Alou, R OBP: 0.303, SLG: 0.452 (1, 7)	1-0 HR 1-H 2-H	0-0 F8			2-2 6-3		2-2 1-3		
Orlando Cepeda, R OBP: 0.335, SLG: 0.520 (1, 3)	2-0 5-3		1-0 F7			0-0 2B		0-0 L5	
Willie Kirkland, L OBP: 0.311, SLG: 0.439 (1, 9)	1-3 K		1-0 CS 1B			2-1 1-3		2-2 2B 1B	
Bob Schmidt, R OBP: 0.316, SLG: 0.378 (1, 2)	1-0 FC6-4 1B		2-1 F5 1-2			0-0 F6		0-1 1B 2B	
Eddie Bressoud, R OBP: 0.293, SLG: 0.373 (1, 6)	0-0 FC6-4 1-2f			1-0 F4		4-0 IBB		2-2 1B 1B 2-H 3-H	
Sam Jones, R OBP: 0.229, SLG: 0.246 Johnny Antonelli, L OBP: 0.273, SLG: 0.290 (1, 1) (7, 1)		0-2 FC3-6 1B		1-3 K		3-2 6-4-3		0-0 1B 1B 1-2 3B	

AB	R	H	RBI	BB	SO	LOB
4	1	1	1	1	0	1
5	1	2	2	0	0	1
3	1	1	0	1	1	1
4	1	1	3	0	0	3
4	0	1	0	0	0	0
4	1	2	0	0	1	1
4	1	2	0	0	0	2
3	1	1	2	1	0	1
3	0	1	0	0	1	2
1	1	1	0	0	0	0
1B: 8	SF: 0	2B: 3	SAC: 0	3B: 1	DP: 0	HR: 1
	HBP: 1					

BOTTOM

Los Angeles Dodgers @ San Francisco Giants
Candlestick Park, San Francisco, CA
Sun Sep 04 1960, 6:33 AM EDT
Att. 33,343 - Unknown

livebaseballscorecards.com


AB	35
R	8
H	13
RBI	8
BB	3
SO	3
LOB	12



Inning Stats	R	H	E	K	S	WLS	BF	H	R	ER	SO	BB	IBB	HBP	BLK	WP	HR	S	P	ERA	WHIP
	4	3	0	9	19			4	4	0	1	2	0	1	0	0	1	17	32	21.60	3.600
	0	1	0	0	14			0	0	0	2	0	1	0	0	0	0	26	49	0.00	0.462
	0	1	0	0	8			0	0	0	9	0	0	0	0	0	0	22	32	18.00	3.500

PITCHER	IP	WLS	BF	H	R	ER	SO	BB	IBB	HBP	BLK	WP	HR	S	P	ERA	WHIP
Danny McDevitt, L ERA: 4.63 (1, 1)	1.2	L	12	4	4	4	1	2	0	0	0	0	1	17	32	21.60	3.600
Ed Palmquist, R ERA: 2.3 (2, 1)	4.1		15	2	0	0	2	0	1	0	0	0	0	26	49	0.00	0.462
Ed Roebuck, R ERA: 2.75 (7, 1)	2.0		12	7	4	4	0	0	0	0	0	0	0	22	32	18.00	3.500

WP	PA	ERA	WHIP
0	39		
0			
0			
1			

Batter	1	2	3	4	5	6	7	8	9	AB R H RBI BB SO LOB	TOP											
Don Blasingame, L (1, 4) OBP: 0.308, SLG: 0.302	3-2 E6 1B E	1-1 E HBP SF7 1B		4-1 2B BB BB		0-1 BB 1B BB	4-2 BB		1-1 F5	4 4 2 0 2 0 2	<p>San Francisco Giants @ Los Angeles Dodgers Los Angeles Memorial Coliseum, Los Angeles, CA</p> <p>Mon Sep 05 1960, 10:05 PM EDT Unknown</p>											
Andre Rodgers, R (1, 5) OBP: 0.322, SLG: 0.343	2-3 K	3-0 E HBP		4-2 2B FC6-2 BB		1-0 F5 1B	0-1 4-3		4-0 1B BB	3 0 0 0 2 1 3												
Willie Mays, R (1, 8) OBP: 0.391, SLG: 0.575	0-0 E5 1B 1-H	0-0 E6 1B 1-2 2-3		0-2 F6 1B 1-2		4-2 1B BB 1-2		2-2 5-3	1-0 1B 1-2 2-H 3-H	5 2 2 2 1 0 5												
Felipe Alou, R (1, 7) OBP: 0.305, SLG: 0.452	2-2 1B HR	0-0 SF7		1-0 FC6-2 2B 1-3 2-H 3-H		1-0 1B 1B 1-3 2-H		3-1 4-3	1-0 4-3	0 1 0 0 0 0 0 4 0 2 4 0 0 2												
Jim Marshall, L (1, 7) OBP: 0.339, SLG: 0.356	1-2 HR 1B 1-3 3-H	0-2 2-3		1-2 FC6-2 2B 2-3 3-H		0-1 1B 1-2 3-H		0-1 2B		5 1 3 2 0 0 4												
Orlando Cepeda, R (1, 3) OBP: 0.338, SLG: 0.523	1-2 HR 1B 1-2 3-H			0-1 4-3		0-3 K		1-0 4-3		5 1 1 3 0 2 5												
Willie Kirkland, L (1, 9) OBP: 0.310, SLG: 0.443	1-2 HR			3-3 K		0-0 F3		1-0 F8		4 1 0 0 1 0 2												
Hobie Landrith, L (1, 2) OBP: 0.315, SLG: 0.325	2-1 F5			2-2 3-1		1-2 6-3		0-0 F8		5 0 0 0 0 0 1												
Eddie Bressoud, R (1, 6) OBP: 0.290, SLG: 0.368	3-2 1-3			1-1 F7		1-3 K		3-3 K		3 1 0 0 0 2 0 1 0 0 0 0 1 0 1 1 1 0 0 0 0												
Billy O'Dell, S (1, 1) OBP: 0.293, SLG: 0.128				0-0 E6 BB 2B					1-1 BB 1B													
Sherman Jones, L (5, 1) OBP: 0.333, SLG: 0.333									2-3 1B													
Stu Miller, R (8, 1) OBP: 0.278, SLG: 0.235																						
Inning Stats	R: 5 E: 2 K: 1 S: 20	H: 3 LOB: 0 BB: 0 P: 34	R: 1 E: 1 K: 1 S: 10	H: 1 LOB: 2 BB: 0 P: 17	R: 0 E: 0 K: 1 S: 10	H: 0 LOB: 0 BB: 0 P: 16	R: 2 E: 1 K: 0 S: 14	H: 1 LOB: 2 BB: 2 P: 24	R: 0 E: 0 K: 1 S: 7	H: 0 LOB: 0 BB: 0 P: 9	R: 2 E: 0 K: 1 S: 12	H: 3 LOB: 2 BB: 1 P: 19	R: 0 E: 0 K: 1 S: 9	H: 0 LOB: 1 BB: 1 P: 16	R: 0 E: 0 K: 0 S: 9	H: 1 LOB: 1 BB: 0 P: 15	R: 2 E: 0 K: 0 S: 12	H: 2 LOB: 2 BB: 2 P: 26	1B: 8 2B: 2 3B: 0 HR: 1	SF: 1 SAC: 0 DP: 0 HBP: 2	WP: 0 PB: 0 SB: 0 CS: 0	PA: 49
PITCHER	IP WLS BF H R ER SO BB IBB HBP BLK WP HR S P ERA WHIP																					
Stan Williams, R (1, 1) ERA: 2.91	3.1 L 22 5 8 5 3 2 0 2 0 0 0 1 49 85 13.50 2.100																					
Ed Palmquist, R (4, 1) ERA: 2.65	2.2 12 3 2 2 2 1 0 0 0 0 0 0 24 34 6.75 1.500																					
Danny McDevitt, L (7, 1) ERA: 4.44	2.0 8 1 0 0 1 1 0 0 0 0 0 0 18 31 0.00 1.000																					
Ed Roebuck, R (9, 1) ERA: 2.89	1.0 7 2 2 2 0 2 0 0 0 0 0 0 12 26 18.00 4.000																					

livebaseballscorecards.com

AB	40
R	12
H	11
RBI	11
BB	6
SO	6
LOB	24

Batter	1	2	3	4	5	6	7	8	9	AB	R	H	RBI	BB	SO	LOB
Maury Wills, S OBP: 0.345, SLG: 0.328 (1, 6)	2-1 BB 1B	1-2 G3			0-0 F9	1-0 1B		1-2 5-3		5	1	2	0	0	0	2
Jim Gilliam, S OBP: 0.357, SLG: 0.327 (1, 5) (6, 4)	0-0 F6		0-2 F3		1-1 1B WP 2B	2-2 1B		1-0 4-3		5	1	2	0	0	0	2
Tommy Davis, R OBP: 0.295, SLG: 0.419 (1, 8)	0-1 F9		1-2 6-3		1-1 WP 2B 1B	1-1 L7		2-1 1B		5	1	2	0	0	0	3
Gil Hodges, R OBP: 0.289, SLG: 0.379 (1, 3) (6, 5)	4-1 1B 1-2 BB		3-2 6-3		4-2 2B 1-2 BB		0-0 HR	2-1 1B		3	1	2	1	2	0	0
Frank Howard, R OBP: 0.324, SLG: 0.479 Ed Roebuck, R OBP: 0.217, SLG: 0.227 (1, 9) (9, 1)	1-0 1-3 2-H 1B			3-2 HR	1-1 F8		0-0 6-3	0-3 K		5	1	2	2	0	1	4
Chuck Essegian, R OBP: 0.298, SLG: 0.387 (1, 7)	1-3 K			0-1 5-3	1-1 2B		2-2 HR	4-2 G4-6-3 BB		4	1	2	2	1	1	2
Charlie Neal, R OBP: 0.324, SLG: 0.358 Norm Larker, L OBP: 0.381, SLG: 0.442 (1, 4) (5, PH) (6, 3)		0-2 F9		4-2 BB	3-3 K		1-1 5-3	1-1 G4-6-3		1	0	0	0	1	0	0
Joe Pignatano, R OBP: 0.313, SLG: 0.329 John Roseboro, L OBP: 0.330, SLG: 0.393 (1, 2) (9, PH)		2-2 L4		1-0 F8		0-1 F6	1-3 K	3-1 HR		4	0	0	0	0	1	1
Stan Williams, R OBP: 0.207, SLG: 0.291 Ed Palmquist, R Inv Noren, L OBP: 0.286, SLG: 0.290 Danny McDevitt, L OBP: 0.253, SLG: 0.250 Wally Moon, L OBP: 0.376, SLG: 0.460 (1, 1) (4, 1) (6, PH) (7, 1) (8, PH) (9, 9)		3-2 2B		0-1 4-3		2-2 F8		0-0 PB 2B	0-0 1-3	1	0	1	0	0	0	0

Inning Stats	R: 1	H: 2	E: 0	K: 1	S: 12	R: 0	H: 1	E: 0	K: 0	S: 14	R: 0	H: 0	E: 0	K: 0	S: 12	R: 1	H: 1	E: 0	K: 0	S: 15	R: 2	H: 3	E: 0	K: 1	S: 16	R: 0	H: 2	E: 0	K: 0	S: 13	R: 2	H: 2	E: 0	K: 1	S: 10	R: 1	H: 3	E: 0	K: 1	S: 13	R: 1	H: 1	E: 0	K: 0	S: 8	1B: 7	2B: 4	3B: 0	HR: 4	SF: 0	SAC: 0	DP: 1	HBP: 0	WP: 1	PB: 1	SB: 0	CS: 0	PA: 45
--------------	------	------	------	------	-------	------	------	------	------	-------	------	------	------	------	-------	------	------	------	------	-------	------	------	------	------	-------	------	------	------	------	-------	------	------	------	------	-------	------	------	------	------	-------	------	------	------	------	------	-------	-------	-------	-------	-------	--------	-------	--------	-------	-------	-------	-------	--------

PITCHER	IP	WLS	BF	H	R	ER	SO	BB	IBB	HBP	BLK	WP	HR	S	P	ERA	WHIP
Billy O'Dell, L ERA: 3.17 (1, 1)	4.2		24	7	4	4	1	3	0	0	0	1	1	65	99	7.71	2.143
Sherman Jones, R ERA: 3.54 (5, 1)	3.0		16	7	3	3	2	0	0	0	0	0	2	37	56	9.00	2.333
Stu Miller, R ERA: 4.66 (8, 1)	1.1	W	5	1	1	1	1	1	0	0	0	0	1	11	19	6.75	1.500

BOTTOM

San Francisco Giants @ Los Angeles Dodgers
Los Angeles Memorial Coliseum, Los Angeles, CA

Mon Sep 05 1960, 10:05 PM EDT
Unknown

livebaseballscorecards.com

AB	41
R	8
H	15
RBI	6
BB	4
SO	4
LOB	18

Batter	1	2	3	4	5	6	7	8	9	AB R H RBI BB SO LOB	TOP
Don Blasingame, L (1, 4) <small>OBP: 0.305, SLG: 0.299</small>	2-1 		1-1 			1-1 		2-1 	0-1 	5 0 0 0 0 0 1	San Francisco Giants @ Los Angeles Dodgers Los Angeles Memorial Coliseum, Los Angeles, CA Mon Sep 05 1960, 10:05 PM EDT Att: 53,469 - Unknown
Andre Rodgers, R (1, 5) <small>OBP: 0.326, SLG: 0.358</small> Jim Davenport, R (7, 5) <small>OBP: 0.311, SLG: 0.358</small>	1-1 			1-3 		2-2 		0-1 		2 1 1 1 0 1 0 1 0 0 0 0 0 1	
Willie Mays, R (1, 8) <small>OBP: 0.388, SLG: 0.570</small>	2-1 			3-1 		1-2 		0-0 		4 0 0 0 0 0 2	
Jim Marshall, L (1, 7) <small>OBP: 0.336, SLG: 0.352</small>	0-0 			0-0 			1-0 	0-0 		4 0 1 0 0 0 0	
Orlando Cepeda, R (1, 3) <small>OBP: 0.339, SLG: 0.524</small>		2-1 			2-2 		0-0 	0-0 		4 1 2 0 0 0 2	
Willie Kirkland, L (1, 9) <small>OBP: 0.311, SLG: 0.445</small>		4-2 			0-0 		0-0 	0-1 		3 1 1 0 1 0 4	
Bob Schmidt, R (1, 2) <small>OBP: 0.314, SLG: 0.375</small> Willie McCovey, L (7, PH) <small>OBP: 0.357, SLG: 0.456</small> Billy Loes, R (7, 1) <small>OBP: 0.250, SLG: 0.250</small> Joey Amalfitano, R (9, PH) <small>OBP: 0.332, SLG: 0.346</small>		0-0 			1-3 		1-0 		0-0 	2 0 0 0 0 1 2 1 0 0 1 0 0 1 0 0 0 0 0 0 0 1 0 0 0 0 0 0	
Eddie Bressoud, R (1, 6) <small>OBP: 0.292, SLG: 0.368</small>		4-2 			0-0 		0-1 		0-1 	3 0 1 1 1 0 1	
Juan Marichal, R (1, 1) <small>OBP: 0.143, SLG: 0.100</small> Stu Miller, R (6, 1) <small>OBP: 0.278, SLG: 0.235</small> Hobie Landrith, L (7, PH) <small>OBP: 0.317, SLG: 0.323</small>		1-1 			0-0 		0-1 		4-1 	2 0 0 0 0 0 1 0 0 0 0 0 0 0 1 0 0 0 1 0 1	
Inning Stats	R: 1 H: 1 E: 0 LOB: 0 K: 0 BB: 0 S: 7 P: 12	R: 0 H: 0 E: 0 LOB: 0 K: 0 BB: 1 S: 5 P: 11	R: 0 H: 0 E: 0 LOB: 0 K: 0 BB: 1 S: 6 P: 12	R: 0 H: 0 E: 0 LOB: 0 K: 1 BB: 0 S: 6 P: 10	R: 0 H: 1 E: 1 LOB: 1 K: 1 BB: 0 S: 8 P: 11	R: 0 H: 0 E: 0 LOB: 1 K: 0 BB: 0 S: 9 P: 13	R: 2 H: 3 E: 0 LOB: 1 K: 0 BB: 0 S: 8 P: 10	R: 0 H: 1 E: 2 LOB: 3 K: 0 BB: 0 S: 9 P: 11	R: 0 H: 0 E: 0 LOB: 1 K: 0 BB: 1 S: 6 P: 10	1B: 3 SF: 0 2B: 2 SAC: 0 3B: 0 DP: 1 HR: 1 HBP: 1	
PITCHER Roger Craig, R (1, 1) <small>ERA: 3.4</small>	IP WLS BF H R ER SO BB IBB HBP BLK WP HR S P ERA WHIP 9.0 W 37 6 3 3 2 3 0 1 0 0 1 64 100 3.00 1.000										

AB	33
R	3
H	6
RBI	3
BB	3
SO	2
LOB	16



livebaseballscorecards.com

Batter	1	2	3	4	5	6	7	8	9
Maury Wills, S OBP: 0.345, SLG: 0.328 (1, 6)	0-1 BB S FC4-6 1B	2-2 3-1		4-2 S BB		0-1 L8		3-2 F8	
Jim Gilliam, S OBP: 0.362, SLG: 0.328 (1, 4) (8, 5)	4-2 FC4-6 BB 1-2 2B BB	3-1 1B		4-2 FC6-4 1-2 BB		4-2 1-2 2-3 3-H BB			
Wally Moon, L OBP: 0.377, SLG: 0.459 (1, 7)	4-1 FC4-6 1-2 2-3 BB	2-2 1B		0-0 FC6-4 1-2f		1-0 F5			
Norm Larker, L OBP: 0.378, SLG: 0.437 Charlie Neal, R OBP: 0.324, SLG: 0.358 (1, 3) (8, 4)	3-2 FC4-6 1-2f 2-3 3-H 2B	0-0 F7			1-2 F9	0-1 4-3			
Tommy Davis, R OBP: 0.295, SLG: 0.416 (1, 8)	1-3 K		0-0 G4-6-3 1B		0-2 5-3		1-2 L7		
Gil Hodges, R OBP: 0.288, SLG: 0.381 (1, 5) (8, 3)	1-2 1-H 3-H 2B		1-0 G4-6-3 1-2f		3-3 K		1-1 F8		
Frank Howard, R OBP: 0.322, SLG: 0.476 (1, 9)	4-2 FC6-4 BB		3-3 K			4-2 SH WP 1B BB	1-1 5-3		
John Roseboro, L OBP: 0.329, SLG: 0.391 (1, 2)	0-0 FC6-4 1-2f			2-3 K		0-0 WP SH 1B		2-2 G3	
Roger Craig, R OBP: 0.172, SLG: 0.077 (1, 1)		0-2 6-3		1-3 K		0-1 SH WP		2-1 F9	

Inning Stats	R: 3	H: 2	E: 0	K: 1	S: 21	LOB: 2	BB: 3	P: 38	R: 0	H: 2	E: 0	K: 0	S: 13	LOB: 2	BB: 0	P: 20	R: 0	H: 1	E: 0	K: 1	S: 5	LOB: 0	BB: 0	P: 9	R: 0	H: 0	E: 0	K: 1	S: 9	LOB: 0	BB: 0	P: 13	R: 1	H: 1	E: 1	K: 0	S: 13	LOB: 3	BB: 2	P: 22	R: 0	H: 0	E: 0	K: 0	S: 7	LOB: 0	BB: 0	P: 10	R: 0	H: 0	E: 0	K: 0	S: 9	LOB: 0	BB: 0	P: 16
--------------	------	------	------	------	-------	--------	-------	-------	------	------	------	------	-------	--------	-------	-------	------	------	------	------	------	--------	-------	------	------	------	------	------	------	--------	-------	-------	------	------	------	------	-------	--------	-------	-------	------	------	------	------	------	--------	-------	-------	------	------	------	------	------	--------	-------	-------

PITCHER	IP	WLS	BF	H	R	ER	SO	BB	IBB	HBP	BLK	WP	HR	S	P	ERA	WHIP
Juan Marichal, R ERA: 2.78 (1, 1)	5.1	L	29	6	4	4	5	7	0	0	0	1	0	71	122	6.75	2.438
Stu Miller, R ERA: 4.62 (6, 1)	0.2		2	0	0	0	0	0	0	0	0	0	0	3	4	0.00	0.000
Billy Loes, R ERA: 5.27 (7, 1)	2.0		6	0	0	0	0	0	0	0	0	0	0	16	26	0.00	0.000

AB R H RBI BB SO LOB

4	1	1	0	1	0	3
1	1	1	0	3	0	0
3	0	1	0	1	0	5
4	1	0	1	0	0	7
0	0	0	0	0	0	0
4	0	1	0	0	1	2
4	0	1	2	0	1	1
2	1	0	0	2	1	0
4	0	1	0	0	1	2
3	0	0	0	0	1	0

AB	R	H	RBI	BB	SO	LOB
29	4	6	3	7	5	20

WP: 1 PA: 37
PB: 0
SB: 2
CS: 0


San Francisco Giants @ Los Angeles Dodgers
Los Angeles Memorial Coliseum, Los Angeles, CA

Mon Sep 05 1960, 10:05 PM EDT
Att. 53,469 - Unknown

livebaseballscorecards.com

WP: 1	PA: 37
PB: 0	
SB: 2	
CS: 0	



Batter	1	2	3	4	5	6	7	8	9	AB R H RBI BB SO LOB	TOP														
Don Blasingame, L (1, 4) OBP: 0.303, SLG: 0.296	0-1 6-3		0-0 F9			0-1 4-3			1-3 K	4 0 0 0 0 1 0	<p>San Francisco Giants @ Los Angeles Dodgers Los Angeles Memorial Coliseum, Los Angeles, CA</p> <p>Tue Sep 06 1960, 6:33 AM EDT Att. 9,753 - Unknown</p> <p>livebaseballscorecards.com</p> <table border="1"> <tr><td>AB</td><td>31</td></tr> <tr><td>R</td><td>0</td></tr> <tr><td>H</td><td>6</td></tr> <tr><td>RBI</td><td>0</td></tr> <tr><td>BB</td><td>0</td></tr> <tr><td>SO</td><td>8</td></tr> <tr><td>LOB</td><td>10</td></tr> </table> 	AB	31	R	0	H	6	RBI	0	BB	0	SO	8	LOB	10
AB	31																								
R	0																								
H	6																								
RBI	0																								
BB	0																								
SO	8																								
LOB	10																								
Jim Davenport, R (1, 5) OBP: 0.310, SLG: 0.357	1-2 5-3			3-3 K		0-0 5-3		2-1 WP 1B	4 0 1 0 0 1 0																
Willie Mays, R (1, 8) OBP: 0.389, SLG: 0.569	1-3 K			1-0 E8 1B		1-1 G3-6-3 1B		2-1 6-3 1-2	4 0 2 0 0 1 1																
Jim Marshall, L (1, 7) OBP: 0.326, SLG: 0.339		3-1 6-3		1-3 K		2-0 G3-6-3 1-2f		3-2 F5	4 0 0 0 0 1 3																
Orlando Cepeda, R (1, 3) OBP: 0.339, SLG: 0.523		2-1 1B		1-1 6-3		2-2 G3			3 0 1 0 0 0 1																
Willie Kirkland, L (1, 9) OBP: 0.311, SLG: 0.444		1-0 F8		3-1 F7			0-1 G5-3 1B		3 0 1 0 0 0 1																
Hobie Landrith, L (1, 2) OBP: 0.312, SLG: 0.317		2-2 F5		0-0 B3			1-1 F9		3 0 0 0 0 0 2																
Eddie Bressoud, R (1, 6) OBP: 0.290, SLG: 0.365			3-3 K		2-3 K		0-0 1-2 1B		2 0 0 0 0 2 0																
Joey Amalfitano, R (5, 6) OBP: 0.334, SLG: 0.348							1-2 1B		1 0 1 0 0 0 0																
Georges Maranda, R (1, 1) OBP: 0.167, SLG: 0.167			1-3 K		1-3 K		3-2 G5-3 2-3f		1 0 0 0 0 1 0																
Sherman Jones, L (3, 1) OBP: 0.200, SLG: 0.200									2 0 0 0 0 1 2																
Inning Stats	R: 0 E: 0 K: 1 S: 10	H: 0 LOB: 0 BB: 0 P: 12	R: 0 E: 0 K: 0 S: 8	H: 1 LOB: 1 BB: 0 P: 16	R: 0 E: 0 K: 2 S: 7	H: 0 LOB: 0 BB: 0 P: 11	R: 0 E: 1 K: 2 S: 9	H: 1 LOB: 1 BB: 0 P: 15	R: 0 E: 0 K: 1 S: 8	H: 0 LOB: 0 BB: 0 P: 13	R: 0 E: 0 K: 1 S: 8	H: 0 LOB: 0 BB: 0 P: 9	R: 0 E: 0 K: 0 S: 6	H: 1 LOB: 0 BB: 0 P: 11	R: 0 E: 0 K: 0 S: 8	H: 2 LOB: 1 BB: 0 P: 12	R: 0 E: 0 K: 1 S: 10	H: 1 LOB: 1 BB: 0 P: 18	1B: 6 2B: 0 3B: 0 HR: 0	SF: 0 SAC: 0 DP: 2 HBP: 0	WP: 1 PB: 0 SB: 0 CS: 0	PA: 31			
PITCHER Don Drysdale, R (1, 1) ERA: 2.99	IP: 9.0 WLS: W BF: 31 H: 6 R: 0 ER: 0 SO: 8 BB: 0 IBB: 0 HBP: 0 BLK: 0 WP: 1 HR: 0 S: 74 P: 117 ERA: 0.00 WHIP: 0.667											PITCHER	IP: 9.0 WLS: W BF: 31 H: 6 R: 0 ER: 0 SO: 8 BB: 0 IBB: 0 HBP: 0 BLK: 0 WP: 1 HR: 0 S: 74 P: 117 ERA: 0.00 WHIP: 0.667												

Batter	1	2	3	4	5	6	7	8	9
Maury Wills, S <small>OBP: 0.344, SLG: 0.326</small> (1, 6)	1-2 1B	1-1 FC4-6 1-2f	2-1 6-3 1B			2-2 5-3 1B		0-0 L5 1B	
Jim Gilliam, S <small>OBP: 0.362, SLG: 0.327</small> (1, 4)	3-2 1-3 1-2		0-2 4-3 E 2B 1B		3-2 F7 1B BB			0-0 1-3 1B	
Wally Moon, L <small>OBP: 0.376, SLG: 0.457</small> (1, 7)	1-2 L9 1B		0-0 E8 4-3 2B 1-2		3-2 F7 1B			0-0 1-2 1B	
Norm Larker, L <small>OBP: 0.376, SLG: 0.444</small> (1, 3)	2-0 2-H HR		0-0 4-3 1-2 2-3		0-0 F8 1B			2-2 F8 1B	
Tommy Davis, R <small>OBP: 0.294, SLG: 0.412</small> (1, 8)	0-0 E6 1B		4-0 2B IBB		2-2 6-3 1B		0-1 F3 1B		
Gil Hodges, R <small>OBP: 0.292, SLG: 0.386</small> (1, 5)	2-3 K 1-2		2-2 3B 2B 1-H 2-H 3-H		4-2 BB		2-1 F7 1B		
Frank Howard, R <small>OBP: 0.319, SLG: 0.471</small> (1, 9)			1-0 1-3 1B		1-0 F8 1B		2-2 6-3 1B		
John Roseboro, L <small>OBP: 0.331, SLG: 0.388</small> (1, 2)			0-0 B1 1B		4-2 3B BB			4-1 SH1-4 BB	
Don Drysdale, R <small>OBP: 0.228, SLG: 0.315</small> (1, 1)			4-1 FC4-6 BB 1-H 2-H		1-2 3B		2-2 F9 1B	0-0 SH1-4 1-2	

AB	R	H	RBI	BB	SO	LOB	
5	1	1	0	0	0	3	
4	1	1	0	1	0	2	
4	1	1	0	0	0	2	
4	1	1	2	0	0	4	
3	1	0	0	1	0	0	
3	1	1	3	1	1	1	
4	0	0	0	0	0	2	
2	1	0	0	2	0	1	
2	0	1	2	1	0	0	
1B: 3	SF: 0	2B: 1	SAC: 1	3B: 1	DP: 0	HR: 1	HBP: 0

BOTTOM

San Francisco Giants @ Los Angeles Dodgers
Los Angeles Memorial Coliseum, Los Angeles, CA

Tue Sep 06 1960, 6:33 AM EDT
 Att. 9,753 - Unknown

AB	31
R	7
H	6
RBI	7
BB	6
SO	1
LOB	15



Inning Stats		R	H	E	K	S	R	H	E	K	S	R	H	E	K	S	R	H	E	K	S	R	H	E	K	S																	
R: 2 H: 2 E: 1 K: 1 S: 16		2	2	1	0	25	R: 0 H: 0 E: 0 K: 0 S: 5	0	0	1	10	R: 5 H: 3 E: 1 K: 0 S: 16	5	3	1	2	30	R: 0 H: 0 E: 0 K: 0 S: 7	0	0	0	13	R: 0 H: 0 E: 0 K: 0 S: 7	0	0	1	14	R: 0 H: 1 E: 0 K: 0 S: 13	0	1	2	1	23	R: 0 H: 0 E: 0 K: 0 S: 7	0	0	0	11	R: 0 H: 0 E: 0 K: 0 S: 4	0	0	1	8

PITCHER		IP	WLS	BF	H	R	ER	SO	BB	IBB	HBP	BLK	WP	HR	S	P	ERA	WHIP
Georges Maranda, R	(1, 1)	2.2	L	18	5	7	4	1	2	1	0	0	0	1	35	61	13.50	2.625
Sherman Jones, R	(3, 1)	5.1		20	1	0	0	0	3	0	0	0	0	0	40	73	0.00	0.750

PITCHER		IP	WLS	BF	H	R	ER	SO	BB	IBB	HBP	BLK	WP	HR	S	P	ERA	WHIP
Georges Maranda, R	(1, 1)	2.2	L	18	5	7	4	1	2	1	0	0	0	1	35	61	13.50	2.625
Sherman Jones, R	(3, 1)	5.1		20	1	0	0	0	3	0	0	0	0	0	40	73	0.00	0.750

Batter	1	2	3	4	5	6	7	8	9	10	11	12	13	14	15	AB R H RBI BB SO LOB	TOP															
Maury Wills, S OBP: 0.345, SLG: 0.329 (1,6) X	0-0 1-3		1-0 F9			1-3 K		1-1 G3 1B		1-3 K		1-2 5-3 2B			4-2 G4-6-3 BB	6 1 2 0 1 2 0																
Jim Gilliam, S OBP: 0.358, SLG: 0.323 (1,4) C	3-2 L9		0-0 F7			2-2 4-3		1-1 G3		0-1 1-3		1-0 5-3			2-2 G4-6-3	7 0 0 0 0 0 3																
Wally Moon, L OBP: 0.380, SLG: 0.459 (1,7) B	4-0 BB			3-2 F3		4-2 BB		2-1 1B		2-2 1B		1-1 L5			3-3 K	3 0 2 1 2 0 0 2 0 0 0 0 1 1																
Joe Pignatano, R OBP: 0.305, SLG: 0.319 (11,2) B																																
Norm Larker, L OBP: 0.375, SLG: 0.441 (1,3) C	0-1 G3			1-0 1B		2-1 6-3		0-0 4-3		0-0 F9					1-3 K	4 0 1 0 0 0 3 2 0 0 0 0 1 1																
Bob Lillis, R OBP: 0.260, SLG: 0.292 (9,5) X																																
Tommy Davis, R OBP: 0.295, SLG: 0.420 (1,8) C		2-2 F8		0-0 G6-4-3 1-2					0-1 1B						0-0 1-4-3	6 1 2 1 0 0 1																
Gil Hodges, R OBP: 0.294, SLG: 0.381 (1,5) C		1-1 5-3				1-0 5-3			0-3 K						0-0 F3	5 1 1 0 1 1 1																
Frank Howard, R OBP: 0.320, SLG: 0.469 (1,9) B		2-2 HBP				2-0 1B			1-2 F5						0-3 K	4 0 1 0 0 1 2																
John Roseboro, L OBP: 0.330, SLG: 0.386 (1,2) F		0-1 F9				3-2 F9			2-2 L3						0-3 K	4 0 1 1 0 0 3 2 0 0 0 0 2 1																
Chuck Essegian, R OBP: 0.291, SLG: 0.377 (11,7) X																																
Johnny Podres, L OBP: 0.212, SLG: 0.136 (1,1) B			1-1 F9			0-3 K			0-0 F4						1-3 K	2 0 0 0 0 1 1 1 0 0 0 0 0 0 0 0 0 0 0 0 0 1 0 0 0 0 0 1 2 0 0 0 0 1 0																
Charlie Neal, R OBP: 0.323, SLG: 0.357 (8, PH) X																																
Ed Palmquist, R (8, 1) X																																
Irv Noren, L OBP: 0.278, SLG: 0.281 (9, PH) X																																
Danny McDevitt, L OBP: 0.273, SLG: 0.200 (9, 1) X																																
Inning Stats	R: 0 E: 0 K: 0 S: 6	H: 0 LOB: 1 BB: 1 P: 13	R: 0 E: 0 K: 0 S: 9	H: 0 LOB: 1 BB: 0 P: 14	R: 0 E: 0 K: 0 S: 4	H: 1 LOB: 0 BB: 0 P: 6	R: 0 E: 0 K: 1 S: 5	H: 1 LOB: 1 BB: 0 P: 9	R: 0 E: 0 K: 1 S: 11	H: 1 LOB: 1 BB: 0 P: 15	R: 0 E: 0 K: 1 S: 11	H: 1 LOB: 1 BB: 0 P: 14	R: 1 E: 0 K: 0 S: 8	H: 2 LOB: 1 BB: 0 P: 12	R: 2 E: 0 K: 0 S: 10	H: 3 LOB: 0 BB: 0 P: 12	R: 0 E: 0 K: 1 S: 9	H: 1 LOB: 1 BB: 0 P: 12	R: 0 E: 0 K: 1 S: 7	H: 0 LOB: 0 BB: 1 P: 15	R: 0 E: 0 K: 1 S: 9	H: 1 LOB: 1 BB: 0 P: 13	R: 0 E: 0 K: 1 S: 5	H: 0 LOB: 0 BB: 0 P: 6	R: 0 E: 0 K: 2 S: 8	H: 0 LOB: 0 BB: 0 P: 9	R: 0 E: 0 K: 1 S: 10	H: 0 LOB: 0 BB: 1 P: 19	1B: 8 2B: 2 3B: 0 HR: 1	SF: 0 SAC: 1 DP: 3 HBP: 1	WP: 0 PB: 0 SB: 0 CS: 0	PA: 57
PITCHER	IP WLS BF H R ER SO BB IBB HBP BLK WP HR S P ERA WHIP																															
Cal McLish, R ERA: 4.26 (1, 1)	8.0 33 7 3 3 3 2 0 0 0 0 1 68 110 3.38 1.125																															
Jim Brosnan, R ERA: 2.31 (9, 1)	1.0 3 1 0 0 0 0 0 0 0 0 0 5 5 0.00 1.000																															
Marshall Bridges, L ERA: 2.68 (10, 1)	6.0 W 21 2 0 0 7 2 0 0 0 0 0 48 74 0.00 0.667																															

Los Angeles Dodgers @ Cincinnati Reds
Crosley Field, Cincinnati, OH
Wed Sep 07 1960, 7:05 PM EDT
Att. 4,461 - Unknown

AB	51
R	3
H	10
RBI	3
BB	4
SO	10
LOB	18



1B	8
2B	2
3B	0
HR	1

Batter	1	2	3	4	5	6	7	8	9	10	11	12	13	14	15
Roy McMillan, R OBP: 0.299, SLG: 0.351	F7		F6		K		5-3		IBB		F8		IBB		SH1-4
Vada Pinson, L OBP: 0.340, SLG: 0.473	1-3		FC6-4		FC5-4 BB		L7		K		K		G3		1B
Frank Robinson, R OBP: 0.401, SLG: 0.585	6-3			SH1-4 BB	FC5-4			CS BB		6-3		5-3		FC5-4 1B	1-1 1B
Wally Post, R OBP: 0.357, SLG: 0.550				E5 SH1-4		F8		F8		K		5-3		FC5-4 1B FC3-2	
Claude Osteen, L OBP: 0.100, SLG: 0.100															
Gus Bell, L OBP: 0.304, SLG: 0.383															
Willie Jones, R OBP: 0.382, SLG: 0.364			4-3 1B	SH1-4				L9		F3				FC3-2 HBP 1B	
Ed Bailey, L OBP: 0.354, SLG: 0.418															
Gordy Coleman, L OBP: 0.304, SLG: 0.395															
Billy Martin, R OBP: 0.304, SLG: 0.342															
Cal McLish, S OBP: 0.100, SLG: 0.054															
Jim Brosnan, R OBP: 0.250, SLG: 0.533															
Eddie Kasko, R OBP: 0.367, SLG: 0.381															
Cliff Cook, R OBP: 0.242, SLG: 0.293															
Marshall Bridges, S OBP: 0.300, SLG: 0.125															

AB R H RBI BB SO LOB

5 0 0 0 2 1 4
7 0 1 0 1 2 8
6 0 2 1 2 0 1
7 0 1 0 0 1 3
0 0 0 0 0 0 0
0 0 0 0 0 0 0
4 1 1 0 2 0 2
5 1 1 2 1 3 2
7 0 2 0 0 3 7
6 1 1 0 1 2 7
3 0 1 0 0 1 0
0 0 0 0 0 0 0
1 0 1 1 0 0 0
0 0 0 0 0 0 0
1 1 1 0 0 0 0

AB 52
R 4
H 12
RBI 4
BB 9
SO 13
LOB 34

livebaseballscorecards.com

WP: 0 PA: 67
PB: 0
SB: 1
CS: 1



WP: 0 PA: 67
PB: 0
SB: 1
CS: 1

Bottom
Los Angeles Dodgers @ Cincinnati Reds
Crosley Field, Cincinnati, OH
Wed Sep 07 1960, 7:05 PM EDT
Att. 4,461 - Unknown

Inning Stats	IP	WLS	BF	H	R	ER	SO	BB	IBB	HBP	BLK	WP	HR	S	P	ERA	WHIP
Johnny Podres, L ERA: 3.13	7.0		29	3	2	2	7	3	1	0	0	0	1	71	110	2.57	0.857
Ed Palmquist, R ERA: 2.57	1.0		3	0	0	0	0	1	0	0	0	0	0	6	12	0.00	1.000
Danny McDevitt, L ERA: 4.25	6.1	L	34	9	2	2	6	1	3	2	0	0	0	56	100	2.84	1.579

1B: 10 SF: 0
2B: 1 SAC: 3
3B: 0 DP: 0
HR: 1 HBP: 2

Batter	1	2	3	4	5	6	7	8	9	AB R H RBI BB SO LOB	TOP											
Maury Wills, S OBP: 0.348, SLG: 0.332 (1, 6)	2-2 1B 1B	1-1 BB 1B 1B	3-2 S 1B		0-1 L6			0-1 F6		5 2 3 0 0 0 1												
Willie Davis, L OBP: 0.400, SLG: 0.400 (1, 8)	0-1 1B 1B	0-0 1B 1B	3-2 F8			1-1 F8		1-1 6-3		5 2 2 0 0 0 1												
Wally Moon, L OBP: 0.382, SLG: 0.459 Frank Howard, R OBP: 0.320, SLG: 0.468 (1, 7) (3, 9)	4-1 1B 1B	4-2 SH1-3 1B SF9 BB			0-2 F8	3-2 F8		3-1 WP 1B		0 2 0 0 2 0 0 3 0 1 0 0 0 0												
Norm Larker, L OBP: 0.375, SLG: 0.441 (1, 3)	0-0 1B 1B	0-1 SF9 SH1-3 1B		2-2 1-3		2-0 4-3		2-1 3-1		5 1 2 3 0 0 1												
Tommy Davis, R OBP: 0.298, SLG: 0.422 (1, 9) (3, 7)	2-1 FC5-4 1B	1-0 SH1-3		3-1 1B		0-1 F6		0-2 4-3		4 0 2 2 0 0 1												
Charley Smith, R (1, 5)	1-2 FC5-4 HBP	0-1 SF9		1-3 K		3-3 K				3 0 0 2 0 2 2												
Jim Gilliam, S OBP: 0.355, SLG: 0.320 (1, 4)	0-1 F8	0-0 F9			2-2 F8		2-2 F6			4 0 0 0 0 0 2												
John Roseboro, L OBP: 0.331, SLG: 0.384 Joe Pignatano, R OBP: 0.310, SLG: 0.324 (1, 2) (3, 2)	3-1 HBP		1-0 B4-3		0-0 SH5-3 1B		0-3 K			1 0 0 0 0 0 0 2 0 1 0 0 1 0												
Sandy Koufax, R OBP: 0.189, SLG: 0.140 (1, 1)	0-0 F3		3-3 K		0-2 SH5-3		0-1 1-3			3 0 0 0 0 1 2												
Inning Stats	R: 4 E: 0 K: 0 S: 16	H: 4 LOB: 2 BB: 1 P: 28	R: 3 E: 0 K: 0 S: 11	H: 3 LOB: 1 BB: 1 P: 17	R: 0 E: 0 K: 1 S: 10	H: 1 LOB: 1 BB: 0 P: 20	R: 0 E: 0 K: 1 S: 11	H: 1 LOB: 1 BB: 0 P: 17	R: 0 E: 0 K: 0 S: 9	H: 1 LOB: 1 BB: 0 P: 11	R: 0 E: 0 K: 0 S: 6	H: 0 LOB: 0 BB: 0 P: 12	R: 0 E: 0 K: 1 S: 11	H: 0 LOB: 0 BB: 0 P: 16	R: 0 E: 0 K: 1 S: 7	H: 0 LOB: 0 BB: 0 P: 7	R: 0 E: 0 K: 0 S: 9	H: 1 LOB: 1 BB: 0 P: 15	1B: 11 2B: 0 3B: 0 HR: 0	SF: 1 SAC: 2 DP: 0 HBP: 1	WP: 1 PB: 0 SB: 1 CS: 0	PA: 41
PITCHER	IP WLS BF H R ER SO BB IBB HBP BLK WP HR S P ERA WHIP																					
Jay Hook, R ERA: 4.49 (1, 1)	0.0 L 5 4 4 4 0 1 0 0 0 0 0 0 9 17 ∞ ∞																					
Joe Nuxhall, L ERA: 4.42 (1, 1)	3.0 15 4 3 3 1 1 0 1 0 0 0 28 48 9.00 1.667																					
Claude Osteen, L ERA: 5.03 (4, 1)	5.0 17 2 0 0 3 0 0 0 0 0 0 44 63 0.00 0.400																					
Bill Henry, L ERA: 3.16 (9, 1)	1.0 4 1 0 0 0 0 0 0 0 0 1 0 9 15 0.00 1.000																					

Los Angeles Dodgers @ Cincinnati Reds
Crosley Field, Cincinnati, OH

Thu Sep 08 1960, 7:05 PM EDT
Att. 4,604 - Unknown

AB	35
R	7
H	11
RBI	7
BB	2
SO	4
LOB	10




livebaseballscorecards.com

Batter	1	2	3	4	5	6	7	8	9	AB	R	H	RBI	BB	SO	LOB
Roy McMillan, R OBP: 0.299, SLG: 0.349 Leo Cardenas, R OBP: 0.254, SLG: 0.275	1-3 K		4-1 1B BB		1-0 F4			3-2 F7	0-2 L6-3	2	0	0	0	1	1	0
Vada Pinson, L OBP: 0.341, SLG: 0.478	1-2 4-3		2-2 1-2 1B			0-0 HR		1-3 K		4	1	2	1	0	1	0
Gus Bell, L OBP: 0.304, SLG: 0.386	2-3 K		0-0 F5			2-1 F5		0-0 1B 3B		4	1	1	0	0	1	2
Wally Post, R OBP: 0.359, SLG: 0.548		4-2 1B BB	2-3 K			0-0 F4		2-2 HR 1B		3	1	1	1	1	1	2
Willie Jones, R OBP: 0.381, SLG: 0.364 Cliff Cook, R OBP: 0.248, SLG: 0.323		2-2 1-2 1B		1-3 K		0-1 F5		3-H 1-1 HR		3	0	1	0	0	1	0
Ed Bailey, L OBP: 0.353, SLG: 0.417 Claude Osteen, L OBP: 0.083, SLG: 0.083 Eddie Kasko, R OBP: 0.366, SLG: 0.380 Bill Henry, L		1-1 F6		3-3 K			1-3 K	3-2 F2		1	0	0	0	0	0	2
Gordy Coleman, L OBP: 0.303, SLG: 0.392		0-3 K		2-0 5-3			2-3 K			4	0	1	0	0	2	2
Billy Martin, R OBP: 0.306, SLG: 0.342		1-1 F9			1-0 L7		4-2 BB			3	0	1	0	1	0	2
Jay Hook, L OBP: 0.155, SLG: 0.063 Joe Nuxhall, L OBP: 0.107, SLG: 0.115 Joe Azcue, R OBP: 0.105, SLG: 0.056			2-2 F9		1-2 6-3		3-2 F9			0	0	0	0	0	0	0

Inning Stats	R: 0	H: 0	E: 0	K: 2	S: 10	R: 0	H: 1	E: 0	K: 1	S: 12	R: 0	H: 1	E: 0	K: 1	S: 13	R: 0	H: 0	E: 0	K: 2	S: 9	R: 0	H: 0	E: 0	K: 0	S: 5	R: 1	H: 1	E: 0	K: 0	S: 6	R: 0	H: 0	E: 0	K: 2	S: 15	R: 3	H: 3	E: 0	K: 1	S: 15	R: 0	H: 2	E: 0	K: 1	S: 9	1B: 5	2B: 1	3B: 1	HR: 2	SF: 0	SAC: 0	DP: 1	HBP: 0	WP: 0	PB: 0	SB: 0	CS: 0	PA: 37
PITCHER Sandy Koufax, L ERA: 4.13	IP	WLS	BF	H	R	ER	SO	BB	IBB	HBP	BLK	WP	HR	S	P	ERA	WHIP	IP	WLS	BF	H	R	ER	SO	BB	IBB	HBP	BLK	WP	HR	S	P	ERA	WHIP	IP	WLS	BF	H	R	ER	SO	BB	IBB	HBP	BLK	WP	HR	S	P	ERA	WHIP							

Los Angeles Dodgers @ Cincinnati Reds
 Crosley Field, Cincinnati, OH
 Thu Sep 08 1960, 7:05 PM EDT
 Att. 4,604 - Unknown

AB 34
 R 4
 H 8
 RBI 4
 BB 3
 SO 10
 LOB 15



WP	HR	S	P	ERA	WHIP
0	2	12	12	4.13	1.222

Batter	1	2	3	4	5	6	7	8	9	AB R H RBI BB SO LOB	TOP		
Maury Wills, S (1, 6) OBP: 0.346, SLG: 0.331	0-1 F8		1-2 1-3		0-2 4-3		1-1 1B SH1-3 1B	0-1 SF8-5		4 0 1 1 0 0 1			
Willie Davis, L (1, 8) OBP: 0.222, SLG: 0.222	0-1 G3		0-0 L8		3-1 F7		0-0 SH1-3		1-2 4-3	4 0 0 0 0 0 1			
Charley Smith, R (1, 5) OBP: 0.125, SLG: 0.143 Jim Gilliam, S (7, 5) OBP: 0.355, SLG: 0.320	1-0 F8		1-1 4-3			1-1 B1-3	0-1 1B		2-2 F8	4 0 1 0 0 0 0 1 0 0 0 0 0 0			
Norm Larker, L (1, 3) OBP: 0.376, SLG: 0.440 Gil Hodges, R (9, 3) OBP: 0.294, SLG: 0.381		0-0 1B BB 1B		1-1 G3		1-1 1B 2B 1B	3-1 F5		1-3 K	5 2 2 0 0 1 2 0 0 0 0 0 0 0			
Tommy Davis, R (1, 7) OBP: 0.300, SLG: 0.421		4-1 1B SF9 BB		1-3 K		2-1 2B 1B	1-1 F4			3 2 1 0 1 1 2			
Frank Howard, R (1, 9) OBP: 0.324, SLG: 0.473		0-0 E7 1B		0-0 FC6-4 1B		2-2 2B		1-2 F9		4 0 3 3 0 0 0			
Charlie Neal, R (1, 4) OBP: 0.325, SLG: 0.364		0-0 SF9		1-0 FC6-4		1-1 2B		0-0 SF8-5 2B		3 1 2 1 0 0 1			
Joe Pignatano, R (1, 2) OBP: 0.330, SLG: 0.338		2-1 F7			1-1 4-3 SH1-4 1B	4-0 IBB		1-0 SF8-5 E 1B		3 0 2 0 1 0 1			
Stan Williams, R (1, 1) OBP: 0.197, SLG: 0.276 Larry Sherry, R (8, 1) OBP: 0.189, SLG: 0.306		3-3 K		1-2 SH1-4		3-3 K		1-2 E4		3 0 0 0 0 2 5 0 0 0 0 0 0 0			
Inning Stats	R: 0 H: 0 E: 0 LOB: 0 K: 0 BB: 0 S: 5 P: 6	R: 2 H: 2 E: 1 LOB: 1 K: 1 BB: 1 S: 9 P: 18	R: 0 H: 0 E: 0 LOB: 0 K: 0 BB: 0 S: 6 P: 8	R: 0 H: 1 E: 0 LOB: 1 K: 1 BB: 0 S: 7 P: 10	R: 0 H: 1 E: 0 LOB: 1 K: 0 BB: 0 S: 10 P: 15	R: 2 H: 4 E: 0 LOB: 2 K: 1 BB: 1 S: 14 P: 28	R: 0 H: 2 E: 0 LOB: 2 K: 0 BB: 0 S: 9 P: 14	R: 1 H: 2 E: 1 LOB: 1 K: 0 BB: 0 S: 10 P: 13	R: 0 H: 0 E: 0 LOB: 0 K: 1 BB: 0 S: 11 P: 15	1B: 9 SF: 2 2B: 4 SAC: 2 3B: 0 DP: 1 HR: 0 HBP: 0	WP: 0 PA: 40 PB: 0 SB: 0 CS: 0		
PITCHER	IP WLS BF H R ER SO BB IBB HBP BLK WP HR S P ERA WHIP											PITCHER	IP WLS BF H R ER SO BB IBB HBP BLK WP HR S P ERA WHIP
Bob Buhl, R (1, 1) ERA: 3.19	8.0 L 37 12 5 3 3 1 1 0 0 0 0 0 70 112 3.38 1.625												
Don McMahon, R (9, 1) ERA: 6.1	1.0 3 0 0 0 1 0 0 0 0 0 0 0 11 15 0.00 0.000												

Los Angeles Dodgers @ Milwaukee Braves
Milwaukee County Stadium, Milwaukee, WI

Fri Sep 09 1960, 8:05 PM EDT
Att: 19,732 - Unknown

AB	34
R	5
H	12
RBI	5
BB	2
SO	4
LOB	13



Batter	1	2	3	4	5	6	7	8	9	AB	R	H	RBI	BB	SO	LOB
Bill Bruton, L OBP: 0.324, SLG: 0.426 (1, 8)	1-1 F7		1-0 4-3			2-3 K		1-1 G3 E 1B		4	0	1	0	0	1	0
Del Crandall, R OBP: 0.322, SLG: 0.427 (1, 2)	1-0 5-3			2-2 L7		1-1 5-3		1-1 E6 G3		4	0	0	0	0	0	2
Eddie Mathews, L OBP: 0.392, SLG: 0.556 (1, 5)	3-2 F9			1-2 HR 1B		2-2 4-3		3-3 K		4	1	1	0	0	1	3
Hank Aaron, R OBP: 0.347, SLG: 0.559 (1, 9)		0-2 F9		3-1 HR 1-H		2-1 5-3		0-0 G3		4	1	1	3	0	0	2
Alvin Dark, R OBP: 0.319, SLG: 0.336 (1, 7)		2-0 F6		0-0 6-3		2-1 F9		1-0 F6		4	0	0	0	0	0	2
Joe Adcock, R OBP: 0.353, SLG: 0.496 (1, 3)		2-0 1B		1-3 K		2-1 BB 1B			2-2 F9	4	0	2	0	0	1	0
Johnny Logan, R OBP: 0.314, SLG: 0.339 (1, 6)		2-2 F8			2-1 1-3		4-0 BB		2-3 K	2	0	0	0	1	0	1
Lee Maye, L OBP: 0.375, SLG: 0.392 (9, PH)						1-2 BB				1	0	0	0	0	1	0
Chuck Cottier, R OBP: 0.276, SLG: 0.337 (1, 4)			1-3 K		1-0 F6		0-0 F2		1-3 K	2	0	0	0	0	1	0
Wes Covington, L OBP: 0.293, SLG: 0.455 (7, PH)										1	0	0	0	0	0	2
Red Schoendienst, S OBP: 0.311, SLG: 0.319 (8, 4)										1	0	0	0	0	1	0
Bob Buhl, R OBP: 0.139, SLG: 0.139 (1, 1)			1-3 K		0-1 F9			4-0 E G3 1B BB		2	0	0	0	0	1	0
Len Gabrielson, L (8, PH)										0	1	0	0	1	0	0
Don McMahon, R (9, 1)										0	0	0	0	0	0	0

Inning Stats	R: 0	H: 0	E: 0	K: 6	S: 6	H: 0	LOB: 0	BB: 0	P: 11	R: 0	H: 1	E: 0	K: 0	S: 9	R: 0	H: 0	E: 0	K: 2	S: 7	R: 2	H: 2	E: 0	K: 1	S: 12	R: 0	H: 0	E: 0	K: 0	S: 5	R: 0	H: 0	E: 0	K: 1	S: 8	R: 0	H: 1	E: 0	K: 0	S: 7	R: 1	H: 1	E: 1	K: 1	S: 10	R: 0	H: 0	E: 0	K: 2	S: 11	1B: 4	2B: 0	3B: 0	HR: 1	SF: 0	SAC: 0	DP: 0	HBP: 0	WP: 0	PA: 35
--------------	------	------	------	------	------	------	--------	-------	-------	------	------	------	------	------	------	------	------	------	------	------	------	------	------	-------	------	------	------	------	------	------	------	------	------	------	------	------	------	------	------	------	------	------	------	-------	------	------	------	------	-------	-------	-------	-------	-------	-------	--------	-------	--------	-------	--------

PITCHER	IP	WLS	BF	H	R	ER	SO	BB	IBB	HBP	BLK	WP	HR	S	P	ERA	WHIP
Stan Williams, R ERA: 2.9 (1, 1)	7.0	W	29	5	3	2	4	2	0	0	0	0	1	58	103	2.57	1.000
Larry Sherry, R ERA: 3.51 (8, 1)	2.0	S	6	0	0	0	3	0	0	0	0	0	0	17	26	0.00	0.000

BOTTOM

Los Angeles Dodgers @ Milwaukee Braves
Milwaukee County Stadium, Milwaukee, WI

AB	33
R	3
H	5
RBI	3
BB	2
SO	7
LOB	12



WP	HR	S	P	ERA	WHIP
0	0	0	0	0.00	0.000

Fri Sep 09 1960, 8:05 PM EDT
Att. 19,732 - Unknown

livebaseballscorecards.com

Batter	1	2	3	4	5	6	7	8	9	AB R H RBI BB SO LOB	TOP											
Maury Wills, S (1, 6) OBP: 0.345, SLG: 0.328	0-0 4-3		1-0 4-3		2-2 F7	2-2 E5		1-2 FC4-6 HBP		4 0 0 1 0 0 0												
Willie Davis, L (1, 8) OBP: 0.214, SLG: 0.357	0-0 4-3		1-1 4-3		0-0 SF8 3B	1-3 K		1-1 FC4-6		5 1 1 1 0 1 3												
Charley Smith, R (1, 5) OBP: 0.167, SLG: 0.111 John Roseboro, L (8, PH) OBP: 0.330, SLG: 0.383	4-2 2B BB		0-0 F8		0-1 SF8		2-3 K	0-0 F4		2 1 0 1 1 1 0 1 0 0 0 0 0 2												
Norm Larker, L (1, 3) OBP: 0.378, SLG: 0.444	0-0 1-H 2B			0-0 E 2B 1B	4-0 1B BB		0-2 F2		3-2 G3	4 1 2 1 1 0 0												
Tommy Davis, R (1, 7) OBP: 0.302, SLG: 0.418	1-0 HBP			2-2 E5 2B SF8	1-2 1B		1-3 K		2-1 4-3	4 1 1 0 0 1 1												
Frank Howard, R (1, 9) OBP: 0.323, SLG: 0.473	3-2 F8			2-2 1-3 2-H 2B	1-1 L8			1-0 6-3	2-2 F3	5 0 1 1 0 0 4												
Charlie Neal, R (1, 4) OBP: 0.324, SLG: 0.362			1-2 6-3		2-2 SF8		1-1 F8		4-2 BB HBP BB	2 1 0 1 1 0 0												
Joe Pignatano, R (1, 2) OBP: 0.341, SLG: 0.333 Jim Gilliam, S (8, PH) OBP: 0.356, SLG: 0.320			3-2 F9		4-0 BB		4-2 HR BB		4-2 HBP BB FC4-6 BB	1 1 0 0 2 0 0 0 1 0 0 1 0 0												
Roger Craig, R Irv Noren, L Phil Ortega, R Ed Roebuck, R Duke Spivey, L Ear Palmquist, R Wally Moon, L Bob Lillis, R Larry Sherry, R			0-0 F4		2-2 4-3		1-2 HR		4-2 FC4-6 HBP BB	1 0 0 0 0 0 0 1 0												
Inning Stats	R: 1 E: 0 K: 0 S: 11	H: 1 LOB: 2 BB: 1 P: 19	R: 0 E: 0 K: 0 S: 7	H: 0 LOB: 0 BB: 0 P: 11	R: 0 E: 0 K: 0 S: 4	H: 0 LOB: 0 BB: 0 P: 6	R: 2 E: 1 K: 0 S: 14	H: 2 LOB: 1 BB: 1 P: 26	R: 1 E: 0 K: 0 S: 12	H: 2 LOB: 2 BB: 1 P: 20	R: 2 E: 1 K: 1 S: 14	H: 1 LOB: 0 BB: 1 P: 23	R: 0 E: 0 K: 2 S: 12	H: 0 LOB: 0 BB: 0 P: 15	R: 2 E: 0 K: 0 S: 14	H: 0 LOB: 2 BB: 3 P: 29	R: 0 E: 0 K: 0 S: 8	H: 0 LOB: 0 BB: 0 P: 15	1B: 2 2B: 2 3B: 1 HR: 1	SF: 2 SAC: 0 DP: 0 HBP: 2	WP: 0 PB: 0 SB: 0 CS: 1	PA: 42
PITCHER	IP WLS BF H R ER SO BB IBB HBP BLK WP HR S P ERA WHIP																					
Joey Jay, R (1, 1) ERA: 3.61	5.1 W 27 6 6 5 0 4 0 1 0 0 1 55 95 8.44 1.875																					
Carl Willey, R (6, 1) ERA: 4.38	2.0 9 0 2 2 3 3 0 0 0 0 0 28 47 9.00 1.500																					
Ron Piche, R (8, 1) ERA: 3.92	1.2 S 6 0 0 0 0 0 0 0 1 0 0 0 13 22 0.00 0.000																					

Los Angeles Dodgers @ Milwaukee Braves
Milwaukee County Stadium, Milwaukee, WI
 Sat Sep 10 1960, 4:33 AM EDT
 Att: 20,484 - Unknown

AB	31
R	8
H	6
RBI	8
BB	7
SO	3
LOB	11



BOTTOM

Los Angeles Dodgers @ Milwaukee Braves
Milwaukee County Stadium, Milwaukee, WI

AB	33
R	10
H	12
RBI	10
BB	8
SO	5
LOB	20



WP	0	PA	43
PB	0		
SB	1		
CS	0		

Sat Sep 10 1960, 4:33 AM EDT
Att. 20,484 - Unknown

livebaseballscorecards.com

AB	R	H	RBI	BB	SO	LOB
4	2	1	0	1	1	1
4	3	3	0	0	0	0
3	2	1	3	2	1	2
3	1	1	3	2	0	1
4	1	1	1	0	0	2
1	0	0	0	0	1	3
3	0	1	1	2	0	0
4	0	3	1	1	1	3
3	0	0	0	0	0	5
2	0	0	0	0	1	1
2	1	1	1	0	0	2
0	0	0	0	0	0	0
1B	8	SF	0			
2B	1	SAC	2			
3B	0	DP	2			
HR	3	HBP	0			

Batter	1	2	3	4	5	6	7	8	9							
Bill Bruton, L OBP: 0.325, SLG: 0.425 (1, 8)	2-2 G3		4-0 1B HR BB	0-2 G3		0-3 K		0-0 BB SH1-4 BB 1B								
Del Crandall, R OBP: 0.325, SLG: 0.432 (1, 2)	0-1 BB HR 1B		0-0 1-3 HR 1B		2-0 L9 1B 2B	2-1 E6		0-0 SH1-4								
Eddie Mathews, L OBP: 0.394, SLG: 0.561 (1, 5)	4-0 1-2 HR BB		0-0 1-H 3-H HR		0-0 L9	3-3 K		4-0 BB BB IBB								
Hank Aaron, R OBP: 0.349, SLG: 0.563 (1, 9)	1-1 1-H 2-H HR		0-0 6-3		1-0 F3	4-0 FC5-4 IBB		4-2 BB BB								
Alvin Dark, R OBP: 0.318, SLG: 0.334 Al Spangler, L OBP: 0.353, SLG: 0.356 (1, 7) (7, 7)	0-0 5-3		0-2 F4		2-0 1B BB 1B	2-1 FC5-4		2-3 K								
Joe Adcock, R OBP: 0.355, SLG: 0.495 (1, 3)	1-2 F9		0-0 F7		4-0 1B BB		2-1 FC1-5 1B 1B	4-1 1-2 2-3 3-H BB								
Johnny Logan, R OBP: 0.318, SLG: 0.343 (1, 6)		1-1 G6-4-3 1B		4-1 SH3-4 BB		0-0 1-2 2-H 1B	1-1 FC1-5 1B	3-3 K								
Chuck Cottier, R OBP: 0.271, SLG: 0.331 (1, 4)		0-0 G6-4-3 1-2f		1-1 SH3-4		1-1 1-3	0-0 FC1-5 G1-6-3									
Joey Jay, S OBP: 0.195, SLG: 0.135 Carl Willey, R OBP: 0.180, SLG: 0.271 Ron Piche, R (6, 1) (8, 1)		0-2 6-3		1-3 K		0-1 HR	1-2 G1-6-3 1-2f									
Inning Stats	R: 3 E: 0 K: 0 S: 11	H: 2 LOB: 0 BB: 1 P: 19	R: 0 E: 0 K: 0 S: 6	H: 1 LOB: 0 BB: 0 P: 7	R: 3 E: 0 K: 0 S: 8	H: 2 LOB: 0 BB: 1 P: 12	R: 0 E: 0 K: 1 S: 9	H: 0 LOB: 1 BB: 1 P: 15	R: 2 E: 0 K: 0 S: 7	H: 3 LOB: 2 BB: 1 P: 17	R: 1 E: 1 K: 2 S: 14	H: 1 LOB: 2 BB: 1 P: 25	R: 0 E: 0 K: 0 S: 8	H: 2 LOB: 1 BB: 0 P: 12	R: 1 E: 0 K: 2 S: 12	H: 1 LOB: 3 BB: 3 P: 29

PITCHER	IP	WLS	BF	H	R	ER	SO	BB	IBB	HBP	BLK	WP	HR	S	P	ERA	WHIP
Roger Craig, R ERA: 3.9 (1, 1)	3.0	L	15	5	6	6	0	2	0	0	0	0	0	25	38	18.00	2.333
Phil Ortega, R ERA: 10.8 (4, 1)	1.2		9	2	2	2	1	2	0	0	0	0	0	13	28	10.80	2.400
Ed Roebuck, R ERA: 2.88 (5, 1)	0.1		2	1	0	0	0	0	0	0	0	0	0	3	4	0.00	3.000
Ed Palmquist, R ERA: 2.68 (6, 1)	2.0		10	3	1	1	2	0	1	0	0	0	1	22	37	4.50	1.500
Larry Sherry, R ERA: 3.55 (8, 1)	1.0		7	1	1	1	2	2	1	0	0	0	0	12	29	9.00	3.000

PITCHER	IP	WLS	BF	H	R	ER	SO	BB	IBB	HBP	BLK	WP	HR	S	P	ERA	WHIP
Roger Craig, R ERA: 3.9 (1, 1)	3.0	L	15	5	6	6	0	2	0	0	0	0	0	25	38	18.00	2.333
Phil Ortega, R ERA: 10.8 (4, 1)	1.2		9	2	2	2	1	2	0	0	0	0	0	13	28	10.80	2.400
Ed Roebuck, R ERA: 2.88 (5, 1)	0.1		2	1	0	0	0	0	0	0	0	0	0	3	4	0.00	3.000
Ed Palmquist, R ERA: 2.68 (6, 1)	2.0		10	3	1	1	2	0	1	0	0	0	1	22	37	4.50	1.500
Larry Sherry, R ERA: 3.55 (8, 1)	1.0		7	1	1	1	2	2	1	0	0	0	0	12	29	9.00	3.000


Batter	1	2	3	4	5	6	7	8	9	AB R H RBI BB SO LOB	TOP	
Maury Wills, S OBP: 0.346, SLG: 0.329 (1, 6) B C X	2-1 SH5-4 E 4-3 1B		1-3 K ②			0-1 G3 SH1-3 1B 1B		0-1 4-3 ②		4 2 2 0 0 1 0	Los Angeles Dodgers @ Milwaukee Braves Milwaukee County Stadium, Milwaukee, WI Sun Sep 11 1960, 4:33 AM EDT Att: 24,778 - Unknown livebaseballscorecards.com	
Willie Davis, L OBP: 0.235, SLG: 0.353 (1, 8) S X	0-1 E4 4-3 SH5-4 1-2		0-2 CS 1B			0-0 SH1-3 1-2		0-2 E3 CS		3 0 1 0 0 0 1		
Charley Smith, R OBP: 0.200, SLG: 0.167 Bob Lillis, R OBP: 0.260, SLG: 0.292 (1, 5) (9, 5) X	0-0 SH5-4 1-2 2-3		1-0 CS 1-2	1-0 FC3-6 1B		1-1 G3 2-3		1-1 CS 1-2	0-0 F4	3 0 1 0 0 0 1 0 0 0 0 0 0 0		
Norm Larker, L OBP: 0.377, SLG: 0.442 Gil Hodges, R OBP: 0.294, SLG: 0.381 (1, 3) (9, 3) X	0-0 4-3 2-3 3-H			1-1 FC3-6 1-2f		1-0 FC5-4 1B 3-H			0-1 F8	4 0 1 2 0 0 2 0 0 0 0 0 0 0		
Tommy Davis, R OBP: 0.298, SLG: 0.413 (1, 7) F X	0-1 F7			2-1 F7		0-1 FC5-4 1-2f			1-1 5-3	4 0 0 0 0 0 3		
Frank Howard, R OBP: 0.320, SLG: 0.469 (1, 9) B X F S		1-2 6-3		1-0 L5					0-0 4-3	3 0 0 0 0 0 1		
Charlie Neal, R OBP: 0.322, SLG: 0.360 (1, 4) B X F S		2-0 1-3			0-0 6-3				0-1 6-3	3 0 0 0 0 0 0		
John Roseboro, L OBP: 0.327, SLG: 0.378 (1, 2) C B F S X		3-2 3-1			1-0 L9				0-0 F7	3 0 0 0 0 0 0		
Don Drysdale, R OBP: 0.220, SLG: 0.303 (1, 1) X			0-0 L9		0-0 5-3				0-0 F6	3 0 0 0 0 0 0		
Inning Stats	R: 1 E: 1 K: 0 S: 8 H: 1 LOB: 1 BB: 0 P: 10	R: 0 E: 0 K: 0 S: 8 H: 0 LOB: 0 BB: 0 P: 14	R: 0 E: 0 K: 1 S: 14 H: 1 LOB: 0 BB: 0 P: 16	R: 0 E: 0 K: 0 S: 6 H: 1 LOB: 1 BB: 0 P: 11	R: 0 E: 0 K: 0 S: 3 H: 0 LOB: 0 BB: 0 P: 4	R: 1 E: 0 K: 0 S: 8 H: 2 LOB: 1 BB: 0 P: 10	R: 0 E: 0 K: 0 S: 4 H: 0 LOB: 0 BB: 0 P: 4	R: 0 E: 1 K: 0 S: 7 H: 0 LOB: 0 BB: 0 P: 8	R: 0 E: 0 K: 0 S: 5 H: 0 LOB: 0 BB: 0 P: 6	1B: 5 2B: 0 3B: 0 HR: 0 SF: 0 SAC: 2 DP: 0 HBP: 0		WP: 0 PB: 0 SB: 0 CS: 2 PA: 34
PITCHER Lew Burdette, R ERA: 3.25 (1, 1)	IP 9.0 WLS L BF 32 H 5 R 2 ER 1 SO 1 BB 0 IBB 0 HBP 0 BLK 0 WP 0 HR 0 S 63 P 83 ERA 1.00 WHIP 0.556											PITCHER IP WLS BF H R ER SO BB IBB HBP BLK WP HR S P ERA WHIP



Batter	1	2	3	4	5	6	7	8	9	AB R H RBI BB SO LOB
Bill Bruton, L OBP: 0.323, SLG: 0.422 (1, 8)	0-0 1-3		1-0 6-3			1-2 F8			0-0 F8	4 0 0 0 0 0 0
Del Crandall, R OBP: 0.323, SLG: 0.428 (1, 2)	1-1 L9			1-2 F8			0-0 L5		1-3 K	4 0 0 0 0 1 0
Eddie Mathews, L OBP: 0.393, SLG: 0.559 (1, 5)	0-3 K			3-2 F2			2-2 BB 1B			3 0 1 0 0 1 0
Hank Aaron, R OBP: 0.351, SLG: 0.562 (1, 9) (9, 4)		4-0 1-3 BB		0-0 1-3			4-2 1-2 G4-6-3 BB			1 0 0 0 2 0 0
Wes Covington, L OBP: 0.294, SLG: 0.454 (1, 7)		1-2 1-3			0-0 G6-4-3 1B		0-0 G4-6-3			3 0 1 0 0 0 3
Joe Adcock, R OBP: 0.353, SLG: 0.491 (1, 3)		2-3 K		1-1 F4			0-1 6-3			3 0 0 0 0 1 2
Johnny Logan, R OBP: 0.317, SLG: 0.341 Eddie Haas, L OBP: 0.355, SLG: 0.444 Felix Mantilla, R OBP: 0.278, SLG: 0.378 (1, 6) (8, PH) (9, 6)		2-3 K		2-2 G6-4-3			2-3 K			2 0 0 0 0 1 2 1 0 0 0 0 1 0 0 0 0 0 0 0 0
Chuck Cottier, R OBP: 0.268, SLG: 0.328 Lee Maye, L OBP: 0.371, SLG: 0.388 (1, 4) (8, PH) (9, 9)			2-1 F8			2-1 F5		1-3 K		2 0 0 0 0 0 0 1 0 0 0 0 1 0
Lew Burdette, R OBP: 0.232, SLG: 0.303 Len Gabrielson, L (1, 1) (9, PH)			0-3 K			2-2 5-3		0-2 L5		2 0 0 0 0 1 0 1 0 0 0 0 0 0

BOTTOM															
Los Angeles Dodgers @ Milwaukee Braves Milwaukee County Stadium, Milwaukee, WI Sun Sep 11 1960, 4:33 AM EDT Att. 24,778 - Unknown	<table border="1"> <tr><td>AB</td><td>27</td></tr> <tr><td>R</td><td>0</td></tr> <tr><td>H</td><td>2</td></tr> <tr><td>RBI</td><td>0</td></tr> <tr><td>BB</td><td>2</td></tr> <tr><td>SO</td><td>7</td></tr> <tr><td>LOB</td><td>7</td></tr> </table> 	AB	27	R	0	H	2	RBI	0	BB	2	SO	7	LOB	7
AB	27														
R	0														
H	2														
RBI	0														
BB	2														
SO	7														
LOB	7														

Inning Stats	R: 0	H: 0	E: 0	LOB: 0	K: 1	BB: 0	S: 6	P: 7	R: 0	H: 0	E: 0	LOB: 1	K: 2	BB: 1	S: 9	P: 18	R: 0	H: 0	E: 0	LOB: 0	K: 1	BB: 0	S: 6	P: 9	R: 0	H: 0	E: 0	LOB: 0	K: 0	BB: 0	S: 7	P: 11	R: 0	H: 1	E: 0	LOB: 0	K: 0	BB: 0	S: 6	P: 9	R: 0	H: 0	E: 0	LOB: 0	K: 0	BB: 0	S: 8	P: 13	R: 0	H: 1	E: 0	LOB: 1	K: 0	BB: 1	S: 9	P: 15	R: 0	H: 0	E: 0	LOB: 0	K: 2	BB: 0	S: 8	P: 11	R: 0	H: 0	E: 0	LOB: 0	K: 1	BB: 0	S: 7	P: 8	1B: 2	SF: 0	2B: 0	SAC: 0	3B: 0	DP: 2	HR: 0	HBP: 0	WP: 0	PA: 29
PITCHER Don Drysdale, R ERA: 2.88 (1, 1)	IP	WLS	BF	H	R	ER	SO	BB	IBB	HBP	BLK	WP	HR	S	P	ERA	WHIP																																																																	
PITCHER 	IP	WLS	BF	H	R	ER	SO	BB	IBB	HBP	BLK	WP	HR	S	P	ERA	WHIP																																																																	

Batter	1	2	3	4	5	6	7	8	9	10	AB R H RBI BB SO LOB	TOP												
Maury Wills, S OBP: 0.349, SLG: 0.333 (1, 6) C X	0-1 S 1B 1B		1-3 K ②			1-2 4-3 1B		0-0 FC4-6 2-3 1B		0-0 FC4 1-2f 3-H ②	5 1 3 0 0 1 1													
Willie Davis, L OBP: 0.182, SLG: 0.273 (1, 8) X	0-0 F6 ①		0-1 L9 ③			0-1 4-3 ①		0-0 F6 ②		0-0 4-3 ③	5 0 0 0 0 0 5													
Wally Moon, L OBP: 0.382, SLG: 0.457 (1, 7) C X	1-2 F7 ②			2-1 4-3 1B		1-2 F3 ②		0-0 FC4-6 1-2f ③			4 0 1 0 0 0 4													
Norm Larker, L OBP: 0.376, SLG: 0.440 Gil Hodges, R OBP: 0.294, SLG: 0.381 (1, 3) X (10, 3) X	0-0 2-H 1B		0-0 4-3 ①	1-2		2-2 F9 ③			1-1 F8 ①		4 0 1 1 0 0 2 0 0 0 0 0 0 0													
Ron Fairly, L (1, 9) F X	1-2 G3 ③		1-2 F9 ②			0-0 4-3 ①			0-3 K ②		4 0 0 0 0 1 2													
Charlie Neal, R OBP: 0.320, SLG: 0.357 (1, 4) X		0-0 E5 CS	0-3 K ①	0-3 K ③		1-2 F9 ②			1-3 K ③		4 0 0 0 0 2 1													
Charley Smith, R OBP: 0.211, SLG: 0.188 Jim Gilliam, S OBP: 0.356, SLG: 0.320 (1, 5) S C F (10, 5) X		0-3 K ①			0-0 F8 ①		3-2 F8 ③			0-0 SH E 1B	4 1 1 0 0 1 1 0 0 0 0 0 0 0	AB 36 R 2 H 7 RBI 1 BB 0 SO 7 LOB 19												
John Roseboro, L OBP: 0.327, SLG: 0.378 (1, 2) S C B S		1-3 K ② ③ 1-2			1-1 F6 ②		0-1 1B SH1-4 1B			1-1 SH FC4	3 0 1 0 0 1 1													
Johnny Podres, L OBP: 0.206, SLG: 0.131 Duke Snider, L OBP: 0.367, SLG: 0.531 Larry Sherry, R OBP: 0.189, SLG: 0.306 (1, 1) X (10, PH) X (10, 1) X			0-0 4-3 ①		1-0 4-3 ③		0-0 SH1-4 ①			1-3 K ①	2 0 0 0 0 0 0 1 0 0 0 0 1 2 0 0 0 0 0 0 0													
Inning Stats	R: 1 E: 0 K: 0 S: 10	H: 2 LOB: 1 BB: 0 P: 12	R: 0 E: 1 K: 2 S: 7	H: 0 LOB: 0 BB: 0 P: 8	R: 0 E: 0 K: 1 S: 6	H: 0 LOB: 0 BB: 0 P: 7	R: 0 E: 0 K: 1 S: 9	H: 1 LOB: 1 BB: 0 P: 12	R: 0 E: 0 K: 0 S: 4	H: 0 LOB: 0 BB: 0 P: 6	R: 0 E: 0 K: 0 S: 11	H: 1 LOB: 1 BB: 0 P: 15	R: 0 E: 0 K: 0 S: 9	H: 0 LOB: 0 BB: 0 P: 13	R: 0 E: 0 K: 0 S: 6	H: 2 LOB: 2 BB: 0 P: 6	R: 0 E: 0 K: 2 S: 9	H: 0 LOB: 0 BB: 0 P: 11	R: 1 E: 2 K: 1 S: 8	H: 1 LOB: 1 BB: 0 P: 10	1B: 7 2B: 0 3B: 0 HR: 0	SF: 0 SAC: 2 DP: 0 HBP: 0	WP: 0 PB: 0 SB: 1 CS: 1	PA: 38
PITCHER Gene Conley, R ERA: 3.47 (1, 1)	IP 10.0 WLS L BF 38 H 7 R 2 ER 1 SO 7 BB 0 IBB 0 HBP 0 BLK 0 WP 0 HR 0 S 79 P 100 ERA 0.90 WHIP 0.700																							

Los Angeles Dodgers @ Philadelphia Phillies
 Connie Mack Stadium, Philadelphia, PA
 Tue Sep 13 1960, 7:05 PM EDT
 Unknown

livebaseballscorecards.com

Batter	1	2	3	4	5	6	7	8	9	10	AB	R	H	RBI	BB	SO	LOB
Johnny Callison, L (1, 9) <small>OBP: 0.363, SLG: 0.426</small> Lee Walls, R (6, PH) <small>OBP: 0.307, SLG: 0.337</small> (7, 9) (10, 5)											2	0	0	0	0	2	0
Tony Taylor, R (1, 4) <small>OBP: 0.334, SLG: 0.386</small>											4	0	1	0	0	0	1
Bobby Gene Smith, R (1, 7) <small>OBP: 0.292, SLG: 0.374</small>											4	0	1	0	0	2	2
Pancho Herrera, R (1, 3) <small>OBP: 0.347, SLG: 0.453</small>											3	0	0	0	1	1	0
Jim Woods, R (1, 5) Ken Walters, R (9, PH) <small>OBP: 0.273, SLG: 0.333</small> (10, 9)											3	0	0	0	0	2	0
Tony Gonzalez, L (1, 8) <small>OBP: 0.303, SLG: 0.454</small>											4	0	1	0	0	3	2
Cal Neeman, R (1, 2) <small>OBP: 0.262, SLG: 0.338</small>											4	0	2	0	0	1	1
Ruben Amaro, R (1, 6) <small>OBP: 0.291, SLG: 0.282</small> Clay Dalrymple, L (10, PH) <small>OBP: 0.344, SLG: 0.428</small>											3	1	0	0	0	0	2
Gene Conley, R (1, 1) <small>OBP: 0.133, SLG: 0.203</small> Tony Curry, L (10, PH) <small>OBP: 0.317, SLG: 0.418</small>											2	0	0	0	0	0	0

Inning Stats	R: 0	H: 0	R: 0	H: 0	R: 0	H: 1	R: 0	H: 0	R: 1	H: 1	R: 0	H: 1	R: 0	H: 0	R: 0	H: 1	R: 0	H: 0	R: 0	H: 0	R: 0	H: 0	R: 0	H: 0	R: 0	H: 0	R: 0	H: 0	R: 0	H: 0	R: 0	H: 0	R: 0	H: 0	R: 0	H: 0		
	E: 0	LOB: 0	E: 0	LOB: 0	E: 0	LOB: 1	E: 0	LOB: 0	E: 1	LOB: 2	E: 0	LOB: 0	E: 0	LOB: 0	E: 0	LOB: 1	E: 0	LOB: 2	E: 0	LOB: 1	E: 0	LOB: 1	E: 0	LOB: 0	E: 0	LOB: 0	E: 0	LOB: 0	E: 0	LOB: 0	E: 0	LOB: 0	E: 0	LOB: 0	E: 0	LOB: 0	E: 0	LOB: 0
	K: 2	BB: 0	K: 2	BB: 0	K: 0	BB: 0	K: 2	BB: 0	K: 0	BB: 1	K: 2	BB: 0	K: 0	BB: 0	K: 1	BB: 0	K: 1	BB: 1	K: 2	BB: 0	K: 1	BB: 1	K: 2	BB: 0	K: 1	BB: 0	K: 1	BB: 0	K: 2	BB: 1	K: 2	BB: 1	K: 2	BB: 0	K: 2	BB: 0	K: 2	BB: 0
	S: 8	P: 13	S: 11	P: 14	S: 4	P: 7	S: 7	P: 9	S: 11	P: 17	S: 10	P: 12	S: 5	P: 8	S: 12	P: 19	S: 12	P: 20	S: 12	P: 20	S: 12	P: 20	S: 12	P: 20	S: 12	P: 20	S: 12	P: 20	S: 12	P: 20	S: 12	P: 20	S: 12	P: 20	S: 12	P: 20	S: 12	P: 20

PITCHER	IP	WLS	BF	H	R	ER	SO	BB	IBB	HBP	BLK	WP	HR	S	P	ERA	WHIP
Johnny Podres, L (1, 1) <small>ERA: 3.0</small>	9.0	W	33	5	1	0	10	2	0	0	0	0	0	74	106	0.00	0.778
Larry Sherry, R (10, 1) <small>ERA: 3.52</small>	1.0	S	4	0	0	0	2	1	0	0	0	0	0	12	20	0.00	1.000

Los Angeles Dodgers @ Philadelphia Phillies
Connie Mack Stadium, Philadelphia, PA
 Tue Sep 13 1960, 7:05 PM EDT
 Unknown

AB	33
R	1
H	5
RBI	0
BB	3
SO	12
LOB	11

WP: 0 PA: 37
 FB: 1
 SB: 0
 CS: 0

Batter	1	2	3	4	5	6	7	8	9	AB R H RBI BB SO LOB	TOP											
Maury Wills, S OBP: 0.348, SLG: 0.334 (1, 6)	0-3 K		2-0 2-H 2B		2-1 L3		2-2 6-3			4 0 1 1 0 1 1	Los Angeles Dodgers @ Philadelphia Phillies Connie Mack Stadium, Philadelphia, PA Tue Sep 13 1960, 7:05 PM EDT Att. 7,559 - Unknown											
Jim Gilliam, S OBP: 0.354, SLG: 0.317 (1, 4) (9, 5)	1-2 6-3		3-2 F5		3-2 3-1			3-1 F7		4 0 0 0 0 0 2												
Wally Moon, L OBP: 0.382, SLG: 0.455 (1, 7) Tommy Davis, R OBP: 0.297, SLG: 0.411 (8, PH) (8, 7)	2-0 F5		1-0 1-3			4-0 FC5-4 SH1-4 E BB		2-3 K		2 1 0 0 1 0 1 1 0 0 0 0 1 0												
Norm Larker, L OBP: 0.373, SLG: 0.436 (1, 3) Gil Hodges, R OBP: 0.294, SLG: 0.381 (9, 3)		0-0 L7		3-2 F7		1-0 SH1-4		3-1 4-3		3 0 0 0 0 0 0 0 0 0 0 0 0 0												
Ron Fairly, L OBP: 0.250, SLG: 0.429 (1, 9)		2-0 WP 3B		3-2 3-1		4-0 FC5-4 BB			0-0 3-1	3 1 1 0 1 0 0												
Willie Davis, L OBP: 0.231, SLG: 0.462 (1, 8)		1-3 K		1-1 HR		1-1 FC5-4 S 1-2f 2-3		3-1 FC4-5 2B		4 1 2 1 0 1 2												
Charley Smith, R OBP: 0.174, SLG: 0.150 (1, 5) Charlie Neal, R OBP: 0.320, SLG: 0.357 (9, 4)		3-3 K		0-3 K		2-2 5-3 1-2 3-H		0-0 FC4-5 FC6-4 2-3		4 0 0 0 0 2 2 0 0 0 0 0 0 0												
Joe Pignatano, R OBP: 0.347, SLG: 0.333 (1, 2)			4-2 SH1-4 2B BB		2-2 SH2-4 1B		0-3 K		1-1 FC6-4 1-2f	3 1 1 0 1 1 1												
Sandy Koufax, R OBP: 0.185, SLG: 0.137 (1, 1)			0-2 SH1-4		1-0 SH2-4		2-3 K			1 0 0 0 0 1 0												
Inning Stats	R: 0 E: 0 K: 1 S: 7	H: 0 LOB: 0 BB: 0 P: 10	R: 1 E: 0 K: 2 S: 8	H: 1 LOB: 0 BB: 0 P: 14	R: 1 E: 0 K: 0 S: 12	H: 1 LOB: 1 BB: 1 P: 22	R: 1 E: 0 K: 1 S: 12	H: 1 LOB: 0 BB: 0 P: 19	R: 0 E: 0 K: 0 S: 10	H: 1 LOB: 1 BB: 0 P: 18	R: 1 E: 1 K: 0 S: 7	H: 0 LOB: 2 BB: 2 P: 19	R: 0 E: 0 K: 2 S: 9	H: 0 LOB: 0 BB: 0 P: 13	R: 0 E: 0 K: 1 S: 7	H: 0 LOB: 0 BB: 0 P: 15	R: 0 E: 0 K: 0 S: 6	H: 1 LOB: 1 BB: 0 P: 10	1B: 1 2B: 2 3B: 1 HR: 1	SF: 0 SAC: 3 DP: 0 HBP: 0	WP: 1 PB: 0 SB: 1 CS: 0	PA: 35
PITCHER	IP WLS BF H R ER SO BB IBB HBP BLK WP HR S P ERA WHIP																					
Art Mahaffey, R ERA: 2.32 (1, 1)	7.0 L 28 4 4 3 6 3 0 0 0 1 1 65 115 3.86 1.000																					
Chris Short, L ERA: 4.0 (8, 1)	2.0 7 1 0 0 1 0 0 0 0 0 0 0 13 25 0.00 0.500																					

livebaseballscorecards.com

AB	29
R	4
H	5
RBI	2
BB	3
SO	7
LOB	9



Batter	1	2	3	4	5	6	7	8	9	AB R H RBI BB SO LOB	BOTTOM
Tony Taylor, R (1, 4) OBP: 0.335, SLG: 0.389	2-1 SH5-3 BB SF8 1B		0-0 6-3		1-0 2B		3-2 6-3			4 1 2 0 0 0 0	<p>Los Angeles Dodgers @ Philadelphia Phillies</p> <p>Connie Mack Stadium, Philadelphia, PA</p> <p>Tue Sep 13 1960, 7:05 PM EDT Att. 7,559 - Unknown</p> <p>livebaseballscorecards.com</p>
Bobby Del Greco, R (1, 8) OBP: 0.358, SLG: 0.416	4-1 E SH5-3 1-2 BB		0-0 PB 2B		2-0 F9			2-1 F3		3 0 1 0 1 0 1	
Bobby Gene Smith, R (1, 7) OBP: 0.293, SLG: 0.374	1-1 SH5-3 1-2 2-3		2-2 F8			3-2 BB 1B		0-1 F7		3 0 1 0 0 0 1	
Pancho Herrera, R (1, 3) OBP: 0.347, SLG: 0.452	2-2 SF8 2-3 3-H			1-0 1B		2-3 K		0-1 F4		3 0 1 1 0 1 1	
Jimmie Coker, R (1, 2) OBP: 0.281, SLG: 0.332	3-3 K			2-3 K		4-1 BB		0-2 F8		3 0 0 0 1 2 2	
Ken Walters, R (1, 9) OBP: 0.270, SLG: 0.329		3-3 K		3-3 K		3-3 BB		1-2 L8		4 0 0 0 0 3 3	
Jim Woods, R (1, 5)		3-3 K		2-3 K		0-1 F7		1-1 F9		2 0 0 0 0 2 1 2 0 0 0 0 0 2	
Lee Walls, R (6, PH) OBP: 0.305, SLG: 0.335											
Ruben Amaro, R (1, 6) OBP: 0.288, SLG: 0.279		2-1 F8			0-3 K		2-3 K			3 0 0 0 0 2 0	
Art Mahaffey, R (1, 1)			0-0 4-3		1-3 K		2-2 F5			2 0 0 0 0 1 0 1 0 0 0 0 0 0 0 0 0 0 0 0 0	
Cal Neeman, R (7, PH) OBP: 0.260, SLG: 0.335											
Chris Short, R (8, 1)											
Inning Stats	R: 1 H: 1 E: 1 LOB: 1 K: 1 BB: 1 S: 11 P: 23	R: 0 H: 0 E: 0 LOB: 0 K: 2 BB: 0 S: 9 P: 17	R: 0 H: 1 E: 0 LOB: 1 K: 0 BB: 0 S: 6 P: 8	R: 0 H: 1 E: 0 LOB: 1 K: 3 BB: 0 S: 10 P: 18	R: 0 H: 1 E: 0 LOB: 1 K: 2 BB: 0 S: 8 P: 12	R: 0 H: 1 E: 0 LOB: 2 K: 2 BB: 1 S: 12 P: 24	R: 0 H: 0 E: 0 LOB: 0 K: 1 BB: 0 S: 9 P: 16	R: 0 H: 0 E: 0 LOB: 0 K: 0 BB: 0 S: 6 P: 8	R: 0 H: 0 E: 0 LOB: 0 K: 0 BB: 0 S: 8 P: 10	1B: 3 SF: 1 2B: 2 SAC: 1 3B: 0 DP: 0 HR: 0 HBP: 0	WP: 0 PA: 34 PB: 1 SB: 0 CS: 0
PITCHER Sandy Koufax, L (1, 1) ERA: 3.95	IP WLS BF H R ER SO BB IBB HBP BLK WP HR S P ERA WHIP	9.0 W 34 5 1 1 11 2 0 0 0 0 0 79 136 1.00 0.778									

AB	30
R	1
H	5
RBI	1
BB	2
SO	11
LOB	11



Batter	1	2	3	4	5	6	7	8	9	AB R H RBI BB SO LOB	TOP	
Maury Wills, S OBP: 0.351, SLG: 0.338 (1, 6)	1-3 			2-2 	1-2 		0-1 			4 3 3 0 0 1 0		
Jim Gilliam, S OBP: 0.355, SLG: 0.318 (1, 4) (9, 5)	0-0 			2-0 	4-1 		2-2 			2 1 1 1 1 0 0		
Wally Moon, L OBP: 0.383, SLG: 0.458 (1, 7)	3-2 			0-1 	1-1 		3-3 			4 1 2 3 0 1 1		
Norm Larker, L OBP: 0.372, SLG: 0.434 (1, 3)		0-0 		2-0 	3-0 		0-3 			4 0 1 0 0 1 1		
Ron Fairly, L OBP: 0.167, SLG: 0.273 (1, 9)		1-2 		0-0 		0-1 		2-3 		4 0 0 1 0 1 1		
Willie Davis, L OBP: 0.233, SLG: 0.414 (1, 8)		0-1 		4-0 		1-2 		0-1 		3 0 0 0 1 0 0		
Charley Smith, R OBP: 0.148, SLG: 0.125 (1, 5) Charlie Neal, R OBP: 0.320, SLG: 0.357 (9, 4)			0-0 	0-1 		2-1 		1-2 		4 0 0 0 0 0 2 0 0 0 0 0 0 0	AB 33 R 5 H 8 RBI 5 BB 2 SO 7 LOB 5	
John Roseboro, L OBP: 0.326, SLG: 0.376 (1, 2)		0-3 			1-1 		0-1 		0-0 	4 0 1 0 0 1 0		
Stan Williams, R OBP: 0.185, SLG: 0.258 (1, 1)			0-0 		1-3 		2-3 		0-0 	4 0 0 0 0 2 0		
Inning Stats	R: 0 E: 0 K: 1 S: 10 H: 0 LOB: 0 BB: 0 P: 14	R: 0 E: 0 K: 0 S: 6 H: 0 LOB: 0 BB: 0 P: 7	R: 0 E: 0 K: 1 S: 5 H: 0 LOB: 0 BB: 0 P: 5	R: 2 E: 0 K: 0 S: 11 H: 3 LOB: 2 BB: 1 P: 21	R: 2 E: 0 K: 1 S: 12 H: 2 LOB: 1 BB: 1 P: 23	R: 0 E: 0 K: 0 S: 7 H: 0 LOB: 0 BB: 0 P: 10	R: 1 E: 1 K: 2 S: 15 H: 2 LOB: 1 BB: 0 P: 22	R: 0 E: 0 K: 2 S: 8 H: 0 LOB: 0 BB: 0 P: 10	R: 0 E: 0 K: 0 S: 5 H: 1 LOB: 0 BB: 0 P: 6	1B: 7 2B: 1 3B: 0 HR: 0 SF: 0 SAC: 1 DP: 0 HBP: 0	WP: 0 PB: 0 SB: 2 CS: 0 PA: 36	
PITCHER	IP WLS BF H R ER SO BB IBB HBP BLK WP HR S P ERA WHIP											
Vern Law, R ERA: 2.87 (1, 1)	5.0 L 22 5 4 4 3 1 1 0 0 0 0 44 70 7.20 1.200											
Fred Green, L ERA: 3.38 (6, 1)	2.0 8 2 1 0 2 0 0 0 0 0 0 22 32 0.00 1.000											
Diomedes Olivo, L ERA: (8, 1)	2.0 6 1 0 0 2 0 0 0 0 0 0 13 16 0.00 0.500											

Los Angeles Dodgers @ Pittsburgh Pirates
 Forbes Field, Pittsburgh, PA
 Wed Sep 14 1960, 7:05 PM EDT
 Att: 28,547 - Unknown

livebaseballscorecards.com




Batter	1	2	3	4	5	6	7	8	9	AB R H RBI BB SO LOB
Gino Cimoli, R OBP: 0.345, SLG: 0.344 (1, 8)	1-3 K		0-0 2B		4-1 BB		4-2 1B BB		0-3 K	3 0 1 0 2 2 0
Bob Skinner, L OBP: 0.348, SLG: 0.439 (1, 7)	3-2 F6		3-3 K		0-0 F8		2-2 1-2 1B		2-3 K	5 0 1 0 0 2 3
Roberto Clemente, R OBP: 0.365, SLG: 0.476 (1, 9)	2-2 2-3		1-0 L9		0-0 1B 1B		0-3 K			4 0 1 0 0 1 3
Dick Stuart, R OBP: 0.321, SLG: 0.478 (1, 3)		2-2 F2		2-1 F4		0-1 1-2 1B		2-2 F4		4 0 1 0 0 0 0
Smoky Burgess, L OBP: 0.345, SLG: 0.407 (1, 2)		1-0 4-3		2-3 K		0-0 F6		0-2 HR 1B		4 1 1 0 0 1 2
Don Hoak, R OBP: 0.360, SLG: 0.432 (1, 5)		4-1 1B BB		0-3 K		0-3 K		1-3 K		3 0 0 0 1 3 3
Bill Mazeroski, R OBP: 0.321, SLG: 0.388 (1, 4)		1-0 1-2 1B		0-3 K		0-0 L7		3-2 1-H HR		4 1 2 2 0 1 2
Dick Schofield, S OBP: 0.397, SLG: 0.345 (1, 6)		0-3 K		4-2 BB BB		1-2 L8		3-2 F2		3 0 0 0 1 1 2
Vern Law, R OBP: 0.209, SLG: 0.326 (5, PH)			1-0 6-3		1-3 K		3-3 K		1-2 5-3	1 0 0 0 0 0 0 1 0 0 0 0 0 1 1 0 0 0 0 0 0 0 0 1 0 0 0 0 0 1 0 0 0 0 0 0 0 0 0 1 0 0 0 0 0 0 0


Inning Stats	R: 0	H: 0	E: 0	K: 1	S: 15	R: 0	H: 1	E: 0	K: 1	S: 10	R: 0	H: 1	E: 0	K: 1	S: 6	R: 0	H: 0	E: 0	K: 2	S: 8	R: 0	H: 0	E: 0	K: 2	S: 10	R: 0	H: 2	E: 0	K: 1	S: 8	R: 0	H: 1	E: 0	K: 2	S: 15	R: 2	H: 2	E: 0	K: 1	S: 16	R: 0	H: 0	E: 0	K: 2	S: 9	1B: 5	SF: 0	2B: 1	SAC: 0	3B: 0	DP: 0	HR: 1	HBP: 0	WP: 0	PA: 38
	0	0	0	1	15	0	1	0	2	10	0	0	0	1	6	0	0	0	2	8	0	0	0	2	10	0	2	0	1	8	0	1	0	25	2	2	0	1	16	0	0	0	12	5	0	1	0	0	0	0	0	38			

PITCHER	IP	WLS	BF	H	R	ER	SO	BB	IBB	HBP	BLK	WP	HR	S	P	ERA	WHIP
Stan Williams, R ERA: 2.86 (1, 1)	9.0	W	38	7	2	2	13	4	0	0	0	0	1	97	151	2.00	1.222

Los Angeles Dodgers @ Pittsburgh Pirates
Forbes Field, Pittsburgh, PA
 Wed Sep 14 1960, 7:05 PM EDT
 Att. 28,547 - Unknown

AB	34
R	2
H	7
RBI	2
BB	4
SO	13
LOB	16



Batter	1	2	3	4	5	6	7	8	9	AB R H RBI BB SO LOB	TOP	
Maury Wills, S OBP: 0.352, SLG: 0.339 (1, 6) C B X	1-2 FC6-4 1B		3-1 4-3		2-2 4-3			0-1 1B		4 0 2 0 0 0 1		
Jim Gilliam, S OBP: 0.356, SLG: 0.318 (1, 4) (7, 5) C C X	1-2 FC6-4 L6 1B 1-2f			4-1 3B BB		2-2 G3		1-0 1B G4-6-3		3 1 1 0 1 0 1		
Wally Moon, L OBP: 0.382, SLG: 0.456 (1, 7) S B X	1-1 1-2 1B			1-1 F7		2-3 K		0-1 1B G4-6-3 1-2f		4 0 1 0 0 1 3		
Norm Larker, L OBP: 0.371, SLG: 0.433 (1, 3) B B F F X	3-2 L6 2-3			0-0 4-3 1-2		0-0 1B			1-0 4-3	4 0 1 0 0 0 3		
Ron Fairly, L OBP: 0.188, SLG: 0.400 (1, 9) F B C X		2-2 6-3		2-0 3B 2-H		3-1 4-3			0-0 4-3	4 0 1 1 0 0 1		
Willie Davis, L OBP: 0.206, SLG: 0.364 (1, 8) B C X		1-1 F8		0-2 F7			1-2 G3		0-2 F7	4 0 0 0 0 0 1		
Charley Smith, R OBP: 0.138, SLG: 0.115 (1, 5) Irv Noren, L OBP: 0.263, SLG: 0.265 (7, PH) Charlie Neal, R OBP: 0.320, SLG: 0.357 (7, 4) B X		1-0 5-3				1-2 6-3		1-3 K		2 0 0 0 0 0 0 1 0 0 0 0 1 0 0 0 0 0 0 0 0	AB 32 R 1 H 6 RBI 1 BB 1 SO 5 LOB 11	
John Roseboro, L OBP: 0.323, SLG: 0.372 (1, 2) F B X			1-1 4-3		3-2 E3		1-3 K			3 0 0 0 0 1 0		
Roger Craig, R OBP: 0.156, SLG: 0.069 (1, 1) Duke Snider, L OBP: 0.366, SLG: 0.528 (8, PH) Ed Roebuck, R OBP: 0.217, SLG: 0.227 (8, 1) S C B B X			2-3 K		0-0 F5		1-3 K			2 0 0 0 0 1 1 1 0 0 0 0 1 0 0 0 0 0 0 0 0		
Inning Stats	R: 0 H: 2 E: 0 LOB: 1 K: 0 BB: 0 S: 12 P: 18	R: 0 H: 0 E: 0 LOB: 0 K: 0 BB: 0 S: 6 P: 10	R: 0 H: 0 E: 0 LOB: 0 K: 1 BB: 0 S: 7 P: 13	R: 1 H: 1 E: 0 LOB: 1 K: 0 BB: 1 S: 8 P: 15	R: 0 H: 0 E: 1 LOB: 1 K: 0 BB: 0 S: 13 P: 19	R: 0 H: 1 E: 0 LOB: 1 K: 1 BB: 0 S: 9 P: 16	R: 0 H: 0 E: 0 LOB: 0 K: 2 BB: 0 S: 9 P: 12	R: 0 H: 2 E: 0 LOB: 1 K: 1 BB: 0 S: 8 P: 10	R: 0 H: 0 E: 0 LOB: 0 K: 0 BB: 0 S: 5 P: 6	1B: 5 SF: 0 2B: 1 SAC: 0 3B: 1 DP: 2 HR: 0 HBP: 0	WP: 0 PA: 33 PB: 0 SB: 0 CS: 0	
PITCHER Bob Friend, R ERA: 2.92 (1, 1)	IP WLS BF H R ER SO BB IBB HBP BLK WP HR S P ERA WHIP	9.0 W 33 6 1 1 5 1 0 0 0 0 0 0 77 119 1.00 0.778										

Los Angeles Dodgers @ Pittsburgh Pirates
 Forbes Field, Pittsburgh, PA
 Thu Sep 15 1960, 3:33 AM EDT
 Att: 12,511 - Unknown

livebaseballscorecards.com

Batter	1	2	3	4	5	6	7	8	9	AB R H RBI BB SO LOB
--------	---	---	---	---	---	---	---	---	---	----------------------

Gino Cimoli, R <small>OBP: 0.344, SLG: 0.342</small> <small>(1, 8)</small> 	<small>3-2</small> 	<small>2-2</small> 6-3 		<small>0-0</small> F8 			<small>0-1</small> 4-3 			4 1 1 0 0 0 2
Bob Skinner, L <small>OBP: 0.349, SLG: 0.446</small> <small>(1, 7)</small> 	<small>2-2</small> 		<small>2-2</small> L8 		<small>1-3</small> K 		<small>0-0</small> 			4 2 2 2 0 1 0
Roberto Clemente, R <small>OBP: 0.365, SLG: 0.475</small> <small>(1, 9)</small> 	<small>2-2</small> 5-3 		<small>2-1</small> 		<small>0-0</small> 4-3 		<small>0-1</small> 			3 0 1 0 0 0 0
Dick Stuart, R <small>OBP: 0.320, SLG: 0.478</small> <small>(1, 3)</small> Joe Christopher, R <small>OBP: 0.217, SLG: 0.279</small> <small>(8, PR)</small> R C Stevens, R <small>(9, 3)</small> 	<small>0-0</small> 5-3 		<small>0-3</small> K 		<small>0-0</small> 1-3 		<small>2-2</small> 			4 0 1 1 0 0 1 1 0 0 0 0 0 0 0 0 0 0 0 0 0 0 0 0
Smoky Burgess, L <small>OBP: 0.350, SLG: 0.410</small> <small>(1, 2)</small> 	<small>1-0</small> 		<small>0-0</small> 		<small>0-1</small> F5 		<small>4-0</small> 			3 0 2 0 1 0 0
Don Hoak, R <small>OBP: 0.360, SLG: 0.431</small> <small>(1, 5)</small> 	<small>4-1</small> 		<small>0-0</small> 		<small>3-3</small> K 		<small>0-0</small> 			3 0 1 0 1 1 2
Bill Mazaroski, R <small>OBP: 0.321, SLG: 0.388</small> <small>(1, 4)</small> 	<small>2-1</small> 		<small>0-0</small> 		<small>1-2</small> F7 		<small>1-2</small> 			3 0 1 0 0 0 2
Dick Schofield, S <small>OBP: 0.380, SLG: 0.328</small> <small>(1, 6)</small> 		<small>1-1</small> 		<small>3-1</small> 		<small>1-2</small> 				3 0 0 0 0 0 2
Bob Friend, R <small>OBP: 0.125, SLG: 0.061</small> <small>(1, 1)</small> 		<small>1-3</small> K 		<small>0-0</small> 		<small>2-3</small> 				3 0 0 0 0 2 2

Inning Stats	R: 2	H: 3	E: 0	K: 0	S: 18	LOB: 2	BB: 1	P: 32	R: 0	H: 0	E: 0	K: 1	S: 11	LOB: 0	BB: 0	P: 15	R: 0	H: 2	E: 0	K: 1	S: 10	LOB: 2	BB: 0	P: 14	R: 0	H: 0	E: 0	K: 1	S: 5	LOB: 0	BB: 0	P: 6	R: 0	H: 0	E: 0	K: 1	S: 10	LOB: 0	BB: 0	P: 14	R: 0	H: 0	E: 0	K: 1	S: 8	LOB: 0	BB: 0	P: 11	R: 1	H: 2	E: 0	K: 0	S: 7	LOB: 2	BB: 1	P: 13
--------------	------	------	------	------	-------	--------	-------	-------	------	------	------	------	-------	--------	-------	-------	------	------	------	------	-------	--------	-------	-------	------	------	------	------	------	--------	-------	------	------	------	------	------	-------	--------	-------	-------	------	------	------	------	------	--------	-------	-------	------	------	------	------	------	--------	-------	-------

PITCHER Roger Craig, R <small>ERA: 3.8</small> <small>(1, 1)</small> Ed Roebuck, R <small>ERA: 2.94</small> <small>(8, 1)</small>	IP 7.0 WLS L BF 28 H 7 R 2 ER 2 SO 5 BB 1 IBB 0 HBP 0 BLK 0 WP 0 HR 1 S 68 P 101 ERA 2.57 WHIP 1.143	PITCHER Ed Roebuck, R <small>ERA: 2.94</small> <small>(8, 1)</small>	IP 1.0 WLS L BF 5 H 2 R 1 ER 1 SO 0 BB 0 IBB 1 HBP 0 BLK 0 WP 0 HR 0 S 7 P 13 ERA 9.00 WHIP 2.000
--	---	---	--

BOTTOM

Los Angeles Dodgers @ Pittsburgh Pirates
Forbes Field, Pittsburgh, PA
 Thu Sep 15 1960, 3:33 AM EDT
 Att. 12,511 - Unknown

AB	30
R	3
H	9
RBI	3
BB	2
SO	5
LOB	11



1B: 7 2B: 2 3B: 0 HR: 1	SF: 0 SAC: 1 DP: 1 HBP: 0	WP: 0 PB: 0 SB: 0 CS: 0	PA: 33
--	--	--	---------------

Batter	1	2	3	4	5	6	7	8	9	AB R H RBI BB SO LOB	TOP														
Maury Wills, S (1, 6) OBP: 0.353, SLG: 0.340	2-1 6-3		1-3 K		3-2 6-3		0-1 S 1B		1-2 S 2-H 1B	5 0 2 1 0 1 2	Los Angeles Dodgers @ Chicago Cubs Wrigley Field, Chicago, IL Fri Sep 16 1960, 3:33 AM CDT Att. 1,519 - Unknown														
Charley Smith, R (1, 5) OBP: 0.121, SLG: 0.100 Jim Gilliam, S (7, 5) OBP: 0.355, SLG: 0.317	1-0 L3		1-2 5-3			0-0 6-3	0-3 K 1-2		3-2 4-3 2-3	4 0 0 0 0 1 2 1 0 0 0 0 0 2															
Tommy Davis, R (1, 8) OBP: 0.300, SLG: 0.414 (9, 7)	2-1 F8			4-1 FC4-6 BB		1-0 1B 2B	1-2 4-3			3 1 1 0 1 0 1															
Norm Larker, L (1, 3) OBP: 0.370, SLG: 0.431		0-0 L8		1-0 FC4-6 CS E 1-2f		0-0 HR 1B 2-H		0-3 K		4 1 1 1 0 1 1															
Frank Howard, R (1, 9) OBP: 0.322, SLG: 0.477		2-1 G4-6-3 1B		0-0 E3 CS 1-2		2-2 HR 1-H		0-1 F7		4 1 2 2 0 0 1															
Charlie Neal, R (1, 4) OBP: 0.319, SLG: 0.358		1-1 G4-6-3 1-2f		1-0 F9 1-2 2-3		1-0 4-3 2B		1-1 5-3		4 0 1 0 0 0 3															
Ron Fairly, L (1, 7) OBP: 0.250, SLG: 0.353 Willie Davis, L (9, PR) OBP: 0.206, SLG: 0.364 (9, 8)			4-1 K 2B BB		2-3 K 4-3	1-1 4-3			4-2 SH1-4 1B BB	2 1 0 0 2 1 1 0 1 0 0 0 0 0															
Joe Pignatano, R (1, 2) OBP: 0.347, SLG: 0.345			3-2 4-3 1-H 2B		3-1 6-3	1-2 5-3		2-1 SH1-4		3 0 1 1 0 0 1															
Don Drysdale, R (1, 1) OBP: 0.224, SLG: 0.295 Larry Sherry, R (7, 1) OBP: 0.184, SLG: 0.297			0-0 4-3 2-3		4-2 BB		0-2 4-3		1-1 F8	2 0 0 0 1 0 1 1 0 0 0 0 0 2															
Inning Stats	R: 0 E: 0 K: 0 S: 5	H: 0 LOB: 0 BB: 0 P: 10	R: 0 E: 0 K: 0 S: 5	H: 1 LOB: 0 BB: 0 P: 8	R: 1 E: 0 K: 1 S: 11	H: 1 LOB: 1 BB: 1 P: 20	R: 0 E: 1 K: 0 S: 4	H: 0 LOB: 1 BB: 1 P: 10	R: 0 E: 0 K: 1 S: 10	H: 0 LOB: 1 BB: 1 P: 22	R: 3 E: 0 K: 0 S: 15	H: 4 LOB: 1 BB: 0 P: 21	R: 0 E: 0 K: 1 S: 13	H: 1 LOB: 1 BB: 0 P: 14	R: 0 E: 0 K: 1 S: 7	H: 0 LOB: 0 BB: 0 P: 8	R: 1 E: 0 K: 0 S: 13	H: 1 LOB: 2 BB: 1 P: 23	1B: 4 2B: 3 3B: 0 HR: 1	SF: 0 SAC: 1 DP: 1 HBP: 0	WP: 0 PB: 0 SB: 2 CS: 2	PA: 38			
PITCHER	IP WLS BF H R ER SO BB IBB HBP BLK WP HR S P ERA WHIP																								
Dick Ellsworth, L (1, 1) ERA: 3.45	5.1		24	6	4	4	2	3	0	0	0	0	1	43	82	6.75	1.688								
Mel Wright, R (6, 1) ERA: 4.05	1.2		6	1	0	0	1	0	0	0	0	0	0	20	23	0.00	0.600								
Joe Schaffernoth, R (8, 1) ERA: 3.04	2.0	L	8	1	1	1	1	1	0	0	0	0	0	20	31	4.50	1.000								

livebaseballscorecards.com

AB	33
R	5
H	8
RBI	5
BB	4
SO	4
LOB	17




Batter	1	2	3	4	5	6	7	8	9	AB	R	H	RBI	BB	SO	LOB
Richie Ashburn, L (1, 7) Sammy Drake, S (7, PR) Moe Thacker, R (8, 2) Grady Hatton, L (9, PH) OBP: 0.418, SLG: 0.344 OBP: 0.270, SLG: 0.172 OBP: 0.361, SLG: 0.353	1-3 		0-1 6-3			2-2 BB 1B	0-1 WP SF9 1B		0-0 SH3-4	4	1	2	1	0	1	0
Don Zimmer, R (1, 4) OBP: 0.311, SLG: 0.375	1-3 		2-1 5-3			1-0 F3	0-2 SF9 WP 1B		1-0 F9	5	0	1	1	0	1	2
Ron Santo, R (1, 5) OBP: 0.307, SLG: 0.406	1-0 1-3				0-1 L7	4-1 1B BB	2-0 SF9		4-1 BB	2	0	0	1	2	0	0
14 Ernie Banks, R (1, 6) OBP: 0.355, SLG: 0.573		1-1 5-3		0-0 L8		1-1 F8	4-0 IBB		0-0 F8	4	0	0	0	1	0	4
Sammy Taylor, L (1, 2) Joe Schaffernoth, R (8, 1) OBP: 0.256, SLG: 0.311 OBP: 0.333, SLG: 0.333		0-2 		0-0 		1-2 1B	1-3 K			4	0	3	1	0	1	2
Ed Bouchee, L (1, 3) OBP: 0.341, SLG: 0.324		3-2 F4		3-3 K		3-3 K				4	0	0	0	0	2	4
Bob Will, L (1, 9) OBP: 0.314, SLG: 0.370		4-0 IBB			2-1 4-3		0-0 E 1B 2B		2-1 F4	3	1	1	0	1	0	0
Danny Murphy, L (1, 8) OBP: 0.150, SLG: 0.207		0-0 L3			0-1 3-1		2-2 E3 1B 1B		1-0 F3	4	1	0	0	0	0	3
Dick Ellsworth, L (1, 1) Mel Wright, R (6, 1) George Altman, L (7, PH) OBP: 0.163, SLG: 0.047 OBP: 0.323, SLG: 0.427			0-1 6-3		3-3 K		0-3 K		4-2 SH3-4 BB	2	0	0	0	0	1	0

Inning Stats	R: 0	H: 0	E: 0	K: 2	S: 8	R: 0	H: 1	E: 0	K: 0	S: 10	R: 0	H: 0	E: 0	K: 0	S: 6	R: 0	H: 1	E: 0	K: 1	S: 8	R: 0	H: 0	E: 0	K: 1	S: 7	R: 1	H: 2	E: 0	K: 1	S: 14	R: 3	H: 3	E: 1	K: 2	S: 20	R: 0	H: 0	E: 0	K: 0	S: 5	R: 0	H: 0	E: 0	K: 0	S: 7	R: 0	H: 0	E: 0	K: 0	S: 16	1B: 5	SF: 1	2B: 2	SAC: 1	3B: 0	DP: 0	HR: 0	HBP: 0	WP: 1	PA: 40
PITCHER	IP	WLS	BF	H	R	ER	SO	BB	IBB	HBP	BLK	WP	HR	S	P	ERA	WHIP																																											
Don Drysdale, R (1, 1) ERA: 2.88	6.1		29	7	4	2	6	1	1	0	0	0	0	68	103	2.84	1.263																																											
Larry Sherry, R (7, 1) ERA: 3.45	2.2	W	11	0	0	0	1	2	1	0	0	1	0	17	37	0.00	0.750																																											

Los Angeles Dodgers @ Chicago Cubs
Wrigley Field, Chicago, IL
Fri Sep 16 1960, 3:33 AM CDT
Att. 1,519 - Unknown

AB	33
R	4
H	7
RBI	4
BB	5
SO	7
LOB	17



Batter	1	2	3	4	5	6	7	8	9	AB R H RBI BB SO LOB	TOP
Maury Wills, S (1, 6) OBP: 0.350, SLG: 0.337	1-3 K		2-2 F7		0-1 FC6-4		0-1 1-3			4 0 0 0 0 1 1	
Jim Gilliam, S (1, 4) OBP: 0.353, SLG: 0.315	3-3 K			1-0 4-3		1-2 4-3	1-0 3-1			4 0 0 0 0 1 0	
Willie Davis, L (1, 8) OBP: 0.237, SLG: 0.405	0-1 F8			1-2 1B		0-1 2B		1-1 F7		4 1 2 0 0 0 0	
Norm Larker, L (1, 3) OBP: 0.371, SLG: 0.432		1-0 2B		3-3 K		4-0 2B 1B		3-1 F6		3 1 1 0 1 1 1	
Tommy Davis, R (1, 5) OBP: 0.302, SLG: 0.416 (6, 7)		0-2 6-3		H 1-0 HBP		3-2 1B 2B		2-1 4-3		3 1 1 1 0 0 1	
Ron Fairly, L (1, 7) Wally Moon, L (6, PH) Bob Lillis, R (6, PR) OBP: 0.227, SLG: 0.316 OBP: 0.383, SLG: 0.457 OBP: 0.255, SLG: 0.286 (6, 5)		2-3 K		0-3 K		3-2 1B		3-2 F5		2 0 0 0 0 2 3 1 0 1 2 0 0 0 1 0 0 0 0 0 0	
Frank Howard, R (1, 9) OBP: 0.319, SLG: 0.472		0-0 F3			2-2 F7	1-1 F8		0-0 5-3		4 0 0 0 0 0 2	
John Roseboro, L (1, 2) OBP: 0.325, SLG: 0.371			0-3 K		4-1 FC6-4 BB	0-0 F8		0-1 1B		3 0 1 0 1 1 1	
Sandy Koufax, R (1, 1) Larry Sherry, R (8, 1) Duke Snider, L (9, PH) OBP: 0.175, SLG: 0.130 OBP: 0.184, SLG: 0.297 OBP: 0.365, SLG: 0.526		2-3 K			1-3 K		0-0 4-3		0-3 K	3 0 0 0 0 2 1 0 0 0 0 0 0 0 1 0 0 0 0 1 1	
Inning Stats	R: 0 H: 0 E: 0 LOB: 0 K: 2 BB: 0 S: 8 P: 12	R: 0 H: 1 E: 0 LOB: 1 K: 1 BB: 0 S: 8 P: 11	R: 0 H: 0 E: 0 LOB: 0 K: 2 BB: 0 S: 9 P: 13	R: 0 H: 1 E: 0 LOB: 2 K: 2 BB: 0 S: 11 P: 17	R: 0 H: 0 E: 0 LOB: 1 K: 1 BB: 1 S: 9 P: 16	R: 3 H: 3 E: 0 LOB: 1 K: 0 BB: 1 S: 15 P: 27	R: 0 H: 0 E: 0 LOB: 0 K: 0 BB: 0 S: 4 P: 5	R: 0 H: 0 E: 0 LOB: 0 K: 0 BB: 0 S: 6 P: 12	R: 0 H: 1 E: 0 LOB: 1 K: 1 BB: 0 S: 10 P: 13	1B: 3 SF: 0 2B: 3 SAC: 0 3B: 0 DP: 0 HR: 0 HBP: 1	WP: 0 PA: 36 PB: 0 SB: 1 CS: 0
PITCHER Don Cardwell, R (1, 1) ERA: 4.7	IP WLS BF H R ER SO BB IBB HBP BLK WP HR S P ERA WHIP										

Los Angeles Dodgers @ Chicago Cubs
Wrigley Field, Chicago, IL
Sat Sep 17 1960, 3:33 AM CDT
Att. 6,895 - Unknown

AB	33
R	3
H	6
RBI	3
BB	2
SO	9
LOB	11



Batter	1	2	3	4	5	6	7	8	9	AB R H RBI BB SO LOB
--------	---	---	---	---	---	---	---	---	---	----------------------

Bob Will, L (1, 9) OBP: 0.315, SLG: 0.368 			3-3 			4-2 			4-2 	2 1 0 0 2 2 0								
Don Zimmer, R (1, 4) OBP: 0.314, SLG: 0.376 			0-0 			0-0 			1-1 	1-1 	2 0 1 0 1 0 0							
Ron Santo, R (1, 5) OBP: 0.313, SLG: 0.414 						4-2 			3-2 	1-1 	2 2 1 1 2 0 2							
14 Ernie Banks, R (1, 6) OBP: 0.356, SLG: 0.577 						1-2 			4-0 	4-0 	3 2 1 2 1 1 2							
Frank Thomas, R (1, 3) OBP: 0.286, SLG: 0.404 Grady Hatton, L (8, PH) OBP: 0.378, SLG: 0.353 Ed Bouchee, L (9, 3) OBP: 0.341, SLG: 0.324 									0-1 	3-2 	4-1 	3 0 0 0 0 0 2 0 1 0 0 1 0 0 0 0 0 0 0 0 0						
Al Heist, R (1, 8) OBP: 0.323, SLG: 0.365 Sammy Taylor, L (8, PH) OBP: 0.262, SLG: 0.311 Danny Murphy, L (9, 8) OBP: 0.150, SLG: 0.207 									0-0 	3-3 	1-2 	1-2 	3 0 0 0 0 1 0 0 1 0 1 0 0 0 0 0 0 0 0 0 0					
George Altman, L (1, 7) OBP: 0.321, SLG: 0.424 Richie Ashburn, L (7, PH) OBP: 0.418, SLG: 0.347 											2-3 	3-2 	1-1 	2 0 0 0 0 2 0 2 0 1 3 0 0 0				
El Tappe, R (1, 2) OBP: 0.321, SLG: 0.310 											2-2 	1-1 	2-0 	4 0 0 0 0 0 1				
Don Cardwell, R (1, 1) OBP: 0.221, SLG: 0.456 													0-0 	2-3 	0-0 	4 0 0 0 0 2 1		

Inning Stats R: 0 H: 0 E: 0 LOB: 2 K: 1 BB: 2 S: 14 P: 22	R: 0 H: 0 E: 0 LOB: 0 K: 1 BB: 0 S: 8 P: 15	R: 0 H: 0 E: 0 LOB: 0 K: 2 BB: 0 S: 9 P: 14	R: 2 H: 1 E: 0 LOB: 0 K: 1 BB: 1 S: 13 P: 20	R: 0 H: 1 E: 0 LOB: 2 K: 0 BB: 0 S: 15 P: 24	R: 0 H: 0 E: 0 LOB: 0 K: 2 BB: 0 S: 10 P: 16	R: 0 H: 0 E: 0 LOB: 0 K: 1 BB: 0 S: 8 P: 14	R: 5 H: 2 E: 0 LOB: 1 K: 0 BB: 3 S: 15 P: 33	1B: 1 SF: 0 2B: 1 SAC: 1 3B: 1 DP: 0 HR: 1 HBP: 1
PITCHER Sandy Koufax, L (1, 1) ERA: 3.99 Larry Sherry, R (8, 1) ERA: 3.64	IP 7.1 WLS L BF 30 H 3 R 4 ER 4 SO 8 BB 5 IBB 0 HBP 0 BLK 0 WP 1 HR 1 S 85 P 139 ERA 4.91 WHIP 1.091	IP 0.2 WLS L BF 6 H 1 R 3 ER 3 SO 0 BB 1 IBB 1 HBP 1 BLK 0 WP 0 HR 0 S 7 P 19 ERA 40.50 WHIP 3.000	PITCHER IP 0.2 WLS L BF 6 H 1 R 3 ER 3 SO 0 BB 1 IBB 1 HBP 1 BLK 0 WP 0 HR 0 S 7 P 19 ERA 40.50 WHIP 3.000	ERA 4.91 WHIP 1.091	ERA 40.50 WHIP 3.000	ERA 40.50 WHIP 3.000	ERA 40.50 WHIP 3.000	

Los Angeles Dodgers @ Chicago Cubs
 Wrigley Field, Chicago, IL
 Sat Sep 17 1960, 3:33 AM CDT
 Att. 6,895 - Unknown

AB	27
R	7
H	4
RBI	7
BB	7
SO	8
LOB	8

Batter	1	2	3	4	5	6	7	8	9	AB R H RBI BB SO LOB	TOP												
Maury Wills, S (1, 6) OBP: 0.347, SLG: 0.333	1-1 5-3		1-0 6-3		0-0 1-3		2-2 FC1-6 1B		1-2 L6	5 1 0 0 0 0 2													
Charlie Neal, R (1, 4) OBP: 0.320, SLG: 0.359	1-0 6-3		0-0 1B		1-2 G3		1-0 1B			4 0 2 0 0 0 1													
Ed Roebuck, R (7, 1) OBP: 0.217, SLG: 0.227							1-2 1B			0 0 0 0 0 0 0													
Willie Davis, L (1, 8) OBP: 0.262, SLG: 0.415	1-0 E3		0-0 G3			1-0 1B	0-0 1B			4 0 2 1 0 0 1													
Norm Larker, L (1, 3) OBP: 0.370, SLG: 0.438	2-2 6-3				0-0 HR	0-0 F7	1-3 K			4 1 1 1 0 1 4													
Tommy Davis, R (1, 5) OBP: 0.305, SLG: 0.416					1-2 1B	4-0 FC5 BB			3-2 6-3	3 0 1 0 1 0 0													
Ron Fairly, L (1, 7) OBP: 0.240, SLG: 0.286					0-0 SH1-3	4-0 BB			0-1 G3	2 0 0 0 1 0 0													
Frank Howard, R (1, 9) OBP: 0.318, SLG: 0.470					1-2 K	0-0 FC5			3-2 6-3	4 0 1 0 0 1 3													
John Roseboro, L (1, 2) OBP: 0.324, SLG: 0.370	2-2 5-3				0-0 1B		1-0 L8		1-3 K	4 0 1 0 0 1 1													
Johnny Podres, L (1, 1) OBP: 0.203, SLG: 0.129					1-0 F4	0-2 SH1-4			1-1 4-3	1 0 0 0 0 0 0													
Ed Palmquist, R (6, 1) OBP: 0.354, SLG: 0.316						1-2 1B				0 0 0 0 0 0 0													
Jim Gilliam, S (7, PH) (7, 4)										2 0 1 0 0 0 0													
Inning Stats	R: 0 E: 1 K: 0 S: 7	H: 0 LOB: 1 BB: 0 P: 12	R: 0 E: 0 K: 0 S: 11	H: 1 LOB: 1 BB: 0 P: 15	R: 0 E: 0 K: 0 S: 4	H: 1 LOB: 1 BB: 0 P: 6	R: 1 E: 0 K: 1 S: 8	H: 2 LOB: 0 BB: 0 P: 10	R: 0 E: 0 K: 0 S: 8	H: 1 LOB: 1 BB: 0 P: 9	R: 0 E: 0 K: 0 S: 4	H: 1 LOB: 2 BB: 2 P: 12	R: 1 E: 0 K: 1 S: 10	H: 3 LOB: 2 BB: 0 P: 15	R: 0 E: 0 K: 0 S: 9	H: 0 LOB: 0 BB: 0 P: 15	R: 0 E: 0 K: 1 S: 9	H: 0 LOB: 0 BB: 0 P: 12	1B: 8 2B: 0 3B: 0 HR: 1	SF: 0 SAC: 2 DP: 0 HBP: 0	WP: 0 PB: 0 SB: 2 CS: 2	PA: 37	
PITCHER Bob Anderson, R (1, 1) ERA: 4.0	IP: 6.2 WLS: W BF: 30 H: 9 R: 2 ER: 2 SO: 1 BB: 2 IBB: 0 HBP: 0 BLK: 0 WP: 0 HR: 1 S: 49 P: 75 ERA: 2.70 WHIP: 1.650											PITCHER Mel Wright, R (7, 1) ERA: 3.0	IP: 2.1 WLS: S BF: 7 H: 0 R: 0 ER: 0 SO: 2 BB: 0 IBB: 0 HBP: 0 BLK: 0 WP: 0 HR: 0 S: 21 P: 31 ERA: 0.00 WHIP: 0.000										

Los Angeles Dodgers @ Chicago Cubs
 Wrigley Field, Chicago, IL
 Sun Sep 18 1960, 3:33 AM CDT
 Att. 8,771 - Unknown

livebaseballscorecards.com

AB	33
R	2
H	9
RBI	2
BB	2
SO	3
LOB	12



BOTTOM

Los Angeles Dodgers @ Chicago Cubs
Wrigley Field, Chicago, IL
Sun Sep 18 1960, 3:33 AM CDT
Att. 8,771 - Unknown

livebaseballscorecards.com

AB	31
R	5
H	7
RBI	5
BB	2
SO	1
LOB	7




WP:	0	PA:	33
PB:	0	SB:	0
CS:	0		

AB	R	H	RBI	BB	SO	LOB
3	1	0	0	1	0	0
4	1	1	2	0	0	0
4	1	2	1	0	0	0
3	0	1	0	1	0	0
4	0	0	0	0	0	3
4	1	2	0	0	0	1
3	1	1	2	0	0	1
3	0	0	0	0	0	1
2	0	0	0	0	1	1
1	0	0	0	0	0	0
1B:	2	SF:	0			
2B:	2	SAC:	0			
3B:	0	DP:	0			
HR:	3	HBP:	0			

Batter	1	2	3	4	5	6	7	8	9					
Richie Ashburn, L (1, 7) OBP: 0.417, SLG: 0.345	2-2 5-3		0-1 4-3			4-0 HR BB	1-0 G3							
Don Zimmer, R (1, 4) OBP: 0.313, SLG: 0.384	0-1 F9		0-0 5-3			0-2 1-H HR	3-1 L8							
Ron Santo, R (1, 5) OBP: 0.315, SLG: 0.428	1-0 2B			2-2 L6		1-1 HR		1-2 F8						
14 Ernie Banks, R (1, 6) OBP: 0.356, SLG: 0.576	4-0 IBB			1-2 6-3		0-1 5-3		2-1 5-3 1B						
Frank Thomas, R (1, 3) OBP: 0.283, SLG: 0.401	2-2 5-3			0-0 F2		0-0 F7		1-0 5-3						
Al Heist, R (1, 8) OBP: 0.330, SLG: 0.382		1-0 F8			2-1 FC4-6 1B	1-0 HR 2B		2-1 F7						
George Altman, L (1, 9) OBP: 0.322, SLG: 0.433		1-0 B5-3			0-1 FC4-6 1-2f	1-2 2-H HR								
El Tappe, R (1, 2) OBP: 0.313, SLG: 0.301		1-1 F3			0-0 SAFE F8	2-0 6-3								
Bob Anderson, R (1, 1) OBP: 0.222, SLG: 0.167			1-3 K			1-2 L6								
Mel Wright, R (7, 1)							1-0 4-3							
Inning Stats	R: 0 E: 0 K: 0 S: 10	H: 1 LOB: 2 BB: 1 P: 19	R: 0 E: 0 K: 0 S: 4	H: 0 LOB: 0 BB: 0 P: 7	R: 0 E: 0 K: 1 S: 6	H: 0 LOB: 0 BB: 0 P: 7	R: 0 E: 1 K: 0 S: 9	H: 1 LOB: 1 BB: 0 P: 12	R: 5 E: 0 K: 0 S: 13	H: 4 LOB: 0 BB: 1 P: 22	R: 0 E: 0 K: 0 S: 4	H: 0 LOB: 0 BB: 0 P: 9	R: 0 E: 0 K: 0 S: 9	H: 1 LOB: 1 BB: 0 P: 15

PITCHER	IP	WLS	BF	H	R	ER	SO	BB	IBB	HBP	BLK	WP	HR	S	P	ERA	WHIP
Johnny Podres, L (1, 1) ERA: 3.13	5.2	L	25	6	5	5	1	1	1	0	0	0	3	49	75	7.94	1.235
Ed Palmquist, R (6, 1) ERA: 2.65	0.1		1	0	0	0	0	0	0	0	0	0	0	1	3	0.00	0.000
Ed Roebuck, R (7, 1) ERA: 2.88	2.0		7	1	0	0	0	0	0	0	0	0	0	13	24	0.00	0.500

Batter	1	2	3	4	5	6	7	8	9	AB R H RBI BB SO LOB	TOP											
Maury Wills, S (1, 6) OBP: 0.344, SLG: 0.330	0-1 G3		0-1 F9		1-3 K			1-0 L7		4 0 0 0 0 1 2												
Jim Gilliam, S (1, 4) OBP: 0.353, SLG: 0.314	1-2 F7		1-1 L8			4-1 FC6-4 BB		1-2 1-3		3 0 0 0 1 0 1												
Willie Davis, L (1, 8) OBP: 0.261, SLG: 0.400	1-0 1B		1-1 F8			0-2 FC6-4 CS 1-2f			1-0 F8	4 0 1 0 0 0 1												
Norm Larker, L (1, 3) OBP: 0.369, SLG: 0.436 Bob Lillis, R (9, PR) OBP: 0.255, SLG: 0.286	1-1 5-3			0-3 K		1-0 L8			1-1 1B	4 0 1 0 0 1 2 0 0 0 0 0 0 0												
Tommy Davis, R (1, 7) OBP: 0.304, SLG: 0.413		2-0 1B 1B		0-0 F5		1-0 CS 1-2	2-0 2-3		0-3 K	4 0 1 0 0 1 1												
Ron Fairly, L (1, 9) OBP: 0.214, SLG: 0.250 Wally Moon, L (9, PH) OBP: 0.382, SLG: 0.456		2-1 F8		1-3 K			0-0 3-1		3-3 K	3 0 0 0 0 1 1 1 0 0 0 0 1 1												
Charley Smith, R (1, 5) OBP: 0.139, SLG: 0.152		0-1 L6			1-0 WP 2B		2-3 K			3 0 1 0 0 1 1	AB 31 R 0 H 5 RBI 0 BB 2 SO 9 LOB 14											
John Roseboro, L (1, 2) OBP: 0.324, SLG: 0.369		0-1 1B		0-3 K				2-2 F8		3 0 1 0 0 1 1												
Stan Williams, R (1, 1) OBP: 0.179, SLG: 0.250 Duke Snider, L (8, PH) OBP: 0.367, SLG: 0.526 Joe Pignatano, R (8, PR) OBP: 0.347, SLG: 0.345 Larry Sherry, R (8, 1) OBP: 0.184, SLG: 0.297		3-3 K		2-3 K				4-0 BB		2 0 0 0 0 2 3 0 0 0 0 1 0 0 0 0 0 0 0 0 0 0 0 0 0 0 0 0												
Inning Stats	R: 0 E: 0 K: 0 S: 8	H: 1 LOB: 1 BB: 0 P: 11	R: 0 E: 1 K: 1 S: 10	H: 2 LOB: 2 BB: 0 P: 17	R: 0 E: 0 K: 0 S: 6	H: 0 LOB: 0 BB: 0 P: 8	R: 0 E: 0 K: 2 S: 7	H: 0 LOB: 0 BB: 0 P: 8	R: 0 E: 0 K: 3 S: 12	H: 1 LOB: 1 BB: 0 P: 16	R: 0 E: 0 K: 0 S: 6	H: 0 LOB: 0 BB: 1 P: 11	R: 0 E: 0 K: 1 S: 6	H: 0 LOB: 0 BB: 0 P: 10	R: 0 E: 0 K: 0 S: 7	H: 0 LOB: 1 BB: 1 P: 15	R: 0 E: 0 K: 2 S: 10	H: 1 LOB: 1 BB: 0 P: 15	1B: 4 2B: 1 3B: 0 HR: 0	SF: 0 SAC: 0 DP: 0 HBP: 0	WP: 1 PB: 0 SB: 0 CS: 1	PA: 34
PITCHER	IP WLS BF H R ER SO BB IBB HBP BLK WP HR S P ERA WHIP																					
Bob Miller, R (1, 1) ERA: 2.51	8.1 W 31 5 0 0 7 2 0 0 0 0 1 0 65 101 0.00 0.840																					
Lindy McDaniel, R (9, 1) ERA: 2.2	0.2 S 2 0 0 0 2 0 0 0 0 0 0 0 7 10 0.00 0.000																					

Los Angeles Dodgers @ St. Louis Cardinals
Sportsman's Park, St. Louis, MO
Mon Sep 19 1960, 8:05 PM EDT
Att: 10,265 - Unknown

livebaseballscores.com

Batter	1	2	3	4	5	6	7	8	9
Don Landrum, L OBP: 0.750, SLG: 0.750 (1, 8) C F X	0-2 FC6-4 1B		1-2 1B		0-1 4-3			0-1 1B	
Bill White, L OBP: 0.337, SLG: 0.468 (1, 3) B F X	2-1 F5		1-1 5-3			1-3 K		0-3 K	
Stan Musial, L OBP: 0.358, SLG: 0.500 (1, 7) Joe Cunningham, L OBP: 0.362, SLG: 0.390 (4, PH) Curt Flood, R OBP: 0.300, SLG: 0.353 (5, 9) (9, 7)	1-0 F4			0-0 F8		3-2 HR		1-3 K	
Ken Boyer, R OBP: 0.386, SLG: 0.554 (1, 5) B C X	1-1 FC6-4 1-2f			2-3 K		1-1 BLK 1B		2-2 1B 1-H	
Walt Moryn, L OBP: 0.334, SLG: 0.455 (1, 9) (5, 7) (9, 9)		0-0 F9		1-1 L8		0-0 F5			
Daryl Spencer, R OBP: 0.367, SLG: 0.416 (1, 6) Alex Grammas, R OBP: 0.282, SLG: 0.302 (9, 6)		0-2 F4			3-2 E7 1B	0-2 F3			
Julian Javier, R OBP: 0.282, SLG: 0.360 (1, 4)		0-0 F6			1-2 1B		1-0 F8		
Hal Smith, R OBP: 0.281, SLG: 0.277 (1, 2)			1-1 L9		0-3 K		2-2 6-3		
Bob Miller, R OBP: 0.182, SLG: 0.100 (1, 1) Lindy McDaniel, R OBP: 0.259, SLG: 0.269 (9, 1)			1-3 K		0-3 K		1-3 K		

AB	R	H	RBI	BB	SO	LOB
4	0	3	0	0	0	2
4	0	0	0	0	2	3
1	0	0	0	0	0	1
3	1	1	1	0	1	1
0	0	0	0	0	0	0
4	0	2	0	0	1	1
3	0	0	0	0	0	1
3	0	0	0	0	0	1
0	0	0	0	0	0	0
3	0	1	0	0	0	0
3	0	0	0	0	1	2
3	0	0	0	0	3	2
0	0	0	0	0	0	0

Inning Stats	R: 0	H: 1	E: 0	LOB: 1	K: 0	BB: 0	S: 8	P: 12
R: 0 H: 0 E: 0 LOB: 0 K: 0 BB: 0 S: 5	R: 0 H: 1 E: 0 LOB: 1 K: 1 BB: 0 S: 12	R: 0 H: 0 E: 0 LOB: 0 K: 1 BB: 0 S: 6	R: 0 H: 1 E: 1 LOB: 2 K: 2 BB: 0 S: 14	R: 1 H: 2 E: 0 LOB: 1 K: 1 BB: 0 S: 14	R: 0 H: 0 E: 0 LOB: 0 K: 1 BB: 0 S: 7	R: 0 H: 2 E: 0 LOB: 2 K: 2 BB: 0 S: 11		
PITCHER Stan Williams, R (1, 1) ERA: 2.81 Larry Sherry, R (8, 1) ERA: 3.61	IP: 7.0 WLS: L BF: 27 H: 5 R: 1 ER: 1 SO: 6 BB: 0 IBB: 0 HBP: 0 BLK: 1 WP: 0 HR: 1 S: 66 P: 89 ERA: 1.29 WHIP: 0.714	IP: 1.0 WLS: L BF: 4 H: 2 R: 0 ER: 0 SO: 2 BB: 0 IBB: 0 HBP: 0 BLK: 0 WP: 0 HR: 0 S: 11 P: 14 ERA: 0.00 WHIP: 2.000						


BOTTOM

Los Angeles Dodgers @ St. Louis Cardinals
Sportsman's Park, St. Louis, MO


Mon Sep 19 1960, 8:05 PM EDT
Att. 10,265 - Unknown

livebaseballscorecards.com

AB	31
R	1
H	7
RBI	1
BB	0
SO	8
LOB	14



WP: 0	PA: 31
PB: 0	SB: 1
CS: 0	

Batter	1	2	3	4	5	6	7	8	9	AB R H RBI BB SO LOB	TOP	
Maury Wills, S OBP: 0.343, SLG: 0.330 (1, 6)	0-0 B1-3		2-1 BLK 1B		2-1 6-3			0-1 5-3		4 0 1 0 0 0 0		
Charlie Neal, R OBP: 0.320, SLG: 0.357 (1, 4)	4-2 1B BB		1-0 B2		2-2 F8			0-0 4-3		3 0 0 0 1 0 1		
Willie Davis, L OBP: 0.265, SLG: 0.396 (1, 8) Chuck Essegian, R OBP: 0.287, SLG: 0.372 (8, PH) Ron Fairly, L OBP: 0.214, SLG: 0.250 (8, 7) (9, 7)	0-1 1-2 1B		0-3 K		2-3 K			0-0 1-3		3 0 1 0 0 2 1 1 0 0 0 0 0 0 0 0 0 0 0 0 0		
Tommy Davis, R OBP: 0.303, SLG: 0.415 (1, 7) (8, 8)	3-2 F8		3-1 L9			1-1 F9			0-0 1B 2B	4 1 1 0 0 0 3		
Gil Hodges, R OBP: 0.293, SLG: 0.378 (1, 3) Bob Lillis, R OBP: 0.255, SLG: 0.286 (9, PR) (9, 5)	0-1 5-3			2-0 F9		1-3 K			0-0 1B 2B	4 0 1 0 0 0 1 0 1 0 0 0 0 0		
Frank Howard, R OBP: 0.319, SLG: 0.469 (1, 9) Wally Moon, L OBP: 0.384, SLG: 0.456 (9, PH) Larry Sherry, R OBP: 0.184, SLG: 0.297 (9, 1) Sandy Koufax, R OBP: 0.175, SLG: 0.130 (9, 1)		1-0 F4		0-1 1B 1B		1-1 F3			4-2 FC1-5 1B BB	3 0 1 0 0 0 0 0 0 0 0 1 0 0 0 0 0 0 0 0 0 0 0 0 0 0 0 0		
Charley Smith, R OBP: 0.179, SLG: 0.194 (1, 5) Norm Larker, L OBP: 0.370, SLG: 0.438 (9, PH) (9, 3)		3-2 FC6-4 1B		1-0 1-3 1B		2-3 K			2-2 FC1-5 1B	3 0 2 0 0 1 0 1 0 1 2 0 0 0	AB 33 R 2 H 8 RBI 2 BB 3 SO 4 LOB 15	
Joe Pignatano, R OBP: 0.343, SLG: 0.333 (1, 2)		0-1 FC6-4 1-2f		4-0 IBB		2-1 F8			0-1 FC1-5 G4-6-3	3 0 0 0 1 0 3		
Roger Craig, R OBP: 0.143, SLG: 0.063 (1, 1) Duke Snider, L OBP: 0.366, SLG: 0.524 (9, PH) (9, 9)		0-1 L9		1-0 F8		1-1 1-3			2-1 G4-6-3	3 0 0 0 0 0 3 1 0 0 0 0 0 2		
Inning Stats	R: 0 H: 1 E: 0 LOB: 2 K: 0 BB: 1 S: 11 P: 18	R: 0 H: 1 E: 0 LOB: 1 K: 0 BB: 0 S: 9 P: 13	R: 0 H: 1 E: 0 LOB: 1 K: 1 BB: 0 S: 10 P: 16	R: 0 H: 2 E: 0 LOB: 2 K: 0 BB: 1 S: 5 P: 13	R: 0 H: 0 E: 0 LOB: 0 K: 1 BB: 0 S: 12 P: 18	R: 0 H: 0 E: 0 LOB: 0 K: 1 BB: 0 S: 7 P: 10	R: 0 H: 0 E: 0 LOB: 0 K: 1 BB: 0 S: 8 P: 13	R: 0 H: 0 E: 0 LOB: 0 K: 0 BB: 0 S: 4 P: 4	R: 2 H: 3 E: 0 LOB: 2 K: 0 BB: 1 S: 11 P: 19	1B: 7 SF: 0 2B: 1 SAC: 0 3B: 0 DP: 1 HR: 0 HBP: 0	WP: 0 PA: 36 PB: 0 SB: 0 CS: 0	
PITCHER Curt Simmons, L ERA: 3.12 (1, 1) Lindy McDaniel, R ERA: 2.18 (9, 1)	IP WLS BF H R ER SO BB IBB HBP BLK WP HR S P ERA WHIP											PITCHER IP WLS BF H R ER SO BB IBB HBP BLK WP HR S P ERA WHIP
	8.0 32 7 2 2 4 1 1 0 1 0 0 68 107 2.25 1.000											

Los Angeles Dodgers @ St. Louis Cardinals
Sportsman's Park, St. Louis, MO
Tue Sep 20 1960, 8:05 PM EDT
Att. 11,711 - Unknown

AB	33
R	2
H	8
RBI	2
BB	3
SO	4
LOB	15



BOTTOM

Los Angeles Dodgers @ St. Louis Cardinals
Sportsman's Park, St. Louis, MO
Tue Sep 20 1960, 8:05 PM EDT
Att. 11,711 - Unknown

livebaseballscorecards.com

AB 33
R 3
H 11
RBI 3
BB 2
SO 2
LOB 11



WP: 0 PA: 36
PB: 0
SB: 0
CS: 0

AB R H RBI BB SO LOB

4 0 0 0 0 0 2

4 0 2 0 0 0 1

4 0 0 0 0 0 3

4 1 2 0 0 1 0

3 0 0 0 0 0 1

0 0 0 0 0 0 0

3 1 2 0 0 0 0

0 0 0 0 0 0 0

0 0 0 0 1 0 0

0 1 0 0 0 0 0

3 0 1 0 0 0 1

1 0 0 0 0 0 2

3 0 2 1 1 0 0

0 0 0 0 0 0 0

3 0 1 0 0 1 1

0 0 0 0 0 0 0

1 0 1 2 0 0 0

1B: 10 SF: 0

2B: 2 SAC: 1

3B: 0 DP: 2

HR: 0 HBP: 0

Batter	1	2	3	4	5	6	7	8	9
Don Landrum, L (1, 8) OBP: 0.375, SLG: 0.375	1-2 F5		2-1 G3			0-1 B2		0-0 G3	
Joe Cunningham, L (1, 9) OBP: 0.363, SLG: 0.391	2-2 4-3		0-2 4-3			0-0 1B		2-1 1B	
Bill White, L (1, 3) OBP: 0.335, SLG: 0.464	0-0 1-3			0-0 6-3		0-0 3-2		0-0 L9	
Ken Boyer, R (1, 5) OBP: 0.367, SLG: 0.554		0-0 F9		3-3 K		0-0 1B		2-0 1B	
Walt Moryn, L (1, 7) OBP: 0.331, SLG: 0.450		0-0 F6		1-0 L8		1-1 G4-6-3		2-1 SH1-4	
Curt Flood, R (8, 7) OBP: 0.300, SLG: 0.353						1-2		1-2	
Daryl Spencer, R (1, 6) OBP: 0.369, SLG: 0.420		2-2		2-0 L7		2-1 1B		4-1 1B	
Alex Grammas, R (9, 6) OBP: 0.282, SLG: 0.302						1B		BB	
George Crowe, L (9, PH) OBP: 0.310, SLG: 0.500						1B		1B	
Gary Kolb, L (9, PR)		2B						BB	
Julian Javier, R (1, 4) OBP: 0.282, SLG: 0.359		2-2 F7		0-1 F5		0-0 1B		3-2 L8	
Stan Musial, L (9, PH) OBP: 0.357, SLG: 0.498						1-2 1B		1-2 1B	
Hal Smith, R (1, 2) OBP: 0.287, SLG: 0.281				0-0 6-3		0-2 6-3		2-2 1B	
Duke Carmel, L (9, PR)						1-3 2-H		1-2 2-3 BB	
Curt Simmons, L (1, 1) OBP: 0.265, SLG: 0.222				0-2 6-3		2-1 1B		0-0 K	
Lindy McDaniel, R (9, 1) OBP: 0.259, SLG: 0.269						1B		0-3 K	
Charlie James, R (9, PH) OBP: 0.257, SLG: 0.441						3-2 1B		1-2 2-H 3-H	

Inning Stats	R: 0	H: 0	E: 0	K: 0	S: 7	H: 0	LOB: 0	BB: 0	P: 10	R: 0	H: 1	E: 0	K: 0	S: 8	H: 1	LOB: 1	BB: 0	P: 12	R: 0	H: 1	E: 0	K: 1	S: 9	H: 0	LOB: 0	BB: 0	P: 9	R: 0	H: 2	E: 0	K: 0	S: 6	H: 2	LOB: 1	BB: 0	P: 8	R: 1	H: 4	E: 0	K: 0	S: 10	H: 4	LOB: 2	BB: 0	P: 14	R: 0	H: 1	E: 0	K: 1	S: 7	H: 1	LOB: 1	BB: 0	P: 9	R: 2	H: 2	E: 0	K: 0	S: 11	H: 2	LOB: 2	BB: 2	P: 26	1B: 10	SF: 0	2B: 2	SAC: 1	3B: 0	DP: 2	HR: 0	HBP: 0	WP: 0	PA: 36
--------------	------	------	------	------	------	------	--------	-------	-------	------	------	------	------	------	------	--------	-------	-------	------	------	------	------	------	------	--------	-------	------	------	------	------	------	------	------	--------	-------	------	------	------	------	------	-------	------	--------	-------	-------	------	------	------	------	------	------	--------	-------	------	------	------	------	------	-------	------	--------	-------	-------	--------	-------	-------	--------	-------	-------	-------	--------	-------	--------

PITCHER	IP	WLS	BF	H	R	ER	SO	BB	IBB	HBP	BLK	WP	HR	S	P	ERA	WHIP
Roger Craig, R (1, 1) ERA: 3.59	8.0		30	9	1	1	2	0	0	0	0	0	0	58	81	1.12	1.125
Larry Sherry, R (9, 1) ERA: 3.73	0.1	L	3	1	2	2	0	1	0	0	0	0	0	4	12	54.00	6.000
Sandy Koufax, L (9, 1) ERA: 3.98	0.1		3	1	0	0	0	1	0	0	0	0	0	7	14	0.00	6.000

Batter	1	2	3	4	5	6	7	8	9	10	11	12	AB R H RBI BB SO LOB	TOP													
Maury Wills, S OBP: 0.343, SLG: 0.330 (1, 6)	0-0 4-3 1B		1-1 BB S 1B		1-0 G3		1-3 K			1-0 4-3		2-2 E9 1B	6 0 2 1 0 1 1	Los Angeles Dodgers @ St. Louis Cardinals Sportsman's Park, St. Louis, MO Wed Sep 21 1960, 8:05 PM EDT Att. 14,844 - Unknown livebaseballscorecards.com													
Jim Gilliam, S OBP: 0.353, SLG: 0.318 (1, 4)	1-1 2B E 1B		1-1 F7		0-1 E4 G1-6-3			3-1 SF7 3B		3-1 4-3		3-2 3-1	6 2 2 0 0 0 2														
Willie Davis, L OBP: 0.259, SLG: 0.396 (1, 8)	1-0 E9 1B 2B		1-3 K		2-2 G1-6-3 1-2f			0-0 4-3			2-2 F3		5 1 1 0 0 1 3														
Norm Larker, L OBP: 0.371, SLG: 0.438 (1, 3)	0-0 FC5-4 1B		4-2 BB BB		2-1 F8			0-0 SF7			4-1 BB BB		2 0 1 2 1 0 0 0 0 0 0 1 0 0														
Gil Hodges, R OBP: 0.296, SLG: 0.378 (8, 3)	3-H FC5-4 1B		4-1 BB BB		2-2 F5			3-H K			3-2 9-3		4 0 0 0 1 1 2														
Tommy Davis, R OBP: 0.302, SLG: 0.409 (1, 7)	0-1 FC5-4 1-2f		1-2 2-3 BB		1-3 K			2-3 K				0-1 SH3-4 1B	4 0 0 0 0 3 4 1 1 1 0 0 0 0 0 0 0 0 0 0 0														
Ron Fairly, L OBP: 0.188, SLG: 0.214 (1, 9)	1-3 K		0-1 G3		3-1 SH1-4 1B			0-0 F7				0-1 SH3-4	4 0 1 0 0 0 0 0 0 0 0 0 0 0														
Duke Snider, L OBP: 0.368, SLG: 0.526 (12, PH)												1-2 SH3-4															
Frank Howard, R OBP: 0.319, SLG: 0.469 (12, 9)												2-2 SH1-4 E 1B	5 1 1 1 0 1 1														
Charley Smith, R OBP: 0.186, SLG: 0.200 (1, 5)												0-0 SH1-4	2 0 0 0 0 1 0 1 0 0 0 0 0 0														
Bob Lillis, R OBP: 0.255, SLG: 0.286 (9, 5)												1-1 F6															
John Roseboro, L OBP: 0.322, SLG: 0.366 (1, 2)																											
Don Drysdale, R OBP: 0.218, SLG: 0.288 (1, 1)																											
Johnny Podres, L OBP: 0.200, SLG: 0.127 (8, 1)																											
Inning Stats	R: 2 E: 1 K: 10 S: 10	H: 3 LOB: 1 BB: 0 P: 13	R: 0 E: 0 K: 0 S: 6	H: 0 LOB: 0 BB: 0 P: 8	R: 0 E: 0 K: 1 S: 12	H: 1 LOB: 3 BB: 2 P: 23	R: 0 E: 0 K: 1 S: 7	H: 0 LOB: 0 BB: 0 P: 16	R: 0 E: 1 K: 1 S: 7	H: 0 LOB: 0 BB: 0 P: 10	R: 0 E: 0 K: 1 S: 8	H: 0 LOB: 0 BB: 0 P: 13	R: 0 E: 0 K: 2 S: 5	H: 0 LOB: 0 BB: 0 P: 11	R: 0 E: 0 K: 0 S: 5	H: 0 LOB: 0 BB: 0 P: 10	R: 0 E: 0 K: 0 S: 8	H: 0 LOB: 0 BB: 1 P: 17	R: 2 E: 1 K: 0 S: 16	H: 3 LOB: 1 BB: 0 P: 23	1B: 7 2B: 2 3B: 1 HR: 0	SF: 1 SAC: 3 DP: 2 HBP: 0	WP: 0 PB: 0 SB: 1 CS: 0	PA: 47			
PITCHER	IP WLS BF H R ER SO BB IBB HBP BLK WP HR S P ERA WHIP																										
Larry Jackson, R ERA: 3.4 (1, 1)	8.0		6	3	3	6	2	0	0	0	0	0	0	0	0	0	0	0	0	0	0	0	0	0	0	3.38	1.000
Lindy McDaniel, R ERA: 2.14 (9, 1)	2.0	6	0	0	0	2	0	0	0	0	0	0	0	0	0	0	0	0	0	0	0	0	0	0	0	0.00	0.000
Ron Kline, R ERA: 6.04 (11, 1)	1.1	L 6	2	2	2	0	1	0	0	0	0	0	0	0	0	0	0	0	0	0	0	0	0	0	0	13.50	2.250
Bob Gibson, R ERA: 5.25 (12, 1)	0.2	3	1	0	0	0	0	0	0	0	0	0	0	0	0	0	0	0	0	0	0	0	0	0	0	0.00	1.500



Batter	1	2	3	4	5	6	7	8	9	10	11	12	AB	R	H	RBI	BB	SO	LOB									
Don Landrum, L OBP: 0.462, SLG: 0.833 (1, 8)	2-2 HR		4-1 PO BB		0-1 F8			2-2 1B 3B		3-2 F9			4	2	2	1	1	0	0									
Joe Cunningham, L OBP: 0.366, SLG: 0.393 (1, 9)	2-2 4-3		1-1 PO SAFE	0-2 1B		4-0 FC5-4 BB		2-0 1B		0-0 B1-3			3	0	2	1	1	0	0									
Duke Carmel, L (8, PR) (9, 9) (10, 3)													1	0	0	0	0	0	0									
Bill White, L OBP: 0.334, SLG: 0.463 (1, 3)	0-0 L3			2-2 BB		0-0 FC5-4		3-H 2-3 K		0-3 K			4	0	1	0	0	1	2									
Lindy McDaniel, R OBP: 0.259, SLG: 0.269 (9, 1)													0	0	0	0	0	0	0									
Ed Olivares, R (10, PH)													1	0	0	0	0	1	0									
Ron Kline, R OBP: 0.143, SLG: 0.143 (11, 1)				1-3 1B		1-2f							0	0	0	0	0	0	0									
Bob Gibson, R OBP: 0.179, SLG: 0.214 (12, 1)													0	0	0	0	0	0	0									
Ken Boyer, R OBP: 0.366, SLG: 0.549 (1, 5)	1-1 F8			4-2 BB		0-1 FC1-4		0-1 F9			0-0 6-3		4	0	0	0	1	0	2									
Walt Moryn, L OBP: 0.328, SLG: 0.445 (1, 7)		0-0 4-3		3-3 K		1-3 K					3-3 K		3	0	0	0	0	2	4									
Bob Nieman, R OBP: 0.367, SLG: 0.477 (9, PH) (10, 7)													2	1	1	1	0	1	0									
Daryl Spencer, R OBP: 0.366, SLG: 0.415 (1, 6)		2-2 5-3		0-3 K		0-1 F8		2-3 K		2-2 L8			5	0	0	0	0	2	3									
Julian Javier, R OBP: 0.281, SLG: 0.358 (1, 4)		2-3 K		1-3 K		1-0 4-3		2-3 K			2-2 L9		2	0	0	0	0	2	3									
Carl Sawatski, L OBP: 0.319, SLG: 0.370 (7, PH) (8, 2)													2	0	0	0	0	1	0									
Curt Flood, R OBP: 0.300, SLG: 0.352 (12, PH)													1	0	0	0	0	0	0									
Hal Smith, R OBP: 0.285, SLG: 0.279 (1, 2)			0-3 K		3-2 5-3		2-0 F3		0-1 1B		0-0 F8		2	0	0	0	0	1	0									
Stan Musial, L OBP: 0.356, SLG: 0.497 (7, PH)													1	0	0	0	0	0	0									
Alex Grammas, R OBP: 0.284, SLG: 0.304 (8, 4)													2	0	1	0	0	0	0									
Larry Jackson, R OBP: 0.253, SLG: 0.233 (1, 1)			1-3 K		1-1 4-3		1-0 F7		0-3 K		0-1 F7		2	0	0	0	0	1	0									
George Crowe, L OBP: 0.306, SLG: 0.492 (8, PH) (9, 3)													1	0	0	0	0	0	0									
Charlie James, R OBP: 0.243, SLG: 0.417 (9, PH) (10, 9)													2	0	0	0	0	1	1									
Inning Stats	R: 1 E: 0 K: 0 S: 12	H: 1 LOB: 0 BB: 0 P: 17	R: 0 E: 0 K: 1 S: 7	H: 0 LOB: 0 BB: 0 P: 11	R: 0 E: 0 K: 2 S: 8	H: 0 LOB: 0 BB: 1 P: 14	R: 0 E: 0 K: 3 S: 19	H: 2 LOB: 3 BB: 1 P: 29	R: 0 E: 0 K: 1 S: 8	H: 0 LOB: 0 BB: 0 P: 12	R: 0 E: 0 K: 1 S: 6	H: 0 LOB: 1 BB: 1 P: 11	R: 0 E: 0 K: 0 S: 4	H: 0 LOB: 0 BB: 0 P: 7	R: 1 E: 0 K: 1 S: 10	H: 2 LOB: 1 BB: 0 P: 17	R: 1 E: 0 K: 3 S: 15	H: 2 LOB: 1 BB: 0 P: 19	R: 0 E: 0 K: 1 S: 8	H: 0 LOB: 0 BB: 0 P: 11	R: 0 E: 0 K: 1 S: 9	H: 0 LOB: 0 BB: 0 P: 14	R: 0 E: 0 K: 0 S: 6	H: 0 LOB: 0 BB: 0 P: 8	1B: 4 2B: 0 3B: 1 HR: 2	SF: 0 DP: 0 HBP: 0	WP: 0 PB: 0 SB: 0 CS: 0	PA: 46
PITCHER	IP	WLS	BF	H	R	ER	SO	BB	IBB	HBP	BLK	WP	HR	S	P	ERA	WHIP											
Don Drysdale, R ERA: 2.87 (1, 1)	7.1		29	5	2	2	7	3	0	0	0	0	1	69	111	2.46	1.091											
Johnny Podres, L ERA: 3.1 (8, 1)	4.2	W	16	2	1	1	6	0	0	0	0	0	1	43	59	1.93	0.429											

BOTTOM

Los Angeles Dodgers @ St. Louis Cardinals
Sportsman's Park, St. Louis, MO
Wed Sep 21 1960, 8:05 PM EDT
Att: 14,844 - Unknown

livebaseballscorecards.com

AB	42
R	3
H	7
RBI	3
BB	3
SO	13
LOB	15



Batter	1	2	3	4	5	6	7	8	9	AB R H RBI BB SO LOB	TOP											
Don Blasingame, L (1, 4) OBP: 0.297, SLG: 0.296	3-2 F5	2-1 SF9	3-2 F9			2-1 1B 1B	3-2 4-3 1B		0-0 4-3	5 1 2 1 0 0 0												
Jose Pagan, R (1, 6) OBP: 0.346, SLG: 0.480	2-0 6-3	0-0 E 2B			0-0 FC3-6 1B	1-2 1B 2B 1B	1-0 4-3		0-0 L9	6 2 3 1 0 0 1												
Willie Mays, R (1, 8) OBP: 0.382, SLG: 0.555	1-2 1B	4-0 FC6-4 IBB			1-0 FC3-6 1B	1-1 F3	0-0 6-3			4 0 1 0 1 0 4												
Felipe Alou, R (1, 7) OBP: 0.303, SLG: 0.425	2-2 L6	0-2 FC6-4 1B			1-1 L7	3-2 2B 4-3 1B	4-1 PO BB			4 2 1 2 1 0 3												
Orlando Cepeda, R (1, 3) OBP: 0.340, SLG: 0.501		E6 HR			0-0 1B	1-0 4-3 1B 2B	1-1 PO	2-3 K		5 3 3 2 0 1 0												
Willie Kirkland, L (1, 9) OBP: 0.311, SLG: 0.455		HR			1-0 4-3	1-0 4-3		0-3 K		5 1 2 4 0 1 3												
Jim Davenport, R (1, 5) OBP: 0.309, SLG: 0.362		BB 1B BB			6-3	1-2 1B 1B		2-0 HR		4 2 2 2 1 0 1												
Bob Schmidt, R (1, 2) OBP: 0.314, SLG: 0.381		0-1 SF9 2B 1B			6-3	1-0 F5	0-0 FC6-4 1B	0-2 1-3		5 1 2 0 0 0 0												
Juan Marichal, R (1, 1) OBP: 0.200, SLG: 0.143		4-1 2B FC6-4 BB			4-3	1-2 4-3	0-2 FC6-4		0-1 F6	3 1 0 0 1 0 2												
Don Choate, R (7, 1)										0 0 0 0 0 0 0												
Willie McCovey, L (9, PH) OBP: 0.339, SLG: 0.459										1 0 0 0 0 0 0												
Johnny Antonelli, L (9, 1) OBP: 0.278, SLG: 0.294										0 0 0 0 0 0 0												
Inning Stats	R: 0 E: 0 K: 0 S: 10	H: 1 LOB: 1 BB: 0 P: 18	R: 8 E: 2 K: 0 S: 20	H: 5 LOB: 1 BB: 3 P: 40	R: 0 E: 0 K: 0 S: 7	H: 0 LOB: 0 BB: 0 P: 12	R: 0 E: 0 K: 0 S: 6	H: 2 LOB: 2 BB: 0 P: 9	R: 0 E: 0 K: 0 S: 5	H: 0 LOB: 0 BB: 0 P: 8	R: 4 E: 0 K: 0 S: 19	H: 6 LOB: 2 BB: 0 P: 29	R: 0 E: 0 K: 0 S: 8	H: 1 LOB: 1 BB: 1 P: 17	R: 1 E: 0 K: 2 S: 11	H: 1 LOB: 0 BB: 0 P: 15	R: 0 E: 0 K: 0 S: 4	H: 0 LOB: 0 BB: 0 P: 4	1B: 10 2B: 4 3B: 0 HR: 2	SF: 1 SAC: 0 DP: 0 HBP: 0	WP: 0 PB: 0 SB: 0 CS: 0	PA: 48
PITCHER	IP WLS BF H R ER SO BB IBB HBP BLK WP HR S P ERA WHIP																					
Stan Williams, R (1, 1) ERA: 2.92	1.0 L 9 3 3 5 3 0 2 0 0 0 0 1 16 33 27.00 5.000																					
Ed Palmquist, R (2, 1) ERA: 2.61	0.2 6 3 3 0 0 0 0 1 0 0 0 0 11 20 0.00 4.500																					
Ed Rakow, R (2, 1) ERA: 9.6	2.1 9 2 0 0 0 0 0 0 0 0 0 0 16 26 0.00 0.857																					
Phil Ortega, R (5, 1) ERA: 18.0	1.1 8 4 4 4 0 0 0 0 0 0 0 0 16 27 27.00 3.000																					
Ed Roebuck, R (6, 1) ERA: 2.84	1.2 8 3 0 0 0 0 1 0 0 0 0 0 16 27 0.00 2.400																					
PITCHER	IP WLS BF H R ER SO BB IBB HBP BLK WP HR S P ERA WHIP																					
Larry Sherry, R (8, 1) ERA: 3.74	2.0 7 1 1 1 2 0 0 0 0 0 0 1 15 19 4.50 0.500																					

San Francisco Giants @ Los Angeles Dodgers
 Los Angeles Memorial Coliseum, Los Angeles, CA
 Sun Sep 25 1960, 7:33 AM EDT
 Att: 25,056 - Unknown

AB	42
R	13
H	16
RBI	12
BB	4
SO	2
LOB	14



WP	0	PA	48
----	---	----	----

Batter	1	2	3	4	5	6	7	8	9	AB	R	H	RBI	BB	SO	LOB
Maury Wills, S OBP: 0.342, SLG: 0.331 (1, 6)	1-1 4-3		0-1 4-3 2B		0-0 F7	1-2 4-3	1-1 L9			5	0	1	0	0	0	3
Jim Gilliam, S OBP: 0.356, SLG: 0.317 (1, 4)	4-2 2B BLK E BB		1-0 4-3		4-1 1B E BB	4-2 HR BB		4-1 1B 4-3 BB		1	4	0	0	4	0	1
Willie Davis, L OBP: 0.271, SLG: 0.466 (1, 8)	1-2 E 1-3 2B		0-2 F8		0-1 1B E7 1B	1-0 HR		1-2 4-3		5	2	2	3	0	0	3
Norm Larker, L OBP: 0.370, SLG: 0.434 (1, 3)	4-0 E IBB		1-3 K		0-0 F8	2-3 K		0-1 L7		4	0	0	0	1	2	4
Tommy Davis, R OBP: 0.309, SLG: 0.428 (1, 7)	3-2 F8 1-2 2-3 3-H			0-1 HR	2-2 1B 1-3 2-H		2-2 1B E 2B	2-2 WP 1B		5	2	4	3	0	0	2
Frank Howard, R OBP: 0.319, SLG: 0.468 (1, 9)	1-0 F9			1-2 L8	1-0 1B	1-2 3-H 1B	0-0 E 2-3 1B	3-3 K		5	0	2	1	0	1	3
Charley Smith, R OBP: 0.167, SLG: 0.178 (1, 5)		0-2 1-3		0-3 K	3-1 F3		2-3 K		0-2 F4	5	0	0	0	0	2	4
John Roseboro, L OBP: 0.322, SLG: 0.366 (1, 2)		0-1 F3		4-2 BB		0-0 4-3 1B HR	1-3 K		0-2 F6	0	0	0	0	0	0	0
Doug Camilli, R OBP: 0.400, SLG: 0.250 (2, PH) (3, 2)										4	1	1	0	1	1	2
Stan Williams, R Ed Palmquist, R Ed Rakow, S Ron Fournier, L Phil Ortega, R Ed Roebuck, R Duke Snider, L Larry Sherry, R Charlie Neal, R		0-0 F8		1-3 K		1-0 1-3	0-0 E3		1-1 F5	0	0	0	0	0	0	0

Inning Stats	R	H	E	K	S	H	LOB	BB	P	R	H	E	K	S	H	LOB	BB	P	1B	2B	3B	HR	SF	SAC	DP	HBP
	1	1	1	0	11	0	2	2	20	0	0	0	1	13	2	2	1	21	5	3	0	2	0	0	0	0
	0	0	0	0	6	0	0	0	6	0	0	0	0	13	0	0	0	10	0	0	0	0	0	0	0	0
	0	0	0	0	9	0	0	0	10	0	0	0	0	10	0	0	0	19	0	0	0	0	0	0	0	0
	3	2	1	2	12	0	0	1	21	0	0	0	1	12	2	2	1	21	3	0	0	0	0	0	0	0
	1	1	0	2	14	0	0	0	20	0	0	0	2	14	2	2	0	20	0	0	0	0	0	0	0	0
	0	0	0	0	9	0	0	0	10	0	0	0	0	10	0	0	0	10	0	0	0	0	0	0	0	0

PITCHER	IP	WLS	BF	H	R	ER	SO	BB	IBB	HBP	BLK	WP	HR	S	P	ERA	WHIP
Juan Marichal, R ERA: 2.86 (1, 1)	6.0	W	31	7	7	4	4	4	4	0	1	0	2	62	103	6.00	1.833
Don Choate, R ERA: 3.0 (7, 1)	2.0		11	3	2	1	3	1	0	0	0	1	0	27	43	4.50	2.000
Johnny Antonelli, L ERA: 3.77 (9, 1)	1.0	S	3	0	0	0	0	0	0	0	0	0	0	9	10	0.00	0.000


BOTTOM

San Francisco Giants @ Los Angeles Dodgers
Los Angeles Memorial Coliseum, Los Angeles, CA

Sun Sep 25 1960, 7:33 AM EDT
 Att. 25,056 - Unknown

livebaseballscorecards.com

AB	39
R	9
H	10
RBI	7
BB	6
SO	7
LOB	25



WP	PA
1	45
0	
0	

Batter	1	2	3	4	5	6	7	8	9	AB R H RBI BB SO LOB	TOP											
Don Blasingame, L (1, 4) OBP: 0.297, SLG: 0.299	1-1 4-3		1-0 4-1			3-2 FC6-4		2-1 1B 3B		4 1 1 3 0 0 1	<p>San Francisco Giants @ Los Angeles Dodgers</p> <p>Los Angeles Memorial Coliseum, Los Angeles, CA</p> <p>Mon Sep 26 1960, 10:05 PM EDT</p> <p>Att. 15,865 - Unknown</p> <p>livebaseballscorecards.com</p>											
Jose Pagan, R (1, 6) OBP: 0.300, SLG: 0.414	1-2 F3			2-1 2-3		1-3 K		2-0 F8		4 0 0 0 0 1 4												
Willie Mays, R (1, 8) OBP: 0.381, SLG: 0.554	0-0 2B			2-3 K			2-1 F7	1-1 F9		4 0 1 0 0 1 3												
Felipe Alou, R (1, 7) OBP: 0.302, SLG: 0.423	3-3 K			1-0 5-3			1-1 5-3	0-2 E 1B		4 1 1 1 0 1 1												
Orlando Cepeda, R (1, 3) OBP: 0.339, SLG: 0.498		1-2 4-3			2-3 K		1-2 F4	4-1 1B BB		3 0 0 0 1 1 0												
Willie Kirkland, L (1, 9) OBP: 0.312, SLG: 0.456		1-3 K			1-1 1B			1-1 1B		4 1 2 0 0 1 2												
Jim Davenport, R (1, 5) OBP: 0.307, SLG: 0.360		2-1 F5			1-0 G5-4-3			2-2 1B 1B		2 0 0 0 0 0 1												
Willie McCovey, L (8, PH) OBP: 0.341, SLG: 0.461								1-3 3B 1B		1 0 1 0 0 0 0												
Joey Amalfitano, R (8, PR) OBP: 0.334, SLG: 0.353								1-1 CS 1B		1 1 1 0 0 0 0												
Bob Schmidt, R (1, 2) OBP: 0.312, SLG: 0.378			0-0 F8			0-2 F7		0-1 3B 1B		2 0 0 0 0 0 0												
Jim Marshall, L (8, PH) OBP: 0.328, SLG: 0.342								2-0 1-3		1 0 1 1 0 0 0												
Billy O'Dell, S (8, PR) OBP: 0.258, SLG: 0.109								1-2 3B 1B		0 1 0 0 0 0 0												
Hobie Landrith, L (8, 2) OBP: 0.314, SLG: 0.308								1-2 3B 1B		1 0 0 0 0 0 1												
Mike McCormick, L (1, 1) OBP: 0.186, SLG: 0.202			3-3 K			0-1 FC6-4		2-2 3B 1B		2 0 1 0 0 1 0												
Matty Alou, L (8, PH) OBP: 1.000, SLG: 1.000								2-3 K		1 1 1 0 0 0 0												
Stu Miller, R (8, 1) OBP: 0.259, SLG: 0.200										1 0 0 0 0 1 0												
Inning Stats	R: 0 E: 0 K: 1 S: 9	H: 1 LOB: 1 BB: 0 P: 14	R: 0 E: 0 K: 1 S: 9	H: 0 LOB: 0 BB: 0 P: 13	R: 0 E: 0 K: 1 S: 5	H: 0 LOB: 0 BB: 0 P: 9	R: 0 E: 0 K: 1 S: 7	H: 0 LOB: 0 BB: 0 P: 12	R: 0 E: 0 K: 1 S: 6	H: 1 LOB: 0 BB: 0 P: 10	R: 0 E: 0 K: 1 S: 11	H: 1 LOB: 1 BB: 0 P: 15	R: 0 E: 0 K: 0 S: 8	H: 0 LOB: 0 BB: 0 P: 12	R: 6 E: 0 K: 0 S: 20	H: 6 LOB: 2 BB: 1 P: 35	R: 0 E: 0 K: 1 S: 6	H: 1 LOB: 0 BB: 0 P: 11	1B: 8 2B: 1 3B: 1 HR: 0	SF: 0 SAC: 0 DP: 1 HBP: 0	WP: 0 PB: 0 SB: 1 CS: 1	PA: 36
PITCHER	IP WLS BF H R ER SO BB IBB HBP BLK WP HR S P ERA WHIP																					
Don Drysdale, R (1, 1) ERA: 2.89	7.0 L 26 6 3 3 6 0 0 0 0 0 0 0 62 95 3.86 0.857																					
Larry Sherry, R (8, 1) ERA: 3.85	1.0 7 3 3 2 0 1 0 0 0 0 0 0 13 25 18.00 4.000																					
Sandy Koufax, L (9, 1) ERA: 3.96	1.0 3 1 0 0 1 0 0 0 0 0 0 0 6 11 0.00 1.000																					



Batter	1	2	3	4	5	6	7	8	9	AB	R	H	RBI	BB	SO	LOB
Maury Wills, S OBP: 0.343, SLG: 0.334 (1, 6)	0-0 F9		2-2 PO 2B			1-1 1-3		2-2 E 1B		4	0	2	1	0	0	0
Jim Gilliam, S OBP: 0.357, SLG: 0.316 (1, 4) (8, 5)	1-0 F2		4-2 BB			4-2 BB		0-1 E1 1-2		2	0	0	0	2	0	1
Tommy Davis, R OBP: 0.305, SLG: 0.422 (1, 7)	2-3 K		1-0 PO 2-3	0-0 1-3		1-3 K		2-2 L6		4	0	0	0	0	2	3
Frank Howard, R OBP: 0.319, SLG: 0.473 (1, 9)		0-3 K		0-1 HR		3-2 F4		1-3 K		4	1	1	1	0	2	3
Gil Hodges, R OBP: 0.292, SLG: 0.372 (1, 3) Norm Larker, L OBP: 0.369, SLG: 0.433 (9, PH)		0-0 5-3		1-3 K		2-2 1-3		0-0 6-3		3	0	0	0	0	1	0
Charley Smith, R OBP: 0.176, SLG: 0.188 (1, 5) Charlie Neal, R OBP: 0.321, SLG: 0.360 (8, 4)		1-3 K		0-0 F7		1-2 1B		1-0 2B		3	0	1	0	0	1	0
Willie Davis, L OBP: 0.254, SLG: 0.435 (1, 8)			2-2 L9		0-2 4-3		1-3 K		0-2 F8	4	0	0	0	0	1	2
Joe Pignatano, R OBP: 0.343, SLG: 0.344 (1, 2) Irv Noren, L OBP: 0.256, SLG: 0.257 (9, PH)			0-0 2B 2B		2-0 F9		0-0 F8		1-2 F8	3	1	1	0	0	0	1
Don Drysdale, R OBP: 0.213, SLG: 0.280 (1, 1) Larry Sherry, R OBP: 0.184, SLG: 0.297 (8, 1) Wally Moon, L OBP: 0.383, SLG: 0.455 (8, PH) Sandy Koufax, R OBP: 0.175, SLG: 0.130 (9, 1)			2-3 K		0-0 5-3			0-0 4-3		2	0	0	0	0	1	1

Inning Stats	R: 0	H: 0	E: 0	K: 1	S: 5	R: 0	H: 0	E: 0	K: 2	S: 7	R: 1	H: 2	E: 0	K: 1	S: 14	R: 1	H: 1	E: 0	K: 1	S: 8	R: 0	H: 0	E: 0	K: 0	S: 5	R: 0	H: 1	E: 0	K: 1	S: 13	R: 0	H: 1	E: 1	K: 1	S: 10	R: 0	H: 1	E: 0	K: 1	S: 13	R: 0	H: 1	E: 0	K: 0	S: 9	1B: 2	2B: 3	3B: 0	HR: 1	SF: 0	SAC: 0	DP: 0	HBP: 0	WP: 0	PB: 0	SB: 0	CS: 0	PA: 36
--------------	------	------	------	------	------	------	------	------	------	------	------	------	------	------	-------	------	------	------	------	------	------	------	------	------	------	------	------	------	------	-------	------	------	------	------	-------	------	------	------	------	-------	------	------	------	------	------	-------	-------	-------	-------	-------	--------	-------	--------	-------	-------	-------	-------	--------

PITCHER	IP	WLS	BF	H	R	ER	SO	BB	IBB	HBP	BLK	WP	HR	S	P	ERA	WHIP
Mike McCormick, L ERA: 2.8 (1, 1)	7.0	W	26	4	2	2	7	2	0	0	0	0	1	62	93	2.57	0.857
Stu Miller, R ERA: 3.97 (8, 1)	2.0	S	9	2	0	0	1	0	0	0	0	0	0	22	29	0.00	1.000


BOTTOM

San Francisco Giants @ Los Angeles Dodgers
Los Angeles Memorial Coliseum, Los Angeles, CA

Mon Sep 26 1960, 10:05 PM EDT
Att. 15,865 - Unknown

livebaseballscorecards.com

AB	33
R	2
H	6
RBI	2
BB	2
SO	8
LOB	12



Batter	1	2	3	4	5	6	7	8	9	AB R H RBI BB SO LOB	TOP											
Don Landrum, L (1, 8) OBP: 0.286, SLG: 0.394	1-2 1-3		0-1 4-3		2-1 F7			1-1 G3		4 0 0 0 0 0 3	St. Louis Cardinals @ Los Angeles Dodgers Los Angeles Memorial Coliseum, Los Angeles, CA Tue Sep 27 1960, 10:05 PM EDT Att. 12,878 - Unknown livebaseballscorecards.com											
Joe Cunningham, L (1, 9) Mel Nelson, R (8, 1)	1-0 4-3			4-2 L1-3 BB		2-2 4-3		2-1 1B 1B		3 1 1 0 1 0 0 0 0 0 0 0 0 0												
Bill White, L (1, 3) OBP: 0.333, SLG: 0.462	1-1 1-3			0-0 L1-3		1-0 1B		2-1 1B 1B		4 0 2 0 0 0 1												
Ken Boyer, R (1, 5) OBP: 0.370, SLG: 0.561		0-1 E6		3-1 F7		2-3 K		2-0 1B 1B		4 0 1 1 0 1 1												
Stan Musial, L (1, 7) OBP: 0.353, SLG: 0.491		1-0 F9			0-2 BB 1B	1-1 G3		2-3 K		4 0 1 0 0 1 4												
Daryl Spencer, R (1, 6) OBP: 0.367, SLG: 0.410		0-1 F8		4-0 BB 1B		1-3 K		0-3 K		3 0 0 0 1 2 1												
Julian Javier, R (1, 4) Charlie James, R (9, PH) OBP: 0.278, SLG: 0.349 OBP: 0.231, SLG: 0.395		1-0 F7		1-2 F8		1-3 K		0-1 F8		3 0 0 0 0 1 3 1 0 0 0 0 0 0												
Hal Smith, R (1, 2) Carl Sawatski, L (7, PH) OBP: 0.290, SLG: 0.291 OBP: 0.310, SLG: 0.352			1-0 F4		0-2 F9		3-2 4-3		0-0 F8			2 0 0 0 0 0 2 2 0 0 0 0 0 0										
Ernie Broglio, R (1, 1) Bob Gibson, R (7, 1) Walt Moryn, L (8, PH) OBP: 0.284, SLG: 0.269 OBP: 0.179, SLG: 0.214 OBP: 0.330, SLG: 0.445			2-3 K		4-2 BB		1-1 F7			1 0 0 0 1 1 0 0 0 0 0 0 0 0 1 0 0 0 0 0 0												
Inning Stats	R: 0 E: 0 K: 0 S: 8	H: 0 LOB: 0 BB: 0 P: 11	R: 0 E: 1 K: 0 S: 6	H: 0 LOB: 1 BB: 0 P: 8	R: 0 E: 0 K: 1 S: 7	H: 0 LOB: 0 BB: 0 P: 10	R: 0 E: 0 K: 0 S: 5	H: 0 LOB: 0 BB: 1 P: 12	R: 0 E: 0 K: 0 S: 13	H: 1 LOB: 3 BB: 2 P: 24		R: 0 E: 0 K: 1 S: 9	H: 1 LOB: 1 BB: 0 P: 15	R: 0 E: 0 K: 2 S: 10	H: 0 LOB: 0 BB: 0 P: 15	R: 1 E: 0 K: 1 S: 14	H: 3 LOB: 2 BB: 0 P: 24	R: 0 E: 0 K: 1 S: 6	H: 0 LOB: 0 BB: 0 P: 6	1B: 5 2B: 1 3B: 0 HR: 0	SF: 0 SAC: 0 DP: 1 HBP: 0	WP: 0 PB: 0 SB: 0 CS: 0
PITCHER Roger Craig, R (1, 1) ERA: 3.39	IP 9.0 WLS W BF 35 H 5 R 1 ER 1 SO 6 BB 3 IBB 0 HBP 0 BLK 0 WP 0 HR 0 S 78 P 125 ERA 1.00 WHIP 0.889											PITCHER	IP WLS BF H R ER SO BB IBB HBP BLK WP HR S P ERA WHIP									



Batter	1	2	3	4	5	6	7	8	9
Maury Wills, S OBP: 0.340, SLG: 0.331 (1, 6)	0-0 L1	0-1 F6		1-0 FC4-6		1-1 4-3		2-3 K2-3	
Jim Gilliam, S OBP: 0.358, SLG: 0.316 Charlie Neal, R OBP: 0.320, SLG: 0.359 (1, 4) (8, 4)	4-1 BB 1B BB		1-2 4-3		1-0 FC2-5 1B		2-2 F6	3-3 K	
Willie Davis, L OBP: 0.294, SLG: 0.463 (1, 8)	1-3 K		1-1 CS 1B		0-0 1B FC2-5 1B		0-1 BB HR 1B	0-0 1B	
Norm Larker, L OBP: 0.372, SLG: 0.433 Gil Hodges, R OBP: 0.291, SLG: 0.371 (1, 3) (8, PH) (9, 3)	4-2 1B 1B BB		1-1 FC6-4 1B		0-1 FC2-5 1B		4-2 1-2 HR BB	3-2 6-3	
Tommy Davis, R OBP: 0.311, SLG: 0.435 (1, 7) (6, 5) (8, 7)	2-2 1B 1B		2-1 FC6-4		0-0 1-2 2-3 1B		2-2 1-H 2-H HR		
Frank Howard, R OBP: 0.320, SLG: 0.473 (1, 9)	0-2 1-2 3-H 1B		0-1 F8		0-3 K		1-2 1-3 1B		
Charley Smith, R OBP: 0.170, SLG: 0.180 Wally Moon, L OBP: 0.381, SLG: 0.453 (1, 5) (5, PH) (6, 7) (8, 5)	1-0 F7		1-3 K		2-1 F8		3-2 1-3		
John Roseboro, L OBP: 0.324, SLG: 0.369 (1, 2)		1-3 K		3-1 2B		2-2 F3	4-0 IBB		
Roger Craig, R OBP: 0.154, SLG: 0.057 (1, 1)		2-0 5-3		4-2 FC4-6 BB		0-0 6-3	0-1 1-3		


AB	R	H	RBI	BB	SO	LOB
5	0	0	0	0	1	2
3	1	1	0	1	0	0
1	0	0	0	0	1	0
5	1	4	0	0	1	1
2	2	1	0	2	0	2
1	0	0	0	0	0	1
4	1	3	4	0	0	1
4	0	2	1	0	1	3
2	0	0	0	0	1	2
2	0	0	0	0	0	4
0	0	0	0	0	0	0
3	0	1	0	1	1	0
3	0	0	0	1	0	2

BOTTOM

St. Louis Cardinals @ Los Angeles Dodgers
Los Angeles Memorial Coliseum, Los Angeles, CA

livebaseballscorecards.com

AB 35
R 5
H 12
RBI 5
BB 5
SO 6
LOB 18



Inning Stats		R: 2	H: 2	E: 0	K: 1	S: 14	R: 0	H: 0	E: 0	K: 1	S: 6	R: 0	H: 2	E: 0	K: 0	S: 9	R: 0	H: 1	E: 0	K: 1	S: 11	R: 0	H: 3	E: 0	K: 1	S: 10	R: 0	H: 0	E: 0	K: 0	S: 7	R: 3	H: 3	E: 0	K: 0	S: 19	R: 0	H: 1	E: 0	K: 2	S: 11													
PITCHER		IP	WLS	BF	H	R	ER	SO	BB	IBB	HBP	BLK	WP	HR	S	P	ERA	WHIP	PITCHER		IP	WLS	BF	H	R	ER	SO	BB	IBB	HBP	BLK	WP	HR	S	P	ERA	WHIP																	
Ernie Broglio, R ERA: 2.65	(1, 1)	6.1	L	33	11	5	5	4	4	0	0	0	0	1	71	115	7.11	2.368	Bob Gibson, R ERA: 5.21		(7, 1)	0.2	3	0	0	0	0	0	1	0	0	0	5	12	0.00	0.000	Mel Nelson, L ERA:		(8, 1)	1.0	4	1	0	0	2	0	0	0	0	0	11	19	0.00	1.000

Tue Sep 27 1960, 10:05 PM EDT
Att. 12,878 - Unknown

Batter	1	2	3	4	5	6	7	8	9	AB R H RBI BB SO LOB	TOP											
Julian Javier, R (1, 4) OBP: 0.276, SLG: 0.347 Joe Cunningham, L (7, PH) OBP: 0.364, SLG: 0.388 Lindy McDaniel, R (7, 1) OBP: 0.259, SLG: 0.269	1-2 4-3		0-0 FC1-6		0-3 K		2-3 K			3 0 0 0 0 1 2 1 0 0 0 0 1 2 0 0 0 0 0 0 0												
Bill White, L (1, 3) OBP: 0.332, SLG: 0.461	1-0 3-1		1-1 4-3			2-2 F7		3-2 PB 1B 1B		4 0 1 0 0 0 1												
Bob Nieman, R (1, 7) OBP: 0.371, SLG: 0.478	0-1 F6			2-2 5-3		3-2 4-3		1-0 PB 1-2 1B		4 0 1 0 0 0 0												
Ken Boyer, R (1, 5) OBP: 0.370, SLG: 0.566		0-1 1B 1B		2-2 HR		1-1 6-3		2-2 F9		4 1 2 1 0 0 2												
Daryl Spencer, R (1, 6) OBP: 0.368, SLG: 0.409		1-0 L4-3 1-2 1B		2-2 L7			4-2 1B 1B BB	3-3 K 1-2 2-3		3 1 1 0 1 1 2												
Charlie James, R (1, 9) OBP: 0.214, SLG: 0.366 George Crowe, L (8, PH) OBP: 0.293, SLG: 0.471 Curt Flood, R (8, 8) OBP: 0.301, SLG: 0.354		2-3 K		0-0 F9			1-1 F9	0-0 4-3		3 0 0 0 0 1 3 1 0 0 0 0 0 2 0 0 0 0 0 0 0												
Hal Smith, R (1, 2) OBP: 0.290, SLG: 0.291 Carl Sawatski, L (9, PH) OBP: 0.308, SLG: 0.350		1-0 L4-3 1-2			0-0 5-3		0-0 1B 1-2		0-1 6-3	3 0 1 0 0 0 2 1 0 0 0 0 0 0												
Don Landrum, L (1, 8) OBP: 0.333, SLG: 0.417 (8, 9)			1-0 FC1-6 HBP		0-0 4-3		1-1 1B 1-2 2-H		1-0 G4-6-3 1B	3 0 2 1 0 0 0												
Bob Miller, R (1, 1) OBP: 0.200, SLG: 0.143 Bob Gibson, R (6, 1) OBP: 0.179, SLG: 0.214 Stan Musial, L (7, PH) OBP: 0.352, SLG: 0.489 Alex Grammas, R (7, 4) OBP: 0.287, SLG: 0.318 Walt Moryn, L (9, PH) OBP: 0.329, SLG: 0.444			1-3 K		2-2 1B		1-3 K	3-2 G4-6-3 1-2f		2 0 1 0 0 1 1 0 0 0 0 0 0 0 1 0 0 0 0 1 2 0 0 0 0 0 0 0 1 0 0 0 0 0 1												
Inning Stats	R: 0 E: 0 K: 0 S: 6	H: 0 LOB: 0 BB: 0 P: 8	R: 0 E: 0 K: 1 S: 13	H: 2 LOB: 1 BB: 0 P: 17	R: 0 E: 0 K: 1 S: 6	H: 0 LOB: 1 BB: 0 P: 9	R: 1 E: 0 K: 0 S: 11	H: 1 LOB: 0 BB: 0 P: 17	R: 0 E: 0 K: 1 S: 8	H: 1 LOB: 1 BB: 0 P: 10	R: 0 E: 0 K: 0 S: 10	H: 0 LOB: 0 BB: 0 P: 16	R: 1 E: 0 K: 2 S: 15	H: 2 LOB: 2 BB: 1 P: 24	R: 0 E: 0 K: 1 S: 11	H: 2 LOB: 2 BB: 0 P: 20	R: 0 E: 0 K: 0 S: 6	H: 1 LOB: 0 BB: 0 P: 10	1B: 8 2B: 1 3B: 0 HR: 1	SF: 0 SAC: 0 DP: 2 HBP: 1	WP: 0 PB: 1 SB: 0 CS: 0	PA: 36
PITCHER	IP WLS BF H R ER SO BB IBB HBP BLK WP HR S P ERA WHIP																					
Johnny Podres, L (1, 1) ERA: 3.08 Ed Roebuck, R (8, 1) ERA: 2.79	7.0 W 30 8 2 2 5 1 0 1 0 0 0 1 73 109 2.57 1.286																					

St. Louis Cardinals @ Los Angeles Dodgers
 Los Angeles Memorial Coliseum, Los Angeles, CA
 Wed Sep 28 1960, 10:05 PM EDT
 Att: 12,506 - Unknown

AB	34
R	2
H	9
RBI	2
BB	1
SO	6
LOB	20



Batter	1	2	3	4	5	6	7	8	9	AB	R	H	RBI	BB	SO	LOB
Maury Wills, S OBP: 0.343, SLG: 0.331 (1, 6)	4-1 BB		1-2 SH1-3 E 1B		4-1 SF8 SH3-4 BB	0-0 E4 S				2	1	1	0	2	0	1
Charlie Neal, R OBP: 0.321, SLG: 0.358 (1, 4)	1-3 K		0-0 SH1-3		2-1 SH3-4	4-1 BB				1	0	0	0	1	1	1
Willie Davis, L OBP: 0.306, SLG: 0.457 (1, 8)	3-1 G3		0-1 E9 4-3 2-H 1B		4-0 IBB	0-3 K				3	0	1	1	1	1	3
Norm Larker, L OBP: 0.371, SLG: 0.435 (1, 3)		3-1 1B 2B	2-2 4-3		0-1 SF8			1-2 F8		3	1	1	1	0	0	1
Tommy Davis, R OBP: 0.307, SLG: 0.430 (1, 7)		2-3 K	0-3 K		0-2 F5			1-1 5-3		4	0	0	0	0	2	4
Frank Howard, R OBP: 0.322, SLG: 0.476 (1, 9)		0-0 1B 2-H 1B		0-1 5-3		0-0 2B 2B		1-3 K		4	1	2	1	0	1	0
Charley Smith, R OBP: 0.175, SLG: 0.185 (1, 5)		1-1 1B		0-1 5-3		2-2 5-3		0-1 F3		4	0	1	0	0	0	1
Doug Camilli, R OBP: 0.333, SLG: 0.375 (1, 2)		0-3 K		1-1 5-3		3-2 E 2B		3-1 F7		4	0	1	1	0	1	2
Johnny Podres, L OBP: 0.205, SLG: 0.136 (1, 1)		1-0 F7			1-0 SH3-4 BB SF8 1B	0-3 K		0-3 K		3	1	1	0	0	1	3
Ed Roebuck, R OBP: 0.200, SLG: 0.208 (8, 1)										1	0	0	0	0	1	0

Inning Stats	R: 0	H: 0	E: 0	K: 1	S: 6	R: 1	H: 3	E: 0	K: 2	S: 13	R: 1	H: 2	E: 1	K: 1	S: 14	R: 0	H: 0	E: 0	K: 0	S: 6	R: 1	H: 1	E: 0	K: 0	S: 9	R: 1	H: 2	E: 1	K: 2	S: 17	R: 0	H: 0	E: 0	K: 1	S: 8	R: 0	H: 0	E: 0	K: 1	S: 7	R: 0	H: 0	E: 0	K: 1	S: 10	1B: 5	2B: 3	3B: 0	HR: 0	SF: 1	SAC: 2	DP: 0	HBP: 0	WP: 0	PB: 0	SB: 1	CS: 0	PA: 36
--------------	------	------	------	------	------	------	------	------	------	-------	------	------	------	------	-------	------	------	------	------	------	------	------	------	------	------	------	------	------	------	-------	------	------	------	------	------	------	------	------	------	------	------	------	------	------	-------	-------	-------	-------	-------	-------	--------	-------	--------	-------	-------	-------	-------	--------


PITCHER	IP	WLS	BF	H	R	ER	SO	BB	IBB	HBP	BLK	WP	HR	S	P	ERA	WHIP
Bob Miller, R ERA: 3.48 (1, 1)	5.2	L	29	8	4	4	5	3	1	0	0	0	0	62	101	6.35	1.941
Bob Gibson, R ERA: 5.19 (6, 1)	0.1		1	0	0	0	1	0	0	0	0	0	0	3	3	0.00	0.000
Lindy McDaniel, R ERA: 2.11 (7, 1)	2.0		6	0	0	0	2	0	0	0	0	0	0	15	21	0.00	0.000

BOTTOM

St. Louis Cardinals @ Los Angeles Dodgers
Los Angeles Memorial Coliseum, Los Angeles, CA

Wed Sep 28 1960, 10:05 PM EDT
 Att. 12,506 - Unknown

AB	29
R	4
H	8
RBI	4
BB	4
SO	8
LOB	16



Batter	1	2	3	4	5	6	7	8	9	10	AB R H RBI BB SO LOB	TOP
Julian Javier, R (1, 4) <small>OBP: 0.275, SLG: 0.345</small> Alex Grammas, R (8, PH) <small>OBP: 0.290, SLG: 0.337</small> Joe Cunningham, L (10, PH) <small>OBP: 0.365, SLG: 0.389</small>	1-2 6-3		0-0 SH1-4		1-3 K			0-0 HR		0-0 2B 1B	2 0 0 0 0 1 1 1 1 1 1 0 0 0 1 1 1 0 0 0 0	St. Louis Cardinals @ Los Angeles Dodgers Los Angeles Memorial Coliseum, Los Angeles, CA Thu Sep 29 1960, 10:05 PM EDT Att. 13,969 - Unknown livebaseballscores.com
Bill White, L (1, 3) <small>OBP: 0.333, SLG: 0.458</small>	1-0 4-3		3-3 K		2-1 F6			4-0 1B 1B BB		4-2 2B 1-2 BB	3 1 0 0 2 1 2	
Bob Nieman, R (1, 7) <small>OBP: 0.374, SLG: 0.476</small> Curt Flood, R (8, PR) <small>OBP: 0.301, SLG: 0.354</small> Stan Musial, L (10, PH) <small>OBP: 0.351, SLG: 0.488</small> Walt Moryn, L (10, 7) <small>OBP: 0.329, SLG: 0.444</small>	4-2 BB		0-3 K			0-1 L1		0-0 1B 7-2 1B		3-2 F7	3 0 1 0 1 1 1 0 0 0 0 0 0 0 1 0 0 0 0 0 2 0 0 0 0 0 0 0	
Ken Boyer, R (1, 5) <small>OBP: 0.371, SLG: 0.566</small>	3-2 F8			2-2 F8		0-2 L3		1-1 1-3 3-H 2-3 1B		0-1 1-3 2-H 2B	5 0 2 2 0 0 1	
Daryl Spencer, R (1, 6) <small>OBP: 0.366, SLG: 0.406</small>		2-3 K		0-0 4-3		2-1 1-3		0-0 K		4-0 G4-6-3 IBB	4 0 0 0 1 2 2	
Charlie James, R (1, 9) <small>OBP: 0.196, SLG: 0.333</small> George Crowe, L (10, PH) <small>OBP: 0.289, SLG: 0.464</small> Rocky Bridges, R (10, 4) <small>OBP: 0.333, SLG: 0.313</small>		1-0 F3		2-3 K			0-1 1-3	0-0 7-2		1-0 G4-6-3 1-2f	4 0 0 0 0 1 2 1 0 0 0 0 0 3 0 0 0 0 0 0 0	
Hal Smith, R (1, 2) <small>OBP: 0.292, SLG: 0.293</small>		3-2 1B			2-2 4-3		0-0 WP 1B		1-3 K		4 0 2 0 0 1 0	
Don Landrum, L (1, 8) <small>OBP: 0.326, SLG: 0.475</small> (8, 9) (10, 8)		1-3 K			1-0 HR		2-0 L8 1-2		2-3 K		4 1 1 1 0 2 2	
Larry Jackson, R (1, 1) <small>OBP: 0.257, SLG: 0.232</small> Lindy McDaniel, R (10, 1) <small>OBP: 0.259, SLG: 0.269</small>			4-0 SH1-4 BB		2-1 1B		1-3 K		0-1 G3		3 0 1 0 1 1 1 0 0 0 0 0 0 0	
Inning Stats	R: 0 H: 0 E: 0 LOB: 1 K: 0 BB: 1 S: 10 P: 19	R: 0 H: 1 E: 0 LOB: 1 K: 2 BB: 0 S: 12 P: 19	R: 0 H: 0 E: 0 LOB: 1 K: 2 BB: 1 S: 7 P: 14	R: 0 H: 0 E: 0 LOB: 0 K: 1 BB: 0 S: 7 P: 11	R: 1 H: 2 E: 0 LOB: 1 K: 1 BB: 0 S: 11 P: 19	R: 0 H: 0 E: 0 LOB: 0 K: 0 BB: 0 S: 7 P: 9	R: 0 H: 1 E: 0 LOB: 1 K: 1 BB: 0 S: 7 P: 10	R: 2 H: 3 E: 0 LOB: 2 K: 1 BB: 1 S: 8 P: 15	R: 0 H: 0 E: 0 LOB: 0 K: 2 BB: 0 S: 8 P: 11	R: 1 H: 2 E: 0 LOB: 2 K: 0 BB: 2 S: 10 P: 22	1B: 6 SF: 0 2B: 2 SAC: 1 3B: 0 DP: 2 HR: 2 HBP: 0	
PITCHER Sandy Koufax, L (1, 1) <small>ERA: 3.95</small> Larry Sherry, R (8, 1) <small>ERA: 3.85</small> Don Drysdale, R (10, 1) <small>ERA: 2.89</small>	IP WLS BF H R ER SO BB IBB HBP BLK WP HR S P ERA WHIP 7.0 L 30 6 3 3 7 3 0 0 0 1 2 63 107 3.86 1.286 2.1 11 3 1 1 3 1 1 0 0 0 0 23 40 3.86 1.714 0.2 1 0 0 0 0 0 0 0 0 0 0 1 2 0.00 0.000	PITCHER IP WLS BF H R ER SO BB IBB HBP BLK WP HR S P ERA WHIP										



Batter	1	2	3	4	5	6	7	8	9	10	AB R H RBI BB SO LOB
Maury Wills, S OBP: 0.341, SLG: 0.330 (1, 6)	1-1 SH1 1B E		0-0 1-3		0-1 6-3			1-2 F6		0-0 F4	5 1 1 0 0 0 1
Charlie Neal, R OBP: 0.321, SLG: 0.364 (1, 4)	2-1 SH1		1-1 HR			3-1 F8		1-2 F9		1-1 6-3	3 1 1 1 0 0 0 1 0 0 0 0 0 1
Duke Snider, L OBP: 0.365, SLG: 0.521 (10, PH)	SAFE 1-3										
Willie Davis, L OBP: 0.316, SLG: 0.452 (1, 8)	0-1 1B 3-H		2-0 F4			4-1 1B BB		2-3 K			3 0 1 1 1 1 0
Norm Larker, L OBP: 0.370, SLG: 0.433 (1, 3)	0-0 L7		0-1 L4			0-0 1B G4-6-3			1-1 G1		4 0 1 0 0 0 1
Tommy Davis, R OBP: 0.306, SLG: 0.437 (1, 7)	2-0 F9			1-2 F4		0-1 G4-6-3 1-2f			0-1 HR		4 1 1 1 0 0 3
Frank Howard, R OBP: 0.321, SLG: 0.474 (1, 9)		3-1 L7		0-0 4-3			0-1 SH2-4 1B		0-1 F5		4 0 1 0 0 0 0
Charley Smith, R OBP: 0.167, SLG: 0.175 (1, 5)		1-0 6-3		1-3 K			0-1 SH2-4		0-3 K		3 0 0 0 0 2 0
Doug Camilli, R OBP: 0.333, SLG: 0.364 (1, 2)		1-1 1B				0-2 1-3		1-2 F8		4-2 SH2-4 BB	3 0 1 0 0 0 1 0 0 0 0 1 0 0
Wally Moon, L OBP: 0.383, SLG: 0.453 (10, PH)											
Sandy Koufax, R OBP: 0.167, SLG: 0.123 (1, 1)		0-3 K				1-3 K		1-1 F9		1-1 SH2-4	3 0 0 0 0 2 2 0
Larry Sherry, R OBP: 0.184, SLG: 0.297 (8, 1)											
Don Drysdale, R OBP: 0.213, SLG: 0.280 (10, 1)											
Jim Gilliam, S OBP: 0.358, SLG: 0.316 (10, PH)											

Inning Stats	R: 1 E: 1 K: 0 S: 8	H: 2 LOB: 1 BB: 0 P: 13	R: 0 E: 0 K: 1 S: 8	H: 1 LOB: 1 BB: 0 P: 13	R: 1 E: 0 K: 0 S: 6	H: 1 LOB: 0 BB: 0 P: 9	R: 0 E: 0 K: 1 S: 7	H: 0 LOB: 0 BB: 0 P: 9	R: 0 E: 0 K: 1 S: 8	H: 0 LOB: 0 BB: 0 P: 9	R: 0 E: 0 K: 0 S: 6	H: 1 LOB: 1 BB: 1 P: 13	R: 0 E: 0 K: 0 S: 10	H: 1 LOB: 1 BB: 0 P: 12	R: 0 E: 0 K: 1 S: 9	H: 0 LOB: 0 BB: 0 P: 13	R: 1 E: 0 K: 1 S: 9	H: 1 LOB: 0 BB: 0 P: 10	R: 0 E: 0 K: 0 S: 7	H: 0 LOB: 1 BB: 1 P: 13	1B: 5 2B: 0 3B: 0 HR: 2	SF: 0 SAC: 3 DP: 1 HBP: 0	WP: 0 PB: 0 SB: 0 CS: 0	PA: 38
--------------	------------------------------	----------------------------------	------------------------------	----------------------------------	------------------------------	---------------------------------	------------------------------	---------------------------------	------------------------------	---------------------------------	------------------------------	----------------------------------	-------------------------------	----------------------------------	------------------------------	----------------------------------	------------------------------	----------------------------------	------------------------------	----------------------------------	----------------------------------	------------------------------------	----------------------------------	--------

PITCHER	IP	WLS	BF	H	R	ER	SO	BB	IBB	HBP	BLK	WP	HR	S	P	ERA	WHIP
Larry Jackson, R ERA: 3.48 (1, 1)	9.0	W	35	7	3	3	5	2	0	0	0	0	2	73	107	3.00	1.000
Lindy McDaniel, R ERA: 2.09 (10, 1)	1.0	S	3	0	0	0	0	0	0	0	0	0	0	5	7	0.00	0.000

PITCHER	IP	WLS	BF	H	R	ER	SO	BB	IBB	HBP	BLK	WP	HR	S	P	ERA	WHIP

BOTTOM

St. Louis Cardinals @ Los Angeles Dodgers
Los Angeles Memorial Coliseum, Los Angeles, CA
 Thu Sep 29 1960, 10:05 PM EDT
 Att: 13,969 - Unknown

AB	33
R	3
H	7
RBI	3
BB	2
SO	5
LOB	9



Batter	1	2	3	4	5	6	7	8	9	AB R H RBI BB SO LOB	TOP														
Richie Ashburn, L OBP: 0.412, SLG: 0.337 (1, 8) C B B B B	4-2 1B 3B BB		1-0 6-3 ①		0-1 G5-4-3 1-2f ① ②		2-0 L9 ③			3 1 0 0 1 0 1															
Don Zimmer, R OBP: 0.305, SLG: 0.379 (1, 4) B X	1-1 1-2 3B 1B		2-2 4-3 ②		3-2 F7 ③			1-0 WP BB 1B		4 1 2 0 0 0 0															
Billy Williams, L OBP: 0.325, SLG: 0.378 (1, 7) B X	1-0 14 SF8 1-H 2-H 3B		4-1 14 FC5-4 BB		1-0 1-3 ①			4-0 WP BB 1-2		2 1 1 2 2 0 0															
14 Ernie Banks, R OBP: 0.351, SLG: 0.562 (1, 6) C X	0-1 SF8 3-H ①		1-0 FC5-4 1-2f ③		1-0 F8 ②			1-2 F7 ①		3 0 0 1 0 0 3															
Frank Thomas, R OBP: 0.280, SLG: 0.402 George Altman, L OBP: 0.332, SLG: 0.450 (1, 3) (8, PH) (8, 3) C S C	0-3 K ②			1-3 K ①		0-3 K ③		1-3 K ②		3 0 0 0 0 3 0 1 0 0 0 0 1 2															
Ron Santo, R OBP: 0.308, SLG: 0.407 (1, 5) C X	0-1 6-3 ③			3-1 E6 1B ①			2-3 K ①	2-3 K2-3 ③		4 0 0 0 0 2 2															
Bob Will, L OBP: 0.322, SLG: 0.373 (1, 9) X		0-0 4-3 ①		2-1 L6-3 1B ①			4-2 HR BB	1-0 G4-6-3 1B		3 1 2 0 1 0 0															
Sammy Taylor, L OBP: 0.242, SLG: 0.329 (1, 2) X		0-0 4-3 ②		0-0 L6-3 1-2 ② ③			3-2 HR	3-3 K ①		4 1 1 2 0 1 3															
Glen Hobbie, R OBP: 0.209, SLG: 0.190 Ed Bouchee, L OBP: 0.342, SLG: 0.333 Mel Wright, R Grady Hatton, L OBP: 0.350, SLG: 0.324 (1, 1) (7, PH) (7, 1) (9, PH) C X		0-1 4-3 ③			1-2 G5-4-3 1B		0-0 4-3 ②	2-1 G4-6-3 1-2f ② ③		2 0 1 0 0 0 0 1 0 0 0 0 0 0 0 0 0 0 0 0 0 1 0 0 0 0 0 1															
Inning Stats	R: 3 E: 0 K: 1 S: 12	H: 2 LOB: 0 BB: 1 P: 18	R: 0 E: 0 K: 0 S: 4	H: 0 LOB: 0 BB: 0 P: 4	R: 0 E: 0 K: 0 S: 6	H: 0 LOB: 1 BB: 1 P: 14	R: 0 E: 1 K: 1 S: 8	H: 1 LOB: 1 BB: 0 P: 14	R: 0 E: 0 K: 0 S: 12	H: 1 LOB: 0 BB: 0 P: 16	R: 0 E: 0 K: 1 S: 5	H: 0 LOB: 0 BB: 0 P: 7	R: 2 E: 0 K: 1 S: 12	H: 1 LOB: 0 BB: 1 P: 23	R: 0 E: 0 K: 2 S: 11	H: 1 LOB: 2 BB: 1 P: 20	R: 0 E: 0 K: 1 S: 6	H: 1 LOB: 0 BB: 0 P: 12	1B: 5 2B: 1 3B: 1 HR: 1	SF: 1 SAC: 0 DP: 3 HBP: 0	WP: 1 PB: 0 SB: 0 CS: 0	PA: 36			
PITCHER Jim Golden, R ERA: 6.43 Don Drysdale, R ERA: 2.87 (1, 1) (8, 1)	IP 7.0 2.0	WLS W S	BF 29 7	H 6 1	R 5 0	ER 5 0	SO 4 3	BB 3 1	IBB 0 0	HBP 0 0	BLK 0 0	WP 0 1	HR 1 0	S 60 16	P 98 30	ERA 6.43 0.00	WHIP 1.286 1.000								

Chicago Cubs @ Los Angeles Dodgers
Los Angeles Memorial Coliseum, Los Angeles, CA

Fri Sep 30 1960, 10:05 PM EDT
Att. 14,205 - Unknown

AB	31
R	5
H	7
RBI	5
BB	4
SO	7
LOB	12



WP: 1	PA: 36
PB: 0	
SB: 0	
CS: 0	

ERA	6.43	0.00
WHIP	1.286	1.000

livebaseballscorecards.com

Batter	1	2	3	4	5	6	7	8	9
Maury Wills, S OBP: 0.339, SLG: 0.327 (1, 6)	0-0 6-3		0-0 L9	3-2 F7			1-0 6-3		
Jim Gilliam, S OBP: 0.360, SLG: 0.317 (1, 4)	4-0 2B SF8 BB		4-0 FC4-6 BB		0-0 L4		1-0 2B 1B		
Willie Davis, L OBP: 0.350, SLG: 0.500 (1, 8)	1-2 SF8 1-3 2B		4-0 FC4-6 1-2 2-3 BB		1-0 FC4-6 1B		0-0 1-H SF9 2B		
Norm Larker, L OBP: 0.367, SLG: 0.431 (1, 3)	1-1 SF8		1-1 FC4-6		2-1 FC4-6		0-0 SF9		
Frank Howard, R OBP: 0.319, SLG: 0.470 (1, 9)	2-3 3-H 1-3 K		1-2 2-3 3-H 1-0 F8		3-3 K		3-H 1-0 F5		
Ron Fairly, L OBP: 0.216, SLG: 0.281 (1, 7)		1-2 L8		4-2 PB 3B BB		1-3 K		1-0 SF8 3B	
Charley Smith, R OBP: 0.172, SLG: 0.217 (1, 5)		1-0 L7		0-1 1-H 3B		0-2 F4		0-0 SF8	
Doug Camilli, R OBP: 0.313, SLG: 0.533 (1, 2)		1-3 K		2-2 6-3		1-1 HR		3-0 5-3	
Jim Golden, L OBP: 0.333, SLG: 0.667 (1, 1)			1-0 BB FC4-6 2B		1-2 1-3		1-3 K		
Don Drysdale, R OBP: 0.211, SLG: 0.277 (8, 1)									

AB	R	H	RBI	BB	SO	LOB
4	0	0	0	0	0	2
2	2	1	0	2	0	0
3	1	3	1	1	0	0
2	0	0	3	0	0	3
4	0	0	0	0	2	4
3	2	1	0	1	1	0
3	0	1	2	0	0	0
4	1	1	1	0	1	1
3	1	1	0	0	1	1
1	0	0	0	0	1	0


WP	HR	S	P	ERA	WHIP
0	0	53	93	6.00	1.500
0	0	11	19	13.50	1.500

Inning Stats		R: 1	H: 1	E: 0	K: 1	S: 9	R: 0	H: 0	E: 0	K: 1	S: 7	R: 1	H: 1	E: 0	K: 0	S: 5	R: 1	H: 1	E: 0	K: 0	S: 14	R: 0	H: 1	E: 0	K: 1	S: 7	R: 1	H: 1	E: 0	K: 2	S: 11	R: 2	H: 2	E: 0	K: 0	S: 5	R: 1	H: 1	E: 0	K: 1	S: 6
LOB: 1		LOB: 0		LOB: 2		LOB: 1		LOB: 0		LOB: 1		LOB: 0		LOB: 0		LOB: 0		LOB: 0		LOB: 0		LOB: 0		LOB: 0		LOB: 0		LOB: 0		LOB: 0		LOB: 0		LOB: 0		LOB: 0		LOB: 0		LOB: 0	
P: 16		P: 10		P: 16		P: 24		P: 13		P: 14		P: 8		P: 11		P: 8		P: 11		P: 11		P: 11		P: 11		P: 11		P: 11		P: 11		P: 11		P: 11		P: 11		P: 11		P: 11	

Chicago Cubs @ Los Angeles Dodgers
Los Angeles Memorial Coliseum, Los Angeles, CA

Fri Sep 30 1960, 10:05 PM EDT
Att. 14,205 - Unknown

AB	29
R	7
H	8
RBI	7
BB	4
SO	6
LOB	11



WP: 0	PA: 36
PB: 1	CS: 0
1B: 2	SF: 3
2B: 3	SAC: 0
3B: 2	DP: 0
HR: 1	HBP: 0

Batter	1	2	3	4	5	6	7	8	9	10	11	12	13	14	AB R H RBI BB SO LOB	TOP																
Richie Ashburn, L OBP: 0.415, SLG: 0.338 Al Heist, R OBP: 0.339, SLG: 0.412	4-2 BB S BB		4-1 HR BB	3-2 1B G3 1B		1-2 FC5-3 1-3 1B			2-1 SH1-3 WP HR 1B		0-1 SH2 1-2		0-1 5-3 1-2	4-1 1B BB	1 2 1 1 2 0 0 3 1 2 0 1 0 0																	
Don Zimmer, R OBP: 0.308, SLG: 0.390 Jerry Kindall, R OBP: 0.260, SLG: 0.350 Bob Will, L OBP: 0.321, SLG: 0.373 Jim McKnight, R OBP: 0.333, SLG: 0.333	3-2 L8 1-2		0-1 HR	1-2 G3 1B		0-2 FC5-3 1-2 3-H			1-0 SH1-3 1-3		0-0 G3 2-3		0-3 K 1-2 2-3 3-H	0-2 1B	3 1 2 3 0 0 1 1 0 0 0 0 0 2 1 0 0 0 0 0 1 2 0 1 1 0 1 0																	
Billy Williams, L OBP: 0.354, SLG: 0.442	1-2 6-3		0-0 1B	1-0 G3					0-0 K 3-H HR		4-0 14 IBB BB		4-2 BB	3-2 F8	6 1 2 3 2 1 5																	
14 Ernie Banks, R OBP: 0.349, SLG: 0.556	1-3 K		0-1 F7	2-3 K					0-2 F8 1-1 F4		4-0 F2 1-2 IBB		0-3 K		6 0 0 0 1 3 4																	
George Altman, L OBP: 0.233, SLG: 0.455 Frank Thomas, R OBP: 0.280, SLG: 0.400		0-2 3B	2-2 F8		2-3 K				0-1 F8		2-1 F9			4-2 1B BB	3 0 1 0 0 1 1 3 1 0 0 1 0 3																	
Ron Santo, R OBP: 0.308, SLG: 0.403		1-1 1-3		0-0 FC3-6 SH 1B	4-2 K				2-1 F9		2-3 K		0-1 5-3	1-3 K	6 1 1 0 1 2 2																	
Dick Bertell, R OBP: 0.133 Sammy Taylor, L OBP: 0.241, SLG: 0.327		1-3 K		4-1 FC3-6 BB 1B	1-1 L3 BB				3-2 4-3		0-1 6-3		0-0 1B	1-3 K	5 0 1 0 1 1 2 1 0 0 0 0 1 1																	
Danny Murphy, L OBP: 0.171, SLG: 0.183 Lou Johnson, R OBP: 0.271, SLG: 0.266		2-0 F5		2-1 FC3-6 SH 1B		4-2 1B FC5-3 BB			4-2 BB		0-0 5-3		0-3 K	2-0 BB 1B 1B	2 1 0 0 1 0 3 3 1 1 0 1 1 1																	
Dick Ellsworth, L OBP: 0.148, SLG: 0.042 Joe Schaffner, R OBP: 0.286, SLG: 0.286 Don Euston, R OBP: 0.125, SLG: 0.125 Mel Wright, R OBP: 0.118 Glen Hobbie, R OBP: 0.216, SLG: 0.198 Grady Hatton, L OBP: 0.356, SLG: 0.342 Bob Anderson, R OBP: 0.221, SLG: 0.169			1-3 K	0-0 SH 1B		1-1 B3			0-3 K		0-1 G3 SH2 1B		0-0 F5	1-0 1B BB 1B	2 1 0 1 0 1 1 0 0 0 0 0 0 0 1 0 0 0 0 0 1 1 0 0 0 0 0 0 0 0 2 0 0 0 0 0 1 1 0 1 1 0 0 0 0 0 0 0 0 0 0 0 0																	
Inning Stats	R: 0 E: 0 K: 1 S: 16	H: 0 LOB: 1 BB: 1 P: 25	R: 0 E: 0 K: 1 S: 9	H: 1 LOB: 1 BB: 0 P: 13	R: 2 E: 0 K: 1 S: 12	H: 2 LOB: 1 BB: 1 P: 19	R: 4 E: 0 K: 1 S: 17	H: 3 LOB: 1 BB: 1 P: 30	R: 0 E: 0 K: 1 S: 8	H: 0 LOB: 0 BB: 1 P: 15	R: 0 E: 0 K: 1 S: 11	H: 1 LOB: 1 BB: 1 P: 17	R: 0 E: 0 K: 1 S: 10	H: 0 LOB: 0 BB: 0 P: 12	R: 0 E: 0 K: 1 S: 10	H: 0 LOB: 1 BB: 1 P: 19	R: 0 E: 0 K: 1 S: 7	H: 2 LOB: 0 BB: 0 P: 12	R: 0 E: 0 K: 1 S: 6	H: 0 LOB: 0 BB: 0 P: 8	R: 0 E: 0 K: 1 S: 7	H: 1 LOB: 3 BB: 2 P: 17	R: 0 E: 0 K: 2 S: 10	H: 1 LOB: 1 BB: 1 P: 14	R: 0 E: 0 K: 2 S: 10	H: 0 LOB: 1 BB: 1 P: 14	R: 2 E: 0 K: 2 S: 22	H: 3 LOB: 3 BB: 2 P: 38	1B: 11 2B: 2 3B: 1 HR: 2	SF: 0 SAC: 3 DP: 2 HBP: 0	WP: 1 PB: 0 SB: 1 CS: 0	PA: 66
PITCHER	IP WLS BF H R ER SO BB IBB HBP BLK WP HR S P ERA WHIP																															
Phil Ortega, R ERA: 17.05	(1, 1) 3.1 20 6 6 6 3 3 0 0 0 0 0 1 50 80 16.20 2.700																															
Ed Roebuck, R ERA: 2.78	(4, 1) 0.2 2 0 0 0 1 0 0 0 0 0 0 0 4 7 0.00 0.000																															
Larry Sherry, R ERA: 3.79	(5, 1) 2.0 7 1 0 0 1 2 0 0 0 0 0 0 19 32 0.00 1.500																															
Sandy Koufax, L ERA: 3.91	(7, 1) 2.0 7 0 0 0 2 1 0 0 0 0 0 0 20 31 0.00 0.500																															
Stan Williams, R ERA: 3.0	(9, 1) 1.0 5 2 2 2 0 0 0 0 0 0 1 1 7 12 18.00 2.000																															
PITCHER	IP WLS BF H R ER SO BB IBB HBP BLK WP HR S P ERA WHIP																															
Roger Craig, R ERA: 3.27	(10, 1) 4.0 17 2 0 0 4 2 1 0 0 0 0 30 46 0.00 1.000																															
Ed Palmquist, R ERA: 2.54	(14, 1) 1.0 L 8 3 2 0 2 2 0 0 0 0 0 22 38 0.00 5.000																															

Chicago Cubs @ Los Angeles Dodgers
Los Angeles Memorial Coliseum, Los Angeles, CA
Sat Oct 01 1960, 10:05 PM EDT
Att. 18,817 - Unknown

livebaseballscorecards.com

AB	52
R	10
H	14
RBI	10
BB	11
SO	13
LOB	29



Batter	1	2	3	4	5	6	7	8	9	10	11	12	13	14	AB R H RBI BB SO LOB
Maury Wills, S (1, 6) OBP: 0.343, SLG: 0.332	0-1 CS 1B		0-1 FC6		0-1 FC5-4 1B	0-1 BB 1B	1-2 F8		1-2 SF9 1B		1-1 1-3		1-0 E 1B		8 1 5 1 0 0 3
Charlie Neal, R Wally Kopp, R Sandy Kousser, R Duke Strader, L Joe Pignatelli, R Stan Williams, R John Roseboro, L Roger Cedeño, R Ike Nordi, L Ed Palmquist, R	4-0 BB 1B		1-0 5-3		0-0 FC5-4 1B	1-2 K		4-0 FC3-6 BB	3-1 SF9 1B		0-0 1-3		2-3 SAFE 1B		2 0 0 0 0 1 0 2 1 0 0 0 0 0 1 3 0 0 0 0 0 0 0 0 0 0 0 0 0 1 0 0 1 0 0 0 0 0 0 0 0 0 0 0 0 0 0 0 1 0 0 0 0 0 1 1 0 0 0 0 0 0 0 0
Willie Davis, L (1, 8) OBP: 0.352, SLG: 0.488	0-3 K			0-0 2B 1B	1-2 E4 4-3	0-3 K		1-0 FC3-6 E	1-1 1B		0-0 E5 1B			1-3 K	8 1 3 1 0 3 6
Frank Howard, R (1, 3) (7, 9)	1-0 5-3			4-1 BB 2B	2-2 4-3	4-2 BB		4-1 SAFE BB	1-3 K		1-0 1-3			0-0 F9	5 1 0 1 3 1 5
Tommy Davis, R (1, 7) OBP: 0.305, SLG: 0.431		2-3 K		4-2 BB 2B	1-3 K	3-2 F8		3-2 L8		1-2 F3		2-2 FC2-6 1B		2-1 4-3	7 0 1 0 1 2 7
Ron Fairly, L Jim Gilliam, S		3-3 K2-3		1-0 F7		4-2 BB 1B	0-2 4-3	3-1 F7		3-2 F8		2-0 FC2-6 G4-6-3			2 1 0 0 1 1 3 4 0 0 0 0 0 3
Bob Lillis, R (1, 5) OBP: 0.310, SLG: 0.357		2-0 5-3		1-1 BB 2B	1-2 BB 1B	1-2 1B		1-2 1B	0-0 2B SF8	1-2 BB 1B		0-0 G4-6-3			7 2 5 2 0 0 1
Doug Camilli, R (1, 2) OBP: 0.391, SLG: 0.591			3-1 FC6 1B	1-0 L5	1-1 BB 1B	1-1 BB 1B	0-1 F9	3-1 BB SF9	2-2 1B				0-1 5-3		7 2 4 1 0 0 3
Phil Ortega, R Ed Roebuck, R Chuck Espinoza, R Larry Sherry, R Norm Lanford, L			0-0 F9	3-3 K	4-2 BB 1B	0-0 BB 1B	0-0 BB	1-2 1B	1-2 SF8	2-1 1-3			2-2 1-3		1 0 0 0 0 0 1 0 0 0 0 0 0 0 1 0 0 0 0 0 1 2 0 0 0 0 0 0 0 0 0 0 0 0 0 0 3 0 1 1 1 0 2

Inning Stats	R: 0 E: 0 K: 1 S: 6	H: 1 LOB: 1 BB: 1 P: 11	R: 0 E: 0 K: 2 S: 10	H: 0 LOB: 0 BB: 0 P: 17	R: 0 E: 0 K: 0 S: 6	H: 1 LOB: 1 BB: 0 P: 10	R: 2 E: 0 K: 1 S: 11	H: 2 LOB: 2 BB: 2 P: 25	R: 0 E: 1 K: 1 S: 15	H: 1 LOB: 2 BB: 0 P: 19	R: 3 E: 0 K: 2 S: 22	H: 3 LOB: 3 BB: 3 P: 39	R: 0 E: 0 K: 0 S: 15	H: 2 LOB: 2 BB: 0 P: 17	R: 0 E: 1 K: 0 S: 7	H: 0 LOB: 2 BB: 2 P: 22	R: 3 E: 0 K: 1 S: 16	H: 4 LOB: 1 BB: 0 P: 26	R: 0 E: 0 K: 0 S: 14	H: 2 LOB: 2 BB: 0 P: 23	R: 0 E: 0 K: 0 S: 5	H: 1 LOB: 1 BB: 0 P: 7	R: 0 E: 0 K: 0 S: 5	H: 1 LOB: 0 BB: 0 P: 9	R: 0 E: 1 K: 1 S: 10	H: 1 LOB: 1 BB: 0 P: 15	R: 0 E: 0 K: 1 S: 7	H: 0 LOB: 0 BB: 0 P: 10	1B: 17 2B: 2 3B: 0 HR: 0	SF: 2 SAC: 0 DP: 1 HBP: 0	WP: 0 PB: 0 SB: 2 CS: 1	PA: 68
PITCHER	IP	WLS	BF	H	R	ER	SO	BB	IBB	HBP	BLK	WP	HR	S	P	ERA	WHIP															
Dick Ellsworth, L Joe Schaffernoth, R Don Elston, R Mel Wright, R Glen Hobbie, R	(1, 1) (6, 1) (6, 1) (8, 1) (9, 1)	5.0 0.0 2.1 1.0 4.2	25 3 12 6 19	6 2 2 3 6	4 0 1 3 0	4 0 1 3 0	5 0 2 0 2	4 1 0 0 0	0 0 0 0 0	0 0 0 0 0	0 0 0 0 0	0 0 0 0 0	0 0 0 0 0	0 0 0 0 0	0 0 0 0 0	7 7 28 14 41	12 ∞ 3.86 27.00 0.00	2.000 ∞ 2.143 3.000 1.286														
PITCHER	IP	WLS	BF	H	R	ER	SO	BB	IBB	HBP	BLK	WP	HR	S	P	ERA	WHIP															
Bob Anderson, R	(14, 1)	1.0	3	0	0	0	1	0	0	0	0	0	0	7	10	0.00	0.000															

Chicago Cubs @ Los Angeles Dodgers
Los Angeles Memorial Coliseum, Los Angeles, CA

Sat Oct 01 1960, 10:05 PM EDT
Att. 18,817 - Unknown

livebaseballscorecards.com

AB	58
R	8
H	19
RBI	8
BB	8
SO	10
LOB	42

Batter	1	2	3	4	5	6	7	8	9	AB R H RBI BB SO LOB	TOP																									
Lou Johnson, R (1, 8) OBP: 0.270, SLG: 0.265	2-3 K		1-0 E 1B		0-0 6-3		1-2 FC6-5 S			4 0 1 0 0 1 1	Chicago Cubs @ Los Angeles Dodgers Los Angeles Memorial Coliseum, Los Angeles, CA Sun Oct 02 1960, 7:33 AM EDT Att. 15,266 - Unknown livebaseballscorecards.com																									
Danny Murphy, L (1, 9) OBP: 0.175, SLG: 0.187	1-0 1-3		0-0 E3 L4-6 3-1 1-2		1-0 1B		2-2 F2		4 0 1 0 0 0 2																											
Billy Williams, L (1, 7) OBP: 0.346, SLG: 0.489	0-2 HR		0-0 3-1		0-3 K		0-0 4-3		4 1 1 1 0 1 4																											
14 Ernie Banks, R (1, 6) OBP: 0.350, SLG: 0.554	0-0 6-3		4-0 IBB		4-0 FC4-6 BB		1-1 6-3		2 0 0 0 2 0 0																											
Ed Bouchee, L (1, 3) OBP: 0.339, SLG: 0.330		0-0 P6	1-2 L4-6		1-1 FC4-6 FC5-4 1-2f		0-0 5-3		4 0 0 0 0 0 4																											
Ron Santo, R (1, 5) OBP: 0.308, SLG: 0.408		2-2 SF8 3B		3-2 L7		3-1 FC5-4 FC6 1-2f		2-0 F7	3 1 1 0 0 0 1																											
Sammy Drake, S (8, PH) OBP: 0.125, SLG: 0.067									1 0 0 0 0 0 0																											
Jerry Kindall, R (1, 4) OBP: 0.256, SLG: 0.346		1-1 SF8		1-2 2-3		1-1 FC6 1-2f			3 0 0 1 0 1 1																											
Moe Thacker, R (1, 2) OBP: 0.269, SLG: 0.167		3-H 4-2 BB		2-3 K		0-1 E6 1B		2-2 1-3	3 1 0 0 1 1 0																											
Dick Drott, R (1, 1) OBP: 0.100, SLG: 0.100		2-0 G3			3-1 5-3		2-0 FC6-5 2-H 1B		0-3 K	1 0 0 0 0 0 1																										
Dick Burwell, R (3, 1) OBP: 0.333, SLG: 0.333									0 0 0 0 0 0 0																											
Don Zimmer, R (5, PH) OBP: 0.307, SLG: 0.389									1 0 0 0 0 0 0																											
Moe Drabowsky, R (5, 1)									0 0 0 0 0 0 0																											
Don Cardwell, R (6, 1) OBP: 0.208, SLG: 0.416									2 0 1 1 0 1 0																											
Inning Stats	R: 1 E: 0 K: 1 S: 8	H: 1 LOB: 0 BB: 0 P: 11	R: 1 E: 0 K: 0 S: 10	H: 1 LOB: 1 BB: 1 P: 19	R: 0 E: 1 K: 0 S: 7	H: 1 LOB: 2 BB: 1 P: 13	R: 0 E: 0 K: 1 S: 11	H: 0 LOB: 0 BB: 0 P: 17	R: 0 E: 0 K: 1 S: 8	H: 1 LOB: 1 BB: 0 P: 12	R: 0 E: 0 K: 0 S: 6	H: 0 LOB: 1 BB: 1 P: 15	R: 1 E: 1 K: 0 S: 11	H: 1 LOB: 1 BB: 0 P: 16	R: 0 E: 0 K: 0 S: 4	H: 0 LOB: 0 BB: 0 P: 7	R: 0 E: 0 K: 2 S: 12	H: 0 LOB: 0 BB: 0 P: 14	1B: 3 2B: 1 3B: 1 HR: 1	SF: 1 SAC: 0 DP: 1 HBP: 0	WP: 0 PB: 0 SB: 1 CS: 0	PA: 36														
PITCHER	IP WLS BF H R ER SO BB IBB HBP BLK WP HR S P ERA WHIP																																			
Ed Rakow, R (1, 1) ERA: 7.36	7.0	30	5	3	2	3	2	1	0	0	0	0	1	61	103	2.57	1.000																			
Don Drysdale, R (8, 1) ERA: 2.84	2.0	W	6	0	0	0	2	0	0	0	0	0	0	16	21	0.00	0.000																			

Chicago Cubs @ Los Angeles Dodgers
Los Angeles Memorial Coliseum, Los Angeles, CA
 Sun Oct 02 1960, 7:33 AM EDT
 Att. 15,266 - Unknown

AB	32
R	3
H	5
RBI	3
BB	3
SO	5
LOB	14



BOTTOM

Chicago Cubs @ Los Angeles Dodgers
Los Angeles Memorial Coliseum, Los Angeles, CA

Sun Oct 02 1960, 7:33 AM EDT
Att. 15,266 - Unknown

livebaseballscorecards.com

AB	31
R	4
H	6
RBI	4
BB	3
SO	3
LOB	14



Batter	1	2	3	4	5	6	7	8	9	AB	R	H	RBI	BB	SO	LOB				
Maury Wills, S OBP: 0.342, SLG: 0.331 (1, 6)	2-2 BB 1B	2-2 F7			0-0 5-3		2-2 1-3		0-0 SF7 3-H	4	1	1	1	0	0	0				
Norm Larker, L OBP: 0.368, SLG: 0.430 (1, 3)	4-1 BB 1-2 1B BB		1-2 4-3		0-0 E 1B 1B		1-1 F7			3	1	1	0	1	0	0				
Willie Davis, L OBP: 0.348, SLG: 0.477 (1, 8)	0-0 F6		2-2 F8		0-0 1-2 E 1B		0-1 F7			4	0	1	0	0	0	2				
Tommy Davis, R OBP: 0.302, SLG: 0.426 (1, 7)	2-0 F2		0-1 F8		0-0 E5 G4-6-3 1-2 2-3		0-1 F8			4	0	0	0	0	0	4				
Ron Fairly, L OBP: 0.250, SLG: 0.351 (1, 9)	4-2 B 1-2 2-3 1B BB			2-2 4-3	1-1 G4-6-3 1-2f		0-0 HR			3	1	1	1	1	0	3				
Jim Gilliam, S OBP: 0.359, SLG: 0.318 (1, 4)	0-0 1-3 2-H 3-H 1B			1-1 E7 2B		0-0 6-3		0-0 L7		4	0	2	2	0	0	0				
Bob Lillis, R OBP: 0.290, SLG: 0.333 (1, 5)	0-1 F9			0-0 F5		1-0 F5		1-1 E1 SH SF7		4	1	0	0	0	0	3				
Doug Camilli, R OBP: 0.385, SLG: 0.542 Charlie Neal, L OBP: 0.321, SLG: 0.363 Wally Moon, L OBP: 0.383, SLG: 0.452 (1, 2) (9, PH) (9, PH)		2-1 F8		1-0 HBP		1-3 K		4-2 SH BB		2	0	0	0	0	1	0				
Ed Rakow, S OBP: 0.333, SLG: 0.333 Duke Snider, L OBP: 0.366, SLG: 0.519 Don Drysdale, R OBP: 0.211, SLG: 0.277 John Roseboro, L OBP: 0.323, SLG: 0.369 (1, 1) (7, PH) (8, 1) (9, PH)		0-3 K		1-0 5-3		2-3 K		0-0 SH 1-2 2-3		2	0	0	0	0	1	2				
Inning Stats	R: 2 E: 0 K: 0 S: 16	H: 2 LOB: 2 BB: 2 P: 28	R: 0 E: 0 K: 1 S: 8	H: 0 LOB: 0 BB: 0 P: 12	R: 0 E: 0 K: 0 S: 10	H: 1 LOB: 2 BB: 0 P: 12	R: 0 E: 1 K: 0 S: 6	H: 2 LOB: 2 BB: 0 P: 7	R: 0 E: 0 K: 1 S: 5	H: 0 LOB: 0 BB: 0 P: 7	R: 0 E: 0 K: 1 S: 9	H: 0 LOB: 0 BB: 0 P: 14	R: 1 E: 0 K: 0 S: 6	H: 1 LOB: 0 BB: 0 P: 6	R: 1 E: 1 K: 0 S: 7	H: 0 LOB: 2 BB: 1 P: 12	1B: 4 2B: 1 3B: 0 HR: 1	SF: 1 SAC: 1 DP: 1 HBP: 1	WP: 0 PB: 0 SB: 0 CS: 0	PA: 37

PITCHER	IP	WLS	BF	H	R	ER	SO	BB	IBB	HBP	BLK	WP	HR	S	P	ERA	WHIP
Dick Drott, R ERA: 6.99 (1, 1)	2.0		10	2	2	2	1	2	0	0	0	0	0	24	40	9.00	2.000
Dick Burwell, R ERA: 5.59 (3, 1)	2.0		8	1	0	0	0	0	0	1	0	0	0	17	25	0.00	0.500
Moe Drabowsky, R ERA: 6.44 (5, 1)	1.0		5	2	0	0	0	0	0	0	0	0	0	6	7	0.00	2.000
Don Cardwell, R ERA: 4.4 (6, 1)	3.1	L	14	1	2	1	2	1	0	0	0	0	1	27	39	2.70	0.600

PITCHER	IP	WLS	BF	H	R	ER	SO	BB	IBB	HBP	BLK	WP	HR	S	P	ERA	WHIP
Dick Drott, R ERA: 6.99 (1, 1)	2.0		10	2	2	2	1	2	0	0	0	0	0	24	40	9.00	2.000
Dick Burwell, R ERA: 5.59 (3, 1)	2.0		8	1	0	0	0	0	0	1	0	0	0	17	25	0.00	0.500
Moe Drabowsky, R ERA: 6.44 (5, 1)	1.0		5	2	0	0	0	0	0	0	0	0	0	6	7	0.00	2.000
Don Cardwell, R ERA: 4.4 (6, 1)	3.1	L	14	1	2	1	2	1	0	0	0	0	1	27	39	2.70	0.600