

Los Angeles Dodgers - 1960

Batter	1	2	3	4	5	6	7	8	9	10	11	AB	R	H	RBI	BB	SO	LOB	TOP					
Richie Ashburn, L OBP: 0.600, SLG: 0.600	(1, 8) E6 G1-6-3		(2, 1) 2B 1B		(1, 2) 1-3 FC1-5 1B		(1, 2) 1-3			(0, 2) FC3-6 1B		5	0	3	0	0	0	0						
Tony Taylor, R OBP: 0.200, SLG: 0.400	(1, 4) G1-6-3 1-2		(1, 0) 2B		(0, 1) FC1-5 FC5-1-3 1-3		(0, 0) F9			(0, 0) FC3-6 1-2		5	0	1	1	0	0	4						
Bob Will, L (1, 9)	(3, 2) L5		(3, 1) F5		(1, 1) 1-3					(2, 1) F7		5	0	0	0	0	1	5						
14 Ernie Banks, R (1, 6)		(0, 0) F8		(4, 0) IBB				(2, 0) L1		(0, 3) K		3	0	0	0	2	1	1						
Frank Thomas, R (1, 7)		(2, 3) K	(1, 3) K		(0, 0) FC5 2-3			(2, 3) K			(2, 3) K	5	0	0	0	0	4	6						
George Altman, L (1, 3)	(1, 0) F8			(0, 3) K		(2, 1) F5			(0, 0) F3		(4, 1) BB BB	4	0	0	0	1	1	0						
Don Zimmer, R OBP: 0.400, SLG: 1.000	(1, 5)		(2, 2) HR	(0, 1) F5		(3, 3) K			(0, 1) E5 G3		(4, 2) BB 1-2 BB	4	1	1	1	1	1	0						
Cal Neeman, R Sammy Taylor, L Del Rice, R	(1, 2) (9, PH) (9, 2)		(1, 3) K	(1, 3) K		(1, 3) K			(2, 2) G3 1-2		(0, 3) K	3	0	0	0	0	3	0						
Bob Anderson, R Irv Noren, L Don Elston, R	(1, 1) (9, PH) (9, 1)		(0, 2) 1B WP 2B 1B		(0, 0) FC1-5 1B		(2, 3) K		(0, 3) K		(2, 1) 5-6-3	3	1	2	0	0	1	0						
Inning Stats	R: 0 E: 1 K: 0 S: 8	H: 0 LOB: 0 BB: 0 P: 13	R: 0 E: 0 K: 1 S: 6	H: 0 LOB: 0 BB: 0 P: 9	R: 2 E: 0 K: 2 S: 17	H: 4 LOB: 3 BB: 1 P: 28	R: 0 E: 0 K: 2 S: 9	H: 0 LOB: 0 BB: 0 P: 10	R: 0 E: 0 K: 2 S: 8	H: 0 LOB: 0 BB: 0 P: 14	R: 0 E: 0 K: 1 S: 11	H: 0 LOB: 0 BB: 0 P: 14	R: 0 E: 0 K: 2 S: 7	H: 0 LOB: 0 BB: 0 P: 14	R: 0 E: 1 K: 1 S: 10	H: 0 LOB: 1 BB: 0 P: 12	R: 0 E: 0 K: 1 S: 9	H: 1 LOB: 1 BB: 0 P: 11	R: 0 E: 0 K: 2 S: 12	H: 0 LOB: 2 BB: 2 P: 24	1B: 5 2B: 1 3B: 0 HR: 1	SF: 0 SAC: 0 DP: 1 HBP: 0	WP: 1 PB: 0 SB: 0 CS: 0	PA: 45
PITCHER Don Drysdale, R ERA: 1.64	(1, 1)	IP: 11.0 WLS: 45 BF: 45 H: 7 R: 2 ER: 2 SO: 14 BB: 2 IBB: 2 HBP: 0 BLK: 0 WP: 1 HR: 1 S: 106 P: 164 ERA: 1.64 WHIP: 0.818																						

Chicago Cubs @ Los Angeles Dodgers
Los Angeles Memorial Coliseum, Los Angeles, CA
Tue Apr 12 1960, 9:05 PM EST
Att: 67,550 - Unknown - 55 F

AB	41
R	2
H	7
RBI	2
BB	4
SO	14
LOB	22





Batter	1	2	3	4	5	6	7	8	9	10	11	AB	R	H	RBI	BB	SO	LOB	BOTTOM					
Jim Gilliam, S (1, 5) (4, 4)	(4, 2) 1B BB		(3, 2) F4		(4, 0) 2B BB		(0, 1) F7		(1, 0) 1-3			3	1	0	0	2	0	2						
Charlie Neal, R Bob Lillis, R Norm Larker, L	(1, 4) (3, PR) (4, 5) (7, PH) (8, 3)	(0, 3) K	(1, 1) K		(1, 2) FC5-2-5 2B		(4, 0) BB		(4, 1) BB			1	0	0	0	0	1	1						
Wally Moon, L OBP: 0.400, SLG: 0.600	(1, 7) 1-1 1-3		(0, 1) 4-3		(2, 2) 1-2 2-H 1-2 2-H		(1, 1) 4-3		(2, 1) 3-1			5	0	2	2	0	0	5						
Duke Snider, L (1, 9)	(1, 3) K			(4, 2) BB	(2, 3) K			(0, 0) F8		(0, 0) G3		4	0	0	0	1	2	3						
Gil Hodges, R (1, 3) (8, 5)	(1, 3) K			(1, 3) K		(1, 3) K		(0, 0) 6-3		(2, 2) 6-3		5	0	0	0	0	3	3						
John Rosaboro, L OBP: 0.400, SLG: 0.600		(0, 1) FC1-5 2B		(1, 2) F8		(0, 0) G3		(0, 1) 1B		(0, 3) K		5	0	2	0	0	1	1						
Don Demeter, R (1, 8)	(1, 2) FC1-5-6 G6-4-3 2-3			(2, 3) K		(0, 1) 5-3		(1, 2) L6			(0, 3) K	5	0	0	0	0	2	3						
Maury Wills, S OBP: 0.400, SLG: 0.500	(1, 6) 0-1 1-2		(0, 1) G6-4-3 1-2		(4, 2) 2B BB		(0, 0) 6-3		(1, 2) 2B		(2, 2) 4-3	4	0	1	0	1	0	1						
Don Drysdale, R Chuck Essegian, R (11, PH)	(1, 1) (11, PH)		(2, 3) K		(3, 3) K		(1, 1) 3B		(1, 3) K		(1, 0) HR	4	0	1	0	0	3	2						
Inning Stats	R: 0 E: 0 K: 3 S: 15	H: 1 LOB: 2 BB: 1 P: 22	R: 0 E: 0 K: 0 S: 7	H: 1 LOB: 0 BB: 0 P: 8	R: 0 E: 0 K: 1 S: 9	H: 0 LOB: 1 BB: 1 P: 15	R: 0 E: 0 K: 2 S: 16	H: 1 LOB: 1 BB: 2 P: 32	R: 0 E: 0 K: 1 S: 6	H: 0 LOB: 0 BB: 0 P: 7	R: 0 E: 0 K: 0 S: 7	H: 1 LOB: 2 BB: 1 P: 13	R: 0 E: 0 K: 0 S: 7	H: 1 LOB: 1 BB: 0 P: 8	R: 0 E: 0 K: 1 S: 10	H: 1 LOB: 2 BB: 1 P: 19	R: 0 E: 0 K: 1 S: 8	H: 0 LOB: 0 BB: 0 P: 10	R: 1 E: 0 K: 1 S: 8	H: 1 LOB: 0 BB: 0 P: 11	1B: 2 2B: 3 3B: 1 HR: 1	SF: 0 SAC: 0 DP: 1 HBP: 1	WP: 0 PB: 0 SB: 1 CS: 0	PA: 45
PITCHER Bob Anderson, R Don Elston, R	(1, 1) (9, 1)	IP: 8.0 WLS: L BF: 34 H: 5 R: 2 ER: 1 SO: 9 BB: 5 IBB: 0 HBP: 0 BLK: 0 WP: 0 HR: 0 S: 80 P: 126 ERA: 2.25 WHIP: 1.250																						

Chicago Cubs @ Los Angeles Dodgers
Los Angeles Memorial Coliseum, Los Angeles, CA
Tue Apr 12 1960, 9:05 PM EST
Att: 67,550 - Unknown - 55 F

AB	38
R	3
H	7
RBI	3
BB	6
SO	12
LOB	23



Batter	1	2	3	4	5	6	7	8	9	AB	R	H	RBI	BB	SO	LOB	TOP					
Richie Ashburn, L OBP: 0.556, SLG: 0.556 (1, 8)	0-1 4-3		2-3 K		1-0 WP 1B			2-2 1B HR 1B		4	1	2	0	0	1	0	Chicago Cubs @ Los Angeles Dodgers Los Angeles Memorial Coliseum, Los Angeles, CA Wed Apr 13 1960, 9:05 PM EST Att: 24,475 - Unknown 					
Tony Taylor, R OBP: 0.222, SLG: 0.333 (1, 4)	1-1 L4		0-1 4-3		0-3 K			0-1 1-2 HR 1B		4	1	1	0	0	1	2						
Bob Will, L OBP: 0.111, SLG: 0.111 (1, 9)	3-2 WP 14 E 1B		1-0 4-3		2-1 L7			0-0 F5		4	0	1	0	0	0	4						
14 Ernie Banks, R OBP: 0.444, SLG: 0.714 (1, 6)	0-1 E4 WP 1-2 1B			0-0 HR				0-1 F2		4	1	2	1	0	0	3						
Frank Thomas, R OBP: 0.222, SLG: 0.500 (1, 7)	4-1 1-2 2-3 BB			1-3 K HR				0-0 F6		3	1	1	3	1	1	1						
George Altman, L (1, 3)	2-3 K			1-1 F5				2-2 G4-6-3 1-2 1B		4	0	0	0	0	2	4						
Don Zimmer, R OBP: 0.222, SLG: 0.500 (1, 5)		1-0 L1		0-0 F9				1-2 6-3		4	0	0	0	0	0	0						
Del Rice, R OBP: 0.200, SLG: 0.200 (1, 2)		3-2 1B		2-2 F5				3-2 5-3		4	0	1	0	0	0	0						
Glen Hobbie, R OBP: 0.250, SLG: 0.250 (1, 1)		1-2 5-3		0-0 WP 1B				0-3 K		4	0	1	0	0	1	0						
Inning Stats	R: 0 H: 1 E: 1 K: 1 S: 14	H: 1 LOB: 3 BB: 1 P: 24	R: 0 H: 1 E: 0 K: 0 S: 7	LOB: 0 BB: 0 P: 12	R: 0 H: 0 E: 0 K: 1 S: 7	LOB: 0 BB: 0 P: 10	R: 1 H: 1 E: 0 K: 1 S: 7	H: 1 LOB: 0 BB: 0 P: 9	R: 0 H: 2 E: 0 K: 0 S: 12	H: 2 LOB: 2 BB: 0 P: 17	R: 0 H: 1 E: 0 K: 0 S: 5	H: 1 LOB: 0 BB: 0 P: 7	R: 0 H: 0 E: 0 K: 1 S: 12	H: 0 LOB: 0 BB: 0 P: 16	R: 3 H: 3 E: 0 K: 1 S: 16	H: 3 LOB: 0 BB: 0 P: 22	R: 0 H: 0 E: 0 K: 0 S: 4	H: 0 LOB: 0 BB: 0 P: 5	1B: 7 2B: 0 3B: 0 HR: 2	SF: 0 SAC: 0 DP: 1 HBP: 0	WP: 2 PB: 0 SB: 0 CS: 0	PA: 36
PITCHER Larry Sherry, R ERA: 4.0 (1, 1)	IP: 9.0 WLS: L BF: 36 H: 9 R: 4 ER: 4 SO: 6 BB: 1 IBB: 0 HBP: 0 BLK: 0 WP: 2 HR: 2 S: 84 P: 122 ERA: 4.00 WHIP: 1.111															PITCHER						

Batter	1	2	3	4	5	6	7	8	9	AB	R	H	RBI	BB	SO	LOB	BOTTOM			
Jim Gilliam, S (1, 5)	0-1 F8		4-0 1B BB		4-0 BB		4-2 BB		2-2 5-3	2	0	0	0	3	0	1	Chicago Cubs @ Los Angeles Dodgers Los Angeles Memorial Coliseum, Los Angeles, CA Wed Apr 13 1960, 9:05 PM EST Att: 24,475 - Unknown 			
Charlie Neal, R OBP: 0.333, SLG: 0.200 (1, 4)	1-0 E7 4-3 1B		1-3 K		1-0 F9		1-0 1-3			4	0	1	0	0	1	3				
Wally Moon, L OBP: 0.444, SLG: 0.556 (1, 7)	2-2 4-3		2-2 1-2 1B		0-1 4-3			2-2 G4-6-3 1-2 1B		4	0	2	0	0	0	2				
Duke Snider, L (1, 9)	1-0 HBP		0-1 F6		4-2 BB			0-2 G4-6-3 1-2 1B		2	0	0	0	1	0	3				
Gil Hodges, R (1, 3)	1-0 1-3		3-2 1-3		3-2 F9			4-0 BB		3	0	0	0	1	0	5				
John Roseboro, L OBP: 0.222, SLG: 0.333 (1, 2)		2-0 F2		1-0 F6		1-1 F9		0-0 L4		4	0	0	0	0	0	2				
Don Demeter, R OBP: 0.125, SLG: 0.125 (1, 8) Sandy Amoros, L (9, PH)		1-0 CS 1B		2-3 K		2-3 K		0-1 F7		3	0	1	0	0	2	1				
Maury Wills, S OBP: 0.375, SLG: 0.429 (1, 6) Norm Larker, L (9, PH) Bob Lillis, R (9, FR)		3-2 CS 1B		3-1 6-3		2-2 6-3		4-2 BB		3	0	1	0	0	0	0				
Larry Sherry, R Chuck Essegian, R OBP: 0.500, SLG: 2.000 (9, PH)		3-2 F8		0-2 6-3		1-1 1-3		1-2 F9		3	0	0	0	0	0	2				
Inning Stats	R: 0 H: 1 E: 0 K: 0 S: 7	H: 2 LOB: 1 BB: 0 P: 18	R: 0 H: 1 E: 0 K: 1 S: 11	LOB: 1 BB: 1 P: 21	R: 0 H: 0 E: 0 K: 1 S: 6	LOB: 0 BB: 0 P: 12	R: 0 H: 0 E: 0 K: 0 S: 7	LOB: 1 BB: 1 P: 12	R: 0 H: 0 E: 0 K: 1 S: 13	LOB: 1 BB: 1 P: 23	R: 0 H: 0 E: 0 K: 0 S: 8	LOB: 1 BB: 1 P: 16	R: 0 H: 1 E: 0 K: 0 S: 7	LOB: 1 BB: 1 P: 13	R: 0 H: 0 E: 0 K: 0 S: 12	LOB: 1 BB: 1 P: 19	1B: 5 2B: 0 3B: 0 HR: 0	SF: 0 SAC: 0 DP: 1 HBP: 1	WP: 0 PB: 0 SB: 0 CS: 2	PA: 37
PITCHER Glen Hobbie, R ERA: (1, 1)	IP: 9.0 WLS: W BF: 37 H: 5 R: 0 ER: 0 SO: 3 BB: 6 IBB: 0 HBP: 1 BLK: 0 WP: 0 HR: 0 S: 80 P: 146 ERA: 0.00 WHIP: 1.222															PITCHER				

Batter	1	2	3	4	5	6	7	8	9	AB	R	H	RBI	BB	SO	LOB	TOP																	
Alex Grammas, R OBP: 0.300, SLG: 0.222 (1, 4)	0-2 1B		1-0 5-3		0-2 5-3			2-2 L3		4	0	1	0	0	0	0																		
Daryl Spencer, R (1, 6)	1-3 K			0-2 6-3		1-0 F6		4-2 1B BB		3	0	0	0	1	1	1																		
Stan Musial, L Curt Flood, R (1, 3) (9, 8)	3-2 F5			2-2 5-3		0-0 1B 2B		1-1 1B G4-6-3		4	0	2	0	0	0	1																		
Ken Boyer, R OBP: 0.182, SLG: 0.400 (1, 5)	2-1 1-3			2-1 HR		4-0 1B IBB		1-0 1B G4-6-3 1-2		3	1	1	1	1	0	3																		
Bob Nieman, R OBP: 0.250, SLG: 0.250 Ellis Burton, S (1, 7) (9, 9)		0-1 L4		1-1 BB 1B		1-1 1B 1-3 2-H		3-2 5-3		4	0	2	0	0	0	0																		
Bill White, L OBP: 0.417, SLG: 0.364 (1, 8) (9, 3)	1-1 G6-3 1B			4-2 1-2 BB		0-1 1-3		2-2 S 1B		3	1	2	0	1	0	2																		
Leon Wagner, L OBP: 0.200, SLG: 0.800 (1, 9) (9, 7)	0-1 G6-3 1-2			2-3 K			0-1 F9		1-1 P6	4	0	0	0	0	1	4																		
Hal Smith, R George Crowe, L Bob Miller, R Darrell Johnson, R (1, 2) (9, PH) (9, FR) (9, 2)			1-2 F8		0-0 4-3		0-0 F4		4-1 1B 1-2 IBB	3	0	0	0	0	0	0																		
Ron Kline, R Lindy McDaniel, R Carl Sawatski, L Marshall Bridges, S Bob Duliba, R (1, 1) (7, 1) (9, PH) (9, 1) (9, 1)			2-3 K		2-3 K		1-3 K		0-0 1-3 2-H 1B	3	0	0	0	0	0	3																		
Inning Stats	R: 0 E: 0 K: 1 S: 11	H: 1 LOB: 1 BB: 0 P: 17	R: 0 E: 0 K: 0 S: 6	H: 1 LOB: 0 BB: 0 P: 7	R: 0 E: 0 K: 1 S: 7	H: 0 LOB: 0 BB: 0 P: 11	R: 1 E: 0 K: 1 S: 17	H: 2 LOB: 2 BB: 1 P: 28	R: 0 E: 0 K: 0 S: 9	H: 0 LOB: 0 BB: 0 P: 11	R: 0 E: 0 K: 0 S: 6	H: 0 LOB: 0 BB: 0 P: 7	R: 0 E: 0 K: 0 S: 8	H: 1 LOB: 1 BB: 1 P: 16	R: 1 E: 0 K: 0 S: 10	H: 2 LOB: 2 BB: 1 P: 20	1B: 7 2B: 1 3B: 0 HR: 1	SF: 0 SAC: 0 DP: 2 HBP: 0	WP: 0 PB: 0 CS: 1 PA: 36															
PITCHER	IP WLS BF H R ER SO BB IBB HBP BLK WP HR S P ERA WHIP																																	
Johnny Podres, L ERA: 1.23 Ed Roebuck, R ERA: 5.4	(1, 1) (8, 1)	7.1 1.2	30 W 6	7 2	1 1	1 1	5 0	2 0	1 0	0 0	0 0	0 0	0 0	1 11	107 22	1.23 5.40	1.227 1.200																	

St. Louis Cardinals @ Los Angeles Dodgers
Los Angeles Memorial Coliseum, Los Angeles, CA
Thu Apr 14 1960, 9:05 PM EST
Att: 21,364 - Unknown

AB 32
R 2
H 9
RBI 2
BB 4
SO 5
LOB 11



Batter	1	2	3	4	5	6	7	8	9	AB	R	H	RBI	BB	SO	LOB	BOTTOM															
Jim Gilliam, S OBP: 0.429, SLG: 0.111 (1, 5)	1-0 4-3		2-0 4-3			2-1 1B		1-1 F8		4	0	1	0	0	0	0																
Charlie Neal, R OBP: 0.500, SLG: 0.167 (1, 4)	4-1 BB			4-2 G4-6-3 BB		3-2 F8		4-2 CS BB		1	0	0	0	3	0	1																
Wally Moon, L OBP: 0.308, SLG: 0.385 (1, 7)	3-1 F9			2-2 L8		1-1 L7		2-3 K		4	0	0	0	0	1	4																
Duke Snider, L OBP: 0.333, SLG: 0.444 Chuck Essegian, R Joe Pignatano, R (1, 9) (9, PH) (9, FR)	2-2 G3			1-1 G4-6-3 1-2		1-2 HR		2-0 CS		3	1	1	1	0	0	2																
Gil Hodges, R OBP: 0.231, SLG: 0.333 (1, 3)		3-3 K			1-3 K		0-0 FC5-4 SH1-4 1B		0-2 1-H WP 3B	4	1	2	1	0	2	0																
John Roseboro, L OBP: 0.250, SLG: 0.273 (1, 2)	2-0 F9			0-0 F8		0-1 SH1-4		4-0 WP IBB IBB		2	0	0	0	1	0	0																
Tommy Davis, R OBP: 0.500, SLG: 0.333 (1, 8)	0-0 L8			3-2 E6 1B		4-0 FC5-4 BB		0-0 F8		3	0	1	0	1	0	2																
Maury Wills, S OBP: 0.300, SLG: 0.333 Norm Larker, L Bob Lillis, R Sandy Amoros, L (1, 6) (7, PH) (7, FR) (9, PH)			0-1 6-3		1-1 L1-3		0-0 FC5-4 FC6-4 1-2 2-3		4-0 WP IBB	2	0	0	0	0	0	1																
Johnny Podres, L Ed Roebuck, R Carl Furillo, R (1, 1) (8, 1) (9, PH)			1-2 L1-3		0-0 F4		1-1 FC6-4 1-2		3-1 WP	3	0	0	0	0	0	2																
Inning Stats	R: 0 E: 0 K: 0 S: 7	H: 0 LOB: 1 BB: 1 P: 17	R: 0 E: 0 K: 1 S: 7	H: 0 LOB: 0 BB: 0 P: 12	R: 0 E: 0 K: 0 S: 7	H: 0 LOB: 0 BB: 0 P: 10	R: 0 E: 0 K: 0 S: 10	H: 0 LOB: 0 BB: 1 P: 17	R: 0 E: 0 K: 0 S: 9	H: 1 LOB: 1 BB: 0 P: 14	R: 0 E: 0 K: 0 S: 9	H: 1 LOB: 1 BB: 0 P: 15	R: 1 E: 0 K: 0 S: 9	H: 2 LOB: 2 BB: 1 P: 15	R: 0 E: 0 K: 1 S: 7	H: 0 LOB: 0 BB: 1 P: 16	R: 2 E: 0 K: 0 S: 7	H: 2 LOB: 3 BB: 2 P: 19	1B: 4 2B: 0 3B: 1 HR: 1	SF: 0 SAC: 1 DP: 1 HBP: 0	WP: 1 PB: 0 SB: 0 CS: 1 PA: 37											
PITCHER	IP WLS BF H R ER SO BB IBB HBP BLK WP HR S P ERA WHIP																															
Ron Kline, R ERA: 1.42 Lindy McDaniel, R Marshall Bridges, L Bob Duliba, R (1, 1) (7, 1) (9, 1) (9, 1)	(1, 1) (7, 1) (9, 1) (9, 1)	6.1 1.2 0.0 0.1	25 5 1 L 5	4 0 1 1	1 0 1 1	1 0 1 1	2 0 0 0	3 1 0 2	0 0 0 0	0 0 0 0	0 0 0 1	0 10 2 5	20 3 16	0.00 * 27.00	0.600 * 3.000																	

St. Louis Cardinals @ Los Angeles Dodgers
Los Angeles Memorial Coliseum, Los Angeles, CA
Thu Apr 14 1960, 9:05 PM EST
Att: 21,364 - Unknown

AB 29
R 3
H 6
RBI 2
BB 6
SO 3
LOB 16



Batter	1	2	3	4	5	6	7	8	9	AB	R	H	RBI	BB	SO	LOB	TOP			
Ellis Burton, S OBP: 0.600, SLG: 0.750										3	1	2	0	1	1	0	St. Louis Cardinals @ Los Angeles Dodgers Los Angeles Memorial Coliseum, Los Angeles, CA Sat Apr 16 1960, 9:05 PM EST Att: 40,919 - Unknown livebaseballscorecards.com			
Daryl Spencer, R OBP: 0.111, SLG: 0.111										4	0	0	0	0	0	3				
Stan Musial, L OBP: 0.214, SLG: 0.286										4	0	0	0	0	2					
Ken Boyer, R OBP: 0.333, SLG: 0.667										2	1	1	1	2	0	0				
Bill White, L OBP: 0.313, SLG: 0.267										4	0	0	0	0	3					
Leon Wagner, L OBP: 0.143, SLG: 0.571										4	0	0	0	0	2	1				
Carl Sawatski, L OBP: 0.333, SLG: 0.200											3	0	0	0	1	0		0		
Alex Grammas, R OBP: 0.250, SLG: 0.182											2	0	0	0	0	1		1		
Wally Shannon, L OBP: 0.111, SLG: 0.111										1	0	0	0	1	0	0				
Larry Jackson, R OBP: 0.250, SLG: 0.250											2	0	1	0	0	0		0		
George Crowe, L OBP: 0.111, SLG: 0.111										1	0	0	0	0	0	1				
Lindy McDaniel, R OBP: 0.111, SLG: 0.111										0	0	0	0	0	0	0				
Inning Stats	R: 1 E: 1 K: 0 S: 10	H: 1 LOB: 0 BB: 0 P: 17	R: 0 E: 0 K: 0 S: 8	H: 0 LOB: 1 BB: 1 P: 13	R: 0 E: 0 K: 1 S: 8	H: 0 LOB: 0 BB: 0 P: 14	R: 1 E: 0 K: 1 S: 11	H: 1 LOB: 2 BB: 1 P: 16	R: 0 E: 0 K: 1 S: 11	H: 0 LOB: 1 BB: 1 P: 18	R: 0 E: 0 K: 0 S: 4	H: 0 LOB: 0 BB: 1 P: 10	R: 0 E: 0 K: 0 S: 10	H: 1 LOB: 2 BB: 1 P: 19	R: 0 E: 0 K: 0 S: 8	H: 0 LOB: 0 BB: 0 P: 12	1B: 2 2B: 1 3B: 0 HR: 1	SF: 0 SAC: 0 DP: 2 HBP: 0	WP: 0 PB: 0 SB: 0 CS: 0	PA: 35
PITCHER Don Drysdale, R ERA: 1.8	IP: 9.0 WLS: W BF: 35	H: 4 R: 2 ER: 2 SO: 4	BB: 5 IBB: 0 HBP: 0 BLK: 0	WP: 0 HR: 1 S: 78 P: 136	ERA: 2.00 WHIP: 1.000															

Batter	1	2	3	4	5	6	7	8	9	AB	R	H	RBI	BB	SO	LOB	BOTTOM			
Jim Gilliam, S OBP: 0.444, SLG: 0.250										3	1	1	0	1	0	1	St. Louis Cardinals @ Los Angeles Dodgers Los Angeles Memorial Coliseum, Los Angeles, CA Sat Apr 16 1960, 9:05 PM EST Att: 40,919 - Unknown livebaseballscorecards.com			
Charlie Neal, R OBP: 0.500, SLG: 0.300										4	1	2	0	0	0	1				
Wally Moon, L OBP: 0.294, SLG: 0.333										2	0	0	1	1	0	1				
Duke Snider, L OBP: 0.375, SLG: 0.417										3	1	1	0	1	0	2				
Gil Hodges, R OBP: 0.235, SLG: 0.313										4	0	1	1	0	0	2				
John Roseboro, L OBP: 0.250, SLG: 0.267										4	0	1	1	0	0	1				
Tommy Davis, R OBP: 0.429, SLG: 0.333										3	0	1	0	0	2					
Don Demeter, R OBP: 0.111, SLG: 0.111										1	0	0	0	0	0					
Maury Wills, S OBP: 0.286, SLG: 0.308										4	0	1	0	0	2	1				
Don Drysdale, R OBP: 0.143, SLG: 0.429										3	0	0	0	0	1	1				
Inning Stats	R: 0 E: 1 K: 0 S: 6	H: 1 LOB: 1 BB: 0 P: 10	R: 0 E: 0 K: 1 S: 10	H: 1 LOB: 0 BB: 0 P: 15	R: 3 E: 0 K: 0 S: 16	H: 5 LOB: 2 BB: 0 P: 24	R: 0 E: 0 K: 1 S: 11	H: 0 LOB: 1 BB: 1 P: 22	R: 0 E: 0 K: 0 S: 7	H: 0 LOB: 1 BB: 1 P: 13	R: 0 E: 0 K: 0 S: 6	H: 1 LOB: 1 BB: 0 P: 8	R: 0 E: 0 K: 0 S: 10	H: 0 LOB: 1 BB: 1 P: 19	R: 0 E: 0 K: 1 S: 8	H: 0 LOB: 0 BB: 0 P: 12	1B: 7 2B: 1 3B: 0 HR: 0	SF: 1 SAC: 0 DP: 0 HBP: 0	WP: 0 PB: 0 SB: 0 CS: 0	PA: 35
PITCHER Larry Jackson, R ERA: 2.77	IP: 6.0 WLS: L BF: 28	H: 8 R: 3 ER: 3 SO: 2	BB: 2 IBB: 0 HBP: 0 BLK: 0	WP: 0 HR: 0 S: 56 P: 92	ERA: 4.50 WHIP: 1.667															
PITCHER Lindy McDaniel, R ERA:	IP: 2.0 WLS: 7 BF: 7	H: 0 R: 0 ER: 0 SO: 1	BB: 1 IBB: 0 HBP: 0 BLK: 0	WP: 0 HR: 0 S: 18 P: 31	ERA: 0.00 WHIP: 0.500															

Batter	1	2	3	4	5	6	7	8	9	AB	R	H	RBI	BB	SO	LOB	TOP					
Jim Gilliam, S OBP: 0.355, SLG: 0.174	L6 BB			5-3		F2			F8	3	0	0	0	1	0	1	Los Angeles Dodgers @ San Francisco Giants Candlestick Park, San Francisco, CA Wed Apr 20 1960, 9:05 PM EST Att: 25,849 - Unknown livebaseballscorecards.com					
Charlie Neal, R OBP: 0.407, SLG: 0.200	F3			L8		F8			5-3	4	0	0	0	0	0	2						
Wally Moon, L OBP: 0.241, SLG: 0.370	L6			K					F8	3	0	0	0	0	1	1						
Gil Hodges, R OBP: 0.250, SLG: 0.407		6-3			F8				G1-6-3 1B	3	0	1	0	0	0	0						
Carl Furillo, R OBP: 0.200, SLG: 0.600 Rip Repulski, R (5, 9)		5-3			F8				G1-6-3 1-2	2	0	0	0	0	0	0						
Tommy Davis, R OBP: 0.235, SLG: 0.200					E5				B1-3	3	0	0	0	0	0	0						
John Roseboro, L OBP: 0.296, SLG: 0.304				5-3		K			F4	3	0	0	0	0	1	1						
Maury Wills, S OBP: 0.333, SLG: 0.316				F2					6-3	3	0	1	0	0	0	0						
Don Drysdale, R OBP: 0.125, SLG: 0.375 Chuck Essegian, R (9, PH) OBP: 0.400, SLG: 1.000				K		SH3-4 1B			F8	1	0	0	0	0	1	0						
						SH3-4				1	0	0	0	0	0	0						
Inning Stats	R: 0 E: 0 K: 0 S: 6	H: 0 LOB: 0 BB: 1 P: 12	R: 0 E: 0 K: 0 S: 7	H: 0 LOB: 0 BB: 0 P: 11	R: 0 E: 0 K: 1 S: 8	H: 0 LOB: 0 BB: 0 P: 9	R: 0 E: 0 K: 1 S: 10	H: 0 LOB: 0 BB: 0 P: 16	R: 0 E: 1 K: 1 S: 10	H: 0 LOB: 1 BB: 0 P: 17	R: 0 E: 0 K: 0 S: 7	H: 1 LOB: 1 BB: 0 P: 12	R: 0 E: 0 K: 0 S: 6	H: 1 LOB: 0 BB: 0 P: 10	R: 0 E: 0 K: 0 S: 6	H: 0 LOB: 0 BB: 0 P: 9	R: 0 E: 0 K: 0 S: 9	H: 0 LOB: 0 BB: 0 P: 13	1B: 2 2B: 1 3B: 0 HR: 0	SF: 0 SAC: 1 DP: 2 HBP: 0	WP: 0 PB: 0 SB: 2 CS: 0	PA: 29
PITCHER Mike McCormick, L ERA: 1.8	IP: 9.0 WLS: W BF: 29 H: 2 R: 0 ER: 0 SO: 3 BB: 1 IBB: 0 HBP: 0 BLK: 0 WP: 0 HR: 0 S: 69 P: 109 ERA: 0.00 WHIP: 0.333															PITCHER						

Batter	1	2	3	4	5	6	7	8	9	AB	R	H	RBI	BB	SO	LOB	BOTTOM			
Don Blasingame, L OBP: 0.281, SLG: 0.300	K									4	0	2	1	0	2	0	Los Angeles Dodgers @ San Francisco Giants Candlestick Park, San Francisco, CA Wed Apr 20 1960, 9:05 PM EST Att: 25,849 - Unknown livebaseballscorecards.com			
Joey Amalfitano, R OBP: 0.200, SLG: 0.200	6-3				1B					4	0	0	0	0	1	3				
Willie Mays, R OBP: 0.484, SLG: 0.519	E S 1B				F9				5-3	3	0	1	0	0	0	1				
Willie McCovey, L OBP: 0.300, SLG: 0.261	4-3				F8				F6	3	0	0	0	0	0	2				
Orlando Cepeda, R OBP: 0.414, SLG: 0.714		FC6-5 HBP			5-3				K	2	0	0	0	0	1	1				
Willie Kirkland, L OBP: 0.379, SLG: 0.600		F8							G3	3	1	1	0	0	0	1				
Eddie Bressoud, R OBP: 0.448, SLG: 0.480		FC6-5							K	3	0	0	0	0	1	2				
Neil Wilson, L									F8	3	0	0	0	0	0	2				
Mike McCormick, L OBP: 0.286, SLG: 0.167					4-3				4-3	3	0	1	0	0	0	0				
Inning Stats	R: 0 E: 0 K: 1 S: 14	H: 1 LOB: 1 BB: 0 P: 20	R: 0 E: 0 K: 0 S: 7	H: 0 LOB: 0 BB: 0 P: 11	R: 0 E: 0 K: 2 S: 8	H: 0 LOB: 0 BB: 0 P: 11	R: 0 E: 0 K: 0 S: 8	H: 0 LOB: 0 BB: 0 P: 10	R: 1 E: 0 K: 1 S: 11	H: 3 LOB: 2 BB: 0 P: 13	R: 0 E: 0 K: 1 S: 8	H: 0 LOB: 0 BB: 0 P: 14	R: 0 E: 0 K: 0 S: 3	H: 0 LOB: 0 BB: 0 P: 5	R: 0 E: 0 K: 0 S: 9	H: 1 LOB: 1 BB: 0 P: 14	1B: 5 2B: 0 3B: 0 HR: 0	SF: 0 SAC: 0 DP: 0 HBP: 2	WP: 0 PB: 0 SB: 3 CS: 1	PA: 30
PITCHER Don Drysdale, R ERA: 1.61	IP: 8.0 WLS: L BF: 30 H: 5 R: 1 ER: 1 SO: 5 BB: 0 IBB: 0 HBP: 2 BLK: 0 WP: 0 HR: 0 S: 68 P: 98 ERA: 1.12 WHIP: 0.625															PITCHER				

Batter	1	2	3	4	5	6	7	8	9	AB	R	H	RBI	BB	SO	LOB	TOP								
Jim Gilliam, S OBP: 0.326, SLG: 0.216 (1, 5)	E4 G4-6-3 BB		K		F9		2B		4-3	5	0	1	1	0	1	1	Los Angeles Dodgers @ St. Louis Cardinals Sportsman's Park, St. Louis, MO Sun Apr 24 1960, 4:33 AM EDT Att: 16,368 - Unknown livebaseballscorecards.com								
Charlie Neal, R OBP: 0.396, SLG: 0.273 (1, 4)	G4-6-3 BB		G4-6-3			L8	F4			3	0	0	0	1	0	2									
Wally Moon, L OBP: 0.349, SLG: 0.474 (1, 7)	G4-6-3			FC4-6 1B		BB SF7 1B	BB			3	1	2	0	1	0	2									
Duke Snider, L OBP: 0.400, SLG: 0.522 Don Demeter, R OBP: 0.214, SLG: 0.214 Chuck Essegian, R OBP: 0.222, SLG: 0.556 (1, 8) (3, 8) (7, PH) (7, 9)	K		FC4-6 1B		WP BB 1B	L8				1	0	0	0	0	1	1									
Gil Hodges, R OBP: 0.310, SLG: 0.487 (1, 3)		1-3		1B		WP BB		6-3		3	0	1	0	1	0	0									
John Roseboro, L OBP: 0.390, SLG: 0.529 (1, 2)		BB		F7		SF7		4-3		2	0	0	1	1	0	2									
Sandy Amoros, L OBP: 0.286, SLG: 0.167 (7, 8)		F8		3-1		K		F8		4	0	0	0	0	1	5									
Maury Wills, S OBP: 0.320, SLG: 0.348 (1, 6)		F6		4-3		2B		K		4	1	1	0	0	1	1									
Johnny Podres, L Norm Larker, L Stan Williams, R Tommy Davis, R (7, PH) (7, 1) (9, PH)			G4-6-3 BB		F8		1-3	F6		1	0	0	0	1	0	0									
Inning Stats	R: 0 E: 1 K: 1 S: 12	H: 0 LOB: 1 BB: 1 P: 20	R: 0 E: 0 K: 0 S: 4	H: 0 LOB: 1 BB: 1 P: 10	R: 0 E: 0 K: 1 S: 4	H: 0 LOB: 0 BB: 1 P: 9	R: 0 E: 0 K: 0 S: 8	H: 2 LOB: 2 BB: 0 P: 17	R: 0 E: 0 K: 0 S: 10	H: 0 LOB: 0 BB: 0 P: 16	R: 1 E: 0 K: 1 S: 18	H: 2 LOB: 2 BB: 1 P: 28	R: 1 E: 0 K: 0 S: 10	H: 2 LOB: 2 BB: 1 P: 21	R: 0 E: 0 K: 0 S: 4	H: 0 LOB: 0 BB: 0 P: 8		R: 0 E: 0 K: 1 S: 9	H: 0 LOB: 0 BB: 0 P: 12	1B: 4 2B: 2 3B: 0 HR: 0	SF: 1 SAC: 0 DP: 2 HBP: 0	WP: 1 PB: 0 SB: 0 CS: 0	PA: 37		
PITCHER	IP	WLS	BF	H	R	ER	SO	BB	IBB	HBP	BLK	WP	HR	S	P	ERA	WHIP								
Bob Miller, R ERA: 2.84 Ron Kline, R ERA: 5.06 Lindy McDaniel, R ERA:	(1, 1) (7, 1) (7, 1)	6.1 0.1 2.1	W 2 S	28 0 7	6 0 0	2 0 0	3 0 1	4 1 0	0 0 0	0 0 0	0 0 0	0 0 0	1 0 0	0 2 15	109 9 23	2.84 0.00 0.00	1.579 3.000 0.000								

Batter	1	2	3	4	5	6	7	8	9	AB	R	H	RBI	BB	SO	LOB	BOTTOM								
Joe Cunningham, L OBP: 0.520, SLG: 0.333 (1, 9)	F4			4-3			BB HR BB	G4-3		3	1	0	0	2	0	3	Los Angeles Dodgers @ St. Louis Cardinals Sportsman's Park, St. Louis, MO Sun Apr 24 1960, 4:33 AM EDT Att: 16,368 - Unknown livebaseballscorecards.com								
Alex Grammas, R OBP: 0.333, SLG: 0.406 (1, 4)	6-3	F7			5-3		K			4	0	0	0	0	1	3									
Bill White, L OBP: 0.462, SLG: 0.543 (6, 3)	K		K		BB		HR BB			2	1	0	0	2	2	0									
Ken Boyer, R OBP: 0.421, SLG: 0.839 (1, 5)		BB E BB 1B	4-3		F8		HR	HR		4	2	2	3	0	0	1									
Stan Musial, L OBP: 0.424, SLG: 0.630 Curt Flood, R (6, 8)		BB E BB		HR	F8		BB			2	2	1	1	1	0	1									
Daryl Spencer, R OBP: 0.325, SLG: 0.441 (1, 6)		E SF8 BB	6-3			L5	K			3	1	0	0	1	1	1									
Leon Wagner, L OBP: 0.308, SLG: 0.522 Ellis Burton, S OBP: 0.333, SLG: 0.300 (1, 7) (8, 7)		SH2-3 1B		K		CS 1B		1B BB		3	0	2	2	0	1	0									
Chris Cannizzaro, R OBP: 0.375, SLG: 0.333 (1, 2)		SF8			1B	F8		K		3	0	1	1	0	1	2									
Bob Miller, R Ron Kline, R Lindy McDaniel, R (1, 1) (7, 1) (7, 1)		SH2-3		K			K	G4-3 1B		1	0	0	0	0	1	1									
Inning Stats	R: 0 E: 0 K: 1 S: 7	H: 0 LOB: 0 BB: 0 P: 10	R: 3 E: 1 K: 0 S: 15	H: 2 LOB: 3 BB: 3 P: 37	R: 1 E: 0 K: 1 S: 8	H: 1 LOB: 0 BB: 0 P: 13	R: 0 E: 0 K: 2 S: 9	H: 1 LOB: 1 BB: 0 P: 12	R: 0 E: 0 K: 0 S: 5	H: 0 LOB: 1 BB: 1 P: 12	R: 0 E: 0 K: 0 S: 5	H: 1 LOB: 0 BB: 0 P: 9	R: 3 E: 0 K: 3 S: 17	H: 1 LOB: 1 BB: 3 P: 34	R: 0 E: 0 K: 1 S: 9	H: 1 LOB: 1 BB: 1 P: 14		1B: 5 2B: 0 3B: 0 HR: 2	SF: 1 SAC: 1 DP: 1 HBP: 0	WP: 0 PB: 0 SB: 0 CS: 1	PA: 37				
PITCHER	IP	WLS	BF	H	R	ER	SO	BB	IBB	HBP	BLK	WP	HR	S	P	ERA	WHIP								
Johnny Podres, L ERA: 2.08 Stan Williams, R ERA: 6.75	(1, 1) (7, 1)	6.0 2.0	L 11	26 2	4 3	4 3	4 4	0 3	0 3	0 4	0 4	0 0	0 0	0 26	48	6.00 13.50	1.500 3.000								

Batter	1	2	3	4	5	6	7	8	9	AB	R	H	RBI	BB	SO	LOB	TOP								
Jim Gilliam, S OBP: 0.353, SLG: 0.244 (1, 5)										4	1	2	1	1	0	2									
Charlie Neal, R OBP: 0.348, SLG: 0.243 (1, 4)										4	1	0	0	1	0	3									
Wally Moon, L OBP: 0.375, SLG: 0.512 (1, 7)										5	2	3	2	0	0	3									
Gil Hodges, R OBP: 0.277, SLG: 0.432 (1, 3)										5	0	0	0	0	1	4									
John Roseboro, L OBP: 0.413, SLG: 0.553 (1, 2)										4	1	2	1	0	0	1									
Tommy Davis, R OBP: 0.240, SLG: 0.182 (1, 9)										5	0	1	0	0	1	2									
Don Demeter, R OBP: 0.263, SLG: 0.176 (1, 8)										3	0	0	0	2	0	1									
Maury Wills, S OBP: 0.333, SLG: 0.357 (1, 6)										5	2	2	1	0	0	4									
Don Drysdale, R OBP: 0.333, SLG: 0.583 (1, 1)										4	1	3	1	0	1	0									
Inning Stats	R: 2 E: 1 K: 0 S: 16	H: 1 LOB: 1 BB: 1 P: 24	R: 3 E: 2 K: 0 S: 14	H: 3 LOB: 1 BB: 0 P: 21	R: 2 E: 0 K: 1 S: 21	H: 4 LOB: 3 BB: 1 P: 37	R: 0 E: 0 K: 1 S: 8	H: 0 LOB: 0 BB: 0 P: 12	R: 0 E: 0 K: 0 S: 9	H: 1 LOB: 1 BB: 1 P: 17	R: 1 E: 1 K: 0 S: 12	H: 2 LOB: 3 BB: 1 P: 24	R: 0 E: 0 K: 1 S: 5	H: 1 LOB: 0 BB: 0 P: 8	R: 0 E: 0 K: 0 S: 5	H: 1 LOB: 0 BB: 0 P: 7	R: 0 E: 0 K: 0 S: 3	H: 0 LOB: 0 BB: 0 P: 4	1B: 10 2B: 4 3B: 0 HR: 0	SF: 0 SAC: 0 DP: 3 HBP: 1	WP: 0 PB: 0 SB: 1 CS: 0	PA: 44			
PITCHER	IP	WLS	BF	H	R	ER	SO	BB	IBB	HBP	BLK	WP	HR	S	P	ERA	WHIP								
Glen Hobbie, R ERA: 6.63 (1, 1)	2.2	L	18	7	7	3	1	1	0	0	0	0	0	44	70	10.12	3.000								
John Goetz, R ERA: 8.75 (3, 1)	0.1		3	1	0	0	0	1	0	0	0	0	0	7	12	0.00	6.000								
Seth Morehead, L ERA: 4.5 (4, 1)	2.0		7	1	0	0	1	1	0	0	0	0	0	17	29	0.00	1.000								
Ben Johnson, R ERA: 3.12 (6, 1)	3.0		13	4	1	0	1	1	0	1	0	0	0	22	39	0.00	1.667								
Moe Drabowsky, R ERA: 12.0 (9, 1)	1.0		3	0	0	0	0	0	0	0	0	0	0	3	4	0.00	0.000								

Los Angeles Dodgers @ Chicago Cubs
Wrigley Field, Chicago, IL
Tue Apr 26 1960, 3:33 AM CDT
Att: 7,610 - Unknown

AB 39
R 8
H 13
RBI 6
BB 4
SO 3
LOB 20



Batter	1	2	3	4	5	6	7	8	9	AB	R	H	RBI	BB	SO	LOB	BOTTOM								
Tony Taylor, R OBP: 0.273, SLG: 0.400 (1, 4)										4	0	1	0	0	1	0									
Richie Ashburn, L OBP: 0.447, SLG: 0.375 (1, 8)										3	0	1	0	1	1	0									
Lou Johnson, R OBP: 0.227, SLG: 0.333 (1, 9)										3	0	0	0	0	1	3									
14 Ernie Banks, R OBP: 0.383, SLG: 0.459 (1, 6)										4	0	0	0	0	2	3									
Frank Thomas, R OBP: 0.311, SLG: 0.439 (1, 7)										4	0	0	0	0	2	2									
George Altman, L OBP: 0.294, SLG: 0.367 (1, 3)										3	1	1	0	0	0	0									
Don Zimmer, R OBP: 0.293, SLG: 0.297 (1, 5)										3	0	0	0	0	1	1									
Del Rice, R OBP: 0.310, SLG: 0.357 (1, 2)										3	0	1	1	0	0	0									
Glen Hobbie, R OBP: 0.228, SLG: 0.167 (3, 1)										0	0	0	0	0	0	0									
Irv Noren, L (3, PH)										0	0	0	0	0	0	0									
Seth Morehead, L (4, 1)										0	0	0	0	0	0	0									
Bob Will, L OBP: 0.186, SLG: 0.095 (5, PH)										0	0	0	0	0	1	1									
Ben Johnson, R (6, 1)										0	0	0	0	0	0	0									
Walt Morin, L OBP: 0.485, SLG: 0.778 (8, PH)										0	0	0	0	0	1	0									
Moe Drabowsky, R (9, 1)										0	0	0	0	0	0	0									
Inning Stats	R: 0 E: 0 K: 1 S: 10	H: 0 LOB: 0 BB: 0 P: 17	R: 0 E: 0 K: 1 S: 10	H: 0 LOB: 0 BB: 0 P: 14	R: 0 E: 0 K: 0 S: 7	H: 0 LOB: 0 BB: 0 P: 8	R: 0 E: 0 K: 1 S: 9	H: 0 LOB: 0 BB: 0 P: 14	R: 1 E: 0 K: 2 S: 12	H: 2 LOB: 1 BB: 0 P: 16	R: 0 E: 0 K: 1 S: 12	H: 0 LOB: 0 BB: 1 P: 17	R: 0 E: 0 K: 1 S: 8	H: 0 LOB: 0 BB: 0 P: 9	R: 0 E: 0 K: 1 S: 10	H: 0 LOB: 0 BB: 0 P: 17	R: 0 E: 1 K: 2 S: 10	H: 2 LOB: 2 BB: 0 P: 14	1B: 2 2B: 2 3B: 0 HR: 0	SF: 0 SAC: 0 DP: 1 HBP: 1	WP: 0 PB: 0 SB: 0 CS: 0	PA: 32			
PITCHER	IP	WLS	BF	H	R	ER	SO	BB	IBB	HBP	BLK	WP	HR	S	P	ERA	WHIP								
Don Drysdale, R ERA: 1.46 (1, 1)	9.0	W	32	4	1	1	10	1	0	1	0	0	0	88	126	1.00	0.556								

Los Angeles Dodgers @ Chicago Cubs
Wrigley Field, Chicago, IL
Tue Apr 26 1960, 3:33 AM CDT
Att: 7,610 - Unknown

AB 30
R 1
H 4
RBI 1
BB 1
SO 10
LOB 10



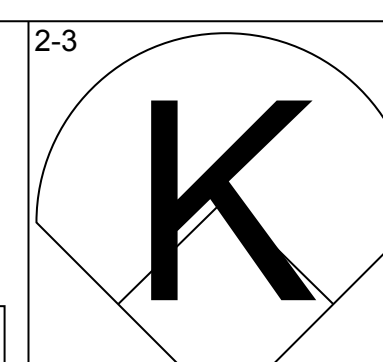
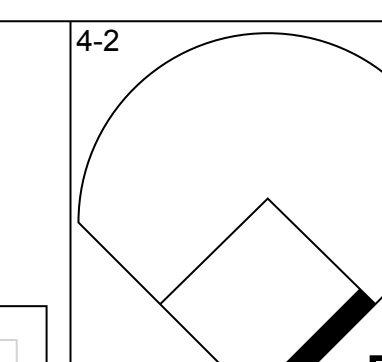
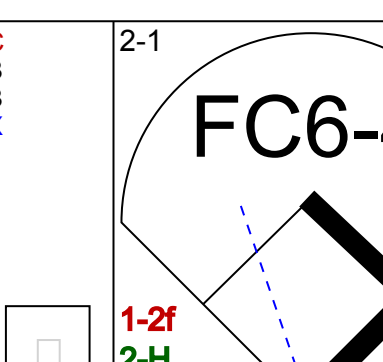
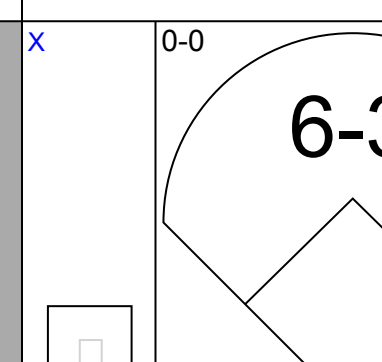
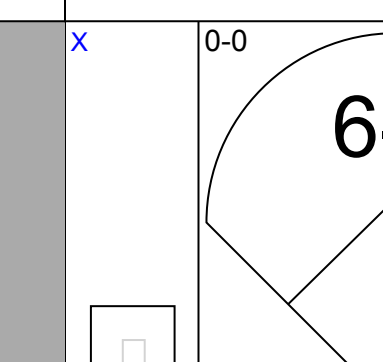
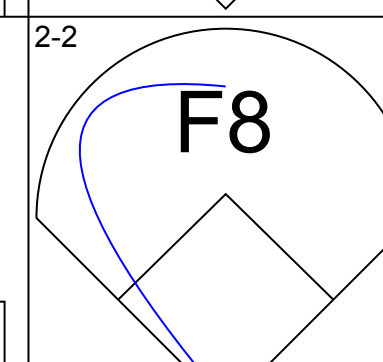
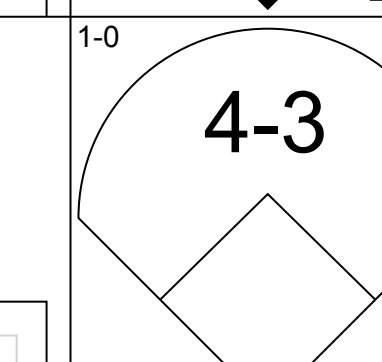
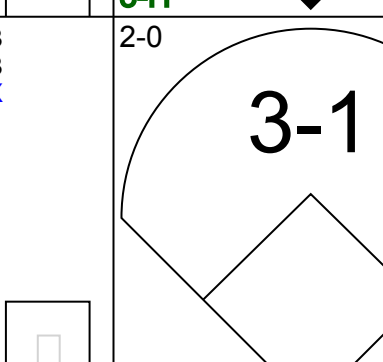
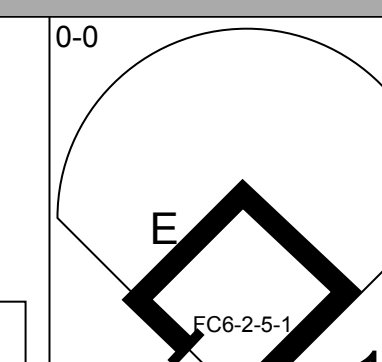
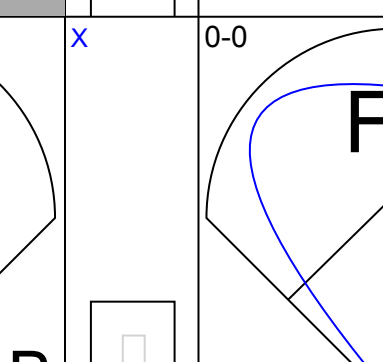
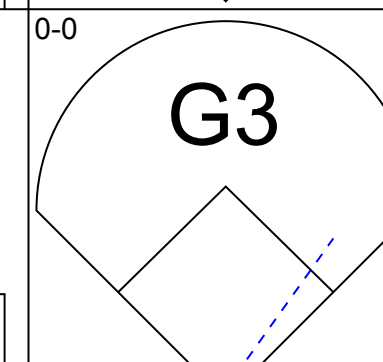
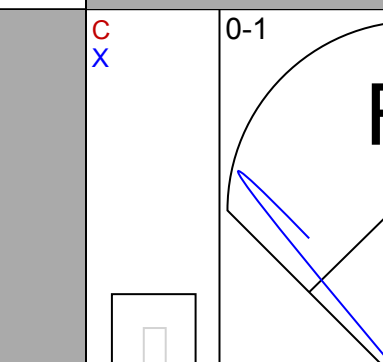
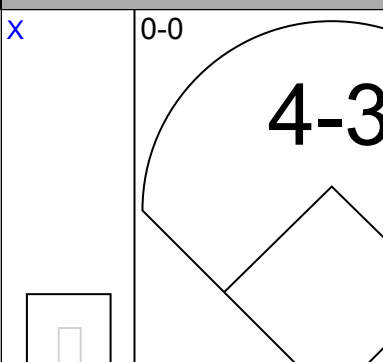
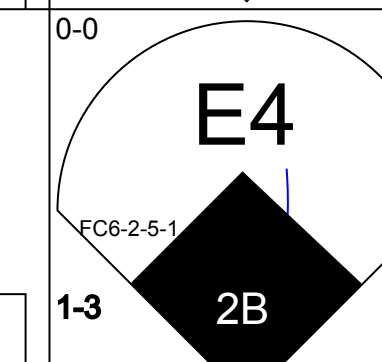
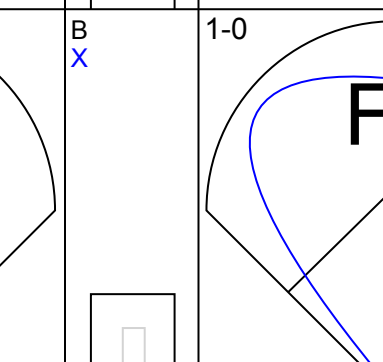
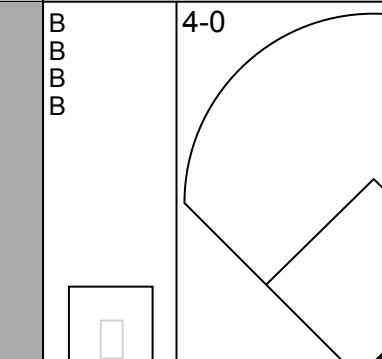
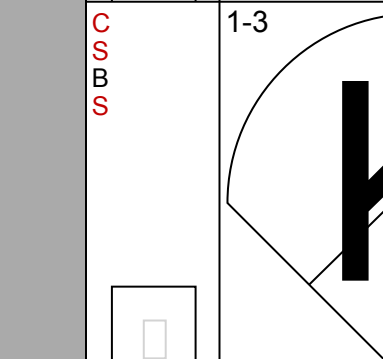
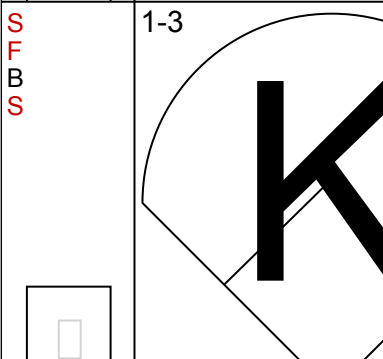
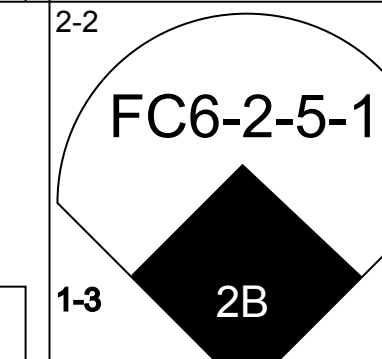
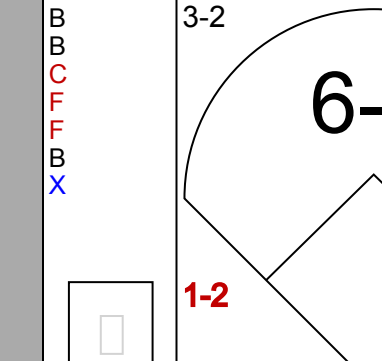
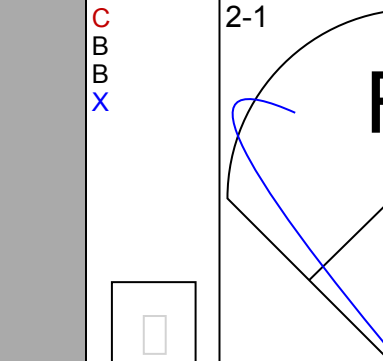
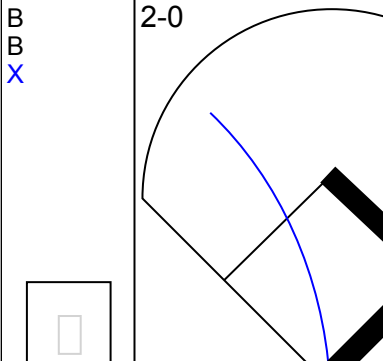
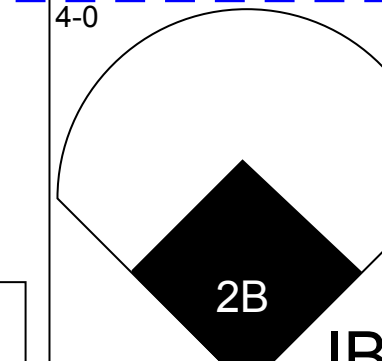
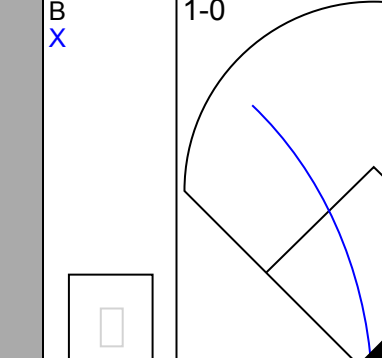
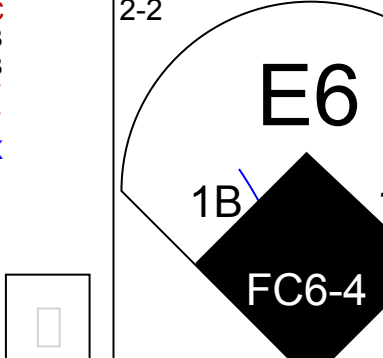
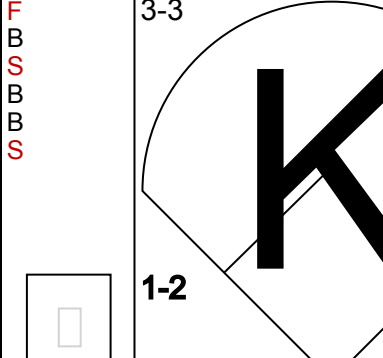
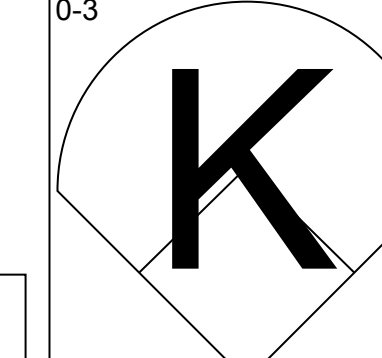
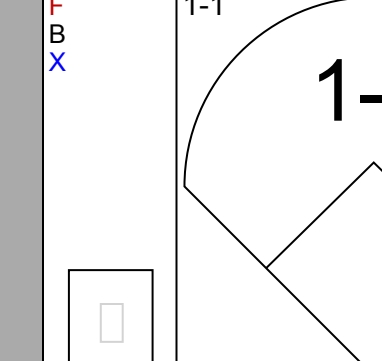
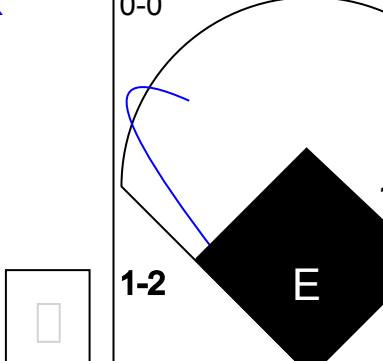
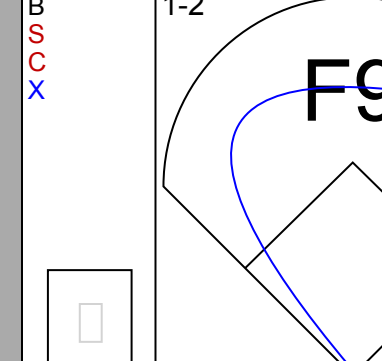
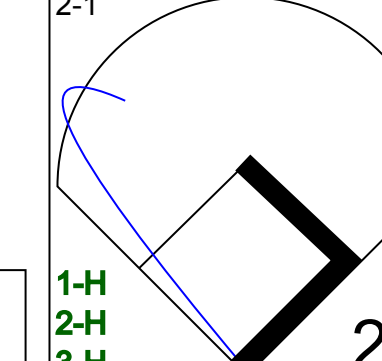
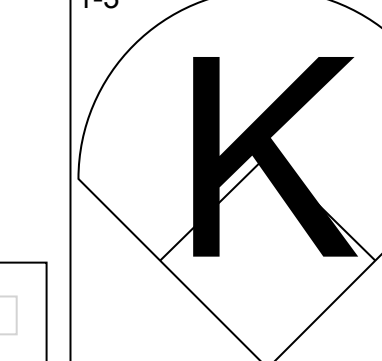
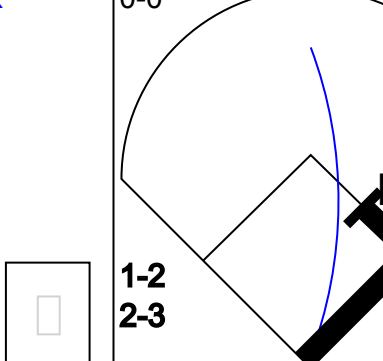
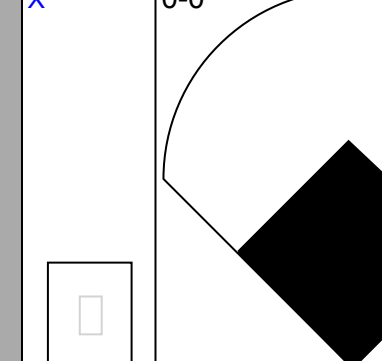
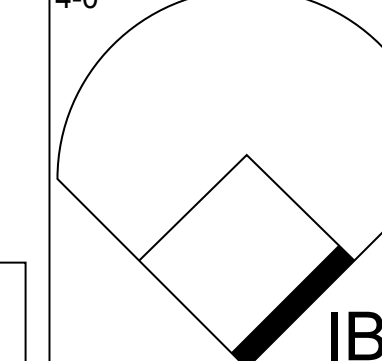
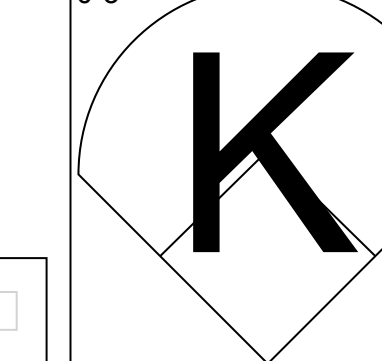
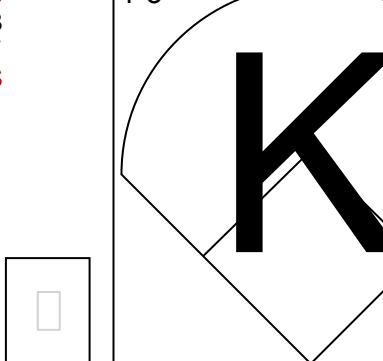
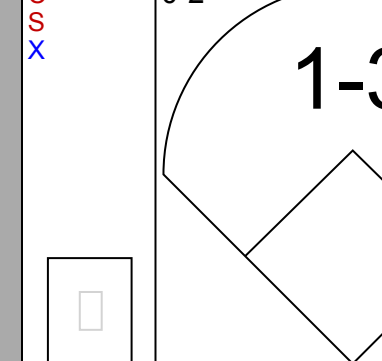
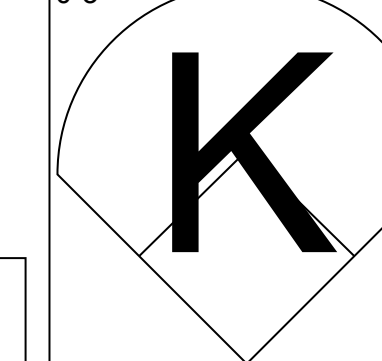
Batter	1	2	3	4	5	6	7	8	9	AB	R	H	RBI	BB	SO	LOB	TOP			
Don Blasingame, L (1, 4) OBP: 0.290, SLG: 0.242	0-1 5-3		2-2 F7		1-3 K		0-3 K		0-0 FC4	5	0	0	0	0	2	3	San Francisco Giants @ Los Angeles Dodgers Los Angeles Memorial Coliseum, Los Angeles, CA Fri Apr 29 1960, 10:05 PM EDT Att: 46,159 - Unknown			
Joey Amalfitano, R (1, 5) OBP: 0.333, SLG: 0.550	1-3 K		3-3 K		1-1 F9		0-1 F9			4	0	0	0	0	2	2				
Willie Mays, R (1, 8) OBP: 0.540, SLG: 0.630	4-1 BB			1-0 E4 3B		2-3 K		2-0 FC3-6 1B		3	1	1	0	1	1	0				
Willie McCovey, L (1, 3) OBP: 0.413, SLG: 0.673	3-1 4-3			3-2 1B 3B		3-1 2B		1-1 FC3-6 FC6-4 1-2f		4	1	2	1	0	0	2				
Felipe Alou, R (1, 9) OBP: 0.182, SLG: 0.182		3-1 F9		1-2 G6-4-3 1B		0-0 1B		1-0 FC6-4 1-2f		4	0	2	1	0	0	1				
Andre Rodgers, R (1, 7) OBP: 0.500, SLG: 0.400		4-1 FC6-4 BB		3-1 G6-4-3 1-2f		0-1 F3		3-2 5-3		3	0	0	0	1	0	4				
Eddie Bressoud, R (1, 6) OBP: 0.339, SLG: 0.404		2-2 FC6-4 1-2f		0-0 F7		0-3 K			0-1 5-3	4	0	0	0	0	1	3				
Bob Schmidt, R (1, 2) OBP: 0.385, SLG: 0.394		3-1 FC6-4 1-2f			0-1 SH5-4 1B		1-1 1B		1-2 FC4 1B	4	0	3	0	0	0	1				
Sam Jones, R (1, 1) OBP: 0.100, SLG: 0.100			0-3 K		0-0 SH5-4		2-1 F4		2-0 F9	1	0	0	0	0	1	0				
Georges Maranda, R (6, 1) OBP: 1.000, SLG: 1.000										0	0	0	0	0	0	0				
Jose Pagan, R (7, PH) OBP: 0.000, SLG: 0.000										1	0	0	0	0	0	1				
Joe Shipley, R (7, 1) OBP: 0.000, SLG: 0.000										0	0	0	0	0	0	0				
Jim Davenport, R (9, PH) OBP: 0.404, SLG: 0.537										1	0	0	0	0	0	1				
Inning Stats	R: 0 E: 0 K: 1 S: 8	H: 0 LOB: 1 BB: 1 P: 16	R: 0 E: 0 K: 0 S: 8	H: 0 LOB: 1 BB: 1 P: 20	R: 0 E: 0 K: 2 S: 9	H: 0 LOB: 0 BB: 0 P: 14	R: 2 E: 1 K: 0 S: 10	H: 2 LOB: 0 BB: 0 P: 17	R: 0 E: 0 K: 2 S: 11	H: 2 LOB: 2 BB: 0 P: 16	R: 0 E: 0 K: 1 S: 10	H: 1 LOB: 1 BB: 0 P: 13	R: 0 E: 0 K: 0 S: 8	H: 1 LOB: 1 BB: 0 P: 15	R: 0 E: 0 K: 0 S: 7	H: 1 LOB: 1 BB: 0 P: 10	1B: 6 2B: 1 3B: 1 HR: 0	SF: 0 SAC: 1 DP: 1 HBP: 0	WP: 0 PB: 0 SB: 0 CS: 0	PA: 37
PITCHER Johnny Podres, L (1, 1) ERA: 1.76	IP: 9.0 WLS: W BF: 37 H: 8 R: 2 ER: 1 SO: 7 BB: 2 IBB: 0 HBP: 0 BLK: 0 WP: 0 HR: 0 S: 79 P: 131 ERA: 1.00 WHIP: 1.111															PITCHER				

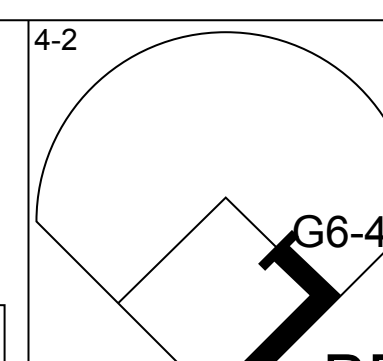
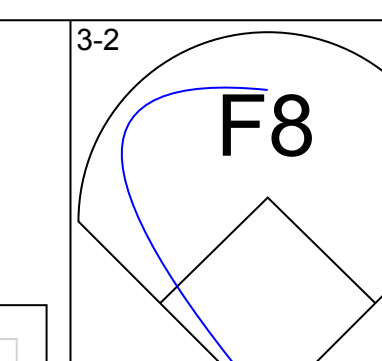
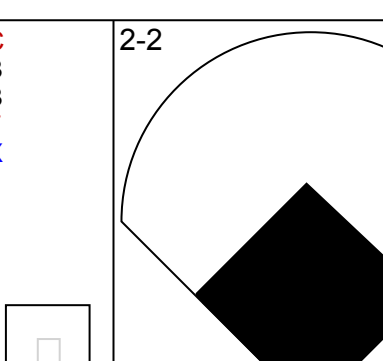
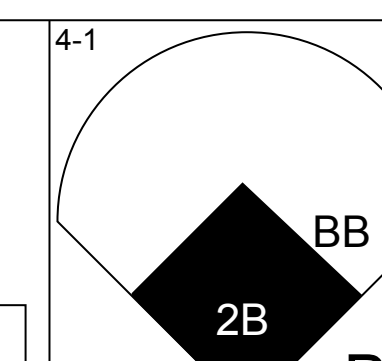
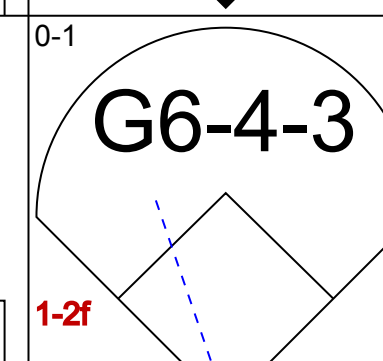
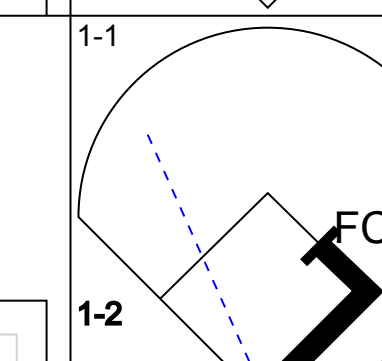
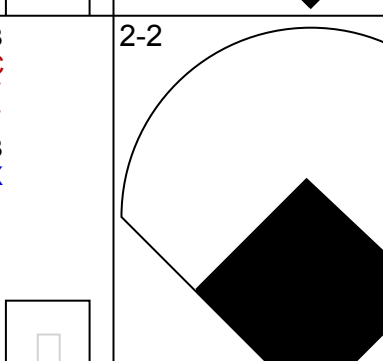
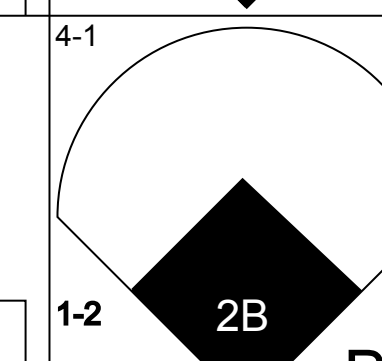
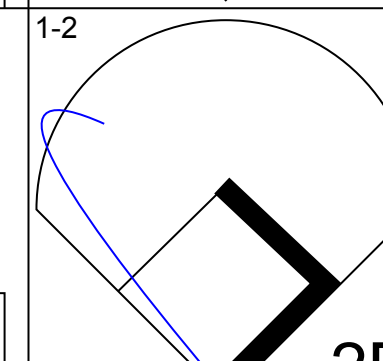
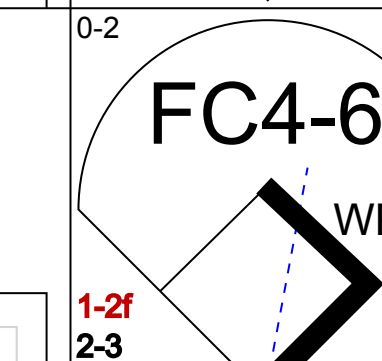
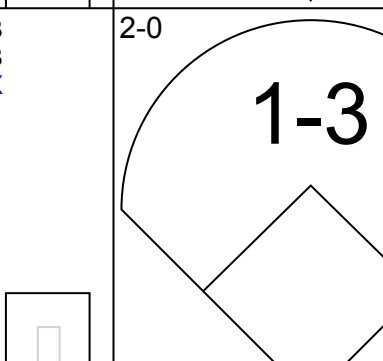
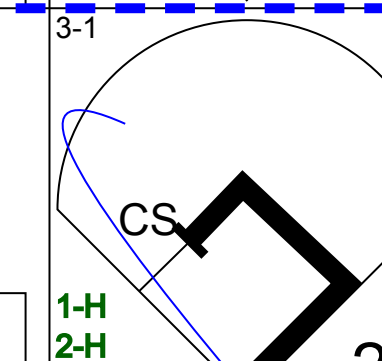
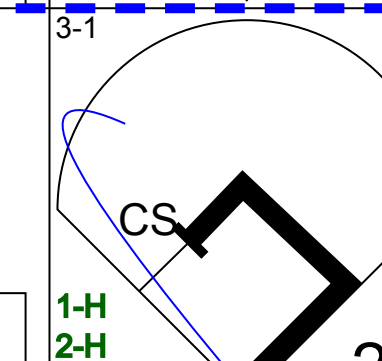
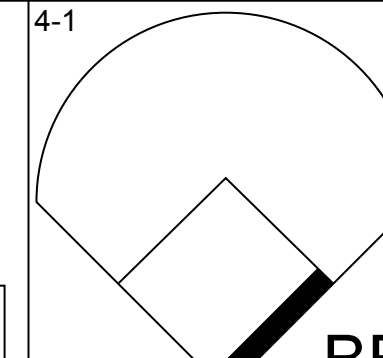
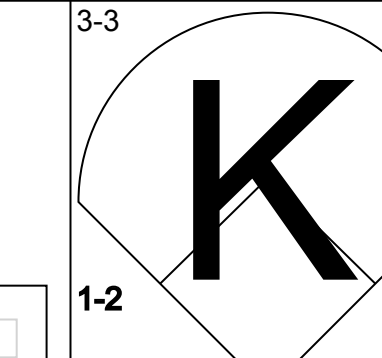

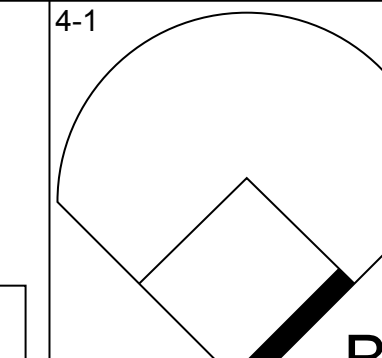
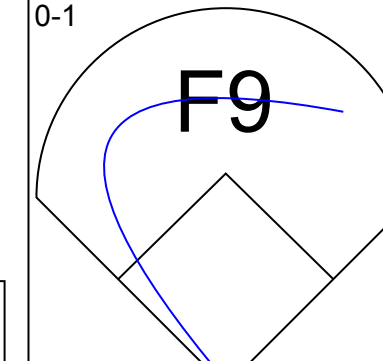
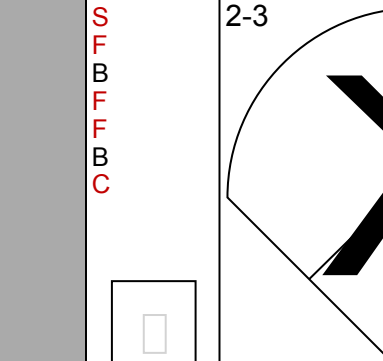
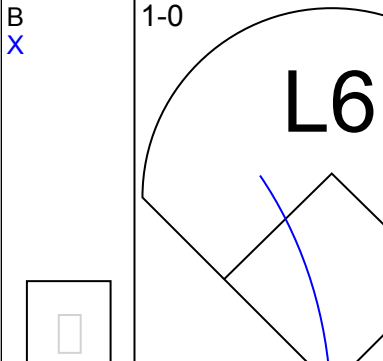
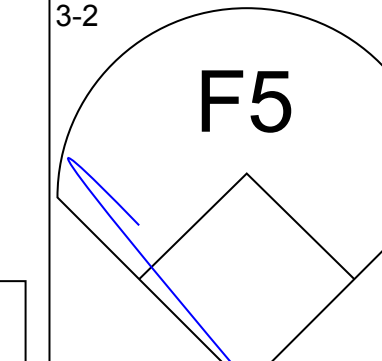
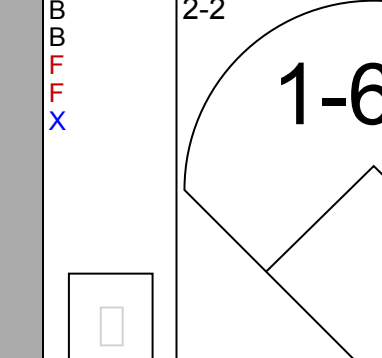
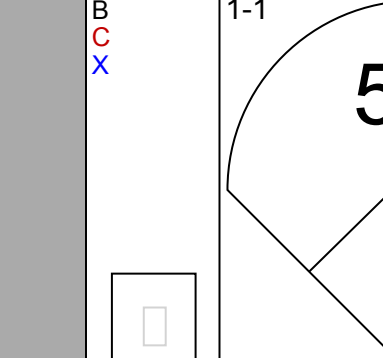
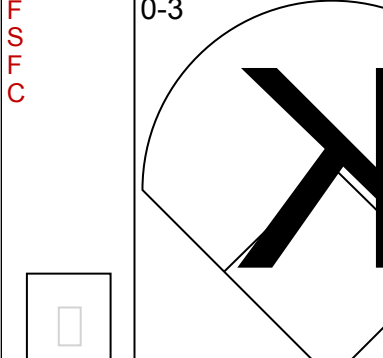
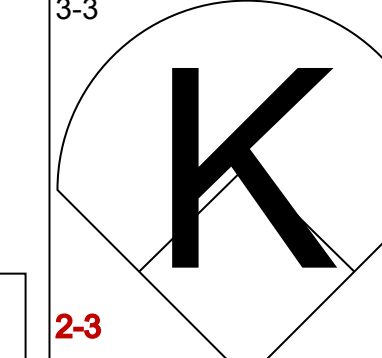
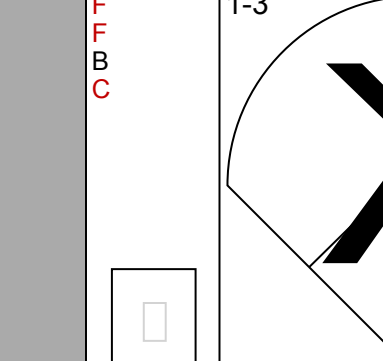

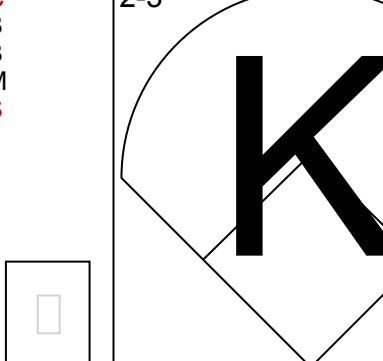

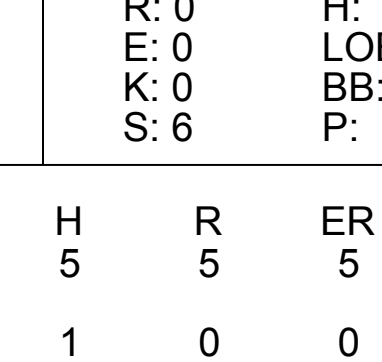
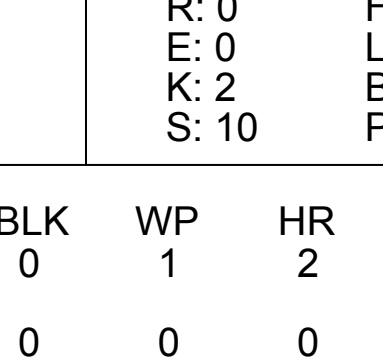
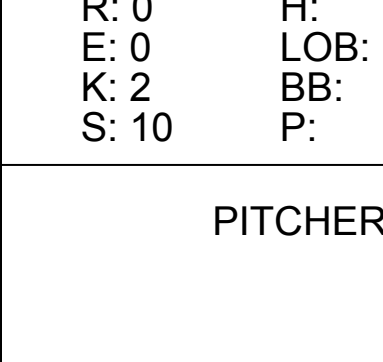
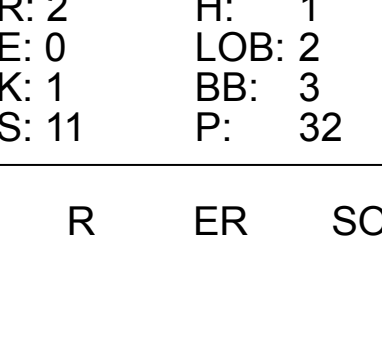



Batter	1	2	3	4	5	6	7	8	9	AB	R	H	RBI	BB	SO	LOB	BOTTOM			
Jim Gilliam, S (1, 5) OBP: 0.379, SLG: 0.240	0-0 4-3 PB 2B 1B		0-0 6-3		1-0 E1 E	3-2 4-3		1-0 SF7		4	2	1	1	0	0	2	San Francisco Giants @ Los Angeles Dodgers Los Angeles Memorial Coliseum, Los Angeles, CA Fri Apr 29 1960, 10:05 PM EDT Att: 46,159 - Unknown			
Charlie Neal, R (1, 4) OBP: 0.350, SLG: 0.229	1-1 4-3		1-3 K		0-2 E6 HR	4-0 BB		3-1 G3		4	1	0	0	1	1	3				
Wally Moon, L (1, 9) OBP: 0.419, SLG: 0.564	4-0 2B BB		1-1 F5		0-2 E3 HR	0-0 L7-4				3	1	0	0	1	0	3				
Duke Snider, L (1, 8) OBP: 0.447, SLG: 0.571	0-0 1-3 3-H			4-2 G5-4-3 BB	4-2 HR BB		2-2 G3			2	1	1	1	2	0	0				
Gil Hodges, R (1, 3) OBP: 0.300, SLG: 0.481	3-3 K		1-1 F5		1-2 F8		4-2 FC6-4 BB			3	0	0	0	1	1	6				
John Roseboro, L (1, 2) OBP: 0.407, SLG: 0.563	1-2 4-3		1-1 F5		2-2 F4		2-2 F8			4	1	1	4	0	0	3				
Norm Larker, L (1, 7) OBP: 0.500, SLG: 0.286		1-0 G3			0-0 HR		0-0 FC6-4			3	1	1	0	0	0	0				
Don Demeter, R (6, 8) OBP: 0.250, SLG: 0.231					0-0 E 1B		1-2f FC6-4			1	0	0	0	0	0	1				
Maury Wills, S (1, 6) OBP: 0.333, SLG: 0.359		2-3 K			0-0 E 1B		0-1 SH1-4 SF7 2B			4	2	2	0	0	1	0				
Johnny Podres, L (1, 1) OBP: 0.250, SLG: 0.100		1-3 K			0-0 E 1B		4-1 L7-4 4-3 BB		0-1 SH1-4	2	1	1	0	1	1	0				
Inning Stats	R: 1 E: 0 K: 1 S: 10	H: 2 LOB: 2 BB: 1 P: 19	R: 0 E: 0 K: 2 S: 7	H: 0 LOB: 0 BB: 0 P: 11	R: 0 E: 0 K: 1 S: 8	H: 0 LOB: 0 BB: 0 P: 10	R: 0 E: 0 K: 0 S: 8	H: 0 LOB: 1 BB: 1 P: 15	R: 8 E: 3 K: 0 S: 25	H: 4 LOB: 0 BB: 1 P: 34	R: 0 E: 0 K: 0 S: 5	H: 0 LOB: 1 BB: 2 P: 16	R: 0 E: 0 K: 0 S: 10	H: 0 LOB: 1 BB: 1 P: 18	R: 1 E: 0 K: 0 S: 10	H: 1 LOB: 0 BB: 0 P: 13	1B: 4 2B: 3 3B: 0 HR: 1	SF: 1 SAC: 1 DP: 2 HBP: 0	WP: 0 PB: 0 SB: 0 CS: 0	PA: 38
PITCHER Sam Jones, R (1, 1) ERA: 2.83	IP: 5.0 WLS: L BF: 26 H: 6 R: 9 ER: 1 SO: 4 BB: 3 IBB: 0 HBP: 0 BLK: 0 WP: 0 HR: 1 S: 58 P: 89 ERA: 1.80 WHIP: 1.800															PITCHER				
Georges Maranda, R (6, 1) ERA: 0.00	IP: 1.0 WLS: 4 BF: 4 H: 0 R: 0 ER: 0 SO: 0 BB: 2 IBB: 0 HBP: 0 BLK: 0 WP: 0 HR: 5 S: 16 P: 16 ERA: 0.00 WHIP: 2.000															PITCHER				
Joe Shipley, R (7, 1) ERA: 4.5	IP: 2.0 WLS: 8 BF: 1 H: 1 R: 1 ER: 1 SO: 0 BB: 1 IBB: 0 HBP: 0 BLK: 0 WP: 0 HR: 20 S: 31 P: 31 ERA: 4.50 WHIP: 1.000															PITCHER				

Batter	1	2	3	4	5	6	7	8	9	AB	R	H	RBI	BB	SO	LOB	TOP									
Don Blasingame, L OBP: 0.311, SLG: 0.273 (1, 4)	0-0 4-3	0-1 2B			2-2 F2	4-1 BB		2-2 1B		4	0	2	0	1	0	0	San Francisco Giants @ Los Angeles Dodgers Los Angeles Memorial Coliseum, Los Angeles, CA Sat Apr 30 1960, 10:05 PM EDT Att: 64,944 - Unknown livebaseballscorecards.com									
Joey Amalfitano, R OBP: 0.308, SLG: 0.480 (1, 5)	0-1 G6-4-3 1B	0-3 K			0-0 4-3	3-3 K		0-0 F9		5	0	1	0	0	2	6										
Willie Mays, R OBP: 0.529, SLG: 0.627 (1, 8)	1-1 G6-4-3 1-2		2-3 K		0-1 HR 2B		1-1 BB 1B	1-0 F8		5	1	2	0	0	1	1										
Willie McCovey, L OBP: 0.441, SLG: 0.788 (1, 3)		2-2 HR	4-1 BB		1-1 HR 2H		4-0 SAFE BB CS 1-2	3-2 F7		3	2	2	3	2	0	0										
Willie Kirkland, L OBP: 0.387, SLG: 0.491 (1, 9) (8, 7)		0-1 F8	0-3 K		1-2 E6		3-3 K 1-2	1-1 3-1		5	0	0	0	0	2	2										
Jim Marshall, L OBP: 0.250, SLG: 0.571 Felipe Alou, R OBP: 0.182, SLG: 0.182 (8, 9)		4-2 HR BB	1-2 4-3		3-2 F9			3-2 HR		3	2	1	1	1	0	2										
Eddie Bressoud, R OBP: 0.333, SLG: 0.446 (1, 6)		2-2 HR 1H		0-2 F8		1-1 L7		2-1 F8		4	1	1	2	0	0	0										
Bob Schmidt, R OBP: 0.372, SLG: 0.361 (1, 2)		1-3 K		0-1 5-3		4-0 CS BB		3-3 K		3	0	0	0	1	2	0										
Billy O'Dell, S Stu Miller, R Billy Loes, R OBP: 0.500, SLG: 0.500 (1, 1) (6, 1) (9, 1)		4-1 2B BB	0-3 K		4-0 BB 1-2			4-2 BB		1	0	0	0	2	1	0										
Inning Stats	R: 0 E: 0 K: 0 S: 5	H: 1 LOB: 0 BB: 0 P: 6	R: 3 E: 0 K: 2 S: 20	H: 3 LOB: 2 BB: 2 P: 33	R: 0 E: 0 K: 2 S: 10	H: 0 LOB: 0 BB: 1 P: 17	R: 0 E: 0 K: 1 S: 9	H: 0 LOB: 0 BB: 0 P: 9	R: 2 E: 1 K: 0 S: 16	H: 2 LOB: 1 BB: 3 P: 23	R: 0 E: 0 K: 1 S: 6	H: 0 LOB: 2 BB: 3 P: 22	R: 0 E: 0 K: 1 S: 5	H: 1 LOB: 1 BB: 1 P: 13	R: 1 E: 0 K: 0 S: 18	H: 2 LOB: 2 BB: 1 P: 32	R: 0 E: 0 K: 0 S: 6	H: 0 LOB: 0 BB: 0 P: 11	1B: 3 2B: 3 3B: 0 HR: 4	SF: 0 SAC: 0 DP: 2 HBP: 0	WP: 0 PB: 0 SB: 0 CS: 2	PA: 41				
PITCHER	IP	WLS	BF	H	R	ER	SO	BB	IBB	HBP	BLK	WP	HR	S	P	ERA	WHIP									
Don Drysdale, R ERA: 2.36 Sandy Koufax, L ERA: 12.27 Clem Labine, R ERA: 6.0 Stan Williams, R ERA: 6.0	(1, 1)	5.0	L	24	6	5	5	5	3	0	0	0	0	3	60	88	9.00	1.800								
	(6, 1)	0.2		4	0	0	0	0	3	0	0	0	0	0	3	16	0.00	4.500								
	(6, 1)	1.1		4	1	0	0	2	1	0	0	0	0	0	8	19	0.00	1.500								
	(8, 1)	2.0		9	2	1	1	1	1	0	0	0	0	1	24	43	4.50	1.500								


Batter	1	2	3	4	5	6	7	8	9	AB	R	H	RBI	BB	SO	LOB	BOTTOM									
Jim Gilliam, S OBP: 0.386, SLG: 0.245 (1, 5)	1-0 F7		3-2 L4-3 1B		4-2 1-2 BB			0-1 4-3		3	0	1	0	1	0	0	San Francisco Giants @ Los Angeles Dodgers Los Angeles Memorial Coliseum, Los Angeles, CA Sat Apr 30 1960, 10:05 PM EDT Att: 64,944 - Unknown livebaseballscorecards.com									
Charlie Neal, R OBP: 0.344, SLG: 0.216 (1, 4)	4-0 BB BB		1-2 L4-3 1-2		2-2 F8			1-2 F8		3	0	0	0	1	0	3										
Wally Moon, L OBP: 0.424, SLG: 0.544 (1, 7)	4-0 G6-4-3 1-2 BB			0-0 4-3		4-1 BB		2-1 6-3		2	0	0	0	2	0	0										
Gil Hodges, R OBP: 0.297, SLG: 0.466 (1, 3)	1-2 G6-4-3 1-2		3-2 F8		2-2 F4			2-2 HR 1B		4	1	1	0	0	0	3										
Rip Repulski, R OBP: 0.250, SLG: 0.250 Duke Snider, L OBP: 0.425, SLG: 0.533 (6, PH) (7, 9)		0-0 FC5-4 1B		2-3 K		1-2 F9		3-2 F7		2	0	1	0	0	1	0										
Don Demeter, R OBP: 0.250, SLG: 0.333 (1, 8)		0-1 FC5-4 1-2		2-1 F9		1-1 F5		2-2 HR		4	1	1	2	0	0	2										
Joe Pignatano, R OBP: 0.500, SLG: 1.333 John Roseboro, L OBP: 0.417, SLG: 0.563 (9, PH)		0-1 FC5-4 1-2		1-1 HR		1-0 F8		4-2 FC6-4 BB		3	1	1	1	0	0	1										
Maury Wills, S OBP: 0.333, SLG: 0.341 Norm Larker, L OBP: 0.455, SLG: 0.250 (9, PH)		1-1 FC6-4 1-2		4-0 BB BB		1-1 G3		2-3 K		2	0	0	0	1	0	1										
Don Drysdale, R OBP: 0.308, SLG: 0.538 Tommy Davis, R OBP: 0.226, SLG: 0.214 Sandy Koufax, L OBP: 0.500, SLG: 1.000 Clem Labine, R OBP: 0.313, SLG: 0.154 Stan Williams, R OBP: 0.143, SLG: 0.426 (1, 1) (5, PH) (6, 1) (6, 1) (7, PH) (8, 1) (9, PH)			3-2 F3		0-3 K		2-1 G3		1-1 FC6-4		1	0	0	0	0	0										
Inning Stats	R: 0 E: 0 K: 0 S: 4	H: 0 LOB: 1 BB: 2 P: 14	R: 0 E: 0 K: 0 S: 7	H: 1 LOB: 1 BB: 0 P: 8	R: 0 E: 0 K: 1 S: 10	H: 0 LOB: 0 BB: 0 P: 17	R: 0 E: 0 K: 1 S: 9	H: 0 LOB: 0 BB: 1 P: 14	R: 1 E: 0 K: 0 S: 12	H: 1 LOB: 2 BB: 2 P: 25	R: 0 E: 0 K: 0 S: 9	H: 0 LOB: 1 BB: 1 P: 17	R: 0 E: 0 K: 0 S: 5	H: 0 LOB: 0 BB: 0 P: 9	R: 0 E: 0 K: 0 S: 7	H: 0 LOB: 0 BB: 0 P: 10	R: 2 E: 0 K: 1 S: 17	H: 2 LOB: 1 BB: 1 P: 31	1B: 3 2B: 1 3B: 0 HR: 2	SF: 0 SAC: 0 DP: 2 HBP: 0	WP: 0 PB: 0 SB: 0 CS: 0	PA: 36				
PITCHER	IP	WLS	BF	H	R	ER	SO	BB	IBB	HBP	BLK	WP	HR	S	P	ERA	WHIP									
Billy O'Dell, L Stu Miller, R Billy Loes, R	(1, 1)	5.0	W	20	3	1	1	2	4	0	0	0	0	0	0	0	1.80	1.400								
	(6, 1)	3.1		14	2	2	2	0	2	0	0	0	0	1	33	59	5.40	1.200								
	(9, 1)	0.2	S	2	0	0	0	1	0	0	0	0	0	5	8	0.00	0.000									



Batter	1	2	3	4	5	6	7	8	9	AB	R	H	RBI	BB	SO	LOB	TOP											
Eddie Kasko, R OBP: 0.358, SLG: 0.421										4	0	0	1	1	1	1	Cincinnati Reds @ Los Angeles Dodgers Los Angeles Memorial Coliseum, Los Angeles, CA Mon May 02 1960, 10:05 PM EDT Att: 14,657 - Unknown											
Vada Pinson, L OBP: 0.342, SLG: 0.412										5	0	1	0	0	0	2												
Gus Bell, L OBP: 0.303, SLG: 0.356										5	1	0	0	0	0	1												
Frank Robinson, R OBP: 0.360, SLG: 0.587										3	1	0	0	1	2	2												
Lee Walls, R OBP: 0.457, SLG: 0.552										3	1	1	0	1	0	1												
Roy McMillan, R OBP: 0.355, SLG: 0.576										4	1	1	0	0	2	4												
Ed Bailey, L OBP: 0.388, SLG: 0.508										4	1	2	3	0	0	1												
Billy Martin, R OBP: 0.278, SLG: 0.373										3	1	2	1	1	1	0												
Jim O'Toole, S Raul Sanchez, R Bill Henry, L										4	0	0	0	0	3	5												
Inning Stats	R: 0 H: 0 E: 0 K: 1 S: 7	H: 0 LOB: 0 BB: 0 P: 11	R: 0 H: 1 E: 0 K: 0 S: 7	H: 1 LOB: 1 BB: 1 P: 16	R: 0 H: 0 E: 0 K: 2 S: 9	H: 0 LOB: 1 BB: 1 P: 15	R: 0 H: 0 E: 0 K: 1 S: 7	H: 0 LOB: 0 BB: 0 P: 10	R: 2 H: 2 E: 2 K: 1 S: 12	H: 2 LOB: 1 BB: 0 P: 19	R: 0 H: 1 E: 0 K: 2 S: 8	H: 1 LOB: 1 BB: 0 P: 14	R: 1 H: 1 E: 0 K: 0 S: 8	H: 1 LOB: 0 BB: 0 P: 9	R: 3 H: 2 E: 1 K: 2 S: 14	H: 2 LOB: 2 BB: 2 P: 26		R: 0 H: 0 E: 0 K: 3 S: 3	H: 0 LOB: 0 BB: 0 P: 4	1B: 5 2B: 1 3B: 0 HR: 1	SF: 0 SAC: 0 DP: 0 HBP: 0	WP: 0 PB: 0 SB: 1 CS: 1	PA: 39					
PITCHER	IP	WLS	BF	H	R	ER	SO	BB	IBB	HBP	BLK	WP	HR	S	P	ERA	WHIP											
Roger Craig, R ERA: 4.34	(1, 1)	7.1	L	31	6	5	1	7	2	0	0	0	0	1	63	101	1.23	1.091										
Larry Sherry, R ERA: 6.51	(8, 1)	1.2		8	1	1	0	2	0	2	0	0	0	0	12	23	0.00	0.600										

Batter	1	2	3	4	5	6	7	8	9	AB	R	H	RBI	BB	SO	LOB	BOTTOM										
Jim Gilliam, S OBP: 0.405, SLG: 0.309										2	2	1	1	2	0	1	Cincinnati Reds @ Los Angeles Dodgers Los Angeles Memorial Coliseum, Los Angeles, CA Mon May 02 1960, 10:05 PM EDT Att: 14,657 - Unknown										
Charlie Neal, R OBP: 0.388, SLG: 0.296									3	2	2	1	1	0	1												
Wally Moon, L OBP: 0.429, SLG: 0.574										4	0	2	2	0	0	2											
Gil Hodges, R OBP: 0.309, SLG: 0.450									2	0	0	0	2	2	1												
Chuck Essegian, R OBP: 0.214, SLG: 0.429									4	0	0	0	0	1	4												
Don Demeter, R OBP: 0.225, SLG: 0.303										3	0	0	0	0	1	0											
Duke Snider, L OBP: 0.425, SLG: 0.533										0	0	0	0	0	0	0											
Carl Furillo, R OBP: 0.125, SLG: 0.375										1	0	0	0	0	1	2											
Tommy Davis, R OBP: 0.226, SLG: 0.214										0	0	0	0	0	0	0											
Joe Pignatano, R OBP: 0.250, SLG: 0.571										4	0	0	0	0	2	0											
Maury Wills, S OBP: 0.313, SLG: 0.318										3	0	0	0	0	1	0											
Rip Repulski, R OBP: 0.200, SLG: 0.200										1	0	0	0	0	0	0											
Roger Craig, R OBP: 0.286, SLG: 0.167	(1, 1)									3	1	1	0	0	2	0											
Larry Sherry, R Norm Sherry, R	(8, 1) (9, PH)									0	0	0	0	0	0	0											
Inning Stats	R: 0 H: 1 E: 0 K: 0 S: 11	H: 0 LOB: 2 BB: 2 P: 20	R: 0 H: 0 E: 0 K: 0 S: 6	H: 0 LOB: 0 BB: 0 P: 8	R: 1 H: 2 E: 0 K: 1 S: 17	H: 2 LOB: 1 BB: 0 P: 27	R: 0 H: 0 E: 0 K: 2 S: 10	H: 0 LOB: 0 BB: 0 P: 14	R: 2 H: 2 E: 0 K: 2 S: 14	H: 2 LOB: 0 BB: 0 P: 22	R: 0 H: 0 E: 0 K: 2 S: 10	H: 0 LOB: 0 BB: 0 P: 14	R: 0 H: 0 E: 0 K: 1 S: 9	H: 0 LOB: 0 BB: 0 P: 15	R: 2 H: 1 E: 0 K: 1 S: 11	H: 1 LOB: 2 BB: 3 P: 32	R: 0 H: 0 E: 0 K: 2 S: 8	H: 0 LOB: 0 BB: 0 P: 11	1B: 2 2B: 3 3B: 0 HR: 2	SF: 0 SAC: 0 DP: 2 HBP: 0	WP: 1 PB: 0 SB: 0 CS: 1	PA: 36					
PITCHER	IP	WLS	BF	H	R	ER	SO	BB	IBB	HBP	BLK	WP	HR	S	P	ERA	WHIP										
Jim O'Toole, L ERA: 3.19	(1, 1)	7.0	W	29	5	5	0	0	0	0	0	0	0	6	16	0.00	6.000										
Raul Sanchez, R ERA: 1.69	(8, 1)	0.1		3	1	0	0	0	1	0	0	0	0	6	16	0.00	6.000										
Bill Henry, L ERA: 6.48	(8, 1)	1.2	S	4	0	0	0	3	0	0	0	0	0	11	17	0.00	0.000										



Batter	1	2	3	4	5	6	7	8	9	AB	R	H	RBI	BB	SO	LOB	TOP					
Eddie Kasko, R (1.5) OBP: 0.361, SLG: 0.435	0-1 2B		2-2 CS BB 1B		2-3 K		1-2 F9		1-2 5-3	5	0	2	0	0	1	0	Cincinnati Reds @ Los Angeles Dodgers Los Angeles Memorial Coliseum, Los Angeles, CA Tue May 03 1960, 10:05 PM EDT Att: 11,787 - Unknown livebaseballscorecards.com					
Vada Pinson, L (1.8) OBP: 0.346, SLG: 0.394	3-3 K		4-2 BB			3-3 K	1-0 F8 S WP HBP		0-3 K	3	1	0	0	1	3	1						
Gus Bell, L (1.7) OBP: 0.300, SLG: 0.364	0-0 F8		3-3 K			1-1 HR 2B	1-0 F8			4	1	1	0	0	1	4						
Frank Robinson, R (1.3) OBP: 0.380, SLG: 0.631	0-0 6-3		2-3	4-0 F8 BB BB		0-0 HR 2B	4-2 S BB			2	1	1	2	2	0	1						
Lee Walls, R (1.9) OBP: 0.436, SLG: 0.500		3-3 K		4-1 BB		2-1 E5 2B	3-1 S BB			3	1	0	0	1	2	1						
Roy McMillan, R (1.6) OBP: 0.350, SLG: 0.551		3-2 6-3		3-2 F8 BB		4-2 2B BB		2-3 K		3	0	0	0	1	1	2						
Billy Martin, R (1.4) OBP: 0.299, SLG: 0.345		3-1 6-3		2-2 FC6-4 BB		2-3 K		1-0 F9		4	0	0	0	0	1	3						
Dutch Dotterer, R (1.2) OBP: 0.500, SLG: 1.500			3-2 HR		1-0 F2	0-0 2B		0-1 L5		4	1	2	2	0	0	0						
Jay Hook, L (1.1) OBP: 0.100, SLG: 0.100			0-0 4-3		1-3 K	1-1 4-3		1-3 K		4	0	0	0	0	2	2						
Bill Henry, L (9.1)										0	0	0	0	0	0	0						
Inning Stats	R: 0 E: 0 K: 1 S: 7	H: 1 LOB: 1 BB: 0 P: 10	R: 0 E: 0 K: 1 S: 9	H: 0 LOB: 0 BB: 0 P: 18	R: 1 E: 0 K: 1 S: 13	H: 2 LOB: 2 BB: 1 P: 25	R: 0 E: 0 K: 0 S: 9	H: 0 LOB: 1 BB: 2 P: 20	R: 0 E: 0 K: 2 S: 8	H: 0 LOB: 0 BB: 0 P: 12	R: 3 E: 1 K: 2 S: 16	H: 3 LOB: 2 BB: 1 P: 29	R: 1 E: 0 K: 1 S: 11	H: 0 LOB: 1 BB: 1 P: 20	R: 0 E: 0 K: 1 S: 6	H: 0 LOB: 0 BB: 0 P: 9	R: 0 E: 0 K: 2 S: 9	H: 0 LOB: 0 BB: 0 P: 11	1B: 1 2B: 4 3B: 0 HR: 2	SF: 0 SAC: 0 DP: 1 HBP: 1	WP: 1 PB: 0 CS: 3	PA: 38
PITCHER	IP WLS BF H R ER SO BB IBB HBP BLK WP HR S P ERA WHIP																					
Danny McDevitt, L (1.1) ERA: 5.79	3.0		13	3	1	1	3	2	0	0	0	0	0	0	1	29	57	3.00	1.667			
Ed Roebuck, R (4.1) ERA: 4.22	3.0	L	14	3	3	2	4	2	0	0	0	0	0	1	33	57	6.00	1.667				
Stan Williams, R (7.1) ERA: 5.0	3.0		11	0	1	1	4	1	0	1	0	1	0	26	40	3.00	0.333					

Batter	1	2	3	4	5	6	7	8	9	AB	R	H	RBI	BB	SO	LOB	BOTTOM					
Jim Gilliam, S (1.4) OBP: 0.405, SLG: 0.317	2-2 BB 1B 1B		1-2 G6-3 1B		2-1 F7		0-0 F9		1-1 4-3	5	0	2	0	0	0	2	Cincinnati Reds @ Los Angeles Dodgers Los Angeles Memorial Coliseum, Los Angeles, CA Tue May 03 1960, 10:05 PM EDT Att: 11,787 - Unknown livebaseballscorecards.com					
Wally Moon, L (1.7) OBP: 0.427, SLG: 0.561	0-1 BB 1B		2-1 G6-3 1-2		0-0 1-4-3		1-1 BB 1B		0-3 K	5	0	2	0	0	1	3						
Duke Snider, L (1.9) OBP: 0.432, SLG: 0.515	4-2 BB 1B		1-0 FC6-4 BB 1B		0-0 F9		0-1 F3		2-3 K	3	0	1	0	1	0	1						
Carl Furillo, R (9. PH) OBP: 0.111, SLG: 0.333	1-2 2-3 BB		4-1 BB 1B		1-3 K		0-1 L3			3	0	0	0	1	2	4						
Gil Hodges, R (1.3) OBP: 0.306, SLG: 0.429	1-3 K		1-2 BB		1-3 K		0-1 L3			4	0	0	0	0	4	5						
John Roseboro, L (1.2) OBP: 0.391, SLG: 0.519	0-3 K		3-3 K		1-3 K		1-3 K			4	0	0	0	0	4	5						
Don Demeter, R (1.8) OBP: 0.282, SLG: 0.541	0-1 FC6-4 1-2		1-2 BB 2B		1-0 HR		3-2 HR			4	3	3	2	0	0	3						
Bob Aspromonte, R (1.5) OBP: 0.100, SLG: 0.100		2-2 5-3		1-2 5-3		2-2 5-3		0-1 5-3		4	0	0	0	0	0	1						
Maury Wills, S (1.6) OBP: 0.314, SLG: 0.304		2-3 K		3-3 K		4-2 BB		0-1 F9		2	0	0	0	1	2	1						
Sandy Amoros, L (9. PH) OBP: 0.294, SLG: 0.143										1	0	0	0	0	0	0						
Bob Lillis, R (9.6)										0	0	0	0	0	0	0						
Danny McDevitt, L (1.1) ERA: 5.79	3.0		13	3	1	1	3	2	0	0	0	0	0	0	1	29	57	3.00	1.667			
Ed Roebuck, R (4.1) ERA: 4.22	3.0	L	14	3	3	2	4	2	0	0	0	0	0	1	33	57	6.00	1.667				
Stan Williams, R (7.1) ERA: 5.0	3.0		11	0	1	1	4	1	0	1	0	1	0	26	40	3.00	0.333					
Norm Larker, L (9. PH) OBP: 0.100, SLG: 0.100	0.2	S	2	0	0	0	2	0	0	0	0	0	0	7	9	0.00	0.000					
Bill Henry, L (9.1) ERA: 6.0	0.2	S	2	0	0	0	2	0	0	0	0	0	0	7	9	0.00	0.000					
Inning Stats	R: 0 E: 0 K: 2 S: 19	H: 2 LOB: 3 BB: 1 P: 26	R: 0 E: 0 K: 1 S: 9	H: 0 LOB: 0 BB: 0 P: 14	R: 0 E: 0 K: 1 S: 12	H: 2 LOB: 2 BB: 1 P: 23	R: 1 E: 0 K: 1 S: 14	H: 2 LOB: 1 BB: 0 P: 23	R: 0 E: 0 K: 1 S: 5	H: 0 LOB: 0 BB: 0 P: 6	R: 1 E: 0 K: 2 S: 18	H: 1 LOB: 1 BB: 1 P: 28	R: 0 E: 0 K: 0 S: 7	H: 1 LOB: 1 BB: 0 P: 8	R: 1 E: 0 K: 1 S: 10	H: 1 LOB: 0 BB: 0 P: 14	R: 0 E: 0 K: 2 S: 11	H: 1 LOB: 2 BB: 0 P: 15	1B: 7 2B: 1 3B: 0 HR: 2	SF: 0 SAC: 0 DP: 1 HBP: 0	WP: 0 PB: 1 SB: 0 CS: 0	PA: 39
PITCHER	IP WLS BF H R ER SO BB IBB HBP BLK WP HR S P ERA WHIP																					
Jay Hook, R (1.1) ERA: 7.06	0.2	S	2	0	0	0	2	0	0	0	0	0	0	7	9	0.00	0.000					
Bill Henry, L (9.1) ERA: 6.0	0.2	S	2	0	0	0	2	0	0	0	0	0	0	7	9	0.00	0.000					

Batter	1	2	3	4	5	6	7	8	9	AB	R	H	RBI	BB	SO	LOB	TOP			
Bill Bruton, L OBP: 0.371, SLG: 0.466 (1, 8)	2-2 1-3	1-1 F8		3-2 CS 1B			1-1 F7		1-0 F5	5	0	1	0	0	0	2				
Red Schoendienst, S OBP: 0.361, SLG: 0.421 (1, 4)	0-1 4-3 2B		0-0 4-3	0-2 CS	2-2		0-0 F7			4	0	2	0	0	0	0				
Eddie Mathews, L OBP: 0.441, SLG: 0.537 (1, 5)	2-0 4-3		0-0 G3 E 1B		4-0 2B		0-2 F9			3	0	1	0	1	0	1				
Hank Aaron, R OBP: 0.418, SLG: 0.650 (1, 9)	2-2 5-3		0-1 E5 G3 1-2 1B		1-2 F8 BB			0-0 F2		4	0	0	0	0	0	4				
Wes Covington, L (1, 7)		0-0 F8	1-1 G3	0-2 F3			0-2 F8			4	0	0	0	0	0	4				
Al Spangler, L OBP: 0.348, SLG: 0.300 (9, 7)			1-2 2-3							0	0	0	0	0	0	0				
Frank Torre, L OBP: 0.231, SLG: 0.250 (1, 3)		0-2 1B	4-1	1-0 F8				1-0 F9		3	1	1	0	1	0	2				
Johnny Logan, R OBP: 0.371, SLG: 0.393 (1, 6)		1-1 1B	2-0 F9		0-1 F4			0-2 3-1		4	0	1	0	0	0	3				
Del Crandall, R OBP: 0.245, SLG: 0.408 (1, 2)		0-0		1-0 F7		3-2 5-3		1-1		4	1	2	2	0	0	0				
Bob Buhl, R OBP: 0.100, SLG: 0.100 (1, 1)		2-3 K		2-3 K		2-3 K		2-3 K		4	0	0	0	0	4	2				
Inning Stats	R: 0 E: 0 K: 0 S: 9	H: 1 LOB: 1 BB: 0 P: 15	R: 1 E: 0 K: 1 S: 12	H: 3 LOB: 2 BB: 0 P: 16	R: 0 E: 1 K: 0 S: 8	H: 1 LOB: 3 BB: 1 P: 15	R: 0 E: 0 K: 0 S: 13	H: 1 LOB: 2 BB: 1 P: 21	R: 0 E: 0 K: 0 S: 10	H: 0 LOB: 0 BB: 0 P: 15	R: 0 E: 0 K: 0 S: 7	H: 0 LOB: 0 BB: 0 P: 8	R: 0 E: 0 K: 0 S: 6	H: 0 LOB: 0 BB: 0 P: 7	R: 1 E: 0 K: 1 S: 9	H: 1 LOB: 0 BB: 0 P: 13	1B: 5 2B: 2 3B: 0 HR: 1	SF: 0 SAC: 0 DP: 0 HBP: 0	WP: 0 PB: 0 CS: 1	PA: 38
PITCHER Don Drysdale, R ERA: 2.29 (1, 1)	IP: 9.0 WLS: L BF: 37 H: 8 R: 2 ER: 2 SO: 4 BB: 2 IBB: 0 HBP: 0 BLK: 0 WP: 0 HR: 1 S: 83 P: 125 ERA: 2.00 WHIP: 1.111															PITCHER				

Milwaukee Braves @ Los Angeles Dodgers
Los Angeles Memorial Coliseum, Los Angeles, CA
Wed May 04 1960, 10:05 PM EDT
Att: 29,232 - Unknown

AB 35
R 2
H 8
RBI 2
BB 2
SO 4
LOB 18



Batter	1	2	3	4	5	6	7	8	9	AB	R	H	RBI	BB	SO	LOB	BOTTOM					
Jim Gilliam, S OBP: 0.398, SLG: 0.313 (1, 4)	2-1 4-3		2-1 6-3		3-2 4-3		3-2 CS 1B			4	0	1	0	0	0	1						
Wally Moon, L OBP: 0.405, SLG: 0.529 (1, 7)	3-0 B3			0-0 1-3		2-2 4-3	2-2 CS	3-1 4-3		4	0	0	0	0	0	0						
Norm Larker, L OBP: 0.563, SLG: 0.300 (1, 3)	4-1 BB			4-2 2B 4-3 BB		4-1 BB E BB		3-1 4-3		1	1	0	0	3	0	0						
Duke Snider, L OBP: 0.417, SLG: 0.514 (1, 9)	0-0 G3			1-1 4-3 2B		3-1 FC3 BB	1-2	2-1 F9		4	0	1	0	0	0	2						
John Roseboro, L OBP: 0.382, SLG: 0.491 (1, 2)		0-3 K		2-2 4-3		4-2 FC6-4 BB	1-2 2-3 3-1		2-3 K	3	0	0	1	1	2	1						
Gil Hodges, R OBP: 0.289, SLG: 0.403 (1, 5)		2-0 F3		2-3 3-1 F8		1-0 F5		1-3 K		4	0	0	0	0	1	4						
Don Demeter, R OBP: 0.302, SLG: 0.525 (1, 8)		3-3 K			0-0 G4-6-3 1B	1-0 FC6-4		4-0 BB		3	0	1	0	1	1	3						
Maury Wills, S OBP: 0.314, SLG: 0.304 (9, PR)						1-2 G4-6-3 1B	1-2			0	0	0	0	0	0	0						
Bob Aspromonte, R OBP: 0.077, SLG: 0.077 (1, 6)			2-2 5-3		1-2 G4-6-3		0-0 F8		2-2 F4	3	0	0	0	0	0	1						
Chuck Essegian, R OBP: 0.188, SLG: 0.375 (9, PH)					1-2					1	0	0	0	0	0	1						
Don Drysdale, R OBP: 0.313, SLG: 0.467 (1, 1)			1-3 K		4-2 BB		1-0 6-3			2	0	0	0	1	1	0						
Inning Stats	R: 0 E: 0 K: 0 S: 5	H: 0 LOB: 1 BB: 1 P: 14	R: 0 E: 0 K: 2 S: 8	H: 0 LOB: 0 BB: 0 P: 13	R: 0 E: 0 K: 1 S: 8	H: 0 LOB: 0 BB: 0 P: 13	R: 1 E: 0 K: 0 S: 10	H: 1 LOB: 1 BB: 1 P: 20	R: 0 E: 0 K: 0 S: 12	H: 1 LOB: 1 BB: 1 P: 20	R: 0 E: 1 K: 0 S: 10	H: 0 LOB: 3 BB: 2 P: 25	R: 0 E: 0 K: 0 S: 7	H: 1 LOB: 0 BB: 0 P: 13	R: 0 E: 0 K: 0 S: 6	H: 0 LOB: 0 BB: 0 P: 14	R: 0 E: 0 K: 2 S: 10	H: 0 LOB: 1 BB: 1 P: 19	1B: 2 2B: 1 3B: 0 HR: 0	SF: 0 SAC: 0 DP: 1 HBP: 0	WP: 0 PB: 0 CS: 1	PA: 36
PITCHER Bob Buhl, R ERA: 4.5 (1, 1)	IP: 9.0 WLS: W BF: 35 H: 3 R: 1 ER: 1 SO: 5 BB: 6 IBB: 0 HBP: 0 BLK: 0 WP: 0 HR: 0 S: 76 P: 151 ERA: 1.00 WHIP: 1.000															PITCHER						

Milwaukee Braves @ Los Angeles Dodgers
Los Angeles Memorial Coliseum, Los Angeles, CA
Wed May 04 1960, 10:05 PM EDT
Att: 29,232 - Unknown


AB 29
R 1
H 3
RBI 1
BB 6
SO 5
LOB 13



Batter	1	2	3	4	5	6	7	8	9	10	AB	R	H	RBI	BB	SO	LOB			
Bill Bruton, L OBP: 0.343, SLG: 0.429 (1, 8)	0-1 1-3		0-1 5-3		0-0 1-6-3		0-1 4-1		1-3 K		5	0	0	0	0	1	1			
Red Schoendienst, S OBP: 0.364, SLG: 0.419 (1, 4)	1-1 FC6-4 1B		0-1 4-3		0-1 1B		2-2 3-1		0-1 1-3		5	0	2	0	0	0	1			
Eddie Mathews, L OBP: 0.438, SLG: 0.517 (1, 5)	0-3 K		1-1 1B		2-2 4-3		4-2 1B		1-0 F5		4	0	1	0	1	1	2			
Hank Aaron, R OBP: 0.417, SLG: 0.677 (1, 9)	0-0 FC6-4 1-2f		0-1 5-3		1-0 HR		2-2 1B		1-3 1B		5	1	2	1	0	1	2			
Ray Boone, R OBP: 0.429, SLG: 0.364 (8, PH)		4-2 HR		4-1 G4-6-3 BB		2-0 B1-3 1B		2-1 F8		4-1 FC6-4 BB		1	1	1	0	2	0			
Frank Torre, L OBP: 0.267, SLG: 0.231 (8, 3)		1-0 BB		1-0 G4-6-3 1-2f		0-0 B1-3 1B		4-0 FC6-4 IBB		2-2 FC6-4 1-2f		3	1	1	2	0	0			
Mel Roach, R OBP: 0.300, SLG: 0.500 (1, 7)		1-2 HR		0-1 FC6-4 1B		1-2 5-3		1-2 FC6-4 1-2f				1	1	0	2	0	0			
Lee Maye, L OBP: 0.563, SLG: 0.583 (8, PH)		1-2 HR		0-1 FC6-4 1B		1-2 5-3		1-2 FC6-4 1-2f				1	0	0	0	1	0			
Al Spangler OBP: 0.333, SLG: 0.286 (8, 7)		1-2 HR		0-1 FC6-4 1B		1-2 5-3		1-2 FC6-4 1-2f				4	0	1	0	0	0			
Johnny Logan, R OBP: 0.364, SLG: 0.383 (1, 6)		4-1 BB		0-1 FC6-4 1B		1-2 5-3		1-2 FC6-4 1-2f				3	0	1	0	1	0			
Del Crandall, R OBP: 0.263, SLG: 0.404 (1, 2)		1-2 BB		0-1 FC6-4 1B		2-3 K2-3		2-3 K		2-1 1B		3	0	1	0	1	0			
Lew Burdette, R OBP: 0.188, SLG: 0.143 (8, 1)		1-2 G6-4-3		0-1 K2-3		2-3 K		0-3 K				3	0	0	0	0	2			
Don McMahon, R OBP: 0.143, SLG: 0.143 (8, 1)		1-2 G6-4-3		0-1 K2-3		2-3 K		0-3 K				1	0	0	0	0	1			
Bob Rush, R (10, 1)		1-2 G6-4-3		0-1 K2-3		2-3 K		0-3 K				0	0	0	0	0	0			
Inning Stats	R: 0 E: 0 K: 1 S: 8	H: 1 LOB: 1 BB: 0 P: 9	R: 2 E: 0 K: 0 S: 11	H: 1 LOB: 0 BB: 2 P: 22	R: 0 E: 0 K: 0 S: 8	H: 1 LOB: 1 BB: 1 P: 11	R: 0 E: 0 K: 1 S: 9	H: 1 LOB: 1 BB: 0 P: 13	R: 1 E: 0 K: 0 S: 6	H: 2 LOB: 0 BB: 0 P: 10	R: 0 E: 0 K: 1 S: 8	H: 0 LOB: 0 BB: 0 P: 11	R: 0 E: 0 K: 1 S: 18	H: 1 LOB: 3 BB: 2 P: 33	R: 0 E: 0 K: 2 S: 11	H: 1 LOB: 1 BB: 0 P: 14	R: 0 E: 0 K: 1 S: 9	H: 0 LOB: 1 BB: 1 P: 17	1B: 7 2B: 1 3B: 0 HR: 2	SF: 0 SAC: 0 DP: 3 HBP: 0
PITCHER	IP 6.0	WLS 25	BF 7	H 3	R 3	ER 3	SO 2	BB 3	IBB 0	HBP 0	BLK 0	WP 0	HR 2	S 48	P 74	ERA 4.50	WHIP 1.667			
Johnny Podres, L ERA: 2.21																				
Larry Sherry, R ERA: 5.68																				

Milwaukee Braves @ Los Angeles Dodgers
Los Angeles Memorial Coliseum, Los Angeles, CA
Thu May 05 1960, 6:33 AM EDT
Att. 17,866 - Unknown

AB 36
R 3
H 9
RBI 3
BB 6
SO 6
LOB 17




WP: 0 PA: 42
PB: 0
SB: 0
CS: 0

Batter	1	2	3	4	5	6	7	8	9	10	AB	R	H	RBI	BB	SO	LOB			
Jim Gilliam, S OBP: 0.386, SLG: 0.294 (1, 4)	4-2 G4-6-3 BB		1-0 F7			1-2 FC4-6 FC6-4 1-2f		1-0 B1-4		0-1 F9		4	0	0	0	1	0			
Wally Moon, L OBP: 0.405, SLG: 0.514 (1, 7)	0-2 G4-6-3 1-2f		3-1 F8			1-0 FC6-4 1-2f		4-0 1B BB		0-0 2B 1B		4	2	1	0	1	0			
Norm Larker, L OBP: 0.619, SLG: 0.533 (1, 3)	0-1 1B					2-2 4-3		2-2 1B BB		2-2 1B 2B		5	0	4	0	0	0			
Duke Snider, L OBP: 0.415, SLG: 0.475 (1, 9)	2-0 G3					1-2 G4-6-3 1-2f		0-0 F5		4-0 1B IBB		3	0	0	0	2	0			
Don Demeter, R OBP: 0.313, SLG: 0.576 (1, 8)		2-2 6-3				0-0 F8		1-2 HR		1-2 F4		5	1	2	2	0	0			
John Roseboro, L OBP: 0.356, SLG: 0.450 (1, 2)		0-0 F9				1-2 F9		0-1 F9		3-2 F5		5	0	0	0	0	1			
Bob Aspromonte, R OBP: 0.278, SLG: 0.444 (1, 5)		3-1 F8				1-1 G5-4-3 1B		0-0 HR		2-0 6-3 SH3-4 1B		5	1	4	2	0	0			
Maury Wills, S OBP: 0.315, SLG: 0.306 (1, 6)			2-2 SH1-4 1B			1-0 G5-4-3 1-2f		0-1 1-3		2-1 SH3-4		3	0	1	0	0	0			
Johnny Podres, L OBP: 0.250, SLG: 0.100 (6, PH)			1-1 SH1-4			1-0 FC4-6 1B		1-0 B1-4 1B		0-1 6-3		0	0	0	0	0	0			
Tommy Davis, R ERA: 9.72												1	0	1	0	0	0			
Larry Sherry, R OBP: 0.167, SLG: 0.091 (7, 1)												2	0	1	0	0	0			
Inning Stats	R: 0 E: 0 K: 0 S: 8	H: 1 LOB: 0 BB: 0 P: 14	R: 0 E: 0 K: 0 S: 6	H: 0 LOB: 0 BB: 0 P: 11	R: 0 E: 0 K: 0 S: 8	H: 1 LOB: 1 BB: 0 P: 15	R: 0 E: 0 K: 0 S: 5	H: 1 LOB: 0 BB: 0 P: 6	R: 0 E: 0 K: 0 S: 6	H: 1 LOB: 1 BB: 0 P: 9	R: 2 E: 0 K: 0 S: 10	H: 2 LOB: 0 BB: 1 P: 11	R: 1 E: 0 K: 1 S: 16	H: 3 LOB: 3 BB: 2 P: 30	R: 0 E: 0 K: 0 S: 7	H: 1 LOB: 1 BB: 0 P: 11	R: 1 E: 0 K: 0 S: 13	H: 3 LOB: 3 BB: 1 P: 24	1B: 11 2B: 2 3B: 0 HR: 2	SF: 0 SAC: 2 DP: 4 HBP: 0
PITCHER	IP 7.2	WLS 30	BF 9	H 3	R 3	ER 3	SO 1	BB 2	IBB 0	HBP 0	BLK 0	WP 0	HR 2	S 57	P 93	ERA 3.52	WHIP 1.435			
Lew Burdette, R ERA: 3.32																				
Don McMahon, R ERA: 9.72																				
Bob Rush, R ERA:																				

Milwaukee Braves @ Los Angeles Dodgers
Los Angeles Memorial Coliseum, Los Angeles, CA
Thu May 05 1960, 6:33 AM EDT
Att. 17,866 - Unknown

AB 37
R 4
H 14
RBI 4
BB 4
SO 1
LOB 21



WP: 0 PA: 43
PB: 0
SB: 0
CS: 0

Batter	1	2	3	4	5	6	7	8	9	AB	R	H	RBI	BB	SO	LOB	TOP					
Gene Baker, R (1.5) Rocky Nelson, L (8, PH) OBP: 0.143, SLG: 0.143 Roy Face, R (8.1)	1-3 K		0-0 4-3			1-3 K		1-2 4-3		3	0	0	0	0	2	0	Pittsburgh Pirates @ Los Angeles Dodgers Los Angeles Memorial Coliseum, Los Angeles, CA Mon May 09 1960, 10:05 PM EDT Att: 23,417 - Unknown livebaseballscorecards.com					
Dick Groat, R (1.6) OBP: 0.327, SLG: 0.362	0-3 K			1-3 K			0-2 5-3		0-2 HR	4	1	1	0	0	2	0						
Bob Skinner, L (1.7) OBP: 0.485, SLG: 0.684	4-2 BB			2-2 F7			3-2 F5		1-2 HR	3	1	1	2	1	0	0						
Dick Stuart, R (1.3) OBP: 0.306, SLG: 0.333	0-3 K			1-0 4-3			0-3 K		0-3 K	4	0	0	0	0	3	1						
Roberto Clemente, R (1.9) OBP: 0.404, SLG: 0.667		1-3 K			2-2 CS			2-2 FC5-4	4-2 BB	3	0	2	0	1	1	0						
Hal Smith, R (1.2) OBP: 0.333, SLG: 0.667 Don Hoak, R (8.5) OBP: 0.340, SLG: 0.243	0-0 6-3			1-3 K				0-1 FC5-4	0-3 K	3	1	0	0	0	1	2						
Gino Cimoli, R (1.8) OBP: 0.294, SLG: 0.290	0-2 G3			0-2 L8				0-3 K	3-2 6-3	4	0	0	0	0	1	3						
Bill Mazerowski, R (1.4) OBP: 0.253, SLG: 0.423			0-3 K		1-2 CS	1-3 K		1-0 HR		3	1	1	2	0	2	0						
Bob Friend, R (1.1) OBP: 0.063, SLG: 0.063 Smoky Burgess, L (8, PH) OBP: 0.412, SLG: 0.574 Joe Christopher, R (8, PR) Bob Oldis, R (8.2)			1-1 1-3			0-3 K		0-2 HR		2	0	0	0	0	1	0						
Inning Stats	R: 0 H: 0 E: 0 K: 3 S: 11	H: 0 LOB: 1 BB: 1 P: 16	R: 0 H: 0 E: 0 K: 1 S: 10	H: 0 LOB: 0 BB: 0 P: 11	R: 0 H: 0 E: 0 K: 1 S: 6	H: 0 LOB: 0 BB: 0 P: 7	R: 0 H: 0 E: 0 K: 1 S: 11	H: 0 LOB: 0 BB: 0 P: 15	R: 0 H: 1 E: 0 K: 1 S: 12	H: 0 LOB: 2 BB: 0 P: 16	R: 0 H: 0 E: 0 K: 3 S: 12	H: 0 LOB: 0 BB: 0 P: 14	R: 0 H: 0 E: 0 K: 1 S: 9	H: 0 LOB: 0 BB: 0 P: 12	R: 2 H: 3 E: 0 K: 1 S: 16	H: 3 LOB: 1 BB: 0 P: 20		R: 2 H: 2 E: 0 K: 2 S: 19	H: 2 LOB: 1 BB: 1 P: 27	1B: 4 2B: 0 3B: 0 HR: 2	SF: 0 SAC: 0 DP: 0 HBP: 0	WP: 0 PB: 0 SB: 0 CS: 1
PITCHER Don Drysdale, R (1.1) ERA: 2.88 Larry Sherry, R (9.1) ERA: 5.2	IP: 8.1 WLS: 32 BF: 6	H: 4 R: 4 ER: 4 SO: 13	BB: 2 IBB: 0 HBP: 0 BLK: 0	WP: 0 HR: 2 S: 99 P: 128	ERA: 4.32 WHIP: 0.960	IP: 0.2 WLS: 2 BF: 0	H: 0 R: 0 ER: 0 SO: 1	BB: 0 IBB: 0 HBP: 0 BLK: 0	WP: 0 HR: 0 S: 7 P: 10	ERA: 0.00 WHIP: 0.000												

Batter	1	2	3	4	5	6	7	8	9	AB	R	H	RBI	BB	SO	LOB	BOTTOM					
Jim Gilliam, S (1.5) OBP: 0.381, SLG: 0.263	1-1 6-3			1-2 1-3	4-2 BB		2-2 F8		4-0 HR	3	1	0	0	2	0	1	Pittsburgh Pirates @ Los Angeles Dodgers Los Angeles Memorial Coliseum, Los Angeles, CA Mon May 09 1960, 10:05 PM EDT Att: 23,417 - Unknown livebaseballscorecards.com					
Charlie Neal, R (1.4) OBP: 0.348, SLG: 0.362	1-3 K			0-0 6-3	0-0 1-3		3-3 K		2-2 IBB	5	1	1	3	0	2	3						
Wally Moon, L (1.7) OBP: 0.400, SLG: 0.465	1-2 1-3			0-0 BB	1-1 E6			2-0 4-3		4	1	1	0	0	0	0						
Duke Snider, L (1.9) OBP: 0.375, SLG: 0.440		1-3 K		1-0 6-3		1-2 F8		1-1 3-1		4	0	0	0	0	1	2						
Norm Larker, L (1.3) OBP: 0.486, SLG: 0.414 Tommy Davis, R (8, PR) OBP: 0.250, SLG: 0.243 Gil Hodges, R (9.3) OBP: 0.295, SLG: 0.406		0-1 1-3			0-0 2B	0-0 1B	0-0 3H	2-1 S	2-1 E	4	1	3	1	0	0	0						
Don Demeter, R (1.8) OBP: 0.306, SLG: 0.550		2-0 5-3			0-1 E9	1-3 K		2-2 E3		4	1	1	0	0	1	1						
John Roseboro, L (1.2) OBP: 0.333, SLG: 0.411			2-2 F8		0-1 3-1	1-2 4-3		1-3 K		4	0	0	0	0	1	3						
Bob Aspromonte, R (1.6) OBP: 0.206, SLG: 0.273 Maury Wills, S (8.6) OBP: 0.310, SLG: 0.302			0-2 6-3		0-2 S		0-0 6-3		0-1 SH3-4	3	0	1	1	0	0	0						
Don Drysdale, R (1.1) OBP: 0.316, SLG: 0.444 Larry Sherry, R (9.1) OBP: 0.154, SLG: 0.083			2-2 1-3		3-1 1B	1-3 K		0-0 SH3-4	0-0 1B	3	0	1	0	0	1	1						
Inning Stats	R: 0 H: 0 E: 0 K: 1 S: 8	H: 0 LOB: 0 BB: 0 P: 11	R: 0 H: 0 E: 0 K: 1 S: 6	H: 0 LOB: 0 BB: 0 P: 9	R: 0 H: 0 E: 0 K: 0 S: 14	H: 0 LOB: 0 BB: 0 P: 18	R: 0 H: 1 E: 0 K: 0 S: 6	H: 1 LOB: 1 BB: 0 P: 8	R: 2 H: 3 E: 1 K: 1 S: 16	H: 3 LOB: 2 BB: 1 P: 21	R: 1 H: 1 E: 1 K: 1 S: 13	H: 1 LOB: 1 BB: 0 P: 17	R: 0 H: 1 E: 0 K: 1 S: 11	H: 1 LOB: 1 BB: 0 P: 16	R: 1 H: 1 E: 1 K: 1 S: 11	H: 1 LOB: 0 BB: 0 P: 19		R: 3 H: 2 E: 0 K: 0 S: 7	H: 2 LOB: 0 BB: 1 P: 13	1B: 7 2B: 1 3B: 0 HR: 1	SF: 0 SAC: 1 DP: 0 HBP: 0	WP: 1 PB: 0 SB: 2 CS: 0
PITCHER Bob Friend, R (1.1) ERA: 1.5 Roy Face, R (8.1) ERA: 6.08	IP: 7.0 WLS: 29 BF: 6	H: 3 R: 3 ER: 2 SO: 5	BB: 1 IBB: 0 HBP: 0 BLK: 0	WP: 1 HR: 0 S: 74 P: 100	ERA: 2.57 WHIP: 1.000	IP: 0.1 WLS: 9 BF: 3	H: 4 R: 4 ER: 3 SO: 1	BB: 0 IBB: 1 HBP: 0 BLK: 0	WP: 0 HR: 1 S: 18 P: 32	ERA: 20.25 WHIP: 2.250												



Batter	1	2	3	4	5	6	7	8	9	AB	R	H	RBI	BB	SO	LOB	TOP										
Bob Skinner, L (1, 7) OBP: 0.466, SLG: 0.650	F8		L4		G4-6-3			4-3		4	0	0	0	0	0	1	Pittsburgh Pirates @ Los Angeles Dodgers Los Angeles Memorial Coliseum, Los Angeles, CA Tue May 10 1960, 10:05 PM EDT Att: 26,331 - Unknown										
Dick Groat, R (1, 6) OBP: 0.324, SLG: 0.351	6-3				F4			L5		3	0	0	0	1	0	0											
Roberto Clemente, R (1, 9) OBP: 0.499, SLG: 0.699										4	0	2	0	0	0	1											
Dick Stuart, R (1, 3) OBP: 0.303, SLG: 0.329										4	0	1	0	0	2	2											
Rocky Nelson, L (8, 3) OBP: 0.143, SLG: 0.143	K							K		0	0	0	0	0	0	0											
Gene Baker, R (1, 5)										4	0	0	0	0	2	1											
Don Hoak, R (9, 5) OBP: 0.340, SLG: 0.243										0	0	0	0	0	0	0											
Hal Smith, R (1, 2) OBP: 0.326, SLG: 0.700										4	1	1	1	0	1	1											
Bob Oldis, R (9, 2)										0	0	0	0	0	0	0											
Gino Cimoli, R (1, 8) OBP: 0.316, SLG: 0.294										3	1	1	0	1	1	0											
Bill Mazerowski, R (1, 4) OBP: 0.264, SLG: 0.463										4	1	2	2	0	0	0											
Vern Law, R (1, 1) OBP: 0.182, SLG: 0.190										4	0	1	0	0	2	2											
Inning Stats	R: 0 E: 0 K: 1 S: 10	H: 1 LOB: 1 BB: 0 P: 16	R: 1 E: 0 K: 0 S: 9	H: 1 LOB: 0 BB: 0 P: 14	R: 0 E: 0 K: 0 S: 9	H: 0 LOB: 1 BB: 1 P: 17	R: 0 E: 0 K: 1 S: 9	H: 0 LOB: 0 BB: 0 P: 12	R: 2 E: 0 K: 0 S: 16	H: 3 LOB: 0 BB: 0 P: 24	R: 0 E: 0 K: 0 S: 12	H: 1 LOB: 1 BB: 0 P: 16	R: 0 E: 0 K: 2 S: 10	H: 0 LOB: 0 BB: 0 P: 15	R: 0 E: 0 K: 1 S: 7	H: 1 LOB: 1 BB: 1 P: 10	R: 0 E: 0 K: 3 S: 17	H: 1 LOB: 2 BB: 1 P: 27	1B: 6 2B: 0 3B: 0 HR: 2	SF: 0 SAC: 0 DP: 1 HBP: 0	WP: 1 PB: 0 SB: 0 CS: 0	PA: 36					
PITCHER	IP	WLS	BF	H	R	ER	SO	BB	IBB	HBP	BLK	WP	HR	S	P	ERA	WHIP										
Johnny Podres, L (1, 1) ERA: 2.42	8.0	L	31	7	3	3	5	1	0	0	0	0	2	82	124	3.38	1.000										
Stan Williams, R (9, 1) ERA: 3.52	1.0		5	1	0	0	3	1	0	0	0	1	0	17	27	0.00	2.000										

Batter	1	2	3	4	5	6	7	8	9	AB	R	H	RBI	BB	SO	LOB	BOTTOM										
Jim Gilliam, S (1, 5) OBP: 0.394, SLG: 0.310	E4		E8							4	1	3	0	0	0	0	Pittsburgh Pirates @ Los Angeles Dodgers Los Angeles Memorial Coliseum, Los Angeles, CA Tue May 10 1960, 10:05 PM EDT Att: 26,331 - Unknown										
Charlie Neal, R (1, 4) OBP: 0.345, SLG: 0.356	FC6-4		F6							4	0	1	1	0	0	2											
Wally Moon, L (1, 7) OBP: 0.385, SLG: 0.444	G6-4-3									4	0	0	0	0	0	3											
Duke Snider, L (1, 9) OBP: 0.353, SLG: 0.407										4	0	0	0	0	1	2											
Norm Larker, L (1, 3) OBP: 0.462, SLG: 0.394										4	0	1	0	0	0	2											
Maury Wills, S (9, PR) OBP: 0.310, SLG: 0.302										0	0	0	0	0	0	0											
Bob Aspromonte, R (1, 6) OBP: 0.184, SLG: 0.243										4	0	0	0	0	0	1											
Tommy Davis, R (1, 8) OBP: 0.233, SLG: 0.225										3	0	0	0	0	0	0											
Chuck Essegian, R (9, PH) OBP: 0.250, SLG: 0.400										1	0	1	0	0	0	0											
Bob Lillis, R (9, PR)										0	0	0	0	0	0	0											
Norm Sherry, R (1, 2) OBP: 0.500, SLG: 1.250										4	1	2	1	0	0	2											
Johnny Podres, L (1, 1) OBP: 0.214, SLG: 0.083										2	0	0	0	0	0	1											
John Roseboro, L (8, PH) OBP: 0.330, SLG: 0.405										1	0	0	0	0	1	0											
Stan Williams, R (9, 1)										0	0	0	0	0	0	0											
Inning Stats	R: 0 E: 1 K: 0 S: 7	H: 0 LOB: 0 BB: 0 P: 14	R: 0 E: 0 K: 0 S: 8	H: 0 LOB: 0 BB: 0 P: 10	R: 1 E: 1 K: 0 S: 14	H: 2 LOB: 1 BB: 0 P: 21	R: 0 E: 0 K: 1 S: 6	H: 0 LOB: 0 BB: 0 P: 9	R: 0 E: 0 K: 0 S: 5	H: 2 LOB: 2 BB: 0 P: 9	R: 0 E: 0 K: 0 S: 6	H: 0 LOB: 0 BB: 0 P: 13	R: 1 E: 0 K: 1 S: 11	H: 1 LOB: 0 BB: 0 P: 18	R: 0 E: 0 K: 0 S: 10	H: 2 LOB: 2 BB: 0 P: 11	1B: 6 2B: 0 3B: 1 HR: 1	SF: 0 SAC: 0 DP: 1 HBP: 0	WP: 1 PB: 0 SB: 0 CS: 0	PA: 35							
PITCHER	IP	WLS	BF	H	R	ER	SO	BB	IBB	HBP	BLK	WP	HR	S	P	ERA	WHIP										
Vern Law, R (1, 1) ERA: 2.08	9.0	W	35	8	2	2	2	0	0	0	0	1	1	72	113	2.00	0.889										



Batter	1	2	3	4	5	6	7	8	9	AB	R	H	RBI	BB	SO	LOB	TOP					
Jim Gilliam, S (1, 5) OBP: 0.373, SLG: 0.290	0-3 K		1-2 5-3			0-0 5-3		0-0 4-3		4	0	0	0	0	1	1	Los Angeles Dodgers @ San Francisco Giants Candlestick Park, San Francisco, CA Fri May 13 1960, 10:05 PM EDT Att: 41,867 - Unknown					
Charlie Neal, R (1, 4) OBP: 0.344, SLG: 0.338	1-0 1-3			0-0 F8		1-3 K		0-0 1B		4	0	1	0	0	1	0						
Wally Moon, L (1, 9) OBP: 0.367, SLG: 0.421	1-3 K			0-1 F7		2-3 K		1-0 F7		4	0	0	0	0	2	1						
Frank Howard, R (1, 7)		1-1 1-3		1-3 K			0-1 6-3	2-1 F9		4	0	0	0	0	1	1						
Bob Aspromonte, R (1, 6) OBP: 0.217, SLG: 0.267		2-2 F9			2-2 1B		2-0 4-3		2-1 B1-3	4	0	1	0	0	0	0						
Don Demeter, R (1, 8) OBP: 0.301, SLG: 0.529		1-0 F4			1-3 K		1-2 HBP		1-1 F7	4	0	1	0	0	1	1						
Gil Hodges, R (1, 3) OBP: 0.279, SLG: 0.377			2-1 6-3		2-1 F8		1-0 HBP		0-1 5-3	4	0	1	0	0	0	1						
Norm Sherry, R (1, 2) OBP: 0.500, SLG: 0.923			0-0 1-3		0-0 1-2		2-0 1-2			2	0	2	0	0	0	0						
Don Drysdale, R (1, 1) OBP: 0.286, SLG: 0.400			0-2 1-3		2-1 L8		0-3 K			2	0	0	0	0	0	3						
Chuck Essegian, R (7, PH) OBP: 0.290, SLG: 0.417										1	0	0	0	0	1	3						
Larry Sherry, R (7, 1) OBP: 0.154, SLG: 0.083										0	0	0	0	0	0	0						
Clem Labine, R (8, 1) OBP: 1.000, SLG: 2.000										0	0	0	0	0	0	0						
Inning Stats	R: 0 H: 0 E: 0 K: 2 S: 7	H: 0 LOB: 0 BB: 0 P: 9	R: 0 H: 0 E: 0 K: 0 S: 7	H: 0 LOB: 0 BB: 0 P: 11	R: 0 H: 1 E: 0 K: 0 S: 9	H: 1 LOB: 1 BB: 0 P: 12	R: 0 H: 0 E: 0 K: 1 S: 6	H: 0 LOB: 0 BB: 0 P: 7	R: 0 H: 2 E: 0 K: 1 S: 14	H: 2 LOB: 2 BB: 0 P: 21	R: 0 H: 0 E: 0 K: 2 S: 8	H: 0 LOB: 0 BB: 0 P: 11	R: 0 H: 2 E: 0 K: 1 S: 11	H: 2 LOB: 3 BB: 0 P: 17	R: 0 H: 1 E: 0 K: 0 S: 5	H: 1 LOB: 1 BB: 0 P: 8	R: 0 H: 0 E: 0 K: 0 S: 6	H: 0 LOB: 0 BB: 0 P: 9	1B: 6 2B: 0 3B: 0 HR: 0	SF: 0 SAC: 0 DP: 0 HBP: 1	WP: 0 PB: 0 SB: 0 CS: 0	PA: 34
PITCHER Mike McCormick, L (1, 1) ERA: 1.51	IP: 9.0 WLS: W BF: 34 H: 6 R: 0 ER: 0 SO: 7 BB: 0 IBB: 0 HBP: 1 BLK: 0 WP: 0 HR: 0 S: 73 P: 105 ERA: 0.00 WHIP: 0.667																					

Batter	1	2	3	4	5	6	7	8	9	AB	R	H	RBI	BB	SO	LOB	BOTTOM					
Don Blasingame, L (1, 4) OBP: 0.304, SLG: 0.245	3-2 5-3		1-1 S		0-1 L7		0-0 L4			4	0	1	0	0	0	2	Los Angeles Dodgers @ San Francisco Giants Candlestick Park, San Francisco, CA Fri May 13 1960, 10:05 PM EDT Att: 41,867 - Unknown					
Jim Davenport, R (1, 5) OBP: 0.345, SLG: 0.447	1-0 5-3		2-3 K			2-3 K		0-0 F4		4	0	0	0	0	2	1						
Willie Mays, R (1, 8) OBP: 0.454, SLG: 0.589	1-3 K			1-0 1B		0-0 FC6-4		2-0 F7		4	1	2	0	0	1	0						
Dale Long, L (1, 3) OBP: 0.214, SLG: 0.333		2-2 F8		0-2 F5		0-1 FC6-4		0-1 2B		3	0	0	0	0	0	2						
Jim Marshall, L (8, 3) OBP: 0.297, SLG: 0.385						1-2 FC5-4		1B		1	1	1	0	0	0	0						
Orlando Cepeda, R (1, 7) OBP: 0.276, SLG: 0.458		3-3 K		1-2 1B		1-1 FC5-4		0-1 1B		4	1	2	1	0	1	1						
Willie Kirkland, L (1, 9) OBP: 0.391, SLG: 0.538		1-1 E7		1-1 2H		4-1 BB		4-0 1B		2	0	1	0	2	0	0						
Hobie Landrith, L (1, 2) OBP: 0.400, SLG: 0.286		0-2 F2		1-1 B2-3		0-0 F9		2-1 1B		3	0	0	0	0	0	4						
Willie McCovey, L (8, PH) OBP: 0.495, SLG: 0.716										1	0	1	1	0	0	0						
Andre Rodgers, R (8, PR) OBP: 0.375, SLG: 0.286										0	0	0	0	0	0	0						
Bob Schmidt, R (9, 2) OBP: 0.373, SLG: 0.409										0	0	0	0	0	0	0						
Eddie Bressoud, R (1, 6) OBP: 0.313, SLG: 0.409			2-2 6-3		3-2 5-3		4-0 1B		1-0 1B	3	0	1	1	1	0	0						
Mike McCormick, L (1, 1) OBP: 0.278, SLG: 0.250			2-3 K		1-3 K		2-1 1B		1-3 K	4	0	1	0	0	3	3						
Inning Stats	R: 0 H: 0 E: 0 K: 1 S: 7	H: 0 LOB: 0 BB: 0 P: 12	R: 0 H: 0 E: 1 K: 1 S: 14	H: 0 LOB: 1 BB: 0 P: 20	R: 0 H: 1 E: 0 K: 2 S: 12	H: 1 LOB: 1 BB: 0 P: 19	R: 1 H: 3 E: 0 K: 0 S: 11	H: 3 LOB: 1 BB: 0 P: 15	R: 0 H: 0 E: 0 K: 1 S: 9	H: 0 LOB: 0 BB: 0 P: 13	R: 0 H: 1 E: 0 K: 1 S: 9	H: 1 LOB: 1 BB: 0 P: 12	R: 0 H: 1 E: 0 K: 0 S: 5	H: 1 LOB: 2 BB: 2 P: 15	R: 2 H: 4 E: 0 K: 1 S: 13	H: 4 LOB: 3 BB: 1 P: 23	R: 0 H: 0 E: 0 K: 0 S: 7	H: 0 LOB: 0 BB: 0 P: 9	1B: 8 2B: 3 3B: 0 HR: 0	SF: 0 SAC: 0 DP: 1 HBP: 0	WP: 0 PB: 0 SB: 1 CS: 0	PA: 36
PITCHER Don Drysdale, R (1, 1) ERA: 2.48	IP: 6.0 WLS: L BF: 23 H: 5 R: 2 ER: 2 SO: 6 BB: 2 IBB: 1 HBP: 0 BLK: 0 WP: 0 HR: 0 S: 14 P: 62 ERA: 1.50 WHIP: 0.833																					
Larry Sherry, R (7, 1) ERA: 5.77	1.2 5 2 2 0 2 1 0 0 0 0 0 14 33 10.80 4.200																					
Clem Labine, R (8, 1) ERA: 3.6	0.1 1 0 0 0 1 0 0 0 0 0 0 4 5 0.00 0.000																					

Batter	1	2	3	4	5	6	7	8	9	AB	R	H	RBI	BB	SO	LOB	TOP			
Jim Gilliam, S OBP: 0.369, SLG: 0.289	2-1 F4		1-2 6-3			1-0 5-3 1B		2-3 K		4	0	1	0	0	1	0	Los Angeles Dodgers @ San Francisco Giants Candlestick Park, San Francisco, CA Sat May 14 1960, 6:33 AM EDT Att: 41,733 - Unknown			
Charlie Neal, R OBP: 0.350, SLG: 0.345	1-1 L4			1-0 FC1-6 1B		1-0 5-3 1-2		0-2 1B		4	0	2	0	0	0	1				
Bob Aspromonte, R Wally Moon, L OBP: 0.364, SLG: 0.417	3-2 5-3			1-0 FC1-6 4-6-3 1-2		1-0 L5		2-0 4-3		3	0	0	0	0	0	2				
Frank Howard, R Maury Wills, S OBP: 0.286, SLG: 0.286 OBP: 0.322, SLG: 0.315		0-0 FC6-4 1B		0-1 4-6-3 1-2			0-0 FC6 SH1-4 SF8 1B		1-2 SH3-4 1B	3	1	2	0	0	0	1				
Gil Hodges, R OBP: 0.273, SLG: 0.367		3-2 F3		0-1 6-3			1-1 SH1-4		0-0 SH3-4	2	0	0	0	0	0	2				
Don Demeter, R OBP: 0.295, SLG: 0.514		1-3 K			2-3 K		1-2 FC6		1-1 1B	4	0	1	1	0	2	2				
Tommy Davis, R OBP: 0.200, SLG: 0.196		1-0 FC6-4 1-2			1-2 F7		2-1 SF8		0-0 L6	3	0	0	1	0	0	2				
Norm Sherry, R OBP: 0.389, SLG: 0.706			2-3 K		1-1 P1		3-H K		0-1 6-3	4	0	0	0	0	2	2				
Stan Williams, R (1, 1)			1-3 K			1-3 K		2-2 5-3		3	0	0	0	0	2	0				
Inning Stats	R: 0 E: 0 K: 0 S: 10	H: 0 LOB: 0 BB: 0 P: 16	R: 0 E: 0 K: 1 S: 8	H: 1 LOB: 1 BB: 0 P: 13	R: 0 E: 0 K: 2 S: 10	H: 0 LOB: 0 BB: 0 P: 14	R: 0 E: 0 K: 0 S: 6	H: 1 LOB: 1 BB: 0 P: 8	R: 0 E: 0 K: 1 S: 6	H: 1 LOB: 1 BB: 0 P: 10	R: 1 E: 0 K: 1 S: 13	H: 1 LOB: 1 BB: 0 P: 18	R: 0 E: 0 K: 1 S: 13	H: 1 LOB: 1 BB: 0 P: 19	R: 1 E: 0 K: 0 S: 10	H: 2 LOB: 1 BB: 0 P: 12		1B: 7 2B: 0 3B: 0 HR: 0	SF: 1 SAC: 2 DP: 0 HBP: 0	WP: 0 PB: 0 SB: 0 CS: 0
PITCHER Billy O'Dell, L ERA: 1.82	IP: 9.0 WLS: L BF: 35	H: 7 R: 2 ER: 2 SO: 7	BB: 0 IBB: 0 HBP: 0 BLK: 0	WP: 0 HR: 0 S: 84 P: 122	ERA: 2.00 WHIP: 0.778															

Batter	1	2	3	4	5	6	7	8	9	AB	R	H	RBI	BB	SO	LOB	BOTTOM					
Don Blasingame, L OBP: 0.294, SLG: 0.236	0-1 5-3	2-2 FC4-6 1-2			1-1 4-3 1-2		1-1 5-3 1-2			4	0	0	0	0	0	3	Los Angeles Dodgers @ San Francisco Giants Candlestick Park, San Francisco, CA Sat May 14 1960, 6:33 AM EDT Att: 41,733 - Unknown					
Jim Davenport, R OBP: 0.341, SLG: 0.430	4-1 3-1 BB BB		1-0 L9		0-1 F9			2-1 F7		3	0	0	0	1	0	1						
Willie Mays, R OBP: 0.446, SLG: 0.571	4-1 3-1 BB		3-2 5-3			2-2 F7		1-1 F3		3	0	0	0	1	0	0						
Dale Long, L OBP: 0.222, SLG: 0.267 Jim Marshall, L OBP: 0.297, SLG: 0.385	0-1 3-1		2-2 L8			1-1 5-3		4-1 FC6-4 BB		3	0	0	0	1	0	2						
Orlando Cepeda, R OBP: 0.275, SLG: 0.442	4-2 BB			0-0 F4		0-1 1-3		2-1 FC6-4 1-2		3	0	0	0	1	0	1						
Willie Kirkland, L OBP: 0.385, SLG: 0.560	2-2 F7			2-2 F8			0-1 HR		1-2 F9	4	1	1	1	0	0	3						
Hobie Landrith, L OBP: 0.345, SLG: 0.240		3-2 4-3		2-1 3-1			1-2 F5		0-0 L8	4	0	0	0	0	0	0						
Eddie Bressoud, R Willie McCovey, L OBP: 0.304, SLG: 0.396 OBP: 0.450, SLG: 0.707		0-2 F3			0-3 K		2-2 F7		0-2 G1	3	0	0	0	0	1	0						
Billy O'Dell, S OBP: 0.500, SLG: 0.167		4-1 FC4-6 BB			1-1 4-3 1B		4-1 S BB			1	0	1	0	2	0	0						
Inning Stats	R: 0 E: 0 K: 0 S: 13	H: 0 LOB: 3 BB: 3 P: 27	R: 0 E: 0 K: 0 S: 12	H: 0 LOB: 1 BB: 1 P: 21	R: 0 E: 0 K: 0 S: 7	H: 0 LOB: 0 BB: 0 P: 13	R: 0 E: 0 K: 0 S: 6	H: 0 LOB: 0 BB: 0 P: 10	R: 0 E: 0 K: 1 S: 9	H: 1 LOB: 1 BB: 0 P: 11	R: 0 E: 0 K: 0 S: 8	H: 0 LOB: 0 BB: 0 P: 11	R: 1 E: 0 K: 0 S: 12	H: 1 LOB: 1 BB: 1 P: 20	R: 0 E: 0 K: 0 S: 7	H: 0 LOB: 0 BB: 1 P: 16		R: 0 E: 0 K: 0 S: 7	H: 0 LOB: 0 BB: 0 P: 8	1B: 1 2B: 0 3B: 0 HR: 1	SF: 0 SAC: 0 DP: 0 HBP: 0	WP: 0 PB: 0 SB: 1 CS: 0
PITCHER Stan Williams, R ERA: 2.59	IP: 9.0 WLS: W BF: 35	H: 2 R: 1 ER: 1 SO: 1	BB: 6 IBB: 0 HBP: 0 BLK: 0	WP: 0 HR: 1 S: 81 P: 137	ERA: 1.00 WHIP: 0.889																	

Batter	1	2	3	4	5	6	7	8	9	AB	R	H	RBI	BB	SO	LOB	TOP					
Jim Gilliam, S OBP: 0.354, SLG: 0.275 (1,5)	F7		K		4-3		F8		FC4-6	5	0	0	0	0	1	2						
Charlie Neal, R OBP: 0.362, SLG: 0.364 (1,4)	2B		1B		FC4-6 BB			K	F9	4	0	2	0	1	1	1						
Tommy Davis, R OBP: 0.185, SLG: 0.180 (1,9)	F7		F7		FC4-6			F4		4	0	0	0	0	0	4						
Frank Howard, R OBP: 0.364, SLG: 0.300 (1,7)	K				FC4-6 1B			2B	BB	3	0	1	0	1	2	2						
Gil Hodges, R OBP: 0.272, SLG: 0.373 (1,3)		F2			K			6-3		4	0	1	0	0	1	1						
Don Demeter, R OBP: 0.305, SLG: 0.507 (1,8)		FC4-6 1B			FC4-6 WP 1B			F9		3	0	1	0	1	0	1						
Joe Pignatano, R OBP: 0.250, SLG: 0.455 (1,2)		FC4-6 PO			WP 1B			F4		4	0	1	0	0	0	4						
Maury Wills, S OBP: 0.333, SLG: 0.304 (1,6)	PO		1-3					5-3		2	0	0	0	2	0	0						
Johnny Podres, L OBP: 0.235, SLG: 0.071 (1,1)										2	0	0	0	1	1	3						
Larry Sherry, R OBP: 0.154, SLG: 0.083 (8,1)										0	0	0	0	0	0	0						
Bob Aspromonte, R OBP: 0.200, SLG: 0.245 (9,PH)					1B BB			F9		1	0	0	0	0	0	1						
Inning Stats	R: 0 E: 0 K: 1 S: 12	H: 1 LOB: 1 BB: 0 P: 19	R: 0 E: 0 K: 0 S: 5	H: 1 LOB: 0 BB: 0 P: 8	R: 0 E: 0 K: 1 S: 10	H: 1 LOB: 2 BB: 1 P: 17	R: 0 E: 0 K: 2 S: 15	H: 2 LOB: 3 BB: 1 P: 26	R: 0 E: 1 K: 1 S: 7	H: 0 LOB: 1 BB: 1 P: 12	R: 0 E: 0 K: 0 S: 5	H: 0 LOB: 0 BB: 0 P: 10	R: 0 E: 0 K: 0 S: 5	H: 0 LOB: 0 BB: 0 P: 9	R: 0 E: 0 K: 1 S: 9	H: 1 LOB: 3 BB: 2 P: 20	R: 0 E: 0 K: 0 S: 9	H: 0 LOB: 1 BB: 1 P: 18	1B: 4 2B: 2 3B: 0 HR: 0	SF: 0 SAC: 0 DP: 0 HBP: 0	WP: 1 PB: 0 SB: 0 CS: 0	PA: 39
PITCHER Johnny Antonelli, L ERA: 2.1 (1,1)	IP: 9.0 WLS: W BF: 38 H: 6 R: 0 ER: 0 SO: 6 BB: 4 IBB: 2 HBP: 0 BLK: 0 WP: 1 HR: 0 S: 77 P: 139 ERA: 0.00 WHIP: 1.111															PITCHER						

Los Angeles Dodgers @ San Francisco Giants
Candlestick Park, San Francisco, CA
Sun May 15 1960, 6:33 AM EDT
Att: 41,735 - Unknown

AB	32
R	0
H	6
RBI	0
BB	6
SO	6
LOB	19



Batter	1	2	3	4	5	6	7	8	9	AB	R	H	RBI	BB	SO	LOB	BOTTOM			
Don Blasingame, L OBP: 0.293, SLG: 0.236 (1,4)	SH3-4 1B		F6		FC5-6 E		FC4-6			4	0	1	0	0	0	2				
Jim Davenport, R OBP: 0.330, SLG: 0.415 (1,5)	SH3-4		6-3		E6 G6-4-3			6-3		3	0	0	0	0	0	1				
Willie Mays, R OBP: 0.448, SLG: 0.564 (1,8)	F4				BB WP 1B			1B 3B BB		3	1	1	0	1	0	3				
Willie McCovey, L OBP: 0.452, SLG: 0.692 (8,PR)								3B 1B		3	0	1	0	1	1	1				
Jim Marshall, L OBP: 0.297, SLG: 0.385 (9,3)	K				BB			3B 1B		0	1	0	0	0	0	0				
Orlando Cepeda, R OBP: 0.295, SLG: 0.483 (1,7)								3B		3	0	2	2	1	0	0				
Felipe Alou, R OBP: 0.238, SLG: 0.300 (1,9)								3B		3	0	1	0	0	1	3				
Willie Kirkland, L OBP: 0.381, SLG: 0.553 (8,PH)								K		1	0	0	0	0	1	2				
Bob Schmidt, R OBP: 0.345, SLG: 0.375 (1,2)										4	0	0	0	0	2	7				
Eddie Bressoud, R OBP: 0.295, SLG: 0.383 (1,6)										3	0	0	0	0	1	5				
Johnny Antonelli, L OBP: 0.375, SLG: 0.286 (1,1)										2	0	1	0	1	1	0				
Inning Stats	R: 0 E: 0 K: 1 S: 10	H: 1 LOB: 1 BB: 0 P: 17	R: 0 E: 0 K: 1 S: 11	H: 2 LOB: 1 BB: 0 P: 16	R: 0 E: 0 K: 1 S: 6	H: 0 LOB: 0 BB: 0 P: 10	R: 0 E: 0 K: 3 S: 15	H: 1 LOB: 3 BB: 2 P: 26	R: 0 E: 1 K: 0 S: 9	H: 0 LOB: 1 BB: 1 P: 16	R: 0 E: 0 K: 0 S: 6	H: 0 LOB: 0 BB: 0 P: 8	R: 0 E: 0 K: 0 S: 12	H: 1 LOB: 1 BB: 0 P: 18	R: 2 E: 0 K: 1 S: 14	H: 2 LOB: 2 BB: 1 P: 25	1B: 5 2B: 1 3B: 1 HR: 0	SF: 0 SAC: 1 DP: 2 HBP: 0	WP: 1 PB: 0 SB: 0 CS: 0	PA: 34
PITCHER Johnny Podres, L ERA: 2.42 (8,1)	IP: 7.1 WLS: L BF: 32 H: 7 R: 2 ER: 2 SO: 6 BB: 4 IBB: 0 HBP: 0 BLK: 0 WP: 0 HR: 0 S: 76 P: 127 ERA: 2.46 WHIP: 1.500															PITCHER				

Los Angeles Dodgers @ San Francisco Giants
Candlestick Park, San Francisco, CA
Sun May 15 1960, 6:33 AM EDT
Att: 41,735 - Unknown

AB	29
R	2
H	7
RBI	2
BB	4
SO	7
LOB	24



Batter	1	2	3	4	5	6	7	8	9	AB	R	H	RBI	BB	SO	LOB	TOP								
Jim Gilliam, S OBP: 0.356, SLG: 0.267 (1, 5)	2-1 4-3		4-0 FC6 1-2 BB		1-0 F8		4-2 BB	1-0 L9		3	0	0	0	2	0	0									
Charlie Neal, R OBP: 0.355, SLG: 0.355 (1, 4)	1-3 K		2-2 L7		1-0 G3 WP 2B 1B		1-3 K		0-3 K	5	1	1	0	0	3	4									
Wally Moon, L OBP: 0.374, SLG: 0.414 (1, 7)	4-0 CS BB		0-1 FC6 1-2		3-2 G3		0-0 E 1B HR	4-1 S BB		3	1	1	0	2	0	3									
Norm Larker, L OBP: 0.477, SLG: 0.432 (1, 3)	1-1 CS	0-2 2B		3-1 F7		0-1 3-1		1-0 E 1B HR	1-3 K	4	1	2	0	0	0	1									
Gil Hodges, R OBP: 0.299, SLG: 0.369 (8, 3)	1-2							1-2 HR	1-2 K	1	0	0	0	0	1	1									
Duke Snider, L OBP: 0.351, SLG: 0.417 (1, 8)		1-3 K		1-3 K		3-1 WP 2B		0-0 E3 HR	1-3 K	5	1	1	1	0	3	4									
Frank Howard, R OBP: 0.400, SLG: 0.571 (1, 9)		0-2 F2		3-1 1B		3-1 F8		3-1 HR		4	1	2	4	0	0	2									
Don Demeter, R OBP: 0.309, SLG: 0.507 (8, 8)										0	0	0	0	0	0	0									
John Roseboro, L OBP: 0.315, SLG: 0.385 (1, 2)		1-2 F6		0-0 F8			0-0 B1-3	1-1 F6		4	0	0	0	0	0	2									
Maury Wills, S OBP: 0.328, SLG: 0.300 (1, 6)					0-2 F7		2-3 K	0-0 G3		4	0	1	0	0	1	0									
Don Drysdale, R OBP: 0.261, SLG: 0.364 (1, 1)			2-3 K		0-2 F9		1-1 2B	1-0 HR		2	0	0	0	0	1	1									
Bob Aspromonte, R OBP: 0.216, SLG: 0.280 (7, PH)										1	0	1	0	0	0	0									
Larry Sherry, R OBP: 0.214, SLG: 0.385 (7, 1)										1	1	1	1	0	0	0									
Inning Stats	R: 0 E: 0 K: 1 S: 6	H: 0 LOB: 0 BB: 1 P: 14	R: 0 E: 0 K: 1 S: 12	H: 1 LOB: 1 BB: 0 P: 14	R: 0 E: 0 K: 1 S: 10	H: 1 LOB: 2 BB: 1 P: 18	R: 0 E: 0 K: 1 S: 8	H: 1 LOB: 1 BB: 0 P: 15	R: 0 E: 0 K: 0 S: 7	H: 0 LOB: 0 BB: 0 P: 8	R: 1 E: 0 K: 0 S: 12	H: 2 LOB: 1 BB: 0 P: 22	R: 0 E: 0 K: 1 S: 12	H: 1 LOB: 2 BB: 1 P: 20	R: 5 E: 1 K: 0 S: 10	H: 4 LOB: 0 BB: 0 P: 17	R: 0 E: 0 K: 3 S: 10	H: 0 LOB: 1 BB: 1 P: 16	1B: 5 2B: 3 3B: 0 HR: 2	SF: 0 SAC: 0 DP: 0 HBP: 0	WP: 2 PB: 1 SB: 1 CS: 1	PA: 42			
PITCHER	IP	WLS	BF	H	R	ER	SO	BB	IBB	HBP	BLK	WP	HR	S	P	ERA	WHIP								
Bob Buhl, R ERA: 4.35 (1, 1)	8.0	L	37	10	6	4	6	3	0	0	0	2	2	77	128	4.50	1.625								
Joey Jay, R ERA: 6.75 (9, 1)	1.0		4	0	0	0	3	1	0	0	0	0	0	10	16	0.00	1.000								

Los Angeles Dodgers @ Milwaukee Braves
Milwaukee County Stadium, Milwaukee, WI
Tue May 17 1960, 8:05 PM EDT
Att: 14,809 - Unknown

AB 37
R 6
H 10
RBI 6
BB 4
SO 9
LOB 18



Batter	1	2	3	4	5	6	7	8	9	AB	R	H	RBI	BB	SO	LOB	BOTTOM								
Bill Bruton, L OBP: 0.320, SLG: 0.391 (1, 8)	0-3 K		0-1 4-3			0-1 HR 2B	1-1 FC4-6 CS			4	1	1	0	0	1	1									
Red Schoendienst, S OBP: 0.330, SLG: 0.345 (1, 4)	1-2 1-3			0-3 K		0-0 F8	2-1 CS	0-1 6-3		4	0	0	0	0	1	1									
Eddie Mathews, L OBP: 0.417, SLG: 0.605 (1, 5)	3-3 K			0-2 G3		1-2 HR		0-0 G6-4-3 1B		4	1	2	2	0	1	0									
Hank Aaron, R OBP: 0.373, SLG: 0.674 (1, 9)		2-2 HR		0-0 1-3		1-0 4-3		2-2 G6-4-3		4	1	1	1	0	0	1									
Joe Adcock, R OBP: 0.357, SLG: 0.558 (1, 3)		0-2 1-3			0-1 5-3	4-2 FC4-6 BB		1-2 G5-4-3 1B		3	0	1	0	1	0	0									
Juan Pizarro, L OBP: 0.333, SLG: 0.333 (9, PR)										0	0	0	0	0	0	0									
Al Spangler, L OBP: 0.355, SLG: 0.370 (1, 7)		1-1 1-3			4-0 1B BB	1-1 FC4-6		1-0 F7		3	0	0	0	1	0	2									
Felix Mantilla, R OBP: 0.242, SLG: 0.406 (1, 6)		0-3 K			2-2 F8		1-1 1B 2B			3	1	1	0	0	1	1									
Wes Covington, L OBP: 0.250, SLG: 0.522 (9, PH)								1-1 G5-4-3		1	0	0	0	0	0	1									
Charlie Lau, L OBP: 0.182, SLG: 0.182 (1, 2)			1-3 K		2-0 1B		1-0 F3			3	0	1	0	0	1	1									
Bob Buhl, R OBP: 0.125, SLG: 0.125 (1, 1)			0-3 K		0-3 K		0-1 FC4-6			3	0	1	1	0	2	2									
Joey Jay, S ERA: 5.45 (9, 1)										0	0	0	0	0	0	0									
Inning Stats	R: 0 E: 0 K: 2 S: 11	H: 0 LOB: 0 BB: 0 P: 15	R: 1 E: 0 K: 1 S: 12	H: 1 LOB: 0 BB: 0 P: 15	R: 0 E: 0 K: 2 S: 8	H: 0 LOB: 0 BB: 0 P: 9	R: 0 E: 0 K: 1 S: 7	H: 0 LOB: 0 BB: 0 P: 7	R: 0 E: 0 K: 1 S: 10	H: 1 LOB: 2 BB: 1 P: 17	R: 2 E: 0 K: 0 S: 11	H: 2 LOB: 1 BB: 1 P: 18	R: 1 E: 0 K: 0 S: 8	H: 2 LOB: 0 BB: 0 P: 13	R: 0 E: 0 K: 0 S: 6	H: 1 LOB: 0 BB: 0 P: 8	R: 0 E: 0 K: 0 S: 6	H: 1 LOB: 1 BB: 0 P: 9	1B: 4 2B: 2 3B: 0 HR: 2	SF: 0 SAC: 0 DP: 2 HBP: 0	WP: 0 PB: 0 SB: 0 CS: 1	PA: 35			
PITCHER	IP	WLS	BF	H	R	ER	SO	BB	IBB	HBP	BLK	WP	HR	S	P	ERA	WHIP								
Don Drysdale, R ERA: 2.65 (1, 1)	6.0		24	4	3	3	7	2	0	0	0	0	0	20	30	4.50	1.000								
Larry Sherry, R ERA: 5.45 (7, 1)	3.0	W	10	4	1	1	0	0	0	0	0	0	0	20	30	3.00	1.333								

Los Angeles Dodgers @ Milwaukee Braves
Milwaukee County Stadium, Milwaukee, WI
Tue May 17 1960, 8:05 PM EDT
Att: 14,809 - Unknown

AB 32
R 4
H 8
RBI 4
BB 2
SO 7
LOB 10

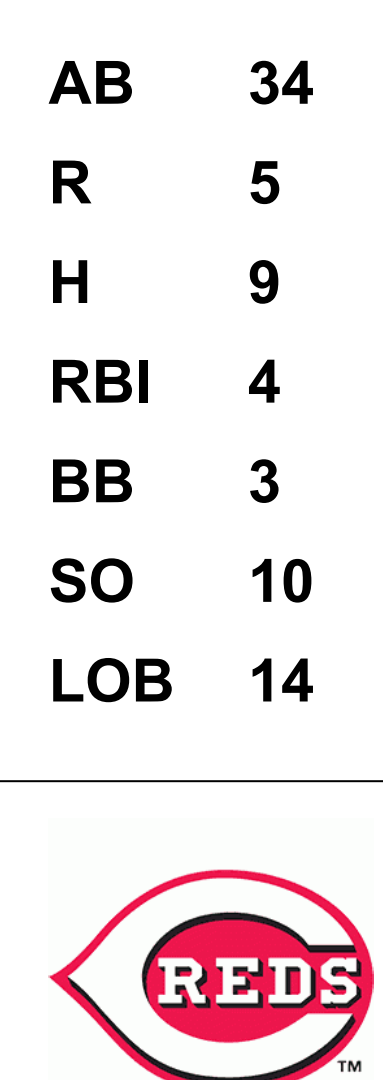


Batter	1	2	3	4	5	6	7	8	9	AB	R	H	RBI	BB	SO	LOB	TOP			
Jim Gilliam, S OBP: 0.373, SLG: 0.296 (1, 5)										4	0	2	0	0	0	0	Los Angeles Dodgers @ Cincinnati Reds Crosley Field, Cincinnati, OH Thu May 19 1960, 7:05 PM EDT Att: 7,355 - Unknown			
Charlie Neal, R OBP: 0.361, SLG: 0.373 (1, 4)										3	0	1	0	0	0	1				
Wally Moon, L OBP: 0.376, SLG: 0.417 (1, 7)										3	0	0	0	1	0	2				
Norm Larker, L OBP: 0.460, SLG: 0.439 Gil Hodges, R OBP: 0.271, SLG: 0.360 (6, PH) (6, 3)										1	2	1	0	1	0	0				
Frank Howard, R OBP: 0.348, SLG: 0.476 (1, 9)										3	1	1	1	1	1	3				
Don Demeter, R OBP: 0.287, SLG: 0.469 (1, 8)										4	0	0	0	0	0	3				
John Roseboro, L OBP: 0.317, SLG: 0.365 (1, 2)										4	1	1	1	0	1	1				
Maury Wills, S OBP: 0.329, SLG: 0.294 (1, 6)										3	0	0	0	1	1	1				
Sandy Koufax, R OBP: 0.100, SLG: 0.100 (1, 1)										3	0	0	0	0	1	2				
Inning Stats	R: 0 E: 0 K: 0 S: 8	H: 1 LOB: 0 BB: 0 P: 14	R: 1 E: 0 K: 1 S: 14	H: 1 LOB: 2 BB: 2 P: 25	R: 0 E: 0 K: 0 S: 6	H: 0 LOB: 0 BB: 0 P: 9	R: 3 E: 1 K: 0 S: 8	H: 2 LOB: 0 BB: 1 P: 16	R: 0 E: 0 K: 0 S: 4	H: 0 LOB: 0 BB: 1 P: 5	R: 0 E: 0 K: 0 S: 6	H: 0 LOB: 0 BB: 0 P: 7	R: 0 E: 0 K: 1 S: 9	H: 1 LOB: 2 BB: 1 P: 15	R: 0 E: 0 K: 1 S: 7	H: 0 LOB: 0 BB: 0 P: 10	1B: 4 2B: 2 3B: 0 HR: 0	SF: 0 SAC: 1 DP: 2 HBP: 0	WP: 1 PB: 0 SB: 1 CS: 1	PA: 36
PITCHER	IP WLS BF H R ER SO BB IBB HBP BLK WP HR S P ERA WHIP																			
Cal McLish, R ERA: 4.66 (1, 1)	5.0	21	5	4	2	1	3	0	0	0	0	1	0	40	69	3.60	1.600			
Joe Nuxhall, L ERA: 3.79 (6, 1)	2.0	6	0	0	0	1	1	0	0	0	0	0	0	12	18	0.00	0.500			
Jim Brosnan, R ERA: 5.6 (8, 1)	2.0	W	8	1	0	0	2	0	1	0	0	0	0	16	25	0.00	0.500			

AB	29
R	4
H	6
RBI	2
BB	5
SO	4
LOB	15



Batter	1	2	3	4	5	6	7	8	9	AB	R	H	RBI	BB	SO	LOB	BOTTOM					
Eddie Kasko, R OBP: 0.397, SLG: 0.451 (1, 5)										5	1	2	1	0	1	1	Los Angeles Dodgers @ Cincinnati Reds Crosley Field, Cincinnati, OH Thu May 19 1960, 7:05 PM EDT Att: 7,355 - Unknown					
Vada Pinson, L OBP: 0.345, SLG: 0.445 (1, 8)										5	0	2	1	0	1	2						
Tony Gonzalez, L OBP: 0.292, SLG: 0.440 (1, 9)										4	0	0	0	0	3	2						
Frank Robinson, R OBP: 0.409, SLG: 0.604 (1, 3)										2	0	0	0	2	1	1						
Lee Walls, R OBP: 0.381, SLG: 0.396 (1, 7)										4	0	1	0	0	0	2						
Dutch Dotterer, R OBP: 0.176, SLG: 0.412 (1, 2)										4	0	1	0	0	1	3						
Roy McMillan, R OBP: 0.285, SLG: 0.364 (1, 6)										3	1	0	0	1	1	1						
Elio Chacon, R OBP: 0.394, SLG: 0.296 (1, 4)										3	2	2	0	0	1	0						
Cal McLish, S Willie Jones, R OBP: 0.407, SLG: 0.750 Joe Nuxhall, L OBP: 0.333, SLG: 0.867 Billy Martin, L OBP: 0.344, SLG: 0.398 Jim Brosnan, R OBP: 0.318, SLG: 0.419 (5, PH) (5, 1) (7, PH) (8, 1) (9, PH)										1	0	0	0	0	1	0						
Inning Stats	R: 0 E: 0 K: 2 S: 11	H: 0 LOB: 0 BB: 0 P: 16	R: 0 E: 0 K: 1 S: 10	H: 1 LOB: 1 BB: 0 P: 16	R: 0 E: 0 K: 3 S: 10	H: 0 LOB: 0 BB: 0 P: 16	R: 0 E: 0 K: 1 S: 9	H: 1 LOB: 1 BB: 0 P: 14	R: 3 E: 1 K: 1 S: 18	H: 3 LOB: 1 BB: 0 P: 28	R: 0 E: 0 K: 0 S: 3	H: 0 LOB: 1 BB: 1 P: 8	R: 0 E: 0 K: 0 S: 6	H: 0 LOB: 1 BB: 1 P: 10	R: 0 E: 0 K: 1 S: 9	H: 1 LOB: 2 BB: 1 P: 17	R: 2 E: 0 K: 1 S: 13	H: 3 LOB: 1 BB: 0 P: 18	1B: 6 2B: 2 3B: 1 HR: 0	SF: 0 SAC: 1 DP: 1 HBP: 0	WP: 1 PB: 0 SB: 1 CS: 0	PA: 38
PITCHER	IP WLS BF H R ER SO BB IBB HBP BLK WP HR S P ERA WHIP																					
Sandy Koufax, L ERA: 5.16 (1, 1)	8.2	L	38	9	5	3	10	3	0	0	0	1	0	89	143	3.12	1.385					



Batter	1	2	3	4	5	6	7	8	9	AB	R	H	RBI	BB	SO	LOB	TOP					
Jim Gilliam, S OBP: 0.377, SLG: 0.303	0-2 4-1			1-0 1B		1-1 CS 1B			2-2 F7	4	0	2	2	0	0	0	Los Angeles Dodgers @ Philadelphia Phillies Connie Mack Stadium, Philadelphia, PA Fri May 20 1960, 7:05 PM EDT Att: 18,681 - Unknown					
Charlie Neal, R OBP: 0.358, SLG: 0.396	0-1 4-3		1-2 G1-6-3 1-2			2-H 3-H 2-3 K			2-2 HR	4	1	1	1	0	1	2						
Wally Moon, L OBP: 0.372, SLG: 0.405	3-1 F6		2-3 K					4-0 G6-3 BB	0-0 4-3	3	0	0	0	1	1	0						
Norm Larker, L OBP: 0.426, SLG: 0.400		1-0 1-3			0-1 6-3			0-2 G6-3	2-1 F7	4	0	0	0	0	0	1						
Frank Howard, R OBP: 0.346, SLG: 0.542		2-3 K			0-0 6-3			1-0 3B		3	0	1	0	0	1	0						
Tommy Davis, R OBP: 0.172, SLG: 0.167		2-1 F8			0-1 F7			0-0 F7		3	0	0	0	0	0	1						
John Roseboro, L OBP: 0.317, SLG: 0.356			1-0 F3			4-2 1B BB		0-2 6-3		2	1	0	0	1	0	0						
Maury Wills, S OBP: 0.329, SLG: 0.296			0-0 F8			3-2 1B S 1B		1-1 B3		3	1	1	0	0	0	0						
Johnny Podres, L OBP: 0.222, SLG: 0.067			1-2 6-3			3-3 K		0-2 F6		1	0	0	0	0	0	0						
Ed Roebuck, R OBP: 1.000, SLG: 1.000										0	0	0	0	0	0	0						
Duke Snider, R OBP: 0.333, SLG: 0.391										0	0	0	0	0	1	2						
Clem Labine, R OBP: 0.302, SLG: 2.000										0	0	0	0	0	0	0						
Ed Rakow, S OBP: 0.100, SLG: 0.100										0	0	0	0	0	0	0						
Bob Aspromonte, R OBP: 0.000, SLG: 0.000										1	0	0	0	0	0	0						
Larry Sherry, R OBP: 0.244, SLG: 0.385										0	0	0	0	0	0	0						
Inning Stats	R: 0 E: 0 K: 0 S: 7	H: 0 LOB: 0 BB: 0 P: 10	R: 0 E: 0 K: 1 S: 6	H: 0 LOB: 0 BB: 0 P: 11	R: 0 E: 0 K: 0 S: 5	H: 0 LOB: 0 BB: 0 P: 7	R: 0 E: 0 K: 1 S: 7	H: 1 LOB: 0 BB: 0 P: 11	R: 0 E: 0 K: 0 S: 5	H: 0 LOB: 0 BB: 0 P: 5	R: 2 E: 0 K: 2 S: 15	H: 2 LOB: 0 BB: 1 P: 27	R: 0 E: 0 K: 0 S: 5	H: 1 LOB: 1 BB: 1 P: 10	R: 0 E: 0 K: 0 S: 8	H: 0 LOB: 0 BB: 0 P: 9	R: 1 E: 0 K: 0 S: 9	H: 1 LOB: 0 BB: 0 P: 15	1B: 3 2B: 0 3B: 1 HR: 1	SF: 0 SAC: 0 DP: 2 HBP: 0	WP: 0 PB: 0 SB: 1 CS: 1	PA: 31
PITCHER Gene Conley, R ERA: 4.39	IP: 9.0 WLS: W BF: 31 H: 5 R: 3 ER: 3 SO: 4 BB: 2 IBB: 0 HBP: 0 BLK: 0 WP: 0 HR: 1 S: 67 P: 105 ERA: 3.00 WHIP: 0.778															PITCHER	IP: 9.0 WLS: W BF: 31 H: 5 R: 3 ER: 3 SO: 4 BB: 2 IBB: 0 HBP: 0 BLK: 0 WP: 0 HR: 1 S: 67 P: 105 ERA: 3.00 WHIP: 0.778					

AB	29
R	3
H	5
RBI	3
BB	2
SO	4
LOB	6



Batter	1	2	3	4	5	6	7	8	9	AB	R	H	RBI	BB	SO	LOB	BOTTOM			
Tony Taylor, R OBP: 0.347, SLG: 0.419	0-3 K		0-0 3B 1B		3-2 HR		2-2 6-3	2-1 F9		5	2	2	1	0	1	0	Los Angeles Dodgers @ Philadelphia Phillies Connie Mack Stadium, Philadelphia, PA Fri May 20 1960, 7:05 PM EDT Att: 18,681 - Unknown			
Alvin Dark, R OBP: 0.315, SLG: 0.336	4-1 1B 5-3 BB		0-0 1-3 1-2		0-0 1B 2B		0-0 F8			3	1	1	0	1	0	1				
Bobby Del Greco, R OBP: 0.400, SLG: 0.526	0-0 1-3 1B		0-1 2-H 3B		1-0 1B		3-1 1B E 2B			4	1	4	1	0	0	0				
Pancho Herrera, R OBP: 0.342, SLG: 0.434	2-2 5-3		1-2 5-3		3-3 K		3-2 E 1B			4	1	1	1	0	1	3				
Wally Post, R OBP: 0.314, SLG: 0.468	3-3 K			2-1 1B 2B		1-0 6-3		3-2 E6 2B 2B		4	0	2	2	0	1	2				
Bobby Gene Smith, R OBP: 0.500, SLG: 0.625								1-H 3-H 2B		0	1	0	0	0	0	0				
Ken Walters, R OBP: 0.295, SLG: 0.400		1-2 6-3		1-1 F3		0-0 2B		0-0 2B		4	0	2	1	0	0	1				
Cal Neeman, R OBP: 0.243, SLG: 0.371		2-3 K		3-2 F8		1-3 K		0-0 1-3		4	0	0	0	0	2	4				
Joe Koppe, R OBP: 0.250, SLG: 0.202		1-3 K		4-0 1B IBB		1-0 F9		0-3 K		3	0	0	0	1	2	1				
Gene Conley, R OBP: 0.167, SLG: 0.091			1-0 6-3		2-1 1B		1-3 K		0-2 5-3	4	0	1	0	0	1	1				
Inning Stats	R: 1 E: 0 K: 2 S: 11	H: 1 LOB: 1 BB: 1 P: 20	R: 0 E: 0 K: 2 S: 9	H: 0 LOB: 0 BB: 0 P: 13	R: 1 E: 0 K: 0 S: 8	H: 2 LOB: 1 BB: 0 P: 10	R: 0 E: 0 K: 0 S: 10	H: 2 LOB: 1 BB: 1 P: 22	R: 1 E: 0 K: 1 S: 11	H: 3 LOB: 1 BB: 0 P: 19	R: 0 E: 0 K: 2 S: 8	H: 1 LOB: 0 BB: 0 P: 11	R: 3 E: 1 K: 0 S: 14	H: 4 LOB: 2 BB: 0 P: 25	R: 0 E: 0 K: 1 S: 8	H: 0 LOB: 0 BB: 0 P: 10	1B: 5 2B: 6 3B: 1 HR: 1	SF: 0 SAC: 0 DP: 0 HBP: 0	WP: 0 PB: 0 SB: 0 CS: 0	PA: 37
PITCHER Johnny Podres, L ERA: 2.73	IP: 4.0 WLS: L BF: 19 H: 6 R: 3 ER: 3 SO: 4 BB: 1 IBB: 0 HBP: 0 BLK: 0 WP: 0 HR: 1 S: 43 P: 73 ERA: 6.75 WHIP: 1.750															PITCHER	IP: 4.0 WLS: L BF: 19 H: 6 R: 3 ER: 3 SO: 4 BB: 1 IBB: 0 HBP: 0 BLK: 0 WP: 0 HR: 1 S: 43 P: 73 ERA: 6.75 WHIP: 1.750			
Ed Roebuck, R ERA: 2.87	1.0 4 2 0 0 1 0 0 0 0 0 0 6 11 0.00 2.000																			
Clem Labine, R ERA: 6.75	1.2 10 5 3 3 2 0 0 0 0 0 0 21 35 16.20 3.000																			
Ed Rakow, R ERA: 6.43	0.1 1 0 0 0 0 0 0 0 0 0 0 1 1 0.00 0.000																			
Larry Sherry, R ERA: 5.35	1.0 3 0 0 0 1 0 0 0 0 0 0 8 10 0.00 0.000																			

AB	35
R	6
H	13
RBI	6
BB	2
SO	8
LOB	13



Batter	1	2	3	4	5	6	7	8	9	AB	R	H	RBI	BB	SO	LOB	TOP								
Jim Gilliam, S OBP: 0.387, SLG: 0.304 (1, 5)	0-0 1-3		4-1 5-3 1B BB			0-2 L9		1-1 E3 3-1 SH1-4		3	0	0	0	1	0	0	Los Angeles Dodgers @ Pittsburgh Pirates Forbes Field, Pittsburgh, PA Mon May 23 1960, 7:05 PM EDT Att: 16,936 - Unknown								
Charlie Neal, R OBP: 0.354, SLG: 0.398 (1, 4)	1-2 1-3		0-0 5-3			1-0 F2		0-1 SH1-4		3	0	0	0	0	0	1									
Wally Moon, L OBP: 0.370, SLG: 0.398 (1, 7)	4-0 BB		2-0 1B			2-2 L9		1-1 3-1		3	0	1	0	1	0	1									
Norm Larker, L OBP: 0.429, SLG: 0.463 Gil Hodges, R OBP: 0.271, SLG: 0.360 (1, 3) (8, 3)	1-0 F9			2-2 4-3			0-1 2B	1-1 4-3		4	1	1	0	0	0	2									
Frank Howard, R OBP: 0.400, SLG: 0.531 Joe Pignatano, R OBP: 0.250, SLG: 0.455 Don Demeter, R OBP: 0.284, SLG: 0.463 (1, 9) (9, PR) (9, 8)		2-3 K		2-3 K			0-0 6-3		4-2 E S BB	3	0	0	0	1	2	1									
John Roseboro, L OBP: 0.310, SLG: 0.354 (1, 2)	3-1 1B			0-2 4-3			0-0 L9		0-0 B2	4	0	1	0	0	0	2									
Tommy Davis, R OBP: 0.167, SLG: 0.177 (1, 8) (9, 9)	1-3 K				1-1 6-3		0-1 2B		0-0 L9	4	0	1	1	0	1	2									
Maury Wills, S OBP: 0.329, SLG: 0.280 (1, 6)	1-2 1-3				1-0 5-3		4-0 IBB		4-1 S IBB	2	0	0	0	2	0	1									
Sandy Koufax, R OBP: 0.071, SLG: 0.071 (1, 1)			0-3 K		3-3 K		2-3 K		2-2 1-3	4	0	0	0	0	3	4									
Inning Stats	R: 0 E: 0 K: 0 S: 5	H: 0 LOB: 1 BB: 1 P: 11	R: 0 E: 0 K: 2 S: 14	H: 1 LOB: 1 BB: 0 P: 21	R: 0 E: 0 K: 1 S: 6	H: 1 LOB: 2 BB: 1 P: 12	R: 0 E: 0 K: 1 S: 10	H: 0 LOB: 0 BB: 0 P: 14	R: 0 E: 0 K: 1 S: 8	H: 0 LOB: 0 BB: 0 P: 13	R: 0 E: 0 K: 0 S: 7	H: 0 LOB: 0 BB: 0 P: 10	R: 1 E: 0 K: 1 S: 9	H: 2 LOB: 2 BB: 1 P: 15	R: 0 E: 1 K: 0 S: 8	H: 0 LOB: 1 BB: 0 P: 11	R: 0 E: 0 K: 0 S: 10	H: 0 LOB: 3 BB: 2 P: 19	1B: 2 2B: 2 HR: 0	SF: 0 SAC: 1 DP: 0 HBP: 0	WP: 0 PB: 0 SB: 2 CS: 0	PA: 36			
PITCHER	IP	WLS	BF	H	R	ER	SO	BB	IBB	HBP	BLK	WP	HR	S	P	ERA	WHIP								
Bennie Daniels, R ERA: 6.15 Roy Face, R ERA: 3.62 (1, 1) (8, 1)	7.0	L	27	4	1	1	6	2	1	0	0	0	0	59	96	1.29	0.857								

Batter	1	2	3	4	5	6	7	8	9	AB	R	H	RBI	BB	SO	LOB	BOTTOM								
Bob Skinner, L OBP: 0.454, SLG: 0.654 (1, 7)	4-2 S BB	4-1 FC6-4 BB			0-3 K		1-3 K			2	0	0	0	2	2	0	Los Angeles Dodgers @ Pittsburgh Pirates Forbes Field, Pittsburgh, PA Mon May 23 1960, 7:05 PM EDT Att: 16,936 - Unknown								
Dick Groat, R OBP: 0.333, SLG: 0.364 (1, 6)	1-3 K	2-2 FC6-4			2-2 2-3			2-2 5-3		4	0	0	0	0	1	4									
Roberto Clemente, R OBP: 0.392, SLG: 0.591 (1, 9)	0-3 K		1-2 6-3		1-1 5-3			0-1 6-3		4	0	0	0	0	1	1									
Dick Stuart, R OBP: 0.304, SLG: 0.387 (1, 3)	4-1 BB		3-1 L7			1-3 K		1-1 6-3		3	0	0	0	1	1	0									
Don Hoak, R OBP: 0.362, SLG: 0.347 (1, 5)	1-3 K		4-1 BB			0-0 F8			2-3 K	3	0	0	0	1	2	2									
Hal Smith, R OBP: 0.325, SLG: 0.581 (1, 2)		0-1 L7	1-3 K			4-1 BB			1-2 6-3	3	0	0	0	1	1	1									
Gino Cimoli, R OBP: 0.398, SLG: 0.403 (1, 8)		1-1 F3		1-1 F7		1-0 F9			0-1 F8	4	0	0	0	0	0	1									
Bill Mazerowski, R OBP: 0.250, SLG: 0.431 (1, 4)		4-0 BB 1B BB		0-2 F7			1-2 F2			2	0	0	0	1	0	0									
Bennie Daniels, L OBP: 0.273, SLG: 0.273 Gene Baker, R OBP: 0.200, SLG: 0.143 Roy Face, R (1, 1) (7, PH) (8, 1)		1-2 BB 1B		1-3 K			1-3 K			2	0	1	0	0	1	0									
Inning Stats	R: 0 E: 0 K: 3 S: 12	H: 0 LOB: 2 BB: 2 P: 22	R: 0 E: 0 K: 0 S: 11	H: 1 LOB: 3 BB: 2 P: 23	R: 0 E: 0 K: 1 S: 11	H: 0 LOB: 1 BB: 1 P: 20	R: 0 E: 0 K: 1 S: 9	H: 0 LOB: 0 BB: 0 P: 11	R: 0 E: 0 K: 1 S: 9	H: 0 LOB: 0 BB: 0 P: 12	R: 0 E: 0 K: 2 S: 11	H: 0 LOB: 0 BB: 0 P: 14	R: 0 E: 0 K: 0 S: 7	H: 0 LOB: 0 BB: 0 P: 10	R: 0 E: 0 K: 1 S: 8	H: 0 LOB: 0 BB: 0 P: 11	1B: 1 2B: 0 3B: 0 HR: 0	SF: 0 SAC: 0 DP: 0 HBP: 0	WP: 0 PB: 0 SB: 1 CS: 0	PA: 34					
PITCHER	IP	WLS	BF	H	R	ER	SO	BB	IBB	HBP	BLK	WP	HR	S	P	ERA	WHIP								
Sandy Koufax, L ERA: 3.96 (1, 1)	9.0	W	34	1	0	0	10	6	0	0	0	0	0	84	135	0.00	0.778								



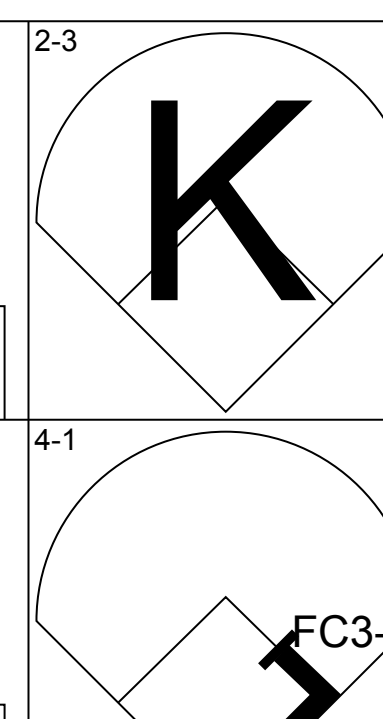
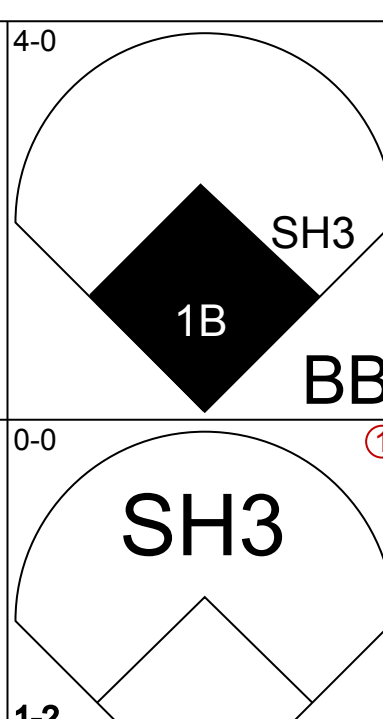
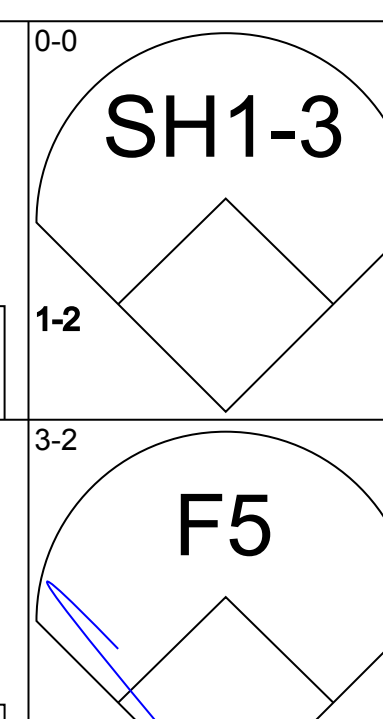
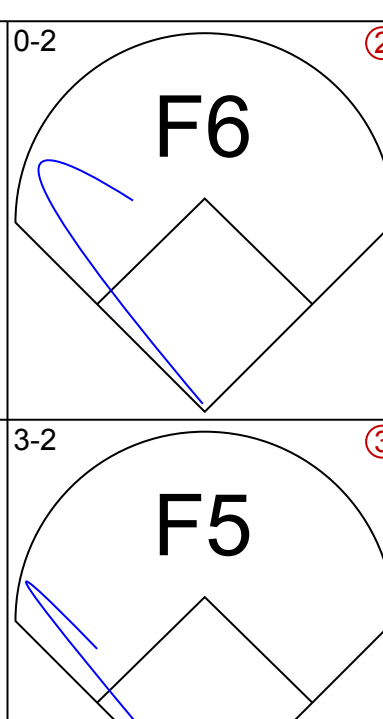
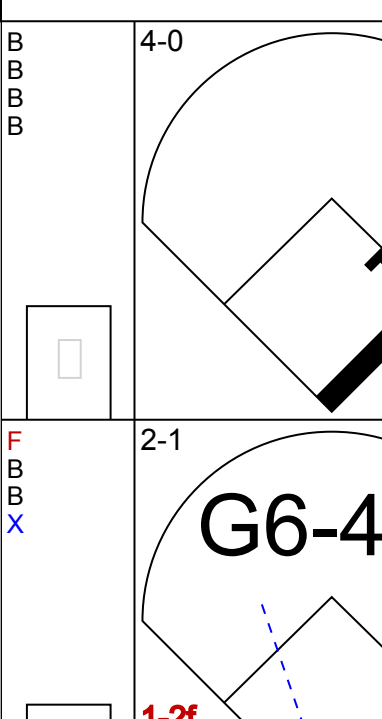
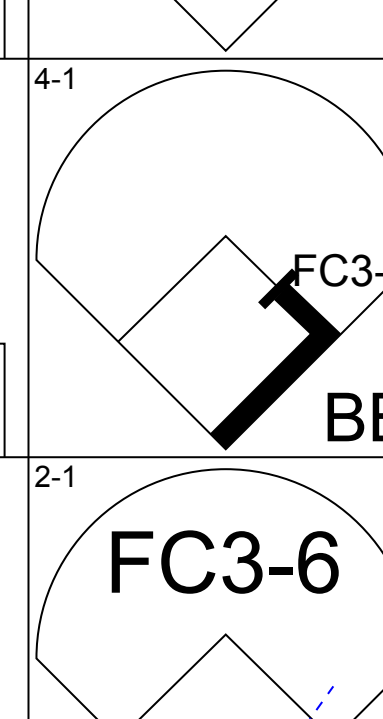
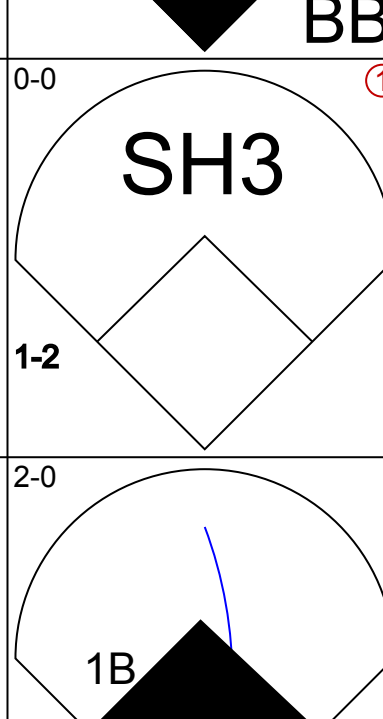
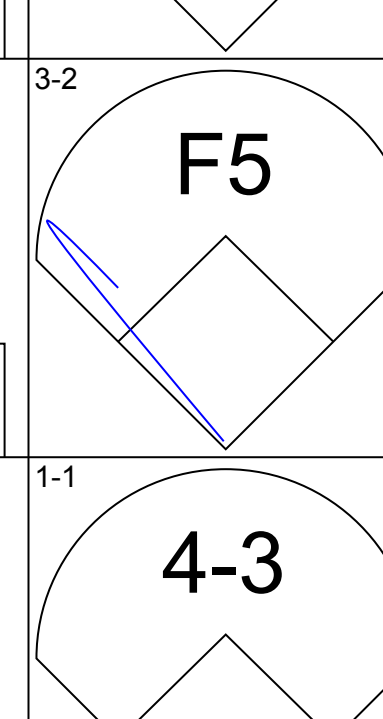
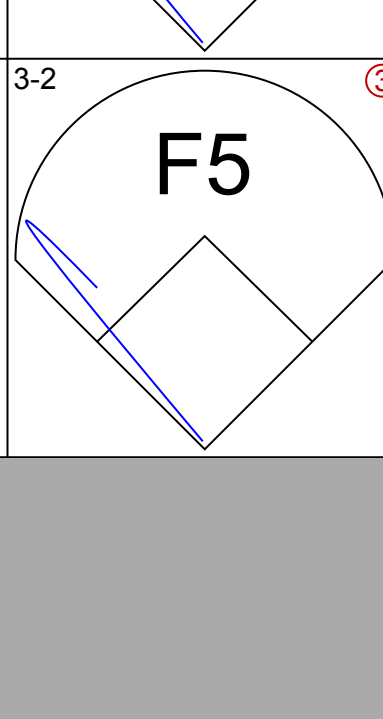
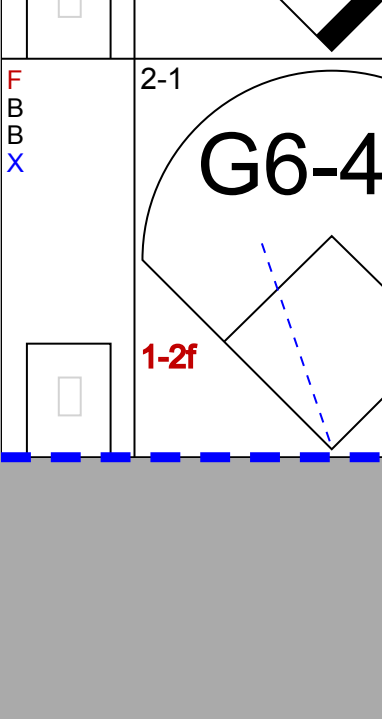
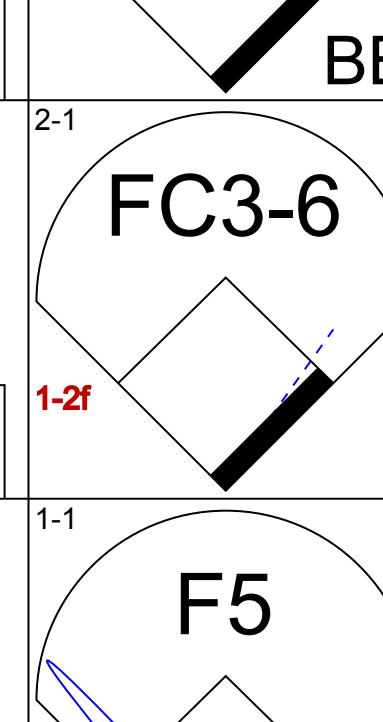
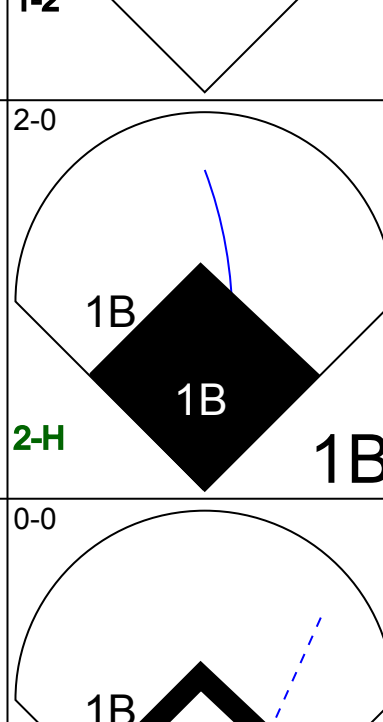
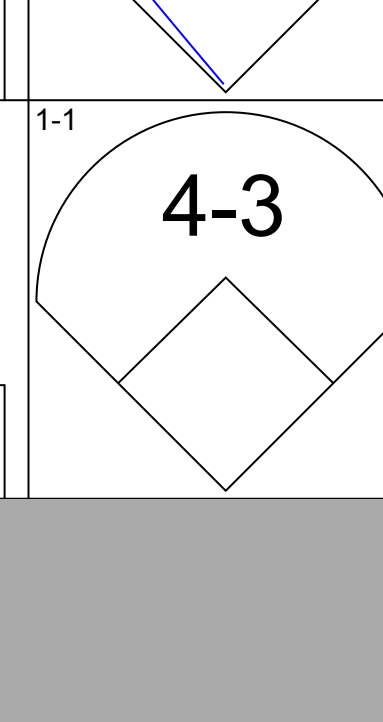

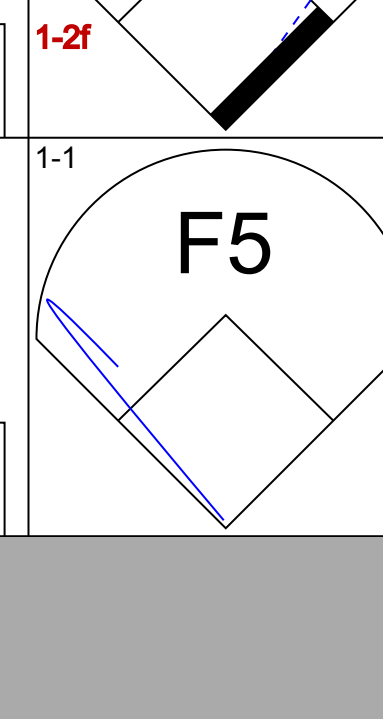
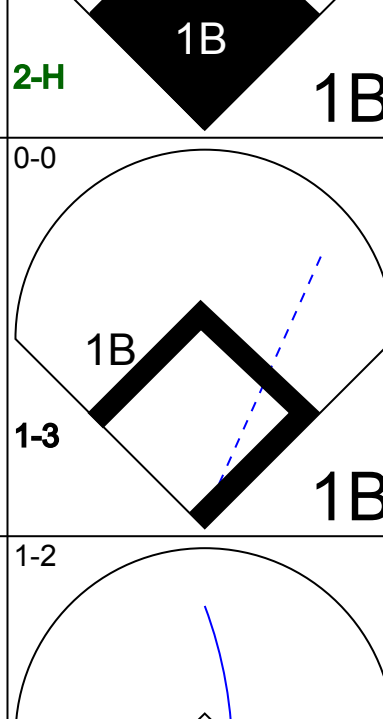
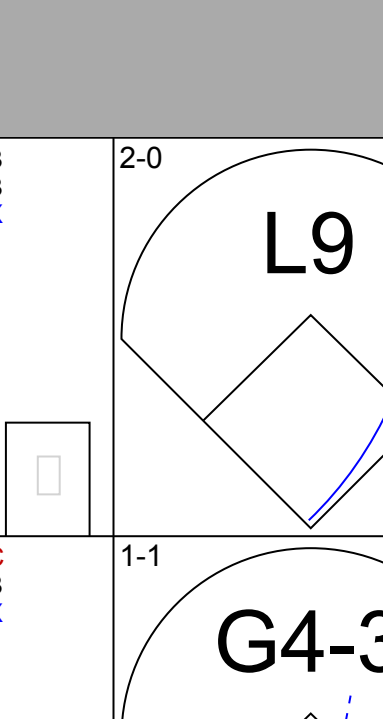

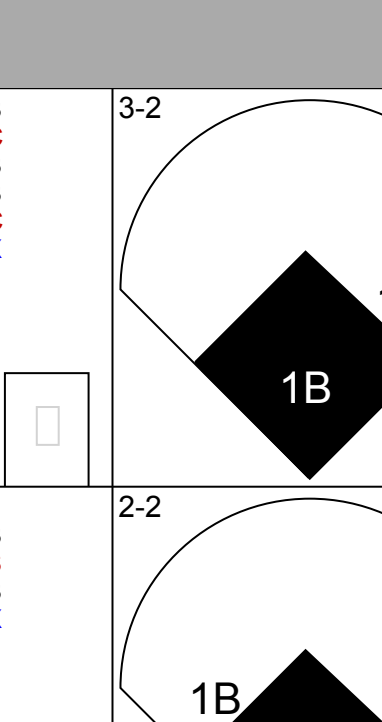
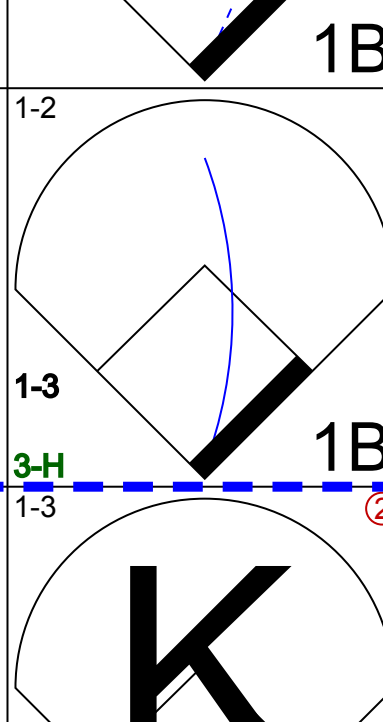
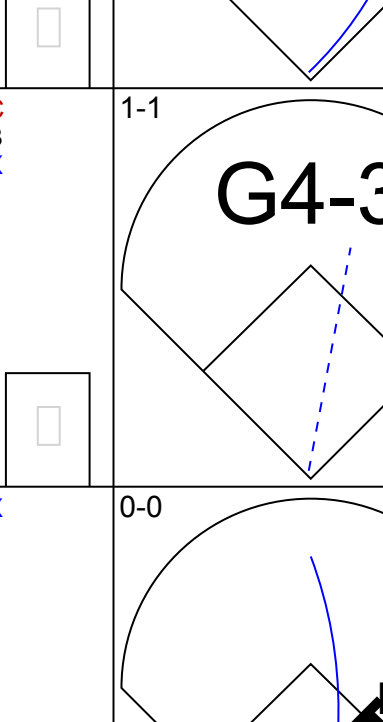

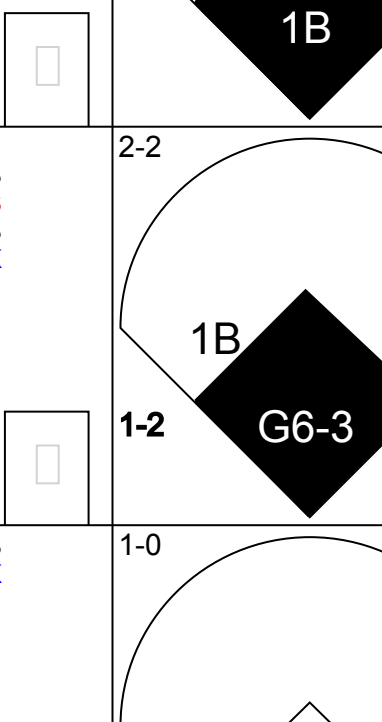
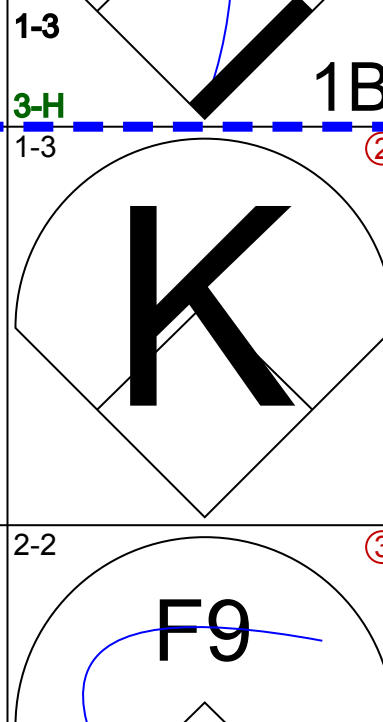
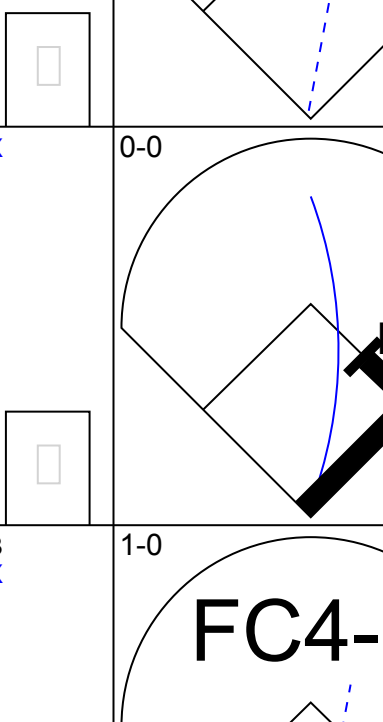

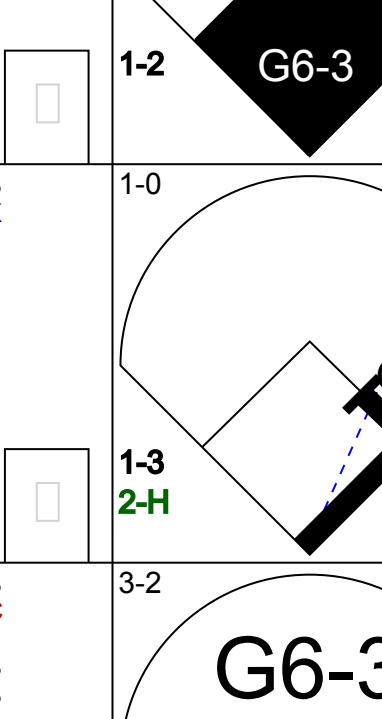
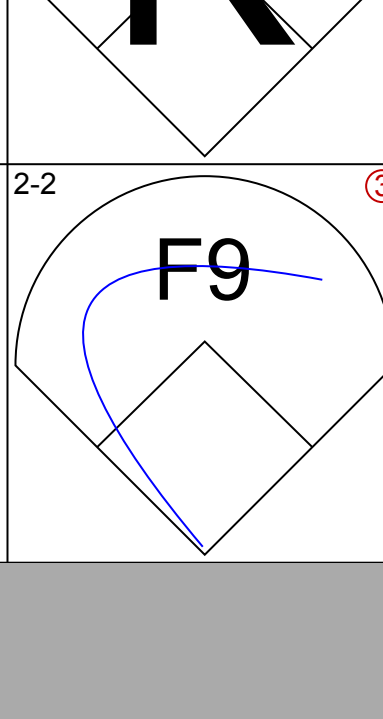
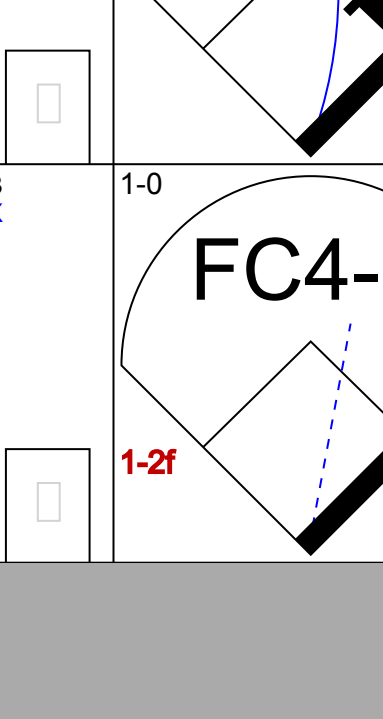

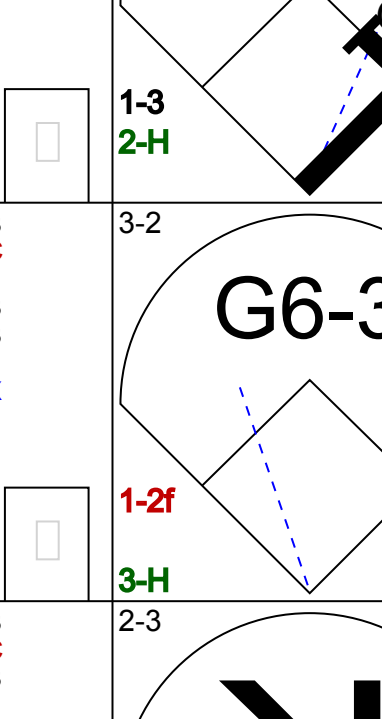
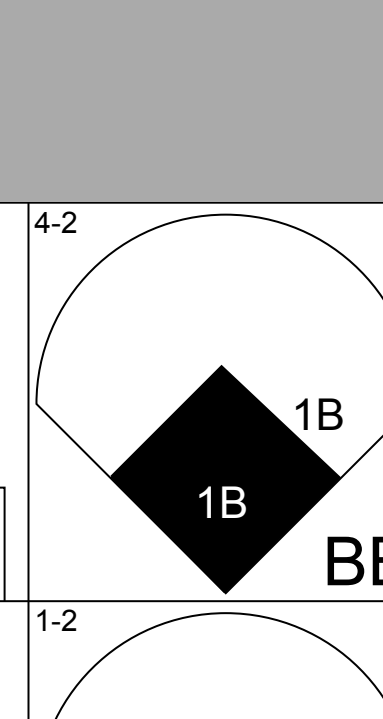
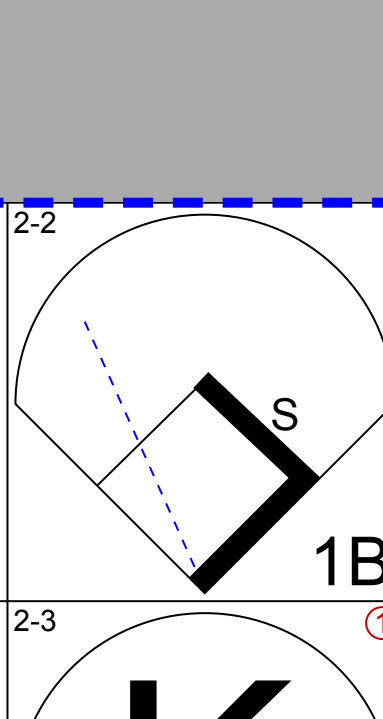
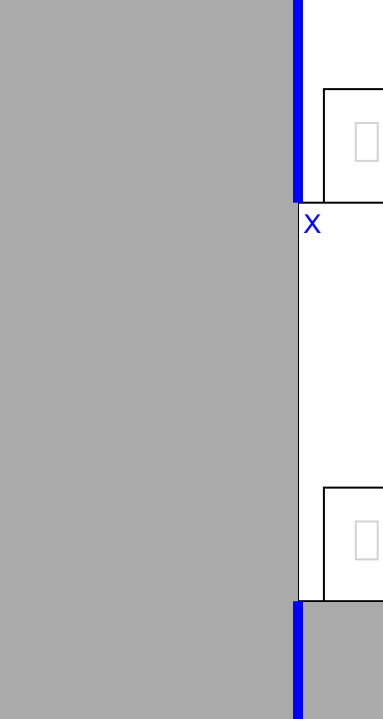


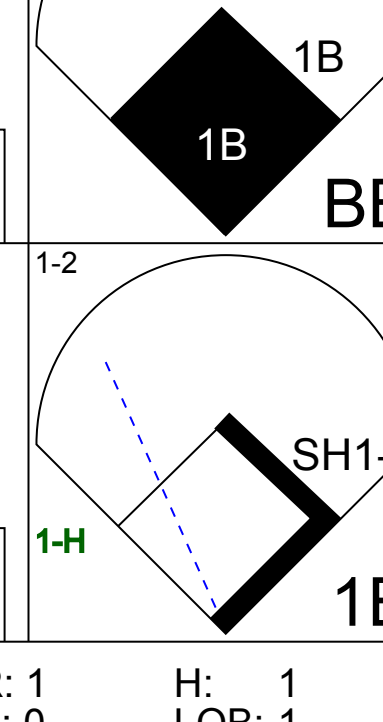
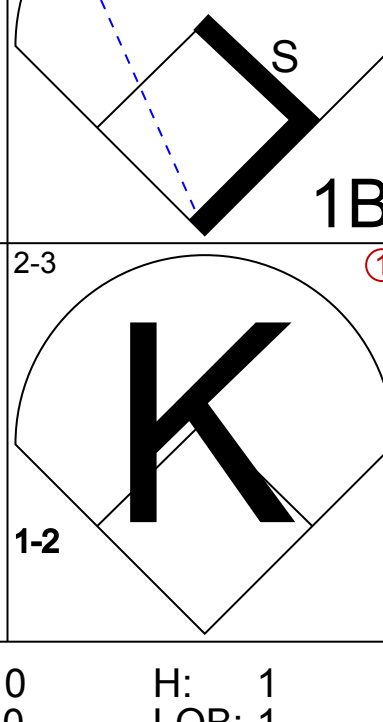
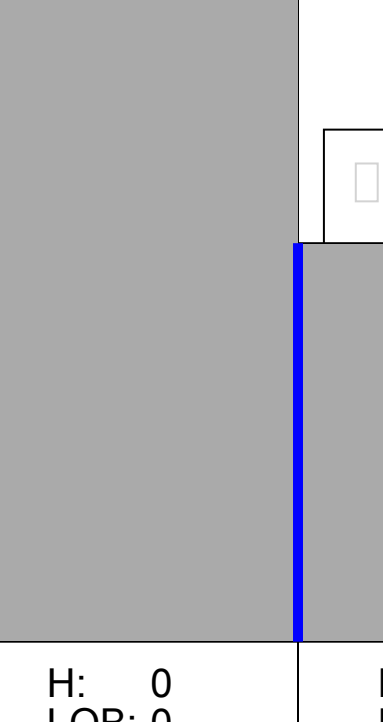
Batter	1	2	3	4	5	6	7	8	9	AB R H RBI BB SO LOB	TOP									
Jim Gilliam, S OBP: 0.394, SLG: 0.318 (1, 5)	F6		2B		SH E 1B		E3 SH1-4		BB	4 1 2 0 1 0 0	Los Angeles Dodgers @ Pittsburgh Pirates Forbes Field, Pittsburgh, PA Tue May 24 1960, 7:05 PM EDT Att: 22,920 - Unknown livebaseballscorecards.com									
Charlie Neal, R OBP: 0.346, SLG: 0.388 (1, 4)	1-4-3		4-3		SH SF8		SH1-4		F9	3 1 0 0 0 0 2										
Wally Moon, L OBP: 0.359, SLG: 0.385 (1, 7)	F8		4-3		K		K			4 0 0 0 0 2 3										
Frank Howard, R OBP: 0.385, SLG: 0.514 (1, 9)		HR 1B	K		SF8		5-3			3 1 1 1 0 1 2										
Gil Hodges, R OBP: 0.280, SLG: 0.400 (1, 3)		HR		6-3	6-3			L4-6 SH1-4 1B		4 1 2 2 0 0 0										
Tommy Davis, R OBP: 0.199, SLG: 0.169 Don Demeter, R OBP: 0.284, SLG: 0.463 (1, 8) (6, 8)	L9			F7		K		SH1-4		3 0 0 0 0 1 0 0 0 0 0 0 0 0										
Joe Pignatano, R OBP: 0.313, SLG: 0.385 (1, 2)		BB		1B BB		5-3		L4-6		2 0 0 0 2 0 1										
Maury Wills, S OBP: 0.337, SLG: 0.291 (1, 6)	F8			1-3 1B		1B		B2		4 0 2 0 0 0 1										
Johnny Podres, L OBP: 0.182, SLG: 0.053 (1, 1)	K			4-3		1-3		B5-3		4 0 0 0 0 1 4										
Inning Stats	R: 0 E: 0 K: 0 S: 7	H: 0 LOB: 0 BB: 0 P: 12	R: 2 E: 0 K: 1 S: 12	H: 2 LOB: 1 BB: 1 P: 22	R: 0 E: 0 K: 1 S: 12	H: 1 LOB: 1 BB: 0 P: 14	R: 0 E: 0 K: 0 S: 11	H: 1 LOB: 2 BB: 1 P: 21	R: 2 E: 1 K: 1 S: 13	H: 1 LOB: 0 BB: 0 P: 21		R: 0 E: 0 K: 1 S: 8	H: 0 LOB: 1 BB: 0 P: 9	R: 0 E: 0 K: 0 S: 7	H: 1 LOB: 0 BB: 0 P: 10	R: 0 E: 0 K: 0 S: 5	H: 0 LOB: 1 BB: 1 P: 9	1B: 5 2B: 2 3B: 0 HR: 1	SF: 1 SAC: 3 DP: 1 HBP: 0	WP: 0 PB: 0 SB: 0 CS: 0
PITCHER	IP WLS BF H R ER SO BB IBB HBP BLK WP HR S P ERA WHIP																			
Joe Gibbon, L ERA: 3.47 Paul Giel, R ERA: 5.87 Fred Green, L ERA: 3.38 (1, 1) (6, 1) (7, 1)	5.0 L 23 5 4 2 3 2 0 0 0 0 0 1 55 90 3.60 1.400																			

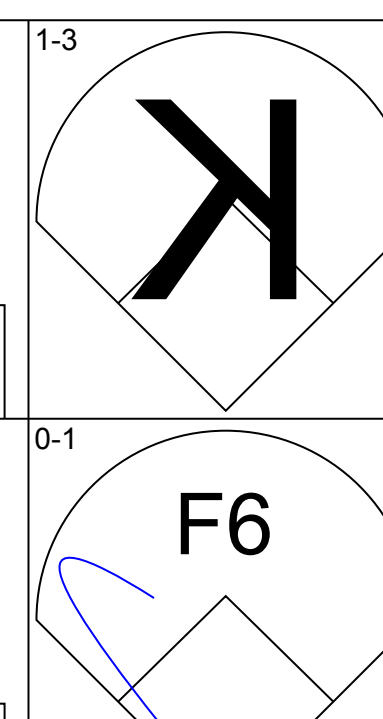

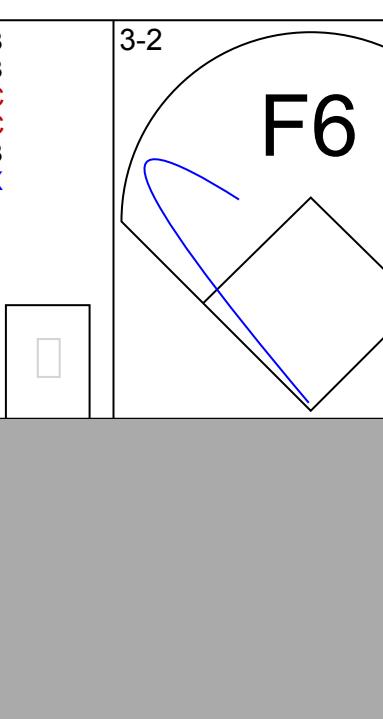
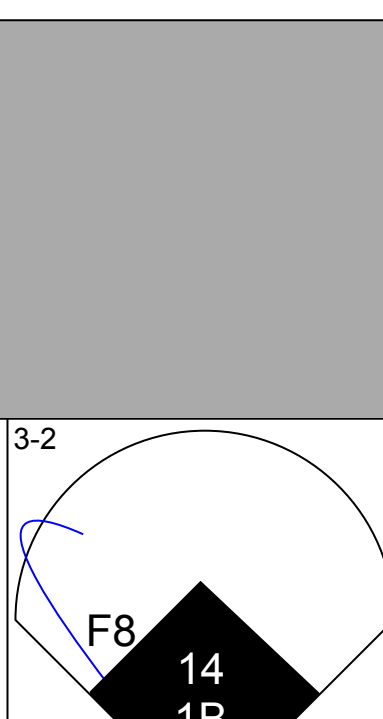
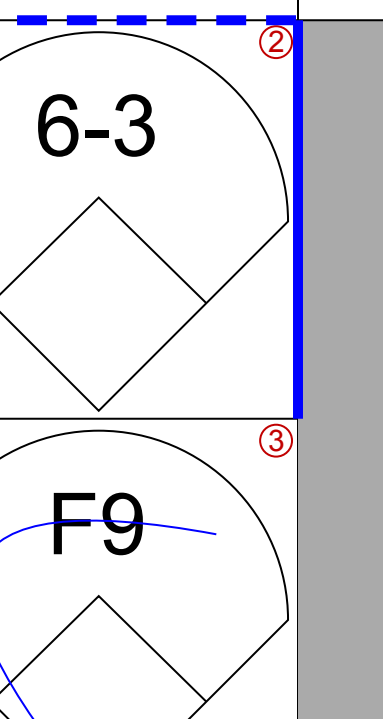
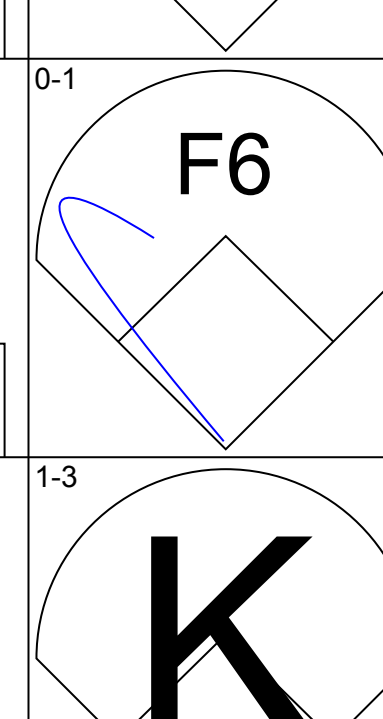
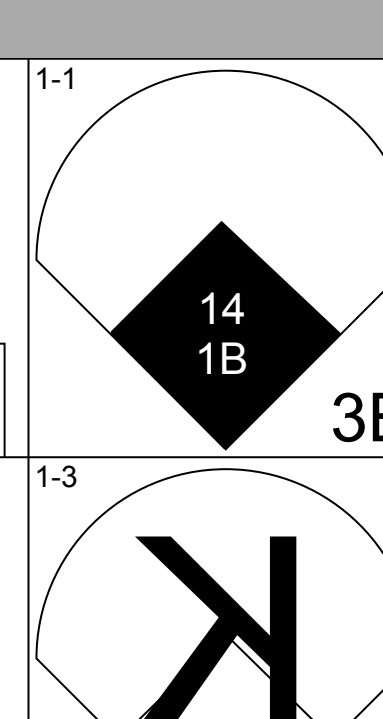
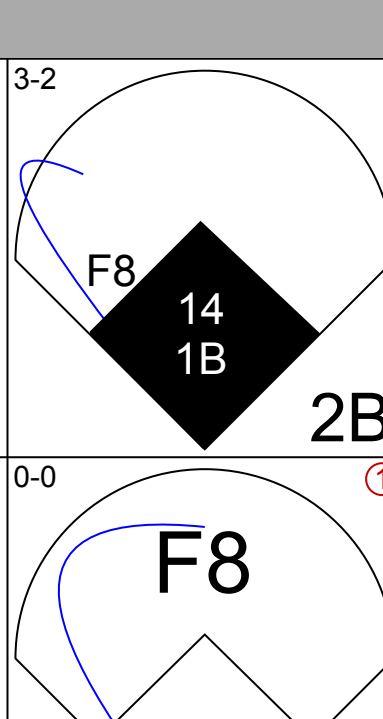
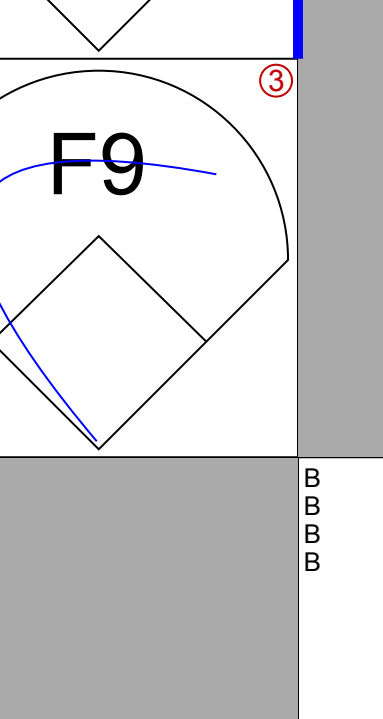
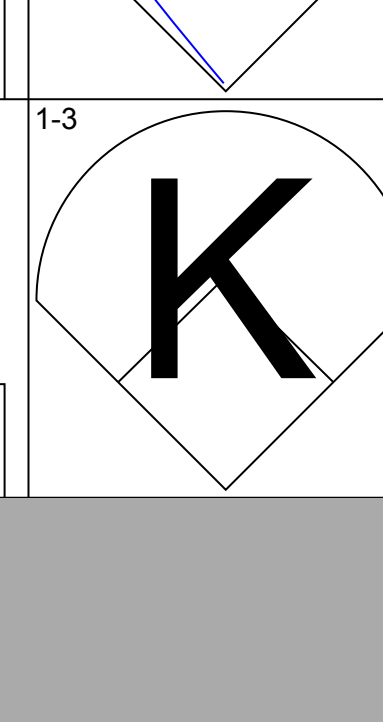
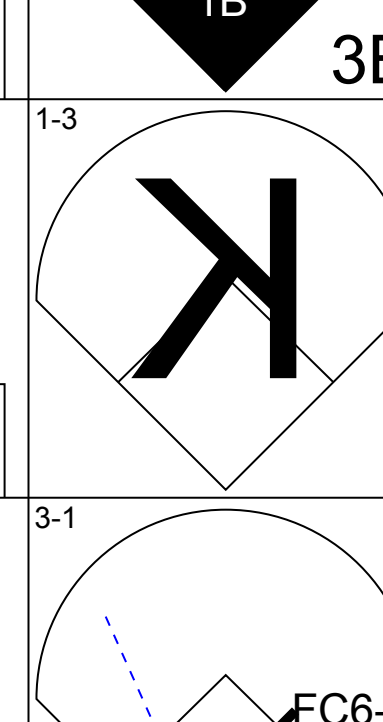
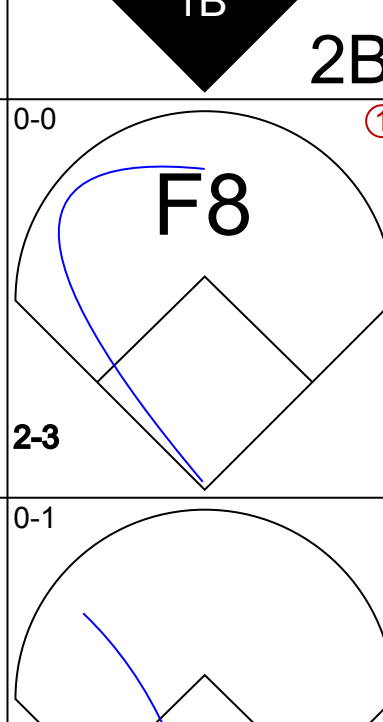

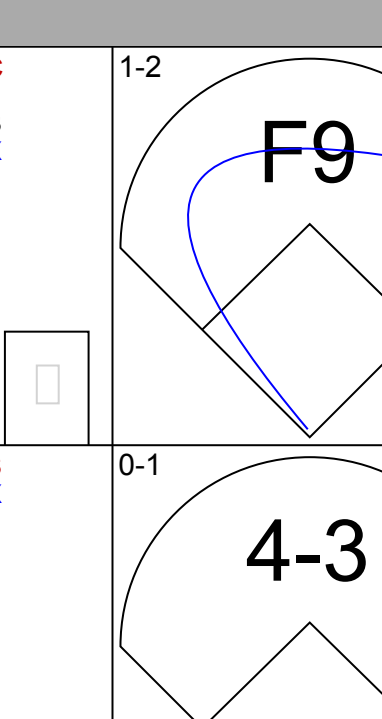
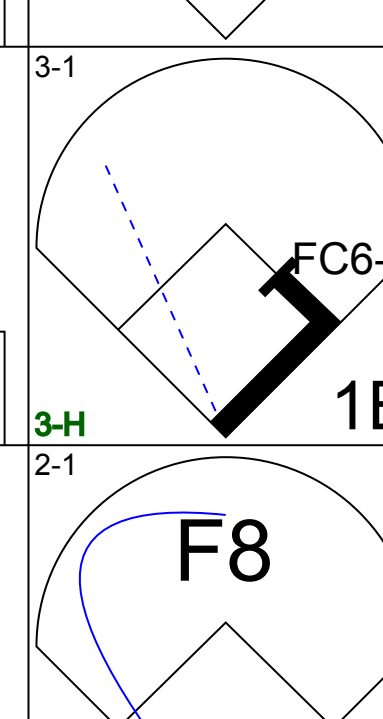
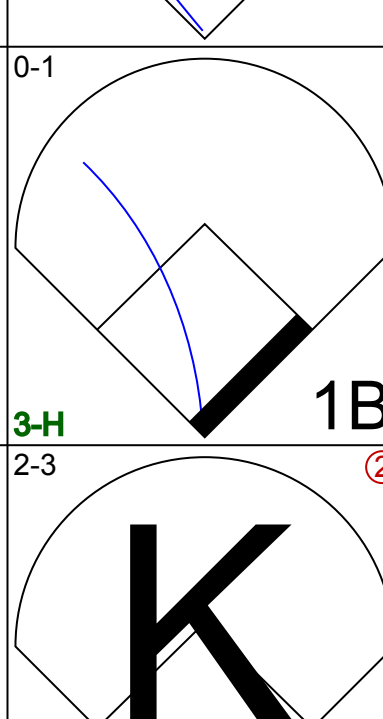
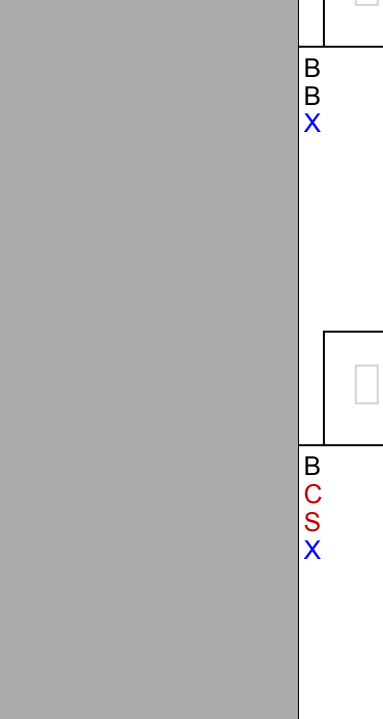
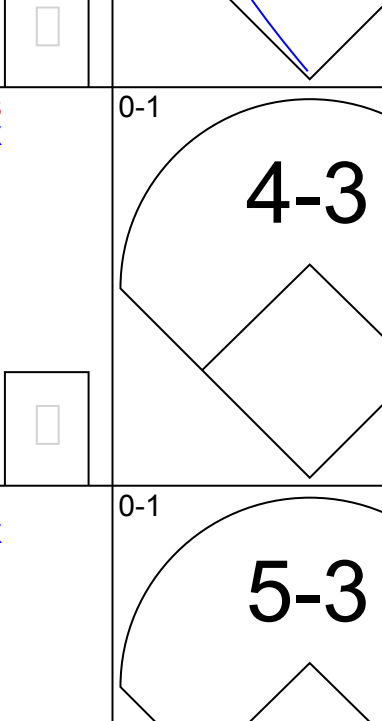
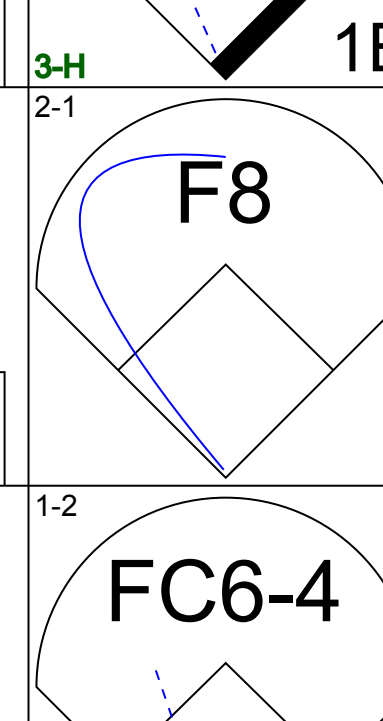
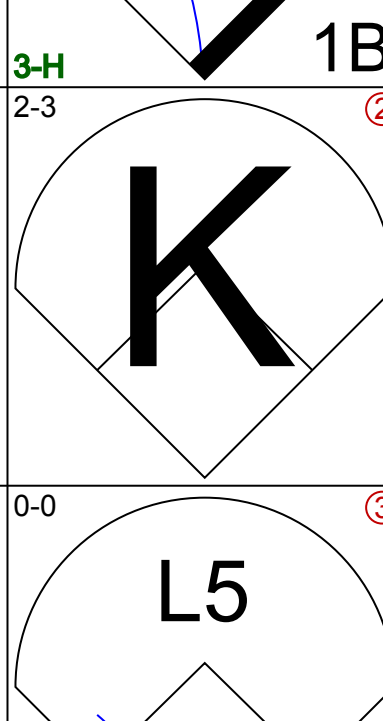
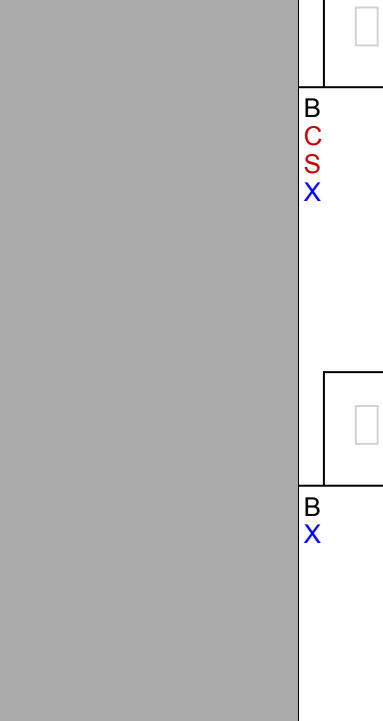
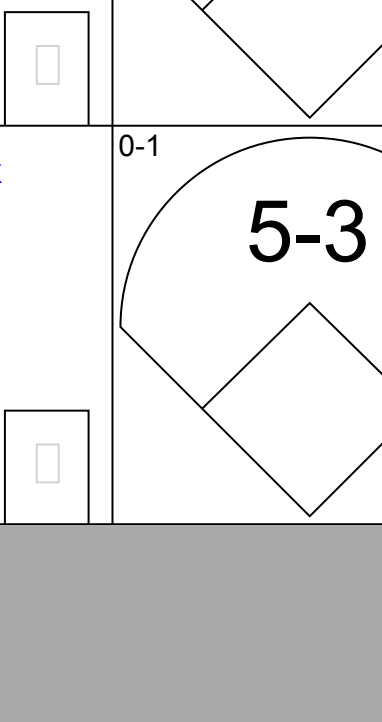
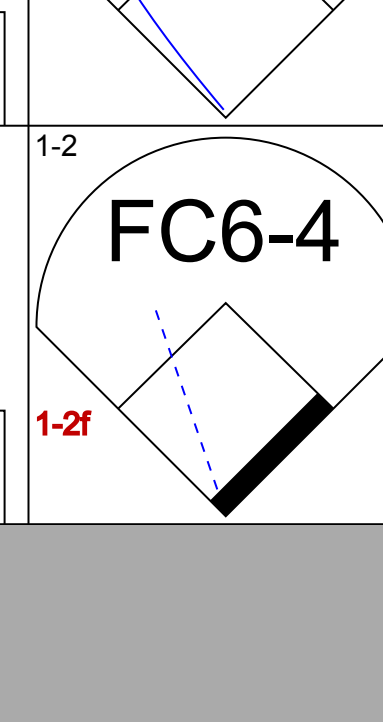
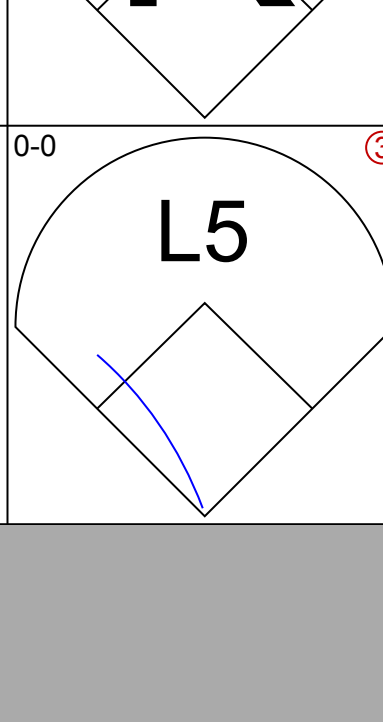
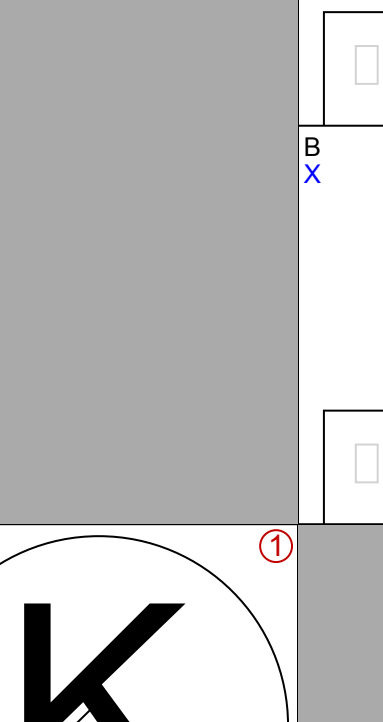
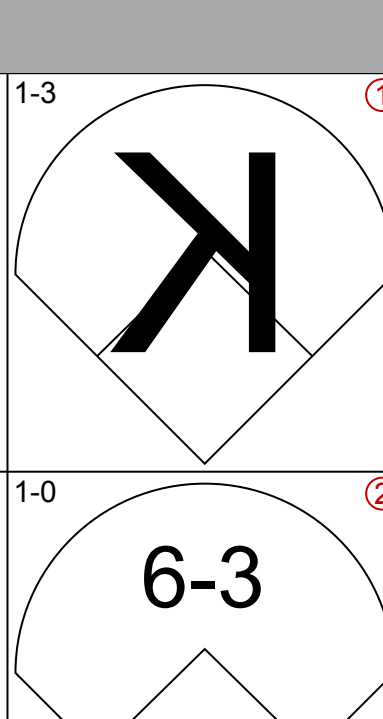
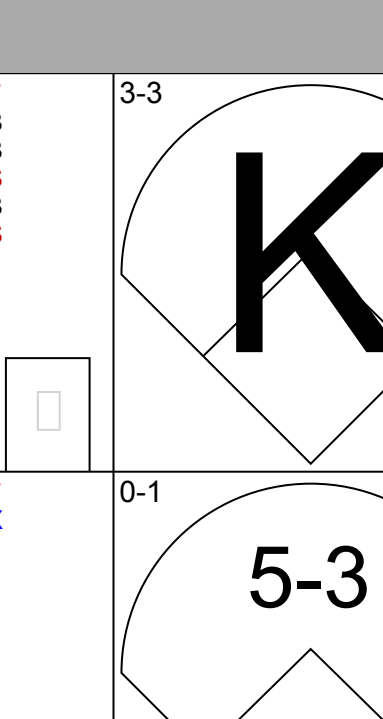

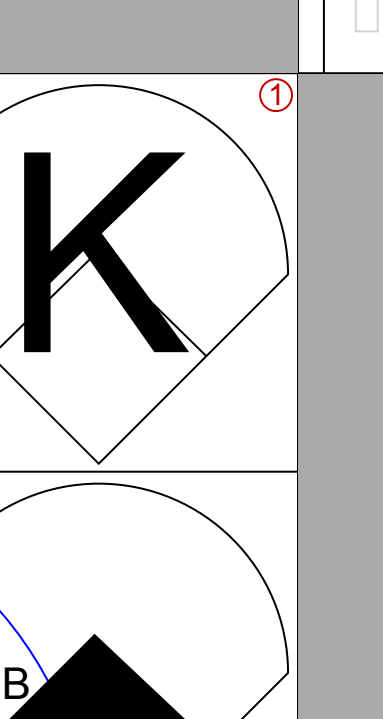
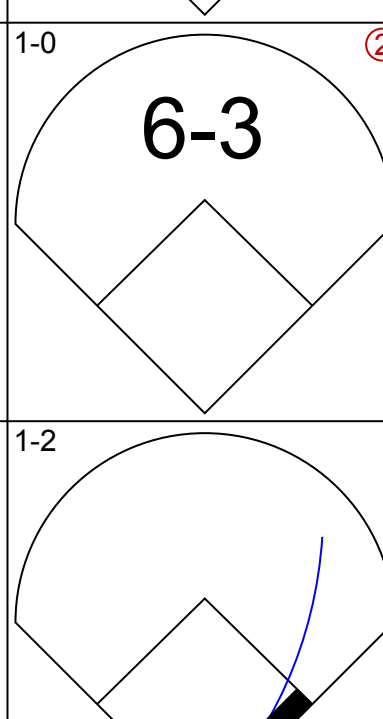
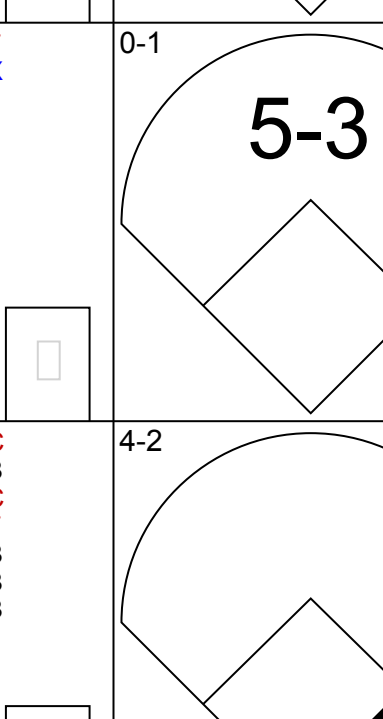

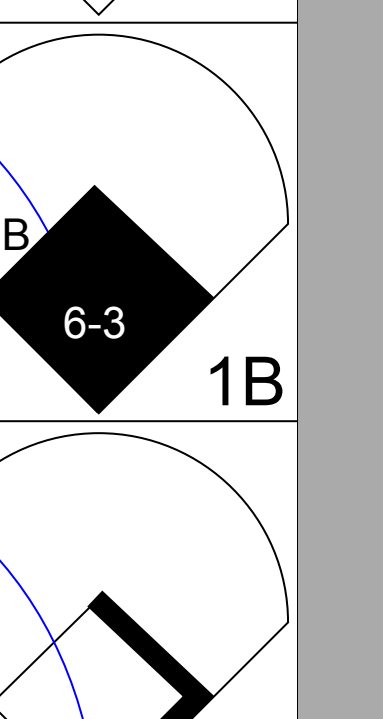
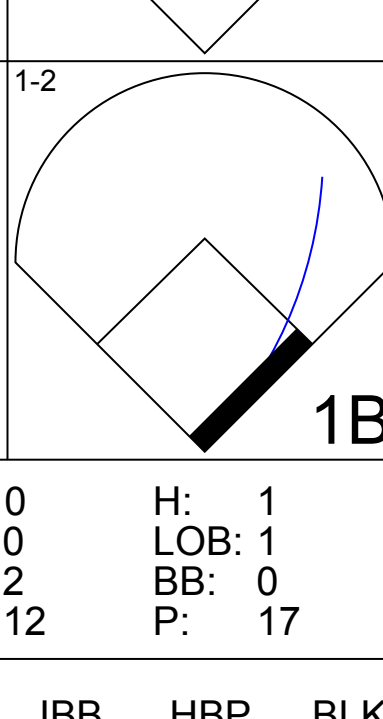
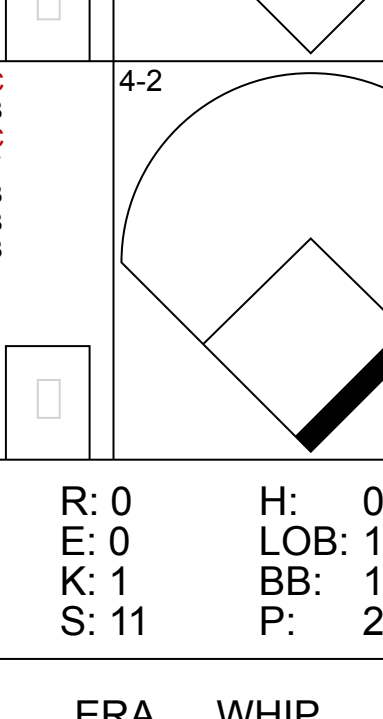
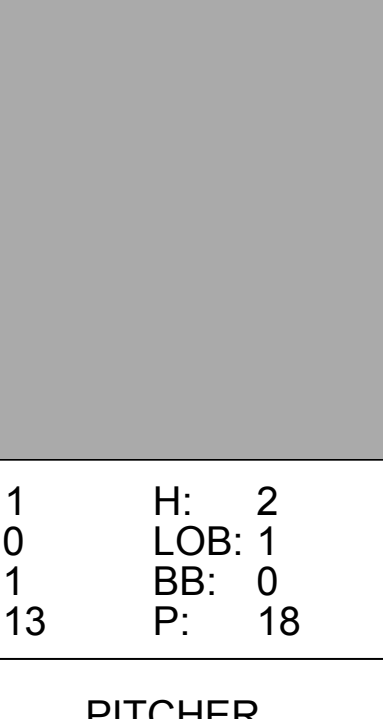
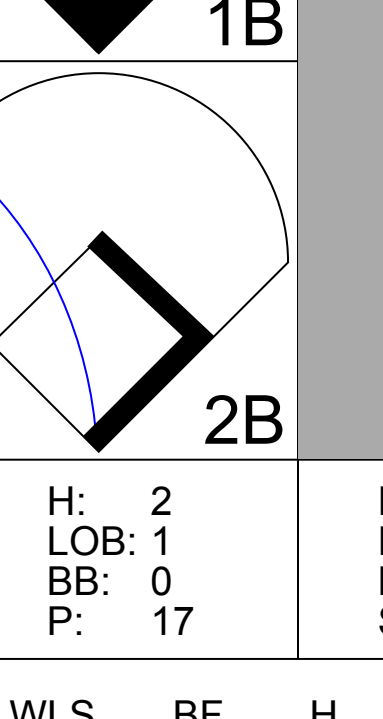
Batter	1	2	3	4	5	6	7	8	9	AB R H RBI BB SO LOB	BOTTOM									
Bob Skinner, L OBP: 0.446, SLG: 0.638 (1, 7)	F7		F4		BB 2B 1B		F6		F2	5 1 1 0 0 0 2	Los Angeles Dodgers @ Pittsburgh Pirates Forbes Field, Pittsburgh, PA Tue May 24 1960, 7:05 PM EDT Att: 22,920 - Unknown livebaseballscorecards.com									
Dick Groat, R OBP: 0.329, SLG: 0.354 (1, 6)	F8		F6		2B BB		F6		FC6-4	4 0 0 0 1 0 2										
Roberto Clemente, R OBP: 0.395, SLG: 0.599 (1, 9)	6-3		L9		1-3 2H 2B		3B			4 0 2 1 0 0 1										
Dick Stuart, R OBP: 0.303, SLG: 0.379 (1, 3)		G4-6-3 BB		5-3	K		6-3			3 0 0 0 1 1 3										
Don Hoak, R OBP: 0.353, SLG: 0.336 (1, 5)		G4-6-3		6-3		F8		6-3		4 0 0 0 0 0 1										
Hal Smith, R OBP: 0.345, SLG: 0.592 (1, 2)		1B 2B		6-3	BB		1B BB		F5	2 1 1 0 2 0 0										
Gino Cimoli, R OBP: 0.391, SLG: 0.395 (1, 8)		2B 1B		F9		K		6-3		4 0 1 1 0 1 2										
Bill Mazerowski, R OBP: 0.258, SLG: 0.442 (1, 4)		2B		K		K		5-3		4 0 2 0 0 1 0										
Joe Gibbon, R Gene Baker, R Paul Giel, R Smoky Burgess, L Fred Green, R Dick Schofield, S (1, 1) (5, PH) (6, PH) (7, 1) (9, PH)				BB		K		FC6-4 1B		0 0 0 0 1 0 0 1 0 0 0 0 1 0 0 0 0 0 0 0 0 1 0 0 0 0 1 2 0 0 0 0 0 0 0 1 0 1 0 0 0 0										
Inning Stats	R: 0 E: 0 K: 0 S: 7	H: 0 LOB: 0 BB: 0 P: 12	R: 1 E: 0 K: 0 S: 11	H: 3 LOB: 2 BB: 1 P: 22	R: 0 E: 0 K: 0 S: 4	H: 0 LOB: 1 BB: 1 P: 11	R: 0 E: 0 K: 3 S: 17	H: 2 LOB: 2 BB: 1 P: 22	R: 0 E: 0 K: 2 S: 10	H: 1 LOB: 1 BB: 1 P: 19		R: 0 E: 0 K: 0 S: 7	H: 1 LOB: 0 BB: 0 P: 10	R: 0 E: 0 K: 0 S: 10	H: 0 LOB: 0 BB: 0 P: 14	R: 0 E: 0 K: 0 S: 9	H: 1 LOB: 1 BB: 0 P: 13	1B: 4 2B: 3 3B: 1 HR: 0	SF: 0 SAC: 0 DP: 1 HBP: 0	WP: 0 PB: 0 SB: 0 CS: 0
PITCHER	IP WLS BF H R ER SO BB IBB HBP BLK WP HR S P ERA WHIP																			
Johnny Podres, L ERA: 2.63 (1, 1)	9.0 W 38 8 2 2 5 5 0 0 0 0 0 0 80 134 2.00 1.444																			

Batter	1	2	3	4	5	6	7	8	9	AB	R	H	RBI	BB	SO	LOB	TOP								
Jim Gilliam, S OBP: 0.384, SLG: 0.308 (1, 5)	0-0 4-3		0-0 B1-3		2-2 F7			0-0 F8		4	0	0	0	0	0	0	Los Angeles Dodgers @ Pittsburgh Pirates Forbes Field, Pittsburgh, PA Wed May 25 1960, 7:05 PM EDT Att: 23,975 - Unknown livebaseballscorecards.com								
Charlie Neal, R OBP: 0.343, SLG: 0.383 (1, 4)	2-1 F8		1-0 F3			0-2 4-3		0-0 2B 1B		4	1	1	0	0	0	0									
Wally Moon, L OBP: 0.363, SLG: 0.384 (1, 7)	4-1 CS BB		1-2 1B		1-1 6-3			1-3 K 1-2		3	0	1	0	1	1	1									
Duke Snider, L OBP: 0.321, SLG: 0.373 (6, PH)	1-0 CS	3-2 F5	1-0 F8		2-0 HR			2-2 2B		2	0	0	0	0	0	1									
Don Demeter, R OBP: 0.300, SLG: 0.524 (6, 8)	1-2 1-2							2H 2B		2	1	2	2	0	0	0									
Frank Howard, R OBP: 0.372, SLG: 0.564 (1, 9)		0-1 HR		2-3 K		0-1 6-3		0-1 F8		4	1	1	1	0	1	1									
Norm Larker, L OBP: 0.431, SLG: 0.464 (7, PH)		1-0 HR 1B		3-1 F7			3-2 F8		4-1 4-3 6-3 BB	2	1	1	0	0	0	0									
Gil Hodges, R OBP: 0.284, SLG: 0.396 (7, 3)										1	0	0	0	1	0	0									
John Roseboro, L OBP: 0.313, SLG: 0.388 (7, PH)		1-0 HR		3-3 K			2-1 1B		1-0 6-3	2	1	1	2	0	1	0									
Joe Pignatano, R OBP: 0.333, SLG: 0.400 (7, 2)		1-H HR							1-2 1B	2	0	1	0	0	0	1									
Maury Wills, S OBP: 0.323, SLG: 0.277 (1, 6)		0-1 4-3			0-3 K		0-0 F9		0-0 4-3	4	0	0	0	0	1	2									
Don Drysdale, R OBP: 0.214, SLG: 0.296 (1, 1)		1-3 K			0-3 K		0-3 K		1-3 K	4	0	0	0	0	4	2									
Inning Stats	R: 0 E: 0 K: 0 S: 4	H: 0 LOB: 0 BB: 1 P: 11	R: 3 E: 0 K: 1 S: 12	H: 3 LOB: 0 BB: 0 P: 18	R: 0 E: 0 K: 2 S: 6	H: 1 LOB: 1 BB: 0 P: 9	R: 0 E: 0 K: 2 S: 8	H: 0 LOB: 0 BB: 0 P: 16	R: 0 E: 0 K: 2 S: 9	H: 0 LOB: 0 BB: 0 P: 11	R: 1 E: 0 K: 1 S: 9	H: 1 LOB: 1 BB: 0 P: 12	R: 0 E: 0 K: 1 S: 9	H: 1 LOB: 1 BB: 1 P: 14	R: 1 E: 0 K: 1 S: 11	H: 2 LOB: 1 BB: 1 P: 14	R: 0 E: 0 K: 1 S: 6	H: 0 LOB: 1 BB: 1 P: 12	1B: 4 2B: 1 3B: 0 HR: 3	SF: 0 SAC: 0 DP: 0 HBP: 0	WP: 0 PB: 0 SB: 1 CS: 1	PA: 37			
PITCHER	IP	WLS	BF	H	R	ER	SO	BB	IBB	HBP	BLK	WP	HR	S	P	ERA	WHIP								
Jim Umbricht, R ERA: 6.26 (1, 1)	5.0	L	19	4	3	3	5	1	0	0	0	0	2	39	65	5.40	1.000								
Don Gross, L ERA: 3.39 (6, 1)	2.0		8	2	1	1	1	0	0	0	0	0	1	18	26	4.50	1.000								
Paul Giel, R ERA: 5.71 (8, 1)	2.0		9	2	1	1	2	1	0	0	0	0	0	17	26	4.50	1.500								

Batter	1	2	3	4	5	6	7	8	9	AB	R	H	RBI	BB	SO	LOB	BOTTOM								
Don Hoak, R OBP: 0.344, SLG: 0.326 (1, 5)	0-2 F9		1-3 K		1-3 K			1-1 F8		4	0	0	0	0	2	2	Los Angeles Dodgers @ Pittsburgh Pirates Forbes Field, Pittsburgh, PA Wed May 25 1960, 7:05 PM EDT Att: 23,975 - Unknown livebaseballscorecards.com								
Dick Groat, R OBP: 0.327, SLG: 0.348 (1, 6)	1-1 F3		1-1 FC6-4			4-0 FC6-4 BB		3-1 6-3		3	0	0	0	1	0	1									
Bob Skinner, L OBP: 0.442, SLG: 0.624 (1, 7)	1-2 5-3			4-2 FC3-6 BB		0-3 K		0-3 K		3	0	0	0	1	2	1									
Rocky Nelson, L OBP: 0.238, SLG: 0.350 (1, 3)		3-2 F8		0-0 F8		1-0 F7			1-1 HR	4	1	1	1	0	0	2									
Roberto Clemente, R OBP: 0.392, SLG: 0.590 (1, 9)		1-1 6-3		0-2 FC3-6		1-1 FC6-4			1-0 1B	4	0	1	0	0	0	2									
Smoky Burgess, L OBP: 0.403, SLG: 0.486 (1, 2)		1-0 1B		1-1 F7			2-2 F6		2-0 F8	4	0	1	0	0	0	2									
Bill Virdon, L OBP: 0.324, SLG: 0.250 (1, 8)		0-0 1-3			2-1 4-3		4-1 FC5-4 BB		1-3 K	3	0	0	0	1	1	2									
Bill Mazeroski, R OBP: 0.258, SLG: 0.444 (1, 4)			0-0 6-3		3-1 2B		1-1 FC5-4		0-0 1-3	4	0	1	0	0	0	2									
Jim Umbricht, R OBP: 0.400, SLG: 0.400 (5, PH)			1-2 FC6-4		1-3 K		2-3 K			1	0	1	0	0	0	0									
Danny Kravitz, L (6, 1)										1	0	0	0	0	1	1									
Hal Smith, R OBP: 0.341, SLG: 0.584 (7, PH)										0	0	0	0	0	0	0									
Paul Giel, R (8, 1)										0	0	0	0	0	1	1									
Inning Stats	R: 0 E: 0 K: 0 S: 8	H: 0 LOB: 0 BB: 0 P: 10	R: 0 E: 0 K: 0 S: 8	H: 1 LOB: 1 BB: 0 P: 13	R: 0 E: 0 K: 1 S: 10	H: 1 LOB: 1 BB: 0 P: 13	R: 0 E: 0 K: 0 S: 14	H: 0 LOB: 1 BB: 1 P: 19	R: 0 E: 0 K: 1 S: 6	H: 0 LOB: 1 BB: 1 P: 12	R: 0 E: 0 K: 1 S: 10	H: 0 LOB: 1 BB: 1 P: 19	R: 0 E: 0 K: 1 S: 8	H: 0 LOB: 0 BB: 0 P: 12	R: 1 E: 0 K: 1 S: 8	H: 2 LOB: 1 BB: 0 P: 13	1B: 3 2B: 1 3B: 0 HR: 1	SF: 0 SAC: 0 DP: 0 HBP: 0	WP: 0 PB: 0 SB: 0 CS: 0	PA: 35					
PITCHER	IP	WLS	BF	H	R	ER	SO	BB	IBB	HBP	BLK	WP	HR	S	P	ERA	WHIP								
Don Drysdale, R ERA: 2.4 (1, 1)	9.0	W	35	5	1	1	7	3	0	0	0	0	1	82	128	1.00	0.889								



Batter	1	2	3	4	5	6	7	8	9	AB	R	H	RBI	BB	SO	LOB	TOP		
Jim Gilliam, S OBP: 0.397, SLG: 0.304 (1, 5)										2	1	0	0	2	1	1	Los Angeles Dodgers @ Chicago Cubs Wrigley Field, Chicago, IL Fri May 27 1960, 3:33 AM CDT Att: 5,328 - Unknown		
Charlie Neal, R OBP: 0.340, SLG: 0.374 (1, 4)										3	0	0	0	1	0	3			
Wally Moon, L OBP: 0.360, SLG: 0.380 (1, 7)										4	1	1	1	0	0	2			
Norm Larker, L OBP: 0.420, SLG: 0.450 Joe Pignatano, R OBP: 0.333, SLG: 0.400 (1, 3) (8, 2)										4	0	1	0	0	0	1			
Frank Howard, R OBP: 0.383, SLG: 0.558 (1, 9)										4	1	2	1	0	1	0			
Duke Snider, L OBP: 0.333, SLG: 0.386 Don Demeter, R OBP: 0.297, SLG: 0.518 (8, PH) (8, 8)										3	1	2	0	0	1	2			
John Roseboro, L OBP: 0.314, SLG: 0.386 Gil Hodges, R OBP: 0.282, SLG: 0.391 (8, PH) (8, 3)										3	0	1	1	0	0	3			
Maury Wills, S OBP: 0.330, SLG: 0.279 (1, 6)										3	1	1	0	1	0	1			
Stan Williams, R OBP: 0.091, SLG: 0.091 Larry Sherry, R OBP: 0.188, SLG: 0.333 (1, 1) (7, 1)										3	0	1	1	0	2	1			
Inning Stats	R: 0 E: 0 K: 1 S: 8	H: 0 LOB: 1 BB: 1 P: 17	R: 2 E: 0 K: 1 S: 14	H: 3 LOB: 0 BB: 25 P: 25	R: 2 E: 0 K: 1 S: 16	H: 3 LOB: 2 BB: 1 P: 26	R: 1 E: 0 K: 0 S: 12	H: 1 LOB: 1 BB: 0 P: 21	R: 0 E: 0 K: 1 S: 14	H: 1 LOB: 1 BB: 0 P: 20	R: 0 E: 0 K: 1 S: 7	H: 0 LOB: 0 BB: 0 P: 12	R: 0 E: 0 K: 0 S: 6	H: 0 LOB: 0 BB: 0 P: 7	R: 0 E: 0 K: 0 S: 3	H: 0 LOB: 0 BB: 10 P: 10		1B: 9 2B: 0 3B: 0 HR: 0	SF: 0 SAC: 2 DP: 2 HBP: 0
PITCHER	IP WLS BF H R ER SO BB IBB HBP BLK WP HR S P ERA WHIP																		
Glen Hobbie, R ERA: 5.69 (1, 1)	2.1 L 14 6 4 4 2 2 0 0 0 0 0 0 28 55 15.43 3.429																		
Don Elston, R ERA: 3.9 (3, 1)	2.2 11 2 1 1 1 1 0 0 0 0 0 0 27 43 3.38 1.125																		
Mark Freeman, R ERA: (6, 1)	2.0 7 1 0 0 2 0 0 0 0 0 0 0 21 32 0.00 0.500																		
Seth Morehead, L ERA: 4.38 (8, 1)	2.0 6 0 0 0 0 1 0 0 0 0 0 0 9 17 0.00 0.500																		

Batter	1	2	3	4	5	6	7	8	9	AB	R	H	RBI	BB	SO	LOB	BOTTOM				
Richie Ashburn, L OBP: 0.420, SLG: 0.365 (1, 8)										4	0	0	1	0	2	3	Los Angeles Dodgers @ Chicago Cubs Wrigley Field, Chicago, IL Fri May 27 1960, 3:33 AM CDT Att: 5,328 - Unknown				
Seth Morehead, L OBP: 0.083, SLG: 0.083 (8, 1)										0	0	0	0	0	0	0					
Sammy Taylor, L OBP: 0.325, SLG: 0.333 (9, PH)										1	0	0	0	0	0	1					
George Altman, L OBP: 0.308, SLG: 0.466 (1, 9) (8, 8)											4	2	2	0	0	1					
Ed Bouchee, L OBP: 0.364, SLG: 0.359 (1, 3)										3	0	0	0	1	2	2					
14 Ernie Banks, R OBP: 0.371, SLG: 0.550 (1, 6)										4	0	2	2	0	0	1					
Walt Moryn, L OBP: 0.385, SLG: 0.483 (8, PR) Don Zimmer, R OBP: 0.259, SLG: 0.270 (9, 4)										4	0	1	0	0	1	2					
Frank Thomas, R OBP: 0.256, SLG: 0.427 (1, 5)										4	0	0	0	0	0	4					
Jerry Kindall, R OBP: 0.195, SLG: 0.300 (1, 4)										3	0	0	0	0	3	0					
Art Schult, R OBP: 0.188, SLG: 0.200 (9, 7)										1	0	0	0	0	0	0					
Del Rice, R OBP: 0.255, SLG: 0.288 Earl Averill, R OBP: 0.357, SLG: 0.500 (1, 2) (7, PH) (8, 2)										2	0	0	0	0	0	0					
Glen Hobbie, R OBP: 0.226, SLG: 0.071 Don Elston, R OBP: 0.197, SLG: 0.167 Irv Nappier, L OBP: 0.266, SLG: 0.091 Mark Freeman, R OBP: 0.315, SLG: 0.357 (1, 1) (3, 1) (5, PH) (8, 1) (7, PH) (8, 9)										0	0	0	0	0	0	0					
Inning Stats	R: 0 E: 0 K: 2 S: 9	H: 0 LOB: 0 BB: 0 P: 11	R: 0 E: 0 K: 0 S: 7	H: 0 LOB: 0 BB: 8 P: 8	R: 0 E: 0 K: 2 S: 12	H: 1 LOB: 1 BB: 0 P: 17	R: 1 E: 0 K: 1 S: 12	H: 2 LOB: 1 BB: 0 P: 20	R: 0 E: 0 K: 1 S: 11	H: 0 LOB: 1 BB: 1 P: 21	R: 1 E: 0 K: 1 S: 13	H: 2 LOB: 1 BB: 0 P: 18	R: 1 E: 0 K: 1 S: 11	H: 2 LOB: 1 BB: 0 P: 17	R: 0 E: 0 K: 0 S: 5	H: 1 LOB: 1 BB: 1 P: 13	R: 0 E: 0 K: 0 S: 7	H: 0 LOB: 1 BB: 1 P: 15	1B: 5 2B: 3 3B: 1 HR: 0	SF: 0 SAC: 0 DP: 1 HBP: 0	WP: 0 PA: 37 PB: 0 SB: 0 CS: 0
PITCHER	IP WLS BF H R ER SO BB IBB HBP BLK WP HR S P ERA WHIP																				
Stan Williams, R ERA: 2.66 (1, 1)	6.1 W 27 7 3 3 8 1 0 0 0 0 0 0 105 4.26 1.263																				
Larry Sherry, R ERA: 5.22 (7, 1)	2.2 S 10 1 0 0 0 2 0 0 0 0 0 0 16 35 0.00 1.125																				

Batter	1	2	3	4	5	6	7	8	9	10	11	12	13	14	AB	R	H	RBI	BB	SO	LOB	TOP													
Jim Gilliam, S OBP: 0.377, SLG: 0.303	F4		2-2 1B 2B		K		1-3		F7			F7		F7	7	1	1	1	0	1	3														
Charlie Neal, R OBP: 0.338, SLG: 0.364	FC5-4 BB		1-3 K		6-3				5-3					FC6-4	6	0	1	0	1	2	2														
Tommy Davis, R OBP: 0.173, SLG: 0.211	F8		2-2 1B						5-3					1-3	6	1	2	1	0	0	2														
Frank Howard, R OBP: 0.358, SLG: 0.510	FC5-4 1-2f		2-1 G3		F9				1-2 BB 1B					5-3	6	0	1	0	0	1	2														
Gl Hodges, R OBP: 0.284, SLG: 0.375		1-1 6-3			6-3				4-2 FC6-4 BB 1B					F3	4	0	0	0	2	1	0														
Don Demeter, R OBP: 0.295, SLG: 0.500		1-1 6-3			BB BB				1-2 FC6-4 BB 1-2f					1-3 BB	5	0	1	0	1	1	3														
Joe Pignatano, R OBP: 0.318, SLG: 0.333		3-3 K			BB				0-0 F5					F5	3	0	0	0	1	1	0														
John Roseboro, L OBP: 0.308, SLG: 0.379					BB				F4					F3	2	0	0	0	0	0	2														
Maury Wills, S OBP: 0.327, SLG: 0.278					BB				3-2 4-3					2-2 4-3	4	1	1	0	0	0	2														
Duke Snider, L OBP: 0.329, SLG: 0.380					G4-3-6-3-2-5-8-				B1-3					4-3	1	0	0	0	0	1															
Bob Lillis, R OBP: 0.197, SLG: 0.167					BB 1B				1-1 B1-3					FC6-4 1B	1	0	1	0	0	0	0														
Sandy Koufax, R OBP: 0.150, SLG: 0.105					BB 1B				0-0 1B					1-3 K	5	0	1	0	1	3	2														
Ed Roebuck, R OBP: 1.000, SLG: 1.000					K				2-3 1B					0-1 B2	0	0	0	0	0	0	0														
Inning Stats	R: 0 E: 0 K: 0 S: 7	H: 0 LOB: 1 BB: 1 P: 12	R: 0 E: 0 K: 1 S: 7	H: 0 LOB: 0 BB: 0 P: 12	R: 2 E: 0 K: 2 S: 23	H: 3 LOB: 1 BB: 0 P: 33	R: 0 E: 0 K: 0 S: 9	H: 0 LOB: 1 BB: 0 P: 17	R: 0 E: 1 K: 1 S: 12	H: 1 LOB: 1 BB: 0 P: 15	R: 0 E: 0 K: 0 S: 6	H: 1 LOB: 1 BB: 1 P: 14	R: 0 E: 0 K: 1 S: 9	H: 0 LOB: 1 BB: 0 P: 18	R: 0 E: 0 K: 1 S: 11	H: 1 LOB: 1 BB: 0 P: 18	R: 0 E: 0 K: 2 S: 16	H: 0 LOB: 1 BB: 1 P: 22	R: 0 E: 0 K: 0 S: 9	H: 1 LOB: 1 BB: 0 P: 13	1B: 7 2B: 1 3B: 1 HR: 0	SF: 0 SAC: 0 DP: 1 HBP: 0	WP: 0 PB: 0 SB: 2 CS: 0	PA: 56											
PITCHER	IP WLS BF	H R ER SO	BB IBB HBP BLK	WP HR S P	ERA WHIP	PITCHER										PITCHER										PITCHER									
Dick Ellsworth, L ERA: 2.59	8.0	33	6	3	6	4	0	0	0	0	0	0	0	0	0	0	0	0	0	0	0	0													
Seth Morehead, L ERA: 4.17	2.0	7	0	0	1	1	0	0	0	0	0	0	0	0	0	0	0	0	0	0	0	0													
Don Elston, R ERA: 3.44	4.0	16	3	0	3	1	0	0	0	0	0	0	0	0	0	0	0	0	0	0	0	0													

Los Angeles Dodgers @ Chicago Cubs
Wrigley Field, Chicago, IL
Sat May 28 1960, 3:33 AM CDT
Att: 13,605 - Unknown

AB 50
R 3
H 9
RBI 2
BB 6
SO 10
LOB 19

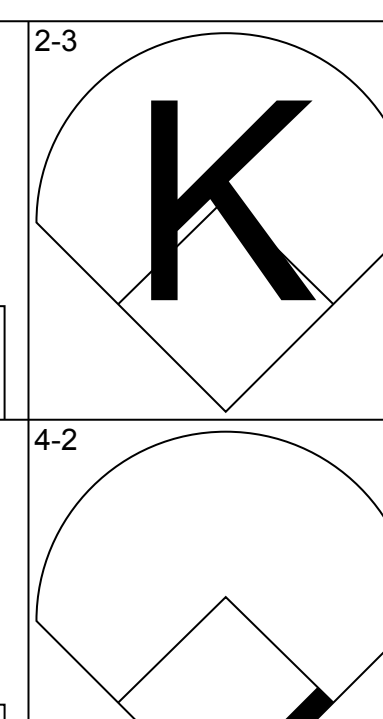
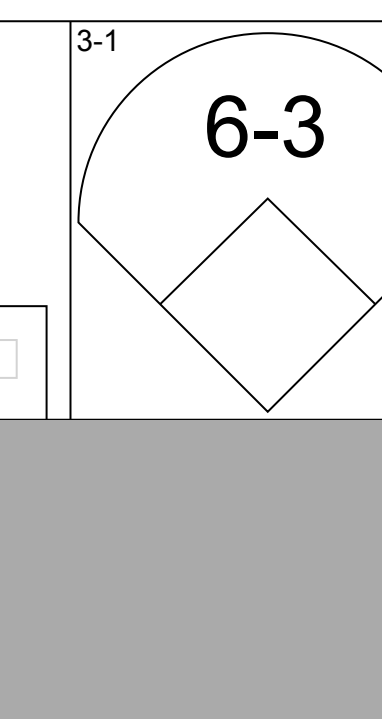
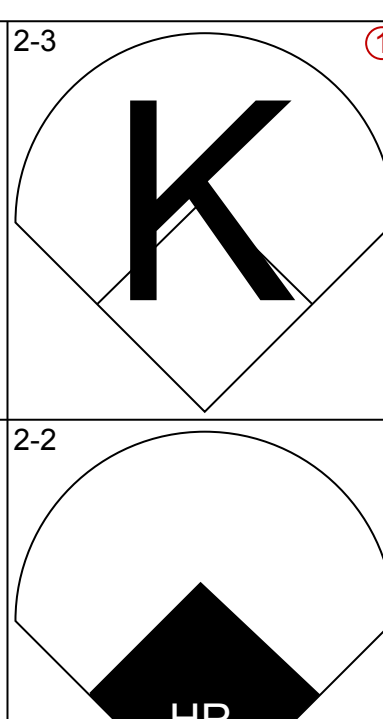
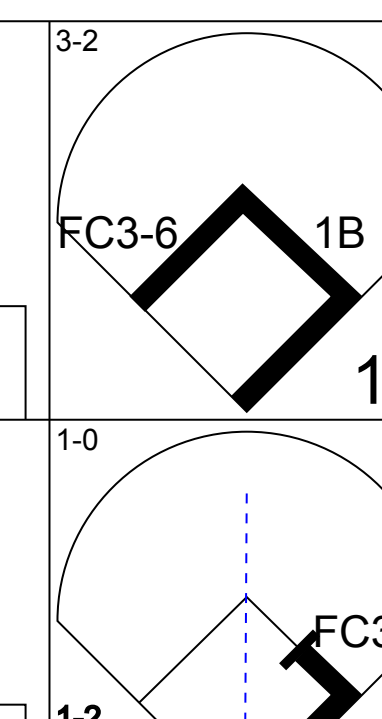
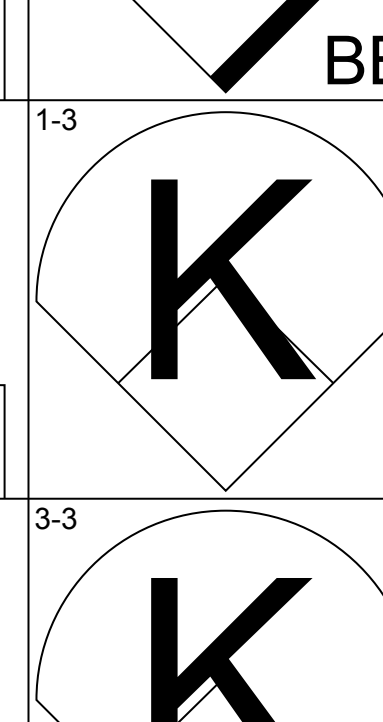
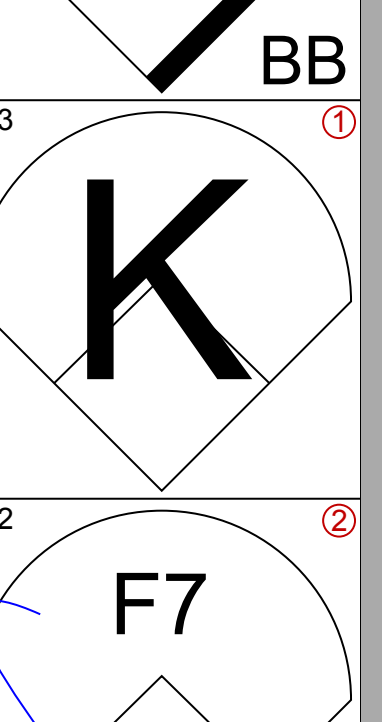
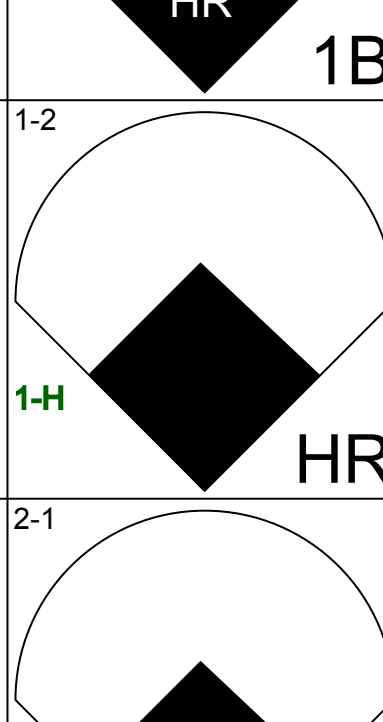
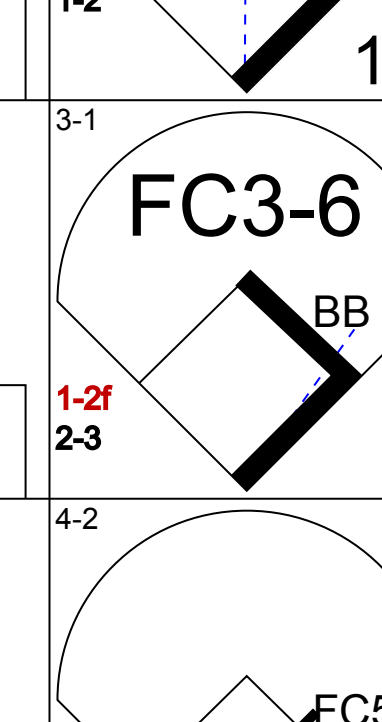

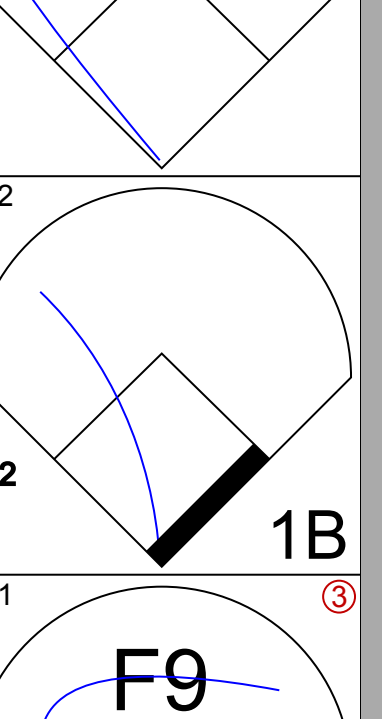
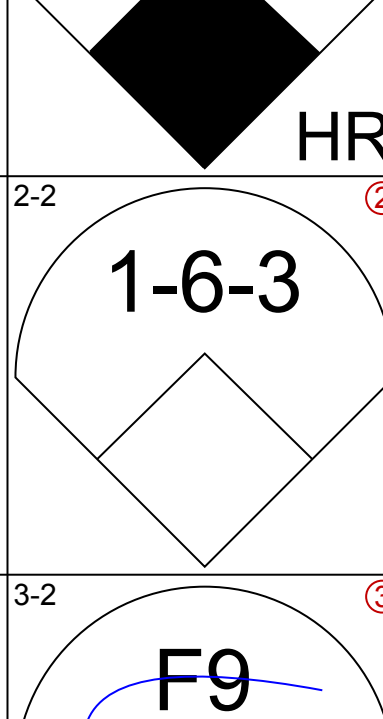
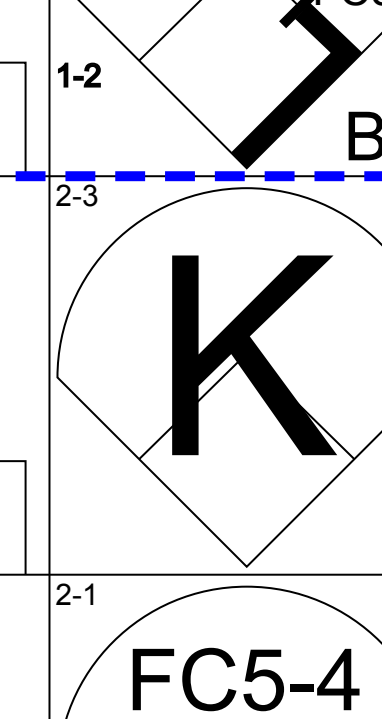

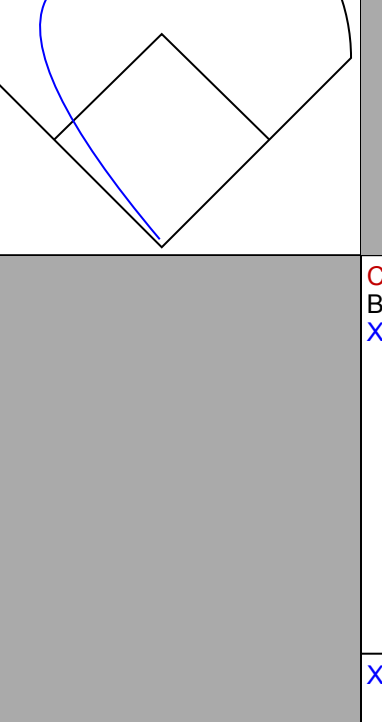
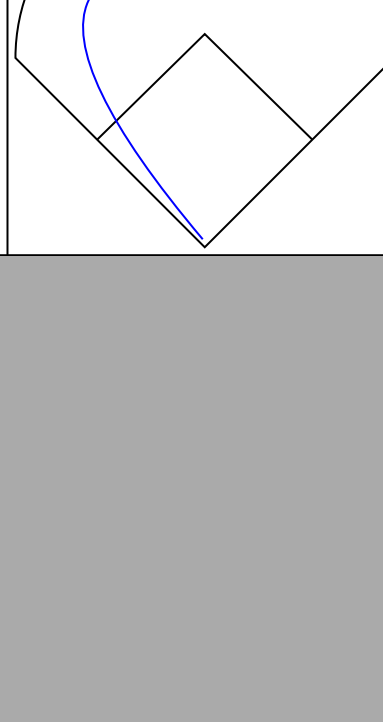
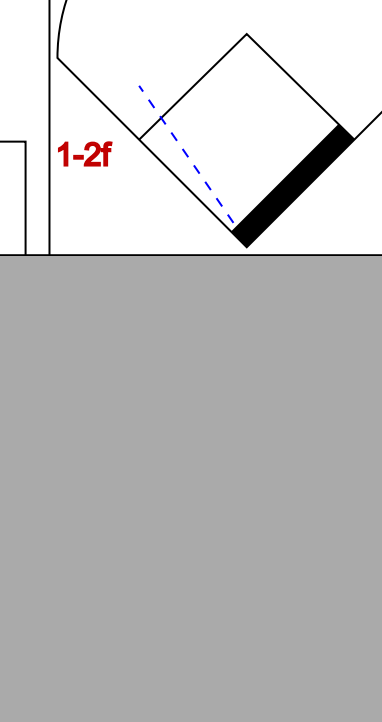
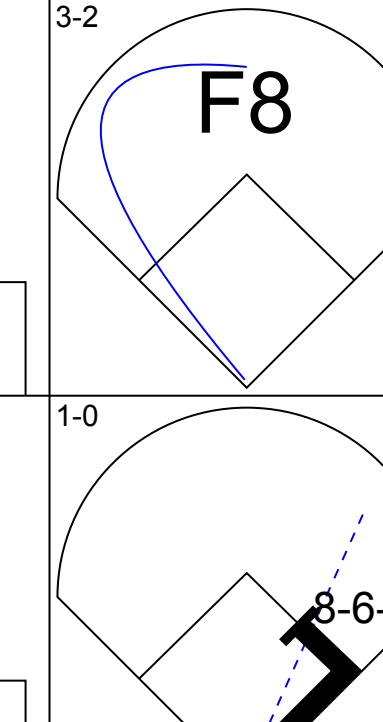
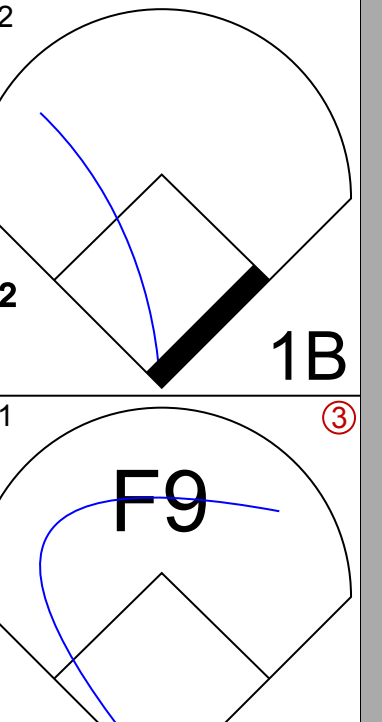
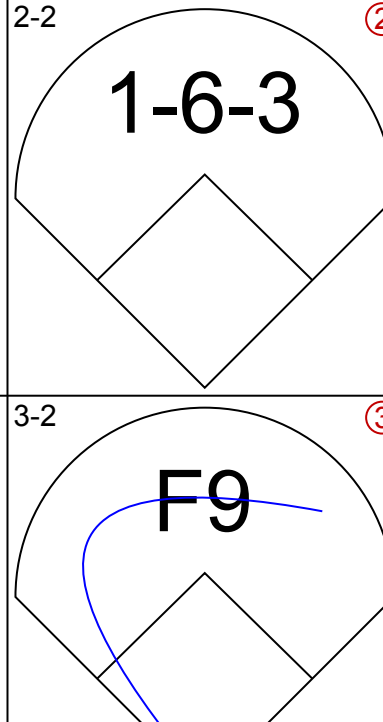
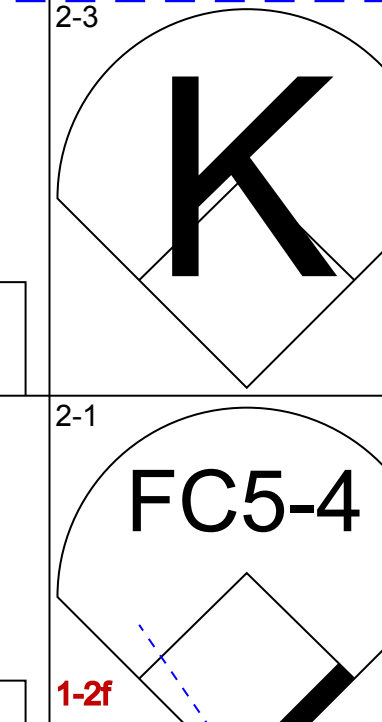
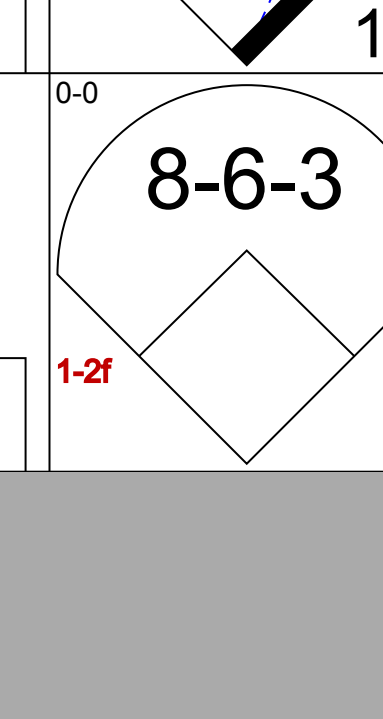




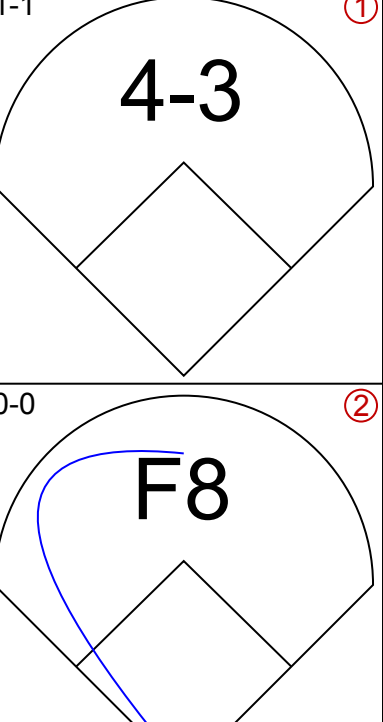
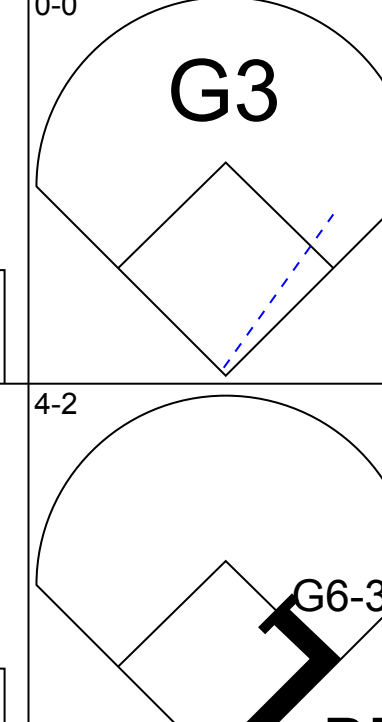
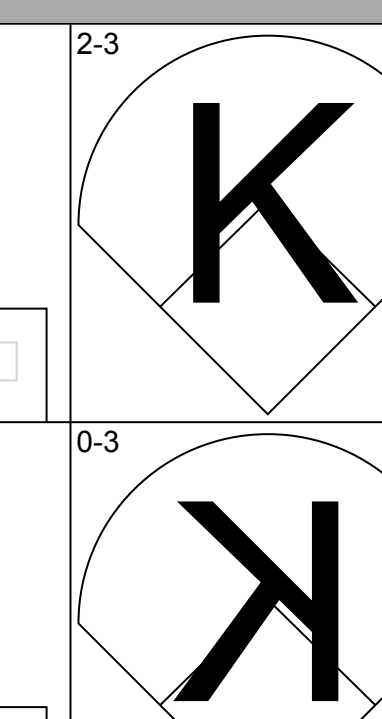
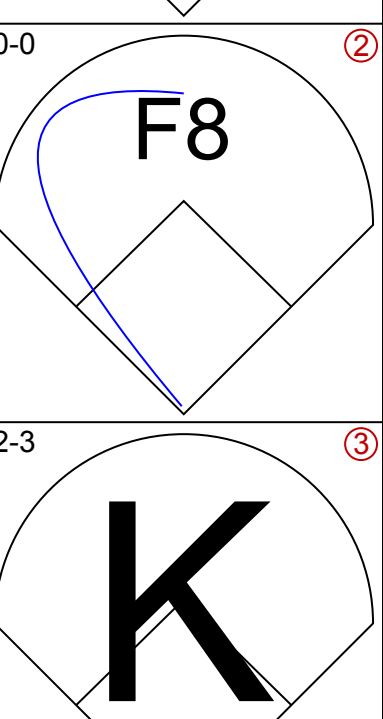
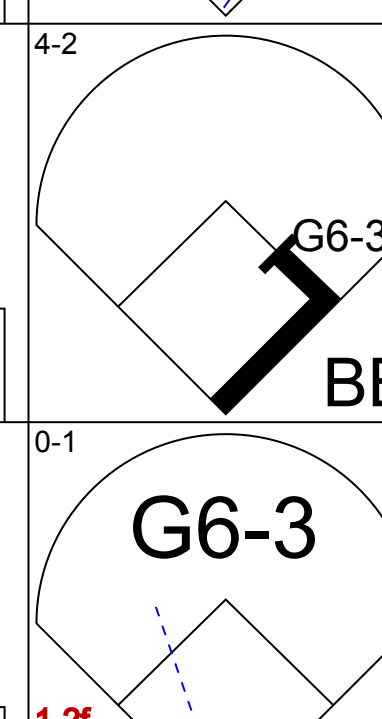
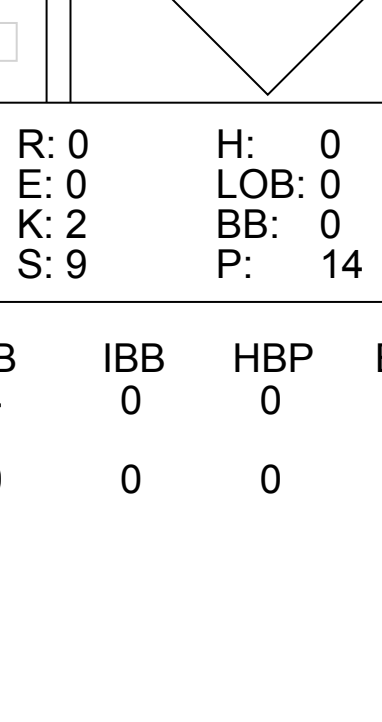
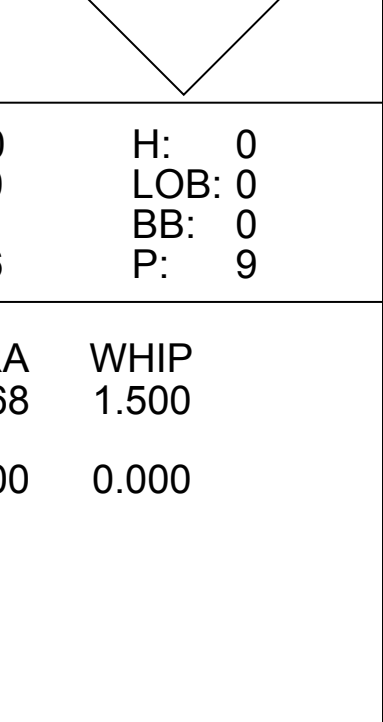
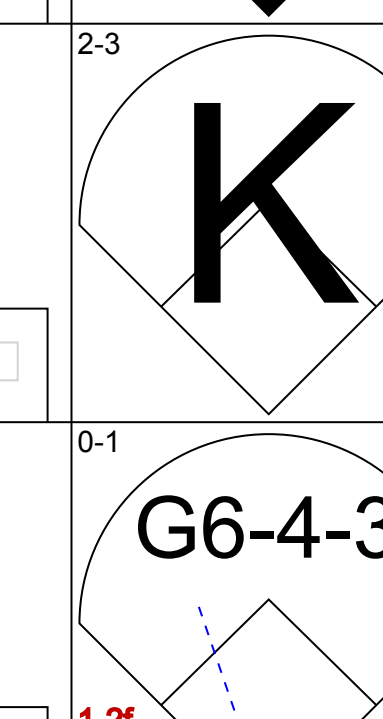

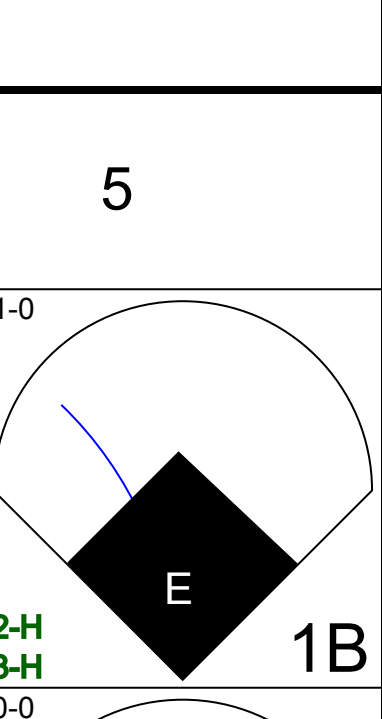


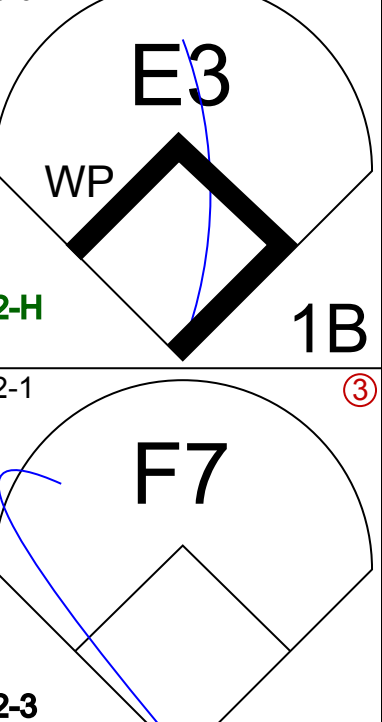
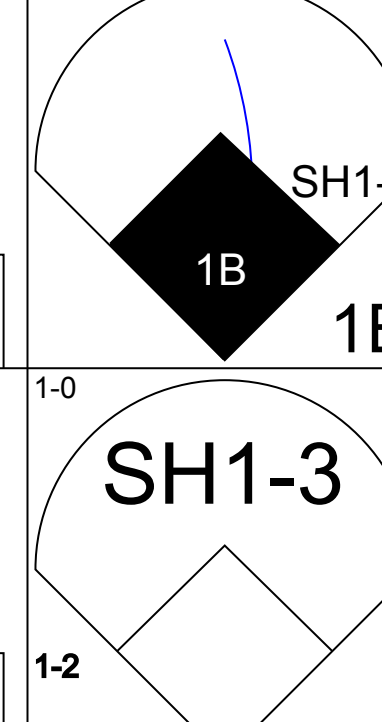



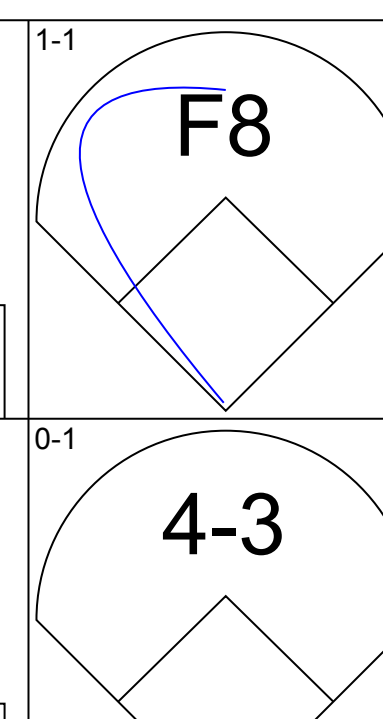
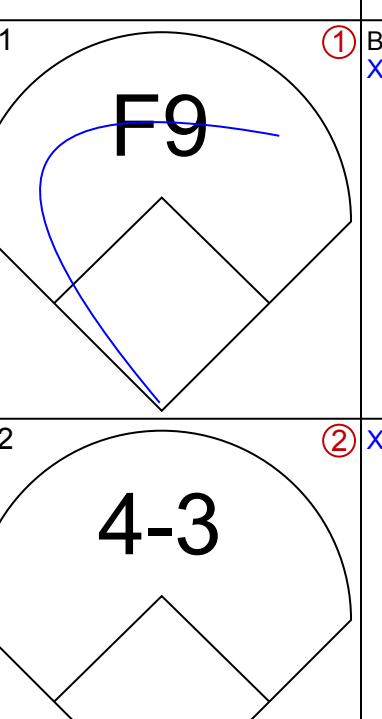
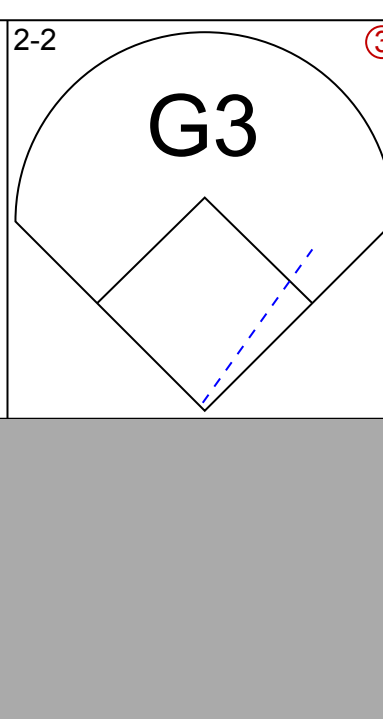
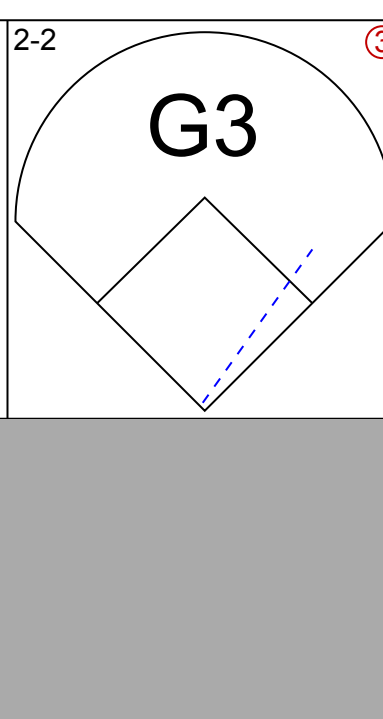
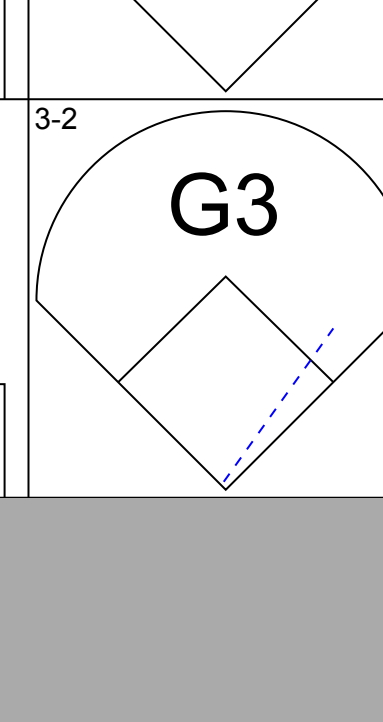
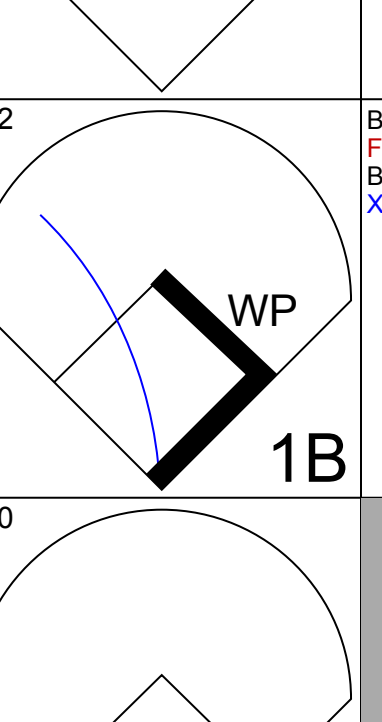
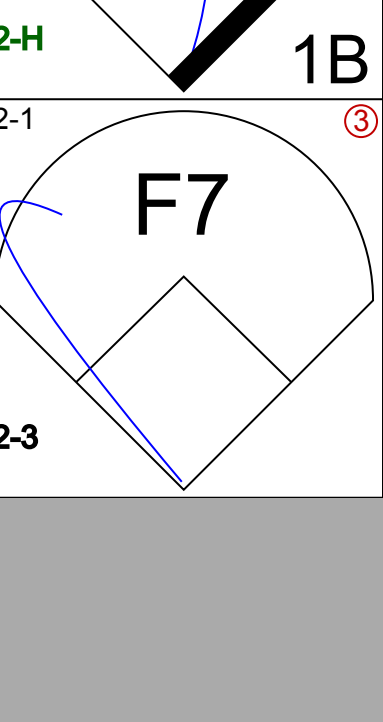
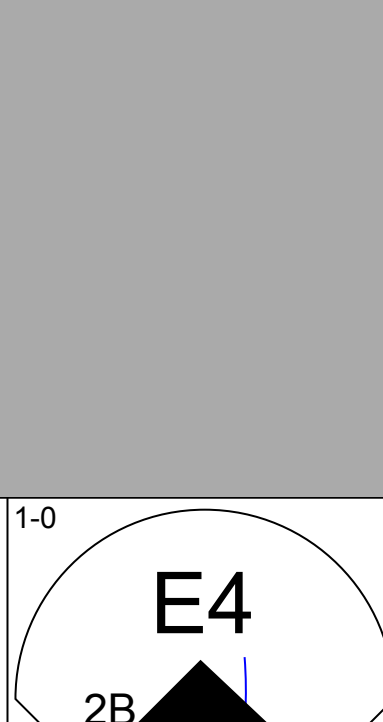
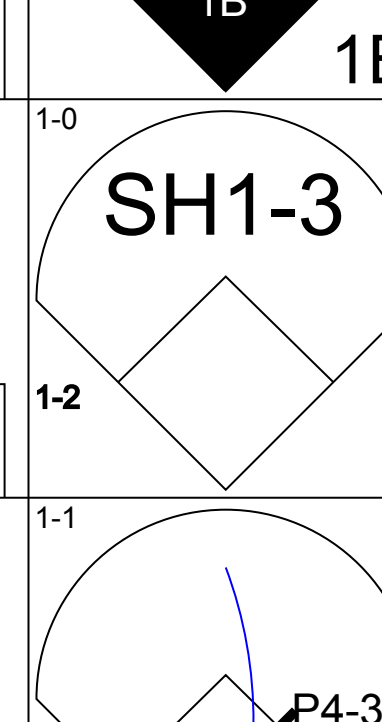

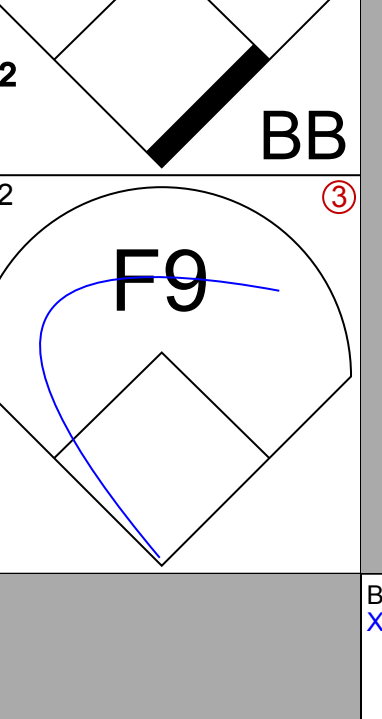

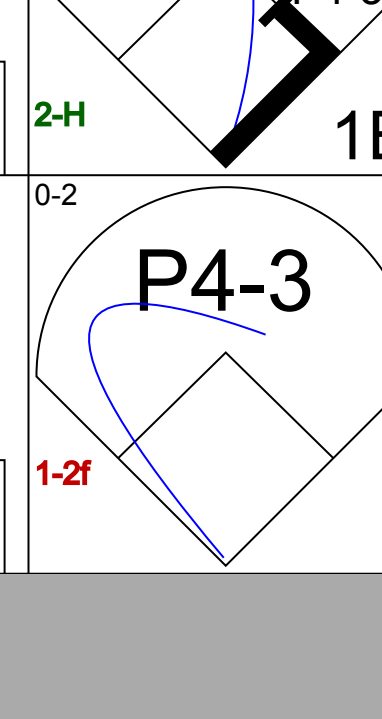
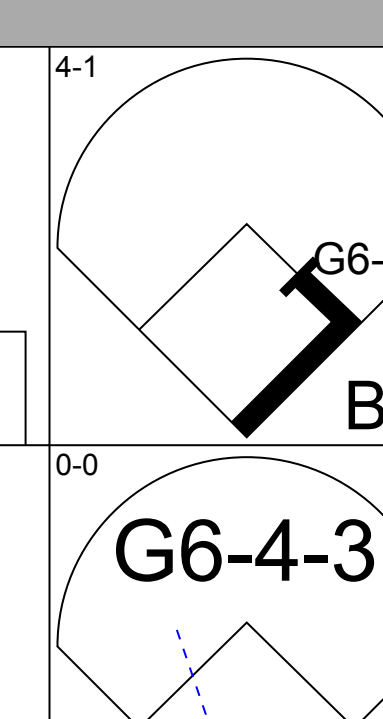
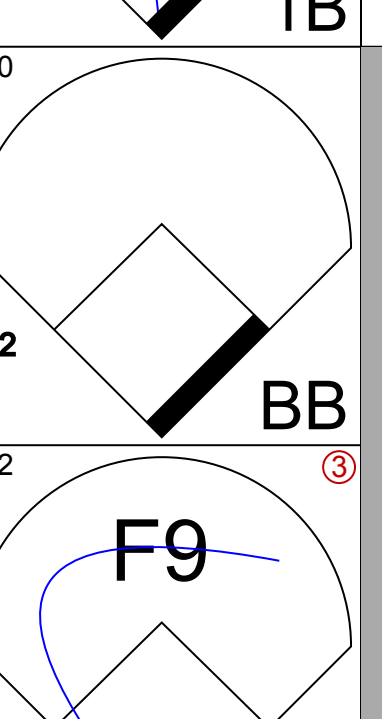
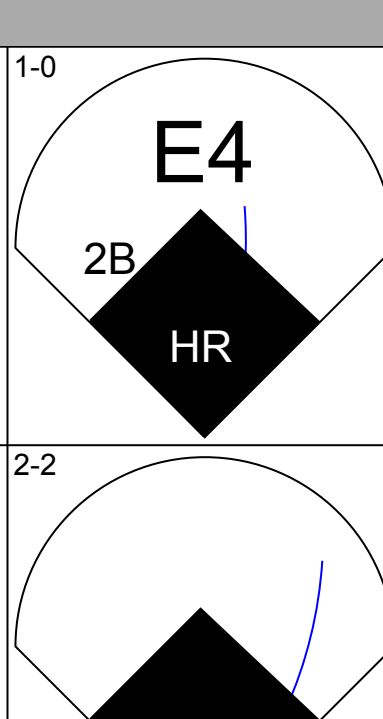
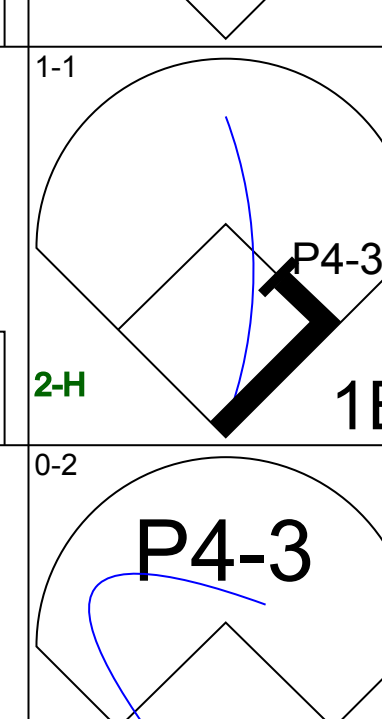
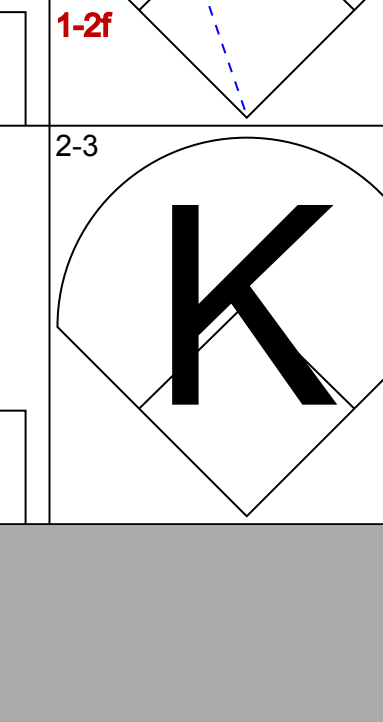

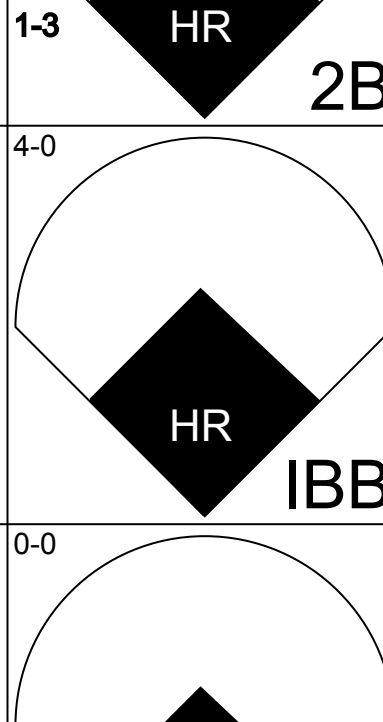



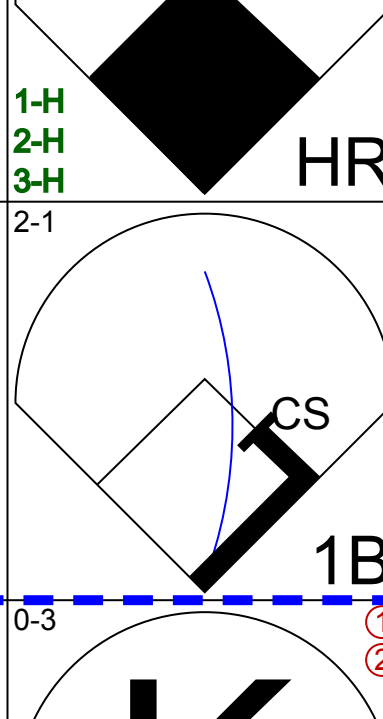

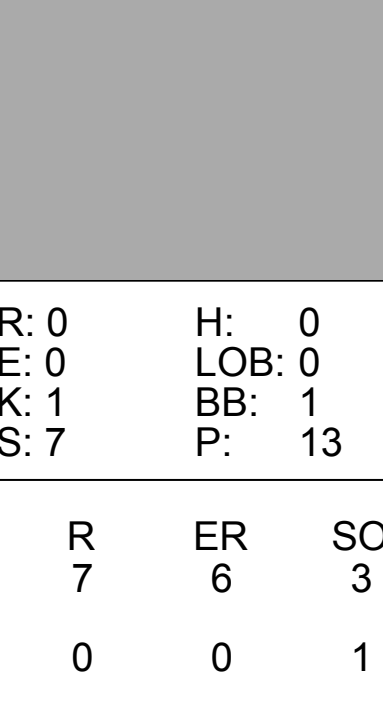
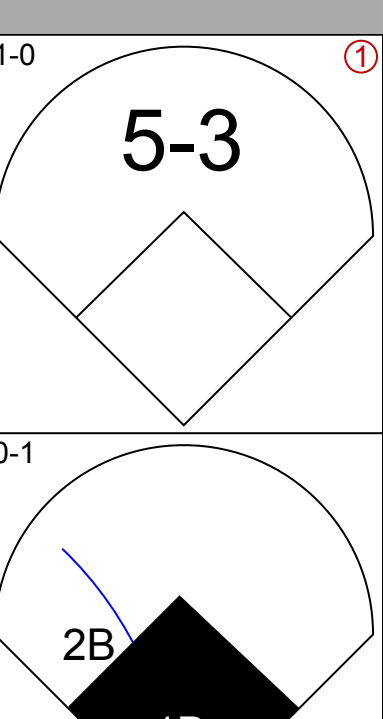
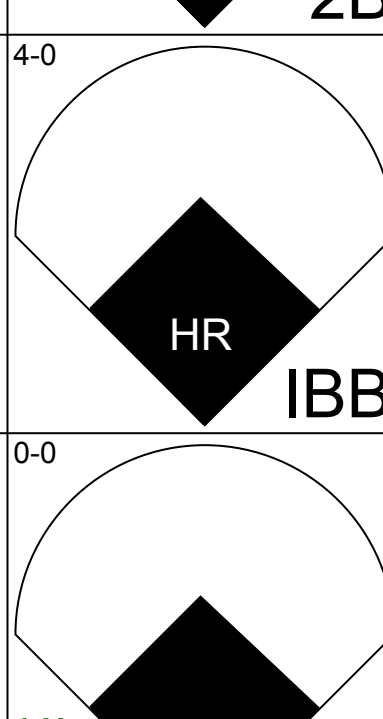
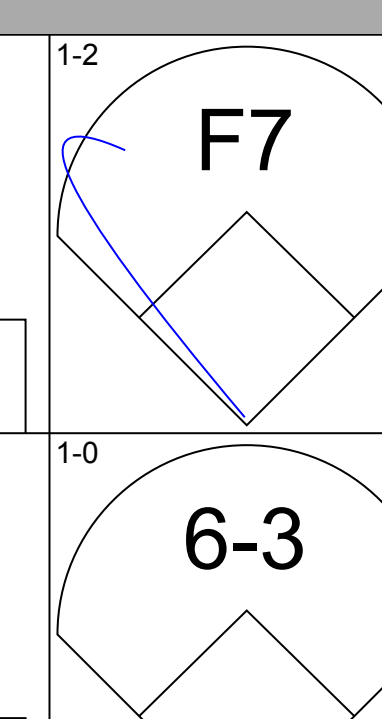
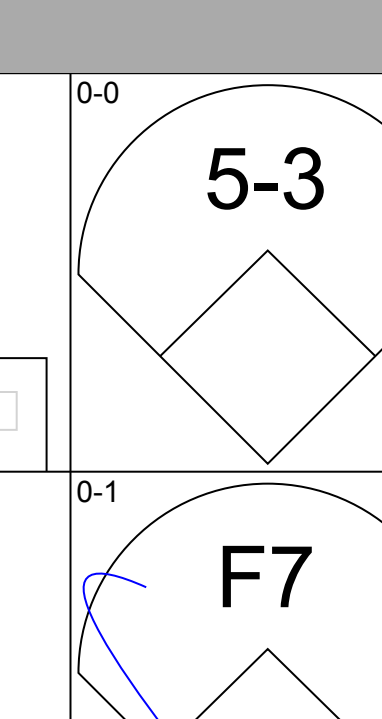
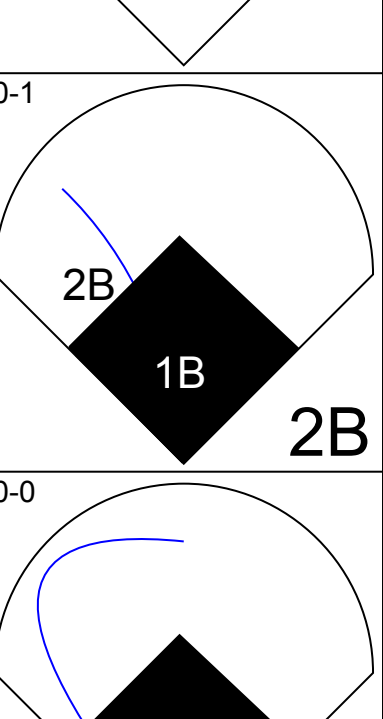
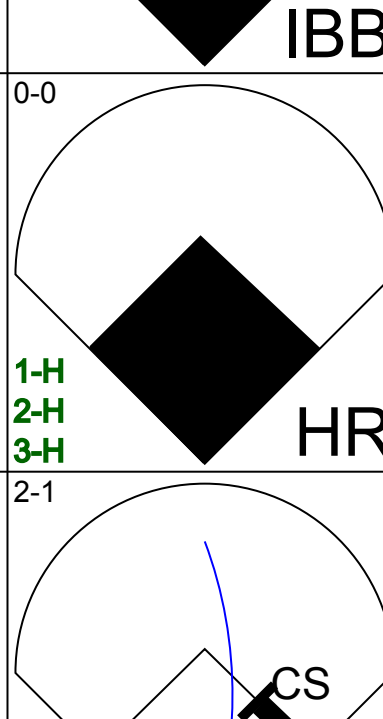
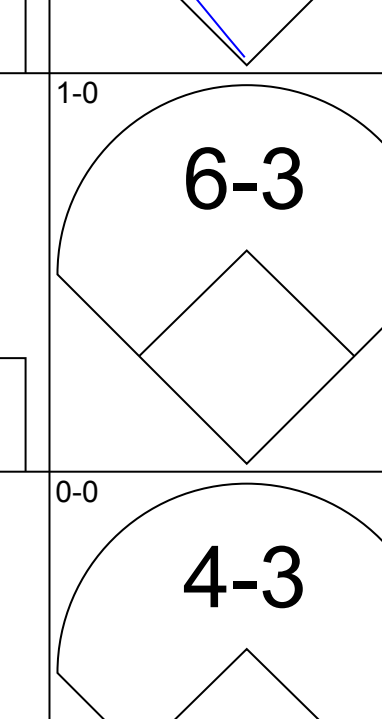
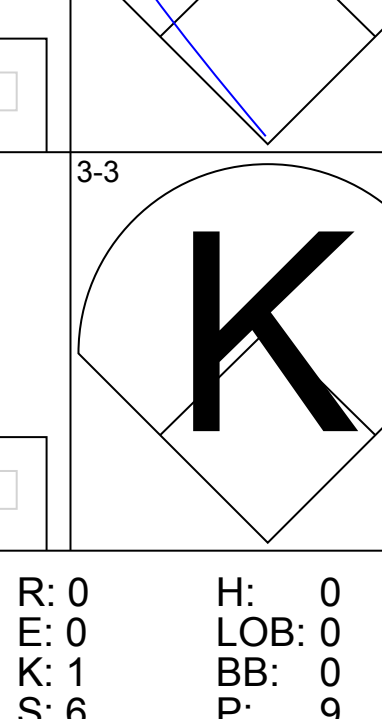
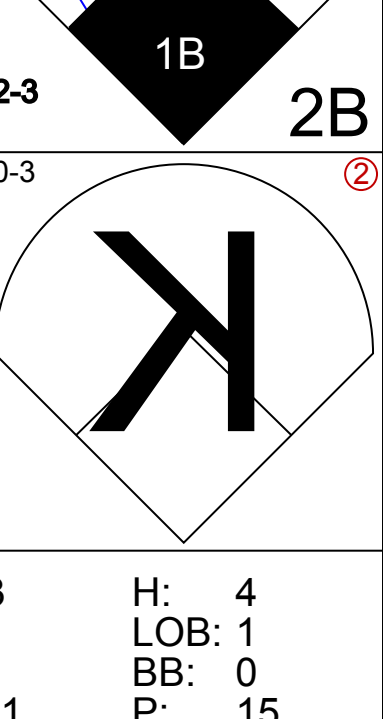
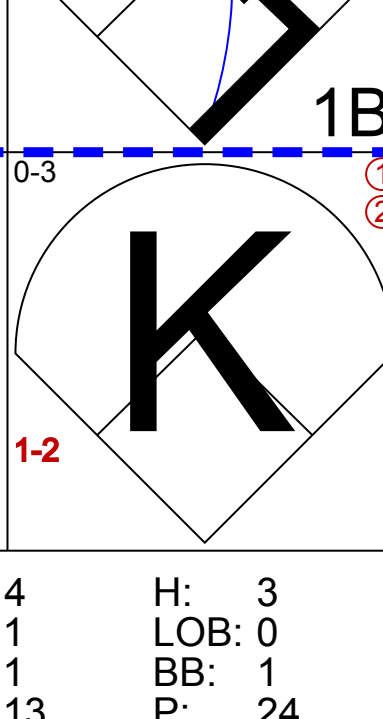

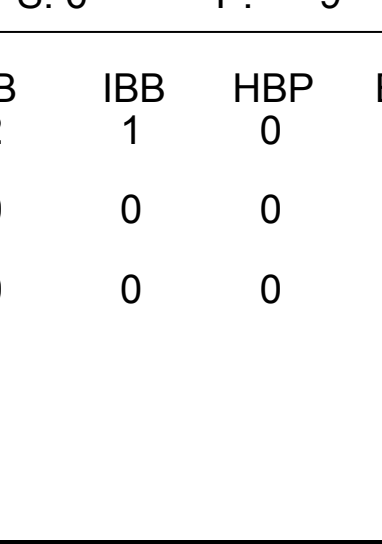
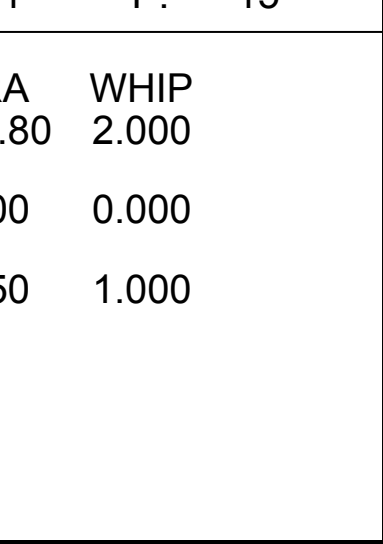

Batter	1	2	3	4	5	6	7	8	9	10	11	12	13	14	AB	R	H	RBI	BB	SO	LOB	BOTTOM													
Richie Ashburn, L OBP: 0.424, SLG: 0.356	FC5-4 BB		2-3 K			BB E BB		2-2 2-3						5-3	3	1	0	0	3	1	0														
George Altman, L OBP: 0.294, SLG: 0.443	0-1 FC5-4		1-3 K			K		1-3 K						K	3	1	0	0	0	2	2														
Dick Gemert, R OBP: 0.290, SLG: 0.276	FC5-4					K									1	0	0	0	0	1	0														
Seth Morehead, L OBP: 0.083, SLG: 0.083	1-2f 1B														1	0	0	0	0	0	2														
Walt Moryn, L OBP: 0.379, SLG: 0.475															1	0	0	0	0	1	0														
Don Elston, R OBP: 0.163, SLG: 0.143															1	0	0	0	0	1	0														
Ed Bouchee, L OBP: 0.363, SLG: 0.346	K		0-0 F7			BB FC6-4 BB			1-3 K					G3	4	1	0	0	2	2	1														
14 Ernie Banks, R OBP: 0.370, SLG: 0.530	1B IBB					BB E BB		2-1 F3						5-3	4	0	0	0	2	0	1														
Frank Thomas, R OBP: 0.268, SLG: 0.452	1-2 2-H 1B					FC6-4 BB		2-1 F3						K	5	1	2	2	1	2	1														
Earl Averill, R OBP: 0.250, SLG: 0.333	F8					1-3 K		0-0 F3						F7	6	0	0	0	0	0	5														
Don Zimmer, R OBP: 0.264, SLG: 0.266		0-0 5-3				F7		4-1 CS BB						F6	5	0	1	1	1	1	1														
Jerry Kindall, R OBP: 0.217, SLG: 0.295		2-1 CS 1B				6-3		2-2 6-3						K	4	0	1	0	1	1	1														
Dick Ellsworth, L OBP: 0.268, SLG: 0.452						CS SH5-4 BB		2-1 K						SH5-4	2	0	0	0	0	2	1														
Jim Hegan, R OBP: 0.312, SLG: 0.353						K		1-3 K						K	1	0	0	0	0	1	0														
Bob Will, L OBP: 0.312, SLG: 0.353						K								K	1	0	0	0	0	1	0														
Inning Stats	R: 1 E: 0 K: 1 S: 15	H: 1 LOB: 2 BB: 2 P: 25	R: 0 E: 0 K: 1 S: 6	H: 1 LOB: 0 BB: 0 P: 10	R: 0 E: 0 K: 2 S: 8	H: 0 LOB: 0 BB: 0 P: 11	R: 0 E: 0 K: 1 S: 7	H: 0 LOB: 0 BB: 0 P: 12	R: 0 E: 0 K: 1 S: 5	H: 0 LOB: 0 BB: 0 P: 6	R: 1 E: 1 K: 1 S: 8	H: 0 LOB: 1 BB: 2 P: 18	R: 0 E: 0 K: 0 S: 8	H: 0 LOB: 0 BB: 0 P: 15	R: 0 E: 0 K: 0 S: 8	H: 0 LOB: 0 BB: 0 P: 14	R: 1 E: 1 K: 2 S: 13	H: 1 LOB: 1 BB: 0 P: 17	R: 0 E: 0 K: 0 S: 6	H: 0 LOB: 1 BB: 2 P: 16	R: 0 E: 0 K: 1 S: 5	H: 0 LOB: 0 BB: 0 P: 7	R: 0 E: 0 K: 1 S: 8	H: 0 LOB: 0 BB: 0 P: 11	R: 0 E: 0 K: 2 S: 15	H: 0 LOB: 0 BB: 3 P: 20	R: 1 E: 0 K: 0 S: 9	H: 1 LOB: 3 BB: 3 P: 21	1B: 3 2B: 0 3B: 0 HR: 1	SF: 0 SAC: 1 DP: 0 HBP: 0	WP: 0 PB: 0 SB: 2 CS: 4	PA: 52			
PITCHER	IP WLS BF	H R ER SO	BB IBB HBP BLK	WP HR S P	ERA WHIP	PITCHER										PITCHER										PITCHER									
Sandy Koufax, L ERA: 3.48	13.0	49	3	4	3	15	7	2	0	0	0	0	0	0	0	0	0	0	0	0	0	0													
Ed Roebuck, R ERA: 2.55	0.1	3	1	0	0	0	0	1	0	0	0	0	0	0	0	0	0	0	0	0	0	0													

Los Angeles Dodgers @ Chicago Cubs
Wrigley Field, Chicago, IL
Sat May 28 1960, 3:33 AM CDT
Att: 13,605 - Unknown

AB 41
R 4
H 4
RBI 3
BB 10
SO 15
LOB 15



Batter	1	2	3	4	5	6	7	8	9	AB	R	H	RBI	BB	SO	LOB	TOP				
Julian Javier, R OBP: 0.400, SLG: 0.571 (1, 4)										4	0	1	0	0	2	0	St. Louis Cardinals @ Los Angeles Dodgers Los Angeles Memorial Coliseum, Los Angeles, CA Tue May 31 1960, 10:05 PM EDT Att: 15,229 - Unknown livebaseballscorecards.com				
Joe Cunningham, L OBP: 0.422, SLG: 0.391 (1, 9)										2	1	2	0	2	0	0					
Bill White, L OBP: 0.399, SLG: 0.562 (1, 3)										4	1	1	2	0	2	4					
Ken Boyer, R OBP: 0.327, SLG: 0.566 (1, 5)										3	1	1	1	1	1	2					
Daryl Spencer, R OBP: 0.402, SLG: 0.541 (1, 6)										4	0	1	0	0	1	3					
Bob Nieman, R OBP: 0.400, SLG: 0.507 (1, 7)										4	0	1	0	0	0	5					
Carl Sawatski, L OBP: 0.324, SLG: 0.424 (1, 2)										4	0	0	0	0	0	1					
Curt Flood, R OBP: 0.222, SLG: 0.167 (7, PH)										2	0	0	0	0	1	0					
Leon Wagner, L OBP: 0.340, SLG: 0.393 (7, PH)										2	0	0	0	0	1	0					
Ellis Burton, S OBP: 0.400, SLG: 0.313 (7, 8)										0	0	0	0	1	0	1					
Ron Kline, R OBP: 0.050, SLG: 0.050 (1, 1)										2	0	0	0	0	2	0					
Bob Dutilba, R OBP: 0.500, SLG: 0.500 (6, 1)										0	0	0	0	0	0	0					
George Crowe, L OBP: 0.250, SLG: 0.346 (7, PH)										1	0	0	0	0	1						
Bob Miller, R OBP: 0.400, SLG: 0.250 (7, 1)										0	0	0	0	0	0	0					
Stan Mustaj, L OBP: 0.366, SLG: 0.404 (9, PH)										1	0	0	0	0	1						
Inning Stats	R: 0 E: 0 K: 3 S: 11	H: 0 LOB: 1 BB: 1 P: 21	R: 0 E: 0 K: 0 S: 6	H: 1 LOB: 0 BB: 0 P: 10	R: 0 E: 0 K: 2 S: 9	H: 0 LOB: 0 BB: 0 P: 14	R: 0 E: 0 K: 1 S: 18	H: 1 LOB: 2 BB: 1 P: 28	R: 3 E: 0 K: 1 S: 21	H: 3 LOB: 0 BB: 0 P: 33	R: 0 E: 0 K: 0 S: 5	H: 0 LOB: 0 BB: 1 P: 9	R: 0 E: 0 K: 1 S: 16	H: 2 LOB: 3 BB: 1 P: 31	R: 0 E: 1 K: 1 S: 7	H: 0 LOB: 0 BB: 0 P: 9	1B: 5 2B: 1 3B: 0 HR: 2	SF: 0 SAC: 0 DP: 3 HBP: 0	WP: 0 PB: 0 SB: 0 CS: 0	PA: 36	
PITCHER	IP	WLS	BF	H	R	ER	SO	BB	IBB	HBP	BLK	WP	HR	S	P	ERA	WHIP				
Stan Williams, R ERA: 2.81 (1, 1)	7.1	W	31	7	3	3	8	4	0	0	0	0	2	87	146	3.68	1.500				
Larry Sherry, R ERA: 4.96 (8, 1)	1.2	S	5	0	0	0	2	0	0	0	0	0	0	12	18	0.00	0.000				

Batter	1	2	3	4	5	6	7	8	9	AB	R	H	RBI	BB	SO	LOB	BOTTOM				
Jim Gilliam, S OBP: 0.369, SLG: 0.294 (1, 5)										4	1	1	2	0	0	0	St. Louis Cardinals @ Los Angeles Dodgers Los Angeles Memorial Coliseum, Los Angeles, CA Tue May 31 1960, 10:05 PM EDT Att: 15,229 - Unknown livebaseballscorecards.com				
Wally Moon, L OBP: 0.364, SLG: 0.374 (1, 9)										4	1	2	1	0	0	0					
Norm Larker, L OBP: 0.418, SLG: 0.449 (1, 3)										3	0	1	0	0	0	1					
Duke Snider, L OBP: 0.354, SLG: 0.500 (1, 8)										1	1	0	0	2	0	0					
Don Demeter, R OBP: 0.303, SLG: 0.500 (7, 8)										1	0	1	1	0	0	0					
Frank Howard, R OBP: 0.308, SLG: 0.443 (1, 7)										4	1	1	0	0	0	4					
Charlie Neal, R OBP: 0.333, SLG: 0.353 (1, 4)										3	1	0	0	1	1	0					
Norm Sherry, R OBP: 0.409, SLG: 0.857 (1, 2)										4	2	2	4	0	0	0					
Maury Wills, S OBP: 0.324, SLG: 0.283 (1, 6)										4	1	2	0	0	0	0					
Stan Williams, R OBP: 0.071, SLG: 0.071 (1, 1)										3	0	0	0	0	3	3					
Larry Sherry, R OBP: 0.188, SLG: 0.333 (8, 1)										0	0	0	0	0	0	0					
Inning Stats	R: 0 E: 0 K: 0 S: 7	H: 0 LOB: 0 BB: 0 P: 11	R: 0 E: 0 K: 1 S: 7	H: 0 LOB: 0 BB: 1 P: 13	R: 0 E: 0 K: 1 S: 6	H: 0 LOB: 0 BB: 0 P: 9	R: 0 E: 0 K: 0 S: 13	H: 1 LOB: 2 BB: 1 P: 22	R: 3 E: 1 K: 1 S: 11	H: 4 LOB: 1 BB: 0 P: 15	R: 4 E: 1 K: 1 S: 13	H: 3 LOB: 0 BB: 1 P: 24	R: 1 E: 0 K: 0 S: 8	H: 2 LOB: 0 BB: 0 P: 11	R: 0 E: 0 K: 0 S: 5	H: 0 LOB: 0 BB: 0 P: 7	1B: 6 2B: 4 3B: 0 HR: 1	SF: 0 SAC: 1 DP: 2 HBP: 0	WP: 2 PB: 0 SB: 0 CS: 1	PA: 35	
PITCHER	IP	WLS	BF	H	R	ER	SO	BB	IBB	HBP	BLK	WP	HR	S	P	ERA	WHIP				
Ron Kline, R ERA: 5.83 (1, 1)	5.0	L	26	8	7	6	3	2	1	0	0	0	0	6	86	10.80	2.000				
Bob Dutilba, R ERA: 4.42 (6, 1)	1.0		2	0	0	0	1	0	0	0	0	0	0	6	8	0.00	0.000				
Bob Miller, R ERA: 2.84 (7, 1)	2.0		7	2	1	1	0	0	0	0	0	0	0	13	18	4.50	1.000				

Batter	1	2	3	4	5	6	7	8	9	AB	R	H	RBI	BB	SO	LOB	TOP								
Julian Javier, R OBP: 0.400, SLG: 0.579 (1, 4)	0-1 SH1-4 FC3-2 1B		0-0 F4		1-1 1B 2B	2-3 K			3-3 K	5	1	2	0	0	2	1									
Joe Cunningham, L OBP: 0.422, SLG: 0.391 (1, 9)	1-0 FC3-2 SH1-4 1B		2-1 4-3		0-1 1B E	1-2 L6			1-2 F7	5	1	2	0	0	0	1									
Bill White, L OBP: 0.390, SLG: 0.548 (1, 3)	0-1 SH1-4 1-2 2-3		2-3 K		0-2 F6			1-0 L7	3-3 K	4	0	0	0	0	2	2									
Ken Boyer, R OBP: 0.337, SLG: 0.589 (1, 5)	4-0 FC3-2 IBB			1-3 K	0-1 1-2 3-H E 1B			3-1 HR		3	2	2	2	1	1	0									
Daryl Spencer, R OBP: 0.405, SLG: 0.546 (1, 6)	3-2 FC3-2 1-2 2-3 3-H			1-0 5-3	1-2 E4 1-H 2-H 2B			0-2 FC5-4 1B		4	0	2	2	0	0	3									
Bob Nieman, R OBP: 0.393, SLG: 0.493 (7, PR)	0-3 K			0-0 BB 2B 1B	0-3 K			3-2 FC5-4 CS		4	1	1	0	0	2	5									
Ellis Burton, S OBP: 0.400, SLG: 0.313 (7, 7)								1-2 CS		0	0	0	0	0	0	0									
Curt Flood, R OBP: 0.224, SLG: 0.157 (1, 8)		0-0 L6		4-0 2B 1-2 BB	0-3 K			0-1 CS 1-2	1-0 6-3	3	0	0	0	1	1	1									
Hal Smith, R OBP: 0.205, SLG: 0.191 (1, 2)		0-1 5-3		0-0 1-3 2-H 2B			0-3 K		0-1 1-3	4	0	1	1	0	1	0									
Ray Sadecki, L OBP: 0.250, SLG: 0.250 (1, 1)			3-3 K		0-0 1-3			0-1 WP 1B	2-3 K	0	0	0	0	0	0	0									
Bob Dutilba, R OBP: 0.364, SLG: 0.300 (5, 1)										2	0	0	0	0	1	2									
Lindy McDaniel, R OBP: 0.364, SLG: 0.300 (5, 1)										2	0	1	0	0	1	0									
Inning Stats	R: 0 E: 0 K: 1 S: 11	H: 2 LOB: 3 BB: 1 P: 19	R: 0 E: 0 K: 1 S: 6	H: 0 LOB: 0 BB: 0 P: 9	R: 0 E: 0 K: 1 S: 6	H: 0 LOB: 0 BB: 0 P: 10	R: 1 E: 0 K: 1 S: 7	H: 2 LOB: 2 BB: 1 P: 13	R: 3 E: 1 K: 2 S: 18	H: 4 LOB: 1 BB: 0 P: 20	R: 0 E: 0 K: 0 S: 11	H: 1 LOB: 1 BB: 0 P: 14	R: 1 E: 0 K: 0 S: 12	H: 2 LOB: 1 BB: 0 P: 19	R: 0 E: 0 K: 1 S: 6	H: 0 LOB: 0 BB: 0 P: 9	R: 0 E: 0 K: 2 S: 10	H: 0 LOB: 0 BB: 0 P: 17	1B: 7 2B: 3 3B: 0 HR: 1	SF: 0 SAC: 1 DP: 0 HBP: 0	WP: 1 PB: 0 SB: 0 CS: 1	PA: 40			
PITCHER	IP	WLS	BF	H	R	ER	SO	BB	IBB	HBP	BLK	WP	HR	S	P	ERA	WHIP								
Sandy Koufax, L ERA: 3.86 (1, 1)	4.1	L	23	8	4	4	4	1	1	0	0	0	0	42	65	8.31	2.077								
Ed Roebuck, R ERA: 3.43 (5, 1)	2.2		10	3	1	1	4	0	0	0	0	1	1	29	39	3.38	1.125								
Clem Labine, R ERA: 4.5 (8, 1)	2.0		6	0	0	0	3	0	0	0	0	0	0	16	26	0.00	0.000								

St. Louis Cardinals @ Los Angeles Dodgers
Los Angeles Memorial Coliseum, Los Angeles, CA
Wed Jun 01 1960, 10:05 PM EDT
Att: 16,744 - Unknown

AB 36
R 5
H 11
RBI 5
BB 2
SO 11
LOB 15



Batter	1	2	3	4	5	6	7	8	9	AB	R	H	RBI	BB	SO	LOB	BOTTOM								
Jim Gilliam, S OBP: 0.375, SLG: 0.323 (1, 5)	1-0 HR	2-1 4-3			0-0 FC6-4 1B		3-2 1B		2-1 G3	5	1	3	1	0	0	0									
Charlie Neal, R OBP: 0.337, SLG: 0.352 (1, 4)	1-0 2B FC3-2 1B		4-0 1B BB		0-1 FC6-4 1B 1B 1-2		1-0 F9			3	0	1	0	1	0	2									
Tommy Davis, R OBP: 0.203, SLG: 0.253 (1, 7)	0-1 FC3-2 SF8 2B		0-0 1-3 1B		0-0 1B		0-0 1-3			4	1	3	0	0	0	1									
Frank Howard, R OBP: 0.319, SLG: 0.438 (1, 9)	4-0 SF8 FC3-2 BB		0-3 K		1-2 1-2 2-3 1B			2-3 K		3	0	1	0	1	2	1									
Gil Hodges, R OBP: 0.277, SLG: 0.364 (1, 3)	3-2 FC3-2 FC5-4		1-0 1-3		2-2 F8			2-2 4-3		2	0	0	0	0	0	4									
Norm Larker, L OBP: 0.407, SLG: 0.437 (5, PH)	1-2 2-3 3-H									2	0	0	0	0	0	3									
Don Demeter, R OBP: 0.301, SLG: 0.495 (1, 8)	1-2 SF8			0-0 5-3		0-0 6-3		1-1 FC6-4 1B		3	0	1	1	0	0	0									
Norm Sherry, R OBP: 0.346, SLG: 0.720 (1, 2)	2-3 3-H FC5-4			1-0 6-3		1-3 K		0-0 FC6-4		4	0	0	0	0	1	3									
Maury Wills, S OBP: 0.325, SLG: 0.277 (1, 6)		4-2 CS BB				1-3 K			0-0 1-3	2	0	0	0	1	1	0									
Wally Moon, L OBP: 0.362, SLG: 0.371 (9, PH)										1	0	0	0	0	0	0									
Sandy Koufax, R OBP: 0.143, SLG: 0.100 (1, 1)		3-3 K			1-3 K				1-1 5-3	1	0	0	0	0	1	1									
Ed Roebuck, R OBP: 0.500, SLG: 0.500 (5, 1)										1	0	0	0	0	1	0									
John Roseboro, L OBP: 0.313, SLG: 0.382 (7, PH)										1	0	0	0	0	0	0									
Clem Labine, R OBP: 0.500, SLG: 1.000 (8, 1)										0	0	0	0	0	0	0									
Duke Snider, L OBP: 0.351, SLG: 0.494 (9, PH)										1	0	0	0	0	0	0									
Inning Stats	R: 2 E: 0 K: 0 S: 11	H: 3 LOB: 2 BB: 1 P: 22	R: 0 E: 0 K: 1 S: 8	H: 0 LOB: 1 BB: 1 P: 16	R: 0 E: 0 K: 1 S: 7	H: 1 LOB: 1 BB: 1 P: 12	R: 0 E: 0 K: 0 S: 3	H: 0 LOB: 0 BB: 0 P: 4	R: 0 E: 0 K: 1 S: 14	H: 3 LOB: 3 BB: 0 P: 18	R: 0 E: 0 K: 2 S: 10	H: 0 LOB: 0 BB: 0 P: 12	R: 0 E: 0 K: 0 S: 6	H: 1 LOB: 1 BB: 0 P: 10	R: 0 E: 0 K: 1 S: 9	H: 1 LOB: 1 BB: 0 P: 14	R: 0 E: 0 K: 0 S: 5	H: 0 LOB: 0 BB: 0 P: 8	1B: 7 2B: 2 3B: 0 HR: 1	SF: 1 SAC: 0 DP: 1 HBP: 0	WP: 0 PB: 0 SB: 0 CS: 1	PA: 37			
PITCHER	IP	WLS	BF	H	R	ER	SO	BB	IBB	HBP	BLK	WP	HR	S	P	ERA	WHIP								
Ray Sadecki, L ERA: 9.35 (1, 1)	0.0	W	18	4	0	0	3	2	0	0	0	0	0	36	57	0.00	1.286								
Bob Dutilba, R ERA: 3.52 (5, 1)	4.2	S	15	2	0	0	3	0	0	0	0	0	0	33	49	0.00	0.462								
Lindy McDaniel, R ERA: 3.31 (5, 1)	4.1	S	15	2	0	0	3	0	0	0	0	0	0	33	49	0.00	0.462								

St. Louis Cardinals @ Los Angeles Dodgers
Los Angeles Memorial Coliseum, Los Angeles, CA
Wed Jun 01 1960, 10:05 PM EDT
Att: 16,744 - Unknown

AB 33
R 2
H 9
RBI 2
BB 3
SO 6
LOB 15



Batter	1	2	3	4	5	6	7	8	9	10	AB	R	H	RBI	BB	SO	LOB	TOP						
Richie Ashburn, L (1, 8) <small>OBP: 0.429, SLG: 0.352</small> Moe Thacker, R (8, 2) George Altman, L (10, PH) <small>OBP: 0.306, SLG: 0.446</small> Jim Hegan, R (10, PR) <small>OBP: 0.500, SLG: 2.000</small>	 G4-6-3 1B		 6-3		 1B		 F2	 K		 1B	5 1 2 0 0 1 2 0 0 0 0 0 0 0 1 0 1 1 0 0 0 0 0 0 0 0 0 0													
Bob Will, L (1, 9) <small>OBP: 0.336, SLG: 0.462</small>	 G4-6-3 1-2f		 1B		 1B BB		 K		 14 1B BB	 BB	3 0 1 0 3 1 1													
14 Ernie Banks, R (1, 6) <small>OBP: 0.372, SLG: 0.575</small>	 F2		 K		 F3			 HR	 1B BB	 K	6 1 2 1 0 2 7													
Ed Bouchee, L (1, 3) <small>OBP: 0.361, SLG: 0.338</small>		 K	 CS	 F9	 1B			 1B BB	 B2	 L3	5 1 1 2 1 1 5													
Frank Thomas, R (1, 5) <small>OBP: 0.272, SLG: 0.448</small>	 1B BB		 6-3		 K			 1B BB	 F2		5 1 2 0 0 1 4													
Earl Averill, R (1, 2) <small>OBP: 0.342, SLG: 0.382</small> Sammy Taylor, L (8, PH) <small>OBP: 0.333, SLG: 0.342</small> Lou Johnson, R (8, 8) <small>OBP: 0.270, SLG: 0.343</small>	 1B BB		 1B S		 1-3			 1B SH1-4 BB	 K		3 0 2 0 0 0 0 1 0 1 1 0 0 0 1 0 0 0 0 1 2													
Walt Moryn, L (1, 7) <small>OBP: 0.386, SLG: 0.442</small> Don Zimmer, R (10, PR) <small>OBP: 0.284, SLG: 0.291</small>	 FC4-6 BB		 K		 F7			 F6		 1B SH	4 0 1 0 1 1 3 0 1 0 0 0 0 0													
Jerry Kindall, R (1, 4) <small>OBP: 0.280, SLG: 0.361</small>	 K		 1B FC5-6		 4-3			 1B SH1-4 BB	 F2		5 0 2 1 0 1 4													
Bob Anderson, R (1, 1) <small>OBP: 0.261, SLG: 0.227</small> Seth Morehead, L (8, 1) <small>OBP: 0.083, SLG: 0.083</small> Ben Johnson, R (8, 1) <small>OBP: 0.270, SLG: 0.343</small> Moe Drabowsky, R (9, 1)	 FC4-6		 1B BB		 1B FC5-6 BB		 K	 SH1-4	 1B SH		3 1 0 0 0 1 4 0													
Inning Stats	R: 0 E: 0 K: 0 S: 7	H: 1 LOB: 0 BB: 0 P: 11	R: 0 E: 0 K: 2 S: 12	H: 2 LOB: 3 BB: 1 P: 20	R: 0 E: 0 K: 1 S: 6	H: 1 LOB: 0 BB: 0 P: 9	R: 0 E: 0 K: 1 S: 10	H: 1 LOB: 1 BB: 0 P: 16	R: 2 E: 0 K: 1 S: 17	H: 3 LOB: 2 BB: 1 P: 26	R: 0 E: 0 K: 0 S: 5	H: 0 LOB: 0 BB: 0 P: 7	R: 0 E: 0 K: 2 S: 11	H: 0 LOB: 0 BB: 0 P: 16	R: 3 E: 0 K: 1 S: 13	H: 4 LOB: 2 BB: 1 P: 21	R: 0 E: 0 K: 1 S: 12	H: 1 LOB: 2 BB: 1 P: 20	R: 1 E: 1 K: 1 S: 16	H: 2 LOB: 3 BB: 1 P: 20	1B: 14 2B: 0 3B: 0 HR: 1	SF: 0 SAC: 2 DP: 1 HBP: 0	WP: 0 PB: 0 SB: 1 CS: 1	PA: 50
PITCHER	IP WLS BF H R ER SO BB IBB HBP BLK WP HR S P ERA WHIP																							
Johnny Podres, L (1, 1) <small>ERA: 2.42</small>	5.0																							
Ed Rakow, R (6, 1) <small>ERA: 9.75</small>	2.0																							
Ed Roebuck, R (8, 1) <small>ERA: 3.27</small>	1.0																							
Danny McDevitt, L (9, 1) <small>ERA: 7.45</small>	0.1																							
Don Drysdale, R (9, 1) <small>ERA: 3.49</small>	1.2	L																						

Chicago Cubs @ Los Angeles Dodgers
 Los Angeles Memorial Coliseum, Los Angeles, CA
 Fri Jun 03 1960, 10:05 PM EDT
 Att: 33,573 - Unknown

AB	42
R	6
H	15
RBI	6
BB	5
SO	10
LOB	32



Batter	1	2	3	4	5	6	7	8	9	10	AB	R	H	RBI	BB	SO	LOB	BOTTOM						
Jim Gilliam, S (1, 5) <small>OBP: 0.366, SLG: 0.333</small> (10, 4)	 F9		 G3-6-3 1-2f			 G4-6-3 1B		 E4 BB G3 1B	 K		5 1 1 0 0 1 3													
Wally Moon, L (1, 9) <small>OBP: 0.358, SLG: 0.358</small> (10, 7)	 4-3			 G5-4-3 BB		 G4-6-3 1-2f		 G3	 1B BB		4 0 1 1 1 0 3													
Norm Larker, L (1, 3) <small>OBP: 0.389, SLG: 0.423</small> Gil Hodges, R (8, PH) <small>OBP: 0.272, SLG: 0.356</small> Danny McDevitt, L (9, 1) <small>OBP: 0.200, SLG: 0.276</small>	 F7		 G5-4-3 1-2f		 G1			 K	 K		3 0 0 0 0 0 1 1 0 0 0 0 1 2 0 0 0 0 0 0 0 1 0 0 0 0 1 1													
Frank Howard, R (1, 7) <small>OBP: 0.354, SLG: 0.437</small> (10, 3)		 FC4-6 BB		 6-3		 G6-3 BB 1B		 BB		 1-3	3 0 1 0 2 0 0													
Don Demeter, R (1, 8) <small>OBP: 0.301, SLG: 0.505</small>		 FC4-6 6-3 1-2f		 F7		 G6-3 1-2f		 BB 1B		 L6	5 0 1 2 0 0 2													
Charlie Neal, R (1, 4) <small>OBP: 0.331, SLG: 0.364</small> (10, 6)		 6-3 1-2		 L8		 BB 1B		 F4		 6-3	5 0 1 0 0 0 3													
Norm Sherry, R (1, 2) <small>OBP: 0.353, SLG: 0.625</small>		 6-3		 BB 1B		 K			 1B HR		3 1 1 0 1 1 2													
Maury Willis, S (1, 6) <small>OBP: 0.328, SLG: 0.276</small> Tommy Davis, R (8, PH) <small>OBP: 0.210, SLG: 0.280</small> Bob Aspromonte, R (9, 6) <small>OBP: 0.208, SLG: 0.289</small> Duke Snider, L (9, PH) <small>OBP: 0.357, SLG: 0.537</small> (10, 9)	 6-3		 6-3		 BB 1B			 BB G3 1B	 1B HR		2 0 1 0 0 0 0 1 1 1 0 0 0 0 0 0 0 0 0 0 0 1 1 1 2 0 0 0													
Johnny Podres, L (1, 1) <small>ERA: 2.42</small> Chuck Essegger, R (8, PH) <small>OBP: 0.192, SLG: 0.087</small> Ed Rakow, S (8, 1) <small>OBP: 0.210, SLG: 0.379</small> Ed Roebuck, R (8, 1) <small>OBP: 0.270, SLG: 0.343</small> John Roseboro, L (8, PR) <small>OBP: 0.501, SLG: 0.467</small> (10, 5)	 G3-6-3 1B		 K		 K			 G3 BB 1B	 K		1 0 1 0 0 0 0 1 0 0 0 0 1 2 0 0 0 0 0 0 0 0 0 0 0 0 0 0 2 1 1 0 0 1 0													
Inning Stats	R: 0 E: 0 K: 0 S: 7	H: 0 LOB: 0 BB: 0 P: 12	R: 0 E: 0 K: 0 S: 9	H: 0 LOB: 1 BB: 1 P: 17	R: 0 E: 0 K: 0 S: 5	H: 1 LOB: 0 BB: 0 P: 9	R: 0 E: 0 K: 0 S: 6	H: 0 LOB: 0 BB: 0 P: 13	R: 0 E: 0 K: 1 S: 9	H: 1 LOB: 2 BB: 1 P: 15	R: 0 E: 0 K: 0 S: 8	H: 1 LOB: 0 BB: 0 P: 11	R: 0 E: 0 K: 1 S: 11	H: 2 LOB: 1 BB: 0 P: 21	R: 3 E: 1 K: 1 S: 17	H: 3 LOB: 2 BB: 1 P: 31	R: 2 E: 0 K: 3 S: 20	H: 3 LOB: 1 BB: 0 P: 28	R: 0 E: 0 K: 0 S: 11	H: 0 LOB: 0 BB: 0 P: 17	1B: 9 2B: 1 3B: 0 HR: 1	SF: 0 SAC: 0 DP: 4 HBP: 0	WP: 0 PB: 0 SB: 0 CS: 0	PA: 42
PITCHER	IP WLS BF H R ER SO BB IBB HBP BLK WP HR S P ERA WHIP																							
Bob Anderson, R (1, 1) <small>ERA: 4.2</small>	7.0																							
Seth Morehead, L (8, 1) <small>ERA: 3.8</small>	0.2																							
Ben Johnson, R (8, 1) <small>ERA: 4.56</small>	0.1																							
Moe Drabowsky, R (9, 1) <small>ERA: 10.45</small>	2.0	W																						

Chicago Cubs @ Los Angeles Dodgers
 Los Angeles Memorial Coliseum, Los Angeles, CA
 Fri Jun 03 1960, 10:05 PM EDT
 Att: 33,573 - Unknown

AB	38
R	5
H	11
RBI	5
BB	4
SO	6
LOB	19



Batter	1	2	3	4	5	6	7	8	9	AB	R	H	RBI	BB	SO	LOB	TOP								
Richie Ashburn, L OBP: 0.434, SLG: 0.351 (1, 8)	4-2 FC1-6 BB		4-2 3B BB	2-2 E7 1B		2-2 4-3		0-0 6-3		3	2	1	1	2	0	0									
Bob Will, L OBP: 0.331, SLG: 0.468 (1, 9)	0-0 FC1-6 WP BB		2-1 14 HR 3B	3-3 K		3-2 4-3		1-1 F7		5	1	1	1	0	1	2									
14 Ernie Banks, R OBP: 0.373, SLG: 0.587 (1, 6)	0-3 K		0-2 HR	4-0 1B IBB		1-0 6-3		2-1 F4		4	1	1	2	1	1	1									
Ed Bouchee, L OBP: 0.368, SLG: 0.338 (1, 3)	4-1 WP BB		4-1 PB BB	2-1 1B		0-0 4-3		2-1 F8		3	0	1	1	2	0	0									
Walt Moryn, L OBP: 0.380, SLG: 0.425 (1, 7)	2-3 K		4-2 FC5-4 BB	2-1 F8		2-2 4-3		2-2 4-3		3	0	0	0	1	1	4									
Frank Thomas, R OBP: 0.285, SLG: 0.435 (1, 5)		2-2 5-3	0-3 K	1-1 5-3		2-0 4-3		1-3 K		4	0	0	0	0	1	2									
Earl Averill, R OBP: 0.341, SLG: 0.361 (1, 2)		1-1 F5	2-0 FC5-4	4-2 E 1B CS BB		1-3 K		0-0 1-3		2	0	0	0	1	0	2									
Jim Hegan, R OBP: 0.333, SLG: 1.333 (5, 2)		3-2 5-3		1-0 E8 E		1-2 E 1B		1-0 1-3		3	1	1	0	0	0	0									
Jerry Kindall, R OBP: 0.282, SLG: 0.360 (8, PH)				1-2 E 1B		1-2 K		0-0 HR		1	0	0	0	0	0	0									
Don Zimmer, R OBP: 0.291, SLG: 0.287 (8, 4)			1-3 K	0-2 B3-4		1-2 K				1	0	0	0	0	0	0									
Glen Hobbie, R OBP: 0.192, SLG: 0.053 (1, 1)										1	0	0	0	0	1	0									
Dick Drott, R OBP: 0.125, SLG: 0.125 (3, 1)										1	0	0	0	0	1	1									
Don Cardwell, R OBP: 0.111, SLG: 0.444 (4, 1)										1	0	0	0	0	1	2									
Seth Morehead, L OBP: 0.345, SLG: 0.500 (6, 1)										0	0	0	0	0	0	0									
Sammy Taylor, L OBP: 0.345, SLG: 0.640 (8, PH)										1	1	1	1	0	0	0									
Ben Johnson, R OBP: 0.286, SLG: 0.286 (8, 1)										0	0	0	0	0	0	0									
Inning Stats	R: 0 E: 0 K: 2 S: 11	H: 0 LOB: 2 BB: 2 P: 21	R: 0 E: 0 K: 0 S: 8	H: 0 LOB: 0 BB: 0 P: 14	R: 3 E: 0 K: 2 S: 17	H: 2 LOB: 3 BB: 3 P: 34	R: 2 E: 2 K: 1 S: 17	H: 2 LOB: 2 BB: 1 P: 31	R: 0 E: 1 K: 1 S: 9	H: 1 LOB: 2 BB: 1 P: 15	R: 0 E: 0 K: 0 S: 9	H: 0 LOB: 0 BB: 0 P: 15	R: 0 E: 0 K: 0 S: 7	H: 0 LOB: 0 BB: 0 P: 11	R: 1 E: 0 K: 1 S: 6	H: 1 LOB: 0 BB: 0 P: 8	R: 0 E: 0 K: 0 S: 6	H: 0 LOB: 0 BB: 0 P: 11	1B: 3 2B: 1 3B: 1 HR: 2	SF: 0 SAC: 0 DP: 1 HBP: 0	WP: 1 PB: 1 SB: 0 CS: 1	PA: 40			
PITCHER	IP	WLS	BF	H	R	ER	SO	BB	IBB	HBP	BLK	WP	HR	S	P	ERA	WHIP								
Stan Williams, R ERA: 3.18 (1, 1)	3.0		16	2	3	3	4	5	0	0	0	1	1	36	69	9.00	2.333								
Larry Sherry, R ERA: 5.24 (4, 1)	1.0		7	2	2	0	1	0	1	0	0	0	0	17	31	0.00	2.000								
Ed Roebuck, R ERA: 3.0 (5, 1)	5.0	W	17	2	1	1	2	1	0	0	0	0	1	37	60	1.80	0.600								

Chicago Cubs @ Los Angeles Dodgers
Los Angeles Memorial Coliseum, Los Angeles, CA

Sat Jun 04 1960, 10:05 PM EDT
Att: 24,796 - Unknown

AB 33
R 6
H 6
RBI 6
BB 7
SO 7
LOB 14




Batter	1	2	3	4	5	6	7	8	9	AB	R	H	RBI	BB	SO	LOB	BOTTOM								
Jim Gilliam, S OBP: 0.380, SLG: 0.349 (1, 5)	3-2 SH1-3 FC6-2 2B	1-2 6-3		4-2 G6-3 BB		0-0 WP 1B	4-1 IHR BB	2-2 7-5-3 1B		4	2	3	0	2	0	2									
Wally Moon, L OBP: 0.354, SLG: 0.375 (1, 9)	0-0 SH1-3		0-1 F7	2-2 G6-3		2-2 SF9	3-2 IHR	1-1 7-5-3		4	1	1	5	0	0	3									
Norm Larker, L OBP: 0.359, SLG: 0.418 (1, 3)	0-0 FC6-2		2-2 6-3	2-1 F3		1-1 E BB	4-2 E4 BB			1	0	0	0	0	1										
Gil Hodges, R OBP: 0.271, SLG: 0.346 (3, PH)	3-2 1B					1-1 E BB	4-2 E4 BB			3	1	0	0	1	0	0									
Duke Snider, L OBP: 0.379, SLG: 0.558 (1, 8)	2-1 1B		2-2 1B 1B		2-2 F9 SF9 2B	1-1 E4	4-2 1B BB			4	2	3	0	1	0	1									
Frank Howard, R OBP: 0.357, SLG: 0.434 (1, 7)	3-2 F8		0-0 1B 1B		0-0 F9	0-0 F4	1-1 1B			5	1	2	1	0	0	5									
Charlie Neal, R OBP: 0.328, SLG: 0.361 (1, 4)		0-1 F7	0-0 1B 1B		0-2 SF9		6-3			4	1	1	2	0	0	2									
John Roseboro, L OBP: 0.328, SLG: 0.404 (1, 2)		4-1 E BB	4-0 1B BB		0-1 F5		3-2 F9 SH 1B	1-2 SH1-4 1B		1	0	0	0	2	0	0									
Norm Sherry, R OBP: 0.389, SLG: 0.647 (7, PH)										2	2	2	0	0	0	0									
Maury Wills, S OBP: 0.325, SLG: 0.274 (3, PH)		0-1 E5	2-2 1B BB				1-2 SH	0-0 SH1-4		1	0	0	0	0	1										
Tommy Davis, R OBP: 0.220, SLG: 0.269 (4, 1)							1-1 SH			1	0	1	2	0	0	0									
Larry Sherry, R OBP: 0.188, SLG: 0.333 (4, 1)							1-2 IHR			0	0	0	0	0	0	0									
Ed Roebuck, R OBP: 0.667, SLG: 0.667 (5, 1)	1-2 1B		1-3 2H 3H 1B				1-2 IHR			1	2	1	0	0	0	0									
Stan Williams, R OBP: 0.067, SLG: 0.067 (3, PH)		2-3 K					0-3 K	1-1 F9	1-0 1B	1	0	0	0	1	2										
Bob Aspromonte, R OBP: 0.196, SLG: 0.255 (4, 6)										3	0	0	0	0	1	5									
Bob Lillis, R OBP: 0.286, SLG: 0.286 (8, 6)										1	0	1	1	0	0	0									
Inning Stats	R: 0 E: 0 K: 0 S: 11	H: 2 LOB: 2 BB: 0 P: 19	R: 0 E: 1 K: 1 S: 14	H: 0 LOB: 1 BB: 1 P: 21	R: 3 E: 0 K: 0 S: 17	H: 4 LOB: 2 BB: 1 P: 28	R: 0 E: 0 K: 0 S: 7	H: 0 LOB: 0 BB: 1 P: 15	R: 1 E: 0 K: 0 S: 9	H: 1 LOB: 0 BB: 0 P: 11	R: 2 E: 1 K: 1 S: 17	H: 2 LOB: 2 BB: 1 P: 25	R: 5 E: 1 K: 0 S: 20	H: 3 LOB: 2 BB: 2 P: 40	R: 1 E: 0 K: 0 S: 11	H: 3 LOB: 1 BB: 0 P: 16	1B: 12 2B: 3 3B: 0 HR: 1	SF: 2 SAC: 3 DP: 2 HBP: 0	WP: 2 PB: 1 SB: 0 CS: 0	PA: 47					
PITCHER	IP	WLS	BF	H	R	ER	SO	BB	IBB	HBP	BLK	WP	HR	S	P	ERA	WHIP								
Glen Hobbie, R ERA: 5.19 (3, 1)	2.2		17	6	3	3	1	2	0	0	0	0	0	4	9	0.00	3.000								
Dick Drott, R ERA: 5.98 (4, 1)	2.1	L	9	3	3	2	1	0	0	0	0	0	0	22	29	7.71	1.286								
Don Cardwell, R ERA: 4.91 (6, 1)	1.2		14	3	5	4	0	3	0	0	0	1	0	29	56	21.60	3.600								
Seth Morehead, L ERA: 4.44 (8, 1)	1.0		5	3	1	1	0	0	0	0	0	0	0	11	16	9.00	3.000								


Chicago Cubs @ Los Angeles Dodgers
Los Angeles Memorial Coliseum, Los Angeles, CA

Sat Jun 04 1960, 10:05 PM EDT
Att: 24,796 - Unknown

AB 36
R 12
H 15
RBI 11
BB 6
SO 2
LOB 22



Batter	1	2	3	4	5	6	7	8	9	AB	R	H	RBI	BB	SO	LOB	TOP								
Richie Ashburn, L (1, 8) OBP: 0.447, SLG: 0.362	2-2 5-3		4-2 S BB				0-0 1B		4-0 1B BB	4	1	3	2	2	0	0	Chicago Cubs @ Los Angeles Dodgers Los Angeles Memorial Coliseum, Los Angeles, CA Sun Jun 05 1960, 6:33 AM EDT Att: 25,256 - Overcast AB 42 R 12 H 15 RBI 11 BB 8 SO 10 LOB 22 								
Bob Will, L (1, 9) OBP: 0.338, SLG: 0.461	2-3 K		1-3 K				2-2 L6		2-1 1B	4	1	1	0	2	2	3									
14 Ernie Banks, R (1, 6) OBP: 0.366, SLG: 0.568	2-2 5-3			0-0 F6			0-0 K		1-0 F8	5	0	0	0	1	1	6									
Ed Bouchee, L (1, 3) OBP: 0.361, SLG: 0.326		0-0 F9		2-1 F6			0-0 5-3		0-2 L9	5	1	0	0	1	0	5									
Frank Thomas, R (1, 5) OBP: 0.280, SLG: 0.480		0-1 5-3		2-2 1B			2-2 1B BB		1-2 6-3	5	3	3	3	1	0	2									
Dick Gemert, R (1, 7) OBP: 0.314, SLG: 0.281		4-1 BB		2-3 K			1-0 F8		0-0 3-1	2	0	0	0	1	2	4									
Walt Moryn, L (6, 7) OBP: 0.372, SLG: 0.415							2-3 K			2	0	0	0	0	0	0									
Moe Thacker, R (1, 2)		2-3 K								2	0	0	0	0	2	1									
Earl Averill, R (6, PH) OBP: 0.386, SLG: 0.410							0-3 K		1-2 1B 1B	3	3	3	2	0	0	0									
Jerry Kindall, R (1, 4) OBP: 0.275, SLG: 0.351			1-2 F9				0-0 F4		3-2 1B	2	0	0	0	0	0	0									
Don Zimmer, R (6, PH) OBP: 0.303, SLG: 0.322							1-2 2H 3H		1-1 1B	3	2	3	2	0	0	0									
Mark Freeman, R (1, 1) OBP: 0.250, SLG: 0.250			2-3 K				0-0 K		1-3 K	2	0	0	0	0	2	0									
Glen Hobbie, R (5, 1) OBP: 0.250, SLG: 0.143							1-2 2-3		1-1 1B	2	1	2	2	0	0	0									
Don Elston, R (7, 1) OBP: 0.111, SLG: 0.111							1-2 2-3		1-1 1B	1	0	0	0	0	1	1									
Inning Stats	R: 0 E: 0 K: 1 S: 13	H: 0 LOB: 0 BB: 0 P: 19	R: 0 E: 0 K: 1 S: 7	H: 0 LOB: 1 BB: 1 P: 13	R: 0 E: 0 K: 2 S: 11	H: 0 LOB: 1 BB: 1 P: 19	R: 0 E: 0 K: 1 S: 10	H: 1 LOB: 1 BB: 0 P: 16	R: 0 E: 0 K: 2 S: 7	H: 0 LOB: 0 BB: 0 P: 7	R: 7 E: 0 K: 2 S: 31	H: 5 LOB: 3 BB: 5 P: 58	R: 3 E: 0 K: 0 S: 17	H: 5 LOB: 2 BB: 0 P: 24	R: 2 E: 0 K: 1 S: 14	H: 3 LOB: 1 BB: 0 P: 19	R: 0 E: 0 K: 0 S: 10	H: 1 LOB: 2 BB: 1 P: 18	1B: 12 2B: 1 3B: 0 HR: 2	SF: 0 SAC: 0 DP: 0 HBP: 0	WP: 1 PB: 0 SB: 1 CS: 0	PA: 50			
PITCHER	IP	WLS	BF	H	R	ER	SO	BB	IBB	HBP	BLK	WP	HR	S	P	ERA	WHIP								
Sandy Koufax, L (1, 1) ERA: 4.23	5.2	L	25	3	5	5	9	5	0	0	0	0	0	68	111	7.94	1.412								
Clem Labine, R (6, 1) ERA: 5.27	0.0		4	3	1	1	0	1	0	0	0	0	0	9	15	∞	∞								
Ed Rakow, R (6, 1) ERA: 11.37	0.2		7	4	4	4	0	0	1	0	1	0	0	14	23	54.00	6.000								
Danny McDevitt, L (7, 1) ERA: 6.97	0.2		3	1	0	0	0	0	0	0	0	0	0	5	7	0.00	1.500								
Stan Williams, R (8, 1) ERA: 3.4	2.0		11	4	2	2	1	1	0	0	0	1	1	24	37	9.00	2.500								

Batter	1	2	3	4	5	6	7	8	9	AB	R	H	RBI	BB	SO	LOB	BOTTOM								
Jim Gilliam, S (1, 5) OBP: 0.380, SLG: 0.343	1-1 L7		0-2 F2				4-2 3-1 1B BB		1-2 E3 HR	3	1	0	0	1	0	0	Chicago Cubs @ Los Angeles Dodgers Los Angeles Memorial Coliseum, Los Angeles, CA Sun Jun 05 1960, 6:33 AM EDT Att: 25,256 - Overcast AB 33 R 8 H 6 RBI 8 BB 7 SO 4 LOB 14 								
Wally Moon, L (1, 9) OBP: 0.361, SLG: 0.400	0-0 E4		4-2 BB			0-0 SF8	1-1 3-1 1B		0-0 HR	3	1	2	4	1	0	0									
Norm Larker, L (1, 3) OBP: 0.383, SLG: 0.417	1-2 G3-6-3		1-1 F8			0-0 1-3	0-0 3-1		0-0 6-3 2B	5	1	1	0	0	0	6									
Duke Snider, L (1, 8) OBP: 0.380, SLG: 0.539		4-2 HR BB		0-0 G3			2-1 F8		1-1 4-3	3	1	0	0	2	0	1									
Frank Howard, R (1, 7) OBP: 0.348, SLG: 0.457		2-1 HR		0-3 K			1-3 K		0-1 6-3	5	1	1	3	0	2	3									
Charlie Neal, R (1, 4) OBP: 0.324, SLG: 0.375		3-1 L9		1-0 6-3			1-0 HR		0-1 F9	5	1	1	1	0	0	3									
Norm Sherry, R (1, 2) OBP: 0.375, SLG: 0.595		0-1 F2					2-0 F5		2-1 F7	3	0	0	0	1	0	0									
Maury Wills, S (1, 6) OBP: 0.328, SLG: 0.271		1-2 5-3					4-1 HBP SF8 BB		1-0 F4	1	1	0	0	1	0	0									
Chuck Essegian, R (6, PH) OBP: 0.241, SLG: 0.357							4-1 HBP BB			1	0	0	0	0	0	1									
Bob Lillis, R (7, 6) OBP: 0.250, SLG: 0.250							1-2 BB			1	0	0	0	0	0	0									
Sandy Koufax, R (1, 1) ERA: 0.174, SLG: 0.095			2-3 K				4-1 HBP BB		1-3 K	1	0	0	0	1	1	0									
Clem Labine, R (6, 1) ERA: 5.27										0	0	0	0	0	0	0									
Ed Rakow, R (6, 1) ERA: 11.37										0	0	0	0	0	0	0									
Danny McDevitt, L (7, 1) ERA: 6.97										0	0	0	0	0	0	0									
Tommy Davis, R (7, PH) OBP: 0.226, SLG: 0.278										1	1	1	0	0	0	0									
Stan Williams, R (8, 1) ERA: 3.4										1	0	0	0	0	1	0									
Inning Stats	R: 0 E: 1 K: 0 S: 7	H: 0 LOB: 0 BB: 0 P: 9	R: 2 E: 0 K: 0 S: 11	H: 1 LOB: 0 BB: 1 P: 21	R: 0 E: 0 K: 1 S: 11	H: 0 LOB: 0 BB: 1 P: 18	R: 0 E: 0 K: 1 S: 5	H: 0 LOB: 0 BB: 0 P: 6	R: 1 E: 0 K: 0 S: 9	H: 0 LOB: 2 BB: 2 P: 19	R: 1 E: 0 K: 1 S: 11	H: 1 LOB: 1 BB: 1 P: 21	R: 1 E: 0 K: 0 S: 13	H: 2 LOB: 3 BB: 2 P: 23	R: 0 E: 0 K: 1 S: 6	H: 0 LOB: 0 BB: 0 P: 10	R: 3 E: 1 K: 0 S: 11	H: 2 LOB: 0 BB: 0 P: 13	1B: 2 2B: 1 3B: 0 HR: 3	SF: 1 SAC: 0 DP: 1 HBP: 1	WP: 0 PB: 0 SB: 1 CS: 0	PA: 42			
PITCHER	IP	WLS	BF	H	R	ER	SO	BB	IBB	HBP	BLK	WP	HR	S	P	ERA	WHIP								
Mark Freeman, R (1, 1) ERA: 3.48	4.1		19	1	3	3	2	4	0	0	0	0	0	40	70	6.23	1.154								
Glen Hobbie, R (5, 1) ERA: 5.34	1.2	W	10	3	2	2	1	2	0	0	0	0	1	20	35	10.80	3.000								
Don Elston, R (7, 1) ERA: 3.1	3.0	S	13	2	3	1	1	1	0	0	0	0	1	24	35	3.00	1.000								

Batter	1	2	3	4	5	6	7	8	9	AB	R	H	RBI	BB	SO	LOB	TOP								
Bill Bruton, L OBP: 0.343, SLG: 0.491 (1, 8)	F8		2B		K	B4-3		FC4		5	0	1	0	0	1	3	Milwaukee Braves @ Los Angeles Dodgers Los Angeles Memorial Coliseum, Los Angeles, CA Tue Jun 07 1960, 10:05 PM EDT Att: 26,639 - Unknown								
Red Schoendienst, S OBP: 0.300, SLG: 0.292 (1, 4)	K		1-3		E3	1B		1-3		5	1	1	0	0	1	4									
Eddie Mathews, L OBP: 0.426, SLG: 0.588 (1, 5)	F6		BB		E	1B			B1-3	3	1	1	1	2	0	0									
Hank Aaron, R OBP: 0.345, SLG: 0.570 (1, 9)		6-3	F8		E1	K			F8	5	1	0	0	0	1	5									
Joe Adcock, R OBP: 0.385, SLG: 0.545 Juan Pizarro, L OBP: 0.429, SLG: 0.643 Frank Torre, L OBP: 0.226, SLG: 0.214 (1, 3)		6-3			F5	FC5-4	1B			3	0	0	0	2	0	0									
Mel Roach, R OBP: 0.347, SLG: 0.523 Al Spangler, L OBP: 0.292, SLG: 0.349 (9, PR)					6-3	1B	IBB			0	0	0	0	0	0	0									
Johnny Logan, R OBP: 0.315, SLG: 0.325 (9, 3)					6-3	FC5-4	1B		BB	0	0	0	0	0	0	0									
Del Crandall, R OBP: 0.282, SLG: 0.471 (1, 7)					6-3	FC5-4	1B		F8	5	0	2	2	0	0	1									
Bob Buhl, R OBP: 0.154, SLG: 0.154 Don McMahon, R (7, 1)					F8	FC5-4				4	0	0	0	0	1	3									
Bob Buhl, R OBP: 0.154, SLG: 0.154 Don McMahon, R (7, 1)					HR				FC4	4	2	3	1	0	0	2									
Bob Buhl, R OBP: 0.154, SLG: 0.154 Don McMahon, R (7, 1)					K	FC3	K		K	3	1	0	0	0	2	1									
Bob Buhl, R OBP: 0.154, SLG: 0.154 Don McMahon, R (7, 1)					K				K	1	0	0	0	0	1	1									
Inning Stats	R: 0 E: 0 K: 1 S: 6	H: 0 LOB: 0 BB: 0 P: 10	R: 0 E: 0 K: 1 S: 9	H: 1 LOB: 1 BB: 0 P: 17	R: 1 E: 0 K: 1 S: 14	H: 2 LOB: 2 BB: 1 P: 25	R: 0 E: 0 K: 0 S: 4	H: 0 LOB: 0 BB: 0 P: 7	R: 5 E: 3 K: 1 S: 21	H: 2 LOB: 2 BB: 2 P: 36	R: 0 E: 0 K: 2 S: 14	H: 2 LOB: 2 BB: 0 P: 20	R: 0 E: 0 K: 0 S: 10	H: 0 LOB: 0 BB: 0 P: 14	R: 0 E: 0 K: 1 S: 7	H: 1 LOB: 1 BB: 0 P: 9	R: 0 E: 0 K: 0 S: 9	H: 0 LOB: 1 BB: 1 P: 15	1B: 5 2B: 2 3B: 0 HR: 1	SF: 0 SAC: 0 DP: 0 HBP: 0	WP: 0 PB: 0 SB: 0 CS: 0	PA: 42			
PITCHER	IP	WLS	BF	H	R	ER	SO	BB	IBB	HBP	BLK	WP	HR	S	P	ERA	WHIP								
Johnny Podres, L ERA: 2.4 (1, 1)	4.1	L	24	5	6	1	4	2	1	0	0	0	1	47	85	2.08	1.615								
Ed Roebuck, R ERA: 2.73 (5, 1)	2.2		10	2	0	0	2	0	0	0	0	0	0	31	44	0.00	0.750								
Danny McDevitt, L ERA: 6.35 (8, 1)	1.0		4	1	0	0	1	0	0	0	0	0	0	7	9	0.00	1.000								
Sandy Koufax, L ERA: 4.16 (9, 1)	1.0		4	0	0	0	0	1	0	0	0	0	0	9	15	0.00	1.000								

Batter	1	2	3	4	5	6	7	8	9	AB	R	H	RBI	BB	SO	LOB	BOTTOM
Jim Gilliam, S OBP: 0.372, SLG: 0.333 (1, 5)	F7		1-3		F9		4-3		4-3	5	0	0	0	0	0	2	Milwaukee Braves @ Los Angeles Dodgers Los Angeles Memorial Coliseum, Los Angeles, CA Tue Jun 07 1960, 10:05 PM EDT Att: 26,639 - Unknown
Wally Moon, L OBP: 0.397, SLG: 0.413 (1, 9)					4-3		FC4-6		K	5	0	3	2	0	1	0	
Norm Larker, L OBP: 0.374, SLG: 0.404 (1, 3)	1B		2B		F7		FC4-6		1B	5	0	1	0	0	1	3	
Duke Snider, L OBP: 0.381, SLG: 0.527 (1, 8)	F5		K				1B		1B	4	0	1	0	1	2	2	
Duke Snider, L OBP: 0.381, SLG: 0.527 (1, 8)	4-3				1B				K	4	0	1	0	1	2	2	
Duke Snider, L OBP: 0.381, SLG: 0.527 (1, 8)					BB				1B								
Frank Howard, R OBP: 0.344, SLG: 0.482 (1, 7)					F6		G1		F3	4	1	1	1	0	0	3	
Frank Howard, R OBP: 0.344, SLG: 0.482 (1, 7)					HR					4	1	1	1	0	0	3	
Charlie Neal, R OBP: 0.328, SLG: 0.378 (1, 4)					F9				F8	4	1	2	0	0	0	0	
Charlie Neal, R OBP: 0.328, SLG: 0.378 (1, 4)					1B												
Norm Sherry, R OBP: 0.364, SLG: 0.561 (1, 2)					K				K	4	0	1	1	0	2	2	
Norm Sherry, R OBP: 0.364, SLG: 0.561 (1, 2)					5-3												
Maury Wills, S OBP: 0.323, SLG: 0.266 Chuck Essegian, R OBP: 0.233, SLG: 0.345 Bob Lillis, R OBP: 0.250, SLG: 0.250 Irv Noren, L OBP: 0.333, SLG: 0.167 Bob Aspromonte, R OBP: 0.196, SLG: 0.255 (1, 6)					G3				1B	2	0	0	0	0	0	2	
Maury Wills, S OBP: 0.323, SLG: 0.266 Chuck Essegian, R OBP: 0.233, SLG: 0.345 Bob Lillis, R OBP: 0.250, SLG: 0.250 Irv Noren, L OBP: 0.333, SLG: 0.167 Bob Aspromonte, R OBP: 0.196, SLG: 0.255 (1, 6)					G3					1	0	0	0	0	1	1	
Maury Wills, S OBP: 0.323, SLG: 0.266 Chuck Essegian, R OBP: 0.233, SLG: 0.345 Bob Lillis, R OBP: 0.250, SLG: 0.250 Irv Noren, L OBP: 0.333, SLG: 0.167 Bob Aspromonte, R OBP: 0.196, SLG: 0.255 (1, 6)										0	0	0	0	0	0	0	
Maury Wills, S OBP: 0.323, SLG: 0.266 Chuck Essegian, R OBP: 0.233, SLG: 0.345 Bob Lillis, R OBP: 0.250, SLG: 0.250 Irv Noren, L OBP: 0.333, SLG: 0.167 Bob Aspromonte, R OBP: 0.196, SLG: 0.255 (1, 6)										1	0	0	0	0	0	0	
Maury Wills, S OBP: 0.323, SLG: 0.266 Chuck Essegian, R OBP: 0.233, SLG: 0.345 Bob Lillis, R OBP: 0.250, SLG: 0.250 Irv Noren, L OBP: 0.333, SLG: 0.167 Bob Aspromonte, R OBP: 0.196, SLG: 0.255 (1, 6)										1	1	1	0	0	0	0	
Maury Wills, S OBP: 0.323, SLG: 0.266 Chuck Essegian, R OBP: 0.233, SLG: 0.345 Bob Lillis, R OBP: 0.250, SLG: 0.250 Irv Noren, L OBP: 0.333, SLG: 0.167 Bob Aspromonte, R OBP: 0.196, SLG: 0.255 (1, 6)										0	0	0	0	0	0	0	
Maury Wills, S OBP: 0.323, SLG: 0.266 Chuck Essegian, R OBP: 0.233, SLG: 0.345 Bob Lillis, R OBP: 0.250, SLG: 0.250 Irv Noren, L OBP: 0.333, SLG: 0.167 Bob Aspromonte, R OBP: 0.196, SLG: 0.255 (1, 6)										1	0	0	0	0	0	0	
Maury Wills, S OBP: 0.323, SLG: 0.266 Chuck Essegian, R OBP: 0.233, SLG: 0.345 Bob Lillis, R OBP: 0.250, SLG: 0.250 Irv Noren, L OBP: 0.333, SLG: 0.167 Bob Aspromonte, R OBP: 0.196, SLG: 0.255 (1, 6)										0	0	0	0	0	0	0	
Maury Wills, S OBP: 0.323, SLG: 0.266 Chuck Essegian, R OBP: 0.233, SLG: 0.345 Bob Lillis, R OBP: 0.250, SLG: 0.250 Irv Noren, L OBP: 0.333, SLG: 0.167 Bob Aspromonte, R OBP: 0.196, SLG: 0.255 (1, 6)										0	0	0	0	0	0	0	
Maury Wills, S OBP: 0.323, SLG: 0.266 Chuck Essegian, R OBP: 0.233, SLG: 0.345 Bob Lillis, R OBP: 0.250, SLG: 0.250 Irv Noren, L OBP: 0.333, SLG: 0.167 Bob Aspromonte, R OBP: 0.196, SLG: 0.255 (1, 6)										0	0	0	0	0	0	0	
Maury Wills, S OBP: 0.323, SLG: 0.266 Chuck Essegian, R OBP: 0.233, SLG: 0.345 Bob Lillis, R OBP: 0.250, SLG: 0.250 Irv Noren, L OBP: 0.333, SLG: 0.167 Bob Aspromonte, R OBP: 0.196, SLG: 0.255 (1, 6)										0	0	0	0	0	0	0	
Maury Wills, S OBP: 0.323, SLG: 0.266 Chuck Essegian, R OBP: 0.233, SLG: 0.345 Bob Lillis, R OBP: 0.250, SLG: 0.250 Irv Noren, L OBP: 0.333, SLG: 0.167 Bob Aspromonte, R OBP: 0.196, SLG: 0.255 (1, 6)										0	0	0	0	0	0	0	
Maury Wills, S OBP: 0.323, SLG: 0.266 Chuck Essegian, R OBP: 0.233, SLG: 0.345 Bob Lillis, R OBP: 0.250, SLG: 0.250 Irv Noren, L OBP: 0.333, SLG: 0.167 Bob Aspromonte, R OBP: 0.196, SLG: 0.255 (1, 6)										0	0	0	0	0	0	0	
Maury Wills, S OBP: 0.323, SLG: 0.266 Chuck Essegian, R OBP: 0.233, SLG: 0.345 Bob Lillis, R OBP: 0.250, SLG: 0.250 Irv Noren, L OBP: 0.333, SLG: 0.167 Bob Aspromonte, R OBP: 0.196, SLG: 0.255 (1, 6)										0	0	0	0	0	0	0	
Maury Wills, S OBP: 0.323, SLG: 0.266 Chuck Essegian, R OBP: 0.233, SLG: 0.345 Bob Lillis, R OBP: 0.250, SLG: 0.250 Irv Noren, L OBP: 0.333, SLG: 0.167 Bob Aspromonte, R OBP: 0.196, SLG: 0.255 (1, 6)										0	0	0	0	0	0	0	
Maury Wills, S OBP: 0.323, SLG: 0.266 Chuck Essegian, R OBP: 0.233, SLG: 0.345 Bob Lillis, R OBP: 0.250, SLG: 0.250 Irv Noren, L OBP: 0.333, SLG: 0.167 Bob Aspromonte, R OBP: 0.196, SLG: 0.255 (1, 6)										0	0	0	0	0	0	0	
Maury Wills, S OBP: 0.323, SLG: 0.266 Chuck Essegian, R OBP: 0.233, SLG: 0.345 Bob Lillis, R OBP: 0.250, SLG: 0.250 Irv Noren, L OBP: 0.333, SLG: 0.167 Bob Aspromonte, R OBP: 0.196, SLG: 0.255 (1, 6)										0	0	0	0	0	0	0	
Maury Wills, S OBP: 0.323, SLG: 0.266 Chuck Essegian, R OBP: 0.233, SLG: 0.345 Bob Lillis, R OBP: 0.250, SLG: 0.250 Irv Noren, L OBP: 0.333, SLG: 0.167 Bob Aspromonte, R OBP: 0.196, SLG: 0.255 (1, 6)										0	0	0	0	0	0	0	
Maury Wills, S OBP: 0.323, SLG: 0.266 Chuck Essegian, R OBP: 0.233, SLG: 0.345 Bob Lillis, R OBP: 0.250, SLG: 0.250 Irv Noren, L OBP: 0.333, SLG: 0.167 Bob Aspromonte, R OBP: 0.196, SLG: 0.255 (1, 6)										0	0	0	0	0	0	0	
Maury Wills, S OBP: 0.323, SLG: 0.266 Chuck Essegian, R OBP: 0.233, SLG: 0.345 Bob Lillis, R OBP: 0.250, SLG: 0.250 Irv Noren, L OBP: 0.333, SLG: 0.167 Bob Aspromonte, R OBP: 0.196, SLG: 0.255 (1, 6)										0	0	0	0	0	0	0	
Maury Wills, S OBP: 0.323, SLG: 0.266 Chuck Essegian, R OBP: 0.233, SLG: 0.345 Bob Lillis, R OBP: 0.250, SLG: 0.250 Irv Noren, L OBP: 0.333, SLG: 0.167 Bob Aspromonte, R OBP: 0.196, SLG: 0.255 (1, 6)										0	0	0	0	0	0	0	
Maury Wills, S OBP: 0.323, SLG: 0.266 Chuck Essegian, R OBP: 0.233, SLG: 0.345 Bob Lillis, R OBP: 0.250, SLG: 0.250 Irv Noren, L OBP: 0.333, SLG: 0.167 Bob Aspromonte, R OBP: 0.196, SLG: 0.255 (1, 6)										0	0	0	0	0	0	0	
Maury Wills, S OBP: 0.323, SLG: 0.266 Chuck Essegian, R OBP: 0.233, SLG: 0.345 Bob Lillis, R OBP: 0.250, SLG: 0.250 Irv Noren, L OBP: 0.333, SLG: 0.167 Bob Aspromonte, R OBP: 0.196, SLG: 0.255 (1, 6)										0	0	0	0	0	0	0	
Maury Wills, S OBP: 0.323, SLG: 0.266 Chuck Essegian, R OBP: 0.233, SLG: 0.345 Bob Lillis, R OBP: 0.250, SLG: 0.250 Irv Noren, L OBP: 0.333, SLG: 0.167 Bob Aspromonte, R OBP: 0.196, SLG: 0.255 (1, 6																	

Batter	1	2	3	4	5	6	7	8	9	AB	R	H	RBI	BB	SO	LOB	TOP								
Bill Bruton, L OBP: 0.341, SLG: 0.491 (1, 8)	1-2 3-1 SF9 2B		3-3 K			2-3 K		1-0 B1-3		4	1	1	0	0	2	2									
Red Schoendienst, S OBP: 0.292, SLG: 0.284 (1, 4)	1-2 3-1 2-3			1-1 4-3		0-0 4-3		0-0 F8		4	0	0	0	0	0	1									
Eddie Mathews, L OBP: 0.422, SLG: 0.583 (1, 5)	0-2 SF9			2-3 K		1-1 3-1		1-2 1B		3	0	1	1	0	1	0									
Hank Aaron, R OBP: 0.337, SLG: 0.555 (1, 9)	2-2 3-H 5-3			2-1 F6		1-2 F8		1-2 F5		4	0	0	0	0	0	1									
Joe Adcock, R OBP: 0.373, SLG: 0.526 (1, 3)		0-0 1-3			1-1 4-3			1-2 6-3		4	0	0	0	0	1	1									
Wes Covington, L OBP: 0.280, SLG: 0.571 (1, 7)		2-1 F7			1-0 FC5-4 1B			1-2 5-3 E 1B		3	0	2	0	0	0	0									
Al Spangler, L OBP: 0.292, SLG: 0.349 (8, PR)					0-2 FC5-4 1B			1-2 E5 5-3 1B		3	0	0	0	0	1	2									
Johnny Logan, R OBP: 0.308, SLG: 0.317 (1, 6)			0-3 K		2-3 K			0-0 5-3		3	0	0	0	0	1	3									
Del Crandall, R OBP: 0.276, SLG: 0.459 (1, 2)			1-1 1-3		2-3 K			1-2 2-3 5-3		3	0	0	0	0	1	3									
Carl Willey, R OBP: 0.309, SLG: 0.391 (1, 1)			0-1 1-3			1-3 K		0-3 K		3	0	0	0	0	2	2									
Don McMahon, R OBP: 0.500, SLG: 0.333 (8, 1)										0	0	0	0	0	0	0									
Bob Rush, R OBP: 0.500, SLG: 0.333 (8, 1)										0	0	0	0	0	0	0									
Inning Stats	R: 1 E: 0 K: 0 S: 13	H: 1 LOB: 0 BB: 0 P: 17	R: 0 E: 0 K: 1 S: 6	H: 0 LOB: 0 BB: 0 P: 8	R: 0 E: 0 K: 1 S: 8	H: 0 LOB: 0 BB: 0 P: 12	R: 0 E: 0 K: 1 S: 7	H: 0 LOB: 0 BB: 0 P: 12	R: 0 E: 0 K: 2 S: 10	H: 1 LOB: 1 BB: 0 P: 14	R: 0 E: 0 K: 0 S: 7	H: 0 LOB: 0 BB: 0 P: 10	R: 0 E: 0 K: 0 S: 10	H: 0 LOB: 0 BB: 0 P: 13	R: 0 E: 1 K: 1 S: 13	H: 1 LOB: 2 BB: 0 P: 16	R: 0 E: 0 K: 1 S: 10	H: 1 LOB: 1 BB: 0 P: 12	1B: 3 2B: 1 3B: 0 HR: 0	SF: 1 SAC: 0 DP: 0 HBP: 0	WP: 0 PB: 0 SB: 0 CS: 0	PA: 32			
PITCHER	IP	WLS	BF	H	R	ER	SO	BB	IBB	HBP	BLK	WP	HR	S	P	ERA	WHIP								
Stan Williams, R ERA: 3.1 (1, 1)	8.0	W	28	3	1	1	7	0	0	0	0	0	0	74	102	1.12	0.375								
Clem Labine, R ERA: 4.91 (9, 1)	1.0	S	4	1	0	0	1	0	0	0	0	0	0	10	12	0.00	1.000								

Milwaukee Braves @ Los Angeles Dodgers
Los Angeles Memorial Coliseum, Los Angeles, CA
Wed Jun 08 1960, 10:05 PM EDT
Att: 24,639 - Unknown

AB	31
R	1
H	4
RBI	1
BB	0
SO	8
LOB	12



Batter	1	2	3	4	5	6	7	8	9	AB	R	H	RBI	BB	SO	LOB	BOTTOM								
Jim Gilliam, S OBP: 0.374, SLG: 0.333 (1, 5)	2-2 4-3		0-0 L6-3 1B		1-1 F7			4-0 HR BB		3	1	1	0	1	0	1									
Wally Moon, L OBP: 0.375, SLG: 0.436 (1, 9)	4-2 BB		2-1 L6-3 1-2			0-2 FC2-6 1B		2-2 1-H HR		3	1	2	2	1	0	1									
Norm Larker, L OBP: 0.391 (1, 3)	1-3 K		2-1 6-3			1-0 FC2-6 1-2		4-0 HR BB		3	0	0	0	1	1	2									
Joe Pignatano, R OBP: 0.318, SLG: 0.333 (8, PR)										0	1	0	0	0	0	0									
Gil Hodges, R OBP: 0.271, SLG: 0.346 (9, 3)										0	0	0	0	0	0	0									
Duke Snider, L OBP: 0.376, SLG: 0.546 (1, 8)	2-2 4-3			2-3 K		1-0 L9		3-1 1-H HR		4	1	1	2	0	1	2									
Frank Howard, R OBP: 0.340, SLG: 0.472 (1, 7)		1-2 E 1B		0-3 K		1-3 K		0-3 K		4	0	1	0	0	3	2									
Clem Labine, R OBP: 0.500, SLG: 1.000 (9, 1)										0	0	0	0	0	0	0									
Charlie Neal, R OBP: 0.326, SLG: 0.375 (1, 4)		2-1 E 1B		1-0 5-3			2-0 6-3	2-2 6-3		4	0	1	0	0	0	1									
Norm Sherry, R OBP: 0.362, SLG: 0.535 (1, 2)		4-1 G6-3 BB			1-0 5-3		1-2 F9			2	0	0	0	1	0	0									
Maury Wills, S OBP: 0.325, SLG: 0.270 (1, 6)		0-2 F5			0-1 SH1-4 1B		0-3 K			2	0	1	0	0	0	3									
Chuck Essegian, R OBP: 0.228, SLG: 0.333 (7, PH)										1	0	0	0	0	1	0									
Bob Lillis, R OBP: 0.250, SLG: 0.250 (8, 6)										0	0	0	0	0	0	0									
Stan Williams, R OBP: 0.059, SLG: 0.059 (1, 1)		2-2 G6-3			0-0 SH1-4			1-3 K		1	0	0	0	0	0	3									
Tommy Davis, R OBP: 0.235, SLG: 0.296 (8, PH)										1	0	0	0	0	1	0									
Don Demeter, R OBP: 0.301, SLG: 0.505 (9, 8)										0	0	0	0	0	0	0									
Inning Stats	R: 0 E: 0 K: 1 S: 14	H: 0 LOB: 1 BB: 1 P: 23	R: 0 E: 1 K: 0 S: 12	H: 2 LOB: 2 BB: 1 P: 21	R: 0 E: 0 K: 0 S: 5	H: 1 LOB: 0 BB: 0 P: 9	R: 0 E: 0 K: 2 S: 7	H: 0 LOB: 0 BB: 0 P: 10	R: 0 E: 0 K: 0 S: 6	H: 1 LOB: 1 BB: 0 P: 8	R: 0 E: 0 K: 1 S: 8	H: 1 LOB: 1 BB: 0 P: 11	R: 0 E: 0 K: 1 S: 9	H: 0 LOB: 0 BB: 0 P: 12	R: 4 E: 0 K: 2 S: 16	H: 2 LOB: 1 BB: 2 P: 32	R: 0 E: 0 K: 0 S: 10	H: 0 LOB: 0 BB: 0 P: 12	1B: 5 2B: 1 3B: 0 HR: 2	SF: 0 SAC: 1 DP: 2 HBP: 0	WP: 0 PB: 0 SB: 0 CS: 0	PA: 33			
PITCHER	IP	WLS	BF	H	R	ER	SO	BB	IBB	HBP	BLK	WP	HR	S	P	ERA	WHIP								
Carl Willey, R ERA: 3.32 (1, 1)	7.1	L	28	5	1	1	6	3	0	0	0	0	0	66	104	1.23	1.091								
Don McMahon, R ERA: 6.95 (8, 1)	0.0	L	2	1	1	1	0	1	0	0	0	0	1	3	9	∞	∞								
Bob Rush, R ERA: 4.15 (8, 1)	0.2		3	1	2	2	1	0	0	0	0	0	1	8	13	27.00	1.500								

Milwaukee Braves @ Los Angeles Dodgers
Los Angeles Memorial Coliseum, Los Angeles, CA
Wed Jun 08 1960, 10:05 PM EDT
Att: 24,639 - Unknown

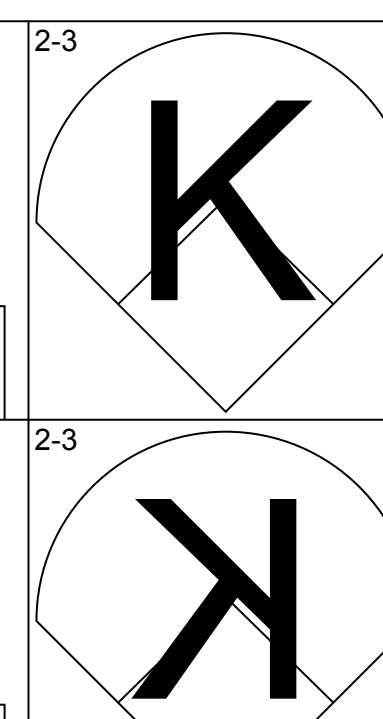
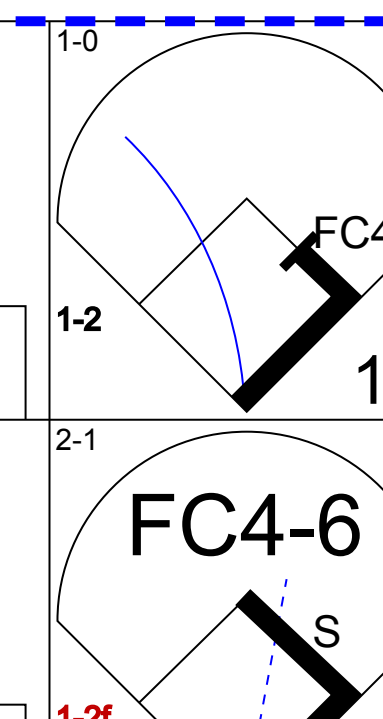
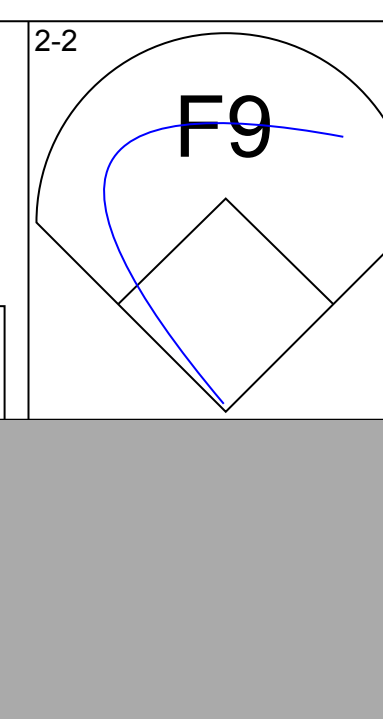
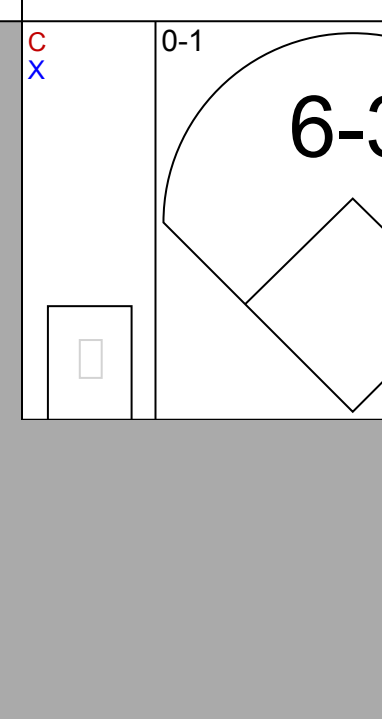
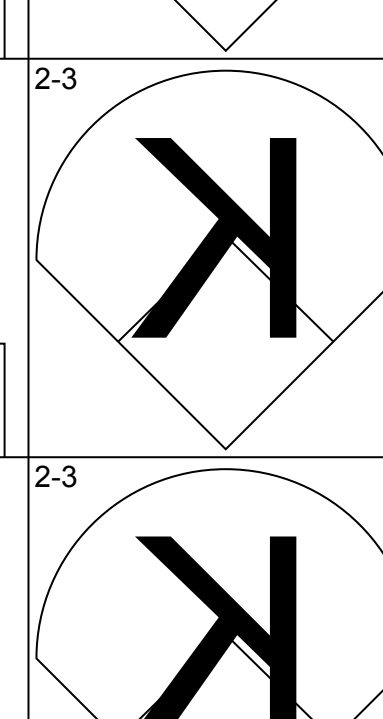
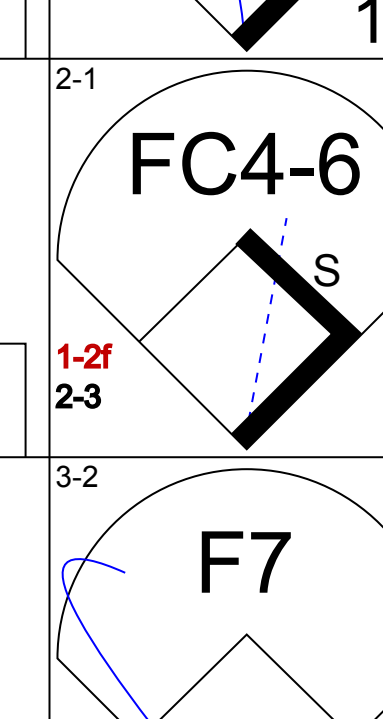
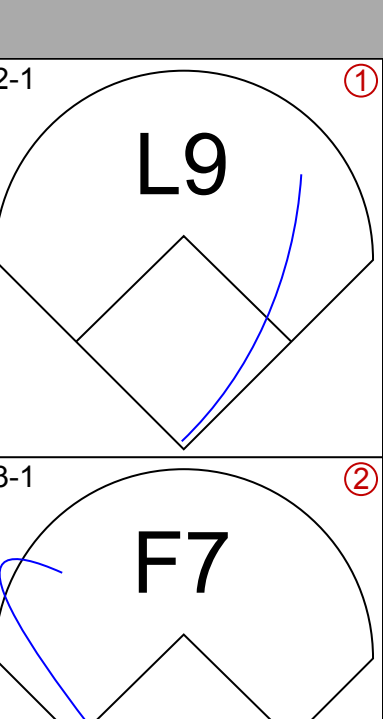
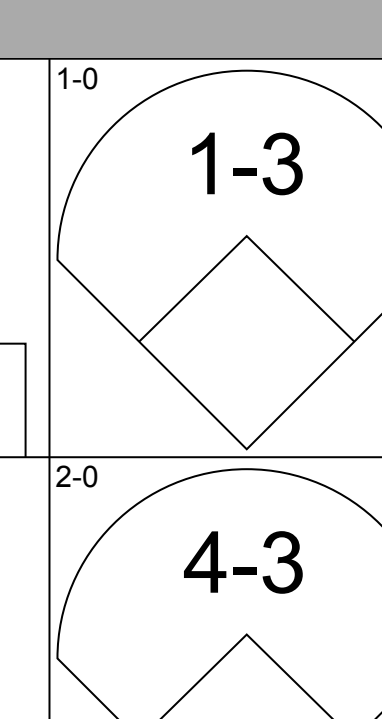
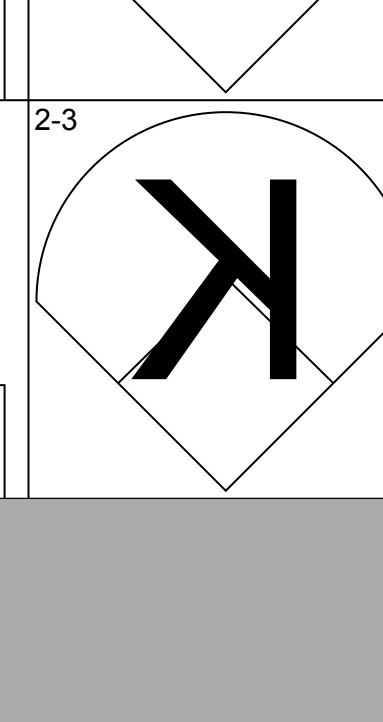
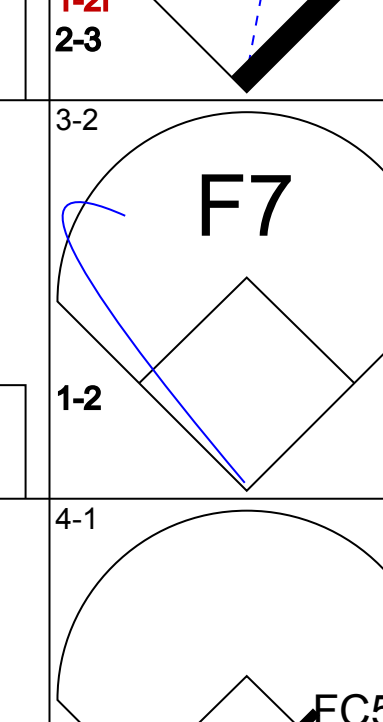
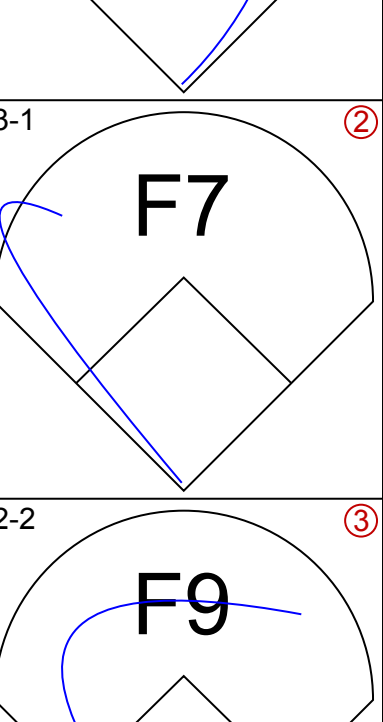
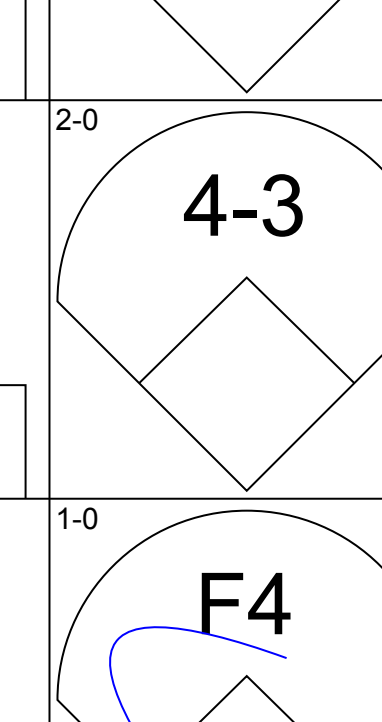
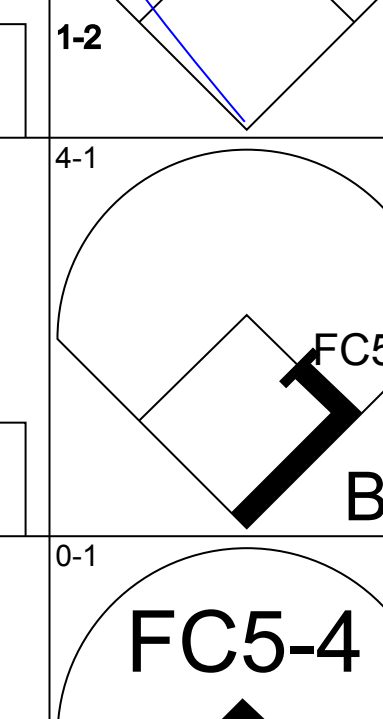
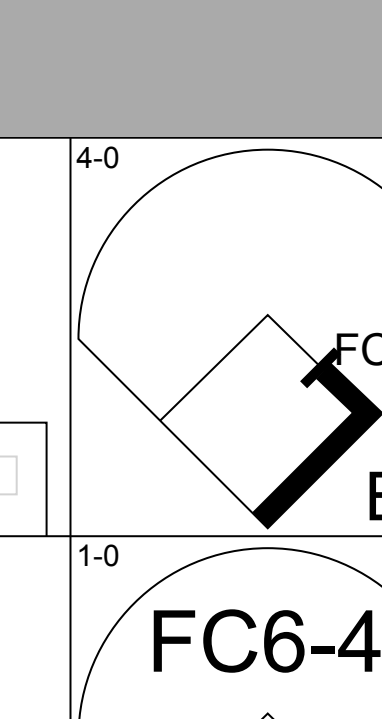
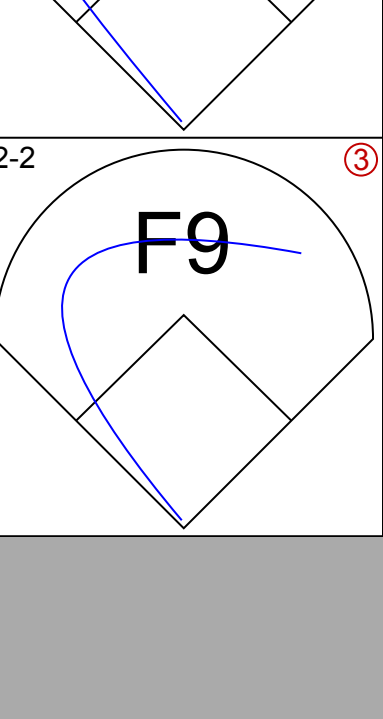
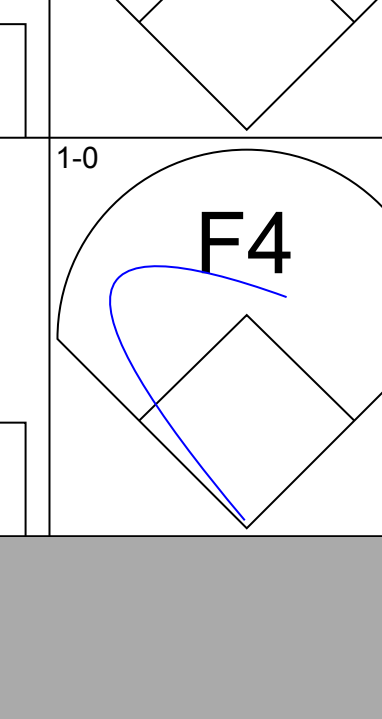
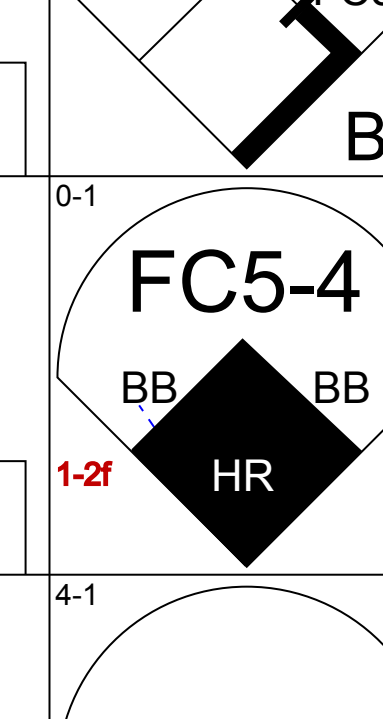
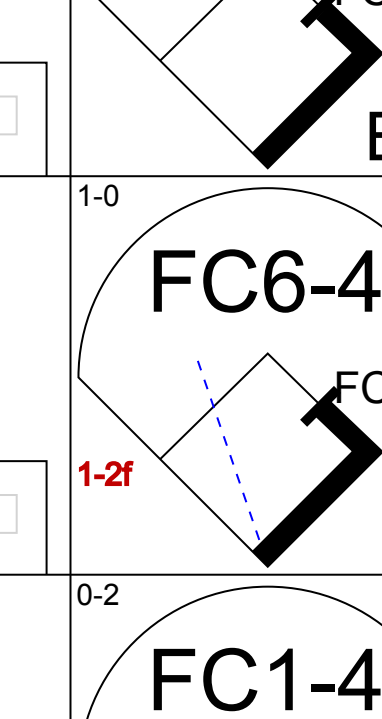
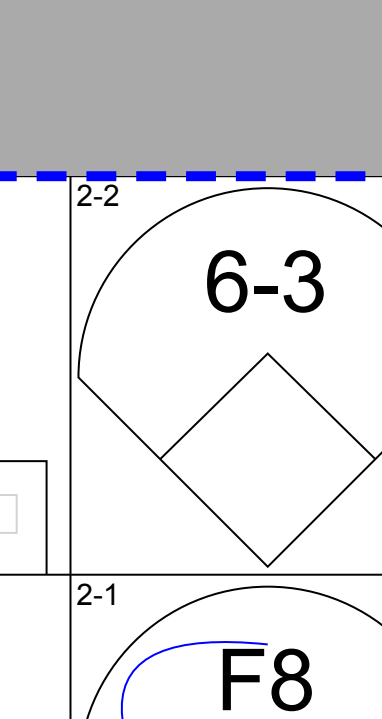
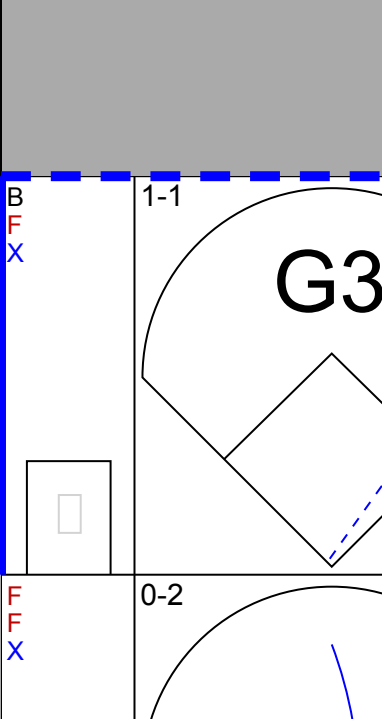
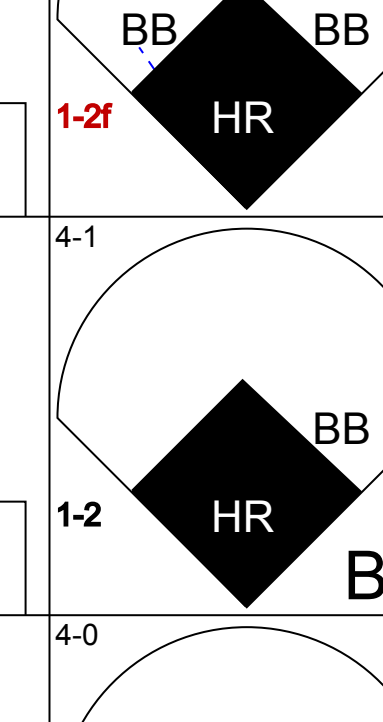
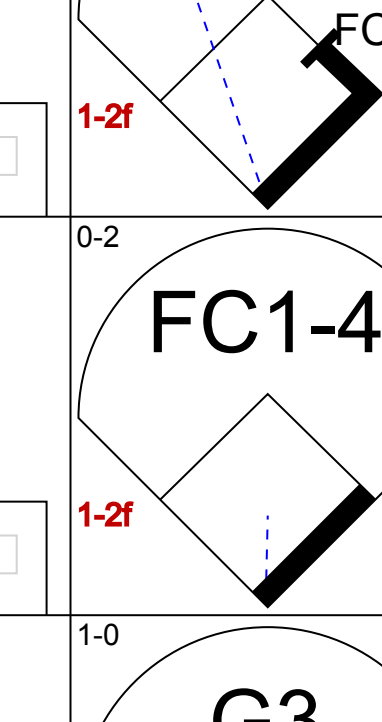
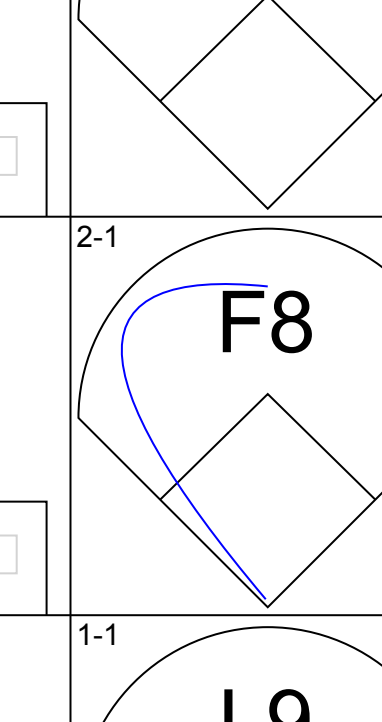
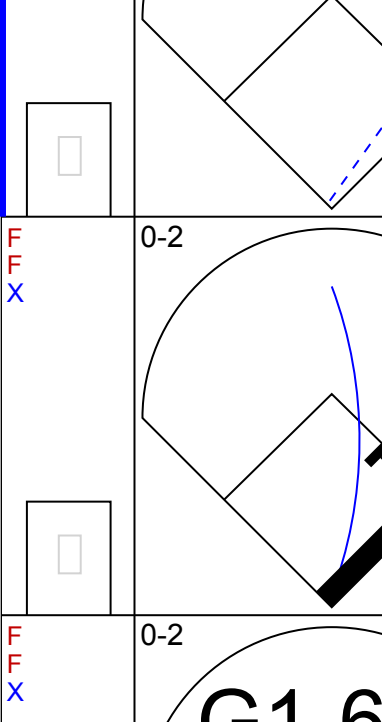
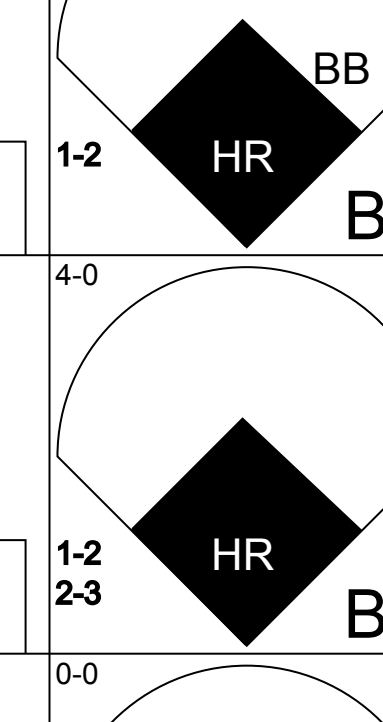
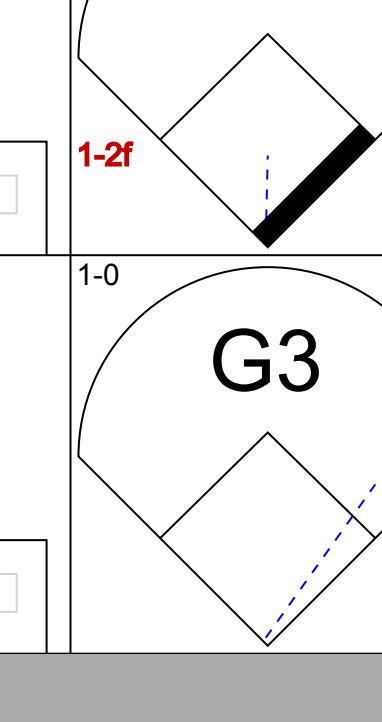
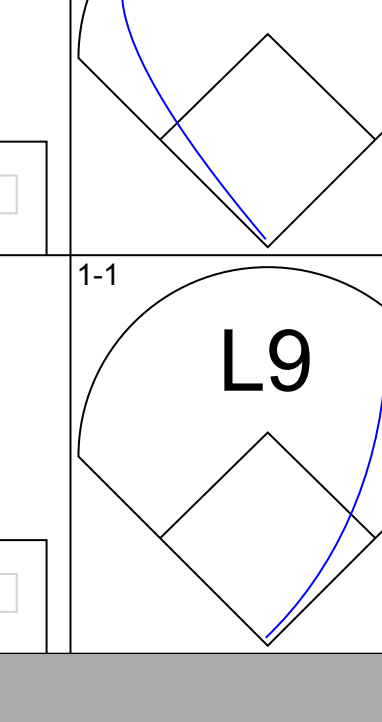
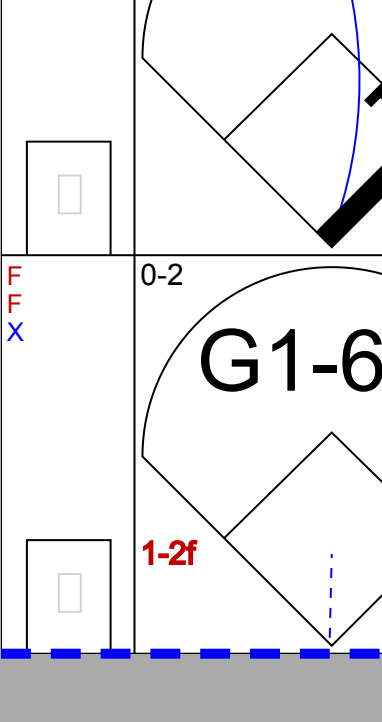
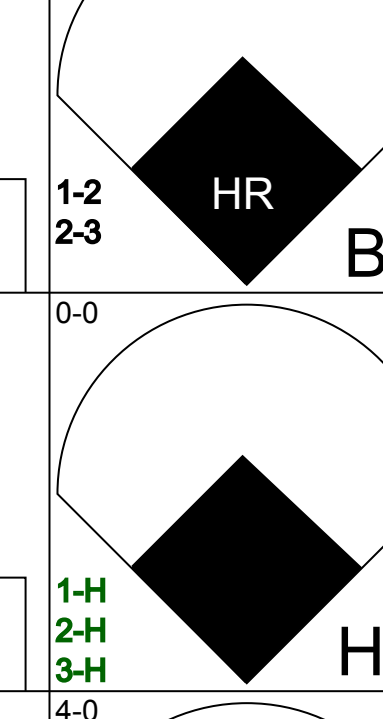
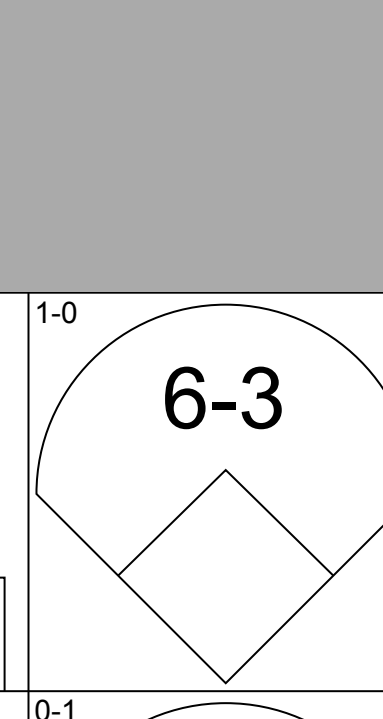
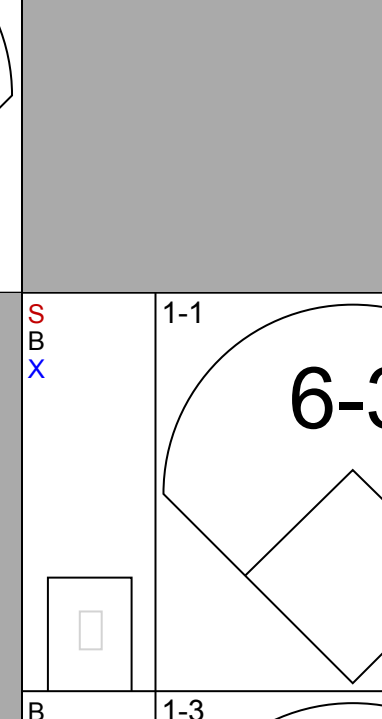
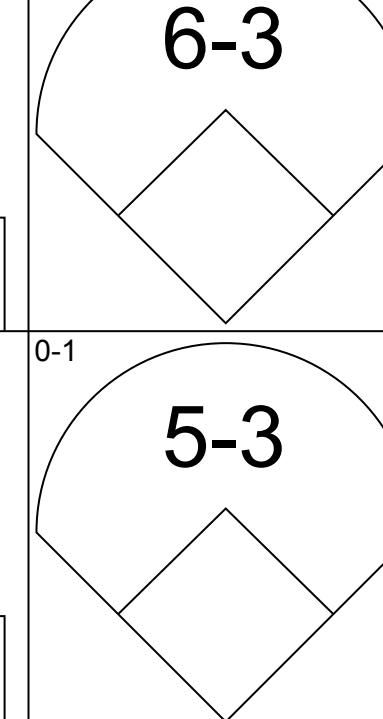
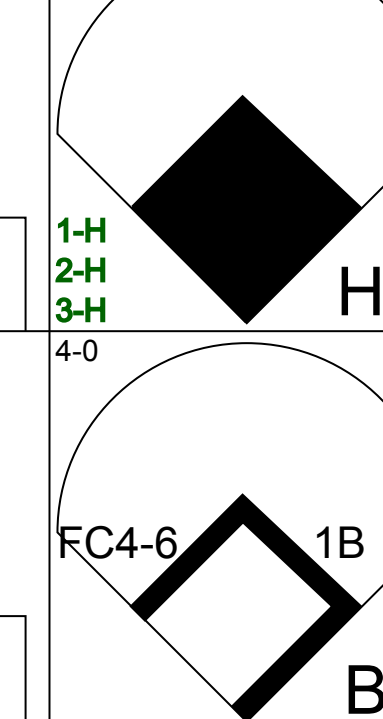
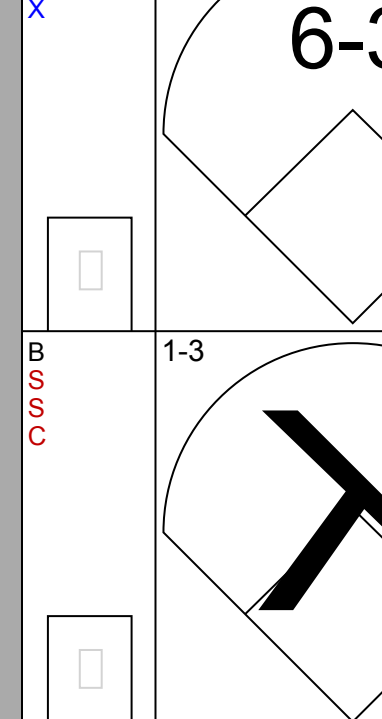
AB	28
R	4
H	7
RBI	4
BB	4
SO	7
LOB	15



Batter	1	2	3	4	5	6	7	8	9	AB	R	H	RBI	BB	SO	LOB	TOP									
Bill Bruton, L OBP: 0.337, SLG: 0.482	F7			K	F7		2B 1B		K	5	1	1	0	0	2	2	Milwaukee Braves @ Los Angeles Dodgers Los Angeles Memorial Coliseum, Los Angeles, CA Thu Jun 09 1960, 10:05 PM EDT Att: 29,726 - Unknown AB 36 R 6 H 11 RBI 6 BB 3 SO 9 LOB 19									
Red Schoendienst, S OBP: 0.295, SLG: 0.295	5-3			1B 2B 1B		4-3	1B 2B		FC6-4 BB	5	2	2	3	0	0	1										
Eddie Mathews, L OBP: 0.427, SLG: 0.580	4-3			2B 1B		G3	1B		FC6-4 BB	4	0	2	1	1	0	0										
Hank Aaron, R OBP: 0.333, SLG: 0.550		F4		1-3 2H 2B		F9	L7		FC6-4	5	0	1	1	0	0	3										
Joe Adcock, R OBP: 0.377, SLG: 0.521		K		K			1B 1B SF8		FC3-6 BB	3	1	1	0	1	2	2										
Wes Covington, L OBP: 0.278, SLG: 0.547							1B 1B 2B		FC3-6 2B 8-2	4	1	1	0	0	1	3										
Al Spangler, L OBP: 0.292, SLG: 0.349	F7			K			1B 1B 2B		FC3-6 2B 8-2	0	0	0	0	0	0	0										
Del Crandall, R OBP: 0.290, SLG: 0.472			K				2B 1B			3	1	2	0	1	1	0										
Johnny Logan, R OBP: 0.304, SLG: 0.312			F4				K		8-2	2	0	0	0	0	1	1										
Eddie Haas, L (7, PH)										1	0	0	0	0	1	3										
Felix Mantilla, R OBP: 0.286, SLG: 0.481										1	0	0	0	0	0	3										
Lew Burdette, R OBP: 0.138, SLG: 0.115										2	0	0	0	0	1	1										
Frank Torre, L OBP: 0.219, SLG: 0.214			K							0	0	0	1	0	0	0										
Ken MacKenzie, R (7, 1)										0	0	0	0	0	0	0										
Joey Jay, S OBP: 0.571, SLG: 0.400										1	0	1	0	0	0	0										
Inning Stats	R: 0 E: 0 K: 0 S: 6	H: 0 LOB: 0 BB: 0 P: 10	R: 0 E: 0 K: 1 S: 6	H: 0 LOB: 0 BB: 0 P: 11	R: 0 E: 0 K: 2 S: 11	H: 0 LOB: 0 BB: 0 P: 17	R: 1 E: 0 K: 3 S: 16	H: 3 LOB: 2 BB: 0 P: 23	R: 0 E: 0 K: 0 S: 5	H: 0 LOB: 1 BB: 0 P: 21	R: 0 E: 0 K: 0 S: 5	H: 0 LOB: 0 BB: 0 P: 9	R: 5 E: 0 K: 1 S: 26	H: 6 LOB: 1 BB: 0 P: 37	R: 0 E: 0 K: 0 S: 6	H: 1 LOB: 2 BB: 1 P: 13	R: 0 E: 0 K: 1 S: 7	H: 1 LOB: 2 BB: 1 P: 16	1B: 8 2B: 4 3B: 0 HR: 0	SF: 1 SAC: 0 DP: 1 HBP: 0	WP: 1 PB: 0 CS: 0	PA: 40				
PITCHER	IP	WLS	BF	H	R	ER	SO	BB	IBB	HBP	BLK	WP	HR	S	P	ERA	WHIP									
Don Drysdale, R ERA: 3.71	(1, 1)	6.2	L	28	7	5	5	8	1	0	0	0	1	0	78	121	6.75	1.200								
Ed Roebuck, R ERA: 3.0	(7, 1)	0.1		4	2	1	1	0	1	0	0	0	0	0	6	12	27.00	9.000								
Clem Labine, R ERA: 4.6	(8, 1)	1.0		3	1	0	0	0	0	0	0	0	0	5	8	0.00	1.000									
Danny McDevitt, L ERA: 5.84	(9, 1)	1.0		5	1	0	0	1	1	0	0	0	0	7	16	0.00	2.000									

Batter	1	2	3	4	5	6	7	8	9	AB	R	H	RBI	BB	SO	LOB	BOTTOM								
Jim Gilliam, S OBP: 0.379, SLG: 0.353	G6-3 BB		3B 1B		G3		HR		4-3	4	2	2	1	1	0	0	Milwaukee Braves @ Los Angeles Dodgers Los Angeles Memorial Coliseum, Los Angeles, CA Thu Jun 09 1960, 10:05 PM EDT Att: 29,726 - Unknown AB 35 R 5 H 10 RBI 5 BB 2 SO 2 LOB 17								
Charlie Neal, R OBP: 0.333, SLG: 0.393	G6-3 1-2f		1H 3B		HR		1B		G6-4-3 1B	5	1	3	1	0	0	1									
Wally Moon, L OBP: 0.371, SLG: 0.446	F5		F8		HR		HR		G6-4-3 1-2f	5	1	1	2	0	0	2									
Duke Snider, L OBP: 0.372, SLG: 0.564		HR		K	F8		4-3			4	1	1	1	0	1	0									
Don Demeter, R OBP: 0.308, SLG: 0.495		FC6-4 HBP		F5	6-3				SH3-4 BB	2	0	0	0	1	0	0									
Gil Hodges, R OBP: 0.273, SLG: 0.346		FC6-4 1-2f		1B			F7		SH3-4	3	0	1	0	0	0	1									
Norm Sherry, R OBP: 0.182, SLG: 0.250		G4-6-3 1-2f		1B					E5	4	0	2	0	0	0	2									
Joe Pignatano, R OBP: 0.318, SLG: 0.333				E			3B			0	0	0	0	0	0	0									
Maury Wills, S OBP: 0.318, SLG: 0.263				B3-1	E4		4-3		F7	3	0	0	0	0	0	3									
Norm Larker, L OBP: 0.365, SLG: 0.387				1-2 2-3						1	0	0	0	0	0	2									
Bob Lillis, R OBP: 0.250, SLG: 0.250										0	0	0	0	0	0	0									
Don Drysdale, R OBP: 0.182, SLG: 0.250				6-3	F9		4-3		K	3	0	0	0	0	0	4									
Ed Roebuck, R OBP: 0.750, SLG: 1.000										0	0	0	0	0	0	0									
Clem Labine, R OBP: 0.500, SLG: 1.000										0	0	0	0	0	0	0									
Irv Noren, L OBP: 0.313, SLG: 0.154										1	0	0	0	0	1	2									
Danny McDevitt, L ERA: 3.86										0	0	0	0	0	0	0									
Inning Stats	R: 0 E: 0 K: 0 S: 2	H: 0 LOB: 1 BB: 1 P: 8	R: 1 E: 0 K: 0 S: 8	H: 1 LOB: 0 BB: 0 P: 13	R: 1 E: 0 K: 0 S: 9	H: 2 LOB: 1 BB: 0 P: 13	R: 0 E: 1 K: 1 S: 14	H: 2 LOB: 3 BB: 0 P: 17	R: 2 E: 0 K: 0 S: 7	H: 2 LOB: 0 BB: 0 P: 25	R: 0 E: 0 K: 0 S: 7	H: 1 LOB: 1 BB: 0 P: 9	R: 1 E: 0 K: 0 S: 7	H: 1 LOB: 0 BB: 0 P: 14	R: 0 E: 1 K: 1 S: 7	H: 0 LOB: 2 BB: 1 P: 16	R: 0 E: 0 K: 0 S: 8	H: 1 LOB: 0 BB: 0 P: 11	1B: 5 2B: 0 3B: 2 HR: 3	SF: 0 SAC: 1 DP: 3 HBP: 1	WP: 0 PB: 0 CS: 0	PA: 39			
PITCHER	IP	WLS	BF	H	R	ER	SO	BB	IBB	HBP	BLK	WP	HR	S	P	ERA	WHIP								
Lew Burdette, R ERA: 3.86	(1, 1)	6.0	W	27	8	4	4	1	0	0	0	0	2	57	85	6.00	1.500								
Ken MacKenzie, L ERA: 6.75	(7, 1)	0.0		1	1	1	1	0	0	0	0	0	1	2	5	∞	∞								
Joey Jay, R ERA: 3.86	(7, 1)	3.0	S	11	1	0	0	1	1	0	0	0	0	20	36	0.00	0.667								



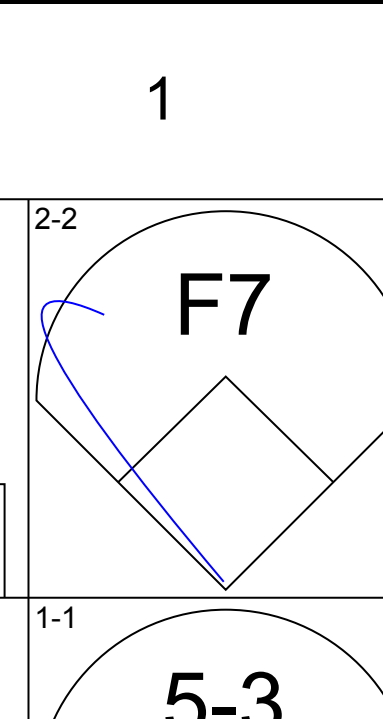
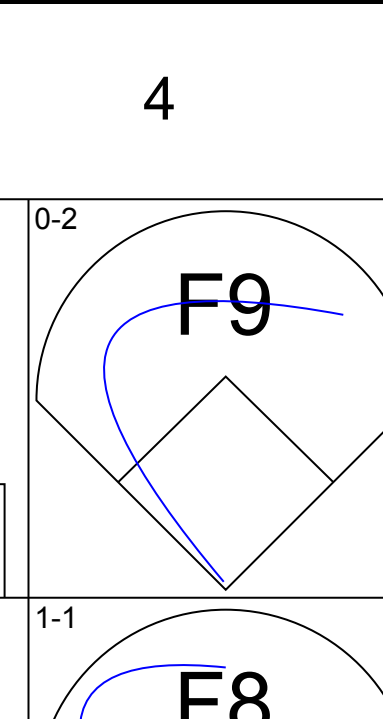
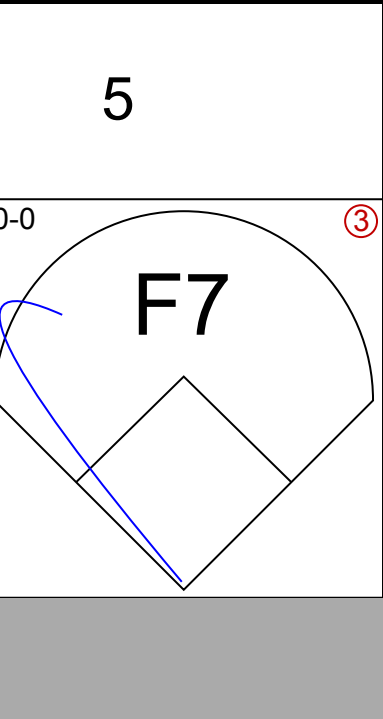
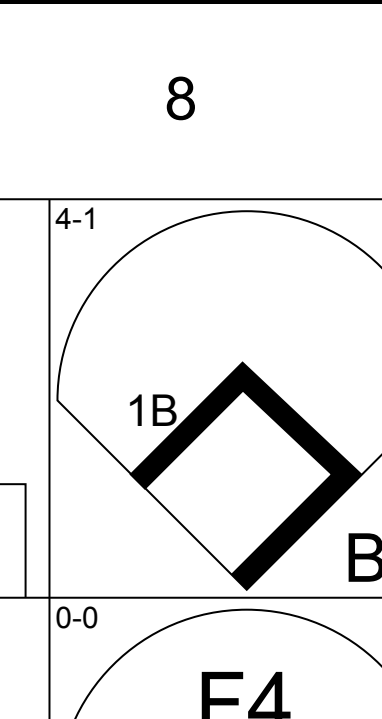
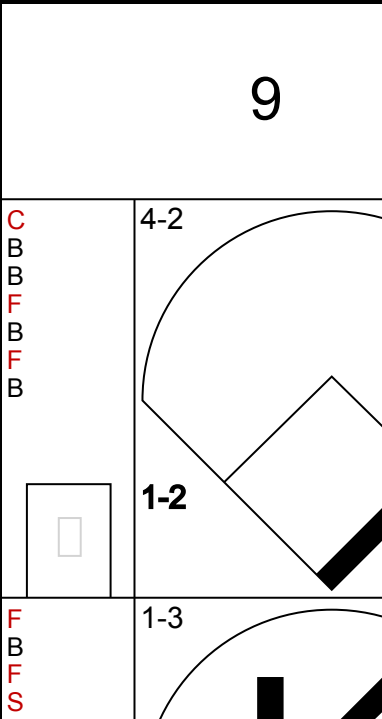
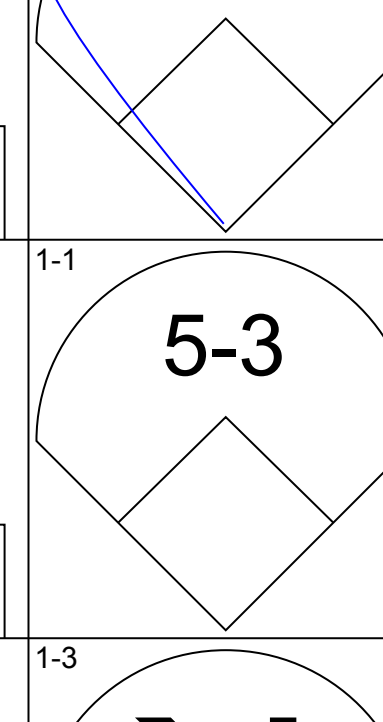
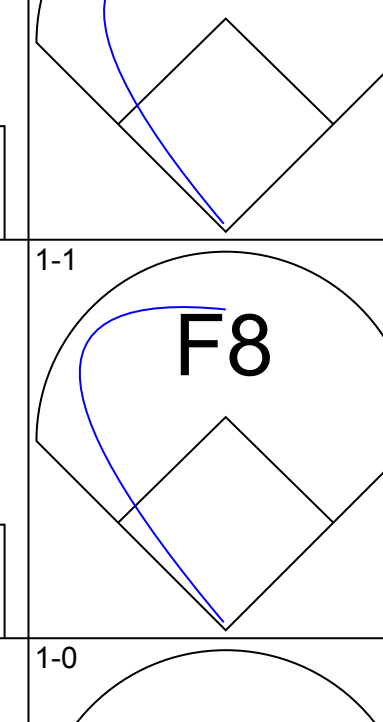
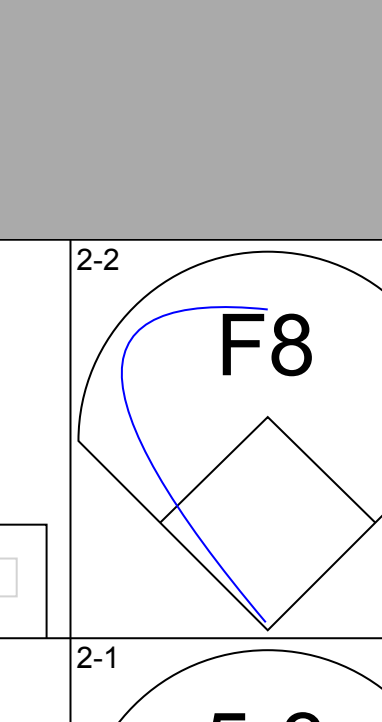
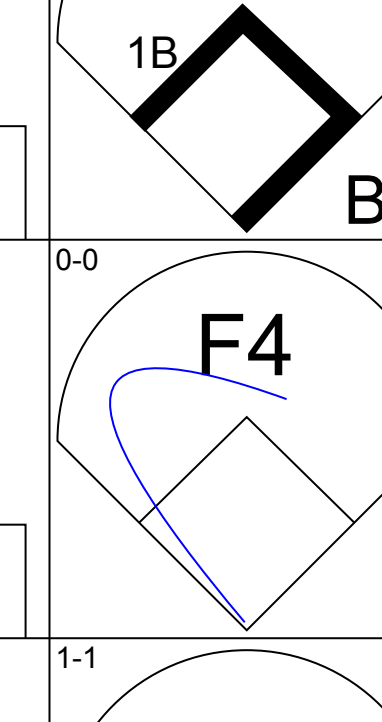
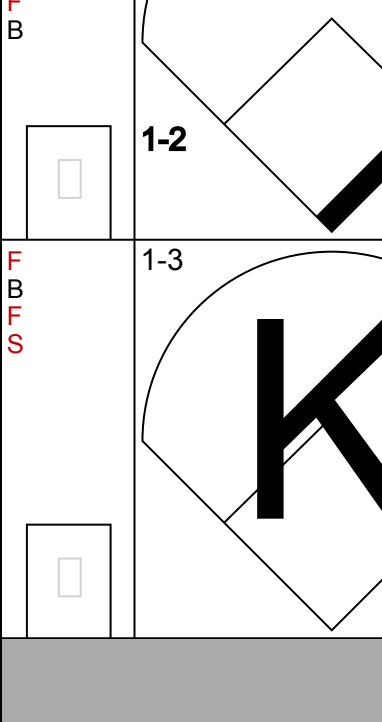
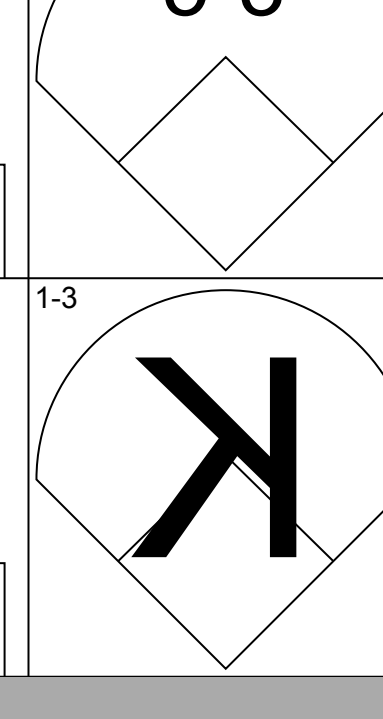
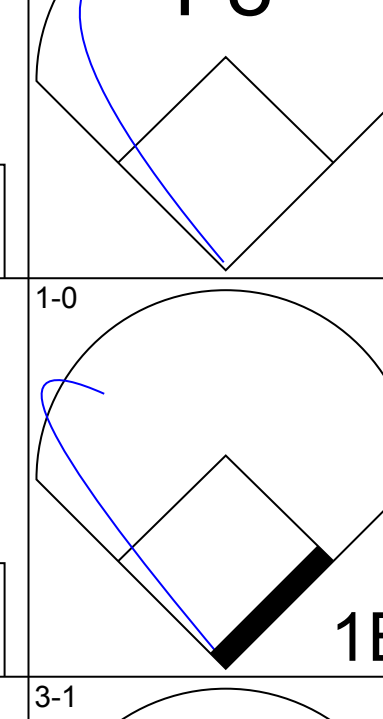
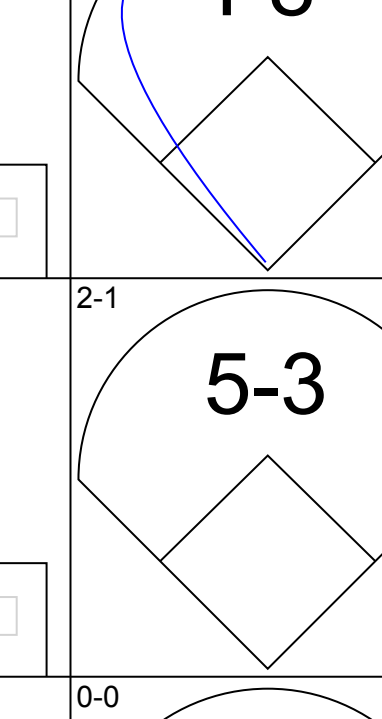
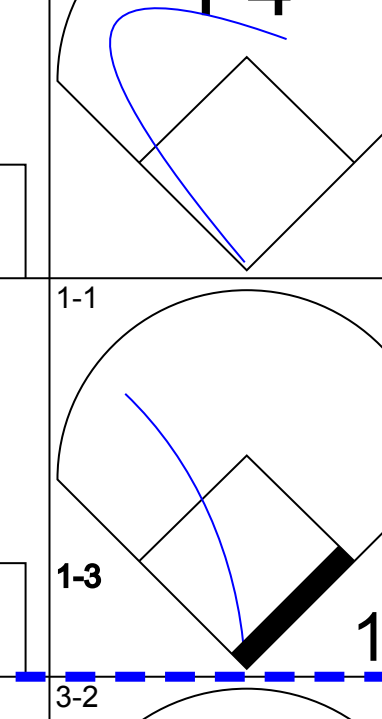
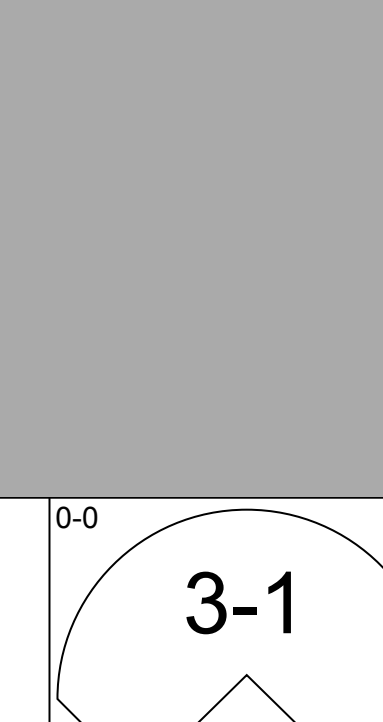
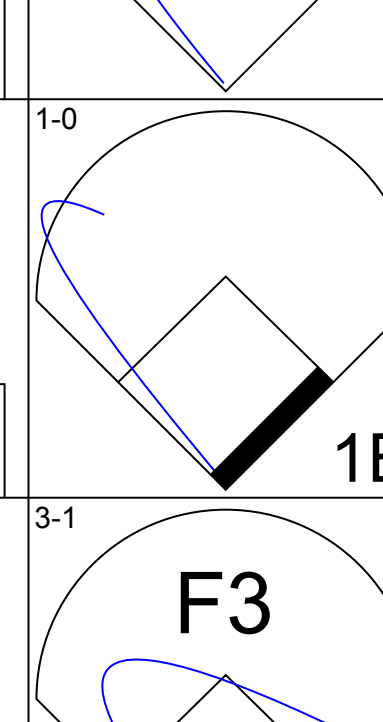
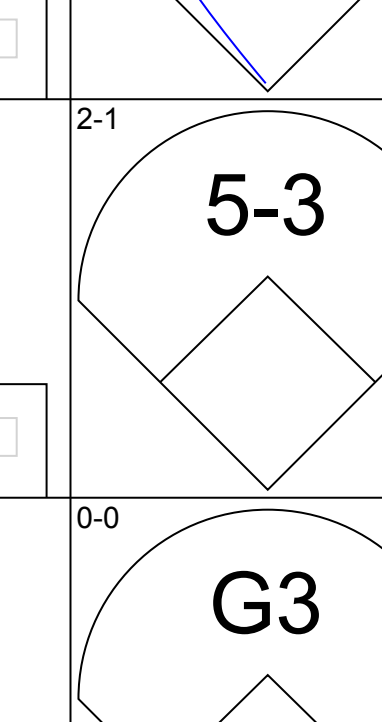
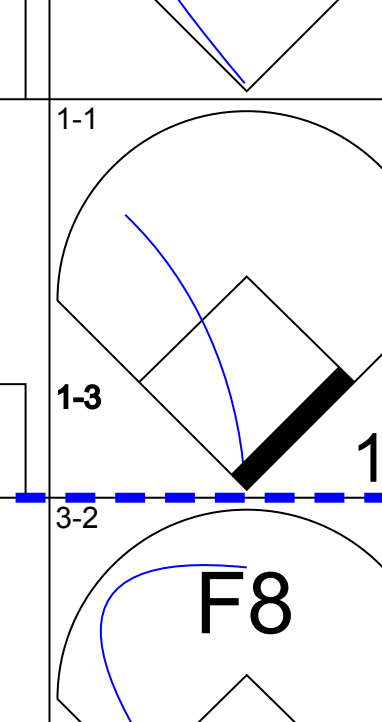
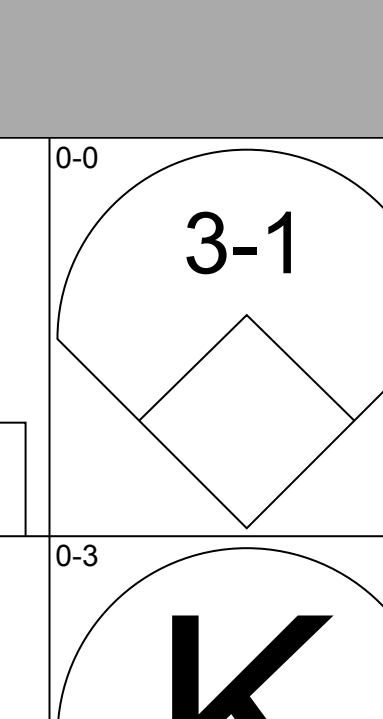



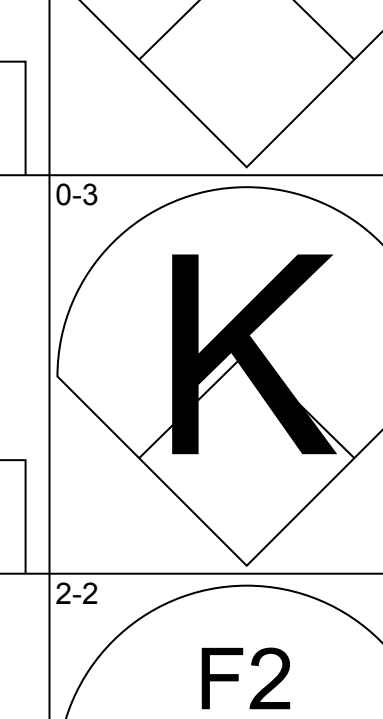
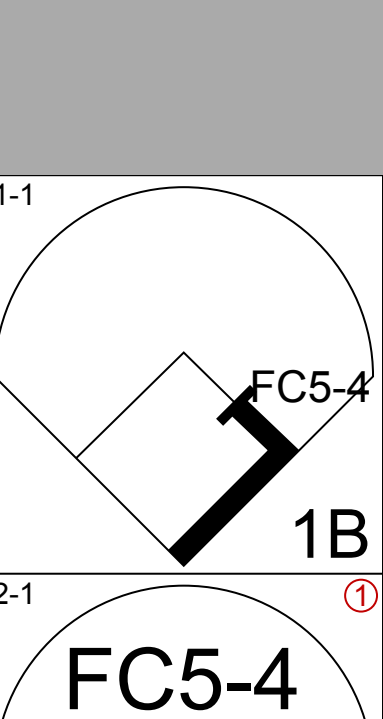
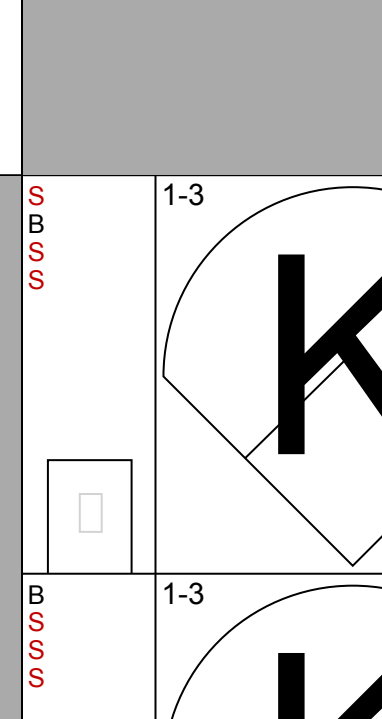
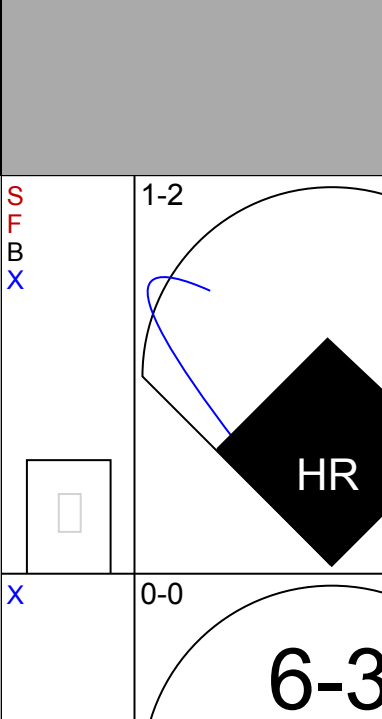

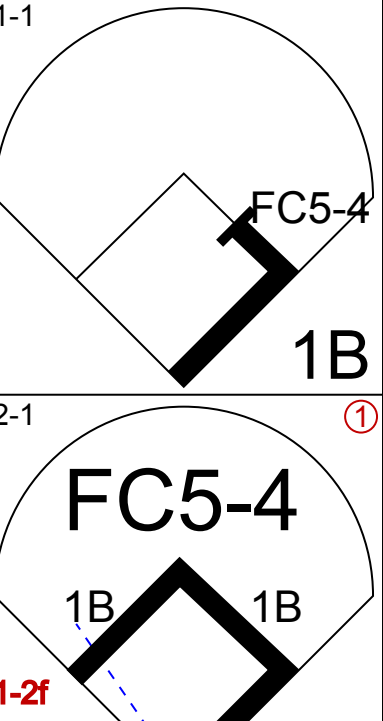
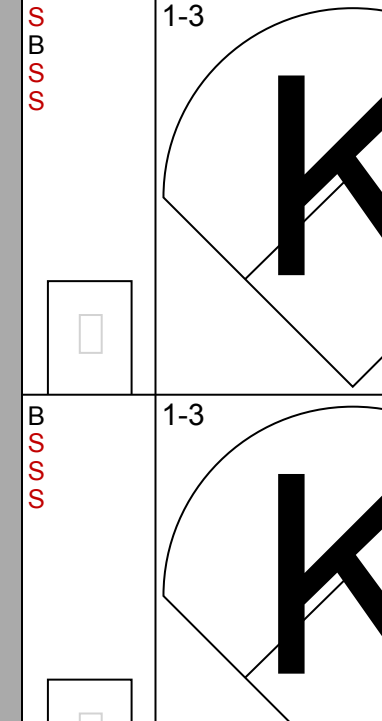
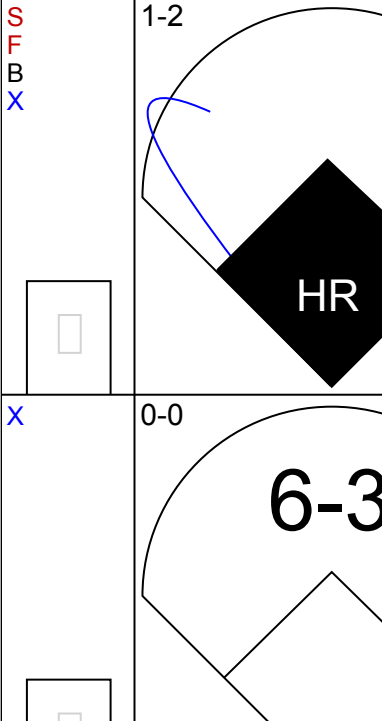
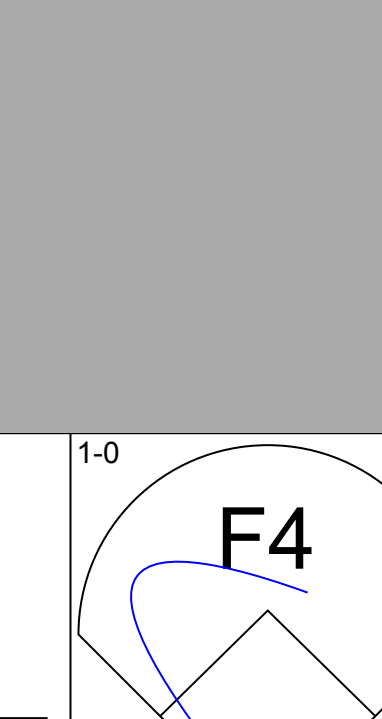
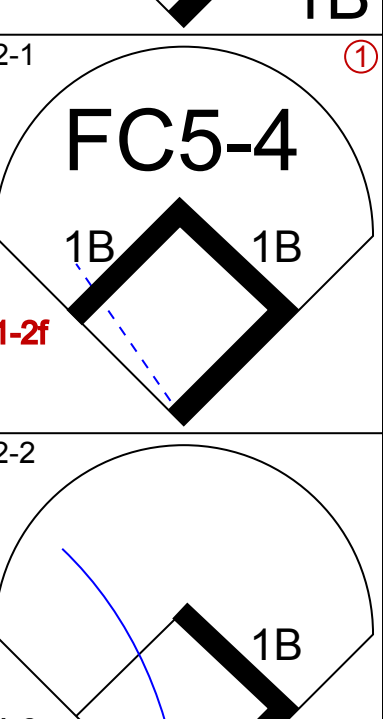
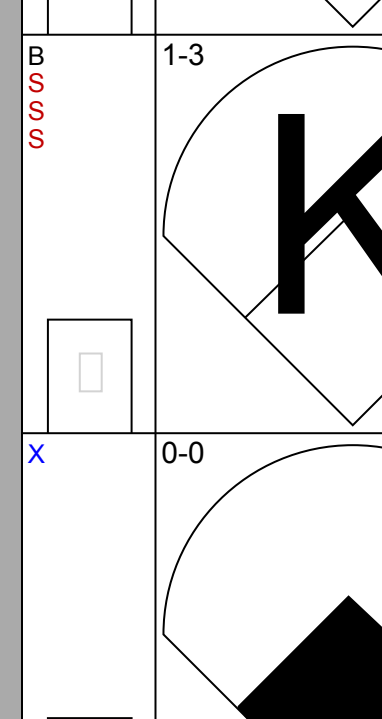
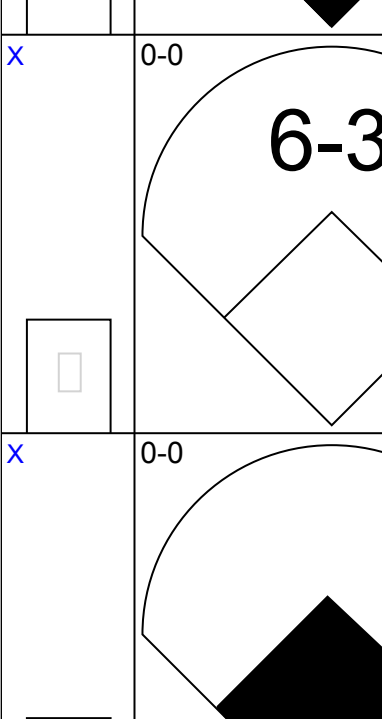
Batter	1	2	3	4	5	6	7	8	9	AB	R	H	RBI	BB	SO	LOB	TOP						
Billy Martin, R OBP: 0.328, SLG: 0.377 (1, 4)										4	0	1	0	0	1	0							
Vada Pinson, L OBP: 0.358, SLG: 0.511 (1, 8)										4	0	0	0	0	1	2							
Eddie Kasko, R OBP: 0.388, SLG: 0.398 (1, 6)										4	0	0	0	0	1	2							
Frank Robinson, R OBP: 0.383, SLG: 0.533 (1, 3)										2	0	0	0	2	0	0							
Lee Walls, R OBP: 0.404, SLG: 0.423 (1, 7)										3	1	0	0	0	0	2							
Jerry Lynch, L OBP: 0.438, SLG: 0.524 (9, PH)										1	0	0	0	0	0	0							
Tony Gonzalez, L OBP: 0.250, SLG: 0.378 (9, 9)										0	0	0	0	0	0	0							
Willie Jones, R OBP: 0.314, SLG: 0.400 (1, 5)										3	1	1	0	1	0	1							
Elio Chacon, R OBP: 0.303, SLG: 0.250 (9, PR)										0	0	0	0	0	0	0							
Roy McMillan, R OBP: 0.294, SLG: 0.360 (9, 6)										0	0	0	0	0	0	0							
Gus Bell, L OBP: 0.298, SLG: 0.373 (1, 9)										3	1	0	0	1	0	2							
Dutch Dotterer, R OBP: 0.237, SLG: 0.459 (1, 2)										3	1	1	4	0	0	0							
Bob Purkey, R OBP: 0.308, SLG: 0.143 (1, 1)										2	0	0	0	1	1	0							
Bill Henry, L (8, 1)										0	0	0	0	0	0	0							
Jim Brosnan, R OBP: 0.250, SLG: 0.571 (9, 1)										0	0	0	0	0	0	0							
Inning Stats	R: 0 E: 0 K: 3 S: 9	H: 0 LOB: 0 BB: 0 P: 15	R: 4 E: 0 K: 0 S: 11	H: 2 LOB: 2 BB: 4 P: 33	R: 0 E: 0 K: 0 S: 5	H: 0 LOB: 1 BB: 1 P: 11	R: 0 E: 0 K: 0 S: 6	H: 0 LOB: 0 BB: 0 P: 9	R: 0 E: 0 K: 0 S: 8	H: 0 LOB: 0 BB: 0 P: 15	R: 0 E: 0 K: 1 S: 7	H: 0 LOB: 0 BB: 0 P: 12	R: 0 E: 0 K: 1 S: 7	H: 0 LOB: 0 BB: 0 P: 9	R: 0 E: 0 K: 0 S: 3	H: 1 LOB: 1 BB: 0 P: 7	R: 0 E: 0 K: 0 S: 8	H: 1 LOB: 1 BB: 0 P: 9	1B: 2 2B: 0 3B: 0 HR: 1	SF: 0 SAC: 0 DP: 1 HBP: 0	WP: 0 PB: 0 SB: 1 CS: 0	PA: 34	
PITCHER	IP	WLS	BF	H	R	ER	SO	BB	IBB	HBP	BLK	WP	HR	S	P	ERA	WHIP						
Sandy Koufax, L ERA: 4.64 (1, 1)	1.1	L	9	1	4	4	3	4	0	0	0	0	0	1	14	36	27.00	3.750					
Ed Palmquist, R ERA: (2, 1)	3.2		13	1	0	0	0	1	0	0	0	0	0	0	25	47	0.00	0.545					
Danny McDevitt, L ERA: 4.7 (6, 1)	3.0		9	0	0	0	1	0	0	0	0	0	0	0	17	28	0.00	0.000					
Ed Roebuck, R ERA: 2.9 (9, 1)	1.0		3	1	0	0	0	0	0	0	0	0	0	0	8	9	0.00	1.000					

Cincinnati Reds @ Los Angeles Dodgers
Los Angeles Memorial Coliseum, Los Angeles, CA

Fri Jun 10 1960, 10:05 PM EDT
Att: 22,271 - Unknown

AB 29
R 4
H 3
RBI 4
BB 5
SO 4
LOB 9



Batter	1	2	3	4	5	6	7	8	9	AB	R	H	RBI	BB	SO	LOB	BOTTOM						
Jim Gilliam, S OBP: 0.379, SLG: 0.347 (1, 5)											3	0	0	0	2	0	3						
Charlie Neal, R OBP: 0.325, SLG: 0.382 (1, 4)										5	0	0	0	0	1	3							
Wally Moon, L OBP: 0.373, SLG: 0.448 (1, 9)										4	0	2	0	0	1	0							
Duke Snider, L OBP: 0.363, SLG: 0.548 (1, 8)										3	0	0	0	0	0	1							
Don Demeter, R OBP: 0.305, SLG: 0.491 (9, 8)										1	0	0	0	0	0	2							
Frank Howard, R OBP: 0.347, SLG: 0.484 (1, 7)										4	1	2	0	0	2	0							
Gil Hodges, R OBP: 0.284, SLG: 0.333 (1, 3)										4	0	0	0	0	1	2							
Norm Sherry, R OBP: 0.400, SLG: 0.706 (1, 2)										4	2	3	3	0	0	0							
Maury Wills, S OBP: 0.315, SLG: 0.261 (1, 6)										1	0	0	0	0	0	0							
Tommy Davis, R OBP: 0.227, SLG: 0.286 (5, PH)										3	0	0	0	0	0	2							
Sandy Koufax, R OBP: 0.174, SLG: 0.095 (2, 1)										0	0	0	0	0	0	0							
Ed Palmquist, R OBP: 0.250, SLG: 0.335 (5, PH)										1	0	0	0	0	0	0							
Chuck Essegian, R OBP: 0.250, SLG: 0.335 (5, PH)										1	0	0	0	0	0	0							
Danny McDevitt, L (8, 1)										1	0	0	0	0	0	0							
Irv Noren, L OBP: 0.261, SLG: 0.143 (8, PH)										0	0	0	0	0	0	0							
Ed Roebuck, R OBP: 0.250, SLG: 1.000 (9, 1)										0	0	0	0	0	0	0							
Norm Larker, R OBP: 0.271, SLG: 0.387 (9, PH)										0	0	0	0	1	0	0							
Joe Rignani, R OBP: 0.218, SLG: 0.333 (9, PH)										0	0	0	0	0	0	0							
Inning Stats	R: 0 E: 0 K: 1 S: 8	H: 0 LOB: 0 BB: 0 P: 12	R: 0 E: 0 K: 1 S: 7	H: 0 LOB: 0 BB: 0 P: 9	R: 0 E: 0 K: 0 S: 7	H: 0 LOB: 0 BB: 0 P: 13	R: 0 E: 0 K: 0 S: 8	H: 1 LOB: 1 BB: 0 P: 13	R: 0 E: 0 K: 0 S: 13	H: 3 LOB: 3 BB: 0 P: 19	R: 0 E: 0 K: 0 S: 6	H: 0 LOB: 0 BB: 0 P: 10	R: 1 E: 0 K: 2 S: 10	H: 1 LOB: 0 BB: 0 P: 12	R: 0 E: 0 K: 0 S: 8	H: 1 LOB: 2 BB: 1 P: 16	R: 2 E: 0 K: 1 S: 13	H: 2 LOB: 2 BB: 2 P: 25	1B: 5 2B: 1 3B: 0 HR: 2	SF: 0 SAC: 0 DP: 0 HBP: 0	WP: 0 PB: 0 SB: 0 CS: 0	PA: 38	
PITCHER	IP	WLS	BF	H	R	ER	SO	BB	IBB	HBP	BLK	WP	HR	S	P	ERA	WHIP						
Bob Purkey, R ERA: 2.97 (1, 1)	7.2	W	30	6	1	1	4	1	0	0	0	0	0	1	64	98	1.17	0.913					
Bill Henry, L ERA: 4.91 (8, 1)	0.2		4	2	2	2	0	0	0	0	0	0	0	1	8	12	27.00	3.000					
Jim Brosnan, R ERA: 3.07 (9, 1)	0.2	S	4	0	0	0	1	2	0	0	0	0	0	0	8	19	0.00	3.000					

Cincinnati Reds @ Los Angeles Dodgers
Los Angeles Memorial Coliseum, Los Angeles, CA

Fri Jun 10 1960, 10:05 PM EDT
Att: 22,271 - Unknown

AB 35
R 3
H 8
RBI 3
BB 3
SO 5
LOB 13



Batter	1	2	3	4	5	6	7	8	9	AB	R	H	RBI	BB	SO	LOB	TOP					
Billy Martin, R OBP: 0.324, SLG: 0.370 (1, 4)	5-3		K		5-3		1-2 2-H		L8	5	0	1	0	0	1	1						
Vada Pinson, L OBP: 0.392, SLG: 0.592 (1, 8)	K2-3		F7		F8					4	0	0	0	0	2	1						
Eddie Kasko, R OBP: 0.386, SLG: 0.395 (1, 6)	F9			5-3		K				4	1	1	0	0	1	0						
Frank Robinson, R OBP: 0.385, SLG: 0.532 (1, 3)		K		BB FC4-6		K		WP 1B		4	1	2	1	0	2	0						
Lee Walls, R OBP: 0.398, SLG: 0.407 (1, 7)	6-3		FC4-6 BB		F3			1B 1B		3	0	0	0	1	1	1						
Willie Jones, R OBP: 0.385, SLG: 0.419 (1, 5)				FC4-6 BB				1B BB		1	0	1	0	3	0	0						
Gus Bell, L OBP: 0.292, SLG: 0.366 (1, 9)	F6		FC4-6		L7			3-1		4	0	0	1	0	0	6						
Dutch Dotterer, R OBP: 0.214, SLG: 0.415 (1, 2)			1-3		F6					4	0	0	0	0	0	3						
Don Newcombe, L OBP: 0.217, SLG: 0.143 (1, 1)					F7					3	0	2	0	0	0	0						
Cal McLish, S (8, 1)										0	0	0	0	0	0	0						
Ed Bailey, L OBP: 0.381, SLG: 0.480 (9, PH)										1	0	0	0	0	0	0						
Inning Stats	R: 0 H: 0 E: 0 K: 1 S: 11	H: 0 LOB: 0 BB: 0 P: 18	R: 0 H: 0 E: 0 K: 1 S: 6	H: 0 LOB: 1 BB: 1 P: 13	R: 0 H: 1 E: 0 K: 1 S: 9	H: 1 LOB: 1 BB: 0 P: 11	R: 1 H: 1 E: 0 K: 0 S: 12	H: 1 LOB: 2 BB: 2 P: 26	R: 0 H: 0 E: 0 K: 0 S: 6	H: 0 LOB: 0 BB: 0 P: 8	R: 0 H: 0 E: 0 K: 0 S: 9	H: 0 LOB: 0 BB: 0 P: 14	R: 0 H: 2 E: 0 K: 0 S: 10	H: 2 LOB: 2 BB: 1 P: 18	R: 1 H: 3 E: 0 K: 2 S: 16	H: 3 LOB: 2 BB: 0 P: 21	R: 0 H: 0 E: 0 K: 0 S: 4	H: 0 LOB: 0 BB: 0 P: 6	1B: 7 2B: 0 3B: 0 HR: 0	SF: 0 SAC: 0 DP: 0 HBP: 0	WP: 1 PB: 0 CS: 0 SB: 0	PA: 37
PITCHER Johnny Podres, L ERA: 2.36 (1, 1)	IP: 9.0 WLS: W BF: 37 H: 7 R: 2 ER: 2 SO: 7 BB: 4 IBB: 0 HBP: 0 BLK: 0 WP: 1 HR: 0 S: 83 P: 135 ERA: 2.00 WHIP: 1.222																					

Cincinnati Reds @ Los Angeles Dodgers
Los Angeles Memorial Coliseum, Los Angeles, CA
Sat Jun 11 1960, 10:05 PM EDT
Att: 32,238 - Unknown

AB	33
R	2
H	7
RBI	2
BB	4
SO	7
LOB	12



Batter	1	2	3	4	5	6	7	8	9	AB	R	H	RBI	BB	SO	LOB	BOTTOM			
Jim Gilliam, S OBP: 0.381, SLG: 0.347 (1, 5)	G3		FC3-6					SH1-4 BB		3	1	1	1	1	0	1				
Charlie Neal, R OBP: 0.320, SLG: 0.378 (1, 4)	K		4-3		SF8			SH1-4		2	0	0	1	0	1	1				
Wally Moon, L OBP: 0.371, SLG: 0.443 (1, 9)	F8				CS			4-3 BB		4	1	1	1	0	0	0				
Duke Snider, L OBP: 0.359, SLG: 0.533 (1, 8)		F8						4-3		3	0	0	0	1	0	1				
Norm Larker, L OBP: 0.376, SLG: 0.402 (1, 3)										4	0	2	1	0	0	1				
Don Demeter, R OBP: 0.305, SLG: 0.491 (8, PR)					L9					0	0	0	0	0	0	0				
Frank Howard, R OBP: 0.343, SLG: 0.505 (1, 7)								2B		4	1	1	1	0	1	3				
Gil Hodges, R OBP: 0.264, SLG: 0.333 (9, 3)					K			6-3		0	0	0	0	0	0	0				
Norm Sherry, R OBP: 0.414, SLG: 0.704 (1, 2)										3	1	2	0	0	0	1				
Maury Wills, S OBP: 0.311, SLG: 0.256 (1, 6)					5-3			SH1-4 BB		2	0	0	0	0	0	1				
Johnny Podres, L OBP: 0.233, SLG: 0.115 (1, 1)								4-3 BB		2	1	1	0	1	0	1				
Inning Stats	R: 0 H: 0 E: 0 K: 1 S: 10	H: 0 LOB: 0 BB: 0 P: 14	R: 0 H: 1 E: 0 K: 0 S: 7	H: 1 LOB: 1 BB: 0 P: 9	R: 0 H: 1 E: 0 K: 0 S: 6	H: 1 LOB: 1 BB: 0 P: 10	R: 0 H: 0 E: 0 K: 1 S: 7	H: 0 LOB: 1 BB: 1 P: 11	R: 2 H: 2 E: 0 K: 0 S: 9	H: 2 LOB: 0 BB: 1 P: 18	R: 0 H: 0 E: 0 K: 0 S: 5	H: 0 LOB: 0 BB: 0 P: 7	R: 1 H: 2 E: 1 K: 0 S: 6	H: 2 LOB: 2 BB: 0 P: 9	R: 2 H: 2 E: 0 K: 0 S: 16	H: 2 LOB: 1 BB: 1 P: 29	1B: 6 2B: 1 3B: 0 HR: 1	SF: 1 SAC: 2 DP: 0 HBP: 0	WP: 0 PB: 0 SB: 1 CS: 1	PA: 34
PITCHER Don Newcombe, R ERA: 4.57 (1, 1)	IP: 7.0 WLS: L BF: 27 H: 6 R: 3 ER: 3 SO: 2 BB: 6 IBB: 3 HBP: 3 BLK: 2 WP: 0 HR: 1 S: 50 P: 78 ERA: 3.86 WHIP: 1.143																			
Cal McLish, R ERA: 5.55 (8, 1)	IP: 1.0 WLS: L BF: 6 H: 2 R: 2 ER: 2 SO: 0 BB: 1 IBB: 0 HBP: 0 BLK: 0 WP: 0 HR: 0 S: 16 P: 29 ERA: 18.00 WHIP: 3.000																			

Cincinnati Reds @ Los Angeles Dodgers
Los Angeles Memorial Coliseum, Los Angeles, CA
Sat Jun 11 1960, 10:05 PM EDT
Att: 32,238 - Unknown

AB	27
R	5
H	8
RBI	5
BB	3
SO	2
LOB	10



Batter	1	2	3	4	5	6	7	8	9	AB	R	H	RBI	BB	SO	LOB	TOP			
Eddie Kasko, R (1, 6) OBP: 0.388, SLG: 0.409	L7			F8			HR		G1-6-3 BB	3	1	1	1	1	0	0	Cincinnati Reds @ Los Angeles Dodgers Los Angeles Memorial Coliseum, Los Angeles, CA Sun Jun 12 1960, 6:33 AM EDT Att: 24,268 - Unknown			
Vada Pinson, L (1, 8) OBP: 0.355, SLG: 0.500	CS 1B			G4-6-3 BB			F6		G1-6-3 1-2	3	0	1	0	1	0	1				
Jerry Lynch, L (1, 7) OBP: 0.429, SLG: 0.507	K2-3 1-2			G4-6-3 1-2			1-3		1B	4	0	1	0	0	1	2				
Ed Bailey, L (1, 2) OBP: 0.372, SLG: 0.468		K			F7		K		F5	4	0	0	0	0	2	1				
Gus Bell, L (1, 9) OBP: 0.288, SLG: 0.361		F7			F2				E6 1B	3	0	0	0	0	0	0				
Frank Robinson, R (1, 3) OBP: 0.380, SLG: 0.524		K			L8				F3	3	0	0	0	0	1	1				
Willie Jones, R (1, 5) OBP: 0.357, SLG: 0.382				F4		F4			F9	3	0	0	0	0	0	1				
Billy Martin, R (1, 4) OBP: 0.324, SLG: 0.369				K		1-3			1B	3	0	1	0	0	1	0				
Jay Hook, L (1, 1) OBP: 0.129, SLG: 0.036				K		K			K	2	0	0	0	0	2	0				
Jim Brosnan, R (6, 1) OBP: 0.250, SLG: 0.571										0	0	0	0	0	0	0				
Tony Gonzalez, L (6, PH) OBP: 0.248, SLG: 0.374										1	0	0	0	0	1	2				
Bob Grim, R (8, 1)										0	0	0	0	0	0	0				
Inning Stats	R: 0 E: 0 K: 1 S: 7	H: 1 LOB: 0 BB: 0 P: 10	R: 0 E: 0 K: 2 S: 9	H: 0 LOB: 0 BB: 0 P: 13	R: 0 E: 0 K: 2 S: 9	H: 0 LOB: 0 BB: 1 P: 13	R: 0 E: 0 K: 0 S: 6	H: 0 LOB: 0 BB: 1 P: 12	R: 0 E: 0 K: 0 S: 5	H: 0 LOB: 0 BB: 0 P: 6	R: 1 E: 0 K: 1 S: 8	H: 1 LOB: 0 BB: 0 P: 13	R: 0 E: 1 K: 1 S: 11	H: 1 LOB: 2 BB: 0 P: 16	R: 0 E: 0 K: 0 S: 9	H: 1 LOB: 1 BB: 1 P: 17	1B: 3 2B: 0 3B: 0 HR: 1	SF: 0 SAC: 0 DP: 2 HBP: 0	WP: 0 PB: 0 SB: 0 CS: 1	PA: 31
PITCHER Stan Williams, R (1, 1) ERA: 2.83	IP: 9.0 WLS: W BF: 31 H: 4 R: 1 ER: 1 SO: 8 BB: 2 IBB: 0 HBP: 0 BLK: 0 WP: 0 HR: 1 S: 69 P: 106 ERA: 1.00 WHIP: 0.667															PITCHER				

AB	29
R	1
H	4
RBI	1
BB	2
SO	8
LOB	8



Batter	1	2	3	4	5	6	7	8	9	AB	R	H	RBI	BB	SO	LOB	BOTTOM			
Jim Gilliam, S (1, 5) OBP: 0.375, SLG: 0.340	4-3		F4		F8		2-3			4	0	0	0	0	0	2	Cincinnati Reds @ Los Angeles Dodgers Los Angeles Memorial Coliseum, Los Angeles, CA Sun Jun 12 1960, 6:33 AM EDT Att: 24,268 - Unknown			
Charlie Neal, R (1, 4) OBP: 0.324, SLG: 0.380	1B		F5		1B		5-3			4	1	2	1	0	0	1				
Wally Moon, L (1, 9) OBP: 0.373, SLG: 0.441	K			5-3 1B	1B IBB		F7			3	0	1	0	1	1					
Norm Larker, L (1, 3) OBP: 0.381, SLG: 0.406									5-3	4	0	2	1	0	0	1				
Gil Hodges, R (9, 3) OBP: 0.294, SLG: 0.333										0	0	0	0	0	0	0				
Frank Howard, R (1, 7) OBP: 0.330, SLG: 0.485		K		5-3	F7		6-3		6-3	4	0	0	0	0	1	4				
Don Demeter, R (1, 8) OBP: 0.303, SLG: 0.509		K							6-3	4	1	1	1	0	2	2				
Norm Sherry, R (1, 2) OBP: 0.410, SLG: 0.684										3	0	1	0	0	0	2				
Maury Wills, S (1, 6) OBP: 0.319, SLG: 0.267					SH1-4 1B		G6-3			3	1	2	0	0	0	1				
Stan Williams, R (1, 1) OBP: 0.053, SLG: 0.053			K		SH1-4 1-2		K			2	0	0	0	0	2	1				
Inning Stats	R: 0 E: 0 K: 1 S: 10	H: 1 LOB: 1 BB: 0 P: 14	R: 0 E: 0 K: 2 S: 9	H: 0 LOB: 0 BB: 0 P: 11	R: 0 E: 0 K: 1 S: 8	H: 1 LOB: 1 BB: 0 P: 12	R: 0 E: 0 K: 1 S: 8	H: 2 LOB: 2 BB: 0 P: 11	R: 2 E: 0 K: 0 S: 11	H: 3 LOB: 2 BB: 1 P: 19	R: 1 E: 0 K: 1 S: 7	H: 2 LOB: 0 BB: 0 P: 10	R: 0 E: 0 K: 0 S: 6	H: 0 LOB: 0 BB: 0 P: 11	R: 0 E: 0 K: 0 S: 9	H: 0 LOB: 0 BB: 0 P: 11	1B: 8 2B: 0 3B: 0 HR: 1	SF: 0 SAC: 1 DP: 1 HBP: 0	WP: 0 PB: 0 SB: 0 CS: 0	PA: 33
PITCHER Jay Hook, R (1, 1) ERA: 4.9	IP: 5.0 WLS: L BF: 25 H: 9 R: 3 ER: 3 SO: 5 BB: 0 IBB: 1 HBP: 0 BLK: 0 WP: 0 HR: 1 S: 48 P: 69 ERA: 5.40 WHIP: 1.800															PITCHER				
Jim Brosnan, R (6, 1) ERA: 2.93	IP: 2.0 WLS: 0 BF: 5 H: 0 R: 0 ER: 0 SO: 1 BB: 0 IBB: 0 HBP: 0 BLK: 0 WP: 0 HR: 0 S: 13 P: 18 ERA: 0.00 WHIP: 0.000															PITCHER				
Bob Grim, R (8, 1) ERA: 3.75	IP: 1.0 WLS: 0 BF: 3 H: 0 R: 0 ER: 0 SO: 0 BB: 0 IBB: 0 HBP: 0 BLK: 0 WP: 0 HR: 0 S: 6 P: 11 ERA: 0.00 WHIP: 0.000															PITCHER				



Batter	1	2	3	4	5	6	7	8	9	10	AB	R	H	RBI	BB	SO	LOB	TOP								
Bobby Del Greco, R OBP: 0.393, SLG: 0.464 (1, 8)	2-1 3-1 5-3 2B		3-3 K		0-3 K		1-0 F8		2-3 K		5	1	1	0	0	3	2									
Alvin Dark, R OBP: 0.322, SLG: 0.335 (9, 3)	1-1 3-1		0-0 5-3		1-1 6-3			0-1 1-4-3		2-0 1B FC5-2 1B	5	0	1	0	0	0	1									
Tony Taylor, R OBP: 0.348, SLG: 0.402 (1, 4)	0-0 5-3		3-3 K		0-0 F8			1-3 K		1-2 1B FC5-2 1B	5	1	1	1	0	2	0									
Wally Post, R OBP: 0.356, SLG: 0.463 (1, 7)	2-3 K			4-2 1B BB		2-1 L8		2-2 HR		0-1 1B FC5-2 1B	4	2	2	1	1	1	0									
Ken Walters, R OBP: 0.327, SLG: 0.408 (1, 9)		0-1 FC6-4 HBP 1B		1-2 FC6-4 1B		0-2 1B		2-3 K		0-0 FC5-2 1B	5	1	3	0	0	1	3									
Pancho Herrera, R OBP: 0.351, SLG: 0.438 (9, PR)		1-2 FC6-4 HBP		3-3 K		3-2 4-3				1-2 1B G6-3 1B	3	0	1	0	0	1	3									
Bobby Malkmus, R OBP: 0.250, SLG: 0.262 (9, 6)		1-2 FC6-4 HBP								1-2 1B G6-3 1B	1	1	1	1	0	0	0									
Cal Neeman, R OBP: 0.253, SLG: 0.359 (7, PH)		1-3 K		0-3 K						1-1 1B G6-4-3 1B	2	0	0	0	0	2	4									
Clay Dalrymple, L OBP: 0.383, SLG: 0.452 (7, 2)										1-3 2H 3H 1B	2	0	2	2	1	0	0									
Ruben Amaro, R OBP: 0.333, SLG: 0.430 (9, PH)		0-0 FC6-4		1-1 FC6-4						1-3 2H 3H 1B	2	0	0	0	0	0	4									
Hary Anderson, L OBP: 0.276, SLG: 0.314 (9, PH)		1-2 1B		1-2 1B						1-2 1B	0	0	0	0	0	0	0									
Bobby Gene Smith, R OBP: 0.276, SLG: 0.314 (9, PH)		1-2 1B		1-2 1B						1-2 1B	1	0	0	0	0	0	1									
Turk Farrell, R OBP: 0.250, SLG: 0.250 (9, 1)		1-2 2-3		1-2 2-3						1-2 1B	1	0	0	0	0	0	2									
Robin Roberts, S OBP: 0.185, SLG: 0.154 (9, PH)		1-3 K		1-3 K						1-2 1B	3	0	0	0	0	1	3									
Ted Lepcio, R OBP: 0.251, SLG: 0.300 (9, 5)					1-2 1-3					1-2 1B	1	0	1	0	0	0	0									
Inning Stats	R: 1 E: 0 K: 1 S: 8	H: 1 LOB: 0 BB: 0 P: 13	R: 0 E: 0 K: 2 S: 11	H: 1 LOB: 2 BB: 0 P: 14	R: 0 E: 0 K: 2 S: 9	H: 0 LOB: 0 BB: 0 P: 15	R: 0 E: 0 K: 1 S: 8	H: 1 LOB: 2 BB: 1 P: 14	R: 0 E: 0 K: 1 S: 8	H: 0 LOB: 1 BB: 0 P: 10	R: 0 E: 0 K: 0 S: 6	H: 1 LOB: 1 BB: 0 P: 14	R: 1 E: 0 K: 2 S: 14	H: 1 LOB: 0 BB: 0 P: 19	R: 1 E: 0 K: 1 S: 12	H: 3 LOB: 1 BB: 0 P: 18	R: 3 E: 0 K: 0 S: 13	H: 5 LOB: 1 BB: 0 P: 19	1B: 11 2B: 1 3B: 0 HR: 1	SF: 0 SAC: 1 DP: 2 HBP: 1	WP: 0 PB: 0 SB: 0 CS: 0	PA: 44				
PITCHER	IP 7.0	WLS 28	H 4	R 1	ER 1	SO 8	BB 2	IBB 0	HBP 1	BLK 0	WP 0	HR 0	S 66	P 103	ERA 1.29	WHIP 0.857										
Don Drysdale, R ERA: 3.55 (1, 1)	1.0	6	3	2	2	2	0	0	0	0	0	1	19	25	18.00	3.000										
Ed Roebuck, R ERA: 3.38 (8, 1)	0.2	2	1	0	0	0	0	0	0	0	0	0	4	7	0.00	1.500										
Danny McDevitt, L ERA: 4.5 (9, 1)	1.1	L	8	5	3	3	1	0	0	0	0	0	16	24	20.25	3.750										

Philadelphia Phillies @ Los Angeles Dodgers
Los Angeles Memorial Coliseum, Los Angeles, CA
Tue Jun 14 1960, 10:05 PM EDT
Att: 18,031 - Unknown

AB 40
R 6
H 13
RBI 5
BB 2
SO 11
LOB 23



Batter	1	2	3	4	5	6	7	8	9	10	AB	R	H	RBI	BB	SO	LOB	BOTTOM								
Jim Gilliam, S OBP: 0.384, SLG: 0.366 (1, 5)	1-1 HR	1-0 L7			2-2 1B G6-4-3		0-0 PO			2-1 1B BB	5	2	4	2	0	0	1									
Charlie Neal, R OBP: 0.321, SLG: 0.372 (1, 4)	0-1 F8		1-0 5-3		0-0 G6-4-3		1 SAFE PO		0-0 F9	4-2 1B BB	4	1	0	0	1	0	2									
Wally Moon, L OBP: 0.369, SLG: 0.451 (1, 9)	1-0 6-3		2-3 K		1-2 1B					1-3 1B BB	5	1	1	1	0	2	2									
Duke Snider, L OBP: 0.351, SLG: 0.523 (1, 8)	4-2 1B BB		3-3 K		0-0 HR					0-2 1B	4	0	1	1	1	1	0									
Don Demeter, R OBP: 0.303, SLG: 0.509 (10, PR)										1-2 2H 1B	0	0	0	0	0	0	0									
Frank Howard, R OBP: 0.336, SLG: 0.486 (1, 7)	0-0 1B BB									0-1 1B	4	0	2	0	0	2	0									
Tommy Davis, R OBP: 0.236, SLG: 0.294 (9, PR)	1-2 FC5-4 1B									1-2 2H 1B	1	0	1	1	0	0	0									
Norm Larker, L OBP: 0.364, SLG: 0.387 (1, 3)	1-0 FC5-4									0-2 F6	5	0	0	0	0	0	5									
Norm Sherry, R OBP: 0.400, SLG: 0.672 (1, 2)		3-2 F8		1-0 F2						0-1 F3	4	1	1	0	0	0	1									
Maury Wills, S OBP: 0.319, SLG: 0.268 (1, 6)		0-1 1B								0-3 K	3	0	1	0	0	1	1									
Chuck Essegian, R OBP: 0.242, SLG: 0.344 (9, PH)											1	0	0	0	0	1	1									
Bob Lillis, R OBP: 0.250, SLG: 0.250 (10, 6)											0	0	0	0	0	0	0									
Don Drysdale, R OBP: 0.300, SLG: 0.285 (7, PH)										3-2 F7	2	0	1	0	0	1	1									
Irv Nardi, L OBP: 0.260, SLG: 0.285 (7, PH)											1	0	0	0	0	0	1									
Ed Roebuck, R OBP: 0.290, SLG: 0.193 (8, 1)											0	0	0	0	0	0	0									
Danny McDevitt, L OBP: 0.250, SLG: 0.250 (9, 1)											0	0	0	0	0	0	0									
Clem Labine, R OBP: 0.260, SLG: 0.300 (9, 1)											0	0	0	0	0	0	0									
John Roseboro, L OBP: 0.304, SLG: 0.387 (10, PH)											1	0	0	0	0	0	0									
Inning Stats	R: 1 E: 0 K: 0 S: 9	H: 2 LOB: 2 BB: 1 P: 16	R: 0 E: 0 K: 1 S: 9	H: 1 LOB: 1 BB: 0 P: 13	R: 0 E: 0 K: 2 S: 7	H: 0 LOB: 0 BB: 0 P: 13	R: 0 E: 0 K: 1 S: 6	H: 0 LOB: 0 BB: 0 P: 8	R: 0 E: 0 K: 0 S: 11	H: 2 LOB: 1 BB: 0 P: 17	R: 1 E: 0 K: 1 S: 9	H: 1 LOB: 0 BB: 0 P: 13	R: 1 E: 0 K: 1 S: 4	H: 2 LOB: 0 BB: 0 P: 11	R: 0 E: 0 K: 0 S: 4	H: 0 LOB: 0 BB: 0 P: 4	R: 0 E: 0 K: 1 S: 8	H: 1 LOB: 1 BB: 0 P: 10	R: 2 E: 0 K: 1 S: 23	H: 3 LOB: 2 BB: 1 P: 33	1B: 9 2B: 1 3B: 0 HR: 2	SF: 0 SAC: 0 DP: 1 HBP: 0	WP: 0 PB: 0 SB: 1 CS: 0	PA: 43		
PITCHER	IP 8.0	WLS 31	H 8	R 3	ER 3	SO 6	BB 1	IBB 0	HBP 0	BLK 0	WP 0	HR 2	S 63	P 95	ERA 3.38	WHIP 1.125										
Robin Roberts, R ERA: 5.76 (1, 1)	2.0	W	11	4	2	2	1	0	0	0	0	0	31	43	9.00	2.500										

Philadelphia Phillies @ Los Angeles Dodgers
Los Angeles Memorial Coliseum, Los Angeles, CA
Tue Jun 14 1960, 10:05 PM EDT
Att: 18,031 - Unknown

AB 40
R 5
H 12
RBI 5
BB 2
SO 8
LOB 15



Batter	1	2	3	4	5	6	7	8	9	AB	R	H	RBI	BB	SO	LOB	TOP				
Bobby Del Greco, R OBP: 0.390, SLG: 0.454 (1, 8)	1-2 F7		4-2 BB		2-2 5-3			1-0 F8		3	0	0	0	1	0	0	Philadelphia Phillies @ Los Angeles Dodgers Los Angeles Memorial Coliseum, Los Angeles, CA Wed Jun 15 1960, 10:05 PM EDT Att: 13,295 - Unknown livebaseballscorecards.com				
Alvin Dark, R OBP: 0.315, SLG: 0.328 (1, 5)	2-0 F9		0-0 F6			1-2 1-3		1-2 1-3		4	0	0	0	0	0	1					
Tony Taylor, R OBP: 0.350, SLG: 0.401 (1, 4)	1-2 F9		0-3 K			4-1 1B BB			0-0 FC4 1B	3	0	1	0	1	1	1					
Wally Post, R OBP: 0.351, SLG: 0.452 (1, 7)		2-3 K	1-1 5-3			0-0 BB G4-3			2-3 K	4	0	1	0	0	2	2					
Ken Walters, R OBP: 0.325, SLG: 0.424 (1, 9)		2-2 HR		0-0 F8		0-2 G4-3 1B			2-3 K	4	1	1	1	0	1	3					
Pancho Herrera, R OBP: 0.349, SLG: 0.446 (1, 3)		0-2 1B 3B		1-2 F8			0-0 5-3		2-0 FC4	4	1	1	0	0	0	1					
Jimmie Coker, R OBP: 0.288, SLG: 0.362 (1, 2)		2-2 1B		3-2 F5			0-0 F9			3	0	1	1	0	0	0					
Ruben Amaro, R (1, 6)		3-H F8		2-2 F3			1-0 6-3			3	0	0	0	0	0	1					
Jim Owens, R OBP: 0.083, SLG: 0.043 Humberto Robinson, R OBP: 0.250, SLG: 0.250 Ruben Gomez, R OBP: 0.154, SLG: 0.083 (1, 1) (3, 1) (6, 1)		2-2 F3		3-3 K			1-1 F6			1	0	0	0	0	0	1					
Inning Stats	R: 0 E: 0 K: 0 S: 7	H: 0 LOB: 0 BB: 0 P: 11	R: 2 E: 0 K: 1 S: 19	H: 3 LOB: 1 BB: 0 P: 30	R: 0 E: 0 K: 1 S: 8	H: 0 LOB: 1 BB: 1 P: 13	R: 0 E: 0 K: 0 S: 8	H: 0 LOB: 0 BB: 0 P: 12	R: 0 E: 0 K: 1 S: 11	H: 1 LOB: 1 BB: 1 P: 16	R: 0 E: 0 K: 0 S: 3	H: 0 LOB: 0 BB: 0 P: 4	R: 0 E: 0 K: 2 S: 7	H: 0 LOB: 0 BB: 0 P: 10	R: 0 E: 0 K: 2 S: 8	H: 1 LOB: 1 BB: 0 P: 14	1B: 3 2B: 0 3B: 1 HR: 1	SF: 0 SAC: 0 DP: 1 HBP: 0	WP: 0 PB: 0 SB: 0 CS: 0	PA: 33	
PITCHER Sandy Koufax, L ERA: 4.32 (1, 1)	IP 9.0	WLS W	BF 33	H 5	R 2	ER 2	SO 5	BB 2	IBB 0	HBP 0	BLK 0	WP 0	HR 1	S 82	P 128	ERA 2.00	WHIP 0.778				

Batter	1	2	3	4	5	6	7	8	9	AB	R	H	RBI	BB	SO	LOB	BOTTOM				
Jim Gilliam, S OBP: 0.382, SLG: 0.362 (1, 5)	0-0 4-3			4-0 FC3-6 BB		0-0 F6	3-1 F4	0-2 3-1		5	0	1	0	1	0	1	Philadelphia Phillies @ Los Angeles Dodgers Los Angeles Memorial Coliseum, Los Angeles, CA Wed Jun 15 1960, 10:05 PM EDT Att: 13,295 - Unknown livebaseballscorecards.com				
Norm Larker, L OBP: 0.396, SLG: 0.387 Tommy Davis, R OBP: 0.236, SLG: 0.294 (1, 3) (7, PR) (8, 9)	1-2 F5	0-0 G3		0-0 FC3-6		1-1 2B 1B	0-0 HR 1B			5	1	2	0	0	0	3					
Wally Moon, L OBP: 0.374, SLG: 0.457 Gil Hodges, R OBP: 0.284, SLG: 0.333 (1, 9) (8, 3)	4-0 HR BB		0-0 E1 S 1B	1-1 L7		0-0 BB E 2B	1-0 F7			4	3	2	0	1	0	3					
Duke Snider, L OBP: 0.372, SLG: 0.549 Don Demeter, R OBP: 0.309, SLG: 0.540 (1, 8) (6, PR) (7, 8)	0-1 HR		2-1 F7		4-0 3B BB	4-0 E BB SF8 IBB	0-0 HR			2	2	1	2	2	0	1					
Frank Howard, R OBP: 0.356, SLG: 0.514 (1, 7)	2-2 2B 1B		0-1 2H 1B		1-2 1H 3B	4-2 SF8 E 1B BB	2-3 K			4	2	3	3	1	1	1					
Norm Sherry, R OBP: 0.400, SLG: 0.662 (1, 2)	2-0 1B 2B		0-0 F6		0-0 6-3	3-1 E6 1B		4-2 1B WP BB		4	3	1	1	1	0	4					
Charlie Neal, R OBP: 0.318, SLG: 0.370 (1, 4)	1-0 CS 1B		0-0 L4		1-2 6-3	1-2 SF8		0-3 K		4	0	1	3	0	1	3					
Maury Wills, S OBP: 0.336, SLG: 0.283 (1, 6)	1-1 CS	1-0 6-3		3-1 FC3-6 SH2-4 1B	4-0 S IBB	1-2 1B 1B		1-2 WP 1B		4	0	3	1	1	0	0					
Sandy Koufax, R OBP: 0.185, SLG: 0.120 (1, 1)		0-0 1-4-3		1-0 SH2-4	1-1 F8	1-3 1B		2-3 K		4	0	1	1	0	1	3					
Inning Stats	R: 4 E: 0 K: 0 S: 13	H: 4 LOB: 0 BB: 1 P: 24	R: 0 E: 0 K: 0 S: 5	H: 1 LOB: 1 BB: 0 P: 8	R: 1 E: 1 K: 0 S: 7	H: 2 LOB: 1 BB: 0 P: 9	R: 0 E: 0 K: 0 S: 6	H: 1 LOB: 2 BB: 1 P: 15	R: 1 E: 0 K: 0 S: 9	H: 1 LOB: 2 BB: 2 P: 20	R: 5 E: 1 K: 0 S: 13	H: 4 LOB: 3 BB: 2 P: 27	R: 2 E: 0 K: 1 S: 9	H: 2 LOB: 1 BB: 0 P: 15	R: 1 E: 0 K: 2 S: 15	H: 1 LOB: 1 BB: 1 P: 23	1B: 11 2B: 2 3B: 1 HR: 2	SF: 1 SAC: 1 DP: 0 HBP: 0	WP: 1 PB: 0 SB: 2 CS: 1	PA: 47	
PITCHER Jim Owens, R ERA: 3.67 Humberto Robinson, R ERA: 4.15 Ruben Gomez, R ERA: 5.33 (1, 1) (3, 1) (6, 1)	IP 2.1	WLS L	BF 14	H 7	R 5	ER 4	SO 0	BB 1	IBB 0	HBP 0	BLK 0	WP 0	HR 1	S 23	P 39	ERA 9.00	WHIP 2.333				

Batter	1	2	3	4	5	6	7	8	9	AB	R	H	RBI	BB	SO	LOB	TOP				
Bobby Del Greco, R OBP: 0.379, SLG: 0.438 (1, 8)	2-1 6-3		1-3 K		1-1 F3		1-0 F6	2-3 K		5	0	0	0	0	2	3	Philadelphia Phillies @ Los Angeles Dodgers Los Angeles Memorial Coliseum, Los Angeles, CA Thu Jun 16 1960, 10:05 PM EDT Att: 19,573 - Unknown livebaseballscorecards.com				
Alvin Dark, R OBP: 0.313, SLG: 0.324 (1, 5)	0-0 L6		0-0 F9			3-2 5-3		FC6-4 1B		5	1	1	0	0	0	3					
Tony Taylor, R OBP: 0.356, SLG: 0.403 (1, 4)	1-0 FC4 1B			1-2 6-3		4-2 2B BB		2-1 FC6-4 1B	1-2 5-3	4	1	2	0	1	0	0					
Bobby Gene Smith, R OBP: 0.324, SLG: 0.471 (1, 7)	1-0 FC4			1-0 1B 1B		2-1 2B BB		0-0 FC6-4 1B	2-2 E 1B	5	2	3	0	0	0	3					
Ken Walters, R OBP: 0.327, SLG: 0.429 (1, 9)		1-0 F3		0-1 F9		1-0 2B		0-1 1B 1B	0-1 E3 G4-6-3	5	1	2	3	0	0	2					
Pancho Herrera, R OBP: 0.350, SLG: 0.444 (1, 3)		2-0 F8		0-0 1B		2-3 K		0-0 1B 1B	1-0 G4-6-3	5	1	2	1	0	1	3					
Jimmie Coker, R OBP: 0.296, SLG: 0.367 (1, 2)		2-1 FC6-4 1B		3-2 4-3		3-2 5-3		2-2 1B 1B		4	0	2	0	0	0	3					
Ruben Amaro, R OBP: 0.111, SLG: 0.111 (1, 6)		2-2 FC6-4			1-2 1-3		2-2 F9	1-1 FC5 1B		4	0	1	1	0	0	1					
John Buzhardt, R OBP: 0.136, SLG: 0.136 (5, PH)			1-3 K		1-3 K		3-3 K	2-0 1-2 2-3 3-H		1	0	0	0	0	1	0					
Bobby Makous, R OBP: 0.246, SLG: 0.256 (5, 1)										1	0	0	0	0	1	0					
Taylor Phillips, L OBP: 0.276, SLG: 0.296 (5, 1)										0	0	0	0	0	0	0					
Ted Lepore, R OBP: 0.276, SLG: 0.296 (7, PH)										1	0	0	0	0	1	0					
Humberto Robinson, R OBP: 0.250, SLG: 0.250 (7, 1)										0	0	0	0	0	0	0					
Clay Dalrymple, L OBP: 0.250, SLG: 0.250 (8, PH)										1	0	1	1	0	0	0					
Turk Farrell, R OBP: 0.460, SLG: 0.460 (8, 1)										0	0	0	0	0	0	0					
Inning Stats	R: 0 E: 0 K: 0 S: 5	H: 1 LOB: 1 BB: 0 P: 9	R: 0 E: 0 K: 0 S: 8	H: 1 LOB: 1 BB: 0 P: 15	R: 0 E: 0 K: 2 S: 7	H: 0 LOB: 0 BB: 0 P: 9	R: 0 E: 0 K: 0 S: 10	H: 2 LOB: 2 BB: 0 P: 15	R: 0 E: 0 K: 1 S: 8	H: 0 LOB: 0 BB: 0 P: 11	R: 2 E: 0 K: 1 S: 18	H: 2 LOB: 1 BB: 1 P: 33	R: 0 E: 0 K: 1 S: 7	H: 0 LOB: 0 BB: 0 P: 13	R: 4 E: 0 K: 1 S: 19	H: 7 LOB: 3 BB: 0 P: 29	R: 0 E: 1 K: 0 S: 9	H: 1 LOB: 1 BB: 0 P: 13	1B: 12 2B: 2 3B: 0 HR: 0	SF: 0 SAC: 0 DP: 1 HBP: 0	WP: 0 PA: 42 PB: 0 SB: 0 CS: 0
PITCHER	IP	WLS	BF	H	R	ER	SO	BB	IBB	HBP	BLK	WP	HR	S	P	ERA	WHIP				
Johnny Podres, L ERA: 2.74 (1, 1)	7.1	W	33	10	6	6	5	1	0	0	0	0	0	72	117	7.36	1.500				
Ed Palmquist, R ERA: (8, 1)	0.0		3	3	0	0	0	0	0	0	0	0	0	6	11	∞	∞				
Ed Roebuck, R ERA: 3.21 (8, 1)	1.2	S	6	1	0	0	1	0	0	0	0	0	0	13	19	0.00	0.600				

Batter	1	2	3	4	5	6	7	8	9	AB	R	H	RBI	BB	SO	LOB	BOTTOM				
Jim Gilliam, S OBP: 0.387, SLG: 0.374 (1, 5)	2-2 F9		0-0 E HR 1B		0-0 1B SF8 2B		1-0 SF7	3-2 1-2 1B		4	2	3	1	0	0	0	Philadelphia Phillies @ Los Angeles Dodgers Los Angeles Memorial Coliseum, Los Angeles, CA Thu Jun 16 1960, 10:05 PM EDT Att: 19,573 - Unknown livebaseballscorecards.com				
Norm Larker, L OBP: 0.385, SLG: 0.386 (1, 3)	2-2 F7		3-1 FC4 HR		1-1 1B HR		1-0 SF9	0-2 L7		3	2	1	1	0	0	1					
Gil Hodges, R OBP: 0.260, SLG: 0.330 (6, PH) (7, 3)			1-2 HR		2-3 1B HR		1-0 SF9			1	0	0	1	0	0	2					
Wally Moon, L OBP: 0.377, SLG: 0.476 (1, 9)	0-0 S 1B		3-H 0-0 HR		3-0 SF8		0-1 F8			3	1	2	4	0	0	1					
Duke Snider, L OBP: 0.367, SLG: 0.539 (1, 8)	2-3 K		1-0 L7		1-0 HR 1B		3-2 1B			2	0	0	0	0	1	1					
Don Demeter, R OBP: 0.320, SLG: 0.548 (5, PH) (6, 8)			1-2 K		1-2 HR 1B		1-2 HR 1B			2	1	2	0	0	0	0					
Frank Howard, R OBP: 0.361, SLG: 0.540 (1, 7)		0-0 G6-4-3 1B	2-1 5-3		2-0 HR		2-3 K			4	1	2	3	0	1	0					
Norm Sherry, R OBP: 0.376, SLG: 0.623 (1, 2)		2-1 G6-4-3		1-1 F9		1-0 F8		0-0 F5		4	0	0	0	0	0	1					
Charlie Neal, R OBP: 0.218, SLG: 0.369 (1, 4)		0-0 5-3		2-2 F3		1-2 HBP SF7 1B		0-0 6-3		3	1	1	0	0	0	0					
Bob Lillis, R OBP: 0.222, SLG: 0.222 (7, 4)										1	0	0	0	0	0	0					
Maury Wills, S OBP: 0.347, SLG: 0.298 (1, 6)			2-2 1B SH1-4 E 1B		0-1 F8		2-2 E HBP SF9 1B	1-2 1B		4	2	3	0	0	0	0					
Johnny Podres, L OBP: 0.250, SLG: 0.111 (1, 1)			1-0 SH1-4		0-3 K		1-0 K	0-0 SAFE 1B		1	0	0	0	0	1	0					
Ed Palmquist, R OBP: 0.800, SLG: 1.000 (8, 1)										0	0	0	0	0	0	0					
Ed Roebuck, R OBP: 0.800, SLG: 1.000 (8, 1)										1	0	1	0	0	0	0					
Inning Stats	R: 0 E: 0 K: 1 S: 10	H: 1 LOB: 0 BB: 0 P: 16	R: 0 E: 0 K: 0 S: 4	H: 1 LOB: 0 BB: 0 P: 6	R: 4 E: 1 K: 0 S: 11	H: 3 LOB: 0 BB: 0 P: 20	R: 0 E: 0 K: 0 S: 7	H: 0 LOB: 0 BB: 0 P: 10	R: 4 E: 0 K: 1 S: 10	H: 4 LOB: 0 BB: 0 P: 18	R: 2 E: 1 K: 0 S: 10	H: 2 LOB: 1 BB: 0 P: 16	R: 0 E: 0 K: 1 S: 9	H: 1 LOB: 0 BB: 0 P: 14	R: 0 E: 0 K: 0 S: 14	H: 3 LOB: 2 BB: 0 P: 18	R: 0 E: 0 K: 0 S: 14	H: 3 LOB: 2 BB: 0 P: 18	1B: 12 2B: 1 3B: 0 HR: 2	SF: 3 SAC: 1 DP: 1 HBP: 1	WP: 0 PA: 38 PB: 0 SB: 1 CS: 0
PITCHER	IP	WLS	BF	H	R	ER	SO	BB	IBB	HBP	BLK	WP	HR	S	P	ERA	WHIP				
John Buzhardt, R ERA: 3.92 (1, 1)	4.0	L	17	5	4	3	1	0	0	0	0	0	1	20	34	27.00	3.000				
Taylor Phillips, L ERA: 20.77 (5, 1)	2.0		13	6	6	6	1	0	0	1	0	0	1	20	34	27.00	3.000				
Humberto Robinson, R ERA: 4.02 (7, 1)	1.0		3	1	0	0	1	0	0	0	0	0	0	9	14	0.00	1.000				
Turk Farrell, R ERA: 2.89 (8, 1)	1.0		5	3	0	0	0	0	0	0	0	0	0	14	18	0.00	3.000				

Batter	1	2	3	4	5	6	7	8	9	AB	R	H	RBI	BB	SO	LOB	TOP
Bill Virdon, L OBP: 0.298, SLG: 0.273 (1, 8)	L4		F9			HR		G3-6-3		4	1	1	1	0	0	1	Pittsburgh Pirates @ Los Angeles Dodgers Los Angeles Memorial Coliseum, Los Angeles, CA Fri Jun 17 1960, 10:05 PM EDT Att: 43,296 - Unknown livebaseballscorecards.com
Dick Groat, R OBP: 0.379, SLG: 0.421 (1, 6)	1B		G3			G3-6-3		5-3		4	1	2	0	0	0	0	
Bob Skinner, L OBP: 0.409, SLG: 0.550 (1, 7)	1B		K			G3-6-3		4-3		4	0	1	0	0	1	1	
Dick Stuart, R OBP: 0.295, SLG: 0.424 Rocky Nelson, L OBP: 0.321, SLG: 0.360 (1, 3) (9, 3)	F8			4-3		F8		6-3		4	0	0	0	0	0	2	
Roberto Clemente, R OBP: 0.389, SLG: 0.506 (1, 9)	1B			K			3-1			3	0	1	1	0	1	0	
Smoky Burgess, L OBP: 0.388, SLG: 0.463 (1, 2)	2-3			4-3			G3			3	0	0	0	0	0	2	
Don Hoak, R OBP: 0.372, SLG: 0.429 (1, 5)			F8			F5		1-3		3	0	0	0	0	0	0	
Bill Mazerowski, R OBP: 0.286, SLG: 0.435 (1, 4)			F6			5-3		G3-6-3		3	0	1	0	0	0	0	
Vern Law, R OBP: 0.178, SLG: 0.209 (1, 1)			K			F4		B2		3	0	0	0	0	1	1	
Inning Stats	R: 1 H: 3 E: 0 LOB: 2 K: 0 BB: 0 S: 16	H: 0 R: 0 ER: 0 SO: 3 BB: 0 IBB: 0 HBP: 0 BLK: 0 WP: 0 HR: 1 S: 62 P: 91 ERA: 2.25 WHIP: 0.750	R: 0 H: 0 E: 0 LOB: 0 K: 1 BB: 0 S: 5	H: 0 R: 0 ER: 0 SO: 3 BB: 0 IBB: 0 HBP: 0 BLK: 0 WP: 0 HR: 0 S: 9 P: 12 ERA: 0.00 WHIP: 0.000	R: 0 H: 2 E: 0 LOB: 0 K: 0 BB: 0 S: 6	H: 0 R: 0 ER: 0 SO: 13 BB: 0 IBB: 0 HBP: 0 BLK: 0 WP: 0 HR: 0 S: 13 P: 13 ERA: 0.00 WHIP: 0.000	R: 0 H: 1 E: 0 LOB: 0 K: 0 BB: 0 S: 4	R: 0 H: 0 E: 0 LOB: 0 K: 0 BB: 0 S: 9	R: 0 H: 0 E: 0 LOB: 0 K: 0 BB: 0 S: 13	1B: 5 2B: 0 3B: 0 HR: 1	SF: 0 SAC: 0 DP: 2 HBP: 0	WP: 0 PA: 31 PB: 0 SB: 0 CS: 0					
PITCHER	IP	WLS	BF	H	R	ER	SO	BB	IBB	HBP	BLK	WP	HR	S	P	ERA	WHIP
Stan Williams, R ERA: 2.77 Larry Sherry, R ERA: 5.14	8.0	L	28	6	2	2	3	0	0	0	0	0	0	9	13	0.00	0.000

Batter	1	2	3	4	5	6	7	8	9	AB	R	H	RBI	BB	SO	LOB	BOTTOM
Jim Gilliam, S OBP: 0.385, SLG: 0.377 (1, 5)	4-3		4-3			4-3				4	1	1	0	0	0	0	Pittsburgh Pirates @ Los Angeles Dodgers Los Angeles Memorial Coliseum, Los Angeles, CA Fri Jun 17 1960, 10:05 PM EDT Att: 43,296 - Unknown livebaseballscorecards.com
Norm Larker, L OBP: 0.382, SLG: 0.381 (1, 3)	1B		F7			6-3		4-3		4	0	1	0	0	0	1	
Wally Moon, L OBP: 0.383, SLG: 0.482 (1, 9)	1B					F8		G4-6-3		4	0	3	1	0	0	0	
Duke Snider, L OBP: 0.364, SLG: 0.525 (1, 8)	K					K		G4-6-3		3	0	0	0	1	2	3	
Frank Howard, R OBP: 0.352, SLG: 0.526 (1, 7)			L7			FC6-5		G5-4-3		3	0	0	0	0	0	2	
Norm Sherry, R OBP: 0.377, SLG: 0.625 (1, 2)			2B			K		F5		3	0	1	0	0	1	1	
Charlie Neal, R OBP: 0.314, SLG: 0.364 (1, 4)			F8			5-3		6-3		3	0	0	0	0	0	1	
Maury Wills, S OBP: 0.342, SLG: 0.293 Tommy Davis, R OBP: 0.233, SLG: 0.291 Bob Lillis, R OBP: 0.222, SLG: 0.222 (1, 6) (8, PH) (9, 6)			F8			5-3		K		2	0	0	0	0	0	1	
Stan Williams, R OBP: 0.048, SLG: 0.048 Don Demeter, R OBP: 0.317, SLG: 0.543 Larry Sherry, R OBP: 0.188, SLG: 0.333 (1, 1) (8, PH) (9, 1)			K			5-3		5-3		1	0	0	0	0	0	0	
Inning Stats	R: 0 H: 2 E: 0 LOB: 1 K: 1 BB: 0 S: 12	H: 1 R: 1 ER: 1 SO: 5 BB: 0 IBB: 0 HBP: 0 BLK: 0 WP: 0 HR: 1 S: 18 P: 10 ERA: 1.00 WHIP: 0.778	R: 0 H: 0 E: 0 LOB: 0 K: 1 BB: 0 S: 9	H: 0 R: 0 ER: 0 SO: 12 BB: 0 IBB: 0 HBP: 0 BLK: 0 WP: 0 HR: 0 S: 11 P: 15	R: 0 H: 1 E: 1 LOB: 1 K: 2 BB: 0 S: 11	R: 0 H: 0 E: 0 LOB: 0 K: 0 BB: 0 S: 7	R: 0 H: 0 E: 0 LOB: 0 K: 0 BB: 0 S: 6	R: 0 H: 0 E: 0 LOB: 0 K: 0 BB: 1 S: 9	R: 0 H: 0 E: 0 LOB: 0 K: 1 BB: 0 S: 10	R: 1 H: 2 E: 0 LOB: 0 K: 0 BB: 0 S: 13	1B: 4 2B: 2 3B: 0 HR: 0	SF: 0 SAC: 0 DP: 2 HBP: 0	WP: 0 PA: 31 PB: 0 SB: 0 CS: 0				
PITCHER	IP	WLS	BF	H	R	ER	SO	BB	IBB	HBP	BLK	WP	HR	S	P	ERA	WHIP
Vern Law, R ERA: 2.66	9.0	W	31	6	1	1	5	1	0	0	0	0	0	82	121	1.00	0.778

Batter	1	2	3	4	5	6	7	8	9	10	AB	R	H	RBI	BB	SO	LOB	TOP			
Bob Skinner, L OBP: 0.412, SLG: 0.549 (1, 7)	1-1 FC6-4 1B		3-2 FC3-6 1B		1-1 L4			2-1 6-3	4-0 IBB		4	0	2	0	1	0	0				
Dick Groat, R OBP: 0.372, SLG: 0.413 (1, 6)	2-2 FC6-4 BB		0-0 FC3-6 G5-4-3					0-1 6-3	3-2 1-3		5	0	0	0	0	0	5				
Roberto Clemente, R OBP: 0.370, SLG: 0.502 (1, 9)	4-0 FC6-4 BB		1-2 G5-4-3						3-2 5-3	0-0 BB 1B	4	1	1	0	1	1	1				
Dick Stuart, R OBP: 0.292, SLG: 0.415 Rocky Nelson, L OBP: 0.321, SLG: 0.360 (1, 3) (10, 3)	0-0 F3			4-0 FC6-4 BB				3-2 F8	1-0 6-3	0-0 F3	4	0	0	0	1	0	3				
Gino Cimoli, R OBP: 0.363, SLG: 0.403 (1, 8)	2-2 FC6-4			0-1 FC6-4 BB				1-0 2B	1-2 HR 1B	4-2 1B BB	4	1	2	0	1	0	3				
Hal Smith, R OBP: 0.397, SLG: 0.611 (1, 2)		0-0 6-3		4-1 BB G6-4-3				1-0 5-3	1-2 HR 1B	2-2 BB 1B	4	1	2	3	1	0	1				
Don Hoak, R OBP: 0.373, SLG: 0.425 (1, 5)		4-0 BB BB		1-0 BB G6-4-3				0-0 6-3	0-0 BB 1B	3-1 F7	4	1	1	0	1	0	4				
Bill Mazerowski, R OBP: 0.290, SLG: 0.431 (1, 4)		4-2 BB G4-6-3		1-2 BB				1-1 L6	4-2 1B BB		2	0	0	0	2	0	1				
Bob Friend, R OBP: 0.346, SLG: 0.079 Dick Schofield, S OBP: 0.342, SLG: 0.333 Jim Umbricht, R OBP: 0.303, SLG: 0.333 Gene Baker, R OBP: 0.176, SLG: 0.176 Smoky Burgess, R OBP: 0.345, SLG: 0.467 Joe Christopher, R OBP: 0.317, SLG: 0.467 Roy Face, R OBP: 0.317, SLG: 0.467 (1, 11) (8, PH) (8, 1) (8, PH) (8, PH) (8, PH) (8, PH) (8, 1)		1-0 G4-6-3		1-0 F3				0-3 K	2-2 E7 1B		2	0	0	0	0	0	2				
Inning Stats	R: 0 E: 0 K: 0 S: 12	H: 1 LOB: 2 BB: 1 P: 21	R: 0 E: 0 K: 0 S: 4	H: 0 LOB: 1 BB: 2 P: 13	R: 0 E: 0 K: 0 S: 7	H: 1 LOB: 0 BB: 0 P: 11	R: 0 E: 0 K: 0 S: 4	H: 0 LOB: 1 BB: 2 P: 13	R: 0 E: 0 K: 1 S: 12	H: 0 LOB: 0 BB: 0 P: 17	R: 0 E: 0 K: 0 S: 5	H: 1 LOB: 1 BB: 0 P: 8	R: 0 E: 0 K: 1 S: 7	H: 0 LOB: 0 BB: 0 P: 9	R: 3 E: 1 K: 0 S: 21	H: 4 LOB: 3 BB: 2 P: 40	R: 1 E: 0 K: 0 S: 10	H: 2 LOB: 1 BB: 1 P: 19	1B: 7 2B: 1 3B: 0 HR: 1	SF: 0 SAC: 0 DP: 3 HBP: 0	WP: 0 PA: 43
PITCHER	IP 8.2	WLS 35	BF 6	H 3	R 3	ER 3	SO 2	BB 6	IBB 0	HBP 0	BLK 0	WP 0	HR 1	S 70	P 123	ERA 3.12	WHIP 1.385				
Danny McDevitt, L ERA: 4.01 Larry Sherry, R ERA: 5.18 (1, 1) (9, 1)	1.1 L	8	3	1	1	0	1	1	0	0	0	0	0	16	34	6.75	3.000				

Pittsburgh Pirates @ Los Angeles Dodgers
Los Angeles Memorial Coliseum, Los Angeles, CA
Sat Jun 18 1960, 10:05 PM EDT
Att: 50,062 - Unknown


AB	35
R	4
H	9
RBI	4
BB	8
SO	2
LOB	20

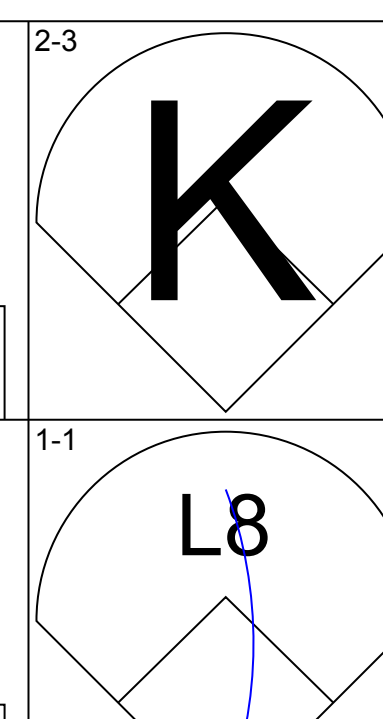
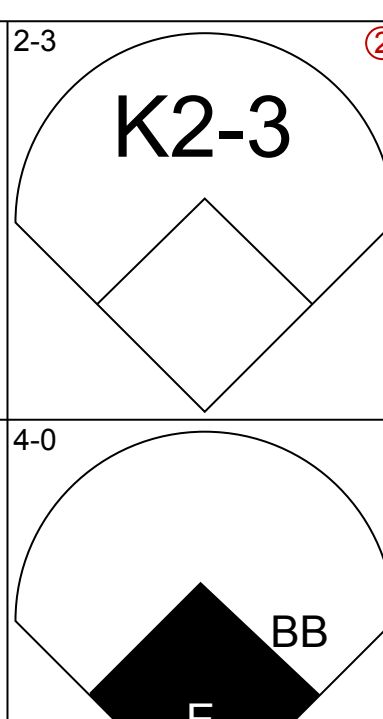
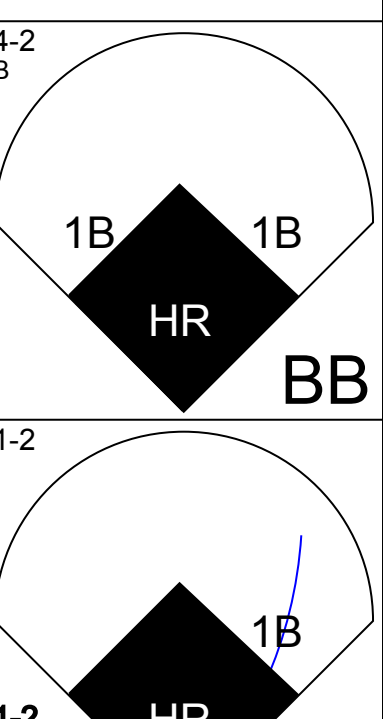
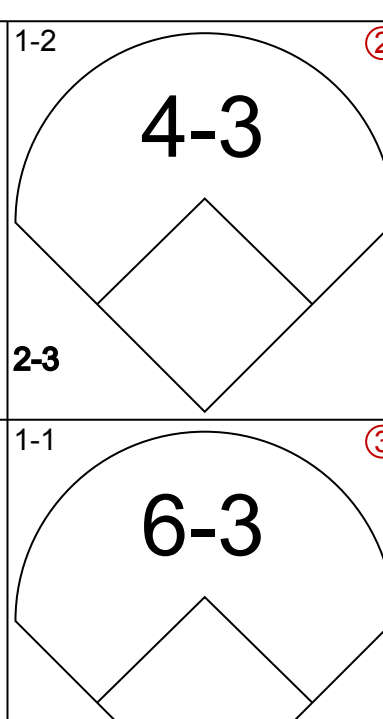
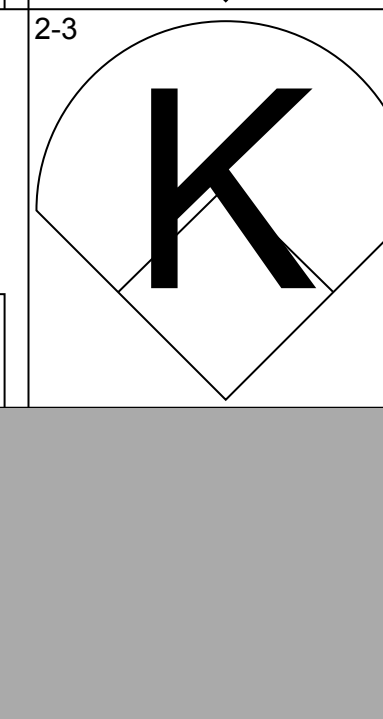
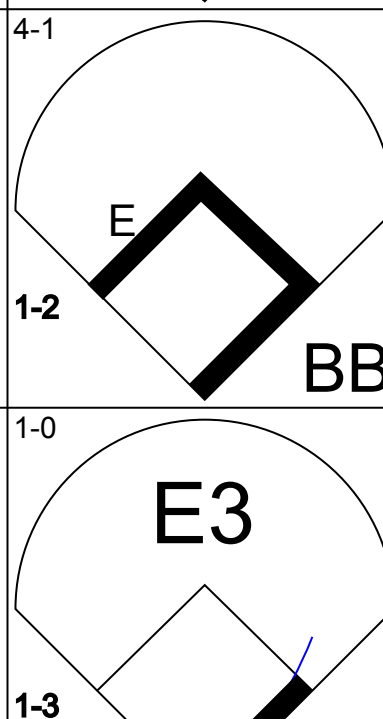
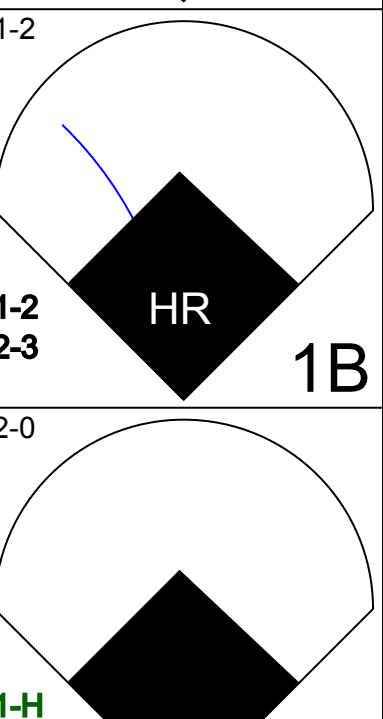

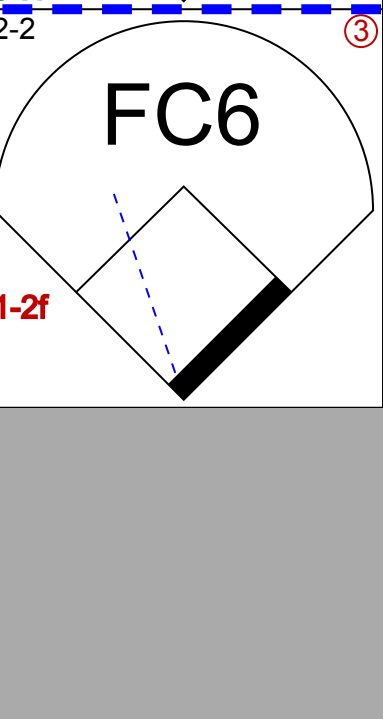

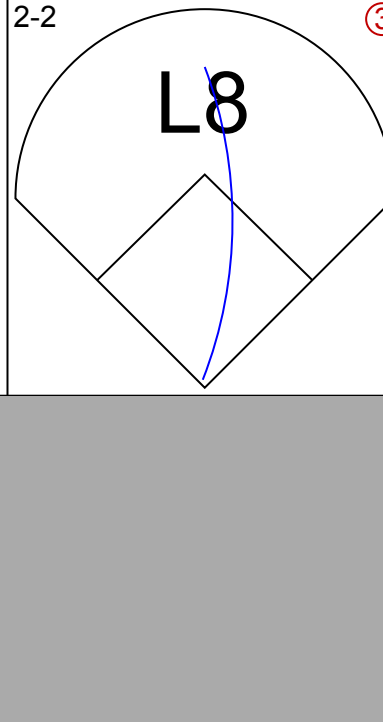
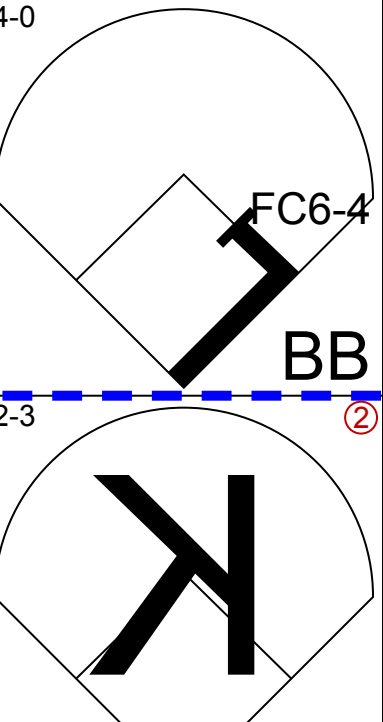

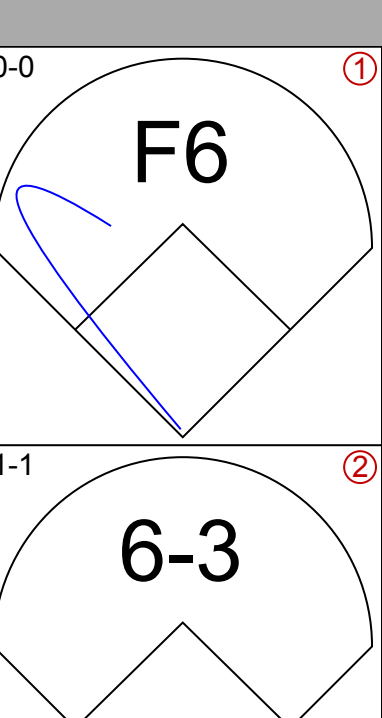
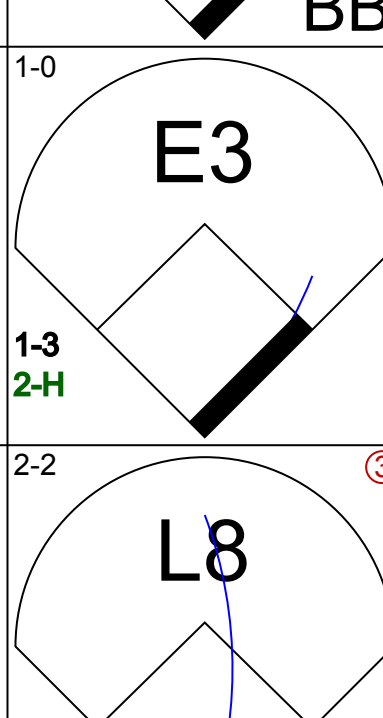
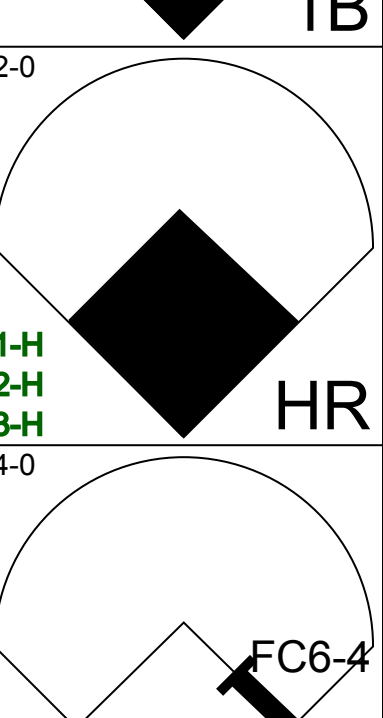
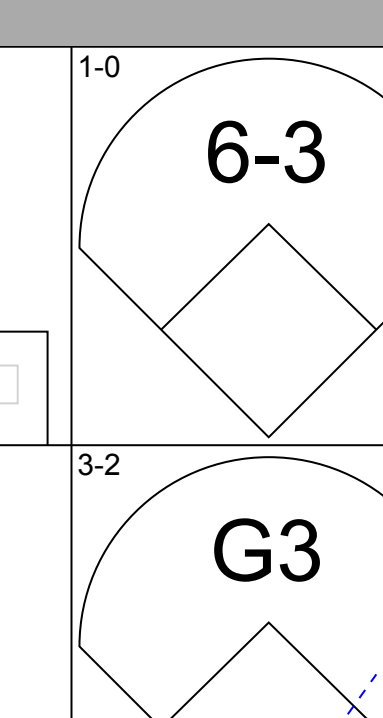
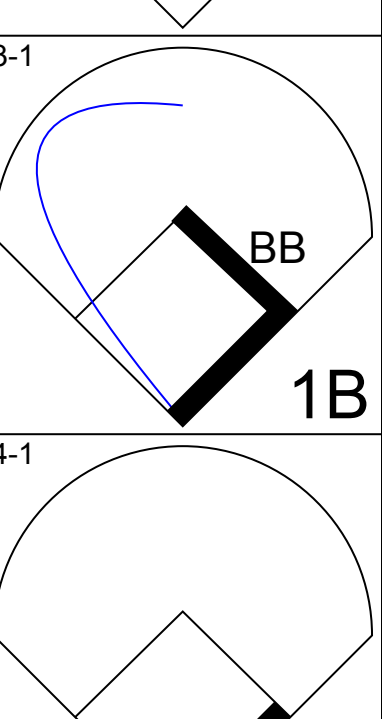

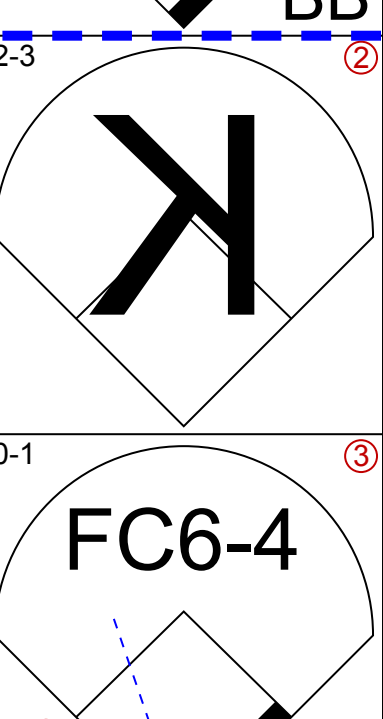
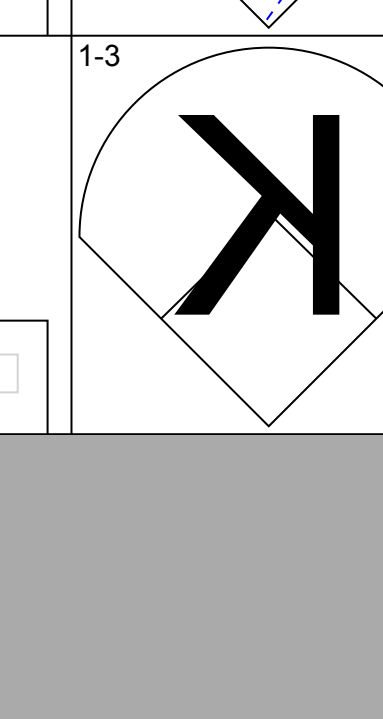
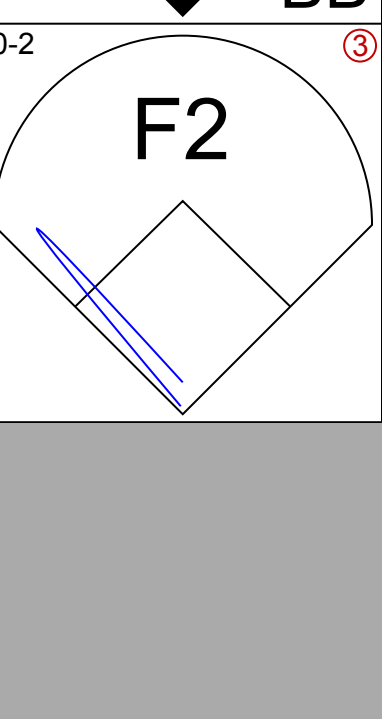
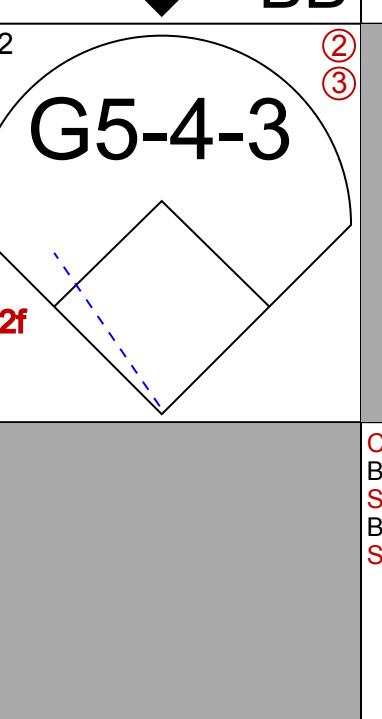


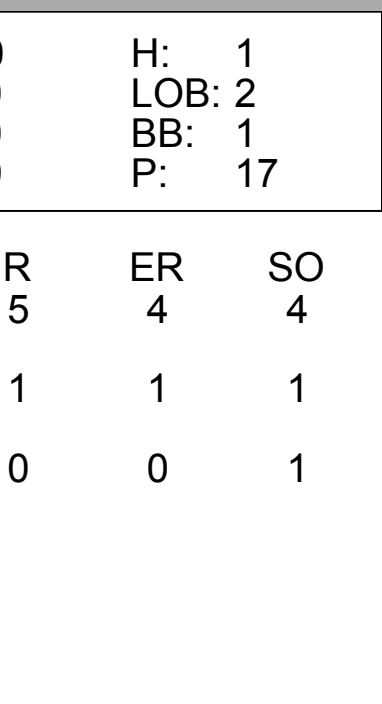
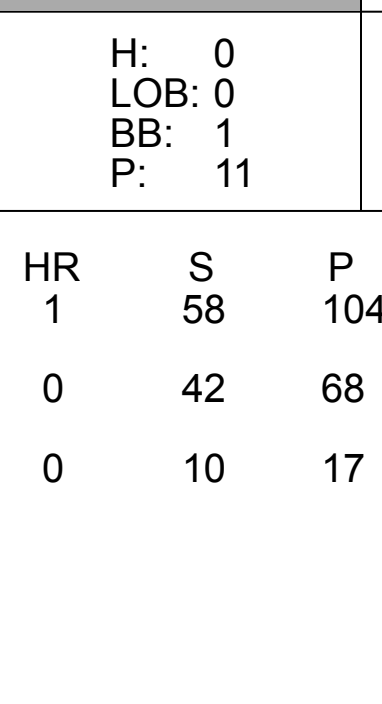
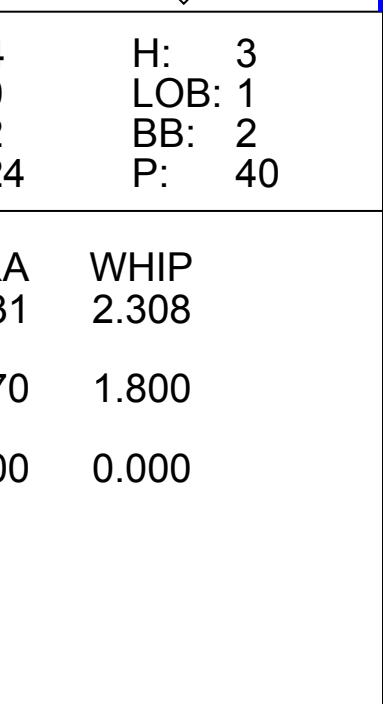
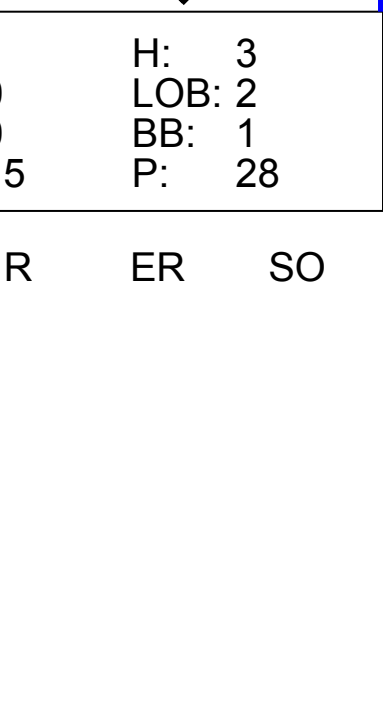

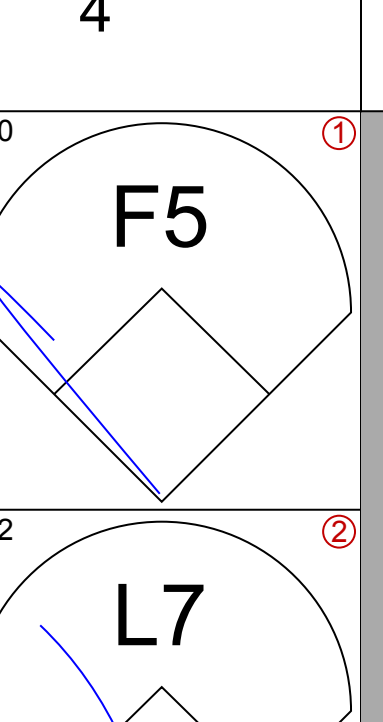
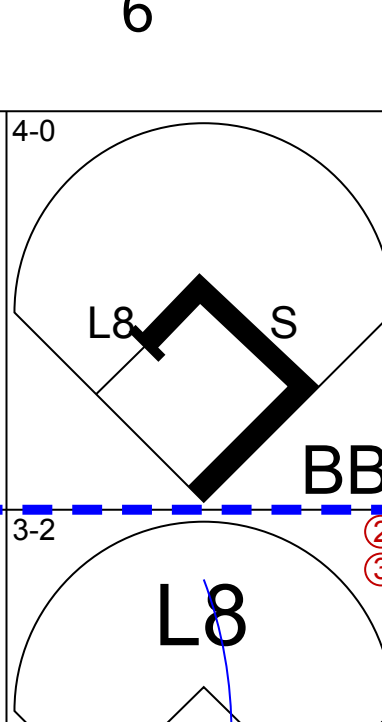
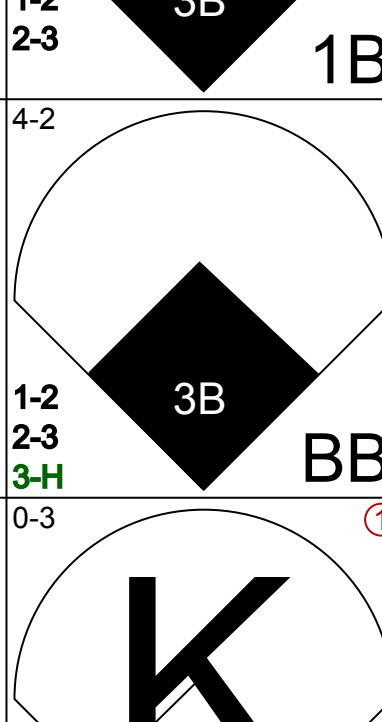

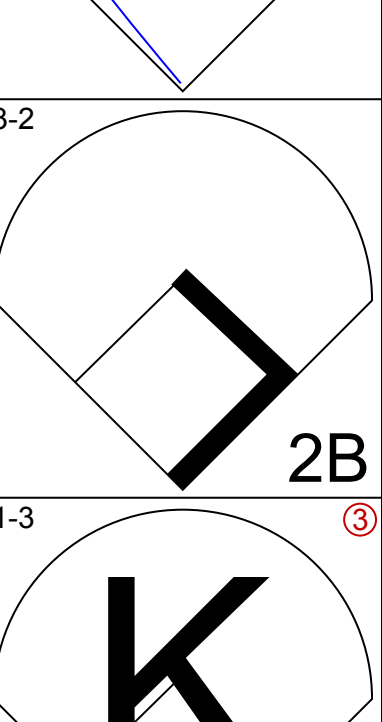
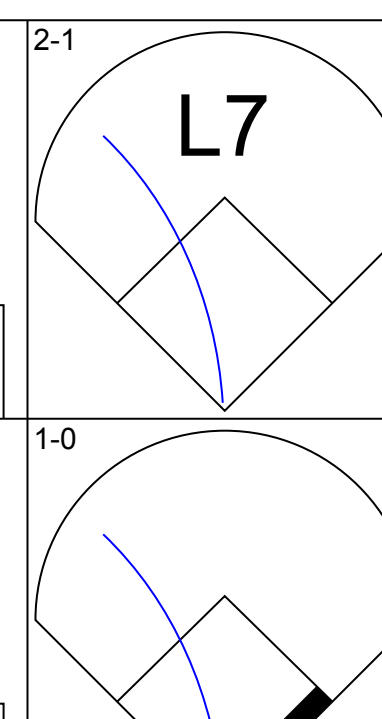
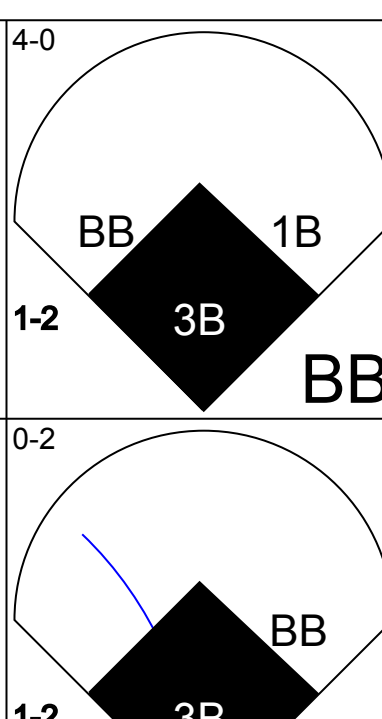
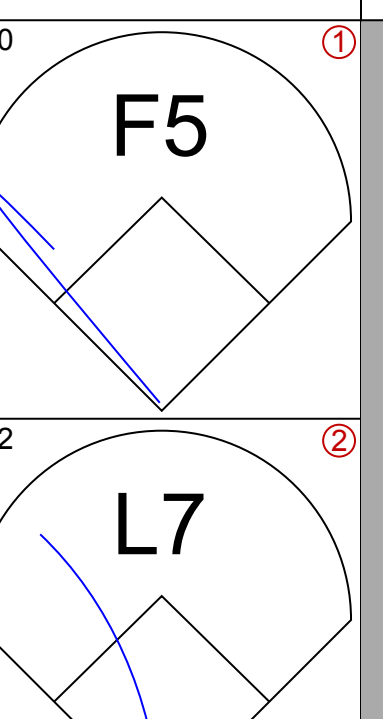
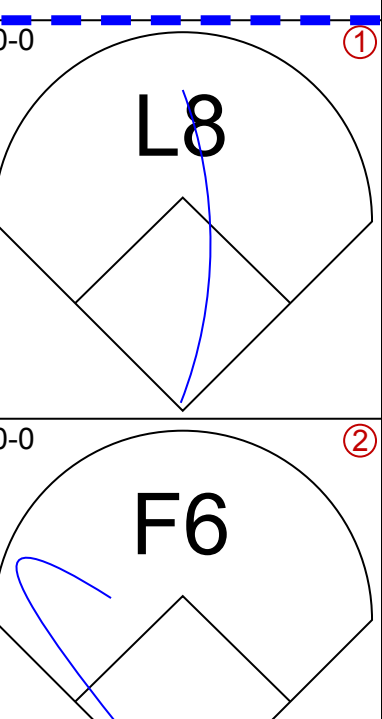
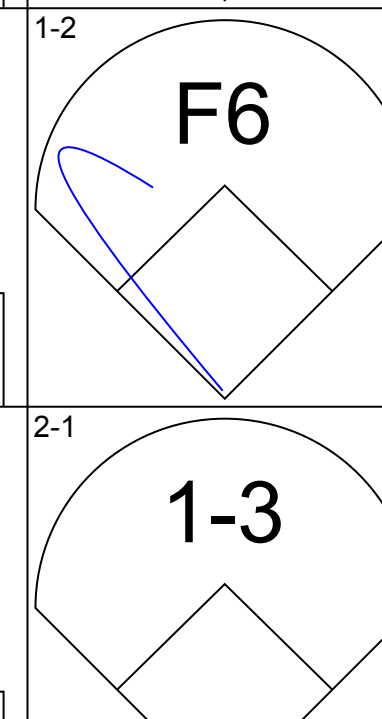
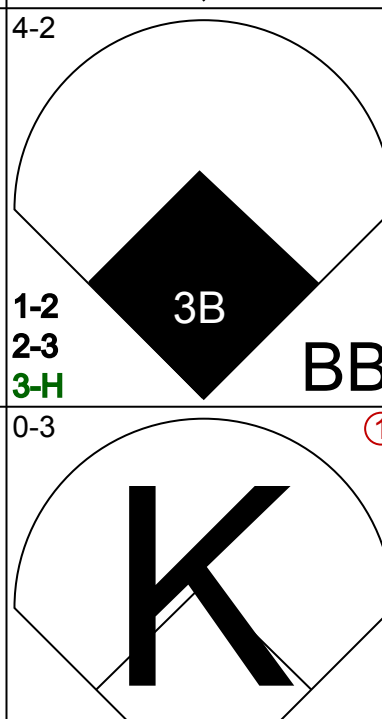
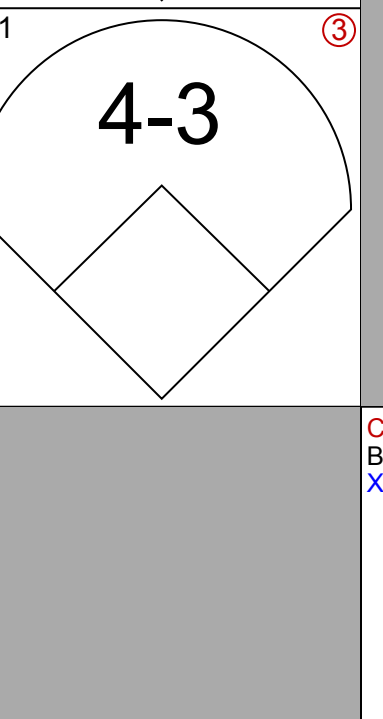

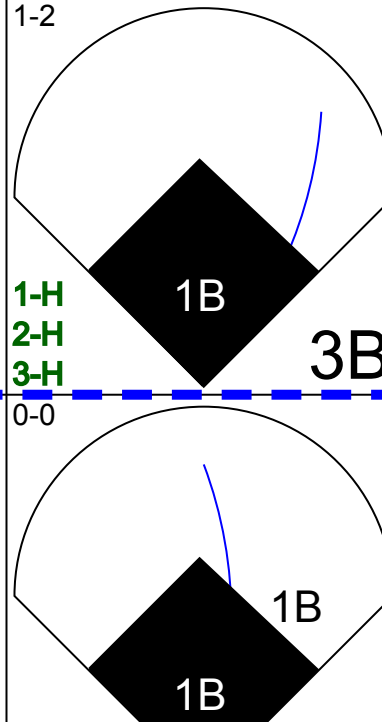

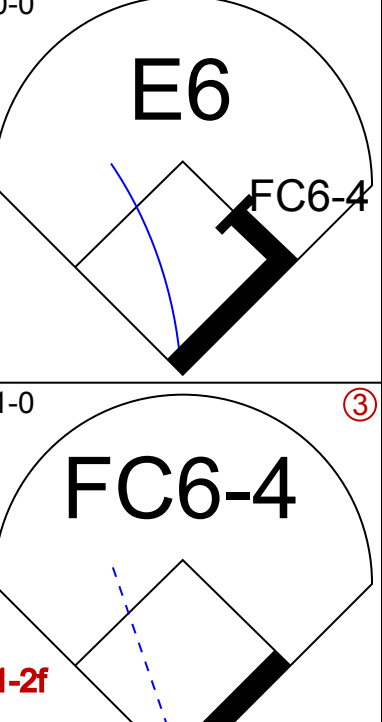
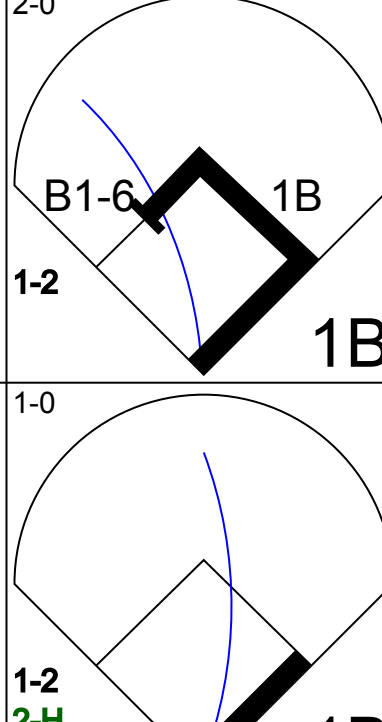



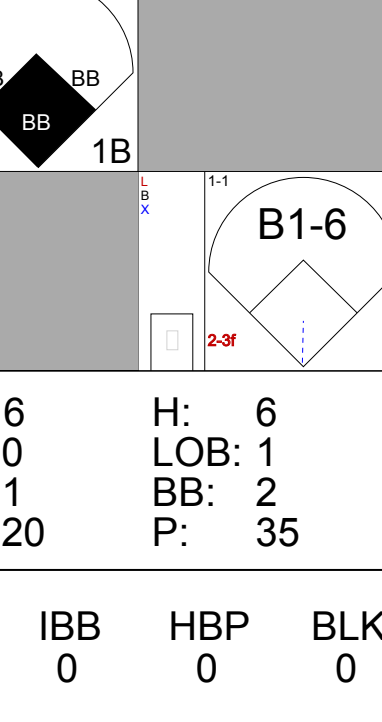




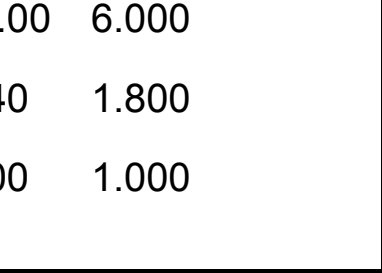

WP: 0	PA: 43
PB: 0	
SB: 0	
CS: 0	

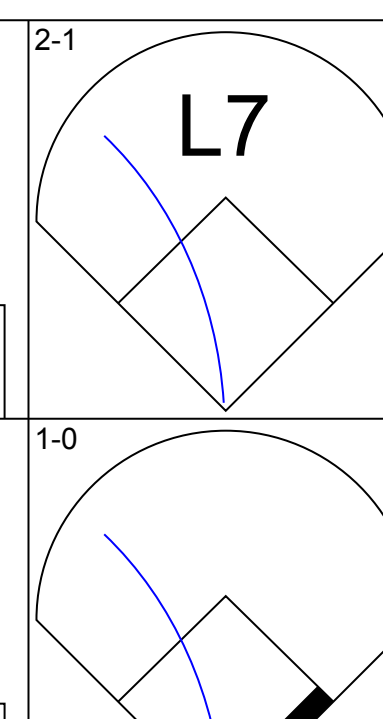
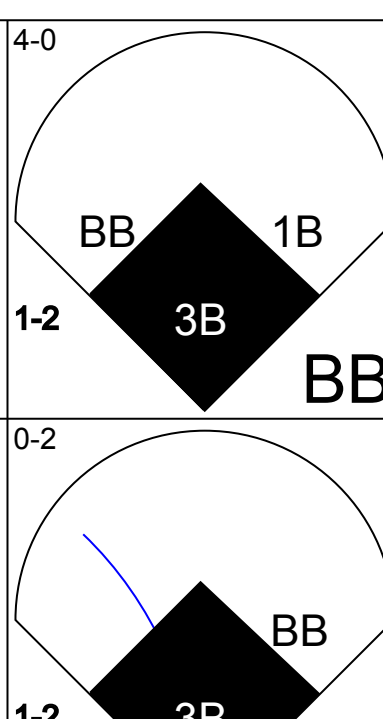
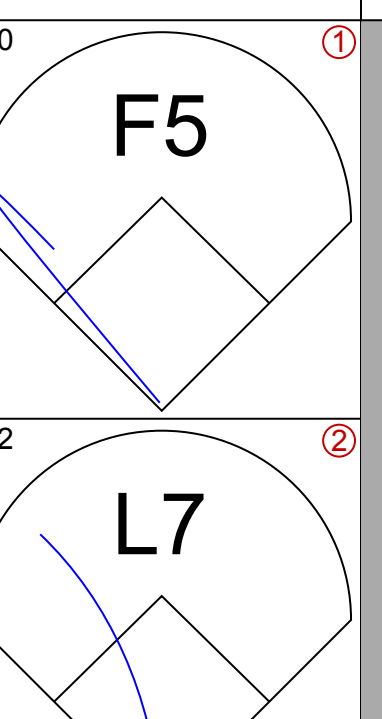
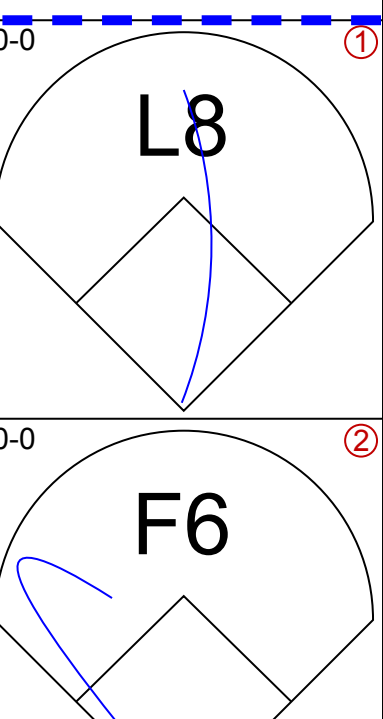
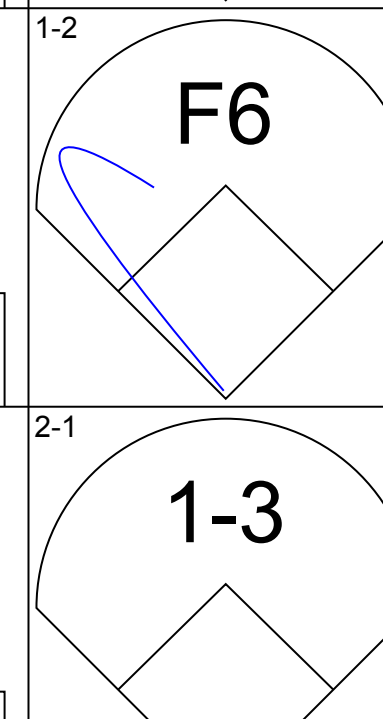
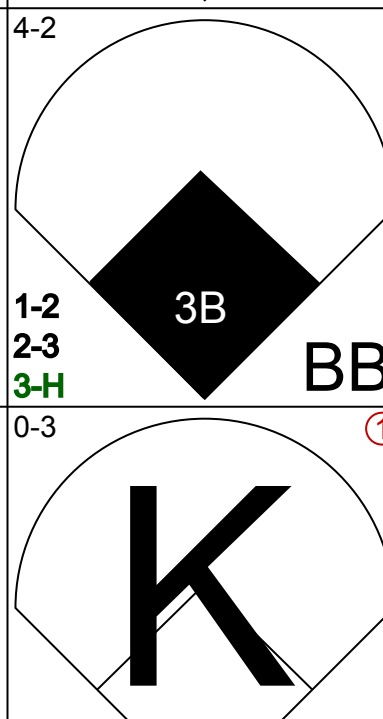
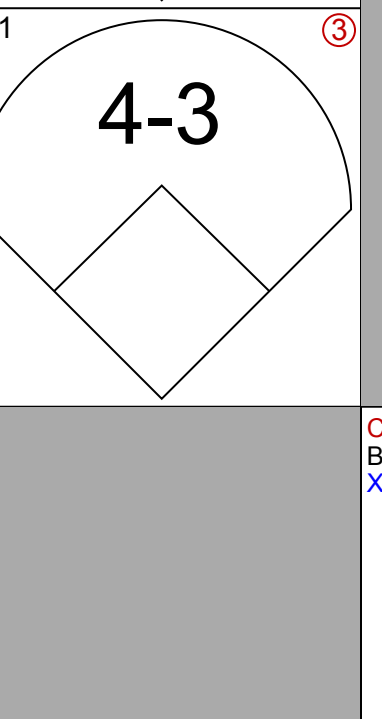

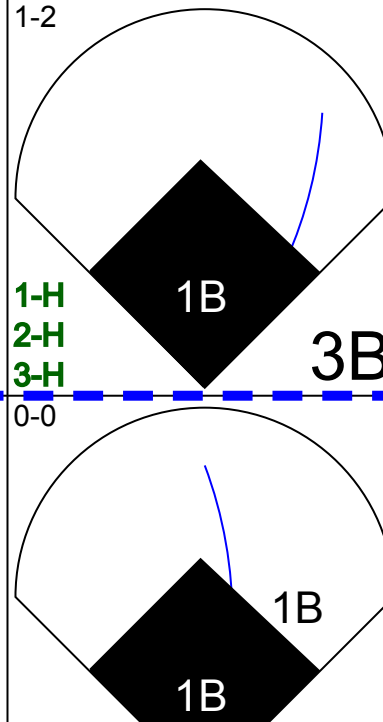

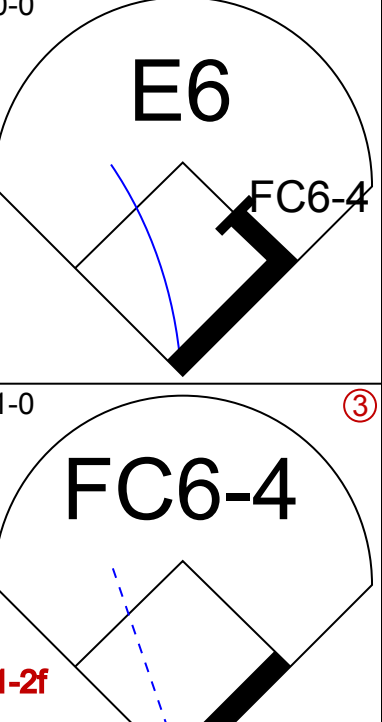
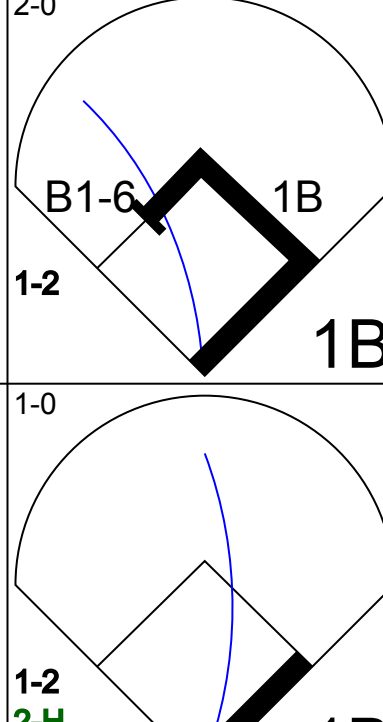



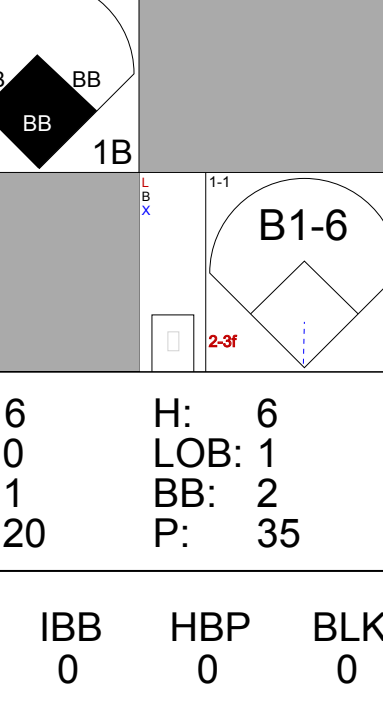
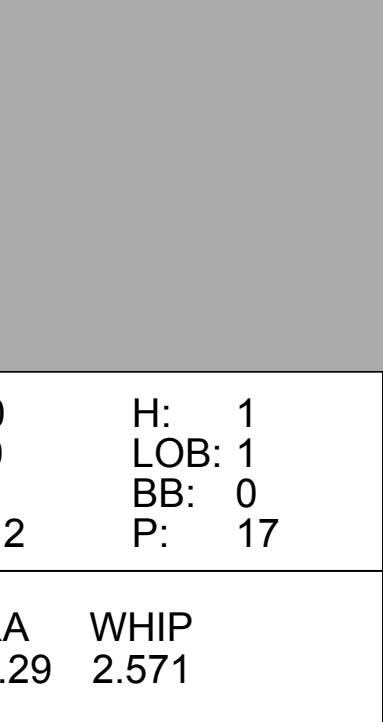
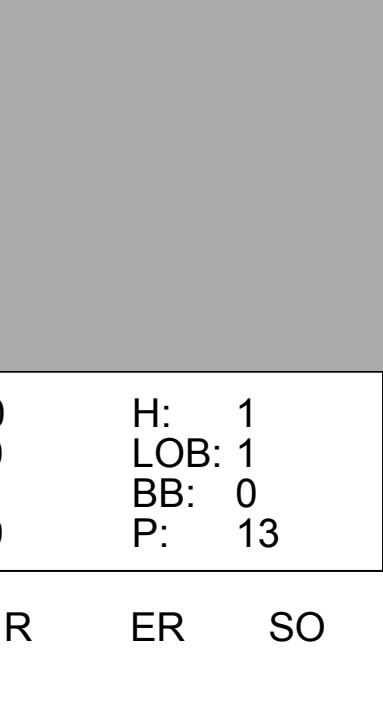


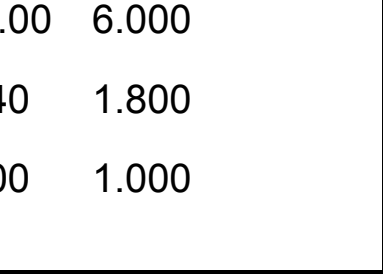

Pittsburgh Pirates @ Los Angeles Dodgers
Los Angeles Memorial Coliseum, Los Angeles, CA
Sat Jun 18 1960, 10:05 PM EDT
Att: 50,062 - Unknown

Batter	1	2	3	4	5	6	7	8	9	10	AB	R	H	RBI	BB	SO	LOB	BOTTOM			
Jim Gilliam, S OBP: 0.390, SLG: 0.384 (1, 5)	2-1 4-3 SH1-3 1B		1-1 1B		0-0 1B 1B			0-1 SH2-4	1-0 F7		4	1	3	0	0	0	0				
Norm Larker, L OBP: 0.366, SLG: 0.405 (1, 3)	0-0 SH1-3		1-0 1B		1-1 SF8			1-1 3B		1-2 4-3	3	0	2	2	0	0	0				
Wally Moon, L OBP: 0.379, SLG: 0.475 (1, 9) (9, 7)	2-2 4-3		1-2 4-3		3-H 1-2 1B			2-2 F5		0-1 B4	5	0	1	0	0	0	4				
Duke Snider, L OBP: 0.356, SLG: 0.512 (1, 8) (9, 9)	0-0 F6			0-1 F7				3-3 K		1-0 2-3	5	0	1	1	0	1	2				
Frank Howard, R OBP: 0.349, SLG: 0.517 Don Demeter, R OBP: 0.317, SLG: 0.543 (1, 7) (9, 8)		2-3 K		1-0 1B				0-1 F6		0-3 K	4	0	1	0	0	2	2				
Norm Sherry, R OBP: 0.370, SLG: 0.600 (1, 2)		0-0 1-3		0-2 F6				2-2 4-3		4-0 G1-4-3 BB	3	0	0	0	1	0	1				
Charlie Neal, R OBP: 0.308, SLG: 0.356 (1, 4)		0-0 6-3		1-3 K				0-0 F9		3-1 G1-4-3	4	0	0	0	0	1	2				
Maury Willis, S OBP: 0.346, SLG: 0.299 (1, 6)			1-0 1-3		0-1 1B SF8 WP 1B			0-3 K		3-2 B1-6-4 1B	4	1	2	0	0	1	0				
Danny McDevitt, L OBP: 0.500, SLG: 0.400 Larry Sherry, R OBP: 0.176, SLG: 0.313 (1, 1) (9, 1)			0-0 1B		0-3 K			0-1 SH2-4 3B 1B		0-1 B1-6-4	3	1	2	0	0	1	1				
Inning Stats	R: 0 E: 0 K: 0 S: 7	H: 1 LOB: 1 BB: 0 P: 11	R: 0 E: 0 K: 1 S: 5	H: 0 LOB: 0 BB: 0 P: 7	R: 0 E: 0 K: 0 S: 9	H: 3 LOB: 2 BB: 0 P: 13	R: 0 E: 0 K: 1 S: 11	H: 1 LOB: 1 BB: 0 P: 13	R: 2 E: 0 K: 1 S: 14	H: 4 LOB: 2 BB: 0 P: 16	R: 0 E: 0 K: 1 S: 8	H: 2 LOB: 1 BB: 0 P: 18	R: 0 E: 0 K: 1 S: 5	H: 0 LOB: 0 BB: 1 P: 12	R: 0 E: 0 K: 0 S: 7	H: 1 LOB: 0 BB: 0 P: 11	R: 0 E: 0 K: 0 S: 6	H: 0 LOB: 0 BB: 0 P: 8	1B: 11 2B: 0 3B: 1 HR: 0	SF: 1 SAC: 2 DP: 2 HBP: 0	WP: 1 PA: 40
PITCHER	IP 7.0	WLS 31	BF 11	H 3	R 3	ER 3	SO 5	BB 0	IBB 0	HBP 0	BLK 0	WP 1	HR 0	S 66	P 88	ERA 3.86	WHIP 1.571				
Bob Friend, R ERA: 2.42 Jim Umbricht, R ERA: 5.67 Roy Face, R ERA: 2.72 (1, 1) (8, 1) (9, 1)	1.0 W	6	1	0	0	0	0	0	0	0	0	0	0	13	19	0.00	0.500				

AB	36
R	3
H	12
RBI	3
BB	1
SO	6
LOB	13



Batter	1	2	3	4	5	6	7	8	9	AB	R	H	RBI	BB	SO	LOB	TOP					
Bob Skinner, L OBP: 0.412, SLG: 0.544 (1, 7)										4	1	1	0	1	2	1	Pittsburgh Pirates @ Los Angeles Dodgers Los Angeles Memorial Coliseum, Los Angeles, CA Sun Jun 19 1960, 6:33 AM EDT Att: 41,118 - Unknown livebaseballscorecards.com					
Dick Groat, R OBP: 0.376, SLG: 0.414 (1, 6)										4	2	2	1	1	0	1						
Roberto Clemente, R OBP: 0.371, SLG: 0.498 (1, 9)										4	1	1	0	1	1	2						
Dick Stuart, R OBP: 0.290, SLG: 0.425 (1, 3)										5	1	1	4	0	0	1						
Gino Cimoli, R OBP: 0.394, SLG: 0.394 (1, 8)										3	0	0	0	2	0	2						
Hal Smith, R OBP: 0.389, SLG: 0.593 (1, 2)										5	0	1	0	0	2	2						
Don Hoak, R OBP: 0.379, SLG: 0.423 (1, 5)										1	0	0	0	3	0	1						
Bill Mazerowski, R OBP: 0.289, SLG: 0.427 (1, 4)										4	0	1	0	0	0	4						
Bennie Daniels, L OBP: 0.326, SLG: 0.300 (1, 1)										1	0	0	0	0	0	0						
Joe Gibbon, R OBP: 0.309, SLG: 0.378 (1, 5)										3	1	0	0	2	0	0						
Norm Larker, L OBP: 0.372, SLG: 0.411 (1, 3)										3	1	2	0	0	0	0						
Gil Hodges, R OBP: 0.256, SLG: 0.325 (6, PH)										2	0	0	0	0	0	1						
Wally Moon, L OBP: 0.380, SLG: 0.475 (1, 9)										4	1	1	1	1	0	1						
Frank Howard, R OBP: 0.343, SLG: 0.504 (1, 7)										5	1	1	0	0	2	5						
Don Demeter, R OBP: 0.331, SLG: 0.575 (1, 8)										4	1	3	3	0	0	0						
Norm Sherry, R OBP: 0.376, SLG: 0.590 (1, 2)										3	1	1	1	1	0	1						
Charlie Neal, R OBP: 0.307, SLG: 0.354 (1, 4)										4	0	1	0	0	2	4						
Maury Wills, S OBP: 0.357, SLG: 0.312 (1, 6)										4	1	3	2	0	0	1						
Sandy Koufax, R OBP: 0.207, SLG: 0.148 (1, 1)										2	1	1	0	0	0	2						
Ed Roebuck, R OBP: 0.697, SLG: 0.833 (5, 1)										1	0	0	0	0	0	3						
Stan Williams, R OBP: 0.048, SLG: 0.048 (8, 1)										0	0	0	0	0	0	0						
Inning Stats	R: 0 E: 0 K: 0 S: 13	H: 0 LOB: 0 BB: 0 P: 18	R: 0 E: 0 K: 0 S: 9	H: 1 LOB: 2 BB: 1 P: 17	R: 1 E: 1 K: 1 S: 14	H: 0 LOB: 2 BB: 2 P: 28	R: 0 E: 0 K: 0 S: 6	H: 0 LOB: 0 BB: 1 P: 11	R: 4 E: 0 K: 2 S: 24	H: 3 LOB: 1 BB: 2 P: 40	R: 0 E: 0 K: 0 S: 11	H: 1 LOB: 1 BB: 0 P: 15	R: 0 E: 0 K: 0 S: 11	H: 0 LOB: 1 BB: 1 P: 20	R: 1 E: 0 K: 0 S: 15	H: 3 LOB: 2 BB: 1 P: 28	R: 0 E: 0 K: 1 S: 7	H: 0 LOB: 0 BB: 0 P: 12	1B: 7 2B: 0 3B: 0 HR: 1	SF: 0 SAC: 0 DP: 2 HBP: 0	WP: 0 PB: 0 SB: 0 CS: 0	PA: 42
PITCHER	IP WLS BF H R ER SO BB IBB HBP BLK WP HR S P ERA WHIP																					
Sandy Koufax, L ERA: 4.54 (1, 1)	4.1	23	4	5	4	4	6	0	0	0	0	0	1	58	104	8.31	2.308					
Ed Roebuck, R ERA: 3.16 (5, 1)	3.1	W	15	4	1	1	1	2	0	0	0	0	0	42	68	2.70	1.800					
Stan Williams, R ERA: 2.72 (8, 1)	1.1	S	4	0	0	0	1	0	0	0	0	0	0	10	17	0.00	0.000					

Batter	1	2	3	4	5	6	7	8	9	AB	R	H	RBI	BB	SO	LOB	BOTTOM				
Jim Gilliam, S OBP: 0.390, SLG: 0.378 (1, 5)										3	1	0	0	2	0	0	Pittsburgh Pirates @ Los Angeles Dodgers Los Angeles Memorial Coliseum, Los Angeles, CA Sun Jun 19 1960, 6:33 AM EDT Att: 41,118 - Unknown livebaseballscorecards.com				
Norm Larker, L OBP: 0.372, SLG: 0.411 (1, 3)										3	1	2	0	0	0	0					
Gil Hodges, R OBP: 0.256, SLG: 0.325 (6, PH)										2	0	0	0	0	0	1					
Wally Moon, L OBP: 0.380, SLG: 0.475 (1, 9)										4	1	1	1	1	0	1					
Frank Howard, R OBP: 0.343, SLG: 0.504 (1, 7)										5	1	1	0	0	2	5					
Don Demeter, R OBP: 0.331, SLG: 0.575 (1, 8)										4	1	3	3	0	0	0					
Norm Sherry, R OBP: 0.376, SLG: 0.590 (1, 2)										3	1	1	1	1	0	1					
Charlie Neal, R OBP: 0.307, SLG: 0.354 (1, 4)										4	0	1	0	0	2	4					
Maury Wills, S OBP: 0.357, SLG: 0.312 (1, 6)										4	1	3	2	0	0	1					
Sandy Koufax, R OBP: 0.207, SLG: 0.148 (1, 1)										2	1	1	0	0	0	2					
Ed Roebuck, R OBP: 0.697, SLG: 0.833 (5, 1)										1	0	0	0	0	0	3					
Stan Williams, R OBP: 0.048, SLG: 0.048 (8, 1)										0	0	0	0	0	0	0					
Inning Stats	R: 0 E: 0 K: 0 S: 8	H: 1 LOB: 1 BB: 0 P: 14	R: 0 E: 1 K: 0 S: 6	H: 0 LOB: 0 BB: 0 P: 8	R: 6 E: 0 K: 1 S: 20	H: 6 LOB: 1 BB: 2 P: 35	R: 0 E: 0 K: 0 S: 6	H: 0 LOB: 0 BB: 0 P: 8	R: 0 E: 0 K: 1 S: 12	H: 1 LOB: 1 BB: 0 P: 17	R: 1 E: 0 K: 0 S: 7	H: 1 LOB: 1 BB: 1 P: 15	R: 1 E: 0 K: 1 S: 14	H: 3 LOB: 3 BB: 1 P: 22	R: 0 E: 0 K: 1 S: 9	H: 1 LOB: 1 BB: 0 P: 13	1B: 10 2B: 3 3B: 1 HR: 0	SF: 0 SAC: 1 DP: 1 HBP: 0	WP: 0 PB: 0 SB: 2 CS: 0	PA: 40	
PITCHER	IP WLS BF H R ER SO BB IBB HBP BLK WP HR S P ERA WHIP																				
Bennie Daniels, R ERA: 8.05 (1, 1)	2.1	L	14	4	5	5	1	0	0	0	0	0	0	23	48	3.38	1.500				
Joe Gibbon, L ERA: 4.34 (3, 1)	2.2		11	4	1	1	1	0	0	0	0	0	0	3	8	27.00	6.000				
Jim Umbricht, R ERA: 5.88 (6, 1)	0.1		3	1	1	1	0	1	0	0	0	0	0	3	8	27.00	6.000				
Fred Green, L ERA: 3.49 (6, 1)	1.2		8	3	1	1	1	0	1	0	0	0	0	18	29	5.40	1.800				
Roy Face, R ERA: 2.66 (8, 1)	1.0		4	1	0	0	1	0	0	0	0	0	0	9	13	0.00	1.000				



Batter	1	2	3	4	5	6	7	8	9	AB	R	H	RBI	BB	SO	LOB	TOP					
Jim Gilliam, S OBP: 0.392, SLG: 0.375	F7		BB		L4-3 HBP			6-3		2	0	0	0	1	0	0	Los Angeles Dodgers @ Milwaukee Braves Milwaukee County Stadium, Milwaukee, WI Mon Jun 20 1960, 8:05 PM EDT Att: 11,088 - Unknown					
Norm Larker, L OBP: 0.376, SLG: 0.409	4-3		BB		L4-3			1B		3	0	1	0	1	0	1						
Wally Moon, L OBP: 0.373, SLG: 0.466	6-3		G1-2-3				B2-3	1-3		4	0	0	0	0	4							
Frank Howard, R OBP: 0.341, SLG: 0.492		F5			FC6 HBP		K		6-3	3	0	0	0	1	0							
Don Demeter, R OBP: 0.321, SLG: 0.556		F3			FC6 1B		K		F4	4	0	0	0	1	1							
Norm Sherry, R OBP: 0.364, SLG: 0.568		F2			F8			6-3		3	0	0	0	0	1							
John Roseboro, L OBP: 0.328, SLG: 0.402								BB 1B		1	0	1	0	0	0							
Charlie Neal, R OBP: 0.315, SLG: 0.359			G3 WP BLK		1B		6-3		1B	3	1	2	0	1	0							
Maury Wills, S OBP: 0.350, SLG: 0.306			G3		6-3		5-3		BB 1B	3	0	0	0	0	3							
Duke Snider, L OBP: 0.362, SLG: 0.512								BB		0	0	0	0	1	0							
Bob Lillis, R OBP: 0.222, SLG: 0.222								BB		0	0	0	0	0	0							
Don Drysdale, R OBP: 0.216, SLG: 0.257										1	0	0	0	1	1							
Ed Palmquist, R OBP: 0.231, SLG: 0.287										0	0	0	0	0	0							
Tommy Davis, R OBP: 0.286, SLG: 0.167										1	0	0	0	0	0							
Roger Craig, R OBP: 0.283, SLG: 0.125										1	0	0	0	0	3							
Irv Noren, L OBP: 0.283, SLG: 0.125										1	0	0	0	0	3							
Inning Stats	R: 0 E: 0 K: 0 S: 7	H: 0 LOB: 0 BB: 0 P: 8	R: 0 E: 0 K: 0 S: 6	H: 0 LOB: 0 BB: 0 P: 8	R: 0 E: 0 K: 0 S: 11	H: 0 LOB: 2 BB: 4 P: 30	R: 0 E: 0 K: 0 S: 4	H: 1 LOB: 2 BB: 0 P: 7	R: 0 E: 0 K: 1 S: 5	H: 0 LOB: 0 BB: 0 P: 9	R: 0 E: 0 K: 2 S: 9	H: 0 LOB: 0 BB: 0 P: 12	R: 0 E: 0 K: 0 S: 5	H: 0 LOB: 0 BB: 0 P: 6	R: 0 E: 0 K: 0 S: 9	H: 1 LOB: 1 BB: 0 P: 12	R: 0 E: 0 K: 0 S: 11	H: 2 LOB: 3 BB: 1 P: 17	1B: 4 2B: 1 3B: 0 HR: 0	SF: 0 SAC: 0 DP: 2 HBP: 2	WP: 1 PB: 0 SB: 0 CS: 0	PA: 36
PITCHER	IP WLS BF H R ER SO BB IBB HBP BLK WP HR S P ERA WHIP																					
Bob Buhl, R ERA: 3.71	(1, 1) 2.1 11 0 1 1 0 4 0 0 1 1 0 21 41 3.86 1.714																					
Joey Jay, R ERA: 3.52	(3, 1) 6.2 W 25 4 0 0 3 1 0 2 0 0 0 46 68 0.00 0.750																					

Batter	1	2	3	4	5	6	7	8	9	AB	R	H	RBI	BB	SO	LOB	BOTTOM			
Bill Bruton, L OBP: 0.328, SLG: 0.482	4-3	L7			S 1B		FC3-6 1B FC6-4			4	1	1	0	0	0	3	Los Angeles Dodgers @ Milwaukee Braves Milwaukee County Stadium, Milwaukee, WI Mon Jun 20 1960, 8:05 PM EDT Att: 11,088 - Unknown			
Johnny Logan, R OBP: 0.321, SLG: 0.339	1-3		F8		K		FC6-4 HBP 1B			4	0	1	0	0	1	1				
Eddie Mathews, L OBP: 0.432, SLG: 0.586	6-3		1-3		6-3		FC6-4 HBP			3	0	0	0	0	1					
Hank Aaron, R OBP: 0.345, SLG: 0.550		HR			HR		FC6-4			3	2	2	3	1	0	2				
Joe Adcock, R OBP: 0.370, SLG: 0.521		K			K		6-3		1-3	4	0	0	0	0	2	3				
Wes Covington, L OBP: 0.347, SLG: 0.542		1B			K		FC4-6 1B			3	1	2	0	0	1	0				
Al Spangler, L OBP: 0.321, SLG: 0.431		1B			K					1	0	0	0	0	1	0				
Charlie Lau, L OBP: 0.276, SLG: 0.321		FC3-5 1B			6-3		FC4-6		6-3	4	0	1	0	0	0	1				
Red Schoendienst, S OBP: 0.280, SLG: 0.266		FC3-5 1B			K		F7		3-1	4	0	1	1	0	1	1				
Bob Buhl, R OBP: 0.138, SLG: 0.138		FC3-5								1	0	0	0	0	2					
Joey Jay, S OBP: 0.500, SLG: 0.375		FC3-5			K		FC3-6 1B			2	0	1	0	0	1	0				
Inning Stats	R: 0 E: 0 K: 0 S: 6	H: 4 LOB: 2 BB: 0 P: 22	R: 2 E: 0 K: 1 S: 17	H: 4 LOB: 0 BB: 0 P: 22	R: 0 E: 0 K: 1 S: 12	H: 0 LOB: 1 BB: 1 P: 23	R: 0 E: 0 K: 2 S: 8	H: 0 LOB: 0 BB: 0 P: 15	R: 0 E: 0 K: 2 S: 13	H: 1 LOB: 1 BB: 0 P: 19	R: 1 E: 0 K: 0 S: 9	H: 2 LOB: 1 BB: 0 P: 13	R: 1 E: 0 K: 0 S: 9	H: 2 LOB: 2 BB: 0 P: 21	R: 0 E: 0 K: 1 S: 9	H: 0 LOB: 0 BB: 0 P: 15	1B: 7 2B: 0 3B: 0 HR: 2	SF: 0 SAC: 0 DP: 0 HBP: 1	WP: 0 PB: 0 SB: 1 CS: 0	PA: 35
PITCHER	IP WLS BF H R ER SO BB IBB HBP BLK WP HR S P ERA WHIP																			
Don Drysdale, R ERA: 3.67	(1, 1) 6.1 L 30 9 4 4 4 6 1 0 0 1 0 0 71 113 5.68 1.579																			
Ed Palmquist, R ERA: 4.12	(7, 1) 0.2 2 0 0 0 0 0 0 0 0 0 0 3 8 0.00 0.000																			
Roger Craig, R ERA: 4.12	(8, 1) 1.0 3 0 0 0 0 1 0 0 0 0 0 9 15 0.00 0.000																			



Batter	1	2	3	4	5	6	7	8	9	AB	R	H	RBI	BB	SO	LOB	TOP										
Jim Gilliam, S OBP: 0.390, SLG: 0.373 (1, 5)	F8		1-3			HR 1B	4-3			4	1	1	0	0	0	0	Los Angeles Dodgers @ Cincinnati Reds Crosley Field, Cincinnati, OH Tue Jun 21 1960, 7:05 PM EDT Att: 9,252 - Unknown livebaseballscorecards.com										
Norm Larker, L OBP: 0.393, SLG: 0.450 Joe Pignatano, R OBP: 0.318, SLG: 0.333 (1, 3) (8, FR) (8, 2)	FC3-6 1B					HR 1B		B1-3 1B		4	1	4	2	0	0	0											
Wally Moon, L OBP: 0.367, SLG: 0.458 (1, 7)	FC3-6 1-2			L8		K		B1-3 1-2		4	0	0	0	0	1	3											
Duke Snider, L OBP: 0.355, SLG: 0.500 Don Demeter, R OBP: 0.319, SLG: 0.552 (1, 8) (8, PH) (8, 8)	K			FC1-6 1-2		K		1-3		3	0	0	0	0	2	2											
Frank Howard, R OBP: 0.338, SLG: 0.485 (1, 9)		F9		K		HR 1B			K	4	1	1	0	0	2	1											
John Roseboro, L OBP: 0.336, SLG: 0.429 Gil Hodges, R OBP: 0.254, SLG: 0.322 (1, 2) (8, 3)	B2				BB 1B	HR 1B		L7		2	1	1	2	1	0	0											
Charlie Neal, R OBP: 0.314, SLG: 0.357 (1, 4)	F9				K	K			K	4	0	1	0	0	2	1											
Maury Wills, S OBP: 0.350, SLG: 0.306 Norm Sherry, R OBP: 0.360, SLG: 0.561 (1, 6) (9, PH)			L7				6-3	K		3	0	1	0	0	0	0											
Johnny Podres, L OBP: 0.235, SLG: 0.103 Ed Palmquist, R OBP: 0.235, SLG: 0.333 Larry Sherry, R OBP: 0.176, SLG: 0.313 (1, 1) (5, 1) (7, PH) (7, 1)	F3				K		K			2	0	0	0	0	1	2											
Inning Stats	R: 0 E: 0 K: 1 S: 10	H: 1 LOB: 1 BB: 0 P: 14	R: 0 E: 0 K: 0 S: 4	H: 0 LOB: 0 BB: 0 P: 4	R: 0 E: 0 K: 0 S: 7	H: 0 LOB: 0 BB: 0 P: 9	R: 0 E: 0 K: 1 S: 6	H: 1 LOB: 1 BB: 0 P: 8	R: 0 E: 0 K: 2 S: 9	H: 1 LOB: 2 BB: 1 P: 16	R: 4 E: 0 K: 3 S: 16	H: 4 LOB: 0 BB: 0 P: 25	R: 0 E: 0 K: 1 S: 10	H: 0 LOB: 0 BB: 0 P: 15	R: 0 E: 0 K: 2 S: 12	H: 1 LOB: 1 BB: 0 P: 18		1B: 7 2B: 1 3B: 0 HR: 2	SF: 0 SAC: 0 DP: 2 HBP: 0	WP: 0 PB: 0 SB: 0 CS: 1	PA: 35						
PITCHER	IP	WLS	BF	H	R	ER	SO	BB	IBB	HBP	BLK	WP	HR	S	P	ERA	WHIP										
Bob Purkey, R ERA: 3.51 (1, 1)	7.0	W	29	8	4	4	8	1	0	0	0	0	2	64	93	5.14	1.286										
Joe Nuxhall, L ERA: 3.79 (8, 1)	1.2		5	1	0	0	1	0	0	0	0	0	0	9	12	0.00	0.600										
Jim Brosnan, R ERA: 2.66 (9, 1)	0.1	S	1	0	0	0	1	0	0	0	0	0	0	6	9	0.00	0.000										

Batter	1	2	3	4	5	6	7	8	9	AB	R	H	RBI	BB	SO	LOB	BOTTOM										
Eddie Kasko, R OBP: 0.408, SLG: 0.426 (1, 5)	FC6-4 BB		S 1B		1B SF9	F7		1B		4	2	3	1	1	0	0	Los Angeles Dodgers @ Cincinnati Reds Crosley Field, Cincinnati, OH Tue Jun 21 1960, 7:05 PM EDT Att: 9,252 - Unknown livebaseballscorecards.com										
Vada Pinson, L OBP: 0.345, SLG: 0.494 (1, 8)	K		K		SF9 HR 1B	F5		HBP		4	1	1	0	0	2	2											
Gus Bell, L OBP: 0.299, SLG: 0.367 (1, 9)	F9		1B BLK		SF9		G5-4-3 BB 1B	F8		4	1	2	2	0	0	3											
Wally Post, R OBP: 0.345, SLG: 0.449 (1, 7)	FC6-4 1-2		1B BLK		HR		G5-4-3 BB			3	1	2	2	1	0	1											
Frank Robinson, R OBP: 0.378, SLG: 0.505 Whitey Lockman, L OBP: 0.385, SLG: 0.500 (1, 3) (6, 3)	K		K		1B BB		G5-4-3			2	0	0	0	1	2	1											
Dutch Dotterer, R OBP: 0.273, SLG: 0.412 (1, 2)	BB				1B		5-3			3	0	2	0	1	0	1											
Roy McMillan, R OBP: 0.300, SLG: 0.352 (1, 6)	F6				1B		6-3			3	0	1	0	0	0	1											
Billy Martin, R OBP: 0.310, SLG: 0.359 Jerry Lynch, L OBP: 0.430, SLG: 0.573 Elio Chacon, R OBP: 0.286, SLG: 0.235 (1, 4) (8, PH) (8, FR) (9, 4)	F8				1B		FC5-4	FC3-6 1B		3	0	0	0	0	1	4											
Bob Purkey, R OBP: 0.267, SLG: 0.120 Joe Nuxhall, L OBP: 0.125, SLG: 0.200 Jim Brosnan, R OBP: 0.250, SLG: 0.571 (1, 1) (8, 1) (9, 1)	K		K		5-3		K	FC3-6 1B		3	0	0	0	0	2	1											
Inning Stats	R: 0 E: 0 K: 1 S: 9	H: 0 LOB: 1 BB: 1 P: 15	R: 0 E: 0 K: 1 S: 10	H: 0 LOB: 1 BB: 1 P: 18	R: 2 E: 0 K: 3 S: 16	H: 3 LOB: 1 BB: 0 P: 22	R: 0 E: 0 K: 1 S: 8	H: 1 LOB: 0 BB: 0 P: 8	R: 3 E: 0 K: 0 S: 15	H: 5 LOB: 2 BB: 1 P: 22	R: 0 E: 0 K: 1 S: 6	H: 0 LOB: 0 BB: 0 P: 11	R: 0 E: 0 K: 0 S: 8	H: 1 LOB: 1 BB: 1 P: 16	R: 1 E: 1 K: 0 S: 7	H: 2 LOB: 2 BB: 0 P: 9		1B: 11 2B: 0 3B: 0 HR: 1	SF: 1 SAC: 1 DP: 1 HBP: 1	WP: 0 PB: 0 SB: 1 CS: 0	PA: 39						
PITCHER	IP	WLS	BF	H	R	ER	SO	BB	IBB	HBP	BLK	WP	HR	S	P	ERA	WHIP										
Johnny Podres, L ERA: 3.06 (1, 1)	4.1	L	22	7	5	5	6	2	0	0	1	0	1	50	71	10.38	2.077										
Ed Palmquist, R ERA: 5.01 (5, 1)	1.2		7	2	0	0	1	1	0	0	0	0	0	14	25	0.00	1.800										
Larry Sherry, R ERA: 5.01 (7, 1)	2.0		10	3	1	0	0	1	0	1	0	0	0	15	25	0.00	2.000										

Batter	1	2	3	4	5	6	7	8	9	AB	R	H	RBI	BB	SO	LOB	TOP				
Jim Gilliam, S OBP: 0.394, SLG: 0.372 (1, 5)	1-2 FC1-6 1B		4-2 FC5-4 BB	2-2 F9	4-0 FC5-4 BB			3-3 K		3	0	1	0	2	1	3	Los Angeles Dodgers @ Cincinnati Reds Crosley Field, Cincinnati, OH Thu Jun 23 1960, 7:05 PM EDT Att: 8,382 - Unknown				
Tommy Davis, R OBP: 0.240, SLG: 0.293 Wally Moon, L OBP: 0.367, SLG: 0.458 (1, 7) (9, 7)	0-0 B3		1-1 FC5-4 F8 E	1-2 FC6-5 1B	0-1 FC5-4			0-1 CS 1B		5	0	2	2	0	0	5					
Don Demeter, R OBP: 0.321, SLG: 0.546 (1, 8)	2-2 FC1-6 BB		1-1 E4	1-2 1B		1-3 K		1-0 CS 1B	1-2 BB 1B	5	1	2	1	0	1	2					
Frank Howard, R OBP: 0.333, SLG: 0.471 (1, 9)	4-2 BB		0-1 F8	2-1 FC6-5		1-3 K			1-3 K	4	0	0	0	1	2	5					
Gil Hodges, R OBP: 0.259, SLG: 0.319 (1, 3)	0-1 6-3		0-0 F8		1-2 SH3-4 1B	1-2 6-3			4-2 1B SH3 BB	4	2	1	0	1	0	4					
Norm Sherry, R OBP: 0.395, SLG: 0.548 Norm Larker, L OBP: 0.397, SLG: 0.455 Joe Pignatano, R OBP: 0.316, SLG: 0.333 (1, 2) (9, PH) (9, PR) (9, 2)		0-0 5-3		4-1 1B BB	0-0 SH3-4		0-0 6-3		0-0 SH3 1B	2	1	0	0	1	0	0					
Charlie Neal, R OBP: 0.317, SLG: 0.356 (1, 4)		1-2 3-1		4-2 1B BB	0-2 BB FC5 1B		0-0 5-3		1-1 SH3	3	1	1	2	1	0	0					
Maury Wills, S OBP: 0.345, SLG: 0.303 (1, 6)		0-0 1B		1-3 K	2-2 FC5 BB		0-0 6-3		1-1 1-3	5	0	1	0	0	1	5					
Stan Williams, R OBP: 0.080, SLG: 0.080 (1, 1)		2-2 F3		0-1 1B 1B	0-1 B2			0-0 G3		4	1	1	0	0	0	3					
Inning Stats	R: 0 E: 0 K: 0 S: 12	H: 1 LOB: 2 BB: 1 P: 19	R: 0 E: 0 K: 0 S: 8	H: 1 LOB: 1 BB: 0 P: 11	R: 0 E: 1 K: 0 S: 9	H: 0 LOB: 2 BB: 1 P: 15	R: 3 E: 0 K: 1 S: 23	H: 3 LOB: 2 BB: 2 P: 39	R: 1 E: 0 K: 2 S: 15	H: 2 LOB: 3 BB: 1 P: 22	R: 0 E: 0 K: 0 S: 9	H: 0 LOB: 0 BB: 0 P: 12	R: 0 E: 0 K: 0 S: 3	H: 0 LOB: 0 BB: 0 P: 3	R: 0 E: 0 K: 1 S: 6	H: 1 LOB: 0 BB: 0 P: 10		R: 2 E: 0 K: 1 S: 14	H: 2 LOB: 2 BB: 1 P: 22	1B: 10 2B: 0 3B: 0 HR: 0	SF: 0 SAC: 2 DP: 0 HBP: 0
PITCHER	IP WLS BF H R ER SO BB IBB HBP BLK WP HR S P ERA WHIP	3.2 L 21 5 3 3 1 4 0 0 0 0 0 50 80 7.36 2.455	4.1 17 3 1 1 3 1 0 0 0 0 0 35 51 2.08 0.923	1.0 6 2 2 2 1 1 0 0 0 0 0 14 22 18.00 3.000											IP WLS BF H R ER SO BB IBB HBP BLK WP HR S P ERA WHIP						

AB 36
R 6
H 10
RBI 6
BB 6
SO 5
LOB 27



Batter	1	2	3	4	5	6	7	8	9	AB	R	H	RBI	BB	SO	LOB	BOTTOM		
Eddie Kasko, R OBP: 0.406, SLG: 0.427 (1, 5)	1-2 5-3			3-2 6-3			0-0 4-3 1B 2B		0-0 F8	4	1	1	0	0	0	0	Los Angeles Dodgers @ Cincinnati Reds Crosley Field, Cincinnati, OH Thu Jun 23 1960, 7:05 PM EDT Att: 8,382 - Unknown		
Vada Pinson, L OBP: 0.347, SLG: 0.491 (1, 8)	2-0 6-3			1-0 L5			0-0 4-3		1-1 1B 2B 1B	4	1	1	0	0	1				
Gus Bell, L OBP: 0.302, SLG: 0.369 (1, 9)	1-1 4-3			1-0 3-1			1-0 WP 1B 1B		3-2 2B 1B 1B	4	0	2	1	0	0				
Jerry Lynch, L OBP: 0.412, SLG: 0.547 (1, 7)			1-3 K		0-0 F7		2-1 L9		1-2 F6	4	0	0	0	0	1	3			
Harry Anderson, L OBP: 0.347, SLG: 0.427 (1, 3)		2-2 F5		2-2 F5			0-0 WP 1B		1-0 2B	4	0	2	1	0	0	0			
Ed Bailey, L OBP: 0.357, SLG: 0.453 (1, 2)		3-2 F5		1-0 F5			3-1 4-3		0-0 F7	4	0	0	0	0	0	4			
Roy McMillan, R OBP: 0.300, SLG: 0.349 (1, 6)			0-1 6-3			0-1 F6		4-2 G4-6-3 BB		2	0	0	0	1	0	0			
Billy Martin, R OBP: 0.304, SLG: 0.351 (1, 4)			1-0 6-3			0-0 F7		0-0 F2		3	0	0	0	0	0	1			
Jim O'Toole, S OBP: 0.172, SLG: 0.143 Jim Brosnan, R OBP: 0.222, SLG: 0.500 Frank House, L OBP: 0.217, SLG: 0.304 Bob Grim, R (1, 1) (4, 1) (9, PH) (9, 1)			3-3 K		2-3 K		0-0 G4-6-3		0-0 G4-6-3	1	0	0	0	0	1	0			
Inning Stats	R: 0 E: 0 K: 0 S: 6	H: 0 LOB: 0 BB: 0 P: 10	R: 0 E: 0 K: 1 S: 11	H: 0 LOB: 0 BB: 0 P: 17	R: 0 E: 0 K: 1 S: 6	H: 0 LOB: 0 BB: 0 P: 10	R: 0 E: 0 K: 0 S: 5	H: 0 LOB: 0 BB: 0 P: 10	R: 0 E: 0 K: 1 S: 6	H: 0 LOB: 0 BB: 0 P: 8	R: 1 E: 0 K: 0 S: 8	H: 3 LOB: 2 BB: 0 P: 14	R: 0 E: 0 K: 0 S: 5	H: 0 LOB: 1 BB: 1 P: 9	R: 1 E: 0 K: 0 S: 16	H: 3 LOB: 2 BB: 0 P: 22		1B: 4 2B: 2 3B: 0 HR: 0	SF: 0 SAC: 0 DP: 1 HBP: 0
PITCHER	IP WLS BF H R ER SO BB IBB HBP BLK WP HR S P ERA WHIP	9.0 W 33 6 2 2 3 1 0 0 0 1 0 71 111 2.00 0.778											IP WLS BF H R ER SO BB IBB HBP BLK WP HR S P ERA WHIP						



Batter	1	2	3	4	5	6	7	8	9	AB	R	H	RBI	BB	SO	LOB	TOP			
Jim Gilliam, S OBP: 0.399, SLG: 0.372 (1, 5) (7, 4)	L8			G6-3 1B	F3		1-3 2-H 1B		4-2 BB	4	0	2	1	1	0	3	Los Angeles Dodgers @ Milwaukee Braves Milwaukee County Stadium, Milwaukee, WI Sat Jun 25 1960, 4:33 AM EDT Att: 26,877 - Unknown livebaseballscorecards.com			
Norm Larker, L OBP: 0.397, SLG: 0.461 (1, 3)	F9			F5			F8		F7	5	0	1	0	0	0	6				
Wally Moon, L OBP: 0.358, SLG: 0.452 (1, 9)	F5			G6-3 1-2			K		4-3	4	0	0	0	0	1	2				
Don Demeter, R OBP: 0.309, SLG: 0.526 (1, 8)				4-3			WP PB 1B		K	4	1	1	0	0	2	1				
Frank Howard, R OBP: 0.333, SLG: 0.479 (1, 7)				F5			L7		K	4	0	0	0	0	2	2				
John Roseboro, L OBP: 0.349, SLG: 0.419 (1, 2)				G3			L9		BB 1B HBP	3	1	1	0	0	0	1				
Charlie Neal, R OBP: 0.313, SLG: 0.351 (1, 4) (7, 6)				L9			PB WP 1B		F8	4	0	1	0	0	0	2				
Maury Wills, S OBP: 0.345, SLG: 0.299 (5, PH) Duke Snider, L OBP: 0.300, SLG: 0.125 (5, PH) Bob Lillis, R OBP: 0.222, SLG: 0.222 (5, PH) Gil Hodges, R OBP: 0.265, SLG: 0.314 (7, PH)				K			PB 1B		K	1	0	0	0	0	1	0				
Don Drysdale, R OBP: 0.211, SLG: 0.250 (5, PH) Ivy Noren, L OBP: 0.230, SLG: 0.400 (5, PH) Ed Palmquist, R OBP: 0.257, SLG: 0.323 (7, PH) Chuck Essanian, R OBP: 0.198, SLG: 0.313 (7, PH) Larry Sherry, R OBP: 0.241, SLG: 0.293 (9, PH)				5-3			1-2 2-3 3-H BB		1B BB	1	0	0	0	0	0	0				
Inning Stats	R: 0 E: 0 K: 0 S: 6	H: 0 LOB: 0 BB: 0 P: 12	R: 0 E: 0 K: 0 S: 9	H: 0 LOB: 0 BB: 0 P: 16	R: 0 E: 0 K: 1 S: 7	H: 0 LOB: 0 BB: 0 P: 10	R: 0 E: 0 K: 0 S: 6	H: 1 LOB: 0 BB: 0 P: 9	R: 1 E: 0 K: 3 S: 11	H: 1 LOB: 1 BB: 0 P: 17	R: 1 E: 0 K: 1 S: 13	H: 1 LOB: 2 BB: 1 P: 30	R: 0 E: 0 K: 2 S: 8	H: 0 LOB: 0 BB: 0 P: 11	R: 0 E: 0 K: 0 S: 20	H: 1 LOB: 3 BB: 2 P: 33		1B: 6 2B: 0 3B: 0 HR: 0	SF: 0 SAC: 0 DP: 1 HBP: 1	WP: 1 PB: 1 SB: 0 CS: 0
PITCHER	IP WLS BF H R ER SO BB IBB HBP BLK WP HR S P ERA WHIP	6.2 W 28 5 2 2 5 2 1 1 0 1 0 58 110 2.70 1.050	2.0 S 9 1 0 0 2 2 0 0 0 0 0 30 47 0.00 1.500	0.1 S 1 0 0 0 0 0 0 0 0 0 0 2 3 0.00 0.000																

Batter	1	2	3	4	5	6	7	8	9	AB	R	H	RBI	BB	SO	LOB	BOTTOM			
Bill Bruton, L OBP: 0.331, SLG: 0.492 (1, 8)	K			K			6-3		2-1 1B	5	1	2	0	0	2	0	Los Angeles Dodgers @ Milwaukee Braves Milwaukee County Stadium, Milwaukee, WI Sat Jun 25 1960, 4:33 AM EDT Att: 26,877 - Unknown livebaseballscorecards.com			
Johnny Logan, R OBP: 0.326, SLG: 0.337 (1, 6)	1-3			F8			F7		K	4	0	0	0	1	1	2				
Eddie Mathews, L OBP: 0.439, SLG: 0.591 (1, 5)	BB			L9			1B		BB	1	0	0	0	3	0	0				
Hank Aaron, R OBP: 0.337, SLG: 0.547 (1, 9)	BB			1-3			SF7		1B	2	0	1	1	1	0	0				
Frank Torre, L OBP: 0.245, SLG: 0.227 (1, 3)	F5			1B			FC4-2		4-3	4	1	1	0	0	0	6				
Al Spangler, L OBP: 0.349, SLG: 0.456 (1, 7)				1B			K		4-3 SH1-4 PB BB	3	1	1	0	1	1	2				
Charlie Lau, L OBP: 0.293, SLG: 0.289 (1, 2)	L7			FC5 1B			K		SH1-4	3	0	1	1	0	1	0				
Red Schoendienst, S OBP: 0.288, SLG: 0.284 (1, 4)				HR			BB 1B		4-3	3	1	2	1	1	0	1				
Bob Buhl, R OBP: 0.121, SLG: 0.121 (7, 1) Ron Piche, R OBP: 0.178, SLG: 0.250 (9, 1)				K			FC5		1B	3	0	0	0	0	1	3				
Inning Stats	R: 0 E: 0 K: 1 S: 18	H: 0 LOB: 2 BB: 2 P: 30	R: 1 E: 0 K: 1 S: 6	H: 1 LOB: 0 BB: 0 P: 9	R: 0 E: 0 K: 1 S: 9	H: 0 LOB: 0 BB: 0 P: 13	R: 1 E: 0 K: 0 S: 14	H: 3 LOB: 2 BB: 1 P: 23	R: 1 E: 0 K: 1 S: 9	H: 1 LOB: 0 BB: 0 P: 12	R: 0 E: 0 K: 0 S: 10	H: 1 LOB: 2 BB: 1 P: 19	R: 1 E: 0 K: 1 S: 13	H: 1 LOB: 2 BB: 2 P: 25	R: 0 E: 0 K: 1 S: 20	H: 1 LOB: 0 BB: 0 P: 33		1B: 7 2B: 0 3B: 0 HR: 1	SF: 1 SAC: 1 DP: 1 HBP: 0	WP: 1 PB: 1 SB: 0 CS: 0
PITCHER	IP WLS BF H R ER SO BB IBB HBP BLK WP HR S P ERA WHIP	4.0 L 18 4 2 2 3 3 0 0 0 0 0 47 75 4.50 1.750	0.0 S 3 1 1 1 0 2 0 0 0 0 0 3 11 ∞ ∞	2.0 S 6 1 0 0 2 0 0 0 0 0 0 15 26 0.00 0.500	2.0 S 11 2 1 1 1 3 0 0 0 0 0 23 44 4.50 2.500															



Batter	1	2	3	4	5	6	7	8	9	AB	R	H	RBI	BB	SO	LOB	TOP					
Jim Gilliam, S OBP: 0.396, SLG: 0.369 (1, 5)	0-2 6-3	3-2 F4		1-0 F4			0-0 1B		3-3 K	5	0	1	0	0	1	0	Los Angeles Dodgers @ Milwaukee Braves Milwaukee County Stadium, Milwaukee, WI Sun Jun 26 1960, 4:33 AM EDT Att: 34,147 - Unknown livebaseballscorecards.com					
Wally Moon, L OBP: 0.360, SLG: 0.451 (1, 7)	1-1 1B		4-2 FC6-4 BB		2-1 G3		0-1 F7			3	0	1	0	1	0	1						
Don Demeter, R OBP: 0.307, SLG: 0.518 (1, 8)	0-1 1B		2-2 FC6-4 1B HR		1-3 K		0-0 F7			4	1	1	0	0	1	2						
Norm Larker, L OBP: 0.394, SLG: 0.455 Glil Hodges, R OBP: 0.235, SLG: 0.314 (8, 3)	1-0 FC6-4		0-1 HR		0-1 L3			0-1 1-3		4	1	1	0	0	0	2						
Frank Howard, R OBP: 0.338, SLG: 0.520 (1, 9)	1-1 1-3		0-0 HR		1-1 5-3			0-1 HR		4	2	2	4	0	0	2						
John Roseboro, L OBP: 0.340, SLG: 0.406 (1, 2)		2-0 F5	1-1 F9		1-1 F6			1-2 F9		4	0	0	0	0	0	0						
Charlie Neal, R OBP: 0.316, SLG: 0.351 (1, 4)		1-0 3B	1-2 F8		4-0 BB			0-0 6-3		3	1	1	0	1	0	0						
Maury Wills, S OBP: 0.343, SLG: 0.311 (1, 6)		0-0 SF8		0-1 B1-3		0-0 L9		0-0 5-3		4	1	1	1	0	0	1						
Johnny Podres, L OBP: 0.211, SLG: 0.094 (1, 1)		1-2 SF8		2-1 6-3			0-1 4-3		1-3 K	3	0	0	1	0	1	0						
Inning Stats	R: 0 E: 0 K: 0 S: 10	H: 2 LOB: 2 BB: 0 P: 13	R: 2 E: 0 K: 0 S: 9	H: 2 LOB: 0 BB: 0 P: 16	R: 3 E: 1 K: 0 S: 16	H: 2 LOB: 0 BB: 1 P: 24	R: 0 E: 0 K: 0 S: 5	H: 0 LOB: 0 BB: 0 P: 8	R: 0 E: 0 K: 1 S: 7	H: 0 LOB: 0 BB: 0 P: 10	R: 0 E: 0 K: 0 S: 5	H: 0 LOB: 1 BB: 1 P: 11	R: 0 E: 0 K: 0 S: 6	H: 1 LOB: 1 BB: 0 P: 6	R: 1 E: 0 K: 0 S: 8	H: 1 LOB: 0 BB: 0 P: 9	R: 0 E: 0 K: 2 S: 7	H: 0 LOB: 0 BB: 0 P: 11	1B: 5 2B: 0 3B: 1 HR: 2	SF: 1 SAC: 0 DP: 0 HBP: 0	WP: 0 PB: 0 SB: 0 CS: 0	PA: 37
PITCHER	IP	WLS	BF	H	R	ER	SO	BB	IBB	HBP	BLK	WP	HR	S	P	ERA	WHIP					
Lew Burdette, R ERA: 3.99 (1, 1)	3.0	L	16	6	5	5	0	1	0	0	0	0	1	35	53	15.00	2.333					
George Brunet, L ERA: 3.51 (4, 1)	4.0		14	1	0	0	1	1	0	0	0	0	0	23	35	0.00	0.500					
Don McMahon, R ERA: 6.21 (8, 1)	2.0		7	1	1	1	2	0	0	0	0	0	1	15	20	4.50	0.500					


Batter	1	2	3	4	5	6	7	8	9	AB	R	H	RBI	BB	SO	LOB	BOTTOM					
Bill Bruton, L OBP: 0.326, SLG: 0.484 (1, 8)	0-0 E4		3-3 K			0-1 L4		1-0 4-6-3		4	0	0	0	0	1	0	Los Angeles Dodgers @ Milwaukee Braves Milwaukee County Stadium, Milwaukee, WI Sun Jun 26 1960, 4:33 AM EDT Att: 34,147 - Unknown livebaseballscorecards.com					
Johnny Logan, R OBP: 0.324, SLG: 0.340 (1, 6)	0-2 G5-4-3			1-2 3B		2-2 5-3		2-2 F3		4	1	1	0	0	0	1						
Eddie Mathews, L OBP: 0.436, SLG: 0.594 (1, 5)	1-1 4-3			3-2 SF9		3-2 3-1		0-3 K		4	1	1	1	0	1	0						
Hank Aaron, R OBP: 0.336, SLG: 0.553 (1, 9)		3-1 5-3		0-0 SF9			1-3 K		0-0 3B	3	0	1	1	0	1	0						
Joe Adcock, R OBP: 0.361, SLG: 0.514 (1, 3)		1-3 K		0-1 5-3			0-0 1B		0-0 5-3	4	1	1	0	0	1	1						
Mel Roach, R OBP: 0.362, SLG: 0.519 (1, 7)		0-1 FC5-4 1B		2-0 L6		1-1 1B		1-2 1B		4	0	2	0	0	0	1						
Felix Mantilla, R OBP: 0.261, SLG: 0.381 (1, 4)		2-1 FC5-4			0-1 F2		1-0 1B		3-2 F6	4	0	1	1	0	0	2						
Del Crandall, R OBP: 0.286, SLG: 0.450 (1, 2)			0-0 F7		0-0 L7		2-2 L7			3	0	0	0	0	0	2						
Lew Burdette, R OBP: 0.225, SLG: 0.222 Red Schoendienst, S OBP: 0.256, SLG: 0.253 George Brunet, R Alvin Dark, R OBP: 0.314, SLG: 0.322 Don McMahon, R (8, 1)			0-2 5-3		0-3 K		1-1 F9			0	0	0	0	0	0	0						
Inning Stats	R: 0 E: 1 K: 0 S: 6	H: 0 LOB: 0 BB: 0 P: 7	R: 0 E: 0 K: 1 S: 9	H: 1 LOB: 1 BB: 0 P: 15	R: 0 E: 0 K: 1 S: 7	H: 0 LOB: 0 BB: 0 P: 10	R: 2 E: 0 K: 0 S: 11	H: 2 LOB: 0 BB: 0 P: 17	R: 0 E: 0 K: 1 S: 6	H: 0 LOB: 0 BB: 0 P: 6	R: 0 E: 0 K: 0 S: 8	H: 0 LOB: 0 BB: 0 P: 13	R: 1 E: 0 K: 1 S: 14	H: 3 LOB: 2 BB: 0 P: 20	R: 0 E: 0 K: 1 S: 7	H: 0 LOB: 0 BB: 0 P: 10	R: 0 E: 0 K: 0 S: 6	H: 1 LOB: 1 BB: 0 P: 9	1B: 4 2B: 1 3B: 2 HR: 0	SF: 1 SAC: 0 DP: 1 HBP: 0	WP: 0 PB: 0 SB: 0 CS: 0	PA: 34
PITCHER	IP	WLS	BF	H	R	ER	SO	BB	IBB	HBP	BLK	WP	HR	S	P	ERA	WHIP					
Johnny Podres, L ERA: 3.05 (1, 1)	9.0	W	34	7	3	3	5	0	0	0	0	0	0	74	107	3.00	0.778					



Batter	1	2	3	4	5	6	7	8	9	AB	R	H	RBI	BB	SO	LOB	TOP			
Jim Gilliam, S OBP: 0.397, SLG: 0.366 (1, 5)	4-1 E BB		4-1 G6-4-3 BB		1-1 F8			0-0 L9		2	0	0	0	2	0	0				
Wally Moon, L OBP: 0.355, SLG: 0.443 (1, 7)	2-2 4-1 1-2		3-2 G6-4-3 1-2		2-3 K			3-3 K		4	0	0	0	0	2	2				
Don Demeter, R OBP: 0.306, SLG: 0.510 (1, 8)	1-0 F9		2-2 E7 WP 1B		0-0 1-4-3			1-2 6-3		4	0	1	0	0	0	1				
Norm Larker, L OBP: 0.390, SLG: 0.450 (1, 3)	1-1 E3 BB		1-1 F7		0-0 F8			1-1 BB 1B		4	0	1	0	0	0	2				
Frank Howard, R OBP: 0.341, SLG: 0.513 (9, PR)	4-2 BB		1-1 F8		3-2 L8			4-2 BB 1B		2	0	0	0	2	0	0				
Joe Pignatano, R OBP: 0.318, SLG: 0.333 (9, PR)	1-2 BB		1-2 F6		1-2 3-1			1-2 F8 BB		4	0	0	0	0	0	5				
John Roseboro, L OBP: 0.331, SLG: 0.394 (1, 2)	2-0 F4		2-2 F9		3-1 5-3			0-0 4-3		4	0	1	0	0	0	2				
Charlie Neal, R OBP: 0.315, SLG: 0.353 (1, 4)		0-1 F9		0-1 F3				2-2 3-1		2	0	0	0	0	0	1				
Maury Wills, S OBP: 0.339, SLG: 0.307 (7, PH)		2-1 E6 CS		0-1 F3				2-2 3-1		2	0	0	0	0	0	1				
Duke Snider, L OBP: 0.357, SLG: 0.496 (7, 6)										1	0	0	0	0	0	0				
Bob Lillis, R OBP: 0.222, SLG: 0.222 (7, 6)										0	0	0	0	0	0	0				
Stan Williams, R OBP: 0.074, SLG: 0.074 (1, 1)		1-3 K		0-1 F9				3-2 5-3		2	0	0	0	0	1	1				
Ed Roebuck, R OBP: 0.400, SLG: 0.500 (7, 1)										0	0	0	0	0	0	0				
Tommy Davis, R OBP: 0.245, SLG: 0.290 (8, PH)										1	0	0	0	0	0	0				
Larry Sherry, R OBP: 0.176, SLG: 0.313 (8, 1)										0	0	0	0	0	0	0				
Inning Stats	R: 0 E: 1 K: 0 S: 10	H: 0 LOB: 3 BB: 2 P: 24	R: 0 E: 1 K: 1 S: 7	H: 0 LOB: 0 BB: 0 P: 10	R: 0 E: 1 K: 0 S: 10	H: 1 LOB: 1 BB: 1 P: 20	R: 0 E: 0 K: 0 S: 11	H: 1 LOB: 1 BB: 0 P: 15	R: 0 E: 0 K: 1 S: 8	H: 0 LOB: 0 BB: 0 P: 11	R: 0 E: 0 K: 0 S: 11	H: 0 LOB: 0 BB: 0 P: 17	R: 0 E: 0 K: 1 S: 8	H: 0 LOB: 0 BB: 0 P: 14	R: 0 E: 0 K: 0 S: 12	H: 1 LOB: 2 BB: 1 P: 20	1B: 2 2B: 1 3B: 0 HR: 0	SF: 0 SAC: 0 DP: 1 HBP: 0	WP: 1 PB: 0 SB: 0 CS: 1	PA: 34
PITCHER Dallas Green, R ERA: 3.8 (1, 1)	IP: 9.0 WLS: W BF: 34 H: 3 R: 0 ER: 0 SO: 3 BB: 4 IBB: 0 HBP: 0 BLK: 0 WP: 1 HR: 0 S: 85 P: 142 ERA: 0.00 WHIP: 0.778															PITCHER				

Los Angeles Dodgers @ Philadelphia Phillies
 Connie Mack Stadium, Philadelphia, PA
 Tue Jun 28 1960, 7:05 PM EDT
 Att: 22,775 - Unknown


AB 30
 R 0
 H 3
 RBI 0
 BB 4
 SO 3
 LOB 14



Batter	1	2	3	4	5	6	7	8	9	AB	R	H	RBI	BB	SO	LOB	BOTTOM			
Tony Gonzalez, L OBP: 0.277, SLG: 0.448 (1, 8)	1-2 2B		1-0 6-3		1-0 5-3			1-3 K		4	1	1	0	0	1	3				
Tony Taylor, R OBP: 0.346, SLG: 0.389 (1, 4)	1-1 1B 2H		3-2 6-3		2-3 K		1-2 F8			4	0	1	1	0	1	3				
Tony Curry, L OBP: 0.344, SLG: 0.503 (1, 7)	4-2 BB		1-3 K		1-1 F7			1-3 K		2	0	0	0	1	1	0				
Bobby Gene Smith, R OBP: 0.309, SLG: 0.444 (7, 7)	7-5-6 1B BB				3-2 F7			0-3 K		1	0	0	0	0	1	0				
Ken Walters, R OBP: 0.346, SLG: 0.471 (1, 9)	0-0 1B		1-2 5-3		3-2 F7			0-3 K		4	0	1	0	0	1	0				
Pancho Herrera, R OBP: 0.371, SLG: 0.538 (1, 3)	1-3 K		1-0 F4		1-1 HR			3-3 K		4	1	1	1	0	2	3				
Joe Morgan, L OBP: 0.462, SLG: 0.417 (1, 5)	1-2 7-5-6		3-2 1B		1-1 1B 1B			1-1 1B 1B		3	0	2	0	0	0	3				
Cal Neeman, R OBP: 0.277, SLG: 0.346 (1, 2)		1-1 4-3		3-3 K				3-2 1B 1B		3	0	1	0	0	1	1				
Ruben Amaro, R OBP: 0.275, SLG: 0.289 (1, 6)		2-2 6-3		1-0 F9				0-1 1B		3	0	1	0	0	0	0				
Dallas Green, L OBP: 0.125, SLG: 0.250 (1, 1)		3-3 K		2-3 K				1-2 1B		3	0	0	0	0	3	3				
Inning Stats	R: 1 E: 0 K: 1 S: 14	H: 3 LOB: 2 BB: 1 P: 22	R: 0 E: 0 K: 1 S: 9	H: 0 LOB: 0 BB: 0 P: 15	R: 0 E: 0 K: 1 S: 7	H: 0 LOB: 0 BB: 0 P: 12	R: 0 E: 0 K: 1 S: 16	H: 1 LOB: 1 BB: 0 P: 24	R: 0 E: 0 K: 1 S: 6	H: 0 LOB: 0 BB: 0 P: 10	R: 0 E: 0 K: 1 S: 9	H: 0 LOB: 0 BB: 0 P: 15	R: 1 E: 0 K: 2 S: 22	H: 4 LOB: 3 BB: 0 P: 28	R: 0 E: 0 K: 3 S: 9	H: 0 LOB: 0 BB: 0 P: 13	1B: 5 2B: 3 3B: 0 HR: 1	SF: 0 SAC: 0 DP: 1 HBP: 0	WP: 0 PB: 0 SB: 0 CS: 0	PA: 32
PITCHER Stan Williams, R ERA: 2.67 (1, 1)	IP: 6.0 WLS: L BF: 25 H: 7 R: 2 ER: 2 SO: 6 BB: 1 IBB: 0 HBP: 0 BLK: 0 WP: 0 HR: 1 S: 72 P: 112 ERA: 3.00 WHIP: 1.333															PITCHER				
Ed Roebuck, R ERA: 2.49 (7, 1)	1.0 4 1 0 0 2 0 0 0 0 0 0 11 14 0.00 1.000																			
Larry Sherry, R ERA: 4.91 (8, 1)	1.0 3 0 0 0 3 0 0 0 0 0 0 9 13 0.00 0.000																			

Los Angeles Dodgers @ Philadelphia Phillies
 Connie Mack Stadium, Philadelphia, PA
 Tue Jun 28 1960, 7:05 PM EDT
 Att: 22,775 - Unknown

AB 31
 R 2
 H 8
 RBI 2
 BB 1
 SO 11
 LOB 16



Batter	1	2	3	4	5	6	7	8	9	AB	R	H	RBI	BB	SO	LOB	TOP								
Jim Gilliam, S OBP: 0.401, SLG: 0.371	1-1 S 1B		1-0 4-3		2-2 6-3		1-2 G6-3 1B		3-2 1B	5	1	3	1	0	0	1	Los Angeles Dodgers @ Philadelphia Phillies Connie Mack Stadium, Philadelphia, PA Wed Jun 29 1960, 7:05 PM EDT Unknown								
Wally Moon, L OBP: 0.356, SLG: 0.440	0-2 4-3 1-H 1B		2-3 K		1-0 F7		2-1 G6-3 1-2		4-0 1B	4	0	1	1	1	1	2									
Norm Larker, L OBP: 0.393, SLG: 0.458 Don Demeter, R OBP: 0.304, SLG: 0.507	0-0 4-3 2-3			1-1 1B 2B		0-0 F8		1-0 SH3-4 1B 1B	2-1 F5	4	2	2	0	0	0	1									
Duke Snider, L OBP: 0.350, SLG: 0.485 Gil Hodges, R OBP: 0.254, SLG: 0.311	0-3 K			1-3 K		2-1 F2		0-0 SH3-4 1-2	0-1 L5	3	0	0	0	0	2	2									
Frank Howard, R OBP: 0.351, SLG: 0.539	2-2 F7			0-1 2H 1B		3-2 HR		3-1 1B 1B		4	2	3	3	0	0	1									
John Roseboro, L OBP: 0.335, SLG: 0.393 Joe Pignatano, R OBP: 0.318, SLG: 0.333		0-1 3-1		3-2 F9		4-2 1B BB		2-2 G4-6-3 2H 1B		3	0	1	1	1	0	1									
Charlie Neal, R OBP: 0.314, SLG: 0.352		2-2 F7		0-0 F6		0-0 1-3 1B		1-0 G4-6-3 1-2		4	0	1	0	0	0	2									
Maury Wills, S OBP: 0.346, SLG: 0.317		0-0 CS 1B				1-2 6-3 SH3-4 1B		1-0 1-3		4	1	3	0	0	0	2									
Don Drysdale, R OBP: 0.200, SLG: 0.237 Larry Sherry, R OBP: 0.176, SLG: 0.313	0-2 CS		1-2 F4		1-1 SH3-4		2-3 K		0-1 SH1-4	2	0	0	0	0	1	0									
Inning Stats	R: 1 E: 0 K: 1 S: 12	H: 2 LOB: 1 BB: 0 P: 15	R: 0 E: 0 K: 0 S: 9	H: 1 LOB: 0 BB: 0 P: 11	R: 0 E: 0 K: 1 S: 7	H: 0 LOB: 0 BB: 0 P: 11	R: 1 E: 0 K: 1 S: 13	H: 2 LOB: 1 BB: 0 P: 18	R: 0 E: 0 K: 0 S: 10	H: 1 LOB: 1 BB: 0 P: 15	R: 1 E: 0 K: 0 S: 12	H: 2 LOB: 2 BB: 1 P: 22	R: 0 E: 0 K: 1 S: 10	H: 1 LOB: 0 BB: 0 P: 15	R: 2 E: 0 K: 0 S: 8	H: 3 LOB: 0 BB: 0 P: 15		R: 1 E: 0 K: 0 S: 16	H: 2 LOB: 2 BB: 1 P: 26	1B: 12 2B: 1 3B: 0 HR: 1	SF: 0 SAC: 3 DP: 2 HBP: 0	WP: 0 PB: 0 SB: 1 CS: 1	PA: 41		
PITCHER	IP	WLS	BF	H	R	ER	SO	BB	IBB	HBP	BLK	WP	HR	S	P	ERA	WHIP								
Robin Roberts, R ERA: 4.98	(1, 1)	7.0	29	9	3	3	4	1	0	0	0	0	1	73	107	3.86	1.429								
Turk Farrell, R ERA: 3.08	(8, 1)	1.1	L	9	5	3	3	0	1	0	0	0	0	20	35	20.25	3.750								
Humberto Robinson, R ERA: 3.57	(9, 1)	0.2		2	0	0	0	0	0	0	0	0	0	4	6	0.00	0.000								

AB 35
R 6
H 14
RBI 6
BB 2
SO 4
LOB 16



Batter	1	2	3	4	5	6	7	8	9	AB	R	H	RBI	BB	SO	LOB	BOTTOM								
Tony Gonzalez, L OBP: 0.274, SLG: 0.446	3-3 K		3-3 K			0-0 2B	2-2 E6		0-0 L8	5	0	1	0	0	2	4	Los Angeles Dodgers @ Philadelphia Phillies Connie Mack Stadium, Philadelphia, PA Wed Jun 29 1960, 7:05 PM EDT Unknown								
Tony Taylor, R OBP: 0.341, SLG: 0.382	3-3 K			1-1 F9		1-0 4-3	1-2 3H K			4	0	0	1	0	2	3									
Tony Curry, L OBP: 0.335, SLG: 0.490	1-3 K			1-2 G3		3H 2-3 K		0-1 F9		4	0	0	0	0	2	1									
Ken Walters, R OBP: 0.344, SLG: 0.466		0-1 G5-4-3 1B		0-0 4-3		1-2 4-3		1-3 K		4	0	1	0	0	1	1									
Pancho Herrera, R OBP: 0.369, SLG: 0.531		0-3 K			2-3 K		4-1 1B BB		0-0 2-3	3	1	0	0	1	2	1									
Joe Morgan, L OBP: 0.412, SLG: 0.333		3-1 G5-4-3 1-2			2-2 E1 FC1-6		0-2 L7		4-0 BB BB	3	0	0	0	1	0	2									
Cal Neeman, R OBP: 0.286, SLG: 0.340 Clay Dalrymple, L OBP: 0.421, SLG: 0.449			1-2 4-3		0-0 FC1-6 1-2		2-1 1B E 1B		4-1 1-2 BB	2	0	0	0	0	1	0									
Ruben Amaro, R OBP: 0.286, SLG: 0.300 Lee Waits, R OBP: 0.372, SLG: 0.373 Bobby Malkmus, R OBP: 0.236, SLG: 0.246			1-0 1B		2-1 F3		2-3 K		3-3 K	2	0	1	0	0	0	1									
Robin Roberts, S OBP: 0.189, SLG: 0.171 Bobby Gene Smith, R OBP: 0.321, SLG: 0.455 Turk Farrell, R ERA: 3.08	(1, 1)	(7, PH)	(8, 1)	1-1 B3		4-2 2B 4-3 BB	0-0 E		2-3 K	1	1	0	0	1	0	1									
Humberto Robinson, R OBP: 0.200, SLG: 0.200 Bobby Del Greco, R OBP: 0.368, SLG: 0.414	(9, PH)	(9, PH)					1-3 3H 1B			1	0	0	0	0	1	2									
Inning Stats	R: 0 E: 0 K: 3 S: 11	H: 0 LOB: 0 BB: 0 P: 18	R: 0 E: 0 K: 1 S: 8	H: 1 LOB: 0 BB: 0 P: 11	R: 0 E: 0 K: 1 S: 10	H: 1 LOB: 1 BB: 0 P: 16	R: 0 E: 0 K: 0 S: 6	H: 0 LOB: 0 BB: 0 P: 8	R: 0 E: 0 K: 1 S: 9	H: 0 LOB: 1 BB: 0 P: 15	R: 1 E: 0 K: 1 S: 10	H: 1 LOB: 1 BB: 1 P: 18	R: 2 E: 1 K: 2 S: 16	H: 2 LOB: 2 BB: 1 P: 27	R: 0 E: 0 K: 1 S: 6	H: 0 LOB: 0 BB: 0 P: 7	R: 0 E: 0 K: 2 S: 9	H: 0 LOB: 2 BB: 2 P: 22	1B: 4 2B: 1 3B: 0 HR: 0	SF: 0 SAC: 0 DP: 1 HBP: 0	WP: 0 PB: 0 SB: 0 CS: 0	PA: 37			
PITCHER	IP	WLS	BF	H	R	ER	SO	BB	IBB	HBP	BLK	WP	HR	S	P	ERA	WHIP								
Don Drysdale, R ERA: 3.65	(1, 1)	6.1	25	4	3	2	7	2	0	0	0	0	0	60	98	2.84	0.947								
Larry Sherry, R ERA: 4.71	(7, 1)	2.2	W	12	1	0	0	5	2	0	0	0	0	25	44	0.00	1.125								

AB 33
R 3
H 5
RBI 2
BB 4
SO 12
LOB 21



Batter	1	2	3	4	5	6	7	8	9	AB	R	H	RBI	BB	SO	LOB	TOP								
Jim Gilliam, S OBP: 0.401, SLG: 0.375	F7			2B 1B	FC6-2 1-3		F8		1-3	5	1	2	0	0	0	0	Los Angeles Dodgers @ Philadelphia Phillies Connie Mack Stadium, Philadelphia, PA Wed Jun 29 1960, 7:05 PM EDT Att: 25,572 - Unknown								
Wally Moon, L OBP: 0.358, SLG: 0.443	B1-3			1B						3	2	1	0	1	1	2									
Norm Larker, L OBP: 0.395, SLG: 0.471 Gil Hodges, R OBP: 0.254, SLG: 0.311	F8			1B	FC6-2 PB					4	1	2	3	0	0	2									
Frank Howard, R OBP: 0.343, SLG: 0.525		5-3		1B						4	0	0	0	0	2	4									
Don Demeter, R OBP: 0.302, SLG: 0.500		4-3		1B						4	1	1	0	0	1	0									
John Roseboro, L OBP: 0.344, SLG: 0.388 Joe Pignatano, R OBP: 0.318, SLG: 0.333		5-3		SF8						4	0	1	1	0	0	0									
Charlie Neal, R OBP: 0.313, SLG: 0.351				1B						3	0	1	1	0	0	0									
Maury Wills, S OBP: 0.344, SLG: 0.314 Bob Lillis, R OBP: 0.182, SLG: 0.182				1B						2	0	0	0	0	0	1									
Sandy Koufax, R OBP: 0.242, SLG: 0.167 Ed Roebuck, R OBP: 0.364, SLG: 0.455				1B						2	0	0	0	0	0	1									
										3	0	1	0	0	2	0									
Inning Stats	R: 0 E: 0 K: 0 S: 5	H: 0 LOB: 0 BB: 0 P: 6	R: 0 E: 0 K: 0 S: 3	H: 0 LOB: 0 BB: 0 P: 6	R: 0 E: 0 K: 1 S: 6	H: 0 LOB: 0 BB: 0 P: 9	R: 4 E: 0 K: 1 S: 16	H: 5 LOB: 1 BB: 0 P: 25	R: 0 E: 0 K: 2 S: 10	H: 2 LOB: 2 BB: 0 P: 15	R: 0 E: 0 K: 0 S: 6	H: 1 LOB: 1 BB: 0 P: 8	R: 1 E: 0 K: 1 S: 7	H: 1 LOB: 1 BB: 1 P: 13	R: 0 E: 0 K: 1 S: 11	H: 0 LOB: 0 BB: 0 P: 15	R: 0 E: 0 K: 0 S: 5	H: 0 LOB: 0 BB: 0 P: 7	1B: 6 2B: 2 3B: 1 HR: 0	SF: 1 SAC: 0 DP: 0 HBP: 0	WP: 0 PB: 1 SB: 0 CS: 0	PA: 37			
PITCHER	IP	WLS	BF	H	R	ER	SO	BB	IBB	HBP	BLK	WP	HR	S	P	ERA	WHIP								
Gene Conley, R ERA: 3.99	4.0	L	19	7	4	4	2	0	0	0	0	0	0	33	52	9.00	1.750								
Taylor Phillips, L ERA: 10.61	2.0		7	1	0	0	2	0	0	0	0	0	0	13	17	0.00	0.500								
Humberto Robinson, R ERA: 3.62	2.0		8	1	1	1	2	1	0	0	0	0	0	18	28	4.50	1.000								
Turk Farrell, R ERA: 3.02	1.0		3	0	0	0	0	0	0	0	0	0	0	5	7	0.00	0.000								

Batter	1	2	3	4	5	6	7	8	9	AB	R	H	RBI	BB	SO	LOB	BOTTOM								
Ted Lepcio, R OBP: 0.293, SLG: 0.247	K									3	0	1	0	1	2	0	Los Angeles Dodgers @ Philadelphia Phillies Connie Mack Stadium, Philadelphia, PA Wed Jun 29 1960, 7:05 PM EDT Att: 25,572 - Unknown								
Lee Walls, R OBP: 0.363, SLG: 0.362 Tony Curry, L OBP: 0.333, SLG: 0.486	5-3									3	0	0	0	0	2	1									
Tony Taylor, R OBP: 0.343, SLG: 0.392										4	1	2	0	0	1	2									
Ken Walters, R OBP: 0.338, SLG: 0.460	F3									3	0	0	1	0	0	3									
Pancho Herrera, R OBP: 0.367, SLG: 0.523										3	0	0	0	1	2	0									
Bobby Gene Smith, R OBP: 0.317, SLG: 0.441	L9									4	0	1	0	0	1	1									
Jimmie Coker, R OBP: 0.304, SLG: 0.357 Tony Gonzalez, L OBP: 0.272, SLG: 0.443	F9									3	0	0	0	0	2	1									
Ruben Amaro, R OBP: 0.289, SLG: 0.286										2	1	0	0	1	0	0									
Gene Conley, R OBP: 0.145, SLG: 0.100 Taylor Phillips, L OBP: 0.276, SLG: 0.336 Humberto Robinson, R OBP: 0.327, SLG: 0.424 Bobby Del Greco, R OBP: 0.272, SLG: 0.443 Turk Farrell, R ERA: 3.02										1	0	0	0	0	1	0									
										0	0	0	0	0	0	0									
										1	0	0	0	0	1	0									
										0	0	0	0	0	0	0									
										0	0	0	0	0	0	0									
										0	0	0	0	0	0	0									
										0	0	0	0	0	0	0									
										0	0	0	0	0	0	0									
Inning Stats	R: 0 E: 0 K: 1 S: 12	H: 1 LOB: 1 BB: 0 P: 16	R: 0 E: 0 K: 1 S: 6	H: 0 LOB: 0 BB: 0 P: 8	R: 0 E: 0 K: 2 S: 9	H: 0 LOB: 0 BB: 0 P: 11	R: 0 E: 0 K: 1 S: 13	H: 0 LOB: 0 BB: 0 P: 20	R: 0 E: 0 K: 2 S: 11	H: 1 LOB: 1 BB: 0 P: 17	R: 1 E: 0 K: 2 S: 12	H: 1 LOB: 1 BB: 1 P: 20	R: 1 E: 0 K: 1 S: 13	H: 0 LOB: 2 BB: 3 P: 29	R: 0 E: 0 K: 1 S: 9	H: 1 LOB: 0 BB: 0 P: 12	1B: 3 2B: 0 3B: 1 HR: 0	SF: 1 SAC: 0 DP: 1 HBP: 0	WP: 0 PB: 0 SB: 0 CS: 0	PA: 34					
PITCHER	IP	WLS	BF	H	R	ER	SO	BB	IBB	HBP	BLK	WP	HR	S	P	ERA	WHIP								
Sandy Koufax, L ERA: 4.64	7.0	W	28	3	2	2	10	4	0	0	0	0	0	74	117	2.57	1.000								
Ed Roebuck, R ERA: 2.39	2.0	S	6	1	0	0	2	0	0	0	0	0	0	18	25	0.00	0.500								

AB 35
R 5
H 9
RBI 5
BB 1
SO 6
LOB 10

AB 29
R 2
H 4
RBI 2
BB 4
SO 12
LOB 11

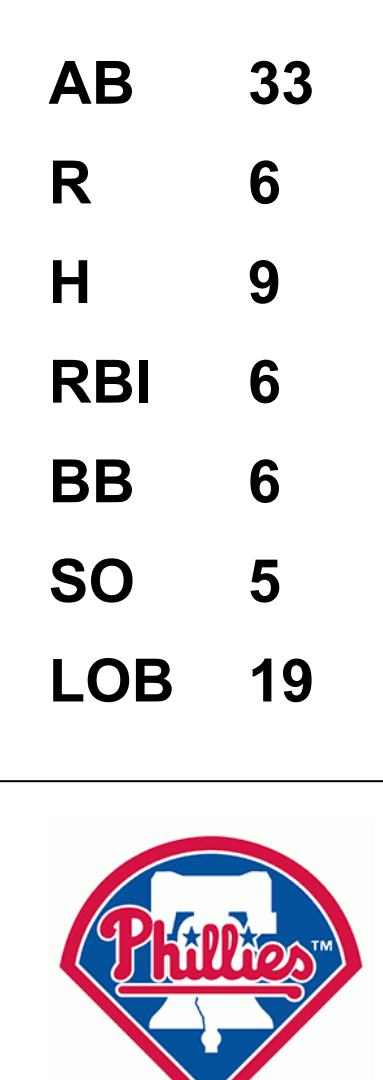


Batter	1	2	3	4	5	6	7	8	9	AB	R	H	RBI	BB	SO	LOB	TOP								
Jim Gilliam, S OBP: 0.397, SLG: 0.372	1-1 4-3		1-1 4-3		2-2 L3	0-0 F4		3-1 2H 1B		5	0	1	1	0	0	0	Los Angeles Dodgers @ Philadelphia Phillies Connie Mack Stadium, Philadelphia, PA Thu Jun 30 1960, 7:05 PM EDT Att: 20,859 - Unknown								
Wally Moon, L OBP: 0.355, SLG: 0.438	3-2 6-3		0-1 1-3		1-2 1B 1B	1-2 G3		2-0 4-3		5	1	1	0	0	0	1									
Norm Larker, L OBP: 0.399, SLG: 0.478 Gil Hodges, R OBP: 0.252, SLG: 0.309	2-2 L7		0-0 2B		1-1 HBP 1B 1B	1-0 4-3		0-0 F9		4	1	2	0	0	0	0									
Frank Howard, R OBP: 0.339, SLG: 0.515		2-2 L8	0-0 F8		1-2 1B HBP 3B 1B		0-0 F7		3-1 F3	5	1	1	1	0	0	1									
Don Demeter, R OBP: 0.299, SLG: 0.490		2-1 3B 1B		2-0 6-3	1-0 F4		1-0 L7		1-1 6-3	5	1	1	0	0	0	2									
John Roseboro, L OBP: 0.335, SLG: 0.404 Norm Sherry, R OBP: 0.362, SLG: 0.541		0-0 HR 3B		1-2 4-3	2-0 1B 3B HBP		0-1 F5			2	1	1	1	0	0	0									
Charlie Neal, R OBP: 0.324, SLG: 0.379		1-1 HR		1-1 E 2B	0-1 3B 1B		0-0 CS 1B			4	3	4	3	0	0	0									
Maury Wills, S OBP: 0.353, SLG: 0.335		1-1 L5		3-1 E2 1B	1-0 3B		3-2 SH1-4 1B 1B			4	1	3	3	0	0	0									
Danny McDevitt, L OBP: 0.429, SLG: 0.333 Ed Palmquist, R OBP: 0.333, SLG: 0.417		1-3 K		0-0 F9	2-1 F3		0-0 SH1-4			1	0	0	0	0	1	0									
										1	0	0	0	0	0	1									
Inning Stats	R: 0 E: 0 K: 0 S: 8	H: 0 LOB: 0 BB: 0 P: 14	R: 3 E: 0 K: 1 S: 13	H: 3 LOB: 0 BB: 0 P: 20	R: 0 E: 0 K: 0 S: 6	H: 1 LOB: 1 BB: 0 P: 7	R: 1 E: 1 K: 0 S: 9	H: 2 LOB: 1 BB: 0 P: 16	R: 5 E: 0 K: 0 S: 20	H: 5 LOB: 1 BB: 0 P: 31	R: 0 E: 0 K: 0 S: 5	H: 0 LOB: 0 BB: 0 P: 7	R: 0 E: 0 K: 0 S: 4	H: 0 LOB: 0 BB: 0 P: 5	R: 1 E: 0 K: 0 S: 12	H: 3 LOB: 1 BB: 0 P: 19	R: 0 E: 0 K: 0 S: 5	H: 0 LOB: 0 BB: 0 P: 9	1B: 9 2B: 2 3B: 2 HR: 1	SF: 0 SAC: 1 DP: 0 HBP: 1	WP: 0 PB: 0 SB: 0 CS: 1	PA: 41			
PITCHER	IP WLS BF H R ER SO BB IBB HBP BLK WP HR S P ERA WHIP	IP WLS BF H R ER SO BB IBB HBP BLK WP HR S P ERA WHIP	IP WLS BF H R ER SO BB IBB HBP BLK WP HR S P ERA WHIP	IP WLS BF H R ER SO BB IBB HBP BLK WP HR S P ERA WHIP	IP WLS BF H R ER SO BB IBB HBP BLK WP HR S P ERA WHIP	IP WLS BF H R ER SO BB IBB HBP BLK WP HR S P ERA WHIP	IP WLS BF H R ER SO BB IBB HBP BLK WP HR S P ERA WHIP	IP WLS BF H R ER SO BB IBB HBP BLK WP HR S P ERA WHIP	IP WLS BF H R ER SO BB IBB HBP BLK WP HR S P ERA WHIP	IP WLS BF H R ER SO BB IBB HBP BLK WP HR S P ERA WHIP	IP WLS BF H R ER SO BB IBB HBP BLK WP HR S P ERA WHIP	IP WLS BF H R ER SO BB IBB HBP BLK WP HR S P ERA WHIP	IP WLS BF H R ER SO BB IBB HBP BLK WP HR S P ERA WHIP	IP WLS BF H R ER SO BB IBB HBP BLK WP HR S P ERA WHIP	IP WLS BF H R ER SO BB IBB HBP BLK WP HR S P ERA WHIP	IP WLS BF H R ER SO BB IBB HBP BLK WP HR S P ERA WHIP	IP WLS BF H R ER SO BB IBB HBP BLK WP HR S P ERA WHIP	IP WLS BF H R ER SO BB IBB HBP BLK WP HR S P ERA WHIP	IP WLS BF H R ER SO BB IBB HBP BLK WP HR S P ERA WHIP	IP WLS BF H R ER SO BB IBB HBP BLK WP HR S P ERA WHIP	IP WLS BF H R ER SO BB IBB HBP BLK WP HR S P ERA WHIP	IP WLS BF H R ER SO BB IBB HBP BLK WP HR S P ERA WHIP	IP WLS BF H R ER SO BB IBB HBP BLK WP HR S P ERA WHIP	IP WLS BF H R ER SO BB IBB HBP BLK WP HR S P ERA WHIP	IP WLS BF H R ER SO BB IBB HBP BLK WP HR S P ERA WHIP

AB	39
R	10
H	14
RBI	9
BB	0
SO	1
LOB	6



Batter	1	2	3	4	5	6	7	8	9	AB	R	H	RBI	BB	SO	LOB	BOTTOM								
Bobby Del Greco, R OBP: 0.378, SLG: 0.413	4-2 SH5-3 2B BB			1-2 BB 1B		3-2 6-3			4-2 2B 5-3 BB	3	2	1	0	2	0	3	Los Angeles Dodgers @ Philadelphia Phillies Connie Mack Stadium, Philadelphia, PA Thu Jun 30 1960, 7:05 PM EDT Att: 20,859 - Unknown								
Tony Taylor, R OBP: 0.345, SLG: 0.397	0-0 SH5-3	2-2 SF8		4-2 BB G6-4-3 BB		1-0 4-3		0-1 1-3 2B		2	0	1	1	1	0	0									
Ken Walters, R OBP: 0.335, SLG: 0.454	1-2 L7	0-1 F9		1-3 K		0-0 FC5-4 1B		1-0 5-3		5	0	1	1	0	1	6									
Bobby Gene Smith, R OBP: 0.323, SLG: 0.500	0-2 2H 1B 2B		2-0 HR	0-0 G6-4-3 1-2		1-1 F8		0-1 3H 1-3		5	2	2	2	0	0	4									
Pancho Herrera, R OBP: 0.363, SLG: 0.516	0-0 2H 1B		1-3 K		0-3 K		1-2 FC5-4 1-2		0-1 6-3	5	0	1	1	0	2	2									
Cal Neaman, R OBP: 0.289, SLG: 0.342	2-2 F8		0-0 2B 2B		2-3 K		1-3 K			4	1	1	0	0	2	1									
Ted Lepcio, R OBP: 0.294, SLG: 0.264 Joe Morgan, L OBP: 0.389, SLG: 0.313		4-2 BB SF8 BB	2-0 2H 2B		0-1 F9		1-2 F7			2	1	1	1	1	0	0									
Ruben Amaro, R OBP: 0.292, SLG: 0.273 Clay Dainoff, L OBP: 0.431, SLG: 0.460 Bobby Malkmus, R OBP: 0.236, SLG: 0.246		4-1 SF8 BB BB	3-2 6-3		2-2 1-3		1-1 1B			2	0	0	0	1	0	1									
Jim Owens, R OBP: 0.294, SLG: 0.033 Chris Short, R OBP: 0.313, SLG: 0.449 Humberto Robinson, R OBP: 0.270, SLG: 0.440 Taylor Phillips, L		4-1 2-3 BB	2-1 F4		1-1 F7		0-0 4-3			1	0	0	0	1	0	0									
										0	0	0	0	0	0	0									
Inning Stats	R: 2 E: 0 K: 0 S: 14	H: 2 LOB: 1 BB: 1 P: 21	R: 1 E: 0 K: 0 S: 14	H: 0 LOB: 3 BB: 3 P: 29	R: 2 E: 0 K: 1 S: 11	H: 3 LOB: 1 BB: 0 P: 21	R: 0 E: 0 K: 1 S: 16	H: 1 LOB: 1 BB: 1 P: 21	R: 0 E: 0 K: 2 S: 9	H: 0 LOB: 0 BB: 0 P: 11	R: 0 E: 0 K: 0 S: 8	H: 0 LOB: 0 BB: 0 P: 14	R: 0 E: 0 K: 0 S: 7	H: 1 LOB: 1 BB: 0 P: 10	R: 0 E: 0 K: 1 S: 10	H: 1 LOB: 1 BB: 0 P: 13	R: 1 E: 0 K: 0 S: 9	H: 1 LOB: 1 BB: 1 P: 14	1B: 4 2B: 4 3B: 0 HR: 1	SF: 1 SAC: 1 DP: 1 HBP: 0	WP: 0 PB: 0 SB: 0 CS: 0	PA: 41			
PITCHER	IP WLS BF H R ER SO BB IBB HBP BLK WP HR S P ERA WHIP	IP WLS BF H R ER SO BB IBB HBP BLK WP HR S P ERA WHIP	IP WLS BF H R ER SO BB IBB HBP BLK WP HR S P ERA WHIP	IP WLS BF H R ER SO BB IBB HBP BLK WP HR S P ERA WHIP	IP WLS BF H R ER SO BB IBB HBP BLK WP HR S P ERA WHIP	IP WLS BF H R ER SO BB IBB HBP BLK WP HR S P ERA WHIP	IP WLS BF H R ER SO BB IBB HBP BLK WP HR S P ERA WHIP	IP WLS BF H R ER SO BB IBB HBP BLK WP HR S P ERA WHIP	IP WLS BF H R ER SO BB IBB HBP BLK WP HR S P ERA WHIP	IP WLS BF H R ER SO BB IBB HBP BLK WP HR S P ERA WHIP	IP WLS BF H R ER SO BB IBB HBP BLK WP HR S P ERA WHIP	IP WLS BF H R ER SO BB IBB HBP BLK WP HR S P ERA WHIP	IP WLS BF H R ER SO BB IBB HBP BLK WP HR S P ERA WHIP	IP WLS BF H R ER SO BB IBB HBP BLK WP HR S P ERA WHIP	IP WLS BF H R ER SO BB IBB HBP BLK WP HR S P ERA WHIP	IP WLS BF H R ER SO BB IBB HBP BLK WP HR S P ERA WHIP	IP WLS BF H R ER SO BB IBB HBP BLK WP HR S P ERA WHIP	IP WLS BF H R ER SO BB IBB HBP BLK WP HR S P ERA WHIP	IP WLS BF H R ER SO BB IBB HBP BLK WP HR S P ERA WHIP	IP WLS BF H R ER SO BB IBB HBP BLK WP HR S P ERA WHIP	IP WLS BF H R ER SO BB IBB HBP BLK WP HR S P ERA WHIP	IP WLS BF H R ER SO BB IBB HBP BLK WP HR S P ERA WHIP	IP WLS BF H R ER SO BB IBB HBP BLK WP HR S P ERA WHIP	IP WLS BF H R ER SO BB IBB HBP BLK WP HR S P ERA WHIP	IP WLS BF H R ER SO BB IBB HBP BLK WP HR S P ERA WHIP



Batter	1	2	3	4	5	6	7	8	9	10	AB	R	H	RBI	BB	SO	LOB								
Jim Gilliam, S OBP: 0.401, SLG: 0.374 (1,5)	2-1 6-3 PB 1B		0-1 3-1			0-2 G4-6-3 1B		1-2 G3		4-2 BB	4	0	2	0	1	0	1								
Wally Moon, L OBP: 0.349, SLG: 0.429 (1,7)	3-2 F6 1-2		1-1 4-3			0-0 G4-6-3 1-2r			1-1 L7	1-0 L7	5	0	0	0	0	0	5								
Norm Larker, L OBP: 0.389, SLG: 0.467 Gil Hodges, R OBP: 0.252, SLG: 0.309 (1,3)	0-0 6-3 2-3			1-1 6-3				1-2 F2	0-0 6-3		4	0	0	0	0	0	1								
Frank Howard, R OBP: 0.343, SLG: 0.515 (1,9)	1-3 K			1-0 5-3				1-2 HR 1B	0-1 1B		4	1	2	0	0	1	1								
Don Demeter, R OBP: 0.292, SLG: 0.476 (1,8)		1-3 K		0-1 5-3				0-0 F4	0-1 F7		4	0	0	0	0	1	2								
John Roseboro, L OBP: 0.339, SLG: 0.424 (1,2)		0-0 F4			4-2 G6-4-3 BB			1-1 HR		2-0 F6	3	1	1	2	1	0	0								
Charlie Neal, R OBP: 0.322, SLG: 0.389 (1,4)		1-1 6-3			0-0 G6-4-3 1-2r			0-1 5-3		2-2 HR	4	1	1	1	0	0	1								
Maury Wills, S OBP: 0.356, SLG: 0.345 (1,6)			2-2 3-1 SH1-4 1B		2-1 L5			1-2 6-3		0-1 2B	4	0	2	0	0	0	0								
Johnny Podres, L OBP: 0.195, SLG: 0.086 Larry Sherry, R OBP: 0.176, SLG: 0.313 (10,1)			0-0 SH1-4			0-0 G3		1-0 F9		2-3 K	3	0	0	0	0	1	1								
Inning Stats	R: 0 E: 0 K: 1 S: 9	H: 1 LOB: 1 BB: 0 P: 15	R: 0 E: 0 K: 1 S: 6	H: 0 LOB: 0 BB: 0 P: 8	R: 0 E: 0 K: 0 S: 5	H: 1 LOB: 1 BB: 0 P: 12	R: 0 E: 0 K: 0 S: 5	H: 0 LOB: 0 BB: 1 P: 11	R: 0 E: 0 K: 0 S: 5	H: 1 LOB: 0 BB: 0 P: 5	R: 2 E: 0 K: 0 S: 11	H: 2 LOB: 0 BB: 0 P: 14	R: 0 E: 0 K: 0 S: 7	H: 0 LOB: 0 BB: 0 P: 10	R: 0 E: 0 K: 0 S: 7	H: 1 LOB: 1 BB: 0 P: 8	R: 1 E: 0 K: 1 S: 14	H: 2 LOB: 2 BB: 1 P: 25	1B: 5 2B: 1 3B: 0 HR: 2	SF: 0 SAC: 1 DP: 2 HBP: 0	WP: 0 PB: 1 SB: 0 CS: 0	PA: 38			
PITCHER	IP 9.2	WLS 37	BF 8	H 3	R 3	ER 3	SO 3	BB 2	IBB 0	HBP 0	BLK 0	WP 0	HR 2	S 77	P 113	ERA 2.79	WHIP 1.034								
Vern Law, R ERA: 2.67 Fred Green, L ERA: 3.41 (10,1)	0.1 W	1 0	0 0	0 0	0 0	0 0	0 0	0 0	0 0	0 0	0 0	0 0	1 2	2 0	0.00	0.000									

Los Angeles Dodgers @ Pittsburgh Pirates
Forbes Field, Pittsburgh, PA
Fri Jul 01 1960, 7:05 PM EDT
Att: 27,312 - Unknown

livebaseballscorecards.com

AB	35
R	3
H	8
RBI	3
BB	2
SO	3
LOB	12



Batter	1	2	3	4	5	6	7	8	9	10	AB	R	H	RBI	BB	SO	LOB								
Joe Christopher, R OBP: 0.182, SLG: 0.150 (1,7)	1-2 6-3		2-1 6-3			0-0 F9	1-3 K			0-0 1B 2B	5	1	1	0	0	1	2								
Dick Groat, R OBP: 0.377, SLG: 0.407 (1,6)	1-1 5-3		1-0 F8			4-1 2B 1B BB		3-2 E6 F9 1B		3-1 F7	4	1	1	0	1	0	2								
Roberto Clemente, R OBP: 0.376, SLG: 0.487 (1,9)	1-1 1B		0-3 K			0-0 1B 2B		0-0 F9		0-2 1B 1B	5	2	3	1	0	1	2								
Dick Stuart, R OBP: 0.295, SLG: 0.448 (1,3)	1-0 L8			0-3 K		4-0 1B IBB		0-0 5-3		0-0 1B	4	0	1	1	1	1	2								
Gino Cimoli, R OBP: 0.398, SLG: 0.395 (1,8)		0-1 F8		1-2 G3		0-2 G1-4-3 1B		1-3 2-H 3-H		1-3 K	4	0	1	2	0	1	1								
Hal Smith, R OBP: 0.365, SLG: 0.534 (1,2)		2-2 F9		2-2 F3		0-0 G1-4-3 1-2r			3-3 K		4	0	0	0	0	1	2								
Don Hoak, R OBP: 0.378, SLG: 0.420 (1,5)		4-1 BB			1-0 6-3			2-2 5-3		0-1 6-3	3	0	0	0	1	0	0								
Bill Mazerowski, R OBP: 0.298, SLG: 0.408 (1,4)		2-3 K			1-2 F3			0-1 WP SH1-4 1B		0-0 F8	4	0	1	0	0	1	1								
Vern Law, R OBP: 0.212, SLG: 0.300 Fred Green, R OBP: 0.600, SLG: 1.800 Bob Skinner, L OBP: 0.391, SLG: 0.498 (10,PH)			1-2 2B		0-1 6-3			0-0 SH1-4		1-0 3-1	2	0	1	0	0	0	0								
Inning Stats	R: 0 E: 0 K: 0 S: 8	H: 1 LOB: 1 BB: 0 P: 12	R: 0 E: 0 K: 1 S: 9	H: 0 LOB: 1 BB: 1 P: 17	R: 0 E: 0 K: 1 S: 9	H: 1 LOB: 1 BB: 0 P: 13	R: 0 E: 0 K: 1 S: 9	H: 0 LOB: 0 BB: 0 P: 12	R: 0 E: 0 K: 0 S: 6	H: 1 LOB: 1 BB: 0 P: 8	R: 2 E: 0 K: 1 S: 9	H: 3 LOB: 3 BB: 0 P: 12	R: 0 E: 0 K: 1 S: 9	H: 0 LOB: 0 BB: 0 P: 12	R: 2 E: 0 K: 0 S: 8	H: 3 LOB: 1 BB: 0 P: 12	1B: 6 2B: 3 3B: 0 HR: 0	SF: 0 SAC: 1 DP: 1 HBP: 0	WP: 1 PB: 0 SB: 0 CS: 0	PA: 40					
PITCHER	IP 9.1	WLS 37	BF 7	H 3	R 3	ER 3	SO 6	BB 2	IBB 1	HBP 0	BLK 0	WP 1	HR 0	S 76	P 116	ERA 2.89	WHIP 0.964								
Johnny Podres, L ERA: 3.04 Larry Sherry, R ERA: 4.82 (10,1)	0.1 L	3 2	2 1	1 0	0 0	0 0	0 0	0 0	0 0	0 0	6 9	27.00	6.000												

Los Angeles Dodgers @ Pittsburgh Pirates
Forbes Field, Pittsburgh, PA
Fri Jul 01 1960, 7:05 PM EDT
Att: 27,312 - Unknown

livebaseballscorecards.com

AB	36
R	4
H	9
RBI	4
BB	3
SO	6
LOB	12



Batter	1	2	3	4	5	6	7	8	9	AB	R	H	RBI	BB	SO	LOB	TOP							
Jim Gilliam, S OBP: 0.401, SLG: 0.378 (1,5)										5	1	2	0	0	0	4								
Wally Moon, L OBP: 0.357, SLG: 0.441 (1,7)										5	0	1	0	0	1	4								
Norm Larker, L OBP: 0.383, SLG: 0.457 (1,3)										5	0	2	0	0	0	3								
Duke Snider, L OBP: 0.344, SLG: 0.481 (1,8)										4	0	1	1	0	2	3								
Frank Howard, R OBP: 0.340, SLG: 0.492 (1,9)										3	0	0	0	1	2	3								
John Roseboro, L OBP: 0.328, SLG: 0.401 (1,2)										4	0	0	0	0	3	4								
Charlie Neal, R OBP: 0.328, SLG: 0.386 (1,4)										3	1	2	0	1	1	2								
Maury Wills, S OBP: 0.369, SLG: 0.362 (1,6)										4	0	2	0	0	0	2								
Sandy Koufax, R OBP: 0.242, SLG: 0.167 (1,1)										0	0	0	0	0	0	0								
Larry Sherry, R OBP: 0.211, SLG: 0.333 (6, PH)										2	0	1	1	0	0	1								
Irv Noren, L OBP: 0.286, SLG: 0.118 (8, PH)										1	0	0	0	0	1	1								
Danny McDevitt, L OBP: 0.429, SLG: 0.333 (8,1)										0	0	0	0	0	0	0								
Inning Stats	R: 1 E: 0 K: 1 S: 15	H: 2 LOB: 1 BB: 0 P: 21	R: 1 E: 0 K: 0 S: 9	H: 1 LOB: 1 BB: 1 P: 18	R: 0 E: 0 K: 2 S: 12	H: 2 LOB: 2 BB: 0 P: 20	R: 0 E: 0 K: 0 S: 8	H: 2 LOB: 2 BB: 0 P: 14	R: 0 E: 1 K: 3 S: 11	H: 0 LOB: 2 BB: 1 P: 18	R: 0 E: 0 K: 1 S: 13	H: 1 LOB: 1 BB: 0 P: 19	R: 0 E: 0 K: 0 S: 8	H: 1 LOB: 0 BB: 0 P: 11	R: 0 E: 0 K: 2 S: 10	H: 1 LOB: 1 BB: 0 P: 15	R: 0 E: 0 K: 1 S: 7	H: 1 LOB: 1 BB: 0 P: 10	1B: 10 2B: 1 3B: 0 HR: 0	SF: 1 SAC: 1 DP: 1 HBP: 0	WP: 1 PB: 0 SB: 1 CS: 0	PA: 40		
PITCHER Ernie Broglio, R ERA: 2.86 (1,1)	IP: 9.0 WLS: W BF: 40 H: 11 R: 2 ER: 2 SO: 10 BB: 2 IBB: 0 HBP: 0 BLK: 0 WP: 1 HR: 0 S: 93 P: 146 ERA: 2.00 WHIP: 1.444																							

Los Angeles Dodgers @ St. Louis Cardinals
Sportsman's Park, St. Louis, MO
Mon Jul 04 1960, 4:33 AM EDT
Unknown

AB 36
R 2
H 11
RBI 2
BB 2
SO 10
LOB 27

Batter	1	2	3	4	5	6	7	8	9	AB	R	H	RBI	BB	SO	LOB	BOTTOM			
Julian Javier, R OBP: 0.319, SLG: 0.383 (1,4)										4	1	1	0	1	1	2				
Joe Cunningham, L OBP: 0.381, SLG: 0.410 (1,9)										3	1	1	0	2	0	1				
Curt Flood, R OBP: 0.306, SLG: 0.401 (1,8)										3	0	0	0	2	1	4				
Ken Boyer, R OBP: 0.335, SLG: 0.529 (1,5)										4	2	1	1	0	0	4				
Bob Nieman, R OBP: 0.357, SLG: 0.429 (1,7)										2	0	0	0	1	2	1				
Walt Moryn, L OBP: 0.333, SLG: 0.366 (7,7)										1	1	1	2	0	0	0				
Daryl Spencer, R OBP: 0.376, SLG: 0.475 (1,6)										2	1	2	3	1	0	0				
Bill White, L OBP: 0.366, SLG: 0.500 (1,3)										4	0	0	0	0	0	5				
Hal Smith, R OBP: 0.298, SLG: 0.299 (1,2)										3	0	0	0	0	0	0				
Ernie Broglio, R OBP: 0.346, SLG: 0.304 (1,1)										2	0	0	0	1	1	0				
Inning Stats	R: 2 E: 0 K: 1 S: 10	H: 3 LOB: 2 BB: 2 P: 22	R: 0 E: 0 K: 1 S: 8	H: 0 LOB: 1 BB: 1 P: 19	R: 2 E: 1 K: 1 S: 10	H: 1 LOB: 0 BB: 1 P: 18	R: 0 E: 0 K: 1 S: 7	H: 0 LOB: 2 BB: 2 P: 17	R: 0 E: 0 K: 0 S: 6	H: 0 LOB: 0 BB: 0 P: 8	R: 2 E: 0 K: 0 S: 12	H: 1 LOB: 1 BB: 0 P: 20	R: 0 E: 0 K: 0 S: 8	H: 0 LOB: 3 BB: 2 P: 19	R: 0 E: 0 K: 0 S: 8	H: 0 LOB: 3 BB: 2 P: 19	1B: 2 2B: 2 3B: 0 HR: 2	SF: 0 SAC: 1 DP: 1 HBP: 3	WP: 2 PB: 0 SB: 0 CS: 0	PA: 40
PITCHER Sandy Koufax, L ERA: 4.83 (1,1)	IP: 0.1 WLS: L BF: 28 H: 3 R: 4 ER: 4 SO: 4 BB: 3 IBB: 1 HBP: 2 BLK: 0 WP: 1 HR: 2 S: 52 P: 99 ERA: 5.40 WHIP: 0.900																			
Larry Sherry, R ERA: 4.89 (1,1)	IP: 6.2 WLS: L BF: 28 H: 3 R: 4 ER: 4 SO: 4 BB: 3 IBB: 1 HBP: 2 BLK: 0 WP: 1 HR: 2 S: 52 P: 99 ERA: 5.40 WHIP: 0.900																			
Danny McDevitt, L ERA: 5.06 (8,1)	IP: 1.0 WLS: L BF: 6 H: 0 R: 0 ER: 0 SO: 0 BB: 2 IBB: 0 HBP: 1 BLK: 0 WP: 1 HR: 0 S: 8 P: 19 ERA: 0.00 WHIP: 2.000																			

Los Angeles Dodgers @ St. Louis Cardinals
Sportsman's Park, St. Louis, MO
Mon Jul 04 1960, 4:33 AM EDT
Unknown

AB 28
R 6
H 6
RBI 6
BB 8
SO 5
LOB 17

Batter	1	2	3	4	5	6	7	8	9	AB	R	H	RBI	BB	SO	LOB	TOP											
Maury Wills, S OBP: 0.374, SLG: 0.365	F8		1B SF7		G4-3		K2-3		S BB	4	1	2	0	1	1	0	Los Angeles Dodgers @ St. Louis Cardinals Sportsman's Park, St. Louis, MO Mon Jul 04 1960, 4:38 AM EDT Att: 27,790 - Unknown											
Jim Gilliam, S OBP: 0.398, SLG: 0.375	4-3		1B		G4-3			L7	5-3	5	0	1	0	0	0	2												
Charlie Neal, R OBP: 0.323, SLG: 0.382	F9		SF7		6-3			E6 BB SF9		3	1	0	1	0	0	0												
Frank Howard, R OBP: 0.338, SLG: 0.483		K	F8					5-3	BB BB	3	0	0	0	1	1	1												
Gil Hodges, R OBP: 0.264, SLG: 0.359	F8			L8				HR	BB BB	3	1	1	1	1	0	0												
Tommy Davis, R OBP: 0.255, SLG: 0.300	1B			B1				L7	SF9	3	0	1	1	0	0	0												
Chuck Essegian, R OBP: 0.269, SLG: 0.343										2	1	1	0	1	0	0												
Wally Moon, L OBP: 0.356, SLG: 0.439	1B			HR				F7	4-3	1	0	0	0	0	0	2												
Norm Sherry, R OBP: 0.357, SLG: 0.562		K		HR					K	4	1	1	2	0	3	2												
Roger Craig, R OBP: 0.182, SLG: 0.100			K		K				K	4	0	0	0	0	4	0												
Ed Roebuck, R OBP: 0.333, SLG: 0.417									K	0	0	0	0	0	0	0												
Inning Stats	R: 0 E: 0 K: 0 S: 7	H: 0 LOB: 0 BB: 0 P: 11	R: 0 E: 0 K: 2 S: 16	H: 2 LOB: 2 BB: 0 P: 22	R: 1 E: 0 K: 1 S: 13	H: 2 LOB: 1 BB: 0 P: 21	R: 2 E: 0 K: 1 S: 13	H: 1 LOB: 0 BB: 1 P: 25	R: 0 E: 0 K: 0 S: 7	H: 1 LOB: 0 BB: 0 P: 10	R: 1 E: 0 K: 0 S: 7	H: 1 LOB: 0 BB: 0 P: 11	R: 0 E: 0 K: 3 S: 13	H: 0 LOB: 0 BB: 0 P: 19	R: 1 E: 1 K: 0 S: 9	H: 0 LOB: 2 BB: 2 P: 21	R: 0 E: 0 K: 2 S: 10	H: 0 LOB: 1 BB: 1 P: 16	1B: 5 2B: 0 3B: 0 HR: 2	SF: 2 2B: 0 3B: 0 HBP: 0	WP: 0 PB: 0 SB: 1 CS: 0	PA: 38						
PITCHER	IP	WLS	BF	H	R	ER	SO	BB	IBB	HBP	BLK	WP	HR	S	P	ERA	WHIP											
Ray Sadecki, L ERA: 4.36	(1, 1)	7.0	L	28	7	4	4	7	1	0	0	0	0	2	76	119	5.14	1.143										
Marshall Bridges, L ERA: 3.34	(8, 1)	0.1		4	0	1	0	0	2	0	0	0	0	0	4	13	0.00	6.000										
Bob DuLiba, R ERA: 3.58	(8, 1)	1.2		6	0	0	0	2	1	0	0	0	0	0	15	24	0.00	0.600										

Batter	1	2	3	4	5	6	7	8	9	AB	R	H	RBI	BB	SO	LOB	BOTTOM											
Julian Javier, R OBP: 0.329, SLG: 0.392	1B 4-3		F8		CS					4	1	3	1	0	0	0	Los Angeles Dodgers @ St. Louis Cardinals Sportsman's Park, St. Louis, MO Mon Jul 04 1960, 4:38 AM EDT Att: 27,790 - Unknown											
Bob Nieman, R OBP: 0.362, SLG: 0.434	1B				1B				1-3 2-H	1	0	1	1	0	0	0												
Larry Jackson, R OBP: 0.208, SLG: 0.231										0	0	0	0	0	0	0												
Joe Cunningham, L OBP: 0.365, SLG: 0.412										3	0	2	0	1	0	1												
Marshall Bridges, S OBP: 0.200, SLG: 0.200										0	0	0	0	0	0	0												
Bob DuLiba, R OBP: 0.200, SLG: 0.200										0	0	0	0	0	0	0												
John Glenn, R OBP: 0.266, SLG: 0.385										1	0	0	0	0	1	2												
Bill White, L OBP: 0.361, SLG: 0.493	4-3		F8		FC5-4				K	4	0	0	1	0	1	3												
Stan Musial, L OBP: 0.377, SLG: 0.436	G3				G1-4-3				F7	4	0	1	0	0	0	2												
Ken Boyer, R OBP: 0.332, SLG: 0.523	6-3		5-3						5-3	3	0	0	0	0	0	3												
George Crowe, L OBP: 0.279, SLG: 0.375										1	0	0	0	0	0	0												
Alex Grammas, R OBP: 0.246, SLG: 0.248										0	0	0	0	0	0	0												
Daryl Spencer, R OBP: 0.375, SLG: 0.471		F8		2B BLK					5-3	4	1	1	0	0	0	0												
Curt Flood, R OBP: 0.305, SLG: 0.394		5-3		L8					F6	3	1	0	0	1	0	1												
Carl Sawatski, L OBP: 0.285, SLG: 0.324					BLK				4-3	3	1	1	0	1	0	1												
Ray Sadecki, L OBP: 0.222, SLG: 0.222										2	0	0	0	0	0	2												
Walt Moryn, L OBP: 0.336, SLG: 0.368										2	0	1	0	0	0	0												
Bob Gibson, R									1B	0	0	0	0	0	0	0												
Inning Stats	R: 1 E: 0 K: 0 S: 6	H: 2 LOB: 1 BB: 0 P: 9	R: 0 E: 0 K: 0 S: 7	H: 0 LOB: 1 BB: 1 P: 15	R: 0 E: 0 K: 0 S: 8	H: 1 LOB: 2 BB: 1 P: 15	R: 2 E: 0 K: 0 S: 7	H: 3 LOB: 0 BB: 0 P: 12	R: 0 E: 0 K: 0 S: 10	H: 1 LOB: 0 BB: 0 P: 16	R: 0 E: 0 K: 0 S: 6	H: 0 LOB: 0 BB: 0 P: 8	R: 0 E: 0 K: 1 S: 7	H: 1 LOB: 1 BB: 0 P: 12	R: 0 E: 0 K: 1 S: 8	H: 0 LOB: 0 BB: 0 P: 13	R: 1 E: 0 K: 1 S: 13	H: 2 LOB: 2 BB: 1 P: 21	1B: 8 2B: 2 3B: 0 HR: 0	SF: 0 2B: 2 3B: 0 HBP: 0	WP: 0 PB: 0 SB: 0 CS: 1	PA: 39						
PITCHER	IP	WLS	BF	H	R	ER	SO	BB	IBB	HBP	BLK	WP	HR	S	P	ERA	WHIP											
Roger Craig, R ERA: 4.13	(1, 1)	8.2	W	37	10	4	4	1	3	0	0	0	1	1	69	116	4.15	1.500										
Ed Roebuck, R ERA: 2.28	(9, 1)	0.1	S	1	0	0	0	1	0	0	0	0	0	3	5	0.00	0.000											

AB 32
R 5
H 7
RBI 5
BB 4
SO 9
LOB 7



AB 35
R 4
H 10
RBI 3
BB 3
SO 2
LOB 15





Batter	1	2	3	4	5	6	7	8	9	AB	R	H	RBI	BB	SO	LOB	TOP					
Don Blasingame, L (1, 4) OBP: 0.313, SLG: 0.310	L6		F9		F9			G3		4	0	0	0	0	0	1	San Francisco Giants @ Los Angeles Dodgers Los Angeles Memorial Coliseum, Los Angeles, CA Tue Jul 05 1960, 10:05 PM EDT Att: 47,698 - Unknown					
Jim Davenport, R (1, 5) OBP: 0.343, SLG: 0.409	1B			K		K		K		4	0	1	0	0	3	0						
Willie Mays, R (1, 8) OBP: 0.433, SLG: 0.665	F9			K		E6 WP		F7		4	0	0	0	0	1	1						
Orlando Cepeda, R (1, 3) OBP: 0.311, SLG: 0.525	K			K		6-3			F5	4	0	1	0	0	1	2						
Willie Kirkland, L (1, 9) OBP: 0.368, SLG: 0.526		4-3								3	0	1	0	1	1	1						
Felipe Alou, R (1, 7) OBP: 0.200, SLG: 0.300		6-3								4	0	0	0	0	0	3						
Andre Rodgers, R (1, 6) OBP: 0.315, SLG: 0.339		6-3								2	0	0	0	1	1	0						
Bob Schmidt, R (1, 2) OBP: 0.333, SLG: 0.395			6-3							3	0	1	0	0	0	1						
Mike McCormick, L (1, 1) OBP: 0.234, SLG: 0.244										2	0	0	0	0	0	1						
Joey Amalfitano, R (7, PH) OBP: 0.311, SLG: 0.331										1	0	0	0	0	0	1						
Bud Byerly, R (7, 1) OBP: 0.211, SLG: 0.167										0	0	0	0	0	0	0						
Joe Shipley, R (7, 1)										0	0	0	0	0	0	0						
Johnny Antonelli, L (7, 1) OBP: 0.211, SLG: 0.167										0	0	0	0	0	0	0						
Inning Stats	R: 0 E: 0 K: 1 S: 16	H: 1 LOB: 1 BB: 0 P: 23	R: 0 E: 0 K: 0 S: 5	H: 0 LOB: 0 BB: 0 P: 8	R: 0 E: 0 K: 0 S: 5	H: 0 LOB: 0 BB: 0 P: 7	R: 0 E: 0 K: 2 S: 14	H: 1 LOB: 2 BB: 1 P: 23	R: 0 E: 0 K: 0 S: 7	H: 0 LOB: 1 BB: 1 P: 14	R: 0 E: 0 K: 1 S: 10	H: 0 LOB: 1 BB: 0 P: 15	R: 0 E: 0 K: 1 S: 11	H: 1 LOB: 1 BB: 0 P: 14	R: 0 E: 0 K: 1 S: 7	H: 0 LOB: 0 BB: 0 P: 12	R: 0 E: 0 K: 0 S: 5	H: 1 LOB: 0 BB: 0 P: 6	1B: 4 2B: 0 3B: 0 HR: 0	SF: 0 SAC: 0 DP: 1 HBP: 0	WP: 1 PB: 0 SB: 0 CS: 0	PA: 33
PITCHER Johnny Podres, L (1, 1) ERA: 2.83	IP: 9.0 WLS: W BF: 33 H: 4 R: 0 ER: 0 SO: 7 BB: 2 IBB: 0 HBP: 0 BLK: 0 WP: 1 HR: 0 S: 80 P: 122 ERA: 0.00 WHIP: 0.667															PITCHER						



Batter	1	2	3	4	5	6	7	8	9	AB	R	H	RBI	BB	SO	LOB	BOTTOM						
Maury Wills, S (1, 6) OBP: 0.366, SLG: 0.355	K		4-3		G1	FC5		F4		5	0	0	0	0	1	5	San Francisco Giants @ Los Angeles Dodgers Los Angeles Memorial Coliseum, Los Angeles, CA Tue Jul 05 1960, 10:05 PM EDT Att: 47,698 - Unknown						
Jim Gilliam, S (1, 5) OBP: 0.398, SLG: 0.376	6-3			E7 WP		4-3		L5		4	2	1	0	1	0	0							
Charlie Neal, R (1, 4) OBP: 0.331, SLG: 0.387	4-3			FC6 BB		FC9-6 1B		E3 BB		4	2	3	0	1	0	0							
Frank Howard, R (1, 9) OBP: 0.345, SLG: 0.481		5-3		FC6		FC9-6 1B		FC4-2 PB		3	0	1	0	1	0	1							
Gil Hodges, R (1, 3) OBP: 0.255, SLG: 0.346		6-3		F8		FC9-6 1B		K		5	1	0	0	0	1	7							
Tommy Davis, R (1, 8) OBP: 0.255, SLG: 0.298		6-3		F2		1B BB		FC4-2 2B		4	2	1	1	0	0	3							
Chuck Essegian, R (1, 7) OBP: 0.317, SLG: 0.368										3	0	2	1	0	0	0							
Wally Moon, L (7, 7) OBP: 0.358, SLG: 0.441										1	1	1	1	0	0	0							
Duke Snider, L (8, 8) OBP: 0.344, SLG: 0.481			1B							0	0	0	0	0	0	0							
Norm Sherry, R (1, 2) OBP: 0.366, SLG: 0.556										1	0	0	0	2	1	1							
Norm Larker, L (7, PH) OBP: 0.368, SLG: 0.466										1	0	1	2	0	0	0							
Joe Pignatano, R (7, PR) OBP: 0.320, SLG: 0.333										0	0	0	0	0	0	0							
Johnny Podres, L (1, 1) OBP: 0.227, SLG: 0.108										2	0	1	1	1	1	1							
Inning Stats	R: 0 E: 0 K: 1 S: 8	H: 0 LOB: 0 BB: 0 P: 13	R: 0 E: 0 K: 0 S: 7	H: 0 LOB: 0 BB: 0 P: 11	R: 0 E: 0 K: 1 S: 11	H: 2 LOB: 1 BB: 0 P: 16	R: 1 E: 1 K: 0 S: 10	H: 1 LOB: 1 BB: 1 P: 20	R: 0 E: 0 K: 0 S: 9	H: 0 LOB: 1 BB: 1 P: 14	R: 3 E: 0 K: 0 S: 10	H: 4 LOB: 3 BB: 2 P: 21	R: 4 E: 1 K: 2 S: 18	H: 3 LOB: 1 BB: 1 P: 30	R: 0 E: 0 K: 0 S: 10	H: 1 LOB: 2 BB: 1 P: 21	1B: 9 2B: 2 3B: 0 HR: 0	SF: 0 SAC: 1 DP: 0 HBP: 1	WP: 2 PB: 1 SB: 0 CS: 0	PA: 41			
PITCHER Mike McCormick, L (1, 1) ERA: 2.38	IP: 6.0 WLS: L BF: 28 H: 7 R: 4 ER: 4 SO: 2 BB: 3 IBB: 0 HBP: 1 BLK: 0 WP: 1 HR: 0 S: 55 P: 95 ERA: 6.00 WHIP: 1.667															PITCHER							
Bud Byerly, R (7, 1) ERA: 5.57	0.0 0.0 0.0 0.0	3 1 3 3	1 3 3 0	1 0 1 0	0 0 6 13	0 0 6 13	0 0 6 13	0 0 6 13	0 0 6 13	0 0 6 13	0 0 6 13	0 0 6 13	0 0 6 13	0 0 6 13	0 0 6 13	0 0 6 13	0 0 6 13	0 0 6 13	0 0 6 13	0 0 6 13	0 0 6 13	0 0 6 13	0 0 6 13
Joe Shipley, R (7, 1) ERA: 5.4	0.2 0.2 0.2 0.2	4 2 1 1	1 1 1 1	0 0 0 0	1 0 8 12	1 0 8 12	1 0 8 12	1 0 8 12	1 0 8 12	1 0 8 12	1 0 8 12	1 0 8 12	1 0 8 12	1 0 8 12	1 0 8 12	1 0 8 12	1 0 8 12	1 0 8 12	1 0 8 12	1 0 8 12	1 0 8 12	1 0 8 12	1 0 8 12
Johnny Antonelli, L (7, 1) ERA: 4.75	1.1 1.1 1.1 1.1	6 1 0 0	1 0 0 1	1 0 0 0	0 0 14 26	0 0 14 26	0 0 14 26	0 0 14 26	0 0 14 26	0 0 14 26	0 0 14 26	0 0 14 26	0 0 14 26	0 0 14 26	0 0 14 26	0 0 14 26	0 0 14 26	0 0 14 26	0 0 14 26	0 0 14 26	0 0 14 26	0 0 14 26	0 0 14 26



Batter	1	2	3	4	5	6	7	8	9	AB	R	H	RBI	BB	SO	LOB	TOP					
Don Blasingame, L (1,4) OBP: 0.313, SLG: 0.309	F6			G5-4-3 1B		F4			1-3	4	0	1	0	0	0	2	<p>San Francisco Giants @ Los Angeles Dodgers Los Angeles Memorial Coliseum, Los Angeles, CA</p> <p>Wed Jul 06 1960, 10:05 PM EDT Att: 51,863 - Unknown</p> <p>AB 29 R 0 H 3 RBI 0 BB 0 SO 7 LOB 5</p> 					
Jim Davenport, R (1,5) OBP: 0.335, SLG: 0.399	K			G5-4-3 1-2f		FC5			F8	4	0	0	0	0	1	3						
Willie Mays, R (1,8) OBP: 0.429, SLG: 0.659	6-3			K						3	0	0	0	0	2	0						
Willie Kirkland, L (1,9) OBP: 0.364, SLG: 0.520		K			F9				K	3	0	0	0	0	2	0						
Orlando Cepeda, R (1,7) OBP: 0.308, SLG: 0.519		K			4-3				F8	3	0	0	0	0	1	0						
Willie McCovey, L (1,3) OBP: 0.379, SLG: 0.482		4-3			F7				4-3	3	0	0	0	0	0	0						
Andre Rodgers, R (1,6) OBP: 0.308, SLG: 0.331				6-3		K			6-3	3	0	0	0	0	1	0						
Hobie Landrith, L (1,2) OBP: 0.266, SLG: 0.224				F5		FC5 1B			4-3	3	0	1	0	0	0	0						
Billy O'Dell, S (1,1) OBP: 0.355, SLG: 0.200				F8		1-2			3-1	1	0	0	0	0	0	0						
Billy Loes, R (5,1) OBP: 0.250, SLG: 0.250										0	0	0	0	0	0	0						
Jim Marshall, L (6,PH) OBP: 0.303, SLG: 0.400										1	0	1	0	0	0	0						
Georges Maranda, R (6,1) OBP: 0.333, SLG: 0.333										0	0	0	0	0	0	0						
Dale Long, L (9,PH) OBP: 0.255, SLG: 0.271										1	0	0	0	0	0	0						
Inning Stats	R: 0 E: 0 K: 1 S: 11	H: 0 LOB: 0 BB: 0 P: 19	R: 0 E: 0 K: 2 S: 8	H: 0 LOB: 0 BB: 0 P: 14	R: 0 E: 0 K: 0 S: 7	H: 0 LOB: 0 BB: 0 P: 12	R: 0 E: 0 K: 1 S: 8	H: 1 LOB: 0 BB: 0 P: 8	R: 0 E: 0 K: 0 S: 6	H: 0 LOB: 0 BB: 0 P: 7	R: 0 E: 0 K: 1 S: 12	H: 2 LOB: 2 BB: 0 P: 20	R: 0 E: 0 K: 2 S: 10	H: 0 LOB: 0 BB: 0 P: 17	R: 0 E: 0 K: 0 S: 5	H: 0 LOB: 0 BB: 0 P: 8	R: 0 E: 0 K: 0 S: 7	H: 0 LOB: 0 BB: 0 P: 11	1B: 3 2B: 0 3B: 0 HR: 0	SF: 0 SAC: 0 DP: 1 HBP: 0	WP: 0 PB: 0 SB: 0 CS: 0	PA: 29
PITCHER Stan Williams, R (1,1) ERA: 2.32	IP: 9.0 WLS: W BF: 29 H: 3 R: 0 ER: 0 SO: 7 BB: 0 IBB: 0 HBP: 0 BLK: 0 WP: 0 HR: 0 S: 74 P: 116 ERA: 0.00 WHIP: 0.333															PITCHER						

Batter	1	2	3	4	5	6	7	8	9	AB	R	H	RBI	BB	SO	LOB	BOTTOM			
Maury Wills, S (1,6) OBP: 0.367, SLG: 0.350	B1-3	F9		G5-4-3 BB		1B HR BB			6-3	3	1	0	0	2	0	1	<p>San Francisco Giants @ Los Angeles Dodgers Los Angeles Memorial Coliseum, Los Angeles, CA</p> <p>Wed Jul 06 1960, 10:05 PM EDT Att: 51,863 - Unknown</p> <p>AB 35 R 10 H 13 RBI 9 BB 6 SO 7 LOB 13</p> 			
Jim Gilliam, S (1,5) OBP: 0.395, SLG: 0.373	1B 1B		F7	G5-4-3 1-2f		F5			G3	5	1	1	0	0	0	2				
Charlie Neal, R (1,4) OBP: 0.336, SLG: 0.391	K			1B		1B G6-4-3			6-3	5	2	3	0	0	1	1				
Frank Howard, R (1,9) OBP: 0.356, SLG: 0.503	1B		F7			1B G6-4-3				4	1	3	3	1	0	1				
Gil Hodges, R (1,3) OBP: 0.253, SLG: 0.340	FC6-4 1B		K			G6-4-3 1-2f			K	5	0	1	1	0	3	3				
Tommy Davis, R (1,8) OBP: 0.254, SLG: 0.290	FC6-4 1-2f			5-3		S BB			F4	3	0	0	0	1	0	2				
Chuck Essegian, R (1,7) OBP: 0.356, SLG: 0.375		F3		1B HR BB		1-2 BB			HR 1B	2	2	1	0	2	0	0				
Norm Sherry, R (1,2) OBP: 0.381, SLG: 0.596				1-2 HR 1B		K			HR	4	2	3	2	0	1	2				
Stan Williams, R (1,1) OBP: 0.091, SLG: 0.182		F8		1-1 HR		K			K	4	1	1	3	0	2	1				
Inning Stats	R: 1 E: 0 K: 1 S: 10	H: 3 LOB: 2 BB: 0 P: 18	R: 0 E: 0 K: 0 S: 9	H: 1 LOB: 1 BB: 0 P: 13	R: 0 E: 0 K: 1 S: 9	H: 1 LOB: 1 BB: 0 P: 11	R: 3 E: 0 K: 0 S: 11	H: 2 LOB: 0 BB: 2 P: 24	R: 1 E: 0 K: 1 S: 10	H: 2 LOB: 2 BB: 2 P: 24	R: 3 E: 0 K: 2 S: 17	H: 2 LOB: 0 BB: 1 P: 26	R: 2 E: 0 K: 1 S: 11	H: 2 LOB: 0 BB: 0 P: 16	R: 0 E: 0 K: 1 S: 5	H: 0 LOB: 1 BB: 1 P: 12		1B: 10 2B: 0 3B: 0 HR: 3	SF: 0 SAC: 0 DP: 2 HBP: 0	WP: 0 PB: 0 SB: 1 CS: 0
PITCHER Billy O'Dell, L (1,1) ERA: 2.57	IP: 4.0 WLS: L BF: 22 H: 5 R: 5 ER: 4 SO: 2 BB: 2 IBB: 0 HBP: 0 BLK: 0 WP: 0 HR: 1 S: 42 P: 72 ERA: 9.00 WHIP: 2.750															PITCHER				
Billy Loes, R (5,1) ERA: 9.25	IP: 1.0 WLS: L BF: 4 H: 0 R: 0 ER: 0 SO: 1 BB: 2 IBB: 0 HBP: 0 BLK: 0 WP: 0 HR: 0 S: 7 P: 18 ERA: 0.00 WHIP: 2.000																			
Georges Maranda, R (6,1) ERA: 5.23	IP: 3.0 WLS: L BF: 15 H: 4 R: 5 ER: 5 SO: 4 BB: 2 IBB: 0 HBP: 0 BLK: 0 WP: 0 HR: 2 S: 33 P: 54 ERA: 15.00 WHIP: 2.000																			

Batter	1	2	3	4	5	6	7	8	9	AB	R	H	RBI	BB	SO	LOB	TOP			
Richie Ashburn, L (1, 7) OBP: 0.457, SLG: 0.374	4-2 BB		0-0 14 1B		1-2 F5		4-2 BB		3-2 FC5-4 1B	3	0	2	0	2	0	0	Chicago Cubs @ Los Angeles Dodgers Los Angeles Memorial Coliseum, Los Angeles, CA Thu Jul 07 1960, 10:05 PM EDT Att: 21,279 - Unknown			
Danny Murphy, L (1, 8) OBP: 0.197, SLG: 0.175 Joe Schaffernoth, R (7, 1)	2-3 K		1-3 K		3-2 BB 14 HBP 1B		0-3 K		1-2 FC5-4 1B	4	0	1	0	0	3	4				
Bob Will, L (9, PH) OBP: 0.328, SLG: 0.412									1-2	0	0	0	0	0	0	1				
14 Ernie Banks, R (1, 6) OBP: 0.378, SLG: 0.606 Don Zimmer, R (5, PR) (5, 6)	1-1 F7		0-2 1B		1-0 BB HBP		1-1 G5-3			2	0	1	0	0	0	1				
Ed Bouchee, L (1, 3) OBP: 0.358, SLG: 0.310	0-0 4-3		3-3 K		4-1 1-2 2-3 BB				2-3 K	3	0	0	0	1	2	3				
George Altman, L (1, 9) OBP: 0.357, SLG: 0.520		1-2 HR	3-2 G3		0-3 K				0-1 F7	4	1	1	1	0	1	5				
Ron Santo, R (1, 5) OBP: 0.328, SLG: 0.396		2-1 6-3		0-3 K		2-0 G1-6-3 1B			2-2 1B	4	0	2	0	0	1	0				
Jerry Kindall, R (1, 4) OBP: 0.301, SLG: 0.397		1-1 6-3		0-0 6-3		0-1 G1-6-3 1-2			0-0 5-3	4	0	0	0	0	0	2				
El Tappe, R (1, 2) OBP: 0.370, SLG: 0.364		2-2 2B		1-2 5-3		0-3 K			2-1 6-3	4	0	1	0	0	1	0				
Mark Freeman, R (1, 1) OBP: 0.235, SLG: 0.188 Earl Averill, R (5, PH) Seth Morehead, L (5, 1) Frank Thomas, R (7, 7) OBP: 0.294, SLG: 0.439	0-1 6-3				1-0 F3		4-2 G5-3 BB BB		0-0 F8	1	0	0	0	0	0	1				
Inning Stats	R: 0 E: 0 K: 1 S: 9	H: 0 LOB: 1 BB: 1 P: 16	R: 1 E: 0 K: 0 S: 13	H: 2 LOB: 1 BB: 0 P: 19	R: 0 E: 0 K: 2 S: 15	H: 2 LOB: 2 BB: 0 P: 22	R: 0 E: 0 K: 1 S: 7	H: 1 LOB: 3 BB: 1 P: 8	R: 0 E: 0 K: 1 S: 6	H: 1 LOB: 1 BB: 2 P: 8	R: 0 E: 0 K: 1 S: 11	H: 0 LOB: 1 BB: 2 P: 20	R: 0 E: 0 K: 1 S: 13	H: 1 LOB: 1 BB: 0 P: 17	R: 0 E: 0 K: 0 S: 10	H: 1 LOB: 1 BB: 0 P: 16	1B: 6 2B: 1 3B: 0 HR: 1	SF: 0 SAC: 0 DP: 2 HBP: 1	WP: 0 PB: 0 SB: 0 CS: 0	PA: 38
PITCHER Don Drysdale, R (1, 1) ERA: 3.31	IP: 9.0 WLS: W BF: 38 H: 8 R: 1 ER: 1 SO: 8 BB: 4 IBB: 0 HBP: 1 BLK: 0 WP: 0 HR: 1 S: 96 P: 148 ERA: 1.00 WHIP: 1.333															PITCHER	IP: 9.0 WLS: W BF: 38 H: 8 R: 1 ER: 1 SO: 8 BB: 4 IBB: 0 HBP: 1 BLK: 0 WP: 0 HR: 1 S: 96 P: 148 ERA: 1.00 WHIP: 1.333			





Batter	1	2	3	4	5	6	7	8	9	AB	R	H	RBI	BB	SO	LOB	BOTTOM			
Jim Gilliam, S (1, 5) OBP: 0.395, SLG: 0.375	2-3 K			0-1 2B 2B		0-0 1-3		1-2 L7		4	1	1	1	1	1	1	Chicago Cubs @ Los Angeles Dodgers Los Angeles Memorial Coliseum, Los Angeles, CA Thu Jul 07 1960, 10:05 PM EDT Att: 21,279 - Unknown			
Wally Moon, L (1, 7) OBP: 0.359, SLG: 0.438	0-1 CS 1B			4-0 2B BB		0-0 F4		1-3 K		4	1	1	0	1	1	3				
Norm Larker, L (1, 3) OBP: 0.391, SLG: 0.472 Gil Hodges, R (6, PH) (7, 3) OBP: 0.252, SLG: 0.338	5-1 1B BB			0-1 1B 2B		2-2 F3				2	1	1	2	1	0	2				
Frank Howard, R (1, 9) OBP: 0.358, SLG: 0.503	1-0 3B 1B			3-3 K K		3-2 BB 1B				4	1	2	0	0	2	1				
Duke Snider, L (1, 8) OBP: 0.347, SLG: 0.518	3-2 1B 3B			1-0 F9		2-2 HR		2-3 K		4	2	2	3	0	1	1				
Charlie Neal, R (1, 4) OBP: 0.334, SLG: 0.389	0-0 FC5-4 1B			1-3 K		0-0 L8		0-2 F2		4	0	1	1	0	1	1				
Norm Sherry, R (1, 2) OBP: 0.385, SLG: 0.583	0-0 FC5-4			4-1 FC6-4 BB		3-2 F6		4-2 BB		2	0	0	0	2	0	1				
Maury Wills, S (1, 6) OBP: 0.364, SLG: 0.348				1-0 FC6-4 2B		0-1 F9		3-2 1-3		4	1	1	0	0	0	3				
Don Drysdale, R (1, 1) OBP: 0.213, SLG: 0.289	1-1 SH3-4 1B			2-3 K		3-1 2B		1-3 K		3	0	1	0	0	2	1				
Inning Stats	R: 3 E: 0 K: 1 S: 13	H: 4 LOB: 1 BB: 1 P: 23	R: 0 E: 0 K: 0 S: 7	H: 1 LOB: 2 BB: 1 P: 14	R: 0 E: 0 K: 2 S: 7	H: 0 LOB: 0 BB: 0 P: 12	R: 3 E: 0 K: 2 S: 12	H: 2 LOB: 1 BB: 2 P: 25	R: 1 E: 0 K: 0 S: 10	H: 1 LOB: 0 BB: 0 P: 15	R: 0 E: 0 K: 0 S: 7	H: 1 LOB: 1 BB: 0 P: 12	R: 0 E: 0 K: 1 S: 15	H: 1 LOB: 2 BB: 1 P: 27	R: 0 E: 0 K: 2 S: 9	H: 0 LOB: 0 BB: 0 P: 12		1B: 5 2B: 3 3B: 1 HR: 1	SF: 0 SAC: 1 DP: 0 HBP: 0	WP: 0 PB: 0 SB: 1 CS: 1
PITCHER Mark Freeman, R (1, 1) ERA: 6.6 Seth Morehead, L (5, 1) ERA: 3.62 Joe Schaffernoth, R (7, 1) ERA: 3.95	IP: 4.0 WLS: L BF: 22 H: 7 R: 6 ER: 6 SO: 5 BB: 4 IBB: 0 HBP: 0 BLK: 0 WP: 0 HR: 0 S: 39 P: 74 ERA: 13.50 WHIP: 2.750															PITCHER	IP: 4.0 WLS: L BF: 22 H: 7 R: 6 ER: 6 SO: 5 BB: 4 IBB: 0 HBP: 0 BLK: 0 WP: 0 HR: 0 S: 39 P: 74 ERA: 13.50 WHIP: 2.750			



Batter	1	2	3	4	5	6	7	8	9	AB	R	H	RBI	BB	SO	LOB	TOP										
Julian Javier, R OBP: 0.306, SLG: 0.378 Walt Moryn, L OBP: 0.331, SLG: 0.363 Alex Grammas, R OBP: 0.246, SLG: 0.250	1-1 HR		0-0 4-3		3-2 6-3	1-3 K		3-2 F6		3	1	1	1	0	0	0	St. Louis Cardinals @ Los Angeles Dodgers Los Angeles Memorial Coliseum, Los Angeles, CA Sat Jul 09 1960, 10:05 PM EDT Att: 43,161 - Unknown livebaseballscorecards.com										
Joe Cunningham, L OBP: 0.392, SLG: 0.425	3-1 4-3		1-2 G3		0-0 1B		2-1 3B		0-0 F7	5	1	2	0	0	0	0											
Ken Boyer, R OBP: 0.334, SLG: 0.528	1-2 1B		2-2 6-3		1-0 1B		1-2 F7		3-2 HR	5	1	3	1	0	0	1											
Bob Nieman, R OBP: 0.364, SLG: 0.449 John Glenn, R OBP: 0.296, SLG: 0.385	1-2 1B			0-0 SH2-3 BB	2-2 FC6		3-0 3B		2-0 F8	5	0	2	1	0	0	2											
Daryl Spencer, R OBP: 0.369, SLG: 0.466	1-3 K			4-2 SH2-3 BB		2-2 HR		2-2 5-3	0-1 5-3	4	1	1	1	1	1	2											
Bill White, L OBP: 0.360, SLG: 0.498	2-2 G3			0-0 SH2-3		0-0 HR		0-0 4-3		3	0	1	0	0	0	2											
Curt Flood, R OBP: 0.301, SLG: 0.378		0-1 G6-4-3 1B		1-0 F9		4-2 3-1 BB		2-2 1B		3	0	2	0	1	0	2											
Hal Smith, R OBP: 0.284, SLG: 0.284 Carl Sawatski, L OBP: 0.288, SLG: 0.321		0-0 G6-4-3		1-0 5-3		0-3 K		4-2 1B		2	0	0	0	0	0	3											
Darrell Johnson, R OBP: 0.211, SLG: 0.167	1-2 F7			1-0 5-3		1-2 3-1		0-3 K		1	0	0	0	0	0	2											
Ernie Broglio, R OBP: 0.321, SLG: 0.280 George Crowe, L OBP: 0.291, SLG: 0.349 Lindy McDaniel, R OBP: 0.211, SLG: 0.167		1-2 F7		1-0 F5		1-2 3-1		0-3 K		2	0	0	0	0	0	0											
Inning Stats	R: 1 E: 0 K: 1 S: 17	H: 3 LOB: 2 BB: 0 P: 26	R: 0 E: 0 K: 0 S: 7	H: 1 LOB: 0 BB: 0 P: 8	R: 0 E: 0 K: 0 S: 7	H: 0 LOB: 0 BB: 0 P: 10	R: 0 E: 1 K: 0 S: 9	H: 2 LOB: 2 BB: 0 P: 16	R: 1 E: 0 K: 2 S: 17	H: 2 LOB: 2 BB: 1 P: 25	R: 1 E: 0 K: 0 S: 10	H: 2 LOB: 0 BB: 0 P: 18	R: 0 E: 0 K: 1 S: 13	H: 1 LOB: 2 BB: 0 P: 22	R: 1 E: 0 K: 0 S: 8	H: 1 LOB: 0 BB: 0 P: 13	1B: 7 2B: 1 3B: 1 HR: 3	SF: 0 SAC: 1 DP: 1 HBP: 0	WP: 0 PB: 0 SB: 0 CS: 0	PA: 41							
PITCHER	IP	WLS	BF	H	R	ER	SO	BB	IBB	HBP	BLK	WP	HR	S	P	ERA	WHIP										
Johnny Podres, L ERA: 2.86 Larry Sherry, R ERA: 4.86	(1, 1) 5.0		25	8	2	2	1	2	0	0	0	0	2	54	86	3.60	2.000										
(6, 1) 4.0	L	16	4	2	2	3	1	0	0	0	0	0	1	41	65	4.50	1.250										

Batter	1	2	3	4	5	6	7	8	9	AB	R	H	RBI	BB	SO	LOB	BOTTOM											
Jim Gilliam, S OBP: 0.393, SLG: 0.370	4-1 HR	1-1 F7		3-1 F8		1-1 F9			1-0 FC5-6 1B	4	1	1	0	1	0	2	St. Louis Cardinals @ Los Angeles Dodgers Los Angeles Memorial Coliseum, Los Angeles, CA Sat Jul 09 1960, 10:05 PM EDT Att: 43,161 - Unknown livebaseballscorecards.com											
Wally Moon, L OBP: 0.358, SLG: 0.446	1-3 K	0-0 1B		0-0 E4 CS		0-0 F8			0-0 FC5-6 FC6-4	5	0	1	0	0	1	2												
Norm Larker, L OBP: 0.378, SLG: 0.454	1-1 4-3	0-0 G3		3-1 F9		0-1 L8			1-0 F9	5	0	0	0	0	0	5												
Frank Howard, R OBP: 0.362, SLG: 0.518	1-1 HR		1-3 K		1-3 K		1-0 1B		1-1 FC6-4	5	1	2	2	0	2	1												
Duke Snider, L OBP: 0.349, SLG: 0.521	4-1 BB		3-1 2B FC6-5 1B		3-3 K		2-3 K			3	1	1	0	1	2	1												
Charlie Neal, R OBP: 0.333, SLG: 0.388	4-1 FC5-4 BB		2-1 FC6-5 2B		1-1 L9			0-0 F7		3	0	1	0	1	0	0												
Norm Sherry, R OBP: 0.371, SLG: 0.549	1-0 FC5-4		4-0 FC6-5 IBB		1-2 L8			0-0 F9		3	0	0	0	1	0	2												
Maury Wills, S OBP: 0.358, SLG: 0.341		0-1 B5-3		1-1 FC6-5		0-0 5-3		2-1 E5		4	0	0	1	0	0	2												
Johnny Podres, L OBP: 0.239, SLG: 0.128 Larry Sherry, R OBP: 0.238, SLG: 0.450		1-0 1B		1-2 3-1		2-1 3B		3-1 F9		2	0	1	0	0	0	2												
		1-2 1B		1-2 3-1						2	0	1	0	0	0	1												
Inning Stats	R: 2 E: 0 K: 1 S: 11	H: 1 LOB: 2 BB: 3 P: 27	R: 0 E: 0 K: 0 S: 7	H: 2 LOB: 0 BB: 0 P: 9	R: 1 E: 0 K: 1 S: 12	H: 2 LOB: 1 BB: 1 P: 24	R: 0 E: 1 K: 0 S: 5	H: 0 LOB: 0 BB: 0 P: 11	R: 0 E: 0 K: 2 S: 8	H: 0 LOB: 0 BB: 0 P: 13	R: 0 E: 0 K: 0 S: 8	H: 1 LOB: 1 BB: 0 P: 12	R: 0 E: 0 K: 1 S: 7	H: 1 LOB: 1 BB: 0 P: 10	R: 0 E: 1 K: 0 S: 6	H: 0 LOB: 1 BB: 0 P: 11	R: 0 E: 0 K: 0 S: 5	H: 1 LOB: 1 BB: 0 P: 8	1B: 5 2B: 1 3B: 1 HR: 1	SF: 0 SAC: 0 DP: 0 HBP: 0	WP: 0 PB: 0 SB: 0 CS: 1	PA: 40						
PITCHER	IP	WLS	BF	H	R	ER	SO	BB	IBB	HBP	BLK	WP	HR	S	P	ERA	WHIP											
Ernie Broglio, R ERA: 3.0 Lindy McDaniel, R ERA: 2.99	(1, 1) 5.0		24	3	0	3	4	3	1	0	0	0	0	1	43	84	5.40	1.600										
(6, 1) 4.0	W	16	3	0	0	1	0	0	0	0	0	0	0	26	41	0.00	0.750											

Batter	1	2	3	4	5	6	7	8	9	AB	R	H	RBI	BB	SO	LOB	TOP										
Julian Javier, R OBP: 0.303, SLG: 0.390 (1, 4)	1-1 F8	3-2 FC5		1-1 FC5-4		0-1 HR		1-0 6-3		5	1	1	1	0	0	3	St. Louis Cardinals @ Los Angeles Dodgers Los Angeles Memorial Coliseum, Los Angeles, CA Sun Jul 10 1960, 6:33 AM EDT Att: 26,653 - Unknown AB 33 R 7 H 6 RBI 7 BB 7 SO 4 LOB 19 										
Joe Cunningham, L OBP: 0.395, SLG: 0.427 (1, 9)	2-2 1B	0-0 G3		0-0 F7		1-1 4-3		2-1 G3		1	1	1	0	0	0	0											
Walt Moryn, L OBP: 0.323, SLG: 0.353 (1, 9)										4	0	0	0	0	0	3											
Bill White, L OBP: 0.358, SLG: 0.494 (1, 3)	0-2 HR		0-0 E8 WP		1-1 G3	3-2 F8		1-1 F8		5	2	1	0	0	0	0											
Stan Musial, L OBP: 0.398, SLG: 0.487 (1, 7)	2-1 HR		3-1 F8		4-2 BB	1-1 F7			1-0 1-3	4	2	2	4	1	0	0											
Ken Boyer, R OBP: 0.332, SLG: 0.520 (1, 5)	2-3 HR		0-1 F9		4-1 BB	1-2 BB	3-2 E5 S		1-2 F7	4	1	0	0	1	1	1											
Daryl Spencer, R OBP: 0.365, SLG: 0.463 (1, 6)	1-3 K		0-0 F8		1-1 BB	1-3 1B	4-2 S		3-2 5-3	4	0	1	1	1	1	1											
Curt Flood, R OBP: 0.300, SLG: 0.372 (1, 8)		1-1 FC3-5 HBP	2-1 F6		1-3 K	1-3 K	0-1 F7			3	0	0	0	0	1	5											
Hal Smith, R OBP: 0.297, SLG: 0.284 (7, PH)		4-0 FC5 FC3-5		4-0 FC5-4			4-0 IBB			0	0	0	0	3	0	0											
Carl Sawatski, L OBP: 0.294, SLG: 0.321 (7, 2)		1-2 BB					3-1 IBB			0	0	0	0	1	0	0											
Ron Kline, R OBP: 0.183, SLG: 0.103 (1, 1)		0-0 FC3-5		0-3 K		3-2 5-3		3-1 SF9-6-3		1	0	0	0	0	0	2											
Inning Stats	R: 3 E: 0 K: 2 S: 18	H: 3 LOB: 0 BB: 0 P: 26	R: 0 E: 0 K: 0 S: 6	H: 0 LOB: 2 BB: 1 P: 14	R: 1 E: 1 K: 0 S: 8	H: 1 LOB: 1 BB: 0 P: 13	R: 0 E: 0 K: 1 S: 6	H: 0 LOB: 1 BB: 1 P: 11	R: 1 E: 0 K: 1 S: 13	H: 1 LOB: 3 BB: 3 P: 31	R: 1 E: 1 K: 0 S: 9	H: 0 LOB: 1 BB: 2 P: 14	R: 1 E: 1 K: 0 S: 10	H: 0 LOB: 1 BB: 2 P: 24	R: 0 E: 0 K: 0 S: 5	H: 0 LOB: 0 BB: 0 P: 9	R: 0 E: 0 K: 0 S: 7	H: 0 LOB: 0 BB: 0 P: 12	1B: 4 2B: 1 3B: 0 HR: 2	SF: 1 SAC: 0 DP: 1 HBP: 1	WP: 1 PB: 0 SB: 2 CS: 0	PA: 42					
PITCHER	IP	WLS	BF	H	R	ER	SO	BB	IBB	HBP	BLK	WP	HR	S	P	ERA	WHIP										
Stan Williams, R ERA: 2.55 (1, 1)	4.1		24	5	5	4	3	4	0	1	0	1	1	45	81	8.31	2.077										
Ed Palmquist, R ERA: 2.31 (5, 1)	1.2		7	1	1	1	1	0	1	0	0	0	1	15	28	5.40	6.000										
Sandy Koufax, L ERA: 4.83 (7, 1)	0.0		2	0	1	0	0	1	0	0	0	0	0	6	13	∞	∞										
Ed Roebuck, R ERA: 1.94 (7, 1)	3.0	W	9	0	0	0	0	0	1	0	0	0	0	16	32	0.00	0.000										

Batter	1	2	3	4	5	6	7	8	9	AB	R	H	RBI	BB	SO	LOB	BOTTOM										
Jim Gilliam, S OBP: 0.391, SLG: 0.365 (1, 5)	3-2 5-3	2-1 FC5-2			0-0 F6	4-1 BB	1-2 L6			4	1	0	0	1	0	4	St. Louis Cardinals @ Los Angeles Dodgers Los Angeles Memorial Coliseum, Los Angeles, CA Sun Jul 10 1960, 6:33 AM EDT Att: 26,653 - Unknown AB 40 R 11 H 16 RBI 11 BB 5 SO 4 LOB 23 										
Wally Moon, L OBP: 0.356, SLG: 0.445 (1, 7)	1-0 G3	0-3 K			1-2 1B	1-0 F7		2-1 3-1		5	1	1	0	0	1	5											
Norm Larker, L OBP: 0.368, SLG: 0.463 (1, 3)	4-0 HR		0-0 4-3		0-0 FC6-4	4-1 1B	2-0 2B	2-0 2B		3	1	2	1	2	0	0											
Joe Pignatano, R OBP: 0.320, SLG: 0.333 (6, PR)					2-H 1B	1-2 2-3				0	1	0	0	0	0	0											
Gil Hodges, R OBP: 0.252, SLG: 0.338 (9, 3)					2-3 K	2-0 FC5-4	1-2 1B	1-0 HR		5	2	3	5	0	1	1											
Frank Howard, R OBP: 0.367, SLG: 0.539 (1, 9)	2-2 HR		1-0 5-3		1-2 2-H 3-H	2-0 FC5-4	1-2 1B	2-H 2B		1	0	0	0	0	0	0											
Duke Snider, L OBP: 0.347, SLG: 0.517 (1, 8)	1-2 5-3		1-1 1B		0-2 FC6-4	1-2 FC5-4		1-1 HR		1	0	0	0	0	0	0											
Tommy Davis, R OBP: 0.263, SLG: 0.324 (3, PH)					1-2 1B	1-2 1B		2-H HR		4	1	2	2	0	0	3											
Charlie Neal, R OBP: 0.338, SLG: 0.389 (1, 4)		0-0 1B	2-2 2-3		4-0 FC3-6	1-0 5-3	0-1 1B	0-1 1B		4	1	2	0	1	0	1											
Norm Sherry, R OBP: 0.386, SLG: 0.589 (1, 2)		0-2 FC5-2		0-1 5-3		0-1 FC3-6	0-1 HR	1-0 1B		5	1	4	1	0	0	0											
Maury Wills, S OBP: 0.354, SLG: 0.338 (1, 6)		3-2 FC5-2		2-1 5-3		1-2 FC3-6	0-2 1-3	2-3 K		5	1	1	0	0	1	4											
Stan Williams, R OBP: 0.086, SLG: 0.171 (1, 1)		1-3 K		2-2 4-3		3-2 BB	4-0 BB	0-0 4-3		2	0	0	0	0	1	3											
Inning Stats	R: 2 E: 0 K: 0 S: 11	H: 1 LOB: 1 BB: 1 P: 22	R: 0 E: 0 K: 2 S: 17	H: 3 LOB: 0 BB: 0 P: 23	R: 0 E: 0 K: 0 S: 7	H: 1 LOB: 1 BB: 0 P: 11	R: 0 E: 0 K: 0 S: 7	H: 0 LOB: 0 BB: 0 P: 11	R: 1 E: 0 K: 1 S: 12	H: 2 LOB: 1 BB: 0 P: 15	R: 4 E: 0 K: 0 S: 15	H: 3 LOB: 2 BB: 3 P: 35	R: 1 E: 0 K: 0 S: 12	H: 1 LOB: 1 BB: 1 P: 18	R: 3 E: 0 K: 1 S: 14	H: 5 LOB: 2 BB: 0 P: 23	1B: 9 2B: 4 3B: 0 HR: 3	SF: 0 SAC: 0 DP: 0 HBP: 0	WP: 0 PB: 1 SB: 0 CS: 0	PA: 45							
PITCHER	IP	WLS	BF	H	R	ER	SO	BB	IBB	HBP	BLK	WP	HR	S	P	ERA	WHIP										
Ron Kline, R ERA: 5.74 (1, 1)	1.0		7	3	2	2	0	1	0	0	0	0	0	47	72	8.31	1.615										
Larry Jackson, R ERA: 3.04 (2, 1)	4.1		20	6	4	4	3	1	0	0	0	0	0	3	12	0.00	6.000										
Ernie Broglio, R ERA: 3.09 (6, 1)	0.1		3	0	0	0	0	2	0	0	0	0	0	4	7	27.00	3.000										
Lindy McDaniel, R ERA: 2.57 (6, 1)	0.1		2	1	1	1	0	0	0	0	0	0	0	4	7	27.00	3.000										
Bob Dilliba, R ERA: 4.2 (7, 1)	1.1	L	11	6	4	4	0	1	0	0	0	0	2	21	34	27.00	5.250										

Batter	1	2	3	4	5	6	7	8	9	AB	R	H	RBI	BB	SO	LOB	TOP					
Jim Gilliam, S OBP: 0.388, SLG: 0.362 (1, 5)	F9	F7	1-3		E6					5	0	1	0	0	0	3	Los Angeles Dodgers @ San Francisco Giants Candlestick Park, San Francisco, CA Fri Jul 15 1960, 10:05 PM EDT Att: 35,622 - Unknown					
Wally Moon, L OBP: 0.356, SLG: 0.442 (1, 7)	5-3 1B	1B			F5	F7	F8			4	2	1	0	1	0	3						
Norm Larker, L OBP: 0.395, SLG: 0.466 Gil Hodges, R OBP: 0.250, SLG: 0.336 (7, 3)	5-3 1B	1B			1B	BB	F8	F8		3	1	2	1	1	0	0						
Frank Howard, R OBP: 0.368, SLG: 0.555 (1, 9)	5-3	1B			F9		HR	K		5	1	2	1	0	1	3						
Duke Snider, L OBP: 0.354, SLG: 0.520 (1, 8)	2B				4-3			K		5	1	3	2	0	1	0						
Charlie Neal, R OBP: 0.338, SLG: 0.397 (1, 4)	2B				F9				K	5	0	2	0	0	1	3						
John Roseboro, L OBP: 0.324, SLG: 0.391 (1, 2)	IBB				L3			F2		4	0	0	0	1	2	3						
Maury Wills, S OBP: 0.351, SLG: 0.332 (1, 6)	4-3				F9			L5		4	0	0	0	1	0	3						
Don Drysdale, R OBP: 0.216, SLG: 0.292 Ed Roebuck, R OBP: 0.294, SLG: 0.313 (8, 1)		K			SF8			G1		3	0	1	1	0	1	0						
Inning Stats	R: 2 E: 0 K: 0 S: 13	H: 3 LOB: 3 BB: 2 P: 27	R: 1 E: 0 K: 1 S: 11	H: 3 LOB: 2 BB: 0 P: 18	R: 1 E: 1 K: 1 S: 10	H: 1 LOB: 2 BB: 1 P: 19	R: 0 E: 0 K: 0 S: 12	H: 1 LOB: 2 BB: 1 P: 22	R: 0 E: 1 K: 0 S: 11	H: 1 LOB: 1 BB: 0 P: 13	R: 0 E: 0 K: 0 S: 12	H: 2 LOB: 1 BB: 0 P: 15	R: 0 E: 0 K: 2 S: 6	H: 1 LOB: 1 BB: 0 P: 10	R: 0 E: 0 K: 1 S: 7	H: 0 LOB: 0 BB: 0 P: 10	R: 0 E: 0 K: 1 S: 5	H: 0 LOB: 0 BB: 0 P: 9	1B: 8 2B: 3 3B: 0 HR: 1	SF: 1 SAC: 0 DP: 0 HBP: 0	WP: 0 PB: 1 SB: 0 CS: 0	PA: 44
PITCHER	IP	WLS	BF	H	R	ER	SO	BB	IBB	HBP	BLK	WP	HR	S	P	ERA	WHIP					
Sam Jones, R ERA: 3.24 (1, 1)	2.0	L	13	6	3	3	1	1	1	0	0	0	0	24	45	13.50	3.500					
Billy O'Dell, L ERA: 2.53 (3, 1)	5.0		25	6	2	1	2	1	1	0	0	0	1	51	79	1.80	1.400					
Billy Loes, R ERA: 7.07 (8, 1)	2.0		6	0	0	0	3	0	0	0	0	0	0	12	19	0.00	0.000					

Batter	1	2	3	4	5	6	7	8	9	AB	R	H	RBI	BB	SO	LOB	BOTTOM					
Jim Davenport, R OBP: 0.326, SLG: 0.382 Jim Marshall, L OBP: 0.270, SLG: 0.353 (9, FH)	FC1-4 1B		K		L4			F8	K	4	0	1	0	0	1	2	Los Angeles Dodgers @ San Francisco Giants Candlestick Park, San Francisco, CA Fri Jul 15 1960, 10:05 PM EDT Att: 35,622 - Unknown					
Don Blasingame, L OBP: 0.318, SLG: 0.318 (1, 4)	F7				G3 E 2B	F6		1B		3	2	1	0	1	0	1						
Willie Mays, R OBP: 0.416, SLG: 0.629 (1, 8)	FC1-4 CS				F6	F6		K		4	0	0	0	0	1	3						
Willie McCovey, L OBP: 0.372, SLG: 0.478 (1, 3)	CS	FC6-2 3B			G3	F2		1B		4	0	2	0	0	0	1						
Orlando Cepeda, R OBP: 0.315, SLG: 0.521 (1, 7)		FC6-2 L4-3						F8		4	0	2	2	0	0	1						
Willie Kirkland, L OBP: 0.348, SLG: 0.488 (8, 1)	L4-3				F2			K	3-1	4	0	0	0	0	1	4						
Hobie Landrith, L OBP: 0.286, SLG: 0.245 (1, 2)					2B	F9		2B	1B	4	1	2	0	0	0	0						
Eddie Bressoud, R OBP: 0.283, SLG: 0.382 (1, 6)					F7			K	K	4	0	1	1	0	2	1						
Sam Jones, R OBP: 0.199, SLG: 0.186 (3, 1) Billy O'Dell, S OBP: 0.263, SLG: 0.195 (7, PH) Dave Philley, S OBP: 0.282, SLG: 0.342 (8, 1) Billy Loes, R OBP: 0.262, SLG: 0.290 (9, PH) Dale Long, L OBP: 0.262, SLG: 0.280 (9, PH) Felipe Alou, R OBP: 0.274, SLG: 0.310 (9, PH)					K			F3		0	0	0	0	0	0	0						
Inning Stats	R: 0 E: 0 K: 0 S: 8	H: 1 LOB: 0 BB: 0 P: 13	R: 0 E: 0 K: 0 S: 5	H: 1 LOB: 0 BB: 0 P: 7	R: 0 E: 0 K: 2 S: 15	H: 1 LOB: 1 BB: 0 P: 22	R: 1 E: 1 K: 0 S: 11	H: 1 LOB: 1 BB: 1 P: 18	R: 0 E: 0 K: 1 S: 9	H: 0 LOB: 1 BB: 1 P: 14	R: 0 E: 0 K: 0 S: 8	H: 0 LOB: 0 BB: 0 P: 12	R: 1 E: 0 K: 1 S: 14	H: 2 LOB: 1 BB: 0 P: 20	R: 1 E: 0 K: 1 S: 12	H: 3 LOB: 2 BB: 0 P: 13	R: 0 E: 0 K: 2 S: 12	H: 1 LOB: 1 BB: 0 P: 21	1B: 6 2B: 4 3B: 1 HR: 0	SF: 0 SAC: 0 DP: 1 HBP: 0	WP: 0 PB: 0 SB: 0 CS: 1	PA: 38
PITCHER	IP	WLS	BF	H	R	ER	SO	BB	IBB	HBP	BLK	WP	HR	S	P	ERA	WHIP					
Don Drysdale, R ERA: 3.32 (1, 1)	7.2	W	32	9	3	3	5	2	0	0	0	0	0	81	117	3.52	1.435					
Ed Roebuck, R ERA: 1.9 (8, 1)	1.1	S	5	1	0	0	2	0	0	0	0	0	0	13	23	0.00	0.750					

Batter	1	2	3	4	5	6	7	8	9	AB	R	H	RBI	BB	SO	LOB	TOP										
Jim Gilliam, S OBP: 0.386, SLG: 0.360 (1, 5)	F4		1-3		K		1B BB		F7	5	1	1	0	0	1	2	Los Angeles Dodgers @ San Francisco Giants Candlestick Park, San Francisco, CA Sun Jul 17 1960, 6:33 AM EDT Att: 36,253 - Unknown										
Tommy Davis, R OBP: 0.260, SLG: 0.313 (1, 8)	1-3			F8	L8		1B BB		F7	4	1	0	0	1	0	2											
Charlie Neal, R OBP: 0.341, SLG: 0.398 (1, 4)	F8			WP E			1B BB		E6	5	1	3	1	0	0	0											
Frank Howard, R OBP: 0.365, SLG: 0.541 (1, 9)		F8		F2			1B BB		K2-3	4	0	1	1	1	1	2											
Gil Hodges, R OBP: 0.248, SLG: 0.333 Norm Larker, L (7, PH) OBP: 0.397, SLG: 0.469 (7, 3)				E1			1B BB			3	0	1	0	0	0	1											
Chuck Essegian, R OBP: 0.340, SLG: 0.378 (1, 7)				2H F2			1B BB			1	0	1	1	0	0	0											
Norm Sherry, R OBP: 0.384, SLG: 0.577 (1, 2)				F2			1B BB			4	0	0	0	0	0	6											
Maury Wills, S OBP: 0.352, SLG: 0.327 (1, 6)			5-3				1B BB		L9	4	0	1	0	0	1	1											
Johnny Podres, L OBP: 0.236, SLG: 0.128 Larry Sherry, R OBP: 0.238, SLG: 0.450 Ed Palmquist, R (2, 1)							1B BB			0	0	0	0	0	0	0											
Bob Lillis, R Sandy Koufax, R Joe Pignatano, R Ed Roebuck, R (5, PH) (5, 1) (7, PH) (7, 1)							1B BB			0	0	0	0	0	0	0											
Inning Stats	R: 0 E: 0 K: 0 S: 7	H: 0 LOB: 0 BB: 0 P: 10	R: 0 E: 0 K: 0 S: 7	H: 1 LOB: 1 BB: 0 P: 9	R: 0 E: 0 K: 1 S: 6	H: 0 LOB: 0 BB: 0 P: 7	R: 1 E: 1 K: 0 S: 13	H: 1 LOB: 1 BB: 0 P: 18	R: 0 E: 0 K: 1 S: 9	H: 0 LOB: 2 BB: 1 P: 16	R: 0 E: 0 K: 0 S: 4	H: 0 LOB: 1 BB: 1 P: 9	R: 3 E: 0 K: 1 S: 16	H: 5 LOB: 3 BB: 1 P: 30	R: 0 E: 0 K: 0 S: 10	H: 0 LOB: 0 BB: 0 P: 14	R: 0 E: 1 K: 1 S: 10	H: 1 LOB: 1 BB: 0 P: 13	1B: 9 2B: 0 3B: 0 HR: 0	SF: 0 SAC: 1 DP: 0 HBP: 0	WP: 1 PB: 0 SB: 0 CS: 0	PA: 40					
PITCHER	IP	WLS	BF	H	R	ER	SO	BB	IBB	HBP	BLK	WP	HR	S	P	ERA	WHIP										
Mike McCormick, L ERA: 2.58 (1, 1)	6.2		30	6	4	3	3	3	0	0	0	1	0	55	88	4.05	1.350										
Sam Jones, R ERA: 3.24 (7, 1)	0.0	1	1	0	0	0	0	0	0	0	0	0	0	3	5	∞	∞										
Billy O'Dell, L ERA: 2.59 (7, 1)	2.0	W	8	2	0	0	0	0	0	0	0	0	0	21	29	0.00	1.000										
Billy Loes, R ERA: 6.99 (9, 1)	0.1	S	1	0	0	0	1	0	0	0	0	0	0	3	4	0.00	0.000										

Batter	1	2	3	4	5	6	7	8	9	AB	R	H	RBI	BB	SO	LOB	BOTTOM										
Eddie Bressoud, R OBP: 0.293, SLG: 0.390 (1, 6)	1B	FC5-2 BB				FC6-4 BB		K		4	2	2	1	1	1	1	Los Angeles Dodgers @ San Francisco Giants Candlestick Park, San Francisco, CA Sun Jul 17 1960, 6:33 AM EDT Att: 36,253 - Unknown										
Don Blasingame, L OBP: 0.321, SLG: 0.318 Joey Amalfitano, R (6, PH) OBP: 0.321, SLG: 0.341 (7, 4)	1B	BB FC3-2 BB		F9		BB		E6		2	0	1	1	1	0	1											
Willie Mays, R OBP: 0.414, SLG: 0.627 (1, 8)	1B	FC5-2 FC3-2 BB		F7		BB		3B		5	0	2	2	0	0	6											
Dave Philley, S OBP: 0.277, SLG: 0.326 (1, 7)	K	FC3-2 BB		F8		1B		4-3		4	0	1	1	1	1	4											
Felipe Alou, R OBP: 0.207, SLG: 0.305 Willie Kirkland, L (2, PH) OBP: 0.346, SLG: 0.485 (3, 9)	K	FC3-2				K		FC3-6 FC4-6		1	0	0	0	0	1	2											
Andre Rodgers, R OBP: 0.287, SLG: 0.294 Jim Marshall, L OBP: 0.263, SLG: 0.343 (6, 3)	F8	K			K			FC4-6 1B		3	0	0	0	0	2	5											
Jim Davenport, R OBP: 0.323, SLG: 0.376 (1, 5)		E BB 1B		F7	5-3			FC5-4 1B		4	1	2	0	0	0	0											
Bob Schmidt, R OBP: 0.321, SLG: 0.377 (1, 2)		BB E BB 1B		F2		K		FC5-4		4	1	1	0	0	1	2											
Mike McCormick, L OBP: 0.255, SLG: 0.286 Sam Jones, R OBP: 0.159, SLG: 0.186 Billy O'Dell, S OBP: 0.343, SLG: 0.179 Billy Loes, R OBP: 0.250, SLG: 0.250 (1, 1) (7, 1) (7, 1) (9, 1)		E5		K		FC6-4 1B		K		3	0	1	0	0	1	2											
Inning Stats	R: 1 E: 0 K: 2 S: 18	H: 3 LOB: 2 BB: 0 P: 29	R: 3 E: 1 K: 1 S: 21	H: 2 LOB: 3 BB: 3 P: 40	R: 0 E: 0 K: 1 S: 11	H: 0 LOB: 0 BB: 0 P: 13	R: 0 E: 0 K: 0 S: 7	H: 1 LOB: 1 BB: 0 P: 9	R: 0 E: 0 K: 2 S: 9	H: 0 LOB: 0 BB: 0 P: 15	R: 0 E: 0 K: 1 S: 8	H: 1 LOB: 2 BB: 1 P: 16	R: 0 E: 0 K: 0 S: 9	H: 2 LOB: 2 BB: 0 P: 13	R: 1 E: 1 K: 2 S: 13	H: 1 LOB: 1 BB: 0 P: 16		1B: 9 2B: 0 3B: 1 HR: 0	SF: 0 SAC: 0 DP: 0 HBP: 0	WP: 0 PB: 0 SB: 0 CS: 0	PA: 40						
PITCHER	IP	WLS	BF	H	R	ER	SO	BB	IBB	HBP	BLK	WP	HR	S	P	ERA	WHIP										
Johnny Podres, L ERA: 2.97 (1, 1)	1.0		8	5	3	2	2	0	0	0	0	0	0	22	34	18.00	5.000										
Larry Sherry, R ERA: 4.83 (2, 1)	0.1	5	0	1	0	0	0	3	0	0	0	0	0	11	25	0.00	9.000										
Ed Palmquist, R ERA: 1.88 (2, 1)	2.2	9	1	0	0	2	0	0	0	0	0	0	0	24	32	0.00	0.375										
Sandy Koufax, L ERA: 4.72 (5, 1)	2.0	8	1	0	0	3	1	0	0	0	0	0	0	17	31	0.00	1.000										
Ed Roebuck, R ERA: 1.84 (7, 1)	2.0	L	10	3	1	0	2	0	0	0	0	0	0	22	29	0.00	1.500										



Batter	1	2	3	4	5	6	7	8	9	AB	R	H	RBI	BB	SO	LOB	TOP			
Bill Virdon, L OBP: 0.350, SLG: 0.412 (1, 8)	0-1 1B	0-0 HR		2-2 2B			0-1 3-1		1-1 F8	5	2	3	3	0	0	1	Pittsburgh Pirates @ Los Angeles Dodgers Los Angeles Memorial Coliseum, Los Angeles, CA Tue Jul 19 1960, 10:05 PM EDT Att: 51,438 - Unknown livebaseballscorecards.com			
Dick Groat, R OBP: 0.370, SLG: 0.394 (1, 6)	0-0 1B	1-1 6-3			1-1 6-3		1-2 F9		2-2 5-3	5	0	1	1	0	0	1				
Bob Skinner, L OBP: 0.387, SLG: 0.500 (1, 7)	0-2 L8			2-0 F2	0-0 1B		2-3 K		0-2 F7	5	0	1	0	0	1	3				
Dick Stuart, R OBP: 0.298, SLG: 0.454 (1, 3)	2-0 1B			0-3 K	1-1 1B			3-0 FC7-4 1B		4	0	3	0	0	1	0				
Roberto Clemente, R OBP: 0.363, SLG: 0.452 (1, 9)	0-2 F3			2-1 F2	1-0 5-3			1-2 F7		4	0	0	0	0	0	4				
Hal Smith, R OBP: 0.352, SLG: 0.491 (1, 2)	1-0 F9			1-0 CS 1B		2-1 F9		1-1 FC7-4 BB		4	0	1	0	0	0	3				
Joe Christopher, R OBP: 0.174, SLG: 0.143 (8, PR)										0	0	0	0	0	0	0				
Bob Oldis, R OBP: 0.200, SLG: 0.200 (8, 2)										0	0	0	0	0	0	0				
Don Hoak, R OBP: 0.370, SLG: 0.414 (1, 5)		1-3 K		3-1 2B 1B		2-1 1B		4-2 1B BB		3	1	2	0	1	1	0				
Bill Mazerowski, R OBP: 0.286, SLG: 0.388 (1, 4)	0-1 4-3 HR 1B			2-3 K	0-0 F9			0-0 F8		4	1	1	0	0	1	4				
Bob Friend, R OBP: 0.169, SLG: 0.075 (1, 1)	0-2 4-3			4-1 2B BB		2-2 F3		0-1 5-3 1B		2	0	0	0	1	0	2				
Fred Green, R OBP: 0.371, SLG: 1.500 (7, 1)										0	0	0	0	0	0	0				
Smoky Burgess, L OBP: 0.361, SLG: 0.443 (9, PH)										1	0	1	0	0	0	0				
Dick Schofield, S OBP: 0.378, SLG: 0.233 (9, PR)	1-3									0	0	0	0	0	0	0				
Inning Stats	R: 1 E: 0 K: 0 S: 11	H: 3 LOB: 2 BB: 0 P: 14	R: 2 E: 1 K: 1 S: 11	H: 2 LOB: 0 BB: 0 P: 13	R: 0 E: 0 K: 1 S: 6	H: 0 LOB: 2 BB: 0 P: 10	R: 1 E: 0 K: 1 S: 11	H: 3 LOB: 2 BB: 1 P: 23	R: 0 E: 0 K: 0 S: 8	H: 1 LOB: 1 BB: 0 P: 14	R: 0 E: 0 K: 1 S: 8	H: 0 LOB: 0 BB: 0 P: 11	R: 0 E: 0 K: 0 S: 11	H: 1 LOB: 2 BB: 1 P: 20	R: 0 E: 0 K: 0 S: 11	H: 1 LOB: 2 BB: 0 P: 14	1B: 10 2B: 2 3B: 0 HR: 1	SF: 0 SAC: 0 DP: 0 HBP: 0	WP: 0 PB: 0 SB: 0 CS: 1	PA: 39
PITCHER	IP	WLS	BF	H	R	ER	SO	BB	IBB	HBP	BLK	WP	HR	S	P	ERA	WHIP			
Don Drysdale, R ERA: 3.46 (1, 1)	2.0		11	5	3	3	1	0	0	0	0	0	1	22	27	13.50	2.500			
Larry Sherry, R ERA: 4.65 (3, 1)	5.0	W	19	6	1	1	3	1	0	0	0	0	0	39	67	1.80	1.400			
Ed Roebuck, R ERA: 1.79 (8, 1)	2.0	S	9	2	0	0	0	1	0	0	0	0	0	22	34	0.00	1.500			

Batter	1	2	3	4	5	6	7	8	9	AB	R	H	RBI	BB	SO	LOB	BOTTOM			
Jim Gilliam, S OBP: 0.385, SLG: 0.359 (1, 5)	1-2 3-1		3-2 L5		0-0 F8		0-1 HR 1B			4	1	1	1	0	0	0	Pittsburgh Pirates @ Los Angeles Dodgers Los Angeles Memorial Coliseum, Los Angeles, CA Tue Jul 19 1960, 10:05 PM EDT Att: 51,438 - Unknown livebaseballscorecards.com			
Wally Moon, L OBP: 0.365, SLG: 0.453 (1, 7)	0-1 4-3		2-0 FC6-4 1B			1-1 2B 1B	2-2 F7			4	1	2	0	0	0	1				
Norm Larker, L OBP: 0.404, SLG: 0.490 (1, 3)	0-1 1B		2-1 F9			0-0 2B 4-3 1B	2-0 HR			4	2	3	2	0	0	1				
Frank Howard, R OBP: 0.363, SLG: 0.541 (1, 9)	1-3 K		0-1 FC6-4			1-2 4-3 2B	1-3 K			4	0	1	1	0	2	2				
Duke Snider, L OBP: 0.360, SLG: 0.510 (1, 8)		0-1 1-3		0-0 G4-3 1B		3-1 F7		0-3 K		4	0	1	0	0	1	2				
Charlie Neal, R OBP: 0.337, SLG: 0.393 (1, 4)		0-2 F4		0-0 G4-3		1-2 4-3		0-0 5-3		4	0	0	1	0	0	2				
Norm Sherry, R OBP: 0.380, SLG: 0.565 (1, 2)		0-0 1B 1B		1-3 K		2-3 3B 1-3 K		3-3 K		4	0	1	0	0	3	1				
Maury Wills, S OBP: 0.356, SLG: 0.332 (1, 6)		0-1 1-2 1B			1-1 6-3		1-2 F8 WP 1B 1B			3	1	2	0	0	0	0				
Don Drysdale, R OBP: 0.216, SLG: 0.292 (1, 1)		0-0 F9			0-1 F8		1-1 F8			0	0	0	0	0	0	0				
Chuck Essegian, R OBP: 0.333, SLG: 0.370 (2, PH)										1	0	0	0	0	0	2				
Larry Sherry, R OBP: 0.227, SLG: 0.429 (3, 1)										1	0	0	0	0	0	0				
John Roseboro, L OBP: 0.321, SLG: 0.391 (7, PH)										1	0	0	0	0	0	1				
Ed Roebuck, R OBP: 0.276, SLG: 0.294 (8, 1)										0	0	0	0	0	0	0				
Inning Stats	R: 0 E: 0 K: 1 S: 10	H: 1 LOB: 1 BB: 0 P: 12	R: 0 E: 0 K: 0 S: 10	H: 2 LOB: 2 BB: 0 P: 10	R: 0 E: 0 K: 1 S: 5	H: 1 LOB: 1 BB: 0 P: 6	R: 0 E: 0 K: 1 S: 5	H: 1 LOB: 1 BB: 0 P: 6	R: 0 E: 0 K: 0 S: 5	H: 0 LOB: 0 BB: 0 P: 6	R: 2 E: 0 K: 1 S: 14	H: 3 LOB: 1 BB: 0 P: 21	R: 3 E: 0 K: 1 S: 15	H: 3 LOB: 0 BB: 0 P: 22	R: 0 E: 0 K: 2 S: 7	H: 0 LOB: 0 BB: 0 P: 10	1B: 9 2B: 1 3B: 0 HR: 1	SF: 0 SAC: 0 DP: 1 HBP: 0	WP: 1 PB: 0 SB: 0 CS: 0	PA: 34
PITCHER	IP	WLS	BF	H	R	ER	SO	BB	IBB	HBP	BLK	WP	HR	S	P	ERA	WHIP			
Bob Friend, R ERA: 3.08 (1, 1)	6.1		28	10	4	4	3	0	0	0	0	0	1	0	63	5.68	1.579			
Fred Green, L ERA: 3.73 (7, 1)	1.2	L	6	1	1	1	3	0	0	0	0	0	1	15	23	5.40	0.600			



Batter	1	2	3	4	5	6	7	8	9	10	11	AB	R	H	RBI	BB	SO	LOB	TOP			
Bill Virdon, L OBP: 0.347, SLG: 0.404 (1, 8)	4-0 1B BB		2-2 F8		0-0 4-3		2-1 6-3			1-3 K		4	0	0	0	1	1	1				
Dick Groat, R OBP: 0.365, SLG: 0.389 (1, 6)	0-3 K			1-2 6-3	1-1 L9			1-2 F5		3-2 5-3		5	0	0	0	0	1	2				
Bob Skinner, L OBP: 0.390, SLG: 0.500 (1, 7)	1-0 G6-4-3 1B					3-3 K		1-3 K		4-0 1B BB IBB		4	1	2	0	1	2	0				
Dick Stuart, R OBP: 0.300, SLG: 0.449 (1, 3)	0-0 G6-4-3 1-2f			4-2 FC1-6 BB	1-2 BB			1-3 K		4-2 1B BB		3	0	0	0	2	1	2				
Roberto Clemente, R OBP: 0.363, SLG: 0.452 (1, 9)		3-2 3-1		0-1 FC1-6 HR	1-2f HR			0-0 1B 1B		0-1 6-3	3-2 1B	5	1	2	1	0	0	2				
Hal Smith, R OBP: 0.359, SLG: 0.530 (1, 2)	1-3 K			0-2 HR	1-2 FC4-6 1B			2-2 HR		1-3 K		5	2	3	4	0	2	3				
Don Hoak, R OBP: 0.367, SLG: 0.411 (1, 5)	2-0 F4			1-0 1B				0-0 FC4-6 1-2f		0-1 F4		5	0	1	0	0	0	2				
Bill Mazeroski, R OBP: 0.282, SLG: 0.381 (1, 4)			0-0 F6	1-3 K				3-2 5-3		0-0 1-3		5	0	0	0	0	2	1				
George Witt, R Roy Face, R OBP: 0.222, SLG: 0.222 (7, 1)			2-3 K				1-1 4-3			2-0 BB 1B 5-3 1B	0-0 F8	3	0	0	0	0	2	0				
Inning Stats	R: 0 E: 0 K: 1 S: 5	H: 1 LOB: 1 BB: 1 P: 10	R: 0 E: 0 K: 1 S: 8	H: 0 LOB: 0 BB: 0 P: 14	R: 0 E: 0 K: 1 S: 8	H: 0 LOB: 0 BB: 0 P: 12	R: 3 E: 0 K: 1 S: 15	H: 3 LOB: 1 BB: 1 P: 23	R: 0 E: 0 K: 1 S: 7	H: 0 LOB: 0 BB: 0 P: 13	R: 0 E: 0 K: 2 S: 10	H: 0 LOB: 0 BB: 0 P: 13	R: 1 E: 0 K: 0 S: 9	H: 1 LOB: 0 BB: 0 P: 11	R: 1 E: 0 K: 2 S: 16	H: 2 LOB: 3 BB: 2 P: 34	R: 0 E: 0 K: 1 S: 7	H: 0 LOB: 0 BB: 0 P: 9	1B: 7 2B: 0 3B: 0 HR: 2	SF: 0 SAC: 0 DP: 1 HBP: 0	WP: 0 PB: 0 SB: 0 CS: 0	PA: 45
PITCHER	IP 9.0	WLS 7	BF 35	H 7	R 4	ER 4	SO 8	BB 2	IBB 0	HBP 0	BLK 0	WP 0	HR 2	S 77	P 117	ERA 4.00	WHIP 1.000					
Stan Williams, R ERA: 2.54 (1, 1)	1.0	7	2	1	1	2	1	1	0	0	0	0	0	16	34	9.00	3.000					
Ed Roebuck, R ERA: 1.89 (10, 1)	1.0	W	3	0	0	0	1	0	0	0	0	0	0	7	9	0.00	0.000					
Roger Craig, R ERA: 4.55 (11, 1)																						

Pittsburgh Pirates @ Los Angeles Dodgers
Los Angeles Memorial Coliseum, Los Angeles, CA
Wed Jul 20 1960, 10:05 PM EDT
Att: 51,301 - Unknown

livebaseballscorecards.com

AB 41
R 5
H 9
RBI 5
BB 4
SO 11
LOB 13



Batter	1	2	3	4	5	6	7	8	9	10	11	AB	R	H	RBI	BB	SO	LOB	BOTTOM							
Jim Gilliam, S OBP: 0.380, SLG: 0.355 (1, 5)	3-3 K		3-2 F6		0-0 SH5-4		2-0 SF7		1-1 F5	1-2 4-3		4	0	0	1	0	1	4								
Wally Moon, L OBP: 0.364, SLG: 0.448 (1, 7)	2-0 6-3		2-2 6-3		2-2 6-3		3-1 K		4-0 IBB		2-0 SH2-4 HR 1B	5	1	1	1	1	1	1								
Norm Larker, L OBP: 0.401, SLG: 0.485 (1, 3)	0-3 K			1-0 G3	0-1 1B			0-1 4-3		3-1 F8		4	0	1	1	0	1	0								
Gil Hodges, R OBP: 0.247, SLG: 0.331 (9, 3)					2-1 1B						3-1 SH2-4	1	0	0	0	0	0	2								
Frank Howard, R OBP: 0.368, SLG: 0.542 (1, 9)		1-2 6-3		0-0 FC3-6 1B		0-0 5-3		0-1 6-3 BB 1B		2-2 FC1-6 1B		5	0	3	0	0	0	0								
Tommy Davis, R OBP: 0.299, SLG: 0.345 (10, PR)											0-0 HR	1	1	1	2	0	0	0								
Duke Snider, L OBP: 0.366, SLG: 0.525 (1, 8)		3-2 HR		2-1 FC3-6 1B	1-2f 1B		4-2 BB		4-2 6-3 BB		0-0 FC1-6 1B	3	2	1	1	2	0	2								
Charlie Neal, R OBP: 0.341, SLG: 0.396 (1, 4)		2-2 FC5-4 1B		0-0 1B	1-3 1B			0-0 6-3		0-0 1B 1B		5	0	3	0	0	0	3								
Norm Sherry, R OBP: 0.373, SLG: 0.550 (1, 2)		0-3 K		1-0 F8		0-0 F8		1-2 2-3 K		0-0 1B 1B		5	0	1	1	0	2	6								
Maury Wills, S OBP: 0.364, SLG: 0.343 (1, 6)		2-0 FC5-4			1-2 SH5-4 1B		4-2 SH1-3 S BB		2-2 2B	0-0 1B		4	2	3	0	1	0	1								
Stan Williams, R OBP: 0.098, SLG: 0.171 (1, 1)			2-1 G3		1-2 SH5-4 1B		2-2 SH1-3		1-2 F6	0-2 F2		2	1	1	0	0	0	0								
John Roseboro, L OBP: 0.319, SLG: 0.389 (9, PH)												1	0	0	0	0	0	1								
Ed Roebuck, R OBP: 0.278, SLG: 0.294 (10, PH)												0	0	0	0	0	0	0								
Chuck Essegian, R OBP: 0.327, SLG: 0.362 (10, PH)												1	0	0	0	0	0	3								
Roger Craig, R OBP: 0.162, SLG: 0.100 (11, 1)												0	0	0	0	0	0	0								
Inning Stats	R: 0 E: 0 K: 2 S: 7	H: 0 LOB: 0 BB: 0 P: 12	R: 1 E: 0 K: 1 S: 13	H: 2 LOB: 1 BB: 0 P: 21	R: 0 E: 0 K: 0 S: 8	H: 0 LOB: 0 BB: 0 P: 15	R: 0 E: 0 K: 0 S: 6	H: 2 LOB: 2 BB: 0 P: 10	R: 2 E: 0 K: 0 S: 12	H: 3 LOB: 1 BB: 0 P: 16	R: 0 E: 0 K: 0 S: 6	H: 0 LOB: 1 BB: 1 P: 11	R: 1 E: 0 K: 1 S: 9	H: 0 LOB: 0 BB: 1 P: 18	R: 0 E: 0 K: 1 S: 11	H: 1 LOB: 2 BB: 1 P: 17	R: 0 E: 0 K: 0 S: 11	H: 1 LOB: 2 BB: 1 P: 22	R: 1 E: 0 K: 0 S: 15	H: 4 LOB: 3 BB: 0 P: 18	R: 2 E: 0 K: 0 S: 4	H: 2 LOB: 0 BB: 0 P: 9	1B: 12 2B: 1 3B: 0 HR: 2	SF: 1 SAC: 3 DP: 0 HBP: 0	WP: 0 PB: 0 SB: 2 CS: 0	PA: 49
PITCHER	IP 6.1	WLS 4	BF 27	H 7	R 3	ER 4	SO 3	BB 2	IBB 0	HBP 0	BLK 0	WP 0	HR 1	S 57	P 96	ERA 5.68	WHIP 1.421									
George Witt, R ERA: 5.11 (1, 1)	4.0	L	22	8	3	3	2	1	1	0	0	0	1	45	73	6.75	2.250									
Roy Face, R ERA: 3.18 (7, 1)																										

Pittsburgh Pirates @ Los Angeles Dodgers
Los Angeles Memorial Coliseum, Los Angeles, CA
Wed Jul 20 1960, 10:05 PM EDT
Att: 51,301 - Unknown

livebaseballscorecards.com


AB 41
R 7
H 15
RBI 7
BB 4
SO 5
LOB 23



Batter	1	2	3	4	5	6	7	8	9	AB	R	H	RBI	BB	SO	LOB	TOP										
Joe Christopher, R (1,7) OBP: 0.148, SLG: 0.120 Rocky Nelson, L (9,3) OBP: 0.417, SLG: 0.564	1-2 1-3		1-2 E5 1B		1-2 F9			3-2 6-3		4	1	0	0	0	0	1											
Dick Groat, R (1,6) OBP: 0.387, SLG: 0.387	1-2 1-3		0-0 1B		0-0 F6			0-0 F7		4	0	1	0	0	0	0											
Roberto Clemente, R (1,9) OBP: 0.362, SLG: 0.449	1-0 6-3		0-1 1B		3-2 F9			0-3 K		4	0	1	2	0	1	0											
Dick Stuart, R (1,3) OBP: 0.302, SLG: 0.453 Bill Virdon, L (9, PR) OBP: 0.347, SLG: 0.404		1-0 4-3	1-2 G6-3 1B		3-3 K			3-2 G4-6-3 1B		4	0	2	0	0	1	2											
Gino Cimoli, R (1,8) OBP: 0.354, SLG: 0.343	1-2 4-3			2-0 F4				2-2 G4-6-3		4	0	0	0	0	0	2											
Hal Smith, R (1,2) OBP: 0.362, SLG: 0.565	0-1 6-3			0-0 HR				2-3 K		4	2	2	2	0	1	2											
Don Hoak, R (1,5) OBP: 0.364, SLG: 0.407	1-0 6-3			3-2 2-3				0-0 6-3		3	0	0	0	0	0	1											
Bill Mazerowski, R (1,4) OBP: 0.282, SLG: 0.381			1-0 1B	1-1 5-3				2-2 2-3		3	1	1	0	0	0	0											
Vern Law, R (1,1) OBP: 0.197, SLG: 0.271			3-2 F3		0-0 1-3			1-3 K		3	0	0	0	0	1	1											
Inning Stats	R: 0 E: 0 K: 0 S: 7	H: 0 LOB: 0 BB: 0 P: 10	R: 0 E: 0 K: 0 S: 7	H: 1 LOB: 1 BB: 0 P: 10	R: 2 E: 1 K: 0 S: 13	H: 3 LOB: 1 BB: 0 P: 19	R: 1 E: 0 K: 0 S: 7	H: 1 LOB: 0 BB: 0 P: 13	R: 0 E: 0 K: 1 S: 11	H: 0 LOB: 0 BB: 0 P: 18	R: 1 E: 0 K: 1 S: 10	H: 1 LOB: 0 BB: 0 P: 13	R: 0 E: 0 K: 1 S: 13	H: 0 LOB: 0 BB: 0 P: 16	R: 0 E: 0 K: 1 S: 13	H: 1 LOB: 1 BB: 0 P: 19	1B: 4 2B: 1 3B: 0 HR: 2	SF: 0 SAC: 0 DP: 2 HBP: 0	WP: 0 PB: 0 SB: 0 CS: 0	PA: 33							
PITCHER	IP	WLS	BF	H	R	ER	SO	BB	IBB	HBP	BLK	WP	HR	S	P	ERA	WHIP										
Johnny Podres, L (1,1) ERA: 3.01	7.0	L	27	6	4	3	2	0	0	0	0	0	2	60	89	3.86	0.857										
Sandy Koufax, L (8,1) ERA: 4.62	2.0		6	1	0	0	2	0	0	0	0	0	0	26	35	0.00	0.500										

Pittsburgh Pirates @ Los Angeles Dodgers
Los Angeles Memorial Coliseum, Los Angeles, CA
Thu Jul 21 1960, 10:05 PM EDT
Att: 51,193 - Unknown

AB	33
R	4
H	7
RBI	4
BB	0
SO	4
LOB	9



Batter	1	2	3	4	5	6	7	8	9	AB	R	H	RBI	BB	SO	LOB	BOTTOM										
Jim Gilliam, S (1,5) OBP: 0.376, SLG: 0.350	2-0 F4	1-0 G3			1-0 F9			0-1 F8		4	0	0	0	0	0	2											
Wally Moon, L (1,7) OBP: 0.363, SLG: 0.449	1-1 3-1		0-2 F7		0-1 1-3			2-1 1-3		4	0	1	0	0	0	0											
Norm Larker, L (1,3) OBP: 0.398, SLG: 0.478	1-2 3-1		4-0 BB			1-2 F8		0-0 F8		3	0	0	0	1	0	1											
Frank Howard, R (1,9) OBP: 0.362, SLG: 0.532	1-3 K		1-2 F5			0-1 5-3			0-0 5-3	4	0	0	0	1	2												
Duke Snider, L (1,8) OBP: 0.374, SLG: 0.534		1-1 1B	2-2 F8		4-2 FC6-4			0-0 2B		3	1	2	0	1	0	1											
Charlie Neal, R (1,4) OBP: 0.338, SLG: 0.392		0-0 SH1-4		0-1 6-3		2-2 FC6-4		0-1 6-3		3	0	0	0	0	0	2											
Norm Sherry, R (1,2) OBP: 0.365, SLG: 0.537 Irv Noren, L (9, PH) OBP: 0.273, SLG: 0.111		2-3 K		1-3 K			0-0 F7		1-3 K	3	0	0	0	0	2	1											
Maury Wills, S (1,6) OBP: 0.364, SLG: 0.343		3-2 1B		2-2 5-3			1-2 5-3			3	0	1	0	0	0	0											
Johnny Podres, L (1,1) OBP: 0.250, SLG: 0.146 Tommy Davis, R (7, PH) OBP: 0.264, SLG: 0.342 Sandy Koufax, R (8,1) OBP: 0.242, SLG: 0.167		3-2 1B		2-3 K			0-1 6-3			2	0	1	1	0	1	0											
Inning Stats	R: 0 E: 0 K: 1 S: 10	H: 1 LOB: 1 BB: 0 P: 15	R: 1 E: 0 K: 1 S: 17	H: 3 LOB: 2 BB: 0 P: 27	R: 0 E: 0 K: 1 S: 12	H: 0 LOB: 1 BB: 1 P: 19	R: 0 E: 0 K: 1 S: 8	H: 0 LOB: 0 BB: 0 P: 11	R: 0 E: 0 K: 1 S: 6	H: 0 LOB: 0 BB: 0 P: 9	R: 0 E: 0 K: 0 S: 11	H: 0 LOB: 1 BB: 1 P: 18	R: 0 E: 0 K: 0 S: 6	H: 0 LOB: 0 BB: 0 P: 7	R: 0 E: 0 K: 0 S: 5	H: 0 LOB: 0 BB: 0 P: 7	R: 0 E: 0 K: 1 S: 7	H: 1 LOB: 1 BB: 0 P: 8	1B: 3 2B: 2 3B: 0 HR: 0	SF: 0 SAC: 1 DP: 0 HBP: 0	WP: 0 PB: 0 SB: 0 CS: 0	PA: 34					
PITCHER	IP	WLS	BF	H	R	ER	SO	BB	IBB	HBP	BLK	WP	HR	S	P	ERA	WHIP										
Vern Law, R (1,1) ERA: 2.88	9.0	W	34	5	1	1	5	2	0	0	0	0	0	82	121	1.00	0.778										

Pittsburgh Pirates @ Los Angeles Dodgers
Los Angeles Memorial Coliseum, Los Angeles, CA
Thu Jul 21 1960, 10:05 PM EDT
Att: 51,193 - Unknown

AB	31
R	1
H	5
RBI	1
BB	2
SO	5
LOB	10



Batter	1	2	3	4	5	6	7	8	9	AB	R	H	RBI	BB	SO	LOB	TOP			
Tony Taylor, R (1,4) OBP: 0.351, SLG: 0.416										4	0	2	0	0	2	1	Philadelphia Phillies @ Los Angeles Dodgers Los Angeles Memorial Coliseum, Los Angeles, CA Fri Jul 22 1960, 10:05 PM EDT Att: 21,335 - Unknown livebaseballscorecards.com			
Tony Gonzalez, L (1,8) OBP: 0.269, SLG: 0.434										4	0	0	0	0	3	2				
Johnny Callison, L (1,7) OBP: 0.371, SLG: 0.452										4	0	1	0	0	1	1				
Pancho Herrera, R (1,3) OBP: 0.361, SLG: 0.510										4	0	0	0	0	3	1				
Clay Dalrymple, L (1,2) OBP: 0.368, SLG: 0.377										2	0	0	0	1	0	1				
Ken Walters, R (1,9) OBP: 0.302, SLG: 0.403										3	0	0	0	0	0	1				
Joe Morgan, L (1,5) OBP: 0.203, SLG: 0.217										3	0	1	0	0	0	1				
Ruben Amaro, R (1,6) OBP: 0.324, SLG: 0.293									2	0	0	0	0	2	0					
Tony Curry, L (8, PH) OBP: 0.320, SLG: 0.451									1	0	0	0	0	1	1					
Bobby Makmus, R (8,6) OBP: 0.227, SLG: 0.235									0	0	0	0	0	0	0					
Gene Conley, R (1,1) OBP: 0.152, SLG: 0.250										2	0	0	0	0	1	0				
Lee Walls, R (8, PH) OBP: 0.338, SLG: 0.341									1	0	0	0	0	1	1					
Turk Farrell, R (8,1) OBP: 0.333, SLG: 0.364									0	0	0	0	0	0	0					
Inning Stats	R: 0 H: 0 E: 0 K: 2 S: 7	H: 0 LOB: 0 BB: 0 P: 11	R: 0 H: 0 E: 0 K: 1 S: 12	H: 0 LOB: 1 BB: 1 P: 20	R: 0 H: 1 E: 0 K: 2 S: 11	H: 1 LOB: 0 BB: 0 P: 15	R: 0 H: 1 E: 0 K: 1 S: 8	H: 0 LOB: 0 BB: 0 P: 12	R: 0 H: 1 E: 0 K: 1 S: 7	H: 1 LOB: 1 BB: 0 P: 8	R: 0 H: 0 E: 0 K: 0 S: 7	H: 0 LOB: 0 BB: 0 P: 11	R: 0 H: 1 E: 0 K: 3 S: 11	H: 1 LOB: 0 BB: 0 P: 15	R: 0 H: 0 E: 0 K: 3 S: 9	H: 0 LOB: 0 BB: 0 P: 10	1B: 2 2B: 2 3B: 0 HR: 0	SF: 0 SAC: 0 DP: 1 HBP: 0	WP: 0 PB: 0 SB: 1 CS: 0	PA: 31
PITCHER Don Drysdale, R (1,1) ERA: 3.26	IP: 9.0 WLS: W BF: 31 H: 4 R: 0 ER: 0 SO: 14 BB: 1 IBB: 0 HBP: 0 BLK: 0 WP: 0 HR: 0 S: 81 P: 114 ERA: 0.00 WHIP: 0.556															PITCHER				

Batter	1	2	3	4	5	6	7	8	9	AB	R	H	RBI	BB	SO	LOB	BOTTOM			
Jim Gilliam, S (1,5) OBP: 0.375, SLG: 0.349										4	0	1	0	0	0	0	Philadelphia Phillies @ Los Angeles Dodgers Los Angeles Memorial Coliseum, Los Angeles, CA Fri Jul 22 1960, 10:05 PM EDT Att: 21,335 - Unknown livebaseballscorecards.com			
Wally Moon, L (1,7) OBP: 0.368, SLG: 0.451										3	0	2	0	1	0	2				
Norm Larker, L (1,3) OBP: 0.400, SLG: 0.476										1	0	0	1	1	0	1				
Gil Hodges, R (9,3) OBP: 0.247, SLG: 0.331										0	0	0	0	0	0	0				
Frank Howard, R (1,9) OBP: 0.360, SLG: 0.540										4	1	1	1	0	0	4				
Duke Snider, L (1,8) OBP: 0.373, SLG: 0.536										3	0	1	0	0	1	2				
Charlie Neal, R (1,4) OBP: 0.338, SLG: 0.392										3	0	1	0	0	0	1				
John Roseboro, L (1,2) OBP: 0.314, SLG: 0.382										3	0	0	0	0	0	3				
Maury Wills, S (1,6) OBP: 0.360, SLG: 0.339										3	0	0	0	0	1	1				
Don Drysdale, R (1,1) OBP: 0.222, SLG: 0.314										3	1	1	0	0	0	0				
Inning Stats	R: 0 H: 0 E: 0 K: 0 S: 3	H: 2 LOB: 1 BB: 0 P: 7	R: 1 H: 2 E: 0 K: 1 S: 12	H: 2 LOB: 0 BB: 0 P: 18	R: 0 H: 1 E: 0 K: 0 S: 6	H: 1 LOB: 0 BB: 0 P: 11	R: 0 H: 1 E: 0 K: 0 S: 13	H: 1 LOB: 2 BB: 1 P: 22	R: 0 H: 0 E: 0 K: 0 S: 6	H: 0 LOB: 0 BB: 0 P: 8	R: 0 H: 1 E: 0 K: 1 S: 8	H: 0 LOB: 0 BB: 0 P: 13	R: 0 H: 0 E: 0 K: 0 S: 9	H: 0 LOB: 0 BB: 0 P: 13	R: 1 H: 2 E: 0 K: 0 S: 10	H: 2 LOB: 1 BB: 0 P: 15	1B: 4 2B: 3 3B: 0 HR: 1	SF: 1 SAC: 0 DP: 2 HBP: 1	WP: 0 PB: 0 SB: 0 CS: 1	PA: 32
PITCHER Gene Conley, R (1,1) ERA: 3.45	IP: 7.0 WLS: L BF: 26 H: 5 R: 1 ER: 1 SO: 2 BB: 2 IBB: 0 HBP: 0 BLK: 0 WP: 0 HR: 1 S: 57 P: 92 ERA: 1.29 WHIP: 1.000															PITCHER				
PITCHER Turk Farrell, R (8,1) ERA: 2.62	IP: 1.0 WLS: L BF: 5 H: 2 R: 1 ER: 1 SO: 0 BB: 0 IBB: 0 HBP: 0 BLK: 0 WP: 0 HR: 0 S: 10 P: 15 ERA: 9.00 WHIP: 2.000															PITCHER				



Batter	1	2	3	4	5	6	7	8	9	AB	R	H	RBI	BB	SO	LOB	TOP			
Tony Taylor, R OBP: 0.350, SLG: 0.414 (1, 4)	F9		1B			K		6-3		4	0	1	0	0	1	0	Philadelphia Phillies @ Los Angeles Dodgers Los Angeles Memorial Coliseum, Los Angeles, CA Sat Jul 23 1960, 10:05 PM EDT Att: 31,631 - Unknown livebaseballscorecards.com			
Tony Gonzalez, L OBP: 0.293, SLG: 0.425 (1, 8)	K		6-3			4-3		3-1		4	0	0	0	0	1	1				
Johnny Callison, L OBP: 0.377, SLG: 0.453 Bobby Gene Smith, R OBP: 0.281, SLG: 0.404 (1, 7), (7, 7)	1B			6-3		1-2		6-3		2	0	1	0	1	0	0				
Pancho Herrera, R OBP: 0.360, SLG: 0.507 (1, 3)	1-3			4-3		0-3		K		4	0	1	0	0	2	1				
Clay Dalrymple, L OBP: 0.367, SLG: 0.367 (1, 2)		F8			4-0			F8		2	0	0	0	1	0	0				
Ken Walters, R OBP: 0.299, SLG: 0.399 (1, 9)		F7			0-0			F7		3	0	0	0	0	0	1				
Joe Morgan, L OBP: 0.194, SLG: 0.206 (1, 5)								4-3		3	0	0	0	0	0	0				
Ruben Amaro, R OBP: 0.315, SLG: 0.284 (1, 6)			6-3			F9		6-3		3	0	0	0	0	0	0				
Dallas Green, L OBP: 0.167, SLG: 0.222 (1, 1)			F6			F7		G3		3	0	0	0	0	0	0				
Inning Stats	R: 0 E: 0 K: 1 S: 9	H: 1 LOB: 2 BB: 1 P: 14	R: 0 E: 0 K: 0 S: 7	H: 0 LOB: 0 BB: 0 P: 7	R: 0 E: 0 K: 0 S: 9	H: 1 LOB: 1 BB: 0 P: 14	R: 0 E: 0 K: 0 S: 3	H: 0 LOB: 1 BB: 1 P: 8	R: 0 E: 0 K: 2 S: 5	H: 0 LOB: 0 BB: 0 P: 7	R: 0 E: 0 K: 0 S: 5	H: 0 LOB: 0 BB: 0 P: 7	R: 0 E: 0 K: 1 S: 7	H: 0 LOB: 0 BB: 0 P: 7	R: 0 E: 0 K: 1 S: 7	H: 0 LOB: 0 BB: 0 P: 7	1B: 3 2B: 0 3B: 0 HR: 0	SF: 0 SAC: 0 DP: 0 HBP: 0	WP: 0 PB: 0 SB: 0 CS: 0	PA: 31
PITCHER Roger Craig, R ERA: 3.54 (1, 1)	IP: 9.0 WLS: W BF: 31 H: 3 R: 0 ER: 0 SO: 4 BB: 2 IBB: 0 HBP: 0 BLK: 0 WP: 0 HR: 0 S: 62 P: 85 ERA: 0.00 WHIP: 0.556															PITCHER				

Batter	1	2	3	4	5	6	7	8	9	AB	R	H	RBI	BB	SO	LOB	BOTTOM			
Jim Gilliam, S OBP: 0.376, SLG: 0.347 (1, 5)	1B	F8				FC4-6		F7		2	1	0	0	2	0	2	Philadelphia Phillies @ Los Angeles Dodgers Los Angeles Memorial Coliseum, Los Angeles, CA Sat Jul 23 1960, 10:05 PM EDT Att: 31,631 - Unknown livebaseballscorecards.com			
Wally Moon, L OBP: 0.366, SLG: 0.449 (1, 7)			4-3		FC4-6			G3		4	0	1	0	0	0	1				
Norm Larker, L OBP: 0.393, SLG: 0.467 Gil Hodges, R OBP: 0.247, SLG: 0.331 (1, 3), (9, 3)	1B	F7		L8		F9		F6		4	0	0	0	0	0	3				
Frank Howard, R OBP: 0.355, SLG: 0.534 (1, 9)	SF8					5-3		K		3	0	0	1	0	2	0				
Duke Snider, L OBP: 0.373, SLG: 0.533 (1, 8)	4-3					K		K		3	0	1	0	0	1	1				
Charlie Neal, R OBP: 0.338, SLG: 0.394 (1, 4)						G3		G3		3	1	1	0	0	1	1				
Norm Sherry, R OBP: 0.357, SLG: 0.524 (1, 2)						F5		5-3		3	0	0	0	0	1	2				
Maury Wills, S OBP: 0.363, SLG: 0.340 (1, 6)						2-3		S		2	0	1	1	0	0	1				
Roger Craig, R OBP: 0.143, SLG: 0.077 (1, 1)						K		K		3	0	0	0	0	2	2				
Inning Stats	R: 1 E: 0 K: 0 S: 10	H: 1 LOB: 1 BB: 1 P: 18	R: 1 E: 0 K: 1 S: 15	H: 2 LOB: 1 BB: 0 P: 23	R: 0 E: 0 K: 1 S: 7	H: 0 LOB: 0 BB: 0 P: 12	R: 0 E: 1 K: 1 S: 10	H: 1 LOB: 1 BB: 0 P: 15	R: 0 E: 0 K: 1 S: 6	H: 0 LOB: 0 BB: 0 P: 8	R: 0 E: 0 K: 1 S: 10	H: 0 LOB: 1 BB: 0 P: 14	R: 0 E: 0 K: 1 S: 6	H: 0 LOB: 0 BB: 0 P: 11	R: 0 E: 0 K: 1 S: 6	H: 0 LOB: 0 BB: 0 P: 11	1B: 3 2B: 1 3B: 0 HR: 0	SF: 1 SAC: 0 DP: 0 HBP: 1	WP: 0 PB: 0 SB: 2 CS: 0	PA: 31
PITCHER Dallas Green, R ERA: 4.26 (1, 1)	IP: 8.0 WLS: L BF: 31 H: 4 R: 2 ER: 2 SO: 7 BB: 2 IBB: 0 HBP: 1 BLK: 0 WP: 0 HR: 0 S: 74 P: 120 ERA: 2.25 WHIP: 0.750															PITCHER				

Batter	1	2	3	4	5	6	7	8	9	AB	R	H	RBI	BB	SO	LOB	TOP					
Tony Taylor, R (1.4) OBP: 0.350, SLG: 0.414										5	0	2	0	0	1	3	Philadelphia Phillies @ Los Angeles Dodgers Los Angeles Memorial Coliseum, Los Angeles, CA Sun Jul 24 1960, 6:33 AM EDT Att: 14,027 - Unknown					
Tony Gonzalez, L (1.8) OBP: 0.392, SLG: 0.418										5	0	1	0	0	1	4						
Johnny Callison, L (1.7) OBP: 0.380, SLG: 0.446									2	0	0	0	2	1	1							
Pancho Herrera, R (1.3) OBP: 0.362, SLG: 0.507									4	0	2	0	0	1	1							
Clay Dalrymple, L (1.2) OBP: 0.362, SLG: 0.361									4	0	1	0	0	1	4							
Joe Morgan, L (1.5) OBP: 0.197, SLG: 0.239									4	0	1	0	0	0	4							
Ken Walters, R (1.9) OBP: 0.299, SLG: 0.396									4	0	1	0	0	1	3							
Ruben Amaro, R (1.6) OBP: 0.313, SLG: 0.283										4	0	1	0	0	2	2						
John Buzhardt, R (1.1) OBP: 0.167, SLG: 0.143										1	0	1	0	0	0	0						
Jim Owens, R (3.1) OBP: 0.088, SLG: 0.031										1	0	0	0	0	0	0						
Tony Curry, L (7. PH) OBP: 0.584, SLG: 0.451										0	0	0	0	1	0	0						
Humberto Robinson, R (7.1) OBP: 0.187, SLG: 0.187										0	0	0	0	0	0	0						
Bobby Gene Smith, R (9. PH) OBP: 0.278, SLG: 0.450										1	0	0	0	0	0	1						
Inning Stats	R: 0 E: 0 K: 1 S: 11	H: 2 LOB: 2 BB: 0 P: 16	R: 0 E: 0 K: 1 S: 11	H: 2 LOB: 2 BB: 0 P: 17	R: 0 E: 0 K: 1 S: 6	H: 0 LOB: 0 BB: 0 P: 9	R: 0 E: 0 K: 2 S: 12	H: 1 LOB: 1 BB: 0 P: 18	R: 0 E: 0 K: 0 S: 7	H: 1 LOB: 2 BB: 0 P: 12	R: 0 E: 0 K: 1 S: 13	H: 1 LOB: 2 BB: 1 P: 21	R: 0 E: 0 K: 0 S: 8	H: 0 LOB: 1 BB: 1 P: 15	R: 0 E: 0 K: 1 S: 10	H: 1 LOB: 1 BB: 1 P: 16	R: 0 E: 0 K: 1 S: 12	H: 2 LOB: 2 BB: 0 P: 17	1B: 9 2B: 0 3B: 1 HR: 0	SF: 0 SAC: 0 DP: 2 HBP: 0	WP: 0 PB: 0 SB: 0 CS: 0	PA: 38
PITCHER Stan Williams, R (1.1) ERA: 2.38	IP: 9.0 WLS: W BF: 38 H: 10 R: 0 ER: 0 SO: 8 BB: 3 IBB: 0 HBP: 0 BLK: 1 WP: 0 HR: 0 S: 90 P: 141 ERA: 0.00 WHIP: 1.444																					

Batter	1	2	3	4	5	6	7	8	9	AB	R	H	RBI	BB	SO	LOB	BOTTOM			
Jim Gilliam, S (1.5) OBP: 0.376, SLG: 0.351										5	1	2	0	0	1	1	Philadelphia Phillies @ Los Angeles Dodgers Los Angeles Memorial Coliseum, Los Angeles, CA Sun Jul 24 1960, 6:33 AM EDT Att: 14,027 - Unknown			
Wally Moon, L (1.7) OBP: 0.397, SLG: 0.448										5	1	2	1	0	0	2				
Norm Larker, L (1.3) OBP: 0.393, SLG: 0.465										5	1	2	1	0	0	4				
Gil Hodges, R (9.3) OBP: 0.247, SLG: 0.331										5	0	2	0	0	2	2				
Frank Howard, R (1.9) OBP: 0.356, SLG: 0.531										5	0	2	0	0	2	2				
Duke Snider, L (1.8) OBP: 0.375, SLG: 0.535										3	1	1	1	1	1	3				
Tommy Davis, R (7.8) OBP: 0.270, SLG: 0.347										1	0	1	0	0	0	0				
Charlie Neal, R (1.4) OBP: 0.336, SLG: 0.391										5	1	1	1	0	1	3				
Maury Wills, S (1.6) OBP: 0.384, SLG: 0.346										5	1	2	1	0	1	2				
Joe Pignatano, R (1.2) OBP: 0.333, SLG: 0.360										3	1	1	2	1	1	1				
Stan Williams, R (1.1) OBP: 0.133, SLG: 0.250										3	2	1	2	1	0	2				
Inning Stats	R: 0 E: 0 K: 0 S: 11	H: 2 LOB: 2 BB: 0 P: 17	R: 0 E: 0 K: 1 S: 7	H: 0 LOB: 1 BB: 1 P: 12	R: 8 E: 0 K: 2 S: 22	H: 8 LOB: 0 BB: 0 P: 33	R: 0 E: 0 K: 1 S: 6	H: 0 LOB: 1 BB: 1 P: 13	R: 1 E: 1 K: 0 S: 17	H: 2 LOB: 2 BB: 0 P: 25	R: 0 E: 0 K: 2 S: 15	H: 1 LOB: 1 BB: 0 P: 23	R: 0 E: 0 K: 1 S: 10	H: 1 LOB: 2 BB: 1 P: 18	R: 0 E: 1 K: 0 S: 7	H: 1 LOB: 1 BB: 0 P: 11	1B: 10 2B: 4 3B: 0 HR: 1	SF: 0 SAC: 0 DP: 0 HBP: 0	WP: 0 PB: 0 SB: 0 CS: 0	PA: 43
PITCHER John Buzhardt, R (1.1) ERA: 3.91	IP: 2.1 WLS: L BF: 16 H: 8 R: 6 ER: 6 SO: 2 BB: 1 IBB: 0 HBP: 0 BLK: 0 WP: 0 HR: 0 S: 46 P: 71 ERA: 4.91 WHIP: 3.857																			
PITCHER Jim Owens, R (3.1) ERA: 4.35	IP: 3.2 WLS: L BF: 18 H: 5 R: 3 ER: 2 SO: 4 BB: 1 IBB: 0 HBP: 0 BLK: 0 WP: 1 HR: 1 S: 46 P: 71 ERA: 4.91 WHIP: 3.857																			
PITCHER Humberto Robinson, R (7.1) ERA: 3.44	IP: 2.0 WLS: L BF: 9 H: 2 R: 0 ER: 0 SO: 1 BB: 1 IBB: 0 HBP: 0 BLK: 0 WP: 0 HR: 0 S: 17 P: 29 ERA: 0.00 WHIP: 1.500																			

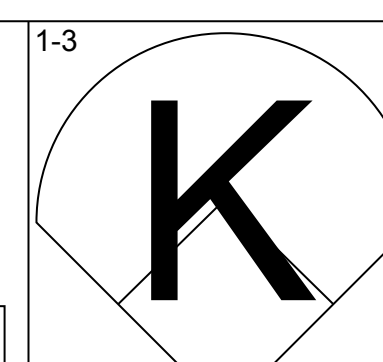
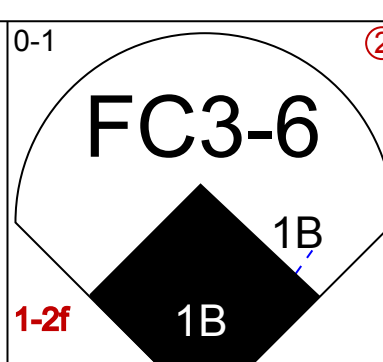
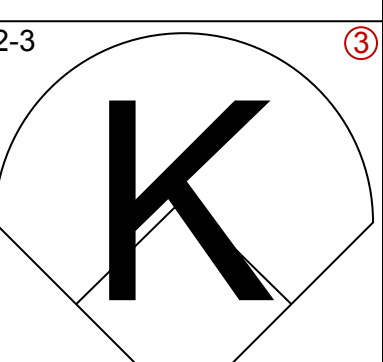
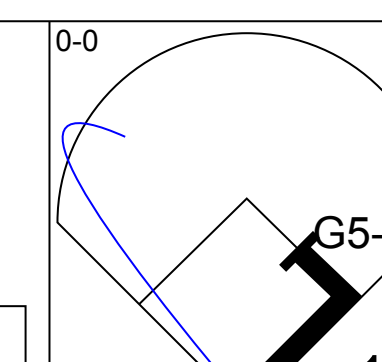
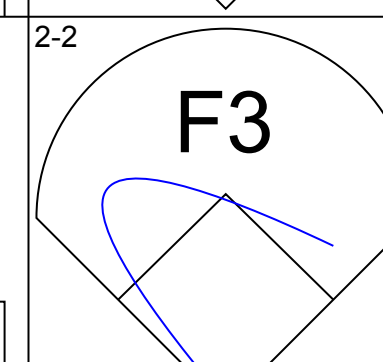
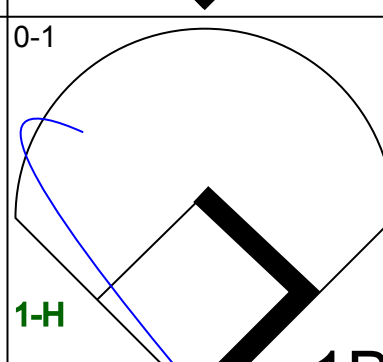
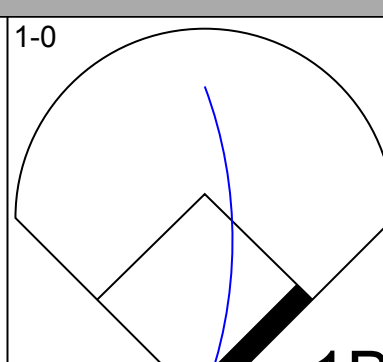
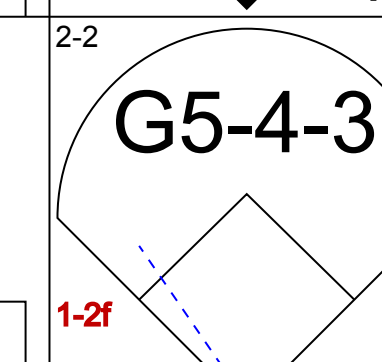
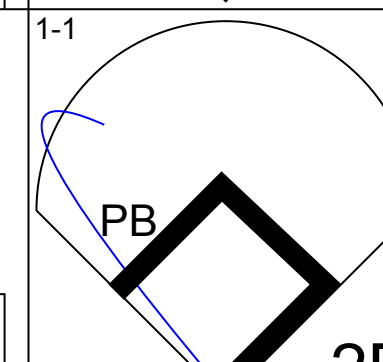
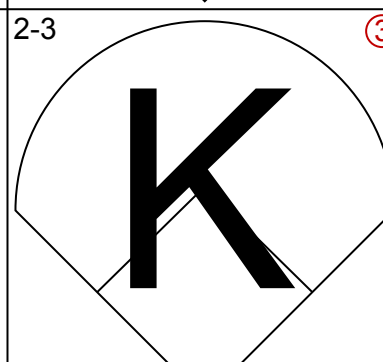
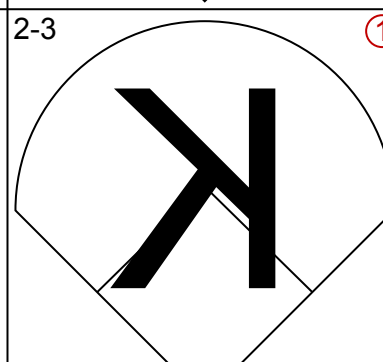
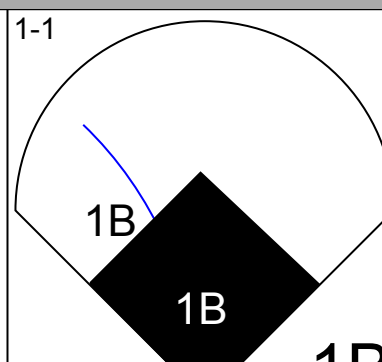
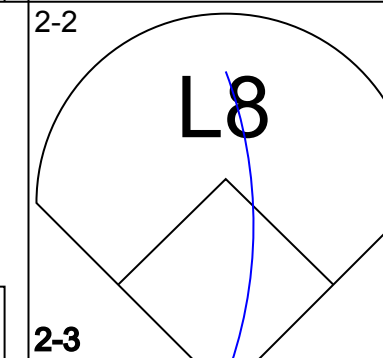
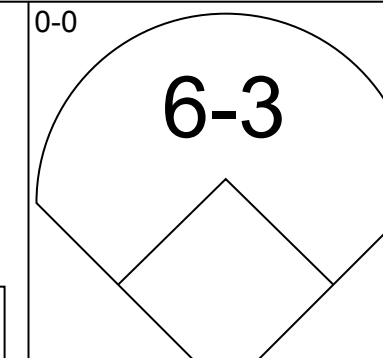
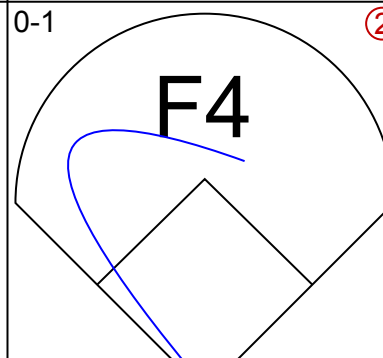
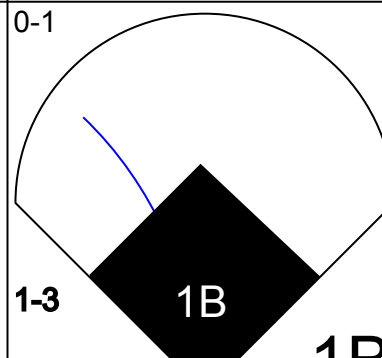
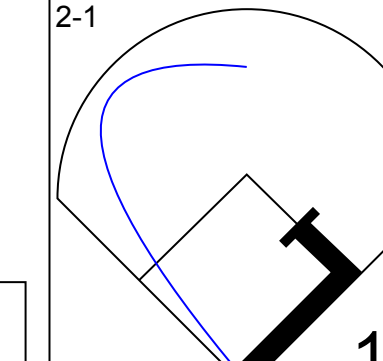
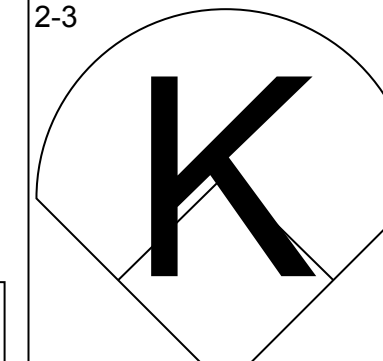
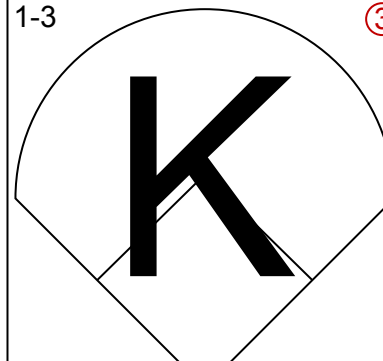
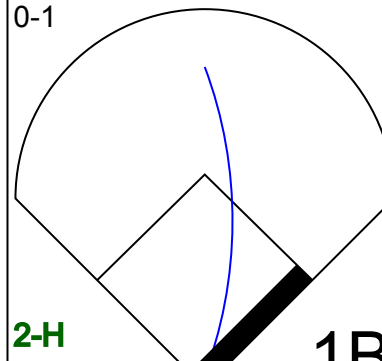
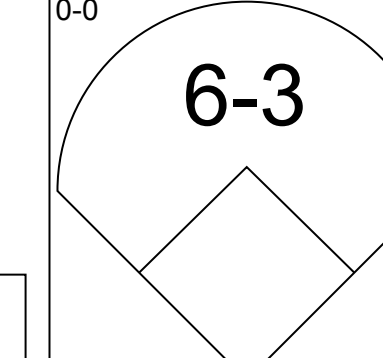
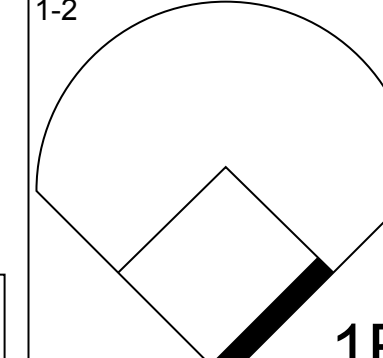
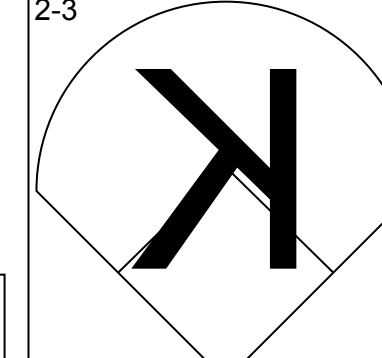
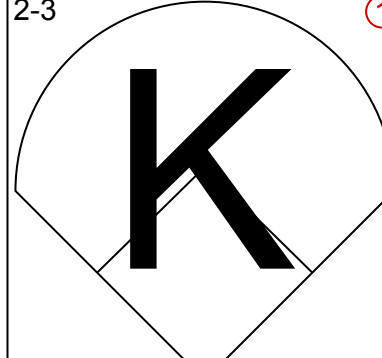
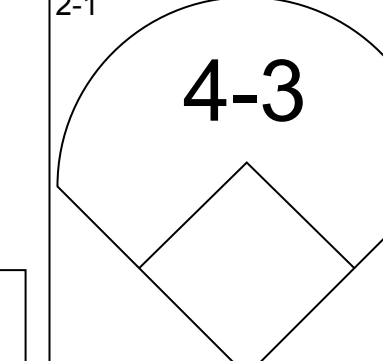
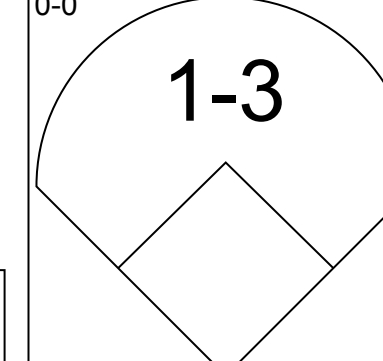
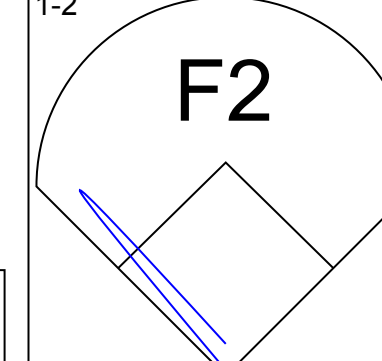
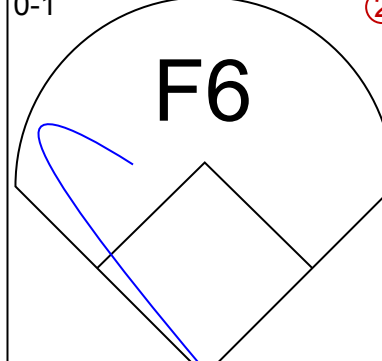
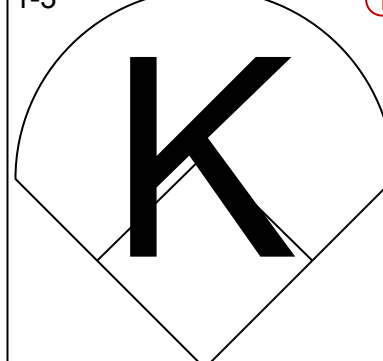
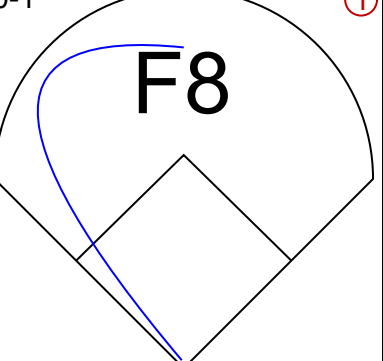
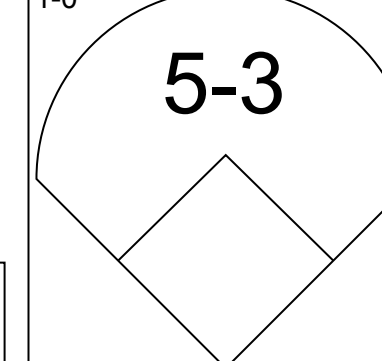
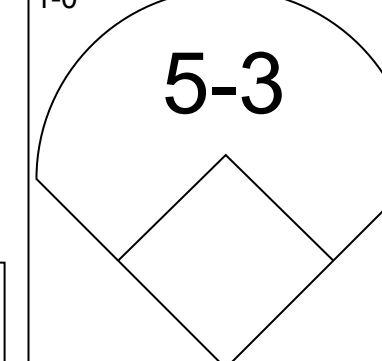
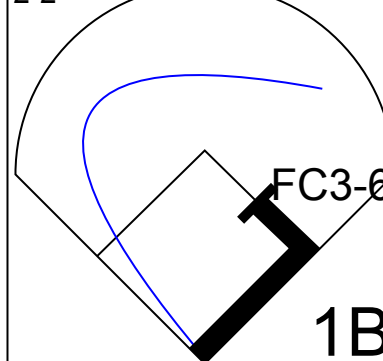
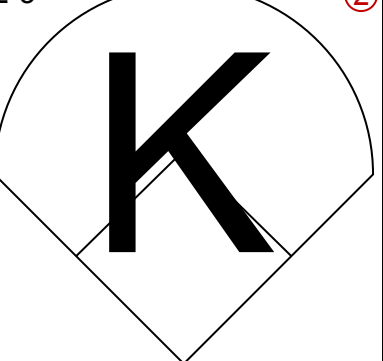
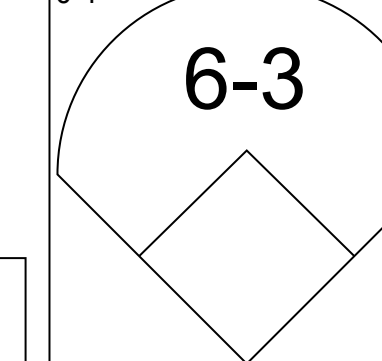


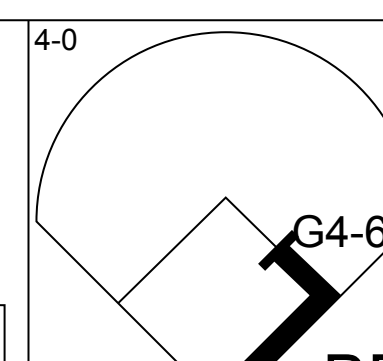
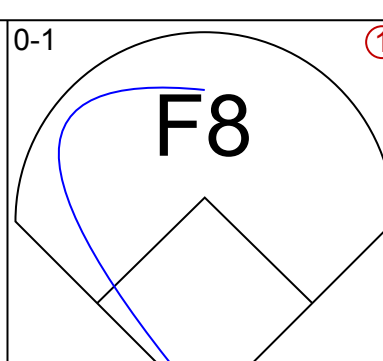
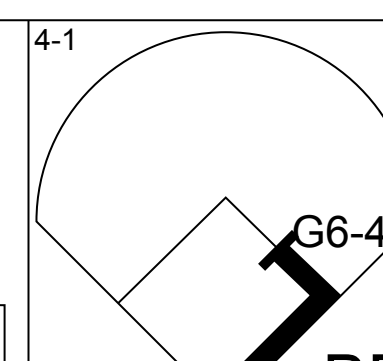
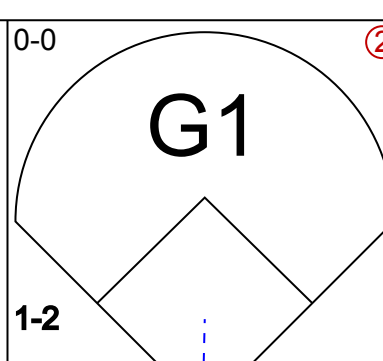
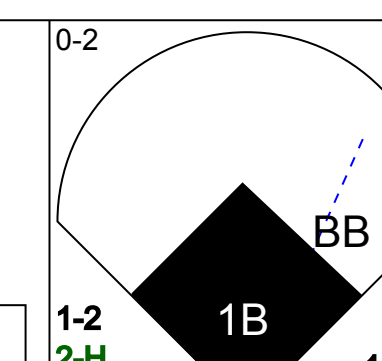
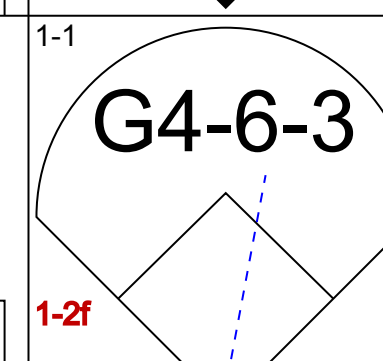
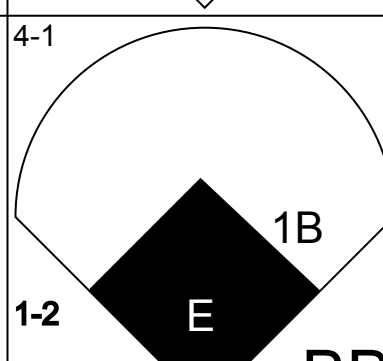
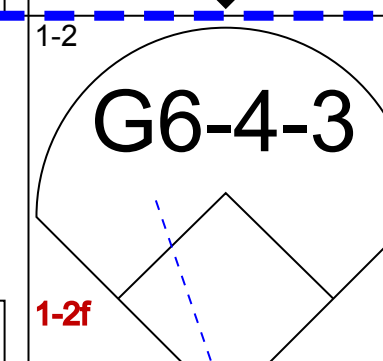
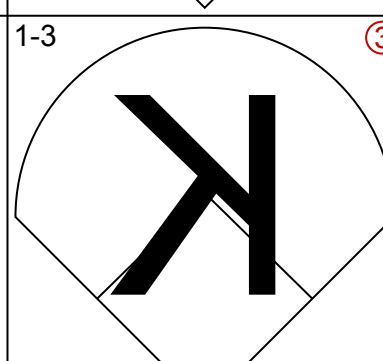
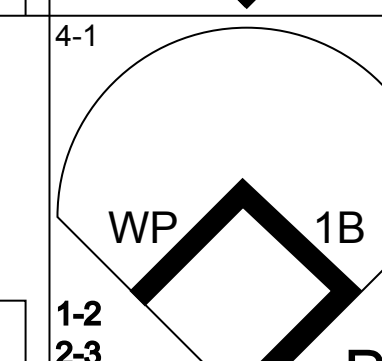
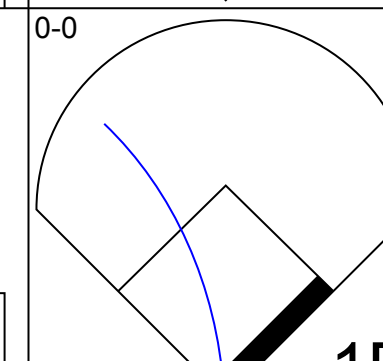
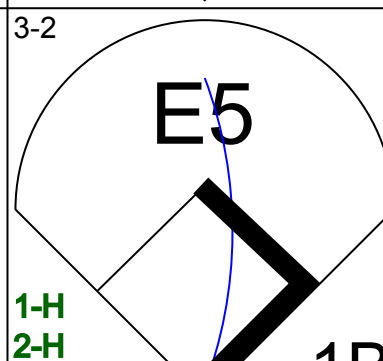
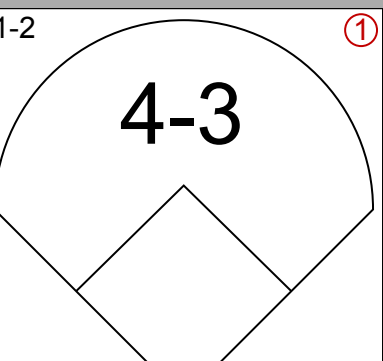
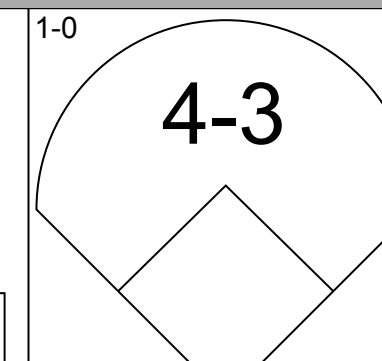

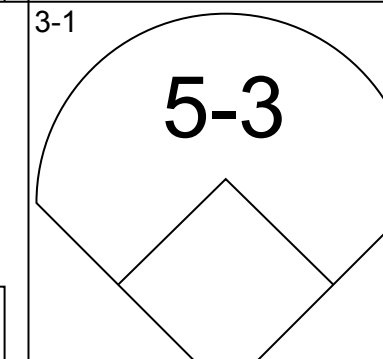
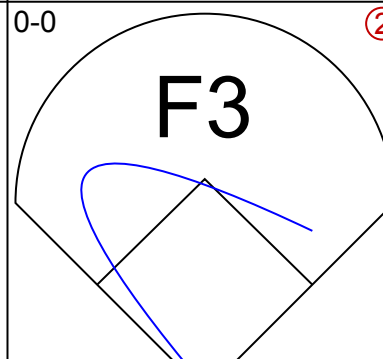
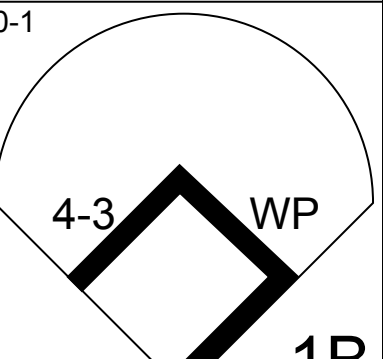
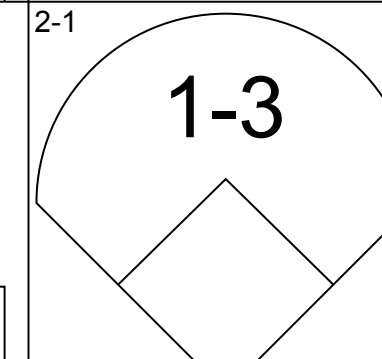


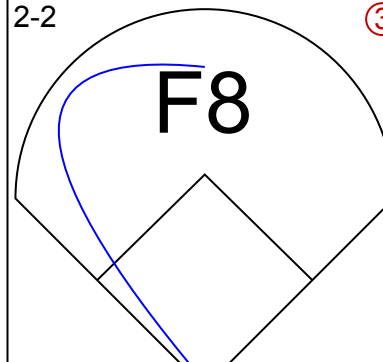
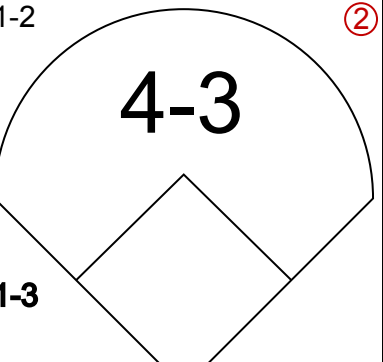
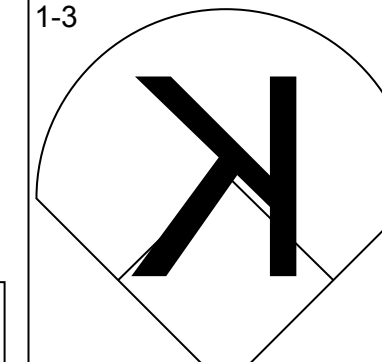

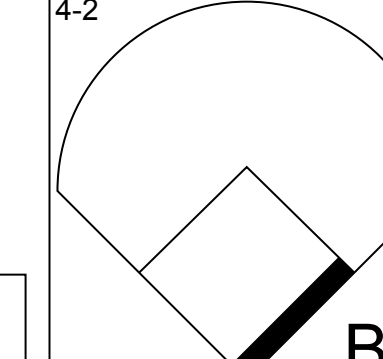

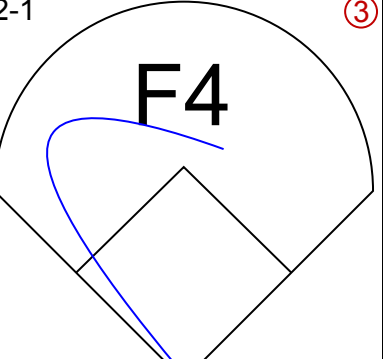


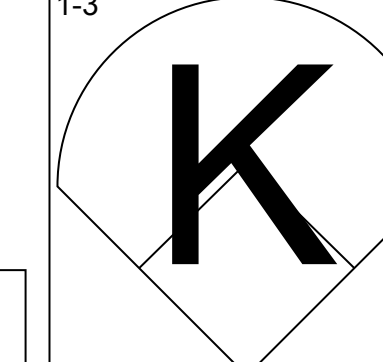
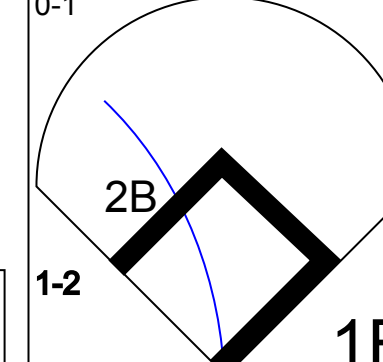
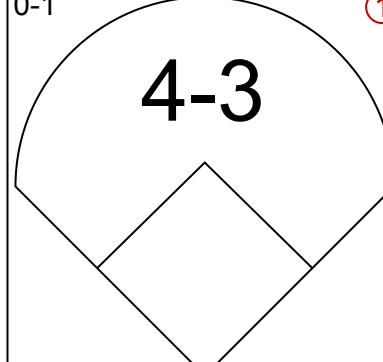
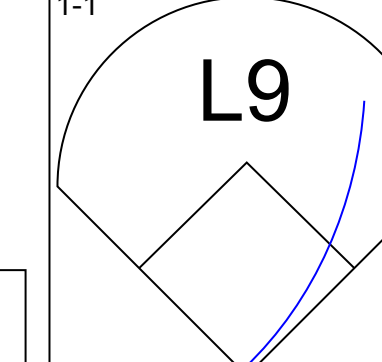
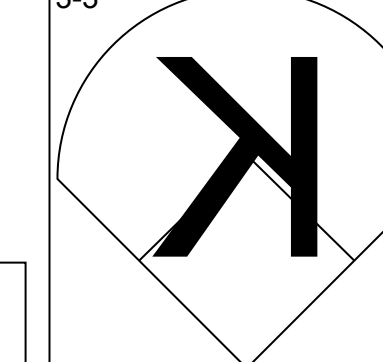
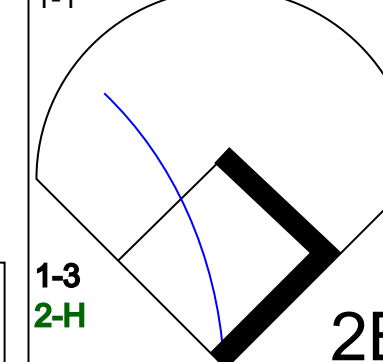
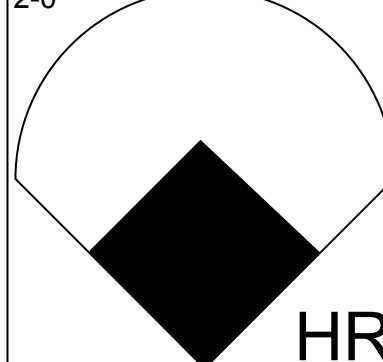
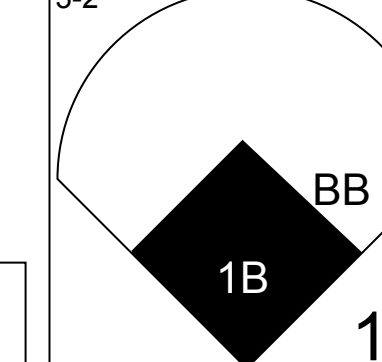

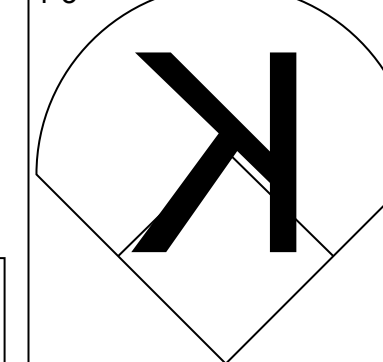
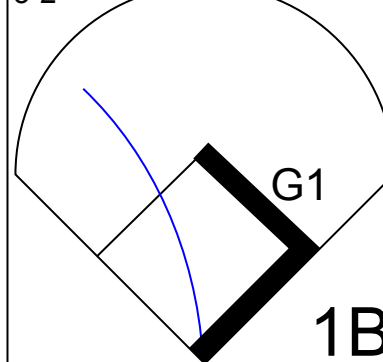
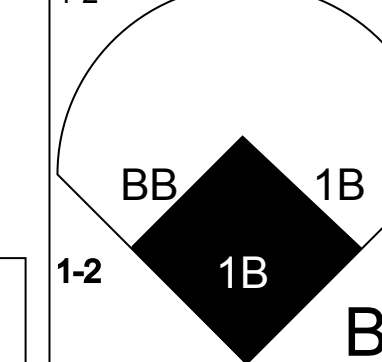

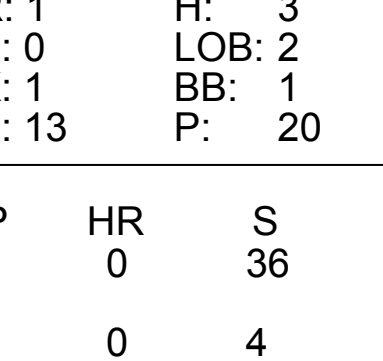
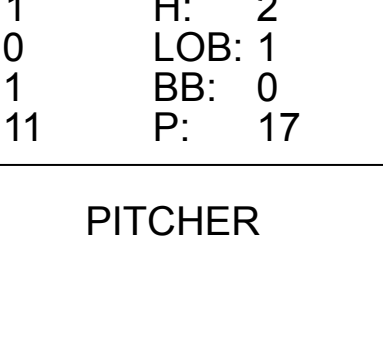
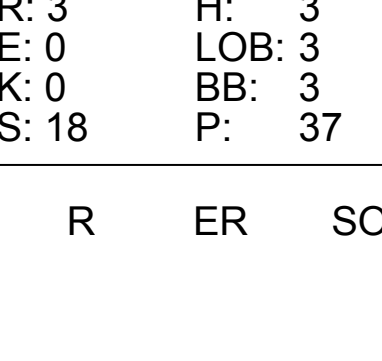
Batter	1	2	3	4	5	6	7	8	9	AB	R	H	RBI	BB	SO	LOB	TOP											
Eddie Kasko, R OBP: 0.365, SLG: 0.366 (1, 4)										5	0	1	0	0	0	0	Cincinnati Reds @ Los Angeles Dodgers Los Angeles Memorial Coliseum, Los Angeles, CA Tue Jul 26 1960, 10:05 PM EDT Att: 60,880 - Unknown livebaseballscorecards.com											
Vada Pinson, L OBP: 0.340, SLG: 0.469 (1, 8)										5	1	3	0	0	1	1												
Frank Robinson, R OBP: 0.379, SLG: 0.551 Gus Bell, L OBP: 0.295, SLG: 0.367 (1, 7) (9, 7)										4	2	1	2	1	1	2												
Wally Post, R OBP: 0.341, SLG: 0.569 (1, 9)											4	1	0	0	1	0												
Cliff Cook, R OBP: 0.750, SLG: 0.714 (1, 5)											4	0	4	1	0	0												
Dutch Dotterer, R OBP: 0.337, SLG: 0.378 (1, 2)											3	0	1	0	1	1												
Gordy Coleman, L OBP: 0.417, SLG: 0.667 (1, 3)											4	0	1	1	0	1												
Leo Cardenas, R OBP: 0.250, SLG: 0.250 (1, 6)											4	0	0	0	0	2												
Bob Purkey, R OBP: 0.250, SLG: 0.163 (1, 1)											4	0	0	0	0	3												
Inning Stats	R: 0 E: 0 K: 0 S: 3	H: 1 LOB: 0 BB: 0 P: 6	R: 1 E: 0 K: 2 S: 17	H: 2 LOB: 2 BB: 1 P: 27	R: 0 E: 0 K: 2 S: 8	H: 0 LOB: 0 BB: 0 P: 10	R: 0 E: 0 K: 1 S: 10	H: 2 LOB: 2 BB: 0 P: 18	R: 2 E: 0 K: 0 S: 8	H: 2 LOB: 0 BB: 0 P: 12	R: 0 E: 0 K: 1 S: 8	H: 1 LOB: 2 BB: 1 P: 14	R: 1 E: 0 K: 1 S: 12	H: 2 LOB: 2 BB: 1 P: 24	R: 0 E: 0 K: 2 S: 7	H: 0 LOB: 0 BB: 0 P: 8	R: 0 E: 0 K: 0 S: 9	H: 1 LOB: 1 BB: 0 P: 16	1B: 8 2B: 2 3B: 0 HR: 1	SF: 0 SAC: 0 DP: 1 HBP: 0	WP: 1 PB: 0 CS: 1	PA: 40						
PITCHER	IP	WLS	BF	H	R	ER	SO	BB	IBB	HBP	BLK	WP	HR	S	P	ERA	WHIP											
Johnny Podres, L ERA: 3.09 (1, 1)	5.0	L	24	8	3	3	5	2	0	0	0	0	0	1	47	78	5.40	2.000										
Larry Sherry, R ERA: 4.59 (6, 1)	1.0		3	0	0	0	1	0	0	0	0	0	0	7	9	0.00	0.000											
Ed Roebuck, R ERA: 1.96 (7, 1)	2.0		9	2	1	1	3	0	1	0	0	1	0	19	32	4.50	1.000											
Sandy Koufax, L ERA: 4.57 (9, 1)	1.0		4	1	0	0	0	0	0	0	0	0	0	9	16	0.00	1.000											

Batter	1	2	3	4	5	6	7	8	9	AB	R	H	RBI	BB	SO	LOB	BOTTOM										
Jim Gilliam, S OBP: 0.373, SLG: 0.347 (1, 5)										4	0	0	0	0	0	2	Cincinnati Reds @ Los Angeles Dodgers Los Angeles Memorial Coliseum, Los Angeles, CA Tue Jul 26 1960, 10:05 PM EDT Att: 60,880 - Unknown livebaseballscorecards.com										
Wally Moon, L OBP: 0.365, SLG: 0.445 (1, 7)										4	0	1	0	0	1	1											
Norm Larker, L OBP: 0.387, SLG: 0.457 (1, 3)										4	0	0	0	0	0	2											
Frank Howard, R OBP: 0.351, SLG: 0.522 (1, 9)										4	0	0	0	0	0	1											
Duke Snider, L OBP: 0.379, SLG: 0.552 (1, 8)										2	1	1	1	1	0	0											
Charlie Neal, R OBP: 0.333, SLG: 0.388 (1, 4)										3	0	0	0	0	2	1											
Maury Wills, S OBP: 0.364, SLG: 0.345 (1, 6)										3	0	1	0	0	0	1											
Joe Pignatano, R OBP: 0.313, SLG: 0.333 (8, PH) Tommy Davis, R OBP: 0.288, SLG: 0.345 Norm Sherry, R OBP: 0.357, SLG: 0.524 (9, 2)										2	0	0	0	0	1	1											
Johnny Podres, L OBP: 0.245, SLG: 0.143 (6, PH) Larry Sherry, R OBP: 0.227, SLG: 0.429 (6, PH) Irv Noren, L OBP: 0.156, SLG: 0.156 Ed Roebuck, R OBP: 0.276, SLG: 0.354 Chuck Essesman, R OBP: 0.152, SLG: 0.152 Sandy Koufax, R OBP: 0.342, SLG: 0.167 (9, 1)										1	0	0	0	0	0	0											
Inning Stats	R: 0 E: 0 K: 1 S: 7	H: 0 LOB: 0 BB: 0 P: 11	R: 1 E: 0 K: 0 S: 7	H: 1 LOB: 0 BB: 0 P: 12	R: 0 E: 0 K: 0 S: 5	H: 0 LOB: 0 BB: 0 P: 7	R: 0 E: 0 K: 2 S: 11	H: 1 LOB: 1 BB: 0 P: 17	R: 0 E: 0 K: 1 S: 7	H: 0 LOB: 0 BB: 0 P: 10	R: 0 E: 0 K: 0 S: 8	H: 1 LOB: 1 BB: 0 P: 12	R: 0 E: 0 K: 0 S: 7	H: 0 LOB: 0 BB: 0 P: 11	R: 0 E: 0 K: 0 S: 9	H: 0 LOB: 0 BB: 0 P: 16	1B: 3 2B: 0 3B: 0 HR: 1	SF: 0 SAC: 0 DP: 1 HBP: 0	WP: 0 PB: 0 CS: 0	PA: 31							
PITCHER	IP	WLS	BF	H	R	ER	SO	BB	IBB	HBP	BLK	WP	HR	S	P	ERA	WHIP										
Bob Purkey, R ERA: 3.97 (1, 1)	9.0	W	31	4	1	1	4	1	0	0	0	0	1	70	111	1.00	0.556										

Batter	1	2	3	4	5	6	7	8	9	AB	R	H	RBI	BB	SO	LOB	TOP					
Eddie Kasko, R (1, 4) OBP: 0.362, SLG: 0.363 Harry Anderson, L (8, PH) OBP: 0.335, SLG: 0.407 Billy Martin, R (8, 4) OBP: 0.303, SLG: 0.346	0-1 5-3		0-2 1-3			1-3 K		2-3 K		3	0	0	0	0	1	0	Cincinnati Reds @ Los Angeles Dodgers Los Angeles Memorial Coliseum, Los Angeles, CA Wed Jul 27 1960, 10:05 PM EDT Att: 20,391 - Unknown livebaseballscorecards.com					
Vada Pinson, L (1, 8) OBP: 0.342, SLG: 0.468	1-1 HBP		0-1 F7			2-2 FC4 1B		1-1 F5		3	0	1	0	0	0	0						
Gus Bell, L (1, 9) OBP: 0.294, SLG: 0.366	2-2 1B			2-2 F6		0-1 FC4 E 1-2		0-0 F9		1	4	0	1	0	0	1						
Frank Robinson, R (1, 7) OBP: 0.375, SLG: 0.543	1-3 K			1-1 F8		2-1 E2		0-2 F9		2	4	0	0	0	1	2						
Gordy Coleman, L (1, 3) OBP: 0.375, SLG: 0.625		0-1 F7		2-2 2B		0-0 4-3		0-0 F2		3	4	0	1	0	0	2						
Ed Bailey, L (1, 2) OBP: 0.356, SLG: 0.427		0-3 K		1-2 F2			1-0 F9				3	0	0	0	1	1						
Cliff Cook, R (1, 5) OBP: 0.636, SLG: 0.700		1-0 2B		2-2 F7			0-0 F2				3	0	1	0	0	0						
Leo Cardenas, R (1, 6) OBP: 0.182, SLG: 0.182		0-2 4-3		2-1 4-3			1-1 1-3				3	0	0	0	0	1						
Jim Maloney, L (1, 1) Jerry Lynch, L (8, PH) OBP: 0.398, SLG: 0.525 Jim Brosnan, R (8, 1) OBP: 0.167, SLG: 0.364 Bill Henry, L (8, 1)			0-1 1-3		2-3 K			2-3 K			2	0	0	0	1	0						
Inning Stats	R: 0 E: 0 K: 1 S: 9	H: 1 LOB: 1 BB: 0 P: 13	R: 0 E: 0 K: 1 S: 10	H: 1 LOB: 1 BB: 0 P: 11	R: 0 E: 0 K: 0 S: 8	H: 0 LOB: 0 BB: 0 P: 8	R: 0 E: 0 K: 0 S: 12	H: 1 LOB: 1 BB: 0 P: 18	R: 0 E: 0 K: 1 S: 8	H: 0 LOB: 0 BB: 0 P: 14	R: 0 E: 1 K: 1 S: 11	H: 1 LOB: 2 BB: 0 P: 16	R: 0 E: 0 K: 0 S: 4	H: 0 LOB: 0 BB: 0 P: 6	R: 0 E: 0 K: 2 S: 8	H: 0 LOB: 0 BB: 0 P: 13		R: 0 E: 0 K: 0 S: 5	H: 0 LOB: 0 BB: 0 P: 5	1B: 2 2B: 2 3B: 0 HR: 0	SF: 0 SAC: 0 DP: 0 HBP: 1	WP: 0 PB: 0 SB: 0 CS: 1
PITCHER Don Drysdale, R (1, 1) ERA: 3.08	IP: 9.0 WLS: W BF: 32 H: 4 R: 0 ER: 0 SO: 6 BB: 0 IBB: 0 HBP: 1 BLK: 0 WP: 0 HR: 0 S: 75 P: 104 ERA: 0.00 WHIP: 0.444																					

Batter	1	2	3	4	5	6	7	8	9	AB	R	H	RBI	BB	SO	LOB	BOTTOM			
Jim Gilliam, S (1, 5) OBP: 0.371, SLG: 0.346	1-1 L8		1-0 F8			1-1 G1-6-3 1B		1-1 E6 1B WP		4	1	1	0	0	0	0	Cincinnati Reds @ Los Angeles Dodgers Los Angeles Memorial Coliseum, Los Angeles, CA Wed Jul 27 1960, 10:05 PM EDT Att: 20,391 - Unknown livebaseballscorecards.com			
Wally Moon, L (1, 7) OBP: 0.367, SLG: 0.446	3-1 1B		1-1 6-3			2-2 G1-6-3 1-2		3-2 7-4 1B WP		4	0	2	0	0	1					
Norm Larker, L (1, 3) Gil Hodges, R (8, PH) OBP: 0.251, SLG: 0.331 (9, 3)	1-1 1B		2-2 F7			0-1 1-3		4-1 1-2 3-H BB		3	0	1	0	0	0					
Frank Howard, R (1, 9) OBP: 0.345, SLG: 0.514	3-3 K			1-3 K			1-2 6-3	0-2 7-4 2-3		4	0	0	0	0	2	4				
Duke Snider, L (1, 8) OBP: 0.379, SLG: 0.548	2-1 F4			1-0 F3			0-1 1B 1B			3	1	1	0	0	2					
Charlie Neal, R (1, 4) OBP: 0.333, SLG: 0.387		0-0 F9		1-2 4-3			1-2 1B 1B			3	0	1	0	0	0					
Maury Wills, S (1, 6) OBP: 0.363, SLG: 0.345		3-2 F6			0-3 K		0-2 2-H 3-H 1-0			3	0	1	1	0	1					
Joe Pignatano, R (1, 2) OBP: 0.343, SLG: 0.321		4-1 BB			4-0 CS BB					1	0	0	0	2	1					
Don Drysdale, R (1, 1) OBP: 0.211, SLG: 0.296		3-3 K			2-3 K			1-1 3-1		3	0	0	0	2	2					
Inning Stats	R: 0 E: 0 K: 1 S: 12	H: 2 LOB: 2 BB: 0 P: 22	R: 0 E: 0 K: 1 S: 10	H: 0 LOB: 1 BB: 1 P: 20	R: 0 E: 0 K: 0 S: 6	H: 0 LOB: 0 BB: 0 P: 10	R: 0 E: 0 K: 1 S: 7	H: 0 LOB: 0 BB: 0 P: 10	R: 0 E: 0 K: 2 S: 7	H: 0 LOB: 1 BB: 1 P: 13	R: 0 E: 0 K: 0 S: 7	H: 1 LOB: 0 BB: 0 P: 10	R: 1 E: 0 K: 0 S: 12	H: 3 LOB: 1 BB: 0 P: 15	R: 1 E: 1 K: 0 S: 13	H: 1 LOB: 1 BB: 1 P: 22		1B: 7 2B: 1 3B: 0 HR: 0	SF: 0 SAC: 0 DP: 2 HBP: 0	WP: 1 PB: 0 SB: 0 CS: 1
PITCHER Jim Maloney, R (1, 1) ERA: 1.29 Jim Brosnan, R (8, 1) ERA: 2.36 Bill Henry, L (8, 1) ERA: 3.69	IP: 7.0 WLS: L BF: 26 H: 6 R: 1 ER: 1 SO: 5 BB: 2 IBB: 0 HBP: 0 BLK: 0 WP: 0 HR: 0 S: 61 P: 100 ERA: 1.29 WHIP: 1.143																			

Batter	1	2	3	4	5	6	7	8	9	AB	R	H	RBI	BB	SO	LOB	TOP			
Bill Bruton, L OBP: 0.338, SLG: 0.444 (1, 8)										4	1	1	0	0	2	1	Milwaukee Braves @ Los Angeles Dodgers Los Angeles Memorial Coliseum, Los Angeles, CA Fri Jul 29 1960, 10:05 PM EDT Att: 56,648 - Unknown			
Del Crandall, R OBP: 0.314, SLG: 0.439 (1, 2)										4	0	2	1	0	0	1				
Eddie Mathews, L OBP: 0.392, SLG: 0.521 (1, 5)										4	1	2	0	0	2	2				
Hank Aaron, R OBP: 0.342, SLG: 0.571 (1, 9)										4	1	1	0	0	0	2				
Joe Adcock, R OBP: 0.352, SLG: 0.517 (1, 3)										4	0	2	2	0	2	1				
Lee Maye, L OBP: 0.422, SLG: 0.475 (1, 7)										4	0	1	0	0	2	1				
Johnny Logan, R OBP: 0.306, SLG: 0.320 (1, 6)										3	0	0	0	0	0	1				
Wes Covington, L OBP: 0.317, SLG: 0.490 (8, PH)										1	0	0	0	0	0	1				
Chuck Cottier, R OBP: 0.221, SLG: 0.242 (1, 4)										2	0	0	0	0	1	0				
Mel Roach, R OBP: 0.355, SLG: 0.500 (7, PH)										2	0	0	0	0	0	1				
Bob Buhl, R OBP: 0.151, SLG: 0.151 (1, 1)										1	0	1	0	0	0	0				
George Brunet, R OBP: 0.077, SLG: 0.077 (4, 1)										0	0	0	0	0	0	0				
Joey Jay, S OBP: 0.273, SLG: 0.158 (4, 1)										1	0	0	0	0	1	0				
Eddie Haas, L OBP: 0.500, SLG: 0.667 (8, PH)										1	0	0	0	0	0	0				
Don McMahon, R OBP: 0.667 (8, 1)										0	0	0	0	0	0	0				
Inning Stats	R: 0 E: 0 K: 1 S: 11	H: 1 LOB: 1 BB: 0 P: 17	R: 0 E: 0 K: 0 S: 5	H: 1 LOB: 0 BB: 0 P: 9	R: 1 E: 0 K: 2 S: 13	H: 2 LOB: 1 BB: 0 P: 18	R: 0 E: 0 K: 1 S: 8	H: 1 LOB: 0 BB: 0 P: 11	R: 0 E: 0 K: 2 S: 9	H: 0 LOB: 0 BB: 0 P: 12	R: 0 E: 0 K: 1 S: 8	H: 1 LOB: 0 BB: 0 P: 13	R: 0 E: 0 K: 1 S: 6	H: 1 LOB: 0 BB: 0 P: 8	R: 2 E: 0 K: 1 S: 13	H: 3 LOB: 1 BB: 0 P: 17	1B: 9 2B: 1 3B: 0 HR: 0	SF: 0 SAC: 0 DP: 1 HBP: 0	WP: 0 PB: 1 CS: 0	PA: 35
PITCHER Stan Williams, R ERA: 2.42 (1, 1)	IP: 9.0 WLS: W BF: 35 H: 10 R: 3 ER: 3 SO: 10	BB: 0 IBB: 0 HBP: 0 BLK: 0	WP: 0 HR: 0 S: 81 P: 117	ERA: 3.00 WHIP: 1.111																

Batter	1	2	3	4	5	6	7	8	9	AB	R	H	RBI	BB	SO	LOB	BOTTOM				
Jim Gilliam, S OBP: 0.371, SLG: 0.343 (1, 5)										3	1	1	1	2	0	2	Milwaukee Braves @ Los Angeles Dodgers Los Angeles Memorial Coliseum, Los Angeles, CA Fri Jul 29 1960, 10:05 PM EDT Att: 56,648 - Unknown				
Wally Moon, L OBP: 0.367, SLG: 0.442 (1, 7)										3	1	0	0	2	1	5					
Norm Larker, L OBP: 0.390, SLG: 0.458 (1, 3)										5	0	3	3	0	0	0					
Gil Hodges, R OBP: 0.251, SLG: 0.325 (8, PR)										0	0	0	0	0	0	0					
Frank Howard, R OBP: 0.349, SLG: 0.521 (1, 9)										4	0	1	0	1	0	2					
Duke Snider, L OBP: 0.370, SLG: 0.533 (1, 8)										5	0	0	0	0	1	5					
Charlie Neal, R OBP: 0.337, SLG: 0.386 (1, 4)										3	1	1	0	1	0	1					
Maury Wills, S OBP: 0.357, SLG: 0.338 (1, 6)										4	0	1	0	0	1	1					
Joe Pignatano, R OBP: 0.381, SLG: 0.486 (1, 2)										4	2	3	2	0	1	1					
Stan Williams, R OBP: 0.184, SLG: 0.261 (1, 1)										2	2	1	0	2	1	2					
Inning Stats	R: 0 E: 0 K: 0 S: 5	H: 1 LOB: 1 BB: 1 P: 13	R: 0 E: 0 K: 2 S: 13	H: 0 LOB: 1 BB: 1 P: 21	R: 2 E: 1 K: 0 S: 13	H: 1 LOB: 2 BB: 2 P: 26	R: 1 E: 0 K: 1 S: 13	H: 3 LOB: 2 BB: 1 P: 20	R: 0 E: 0 K: 1 S: 10	H: 1 LOB: 1 BB: 0 P: 14	R: 1 E: 0 K: 1 S: 11	H: 2 LOB: 1 BB: 0 P: 17	R: 0 E: 0 K: 1 S: 6	H: 0 LOB: 0 BB: 0 P: 10	R: 3 E: 0 K: 0 S: 18	H: 3 LOB: 3 BB: 3 P: 37		1B: 9 2B: 1 3B: 0 HR: 1	SF: 0 SAC: 0 DP: 2 HBP: 0	WP: 2 PB: 0 CS: 0	PA: 41
PITCHER Bob Buhl, R ERA: 3.24 (1, 1)	IP: 3.0 WLS: L BF: 17 H: 5 R: 3 ER: 2 SO: 2	BB: 4 IBB: 0 HBP: 0 BLK: 0	WP: 0 HR: 0 S: 36 P: 66	ERA: 6.00 WHIP: 3.000																	
George Brunet, L ERA: 4.31 (4, 1)	0.1	2	0	0	0	1	1	0	0	0	0	4	9	0.00	3.000						
Joey Jay, R ERA: 3.5 (4, 1)	3.2	13	3	1	1	2	0	0	0	0	1	1	31	46	2.46	0.818					
Don McMahon, R ERA: 6.97 (8, 1)	1.0	9	3	3	3	0	3	0	0	0	1	0	18	37	27.00	6.000					



Batter	1	2	3	4	5	6	7	8	9	10	11	AB	R	H	RBI	BB	SO	LOB	TOP							
Bill Bruton, L OBP: 0.338, SLG: 0.448 (1, 8)	F7		HR	3-1		L9		K			CS BB	5	1	1	1	1	1	2								
Del Crandall, R OBP: 0.312, SLG: 0.443 (1, 2)	HR		E5 1B 1B	K		FC5-4			6-3		1-2	6	2	1	1	0	2	3								
Mel Roach, R OBP: 0.346, SLG: 0.486 (5, PH) Lee Maye, L OBP: 0.417, SLG: 0.465 (5, 7)	K		K			3-1			6-3			2	0	0	0	0	2	1								
Hank Aaron, R OBP: 0.340, SLG: 0.566 (1, 9)	E5		1B 1B			5-3		5-3			5-3	5	1	1	0	0	0	1								
Joe Adcock, R OBP: 0.352, SLG: 0.525 (1, 3)	K		F8			FC5-4 1B		HR			1-3	5	1	2	2	0	1	3								
Alvin Dark, R OBP: 0.311, SLG: 0.318 (1, 5)			F5			FC5-4		4-3			6-3	5	0	1	2	0	0	1								
Felix Mantilla, R OBP: 0.263, SLG: 0.394 (1, 6)			FC4-6 BB			FC4		HR			K	4	1	1	1	1	1	1								
Chuck Cottier, R OBP: 0.229, SLG: 0.260 (1, 4)			FC4-6			3-1 2B		FC5-6 1B			F8	5	0	2	0	0	0	1								
Juan Pizarro, L OBP: 0.315, SLG: 0.375 (7, 1) Ron Piche, R OBP: 0.169, SLG: 0.183 (8, 1) Wes Covington, L OBP: 0.169, SLG: 0.183 (8, 1) Warren Spahn, L OBP: 0.169, SLG: 0.183 (8, 1) Lew Burdette, R OBP: 0.222, SLG: 0.280 (9, 1)	K		K			FC5-6 FC5-4		FC5-6 1B			5-3	3	0	0	0	0	2	3								
Inning Stats	R: 1 E: 0 K: 2 S: 21	H: 1 LOB: 1 BB: 0 P: 30	R: 0 E: 0 K: 1 S: 8	H: 0 LOB: 1 BB: 1 P: 15	R: 3 E: 1 K: 1 S: 21	H: 3 LOB: 1 BB: 0 P: 30	R: 0 E: 0 K: 2 S: 11	H: 1 LOB: 1 BB: 0 P: 14	R: 0 E: 0 K: 0 S: 6	H: 1 LOB: 1 BB: 0 P: 7	R: 1 E: 0 K: 0 S: 9	H: 2 LOB: 1 BB: 0 P: 16	R: 2 E: 0 K: 0 S: 11	H: 2 LOB: 0 BB: 0 P: 14	R: 0 E: 0 K: 1 S: 8	H: 0 LOB: 0 BB: 0 P: 14	R: 0 E: 0 K: 0 S: 5	H: 0 LOB: 0 BB: 0 P: 8	R: 0 E: 0 K: 1 S: 6	H: 0 LOB: 0 BB: 0 P: 8	R: 0 E: 0 K: 1 S: 10	H: 1 LOB: 0 BB: 1 P: 16	1B: 5 2B: 1 3B: 0 HR: 5	SF: 0 SAC: 0 DP: 0 HBP: 0	WP: 0 PB: 0 SB: 0 CS: 1	PA: 47
PITCHER	IP	WLS	BF	H	R	ER	SO	BB	IBB	HBP	BLK	WP	HR	S	P	ERA	WHIP									
Sandy Koufax, L ERA: 4.56 (1, 1)	4.0		20	5	4	3	6	0	0	0	0	0	2	61	89	4.50	1.500									
Ed Roebuck, R ERA: 2.24 (5, 1)	3.0		14	5	3	3	0	0	0	0	0	0	2	26	37	9.00	1.667									
Larry Sherry, R ERA: 4.34 (8, 1)	4.0	L	13	1	1	1	3	1	0	0	0	0	1	29	46	2.25	0.500									

Milwaukee Braves @ Los Angeles Dodgers
Los Angeles Memorial Coliseum, Los Angeles, CA

Sat Jul 30 1960, 10:05 PM EDT
Att: 61,003 - Unknown

livebaseballscorecards.com

AB 45
R 8
H 11
RBI 8
BB 2
SO 9
LOB 16




Batter	1	2	3	4	5	6	7	8	9	10	11	AB	R	H	RBI	BB	SO	LOB	BOTTOM					
Jim Gilliam, S OBP: 0.373, SLG: 0.342 (1, 5)	F5		E6 FC5 1B		HR 1B		1B HR BB				F7	4	2	1	0	2	0	0						
Wally Moon, L OBP: 0.367, SLG: 0.438 (1, 7)	4-3		F9		F8		1B HR BB		1-2 2-3		2-3	5	1	1	0	1	0	2						
Norm Larker, L OBP: 0.397, SLG: 0.459 (1, 3) John Roseboro, L OBP: 0.314, SLG: 0.382 (11, PR)			BB		F9		1-2 HR BB		4-2 F8		0-0 FC6-4 1B	4	1	2	0	2	0	4						
Frank Howard, R OBP: 0.345, SLG: 0.525 (1, 9)	F8		FC5		HR		K				F3	6	1	1	2	0	1	7						
Tommy Davis, R OBP: 0.270, SLG: 0.383 (1, 8)			HR		BB BB		6-3		1-1 HR		4-3	5	2	2	5	1	0	1						
Charlie Neal, R OBP: 0.335, SLG: 0.382 (1, 4)	F4		F9		F3		K				BB	4	0	0	0	1	1	1						
Maury Wills, S OBP: 0.353, SLG: 0.335 (1, 6) Bob Lillis, R OBP: 0.231, SLG: 0.308 (7, 6)	F9		K		4-3		BB 2B				K	3	0	0	0	1	1							
Joe Pignatano, R OBP: 0.362, SLG: 0.436 (1, 2)	K		K		5-3		K				6-3	4	0	0	0	1	2	1						
Sandy Koufax, R ERA: 3.59 (1, 1) Chuck Essegian, R OBP: 0.328, SLG: 0.404 (4, PH) Ed Roebuck, R OBP: 0.278, SLG: 0.294 (5, 1) Norm Sherry, R OBP: 0.355, SLG: 0.520 (7, PH) Larry Sherry, R OBP: 0.230, SLG: 0.375 (8, 1)	F9		F9		K		K				K	1	0	0	0	0	0	0						
Inning Stats	R: 0 E: 0 K: 0 S: 5	H: 0 LOB: 1 BB: 1 P: 12	R: 1 E: 0 K: 1 S: 9	H: 1 LOB: 0 BB: 0 P: 16	R: 0 E: 1 K: 0 S: 13	H: 1 LOB: 2 BB: 0 P: 20	R: 0 E: 0 K: 2 S: 10	H: 0 LOB: 2 BB: 2 P: 21	R: 2 E: 0 K: 0 S: 8	H: 2 LOB: 0 BB: 0 P: 8	R: 4 E: 0 K: 3 S: 23	H: 2 LOB: 0 BB: 2 P: 40	R: 0 E: 0 K: 2 S: 18	H: 1 LOB: 3 BB: 2 P: 31	R: 0 E: 0 K: 1 S: 9	H: 0 LOB: 1 BB: 1 P: 14	R: 0 E: 0 K: 1 S: 8	H: 0 LOB: 0 BB: 0 P: 12	R: 0 E: 0 K: 0 S: 10	H: 1 LOB: 1 BB: 0 P: 14	1B: 4 2B: 1 3B: 0 HR: 3	SF: 0 SAC: 0 DP: 0 HBP: 0	WP: 0 PB: 0 SB: 0 CS: 0	PA: 50
PITCHER	IP	WLS	BF	H	R	ER	SO	BB	IBB	HBP	BLK	WP	HR	S	P	ERA	WHIP							
Juan Pizarro, L ERA: 3.59 (1, 1)	6.1		30	5	1	1	2	0	0	0	0	0	2	64	113	8.53	1.579							
Ron Piche, R ERA: 4.75 (7, 1)	0.2		3	1	1	1	4	0	0	0	0	0	1	9	15	13.50	1.500							
Warren Spahn, L ERA: 3.75 (8, 1)	1.0		6	1	0	0	2	2	0	0	0	0	0	18	31	0.00	3.000							
Lew Burdette, R ERA: 4.22 (9, 1)	3.0	W	11	1	0	0	2	1	0	0	0	0	0	27	40	0.00	0.667							

Milwaukee Braves @ Los Angeles Dodgers
Los Angeles Memorial Coliseum, Los Angeles, CA

Sat Jul 30 1960, 10:05 PM EDT
Att: 61,003 - Unknown

livebaseballscorecards.com

AB 42
R 7
H 8
RBI 7
BB 8
SO 10
LOB 21



Batter	1	2	3	4	5	6	7	8	9	AB	R	H	RBI	BB	SO	LOB	TOP								
Bill Bruton, L OBP: 0.336, SLG: 0.444 (1, 8)	4-2 S 1B BB	0-0 4-3			2-1 F5			1-0 1-3	0-0 5-3	4	1	0	0	1	0	4	Milwaukee Braves @ Los Angeles Dodgers Los Angeles Memorial Coliseum, Los Angeles, CA Sun Jul 31 1960, 6:33 AM EDT Att: 37,552 - Unknown								
Del Crandall, R OBP: 0.314, SLG: 0.442 (1, 2)	4-2 1B 1-2 BB		3-1 5-3		2-3 K			2-1 1B		3	1	1	0	1	1	1									
Eddie Mathews, L OBP: 0.390, SLG: 0.518 (1, 5)	3-2 1B 1-2 2-H SF8 1B		1-1 F8		0-0 1-3			0-3 K		4	1	1	1	0	1	1									
Hank Aaron, R OBP: 0.341, SLG: 0.566 (1, 9)	2-1 CS 1-3 2-H 1B		2-2 CS 1B		0-3 K			0-1 5-3		4	0	2	1	0	1	1									
Joe Adcock, R OBP: 0.348, SLG: 0.518 (1, 3)	1-3 K		1-0 CS 1-2	0-1 F6				1-1 1-3		4	0	0	0	0	1	2									
Lee Maye, L OBP: 0.385, SLG: 0.435 (1, 7)	2-2 SF8		1-0 F9				1-3 K		3-1 E6 2B	3	1	0	1	0	1	0									
Felix Mantilla, R OBP: 0.282, SLG: 0.408 (1, 6)	1-1 CS 1-2	2-2 FC4-6 1B		0-2 F7			1-1 G3-6-1 1B		0-2 2B 1-2 1B	4	0	3	0	0	0	0									
Red Schoendienst, S OBP: 0.299, SLG: 0.294 (1, 4)		0-1 FC4-6		1-1 FC1-6 1B			2-2 G3-6-1 1-2		1-0 1-3 2-H 2B	4	0	2	1	0	0	2									
Al Spangler, L OBP: 0.319, SLG: 0.409 (9, PR)		1-2 K		1-1 FC1-6					2-3 K	0	0	0	0	0	0	0									
Carl Willey, R OBP: 0.151, SLG: 0.156 (1, 1)		1-3 K		1-1 FC1-6					1-2 HR	0	0	0	0	0	0	0									
Joe Mauer, S OBP: 0.150, SLG: 0.150 (1, 1)										1	0	0	0	0	0	1									
Bob Buhl, R OBP: 0.148, SLG: 0.148 (3, 1)										1	0	0	0	0	0	1									
Wes Covington, L OBP: 0.148, SLG: 0.148 (8, PH)										1	1	1	1	0	0	0									
Ron Piche, R OBP: 0.148, SLG: 0.148 (8, 1)										0	0	0	0	0	0	0									
Eddie Haas, L OBP: 0.174, SLG: 0.625 (9, PH)										1	0	0	0	0	1	2									
Inning Stats	R: 3 E: 0 K: 1 S: 17	H: 2 LOB: 0 BB: 2 P: 34	R: 0 E: 0 K: 1 S: 9	H: 1 LOB: 1 BB: 0 P: 12	R: 0 E: 0 K: 0 S: 7	H: 1 LOB: 0 BB: 0 P: 14	R: 0 E: 0 K: 0 S: 7	H: 0 LOB: 0 BB: 0 P: 8	R: 0 E: 0 K: 1 S: 9	H: 1 LOB: 1 BB: 0 P: 15	R: 0 E: 0 K: 1 S: 6	H: 0 LOB: 0 BB: 0 P: 7	R: 0 E: 0 K: 1 S: 9	H: 1 LOB: 0 BB: 0 P: 13	R: 1 E: 0 K: 1 S: 13	H: 2 LOB: 1 BB: 0 P: 17	R: 1 E: 1 K: 1 S: 12	H: 2 LOB: 2 BB: 0 P: 20	1B: 8 2B: 1 3B: 0 HR: 1	SF: 1 SAC: 0 DP: 1 HBP: 0	WP: 0 PB: 0 CS: 1	PA: 39			
PITCHER	IP	WLS	BF	H	R	ER	SO	BB	IBB	HBP	BLK	WP	HR	S	P	ERA	WHIP								
Don Drysdale, R ERA: 3.14 (1, 1)	8.1	W	35	10	5	4	6	2	0	0	0	0	1	85	134	4.32	1.440								
Ed Roebuck, R ERA: 2.22 (9, 1)	0.2	S	2	0	0	0	1	0	0	0	0	0	0	4	6	0.00	0.000								



Batter	1	2	3	4	5	6	7	8	9	AB	R	H	RBI	BB	SO	LOB	BOTTOM								
Jim Gilliam, S OBP: 0.371, SLG: 0.338 (1, 5)	1-1 4-3	4-2 SH1-3 1B BB		1-2 F7	1-2 5-3			3-1 F9		4	1	0	0	1	0	2	Milwaukee Braves @ Los Angeles Dodgers Los Angeles Memorial Coliseum, Los Angeles, CA Sun Jul 31 1960, 6:33 AM EDT Att: 37,552 - Unknown								
Wally Moon, L OBP: 0.368, SLG: 0.440 (1, 7)	0-0 1B SF7 2B	1-0 SH1-3		4-2 E BB	0-0 F8			2-3 6-3		3	2	1	0	1	0	2									
Norm Larker, L OBP: 0.397, SLG: 0.455 (1, 3)	4-1 BB 2B BB	0-0 1B 2-H 1B		0-0 E4 E 1-2 BB			2-1 E4 1B		0-0 4-3	4	1	1	1	1	0	1									
Gil Hodges, R OBP: 0.251, SLG: 0.325 (9, 3)				1-2 E7 1B			3-1 L6		0-1 F4	5	1	2	1	0	0	2									
Frank Howard, R OBP: 0.346, SLG: 0.522 (1, 9)	0-0 1-2 2-3 2B 1B	1-1 L8		1-0 E7 1-3 2-H 1B			0-2 1B		2-1 6-3	3	0	2	1	1	0	0									
Tommy Davis, R OBP: 0.282, SLG: 0.389 (1, 8)	1-0 SF7	0-0 1B		4-0 IBB			1-2 1B			3	0	2	1	1	0	0									
Charlie Neal, R OBP: 0.334, SLG: 0.378 (1, 4)	4-0 2B 1-2 2-3 BB		1-2 6-3	2-3 K			0-1 F8			3	1	0	0	1	1	5									
Bob Lillis, R OBP: 0.235, SLG: 0.353 (1, 6)	0-0 1H 2H 3H 1B 2B		2-0 4-3	0-0 F5			3-2 F7			4	1	1	3	0	0	5									
Joe Pignatano, R OBP: 0.412, SLG: 0.476 (1, 2)	3-1 2H 1B		4-1 BB		1-2 SH3 1B			1-0 F9 SH3-4 1B		3	0	3	1	1	0	0									
Don Drysdale, R OBP: 0.203, SLG: 0.286 (1, 1)	0-1 L6		0-0 1-3		0-0 SH3			0-0 SH3-4		2	0	0	0	0	0	2									
Ed Roebuck, R OBP: 0.278, SLG: 0.294 (9, 1)					1-2 1B					0	0	0	0	0	0	0									
Inning Stats	R: 5 E: 0 K: 0 S: 11	H: 4 LOB: 1 BB: 2 P: 24	R: 1 E: 0 K: 0 S: 8	H: 2 LOB: 2 BB: 1 P: 14	R: 0 E: 0 K: 0 S: 6	H: 0 LOB: 1 BB: 1 P: 13	R: 1 E: 2 K: 1 S: 14	H: 1 LOB: 3 BB: 2 P: 26	R: 0 E: 0 K: 0 S: 8	H: 1 LOB: 1 BB: 0 P: 10	R: 0 E: 1 K: 0 S: 12	H: 1 LOB: 2 BB: 0 P: 20	R: 0 E: 0 K: 0 S: 6	H: 1 LOB: 1 BB: 0 P: 13	R: 0 E: 0 K: 0 S: 5	H: 0 LOB: 0 BB: 0 P: 7	1B: 8 2B: 2 3B: 0 HR: 0	SF: 1 SAC: 3 DP: 0 HBP: 0	WP: 0 PB: 0 CS: 0	PA: 41					
PITCHER	IP	WLS	BF	H	R	ER	SO	BB	IBB	HBP	BLK	WP	HR	S	P	ERA	WHIP								
Carl Willey, R ERA: 4.05 (1, 1)	0.2	L	8	4	5	5	0	2	0	0	0	0	0	9	22	67.50	9.000								
Joey Jay, R ERA: 3.57 (1, 1)	1.1		6	2	1	1	0	1	0	0	0	0	0	10	16	6.75	2.250								
Bob Buhl, R ERA: 3.19 (3, 1)	5.0		24	4	1	1	1	2	1	0	0	0	0	46	82	1.80	1.200								
Ron Piche, R ERA: 4.6 (8, 1)	1.0		3	0	0	0	0	0	0	0	0	0	0	5	7	0.00	0.000								



Batter	1	2	3	4	5	6	7	8	9	AB	R	H	RBI	BB	SO	LOB	TOP					
Maury Wills, S OBP: 0.352, SLG: 0.333 (1,6)	0-2 4-3		0-1 E5			1-2 SH1-3 1B		0-1 G1-4-3		4	0	1	0	0	0	2	Los Angeles Dodgers @ Pittsburgh Pirates Forbes Field, Pittsburgh, PA Tue Aug 02 1960, 7:05 PM EDT Att: 25,876 - Unknown livebaseballscorecards.com					
Jim Gilliam, S OBP: 0.369, SLG: 0.335 (1,5)	1-1 F6		1-1 FC5			0-0 SH1-3		2-2 3-1		3	0	0	0	0	2							
Tommy Davis, R OBP: 0.281, SLG: 0.385 (1,8)	1-2 6-3			1-1 1B		0-1 F2			1-0 E1 G4-6-3	4	0	1	0	0	1							
Norm Larker, L OBP: 0.398, SLG: 0.456 (1,3)		0-0 F7		2-2 1B		4-0			1-2 F8	2	0	1	0	0	0							
Duke Snider, L OBP: 0.371, SLG: 0.530 (4,9)				1-3 1B						1	0	0	0	1	0							
Frank Howard, R OBP: 0.344, SLG: 0.522 (1,9) (4,3)		0-0		0-1 1-3		1-3 K			1-1 G4-6-3	4	0	1	0	0	1	4						
Wally Moon, L OBP: 0.365, SLG: 0.436 (1,7)		2-3 K		1-2 4-3						3	0	0	0	0	1	1						
Charlie Neal, R OBP: 0.332, SLG: 0.375 (1,4)			1-0 L8		0-1 6-3			1-0 6-3		3	0	0	0	0	0	0						
Joe Pignatano, R OBP: 0.389, SLG: 0.444 (1,2)			2-2 E1 FC5		3-1 F7			3-3 K		3	0	0	0	0	1	0						
Larry Sherry, R OBP: 0.200, SLG: 0.375 (8,1)				1-3 K		2-2 F2				0	0	0	0	0	0	0						
Stan Williams, R OBP: 0.176, SLG: 0.250 (1,1)								1-0 G1-4-3 1B		2	0	0	0	0	1	1						
John Roseboro, L OBP: 0.318, SLG: 0.386 (8,PH) (8,2)										1	0	1	0	0	0	0						
Inning Stats	R: 0 H: 0 E: 0 K: 0 S: 9	H: 0 LOB: 0 BB: 0 P: 11	R: 0 H: 1 E: 0 K: 1 S: 5	LOB: 0 BB: 0 P: 7	R: 0 H: 0 E: 2 K: 1 S: 11	LOB: 0 BB: 0 P: 16	R: 0 H: 2 E: 0 K: 0 S: 12	LOB: 1 BB: 0 P: 16	R: 0 H: 0 E: 0 K: 0 S: 7	LOB: 0 BB: 0 P: 12	R: 0 H: 1 E: 0 K: 1 S: 9	LOB: 2 BB: 1 P: 15	R: 0 H: 0 E: 0 K: 1 S: 5	LOB: 0 BB: 0 P: 9	R: 0 H: 1 E: 0 K: 0 S: 6	LOB: 0 BB: 0 P: 9	R: 0 H: 0 E: 1 K: 0 S: 8	LOB: 0 BB: 0 P: 11	1B: 4 2B: 1 3B: 0 HR: 0	SF: 0 SAC: 1 DP: 2 HBP: 0	WP: 0 PB: 0 SB: 0 CS: 0	PA: 32
PITCHER Vern Law, R ERA: 2.65 (1,1)	IP: 9.0 WLS: W BF: 32 H: 5 R: 0 ER: 0 SO: 4 BB: 0 IBB: 1 HBP: 0 BLK: 0 WP: 0 HR: 0 S: 72 P: 106 ERA: 0.00 WHIP: 0.556																					

Batter	1	2	3	4	5	6	7	8	9	AB	R	H	RBI	BB	SO	LOB	BOTTOM	
Bill Virdon, L OBP: 0.344, SLG: 0.423 (1,8)	1-1 F2		0-0 E4			2-2 E6 SH2-4	0-1 F8			4	0	0	0	0	0	3	Los Angeles Dodgers @ Pittsburgh Pirates Forbes Field, Pittsburgh, PA Tue Aug 02 1960, 7:05 PM EDT Att: 25,876 - Unknown livebaseballscorecards.com	
Dick Groat, R OBP: 0.355, SLG: 0.373 (1,6)	0-0 6-3		1-2 F9			0-0 SH2-4	0-0 1-2 1H 2H			3	0	1	2	0	0	2		
Bob Skinner, L OBP: 0.369, SLG: 0.474 (1,7)	2-1 F8			2-3 K		1-2 F8			2-3 K	4	0	0	0	0	2	1		
Gino Cimoli, R OBP: 0.354, SLG: 0.333 (9,7)										0	0	0	0	0	0	0		
Rocky Nelson, L OBP: 0.404, SLG: 0.529 (1,3)		0-3 K		1-2 3-1		4-0		2-1 G3		3	0	0	0	1	1	0		
Roberto Clemente, R OBP: 0.354, SLG: 0.435 (1,9)		1-3 K		3-2 1-3		0-2 F9		2-1 1B		4	0	1	0	0	1	2		
Smoky Burgess, L OBP: 0.350, SLG: 0.421 (1,2)										2	0	0	0	1	0	0		
Joe Christopher, R OBP: 0.222, SLG: 0.235 (7,FR)										0	1	0	0	0	0	0		
Hal Smith, R OBP: 0.356, SLG: 0.552 (8,2)										1	0	0	0	0	0	1		
Don Hoak, R OBP: 0.363, SLG: 0.410 (1,5)			3-2 F9		3-1 4-3		3-1 SH3-4			2	0	0	0	0	0	0		
Bill Mazeroski, R OBP: 0.287, SLG: 0.371 (1,4)			2-2 5-3		0-0 1B		0-1 SH 2B 1B			3	1	2	1	0	0	0		
Vern Law, R OBP: 0.215, SLG: 0.317 (1,1)			1-2 1B		2-1 1-3		0-1 SH 2B			2	1	1	0	0	0	1		
Inning Stats	R: 0 H: 0 E: 0 K: 0 S: 5	H: 0 LOB: 0 BB: 0 P: 8	R: 0 H: 0 E: 0 K: 2 S: 8	LOB: 0 BB: 0 P: 10	R: 0 H: 1 E: 1 K: 0 S: 14	LOB: 2 BB: 0 P: 21	R: 0 H: 0 E: 0 K: 1 S: 12	LOB: 0 BB: 0 P: 18	R: 0 H: 1 E: 0 K: 0 S: 6	LOB: 1 BB: 0 P: 11	R: 3 H: 2 E: 1 K: 0 S: 10	LOB: 2 BB: 1 P: 17	R: 0 H: 1 E: 0 K: 1 S: 8	LOB: 1 BB: 0 P: 14	1B: 4 2B: 1 3B: 0 HR: 0	SF: 0 SAC: 3 DP: 0 HBP: 0	WP: 0 PB: 0 SB: 0 CS: 0	PA: 33
PITCHER Stan Williams, R ERA: 2.37 (1,1)	IP: 7.0 WLS: L BF: 29 H: 4 R: 3 ER: 1 SO: 3 BB: 1 IBB: 0 HBP: 0 BLK: 0 WP: 0 HR: 0 S: 67 P: 104 ERA: 1.29 WHIP: 0.714																	
Larry Sherry, R ERA: 4.29 (8,1)	IP: 1.0 WLS: L BF: 4 H: 1 R: 0 ER: 0 SO: 1 BB: 0 IBB: 0 HBP: 0 BLK: 0 WP: 0 HR: 0 S: 8 P: 14 ERA: 0.00 WHIP: 1.000																	

Batter	1	2	3	4	5	6	7	8	9	AB	R	H	RBI	BB	SO	LOB	TOP
Maury Wills, S OBP: 0.350, SLG: 0.332	0-0 FC5-6 BB 1-3 1B		0-1 5-3		1-2 4-3		0-1 1-3			4	1	1	0	0	0	1	Los Angeles Dodgers @ Pittsburgh Pirates Forbes Field, Pittsburgh, PA Wed Aug 03 1960, 7:05 PM EDT Att: 24,819 - Unknown livebaseballscorecards.com
Jim Gilliam, S OBP: 0.370, SLG: 0.335	4-2 FC5-6 BB 1-2		0-0 HR 1B		2-2 1-3		1-1 F8			3	1	1	0	1	0	1	
Wally Moon, L OBP: 0.368, SLG: 0.447	0-0 FC5-6 1-3 1-2 2-3		1-2 1-H HR		1-0 4-3 1B					3	1	2	2	0	0	2	
Norm Larker, L OBP: 0.393, SLG: 0.450	0-1 1-3		1-0 4-3		0-0 4-3		1-2			3	0	0	1	0	0	2	
Frank Howard, R OBP: 0.341, SLG: 0.516	1-2 6-3			0-1 6-3		1-1 F6				3	0	0	0	0	0	2	
Duke Snider, L OBP: 0.375, SLG: 0.541		0-0 L8		0-0 3B		4-0 IBB				2	0	1	0	1	0	0	
Charlie Neal, R OBP: 0.329, SLG: 0.372		1-0 F9		2-2 4-3		0-1 4-3				3	0	0	0	0	0	3	
John Roseboro, L OBP: 0.318, SLG: 0.385		2-3 K		1-0 F8		3-2 1-3 SH5-4 1B				3	0	1	0	0	1	1	
Johnny Podres, L OBP: 0.235, SLG: 0.136			1-2 F9		0-1 4-3		0-0 SH5-4			2	0	0	0	0	0	0	
Inning Stats	R: 1 E: 0 K: 0 S: 10	H: 1 LOB: 1 BB: 1 P: 15	R: 0 E: 0 K: 1 S: 5	H: 0 LOB: 0 BB: 0 P: 8	R: 2 E: 0 K: 0 S: 10	H: 2 LOB: 0 BB: 0 P: 13	R: 0 E: 0 K: 0 S: 7	H: 1 LOB: 1 BB: 0 P: 10	R: 0 E: 0 K: 0 S: 9	H: 0 LOB: 0 BB: 0 P: 12	R: 0 E: 0 K: 0 S: 6	H: 1 LOB: 2 BB: 1 P: 12	R: 0 E: 0 K: 0 S: 8	H: 1 LOB: 1 BB: 0 P: 12			
PITCHER Bob Friend, R ERA: 3.06	IP: 7.0 WLS: L BF: 29 H: 6 R: 3 ER: 3 SO: 1 BB: 1 IBB: 1 HBP: 0 BLK: 0 WP: 0 HR: 1 S: 55 P: 82 ERA: 3.86 WHIP: 1.000																

Batter	1	2	3	4	5	6	7	8	9	AB	R	H	RBI	BB	SO	LOB	BOTTOM
Bob Skinner, L OBP: 0.367, SLG: 0.470	2-2 L7		2-2 6-3			2-2 4-3				3	0	0	0	0	0	0	Los Angeles Dodgers @ Pittsburgh Pirates Forbes Field, Pittsburgh, PA Wed Aug 03 1960, 7:05 PM EDT Att: 24,819 - Unknown livebaseballscorecards.com
Dick Groat, R OBP: 0.355, SLG: 0.373	1-1 F7			3-2 1-3		0-1 F8 BB 1B				3	1	1	0	0	0	0	
Roberto Clemente, R OBP: 0.359, SLG: 0.438	3-1 FC5-4 1B			3-2 1B 1B		4-2 1B 1-2 BB				2	0	2	0	1	0	0	
Dick Stuart, R OBP: 0.293, SLG: 0.433	1-1 FC5-4			1-2 1B		0-1 F8				3	0	1	0	0	0	3	
Gino Cimoli, R OBP: 0.353, SLG: 0.333		1-2 6-3		2-3 K		1-1 FC6-4 1B				3	0	1	1	0	1	2	
Hal Smith, R OBP: 0.351, SLG: 0.543		0-0 5-3		1-0 6-3		0-0 FC6-4				3	0	0	0	0	0	4	
Don Hoak, R OBP: 0.360, SLG: 0.406		2-2 F7			2-0 5-3		1-1 G3			3	0	0	0	0	0	0	
Bill Mazeroski, R OBP: 0.284, SLG: 0.368			0-1 F4		1-0 G3		0-1 6-3			3	0	0	0	0	0	0	
Bob Friend, R OBP: 0.152, SLG: 0.067 Gene Baker, R OBP: 0.231, SLG: 0.174			0-3 K		1-3 K		2-2 F3			2	0	0	0	0	2	0	
Inning Stats	R: 0 E: 0 K: 0 S: 10	H: 1 LOB: 1 BB: 0 P: 17	R: 0 E: 0 K: 0 S: 7	H: 0 LOB: 0 BB: 0 P: 10	R: 0 E: 0 K: 1 S: 16	H: 2 LOB: 2 BB: 0 P: 26	R: 0 E: 0 K: 1 S: 5	H: 0 LOB: 0 BB: 0 P: 9	R: 1 E: 0 K: 0 S: 12	H: 2 LOB: 2 BB: 1 P: 19	R: 0 E: 0 K: 0 S: 7	H: 0 LOB: 0 BB: 0 P: 10	R: 0 E: 0 K: 0 S: 8	H: 0 LOB: 0 BB: 0 P: 10			
PITCHER Johnny Podres, L ERA: 3.01	IP: 7.0 WLS: W BF: 27 H: 5 R: 1 ER: 1 SO: 3 BB: 1 IBB: 0 HBP: 0 BLK: 0 WP: 0 HR: 0 S: 65 P: 101 ERA: 1.29 WHIP: 0.857																

AB	26
R	3
H	6
RBI	3
BB	2
SO	1
LOB	12



AB	26
R	1
H	5
RBI	1
BB	1
SO	3
LOB	9



Batter	1	2	3	4	5	6	7	8	9	AB	R	H	RBI	BB	SO	LOB	TOP									
Maury Wills, S OBP: 0.355, SLG: 0.336	1-2 SF9 1B		4-2 L4-6 1B BB		1-1 F6			0-0 4-3 1B		3	1	2	0	1	0	0										
Jim Gilliam, S OBP: 0.371, SLG: 0.337	1-2 3-1		1-2			0-2 1-3 1B		0-1 F6 1B		4	0	2	0	0	0	2										
Wally Moon, L OBP: 0.364, SLG: 0.443	0-0 SF9		3-2 L4-6 1B			0-1 1-3 1B		0-0 4-3		3	0	0	1	0	0	4										
Frank Howard, R OBP: 0.337, SLG: 0.509	0-0 6-3		1-0 F7			0-3 K		1-2 F3		4	0	0	0	0	1	3										
Duke Snider, L OBP: 0.373, SLG: 0.534		1-3 K		0-0 G5-4-3 1B		0-0 F8		0-0 F7		4	0	1	0	0	1	1										
Gil Hodges, R OBP: 0.246, SLG: 0.316		2-3 K		2-2 F8			1-3 K		1-1 6-3	4	0	0	0	0	2	1										
Charlie Neal, R OBP: 0.329, SLG: 0.370		4-2 2B BB		2-0 G5-4-3		0-3 K		0-0 1B		2	0	0	0	1	1	1	AB 32									
Tommy Davis, R OBP: 0.286, SLG: 0.390				1-2				1B		1	0	1	0	0	0	0	R 1									
John Roseboro, L OBP: 0.327, SLG: 0.399		0-0 1-3 2B		1-1 F9		3-2 1B		0-0 1B		4	0	3	0	0	0	0	H 9									
Don Drysdale, R OBP: 0.197, SLG: 0.276		3-3 K		1-3 K		1-2 G1				2	0	0	0	0	2	2	RBI 1									
Ed Roebuck, R OBP: 0.278, SLG: 0.294										0	0	0	0	0	0	0	BB 2									
Irv Noren, L OBP: 0.292, SLG: 0.150										1	0	0	0	0	0	1	SO 7									
Larry Sherry, R OBP: 0.200, SLG: 0.375										0	0	0	0	0	0	0	LOB 15									
Inning Stats	R: 1 E: 0 K: 0 S: 8	H: 1 LOB: 0 BB: 0 P: 10	R: 0 E: 0 K: 3 S: 12	H: 1 LOB: 2 BB: 1 P: 22	R: 0 E: 0 K: 0 S: 12	H: 1 LOB: 1 BB: 1 P: 21	R: 0 E: 0 K: 0 S: 6	H: 1 LOB: 0 BB: 0 P: 10	R: 0 E: 0 K: 1 S: 7	H: 0 LOB: 0 BB: 0 P: 10	R: 0 E: 0 K: 1 S: 9	H: 1 LOB: 1 BB: 0 P: 9	R: 0 E: 0 K: 2 S: 14	H: 1 LOB: 1 BB: 0 P: 19	R: 0 E: 0 K: 0 S: 7	H: 1 LOB: 1 BB: 0 P: 8	R: 0 E: 0 K: 0 S: 5	H: 2 LOB: 2 BB: 0 P: 6	1B: 8 2B: 2 3B: 0 HR: 0	SF: 1 SAC: 0 DP: 2 HBP: 0	WP: 0 PB: 0 SB: 1 CS: 1	PA: 35				
PITCHER	IP WLS BF H R ER SO BB IBB HBP BLK WP HR S P ERA WHIP	IP WLS BF H R ER SO BB IBB HBP BLK WP HR S P ERA WHIP																								
George Witt, R ERA: 3.72	6.0	W	23	5	1	1	5	2	0	0	0	0	0	0	0	0	0	0	0	0	0	0	54	82	1.50	1.167
Roy Face, R ERA: 3.39	7.1	S	12	4	0	0	2	0	0	0	0	0	0	0	0	0	0	0	0	0	0	0	26	33	0.00	1.333

Los Angeles Dodgers @ Pittsburgh Pirates
Forbes Field, Pittsburgh, PA
Thu Aug 04 1960, 7:05 PM EDT
Att: 20,748 - Unknown

AB 32
R 1
H 9
RBI 1
BB 2
SO 7
LOB 15



Batter	1	2	3	4	5	6	7	8	9	AB	R	H	RBI	BB	SO	LOB	BOTTOM								
Bill Virdon, L OBP: 0.351, SLG: 0.435	3-2 SF9 3B		2-2 G3		4-2 G5-6-3 BB		1-0 4-3 SH3-4 1B			3	1	2	0	1	0	0									
Dick Groat, R OBP: 0.355, SLG: 0.372	0-1 SF9		4-2 HBP 1B BB		2-2 G5-6-3		0-0 SH3-4			1	0	0	1	1	0	1									
Bob Skinner, L OBP: 0.366, SLG: 0.468	3-H L9		0-0 HBP 1B		1-1 F2		2-2 4-3			4	0	1	0	0	0	1									
Gino Cimoli, R OBP: 0.353, SLG: 0.333			1-2 HBP 1B		1-2 F2		2-3 4-3			0	0	0	0	0	0	0									
Rocky Nelson, L OBP: 0.414, SLG: 0.565	1-0 HR		1-0 HBP 2B		2-2 4-3 1B		2-2 6-3			3	2	2	1	0	0	1									
Roberto Clemente, R OBP: 0.358, SLG: 0.436	1-3 K		0-0 1-3		2-2 4-3		2-1 G4-6-3 1B			4	0	1	0	0	1	4									
Smoky Burgess, L OBP: 0.348, SLG: 0.414		2-2 5-3		0-0 F7		4-0 BB 1B IBB		1-0 L9		3	1	0	0	1	0	1									
Don Hoak, R OBP: 0.359, SLG: 0.403		3-1 6-3		2-0 F6		4-2 1B BB		0-1 G4-6-3		3	0	0	0	1	0	1	AB 27								
Bill Mazerowski, R OBP: 0.285, SLG: 0.368		0-3 K		0-2 2-3		2-0 FC6-4 1B		0-1 G4-6-3		3	0	1	2	0	1	0	R 4								
George Witt, R										2	0	0	0	0	0	0	H 7								
Dick Stuart, R										1	0	0	0	0	0	2	RBI 4								
Roy Face, R										0	0	0	0	0	0	0	BB 4								
Inning Stats	R: 2 E: 0 K: 1 S: 15	H: 2 LOB: 0 BB: 0 P: 21	R: 0 E: 0 K: 1 S: 10	H: 0 LOB: 0 BB: 0 P: 15	R: 0 E: 0 K: 0 S: 13	H: 1 LOB: 3 BB: 1 P: 20	R: 0 E: 0 K: 0 S: 5	H: 0 LOB: 0 BB: 0 P: 7	R: 0 E: 0 K: 0 S: 11	H: 0 LOB: 0 BB: 1 P: 16	R: 2 E: 0 K: 0 S: 18	H: 2 LOB: 2 BB: 2 P: 35	R: 0 E: 0 K: 0 S: 9	H: 1 LOB: 1 BB: 0 P: 14	R: 0 E: 0 K: 0 S: 5	H: 1 LOB: 0 BB: 0 P: 8	1B: 4 2B: 1 3B: 1 HR: 1	SF: 1 SAC: 1 DP: 2 HBP: 1	WP: 0 PB: 0 SB: 0 CS: 0	PA: 34					
PITCHER	IP WLS BF H R ER SO BB IBB HBP BLK WP HR S P ERA WHIP	IP WLS BF H R ER SO BB IBB HBP BLK WP HR S P ERA WHIP																							
Don Drysdale, R ERA: 3.24	5.2	L	26	5	4	4	2	3	1	1	0	0	0	0	0	0	0	0	0	0	0	69	109	6.35	1.412
Ed Roebuck, R ERA: 2.21	0.1		1	0	0	0	0	0	0	0	0	0	0	0	0	0	0	0	0	0	0	3	5	0.00	0.000
Larry Sherry, R ERA: 4.2	2.0		7	2	0	0	0	0	0	0	0	0	0	0	0	0	0	0	0	0	0	14	22	0.00	1.000

Los Angeles Dodgers @ Pittsburgh Pirates
Forbes Field, Pittsburgh, PA
Thu Aug 04 1960, 7:05 PM EDT
Att: 20,748 - Unknown

AB 27
R 4
H 7
RBI 4
BB 4
SO 2
LOB 11



Batter	1	2	3	4	5	6	7	8	9	AB	R	H	RBI	BB	SO	LOB	TOP					
Maury Wills, S (1, 6) OBP: 0.359, SLG: 0.341	F9		1B						BB	5	1	3	0	0	0	0	Los Angeles Dodgers @ Philadelphia Phillies Connie Mack Stadium, Philadelphia, PA Sat Aug 06 1960, 7:05 PM EDT Att: 22,741 - Unknown					
Jim Gilliam, S (1, 5) OBP: 0.371, SLG: 0.336	L8		F9		FC6		1B		BB	4	0	1	0	1	0	2						
Wally Moon, L (1, 7) OBP: 0.364, SLG: 0.442	F8		K				1B		F7	5	0	2	0	0	1	3						
Norm Larker, L (1, 3) OBP: 0.397, SLG: 0.453					F6					5	0	3	1	0	0	4						
Joe Pignatano, R (9, PR) OBP: 0.389, SLG: 0.444										0	0	0	0	0	0	0						
Tommy Davis, R (1, 8) OBP: 0.289, SLG: 0.390										5	0	2	0	0	1	5						
Frank Howard, R (1, 9) OBP: 0.338, SLG: 0.509										4	0	2	0	0	0	3						
John Roseboro, L (1, 2) OBP: 0.320, SLG: 0.390										4	0	0	0	0	1	6						
Charlie Neal, R (1, 4) OBP: 0.329, SLG: 0.368										2	0	0	0	1	0	3						
Duke Snider, L (8, PH) OBP: 0.371, SLG: 0.532										1	0	0	0	0	1	1						
Stan Williams, R (1, 1) OBP: 0.170, SLG: 0.240										2	0	0	0	0	2	3						
Irv Noren, L (7, PH) OBP: 0.260, SLG: 0.143										1	0	0	0	0	0	0						
Ed Roebuck, R (7, 1) OBP: 0.278, SLG: 0.294										0	0	0	0	0	0	0						
Chuck Essegian, R (8, PH) OBP: 0.322, SLG: 0.396										1	0	0	0	0	0	0						
Inning Stats	R: 0 E: 0 K: 0 S: 5	H: 0 LOB: 0 BB: 0 P: 7	R: 0 E: 0 K: 1 S: 15	H: 2 LOB: 2 BB: 0 P: 19	R: 0 E: 0 K: 2 S: 13	H: 1 LOB: 1 BB: 0 P: 16	R: 0 E: 0 K: 1 S: 12	H: 2 LOB: 3 BB: 1 P: 17	R: 0 E: 0 K: 1 S: 11	H: 2 LOB: 2 BB: 0 P: 16	R: 0 E: 0 K: 0 S: 6	H: 1 LOB: 0 BB: 0 P: 7	R: 0 E: 0 K: 0 S: 11	H: 2 LOB: 2 BB: 0 P: 19	R: 0 E: 0 K: 1 S: 9	H: 1 LOB: 1 BB: 0 P: 11	R: 1 E: 0 K: 0 S: 9	H: 2 LOB: 2 BB: 1 P: 15	1B: 13 2B: 0 3B: 0 HR: 0	SF: 0 SAC: 0 DP: 1 HBP: 0	WP: 0 PB: 0 SB: 0 CS: 0	PA: 41
PITCHER Robin Roberts, R (1, 1) ERA: 4.17	IP: 9.0 WLS: W BF: 41 H: 13 R: 1 ER: 1 SO: 6 BB: 2 IBB: 0 HBP: 0 BLK: 0 WP: 0 HR: 0 S: 91 P: 127 ERA: 1.00 WHIP: 1.667															PITCHER						

AB	39
R	1
H	13
RBI	1
BB	2
SO	6
LOB	30




Batter	1	2	3	4	5	6	7	8	9	AB	R	H	RBI	BB	SO	LOB	BOTTOM			
Tony Taylor, R (1, 4) OBP: 0.344, SLG: 0.396	6-3		F8						B1-3	3	0	0	0	1	0	0	Los Angeles Dodgers @ Philadelphia Phillies Connie Mack Stadium, Philadelphia, PA Sat Aug 06 1960, 7:05 PM EDT Att: 22,741 - Unknown			
Lee Walls, R (1, 5) OBP: 0.341, SLG: 0.364										4	0	2	1	0	1	0				
Ted Lepcio, R (9, 5) OBP: 0.308, SLG: 0.310										0	0	0	0	0	0	0				
Johnny Callison, L (1, 7) OBP: 0.372, SLG: 0.459										3	0	0	0	0	2	1				
Pancho Herrera, R (1, 3) OBP: 0.380, SLG: 0.518										2	0	1	0	1	0	0				
Tony Gonzalez, L (1, 8) OBP: 0.279, SLG: 0.430										3	0	0	0	0	2	2				
Ken Walters, R (1, 9) OBP: 0.302, SLG: 0.379										3	1	0	0	0	0	1				
Clay Dalrymple, L (1, 2) OBP: 0.371, SLG: 0.468										2	1	1	2	0	0	0				
Ruben Amaro, R (1, 6) OBP: 0.318, SLG: 0.292										3	1	0	0	0	1	1				
Robin Roberts, S (1, 1) OBP: 0.228, SLG: 0.189										2	0	0	0	0	1	0				
Inning Stats	R: 0 E: 0 K: 0 S: 7	H: 1 LOB: 0 BB: 0 P: 9	R: 2 E: 1 K: 2 S: 19	H: 2 LOB: 0 BB: 0 P: 28	R: 0 E: 0 K: 2 S: 9	H: 0 LOB: 0 BB: 0 P: 16	R: 0 E: 0 K: 2 S: 12	H: 0 LOB: 1 BB: 1 P: 21	R: 1 E: 0 K: 0 S: 10	H: 1 LOB: 2 BB: 1 P: 17	R: 0 E: 0 K: 1 S: 7	H: 0 LOB: 0 BB: 0 P: 8	R: 0 E: 0 K: 0 S: 8	H: 0 LOB: 0 BB: 0 P: 11	R: 0 E: 0 K: 0 S: 7	H: 0 LOB: 0 BB: 0 P: 9	1B: 3 2B: 1 3B: 0 HR: 1	SF: 0 SAC: 1 DP: 1 HBP: 1	WP: 0 PB: 0 SB: 1 CS: 2	PA: 29
PITCHER Stan Williams, R (1, 1) ERA: 2.34	IP: 6.0 WLS: L BF: 23 H: 4 R: 3 ER: 1 SO: 7 BB: 2 IBB: 1 HBP: 0 BLK: 0 WP: 0 HR: 1 S: 64 P: 99 ERA: 1.50 WHIP: 1.000															PITCHER				
Ed Roebuck, R (7, 1) ERA: 2.16	IP: 2.0 WLS: 6 BF: 6 H: 0 R: 0 ER: 0 SO: 0 BB: 0 IBB: 0 HBP: 0 BLK: 0 WP: 0 HR: 0 S: 15 P: 20 ERA: 0.00 WHIP: 0.000															PITCHER				

AB	25
R	3
H	4
RBI	3
BB	2
SO	7
LOB	5



Batter	1	2	3	4	5	6	7	8	9	AB R H RBI BB SO LOB	TOP									
Maury Wills, S OBP: 0.370, SLG: 0.353	1-0 S 1B		3-2 F8		1-2 E S 1B		0-1 S 1B		3-2 E6 CS	5 1 3 0 0 0 1	Los Angeles Dodgers @ Philadelphia Phillies Sun Aug 07 1960, 3:38 AM EDT Att: 22,707 - Unknown Connie Mack Stadium, Philadelphia, PA									
Jim Gilliam, S OBP: 0.369, SLG: 0.337	1-2 CS 1B		2-2 F9		1-1 4-3		3-1 F5		2-1 CS	4 0 1 1 0 0 3										
Wally Moon, L OBP: 0.364, SLG: 0.438	2-3 1-2 K		3-1 1-3 1B		2-0 3-1			1-0 3-1		4 0 1 0 0 0 1 2										
Norm Larker, L OBP: 0.395, SLG: 0.453	1-2 F8		1-0 L7			0-2 F7		0-1 F8		4 0 0 0 0 0 2										
Tommy Davis, R OBP: 0.292, SLG: 0.413		2-1 5-3		0-0 HR		0-3 K		0-0 FC5 2B		4 1 2 1 0 1 0										
Duke Snider, L OBP: 0.373, SLG: 0.526		4-2 FC6-4 BB		2-0 L8		0-0 E4		4-0 IBB		2 0 0 0 2 0 0										
Norm Sherry, R OBP: 0.345, SLG: 0.504		0-1 F3		0-2 F2		1-1 4-3		1-1 FC5		4 0 0 0 0 0 4										
Charlie Neal, R OBP: 0.329, SLG: 0.365		1-1 FC6-4		0-1 F3			0-0 6-3		3-2 BB-6-4 1B	4 0 1 0 0 0 1										
Sandy Koufax, R OBP: 0.237, SLG: 0.171			2-1 1B		1-0 6-3		2-3 K		0-0 B3-6-4	4 0 1 0 0 1 1										
Inning Stats	R: 1 E: 0 K: 1 S: 11	H: 2 LOB: 0 BB: 0 P: 16	R: 0 E: 0 K: 0 S: 8	H: 0 LOB: 1 BB: 1 P: 15	R: 0 E: 0 K: 0 S: 12	H: 2 LOB: 2 BB: 0 P: 23	R: 1 E: 0 K: 0 S: 7	H: 1 LOB: 0 BB: 0 P: 9	R: 0 E: 0 K: 1 S: 9	H: 0 LOB: 1 BB: 0 P: 10	R: 0 E: 0 K: 1 S: 8	H: 1 LOB: 1 BB: 0 P: 13	R: 0 E: 0 K: 0 S: 6	H: 1 LOB: 2 BB: 0 P: 12	R: 0 E: 1 K: 0 S: 9	H: 1 LOB: 0 BB: 0 P: 17	1B: 7 2B: 1 3B: 0 HR: 1	SF: 0 SAC: 0 DP: 1 HBP: 0	WP: 0 PB: 0 SB: 3 CS: 2	PA: 38
PITCHER	IP WLS BF H R ER SO BB IBB HBP BLK WP HR S P ERA WHIP											PITCHER	IP WLS BF H R ER SO BB IBB HBP BLK WP HR S P ERA WHIP							
John Buzhardt, R ERA: 3.96	(1, 1) 8.0 L 34 8 2 2 3 1 1 0 0 0 0 1 68 110 2.25 1.125																			
Turk Farrell, R ERA: 2.71	(9, 1) 1.0 3 1 0 0 0 0 0 0 0 0 0 0 9 17 0.00 1.000																			

Batter	1	2	3	4	5	6	7	8	9	AB R H RBI BB SO LOB	BOTTOM												
Bobby Del Greco, R OBP: 0.358, SLG: 0.396	4-1 BB BB		2-2 5-3			1-2 PB 1B HBP		2-3 K		2 0 0 0 1 1 0	Los Angeles Dodgers @ Philadelphia Phillies Sun Aug 07 1960, 3:38 AM EDT Att: 22,707 - Unknown Connie Mack Stadium, Philadelphia, PA												
Lee Walls, R OBP: 0.335, SLG: 0.353	4-2 G6-4-3 BB		0-0 5-3			0-0 L7		3-1 2B 1B		3 1 1 0 1 0 1													
Tony Taylor, R OBP: 0.346, SLG: 0.400	3-2 F9			0-1 4-3		1-1 1-2 1B		0-0 1-H 2B		4 0 2 1 0 0 2													
Pancho Herrera, R OBP: 0.374, SLG: 0.507	3-1 G6-4-3			3-3 K		2-3 K		2-1 L8		4 0 0 0 0 2 5													
Bobby Gene Smith, R OBP: 0.279, SLG: 0.375		1-0 6-3 1B		2-0 F9		0-3 K		0-1 F9		4 0 1 0 0 1 2													
Ken Walters, R OBP: 0.298, SLG: 0.374		1-3 K			0-3 K		0-3 K		0-2 F4	4 0 0 0 0 3 1													
Jimmie Coker, R OBP: 0.288, SLG: 0.359		1-2 6-3			2-0 F4		2-2 P1		2-1 F6	4 0 0 0 0 0 1													
Ruben Amaro, R OBP: 0.323, SLG: 0.293		2-3 K			4-1 BB		3-2 F7			2 0 0 0 1 1 1													
John Buzhardt, R OBP: 0.146, SLG: 0.125	(1, 1)		2-3 K			0-3 K		1-3 K		2 0 0 0 0 2 1	Los Angeles Dodgers @ Philadelphia Phillies Sun Aug 07 1960, 3:38 AM EDT Att: 22,707 - Unknown Connie Mack Stadium, Philadelphia, PA												
Bobby Malkmus, R OBP: 0.224, SLG: 0.232	(8, PH)									1 0 0 0 0 1 0													
Turk Farrell, R OBP: 0.308, SLG: 0.333	(9, 1)									0 0 0 0 0 0 0													
Inning Stats	R: 0 E: 0 K: 0 S: 8	H: 0 LOB: 1 BB: 2 P: 22	R: 0 E: 0 K: 2 S: 11	H: 1 LOB: 0 BB: 0 P: 16	R: 0 E: 0 K: 1 S: 7	H: 0 LOB: 0 BB: 0 P: 11	R: 0 E: 0 K: 1 S: 6	H: 0 LOB: 0 BB: 0 P: 11	R: 0 E: 0 K: 2 S: 8	H: 0 LOB: 1 BB: 1 P: 14		R: 0 E: 0 K: 2 S: 14	H: 1 LOB: 2 BB: 0 P: 18	R: 0 E: 0 K: 1 S: 11	H: 0 LOB: 0 BB: 0 P: 16	R: 1 E: 0 K: 2 S: 14	H: 2 LOB: 1 BB: 0 P: 22	R: 0 E: 0 K: 0 S: 7	H: 0 LOB: 0 BB: 0 P: 9	1B: 3 2B: 1 3B: 0 HR: 0	SF: 0 SAC: 0 DP: 1 HBP: 1	WP: 0 PB: 1 SB: 0 CS: 0	PA: 34
PITCHER	IP WLS BF H R ER SO BB IBB HBP BLK WP HR S P ERA WHIP											PITCHER	IP WLS BF H R ER SO BB IBB HBP BLK WP HR S P ERA WHIP										
Sandy Koufax, L ERA: 4.25	(1, 1) 9.0 W 34 4 1 1 11 3 0 1 0 0 0 0 86 139 1.00 0.778																						

Batter	1	2	3	4	5	6	7	8	9	AB	R	H	RBI	BB	SO	LOB	TOP								
Maury Wills, S OBP: 0.371, SLG: 0.352 (1, 6)	E4 L9 1B		1-0 S 1B		4-0 SH1-3 1B BB	2-2 5-3		3-3 K		4	2	1	0	1	1	1	Los Angeles Dodgers @ Milwaukee Braves Milwaukee County Stadium, Milwaukee, WI Mon Aug 08 1960, 8:05 PM EDT Att: 23,697 - Unknown livebaseballscorecards.com								
Jim Gilliam, S OBP: 0.370, SLG: 0.336 (1, 5)	L9		2-3 K 1-2		1-0 SH1-3 1B 1B	4-2		1-1 6-3		4	1	1	0	1	1	2									
Wally Moon, L OBP: 0.363, SLG: 0.436 (1, 7)	2-1 1B		2-2 F8		1-0 SH1-3 1-2 2-3	0-0 G3		1-0 F2		4	0	1	1	0	0	2									
Norm Larker, L OBP: 0.392, SLG: 0.448 (1, 3)	2-3 K			0-1 1-6-3	1-2 BB 1B 1B		2-3 K		0-0 4-3		5	1	1	2	0	2									
Tommy Davis, R OBP: 0.291, SLG: 0.409 (1, 8)	1-2 5-3			1-1 1B 4-3 1B	2-2 F4		2-2 F4				4	1	1	0	0	2									
Duke Snider, L OBP: 0.376, SLG: 0.523 (1, 9)		1-2 6-3		0-0 4-3 1B	4-0 BB 1B BB		2-0 6-3				3	1	1	0	1	0									
John Roseboro, L OBP: 0.330, SLG: 0.410 (1, 2)		3-2 F5		1-2 4-3 1B	4-1 1B BB		1-3 K				3	0	0	1	1	1									
Charlie Neal, R OBP: 0.331, SLG: 0.365 (1, 4)	0-1 6-3			1-2 3-H 4-0 IBB	1-0 BB 1B		3-3 K				3	0	1	2	1	0									
Don Drysdale, R OBP: 0.200, SLG: 0.262 (1, 1)			2-3 K	2-1 F6		2-0 6-3		4-2 BB		3	0	0	0	1	1	2									
Ed Roebuck, R OBP: 0.278, SLG: 0.294 (8, 1)										0	0	0	0	0	0	0									
Inning Stats	R: 1 E: 1 K: 1 S: 13	H: 1 LOB: 1 BB: 0 P: 17	R: 0 E: 0 K: 0 S: 8	H: 0 LOB: 0 BB: 0 P: 12	R: 0 E: 0 K: 2 S: 12	H: 1 LOB: 1 BB: 0 P: 19	R: 1 E: 0 K: 0 S: 11	H: 2 LOB: 2 BB: 1 P: 19	R: 4 E: 0 K: 0 S: 10	H: 3 LOB: 2 BB: 3 P: 28	R: 0 E: 0 K: 0 S: 7	H: 0 LOB: 1 BB: 1 P: 15	R: 0 E: 0 K: 1 S: 7	H: 0 LOB: 0 BB: 0 P: 13	R: 0 E: 0 K: 3 S: 11	H: 0 LOB: 1 BB: 1 P: 22		R: 0 E: 0 K: 0 S: 4	H: 0 LOB: 0 BB: 0 P: 6	1B: 7 2B: 0 3B: 0 HR: 0	SF: 0 SAC: 1 DP: 0 HBP: 0	WP: 0 PB: 0 SB: 2 CS: 0	PA: 40		
PITCHER	IP	WLS	BF	H	R	ER	SO	BB	IBB	HBP	BLK	WP	HR	S	P	ERA	WHIP								
Carl Willey, R ERA: 4.39 (1, 1)	4.2		25	6	6	5	3	3	1	0	0	0	0	53	93	9.64	1.929								
Joey Jay, R ERA: 3.95 (5, 1)	1.1	5	1	0	0	0	0	1	0	0	0	0	0	8	17	0.00	1.500								
George Brunet, L ERA: 4.09 (7, 1)	2.0	W	7	0	0	0	4	1	0	0	0	0	0	18	35	0.00	0.500								
Don McMahon, R ERA: 6.08 (9, 1)	1.0	S	3	0	0	0	0	0	0	0	0	0	0	4	6	0.00	0.000								


Batter	1	2	3	4	5	6	7	8	9	AB	R	H	RBI	BB	SO	LOB	BOTTOM								
Al Spangler, L OBP: 0.344, SLG: 0.402 (1, 7)	2-1 6-3		0-0 F3		2-1 1-3		0-1 PO 1B	2-2 4-3		5	0	1	0	0	0	1	Los Angeles Dodgers @ Milwaukee Braves Milwaukee County Stadium, Milwaukee, WI Mon Aug 08 1960, 8:05 PM EDT Att: 23,697 - Unknown livebaseballscorecards.com								
Del Crandall, R OBP: 0.313, SLG: 0.438 (1, 2)	0-2 6-3		0-0 F8		1-0 E6 HR		0-0 L9				4	1	0	0	0	1									
Eddie Mathews, L OBP: 0.386, SLG: 0.520 (1, 5)	0-0 3-1		3-2 F3		1-0 1-H HR		1-1 F4				4	1	1	2	0	1									
Hank Aaron, R OBP: 0.348, SLG: 0.579 (1, 9)		0-2 FC6-5 2B		3-2 E6 1B 1B	0-0 6-3		0-0 PO	3-2 1-3			4	1	1	0	0	0									
Bill Bruton, L OBP: 0.325, SLG: 0.423 (1, 8)		2-3 K		1-0 1B	2-2 1-3			2-2 G3			4	0	1	0	0	1									
Joe Adcock, R OBP: 0.342, SLG: 0.515 (1, 3)		2-1 FC6-5 BB 2-3		1-3 K		1-2 F7		1-2 1B 1B			4	1	1	0	0	1									
Red Schoendienst, S OBP: 0.321, SLG: 0.321 (1, 4)		2-1 BB		2-0 1B		0-0 F8		0-2 1B 1B			4	0	3	1	0	0									
Chuck Cottier, R OBP: 0.222, SLG: 0.259 (8, PR) (9, 4)		1-2 1B		1-2 3-H 1B		2-1 F8		1-2 HR 1B			0	1	0	0	0	0									
Johnny Logan, R OBP: 0.315, SLG: 0.336 (1, 6)		4-2 BB		2-2 F8		2-1 2B		1-2 HR 1B			3	1	2	1	1	0									
Carl Willey, R OBP: 0.356, SLG: 0.143 (1, 1)		1-3 K		1-3 K		2-3 K		1-2 HR			2	0	0	0	0	2									
Joey Jay, S OBP: 0.240, SLG: 0.136 (5, 1)											0	0	0	0	0	0									
Eddie Mathews, L OBP: 0.386, SLG: 0.520 (5, PR)											1	0	0	0	0	1									
George Brunet, L OBP: 0.321, SLG: 0.321 (7, 1)											0	0	0	0	0	0									
Wes Covington, R OBP: 0.162, SLG: 0.158 (8, PR)											1	1	1	3	0	0									
Don McMahon, R ERA: 6.08 (9, 1)											0	0	0	0	0	0									
Inning Stats	R: 0 E: 0 K: 0 S: 6	H: 0 LOB: 0 BB: 0 P: 8	R: 0 E: 0 K: 2 S: 17	H: 2 LOB: 3 BB: 1 P: 28	R: 0 E: 0 K: 0 S: 6	H: 0 LOB: 0 BB: 0 P: 9	R: 1 E: 1 K: 2 S: 15	H: 2 LOB: 2 BB: 0 P: 25	R: 2 E: 0 K: 0 S: 9	H: 1 LOB: 1 BB: 0 P: 15	R: 0 E: 0 K: 1 S: 9	H: 1 LOB: 1 BB: 0 P: 14	R: 0 E: 0 K: 0 S: 5	H: 1 LOB: 0 BB: 0 P: 6	R: 4 E: 0 K: 0 S: 28	H: 4 LOB: 1 BB: 0 P: 38	R: 0 E: 0 K: 0 S: 2	H: 0 LOB: 0 BB: 0 P: 6	1B: 7 2B: 2 3B: 0 HR: 2	SF: 0 SAC: 0 DP: 0 HBP: 0	WP: 0 PB: 0 SB: 0 CS: 0	PA: 38			
PITCHER	IP	WLS	BF	H	R	ER	SO	BB	IBB	HBP	BLK	WP	HR	S	P	ERA	WHIP								
Don Drysdale, R ERA: 3.3 (1, 1)	7.2		35	10	6	4	5	1	0	0	0	0	1	86	131	4.70	1.435								
Ed Roebuck, R ERA: 2.25 (8, 1)	0.1	L	2	1	1	1	0	0	0	0	0	0	1	9	12	27.00	3.000								




Batter	1	2	3	4	5	6	7	8	9	AB	R	H	RBI	BB	SO	LOB	TOP			
Maury Wills, S OBP: 0.374, SLG: 0.359 (1, 6)	1-2 1-3		2-1 F7		0-0 S		0-0 BB S		0-2 1B	5	1	3	1	0	0	0	Los Angeles Dodgers @ Milwaukee Braves Milwaukee County Stadium, Milwaukee, WI Tue Aug 09 1960, 8:05 PM EDT Att: 25,086 - Unknown livebaseballscorecards.com			
Jim Gilliam, S OBP: 0.388, SLG: 0.334 (1, 5)	0-0 F7		0-0 FC6-4 1B		0-2 6-3		0-0 B2		1-2 F9	5	0	1	0	0	0	3				
Wally Moon, L OBP: 0.363, SLG: 0.434 (1, 7)	1-0 F7		0-0 FC6-4 1-2		1-1 4-3		4-2 BB		2-2 1B	4	0	1	1	1	0	2				
Norm Larker, L OBP: 0.399, SLG: 0.452 (9, PR)		0-1 1B		0-0 1B		2-1 4-3		4-1 BB	2-0 FC4-6	4	1	3	0	1	0	0				
Joe Pignatano, R OBP: 0.389, SLG: 0.444 (9, PR)		2-0 1B		0-0 1B		3-2 6-3		0-1 BB	1-2 1B	0	0	0	0	0	0	0				
Gil Hodges, R OBP: 0.246, SLG: 0.316 (9, 3)		1-2 1B		3-2 F7		4-2 1B		3-3 K	2-1 FC4-6	0	0	0	0	0	0	0				
Tommy Davis, R OBP: 0.288, SLG: 0.403 (1, 8)		0-3 K		0-0 F8		2-2 BB		0-1 F5	0-3 K	5	0	1	0	0	1	6				
Duke Snider, L OBP: 0.372, SLG: 0.513 (1, 9)		1-2 1B		2-3 K		1-3 1B		0-2 L7	2-1 FC4-6	4	0	0	0	1	2	8				
John Roseboro, L OBP: 0.329, SLG: 0.406 (1, 2)		0-2 L9		0-0 F8		4-2 SH1		1-2 BB	2-2 F5	4	0	1	0	0	0	3				
Charlie Neal, R OBP: 0.335, SLG: 0.365 (1, 4)		1-2 1B		1-2 SH1		1-2 BB		0-2 L7	2-3 K	2	1	1	1	2	0	0				
Johnny Podres, L OBP: 0.222, SLG: 0.128 (1, 1)			2-3 K		0-0 SH1		2-3 K		2-3 K	3	0	0	0	0	3	3				
Larry Sherry, R OBP: 0.207, SLG: 0.357 (9, 1)					1-2					0	0	0	0	0	0	0				
Inning Stats	R: 0 E: 0 K: 0 S: 5	H: 0 LOB: 0 BB: 7	R: 1 E: 0 K: 1 S: 12	H: 3 LOB: 2 BB: 15	R: 0 E: 0 K: 1 S: 8	H: 1 LOB: 1 BB: 12	R: 0 E: 0 K: 0 S: 6	H: 1 LOB: 1 BB: 9	R: 1 E: 0 K: 0 S: 13	H: 1 LOB: 1 BB: 18	R: 0 E: 0 K: 1 S: 15	H: 1 LOB: 3 BB: 32	R: 0 E: 0 K: 1 S: 10	H: 0 LOB: 0 BB: 11	R: 1 E: 0 K: 1 S: 15	H: 3 LOB: 2 BB: 22	1B: 10 2B: 1 3B: 0 HR: 0	SF: 0 SAC: 1 DP: 0 HBP: 0	WP: 0 PB: 0 SB: 2 CS: 0	PA: 42
PITCHER	IP WLS BF H R ER SO	IP WLS BF H R ER SO	IP WLS BF H R ER SO	IP WLS BF H R ER SO	IP WLS BF H R ER SO	IP WLS BF H R ER SO	IP WLS BF H R ER SO	IP WLS BF H R ER SO	IP WLS BF H R ER SO	IP WLS BF H R ER SO	IP WLS BF H R ER SO	IP WLS BF H R ER SO	IP WLS BF H R ER SO	IP WLS BF H R ER SO	IP WLS BF H R ER SO	IP WLS BF H R ER SO	ERA WHIP	ERA WHIP		
Bob Buhl, R ERA: 3.25 (1, 1)	8.0 L	36 8	2 2	5 5	0 0	0 0	0 0	0 0	78 125	2.25 1.625										
Ron Piche, R ERA: 4.79 (9, 1)	1.0 6	3 1	1 1	1 1	0 0	0 0	0 0	0 0	15 22	9.00 3.000										

Batter	1	2	3	4	5	6	7	8	9	AB	R	H	RBI	BB	SO	LOB	BOTTOM					
Mel Roach, R OBP: 0.349, SLG: 0.488 (1, 7)	K		1-0 1B		1-3 K			3-2 G2-4-3 1B		4	0	2	0	0	2	1	Los Angeles Dodgers @ Milwaukee Braves Milwaukee County Stadium, Milwaukee, WI Tue Aug 09 1960, 8:05 PM EDT Att: 25,086 - Unknown livebaseballscorecards.com					
Al Spangler, L OBP: 0.344, SLG: 0.402 (8, PR)	K		1-0 2B			0-1 4-3		3-2 G2-4-3		4	0	1	0	0	1	1						
Del Crandall, R OBP: 0.312, SLG: 0.436 (1, 2)	K		2-1 1B			1-1 G3		2-1 HR		3	1	1	1	1	1	1						
Eddie Mathews, L OBP: 0.387, SLG: 0.526 (1, 5)	BB		3-3 K		0-0 F8		1-2 6-3		0-0 F8	4	0	0	0	0	0	1						
Hank Aaron, R OBP: 0.345, SLG: 0.574 (1, 9)	F2																					
Joe Adcock, R OBP: 0.338, SLG: 0.509 (1, 3)		0-0 G6-3		3-3 K		0-3 K		2-3 K		4	0	0	0	0	3	0						
Bill Bruton, L OBP: 0.329, SLG: 0.427 (1, 8)		4-2 BB		0-0 6-3		1-1 1B		0-1 1B		3	1	2	0	1	0	0						
Johnny Logan, R OBP: 0.314, SLG: 0.335 (1, 6)		0-3 K		1-0 5-3		1-2 F8		2-2 1B		4	0	1	1	0	1	2						
Lee Maye, L OBP: 0.355, SLG: 0.411 (9, PR)										0	0	0	0	0	0	0						
Chuck Cottier, R OBP: 0.227, SLG: 0.264 (7, PH)		0-2 F8								2	0	1	0	0	0	1						
Felix Mantilla, R OBP: 0.274, SLG: 0.373 (8, 4)										2	0	1	0	0	0	1						
Bob Buhl, R OBP: 0.155, SLG: 0.155 (1, 1)			1-3 K		1-3 K			2-2 6-3		2	0	0	0	0	2	1						
Alvin Dark, R OBP: 0.307, SLG: 0.314 (8, PH)										1	0	0	0	0	0	0						
Ron Piche, R OBP: 0.311, SLG: 0.321 (9, PH)										0	0	0	0	0	0	0						
Red Schoendienst, S OBP: 0.311, SLG: 0.321 (9, PH)										0	0	0	0	0	0	0						
Wes Covington, L OBP: 0.274, SLG: 0.515 (9, PH)										1	0	0	0	0	0	2						
Inning Stats	R: 0 E: 0 K: 2 S: 11	H: 0 LOB: 1 BB: 1	R: 0 E: 0 K: 1 S: 11	H: 0 LOB: 1 BB: 1	R: 0 E: 0 K: 2 S: 10	H: 2 LOB: 0 BB: 16	R: 0 E: 0 K: 1 S: 5	H: 0 LOB: 0 BB: 8	R: 0 E: 0 K: 2 S: 9	H: 1 LOB: 1 BB: 12	R: 0 E: 0 K: 0 S: 7	H: 0 LOB: 0 BB: 9	R: 0 E: 0 K: 1 S: 11	H: 1 LOB: 1 BB: 14	R: 0 E: 0 K: 0 S: 15	H: 1 LOB: 0 BB: 23	R: 2 E: 0 K: 1 S: 16	H: 4 LOB: 2 BB: 23	1B: 6 2B: 2 3B: 0 HR: 1	SF: 0 SAC: 0 DP: 1 HBP: 0	WP: 0 PB: 0 SB: 0 CS: 0	PA: 36
PITCHER	IP WLS BF H R ER SO	IP WLS BF H R ER SO	IP WLS BF H R ER SO	IP WLS BF H R ER SO	IP WLS BF H R ER SO	IP WLS BF H R ER SO	IP WLS BF H R ER SO	IP WLS BF H R ER SO	IP WLS BF H R ER SO	IP WLS BF H R ER SO	IP WLS BF H R ER SO	IP WLS BF H R ER SO	IP WLS BF H R ER SO	IP WLS BF H R ER SO	IP WLS BF H R ER SO	IP WLS BF H R ER SO	ERA WHIP	ERA WHIP				
Johnny Podres, L ERA: 2.96 (1, 1)	8.2 W	35 9	2 2	10 10	2 2	0 0	0 0	0 0	92 136	2.08 1.269												
Larry Sherry, R ERA: 4.01 (9, 1)	0.1 S	1 0	0 0	0 0	0 0	0 0	0 0	0 0	3 3	0.00 0.000												



Batter	1	2	3	4	5	6	7	8	9	AB	R	H	RBI	BB	SO	LOB	TOP					
Maury Wills, S OBP: 0.370, SLG: 0.354 (1, 6)	B1-3			K	FC4-6		4-3			4	0	0	0	0	1	3	Los Angeles Dodgers @ Milwaukee Braves Milwaukee County Stadium, Milwaukee, WI Wed Aug 10 1960, 4:33 AM EDT Att: 19,785 - Unknown livebaseballscorecards.com					
Jim Gilliam, S OBP: 0.397, SLG: 0.333 (1, 5)	5-3			4-3		F7		FC1-6 1B		4	0	1	0	0	0	0						
Wally Moon, L OBP: 0.362, SLG: 0.432 (1, 7)	6-3			1B		L8		FC1-6 FC4-6 1-2		4	0	1	0	0	0	1						
Norm Larker, L OBP: 0.393, SLG: 0.446 (1, 3)		1-3		K		4-3		FC4-6 1-2		4	0	0	0	0	1	2						
Tommy Davis, R OBP: 0.287, SLG: 0.405 (1, 8)		5-3				HR 2B		F8 F4		4	1	1	0	0	0	1						
Frank Howard, R OBP: 0.333, SLG: 0.509 (1, 9)		F3				HR 2H		E3 1B 1B		4	2	1	2	0	0	0						
John Roseboro, L OBP: 0.327, SLG: 0.403 (1, 2)				G1-6-3 1B		5-3		F2		4	0	1	0	0	0	1						
Charlie Neal, R OBP: 0.334, SLG: 0.364 (1, 4)				G1-6-3 1-2		4-3		1B 1B		4	0	1	0	0	0	1						
Stan Williams, R OBP: 0.196, SLG: 0.264 Larry Sherry, R OBP: 0.207, SLG: 0.357 (9, 1)				K		FC4-6 1B		1-2 3H 1B		3	0	2	1	0	1	0						
										0	0	0	0	0	0	0						
Inning Stats	R: 0 E: 0 K: 0 S: 8	H: 0 LOB: 0 BB: 0 P: 11	R: 0 E: 0 K: 0 S: 14	H: 0 LOB: 0 BB: 0 P: 18	R: 0 E: 0 K: 1 S: 6	H: 1 LOB: 0 BB: 0 P: 7	R: 0 E: 0 K: 2 S: 10	H: 1 LOB: 1 BB: 0 P: 13	R: 2 E: 0 K: 0 S: 15	H: 3 LOB: 1 BB: 0 P: 17	R: 0 E: 0 K: 0 S: 8	H: 0 LOB: 0 BB: 0 P: 8	R: 1 E: 1 K: 0 S: 15	H: 2 LOB: 2 BB: 0 P: 19	R: 0 E: 0 K: 0 S: 9	H: 1 LOB: 1 BB: 0 P: 12	R: 0 E: 0 K: 0 S: 6	H: 0 LOB: 0 BB: 0 P: 8	1B: 6 2B: 1 3B: 0 HR: 1	SF: 0 SAC: 0 DP: 1 HBP: 0	WP: 0 PB: 0 CS: 0	PA: 35
PITCHER Lew Burdette, R ERA: 3.99 (1, 1)	IP: 9.0 WLS: L BF: 35 H: 8 R: 3 ER: 2 SO: 3 BB: 0 IBB: 0 HBP: 0 BLK: 0 WP: 0 HR: 1 S: 91 P: 113 ERA: 2.00 WHIP: 0.889															PITCHER IP: 0.1 WLS: S BF: 1 H: 0 R: 0 ER: 0 SO: 0 BB: 0 IBB: 0 HBP: 0 BLK: 0 WP: 0 HR: 0 S: 4 P: 7 ERA: 0.00 WHIP: 0.000						

Batter	1	2	3	4	5	6	7	8	9	AB	R	H	RBI	BB	SO	LOB	BOTTOM					
Al Spangler, L OBP: 0.356, SLG: 0.393 (1, 7)	1B BB		K		K					2	0	0	0	3	2	0	Los Angeles Dodgers @ Milwaukee Braves Milwaukee County Stadium, Milwaukee, WI Wed Aug 10 1960, 4:33 AM EDT Att: 19,785 - Unknown livebaseballscorecards.com					
Del Crandall, R OBP: 0.310, SLG: 0.432 (1, 2)	1-3 1B		F7		E6		6-3		3-2 5-3	5	0	1	0	0	0	2						
Eddie Mathews, L OBP: 0.388, SLG: 0.533 (1, 5)	K			HR	6-3				4-1 BB BB	3	1	1	1	1	1	3						
Hank Aaron, R OBP: 0.344, SLG: 0.575 (1, 9)	F4			F7					0-1 F6	4	1	1	0	0	0	3						
Bill Bruton, L OBP: 0.328, SLG: 0.424 (1, 8)	K			6-3		K		4-2 1-2 BB		3	0	0	0	1	2	3						
Joe Adcock, R OBP: 0.338, SLG: 0.507 Wes Covington, L OBP: 0.316, SLG: 0.512 Alvin Dark, R OBP: 0.307, SLG: 0.314 (8, PH) (9, 3)	F8			1B 1B		6-3		1-2 F8		3	0	1	0	0	0	0						
Red Schoendienst, S OBP: 0.310, SLG: 0.320 (1, 4)	F7			1B		F6		3-2 6-3		4	0	1	0	0	0	2						
Johnny Logan, R OBP: 0.311, SLG: 0.332 Eddie Haas, L OBP: 0.375, SLG: 0.476 (9, PH) (9, PH)	F5			F6				2-2 F4		3	0	0	0	0	0	2						
Lew Burdette, R OBP: 0.230, SLG: 0.333 Lee Maye, L OBP: 0.349, SLG: 0.404 (9, PH) (9, PH)		1-3				F9		0-1 L1		3	0	0	0	0	0	0						
										1	0	0	0	0	0	0						
Inning Stats	R: 0 E: 0 K: 2 S: 10	H: 1 LOB: 2 BB: 1 P: 16	R: 0 E: 0 K: 0 S: 6	H: 0 LOB: 0 BB: 0 P: 9	R: 0 E: 0 K: 1 S: 8	H: 0 LOB: 0 BB: 0 P: 10	R: 1 E: 0 K: 0 S: 10	H: 3 LOB: 2 BB: 0 P: 16	R: 0 E: 1 K: 1 S: 10	H: 0 LOB: 1 BB: 0 P: 18	R: 1 E: 0 K: 1 S: 9	H: 1 LOB: 0 BB: 0 P: 13	R: 0 E: 0 K: 0 S: 8	H: 0 LOB: 1 BB: 1 P: 16	R: 0 E: 0 K: 0 S: 12	H: 0 LOB: 2 BB: 2 P: 24	R: 0 E: 0 K: 1 S: 14	H: 0 LOB: 1 BB: 1 P: 25	1B: 3 2B: 0 3B: 1 HR: 1	SF: 0 SAC: 0 DP: 0 HBP: 0	WP: 1 PB: 0 CS: 0	PA: 38
PITCHER Stan Williams, R ERA: 2.32 Larry Sherry, R ERA: 4.0 (1, 1) (9, 1)	IP: 8.2 WLS: W BF: 37 H: 5 R: 2 ER: 2 SO: 6 BB: 5 IBB: 0 HBP: 0 BLK: 0 WP: 1 HR: 1 S: 83 P: 140 ERA: 2.08 WHIP: 1.154															PITCHER IP: 0.1 WLS: S BF: 1 H: 0 R: 0 ER: 0 SO: 0 BB: 0 IBB: 0 HBP: 0 BLK: 0 WP: 0 HR: 0 S: 4 P: 7 ERA: 0.00 WHIP: 0.000						

Batter	1	2	3	4	5	6	7	8	9	AB	R	H	RBI	BB	SO	LOB	TOP								
Maury Wills, S OBP: 0.367, SLG: 0.352 (1, 6)										5	1	1	0	0	1	1	Los Angeles Dodgers @ Cincinnati Reds Crosley Field, Cincinnati, OH Thu Aug 11 1960, 7:05 PM EDT Att: 7,350 - Unknown livebaseballscorecards.com								
Jim Gilliam, S OBP: 0.365, SLG: 0.330 (1, 5)										4	1	0	0	1	0	0									
Wally Moon, L OBP: 0.363, SLG: 0.431 (1, 7)										3	0	1	0	1	0	0									
Norm Larker, L OBP: 0.398, SLG: 0.450 (8, PR)										2	0	1	0	2	0	2									
Joe Pignatano, R OBP: 0.389, SLG: 0.444 (8, 3)										0	1	0	0	0	0	0									
Gil Hodges, R OBP: 0.246, SLG: 0.316 (8, 3)										0	0	0	0	0	0	0									
Tommy Davis, R OBP: 0.287, SLG: 0.401 (1, 8)										4	0	1	1	0	0	4									
Frank Howard, R OBP: 0.328, SLG: 0.502 (1, 9)										4	0	0	0	0	3	6									
John Roseboro, L OBP: 0.330, SLG: 0.399 (1, 2)										2	0	0	0	2	1	0									
Charlie Neal, R OBP: 0.338, SLG: 0.371 (1, 4)										4	0	3	1	0	1	0									
Sandy Koufax, R OBP: 0.214, SLG: 0.154 (1, 1)										4	0	0	0	0	2	2									
Inning Stats	R: 1 H: 2 E: 0 K: 2 S: 15	H: 2 LOB: 2 BB: 1 P: 25	R: 0 H: 1 E: 1 K: 1 S: 9	H: 1 LOB: 1 BB: 0 P: 12	R: 0 H: 0 E: 0 K: 1 S: 8	H: 0 LOB: 2 BB: 2 P: 19	R: 0 H: 0 E: 0 K: 1 S: 7	H: 0 LOB: 0 BB: 0 P: 10	R: 1 H: 1 E: 0 K: 0 S: 11	H: 1 LOB: 1 BB: 1 P: 21	R: 0 H: 1 E: 0 K: 0 S: 9	H: 1 LOB: 1 BB: 1 P: 20	R: 0 H: 0 E: 0 K: 0 S: 6	H: 0 LOB: 0 BB: 0 P: 9	R: 1 H: 2 E: 0 K: 1 S: 10	H: 2 LOB: 1 BB: 1 P: 18	R: 0 H: 0 E: 0 K: 1 S: 6	H: 0 LOB: 0 BB: 0 P: 7	1B: 5 2B: 2 3B: 0 HR: 0	SF: 0 SAC: 0 DP: 0 HBP: 0	WP: 0 PB: 0 SB: 1 CS: 1	PA: 39			
PITCHER Jim Maloney, R ERA: 4.01 (1, 1)	IP: 9.0 WLS: L BF: 38 H: 7 R: 3 ER: 2 SO: 8 BB: 6 IBB: 0 HBP: 0 BLK: 0 WP: 0 HR: 0 S: 81 P: 141 ERA: 2.00 WHIP: 1.444								PITCHER																

Batter	1	2	3	4	5	6	7	8	9	AB	R	H	RBI	BB	SO	LOB	BOTTOM							
Eddie Kasko, R OBP: 0.358, SLG: 0.363 (1, 4)										4	0	0	0	0	0	1	Los Angeles Dodgers @ Cincinnati Reds Crosley Field, Cincinnati, OH Thu Aug 11 1960, 7:05 PM EDT Att: 7,350 - Unknown livebaseballscorecards.com							
Vada Pinson, L OBP: 0.342, SLG: 0.465 (1, 8)										4	0	0	0	0	3	1								
Frank Robinson, R OBP: 0.377, SLG: 0.536 (1, 7)										3	0	1	0	0	1	0								
Wally Post, R OBP: 0.348, SLG: 0.529 (1, 9)										3	0	0	0	0	2	1								
Cliff Cook, R OBP: 0.313, SLG: 0.387 (1, 5)										3	0	0	0	0	2	0								
Gordy Coleman, L OBP: 0.286, SLG: 0.411 (1, 3)										3	0	1	0	0	1	0								
Ed Bailey, L OBP: 0.353, SLG: 0.416 (1, 2)										3	0	0	0	0	2	1								
Leo Cardenas, R OBP: 0.241, SLG: 0.298 (9, PH)										2	0	0	0	0	1	0								
Willie Jones, R OBP: 0.338, SLG: 0.388 (9, PH)										1	0	0	0	0	1	1								
Jim Maloney, L OBP: 0.384, SLG: 0.538 (9, PH)										1	0	0	0	0	1	1								
Inning Stats	R: 0 H: 1 E: 0 K: 2 S: 12	H: 1 LOB: 1 BB: 0 P: 18	R: 0 H: 1 E: 0 K: 2 S: 8	H: 1 LOB: 1 BB: 0 P: 12	R: 0 H: 0 E: 0 K: 1 S: 7	H: 0 LOB: 0 BB: 0 P: 10	R: 0 H: 0 E: 0 K: 2 S: 9	H: 0 LOB: 0 BB: 0 P: 12	R: 0 H: 0 E: 0 K: 0 S: 7	H: 0 LOB: 0 BB: 0 P: 11	R: 0 H: 0 E: 0 K: 0 S: 8	H: 0 LOB: 0 BB: 0 P: 14	R: 0 H: 0 E: 0 K: 1 S: 9	H: 0 LOB: 0 BB: 0 P: 14	R: 0 H: 0 E: 0 K: 1 S: 6	H: 0 LOB: 1 BB: 1 P: 11	1B: 2 2B: 1 3B: 0 HR: 0	SF: 0 SAC: 0 DP: 1 HBP: 0	WP: 0 PB: 0 SB: 0 CS: 1	PA: 29				
PITCHER Sandy Koufax, L ERA: 3.91 (1, 1)	IP: 9.0 WLS: W BF: 29 H: 2 R: 0 ER: 0 SO: 13 BB: 1 IBB: 0 HBP: 0 BLK: 0 WP: 0 HR: 0 S: 73 P: 113 ERA: 0.00 WHIP: 0.333								PITCHER															



Batter	1	2	3	4	5	6	7	8	9	AB	R	H	RBI	BB	SO	LOB	TOP			
Maury Wills, S OBP: 0.396, SLG: 0.350 (1, 6)	L8		F8		F6			SH1-3 2B 1B		4	1	1	0	0	0	2	Los Angeles Dodgers @ Cincinnati Reds Crosley Field, Cincinnati, OH Fri Aug 12 1960, 7:05 PM EDT Att: 15,442 - Unknown			
Jim Gilliam, S OBP: 0.365, SLG: 0.333 (1, 5)	F5		F5		F5			SH1-3		3	0	1	1	0	0	1				
Wally Moon, L OBP: 0.367, SLG: 0.430 (1, 7)										1	0	0	0	3	0	0				
Norm Larker, L OBP: 0.325, SLG: 0.451 (1, 3)	F8		4-3					F6		4	0	1	0	0	0	5				
Tommy Davis, R OBP: 0.286, SLG: 0.404 (1, 8)										4	0	1	1	0	0	1				
Frank Howard, R OBP: 0.325, SLG: 0.495 (1, 9)	L5									4	0	0	0	0	0	3				
John Roseboro, L OBP: 0.329, SLG: 0.393 (1, 2)	F9									3	0	0	0	1	0	0				
Charlie Neal, R OBP: 0.337, SLG: 0.368 (1, 4)			5-3		CS			1-3		3	0	0	0	1	0	0				
Don Drysdale, R OBP: 0.209, SLG: 0.286 (1, 1)										2	1	1	0	0	0	0				
Larry Sherry, R OBP: 0.207, SLG: 0.357 (8, 1)										0	0	0	0	0	0	0				
Duke Snider, L OBP: 0.370, SLG: 0.510 (9, PH)			2B		SH1-4			F3		1	0	0	0	0	0	0				
Inning Stats	R: 0 E: 0 K: 0 S: 8	H: 0 LOB: 1 BB: 1 P: 17	R: 0 E: 0 K: 0 S: 5	H: 0 LOB: 0 BB: 0 P: 7	R: 1 E: 0 K: 0 S: 13	H: 2 LOB: 2 BB: 1 P: 23	R: 0 E: 0 K: 0 S: 8	H: 0 LOB: 0 BB: 1 P: 14	R: 0 E: 0 K: 0 S: 7	H: 1 LOB: 1 BB: 0 P: 7	R: 0 E: 0 K: 0 S: 5	H: 0 LOB: 0 BB: 0 P: 8	R: 1 E: 0 K: 0 S: 10	H: 2 LOB: 2 BB: 1 P: 17	R: 0 E: 0 K: 0 S: 6	H: 0 LOB: 0 BB: 0 P: 10	1B: 1 2B: 4 3B: 0 HR: 0	SF: 0 SAC: 2 DP: 0 HBP: 0	WP: 0 PB: 0 SB: 0 CS: 1	PA: 37
PITCHER Jay Hook, R ERA: 4.22 (1, 1)	IP: 9.0 WLS: W BF: 36 H: 5 R: 2 ER: 2 SO: 0	BB: 5 IBB: 0 HBP: 0 BLK: 0	WP: 0 HR: 0 S: 67 P: 117	ERA: 2.00 WHIP: 1.111												IP: 9.0 WLS: W BF: 36 H: 5 R: 2 ER: 2 SO: 0	BB: 5 IBB: 0 HBP: 0 BLK: 0	WP: 0 HR: 0 S: 67 P: 117	ERA: 2.00 WHIP: 1.111	

Batter	1	2	3	4	5	6	7	8	9	AB	R	H	RBI	BB	SO	LOB	BOTTOM			
Eddie Kasko, R OBP: 0.361, SLG: 0.370 (1, 4)			F4					FC4-6 BB 1B		4	1	3	0	0	0	0	Los Angeles Dodgers @ Cincinnati Reds Crosley Field, Cincinnati, OH Fri Aug 12 1960, 7:05 PM EDT Att: 15,442 - Unknown			
Vada Pinson, L OBP: 0.343, SLG: 0.463 (1, 8)			1-3					FC1 5-3 1B		2	1	0	0	2	0	1				
Gus Bell, L OBP: 0.301, SLG: 0.382 (1, 9)								5-3		4	0	0	0	0	0	6				
Frank Robinson, R OBP: 0.376, SLG: 0.533 (1, 7)								5-3		4	1	1	1	0	1	4				
Gordy Coleman, L OBP: 0.296, SLG: 0.416 (1, 3)								1B		4	0	2	2	0	0	0				
Ed Bailey, L OBP: 0.355, SLG: 0.415 (1, 2)								1B		3	0	1	0	1	0	3				
Cliff Cook, R OBP: 0.300, SLG: 0.369 (1, 5)								3-1		3	0	0	0	0	1	2				
Leo Cardenas, R OBP: 0.230, SLG: 0.283 (1, 6)								3-1		3	0	0	0	0	1	2				
Jay Hook, L OBP: 0.138, SLG: 0.057 (1, 1)										3	0	0	0	0	0	1				
Inning Stats	R: 0 E: 0 K: 0 S: 10	H: 1 LOB: 1 BB: 1 P: 16	R: 0 E: 0 K: 1 S: 6	H: 1 LOB: 0 BB: 0 P: 7	R: 0 E: 0 K: 0 S: 6	H: 0 LOB: 0 BB: 0 P: 8	R: 0 E: 0 K: 1 S: 8	H: 0 LOB: 0 BB: 0 P: 13	R: 0 E: 0 K: 0 S: 9	H: 0 LOB: 1 BB: 1 P: 18	R: 1 E: 0 K: 0 S: 15	H: 2 LOB: 2 BB: 1 P: 24	R: 0 E: 0 K: 0 S: 8	H: 0 LOB: 0 BB: 0 P: 14	R: 2 E: 1 K: 0 S: 16	H: 3 LOB: 1 BB: 0 P: 24	1B: 6 2B: 1 3B: 0 HR: 0	SF: 0 SAC: 0 DP: 1 HBP: 0	WP: 1 PB: 0 SB: 1 CS: 0	PA: 33
PITCHER Don Drysdale, R ERA: 3.31 (1, 1)	IP: 7.2 WLS: L BF: 32 H: 7 R: 3 ER: 3 SO: 3	BB: 3 IBB: 0 HBP: 0 BLK: 0	WP: 0 HR: 0 S: 75 P: 119	ERA: 3.52 WHIP: 1.304												IP: 7.2 WLS: L BF: 32 H: 7 R: 3 ER: 3 SO: 3	BB: 3 IBB: 0 HBP: 0 BLK: 0	WP: 0 HR: 0 S: 75 P: 119	ERA: 3.52 WHIP: 1.304	
Larry Sherry, R ERA: 3.95 (8, 1)	IP: 0.1 WLS: 1 BF: 1 H: 0 R: 0 ER: 0 SO: 0	BB: 0 IBB: 0 HBP: 0 BLK: 0	WP: 1 HR: 0 S: 3 P: 5	ERA: 0.00 WHIP: 0.000												IP: 0.1 WLS: 1 BF: 1 H: 0 R: 0 ER: 0 SO: 0	BB: 0 IBB: 0 HBP: 0 BLK: 0	WP: 1 HR: 0 S: 3 P: 5	ERA: 0.00 WHIP: 0.000	

Batter	1	2	3	4	5	6	7	8	9	AB	R	H	RBI	BB	SO	LOB	TOP					
Maury Wills, S OBP: 0.360, SLG: 0.345 (1, 6)	L9		4-3		FC5-4-6		F4		6-3	5	0	0	0	0	0	2	Los Angeles Dodgers @ Cincinnati Reds Crosley Field, Cincinnati, OH Sat Aug 13 1960, 3:33 AM EDT Att: 7,159 - Unknown AB 34 R 2 H 7 RBI 2 BB 2 SO 8 LOB 17					
Jim Gilliam, S OBP: 0.364, SLG: 0.332 (1, 5)	K		1-3			2B	F7			4	1	1	0	0	1	0						
Tommy Davis, R OBP: 0.396, SLG: 0.423 (1, 8)	E			F6		2B		F9		4	1	3	1	0	0	0						
Chuck Essegian, R OBP: 0.317, SLG: 0.375 (1, 7)	E6			K		K			BB	3	0	0	0	1	2	2						
Gil Hodges, R OBP: 0.253, SLG: 0.335 (8, PH)	K							F9		3	0	2	1	0	1	2						
Norm Larker, L OBP: 0.395, SLG: 0.449 (8, 3)	K									1	0	0	0	0	0	2						
Frank Howard, R OBP: 0.322, SLG: 0.490 (8, PH)		K								3	0	0	0	0	1	2						
Duke Snider, L OBP: 0.369, SLG: 0.507 (8, 9)				5-3			F8			1	0	0	0	0	1	2						
Charlie Neal, R OBP: 0.339, SLG: 0.368 (1, 4)	F7							F7		3	0	1	0	1	0	2						
Joe Pignatano, R OBP: 0.368, SLG: 0.417 (9, PH)	L4									3	0	0	0	0	0	3						
Wally Moon, L OBP: 0.366, SLG: 0.429 (8, 1)					FC6-4	F2			L8	1	0	0	0	0	0	0						
Danny McDevitt, L OBP: 0.375, SLG: 0.286 (7, PH)										1	0	0	0	0	1	0						
Ed Roebuck, R OBP: 0.263, SLG: 0.278 (7, 1)				K				F8		1	0	0	0	0	1	0						
Larry Sherry, R OBP: 0.207, SLG: 0.357 (9, PH)										0	0	0	0	0	0	0						
John Roseboro, L OBP: 0.323, SLG: 0.391 (8, 1)										1	0	0	0	0	0	0						
Inning Stats	R: 0 E: 1 K: 2 S: 15	H: 1 LOB: 2 BB: 0 P: 25	R: 0 E: 0 K: 1 S: 9	H: 0 LOB: 0 BB: 0 P: 15	R: 0 E: 0 K: 1 S: 8	H: 0 LOB: 0 BB: 0 P: 13	R: 0 E: 0 K: 1 S: 8	H: 1 LOB: 1 BB: 0 P: 11	R: 0 E: 1 K: 0 S: 8	H: 3 LOB: 2 BB: 1 P: 12	R: 2 E: 0 K: 1 S: 14	H: 3 LOB: 2 BB: 1 P: 28	R: 0 E: 0 K: 1 S: 6	H: 0 LOB: 0 BB: 0 P: 8	R: 0 E: 0 K: 1 S: 18	H: 1 LOB: 2 BB: 1 P: 31	R: 0 E: 0 K: 0 S: 16	H: 0 LOB: 0 BB: 0 P: 22	1B: 3 2B: 5 3B: 0 HR: 0	SF: 0 SAC: 1 DP: 1 HBP: 0	WP: 0 PB: 0 SB: 0 CS: 0	PA: 37
PITCHER	IP WLS BF H R ER SO BB IBB HBP BLK WP HR S P ERA WHIP																					
Jim O'Toole, L ERA: 3.82	(1, 1) 7.0 W 29 6 2 2 7 1 0 0 0 0 0 0 68 112 2.57 1.000																					
Marshall Bridges, L ERA: 3.15	(8, 1) 0.0 0 2 1 0 0 0 1 0 0 0 0 0 0 6 12 ∞ ∞																					
Jim Brosnan, R ERA: 2.08	(8, 1) 2.0 S 6 0 0 0 1 0 0 0 0 0 0 0 28 41 0.00 0.000																					

Batter	1	2	3	4	5	6	7	8	9	AB	R	H	RBI	BB	SO	LOB	BOTTOM			
Eddie Kasko, R OBP: 0.368, SLG: 0.377 (1, 4)	BB	1B			F9		G3	1B		5	1	5	1	0	0	0	Los Angeles Dodgers @ Cincinnati Reds Crosley Field, Cincinnati, OH Sat Aug 13 1960, 3:33 AM EDT Att: 7,159 - Unknown AB 34 R 6 H 12 RBI 6 BB 4 SO 7 LOB 20			
Vada Pinson, L OBP: 0.342, SLG: 0.459 (1, 8)	WP	BB			PB	1B	G3	1B		4	0	0	0	1	0	7				
Frank Robinson, R OBP: 0.377, SLG: 0.531 (1, 7)	WP	BB			F4		G3	L9		3	1	1	0	1	0	2				
Wally Post, R OBP: 0.350, SLG: 0.529 (1, 9)	K				5-3		L7			4	1	2	2	0	1	3				
Cliff Cook, R OBP: 0.288, SLG: 0.353 (1, 5)	K				6-3			SH1-4		3	0	0	0	0	3	3				
Gordy Coleman, L OBP: 0.294, SLG: 0.420 (1, 3)	WP				K			SH1-4		5	1	1	1	0	0	3				
Ed Bailey, L OBP: 0.354, SLG: 0.411 (1, 2)					F7		F2	2B		3	1	0	0	1	1	0				
Leo Cardenas, R OBP: 0.234, SLG: 0.286 (8, PH)		G3			L3			2B		3	1	1	0	0	1	0				
Gus Bell, L OBP: 0.300, SLG: 0.381 (9, 6)							K	2B		1	0	0	0	0	1	2				
Roy McMillan, R OBP: 0.294, SLG: 0.349 (9, 6)								IBB		0	0	0	0	0	0	0				
Jim O'Toole, S OBP: 0.148, SLG: 0.115 (7, PH)										2	0	1	0	0	0	0				
Jerry Lynch, L OBP: 0.538, SLG: 0.538 (8, 1)										0	0	0	0	1	0	0				
Marshall Bridges, S (8, 1)										0	0	0	0	0	0	0				
Jim Brosnan, R OBP: 0.287, SLG: 0.571 (8, 1)										1	0	1	2	0	0	0				
Inning Stats	R: 0 E: 0 K: 2 S: 13	H: 1 LOB: 2 BB: 2 P: 29	R: 1 E: 0 K: 0 S: 10	H: 3 LOB: 2 BB: 0 P: 16	R: 0 E: 0 K: 1 S: 6	H: 0 LOB: 0 BB: 0 P: 8	R: 0 E: 0 K: 0 S: 3	H: 0 LOB: 0 BB: 0 P: 6	R: 2 E: 0 K: 0 S: 7	H: 3 LOB: 1 BB: 0 P: 13	R: 0 E: 0 K: 2 S: 10	H: 0 LOB: 0 BB: 0 P: 17	R: 0 E: 0 K: 1 S: 12	H: 1 LOB: 2 BB: 1 P: 20	R: 3 E: 0 K: 1 S: 13	H: 4 LOB: 2 BB: 1 P: 25	1B: 10 2B: 2 3B: 0 HR: 0	SF: 0 SAC: 1 DP: 0 HBP: 0	WP: 1 PB: 1 SB: 0 CS: 0	PA: 39
PITCHER	IP WLS BF H R ER SO BB IBB HBP BLK WP HR S P ERA WHIP																			
Danny McDevitt, L ERA: 4.88	(1, 1) 6.0 L 26 7 3 3 2 5 2 0 0 0 0 0 49 89 3.00 1.500																			
Ed Roebuck, R ERA: 2.56	(7, 1) 1.1 9 3 3 3 1 1 1 0 0 0 0 0 16 28 20.25 3.000																			
Larry Sherry, R ERA: 3.96	(8, 1) 0.2 4 2 0 0 1 0 0 0 0 0 0 0 9 17 0.00 3.000																			

Batter	1	2	3	4	5	6	7	8	9	AB	R	H	RBI	BB	SO	LOB	TOP			
Maury Wills, S OBP: 0.356, SLG: 0.341	(1, 6) F8		(2) 1-3		(3) 1-3			(1) F4		4	0	0	0	0	0	0	Los Angeles Dodgers @ Cincinnati Reds Crosley Field, Cincinnati, OH Sun Aug 14 1960, 3:33 AM EDT Unknown			
Jim Gilliam, S OBP: 0.365, SLG: 0.333	(1, 5) F5		1B			(1) L4		1B		4	0	2	0	0	0	0				
Wally Moon, L OBP: 0.370, SLG: 0.438	(1, 7) 3B		(3) G3			1B		1B		4	0	3	0	0	0	1				
Norm Larker, L OBP: 0.393, SLG: 0.444	(1, 3) BB				(1) F5		(2) F8	(2) F7		3	0	0	0	1	0	3				
Tommy Davis, R OBP: 0.295, SLG: 0.425	(1, 8) F6				(2) B1-3		2B	(3) F2		4	0	1	0	0	0	4				
Duke Snider, L OBP: 0.367, SLG: 0.507					(1) 3-1		(3) G2		(1) 4-3	4	0	1	0	0	0	2				
Charlie Neal, R OBP: 0.338, SLG: 0.366					(2) 5-3					4	0	1	0	0	1	1				
John Roseboro, L OBP: 0.326, SLG: 0.388					(3) 1-3		(1) F8	(2) F8		4	0	1	0	0	0	0				
Stan Williams, R OBP: 0.196, SLG: 0.264							(2) 5-3			0	0	0	0	0	0	0				
Roger Craig, R OBP: 0.222, SLG: 0.067								(3) 6-3		2	0	0	0	0	1	0				
Frank Howard, R OBP: 0.321, SLG: 0.489										1	0	0	0	0	0	0				
Ed Roebuck, R OBP: 0.263, SLG: 0.278										0	0	0	0	0	0	0				
Irv Noren, L OBP: 0.269, SLG: 0.136										1	0	0	0	0	0	2				
Inning Stats	R: 0 E: 0 K: 0 S: 9	H: 1 LOB: 2 BB: 1 P: 20	R: 0 E: 0 K: 0 S: 6	H: 0 LOB: 0 BB: 0 P: 8	R: 0 E: 0 K: 1 S: 8	H: 1 LOB: 1 BB: 0 P: 12	R: 0 E: 0 K: 0 S: 6	H: 1 LOB: 0 BB: 0 P: 8	R: 0 E: 0 K: 0 S: 4	H: 0 LOB: 2 BB: 0 P: 5	R: 0 E: 0 K: 1 S: 7	H: 0 LOB: 0 BB: 0 P: 10	R: 0 E: 0 K: 0 S: 8	H: 2 LOB: 2 BB: 0 P: 14	R: 0 E: 0 K: 0 S: 4	H: 2 LOB: 1 BB: 0 P: 5	1B: 6 2B: 2 3B: 1 HR: 0	SF: 0 SAC: 0 DP: 1 HBP: 0	WP: 0 PB: 0 SB: 2 CS: 0	PA: 36
PITCHER Cal McLish, R ERA: 4.4	IP: 9.0 WLS: W BF: 36 H: 9 R: 0 ER: 0 SO: 2	BB: 1 IBB: 0 HBP: 0 BLK: 0	WP: 0 HR: 0 S: 60 P: 92	ERA: 0.00 WHIP: 1.111												ERA: 0.00 WHIP: 1.111				

Batter	1	2	3	4	5	6	7	8	9	AB	R	H	RBI	BB	SO	LOB	BOTTOM			
Eddie Kasko, R OBP: 0.365, SLG: 0.374	(1, 4) F7		(3) K		(3) L5			(3) 4-3		4	0	0	0	0	1	1	Los Angeles Dodgers @ Cincinnati Reds Crosley Field, Cincinnati, OH Sun Aug 14 1960, 3:33 AM EDT Unknown			
Vada Pinson, L OBP: 0.339, SLG: 0.455	(1, 8) F8		(1) 4-3		(1) F9		(1) 3-1			4	0	0	0	0	0	0				
Gus Bell, L OBP: 0.302, SLG: 0.380	(1, 9) 2B		1B		(2) F8		(2) F8			3	1	1	0	1	0	0				
Frank Robinson, R OBP: 0.378, SLG: 0.532	(1, 7) 2B		(2) F9		(2) 1B		(3) K			3	1	1	1	0	1	1				
Gordy Coleman, L OBP: 0.315, SLG: 0.447	(1, 3) 2B		(1) BB		(2) 1B		(1) 6-3			4	0	3	1	0	0	0				
Ed Bailey, L OBP: 0.358, SLG: 0.411	(1, 2) BB		(1) BB		(3) F9		(1) 6-3			2	0	1	0	2	0	2				
Cliff Cook, R OBP: 0.273, SLG: 0.333	(1, 5) K		(3) FC5-4		(1) 3-1		(2) F6			4	0	0	0	0	1	6				
Leo Cardenas, R OBP: 0.235, SLG: 0.273			(1) F6		(1) 5-3		(3) FC6-4			3	0	0	0	1	0	1				
Cal McLish, S OBP: 0.100, SLG: 0.037	(1, 1) F5		(2) F8		(2) F8		(2) 1B			3	0	1	0	0	0	0				
Inning Stats	R: 2 E: 0 K: 1 S: 13	H: 3 LOB: 2 BB: 1 P: 26	R: 0 E: 0 K: 1 S: 7	H: 0 LOB: 0 BB: 0 P: 12	R: 0 E: 0 K: 0 S: 12	H: 1 LOB: 3 BB: 2 P: 24	R: 0 E: 0 K: 0 S: 4	H: 0 LOB: 0 BB: 0 P: 5	R: 0 E: 0 K: 0 S: 6	H: 1 LOB: 2 BB: 0 P: 13	R: 0 E: 0 K: 0 S: 9	H: 1 LOB: 1 BB: 1 P: 14	R: 0 E: 0 K: 1 S: 7	H: 0 LOB: 0 BB: 0 P: 10	R: 0 E: 0 K: 0 S: 5	H: 1 LOB: 1 BB: 0 P: 11		1B: 5 2B: 2 3B: 0 HR: 0	SF: 0 SAC: 0 DP: 0 HBP: 1	WP: 0 PB: 0 SB: 0 CS: 1
PITCHER Stan Williams, R ERA: 2.42	IP: 5.1 WLS: L BF: 24 H: 4 R: 0 ER: 0 SO: 2	BB: 0 IBB: 0 HBP: 1 BLK: 0	WP: 0 HR: 0 S: 44 P: 80	ERA: 0.00 WHIP: 1.500												ERA: 0.00 WHIP: 1.500				
PITCHER Roger Craig, R ERA: 4.44	IP: 2.0 WLS: 7 BF: 1 H: 1 R: 0 ER: 0 SO: 1	BB: 0 IBB: 0 HBP: 0 BLK: 0	WP: 0 HR: 0 S: 12 P: 21	ERA: 0.00 WHIP: 0.500												ERA: 0.00 WHIP: 0.500				

Batter	1	2	3	4	5	6	7	8	9	AB	R	H	RBI	BB	SO	LOB	TOP									
Maury Wills, S OBP: 0.357, SLG: 0.340	4-2 BB 1B	1-3 K		1-2 5-3		1-0 G6-4-3 1B		0-2 L6		4	1	2	1	1	1	3										
Jim Gilliam, S OBP: 0.369, SLG: 0.334	4-2 CS 1B BB		4-1 G5-4-3 BB		4-2 1B FC6-4 BB	2-H 3-H G6-4-3 1-2f		1-1 1B		2	1	1	0	3	0	1										
Tommy Davis, R OBP: 0.303, SLG: 0.429	3-2 F7		0-1 G5-4-3 1-2f		0-0 FC6-4 1-3 1B		0-0 F8 1B 2B	1-2 G6-4-3 1B		5	1	3	0	0	0	3										
Gil Hodges, R OBP: 0.257, SLG: 0.337	3-1 D 1-2 2H 1B		2-1 F2		3-2 F3		0-0 F8 1B 2B	2-2 G6-4-3 1B		5	1	2	1	0	0	4										
Chuck Essegian, R OBP: 0.294, SLG: 0.344	3-1 1-3 1-2 2-3			2-1 F8	0-2 FC6-4 1-2f 3-H		1-0 F8 1-2 2-3		1-3 K	5	0	0	1	0	1	5										
Frank Howard, R OBP: 0.325, SLG: 0.495		1-0 1B 2B		4-0 BB 1B			0-2 1B 2B		2-3 K	4	2	2	2	1	2	1										
Charlie Neal, R OBP: 0.339, SLG: 0.365		0-0 B2		4-2 E 1B BB		1-0 E 1B 1B	2-H 3-H K2-3		0-3 K2-3	4	2	1	0	1	2	2	AB 37									
Norm Sherry, R OBP: 0.349, SLG: 0.504		0-3 K		0-2 F7		1-1 E6 1B 1B	0-1 FC6-3 1B			4	1	2	1	0	1	3	R 9									
Johnny Podres, L OBP: 0.236, SLG: 0.146		3-2		2-0 E8		0-3 K	0-0 FC6-3 1B			1	0	1	0	0	0	0	H 14									
Ed Palmquist, R (3, 1)										0	0	0	0	0	0	0	RBI 8									
Joe Pignatano, R OBP: 0.379, SLG: 0.429				1-H 2-H 1B			1-2f			1	0	1	1	0	0	0	BB 6									
Larry Sherry, R OBP: 0.194, SLG: 0.333										2	0	0	0	0	1	3	SO 8									
Inning Stats	R: 1 E: 0 K: 0 S: 13	H: 1 LOB: 1 BB: 2 P: 30	R: 0 E: 0 K: 2 S: 11	H: 2 LOB: 2 BB: 0 P: 16	R: 0 E: 0 K: 0 S: 5	H: 0 LOB: 0 BB: 1 P: 11	R: 2 E: 1 K: 0 S: 17	H: 1 LOB: 1 BB: 2 P: 30	R: 1 E: 0 K: 1 S: 18	H: 1 LOB: 1 BB: 1 P: 28	R: 2 E: 1 K: 1 S: 10	H: 3 LOB: 1 BB: 0 P: 16	R: 3 E: 0 K: 1 S: 12	H: 4 LOB: 1 BB: 0 P: 16	R: 0 E: 0 K: 3 S: 13	H: 2 LOB: 1 BB: 0 P: 17	R: 0 E: 0 K: 3 S: 10	H: 0 LOB: 0 BB: 0 P: 13	1B: 12 2B: 2 3B: 0 HR: 0	SF: 0 SAC: 0 DP: 3 HBP: 0	WP: 0 PB: 0 SB: 1 CS: 0	PA: 43				
PITCHER	IP	WLS	BF	H	R	ER	SO	BB	IBB	HBP	BLK	WP	HR	S	P	ERA	WHIP									
Claude Osteen, L ERA: 4.08	(1, 1)	4.0		20	4	4	3	2	6	0	0	0	0	0	49	94	6.75	2.500								
Joe Nuxhall, L ERA: 4.59	(5, 1)	2.0	L	11	6	4	3	2	0	0	0	0	0	27	39	13.50	3.000									
Bill Henry, L ERA: 3.78	(7, 1)	3.0		12	4	1	1	4	0	0	0	0	0	33	44	3.00	1.333									

Los Angeles Dodgers @ Cincinnati Reds
 Crosley Field, Cincinnati, OH
 Sun Aug 14 1960, 3:38 AM EDT
 Att: 23,974 - Unknown

AB	37
R	9
H	14
RBI	8
BB	6
SO	8
LOB	25



Batter	1	2	3	4	5	6	7	8	9	AB	R	H	RBI	BB	SO	LOB	BOTTOM									
Eddie Kasko, R OBP: 0.365, SLG: 0.373	1-0 FC4-6 1B	0-0 FC6-4 S 1-2f 3-H		0-0 F7		0-2 1-3			1-2 F6	3	0	1	1	0	0	1										
Billy Martin, R OBP: 0.308, SLG: 0.347										2	0	0	0	0	0	1										
Vada Pinson, L OBP: 0.336, SLG: 0.450	3-2 FC4-6 1-2f HR	3-3 K		2-1 F8		2-3 K			2-2 G3	5	1	0	0	0	2	3										
Frank Robinson, R OBP: 0.382, SLG: 0.556	0-1 1-H HR		2-1 WP 1B 2B		2-2 HR					4	3	3	3	0	1	0										
Wally Post, R OBP: 0.353, SLG: 0.530	1-2 2B		3-3 K 1B		4-1 SH5-4 PB BB				2-3 K	3	0	1	0	1	2	1										
Cliff Cook, R OBP: 0.263, SLG: 0.320	2-3 K		1-3 K		1-1 SH5-4				0-3 K	3	0	0	0	0	3	3										
Gordy Coleman, L OBP: 0.312, SLG: 0.438	2-2 4-3		2-2 1-2 3-H 1B		1-3 K				0-0 4-3	4	0	1	1	0	1	2										
Joe Azcue, R OBP: 0.111, SLG: 0.111		1-3 K		2-1 F7		2-3 K			1-2 6-3	4	0	0	0	0	2	3	AB 36									
Leo Cardenas, R OBP: 0.250, SLG: 0.286		2-1 1B FC6-4 1B		1-2 L7		1-1 FC1-6 1B			1-3 K	4	1	2	0	0	1	2	R 5									
Claude Osteen, L OBP: 0.143, SLG: 0.143	(1, 1)									2	0	1	0	0	1	0	H 9									
Joe Nuxhall, L OBP: 0.150, SLG: 0.167	(5, 1)									1	0	0	0	0	0	1	RBI 5									
Bill Henry, L (7, 1)										0	0	0	0	0	0	0	BB 1									
Gus Bell, L OBP: 0.301, SLG: 0.379	(9, PH)									1	0	0	0	0	0	0	SO 13									
Inning Stats	R: 2 E: 0 K: 1 S: 16	H: 3 LOB: 1 BB: 0 P: 25	R: 1 E: 0 K: 2 S: 11	H: 2 LOB: 1 BB: 0 P: 19	R: 1 E: 0 K: 2 S: 19	H: 2 LOB: 2 BB: 0 P: 30	R: 0 E: 0 K: 1 S: 6	H: 0 LOB: 0 BB: 0 P: 9	R: 1 E: 0 K: 2 S: 12	H: 1 LOB: 1 BB: 1 P: 22	R: 0 E: 1 K: 1 S: 11	H: 1 LOB: 1 BB: 0 P: 14	R: 0 E: 0 K: 3 S: 9	H: 0 LOB: 0 BB: 0 P: 12	R: 0 E: 0 K: 1 S: 9	H: 0 LOB: 0 BB: 0 P: 11	R: 0 E: 0 K: 0 S: 8	H: 0 LOB: 0 BB: 0 P: 11	1B: 5 2B: 2 3B: 0 HR: 2	SF: 0 SAC: 1 DP: 0 HBP: 0	WP: 1 PB: 1 SB: 1 CS: 0	PA: 38				
PITCHER	IP	WLS	BF	H	R	ER	SO	BB	IBB	HBP	BLK	WP	HR	S	P	ERA	WHIP									
Johnny Podres, L ERA: 3.14	(1, 1)	2.1		15	7	4	4	0	0	0	0	0	0	6	9	0.00	0.000									
Ed Palmquist, R ERA: 1.8	(3, 1)	0.2		2	0	0	0	0	0	0	0	0	0	6	9	0.00	0.000									
Larry Sherry, R ERA: 3.82	(4, 1)	6.0	W	21	2	1	1	8	1	0	0	0	0	1	55	79	1.50	0.500								

Los Angeles Dodgers @ Cincinnati Reds
 Crosley Field, Cincinnati, OH
 Sun Aug 14 1960, 3:38 AM EDT
 Att: 23,974 - Unknown

AB	36
R	5
H	9
RBI	5
BB	1
SO	13
LOB	17



Batter	1	2	3	4	5	6	7	8	9	10	11	AB	R	H	RBI	BB	SO	LOB	TOP											
Maury Wills, S OBP: 0.354, SLG: 0.336 (1, 6)	1-3 ①		5-3 ②			G3 ①		IHR 1B ①	4-3 ①		F3 ①	6	1	1	0	0	0	0												
Jim Gilliam, S OBP: 0.369, SLG: 0.336 (1, 5)	2B ①		6-3 ③			L8 ②		IHR 1B ②	F7 ②		4-3 ②	6	1	2	0	0	0	0												
Wally Moon, L OBP: 0.376, SLG: 0.453 (1, 7)	BB ②					1B 2B ③		IHR ③	K ③		2B 1B ③	5	3	4	3	1	1	0												
Norm Larker, L OBP: 0.395, SLG: 0.452 (1, 3)	F7 ②					1B ③		1-3 ③			F7 ③	6	1	3	2	0	0	3												
Tommy Davis, R OBP: 0.303, SLG: 0.426 (1, 8)	6-3 ③					G6-4-3 ③		FC1-5 2B ③			F7 ③	6	0	2	1	0	0	4												
Duke Snider, L OBP: 0.366, SLG: 0.505 (1, 9)						G3 ③		1B 2B ③			FC6-4 2B ③	5	1	1	0	1	1	2												
Charlie Neal, R OBP: 0.337, SLG: 0.366 (1, 4)						K ③		K 2B ③			FC6 ③	5	0	1	0	0	3	3												
John Roseboro, L OBP: 0.332, SLG: 0.387 (1, 2)						4-3 ③		L9 ②			2B ③	3	0	1	1	2	0	0												
Sandy Koufax, R OBP: 0.302, SLG: 0.146 Ed Roebuck, R OBP: 0.294, SLG: 0.279 Ed Palmquist, R OBP: 0.284, SLG: 0.404 Ivy Noren, L OBP: 0.289, SLG: 0.130 Larry Sherry, R OBP: 0.188, SLG: 0.329 (1, 1)						K ③		4-1 ③			F7 ③	2	0	0	0	0	1	0												
Inning Stats	R: 0 E: 0 K: 0 S: 9	H: 1 LOB: 2 BB: 1 P: 16	R: 0 E: 0 K: 2 S: 8	H: 0 LOB: 0 BB: 0 P: 12	R: 0 E: 0 K: 1 S: 6	H: 0 LOB: 0 BB: 0 P: 10	R: 1 E: 0 K: 0 S: 13	H: 2 LOB: 0 BB: 0 P: 18	R: 0 E: 0 K: 1 S: 9	H: 0 LOB: 0 BB: 0 P: 14	R: 0 E: 0 K: 0 S: 8	H: 1 LOB: 1 BB: 0 P: 12	R: 1 E: 0 K: 2 S: 11	H: 2 LOB: 1 BB: 0 P: 16	R: 3 E: 0 K: 0 S: 17	H: 4 LOB: 3 BB: 2 P: 32	R: 0 E: 0 K: 1 S: 6	H: 0 LOB: 0 BB: 0 P: 10	R: 0 E: 0 K: 1 S: 13	H: 2 LOB: 3 BB: 1 P: 24	R: 2 E: 0 K: 0 S: 13	H: 3 LOB: 1 BB: 0 P: 19	1B: 8 2B: 6 3B: 0 HR: 1	SF: 0 SAC: 0 DP: 1 HBP: 0	WP: 0 PB: 0 SB: 0 CS: 0	PA: 51				
PITCHER	IP 7.0	WLS 4.0	BF 21	H 6	R 2	ER 2	SO 2	BB 1	IBB 2	HBP 0	BLK 0	WP 0	HR 0	S 69	P 106	ERA 4.71	WHIP 1.429													
Don Cardwell, R ERA: 4.71 (1, 1)																														
Don Elston, R ERA: 3.17 (8, 1)																														

Los Angeles Dodgers @ Chicago Cubs
Wrigley Field, Chicago, IL
Tue Aug 16 1960, 3:33 AM CDT
Att: 13,139 - Unknown

AB 47
R 7
H 15
RBI 7
BB 4
SO 8
LOB 19





Batter	1	2	3	4	5	6	7	8	9	10	11	AB	R	H	RBI	BB	SO	LOB	BOTTOM											
Richie Ashburn, L OBP: 0.430, SLG: 0.357 (1, 7)	K ①	1-3 ③		K ③		CS 1B ③		L7 ③			14 1B BB ③	5	0	1	0	1	2	2												
Bob Will, L OBP: 0.330, SLG: 0.398 (1, 9)	14 BB ③			BB 1B ③		1B 14 BB ③		K ③			L4 ③	4	1	1	0	2	2	2												
14 Ernie Banks, R OBP: 0.366, SLG: 0.588 (1, 6)	E6 ③			F4 ①		1B ③		F6 ③		5-3 ②	1B ③	6	1	2	0	0	0	2												
Frank Thomas, R OBP: 0.307, SLG: 0.434 (1, 3)	F7 ②			BB ③		2B 1B ③		F2 ①		F7 ③	F2 ③	5	1	1	0	1	0	4												
Ron Santo, R OBP: 0.308, SLG: 0.418 (1, 5)	F4 ③			F4 ②		2B ③		BB ③			L7 ①	4	1	1	2	1	0	4												
Al Heist, R OBP: 0.231, SLG: 0.194 (1, 8)				L7 ③		1-3 ①		F4 ②			1B ③	4	0	0	0	0	0	5												
Jerry Kindall, R OBP: 0.274, SLG: 0.366 (1, 4)				K ③		K ③		K ③			K ③	5	0	1	2	0	4	2												
El Tappe, R OBP: 0.330, SLG: 0.333 Sammy Taylor, L OBP: 0.294, SLG: 0.363 (1, 2)				1B 1B ③		4-3 2B ③		5-3 ①			L9 ③	4	0	1	0	0	0	1												
Don Cardwell, R ERA: 4.71 (1, 1)																														
Don Elston, R ERA: 3.17 (8, 1)																														
George Altman, L ERA: 1.69 (8, 8)																														
Inning Stats	R: 0 E: 1 K: 1 S: 14	H: 0 LOB: 2 BB: 1 P: 23	R: 0 E: 0 K: 1 S: 16	H: 2 LOB: 2 BB: 0 P: 25	R: 0 E: 0 K: 0 S: 9	H: 1 LOB: 2 BB: 0 P: 18	R: 1 E: 0 K: 2 S: 10	H: 1 LOB: 0 BB: 0 P: 15	R: 4 E: 0 K: 1 S: 20	H: 4 LOB: 1 BB: 1 P: 31	R: 0 E: 0 K: 1 S: 9	H: 1 LOB: 1 BB: 0 P: 14	R: 0 E: 0 K: 1 S: 10	H: 0 LOB: 0 BB: 0 P: 16	R: 0 E: 0 K: 0 S: 7	H: 0 LOB: 0 BB: 0 P: 11	R: 0 E: 0 K: 1 S: 8	H: 0 LOB: 0 BB: 0 P: 13	R: 0 E: 0 K: 1 S: 10	H: 1 LOB: 1 BB: 0 P: 12	R: 0 E: 0 K: 1 S: 20	H: 1 LOB: 2 BB: 1 P: 33	1B: 8 2B: 3 3B: 0 HR: 1	SF: 0 SAC: 0 DP: 1 HBP: 0	WP: 0 PB: 0 SB: 0 CS: 1	PA: 49				
PITCHER	IP 4.0	WLS 2.0	BF 7	H 2	R 0	ER 0	SO 2	BB 0	IBB 0	HBP 0	BLK 0	WP 0	HR 1	S 59	P 97	ERA 11.25	WHIP 2.500													
Sandy Koufax, L ERA: 4.17 (5, 1)																														
Ed Roebuck, R ERA: 2.44 (7, 1)																														
Larry Sherry, R ERA: 3.69 (8, 1)																														

Los Angeles Dodgers @ Chicago Cubs
Wrigley Field, Chicago, IL
Tue Aug 16 1960, 3:33 AM CDT
Att: 13,139 - Unknown

AB 44
R 5
H 11
RBI 5
BB 5
SO 10
LOB 24



Batter	1	2	3	4	5	6	7	8	9	AB	R	H	RBI	BB	SO	LOB	TOP			
Jim Gilliam, S OBP: 0.388, SLG: 0.338 (1, 5)	1-2 4-3 2B		0-0 L9		2-1 1-3			2-1 4-3		4	0	1	0	0	0	2	Los Angeles Dodgers @ Chicago Cubs Wrigley Field, Chicago, IL Wed Aug 17 1960, 3:33 AM CDT Att: 10,901 - Unknown livebaseballscores.com AB 31 R 0 H 7 RBI 0 BB 1 SO 1 LOB 16 			
Wally Moon, L OBP: 0.375, SLG: 0.449 (1, 7)	3-2 4-3 2-3		0-0 F3			4-1 FC4 1B BB		1-1 1-3		3	0	0	0	1	0	2				
Tommy Davis, R OBP: 0.312, SLG: 0.433 (1, 8)	2-1 F2			1-1 G6-4-3 1B 1B		1-0 FC4 1-2 1B		1-0 G6-4-3 1B		4	0	3	0	0	0	1				
Norm Larker, L OBP: 0.393, SLG: 0.449 (1, 3)	2-0 4-3			1-0 G6-4-3 1-2 1B		1-0 FC4 G6-4-3 1-2 2-3		0-2 G6-4-3 1-2		4	0	1	0	0	0	4				
Frank Howard, R OBP: 0.321, SLG: 0.487 (1, 9)		2-1 6-3		0-0 G6-4-3 1-2 2-3		1-1 G6-4-3 1-2		0-0 L6		4	0	0	0	0	0	4				
Charlie Neal, R OBP: 0.335, SLG: 0.363 (1, 4)		0-0 1-3		0-0 L9			3-2 F8			3	0	0	0	0	0	1				
John Roseboro, L OBP: 0.328, SLG: 0.382 (1, 2)		2-2 F7			0-1 1-3		1-1 F9			3	0	0	0	0	0	0				
Bob Lillis, R OBP: 0.300, SLG: 0.400 (1, 6)			1-0 FC1-6 1B		2-2 S 1B		1-0 L7			3	0	2	0	0	0	0				
Don Drysdale, R OBP: 0.200, SLG: 0.273 (1, 1)			0-0 FC1-6 1-2		0-3 K			0-1 5-3		3	0	0	0	0	1	2				
Inning Stats	R: 0 E: 0 K: 0 S: 11	H: 1 LOB: 1 BB: 0 P: 19	R: 0 E: 0 K: 0 S: 6	H: 0 LOB: 0 BB: 0 P: 10	R: 0 E: 0 K: 0 S: 4	H: 1 LOB: 1 BB: 0 P: 5	R: 0 E: 0 K: 0 S: 5	H: 2 LOB: 1 BB: 0 P: 7	R: 0 E: 0 K: 1 S: 10	H: 1 LOB: 1 BB: 0 P: 14	R: 0 E: 0 K: 0 S: 5	H: 0 LOB: 0 BB: 0 P: 11	R: 0 E: 0 K: 0 S: 6	H: 0 LOB: 0 BB: 0 P: 9	R: 0 E: 0 K: 0 S: 5	H: 1 LOB: 0 BB: 0 P: 6	1B: 6 2B: 1 3B: 0 HR: 0	SF: 0 SAC: 0 DP: 3 HBP: 0	WP: 0 PB: 0 SB: 1 CS: 0	PA: 32
PITCHER Glen Hobbie, R ERA: 4.3 (1, 1)	IP: 9.0 WLS: W BF: 32 H: 7 R: 0 ER: 0 SO: 1 BB: 1 IBB: 0 HBP: 0 BLK: 0 WP: 0 HR: 0 S: 58 P: 93 ERA: 0.00 WHIP: 0.889															PITCHER				

Batter	1	2	3	4	5	6	7	8	9	AB	R	H	RBI	BB	SO	LOB	BOTTOM					
Richie Ashburn, L OBP: 0.431, SLG: 0.357 (1, 8)	4-2 FC5-4 BB		0-3 K			0-0 1B		2-1 F7		3	0	1	0	1	1	1	Los Angeles Dodgers @ Chicago Cubs Wrigley Field, Chicago, IL Wed Aug 17 1960, 3:33 AM CDT Att: 10,901 - Unknown livebaseballscores.com AB 28 R 1 H 4 RBI 1 BB 2 SO 8 LOB 10 					
Bob Will, L OBP: 0.329, SLG: 0.394 (1, 9)	0-2 F7			4-1 14 G6-4-3 BB		3-2 F8		2-2 L1-3		3	0	0	0	1	0	2						
14 Ernie Banks, R OBP: 0.365, SLG: 0.592 (1, 6)	1-3 K			0-1 G6-4-3 1-2		2-1 5-3		0-0 HR		4	1	1	1	0	1	3						
Frank Thomas, R OBP: 0.305, SLG: 0.431 (1, 3)	2-1 FC5-4 1-2			1-3 K			0-0 5-3			3	0	0	0	0	1	1						
Sammy Taylor, L OBP: 0.284, SLG: 0.349 (1, 2)		1-0 4-3			2-1 F9		0-2 4-3			3	0	0	0	0	0	0						
Ron Santo, R OBP: 0.303, SLG: 0.411 (1, 5)		1-3 K			0-2 6-3		0-3 K			3	0	0	0	0	2	0						
George Altman, L OBP: 0.340, SLG: 0.448 (1, 7)		1-0 F6			1-1 1B			0-1 FC3-6 1B		3	0	2	0	0	0	0						
Jerry Kindall, R OBP: 0.270, SLG: 0.361 (1, 4)			1-3 K		3-3 K			0-1 B2		3	0	0	0	0	2	2						
Glen Hobbie, R OBP: 0.197, SLG: 0.148 (1, 1)			2-0 6-3			2-3 K		1-0 FC3-6 1-2		3	0	0	0	0	1	1						
Inning Stats	R: 0 E: 0 K: 1 S: 12	H: 0 LOB: 1 BB: 1 P: 19	R: 0 E: 0 K: 1 S: 5	H: 0 LOB: 0 BB: 0 P: 8	R: 0 E: 0 K: 2 S: 7	H: 0 LOB: 0 BB: 0 P: 10	R: 0 E: 0 K: 1 S: 6	H: 0 LOB: 1 BB: 1 P: 11	R: 0 E: 0 K: 1 S: 13	H: 1 LOB: 1 BB: 0 P: 19	R: 0 E: 0 K: 1 S: 12	H: 1 LOB: 0 BB: 0 P: 19	R: 0 E: 0 K: 0 S: 7	H: 0 LOB: 0 BB: 0 P: 7	R: 0 E: 0 K: 0 S: 7	H: 1 LOB: 1 BB: 0 P: 10	R: 1 E: 0 K: 0 S: 4	H: 1 LOB: 0 BB: 0 P: 6	1B: 3 2B: 0 3B: 0 HR: 1	SF: 0 SAC: 0 DP: 1 HBP: 0	WP: 0 PB: 0 SB: 0 CS: 0	PA: 30
PITCHER Don Drysdale, R ERA: 3.22 (1, 1)	IP: 8.1 WLS: L BF: 30 H: 4 R: 1 ER: 1 SO: 8 BB: 2 IBB: 0 HBP: 0 BLK: 0 WP: 0 HR: 1 S: 73 P: 109 ERA: 1.08 WHIP: 0.720															PITCHER						

Batter	1	2	3	4	5	6	7	8	9	10	11	12	13	AB	R	H	RBI	BB	SO	LOB	TOP	
Jim Gilliam, S OBP: 0.364, SLG: 0.333 (1, 5)	F8		4-3			F3		6-3		L7		F8		6	0	0	0	0	0	0	1	
Wally Moon, L OBP: 0.372, SLG: 0.453 (1, 7)	L7			F8		G3		K		L4			HR	6	1	1	1	0	1	1		
Tommy Davis, R OBP: 0.306, SLG: 0.425 (1, 8)	5-3			F9			5-3	S		F9			K	6	0	1	0	0	0	1	0	
Norm Larker, L OBP: 0.395, SLG: 0.449 (1, 3)		4-3																				
Joe Pignatano, R OBP: 0.379, SLG: 0.429 (13, PR)			K																			
Gil Hodges, R OBP: 0.257, SLG: 0.337 (13, 3)																						
Frank Howard, R OBP: 0.318, SLG: 0.480 (1, 9)		K																				
Charlie Neal, R OBP: 0.338, SLG: 0.369 (1, 4)																						
John Roseboro, L OBP: 0.325, SLG: 0.377 (1, 2)																						
Bob Lillis, R OBP: 0.280, SLG: 0.333 (1, 6)																						
Roger Craig, R OBP: 0.217, SLG: 0.063 (1, 1)																						
Duke Snider, L OBP: 0.369, SLG: 0.505 (6, PH)																						
Maury Wills, S OBP: 0.354, SLG: 0.336 (6, PR)																						
Ed Roebuck, R OBP: 0.238, SLG: 0.250 (6, 1)																						
Sandy Koufax, R OBP: 0.143, SLG: 0.143 (11, 1)																						
Inning Stats	R: 0 E: 0 K: 0 S: 5	H: 0 LOB: 0 BB: 0 P: 10	R: 0 E: 0 K: 1 S: 8	H: 1 LOB: 1 BB: 0 P: 10	R: 0 E: 0 K: 1 S: 6	H: 0 LOB: 0 BB: 0 P: 9	R: 0 E: 0 K: 0 S: 11	H: 0 LOB: 2 BB: 1 P: 19	R: 0 E: 0 K: 1 S: 10	H: 1 LOB: 2 BB: 3 P: 24	R: 1 E: 0 K: 0 S: 5	H: 2 LOB: 0 BB: 0 P: 9	R: 0 E: 0 K: 0 S: 9	H: 0 LOB: 0 BB: 0 P: 15	R: 0 E: 0 K: 0 S: 7	H: 0 LOB: 0 BB: 0 P: 11	R: 1 E: 0 K: 2 S: 14	H: 2 LOB: 1 BB: 0 P: 22	1B: 5 2B: 1 3B: 1 HR: 1	SF: 0 SAC: 0 DP: 1 HBP: 0	WIP: 0 PB: 0 SB: 2 CS: 0	PA: 50
PITCHER	IP 8.0	WLS 34	BF 5	H 3	ER 2	SO 5	BB 3	IBB 2	HBP 0	BLK 0	WP 0	HR 0	S 67	P 114	ERA 2.25	WHIP 1.000						
Bob Anderson, R ERA: 3.87 (1, 1)																						
Mark Freeman, R ERA: 5.3 (9, 1)																						

Los Angeles Dodgers @ Chicago Cubs
Wrigley Field, Chicago, IL
Thu Aug 18 1960, 3:33 AM CDT
Att: 8,632 - Unknown

AB 45
R 4
H 7
RBI 3
BB 5
SO 8
LOB 10



Batter	1	2	3	4	5	6	7	8	9	10	11	12	13	AB	R	H	RBI	BB	SO	LOB	BOTTOM			
Richie Ashburn, L OBP: 0.451, SLG: 0.356 (1, 8)	6-3							6-3		G3				4	0	1	0	2	0	0				
Bob Will, L OBP: 0.324, SLG: 0.387 (1, 9)	K		PO		4-3					2-3				6	0	0	0	0	3	3				
14 Ernie Banks, R OBP: 0.365, SLG: 0.588 (1, 6)	L8													5	0	1	0	1	0	0				
Frank Thomas, R OBP: 0.307, SLG: 0.444 (1, 3)																								
Ed Bouchee, L OBP: 0.340, SLG: 0.311 (7, 3)		F3																						
Dick Gernert, R OBP: 0.327, SLG: 0.287 (13, PH)																								
Sammy Taylor, L OBP: 0.272, SLG: 0.333 (1, 2)																								
Ei Tagore, R OBP: 0.330, SLG: 0.333 (10, 2)																								
Don Zimmer, R OBP: 0.303, SLG: 0.343 (13, PH)																								
Ron Santo, R OBP: 0.316, SLG: 0.455 (1, 5)																								
George Altman, L OBP: 0.337, SLG: 0.443 (1, 7)																								
Jerry Kindall, R OBP: 0.264, SLG: 0.353 (1, 4)																								
Bob Anderson, R OBP: 0.233, SLG: 0.182 (1, 1)																								
Mark Freeman, R OBP: 0.190, SLG: 0.150 (9, 1)																								
Inning Stats	R: 0 E: 0 K: 1 S: 8	H: 0 LOB: 0 BB: 0 P: 12	R: 0 E: 0 K: 0 S: 7	H: 1 LOB: 1 BB: 0 P: 9	R: 0 E: 0 K: 1 S: 8	H: 1 LOB: 1 BB: 0 P: 12	R: 1 E: 0 K: 1 S: 9	H: 1 LOB: 0 BB: 0 P: 12	R: 0 E: 0 K: 1 S: 8	H: 0 LOB: 0 BB: 0 P: 10	R: 0 E: 0 K: 1 S: 7	H: 1 LOB: 0 BB: 0 P: 11	R: 0 E: 0 K: 2 S: 6	H: 0 LOB: 0 BB: 0 P: 8	R: 0 E: 0 K: 1 S: 8	H: 0 LOB: 1 BB: 1 P: 18	R: 0 E: 0 K: 2 S: 16	H: 0 LOB: 1 BB: 0 P: 26	R: 0 E: 0 K: 1 S: 9	H: 0 LOB: 0 BB: 0 P: 16	1B: 4 2B: 2 3B: 0 HR: 3	SF: 0 SAC: 1 DP: 0 HBP: 0	WIP: 0 PB: 0 SB: 0 CS: 1	PA: 51
PITCHER	IP 5.0	WLS 20	BF 6	H 1	ER 1	SO 3	BB 1	IBB 0	HBP 0	BLK 0	WP 0	HR 1	S 44	P 70	ERA 1.80	WHIP 1.400								
Roger Craig, R ERA: 4.21 (1, 1)																								
Ed Roebuck, R ERA: 2.46 (6, 1)																								
Sandy Koufax, L ERA: 4.08 (11, 1)																								

Los Angeles Dodgers @ Chicago Cubs
Wrigley Field, Chicago, IL
Thu Aug 18 1960, 3:33 AM CDT
Att: 8,632 - Unknown

AB 45
R 3
H 9
RBI 3
BB 4
SO 11
LOB 10



Batter	1	2	3	4	5	6	7	8	9	AB	R	H	RBI	BB	SO	LOB	TOP					
Jim Gilliam, S OBP: 0.361, SLG: 0.330 (1,5)	G3		G3			B2		F8		4	0	0	0	0	0	2	Los Angeles Dodgers @ St. Louis Cardinals Sportsman's Park, St. Louis, MO Fri Aug 19 1960, 8:05 PM EDT Att: 22,250 - Unknown livebaseballscorecards.com					
Wally Moon, L OBP: 0.371, SLG: 0.449 (1,7)	L8			K		FC4-6		2B		3	0	0	0	1	1							
Tommy Davis, R OBP: 0.307, SLG: 0.426 (1,8)	K			F2		FC5-4		2B		4	0	1	0	0	1							
Norm Larker, L OBP: 0.393, SLG: 0.446 (1,3)		4-3						F8		4	0	1	0	0	2							
Duke Snider, L OBP: 0.363, SLG: 0.495 (1,9)	6-3			FC4-6				F6		4	0	0	0	0	1							
Charlie Neal, R OBP: 0.337, SLG: 0.371 (1,4)										4	0	1	0	0	0							
John Roseboro, L OBP: 0.324, SLG: 0.372 (1,2)			K			4-3				3	0	0	0	1	1							
Bob Lillis, R OBP: 0.286, SLG: 0.333 (1,6)						6-3				3	0	1	0	0	2							
Johnny Podres, L OBP: 0.241, SLG: 0.157 (1,1)			B1							3	0	1	0	0	1							
Inning Stats	R: 0 E: 0 K: 1 S: 6	H: 0 LOB: 0 BB: 0 P: 8	R: 0 E: 0 K: 0 S: 8	H: 0 LOB: 0 BB: 0 P: 10	R: 0 E: 0 K: 1 S: 9	H: 1 LOB: 1 BB: 0 P: 13	R: 0 E: 0 K: 1 S: 9	H: 1 LOB: 1 BB: 0 P: 15	R: 0 E: 0 K: 0 S: 7	H: 0 LOB: 0 BB: 0 P: 11	R: 0 E: 0 K: 0 S: 7	H: 1 LOB: 1 BB: 0 P: 12	R: 0 E: 0 K: 0 S: 10	H: 1 LOB: 2 BB: 1 P: 18	R: 0 E: 0 K: 0 S: 7	H: 1 LOB: 2 BB: 1 P: 13	R: 0 E: 0 K: 0 S: 4	H: 0 LOB: 0 BB: 0 P: 5	1B: 3 2B: 2 3B: 0 HR: 0	SF: 0 SAC: 0 DP: 0 HBP: 0	WP: 0 PB: 0 SB: 0 CS: 0	PA: 34
PITCHER Larry Jackson, R ERA: 3.52 (1,1)	IP: 9.0 WLS: W BF: 34 H: 5 R: 0 ER: 0 SO: 3 BB: 2 IBB: 0 HBP: 0 BLK: 0 WP: 0 HR: 0 S: 67 P: 105 ERA: 0.00 WHIP: 0.778															PITCHER						

Batter	1	2	3	4	5	6	7	8	9	AB	R	H	RBI	BB	SO	LOB	BOTTOM						
Julian Javier, R OBP: 0.271, SLG: 0.347 (1,4)	K									3	0	0	0	0	1	1	Los Angeles Dodgers @ St. Louis Cardinals Sportsman's Park, St. Louis, MO Fri Aug 19 1960, 8:05 PM EDT Att: 22,250 - Unknown livebaseballscorecards.com						
Joe Cunningham, L OBP: 0.378, SLG: 0.399 (9, FH)			F6			L3				0	0	0	0	1	0	0							
Bill White, L OBP: 0.349, SLG: 0.491 (1,3)	F9									4	0	0	0	0	2								
Bob Nieman, R OBP: 0.349, SLG: 0.410 (1,7)	5-3									4	0	0	0	0	1								
Ken Boyer, R OBP: 0.361, SLG: 0.550 (1,5)		5-3								3	0	0	0	0	0								
Stan Mustaj, L OBP: 0.377, SLG: 0.514 (1,9)		F2								3	0	1	0	0	0								
Daryl Spencer, R OBP: 0.379, SLG: 0.444 (1,6)										2	0	1	0	1	1								
Curt Flood, R OBP: 0.312, SLG: 0.377 (1,8)										3	0	0	0	0	2								
Hal Smith, R OBP: 0.277, SLG: 0.288 (1,2)										2	0	0	0	1	0	0							
Bob Gibson, R OBP: 0.130, SLG: 0.174 (9, PR)			5-3							0	1	0	0	0	0	0							
Larry Jackson, R OBP: 0.256, SLG: 0.253 (1,1)			K							2	0	1	0	0	1	0							
Inning Stats	R: 0 E: 0 K: 1 S: 10	H: 0 LOB: 0 BB: 0 P: 15	R: 0 E: 0 K: 0 S: 10	H: 1 LOB: 1 BB: 0 P: 14	R: 0 E: 0 K: 1 S: 8	H: 0 LOB: 0 BB: 0 P: 12	R: 0 E: 0 K: 0 S: 6	H: 0 LOB: 0 BB: 0 P: 7	R: 0 E: 0 K: 0 S: 8	H: 0 LOB: 0 BB: 1 P: 15	R: 0 E: 0 K: 0 S: 7	H: 1 LOB: 0 BB: 0 P: 11	R: 0 E: 0 K: 0 S: 5	H: 0 LOB: 0 BB: 0 P: 9	R: 0 E: 0 K: 0 S: 10	H: 1 LOB: 0 BB: 0 P: 14		R: 1 E: 1 K: 0 S: 9	H: 0 LOB: 2 BB: 2 P: 20	1B: 3 2B: 1 3B: 0 HR: 0	SF: 0 SAC: 1 DP: 3 HBP: 0	WP: 1 PB: 0 SB: 0 CS: 0	PA: 30
PITCHER Johnny Podres, L ERA: 2.98 (1,1)	IP: 8.2 WLS: L BF: 30 H: 3 R: 1 ER: 0 SO: 2 BB: 2 IBB: 1 HBP: 0 BLK: 0 WP: 1 HR: 0 S: 73 P: 117 ERA: 0.00 WHIP: 0.577															PITCHER							

Batter	1	2	3	4	5	6	7	8	9	AB	R	H	RBI	BB	SO	LOB	TOP					
Maury Wills, S (1, 6) OBP: 0.355, SLG: 0.338	2-1 CS 1B		1-0 S 1B		3-2 1-3			0-2 F9		4	0	2	0	0	0	0						
Jim Gilliam, S (1, 5) OBP: 0.360, SLG: 0.330	2-3 K 1-2		1-2 F6			2-1 F6			0-0 1B 2B	4	1	1	0	0	1	2						
Tommy Davis, R (1, 8) OBP: 0.306, SLG: 0.423	1-0 5-3		1-0 F2			1-0 F2			0-2 1B 2B	4	1	1	0	0	0	1						
Gil Hodges, R (1, 3) OBP: 0.262, SLG: 0.343		4-2 1B BB		2-1 F9		2-2 F3			1-0 1B 2B	3	0	1	2	1	0	0						
Frank Howard, R (1, 9) OBP: 0.315, SLG: 0.475		2-2 F4		0-1 F4			0-1 F2		0-0 L4	3	0	0	0	0	0	1						
Wally Moon, L (9, PH) OBP: 0.370, SLG: 0.448									1-0 L4	1	0	0	0	0	0	1						
Charlie Neal, R (1, 4) OBP: 0.336, SLG: 0.372		2-1 F9		1-0 2B			2-0 4-3		0-0 B1-5	4	0	1	0	0	0	2						
Chuck Essegian, R (1, 7) OBP: 0.296, SLG: 0.344		1-0 1B		1-2 F7			1-2 F8			3	0	1	0	0	0	1						
Duke Snider, L (9, 9) OBP: 0.363, SLG: 0.495										0	0	0	0	0	0	0						
Norm Sherry, R (1, 2) OBP: 0.349, SLG: 0.500		1-1 F4			2-2 B5-6-4 1B			0-0 6-3		3	0	1	0	0	0	2						
Danny McDevitt, L (1, 1) OBP: 0.333, SLG: 0.250										1	0	0	0	0	1	0						
Ed Roebuck, R (4, 1) OBP: 0.227, SLG: 0.238										1	0	0	0	0	0	1						
Bob Lillis, R (8, PH) OBP: 0.276, SLG: 0.321										1	0	0	0	0	0	0						
Larry Sherry, R (8, 1) OBP: 0.188, SLG: 0.323										0	0	0	0	0	0	0						
Inning Stats	R: 0 E: 0 K: 1 S: 6	H: 1 LOB: 0 BB: 0 P: 11	R: 0 E: 0 K: 0 S: 10	H: 1 LOB: 2 BB: 1 P: 20	R: 0 E: 0 K: 1 S: 9	H: 1 LOB: 1 BB: 0 P: 13	R: 0 E: 0 K: 0 S: 8	H: 1 LOB: 1 BB: 0 P: 12	R: 0 E: 0 K: 0 S: 8	H: 0 LOB: 0 BB: 0 P: 14	R: 0 E: 0 K: 0 S: 6	H: 0 LOB: 0 BB: 0 P: 11	R: 0 E: 0 K: 2 S: 7	H: 0 LOB: 0 BB: 0 P: 10	R: 0 E: 0 K: 0 S: 6	H: 0 LOB: 0 BB: 0 P: 6	R: 2 E: 0 K: 0 S: 9	H: 3 LOB: 0 BB: 0 P: 11	1B: 6 2B: 4 3B: 0 HR: 0	SF: 0 SAC: 0 DP: 3 HBP: 0	WP: 0 PB: 0 SB: 1 CS: 1	PA: 33
PITCHER	IP	WLS	BF	H	R	ER	SO	BB	IBB	HBP	BLK	WP	HR	S	P	ERA	WHIP					
Curt Simmons, L (1, 1) ERA: 3.01	8.0	L	31	8	2	2	2	1	0	0	0	0	0	67	105	2.25	1.125					
Lindy McDaniel, R (9, 1) ERA: 2.31	1.0		2	0	0	0	0	0	0	0	0	0	0	2	3	0.00	0.000					

Los Angeles Dodgers @ St. Louis Cardinals
Sportsman's Park, St. Louis, MO
Sat Aug 20 1960, 4:33 AM EDT
Att: 15,217 - Unknown


AB 32
R 2
H 8
RBI 2
BB 1
SO 2
LOB 11



Batter	1	2	3	4	5	6	7	8	9	AB	R	H	RBI	BB	SO	LOB	BOTTOM					
Julian Javier, R (1, 4) OBP: 0.271, SLG: 0.346	1-1 1-3		0-0 4-3		1-2 4-3			1-2 1B		4	0	1	0	0	0	0						
Charlie James, R (1, 9) OBP: 0.222, SLG: 0.444	2-1 HR		2-2 5-3			0-0 L7		1-2 F7		4	1	1	1	0	0	1						
Bob Nieman, R (1, 7) OBP: 0.356, SLG: 0.410		4-0 BB		4-0 WP BB			0-0 F7		0-0 1B	0	0	0	0	2	0	0						
Walt Moryn, L (5, 7) OBP: 0.330, SLG: 0.442										2	0	1	0	0	0	0						
Tim McCarver, L (9, PR) OBP: 0.333, SLG: 0.333										0	0	0	0	0	0	0						
Ken Boyer, R (1, 5) OBP: 0.360, SLG: 0.546	4-1 BB			1-3 K			2-3 K		0-3 K	3	0	0	0	1	3	2						
Daryl Spencer, R (1, 6) OBP: 0.379, SLG: 0.441					4-1 WP BB				1-1 F5	2	0	0	0	1	1	1						
Alex Grammas, R (9, 6) OBP: 0.286, SLG: 0.292										0	0	0	0	0	0	0						
George Crowe, L (9, PH) OBP: 0.286, SLG: 0.439					1-2 BB				2-3 K	1	0	0	0	0	0	1						
Bill White, L (1, 3) OBP: 0.348, SLG: 0.488		1-0 6-3		4-2 G4-6-3 BB			2-3 K		2-3 K	3	0	0	0	1	2	1						
Curt Flood, R (1, 8) OBP: 0.312, SLG: 0.377		1-1 G5-4-3 1B		1-2 G4-6-3			1-1 6-3			3	0	1	0	0	0	3						
Hal Smith, R (1, 2) OBP: 0.274, SLG: 0.285		2-1 G5-4-3			1-3 K			1-0 F9		3	0	0	0	0	1	1						
Curt Simmons, L (1, 1) OBP: 0.250, SLG: 0.235										3	0	0	0	0	1	0						
Lindy McDaniel, R (9, 1) OBP: 0.250, SLG: 0.261					3-2 1-3			1-3 K		0	0	0	0	0	0	0						
Inning Stats	R: 1 E: 0 K: 0 S: 6	H: 1 LOB: 1 BB: 2 P: 17	R: 0 E: 0 K: 0 S: 5	H: 1 LOB: 0 BB: 0 P: 9	R: 0 E: 0 K: 0 S: 10	H: 0 LOB: 0 BB: 0 P: 15	R: 0 E: 0 K: 1 S: 10	H: 0 LOB: 2 BB: 3 P: 24	R: 0 E: 0 K: 1 S: 9	H: 0 LOB: 0 BB: 0 P: 12	R: 0 E: 0 K: 1 S: 5	H: 0 LOB: 0 BB: 0 P: 7	R: 0 E: 0 K: 2 S: 8	H: 0 LOB: 0 BB: 0 P: 12	R: 0 E: 0 K: 1 S: 10	H: 1 LOB: 1 BB: 0 P: 14	R: 0 E: 0 K: 2 S: 9	H: 1 LOB: 1 BB: 0 P: 12	1B: 3 2B: 0 3B: 0 HR: 1	SF: 0 SAC: 0 DP: 2 HBP: 0	WP: 1 PB: 0 SB: 0 CS: 0	PA: 33
PITCHER	IP	WLS	BF	H	R	ER	SO	BB	IBB	HBP	BLK	WP	HR	S	P	ERA	WHIP					
Danny McDevitt, L (1, 1) ERA: 4.5	3.1		15	2	1	1	1	5	0	0	0	0	0	28	61	2.70	2.100					
Ed Roebuck, R (4, 1) ERA: 2.39	3.2		10	0	0	0	4	0	0	0	0	0	0	25	35	0.00	0.000					
Larry Sherry, R (8, 1) ERA: 3.62	2.0	W	8	2	0	0	3	0	0	0	0	0	0	19	26	0.00	1.000					

Los Angeles Dodgers @ St. Louis Cardinals
Sportsman's Park, St. Louis, MO
Sat Aug 20 1960, 4:33 AM EDT
Att: 15,217 - Unknown

AB 28
R 1
H 4
RBI 1
BB 5
SO 8
LOB 10



Batter	1	2	3	4	5	6	7	8	9	AB	R	H	RBI	BB	SO	LOB	TOP										
Bill Bruton, L OBP: 0.326, SLG: 0.416 (1, 8)	G3	WP 1-3 2B		WP BB		F8		K		4	0	1	0	1	1	0	Milwaukee Braves @ Los Angeles Dodgers Los Angeles Memorial Coliseum, Los Angeles, CA Tue Aug 23 1960, 10:05 PM EDT Att: 31,681 - Unknown livebaseballscorecards.com										
Del Crandall, R OBP: 0.316, SLG: 0.418 (1, 2)	BB 1B		BB	5-3		4-3		F2		4	0	1	0	1	0	1											
Eddie Mathews, L OBP: 0.389, SLG: 0.546 (1, 5)	BB	F9			G3			HR		4	1	1	1	1	1	2											
Hank Aaron, R OBP: 0.345, SLG: 0.570 (1, 9)	K			4-3		HR		F8		4	1	1	1	1	1	2											
Joe Adcock, R OBP: 0.342, SLG: 0.491 (1, 3)	K			BB	HR			FC8-4 BB		4	1	1	0	1	1	3											
Mel Roach, R OBP: 0.341, SLG: 0.492 (7, PR)		HR		G6-4-3		E7 1B		F7		4	1	2	1	0	0	2											
Chuck Cottier, R OBP: 0.228, SLG: 0.263 (7, 4)				1-2		1B		1B		1	0	0	0	0	0	1											
Alvin Dark, R OBP: 0.325, SLG: 0.343 (1, 7)		K		HR		1B		L7-3		4	1	2	2	0	1	1											
Al Spangler, L OBP: 0.356, SLG: 0.380 (7, 7)				HR		1B		L7-3		0	0	0	0	0	0	0											
Johnny Logan, R OBP: 0.324, SLG: 0.353 (1, 6)		2B WP BB		L7		1B		HR		3	2	2	1	1	0	0											
Lew Burdette, R OBP: 0.225, SLG: 0.328 (1, 1)	K			F7		F8		K2-3		4	0	0	0	0	2	3											
Inning Stats	R: 0 H: 1 E: 0 K: 2 S: 12	H: 1 R: 3 ER: 2 LOB: 2 BB: 1 P: 23	R: 2 H: 2 E: 0 K: 2 S: 15	H: 2 R: 3 ER: 2 LOB: 2 BB: 2 P: 30	R: 0 H: 0 E: 0 K: 0 S: 6	H: 0 R: 1 ER: 0 LOB: 0 BB: 1 P: 12	R: 1 H: 1 E: 0 K: 0 S: 14	H: 1 R: 2 ER: 1 LOB: 2 BB: 0 P: 19	R: 1 H: 1 E: 0 K: 0 S: 7	H: 1 R: 0 ER: 0 LOB: 1 BB: 0 P: 11	R: 0 H: 1 E: 0 K: 0 S: 4	H: 1 R: 0 ER: 0 LOB: 1 BB: 0 P: 5	R: 1 H: 1 E: 0 K: 2 S: 11	H: 1 R: 0 ER: 0 LOB: 1 BB: 1 P: 16	R: 0 H: 0 E: 0 K: 1 S: 11	H: 1 R: 0 ER: 0 LOB: 1 BB: 1 P: 21	1B: 5 2B: 2 3B: 0 HR: 5	SF: 0 SAC: 0 DP: 2 HBP: 0	WP: 2 PB: 0 CS: 1	PA: 42							
PITCHER	IP	WLS	BF	H	R	ER	SO	BB	IBB	HBP	BLK	WP	HR	S	P	ERA	WHIP										
Stan Williams, R ERA: 2.52 (1, 1)	3.2	L	19	4	3	3	4	5	0	0	0	1	2	46	90	7.36	2.455										
Ed Roebuck, R ERA: 2.57 (4, 1)	2.1		12	5	3	3	0	0	0	0	0	0	1	19	33	11.57	2.143										
Ed Palmquist, R ERA: 2.0 (7, 1)	2.0		7	2	1	1	2	0	0	0	0	0	1	15	21	4.50	1.000										
Danny McDevitt, L ERA: 4.38 (9, 1)	1.0		4	0	0	0	1	1	0	0	0	0	0	11	21	0.00	1.000										

Batter	1	2	3	4	5	6	7	8	9	AB	R	H	RBI	BB	SO	LOB	BOTTOM										
Maury Wills, S OBP: 0.354, SLG: 0.335 (1, 6)	B1-3		4-3			FC4-6		1B		4	0	1	0	0	0	1	Milwaukee Braves @ Los Angeles Dodgers Los Angeles Memorial Coliseum, Los Angeles, CA Tue Aug 23 1960, 10:05 PM EDT Att: 31,681 - Unknown livebaseballscorecards.com										
Wally Moon, L OBP: 0.375, SLG: 0.453 (1, 7)	L7 2B			L7		F7		F4		4	0	1	0	0	0	2											
Tommy Davis, R OBP: 0.294, SLG: 0.405 (1, 8)	K			F9		5-3		F4		4	0	0	0	0	1	2											
Norm Larker, L OBP: 0.394, SLG: 0.445 (1, 3)	K			3-1				4-3		4	0	0	0	0	2	1											
Frank Howard, R OBP: 0.319, SLG: 0.480 (1, 9)		G1-6-3 1B		K		6-3		2B		4	0	2	0	0	1	0											
Charlie Neal, R OBP: 0.333, SLG: 0.367 (1, 4)	F9			6-3		1B		4-3		4	0	1	0	0	0	2											
Bob Lillis, R OBP: 0.281, SLG: 0.355 (1, 5)	G1-6-3			2B		4-3				3	0	1	0	0	0	2											
Joe Pignatano, R OBP: 0.344, SLG: 0.382 (1, 2)			5-3			F9		F5		3	0	0	0	0	0	1											
Stan Williams, R OBP: 0.193, SLG: 0.259 (1, 1)										1	0	0	0	0	0	0											
Ed Roebuck, R OBP: 0.227, SLG: 0.238 (4, 1)										0	0	0	0	0	0	0											
Irv Noren, L OBP: 0.276, SLG: 0.160 (6, PH)										1	0	1	0	0	0	0											
Ed Palmquist, R OBP: 0.276, SLG: 0.160 (7, 1)										0	0	0	0	0	0	0											
Jim Gilliam, S OBP: 0.360, SLG: 0.328 (8, PH)										1	0	0	0	0	0	0											
Danny McDevitt, L OBP: 0.333, SLG: 0.250 (9, 1)										0	0	0	0	0	0	0											
Inning Stats	R: 0 H: 1 E: 0 K: 2 S: 9	H: 1 R: 7 ER: 0 LOB: 0 BB: 0 P: 14	R: 0 H: 1 E: 0 K: 0 S: 8	H: 1 R: 0 ER: 0 LOB: 0 BB: 0 P: 12	R: 0 H: 0 E: 0 K: 0 S: 9	H: 0 R: 0 ER: 0 LOB: 0 BB: 0 P: 15	R: 0 H: 0 E: 0 K: 0 S: 6	H: 0 R: 0 ER: 0 LOB: 0 BB: 0 P: 10	R: 0 H: 1 E: 0 K: 1 S: 7	H: 1 R: 0 ER: 0 LOB: 1 BB: 0 P: 9	R: 0 H: 1 E: 0 K: 0 S: 5	H: 1 R: 0 ER: 0 LOB: 1 BB: 0 P: 8	R: 0 H: 1 E: 0 K: 1 S: 10	H: 1 R: 0 ER: 0 LOB: 1 BB: 0 P: 12	R: 0 H: 1 E: 0 K: 0 S: 11	H: 1 R: 0 ER: 0 LOB: 1 BB: 0 P: 14	R: 0 H: 1 E: 0 K: 0 S: 12	H: 1 R: 0 ER: 0 LOB: 1 BB: 0 P: 14	1B: 4 2B: 3 3B: 0 HR: 0	SF: 0 SAC: 0 DP: 1 HBP: 0	WP: 0 PB: 0 CS: 0	PA: 33					
PITCHER	IP	WLS	BF	H	R	ER	SO	BB	IBB	HBP	BLK	WP	HR	S	P	ERA	WHIP										
Lew Burdette, R ERA: 3.44 (1, 1)	9.0	W	33	7	0	0	4	0	0	0	0	0	0	77	108	0.00	0.778										



Batter	1	2	3	4	5	6	7	8	9	AB	R	H	RBI	BB	SO	LOB	TOP
Alvin Dark, R (1,7) OBP: 0.320, SLG: 0.337	0-2 6-3		0-1 5-3			2-2 F7		2-3 K		4	0	0	0	0	1	2	
Del Crandall, R (1,2) OBP: 0.320, SLG: 0.424	2-2 HR		1-0 6-3			1-2		3-1 1B		4	1	3	1	0	0	0	
Eddie Mathews, L (1,5) OBP: 0.388, SLG: 0.551	0-0 HR			1-0 G3		0-0 F8		1-0 4-3		4	1	1	2	0	0	2	
Hank Aaron, R (1,9) OBP: 0.343, SLG: 0.565	2-0 F8			1-0 5-3					1-2 F5	4	0	0	0	0	0	0	
Joe Adcock, R (1,3) OBP: 0.341, SLG: 0.488	1-3 K			0-1 1B					2-1 F8	4	0	1	0	0	1	0	
Mel Roach, R (1,4) OBP: 0.346, SLG: 0.492		1-2 F5		3-1 PO	0-0 L4-3				1-2 E6	4	0	2	0	0	0	0	
Al Spangler, L (9, PR) OBP: 0.356, SLG: 0.380				1-2 1B						0	0	0	0	0	0	0	
Bill Bruton, L (1,8) OBP: 0.323, SLG: 0.412		0-0 F7		0-1 L4-3					1-0 4-3	4	0	0	0	0	0	3	
Johnny Logan, R (1,6) OBP: 0.324, SLG: 0.351		1-2 1-3		0-1 5-3					4-2 1B	2	1	0	0	1	0	0	
Bob Buhl, R (1,1) ERA: 2.98			0-0 F9			0-2 6-3			0-0 1B	1	0	0	0	0	0	0	
Carl Willey, R (4,1) ERA: 4.45										0	0	0	0	0	0	0	
Felix Mantilla, R (6, PH) ERA: 3.93										0	0	0	0	0	0	0	
George Brunet, L (6,1) ERA: 3.93										0	0	0	0	0	0	0	
Chuck Cottler, R (8, PH) ERA: 5.5										1	0	1	0	0	0	0	
Don McMahon, R (8,1) ERA: 5.5										0	0	0	0	0	0	0	
Inning Stats	R: 2 H: 2 E: 0 K: 1 S: 11	H: 2 LOB: 0 BB: 0 P: 16	R: 0 H: 0 E: 0 K: 0 S: 8	H: 0 LOB: 0 BB: 0 P: 10	R: 0 H: 0 E: 0 K: 0 S: 4	H: 1 LOB: 0 BB: 0 P: 10	R: 0 H: 1 E: 0 K: 0 S: 5	H: 1 LOB: 1 BB: 0 P: 14	R: 0 H: 1 E: 0 K: 0 S: 9	H: 1 LOB: 1 BB: 1 P: 21	R: 0 H: 0 E: 1 K: 0 S: 9	H: 0 LOB: 1 BB: 0 P: 14	1B: 6 2B: 2 3B: 0 HR: 1	SF: 0 SAC: 0 DP: 1 HBP: 0	WP: 0 PB: 0 CS: 0	PA: 35	
PITCHER Johnny Podres, L (1,1) ERA: 2.98	IP: 9.0 WLS: W BF: 34 H: 8 R: 3 ER: 3 SO: 2 BB: 1 IBB: 0 HBP: 0 BLK: 0 WP: 0 HR: 1 S: 73 P: 107 ERA: 3.00 WHIP: 1.000																

Milwaukee Braves @ Los Angeles Dodgers
Los Angeles Memorial Coliseum, Los Angeles, CA
Wed Aug 24 1960, 10:05 PM EDT
Att: 27,626 - Unknown

AB 33
R 3
H 8
RBI 3
BB 1
SO 2
LOB 7



Batter	1	2	3	4	5	6	7	8	9	AB	R	H	RBI	BB	SO	LOB	BOTTOM			
Maury Wills, S (1,6) OBP: 0.353, SLG: 0.334	0-1 3-1		1-2 S		0-0 B1-3		0-3 K			4	0	1	0	0	1	0				
Jim Gilliam, S (1,5) OBP: 0.360, SLG: 0.327	4-2 G1-6-3		2-0 L9		4-1 HR		1-1 F9			2	1	0	0	2	0	1				
Wally Moon, L (1,7) OBP: 0.374, SLG: 0.459	1-2 G1-6-3		0-0 G2		0-0 HR			0-0 4-3		4	1	1	2	0	0	2				
Norm Larker, L (1,3) OBP: 0.392, SLG: 0.446		0-2 3-1		1-0 L7		0-0 3-1			2-2 2B	4	0	1	0	0	0	0				
Bob Lillis, R (8, PR) ERA: 4.45										0	0	0	0	0	0	0				
Gil Hodges, R (9,3) OBP: 0.267, SLG: 0.361										0	0	0	0	0	0	0				
Tommy Davis, R (1,8) OBP: 0.298, SLG: 0.420		2-2 HR		0-0 L6		1-2 1B		0-3 K		4	1	2	1	0	1	1				
Frank Howard, R (1,9) OBP: 0.324, SLG: 0.502				0-0 HR		0-0 1B		3-2 F4		4	2	3	2	0	0	1				
Charlie Neal, R (1,4) OBP: 0.333, SLG: 0.367		1-2 F4		1-2 1B		3-3 K				3	0	1	0	0	1	1				
Joe Pignatano, R (1,2) OBP: 0.328, SLG: 0.362		1-2 F9		1-1 F3		1-1 F9				3	0	0	0	0	2					
Johnny Podres, L (1,1) OBP: 0.230, SLG: 0.148			1-1 B1-3		1-0 L7		0-1 5-3			3	0	0	0	0	0	0				
Inning Stats	R: 0 H: 0 E: 0 K: 0 S: 8	H: 2 LOB: 1 BB: 1 P: 13	R: 2 H: 2 E: 0 K: 0 S: 22	H: 2 LOB: 0 BB: 0 P: 29	R: 0 H: 1 E: 0 K: 0 S: 7	H: 1 LOB: 1 BB: 0 P: 11	R: 1 H: 2 E: 0 K: 0 S: 8	H: 2 LOB: 1 BB: 0 P: 11	R: 2 H: 1 E: 0 K: 0 S: 5	H: 1 LOB: 1 BB: 1 P: 10	R: 0 H: 2 E: 0 K: 1 S: 11	H: 2 LOB: 1 BB: 0 P: 16	R: 0 H: 0 E: 1 K: 1 S: 7	H: 0 LOB: 0 BB: 0 P: 8	R: 0 H: 1 E: 0 K: 1 S: 10	H: 1 LOB: 1 BB: 0 P: 15	1B: 4 2B: 1 3B: 0 HR: 4	SF: 0 SAC: 0 DP: 1 HBP: 0	WP: 0 PB: 0 CS: 0	PA: 33
PITCHER Bob Buhl, R (1,1) ERA: 3.21	IP: 3.2 WLS: L BF: 15 H: 4 R: 3 ER: 3 SO: 0 BB: 1 IBB: 0 HBP: 0 BLK: 0 WP: 0 HR: 3 S: 40 P: 57 ERA: 7.36 WHIP: 1.364																			
Carl Willey, R (4,1) ERA: 4.45	1.1 7 2 2 2 0 1 0 0 0 0 0 1 10 17 13.50 2.250																			
George Brunet, L (6,1) ERA: 3.93	2.0 7 2 0 0 2 0 0 0 0 0 0 0 18 24 0.00 1.000																			
Don McMahon, R (8,1) ERA: 5.5	1.0 4 1 0 0 1 0 0 0 0 0 0 0 10 15 0.00 1.000																			

Milwaukee Braves @ Los Angeles Dodgers
Los Angeles Memorial Coliseum, Los Angeles, CA
Wed Aug 24 1960, 10:05 PM EDT
Att: 27,626 - Unknown

AB 31
R 5
H 9
RBI 5
BB 2
SO 3
LOB 8



Batter	1	2	3	4	5	6	7	8	9	AB	R	H	RBI	BB	SO	LOB	TOP			
Billy Martin, R OBP: 0.304, SLG: 0.343 (1,4)	5-3		5-3		6-3			F5		4	0	0	0	0	0	0	Cincinnati Reds @ Los Angeles Dodgers Los Angeles Memorial Coliseum, Los Angeles, CA Fri Aug 26 1960, 10:05 PM EDT Unknown			
Vada Pinson, L OBP: 0.333, SLG: 0.454 (1,8)	K			F3		4-3		BB		3	0	0	0	1	1	0				
Frank Robinson, R OBP: 0.392, SLG: 0.585 (1,7)	E4			6-3		6-3		F7		4	0	0	0	0	0	1				
Wally Post, R OBP: 0.369, SLG: 0.575 (1,9)	6-3			1B BB		6-3			F9	4	0	1	0	0	0	1				
Ed Bailey, L OBP: 0.354, SLG: 0.417 (1,2)		4-3		1B		5-3		F7		1	0	0	0	1	0	0				
Joe Azcue, R OBP: 0.091, SLG: 0.091 (6,2)				1B BB						2	0	0	0	0	0	0				
Gordy Coleman, L OBP: 0.271, SLG: 0.374 (1,3)	4-3			1B						4	1	3	0	0	0	0				
Cliff Cook, R OBP: 0.248, SLG: 0.300 (1,5)	K			1B			K			3	0	0	0	1	3	4				
Leo Cardenas, R OBP: 0.257, SLG: 0.262 (1,6)			G6-3		K		K			3	0	1	1	1	2	1				
Jay Hook, L OBP: 0.136, SLG: 0.066 (1,1)			G6-3		K					2	0	0	0	0	1	1				
Claude Osteen, L OBP: 0.100, SLG: 0.100 (9, PH)								3-1		1	0	0	0	0	0	0				
Jerry Lynch, L OBP: 0.370, SLG: 0.511 (9, PH)								5-3		1	0	0	0	0	0	2				
Inning Stats	R: 0 E: 1 K: 1 S: 14	H: 0 LOB: 1 BB: 0 P: 19	R: 0 E: 0 K: 1 S: 7	H: 0 LOB: 0 BB: 0 P: 9	R: 0 E: 0 K: 0 S: 6	H: 0 LOB: 0 BB: 1 P: 11	R: 0 E: 0 K: 1 S: 12	H: 2 LOB: 3 BB: 1 P: 22	R: 0 E: 0 K: 0 S: 10	H: 0 LOB: 0 BB: 0 P: 14	R: 0 E: 1 K: 2 S: 8	H: 1 LOB: 1 BB: 0 P: 10	R: 0 E: 0 K: 0 S: 11	H: 0 LOB: 1 BB: 1 P: 18	R: 1 E: 0 K: 0 S: 12	H: 2 LOB: 2 BB: 1 P: 20	1B: 5 2B: 0 3B: 0 HR: 0	SF: 0 SAC: 0 DP: 1 HBP: 0	WP: 0 PB: 0 SB: 0 CS: 0	PA: 36
PITCHER Roger Craig, R ERA: 3.78 (1,1)	IP: 9.0 WLS: W BF: 36 H: 5 R: 1 ER: 1 SO: 7 BB: 4 IBB: 0 HBP: 0 BLK: 0 WP: 0 HR: 0 S: 85 P: 129 ERA: 1.00 WHIP: 1.000															PITCHER				

Batter	1	2	3	4	5	6	7	8	9	AB	R	H	RBI	BB	SO	LOB	BOTTOM			
Maury Wills, S OBP: 0.347, SLG: 0.327 (1,6)	L8		HR	4-3	L8			F4		4	1	0	0	1	0	2	Cincinnati Reds @ Los Angeles Dodgers Los Angeles Memorial Coliseum, Los Angeles, CA Fri Aug 26 1960, 10:05 PM EDT Unknown			
Jim Gilliam, S OBP: 0.361, SLG: 0.328 (1,5)	L4		HR	1B	1B			F5		4	2	2	0	1	0	0				
Wally Moon, L OBP: 0.377, SLG: 0.458 (1,7)	1B	PB	K	1B	1B		F9	2B		4	3	2	0	1	1	3				
Norm Larker, L OBP: 0.397, SLG: 0.461 (1,3)	1B		HR	1B	SF8		F8	2B		5	2	4	5	0	0	1				
Tommy Davis, R OBP: 0.299, SLG: 0.421 (1,8)	K		6-3	1B	FC6-4		4-3	F2		5	1	1	1	0	1	3				
Frank Howard, R OBP: 0.325, SLG: 0.499 (1,9)		FC4-6	K		E		5-3			4	1	2	0	0	1	0				
John Roseboro, L OBP: 0.324, SLG: 0.376 (1,2)		FC4-6		S	SF8					2	0	1	0	0	0	1				
Chuck Essegian, R OBP: 0.292, SLG: 0.344 (6, PH)		FC5-4		1B			1B			0	0	0	1	0	0	0				
Joe Pignatano, R OBP: 0.324, SLG: 0.344 (6,2)				1B			BB			0	0	0	0	1	0	0				
Bob Lillis, R OBP: 0.306, SLG: 0.371 (1,4)		FC5-4		K	FC6-4					4	0	2	0	0	1	2				
Roger Craig, R OBP: 0.174, SLG: 0.050 (1,1)		F3		K	FC6-4		G6-4-3			4	0	0	1	0	1	5				
Inning Stats	R: 1 E: 0 K: 1 S: 14	H: 1 LOB: 1 BB: 1 P: 26	R: 0 E: 0 K: 0 S: 10	H: 1 LOB: 0 BB: 0 P: 14	R: 3 E: 0 K: 2 S: 12	H: 1 LOB: 0 BB: 2 P: 24	R: 0 E: 0 K: 2 S: 11	H: 1 LOB: 1 BB: 0 P: 16	R: 5 E: 1 K: 0 S: 12	H: 6 LOB: 1 BB: 0 P: 15	R: 0 E: 0 K: 0 S: 8	H: 1 LOB: 1 BB: 0 P: 19	R: 0 E: 0 K: 0 S: 10	H: 1 LOB: 1 BB: 1 P: 15	R: 1 E: 0 K: 0 S: 13	H: 2 LOB: 1 BB: 0 P: 18	1B: 12 2B: 1 3B: 0 HR: 1	SF: 1 SAC: 0 DP: 1 HBP: 0	WP: 0 PB: 1 SB: 2 CS: 0	PA: 41
PITCHER Jay Hook, R ERA: 4.37 (1,1)	IP: 4.0 WLS: L BF: 17 H: 5 R: 1 ER: 1 SO: 0 BB: 3 IBB: 0 HBP: 0 BLK: 0 WP: 0 HR: 0 S: 37 P: 60 ERA: 15.75 WHIP: 3.000															PITCHER				
Claude Osteen, L ERA: 5.02 (5,1)	IP: 4.0 WLS: L BF: 17 H: 5 R: 1 ER: 1 SO: 0 BB: 1 IBB: 0 HBP: 0 BLK: 0 WP: 0 HR: 0 S: 37 P: 60 ERA: 2.25 WHIP: 1.500															PITCHER				

Batter	1	2	3	4	5	6	7	8	9	AB	R	H	RBI	BB	SO	LOB	TOP					
Roy McMillan, R (1, 4) OBP: 0.294, SLG: 0.353			F2		F7			F8		4	2	1	3	1	0	2	Cincinnati Reds @ Los Angeles Dodgers Los Angeles Memorial Coliseum, Los Angeles, CA Sun Aug 28 1960, 6:33 AM EDT Att: 22,124 - Unknown					
Vada Pinson, L (1, 8) OBP: 0.332, SLG: 0.452	E8		F8			2B		BB BB		4	1	1	0	1	0	1						
Gus Bell, L (1, 9) OBP: 0.304, SLG: 0.377	HR	2B			FC5-4 1B	G3		F7		5	1	2	2	0	0	2						
Wally Post, R (1, 7) OBP: 0.368, SLG: 0.566	K	F6		FC5-4 G3-6-3 1-2	5-3			BB BB		4	0	0	0	1	1	3						
Ed Bailey, L (1, 2) OBP: 0.354, SLG: 0.422	HR	1B		G3-6-3 1-2	4-3			BB		4	1	2	2	1	0	2						
Gordy Coleman, L (1, 3) OBP: 0.276, SLG: 0.395	HR	6-3 1B			1B			BB		5	1	3	1	0	0	3						
Willie Jones, R (1, 5) OBP: 0.348, SLG: 0.377	1B	6-3			1B					5	1	1	0	0	0	3						
Leo Cardenas, R (1, 6) OBP: 0.267, SLG: 0.289	HR	K			1B			1-3		5	1	3	0	0	1	2						
Bob Purkey, R (1, 1) OBP: 0.194, SLG: 0.115	E6 HR		K		K			F4		5	1	0	0	0	3	4						
Inning Stats	R: 9 E: 2 K: 1 S: 22	H: 6 LOB: 0 BB: 1 P: 37	R: 0 E: 0 K: 1 S: 12	H: 2 LOB: 2 BB: 0 P: 20	R: 0 E: 0 K: 1 S: 7	H: 0 LOB: 0 BB: 0 P: 11	R: 0 E: 0 K: 0 S: 7	H: 1 LOB: 0 BB: 0 P: 8	R: 0 E: 0 K: 1 S: 13	H: 2 LOB: 2 BB: 0 P: 19	R: 0 E: 0 K: 0 S: 6	H: 1 LOB: 1 BB: 0 P: 7	R: 0 E: 0 K: 1 S: 9	H: 1 LOB: 1 BB: 0 P: 17	R: 0 E: 0 K: 0 S: 11	H: 0 LOB: 3 BB: 3 P: 24	R: 0 E: 0 K: 0 S: 7	H: 0 LOB: 0 BB: 0 P: 12	1B: 7 2B: 2 3B: 1 HR: 3	SF: 0 SAC: 0 DP: 1 HBP: 0	WP: 0 PB: 0 SB: 0 CS: 0	PA: 45
PITCHER	IP WLS BF H R ER SO BB IBB HBP BLK WP HR S P ERA WHIP																					
Stan Williams, R (1, 1) ERA: 2.72	0.1 L 6 3 5 4 1 1 0 0 0 0 0 2 11 18 108.00 12.000																					
Ed Roebuck, R (1, 1) ERA: 2.5	4.2 22 8 4 0 3 0 0 0 0 0 1 50 77 0.00 1.714																					
Danny McDevitt, L (6, 1) ERA: 3.95	3.0 14 2 0 0 1 3 0 0 0 0 0 26 48 0.00 1.667																					
Ed Palmquist, R (9, 1) ERA: 1.57	1.0 3 0 0 0 0 0 0 0 0 0 0 7 12 0.00 0.000																					

Batter	1	2	3	4	5	6	7	8	9	AB	R	H	RBI	BB	SO	LOB	BOTTOM					
Maury Wills, S (1, 6) OBP: 0.345, SLG: 0.325	FC3-6 1B		K		F7			G4-6-3 1-2		4	0	1	0	0	1	1	Cincinnati Reds @ Los Angeles Dodgers Los Angeles Memorial Coliseum, Los Angeles, CA Sun Aug 28 1960, 6:33 AM EDT Att: 22,124 - Unknown					
Jim Gilliam, S (1, 4) OBP: 0.359, SLG: 0.323	K			G3		G4-6-3 BB		3-1		3	0	0	0	1	1							
Wally Moon, L (1, 7) OBP: 0.377, SLG: 0.464	FC3-6 1-2			F9		G4-6-3 1-2				4	0	0	0	0	0	2						
Norm Larker, L (1, 3) OBP: 0.392, SLG: 0.453	F7			4-3		3-1				3	0	0	0	1	0	1						
Tommy Davis, R (1, 5) OBP: 0.298, SLG: 0.422		6-3			6-3			F7		4	0	1	0	0	0	1						
Duke Snider, L (1, 8) OBP: 0.367, SLG: 0.518	F6				F8		4-3			4	0	0	0	0	0	2						
Frank Howard, R (1, 9) OBP: 0.324, SLG: 0.494		K			HR		F8			3	1	1	0	0	1	1						
John Roseboro, L (1, 2) OBP: 0.321, SLG: 0.383			F9		HR		F9			3	1	1	2	0	0	1						
Stan Williams, R (1, 1) OBP: 0.193, SLG: 0.259			K		HR			G4-6-3 1B		0	0	0	0	0	0	0						
Ed Roebuck, R (1, 1) OBP: 0.217, SLG: 0.227										1	0	0	0	0	1	0						
Irv Noren, L (5, PH) OBP: 0.295, SLG: 0.298										1	1	1	1	0	0	0						
Danny McDevitt, L (6, 1) OBP: 0.333, SLG: 0.356										0	0	0	0	0	0	0						
Chuck Essegian, R (8, PH) OBP: 0.307, SLG: 0.354										1	0	1	0	0	0	0						
Ed Palmquist, R (9, 1) ERA: 1.57										0	0	0	0	0	0	0						
Inning Stats	R: 0 E: 0 K: 1 S: 9	H: 1 LOB: 1 BB: 0 P: 12	R: 0 E: 0 K: 1 S: 7	H: 0 LOB: 0 BB: 0 P: 9	R: 0 E: 0 K: 2 S: 7	H: 0 LOB: 0 BB: 0 P: 9	R: 0 E: 0 K: 0 S: 6	H: 0 LOB: 0 BB: 0 P: 8	R: 3 E: 0 K: 0 S: 15	H: 3 LOB: 0 BB: 0 P: 22	R: 0 E: 0 K: 0 S: 6	H: 0 LOB: 1 BB: 1 P: 10	R: 0 E: 0 K: 0 S: 7	H: 1 LOB: 1 BB: 0 P: 8	R: 0 E: 0 K: 0 S: 5	H: 1 LOB: 0 BB: 0 P: 6	R: 0 E: 0 K: 0 S: 6	H: 0 LOB: 1 BB: 1 P: 11	1B: 3 2B: 1 3B: 0 HR: 2	SF: 0 SAC: 0 DP: 2 HBP: 0	WP: 0 PB: 0 SB: 0 CS: 0	PA: 33
PITCHER	IP WLS BF H R ER SO BB IBB HBP BLK WP HR S P ERA WHIP																					
Bob Purkey, R (1, 1) ERA: 3.49	9.0 W 33 6 3 3 4 2 0 0 0 0 2 68 95 3.00 0.889																					

AB 41
R 9
H 13
RBI 8
BB 4
SO 5
LOB 22



AB 31
R 3
H 6
RBI 3
BB 2
SO 4
LOB 10



Batter	1	2	3	4	5	6	7	8	9	AB	R	H	RBI	BB	SO	LOB	TOP				
Bob Skinner, L OBP: 0.355, SLG: 0.461 Bill Virdon, L OBP: 0.344, SLG: 0.426	2-3 K		0-0 F7	0-3 K		3-1 FC6-4 1-2 2-H 1B		0-3 K	3-2 L7	5	0	1	1	0	3	3					
Dick Groat, R OBP: 0.370, SLG: 0.388	1-1 1B		0-0 2-3		1-2 6-3	1-0 FC6-4 1-2 2-3 HBP		1-0 F2		4	0	1	0	0	0	1					
Roberto Clemente, R OBP: 0.361, SLG: 0.453	1-2 1B			1-3 K	3-1 1B	1-0 FC6-4 1-2 2-3 3-H		0-0 4-3		5	0	2	1	0	1	2					
Dick Stuart, R OBP: 0.308, SLG: 0.459	1-0 5-3			4-0 1B HR	1-2 1B	1-0 5-3			2-3 K	4	1	1	0	1	1	3					
Gino Cimoli, R OBP: 0.346, SLG: 0.342		0-0 G3		1-0 1B HR	3-3 K		0-0 1-3		0-1 1B HR	5	2	2	0	0	1	2					
Hal Smith, R OBP: 0.364, SLG: 0.533	2-2 6-3			1-0 1B HR	2-3 K		2-2 3B 1B		4-1 1B HR	4	3	2	3	1	1	2					
Don Hoak, R OBP: 0.349, SLG: 0.423	0-2 1-3			2-2 4-3		1-1 FC2-5 1B	2-1 3B		1-0 1B HR	5	1	3	4	0	0	0					
Bill Mazerowski, R OBP: 0.318, SLG: 0.395			1-1 1B	0-0 1B		2-0 FC2-5 1B		0-0 F3	2-2 F8	5	1	3	0	0	0	1					
Vern Law, R OBP: 0.224, SLG: 0.349			1-3 K	0-0 CI		2-2 FC2-5 1B HBP	2-2 4-3		2-2 HR	4	2	1	1	0	1	4					
Inning Stats	R: 0 E: 0 K: 1 S: 10	H: 2 LOB: 1 P: 15	R: 0 E: 0 K: 0 S: 7	H: 0 LOB: 0 BB: 0 P: 9	R: 0 E: 0 K: 1 S: 7	H: 1 LOB: 1 BB: 0 P: 9	R: 3 E: 1 K: 2 S: 13	H: 3 LOB: 2 BB: 1 P: 22	R: 0 E: 0 K: 2 S: 13	H: 2 LOB: 1 BB: 0 P: 24	R: 1 E: 0 K: 0 S: 11	H: 2 LOB: 1 BB: 0 P: 17	R: 0 E: 0 K: 1 S: 6	H: 0 LOB: 0 BB: 0 P: 7	R: 4 E: 0 K: 1 S: 19	H: 3 LOB: 0 BB: 1 P: 33	1B: 12 2B: 0 3B: 1 HR: 3	SF: 0 SAC: 0 DP: 0 HBP: 1	WP: 0 PB: 0 SB: 0 CS: 0	PA: 46	
PITCHER	IP	WLS	BF	H	R	ER	SO	BB	IBB	HBP	BLK	WP	HR	S	P	ERA	WHIP				
Johnny Podres, L ERA: 3.06	4.1	L	22	8	3	3	4	1	0	0	0	0	1	43	67	6.23	2.077				
Larry Sherry, R ERA: 3.92	2.2		14	5	3	3	2	0	0	1	0	0	0	28	52	10.12	1.875				
Ed Palmquist, R ERA: 2.88	2.0		10	3	4	4	2	1	0	0	0	0	2	25	40	18.00	2.000				

Pittsburgh Pirates @ Los Angeles Dodgers
Los Angeles Memorial Coliseum, Los Angeles, CA
Mon Aug 29 1960, 10:05 PM EDT
Att: 37,369 - Unknown

AB 42
R 10
H 16
RBI 10
BB 2
SO 8
LOB 18



Batter	1	2	3	4	5	6	7	8	9	AB	R	H	RBI	BB	SO	LOB	BOTTOM				
Maury Wills, S OBP: 0.343, SLG: 0.326	0-0 1B 2B	2-2 FC4			0-0 L9		1-0 FC1-4		0-1 F7	5	1	1	0	0	0	6					
Jim Gilliam, S OBP: 0.359, SLG: 0.323	1-2 3-1		2-2 1B		1-0 F7		0-0 F6			4	0	1	0	0	0	4					
Wally Moon, L OBP: 0.374, SLG: 0.459	1-0 5-3		1-3 K		2-3 K		2-2 L6			4	0	0	0	0	2	5					
Norm Larker, L OBP: 0.390, SLG: 0.450	1-1 FC6-4 1B		1-2 F2		0-0 4-3			1-2 G3		4	0	1	1	0	0	1					
Tommy Davis, R OBP: 0.298, SLG: 0.432	0-1 FC6-4		0-0 F7		1-0 HR			0-1 F3		4	1	1	1	0	0	2					
Frank Howard, R OBP: 0.324, SLG: 0.491		1-0 1B		3-2 1-3		1-2 6-3		2-2 5-3		4	0	1	0	0	0	0					
John Roseboro, L OBP: 0.316, SLG: 0.377		1-2 P6		2-3 K		1-3 K			0-0 F6	4	0	0	0	0	2	1					
Bob Lillis, R OBP: 0.302, SLG: 0.341		0-0 FC4 1B		0-1 F3			4-0 FC1-4 1B BB		1-0 E6	3	0	1	0	1	0	0					
Johnny Podres, L OBP: 0.226, SLG: 0.145		2-2 F4			0-0 E		1-2 FC1-4 1B		1-2 5-3	1	0	0	0	0	0	2					
Larry Sherry, R OBP: 0.199, SLG: 0.306										1	0	1	0	0	0	0					
Irv Noren, L OBP: 0.313, SLG: 0.321										1	0	1	0	0	0	0					
Ed Palmquist, R OBP: 0.297, SLG: 0.348										0	0	0	0	0	0	0					
Chuck Essegian, R OBP: 0.297, SLG: 0.348										1	0	0	0	0	0	1					
Inning Stats	R: 1 E: 0 K: 0 S: 9	H: 2 LOB: 1 P: 12	R: 0 E: 0 K: 0 S: 13	H: 2 LOB: 0 BB: 0 P: 19	R: 0 E: 0 K: 1 S: 10	H: 1 LOB: 1 BB: 0 P: 14	R: 0 E: 0 K: 1 S: 8	H: 0 LOB: 0 BB: 0 P: 13	R: 0 E: 1 K: 1 S: 6	H: 1 LOB: 0 BB: 0 P: 9	R: 1 E: 0 K: 0 S: 8	H: 1 LOB: 2 BB: 1 P: 16	R: 0 E: 0 K: 0 S: 10	H: 0 LOB: 0 BB: 0 P: 13	R: 0 E: 1 K: 0 S: 7	H: 0 LOB: 1 BB: 0 P: 9	1B: 6 2B: 1 3B: 0 HR: 1	SF: 0 SAC: 0 DP: 0 HBP: 0	WP: 0 PB: 0 SB: 1 CS: 0	PA: 37	
PITCHER	IP	WLS	BF	H	R	ER	SO	BB	IBB	HBP	BLK	WP	HR	S	P	ERA	WHIP				
Vern Law, R ERA: 2.84	9.0	W	37	8	2	2	4	1	0	0	0	0	1	79	116	2.00	1.000				

Pittsburgh Pirates @ Los Angeles Dodgers
Los Angeles Memorial Coliseum, Los Angeles, CA
Mon Aug 29 1960, 10:05 PM EDT
Att: 37,369 - Unknown

AB 36
R 2
H 8
RBI 2
BB 1
SO 4
LOB 22



Batter	1	2	3	4	5	6	7	8	9	AB	R	H	RBI	BB	SO	LOB	TOP			
Bob Skinner, L (1, 7) OBP: 0.355, SLG: 0.459 Bill Virdon, L (9, 8) OBP: 0.344, SLG: 0.426	6-3	F4			F9				WP	4	0	1	1	1	0	2	Pittsburgh Pirates @ Los Angeles Dodgers Los Angeles Memorial Coliseum, Los Angeles, CA Tue Aug 30 1960, 10:05 PM EDT Att: 40,143 - Unknown livebaseballscorecards.com			
Dick Groat, R (1, 6) OBP: 0.370, SLG: 0.394	1-3		FC4-6		HR		F9		4-3	5	1	2	1	0	2					
Roberto Clemente, R (1, 9) OBP: 0.360, SLG: 0.458	L9		FC4-6		HR		F9			4	1	1	1	0	2					
Dick Stuart, R (1, 3) OBP: 0.313, SLG: 0.461 Rocky Nelson, L (8, 3) OBP: 0.371, SLG: 0.470		G5-4-3			G4-6-3				K	3	1	2	0	1	1					
Gino Cimoli, R (1, 8) OBP: 0.345, SLG: 0.341		G5-4-3			BB				K	4	0	1	0	0	1					
Hal Smith, R (1, 2) OBP: 0.362, SLG: 0.528	G5-4-3				BB				6-3	4	0	1	0	0	2					
Don Hoak, R (1, 5) OBP: 0.350, SLG: 0.421		1B			WP		G6-4-3		5-3	2	1	0	0	2	0					
Bill Mazerowski, R (1, 4) OBP: 0.317, SLG: 0.394		1B			BB				6-3	4	0	1	1	0	1					
Bob Friend, R (1, 1) OBP: 0.136, SLG: 0.067 Roy Face, R (8, 1) OBP: 0.357, SLG: 0.429		1B							6-3	3	0	1	1	0	2					
		1B							2B	1	1	1	0	0	0					
Inning Stats	R: 0 E: 0 K: 0 S: 9	H: 0 LOB: 0 BB: 0 P: 11	R: 2 E: 0 K: 0 S: 12	H: 4 LOB: 2 BB: 1 P: 21	R: 0 E: 0 K: 0 S: 12	H: 2 LOB: 1 BB: 1 P: 15	R: 0 E: 0 K: 1 S: 7	H: 0 LOB: 1 BB: 1 P: 17	R: 2 E: 0 K: 0 S: 13	H: 2 LOB: 0 BB: 1 P: 22	R: 0 E: 0 K: 1 S: 6	H: 0 LOB: 1 BB: 1 P: 12	R: 0 E: 0 K: 2 S: 10	H: 0 LOB: 0 BB: 0 P: 16	R: 1 E: 0 K: 0 S: 10	H: 2 LOB: 1 BB: 0 P: 16	1B: 8 2B: 1 3B: 0 HR: 2	SF: 0 SAC: 0 DP: 3 HBP: 0	WP: 2 PB: 0 SB: 0 CS: 0	PA: 38
PITCHER	IP WLS BF H R ER SO BB IBB HBP BLK WP HR S P ERA WHIP																			
Sandy Koufax, L (1, 1) ERA: 4.28	4.1 L 21 8 4 4 1 2 0 0 0 0 1 2 49 78 8.31 2.308																			
Ed Roebuck, R (5, 1) ERA: 2.49	0.2 2 0 0 0 0 1 0 0 0 0 0 0 4 8 0.00 1.500																			
Larry Sherry, R (6, 1) ERA: 3.56	2.0 7 1 0 0 2 1 0 0 0 0 0 0 13 21 0.00 1.000																			
Danny McDevitt, L (8, 1) ERA: 3.98	2.0 8 2 1 1 2 0 0 0 0 0 1 0 20 32 4.50 1.000																			

Batter	1	2	3	4	5	6	7	8	9	AB	R	H	RBI	BB	SO	LOB	BOTTOM					
Maury Wills, S (1, 6) OBP: 0.342, SLG: 0.324	4-3		F8		4-3				F6	5	0	1	0	0	0	3	Pittsburgh Pirates @ Los Angeles Dodgers Los Angeles Memorial Coliseum, Los Angeles, CA Tue Aug 30 1960, 10:05 PM EDT Att: 40,143 - Unknown livebaseballscorecards.com					
Jim Gilliam, S (1, 4) OBP: 0.357, SLG: 0.320	4-3		G5-4-3				F8		4-3	4	1	0	0	1	0							
Wally Moon, L (1, 7) OBP: 0.377, SLG: 0.462					K		1B		1B	4	1	3	0	0	1							
Norm Larker, L (1, 3) OBP: 0.389, SLG: 0.448	4-3				G3		1B		1B	4	0	1	0	0	0							
Tommy Davis, R (1, 8) OBP: 0.301, SLG: 0.433			K		1B		K		1B	4	0	2	1	0	2							
Frank Howard, R (1, 9) OBP: 0.323, SLG: 0.489		F4			6-3		FC5-4		1B	4	0	1	1	0	0							
John Roseboro, L (1, 2) OBP: 0.322, SLG: 0.382							FC6-4		BB	2	0	1	0	2	1							
Bob Lillis, R (1, 5) OBP: 0.283, SLG: 0.318 Gil Hodges, R (8, PH) OBP: 0.254, SLG: 0.357					K		FC6-4		1B	3	0	0	0	0	1							
Sandy Koufax, R (1, 1) OBP: 0.268, SLG: 0.156 Ed Roebuck, R (5, PH) OBP: 0.217, SLG: 0.227 Duke Snider, R (5, PH) OBP: 0.335, SLG: 0.516 Larry Sherry, R (6, PH) OBP: 0.196, SLG: 0.304 Chuck Essesarian, R (7, PH) OBP: 0.333, SLG: 0.250 Danny McDevitt, L (8, PH) OBP: 0.333, SLG: 0.250 Irv Noren, L (9, PH) OBP: 0.310					G5-4-3		K		K	1	0	1	0	0	0							
					1B					1	0	0	0	0	0							
Inning Stats	R: 0 E: 0 K: 0 S: 8	H: 2 LOB: 1 BB: 0 P: 14	R: 0 E: 0 K: 2 S: 10	H: 0 LOB: 1 BB: 1 P: 16	R: 0 E: 0 K: 0 S: 6	H: 1 LOB: 0 BB: 0 P: 9	R: 0 E: 0 K: 1 S: 9	H: 1 LOB: 1 BB: 0 P: 14	R: 0 E: 0 K: 1 S: 11	H: 0 LOB: 2 BB: 1 P: 18	R: 0 E: 0 K: 1 S: 9	H: 2 LOB: 2 BB: 0 P: 11	R: 0 E: 0 K: 1 S: 7	H: 1 LOB: 1 BB: 0 P: 11	R: 2 E: 0 K: 1 S: 15	H: 3 LOB: 2 BB: 1 P: 24	R: 0 E: 0 K: 1 S: 7	H: 0 LOB: 0 BB: 0 P: 12	1B: 9 2B: 1 3B: 0 HR: 0	SF: 0 SAC: 0 DP: 1 HBP: 0	WP: 0 PB: 0 SB: 0 CS: 1	PA: 38
PITCHER	IP WLS BF H R ER SO BB IBB HBP BLK WP HR S P ERA WHIP																					
Bob Friend, R (1, 1) ERA: 2.95	7.1 W 32 9 2 2 6 3 0 0 0 0 0 0 68 107 2.46 1.636																					
Roy Face, R (8, 1) ERA: 2.85	1.2 S 6 1 0 0 2 0 0 0 0 0 0 0 14 22 0.00 0.600																					

Batter	1	2	3	4	5	6	7	8	9	AB	R	H	RBI	BB	SO	LOB	TOP					
Bobby Malkmus, R (1, 4) OBP: 0.255, SLG: 0.256										4	0	2	0	0	0	1	Philadelphia Phillies @ Los Angeles Dodgers Los Angeles Memorial Coliseum, Los Angeles, CA Wed Aug 31 1960, 10:05 PM EDT Att: 12,586 - Unknown					
Tony Taylor, R (1, 5) OBP: 0.336, SLG: 0.386										4	0	1	0	0	1	2						
Johnny Callison, L (1, 7) OBP: 0.378, SLG: 0.450										3	0	1	0	1	1	2						
Tony Gonzalez, L (1, 8) OBP: 0.301, SLG: 0.460										4	1	1	0	0	1	2						
Pancho Herrera, R (1, 3) OBP: 0.347, SLG: 0.459										4	0	0	1	0	0	1						
Ken Walters, R (1, 9) OBP: 0.286, SLG: 0.349										3	0	0	0	0	1	0						
Jimmie Coker, R (1, 2) OBP: 0.272, SLG: 0.325										3	0	0	0	0	2	0						
Ruben Amaro, R (1, 6) OBP: 0.296, SLG: 0.276										3	0	0	0	0	0	0						
John Buzhardt, R (1, 1) OBP: 0.157, SLG: 0.180										2	0	1	0	0	1	0						
Tony Curry, L (8, PH) OBP: 0.310, SLG: 0.429										1	0	0	0	0	0	0						
Chris Short, R (8, 1)										0	0	0	0	0	0	0						
Inning Stats	R: 0 E: 0 K: 1 S: 15	H: 1 LOB: 1 BB: 1 P: 22	R: 0 E: 0 K: 1 S: 9	H: 0 LOB: 0 BB: 0 P: 11	R: 0 E: 0 K: 1 S: 10	H: 2 LOB: 2 BB: 0 P: 11	R: 1 E: 0 K: 1 S: 9	H: 1 LOB: 0 BB: 0 P: 10	R: 0 E: 0 K: 1 S: 6	H: 0 LOB: 0 BB: 0 P: 10	R: 0 E: 0 K: 1 S: 14	H: 1 LOB: 1 BB: 0 P: 21	R: 0 E: 0 K: 1 S: 8	H: 0 LOB: 0 BB: 0 P: 10	R: 0 E: 0 K: 0 S: 6	H: 1 LOB: 0 BB: 0 P: 9	R: 0 E: 0 K: 0 S: 5	H: 0 LOB: 0 BB: 0 P: 9	1B: 5 2B: 0 3B: 1 HR: 0	SF: 0 SAC: 0 DP: 1 HBP: 0	WP: 0 PB: 0 SB: 0 CS: 1	PA: 32
PITCHER Roger Craig, R (1, 1) ERA: 3.45	IP: 9.0 WLS: W BF: 32 H: 6 R: 1 ER: 1 SO: 7 BB: 1 IBB: 0 HBP: 0 BLK: 0 WP: 0 HR: 0 S: 82 P: 113 ERA: 1.00 WHIP: 0.778															PITCHER						

Batter	1	2	3	4	5	6	7	8	9	AB	R	H	RBI	BB	SO	LOB	BOTTOM			
Maury Wills, S (1, 6) OBP: 0.343, SLG: 0.326										4	2	2	0	0	0	1	Philadelphia Phillies @ Los Angeles Dodgers Los Angeles Memorial Coliseum, Los Angeles, CA Wed Aug 31 1960, 10:05 PM EDT Att: 12,586 - Unknown			
Jim Gilliam, S (1, 5) OBP: 0.358, SLG: 0.324										4	0	2	3	0	0	0				
Wally Moon, L (1, 7) OBP: 0.374, SLG: 0.458										4	0	0	0	0	0	2				
Norm Larker, L (1, 3) OBP: 0.387, SLG: 0.448										4	0	1	0	0	0	1				
Gil Hodges, R (9, 3) OBP: 0.264, SLG: 0.357										0	0	0	0	0	0	0				
Tommy Davis, R (1, 8) OBP: 0.297, SLG: 0.427										3	0	0	0	0	1	0				
Frank Howard, R (1, 9) OBP: 0.326, SLG: 0.489										2	0	1	0	1	0	0				
John Roseboro, L (1, 2) OBP: 0.319, SLG: 0.377										3	0	0	0	0	1	2				
Charlie Neal, R (1, 4) OBP: 0.330, SLG: 0.365										3	1	1	0	0	1	0				
Roger Craig, R (1, 1) OBP: 0.192, SLG: 0.087										3	0	1	0	0	1	1				
Inning Stats	R: 0 E: 0 K: 0 S: 10	H: 0 LOB: 0 BB: 0 P: 14	R: 0 E: 0 K: 1 S: 10	H: 1 LOB: 1 BB: 1 P: 16	R: 2 E: 0 K: 1 S: 17	H: 3 LOB: 1 BB: 0 P: 23	R: 0 E: 0 K: 0 S: 4	H: 0 LOB: 0 BB: 0 P: 5	R: 1 E: 0 K: 0 S: 10	H: 2 LOB: 1 BB: 0 P: 14	R: 0 E: 0 K: 1 S: 7	H: 1 LOB: 1 BB: 0 P: 12	R: 0 E: 0 K: 1 S: 8	H: 1 LOB: 0 BB: 0 P: 11	R: 0 E: 0 K: 0 S: 4	H: 0 LOB: 0 BB: 0 P: 5	1B: 5 2B: 3 3B: 0 HR: 0	SF: 0 SAC: 0 DP: 1 HBP: 0	WP: 1 PB: 0 SB: 2 CS: 0	PA: 31
PITCHER John Buzhardt, R (1, 1) ERA: 4.11	IP: 7.0 WLS: L BF: 28 H: 8 R: 3 ER: 3 SO: 4 BB: 1 IBB: 0 HBP: 0 BLK: 0 WP: 0 HR: 0 S: 66 P: 95 ERA: 3.86 WHIP: 1.286															PITCHER				
Chris Short, L (8, 1) ERA: 4.27	IP: 1.0 WLS: L BF: 3 H: 0 R: 0 ER: 0 SO: 0 BB: 0 IBB: 0 HBP: 0 BLK: 0 WP: 0 HR: 0 S: 4 P: 5 ERA: 0.00 WHIP: 0.000															PITCHER				

AB	31
R	1
H	6
RBI	1
BB	1
SO	7
LOB	8



AB	30
R	3
H	8
RBI	3
BB	1
SO	4
LOB	7



Batter	1	2	3	4	5	6	7	8	9	10	11	AB	R	H	RBI	BB	SO	LOB	TOP			
Bobby Malkmus, R OBP: 0.247, SLG: 0.247 Clay Dairymple, L OBP: 0.353, SLG: 0.442 Joe Koppe, R OBP: 0.271, SLG: 0.222	1-3 K		0-3 K		1-1 1-3			2-3 K		0-2 6-3		3	0	0	0	0	2	0				
Tony Taylor, R OBP: 0.339, SLG: 0.392	1-0 WP PB 1B		0-0 6-3			2-1 L9		0-0 E 3B		0-1 WP 1B		5	1	3	0	0	0	0				
Johnny Callison, L OBP: 0.375, SLG: 0.449	2-3 K			2-3 K		2-2 G3 2B		0-0 G3 2B		3-3 K		5	0	1	0	0	3	3				
Tony Gonzalez, L OBP: 0.302, SLG: 0.457	4-2 K			2-2 K		0-0 G3		1-2 E6		2-3 K		4	0	1	0	1	1	2				
Ken Walters, R OBP: 0.282, SLG: 0.345	1-3 BB			0-0 1B		2-3 K		0-0 F9			0-0 F6		5	0	0	0	0	1	5			
Pancho Herrera, R OBP: 0.346, SLG: 0.456 Bobby Del Greco, R OBP: 0.352, SLG: 0.395 Ted Lepcio, R OBP: 0.307, SLG: 0.311	1-3 K			2-3 K				2-3 SH1-4 BB		4-2 SH1-4 BB		3	0	0	0	1	3	1				
Jimmie Coker, R OBP: 0.276, SLG: 0.343	0-0 4-3			0-0 HR		2-2 FC5-4 1B		1-1 SH1-4		1-1 SH1-4		4	1	2	1	0	1	0				
Ruben Amaro, R OBP: 0.292, SLG: 0.272 Tony Curry, L OBP: 0.313, SLG: 0.429 Turk Farrell, R OBP: 0.250, SLG: 0.267	0-0 F7			0-0 F7		1-1 FC5-4		4-0 G4-6-3 IBB				3	0	0	0	0	0	1				
Gene Conley, R OBP: 0.143, SLG: 0.226 Lee Walls, R OBP: 0.317, SLG: 0.353	2-2 F2			2-2 6-3		0-3 K		0-0 G4-6-3				3	0	0	0	0	1	1				
Inning Stats	R: 0 E: 0 K: 2 S: 17	H: 1 LOB: 2 BB: 1 P: 25	R: 0 E: 0 K: 1 S: 5	H: 0 LOB: 0 BB: 0 P: 6	R: 0 E: 0 K: 1 S: 7	H: 0 LOB: 0 BB: 0 P: 9	R: 0 E: 0 K: 2 S: 13	H: 1 LOB: 1 BB: 0 P: 19	R: 1 E: 0 K: 0 S: 6	H: 1 LOB: 0 BB: 0 P: 7	R: 0 E: 0 K: 1 S: 11	H: 1 LOB: 1 BB: 0 P: 17	R: 0 E: 0 K: 1 S: 12	H: 0 LOB: 2 BB: 2 P: 14	R: 0 E: 0 K: 2 S: 12	H: 1 LOB: 1 BB: 0 P: 17	R: 0 E: 0 K: 1 S: 6	H: 0 LOB: 0 BB: 0 P: 7	1B: 4 2B: 1 3B: 1 HR: 1	SF: 0 SAC: 1 DP: 1 HBP: 0	WP: 2 PB: 1 SB: 0 CS: 0	PA: 43
PITCHER Don Drysdale, R ERA: 3.11	IP 11.0	WLS W 43	BF 43	H 7	R 2	ER 1	SO 13	BB 2	IBB 1	HBP 0	BLK 0	WP 2	HR 1	S 105	P 152	ERA 0.82	WHIP 0.818					

Philadelphia Phillies @ Los Angeles Dodgers
Los Angeles Memorial Coliseum, Los Angeles, CA
Thu Sep 01 1960, 10:05 PM EDT
Att: 28,946 - Unknown

AB 39
R 2
H 7
RBI 1
BB 3
SO 13
LOB 15



Batter	1	2	3	4	5	6	7	8	9	10	11	AB	R	H	RBI	BB	SO	LOB	BOTTOM			
Maury Wills, S OBP: 0.339, SLG: 0.322	1-1 6-3		0-0 F8		2-2 4-3					2-2 6-3		5	0	0	0	0	0	3				
Jim Gilliam, S OBP: 0.307, SLG: 0.322	0-1 F9		1-2 6-3		0-0 1B		1-2 F4			1-1 F6		5	0	1	0	0	0	3				
Wally Moon, L OBP: 0.374, SLG: 0.456	1-1 G3			1-0 2B 1B	4-0 PO BB		1-2 BB		3-2 4-3		2-3 K		4	1	1	0	1	1	0			
Norm Larker, L OBP: 0.387, SLG: 0.451		0-1 F7		1-1 2B 1B	0-0 F7		1-2 BB		0-1 1B		0-0 F8		5	1	2	0	0	2				
Tommy Davis, R OBP: 0.295, SLG: 0.427		0-1 F4		0-0 5-3	SAFE PO		0-1 F7		0-1 F7		1-0 BLK 1B 2B		5	1	1	0	0	3				
Frank Howard, R OBP: 0.327, SLG: 0.485		0-3 K		4-1 2B BB		2-2 5-3		2-3 K		4-0 1B IBB		3	0	0	0	2	2	1				
John Roseboro, L OBP: 0.324, SLG: 0.383			0-0 SH1-4 1B		0-1 1-3 2H 3H 2B		1-1 F6		3-2 F5		4-0 1B IBB		4	0	2	2	1	0	0			
Charlie Neal, R OBP: 0.329, SLG: 0.364 Duke Snider, L OBP: 0.368, SLG: 0.518			1-1 SH1-4 1B		1-1 K		1-0 6-3		0-3 K		1-1 1B		4	0	1	0	0	2	2			
Don Drysdale, R OBP: 0.211, SLG: 0.282			0-1 SH1-4		2-3 K		0-0 4-3 2B		3-1 F8		1-2 2-3 3H 1B		3	0	1	0	0	1	2			
Inning Stats	R: 0 E: 0 K: 0 S: 6	H: 0 LOB: 0 BB: 0 P: 8	R: 0 E: 0 K: 1 S: 7	H: 0 LOB: 0 BB: 0 P: 7	R: 0 E: 0 K: 0 S: 9	H: 2 LOB: 2 BB: 11	R: 2 E: 0 K: 2 S: 14	H: 3 LOB: 2 BB: 1 P: 24	R: 0 E: 0 K: 0 S: 7	H: 1 LOB: 1 BB: 0 P: 14	R: 0 E: 0 K: 1 S: 9	H: 1 LOB: 1 BB: 0 P: 14	R: 0 E: 0 K: 1 S: 8	H: 0 LOB: 0 BB: 2 P: 14	R: 0 E: 0 K: 1 S: 9	H: 0 LOB: 0 BB: 0 P: 14	R: 1 E: 0 K: 0 S: 4	H: 2 LOB: 3 BB: 2 P: 14	1B: 6 2B: 4 3B: 0 HR: 0	SF: 0 SAC: 1 DP: 0 HBP: 0	WP: 0 PB: 0 SB: 1 CS: 0	PA: 45
PITCHER Gene Conley, R ERA: 3.85 Turk Farrell, R ERA: 2.47	IP 8.0	WLS L 11	BF 33	H 8	R 2	ER 1	SO 4	BB 2	IBB 0	HBP 0	BLK 0	WP 0	HR 0	S 65	P 97	ERA 2.25	WHIP 1.250					

Philadelphia Phillies @ Los Angeles Dodgers
Los Angeles Memorial Coliseum, Los Angeles, CA
Thu Sep 01 1960, 10:05 PM EDT
Att: 28,946 - Unknown

AB 39
R 3
H 10
RBI 3
BB 4
SO 6
LOB 16





Batter	1	2	3	4	5	6	7	8	9	AB	R	H	RBI	BB	SO	LOB	TOP										
Maury Wills, S (1, 6) OBP: 0.344, SLG: 0.329	1-2 FC3-6 1B		4-2 F9 S BLK BB		3-2 4-3			1-1 2B 1B	0-2 2B	4	2	3	0	1	0	0	Los Angeles Dodgers @ San Francisco Giants Candlestick Park, San Francisco, CA Fri Sep 02, 1960, 10:05 PM EDT Att: 20,738 - Unknown livebaseballscorecards.com										
Jim Gilliam, S (1, 5) OBP: 0.356, SLG: 0.323	0-0 FC3-6 1B		0-3 K		1-1 1-3			3-2 1B FC4-6 2B	1-1 F7	5	1	1	1	0	1	4											
Wally Moon, L (1, 7) OBP: 0.376, SLG: 0.456 Chuck Essegian, R (8, PR) OBP: 0.293, SLG: 0.343	2-2 FC6-4 1B		3-2 F9		2-0 L4			2-1 FC4-6 1B		4	0	2	0	0	0	1											
Norm Larker, L (1, 3) OBP: 0.383, SLG: 0.445	1-1 F6		0-0 F7		1-1 F4			1-2 FC4-6 1B		4	0	0	1	0	0	3											
Tommy Davis, R (1, 8) OBP: 0.295, SLG: 0.424	0-2 FC6-4		0-0 6-3		2-2 F4 1B			1-1 F7		4	0	1	0	0	0	3											
Frank Howard, R (1, 9) OBP: 0.326, SLG: 0.482		1-0 6-3		0-0 FC4-6 1B		2-2 F8		0-0 F4		4	0	1	0	0	0	2											
John Roseboro, L (1, 2) OBP: 0.324, SLG: 0.380 Joe Pignatano, R (9, PH) OBP: 0.319, SLG: 0.339		4-2 BB		1-1 F5		2-3 K		0-3 K		2	0	0	0	1	1	1											
Charlie Neal, R (1, 4) OBP: 0.326, SLG: 0.361		1-3 K		1-2 FC4-6		2-2 F8		2-2 F2		4	0	0	0	0	1	2											
Johnny Podres, L (1, 1) OBP: 0.219, SLG: 0.140 Irv Noren, L (7, PH) OBP: 0.294, SLG: 0.300 Ed Palmquist, R (7, 1) Gil Hodges, R (9, PH) OBP: 0.268, SLG: 0.357		1-2 4-3		0-1 F6		0-1 G3		4-2 2B BB		2	0	0	0	0	0	1											
Inning Stats	R: 0 E: 0 K: 0 S: 13	H: 2 LOB: 2 BB: 0 P: 17	R: 0 E: 0 K: 1 S: 11	H: 0 LOB: 1 BB: 1 P: 18	R: 1 E: 0 K: 1 S: 10	H: 0 LOB: 0 BB: 1 P: 17	R: 0 E: 0 K: 0 S: 9	H: 1 LOB: 1 BB: 0 P: 11	R: 0 E: 0 K: 0 S: 9	H: 1 LOB: 1 BB: 0 P: 16	R: 0 E: 0 K: 1 S: 9	H: 0 LOB: 0 BB: 0 P: 13	R: 0 E: 0 K: 1 S: 9	H: 0 LOB: 1 BB: 0 P: 13	R: 2 E: 0 K: 0 S: 13	H: 3 LOB: 1 BB: 2 P: 21		R: 0 E: 0 K: 1 S: 14	H: 1 LOB: 2 BB: 1 P: 21	1B: 6 2B: 2 3B: 0 HR: 0	SF: 0 SAC: 0 DP: 0 HBP: 0	WP: 0 PB: 0 SB: 1 CS: 0	PA: 38				
PITCHER	IP	WLS	BF	H	R	ER	SO	BB	IBB	HBP	BLK	WP	HR	S	P	ERA	WHIP										
Jack Sanford, R (1, 1) ERA: 3.43	7.0	W	30	7	3	1	3	2	0	0	1	0	0	77	118	1.29	1.286										
Billy O'Dell, L (8, 1) ERA: 3.05	2.0	S	8	1	0	0	1	1	0	0	0	0	0	20	29	0.00	1.000										

Batter	1	2	3	4	5	6	7	8	9	AB	R	H	RBI	BB	SO	LOB	BOTTOM										
Joey Amalfitano, R (1, 4) OBP: 0.333, SLG: 0.347	4-2 FC6-4 BB		2-1 F9		2-1 L5-4 S 1B		2-1 6-3			3	0	1	0	1	0	0	Los Angeles Dodgers @ San Francisco Giants Candlestick Park, San Francisco, CA Fri Sep 02, 1960, 10:05 PM EDT Att: 20,738 - Unknown livebaseballscorecards.com										
Andra Rodgers, R (1, 5) OBP: 0.317, SLG: 0.333	0-1 FC6-4 FC6-4		1-1 2B		2-2 6-3		0-0 F7			4	1	1	0	0	0	2											
Willie Mays, R (1, 8) OBP: 0.389, SLG: 0.581	0-0 FC6-4 2B		2-2 5-3		4-0 IBB		1-0 F6			3	1	0	0	1	0	2											
Felipe Alou, R (1, 7) OBP: 0.305, SLG: 0.435	1-2 HR 2B		2-2 2B		0-0 L5-4		0-3 K			4	1	2	2	0	1	2											
Orlando Cepeda, R (1, 3) OBP: 0.337, SLG: 0.522	1-0 HR		4-0 IBB		2-3 K		0-1 1B			3	1	2	2	1	1	0											
Willie Kirkland, L (1, 9) OBP: 0.310, SLG: 0.441	0-2 F7		1-3 K		0-0 1-3		0-0 G1			4	0	0	0	0	1	3											
Bob Schmidt, R (1, 2) OBP: 0.316, SLG: 0.378		1-2 L7		2-2 F7		0-1 1B				3	0	1	0	0	0	0											
Eddie Bressoud, R (1, 6) OBP: 0.283, SLG: 0.370		2-2 6-3		1-3 K		2-0 F9				3	0	0	0	0	1	1											
Jack Sanford, R (1, 1) OBP: 0.250, SLG: 0.209 Billy O'Dell, S (8, 1) OBP: 0.309, SLG: 0.136		2-3 K		1-2 6-3		2-3 K				3	0	0	0	0	2	0											
Inning Stats	R: 3 E: 0 K: 0 S: 14	H: 2 LOB: 0 BB: 1 P: 20	R: 0 E: 0 K: 1 S: 10	H: 0 LOB: 0 BB: 0 P: 15	R: 1 E: 0 K: 1 S: 15	H: 2 LOB: 2 BB: 1 P: 27	R: 0 E: 0 K: 1 S: 9	H: 0 LOB: 0 BB: 0 P: 13	R: 0 E: 0 K: 1 S: 6	H: 1 LOB: 1 BB: 0 P: 14	R: 0 E: 0 K: 1 S: 8	H: 1 LOB: 1 BB: 0 P: 12	R: 0 E: 0 K: 1 S: 8	H: 0 LOB: 0 BB: 0 P: 12	R: 0 E: 0 K: 1 S: 7	H: 1 LOB: 1 BB: 0 P: 8		1B: 3 2B: 4 3B: 0 HR: 1	SF: 0 SAC: 0 DP: 1 HBP: 0	WP: 0 PB: 0 SB: 1 CS: 0	PA: 33						
PITCHER	IP	WLS	BF	H	R	ER	SO	BB	IBB	HBP	BLK	WP	HR	S	P	ERA	WHIP										
Johnny Podres, L (1, 1) ERA: 3.15	6.0	L	26	6	4	4	4	1	2	0	0	0	0	62	101	6.00	1.167										
Ed Palmquist, R (7, 1) ERA: 2.67	2.0		7	1	0	0	2	0	0	0	0	0	0	15	20	0.00	0.500										

Batter	1	2	3	4	5	6	7	8	9	AB	R	H	RBI	BB	SO	LOB	TOP					
Maury Wills, S OBP: 0.344, SLG: 0.328	0-1 5-3		3-1 6-3			1-2 F8		2-1 1B		4	0	1	0	0	0	0	Los Angeles Dodgers @ San Francisco Giants Candlestick Park, San Francisco, CA Sat Sep 03 1960, 6:33 AM EDT Att: 21,021 - Unknown					
Jim Gilliam, S OBP: 0.397, SLG: 0.323	1-1 L8			1-0 CS 1B		3-2 6-3		4-2 BB		3	0	1	0	1	0							
Tommy Davis, R OBP: 0.298, SLG: 0.425	0-0 F8			0-2 CS 1B		2-2 1B		0-0 L7		4	0	2	0	0	2							
Frank Howard, R OBP: 0.323, SLG: 0.477		0-0 F6		1-3 K		0-3 K		2-2 F9		4	0	0	0	2	5							
Gil Hodges, R OBP: 0.273, SLG: 0.356		2-2 WP 1B		1-2 5-3			4-0 BB		2-1 F8	3	0	1	0	1	0	2						
Chuck Essegian, R OBP: 0.276, SLG: 0.324		1-3 K		1-2 2-3		1-0 L6		0-3 K		2-2 5-3	4	0	0	0	2	2						
Charlie Neal, R OBP: 0.324, SLG: 0.358		2-2 F9			0-0 F8		0-3 K		0-1 F8	4	0	0	0	0	1	2						
Joe Pignatano, R OBP: 0.320, SLG: 0.338			0-0 B2-3		3-2 1B		0-3 K			3	0	1	0	0	1	1						
Sandy Koufax, R OBP: 0.200, SLG: 0.149			2-3 K		0-0 F9			0-1 L6		2	0	0	0	0	1	1						
Bob Lillis, R OBP: 0.277, SLG: 0.311										1	0	0	0	0	0	0						
Ed Roebuck, R OBP: 0.217, SLG: 0.227										0	0	0	0	0	0	0						
Inning Stats	R: 0 E: 0 K: 0 S: 5	H: 0 LOB: 0 BB: 0 P: 6	R: 0 E: 0 K: 1 S: 10	H: 1 LOB: 1 BB: 0 P: 15	R: 0 E: 0 K: 1 S: 9	H: 0 LOB: 0 BB: 0 P: 14	R: 0 E: 0 K: 1 S: 10	H: 2 LOB: 1 BB: 0 P: 13	R: 0 E: 0 K: 0 S: 6	H: 1 LOB: 1 BB: 0 P: 10	R: 0 E: 0 K: 1 S: 13	H: 1 LOB: 1 BB: 0 P: 19	R: 0 E: 0 K: 3 S: 10	H: 0 LOB: 1 BB: 1 P: 14	R: 0 E: 0 K: 0 S: 10	H: 1 LOB: 2 BB: 1 P: 18	R: 0 E: 0 K: 0 S: 7	H: 0 LOB: 0 BB: 0 P: 11	1B: 6 2B: 0 3B: 0 HR: 0	SF: 0 SAC: 0 DP: 0 HBP: 0	WP: 1 PB: 0 SB: 1 CS: 2	PA: 34
PITCHER Mike McCormick, L ERA: 2.54	IP: 9.0 WLS: W BF: 34 H: 6 R: 0 ER: 0 SO: 7 BB: 2 IBB: 0 HBP: 0 BLK: 0 WP: 1 HR: 0 S: 80 P: 120 ERA: 0.00 WHIP: 0.889															PITCHER						


Batter	1	2	3	4	5	6	7	8	9	AB	R	H	RBI	BB	SO	LOB	BOTTOM					
Don Blasingame, L OBP: 0.303, SLG: 0.301	0-0 F9 1B		2-1 F7		0-1 1B		4-1 FC3-6 BB			3	0	1	0	1	0	0	Los Angeles Dodgers @ San Francisco Giants Candlestick Park, San Francisco, CA Sat Sep 03 1960, 6:33 AM EDT Att: 21,021 - Unknown					
Andra Rodgers, R OBP: 0.316, SLG: 0.332	3-2 1B		0-1 5-3		2-3 K		1-0 FC3-6 FC6-4		1-2 1-2	4	0	1	0	0	1	2						
Willie Mays, R OBP: 0.388, SLG: 0.578	2-1 F9		1-2 F8		1-0 1B		2-2 L7			4	0	1	0	0	0	3						
Felipe Alou, R OBP: 0.304, SLG: 0.444	0-3 K			2-2 HR		0-1 F9		0-0 FC6-4		4	1	1	1	0	1	5						
Orlando Cepeda, R OBP: 0.336, SLG: 0.520	1-1 F5			2-0 4-3 1B		0-1 F8		2-3 K		4	0	1	0	0	1	4						
Willie Kirkland, L OBP: 0.309, SLG: 0.438		0-1 G3		1-2 F5		3-2 F9		4-1 1-3 BB		3	0	0	0	1	0	1						
Bob Schmidt, R OBP: 0.314, SLG: 0.373		0-3 K		2-0 4-3		2-0 L9		0-0 1-3		4	0	0	0	0	1	2						
Eddie Bressoud, R OBP: 0.291, SLG: 0.374		1-2 1B		4-0 IBB		2-2 1B		4-0 IBB		2	0	2	0	2	0	0						
Mike McCormick, L OBP: 0.192, SLG: 0.211		1-3 K		1-3 K		1-3 K		0-3 K		4	0	0	0	0	4	6						
Inning Stats	R: 0 E: 1 K: 1 S: 12	H: 1 LOB: 2 BB: 0 P: 18	R: 0 E: 0 K: 2 S: 11	H: 1 LOB: 1 BB: 0 P: 13	R: 0 E: 0 K: 0 S: 7	H: 0 LOB: 0 BB: 0 P: 10	R: 1 E: 0 K: 1 S: 11	H: 2 LOB: 2 BB: 1 P: 23	R: 0 E: 0 K: 1 S: 10	H: 2 LOB: 2 BB: 0 P: 13	R: 0 E: 0 K: 1 S: 10	H: 1 LOB: 1 BB: 0 P: 18	R: 0 E: 0 K: 0 S: 6	H: 0 LOB: 1 BB: 1 P: 13	R: 0 E: 0 K: 2 S: 9	H: 0 LOB: 2 BB: 2 P: 19	R: 0 E: 0 K: 0 S: 7	H: 0 LOB: 0 BB: 0 P: 11	1B: 6 2B: 0 3B: 0 HR: 1	SF: 0 SAC: 0 DP: 0 HBP: 0	WP: 0 PB: 0 SB: 0 CS: 0	PA: 36
PITCHER Sandy Koufax, L ERA: 4.13	IP: 7.0 WLS: L BF: 31 H: 7 R: 1 ER: 1 SO: 6 BB: 1 IBB: 0 HBP: 0 BLK: 0 WP: 0 HR: 1 S: 67 P: 108 ERA: 1.29 WHIP: 1.143															PITCHER						
Ed Roebuck, R ERA: 2.46	IP: 1.0 WLS: L BF: 5 H: 0 R: 0 ER: 0 SO: 2 BB: 1 IBB: 1 HBP: 0 BLK: 0 WP: 0 HR: 0 S: 9 P: 19 ERA: 0.00 WHIP: 1.000															PITCHER						


Batter	1	2	3	4	5	6	7	8	9	AB	R	H	RBI	BB	SO	LOB	TOP		
Don Blasingame, L (1,4) OBP: 0.305, SLG: 0.299	2-1 1-3		1-1 F7			1-1 4-3		2-1 E4	0-1 F8	5	0	0	0	0	0	1	<p>San Francisco Giants @ Los Angeles Dodgers Los Angeles Memorial Coliseum, Los Angeles, CA</p> <p>Mon Sep 05 1960, 10:05 PM EDT Att: 53,469 - Unknown</p> <p>livebaseballscorecards.com</p> <p>AB 33 R 3 H 6 RBI 3 BB 3 SO 2 LOB 16</p> 		
Andre Rodgers, R (1,5) OBP: 0.328, SLG: 0.358 Jim Davenport, R (7,5) OBP: 0.311, SLG: 0.358	1-1 HR			1-3 K		2-2 HBP		0-1 FC4-6		2	1	1	1	0	1	0			
Willie Mays, R (1,8) OBP: 0.388, SLG: 0.570	2-1 5-3			3-1 F8		1-2 1-3		0-0 F7		4	0	0	0	0	0	2			
Jim Marshall, L (1,7) OBP: 0.336, SLG: 0.352	0-0 F2			0-0 4-3				0-0 F8	1-2 E 1B	4	0	1	0	0	0	0			
Orlando Cepeda, R (1,3) OBP: 0.339, SLG: 0.524		2-1 6-3			2-2 E9 2B			0-0 2B 6-3 1B	0-0 E6	4	1	2	0	0	0	2			
Willie Kirkland, L (1,9) OBP: 0.311, SLG: 0.445		4-2 G1-4-3 BB			0-0 F7			0-0 1B 1-3 2B	0-1 F4	3	1	1	0	1	0	4			
Bob Schmidt, R (1,2) Willie McCovey, L (7, PH) OBP: 0.357, SLG: 0.456 Billy Loes, R (7,1) Joey Amalfitano, R (9, PH) OBP: 0.250, SLG: 0.250 OBP: 0.332, SLG: 0.346	0-0 G1-4-3			1-3 K		1-0 6-3		0-0 G3		2	0	0	0	0	1	2			
Eddie Bressoud, R (1,6) OBP: 0.292, SLG: 0.368			4-2 4-3 BB		0-0 F9			0-1 5-3		3	0	1	1	1	0	1			
Juan Marichal, R (1,1) Stu Miller, R (6,1) Hobie Landrith, L (7, PH) OBP: 0.143, SLG: 0.100 OBP: 0.278, SLG: 0.235 OBP: 0.317, SLG: 0.323	1-1 4-3			0-0 5-3		0-1 F5		4-1 BB		2	0	0	0	0	0	1			
Inning Stats	R: 1 E: 0 K: 0 S: 7	H: 1 LOB: 0 BB: 0 P: 12	R: 0 E: 0 K: 0 S: 5	H: 0 LOB: 0 BB: 1 P: 11	R: 0 E: 0 K: 1 S: 6	H: 0 LOB: 0 BB: 1 P: 12	R: 0 E: 0 K: 1 S: 6	H: 1 LOB: 1 BB: 0 P: 10	R: 0 E: 1 K: 1 S: 8	H: 0 LOB: 1 BB: 0 P: 11	R: 2 E: 0 K: 0 S: 8	H: 3 LOB: 1 BB: 0 P: 10	R: 0 E: 2 K: 0 S: 9	H: 1 LOB: 3 BB: 0 P: 11	R: 0 E: 0 K: 0 S: 6	H: 0 LOB: 1 BB: 1 P: 10		1B: 3 2B: 2 3B: 0 HR: 1	SF: 0 SAC: 0 DP: 1 HBP: 1
PITCHER Roger Craig, R (1,1) ERA: 3.4	IP 9.0 WLS W BF 37 H 6 R 3 ER 3 SO 2 BB 3 IBB 0 HBP 1 BLK 0 WP 0 HR 1 S 64 P 100 ERA 3.00 WHIP 1.000																		

Batter	1	2	3	4	5	6	7	8	9	AB	R	H	RBI	BB	SO	LOB	BOTTOM		
Maury Wills, S (1,6) OBP: 0.345, SLG: 0.328	0-1 BB FC4-6 1B	2-2 3-1		4-2 S BB		0-1 L8		3-2 F8		4	1	1	0	1	0	3	<p>San Francisco Giants @ Los Angeles Dodgers Los Angeles Memorial Coliseum, Los Angeles, CA</p> <p>Mon Sep 05 1960, 10:05 PM EDT Att: 53,469 - Unknown</p> <p>livebaseballscorecards.com</p> <p>AB 29 R 4 H 6 RBI 3 BB 7 SO 5 LOB 20</p> 		
Jim Gilliam, S (1,4) OBP: 0.362, SLG: 0.328	4-2 FC4-6 2B BB	3-1 1B		4-2 FC6-4 BB		4-2 1-2 2-3 3H 1B				1	1	1	0	3	0	0			
Wally Moon, L (1,7) OBP: 0.377, SLG: 0.459	4-1 FC4-6 1-2 2-3 BB	2-2 1B		0-0 FC6-4 1-2		0-0 F5				3	0	1	0	1	0	5			
Norm Larker, L (1,3) Charlie Neal, R (8,4) OBP: 0.378, SLG: 0.437 OBP: 0.324, SLG: 0.358	3-2 FC4-6 2B	0-0 F7			1-2 F9	0-1 4-3				4	1	0	1	0	0	7			
Tommy Davis, R (1,8) OBP: 0.295, SLG: 0.416	1-3 K		0-0 G4-6-3 1B		0-2 5-3		1-2 L7			4	0	1	0	0	1	2			
Gil Hodges, R (1,5) OBP: 0.288, SLG: 0.381	1-2 1H 3H 2B		1-0 G4-6-3		3-3 K		1-1 F8			4	0	1	2	0	1	1			
Frank Howard, R (1,9) OBP: 0.322, SLG: 0.476	4-2 FC6-4 BB		3-3 K		4-2 SH 1B WP BB		1-1 5-3			2	1	0	0	2	1	0			
John Roseboro, L (1,2) OBP: 0.329, SLG: 0.391	0-0 FC6-4		2-3 K		0-0 WP SH 1B		2-2 G3			4	0	1	0	0	1	2			
Roger Craig, R (1,1) OBP: 0.172, SLG: 0.077		0-2 6-3		1-3 K		0-1 SH WP		2-1 F9		3	0	0	0	0	1	0			
Inning Stats	R: 3 E: 0 K: 1 S: 21	H: 2 LOB: 2 BB: 3 P: 38	R: 0 E: 0 K: 0 S: 13	H: 2 LOB: 0 BB: 0 P: 20	R: 0 E: 0 K: 1 S: 5	H: 1 LOB: 0 BB: 0 P: 9	R: 0 E: 0 K: 2 S: 13	H: 0 LOB: 2 BB: 2 P: 24	R: 0 E: 0 K: 1 S: 9	H: 0 LOB: 0 BB: 0 P: 13	R: 1 E: 1 K: 0 S: 13	H: 1 LOB: 3 BB: 2 P: 22	R: 0 E: 0 K: 0 S: 7	H: 0 LOB: 0 BB: 0 P: 10	R: 0 E: 0 K: 0 S: 9	H: 0 LOB: 0 BB: 0 P: 16		1B: 5 2B: 1 3B: 0 HR: 0	SF: 0 SAC: 1 DP: 1 HBP: 0
PITCHER Juan Marichal, R (1,1) ERA: 2.78 Stu Miller, R (6,1) ERA: 4.92 Billy Loes, R (7,1) ERA: 5.27	IP 5.1 WLS L BF 29 H 6 R 0 ER 0 SO 0 BB 7 IBB 4 HBP 4 BLK 5 WP 1 HR 0 S 71 P 122 ERA 6.75 WHIP 2.438																		

Batter	1	2	3	4	5	6	7	8	9	AB	R	H	RBI	BB	SO	LOB	TOP		
Don Blasingame, L (1,4) OBP: 0.303, SLG: 0.296	0-1 6-3		0-0 F9			0-1 4-3			1-3 K	4	0	0	0	0	1	0	San Francisco Giants @ Los Angeles Dodgers Los Angeles Memorial Coliseum, Los Angeles, CA Tue Sep 06 1960, 6:33 AM EDT Att: 9,753 - Unknown livebaseballscorecards.com		
Jim Davenport, R (1,5) OBP: 0.310, SLG: 0.357	1-2 5-3			3-3 K		0-0 5-3			2-1 WP 1B	4	0	1	0	0	1	0			
Willie Mays, R (1,8) OBP: 0.389, SLG: 0.569	1-3 K			1-0 E8 1B			1-1 G3-6-3 1B		2-1 6-3	4	0	2	0	0	1	1			
Jim Marshall, L (1,7) OBP: 0.326, SLG: 0.339		3-1 6-3		1-3 K			2-0 G3-6-3 1-2		3-2 F5	4	0	0	0	0	1	3			
Orlando Cepeda, R (1,3) OBP: 0.339, SLG: 0.523		2-1 1B		1-1 6-3			2-2 G3			3	0	1	0	0	0	1			
Willie Kirkland, L (1,9) OBP: 0.311, SLG: 0.444		1-0 F8			3-1 F7			0-1 G5-3 1B		3	0	1	0	0	0	1			
Hobie Landrith, L (1,2) OBP: 0.312, SLG: 0.317		2-2 F5			0-0 B3			1-1 F9		3	0	0	0	0	0	2			
Eddie Bressoud, R (1,6) OBP: 0.290, SLG: 0.365			3-3 K		2-3 K			0-0 1B		2	0	0	0	0	2	0			
Joey Amalfitano, R (5,6) OBP: 0.334, SLG: 0.348								1-2 1B		1	0	1	0	0	0	0			
Georges Maranda, R (1,1) OBP: 0.167, SLG: 0.167			1-3 K			1-3 K		3-2 G5-3		1	0	0	0	0	1	0			
Sherman Jones, L (3,1) OBP: 0.200, SLG: 0.200								2-3		2	0	0	0	0	1	2			
Inning Stats	R: 0 E: 0 K: 1 S: 10	H: 0 LOB: 0 BB: 0 P: 12	R: 0 E: 0 K: 0 S: 8	H: 1 LOB: 1 BB: 0 P: 16	R: 0 E: 0 K: 2 S: 7	H: 0 LOB: 0 BB: 0 P: 11	R: 0 E: 1 K: 2 S: 9	H: 1 LOB: 1 BB: 0 P: 15	R: 0 E: 0 K: 1 S: 8	H: 0 LOB: 0 BB: 0 P: 13	R: 0 E: 0 K: 0 S: 6	H: 1 LOB: 0 BB: 0 P: 11	R: 0 E: 0 K: 0 S: 8	H: 2 LOB: 1 BB: 0 P: 12	R: 0 E: 0 K: 1 S: 10	H: 1 LOB: 1 BB: 0 P: 18	1B: 6 2B: 0 3B: 0 HR: 0	SF: 0 SAC: 0 DP: 2 HBP: 0	WP: 1 PA: 31 PB: 0 SB: 0 CS: 0
PITCHER Don Drysdale, R (1,1) ERA: 2.99	IP: 9.0 WLS: W BF: 31 H: 6 R: 0 ER: 0 SO: 8 BB: 0 IBB: 0 HBP: 0 BLK: 0 WP: 1 HR: 0 S: 74 P: 117 ERA: 0.00 WHIP: 0.667															PITCHER			

Batter	1	2	3	4	5	6	7	8	9	AB	R	H	RBI	BB	SO	LOB	BOTTOM		
Maury Wills, S (1,6) OBP: 0.344, SLG: 0.326	1-2 S HR 1B	1-1 FC4-6 1-2	2-1 6-3			2-2 5-3		0-0 L5		5	1	1	0	0	0	3	San Francisco Giants @ Los Angeles Dodgers Los Angeles Memorial Coliseum, Los Angeles, CA Tue Sep 06 1960, 6:33 AM EDT Att: 9,753 - Unknown livebaseballscorecards.com		
Jim Gilliam, S (1,4) OBP: 0.362, SLG: 0.327	3-2 1-3		0-2 4-3 E 2B 1B	3-2 F7		4-0 1B BB		0-0 1-3		4	1	1	0	1	0	2			
Wally Moon, L (1,7) OBP: 0.376, SLG: 0.457	1-2 L9		0-0 E8 4-3 2B	3-2 F7		0-0 1-2 1B		1-2 1B		4	1	1	0	0	0	2			
Norm Larker, L (1,3) OBP: 0.376, SLG: 0.444	2-0 2H HR		0-0 4-3 1-2 2-3	0-0 F8		2-2 F8				4	1	1	2	0	0	4			
Tommy Davis, R (1,8) OBP: 0.294, SLG: 0.412	0-0 E6 S		4-0 2B IBB		2-2 6-3		0-1 F3			3	1	0	0	1	0	0			
Gil Hodges, R (1,5) OBP: 0.292, SLG: 0.386	2-3 K		2-2 3B 2B		4-2 BB		2-1 F7			3	1	1	3	1	1	1			
Frank Howard, R (1,9) OBP: 0.319, SLG: 0.471		0-0 F8	1-3		1-0 F8		2-2 6-3			4	0	0	0	0	0	2			
John Roseboro, L (1,2) OBP: 0.331, SLG: 0.388		0-0 B1	4-2 3B BB		0-0 F6			4-1 SH1-4 BB		2	1	0	0	2	0	1			
Don Drysdale, R (1,1) OBP: 0.228, SLG: 0.315		4-1 FC4-6 BB	1-2 3B		2-2 F9			0-0 SH1-4		2	0	1	2	1	0	0			
Inning Stats	R: 2 E: 1 K: 1 S: 16	H: 2 LOB: 1 BB: 0 P: 25	R: 0 E: 0 K: 0 S: 5	H: 0 LOB: 1 BB: 1 P: 10	R: 5 E: 1 K: 0 S: 16	H: 3 LOB: 1 BB: 2 P: 30	R: 0 E: 0 K: 0 S: 7	H: 0 LOB: 0 BB: 0 P: 13	R: 0 E: 0 K: 0 S: 13	H: 1 LOB: 2 BB: 1 P: 23	R: 0 E: 0 K: 0 S: 7	H: 0 LOB: 0 BB: 0 P: 11	R: 0 E: 0 K: 0 S: 4	H: 0 LOB: 1 BB: 1 P: 8	R: 0 E: 0 K: 0 S: 10	H: 0 LOB: 1 BB: 1 P: 8		1B: 3 2B: 1 3B: 1 HR: 1	SF: 0 SAC: 1 DP: 0 HBP: 0
PITCHER Georges Maranda, R (1,1) ERA: 4.71	IP: 2.2 WLS: L BF: 18 H: 5 R: 7 ER: 4 SO: 1 BB: 2 IBB: 1 HBP: 0 BLK: 0 WP: 0 HR: 1 S: 35 P: 61 ERA: 13.50 WHIP: 2.625															PITCHER Sherman Jones, R (3,1) ERA: 2.81			

Batter	1	2	3	4	5	6	7	8	9	10	11	12	13	14	15	AB	R	H	RBI	BB	SO	LOB	TOP										
Maury Wills, S OBP: 0.345, SLG: 0.329 (1, 6)	1-3		F9			K		G3 1B		K		5-3 2B			G4-6-3 BB	6	1	2	0	1	2	0	Los Angeles Dodgers @ Cincinnati Reds Crosley Field, Cincinnati, OH Wed Sep 07 1960, 7:05 PM EDT Att: 4,461 - Unknown AB 51 R 3 H 10 RBI 3 BB 4 SO 10 LOB 18 										
Jim Gilliam, S OBP: 0.358, SLG: 0.323 (1, 4)	L9		F7			4-3		G3		1-3		5-3			G4-6-3 BB	7	0	0	0	0	0	3											
Wally Moon, L OBP: 0.380, SLG: 0.459 Joe Pignatano, R OBP: 0.305, SLG: 0.319 (1, 7) (11, 2)				F3								L5				3	0	2	1	2	0	0											
Norm Larker, L OBP: 0.375, SLG: 0.441 Bob Lillis, R OBP: 0.280, SLG: 0.292 (1, 3) (9, 5)																4	0	1	0	0	0	3											
Tommy Davis, R OBP: 0.285, SLG: 0.420 (1, 8)																6	1	2	1	0	0	1											
Gil Hodges, R OBP: 0.294, SLG: 0.381 (1, 5) (9, 3)																5	1	1	0	1	1	1											
Frank Howard, R OBP: 0.320, SLG: 0.469 (1, 9)																4	0	1	0	0	1	2											
John Roseboro, L OBP: 0.330, SLG: 0.386 Chuck Essegian, R OBP: 0.291, SLG: 0.377 (1, 2) (11, PH) (11, 7)																4	0	1	1	0	0	3											
Johnny Podres, L OBP: 0.212, SLG: 0.136 Charlie Neal, R OBP: 0.323, SLG: 0.357 Ed Palmquist, R (8, 1) Irv Noren, L OBP: 0.278, SLG: 0.281 Danny McDevitt, L OBP: 0.273, SLG: 0.200 (1, 1) (8, PH) (8, 1) (9, PH) (9, 1)																2	0	0	0	0	1	1											
																1	0	0	0	0	0	0											
																0	0	0	0	0	0	0											
																1	0	0	0	0	0	1											
																2	0	0	0	0	1	0											
Inning Stats	R: 0 E: 0 K: 5 S: 6	H: 0 LOB: 1 BB: 1 P: 13	R: 0 E: 0 K: 0 S: 9	H: 0 LOB: 1 BB: 0 P: 14	R: 0 E: 0 K: 0 S: 4	H: 0 LOB: 0 BB: 0 P: 6	R: 0 E: 0 K: 0 S: 5	H: 1 LOB: 0 BB: 0 P: 9	R: 0 E: 0 K: 1 S: 9	H: 1 LOB: 1 BB: 0 P: 15	R: 0 E: 0 K: 1 S: 11	H: 0 LOB: 1 BB: 0 P: 20	R: 0 E: 0 K: 1 S: 11	H: 0 LOB: 1 BB: 0 P: 14	R: 1 E: 0 K: 0 S: 8	H: 2 LOB: 0 BB: 0 P: 12	R: 2 E: 0 K: 0 S: 10	H: 3 LOB: 0 BB: 0 P: 12	R: 0 E: 0 K: 1 S: 9	H: 1 LOB: 1 BB: 1 P: 15	R: 0 E: 0 K: 1 S: 9	H: 1 LOB: 1 BB: 0 P: 13		R: 0 E: 0 K: 1 S: 5	H: 0 LOB: 0 BB: 0 P: 6	R: 0 E: 0 K: 1 S: 10	H: 0 LOB: 0 BB: 1 P: 9	R: 0 E: 0 K: 1 S: 10	H: 0 LOB: 0 BB: 1 P: 19	1B: 8 2B: 2 3B: 0 HR: 1	SF: 0 SAC: 1 DP: 3 HBP: 1	WP: 0 PB: 0 SH: 1 CS: 0	PA: 57
PITCHER	IP 8.0	WLS 3	BF 33	H 7	R 3	ER 3	SO 3	BB 2	IBB 0	HBP 0	BLK 0	WP 0	HR 0	S 68	P 110	ERA 1.125	WHIP 1.000																
Cal McLish, R ERA: 4.26 (1, 1)	1.0	3	1	0	0	0	0	0	0	0	0	0	0	5	5	0.00	1.000																
Jim Brosnan, R ERA: 3.31 (9, 1)	6.0	W	21	2	0	0	7	2	0	0	0	0	0	48	74	0.00	0.667																
Marshall Bridges, L ERA: 2.88 (10, 1)																																	

Batter	1	2	3	4	5	6	7	8	9	10	11	12	13	14	15	AB	R	H	RBI	BB	SO	LOB	BOTTOM									
Roy McMillan, R OBP: 0.299, SLG: 0.351 (1, 8)	F7		F6				5-3								SH1-4	5	0	0	0	2	1	4	Los Angeles Dodgers @ Cincinnati Reds Crosley Field, Cincinnati, OH Wed Sep 07 1960, 7:05 PM EDT Att: 4,461 - Unknown AB 52 R 4 H 12 RBI 4 BB 9 SO 13 LOB 34 									
Vada Pinson, L OBP: 0.340, SLG: 0.473 (1, 8)	1-3		FC6-4				L7							G3		7	0	1	0	1	2	8										
Frank Robinson, R OBP: 0.401, SLG: 0.585 (1, 7)	6-3															6	0	2	1	2	0	1										
Wally Post, R OBP: 0.357, SLG: 0.550 Claude Osteen, L OBP: 0.100, SLG: 0.100 Gus Bell, L OBP: 0.304, SLG: 0.383 (1, 9) (14, PH) (15, 9)																7	0	1	0	0	1	3										
Willie Jones, R OBP: 0.382, SLG: 0.364 (1, 5)																4	1	1	0	2	0	2										
Ed Bailey, L OBP: 0.354, SLG: 0.418 (1, 2)																5	1	1	2	1	3	2										
Gordy Coleman, L OBP: 0.334, SLG: 0.395 (1, 3)																7	0	2	0	0	3	7										
Billy Martin, R OBP: 0.304, SLG: 0.342 (1, 4)																6	1	1	0	1	2	7										
Cal McLish, S OBP: 0.100, SLG: 0.054 Jim Brosnan, R OBP: 0.250, SLG: 0.533 Eddie Kasko, R OBP: 0.367, SLG: 0.381 Cliff Cook, R OBP: 0.242, SLG: 0.293 Marshall Bridges, S OBP: 0.300, SLG: 0.175 (1, 1) (9, 1) (9, PH) (9, PH) (10, 1)																3	0	1	0	0	1	0										
																0	0	0	0	0	0	0										
																1	0	1	1	0	0	0										
																0	0	0	0	0	0	0										
																1	1	1	0	0	0	0										
																1	1	1	0	0	0	0										
Inning Stats	R: 0 E: 0 K: 0 S: 5	H: 0 LOB: 0 BB: 0 P: 8	R: 0 E: 0 K: 1 S: 14	H: 1 LOB: 1 BB: 0 P: 22	R: 0 E: 0 K: 1 S: 11	H: 1 LOB: 1 BB: 0 P: 12	R: 0 E: 0 K: 0 S: 11	H: 1 LOB: 3 BB: 1 P: 24	R: 0 E: 0 K: 2 S: 12	H: 0 LOB: 1 BB: 1 P: 19	R: 2 E: 0 K: 0 S: 10	H: 1 LOB: 0 BB: 0 P: 17	R: 0 E: 0 K: 0 S: 4	H: 0 LOB: 0 BB: 0 P: 8	R: 0 E: 0 K: 0 S: 6	H: 0 LOB: 0 BB: 1 P: 12	R: 1 E: 0 K: 2 S: 11	H: 2 LOB: 2 BB: 1 P: 19	R: 0 E: 0 K: 1 S: 5	H: 1 LOB: 3 BB: 1 P: 19	R: 0 E: 0 K: 1 S: 7	H: 0 LOB: 1 BB: 1 P: 13		R: 0 E: 0 K: 0 S: 7	H: 1 LOB: 2 BB: 0 P: 13	R: 0 E: 0 K: 0 S: 11	H: 2 LOB: 3 BB: 0 P: 20	R: 0 E: 0 K: 0 S: 6	H: 3 LOB: 2 BB: 1 P: 8	1B: 10 2B: 1 3B: 0 HR: 1	SF: 0 SAC: 3 DP: 0 HBP: 2	WP: 0 PB: 0 SH: 1 CS: 1
PITCHER	IP 7.0	WLS 29	BF 29	H 3	R 2	ER 2	SO 7	BB 3	IBB 1	HBP 0	BLK 0	WP 0	HR 0	S 71	P 110	ERA 2.57	WHIP 0.857															
Johnny Podres, L ERA: 3.13 (1, 1)	1.0	3	0	0	0	0	1	0	0	0	0	0	0	6	12	0.00	1.000															
Ed Palmquist, R ERA: 2.57 (8, 1)	6.1	L	34	9	2	2	6	1	3	2	0	0	0	56	100	2.84	1.579															

Batter	1	2	3	4	5	6	7	8	9	AB	R	H	RBI	BB	SO	LOB	TOP			
Maury Wills, S OBP: 0.348, SLG: 0.332 (1, 6)										5	2	3	0	0	0	1	Los Angeles Dodgers @ Cincinnati Reds Crosley Field, Cincinnati, OH Thu Sep 08 1960, 7:05 PM EDT Att: 4,604 - Unknown			
Willie Davis, L OBP: 0.450, SLG: 0.400 (1, 8)										5	2	2	0	0	0	1				
Wally Moon, L OBP: 0.382, SLG: 0.459 Frank Howard, R OBP: 0.320, SLG: 0.468 (1, 7) (3, 9)										0	2	0	0	2	0	0				
Norm Larker, L OBP: 0.375, SLG: 0.441 (1, 3)										5	1	2	3	0	0	1				
Tommy Davis, R OBP: 0.298, SLG: 0.422 (1, 9) (3, 7)											4	0	2	2	0	1				
Charley Smith, R (1, 5)											3	0	0	2	0	2				
Jim Gilliam, S OBP: 0.355, SLG: 0.320 (1, 4)										4	0	0	0	0	0	2				
John Roseboro, L OBP: 0.331, SLG: 0.384 Joe Pignatano, R OBP: 0.310, SLG: 0.324 (1, 2) (3, 2)										1	0	0	0	0	0	0				
Sandy Koufax, R OBP: 0.189, SLG: 0.140 (1, 1)										2	0	1	0	0	1	0				
Inning Stats	R: 4 E: 0 K: 0 S: 16	H: 4 LOB: 2 BB: 1 P: 28	R: 3 E: 0 K: 0 S: 11	H: 3 LOB: 1 BB: 1 P: 17	R: 0 E: 0 K: 1 S: 10	H: 1 LOB: 1 BB: 0 P: 20	R: 0 E: 0 K: 1 S: 11	H: 1 LOB: 1 BB: 0 P: 17	R: 0 E: 0 K: 0 S: 9	H: 0 LOB: 0 BB: 0 P: 12	R: 0 E: 0 K: 1 S: 11	H: 0 LOB: 0 BB: 0 P: 16	R: 0 E: 0 K: 1 S: 7	H: 0 LOB: 1 BB: 0 P: 7	R: 0 E: 0 K: 0 S: 9	H: 1 LOB: 1 BB: 0 P: 15		1B: 11 2B: 0 3B: 0 HR: 0	SF: 1 SAC: 2 DP: 0 HBP: 1	WP: 1 PB: 0 SB: 1 CS: 0
PITCHER	IP WLS BF H R ER SO BB IBB HBP BLK WP HR S P ERA WHIP																			
Jay Hook, R ERA: 4.49 (1, 1)	0.0 L 5 4 4 4 0 1 0 0 0 0 0 0 9 17 ∞ ∞																			
Joe Nuxhall, L ERA: 4.42 (1, 1)	3.0 15 4 3 3 1 1 0 1 0 0 0 28 48 9.00 1.667																			
Claude Osteen, L ERA: 5.03 (4, 1)	5.0 17 2 0 0 3 0 0 0 0 0 0 44 63 0.00 0.400																			
Bill Henry, L ERA: 3.16 (9, 1)	1.0 4 1 0 0 0 0 0 0 0 0 1 0 9 15 0.00 1.000																			

Batter	1	2	3	4	5	6	7	8	9	AB	R	H	RBI	BB	SO	LOB	BOTTOM					
Roy McMillan, R OBP: 0.299, SLG: 0.349 Leo Cardenas, R OBP: 0.254, SLG: 0.275 (1, 6) (8, 6)										2	0	0	0	1	1	0	Los Angeles Dodgers @ Cincinnati Reds Crosley Field, Cincinnati, OH Thu Sep 08 1960, 7:05 PM EDT Att: 4,604 - Unknown					
Vada Pinson, L OBP: 0.341, SLG: 0.478 (1, 8)										4	1	2	1	0	1	0						
Gus Bell, L OBP: 0.304, SLG: 0.386 (1, 9)										4	1	1	0	0	1	2						
Wally Post, R OBP: 0.359, SLG: 0.548 (1, 7)										3	1	1	1	1	1	2						
Willie Jones, R OBP: 0.381, SLG: 0.364 Cliff Cook, R OBP: 0.248, SLG: 0.323 (1, 5) (7, 5)										3	0	1	0	0	1	0						
Ed Bailey, L OBP: 0.353, SLG: 0.417 Claude Osteen, L OBP: 0.083, SLG: 0.083 Eddie Kasko, R OBP: 0.356, SLG: 0.380 Bill Henry, L (1, 2) (4, 1) (8, PH) (9, 1)										1	0	0	0	0	0	2						
Gordy Coleman, L OBP: 0.303, SLG: 0.392 (1, 3)										4	0	1	0	0	2	2						
Billy Martin, R OBP: 0.306, SLG: 0.342 (1, 4)										3	0	1	0	1	0	2						
Jay Hook, L OBP: 0.155, SLG: 0.063 Joe Nuxhall, L OBP: 0.107, SLG: 0.115 Joe Azcue, R OBP: 0.105, SLG: 0.056 (1, 1) (1, 1) (3, PH) (4, 2)										0	0	0	0	0	0	0						
Inning Stats	R: 0 E: 0 K: 2 S: 10	H: 0 LOB: 0 BB: 0 P: 14	R: 0 E: 0 K: 1 S: 12	H: 1 LOB: 2 BB: 1 P: 20	R: 0 E: 0 K: 1 S: 13	H: 1 LOB: 2 BB: 1 P: 23	R: 0 E: 0 K: 2 S: 9	H: 0 LOB: 0 BB: 0 P: 15	R: 0 E: 0 K: 0 S: 5	H: 0 LOB: 0 BB: 0 P: 8	R: 1 E: 0 K: 0 S: 6	H: 1 LOB: 0 BB: 0 P: 8	R: 0 E: 0 K: 2 S: 15	H: 0 LOB: 1 BB: 1 P: 25	R: 3 E: 0 K: 1 S: 15	H: 3 LOB: 0 BB: 0 P: 25		R: 0 E: 0 K: 1 S: 9	H: 2 LOB: 1 BB: 0 P: 12	1B: 5 2B: 1 3B: 1 HR: 2	SF: 0 SAC: 0 DP: 1 HBP: 0	WP: 0 PB: 0 SB: 0 CS: 0
PITCHER	IP WLS BF H R ER SO BB IBB HBP BLK WP HR S P ERA WHIP																					
Sandy Koufax, L ERA: 4.13 (1, 1)	9.0 W 37 8 4 4 10 3 0 0 0 0 2 94 150 4.00 1.222																					

Batter	1	2	3	4	5	6	7	8	9	AB	R	H	RBI	BB	SO	LOB	TOP					
Maury Wills, S OBP: 0.346, SLG: 0.331 (1, 6)	F8		1-3		4-3		1B SH1-3	SF8-5		4	0	1	1	0	0	1						
Willie Davis, L OBP: 0.222, SLG: 0.222 (1, 8)	G3		L8		F7		SH1-3		4-3	4	0	0	0	0	0	1						
Charley Smith, R OBP: 0.125, SLG: 0.143 Jim Gilliam, S OBP: 0.355, SLG: 0.320 (1, 5) (7, 5)	F8		4-3		B1-3			F8		4	0	1	0	0	0	0						
Norm Larker, L OBP: 0.376, SLG: 0.440 Gil Hodges, R OBP: 0.294, SLG: 0.381 (1, 3) (9, 3)		BB 1B		G3		1B 2B		F5		5	2	2	0	0	1	2						
Tommy Davis, R OBP: 0.300, SLG: 0.421 (1, 7)		BB 1B SF9 BB		K		1B 2B		F4		3	2	1	0	1	1	2						
Frank Howard, R OBP: 0.324, SLG: 0.473 (1, 9)		E7		FC6-4				F9		4	0	3	3	0	0	0						
Charlie Neal, R OBP: 0.325, SLG: 0.364 (1, 4)		SF9		FC6-4				SF8-5		3	1	2	1	0	0	1						
Joe Pignatano, R OBP: 0.330, SLG: 0.338 (1, 2)		F7						SF8-5		3	0	2	0	1	0	1						
Stan Williams, R OBP: 0.197, SLG: 0.276 Larry Sherry, R OBP: 0.189, SLG: 0.306 (1, 1) (8, 1)		K		SH1-4				E4		3	0	0	0	0	2	5						
Inning Stats	R: 0 E: 0 K: 0 S: 5	H: 0 LOB: 0 BB: 0 P: 6	R: 2 E: 1 K: 1 S: 9	H: 2 LOB: 1 BB: 1 P: 18	R: 0 E: 0 K: 1 S: 6	H: 0 LOB: 0 BB: 0 P: 8	R: 0 E: 0 K: 1 S: 7	H: 1 LOB: 1 BB: 0 P: 10	R: 0 E: 0 K: 0 S: 10	H: 1 LOB: 1 BB: 0 P: 15	R: 2 E: 0 K: 0 S: 14	H: 4 LOB: 2 BB: 1 P: 28	R: 0 E: 0 K: 0 S: 9	H: 2 LOB: 2 BB: 0 P: 14	R: 1 E: 1 K: 0 S: 10	H: 2 LOB: 1 BB: 0 P: 13	R: 0 E: 0 K: 1 S: 11	H: 0 LOB: 0 BB: 0 P: 15	1B: 9 2B: 4 3B: 0 HR: 0	SF: 2 SAC: 2 DP: 1 HBP: 0	WP: 0 PB: 0 SB: 0 CS: 0	PA: 40
PITCHER	IP	WLS	BF	H	R	ER	SO	BB	IBB	HBP	BLK	WP	HR	S	P	ERA	WHIP					
Bob Buhl, R ERA: 3.19 Don McMahon, R ERA: 6.1	(1, 1) (9, 1)	8.0 3	L 37	12 0	5 0	3 0	3 1	1 0	1 0	0 0	0 0	0 0	0 0	70 11	112 15	3.38 0.00	1.625 0.000					

Los Angeles Dodgers @ Milwaukee Braves
Milwaukee County Stadium, Milwaukee, WI
Fri Sep 09 1960, 8:05 PM EDT
Att: 19,732 - Unknown

livebaseballscores.com

AB 34
R 5
H 12
RBI 5
BB 2
SO 4
LOB 13




Batter	1	2	3	4	5	6	7	8	9	AB	R	H	RBI	BB	SO	LOB	BOTTOM					
Bill Bruton, L OBP: 0.324, SLG: 0.426 (1, 8)	F7		4-3			K		G3 E 1B		4	0	1	0	0	1	0						
Del Crandall, R OBP: 0.322, SLG: 0.427 (1, 2)	5-3			L7		5-3		E6 G3		4	0	0	0	0	0	2						
Eddie Mathews, L OBP: 0.392, SLG: 0.556 (1, 5)	F9			HR 1B		4-3		K		4	1	1	0	0	1	3						
Hank Aaron, R OBP: 0.347, SLG: 0.559 (1, 9)		F9		HR		5-3		G3		4	1	1	3	0	0	2						
Alvin Dark, R OBP: 0.319, SLG: 0.336 (1, 7)		F6		6-3		F9		F6		4	0	0	0	0	0	2						
Joe Adcock, R OBP: 0.353, SLG: 0.496 (1, 3)		1B		K			BB 1B		F9	4	0	2	0	0	1	0						
Johnny Logan, R OBP: 0.276, SLG: 0.339 Lee Maye, L OBP: 0.375, SLG: 0.392 (1, 6) (9, PH)		F8			1-3				K	2	0	0	0	1	0	1						
Chuck Cottier, R OBP: 0.276, SLG: 0.337 Wes Covington, L OBP: 0.283, SLG: 0.455 Red Schoendienst, S OBP: 0.311, SLG: 0.319 (1, 4) (7, PH) (8, 4)				K		F6			K	2	0	0	0	0	1	0						
Bob Buhl, R OBP: 0.139, SLG: 0.139 Len Gabrielson, L (8, PH) Don McMahon, R (9, 1)				K		F9		E 1B G3 BB		2	0	0	0	0	1	0						
Inning Stats	R: 0 E: 0 K: 0 S: 6	H: 0 LOB: 0 BB: 0 P: 11	R: 0 E: 0 K: 0 S: 9	H: 1 LOB: 1 BB: 0 P: 15	R: 0 E: 0 K: 2 S: 7	H: 0 LOB: 0 BB: 0 P: 10	R: 2 E: 0 K: 1 S: 12	H: 2 LOB: 0 BB: 0 P: 19	R: 0 E: 0 K: 0 S: 5	H: 0 LOB: 0 BB: 0 P: 8	R: 0 E: 0 K: 1 S: 8	H: 0 LOB: 0 BB: 0 P: 13	R: 0 E: 0 K: 0 S: 7	H: 1 LOB: 2 BB: 1 P: 17	R: 1 E: 1 K: 1 S: 10	H: 1 LOB: 2 BB: 1 P: 20	R: 0 E: 0 K: 2 S: 11	H: 0 LOB: 0 BB: 0 P: 16	1B: 4 2B: 0 3B: 0 HR: 1	SF: 0 SAC: 0 DP: 0 HBP: 0	WP: 0 PB: 0 SB: 0 CS: 0	PA: 35
PITCHER	IP	WLS	BF	H	R	ER	SO	BB	IBB	HBP	BLK	WP	HR	S	P	ERA	WHIP					
Stan Williams, R ERA: 2.9 Larry Sherry, R ERA: 3.51	(1, 1) (8, 1)	7.0 6	W 29	5 0	3 0	2 0	4 3	2 0	0 0	0 0	0 0	0 0	0 0	58 17	103 26	2.57 0.00	1.000 0.000					


Los Angeles Dodgers @ Milwaukee Braves
Milwaukee County Stadium, Milwaukee, WI
Fri Sep 09 1960, 8:05 PM EDT
Att: 19,732 - Unknown

livebaseballscores.com

AB 33
R 3
H 5
RBI 3
BB 2
SO 7
LOB 12



Batter	1	2	3	4	5	6	7	8	9	AB	R	H	RBI	BB	SO	LOB	TOP				
Maury Wills, S OBP: 0.345, SLG: 0.328	0-0 4-3		1-0 4-3		2-2 F7	2-2 E5		1-2 FC4-6 HBP		4	0	0	1	0	0	0	Los Angeles Dodgers @ Milwaukee Braves Milwaukee County Stadium, Milwaukee, WI Sat Sep 10 1960, 4:33 AM EDT Att: 20,484 - Unknown livebaseballscores.com 				
Willie Davis, L OBP: 0.214, SLG: 0.357	0-0 4-3		1-1 4-3		0-0 SF8 3B	1-3 K		1-1 FC4-6		5	1	1	1	0	1	3					
Charley Smith, R John Roseboro, L OBP: 0.167, SLG: 0.111 OBP: 0.330, SLG: 0.383	4-2 2B BB		0-0 F8		0-1 SF8		2-3 K	0-0 F4		2	1	0	1	1	1	0					
Norm Larker, L OBP: 0.378, SLG: 0.444	0-0 1-H 2B			0-0 E 2B 1B	4-0 1B BB		0-2 F2		3-2 G3	4	1	2	1	1	0	0					
Tommy Davis, R OBP: 0.302, SLG: 0.418	1-0 HBP			2-2 E5 2B SF8	1-2 1B		1-3 K		2-1 4-3	4	1	1	0	0	1	1					
Frank Howard, R OBP: 0.323, SLG: 0.473	3-2 F8			2-2 1-3 2-H 2B	1-1 L8			1-0 6-3	2-2 F3	5	0	1	1	0	0	4					
Charlie Neal, R OBP: 0.324, SLG: 0.362		1-2 6-3		2-2 SF8		1-1 F8		4-2 BB HBP BB		2	1	0	1	1	0	0					
Joe Pignatano, R OBP: 0.341, SLG: 0.333		3-2 F9		3-H 4-0		4-2 HR BB		4-2 HBP BB FC4-6 BB		1	1	0	0	2	0	0					
Jim Gilliam, S OBP: 0.356, SLG: 0.320					2-2 4-3	1-2 HR BB		4-2 FC4-6 HBP BB		0	1	0	0	1	0	0					
Roger Craig, R Ivy Nantz, L Phil Ortega, R Ed Roebuck, R Duke Snider, L Ed Palmquist, R Wally Moon, L Bob Lutz, R Larry Sherry, R		0-0 F4		2-2 4-3		1-2 HR		1-2 2-3 BB		1	0	0	0	0	0	0					
Inning Stats	R: 1 E: 0 K: 0 S: 11	H: 1 LOB: 2 BB: 1 P: 19	R: 0 E: 0 K: 0 S: 7	H: 0 LOB: 0 BB: 0 P: 11	R: 0 E: 0 K: 0 S: 4	H: 0 LOB: 0 BB: 0 P: 6	R: 2 E: 1 K: 0 S: 14	H: 2 LOB: 1 BB: 1 P: 20	R: 2 E: 1 K: 1 S: 14	H: 1 LOB: 0 BB: 1 P: 23	R: 0 E: 0 K: 2 S: 12	H: 0 LOB: 0 BB: 0 P: 15	R: 2 E: 0 K: 0 S: 14	H: 0 LOB: 2 BB: 3 P: 29	R: 0 E: 0 K: 0 S: 8	H: 0 LOB: 0 BB: 0 P: 15	1B: 2 2B: 2 3B: 1 HR: 1	SF: 2 SAC: 0 DP: 0 HBP: 2	WP: 0 PB: 0 SB: 0 CS: 1	PA: 42	
PITCHER	IP WLS BF H R ER SO BB IBB HBP BLK WP HR S P ERA WHIP	5.1 W 27 6 6 5 0 4 0 1 0 0 1 55 95 8.44 1.875	2.0 S 9 0 2 2 3 3 0 0 0 0 0 28 47 9.00 1.500	1.2 S 6 0 0 0 0 0 0 1 0 0 0 13 22 0.00 0.000	PITCHER										IP WLS BF H R ER SO BB IBB HBP BLK WP HR S P ERA WHIP						
Joey Jay, R ERA: 3.61											2.0 S 9 0 2 2 3 3 0 0 0 0 0 28 47 9.00 1.500										
Carl Willey, R ERA: 4.33											1.2 S 6 0 0 0 0 0 0 1 0 0 0 13 22 0.00 0.000										
Ron Piche, R ERA: 3.92											1.2 S 6 0 0 0 0 0 0 1 0 0 0 13 22 0.00 0.000										

Batter	1	2	3	4	5	6	7	8	9	AB	R	H	RBI	BB	SO	LOB	BOTTOM				
Bill Bruton, L OBP: 0.325, SLG: 0.425	2-2 G3		4-0 1B HR BB	0-2 G3		0-3 K		0-0 BB SH1-4 BB 1B		4	2	1	0	1	1	1	Los Angeles Dodgers @ Milwaukee Braves Milwaukee County Stadium, Milwaukee, WI Sat Sep 10 1960, 4:33 AM EDT Att: 20,484 - Unknown livebaseballscores.com 				
Del Crandall, R OBP: 0.325, SLG: 0.432	0-1 BB HR 1B		0-0 HR 1B		2-0 L9 1B 2B	2-1 E6 S		0-0 SH1-4		4	3	3	0	0	0	0					
Eddie Mathews, L OBP: 0.394, SLG: 0.561	4-0 1-2 HR BB		0-0 1-H 3-H HR		0-0 L9	3-3 K		4-0 BB BB IBB		3	2	1	3	2	1	2					
Hank Aaron, R OBP: 0.349, SLG: 0.563	1-1 1-H 2-H HR		0-0 6-3		1-0 F3	4-0 FC5-4 IBB		4-2 BB BB		3	1	1	3	2	0	1					
Alvin Dark, R OBP: 0.318, SLG: 0.334	0-0 5-3		0-2 F4		2-0 1B 1B	2-1 FC5-4		2-3 K		4	1	1	1	0	0	2					
Al Spangler, L OBP: 0.353, SLG: 0.356					3-H 4-0 1B 1B	1-2 1B 1B		1-2 2-3 BB		1	0	0	0	0	1	3					
Joe Adcock, R OBP: 0.355, SLG: 0.495	1-2 F9		0-0 F7		4-0 1B BB		2-1 FC1-5 1B	4-1 1-2 2-3 3-H BB		3	0	1	1	2	0	0					
Johnny Logan, R OBP: 0.318, SLG: 0.343		1-1 G6-4-3 1B		4-1 SH3-4 BB	0-0 1-2 2-H 1B		1-1 FC1-5 1B	3-3 K		4	0	3	1	1	1	3					
Chuck Cottler, R OBP: 0.271, SLG: 0.331		0-0 G6-4-3		1-1 SH3-4	1-2 1-3		0-0 FC1-5	1-2 2-3 G1-6-3		3	0	0	0	0	0	5					
Joey Jay, S OBP: 0.195, SLG: 0.135		0-2 6-3		1-3 K		0-1 HR		1-2 G1-6-3		2	0	0	0	0	1	1					
Carl Willey, R OBP: 0.180, SLG: 0.271										2	1	1	1	0	0	2					
Ron Piche, R ERA: 3.55										0	0	0	0	0	0	0					
Inning Stats	R: 3 E: 0 K: 0 S: 11	H: 2 LOB: 0 BB: 1 P: 19	R: 0 E: 0 K: 0 S: 6	H: 1 LOB: 0 BB: 0 P: 7	R: 3 E: 0 K: 0 S: 8	H: 2 LOB: 0 BB: 1 P: 12	R: 0 E: 0 K: 1 S: 9	H: 0 LOB: 1 BB: 1 P: 15	R: 2 E: 0 K: 0 S: 7	H: 3 LOB: 2 BB: 1 P: 17	R: 1 E: 1 K: 2 S: 14	H: 1 LOB: 1 BB: 0 P: 12	R: 1 E: 0 K: 2 S: 12	H: 1 LOB: 3 BB: 3 P: 29	R: 0 E: 0 K: 0 S: 8	H: 0 LOB: 0 BB: 0 P: 12	1B: 8 2B: 1 3B: 0 HR: 3	SF: 0 SAC: 2 DP: 2 HBP: 0	WP: 0 PB: 0 SB: 1 CS: 0	PA: 43	
PITCHER	IP WLS BF H R ER SO BB IBB HBP BLK WP HR S P ERA WHIP	3.0 L 15 5 6 6 0 2 0 0 0 0 2 25 38 18.00 2.333	1.2 S 9 2 2 2 1 2 0 0 0 0 0 13 28 10.80 2.400	0.1 S 2 1 0 0 0 0 0 0 0 0 0 3 4 0.00 3.000	2.0 S 10 3 1 1 2 0 1 0 0 0 1 22 37 4.50 1.500	1.0 S 7 1 1 1 2 2 1 0 0 0 0 12 29 9.00 3.000	PITCHER										IP WLS BF H R ER SO BB IBB HBP BLK WP HR S P ERA WHIP				
Roger Craig, R ERA: 3.9											1.2 S 9 2 2 2 1 2 0 0 0 0 13 28 10.80 2.400										
Phil Ortega, R ERA: 10.8											0.1 S 2 1 0 0 0 0 0 0 0 0 3 4 0.00 3.000										
Ed Roebuck, R ERA: 2.88											2.0 S 10 3 1 1 2 0 1 0 0 0 1 22 37 4.50 1.500										
Ed Palmquist, R ERA: 2.88											1.0 S 7 1 1 1 2 2 1 0 0 0 12 29 9.00 3.000										
Larry Sherry, R ERA: 3.55											1.0 S 7 1 1 1 2 2 1 0 0 0 12 29 9.00 3.000										

Batter	1	2	3	4	5	6	7	8	9	AB	R	H	RBI	BB	SO	LOB	TOP																		
Maury Wills, S (1, 6) OBP: 0.346, SLG: 0.329	2-1 SH5-4 E 4-3 1B		1-3 K					0-1 G3 SH1-3 1B		4	2	2	0	0	1	0	Los Angeles Dodgers @ Milwaukee Braves Milwaukee County Stadium, Milwaukee, WI Sun Sep 11 1960, 4:33 AM EDT Att: 24,778 - Unknown livebaseballscorecards.com																		
Willie Davis, L (1, 8) OBP: 0.235, SLG: 0.353	0-1 E4 4-3 SH5-4 1-2		0-2 CS 1B					0-2 E3 CS		3	0	1	0	0	0	1																			
Charley Smith, R (1, 5) OBP: 0.200, SLG: 0.167	0-0 SH5-4		1-0 CS					1-1 G3		3	0	1	0	0	0	1																			
Bob Lillis, R (9, 5) OBP: 0.260, SLG: 0.292	1-2 2-3		1-2					1-2 CS		0	0	0	0	0	0	0																			
Norm Larker, L (1, 3) OBP: 0.377, SLG: 0.442	0-0 4-3							0-1 F4		4	0	1	2	0	0	2																			
Gil Hodges, R (9, 3) OBP: 0.294, SLG: 0.381	2-3 3-H							0-1 F8		0	0	0	0	0	0	0																			
Tommy Davis, R (1, 7) OBP: 0.298, SLG: 0.413	0-1 F7							0-1 5-3		4	0	0	0	0	0	3																			
Frank Howard, R (1, 9) OBP: 0.320, SLG: 0.469								0-0 4-3		3	0	0	0	0	0	1																			
Charlie Neal, R (1, 4) OBP: 0.322, SLG: 0.360								0-1 6-3		3	0	0	0	0	0	0	AB 30 R 2 H 5 RBI 2 BB 0 SO 1 LOB 8																		
John Roseboro, L (1, 2) OBP: 0.327, SLG: 0.378								1-0 L9		3	0	0	0	0	0	0																			
Don Drysdale, R (1, 1) OBP: 0.220, SLG: 0.303								0-0 L9		3	0	0	0	0	0	0																			
Inning Stats	R: 1 E: 1 K: 0 S: 8	H: 1 LOB: 1 BB: 0 P: 10	R: 0 E: 0 K: 0 S: 8	H: 0 LOB: 0 BB: 0 P: 14	R: 0 E: 0 K: 1 S: 14	H: 1 LOB: 0 BB: 0 P: 16	R: 0 E: 0 K: 0 S: 6	H: 1 LOB: 1 BB: 0 P: 11	R: 0 E: 0 K: 0 S: 3	H: 0 LOB: 0 BB: 0 P: 4	R: 1 E: 0 K: 0 S: 8	H: 2 LOB: 1 BB: 0 P: 10	R: 0 E: 0 K: 0 S: 4	H: 0 LOB: 0 BB: 0 P: 4	R: 0 E: 1 K: 0 S: 7	H: 0 LOB: 0 BB: 0 P: 8		R: 0 E: 0 K: 0 S: 5	H: 0 LOB: 0 BB: 0 P: 6	1B: 5 2B: 0 3B: 0 HR: 0	SF: 0 SAC: 0 DP: 0 HBP: 0	WP: 0 PB: 0 CS: 2	PA: 34												
PITCHER Lew Burdette, R (1, 1) ERA: 3.25	IP: 9.0 WLS: L BF: 32	H: 5 R: 2 ER: 1 SO: 1	BB: 0 IBB: 0 HBP: 0 BLK: 0	WP: 0 HR: 0 S: 63 P: 83	ERA: 1.00 WHIP: 0.556	PITCHER										IP: 9.0 WLS: W BF: 29	H: 2 R: 0 ER: 0 SO: 7	BB: 2 IBB: 0 HBP: 0 BLK: 0	WP: 0 HR: 0 S: 66 P: 101	ERA: 0.00 WHIP: 0.444	PITCHER										IP: 9.0 WLS: W BF: 29	H: 2 R: 0 ER: 0 SO: 7	BB: 2 IBB: 0 HBP: 0 BLK: 0	WP: 0 HR: 0 S: 66 P: 101	ERA: 0.00 WHIP: 0.444


Batter	1	2	3	4	5	6	7	8	9	AB	R	H	RBI	BB	SO	LOB	BOTTOM						
Bill Bruton, L (1, 8) OBP: 0.323, SLG: 0.422	0-0 1-3		1-0 6-3					1-2 F8		4	0	0	0	0	0	0	Los Angeles Dodgers @ Milwaukee Braves Milwaukee County Stadium, Milwaukee, WI Sun Sep 11 1960, 4:33 AM EDT Att: 24,778 - Unknown livebaseballscorecards.com						
Del Crandall, R (1, 2) OBP: 0.323, SLG: 0.428	1-1 L9							0-0 L5		4	0	0	0	0	1	0							
Eddie Mathews, L (1, 5) OBP: 0.393, SLG: 0.559	0-3 K							2-2 BB 1B		3	0	1	0	0	1	0							
Hank Aaron, R (1, 9) OBP: 0.351, SLG: 0.562								4-2 G4-6-3 BB		1	0	0	0	2	0	0							
Wes Covington, L (1, 7) OBP: 0.294, SLG: 0.454								1-2 G4-6-3		3	0	1	0	0	0	3							
Joe Adcock, R (1, 3) OBP: 0.353, SLG: 0.491								0-0 G6-4-3 1B		3	0	0	0	0	1	2							
Johnny Logan, R (1, 6) OBP: 0.317, SLG: 0.341								1-1 F4		3	0	0	0	0	1	2							
Eddie Haas, L (8, PH) OBP: 0.355, SLG: 0.444								2-3 K		2	0	0	0	0	1	2							
Felix Mantilla, R (9, 6) OBP: 0.278, SLG: 0.378								2-2 G6-4-3		1	0	0	0	0	1	0							
Chuck Cottier, R (1, 4) OBP: 0.268, SLG: 0.328								2-1 F8		2	0	0	0	0	0	0							
Lee Maye, L (8, PH) OBP: 0.371, SLG: 0.388								2-1 F5		1	0	0	0	0	1	0							
Lew Burdette, R (1, 1) OBP: 0.232, SLG: 0.303								2-2 5-3		2	0	0	0	0	1	0							
Len Gabrielson, L (9, PH)								0-3 K		1	0	0	0	0	0	0	AB 27 R 0 H 2 RBI 0 BB 2 SO 7 LOB 7						
Inning Stats	R: 0 E: 0 K: 1 S: 6	H: 0 LOB: 0 BB: 0 P: 7	R: 0 E: 0 K: 2 S: 9	H: 0 LOB: 1 BB: 1 P: 18	R: 0 E: 0 K: 1 S: 6	H: 0 LOB: 0 BB: 0 P: 9	R: 0 E: 0 K: 0 S: 7	H: 0 LOB: 0 BB: 0 P: 11	R: 0 E: 0 K: 0 S: 6	H: 1 LOB: 0 BB: 0 P: 9	R: 0 E: 0 K: 0 S: 8	H: 0 LOB: 0 BB: 0 P: 13	R: 0 E: 0 K: 2 S: 9	H: 1 LOB: 1 BB: 1 P: 15	R: 0 E: 0 K: 2 S: 8	H: 0 LOB: 0 BB: 0 P: 11		R: 0 E: 0 K: 1 S: 7	H: 0 LOB: 0 BB: 0 P: 8	1B: 2 2B: 0 3B: 0 HR: 0	SF: 0 SAC: 0 DP: 2 HBP: 0	WP: 0 PB: 0 CS: 0	PA: 29
PITCHER Don Drysdale, R (1, 1) ERA: 2.88	IP: 9.0 WLS: W BF: 29	H: 2 R: 0 ER: 0 SO: 7	BB: 2 IBB: 0 HBP: 0 BLK: 0	WP: 0 HR: 0 S: 66 P: 101	ERA: 0.00 WHIP: 0.444	PITCHER										IP: 9.0 WLS: W BF: 29		H: 2 R: 0 ER: 0 SO: 7	BB: 2 IBB: 0 HBP: 0 BLK: 0	WP: 0 HR: 0 S: 66 P: 101	ERA: 0.00 WHIP: 0.444		



Batter	1	2	3	4	5	6	7	8	9	10	AB	R	H	RBI	BB	SO	LOB	TOP						
Maury Wills, S OBP: 0.349, SLG: 0.333 (1, 6)											5	1	3	0	0	1	1							
Willie Davis, L OBP: 0.182, SLG: 0.273 (1, 8)											5	0	0	0	0	0	5							
Wally Moon, L OBP: 0.382, SLG: 0.457 (1, 7)											4	0	1	0	0	0	4							
Norm Larker, L OBP: 0.376, SLG: 0.440 Gil Hodges, R OBP: 0.294, SLG: 0.381 (1, 3) (10, 3)											4	0	1	1	0	0	2							
Ron Fairly, L (1, 9)											4	0	0	0	0	1	2							
Charlie Neal, R OBP: 0.320, SLG: 0.357 (1, 4)											4	0	0	0	0	2	1							
Charley Smith, R OBP: 0.211, SLG: 0.188 Jim Gilliam, S OBP: 0.356, SLG: 0.320 (1, 5) (10, 5)											4	1	1	0	0	1	1							
John Roseboro, L OBP: 0.327, SLG: 0.378 (1, 2)											3	0	1	0	0	1	1							
Johnny Podres, L OBP: 0.206, SLG: 0.131 Duke Snider, L OBP: 0.367, SLG: 0.531 Larry Sherry, R OBP: 0.189, SLG: 0.306 (1, 1) (10, PH) (10, 1)											2	0	0	0	0	0	0							
Inning Stats	R: 1 E: 0 K: 0 S: 10	H: 2 LOB: 1 P: 12	R: 0 E: 1 K: 2 S: 7	H: 0 LOB: 0 BB: 0 P: 8	R: 0 E: 0 K: 1 S: 6	H: 0 LOB: 0 BB: 0 P: 7	R: 0 E: 0 K: 1 S: 9	H: 1 LOB: 1 BB: 0 P: 12	R: 0 E: 0 K: 1 S: 4	H: 0 LOB: 0 BB: 0 P: 6	R: 0 E: 0 K: 0 S: 11	H: 1 LOB: 1 BB: 0 P: 15	R: 0 E: 0 K: 0 S: 9	H: 0 LOB: 0 BB: 0 P: 13	R: 0 E: 0 K: 0 S: 6	H: 2 LOB: 2 BB: 0 P: 6	R: 0 E: 0 K: 2 S: 9	H: 0 LOB: 0 BB: 0 P: 11	R: 1 E: 2 K: 1 S: 8	H: 1 LOB: 1 BB: 0 P: 10	1B: 7 2B: 0 3B: 0 HR: 0	SF: 0 SAC: 2 DP: 0 HBP: 0	WP: 0 PB: 0 SB: 1 CS: 1	PA: 38
PITCHER Gene Conley, R ERA: 3.47 (1, 1)	IP: 10.0 WLS: L BF: 38 H: 7 R: 2 ER: 1 SO: 7 BB: 0 IBB: 0 HBP: 0 BLK: 0 WP: 0 HR: 0 S: 79 P: 100 ERA: 0.90 WHIP: 0.700																							

Los Angeles Dodgers @ Philadelphia Phillies
 Connie Mack Stadium, Philadelphia, PA
 Tue Sep 13 1960, 7:05 PM EDT
 Unknown


AB	36
R	2
H	7
RBI	1
BB	0
SO	7
LOB	19




Batter	1	2	3	4	5	6	7	8	9	10	AB	R	H	RBI	BB	SO	LOB	BOTTOM						
Johnny Callison, L OBP: 0.363, SLG: 0.426 Lee Walls, R OBP: 0.207, SLG: 0.337 (1, 9) (6, PH) (7, 9) (10, 5)											2	0	0	0	0	2	0							
Tony Taylor, R OBP: 0.334, SLG: 0.386 (1, 4)											4	0	1	0	0	0	1							
Bobby Gene Smith, R OBP: 0.292, SLG: 0.374 (1, 7)											4	0	1	0	0	2	2							
Pancho Herrera, R OBP: 0.347, SLG: 0.453 (1, 3)											3	0	0	0	1	1	0							
Jim Woods, R OBP: 0.273, SLG: 0.333 (1, 5) (9, PH) (10, 9)											3	0	0	0	0	2	0							
Tony Gonzalez, L OBP: 0.303, SLG: 0.454 (1, 8)											4	0	1	0	0	3	2							
Cal Neeman, R OBP: 0.262, SLG: 0.338 (1, 2)											4	0	2	0	0	1	1							
Ruben Amaro, R OBP: 0.291, SLG: 0.282 Clay Dalrymple, L OBP: 0.344, SLG: 0.428 (1, 6) (10, PH)											3	1	0	0	0	0	2							
Gene Conley, R OBP: 0.133, SLG: 0.203 Tony Curry, L OBP: 0.317, SLG: 0.418 (1, 1) (10, PH)											2	0	0	0	0	0	0							
Inning Stats	R: 0 E: 0 K: 2 S: 8	H: 0 LOB: 0 BB: 0 P: 13	R: 0 E: 0 K: 2 S: 11	H: 0 LOB: 0 BB: 0 P: 14	R: 0 E: 0 K: 0 S: 4	H: 1 LOB: 0 BB: 0 P: 7	R: 0 E: 0 K: 2 S: 7	H: 1 LOB: 0 BB: 0 P: 9	R: 0 E: 0 K: 1 S: 6	H: 0 LOB: 0 BB: 0 P: 7	R: 1 E: 1 K: 0 S: 11	H: 1 LOB: 2 BB: 1 P: 17	R: 0 E: 0 K: 2 S: 10	H: 1 LOB: 1 BB: 0 P: 12	R: 0 E: 0 K: 0 S: 5	H: 0 LOB: 0 BB: 0 P: 8	R: 0 E: 0 K: 1 S: 12	H: 1 LOB: 2 BB: 1 P: 19	R: 0 E: 0 K: 2 S: 12	H: 0 LOB: 1 BB: 1 P: 20	1B: 5 2B: 0 3B: 0 HR: 0	SF: 0 SAC: 1 DP: 1 HBP: 0	WP: 0 PB: 1 SB: 0 CS: 0	PA: 37
PITCHER Johnny Podres, L ERA: 3.0 Larry Sherry, R ERA: 3.52 (1, 1) (10, 1)	IP: 9.0 WLS: W BF: 33 H: 5 R: 1 ER: 0 SO: 10 BB: 2 IBB: 0 HBP: 0 BLK: 0 WP: 0 HR: 0 S: 74 P: 106 ERA: 0.00 WHIP: 0.778																							

Los Angeles Dodgers @ Philadelphia Phillies
 Connie Mack Stadium, Philadelphia, PA
 Tue Sep 13 1960, 7:05 PM EDT
 Unknown

AB	33
R	1
H	5
RBI	0
BB	3
SO	12
LOB	11



Batter	1	2	3	4	5	6	7	8	9	AB	R	H	RBI	BB	SO	LOB	TOP			
Maury Wills, S OBP: 0.352, SLG: 0.339 (1, 6)	1-2 FC6-4 1B		3-1 4-3		2-2 4-3			0-1 1B		4	0	2	0	0	0	1	Los Angeles Dodgers @ Pittsburgh Pirates Forbes Field, Pittsburgh, PA Thu Sep 15 1960, 3:33 AM EDT Att: 12,511 - Unknown livebaseballscorecards.com			
Jim Gilliam, S OBP: 0.356, SLG: 0.318 (1, 4) (7, 5)	1-2 FC6-4 L6 1B			4-1 3B BB		2-2 G3		1-0 1B		3	1	1	0	1	0	1				
Wally Moon, L OBP: 0.382, SLG: 0.456 (1, 7)	1-1 1B			1-1 F7		2-3 K		0-1 G4-6-3 1B		4	0	1	0	0	1	3				
Norm Larker, L OBP: 0.371, SLG: 0.433 (1, 3)	3-2 L6			0-0 4-3		0-0 1B			1-0 4-3	4	0	1	0	0	0	3				
Ron Fairly, L OBP: 0.188, SLG: 0.400 (1, 9)		2-2 6-3		2-0 3B		3-1 4-3			0-0 4-3	4	0	1	1	0	0	1				
Willie Davis, L OBP: 0.206, SLG: 0.364 (1, 8)		1-1 F8		0-2 F7			1-2 G3		0-2 F7	4	0	0	0	0	0	1				
Charley Smith, R OBP: 0.138, SLG: 0.115 (1, 5) Irv Noren, L OBP: 0.263, SLG: 0.265 (7, PH) Charlie Neal, R OBP: 0.320, SLG: 0.357 (7, 4)		1-0 5-3			1-2 6-3		1-3 K			2	0	0	0	0	0	0		AB 32 R 1 H 6 RBI 1 BB 1 SO 5 LOB 11		
John Roseboro, L OBP: 0.323, SLG: 0.372 (1, 2)			1-1 4-3		3-2 E3		1-3 K			3	0	0	0	0	1	0				
Roger Craig, R OBP: 0.156, SLG: 0.069 (1, 1) Duke Snider, L OBP: 0.366, SLG: 0.528 (8, PH) Ed Roebuck, R OBP: 0.217, SLG: 0.227 (8, 1)			2-3 K		0-0 F5			1-3 K		2	0	0	0	0	1	1				
Inning Stats	R: 0 E: 0 K: 0 S: 12	H: 2 LOB: 1 BB: 0 P: 18	R: 0 E: 0 K: 0 S: 6	H: 0 LOB: 0 BB: 0 P: 10	R: 0 E: 0 K: 1 S: 7	H: 0 LOB: 0 BB: 0 P: 13	R: 1 E: 0 K: 0 S: 8	H: 1 LOB: 1 BB: 0 P: 15	R: 0 E: 0 K: 1 S: 9	H: 0 LOB: 1 BB: 0 P: 16	R: 0 E: 0 K: 2 S: 9	H: 0 LOB: 0 BB: 0 P: 12	R: 0 E: 0 K: 1 S: 8	H: 2 LOB: 1 BB: 0 P: 10	R: 0 E: 0 K: 0 S: 5	H: 0 LOB: 0 BB: 0 P: 6			1B: 5 2B: 1 3B: 1 HR: 0	SF: 0 SAC: 0 DP: 2 HBP: 0
PITCHER Bob Friend, R ERA: 2.92 (1, 1)	IP: 9.0 WLS: W BF: 33 H: 6 R: 1 ER: 1 SO: 5 BB: 1 IBB: 0 HBP: 0 BLK: 0 WP: 0 HR: 0 S: 77 P: 119 ERA: 1.00 WHIP: 0.778															PITCHER				

Batter	1	2	3	4	5	6	7	8	9	AB	R	H	RBI	BB	SO	LOB	BOTTOM			
Gino Cimoli, R OBP: 0.344, SLG: 0.342 (1, 8)	3-2 HR 1B			0-0 F8			0-1 4-3			4	1	1	0	0	0	2	Los Angeles Dodgers @ Pittsburgh Pirates Forbes Field, Pittsburgh, PA Thu Sep 15 1960, 3:33 AM EDT Att: 12,511 - Unknown livebaseballscorecards.com			
Bob Skinner, L OBP: 0.349, SLG: 0.446 (1, 7)	2-2 HR 1B		2-2 L8		1-3 K			0-0 SH1-4 2B 1B		4	2	2	2	0	1	0				
Roberto Clemente, R OBP: 0.365, SLG: 0.475 (1, 9)	2-2 5-3		2-1 1B 1B		0-0 4-3			0-1 SH1-4 1B		3	0	1	0	0	0	0				
Dick Stuart, R OBP: 0.320, SLG: 0.478 (1, 3) Joe Christopher, R OBP: 0.217, SLG: 0.279 (8, PR) R C Stevens, R (9, 3)	0-0 5-3		0-3 K		0-0 1-3			2-2 L5-4 2B		4	0	1	1	0	1	1				
Smoky Burgess, L OBP: 0.350, SLG: 0.410 (1, 2)	1-0 1B		0-0 1B			0-1 F5		4-0 1B		3	0	2	0	1	0	0				
Don Hoak, R OBP: 0.360, SLG: 0.431 (1, 5)	4-1 FC6-4 BB 1B			0-0 FC3-6 1B		3-3 K		0-0 L5-4 1B		3	0	1	0	1	1	2				
Bill Mazerowski, R OBP: 0.321, SLG: 0.388 (1, 4)	2-1 FC6-4			0-0 FC3-6 1B		1-2 F7				3	0	1	0	0	0	2				
Dick Schofield, S OBP: 0.380, SLG: 0.328 (1, 6)		1-1 2-3		3-1 FC3-6 FC2			1-2 L8			3	0	0	0	0	0	2				
Bob Friend, R OBP: 0.125, SLG: 0.061 (1, 1)		1-3 K		0-0 FC2			2-3 K			3	0	0	0	0	2	2		AB 30 R 3 H 9 RBI 3 BB 2 SO 5 LOB 11		
Inning Stats	R: 2 E: 0 K: 0 S: 18	H: 3 LOB: 2 BB: 1 P: 32	R: 0 E: 0 K: 1 S: 11	H: 0 LOB: 0 BB: 0 P: 15	R: 0 E: 0 K: 1 S: 10	H: 2 LOB: 2 BB: 0 P: 14	R: 0 E: 0 K: 0 S: 6	H: 2 LOB: 2 BB: 0 P: 9	R: 0 E: 0 K: 1 S: 5	H: 0 LOB: 0 BB: 0 P: 6	R: 0 E: 0 K: 1 S: 10	H: 0 LOB: 0 BB: 0 P: 14	R: 0 E: 0 K: 1 S: 8	H: 0 LOB: 0 BB: 0 P: 11	R: 1 E: 0 K: 0 S: 7	H: 2 LOB: 2 BB: 1 P: 13		1B: 7 2B: 2 3B: 0 HR: 1	SF: 0 SAC: 1 DP: 1 HBP: 0	WP: 0 PB: 0 SB: 0 CS: 0
PITCHER Roger Craig, R ERA: 3.8 (1, 1) Ed Roebuck, R ERA: 2.94 (8, 1)	IP: 7.0 WLS: L BF: 28 H: 7 R: 2 ER: 2 SO: 5 BB: 1 IBB: 0 HBP: 0 BLK: 0 WP: 0 HR: 1 S: 68 P: 101 ERA: 2.57 WHIP: 1.143															PITCHER				

Batter	1	2	3	4	5	6	7	8	9	AB	R	H	RBI	BB	SO	LOB	TOP								
Maury Wills, S OBP: 0.353, SLG: 0.340 (1, 6)	2-1 6-3		1-3 K		3-2 6-3		0-1 S 1B		1-2 S 2H 1B	5	0	2	1	0	1	2									
Charley Smith, R OBP: 0.121, SLG: 0.100 Jim Gilliam, S OBP: 0.355, SLG: 0.317 (1, 5) (7, 5)	1-0 L3		1-2 5-3		0-0 6-3		0-3 K 1-2		3-2 4-3 2-3	4	0	0	0	0	1	2									
Tommy Davis, R OBP: 0.300, SLG: 0.414 (1, 8) (9, 7)	2-1 F8			4-1 FC4-6 BB		1-0 1B 2B		1-2 4-3		3	1	1	0	1	0	1									
Norm Larker, L OBP: 0.370, SLG: 0.431 (1, 3)		0-0 L8		1-0 FC4-6 CS E 1-2		0-0 2H HR 1B		0-3 K		4	1	1	1	0	1	1									
Frank Howard, R OBP: 0.322, SLG: 0.477 (1, 9)		2-1 G4-6-3 1B		0-0 E3 CS		2-2 1-H HR		0-1 F7		4	1	2	2	0	0	1									
Charlie Neal, R OBP: 0.319, SLG: 0.358 (1, 4)		1-1 G4-6-3 1-2		1-0 F9 1-2 2-3		1-0 4-3 2B		1-1 5-3		4	0	1	0	0	0	3									
Ron Fairly, L OBP: 0.250, SLG: 0.353 Willie Davis, L OBP: 0.206, SLG: 0.364 (9, PR) (9, 8)			4-1 2B BB		2-3 K		1-1 4-3		4-2 SH1-4 1B BB	2	1	0	0	2	1	1									
Joe Pignatano, R OBP: 0.347, SLG: 0.345 (1, 2)			3-2 4-3 1-H 2B		3-1 6-3		1-2 5-3		2-1 SH1-4	3	0	1	1	0	0	1									
Don Drysdale, R OBP: 0.224, SLG: 0.295 Larry Sherry, R OBP: 0.184, SLG: 0.297 (7, 1) (7, 1)			0-0 4-3 2-3		4-2 BB		0-2 4-3		1-1 F8	2	0	0	0	1	0	1									
Inning Stats	R: 0 E: 0 K: 0 S: 5	H: 0 LOB: 0 BB: 0 P: 10	R: 0 E: 0 K: 0 S: 5	H: 1 LOB: 0 BB: 0 P: 8	R: 1 E: 0 K: 1 S: 11	H: 1 LOB: 1 BB: 1 P: 20	R: 0 E: 1 K: 0 S: 4	H: 0 LOB: 1 BB: 1 P: 10	R: 0 E: 0 K: 1 S: 10	H: 0 LOB: 1 BB: 1 P: 22	R: 3 E: 0 K: 0 S: 15	H: 4 LOB: 1 BB: 0 P: 21	R: 0 E: 0 K: 1 S: 13	H: 1 LOB: 0 BB: 0 P: 14	R: 0 E: 0 K: 1 S: 7	H: 0 LOB: 0 BB: 0 P: 8	R: 1 E: 0 K: 0 S: 13	H: 1 LOB: 2 BB: 1 P: 23	1B: 4 2B: 3 3B: 0 HR: 1	SF: 0 SAC: 1 DP: 1 HBP: 0	WP: 0 PB: 0 SB: 2 CS: 2	PA: 38			
PITCHER	IP	WLS	BF	H	R	ER	SO	BB	IBB	HBP	BLK	WP	HR	S	P	ERA	WHIP								
Dick Ellsworth, L ERA: 3.45 Mel Wright, R ERA: 4.05 Joe Schaffernoth, R ERA: 3.04 (1, 1) (6, 1) (8, 1)	5.1		24	6	4	4	2	3	0	0	0	0	1	43	82	6.75	1.688								
PITCHER	IP	WLS	BF	H	R	ER	SO	BB	IBB	HBP	BLK	WP	HR	S	P	ERA	WHIP								
Dick Ellsworth, L ERA: 3.45 Mel Wright, R ERA: 4.05 Joe Schaffernoth, R ERA: 3.04 (1, 1) (6, 1) (8, 1)	2.0	L	8	1	1	1	1	1	0	0	0	0	0	20	31	4.50	1.000								

Los Angeles Dodgers @ Chicago Cubs
Wrigley Field, Chicago, IL
Fri Sep 16 1960, 3:33 AM CDT
Att. 1,519 - Unknown

AB 33
R 5
H 8
RBI 5
BB 4
SO 4
LOB 17

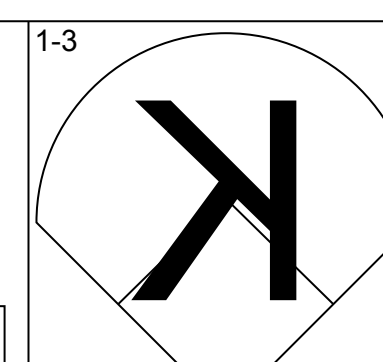
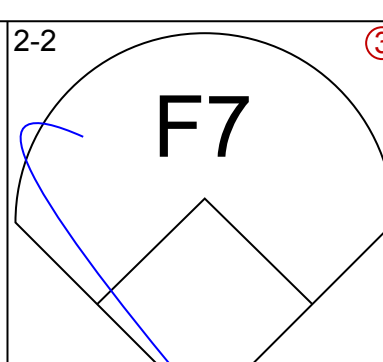
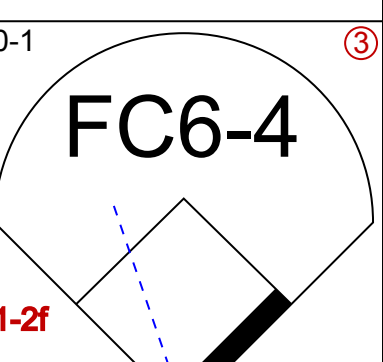
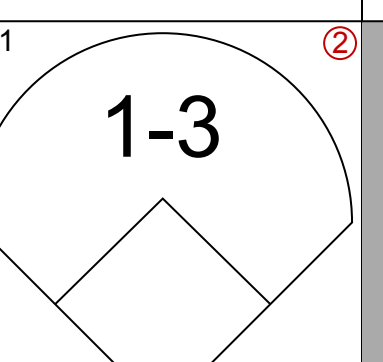
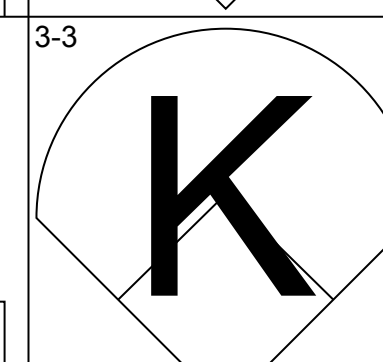
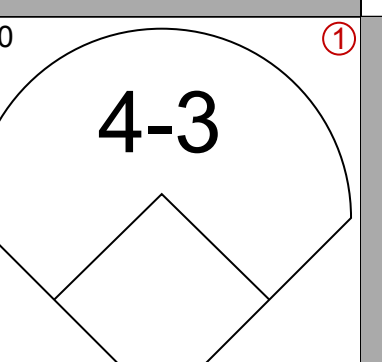
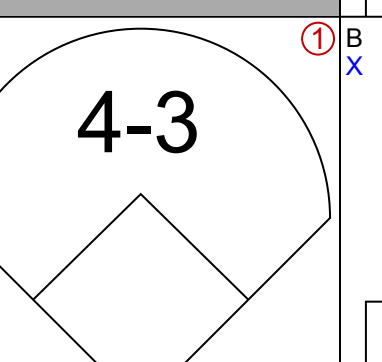
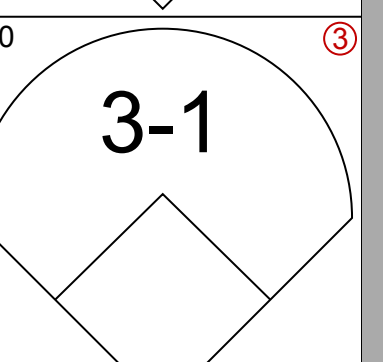
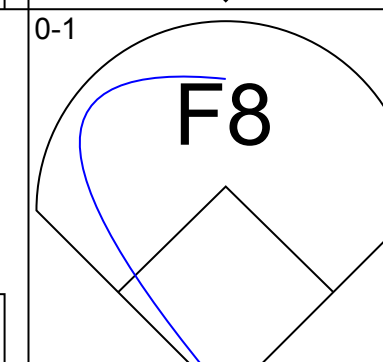
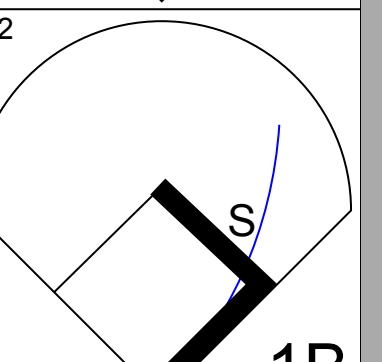
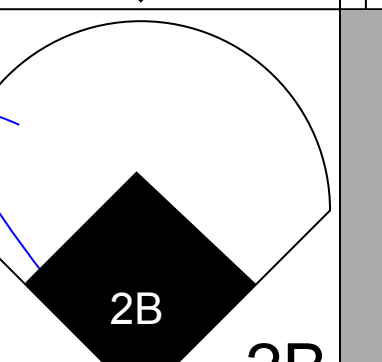
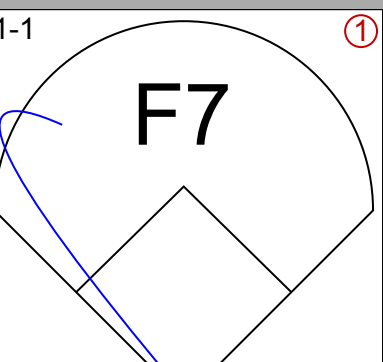
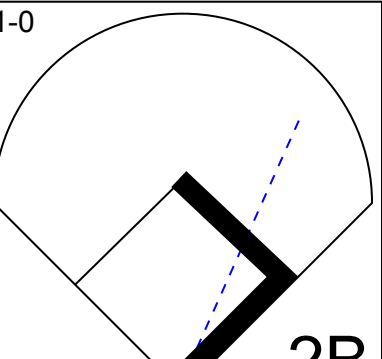
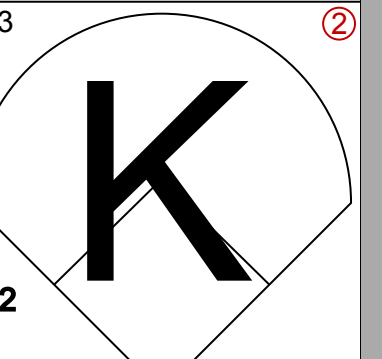
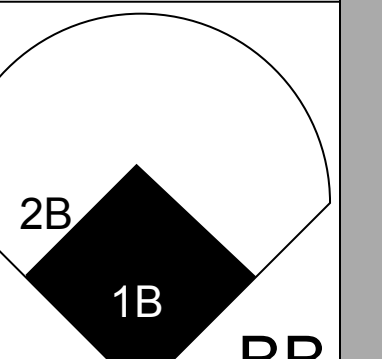
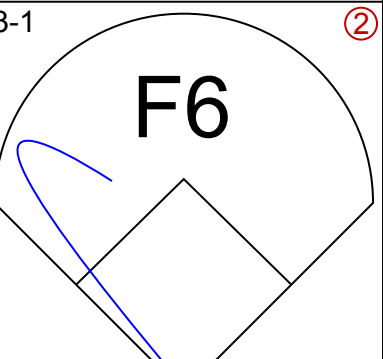
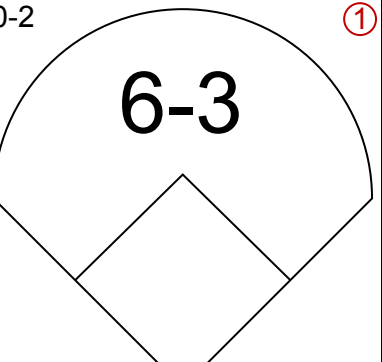

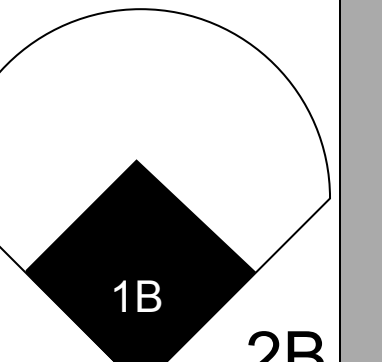
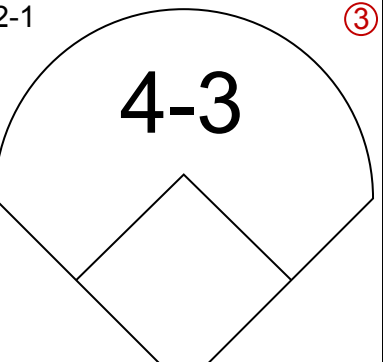
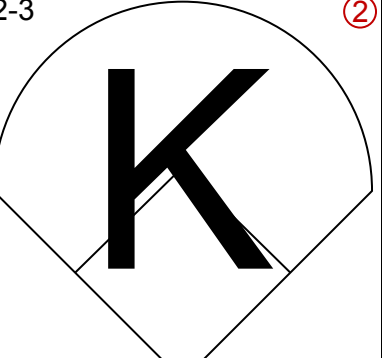
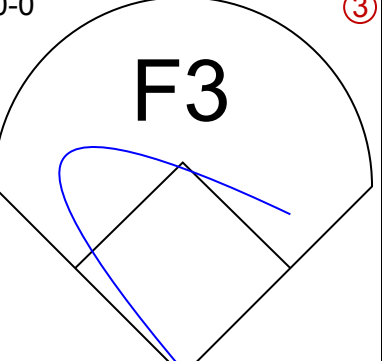
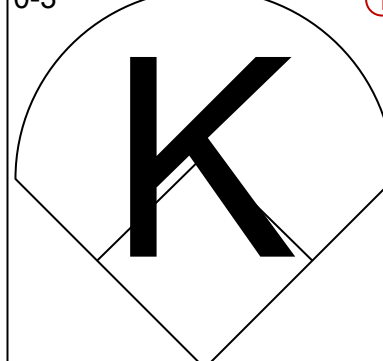
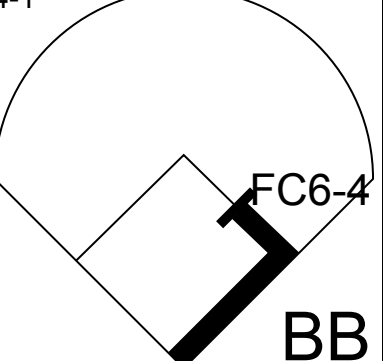
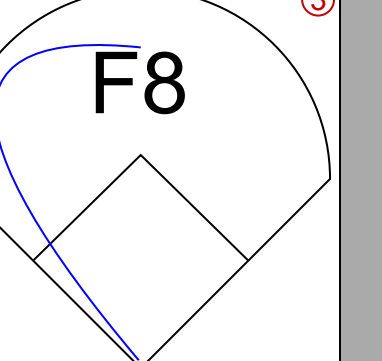
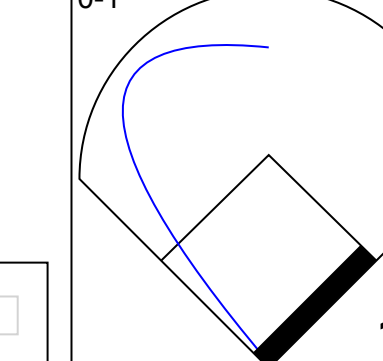

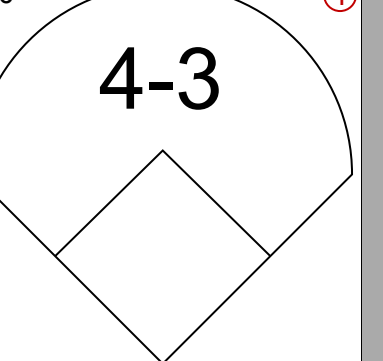
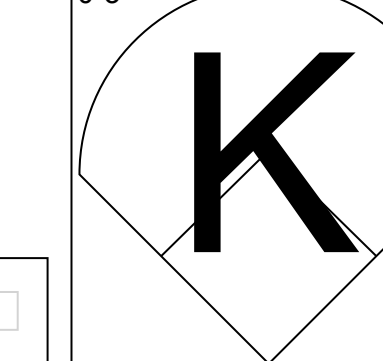


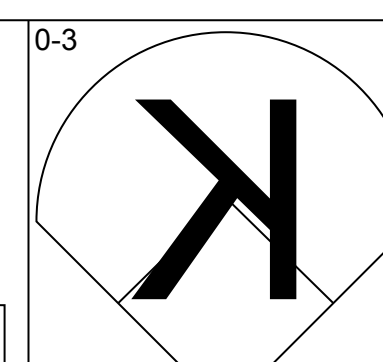
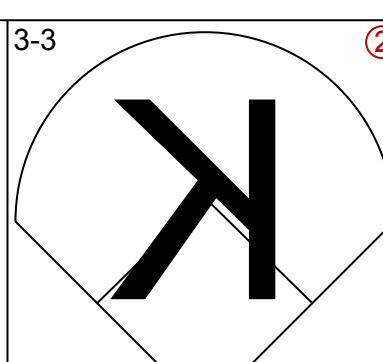
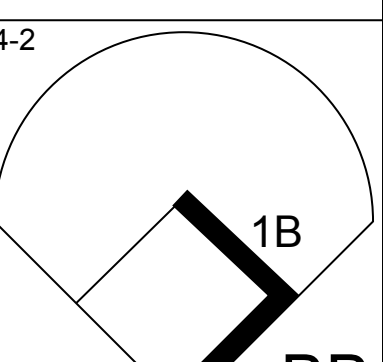
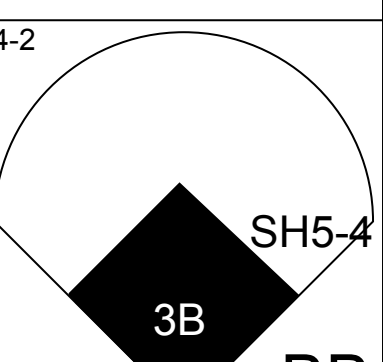
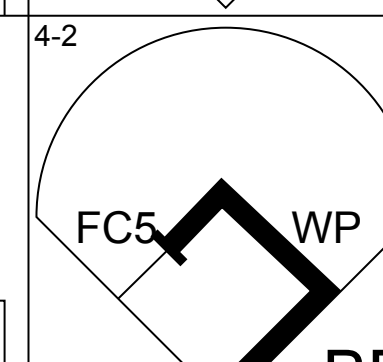
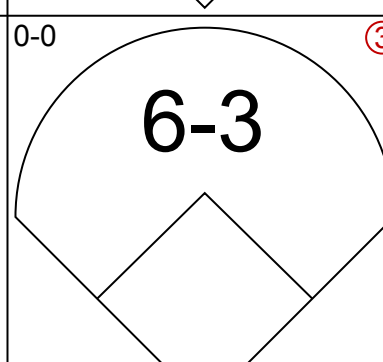
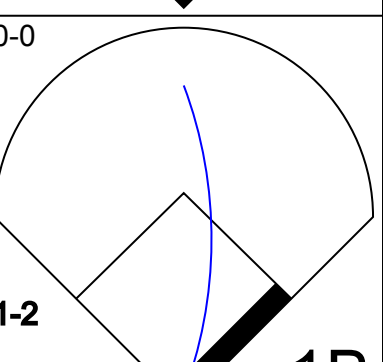
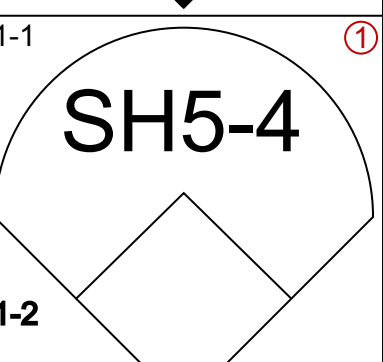
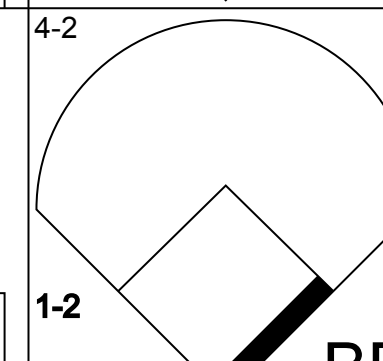
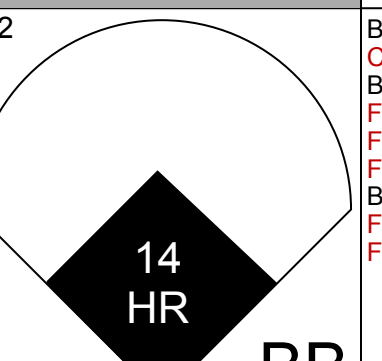
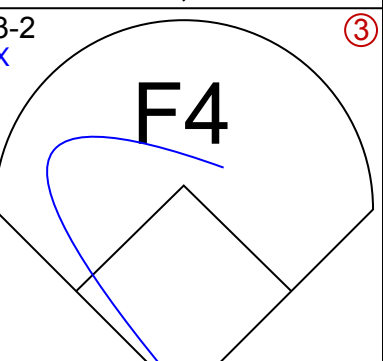
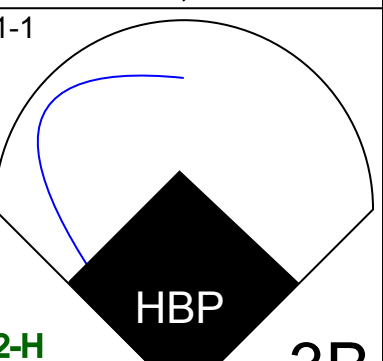

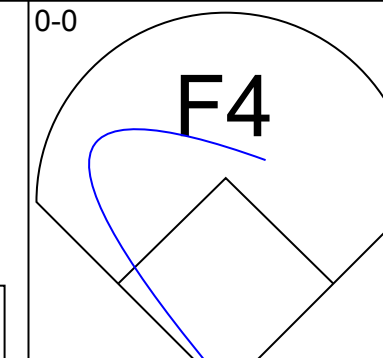
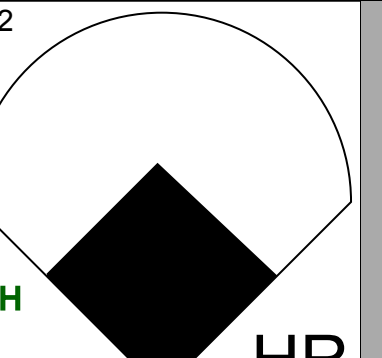
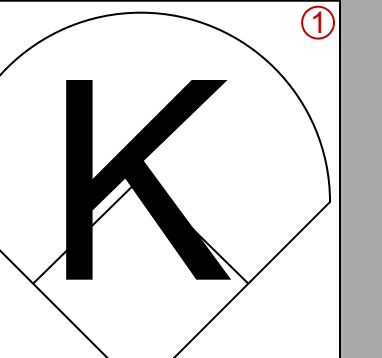
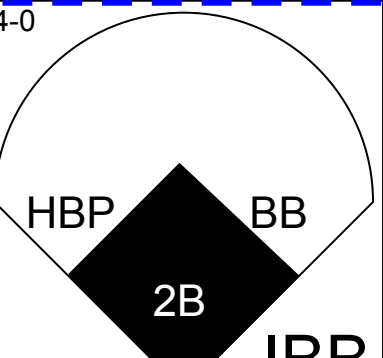

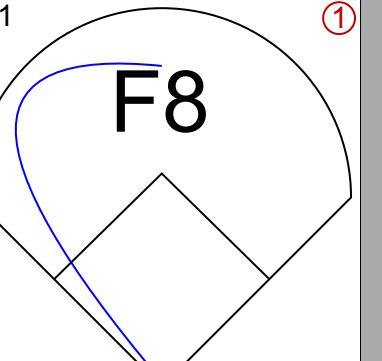
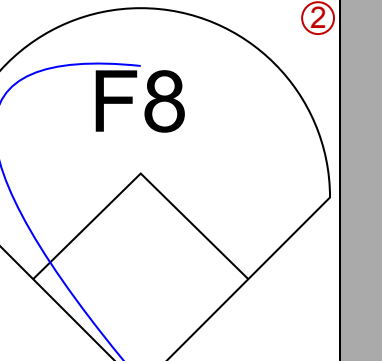
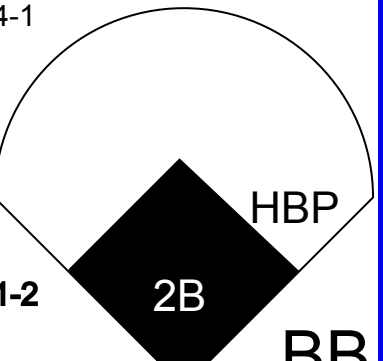

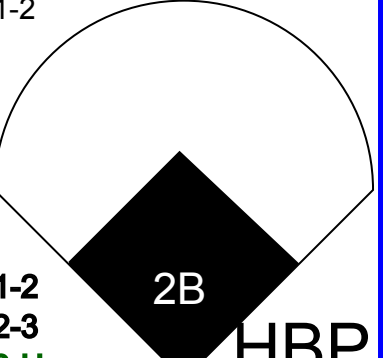

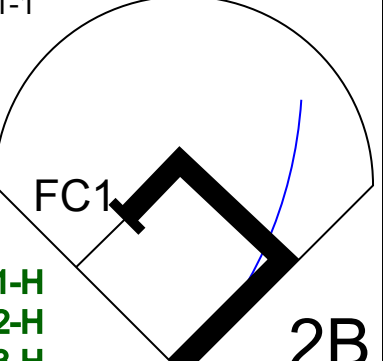
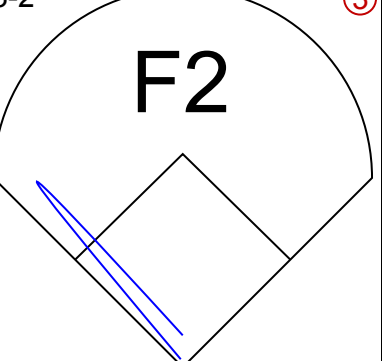

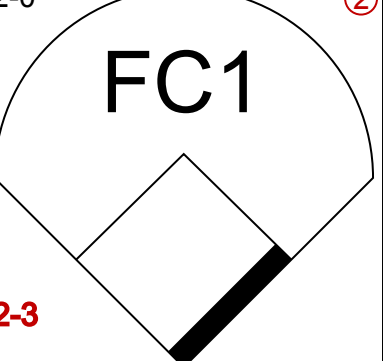
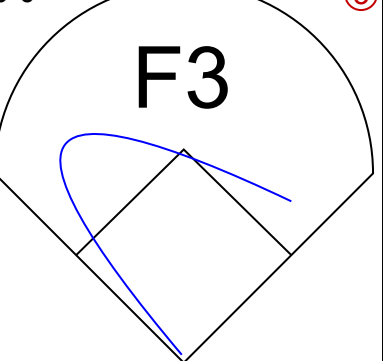
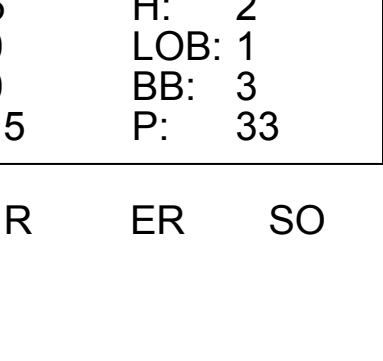




Batter	1	2	3	4	5	6	7	8	9	AB	R	H	RBI	BB	SO	LOB	BOTTOM								
Richie Ashburn, L OBP: 0.418, SLG: 0.344 Sammy Drake, S (7, PR) Moe Thacker, R OBP: 0.270, SLG: 0.172 Grady Hatton, L OBP: 0.361, SLG: 0.353 (9, PH)	1-3 K		0-1 6-3			2-2 1B BB	0-1 WP 1B		0-0 SH3-4	4	1	2	1	0	1	0									
Don Zimmer, R OBP: 0.311, SLG: 0.375 (1, 4)	1-3 K		2-1 5-3			1-0 F3 1B	0-2 SF9 WP 1B		1-0 F9	5	0	1	1	0	1	2									
Ron Santo, R OBP: 0.307, SLG: 0.406 (1, 5)	1-0 1-3			0-1 L7		4-1 1B BB	0-2 SF9 2H		4-1 BB	2	0	0	1	2	0	0									
14 Ernie Banks, R OBP: 0.355, SLG: 0.573 (1, 6)		1-1 5-3		0-0 L8		1-1 F8 1B	4-0 IBB		0-0 F8	4	0	0	0	1	0	4									
Sammy Taylor, L OBP: 0.256, SLG: 0.311 Joe Schaffernoth, R OBP: 0.333, SLG: 0.333 (8, 1)		0-2 2B		0-0 1B		1-2 1B	1-3 K			4	0	3	1	0	1	2									
Ed Bouchee, L OBP: 0.341, SLG: 0.324 (1, 3)		3-2 F4		3-3 K		3-3 K		1-1 3-1		4	0	0	0	0	2	4									
Bob Will, L OBP: 0.314, SLG: 0.370 (1, 9)		4-0 IBB			2-1 4-3		0-0 E 1B 2B		2-1 F4	3	1	1	0	1	0	0									
Danny Murphy, L OBP: 0.150, SLG: 0.207 (1, 8)		0-0 L3			0-1 3-1		2-2 E3 1B 1B		1-0 F3	4	1	0	0	0	0	3									
Dick Ellsworth, L OBP: 0.163, SLG: 0.047 Mel Wright, R George Altman, L OBP: 0.323, SLG: 0.427 (7, PH) (8, 7)			0-1 6-3		3-3 K		0-3 K		4-2 SH3-4 BB	2	0	0	0	0	1	0									
Inning Stats	R: 0 E: 0 K: 2 S: 8	H: 0 LOB: 0 BB: 0 P: 11	R: 0 E: 0 K: 0 S: 10	H: 1 LOB: 2 BB: 1 P: 18	R: 0 E: 0 K: 1 S: 6	H: 0 LOB: 0 BB: 0 P: 8	R: 0 E: 0 K: 1 S: 8	H: 1 LOB: 0 BB: 0 P: 11	R: 0 E: 0 K: 1 S: 7	H: 0 LOB: 0 BB: 0 P: 12	R: 1 E: 0 K: 1 S: 14	H: 2 LOB: 2 BB: 1 P: 26	R: 3 E: 1 K: 2 S: 20	H: 3 LOB: 2 BB: 1 P: 29	R: 0 E: 0 K: 0 S: 5	H: 0 LOB: 0 BB: 0 P: 9	R: 0 E: 0 K: 0 S: 7	H: 0 LOB: 2 BB: 2 P: 16	1B: 5 2B: 2 3B: 0 HR: 0	SF: 1 SAC: 1 DP: 0 HBP: 0	WP: 1 PB: 0 SB: 0 CS: 0	PA: 40			
PITCHER	IP	WLS	BF	H	R	ER	SO	BB	IBB	HBP	BLK	WP	HR	S	P	ERA	WHIP								
Don Drysdale, R ERA: 2.88 Larry Sherry, R ERA: 3.45 (1, 1) (7, 1)	6.1		29	7	4	2	6	1	1	0	0	0	0	68	103	2.84	1.263								
PITCHER	IP	WLS	BF	H	R	ER	SO	BB	IBB	HBP	BLK	WP	HR	S	P	ERA	WHIP								
Don Drysdale, R ERA: 2.88 Larry Sherry, R ERA: 3.45 (1, 1) (7, 1)	2.2	W	11	0	0	0	1	2	1	0	0	1	0	17	37	0.00	0.750								

Los Angeles Dodgers @ Chicago Cubs
Wrigley Field, Chicago, IL
Fri Sep 16 1960, 3:33 AM CDT
Att. 1,519 - Unknown

AB 33
R 4
H 7
RBI 4
BB 5
SO 7
LOB 17



Batter	1	2	3	4	5	6	7	8	9	AB	R	H	RBI	BB	SO	LOB	TOP					
Maury Wills, S OBP: 0.350, SLG: 0.337 (1, 6)										4	0	0	0	0	1	1	Los Angeles Dodgers @ Chicago Cubs Wrigley Field, Chicago, IL Sat Sep 17 1960, 3:33 AM CDT Att: 6,895 - Unknown					
Jim Gilliam, S OBP: 0.333, SLG: 0.315 (1, 4)										4	0	0	0	0	1	0						
Willie Davis, L OBP: 0.237, SLG: 0.405 (1, 8)										4	1	2	0	0	0	0						
Norm Larker, L OBP: 0.371, SLG: 0.432 (1, 3)										3	1	1	0	1	1	1						
Tommy Davis, R OBP: 0.302, SLG: 0.416 (1, 5) (6, 7)										3	1	1	1	0	0	1						
Ron Fairly, L OBP: 0.227, SLG: 0.316 (1, 7)																						
Wally Moon, L OBP: 0.383, SLG: 0.457 (6, PH)																						
Bob Lillis, R OBP: 0.255, SLG: 0.286 (6, PR) (6, 5)																						
Frank Howard, R OBP: 0.319, SLG: 0.472 (1, 9)																						
John Roseboro, L OBP: 0.325, SLG: 0.371 (1, 2)											3	0	1	0	1	1						
Sandy Koufax, R OBP: 0.175, SLG: 0.130 (1, 1)																						
Larry Sherry, R OBP: 0.194, SLG: 0.297 (8, 1)																						
Duke Snider, L OBP: 0.365, SLG: 0.526 (9, PH)											3	0	0	0	0	2						
Inning Stats	R: 0 E: 0 K: 2 S: 8	H: 0 LOB: 0 BB: 0 P: 12	R: 0 E: 0 K: 1 S: 8	H: 1 LOB: 1 BB: 0 P: 11	R: 0 E: 0 K: 2 S: 9	H: 0 LOB: 0 BB: 0 P: 13	R: 0 E: 0 K: 2 S: 11	H: 1 LOB: 2 BB: 0 P: 17	R: 0 E: 0 K: 1 S: 9	H: 0 LOB: 1 BB: 1 P: 16	R: 3 E: 0 K: 0 S: 15	H: 3 LOB: 1 BB: 1 P: 27	R: 0 E: 0 K: 0 S: 4	H: 0 LOB: 0 BB: 0 P: 5	R: 0 E: 0 K: 0 S: 6	H: 0 LOB: 0 BB: 0 P: 12	R: 0 E: 0 K: 1 S: 10	H: 1 LOB: 1 BB: 0 P: 13	1B: 3 2B: 3 3B: 0 HR: 0	SF: 0 SAC: 0 DP: 0 HBP: 1	WP: 0 PB: 0 SB: 1 CS: 0	PA: 36
PITCHER Don Cardwell, R ERA: 4.7 (1, 1)	IP: 9.0 WLS: W BF: 36 H: 6 R: 3 ER: 3 SO: 9 BB: 2 IBB: 0 HBP: 1 BLK: 0 WP: 0 HR: 0 S: 80 P: 126 ERA: 3.00 WHIP: 0.889																					

Batter	1	2	3	4	5	6	7	8	9	AB	R	H	RBI	BB	SO	LOB	BOTTOM			
Bob Will, L OBP: 0.315, SLG: 0.368 (1, 9)										2	1	0	0	2	2	0	Los Angeles Dodgers @ Chicago Cubs Wrigley Field, Chicago, IL Sat Sep 17 1960, 3:33 AM CDT Att: 6,895 - Unknown			
Don Zimmer, R OBP: 0.314, SLG: 0.376 (1, 4)										2	0	1	0	1	0	0				
Ron Santo, R OBP: 0.313, SLG: 0.414 (1, 5)											2	2	1	1	2	0				
14 Ernie Banks, R OBP: 0.356, SLG: 0.577 (1, 6)											3	2	1	2	1	2				
Frank Thomas, R OBP: 0.286, SLG: 0.404 (1, 3)											3	0	0	0	0	2				
Grady Hatton, L OBP: 0.378, SLG: 0.353 (8, PH)											0	1	0	0	1	0				
Ed Bouchee, L OBP: 0.341, SLG: 0.324 (9, 3)											0	0	0	0	0	0				
Al Heist, R OBP: 0.323, SLG: 0.365 (1, 8)											3	0	0	0	1	0				
Sammy Taylor, L OBP: 0.262, SLG: 0.311 (8, PH)											0	1	0	1	0	0				
Danny Murphy, L OBP: 0.150, SLG: 0.207 (9, 8)											0	0	0	0	0	0				
George Altman, L OBP: 0.321, SLG: 0.424 (1, 7)											2	0	0	0	2	0				
Richie Ashburn, L OBP: 0.418, SLG: 0.347 (7, PH) (8, 7)											2	0	1	3	0	0				
El Tappe, R OBP: 0.321, SLG: 0.310 (1, 2)											4	0	0	0	0	1				
Don Cardwell, R OBP: 0.221, SLG: 0.456 (1, 1)											4	0	0	0	2	1				
Inning Stats	R: 0 E: 0 K: 1 S: 14	H: 0 LOB: 2 BB: 2 P: 22	R: 0 E: 0 K: 1 S: 8	H: 0 LOB: 0 BB: 0 P: 15	R: 0 E: 0 K: 2 S: 9	H: 0 LOB: 0 BB: 0 P: 14	R: 2 E: 0 K: 1 S: 13	H: 1 LOB: 1 BB: 1 P: 20	R: 0 E: 0 K: 0 S: 10	H: 0 LOB: 0 BB: 0 P: 16	R: 0 E: 0 K: 1 S: 8	H: 0 LOB: 0 BB: 0 P: 14	R: 0 E: 0 K: 0 S: 15	H: 2 LOB: 1 BB: 3 P: 33	R: 5 E: 0 K: 0 S: 15	H: 2 LOB: 1 BB: 3 P: 33	1B: 1 2B: 1 3B: 1 HR: 1	SF: 0 SAC: 1 DP: 0 HBP: 1	WP: 1 PB: 0 SB: 0 CS: 0	PA: 36
PITCHER Sandy Koufax, L ERA: 3.99 (1, 1)	IP: 7.1 WLS: L BF: 30 H: 3 R: 4 ER: 4 SO: 8 BB: 5 IBB: 0 HBP: 1 BLK: 0 WP: 0 HR: 1 S: 85 P: 139 ERA: 4.91 WHIP: 1.091																			
Larry Sherry, R ERA: 3.64 (8, 1)	IP: 0.2 WLS: L BF: 6 H: 1 R: 3 ER: 3 SO: 0 BB: 1 IBB: 1 HBP: 1 BLK: 0 WP: 0 HR: 0 S: 7 P: 19 ERA: 40.50 WHIP: 3.000																			



Batter	1	2	3	4	5	6	7	8	9	AB	R	H	RBI	BB	SO	LOB	TOP								
Maury Wills, S (1, 6) OBP: 0.347, SLG: 0.333	1-1 5-3		1-0 6-3		0-0 1-3		2-2 FC1-6 1B		1-2 L6	5	1	0	0	0	0	2									
Charlie Neal, R (1, 4) OBP: 0.320, SLG: 0.359	1-0 6-3		0-0 1B		1-2 G3		1-0 1B			4	0	2	0	0	0	1									
Ed Roebuck, R (7, 1) OBP: 0.217, SLG: 0.227							1-2 1B			0	0	0	0	0	0	0									
Willie Davis, L (1, 8) OBP: 0.262, SLG: 0.415	1-0 E3		0-0 G3			1-0 1B	0-0 1B		1-3 2-H 1B	4	0	2	1	0	0	1									
Norm Larker, L (1, 3) OBP: 0.370, SLG: 0.438	2-2 6-3				0-0 HR		0-0 F7		1-3 K	4	1	1	1	0	1	4									
Tommy Davis, R (1, 5) OBP: 0.305, SLG: 0.416		0-2 L8		1-2 CS SH1-3 1B		4-0 FC5 S BB		3-2 6-3		3	0	1	0	1	0	0									
Ron Fairly, L (1, 7) OBP: 0.240, SLG: 0.286		1-0 6-3		0-0 SH1-3		4-0 BB		0-1 G3		2	0	0	0	1	0	0									
Frank Howard, R (1, 9) OBP: 0.318, SLG: 0.470		1-2 1B		1-3 K		0-0 FC5		3-2 6-3		4	0	1	0	0	1	3									
John Roseboro, L (1, 2) OBP: 0.324, SLG: 0.370		2-2 5-3				0-0 1-3 SH1-4 1B		1-0 L8		4	0	1	0	0	1	1									
Johnny Podres, L (1, 1) OBP: 0.203, SLG: 0.129						0-2 SH1-4		0-0 FC1-6 1B		1	0	0	0	0	0	0									
Ed Palmquist, R (6, 1)						1-2 SH1-4				0	0	0	0	0	0	0									
Jim Gilliam, S (7, PH) OBP: 0.354, SLG: 0.316										2	0	1	0	0	0	0									
Inning Stats	R: 0 E: 1 K: 0 S: 7	H: 0 LOB: 1 BB: 0 P: 12	R: 0 E: 0 K: 0 S: 11	H: 1 LOB: 1 BB: 0 P: 15	R: 0 E: 0 K: 0 S: 4	H: 1 LOB: 1 BB: 0 P: 6	R: 1 E: 0 K: 1 S: 8	H: 2 LOB: 0 BB: 0 P: 10	R: 0 E: 0 K: 0 S: 4	H: 1 LOB: 1 BB: 0 P: 9	R: 0 E: 0 K: 0 S: 4	H: 1 LOB: 2 BB: 2 P: 12	R: 1 E: 0 K: 1 S: 10	H: 3 LOB: 2 BB: 0 P: 15	R: 0 E: 0 K: 0 S: 9	H: 0 LOB: 0 BB: 0 P: 15	R: 0 E: 0 K: 1 S: 9	H: 0 LOB: 0 BB: 0 P: 12	1B: 8 2B: 0 3B: 0 HR: 1	SF: 0 SAC: 2 DP: 0 HBP: 0	WP: 0 PB: 0 SB: 2 CS: 2	PA: 37			
PITCHER	IP	WLS	BF	H	R	ER	SO	BB	IBB	HBP	BLK	WP	HR	S	P	ERA	WHIP								
Bob Anderson, R (1, 1) ERA: 4.0	6.2	W	30	9	2	2	1	2	0	0	0	0	1	49	75	2.70	1.650								
Mel Wright, R (7, 1) ERA: 3.0	2.1	S	7	0	0	0	2	0	0	0	0	0	0	21	31	0.00	0.000								

Los Angeles Dodgers @ Chicago Cubs
Wrigley Field, Chicago, IL
Sun Sep 18 1960, 3:33 AM CDT
Att: 8,771 - Unknown

AB	33
R	2
H	9
RBI	2
BB	2
SO	3
LOB	12



Batter	1	2	3	4	5	6	7	8	9	AB	R	H	RBI	BB	SO	LOB	BOTTOM								
Richie Ashburn, L (1, 7) OBP: 0.417, SLG: 0.345	2-2 5-3		0-1 4-3			4-0 HR BB		1-0 G3		3	1	0	0	1	0	0									
Don Zimmer, R (1, 4) OBP: 0.313, SLG: 0.384	0-1 F9		0-0 5-3			0-2 1-H HR		3-1 L8		4	1	1	2	0	0	0									
Ron Santo, R (1, 5) OBP: 0.315, SLG: 0.428	1-0 2B				2-2 L6		1-1 HR		1-2 F8	4	1	2	1	0	0	0									
14 Ernie Banks, R (1, 6) OBP: 0.356, SLG: 0.576	4-0 IBB				1-2 6-3		0-1 5-3		2-1 5-3 1B	3	0	1	0	1	0	0									
Frank Thomas, R (1, 3) OBP: 0.283, SLG: 0.401	2-2 5-3				0-0 F2		0-0 F7		1-0 5-3	4	0	0	0	0	0	3									
Al Heist, R (1, 8) OBP: 0.330, SLG: 0.382		1-0 F8				2-1 FC4-6 1B		1-0 HR 2B		4	1	2	0	0	0	1									
George Altman, L (1, 9) OBP: 0.322, SLG: 0.433		1-0 B5-3				0-1 FC4-6		1-2 2-H HR		3	1	1	2	0	0	1									
Ei Tappe, R (1, 2) OBP: 0.313, SLG: 0.301		1-1 F3				0-0 SAFE F8		2-0 6-3		3	0	0	0	0	0	1									
Bob Anderson, R (1, 1) OBP: 0.222, SLG: 0.167						1-2 L6		1-0 4-3		2	0	0	0	0	1	1									
Mel Wright, R (7, 1) ERA: 2.88										1	0	0	0	0	0	0									
Inning Stats	R: 0 E: 0 K: 0 S: 10	H: 1 LOB: 2 BB: 1 P: 19	R: 0 E: 0 K: 0 S: 4	H: 0 LOB: 0 BB: 0 P: 7	R: 0 E: 0 K: 1 S: 6	H: 0 LOB: 0 BB: 0 P: 7	R: 0 E: 0 K: 0 S: 8	H: 0 LOB: 0 BB: 0 P: 11	R: 0 E: 1 K: 0 S: 9	H: 1 LOB: 1 BB: 0 P: 12	R: 5 E: 0 K: 0 S: 13	H: 4 LOB: 0 BB: 1 P: 22	R: 0 E: 0 K: 0 S: 4	H: 0 LOB: 0 BB: 0 P: 9	R: 0 E: 0 K: 0 S: 9	H: 1 LOB: 1 BB: 0 P: 15	1B: 2 2B: 2 3B: 0 HR: 3	SF: 0 SAC: 0 DP: 0 HBP: 0	WP: 0 PB: 0 SB: 0 CS: 0	PA: 33					
PITCHER	IP	WLS	BF	H	R	ER	SO	BB	IBB	HBP	BLK	WP	HR	S	P	ERA	WHIP								
Johnny Podres, L (1, 1) ERA: 3.13	5.2	L	25	6	5	5	1	1	1	0	0	0	0	3	49	7.94	1.235								
Ed Palmquist, R (6, 1) ERA: 2.65	0.1		1	0	0	0	0	0	0	0	0	0	0	1	3	0.00	0.000								
Ed Roebuck, R (7, 1) ERA: 2.88	2.0		7	1	0	0	0	0	0	0	0	0	0	13	24	0.00	0.500								

Los Angeles Dodgers @ Chicago Cubs
Wrigley Field, Chicago, IL
Sun Sep 18 1960, 3:33 AM CDT
Att: 8,771 - Unknown

AB	31
R	5
H	7
RBI	5
BB	2
SO	1
LOB	7



Batter	1	2	3	4	5	6	7	8	9	AB	R	H	RBI	BB	SO	LOB	TOP
Maury Wills, S OBP: 0.344, SLG: 0.330 (1, 6)	G3		F9		K			L7		4	0	0	0	0	1	2	Los Angeles Dodgers @ St. Louis Cardinals Sportsman's Park, St. Louis, MO Mon Sep 19 1960, 8:05 PM EDT Att: 10,265 - Unknown livebaseballscorecards.com
Jim Gilliam, S OBP: 0.353, SLG: 0.314 (1, 4)	F7		L8			FC6-4 BB		1-3		3	0	0	0	1	0	1	
Willie Davis, L OBP: 0.261, SLG: 0.400 (1, 8)			F8			FC6-4 CS 1-2			F8	4	0	1	0	0	0	1	
Norm Larker, L OBP: 0.369, SLG: 0.436 (1, 3)	5-3				K			L8		4	0	1	0	0	1	2	
Bob Lillis, R OBP: 0.255, SLG: 0.286 (9, PR)									1B	0	0	0	0	0	0	0	
Tommy Davis, R OBP: 0.304, SLG: 0.413 (1, 7)		1B			F5			CS	2-3	4	0	1	0	0	1	1	
Ron Fairly, L OBP: 0.214, SLG: 0.250 (1, 9)		1B															
Wally Moon, L OBP: 0.382, SLG: 0.456 (9, PH)	F8				K			3-1		3	0	0	0	0	1	1	
Charley Smith, R OBP: 0.139, SLG: 0.152 (1, 5)										1	0	0	0	0	1	1	
John Roseboro, L OBP: 0.324, SLG: 0.369 (1, 2)						WP											
John Roseboro, L OBP: 0.324, SLG: 0.369 (1, 2)									F8	3	0	1	0	0	1	1	
Stan Williams, R OBP: 0.179, SLG: 0.250 (1, 1)																	
Duke Snider, L OBP: 0.367, SLG: 0.526 (8, PH)																	
Joe Pignatano, R OBP: 0.347, SLG: 0.345 (8, PR)																	
Larry Sherry, R OBP: 0.184, SLG: 0.297 (8, 1)																	
Inning Stats	R: 0 H: 1 E: 0 LOB: 1 K: 0 BB: 0 S: 8	H: 1 R: 0 ER: 0 SO: 7 BB: 2 IBB: 0 HBP: 0 BLK: 0 WP: 1 HR: 0 S: 65 P: 101 ERA: 0.00 WHIP: 0.840	H: 2 R: 0 ER: 0 SO: 2 BB: 0 IBB: 0 HBP: 0 BLK: 0 WP: 0 HR: 0 S: 7 P: 16 ERA: 0.00 WHIP: 0.000	H: 0 R: 0 ER: 0 SO: 8 BB: 0 IBB: 0 HBP: 0 BLK: 0 WP: 0 HR: 0 S: 7 P: 10 ERA: 0.00 WHIP: 0.000	H: 0 R: 0 ER: 0 SO: 8 BB: 0 IBB: 0 HBP: 0 BLK: 0 WP: 0 HR: 0 S: 12 P: 16 ERA: 0.00 WHIP: 0.000	H: 1 R: 0 ER: 0 SO: 11 BB: 1 IBB: 0 HBP: 0 BLK: 0 WP: 0 HR: 0 S: 6 P: 11 ERA: 0.00 WHIP: 0.000	H: 0 R: 0 ER: 0 SO: 10 BB: 0 IBB: 0 HBP: 0 BLK: 0 WP: 0 HR: 0 S: 6 P: 10 ERA: 0.00 WHIP: 0.000	H: 0 R: 0 ER: 0 SO: 15 BB: 1 IBB: 0 HBP: 0 BLK: 0 WP: 0 HR: 0 S: 7 P: 15 ERA: 0.00 WHIP: 0.000	H: 1 R: 0 ER: 0 SO: 15 BB: 0 IBB: 0 HBP: 0 BLK: 0 WP: 0 HR: 0 S: 10 P: 15 ERA: 0.00 WHIP: 0.000	1B: 4 2B: 1 3B: 0 HR: 0 SF: 0 SAC: 0 DP: 0 HBP: 0	WP: 1 PB: 0 SB: 0 CS: 1 PA: 34						
PITCHER	IP	WLS	BF	H	R	ER	SO	BB	IBB	HBP	BLK	WP	HR	S	P	ERA	WHIP
Bob Miller, R ERA: 2.51 (1, 1)	8.1	W	31	5	0	0	7	2	0	0	0	1	0	65	101	0.00	0.840
Lindy McDaniel, R ERA: 2.2 (9, 1)	0.2	S	2	0	0	0	2	0	0	0	0	0	0	7	10	0.00	0.000

Batter	1	2	3	4	5	6	7	8	9	AB	R	H	RBI	BB	SO	LOB	BOTTOM
Don Landrum, L OBP: 0.750, SLG: 0.750 (1, 8)	FC6-4 1B				4-3					4	0	3	0	0	0	2	Los Angeles Dodgers @ St. Louis Cardinals Sportsman's Park, St. Louis, MO Mon Sep 19 1960, 8:05 PM EDT Att: 10,265 - Unknown livebaseballscorecards.com
Bill White, L OBP: 0.337, SLG: 0.468 (1, 3)	F5									4	0	0	0	0	2	3	
Stan Musial, L OBP: 0.358, SLG: 0.500 (1, 7)										1	0	0	0	0	0	1	
Joe Cunningham, L OBP: 0.362, SLG: 0.390 (4, PH) (5, 9)	F4									3	1	1	1	0	1	1	
Curt Flood, R OBP: 0.300, SLG: 0.353 (9, 7)										0	0	0	0	0	0	0	
Ken Boyer, R OBP: 0.366, SLG: 0.554 (1, 5)	FC6-4									4	0	2	0	0	1	1	
Walt Moryn, L OBP: 0.334, SLG: 0.455 (5, 7) (9, 9)										3	0	0	0	0	0	1	
Daryl Spencer, R OBP: 0.367, SLG: 0.416 (1, 6)										3	0	0	0	0	0	1	
Alex Grammas, R OBP: 0.282, SLG: 0.302 (9, 6)										0	0	0	0	0	0	0	
Julian Javier, R OBP: 0.282, SLG: 0.360 (1, 4)										3	0	1	0	0	0	0	
Hal Smith, R OBP: 0.281, SLG: 0.277 (1, 2)										3	0	0	0	0	1	2	
Bob Miller, R OBP: 0.182, SLG: 0.100 (1, 1)										3	0	0	0	0	3	2	
Lindy McDaniel, R OBP: 0.259, SLG: 0.269 (9, 1)										0	0	0	0	0	0	0	
Inning Stats	R: 0 H: 1 E: 0 LOB: 1 K: 0 BB: 0 S: 8	H: 0 R: 0 ER: 0 SO: 5 BB: 0 IBB: 0 HBP: 0 BLK: 0 WP: 0 HR: 0 S: 5 P: 5 ERA: 0.00 WHIP: 0.000	H: 1 R: 0 ER: 0 SO: 15 BB: 0 IBB: 0 HBP: 0 BLK: 0 WP: 0 HR: 0 S: 12 P: 15 ERA: 0.00 WHIP: 0.000	H: 0 R: 0 ER: 0 SO: 9 BB: 0 IBB: 0 HBP: 0 BLK: 0 WP: 0 HR: 0 S: 6 P: 9 ERA: 0.00 WHIP: 0.000	H: 1 R: 0 ER: 0 SO: 18 BB: 0 IBB: 0 HBP: 0 BLK: 0 WP: 0 HR: 0 S: 14 P: 18 ERA: 1.29 WHIP: 0.714	H: 2 R: 0 ER: 0 SO: 19 BB: 0 IBB: 0 HBP: 0 BLK: 0 WP: 0 HR: 0 S: 14 P: 19 ERA: 0.00 WHIP: 2.000	H: 0 R: 0 ER: 0 SO: 11 BB: 0 IBB: 0 HBP: 0 BLK: 0 WP: 0 HR: 0 S: 7 P: 11 ERA: 0.00 WHIP: 0.000	H: 2 R: 0 ER: 0 SO: 14 BB: 0 IBB: 0 HBP: 0 BLK: 0 WP: 0 HR: 1 S: 11 P: 14 ERA: 0.00 WHIP: 0.000	H: 2 R: 0 ER: 0 SO: 14 BB: 0 IBB: 0 HBP: 0 BLK: 0 WP: 0 HR: 1 S: 11 P: 14 ERA: 0.00 WHIP: 0.000	1B: 6 2B: 0 3B: 0 HR: 1 SF: 0 SAC: 0 DP: 0 HBP: 0	WP: 0 PB: 0 SB: 1 CS: 0 PA: 31						
PITCHER	IP	WLS	BF	H	R	ER	SO	BB	IBB	HBP	BLK	WP	HR	S	P	ERA	WHIP
Stan Williams, R ERA: 2.81 (1, 1)	7.0	L	27	5	1	1	6	0	1	0	0	0	0	66	89	1.29	0.714
Larry Sherry, R ERA: 3.61 (8, 1)	1.0		4	2	0	0	2	0	0	0	0	0	0	11	14	0.00	2.000

Batter	1	2	3	4	5	6	7	8	9	10	11	12	AB	R	H	RBI	BB	SO	LOB	TOP						
Maury Wills, S OBP: 0.343, SLG: 0.330 (1.6)	4-3		1-1 BB S 1B		1-0 G3		1-3 K			1-0 4-3		2-2 E9 2H 1B	6	0	2	1	0	1	1							
Jim Gilliam, S OBP: 0.353, SLG: 0.318 (1.4)	2B E 1B		1-1 F7		0-1 E4 G1-6-3				3-1 SF7 3B	3-1 4-3		3-2 3-1	6	2	2	0	0	0	2							
Willie Davis, L OBP: 0.259, SLG: 0.396 (1.8)	E9 1H 2B		1-3 K		2-2 G1-6-3 1-2				0-0 4-3		2-2 F3		5	1	1	0	0	1	3							
Norm Larker, L OBP: 0.371, SLG: 0.438 (8.3)	FC5-4 3H 1B		4-2 BB			2-1 F8			0-0 SF7		4-1 BB		2	0	1	2	1	0	0							
Tommy Davis, R OBP: 0.302, SLG: 0.409 (1.7)	FC5-4 1-2		0-1 BB			2-2 F5			3-3 K		3-2 9-3 1-2		4	0	0	0	1	1	2							
Ron Fairly, L OBP: 0.188, SLG: 0.214 (12, PH)	K		0-1 G3			1-3 K				2-3 K		0-1 SH3-4 1B	4	0	0	0	0	3	4							
Duke Snider, L OBP: 0.388, SLG: 0.526 (12, PH)													1	1	1	0	0	0	0							
Frank Howard, R OBP: 0.319, SLG: 0.489 (12, PH)													0	0	0	0	0	0	0							
Charley Smith, R OBP: 0.186, SLG: 0.200 (9.5)			1-1 F7		2-0 F4		3-1 SH1-4 1B		0-0 F7		0-1 SH3-4 1B		4	0	1	0	0	0	0							
Bob Lillis, R OBP: 0.255, SLG: 0.286 (9.5)													0	0	0	0	0	0	0							
John Roseboro, L OBP: 0.322, SLG: 0.366 (1.2)			1-1 F4		2-2 F8		0-0 F5		1-3 K		2-2 SH1-4 1B		5	1	1	1	0	1	1							
Don Drysdale, R OBP: 0.218, SLG: 0.288 (8.1)			0-1 5-3		2-3 K		0-0 SH1-4 1-2					0-0 SH1-4 1-2	2	0	0	0	0	1	0							
Johnny Podres, L OBP: 0.200, SLG: 0.127 (8.1)													1	0	0	0	0	0	0							
Inning Stats	R: 2 E: 1 K: 10 S: 10	H: 3 LOB: 1 BB: 0 P: 13	R: 0 E: 0 K: 6 S: 6	H: 0 LOB: 0 BB: 0 P: 8	R: 0 E: 0 K: 1 S: 12	H: 1 LOB: 3 BB: 2 P: 23	R: 0 E: 0 K: 1 S: 10	H: 0 LOB: 0 BB: 0 P: 16	R: 0 E: 1 K: 0 S: 7	H: 0 LOB: 0 BB: 0 P: 10	R: 0 E: 0 K: 1 S: 8	H: 0 LOB: 0 BB: 0 P: 13	R: 0 E: 0 K: 2 S: 8	H: 0 LOB: 0 BB: 0 P: 11	R: 0 E: 0 K: 0 S: 5	H: 0 LOB: 0 BB: 0 P: 10	R: 0 E: 0 K: 0 S: 8	H: 0 LOB: 0 BB: 1 P: 17	R: 2 E: 1 K: 0 S: 16	H: 3 LOB: 1 BB: 0 P: 23	1B: 7 2B: 2 3B: 1 HR: 0	SF: 1 SAC: 3 DP: 2 HBP: 0	WP: 0 PB: 0 SB: 0 CS: 0	PA: 47		
PITCHER	IP WLS BF H R ER SO BB IBB HBP BLK WP HR S P ERA WHIP	IP WLS BF H R ER SO BB IBB HBP BLK WP HR S P ERA WHIP	IP WLS BF H R ER SO BB IBB HBP BLK WP HR S P ERA WHIP	IP WLS BF H R ER SO BB IBB HBP BLK WP HR S P ERA WHIP	IP WLS BF H R ER SO BB IBB HBP BLK WP HR S P ERA WHIP	IP WLS BF H R ER SO BB IBB HBP BLK WP HR S P ERA WHIP	IP WLS BF H R ER SO BB IBB HBP BLK WP HR S P ERA WHIP	IP WLS BF H R ER SO BB IBB HBP BLK WP HR S P ERA WHIP	IP WLS BF H R ER SO BB IBB HBP BLK WP HR S P ERA WHIP	IP WLS BF H R ER SO BB IBB HBP BLK WP HR S P ERA WHIP	IP WLS BF H R ER SO BB IBB HBP BLK WP HR S P ERA WHIP	IP WLS BF H R ER SO BB IBB HBP BLK WP HR S P ERA WHIP	IP WLS BF H R ER SO BB IBB HBP BLK WP HR S P ERA WHIP	IP WLS BF H R ER SO BB IBB HBP BLK WP HR S P ERA WHIP	IP WLS BF H R ER SO BB IBB HBP BLK WP HR S P ERA WHIP	IP WLS BF H R ER SO BB IBB HBP BLK WP HR S P ERA WHIP	IP WLS BF H R ER SO BB IBB HBP BLK WP HR S P ERA WHIP	IP WLS BF H R ER SO BB IBB HBP BLK WP HR S P ERA WHIP	IP WLS BF H R ER SO BB IBB HBP BLK WP HR S P ERA WHIP	IP WLS BF H R ER SO BB IBB HBP BLK WP HR S P ERA WHIP	IP WLS BF H R ER SO BB IBB HBP BLK WP HR S P ERA WHIP	IP WLS BF H R ER SO BB IBB HBP BLK WP HR S P ERA WHIP	IP WLS BF H R ER SO BB IBB HBP BLK WP HR S P ERA WHIP	IP WLS BF H R ER SO BB IBB HBP BLK WP HR S P ERA WHIP	IP WLS BF H R ER SO BB IBB HBP BLK WP HR S P ERA WHIP	IP WLS BF H R ER SO BB IBB HBP BLK WP HR S P ERA WHIP
Larry Jackson, R ERA: 3.4	1.1	8.0	6	0	0	2	0	0	0	0	0	0	0	0	13	21	0.00	0.000								
Lindy McDaniel, R ERA: 2.14	0.1	0.0	0	0	0	0	0	0	0	0	0	0	0	0	0	0	0.00	0.000								
Ron Kline, R ERA: 3.04	1.1	1.1	6	2	2	0	1	0	0	0	0	0	0	0	15	26	13.50	2.250								
Bob Gibson, R ERA: 5.25	12.1	0.2	3	1	0	0	0	0	0	0	0	0	0	0	9	14	0.00	1.500								

Los Angeles Dodgers @ St. Louis Cardinals
Sportsman's Park, St. Louis, MO
Wed Sep 21 1960, 8:05 PM EDT
Alt. 14,844 - Unknown

AB 40
R 5
H 9
RBI 4
BB 3
SO 8
LOB 13



Batter	1	2	3	4	5	6	7	8	9	10	11	12	AB	R	H	RBI	BB	SO	LOB	BOTTOM							
Don Landrum, L OBP: 0.462, SLG: 0.833 (1.8)	HR		4-1 PO BB		0-1 F8			2-2 1B 3B		3-2 F9			4	2	2	1	1	0	0								
Joe Cunningham, L OBP: 0.366, SLG: 0.393 (8, PR)	4-3		1-1 PO 1-2			4-0 FC5-4 BB		2-0 1B 3B		0-0 B1-3			3	0	2	1	1	0	0								
Duke Carmel, L OBP: 0.356, SLG: 0.415 (10, PH)								3-1 1B					4	0	1	0	0	1	2								
Bill White, L OBP: 0.334, SLG: 0.463 (9.1)	L3					0-0 FC5-4 BB		0-0 K		0-3 K			0	0	0	0	0	0	0								
Lindy McDaniel, R OBP: 0.259, SLG: 0.289 (10, PH)								2-3 K					1	0	0	0	0	1	0								
Ron Kline, R OBP: 0.143, SLG: 0.143 (12.1)						1-2 1B							0	0	0	0	0	0	0								
Bob Gibson, R OBP: 0.179, SLG: 0.214 (12.1)								0-1 F9					4	0	0	0	1	0	2								
Ken Boyer, R OBP: 0.366, SLG: 0.549 (1.5)	F8		1-1 BB			0-1 FC1-4 1-2		0-1 F9			0-0 6-3		4	0	0	0	1	0	2								
Walt Moryn, L OBP: 0.328, SLG: 0.445 (9, PH)		0-0 4-3				1-3 K				0-0 HR		3-3 K	3	0	0	0	0	2	4								
Bob Nieman, R OBP: 0.367, SLG: 0.477 (10, 7)													2	1	1	1	0	1	0								
Daryl Spencer, R OBP: 0.386, SLG: 0.415 (1.6)			2-2 5-3			0-3 K		0-1 F8		2-3 K		2-2 L8	5	0	0	0	0	2	3								
Julian Javier, R OBP: 0.281, SLG: 0.358 (7, PH)								1-0 4-3		2-3 K		2-2 L9	2	0	0	0	0	2	3								
Carl Sawatski, L OBP: 0.319, SLG: 0.370 (8.2)													2	0	0	0	0	1	0								
Curt Flood, R OBP: 0.300, SLG: 0.352 (12, PH)													1	0	0	0	0	0	0								
Hal Smith, R OBP: 0.285, SLG: 0.279 (7, PH)						0-3 K		3-2 5-3		0-1 F3		0-0 F8	2	0	0	0	0	1	0								
Stan Musial, L OBP: 0.356, SLG: 0.497 (8.4)													1	0	0	0	0	0	0								
Alex Grammas, R OBP: 0.284, SLG: 0.304 (9.3)													2	0	1	0	0	0	0								
Larry Jackson, R OBP: 0.281, SLG: 0.233 (8, PH)													2	0	0	0	0	1	0								
George Crowe, L OBP: 0.306, SLG: 0.492 (9.3)										1-0 F7			1	0	0	0	0	0	0								
Charlie James, R OBP: 0.243, SLG: 0.417 (10, 9)													2	0	0	0	0	1	1								
Inning Stats	R: 1 E: 0 K: 0 S: 12	H: 1 LOB: 0 BB: 0 P: 17	R: 0 E: 0 K: 1 S: 7	H: 0 LOB: 0 BB: 0 P: 11	R: 0 E: 0 K: 1 S: 19	H: 0 LOB: 3 BB: 1 P: 14	R: 0 E: 0 K: 3 S: 19	H: 2 LOB: 3 BB: 1 P: 29	R: 0 E: 0 K: 0 S: 6	H: 0 LOB: 1 BB: 1 P: 11	R: 0 E: 0 K: 0 S: 4	H: 0 LOB: 0 BB: 0 P: 7	R: 1 E: 0 K: 1 S: 10	H: 2 LOB: 1 BB: 0 P: 17	R: 1 E: 0 K: 3 S: 15	H: 2 LOB: 1 BB: 0 P: 19	R: 0 E: 0 K: 1 S: 8	H: 0 LOB: 0 BB: 0 P: 11	R: 0 E: 0 K: 1 S: 9	H: 0 LOB: 0 BB: 0 P: 14	R: 0 E: 0 K: 0 S: 6	H: 0 LOB: 0 BB: 0 P: 8	1B: 4 2B: 0 3B: 1 HR: 2	SF: 0 SAC: 0 DP: 0 HBP: 0	WP: 0 PB: 0 SB: 0 CS: 0	PA: 46	
PITCHER	IP WLS BF H R ER SO BB IBB HBP BLK WP HR S P ERA WHIP	IP WLS BF H R ER SO BB IBB HBP BLK WP HR S P ERA WHIP	IP WLS BF H R ER SO BB IBB HBP BLK WP HR S P ERA WHIP	IP WLS BF H R ER SO BB IBB HBP BLK WP HR S P ERA WHIP	IP WLS BF H R ER SO BB IBB HBP BLK WP HR S P ERA WHIP	IP WLS BF H R ER SO BB IBB HBP BLK WP HR S P ERA WHIP	IP WLS BF H R ER SO BB IBB HBP BLK WP HR S P ERA WHIP	IP WLS BF H R ER SO BB IBB HBP BLK WP HR S P ERA WHIP	IP WLS BF H R ER SO BB IBB HBP BLK WP HR S P ERA WHIP	IP WLS BF H R ER SO BB IBB HBP BLK WP HR S P ERA WHIP	IP WLS BF H R ER SO BB IBB HBP BLK WP HR S P ERA WHIP	IP WLS BF H R ER SO BB IBB HBP BLK WP HR S P ERA WHIP	IP WLS BF H R ER SO BB IBB HBP BLK WP HR S P ERA WHIP	IP WLS BF H R ER SO BB IBB HBP BLK WP HR S P ERA WHIP	IP WLS BF H R ER SO BB IBB HBP BLK WP HR S P ERA WHIP	IP WLS BF H R ER SO BB IBB HBP BLK WP HR S P ERA WHIP	IP WLS BF H R ER SO BB IBB HBP BLK WP HR S P ERA WHIP	IP WLS BF H R ER SO BB IBB HBP BLK WP HR S P ERA WHIP	IP WLS BF H R ER SO BB IBB HBP BLK WP HR S P ERA WHIP	IP WLS BF H R ER SO BB IBB HBP BLK WP HR S P ERA WHIP	IP WLS BF H R ER SO BB IBB HBP BLK WP HR S P ERA WHIP	IP WLS BF H R ER SO BB IBB HBP BLK WP HR S P ERA WHIP	IP WLS BF H R ER SO BB IBB HBP BLK WP HR S P ERA WHIP	IP WLS BF H R ER SO BB IBB HBP BLK WP HR S P ERA WHIP	IP WLS BF H R ER SO BB IBB HBP BLK WP HR S P ERA WHIP	IP WLS BF H R ER SO BB IBB HBP BLK WP HR S P ERA WHIP	IP WLS BF H R ER SO BB IBB HBP BLK WP HR S P ERA WHIP
Don Drysdale, R ERA: 2.87	1.1	7.1	5	2	2	7	3	0	0	0	0	0	0	0	1	69	111	2.46	1.091								
Johnny Podres, L ERA: 3.1	0.1	4.2	W	1	1	6	0	0	0	0	0	0	0	1	43	59	1.93	0.429									

Los Angeles Dodgers @ St. Louis Cardinals
Sportsman's Park, St. Louis, MO
Wed Sep 21 1960, 8:05 PM EDT
Alt. 14,844 - Unknown

AB 42
R 3
H 7
RBI 3
BB 3
SO 13
LOB 15



Batter	1	2	3	4	5	6	7	8	9	AB	R	H	RBI	BB	SO	LOB	TOP				
Don Blasingame, L (1.4) OBP: 0.297, SLG: 0.296	F5	SF9	F9			1B			4-3	5	1	2	1	0	0	0	San Francisco Giants @ Los Angeles Dodgers Los Angeles Memorial Coliseum, Los Angeles, CA Sun Sep 25 1960, 7:33 AM EDT Att: 25,056 - Unknown				
Jose Pagan, R (1.6) OBP: 0.346, SLG: 0.480	6-3	E		FC3-6		1B	4-3		L9	6	2	3	1	0	0	1					
Willie Mays, R (1.8) OBP: 0.382, SLG: 0.555				FC3-6		1B	6-3			4	0	1	0	1	0	4					
Felipe Alou, R (1.7) OBP: 0.303, SLG: 0.425	L6	FC6-4		L7		2B				4	2	1	2	1	0	3					
Orlando Cepeda, R (1.3) OBP: 0.340, SLG: 0.501		E6				1B	PO		K	5	3	3	2	0	1	0					
Willie Kirkland, L (1.9) OBP: 0.311, SLG: 0.455				4-3		2B			K	5	1	2	4	0	1	3					
Jim Davenport, R (1.5) OBP: 0.309, SLG: 0.362				6-3		1B				4	2	2	2	1	0	1					
Bob Schmidt, R (1.2) OBP: 0.314, SLG: 0.381		SF9		6-3		F5			1-3	5	1	2	0	0	0	0					
Juan Marichal, R (1.1) OBP: 0.200, SLG: 0.143				4-3		4-3			F6	3	1	0	0	1	0	2					
Don Choate, R (7.1) OBP: 0.339, SLG: 0.459		2B		4-3		FC6-4				0	0	0	0	0	0	0					
Willie McCovey, L (9. PH) OBP: 0.339, SLG: 0.459										0	0	0	0	0	0	0					
Johnny Antonelli, L (9.1) OBP: 0.278, SLG: 0.294		FC6-4				1-2				0	0	0	0	0	0	0					
Inning Stats	R: 0 E: 0 K: 0 S: 10	H: 1 LOB: 1 BB: 0 P: 18	R: 8 E: 2 K: 0 S: 20	H: 5 LOB: 1 BB: 3 P: 40	R: 0 E: 0 K: 0 S: 7	H: 0 LOB: 0 BB: 0 P: 12	R: 0 E: 0 K: 0 S: 6	H: 2 LOB: 2 BB: 0 P: 9	R: 0 E: 0 K: 0 S: 5	H: 0 LOB: 0 BB: 0 P: 8	R: 4 E: 0 K: 0 S: 19	H: 6 LOB: 2 BB: 0 P: 29	R: 0 E: 0 K: 0 S: 8	H: 1 LOB: 1 BB: 1 P: 17	R: 1 E: 0 K: 2 S: 11	H: 1 LOB: 0 BB: 0 P: 15	R: 0 E: 0 K: 0 S: 4	H: 0 LOB: 0 BB: 0 P: 4	1B: 10 2B: 4 3B: 0 HR: 2	SF: 1 SAC: 0 DP: 0 HBP: 0	WP: 0 PA: 48 PB: 0 SB: 0 CS: 0
PITCHER	IP	WLS	BF	H	R	ER	SO	BB	IBB	HBP	BLK	WP	HR	S	P	ERA	WHIP			ERA	WHIP
Stan Williams, R (1.1) ERA: 2.92	1.0	L	9	3	5	3	0	2	0	0	0	0	1	16	33	27.00	5.000			4.50	0.500
Ed Palmquist, R (2.1) ERA: 2.51	0.2		6	3	3	0	0	0	1	0	0	0	0	11	20	0.00	4.500				
Ed Rakow, R (2.1) ERA: 9.6	2.1		9	2	0	0	0	0	0	0	0	0	0	16	26	0.00	0.857				
Phil Ortega, R (5.1) ERA: 18.0	1.1		8	4	4	4	0	0	0	0	0	0	0	16	27	27.00	3.000				
Ed Roebuck, R (6.1) ERA: 2.84	1.2		8	3	0	0	0	1	0	0	0	0	0	16	27	0.00	2.400				

Batter	1	2	3	4	5	6	7	8	9	AB	R	H	RBI	BB	SO	LOB	BOTTOM					
Maury Wills, S (1.6) OBP: 0.342, SLG: 0.331	4-3		4-3		F7	4-3	L9			5	0	1	0	0	0	3	San Francisco Giants @ Los Angeles Dodgers Los Angeles Memorial Coliseum, Los Angeles, CA Sun Sep 25 1960, 7:33 AM EDT Att: 25,056 - Unknown					
Jim Gilliam, S (1.4) OBP: 0.356, SLG: 0.317	2B	BLK	4-3		E	1B	HR		4-3	1	4	0	0	4	0	1						
Willie Davis, L (1.8) OBP: 0.271, SLG: 0.466	E		F8		E7	1B	HR		4-3	5	2	2	3	0	0	3						
Norm Larker, L (1.3) OBP: 0.370, SLG: 0.434	E		K		F8	K			L7	4	0	0	0	1	2	4						
Tommy Davis, R (1.7) OBP: 0.309, SLG: 0.428	F8			HR	1B	1B			1B	5	2	4	3	0	0	2						
Frank Howard, R (1.9) OBP: 0.318, SLG: 0.468	F9		L8		L8	1B			K	5	0	2	1	0	1	3						
Charley Smith, R (1.5) OBP: 0.167, SLG: 0.178	1-3		K		F3				F4	5	0	0	0	0	2	4						
John Roseboro, L (1.2) OBP: 0.322, SLG: 0.366	F3					4-3	1-3		F6	0	0	0	0	0	0	0						
Doug Camilli, R (2. PH) OBP: 0.400, SLG: 0.250						HR				4	1	1	0	1	1	2						
Stan Williams, R (1.1) ERA: 2.92						1-3			F5	0	0	0	0	0	0	0						
Ed Palmquist, R (2.1) ERA: 2.51										0	0	0	0	0	0	0						
Ed Rakow, R (2.1) ERA: 9.6										0	0	0	0	0	0	0						
Phil Ortega, R (5.1) ERA: 18.0										0	0	0	0	0	0	0						
Ed Roebuck, R (6.1) ERA: 2.84										0	0	0	0	0	0	0						
Inning Stats	R: 1 E: 1 K: 0 S: 11	H: 1 LOB: 2 BB: 2 P: 25	R: 0 E: 0 K: 0 S: 6	H: 0 LOB: 0 BB: 0 P: 6	R: 0 E: 0 K: 1 S: 9	H: 1 LOB: 1 BB: 0 P: 11	R: 1 E: 0 K: 2 S: 13	H: 1 LOB: 1 BB: 1 P: 19	R: 2 E: 1 K: 0 S: 11	H: 2 LOB: 2 BB: 1 P: 21	R: 3 E: 0 K: 1 S: 12	H: 2 LOB: 0 BB: 1 P: 21	R: 1 E: 1 K: 2 S: 14	H: 2 LOB: 2 BB: 0 P: 20	R: 1 E: 0 K: 1 S: 13	H: 1 LOB: 1 BB: 1 P: 23	R: 0 E: 0 K: 0 S: 9	H: 0 LOB: 0 BB: 0 P: 10	1B: 5 2B: 3 3B: 0 HR: 2	SF: 0 SAC: 0 DP: 0 HBP: 0	WP: 1 PA: 45 PB: 0 SB: 0 CS: 0	
PITCHER	IP	WLS	BF	H	R	ER	SO	BB	IBB	HBP	BLK	WP	HR	S	P	ERA	WHIP			ERA	WHIP	
Juan Marichal, R (1.1) ERA: 2.86	6.0	W	31	7	7	4	4	4	1	0	0	0	0	2	62	103	6.00	1.833				
Don Choate, R (7.1) ERA: 3.0	2.0		11	3	2	1	3	1	0	0	0	0	0	27	43	4.50	2.000					
Johnny Antonelli, L (9.1) ERA: 3.77	1.0	S	3	0	0	0	0	0	0	0	0	0	0	9	10	0.00	0.000					



Batter	1	2	3	4	5	6	7	8	9	AB	R	H	RBI	BB	SO	LOB	TOP			
Don Landrum, L (1, 8) OBP: 0.286, SLG: 0.394	1-2 1-3		0-1 4-3		2-1 F7			1-1 G3		4	0	0	0	0	0	3	St. Louis Cardinals @ Los Angeles Dodgers Los Angeles Memorial Coliseum, Los Angeles, CA Tue Sep 27 1960, 10:05 PM EDT Att: 12,878 - Unknown livebaseballscorecards.com			
Joe Cunningham, L (1, 9) Mel Nelson, R (8, 1) OBP: 0.394, SLG: 0.389	1-0 4-3			4-2 L1-3 BB		2-2 4-3		2-1 1B 1B		3	1	1	0	1	0	0				
Bill White, L (1, 3) OBP: 0.333, SLG: 0.462	1-1 1-3			0-0 L1-3 1-2		1-0 1B		2-1 1B 1-2 1B		4	0	2	0	0	0	1				
Ken Boyer, R (1, 5) OBP: 0.370, SLG: 0.561		0-1 E6		3-1 F7		2-3 K		2-0 1-2 1B		4	0	1	1	0	1	1				
Stan Musial, L (1, 7) OBP: 0.353, SLG: 0.491	1-0 F9				0-2 BB 1B	1-1 G3		2-3 K		4	0	1	0	0	1	4				
Daryl Spencer, R (1, 6) OBP: 0.367, SLG: 0.410	0-1 F8				4-0 BB 1-2 BB		1-3 K		0-3 K	3	0	0	0	1	2	1				
Julian Javier, R (1, 4) Charlie James, R (9, PH) OBP: 0.278, SLG: 0.349 OBP: 0.231, SLG: 0.395	1-0 F7				1-2 F8		1-3 K		0-1 F8	3	0	0	0	0	1	3				
Hal Smith, R (1, 2) Carl Sawatski, L (7, PH) OBP: 0.290, SLG: 0.291 OBP: 0.310, SLG: 0.352			1-0 F4		0-2 F9		3-2 4-3		0-0 F8	2	0	0	0	0	0	2				
Ernie Broglio, R (1, 1) Bob Gibson, R (7, 1) Walt Moryn, L (8, PH) OBP: 0.284, SLG: 0.269 OBP: 0.179, SLG: 0.214 OBP: 0.330, SLG: 0.445			2-3 K		4-2 1-2 2-3 BB			1-1 F7		1	0	0	0	1	1	0				
Inning Stats	R: 0 E: 0 K: 0 S: 8	H: 0 LOB: 0 BB: 0 P: 11	R: 0 E: 1 K: 0 S: 6	H: 0 LOB: 1 BB: 0 P: 8	R: 0 E: 0 K: 1 S: 7	H: 0 LOB: 0 BB: 0 P: 10	R: 0 E: 0 K: 0 S: 5	H: 1 LOB: 3 BB: 2 P: 12	R: 0 E: 0 K: 1 S: 9	H: 1 LOB: 1 BB: 0 P: 15	R: 0 E: 0 K: 2 S: 10	H: 0 LOB: 0 BB: 0 P: 15	R: 1 E: 0 K: 1 S: 14	H: 3 LOB: 2 BB: 0 P: 24	R: 0 E: 0 K: 1 S: 6	H: 0 LOB: 0 BB: 0 P: 6		1B: 5 2B: 1 3B: 0 HR: 0	SF: 0 SAC: 0 DP: 1 HBP: 0	WP: 0 PB: 0 SB: 0 CS: 0
PITCHER Roger Craig, R (1, 1) ERA: 3.39	IP: 9.0 WLS: W BF: 35 H: 5 R: 1 ER: 1 SO: 6 BB: 3 IBB: 0 HBP: 0 BLK: 0 WP: 0 HR: 0 S: 78 P: 125 ERA: 1.00 WHIP: 0.889																			

Batter	1	2	3	4	5	6	7	8	9	AB	R	H	RBI	BB	SO	LOB	BOTTOM	
Maury Wills, S (1, 6) OBP: 0.340, SLG: 0.331	0-0 L1	0-1 F6		1-0 FC4-6 1-2		1-1 4-3		2-3 K2-3		5	0	0	0	0	1	2	St. Louis Cardinals @ Los Angeles Dodgers Los Angeles Memorial Coliseum, Los Angeles, CA Tue Sep 27 1960, 10:05 PM EDT Att: 12,878 - Unknown livebaseballscorecards.com	
Jim Gilliam, S (1, 4) Charlie Neal, R (8, 4) OBP: 0.358, SLG: 0.316 OBP: 0.320, SLG: 0.359	4-1 BB 1B		1-2 4-3		1-0 FC2-5 1B		2-2 F6	3-3 K		3	1	1	0	1	0	0		
Willie Davis, L (1, 8) OBP: 0.294, SLG: 0.463	1-3 K		1-1 CS 1B		0-0 1B FC2-5 1B		0-1 HR 1B	0-0 1B		5	1	4	0	0	1	1		
Norm Larker, L (1, 3) Gil Hodges, R (8, PH) OBP: 0.372, SLG: 0.433 OBP: 0.291, SLG: 0.371	4-2 1B BB		1-1 FC6-4 1B		0-1 FC2-5 1B		4-2 HR BB	3-2 6-3		2	2	1	0	2	0	2		
Tommy Davis, R (1, 7) OBP: 0.311, SLG: 0.435	2-2 1B		2-1 FC6-4 1-2		0-0 1B		2-2 HR			4	1	3	4	0	0	1		
Frank Howard, R (1, 9) OBP: 0.320, SLG: 0.473	0-2 1-2 3-H 1B			0-1 F8	0-3 K		1-2 1-3 1B			4	0	2	1	0	1	3		
Charley Smith, R (1, 5) Wally Moon, L (6, PH) Bob Lillis, R (8, 5) OBP: 0.170, SLG: 0.180 OBP: 0.381, SLG: 0.453 OBP: 0.255, SLG: 0.286	1-0 F7			1-3 K	2-1 F8		3-2 1-3			2	0	0	0	0	1	2		
John Roseboro, L (1, 2) OBP: 0.324, SLG: 0.369		1-3 K		3-1 2B		2-2 F3		4-0 IBB		3	0	1	0	1	1	0		
Roger Craig, R (1, 1) OBP: 0.154, SLG: 0.057		2-0 5-3		4-2 FC4-6 BB		0-0 6-3		0-1 1-3		3	0	0	0	1	0	2		
Inning Stats	R: 2 E: 0 K: 1 S: 14	H: 2 LOB: 2 BB: 2 P: 26	R: 0 E: 0 K: 1 S: 6	H: 0 LOB: 0 BB: 0 P: 9	R: 0 E: 0 K: 1 S: 9	H: 2 LOB: 1 BB: 0 P: 14	R: 0 E: 0 K: 1 S: 11	H: 1 LOB: 2 BB: 1 P: 20	R: 0 E: 0 K: 0 S: 7	H: 3 LOB: 3 BB: 0 P: 13	R: 3 E: 0 K: 0 S: 19	H: 3 LOB: 2 BB: 2 P: 35	R: 0 E: 0 K: 2 S: 11	H: 1 LOB: 1 BB: 0 P: 19	1B: 10 2B: 1 3B: 0 HR: 1	SF: 0 SAC: 0 DP: 0 HBP: 0		WP: 0 PB: 0 SB: 0 CS: 1
PITCHER Ernie Broglio, R (1, 1) ERA: 2.65 Bob Gibson, R (7, 1) ERA: 5.21 Mel Nelson, L (8, 1) ERA:	IP: 6.1 WLS: L BF: 33 H: 11 R: 5 ER: 5 SO: 4 BB: 4 IBB: 0 HBP: 0 BLK: 0 WP: 0 HR: 1 S: 71 P: 115 ERA: 7.11 WHIP: 2.368																	

Batter	1	2	3	4	5	6	7	8	9	AB	R	H	RBI	BB	SO	LOB	TOP					
Julian Javier, R (1,4) OBP: 0.276, SLG: 0.347	4-3		FC1-6		K		K			3	0	0	0	0	1	2	St. Louis Cardinals @ Los Angeles Dodgers Los Angeles Memorial Coliseum, Los Angeles, CA Wed Sep 28 1960, 10:05 PM EDT Att: 12,506 - Unknown livebaseballscorecards.com					
Joe Cunningham, L (7,PH) OBP: 0.364, SLG: 0.388										1	0	0	0	0	1	2						
Lindy McDaniel, R (7,1) OBP: 0.259, SLG: 0.269										0	0	0	0	0	0	0						
Bill White, L (1,3) OBP: 0.332, SLG: 0.461	3-1		4-3			F7		PB 1B		4	0	1	0	0	0	1						
Bob Nieman, R (1,7) OBP: 0.371, SLG: 0.478	F6			5-3		4-3		PB 1B		4	0	1	0	0	0	0						
Ken Boyer, R (1,5) OBP: 0.370, SLG: 0.566					HR	6-3		F9		4	1	2	1	0	0	2						
Daryl Spencer, R (1,6) OBP: 0.368, SLG: 0.409				L7				K		3	1	1	0	1	1	2						
Charlie James, R (1,9) OBP: 0.214, SLG: 0.366										3	0	0	0	0	1	3						
George Crowe, L (8,PH) OBP: 0.293, SLG: 0.471										1	0	0	0	0	0	2						
Curt Flood, R (8,8) OBP: 0.301, SLG: 0.354										0	0	0	0	0	0	0						
Hal Smith, R (1,2) OBP: 0.291, SLG: 0.291										3	0	1	0	0	0	2						
Carl Sawatski, L (9,PH) OBP: 0.308, SLG: 0.350	L4-3									1	0	0	0	0	0	0						
Don Landrum, L (1,8) OBP: 0.333, SLG: 0.417										3	0	2	1	0	0	0						
Bob Miller, R (1,1) OBP: 0.200, SLG: 0.143										2	0	1	0	0	1	1						
Bob Gibson, R (6,1) OBP: 0.179, SLG: 0.214										0	0	0	0	0	0	0						
Stan Musial, L (7,PH) OBP: 0.352, SLG: 0.489										1	0	0	0	0	1	2						
Alex Grammas, R (7,4) OBP: 0.287, SLG: 0.318										0	0	0	0	0	0	0						
Walt Moryn, L (9,PH) OBP: 0.329, SLG: 0.444										1	0	0	0	0	0	1						
Inning Stats	R: 0 E: 0 K: 0 S: 6	H: 0 LOB: 0 BB: 0 P: 8	R: 1 E: 0 K: 1 S: 13	H: 2 LOB: 1 BB: 0 P: 17	R: 0 E: 0 K: 1 S: 6	H: 0 LOB: 1 BB: 0 P: 9	R: 1 E: 0 K: 0 S: 11	H: 1 LOB: 0 BB: 0 P: 17	R: 0 E: 0 K: 1 S: 8	H: 1 LOB: 1 BB: 0 P: 10	R: 0 E: 0 K: 0 S: 10	H: 0 LOB: 0 BB: 0 P: 16	R: 1 E: 0 K: 2 S: 15	H: 2 LOB: 2 BB: 1 P: 24	R: 0 E: 0 K: 1 S: 11	H: 2 LOB: 2 BB: 0 P: 20	R: 0 E: 0 K: 0 S: 6	H: 1 LOB: 0 BB: 0 P: 10	1B: 8 2B: 1 3B: 0 HR: 1	SF: 0 SAC: 0 DP: 2 HBP: 1	WP: 0 PB: 1 SB: 0 CS: 0	PA: 36
PITCHER	IP WLS BF H R ER SO BB IBB HBP BLK WP HR S P ERA WHIP																					
Johnny Podres, L (1,1) ERA: 3.08	7.0 W 30 8 2 2 5 1 0 1 0 0 1 1 73 109 2.57 1.286																					
Ed Roebuck, R (8,1) ERA: 2.79	2.0 S 6 1 0 0 1 0 0 0 0 0 0 0 13 22 0.00 0.500																					

Batter	1	2	3	4	5	6	7	8	9	AB	R	H	RBI	BB	SO	LOB	BOTTOM				
Maury Wills, S (1,6) OBP: 0.343, SLG: 0.331						E4				2	1	1	0	2	0	1	St. Louis Cardinals @ Los Angeles Dodgers Los Angeles Memorial Coliseum, Los Angeles, CA Wed Sep 28 1960, 10:05 PM EDT Att: 12,506 - Unknown livebaseballscorecards.com				
Charlie Neal, R (1,4) OBP: 0.321, SLG: 0.358										1	0	0	0	1	1	1					
Willie Davis, L (1,8) OBP: 0.306, SLG: 0.457										3	0	1	1	1	1	3					
Norm Larker, L (1,3) OBP: 0.371, SLG: 0.435										3	1	1	1	0	0	1					
Tommy Davis, R (1,7) OBP: 0.307, SLG: 0.430										4	0	0	0	0	2	4					
Frank Howard, R (1,9) OBP: 0.322, SLG: 0.476										4	1	2	1	0	1	0					
Charley Smith, R (1,5) OBP: 0.175, SLG: 0.185										4	0	1	0	0	0	1					
Doug Camilli, R (1,2) OBP: 0.333, SLG: 0.375										4	0	1	1	0	1	2					
Johnny Podres, L (1,1) OBP: 0.205, SLG: 0.136										3	1	1	0	0	1	3					
Ed Roebuck, R (8,1) OBP: 0.200, SLG: 0.208										1	0	0	0	0	1	0					
Inning Stats	R: 0 E: 0 K: 1 S: 6	H: 0 LOB: 0 BB: 1 P: 14	R: 1 E: 0 K: 2 S: 13	H: 3 LOB: 2 BB: 0 P: 20	R: 1 E: 1 K: 1 S: 14	H: 2 LOB: 1 BB: 0 P: 17	R: 0 E: 0 K: 0 S: 6	H: 0 LOB: 0 BB: 0 P: 7	R: 1 E: 0 K: 0 S: 9	H: 1 LOB: 2 BB: 2 P: 20	R: 1 E: 1 K: 2 S: 17	H: 2 LOB: 3 BB: 1 P: 26	R: 0 E: 0 K: 1 S: 8	H: 0 LOB: 0 BB: 0 P: 11	R: 0 E: 0 K: 1 S: 7	H: 0 LOB: 0 BB: 0 P: 10		1B: 5 2B: 3 3B: 0 HR: 0	SF: 1 SAC: 2 DP: 0 HBP: 0	WP: 0 PB: 1 SB: 1 CS: 0	PA: 36
PITCHER	IP WLS BF H R ER SO BB IBB HBP BLK WP HR S P ERA WHIP																				
Bob Miller, R (1,1) ERA: 3.48	5.2 L 29 8 4 4 4 3 1 0 0 0 0 0 62 101 6.35 1.941																				
Bob Gibson, R (6,1) ERA: 5.19	0.1 1 0 0 0 1 0 0 0 0 0 0 0 3 3 0.00 0.000																				
Lindy McDaniel, R (7,1) ERA: 2.11	2.0 6 0 0 0 2 0 0 0 0 0 0 0 15 21 0.00 0.000																				

Batter	1	2	3	4	5	6	7	8	9	AB	R	H	RBI	BB	SO	LOB	TOP								
Lou Johnson, R (1, 8) OBP: 0.270, SLG: 0.265	2-3 K		1-0 E 1B		0-0 6-3		1-2 FC6-5 2-3			4	0	1	0	0	1	1									
Danny Murphy, L (1, 9) OBP: 0.175, SLG: 0.187	1-0 1-3		0-0 E3 L4-6 3-1		1-0 1B		2-2 F2 1-2			4	0	1	0	0	0	2									
Billy Williams, L (1, 7) OBP: 0.346, SLG: 0.489	0-2 HR		0-0 3-1 1-2 2-3		0-3 K		0-0 4-3			4	1	1	1	0	1	4									
14 Ernie Banks, R (1, 6) OBP: 0.350, SLG: 0.554	0-0 6-3		4-0 1B			4-0 FC4-6 BB			1-1 6-3	2	0	0	0	2	0	0									
Ed Bouchee, L (1, 3) OBP: 0.339, SLG: 0.330		0-0 P6	1-2 L4-6 2-3			1-1 FC4-6 FC5-4			0-0 5-3	4	0	0	0	0	0	4									
Ron Santo, R (1, 5) OBP: 0.308, SLG: 0.408		2-2 SF8 3B		3-2 L7		3-1 FC5-4 FC6			2-0 F7	3	1	1	0	0	0	1									
Sammy Drake, S (8, PH) OBP: 0.125, SLG: 0.067						1-2 FC6 1-2				1	0	0	0	0	0	0									
Jerry Kindall, R (1, 4) OBP: 0.256, SLG: 0.346		1-1 SF8 3-H		1-2 2-3		1-1 FC6 1-2			0-3 K	3	0	0	1	0	1	1									
Moe Thacker, R (1, 2) OBP: 0.269, SLG: 0.167		4-2 BB		2-3 K					2-2 1-3	3	1	0	0	1	1	0									
Dick Drott, R (1, 1) OBP: 0.100, SLG: 0.100		2-0 G3			3-1 5-3				0-3 K	1	0	0	0	0	0	1									
Dick Burwell, R (3, 1) OBP: 0.333, SLG: 0.333										0	0	0	0	0	0	0									
Don Zimmer, R (5, PH) OBP: 0.307, SLG: 0.389										1	0	0	0	0	0	0									
Moe Drabowsky, R (5, 1) OBP: 0.307, SLG: 0.389										0	0	0	0	0	0	0									
Don Cardwell, R (6, 1) OBP: 0.289, SLG: 0.416										2	0	1	1	0	1	0									
Inning Stats	R: 1 E: 0 K: 1 S: 8	H: 1 LOB: 0 BB: 0 P: 11	R: 1 E: 0 K: 0 S: 10	H: 1 LOB: 1 BB: 1 P: 19	R: 0 E: 1 K: 0 S: 7	H: 1 LOB: 2 BB: 1 P: 13	R: 0 E: 0 K: 1 S: 11	H: 0 LOB: 0 BB: 0 P: 17	R: 0 E: 0 K: 1 S: 8	H: 1 LOB: 1 BB: 1 P: 12	R: 0 E: 0 K: 0 S: 6	H: 0 LOB: 1 BB: 1 P: 15	R: 1 E: 1 K: 0 S: 11	H: 1 LOB: 0 BB: 0 P: 16	R: 0 E: 0 K: 0 S: 4	H: 0 LOB: 0 BB: 0 P: 7	R: 0 E: 0 K: 2 S: 12	H: 0 LOB: 0 BB: 0 P: 14	1B: 3 2B: 1 3B: 1 HR: 1	SF: 1 SAC: 0 DP: 1 HBP: 0	WP: 0 PB: 0 SB: 1 CS: 0	PA: 36			
PITCHER	IP	WLS	BF	H	R	ER	SO	BB	IBB	HBP	BLK	WP	HR	S	P	ERA	WHIP								
Ed Rakow, R (1, 1) ERA: 7.36	7.0		30	5	3	2	3	2	1	0	0	0	1	61	103	2.57	1.000								
Don Drysdale, R (8, 1) ERA: 2.84	2.0	W	6	0	0	0	2	0	0	0	0	0	0	16	21	0.00	0.000								

Chicago Cubs @ Los Angeles Dodgers
Los Angeles Memorial Coliseum, Los Angeles, CA

AB 32
R 3
H 5
RBI 3
BB 3
SO 5
LOB 14



WP: 0 PA: 36
PB: 0
SB: 1
CS: 0

Sun Oct 02 1960, 7:33 AM EDT
Att: 15,266 - Unknown

livebaseballscores.com

Batter	1	2	3	4	5	6	7	8	9	AB	R	H	RBI	BB	SO	LOB	BOTTOM								
Maury Wills, S (1, 6) OBP: 0.342, SLG: 0.331	2-2 BB 1B	2-2 F7			0-0 5-3		2-2 1-3		0-0 SF7 3-H	4	1	1	1	0	0	0									
Norm Larker, L (1, 3) OBP: 0.398, SLG: 0.430	4-1 BB 1B		1-2 4-3		0-0 E 1B		1-1 F7			3	1	1	0	1	0	0									
Willie Davis, L (1, 8) OBP: 0.348, SLG: 0.477	0-0 F6		2-2 F8		0-0 E 1B			0-1 F7		4	0	1	0	0	0	2									
Tommy Davis, R (1, 7) OBP: 0.302, SLG: 0.426	2-0 F2		0-1 F8		0-0 E5 G4-6-3			0-1 F8		4	0	0	0	0	0	4									
Ron Fairly, L (1, 9) OBP: 0.250, SLG: 0.351	4-2 1B BB			2-2 4-3	1-1 G4-6-3 1-2			0-0 F7		3	1	1	1	1	0	3									
Jim Gilliam, S (1, 4) OBP: 0.359, SLG: 0.318	0-0 1B			1-1 E7 2B		0-0 6-3		0-0 L7		4	0	2	2	0	0	0									
Bob Lillis, R (1, 5) OBP: 0.290, SLG: 0.333	1-3 2-H 3-H 0-1 F9			0-0 F5		1-0 F5			1-1 E1 SH SF7	4	1	0	0	0	0	3									
Doug Camilli, R (1, 2) OBP: 0.385, SLG: 0.542		2-1 F8			1-0 HBP		1-3 K		4-2 SH BB	2	0	0	0	0	1	0									
Charlie Neal, R (9, PH) OBP: 0.521, SLG: 0.363										0	0	0	0	0	0	0									
Wally Moon, L (9, PH) OBP: 0.383, SLG: 0.452										0	0	0	0	1	0	0									
Ed Rakow, S (1, 1) OBP: 0.333, SLG: 0.333		0-3 K			1-0 5-3				0-0 SH	2	0	0	0	0	1	2									
Duke Snider, L (7, PH) OBP: 0.366, SLG: 0.519										1	0	0	0	0	1	0									
Don Drysdale, R (8, 1) OBP: 0.211, SLG: 0.277										0	0	0	0	0	0	0									
John Roseboro, L (9, PH) OBP: 0.323, SLG: 0.369									1-2 2-3	0	0	0	0	0	0	0									
Inning Stats	R: 2 E: 0 K: 0 S: 16	H: 2 LOB: 2 BB: 2 P: 28	R: 0 E: 0 K: 1 S: 8	H: 0 LOB: 0 BB: 0 P: 12	R: 0 E: 0 K: 0 S: 10	H: 0 LOB: 0 BB: 0 P: 13	R: 0 E: 1 K: 0 S: 7	H: 1 LOB: 2 BB: 0 P: 12	R: 0 E: 0 K: 1 S: 5	H: 0 LOB: 0 BB: 0 P: 7	R: 0 E: 0 K: 1 S: 9	H: 0 LOB: 0 BB: 0 P: 14	R: 1 E: 0 K: 0 S: 6	H: 1 LOB: 0 BB: 0 P: 6	R: 0 E: 0 K: 0 S: 7	H: 0 LOB: 2 BB: 1 P: 12	1B: 4 2B: 1 3B: 0 HR: 1	SF: 1 SAC: 1 DP: 1 HBP: 1	WP: 0 PB: 0 SB: 0 CS: 0	PA: 37					
PITCHER	IP	WLS	BF	H	R	ER	SO	BB	IBB	HBP	BLK	WP	HR	S	P	ERA	WHIP								
Dick Drott, R (1, 1) ERA: 6.99	2.0		10	2	2	2	1	2	0	0	0	0	0	24	40	9.00	2.000								
Dick Burwell, R (3, 1) ERA: 5.99	2.0		8	1	0	0	0	0	0	1	0	0	0	17	25	0.00	0.500								
Moe Drabowsky, R (5, 1) ERA: 6.44	1.0		5	2	0	0	0	0	0	0	0	0	0	6	7	0.00	2.000								
Don Cardwell, R (6, 1) ERA: 4.4	3.1	L	14	1	2	1	2	1	0	0	0	0	1	27	39	2.70	0.600								

Chicago Cubs @ Los Angeles Dodgers
Los Angeles Memorial Coliseum, Los Angeles, CA

AB 31
R 4
H 6
RBI 4
BB 3
SO 3
LOB 14



WP: 0 PA: 37
PB: 0
SB: 0
CS: 0

Sun Oct 02 1960, 7:33 AM EDT
Att: 15,266 - Unknown

livebaseballscores.com