

Los Angeles Dodgers - 1961

Batter	1	2	3	4	5	6	7	8	9	AB R H RBI BB SO LOB	TOP
Bob Sadowski, L (1, 5) OBP: 0.600, SLG: 0.333	1-1 2B HBP		0-0 HR 1B		0-0 6-3		4-0 BB		1-3 K	3 1 1 0 1 1 1	
Tony Taylor, R (1, 4)	1-2 F8		3-3 K 1-2		1-2 L9		1-3 K			4 0 0 0 0 2 4	
Johnny Callison, L (1, 9) OBP: 0.500, SLG: 1.250	1-3 K		1-2 HR 2-H		0-0 CS 1B		1-3 K			4 1 2 2 0 2 1	
Tony Curry, L (1, 7) Ken Lehman, L (8, 1)	0-1 2B		0-0 P5		2-3 K 1-2		2-3 K			4 0 1 0 0 2 1 0 0 0 0 0 0 0	
Tony Gonzalez, L (1, 8)	1-3 K			1-0 6-3 HBP		1-0 1B		1-0 1B		3 0 2 0 0 1 2	
Pancho Herrera, R (1, 3)		2-2 F7		0-0 6-3 1-2		3-2 6-3		2-3 K		4 0 0 0 0 1 3	
Clay Dalrymple, L (1, 2)		0-1 G3		3-2 P5		0-0 B5-3		2-2 F2		4 0 0 0 0 0 1	
Ruben Amaro, R (1, 6) Lee Walls, R (9, PH)		0-3 K		2-3 K		0-0 5-3		4-2 BB		3 0 0 0 0 2 1 0 0 0 0 1 0 0	
Robin Roberts, S (1, 1) Bobby Gene Smith, R (8, 7)			1-3 K		0-1 F7		4-1 BB BB		3-3 K	2 0 0 0 1 1 0 1 0 0 0 0 1 1	
Inning Stats	R: 0 H: 1 E: 0 LOB: 2 K: 2 BB: 0 S: 14 P: 18	R: 0 H: 0 E: 0 LOB: 0 K: 1 BB: 0 S: 10 P: 12	R: 2 H: 2 E: 0 LOB: 0 K: 2 BB: 0 S: 11 P: 16	R: 0 H: 0 E: 0 LOB: 1 K: 1 BB: 0 S: 11 P: 17	R: 0 H: 0 E: 0 LOB: 0 K: 0 BB: 0 S: 6 P: 7	R: 0 H: 2 E: 0 LOB: 1 K: 1 BB: 0 S: 9 P: 15	R: 0 H: 0 E: 0 LOB: 2 K: 1 BB: 2 S: 6 P: 15	R: 0 H: 1 E: 0 LOB: 1 K: 3 BB: 0 S: 10 P: 16	R: 0 H: 0 E: 0 LOB: 1 K: 2 BB: 1 S: 12 P: 22	1B: 4 SF: 0 2B: 2 SAC: 0 3B: 0 DP: 1 HR: 1 HBP: 2	WP: 0 PA: 37 PB: 0 SB: 1 CS: 1
PITCHER Don Drysdale, R (1, 1) ERA: 2.57 Larry Sherry, R (8, 1) ERA:	IP WLS BF H R ER SO BB IBB HBP BLK WP HR S P ERA WHIP	7.0 W 29 5 2 2 8 2 0 2 0 0 0 1 67 100 2.57 1.000	2.0 S 8 1 0 0 5 1 0 0 0 0 0 0 22 38 0.00 1.000								

Philadelphia Phillies @ Los Angeles Dodgers
Los Angeles Memorial Coliseum, Los Angeles, CA
Tue Apr 11 1961, 9:05 PM EST
Att: 50,927 - Unknown

AB	32
R	2
H	6
RBI	2
BB	3
SO	13
LOB	15



Batter	1	2	3	4	5	6	7	8	9
Maury Wills, S OBP: 0.500, SLG: 0.500 (1, 6)	0-0 SH1-3 1B		1-2 CS 1B			0-2 P4		1-2 1-3	
Willie Davis, L (1, 8)	0-0 SH1-3 1-2		0-1 4-3 1-2			0-2 F5		4-2 1-3 1B BB	
Tommy Davis, R OBP: 0.333, SLG: 0.333 (1, 5) Jim Gilliam, S (8, 5)	0-1 G1-6-3 2-H 1B			1-1 P3		1-2 6-3		0-1 1-3	
Duke Snider, L OBP: 0.333, SLG: 0.333 (1, 9) Frank Howard, R (8, PH) Gil Hodges, R (9, 3)	1-1 G1-6-3 1-2f			3-2 G3			0-0 3-1 SH1-4 1B 1B	4-0 1B IBB	
Wally Moon, L OBP: 1.000, SLG: 2.500 (1, 7) Carl Warwick, R OBP: 1.000, SLG: 1.000 (8, PH) (9, 7)		0-0 HR		3-2 CS 1B			1-0 SH1-4 1-2	0-0 1-2 2-H 1B	
Norm Larker, L (1, 3) Don Demeter, R (8, PH) (9, 9)		0-0 L8		1-2 CS 1-2	0-0 4-3		1-0 3-1 2-3	0-0 1-3	
Charlie Neal, R OBP: 0.667, SLG: 0.500 (1, 4)		0-0 P4			4-0 FC5-4 BB		0-1 E 1B 2B 1B 3-H		
John Roseboro, L OBP: 0.667, SLG: 0.667 (1, 2)		0-1 1B			1-1 FC5-4 1-2f		1-2 E7 2B 1B 1-3		
Don Drysdale, R (1, 1) Ron Fairly, L OBP: 1.000, SLG: 2.000 (7, PH) Larry Sherry, R (8, 1)			3-3 K		0-3 K		2-1 2B 2B 2-H 3-H		

Inning Stats	R: 1	H: 2	E: 0	LOB: 0	K: 0	S: 6	P: 7	R: 1	H: 2	E: 0	LOB: 1	K: 0	S: 5	P: 5	R: 0	H: 1	E: 0	LOB: 0	K: 1	S: 9	P: 13	R: 0	H: 1	E: 0	LOB: 0	K: 0	S: 10	P: 18	R: 0	H: 0	E: 0	LOB: 1	K: 1	S: 6	P: 11	R: 0	H: 0	E: 0	LOB: 0	K: 0	S: 9	P: 10	R: 3	H: 4	E: 1	LOB: 1	K: 0	S: 10	P: 15	R: 1	H: 1	E: 0	LOB: 2	K: 0	S: 13	P: 22
--------------	------	------	------	--------	------	------	------	------	------	------	--------	------	------	------	------	------	------	--------	------	------	-------	------	------	------	--------	------	-------	-------	------	------	------	--------	------	------	-------	------	------	------	--------	------	------	-------	------	------	------	--------	------	-------	-------	------	------	------	--------	------	-------	-------

PITCHER	IP	WLS	BF	H	R	ER	SO	BB	IBB	HBP	BLK	WP	HR	S	P	ERA	WHIP
Robin Roberts, R ERA: 6.43 (1, 1)	7.0	L	27	10	5	5	2	1	0	0	0	0	1	55	79	6.43	1.571
Ken Lehman, L ERA: 9.0 (8, 1)	1.0		6	1	1	1	0	1	1	0	0	0	0	13	22	9.00	2.000

AB	R	H	RBI	BB	SO	LOB
4	1	2	0	0	0	0
2	1	0	0	1	0	1
3	0	1	1	0	0	0
1	0	0	0	0	0	1
3	1	1	0	0	0	1
0	0	0	0	1	0	0
0	0	0	0	0	0	0
2	1	2	1	0	0	0
1	0	1	1	0	0	0
3	0	0	0	0	0	1
1	0	0	0	0	0	2
2	1	1	1	1	0	0
3	1	2	0	0	0	1
2	0	0	0	0	2	1
1	0	1	2	0	0	0
0	0	0	0	0	0	0
1B: 9	SF: 0	WP: 0	PA: 34			
2B: 1	SAC: 2	PB: 0				
3B: 0	DP: 1	SB: 0				
HR: 1	HBP: 0	CS: 2				

PITCHER	IP	WLS	BF	H	R	ER	SO	BB	IBB	HBP	BLK	WP	HR	S	P	ERA	WHIP
---------	----	-----	----	---	---	----	----	----	-----	-----	-----	----	----	---	---	-----	------

Philadelphia Phillies @ Los Angeles Dodgers
Los Angeles Memorial Coliseum, Los Angeles, CA
 Tue Apr 11 1961, 9:05 PM EST
 Att. 50,927 - Unknown

livebaseballscorecards.com

AB	28
R	6
H	11
RBI	6
BB	3
SO	2
LOB	8



Batter	1	2	3	4	5	6	7	8	9	AB R H RBI BB SO LOB	TOP																			
Bobby Malkmus, R (1, 5) OBP: 0.250, SLG: 0.250	1-3 		0-0 SH1-3 1B		1-0 6-3			2-3 K		4 0 1 0 0 2 0	Philadelphia Phillies @ Los Angeles Dodgers Los Angeles Memorial Coliseum, Los Angeles, CA Wed Apr 12 1961, 9:05 PM EST Att: 10,694 - Unknown livebaseballscorecards.com																			
Johnny Callison, L (1, 9) OBP: 0.571, SLG: 1.000	1-3 K		0-1 SH1-3 1-2			0-0 G1-6-3 1B		0-0 E 1B 1B	3 1 2 0 0 1 0																					
Tony Taylor, R (1, 4) OBP: 0.250, SLG: 0.375	3-2 		3-3 K			1-2 G1-6-3 1-2f		0-0 E8 E 1B 1B	4 1 2 0 0 1 2																					
Bobby Gene Smith, R (1, 7) OBP: 0.250, SLG: 0.500 Tony Curry, L (9, PH) OBP: 0.400, SLG: 0.600	2-1 		1-1 3-1			0-3 K2-3		0-2 E1 FC6-4 1B	3 0 1 1 0 1 1 1 0 1 1 0 0 0																					
Ken Walters, R (1, 8) OBP: 0.333, SLG: 0.333 Tony Gonzalez, L (9, PH) OBP: 0.600, SLG: 0.500	2-3 K		1-1 			0-0 F8		1-1 FC6-4 FC6-2-5-2-5 1-2f	3 0 1 0 0 1 1 1 0 0 0 0 0 2																					
Pancho Herrera, R (1, 3) OBP: 0.143, SLG: 0.143 Bob Sadowski, L (9, PH) OBP: 0.500, SLG: 0.250		1-0 	1-3 K			2-3 K		0-1 FC6-2-5-2-5 1-3 3-H	3 0 1 0 0 2 1 1 0 0 0 0 0 2																					
Clay Dalrymple, L (1, 2) Don Ferrarese, R (7, 1)		0-1 FC1-6 CS	1-1 F2			2-3 K			3 0 0 0 0 1 2 0 0 0 0 0 0 0																					
Ruben Amaro, R (1, 6) Lee Walls, R (8, PH) Joe Koppe, R (8, 6)		4-2 	1-3 K			0-0 F9			1 0 0 0 1 1 0 1 0 0 0 0 0 0 0 0 0 0 0 0 0																					
Frank Sullivan, R (1, 1) Cal Neeman, R (7, 2)		1-2 F9	0-1 4-3			0-3 K			2 0 0 0 0 0 1 1 0 0 0 0 1 0																					
Inning Stats	R: 1 E: 0 K: 3 S: 15	H: 2 LOB: 1 BB: 0 P: 24	R: 0 E: 0 K: 0 S: 10	H: 1 LOB: 1 BB: 1 P: 16	R: 0 E: 0 K: 1 S: 10	H: 1 LOB: 0 BB: 0 P: 11	R: 0 E: 0 K: 1 S: 6	H: 0 LOB: 0 BB: 0 P: 8	R: 0 E: 0 K: 1 S: 7	H: 1 LOB: 0 BB: 0 P: 8		R: 0 E: 0 K: 2 S: 11	H: 0 LOB: 0 BB: 0 P: 15	R: 0 E: 0 K: 2 S: 8	H: 0 LOB: 0 BB: 0 P: 10	R: 1 E: 2 K: 0 S: 9	H: 3 LOB: 1 BB: 0 P: 10	1B: 7 2B: 3 3B: 0 HR: 0	SF: 0 SAC: 1 DP: 2 HBP: 0	WP: 0 PB: 0 SB: 0 CS: 2	PA: 33									
PITCHER Johnny Podres, L (1, 1) ERA: 1.13 Larry Sherry, R (9, 1) ERA:	IP 8.0	WLS W	BF 30	H 8	R 2	ER 1	SO 11	BB 1	IBB 0	HBP 0	BLK 0	WP 0	HR 0	S 77	P 108	ERA 1.12	WHIP 1.125													
											PITCHER	IP	WLS	BF	H	R	ER	SO	BB	IBB	HBP	BLK	WP	HR	S	P	ERA	WHIP		

Philadelphia Phillies @ Los Angeles Dodgers
 Los Angeles Memorial Coliseum, Los Angeles, CA

AB	31
R	2
H	9
RBI	2
BB	1
SO	11
LOB	12



Batter	1	2	3	4	5	6	7	8	9	AB	R	H	RBI	BB	SO	LOB
Maury Wills, S OBP: 0.286, SLG: 0.286 (1, 6)	F8			F8		SH5-3	FC6-4			3	0	0	0	0	0	2
Willie Davis, L (1, 8)	4-3			G3		F8		SH3-4 HBP		3	0	0	0	0	0	1
Tommy Davis, R OBP: 0.333, SLG: 0.333 (1, 5) Jim Gilliam, S (8, 5)	K			5-3			HR 1B	SH3-4		3	1	1	0	0	1	0
Duke Snider, L OBP: 0.143, SLG: 0.143 (1, 9)		4-3			G3		K	K		4	0	0	0	0	2	2
Wally Moon, L OBP: 0.500, SLG: 1.500 (1, 7)		6-3			5-3		HR	K		4	1	1	2	0	1	1
Norm Larker, L OBP: 0.333, SLG: 0.200 (1, 3) Gil Hodges, R (9, 3)		4-3			1B		1B BB			2	1	1	0	1	0	0
Charlie Neal, R OBP: 0.333, SLG: 0.200 (1, 4)			K		5-3		F9			3	0	0	0	0	1	2
John Roseboro, L OBP: 0.500, SLG: 0.500 (1, 2)			4-3			L3	1B 1B			3	0	1	0	0	0	0
Johnny Podres, L OBP: 0.667, SLG: 0.667 (1, 1) Larry Sherry, R (9, 1)			1-3			SH5-3 1B	FC6-4 1B			3	0	2	1	0	0	0

Inning Stats		R: 0	H: 0	R: 0	H: 0	R: 0	H: 0	R: 0	H: 1	R: 0	H: 1	R: 3	H: 4	R: 0	H: 0
E: 0	LOB: 0	E: 0	LOB: 0	E: 0	LOB: 0	E: 0	LOB: 0	E: 0	LOB: 1	E: 0	LOB: 1	E: 0	LOB: 2	E: 0	LOB: 1
K: 1	BB: 0	K: 0	BB: 0	K: 1	BB: 0	K: 0	BB: 0	K: 0	BB: 0	K: 1	BB: 0	K: 1	BB: 1	K: 2	BB: 0
S: 9	P: 14	S: 4	P: 6	S: 8	P: 10	S: 5	P: 10	S: 7	P: 13	S: 9	P: 14	S: 16	P: 25	S: 10	P: 16

BOTTOM

Philadelphia Phillies @ Los Angeles Dodgers
Los Angeles Memorial Coliseum, Los Angeles, CA

Wed Apr 12 1961, 9:05 PM EST
Att. 10,694 - Unknown

AB 28
R 3
H 6
RBI 3
BB 1
SO 5
LOB 8



PITCHER		IP	WLS	BF	H	R	ER	SO	BB	IBB	HBP	BLK	WP	HR	S	P	ERA	WHIP
Frank Sullivan, R ERA: 4.05 (1, 1)		6.2	L	26	5	3	3	3	1	0	0	0	0	1	56	90	4.05	0.900
Don Ferrarese, L ERA: (7, 1)		1.1		6	1	0	0	2	0	0	1	0	0	12	18	0.00	0.750	

Batter	1	2	3	4	5	6	7	8	9	AB R H RBI BB SO LOB	TOP
Bob Sadowski, L (1, 5) <small>OBP: 0.300, SLG: 0.125</small> Bobby Malkmus, R (7, 5) <small>OBP: 0.250, SLG: 0.250</small>	2-1 		2-2 		0-0 		3-3 		0-0 	4 0 0 0 0 1 2 0 0 0 0 0 0 0	Philadelphia Phillies @ Los Angeles Dodgers Los Angeles Memorial Coliseum, Los Angeles, CA Thu Apr 13 1961, 9:05 PM EST Att: 10,312 - Unknown
Tony Taylor, R (1, 4) <small>OBP: 0.154, SLG: 0.231</small>	0-1 		0-1 		2-0 			2-2 	0-0 	5 1 0 0 0 0 2	
Johnny Callison, L (1, 9) <small>OBP: 0.455, SLG: 0.818</small>	1-3 			3-2 		3-2 		2-1 	2-2 	5 2 1 0 0 1 2	
Tony Curry, L (1, 7) <small>OBP: 0.444, SLG: 0.667</small> Bobby Gene Smith, R (8, 7) <small>OBP: 0.250, SLG: 0.500</small>		2-1 		2-1 		2-2 		1-0 		4 1 2 2 0 0 1 0 0 0 0 0 0 0	
Tony Gonzalez, L (1, 8) <small>OBP: 0.667, SLG: 1.000</small>		1-0 		0-0 		1-1 		2-0 		4 2 3 3 0 0 1	
Pancho Herrera, R (1, 3) <small>OBP: 0.182, SLG: 0.455</small>		0-3 		0-2 		2-3 		0-3 		4 1 1 2 0 3 2	
Clay Dalrymple, L (1, 2)		2-0 		1-0 		1-2 		1-3 		4 0 0 0 0 1 2	
Ruben Amaro, R (1, 6) <small>OBP: 0.333, SLG: 0.143</small>			4-2 		3-2 		0-3 		0-1 	3 0 1 0 1 1 0	
John Buzhardt, R (1, 1) Chris Short, R (3, 1) Turk Farrell, R (7, 1) <small>OBP: 1.000, SLG: 1.000</small>			0-0 		0-3 		1-3 		0-2 	1 0 0 0 0 0 1 2 0 0 0 0 2 1 1 1 1 0 0 0 0	
Inning Stats	R: 0 H: 0 E: 0 LOB: 0 K: 1 BB: 0 S: 7 P: 10	R: 0 H: 1 E: 0 LOB: 1 K: 1 BB: 0 S: 7 P: 12	R: 0 H: 0 E: 0 LOB: 1 K: 0 BB: 1 S: 8 P: 14	R: 2 H: 2 E: 0 LOB: 0 K: 0 BB: 0 S: 10 P: 16	R: 0 H: 1 E: 0 LOB: 1 K: 1 BB: 0 S: 8 P: 13	R: 2 H: 2 E: 0 LOB: 0 K: 1 BB: 0 S: 16 P: 25	R: 0 H: 0 E: 0 LOB: 0 K: 3 BB: 0 S: 11 P: 15	R: 3 H: 2 E: 2 LOB: 1 K: 2 BB: 0 S: 13 P: 21	R: 1 H: 1 E: 1 LOB: 0 K: 0 BB: 0 S: 9 P: 11	1B: 5 SF: 0 2B: 3 SAC: 1 3B: 0 DP: 1 HR: 2 HBP: 0	
PITCHER Roger Craig, R (1, 1) <small>ERA: 6.0</small> Stan Williams, R (7, 1) <small>ERA: 4.5</small> Ed Palmquist, R (9, 1) <small>ERA:</small>	IP WLS BF H R ER SO BB IBB HBP BLK WP HR S P ERA WHIP 6.0 0 25 6 4 4 4 1 0 0 0 0 2 56 90 6.00 1.167 2.0 0 9 2 3 1 5 0 0 0 0 0 0 24 36 4.50 1.000 1.0 L 5 1 1 0 0 0 0 0 0 0 1 0 9 11 0.00 1.000	PITCHER IP WLS BF H R ER SO BB IBB HBP BLK WP HR S P ERA WHIP									

livebaseballscorecards.com

AB	37
R	8
H	9
RBI	7
BB	1
SO	9
LOB	14



Batter	1	2	3	4	5	6	7	8	9	AB	R	H	RBI	BB	SO	LOB
Maury Wills, S OBP: 0.333, SLG: 0.273 (1, 6)	2-2 G3		0-0 1B 2B	2-3 K		0-2 F9		4-1 S E BB		4	2	1	0	1	1	3
Willie Davis, L Carl Warwick, R OBP: 0.667, SLG: 0.500 (7, PH) (8, 8)	0-0 1-3		1-2 L8		1-0 E3		4-1 2B BB	0-0 F7		3	0	0	0	0	0	1
Tommy Davis, R Bob Aspromonte, R (1, 5) (8, 5)	0-1 5-3		1-2 S 2B 1B		1-3 K		0-0 SH3-4 1-H 1B 2B	2-2 E6		4	2	2	1	0	1	1
Duke Snider, L Gil Hodges, R (1, 9) (7, PH) (8, 3)		1-0 HR	3-2 WP 1-H 3-H 2B		0-3 K		1-1 SH3-4	1-3 K		3	1	2	3	0	1	1
Wally Moon, L (1, 7) OBP: 0.455, SLG: 1.000		2-2 P6	1-3 K		0-0 4-3		4-0 S 1B IBB		0-0 BB 1B	4	1	1	0	1	1	2
Norm Larker, L (1, 3) Frank Howard, R (6, PH) OBP: 0.250, SLG: 0.143 (7, 3) Don Demeter, R (8, 9)		0-2 F8	2-3 K			1-1 SH3-4 1B	0-3 K		4-2 G4-6-3 1-2 BB	2	0	0	0	0	1	1
Charlie Neal, R (1, 4) OBP: 0.500, SLG: 0.556		3-2 2B		3-2 FC2-4 1B		1-1 SH3-4	2-2 1-H 3-H 1B		0-0 B3	4	0	3	2	0	0	2
John Roseboro, L (1, 2) Norm Sherry, R (4, PH) (5, 2) Bob Lillis, R (6, PR) Doug Camilli, R (7, 2)		4-0 IBB		1-0 FC2-4 1-2f		4-2 BB	2-3 K		0-0 G4-6-3 1-2f	0	0	0	0	1	0	0
Roger Craig, R (1, 1) Jim Gilliam, S (6, PH) Stan Williams, R (7, 1) Ron Fairly, L (8, PH) Ed Palmquist, R (9, 1)		3-3 IBB		0-3 K		1-1 F8		3-2 4-3		2	0	0	0	0	2	3

Inning Stats	R: 0	H: 0	E: 0	K: 0	S: 6	H: 0	LOB: 0	BB: 0	P: 8	R: 1	H: 2	E: 0	K: 1	S: 13	H: 2	LOB: 2	BB: 1	P: 26	R: 2	H: 3	E: 0	K: 2	S: 16	H: 1	LOB: 1	BB: 0	P: 24	R: 0	H: 1	E: 0	K: 2	S: 12	H: 0	LOB: 0	BB: 0	P: 10	R: 0	H: 1	E: 0	K: 0	S: 11	H: 1	LOB: 2	BB: 1	P: 18	R: 3	H: 2	E: 0	K: 2	S: 15	H: 2	LOB: 1	BB: 2	P: 28	R: 1	H: 0	E: 1	K: 1	S: 14	H: 0	LOB: 1	BB: 1	P: 24	R: 0	H: 1	E: 0	K: 0	S: 5	H: 1	LOB: 1	BB: 1	P: 9	1B: 6	SF: 0	2B: 3	SAC: 2	3B: 0	DP: 1	HR: 1	HBP: 0	WP: 1	PA: 44
--------------	------	------	------	------	------	------	--------	-------	------	------	------	------	------	-------	------	--------	-------	-------	------	------	------	------	-------	------	--------	-------	-------	------	------	------	------	-------	------	--------	-------	-------	------	------	------	------	-------	------	--------	-------	-------	------	------	------	------	-------	------	--------	-------	-------	------	------	------	------	-------	------	--------	-------	-------	------	------	------	------	------	------	--------	-------	------	-------	-------	-------	--------	-------	-------	-------	--------	-------	--------

PITCHER	IP	WLS	BF	H	R	ER	SO	BB	IBB	HBP	BLK	WP	HR	S	P	ERA	WHIP
John Buzhardt, R (1, 1) ERA: 11.57	2.1		13	5	3	3	1	0	1	0	0	0	1	29	49	11.57	2.143
Chris Short, L (3, 1) ERA: 4.91	3.2		17	3	2	2	6	2	0	0	0	1	0	39	61	4.91	1.364
Turk Farrell, R (7, 1) ERA: 3.0	3.0	W	14	2	2	1	3	2	1	0	0	0	0	32	55	3.00	1.333

BOTTOM

Philadelphia Phillies @ Los Angeles Dodgers
Los Angeles Memorial Coliseum, Los Angeles, CA

livebaseballscores.com

AB	36
R	7
H	10
RBI	6
BB	6
SO	10
LOB	24



Thu Apr 13 1961, 9:05 PM EST
Att. 10,312 - Unknown

Batter	1	2	3	4	5	6	7	8	9	AB R H RBI BB SO LOB	TOP											
Bob Skinner, L (1, 7) OBP: 0.250, SLG: 0.250	2-1 4-3		1-1 2B 1B	0-0 L9			0-0 F7	3-3 K		5 1 1 0 0 1 3	Pittsburgh Pirates @ Los Angeles Dodgers Los Angeles Memorial Coliseum, Los Angeles, CA Fri Apr 14 1961, 9:05 PM EST Att. 28,371 - Unknown livebaseballscorecards.com											
Dick Groat, R (1, 6) OBP: 0.381, SLG: 0.474	3-2 3-1		0-0 1B 2B	0-0 F7			3-1 6-3	0-1 G6-3 1B	5 1 2 1 0 0 1													
Roberto Clemente, R (1, 9) OBP: 0.316, SLG: 0.316	0-0 F3		1-2 1B FC3 1B				2-2 FC6-4 1B	2-1 G6-3 1-2f	5 1 2 2 0 0 1													
Dick Stuart, R (1, 3) OBP: 0.571, SLG: 0.800		0-0 E5 CS	1-1 FC3 1B				2-2 FC6-4 1-2f	3-2 1B 3B	5 1 2 0 0 0 1													
Gino Cimoli, R (1, 8) OBP: 0.333, SLG: 0.333		3-3 K 1-2	0-1 FC3				3-2 5-3	2-2 WP E 1B	5 1 2 2 0 1 2													
Don Hoak, R (1, 5) OBP: 0.353, SLG: 0.313		0-0 1B	2-2 P3			2-0 6-3	4-1 E BB	1-2 L3	4 0 1 0 1 0 3													
Hal Smith, R (1, 2)		2-3 K	0-0 6-3			0-0 F8	2-3 K 1-3 2-H		4 0 0 0 0 2 4													
Bill Mazeroski, R (1, 4) OBP: 0.278, SLG: 0.235			2-2 E5 1B 2B SH1-4	4-1 BB		2-1 1B	2-3 K		3 1 1 0 1 1 1													
Joe Gibbon, R (1, 1)			0-0 SH1-4	1-3 K		1-3 K	4-2 BB		2 0 0 0 1 2 2													
Clem Labine, R (9, 1)			1-2 K						0 0 0 0 0 0 0													
Inning Stats	R: 0 E: 0 K: 0 S: 8	H: 0 LOB: 0 BB: 0 P: 13	R: 0 E: 1 K: 2 S: 8	H: 1 LOB: 1 BB: 0 P: 13	R: 4 E: 1 K: 0 S: 20	H: 4 LOB: 2 BB: 0 P: 27	R: 0 E: 0 K: 1 S: 6	H: 0 LOB: 1 BB: 1 P: 11	R: 0 E: 0 K: 0 S: 8	H: 0 LOB: 0 BB: 0 P: 15	R: 0 E: 0 K: 1 S: 7	H: 1 LOB: 1 BB: 0 P: 12	R: 0 E: 0 K: 0 S: 10	H: 1 LOB: 1 BB: 0 P: 17	R: 1 E: 1 K: 3 S: 19	H: 1 LOB: 2 BB: 2 P: 36	R: 1 E: 0 K: 0 S: 13	H: 3 LOB: 1 BB: 0 P: 21	1B: 9 2B: 2 3B: 1 HR: 0	SF: 0 SAC: 1 DP: 2 HBP: 0	WP: 1 PB: 0 SB: 0 CS: 1	PA: 42
PITCHER	IP WLS BF H R ER SO BB IBB HBP BLK WP HR S P ERA WHIP											PITCHER	IP WLS BF H R ER SO BB IBB HBP BLK WP HR S P ERA WHIP									
Sandy Koufax, L (1, 1) ERA: 5.4	5.0 L 23 5 4 3 3 1 0 0 0 0 0 50 79 5.40 1.200																					
Jim Golden, R (6, 1) ERA:	2.0 8 2 0 0 1 0 0 0 0 0 0 0 17 29 0.00 1.000																					
Ed Palmquist, R (8, 1) ERA:	0.2 5 1 1 0 2 2 0 0 0 1 0 15 29 0.00 4.500																					
Ron Perranoski, L (8, 1) ERA: 6.75	1.1 6 3 1 1 1 0 0 0 0 0 0 17 28 6.75 2.250																					

AB	38
R	6
H	11
RBI	5
BB	3
SO	7
LOB	18



BOTTOM

Pittsburgh Pirates @ Los Angeles Dodgers
 Los Angeles Memorial Coliseum, Los Angeles, CA

Fri Apr 14 1961, 9:05 PM EST
 Att. 28,371 - Unknown

livebaseballscorecards.com

AB	37
R	3
H	12
RBI	3
BB	3
SO	6
LOB	25



WP:	0	PA:	40
PB:	0		
SB:	0		
CS:	0		

AB R H RBI BB SO LOB

5	0	1	0	0	1	4
5	0	2	0	0	1	4
5	1	4	3	0	0	1
4	0	1	0	0	1	5
1	0	0	0	0	0	2
3	0	1	0	1	0	1
3	0	0	0	1	0	2
3	1	0	0	1	1	1
4	0	2	0	0	0	2
0	1	0	0	0	0	0
1	0	0	0	0	1	0
1	0	0	0	0	0	1
1	0	0	0	0	0	0
1	0	0	0	0	1	0
0	0	0	0	0	0	0
0	0	0	0	0	0	0
1	0	1	0	0	0	0

1B:	10	SF:	0
2B:	1	SAC:	0
3B:	0	DP:	3
HR:	1	HBP:	0

WP:	0	PA:	40
PB:	0		
SB:	0		
CS:	0		

1B:	10	SF:	0
2B:	1	SAC:	0
3B:	0	DP:	3
HR:	1	HBP:	0

WP:	0	PA:	40
PB:	0		
SB:	0		
CS:	0		

Batter	1	2	3	4	5	6	7	8	9
Maury Wills, S OBP: 0.294, SLG: 0.250 (1, 6)	1-1 P5		2-2 1-3		3-2 L9		3-2 FC6-4 1B		0-3 K
Jim Gilliam, S OBP: 0.286, SLG: 0.429 (1, 5)	1-2 F3		0-0 1-3 2B		3-2 1B 1-2 1B		0-1 FC6-4 1-2f		0-3 K
Tommy Davis, R OBP: 0.533, SLG: 0.800 (1, 7)	1-0 1B		0-1 1-3 2-3		1-1 1-2 2-3 1B		1-2 HR		2-1 1B 1-2 2-H 3-H
Frank Howard, R OBP: 0.429, SLG: 0.333 Duke Snider, L OBP: 0.273, SLG: 0.636 (1, 3) (9, PH)	1-3 K		0-1 L9		1-0 F9		2-2 G6-4-3 1B		2-2 4-3
Don Demeter, R OBP: 0.500, SLG: 0.250 (1, 9)		0-0 F9		4-2 G6-4-3 BB		0-2 G4-6-3 1B		0-0 G6-4-3 1-2f	
Carl Warwick, R OBP: 0.429, SLG: 0.200 (1, 8)		4-0 BB BB		0-0 G6-4-3 1-2f		0-1 F8		1-0 5-3	
Charlie Neal, R OBP: 0.429, SLG: 0.417 (1, 4)		4-2 1-2 BB		2-3 K		1-1 G4-6-3 1-2f			0-1 E6 1B 1B 1B
Norm Sherry, R OBP: 0.500, SLG: 0.400 Willie Davis, L (9, PR)		1-2 F8			1-0 1B 1B 1B		1-0 F7		2-1 1B 1-2 1B 1B
Sandy Koufax, R Charley Smith, R Jim Golden, L Bob Aspromonte, R Ed Palmquist, R Ron Perranoski, L Gil Hodges, R OBP: 0.500, SLG: 0.500 (1, 1) (5, PH) (6, 1) (7, PH) (8, 1) (8, 1) (9, PH)		2-3 K			2-2 F9		2-3 K		0-1 1B 1-2 2-3 1B

Inning Stats	R: 0	H: 1	E: 0	LOB: 1	K: 1	S: 9	R: 0	H: 0	E: 0	LOB: 0	K: 1	S: 12	R: 0	H: 1	E: 0	LOB: 1	K: 0	S: 8	R: 0	H: 0	E: 0	LOB: 0	K: 1	S: 6	R: 0	H: 3	E: 0	LOB: 3	K: 0	S: 15	R: 0	H: 1	E: 0	LOB: 0	K: 0	S: 8	R: 0	H: 1	E: 0	LOB: 1	K: 1	S: 9	R: 1	H: 2	E: 0	LOB: 0	K: 0	S: 9	R: 2	H: 3	E: 1	LOB: 2	K: 2	S: 21	1B: 10	SF: 0	2B: 1	SAC: 0	3B: 0	DP: 3	HR: 1	HBP: 0
--------------	------	------	------	--------	------	------	------	------	------	--------	------	-------	------	------	------	--------	------	------	------	------	------	--------	------	------	------	------	------	--------	------	-------	------	------	------	--------	------	------	------	------	------	--------	------	------	------	------	------	--------	------	------	------	------	------	--------	------	-------	--------	-------	-------	--------	-------	-------	-------	--------

PITCHER	IP	WLS	BF	H	R	ER	SO	BB	IBB	HBP	BLK	WP	HR	S	P	ERA	WHIP
Joe Gibbon, L ERA: 1.13 (1, 1)	8.0	W	36	11	3	1	4	3	0	0	0	0	1	82	129	1.12	1.750
Clem Labine, R ERA: (9, 1)	1.0	S	4	1	0	0	2	0	0	0	0	0	0	15	19	0.00	1.000

PITCHER	IP	WLS	BF	H	R	ER	SO	BB	IBB	HBP	BLK	WP	HR	S	P	ERA	WHIP
---------	----	-----	----	---	---	----	----	----	-----	-----	-----	----	----	---	---	-----	------

Batter	1	2	3	4	5	6	7	8	9	AB R H RBI BB SO LOB	TOP
Bill Virdon, L (1, 8) OBP: 0.450, SLG: 0.895 B C B B X	3-1 HR		1-0 1-3			1-1 2B	1-1 HR			4 3 3 2 0 0 0	Pittsburgh Pirates @ Los Angeles Dodgers Los Angeles Memorial Coliseum, Los Angeles, CA Sat Apr 15 1961, 9:05 PM EST Att: 36,783 - Unknown
Dick Groat, R (1, 6) OBP: 0.400, SLG: 0.522 B C F B X	2-2 2-3		0-0 G3-6-3 1B			0-1 2B	1-3 K			4 1 2 0 0 1 0	
Bob Skinner, L (1, 7) OBP: 0.333, SLG: 0.273 C F H	1-2 L4-3 HBP		1-0 G3-6-3 1-2f			4-1 2B IBB		0-2 G6-4-3 1B		2 0 1 0 1 0 1	
Dick Stuart, R (1, 3) Rocky Nelson, L (9, 3) OBP: 0.455, SLG: 0.556 OBP: 0.267, SLG: 0.385 C S X	0-2 L4-3 1-2			0-0 5-3		1-3 K		0-0 G6-4-3 1B		4 0 1 0 0 1 4 0 0 0 0 0 0 0	
Roberto Clemente, R (1, 9) OBP: 0.348, SLG: 0.348 C X		0-1 G5-4-3 1B		0-0 G1-6-3 1B		0-1 P3		3-2 G6-4-3 1-2f 2-3		4 0 2 0 0 0 5	
Don Hoak, R (1, 5) Dick Schofield, S (8, 5) OBP: 0.381, SLG: 0.400 OBP: 1.000, SLG: 2.000 B C X		2-1 G5-4-3 1B		0-0 G1-6-3 1-2f		2-1 2B 1-3 2-H 3-H		3-3 K		4 0 2 2 0 1 2 0 0 0 0 0 0 0	
Hal Smith, R (1, 2) S X		0-1 G5-4-3 1-2f 2-3			3-3 K		3-3 K		1-3 K	4 0 0 0 0 3 4	
Bill Mazaroski, R (1, 4) OBP: 0.273, SLG: 0.200 C B X		4-0 IBB			1-1 5-3		1-3 K		1-0 F9	3 0 0 0 1 1 0	
Bob Friend, R (1, 1) C S B B X		0-0 F8			2-2 F9		1-0 F9		0-0 1-3	4 0 0 0 0 0 2	
Inning Stats	R: 1 H: 1 E: 0 LOB: 0 K: 0 BB: 0 S: 10 P: 16	R: 0 H: 2 E: 0 LOB: 2 K: 0 BB: 1 S: 8 P: 13	R: 0 H: 1 E: 0 LOB: 0 K: 0 BB: 0 S: 3 P: 5	R: 0 H: 1 E: 0 LOB: 0 K: 0 BB: 0 S: 3 P: 3	R: 0 H: 0 E: 0 LOB: 0 K: 1 BB: 0 S: 8 P: 14	R: 2 H: 3 E: 0 LOB: 2 K: 2 BB: 1 S: 15 P: 26	R: 1 H: 1 E: 0 LOB: 0 K: 2 BB: 0 S: 9 P: 13	R: 0 H: 2 E: 0 LOB: 1 K: 1 BB: 0 S: 14 P: 20	R: 0 H: 0 E: 0 LOB: 0 K: 1 BB: 0 S: 5 P: 7	1B: 7 SF: 0 2B: 3 SAC: 0 3B: 0 DP: 5 HR: 2 HBP: 1	
PITCHER Don Drysdale, R (1, 1) ERA: 3.46 Larry Sherry, R (7, 1) ERA: 1.8 Jim Golden, R (9, 1) ERA:	IP WLS BF H R ER SO BB IBB HBP BLK WP HR S P ERA WHIP 6.0 L 25 8 3 3 3 0 2 1 0 0 1 47 77 4.50 1.333 2.0 8 3 1 1 3 0 0 0 0 0 1 23 33 4.50 1.500 1.0 3 0 0 0 1 0 0 0 0 0 0 5 7 0.00 0.000	PITCHER IP WLS BF H R ER SO BB IBB HBP BLK WP HR S P ERA WHIP									

AB	33
R	4
H	11
RBI	4
BB	2
SO	7
LOB	18



Batter	1	2	3	4	5	6	7	8	9	AB	R	H	RBI	BB	SO	LOB
Maury Wills, S OBP: 0.238, SLG: 0.200 (1, 6)	2-2 E1 G6-3		0-2 3-1			1-2 G3		0-0 4-3		4	0	0	0	0	0	2
Willie Davis, L OBP: 0.214, SLG: 0.083 (1, 8)	0-0 G6-3			1-2 3-1		1-1 L8		1-1 1B		4	0	1	1	0	0	2
Tommy Davis, R OBP: 0.474, SLG: 0.684 (1, 5)	1-0 F8			0-0 1B		1-3 K		0-3 K		4	0	1	0	0	2	2
Duke Snider, L OBP: 0.267, SLG: 0.533 (1, 9)		0-0 F8		0-0 1B		0-1 P6		2-1 4-3		4	0	1	0	0	0	0
Wally Moon, L OBP: 0.533, SLG: 1.000 (1, 7)		2-2 4-3 1B		0-1 G1-4-3		2-2 1B		0-1 2B		4	0	3	0	0	0	2
Norm Larker, L OBP: 0.250, SLG: 0.273 (1, 3)		3-1 4-3		1-0 SH3 L6-5 2B		1-2 F8		2-2 G3		4	0	1	0	0	0	3
Charlie Neal, R OBP: 0.353, SLG: 0.333 (1, 4)		0-0 L3		0-0 SH3		0-0 F9		2-2 4-3		3	0	0	0	0	0	3
John Roseboro, L OBP: 0.500, SLG: 0.375 (1, 2)			4-2 G6-4-3 BB		0-1 L6-5		0-0 4-3			2	0	0	0	1	0	1
Don Drysdale, R (1, 1)			1-2 G6-4-3		4-2 G3 BB		1-0 1B 3B			1	0	0	0	0	0	1
Ron Fairly, L (6, PH) OBP: 0.667, SLG: 1.000 Larry Sherry, R (7, 1)										0	0	0	0	1	0	0
Jim Gilliam, S (8, PH) OBP: 0.375, SLG: 0.750 Jim Golden, L (9, 1)										0	0	0	0	0	0	0

Inning Stats	R: 0	H: 0	R: 0	H: 1	R: 0	H: 2	R: 0	H: 1	R: 0	H: 0	R: 1	H: 2	R: 0	H: 1	1B: 5	SF: 0
	E: 1	LOB: 0	E: 0	LOB: 1	E: 0	LOB: 1	E: 0	LOB: 0	E: 0	LOB: 1	E: 0	LOB: 1	E: 0	LOB: 1	2B: 3 <td>SAC: 1</td>	SAC: 1
	K: 0	BB: 0	K: 0	BB: 0	K: 0	BB: 0	K: 0	BB: 0	K: 1	BB: 1	K: 1	BB: 0	K: 0	BB: 0	3B: 1	DP: 4
	S: 5	P: 8	S: 8	P: 13	S: 8	P: 13	S: 7	P: 8	S: 4	P: 5	S: 11	P: 18	S: 9	P: 12	HR: 0	HBP: 0

PITCHER	IP	WLS	BF	H	R	ER	SO	BB	IBB	HBP	BLK	WP	HR	S	P	ERA	WHIP
Bob Friend, R ERA: 4.61 (1, 1)	9.0	W	34	8	1	1	2	2	0	0	0	0	0	72	105	1.00	1.111


BOTTOM

Pittsburgh Pirates @ Los Angeles Dodgers
Los Angeles Memorial Coliseum, Los Angeles, CA

Sat Apr 15 1961, 9:05 PM EST
 Att. 36,783 - Unknown

livebaseballscores.com

AB	31
R	1
H	8
RBI	1
BB	2
SO	2
LOB	16



WP: 0	PA: 34
PB: 0	
SB: 0	
CS: 0	

Batter	1	2	3	4	5	6	7	8	9	AB R H RBI BB SO LOB	TOP											
Bill Virdon, L (1, 8) OBP: 0.440, SLG: 0.773	4-1 1B BB	0-0 G6-3		2-1 F8			4-2 1B BB	2-2 4-3		3 1 0 0 2 0 3	Pittsburgh Pirates @ Los Angeles Dodgers Los Angeles Memorial Coliseum, Los Angeles, CA Sun Apr 16 1961, 6:33 AM EST Att. 27,716 - Unknown - 78 F											
Dick Groat, R (1, 6) OBP: 0.400, SLG: 0.536	0-1 1B	3-2 5-3			0-1 F9		0-0 L4		3-2 2B	5 1 2 0 0 0 1												
Bob Skinner, L (1, 7) OBP: 0.414, SLG: 0.346	1-1 F2			4-0 1B BB		2-2 G4-3 1B	2-1 1-2 1B		3-2 2B 1B	4 1 3 0 1 0 2												
Dick Stuart, R (1, 3) OBP: 0.438, SLG: 0.571	3-2 1-2 3-H 1B		1-3 K		3-2 G4-3 1-2f		0-1 F9		0-1 1-3 2-H 2B	5 0 2 2 0 1 4												
Roberto Clemente, R (1, 9) OBP: 0.286, SLG: 0.286	0-3 K		0-1 F9			0-2 E1 2B	1-3 K		1-1 6-3	5 1 0 0 0 2 7												
Don Hoak, R (1, 5) OBP: 0.385, SLG: 0.400	2-2 F8		0-1 1-3 1B			0-0 F8		0-1 L6	2-0 HBP 1B	5 0 2 1 0 0 3												
Hal Smith, R (1, 2) OBP: 0.231, SLG: 0.250		0-0 E5 2B 1B	1-0 F3			2-2 2-H 2B		0-0 1B 1B	2-1 G6-4-3 HBP	4 1 2 1 0 0 2												
Bill Mazaroski, R (1, 4) OBP: 0.259, SLG: 0.240		1-2 1B G6-3 2B		1-3 K		2-1 4-3		0-0 F7	1-2 G6-4-3	5 1 1 0 0 1 5												
Vern Law, R (1, 1) OBP: 0.333, SLG: 0.200		2-2 1B G6-3		0-3 K		2-1 G3		2-0 1B		2 0 1 1 0 1 0												
Fred Green, R (5, 1)										0 0 0 0 0 0 0 0												
Rocky Nelson, L (6, PH) OBP: 0.250, SLG: 0.357										1 0 0 0 0 0 0 1												
Bobby Shantz, R (6, 1)										0 0 0 0 0 0 0 0												
Smoky Burgess, L (8, PH) OBP: 0.658, SLG: 0.455										1 0 1 0 0 0 0 0												
Joe Christopher, R (8, PR)										0 0 0 0 0 0 0 0												
Tom Cheney, R (8, 1)										0 0 0 0 0 0 0 0												
George Witt, R (8, 1)										0 0 0 0 0 0 0 0												
Inning Stats	R: 1 E: 0 K: 1 S: 14	H: 2 LOB: 2 BB: 1 P: 24	R: 2 E: 1 K: 0 S: 11	H: 2 LOB: 0 BB: 0 P: 17	R: 0 E: 0 K: 1 S: 8	H: 1 LOB: 2 BB: 1 P: 14	R: 0 E: 0 K: 2 S: 8	H: 0 LOB: 0 BB: 0 P: 11	R: 0 E: 0 K: 0 S: 8	H: 1 LOB: 0 BB: 0 P: 13	R: 1 E: 1 K: 0 S: 11	H: 1 LOB: 1 BB: 0 P: 17	R: 0 E: 0 K: 1 S: 10	H: 1 LOB: 2 BB: 1 P: 17	R: 0 E: 0 K: 0 S: 9	H: 2 LOB: 2 BB: 0 P: 13	R: 2 E: 0 K: 0 S: 17	H: 4 LOB: 2 BB: 0 P: 29	1B: 10 2B: 4 3B: 0 HR: 0	SF: 0 SAC: 0 DP: 3 HBP: 1	WP: 0 PB: 0 SB: 0 CS: 0	PA: 44
PITCHER	IP WLS BF H R ER SO BB IBB HBP BLK WP HR S P ERA WHIP																					
Stan Williams, R (1, 1) ERA: 3.6	8.0 W 40 13 6 3 5 3 0 0 0 0 0 0 88 141 3.38 2.000																					
Ed Palmquist, R (9, 1) ERA:	1.0 S 4 1 0 0 0 0 0 0 1 0 0 0 8 14 0.00 1.000																					

AB	40
R	6
H	14
RBI	5
BB	3
SO	5
LOB	28



Batter	1	2	3	4	5	6	7	8	9	AB	R	H	RBI	BB	SO	LOB
Maury Wills, S OBP: 0.259, SLG: 0.308 (1, 6)	1-2 5-3	0-2 1-3			0-0 1B	1-1 FC1-4	0-1 FC5-2	2-2 FC5-4		6	2	2	0	0	0	7
Willie Davis, L OBP: 0.176, SLG: 0.067 Don Demeter, R OBP: 0.444, SLG: 0.286 (6, PH) (7, 8) (9, 9)	0-1 3-1		1-0 F7		0-1 F7	2-2 FC5	0-0 1B	3-2 G4-3		3	0	0	0	0	0	1
Tommy Davis, R OBP: 0.458, SLG: 0.750 (1, 5) (8, 7)	2-0 HR		1-2 4-3		0-0 1B	0-1 FC1-4	0-1 F4			5	2	2	2	0	0	4
Duke Snider, L OBP: 0.300, SLG: 0.474 Carl Warwick, R OBP: 0.429, SLG: 0.200 (1, 9) (8, PR) (9, 8)	2-1 P5		2-2 4-3		2-2 1B	0-0 F7		4-1 BB		4	1	1	1	1	0	1
Wally Moon, L OBP: 0.526, SLG: 1.059 Jim Gilliam, S OBP: 0.444, SLG: 0.750 (1, 7) (8, 5)		1-0 1-3		0-0 HR	4-1 1B		1-3 K	4-1 BB		3	1	1	1	1	1	0
Norm Larker, L OBP: 0.267, SLG: 0.286 Gil Hodges, R OBP: 0.750, SLG: 0.667 (1, 3) (7, PH) (8, 3)		2-2 1B		1-2 G3	0-0 P5		3-2 1B	4-0 HR		3	0	1	0	0	0	3
Charlie Neal, R OBP: 0.455, SLG: 0.474 (1, 4)		4-1 BB		2-2 G3	2-2 2B		1-2 FC5-2	0-0 E6		4	1	3	2	1	0	1
John Roseboro, L OBP: 0.417, SLG: 0.300 Norm Sherry, R OBP: 0.556, SLG: 0.875 (1, 2) (5, PH) (6, 2)		1-0 F5		1-0 G3	1-1 F2		1-2 FC5-2	2-1 HR		2	0	0	0	0	0	3
Stan Williams, R Ed Palmquist, R (1, 1) (9, 1)		4-2 BB		1-3 K		0-0 6-3	4-2 1B	4-2 BB		3	2	2	4	0	0	2

Inning Stats	R: 1	H: 1	R: 0	H: 1	R: 0	H: 0	R: 1	H: 2	R: 3	H: 4	R: 1	H: 1	R: 2	H: 4	R: 5	H: 1
	E: 0	LOB: 0	E: 0	LOB: 3	E: 0	LOB: 0	E: 0	LOB: 1	E: 0	LOB: 2	E: 0	LOB: 1	E: 0	LOB: 3	E: 1	LOB: 1
	K: 0	BB: 0	K: 0	BB: 2	K: 0	BB: 0	K: 1	BB: 0	K: 1	BB: 1	K: 1	BB: 0	K: 1	BB: 1	K: 0	BB: 4
	S: 8	P: 13	S: 11	P: 23	S: 7	P: 11	S: 13	P: 18	S: 16	P: 25	S: 10	P: 12	S: 23	P: 32	S: 13	P: 36

PITCHER	IP	WLS	BF	H	R	ER	SO	BB	IBB	HBP	BLK	WP	HR	S	P	ERA	WHIP
Vern Law, R ERA: 4.26 (1, 1)	4.2	L	25	8	5	5	1	2	1	0	0	1	2	53	87	9.64	2.143
Fred Green, L ERA: (5, 1)	0.1		1	0	0	0	0	0	0	0	0	0	0	2	3	0.00	0.000
Bobby Shantz, L ERA: 6.23 (6, 1)	2.0		13	5	3	3	1	1	0	0	0	0	0	33	44	13.50	3.000
Tom Cheney, R ERA: (8, 1)	0.0		6	1	5	4	0	4	0	0	0	1	1	7	25	∞	∞
George Witt, R ERA: (8, 1)	1.0		2	0	0	0	0	0	0	0	0	0	0	6	11	0.00	0.000


BOTTOM

Pittsburgh Pirates @ Los Angeles Dodgers
Los Angeles Memorial Coliseum, Los Angeles, CA

Sun Apr 16 1961, 6:33 AM EST
Att: 27,716 - Unknown - 78 F

AB	39
R	13
H	14
RBI	11
BB	8
SO	2
LOB	25

livebaseballscores.com



WP	PA	ERA	WHIP
2	47		
0			
0			
0			

Batter	1	2	3	4	5	6	7	8	9	AB R H RBI BB SO LOB	TOP	
Julian Javier, R (1, 4) OBP: 0.310, SLG: 0.296	0-3 K	0-2 1-3			0-0 1B		0-0 5-3		0-0 6-3	5 0 1 0 0 1 2	St. Louis Cardinals @ Los Angeles Dodgers Los Angeles Memorial Coliseum, Los Angeles, CA Mon Apr 17 1961, 9:05 PM EST Att. 12,215 - Unknown livebaseballscorecards.com	
Joe Cunningham, L (1, 9) OBP: 0.560, SLG: 0.955	2-0 BB 1B		3-1 HR		1-1 L9			3-2 2B 2B	2-1 BB 4-3 HR 1B	5 3 4 1 0 0 0		
Bill White, L (1, 3) OBP: 0.259, SLG: 0.370	0-0 F2		2-1 P6		2-1 1B			0-1 1B 2B	0-1 4-3	5 1 2 1 0 0 2		
Ken Boyer, R (1, 5) OBP: 0.360, SLG: 0.421	4-2 1-2 BB		2-1 6-3		1-2 L6			4-1 1B 1B BB	4-0 BB HR IBB	2 2 0 0 3 0 1		
Stan Musial, L (1, 7) Curt Flood, R (8, PR) (8, 8)	0-0 G3		2-3 K			0-1 F7		2-0 6-3 1B 1B	4-1 HR BB	4 0 1 1 0 1 2 0 1 0 0 1 0 0		
Daryl Spencer, R (1, 6) OBP: 0.400, SLG: 0.600		4-2 S 1B BB			0-0 F8		2-0 1-4-3	3-1 1-2 6-3 1B	2-2 HR	4 1 2 5 1 0 0		
Don Taussig, R (1, 8) (8, 7)		2-2 S 1B			2-2 HR		1-2 F7	0-3 K	3-1 F8	5 1 2 1 0 1 2		
Hal Smith, R (1, 2) OBP: 0.273, SLG: 0.316		0-3 K 1-2 2-3			2-1 6-3		0-1 6-3	0-0 6-3 1-2 2-3		4 0 0 0 0 1 4		
Bob Gibson, R (1, 1) Bob Miller, R (7, 1) Mickey McDermott, L (9, 1)		1-3 K			0-3 K		2-3 K	2-3 K		3 0 0 0 0 3 2 1 0 0 0 0 1 2 0 0 0 0 0 0 0		
Inning Stats	R: 0 E: 0 K: 1 S: 8 H: 1 LOB: 2 BB: 1 P: 14	R: 0 E: 0 K: 2 S: 16 H: 1 LOB: 2 BB: 1 P: 22	R: 1 E: 0 K: 1 S: 9 H: 1 LOB: 0 BB: 0 P: 18	R: 1 E: 0 K: 1 S: 9 H: 1 LOB: 0 BB: 0 P: 13	R: 0 E: 0 K: 0 S: 8 H: 2 LOB: 1 BB: 0 P: 12	R: 0 E: 0 K: 0 S: 7 H: 0 LOB: 0 BB: 0 P: 10	R: 0 E: 0 K: 1 S: 6 H: 0 LOB: 0 BB: 0 P: 8	R: 3 E: 0 K: 2 S: 22 H: 4 LOB: 2 BB: 1 P: 36	R: 4 E: 0 K: 0 S: 12 H: 2 LOB: 0 BB: 2 P: 27	1B: 7 2B: 2 3B: 0 HR: 3 SF: 0 SAC: 0 DP: 0 HBP: 0		WP: 0 PB: 0 SB: 2 CS: 0 PA: 43
PITCHER Johnny Podres, L (1, 1) ERA: 3.0 Larry Sherry, R (8, 1) ERA: 7.71	IP WLS BF H R ER SO BB IBB HBP BLK WP HR S P ERA WHIP	7.0 30 8 4 4 6 2 0 0 0 0 2 70 107 5.14 1.429	2.0 L 13 4 5 5 2 2 1 0 0 0 1 27 53 22.50 3.000	PITCHER								IP WLS BF H R ER SO BB IBB HBP BLK WP HR S P ERA WHIP



Batter	1	2	3	4	5	6	7	8	9	AB R H RBI BB SO LOB
Maury Wills, S OBP: 0.313, SLG: 0.367 (1, 6)	1-1 6-3		4-2 HR BB	2-2 6-3			1-0 1B G6-4-3		1-1 1B 2B	4 3 2 0 1 0 1
Norm Larker, L OBP: 0.350, SLG: 0.368 (1, 3)	2-2 FC5-4 1B		2-2 G3		1-0 F8		1-0 1B G6-4-3		2-1 BB 1B 2-H	5 0 3 1 0 0 2
Tommy Davis, R OBP: 0.414, SLG: 0.655 (1, 5)	1-0 FC5-4		1-0 5-3		0-1 L4		1-0 G6-4-3		1-1 BB 1B	5 0 1 1 0 0 3
Duke Snider, L OBP: 0.348, SLG: 0.619 (1, 8)	0-0 5-3		1-1 HR		1-0 CS HBP		4-1 CS BB		4-1 BB BB	2 1 1 2 0 0 1
Ron Fairly, L OBP: 0.750, SLG: 1.000 (7, PH)									1-2 BB	0 0 0 0 1 0 0
Willie Davis, L OBP: 0.222, SLG: 0.067 (8, 8)									1-2 BB	0 0 0 0 1 0 0
Wally Moon, L OBP: 0.542, SLG: 1.048 (1, 7)		3-2 2B	4-1 BB		2-0 CS	3-2 2B	3-1 CS	1-2 G3	1-1 F7	4 0 2 0 1 0 3
Frank Howard, R OBP: 0.273, SLG: 0.200 (1, 9)		2-1 5-3	2-3 K		1-1 5-3			2-1 6-3		4 0 0 0 0 1 3
Charlie Neal, R OBP: 0.417, SLG: 0.429 (1, 4)		3-3 K		1-3 K		0-0 6-3		2-1 4-3		2 0 0 0 0 2 1
Jim Gilliam, S OBP: 0.364, SLG: 0.600 (6, 4)						2-3				2 0 0 0 0 0 1
John Roseboro, L OBP: 0.438, SLG: 0.308 (1, 2)		1-3 K		3-1 SH5-3 1B		4-0 IBB			1-1 4-3	3 0 1 0 1 1 1
Johnny Podres, L OBP: 0.600, SLG: 0.500 (1, 1)			4-1 G3 BB		0-0 SH5-3				0-1 2-3	1 1 0 0 1 0 2
Larry Sherry, R OBP: 0.375, SLG: 0.167 (8, 1)				1-2 SH5-3						0 0 0 0 0 0 0
Carl Warwick, R OBP: 0.375, SLG: 0.167 (9, PH)										1 0 0 0 0 0 0

Inning Stats	R: 0	H: 1	E: 0	LOB: 1	K: 0	BB: 0	S: 7	R: 0	H: 1	E: 0	LOB: 1	K: 2	BB: 0	S: 13	R: 3	H: 1	E: 0	LOB: 1	K: 1	BB: 3	S: 14	R: 0	H: 1	E: 0	LOB: 1	K: 1	BB: 0	S: 9	R: 0	H: 0	E: 0	LOB: 0	K: 0	BB: 0	S: 3	R: 0	H: 1	E: 0	LOB: 2	K: 0	BB: 1	S: 9	R: 1	H: 2	E: 0	LOB: 1	K: 0	BB: 1	S: 5	R: 0	H: 0	E: 0	LOB: 0	K: 0	BB: 0	S: 7	R: 0	H: 3	E: 0	LOB: 3	K: 0	BB: 1	S: 13	1B: 6	SF: 0	2B: 3	SAC: 1	3B: 0	DP: 1	HR: 1	HBP: 1	WP: 0	PA: 43
--------------	------	------	------	--------	------	-------	------	------	------	------	--------	------	-------	-------	------	------	------	--------	------	-------	-------	------	------	------	--------	------	-------	------	------	------	------	--------	------	-------	------	------	------	------	--------	------	-------	------	------	------	------	--------	------	-------	------	------	------	------	--------	------	-------	------	------	------	------	--------	------	-------	-------	-------	-------	-------	--------	-------	-------	-------	--------	-------	--------

PITCHER	IP	WLS	BF	H	R	ER	SO	BB	IBB	HBP	BLK	WP	HR	S	P	ERA	WHIP
Bob Gibson, R ERA: 2.92 (1, 1)	6.2		31	7	4	4	4	4	1	1	0	0	1	59	117	5.40	1.650
Bob Miller, R ERA: 10.38 (7, 1)	2.0	W	9	3	1	1	0	1	0	0	0	0	0	19	36	4.50	2.000
Mickey McDermott, L ERA: (9, 1)	0.1	S	1	0	0	0	0	0	0	0	0	0	0	2	3	0.00	0.000


BOTTOM

St. Louis Cardinals @ Los Angeles Dodgers
 Los Angeles Memorial Coliseum, Los Angeles, CA

Mon Apr 17 1961, 9:05 PM EST
 Att. 12,215 - Unknown

livebaseballscorecards.com

AB	33
R	5
H	10
RBI	4
BB	6
SO	4
LOB	18



Batter	1	2	3	4	5	6	7	8	9	AB	R	H	RBI	BB	SO	LOB	TOP					
Julian Javier, R (1, 4) <small>OBP: 0.323, SLG: 0.310</small> Alex Grammas, R (2, 4) George Crowe, L (8, PH) <small>OBP: 1.000, SLG: 1.000</small> Curt Simmons, L (8, PR) <small>OBP: 0.667, SLG: 0.500</small> Red Schoendienst, S (8, 4)	0-3 K	0-0 PO 1B		1-0 F8 1-2		0-0 F8		2-1 BB 1-2 1B		2	0	1	0	0	1	0						
Joe Cunningham, L (1, 9) <small>OBP: 0.600, SLG: 0.913</small>	2-2 BB 1B G3 HBP	0-0 PO 1-2	4-0 G4-6-3 BB		4-1 G4-6-3 BB		1-2 1-3	4-1 BB 1-2 2-3 BB		1	1	0	0	3	0	0						
Bill White, L (1, 3) <small>OBP: 0.281, SLG: 0.375</small>	0-0 G3 BB 1-2 1B		1-2 G4-6-3 1-2f		0-0 G4-6-3 1-2f		3-2 E3 1B 1B	2-2 L4		5	1	2	0	0	0	5						
Ken Boyer, R (1, 5) <small>OBP: 0.400, SLG: 0.696</small>	4-1 G3 1-2 2-3 BB		2-2 HR		0-0 HR		1-3 K		2-3 K	4	2	2	2	1	2	1						
Stan Musial, L (1, 7) <small>OBP: 0.333, SLG: 0.455</small>	0-2 G3 1-2 2-3 3-H		2-1 G3		1-0 P6		1-0 1B 2-H		1-1 F7	5	0	1	2	0	0	2						
Daryl Spencer, R (1, 6) <small>OBP: 0.400, SLG: 0.583</small>	4-0 FC6-4 IBB			2-2 5-3		2-2 E FC5-2 2B		2-2 1-3		2-3 K	4	0	1	0	1	1						
Don Taussig, R (1, 8) <small>OBP: 0.428, SLG: 0.833</small> Don Landrum, L (6, PH) <small>OBP: 0.048, SLG: 0.095</small> (6, 8)	1-0 FC6-4 1-2f			4-2 WP E FC5-2 BB		1-1 FC2 FC5-2 2-3		1-3 K		1	0	0	0	1	0	3						
Hal Smith, R (1, 2) <small>OBP: 0.240, SLG: 0.273</small> Carl Sawatski, L (8, PH) Bob Gibson, R (8, PR) Gene Oliver, R (8, 2)		0-1 5-3		0-0 E4 FC5-2 WP		1-0 FC5-2 1-2 3-H		4-0 FC5-4 BB		3	0	0	0	0	0	3						
Al Cicotte, R (1, 1) Mickey McDermott, L (5, 1)		2-3 K		1-2 FC5-2 WP 1-3 2-H		1-1 F9		2-1 FC5-4 BB 1B 1-2f		2	0	0	0	0	1	2						
Inning Stats	R: 1 E: 0 K: 1 S: 11	H: 1 LOB: 3 BB: 2 P: 22	R: 0 E: 0 K: 1 S: 7	H: 1 LOB: 0 BB: 0 P: 9	R: 1 E: 0 K: 0 S: 8	H: 1 LOB: 0 BB: 1 P: 17	R: 0 E: 1 K: 0 S: 11	H: 0 LOB: 2 BB: 1 P: 19	R: 1 E: 0 K: 0 S: 4	H: 1 LOB: 0 BB: 1 P: 9	R: 0 E: 1 K: 0 S: 10	H: 1 LOB: 2 BB: 0 P: 15	R: 1 E: 1 K: 1 S: 15	H: 2 LOB: 1 BB: 0 P: 23	R: 0 E: 0 K: 1 S: 15	H: 1 LOB: 3 BB: 2 P: 30	R: 0 E: 0 K: 2 S: 8	H: 0 LOB: 0 BB: 0 P: 13	1B: 5 2B: 1 3B: 0 HR: 2	SF: 0 SAC: 0 DP: 2 HBP: 1	WP: 2 PB: 0 SB: 0 CS: 0	PA: 43
PITCHER Roger Craig, R (1, 1) <small>ERA: 4.97</small> Jim Golden, R (7, 1) <small>ERA:</small> Ron Perranoski, L (8, 1) <small>ERA: 3.38</small>	IP	WLS	BF	H	R	ER	SO	BB	IBB	HBP	BLK	WP	HR	S	P	ERA	WHIP					
	6.2	W	32	7	4	3	3	4	1	1	0	2	2	63	109	4.05	1.650					
	1.0		5	1	0	0	1	1	0	0	0	0	0	10	21	0.00	2.000					
	1.1	S	5	0	0	0	2	1	0	0	0	0	0	16	27	0.00	0.750					

St. Louis Cardinals @ Los Angeles Dodgers
Los Angeles Memorial Coliseum, Los Angeles, CA

Tue Apr 18 1961, 9:05 PM EST
Att. 13,865 - Unknown

AB 34
R 4
H 8
RBI 4
BB 7
SO 6
LOB 25



Batter	1	2	3	4	5	6	7	8	9
Maury Wills, S OBP: 0.361, SLG: 0.394 (1, 6)	4-1 CS BB	0-1 2-3 1B		2-0 G3 1B		2-0 SH FC4-6 1-3		0-1 6-3	
Jim Gilliam, S OBP: 0.313, SLG: 0.467 (1, 4)	2-2 1-2 1B	1-1 4-3		3-2 G3 1-2		2-1 F9		1-1 5-3	
Tommy Davis, R OBP: 0.412, SLG: 0.594 (1, 5)	0-3 K		4-2 1B BB	0-1 6-3		4-0 FC4-6 IBB		0-2 L7	
Wally Moon, L OBP: 0.536, SLG: 1.080 (1, 7)	2-3 K		0-0 1-2 1B		1-0 HR	3-2 FC4-6 1-2 2-3 3-H			
Norm Larker, L OBP: 0.333, SLG: 0.391 (1, 3)		1-0 HR 2B	3-2 F8		3-2 1-3	1-0 F5			
Gil Hodges, R OBP: 0.750, SLG: 0.667 (9, 3)									
Frank Howard, R OBP: 0.333, SLG: 0.500 (1, 9)		1-0 HR 2-H	0-2 F8		2-2 1B		0-2 F8		
Willie Davis, L OBP: 0.200, SLG: 0.059 (1, 8)		1-1 4-3	1-2 F7		1-0 F8		1-2 5-3		
Don Demeter, R OBP: 0.364, SLG: 0.222 (5, PH)									
John Roseboro, L OBP: 0.500, SLG: 0.533 (1, 2)		4-0 1B SH1-4 BB		0-0 HR	2-2 G3		4-2 BB		
Roger Craig, R OBP: 0.250, SLG: 0.250 (1, 1)		0-0 SH1-4		0-0 6-3		1-1 SH FC4-6 1B	3-3 K		
Jim Golden, L (7, 1)									
Ron Perranoski, L (8, 1)									

AB	R	H	RBI	BB	SO	LOB
3	0	2	0	1	0	0
5	0	1	0	0	0	5
3	0	0	0	2	1	2
4	1	2	2	0	1	3
4	1	1	0	0	0	4
0	0	0	0	0	0	0
4	1	2	2	0	0	2
2	0	0	0	0	0	2
2	0	0	0	0	0	1
2	1	1	1	2	0	1
2	1	1	0	0	0	0
1	0	0	0	0	1	1
0	0	0	0	0	0	0

BOTTOM

St. Louis Cardinals @ Los Angeles Dodgers
Los Angeles Memorial Coliseum, Los Angeles, CA

livebaseballscorecards.com

AB	32
R	5
H	10
RBI	5
BB	5
SO	3
LOB	21



1B: 6	SF: 0	WP: 0	PA: 39
2B: 1	SAC: 2	PB: 0	
3B: 0	DP: 0	SB: 0	
HR: 3	HBP: 0	CS: 1	

Inning Stats	R: 0	H: 1	E: 0	K: 2	S: 11	LOB: 1	BB: 1	P: 19																									
IP	4.1	WLS	L	BF	24	H	9	R	4	ER	4	SO	2	BB	3	IBB	0	HBP	0	BLK	0	WP	0	HR	3	S	51	P	86	ERA	8.31	WHIP	2.769
PITCHER	(1, 1)	Al Cicotte, R	ERA: 11.12	(5, 1)	Mickey McDermott, L	ERA:																											

Tue Apr 18 1961, 9:05 PM EST
Att. 13,865 - Unknown

Batter	1	2	3	4	5	6	7	8	9	AB R H RBI BB SO LOB	TOP																													
Don Landrum, L (1, 8) OBP: 0.077, SLG: 0.115	2-2 G6-3 1B		2-3 K		2-3 K		0-0 F8		2-3 K	5 0 1 0 0 3 0	St. Louis Cardinals @ Los Angeles Dodgers Los Angeles Memorial Coliseum, Los Angeles, CA Wed Apr 19 1961, 9:05 PM EST Att. 14,775 - Unknown livebaseballscorecards.com																													
Red Schoendienst, S (1, 4) OBP: 0.429, SLG: 0.429	0-1 G6-3 1-2f		2-1 1-3		0-1 FC6-4 1B		1-1 6-3 S 1B	0-0 E6 DI 1B	5 0 3 0 0 0 1																															
Joe Cunningham, L (1, 3) OBP: 0.543, SLG: 0.786	3-1 1B			0-0 6-3	2-1 FC6-4 FC6-4 1-2f		3-1 6-3 1-3	3-2 6-3 2-3	5 0 1 0 0 0 3																															
Ken Boyer, R (1, 5) OBP: 0.382, SLG: 0.615	1-3 K			4-2 1B E BB	1-1 FC6-4 1-2f		2-3 K		3 1 0 0 1 2 3																															
Stan Musial, L (1, 7) OBP: 0.355, SLG: 0.462		2-2 3-1		2-2 E 1-2 1B		0-1 G3-6-1 1B		0-1 F7	4 0 2 0 0 0 0																															
Walt Moryn, L (1, 9) OBP: 0.286, SLG: 0.333		3-3 K		0-1 F7		0-2 G3-6-1 1-2f		0-0 2B	4 0 1 0 0 1 3																															
Alex Grammas, R (1, 6)		3-2 F8		1-0 E5 1-3 2-H		4-1 BB BB		0-0 4-3	3 0 0 0 1 0 2																															
Hal Smith, R (1, 2) OBP: 0.240, SLG: 0.273 Carl Sawatski, L (3, PH) OBP: 0.667, SLG: 1.333 (3, 2)			3-1 HR	4-0 IBB		4-2 BB		3-1 F5	0 0 0 0 0 0 0 2 1 1 1 2 0 1																															
Ernie Broglio, R (1, 1) OBP: 0.286, SLG: 0.333 George Crowe, L (6, PH) OBP: 0.500, SLG: 0.500 Bobby Tiefenauer, R (6, 1) Bill White, L (9, PH) OBP: 0.273, SLG: 0.364			0-1 6-3	1-1 1-3		1-3 K		1-1 P6	2 0 0 0 0 0 3 1 0 0 0 0 1 2 0 0 0 0 0 0 0 1 0 0 0 0 0 0																															
Inning Stats	R: 0 E: 0 K: 1 S: 11	H: 2 LOB: 1 BB: 0 P: 17	R: 0 E: 0 K: 1 S: 9	H: 0 LOB: 0 BB: 0 P: 17	R: 1 E: 0 K: 1 S: 9	H: 1 LOB: 0 BB: 0 P: 16	R: 1 E: 1 K: 0 S: 12	H: 1 LOB: 3 BB: 2 P: 24	R: 0 E: 0 K: 1 S: 9	H: 1 LOB: 1 BB: 0 P: 14		R: 0 E: 0 K: 1 S: 13	H: 1 LOB: 2 BB: 2 P: 22	R: 0 E: 0 K: 1 S: 8	H: 1 LOB: 1 BB: 0 P: 14	R: 0 E: 0 K: 0 S: 6	H: 1 LOB: 1 BB: 0 P: 9	R: 0 E: 1 K: 1 S: 9	H: 1 LOB: 1 BB: 0 P: 15	1B: 7 2B: 1 3B: 0 HR: 1	SF: 0 SAC: 0 DP: 2 HBP: 0	WP: 0 PB: 0 SB: 1 CS: 0	PA: 39																	
PITCHER Don Drysdale, R (1, 1) ERA: 2.45	IP 9.0	WLS W	BF 39	H 9	R 2	ER 1	SO 7	BB 3	IBB 1	HBP 0	BLK 0	WP 0	HR 1	S 86	P 148	ERA 1.00	WHIP 1.333						PITCHER	IP	WLS	BF	H	R	ER	SO	BB	IBB	HBP	BLK	WP	HR	S	P	ERA	WHIP



Batter	1	2	3	4	5	6	7	8	9	AB R H RBI BB SO LOB
--------	---	---	---	---	---	---	---	---	---	----------------------

Maury Wills, S <small>(1, 6)</small> <small>OBP: 0.375, SLG: 0.371</small>	4-2 1B HR BB		4-1 1B BB		1-2 BB		1-0 BB			2 1 0 0 2 0 0
Jim Gilliam, S <small>(1, 4)</small> <small>OBP: 0.400, SLG: 0.556</small>	1-0 BB		2-2 1B BB		4-0 BB		1-1 2B			3 1 2 0 1 0 1
Tommy Davis, R <small>(1, 5)</small> <small>OBP: 0.395, SLG: 0.556</small> Gil Hodges, R <small>(8, 3)</small> <small>OBP: 0.750, SLG: 0.667</small>	3-2 1B		0-1 1-2f 2-3		0-1 1-2		1-3 BB			4 1 1 0 0 1 4 0 0 0 0 0 0 0
Wally Moon, L <small>(1, 7)</small> <small>OBP: 0.594, SLG: 1.286</small>	1-1 1-H 2-H HR			0-0 HR		4-1 BB	0-1 1B 2-H			3 3 3 5 1 0 0
Norm Larker, L <small>(1, 3)</small> <small>OBP: 0.357, SLG: 0.444</small> Bob Lillis, R <small>(8, 5)</small>	2-2 1-3			1-0 2B		1-2 BB	1-1 1-H			4 1 2 1 0 0 1 0 0 0 0 0 0 0
Frank Howard, R <small>(1, 9)</small> <small>OBP: 0.316, SLG: 0.444</small> Don Demeter, R <small>(9, 9)</small> <small>OBP: 0.364, SLG: 0.222</small>	2-1 5-3			2-0 8-4 1B 2-H		2-2 BB		0-0 5-3		4 0 1 0 0 0 1 0 0 0 0 0 0 0
Willie Davis, L <small>(1, 8)</small> <small>OBP: 0.292, SLG: 0.238</small>		3-3 K		0-0 1B 1-2		1-2 2B		0-0 1B		4 0 3 0 0 1 0
John Roseboro, L <small>(1, 2)</small> <small>OBP: 0.458, SLG: 0.444</small>		2-3 K		0-0 1-2f 2-3		4-1 BB		0-0 P3		3 0 0 0 1 1 3
Don Drysdale, R <small>(1, 1)</small>		2-3 K		0-3 K		0-2 P6		3-3 K		4 0 0 0 0 3 5

Inning Stats	R: 3	H: 2	E: 0	LOB: 0	K: 0	BB: 1	S: 15	R: 0	H: 0	E: 0	LOB: 0	K: 3	BB: 0	S: 11	R: 0	H: 1	E: 0	LOB: 0	K: 0	BB: 1	S: 7	R: 2	H: 4	E: 1	LOB: 1	K: 1	BB: 0	S: 8	R: 0	H: 0	E: 0	LOB: 0	K: 0	BB: 1	S: 6	R: 0	H: 1	E: 0	LOB: 3	K: 0	BB: 2	S: 14	R: 2	H: 3	E: 0	LOB: 1	K: 1	BB: 0	S: 10	R: 0	H: 1	E: 0	LOB: 1	K: 1	BB: 0	S: 7	1B: 7	2B: 5	3B: 0	HR: 2	SF: 0	SAC: 0	DP: 3	HBP: 0
--------------	------	------	------	--------	------	-------	-------	------	------	------	--------	------	-------	-------	------	------	------	--------	------	-------	------	------	------	------	--------	------	-------	------	------	------	------	--------	------	-------	------	------	------	------	--------	------	-------	-------	------	------	------	--------	------	-------	-------	------	------	------	--------	------	-------	------	-------	-------	-------	-------	-------	--------	-------	--------

PITCHER	IP	WLS	BF	H	R	ER	SO	BB	IBB	HBP	BLK	WP	HR	S	P	ERA	WHIP
Ernie Broglio, R <small>(1, 1)</small> <small>ERA: 3.06</small>	5.0	L	21	7	5	5	4	3	0	0	0	0	2	47	80	9.00	2.000
Bobby Tiefenauer, R <small>(6, 1)</small> <small>ERA: 8.1</small>	3.0		15	5	2	1	2	2	0	0	0	0	0	31	50	3.00	2.333

BOTTOM

St. Louis Cardinals @ Los Angeles Dodgers
 Los Angeles Memorial Coliseum, Los Angeles, CA
 Wed Apr 19 1961, 9:05 PM EST
 Att. 14,775 - Unknown

AB	31
R	7
H	12
RBI	6
BB	5
SO	6
LOB	15



WP	PA	ERA	WHIP
0	36		

Batter	1	2	3	4	5	6	7	8	9	AB R H RBI BB SO LOB	TOP											
Julian Javier, R (1, 4) OBP: 0.378, SLG: 0.400	3-2 FC2-6 1B		2-2 E9 1B 2-H 3-H		1-3 K	1-2 1B 2B		1-0 HBP BB SF8 1B	0-0 FC5 2-3	6 3 4 3 0 1 1												
Joe Cunningham, L (1, 9) (6, 3) OBP: 0.575, SLG: 0.781	2-2 FC2-6 K2-6-2 1-2f		1-1 FC6-4 1B 3-H		1-0 4-3 HR 1B	1-1 1B 2-H		4-1 HBP 1B BB		4 2 3 2 1 0 1												
Bill White, L (1, 3) Don Landrum, L (6, 9) OBP: 0.243, SLG: 0.324 OBP: 0.074, SLG: 0.111	3-3 K2-6-2 1-2f		1-0 FC6-4 1-2f		1-0 4-3 1-3	2-1 G3		2-2 L8		4 0 0 0 0 1 4 1 0 0 0 0 0 2												
Ken Boyer, R (1, 5) Alex Grammas, R (9, 5)		1-0 G6-4-3 1B		0-0 F7	3-2 HR		1-0 5-3	1-1 2-5 1B 1-2 2-3 HBP		4 1 2 2 0 0 0 0 0 0 0 0 0 0												
Stan Musial, L (1, 7) Don Taussig, R (7, PR) OBP: 0.343, SLG: 0.414 OBP: 0.375, SLG: 0.833		1-1 G6-4-3 1-2f		0-0 F7	1-3 K		4-0 FC6-4 BB	2-2 SF8		3 0 0 0 1 1 1 0 0 0 1 0 0 0												
Daryl Spencer, R (1, 6) OBP: 0.457, SLG: 0.821		2-3 K		2-1 HR		3-2 HR	4-1 FC6-4 BB	3-0 1-2 2-H 1B		4 2 3 3 1 1 0												
Curt Flood, R (1, 8) OBP: 0.667, SLG: 0.750			0-0 1B 1B	2-2 2B	2-1 SH2-4 2B HBP	2-2 FC6-4	2-2 FC6-4	1-1 2-5 2-3	2-3 K	4 1 2 0 0 1 2												
Hal Smith, R (1, 2) OBP: 0.276, SLG: 0.280			3-3 K	4-0 IBB	0-1 SH2-4	1-0 L5		1-1 FC5 1-3 1B		3 0 1 0 1 1 3												
Curt Simmons, L (1, 1) Bob Miller, R (7, 1) OBP: 0.500, SLG: 0.400 OBP: 0.500, SLG: 1.000			0-0 E 1B	3-3 K	1-3 K2-3		0-0 1B 3B	3-2 1-3		3 1 1 0 0 2 3 2 1 1 0 0 0 1												
Inning Stats	R: 0 E: 0 K: 1 S: 11	H: 1 LOB: 1 BB: 0 P: 19	R: 0 E: 0 K: 1 S: 6	H: 1 LOB: 0 BB: 0 P: 10	R: 2 E: 1 K: 1 S: 14	H: 4 LOB: 1 BB: 0 P: 21	R: 1 E: 0 K: 1 S: 13	H: 2 LOB: 2 BB: 1 P: 24	R: 2 E: 0 K: 2 S: 13	H: 2 LOB: 0 BB: 0 P: 20	R: 3 E: 0 K: 1 S: 16	H: 3 LOB: 1 BB: 0 P: 26	R: 0 E: 0 K: 0 S: 6	H: 0 LOB: 2 BB: 2 P: 18	R: 3 E: 0 K: 0 S: 15	H: 3 LOB: 2 BB: 1 P: 29	R: 0 E: 0 K: 1 S: 9	H: 1 LOB: 1 BB: 0 P: 15	1B: 11 2B: 3 3B: 1 HR: 3	SF: 1 SAC: 1 DP: 2 HBP: 2	WP: 0 PB: 1 SB: 0 CS: 0	PA: 46
PITCHER	IP WLS BF H R ER SO BB IBB HBP BLK WP HR S P ERA WHIP												PITCHER	IP WLS BF H R ER SO BB IBB HBP BLK WP HR S P ERA WHIP								
Stan Williams, R (1, 1) ERA: 6.0	5.0 L 25 11 7 6 6 0 1 1 0 0 3 61 103 10.80 2.200																					
Jim Golden, R (6, 1) ERA: 1.8	1.0 5 2 1 1 1 0 0 0 0 0 0 12 17 9.00 2.000																					
Ed Palmquist, R (7, 1) ERA: 4.76	3.0 17 4 3 3 1 3 0 1 0 0 0 30 62 9.00 2.333																					

St. Louis Cardinals @ Los Angeles Dodgers
 Los Angeles Memorial Coliseum, Los Angeles, CA
 Thu Apr 20 1961, 9:05 PM EST
 Att. 12,054 - Unknown

AB	38
R	11
H	17
RBI	11
BB	4
SO	8
LOB	18



Batter	1	2	3	4	5	6	7	8	9	AB	R	H	RBI	BB	SO	LOB
Maury Wills, S OBP: 0.356, SLG: 0.350 (1, 6)	2-2 6-3		1-3 K	2-2 G3			0-1 BB BB 1B		1-0 4-3	5	0	1	0	0	1	2
Jim Gilliam, S OBP: 0.320, SLG: 0.435 (1, 4)	0-1 6-3		1-3 K		0-0 L7		1-0 F8		1-1 F7	5	0	0	0	0	1	2
Tommy Davis, R OBP: 0.405, SLG: 0.564 (1, 8)	1-0 6-3		1-2 E5		1-0 1B 2B		4-1 BB BB			3	0	1	0	1	0	1
Wally Moon, L OBP: 0.611, SLG: 1.258 (1, 7)		1-2 FC1-4-5 2B	1-1 F2		1-1 1B 1B		4-2 G5-4-3 BB			3	0	2	0	1	0	2
Frank Howard, R OBP: 0.304, SLG: 0.409 (1, 9)		1-2 FC1-4-5 FC4-6 BB 2-3		1-3 K	1-1 1B 1B		1-0 G5-4-3 1-2f			4	0	1	0	0	1	4
Gil Hodges, R OBP: 0.625, SLG: 0.500 (1, 3)		4-0 FC4-6 BB		0-1 HR 1B	2-1 FC6-4			0-1 F7		3	1	1	0	1	0	2
Charley Smith, R OBP: 0.200, SLG: 0.800 (1, 5)		0-2 FC4-6 1-2f 2-3		2-0 HR		3-2 6-3		2-1 6-3		4	1	1	2	0	0	2
Norm Sherry, R OBP: 0.500, SLG: 0.778 (1, 2)		3-1 5-3		2-2 6-3		0-3 K		1-3 K		1	0	0	0	0	0	2
Doug Camilli, R (3, 2)										3	0	0	0	0	2	0
Stan Williams, R OBP: 0.714, SLG: 0.500 (1, 1)			1-0 E	1-1 1B		3-3 K			1-0 F9	2	0	2	0	0	0	0
Jim Golden, L (6, 1)										0	0	0	0	0	0	0
Carl Warwick, R OBP: 0.333, SLG: 0.143 (6, PH)										1	0	0	0	0	1	0
Ed Palmquist, R (7, 1)										0	0	0	0	0	0	0
Willie Davis, L OBP: 0.280, SLG: 0.227 (9, PH)										1	0	0	0	0	0	0

Inning Stats	R: 0	H: 0	E: 0	K: 0	S: 6	H: 0	LOB: 0	BB: 0	P: 9	R: 0	H: 1	E: 0	K: 0	S: 11	H: 1	LOB: 2	BB: 1	P: 20	R: 0	H: 1	E: 1	K: 2	S: 13	H: 1	LOB: 2	BB: 0	P: 18	R: 2	H: 3	E: 0	K: 1	S: 14	H: 3	LOB: 1	BB: 0	P: 22	R: 0	H: 0	E: 0	K: 2	S: 9	H: 0	LOB: 0	BB: 0	P: 15	R: 0	H: 1	E: 0	K: 0	S: 7	H: 1	LOB: 2	BB: 2	P: 17	R: 0	H: 0	E: 0	K: 1	S: 7	H: 0	LOB: 0	BB: 0	P: 10	R: 0	H: 0	E: 0	K: 0	S: 4	H: 0	LOB: 0	BB: 0	P: 7	1B: 6	SF: 0	2B: 2	SAC: 0	3B: 0	DP: 1	HR: 1	HBP: 0	WP: 0	PA: 38
--------------	------	------	------	------	------	------	--------	-------	------	------	------	------	------	-------	------	--------	-------	-------	------	------	------	------	-------	------	--------	-------	-------	------	------	------	------	-------	------	--------	-------	-------	------	------	------	------	------	------	--------	-------	-------	------	------	------	------	------	------	--------	-------	-------	------	------	------	------	------	------	--------	-------	-------	------	------	------	------	------	------	--------	-------	------	-------	-------	-------	--------	-------	-------	-------	--------	-------	--------

PITCHER	IP	WLS	BF	H	R	ER	SO	BB	IBB	HBP	BLK	WP	HR	S	P	ERA	WHIP
Curt Simmons, L ERA: 2.57 (1, 1)	6.1	W	31	9	2	2	5	3	0	0	0	0	1	67	112	2.84	1.895
Bob Miller, R ERA: 6.43 (7, 1)	2.2	S	7	0	0	0	1	0	0	0	0	0	0	12	19	0.00	0.000

BOTTOM


St. Louis Cardinals @ Los Angeles Dodgers
Los Angeles Memorial Coliseum, Los Angeles, CA

Thu Apr 20 1961, 9:05 PM EST
Att. 12,054 - Unknown

livebaseballscores.com

AB	35
R	2
H	9
RBI	2
BB	3
SO	6
LOB	17



Batter	1	2	3	4	5	6	7	8	9	AB R H RBI BB SO LOB	TOP														
Eddie Kasko, R (1, 6) OBP: 0.450, SLG: 0.514	1-1 G6-3 1B		1-0 4-3 HR 1B		3-3 K			0-3 K		4 1 2 0 0 2 0	<p>Cincinnati Reds @ Los Angeles Dodgers Los Angeles Memorial Coliseum, Los Angeles, CA</p> <p>Fri Apr 21 1961, 9:05 PM EST Att. 16,487 - Unknown</p> <p>livebaseballscorecards.com</p> <table border="1"> <tr><td>AB</td><td>31</td></tr> <tr><td>R</td><td>3</td></tr> <tr><td>H</td><td>6</td></tr> <tr><td>RBI</td><td>3</td></tr> <tr><td>BB</td><td>3</td></tr> <tr><td>SO</td><td>11</td></tr> <tr><td>LOB</td><td>10</td></tr> </table> 	AB	31	R	3	H	6	RBI	3	BB	3	SO	11	LOB	10
AB	31																								
R	3																								
H	6																								
RBI	3																								
BB	3																								
SO	11																								
LOB	10																								
Vada Pinson, L (1, 8) OBP: 0.282, SLG: 0.257	3-2 G6-3 1-2f		0-0 4-3		1-3 K			4-1 G6-4-3 BB		3 0 0 0 1 1 3															
Frank Robinson, R (1, 7) OBP: 0.297, SLG: 0.375	4-0 E S BB		1-0 HR		0-2 F4			1-2 G6-4-3 1-2f		3 1 1 3 1 0 1															
Wally Post, R (1, 9) OBP: 0.541, SLG: 0.852	2-2 F8 1-3		4-1 FC5-4 BB		1-3 K			0-0 1B		3 0 1 0 1 1 1															
Gene Freese, R (1, 5) OBP: 0.243, SLG: 0.229			0-0 FC5-4 1-2f		0-1 1B			3-1 L7		4 0 1 0 0 1 2															
Gordy Coleman, L (1, 3) OBP: 0.229, SLG: 0.486			1-1 F5		1-0 F7			0-0 F7		4 0 0 0 0 0 2															
Ed Bailey, L (1, 2) OBP: 0.353, SLG: 0.406			0-0 P5		2-1 F5			1-3 K		4 0 0 0 0 2 1															
Jim Baumer, R (1, 4) OBP: 0.111, SLG: 0.111			2-3 K		2-3 K			1-3 K		3 0 0 0 0 3 0															
Jay Hook, L (1, 1) OBP: 1.000, SLG: 1.000			1-2 HR 1B		0-3 K			1-2 L7		1 1 1 0 0 0 0															
Jim Maloney, L (3, 1)										1 0 0 0 0 1 0															
Willie Jones, R (7, PH)										1 0 0 0 0 0 0															
Bill Henry, L (7, 1)										0 0 0 0 0 0 0															
Inning Stats	R: 0 E: 0 K: 0 S: 10	H: 1 LOB: 1 BB: 1 P: 20	R: 0 E: 0 K: 1 S: 7	H: 0 LOB: 0 BB: 0 P: 9	R: 3 E: 0 K: 1 S: 11	H: 3 LOB: 1 BB: 1 P: 20	R: 0 E: 0 K: 1 S: 7	H: 0 LOB: 0 BB: 0 P: 12	R: 0 E: 0 K: 3 S: 10	H: 1 LOB: 1 BB: 0 P: 11	R: 0 E: 0 K: 2 S: 10	H: 0 LOB: 0 BB: 0 P: 14	R: 0 E: 0 K: 1 S: 7	H: 0 LOB: 0 BB: 1 P: 12	R: 0 E: 0 K: 1 S: 7	H: 1 LOB: 1 BB: 0 P: 11	1B: 5 2B: 0 3B: 0 HR: 1	SF: 0 SAC: 0 DP: 2 HBP: 0	WP: 0 PB: 0 SB: 1 CS: 0	PA: 34					
PITCHER Sandy Koufax, L (1, 1) ERA: 3.86	IP 9.0 WLS W BF 34 H 6 R 3 ER 3 SO 11 BB 3 IBB 0 HBP 0 BLK 0 WP 0 HR 1 S 79 P 123 ERA 3.00 WHIP 1.000																								

Batter	1	2	3	4	5	6	7	8	9	AB	R	H	RBI	BB	SO	LOB
Maury Wills, S OBP: 0.347, SLG: 0.341 (1, 6)	2-2 CS 1B	0-1 3-1		2-2 6-3		0-0 FC4-6 1-2f				4	0	1	0	0	0	2
Jim Gilliam, S OBP: 0.310, SLG: 0.407 (1, 4)	1-1 4-3 1-2		2-2 1B E 1B	1-0 F7		1-2 F7 1-2				4	1	1	0	0	0	2
Tommy Davis, R OBP: 0.391, SLG: 0.535 (1, 5) (9, 9)	2-0 F9		0-0 E FC4-2 1B	0-0 F9			0-0 5-3			4	0	1	0	0	0	0
Wally Moon, L OBP: 0.600, SLG: 1.257 (1, 7)		3-2 HR	2-0 E6 FC4-2 BB 1B		1-2 E9 4-3		3-2 4-3			4	2	2	1	0	0	0
Norm Larker, L OBP: 0.344, SLG: 0.400 (1, 3)		2-2 F9	4-0 BB FC4-2 IBB		0-1 4-3		1-1 F7			3	0	0	0	1	0	1
Frank Howard, R OBP: 0.296, SLG: 0.385 Bob Lillis, R (1, 9) (9, 5)		1-0 6-3	1-3 K		1-3 K		0-0 FC5-6 1B			4	0	1	0	0	2	4
Willie Davis, L OBP: 0.276, SLG: 0.200 (1, 8)		2-1 HR HBP	3-2 FC4-2 BB		0-0 G3		1-1 FC5-6 1B			0	0	0	0	0	0	0
John Roseboro, L OBP: 0.464, SLG: 0.571 (1, 2)		1-0 HR	4-2 BB		1-1 L3		1-2 F8			3	1	1	3	1	0	1
Sandy Koufax, R OBP: 0.400, SLG: 0.250 (1, 1)		4-1 BB	0-1 F7		1-1 FC4-6 1B		2-3 K			3	0	1	0	1	1	4

Inning Stats	R: 0	H: 1	E: 0	LOB: 0	K: 0	S: 7	R: 3	H: 2	E: 0	LOB: 1	K: 0	S: 14	R: 2	H: 3	E: 1	LOB: 3	K: 1	S: 17	R: 0	H: 0	E: 0	LOB: 0	K: 0	S: 5	R: 0	H: 0	E: 1	LOB: 1	K: 1	S: 10	R: 0	H: 1	E: 0	LOB: 1	K: 0	S: 8	R: 0	H: 0	E: 0	LOB: 0	K: 0	S: 7	R: 0	H: 1	E: 0	LOB: 1	K: 1	S: 10	R: 0	H: 1	E: 0	LOB: 1	K: 1	S: 14
--------------	------	------	------	--------	------	------	------	------	------	--------	------	-------	------	------	------	--------	------	-------	------	------	------	--------	------	------	------	------	------	--------	------	-------	------	------	------	--------	------	------	------	------	------	--------	------	------	------	------	------	--------	------	-------	------	------	------	--------	------	-------

PITCHER	IP	WLS	BF	H	R	ER	SO	BB	IBB	HBP	BLK	WP	HR	S	P	ERA	WHIP
Jay Hook, R ERA: 12.0 (1, 1)	2.0	L	14	6	5	5	0	1	1	1	0	0	2	26	51	22.50	3.500
Jim Maloney, R ERA: (3, 1)	4.0		15	1	0	0	2	1	0	0	0	0	0	35	51	0.00	0.500
Bill Henry, L ERA: (7, 1)	2.0		7	1	0	0	1	0	0	0	0	0	0	17	25	0.00	0.500

BOTTOM

Cincinnati Reds @ Los Angeles Dodgers
Los Angeles Memorial Coliseum, Los Angeles, CA
 Fri Apr 21 1961, 9:05 PM EST
 Att. 16,487 - Unknown

AB	32
R	5
H	8
RBI	4
BB	3
SO	3
LOB	19



WP	PA	ERA	WHIP
0	36		

Batter	1	2	3	4	5	6	7	8	9	AB R H RBI BB SO LOB	TOP											
Eddie Kasko, R (1, 4) OBP: 0.432, SLG: 0.475 Jerry Lynch, L (9, PH) OBP: 0.600, SLG: 1.333	2-2 6-3		2-1 5-3		1-1 HBP		0-0 FC6-4		1-2 FC6-4	3 0 0 0 0 0 1 1 0 0 0 0 0 2												
Vada Pinson, L (1, 8) OBP: 0.273, SLG: 0.231	1-0 L7			1-0 F8	1-2 4-3			4-2 1B BB	1-2 P6	4 0 0 0 1 0 4												
Frank Robinson, R (1, 7) OBP: 0.341, SLG: 0.382	4-1 BB			1-1 1B 1B		4-0 FC6-4 1B BB		2-0 P6		2 0 1 0 2 0 1												
Wally Post, R (1, 9) OBP: 0.537, SLG: 0.806	0-0 P6			0-0 P4		2-2 FC6-4 1B		1-2 1B		4 0 2 0 0 0 2												
Gene Freese, R (1, 5) OBP: 0.244, SLG: 0.231		0-0 L7		2-1 1B		2-0 FC6-4 G4-6-3 1-2f 2-3		1-3 K		4 0 1 0 0 1 4												
Gordy Coleman, L (1, 3) OBP: 0.205, SLG: 0.436		1-0 4-3		0-3 K		0-0 G4-6-3		0-0 4-3		4 0 0 0 0 1 6												
Leo Cardenas, R (1, 6) OBP: 0.429, SLG: 0.333		2-3 K			1-1 FC5-4 1B		0-0 FC6-5 S 1B		4-2 FC6-4 BB BB	3 0 2 0 1 1 0												
Jerry Zimmerman, R (1, 2) Gus Bell, L (9, PH) OBP: 0.500, SLG: 0.500			0-3 K		0-1 FC5-4 HBP 1-2f		1-2 FC6-5 FC3-6		0-2 F9	3 0 0 0 0 0 1 2 1 0 0 0 0 0 1												
Joey Jay, S (1, 1) Willie Jones, R (9, PH) Jim Baumer, R (9, PR) OBP: 0.111, SLG: 0.111			3-3 K		1-2 L8		0-0 FC3-6 FC6-4 1-2f		4-1 FC6-4 BB	3 0 0 0 0 0 1 2 0 0 0 0 1 0 0 0 0 0 0 0 0 0												
Inning Stats	R: 0 E: 0 K: 0 S: 8	H: 0 LOB: 1 BB: 1 P: 15	R: 0 E: 0 K: 1 S: 5	H: 0 LOB: 0 BB: 0 P: 8	R: 0 E: 0 K: 2 S: 8	H: 0 LOB: 0 BB: 0 P: 13	R: 0 E: 0 K: 1 S: 9	H: 2 LOB: 2 BB: 0 P: 13	R: 0 E: 0 K: 0 S: 12	H: 1 LOB: 2 BB: 0 P: 15	R: 0 E: 0 K: 0 S: 5	H: 1 LOB: 1 BB: 1 P: 13	R: 0 E: 0 K: 0 S: 7	H: 1 LOB: 1 BB: 0 P: 7	R: 0 E: 0 K: 1 S: 10	H: 1 LOB: 2 BB: 1 P: 18	R: 0 E: 0 K: 0 S: 13	H: 0 LOB: 2 BB: 2 P: 23	1B: 6 2B: 0 3B: 0 HR: 0	SF: 0 SAC: 0 DP: 1 HBP: 1	WP: 0 PB: 0 SB: 1 CS: 0	PA: 38
PITCHER Johnny Podres, L (1, 1) ERA: 1.93 Larry Sherry, R (9, 1) ERA: 7.04	IP 8.1	WLS W	BF 36	H 6	R 0	ER 0	SO 5	BB 5	IBB 0	HBP 1	BLK 0	WP 0	HR 0	S 71	P 117	ERA 0.00	WHIP 1.320					
PITCHER	IP	WLS	BF	H	R	ER	SO	BB	IBB	HBP	BLK	WP	HR	S	P	ERA	WHIP					

Cincinnati Reds @ Los Angeles Dodgers
Los Angeles Memorial Coliseum, Los Angeles, CA

Sat Apr 22 1961, 9:05 PM EST
Att. 17,744 - Unknown

AB	32
R	0
H	6
RBI	0
BB	5
SO	5
LOB	25



livebaseballscorecards.com

Batter	1	2	3	4	5	6	7	8	9	AB	R	H	RBI	BB	SO	LOB
--------	---	---	---	---	---	---	---	---	---	----	---	---	-----	----	----	-----

Maury Wills, S <small>OBP: 0.340, SLG: 0.319</small> <small>(1, 6)</small>	0-0 4-3 <small>(1)</small>		2-2 4-3 <small>(1)</small>			4-2 SH3-4 BB		0-1 FC1-5 <small>(2)</small>		3	0	0	0	1	0	1
Jim Gilliam, S <small>OBP: 0.355, SLG: 0.464</small> Bob Lillis, R <small>(1, 4)</small> <small>(4, 4)</small>	2-2 WP 1B 2B		4-1 CS BB			1-0 SH3-4 <small>(1)</small> 1-2		0-0 1-3 <small>(3)</small>		1	1	1	0	1	0	0
Tommy Davis, R <small>OBP: 0.388, SLG: 0.511</small> <small>(1, 5)</small>	4-2 1B WP BB 2-3		2-2 5-3 <small>(2)</small> <small>(3)</small> 1-2			0-2 P6 <small>(2)</small>				2	0	0	0	1	0	2
Wally Moon, L <small>OBP: 0.581, SLG: 1.184</small> <small>(1, 7)</small>	3-0 1-3 FC6-4 1B 3-H			2-1 F7 <small>(1)</small>		1-3 K <small>(3)</small>				3	0	1	1	0	1	1
Norm Larker, L <small>OBP: 0.314, SLG: 0.364</small> Gil Hodges, R <small>OBP: 0.625, SLG: 0.500</small> <small>(1, 3)</small> <small>(9, 3)</small>	1-2 F5 <small>(2)</small>			2-0 4-3 <small>(2)</small>				0-1 3-1 <small>(1)</small>		3	0	0	0	0	0	2
Frank Howard, R <small>OBP: 0.267, SLG: 0.345</small> Don Demeter, R <small>OBP: 0.364, SLG: 0.222</small> <small>(1, 9)</small> <small>(9, 9)</small>	0-0 FC6-4 <small>(3)</small> 1-2f			3-2 P6 <small>(3)</small>				0-3 K <small>(2)</small>		3	0	0	0	0	1	2
Willie Davis, L <small>OBP: 0.281, SLG: 0.214</small> <small>(1, 8)</small>		1-2 L7-3 1B				0-1 F7 <small>(1)</small>		0-0 F8 <small>(3)</small>		3	0	1	0	0	0	0
John Roseboro, L <small>OBP: 0.419, SLG: 0.500</small> <small>(1, 2)</small>		1-3 K <small>(1)</small>				3-3 K <small>(2)</small>		0-0 G3 <small>(1)</small>		3	0	0	0	0	2	1
Johnny Podres, L <small>OBP: 0.500, SLG: 0.571</small> Larry Sherry, R <small>(1, 1)</small> <small>(9, 1)</small>		0-0 L7-3 <small>(2)</small> <small>(3)</small> 1-2				3-1 F8 <small>(3)</small>		1-2 FC1-5 2B		3	0	1	0	0	0	1
										0	0	0	0	0	0	0

Inning Stats	R: 1 E: 0 K: 0 S: 15	H: 2 LOB: 2 BB: 1 P: 25	R: 0 E: 0 K: 1 S: 7	H: 1 LOB: 0 BB: 0 P: 9	R: 0 E: 0 K: 0 S: 7	H: 0 LOB: 0 BB: 1 P: 15	R: 0 E: 0 K: 0 S: 8	H: 0 LOB: 0 BB: 0 P: 15	R: 0 E: 0 K: 1 S: 7	H: 0 LOB: 0 BB: 0 P: 13	R: 0 E: 0 K: 1 S: 12	H: 0 LOB: 1 BB: 1 P: 17	R: 0 E: 0 K: 1 S: 6	H: 0 LOB: 0 BB: 0 P: 6	R: 0 E: 0 K: 0 S: 7	H: 1 LOB: 1 BB: 0 P: 8	1B: 2 2B: 3 3B: 0 HR: 0	SF: 0 SAC: 1 DP: 1 HBP: 0
--------------	-------------------------------	----------------------------------	------------------------------	---------------------------------	------------------------------	----------------------------------	------------------------------	----------------------------------	------------------------------	----------------------------------	-------------------------------	----------------------------------	------------------------------	---------------------------------	------------------------------	---------------------------------	----------------------------------	------------------------------------

PITCHER	IP	WLS	BF	H	R	ER	SO	BB	IBB	HBP	BLK	WP	HR	S	P	ERA	WHIP
Joey Jay, R <small>ERA: 2.25</small>	(1, 1)	8.0	L	29	4	1	4	3	0	0	0	2	0	69	108	1.12	0.875

BOTTOM

Cincinnati Reds @ Los Angeles Dodgers
 Los Angeles Memorial Coliseum, Los Angeles, CA

AB	25
R	1
H	4
RBI	1
BB	3
SO	4
LOB	11



WP: 2	PA: 29
PB: 0	
SB: 0	
CS: 1	

ERA	WHIP
1.12	0.875

Sat Apr 22 1961, 9:05 PM EST
 Att. 17,744 - Unknown

livebaseballscorecards.com

Batter	1	2	3	4	5	6	7	8	9	AB R H RBI BB SO LOB	TOP											
Eddie Kasko, R (1, 4) OBP: 0.417, SLG: 0.455	2-1 P6		1-1 4-3			2-3 K		1-0 1B		4 0 1 0 0 1 0	Cincinnati Reds @ Los Angeles Dodgers Los Angeles Memorial Coliseum, Los Angeles, CA Sun Apr 23 1961, 6:33 AM EST Att. 25,289 - Unknown - 64 F											
Vada Pinson, L (1, 8) OBP: 0.250, SLG: 0.209	0-0 5-3			1-2 F6		3-2 F8		0-0 4-3		4 0 0 0 0 0 1												
Frank Robinson, R (1, 7) OBP: 0.311, SLG: 0.342	1-3 K			3-1 5-3			0-0 5-3		0-2 F4	4 0 0 0 0 1 0												
Wally Post, R (1, 9) OBP: 0.533, SLG: 0.771		0-0 G3 1B		2-1 F7			1-3 K		0-0 FC3-6 1B	4 0 2 0 0 1 0												
Gordy Coleman, L (1, 3) OBP: 0.233, SLG: 0.465		0-0 F5			0-0 1B		1-1 2B		0-0 FC3-6 BB 1-2f	4 0 2 0 0 0 2												
Ed Bailey, L (1, 2) OBP: 0.342, SLG: 0.371		1-0 G3			2-0 F8 1B		3-1 F8		4-1 BB 1-2	3 0 0 0 1 0 3												
Gene Freese, R (1, 5) OBP: 0.222, SLG: 0.209		0-1 F7			0-0 F7			2-1 F6	0-0 F9	4 0 0 0 0 0 4												
Leo Cardenas, R (1, 6) OBP: 0.300, SLG: 0.222			3-3 K		0-2 6-3			1-1 4-3		3 0 0 0 0 1 1												
Bob Purkey, R (1, 1) OBP: 0.100, SLG: 0.200			2-3 K			2-3 K		1-2 HR		2 0 0 0 0 2 0												
Jerry Lynch, L (8, PH) OBP: 0.667, SLG: 2.000										1 1 1 1 0 0 0												
Jim Brosnan, R (8, 1)										0 0 0 0 0 0 0												
Inning Stats	R: 0 E: 0 K: 1 S: 7	H: 0 LOB: 0 BB: 0 P: 10	R: 0 E: 0 K: 0 S: 5	H: 1 LOB: 1 BB: 0 P: 6	R: 0 E: 0 K: 2 S: 8	H: 0 LOB: 0 BB: 0 P: 14	R: 0 E: 0 K: 0 S: 7	H: 0 LOB: 0 BB: 0 P: 13	R: 0 E: 0 K: 0 S: 6	H: 1 LOB: 1 BB: 0 P: 8	R: 0 E: 0 K: 2 S: 10	H: 0 LOB: 0 BB: 0 P: 17	R: 0 E: 0 K: 1 S: 8	H: 1 LOB: 1 BB: 0 P: 13	R: 1 E: 0 K: 0 S: 9	H: 2 LOB: 1 BB: 0 P: 14	R: 0 E: 0 K: 0 S: 7	H: 1 LOB: 2 BB: 1 P: 11	1B: 4 2B: 1 3B: 0 HR: 1	SF: 0 SAC: 0 DP: 0 HBP: 0	WP: 0 PB: 0 SB: 0 CS: 0	PA: 34
PITCHER Roger Craig, R (1, 1) ERA: 3.32	IP: 9.0 WLS: W BF: 34 H: 6 R: 1 ER: 1 SO: 6 BB: 1 IBB: 0 HBP: 0 BLK: 0 WP: 0 HR: 1 S: 67 P: 106 ERA: 1.00 WHIP: 0.778											PITCHER	IP: WLS: BF: H: R: ER: SO: BB: IBB: HBP: BLK: WP: HR: S: P: ERA: WHIP:									

AB	33
R	1
H	6
RBI	1
BB	1
SO	6
LOB	11



Batter	1	2	3	4	5	6	7	8	9	AB R H RBI BB SO LOB	TOP									
Chuck Hiller, L (1, 4) <small>OBP: 0.214, SLG: 0.250</small>	0-2 1B 2B		2-3 K		0-0 4-3	0-1 BB 2B		3-2 4-3		5 1 2 0 0 1 1	San Francisco Giants @ Los Angeles Dodgers Los Angeles Memorial Coliseum, Los Angeles, CA Tue Apr 25 1961, 9:05 PM EST Att. 29,240 - Unknown									
Harvey Kuenn, R (1, 5) <small>OBP: 0.327, SLG: 0.283</small> Jim Davenport, R (8, 5) <small>OBP: 0.400, SLG: 0.600</small>	1-2 F9		2-2 1-3		4-0 BB 1B	4-1 BB		2-2 6-3		3 1 0 0 2 0 1 0 0 0 0 0 0 0										
Willie Mays, R (1, 8) <small>OBP: 0.412, SLG: 0.488</small>	0-3 K		0-1 6-3		4-1 HBP 1B	4-2 1-2 2-3 BB		3-2 5-3		3 0 0 0 2 1 1										
Willie McCovey, L (1, 3) <small>OBP: 0.244, SLG: 0.366</small>	0-1 2-H 1B			0-1 HR	1-2 F7	2-2 4-3		2-3 K		5 1 2 2 0 1 5										
Orlando Cepeda, R (1, 7) <small>OBP: 0.313, SLG: 0.356</small>	1-0 4-3			1-1 F3	1-1 HBP 1B		2-2 6-3	0-0 L7		5 0 1 1 0 0 1										
Felipe Alou, R (1, 9) <small>OBP: 0.417, SLG: 0.442</small> Matty Alou, L (5, 9) <small>OBP: 0.500, SLG: 0.500</small>		0-0 G3		0-0 HBP 1B	2-2 HBP 1B		0-0 G3 1B			2 0 1 0 0 0 0 1 0 1 0 0 0 0										
Tom Haller, L (1, 2) <small>OBP: 0.270, SLG: 0.233</small>		1-1 4-3		1-0 FC4-6 HBP	1-3 K		1-2 G3			3 0 0 0 0 1 4										
Jose Pagan, R (1, 6)		4-0 BB		0-3 K		0-1 5-3	0-0 6-3			3 0 0 0 1 1 3										
Jack Sanford, R (1, 1) Stu Miller, R (7, 1)		1-3 K		0-1 FC4-6		2-3 K		4-1 CS BB		3 0 0 0 0 2 3 0 0 0 0 1 0 0										
Inning Stats	R: 1 E: 0 K: 1 S: 12	H: 2 LOB: 1 BB: 0 P: 14	R: 0 E: 0 K: 1 S: 6	H: 0 LOB: 1 BB: 1 P: 12	R: 0 E: 0 K: 1 S: 8	H: 0 LOB: 2 BB: 0 P: 12	R: 1 E: 0 K: 1 S: 10	H: 1 LOB: 3 BB: 2 P: 28	R: 0 E: 0 K: 1 S: 13	H: 1 LOB: 3 BB: 2 P: 25	R: 0 E: 0 K: 0 S: 11	H: 1 LOB: 1 BB: 0 P: 14	R: 0 E: 0 K: 0 S: 7	H: 0 LOB: 0 BB: 1 P: 16	R: 0 E: 0 K: 1 S: 8	H: 0 LOB: 0 BB: 0 P: 13	1B: 4 2B: 2 3B: 0 HR: 1	SF: 0 SAC: 0 DP: 0 HBP: 2	WP: 0 PB: 0 SB: 0 CS: 1	PA: 41
PITCHER	IP WLS BF H R ER SO BB IBB HBP BLK WP HR S P ERA WHIP																			
Don Drysdale, R (1, 1) <small>ERA: 2.93</small>	5.2 L 30 6 3 3 6 5 0 2 0 0 1 61 98 4.76 1.941																			
Ron Perranoski, L (6, 1) <small>ERA: 2.25</small>	1.1 5 1 0 0 0 0 0 0 0 0 0 14 19 0.00 0.750																			
Larry Sherry, R (8, 1) <small>ERA: 5.59</small>	2.0 6 0 0 0 0 1 1 0 0 0 0 15 29 0.00 0.500																			

livebaseballscorecards.com

AB	33
R	3
H	7
RBI	3
BB	6
SO	7
LOB	19



Batter	1	2	3	4	5	6	7	8	9	AB R H RBI BB SO LOB
Maury Wills, S OBP: 0.355, SLG: 0.315 (1, 6)	4-0 BB		0-0 5-3		4-2 BB		1-2 1B		2-2 4-3	3 0 1 0 2 0 0
Charlie Neal, R OBP: 0.429, SLG: 0.417 (1, 4)	1-3 K		4-1 6-3 BB		2-2 F5		0-0 1B			3 0 1 1 1 1 2
Tommy Davis, R OBP: 0.393, SLG: 0.480 (1, 5)	3-1 P3		4-1 6-3 BB		4-1 1-2 BB		1-2 F2			2 0 0 0 2 0 3
Wally Moon, L OBP: 0.510, SLG: 1.065 (1, 7)	2-3 K		3-2 6-3		2-2 1-3		0-0 L8-2			4 0 0 0 0 1 7
Norm Larker, L OBP: 0.310, SLG: 0.375 (1, 3)		1-1 F8	3-2 4-3		1-1 G3		3-2 F8			4 0 0 0 0 0 2
Don Demeter, R OBP: 0.353, SLG: 0.467 (1, 9)		3-1 1B		1-2 1-3		0-0 E5	2-3 K			4 0 1 0 0 1 0
Willie Davis, L OBP: 0.282, SLG: 0.257 (1, 8)		0-0 1B		1-2 6-3		3-3 K	1-0 4-3			4 0 1 0 0 1 1
John Roseboro, L OBP: 0.395, SLG: 0.484 (1, 2)		2-2 P4		1-0 F8		1-1 F9		2-3 K		4 0 0 0 0 1 3
Don Drysdale, R (1, 1)		1-0 F8			2-3 K		4-2 1B		0-0 6-3	2 0 0 0 0 1 2
Ron Perranoski, L (6, 1)										0 0 0 0 0 0 0
Jim Gilliam, S (7, PH)										0 1 0 0 1 0 0
Larry Sherry, R (8, 1)										0 0 0 0 0 0 0
Gil Hodges, R (9, PH)										1 0 0 0 0 0 0

Inning Stats	R: 0	H: 0	E: 0	K: 2	S: 9	H: 0	LOB: 1	BB: 1	P: 18	R: 0	H: 2	E: 0	K: 0	S: 9	H: 0	LOB: 2	BB: 0	P: 16	R: 0	H: 0	E: 0	K: 0	S: 13	H: 0	LOB: 2	BB: 2	P: 27	R: 0	H: 0	E: 0	K: 0	S: 7	H: 0	LOB: 0	BB: 0	P: 10	R: 0	H: 0	E: 0	K: 1	S: 14	H: 0	LOB: 2	BB: 2	P: 28	R: 0	H: 0	E: 1	K: 1	S: 12	H: 0	LOB: 1	BB: 0	P: 17	R: 1	H: 2	E: 0	K: 0	S: 11	H: 0	LOB: 1	BB: 1	P: 17	R: 0	H: 0	E: 0	K: 1	S: 7	H: 0	LOB: 0	BB: 0	P: 13	R: 0	H: 0	E: 0	K: 1	S: 7	H: 0	LOB: 0	BB: 0	P: 11	1B: 4	SF: 0	2B: 1	SAC: 0	3B: 0	DP: 1	HR: 0	HBP: 0	WP: 0	PA: 37
--------------	------	------	------	------	------	------	--------	-------	-------	------	------	------	------	------	------	--------	-------	-------	------	------	------	------	-------	------	--------	-------	-------	------	------	------	------	------	------	--------	-------	-------	------	------	------	------	-------	------	--------	-------	-------	------	------	------	------	-------	------	--------	-------	-------	------	------	------	------	-------	------	--------	-------	-------	------	------	------	------	------	------	--------	-------	-------	------	------	------	------	------	------	--------	-------	-------	-------	-------	-------	--------	-------	-------	-------	--------	-------	--------

PITCHER	IP	WLS	BF	H	R	ER	SO	BB	IBB	HBP	BLK	WP	HR	S	P	ERA	WHIP
Jack Sanford, R (1, 1)	6.0	W	29	4	1	1	4	6	0	0	0	0	0	70	127	1.50	1.667
Stu Miller, R (7, 1)	3.0	S	8	0	0	0	2	0	0	0	0	0	0	19	30	0.00	0.000

BOTTOM

San Francisco Giants @ Los Angeles Dodgers
Los Angeles Memorial Coliseum, Los Angeles, CA

Tue Apr 25 1961, 9:05 PM EST
Att. 29,240 - Unknown

livebaseballscores.com

AB	31
R	1
H	4
RBI	1
BB	6
SO	6
LOB	20



Batter	1	2	3	4	5	6	7	8	9	AB R H RBI BB SO LOB	TOP
Chuck Hiller, L (1, 4) <small>OBP: 0.234, SLG: 0.289</small> <small>C B L B B S</small>	2-3 			2-3 		1-2 		0-0 	2-3 	5 2 2 0 0 3 0	San Francisco Giants @ Los Angeles Dodgers Los Angeles Memorial Coliseum, Los Angeles, CA Wed Apr 26 1961, 9:05 PM EST Att. 27,032 - Unknown livebaseballscorecards.com
Harvey Kuenn, R (1, 9) Felipe Alou, R (8, PR) <small>OBP: 0.339, SLG: 0.292</small> <small>OBP: 0.417, SLG: 0.442</small> <small>B B B B</small>	4-0 		0-1 		2-1 		0-0 	1-0 	2 0 1 1 1 0 0 0 1 0 0 0 0 0 1 0 1 0 0 0 0		
Matty Alou, L (9, PH) <small>OBP: 0.667, SLG: 0.667</small> <small>B B B B</small>	G5-4-3 		2-1 		0-0 		1-1 	0-0 	5 1 3 1 0 0 1		
Willie Mays, R (1, 8) <small>OBP: 0.429, SLG: 0.500</small> <small>S B B B B X</small>	3-2 		1-3 		1-3 		2-1 	1-2 	5 1 1 1 0 1 3		
Willie McCovey, L (1, 3) <small>OBP: 0.240, SLG: 0.348</small> <small>B B B B B X</small>		2-1 		4-1 		1-0 		1-1 	2-2 	4 0 0 0 1 0 6	
Orlando Cepeda, R (1, 7) <small>OBP: 0.302, SLG: 0.327</small> <small>B C B B B B</small>		2-1 		1-2 		0-0 		1-2 	3 0 0 1 0 1 1		
Bob Schmidt, R (1, 2) <small>OBP: 0.143, SLG: 0.167</small> <small>B B C C C</small>		1-3 		2-3 		2-2 		0-1 	4 0 1 0 0 1 3		
Jim Davenport, R (1, 5) <small>OBP: 0.333, SLG: 0.444</small> <small>X</small>			0-0 		4-1 		1-3 	1-0 	1 0 0 0 0 0 0 0 1 0 0 1 0 0 2 0 1 1 0 1 1		
Jose Pagan, R (1, 6) Don Blasingame, L (6, PH) Eddie Bressoud, R (6, 6) <small>OBP: 0.107, SLG: 0.222</small> <small>B B C C C X</small>			1-2 		2-3 		3-3 	2-3 	1 0 0 0 0 0 0 1 0 0 0 0 1 1 0 0 0 0 0 0 0 1 0 0 0 0 1 1 1 0 0 0 0 1 2 0 0 0 0 0 0 0		
Mike McCormick, L (1, 1) <small>OBP: 0.143, SLG: 0.143</small> Bob Farley, L (8, PH) Eddie Fisher, R (6, 1) Jim Marshall, L (7, PH) Jim Duffalo, R (7, 1) <small>OBP: 0.800, SLG: 1.000</small> Bobby Bolin, R (8, 1) <small>X S C</small>			0-2 		2-3 		1-2 	1-2 			
Inning Stats	R: 0 H: 0 E: 0 LOB: 0 K: 1 BB: 1 S: 7 P: 16	R: 0 H: 0 E: 0 LOB: 0 K: 1 BB: 0 S: 7 P: 12	R: 0 H: 0 E: 0 LOB: 0 K: 0 BB: 0 S: 7 P: 8	R: 0 H: 0 E: 0 LOB: 0 K: 1 BB: 0 S: 7 P: 11	R: 0 H: 0 E: 0 LOB: 1 K: 2 BB: 1 S: 11 P: 19	R: 2 H: 3 E: 0 LOB: 2 K: 1 BB: 1 S: 14 P: 24	R: 0 H: 1 E: 0 LOB: 1 K: 2 BB: 0 S: 11 P: 17	R: 4 H: 4 E: 2 LOB: 3 K: 1 BB: 0 S: 17 P: 25	R: 0 H: 2 E: 0 LOB: 2 K: 1 BB: 0 S: 12 P: 18	1B: 9 SF: 2 2B: 1 SAC: 0 3B: 0 DP: 1 HR: 0 HBP: 0	WP: 1 PA: 41 PB: 0 SB: 1 CS: 0
PITCHER Stan Williams, R (1, 1) <small>ERA: 5.32</small> Larry Sherry, R (8, 1) <small>ERA: 4.63</small>	IP WLS BF H R ER SO BB IBB HBP BLK WP HR S P ERA WHIP 7.0 0 28 5 3 3 8 3 0 0 0 1 0 65 108 3.86 1.143					PITCHER IP WLS BF H R ER SO BB IBB HBP BLK WP HR S P ERA WHIP 2.0 L 13 5 3 0 2 0 0 0 0 0 0 0 28 42 0.00 2.500					



Batter	1	2	3	4	5	6	7	8	9	AB	R	H	RBI	BB	SO	LOB
Maury Wills, S OBP: 0.373, SLG: 0.345 (1, 6)	2-2 1-3		1-0 F9		2-0 1B 2B		0-1 CS 1B		4-1 WP E BB	4	1	2	0	1	0	1
Charlie Neal, R OBP: 0.424, SLG: 0.414 (1, 4)	1-3 K		1-2 1B		1-2 HR 1B		1-1 CS	2-2 4-3	1-3 SAFE	4	1	2	1	0	1	0
Norm Larker, L OBP: 0.310, SLG: 0.375 (9, PH)			1-2 1B		1-1 HR 1B		1-2		1-2 K	1	0	0	0	0	1	1
Tommy Davis, R OBP: 0.377, SLG: 0.509 (1, 8)	1-0 3-1		0-2 4-3		1-1 HR			1-0 6-3	3-1 F3	5	1	1	2	0	0	3
Wally Moon, L OBP: 0.527, SLG: 1.041 (1, 7)		2-1 1B		2-1 1B	2-2 1-3			4-1 1B BB		3	0	2	0	1	0	0
Don Demeter, R OBP: 0.333, SLG: 0.421 (1, 9)		2-3 K		1-3 K		2-3 K		0-0 1B		4	0	1	0	0	3	2
Gil Hodges, R OBP: 0.385, SLG: 0.273 (1, 3)		1-0 F8		0-1 F9		3-3 K		0-2 6-3		4	0	0	0	0	1	4
Charley Smith, R OBP: 0.125, SLG: 0.500 (1, 5)		2-3 K		1-3 K		1-3 K			4-2 HR BB	3	0	0	0	0	3	2
Jim Gilliam, S OBP: 0.351, SLG: 0.406 (9, PH)										0	1	0	0	1	0	0
Doug Camilli, R John Roseboro, L OBP: 0.410, SLG: 0.594 (1, 2) (9, PH)			3-2 F8		3-3 K		1-2 L7		0-0 HR	3	0	0	0	0	1	0
Stan Williams, R OBP: 0.600, SLG: 0.429 (1, 1)			3-2 1B		3-3 K		3-2 F8		3-2 F9	0	0	0	0	0	0	0
Larry Sherry, R Ron Fairly, L OBP: 0.600, SLG: 0.667 (8, 1) (9, PH)										1	0	0	0	0	0	0

Inning Stats	R: 0	H: 0	E: 0	K: 1	S: 8	H: 0	LOB: 0	BB: 0	P: 12	R: 0	H: 1	E: 0	K: 2	S: 9	H: 1	LOB: 1	BB: 0	P: 16	R: 0	H: 2	E: 0	K: 0	S: 15	H: 2	LOB: 2	BB: 0	P: 23	R: 0	H: 1	E: 0	K: 2	S: 14	H: 3	LOB: 0	BB: 0	P: 31	R: 0	H: 0	E: 0	K: 3	S: 9	H: 0	LOB: 0	BB: 0	P: 15	R: 0	H: 1	E: 0	K: 0	S: 11	H: 1	LOB: 0	BB: 0	P: 15	R: 0	H: 1	E: 0	K: 0	S: 12	H: 1	LOB: 2	BB: 1	P: 19	R: 2	H: 1	E: 1	K: 1	S: 15	H: 1	LOB: 1	BB: 2	P: 30	1B: 7	SF: 0	2B: 1	SAC: 0	3B: 0	DP: 0	HR: 2	HBP: 0	WP: 1	PA: 40
--------------	------	------	------	------	------	------	--------	-------	-------	------	------	------	------	------	------	--------	-------	-------	------	------	------	------	-------	------	--------	-------	-------	------	------	------	------	-------	------	--------	-------	-------	------	------	------	------	------	------	--------	-------	-------	------	------	------	------	-------	------	--------	-------	-------	------	------	------	------	-------	------	--------	-------	-------	------	------	------	------	-------	------	--------	-------	-------	-------	-------	-------	--------	-------	-------	-------	--------	-------	--------

PITCHER	IP	WLS	BF	H	R	ER	SO	BB	IBB	HBP	BLK	WP	HR	S	P	ERA	WHIP
Mike McCormick, L ERA: 1.93 (1, 1)	5.0		22	7	3	3	7	0	0	0	0	0	1	66	100	5.40	1.400
Eddie Fisher, R ERA: 1.5 (6, 1)	1.0		3	0	0	0	3	0	0	0	0	0	0	9	15	0.00	0.000
Jim Duffalo, R ERA: 6.75 (7, 1)	2.1	W	12	3	2	2	0	3	0	0	0	0	1	33	55	7.71	2.571
Bobby Bolin, R ERA: (9, 1)	0.2	S	2	0	0	0	1	0	0	0	0	1	0	5	9	0.00	0.000

BOTTOM

San Francisco Giants @ Los Angeles Dodgers
Los Angeles Memorial Coliseum, Los Angeles, CA

Wed Apr 26 1961, 9:05 PM EST
Att. 27,032 - Unknown

livebaseballscores.com

AB	36
R	5
H	10
RBI	5
BB	3
SO	11
LOB	13



Batter	1	2	3	4	5	6	7	8	9	AB R H RBI BB SO LOB	TOP											
Maury Wills, S (1, 6) OBP: 0.389, SLG: 0.397	0-1 4-3 1B		1-1 SH5-4 E PB 1B		1-0 4-3	3-2 L8			0-1 WP 3B	5 2 3 0 0 0 0												
Charlie Neal, R (1, 4) OBP: 0.421, SLG: 0.394	3-2 4-3 1-2		4-2 E3 SH5-4 1-2 BB		1-0 BB HR 1B	1-3 K			3-2 F4	4 1 1 0 1 1 2												
Wally Moon, L (1, 7) OBP: 0.508, SLG: 0.981 Carl Warwick, R (9, 8) OBP: 0.333, SLG: 0.143	0-3 K		1-0 SH5-4 1-2 2-3		4-0 BB HR BB				1-0 G1 3-H	3 1 0 0 1 2 1 0 0 0 0 0 0 0												
Tommy Davis, R (1, 8) OBP: 0.364, SLG: 0.475	3-3 K		1-0 E3 2-3 3-H		0-0 F4				4-1 S BB	4 0 0 1 1 1 4												
Don Demeter, R (1, 9) OBP: 0.308, SLG: 0.348		1-0 E4 HR	2-0 F3		4-1 HR BB				2-2 6-3	4 2 0 0 1 1 2												
Frank Howard, R (1, 3) OBP: 0.324, SLG: 0.576 Norm Larker, L (8, 3) OBP: 0.310, SLG: 0.375		2-2 HR		2-0 PB 1B	1-2 HR				0-0 4-3	4 2 3 6 0 0 0 0 0 0 0 0 0 0												
Charley Smith, R (1, 5) OBP: 0.250, SLG: 0.833 Jim Gilliam, S (8, 5) OBP: 0.351, SLG: 0.406		2-1 5-3		1-3 K	1-2 HR				1-2 2B	4 1 2 1 0 1 1 0 0 0 0 0 0 0												
Doug Camilli, R (1, 2) OBP: 0.400, SLG: 0.576 John Roseboro, L (8, PH) OBP: 0.400, SLG: 0.576		0-3 K		0-0 5-3	2-3 K				0-3 K	3 0 0 0 0 2 1 1 0 0 0 0 1 1												
Johnny Podres, L (1, 1) OBP: 0.417, SLG: 0.455		1-3 K		1-1 2-H 1B		1-1 1-3			2-1 L6	4 0 1 0 0 1 1												
Inning Stats	R: 0 E: 0 K: 2 S: 11	H: 1 LOB: 1 BB: 0 P: 17	R: 2 E: 1 K: 2 S: 12	H: 1 LOB: 0 BB: 0 P: 18	R: 1 E: 1 K: 0 S: 7	H: 1 LOB: 1 BB: 1 P: 16	R: 0 E: 0 K: 1 S: 7	H: 2 LOB: 2 BB: 0 P: 11	R: 5 E: 0 K: 1 S: 14	H: 3 LOB: 0 BB: 2 P: 28	R: 0 E: 0 K: 1 S: 8	H: 0 LOB: 0 BB: 0 P: 13	R: 0 E: 0 K: 2 S: 11	H: 0 LOB: 0 BB: 0 P: 18	R: 0 E: 0 K: 1 S: 9	H: 1 LOB: 1 BB: 0 P: 12	R: 1 E: 0 K: 0 S: 16	H: 1 LOB: 1 BB: 1 P: 25	1B: 5 2B: 1 3B: 1 HR: 3	SF: 0 SAC: 1 DP: 0 HBP: 0	WP: 1 PB: 2 SB: 1 CS: 0	PA: 41
PITCHER	IP WLS BF H R ER SO BB IBB HBP BLK WP HR S P ERA WHIP																					
Dick Ellsworth, L (1, 1) ERA: 4.56	4.2 L 25 8 8 7 5 3 0 0 0 0 3 48 85 13.50 2.357																					
Joe Schaffernoth, R (5, 1) ERA: 3.18	3.1 11 1 0 0 5 0 0 0 0 0 0 31 48 0.00 0.300																					
Mel Wright, R (9, 1) ERA: 7.36	1.0 5 1 1 1 0 1 0 0 0 1 0 16 25 9.00 2.000																					

Los Angeles Dodgers @ Chicago Cubs
 Wrigley Field, Chicago, IL
 Sat Apr 29 1961, 3:33 AM CST
 Att: 9,842 - Sunny - 56 F

AB	36
R	9
H	10
RBI	8
BB	4
SO	10
LOB	13



WP: 1	PA: 41
-------	--------

BOTTOM

Los Angeles Dodgers @ Chicago Cubs

Wrigley Field, Chicago, IL

Sat Apr 29 1961, 3:33 AM CST

Att. 9,842 - Sunny - 56 F

livebaseballscorecards.com

AB	32
R	4
H	7
RBI	3
BB	0
SO	5
LOB	4



WP:	0	PA:	33
PB:	0	SB:	0
CS:	0		

AB R H RBI BB SO LOB

4	0	0	0	0	0	0
4	0	1	0	0	0	0
4	1	1	1	0	0	1
4	1	1	0	0	0	0
4	1	2	1	0	0	0
4	1	2	0	0	0	1
3	0	0	0	0	3	2
2	0	0	1	0	0	0
1	0	0	0	0	1	0
1	0	0	0	0	1	0
1	0	0	0	0	0	0
0	0	0	0	0	0	0

Batter

Al Heist, R (1, 8) OBP: 0.271, SLG: 0.327	2-2 F9		1-1 4-3		0-0 F9		1-1 6-3	
Don Zimmer, R (1, 4) OBP: 0.387, SLG: 0.509	3-1 F8		1-1 L9		1-1 14 9-6-4 1B		1-0 L8	
14 Ernie Banks, R (1, 6) OBP: 0.293, SLG: 0.453	1-2 L8		1-0 6-3		2-2 9-6-4 1-2f		2-2 HR	
Ron Santo, R (1, 5) OBP: 0.368, SLG: 0.538		2-2 1B 3B		1-1 6-3		2-1 F4	1-2 F6	
Frank Thomas, R (1, 7) OBP: 0.353, SLG: 0.576		0-0 2B E 1B		3-2 F7		3-1 3-1	0-0 1B	
Billy Williams, L (1, 9) OBP: 0.235, SLG: 0.245		0-0 3-H E9 SF8 2B		0-0 F6		0-0 1B	1-2 G3	
Andre Rodgers, R (1, 3) OBP: 0.250, SLG: 0.333		2-3 K		2-3 K		2-3 K		
Dick Bertell, R (1, 2) OBP: 0.351, SLG: 0.281		0-0 SF8		2-1 F9			1-2 4-3	
Dick Ellsworth, L (1, 1) Joe Schaffernoth, R (5, 1) Richie Ashburn, L (8, PH) Mel Wright, R (9, 1)		3-3 K		1-3 K			1-2 G3	

Inning Stats

R: 0	H: 0	R: 3	H: 3	R: 0	H: 0	R: 0	H: 0	R: 0	H: 1	R: 0	H: 1	R: 0	H: 0	R: 1	H: 2
E: 0	LOB: 0	E: 1	LOB: 0	E: 0	LOB: 0	E: 0	LOB: 0	E: 0	LOB: 0	E: 0	LOB: 1	E: 0	LOB: 0	E: 0	LOB: 1
K: 0	BB: 0	K: 2	BB: 0	K: 0	BB: 0	K: 2	BB: 0	K: 1	BB: 0	K: 0	BB: 0	K: 0	BB: 0	K: 0	BB: 0
S: 10	P: 16	S: 12	P: 19	S: 5	P: 8	S: 6	P: 10	S: 8	P: 13	S: 6	P: 9	S: 9	P: 16	S: 8	P: 11

PITCHER

IP	WLS	BF	H	R	ER	SO	BB	IBB	HBP	BLK	WP	HR	S	P	ERA	WHIP
9.0	W	33	7	4	3	5	0	0	0	0	0	1	76	119	3.00	0.778

Johanny Podres, L (1, 1)
ERA: 2.23

IP	WLS	BF	H	R	ER	SO	BB	IBB	HBP	BLK	WP	HR	S	P	ERA	WHIP
9.0	W	33	7	4	3	5	0	0	0	0	0	1	76	119	3.00	0.778

Batter	1	2	3	4	5	6	7	8	9	AB R H RBI BB SO LOB	TOP
Maury Wills, S OBP: 0.368, SLG: 0.373 (1, 6)	3-2 F7		1-3 K			2-1 1-3		0-2 1-3		4 0 0 0 0 1 0	Los Angeles Dodgers @ Chicago Cubs Wrigley Field, Chicago, IL Sun Apr 30 1961, 3:33 AM CDT Cloudy - 58 F
Charlie Neal, R OBP: 0.405, SLG: 0.378 (1, 4)	2-2 5-3		0-0 F8			1-1 5-3		1-2 HR	4 1 1 0 0 0 0		
Tommy Davis, R OBP: 0.386, SLG: 0.556 (1, 8) (9, 7)	2-1 1B			1-0 6-3		0-0 2B		1-0 HR	4 1 3 2 0 0 0		
Wally Moon, L OBP: 0.508, SLG: 0.946 Carl Warwick, R OBP: 0.333, SLG: 0.143 (1, 7) (9, 8)	2-2 1-2 1B		3-1 1B			1-2 5-3		1-1 4-3	4 0 2 0 0 0 1 0 0 0 0 0 0 0		
Norm Larker, L OBP: 0.289, SLG: 0.349 Ron Fairly, L OBP: 0.500, SLG: 0.500 (1, 3) (7, 9)	1-3 K			2-0 F5			1-1 1-5-3	2-2 L9	3 0 0 0 0 1 3 1 0 0 0 0 0 0		
Frank Howard, R OBP: 0.289, SLG: 0.514 (1, 9) (7, 3) Bob Lillis, R (9, 5)		0-1 1-3		1-1 5-3			2-2 L9	2-3 K	4 0 0 0 0 1 1 0 0 0 0 0 0 0		
John Roseboro, L OBP: 0.395, SLG: 0.543 (1, 2)			1-0 F9		4-0 CS BB		1-3 K		2 0 0 0 1 1 0		
Charley Smith, R OBP: 0.200, SLG: 0.667 Gil Hodges, R OBP: 0.385, SLG: 0.273 (1, 5) (9, 3)		2-2 5-3			2-3 K			0-1 5-3	3 0 0 0 0 1 1 0 0 0 0 0 0 0		
Don Drysdale, R (1, 1) Jim Gilliam, S (8, PH) Larry Sherry, R (8, 1)			2-2 4-3		3-2 5-3			2-2 F3	2 0 0 0 0 0 0 1 0 0 0 0 0 0 0 0 0 0 0 0 0		
Inning Stats	R: 0 H: 2 E: 0 LOB: 2 K: 1 BB: 0 S: 15 P: 25	R: 0 H: 0 E: 0 LOB: 0 K: 0 BB: 0 S: 6 P: 9	R: 0 H: 0 E: 0 LOB: 0 K: 1 BB: 0 S: 8 P: 11	R: 0 H: 1 E: 0 LOB: 1 K: 0 BB: 0 S: 6 P: 13	R: 0 H: 0 E: 0 LOB: 0 K: 1 BB: 1 S: 8 P: 17	R: 0 H: 1 E: 0 LOB: 1 K: 0 BB: 0 S: 8 P: 12	R: 0 H: 0 E: 0 LOB: 0 K: 1 BB: 0 S: 9 P: 13	R: 0 H: 0 E: 0 LOB: 0 K: 0 BB: 0 S: 8 P: 10	R: 2 H: 2 E: 0 LOB: 0 K: 1 BB: 0 S: 12 P: 19	1B: 4 SF: 0 2B: 1 SAC: 0 3B: 0 DP: 0 HR: 1 HBP: 0	
PITCHER Glen Hobbie, R (1, 1) ERA: 3.43	IP WLS BF H R ER SO BB IBB HBP BLK WP HR S P ERA WHIP										

livebaseballscorecards.com

AB	32
R	2
H	6
RBI	2
BB	1
SO	5
LOB	6



Batter	1	2	3	4	5	6	7	8	9	AB	R	H	RBI	BB	SO	LOB
Richie Ashburn, L (1, 7) <small>OBP: 0.152, SLG: 0.125</small> Ed Bouchee, L (9, 3) <small>OBP: 0.355, SLG: 0.269</small>	0-2 F9		3-2 4-3		3-2 F8			0-1 F8 SH3-4 1B		4	0	1	0	0	0	2
Don Zimmer, R (1, 4) <small>OBP: 0.385, SLG: 0.500</small>	1-0 5-3		1-0 1-3			1-0 1B		0-1 SH3-4 1-2		3	0	1	0	0	0	0
14 Ernie Banks, R (1, 6) <small>OBP: 0.306, SLG: 0.446</small>	1-1 1-3			3-1 FC6-4 1B		0-3 K		4-0 IBB		3	0	1	0	1	1	1
Ron Santo, R (1, 5) <small>OBP: 0.377, SLG: 0.527</small>		1-1 1B		2-2 FC6-4 1-2f		1 SAFE 4-1 1-2 BB		1-0 F8 2-3		3	0	1	0	1	0	3
Frank Thomas, R (1, 3) <small>OBP: 0.316, SLG: 0.514</small> (9, 7)		2-3 K		0-1 F2		1-3 K		0-0 1-3		4	0	0	0	0	2	6
Billy Williams, L (1, 9) <small>OBP: 0.218, SLG: 0.226</small>		1-3 K		2-3 K		0-1 4-3			0-0 L1	4	0	0	0	0	2	4
Al Heist, R (1, 8) <small>OBP: 0.274, SLG: 0.316</small> George Altman, L (9, PH)		0-3 K		2-2 L8			4-0 G6-3 BB		2-3 K	2	0	0	0	1	1	1
Sammy Taylor, L (1, 2) <small>OBP: 0.250, SLG: 0.357</small>			2-1 4-3 WP PB HBP		1-0 1B		0-0 G6-3 1-2f		0-0 2-3	3	1	1	0	0	0	1
Glen Hobbie, R (1, 1) <small>OBP: 0.143, SLG: 0.154</small>			1-3 K		2-3 K		0-3 K			3	0	0	0	0	3	2

Inning Stats	R: 0	H: 0	E: 0	K: 0	S: 6	P: 8	R: 0	H: 1	E: 0	K: 3	S: 11	P: 15	R: 1	H: 0	E: 0	K: 1	S: 8	R: 0	H: 1	E: 0	K: 1	S: 11	P: 18	R: 0	H: 1	E: 0	K: 1	S: 11	P: 19	R: 0	H: 1	E: 1	K: 2	S: 10	P: 16	R: 0	H: 0	E: 0	K: 1	S: 4	P: 8	R: 0	H: 1	E: 0	K: 0	S: 6	P: 11	R: 0	H: 0	E: 0	K: 1	S: 5	P: 7	1B: 5	2B: 0	3B: 0	HR: 0	SF: 0	SAC: 1	DP: 1	HBP: 1	WP: 1	PB: 1	SB: 0	CS: 0	PA: 35
PITCHER Don Drysdale, R (1, 1) <small>ERA: 2.34</small> Larry Sherry, R (8, 1) <small>ERA: 3.95</small>	IP	WLS	BF	H	R	ER	SO	BB	IBB	HBP	BLK	WP	HR	S	P	ERA	WHIP																																																	
																		PITCHER IP WLS BF H R ER SO BB IBB HBP BLK WP HR S P ERA WHIP																																																

Los Angeles Dodgers @ Chicago Cubs
 Wrigley Field, Chicago, IL
 Sun Apr 30 1961, 3:33 AM CDT
 Cloudy - 58 F

livebaseballscorecards.com

AB	30
R	1
H	5
RBI	0
BB	3
SO	10
LOB	20



Batter	1	2	3	4	5	6	7	8	9	AB R H RBI BB SO LOB	TOP											
Willie Davis, L OBP: 0.318, SLG: 0.425 (1, 8) X	0-0 6-3 3B	0-1 4-3		2-0 FC6-4 1B		2-1 HR		0-3 K		5 2 3 1 0 1 4												
John Roseboro, L OBP: 0.396, SLG: 0.513 (1, 2) F X	0-1 6-3		4-2 F8 BB	0-0 F7		3-2 1-3		0-0 G6-4-3 1B		4 0 1 1 1 0 3												
Tommy Davis, R OBP: 0.373, SLG: 0.574 (1, 5) C B B C F F S	3-H 3-3 K		1-2 F4	3-1 FC6-4 1-2f		0-0 HR		1-1 G6-4-3 1-2f		5 1 1 1 0 1 6												
Wally Moon, L OBP: 0.485, SLG: 0.883 (1, 7) C B C F C X	2-2 L7		4-0 BB		0-1 1-3	0-1 F5			2-3 K	4 0 0 0 1 1 0												
Norm Larker, L OBP: 0.260, SLG: 0.313 (1, 3) F C B X		1-2 5-3	0-1 F8		1-0 3-1	1-2 F8			1-1 F5	5 0 0 0 0 0 2												
Frank Howard, R OBP: 0.279, SLG: 0.500 (1, 9) X		0-0 E5 FC5-4	3-3 K		1-1 HR 2B		2-1 F9		1-2 F8	5 1 1 0 0 1 2												
Charlie Neal, R OBP: 0.391, SLG: 0.439 (1, 4) C B C F F B B F F S		2-2 FC5-4 1B 1-2f		2-3 K		0-0 HR	0-2 F9			4 1 1 2 0 1 1												
Charley Smith, R OBP: 0.316, SLG: 0.684 (1, 6) B B X		1-0 BB 1B		0-0 1B BB 1B		0-1 1B	0-1 6-3			4 0 3 0 0 0 0												
Roger Craig, R OBP: 0.250, SLG: 0.143 (1, 1) C B C F F B B F F S		4-2 BB		4-2 1B BB		2-3 K		1-2 1B		0 0 0 0 0 1 0 0 0 0 0 0 0 0 0 0 0 0 0 0 0 1 0 0 0 0 0 0 0 0 0 0 1 0 0 0 0 0 1 1 0 0 0 0 0 0 0 0 1 0 1 0 0 0 0 0 0 0 0 0 0 0 0 0												
Jim Golden, L (2, 1) C B C F F B B F F S																						
Ron Fairly, L OBP: 0.697, SLG: 0.500 (4, PH) C B C F F B B F F S																						
Sandy Koufax, R OBP: 0.400, SLG: 0.250 (5, PH) C B C F F B B F F S																						
Don Demeter, R OBP: 0.286, SLG: 0.333 (5, 1) C B C F F B B F F S																						
Ron Ferranski, L (5, 1) C B C F F B B F F S																						
Bob Aspromonte, R OBP: 0.333, SLG: 0.333 (8, PH) C B C F F B B F F S																						
Stan Williams, R OBP: 0.600, SLG: 0.429 (8, 1) C B C F F B B F F S																						
Inning Stats	R: 1 E: 0 K: 1 S: 12	H: 1 LOB: 0 BB: 0 P: 17	R: 0 E: 1 K: 0 S: 18	H: 1 LOB: 3 BB: 1 P: 26	R: 0 E: 0 K: 1 S: 10	H: 0 LOB: 2 BB: 2 P: 22	R: 0 E: 0 K: 1 S: 11	H: 2 LOB: 3 BB: 1 P: 22	R: 2 E: 0 K: 0 S: 14	H: 3 LOB: 1 BB: 0 P: 18	R: 2 E: 0 K: 0 S: 11	H: 2 LOB: 0 BB: 0 P: 17	R: 0 E: 0 K: 0 S: 7	H: 0 LOB: 0 BB: 0 P: 9	R: 0 E: 0 K: 1 S: 11	H: 2 LOB: 1 BB: 0 P: 13	R: 0 E: 0 K: 1 S: 9	H: 0 LOB: 0 BB: 0 P: 13	1B: 6 2B: 1 3B: 1 HR: 3	SF: 0 SAC: 0 DP: 1 HBP: 0	WP: 0 PB: 0 SB: 0 CS: 0	PA: 42
PITCHER	IP WLS BF H R ER SO BB IBB HBP BLK WP HR S P ERA WHIP																					
Bob Anderson, R ERA: 4.18 (1, 1)	5.0 W 28 8 4 4 4 4 4 0 0 0 0 2 67 109 7.20 2.400																					
Jim Brewer, L ERA: 4.5 (6, 1)	2.1 10 3 1 1 1 1 0 0 0 0 0 1 25 32 3.86 1.286																					
Don Elston, R ERA: (8, 1)	1.2 S 4 0 0 0 0 1 0 0 0 0 0 0 11 16 0.00 0.000																					

Los Angeles Dodgers @ Chicago Cubs
Wrigley Field, Chicago, IL
Sun Apr 30 1961, 3:38 AM CDT
Att. 20,529 - Cloudy - 58 F

AB	38
R	5
H	11
RBI	5
BB	4
SO	6
LOB	19



BOTTOM

Los Angeles Dodgers @ Chicago Cubs
Wrigley Field, Chicago, IL

livebaseballscorecards.com

AB	36
R	10
H	13
RBI	8
BB	3
SO	4
LOB	11



WP:	1	PA:	40
PB:	0		
SB:	0		
CS:	1		

Sun Apr 30 1961, 3:38 AM CDT
Att: 20,529 - Cloudy - 58 F

AB	4	R	1	H	1	RBI	1	BB	1	SO	0	LOB	2
	0	0	0	0	0	0	0	0	0	0	0	0	0
	0	0	0	0	0	0	0	0	0	0	0	0	0

5	1	1	1	0	1	2							
---	---	---	---	---	---	---	--	--	--	--	--	--	--

5	2	3	1	0	0	0							
---	---	---	---	---	---	---	--	--	--	--	--	--	--

4	1	1	1	1	1	0	2						
---	---	---	---	---	---	---	---	--	--	--	--	--	--

3	1	1	0	1	0	1							
---	---	---	---	---	---	---	--	--	--	--	--	--	--

4	1	2	1	0	0	0							
---	---	---	---	---	---	---	--	--	--	--	--	--	--

4	1	1	1	0	0	2							
---	---	---	---	---	---	---	--	--	--	--	--	--	--

4	2	2	1	0	1	1							
---	---	---	---	---	---	---	--	--	--	--	--	--	--

2	0	1	1	0	1	1							
1	0	0	0	0	1	0							
0	0	0	0	0	0	0							

1B:	10	SF:	0
2B:	2	SAC:	1
3B:	2	DP:	1
HR:	0	HBP:	0

Batter	1	2	3	4	5	6	7	8	9
Richie Ashburn, L (1, 7) Sammy Drake, S (8, PR) Ed Bouchee, L (9, 3)	0-2 1-3	2-1 FC3-6 2B E		4-2 CS BB		0-1 6-3		1-2 14 1B	
Don Zimmer, R (1, 4)	1-2 F8	0-0 E7 14 1B 2B		1-3 K			1-0 F9	1-1 L7	
14 Ernie Banks, R (1, 6)	0-0 F7	1-2 3B 1B		0-1 WP 3B			0-0 1-3	1-2 FC4-6 1B	
Ron Santo, R (1, 5)		L6		3-2 6-3			4-0 1B BB	0-1 FC4-6	
Frank Thomas, R (1, 3) (9, 7)		1B BB		1-1 1-3			2-2 1B		
Billy Williams, L (1, 9)		2-2 1B 1B	0-1 5-3	2-1 F9			1-0 1B		
Al Heist, R (1, 8)		0-0 1B 1B	1-2 E6	0-1 6-3			0-0 1-3		
Dick Bertell, R (1, 2)		3-2 FC3-6 2B 1B	0-3 K			0-0 6-3		1-1 SH3-4 BLK 1B	
Bob Anderson, R (1, 1) Jim Brewer, L (6, 1) Don Elston, R (8, 1)		1-0 FC3-6 1B	3-3 K			0-3 K		2-2 SH3-4	

Inning Stats	R: 0	H: 0	E: 0	K: 0	S: 7	LOB: 0	BB: 0	P: 8	R: 7	H: 7	E: 1	K: 0	S: 22	LOB: 1	BB: 1	P: 39	R: 0	H: 0	E: 1	K: 2	S: 11	LOB: 0	BB: 0	P: 15	R: 0	H: 0	E: 0	K: 0	S: 6	LOB: 0	BB: 0	P: 9	R: 0	H: 0	E: 0	K: 1	S: 6	LOB: 0	BB: 0	P: 6	R: 1	H: 2	E: 0	K: 0	S: 7	LOB: 2	BB: 1	P: 15	R: 1	H: 3	E: 0	K: 0	S: 15	LOB: 2	BB: 0	P: 21
--------------	------	------	------	------	------	--------	-------	------	------	------	------	------	-------	--------	-------	-------	------	------	------	------	-------	--------	-------	-------	------	------	------	------	------	--------	-------	------	------	------	------	------	------	--------	-------	------	------	------	------	------	------	--------	-------	-------	------	------	------	------	-------	--------	-------	-------

PITCHER	IP	WLS	BF	H	R	ER	SO	BB	IBB	HBP	BLK	WP	HR	S	P	ERA	WHIP
Roger Craig, R (1, 1) ERA: 5.4	1.2	L	11	5	6	6	0	1	0	0	0	0	0	23	39	32.40	3.600
Jim Golden, R (2, 1) ERA: 2.84	1.1		7	2	1	1	2	0	0	0	0	0	0	17	23	6.75	1.500
Sandy Koufax, L (4, 1) ERA: 4.2	1.0		4	1	1	1	1	1	0	0	0	1	0	11	19	9.00	2.000
Ron Perranoski, L (5, 1) ERA: 2.57	3.0		12	2	1	1	1	1	0	0	0	0	0	19	30	3.00	1.000
Stan Williams, R (8, 1) ERA: 5.48	1.0		6	3	1	1	0	0	0	0	1	0	0	15	21	9.00	3.000

Los Angeles Dodgers @ Milwaukee Braves
 Milwaukee County Stadium, Milwaukee, WI

Tue May 02 1961, 8:05 PM EDT
 Att. 8,161 - Unknown

AB	38
R	11
H	12
RBI	9
BB	6
SO	5
LOB	20



AB R H RBI BB SO LOB

TOP

Batter	1	2	3	4	5	6	7	8	9																		
Willie Davis, L (1, 8) OBP: 0.340, SLG: 0.444	1-0 1B 2B	0-0 F4			1-0 F9				0-0 G3																		
John Roseboro, L (1, 2) OBP: 0.415, SLG: 0.581	0-1 5-3		0-0 HR		0-0 HR 1B																						
Tommy Davis, R (1, 5) OBP: 0.400, SLG: 0.639 (7, 7)	0-2 S 1B 2-H		2-2 2B		1-0 HR		4-1 SF7 BB	0-0 6-3																			
Wally Moon, L (1, 7) OBP: 0.472, SLG: 0.841 Don Demeter, R (7, 9) OBP: 0.286, SLG: 0.320	0-0 F7		0-1 5-3		0-0 F5		4-2 2B BB	0-0 F8																			
Norm Larker, L (1, 3) OBP: 0.259, SLG: 0.308 Gil Hodges, R (8, PH) OBP: 0.357, SLG: 0.250 (8, 3)	3-2 F9 1-2		2-2 1-3		0-0 1B		3-2 E3 2B	1-2 F4																			
Frank Howard, R (1, 9) OBP: 0.277, SLG: 0.556 Bob Lillis, R (7, 6) OBP: 0.333, SLG: 0.333		0-0 HR	1-0 5-3		2-1 1-3		0-0 SF7	0-0 SH1-4 1B																			
Charlie Neal, R (1, 4) OBP: 0.400, SLG: 0.467		0-0 1B		1-3 K		0-2 F8	2-2 BB WP 2B	0-0 SH1-4																			
Charley Smith, R (1, 6) OBP: 0.273, SLG: 0.591 Jim Gilliam, S (7, PH) OBP: 0.375, SLG: 0.394 (7, 5)		2-0 F3		0-0 6-3		1-2 F4	4-1 WP BB BB	4-1 BB																			
Sandy Koufax, R (1, 1) OBP: 0.286, SLG: 0.167 Jim Golden, L (4, 1) Ron Fairly, L (7, PH) OBP: 0.571, SLG: 0.500 Carl Warwick, R (7, PH) OBP: 0.300, SLG: 0.125 Larry Sherry, R (7, 1)		2-3 K		0-3 K		1-2 F5	0-3 K	0-0 F2																			
Inning Stats	R: 1 E: 0 K: 0 S: 10	H: 2 LOB: 1 BB: 0 P: 14	R: 1 E: 0 K: 1 S: 7	H: 2 LOB: 1 BB: 0 P: 11	R: 1 E: 0 K: 0 S: 11	H: 2 LOB: 1 BB: 0 P: 16	R: 0 E: 0 K: 2 S: 7	H: 0 LOB: 0 BB: 0 P: 8	R: 2 E: 0 K: 0 S: 7	H: 3 LOB: 1 BB: 0 P: 11	R: 0 E: 0 K: 0 S: 11	H: 0 LOB: 0 BB: 0 P: 13	R: 6 E: 1 K: 2 S: 25	H: 2 LOB: 2 BB: 5 P: 51	R: 0 E: 0 K: 0 S: 5	H: 0 LOB: 0 BB: 0 P: 6	R: 0 E: 0 K: 0 S: 5	H: 1 LOB: 2 BB: 1 P: 9	1B: 6 2B: 3 3B: 0 HR: 3	SF: 1 SAC: 1 DP: 0 HBP: 0	WP: 1 PB: 0 SB: 1 CS: 0	PA: 46					
PITCHER	IP	WLS	BF	H	R	ER	SO	BB	IBB	HBP	BLK	WP	HR	S	P	ERA	WHIP										
Don Nottebart, R (1, 1) ERA: 5.14	2.0		12	6	3	3	1	0	0	0	0	0	2	21	31	13.50	3.000										
Ken MacKenzie, L (3, 1) ERA: 6.43	4.0	L	18	4	5	5	2	2	0	0	0	0	1	37	55	11.25	1.500										
Ron Piche, R (7, 1) ERA: 1.69	0.1		5	1	2	1	0	2	0	0	0	0	0	14	27	27.00	9.000										
Seth Morehead, L (7, 1) ERA: 6.75	1.2		6	0	1	0	2	1	0	0	0	1	0	11	17	0.00	0.600										
Don McMahon, R (9, 1) ERA: 4.91	1.0		5	1	0	0	0	1	0	0	0	0	0	5	9	0.00	2.000										

livebaseballscores.com

Batter	1	2	3	4	5	6	7	8	9	AB	R	H	RBI	BB	SO	LOB
Roy McMillan, R OBP: 0.322, SLG: 0.333 (1, 6)	3-2 5-3	2-3 K		4-2 1B 1-2 BB		1-0 6-3		0-0 E6 1B WP	3-3 K	5	1	0	0	1	2	3
Frank Bolling, R OBP: 0.356, SLG: 0.393 (1, 4)	1-1 1B 1B		3-2 2B E 1B	1-1 F7		1-2 E5		3-1 1B 1B		5	3	3	2	0	0	2
Eddie Mathews, L OBP: 0.417, SLG: 0.415 (1, 5)	1-3 K		1-3 K	3-1 FC6-4 1B		2-1 F7		3-2 HBP 1B 1B		5	0	2	1	0	2	3
Hank Aaron, R OBP: 0.368, SLG: 0.630 (1, 8)	1-0 1B E 1B		0-0 SF7 2B	1-0 FC6-4		0-0 F9		0-3 K		5	2	2	0	0	1	4
Joe Adcock, R OBP: 0.294, SLG: 0.375 (1, 3)	3-1 E8 1B		2-2 E1	1-1 F3		0-0 F3		0-0 HBP 1B		5	0	3	2	0	0	1
Felix Mantilla, R (8, PR) (9, 7)	1-H 3-H 1B		2-3 3-H SF7	0-1 F4		0-0 F3		1-2 3-H HBP 1B		0	0	0	0	0	0	0
Mel Roach, R OBP: 0.292, SLG: 0.350 (1, 7) (9, 3)	2-1 F9		1-1 SF7	1-1 F4		0-0 F3		1-0 HBP		3	0	0	1	0	0	2
John DeMerit, R OBP: 0.229, SLG: 0.289 (1, 9)		2-3 K	0-3 K	1-2 F4		3-2 F7		1-2 F9		4	0	0	0	0	2	2
Del Crandall, R OBP: 0.250, SLG: 0.375 (8, PH)										1	0	0	0	0	0	3
Don McMahon, R (9, 1)										0	0	0	0	0	0	0
Charlie Lau, L OBP: 0.371, SLG: 0.370 (1, 2)		3-2 2B		4-1 FC3-6 BB		2-0 4-3 E 2B		0-2 L8	2-2 F9	4	1	2	0	1	0	0
Don Nottebart, R OBP: 0.143, SLG: 0.143 (1, 1)		1-3 K		1-0 FC3-6 BB 1B		3-2 4-3		0-1 WP E 1B	1-3 K	1	0	0	0	0	1	1
Ken Mackenzie, R (3, 1)										2	1	0	0	0	0	2
Ron Piche, R (7, 1)										0	0	0	0	0	0	0
Seth Morehead, L (7, 1)										0	0	0	0	0	0	0
Lee Mave, L OBP: 0.412, SLG: 0.231 (8, PH) (9, 9)										2	1	1	0	0	1	0


Inning Stats	R: 2	H: 3	E: 1	K: 1	S: 13	H: 3	LOB: 1	BB: 0	P: 24	R: 0	H: 1	E: 0	K: 3	S: 14	H: 1	LOB: 1	BB: 0	P: 22	R: 2	H: 2	E: 1	K: 2	S: 16	H: 2	LOB: 1	BB: 0	P: 23	R: 1	H: 1	E: 0	K: 0	S: 13	H: 1	LOB: 2	BB: 2	P: 27	R: 0	H: 0	E: 0	K: 0	S: 7	H: 0	LOB: 0	BB: 0	P: 9	R: 1	H: 1	E: 1	K: 0	S: 10	H: 1	LOB: 1	BB: 0	P: 19	R: 0	H: 1	E: 0	K: 0	S: 6	H: 1	LOB: 1	BB: 0	P: 9	R: 3	H: 4	E: 1	K: 1	S: 18	H: 4	LOB: 3	BB: 0	P: 26	R: 0	H: 0	E: 0	K: 2	S: 9	H: 0	LOB: 0	BB: 0	P: 15	1B: 9	SF: 1	2B: 4	SAC: 0	3B: 0	DP: 0	HR: 0	HBP: 1	WP: 1	PA: 46
PITCHER	IP	WLS	BF	H	R	ER	SO	BB	IBB	HBP	BLK	WP	HR	S	P	ERA	WHIP																																																																										
Sandy Koufax, L ERA: 4.42 (1, 1)	3.1		19	6	5	2	6	2	0	0	0	0	0	51	86	5.40	2.400																																																																										
Jim Golden, R ERA: 2.0 (4, 1)	2.2	W	11	2	1	0	0	0	0	0	0	0	0	22	38	0.00	0.750																																																																										
Larry Sherry, R ERA: 3.78 (7, 1)	3.0	S	16	5	3	1	3	0	0	1	0	1	0	33	50	3.00	1.667																																																																										

Los Angeles Dodgers @ Milwaukee Braves
Milwaukee County Stadium, Milwaukee, WI

Tue May 02 1961, 8:05 PM EDT
 Att. 8,161 - Unknown

livebaseballscorecards.com

AB	42
R	9
H	13
RBI	6
BB	2
SO	9
LOB	23



Batter	1	2	3	4	5	6	7	8	9	AB R H RBI BB SO LOB	TOP	
Jim Gilliam, S (1, 5) <small>OBP: 0.364, SLG: 0.405</small>	1-0 		3-1 			3-2 			1-0 	4 0 1 1 0 0 0	Los Angeles Dodgers @ Milwaukee Braves Milwaukee County Stadium, Milwaukee, WI Wed May 03 1961, 8:05 PM EDT Att. 8,668 - Unknown livebaseballscorecards.com AB 29 R 1 H 2 RBI 1 BB 2 SO 9 LOB 7 	
Charlie Neal, R (1, 4) <small>OBP: 0.370, SLG: 0.429</small>	1-2 		3-2 			3-1 			3-2 	4 0 0 0 0 0 1		
Tommy Davis, R (1, 7) <small>OBP: 0.393, SLG: 0.618</small>	1-2 								1-1 	4 0 1 0 0 1 0		
Frank Howard, R (1, 9) <small>OBP: 0.255, SLG: 0.510</small>		3-3 							0-1 	4 0 0 0 0 3 1		
Don Demeter, R (1, 8) <small>OBP: 0.258, SLG: 0.286</small>		0-1 								3 0 0 0 0 0 0		
Gil Hodges, R (1, 3) <small>OBP: 0.353, SLG: 0.214</small>		0-1 								2 0 0 0 1 0 0		
Charley Smith, R (1, 6) <small>OBP: 0.280, SLG: 0.542</small>			4-1 						0-2 	2 1 0 0 1 1 1		
John Roseboro, L (1, 2) <small>OBP: 0.393, SLG: 0.543</small>			0-3 						0-3 	3 0 0 0 0 2 2		
Stan Williams, R (1, 1) <small>OBP: 0.500, SLG: 0.333</small> Bob Aspromonte, R (8, PH) <small>OBP: 0.250, SLG: 0.250</small> Roger Craig, R (8, 1) <small>OBP: 0.250, SLG: 0.143</small>			1-3 						0-1 	2 0 0 0 0 2 1 1 0 0 0 0 0 1 0 0 0 0 0 0 0		
Inning Stats	R: 0 H: 0 E: 0 LOB: 0 K: 0 BB: 0 S: 8 P: 11	R: 0 H: 0 E: 0 LOB: 0 K: 1 BB: 0 S: 7 P: 10	R: 1 H: 1 E: 0 LOB: 1 K: 2 BB: 1 S: 12 P: 23	R: 0 H: 0 E: 0 LOB: 0 K: 2 BB: 0 S: 7 P: 9	R: 0 H: 0 E: 0 LOB: 0 K: 1 BB: 0 S: 8 P: 12	R: 0 H: 0 E: 0 LOB: 0 K: 1 BB: 0 S: 8 P: 15	R: 0 H: 0 E: 0 LOB: 0 K: 1 BB: 0 S: 9 P: 13	R: 0 H: 0 E: 0 LOB: 1 K: 1 BB: 1 S: 10 P: 14	R: 0 H: 1 E: 0 LOB: 1 K: 0 BB: 0 S: 10 P: 15	1B: 1 SF: 0 2B: 1 SAC: 0 3B: 0 DP: 0 HR: 0 HBP: 0	WP: 0 PA: 31 PB: 0 SB: 0 CS: 0	
PITCHER Warren Spahn, L (1, 1) <small>ERA: 0.97</small>	IP WLS BF H R ER SO BB IBB HBP BLK WP HR S P ERA WHIP 9.0 W 31 2 1 1 9 2 0 0 0 0 0 79 122 1.00 0.444											PITCHER IP WLS BF H R ER SO BB IBB HBP BLK WP HR S P ERA WHIP

Batter	1	2	3	4	5	6	7	8	9
Lee Mays, L (1, 9) OBP: 0.409, SLG: 0.333	1-0 1B 2B	0-1 1B 2-H			2-2 L3		2-0 G3 1-2 2-3	0-1 FC6-4 1-2f	
Frank Bolling, R (1, 4) OBP: 0.365, SLG: 0.390	4-2 FC1-4 1B BB	1-2 1B 1-3			2-1 5-3		0-1 L1		
Eddie Mathews, L (1, 5) OBP: 0.406, SLG: 0.404	3-3 K	3-2 F8			1-1 F4		1-0 1B 2-H 3-H		
Hank Aaron, R (1, 8) OBP: 0.377, SLG: 0.621	0-1 FC1-4 1B 1-2 2-H		0-1 F8		1-3 K		3-2 FC5-4 1B 1-3		
Joe Adcock, R (1, 3) OBP: 0.273, SLG: 0.346	0-0 FC1-4 1-2f 2-3		0-2 6-3		1-2 5-3		0-0 FC5-4 1-2f		
Mel Roach, R (1, 7) OBP: 0.296, SLG: 0.348 Al Spangler, L (8, 7) OBP: 0.375, SLG: 0.231	0-1 F8		1-2 F7		0-1 1B		1-0 F8		
Roy McMillan, R (1, 6) OBP: 0.302, SLG: 0.310		1-0 5-3		0-3 K	0-0 F7		2-3 K		
Charlie Lau, L (1, 2) OBP: 0.385, SLG: 0.387		1-2 F2		1-0 F5		2-1 PB 1B 1B	1-2 1B 1B		
Warren Spahn, L (1, 1) OBP: 0.333, SLG: 0.357		2-2 1B 2B		3-3 K		1-2 PB 1B 1B	0-0 FC6-4 1B		

Inning Stats	R: 1 E: 0 K: 12 S: 12	H: 2 LOB: 2 BB: 1 P: 20	R: 1 E: 0 K: 0 S: 17	H: 3 LOB: 2 BB: 0 P: 25	R: 0 E: 0 K: 0 S: 7	H: 0 LOB: 0 BB: 0 P: 9	R: 0 E: 0 K: 2 S: 8	H: 0 LOB: 0 BB: 0 P: 12	R: 0 E: 0 K: 1 S: 10	H: 1 LOB: 1 BB: 0 P: 12	R: 2 E: 0 K: 0 S: 13	H: 4 LOB: 2 BB: 0 P: 22	R: 0 E: 0 K: 1 S: 10	H: 2 LOB: 2 BB: 0 P: 14
1B: 10 2B: 2 3B: 0 HR: 0	SF: 0 SAC: 0 DP: 0 HBP: 0	WP: 0 PB: 1 SB: 0 CS: 0	PA: 37											

PITCHER	IP	WLS	BF	H	R	ER	SO	BB	IBB	HBP	BLK	WP	HR	S	P	ERA	WHIP
Stan Williams, R (1, 1) ERA: 5.4	7.0	L	32	10	4	4	4	1	0	0	0	0	0	75	113	5.14	1.571
Roger Craig, R (8, 1) ERA: 5.18	1.0		5	2	0	0	1	0	0	0	0	0	10	14	0.00	2.000	

BOTTOM

Los Angeles Dodgers @ Milwaukee Braves
Milwaukee County Stadium, Milwaukee, WI
 Wed May 03 1961, 8:05 PM EDT
 Att. 8,668 - Unknown

AB	36
R	4
H	12
RBI	4
BB	1
SO	5
LOB	17



PITCHER	IP	WLS	BF	H	R	ER	SO	BB	IBB	HBP	BLK	WP	HR	S	P	ERA	WHIP
---------	----	-----	----	---	---	----	----	----	-----	-----	-----	----	----	---	---	-----	------

Los Angeles Dodgers @ Milwaukee Braves
 Milwaukee County Stadium, Milwaukee, WI

Thu May 04 1961, 4:33 AM EDT
 Att: 7,373 - Unknown

AB	38
R	6
H	9
RBI	4
BB	5
SO	5
LOB	13



Batter	1	2	3	4	5	6	7	8	9	10	AB	R	H	RBI	BB	SO	LOB
Maury Wills, S OBP: 0.346, SLG: 0.347	3-2 4-3		1-3 K		0-1 G3		3-2 F8		2-0 F8		5	0	0	0	0	1	2
Willie Davis, L OBP: 0.345, SLG: 0.449	0-2 F4		1-1 F6		3-2 E 2B		0-0 F9		4-0 1B BB		4	1	1	0	1	0	0
Tommy Davis, R OBP: 0.386, SLG: 0.600	2-1 6-3			2-1 BB 1B	1-1 4-3			0-3 K	0-1 1B		4	1	1	0	0	1	1
Jim Gilliam, S OBP: 0.378, SLG: 0.421										1-2 2-H 3-H	1	0	1	1	0	0	0
Wally Moon, L OBP: 0.461, SLG: 0.803		2-3 K		4-2 1B E BB	2-2 E3 CS			0-3 K		1-2 F2	3	1	0	0	1	2	0
Don Demeter, R OBP: 0.250, SLG: 0.276											1	0	0	0	0	0	0
Norm Larker, L OBP: 0.293, SLG: 0.339	3-2 BB 1B			1-2 E BB	0-1 CS	3-2 F7		0-0 FC6-4 1B		0-0 HR	4	0	3	1	0	0	0
Bob Lillis, R OBP: 0.333, SLG: 0.333				3-2 E BB	0-1 CS						0	0	0	0	0	0	0
Gil Hodges, R OBP: 0.389, SLG: 0.467				1-2 E BB	0-1 CS						1	1	1	1	0	0	0
Frank Howard, R OBP: 0.255, SLG: 0.481	4-2 BB			0-1 E5 G6-4-3		0-3 K		1-2 FC6-4		2-0 F7	3	0	0	0	1	1	2
Carl Warwick, R OBP: 0.273, SLG: 0.111	1-2 BB			1-2 E5 G6-4-3							1	0	0	0	0	0	0
Charlie Neal, R OBP: 0.339, SLG: 0.389	1-1 F8			0-0 G6-4-3	1-1 L8						5	0	0	0	0	0	4
John Roseboro, L OBP: 0.417, SLG: 0.604	1-2 6-3			4-2 BB		1-1 HR					2	2	1	1	2	0	2
Don Drysdale, R OBP: 0.285, SLG: 0.600			0-1 5-3		3-2 F4						3	0	0	0	0	0	2
Larry Sherry, R OBP: 0.286, SLG: 0.167											0	0	0	0	0	0	0
Ron Perranoski, L OBP: 0.286, SLG: 0.167											0	0	0	0	0	0	0
Ron Fairly, L OBP: 0.286, SLG: 0.167											0	0	0	0	0	0	0
Sandy Koufax, R OBP: 0.286, SLG: 0.167											0	0	0	0	0	0	0
Jim Golden, L OBP: 0.286, SLG: 0.167											0	0	0	0	0	0	0

Inning	1	2	3	4	5	6	7	8	9	10	Pitcher		ERA		WHIP	
R: 0	R: 0	R: 0	R: 0	R: 2	R: 1	R: 0	R: 1	R: 0	R: 1	R: 0	R: 1	IP	WLS	BF	H	R
E: 0	E: 0	E: 0	E: 0	E: 1	E: 1	E: 0	E: 0	E: 0	E: 0	E: 0	E: 0	ERA	WHIP			
K: 0	K: 1	K: 1	K: 1	K: 0	K: 0	K: 1	K: 0	K: 2	K: 0	K: 0	K: 0					
S: 8	S: 14	S: 7	S: 15	S: 15	S: 12	S: 8	S: 10	S: 10	S: 10	S: 6	S: 11					
H: 0	H: 1	H: 0	H: 0	H: 2	H: 1	H: 0	H: 1	H: 1	H: 2	H: 1	H: 2					
LOB: 0	LOB: 2	LOB: 0	LOB: 0	LOB: 2	LOB: 0	LOB: 0	LOB: 0	LOB: 1	LOB: 2	LOB: 0	LOB: 2					
BB: 0	BB: 1	BB: 0	BB: 0	BB: 2	BB: 0	BB: 0	BB: 0	BB: 1	BB: 2	BB: 0	BB: 2					
P: 13	P: 25	P: 9	P: 29	P: 18	P: 17	P: 12	P: 17	P: 11	P: 22	P: 11	P: 22					
1B: 6	2B: 1	3B: 0	HR: 2	SF: 0	SAC: 0	DP: 1	HBP: 0	WP: 0	PA: 44							

PITCHER	IP	WLS	BF	H	R	ER	SO	BB	IBB	HBP	BLK	WP	HR	S	P	ERA	WHIP
Bob Buhl, R ERA: 5.55	7.0		29	5	4	2	3	3	0	0	0	0	1	74	123	2.57	1.143
Seth Morehead, L ERA: 5.87	1.0		4	1	0	0	2	0	0	0	0	0	0	10	11	0.00	1.000
Moe Drabowsky, R ERA: 6.75	0.2		5	1	1	1	0	2	0	0	0	0	0	8	20	13.50	4.500
Ron Piche, R ERA: 1.59	0.1		1	1	0	0	0	0	0	0	0	0	0	2	2	0.00	3.000
Carl Willey, R ERA: 11.37	1.0	W	4	1	1	1	0	0	0	0	0	0	1	6	11	9.00	1.000

Los Angeles Dodgers @ Milwaukee Braves
 Milwaukee County Stadium, Milwaukee, WI

Thu May 04 1961, 4:33 AM EDT
 Att. 7,373 - Unknown



WP: 0 PA: 50
 PB: 0
 SB: 1
 CS: 0

AB	41
R	10
H	13
RBI	10
BB	5
SO	7
LOB	30

AB	R	H	RBI	BB	SO	LOB
5	2	3	2	0	0	0
4	1	2	0	2	0	1
6	1	2	2	0	1	6
5	3	2	0	1	1	6
5	1	1	4	1	3	6
3	1	0	0	0	0	1
0	0	0	0	0	0	0
0	0	0	0	0	0	0
1	0	0	0	0	0	2
0	0	0	0	0	0	0
3	1	2	1	1	0	1
4	0	1	1	0	0	3
2	0	0	0	0	1	2
1	0	0	0	0	0	0
0	0	0	0	0	0	0
2	0	0	0	0	1	2

Batter	1	2	3	4	5	6	7	8	9	10
Lee Mays, L (1, 9) OBP: 0.464, SLG: 0.391	1-1 F8		0-0 F8		0-0 FC1-2 1B		3-1 1B HBP	1-2 BB 1B		2-2 FC1 1B
Frank Bolling, R (1, 4) OBP: 0.391, SLG: 0.397	2-2 5-3		4-2 FC5-4 BB		2-2 FC1-2 1B		0-2 1B 1B	4-2 BB 1B		2-1 FC1 1B HR
Eddie Mathews, L (1, 5) OBP: 0.400, SLG: 0.397	2-3 K		3-2 FC5-4 S		2-2 F9		0-0 1B	1-2 F8		1-0 BB HR 1B
Hank Aaron, R (1, 8) OBP: 0.388, SLG: 0.651		0-0 1B 2B	3-2 1-3		2-0 FC1-2		1-3 K		1-2 SF8 3B	4-2 HR BB
Joe Adcock, R (1, 3) OBP: 0.279, SLG: 0.386		3-3 K		1-2 6-3		3-3 K		1-3 K		4-2 FC1-6 BB HR
Mel Roach, R (1, 7) OBP: 0.290, SLG: 0.308		1-0 5-3		2-1 5-3		0-0 5-3		2-1 SH3-4 BB 1B HBP		3-2 FC1-6
Moe Drabowsky, R (9, 1)										
Ron Piche, R (9, 1)										
Johnny Logan, R (9, PH) OBP: 0.200, SLG: 0.400										
Carl Willey, R (10, 1)										
Roy McMillan, R (1, 6) OBP: 0.324, SLG: 0.328		2-2 E1 1B		0-2 FC6-4 1B		3-2 G4-6-3 1B		4-1 SH3-4 BB 1B		1-1 SF8
Charlie Lau, L (1, 2) OBP: 0.372, SLG: 0.371		1-2 1B		1-0 FC6-4		0-0 G4-6-3		0-0 SH3-4		0-0 G3
Bob Buhl, R (1, 1)		0-3 K								
Del Crandall, R (7, PH) OBP: 0.240, SLG: 0.360										
Seth Morehead, L (8, 1)										
Al Spangler, L (8, PH) OBP: 0.333, SLG: 0.200					0-1 E5 1B 1B		0-1 5-3			0-0 5-3

Inning Stats	R: 0	H: 0	E: 0	K: 1	S: 9	P: 14
R: 1	H: 2	E: 1	K: 2	S: 15	P: 22	
R: 0	H: 0	E: 0	K: 0	S: 11	P: 21	
R: 0	H: 1	E: 0	K: 0	S: 9	P: 13	
R: 0	H: 2	E: 1	K: 1	S: 15	P: 23	
R: 0	H: 1	E: 0	K: 0	S: 5	P: 8	
R: 1	H: 2	E: 0	K: 2	S: 14	P: 19	
R: 2	H: 1	E: 0	K: 1	S: 14	P: 27	
R: 1	H: 1	E: 0	K: 0	S: 13	P: 22	
R: 5	H: 3	E: 0	K: 0	S: 11	P: 21	

PITCHER	IP	WLS	BF	H	R	ER	SO	BB	IBB	HBP	BLK	WP	HR	S	P	ERA	WHIP
Don Drysdale, R (1, 1) ERA: 2.59	7.0		34	8	4	3	6	2	0	2	0	0	0	80	128	3.86	1.429
Larry Sherry, R (8, 1) ERA: 3.63	0.2		4	1	0	0	1	1	0	0	0	0	0	9	15	0.00	3.000
Ron Perranoski, L (8, 1) ERA: 2.45	0.1		1	0	0	0	0	0	0	0	0	0	0	3	4	0.00	0.000
Sandy Koufax, L (9, 1) ERA: 4.91	0.0		2	1	1	1	0	1	0	0	0	0	0	7	12	∞	∞
Jim Golden, R (9, 1) ERA: 6.1	1.1	L	9	3	5	5	0	1	0	0	0	0	1	17	31	33.75	3.000

Batter	1	2	3	4	5	6	7	8	9	AB R H RBI BB SO LOB	TOP		
Maury Wills, S OBP: 0.368, SLG: 0.377 (1, 6) X	0-0 1-3		4-1 2B 2B BB	1-0 1-3 3B 1B	2-1 2B		1-0 E 1B		3-0 F7	5 2 3 0 1 0 1	Los Angeles Dodgers @ Pittsburgh Pirates Forbes Field, Pittsburgh, PA Fri May 05 1961, 7:05 PM EDT Att. 25,023 - Unknown livebaseballscorecards.com		
Willie Davis, L OBP: 0.344, SLG: 0.491 (1, 8) B F B X	2-1 4-3		0-1 2B 4-3 2B	0-0 1-H 3B 3B 1B	0-1 4-3		2-2 E3	1-0 4-3	6 2 2 2 0 0 3				
Tommy Davis, R OBP: 0.398, SLG: 0.612 (1, 5) B F B X	3-2 6-3		2-0 4-3 SF8 2B	0-2 E BB 1B		1-1 E8 WP 1B	0-0 F6		5 3 3 2 0 0 2				
Wally Moon, L OBP: 0.463, SLG: 0.786 Carl Warwick, R OBP: 0.250, SLG: 0.100 (8, PH) (8, 7)		1-0 E9 1B 1B	2-2 4-3	1-1 E5 BB 1B		1-3 K		0-0 6-3	4 0 2 1 0 1 2 1 0 0 0 0 0 0				
Norm Larker, L OBP: 0.323, SLG: 0.362 Gil Hodges, R OBP: 0.368, SLG: 0.438 (8, PH) (8, 3)		1-1 1-3 1B	0-1 SF8	4-0 BB IBB		2-0 F2 1B		3-2 F6	2 0 2 2 1 0 0 1 0 0 0 0 0 0				
Frank Howard, R OBP: 0.250, SLG: 0.446 (1, 9) S X	0-1 1-3 1-2		1-3 K	4-1 1-2 2-3 3-H BB		3-2 F2 SAFE 1-2		2-2 F4	4 0 0 1 1 1 3				
John Roseboro, L OBP: 0.415, SLG: 0.596 (1, 2) I		4-0 IBB		F8 G3			1-0 F8	0-0 1B 2B	4 1 1 0 1 0 3				
Charlie Neal, R OBP: 0.328, SLG: 0.373 (1, 4) C H T B F X	0-3 K		0-0 5-3	1-0 F9		3-1 F4		0-0 1B	5 0 1 1 0 1 3				
Johnny Podres, L OBP: 0.333, SLG: 0.357 Bob Aspromonte, R OBP: 0.400, SLG: 0.400 Turk Farrell, R OBP: 0.333, SLG: 0.333 (7, PH) (7, 1) C H T B F X	1-2 F8		1-1 E3 1B 3B	2-1 F7		1-1 1B E 1B		1-3 K	3 1 0 0 0 0 3 1 1 1 0 0 0 0 1 0 0 0 0 1 1				
Inning Stats	R: 0 E: 0 K: 0 S: 7 H: 0 LOB: 0 BB: 0 P: 12	R: 0 E: 1 K: 1 S: 15 H: 2 LOB: 3 BB: 1 P: 22	R: 3 E: 0 K: 1 S: 16 H: 2 LOB: 0 BB: 1 P: 25	R: 4 E: 2 K: 0 S: 14 H: 4 LOB: 3 BB: 2 P: 26	R: 0 E: 0 K: 0 S: 7 H: 1 LOB: 1 BB: 0 P: 12	R: 1 E: 1 K: 1 S: 10 H: 2 LOB: 0 BB: 0 P: 17	R: 1 E: 1 K: 0 S: 10 H: 2 LOB: 2 BB: 0 P: 18	R: 0 E: 0 K: 0 S: 9 H: 0 LOB: 0 BB: 0 P: 14	R: 1 E: 0 K: 1 S: 7 H: 2 LOB: 1 BB: 0 P: 12	1B: 10 2B: 4 3B: 1 HR: 0 SF: 1 SAC: 0 DP: 0 HBP: 0	WP: 1 PB: 0 SB: 0 CS: 0 PA: 47		
PITCHER	IP WLS BF H R ER SO BB IBB HBP BLK WP HR S P ERA WHIP											PITCHER	IP WLS BF H R ER SO BB IBB HBP BLK WP HR S P ERA WHIP
Bob Friend, R ERA: 3.56 (1, 1)	3.2 L 22 8 7 3 2 1 1 0 0 0 0 50 75 7.36 2.455												
Jim Umbricht, R ERA: 2.7 (4, 1)	3.1 17 5 2 1 1 1 1 1 0 0 1 0 29 57 2.70 1.800												
Fred Green, L ERA: 2.45 (8, 1)	2.0 8 2 1 1 1 1 0 0 0 0 0 0 16 26 4.50 1.000												

Los Angeles Dodgers @ Pittsburgh Pirates
 Forbes Field, Pittsburgh, PA
 Fri May 05 1961, 7:05 PM EDT
 Att. 25,023 - Unknown

AB	42
R	10
H	15
RBI	9
BB	4
SO	4
LOB	21



Batter	1	2	3	4	5	6	7	8	9	AB	R	H	RBI	BB	SO	LOB
Bob Skinner, L (1, 7) OBP: 0.358, SLG: 0.347	0-1 4-3		1-0 FC3-6		1-2 FC5-4			1-3 K		4	0	0	0	0	1	2
Dick Groat, R (1, 6) OBP: 0.321, SLG: 0.364	3-2 F9		0-0 F9		1-1 5-3			3-2 F9		4	0	0	0	0	0	2
Roberto Clemente, R (1, 9) OBP: 0.351, SLG: 0.427	2-1 F6		1-2 F8					1-3 K		4	0	1	0	0	1	1
Dick Stuart, R (1, 3) OBP: 0.339, SLG: 0.442		1-0 6-3		1-0 1-3				1-0 G6-4-3		3	0	0	0	1	0	1
Gino Cimoli, R (1, 8) OBP: 0.435, SLG: 0.429		4-2 1B BB		1-3 K				2-2 WP 1B		3	0	1	0	1	1	1
Don Hoak, R (1, 5) OBP: 0.333, SLG: 0.355		2-2 1-2 1B		1-0 1B				2-3 K		4	0	3	0	0	1	1
Hal Smith, R (1, 2) OBP: 0.150, SLG: 0.179		1-3 K		0-0 G3				0-0 4-3		4	0	0	0	0	2	5
Bill Mazerolski, R (1, 4) OBP: 0.194, SLG: 0.221		2-0 F7		1-1 F8				2-3 K		4	0	0	0	0	2	4
Bob Friend, R (1, 1) OBP: 0.278, SLG: 0.278		2-0 FC3-6 1B		1-2 FC5-4 1B				3-2 F5		1	0	1	0	0	0	0
Jim Umbricht, R (4, 1) OBP: 1.000, SLG: 1.000										1	0	1	0	0	0	0
Dick Schofield, S (7, PH) OBP: 0.500, SLG: 0.667										1	0	0	0	0	0	0
Fred Green, R (8, 1)										0	0	0	0	0	0	0

Inning Stats	R: 0	H: 0	E: 0	K: 0	S: 7	R: 0	H: 1	E: 0	K: 1	S: 10	R: 0	H: 1	E: 0	K: 0	S: 6	R: 0	H: 1	E: 0	K: 1	S: 6	R: 0	H: 2	E: 0	K: 1	S: 10	R: 0	H: 0	E: 0	K: 1	S: 7	R: 0	H: 0	E: 0	K: 2	S: 13	R: 0	H: 1	E: 0	K: 2	S: 10	1B: 7	2B: 0	3B: 0	HR: 0	SF: 0	SAC: 0	DP: 1	HBP: 0	WP: 1	PB: 0	SB: 0	CS: 0	PA: 35
PITCHER	IP	WLS	BF	H	R	ER	SO	BB	IBB	HBP	BLK	WP	HR	S	P	ERA	WHIP																																				
Johnny Podres, L (1, 1) ERA: 1.88	6.0	W	24	6	0	0	3	1	0	0	0	1	0	49	82	0.00	1.167																																				
Turk Farrell, R (7, 1) ERA: 4.97	3.0	S	11	1	0	0	5	1	0	0	0	0	0	30	47	0.00	0.667																																				

BOTTOM

Los Angeles Dodgers @ Pittsburgh Pirates
 Forbes Field, Pittsburgh, PA
 Fri May 05 1961, 7:05 PM EDT
 Att. 25,023 - Unknown

AB	33
R	0
H	7
RBI	0
BB	2
SO	8
LOB	17



WP: 1	PA: 35
PB: 0	
SB: 0	
CS: 0	

livebaseballscorecards.com

Los Angeles Dodgers @ Pittsburgh Pirates
 Forbes Field, Pittsburgh, PA
 Sat May 06 1961, 3:33 AM EDT
 Att. 9,736 - Unknown

AB	35
R	5
H	8
RBI	5
BB	0
SO	6
LOB	12



WP:	0	PA:	35
PB:	0		
SB:	0		
CS:	0		

Batter	1	2	3	4	5	6	7	8	9	AB	R	H	RBI	BB	SO	LOB
Maury Wills, S (1, 6) OBP: 0.374, SLG: 0.407	1-2 5-3			0-2 HR		1-1 1-3		1-1 2B		4	2	2	1	0	0	0
Jim Gilliam, S (1, 5) OBP: 0.347, SLG: 0.381	1-2 F7			2-1 1-3		1-2 L7		3-2 F9		4	0	0	0	0	0	3
Wally Moon, L (1, 7) OBP: 0.464, SLG: 0.824	1-3 K			0-2 HR		2-1 5-3		0-0 2B		4	1	2	4	0	1	0
Tommy Davis, R (1, 8) OBP: 0.402, SLG: 0.607		0-0 L8		3-2 1-3		0-0 FC5-4		3-2 F7		4	0	2	0	0	0	1
Gil Hodges, R (1, 3) OBP: 0.318, SLG: 0.368		3-2 F8		0-1 1-3		1-2 FC5-4		0-0 1B		3	0	0	0	0	0	2
Willie Davis, L (9, PH) OBP: 0.355, SLG: 0.500				1-2		1-2f				1	0	1	0	0	0	0
Frank Howard, R (1, 9) OBP: 0.234, SLG: 0.417		3-2 6-3		0-0 L8		0-1 G4-6-3		0-2 F6		4	0	0	0	0	0	3
Charlie Neal, R (1, 4) OBP: 0.309, SLG: 0.349			1-0 F9		0-2 F8		2-3 K	0-3 K		4	0	0	0	0	2	1
John Roseboro, L (1, 2) OBP: 0.406, SLG: 0.571			2-2 F7		0-3 K		0-0 1B	2-1 1-3		4	1	1	0	0	1	1
Roger Craig, R (1, 1) OBP: 0.250, SLG: 0.143			0-3 K		2-3 K		3-2 E6			0	0	0	0	0	0	0
Ron Perranoski, L (1, 1) OBP: 0.231, SLG: 0.091							1-2 2B			1	0	0	0	0	1	0
Carl Warwick, R (5, PH) OBP: 0.091, SLG: 0.091										1	0	0	0	0	1	0
Ed Palmquist, R (5, 1)										0	0	0	0	0	0	0
Bob Aspromonte, R (8, PH) OBP: 0.333, SLG: 0.333										1	1	0	0	0	0	1
Jim Golden, L (8, 1)										0	0	0	0	0	0	0

Inning Stats	R: 0	H: 0	E: 0	LOB: 0	K: 1	BB: 0	S: 9	P: 12	R: 0	H: 0	E: 0	LOB: 0	K: 0	BB: 0	S: 8	P: 14	R: 0	H: 0	E: 0	LOB: 0	K: 1	BB: 0	S: 8	P: 11	R: 2	H: 3	E: 0	LOB: 1	K: 0	BB: 0	S: 14	P: 19	R: 0	H: 0	E: 0	LOB: 0	K: 2	BB: 0	S: 9	P: 11	R: 0	H: 0	E: 0	LOB: 0	K: 0	BB: 0	S: 8	P: 12	R: 0	H: 1	E: 0	LOB: 0	K: 0	BB: 0	S: 6	P: 7	R: 3	H: 3	E: 1	LOB: 1	K: 1	BB: 0	S: 18	P: 30	R: 0	H: 1	E: 0	LOB: 1	K: 1	BB: 0	S: 10	P: 12	1B: 5	SF: 0	2B: 1	SAC: 0	3B: 1	DP: 1	HR: 1	HBP: 0	WP: 0	PA: 35
--------------	------	------	------	--------	------	-------	------	-------	------	------	------	--------	------	-------	------	-------	------	------	------	--------	------	-------	------	-------	------	------	------	--------	------	-------	-------	-------	------	------	------	--------	------	-------	------	-------	------	------	------	--------	------	-------	------	-------	------	------	------	--------	------	-------	------	------	------	------	------	--------	------	-------	-------	-------	------	------	------	--------	------	-------	-------	-------	-------	-------	-------	--------	-------	-------	-------	--------	-------	--------

PITCHER	IP	WLS	BF	H	R	ER	SO	BB	IBB	HBP	BLK	WP	HR	S	P	ERA	WHIP
Joe Gibbon, L (1, 1) ERA: 3.23	7.2	W	30	7	5	3	5	0	0	0	0	0	1	77	110	3.52	0.913
Roy Face, R (8, 1) ERA: 2.45	1.1	S	5	1	0	0	1	0	0	0	0	0	0	13	18	0.00	0.750

BOTTOM

Los Angeles Dodgers @ Pittsburgh Pirates
Forbes Field, Pittsburgh, PA
Sat May 06 1961, 3:33 AM EDT
Att. 9,736 - Unknown

livebaseballscorecards.com

AB	32
R	9
H	13
RBI	9
BB	8
SO	4
LOB	22



WP:	1	PA:	43
PB:	0	SB:	0
CS:	0		

AB R H RBI BB SO LOB

4 3 3 2 1 0 2

4 1 2 1 0 1 2

4 1 0 0 1 1 3

3 0 0 1 1 0 1

4 1 4 1 1 0 0

4 1 2 3 1 1 2

5 0 1 1 0 0 7

1 2 1 0 3 0 0

3 0 0 0 0 1 5

0 0 0 0 0 0 0

1B:	9	SF:	2
2B:	3	SAC:	1
3B:	2	DP:	2
HR:	0	HBP:	0

Batter	1	2	3	4	5	6	7	8	9
Bill Virdon, L OBP: 0.424, SLG: 0.678 (1, 8)									
Dick Groat, R OBP: 0.326, SLG: 0.370 (1, 6)									
Bob Skinner, L OBP: 0.349, SLG: 0.329 (1, 7)									
Dick Stuart, R OBP: 0.328, SLG: 0.418 (1, 3)									
Roberto Clemente, R OBP: 0.390, SLG: 0.481 (1, 9)									
Don Hoak, R OBP: 0.352, SLG: 0.379 (1, 5)									
Smoky Burgess, L OBP: 0.421, SLG: 0.455 (1, 2)									
Bill Mazeroski, R OBP: 0.237, SLG: 0.246 (1, 4)									
Joe Gibbon, R (1, 1)									
Roy Face, R OBP: 0.500, SLG: 0.500 (8, 1)									

Inning Stats	R	H	E	K	S	LOB	BB	P	1B	2B	3B	HR	S	P	ERA	WHIP
	5	5	1	19	36	2	0	0	9	3	2	0	14	24	108.00	12.000
	0	1	0	8	11	0	0	0	1	0	0	0	31	61	2.46	2.182
	0	1	0	8	16	2	0	0	0	0	0	0	26	42	9.00	1.667
	0	0	0	8	12	1	0	0	0	0	0	0	8	16	0.00	2.000

PITCHER	IP	WLS	BF	H	R	ER	SO	BB	IBB	HBP	BLK	WP	HR	S	P	ERA	WHIP
Roger Craig, R ERA: 6.57 (1, 1)	0.1	L	6	4	5	4	0	0	0	0	0	0	0	14	24	108.00	12.000
Ron Perranoski, L ERA: 2.45 (1, 1)	3.2		19	5	1	1	2	3	1	0	0	1	0	31	61	2.46	2.182
Ed Palmquist, R ERA: 6.23 (5, 1)	3.0		14	3	3	3	2	2	0	0	0	0	0	26	42	9.00	1.667
Jim Golden, R ERA: 5.56 (8, 1)	1.0		4	1	0	0	0	1	0	0	0	0	0	8	16	0.00	2.000

Batter	1	2	3	4	5	6	7	8	9	AB R H RBI BB SO LOB	TOP												
Maury Wills, S OBP: 0.379, SLG: 0.405 (1, 6)	2-2 6-3			1-1 1-3		4-1 BB		0-0 4-3 SH1-3 1B		3 0 1 0 1 0 0	Los Angeles Dodgers @ Pittsburgh Pirates Forbes Field, Pittsburgh, PA Sun May 07 1961, 3:33 AM EDT Att. 17,363 - Unknown livebaseballscorecards.com												
Willie Davis, L OBP: 0.338, SLG: 0.475 (1, 8)	3-2 F8			1-3 K		2-0 F6		0-0 SH1-3		3 0 0 0 0 1 1													
Tommy Davis, R OBP: 0.390, SLG: 0.587 Jim Gilliam, S OBP: 0.340, SLG: 0.372 (1, 5) (7, 5)	0-0 6-3			0-3 K			0-1 5-3	1-1 4-3		3 0 0 0 0 1 0 1 0 0 0 0 0 1													
Wally Moon, L OBP: 0.455, SLG: 0.795 Carl Warwick, R OBP: 0.231, SLG: 0.091 (1, 7) (8, 7)		2-2 F4			1-1 F7		0-0 HR 1B	0-2 L7		4 1 1 0 0 0 1 0 0 0 0 0 0 0													
Norm Larker, L OBP: 0.318, SLG: 0.403 Gil Hodges, R OBP: 0.318, SLG: 0.368 (1, 3) (9, 3)		0-0 L8			3-2 F8		3-1 HR	1-2 F3		4 1 1 2 0 0 0 0 0 0 0 0 0 0													
Frank Howard, R OBP: 0.235, SLG: 0.453 Ron Fairly, L OBP: 0.625, SLG: 0.600 (1, 9) (9, 9)		1-3 K			0-2 F9		3-2 HR	2-3 K		4 1 1 1 0 2 0 0 0 0 0 0 0 0													
John Roseboro, L OBP: 0.384, SLG: 0.533 (1, 2)			2-3 K			0-1 G3	0-2 F7	0-0 5-3		4 0 0 0 0 1 0													
Charlie Neal, R OBP: 0.324, SLG: 0.409 (1, 4)			1-0 F7			1-0 HR	1-1 1B			3 1 2 1 0 0 0													
Sandy Koufax, R OBP: 0.200, SLG: 0.111 Larry Sherry, R (7, 1)			1-1 G3			0-3 K	2-1 F4			3 0 0 0 0 1 1 0 0 0 0 0 0 0													
Inning Stats	R: 0 E: 0 K: 0 S: 7	H: 0 LOB: 0 BB: 0 P: 12	R: 0 E: 0 K: 1 S: 7	H: 0 LOB: 0 BB: 0 P: 10	R: 0 E: 0 K: 1 S: 7	H: 0 LOB: 0 BB: 0 P: 11	R: 0 E: 0 K: 2 S: 8	H: 0 LOB: 0 BB: 0 P: 10	R: 0 E: 0 K: 0 S: 8	H: 0 LOB: 0 BB: 0 P: 12	R: 1 E: 0 K: 1 S: 9	H: 1 LOB: 1 BB: 1 P: 16	R: 3 E: 0 K: 0 S: 16	H: 4 LOB: 1 BB: 0 P: 25	R: 0 E: 0 K: 1 S: 7	H: 1 LOB: 1 BB: 0 P: 8	R: 0 E: 0 K: 1 S: 7	H: 0 LOB: 0 BB: 0 P: 10	1B: 3 2B: 0 3B: 0 HR: 3	SF: 0 SAC: 1 DP: 0 HBP: 0	WP: 0 PB: 0 SB: 1 CS: 0	PA: 34	
PITCHER George Witt, R ERA: 4.91 Bobby Shantz, L ERA: 4.5 Roy Face, R ERA: 2.08	IP 6.1	WLS L	BF 24	H 4	R 4	ER 4	SO 5	BB 1	IBB 0	HBP 0	BLK 0	WP 0	HR 3	S 55	P 86	ERA 5.68	WHIP 0.789						PITCHER IP WLS BF H R ER SO BB IBB HBP BLK WP HR S P ERA WHIP



BOTTOM

Los Angeles Dodgers @ Pittsburgh Pirates
Forbes Field, Pittsburgh, PA

livebaseballscorecards.com

AB	34
R	2
H	10
RBI	2
BB	0
SO	5
LOB	12



WP:	0	PA:	35
PB:	0		
SB:	0		
CS:	1		

Sun May 07 1961, 3:33 AM EDT
Att. 17,363 - Unknown

Batter	1	2	3	4	5	6	7	8	9	AB	R	H	RBI	BB	SO	LOB
Bill Virdon, L OBP: 0.429, SLG: 0.667 (1, 8)	G3		1-0 CS 1B			0-2 6-3 1B		1-1 4-3		4	0	2	1	0	0	0
Dick Groat, R OBP: 0.311, SLG: 0.353 (1, 6)	6-3		3-3 1-2			2-2 6-3 1-2		0-1 4-3		4	0	0	0	0	1	2
Roberto Clemente, R OBP: 0.395, SLG: 0.506 (1, 9)	1-1 FC6-4 1B			0-3 K		0-2 L5		3-2 3B		4	0	2	0	0	1	1
Dick Stuart, R OBP: 0.338, SLG: 0.475 (1, 3)	3-1 FC6-4 1-2f			0-1 G6-4-3 1B			2-2 HR	0-3 K		4	1	2	1	0	1	2
Gino Cimoli, R OBP: 0.370, SLG: 0.360 (1, 7)		2-3 K		1-2 G6-4-3 1-2f			3-2 F9		0-0 F4	4	0	0	0	0	1	1
Don Hoak, R OBP: 0.360, SLG: 0.386 (1, 5)		2-2 F8			0-0 F9		1-0 1B 1B		2-2 FC1-6 1B	4	0	2	0	0	0	0
Hal Smith, R OBP: 0.163, SLG: 0.190 Joe Christopher, R (7, PR) Dick Schofield, S (8, 4)		1-1 F2			2-2 5-3		1-2 1-3 1B		0-0 FC1-6 1-2f	3	0	1	0	0	0	0
Bill Mazeroski, R OBP: 0.244, SLG: 0.254 Bob Skinner, L (7, PH) Roy Face, R (8, 1) Rocky Nelson, L (9, PH) OBP: 0.333, SLG: 0.500			1-2 SH3-4 1B 1B		1-0 F2		1-3 K		1-2 3-1	2	1	1	0	0	0	0
George Witt, R (1, 1) Bobby Shantz, R (7, 1) Smoky Burgess, L (7, PH) OBP: 0.410, SLG: 0.441 (8, 2)			0-1 SH3-4 1-3			1-1 4-3	2-2 3-1			1	0	0	0	0	0	0

Baseball scorecard grid showing batter names, statistics, and play diagrams for each at-bat. The grid is organized by batter and inning, with play diagrams illustrating the sequence of events in each at-bat.

Inning	R	H	E	K	S	H	LOB	BB	P	R	H	E	K	S	H	LOB	BB	P	1B	2B	3B	HR	SF	SAC	DP	HBP
1	0	1	0	0	13	1	1	0	13	0	0	0	0	0	0	0	0	0	0	0	0	0	0	0	0	0
2	0	0	0	10	10	0	0	0	10	0	0	0	0	0	0	0	0	0	0	0	0	0	0	0	0	0
3	1	2	0	9	14	2	1	0	14	0	0	0	0	0	0	0	0	0	0	0	0	0	0	0	0	
4	0	1	0	13	14	1	0	0	14	0	0	0	0	0	0	0	0	0	0	0	0	0	0	0	0	
5	0	0	0	5	8	0	0	0	8	0	0	0	0	0	0	0	0	0	0	0	0	0	0	0	0	
6	0	1	0	17	20	1	1	0	20	0	0	0	0	0	0	0	0	0	0	0	0	0	0	0	0	
7	1	3	0	17	27	3	2	0	27	1	0	0	0	0	0	0	0	0	0	0	0	0	0	0	0	
8	0	1	0	11	15	1	1	0	15	0	0	0	0	0	0	0	0	0	0	0	0	0	0	0	0	
9	0	1	0	10	13	1	1	0	13	0	0	0	0	0	0	0	0	0	0	0	0	0	0	0	0	

PITCHER	IP	WLS	BF	H	R	ER	SO	BB	IBB	HBP	BLK	WP	HR	S	P	ERA	WHIP
Sandy Koufax, L (1, 1) ERA: 4.38	6.1	W	25	8	2	2	3	0	0	0	0	0	1	73	102	2.84	1.263
Larry Sherry, R (7, 1) ERA: 3.15	2.2	S	10	2	0	0	2	0	0	0	0	0	0	27	37	0.00	0.750

Batter	1	2	3	4	5	6	7	8	9	10	AB R H RBI BB SO LOB	TOP														
Maury Wills, S OBP: 0.380, SLG: 0.404 (1, 6)	2-1 1B		1-1 F6		1-0 E6 PB		1-1 HR 1B		1-3 K		5 1 2 1 0 1 2	Los Angeles Dodgers @ Philadelphia Phillies Connie Mack Stadium, Philadelphia, PA Mon May 08 1961, 7:05 PM EDT Att: 8,529 - Unknown														
Willie Davis, L OBP: 0.357, SLG: 0.531 (1, 8)	1-2 L7			0-1 S 1B	1-2 G3		0-0 HR		0-0 B2-6-4 1B	5 1 3 2 0 0 3																
Tommy Davis, R OBP: 0.381, SLG: 0.567 Bob Lillis, R OBP: 0.333, SLG: 0.333 (1, 5) (10, 5)	2-1 F4			1-0 F7		0-0 F8	1-2 CS 1B		2-0 B2-6-4 1-2f	5 0 1 0 0 0 3 0 0 0 0 0 0 0																
Wally Moon, L OBP: 0.452, SLG: 0.765 Ron Fairly, L OBP: 0.625, SLG: 0.600 (1, 7) (10, 9)	3-2 3-1			4-2 BB 1-2		2-2 5-3	2-2 CS 1-2	0-0 G3	4-2 2B BB	3 1 0 0 2 0 1 0 0 0 0 0 0 0																
Norm Larker, L OBP: 0.314, SLG: 0.394 Gil Hodges, R OBP: 0.348, SLG: 0.450 (1, 3) (10, PH) (10, 3)		0-1 L6		1-0 4-3 1-2 2-3		2-2 1B		2-3 K	0-0 2B 1-H	4 0 1 0 0 1 2 1 0 1 1 0 0 0																
Frank Howard, R OBP: 0.233, SLG: 0.426 Carl Warwick, R OBP: 0.231, SLG: 0.091 (1, 9) (10, PR) (10, 7)		3-2 F8		2-1 F8		0-0 F7		1-0 5-3	4-0 IBB	4 0 0 0 1 0 3 0 0 0 0 0 0 0																
John Roseboro, L OBP: 0.385, SLG: 0.523 (1, 2)		0-1 F2			2-2 F4		1-2 FC5-4 1B		0-0 SH1-4 1B	5 0 2 0 0 0 2																
Charlie Neal, R OBP: 0.320, SLG: 0.400 (1, 4)			0-0 F7		0-2 S 1B		0-2 FC5-4 WP 1B 1-2f		2-2 F9	4 1 1 0 0 0 2																
Stan Williams, R OBP: 0.429, SLG: 0.273 Jim Gilliam, S OBP: 0.333, SLG: 0.364 Turk Farrell, R OBP: 0.333, SLG: 0.333 (1, 1) (7, PH) (7, 1)			2-1 F8		0-3 K		2-1 4-3 1-3		0-0 SH1-4 1-2	2 0 0 0 0 1 1 1 0 0 0 0 0 1 0 0 0 0 0 0 0																
Inning Stats	R: 0 E: 0 K: 0 S: 12	H: 1 LOB: 1 BB: 0 P: 20	R: 0 E: 0 K: 0 S: 7	H: 0 LOB: 0 BB: 0 P: 10	R: 0 E: 0 K: 0 S: 5	H: 0 LOB: 0 BB: 0 P: 8	R: 0 E: 0 K: 1 S: 8	H: 1 LOB: 2 BB: 1 P: 16	R: 0 E: 1 K: 1 S: 13	H: 1 LOB: 2 BB: 0 P: 17	R: 0 E: 0 K: 0 S: 8		H: 1 LOB: 1 BB: 0 P: 12	R: 3 E: 0 K: 0 S: 18	H: 4 LOB: 0 BB: 0 P: 25	R: 0 E: 0 K: 1 S: 5	H: 0 LOB: 0 BB: 0 P: 8	R: 0 E: 0 K: 1 S: 9	H: 1 LOB: 1 BB: 0 P: 12	R: 1 E: 0 K: 0 S: 8	H: 2 LOB: 2 BB: 2 P: 19	1B: 9 2B: 1 3B: 0 HR: 1	SF: 0 SAC: 1 DP: 1 HBP: 0	WP: 1 PB: 1 SB: 2 CS: 1	PA: 44	
PITCHER Dallas Green, R ERA: 3.48 Chris Short, L ERA: 3.94	IP 6.2	WLS L	BF 30	H 8	R 3	ER 3	SO 1	BB 1	IBB 0	HBP 0	BLK 0	WP 1	HR 1	S 69	P 104	ERA 4.05	WHIP 1.350									

livebaseballscorecards.com

AB 39
R 4
H 11
RBI 4
BB 3
SO 3
LOB 20



BOTTOM

Los Angeles Dodgers @ Philadelphia Phillies
Connie Mack Stadium, Philadelphia, PA
Mon May 08 1961, 7:05 PM EDT
Att. 8,529 - Unknown

livebaseballscorecards.com

AB 38
R 3
H 7
RBI 3
BB 6
SO 10
LOB 26



WP: 0 PA: 46
PB: 0
SB: 0
CS: 0

AB R H RBI BB SO LOB

4 1 0 0 1 1 2

5 0 1 0 0 1 4

4 0 2 2 1 0 2

3 0 0 0 2 0 4

4 0 1 1 0 1 4

4 0 0 0 1 1 3

5 0 0 0 0 2 5

2 1 0 0 1 1 2

1 0 0 0 0 1 0

0 0 0 0 0 0 0

1 0 1 0 0 0 0

0 0 0 0 0 0 0

3 1 1 0 0 1 0

1 0 0 0 0 1 0


1 0 1 0 0 0 0

1B: 5 SF: 1
2B: 2 SAC: 1
3B: 0 DP: 0
HR: 0 HBP: 0

Batter	1	2	3	4	5	6	7	8	9	10
Tony Taylor, R OBP: 0.275, SLG: 0.282 (1, 4)	3-2 5-3		1-1 SH3		4-2 1B SF9 BB	1-3 K			2-2 4-3	0-1 1-3
Bobby Gene Smith, R OBP: 0.313, SLG: 0.387 (1, 7)	2-1 4-3		2-2 E5 FC6-4		0-3 K		0-2 F3		1-1 2B	
Johnny Callison, L OBP: 0.411, SLG: 0.519 (1, 9)	0-0 3-1		0-0 F7		3-2 BB 1B		2-2 2B		4-0 IBB	
Tony Gonzalez, L OBP: 0.434, SLG: 0.413 (1, 8)		0-2 6-3	2-1 FC6-4		4-0 BB IBB		4-0 IBB		2-2 F2	
Charley Smith, R OBP: 0.267, SLG: 0.500 (1, 5)		2-1 1B		1-1 4-3	0-1 SF9		2-1 F6		1-3 K	
Pancho Herrera, R OBP: 0.308, SLG: 0.350 (1, 3)		1-2 E1 4-3		1-2 6-3	4-2 3-H BB		0-0 5-3			2-3 K
Choo-Choo Coleman, L OBP: 0.211, SLG: 0.167 (1, 2)		3-2 4-3		1-3 K	2-3 K			0-0 F9		1-1 F9
Ruben Amaro, R OBP: 0.362, SLG: 0.333 (1, 6)		1-3 K			4-0 BB 1B BB	0-0 F8		2-3 K		0-2 1B
Bob Sadowski, L OBP: 0.203, SLG: 0.130 (8, PH)										
Bobby Malkmus, R OBP: 0.222, SLG: 0.167 (9, 6)										
Clay Dalrymple, L OBP: 0.254, SLG: 0.309 (10, PH)										
Lee Walls, R (10, PR)										
Dallas Green, L OBP: 0.286, SLG: 0.231 (1, 1)			0-1 E2 SH3		0-1 BB 1B	3-3 K		1-3 K		0-1 1B
Chris Short, R (7, 1)										
Tony Curry, L OBP: 0.216, SLG: 0.250 (10, PH)										

Inning Stats	R: 0	H: 0	E: 0	K: 0	S: 6	R: 0	H: 1	E: 1	K: 1	S: 16	R: 0	H: 2	E: 2	K: 0	S: 10	R: 0	H: 0	E: 0	K: 1	S: 10	R: 3	H: 2	E: 0	K: 2	S: 22	R: 0	H: 0	E: 0	K: 2	S: 7	R: 0	H: 1	E: 0	K: 0	S: 10	R: 0	H: 0	E: 0	K: 2	S: 9	R: 0	H: 1	E: 0	K: 1	S: 16	R: 0	H: 2	E: 0	K: 1	S: 13	R: 0	H: 2	E: 0	K: 1	S: 16
	0	0	0	0	11	0	1	1	1	23	0	0	2	2	0	15	0	0	0	0	13	0	3	2	0	43	0	0	0	0	11	0	1	2	10	0	0	0	12	0	0	0	26	0	2	0	16	0	2	0	16				

PITCHER	IP	WLS	BF	H	R	ER	SO	BB	IBB	HBP	BLK	WP	HR	S	P	ERA	WHIP
Stan Williams, R ERA: 5.25 (1, 1)	6.0		28	3	3	3	6	3	1	0	0	0	0	71	116	4.50	1.000
Turk Farrell, R ERA: 3.78 (7, 1)	4.0	W	18	4	0	0	4	0	2	0	0	0	0	48	72	0.00	1.000

Batter	1	2	3	4	5	6	7	8	9	AB R H RBI BB SO LOB	TOP		
Maury Wills, S OBP: 0.385, SLG: 0.409 (1, 6) C X	0-1 F7	1-1 E 1B		0-0 FC4-6 1-2 1B	3-3 K					4 0 2 0 0 1 2			
Jim Gilliam, S OBP: 0.327, SLG: 0.340 (1, 5) B B B B	4-1 2B SF8 BB	0-2 F7		1-2 E4 FC4-6 1-2 2-3		2-0 1-3				3 1 0 0 1 0 3			
Willie Davis, L OBP: 0.351, SLG: 0.529 (1, 8) C X	0-1 1-3 2B		1-0 4-3	0-0 FC4-6 1-2f 2-3 3-H		0-1 G3				4 0 1 1 0 0 2			
Wally Moon, L OBP: 0.464, SLG: 0.759 (1, 7) B B B B	4-0 IBB		4-0 1B SF8 BB	0-3 K		2-1 1B				2 1 1 0 2 1 2			
Norm Larker, L OBP: 0.324, SLG: 0.449 (1, 3) X	0-0 SF8		0-1 1-3 1B		0-0 HR	0-0 F4				3 1 2 2 0 0 1			
John Roseboro, L OBP: 0.383, SLG: 0.522 (1, 2) F X	0-1 3-H F5		0-1 SF8		3-2 FC3-6 1B					2 0 1 1 0 0 2			
Ron Fairly, L OBP: 0.545, SLG: 0.875 (1, 9) B B B B C X		2-1 HR	1-2 5-3		1-2 FC3-6 1-2f E					3 1 1 1 0 0 2	AB 27 R 5 H 8 RBI 5 BB 3 SO 5 LOB 17		
Charlie Neal, R OBP: 0.308, SLG: 0.384 (1, 4) S B B B X		1-1 F6		0-3 K	0-2 E5					3 0 0 0 0 1 1			
Don Drysdale, R (1, 1) S B B B F		2-3 K		0-3 K E 1B FC4-6	0-0 F3					3 1 0 0 0 2 2			
Inning Stats	R: 1 E: 0 K: 0 S: 8 H: 1 LOB: 2 BB: 2 P: 16	R: 1 E: 1 K: 1 S: 12 H: 2 LOB: 1 BB: 0 P: 18	R: 1 E: 0 K: 0 S: 7 H: 1 LOB: 1 BB: 1 P: 14	R: 1 E: 1 K: 3 S: 17 H: 1 LOB: 2 BB: 0 P: 18	R: 1 E: 1 K: 1 S: 14 H: 2 LOB: 2 BB: 0 P: 21	R: 0 E: 0 K: 0 S: 6 H: 1 LOB: 1 BB: 0 P: 10				1B: 5 2B: 1 3B: 0 HR: 2 SF: 2 SAC: 0 DP: 0 HBP: 0	WP: 1 PB: 0 SB: 0 CS: 0 PA: 32		
PITCHER	IP WLS BF H R ER SO BB IBB HBP BLK WP HR S P ERA WHIP											PITCHER	IP WLS BF H R ER SO BB IBB HBP BLK WP HR S P ERA WHIP
Art Mahaffey, R ERA: 2.37 (1, 1)	4.0 L 23 6 5 4 4 2 1 0 0 1 2 45 67 9.00 2.000												
Don Ferrarese, L ERA: 3.09 (5, 1)	1.0 5 1 0 0 1 0 0 0 0 0 0 13 20 0.00 1.000												
Ken Lehman, L ERA: 5.14 (6, 1)	1.0 4 1 0 0 0 0 0 0 0 0 0 6 10 0.00 1.000												

Los Angeles Dodgers @ Philadelphia Phillies
 Connie Mack Stadium, Philadelphia, PA
 Tue May 09 1961, 7:05 PM EDT
 Att: 11,483 - Unknown

livebaseballscorecards.com

Batter	1	2	3	4	5	6	7	8	9
Tony Taylor, R OBP: 0.277, SLG: 0.284 (1, 4)	1-1 4-3		0-0 5-3		2-1 1-2 1B				
Bobby Gene Smith, R OBP: 0.300, SLG: 0.369 (1, 7)	1-3 K		1-2 F8		2-2 F3				
Johnny Callison, L OBP: 0.402, SLG: 0.506 (1, 9)	2-1 F7			1-1 F5					
Tony Gonzalez, L OBP: 0.423, SLG: 0.400 (1, 8)		1-0 6-3		1-1 4-3					
Charley Smith, R OBP: 0.250, SLG: 0.467 (1, 5)		0-1 5-3		0-0 4-3					
Pancho Herrera, R OBP: 0.312, SLG: 0.378 (1, 3)		1-2 2B 3B			3-2 5-3				
Choo-Choo Coleman, L OBP: 0.286, SLG: 0.263 (1, 2)		1-1 2B			4-1 1B FC3-6 BB				
Ruben Amaro, R OBP: 0.366, SLG: 0.339 (1, 6)		3-3 K			0-2 FC3-6 1-3 1B				
Art Mahaffey, R (1, 1)			0-0 F7		2-1 FC3-6 1B				
Don Ferrarese, R OBP: 1.000, SLG: 1.000 (5, 1)					1-2 3-H				
Clay Dalrymple, L OBP: 0.250, SLG: 0.304 (5, PH)									
Ken Lehman, L (6, 1)									

AB	R	H	RBI	BB	SO	LOB
3	0	1	0	0	0	0
3	0	0	0	0	1	2
2	0	0	0	0	0	0
2	0	0	0	0	0	0
2	0	0	0	0	0	0
2	1	1	0	0	0	0
1	1	1	1	1	0	0
2	0	1	0	0	1	1
1	0	0	0	0	0	0
0	0	0	0	0	0	0
1	0	0	1	0	0	1
0	0	0	0	0	0	0

BOTTOM

Los Angeles Dodgers @ Philadelphia Phillies
 Connie Mack Stadium, Philadelphia, PA
 Tue May 09 1961, 7:05 PM EDT
 Att. 11,483 - Unknown

livebaseballscorecards.com

AB	19
R	2
H	4
RBI	2
BB	1
SO	2
LOB	4



1B: 2	SF: 0
2B: 1	SAC: 0
3B: 1	DP: 0
HR: 0	HBP: 0

WP: 0	PA: 20
PB: 0	
SB: 0	
CS: 0	

Inning Stats	R: 0	H: 0	E: 0	LOB: 0	K: 1	BB: 0	S: 7	P: 11									
Don Drysdale, R ERA: 2.7 (1, 1)	IP: 5.0	WLS: 0	BF: 20	H: 4	R: 2	ER: 2	SO: 2	BB: 1	IBB: 0	HBP: 0	BLK: 0	WP: 0	HR: 0	S: 45	P: 71	ERA: 3.60	WHIP: 1.000

Batter	1	2	3	4	5	6	7	8	9	AB R H RBI BB SO LOB	TOP														
Maury Wills, S (1, 6) OBP: 0.385, SLG: 0.402	1-2 6-3		1-2 4-3			2-1 6-3	0-0 BB 1B		1-0 HBP	4 0 1 1 0 0 0	<p>Los Angeles Dodgers @ Philadelphia Phillies Connie Mack Stadium, Philadelphia, PA Wed May 10 1961, 7:05 PM EDT Att. 8,170 - Unknown</p>														
Willie Davis, L (1, 8) OBP: 0.354, SLG: 0.514	1-3 K		0-1 G6-4-3 1B			2-0 4-3	4-0 BB BB		0-1 F7	4 0 1 0 1 1 2															
Tommy Davis, R (1, 5) OBP: 0.370, SLG: 0.550	1-3 K		0-1 G6-4-3 1-2f			1-1 F2	2-2 L8			3 0 0 0 0 1 1															
Jim Gilliam, S (6, 5) OBP: 0.321, SLG: 0.333										1 0 0 0 0 0 3															
Wally Moon, L (1, 7) OBP: 0.455, SLG: 0.733		1-3 K		2-0 3-1			2-2 L8	4-1 CS BB		3 0 0 0 1 1 0															
Carl Warwick, R (9, 7) OBP: 0.231, SLG: 0.091										0 0 0 0 0 0 0															
Norm Larker, L (1, 3) OBP: 0.325, SLG: 0.444		1-2 1B HR		1-0 L3			0-1 E4 3B	0-3 K		3 2 1 0 0 0 0															
Gil Hodges, R (8, PH) OBP: 0.333, SLG: 0.429										1 0 0 0 0 1 1															
John Roseboro, L (1, 2) OBP: 0.376, SLG: 0.507		0-2 1B HR		0-0 F8			0-0 F9	2-1 F8		4 1 1 0 0 0 2															
Ron Fairly, L (1, 9) OBP: 0.533, SLG: 1.167		1-1 1B HR			3-2 3-1		2-0 1B 3B	3-2 CS	2-0 4-3	4 2 2 4 0 0 0															
Charlie Neal, R (1, 4) OBP: 0.305, SLG: 0.368		0-0 4-3			3-2 4-3		4-2 1B BB		0-0 5-3	3 1 0 0 1 0 0															
Johnny Podres, L (1, 1) OBP: 0.368, SLG: 0.389		1-1 F8			0-0 3-1		1-2 BB 1B		1-1 HBP 1B	4 0 2 1 0 0 0															
Inning Stats	R: 0 E: 0 K: 2 S: 11	H: 0 LOB: 0 BB: 0 P: 14	R: 3 E: 0 K: 1 S: 14	H: 3 LOB: 0 BB: 0 P: 18	R: 0 E: 0 K: 0 S: 7	H: 1 LOB: 0 BB: 0 P: 8	R: 0 E: 0 K: 0 S: 3	H: 0 LOB: 0 BB: 0 P: 6	R: 0 E: 0 K: 0 S: 9	H: 0 LOB: 0 BB: 0 P: 15	R: 0 E: 0 K: 0 S: 5	H: 0 LOB: 0 BB: 0 P: 10	R: 3 E: 1 K: 0 S: 19	H: 3 LOB: 3 BB: 2 P: 34	R: 0 E: 0 K: 1 S: 8	H: 0 LOB: 0 BB: 1 P: 17	R: 0 E: 0 K: 0 S: 6	H: 1 LOB: 2 BB: 0 P: 10	1B: 6 2B: 0 3B: 1 HR: 1	SF: 0 SAC: 0 DP: 1 HBP: 1	WP: 0 PB: 0 SB: 0 CS: 1	PA: 39			
PITCHER	IP	WLS	BF	H	R	ER	SO	BB	IBB	HBP	BLK	WP	HR	S	P	ERA	WHIP								
Frank Sullivan, R (1, 1) ERA: 3.48	6.2	L	27	6	6	3	3	1	0	0	0	0	1	64	95	4.05	1.050								
Don Ferrarese, L (7, 1) ERA: 2.77	1.1		6	1	0	0	1	2	0	0	0	0	0	12	27	0.00	2.250								
Jack Baldschun, R (9, 1) ERA: 3.86	1.0		5	1	0	0	0	0	0	1	0	0	0	6	10	0.00	1.000								

livebaseballscorecards.com

AB	34
R	6
H	8
RBI	6
BB	3
SO	4
LOB	9



Batter	1	2	3	4	5	6	7	8	9	AB R H RBI BB SO LOB
Tony Taylor, R OBP: 0.265, SLG: 0.272 (1, 4)	1-1 5-3		1-1 L9-3		2-3 K			3-3 K		4 0 0 0 0 2 2
Johnny Callison, L OBP: 0.406, SLG: 0.506 (1, 7)	0-0 1B		2-2 G3			3-2 G4-6-3 1B		0-0 F5		4 0 2 0 0 0 0
Don Demeter, R OBP: 0.222, SLG: 0.242 (1, 8)	0-1 F7			0-0 E5 FC1-4		1-2 G4-6-3 1-2f		0-0 4-3		4 0 0 0 0 0 2
Bobby Gene Smith, R OBP: 0.284, SLG: 0.348 (1, 9)	0-0 4-3			0-2 FC1-4 1-2f		2-2 L7		3-2 F8		4 0 0 0 0 0 2
Charley Smith, R OBP: 0.278, SLG: 0.471 (1, 5) (8, 6)		2-1 F7		2-3 K		1-0 1B		0-1 1B		4 0 2 0 0 1 1
Pancho Herrera, R OBP: 0.309, SLG: 0.365 (1, 3)		4-2 BB		2-3 K		0-1 G6-4-3 1-		0-1 L9		3 0 0 0 1 1 3
Cal Neeman, R OBP: 0.333, SLG: 0.235 (1, 2)		0-0 L8			4-2 G3 WP BB	1-0 1B				2 0 1 0 1 0 1
Ruben Amaro, R OBP: 0.356, SLG: 0.328 Jim Woods, R (7, PH) (8, 5)		2-3 K			1-2 G3 1-3	0-0 L7				2 0 0 0 0 1 2 1 0 0 0 0 0 1
Frank Sullivan, R Don Ferrarese, R Ken Walters, R Jack Baldschun, R (1, 1) (7, 1) (8, PH) (9, 1)			4-2 L9-3 BB		0-1 1-3		0-3 K			1 0 0 0 1 0 1 0 0 0 0 0 0 0 1 0 0 0 0 1 0 0 0 0 0 0 0 0

Inning Stats	R: 0 E: 0 K: 0 S: 6	H: 1 LOB: 1 BB: 0 P: 7	R: 0 E: 0 K: 1 S: 9	H: 0 LOB: 1 BB: 1 P: 17	R: 0 E: 0 K: 0 S: 8	H: 0 LOB: 0 BB: 1 P: 15	R: 0 E: 1 K: 2 S: 10	H: 0 LOB: 1 BB: 0 P: 14	R: 0 E: 0 K: 1 S: 12	H: 0 LOB: 1 BB: 1 P: 19	R: 0 E: 0 K: 0 S: 10	H: 1 LOB: 0 BB: 0 P: 16	R: 0 E: 0 K: 0 S: 5	H: 2 LOB: 1 BB: 0 P: 7	R: 0 E: 0 K: 2 S: 7	H: 0 LOB: 0 BB: 0 P: 10	R: 0 E: 0 K: 0 S: 8	H: 1 LOB: 1 BB: 0 P: 11	1B: 5 2B: 1 3B: 0 HR: 0	SF: 0 SAC: 0 DP: 3 HBP: 0
--------------	------------------------------	---------------------------------	------------------------------	----------------------------------	------------------------------	----------------------------------	-------------------------------	----------------------------------	-------------------------------	----------------------------------	-------------------------------	----------------------------------	------------------------------	---------------------------------	------------------------------	----------------------------------	------------------------------	----------------------------------	----------------------------------	------------------------------------

PITCHER	IP	WLS	BF	H	R	ER	SO	BB	IBB	HBP	BLK	WP	HR	S	P	ERA	WHIP
Johnny Podres, L ERA: 1.52 (1, 1)	9.0	W	33	5	0	0	6	3	0	0	0	1	0	75	116	0.00	0.889

BOTTOM

Los Angeles Dodgers @ Philadelphia Phillies
 Connie Mack Stadium, Philadelphia, PA
 Wed May 10 1961, 7:05 PM EDT
 Att. 8,170 - Unknown

AB	30
R	0
H	5
RBI	0
BB	3
SO	6
LOB	15

WP: 1 PA: 33
 PB: 0 SB: 0 CS: 0



livebaseballscorecards.com

Batter	1	2	3	4	5	6	7	8	9	AB R H RBI BB SO LOB	TOP											
Bob Will, L (1, 9) OBP: 0.333, SLG: 0.250	3-2 6-3			2-0 4-3		2-3 K		0-0 BB 1B	1-2 BB 1B	5 0 2 1 0 1 0	Chicago Cubs @ Los Angeles Dodgers Los Angeles Memorial Coliseum, Los Angeles, CA Fri May 12 1961, 10:05 PM EDT Att. 17,122 - Unknown - 57 F											
Don Zimmer, R (1, 4) OBP: 0.317, SLG: 0.427	2-3 K			0-1 F5		0-2 6-3		4-1 BB 1B	2-1 BB 1B	4 0 0 0 1 1 3												
Billy Williams, L (1, 7) OBP: 0.292, SLG: 0.305	1-3 K			4-2 FC6-4 BB			2-1 BB 2B	0-2 4-3		3 0 1 0 1 1 3												
14 Ernie Banks, R (1, 6) OBP: 0.351, SLG: 0.602			1-3 K	0-1 FC6-4			0-3 K		0-2 6-3	4 0 0 0 0 2 2												
Ron Santo, R (1, 5) OBP: 0.385, SLG: 0.518			1-3 K		2-0 E6 FC6-5		2-3 K		1-1 BB 3B	4 1 1 0 0 2 1												
Mel Roach, R (1, 3) OBP: 0.226, SLG: 0.196			2-1 L7		1-0 FC6-5 FC1-6		2-3 K		0-3 K	4 0 0 0 0 2 3												
Al Heist, R (1, 8) OBP: 0.244, SLG: 0.253			1-3 K		1-1 FC1-6			2-1 F9	4-2 BB BB 1B BB	2 0 0 0 0 1 1												
Richie Ashburn, L (8, PH) OBP: 0.220, SLG: 0.200					1-2f					1 1 0 0 1 0 0												
Dick Bertell, R (1, 2) OBP: 0.328, SLG: 0.291			2-2 P6		1-0 F9			2-2 BB 1B 1B	4-1 BB 1B BB BB	3 0 1 0 1 0 1												
Don Cardwell, R (1, 1) OBP: 0.077, SLG: 0.308			2-3 K			0-0 F9		0-0 F8	4-2 BB 1B BB	1 0 0 0 0 0 1 0												
Andre Rodgers, R (8, PH) OBP: 0.248, SLG: 0.318									1-2 2-3 3-H	1 0 0 0 0 0 0 0												
Dick Drott, R (8, 1)										0 0 0 0 0 0 0 0												
George Freese, R (8, PH)										1 0 0 0 0 0 0 1												
Joe Schaffernoth, R (8, 1)										0 0 0 0 0 0 0 0												
Sammy Taylor, L (8, PH)										0 0 0 1 1 0 0 0												
Jerry Kindall, R (9, PR)										0 0 0 0 0 0 0 0												
Inning Stats	R: 0 E: 0 K: 2 S: 9	H: 0 LOB: 0 BB: 0 P: 15	R: 0 E: 0 K: 2 S: 10	H: 0 LOB: 0 BB: 0 P: 14	R: 0 E: 0 K: 2 S: 13	H: 0 LOB: 0 BB: 0 P: 18	R: 0 E: 0 K: 0 S: 9	H: 0 LOB: 1 BB: 1 P: 15	R: 0 E: 2 K: 0 S: 5	H: 0 LOB: 1 BB: 0 P: 10	R: 0 E: 0 K: 1 S: 8	H: 0 LOB: 0 BB: 0 P: 10	R: 0 E: 0 K: 3 S: 15	H: 1 LOB: 1 BB: 0 P: 21	R: 0 E: 0 K: 0 S: 15	H: 2 LOB: 3 BB: 1 P: 23	R: 2 E: 0 K: 1 S: 18	H: 2 LOB: 3 BB: 3 P: 34	1B: 3 2B: 1 3B: 1 HR: 0	SF: 0 SAC: 0 DP: 0 HBP: 0	WP: 0 PB: 0 SB: 0 CS: 0	PA: 38
PITCHER	IP WLS BF H R ER SO BB IBB HBP BLK WP HR S P ERA WHIP																					
Sandy Koufax, L (1, 1) ERA: 3.78	8.2 W 36 4 2 2 11 5 0 0 0 0 0 0 97 152 2.08 1.038																					
Turk Farrell, R (9, 1) ERA: 3.71	0.1 S 2 1 0 0 0 0 0 0 0 0 0 0 5 8 0.00 3.000																					

AB	33
R	2
H	5
RBI	2
BB	5
SO	11
LOB	15



Batter	1	2	3	4	5	6	7	8	9
Maury Wills, S OBP: 0.395, SLG: 0.400 (1, 6)	4-2 G3 1B BB		4-1 S 1B BB	0-0 BLK 1B			1-0 E3 SH2-3	3-2 1-3	
Jim Gilliam, S OBP: 0.305, SLG: 0.314 (1, 4) (8, 5)	1-1 G3 1-2		0-0 L7	1-0 L3 1-2			0-1 SH2-3 1-2		
Willie Davis, L OBP: 0.337, SLG: 0.487 (1, 8)	0-2 4-3 2-3		0-0 F5		0-1 L8		2-2 F5		
Wally Moon, L OBP: 0.476, SLG: 0.773 (1, 7)	1-1 1B 1B		4-2 1B 1-2 BB		3-1 HR		4-2 BB		
Norm Larker, L OBP: 0.333, SLG: 0.447 (1, 3)	0-0 1-2 1B		2-0 1-3 2-H 1B		1-3 K		2-2 P4		
Tommy Davis, R OBP: 0.360, SLG: 0.534 (1, 5) Charlie Neal, R OBP: 0.301, SLG: 0.364 (8, 4)	1-1 P4		0-3 K		2-0 F5		0-1 F8		
John Roseboro, L OBP: 0.382, SLG: 0.493 (1, 2)		4-0 F2 BB		4-0 FC4-6 BB		3-3 K	3-2 F7		
Ron Fairly, L OBP: 0.474, SLG: 0.933 (1, 9)		1-2 SAFE F2 1-2		0-1 FC4-6 SH2-3 1B 1-2f		0-0 F5	4-2 BB BB		
Sandy Koufax, R OBP: 0.231, SLG: 0.091 (1, 1) Turk Farrell, R OBP: 0.333, SLG: 0.333 (9, 1)		0-3 K		0-0 SH2-3 1-2		1-1 6-3	4-0 BB 1-2		

Inning Stats	R: 1	H: 2	E: 0	K: 0	S: 12	LOB: 2	BB: 1	P: 19	R: 0	H: 0	E: 0	K: 1	S: 7	LOB: 0	BB: 1	P: 12	R: 1	H: 1	E: 0	K: 1	S: 9	LOB: 2	BB: 2	P: 19	R: 1	H: 1	E: 0	K: 0	S: 5	LOB: 1	BB: 1	P: 10	R: 1	H: 1	E: 0	K: 1	S: 8	LOB: 0	BB: 0	P: 14	R: 0	H: 0	E: 0	K: 1	S: 8	LOB: 0	BB: 0	P: 12	R: 0	H: 0	E: 1	K: 0	S: 14	LOB: 2	BB: 1	P: 23	R: 0	H: 0	E: 0	K: 0	S: 15	LOB: 2	BB: 2	P: 29
--------------	------	------	------	------	-------	--------	-------	-------	------	------	------	------	------	--------	-------	-------	------	------	------	------	------	--------	-------	-------	------	------	------	------	------	--------	-------	-------	------	------	------	------	------	--------	-------	-------	------	------	------	------	------	--------	-------	-------	------	------	------	------	-------	--------	-------	-------	------	------	------	------	-------	--------	-------	-------

PITCHER	IP	WLS	BF	H	R	ER	SO	BB	IBB	HBP	BLK	WP	HR	S	P	ERA	WHIP
Don Cardwell, R ERA: 4.13 (1, 1)	5.0	L	24	5	4	4	3	5	0	0	1	0	1	41	74	7.20	2.000
Dick Drott, R ERA: 1.69 (6, 1)	2.0		8	0	0	0	1	1	0	0	0	0	0	22	35	0.00	0.500
Joe Schaffernoth, R ERA: 3.27 (8, 1)	1.0		5	0	0	0	0	2	0	0	0	0	0	15	29	0.00	2.000


BOTTOM

Chicago Cubs @ Los Angeles Dodgers
Los Angeles Memorial Coliseum, Los Angeles, CA

Fri May 12 1961, 10:05 PM EDT
Att: 17,122 - Unknown - 57 F

AB	R	H	RBI	BB	SO	LOB
3	2	1	1	2	0	2
3	0	0	0	0	0	3
4	0	0	0	0	0	3
2	1	2	2	2	0	0
4	0	2	1	0	1	2
3	0	0	0	0	1	4
1	0	0	0	0	0	0
2	0	0	0	2	1	0
3	1	0	0	1	0	2
2	0	0	0	1	1	0
0	0	0	0	0	0	0

AB 27
R 4
H 5
RBI 4
BB 8
SO 4
LOB 16



PITCHER	IP	WLS	BF	H	R	ER	SO	BB	IBB	HBP	BLK	WP	HR	S	P	ERA	WHIP
---------	----	-----	----	---	---	----	----	----	-----	-----	-----	----	----	---	---	-----	------

Batter	1	2	3	4	5	6	7	8	9	AB R H RBI BB SO LOB	TOP																
Richie Ashburn, L (1, 8) OBP: 0.234, SLG: 0.203	4-2 E BB	1-0 FC4 1-2f		3-1 6-3			1-2 G6-3 1B		0-0 1-3	4 1 1 0 1 0 3																	
Don Zimmer, R (1, 4) OBP: 0.321, SLG: 0.436	2-2 E9 14 G6-4-3 1B 1-H		1-2 14 1B 2B		0-0 5-3		1-2 G6-3 1-2f		1-1 3-1	5 1 2 0 0 0 1																	
Billy Williams, L (1, 7) OBP: 0.280, SLG: 0.291	3-2 F7		1-1 1-3		2-2 4-3		0-0 4-3			4 0 0 0 0 0 2																	
14 Ernie Banks, R (1, 6) OBP: 0.347, SLG: 0.587	1-1 G6-4-3 1-2f		0-2 1B 2-H 1B		3-1 5-3			2-3 K		4 0 1 1 0 1 1																	
Ron Santo, R (1, 5) OBP: 0.390, SLG: 0.545		4-1 1B BB	2-2 F2		1-3 K			3-2 HR		3 1 1 1 1 1 1																	
Bob Will, L (1, 9) OBP: 0.387, SLG: 0.321		3-2 BB 1B	3-1 1B		1-0 BB 1B			0-0 G3		4 0 3 0 0 0 0																	
Ed Bouchee, L (1, 3) OBP: 0.366, SLG: 0.303		2-3 K	0-0 L8		4-2 BB			2-1 FC6 1B		2 0 0 0 1 1 4																	
Andre Rodgers, R (8, PH) OBP: 0.269, SLG: 0.348							1-2 BB			1 0 1 0 0 0 0																	
Sammy Taylor, L (1, 2) OBP: 0.250, SLG: 0.296		4-0 FC4 BB		2-3 K		0-0 P6		0-2 FC6 1-2f		3 0 0 0 1 1 3																	
Bob Anderson, R (1, 1) OBP: 0.286, SLG: 0.286		2-2 F8		3-2 L4		2-3 K			2-1 F9	0 0 0 0 0 0 0																	
Jim Brewer, L (1, 1) OBP: 0.227, SLG: 0.191										0 0 0 0 0 0 0																	
Mel Roach, R (2, PH) OBP: 0.167, SLG: 0.167										1 0 0 0 0 0 0																	
Jack Curtis, L (2, 1) OBP: 0.167, SLG: 0.167										1 0 0 0 0 0 0																	
George Freese, R (6, PH)										1 0 0 0 0 1 2																	
Mel Wright, R (6, 1)										0 0 0 0 0 0 0																	
Jerry Kindall, R (9, PH)										1 0 0 0 0 0 0																	
Inning Stats	R: 1 E: 2 K: 0 S: 13	H: 1 LOB: 0 BB: 1 P: 23	R: 0 E: 0 K: 1 S: 13	H: 1 LOB: 3 BB: 2 P: 29	R: 1 E: 0 K: 0 S: 14	H: 3 LOB: 2 BB: 0 P: 21	R: 0 E: 0 K: 1 S: 10	H: 0 LOB: 0 BB: 0 P: 18	R: 0 E: 0 K: 0 S: 7	H: 0 LOB: 0 BB: 0 P: 12	R: 0 E: 0 K: 2 S: 11	H: 1 LOB: 2 BB: 1 P: 19	R: 0 E: 0 K: 0 S: 7	H: 1 LOB: 0 BB: 0 P: 9	R: 1 E: 0 K: 1 S: 12	H: 2 LOB: 1 BB: 0 P: 19	R: 0 E: 0 K: 0 S: 5	H: 0 LOB: 0 BB: 0 P: 8	1B: 7 2B: 1 3B: 0 HR: 1	SF: 0 SAC: 0 DP: 2 HBP: 0	WP: 0 PB: 0 SB: 0 CS: 0	PA: 38					
PITCHER	IP WLS BF H R ER SO BB IBB HBP BLK WP HR S P ERA WHIP																										
Stan Williams, R (1, 1) ERA: 5.11	1.0	W	6	2	1	0	0	2	0	0	0	0	0	18	35	0.00	4.000										
Ron Perranoski, L (2, 1) ERA: 2.37	8.0	W	32	7	2	2	5	2	0	0	0	0	1	74	123	2.25	1.125										

Chicago Cubs @ Los Angeles Dodgers
Los Angeles Memorial Coliseum, Los Angeles, CA

Sat May 13 1961, 10:05 PM EDT
Att. 22,463 - Unknown - 60 F

livebaseballscorecards.com

AB	34
R	3
H	9
RBI	2
BB	4
SO	5
LOB	20



Batter	1	2	3	4	5	6	7	8	9	AB R H RBI BB SO LOB
Maury Wills, S OBP: 0.403, SLG: 0.423 (1, 6)	4-1 1B BB	1-1 SF9 3B		3-1 1B		2-0 4-3		1-0 4-3		4 2 2 0 1 0 0
Willie Davis, L OBP: 0.341, SLG: 0.488 (1, 8)	1-1 E 1B	0-1 SF9		0-3 K		1-1 G3		0-0 G4-3 1B		4 1 2 1 0 1 1
Tommy Davis, R OBP: 0.371, SLG: 0.537 (1, 5)	2-0 E3 1B	2-0 F2		0-0 1B		1-2 2B 1B		0-0 G4-3		5 2 3 1 0 0 1
Jim Gilliam, S OBP: 0.305, SLG: 0.314 (9, 5)	2-H 3-H 1B			1-3 1B				1-2f		0 0 0 0 0 0 0
Wally Moon, L OBP: 0.477, SLG: 0.772 (1, 7)	1-2 1B 1B	3-1 4-3		0-3 K		1-0 E 2B				4 2 2 2 0 1 2
Norm Larker, L OBP: 0.318, SLG: 0.425 (1, 3)	1-0 F7		2-2 F2		0-0 4-3	0-0 E3				4 0 0 0 0 0 1
John Roseboro, L OBP: 0.376, SLG: 0.474 (1, 2)	2-2 F9		3-3 K		4-1 1B BB	1-1 5-3				3 0 0 0 1 1 2
Ron Fairly, L OBP: 0.474, SLG: 0.933 (1, 9)	1-0 1B		4-1 BB		0-1 FC6-4 1B		3-3 K			0 0 0 0 0 0 0
Frank Howard, R OBP: 0.260, SLG: 0.437 (1, PH)	1-2 1B				1-2 1B					3 0 2 0 1 1 0
Charlie Neal, R OBP: 0.299, SLG: 0.358 (1, 4)	3-0 1B		0-1 F7		1-3 K		0-0 F9			4 0 1 1 0 1 3
Stan Williams, R OBP: 0.400, SLG: 0.250 (1, 1)	2-3 K			1-3 K		1-0 FC6-4		0-0 4-3		1 0 0 0 0 1 2
Ron Perranoski, L (2, 1)						1-2f				3 0 0 0 0 1 2

Inning Stats	R: 4	H: 5	E: 1	LOB: 2	K: 1	S: 18	R: 1	H: 1	E: 0	LOB: 0	K: 0	S: 7	R: 0	H: 0	E: 0	LOB: 1	K: 1	S: 10	R: 0	H: 2	E: 0	LOB: 2	K: 3	S: 14	R: 0	H: 1	E: 0	LOB: 2	K: 1	S: 8	R: 2	H: 2	E: 1	LOB: 1	K: 0	S: 13	R: 0	H: 0	E: 0	LOB: 0	K: 1	S: 5	R: 0	H: 1	E: 0	LOB: 0	K: 0	S: 3	1B: 10	SF: 1	2B: 1	SAC: 0	3B: 1	DP: 1	HR: 0	HBP: 0	WP: 0	PA: 39
PITCHER	IP	WLS	BF	H	R	ER	SO	BB	IBB	HBP	BLK	WP	HR	S	P	ERA	WHIP																																									
Bob Anderson, R ERA: 5.59 (1, 1)	0.0	L	4	3	4	4	0	1	0	0	0	0	0	8	16	∞	∞																																									
Jim Brewer, L ERA: 4.35 (1, 1)	1.0		5	2	0	0	1	0	0	0	0	0	0	10	19	0.00	2.000																																									
Jack Curtis, L ERA: 3.86 (2, 1)	4.0		18	4	1	1	5	2	0	0	0	0	0	39	64	2.25	1.500																																									
Mel Wright, R ERA: 4.5 (6, 1)	3.0		12	3	2	1	1	0	0	0	0	0	0	21	31	3.00	1.000																																									

BOTTOM

Chicago Cubs @ Los Angeles Dodgers
Los Angeles Memorial Coliseum, Los Angeles, CA

Sat May 13 1961, 10:05 PM EDT
Att: 22,463 - Unknown - 60 F

livebaseballscorecards.com

AB	35
R	7
H	12
RBI	5
BB	3
SO	7
LOB	14



Batter	1	2	3	4	5	6	7	8	9	10	11	AB R H RBI BB SO LOB	TOP	
Richie Ashburn, L OBP: 0.243, SLG: 0.215 (1, 7)	1-1 5-3		1-0 4-3		0-0 F7 2B 1B		3-2 FC3-6 1B		2-3 K	0-0 L7		6 1 2 0 0 1 0		
Don Zimmer, R OBP: 0.313, SLG: 0.430 (1, 4)	1-0 L5			2-3 K	0-0 F7 1-2		0-1 FC3-6 1-2f BB		0-1 14 1B 2B		0-3 K	6 1 1 0 0 2 3		
Bob Will, L OBP: 0.405, SLG: 0.364 (1, 9)	2-3 K			0-1 F9	0-0 2B		4-1 1-2 BB		1-3 K		3-2 14 1B 1B	5 1 2 2 1 2 1		
14 Ernie Banks, R OBP: 0.364, SLG: 0.598 (1, 6)		4-2 BB		0-0 1B 2B	0-0 F8		2-2 F3		1-2 1B 1B		2-2 HBP 1B SF9 1B	5 3 3 1 1 0 3		
Ron Santo, R OBP: 0.396, SLG: 0.538 (1, 5)		0-2 P6		1-0 1B		1-3 K		2-3 K	4-2 1B 1-2 BB		1-0 SF9 HBP 1B	5 0 2 2 1 2 1		
George Altman, L OBP: 0.385, SLG: 0.696 (1, 8)		2-1 F7		1-2 F7		1-0 WP 2B		3-2 HR	1-2 1-3 2-H 1B		2-0 HBP	5 1 3 2 0 0 2		
Ed Bouchee, L OBP: 0.340, SLG: 0.316 (1, 3)		1-3 K			2-2 E 2B		1-3 K		2-3 K	0-0 F7		0-0 SF9	5 1 1 1 0 3 4	
Sammy Taylor, L OBP: 0.237, SLG: 0.364 Dick Bertell, R OBP: 0.328, SLG: 0.291 (1, 2) (11, 2)			0-0 F8		3-2 E6 1B 2B		3-2 F8		1-1 HR	2-1 6-3	1-1 L4	6 2 1 1 0 0 3 0 0 0 0 0 0 0		
Glen Hobbie, R Andre Rodgers, R Jim Brewer, L Billy Williams, L Joe Schellenbach, R Dick Drott, R Al Heist, R Bob Anderson, R Neil Rooden, R Don Elbert, R			2-3 K		1-3 K		1-3 K		0-1 5-3		0-3 K	0 0 0 0 0 0 0 1 0 0 0 0 0 1 0 1 0 0 0 0 0 1 0 1 0 0 0 0 0 0 0 1 0 0 0 0 0 0 0 1 0 0 0 0 0 1 0		
Inning Stats	R: 0 H: 0 E: 0 LOB: 0 K: 1 BB: 0 S: 7 P: 11	R: 0 H: 0 E: 0 LOB: 1 K: 1 BB: 1 S: 11 P: 18	R: 0 H: 0 E: 0 LOB: 0 K: 1 BB: 0 S: 5 P: 8	R: 1 H: 2 E: 0 LOB: 1 K: 1 BB: 0 S: 10 P: 14	R: 3 H: 3 E: 1 LOB: 1 K: 1 BB: 0 S: 15 P: 23	R: 0 H: 1 E: 0 LOB: 1 K: 2 BB: 0 S: 11 P: 17	R: 0 H: 1 E: 0 LOB: 2 K: 1 BB: 1 S: 12 P: 22	R: 2 H: 2 E: 0 LOB: 0 K: 2 BB: 0 S: 13 P: 21	R: 2 H: 3 E: 0 LOB: 2 K: 2 BB: 1 S: 28 P: 37	R: 0 H: 0 E: 0 LOB: 0 K: 1 BB: 0 S: 6 P: 8	R: 2 H: 3 E: 0 LOB: 2 K: 1 BB: 0 S: 15 P: 24	1B: 8 SF: 1 2B: 5 3B: 0 SAC: 0 3B: 0 DP: 0 HR: 2 HBP: 1	WP: 1 PA: 53 PB: 0 SB: 0 CS: 0	
PITCHER	IP WLS BF H R ER SO BB IBB HBP BLK WP HR S P ERA WHIP													
Don Drysdale, R ERA: 2.8 (1, 1)	8.0 36 9 6 3 10 2 0 0 0 1 2 84 134 3.38 1.375													
Turk Farrell, R ERA: 5.12 (9, 1)	2.1 L 14 6 4 4 4 1 0 0 0 0 0 46 63 15.43 3.000													
Roger Craig, R ERA: 6.39 (11, 1)	0.2 3 0 0 0 0 0 0 0 0 0 0 3 6 0.00 0.000													

Chicago Cubs @ Los Angeles Dodgers
Los Angeles Memorial Coliseum, Los Angeles, CA
 Sun May 14 1961, 6:33 AM EDT
 Att: 21,733 - Sunny - 66 F

livebaseballscorecards.com

AB	48
R	10
H	15
RBI	9
BB	3
SO	14
LOB	18



Batter	1	2	3	4	5	6	7	8	9	10	11	AB	R	H	RBI	BB	SO	LOB	BOTTOM								
Maury Wills , S (1, 6) OBP: 0.408, SLG: 0.427	1-0 F8 FC5-2 1B	2-1 1-3		1-1 4-3		3-2 WP 1B			2-1 SH2-4 1B		1-1 G3	6	0	3	0	0	0	1	Chicago Cubs @ Los Angeles Dodgers Los Angeles Memorial Coliseum, Los Angeles, CA Sun May 14 1961, 6:33 AM EDT Att: 21,733 - Sunny - 66 F								
Willie Davis , L (1, 8) OBP: 0.355, SLG: 0.482	1-0 FC5-2 HR 1B		1-2 F8		4-0 S WP BB	4-0 G5-4-3 BB			0-0 SH2-4		0-0 F5	3	2	1	0	2	0	0									
Tommy Davis , R (1, 5) OBP: 0.367, SLG: 0.554 Jim Gilliam , S (8, 5) OBP: 0.317, SLG: 0.314	1-1 F8		2-2 HR		0-3 K	3-2 G5-4-3 1-2f			4-0 IBB			4	1	1	1	0	1	5									
Wally Moon , L (1, 7) OBP: 0.474, SLG: 0.750	2-1 FC5-2 HR 1-3		2-0 4-3 WP 1B		4-0 2-H FC5-4 BB				0-1 P6			4	1	1	0	1	0	4									
Norm Larker , L (1, 3) OBP: 0.311, SLG: 0.447	2-0 HR		2-2 4-3		2-1 FC5-4 1-2f				0-0 P6			5	1	1	3	0	0	4									
John Roseboro , L (1, 2) OBP: 0.357, SLG: 0.444	0-1 F8		3-2 P5		2-3 K				0-3 K			5	0	0	0	0	2	2									
Ron Fairly , L (1, 9) OBP: 0.458, SLG: 0.950		0-1 3-1		2-1 SH3-4 1B		1-1 HR			2-0 E7 G6-4-3		0-0 L3	5	1	2	1	0	0	0									
Charlie Neal , R (1, 4) OBP: 0.293, SLG: 0.384		2-0 HR		0-1 F8		3-1 F5			0-2 G6-4-3 1-2f		0-0 F8	5	1	1	1	0	0	2									
Don Drysdale , R (1, 1) OBP: 0.053, SLG: 0.211 Bob Aspromonte , R (8, PH) OBP: 0.286, SLG: 0.286 Turk Farrell , R (9, 1) OBP: 0.333, SLG: 0.333 Roger Craig , R (11, 1) OBP: 0.250, SLG: 0.143 Frank Howard , R (11, PH) OBP: 0.256, SLG: 0.431		0-0 F7		0-1 SH3-4 1-2		2-0 HR			1-3 K		0-1 6-3	2	1	1	1	0	0	0									
Inning Stats	R: 3 E: 0 K: 0 S: 9	H: 3 LOB: 0 BB: 0 P: 16	R: 1 E: 0 K: 0 S: 6	H: 1 LOB: 0 BB: 0 P: 10	R: 1 E: 0 K: 0 S: 13	H: 2 LOB: 1 BB: 0 P: 23	R: 0 E: 0 K: 0 S: 8	H: 1 LOB: 1 BB: 0 P: 11	R: 1 E: 0 K: 2 S: 8	H: 0 LOB: 1 BB: 2 P: 20	R: 2 E: 0 K: 0 S: 11	H: 3 LOB: 1 BB: 1 P: 27	R: 0 E: 0 K: 0 S: 9	H: 0 LOB: 0 BB: 0 P: 14	R: 0 E: 1 K: 1 S: 7	H: 0 LOB: 0 BB: 0 P: 10	R: 0 E: 0 K: 0 S: 6	H: 1 LOB: 2 BB: 1 P: 12		R: 0 E: 0 K: 1 S: 5	H: 0 LOB: 0 BB: 0 P: 5	R: 0 E: 0 K: 0 S: 5	H: 0 LOB: 0 BB: 0 P: 6	1B: 6 2B: 0 3B: 0 HR: 5	SF: 0 SAC: 2 DP: 2 HBP: 0	WP: 4 PB: 0 SB: 1 CS: 0	PA: 47
PITCHER	IP	WLS	BF	H	R	ER	SO	BB	IBB	HBP	BLK	WP	HR	S	P	ERA	WHIP										
Glen Hobbie , R (1, 1) ERA: 5.16	2.0	10	4	4	4	4	0	0	0	0	0	0	2	15	26	18.00	2.000										
Jim Brewer , L (3, 1) ERA: 4.39	2.0	9	3	1	1	0	0	0	0	0	0	1	1	21	34	4.50	1.500										
Joe Schaffernoth , R (5, 1) ERA: 5.11	1.1	9	3	3	3	2	2	0	0	0	0	1	2	16	37	20.25	3.750										
Dick Drott , R (6, 1) ERA: 1.5	0.2	2	0	0	0	0	1	0	0	0	0	1	0	3	10	0.00	1.500										
Bob Anderson , R (7, 1) ERA: 5.4	1.0	3	0	0	0	0	0	0	0	0	0	0	0	9	14	0.00	0.000										
PITCHER	IP	WLS	BF	H	R	ER	SO	BB	IBB	HBP	BLK	WP	HR	S	P	ERA	WHIP										
Don Elston , R (8, 1) ERA: 1.59	4.0	W	14	1	0	0	2	0	1	0	0	0	0	23	33	0.00	0.250										

AB	41
R	8
H	11
RBI	7
BB	4
SO	4
LOB	18



WP	4
PA	47

1B	6
2B	0
3B	0
HR	5

Batter	1	2	3	4	5	6	7	8	9	AB R H RBI BB SO LOB
--------	---	---	---	---	---	---	---	---	---	----------------------

Roy McMillan, R OBP: 0.314, SLG: 0.330 (1, 6)	2-3 K		4-1 BB	2-1 L8		1-3 K		2-3 K	4 0 0 0 1 3 2
Frank Bolling, R OBP: 0.376, SLG: 0.358 (1, 4)	4-1 1B BB		3-2 6-3 1-2		4-1 HR BB		4-0 FC6-4 FC6-2 BB BB	2-2 F8	2 1 0 0 3 0 1
Eddie Mathews, L OBP: 0.446, SLG: 0.612 (1, 5)	3-3 K		2-3 K		0-1 HR		4-1 FC6-4 1-2 BB	2-2 HR	4 2 2 3 1 2 1
Hank Aaron, R OBP: 0.340, SLG: 0.582 (1, 9)	0-0 1-3 1B			2-3 K	0-1 F8		1-0 FC6-4 FC6-2 1-2f 2-3	2-2 3B	5 0 2 0 0 1 2
Joe Adcock, R OBP: 0.230, SLG: 0.362 (1, 3)	0-3 K			1-1 5-3	0-1 3-1		1-2 FC6-2	1-1 5-3	5 0 0 0 0 1 5
Frank Thomas, R OBP: 0.303, SLG: 0.431 (1, 7)				2-2 BB 1B	0-0 P4		2-3 K		4 2 2 1 0 1 2
Felix Mantilla, R (1, 8)				4-1 1-2 1B BB			2-2 L8	2-2 6-3	3 1 0 0 1 0 0
Charlie Lau, L OBP: 0.329, SLG: 0.303 (1, 2)				4-1 1-2 2-3 1B BB			3-2 4-3	2-1 F7	3 0 0 0 1 0 0
Lew Burdette, R OBP: 0.211, SLG: 0.368 (1, 1)				3-1 1-3 2-H 3-H 1B			0-2 HR	1-3 K	4 1 2 3 0 2 0

Milwaukee Braves @ Los Angeles Dodgers
Los Angeles Memorial Coliseum, Los Angeles, CA
 Mon May 15 1961, 10:05 PM EDT
 Att. 18,880 - Unknown

AB	34
R	7
H	8
RBI	7
BB	7
SO	10
LOB	13



Inning Stats	R: 0	H: 1	E: 0	K: 3	S: 13	P: 22	R: 1	H: 1	E: 0	K: 1	S: 9	P: 13	R: 0	H: 0	E: 0	K: 1	S: 7	P: 16	R: 2	H: 2	E: 0	K: 1	S: 15	P: 33	R: 2	H: 1	E: 0	K: 0	S: 8	P: 12	R: 1	H: 1	E: 0	K: 1	S: 14	P: 20	R: 0	H: 0	E: 0	K: 1	S: 8	P: 20	R: 0	H: 0	E: 0	K: 1	S: 8	P: 13	R: 1	H: 2	E: 0	K: 1	S: 19	P: 28	1B: 3	2B: 0	3B: 1	HR: 4	SF: 0	SAC: 0	DP: 0	HBP: 0	WP: 0	PB: 0	SB: 0	CS: 0	PA: 41
--------------	------	------	------	------	-------	-------	------	------	------	------	------	-------	------	------	------	------	------	-------	------	------	------	------	-------	-------	------	------	------	------	------	-------	------	------	------	------	-------	-------	------	------	------	------	------	-------	------	------	------	------	------	-------	------	------	------	------	-------	-------	-------	-------	-------	-------	-------	--------	-------	--------	-------	-------	-------	-------	--------

PITCHER	IP	WLS	BF	H	R	ER	SO	BB	IBB	HBP	BLK	WP	HR	S	P	ERA	WHIP
Johnny Podres, L ERA: 1.94 (1, 1)	3.2	L	18	4	3	3	6	4	0	0	0	0	1	42	80	7.36	2.182
Jim Golden, R ERA: 6.39 (4, 1)	1.1		6	1	2	2	0	1	0	0	0	0	1	10	16	13.50	1.500
Stan Williams, R ERA: 5.08 (6, 1)	2.0		9	1	1	1	2	2	0	0	0	0	1	22	40	4.50	1.500
Larry Sherry, R ERA: 3.27 (8, 1)	2.0		8	2	1	1	2	0	0	0	0	0	1	27	41	4.50	1.000

PITCHER	IP	WLS	BF	H	R	ER	SO	BB	IBB	HBP	BLK	WP	HR	S	P	ERA	WHIP
---------	----	-----	----	---	---	----	----	----	-----	-----	-----	----	----	---	---	-----	------

Batter	1	2	3	4	5	6	7	8	9	AB	R	H	RBI	BB	SO	LOB
Maury Wills, S OBP: 0.415, SLG: 0.430 (1, 6)	1-3 K		4-1 BB		2-1 1B		0-1 5-3		2-2 1B	4	0	2	0	1	1	1
Willie Davis, L OBP: 0.337, SLG: 0.455 (1, 8)	1-3 K		0-0 4-3		1-1 1-3			1-0 F7	1-0 4-3	5	0	0	0	0	1	3
Tommy Davis, R OBP: 0.355, SLG: 0.534 (1, 5)	0-1 6-3			0-0 E6 FC4-6 BB SF7		2-2 6-3		0-0 F7		4	1	0	0	0	0	0
Wally Moon, L OBP: 0.483, SLG: 0.768 (1, 7)		3-2 S 3B		4-1 FC4-6 BB		1-2 4-3		0-0 1B		3	1	2	0	1	0	0
Norm Larker, L OBP: 0.298, SLG: 0.427 (1, 3)		3-1 G1		0-1 FC4-6 1-2f 2-3		1-1 F9		0-0 4-3		4	0	0	0	0	0	4
John Roseboro, L OBP: 0.343, SLG: 0.429 (1, 2)		0-0 6-3		0-1 SF7 3-H		3-2 E6 F9 6-3		0-2 F8		3	1	0	1	0	0	1
Ron Fairly, L OBP: 0.429, SLG: 0.833 (1, 9)		3-1 4-3 3-H		0-0 G3		0-1 F9 2-3		1-1 HR 1B		4	1	1	0	0	0	2
Charlie Neal, R OBP: 0.292, SLG: 0.411 (1, 4)			0-0 5-3		0-0 F4		1-2 6-3 3-H	1-1 HR HR		4	1	1	3	0	0	0
Johnny Podres, L OBP: 0.350, SLG: 0.368 (1, 1)			2-1 P4		1-0 4-3		0-1 1B	3-3 K		1	0	0	0	0	0	0
Jim Golden, L OBP: 0.250, SLG: 0.250 (4, 1)										0	0	0	0	0	0	0
Bob Aspromonte, R OBP: 0.250, SLG: 0.250 (5, PH)										0	0	0	0	0	0	0
Stan Williams, R OBP: 0.400, SLG: 0.250 (6, 1)										0	0	0	0	0	0	0
Frank Howard, R OBP: 0.266, SLG: 0.438 (7, PH)										1	0	1	0	0	0	0
Carl Warwick, R OBP: 0.231, SLG: 0.091 (7, PR)										0	0	0	0	0	0	0
Larry Sherry, R OBP: 0.091, SLG: 0.091 (8, 1)										0	0	0	0	0	0	0
Jim Gilliam, S OBP: 0.311, SLG: 0.308 (9, PH)										1	0	0	0	0	1	0

Inning Stats	R: 0	H: 0	E: 0	K: 2	S: 8	R: 1	H: 1	E: 0	K: 0	S: 8	R: 0	H: 0	E: 0	K: 0	S: 5	R: 1	H: 0	E: 1	K: 0	S: 7	R: 0	H: 1	E: 0	K: 0	S: 6	R: 0	H: 0	E: 0	K: 0	S: 8	R: 1	H: 1	E: 1	K: 0	S: 12	R: 0	H: 1	E: 0	K: 0	S: 4	R: 2	H: 3	E: 0	K: 1	S: 16	1B: 5	SF: 1	2B: 0	SAC: 0	3B: 1	DP: 0	HR: 1	HBP: 0	WP: 0	PA: 38
PITCHER Lew Burdette, R ERA: 4.41 (1, 1)	IP	WLS	BF	H	R	ER	SO	BB	IBB	HBP	BLK	WP	HR	S	P	ERA	WHIP																																						
																		PITCHER	IP	WLS	BF	H	R	ER	SO	BB	IBB	HBP	BLK	WP	HR	S	P	ERA	WHIP																				

BOTTOM

Milwaukee Braves @ Los Angeles Dodgers
Los Angeles Memorial Coliseum, Los Angeles, CA

livebaseballscorecards.com

AB	35
R	5
H	7
RBI	4
BB	2
SO	3
LOB	11



Mon May 15 1961, 10:05 PM EDT
Att. 18,880 - Unknown

AB	36
R	5
H	13
RBI	5
BB	4
SO	5
LOB	18



WP	1	PA	41
PB	0		
SB	0		
CS	2		

Batter	1	2	3	4	5	6	7	8	9	AB R H RBI BB SO LOB
Roy McMillan, R (1, 6) OBP: 0.318, SLG: 0.327	2-1 5-3	1-2 F8		4-1 HR BB			1-0 6-3		0-1 2B 1B	4 1 1 0 1 0 3
Frank Bolling, R (1, 4) OBP: 0.386, SLG: 0.410	2-3 K	1-2 F6		0-1 HR 1-H 2-H			2-2 1B 1B		1-2 2B	5 1 3 3 0 1 3
Eddie Mathews, L (1, 5) OBP: 0.453, SLG: 0.608	1-2 4-3		0-0 FC4 1B	0-1 F7			2-1 CS 1B		4-0 IBB	4 0 2 0 1 0 0
Hank Aaron, R (1, 8) OBP: 0.349, SLG: 0.584 Felix Mantilla, R (5, PR)		2-1 WP 1B 1B	1-2 FC4 1-2f		1-2 G5-4-3 1B		3-2 CS 1-2	2-2 5-3	2-1 F7	3 1 2 0 0 0 1 1 0 0 0 0 0 0 1 0 0 0 0 0 3
Lee Mays, L (9, PH) OBP: 0.358, SLG: 0.475		0-1 1B WP 2B 1B	2-1 P5		2-3 K			1-1 F6		4 1 1 0 0 1 2
Joe Adcock, R (1, 3) OBP: 0.231, SLG: 0.357		1-1 2B 1B	1-1 P3		3-0 G5-4-3			0-0 1B		4 0 2 1 0 0 2
Frank Thomas, R (1, 7) OBP: 0.313, SLG: 0.434		0-0 1-3 3-H 2B		1-1 F4		0-0 F4		2-3 K		4 0 1 1 0 1 1
John DeMerit, R (1, 9) OBP: 0.231, SLG: 0.306		1-3 K		3-3 K		3-2 CS 1B			2-2 4-3	4 0 1 0 0 2 2
Charlie Lau, L (1, 2) OBP: 0.325, SLG: 0.300		1-3 K		4-2 BB HR BB		3-2 5-3 1-2			1-0 P5	1 1 0 0 2 0 1 1 0 0 0 0 0 0
Don Nottebart, R (1, 1) OBP: 0.250, SLG: 0.100 Moe Drabowsky, R (6, 1)										

Inning Stats	R: 0 H: 0 E: 0 K: 1 S: 10	H: 0 LOB: 0 BB: 0 P: 15	R: 2 H: 4 E: 0 K: 1 S: 16	H: 4 LOB: 3 BB: 1 P: 26	R: 0 H: 1 E: 0 K: 0 S: 8	H: 1 LOB: 1 BB: 0 P: 12	R: 3 H: 1 E: 0 K: 1 S: 12	H: 1 LOB: 0 BB: 2 P: 24	R: 0 H: 1 E: 0 K: 1 S: 7	H: 1 LOB: 1 BB: 0 P: 13	R: 0 H: 1 E: 0 K: 0 S: 7	H: 1 LOB: 0 BB: 0 P: 13	R: 0 H: 2 E: 0 K: 0 S: 8	H: 2 LOB: 0 BB: 0 P: 16	R: 0 H: 1 E: 0 K: 1 S: 9	H: 1 LOB: 1 BB: 0 P: 14	R: 0 H: 2 E: 0 K: 0 S: 13	H: 2 LOB: 3 BB: 1 P: 23	1B: 10 SF: 0 2B: 2 SAC: 0 3B: 0 DP: 1 HR: 1 HBP: 0
--------------	---------------------------	-------------------------	---------------------------	-------------------------	--------------------------	-------------------------	---------------------------	-------------------------	--------------------------	-------------------------	--------------------------	-------------------------	--------------------------	-------------------------	--------------------------	-------------------------	---------------------------	-------------------------	---

PITCHER	IP	WLS	BF	H	R	ER	SO	BB	IBB	HBP	BLK	WP	HR	S	P	ERA	WHIP
Sandy Koufax, L (1, 1) ERA: 4.58	4.0	L	22	7	5	5	3	3	0	0	0	1	1	49	81	11.25	2.500
Roger Craig, R (5, 1) ERA: 5.72	3.0		8	3	0	0	1	0	0	0	0	0	0	19	38	0.00	1.000
Larry Sherry, R (8, 1) ERA: 3.0	2.0		10	3	0	0	1	0	1	0	0	0	0	22	37	0.00	1.500

WP	1	PA	41
PB	0		
SB	0		
CS	2		

Batter	1	2	3	4	5	6	7	8	9	AB R H RBI BB SO LOB
Maury Wills, S OBP: 0.407, SLG: 0.415 (1, 6)	3-2 5-3 ①		0-2 1-3 ②			4-1 HR BB	0-2 F6 ②		3-2 L8 ③	4 1 0 0 1 0 0
Willie Davis, L OBP: 0.343, SLG: 0.484 (1, 8)	1-2 4-3 ②		0-0 L9 ③			2-1 HR BB	4-2 FC6-4 BB			3 1 1 2 1 0 0
Tommy Davis, R OBP: 0.352, SLG: 0.525 (1, 5)	3-2 F7 ③			0-1 FC4-6 1B		0-1 L8 ①	0-0 FC6-4 ③			4 0 1 0 0 0 1
Wally Moon, L OBP: 0.492, SLG: 0.760 (1, 7)		4-1 G4-6-3 BB		1-1 FC4-6 ①		4-2 1B BB		4-1 FC4-6 BB		1 1 0 0 3 0 1
Norm Larker, L OBP: 0.286, SLG: 0.409 (1, 3)		0-0 G4-6-3 ① ②		0-1 F7 ②		0-0 F5 ②		3-2 FC4-6 ①		4 0 0 0 0 0 4
John Roseboro, L OBP: 0.349, SLG: 0.425 (1, 2)		4-1 BB BB		0-0 F3 ③		0-0 1B 1-2		3-1 F7 ②		3 0 1 0 1 0 2
Ron Fairly, L OBP: 0.438, SLG: 0.778 (1, 9)		4-0 1-2 BB			2-2 F9 ①	0-1 FC6-4 1B		3-1 F9 ③		3 0 1 1 1 0 1
Charlie Neal, R OBP: 0.280, SLG: 0.394 (1, 4)		0-0 F4 ③			0-1 6-3 ②	1-2 FC6-4 ③			1-2 4-3 ①	4 0 0 0 0 0 4
Sandy Koufax, R OBP: 0.214, SLG: 0.083 (1, 1)			1-1 G3 ①				1-1 4-3 ①		3-3 K ②	1 0 0 0 0 0 0
Roger Craig, R OBP: 0.222, SLG: 0.125 (5, 1)										1 0 0 0 0 1 0
Bob Aspromonte, R OBP: 0.222, SLG: 0.222 (7, PH)										1 0 0 0 0 0 0
Larry Sherry, R (8, 1)										0 0 0 0 0 0 0
Jim Gilliam, S OBP: 0.306, SLG: 0.302 (9, PH)										1 0 0 0 0 1 0

Inning Stats	R: 0 E: 0 K: 0 S: 11	H: 0 LOB: 0 BB: 0 P: 18	R: 0 E: 0 K: 0 S: 4	H: 0 LOB: 2 BB: 3 P: 16	R: 0 E: 0 K: 0 S: 7	H: 0 LOB: 0 BB: 0 P: 8	R: 0 E: 0 K: 0 S: 7	H: 1 LOB: 1 BB: 0 P: 8	R: 0 E: 0 K: 1 S: 8	H: 0 LOB: 0 BB: 0 P: 11	R: 3 E: 0 K: 0 S: 15	H: 3 LOB: 2 BB: 2 P: 26	R: 0 E: 0 K: 0 S: 8	H: 0 LOB: 1 BB: 1 P: 13	R: 0 E: 0 K: 0 S: 8	H: 0 LOB: 1 BB: 1 P: 21	R: 0 E: 0 K: 1 S: 10	H: 0 LOB: 0 BB: 0 P: 17	1B: 3 2B: 0 3B: 0 HR: 1	SF: 0 SAC: 0 DP: 1 HBP: 0	WP: 0 PB: 0 SB: 0 CS: 0	PA: 37		
PITCHER	IP	WLS	BF	H	R	ER	SO	BB	IBB	HBP	BLK	WP	HR	S	P	ERA	WHIP							
Don Nottebart, R (1, 1) ERA: 4.28	5.2	W	24	3	3	3	1	5	0	0	0	0	1	46	80	4.76	1.412							
Moe Drabowsky, R (6, 1) ERA: 1.8	3.1	S	13	1	0	0	1	2	0	0	0	0	0	32	58	0.00	0.900							

BOTTOM

Milwaukee Braves @ Los Angeles Dodgers
Los Angeles Memorial Coliseum, Los Angeles, CA

livebaseballscorecards.com

AB	30
R	3
H	4
RBI	3
BB	7
SO	2
LOB	13



Tue May 16 1961, 10:05 PM EDT
Att. 17,690 - Unknown

Batter	1	2	3	4	5	6	7	8	9	10	11	AB R H RBI BB SO LOB	TOP	
Lee Maye, L OBP: 0.329, SLG: 0.433 (1, 9)	L8		F5		K		4-3	E5			L3	6 0 0 0 0 1 2	Milwaukee Braves @ Los Angeles Dodgers Los Angeles Memorial Coliseum, Los Angeles, CA Wed May 17 1961, 10:05 PM EDT Att. 21,660 - Unknown	
Frank Bolling, R OBP: 0.392, SLG: 0.410 (1, 4)	K		F2		F2		BB BB	F8			BB	5 0 2 0 1 1 3		
Eddie Mathews, L OBP: 0.455, SLG: 0.590 (1, 5)	K		G5-4-3		L9		BB	BB			FC4-6	3 0 0 0 3 2 2		
Frank Thomas, R OBP: 0.302, SLG: 0.439 (1, 7)			F7		G5-4-3		5-3	K			K	6 1 1 0 0 3 6		
Joe Adcock, R OBP: 0.229, SLG: 0.343 (1, 3)			6-3		E1		F2	BB			FC4-6	4 0 0 0 1 0 2		
Roy McMillan, R OBP: 0.322, SLG: 0.317 (1, 6)			1B		K		5-3	G1			F2	3 0 0 0 2 1 5		
John DeMerit, R OBP: 0.241, SLG: 0.300 Hank Aaron, R OBP: 0.345, SLG: 0.578 Al Spangler, L OBP: 0.364, SLG: 0.278 (1, 8) (6, PH) (6, 8)			1B		F7		5-3				CS	1 0 0 0 1 0 1 1 0 0 1 0 0 1 1 0 0 0 1 1 0		
Charlie Lau, L OBP: 0.333, SLG: 0.301 (1, 2)			1B		4-3		FC4-6	P5			SH3-4	3 0 1 0 1 0 1		
Warren Spahn, L OBP: 0.296, SLG: 0.292 Moe Drabowsky, R Seth Morehead, L (11, 1) (11, 1)			K				FC4-6	E			K	3 0 0 0 2 2 6 0 0 0 0 0 0 0 0 0 0 0 0 0 0		
Inning Stats	R: 0 H: 0 E: 0 LOB: 0 K: 2 BB: 0 S: 10 P: 17	R: 0 H: 1 E: 0 LOB: 3 K: 1 BB: 2 S: 15 P: 31	R: 0 H: 1 E: 0 LOB: 1 K: 0 BB: 1 S: 7 P: 14	R: 0 H: 0 E: 0 LOB: 1 K: 1 BB: 0 S: 10 P: 20	R: 0 H: 0 E: 0 LOB: 1 K: 1 BB: 1 S: 7 P: 14	R: 1 H: 1 E: 0 LOB: 2 K: 0 BB: 2 S: 11 P: 20	R: 0 H: 1 E: 0 LOB: 3 K: 1 BB: 2 S: 12 P: 24	R: 0 H: 0 E: 1 LOB: 2 K: 1 BB: 1 S: 12 P: 20	R: 0 H: 0 E: 0 LOB: 1 K: 1 BB: 1 S: 12 P: 22	R: 0 H: 0 E: 0 LOB: 0 K: 1 BB: 1 S: 4 P: 9	R: 0 H: 0 E: 0 LOB: 1 K: 2 BB: 1 S: 9 P: 16	1B: 3 SF: 0 2B: 0 SAC: 1 3B: 1 DP: 1 HR: 0 HBP: 0		WP: 0 PA: 49 PB: 1 SB: 0 CS: 1
PITCHER Stan Williams, R ERA: 4.14 (1, 1)	IP WLS BF H R ER SO BB IBB HBP BLK WP HR S P ERA WHIP	11.0 W 49 4 1 1 11 10 2 0 0 0 0 109 207 0.82 1.273												

livebaseballscorecards.com



Batter	1	2	3	4	5	6	7	8	9	10	11	AB R H RBI BB SO LOB	BOTTOM												
Maury Wills, S OBP: 0.407, SLG: 0.410 (1, 6)	4-2 L6-3 BB		2-2 1-2 1B		X 0-0 F9		L 2-2 G6-4-3 1-2f		B 2-1 1-3			4 0 1 0 1 0 2	Milwaukee Braves @ Los Angeles Dodgers Los Angeles Memorial Coliseum, Los Angeles, CA Wed May 17 1961, 10:05 PM EDT Att. 21,660 - Unknown												
Jim Gilliam, S OBP: 0.299, SLG: 0.310 (1, 5)	2-3 K		2-2 1-3		C 0-1 F8		B 1-0 2B		B 3-2 6-3			5 0 1 0 0 1 4													
Wally Moon, L OBP: 0.472, SLG: 0.724 (1, 7)	X 0-0 L6-3 1-2			B 2-3 K		C 1-1 4-3		B 2-3 K		B 1-1 G3		5 0 0 0 0 2 2													
Tommy Davis, R OBP: 0.361, SLG: 0.524 (1, 8)		B 2-1 F9		B 1-1 1B 1B		F 1-1 1B 1B		C 4-1 FC1-6 BB		B 1-0 F7		4 0 2 0 1 0 0													
Frank Howard, R OBP: 0.286, SLG: 0.468 (1, 9)		C 3-3 K		F 0-1 FC6-4 1B		B 4-2 FC6-4 1B BB		B 1-0 FC1-6 1-2f		B 2-1 BB 3B		4 0 2 0 1 1 1 0 1 0 0 0 0 0													
Willie Davis, L OBP: 0.343, SLG: 0.484 (11, PR)		S 0-2 5-3		B 3-1 F7		F 0-1 F9		B 1-3 K		B 4-0 BB IBB IBB		4 0 0 0 0 1 5 0 0 0 0 1 0 0													
Gil Hodges, R OBP: 0.286, SLG: 0.360 (1, 3)																									
Norm Larker, L OBP: 0.293, SLG: 0.409 (11, PH)																									
Charlie Neal, R OBP: 0.276, SLG: 0.378 (1, 4)			X 0-0 F8		F 1-1 FC6-4 1-2f		B 1-0 FC6-4 1-2f		X 0-0 F8			4 0 0 0 1 0 5													
Norm Sherry, R OBP: 0.500, SLG: 0.917 (1, 2)			B 4-2 1B BB		B 2-3 K		C 1-1 HR		X 0-0 6-3			3 1 1 1 1 1 0 0 0 0 0 0 0 0 1 0 0 0 0 1 3													
John Roseboro, L OBP: 0.349, SLG: 0.425 (11, PH)																									
Bob Aspromonte, R OBP: 0.200, SLG: 0.200 (11, PH)																									
Stan Williams, R OBP: 0.421, SLG: 0.375 (1, 1)			C 0-3 K		F 2-1 2B		B 0-0 G6-4-3 1B		B 2-0 5-3			4 0 2 0 0 1 1 0 0 0 1 1 0 0													
Bob Lillis, R OBP: 0.500, SLG: 0.333 (11, PH)																									
Inning Stats	R: 0 E: 0 K: 1 S: 7	H: 0 LOB: 0 BB: 1 P: 13	R: 0 E: 0 K: 1 S: 8	H: 0 LOB: 0 BB: 0 P: 13	R: 0 E: 0 K: 1 S: 14	H: 1 LOB: 2 BB: 1 P: 22	R: 0 E: 0 K: 1 S: 12	H: 2 LOB: 2 BB: 0 P: 19	R: 0 E: 0 K: 1 S: 8	H: 1 LOB: 1 BB: 0 P: 12	R: 0 E: 0 K: 0 S: 10	H: 1 LOB: 2 BB: 1 P: 17	R: 1 E: 0 K: 1 S: 11	H: 3 LOB: 1 BB: 0 P: 17	R: 0 E: 0 K: 1 S: 6	H: 0 LOB: 1 BB: 1 P: 12	R: 0 E: 0 K: 0 S: 4	H: 0 LOB: 0 BB: 0 P: 8	R: 0 E: 0 K: 0 S: 6	H: 0 LOB: 0 BB: 0 P: 11	R: 1 E: 0 K: 1 S: 11	H: 1 LOB: 3 BB: 3 P: 26	1B: 5 2B: 3 3B: 1 HR: 1	SF: 0 SAC: 0 DP: 2 HBP: 0	WP: 0 PA: 45 PB: 0 SB: 0 CS: 0
PITCHER	IP WLS BF H R ER SO BB IBB HBP BLK WP HR S P ERA WHIP														IP WLS BF H R ER SO BB IBB HBP BLK WP HR S P ERA WHIP										
Warren Spahn, L ERA: 2.11 (1, 1)	10.0 L 41 9 2 2 7 4 0 0 0 0 1 88 148 1.80 1.300																								
Moe Drabowsky, R ERA: 1.8 (11, 1)	0.0 2 0 0 0 0 0 2 0 0 0 0 0 8 ∞ ∞																								
Seth Morehead, L ERA: 7.71 (11, 1)	0.1 2 0 0 0 1 1 0 0 0 0 0 9 14 0.00 3.000																								

livebaseballscores.com

AB	38
R	2
H	9
RBI	2
BB	7
SO	8
LOB	23



Batter	1	2	3	4	5	6	7	8	9	AB R H RBI BB SO LOB	TOP													
Maury Wills, S OBP: 0.407, SLG: 0.409 (1, 6)	3-3 		1-3 			1-2 	1-1 		0-1 	5 2 2 0 0 2 1	Los Angeles Dodgers @ San Francisco Giants Candlestick Park, San Francisco, CA Fri May 19 1961, 10:05 PM EDT Att. 31,245 - Unknown													
Willie Davis, L OBP: 0.336, SLG: 0.500 (1, 8)	3-1 			1-2 		1-2 		3-3 	2-3 	5 1 1 3 0 2 1														
Tommy Davis, R OBP: 0.372, SLG: 0.531 Jim Gilliam, S OBP: 0.294, SLG: 0.305 (1, 5) (8, 5)	2-0 			3-1 		0-1 		1-1 	0-0 	4 1 3 0 0 0 0 1 0 0 0 0 0 1														
Wally Moon, L OBP: 0.485, SLG: 0.731 (1, 7)	3-1 	0-0 		0-3 		4-1 		4-1 	2-1 	3 1 2 1 2 1 1														
Frank Howard, R OBP: 0.273, SLG: 0.444 Gil Hodges, R OBP: 0.310, SLG: 0.360 (1, 3) (8, 3)			3-3 		0-3 	0-0 		0-3 	4-0 	4 0 0 0 0 3 5 0 0 0 0 1 0 0														
Ron Fairly, L OBP: 0.417, SLG: 0.710 Bob Lillis, R OBP: 0.400, SLG: 0.250 Carl Warwick, R OBP: 0.231, SLG: 0.091 (1, 9) (9, PH) (9, 9)		3-2 		0-3 		0-3 		0-0 	2-0 	4 1 1 1 0 2 2 1 0 0 0 0 0 2 0 0 0 0 0 0 0														
John Roseboro, L OBP: 0.355, SLG: 0.462 (1, 2)		0-1 				3-3 		0-0 	3-1 	4 1 2 3 0 1 1														
Charlie Neal, R OBP: 0.275, SLG: 0.373 (1, 4)			2-3 			0-2 		0-0 	2-2 	4 0 1 0 0 1 1														
Don Drysdale, R OBP: 0.095, SLG: 0.200 Turk Farrell, R OBP: 0.333, SLG: 0.333 Duke Snider, L OBP: 0.333, SLG: 0.591 Larry Sherry, R Ron Perranoski, L (1, 1) (6, 1) (7, PH) (7, 1) (7, 1)			3-3 			4-0 		0-3 	0-2 	1 1 0 0 1 1 0 0 0 0 0 0 0 0 1 0 0 0 0 1 1 0 0 0 0 0 0 0 1 0 0 0 0 0 1														
Inning Stats	R: 0 E: 0 K: 1 S: 8	H: 1 LOB: 0 BB: 0 P: 19	R: 0 E: 0 K: 1 S: 9	H: 1 LOB: 1 BB: 0 P: 15	R: 0 E: 0 K: 3 S: 9	H: 0 LOB: 0 BB: 0 P: 15	R: 0 E: 0 K: 2 S: 12	H: 1 LOB: 1 BB: 0 P: 16	R: 0 E: 0 K: 2 S: 10	H: 0 LOB: 0 BB: 0 P: 13		R: 3 E: 0 K: 1 S: 13	H: 2 LOB: 1 BB: 2 P: 23	R: 0 E: 0 K: 1 S: 7	H: 1 LOB: 1 BB: 0 P: 8	R: 4 E: 0 K: 2 S: 18	H: 4 LOB: 1 BB: 1 P: 31	R: 1 E: 0 K: 1 S: 10	H: 2 LOB: 2 BB: 1 P: 20	1B: 9 2B: 1 3B: 0 HR: 2	SF: 0 SAC: 0 DP: 0 HBP: 0	WP: 1 PB: 0 SB: 0 CS: 1	PA: 43	
PITCHER Juan Marichal, R ERA: 3.72 Stu Miller, R ERA: 2.51 Billy O'Dell, L ERA: 4.41	IP WLS BF H R ER SO BB IBB HBP BLK WP HR S P ERA WHIP	7.1 3 30 7 4 4 12 2 0 0 0 1 1 73 118 4.91 1.227	0.1 3 1 0 0 1 1 0 0 0 0 0 0 5 9 0.00 6.000	1.1 L 9 4 4 4 1 0 1 0 0 0 1 18 33 27.00 3.000	PITCHER IP WLS BF H R ER SO BB IBB HBP BLK WP HR S P ERA WHIP																			

livebaseballscorecards.com

AB	38
R	8
H	12
RBI	8
BB	4
SO	14
LOB	17



Batter	1	2	3	4	5	6	7	8	9	AB	R	H	RBI	BB	SO	LOB
Chuck Hiller, L (1, 4) <small>OBP: 0.282, SLG: 0.280</small> Joey Amalfitano, R (8, PH) <small>OBP: 0.280, SLG: 0.250</small> (9, 4)	1-1 1-3		0-1 5-3 1B		4-2 1-3 FC4-6 BB	3-3 K		0-0 1-3		3	0	1	0	1	1	1
Matty Alou, L (1, 9) <small>OBP: 0.625, SLG: 0.769</small> Felipe Alou, R (8, PH) <small>OBP: 0.342, SLG: 0.462</small> (9, 9)	3-1 1B 1B		2-2 5-3 1-2		0-0 2B FC4-6 1-2 3-H		4-0 WP 2B BB	1-0 6-3		3	2	1	0	1	0	2
Willie Mays, R (1, 8) <small>OBP: 0.412, SLG: 0.595</small>	0-0 1B 1-2 1B		4-0 BB		1-3 K		4-0 1-2 WP 2B BB	0-0 F3		3	1	1	0	2	1	1
Willie McCovey, L (1, 3) <small>OBP: 0.267, SLG: 0.435</small> Jim Davenport, R (9, PH) <small>OBP: 0.403, SLG: 0.544</small>	1-3 K		0-2 F7		1-1 1-3 2B		1-3 K		2-1 4-3	4	0	1	0	0	2	5
Orlando Cepeda, R (1, 7) <small>OBP: 0.325, SLG: 0.556</small>	0-1 1-3 2-H 1B			0-2 L8		0-0 2-3		4-1 1-2 2-3 2B IBB	2-1 F8	4	1	1	1	1	0	2
Harvey Kuenn, R (1, 5) <small>OBP: 0.348, SLG: 0.372</small>	3-2 F7		3-2 1B		2-2 E6 1B		1-0 1-H 2-H 3-H 2B	2-1 HR		5	2	3	4	0	0	2
Ed Bailey, L (1, 2) <small>OBP: 0.336, SLG: 0.410</small>		2-2 4-3		3-2 F6		2-0 F2		2-2 F2	0-0 1-3	5	0	0	0	0	0	3
Jose Pagan, R (1, 6) <small>OBP: 0.293, SLG: 0.371</small>		2-0 G3		1-0 1-3		2-2 SH3-4 1B		4-2 IBB		3	0	1	1	1	0	1
Juan Marichal, R (1, 1) <small>OBP: 0.250, SLG: 0.182</small> Stu Miller, R (8, 1) Billy O'Dell, S (8, 1)		1-1 1-3			4-1 E S E BB	0-2 SH3-4		0-2 G3		2	1	0	0	1	0	2

Inning Stats	R: 1	H: 3	E: 0	K: 1	S: 13	H: 0	LOB: 2	BB: 0	P: 21	R: 0	H: 0	E: 0	K: 0	S: 6	R: 0	H: 1	E: 0	K: 0	S: 12	R: 0	H: 1	E: 0	K: 0	S: 10	R: 1	H: 1	E: 1	K: 1	S: 10	R: 1	H: 1	E: 1	K: 1	S: 16	R: 3	H: 1	E: 0	K: 1	S: 13	R: 0	H: 0	E: 0	K: 0	S: 3	R: 1	H: 1	E: 0	K: 0	S: 7	1B: 6	2B: 2	3B: 0	HR: 1	SF: 0	SAC: 1	DP: 0	HBP: 0	WP: 1	PB: 0	SB: 2	CS: 0	PA: 43
--------------	------	------	------	------	-------	------	--------	-------	-------	------	------	------	------	------	------	------	------	------	-------	------	------	------	------	-------	------	------	------	------	-------	------	------	------	------	-------	------	------	------	------	-------	------	------	------	------	------	------	------	------	------	------	-------	-------	-------	-------	-------	--------	-------	--------	-------	-------	-------	-------	--------

PITCHER	IP	WLS	BF	H	R	ER	SO	BB	IBB	HBP	BLK	WP	HR	S	P	ERA	WHIP
Don Drysdale, R (1, 1) <small>ERA: 2.87</small>	5.0		23	6	2	2	2	3	0	0	0	0	0	51	87	3.60	1.800
Turk Farrell, R (6, 1) <small>ERA: 4.87</small>	1.0		5	1	1	0	1	0	0	0	0	0	0	16	25	0.00	1.000
Larry Sherry, R (7, 1) <small>ERA: 4.07</small>	0.1		5	1	3	3	1	2	1	0	0	1	0	5	19	81.00	9.000
Ron Perranoski, L (7, 1) <small>ERA: 2.49</small>	2.2	W	10	1	1	1	0	0	1	0	0	0	1	18	31	3.38	0.375

BOTTOM

Los Angeles Dodgers @ San Francisco Giants
 Candlestick Park, San Francisco, CA
 Fri May 19 1961, 10:05 PM EDT
 Att. 31,245 - Unknown

livebaseballscorecards.com

AB	35
R	7
H	9
RBI	6
BB	7
SO	4
LOB	19



Batter	1	2	3	4	5	6	7	8	9	AB R H RBI BB SO LOB	TOP		
Maury Wills, S OBP: 0.407, SLG: 0.409 (1, 6) B X	1-0 G3 E 4-3 1B	1-0 6-3			0-1 F7	0-2 FC4-6 1-2f			1-0 SH1-4 1B	5 1 2 0 0 0 3	Los Angeles Dodgers @ San Francisco Giants Candlestick Park, San Francisco, CA Sat May 20 1961, 6:33 AM EDT Att: 33,906 - Unknown livebaseballscorecards.com		
Jim Gilliam, S OBP: 0.306, SLG: 0.365 (1, 4) B B 1 B X SAFE	3-1 G3 1-3		0-0 L5		3-1 HR		0-1 4-3 1B	0-1 SH1-4 1-2	4 1 2 1 0 0 1				
Willie Davis, L OBP: 0.330, SLG: 0.515 (1, 8) X	0-0 4-3 3-H		0-1 HR		2-1 4-3		1-3 K	2-2 F6	5 1 1 2 0 1 2				
Tommy Davis, R OBP: 0.373, SLG: 0.523 (1, 5) (9, 7) B B B B	4-1 1B BB		1-1 F4		0-0 1B		3-1 4-3 1-2	0-1 F7	4 0 1 0 1 0 2				
Wally Moon, L OBP: 0.485, SLG: 0.721 (1, 7) Bob Lillis, R OBP: 0.400, SLG: 0.250 (9, 5) B B X	2-0 FC6-4 1B		3-2 F6		2-0 G3		4-0 IBB		3 0 1 0 1 0 1 0 0 0 0 0 0 0				
Frank Howard, R OBP: 0.272, SLG: 0.471 (1, 9) Ron Fairly, L OBP: 0.417, SLG: 0.710 (8, 9) B B X	2-0 FC6-4 1-2f			0-1 HR		0-3 K	0-3 K		4 1 1 1 0 2 4 0 0 0 0 0 0 0				
Gil Hodges, R OBP: 0.384, SLG: 0.448 (1, 3) B X		1-0 2B		0-0 F8		2-1 S 1B		1-0 G4-6-3 1B	4 0 3 0 0 0 0				
Norm Sherry, R OBP: 0.389, SLG: 0.688 (1, 2) B B B B B		2-3 K		0-3 K		1-2 5-3 1-2		0-1 G4-6-3 1-2f	4 0 0 0 0 2 3				
Roger Craig, R OBP: 0.231, SLG: 0.091 (1, 1) B B B B X		1-2 F8		2-3 K		4-2 FC4-6 BB		3-2 4-3	3 0 0 0 1 1 1				
Inning Stats	R: 1 H: 2 E: 1 LOB: 2 K: 0 BB: 1 S: 7 P: 19	R: 0 H: 1 E: 0 LOB: 1 K: 1 BB: 0 S: 8 P: 13	R: 1 H: 1 E: 0 LOB: 0 K: 0 BB: 0 S: 8 P: 12	R: 1 H: 1 E: 0 LOB: 0 K: 2 BB: 0 S: 9 P: 11	R: 1 H: 2 E: 0 LOB: 1 K: 0 BB: 0 S: 8 P: 15	R: 0 H: 1 E: 0 LOB: 2 K: 1 BB: 1 S: 13 P: 20	R: 0 H: 1 E: 0 LOB: 2 K: 2 BB: 1 S: 10 P: 18	R: 0 H: 1 E: 0 LOB: 0 K: 0 BB: 0 S: 6 P: 10	R: 0 H: 1 E: 0 LOB: 1 K: 0 BB: 0 S: 9 P: 12	1B: 7 SF: 0 2B: 1 SAC: 1 3B: 0 DP: 1 HR: 3 HBP: 0	WP: 0 PA: 40 PB: 0 SB: 1 CS: 0		
PITCHER	IP WLS BF H R ER SO BB IBB HBP BLK WP HR S P ERA WHIP											PITCHER	IP WLS BF H R ER SO BB IBB HBP BLK WP HR S P ERA WHIP
Mike McCormick, L ERA: 1.94 (1, 1)	5.0 L 23 7 4 4 3 1 0 0 0 0 0 3 40 70 7.20 1.600												
Stu Miller, R ERA: 2.2 (6, 1)	2.0 10 2 0 0 3 1 1 0 0 0 0 23 38 0.00 1.500												
Eddie Fisher, R ERA: 2.89 (8, 1)	2.0 7 2 0 0 0 0 0 0 0 0 0 15 22 0.00 1.000												




Batter	1	2	3	4	5	6	7	8	9	AB	R	H	RBI	BB	SO	LOB
Chuck Hiller, L (1, 4) OBP: 0.271, SLG: 0.268	0-0 F7		0-0 F7			3-2 1-3		3-2 F9		4	0	0	0	0	0	2
Matty Alou, L (1, 9) OBP: 0.550, SLG: 0.647	0-1 1B			1-1 F6		2-1 G3		1-0 L9		4	0	1	0	0	0	0
Willie Mays, R (1, 8) OBP: 0.407, SLG: 0.583	1-2 F8			1-1 CS 1B		1-0 6-3		1-3 K		4	0	1	0	0	1	0
Willie McCovey, L (1, 3) OBP: 0.257, SLG: 0.417		1-2 F6		2-2 6-3		2-3 K			2-3 K	4	0	0	0	0	2	1
Orlando Cepeda, R (1, 7) OBP: 0.323, SLG: 0.570		3-3 K			0-0 4-3		1-2 L7		0-0 HR	4	1	1	1	0	1	0
Harvey Kuenn, R (1, 5) OBP: 0.344, SLG: 0.358		2-2 F9			4-0 BB 2B BB		1-2 F9		2-2 F8	3	1	0	0	1	0	0
Hobie Landrith, L (1, 2) OBP: 0.538, SLG: 0.625			3-2 L8		4-2 2B G3 BB		4-2 BB BB		1-2 F8	2	1	0	0	2	0	0
Jose Pagan, R (1, 6) OBP: 0.308, SLG: 0.389			1-1 5-3		0-0 G3 2B		4-2 BB			2	0	1	1	1	0	0
Mike McCormick, L (1, 1) OBP: 0.267, SLG: 0.214			0-1		2-2 G3		2-3 K			1	0	1	0	0	0	0
Jim Marshall, L (5, PH) OBP: 0.333, SLG: 0.286										1	0	0	1	0	0	1
Stu Miller, R (6, 1)										0	0	0	0	0	0	0
Felipe Alou, R (7, PH) OBP: 0.339, SLG: 0.457										1	0	0	0	0	1	2
Eddie Fisher, R (8, 1)										0	0	0	0	0	0	0

Inning Stats	R: 0 E: 0 K: 0 S: 6	H: 1 LOB: 0 BB: 0 P: 7	R: 0 E: 0 K: 1 S: 9	H: 0 LOB: 0 BB: 0 P: 15	R: 0 E: 0 K: 0 S: 9	H: 1 LOB: 1 BB: 0 P: 13	R: 0 E: 0 K: 0 S: 7	H: 1 LOB: 0 BB: 0 P: 11	R: 2 E: 0 K: 0 S: 10	H: 1 LOB: 1 BB: 2 P: 23	R: 0 E: 0 K: 1 S: 6	H: 0 LOB: 0 BB: 0 P: 11	R: 0 E: 0 K: 1 S: 16	H: 0 LOB: 2 BB: 2 P: 28	R: 0 E: 0 K: 1 S: 9	H: 0 LOB: 0 BB: 0 P: 14	R: 1 E: 0 K: 1 S: 10	H: 1 LOB: 0 BB: 0 P: 15	1B: 3 2B: 1 3B: 0 HR: 1	SF: 0 SAC: 0 DP: 0 HBP: 0	WP: 0 PB: 0 SB: 0 CS: 1	PA: 34		
PITCHER Roger Craig, R (1, 1) ERA: 5.06	IP: 9.0 WLS: W BF: 34 H: 5 R: 3 ER: 3 SO: 5 BB: 4 IBB: 0 HBP: 0 BLK: 0 WP: 0 HR: 1 S: 82 P: 137 ERA: 3.00 WHIP: 1.000	IP: 9.0 WLS: W BF: 34 H: 5 R: 3 ER: 3 SO: 5 BB: 4 IBB: 0 HBP: 0 BLK: 0 WP: 0 HR: 1 S: 82 P: 137 ERA: 3.00 WHIP: 1.000	IP: 9.0 WLS: W BF: 34 H: 5 R: 3 ER: 3 SO: 5 BB: 4 IBB: 0 HBP: 0 BLK: 0 WP: 0 HR: 1 S: 82 P: 137 ERA: 3.00 WHIP: 1.000	IP: 9.0 WLS: W BF: 34 H: 5 R: 3 ER: 3 SO: 5 BB: 4 IBB: 0 HBP: 0 BLK: 0 WP: 0 HR: 1 S: 82 P: 137 ERA: 3.00 WHIP: 1.000	IP: 9.0 WLS: W BF: 34 H: 5 R: 3 ER: 3 SO: 5 BB: 4 IBB: 0 HBP: 0 BLK: 0 WP: 0 HR: 1 S: 82 P: 137 ERA: 3.00 WHIP: 1.000	IP: 9.0 WLS: W BF: 34 H: 5 R: 3 ER: 3 SO: 5 BB: 4 IBB: 0 HBP: 0 BLK: 0 WP: 0 HR: 1 S: 82 P: 137 ERA: 3.00 WHIP: 1.000	IP: 9.0 WLS: W BF: 34 H: 5 R: 3 ER: 3 SO: 5 BB: 4 IBB: 0 HBP: 0 BLK: 0 WP: 0 HR: 1 S: 82 P: 137 ERA: 3.00 WHIP: 1.000	IP: 9.0 WLS: W BF: 34 H: 5 R: 3 ER: 3 SO: 5 BB: 4 IBB: 0 HBP: 0 BLK: 0 WP: 0 HR: 1 S: 82 P: 137 ERA: 3.00 WHIP: 1.000	IP: 9.0 WLS: W BF: 34 H: 5 R: 3 ER: 3 SO: 5 BB: 4 IBB: 0 HBP: 0 BLK: 0 WP: 0 HR: 1 S: 82 P: 137 ERA: 3.00 WHIP: 1.000	IP: 9.0 WLS: W BF: 34 H: 5 R: 3 ER: 3 SO: 5 BB: 4 IBB: 0 HBP: 0 BLK: 0 WP: 0 HR: 1 S: 82 P: 137 ERA: 3.00 WHIP: 1.000	IP: 9.0 WLS: W BF: 34 H: 5 R: 3 ER: 3 SO: 5 BB: 4 IBB: 0 HBP: 0 BLK: 0 WP: 0 HR: 1 S: 82 P: 137 ERA: 3.00 WHIP: 1.000	IP: 9.0 WLS: W BF: 34 H: 5 R: 3 ER: 3 SO: 5 BB: 4 IBB: 0 HBP: 0 BLK: 0 WP: 0 HR: 1 S: 82 P: 137 ERA: 3.00 WHIP: 1.000	IP: 9.0 WLS: W BF: 34 H: 5 R: 3 ER: 3 SO: 5 BB: 4 IBB: 0 HBP: 0 BLK: 0 WP: 0 HR: 1 S: 82 P: 137 ERA: 3.00 WHIP: 1.000	IP: 9.0 WLS: W BF: 34 H: 5 R: 3 ER: 3 SO: 5 BB: 4 IBB: 0 HBP: 0 BLK: 0 WP: 0 HR: 1 S: 82 P: 137 ERA: 3.00 WHIP: 1.000	IP: 9.0 WLS: W BF: 34 H: 5 R: 3 ER: 3 SO: 5 BB: 4 IBB: 0 HBP: 0 BLK: 0 WP: 0 HR: 1 S: 82 P: 137 ERA: 3.00 WHIP: 1.000	IP: 9.0 WLS: W BF: 34 H: 5 R: 3 ER: 3 SO: 5 BB: 4 IBB: 0 HBP: 0 BLK: 0 WP: 0 HR: 1 S: 82 P: 137 ERA: 3.00 WHIP: 1.000	IP: 9.0 WLS: W BF: 34 H: 5 R: 3 ER: 3 SO: 5 BB: 4 IBB: 0 HBP: 0 BLK: 0 WP: 0 HR: 1 S: 82 P: 137 ERA: 3.00 WHIP: 1.000	IP: 9.0 WLS: W BF: 34 H: 5 R: 3 ER: 3 SO: 5 BB: 4 IBB: 0 HBP: 0 BLK: 0 WP: 0 HR: 1 S: 82 P: 137 ERA: 3.00 WHIP: 1.000	IP: 9.0 WLS: W BF: 34 H: 5 R: 3 ER: 3 SO: 5 BB: 4 IBB: 0 HBP: 0 BLK: 0 WP: 0 HR: 1 S: 82 P: 137 ERA: 3.00 WHIP: 1.000	IP: 9.0 WLS: W BF: 34 H: 5 R: 3 ER: 3 SO: 5 BB: 4 IBB: 0 HBP: 0 BLK: 0 WP: 0 HR: 1 S: 82 P: 137 ERA: 3.00 WHIP: 1.000	IP: 9.0 WLS: W BF: 34 H: 5 R: 3 ER: 3 SO: 5 BB: 4 IBB: 0 HBP: 0 BLK: 0 WP: 0 HR: 1 S: 82 P: 137 ERA: 3.00 WHIP: 1.000	IP: 9.0 WLS: W BF: 34 H: 5 R: 3 ER: 3 SO: 5 BB: 4 IBB: 0 HBP: 0 BLK: 0 WP: 0 HR: 1 S: 82 P: 137 ERA: 3.00 WHIP: 1.000	IP: 9.0 WLS: W BF: 34 H: 5 R: 3 ER: 3 SO: 5 BB: 4 IBB: 0 HBP: 0 BLK: 0 WP: 0 HR: 1 S: 82 P: 137 ERA: 3.00 WHIP: 1.000	IP: 9.0 WLS: W BF: 34 H: 5 R: 3 ER: 3 SO: 5 BB: 4 IBB: 0 HBP: 0 BLK: 0 WP: 0 HR: 1 S: 82 P: 137 ERA: 3.00 WHIP: 1.000

Los Angeles Dodgers @ San Francisco Giants
Candlestick Park, San Francisco, CA
 Sat May 20 1961, 6:33 AM EDT
 Att. 33,906 - Unknown

AB	30
R	3
H	5
RBI	3
BB	4
SO	5
LOB	6



Batter	1	2	3	4	5	6	7	8	9	AB R H RBI BB SO LOB	TOP														
Maury Wills, S OBP: 0.406, SLG: 0.404 (1, 6)	1-1 G3		0-1 4-3 S 1B		4-2 HR BB		0-0 B3		0-0 1-3	4 1 1 0 1 0 0	<p>Los Angeles Dodgers @ San Francisco Giants Candlestick Park, San Francisco, CA</p> <p>Sun May 21 1961, 6:33 AM EDT Att. 41,495 - Unknown</p> <p>livebaseballscorecards.com</p> <table border="1"> <tr><td>AB</td><td>30</td></tr> <tr><td>R</td><td>3</td></tr> <tr><td>H</td><td>7</td></tr> <tr><td>RBI</td><td>3</td></tr> <tr><td>BB</td><td>8</td></tr> <tr><td>SO</td><td>2</td></tr> <tr><td>LOB</td><td>16</td></tr> </table> 	AB	30	R	3	H	7	RBI	3	BB	8	SO	2	LOB	16
AB	30																								
R	3																								
H	7																								
RBI	3																								
BB	8																								
SO	2																								
LOB	16																								
Jim Gilliam, S OBP: 0.312, SLG: 0.403 (1, 4)	4-2 S BB		2-1 4-3		1-0 1-H HR		3-2 L8		0-0 1-3	4 1 1 2 1 0 1															
Willie Davis, L OBP: 0.325, SLG: 0.500 (1, 8)	2-1 F8		0-0 F2		2-2 F4		3-1 CS 1B		1-1 F9	5 0 1 0 0 0 2															
Wally Moon, L OBP: 0.493, SLG: 0.717 Bob Lillis, R OBP: 0.400, SLG: 0.250 (1, 7) (8, PR) (8, 5)	4-1 1-2 BB		2-1 4-3		3-2 1B		1-0 CS 1-2	4-2 IBB SH1 BB		2 0 1 0 2 0 1 0 0 0 0 0 0 0															
Tommy Davis, R OBP: 0.366, SLG: 0.511 (1, 5) (8, 7)	1-1 P1			3-1 F8	1-0 F7			1-0 SH1 1-2		3 0 0 0 0 0 3															
Norm Larker, L OBP: 0.294, SLG: 0.406 Gil Hodges, R OBP: 0.353, SLG: 0.433 (1, 3) (8, PH) (8, 3)		0-0 F5		1-1 G3-6 1B		0-1 4-3		1-3 K		3 0 1 0 0 0 0 1 0 0 0 0 1 2															
Ron Fairly, L OBP: 0.425, SLG: 0.667 (1, 9)		2-2 F3		0-0 G3-6 1-2f		4-1 1B B1-5 BB		4-2 IBB BB		2 0 0 0 2 0 1															
John Roseboro, L OBP: 0.377, SLG: 0.505 (1, 2)		4-2 BB			3-2 HR	0-0 1-3 1B		4-0 1-2 2-3 IBB		2 1 2 1 2 0 0															
Sandy Koufax, R OBP: 0.167, SLG: 0.063 (1, 1)		1-1 1-3			1-3 K	3-2 B1-5 3-Hf		0-2 F2		4 0 0 0 0 1 6															
Inning Stats	R: 0 E: 0 K: 0 S: 9 H: 0 LOB: 2 BB: 2 P: 21	R: 0 E: 0 K: 0 S: 8 H: 0 LOB: 1 BB: 1 P: 15	R: 0 E: 0 K: 0 S: 7 H: 1 LOB: 1 BB: 0 P: 11	R: 0 E: 0 K: 0 S: 5 H: 1 LOB: 0 BB: 0 P: 9	R: 3 E: 0 K: 1 S: 17 H: 3 LOB: 1 BB: 1 P: 32	R: 0 E: 0 K: 0 S: 7 H: 1 LOB: 1 BB: 1 P: 14	R: 0 E: 0 K: 0 S: 7 H: 1 LOB: 0 BB: 0 P: 13	R: 0 E: 0 K: 1 S: 14 H: 0 LOB: 3 BB: 3 P: 28	R: 0 E: 0 K: 0 S: 4 H: 0 LOB: 0 BB: 0 P: 5	1B: 5 2B: 1 3B: 0 HR: 2 SF: 0 SAC: 1 DP: 2 HBP: 0	WP: 0 PB: 0 SB: 2 CS: 1 PA: 40														
PITCHER	IP WLS BF H R ER SO BB IBB HBP BLK WP HR S P ERA WHIP																								
Billy Loes, R ERA: 4.18 (1, 1)	7.0 L 30 7 3 3 1 5 0 0 0 0 0 2 60 115 3.86 1.714																								
Billy O'Dell, L ERA: 4.32 (8, 1)	0.1 2 0 0 0 0 1 0 0 0 0 0 3 8 0.00 3.000																								
Bobby Bolin, R ERA: 0.9 (8, 1)	1.2 7 0 0 0 0 1 1 1 0 0 0 0 15 25 0.00 0.600																								

Batter	1	2	3	4	5	6	7	8	9	AB	R	H	RBI	BB	SO	LOB
Jim Davenport, R OBP: 0.383, SLG: 0.514 (1, 5)	2-1 F9 ①		1-1 FC6-4 BB 1-2f ②		0-0 F8 ①			0-1 F8 ①		4	0	0	0	0	0	1
Joey Amalfitano, R OBP: 0.276, SLG: 0.222 (1, 4)	1-3 K ②		4-2 BB 1-2 ②		1-3 K ②			3-2 F3 ②		3	0	0	0	1	2	0
Willie Mays, R OBP: 0.396, SLG: 0.563 (1, 8)	0-1 F5 ③		0-2 F8 ③		3-3 K ③			1-2 L6 ③		4	0	0	0	0	1	2
Felipe Alou, R OBP: 0.336, SLG: 0.450 (1, 9)		0-0 F6 ①		0-0 SF9 1B ①		0-0 F4 ①			1-1 5-3 ①	4	1	1	0	0	0	0
Orlando Cepeda, R OBP: 0.313, SLG: 0.552 (1, 3)		2-1 F8 ②		2-2 5-3 ①		2-3 K ②			0-0 1-3 ②	4	0	0	0	0	1	1
Harvey Kuenn, R OBP: 0.340, SLG: 0.357 (1, 7)		3-2 1B ③		0-1 SF9 ②		1-1 6-3 ③			1-2 G3 ③	3	0	1	1	0	0	0
Tom Haller, L OBP: 0.293, SLG: 0.333 (1, 2)		2-2 4-3 ③		2-2 HR ③						3	1	1	1	0	1	1
Jose Pagan, R OBP: 0.309, SLG: 0.400 (1, 6)			2-2 1-3 ①		1-1 2B ②			1-0 F8 ②		3	0	1	0	0	0	0
Billy Loes, R OBP: 0.133, SLG: 0.071 (1, 1)			4-2 FC6-4 BB ③		0-1 4-3 ③			1-3 K ③		1	0	0	0	1	0	1
Willie McCovey, L OBP: 0.255, SLG: 0.412 (7, PH)										1	0	0	0	0	1	0
Billy O'Dell, S (8, 1)										0	0	0	0	0	0	0
Bobby Bolin, R (8, 1)										0	0	0	0	0	0	0

Inning Stats	R: 0	H: 0	E: 0	K: 1	S: 7	R: 0	H: 1	E: 0	K: 0	S: 13	R: 0	H: 0	E: 0	K: 0	S: 17	R: 2	H: 3	E: 0	K: 0	S: 15	R: 0	H: 0	E: 0	K: 2	S: 7	R: 0	H: 0	E: 0	K: 1	S: 7	R: 0	H: 0	E: 0	K: 0	S: 9	R: 0	H: 0	E: 0	K: 0	S: 6	R: 0	H: 0	E: 0	K: 0	S: 7	
	LOB: 0	BB: 0	LOB: 1	BB: 0		LOB: 2	BB: 2	LOB: 1	BB: 0		LOB: 0	BB: 0	LOB: 0	BB: 0		LOB: 0	BB: 0	LOB: 0	BB: 0		LOB: 0	BB: 0	LOB: 0	BB: 0		LOB: 0	BB: 0	LOB: 0	BB: 0		LOB: 0	BB: 0	LOB: 0	BB: 0		LOB: 0	BB: 0	LOB: 0	BB: 0		LOB: 0	BB: 0	LOB: 0	BB: 0		
	P: 10	P: 20	P: 27	P: 20	P: 11	P: 10	P: 13	P: 8	P: 10	P: 10	P: 10	P: 10	P: 10	P: 10	P: 10	P: 10	P: 10	P: 10	P: 10	P: 10	P: 10	P: 10	P: 10	P: 10	P: 10	P: 10	P: 10	P: 10	P: 10	P: 10	P: 10	P: 10	P: 10	P: 10	P: 10	P: 10	P: 10	P: 10	P: 10	P: 10	P: 10	P: 10	P: 10	P: 10	P: 10	P: 10


BOTTOM

Los Angeles Dodgers @ San Francisco Giants
Candlestick Park, San Francisco, CA


Sun May 21 1961, 6:33 AM EDT
Att. 41,495 - Unknown

livebaseballscorecards.com

AB	30
R	2
H	4
RBI	2
BB	2
SO	6
LOB	6



WP: 0	PA: 33
PB: 0	SB: 0
CS: 0	

Batter	1	2	3	4	5	6	7	8	9	10	AB R H RBI BB SO LOB	TOP													
Maury Wills, S OBP: 0.413, SLG: 0.407 (1, 6) X	0-0 5-3		0-2 F7		1-0 4-3 1B		1-1 CS 1B			4-2 1B SH1-4 FC3-2 BB	4 0 2 0 1 0 0														
Jim Gilliam, S OBP: 0.309, SLG: 0.394 (1, 4) B X	1-0 3-1		1-1 BB 1B		0-0 4-3		1-1 CS	1-1 F7		2-1 SH1-4	4 0 1 0 0 0 1														
Willie Davis, L OBP: 0.336, SLG: 0.500 (1, 8) B F X	1-2 S 1B		4-2 1B BB		0-0 F9			2-2 F9		0-2 FC3-2 1B	4 2 2 0 1 0 1														
Wally Moon, L OBP: 0.483, SLG: 0.695 Bob Lillis, R OBP: 0.400, SLG: 0.250 (10, PR) X (10, 5)	1-2 FC5-4 1B		3-2 F7		2-2 F6			1-1 4-3		3-1 FC3-2 1B	5 0 1 1 0 0 4 0 0 0 0 0 0 0														
Tommy Davis, R OBP: 0.373, SLG: 0.521 (1, 5) X (10, 7)	0-0 FC5-4			0-0 B1-3		0-0 4-3 2B			2-2 SH1-3 1B	1-0 1B	5 0 3 1 0 0 1														
Duke Snider, L OBP: 0.296, SLG: 0.520 Frank Howard, R OBP: 0.269, SLG: 0.465 Ron Fairly, L OBP: 0.425, SLG: 0.667 (1, 9) X (10, PH) (10, 9)		0-0 F7		1-0 F7		0-0 4-3		0-1 SH1-3		0-3 K	3 0 0 0 0 0 1 1 0 0 0 0 1 2 0 0 0 0 0 0 0														
Norm Larker, L OBP: 0.302, SLG: 0.414 Carl Warwick, R OBP: 0.231, SLG: 0.091 Gil Hodges, R OBP: 0.353, SLG: 0.433 (1, 3) B X (9, PR) (9, 3)		1-0 F8		0-0 2B		1-0 1-3		4-1 FC6-4 BB			3 0 1 0 1 0 1 0 0 0 0 0 0 0 0 0 0 0 0 0 0	AB 37 R 2 H 10 RBI 2 BB 3 SO 1 LOB 16													
John Roseboro, L OBP: 0.364, SLG: 0.485 (1, 2) C B X (10, 7)		2-2 F8		0-0 4-3			0-0 F2		0-1 F9		4 0 0 0 0 0 3														
Stan Williams, R OBP: 0.348, SLG: 0.300 (1, 1) B F X (10, 7)			1-1 6-3		0-1 F6		0-0 5-3		0-0 FC6-4		4 0 0 0 0 0 2														
Inning Stats	R: 1 E: 0 K: 0 S: 9	H: 2 LOB: 1 BB: 0 P: 12	R: 0 E: 0 K: 0 S: 5	H: 0 LOB: 0 BB: 0 P: 8	R: 0 E: 0 K: 0 S: 13	H: 1 LOB: 2 BB: 1 P: 22	R: 0 E: 0 K: 0 S: 4	H: 1 LOB: 1 BB: 0 P: 5	R: 0 E: 0 K: 0 S: 5	H: 1 LOB: 1 BB: 0 P: 6	R: 0 E: 0 K: 0 S: 6	H: 1 LOB: 0 BB: 0 P: 7	R: 0 E: 0 K: 0 S: 9	H: 0 LOB: 0 BB: 0 P: 13	R: 0 E: 0 K: 0 S: 10	H: 1 LOB: 2 BB: 1 P: 16	R: 1 E: 0 K: 1 S: 15	H: 2 LOB: 2 BB: 1 P: 24	1B: 8 2B: 2 3B: 0 HR: 0	SF: 0 SAC: 2 DP: 0 HBP: 0	WP: 0 PB: 0 SB: 1 CS: 1	PA: 43			
PITCHER Bob Purkey, R ERA: 2.54 Bill Henry, L ERA: 0.75	IP 9.2	WLS L	BF 41	H 10	R 2	ER 2	SO 0	BB 3	IBB 0	HBP 0	BLK 0	WP 0	HR 0	S 79	P 119	ERA 1.86	WHIP 1.345								

Los Angeles Dodgers @ Cincinnati Reds
Crosley Field, Cincinnati, OH
Mon May 22 1961, 7:05 PM EDT
Att: 3,141 - Unknown

livebaseballscorecards.com

Batter	1	2	3	4	5	6	7	8	9	10	AB	R	H	RBI	BB	SO	LOB
Don Blasingame, L (1, 4) OBP: 0.292, SLG: 0.286	2-2 1B 2B		2-1 F2			4-2 SH3-4 BB		0-0 L9			3	1	1	0	1	0	0
Eddie Kasko, R (1, 6) OBP: 0.358, SLG: 0.382	0-0 2-H 1B		2-2 1-3			0-0 SH3-4 1-2		1-0 F6			3	0	1	1	0	0	0
Gus Bell, L (1, 9) OBP: 0.257, SLG: 0.343	2-1 F8					1-1 G3		1-1 1-3			4	0	0	0	0	0	2
Frank Robinson, R (1, 7) OBP: 0.403, SLG: 0.600	0-1 F6					4-0 IBB					2	0	0	0	2	0	1
Gene Freese, R (1, 5) OBP: 0.310, SLG: 0.434	3-3 K					1-3 K					4	0	0	0	0	3	4
Gordy Coleman, L (1, 3) OBP: 0.299, SLG: 0.496											4	0	1	0	0	1	2
Vada Pinson, L (1, 8) OBP: 0.309, SLG: 0.380											4	0	1	0	0	0	1
Bob Schmidt, R (1, 2) OBP: 0.213, SLG: 0.145											3	0	0	0	0	2	2
Jerry Lynch, L (10, PH) OBP: 0.529, SLG: 1.143											1	0	0	0	0	0	0
Bob Purkey, R (1, 1) OBP: 0.190, SLG: 0.158											3	0	0	0	0	2	1
Bill Henry, L (10, 1)											0	0	0	0	0	0	0
Dick Gemert, R (10, PH) OBP: 0.400, SLG: 0.667											1	0	0	0	0	0	0

Inning Stats	R: 1	H: 2	R: 0	H: 1	R: 0	H: 0	R: 0	H: 0	R: 0	H: 1	R: 0	H: 0	R: 0	H: 0	R: 0	H: 0	R: 0	H: 0	R: 0	H: 0	1B: 3	SF: 0	WP: 0	PA: 36
E: 0	LOB: 1	E: 1	LOB: 1	E: 0	LOB: 0	E: 1	LOB: 1	E: 0	LOB: 0	E: 0	LOB: 1	E: 0	LOB: 0	E: 0	LOB: 0	E: 0	LOB: 1	E: 0	LOB: 0	E: 0	LOB: 0	2B: 2 <td>SAC: 1 <td>PB: 0</td> </td>	SAC: 1 <td>PB: 0</td>	PB: 0
K: 1	BB: 0	K: 0	BB: 0	K: 1	BB: 0	K: 0	BB: 0	K: 2	BB: 0	K: 1	BB: 0	K: 1	BB: 0	K: 0	BB: 1	K: 0	BB: 0	K: 0	BB: 0	K: 0	BB: 0	3B: 0	DP: 1 <td>SB: 0</td>	SB: 0
S: 14	P: 21	S: 4	P: 5	S: 9	P: 14	S: 7	P: 9	S: 8	P: 12	S: 12	P: 15	S: 4	P: 6	S: 8	P: 14	S: 9	P: 14	S: 9	P: 14	S: 9	P: 14	HR: 0	HBP: 0	CS: 1

PITCHER	IP	WLS	BF	H	R	ER	SO	BB	IBB	HBP	BLK	WP	HR	S	P	ERA	WHIP
Stan Williams, R (1, 1) ERA: 3.6	10.0	W	36	4	1	1	8	2	1	0	0	0	0	83	128	0.90	0.600

PITCHER	IP	WLS	BF	H	R	ER	SO	BB	IBB	HBP	BLK	WP	HR	S	P	ERA	WHIP

Los Angeles Dodgers @ Cincinnati Reds
 Crosley Field, Cincinnati, OH
 Mon May 22 1961, 7:05 PM EDT
 Att. 3,141 - Unknown

livebaseballscorecards.com

AB	32
R	1
H	4
RBI	1
BB	3
SO	8
LOB	13



Los Angeles Dodgers @ Cincinnati Reds
 Crosley Field, Cincinnati, OH
 Tue May 23 1961, 7:05 PM EDT
 Att. 6,628 - Unknown

AB	31
R	0
H	5
RBI	0
BB	6
SO	7
LOB	18



WP	0	PA	37
PB	0		
SB	0		
CS	0		

Batter	1	2	3	4	5	6	7	8	9	AB	R	H	RBI	BB	SO	LOB						
Maury Wills, S (1, 6) OBP: 0.412, SLG: 0.403	1-1 5-3		0-0 1B		2-2 F6		4-2 BB		3-2 F4	4	0	1	0	1	0	0						
Jim Gilliam, S (1, 4) OBP: 0.306, SLG: 0.387	0-1 3-1		2-2 F6			1-0 FC6-4 1B	1-0 F6			4	0	1	0	0	0	3						
Willie Davis, L (1, 8) OBP: 0.333, SLG: 0.491	3-1 F9		2-2 1B			0-1 4-1		0-1 F5		4	0	1	0	0	0	1						
Wally Moon, L (1, 7) OBP: 0.490, SLG: 0.692		0-1 1B	0-1 L3			4-0 FC6-4 BB		4-1 BB		2	0	1	0	2	0	1						
Tommy Davis, R (1, 5) OBP: 0.364, SLG: 0.507		0-3 K		2-3 K		1-0 FC6-4		1-0 F6		4	0	0	0	0	2	4						
Duke Snider, L (1, 9) OBP: 0.323, SLG: 0.500		2-1 BB		0-0 F7		1-1 F8		4-1 BB		3	0	1	0	1	0	2						
Norm Larker, L (1, 3) OBP: 0.294, SLG: 0.402		0-1 F4		3-3 K			1-0 F9	0-1 F3		3	0	0	0	0	1	2						
Gil Hodges, R (8, PH) OBP: 0.343, SLG: 0.419										1	0	0	0	0	0	2						
John Roseboro, L (1, 2) OBP: 0.364, SLG: 0.475		4-1 BB		1-3 K		1-3 K			2-3 K	2	0	0	0	1	2	0						
Bob Lillis, R (9, PH) OBP: 0.333, SLG: 0.200		1-2 BB								1	0	0	0	0	1	0						
Don Drysdale, R (1, 1) OBP: 0.087, SLG: 0.182		1-3 K				1-1 F8			0-0 F8	2	0	0	0	0	1	3						
Frank Howard, R (7, PH) OBP: 0.277, SLG: 0.465										0	0	0	0	1	0	0						
Carl Warwick, R (7, PR) OBP: 0.231, SLG: 0.091										0	0	0	0	0	0	0						
Ron Perranoski, L (7, 1)										0	0	0	0	0	0	0						
Norm Sherry, R (9, PH) OBP: 0.366, SLG: 0.647										1	0	0	0	0	0	0						
Inning Stats	R: 0 E: 0 K: 0 S: 6	H: 0 LOB: 0 BB: 0 P: 10	R: 0 E: 0 K: 2 S: 13	H: 2 LOB: 3 BB: 1 P: 20	R: 0 E: 0 K: 0 S: 9	H: 2 LOB: 1 BB: 0 P: 13	R: 0 E: 0 K: 2 S: 8	H: 0 LOB: 0 BB: 0 P: 13	R: 0 E: 0 K: 1 S: 8	H: 0 LOB: 0 BB: 0 P: 12	R: 0 E: 0 K: 0 S: 6	H: 1 LOB: 2 BB: 1 P: 13	R: 0 E: 0 K: 1 S: 9	H: 0 LOB: 2 BB: 2 P: 20	R: 0 E: 0 K: 0 S: 7	H: 0 LOB: 2 BB: 2 P: 16	R: 0 E: 0 K: 1 S: 9	H: 0 LOB: 0 BB: 0 P: 14	1B: 5 2B: 0 3B: 0 HR: 0	SF: 0 SAC: 0 DP: 0 HBP: 0	WP: 0 PB: 0 SB: 0 CS: 0	PA: 37
PITCHER	IP	WLS	BF	H	R	ER	SO	BB	IBB	HBP	BLK	WP	HR	S	P	ERA	WHIP					
Ken Hunt, R (1, 1) ERA: 2.72	7.2	W	33	5	0	0	6	6	0	0	0	0	0	64	115	0.00	1.435					
Bill Henry, L (8, 1) ERA: 0.68	1.1	S	4	0	0	0	1	0	0	0	0	0	0	11	16	0.00	0.000					

livebaseballscorecards.com

Batter	1	2	3	4	5	6	7	8	9	AB	R	H	RBI	BB	SO	LOB
Eddie Kasko, R OBP: 0.341, SLG: 0.363 (1, 6)	2-2 4-3		1-0 FC5-4			1-2 5-3			3-2 G4-3							4 0 0 0 0 4
Don Blasingame, L OBP: 0.290, SLG: 0.284 (1, 4)	2-2 F5		3-1 F6			0-0 1B SF8 1B			1-2 F6							4 1 1 0 0 1
Vada Pinson, L OBP: 0.308, SLG: 0.376 (1, 8)	1-0 3-1				0-0 G3				2-2 4-3							4 1 1 0 0 0
Frank Robinson, R OBP: 0.399, SLG: 0.585 (1, 7)		0-0 F6			2-3 K				2-1 2-3							3 0 0 0 1 1 0
Gus Bell, L OBP: 0.270, SLG: 0.348 (1, 9)		1-2 FC1-6 1B			1-3 K				4-0 BB							2 0 1 1 1 1 0
Gordy Coleman, L OBP: 0.298, SLG: 0.489 (1, 3)		0-0 FC1-6			0-0 4-3				0-0 4-3							4 0 1 1 0 0 2
Gene Freese, R OBP: 0.310, SLG: 0.432 (1, 5)		3-2 5-3			0-0 2B 1B				1-3 K							3 0 1 0 0 1 3
Jerry Zimmerman, R OBP: 0.240, SLG: 0.217 (1, 2)			1-2 5-3			2-2 2B 1B			0-0 F3							3 0 1 0 0 0 2
Ken Hunt, R OBP: 0.214, SLG: 0.231 (1, 1)			4-2 FC5-4 BB			1-3 K			2-2 G4-3 1B							2 0 1 0 1 1 2
Bill Henry, L (8, 1)																0 0 0 0 0 0 0

Inning Stats	R: 0	H: 0	E: 0	K: 0	S: 7	WLS	BF	H	R	ER	SO	BB	IBB	HBP	BLK	WP	HR	S	P	ERA	WHIP
1	0	0	0	0	7		12	6	2	2	4	1	1	0	0	0	0	56	92	3.00	1.167
2	0	1	0	0	9		13	6	0	0	0	0	0	0	0	0	0	15	29	0.00	1.000
3	0	0	0	0	8		17	0	0	0	0	0	0	0	0	0	0	15	29	0.00	1.000
4	0	0	0	2	11		11	0	0	0	0	0	0	0	0	0	0	15	29	0.00	1.000
5	2	3	0	1	13		24	2	2	1	0	1	1	0	0	0	0	24	29	0.00	1.000
6	0	0	0	0	9		15	0	0	0	0	0	0	0	0	0	0	15	29	0.00	1.000
7	0	1	0	0	15		15	0	0	0	0	0	0	0	0	0	0	15	29	0.00	1.000
8	0	0	0	0	6		14	0	0	0	0	0	0	0	0	0	0	14	29	0.00	1.000
9	0	0	0	0	0		0	0	0	0	0	0	0	0	0	0	0	0	0	0.00	1.000

PITCHER	IP	WLS	BF	H	R	ER	SO	BB	IBB	HBP	BLK	WP	HR	S	P	ERA	WHIP
Don Drysdale, R (1, 1)	6.0	L	26	6	2	2	4	1	1	0	0	0	0	56	92	3.00	1.167
Ron Perranoski, L (7, 1)	2.0		7	1	0	0	0	1	0	0	0	0	0	15	29	0.00	1.000

Los Angeles Dodgers @ Cincinnati Reds
 Crosley Field, Cincinnati, OH
 Tue May 23 1961, 7:05 PM EDT
 Att. 6,628 - Unknown

AB	29
R	2
H	7
RBI	2
BB	3
SO	4
LOB	14



WP	HR	S	P	ERA	WHIP
0	0	0	0	0.00	1.000

Batter	1	2	3	4	5	6	7	8	9	AB R H RBI BB SO LOB	TOP											
Maury Wills, S (1, 6) OBP: 0.400, SLG: 0.389	0-1 5-3		0-1 FC4-6 1B		0-1 4-3		1-0 FC6		1-1 F7	5 1 0 0 0 0 2	Los Angeles Dodgers @ St. Louis Cardinals Sportsman's Park, St. Louis, MO Wed May 24 1961, 8:05 PM EDT Att: 10,138 - Unknown											
Jim Gilliam, S (1, 4) OBP: 0.300, SLG: 0.375	0-1 F8		0-1 1-3		0-0 4-3		2-1 FC4-6		0-0 BB 1B	5 0 1 0 0 0 2												
Willie Davis, L (1, 8) OBP: 0.359, SLG: 0.530	1-2 BB 1B		0-2 FC6-4 1B		1-1 HR		4-2 BB		4-1 BB BB	3 1 3 2 2 0 0												
Wally Moon, L (1, 7) OBP: 0.494, SLG: 0.683	4-0 BB		1-2 FC6-4		0-0 L5-3 1B		2-1 F8		4-2 BB BB	3 0 1 0 2 0 3												
Tommy Davis, R (1, 5) OBP: 0.352, SLG: 0.490	0-0 6-3			2-1 5-3		0-1 L5-3		1-2 F9	2-3 BB K	5 0 0 0 0 1 6												
Duke Snider, L (1, 9) OBP: 0.371, SLG: 0.483		1-2 F8		4-2 BB 1B		4-0 BB BB		4-1 BB BB		1 0 0 0 3 0 0												
Norm Larker, L (1, 3) OBP: 0.292, SLG: 0.396		1-3 K		3-2 1 SAFE 1B		1-1 BB BB		0-2 4-3		4 0 1 0 0 1 2												
John Roseboro, L (1, 2) OBP: 0.352, SLG: 0.456		0-0 F8		0-0 G3		2-2 1 SAFE BB BB F X		1-0 BB BB		4 0 0 0 0 0 4												
Roger Craig, R (1, 1) OBP: 0.267, SLG: 0.154 Bob Aspromonte, R (7, PH) OBP: 0.273, SLG: 0.273 Larry Sherry, R (7, 1) Ron Fairly, L (9, PH) OBP: 0.415, SLG: 0.647			0-0 FC4-6 1B		1-3 K		2-1 BB BB BB X		2-2 BB BB BB BB X	2 0 1 0 0 1 0 1 0 1 0 0 0 0 0 0 0 0 0 0 0 1 0 0 0 0 0 0												
Inning Stats	R: 0 E: 0 K: 0 S: 8	H: 1 LOB: 2 BB: 1 P: 13	R: 0 E: 0 K: 1 S: 8	H: 0 LOB: 0 BB: 0 P: 10	R: 1 E: 0 K: 0 S: 14	H: 2 LOB: 1 BB: 0 P: 15	R: 0 E: 0 K: 0 S: 12	H: 1 LOB: 1 BB: 1 P: 21	R: 0 E: 0 K: 1 S: 6	H: 0 LOB: 0 BB: 0 P: 7	R: 1 E: 2 K: 0 S: 10	H: 2 LOB: 2 BB: 1 P: 18	R: 0 E: 0 K: 0 S: 9	H: 1 LOB: 2 BB: 1 P: 20	R: 0 E: 0 K: 0 S: 8	H: 0 LOB: 1 BB: 1 P: 14	R: 0 E: 0 K: 1 S: 14	H: 1 LOB: 3 BB: 2 P: 27	1B: 7 2B: 1 3B: 0 HR: 1	SF: 0 SAC: 0 DP: 1 HBP: 0	WP: 0 PB: 0 SB: 0 CS: 0	PA: 41
PITCHER	IP WLS BF H R ER SO BB IBB HBP BLK WP HR S P ERA WHIP																				PITCHER	IP WLS BF H R ER SO BB IBB HBP BLK WP HR S P ERA WHIP
Larry Jackson, R (1, 1) ERA: 3.77 Lindy McDaniel, R (9, 1) ERA: 3.98	8.2 W 40 8 2 2 2 7 0 0 0 0 0 86 140 2.08 1.731																					

livebaseballscorecards.com

AB	34
R	2
H	8
RBI	2
BB	7
SO	3
LOB	19



Batter	1	2	3	4	5	6	7	8	9	AB	R	H	RBI	BB	SO	LOB				
Curt Flood, R OBP: 0.340, SLG: 0.364 (1, 8) C F B B X	2-2 F8 ① F X	0-1 1-3 ③				2-2 1-3 ① B B X	3-0 F7 ③			4	0	0	0	0	0	2				
Joe Cunningham, L OBP: 0.438, SLG: 0.462 (1, 9) C B S C B X	2-3 K ②		2-1 G3 ① F B X		3-1 G3 ② B B C C X		4-2 3B BB ① B B B B B			3	1	0	0	1	1	0				
Bill White, L OBP: 0.305, SLG: 0.382 (1, 3) F B F X	1-2 HR ①		0-1 L9 ② F X		3-3 K ③ F B B F B S		2-2 P5 ① B S B X C B B			4	1	1	1	0	1	1				
Ken Boyer, R OBP: 0.378, SLG: 0.449 (1, 5) C B S C B F S	2-3 K ③		1-0 FC6 1B ① B X		2-0 E6 E ① B X		1-0 F9 ② B X			4	1	1	0	0	1	1				
Stan Musial, L OBP: 0.384, SLG: 0.476 (1, 7) Don Taussig, R OBP: 0.500, SLG: 0.889 (7, PR) (8, 7)		0-0 1B 1B ① X	1-1 FC6 1B ③ F X		2-1 E4 FC5-4 ① S B B X		1-2 3B ① C B B L L X			4	1	2	1	0	0	2				
Daryl Spencer, R OBP: 0.386, SLG: 0.405 (1, 6) B C X C B X		1-1 1B FC4-6 1B ① B B X		2-3 K ① C B B B B C		0-1 FC5-4 2B E ① F X		2-1 F9 ③ B B X C B B			4	2	1	0	0	1	3			
Alex Grammas, R OBP: 0.320, SLG: 0.318 (1, 4) B L L L B B B X		3-2 FC4-6 1B ① B B X		3-2 P6 ② B B C B B B C		1-0 E5 5-3 2B ① B X		0-3 K ① S C B X			4	1	1	2	0	1	1			
Hal Smith, R OBP: 0.271, SLG: 0.240 (1, 2) B X		1-0 FC4-6 ① B X		2-2 1B ② B B C B B X		0-0 5-3 ② X		1-0 G5-6-3 1B ① B X			4	0	2	1	0	0	3			
Larry Jackson, R OBP: 0.200, SLG: 0.300 (1, 1) Lindy McDaniel, R (9, 1) M F B C		1-3 K ② M F B C		2-2 5-3 ③ F B S X		0-0 2B ③ X		0-0 G5-6-3 ② ③ X			4	0	1	2	0	1	3			
Inning Stats	R: 1 E: 0 K: 2 S: 13	H: 1 LOB: 0 BB: 0 P: 20	R: 2 E: 0 K: 1 S: 13	H: 3 LOB: 1 BB: 0 P: 19	R: 0 E: 0 K: 0 S: 7	H: 1 LOB: 1 BB: 0 P: 11	R: 0 E: 0 K: 1 S: 15	H: 1 LOB: 1 BB: 0 P: 24	R: 0 E: 0 K: 1 S: 9	H: 0 LOB: 0 BB: 0 P: 17	R: 3 E: 3 K: 0 S: 9	H: 1 LOB: 1 BB: 0 P: 17	R: 1 E: 0 K: 0 S: 13	H: 1 LOB: 1 BB: 1 P: 23	R: 0 E: 0 K: 1 S: 5	H: 1 LOB: 0 BB: 0 P: 6	1B: 6 2B: 1 3B: 1 HR: 1	SF: 0 SAC: 0 DP: 1 HBP: 0	WP: 0 PB: 0 SB: 0 CS: 0	PA: 36

BOTTOM

Los Angeles Dodgers @ St. Louis Cardinals
Sportsman's Park, St. Louis, MO
Wed May 24 1961, 8:05 PM EDT
Att. 10,138 - Unknown

livebaseballscorecards.com

AB	35
R	7
H	9
RBI	7
BB	1
SO	6
LOB	16



PITCHER	IP	WLS	BF	H	R	ER	SO	BB	IBB	HBP	BLK	WP	HR	S	P	ERA	WHIP
Roger Craig, R ERA: 4.98 (1, 1)	6.0	L	28	7	6	3	5	0	0	0	0	0	1	66	108	4.50	1.167
Larry Sherry, R ERA: 4.1 (7, 1)	2.0		8	2	1	1	1	1	0	0	0	0	0	18	29	4.50	1.500

Batter	1	2	3	4	5	6	7	8	9	AB R H RBI BB SO LOB	TOP	
Maury Wills, S OBP: 0.388, SLG: 0.376 (1, 6) X	0-0 1B 4-3 1B		3-2 L4			2-2 F8		0-1 FC1 1-2		4 1 1 0 0 0 1	Los Angeles Dodgers @ Milwaukee Braves Milwaukee County Stadium, Milwaukee, WI Fri May 26 1961, 8:05 PM EDT Att: 10,613 - Unknown livebaseballscorecards.com	
Jim Gilliam, S OBP: 0.316, SLG: 0.376 (1, 4) C B X	1-1 F8		4-2 BB			0-0 F4		2-2 F7		3 0 0 0 1 0 3		
Willie Davis, L OBP: 0.350, SLG: 0.512 (1, 8) X	0-0 4-3 1-3 1B		2-2 F5			1-2 F4		2-2 F9		4 0 1 0 0 0 3		
Tommy Davis, R OBP: 0.353, SLG: 0.500 (1, 7) B F F B X	2-2 4-3			4-1 G1-4-3 BB			3-2 1B 1B	3-1 F2		3 1 1 1 1 0 3		
Gil Hodges, R OBP: 0.333, SLG: 0.400 (1, 3) B B X C S X	2-2 2-3 3-H 6-3			2-1 G1-4-3 1-2f			0-0 FC5-4 1-2 1B		2-0 5-3	4 0 1 0 0 0 2		
Frank Howard, R OBP: 0.283, SLG: 0.462 (1, 9) B B X		2-0 F8		0-0 F7			2-1 FC5-4 1-2 2-H 1B	0-0 G6-4-3 1B		4 0 2 1 0 0 0		
Norm Sherry, R OBP: 0.348, SLG: 0.571 (1, 2) B B X C B B B B		3-2 6-3			X	0-0 G4-6-3 1B		1-1 FC5-4 G6-4-3	1-1 G6-4-3	4 0 1 0 0 0 3		
Bob Lillis, R OBP: 0.200, SLG: 0.111 (1, 5) B B X		1-0 F8			B B X	2-0 G4-6-3		3-2 G6-4-3		3 0 0 0 0 0 3		
Stan Williams, R OBP: 0.333, SLG: 0.286 Jim Golden, L Bob Aspromonte, R (8, PH) Turk Farrell, R OBP: 0.333, SLG: 0.333 (8, 1) B X			1-0 F4		F X	0-1 F8		1-0 E4		1 0 0 0 0 0 0 1 0 0 0 0 0 0 1 0 0 0 0 0 0 0 0 0 0 0 0 0		
Inning Stats	R: 1 H: 2 E: 0 LOB: 1 K: 0 BB: 0 S: 11 P: 16	R: 0 H: 0 E: 0 LOB: 0 K: 0 BB: 0 S: 6 P: 12	R: 0 H: 0 E: 0 LOB: 1 K: 0 BB: 1 S: 9 P: 19	R: 0 H: 0 E: 0 LOB: 0 K: 0 BB: 1 S: 4 P: 10	R: 0 H: 1 E: 0 LOB: 0 K: 0 BB: 0 S: 4 P: 6	R: 0 H: 0 E: 0 LOB: 0 K: 0 BB: 0 S: 8 P: 11	R: 1 H: 3 E: 0 LOB: 1 K: 0 BB: 0 S: 11 P: 20	R: 0 H: 0 E: 2 LOB: 2 K: 0 BB: 0 S: 11 P: 19	R: 0 H: 1 E: 0 LOB: 0 K: 0 BB: 0 S: 4 P: 7	1B: 7 SF: 0 2B: 0 SAC: 0 3B: 0 DP: 4 HR: 0 HBP: 0	WP: 0 PA: 34 PB: 0 SB: 0 CS: 0	
PITCHER Warren Spahn, L ERA: 2.39 (1, 1)	IP WLS BF H R ER SO BB IBB HBP BLK WP HR S P ERA WHIP											PITCHER IP WLS BF H R ER SO BB IBB HBP BLK WP HR S P ERA WHIP



Batter	1	2	3	4	5	6	7	8	9	AB	R	H	RBI	BB	SO	LOB
Lee Maye, L OBP: 0.308, SLG: 0.400 (1, 9)	1-1 4-3	4-1 BB	2-2 F2		2-2 F8		0-0 F9			4	0	0	0	1	0	4
Frank Bolling, R OBP: 0.396, SLG: 0.481 (1, 4)	4-2 1B BB	1-0 6-3		2-2 F8		2-2 F8	0-0 F2			4	1	0	0	1	0	2
Eddie Mathews, L OBP: 0.429, SLG: 0.556 (1, 5)	2-2 1B 1B		1-1 G3	0-0 F9		4-2 FC6-4 BB		1-0 4-3		4	1	1	0	1	0	0
Hank Aaron, R OBP: 0.350, SLG: 0.591 (1, 8)	2-2 S 1B 1B		3-2 HBP S WP HBP	2-0 1B		2-3 K		1-1 HR		4	3	3	2	0	1	1
Joe Torre, R OBP: 0.174, SLG: 0.348 (1, 2)	0-0 S 1B		0-1 F9	1-0 F9		0-0 FC6-4		0-0 6-3		5	0	1	1	0	0	3
Joe Adcock, R OBP: 0.266, SLG: 0.339 (1, 3)	2-1 6-3		4-1 WP HBP WP BB		4-1 HR BB		2-1 4-3	2-3 K		1	2	0	1	2	0	1
Al Spangler, L OBP: 0.360, SLG: 0.250 (6, 7)	1-2 2-H		1-2 WP BB							2	0	0	0	0	1	0
Frank Thomas, R OBP: 0.319, SLG: 0.435 (1, 7)	3-3 K		2-2 WP WP HBP		0-0 HR		4-1 BB 2B BB			2	2	1	2	1	1	1
Roy McMillan, R OBP: 0.300, SLG: 0.276 (1, 6)		2-2 5-3	4-1 WP BB		1-1 F9		4-0 2B BB			2	1	0	0	2	0	0
Warren Spahn, L OBP: 0.273, SLG: 0.300 (1, 1)		1-3 K	1-2 2-3 3-H		3-1 G3		1-0 2B			4	0	1	2	0	2	2

Inning Stats	R: 3	H: 3	LOB: 1	K: 1	S: 16	P: 30	R: 0	H: 0	LOB: 1	K: 1	S: 10	P: 18	R: 2	H: 0	LOB: 3	K: 1	S: 20	P: 38	R: 0	H: 1	LOB: 1	K: 0	S: 6	P: 11	R: 2	H: 1	LOB: 0	K: 0	S: 10	P: 20	R: 0	H: 0	LOB: 1	K: 1	S: 9	P: 17	R: 2	H: 1	LOB: 1	K: 0	S: 6	P: 17	R: 1	H: 1	LOB: 0	K: 1	S: 7	P: 11
--------------	------	------	--------	------	-------	-------	------	------	--------	------	-------	-------	------	------	--------	------	-------	-------	------	------	--------	------	------	-------	------	------	--------	------	-------	-------	------	------	--------	------	------	-------	------	------	--------	------	------	-------	------	------	--------	------	------	-------

PITCHER	IP	WLS	BF	H	R	ER	SO	BB	IBB	HBP	BLK	WP	HR	S	P	ERA	WHIP
Stan Williams, R ERA: 4.16 (1, 1)	2.2	L	17	3	5	5	2	4	0	0	0	1	0	36	72	16.88	2.625
Jim Golden, R ERA: 6.88 (3, 1)	4.1		21	3	4	4	2	4	0	0	0	1	1	41	79	8.31	1.615
Turk Farrell, R ERA: 5.06 (8, 1)	1.0		4	1	1	1	1	0	0	0	0	0	1	7	11	9.00	1.000

BOTTOM

Los Angeles Dodgers @ Milwaukee Braves
Milwaukee County Stadium, Milwaukee, WI
 Fri May 26 1961, 8:05 PM EDT
 Att. 10,613 - Unknown

AB	32
R	10
H	7
RBI	8
BB	8
SO	5
LOB	14



WP: 2	PA: 42
PB: 0	
SB: 4	
CS: 0	

livebaseballscores.com

Batter	1	2	3	4	5	6	7	8	9	AB R H RBI BB SO LOB	TOP																
Maury Wills, S (1, 6) OBP: 0.383, SLG: 0.383	1-0 3-1	1-3 K		1-1 FC1-6 BLK 1-2f		0-1 6-3		2-2 HR 3B		5 1 1 0 0 1 1																	
Jim Gilliam, S (1, 4) OBP: 0.330, SLG: 0.375	2-1 HR 1B	1-1 L7		4-2 1-2 BB			2-2 1-3	4-1 HR BB		3 2 1 0 2 0 0																	
Willie Davis, L (1, 8) OBP: 0.359, SLG: 0.578	0-0 HR 1-H	0-1 3B		1-3 K			1-1 F9	0-2 HR 1-H 3-H		5 2 3 5 0 1 2																	
Tommy Davis, R (1, 5) OBP: 0.360, SLG: 0.500	1-1 1-3 1B	0-0 F8			1-2 FC5-4 1B		1-1 HBP	0-0 F2		4 1 2 0 0 0 1																	
Duke Snider, L (1, 9) OBP: 0.341, SLG: 0.405	2-2 1-3 1-2		4-1 G6-4-3 BB		2-3 K		3-1 4-3	0-1 F7		4 0 0 0 1 1 3																	
Frank Howard, R (1, 7) OBP: 0.288, SLG: 0.453	4-0 E 1B BB		0-2 G6-4-3 1-2f		1-2 F7			2-2 HR 1B	0-0 F5	4 1 1 0 1 0 2																	
Gil Hodges, R (1, 3) OBP: 0.341, SLG: 0.475	2-2 1-2 2-H E 1B		0-0 6-3		1-0 FC5-4 1-2f			1-2 1-H HR	2-3 K	5 1 2 3 0 1 1																	
John Roseboro, L (1, 2) OBP: 0.338, SLG: 0.427	4-1 FC6-4 1-2 2-3 IBB			1-1 F8		0-2 4-3		0-0 F7		3 0 0 0 1 0 0																	
Don Drysdale, R (1, 1) OBP: 0.083, SLG: 0.174 Bob Aspromonte, R (4, PH) OBP: 0.308, SLG: 0.308 Larry Sherry, R (4, 1) Ron Perranoski, L (7, 1) Ron Fairly, L (8, PH) OBP: 0.413, SLG: 0.605 Turk Farrell, R (8, 1) OBP: 0.333, SLG: 0.333	1-1 FC6-4 1-2f			1-1 FC1-6 1B		1-1 F3		3-2 F7		1 0 0 0 0 0 3 1 0 1 0 0 0 0 1 0 0 0 0 0 0 0 0 0 0 0 0 0 1 0 0 0 0 0 0 0 0 0 0 0 0 0																	
Inning Stats	R: 3 E: 1 K: 0 S: 15	H: 4 LOB: 3 BB: 2 P: 32	R: 0 E: 0 K: 1 S: 9	H: 1 LOB: 1 BB: 0 P: 11	R: 0 E: 0 K: 0 S: 6	H: 0 LOB: 0 BB: 1 P: 10	R: 0 E: 0 K: 1 S: 11	H: 1 LOB: 2 BB: 1 P: 19	R: 0 E: 0 K: 1 S: 12	H: 1 LOB: 1 BB: 0 P: 17	R: 0 E: 0 K: 0 S: 7	H: 0 LOB: 0 BB: 0 P: 8	R: 0 E: 0 K: 0 S: 8	H: 0 LOB: 1 BB: 0 P: 15	R: 5 E: 0 K: 0 S: 19	H: 4 LOB: 0 BB: 1 P: 31	R: 0 E: 0 K: 1 S: 6	H: 0 LOB: 0 BB: 0 P: 8	1B: 6 2B: 0 3B: 2 HR: 3	SF: 0 SAC: 0 DP: 1 HBP: 1	WP: 0 PB: 0 SB: 0 CS: 0	PA: 43					
PITCHER	IP WLS BF H R ER SO BB IBB HBP BLK WP HR S P ERA WHIP																										
Bob Buhl, R (1, 1) ERA: 4.86	0.2		7	4	3	3	0	1	0	0	0	0	1	12	24	40.50	7.500										
Moe Drabowsky, R (1, 1) ERA: 3.1	6.1		27	5	2	2	3	2	1	1	1	0	1	63	98	2.84	1.105										
Claude Raymond, R (8, 1) ERA: 5.4	2.0	W	9	2	3	3	1	1	0	0	0	0	1	18	29	13.50	1.500										

Los Angeles Dodgers @ Milwaukee Braves
Milwaukee County Stadium, Milwaukee, WI

Sat May 27 1961, 4:33 AM EDT
Att: 16,007 - Unknown

livebaseballscorecards.com

AB	37
R	8
H	11
RBI	8
BB	5
SO	4
LOB	13



Batter	1	2	3	4	5	6	7	8	9	AB	R	H	RBI	BB	SO	LOB
Lee Mays, L OBP: 0.312, SLG: 0.394 (1, 9)	0-0 F9 1B	1-1 E2 1B		3-1 G3 1B		3-2 F6 1B	4-2 FC4-6 BB			4	0	1	1	1	0	0
Frank Bolling, R OBP: 0.390, SLG: 0.471 (1, 4)	2-1 5-3	0-1 F2 1B		3-1 1B		1-0 6-3	1-1 FC4-6 1-2f			5	0	1	0	0	0	5
Eddie Mathews, L OBP: 0.422, SLG: 0.565 (1, 5)	0-1 E4 FC5-4		0-0 F9	1-1 F4			2-2 G3	3-1 HR		5	1	1	1	0	0	1
Hank Aaron, R OBP: 0.358, SLG: 0.588 (1, 8)	2-2 FC5-4 1-2f		4-0 HR BB		1-1 G6-4-3 1B		0-1 S 1B E 1B	1-3 HR		4	2	2	0	1	1	1
Joe Torre, R OBP: 0.250, SLG: 0.536 (1, 2)		2-2 F9	1-0 HR		1-0 G6-4-3 1-2f		0-0 S WP 1B	1-2 1B 2B		5	3	3	2	0	0	1
Frank Thomas, R OBP: 0.331, SLG: 0.459 (1, 3)		1-2 F5	0-2 4-3		1-2 HR		4-2 BB WP BB 1-H 2-H	4-2 1B BB		3	2	1	1	2	0	0
Al Spangler, L OBP: 0.433, SLG: 0.273 (1, 7)		0-1 BB 1B	4-1 S BB		4-2 BB		4-2 WP BB BB	2-2 F7		2	1	1	0	3	0	2
Roy McMillan, R OBP: 0.303, SLG: 0.276 (1, 6)		4-1 1B BB	1-0 1-3		1-0 F7		1-1 F9	1-0 1-3 2-H 1B		4	1	1	1	1	0	4
Bob Buhl, R OBP: 0.143, SLG: 0.077 (1, 1)		2-1 E 1B		1-0 F9			1-3 K	4-2 WP BB	0-1 L8	0	0	0	0	0	0	0
Moe Drabowsky, R OBP: 0.400, SLG: 0.250 (1, 1)										3	0	1	1	1	1	0
Claude Raymond, R (8, 1)										1	0	0	0	0	0	2

Inning Stats	R: 0	H: 0	E: 1	K: 0	S: 8	H: 0	LOB: 1	BB: 0	P: 12	R: 2	H: 3	E: 1	K: 0	S: 17	R: 0	H: 1	E: 0	K: 0	S: 8	R: 1	H: 2	E: 0	K: 0	S: 11	R: 0	H: 0	E: 0	K: 1	S: 10	R: 3	H: 2	E: 0	K: 0	S: 19	R: 2	H: 3	E: 0	K: 1	S: 17	1B: 8	2B: 1	3B: 0	HR: 3	SF: 0	SAC: 0	DP: 1	HBP: 0	WP: 2	PB: 0	SB: 4	CS: 0	PA: 45
--------------	------	------	------	------	------	------	--------	-------	-------	------	------	------	------	-------	------	------	------	------	------	------	------	------	------	-------	------	------	------	------	-------	------	------	------	------	-------	------	------	------	------	-------	-------	-------	-------	-------	-------	--------	-------	--------	-------	-------	-------	-------	--------

PITCHER	IP	WLS	BF	H	R	ER	SO	BB	IBB	HBP	BLK	WP	HR	S	P	ERA	WHIP
Don Drysdale, R ERA: 3.28 (1, 1)	3.0		17	4	4	4	0	3	0	0	0	0	1	33	57	12.00	2.333
Larry Sherry, R ERA: 4.85 (4, 1)	3.1		16	5	4	4	1	2	0	0	0	1	1	37	64	10.80	2.100
Ron Perranoski, L ERA: 2.22 (7, 1)	0.2		5	0	0	0	0	3	0	0	0	1	0	10	24	0.00	4.500
Turk Farrell, R ERA: 5.64 (8, 1)	1.0	L	7	3	2	2	1	1	0	0	0	0	1	17	29	18.00	4.000

BOTTOM

Los Angeles Dodgers @ Milwaukee Braves
Milwaukee County Stadium, Milwaukee, WI

Sat May 27 1961, 4:33 AM EDT
 Att. 16,007 - Unknown

livebaseballscorecards.com

AB	36
R	10
H	12
RBI	7
BB	9
SO	2
LOB	16



Batter	1	2	3	4	5	6	7	8	9	AB R H RBI BB SO LOB	TOP		
Maury Wills, S (1, 6) OBP: 0.394, SLG: 0.398	2-1 2B	1-2 4-3		1-0 1B		4-2 BB		1-0 1B		4 1 3 1 1 0 1	Los Angeles Dodgers @ Milwaukee Braves Milwaukee County Stadium, Milwaukee, WI Sun May 28 1961, 4:33 AM EDT Att: 19,239 - Unknown livebaseballscorecards.com		
Jim Gilliam, S (1, 4) OBP: 0.333, SLG: 0.370	0-1 L8		1-0 1B	4-1 BB		0-0 F9		1-0 CS	1-1 4-3	4 0 1 0 1 0 3			
Willie Davis, L (1, 8) OBP: 0.347, SLG: 0.556	1-0 F8		0-0 1B	0-0 F8		0-0 4-3			0-0 F9	5 0 0 0 0 0 6			
Wally Moon, L (1, 7) OBP: 0.497, SLG: 0.685 Bob Lillis, R (9, 5) OBP: 0.200, SLG: 0.111	2-2 1B		4-2 1B		0-2 1B		1-0 L7		2-2 1-3	4 1 2 1 1 0 0 0 0 0 0 0 0 0			
Tommy Davis, R (1, 5) OBP: 0.364, SLG: 0.500	0-1 1B		2-1 1B		0-1 F7		0-0 1B			4 0 2 1 0 0 3			
Duke Snider, L (1, 9) OBP: 0.354, SLG: 0.415	0-1 4-3			0-1 1B		0-0 1B		0-1 F5		4 1 2 0 0 0 2			
Gil Hodges, R (1, 3) OBP: 0.333, SLG: 0.455		2-2 5-3		1-1 1B		0-0 G5-6-3		1-1 FC6-4		4 0 1 0 0 0 3			
John Roseboro, L (1, 2) OBP: 0.343, SLG: 0.439		0-1 1B		1-2 1B		1-0 2B		0-0 F3		4 1 2 0 0 0 2			
Roger Craig, R (1, 1) OBP: 0.267, SLG: 0.154 Ron Fairly, L (4, PH) OBP: 0.426, SLG: 0.615 Turk Farrell, R (4, 1) OBP: 0.200, SLG: 0.200		1-2 SH1-4		1-0 1B		0-0 B1-3		0-0 6-3		0 0 0 0 0 0 0 1 0 1 1 0 0 0 2 0 0 0 0 0 1			
Inning Stats	R: 2 H: 3 E: 0 LOB: 1 K: 0 BB: 0 S: 13 P: 18	R: 0 H: 1 E: 0 LOB: 1 K: 0 BB: 0 S: 13 P: 17	R: 0 H: 1 E: 0 LOB: 1 K: 0 BB: 1 S: 6 P: 13	R: 2 H: 4 E: 0 LOB: 2 K: 0 BB: 1 S: 11 P: 19	R: 0 H: 2 E: 0 LOB: 1 K: 0 BB: 0 S: 7 P: 7	R: 0 H: 1 E: 0 LOB: 2 K: 0 BB: 1 S: 6 P: 11	R: 0 H: 1 E: 0 LOB: 1 K: 0 BB: 0 S: 6 P: 8	R: 0 H: 1 E: 0 LOB: 0 K: 0 BB: 0 S: 4 P: 5	R: 0 H: 0 E: 0 LOB: 0 K: 0 BB: 0 S: 7 P: 10	1B: 11 SF: 0 2B: 4 SAC: 1 3B: 0 DP: 2 HR: 0 HBP: 0		WP: 0 PA: 41 PB: 0 SB: 1 CS: 1	
PITCHER	IP WLS BF H R ER SO BB IBB HBP BLK WP HR S P ERA WHIP											PITCHER	IP WLS BF H R ER SO BB IBB HBP BLK WP HR S P ERA WHIP
Lew Burdette, R (1, 1) ERA: 3.77 Don McMahon, R (9, 1) ERA: 3.38	8.0 L 37 14 4 4 0 3 0 0 0 0 0 0 66 98 4.50 2.125												

Los Angeles Dodgers @ Milwaukee Braves
Milwaukee County Stadium, Milwaukee, WI
 Sun May 28 1961, 4:33 AM EDT
 Att: 19,239 - Unknown

AB 36
R 4
H 14
RBI 4
BB 3
SO 0
LOB 21



Batter	1	2	3	4	5	6	7	8	9	AB	R	H	RBI	BB	SO	LOB
Lee Maye, L OBP: 0.307, SLG: 0.379 (1, 9)	2-2 F8		4-0 FC4 BB	0-0 4-3			2-3 K	1-3 K		4	0	0	0	1	2	4
Frank Bolling, R OBP: 0.390, SLG: 0.483 (1, 4)	1-1 2B		0-0 F2			2-2 2B	0-1 4-3		0-0 L8	5	1	2	0	0	0	1
Eddie Mathews, L OBP: 0.422, SLG: 0.563 (1, 5)	4-1 2B FC6-2 BB		1-0 FC4 HR			1-1 F5	0-0 2B		0-1 4-3	4	1	1	0	1	0	2
Hank Aaron, R OBP: 0.373, SLG: 0.621 (1, 8)	1-1 2B		0-1 HR			2-2 F8	4-0 IBB		0-0 1B	4	1	3	3	1	0	1
Joe Torre, R OBP: 0.212, SLG: 0.455 (1, 2)	2-0 FC6-2 FC4		2-3 K			3-3 K	0-3 K		2-2 F8	5	0	0	0	0	3	6
Frank Thomas, R OBP: 0.328, SLG: 0.452 (1, 3)	0-2 FC4			1-3 K			1-1 1B		0-0 5-3	4	0	1	0	0	1	2
Al Spangler, L OBP: 0.412, SLG: 0.269 (1, 7)		3-1 F7		0-2 6-3			0-0 B1		0-0 1B	4	0	1	0	0	0	1
Roy McMillan, R OBP: 0.315, SLG: 0.279 (1, 6)		4-2 CS BB		1-0 1B 1B			0-0 F6		4-2 BB	2	0	1	0	2	0	1
Lew Burdette, R OBP: 0.214, SLG: 0.321 Johnny Logan, R OBP: 0.133, SLG: 0.143 Don McMahon, R OBP: 0.333, SLG: 0.333 (8, PH) (9, 1)		3-3 K		1-1 1B			1-3 K		1-2 F8	3	0	1	0	0	2	2
		1-2 K		1-2 1B						1	0	0	0	0	0	2
										0	0	0	0	0	0	0

Inning Stats	R: 1	H: 2	E: 0	K: 12	H: 0	LOB: 2	BB: 1	P: 22	R: 0	H: 0	E: 0	K: 1	S: 9	R: 0	H: 1	E: 0	K: 1	S: 7	R: 2	H: 1	E: 0	K: 1	S: 7	R: 0	H: 2	E: 0	K: 1	S: 10	R: 0	H: 1	E: 0	K: 1	S: 12	R: 0	H: 1	E: 0	K: 1	S: 8	R: 0	H: 1	E: 0	K: 2	S: 9	R: 0	H: 1	E: 0	K: 1	S: 13	R: 0	H: 1	E: 0	K: 1	S: 7	R: 0	H: 1	E: 0	K: 0	S: 9	1B: 5	2B: 5	3B: 0	HR: 1	SF: 0	SAC: 0	DP: 1	HBP: 0
--------------	------	------	------	-------	------	--------	-------	-------	------	------	------	------	------	------	------	------	------	------	------	------	------	------	------	------	------	------	------	-------	------	------	------	------	-------	------	------	------	------	------	------	------	------	------	------	------	------	------	------	-------	------	------	------	------	------	------	------	------	------	------	-------	-------	-------	-------	-------	--------	-------	--------

PITCHER	IP	WLS	BF	H	R	ER	SO	BB	IBB	HBP	BLK	WP	HR	S	P	ERA	WHIP
Roger Craig, R ERA: 5.24 (1, 1)	3.0		14	3	3	3	2	3	0	0	0	0	1	28	55	9.00	2.000
Turk Farrell, R ERA: 4.45 (4, 1)	6.0	W	27	7	0	0	6	1	1	0	0	0	0	59	86	0.00	1.333

BOTTOM

Los Angeles Dodgers @ Milwaukee Braves
Milwaukee County Stadium, Milwaukee, WI
 Sun May 28 1961, 4:33 AM EDT
 Att. 19,239 - Unknown

AB	36
R	3
H	10
RBI	3
BB	5
SO	8
LOB	22



WP	PA	41
PB	0	
SB	0	
CS	1	
ERA	WHIP	

Batter	1	2	3	4	5	6	7	8	9	AB R H RBI BB SO LOB	TOP
Curt Flood, R OBP: 0.375, SLG: 0.381 (1, 8) C B X	1-1 B1-3 1B		4-2 FC3-6 BB		2-3 K			2-1 F6		3 0 1 0 1 1 0	
Julian Javier, R OBP: 0.316, SLG: 0.324 (1, 4) C X	0-1 B1-3 1-2f		0-1 FC3-6 S			2-3 K		1-2 1-3		4 0 0 0 0 1 2	
Bill White, L OBP: 0.343, SLG: 0.381 (1, 3) B B C S B B	4-2 BB		4-1 BB 1-2 BB			4-1 BB		2-3 K		1 0 0 0 3 1 0	
Ken Boyer, R OBP: 0.380, SLG: 0.496 (1, 5) C B C B X	2-2 F9		2-2 F8			1-0 F7			1-1 BLK 3B	4 1 1 0 0 0 4	
Daryl Spencer, R OBP: 0.366, SLG: 0.377 (1, 6) B B C C C		2-3 K		0-0 F9		1-1 F9			0-3 K	4 0 0 0 0 2 1	
Don Taussig, R OBP: 0.464, SLG: 0.720 (1, 9) B B B B		4-0 BB		1-3 K			2-3 K		0-0 F9	3 0 0 0 1 2 0	
Charlie James, R OBP: 0.263, SLG: 0.400 (1, 7) Don Landrum, L OBP: 0.225, SLG: 0.242 (9, PR) C B T S		1-3 K		3-3 K			0-1 2-3		1-3 K	4 0 0 0 0 3 1 0 0 0 0 0 0 0	AB 30
Hal Smith, R OBP: 0.267, SLG: 0.253 (1, 2) C B T S X		2-2 F8			1-1 6-3		2-2 2B		0-3 K	4 0 1 0 0 1 2	R 1
Larry Jackson, R OBP: 0.154, SLG: 0.231 (1, 1) Lindy McDaniel, R (8, 1) B B T C X			2-2 6-3		1-3 K		0-3 K			3 0 0 0 0 2 1 0 0 0 0 0 0 0	H 3
Inning Stats	R: 0 H: 1 E: 0 LOB: 1 K: 0 BB: 1 S: 10 P: 17	R: 0 H: 0 E: 0 LOB: 1 K: 2 BB: 1 S: 12 P: 21	R: 0 H: 0 E: 0 LOB: 2 K: 0 BB: 2 S: 12 P: 24	R: 0 H: 0 E: 0 LOB: 0 K: 2 BB: 0 S: 8 P: 12	R: 0 H: 0 E: 0 LOB: 0 K: 2 BB: 0 S: 8 P: 12	R: 0 H: 0 E: 0 LOB: 1 K: 1 BB: 1 S: 7 P: 15	R: 0 H: 1 E: 0 LOB: 1 K: 2 BB: 0 S: 12 P: 16	R: 0 H: 0 E: 0 LOB: 0 K: 1 BB: 0 S: 9 P: 14	R: 1 H: 1 E: 0 LOB: 1 K: 3 BB: 0 S: 12 P: 14	1B: 1 SF: 0 2B: 2 SAC: 0 3B: 1 DP: 1 HR: 0 HBP: 0	WP: 1 PA: 35
PITCHER Sandy Koufax, L ERA: 3.08 (1, 1)	IP WLS BF H R ER SO BB IBB HBP BLK WP HR S P ERA WHIP	9.0 W 35 3 1 1 13 5 0 0 1 1 0 90 145 1.00 0.889									

St. Louis Cardinals @ Los Angeles Dodgers
Los Angeles Memorial Coliseum, Los Angeles, CA
 Mon May 29 1961, 10:05 PM EDT
 Att: 28,003 - Unknown

AB	30
R	1
H	3
RBI	0
BB	5
SO	13
LOB	11



Batter	1	2	3	4	5	6	7	8	9
Maury Wills, S OBP: 0.391, SLG: 0.394 (1, 6)	2-2 4-3		0-1 6-3		1-0 FC4-6			1-0 1B BLK 1-2 2-3 1B	
Jim Gilliam, S OBP: 0.348, SLG: 0.379 (1, 4)	1-0 FC4-6 1B			0-1 G1		2-2 B1-4 1B		4-0 1-2 2-3 3-H 1B IBB	
Willie Davis, L OBP: 0.344, SLG: 0.547 (1, 8)	1-3 K			2-3 K		1-1 B1-4		0-1 1-2 2-3 3-H 1B	
Wally Moon, L OBP: 0.491, SLG: 0.672 (1, 7)	1-1 FC4-6			0-1 1B		2-3 K		3-3 K	
Bob Lillis, R OBP: 0.200, SLG: 0.111 (9, 5)									
Tommy Davis, R OBP: 0.356, SLG: 0.488 (1, 5) (9, 7)		1-3 K		0-0 F6			2-3 K	0-1 F7	
Duke Snider, L OBP: 0.327, SLG: 0.378 (1, 9)		2-2 F7			2-0 4-3		1-1 3-1	0-3 K	
Gil Hodges, R OBP: 0.333, SLG: 0.447 (1, 3)		2-2 2-3			0-1 FC1-5 1B 1B		3-2 F5		
John Roseboro, L OBP: 0.350, SLG: 0.440 (1, 2)			2-3 K		2-0 FC1-5 1B			4-2 1B SH BLK BB	
Sandy Koufax, R OBP: 0.217, SLG: 0.053 (1, 1)			1-3 K		0-1 FC1-5 FC4-6			0-0 SH BLK 1B	

Inning Stats	R: 0 E: 0 K: 1 S: 9	H: 1 LOB: 1 BB: 0 P: 14	R: 0 E: 0 K: 1 S: 9	H: 0 LOB: 0 BB: 0 P: 14	R: 0 E: 0 K: 2 S: 8	H: 0 LOB: 0 BB: 0 P: 11	R: 0 E: 0 K: 1 S: 8	H: 1 LOB: 1 BB: 0 P: 10	R: 0 E: 0 K: 0 S: 7	H: 2 LOB: 2 BB: 0 P: 12	R: 0 E: 0 K: 1 S: 9	H: 1 LOB: 0 BB: 0 P: 13	R: 0 E: 0 K: 1 S: 8	H: 0 LOB: 0 BB: 0 P: 14	R: 2 E: 0 K: 2 S: 15	H: 2 LOB: 3 BB: 2 P: 27
--------------	------------------------------	----------------------------------	------------------------------	----------------------------------	------------------------------	----------------------------------	------------------------------	----------------------------------	------------------------------	----------------------------------	------------------------------	----------------------------------	------------------------------	----------------------------------	-------------------------------	----------------------------------

PITCHER	IP	WLS	BF	H	R	ER	SO	BB	IBB	HBP	BLK	WP	HR	S	P	ERA	WHIP
Larry Jackson, R ERA: 3.53 (1, 1)	7.0	L	28	6	2	2	7	1	0	0	0	0	0	62	97	2.57	1.000
Lindy McDaniel, R ERA: 3.33 (8, 1)	1.0		5	1	0	0	2	0	1	0	1	0	0	11	18	0.00	1.000

AB R H RBI BB SO LOB

4	0	1	0	0	0	2
3	0	2	0	1	0	0
4	0	1	1	0	2	2
4	0	1	0	0	2	4
0	0	0	0	0	0	0
4	0	0	0	0	2	4
4	0	0	0	0	1	3
3	0	1	0	0	0	0
2	1	1	0	1	1	0
2	1	0	0	0	1	2

AB	30
R	2
H	7
RBI	1
BB	2
SO	9
LOB	17



WP	PA	3B	HR	S	P	ERA	WHIP
0	33	0	0	1	0	0.00	1.000

St. Louis Cardinals @ Los Angeles Dodgers
Los Angeles Memorial Coliseum, Los Angeles, CA
 Mon May 29 1961, 10:05 PM EDT
 Att. 28,003 - Unknown

livebaseballscorecards.com

Batter	1	2	3	4	5	6	7	8	9	AB R H RBI BB SO LOB	TOP											
Curt Flood, R (1, 8) OBP: 0.368, SLG: 0.418 C F B B X	2-2 L9 ①			1-1 HR ①		2-1 4-3 ③			3-2 F8 ①	4 1 1 1 0 0 0												
Joe Cunningham, L (1, 9) OBP: 0.438, SLG: 0.438 Carl Warwick, R (7, 9) OBP: 0.286, SLG: 0.091 C X	0-1 5-3 ②			2-2 1-3 ①			2-2 3B HBP		4-2 BB	2 1 0 0 0 0 0 0 0 0 0 0 0 0												
Bill White, L (1, 3) OBP: 0.347, SLG: 0.395 X	0-0 3-1 ③			0-1 F7 ②			0-0 1-H WP 3B		4-2 1-2 BB	3 1 1 1 1 0 0												
Ken Boyer, R (1, 5) OBP: 0.383, SLG: 0.493 S B B S X		1-2 K2-6-2 1B		0-1 4-3 ③			4-1 FC4-6 BB		2-3 K ②	3 0 1 0 1 1 2												
Stan Musial, L (1, 7) OBP: 0.389, SLG: 0.495 S B B C T L B X		3-2 F7 ①			0-1 F6 ①		1-0 FC4-6 L8-3 1-2f		2-2 L9 ③	4 0 0 0 0 0 4												
Julian Javier, R (1, 4) OBP: 0.308, SLG: 0.316 S T B T B T X		1-3 K2-6-2 1-2f			2-3 K ②		0-0 L8-3 1-2			3 0 0 0 0 2 2												
Bob Lillis, R (1, 6) OBP: 0.167, SLG: 0.091 Red Schoendienst, S (8, PH) OBP: 0.389, SLG: 0.514 Alex Grammas, R (8, 6) OBP: 0.286, SLG: 0.280 B B X			2-0 F8 ①		0-0 4-3 ③			2-2 3-1 ①		0 0 0 0 0 0 0 1 0 0 0 0 0 0 0 0 0 0 0 0 0												
Hal Smith, R (1, 2) OBP: 0.262, SLG: 0.247 Carl Sawatski, L (8, PH) OBP: 0.400, SLG: 0.375 B F F X			2-1 5-3 ②			1-0 F8 ①		1-1 G3 ②		2 0 0 0 0 0 0 1 0 0 0 0 0 0												
Bob Gibson, R (1, 1) OBP: 0.188, SLG: 0.143 Walt Moryn, L (8, PH) OBP: 0.172, SLG: 0.214 Lindy McDaniel, R (8, 1) S C F			0-3 K ③			1-3 K ②		2-1 4-3 ③		2 0 0 0 0 2 0 1 0 0 0 0 0 0 0 0 0 0 0 0 0												
Inning Stats	R: 0 E: 0 K: 0 S: 6	H: 0 LOB: 0 BB: 0 P: 8	R: 0 E: 0 K: 1 S: 10	H: 1 LOB: 1 BB: 0 P: 15	R: 0 E: 0 K: 1 S: 6	H: 0 LOB: 0 BB: 0 P: 10	R: 1 E: 0 K: 0 S: 9	H: 1 LOB: 0 BB: 0 P: 12	R: 0 E: 0 K: 1 S: 6	H: 0 LOB: 0 BB: 0 P: 8	R: 0 E: 0 K: 1 S: 6	H: 0 LOB: 0 BB: 0 P: 10	R: 2 E: 0 K: 0 S: 6	H: 1 LOB: 0 BB: 1 P: 13	R: 0 E: 0 K: 0 S: 13	H: 0 LOB: 0 BB: 0 P: 18	R: 0 E: 0 K: 1 S: 18	H: 0 LOB: 2 BB: 2 P: 33	1B: 1 2B: 2 3B: 1 HR: 1	SF: 0 SAC: 0 DP: 2 HBP: 1	WP: 1 PB: 0 SB: 0 CS: 0	PA: 32
PITCHER Stan Williams, R (1, 1) ERA: 4.06 Larry Sherry, R (9, 1) ERA: 4.75	IP 8.1	WLS W	BF 30	H 3	R 3	ER 3	SO 4	BB 3	IBB 0	HBP 1	BLK 0	WP 1	HR 1	S 73	P 116	ERA 3.24	WHIP 0.720					
PITCHER	IP	WLS	BF	H	R	ER	SO	BB	IBB	HBP	BLK	WP	HR	S	P	ERA	WHIP					

St. Louis Cardinals @ Los Angeles Dodgers
Los Angeles Memorial Coliseum, Los Angeles, CA
 Tue May 30 1961, 10:05 PM EDT
 Att. 18,598 - Unknown

AB	26
R	3
H	3
RBI	2
BB	2
SO	5
LOB	8



livebaseballscorecards.com

Batter	1	2	3	4	5	6	7	8	9	AB R H RBI BB SO LOB	TOP																		
Eddie Kasko, R (1, 6) OBP: 0.379, SLG: 0.396	2-3 K2-3		0-1 1B 3B		1-1 L5		4-0 SH1-4 BB		1-0 4-3 SH5-4 1B	4 2 2 0 1 1 0	Cincinnati Reds @ Los Angeles Dodgers Los Angeles Memorial Coliseum, Los Angeles, CA Wed May 31 1961, 10:05 PM EDT Att: 13,143 - Unknown livebaseballscorecards.com																		
Don Blasingame, L (1, 4) OBP: 0.287, SLG: 0.293	2-2 1-3		0-2 6-3		0-0 F4		0-1 SH1-4	0-0 SH5-4	3 0 0 0 0 0 1																				
Vada Pinson, L (1, 8) OBP: 0.351, SLG: 0.481	2-1 2B 1B		1-0 1B		2-0 F5		1-0 L8	2-1 4-3	5 1 2 1 0 0 2																				
Jerry Lynch, L (1, 7) OBP: 0.407, SLG: 0.792 Elio Chacon, R (9, PR) OBP: 0.357, SLG: 0.182 Pete Whisenant, R (9, 7)	2-2 1-H 2B		0-3 K		2-0 F8		0-3 K	1-1 2-6 1B	5 0 2 2 0 2 2 0 0 0 0 0 0 0 0 0 0 0 0 0 0																				
Gus Bell, L (1, 9) OBP: 0.247, SLG: 0.307	2-3 K		1-1 L8		1-1 HR 1B		0-0 6-3	3-0 2-6	4 1 1 0 0 1 2																				
Gordy Coleman, L (1, 3) OBP: 0.311, SLG: 0.500		2-2 F6		1-2 F8		2-2 HR	0-2 HR 1B		4 2 2 2 0 0 0																				
Gene Freese, R (1, 5) OBP: 0.308, SLG: 0.457		1-0 4-3 1B		0-0 HR		4-1 BB	0-0 HR		3 2 3 3 1 0 0																				
Jerry Zimmerman, R (1, 2) OBP: 0.353, SLG: 0.348		0-0 4-3		0-0 F9		0-3 K	2-2 F2		4 0 0 0 0 1 2																				
Joey Jay, S (1, 1) OBP: 0.042, SLG: 0.083 Bill Henry, L (8, 1) Jim Brosnan, R (9, 1)		1-3 K		2-3 K		2-3 K	3-3 K		4 0 0 0 0 4 2 0 0 0 0 0 0 0 0 0 0 0 0 0 0																				
Inning Stats	R: 1 E: 0 K: 2 S: 16	H: 2 LOB: 1 BB: 0 P: 26	R: 0 E: 0 K: 1 S: 11	H: 1 LOB: 1 BB: 0 P: 15	R: 1 E: 0 K: 1 S: 11	H: 2 LOB: 1 BB: 0 P: 13	R: 1 E: 0 K: 1 S: 8	H: 1 LOB: 0 BB: 0 P: 11	R: 0 E: 0 K: 0 S: 4	H: 0 LOB: 0 BB: 0 P: 7	R: 2 E: 0 K: 2 S: 13	H: 2 LOB: 1 BB: 1 P: 24	R: 0 E: 0 K: 1 S: 6	H: 0 LOB: 1 BB: 1 P: 11	R: 2 E: 0 K: 1 S: 11	H: 2 LOB: 0 BB: 0 P: 16	R: 1 E: 0 K: 0 S: 6	H: 2 LOB: 1 BB: 0 P: 13	1B: 7 2B: 1 3B: 1 HR: 3	SF: 0 SAC: 2 DP: 0 HBP: 0	WP: 0 PB: 0 SB: 1 CS: 0	PA: 40							
PITCHER	IP WLS BF H R ER SO BB IBB HBP BLK WP HR S P ERA WHIP																												
Don Drysdale, R (1, 1) ERA: 3.62	6.0		28	8	5	5	7	2	0	0	0	0	0	2	63	100	7.50	1.667											
Ron Perranoski, L (7, 1) ERA: 2.13	1.0		3	0	0	0	1	0	0	0	0	0	0	0	6	7	0.00	0.000											
Turk Farrell, R (8, 1) ERA: 4.91	1.0	L	5	2	2	2	1	0	0	0	0	0	1	11	16	18.00	2.000												
Jim Golden, R (9, 1) ERA: 7.0	1.0		5	2	1	1	0	0	0	0	0	0	0	6	13	9.00	2.000												

Cincinnati Reds @ Los Angeles Dodgers
Los Angeles Memorial Coliseum, Los Angeles, CA
 Wed May 31 1961, 10:05 PM EDT
 Att: 13,143 - Unknown

AB	36
R	8
H	12
RBI	8
BB	2
SO	9
LOB	11



Batter	1	2	3	4	5	6	7	8	9	AB R H RBI BB SO LOB
Maury Wills, S (1, 6) OBP: 0.403, SLG: 0.394	4-1 S BB BB		1-0 E8 2B 4-3 1B 2-H		1-0 E 1B		0-2 F8 1		4-2 BB 1B G6-4-3 BB	3 3 2 0 2 0 1
Jim Gilliam, S (1, 4) OBP: 0.372, SLG: 0.412	4-2 S BB 1-2		2-2 1-3 2B		4-1 E BB 1-2		1-0 FC1-6 HBP 3B 1-2f		1-1 G6-4-3 BB 1B 1-2	3 1 2 0 2 0 1
Willie Davis, L (1, 8) OBP: 0.340, SLG: 0.535 Bob Aspromonte, R (9, PH) OBP: 0.357, SLG: 0.308	1-1 G3 1-2 2-3		3-3 K 1-2 2-3		1-0 FC4 1-2 2-H		1-0 3B HBP 1-2		4-0 G6-4-3 BB 1-2 2-3	3 1 0 0 0 1 5 0 0 0 0 1 0 0
Tommy Davis, R (1, 7) OBP: 0.349, SLG: 0.483	3-3 K 3-3		2-0 4-3 3-H		0-3 K 1-1		0-2 3B 1-H 2-H		2-1 G6-4-3 1-2f 2-3 3-H	5 0 1 3 0 2 7
Ron Fairly, L (1, 9) OBP: 0.375, SLG: 0.542	3-3 K 3-3		1-1 3-1		0-0 4-3		0-0 B1-3		0-0 L3	5 0 0 0 0 1 7
Daryl Spencer, R (1, 5) OBP: 0.354, SLG: 0.358		2-3 K 3-3		1-2 5-3		1-1 F8		2-2 5-3		4 0 0 0 0 1 0
Gil Hodges, R (1, 3) OBP: 0.322, SLG: 0.473		3-3 K 3-3		3-3 K 0-0		0-2 5-3		0-2 6-3		4 0 0 0 0 2 0
John Roseboro, L (1, 2) OBP: 0.351, SLG: 0.451		1-0 F5		0-0 F7		0-0 F7		1-0 HR		4 1 1 1 0 0 0
Don Drysdale, R (1, 1) OBP: 0.115, SLG: 0.240 Ron Perranoski, L (7, 1) OBP: 0.297, SLG: 0.391 Norm Larker, L (7, PH) OBP: 0.200, SLG: 0.200 Turk Farrell, R (8, 1) OBP: 0.327, SLG: 0.378 Duke Snider, R (8, PH) OBP: 0.286, SLG: 0.448 Frank Howard, R (8, PH) OBP: 0.286, SLG: 0.448 Jim Golden, L (8, 1)			3-2 E 2B		2-2 6-3		4-1 FC1-6 BB		1-3 K	2 1 1 0 0 0 0 0 0 0 0 0 0 0 0 0 0 0 1 0 1 0 0 0 0 1 0 0 0 0 0 0 0 0
Inning Stats	R: 0 H: 0 E: 0 LOB: 2 K: 2 BB: 2 S: 13 P: 28	R: 0 H: 0 E: 0 LOB: 0 K: 2 BB: 0 S: 7 P: 13	R: 2 H: 3 E: 1 LOB: 1 K: 1 BB: 0 S: 15 P: 27	R: 0 H: 0 E: 0 LOB: 0 K: 1 BB: 0 S: 8 P: 12	R: 1 H: 1 E: 1 LOB: 2 K: 1 BB: 1 S: 12 P: 20	R: 0 H: 0 E: 0 LOB: 0 K: 0 BB: 0 S: 6 P: 7	R: 2 H: 1 E: 0 LOB: 1 K: 0 BB: 1 S: 10 P: 16	R: 1 H: 1 E: 0 LOB: 0 K: 1 BB: 0 S: 11 P: 15	R: 1 H: 1 E: 0 LOB: 1 K: 0 BB: 2 S: 8 P: 19	1B: 3 SF: 0 2B: 2 SAC: 0 3B: 1 DP: 1 HR: 1 HBP: 1
PITCHER	IP WLS BF H R ER SO BB IBB HBP BLK WP HR S P ERA WHIP	IP WLS BF H R ER SO BB IBB HBP BLK WP HR S P ERA WHIP	IP WLS BF H R ER SO BB IBB HBP BLK WP HR S P ERA WHIP	IP WLS BF H R ER SO BB IBB HBP BLK WP HR S P ERA WHIP	IP WLS BF H R ER SO BB IBB HBP BLK WP HR S P ERA WHIP	IP WLS BF H R ER SO BB IBB HBP BLK WP HR S P ERA WHIP	IP WLS BF H R ER SO BB IBB HBP BLK WP HR S P ERA WHIP	IP WLS BF H R ER SO BB IBB HBP BLK WP HR S P ERA WHIP	IP WLS BF H R ER SO BB IBB HBP BLK WP HR S P ERA WHIP	IP WLS BF H R ER SO BB IBB HBP BLK WP HR S P ERA WHIP
Joey Jay, R (1, 1) ERA: 3.06	7.2 W 35 H 6 R 6 ER 5 SO 7 BB 4 IBB 0 HBP 1 BLK 0 WP 0 HR 1 S 79 P 134 ERA 5.87 WHIP 1.304									
Bill Henry, L (8, 1) ERA: 3.07	0.1 W 4 H 1 R 1 ER 1 SO 1 BB 0 IBB 0 HBP 0 BLK 0 WP 0 HR 0 S 8 P 18 ERA 27.00 WHIP 9.000									
Jim Brosnan, R (9, 1) ERA: 2.41	1.0 S 2 H 0 R 0 ER 0 SO 0 BB 0 IBB 0 HBP 0 BLK 0 WP 0 HR 3 S 5 P 5 ERA 0.00 WHIP 0.000									

BOTTOM

Cincinnati Reds @ Los Angeles Dodgers
Los Angeles Memorial Coliseum, Los Angeles, CA

Wed May 31 1961, 10:05 PM EDT
Att. 13,143 - Unknown

livebaseballscorecards.com

AB 34
R 7
H 7
RBI 4
BB 6
SO 8
LOB 21



Batter	1	2	3	4	5	6	7	8	9	10	AB	R	H	RBI	BB	SO	LOB	BOTTOM						
Maury Wills, S OBP: 0.403, SLG: 0.388 (1, 6) C B B B B S X	4-2 PO BB			0-2 6-3		0-2 G6-3 1-2f		1-0 B3		4-1 1B FC5-2 BB	3	0	0	0	2	0	1	<p>San Francisco Giants @ Los Angeles Dodgers Los Angeles Memorial Coliseum, Los Angeles, CA</p> <p>livebaseballscorecards.com</p>						
Jim Gilliam, S OBP: 0.365, SLG: 0.402 (1, 4) (10, 7) B C B B X	3-2 L9			0-0 B1-3			1-1 F6	2-2 F9		3-2 FC5-2 1B HR	5	1	1	0	0	0	1							
Willie Davis, L OBP: 0.341, SLG: 0.547 (1, 8) B B X	2-0 F8			2-1 L8			0-1 4-3		0-1 HR	4-0 1-2 HR FC5-2 IBB	4	2	1	1	1	0	1							
Wally Moon, L OBP: 0.491, SLG: 0.664 Bob Aspromonte, R OBP: 0.333, SLG: 0.286 (1, 7) (9, PR) (10, 4) 1 SAFE 0-0 PO	3-1 4-3			1-0 5-3			3-2 2B 1B		4-1 FC6-4 SH BB	3-2 1-2 HR FC5-2	3	0	1	0	1	0	0							
Tommy Davis, R OBP: 0.358, SLG: 0.511 (1, 9) C X		0-1 G6-4-3 1B		0-0 6-3			2-2 1-3 2B		1-1 SH IBB	0-0 HR 1-H 2-H 3-H	4	1	3	4	0	0	0							
Gil Hodges, R OBP: 0.328, SLG: 0.464 Norm Larker, L OBP: 0.308, SLG: 0.391 (1, 3) (7, PH) (8, 3) C C C B B X	2-2 G6-4-3 1-2f			4-2 BB			4-2 BB		4-1 FC6-4 IBB		1	0	0	0	1	0	1							
Daryl Spencer, R OBP: 0.345, SLG: 0.348 (1, 5) C B X			1-1 6-3		1-0 F5		1-1 G3		3-2 FC6-4 IBB		4	0	0	0	0	0	6							
John Roseboro, L OBP: 0.351, SLG: 0.444 Norm Sherry, R OBP: 0.375, SLG: 0.571 (1, 2) (9, PH) (10, 2) B X	1-0 F7			2-2 G6-3 HBP		2-2 G6-3 HBP		1-3 K	4-0 1-2 IBB		2	0	0	0	0	1	0							
Roger Craig, R OBP: 0.259, SLG: 0.143 Larry Sherry, R (5, 1) Ron Fairly, L OBP: 0.386, SLG: 0.612 Turk Farrell, R OBP: 0.200, SLG: 0.200 Frank Howard, R OBP: 0.288, SLG: 0.448 Duke Snider, L OBP: 0.321, SLG: 0.370 Ron Perranoski, L (1, 1) (5, 1) (8, PH) (9, 1) (9, PH) (9, PH) (10, 1) C C B B X	1-2 6-3			0-1 L7		0-1 L7		2-2 HR	0-0 L8		1	0	0	0	0	0	0							
Inning Stats	R: 0 E: 0 K: 0 S: 7	H: 0 LOB: 0 BB: 1 P: 16	R: 0 E: 0 K: 0 S: 7	H: 1 LOB: 1 BB: 0 P: 12	R: 0 E: 0 K: 0 S: 6	H: 0 LOB: 0 BB: 0 P: 9	R: 0 E: 0 K: 0 S: 6	H: 0 LOB: 0 BB: 0 P: 8	R: 0 E: 0 K: 0 S: 5	H: 0 LOB: 1 BB: 1 P: 11	R: 0 E: 0 K: 0 S: 7	H: 0 LOB: 0 BB: 0 P: 9	R: 0 E: 0 K: 0 S: 19	H: 2 LOB: 3 BB: 1 P: 30	R: 1 E: 0 K: 1 S: 11	H: 1 LOB: 0 BB: 0 P: 17	R: 1 E: 1 K: 0 S: 10		H: 1 LOB: 3 BB: 3 P: 26	R: 4 E: 0 K: 0 S: 8	H: 2 LOB: 0 BB: 2 P: 22	1B: 3 2B: 1 3B: 0 HR: 3	SF: 0 SAC: 1 DP: 2 HBP: 1	WP: 0 PB: 0 SB: 0 CS: 0

PITCHER	IP	WLS	BF	H	R	ER	SO	BB	IBB	HBP	BLK	WP	HR	S	P	ERA	WHIP
Jack Sanford, R ERA: 3.51 (1, 1)	6.2		23	3	0	0	0	2	0	1	0	0	0	52	85	0.00	0.750
Bobby Bolin, R ERA: 1.35 (7, 1)	1.1		7	2	2	2	1	1	0	0	0	0	2	18	29	13.50	2.250
Billy O'Dell, L ERA: 4.88 (9, 1)	0.0		1	0	0	0	0	1	0	0	0	0	0	1	5	∞	∞
Stu Miller, R ERA: 2.36 (9, 1)	0.2		3	0	0	0	0	0	1	0	0	0	0	6	14	0.00	0.000
Mike McCormick, L ERA: 3.34 (9, 1)	0.0		1	0	0	0	0	0	1	0	0	0	0	4		∞	∞

PITCHER	IP	WLS	BF	H	R	ER	SO	BB	IBB	HBP	BLK	WP	HR	S	P	ERA	WHIP
Eddie Fisher, R ERA: 4.08 (9, 1)	0.2		6	2	4	4	0	1	1	0	0	0	1	9	23	54.00	4.500



Batter	1	2	3	4	5	6	7	8	9	AB R H RBI BB SO LOB	TOP											
Felipe Alou, R (1, 9) OBP: 0.344, SLG: 0.464	0-0 4-3	2-1 F9			4-1 G6-4-3 BB		0-1 5-3			3 0 0 0 1 0 3	San Francisco Giants @ Los Angeles Dodgers Los Angeles Memorial Coliseum, Los Angeles, CA Sat Jun 03 1961, 10:05 PM EDT Att: 51,853 - Unknown											
Joey Amalfitano, R (1, 4) OBP: 0.327, SLG: 0.320	1-3 K	1-3 K			1-3 K		0-1 G5-4-3 1B			4 0 1 0 0 3 3												
Willie Mays, R (1, 8) OBP: 0.405, SLG: 0.554	4-1 1B BB			0-0 CS 1B	3-2 G6-4-3 1-2f		1-1 G5-4-3 1-2f			3 0 1 0 1 0 2												
Harvey Kuenn, R (1, 7) OBP: 0.326, SLG: 0.333	1-1 FC5-4 1B			0-1 F3	2-1 F8		2-1 F7			4 0 1 0 0 0 1												
Orlando Cepeda, R (1, 3) OBP: 0.309, SLG: 0.548	2-1 FC5-4 1-2f			1-1 CS 1B	1-2 1-3		1-0 5-3			4 0 1 0 0 0 2												
Jim Davenport, R (1, 5) OBP: 0.408, SLG: 0.549		4-1 FC6-4 BB		2-3 K	1-1 HR		1-2 6-3			3 1 1 1 1 1 2												
Jose Pagan, R (1, 6) OBP: 0.302, SLG: 0.369		2-2 FC6-4 BB BLK		3-2 4-3	1-3 K		0-1 2B 1B			4 2 1 0 0 1 1												
Hobie Landrith, L (1, 2) OBP: 0.414, SLG: 0.550 Eddie Bressoud, R (9, PH) OBP: 0.200, SLG: 0.359 Tom Haller, L (9, 2) OBP: 0.250, SLG: 0.275		4-2 BLK BB		2-2 F2	2-2 F7		0-2 2B			2 0 0 0 1 0 0 1 0 1 1 0 0 0 0 0 0 0 0 0 0												
Juan Marichal, R (1, 1) OBP: 0.235, SLG: 0.133		4-2 BLK BB		1-3 K	2-3 K					2 0 0 0 1 2 0												
Inning Stats	R: 0 E: 0 K: 1 S: 9	H: 1 LOB: 2 BB: 1 P: 17	R: 1 E: 0 K: 1 S: 18	H: 0 LOB: 2 BB: 3 P: 35	R: 0 E: 0 K: 1 S: 8	H: 2 LOB: 1 BB: 0 P: 11	R: 0 E: 0 K: 1 S: 10	H: 0 LOB: 0 BB: 0 P: 16	R: 0 E: 0 K: 1 S: 8	H: 0 LOB: 0 BB: 1 P: 15	R: 1 E: 0 K: 1 S: 10	H: 1 LOB: 0 BB: 0 P: 15	R: 0 E: 0 K: 1 S: 11	H: 0 LOB: 0 BB: 0 P: 15	R: 0 E: 0 K: 0 S: 6	H: 1 LOB: 0 BB: 0 P: 9	R: 1 E: 0 K: 0 S: 9	H: 2 LOB: 1 BB: 0 P: 11	1B: 5 2B: 1 3B: 0 HR: 1	SF: 0 SAC: 0 DP: 2 HBP: 0	WP: 0 PB: 0 SB: 0 CS: 2	PA: 35
PITCHER Sandy Koufax, L (1, 1) ERA: 3.07	IP: 9.0 WLS: W BF: 35 H: 7 R: 3 ER: 3 SO: 7 BB: 5 IBB: 0 HBP: 0 BLK: 1 WP: 0 HR: 1 S: 89 P: 144 ERA: 3.00 WHIP: 1.333																					

AB	30
R	3
H	7
RBI	2
BB	5
SO	7
LOB	14



Batter	1	2	3	4	5	6	7	8	9	AB R H RBI BB SO LOB
--------	---	---	---	---	---	---	---	---	---	----------------------

Maury Wills, S <small>OBP: 0.405, SLG: 0.390</small> <small>(1, 6)</small> 	<small>2-1</small> 		<small>3-2</small> 		<small>0-1</small> 		<small>0-0</small> 			4 1 2 0 0 0 1
Jim Gilliam, S <small>OBP: 0.369, SLG: 0.405</small> <small>(1, 4)</small> 	<small>3-1</small> 		<small>2-3</small> 		<small>3-1</small> 		<small>3-2</small> 			4 1 2 0 0 1 2
Willie Davis, L <small>OBP: 0.333, SLG: 0.536</small> <small>(1, 8)</small> 	<small>2-2</small> 		<small>3-2</small> 		<small>3-2</small> 		<small>1-0</small> 			3 0 0 1 0 0 3
Duke Snider, L <small>OBP: 0.333, SLG: 0.367</small> <small>(1, 9)</small> 	<small>0-1</small> 		<small>4-2</small> 		<small>2-0</small> 		<small>2-2</small> 			3 0 1 0 1 0 1
Tommy Davis, R <small>OBP: 0.355, SLG: 0.505</small> <small>(1, 7)</small> 	<small>0-1</small> 		<small>1-0</small> 		<small>0-0</small> 		<small>0-0</small> 			4 0 1 1 0 0 1
Gil Hodges, R <small>OBP: 0.308, SLG: 0.433</small> <small>(1, 3)</small> 		<small>2-0</small> 	<small>1-0</small> 		<small>2-2</small> 		<small>0-1</small> 			4 0 0 0 0 0 2
Daryl Spencer, R <small>OBP: 0.355, SLG: 0.382</small> <small>(1, 5)</small> 		<small>1-2</small> 		<small>2-2</small> 	<small>2-2</small> 			<small>0-0</small> 		3 1 2 1 0 0 0
John Roseboro, L <small>OBP: 0.351, SLG: 0.449</small> <small>(1, 2)</small> 		<small>2-1</small> 	<small>3-3</small> 		<small>0-0</small> 					3 1 1 0 0 1 2
Sandy Koufax, R <small>OBP: 0.192, SLG: 0.045</small> <small>(1, 1)</small> 		<small>2-3</small> 	<small>2-3</small> 		<small>0-0</small> 					3 0 0 0 0 2 1

Inning Stats	R: 1 H: 3 E: 1 K: 0 S: 11	H: 3 LOB: 1 BB: 0 P: 18	R: 0 H: 1 E: 0 K: 1 S: 9	H: 1 LOB: 1 BB: 0 P: 16	R: 1 H: 2 E: 0 K: 1 S: 16	H: 2 LOB: 2 BB: 1 P: 28	R: 0 H: 0 E: 0 K: 2 S: 8	H: 0 LOB: 0 BB: 0 P: 15	R: 0 H: 1 E: 0 K: 0 S: 13	H: 1 LOB: 1 BB: 0 P: 21	R: 0 H: 0 E: 0 K: 0 S: 7	H: 0 LOB: 0 BB: 0 P: 11	R: 1 H: 1 E: 1 K: 0 S: 7	H: 1 LOB: 1 BB: 0 P: 11	R: 0 H: 0 E: 0 K: 0 S: 6	H: 0 LOB: 0 BB: 0 P: 8	R: 1 H: 1 E: 0 K: 0 S: 1	H: 1 LOB: 0 BB: 0 P: 1	1B: 6 SF: 1 2B: 3 SAC: 0 3B: 0 DP: 1 HR: 1 HBP: 1
---------------------	---------------------------	-------------------------	--------------------------	-------------------------	---------------------------	-------------------------	--------------------------	-------------------------	---------------------------	-------------------------	--------------------------	-------------------------	--------------------------	-------------------------	--------------------------	------------------------	--------------------------	------------------------	---

PITCHER Juan Marichal, R <small>ERA: 3.9</small> <small>(1, 1)</small>	IP 8.0 WLS L BF 34 H 9 R 4 ER 3 SO 4 BB 1 IBB 0 HBP 1 BLK 0 WP 1 HR 1 S 78 P 129 ERA 3.38 WHIP 1.250	PITCHER <small>(1, 1)</small>	IP WLS BF H R ER SO BB IBB HBP BLK WP HR S P ERA WHIP
---	--	---	---

BOTTOM

San Francisco Giants @ Los Angeles Dodgers
Los Angeles Memorial Coliseum, Los Angeles, CA
 Sat Jun 03 1961, 10:05 PM EDT
 Att. 51,853 - Unknown

AB	31
R	4
H	9
RBI	3
BB	1
SO	4
LOB	13



WP: 2 PA: 34	PB: 0	SB: 0	CS: 2
--------------	-------	-------	-------

Batter	1	2	3	4	5	6	7	8	9	AB R H RBI BB SO LOB	TOP	
Felipe Alou, R (1, 9) <small>OBP: 0.353, SLG: 0.488</small>	0-1 		0-0 		0-0 		1-0 		4 2 3 2 0 0 0	San Francisco Giants @ Los Angeles Dodgers Los Angeles Memorial Coliseum, Los Angeles, CA Sun Jun 04 1961, 6:33 AM EDT Att. 47,463 - Unknown		
Willie Mays, R (1, 8) <small>OBP: 0.402, SLG: 0.552</small>	0-0 		1-3 		0-1 		2-2 	4 1 1 1 0 1 1				
Willie McCovey, L (1, 3) <small>OBP: 0.275, SLG: 0.409</small>	3-2 		4-1 		1-1 		1-1 	3 0 0 0 1 0 1				
Orlando Cepeda, R (1, 7) <small>OBP: 0.313, SLG: 0.547</small>	1-0 		3-3 		2-1 		2-2 	4 0 2 1 0 1 2				
Ed Bailey, L (1, 2) <small>OBP: 0.296, SLG: 0.339</small>	1-0 		0-1 		1-0 		0-0 	4 0 1 0 0 0 4				
Jim Davenport, R (1, 5) <small>OBP: 0.395, SLG: 0.528</small>		2-1 		2-1 		0-3 	1-2 	2-0 	4 0 0 0 0 1 1			
Chuck Hiller, L (1, 4) <small>OBP: 0.301, SLG: 0.302</small>		1-2 		2-2 		4-0 	4-2 	2 1 0 0 2 0 0				
Jose Pagan, R (1, 6) <small>OBP: 0.301, SLG: 0.365</small>		0-0 		2-3 		0-2 	1-3 	4 0 1 0 0 2 2				
Sam Jones, R (1, 1) Stu Miller, R (7, 1)		0-1 		0-2 		0-1 	1-3 	2 0 0 0 0 0 1 1 0 0 0 0 1 1				
Inning Stats	R: 2 H: 3 E: 0 LOB: 0 K: 0 BB: 0 S: 8 P: 13	R: 0 H: 1 E: 0 LOB: 1 K: 0 BB: 0 S: 9 P: 12	R: 0 H: 1 E: 0 LOB: 2 K: 2 BB: 1 S: 11 P: 19	R: 0 H: 0 E: 0 LOB: 0 K: 1 BB: 0 S: 14 P: 20	R: 0 H: 0 E: 0 LOB: 0 K: 0 BB: 0 S: 7 P: 7	R: 0 H: 1 E: 0 LOB: 1 K: 1 BB: 0 S: 8 P: 12	R: 2 H: 1 E: 0 LOB: 0 K: 0 BB: 1 S: 9 P: 16	R: 0 H: 1 E: 0 LOB: 0 K: 2 BB: 1 S: 11 P: 14	R: 0 H: 0 E: 0 LOB: 1 K: 2 BB: 1 S: 14 P: 21	1B: 6 SF: 0 2B: 1 SAC: 1 3B: 0 DP: 1 HR: 1 HBP: 0	WP: 0 PA: 37 PB: 0 SB: 1 CS: 1	
PITCHER Stan Williams, R (1, 1) <small>ERA: 4.15</small> Larry Sherry, R (8, 1) <small>ERA: 4.0</small>	IP WLS BF H R ER SO BB IBB HBP BLK WP HR S P ERA WHIP 7.0 L 29 7 4 4 4 2 0 0 0 0 1 66 99 5.14 1.286											PITCHER IP WLS BF H R ER SO BB IBB HBP BLK WP HR S P ERA WHIP 2.0 7 1 0 0 2 1 0 0 0 0 0 25 35 0.00 1.000

AB	32
R	4
H	8
RBI	4
BB	3
SO	6
LOB	13



Batter	1	2	3	4	5	6	7	8	9
Maury Wills, S (1, 6) OBP: 0.402, SLG: 0.387 Frank Howard, R (9, PH) OBP: 0.283, SLG: 0.443	0-1 G3		0-2 1B		1-1 P5		1-1 L3		0-3 K
Jim Gilliam, S (1, 4) OBP: 0.366, SLG: 0.409	1-0 2B		3-3 K			2-1 F9	3-2 5-3		
Willie Davis, L (1, 8) OBP: 0.326, SLG: 0.523	1-3 K			1-2 F8		1-3 K		0-2 G3	
Duke Snider, L (1, 9) OBP: 0.311, SLG: 0.340	0-1 F8			1-2 3-1		2-1 F6		2-0 4-3	
Tommy Davis, R (1, 7)		1-1 P3		1-0 E5		1-0 E 1B BB 1B		3-2 F8	
Norm Larker, L (1, 3)		3-3 K		2-3 K		2-1 F7		3-2 4-3	
Daryl Spencer, R (1, 5)		0-0 F4			2-3 K		3-2 E8 BB 1B 1-3		0-0 E 1B
John Roseboro, L (1, 2) OBP: 0.354, SLG: 0.469			0-2 F9		0-0 HR		4-1 BB 1-2 BB		1-1 F7
Stan Williams, R (1, 1) OBP: 0.267, SLG: 0.222 Ron Fairly, L (7, PH) OBP: 0.397, SLG: 0.612 Larry Sherry, R (8, 1) Gil Hodges, R (9, PH) OBP: 0.303, SLG: 0.426			1-3 K		0-3 K		4-0 BB 1-2 2-3 3-H BB		1-1 E5 1-2

AB	R	H	RBI	BB	SO	LOB
4	0	1	0	0	0	3
1	0	0	0	0	1	2
4	0	1	0	0	1	4
4	0	0	0	0	2	1
4	0	0	0	0	0	1
4	1	1	0	0	0	0
4	0	0	0	0	2	2
4	0	2	0	0	1	0
3	1	1	1	1	0	1
2	0	0	0	0	2	0
0	0	0	1	1	0	0
0	0	0	0	0	0	0
1	0	0	0	0	0	1

BOTTOM

San Francisco Giants @ Los Angeles Dodgers
Los Angeles Memorial Coliseum, Los Angeles, CA

livebaseballscores.com

AB	35
R	2
H	6
RBI	2
BB	2
SO	9
LOB	15



WP: 0	PA: 37
PB: 0	
SB: 0	
CS: 0	

Inning Stats	R: 0	H: 1	E: 0	LOB: 1	K: 1	S: 8	R: 0	H: 0	E: 0	LOB: 0	K: 1	S: 7	R: 0	H: 1	E: 0	LOB: 1	K: 2	S: 12	R: 1	H: 1	E: 0	LOB: 0	K: 2	S: 9	R: 0	H: 0	E: 0	LOB: 0	K: 1	S: 7	R: 1	H: 2	E: 1	LOB: 3	K: 0	S: 12	R: 0	H: 0	E: 0	LOB: 0	K: 0	S: 7	R: 0	H: 1	E: 1	LOB: 2	K: 1	S: 12
PITCHER	IP	WLS	BF	H	R	ER	SO	BB	IBB	HBP	BLK	WP	HR	S	P	ERA	WHIP																															
Sam Jones, R (1, 1) ERA: 4.29	6.1	W	27	5	2	2	8	2	0	0	0	0	0	1	60	2.84	1.105																															
Stu Miller, R (7, 1) ERA: 2.15	2.2	S	10	1	0	0	1	0	0	0	0	0	0	24	38	0.00	0.375																															

Sun Jun 04 1961, 6:33 AM EDT
Att. 47,463 - Unknown

Batter	1	2	3	4	5	6	7	8	9	AB R H RBI BB SO LOB	TOP																	
Bill Virdon, L (1, 8) OBP: 0.351, SLG: 0.458	1-1 1-3		1-1 CS BB 2-H 1B		2-0 1-3	1-3 K		0-0 F8		5 0 1 1 0 1 3																		
Dick Groat, R (1, 6) OBP: 0.342, SLG: 0.404	3-1 G3		4-0 1-2 BB		3-2 1B 1B		3-2 F8		2-2 L4-3 1B	4 0 2 0 1 0 0																		
Bob Skinner, L (1, 7) OBP: 0.336, SLG: 0.292	2-3 K		3-3 K 2-3		1-1 1-2 1B		0-3 K		2-2 L4-3 1-2	5 0 1 0 0 3 3																		
Dick Stuart, R (1, 3) OBP: 0.349, SLG: 0.541		1-2 F9		1-2 FC5-4 1B		1-3 K		1-3 K	2-3 K	5 0 1 0 0 3 2																		
Roberto Clemente, R (1, 9) OBP: 0.358, SLG: 0.511		1-1 1B HBP		3-2 FC5-4 WP 4-3 1-2f		2-1 4-3		3-1 HR 1B		3 1 1 0 0 0 1																		
Smoky Burgess, L (1, 2) OBP: 0.398, SLG: 0.543		1-0 G5-4-3 1B		0-0 4-3		0-1 4-3		1-0 HR		4 1 2 2 0 0 1																		
Don Hoak, R (1, 5) OBP: 0.411, SLG: 0.476		3-1 G5-4-3 1-2f		1-3 K 2-3		2-2 1B 2B		0-0 4-3 SH3-4 1B		4 1 2 0 0 1 3																		
Bill Mazaroski, R (1, 4) OBP: 0.291, SLG: 0.357			1-1 SH1-4 1B		2-2 HR		4-0 1B IBB		0-1 SH3-4	2 2 2 1 1 0 0																		
Vern Law, R (1, 1) OBP: 0.412, SLG: 0.400			0-0 SH1-4		2-2 6-3		1-0 1B		0-2 4-3	2 0 1 1 0 0 0																		
Rocky Nelson, L (8, PH) OBP: 0.328, SLG: 0.469			1-2							1 0 0 0 0 0 1																		
Roy Face, R (8, 1) OBP: 0.250, SLG: 0.250										0 0 0 0 0 0 0																		
Inning Stats	R: 0 E: 0 K: 1 S: 7	H: 0 LOB: 0 BB: 0 P: 13	R: 0 E: 0 K: 0 S: 7	H: 1 LOB: 1 BB: 0 P: 13	R: 1 E: 0 K: 1 S: 8	H: 2 LOB: 2 BB: 1 P: 17	R: 0 E: 0 K: 1 S: 14	H: 1 LOB: 1 BB: 0 P: 19	R: 1 E: 0 K: 1 S: 19	H: 3 LOB: 2 BB: 0 P: 30	R: 1 E: 0 K: 2 S: 13	H: 0 LOB: 0 BB: 0 P: 17	R: 2 E: 0 K: 0 S: 10	H: 3 LOB: 1 BB: 0 P: 14	R: 0 E: 0 K: 1 S: 11	H: 1 LOB: 0 BB: 0 P: 17	1B: 10 2B: 3 3B: 0 HR: 2	SF: 0 SAC: 2 DP: 3 HBP: 1	WP: 1 PB: 0 SB: 0 CS: 1	PA: 40								
PITCHER	IP WLS BF H R ER SO BB IBB HBP BLK WP HR S P ERA WHIP																											
Don Drysdale, R (1, 1) ERA: 3.62	5.0		22	7	2	2	4	1	0	1	0	1	1	55	92	3.60	1.600											
Ron Perranoski, L (6, 1) ERA: 2.22	2.0	L	9	2	1	1	3	0	1	0	0	0	0	25	39	4.50	1.000											
Turk Farrell, R (8, 1) ERA: 5.01	2.0		9	4	2	2	1	0	0	0	0	0	1	21	31	9.00	2.000											

Pittsburgh Pirates @ Los Angeles Dodgers
Los Angeles Memorial Coliseum, Los Angeles, CA

livebaseballscorecards.com

AB	35
R	5
H	13
RBI	5
BB	2
SO	8
LOB	14



Mon Jun 05 1961, 10:05 PM EDT
Att. 14,715 - Unknown

BOTTOM

Pittsburgh Pirates @ Los Angeles Dodgers
Los Angeles Memorial Coliseum, Los Angeles, CA

Mon Jun 05 1961, 10:05 PM EDT
Att. 14,715 - Unknown

livebaseballscorecards.com

AB	34
R	2
H	9
RBI	2
BB	2
SO	2
LOB	16



WP:	0	PA:	37
PB:	1	SB:	0
CS:	0		

Batter	1	2	3	4	5	6	7	8	9	AB	R	H	RBI	BB	SO	LOB
Maury Wills, S OBP: 0.399, SLG: 0.384 (1, 6)	6-3		FC6-4		SH1				6-3	4	0	1	0	0	0	2
Jim Gilliam, S OBP: 0.362, SLG: 0.398 (1, 4)	L3 BB		4-3		4-3				F9	3	0	0	0	1	0	3
Willie Davis, L OBP: 0.324, SLG: 0.516 (1, 8)	L3				L8				5-3	4	0	1	1	0	0	2
Tommy Davis, R OBP: 0.356, SLG: 0.500 (1, 7)		L6			L8				F9	4	0	2	0	0	0	0
Norm Larker, L OBP: 0.305, SLG: 0.376 (1, 3)					L8				F5	3	0	1	0	1	0	2
Daryl Spencer, R OBP: 0.350, SLG: 0.375 (1, 5)					L7				F4	4	0	0	0	0	1	3
Ron Fairly, L OBP: 0.371, SLG: 0.566 (1, 9)					K				F4	4	0	0	0	0	1	3
John Roseboro, L OBP: 0.358, SLG: 0.485 (1, 2)					K				F4	4	0	0	0	0	1	3
Don Drysdale, R OBP: 0.111, SLG: 0.231 (1, 1)					FC1-5 PB 1B				6-3	4	1	2	0	0	0	0
Bob Aspromonte, R OBP: 0.375, SLG: 0.333 (5, PH)					FC1-5 1B				6-3	4	1	2	0	0	0	0
Ron Perfanoski, L OBP: 0.375, SLG: 0.333 (6, 1)					FC1-5 1B				6-3	4	1	2	0	0	0	0
Duke Snider, L OBP: 0.308, SLG: 0.333 (7, PH)					FC1-5 FC6-4 1B				6-3	4	1	2	0	0	0	0
Turk Farrell, R OBP: 0.200, SLG: 0.200 (8, 1)					FC1-5 FC6-4 1B				6-3	4	1	2	0	0	0	0
Gil Hodges, R OBP: 0.313, SLG: 0.435 (9, PH)					FC1-5 FC6-4 1B				6-3	4	1	2	0	0	0	0

Batter	1	2	3	4	5	6	7	8	9
Maury Wills, S OBP: 0.399, SLG: 0.384 (1, 6)	6-3		FC6-4		SH1				6-3
Jim Gilliam, S OBP: 0.362, SLG: 0.398 (1, 4)	L3 BB		4-3		4-3				F9
Willie Davis, L OBP: 0.324, SLG: 0.516 (1, 8)	L3				L8				5-3
Tommy Davis, R OBP: 0.356, SLG: 0.500 (1, 7)		L6			L8				F9
Norm Larker, L OBP: 0.305, SLG: 0.376 (1, 3)					L8				F5
Daryl Spencer, R OBP: 0.350, SLG: 0.375 (1, 5)					L7				F4
Ron Fairly, L OBP: 0.371, SLG: 0.566 (1, 9)					K				F4
John Roseboro, L OBP: 0.358, SLG: 0.485 (1, 2)					K				F4
Don Drysdale, R OBP: 0.111, SLG: 0.231 (1, 1)					FC1-5 PB 1B				6-3
Bob Aspromonte, R OBP: 0.375, SLG: 0.333 (5, PH)					FC1-5 1B				6-3
Ron Perfanoski, L OBP: 0.375, SLG: 0.333 (6, 1)					FC1-5 1B				6-3
Duke Snider, L OBP: 0.308, SLG: 0.333 (7, PH)					FC1-5 FC6-4 1B				6-3
Turk Farrell, R OBP: 0.200, SLG: 0.200 (8, 1)					FC1-5 FC6-4 1B				6-3
Gil Hodges, R OBP: 0.313, SLG: 0.435 (9, PH)					FC1-5 FC6-4 1B				6-3

Inning	R	H	E	K	S	WLS	BF	H	R	ER	SO	BB	IBB	HBP	BLK	WP	HR	S	P	ERA	WHIP
1	0	0	0	0	5		30	8	2	2	2	2	2	0	0	0	0	59	98	2.57	1.429
2	0	0	0	1	11		11	0	0	0	0	1	0	0	0	0	0	15	21	0.00	0.500
3	0	1	0	0	8		15	1	2	0	0	1	0	0	0	0	0	15	21	0.00	0.500
4	0	2	0	0	11		14	2	2	0	0	1	0	0	0	0	0	15	21	0.00	0.500
5	0	4	0	0	11		21	2	2	0	0	1	0	0	0	0	0	15	21	0.00	0.500
6	0	0	0	0	5		6	0	0	0	0	0	0	0	0	0	0	6	6	0.00	0.500
7	0	1	0	0	10		13	0	1	0	0	1	0	0	0	0	0	13	13	0.00	0.500
8	0	0	0	0	3		4	0	0	0	0	0	0	0	0	0	0	4	4	0.00	0.500
9	1	1	0	0	12		17	1	1	0	0	1	0	0	0	0	0	17	17	0.00	0.500

PITCHER	IP	WLS	BF	H	R	ER	SO	BB	IBB	HBP	BLK	WP	HR	S	P	ERA	WHIP
Vern Law, R ERA: 4.66 (1, 1)	7.0	W	30	8	2	2	2	2	2	0	0	0	0	59	98	2.57	1.429
Roy Face, R ERA: 1.52 (8, 1)	2.0	S	7	1	0	0	0	0	0	0	0	0	0	15	21	0.00	0.500

Batter	1	2	3	4	5	6	7	8	9	AB R H RBI BB SO LOB	TOP																
Bill Virdon, L (1, 8) OBP: 0.346, SLG: 0.469	0-1 4-3		2-0 F8	2-1 HR		1-0 G3			1-0 6-3	5 1 1 3 0 0 0	Pittsburgh Pirates @ Los Angeles Dodgers Los Angeles Memorial Coliseum, Los Angeles, CA Tue Jun 06 1961, 10:05 PM EDT Att. 15,784 - Unknown																
Dick Groat, R (1, 6) OBP: 0.338, SLG: 0.404	2-0 E6		0-1 1B	1-1 L8		3-2 6-3			2-2 L9	5 1 1 0 0 0 0																	
Bob Skinner, L (1, 7) OBP: 0.338, SLG: 0.296	0-0 G4-6-3		1-1 1B						1-1 1-3	5 1 2 0 0 0 1																	
Dick Stuart, R (1, 3) OBP: 0.353, SLG: 0.540		0-1 6-3	0-1 1B						2-2 6-3	4 1 2 1 0 0 0																	
Roberto Clemente, R (1, 9) OBP: 0.356, SLG: 0.505		1-2 6-3	0-0 G6-4-3						1-2 4-3	4 1 1 0 0 0 2																	
Smoky Burgess, L (1, 2) OBP: 0.398, SLG: 0.546		0-0 1B		1-0 4-3		2-1 3-4-1			3-2 6-3	3 0 1 1 0 0 1																	
Hal Smith, R (7, 2) OBP: 0.234, SLG: 0.311										1 0 0 0 0 0 0																	
Don Hoak, R (1, 5) OBP: 0.413, SLG: 0.477		4-0 1B		2-1 1B					1-2 1-3	2 1 1 1 1 0 0																	
Bill Mazeroski, R (1, 4) OBP: 0.295, SLG: 0.360		0-1 1B		0-0 F8					1-1 FC6-4	4 0 2 0 0 0 1																	
Joe Gibbon, R (1, 1) OBP: 0.158, SLG: 0.167		0-0 5-3		1-0 HR					0-1 FC6-4	2 1 1 0 0 0 3																	
Clem Labine, R (5, 1) OBP: 0.167, SLG: 0.167										1 0 0 0 0 1 0																	
Roy Face, R (7, 1) OBP: 0.250, SLG: 0.250										0 0 0 0 0 0 0																	
Rocky Nelson, L (8, PH) OBP: 0.322, SLG: 0.460										1 0 0 0 0 0 1																	
Fred Green, R (8, 1)										0 0 0 0 0 0 0																	
Inning Stats	R: 0 E: 1 K: 0 S: 4	H: 0 LOB: 0 BB: 0 P: 6	R: 0 E: 0 K: 0 S: 9	H: 2 LOB: 3 BB: 1 P: 14	R: 1 E: 0 K: 0 S: 8	H: 3 LOB: 1 BB: 0 P: 11	R: 3 E: 0 K: 0 S: 9	H: 3 LOB: 0 BB: 0 P: 16	R: 3 E: 1 K: 0 S: 15	H: 3 LOB: 0 BB: 0 P: 21	R: 0 E: 0 K: 1 S: 7	H: 0 LOB: 0 BB: 0 P: 13	R: 0 E: 0 K: 0 S: 9	H: 0 LOB: 0 BB: 0 P: 13	R: 0 E: 0 K: 0 S: 10	H: 1 LOB: 1 BB: 0 P: 15	R: 0 E: 0 K: 0 S: 6	H: 0 LOB: 0 BB: 0 P: 10	1B: 9 2B: 2 3B: 0 HR: 1	SF: 1 SAC: 0 DP: 2 HBP: 0	WP: 0 PB: 0 SB: 0 CS: 0	PA: 39					
PITCHER	IP WLS BF H R ER SO BB IBB HBP BLK WP HR S P ERA WHIP																										
Roger Craig, R (1, 1) ERA: 5.47	3.2		19	8	4	4	0	1	0	0	0	0	1	28	44	9.82	2.455										
Johnny Podres, L (4, 1) ERA: 2.15	3.1	W	13	3	3	2	1	0	0	0	0	0	0	33	50	5.40	0.900										
Larry Sherry, R (8, 1) ERA: 3.79	2.0	S	7	1	0	0	0	0	0	0	0	0	0	16	25	0.00	0.500										

livebaseballscorecards.com

AB	37
R	7
H	12
RBI	6
BB	1
SO	1
LOB	9



Batter	1	2	3	4	5	6	7	8	9
Maury Wills, S OBP: 0.395, SLG: 0.379 (1, 6)	1-1 3-1		1-0 BB E 1-2 1B	1-0 5-3		1-3 K		1-1 L8	
Jim Gilliam, S OBP: 0.357, SLG: 0.398 (1, 4)	2-1 L6		1-1 E6 1-2 2-3 BB		0-1 1B SF9 2B	3-1 FC4-6 1-2f		2-2 5-3	
Wally Moon, L OBP: 0.488, SLG: 0.652 Ron Fairly, L OBP: 0.371, SLG: 0.566 (1, 7) (9, 9)	3-3 K		4-2 1-2 2-3 3-H BB		0-1 F5		2-0 1B WP 1B	2-1 4-3	
Tommy Davis, R OBP: 0.359, SLG: 0.500 (1, 8) (6, 9) (9, 7)		3-3 K	0-1 G3		0-0 1B 2-3 1B		0-1 E3 1-3 3B 1B		
Gil Hodges, R OBP: 0.296, SLG: 0.415 (1, 3)		2-3 K		1-1 4-3	1-0 SF9		1-1 1-3 1-3 3-H 0-1 4-3		
Daryl Spencer, R OBP: 0.354, SLG: 0.374 (1, 5)		1-2 L7		4-1 E HR BB 1-2 1B					
Frank Howard, R OBP: 0.278, SLG: 0.434 Willie Davis, L OBP: 0.326, SLG: 0.528 (5, PH) (6, 8)			0-1 F9	1-2 E6 HR	0-1 3-1		1-0 3-H 2B 3B		
Norm Sherry, R OBP: 0.370, SLG: 0.667 John Roseboro, L OBP: 0.362, SLG: 0.496 (7, PH) (8, 2)			1-3 K	0-0 1-H 2-H HR		2-0 L7	0-1 3-H 2B		
Roger Craig, R OBP: 0.294, SLG: 0.200 Johnny Podres, L OBP: 0.364, SLG: 0.350 Duke Snider, L OBP: 0.302, SLG: 0.327 Larry Sherry, R (8, 1)			1-0 E 1B BB 1B	1-0 L8		4-1 FC4-6 BB	2-2 F8		

Inning Stats	R: 0 E: 0 K: 1 S: 7	H: 0 LOB: 0 BB: 0 P: 13	R: 0 E: 0 K: 2 S: 9	H: 0 LOB: 0 BB: 0 P: 15	R: 1 E: 1 K: 1 S: 14	H: 2 LOB: 3 BB: 1 P: 22	R: 3 E: 1 K: 0 S: 10	H: 1 LOB: 0 BB: 1 P: 18	R: 1 E: 0 K: 0 S: 10	H: 3 LOB: 2 BB: 0 P: 12	R: 0 E: 0 K: 1 S: 7	H: 0 LOB: 1 BB: 1 P: 17	R: 3 E: 1 K: 0 S: 14	H: 4 LOB: 1 BB: 0 P: 20	R: 0 E: 0 K: 0 S: 8	H: 0 LOB: 0 BB: 0 P: 13
--------------	------------------------------	----------------------------------	------------------------------	----------------------------------	-------------------------------	----------------------------------	-------------------------------	----------------------------------	-------------------------------	----------------------------------	------------------------------	----------------------------------	-------------------------------	----------------------------------	------------------------------	----------------------------------

PITCHER	IP	WLS	BF	H	R	ER	SO	BB	IBB	HBP	BLK	WP	HR	S	P	ERA	WHIP
Joe Gibbon, L ERA: 3.47 (1, 1)	4.2		24	6	5	3	4	2	0	0	0	0	1	48	78	5.79	1.714
Clem Labine, R ERA: 2.4 (5, 1)	1.1		7	2	2	1	1	1	0	0	0	0	0	12	24	6.75	2.250
Roy Face, R ERA: 1.47 (7, 1)	1.0	L	5	2	1	0	0	0	0	0	0	1	0	11	15	0.00	2.000
Fred Green, L ERA: 5.52 (8, 1)	1.0		3	0	0	0	0	0	0	0	0	0	0	8	13	0.00	0.000

AB R H RBI BB SO LOB

5	0	1	0	0	1	1
5	1	1	0	0	0	3
4	1	1	1	1	1	1
0	0	0	0	0	0	0
4	1	2	0	0	1	3
3	0	0	1	0	1	1
3	1	1	0	1	0	1
2	1	0	0	0	0	1
2	1	1	1	0	0	2
3	1	1	3	0	1	0
1	0	1	1	0	0	0
1	1	1	0	0	0	0
1	0	0	0	1	0	0
1	0	0	0	0	0	1
0	0	0	0	0	0	0

AB	R	H	RBI	BB	SO	LOB
35	8	10	7	3	5	14

BOTTOM

Pittsburgh Pirates @ Los Angeles Dodgers
Los Angeles Memorial Coliseum, Los Angeles, CA

livebaseballscorecards.com

WP: 1	PA: 39
PB: 0	
SB: 0	
CS: 0	



PITCHER	IP	WLS	BF	H	R	ER	SO	BB	IBB	HBP	BLK	WP	HR	S	P	ERA	WHIP
---------	----	-----	----	---	---	----	----	----	-----	-----	-----	----	----	---	---	-----	------

Tue Jun 06 1961, 10:05 PM EDT
Att. 15,784 - Unknown

Batter	1	2	3	4	5	6	7	8	9	AB R H RBI BB SO LOB	TOP													
Bill Virdon, L OBP: 0.350, SLG: 0.470 (1, 8) <i>C B F F B S</i>	2-3 K ^①		2-2 F7 ^① 1B		2-2 F7 ^③			0-1 F7 ^① 1B		4 0 2 0 0 1 1	Pittsburgh Pirates @ Los Angeles Dodgers Los Angeles Memorial Coliseum, Los Angeles, CA Wed Jun 07 1961, 10:05 PM EDT Att: 19,967 - Unknown livebaseballscorecards.com													
Dick Groat, R OBP: 0.332, SLG: 0.396 (1, 6) <i>B B F F F X</i>	2-2 L9 ^②		1-1 F7 ^③			1-3 K ^①		1-2 F8 ^②		4 0 0 0 0 1 2														
Roberto Clemente, R OBP: 0.359, SLG: 0.521 (1, 9) <i>B X</i>	1-0 HR			2-2 F9 ^①		0-0 FC6-4 ^① 1B		1-3 K ^③		4 1 2 1 0 1 1														
Dick Stuart, R OBP: 0.351, SLG: 0.538 (1, 3) <i>C C B B F X</i>	2-2 5-3 ^③			1-0 6-3 ^②		2-2 P3 ^②		1-1 HR ^① 2B		4 1 1 0 0 0 1														
Don Hoak, R OBP: 0.420, SLG: 0.500 (1, 5) <i>X</i>		0-0 L4-3 ^① 1B		4-2 FC6-4 ^① BB		1-2 FC6-4 ^③ 1-2f		1-0 HR ^① 2-H		3 1 2 2 1 0 1														
Gino Cimoli, R OBP: 0.308, SLG: 0.365 (1, 7) <i>B B B F X</i>		3-1 L4-3 ^① 1-2		0-0 FC6-4 ^③ 1-2f			1-0 F8 ^①		2-3 K ^①	4 0 0 0 0 1 2														
Hal Smith, R OBP: 0.235, SLG: 0.299 (1, 2) <i>S B C O S</i>		1-2 5-3 ^③			4-2 BB ^①		0-1 L7 ^②		3-2 1-3 ^②	3 0 0 0 1 0 0														
Bill Mazaroski, R OBP: 0.289, SLG: 0.352 (1, 4) <i>B X</i>			1-0 F9 ^①		0-2 F8 ^①		3-2 3-1 ^③		0-3 K ^③	4 0 0 0 0 1 1														
Earl Francis, R Joe Christopher, R OBP: 0.428, SLG: 0.471 (5, PH) Fred Green, R (5, 1) Clem Labine, R OBP: 0.167, SLG: 0.167 (5, 1) Bob Skinner, L OBP: 0.338, SLG: 0.294 (8, PH) Roy Face, R OBP: 0.250, SLG: 0.250 (8, 1)			1-3 K ^②		2-2 F9 ^②			3-3 K ^①		1 0 0 0 0 1 0 1 0 0 0 0 0 1 0 0 0 0 0 0 0 0 0 0 0 0 0 0 1 0 0 0 0 1 0 0 0 0 0 0 0 0														
Inning Stats	R: 1 E: 0 K: 1 S: 13	H: 1 LOB: 0 BB: 0 P: 20	R: 0 E: 0 K: 0 S: 6	H: 1 LOB: 0 BB: 0 P: 10	R: 0 E: 0 K: 1 S: 9	H: 1 LOB: 1 BB: 0 P: 14	R: 0 E: 0 K: 0 S: 9	H: 0 LOB: 1 BB: 1 P: 16	R: 0 E: 0 K: 0 S: 11	H: 0 LOB: 1 BB: 1 P: 19	R: 0 E: 0 K: 1 S: 10	H: 1 LOB: 1 BB: 0 P: 14	R: 0 E: 0 K: 0 S: 6	H: 0 LOB: 0 BB: 0 P: 10	R: 0 E: 0 K: 2 S: 11	H: 1 LOB: 1 BB: 0 P: 16	R: 2 E: 0 K: 2 S: 13	H: 2 LOB: 0 BB: 0 P: 20	1B: 4 2B: 2 3B: 0 HR: 2	SF: 0 SAC: 0 DP: 1 HBP: 0	WP: 0 PB: 0 SB: 0 CS: 0	PA: 35		
PITCHER Sandy Koufax, L ERA: 3.06 (1, 1)	IP 9.0 WLS W BF 35 H 7 R 3 ER 3 SO 7 BB 2 IBB 0 HBP 0 BLK 0 WP 0 HR 2 S 88 P 139 ERA 3.00 WHIP 1.000																							

AB	33
R	3
H	7
RBI	3
BB	2
SO	7
LOB	10



Batter	1	2	3	4	5	6	7	8	9
Maury Wills, S OBP: 0.390, SLG: 0.375 (1, 6)	2-3 K	0-2 2B 1B		3-1 6-3	0-0 E4 1B		2-1 1-3		
Jim Gilliam, S OBP: 0.365, SLG: 0.406 (1, 4)	0-0 1-3 BB 1B	2-1 F8		2-1 4-3	1-2 1-3 2-H 3-H BB 1B		1-0 1-3 1B		
Willie Davis, L OBP: 0.339, SLG: 0.537 (1, 8)	4-2 1-3 BB 1-2	1-1 1-H 2-H 2B		1-1 1B	4-1 1-2 BB		1-3 K		
Wally Moon, L OBP: 0.480, SLG: 0.634 (1, 7)	3-1 1-3	4-0 FC4-6 IBB		1-3 K	3-3 K		3-3 K		
Ron Fairly, L OBP: 0.371, SLG: 0.566 (9, 9)	1-2 2-3								
Tommy Davis, R OBP: 0.350, SLG: 0.488 (1, 9) (9, 7)	0-1 1-3	0-2 FC4-6 1-2f			0-1 P5	0-0 L6		1-2 6-3	
Norm Larker, L OBP: 0.301, SLG: 0.369 (1, 3)			1-0 3-1	1-0 4-3	1-1 BB E 1B	2-2 4-3		0-0 F8	
Daryl Spencer, R OBP: 0.362, SLG: 0.376 (1, 5)					4-0 BB E BB 1-2	0-2 FC6-4 1B			
John Roseboro, L OBP: 0.365, SLG: 0.514 (1, 2)					3-0 L9	1-0 FC6-4			
Sandy Koufax, R OBP: 0.233, SLG: 0.042 (1, 1)					4-1 1B E 1-2 2-3 BB		1-3 K		


Inning Stats	R: 0	H: 1	E: 0	K: 1	S: 11	LOB: 2	BB: 1	P: 20
	R: 4	H: 3	E: 0	K: 0	S: 17	LOB: 2	BB: 3	P: 33
	R: 0	H: 0	E: 0	K: 0	S: 4	LOB: 1	BB: 1	P: 10
	R: 0	H: 1	E: 0	K: 1	S: 9	LOB: 1	BB: 0	P: 16
	R: 3	H: 2	E: 1	K: 1	S: 14	LOB: 3	BB: 3	P: 34
	R: 0	H: 1	E: 0	K: 0	S: 9	LOB: 1	BB: 0	P: 12
	R: 0	H: 1	E: 0	K: 2	S: 9	LOB: 1	BB: 0	P: 14
	R: 0	H: 0	E: 0	K: 1	S: 8	LOB: 0	BB: 0	P: 12

PITCHER	IP	WLS	BF	H	R	ER	SO	BB	IBB	HBP	BLK	WP	HR	S	P	ERA	WHIP
Earl Francis, R ERA: 5.87 (1, 1)	4.0	L	22	5	4	4	2	4	1	0	0	0	1	41	79	9.00	2.250
Fred Green, L ERA: 5.28 (5, 1)	0.2		5	1	3	0	0	2	0	0	0	0	0	6	18	0.00	4.500
Clem Labine, R ERA: 2.23 (5, 1)	2.1		12	3	0	0	3	1	0	0	0	0	0	26	42	0.00	1.714
Roy Face, R ERA: 1.42 (8, 1)	1.0		3	0	0	0	1	0	0	0	0	0	0	8	12	0.00	0.000

AB	R	H	RBI	BB	SO	LOB
5	1	1	0	0	1	1
5	0	3	1	0	0	2
3	0	2	2	2	1	1
4	0	0	0	1	3	6
0	0	0	0	0	0	0
5	0	0	0	0	0	4
5	1	1	0	0	0	0
2	2	1	0	2	0	0
3	1	1	2	1	0	3
2	2	0	0	2	1	1

AB	R	H	RBI	BB	SO	LOB
34	7	9	5	8	6	18

WP: 0 PA: 42
 PB: 0 SB: 0
 CS: 0



Pittsburgh Pirates @ Los Angeles Dodgers
 Los Angeles Memorial Coliseum, Los Angeles, CA
 Wed Jun 07 1961, 10:05 PM EDT
 Att. 19,967 - Unknown

livebaseballscorecards.com

Batter	1	2	3	4	5	6	7	8	9	AB R H RBI BB SO LOB	TOP
Bill Virdon, L (1, 8) OBP: 0.348, SLG: 0.470	3-1 4-3 1-3-5 2B		1-0 4-3		1-1 4-3		0-0 1-3			4 0 1 0 0 0 0	Pittsburgh Pirates @ Los Angeles Dodgers Los Angeles Memorial Coliseum, Los Angeles, CA Thu Jun 08 1961, 10:05 PM EDT Att. 17,599 - Unknown livebaseballscorecards.com
Dick Groat, R (1, 6) OBP: 0.325, SLG: 0.388	0-0 4-3 2-3		0-2 F9		2-2 F9		3-1 L6		4 0 0 0 0 0 1		
Roberto Clemente, R (1, 9) OBP: 0.361, SLG: 0.529	4-1			0-2 HR 3B	1-3 K		1-1 5-3		3 1 1 0 1 1 0		
Dick Stuart, R (1, 3) OBP: 0.348, SLG: 0.531 Joe Christopher, R (8, PR) OBP: 0.429, SLG: 0.471 Rocky Nelson, L (8, 3) OBP: 0.322, SLG: 0.460	2-2 1-3-5 3-Hr		0-2 G3		1-1 6-3		0-0 1B		4 0 1 0 0 0 3 0 0 0 0 0 0 0 0 0 0 0 0 0 0		
Bob Skinner, L (1, 7) OBP: 0.333, SLG: 0.315		1-1 F7		1-2 HR 3-H	1-3 K		1-2 F7		4 1 1 2 0 1 1		
Smoky Burgess, L (1, 2) OBP: 0.391, SLG: 0.535		0-1 F8		0-0 F5	0-2 E 1B		1-0 6-3		4 0 1 0 0 0 0		
Don Hoak, R (1, 5) OBP: 0.428, SLG: 0.500		4-1		4-1 HR BB	2-0 SAFE 4-3 1-3		0-1 WP 1B		2 1 1 0 2 0 1		
Bill Mazeroski, R (1, 4) OBP: 0.288, SLG: 0.367		3-2 F2		0-0 HR 1-H	0-1 4-3		3-1 L7		4 1 1 2 0 0 2		
Bob Friend, R (1, 1) OBP: 0.172, SLG: 0.172 Bobby Shantz, R (8, 1) OBP: 0.429, SLG: 0.429			0-3 K	3-3 K	0-3 K		1-0 5-3		3 0 0 0 0 3 0 1 0 0 0 0 0 1		
Inning Stats	R: 0 H: 1 E: 0 LOB: 1 K: 0 BB: 1 S: 7 P: 16	R: 0 H: 0 E: 0 LOB: 1 K: 0 BB: 1 S: 8 P: 16	R: 0 H: 0 E: 0 LOB: 0 K: 1 BB: 0 S: 7 P: 8	R: 4 H: 3 E: 0 LOB: 0 K: 1 BB: 1 S: 15 P: 23	R: 0 H: 0 E: 0 LOB: 0 K: 1 BB: 0 S: 8 P: 12	R: 0 H: 1 E: 1 LOB: 1 K: 1 BB: 0 S: 11 P: 15	R: 0 H: 0 E: 0 LOB: 0 K: 1 BB: 0 S: 6 P: 6	R: 0 H: 1 E: 0 LOB: 1 K: 0 BB: 0 S: 8 P: 13	R: 0 H: 1 E: 0 LOB: 1 K: 0 BB: 0 S: 6 P: 11	1B: 3 SF: 0 2B: 2 SAC: 0 3B: 1 DP: 1 HR: 2 HBP: 0	
PITCHER	IP WLS BF H R ER SO BB IBB HBP BLK WP HR S P ERA WHIP										
Stan Williams, R (1, 1) ERA: 4.34	5.0 L 21 4 4 4 3 3 0 0 0 0 0 2 45 75 7.20 1.400										
Ron Perranoski, L (6, 1) ERA: 2.01	3.0 11 2 0 0 2 0 0 0 0 0 0 0 25 34 0.00 0.667										
Larry Sherry, R (9, 1) ERA: 3.69	1.0 4 1 0 0 0 0 0 0 0 0 1 0 6 11 0.00 1.000										

AB	33
R	4
H	7
RBI	4
BB	3
SO	5
LOB	9



Batter	1	2	3	4	5	6	7	8	9	AB	R	H	RBI	BB	SO	LOB
Maury Wills, S (1, 6) OBP: 0.392, SLG: 0.377	0-0 L1-4-3 1B		1-1 G3			0-2 5-3		0-0 1-3 1B		4	0	2	0	0	0	1
Jim Gilliam, S (1, 4) OBP: 0.355, SLG: 0.394	3-2 L1-4-3 1-2			2-2 L7		0-2 6-3		1-0 E6 1-2 3-H		4	0	0	1	0	0	2
Willie Davis, L (1, 8) OBP: 0.337, SLG: 0.548	1-2 4-3			0-0 L7		0-1 HR		3-2 F8		4	1	1	1	0	0	2
Wally Moon, L (1, 7) OBP: 0.481, SLG: 0.628		4-1 G4-3-6 BB		1-1 FC6-4 1B		1-1 4-3		0-0 F8		3	0	1	0	1	0	2
Tommy Davis, R (1, 9) OBP: 0.344, SLG: 0.478		0-0 G4-3-6		2-2 FC6-4			1-0 5-3		1-3 K	4	0	0	0	0	1	2
John Roseboro, L (1, 2) OBP: 0.368, SLG: 0.521		1-1 CS 1B			0-0 4-3 2B		1-1 4-3		0-2 E3	4	0	2	0	0	0	0
Daryl Spencer, R (1, 5) OBP: 0.354, SLG: 0.366		1-1 CS	0-1 E5 FC4-6		0-0 5-3		0-0 6-3		1-0 F8	4	0	0	0	0	0	2
Norm Larker, L (1, 3) OBP: 0.301, SLG: 0.368			2-1 FC4-6		1-0 4-3			0-1 1B E 1B		3	1	1	0	0	0	2
Norm Sherry, R (9, PH) OBP: 0.357, SLG: 0.640			1-2 K		2-3 4-3			0-0 F5		1	0	0	0	0	0	1
Stan Williams, R (1, 1) OBP: 0.258, SLG: 0.214			0-3 K		1-3 K			3-2 F8		1	0	0	0	0	1	1
Duke Snider, L (5, PH) OBP: 0.297, SLG: 0.321										1	0	0	0	0	1	1
Ron Perranoski, L (6, 1)										0	0	0	0	0	0	0
Ron Fairly, L (8, PH) OBP: 0.365, SLG: 0.556										1	0	0	0	0	0	1
Larry Sherry, R (9, 1)										0	0	0	0	0	0	0

Inning Stats	R: 0	H: 1	E: 0	LOB: 0	K: 0	BB: 0	S: 9	R: 0	H: 1	E: 0	LOB: 0	K: 0	BB: 1	S: 5	R: 0	H: 0	E: 1	LOB: 1	K: 1	BB: 0	S: 9	R: 0	H: 1	E: 0	LOB: 1	K: 0	BB: 0	S: 10	R: 0	H: 1	E: 0	LOB: 1	K: 1	BB: 0	S: 6	R: 1	H: 1	E: 0	LOB: 0	K: 0	BB: 0	S: 10	R: 0	H: 0	E: 0	LOB: 0	K: 0	BB: 0	S: 4	R: 1	H: 2	E: 1	LOB: 2	K: 0	BB: 0	S: 13	R: 0	H: 0	E: 1	LOB: 1	K: 1	BB: 0	S: 9	R: 0	H: 0	E: 1	LOB: 1	K: 1	BB: 0	S: 11	1B: 5	SF: 0	2B: 2	SAC: 0	3B: 0	DP: 2	HR: 1	HBP: 0	WP: 0	PA: 36
--------------	------	------	------	--------	------	-------	------	------	------	------	--------	------	-------	------	------	------	------	--------	------	-------	------	------	------	------	--------	------	-------	-------	------	------	------	--------	------	-------	------	------	------	------	--------	------	-------	-------	------	------	------	--------	------	-------	------	------	------	------	--------	------	-------	-------	------	------	------	--------	------	-------	------	------	------	------	--------	------	-------	-------	-------	-------	-------	--------	-------	-------	-------	--------	-------	--------


PITCHER	IP	WLS	BF	H	R	ER	SO	BB	IBB	HBP	BLK	WP	HR	S	P	ERA	WHIP
Bob Friend, R (1, 1) ERA: 4.43	7.1	W	29	7	2	2	2	1	0	0	0	0	1	60	87	2.46	1.091
Bobby Shantz, L (8, 1) ERA: 1.82	1.2	S	6	0	0	0	1	0	0	0	0	0	0	15	20	0.00	0.000

BOTTOM

Pittsburgh Pirates @ Los Angeles Dodgers
Los Angeles Memorial Coliseum, Los Angeles, CA

livebaseballscorecards.com

AB 34
R 2
H 7
RBI 2
BB 1
SO 3
LOB 17



Thu Jun 08 1961, 10:05 PM EDT
Att. 17,599 - Unknown

Batter	1	2	3	4	5	6	7	8	9	AB	R	H	RBI	BB	SO	LOB	TOP										
Tony Taylor, R OBP: 0.298, SLG: 0.301 <small>(1, 4)</small>	1-2 6-3 <small>1</small>		1-1 G6-4-3 <small>1 2</small>		2-0 6-3 <small>2</small>		2-1 6-3 <small>3</small>			4	0	0	0	0	0	2											
Charley Smith, R OBP: 0.320, SLG: 0.411 <small>(1, 5)</small>	1-1 1B		0-1 F9 <small>3</small>		1-0 F8 <small>3</small>			0-2 1B		0	0	0	0	0	0	0											
Bobby Gene Smith, R OBP: 0.276, SLG: 0.319 <small>(1, 9) (9, 7)</small>	0-0 6-3 <small>2</small>			1-1 1B 3B 1B		1-0 4-3 <small>1</small>		0-3 K <small>1</small>		4	1	1	0	0	1	2											
Pancho Herrera, R OBP: 0.366, SLG: 0.478 <small>(1, 3)</small>	0-1 6-3 <small>3</small>			1-1 3B 1B		2-2 4-3 <small>2</small>		2-3 K <small>2 3</small>		4	1	1	0	0	1	2											
Don Demeter, R OBP: 0.296, SLG: 0.430 <small>(1, 7) (9, 9)</small>				0-0 3B <small>1-H 2-H</small>		2-2 6-3 <small>3</small>		1-1 F8 <small>1</small>		4	0	1	2	0	1	0											
Bobby Del Greco, R OBP: 0.439, SLG: 0.500 <small>(1, 8)</small>				0-2 5-3 <small>1</small>		1-1 1-3 SH3-4 WP HBP		0-0 F9 <small>2</small>		3	2	1	1	0	0	1											
Clay Dalrymple, L OBP: 0.248, SLG: 0.274 <small>(1, 2)</small>				0-1 F8 <small>2</small>		0-1 SH3-4 <small>1</small>		1-0 P4 <small>3</small>		3	0	0	0	0	0	1											
Ruben Amaro, R OBP: 0.281, SLG: 0.224 <small>(1, 6)</small>				0-2 L8 <small>3</small>		4-2 WP 1-3 BB				2	0	0	0	1	0	1											
Robin Roberts, S OBP: 0.143, SLG: 0.053 Don Ferrarese, R OBP: 0.286, SLG: 0.286 John Buzhardt, R OBP: 0.118, SLG: 0.125 <small>(1, 1) (7, 1) (9, 1)</small>			1-0 G6-4-3 1B <small>1</small>		0-1 P4 <small>1</small>		2-2 1-3 <small>2</small>			3	0	1	0	0	0	2											
										0	0	0	0	0	0	0											
										0	0	0	0	0	0	0											
Inning Stats	R: 0 H: 1 E: 0 LOB: 1 K: 0 BB: 0 S: 8 P: 10	R: 1 H: 1 E: 0 LOB: 0 K: 1 BB: 0 S: 11 P: 18	R: 0 H: 1 E: 0 LOB: 0 K: 0 BB: 0 S: 5 P: 7	R: 2 H: 3 E: 0 LOB: 1 K: 0 BB: 0 S: 13 P: 15	R: 0 H: 0 E: 0 LOB: 0 K: 0 BB: 0 S: 4 P: 7	R: 0 H: 0 E: 0 LOB: 0 K: 0 BB: 0 S: 8 P: 13	R: 1 H: 0 E: 0 LOB: 1 K: 0 BB: 1 S: 12 P: 21	R: 0 H: 1 E: 0 LOB: 1 K: 2 BB: 0 S: 10 P: 12	R: 0 H: 0 E: 0 LOB: 0 K: 0 BB: 0 S: 4 P: 6	1B: 5 SF: 0 2B: 1 SAC: 1 3B: 1 DP: 2 HR: 1 HBP: 1	WP: 1 PA: 34 PB: 0 SB: 0 CS: 1																
PITCHER	IP	WLS	BF	H	R	ER	SO	BB	IBB	HBP	BLK	WP	HR	S	P	ERA	WHIP										
Johnny Podres, L ERA: 2.43 <small>(1, 1)</small>	5.0		20	6	3	3	1	0	0	0	0	0	1	41	57	5.40	1.200										
Turk Farrell, R ERA: 4.98 <small>(6, 1)</small>	2.0		8	0	1	1	0	1	0	1	0	1	0	20	34	4.50	0.500										
Larry Sherry, R ERA: 3.51 <small>(8, 1)</small>	2.0	W	6	1	0	0	2	0	0	0	0	0	0	14	18	0.00	0.500										

Philadelphia Phillies @ Los Angeles Dodgers
 Los Angeles Memorial Coliseum, Los Angeles, CA
 Sat Jun 10 1961, 10:05 PM EDT
 Att: 18,908 - Unknown

AB	27
R	4
H	5
RBI	3
BB	1
SO	3
LOB	11



Batter	1	2	3	4	5	6	7	8	9	AB	R	H	RBI	BB	SO	LOB
Maury Wills, S OBP: 0.379, SLG: 0.363 (1, 6)	F8		FC6-2-5-1		4-3		F8			4	0	0	0	0	0	4
Jim Gilliam, S OBP: 0.356, SLG: 0.384 (1, 4)	L7		F7			G3		7-4 BB		3	0	0	0	1	0	2
Willie Davis, L OBP: 0.325, SLG: 0.526 (1, 8) Charlie Neal, R OBP: 0.282, SLG: 0.373 (8, PH) Gordie Windhorn, R (9, 9)	4-3				F9	4-3		BB		3	0	0	0	0	0	0
Wally Moon, L OBP: 0.487, SLG: 0.684 (1, 7)		4-3		IHR		HR		BB		4	2	2	2	0	1	2
Tommy Davis, R OBP: 0.336, SLG: 0.465 (1, 9) (9, 8)		5-3		K		F9		7-4		4	0	0	0	0	1	2
John Roseboro, L OBP: 0.371, SLG: 0.544 (1, 2)		P6		L9			1B		WP	4	2	2	0	0	0	0
Daryl Spencer, R OBP: 0.354, SLG: 0.383 (1, 5)			5-3		K		3B		HR	4	1	1	2	0	2	1
Gil Hodges, R OBP: 0.297, SLG: 0.412 (1, 3)			E5		F7		1B		HR	3	0	1	1	0	0	0
Johnny Podres, L OBP: 0.391, SLG: 0.381 (1, 1) Frank Howard, R OBP: 0.284, SLG: 0.434 (5, PH) Turk Farrell, R OBP: 0.200, SLG: 0.200 (6, 1) Duke Snider, L OBP: 0.297, SLG: 0.321 (7, PH) Bob Aspromonte, R OBP: 0.383, SLG: 0.313 (7, PH) Larry Sherry, R (8, 1)			1B				F9			1	0	1	0	0	0	0

Inning Stats	R: 0	H: 0	E: 0	K: 0	S: 11	R: 0	H: 0	E: 0	K: 0	S: 4	R: 0	H: 1	E: 1	K: 0	S: 16	R: 1	H: 1	E: 0	K: 1	S: 10	R: 0	H: 0	E: 0	K: 1	S: 10	R: 1	H: 1	E: 0	K: 0	S: 7	R: 1	H: 2	E: 0	K: 1	S: 13	R: 0	H: 0	E: 0	K: 1	S: 9	R: 2	H: 2	E: 0	K: 0	S: 8	1B: 2	2B: 2	3B: 1	SF: 0	SAC: 0	DP: 1	HBP: 0	WP: 1	PA: 34
--------------	------	------	------	------	-------	------	------	------	------	------	------	------	------	------	-------	------	------	------	------	-------	------	------	------	------	-------	------	------	------	------	------	------	------	------	------	-------	------	------	------	------	------	------	------	------	------	------	-------	-------	-------	-------	--------	-------	--------	-------	--------

PITCHER	IP	WLS	BF	H	R	ER	SO	BB	IBB	HBP	BLK	WP	HR	S	P	ERA	WHIP
Robin Roberts, R ERA: 4.76 (1, 1)	6.1		26	5	3	3	3	1	0	0	0	0	1	65	99	4.26	0.947
Don Ferrarese, L ERA: 2.62 (7, 1)	1.2		7	1	1	1	1	2	0	0	0	0	0	18	37	5.40	1.800
John Buzhardt, R ERA: 2.88 (9, 1)	0.0	L	1	1	1	1	0	0	0	0	0	1	1	5	7	∞	∞

BOTTOM

Philadelphia Phillies @ Los Angeles Dodgers
Los Angeles Memorial Coliseum, Los Angeles, CA

Sat Jun 10 1961, 10:05 PM EDT
Att. 18,908 - Unknown

livebaseballscorecards.com

AB 31
R 5
H 7
RBI 5
BB 3
SO 4
LOB 12



Batter	1	2	3	4	5	6	7	8	9	AB R H RBI BB SO LOB	TOP											
Tony Taylor, R (1, 4) OBP: 0.297, SLG: 0.296	0-0 4-3		4-0 HR BB		2-3 K			1-3 K		3 1 0 0 1 2 0												
Lee Walls, R (1, 5) OBP: 0.320, SLG: 0.467	0-0 L9		3-2 HR			4-2 CS BB		2-2 4-3		3 1 1 3 1 0 0												
Bobby Gene Smith, R (1, 9) OBP: 0.284, SLG: 0.326	2-0 1B		1-3 K			3-3 1-2 K			0-0 E 1B	4 0 2 0 0 2 1												
Pancho Herrera, R (1, 3) OBP: 0.358, SLG: 0.467	2-3 K2-3		2-2 1-3			0-3 K			0-1 E6	4 0 0 0 0 2 2												
Don Demeter, R (1, 7) OBP: 0.284, SLG: 0.412		0-0 6-3		1-3 K			1-0 F2		0-0 P3	4 0 0 0 0 1 2												
Bobby Del Greco, R (1, 8) OBP: 0.410, SLG: 0.462		2-3 K		0-3 K2-3			0-1 F8		2-1 P6	4 0 0 0 0 2 2												
Clay Dalrymple, L (1, 2) OBP: 0.245, SLG: 0.270		1-1 F8		1-0 P4			0-0 2B		3-2 F9	2 0 0 0 0 0 0												
Jim Woods, R (7, PH) OBP: 0.294, SLG: 0.422										1 0 1 0 0 0 0												
Cal Neeman, R (7, 2) OBP: 0.333, SLG: 0.280										1 0 0 0 0 0 2												
Ruben Amaro, R (1, 6) OBP: 0.282, SLG: 0.228			3-2 SH3-4 HR 1B		1-0 P4		1-0 6-3			3 1 1 0 0 0 1												
Art Mahaffey, R (1, 1) OBP: 0.034, SLG: 0.034			1-1 SH3-4		1-1 6-3			2-3 K		1 0 0 0 0 0 0												
Ken Lehman, L (5, 1)										0 0 0 0 0 0 0												
Bobby Malkmus, R (8, PH) OBP: 0.237, SLG: 0.264										1 0 0 0 0 1 0												
Jack Baldschun, R (8, 1)										0 0 0 0 0 0 0												
Inning Stats	R: 0 E: 0 K: 1 S: 6	H: 1 LOB: 1 BB: 0 P: 10	R: 0 E: 0 K: 1 S: 6	H: 0 LOB: 0 BB: 0 P: 9	R: 3 E: 0 K: 1 S: 15	H: 2 LOB: 0 BB: 1 P: 29	R: 0 E: 0 K: 2 S: 7	H: 0 LOB: 0 BB: 0 P: 9	R: 0 E: 0 K: 1 S: 6	H: 0 LOB: 0 BB: 0 P: 10	R: 0 E: 0 K: 2 S: 12	H: 0 LOB: 0 BB: 1 P: 19	R: 0 E: 0 K: 0 S: 5	H: 1 LOB: 1 BB: 0 P: 7	R: 0 E: 0 K: 2 S: 10	H: 0 LOB: 0 BB: 0 P: 15	R: 0 E: 1 K: 0 S: 9	H: 1 LOB: 2 BB: 0 P: 14	1B: 3 2B: 2 3B: 0 HR: 1	SF: 0 SAC: 1 DP: 1 HBP: 0	WP: 0 PB: 0 SB: 0 CS: 1	PA: 34
PITCHER Sandy Koufax, L (1, 1) ERA: 3.05	IP: 9.0 WLS: W BF: 34 H: 5 R: 3 ER: 3 SO: 10 BB: 2 IBB: 0 HBP: 0 BLK: 0 WP: 0 HR: 1 S: 76 P: 122 ERA: 3.00 WHIP: 0.778																					

Philadelphia Phillies @ Los Angeles Dodgers
Los Angeles Memorial Coliseum, Los Angeles, CA

AB	31
R	3
H	5
RBI	3
BB	2
SO	10
LOB	10



Sun Jun 11 1961, 6:33 AM EDT
Att: 18,833 - Unknown

WP: 0	PA: 34
PB: 0	
SB: 0	
CS: 1	

Batter	1	2	3	4	5	6	7	8	9
Maury Wills, S OBP: 0.376, SLG: 0.359 (1, 6)	1-3 K		0-2 G4-6-3 1B		0-1 4-3	2-0 6-3		2-0 1-3	
Jim Gilliam, S OBP: 0.358, SLG: 0.392 (1, 4)	0-1 P6		1-0 G4-6-3 1-2f		2-2 1B	1-1 F8		0-1 1B	
Willie Davis, L OBP: 0.332, SLG: 0.533 (1, 8)	1-1 G3			1-2 2B	0-2 1B		0-0 F8 1B	2-1 F9	
Wally Moon, L OBP: 0.487, SLG: 0.699 (1, 7)		1-0 HR		1-3 K	1-1 1B		1-3 K		
John Roseboro, L OBP: 0.368, SLG: 0.556 (1, 2)		1-3 K		1-0 HR	0-2 FC3-6 1B		0-0 F8		
Ron Fairly, L OBP: 0.379, SLG: 0.554 (1, 9)		2-2 4-3		4-2 1B	2-1 1B		1-2 1B		
Tommy Davis, R OBP: 0.339, SLG: 0.467 (7, PH) (8, 9)				0-2 BB	1-3 K		0-2 1-3		
Daryl Spencer, R OBP: 0.357, SLG: 0.386 (1, 5)		1-1 FC5-4 1B		1-3 1B					
Gil Hodges, R OBP: 0.321, SLG: 0.457 (1, 3)		1-0 FC5-4		4-1 BB		4-1 6-3 SH3-4 BB		1-1 HR	
Sandy Koufax, R OBP: 0.212, SLG: 0.037 (1, 1)			0-3 K	0-0 F8		0-0 SH3-4		0-3 K	

Inning Stats	R: 0	H: 0	E: 0	K: 1	S: 7	R: 1	H: 2	E: 0	K: 1	S: 10	R: 0	H: 1	E: 0	K: 1	S: 7	R: 1	H: 3	E: 0	K: 1	S: 15	R: 2	H: 4	E: 0	K: 1	S: 19	R: 0	H: 0	E: 0	K: 0	S: 5	R: 1	H: 2	E: 0	K: 1	S: 12	R: 1	H: 2	E: 0	K: 1	S: 10	R: 0	H: 0	E: 0	K: 0	S: 0
	0	0	0	1	7	1	2	0	1	10	0	1	0	1	7	1	3	0	1	15	2	4	0	1	19	0	0	0	0	5	1	2	0	1	12	1	2	0	1	10	0	0	0	0	

PITCHER	IP	WLS	BF	H	R	ER	SO	BB	IBB	HBP	BLK	WP	HR	S	P	ERA	WHIP
Art Mahaffey, R ERA: 2.79 (1, 1)	4.1	L	22	9	4	4	4	2	0	0	0	0	2	49	72	8.31	2.538
Ken Lehman, L ERA: 2.95 (5, 1)	2.2		12	3	1	1	2	1	0	0	0	0	0	26	38	3.38	1.500
Jack Baldschun, R ERA: 3.29 (8, 1)	1.0		5	2	1	1	1	0	0	0	0	0	1	10	15	9.00	2.000


BOTTOM

Philadelphia Phillies @ Los Angeles Dodgers
Los Angeles Memorial Coliseum, Los Angeles, CA

Sun Jun 11 1961, 6:33 AM EDT
Att. 18,833 - Unknown

AB	35
R	6
H	14
RBI	6
BB	3
SO	7
LOB	15

livebaseballscorecards.com



1B	2B	3B	HR	SF	SAC	DP	HBP
9	2	0	3	0	1	1	0

WP	PA
0	39

Batter	1	2	3	4	5	6	7	8	9	AB R H RBI BB SO LOB	TOP															
Maury Wills, S (1, 6) OBP: 0.380, SLG: 0.362	2-1 B3	[Greyed out]		4-2 1B BB BB	[Greyed out]		2-2 2-H 1B	0-1 2-3 1B		4 1 2 1 1 0 0	<p>Los Angeles Dodgers @ San Francisco Giants Candlestick Park, San Francisco, CA</p> <p>Mon Jun 12 1961, 6:33 AM EDT Att. 15,098 - Unknown</p>															
Jim Gilliam, S (1, 4) OBP: 0.353, SLG: 0.381	0-0 5-3	[Greyed out]		4-1 1B BB BB	3-2 F8	0-1 F9	0-0 F5		4 0 0 0 1 0 3																	
Willie Davis, L (1, 8) OBP: 0.333, SLG: 0.535	3-1 F8	[Greyed out]		1-1 1B	1-3 K	0-0 2B		1-3 K	5 0 2 1 0 2 2																	
Wally Moon, L (1, 7) OBP: 0.477, SLG: 0.681	[Greyed out]		3-2 E3	[Greyed out]		2-3 K	0-3 K		4 0 0 1 0 2 3																	
John Roseboro, L (1, 2) OBP: 0.360, SLG: 0.541	0-0 F6	[Greyed out]		1-3 K	0-2 G3		1-2 F2		4 0 0 0 0 1 4																	
Ron Fairly, L (1, 3) OBP: 0.371, SLG: 0.525	4-0 BB	[Greyed out]		0-3 K	0-0 4-3		3-3 K		3 0 0 0 1 2 4																	
Duke Snider, L (1, 9) OBP: 0.284, SLG: 0.305	1-3 K	[Greyed out]		1-3 K	0-0 3-1		0-1 2B		3 0 0 0 0 2 1																	
Tommy Davis, R (9, PH) OBP: 0.342, SLG: 0.474	[Greyed out]		[Greyed out]		[Greyed out]		2B		1 1 1 0 0 0 0																	
Daryl Spencer, R (1, 5) OBP: 0.360, SLG: 0.400	[Greyed out]		1-0 5-3	0-3 K		0-0 WP 1B 2B		2-2 1B 2B		4 1 2 1 0 1 0																
Roger Craig, R (1, 1) OBP: 0.294, SLG: 0.200	[Greyed out]		4-2 BB BB 1B BB	0-3 K		0-3 K		2-3 K		0 0 0 0 0 0 0																
Ron Perranoski, L (2, 1) OBP: 0.290, SLG: 0.200	[Greyed out]		[Greyed out]		[Greyed out]		[Greyed out]		1 1 0 0 1 1 0																	
Turk Farrell, R (5, 1) OBP: 0.290, SLG: 0.200	[Greyed out]		[Greyed out]		[Greyed out]		[Greyed out]		0 0 0 0 0 0 0																	
Gordie Windhorn, R (7, PH) OBP: 0.290, SLG: 0.200	[Greyed out]		[Greyed out]		[Greyed out]		[Greyed out]		1 0 0 0 0 1 1																	
Jim Golden, L (7, 1) OBP: 0.290, SLG: 0.200	[Greyed out]		[Greyed out]		[Greyed out]		[Greyed out]		0 0 0 0 0 0 0																	
Bob Aspromonte, R (9, PH) OBP: 0.333, SLG: 0.294	[Greyed out]		[Greyed out]		[Greyed out]		[Greyed out]		1 0 0 0 0 1 1																	
Inning Stats	R: 0 E: 0 K: 0 S: 5	H: 0 LOB: 0 BB: 0 P: 10	R: 0 E: 0 K: 1 S: 8	H: 0 LOB: 1 BB: 1 P: 16	R: 2 E: 1 K: 2 S: 15	H: 1 LOB: 3 BB: 3 P: 30	R: 0 E: 0 K: 3 S: 9	H: 0 LOB: 0 BB: 0 P: 10	R: 0 E: 0 K: 1 S: 8	H: 0 LOB: 0 BB: 0 P: 13	R: 1 E: 0 K: 1 S: 10	H: 2 LOB: 1 BB: 0 P: 12	R: 0 E: 0 K: 2 S: 11	H: 1 LOB: 1 BB: 0 P: 15	R: 1 E: 0 K: 2 S: 14	H: 3 LOB: 2 BB: 0 P: 19	1B: 3 2B: 4 3B: 0 HR: 0	SF: 0 SAC: 0 DP: 0 HBP: 0	WP: 1 PB: 0 SB: 0 CS: 0	PA: 39						
PITCHER	IP WLS BF H R ER SO BB IBB HBP BLK WP HR S P ERA WHIP	2.1 12 1 2 2 1 4 0 0 0 0 0 0 21 48 7.71 2.143	5.2 23 5 2 2 10 0 0 0 0 1 0 57 74 3.18 0.882	1.0 4 1 0 0 2 0 0 0 0 0 0 9 12 0.00 1.000																						



Batter	1	2	3	4	5	6	7	8	9
Jim Davenport, R OBP: 0.377, SLG: 0.483 (1, 5)	0-2 F4	0-1 F9		3-1 6-3	1-3 K			2-0 F7	
Chuck Hiller, L OBP: 0.330, SLG: 0.340 (1, 4)	2-1 BB 1B	4-2 FC3-6 1B BB		3-2 F7		3-3 K		1-1 2B	
Matty Alou, L OBP: 0.426, SLG: 0.605 (1, 9)	4-1 BB 1B	1-1 FC3-6 1B BB			0-0 FC5-4 1B	1-1 2B 1B		3-1 F4	
Willie Mays, R OBP: 0.410, SLG: 0.555 (1, 8)	4-2 1B BB	3-1 F4			0-0 FC5-4 1B 2B	1-0 2B		0-1 F9	
Willie McCovey, L OBP: 0.299, SLG: 0.422 (1, 3)	2-1 G6-3 1B		2-2 F8		1-1 2B SF8 1B	0-3 K			
Orlando Cepeda, R OBP: 0.314, SLG: 0.552 (1, 7)	0-0 G6-3		1-0 CS 2B		2-1 SF8 1B 2B	1-3 K			
Ed Bailey, L OBP: 0.326, SLG: 0.364 (1, 2)		4-1 2B 1B BB	0-1 4-3		0-0 SF8		0-0 4-3		
Eddie Bressoud, R OBP: 0.268, SLG: 0.385 (1, 6)		1-0 1B FC3-6 2B	4-0 IBB		4-0 1B IBB		2-0 F5		
Jack Sanford, R OBP: 0.130, SLG: 0.261 (1, 1)		1-0 FC3-6 1B	1-1 CS	2-2 6-3	1-0 1B		3-3 K		
Billy O'Dell, S OBP: 0.143, SLG: 0.143 (3, 1)									
Stu Miller, R (9, 1)									

AB	R	H	RBI	BB	SO	LOB
5	0	0	0	0	1	4
4	1	2	0	1	1	0
4	1	2	1	1	0	3
4	1	1	0	1	0	4
4	1	2	2	0	1	2
4	1	2	1	0	1	4
2	1	0	1	1	0	1
2	1	1	0	2	0	0
1	0	1	1	0	0	0
3	0	1	1	0	1	0
0	0	0	0	0	0	0

BOTTOM	
Los Angeles Dodgers @ San Francisco Giants Candlestick Park, San Francisco, CA	
Mon Jun 12 1961, 6:33 AM EDT Att. 15,098 - Unknown	
AB 33	
R 7	
H 12	
RBI 7	
BB 6	
SO 5	
LOB 18	
WP: 0 PA: 41	
PB: 0	
SB: 0	
CS: 1	

Inning Stats		R	H	E	K	S	P	BB	IBB	HBP	BLK	WP	HR	S	P	ERA	WHIP
R: 2	H: 2	R: 2	H: 2	R: 0	H: 1	R: 0	H: 2	R: 0	H: 2	R: 0	H: 0	R: 0	H: 1	R: 0	H: 0	R: 0	H: 1
E: 0	LOB: 1	E: 0	LOB: 2	E: 0	LOB: 1	E: 0	LOB: 2	E: 0	LOB: 2	E: 0	LOB: 0	E: 0	LOB: 2	E: 0	LOB: 0	E: 0	LOB: 0
K: 0	BB: 2	K: 0	BB: 2	K: 0	BB: 1	K: 0	BB: 0	K: 1	BB: 0	K: 3	BB: 0	K: 1	BB: 0	K: 1	BB: 0	K: 0	BB: 0
S: 11	P: 23	S: 11	P: 25	S: 8	P: 15	S: 9	P: 17	S: 13	P: 22	S: 12	P: 18	S: 6	P: 11	S: 7	P: 13	S: 7	P: 13

PITCHER		IP	WLS	BF	H	R	ER	SO	BB	IBB	HBP	BLK	WP	HR	S	P	ERA	WHIP
Roger Craig, R ERA: 6.02 (1, 1)	1.0		8	3	4	4	0	0	3	0	0	0	0	0	13	30	36.00	6.000
Ron Perranoski, L ERA: 2.57 (2, 1)	3.2		19	6	3	3	0	1	2	0	0	0	0	0	34	66	7.36	1.909
Turk Farrell, R ERA: 4.79 (5, 1)	1.1		6	2	0	0	4	0	0	0	0	0	0	0	17	24	0.00	1.500
Jim Golden, R ERA: 6.3 (7, 1)	2.0		7	1	0	0	1	0	0	0	0	0	0	0	13	24	0.00	0.500

PITCHER		IP	WLS	BF	H	R	ER	SO	BB	IBB	HBP	BLK	WP	HR	S	P	ERA	WHIP
Roger Craig, R ERA: 6.02 (1, 1)	1.0		8	3	4	4	0	0	3	0	0	0	0	0	13	30	36.00	6.000
Ron Perranoski, L ERA: 2.57 (2, 1)	3.2		19	6	3	3	0	1	2	0	0	0	0	0	34	66	7.36	1.909
Turk Farrell, R ERA: 4.79 (5, 1)	1.1		6	2	0	0	4	0	0	0	0	0	0	0	17	24	0.00	1.500
Jim Golden, R ERA: 6.3 (7, 1)	2.0		7	1	0	0	1	0	0	0	0	0	0	0	13	24	0.00	0.500

Batter	1	2	3	4	5	6	7	8	9	AB R H RBI BB SO LOB	TOP																
Maury Wills, S OBP: 0.384, SLG: 0.364 (1, 6)	4-2 FC6-4 BB	0-2 1-3 2-H 1B		3-1 1B		1-0 F3		0-3 K		4 0 2 1 1 1 1																	
Jim Gilliam, S OBP: 0.360, SLG: 0.380 (1, 4)	2-2 FC6-4 G3 1-2f E	4-1 1-2 BB		1-0 1-3 1B			4-1 FC4 BB		3-1 L9	3 1 1 0 2 0 1																	
Willie Davis, L OBP: 0.330, SLG: 0.526 (1, 8)	2-2 G3 1-2	0-0 F4		1-0 F8			0-2 FC4 F5 S 1-2f		0-2 1B	5 0 1 0 0 0 7																	
Wally Moon, L OBP: 0.470, SLG: 0.667 (1, 7)	2-0 E9 2-H 1B		2-1 F9	0-0 G3			0-2 F5 1-3		2-3 K	5 0 1 1 0 1 4																	
John Roseboro, L OBP: 0.356, SLG: 0.528 (1, 2)	1-1 F8		2-0 F9		2-0 F8		4-1 BB		3-1 4-3	4 0 0 0 1 0 2																	
Ron Fairly, L OBP: 0.378, SLG: 0.571 (1, 9)		0-0 1B 1B	1-1 HR		1-0 3-1		1-2 4-3 BB			4 2 2 1 0 0 2																	
Daryl Spencer, R OBP: 0.357, SLG: 0.393 (1, 5)		0-1 F9	1-1 HBP		2-3 K			1-3 K		3 0 0 0 0 2 1																	
Gil Hodges, R OBP: 0.329, SLG: 0.459 (1, 3)		1-0 1B 1-2 1B	1-3 K			3-1 F7		2-0 1B		4 0 2 0 0 1 1																	
Stan Williams, R OBP: 0.235, SLG: 0.194 (1, 1)		3-3 K		1-3 K				0-1 L3		3 0 0 0 0 3 2																	
Duke Snider, L OBP: 0.279, SLG: 0.300 (8, PH)										1 0 0 0 0 0 1																	
Larry Sherry, R (8, 1)										0 0 0 0 0 0 0																	
Inning Stats	R: 1 E: 1 K: 0 S: 11	H: 1 LOB: 1 BB: 1 P: 22	R: 1 E: 0 K: 1 S: 13	H: 3 LOB: 3 BB: 1 P: 21	R: 1 E: 0 K: 1 S: 10	H: 1 LOB: 1 BB: 0 P: 17	R: 0 E: 0 K: 1 S: 8	H: 2 LOB: 2 BB: 0 P: 14	R: 0 E: 0 K: 1 S: 5	H: 0 LOB: 0 BB: 0 P: 10	R: 0 E: 0 K: 1 S: 6	H: 0 LOB: 0 BB: 0 P: 11	R: 0 E: 0 K: 0 S: 11	H: 0 LOB: 2 BB: 2 P: 20	R: 0 E: 0 K: 2 S: 9	H: 1 LOB: 1 BB: 0 P: 12	R: 0 E: 0 K: 1 S: 11	H: 1 LOB: 1 BB: 0 P: 19	1B: 8 2B: 0 3B: 0 HR: 1	SF: 0 SAC: 0 DP: 0 HBP: 1	WP: 0 PB: 0 SB: 1 CS: 0	PA: 41					
PITCHER	IP WLS BF H R ER SO BB IBB HBP BLK WP HR S P ERA WHIP																										
Sam Jones, R ERA: 4.8 (1, 1)	3.1		20	7	3	3	3	2	0	1	0	0	1	40	71	8.10	2.700										
Richard LeMay, L ERA: (4, 1)	2.2		8	0	0	0	2	0	0	0	0	0	0	13	24	0.00	0.000										
Bobby Bolin, R ERA: (7, 1)	0.2		4	0	0	0	0	2	0	0	0	0	0	8	16	0.00	3.000										
Stu Miller, R ERA: 1.82 (7, 1)	2.1	W	9	2	0	0	3	0	0	0	0	0	0	23	35	0.00	0.857										

Los Angeles Dodgers @ San Francisco Giants
 Candlestick Park, San Francisco, CA
 Tue Jun 13 1961, 10:05 PM EDT
 Att. 31,224 - Unknown

livebaseballscorecards.com

AB 36
 R 3
 H 9
 RBI 3
 BB 4
 SO 8
 LOB 22



Batter	1	2	3	4	5	6	7	8	9	AB	R	H	RBI	BB	SO	LOB
--------	---	---	---	---	---	---	---	---	---	----	---	---	-----	----	----	-----

Harvey Kuenn, R (1, 7) OBP: 0.325, SLG: 0.331 (9, 9)	1-1 		1-0 		4-0 		1-2 			2	0	0	0	1	0	0
Chuck Hiller, L (1, 4) OBP: 0.328, SLG: 0.333	4-1 		1-2 		2-1 		1-3 			3	0	0	0	1	1	2
Matty Alou, L (1, 9) OBP: 0.431, SLG: 0.587 Jose Pagan, R (7, PR) OBP: 0.297, SLG: 0.355 (8, 9) (9, 7)	2-3 		0-3 		4-2 		2-2 			3	0	1	0	1	2	2
Willie Mays, R (1, 8) OBP: 0.412, SLG: 0.569	1-1 			1-0 	0-1 		1-0 			4	2	2	2	0	0	3
Willie McCovey, L (1, 3) OBP: 0.292, SLG: 0.411		1-2 		2-3 		3-2 	1-3 			4	0	0	0	0	2	2
Ed Bailey, L (1, 2) OBP: 0.324, SLG: 0.361		0-0 		1-2 		2-1 	2-2 			4	0	1	0	0	0	1
Jim Davenport, R (1, 5) OBP: 0.373, SLG: 0.475		0-0 		3-1 		1-2 	2-2 			4	0	1	1	0	0	1
Eddie Bressoud, R (1, 6) OBP: 0.283, SLG: 0.436			0-0 	1-1 		4-2 	1-3 			3	1	1	1	1	1	2
Sam Jones, R (1, 1) OBP: 0.250, SLG: 0.316 Richard LeMay, L (4, 1)			2-1 		1-3 	1-2 				1	0	1	0	0	0	0
Orlando Cepeda, R (6, PH) OBP: 0.313, SLG: 0.550 Bobby Bolin, R (7, 1) OBP: 0.200, SLG: 0.200 Stu Miller, R (7, 1)										1	0	0	0	0	1	0
										1	0	0	0	0	0	2
										0	0	0	0	0	0	0
										0	0	0	0	0	0	0

Inning Stats	R: 0	H: 0	E: 0	K: 1	S: 8	LOB: 1	BB: 1	P: 16	R: 0	H: 0	E: 0	K: 0	S: 5	LOB: 0	BB: 0	P: 6	R: 1	H: 2	E: 0	K: 1	S: 11	LOB: 1	BB: 0	P: 15	R: 0	H: 0	E: 0	K: 1	S: 9	LOB: 2	BB: 2	P: 20	R: 0	H: 0	E: 1	K: 0	S: 16	LOB: 2	BB: 1	P: 27	R: 2	H: 2	E: 0	K: 2	S: 13	LOB: 1	BB: 0	P: 19	R: 0	H: 1	E: 0	K: 1	S: 11	LOB: 0	BB: 0	P: 16
--------------	------	------	------	------	------	--------	-------	-------	------	------	------	------	------	--------	-------	------	------	------	------	------	-------	--------	-------	-------	------	------	------	------	------	--------	-------	-------	------	------	------	------	-------	--------	-------	-------	------	------	------	------	-------	--------	-------	-------	------	------	------	------	-------	--------	-------	-------

PITCHER	IP	WLS	BF	H	R	ER	SO	BB	IBB	HBP	BLK	WP	HR	S	P	ERA	WHIP
Stan Williams, R (1, 1) ERA: 4.4	7.0	L	32	6	4	4	6	4	0	0	0	0	2	74	123	5.14	1.429
Larry Sherry, R (8, 1) ERA: 3.43	1.0		3	1	0	0	1	0	0	0	0	0	0	11	16	0.00	1.000

BOTTOM

Los Angeles Dodgers @ San Francisco Giants
 Candlestick Park, San Francisco, CA
 Tue Jun 13 1961, 10:05 PM EDT
 Att. 31,224 - Unknown

AB	30
R	4
H	7
RBI	4
BB	4
SO	7
LOB	15



WP	HR	S	P	ERA	WHIP
0	0	0	0	0	0
0	0	0	0	0	0
0	0	0	0	0	0
0	0	0	0	0	0
0	0	0	0	0	0

Batter	1	2	3	4	5	6	7	8	9	AB R H RBI BB SO LOB	TOP											
Richie Ashburn, L (1, 8) OBP: 0.354, SLG: 0.271	0-1 4-3		1-3 K			1-1 L6			2-1 G4-6-3 1B	4 0 1 0 0 1 1												
Don Zimmer, R (1, 4) OBP: 0.299, SLG: 0.410	1-0 G6-4-3 1B			2-2 4-3			2-2 5-3		1-1 P6	4 0 1 0 0 0 1												
Ron Santo, R (1, 5) OBP: 0.392, SLG: 0.481	1-0 G6-4-3 1-2f			1-0 F8			1-2 6-3		0-0 G4-6-3 1-2f	4 0 0 0 0 0 2												
George Altman, L (1, 9) OBP: 0.372, SLG: 0.569		2-3 K		3-3 K			4-2 14 FC5-4 BB			2 0 0 0 1 2 0												
14 Ernie Banks, R (1, 7) OBP: 0.356, SLG: 0.500		0-1 CS 1B			1-1 F8		0-0 FC5-4 1-2f			3 0 1 0 0 0 1												
Ed Bouchee, L (1, 3) OBP: 0.387, SLG: 0.452		3-3 K 1-2		4-1 G5-4-3 BB				0-1 FC6-4 1B		2 0 1 0 1 1 1												
Andre Rodgers, R (1, 6) OBP: 0.298, SLG: 0.429			1-3 K		1-0 G5-4-3 1-2f			1-1 FC6-4		3 0 0 0 0 1 2												
Sammy Taylor, L (1, 2) OBP: 0.254, SLG: 0.317			0-1 F7		2-1 F8			1-3 K		3 0 0 0 0 1 1												
Don Cardwell, R (1, 1) OBP: 0.129, SLG: 0.233 Dick Drott, R (2, 1) OBP: 0.222, SLG: 0.444 Bob Will, L (6, PH) OBP: 0.333, SLG: 0.296 Jim Brewer, L (6, 1) Billy Williams, L (8, PH) OBP: 0.309, SLG: 0.388 Joe Schaffer, R (8, 1)			0-0 1B		2-3 K			2-2 L7		0 0 0 0 0 0 0 1 0 1 0 0 0 0 1 0 0 0 0 1 0 0 0 0 0 0 0 0 1 0 0 0 0 0 1 0 0 0 0 0 0 0												
Inning Stats	R: 0 E: 0 K: 0 S: 4	H: 1 LOB: 0 BB: 0 P: 6	R: 0 E: 0 K: 2 S: 8	H: 1 LOB: 1 BB: 0 P: 13	R: 0 E: 0 K: 2 S: 9	H: 1 LOB: 1 BB: 0 P: 11	R: 0 E: 0 K: 1 S: 9	H: 0 LOB: 0 BB: 0 P: 15	R: 0 E: 0 K: 0 S: 4	H: 0 LOB: 0 BB: 1 P: 10	R: 0 E: 0 K: 1 S: 7	H: 0 LOB: 0 BB: 0 P: 12	R: 0 E: 0 K: 0 S: 10	H: 0 LOB: 1 BB: 1 P: 17	R: 0 E: 0 K: 1 S: 10	H: 1 LOB: 1 BB: 0 P: 14	R: 0 E: 0 K: 0 S: 5	H: 1 LOB: 0 BB: 0 P: 8	1B: 5 2B: 1 3B: 0 HR: 0	SF: 0 SAC: 0 DP: 4 HBP: 0	WP: 0 PB: 0 SB: 0 CS: 1	PA: 30
PITCHER Don Drysdale, R (1, 1) ERA: 3.04	IP: 9.0 WLS: W BF: 30 H: 5 R: 0 ER: 0 SO: 7 BB: 2 IBB: 0 HBP: 0 BLK: 0 WP: 0 HR: 0 S: 66 P: 106 ERA: 0.00 WHIP: 0.778											PITCHER	IP: 9.0 WLS: W BF: 30 H: 5 R: 0 ER: 0 SO: 7 BB: 2 IBB: 0 HBP: 0 BLK: 0 WP: 0 HR: 0 S: 66 P: 106 ERA: 0.00 WHIP: 0.778									

Chicago Cubs @ Los Angeles Dodgers
Los Angeles Memorial Coliseum, Los Angeles, CA

Wed Jun 14 1961, 10:05 PM EDT
Att. 13,528 - Cloudy - 60 F

livebaseballscorecards.com

AB	28
R	0
H	5
RBI	0
BB	2
SO	7
LOB	10



Batter	1	2	3	4	5	6	7	8	9
Maury Wills, S OBP: 0.388, SLG: 0.367 (1, 6)	1-1 1B	4-1 2B PB BB		0-1 B3		3-3 K		2-2 1B	
Jim Gilliam, S OBP: 0.361, SLG: 0.387 (1, 4) (8, 5)	2-1 BB HBP SF8 1B	1-2 PB E 2B		3-3 K		0-0 6-3		1-1 P5 1B	
Willie Davis, L OBP: 0.333, SLG: 0.526 Duke Snider, L OBP: 0.292, SLG: 0.302 (1, PR) (2, 9)	1-0 BB 1-2 HBP	4-2 BB E3 BB		0-0 1B		3-2 G3		0-1 4-3	
Wally Moon, L OBP: 0.481, SLG: 0.669 (1, 7)	4-0 1-2 2-3 BB	4-2 E3 BB		4-1 FC4-6 BB		1-1 HR 1B			
Tommy Davis, R OBP: 0.341, SLG: 0.486 (1, 9) (2, 8)	0-1 SF8	3-2 E3		1-2 FC4-6		2-1 HR			
John Roseboro, L OBP: 0.351, SLG: 0.518 Norm Sherry, R OBP: 0.345, SLG: 0.615 (7, PH) (8, 2)	0-0 4-3		3-3 K	2-1 F8		0-3 K			
Ron Fairly, L OBP: 0.385, SLG: 0.567 (1, 3)		0-0 WP 2B 1-3 1B	3-2 P5	0-0 G3		2-1 FC6 1B			
Daryl Spencer, R OBP: 0.351, SLG: 0.385 Charlie Neal, R OBP: 0.282, SLG: 0.373 (1, 5) (8, 4)		0-2 1-3	1-3 K	0-1 F8		1-2 FC6			
Don Drysdale, R OBP: 0.176, SLG: 0.344 (1, 1)		1-1 L6		0-0 1B		0-0 HR		0-3 K	

Inning Stats	R	H	E	K	S	R	H	E	K	S	R	H	E	K	S	R	H	E	K	S	R	H	E	K	S	R	H	E	K	S			
	1	2	0	7	15	3	2	1	20	37	0	0	0	2	16	0	0	0	10	13	0	0	0	1	12	1	3	0	18	25	0	1	18

PITCHER	IP	WLS	BF	H	R	ER	SO	BB	IBB	HBP	BLK	WP	HR	S	P	ERA	WHIP
Don Cardwell, R ERA: 3.32 (1, 1)	1.2	L	13	4	4	3	0	4	0	0	0	1	0	23	45	16.20	4.800
Dick Drott, R ERA: 3.05 (2, 1)	3.1		12	2	0	0	3	1	0	0	0	0	0	30	50	0.00	0.900
Jim Brewer, L ERA: 6.26 (6, 1)	2.0		10	4	3	3	2	0	0	0	0	0	2	25	37	13.50	2.000
Joe Schaffernoth, R ERA: 5.34 (8, 1)	1.0		4	1	0	0	1	0	0	0	0	0	0	15	18	0.00	1.000

AB R H RBI BB SO LOB

4	1	2	0	1	1	1
5	2	2	1	0	1	2
0	0	0	0	0	0	0
3	0	1	0	1	0	1
1	1	1	0	3	0	0
3	1	1	3	0	0	3
3	0	0	0	0	1	3
1	0	0	0	0	1	0
4	1	2	0	0	0	1
4	0	0	0	0	1	2
0	0	0	0	0	0	0
4	1	2	1	0	1	1

AB	32
R	7
H	11
RBI	5
BB	5
SO	6
LOB	14



1B	8	SF	1	WP	1	PA	39
2B	1	SAC	0	PB	1		
3B	0	DP	0	SB	0		
HR	2	HBP	1	CS	0		

livebaseballscorecards.com

Chicago Cubs @ Los Angeles Dodgers
Los Angeles Memorial Coliseum, Los Angeles, CA
Wed Jun 14 1961, 10:05 PM EDT
Att. 13,528 - Cloudy - 60 F

Batter	1	2	3	4	5	6	7	8	9	10	11	12	AB R H RBI BB SO LOB	TOP												
Richie Ashburn, L (1, 8) OBP: 0.362, SLG: 0.272 Al Heist, R (9, 8) OBP: 0.241, SLG: 0.232	2-2 G6-3 1B	3-2 L7		4-2 BB			0-1 F8		4-1 1B BB		0-3 K		3 0 1 0 2 0 0 1 0 0 0 0 1 0													
Don Zimmer, R (1, 4) OBP: 0.300, SLG: 0.408	0-1 G6-3 1-2		3-2 F8	0-0 L5			0-1 1B		3-3 K		1-1 1B		6 0 2 0 0 1 7													
Ron Santo, R (1, 5) OBP: 0.395, SLG: 0.484	4-0 14 1B BB		0-1 WP 2B				1-0 P3		1-2 1B		1-0 6-3		5 1 2 2 1 1 2													
14 Ernie Banks, R (1, 7) OBP: 0.351, SLG: 0.490	2-2 BB 1B		2-2 F9				0-0 F8		1-0 L7			1-0 P6	6 0 1 0 0 0 3													
George Altman, L (1, 9) OBP: 0.364, SLG: 0.552	1-1 BB 1B		2-3 K				1-0 6-3			1-3 K		2-3 K	6 0 1 1 0 3 1													
Andre Rodgers, R (1, 6) OBP: 0.317, SLG: 0.415 (9, 3)	4-1 1-2 2-3 BB			2-1 F2			2-3 K		2-3 K		2-1 6-3 1B	4-2 BB BB	4 0 1 0 2 2 0													
Ed Bouchee, L (1, 3) OBP: 0.386, SLG: 0.445 Bob Will, L (9, PH) OBP: 0.342, SLG: 0.313 Moe Thacker, R (9, 2) OBP: 0.478, SLG: 0.294	1-2 F7			4-2 BB 1B BB			1-3 K		0-1 1B FC5-2 2B		0-0 6-3	4-2 1-2 BB	2 0 0 0 1 1 3 1 0 1 0 0 0 0 1 0 0 0 1 0 1	AB 46 R 3 H 11 RBI 3 BB 7 SO 13 LOB 24												
Dick Bertell, R (1, 2) OBP: 0.305, SLG: 0.314 Billy Williams, L (9, PH) OBP: 0.313, SLG: 0.393 Don Elston, R (9, 1) OBP: 0.167, SLG: 0.167 Barney Schultz, R (9, 1)		0-2 1-3		1-2 BB 1B			2-1 5-3		3-2 BB FC5-2 1B		1-1 F9	2-3 K	3 0 1 0 0 0 0 1 1 1 0 0 0 0 0 0 0 0 0 0 0 2 0 0 0 0 1 3													
Glen Hobbie, R (1, 1) OBP: 0.216, SLG: 0.152 Sammy Taylor, L (9, PH) OBP: 0.254, SLG: 0.317 Jerry Kindall, R (9, PH) OBP: 0.309, SLG: 0.493 (9, 6)		0-3 K2-3		3-3 K			0-0 6-3		1-2 FC5-2 1B 3-H		2-3 K		3 0 0 0 0 2 2 0 0 0 0 0 0 0 2 1 0 0 0 1 2													
Inning Stats	R: 1 E: 0 K: 15 S: 15	H: 3 LOB: 3 BB: 2 P: 29	R: 0 E: 0 K: 1 S: 10	H: 0 LOB: 0 BB: 0 P: 13	R: 0 E: 0 K: 1 S: 11	H: 1 LOB: 1 BB: 0 P: 18	R: 0 E: 0 K: 1 S: 13	H: 1 LOB: 3 BB: 2 P: 27	R: 0 E: 0 K: 2 S: 8	H: 0 LOB: 0 BB: 0 P: 13	R: 0 E: 0 K: 0 S: 6	H: 1 LOB: 1 BB: 0 P: 7	R: 0 E: 0 K: 1 S: 5	H: 0 LOB: 0 BB: 0 P: 8	R: 2 E: 0 K: 1 S: 20	H: 3 LOB: 2 BB: 1 P: 33	R: 0 E: 0 K: 1 S: 9	H: 1 LOB: 1 BB: 0 P: 13	R: 0 E: 0 K: 2 S: 10	H: 1 LOB: 1 BB: 0 P: 14	R: 0 E: 0 K: 2 S: 14	H: 0 LOB: 2 BB: 2 P: 27	1B: 9 2B: 2 3B: 0 HR: 0	SF: 0 SAC: 0 DP: 1 HBP: 0	WP: 1 PB: 0 SB: 0 CS: 0	PA: 53
PITCHER	Johnny Podres, L (1, 1) ERA: 2.55	IP 0.2 WLS 3 BF 5 H 3 R 1 ER 1 SO 0 BB 1 IBB 0 HBP 0 BLK 0 WP 0 HR 0 S 11 P 20 ERA 13.50 WHIP 6.000	Roger Craig, R (1, 1) ERA: 5.6	IP 7.1 WLS 30 BF 5 H 2 R 2 ER 7 SO 3 BB 0 HBP 0 BLK 0 WP 1 HR 0 S 75 P 120 ERA 2.46 WHIP 1.091	Ron Perranoski, L (9, 1) ERA: 2.55	IP 0.1 WLS 2 BF 0 H 0 R 0 ER 0 SO 0 BB 1 IBB 0 HBP 0 BLK 0 WP 0 HR 0 S 4 P 9 ERA 0.00 WHIP 3.000	Larry Sherry, R (9, 1) ERA: 3.3	IP 1.2 WLS 7 BF 2 H 0 R 0 ER 2 SO 0 BB 0 HBP 0 BLK 0 WP 0 HR 0 S 18 P 27 ERA 0.00 WHIP 1.200	Turk Farrell, R (11, 1) ERA: 4.54	IP 2.0 WLS W BF 9 H 1 R 0 ER 0 SO 4 BB 2 IBB 0 HBP 0 BLK 0 WP 0 HR 0 S 24 P 41 ERA 0.00 WHIP 1.500	PITCHER	IP WLS BF H R ER SO BB IBB HBP BLK WP HR S P ERA WHIP														

Chicago Cubs @ Los Angeles Dodgers
 Los Angeles Memorial Coliseum, Los Angeles, CA

Thu Jun 15 1961, 10:05 PM EDT
 Att. 13,348 - Unknown - 64 F

AB	46
R	3
H	11
RBI	3
BB	7
SO	13
LOB	24



livebaseballscorecards.com

Batter	1	2	3	4	5	6	7	8	9	10	11	12	AB R H RBI BB SO LOB
Maury Wills, S OBP: 0.389, SLG: 0.368 (1, 6)	0-0 1B FC1-2-5 1B		0-0 B3			1-0 G4-3 1B		0-2 2-3		0-1 SH3-4		1-1 P5	5 0 2 0 0 0 2
Willie Davis, L OBP: 0.338, SLG: 0.521 (1, 8)	0-0 SF3 1B		2-0 F7			2-1 G4-3 1-2f			1-2 F5	4-0 FC6-5 IBB		2-2 HR HBP	4 2 1 0 1 0 1
Tommy Davis, R OBP: 0.340, SLG: 0.493 (1, 9)	1-0 FC1-2-5 SF8 1-3 3-H			1-0 F8			1-1 L6		4-2 BB 1B BB	0-1 FC6-5 1-2 2-3f		1-0 HR 1-H 2-H	5 2 1 3 1 0 4
Wally Moon, L OBP: 0.469, SLG: 0.653 (1, 7)	0-0 SF8		0-0 3-2	3-2 6-3		0-0 F8		0-0 F8	2-0 FC6 1B BB	2-0 P6			4 1 0 1 0 0 3
John Roseboro, L OBP: 0.352, SLG: 0.509 (1, 2)	0-0 3-1		0-0 3-1	0-2 3-1		4-2 BB		4-2 FC5 1B BB 1-2 2-3			2-2 5-3		3 0 0 0 2 0 1
Ron Fairly, L OBP: 0.370, SLG: 0.543 (1, 3)		1-0 F7		2-2 1-3		0-0 G3		1-0 1B			2-2 F8		3 0 0 0 0 0 1
Gil Hodges, R OBP: 0.329, SLG: 0.459 (9, 3)									1-0 1B				0 0 0 0 0 0 0
Jim Gilliam, S OBP: 0.363, SLG: 0.389 (9, PH) (10, 5)									1-2 2-H 3-H				2 0 1 2 0 0 0
Daryl Spencer, R OBP: 0.346, SLG: 0.378 Norm Larker, L OBP: 0.298, SLG: 0.357 (9, PH) (10, 3)		2-3 K		1-1 P6		1-0 5-3		1-0 F8			1-0 F9		3 0 0 0 0 1 0 2 0 0 0 0 0 2
Charlie Neal, R OBP: 0.278, SLG: 0.364 (1, 4)		0-1 4-3		2-2 G3		0-0 SH1-4 1B		0-1 FC5				1-1 E6 SH3-4 HR	5 1 1 0 0 0 2
Johnny Podres, L OBP: 0.391, SLG: 0.381 (1, 1) Roger Craig, R OBP: 0.285, SLG: 0.178 (8, 1) Ron Perrano, L (8, 1) Larry Sherry, R (8, 1) Gordie Windhorn, R (10, PH) Turk Farrell, R OBP: 0.200, SLG: 0.200 (11, 1)			3-2 5-3		0-0 1-3		0-0 SH1-4			3-2 FC6-5 SH3-4 HBP		0-1 SH3-4	0 0 0 0 0 0 0 2 0

Inning Stats	R: 1	H: 2	E: 0	LOB: 1	K: 0	P: 6	R: 0	H: 0	E: 0	LOB: 0	K: 1	P: 9	R: 0	H: 0	E: 0	LOB: 0	K: 0	P: 10	R: 0	H: 0	E: 0	LOB: 0	K: 0	P: 11	R: 0	H: 0	E: 0	LOB: 0	K: 0	P: 13	R: 0	H: 1	E: 0	LOB: 0	K: 0	P: 7	R: 0	H: 0	E: 0	LOB: 1	K: 0	P: 12	R: 0	H: 1	E: 0	LOB: 1	K: 0	P: 7	R: 2	H: 1	E: 1	LOB: 2	K: 0	P: 26	R: 0	H: 0	E: 0	LOB: 2	K: 0	P: 16	R: 0	H: 0	E: 0	LOB: 0	K: 0	P: 12	R: 3	H: 1	E: 1	LOB: 0	K: 0	P: 14	1B: 5	SF: 1	2B: 0	SAC: 3	3B: 0	DP: 1	HR: 1	HBP: 2	WP: 0	PA: 48
PITCHER	IP	WLS	BF	H	R	ER	SO	BB	IBB	HBP	BLK	WP	HR	S	P	ERA	WHIP																																																																	
Glen Hobbie, R ERA: 3.78	8.0		28	4	1	1	1	1	0	0	0	0	0	48	75	1.12	0.625																																																																	
Don Elston, R ERA: 4.76	0.1		5	1	2	1	0	2	0	0	0	0	0	10	22	27.00	9.000																																																																	
Barney Schultz, R ERA:	3.1	L	15	1	3	0	0	0	1	2	0	0	1	26	46	0.00	0.300																																																																	


BOTTOM

Chicago Cubs @ Los Angeles Dodgers
Los Angeles Memorial Coliseum, Los Angeles, CA

Thu Jun 15 1961, 10:05 PM EDT
Att: 13,348 - Unknown - 64 F

livebaseballscorecards.com

AB	38
R	6
H	6
RBI	6
BB	4
SO	1
LOB	16



Batter	1	2	3	4	5	6	7	8	9	AB R H RBI BB SO LOB	TOP											
Gino Cimoli, R OBP: 0.324, SLG: 0.366 (1, 9)	1-2 6-3 ①		1-3 K ②		1-1 1B ③		4-2 BB WP BB BB		0-0 L9 ①	4 1 1 0 1 1 1	Milwaukee Braves @ Los Angeles Dodgers Los Angeles Memorial Coliseum, Los Angeles, CA Fri Jun 16 1961, 10:05 PM EDT Att. 32,860 - Unknown											
Frank Bolling, R OBP: 0.381, SLG: 0.509 (1, 4)	1-3 K ②		1-2 1B ③		0-1 F4 ③		4-2 BB BB BB	2-2 F6 ②	4 0 1 0 1 1 1													
Eddie Mathews, L OBP: 0.409, SLG: 0.611 (1, 5)	0-0 FC6-4 1B		0-0 F8 ③		1-0 BB 1B 1B		4-1 BB BB BB	3-2 L9 ③	4 0 2 0 1 0 2													
Hank Aaron, R OBP: 0.360, SLG: 0.569 (1, 8)	2-0 FC6-4 1-2f		2-2 F8 ①		0-0 F8 ①		1-2 F8 ②		4 0 0 0 0 0 5													
Joe Adcock, R OBP: 0.296, SLG: 0.370 (1, 3)		0-0 6-3 ①	1-3 K ②		1-1 BB 1B		4-2 BB BB BB	1-2 2-3 3-H BB ③	3 0 1 1 1 1 0													
Frank Thomas, R OBP: 0.343, SLG: 0.478 (1, 7)		0-1 G5-4-3 1B	1-3 K ③		2-2 P3 ②		0-0 F8 ③		4 0 1 0 0 1 5													
Joe Torre, R OBP: 0.375, SLG: 0.489 (1, 2)		1-1 G5-4-3 1-2f		2-3 K ①	4-1 BB BB BB		2-2 6-3 ①		3 0 0 0 1 1 1													
Roy McMillan, R OBP: 0.317, SLG: 0.292 (1, 6)			0-1 1B 1B		2-3 K ②	2-3 K ③		1-2 6-3 ②	4 0 1 0 0 2 3													
Lew Burdette, R OBP: 0.205, SLG: 0.436 (1, 1)			0-3 K ①		0-1 HR		3-2 F9 ①	2-3 K ③	4 1 1 1 0 2 1													
Inning Stats	R: 0 E: 0 K: 1 S: 8	H: 1 LOB: 1 BB: 0 P: 12	R: 0 E: 0 K: 0 S: 5	H: 1 LOB: 0 BB: 0 P: 6	R: 0 E: 0 K: 2 S: 16	H: 2 LOB: 2 BB: 0 P: 18	R: 0 E: 0 K: 2 S: 9	H: 0 LOB: 0 BB: 0 P: 13	R: 1 E: 0 K: 2 S: 12	H: 2 LOB: 1 BB: 0 P: 17		R: 0 E: 0 K: 1 S: 11	H: 2 LOB: 3 BB: 1 P: 21	R: 1 E: 0 K: 0 S: 23	H: 0 LOB: 3 BB: 4 P: 42	R: 0 E: 0 K: 1 S: 9	H: 0 LOB: 0 BB: 0 P: 14	R: 0 E: 0 K: 0 S: 9	H: 0 LOB: 0 BB: 0 P: 14	1B: 7 2B: 0 3B: 0 HR: 1	SF: 0 SAC: 0 DP: 1 HBP: 0	WP: 1 PB: 0 SB: 0 CS: 0
PITCHER	IP WLS BF H R ER SO BB IBB HBP BLK WP HR S P ERA WHIP																				IP WLS BF H R ER SO BB IBB HBP BLK WP HR S P ERA WHIP	
Sandy Koufax, L ERA: 3.04 (1, 1)	6.1 L 30 8 2 2 8 4 0 0 0 1 1 76 116 2.84 1.895																					
Larry Sherry, R ERA: 3.25 (7, 1)	0.2 3 0 0 0 0 0 1 0 0 0 0 0 8 13 0.00 1.500																					
Turk Farrell, R ERA: 4.31 (8, 1)	2.0 6 0 0 0 0 1 0 0 0 0 0 0 18 28 0.00 0.000																					

livebaseballscorecards.com

AB	34
R	2
H	8
RBI	2
BB	5
SO	9
LOB	19



Batter	1	2	3	4	5	6	7	8	9	AB	R	H	RBI	BB	SO	LOB
Maury Wills, S OBP: 0.387, SLG: 0.363 (1, 6)	3-3 K2-3		4-2 G3 BB		0-1 G3			1-1 3-1		3	0	0	0	1	1	0
Willie Davis, L OBP: 0.332, SLG: 0.510 (1, 8)	0-0 G3		0-1 G3			0-1 P4		1-1 F7		4	0	0	0	0	0	1
Tommy Davis, R OBP: 0.339, SLG: 0.489 (1, 9)	1-2 1B		2-3 K			1-2 G3		0-0 6-3		4	0	1	0	0	1	1
Wally Moon, L OBP: 0.465, SLG: 0.644 (1, 7)	0-0 6-3			2-1 6-3		3-2 1B			2-3 K	4	0	1	0	0	1	1
John Roseboro, L OBP: 0.350, SLG: 0.503 (1, 2)		1-1 6-3		0-0 1B		3-1 6-3			0-0 P3	4	0	1	0	0	0	1
Gil Hodges, R OBP: 0.326, SLG: 0.449 (1, 3)		1-1 1B		1-1 F5			2-3 K		0-1 6-3	4	0	1	0	0	1	1
Daryl Spencer, R OBP: 0.341, SLG: 0.372 (1, 5)		1-3 K		2-2 F9			1-1 6-3			3	0	0	0	0	1	2
Charlie Neal, R OBP: 0.280, SLG: 0.391 (1, 4)		0-0 F8			1-0 6-3		0-0 HR			3	1	1	1	0	0	1
Sandy Koufax, R OBP: 0.200, SLG: 0.034 (1, 1)			0-0 G3		0-0 6-3			2-2 L4		2	0	0	0	0	0	0
Larry Sherry, R (7, 1)										0	0	0	0	0	0	0
Frank Howard, R (7, PH)										1	0	0	0	0	0	0
Turk Farrell, R (8, 1)										0	0	0	0	0	0	0

BOTTOM																
Milwaukee Braves @ Los Angeles Dodgers Los Angeles Memorial Coliseum, Los Angeles, CA Fri Jun 16 1961, 10:05 PM EDT Att. 32,860 - Unknown																
AB	32	R	1	H	5	RBI	1	BB	1	SO	5	LOB	8			
WP	0	PA	33	PB	0	SB	1	CS	0							

Inning Stats	R: 0	H: 1	E: 0	K: 1	S: 8	LOB: 1	BB: 0	P: 12	R: 0	H: 1	E: 0	K: 1	S: 8	LOB: 1	BB: 0	P: 11	R: 0	H: 0	E: 0	K: 1	S: 9	LOB: 1	BB: 1	P: 15	R: 0	H: 1	E: 0	K: 0	S: 12	LOB: 1	BB: 0	P: 17	R: 0	H: 0	E: 0	K: 0	S: 4	LOB: 0	BB: 0	P: 5	R: 0	H: 1	E: 0	K: 0	S: 13	LOB: 1	BB: 0	P: 20	R: 1	H: 1	E: 0	K: 1	S: 9	LOB: 0	BB: 0	P: 14	R: 0	H: 0	E: 0	K: 0	S: 5	LOB: 0	BB: 0	P: 7	R: 0	H: 0	E: 0	K: 1	S: 6	LOB: 0	BB: 0	P: 8	1B:	4	SF:	0	2B:	0	SAC:	0	3B:	0	DP:	0	HR:	1	HBP:	0	WP:	0	PA:	33	ERA	4.22	WHIP	0.667
PITCHER Lew Burdette, R (1, 1) ERA: 4.22	IP	WLS	BF	H	R	ER	SO	BB	IBB	HBP	BLK	WP	HR	S	P	ERA	WHIP																																																																															
																PITCHER	IP	WLS	BF	H	R	ER	SO	BB	IBB	HBP	BLK	WP	HR	S	P	ERA	WHIP																																																															



Batter	1	2	3	4	5	6	7	8	9	AB R H RBI BB SO LOB	TOP											
Gino Cimoli, R (1, 8) OBP: 0.308, SLG: 0.347	2-3 K		2-3 K			1-1 4-3		2-2 F9		4 0 0 0 0 2 2	Milwaukee Braves @ Los Angeles Dodgers Los Angeles Memorial Coliseum, Los Angeles, CA Sat Jun 17 1961, 10:05 PM EDT Att: 37,606 - Unknown livebaseballscorecards.com											
Frank Bolling, R (1, 4) OBP: 0.379, SLG: 0.505	2-1 L4			1-3 K		1-2 1B		0-0 G6-3		4 0 1 0 0 1 2												
Eddie Mathews, L (1, 5) OBP: 0.407, SLG: 0.602	4-2 BB			3-3 K2-3		1-0 G3		0-0 B3		3 0 0 0 1 1 1												
Hank Aaron, R (1, 9) OBP: 0.358, SLG: 0.563	0-0 F8			2-2 1B		1-3 K		1-1 F9		4 0 1 0 0 1 1												
Joe Adcock, R (1, 3) OBP: 0.290, SLG: 0.362		0-3 K		2-2 1-3		1-1 5-3		0-2 F8		4 0 0 0 0 1 1												
Frank Thomas, R (1, 7) OBP: 0.343, SLG: 0.475		2-3 K2-3		0-1 P1		2-1 1B				3 0 1 0 0 1 0												
Joe Torre, R (1, 2) OBP: 0.364, SLG: 0.474		2-3 K		1-3 K		1-2 1-3				3 0 0 0 0 2 1												
Roy McMillan, R (1, 6) OBP: 0.314, SLG: 0.289		2-2 6-3		0-3 K			0-0 1B			2 0 0 0 0 1 0												
Lee Maye, L (8, PH) OBP: 0.327, SLG: 0.432										1 0 1 0 0 0 0												
Felix Mantilla, R (8, 6) OBP: 0.269, SLG: 0.136										0 0 0 0 0 0 0												
Bob Buhl, R (1, 1) OBP: 0.160, SLG: 0.087			1-3 K		1-3 K		1-1 G6-3			2 0 0 0 0 2 0												
Bob Boyd, L (8, PH) OBP: 0.264, SLG: 0.294										1 0 1 0 0 0 0												
Tony Cloninger, R (8, 1)										0 0 0 0 0 0 0												
Inning Stats	R: 0 E: 0 K: 1 S: 9	H: 0 LOB: 1 BB: 1 P: 17	R: 0 E: 0 K: 3 S: 14	H: 0 LOB: 0 BB: 0 P: 18	R: 0 E: 0 K: 2 S: 9	H: 0 LOB: 0 BB: 0 P: 14	R: 0 E: 0 K: 2 S: 12	H: 1 LOB: 1 BB: 0 P: 20	R: 0 E: 0 K: 2 S: 9	H: 0 LOB: 0 BB: 0 P: 10	R: 0 E: 0 K: 1 S: 10	H: 1 LOB: 1 BB: 0 P: 14	R: 0 E: 0 K: 1 S: 10	H: 1 LOB: 1 BB: 0 P: 15	R: 0 E: 0 K: 0 S: 7	H: 2 LOB: 1 BB: 0 P: 10	R: 0 E: 0 K: 0 S: 6	H: 0 LOB: 0 BB: 0 P: 7	1B: 5 2B: 0 3B: 0 HR: 0	SF: 0 SAC: 0 DP: 1 HBP: 0	WP: 0 PB: 0 SB: 1 CS: 0	PA: 32
PITCHER Stan Williams, R (1, 1) ERA: 4.0	IP: 9.0 WLS: W BF: 32 H: 5 R: 0 ER: 0 SO: 12 BB: 1 IBB: 0 HBP: 0 BLK: 0 WP: 0 HR: 0 S: 86 P: 125 ERA: 0.00 WHIP: 0.667											PITCHER	IP: WLS: BF: H: R: ER: SO: BB: IBB: HBP: BLK: WP: HR: S: P: ERA: WHIP:									



Batter	1	2	3	4	5	6	7	8	9
Willie Davis, L <small>OBP: 0.330, SLG: 0.505</small> (1, 8)	1-0 4-3 		0-1 P4 		0-0 3-1 		1-0 1B 		
Jim Gilliam, S <small>OBP: 0.366, SLG: 0.388</small> (1, 5)	3-1 G3 		2-2 G6-4-3 		4-2 S BB 		1-1 1B 		
Tommy Davis, R <small>OBP: 0.337, SLG: 0.483</small> (1, 9) (9, 7)	4-1 BB 			0-1 5-3 	1-2 F8 		1-0 L6 		
Wally Moon, L <small>OBP: 0.457, SLG: 0.629</small> Ron Fairly, L <small>OBP: 0.370, SLG: 0.543</small> (1, 7) (9, 9)	3-3 K 			0-2 F8 		3-2 4-3 		3-2 F7 	
Frank Howard, R <small>OBP: 0.283, SLG: 0.427</small> Gil Hodges, R <small>OBP: 0.322, SLG: 0.443</small> (1, 3) (7, 3)		1-0 6-3 		1-1 HR 1B 		0-0 6-3 		1-0 P4 	
Daryl Spencer, R <small>OBP: 0.339, SLG: 0.385</small> (1, 6)		2-2 F5 		1-0 HR 		1-1 F8 		2-3 K 	
Charlie Neal, R <small>OBP: 0.289, SLG: 0.393</small> (1, 4)		4-0 BB 		0-0 1B 			1-1 F4 		
Norm Sherry, R <small>OBP: 0.344, SLG: 0.586</small> (1, 2)		3-3 K 		1-0 F7 			2-1 1B SH1-4 1B 		
Stan Williams, R <small>OBP: 0.250, SLG: 0.212</small> (1, 1)			1-1 G6-4-3 1B 		0-3 K 		0-1 SH1-4 		

AB	R	H	RBI	BB	SO	LOB
4	0	1	0	0	0	1
3	0	1	1	1	0	1
3	0	0	0	1	0	3
4	0	0	0	0	1	1
0	0	0	0	0	0	0
3	1	1	0	0	0	0
1	0	0	0	0	0	0
4	1	1	2	0	1	0
2	0	1	0	1	0	0
3	1	1	0	0	1	2
2	0	1	0	0	1	0

BOTTOM

Milwaukee Braves @ Los Angeles Dodgers
 Los Angeles Memorial Coliseum, Los Angeles, CA

Sat Jun 17 1961, 10:05 PM EDT
 Att. 37,606 - Unknown

livebaseballscorecards.com

AB	29
R	3
H	7
RBI	3
BB	3
SO	4
LOB	8

Inning Stats	R: 0	H: 0	E: 0	K: 1	S: 7	LOB: 1	BB: 1	P: 18
	R: 0	H: 0	E: 0	K: 1	S: 8	LOB: 1	BB: 1	P: 18
	R: 0	H: 1	E: 0	K: 0	S: 7	LOB: 0	BB: 0	P: 10
	R: 2	H: 3	E: 0	K: 0	S: 10	LOB: 1	BB: 0	P: 13
	R: 0	H: 0	E: 0	K: 1	S: 9	LOB: 1	BB: 1	P: 14
	R: 0	H: 0	E: 0	K: 0	S: 6	LOB: 0	BB: 0	P: 10
	R: 1	H: 3	E: 0	K: 0	S: 10	LOB: 2	BB: 0	P: 16
	R: 0	H: 0	E: 0	K: 1	S: 7	LOB: 0	BB: 0	P: 13

1B: 6	SF: 0	WP: 0	PA: 33
2B: 0	SAC: 1	PB: 0	
3B: 0	DP: 1	SB: 1	
HR: 1	HBP: 0	CS: 0	

PITCHER	IP	WLS	BF	H	R	ER	SO	BB	IBB	HBP	BLK	WP	HR	S	P	ERA	WHIP
Bob Buhl, R <small>ERA: 4.38</small> (1, 1)	7.0	L	30	7	3	3	3	3	3	0	0	0	1	57	99	3.86	1.429
Tony Cloninger, R <small>ERA: 10.8</small> (8, 1)	1.0		3	0	0	0	1	0	0	0	0	0	0	7	13	0.00	0.000

Batter	1	2	3	4	5	6	7	8	9	AB R H RBI BB SO LOB	TOP											
Gino Cimoli, R OBP: 0.298, SLG: 0.333 (1, 8)	0-1 1B 1B	0-0 G4-6-3		0-1 F2	0-1 1-3		0-1 4-3		1-2 F8	6 1 1 0 0 0 3	Milwaukee Braves @ Los Angeles Dodgers Los Angeles Memorial Coliseum, Los Angeles, CA Sun Jun 18 1961, 6:33 AM EDT Att: 38,706 - Unknown livebaseballscorecards.com											
Frank Bolling, R OBP: 0.382, SLG: 0.504 (1, 4)	1-0 6-3 1B 1B		1-2 F2	1-0 6-3		0-0 2B 1B	0-1 2-3 1B	0-1 F9	6 0 3 1 0 0 0													
Eddie Mathews, L OBP: 0.414, SLG: 0.607 (1, 5)	3-0 6-3 1B 1B		4-0 HR BB	4-0 HR BB		3-2 1-3 2B	0-1 3-H F3		3 2 2 1 2 0 1													
Hank Aaron, R OBP: 0.359, SLG: 0.571 (1, 9)	3-1 6-3 1B 2-3		0-0 1-H HR	4-1 1-2 HR BB		0-3 K		3-2 6-3	4 2 1 2 1 1 4													
Joe Adcock, R OBP: 0.293, SLG: 0.394 (1, 3)	1-3 K		2-0 HR	2-2 1-H 2-H HR		1-1 P3		0-3 K	5 2 2 4 0 2 4													
Frank Thomas, R OBP: 0.354, SLG: 0.495 (1, 7)	4-0 IBB		3-2 HR	1-3 K		4-0 IBB		0-0 1B	3 1 2 1 2 1 0													
Joe Torre, R OBP: 0.348, SLG: 0.451 (1, 2)	2-2 F7		1-0 5-3		0-0 F6	1-2 F7		0-1 P4	5 0 0 0 0 0 7													
Roy McMillan, R OBP: 0.320, SLG: 0.317 (1, 6)		1-3 K	0-1 2B		0-1 1B		0-1 5-3	1-1 HR	5 1 3 1 0 1 0													
Carl Willey, R Don McMahon, R OBP: 0.286, SLG: 0.286 (5, 1)	1-0 E3		1-1 F9		0-3 K		0-1 E3 4-3 1B	0-0 F9	3 0 0 0 0 1 2 2 1 0 0 0 0 0													
Inning Stats	R: 1 E: 0 K: 1 S: 13	H: 3 LOB: 3 BB: 1 P: 27	R: 0 E: 1 K: 1 S: 6	H: 0 LOB: 0 BB: 0 P: 8	R: 4 E: 0 K: 0 S: 13	H: 4 LOB: 1 BB: 1 P: 25	R: 3 E: 0 K: 1 S: 10	H: 1 LOB: 0 BB: 2 P: 22	R: 0 E: 0 K: 1 S: 8	H: 1 LOB: 1 BB: 0 P: 8	R: 0 E: 0 K: 1 S: 12	H: 2 LOB: 3 BB: 1 P: 21	R: 1 E: 1 K: 0 S: 10	H: 1 LOB: 1 BB: 0 P: 10	R: 0 E: 0 K: 1 S: 12	H: 1 LOB: 1 BB: 0 P: 15	R: 1 E: 0 K: 0 S: 8	H: 1 LOB: 0 BB: 0 P: 10	1B: 7 2B: 2 3B: 0 HR: 5	SF: 0 SAC: 0 DP: 1 HBP: 0	WP: 0 PB: 0 SB: 0 CS: 0	PA: 47
PITCHER	IP WLS BF H R ER SO BB IBB HBP BLK WP HR S P ERA WHIP																					
Don Drysdale, R ERA: 3.42 (1, 1)	2.1 L 15 6 5 5 2 1 1 0 0 0 3 27 53 19.29 3.000																					
Turk Farrell, R ERA: 4.68 (3, 1)	2.2 13 3 3 3 2 2 0 0 0 0 1 23 37 10.12 1.875																					
Jim Golden, R ERA: 5.73 (6, 1)	2.0 11 3 1 0 1 0 1 0 0 0 0 22 31 0.00 1.500																					
Johnny Podres, L ERA: 2.61 (8, 1)	2.0 8 2 1 1 1 0 0 0 0 0 1 20 25 4.50 1.000																					



Batter	1	2	3	4	5	6	7	8	9	AB	R	H	RBI	BB	SO	LOB
Willie Davis, L OBP: 0.329, SLG: 0.500 (1, 8)	2-2 1-3		2-1 L8		1-2 P3		0-0 1-3 1B			4	0	1	0	0	0	3
Jim Gilliam, S OBP: 0.365, SLG: 0.383 Bob Aspromonte, R OBP: 0.316, SLG: 0.278 (1, 5) (7, 5)	4-1 BB		0-0 L6		0-1 F7		0-1 F2			2	0	0	0	1	0	3
Tommy Davis, R OBP: 0.332, SLG: 0.474 (1, 9)	1-0 L6			0-0 5-3	1-0 L9			2-1 6-3		4	0	0	0	0	0	4
Wally Moon, L OBP: 0.453, SLG: 0.621 (1, 7)	0-0 G3			3-2 4-3		1-2 G3		0-0 BB 1B		4	0	1	0	0	0	1
Frank Howard, R OBP: 0.282, SLG: 0.415 (1, 3)		0-0 5-3		1-3 K		2-3 K		4-0 G5-4-3 BB		3	0	0	0	1	2	0
Daryl Spencer, R OBP: 0.342, SLG: 0.390 (1, 6)		2-1 PB 1B 2B			1-1 1B HBP	2-2 6-3		0-0 G5-4-3 1-2f		3	2	1	0	0	0	2
Charlie Neal, R OBP: 0.304, SLG: 0.405 (1, 4)		3-2 G5-4-3 2-H 1B			0-0 1B 1B		1-2 F2		0-1 G5-4-3 1B	4	0	3	1	0	0	0
Norm Sherry, R OBP: 0.333, SLG: 0.545 (1, 2)		0-2 G5-4-3 1-2f			0-0 BB 1B		0-0 5-3		1-1 G5-4-3 1-2f	4	0	1	1	0	0	2
Don Drysdale, R OBP: 0.176, SLG: 0.344 Turk Farrell, R OBP: 0.167, SLG: 0.167 Duke Snider, L OBP: 0.301, SLG: 0.302 Jim Golden, L (1, 1) (3, 1) (5, PH) (6, 1)			2-2 G3		4-0 BB		0-2 1B 1B		1-3 K	0	0	0	0	0	0	0
Norm Larker, L OBP: 0.303, SLG: 0.362 Johnny Podres, L OBP: 0.391, SLG: 0.381 Ron Fairly, L (7, PH) (8, 1) (9, PH)										1	0	0	0	0	0	0

Inning Stats	R: 0	H: 0	E: 0	K: 0	S: 6	R: 1	H: 2	E: 0	K: 0	S: 10	R: 0	H: 0	E: 0	K: 1	S: 8	R: 1	H: 2	E: 0	K: 0	S: 11	R: 0	H: 0	E: 0	K: 1	S: 10	R: 0	H: 2	E: 0	K: 0	S: 11	R: 0	H: 1	E: 0	K: 0	S: 4	R: 0	H: 1	E: 0	K: 1	S: 8	1B: 7	2B: 1	3B: 0	HR: 0	SF: 0	SAC: 0	DP: 3	HBP: 1	WP: 0	PB: 1	SB: 0	CS: 0	PA: 36
PITCHER	IP	WLS	BF	H	R	ER	SO	BB	IBB	HBP	BLK	WP	HR	S	P	ERA	WHIP																																				
Carl Willey, R ERA: 6.5 (1, 1)	4.0		18	4	2	1	1	2	0	1	0	0	0	33	58	2.25	1.500																																				
Don McMahon, R ERA: 2.13 (5, 1)	5.0	W	18	4	0	0	2	1	0	0	0	0	0	41	57	0.00	1.000																																				

BOTTOM

Milwaukee Braves @ Los Angeles Dodgers
Los Angeles Memorial Coliseum, Los Angeles, CA

Sun Jun 18 1961, 6:33 AM EDT
Att. 38,706 - Unknown

livebaseballscorecards.com

AB	32
R	2
H	8
RBI	2
BB	3
SO	3
LOB	17



Batter	1	2	3	4	5	6	7	8	9	AB R H RBI BB SO LOB	TOP											
Maury Wills, S OBP: 0.383, SLG: 0.360 (1, 6)	0-0 F8		3-3 K		0-0 F7		1-1 1B		1-1 L7	5 1 1 1 0 1 2												
Charlie Neal, R OBP: 0.302, SLG: 0.400 (1, 4)	3-3 K		2-0 6-3		0-1 FC4		1-1 1B			4 0 1 2 0 1 2												
Willie Davis, L OBP: 0.328, SLG: 0.493 (1, 8)	1-1 1-3			4-0 F7 F7 BB		0-0 1-3	2-3 K			3 0 0 0 1 1 1												
Wally Moon, L OBP: 0.449, SLG: 0.613 (1, 7)		3-2 L8		2-2 F7		0-1 4-3 1B	1-1 F7			4 0 1 0 0 0 2												
Ron Fairly, L OBP: 0.366, SLG: 0.535 (9, 9)				1-2						0 0 0 0 0 0 0												
Tommy Davis, R OBP: 0.327, SLG: 0.466 (1, 9)		3-2 5-3		1-2 F7		1-0 4-3		2-2 5-3		4 0 0 0 0 0 2												
Norm Larker, L OBP: 0.301, SLG: 0.353 (1, 3)			4-1 1B	2-3		2-3 K		0-3 K		3 0 0 0 1 2 2												
Gil Hodges, R OBP: 0.322, SLG: 0.443 (9, 3)			BB	2-0 4-3						0 0 0 0 0 0 0												
John Roseboro, L OBP: 0.357, SLG: 0.520 (1, 2)		1-0 1-3 1B			0-1 3B		1-2 1B	2-3 K		4 1 3 0 0 1 0												
Daryl Spencer, R OBP: 0.341, SLG: 0.384 (1, 5)		1-0 4-3			4-2 FC4 BB		3-2 E6 1B		2-1 1-3	3 1 0 0 1 0 3												
Sandy Koufax, R OBP: 0.179, SLG: 0.030 (1, 1)			0-2 6-3		1-3 K		3-3 K		0-0 5-3	4 0 0 0 0 2 4												
Inning Stats	R: 0 E: 0 K: 1 S: 6	H: 0 LOB: 0 BB: 0 P: 10	R: 0 E: 0 K: 0 S: 9	H: 1 LOB: 2 BB: 1 P: 21	R: 0 E: 0 K: 1 S: 8	H: 0 LOB: 0 BB: 0 P: 13	R: 0 E: 0 K: 0 S: 9	H: 0 LOB: 1 BB: 1 P: 18	R: 0 E: 0 K: 1 S: 11	H: 1 LOB: 2 BB: 1 P: 16	R: 0 E: 0 K: 1 S: 7	H: 1 LOB: 1 BB: 0 P: 10	R: 3 E: 1 K: 2 S: 18	H: 3 LOB: 1 BB: 0 P: 30	R: 0 E: 0 K: 2 S: 10	H: 0 LOB: 0 BB: 0 P: 14	R: 0 E: 0 K: 0 S: 5	H: 0 LOB: 0 BB: 0 P: 8	1B: 5 2B: 0 3B: 1 HR: 0	SF: 0 SAC: 0 DP: 0 HBP: 0	WP: 0 PB: 0 SB: 2 CS: 0	PA: 37
PITCHER	IP WLS BF H R ER SO BB IBB HBP BLK WP HR S P ERA WHIP																					
Glen Hobbie, R ERA: 3.67 (1, 1)	8.0 L 34 6 3 2 8 3 0 0 0 0 0 0 78 132 2.25 1.125																					
Bob Anderson, R ERA: 4.7 (9, 1)	1.0 3 0 0 0 0 0 0 0 0 0 0 0 5 8 0.00 0.000																					

Los Angeles Dodgers @ Chicago Cubs
Wrigley Field, Chicago, IL
Tue Jun 20 1961, 3:33 AM CDT
Att. 5,868 - Sunny - 60 F

AB	34
R	3
H	6
RBI	3
BB	3
SO	8
LOB	18



Batter	1	2	3	4	5	6	7	8	9	AB	R	H	RBI	BB	SO	LOB
Richie Ashburn, L OBP: 0.350, SLG: 0.270 (1, 8)	3-3 K		1-0 F5			3-2 4-3			3-2 6-3	4	0	0	0	0	1	1
Don Zimmer, R OBP: 0.310, SLG: 0.410 (1, 4)	0-3 K			0-0 F8			2-3 K		2-1 G6-4-3 1B	4	0	1	0	0	2	0
Ron Santo, R OBP: 0.377, SLG: 0.459 (1, 5)	3-2 L6			0-3 K			2-2 F8		1-0 G6-4-3 1-2f	4	0	0	0	0	1	1
14 Ernie Banks, R OBP: 0.345, SLG: 0.487 (1, 3)		0-3 K		1-3 K			0-2 1B			3	0	1	0	0	2	0
George Altman, L OBP: 0.371, SLG: 0.563 (1, 9)		3-1 F5		3-3 K			0-0 F7			3	0	0	0	0	1	1
Andre Rodgers, R OBP: 0.304, SLG: 0.373 (1, 6)		3-2 F9		3-3 K				3-3 K		3	0	0	0	0	2	0
Billy Williams, L OBP: 0.331, SLG: 0.411 (1, 7)			4-1 FC9-6 BB		0-0 F4			4-1 E BB		1	0	0	0	2	0	0
Dick Bertell, R OBP: 0.300, SLG: 0.303 (1, 2)			2-1 FC9-6 1-2f			1-3 K		2-3 K		3	0	0	0	0	2	2
Glen Hobbie, R OBP: 0.205, SLG: 0.143 (1, 1)			2-3 K			3-3 K		0-3 K		2	0	0	0	0	2	1
Mel Roach, R OBP: 0.250, SLG: 0.233 (8, PH)										1	0	0	0	0	1	1
Bob Anderson, R OBP: 0.250, SLG: 0.200 (9, 1)										0	0	0	0	0	0	0


Inning Stats	R: 0	H: 0	E: 0	LOB: 0	K: 2	BB: 0	S: 10	P: 16	R: 0	H: 0	E: 0	LOB: 0	K: 1	BB: 0	S: 8	P: 14	R: 0	H: 0	E: 0	LOB: 1	K: 1	BB: 1	S: 7	P: 16	R: 0	H: 0	E: 0	LOB: 0	K: 2	BB: 0	S: 7	P: 8	R: 0	H: 0	E: 0	LOB: 0	K: 2	BB: 0	S: 8	P: 14	R: 0	H: 1	E: 0	LOB: 1	K: 1	BB: 0	S: 10	P: 14	R: 0	H: 0	E: 1	LOB: 1	K: 3	BB: 1	S: 11	P: 20	R: 0	H: 1	E: 0	LOB: 0	K: 0	BB: 0	S: 7	P: 13	1B: 2	SF: 0	2B: 0	SAC: 0	3B: 0	DP: 1	HR: 0	HBP: 0
PITCHER Sandy Koufax, L ERA: 2.78 (1, 1)	IP	WLS	BF	H	R	ER	SO	BB	IBB	HBP	BLK	WP	HR	S	P	ERA	WHIP	IP	WLS	BF	H	R	ER	SO	BB	IBB	HBP	BLK	WP	HR	S	P	ERA	WHIP	IP	WLS	BF	H	R	ER	SO	BB	IBB	HBP	BLK	WP	HR	S	P	ERA	WHIP																					

BOTTOM

Los Angeles Dodgers @ Chicago Cubs
Wrigley Field, Chicago, IL
Tue Jun 20 1961, 3:33 AM CDT
Att. 5,868 - Sunny - 60 F

livebaseballscorecards.com

AB	28
R	0
H	2
RBI	0
BB	2
SO	14
LOB	7



WP: 0	PA: 30
PB: 0	
SB: 0	
CS: 0	

Batter	1	2	3	4	5	6	7	8	9	AB R H RBI BB SO LOB	TOP	
Maury Wills, S OBP: 0.378, SLG: 0.354 (1, 6)	1-2 4-3		2-0 6-3		1-3 K		1-3 K			4 0 0 0 0 2 2		
Charlie Neal, R OBP: 0.293, SLG: 0.387 (1, 4)	1-0 1-3			2-2 6-3	0-0 E5		0-0 6-3			4 0 0 0 0 0 2		
Tommy Davis, R OBP: 0.326, SLG: 0.463 (1, 8) (8, 7)	2-0 5-3			2-1 FC6-4 1B	1-2 5-3			0-0 F6		4 0 1 0 0 0 1		
Gil Hodges, R OBP: 0.308, SLG: 0.422 (1, 3)		3-2 E5 FC6-4		3-2 FC6-4 E 1B 2B		3-1 5-3		1-3 K		4 1 0 0 0 1 1		
Daryl Spencer, R OBP: 0.343, SLG: 0.386 (1, 5)		2-2 FC6-4 5-3 1-2f		0-1 E 2B 1B		0-0 G5-4-3 1B		2-3 K		4 1 2 0 0 1 1		
Frank Howard, R OBP: 0.275, SLG: 0.404 Ron Fairly, L OBP: 0.373, SLG: 0.556 (1, 9) (7, 9)		1-0 5-3		0-0 E6 2B		1-0 G5-4-3			1-2 1B 2B	3 1 0 0 0 0 4 1 1 1 0 0 0 0		
Gordie Windhorn, R OBP: 0.500, SLG: 1.000 Willie Davis, L OBP: 0.326, SLG: 0.490 (1, 7) (8, 8)		2-2 5-3		0-0 1-H 2-H 3-H 2B		1-2 SH5-4 2B		0-1 3-1		3 0 2 3 0 0 1 1 0 0 0 0 0 1		
Norm Sherry, R OBP: 0.350, SLG: 0.528 (1, 2)			1-0 5-3	0-0 1-3		4-0 SH5-4 BB		1-0 B1-6-4 1B		3 0 1 1 1 0 1		
Stan Williams, R OBP: 0.231, SLG: 0.194 Larry Sherry, R (1, 1) (9, 1)			1-3 K		0-2 F9		0-0 SH5-4		0-1 B1-6-4	3 0 0 0 0 1 1 0 0 0 0 0 0 0		
Inning Stats	R: 0 E: 0 K: 0 S: 6 H: 0 LOB: 0 BB: 0 P: 10	R: 0 E: 1 K: 0 S: 12 H: 0 LOB: 1 BB: 0 P: 20	R: 0 E: 0 K: 1 S: 5 H: 0 LOB: 0 BB: 0 P: 9	R: 3 E: 1 K: 0 S: 13 H: 3 LOB: 1 BB: 0 P: 20	R: 0 E: 1 K: 1 S: 10 H: 0 LOB: 1 BB: 0 P: 12	R: 0 E: 0 K: 0 S: 4 H: 1 LOB: 0 BB: 0 P: 8	R: 0 E: 0 K: 1 S: 8 H: 1 LOB: 2 BB: 1 P: 14	R: 0 E: 0 K: 2 S: 7 H: 0 LOB: 0 BB: 0 P: 10	R: 1 E: 0 K: 0 S: 8 H: 2 LOB: 0 BB: 0 P: 10	1B: 4 2B: 3 3B: 0 HR: 0 SF: 0 SAC: 1 DP: 2 HBP: 0	WP: 0 PB: 0 SB: 0 CS: 0 PA: 36	
PITCHER Dick Ellsworth, L ERA: 5.05 Bob Anderson, R ERA: 4.7	IP 7.0 WLS L BF 29 H 5 R 3 ER 0 SO 3 BB 1 IBB 0 HBP 0 BLK 0 WP 0 HR 0 S 58 P 93 ERA 0.00 WHIP 0.857	IP 2.0 WLS 7 BF 2 H 2 R 1 ER 1 SO 2 BB 0 IBB 0 HBP 0 BLK 0 WP 0 HR 0 S 15 P 20 ERA 4.50 WHIP 1.000	PITCHER IP WLS BF H R ER SO BB IBB HBP BLK WP HR S P ERA WHIP									

Los Angeles Dodgers @ Chicago Cubs
Wrigley Field, Chicago, IL
Wed Jun 21 1961, 3:33 AM CDT
Sunny - 66 F

livebaseballscorecards.com

AB 34
R 4
H 7
RBI 4
BB 1
SO 5
LOB 15



BOTTOM

Los Angeles Dodgers @ Chicago Cubs
Wrigley Field, Chicago, IL
Wed Jun 21 1961, 3:33 AM CDT
Sunny - 66 F

livebaseballscorecards.com

AB	32
R	1
H	7
RBI	0
BB	3
SO	8
LOB	15



WP:	2	PA:	35
PB:	0		
SB:	0		
CS:	0		

AB	R	H	RBI	BB	SO	LOB
3	0	0	0	1	0	0
4	0	1	0	0	1	1
4	0	1	0	0	2	1
4	0	1	0	0	0	2
0	0	0	0	0	0	0
4	1	1	0	0	0	1
3	0	2	0	1	0	0
2	0	0	0	1	2	1
0	0	0	0	0	0	0
1	0	0	0	0	1	2
3	0	1	0	0	0	2
1	0	0	0	0	1	3
2	0	0	0	0	1	0
1	0	0	0	0	0	2
0	0	0	0	0	0	0

Batter	1	2	3	4	5	6	7	8	9
Richie Ashburn, L (1, 8) OBP: 0.348, SLG: 0.265	1-1 G3		4-0 1B BB		3-2 F4			0-1 F6	
Don Zimmer, R (1, 4) OBP: 0.309, SLG: 0.407	2-2 5-3		0-0 F7			0-0 G4-6-3 1B		2-3 K	
Billy Williams, L (1, 7) OBP: 0.329, SLG: 0.406	1-3 K		0-0 FC5-4 1B			0-0 G4-6-3 1-2f		2-3 K	
14 Ernie Banks, R (1, 3) OBP: 0.344, SLG: 0.482 Al Heist, R (9, PR) OBP: 0.245, SLG: 0.230		1-0 F8	0-1 FC5-4			0-0 F4		0-0 WP BB 1B	
George Altman, L (1, 9) OBP: 0.368, SLG: 0.556		3-2 2B WP 1B		1-1 F7			1-2 4-3	2-2 F8	
Ron Santo, R (1, 5) OBP: 0.383, SLG: 0.466		1-2 WP 1-3 2B		0-1 F7			0-2 1B 1B	4-2 WP 1-2 BB	
Andre Rodgers, R (1, 6) OBP: 0.305, SLG: 0.362 Bob Anderson, R (8, 1) OBP: 0.250, SLG: 0.200 Ed Bouchee, L (9, PH) OBP: 0.384, SLG: 0.442		4-2 G1-4-3 BB		1-3 K			1-3 K	1-3 K	
Sammy Taylor, L (1, 2) OBP: 0.257, SLG: 0.317 Jerry Kindall, R (7, PR) OBP: 0.295, SLG: 0.463		1-2 G1-4-3			0-2 F8		1-1 1-3 1B	0-3 K	
Dick Ellsworth, L (1, 1) Bob Will, L (7, PH) OBP: 0.338, SLG: 0.308 Moe Thacker, R (8, 2) OBP: 0.444, SLG: 0.250			0-3 K			0-1 1-3	2-1 F4		

Inning Stats	R: 0	H: 0	E: 0	K: 1	S: 8	R: 1	H: 2	E: 0	K: 0	S: 13	R: 0	H: 1	E: 0	K: 1	S: 7	R: 0	H: 0	E: 0	K: 1	S: 7	R: 0	H: 0	E: 0	K: 0	S: 11	R: 0	H: 1	E: 0	K: 1	S: 3	R: 0	H: 2	E: 0	K: 1	S: 13	R: 0	H: 0	E: 0	K: 2	S: 8	R: 0	H: 1	E: 0	K: 2	S: 20	1B: 6	SF: 0	2B: 1	SAC: 0	3B: 0	DP: 2	HR: 0	HBP: 0	WP: 2	PA: 35
--------------	------	------	------	------	------	------	------	------	------	-------	------	------	------	------	------	------	------	------	------	------	------	------	------	------	-------	------	------	------	------	------	------	------	------	------	-------	------	------	------	------	------	------	------	------	------	-------	-------	-------	-------	--------	-------	-------	-------	--------	-------	--------

PITCHER	IP	WLS	BF	H	R	ER	SO	BB	IBB	HBP	BLK	WP	HR	S	P	ERA	WHIP
Stan Williams, R (1, 1) ERA: 3.77	8.1	W	33	7	1	1	6	3	0	0	0	1	0	81	119	1.08	1.200
Larry Sherry, R (9, 1) ERA: 3.2	0.2	S	2	0	0	0	2	0	0	0	0	1	0	9	10	0.00	0.000

PITCHER	IP	WLS	BF	H	R	ER	SO	BB	IBB	HBP	BLK	WP	HR	S	P	ERA	WHIP
---------	----	-----	----	---	---	----	----	----	-----	-----	-----	----	----	---	---	-----	------

Batter	1	2	3	4	5	6	7	8	9	AB R H RBI BB SO LOB	TOP		
Maury Wills, S OBP: 0.371, SLG: 0.347 (1, 6) C X	0-1 5-3		3-3 K		0-0 F7		0-1 F6		0-0 G3	5 0 0 0 0 1 1			
Jim Gilliam, S OBP: 0.366, SLG: 0.380 (1, 5) B X	2-0 1-3		0-0 1-2 1B		1-3 K		4-1 2B BB		2-2 6-3	4 1 1 0 1 1 0			
Willie Davis, L OBP: 0.321, SLG: 0.481 (1, 8) Tommy Davis, R OBP: 0.324, SLG: 0.461 (7, 8) C F B B X	2-2 3-1		0-2 F5		0-0 4-3		1-0 F9		0-0 6-3	4 0 0 0 0 0 3 1 0 0 0 0 0 0			
Wally Moon, L OBP: 0.455, SLG: 0.617 (1, 7) C X		0-1 3-1		4-0 FC4-6 BB		4-2 SH1-3 1B BB		1-0 PB 1-H 2B		2 1 1 1 2 0 0			
John Roseboro, L OBP: 0.352, SLG: 0.511 (1, 2) C B C B B X		2-3 K		3-1 FC4-6 FC4-6 1B 1-2f		1-1 SH1-3 1-2		2-2 L9 2-3		3 1 0 0 0 1 2			
Ron Fairly, L OBP: 0.402, SLG: 0.556 (1, 9) F B B B B B		4-2 BB		4-2 FC4-6 1-2 BB		4-0 1B E BB		4-2 FC3-6-2 SH1-4 BB		0 1 0 0 4 0 0			
Norm Larker, L OBP: 0.302, SLG: 0.353 (1, 3) F B B B B B X		2-2 L9		0-1 FC4-6 PB 1B 1-2f 2-3		3-2 E 1-3 2-H 1B		1-0 SH1-4 1-2		3 0 1 1 0 0 3			
Charlie Neal, R OBP: 0.299, SLG: 0.386 (1, 4) F X			0-1 F7		2-0 PB 1-2 3-H 1B		3-2 F5		4-0 FC3-6-2 IBB	3 0 1 1 1 0 2			
Johnny Podres, L OBP: 0.385, SLG: 0.375 (1, 1) Larry Sherry, R (6, 1) C B B B B B X			0-2 1B 1B		1-1 6-3 1-2 2-3		2-3 K 1-3 3-H		2-2 FC3-6-2 1-2 2-3	3 0 1 0 0 1 3 1 0 0 0 0 0 2			
Inning Stats	R: 0 E: 0 K: 0 S: 6 H: 0 LOB: 0 BB: 0 P: 10	R: 0 E: 0 K: 1 S: 11 H: 0 LOB: 1 BB: 1 P: 19	R: 0 E: 0 K: 1 S: 13 H: 2 LOB: 2 BB: 0 P: 16	R: 1 E: 0 K: 0 S: 9 H: 1 LOB: 2 BB: 2 P: 23	R: 0 E: 0 K: 1 S: 5 H: 0 LOB: 0 BB: 0 P: 6	R: 2 E: 1 K: 1 S: 16 H: 1 LOB: 1 BB: 2 P: 32	R: 1 E: 0 K: 0 S: 8 H: 1 LOB: 1 BB: 1 P: 16	R: 0 E: 0 K: 0 S: 8 H: 0 LOB: 1 BB: 2 P: 19	R: 0 E: 0 K: 0 S: 5 H: 0 LOB: 0 BB: 0 P: 7	1B: 4 2B: 2 3B: 0 HR: 0 SF: 0 SAC: 2 DP: 1 HBP: 0	WP: 0 PB: 2 SB: 0 CS: 0 PA: 39		
PITCHER	IP WLS BF H R ER SO BB IBB HBP BLK WP HR S P ERA WHIP											PITCHER	IP WLS BF H R ER SO BB IBB HBP BLK WP HR S P ERA WHIP
Don Cardwell, R ERA: 3.63 (1, 1)	5.1 L 25 4 3 2 3 5 0 0 0 0 0 0 51 93 3.38 1.688												
Barney Schultz, R ERA: 1.0 (6, 1)	1.2 7 1 1 1 1 1 0 0 0 0 0 0 17 29 5.40 1.200												
Bob Anderson, R ERA: 4.55 (8, 1)	2.0 7 0 0 0 0 1 1 0 0 0 0 0 13 26 0.00 0.500												

Los Angeles Dodgers @ Chicago Cubs
Wrigley Field, Chicago, IL
Wed Jun 21 1961, 3:38 AM CDT
Att. 12,364 - Sunny - 66 F

livebaseballscorecards.com

AB	29
R	4
H	5
RBI	3
BB	8
SO	4
LOB	16



Batter	1	2	3	4	5	6	7	8	9	AB	R	H	RBI	BB	SO	LOB
Richie Ashburn, L (1, 8) OBP: 0.340, SLG: 0.259	0-3 K		0-0 SF8		2-1 4-3		1-2 FC6-4 1B			3	0	0	1	0	1	1
Don Zimmer, R (1, 4) OBP: 0.312, SLG: 0.407	2-1 6-3		4-1 3-H BB			1-0 F8	1-0 1B			3	0	1	0	1	0	0
Ron Santo, R (1, 5) OBP: 0.381, SLG: 0.460	2-3 K		1-0 F4			1-3 K		4-1 14 G6-4-3 BB		3	0	0	0	1	2	2
14 Ernie Banks, R (1, 3) OBP: 0.342, SLG: 0.478		2-1 4-3		0-1 F7		1-1 1B 1B		0-2 G6-4-3 1-2f		4	1	1	0	0	0	1
George Altman, L (1, 9) OBP: 0.371, SLG: 0.560		2-0 L9		2-2 1B 2B		1-0 1B 1B		0-0 F7		4	0	2	0	0	0	0
Andre Rodgers, R (1, 6) OBP: 0.302, SLG: 0.356		3-2 F7		1-2 1-3		3-2 1-3 2-H 1B			3-2 6-3	4	0	1	1	0	0	1
Billy Williams, L (1, 7) OBP: 0.333, SLG: 0.409			2-0 2B SF8 1B	0-1 1B		1-0 L8			1-0 F8	4	1	2	0	0	0	2
Dick Bertell, R (1, 2) OBP: 0.306, SLG: 0.311			0-0 1-3 2B		1-2 F4		3-2 5-3		4-1 BB	3	0	1	0	1	0	0
Don Cardwell, R (1, 1) OBP: 0.139, SLG: 0.257			0-3 K		1-3 K		4-2 FC6-4 BB		0-0 4-3	2	0	0	0	0	2	2
Barney Schultz, R (6, 1)										0	0	0	0	0	0	0
Bob Will, L (7, PH) OBP: 0.347, SLG: 0.308										0	0	0	0	1	0	0
Bob Anderson, R (8, 1) OBP: 0.250, SLG: 0.200										0	0	0	0	0	0	0
Sammy Taylor, L (9, PH) OBP: 0.254, SLG: 0.313										1	0	0	0	0	0	1

Inning Stats	R: 0	H: 0	E: 0	K: 2	S: 8	R: 0	H: 0	E: 0	K: 0	S: 8	R: 1	H: 2	E: 0	K: 1	S: 8	R: 0	H: 2	E: 0	K: 0	S: 10	R: 0	H: 0	E: 0	K: 1	S: 9	R: 1	H: 3	E: 0	K: 1	S: 11	R: 0	H: 1	E: 0	K: 0	S: 12	R: 0	H: 0	E: 0	K: 0	S: 5	R: 0	H: 0	E: 0	K: 0	S: 7	1B: 6	SF: 1	2B: 2	3B: 0	HR: 0
	LOB: 0	BB: 0	P: 12	LOB: 0	BB: 0	P: 15	LOB: 2	BB: 1	P: 15	LOB: 2	BB: 0	P: 13	LOB: 0	BB: 0	P: 13	LOB: 2	BB: 0	P: 19	LOB: 2	BB: 1	P: 21	LOB: 0	BB: 1	P: 9	LOB: 1	BB: 1	P: 15	LOB: 1	BB: 1	P: 15	1B: 0	SF: 0	2B: 0	3B: 0	HR: 0	WP: 0	PA: 36													


PITCHER	IP	WLS	BF	H	R	ER	SO	BB	IBB	HBP	BLK	WP	HR	S	P	ERA	WHIP
Johnny Podres, L (1, 1) ERA: 2.66	5.2	W	24	7	2	2	5	1	0	0	0	0	0	53	85	3.18	1.412
Larry Sherry, R (6, 1) ERA: 2.98	3.1	S	12	1	0	0	0	3	0	0	0	0	0	25	47	0.00	1.200

BOTTOM

Los Angeles Dodgers @ Chicago Cubs
 Wrigley Field, Chicago, IL
 Wed Jun 21 1961, 3:38 AM CDT
 Att. 12,364 - Sunny - 66 F

livebaseballscorecards.com

AB	31
R	2
H	8
RBI	2
BB	4
SO	5
LOB	10



Batter	1	2	3	4	5	6	7	8	9	AB R H RBI BB SO LOB	TOP																
Maury Wills, S (1, 6) OBP: 0.375, SLG: 0.355	3-2 BB PB 1B	1-0 F8		0-1 1-H 2B			3-1 G4-6-3 1-2f		0-1 1B 1B	5 0 3 1 0 0 1																	
Charlie Neal, R (1, 4) OBP: 0.296, SLG: 0.379	1-0 L8	1-1 F8		0-0 F7			0-0 F8		2-0 1-2 1B	5 0 1 0 0 0 2																	
Duke Snider, L (1, 8) OBP: 0.321, SLG: 0.358	4-1 BB 1-2 BB		2-0 L4-3 1B		0-2 F8			2-2 HR	1-2 4-1	4 1 2 1 1 0 2																	
Wally Moon, L (1, 7) OBP: 0.451, SLG: 0.607	4-0 G4-6-3 1-2 2-3 BB		1-1 L4-3		0-1 F5			2-0 4-3		3 0 0 0 1 0 1																	
Ron Fairly, L (1, 9) OBP: 0.407, SLG: 0.541	0-0 G4-6-3 1-2f		4-0 BB		1-3 K			4-1 BB		2 0 0 0 2 1 3																	
Norm Larker, L (1, 3) OBP: 0.305, SLG: 0.355		2-2 HR 1B		1-0 4-3		1-0 L7		1-1 F4		2 1 1 0 0 0 1																	
Gil Hodges, R (6, PH) OBP: 0.301, SLG: 0.412 (6, 3)										2 0 0 0 0 0 1																	
John Roseboro, L (1, 2) OBP: 0.350, SLG: 0.522		1-2 1-H HR		1-0 F9		1-2 G3		0-3 K		4 1 1 2 0 1 1																	
Daryl Spencer, R (1, 5) OBP: 0.346, SLG: 0.400		2-0 HR		4-0 2B BB		1-1 F9		0-1 F5		3 2 1 1 1 0 0																	
Roger Craig, R (1, 1) OBP: 0.238, SLG: 0.158		0-0 1-3		0-3 K			2-0 G4-6-3 1B		0-3 K	2 0 0 0 0 1 1																	
Ron Perranoski, L (6, 1)										0 0 0 0 0 0 0																	
Bob Aspromonte, R (7, PH) OBP: 0.350, SLG: 0.316										1 0 1 0 0 0 0																	
Turk Farrell, R (7, 1) OBP: 0.167, SLG: 0.167										0 0 0 0 0 0 0																	
Jim Gilliam, S (9, PH) OBP: 0.364, SLG: 0.377										1 0 0 0 0 1 0																	
Inning Stats	R: 0 E: 0 K: 0 S: 6	H: 1 LOB: 2 BB: 2 P: 18	R: 3 E: 0 K: 0 S: 11	H: 3 LOB: 0 BB: 0 P: 18	R: 0 E: 0 K: 0 S: 4	H: 1 LOB: 1 BB: 1 P: 12	R: 1 E: 0 K: 1 S: 7	H: 1 LOB: 1 BB: 1 P: 12	R: 0 E: 0 K: 1 S: 9	H: 0 LOB: 0 BB: 0 P: 10	R: 0 E: 0 K: 0 S: 8	H: 0 LOB: 0 BB: 0 P: 11	R: 0 E: 0 K: 0 S: 4	H: 1 LOB: 0 BB: 0 P: 9	R: 1 E: 0 K: 1 S: 10	H: 1 LOB: 1 BB: 1 P: 19	R: 0 E: 0 K: 1 S: 11	H: 2 LOB: 2 BB: 0 P: 14	1B: 6 2B: 2 3B: 0 HR: 3	SF: 0 SAC: 0 DP: 3 HBP: 0	WP: 0 PB: 1 SB: 0 CS: 0	PA: 39					
PITCHER	IP WLS BF H R ER SO BB IBB HBP BLK WP HR S P ERA WHIP																										
Dick Drott, R (1, 1) ERA: 3.35	4.0		20	6	4	4	1	4	0	0	0	0	2	28	60	9.00	2.500										
Jim Brewer, L (5, 1) ERA: 5.54	3.0		9	1	0	0	1	0	0	0	0	0	0	21	30	0.00	0.333										
Barney Schultz, R (8, 1) ERA: 1.64	2.0	W	10	3	1	1	2	1	0	0	0	0	1	21	33	4.50	2.000										

Los Angeles Dodgers @ Chicago Cubs
 Wrigley Field, Chicago, IL
 Thu Jun 22 1961, 3:33 AM CDT
 Att: 4,821 - Cloudy - 78 F

AB	34
R	5
H	10
RBI	5
BB	5
SO	4
LOB	13



BOTTOM

Los Angeles Dodgers @ Chicago Cubs
Wrigley Field, Chicago, IL
Thu Jun 22 1961, 3:33 AM CDT
Att. 4,821 - Cloudy - 78 F

livebaseballscorecards.com

AB 37
R 7
H 14
RBI 6
BB 3
SO 9
LOB 20



WP: 0 PA: 41
PB: 0
SB: 0
CS: 0

AB R H RBI BB SO LOB

5 2 2 0 0 2 2

5 2 3 2 0 0 1

5 0 1 0 0 1 1

5 0 3 0 0 1 2

3 1 1 2 1 1 3

3 0 0 0 1 1 2

2 0 1 0 0 0 0

1 1 1 0 0 0 0

1 0 0 0 0 0 1

3 0 1 0 0 1 1

1B: 10 SF: 1
2B: 1 SAC: 0
3B: 1 DP: 1
HR: 3 HBP: 0

Batter	1	2	3	4	5	6	7	8	9
Al Heist, R OBP: 0.252, SLG: 0.257 (1, 8)	0-0 1B E 1B	3-2 5-3			1-3 K	2-3 K		3-2 1B 3B	
Billy Williams, L OBP: 0.341, SLG: 0.433 (1, 7)	3-2 4-3 E 1B		0-0 4-3		2-1 HR	0-2 F7		1-1 14 1B 1B SF7-5-4-3	
Ron Santo, R OBP: 0.377, SLG: 0.455 (1, 5)	1-0 E2 4-3 1-2 3-H		0-0 F8		1-1 F5		1-3 K	2-0 14 1B 1B SF7-5-4-3	
14 Ernie Banks, R OBP: 0.347, SLG: 0.481 (1, 3)	1-3 K		3-1 1-3		1-1 1B		1-0 E8 BB 1B	1-0 1B 1-2 2-3	
George Altman, L OBP: 0.372, SLG: 0.574 (1, 9)	1-0 4-3 1-2 2-3			0-1 HR	0-3 K		4-0 BB IBB	3-2 SF7-5-4-3 2-3 3-H	
Andre Rodgers, R OBP: 0.300, SLG: 0.342 (1, 6)	3-3 K		3-2 L8		3-2 F7		4-2 1-2 2-3 BB		
Dick Bertell, R OBP: 0.308, SLG: 0.314 (1, 2)		1-0 F9		1-2 E8 1B	3-2 HR 1B	1-3 K			
Jim Brewer, L OBP: 0.200, SLG: 0.200 (5, 1)									
Bob Will, L OBP: 0.342, SLG: 0.303 (7, PH)									
Barney Schultz, R (8, 1)									
Jerry Kindall, R OBP: 0.304, SLG: 0.494 (1, 4)		4-2 FC1-6 BB		2-2 F9		1-2 HR 1H	0-3 K		
Dick Drott, R OBP: 0.273, SLG: 0.455 (1, 1)		1-1 FC1-6		1-0 4-3		0-0 1B		0-3 K	
Sammy Taylor, L OBP: 0.257, SLG: 0.313 (4, PH)									

Inning Stats	R: 1	H: 2	E: 1	K: 2	S: 13	H: 2	LOB: 2	BB: 0	P: 22	R: 0	H: 0	E: 0	K: 0	S: 9	R: 0	H: 0	E: 0	K: 0	S: 4	R: 1	H: 2	E: 1	K: 0	S: 12	R: 1	H: 2	E: 0	K: 2	S: 12	R: 2	H: 3	E: 0	K: 1	S: 17	R: 0	H: 1	E: 1	K: 3	S: 13	R: 2	H: 4	E: 0	K: 1	S: 17
--------------	------	------	------	------	-------	------	--------	-------	-------	------	------	------	------	------	------	------	------	------	------	------	------	------	------	-------	------	------	------	------	-------	------	------	------	------	-------	------	------	------	------	-------	------	------	------	------	-------

PITCHER	IP	WLS	BF	H	R	ER	SO	BB	IBB	HBP	BLK	WP	HR	S	P	ERA	WHIP
Roger Craig, R ERA: 5.69 (1, 1)	5.1		26	8	5	4	4	1	0	0	0	0	3	59	99	6.75	1.688
Ron Perranoski, L ERA: 2.5 (6, 1)	0.2		3	1	0	0	1	0	0	0	0	0	0	8	10	0.00	1.500
Turk Farrell, R ERA: 4.87 (7, 1)	2.0	L	12	5	2	2	4	1	1	0	0	0	0	30	51	9.00	3.000

Batter	1	2	3	4	5	6	7	8	9	AB R H RBI BB SO LOB	TOP																
Maury Wills, S (1, 6) OBP: 0.372, SLG: 0.352	1-2 FC6-4 1B		0-1 1-3		0-1 F9	1-3 K		3-2 6-3		5 0 1 0 0 1 3																	
Charlie Neal, R (1, 4) OBP: 0.299, SLG: 0.375	0-0 L7		1-3 K		4-2 BB	0-1 1-3			1-0 4-3 SH1-4 1B	4 0 1 0 1 1 3																	
Gordie Windhorn, R (1, 7) OBP: 0.286, SLG: 0.571 Ron Fairly, L (7, PH) OBP: 0.413, SLG: 0.547	2-0 FC6-4 2B 1-2f		0-0 4-3		0-0 6-3		2-2 SH3 1B		1-1 SH1-4 1-2	3 0 0 0 0 0 2 1 0 1 0 0 0 0																	
Tommy Davis, R (1, 8) OBP: 0.331, SLG: 0.480	1-0 1-3 2B			1-1 WP 2B HBP		2-1 HR	0-0 SH3 1-2		2-1 4-3 2-3	3 2 2 1 0 0 1																	
Daryl Spencer, R (1, 5) OBP: 0.340, SLG: 0.392 Jim Gilliam, S (9, PH) OBP: 0.362, SLG: 0.375	3-2 1-3			2-2 F6		1-2 F8	1-2 F2		0-3 K	4 0 0 0 0 0 4 1 0 0 0 0 1 1																	
Gil Hodges, R (1, 3) OBP: 0.302, SLG: 0.409 Norm Larker, L (7, PH) OBP: 0.303, SLG: 0.353			1-2 F7		2-3 K 1-2	1-1 1B 1B	1-0 F8			3 1 1 0 0 1 1 1 0 0 0 0 0 1																	
Frank Howard, R (1, 9) OBP: 0.290, SLG: 0.425				0-0 G5-3 1B 1B		0-0 2-H 2B	0-0 1B 1-2 1B		1-3 K	4 1 3 1 0 1 0																	
Norm Sherry, R (1, 2) OBP: 0.364, SLG: 0.525				0-0 1-2 1B		1-2 F4	1-2 1B 1-3 2-H 1B		2-2 1-3	4 0 2 1 0 0 1																	
Don Drysdale, R (1, 1) OBP: 0.189, SLG: 0.343 Ron Perranoski, L (6, 1) Larry Sherry, R (9, 1)			1-2 G5-3 2-3f		2-2 6-3	2-2 1B 1-2 3-H		4-2 BB		3 0 1 1 0 0 2 0 0 0 0 1 0 0 0 0 0 0 0 0 0																	
Inning Stats	R: 0 E: 0 K: 0 S: 11	H: 2 LOB: 2 BB: 0 P: 18	R: 0 E: 0 K: 0 S: 8	H: 2 LOB: 1 BB: 0 P: 10	R: 0 E: 0 K: 1 S: 7	H: 0 LOB: 0 BB: 0 P: 8	R: 1 E: 0 K: 1 S: 11	H: 1 LOB: 1 BB: 0 P: 17	R: 0 E: 0 K: 0 S: 9	H: 0 LOB: 1 BB: 1 P: 15	R: 3 E: 0 K: 1 S: 19	H: 5 LOB: 2 BB: 0 P: 27	R: 0 E: 0 K: 0 S: 9	H: 1 LOB: 1 BB: 0 P: 13	R: 0 E: 0 K: 1 S: 13	H: 0 LOB: 1 BB: 1 P: 23	R: 0 E: 0 K: 1 S: 9	H: 1 LOB: 1 BB: 0 P: 13	1B: 9 2B: 2 3B: 0 HR: 1	SF: 0 SAC: 2 DP: 1 HBP: 1	WP: 1 PB: 0 SB: 0 CS: 0	PA: 41					
PITCHER	IP WLS BF H R ER SO BB IBB HBP BLK WP HR S P ERA WHIP																										
Jim O'Toole, L (1, 1) ERA: 3.32	5.1		26	9	4	4	2	1	0	1	0	1	1	57	84	6.75	1.875										
Howie Nunn, R (6, 1) ERA: 2.55	2.2		11	2	0	0	2	1	0	0	0	0	0	30	47	0.00	1.125										
Jim Brosnan, R (9, 1) ERA: 2.81	1.0	W	4	1	0	0	1	0	0	0	0	0	0	9	13	0.00	1.000										

Los Angeles Dodgers @ Cincinnati Reds
Crosley Field, Cincinnati, OH
Fri Jun 23 1961, 7:05 PM EDT
Att. 27,868 - Unknown

AB	36
R	4
H	12
RBI	4
BB	2
SO	5
LOB	19



BOTTOM

Los Angeles Dodgers @ Cincinnati Reds

Crosley Field, Cincinnati, OH

Fri Jun 23 1961, 7:05 PM EDT

Att. 27,868 - Unknown

livebaseballscorecards.com

AB	29
R	5
H	9
RBI	5
BB	5
SO	6
LOB	9



WP:	1	PA:	37
PB:	0		
SB:	0		
CS:	0		

AB R H RBI BB SO LOB

5	1	2	1	0	0	2
3	2	1	0	0	0	0
4	0	1	1	0	1	1
1	1	1	2	3	0	0
2	0	0	1	0	0	1
1	0	0	0	0	0	1
4	1	1	0	0	3	1
3	0	2	0	0	0	0
3	0	0	0	0	1	0
0	0	0	0	0	0	0
2	0	0	0	0	2	1
1	0	1	0	0	0	0
0	0	0	0	0	0	0
0	0	0	0	1	0	0
0	0	0	0	0	0	0

Batter	1	2	3	4	5	6	7	8	9
Eddie Kasko, R OBP: 0.366, SLG: 0.366 (1, 6)	1-0 5-3			1-0 E 2B	2-0 1-3		2-0 4-3		2-2 1B
Don Blasingame, L OBP: 0.333, SLG: 0.333 (1, 4)	1-1 4-3			2-2 E SF8-5 HBP		1-2 4-3 HR 2B		0-0 4-3	
Vada Pinson, L OBP: 0.359, SLG: 0.462 (1, 8)	2-3 K			0-0 E8 SF8-5 1B		2-2 4-3		2-1 F7	
Frank Robinson, R OBP: 0.402, SLG: 0.591 (1, 9)				4-0 WP IBB		0-1 HR		4-2 BB	
Gus Bell, L OBP: 0.285, SLG: 0.353 (1, 7)				1-0 SF8-5		3-H 1-0 G3		2-2 F7	
Wally Post, R OBP: 0.361, SLG: 0.546 (8, PH) (9, 7)				2-3 3-H K		2-3 K			
Gene Freese, R OBP: 0.337, SLG: 0.528 (1, 5)				1-2 K				0-1 SH3 1B 2B	
Gordy Coleman, L OBP: 0.322, SLG: 0.506 (1, 3)				1-2 G6-4-3 1B		2-1 3-4 1B		0-0 G3	
Jerry Zimmerman, R OBP: 0.280, SLG: 0.261 (1, 2)				0-0 G6-4-3		0-0 3-4		1-0 F8	
Jerry Lynch, L OBP: 0.410, SLG: 0.660 (9, PH)				1-2 K		1-2 K		4-0 1B IBB IBB	
Elio Chacon, R OBP: 0.333, SLG: 0.167 (9, PR)				0-3 K		1-3 K		4-0 1B IBB	
Jim O'Toole, S OBP: 0.244, SLG: 0.231 (1, 1)									
Howie Nunn, R OBP: 0.286, SLG: 0.286 (6, 1)									
Jim Brosnan, R (9, 1)									
Dick Gemert, R OBP: 0.345, SLG: 0.348 (9, PH)									
Pete Whisenant, R OBP: 0.154, SLG: 0.083 (9, PR)									

Inning Stats	R: 0	H: 0	E: 0	K: 1	S: 6	R: 0	H: 0	E: 0	K: 1	S: 5	R: 0	H: 1	E: 0	K: 1	S: 7	R: 2	H: 2	E: 1	K: 1	S: 9	R: 0	H: 1	E: 0	K: 1	S: 7	R: 2	H: 2	E: 0	K: 1	S: 15	R: 0	H: 1	E: 0	K: 0	S: 5	R: 0	H: 0	E: 0	K: 0	S: 9	R: 1	H: 2	E: 0	K: 0	S: 7	R: 1	H: 2	E: 0	K: 0	S: 7
	LOB: 0	BB: 0	P: 10	LOB: 0	BB: 1	P: 10	LOB: 0	BB: 1	P: 8	LOB: 1	BB: 1	LOB: 1	BB: 0	P: 12	LOB: 0	BB: 0	LOB: 0	BB: 0	P: 21	LOB: 1	BB: 0	LOB: 1	BB: 0	P: 9	LOB: 1	BB: 1	LOB: 1	BB: 1	P: 17	LOB: 3	BB: 2	LOB: 3	BB: 2	P: 18	LOB: 0	BB: 1	LOB: 1	BB: 2	P: 18	LOB: 3	BB: 2	LOB: 3	BB: 2	P: 18						

PITCHER	IP	WLS	BF	H	R	ER	SO	BB	IBB	HBP	BLK	WP	HR	S	P	ERA	WHIP
Don Drysdale, R ERA: 3.59 (1, 1)	5.1		22	6	4	4	5	1	1	1	0	1	1	44	73	6.75	1.312
Ron Perranoski, L ERA: 2.54 (6, 1)	3.0	L	13	2	1	1	1	1	1	0	0	0	0	22	42	3.00	1.000
Larry Sherry, R ERA: 2.98 (9, 1)	0.0		2	1	0	0	0	0	1	0	0	0	0	4	10	∞	∞

Batter	1	2	3	4	5	6	7	8	9	AB R H RBI BB SO LOB	TOP																									
Maury Wills, S OBP: 0.381, SLG: 0.363 (1, 6)	0-0 BB S 1B	0-1 FC4-6 1B		3-2 1-2 1B		1-0 F7 1B	1-2 1-2 2-3 3-H 1B		2-2 HR 1B	6 1 5 2 0 0 0																										
Jim Gilliam, S OBP: 0.366, SLG: 0.390 (1, 5)	4-1 BB 1-2 BB	2-2 FC4-6 1-2f		3-3 K 1B		4-2 BB 1B	3-3 K 1B		0-0 HR 1B	4 1 1 2 2 2 7																										
Duke Snider, L OBP: 0.333, SLG: 0.394 (1, 9)	0-1 F5 1B		2-1 HR 1B		4-1 L3-6 PB BB 1B	0-0 4-3 1B		4-1 BB 1B	1-0 G3 1B	4 1 1 1 2 0 3																										
Wally Moon, L OBP: 0.446, SLG: 0.595 (1, 7)	4-1 G6-4-3 1-2 2-3 BB		2-0 3-1 1B		2-2 L3-6 1-3		2-2 4-3 1B	1-2 F2 1B		4 0 0 0 1 0 2																										
Tommy Davis, R OBP: 0.332, SLG: 0.490 (1, 8)	1-2 G6-4-3 1-2f		2-1 F9 1B		2-0 HR 1B		0-2 BB 2B 1B	1-1 F3 1B		5 2 2 1 0 0 4																										
John Roseboro, L OBP: 0.353, SLG: 0.524 Norm Sherry, R OBP: 0.356, SLG: 0.512 (1, 2) (8, PH) (8, 2)		3-2 4-3 1B	1-1 3-1 1B		1-1 2B 1B		4-2 2B 1B BB	1-3 K 1B		3 1 1 0 1 0 0 1 0 0 0 0 1 1																										
Norm Larker, L OBP: 0.312, SLG: 0.357 Gil Hodges, R OBP: 0.303, SLG: 0.418 (1, 3) (5, PH) (5, 3)		0-2 1B 1B 1B		4-0 1B BB 1B		1-3 K 1B		0-1 1B 2B	1-2 F9 1B	1 1 1 0 1 0 0 3 0 1 1 0 1 1																										
Charlie Neal, R OBP: 0.309, SLG: 0.400 (1, 4)		1-1 1B 1-3 1B		1-3 K 1B		1-0 HR 1B	4-0 1B IBB		2-2 F3 1B	4 1 2 1 1 1 1																										
Sandy Koufax, R OBP: 0.175, SLG: 0.029 Ron Fairly, L OBP: 0.409, SLG: 0.539 Turk Farrell, R OBP: 0.143, SLG: 0.143 Daryl Spencer, R OBP: 0.339, SLG: 0.390 Larry Sherry, R OBP: 0.339, SLG: 0.390 Ron Perranoski, L OBP: 0.286, SLG: 0.456 Frank Howard, R OBP: 0.286, SLG: 0.456 Roger Craig, R OBP: 0.236, SLG: 0.158 (1, 1) (4, PH) (4, 1) (7, PH) (7, 1) (7, 1) (9, PH) (9, 1)		2-3 K 1B		3-2 F9 1B		1-3 K 1B	2-1 F9 1B		0-0 HR 1B	1 0 0 0 0 1 2 1 0 0 0 0 0 1 1 0 0 0 0 0 1 1 0 0 0 0 0 3 0 0 0 0 0 0 0 0 0 0 0 0 0 0 1 1 1 1 0 0 0 0 0 0 0 0 0 0																										
Inning Stats	R: 0 E: 0 K: 0 S: 8	H: 1 LOB: 2 BB: 2 P: 17	R: 1 E: 0 K: 1 S: 17	H: 3 LOB: 2 BB: 0 P: 25	R: 1 E: 0 K: 0 S: 7	H: 1 LOB: 0 BB: 0 P: 14	R: 0 E: 0 K: 2 S: 12	H: 1 LOB: 2 BB: 1 P: 26	R: 1 E: 0 K: 1 S: 12	H: 2 LOB: 1 BB: 1 P: 22	R: 1 E: 0 K: 1 S: 9	H: 1 LOB: 1 BB: 1 P: 16	R: 2 E: 0 K: 1 S: 18	H: 3 LOB: 3 BB: 2 P: 34	R: 0 E: 0 K: 1 S: 13	H: 0 LOB: 1 BB: 1 P: 20	R: 3 E: 0 K: 0 S: 12	H: 3 LOB: 0 BB: 0 P: 18	1B: 8 2B: 3 3B: 0 HR: 5	SF: 0 SAC: 0 DP: 2 HBP: 0	WP: 0 PB: 1 SB: 1 CS: 0	PA: 48														
PITCHER	IP WLS BF H R ER SO BB IBB HBP BLK WP HR S P ERA WHIP																																			
Jim Maloney, R ERA: 3.9 Marshall Bridges, L ERA: 7.84 Jay Hook, R ERA: 6.49 Bill Henry, L ERA: 3.68 (1, 1) (5, 1) (7, 1) (8, 1)	4.2 1.2 0.2 2.0	L	24 11 4 9	8 3 1 3	3 3 0 3	3 2 0 1	3 2 1 1	4 2 1 0	0 1 0 0	0 0 0 0	0 0 0 0	0 1 9 2	53 22 19 24	100 40 19 33	5.79 16.20 0.00 13.50	2.571 3.000 3.000 1.500																				

Los Angeles Dodgers @ Cincinnati Reds
Crosley Field, Cincinnati, OH
Sat Jun 24 1961, 3:33 AM EDT
Att. 14,380 - Unknown

livebaseballscorecards.com

AB	40
R	9
H	15
RBI	9
BB	8
SO	7
LOB	25



BOTTOM

Los Angeles Dodgers @ Cincinnati Reds
Crosley Field, Cincinnati, OH

Sat Jun 24 1961, 3:33 AM EDT
Att. 14,380 - Unknown

livebaseballscorecards.com

AB	35
R	7
H	9
RBI	7
BB	6
SO	9
LOB	13



WP	0	PA	41
PB	1		
SB	0		
CS	0		

AB	R	H	RBI	BB	SO	LOB
5	1	1	0	0	1	2
5	1	2	0	0	1	0
3	2	0	0	2	1	1
4	2	3	3	1	0	0
4	1	1	2	1	0	3
2	0	0	0	0	1	1
1	0	0	1	1	0	0
1	0	0	0	0	0	1
3	0	0	0	1	1	3
2	0	0	0	0	1	0
1	0	0	0	0	1	2
0	0	0	0	0	0	0
1	0	0	0	0	1	0

Batter	1	2	3	4	5	6	7	8	9															
Don Blasingame, L (1, 4) OBP: 0.331, SLG: 0.330	1-3 K		0-1 BB 1B 2B 1B		1-1 4-3	1-0 F4		0-0 F6																
Eddie Kasko, R (1, 6) OBP: 0.366, SLG: 0.367	0-0 B5-3		0-1 BB 1B 2B 1B		1-0 PB 1B		1-0 F9	0-3 K																
Vada Pinson, L (1, 8) OBP: 0.360, SLG: 0.457	2-3 K		4-0 1B 2B BB		1-1 F6		4-2 2B BB	0-0 4-3																
Frank Robinson, R (1, 9) OBP: 0.409, SLG: 0.607		0-0 2B	1-2 1B 2B HR		4-0 IBB		0-1 1B 2B	0-0 4-3																
Gene Freese, R (1, 5) OBP: 0.338, SLG: 0.535		0-1 5-3	3-1 2B HR		2-1 F3		4-0 1B BB IBB	0-2 F5																
Wally Post, R (1, 7) OBP: 0.356, SLG: 0.538		1-3 K	0-2 F8			1-1 6-3		4-1 1B BB																
Gus Bell, L (6, PH) OBP: 0.288, SLG: 0.350								1-2 2B 3-H																
Dick Gernert, R (1, 3) OBP: 0.333, SLG: 0.333		2-2 F8		1-3 K		1-1 BB 1B		1-1 G6-4-3 1B																
Gordy Coleman, L (4, PH) OBP: 0.326, SLG: 0.508								1-2 2B 3-H																
Bob Schmidt, R (1, 2) OBP: 0.212, SLG: 0.171			0-1 F9		0-3 K		4-2 BB	0-0 G6-4-3																
Jim Maloney, L (1, 1) OBP: 0.333, SLG: 0.471			1-2 F9		3-3 K		0-3 K	2-3 K																
Marshall Bridges, S (5, 1)																								
Jay Hook, L (7, 1) OBP: 0.286, SLG: 0.286																								
Bill Henry, L (8, 1)																								
Inning Stats	R: 0 H: 0 E: 0 K: 2 S: 8	H: 0 LOB: 0 BB: 0 P: 11	R: 0 H: 1 E: 0 K: 1 S: 9	H: 1 LOB: 1 BB: 0 P: 12	R: 5 H: 4 E: 0 K: 0 S: 19	H: 4 LOB: 0 BB: 1 P: 28	R: 0 H: 0 E: 0 K: 3 S: 9	H: 0 LOB: 0 BB: 0 P: 13	R: 0 H: 1 E: 0 K: 1 S: 7	H: 1 LOB: 2 BB: 1 P: 16	R: 0 H: 1 E: 0 K: 1 S: 12	H: 1 LOB: 2 BB: 1 P: 19	R: 2 H: 2 E: 0 K: 0 S: 12	H: 2 LOB: 2 BB: 3 P: 26	R: 0 H: 0 E: 0 K: 2 S: 7	H: 0 LOB: 0 BB: 0 P: 9	R: 0 H: 0 E: 0 K: 0 S: 5	H: 0 LOB: 0 BB: 0 P: 5	1B: 5 2B: 3 3B: 0 HR: 1	SF: 0 SAC: 0 DP: 1 HBP: 0	WP: 0 PB: 1 SB: 0 CS: 0	PA: 41		
PITCHER	IP WLS BF H R ER SO BB IBB HBP BLK WP HR S P ERA WHIP																							
Sandy Koufax, L (1, 1) ERA: 3.12	3.0		15	5	5	5	3	1	0	0	0	0	0	1	36	51	15.00	2.000						
Turk Farrell, R (4, 1) ERA: 4.56	3.0		13	2	0	0	4	1	1	0	0	0	0	0	28	48	0.00	1.000						
Larry Sherry, R (7, 1) ERA: 3.33	0.1		4	1	2	2	0	1	1	0	0	0	0	0	8	17	54.00	6.000						
Ron Perranoski, L (7, 1) ERA: 2.43	1.2	W	6	1	0	0	2	1	0	0	0	0	0	0	11	18	0.00	1.200						
Roger Craig, R (9, 1) ERA: 5.61	1.0	S	3	0	0	0	0	0	0	0	0	0	0	0	5	5	0.00	0.000						

Batter	1	2	3	4	5	6	7	8	9	AB R H RBI BB SO LOB	TOP											
Maury Wills, S (1, 6) OBP: 0.382, SLG: 0.368	0-1 FC6-4 1B		1-2 4-3			1-1 F8 1B	1-2 2B		1-0 F6	5 0 2 1 0 0 1												
Charlie Neal, R (1, 4) OBP: 0.306, SLG: 0.393	1-2 FC6-4 1-2f			1-1 F8		1-2 1B		1-1 F4	0-0 F4	5 0 1 0 0 0 2												
Duke Snider, L (1, 9) OBP: 0.318, SLG: 0.373	1-3 1-2			2-2 4-3		0-3 K		2-1 F8		4 0 0 0 0 2 2												
Tommy Davis, R (1, 8) OBP: 0.335, SLG: 0.486				1-0 F3		1-2 F9		4-2 1B BB		2 0 0 0 2 0 1												
Wally Moon, L (1, 7) OBP: 0.447, SLG: 0.591				0-1 F7		2-1 4-3		0-1 1B FC4-6 BB	1-3 1B	3 1 1 0 1 0 1												
John Roseboro, L (1, 2) OBP: 0.353, SLG: 0.519				0-0 F7		4-2 BB BB		2-2 F3	4-2 BB	2 0 0 0 1 0 2												
Bob Aspromonte, R (8, PH) OBP: 0.381, SLG: 0.316										0 0 0 0 1 0 0												
Willie Davis, L (8, PR) OBP: 0.321, SLG: 0.481										0 0 0 0 0 0 0												
Norm Sherry, R (8, 2) OBP: 0.356, SLG: 0.512										0 0 0 0 0 0 0												
Daryl Spencer, R (1, 5) OBP: 0.341, SLG: 0.390				3-3 K		4-2 1-2 BB		2-1 1-3 FC4-6 1B	1-3 K	3 0 1 0 1 2 4												
Norm Larker, L (1, 3) OBP: 0.304, SLG: 0.347				0-0 4-3		2-2 F4		0-1 FC4-6 2B	0-0 F4	4 1 0 1 0 0 3												
Stan Williams, R (1, 1) Ron Fardy, L (1, 1) Sandy Koufax, R (1, 1) Jim Gilliam, S (1, 1) Roger Craig, R (1, 1) Ron Pennington, L (1, 1) Don Drysdale, R (1, 1) Frank Howard, R (1, 1) Gordie Windhorn, R (1, 1)				0-3 K		1-3 K		4-0 2B BB	1-1 1B	1 0 0 0 0 0 1 0 1 0 0 0 0 0 1 2 0 0 0 0 0 0 0 0 0 0 0 0 0 0 1 0 1 0 0 1 0 0 0 0 0 0 0 0 0 0 0 0												
Inning Stats	R: 0 E: 0 K: 1 S: 11	H: 1 LOB: 1 BB: 0 P: 13	R: 0 E: 0 K: 1 S: 8	H: 0 LOB: 1 BB: 1 P: 15	R: 0 E: 0 K: 1 S: 8	H: 0 LOB: 0 BB: 0 P: 9	R: 0 E: 0 K: 0 S: 6	H: 0 LOB: 0 BB: 0 P: 10	R: 0 E: 0 K: 1 S: 15	H: 0 LOB: 2 BB: 2 P: 28	R: 0 E: 0 K: 1 S: 11	H: 1 LOB: 1 BB: 0 P: 14	R: 2 E: 1 K: 0 S: 13	H: 2 LOB: 2 BB: 2 P: 26	R: 0 E: 0 K: 1 S: 15	H: 1 LOB: 3 BB: 2 P: 27	R: 0 E: 0 K: 0 S: 5	H: 1 LOB: 1 BB: 0 P: 7	1B: 5 2B: 2 3B: 0 HR: 0	SF: 0 SAC: 0 DP: 1 HBP: 0	WP: 0 PB: 0 SB: 0 CS: 1	PA: 38
PITCHER	IP WLS BF H R ER SO BB IBB HBP BLK WP HR S P ERA WHIP																					
Joey Jay, R (1, 1) ERA: 3.07	7.2 W 32 5 2 2 5 6 0 0 0 0 0 80 130 2.35 1.435																					
Jim O'Toole, L (8, 1) ERA: 3.32	0.0 1 0 0 0 0 1 0 0 0 0 0 3 7 ∞ ∞																					
Jim Brosnan, R (8, 1) ERA: 2.7	1.1 S 5 1 0 0 1 0 0 0 0 0 0 9 12 0.00 0.750																					

Los Angeles Dodgers @ Cincinnati Reds
 Crosley Field, Cincinnati, OH
 Sun Jun 25 1961, 3:33 AM EDT
 Att. 28,763 - Unknown

AB	31
R	2
H	6
RBI	2
BB	7
SO	6
LOB	18



Batter	1	2	3	4	5	6	7	8	9
Don Blasingame, L (1, 4) <small>OBP: 0.337, SLG: 0.342</small>	2-2 	0-1 			1-2 		1-1 		
Gus Bell, L (1, 7) <small>OBP: 0.301, SLG: 0.353</small>	4-2 	2-1 			0-0 		4-2 		
Vada Pinson, L (1, 8) <small>OBP: 0.358, SLG: 0.458</small>	0-0 		0-0 		1-3 		2-1 		
Frank Robinson, R (1, 9) <small>OBP: 0.407, SLG: 0.599</small>	4-0 		1-2 		3-2 		2-2 		
Gordy Coleman, L (1, 3) <small>OBP: 0.321, SLG: 0.502</small>	1-1 		1-3 			1-3 		2-1 	
Gene Freese, R (1, 5) <small>OBP: 0.337, SLG: 0.531</small>	1-2 			0-0 		3-1 		0-0 	
Leo Cardenas, R (1, 6) <small>OBP: 0.313, SLG: 0.333</small> Jerry Lynch, L (8, PH) <small>OBP: 0.419, SLG: 0.660</small> Eddie Kasko, R (9, 6) <small>OBP: 0.366, SLG: 0.367</small>	1-1 			2-3 		1-3 		4-2 	
Jerry Zimmerman, R (1, 2) <small>OBP: 0.287, SLG: 0.270</small>		1-0 		1-0 			0-1 	3-1 	
Joey Jay, S (1, 1) <small>OBP: 0.050, SLG: 0.075</small> Jim O'Toole, S (8, 1) <small>OBP: 0.244, SLG: 0.231</small> Jim Brosnan, R (8, 1)		0-1 		2-3 			2-2 		

Inning Stats	R: 3	H: 2	E: 0	K: 0	S: 15	LOB: 1	BB: 2	P: 28	R: 0	H: 2	E: 0	K: 0	S: 7	LOB: 1	BB: 0	P: 10	R: 0	H: 0	E: 0	K: 1	S: 10	LOB: 0	BB: 0	P: 12	R: 0	H: 1	E: 0	K: 2	S: 10	LOB: 1	BB: 0	P: 15	R: 0	H: 1	E: 0	K: 1	S: 11	LOB: 1	BB: 0	P: 16	R: 0	H: 0	E: 0	K: 2	S: 8	LOB: 0	BB: 0	P: 13	R: 0	H: 2	E: 0	K: 0	S: 16	LOB: 3	BB: 1	P: 27	R: 0	H: 0	E: 0	K: 0	S: 7	LOB: 1	BB: 1	P: 16
--------------	------	------	------	------	-------	--------	-------	-------	------	------	------	------	------	--------	-------	-------	------	------	------	------	-------	--------	-------	-------	------	------	------	------	-------	--------	-------	-------	------	------	------	------	-------	--------	-------	-------	------	------	------	------	------	--------	-------	-------	------	------	------	------	-------	--------	-------	-------	------	------	------	------	------	--------	-------	-------

PITCHER	IP	WLS	BF	H	R	ER	SO	BB	IBB	HBP	BLK	WP	HR	S	P	ERA	WHIP
Stan Williams, R (1, 1) <small>ERA: 3.88</small>	4.0	L	18	5	3	3	3	1	1	0	1	0	0	42	65	6.75	1.500
Sandy Koufax, L (5, 1) <small>ERA: 3.06</small>	2.0		7	1	0	0	3	0	0	0	0	0	0	19	29	0.00	0.500
Roger Craig, R (7, 1) <small>ERA: 5.58</small>	0.1		3	2	0	0	0	0	0	0	0	0	0	7	10	0.00	6.000
Ron Perranoski, L (7, 1) <small>ERA: 2.41</small>	0.1		2	0	0	0	0	1	0	0	0	0	0	6	12	0.00	3.000
Don Drysdale, R (7, 1) <small>ERA: 3.54</small>	1.1		5	0	0	0	0	1	0	0	0	0	0	10	21	0.00	0.750

Los Angeles Dodgers @ Cincinnati Reds
 Crosley Field, Cincinnati, OH
 Sun Jun 25 1961, 3:33 AM EDT
 Att. 28,763 - Unknown

AB	30
R	3
H	8
RBI	2
BB	4
SO	6
LOB	18

1B	2B	3B	HR	SF	SAC	DP	HBP	WP	HR	S	P	ERA	WHIP
6	2	0	0	1	0	1	0	0	0	0	0	0	0

1B	2B	3B	HR	SF	SAC	DP	HBP	WP	HR	S	P	ERA	WHIP
6	2	0	0	1	0	1	0	0	0	0	0	0	0

BOTTOM

Los Angeles Dodgers @ Pittsburgh Pirates
Forbes Field, Pittsburgh, PA

Tue Jun 27 1961, 7:05 PM EDT
Att. 25,936 - Unknown

livebaseballscorecards.com

AB	39
R	5
H	14
RBI	4
BB	2
SO	5
LOB	23



WP:	0	PA:	41
PB:	0		
SB:	0		
CS:	0		

AB R H RBI BB SO LOB

5	1	2	1	0	0	5
5	0	1	0	0	1	1
5	1	4	1	0	0	0
5	2	1	1	0	0	4
4	0	2	0	1	1	2
4	0	2	1	0	0	2
4	0	1	0	0	1	3
4	0	1	0	0	2	3
1	0	0	0	0	0	2
0	0	0	0	0	0	0
0	1	0	0	1	0	0
0	0	0	0	0	0	0
0	0	0	0	0	0	0
1	0	0	0	0	0	0
0	0	0	0	0	0	0
1	0	0	0	0	0	1
0	0	0	0	0	0	0

Batter	1	2	3	4	5	6	7	8	9
Bill Virdon, L OBP: 0.340, SLG: 0.449 (1, 8)	2-2 HR	0-2 4-3		3-2 F7		1-0 9-4-6 2B		1-1 6-3	
Johnny Logan, R OBP: 0.207, SLG: 0.286 (1, 6)	1-3 K		0-0 4-3	2-2 1B 1-3 2B		2-2 9-4-6 2-3f		1-2 6-3	
Roberto Clemente, R OBP: 0.365, SLG: 0.540 (1, 9)	1-2 6-3		1-2 3B 1B	0-1 1B		1-2 FC1-4 1B		0-0 1B	
Dick Stuart, R OBP: 0.336, SLG: 0.549 (1, 3)	2-1 F9		0-0 1B 3B	1-1 F9		0-1 FC1-4 1B E		2-1 L5	
Don Hoak, R OBP: 0.436, SLG: 0.509 (1, 5)			0-1 FC1-5 1B	3-3 K		4-2 G6-4-3 BB		1-1 E8 1-H L4-3 1B	
Joe Christopher, R OBP: 0.370, SLG: 0.452 (1, 7)			2-2 E FC1-5 1B	2-2 3-H 1B		0-0 G6-4-3 1-2f		2-2 L4-3 1-2	
Hal Smith, R OBP: 0.260, SLG: 0.340 (1, 2)			0-0 FC1-5 E 1-2 2-3f	3-3 K		1-1 FC6-4 1B		1-0 6-3	
Dick Schofield, S OBP: 0.207, SLG: 0.185 (1, 4)			1-3 K		1-3 K	1-2 FC6-4 1-2f		0-0 FC5-4 1B	
Bob Friend, R OBP: 0.126, SLG: 0.125 (3, 1)			3-2 E5		4-2 2B 1B BB		0-0 F8		0-2 FC5-4 1-2f
Fred Green, R OBP: 0.353, SLG: 0.356 (4, PH)									
Bob Skinner, L OBP: 0.170, SLG: 0.125 (5, 1)									
Vinegar Bend Mizell, R OBP: 0.320, SLG: 0.385 (6, PH)									
Dick Groat, R OBP: 0.384, SLG: 0.455 (7, 1)									
Bobby Shantz, R OBP: 0.351, SLG: 0.484 (8, PH)									
Rocky Nelson, L OBP: 0.167, SLG: 0.167 (9, 1)									
Clem Labine, R									

Inning Stats	R: 1 E: 0 K: 1 S: 13	H: 1 LOB: 0 BB: 0 P: 19	R: 0 E: 1 K: 1 S: 16	H: 2 LOB: 3 BB: 0 P: 22	R: 2 E: 0 K: 2 S: 16	H: 3 LOB: 1 BB: 0 P: 25	R: 1 E: 0 K: 1 S: 18	H: 2 LOB: 2 BB: 1 P: 29	R: 0 E: 0 K: 0 S: 8	H: 1 LOB: 1 BB: 1 P: 14	R: 0 E: 0 K: 0 S: 5	H: 1 LOB: 0 BB: 0 P: 8	R: 1 E: 1 K: 0 S: 10	H: 2 LOB: 0 BB: 0 P: 14	R: 0 E: 1 K: 0 S: 7	H: 1 LOB: 1 BB: 0 P: 9	R: 0 E: 0 K: 0 S: 9	H: 1 LOB: 1 BB: 0 P: 15	1B: 10 2B: 4 3B: 1 HR: 1	SF: 0 SAC: 0 DP: 3 HBP: 0	WP: 0 PB: 0 SB: 0 CS: 0	PA: 41
--------------	-------------------------------	----------------------------------	-------------------------------	----------------------------------	-------------------------------	----------------------------------	-------------------------------	----------------------------------	------------------------------	----------------------------------	------------------------------	---------------------------------	-------------------------------	----------------------------------	------------------------------	---------------------------------	------------------------------	----------------------------------	-----------------------------------	------------------------------------	----------------------------------	--------

PITCHER	IP	WLS	BF	H	R	ER	SO	BB	IBB	HBP	BLK	WP	HR	S	P	ERA	WHIP
Johnny Podres, L ERA: 2.94 (1, 1)	2.2		15	6	3	3	3	0	0	0	0	0	0	42	60	10.12	2.250
Turk Farrell, R ERA: 4.41 (3, 1)	3.2	W	17	6	2	1	2	2	0	0	0	0	0	41	66	2.46	2.182
Larry Sherry, R ERA: 3.16 (7, 1)	2.2	S	9	2	0	0	0	0	0	0	0	0	0	19	29	0.00	0.750

Batter	1	2	3	4	5	6	7	8	9	AB R H RBI BB SO LOB	TOP
Maury Wills, S (1, 6) OBP: 0.381, SLG: 0.374 Jim Gilliam, S (3, 5) OBP: 0.373, SLG: 0.393	2-2 4-3		2-3 1-2 K		1-0 6-3			1-0 F8		2 0 0 0 0 1 1 2 0 0 0 0 0 1	
Charlie Neal, R (1, 4) OBP: 0.295, SLG: 0.373	1-1 F9			0-3 K		1-3 K		1-3 K		4 0 0 0 0 3 0	
Tommy Davis, R (1, 7) OBP: 0.336, SLG: 0.479	1-0 5-3			1-2 F9		2-0 5-3		3-2 L8		4 0 0 0 0 0 0	
Frank Howard, R (1, 9) OBP: 0.308, SLG: 0.487		2-1 1-3		0-0 HR		2-1 1B		1-3 K		4 1 2 1 0 1 0	
Gil Hodges, R (1, 3) OBP: 0.305, SLG: 0.412		1-2 5-3		0-2 F4		1-0 1B		1-1 F8		4 0 1 0 0 0 0	
Daryl Spencer, R (1, 5) OBP: 0.340, SLG: 0.401 (3, 6)		0-2 6-3			0-0 1-3	3-3 K		1-1 HR		4 1 1 1 0 1 2	
Gordie Windhorn, R (1, 8) OBP: 0.417, SLG: 0.500			0-1 WP 1B		4-1 PB 6-3 BB		0-1 F3		3-2 5-3	3 1 1 0 1 0 0	
Norm Sherry, R (1, 2) OBP: 0.354, SLG: 0.500			2-1 F8		0-0 PB 1B		2-2 5-3			3 0 1 0 0 0 1	
Don Drysdale, R (1, 1) OBP: 0.184, SLG: 0.333 Roger Craig, R (3, 1) OBP: 0.238, SLG: 0.158 Bob Aspromonte, R (5, PH) OBP: 0.348, SLG: 0.296 Jim Golden, L (5, 1) Willie Davis, L (7, PH) Stan Williams, R (7, 1) OBP: 0.225, SLG: 0.189			0-2 F8		3-2 6-3 1-2 2-H		1-3 K			1 0 0 0 0 0 0 1 0 0 0 0 0 0 0 0 1 0 0 1 0 0 0 1 0 0 0 0 0 0 0 0 1 0 0 0 0 1 0 0 0 0 0 0 0 0 0 0	
Inning Stats	R: 0 E: 0 K: 0 S: 6 H: 0 LOB: 0 BB: 0 P: 10	R: 0 E: 0 K: 0 S: 9 H: 0 LOB: 0 BB: 0 P: 12	R: 0 E: 0 K: 1 S: 10 H: 1 LOB: 1 BB: 0 P: 14	R: 1 E: 0 K: 1 S: 11 H: 1 LOB: 0 BB: 0 P: 12	R: 1 E: 0 K: 0 S: 8 H: 1 LOB: 1 BB: 1 P: 16	R: 0 E: 0 K: 2 S: 10 H: 2 LOB: 2 BB: 0 P: 19	R: 0 E: 0 K: 1 S: 10 H: 0 LOB: 0 BB: 0 P: 13	R: 0 E: 0 K: 1 S: 7 H: 0 LOB: 0 BB: 0 P: 12	R: 1 E: 0 K: 1 S: 11 H: 1 LOB: 0 BB: 0 P: 17	1B: 4 2B: 0 3B: 0 HR: 2 SF: 0 SAC: 0 DP: 0 HBP: 0	WP: 1 PB: 1 SB: 0 CS: 0 PA: 34
PITCHER Joe Gibbon, L (1, 1) ERA: 3.49	IP: 9.0 WLS: W BF: 34 H: 6 R: 3 ER: 2 SO: 7 BB: 1 IBB: 0 HBP: 0 BLK: 0 WP: 1 HR: 2 S: 82 P: 125 ERA: 2.00 WHIP: 0.778						PITCHER IP: WLS: BF: H: R: ER: SO: BB: IBB: HBP: BLK: WP: HR: S: P: ERA: WHIP				

Los Angeles Dodgers @ Pittsburgh Pirates
 Forbes Field, Pittsburgh, PA
 Wed Jun 28 1961, 7:05 PM EDT
 Att: 21,581 - Unknown

AB	33
R	3
H	6
RBI	3
BB	1
SO	7
LOB	7



Batter	1	2	3	4	5	6	7	8	9
Bill Virdon, L OBP: 0.341, SLG: 0.449 (1, 8) C S B X	1-2 SH 3B 2B	3-2 F7	0-0 4-3		1-2 G4-6-3 1-2f			4-1 BB BB	
Johnny Logan, R OBP: 0.235, SLG: 0.258 (1, 6) B B B B	4-0 SH 3B BB	3-3 K		2-3 K		1-1 4-3		4-2 FC6-4 BB	
Bob Skinner, L OBP: 0.380, SLG: 0.353 (1, 7) L X	0-1 SH 3B	1-0 4-3		3-2 F8		2-0 1B		3-3 K	
Dick Stuart, R OBP: 0.338, SLG: 0.555 (1, 3) B S X	2-0 1B 3B		1-1 WP BB BB 1B	3-3 K		0-0 F3		2-3 K	
Roberto Clemente, R OBP: 0.365, SLG: 0.543 (1, 9) C B F X	1-2 6-3		4-2 BB WP FC3-6 BB 1-2		1-1 1B 3B	2-1 1-3		2-0 FC6-4 1-2f	
Don Hoak, R OBP: 0.441, SLG: 0.507 (1, 5) B B B I	4-0 1B IBB		4-0 FC3-6 BB SF8 IBB 1-2 2-3		1-0 4-3		4-1 BB		
Hal Smith, R OBP: 0.269, SLG: 0.340 (1, 2) C S S	0-3 K		4-0 FC3-6 BB 1-2 2-3 3-H		0-2 1B 1B		1-3 K		
Dick Schofield, S OBP: 0.242, SLG: 0.226 (1, 4) B B X	2-0 1B		0-0 FC3-6 1-2f 2-3 3-H		1-0 1B 1B		2-1 F6		
Bill Mazerowski, R OBP: 0.255, SLG: 0.307 (8, 4) C F S	1-3 3-H 1B		1-2 SF8 3-H		0-0 G4-6-3 1-2 2-H 1B		1-3 K		
Joe Gibbon, R OBP: 0.179, SLG: 0.269 (1, 1) C F S	0-3 K								

AB	R	H	RBI	BB	SO	LOB
4	1	1	0	1	0	3
3	1	0	0	2	2	0
4	1	1	0	0	1	2
5	2	2	3	0	2	3
4	2	1	0	1	0	4
1	1	0	0	3	0	1
3	1	1	2	1	2	3
4	0	2	2	0	0	3
0	0	0	0	0	0	0
3	0	1	2	0	2	3

AB	R	H	RBI	BB	SO	LOB
31	9	9	9	8	9	22

Inning Stats	R	H	E	K	S	LOB	BB	P	WP	HR	S	P	ERA	WHIP
Don Drysdale, R ERA: 3.98 (1, 1)	4	3	0	2	17	2	31	2	0	0	28	54	27.00	3.000
Roger Craig, R ERA: 5.55 (3, 1)	0	0	0	1	7	1	0	1	0	0	16	33	4.50	0.500
Jim Golden, R ERA: 6.0 (5, 1)	0	0	0	0	4	0	0	0	0	0	17	26	9.00	2.500
Stan Williams, R ERA: 3.81 (7, 1)	0	0	0	0	0	3	0	0	0	0	21	44	0.00	1.500

WP	HR	S	P	ERA	WHIP
1	0	1	41		

Los Angeles Dodgers @ Pittsburgh Pirates
 Forbes Field, Pittsburgh, PA
 Wed Jun 28 1961, 7:05 PM EDT
 Att. 21,581 - Unknown

livebaseballscorecards.com



Batter	1	2	3	4	5	6	7	8	9	AB R H RBI BB SO LOB	TOP											
Maury Wills, S OBP: 0.380, SLG: 0.371 (1, 6)	4-1 G3 1B BB	0-3 K			0-2 4-3			0-0 SH1-4 1-2		2 1 0 0 1 1 0	Los Angeles Dodgers @ Pittsburgh Pirates Forbes Field, Pittsburgh, PA Thu Jun 29 1961, 7:05 PM EDT Att. 21,520 - Unknown											
Jim Gilliam, S OBP: 0.376, SLG: 0.389 (1, 5)	4-1 G3 1B BB		1-0 3-1			4-2 6-3 BB		3-0 5-3		2 1 0 0 2 0 1												
Duke Snider, L OBP: 0.316, SLG: 0.366 Willie Davis, L OBP: 0.319, SLG: 0.479 (1, 9) (8, 8)	1-2 G3 1-2 2-3		1-3 K			2-3 K		3-3 K		4 0 0 0 0 3 4 0 0 0 0 0 0 0												
Wally Moon, L OBP: 0.444, SLG: 0.580 (1, 7)	4-0 1B IBB		3-3 K			0-0 6-3 1-2		0-0 6-3		3 0 0 0 1 1 1												
Tommy Davis, R OBP: 0.335, SLG: 0.475 (1, 8) (8, 9)	0-1 1-2 2-H 3-H 1B		0-3 K			0-1 6-3		1-2 5-3		4 0 1 2 0 1 1												
John Roseboro, L OBP: 0.352, SLG: 0.513 (1, 2)	2-3 K		1-0 4-3			1-3 K		2-1 F7		4 0 0 0 0 2 2												
Norm Larker, L OBP: 0.305, SLG: 0.360 (1, 3)	3-1 1-3		0-2 4-3			1-0 2B				3 0 1 0 0 0 2												
Charlie Neal, R OBP: 0.290, SLG: 0.365 (1, 4)		3-3 K			0-0 6-3		1-3 K			3 0 0 0 0 2 0												
Sandy Koufax, R OBP: 0.186, SLG: 0.054 Larry Sherry, R OBP: 0.286, SLG: 0.167 (1, 1) (8, 1)		0-0 5-3			1-0 4-3		2-2 SH1-4 1B			3 0 1 0 0 0 0 0 0 0 0 0 0 0												
Inning Stats	R: 2 E: 0 K: 1 S: 12	H: 1 LOB: 2 BB: 3 P: 30	R: 0 E: 0 K: 2 S: 7	H: 0 LOB: 0 BB: 0 P: 10	R: 0 E: 0 K: 2 S: 7	H: 0 LOB: 0 BB: 0 P: 12	R: 0 E: 0 K: 1 S: 7	H: 0 LOB: 0 BB: 0 P: 8	R: 0 E: 0 K: 0 S: 5	H: 0 LOB: 0 BB: 0 P: 6	R: 0 E: 0 K: 1 S: 8	H: 0 LOB: 1 BB: 1 P: 14	R: 0 E: 0 K: 2 S: 8	H: 1 LOB: 0 BB: 0 P: 11	R: 0 E: 0 K: 1 S: 9	H: 1 LOB: 1 BB: 0 P: 17	R: 0 E: 0 K: 0 S: 8	H: 0 LOB: 0 BB: 0 P: 11	1B: 2 2B: 1 3B: 0 HR: 0	SF: 0 SAC: 1 DP: 0 HBP: 0	WP: 0 PB: 0 SB: 0 CS: 0	PA: 33
PITCHER Earl Francis, R ERA: 2.89 Roy Face, R ERA: 2.32 (1, 1) (9, 1)	IP 8.0 1.0	WLS W S	BF 30 3	H 3 0	R 2 0	ER 2 0	SO 10 0	BB 3 0	IBB 1 0	HBP 0 0	BLK 0 0	WP 0 0	HR 0 8	S 63 11	P 108 11	ERA 2.25 0.00	WHIP 0.750 0.000					

AB	28
R	2
H	3
RBI	2
BB	4
SO	10
LOB	11



WP: 0	PA: 33
PB: 0	
SB: 0	
CS: 0	

BOTTOM

Los Angeles Dodgers @ Pittsburgh Pirates
Forbes Field, Pittsburgh, PA
Thu Jun 29 1961, 7:05 PM EDT
Att. 21,520 - Unknown

livebaseballscorecards.com

AB	32
R	4
H	9
RBI	4
BB	1
SO	12
LOB	13



WP:	0	PA:	33
PB:	0	SB:	0
CS:	0		

AB	3	R	1	H	2	RBI	0	BB	1	SO	1	LOB	0
	4	0	1	0	0	0	0	0	2				
	0	1	0	0	0	0	0	0					
	4	1	1	2	0	0	0	1					
	4	1	1	1	0	0	0	1					
	0	0	0	0	0	0	0						
	4	0	2	1	0	2	1						
	4	0	2	0	0	2	3						
	2	0	0	0	0	2	2						
	1	0	0	0	0	1	2						
	0	0	0	0	0	0	0						
	3	0	0	0	0	2	1						
	2	0	0	0	0	1	0						
	1	0	0	0	0	1	0						
	0	0	0	0	0	0	0						
	1B:	6	SF:	0									
	2B:	2	SAC:	0									
	3B:	1	DP:	2									
	HR:	0	HBP:	0									

Batter	1	2	3	4	5	6	7	8	9	AB	R	H	RBI	BB	SO	LOB
Bill Virdon, L OBP: 0.347, SLG: 0.452 (1, 8)	1-0 G1-6-3 1B		2-3 K			4-1 G5-4-3 BB		1-0 1B 2B 1B		3	1	2	0	1	1	0
Johnny Logan, R OBP: 0.237, SLG: 0.257 Dick Schofield, S OBP: 0.242, SLG: 0.226 (8, PR) (9, 6)	1-1 F9			0-1 5-3		0-2 G5-4-3 1-2f		2-2 1-3 2B 1B		4	0	1	0	0	0	2
Roberto Clemente, R OBP: 0.364, SLG: 0.542 (1, 9)	0-1 G1-6-3 1-2f			3-2 4-3			1-0 E6 1B	0-0 1-H 3-H 1B 2B		4	1	1	2	0	0	1
Dick Stuart, R OBP: 0.336, SLG: 0.549 Roy Face, R OBP: 0.333, SLG: 0.333 (1, 3) (9, 1)		2-2 5-3		1-1 6-3			2-2 F7	0-0 3B 1B		4	1	1	1	0	0	1
Don Hoak, R OBP: 0.442, SLG: 0.521 (1, 5)		3-2 2B			1-3 K		0-3 K	3-2 1-H 3B		4	0	2	1	0	2	1
Joe Christopher, R OBP: 0.380, SLG: 0.457 (1, 7)		2-3 K		2-2 1B		2-2 1B	2-2 1B	2-3 K		4	0	2	0	0	2	3
Hal Smith, R OBP: 0.264, SLG: 0.333 Dick Groat, R OBP: 0.319, SLG: 0.384 Don Leppert, R OBP: 0.286, SLG: 0.571 (1, 2) (7, PH) (8, 2)		1-3 K		0-3 K		1-3 K				2	0	0	0	0	2	2
Bill Mazaroski, R OBP: 0.252, SLG: 0.303 (1, 4)			0-1 F9		1-3 K			3-3 K		3	0	0	0	0	2	1
Earl Francis, R Bob Skinner, L Rocky Nelson, L OBP: 0.378, SLG: 0.351 OBP: 0.351, SLG: 0.484 (1, 1) (8, PH) (9, 3)			1-3 K			0-0 6-3		2-3 K		2	0	0	0	0	1	0

Inning Stats	R: 0	H: 1	R: 0	H: 1	R: 0	H: 0	R: 0	H: 1	R: 0	H: 0	R: 0	H: 1	R: 0	H: 5
	E: 0	LOB: 0	E: 0	LOB: 1	E: 0	LOB: 0	E: 0	LOB: 1	E: 0	LOB: 0	E: 1	LOB: 2	E: 0	LOB: 2
	K: 0	BB: 0	K: 2	BB: 0	K: 0	BB: 0	K: 3	BB: 0	K: 2	BB: 1	K: 2	BB: 0	K: 3	BB: 0
	S: 5	P: 7	S: 14	P: 22	S: 8	P: 11	S: 8	P: 12	S: 5	P: 9	S: 17	P: 23	S: 24	P: 37

PITCHER	IP	WLS	BF	H	R	ER	SO	BB	IBB	HBP	BLK	WP	HR	S	P	ERA	WHIP
Sandy Koufax, L ERA: 3.09 (1, 1)	7.2	L	30	7	4	4	11	1	0	0	0	0	0	88	127	4.70	1.043
Larry Sherry, R ERA: 3.31 (8, 1)	0.1		3	2	0	0	1	0	0	0	0	0	0	7	12	0.00	6.000

PITCHER	IP	WLS	BF	H	R	ER	SO	BB	IBB	HBP	BLK	WP	HR	S	P	ERA	WHIP
---------	----	-----	----	---	---	----	----	----	-----	-----	-----	----	----	---	---	-----	------

Batter	1	2	3	4	5	6	7	8	9	AB R H RBI BB SO LOB	TOP			
Maury Wills, S (1, 6) OBP: 0.384, SLG: 0.375	0-1 F8		0-0 SH1-4 3B 1B		0-1 3B 1B	0-2 1B			0-1 4-3	5 2 3 2 0 0 0				
Jim Gilliam, S (1, 4) OBP: 0.373, SLG: 0.386	1-2 L8		0-1 SH1-4		0-1 F7	2-2 F3			3-2 E 1B	4 1 1 0 0 0 2				
Willie Davis, L (1, 8) OBP: 0.325, SLG: 0.500	1-0 4-3		0-1 CS 3B		1-1 E 3B				0-0 F8	5 1 3 3 0 0 1				
Wally Moon, L (1, 7) OBP: 0.447, SLG: 0.589		3-3 K	2-1 6-3		4-1 E BB				1-0 E3 3B	4 1 2 1 1 1 1				
Ron Fairly, L (9, 9) OBP: 0.404, SLG: 0.532									1-2 1B	0 0 0 0 0 0 0				
Tommy Davis, R (1, 9) OBP: 0.336, SLG: 0.474		0-2 1B	1-1 CS	1-0 6-3	2-0 E5 PO				2-0 BB S 1B	5 0 2 0 0 0 2				
Norm Larker, L (1, 3) OBP: 0.301, SLG: 0.355		1-0 L8		0-0 4-3	2-2 PO	2-0 HR 1B			4-2 BB BB	2 0 0 0 0 0 1				
Gil Hodges, R (5, PH) OBP: 0.315, SLG: 0.414					1-2 1B				1-2 BB BB	2 1 1 0 1 1 1				
John Roseboro, L (1, 2) OBP: 0.349, SLG: 0.503	1-2 F7			1-2 1-3					4-1 BB	4 0 0 0 1 1 2				
Daryl Spencer, R (1, 5) OBP: 0.345, SLG: 0.421			1-0 1B 2B		4-0 1B BB	1-1 HR			2-3 K	4 3 2 2 1 2 3				
Stan Williams, R (1, 1) OBP: 0.238, SLG: 0.205			0-0 SH1-4 1B		0-1 SH2-4	1-3 K			0-0 F7	2 1 1 0 0 1 0				
Turk Farrell, R (6, 1) OBP: 0.111, SLG: 0.111			2-3 3B 1B		1-2 1B					1 0 0 0 0 0 0				
Inning Stats	R: 0 E: 0 K: 0 S: 6 H: 0 LOB: 0 BB: 0 P: 8	R: 0 E: 0 K: 1 S: 13 H: 1 LOB: 1 BB: 0 P: 18	R: 3 E: 0 K: 0 S: 10 H: 4 LOB: 0 BB: 0 P: 14	R: 0 E: 0 K: 0 S: 5 H: 0 LOB: 0 BB: 0 P: 7	R: 3 E: 1 K: 0 S: 12 H: 2 LOB: 1 BB: 2 P: 25	R: 2 E: 0 K: 1 S: 14 H: 3 LOB: 1 BB: 0 P: 21	R: 0 E: 0 K: 1 S: 10 H: 2 LOB: 1 BB: 0 P: 13	R: 0 E: 0 K: 2 S: 9 H: 0 LOB: 0 BB: 0 P: 14	R: 2 E: 1 K: 1 S: 14 H: 3 LOB: 3 BB: 2 P: 28	1B: 10 2B: 1 3B: 3 HR: 1 SF: 0 SAC: 2 DP: 0 HBP: 0	WP: 0 PB: 0 SB: 3 CS: 1 PA: 46			
PITCHER	IP WLS BF H R ER SO BB IBB HBP BLK WP HR S P ERA WHIP												PITCHER	IP WLS BF H R ER SO BB IBB HBP BLK WP HR S P ERA WHIP
Jim Owens, R (1, 1) ERA: 4.97	4.2 L 21 7 6 5 1 1 0 0 0 0 0 0 42 60 9.64 1.714													
Don Ferrarese, L (5, 1) ERA: 3.84	0.1 2 0 0 0 0 1 0 0 0 0 0 0 4 12 0.00 3.000													
Ken Lehman, L (6, 1) ERA: 3.77	1.0 6 3 2 2 1 0 0 0 0 0 0 1 14 21 18.00 3.000													
Frank Sullivan, R (7, 1) ERA: 3.81	2.2 13 5 2 2 3 1 0 0 0 0 0 0 29 47 6.75 2.250													
Chris Short, L (9, 1) ERA: 4.86	0.1 2 0 0 0 0 1 1 0 0 0 0 0 4 8 0.00 3.000													

Los Angeles Dodgers @ Philadelphia Phillies
 Connie Mack Stadium, Philadelphia, PA

Fri Jun 30 1961, 7:05 PM EDT
 Att. 17,518 - Unknown

livebaseballscorecards.com

AB	38
R	10
H	15
RBI	8
BB	4
SO	6
LOB	13



Batter	1	2	3	4	5	6	7	8	9	AB R H RBI BB SO LOB
Johnny Callison, L OBP: 0.343, SLG: 0.397 (1, 7)	1-0 F9			0-0 FC3-6 1B		1-1 1B 3B	2-2 4-1 1B		1-2 F9	5 1 3 0 0 0 0
Tony Taylor, R OBP: 0.302, SLG: 0.310 (1, 4)	0-0 F9			2-1 FC3-6 1B		4-0 1B 2B BB	0-0 4-1 1-2			3 2 0 0 1 0 2
Tony Gonzalez, L OBP: 0.386, SLG: 0.420 (1, 9)	0-1 6-3			1-0 WP 1B		2-2 2B 1B	1-3 K			4 1 2 2 0 1 1
Pancho Herrera, R OBP: 0.366, SLG: 0.470 (1, 3)			1-3 K	3-3 K		1-2 1B SF8 2B	0-2 F8			4 1 1 1 0 2 2
Charley Smith, R OBP: 0.322, SLG: 0.406 (1, 5)		0-1 F4		1-3 K		0-0 1B		0-3 K		4 0 1 1 0 2 1
Clay Dalrymple, L OBP: 0.202, SLG: 0.225 (1, 2)		3-1 4-3			1-1 L5	0-0 SF8		2-2 F8		3 0 0 1 0 0 0
Bobby Del Greco, R OBP: 0.355, SLG: 0.370 (1, 8)			1-2 F6		4-1 SH5-3 BB	0-1 1-3		0-0 4-3		3 0 0 0 1 0 1
Chris Short, R OBP: 0.071, SLG: 0.071 (9, 1)						1-2				0 0 0 0 0 0 0
Ruben Amaro, R OBP: 0.339, SLG: 0.322 (1, 6)			2-3 K		1-1 SH5-3	2-2 1B			1-3 K	1 0 0 0 0 1 0
Elmer Valo, L OBP: 0.277, SLG: 0.262 (6, PH)					1-2	2-H				1 0 1 1 0 0 0
Bobby Malkmus, R OBP: 0.243, SLG: 0.255 (6, PR)										1 0 0 0 0 1 0
Jim Owens, R OBP: 0.250, SLG: 0.209 (5, PH)			2-3 K		3-3 K	0-3 K			2-2 F8	1 0 0 0 0 0 1 0
Don Ferrarese, R OBP: 0.288, SLG: 0.304 (5, PH)										0 0 0 0 0 0 0 0
Bobby Gene Smith, R OBP: 0.288, SLG: 0.304 (6, PH)										1 0 0 0 0 0 1 1
Ken Lehman, L OBP: 0.261, SLG: 0.346 (7, 1)										0 0 0 0 0 0 0 0
Lee Walls, R OBP: 0.261, SLG: 0.346 (8, PH)										1 0 0 0 0 0 1 1
Frank Sullivan, R OBP: 0.261, SLG: 0.346 (7, 1)										0 0 0 0 0 0 0 0
Ken Walters, R OBP: 0.261, SLG: 0.346 (9, 8)										1 0 0 0 0 0 0 0

BOTTOM

Los Angeles Dodgers @ Philadelphia Phillies
 Connie Mack Stadium, Philadelphia, PA

Fri Jun 30 1961, 7:05 PM EDT
 Att. 17,518 - Unknown

livebaseballscorecards.com

AB	33
R	5
H	8
RBI	6
BB	2
SO	10
LOB	9



Inning Stats	R: 0	H: 0	E: 0	LOB: 0	K: 0	BB: 0	S: 4	P: 5	R: 0	H: 0	E: 0	LOB: 0	K: 1	BB: 0	S: 7	P: 11	R: 0	H: 0	E: 0	LOB: 0	K: 2	BB: 0	S: 14	P: 19	R: 1	H: 2	E: 0	LOB: 1	K: 2	BB: 0	S: 10	P: 17	R: 0	H: 0	E: 0	LOB: 1	K: 1	BB: 1	S: 8	P: 17	R: 5	H: 5	E: 0	LOB: 1	K: 1	BB: 1	S: 18	P: 28	R: 0	H: 1	E: 0	LOB: 1	K: 1	BB: 0	S: 11	P: 14	R: 0	H: 0	E: 0	LOB: 0	K: 1	BB: 0	S: 7	P: 9	R: 0	H: 0	E: 0	LOB: 0	K: 1	BB: 0	S: 11	P: 15	1B: 6	SF: 1	2B: 1	SAC: 1	3B: 1	DP: 0	HR: 0	HBP: 0	WP: 1	PA: 37	PB: 0	SB: 1	CS: 0
--------------	------	------	------	--------	------	-------	------	------	------	------	------	--------	------	-------	------	-------	------	------	------	--------	------	-------	-------	-------	------	------	------	--------	------	-------	-------	-------	------	------	------	--------	------	-------	------	-------	------	------	------	--------	------	-------	-------	-------	------	------	------	--------	------	-------	-------	-------	------	------	------	--------	------	-------	------	------	------	------	------	--------	------	-------	-------	-------	-------	-------	-------	--------	-------	-------	-------	--------	-------	--------	-------	-------	-------

PITCHER	IP	WLS	BF	H	R	ER	SO	BB	IBB	HBP	BLK	WP	HR	S	P	ERA	WHIP
Stan Williams, R ERA: 4.03 (1, 1)	5.0	W	22	5	5	5	6	2	0	0	0	1	0	51	85	9.00	1.400
Turk Farrell, R ERA: 4.25 (6, 1)	4.0	S	15	3	1	1	4	0	0	0	0	0	0	39	50	2.25	0.750

PITCHER	IP	WLS	BF	H	R	ER	SO	BB	IBB	HBP	BLK	WP	HR	S	P	ERA	WHIP
---------	----	-----	----	---	---	----	----	----	-----	-----	-----	----	----	---	---	-----	------

Batter	1	2	3	4	5	6	7	8	9	AB R H RBI BB SO LOB	TOP	
Maury Wills, S (1, 6) OBP: 0.381, SLG: 0.372	1-0 F8		1-0 F6		2-0 G1-6-3 1B		1-2 G3		0-1 1-3	5 0 1 0 0 0 1		
Jim Gilliam, S (1, 4) OBP: 0.374, SLG: 0.380	0-0 F9		1-2 F7		1-2 G1-6-3			4-0 SH1-4 1B BB	4-2 CS BB	3 1 0 0 2 0 3		
Willie Davis, L (1, 8) OBP: 0.320, SLG: 0.491	1-2 4-3			0-1 F4		0-0 4-3		0-1 SH1-4 1-2	2-1 3-1 1-2	4 0 0 0 0 0 1		
Wally Moon, L (1, 7) OBP: 0.452, SLG: 0.589		4-2 1B G4-6-3 BB		1-1 1B HBP		1-2 1-3		2-1 BB FC3-2 1B		0 1 0 0 1 0 0 2 0 1 1 0 0 0		
Duke Snider, L (4, PR) OBP: 0.320, SLG: 0.369												
Tommy Davis, R (1, 9) OBP: 0.345, SLG: 0.482		0-0 G4-6-3 1-3 1B		2-1 1-2 1B		2-2 3B 1B		0-1 FC3-2 BB 1-2 1B		4 2 4 0 0 0 0		
Norm Larker, L (1, 3) OBP: 0.306, SLG: 0.368		0-2 G4-6-3		1-0 F8		0-0 1-H 3B		4-0 FC3-2 BB 1-2 2-3 1B		3 0 1 1 1 0 3 0 1 0 0 0 0 0 0 0 0 0 0 0 0		
Gordie Windhorn, R (8, PR) OBP: 0.417, SLG: 0.500												
Gil Hodges, R (8, 3) OBP: 0.315, SLG: 0.414		1-2f 3-H										
John Roseboro, L (1, 2) OBP: 0.343, SLG: 0.493		3-2 4-3		1-1 F8		1-2 6-3		1-2 FC3-2 1B 1-2 2-3 3-H		4 0 0 0 0 0 6		
Daryl Spencer, R (1, 5) OBP: 0.347, SLG: 0.422			0-0 SH1-4 1B		0-0 5-3		2-1 F7	2-1 FC6 1-3 2-H 3-H 1B		4 0 2 2 0 0 0		
Johnny Podres, L (1, 1) OBP: 0.355, SLG: 0.345			1-1 SH1-4		2-1 1B 1B		1-0 4-3	1-1 FC6 1-2f		3 0 1 0 0 0 2 0 0 0 0 0 0 0		
Larry Sherry, R (8, 1) OBP: 0.286, SLG: 0.167												
Inning Stats	R: 0 E: 0 K: 0 S: 5 H: 0 LOB: 0 BB: 0 P: 7	R: 1 E: 0 K: 0 S: 10 H: 1 LOB: 0 BB: 1 P: 17	R: 0 E: 0 K: 0 S: 7 H: 1 LOB: 1 BB: 0 P: 10	R: 0 E: 0 K: 0 S: 8 H: 1 LOB: 2 BB: 0 P: 13	R: 0 E: 0 K: 0 S: 7 H: 2 LOB: 1 BB: 0 P: 12	R: 1 E: 0 K: 0 S: 13 H: 2 LOB: 1 BB: 0 P: 17	R: 0 E: 0 K: 0 S: 6 H: 0 LOB: 0 BB: 0 P: 10	R: 3 E: 0 K: 0 S: 13 H: 3 LOB: 2 BB: 2 P: 27	R: 0 E: 0 K: 0 S: 7 H: 0 LOB: 0 BB: 1 P: 12	1B: 9 2B: 0 3B: 1 HR: 0 SF: 0 SAC: 2 DP: 2 HBP: 1	WP: 0 PB: 0 SB: 0 CS: 1 PA: 39	
PITCHER	IP WLS BF H R ER SO BB IBB HBP BLK WP HR S P ERA WHIP											
John Buzhardt, R (1, 1) ERA: 3.54	7.2 L 35 10 5 5 0 3 0 0 1 0 0 0 67 110 5.87 1.696											
Jack Baldschun, R (8, 1) ERA: 6.51	1.1 4 0 0 0 0 0 1 0 0 0 0 0 0 9 15 0.00 0.750											

Los Angeles Dodgers @ Philadelphia Phillies
 Connie Mack Stadium, Philadelphia, PA

Sat Jul 01 1961, 7:05 PM EDT
 Att. 19,064 - Unknown

livebaseballscorecards.com

AB 32
 R 5
 H 10
 RBI 4
 BB 4
 SO 0
 LOB 16



BOTTOM

Los Angeles Dodgers @ Philadelphia Phillies
Connie Mack Stadium, Philadelphia, PA

Sat Jul 01 1961, 7:05 PM EDT
Att. 19,064 - Unknown

livebaseballscorecards.com

AB	33
R	1
H	6
RBI	1
BB	1
SO	8
LOB	13



WP	2	PA	35
PB	0		
SB	1		
CS	0		

AB R H RBI BB SO LOB

4 0 0 0 0 0 1

4 0 2 0 0 0 1

4 0 1 0 0 1 2

4 0 2 0 0 2 2

4 0 0 0 0 1 4

3 0 0 0 0 1 2

1 0 0 0 0 0 0

2 1 0 0 1 0 0

1 0 0 0 0 0 0

4 0 1 1 0 2 0

2 0 0 0 0 1 1

0 0 0 0 0 0 0

1B	5	SF	0
2B	1	SAC	0
3B	0	DP	0
HR	0	HBP	1

Batter	1	2	3	4	5	6	7	8	9
Bobby Del Greco, R OBP: 0.344, SLG: 0.357 (1, 8)	1-2 F5		0-2 6-3		0-2 F8			0-0 L7	
Tony Taylor, R OBP: 0.305, SLG: 0.313 (1, 4)	1-0 F8		2-1 1B		2-1 1-3			0-1 1B	
Bobby Gene Smith, R OBP: 0.287, SLG: 0.303 (1, 7)	2-1 F9		2-3 K			2-1 WP 1B		0-2 F9	
Pancho Herrera, R OBP: 0.368, SLG: 0.471 (1, 3)		1-0 G4-6 1B	0-3 K			1-3 K		2-0 1B	
Charley Smith, R OBP: 0.315, SLG: 0.396 (1, 5)		1-2 G4-6		1-0 6-3		2-0 F9		0-3 K	
Ken Walters, R OBP: 0.254, SLG: 0.336 (1, 9)		2-2 F8		1-2 6-3		3-3 K			1-1 4-3
Elmer Valo, L OBP: 0.271, SLG: 0.256 (9, PH)									
Ruben Amaro, R OBP: 0.339, SLG: 0.318 (1, 6)		4-2 2B WP BB		1-2 F9			0-0 F7		1-2 F5
Johnny Callison, L OBP: 0.341, SLG: 0.395 (9, PH)									
Clay Dalrymple, L OBP: 0.203, SLG: 0.231 (1, 2)		0-0 WP 2B			1-1 L9		1-3 K		0-3 K
John Buzhardt, R OBP: 0.120, SLG: 0.087 (1, 1)		2-3 K			2-2		0-0 6-3		
Jack Baldschun, R (8, 1)									

Inning Stats	R: 0	H: 0	E: 0	K: 0	S: 7	H: 0	LOB: 0	BB: 0	P: 11	R: 2	H: 2	E: 0	K: 1	S: 16	H: 1	LOB: 1	BB: 1	P: 26	R: 0	H: 0	E: 0	K: 2	S: 12	H: 0	LOB: 0	BB: 0	P: 10	R: 0	H: 0	E: 0	K: 0	S: 9	H: 1	LOB: 1	BB: 0	P: 14	R: 0	H: 1	E: 0	K: 2	S: 9	H: 0	LOB: 0	BB: 0	P: 17	R: 0	H: 0	E: 0	K: 1	S: 5	H: 0	LOB: 0	BB: 0	P: 6	R: 0	H: 2	E: 0	K: 1	S: 10	H: 0	LOB: 2	BB: 0	P: 12	R: 0	H: 0	E: 0	K: 1	S: 8	H: 0	LOB: 0	BB: 0	P: 10	1B: 5	SF: 0	2B: 1	SAC: 0	3B: 0	DP: 0	HR: 0	HBP: 1	WP: 2	PA: 35
--------------	------	------	------	------	------	------	--------	-------	-------	------	------	------	------	-------	------	--------	-------	-------	------	------	------	------	-------	------	--------	-------	-------	------	------	------	------	------	------	--------	-------	-------	------	------	------	------	------	------	--------	-------	-------	------	------	------	------	------	------	--------	-------	------	------	------	------	------	-------	------	--------	-------	-------	------	------	------	------	------	------	--------	-------	-------	-------	-------	-------	--------	-------	-------	-------	--------	-------	--------

PITCHER	IP	WLS	BF	H	R	ER	SO	BB	IBB	HBP	BLK	WP	HR	S	P	ERA	WHIP
Johnny Podres, L ERA: 2.88 (1, 1)	7.2	W	31	6	2	2	6	1	0	1	0	2	0	72	108	2.35	0.913
Larry Sherry, R ERA: 3.23 (8, 1)	1.1	S	4	0	0	0	2	0	0	0	0	0	0	11	13	0.00	0.000

Batter	1	2	3	4	5	6	7	8	9	AB R H RBI BB SO LOB	TOP																								
Maury Wills, S OBP: 0.388, SLG: 0.381 (1, 6)	E9 1B		CS 1B							4 0 4 0 0 0 0	Los Angeles Dodgers @ Philadelphia Phillies Connie Mack Stadium, Philadelphia, PA Sun Jul 02 1961, 3:33 AM EDT Att: 15,039 - Unknown																								
Jim Gilliam, S OBP: 0.376, SLG: 0.382 (1, 4)	G3-6-3 1B		CS 1-2	SF9 1B		5-3		F7		4 1 2 0 0 0 1																									
Willie Davis, L OBP: 0.315, SLG: 0.482 (1, 8)	F6			K				L9		4 0 0 0 0 2 4																									
Wally Moon, L OBP: 0.452, SLG: 0.587 Ron Fairly, L OBP: 0.404, SLG: 0.532 (1, 7) (9, 9)	G3-6-3 1-2f					F8			CS 1B	4 0 2 0 0 0 2 0 0 0 0 0 0 0																									
Tommy Davis, R OBP: 0.343, SLG: 0.480 (1, 9) (9, 7)		G5-4-3 1B		SF9			F6		B2	3 0 1 1 0 0 1																									
Norm Larker, L OBP: 0.299, SLG: 0.358 Turk Farrell, R OBP: 0.111, SLG: 0.111 (1, 3) (9, 1)		G5-4-3 1-2f		F7			F7		F7 1-2	4 0 0 0 0 0 3 0 0 0 0 0 0 0																									
John Roseboro, L OBP: 0.340, SLG: 0.488 Norm Sherry, R OBP: 0.347, SLG: 0.489 (1, 2) (5, 2)		F6			E4 1B S		5-3			2 0 0 0 0 0 0 1 0 0 0 0 0 0																									
Daryl Spencer, R OBP: 0.344, SLG: 0.417 (1, 5)			5-3			6-3		K		3 0 0 0 0 1 1																									
Don Drysdale, R OBP: 0.195, SLG: 0.410 Ron Perranoski, L OBP: 0.315, SLG: 0.414 (1, 1) (8, 1) (9, 3)			5-3			K		HR		3 1 1 1 0 1 1 0 0 0 0 0 0 0 0 0 0 0 0 0 0																									
Inning Stats	R: 0 E: 1 K: 0 S: 6	H: 2 LOB: 1 BB: 0 P: 7	R: 0 E: 0 K: 0 S: 4	H: 1 LOB: 0 BB: 0 P: 7	R: 0 E: 0 K: 0 S: 6	H: 1 LOB: 0 BB: 0 P: 6	R: 1 E: 0 K: 1 S: 8	H: 2 LOB: 1 BB: 0 P: 11	R: 0 E: 1 K: 1 S: 10	H: 1 LOB: 2 BB: 0 P: 15		R: 0 E: 0 K: 1 S: 7	H: 0 LOB: 0 BB: 0 P: 10	R: 0 E: 0 K: 0 S: 6	H: 0 LOB: 0 BB: 0 P: 11	R: 1 E: 0 K: 1 S: 11	H: 2 LOB: 1 BB: 0 P: 18	R: 0 E: 0 K: 0 S: 5	H: 1 LOB: 0 BB: 0 P: 9	1B: 9 2B: 0 3B: 0 HR: 1	SF: 1 SAC: 0 DP: 2 HBP: 0	WP: 0 PB: 0 SB: 1 CS: 2	PA: 34												
PITCHER	IP WLS BF H R ER SO BB IBB HBP BLK WP HR S P ERA WHIP																																		
Robin Roberts, R ERA: 5.28 (1, 1)	6.0	22	7	1	1	3	0	0	0	0	0	0	41	56	1.50	1.167																			
Art Mahaffey, R ERA: 3.54 (7, 1)	2.0	L 8	2	1	1	1	0	0	0	0	0	1	17	29	4.50	1.000																			
Dallas Green, R ERA: 4.52 (9, 1)	1.0	3	1	0	0	0	0	0	0	0	0	0	5	9	0.00	1.000																			

livebaseballscorecards.com

AB	32
R	2
H	10
RBI	2
BB	0
SO	4
LOB	13



Batter	1	2	3	4	5	6	7	8	9	AB	R	H	RBI	BB	SO	LOB
Johnny Callison, L (1, 7) OBP: 0.339, SLG: 0.388	3-2 F5		2-2 F5			3-2 FC4-6		4-2 BB		3	0	0	0	1	0	1
Tony Taylor, R (1, 4) OBP: 0.304, SLG: 0.312	1-0 F8			2-0 4-3		2-2 4-3		0-0 BB		4	0	1	0	0	0	1
Tony Gonzalez, L (1, 9) Bobby Gene Smith, R (8, PH) (9, 9) OBP: 0.285, SLG: 0.300	0-3 K			4-2 BB		4-0 BB		2-1 BB		1	0	0	0	2	1	0
Pancho Herrera, R (1, 3) Bobby Malkmus, R (9, PR) OBP: 0.243, SLG: 0.255		1-3 K		0-0 G5-4-3		4-2 BB		1-2 BB		3	0	1	0	1	1	1
Don Demeter, R (1, 8) OBP: 0.310, SLG: 0.436		0-0 F8			2-3 K	0-0 F7			2-1 B3	4	0	0	0	0	1	4
Charley Smith, R (1, 5) OBP: 0.319, SLG: 0.416		0-1 1B			3-1 HR				0-1 G5-4	4	0	2	1	0	0	1
Clay Dalrymple, L (1, 2) OBP: 0.199, SLG: 0.226		1-0 G3			2-2 4-3				0-0 F9	4	0	0	0	0	0	2
Ruben Amaro, R (1, 6) OBP: 0.333, SLG: 0.312			1-0 5-3			0-1 F9			2-1 F8	3	0	0	0	0	0	0
Robin Roberts, S (1, 1) Art Mahaffey, R (7, 1) Elmer Valo, L (8, PH) Dallas Green, L (9, 1) OBP: 0.154, SLG: 0.083 OBP: 0.081, SLG: 0.056 OBP: 0.265, SLG: 0.250 OBP: 0.346, SLG: 0.227			3-3 K			0-1 FC4-6			0-1 F9	2	0	1	0	0	1	0

Inning Stats	R: 0	H: 0	E: 0	K: 1	S: 9	H: 0	LOB: 0	BB: 0	P: 13	R: 0	H: 1	E: 0	K: 1	S: 7	H: 1	LOB: 1	BB: 0	P: 9	R: 0	H: 0	E: 0	K: 1	S: 8	H: 0	LOB: 0	BB: 0	P: 14	R: 0	H: 0	E: 0	K: 0	S: 4	R: 1	H: 1	E: 0	K: 1	S: 11	H: 1	LOB: 0	BB: 0	P: 18	R: 0	H: 1	E: 0	K: 0	S: 11	H: 1	LOB: 3	BB: 2	P: 24	R: 0	H: 0	E: 0	K: 0	S: 5	H: 0	LOB: 0	BB: 0	P: 7	R: 0	H: 1	E: 0	K: 0	S: 7	H: 1	LOB: 1	BB: 1	P: 13	R: 0	H: 1	E: 0	K: 0	S: 8	H: 1	LOB: 1	BB: 0	P: 11	1B: 4	SF: 0	2B: 0	SAC: 0	3B: 0	DP: 2	HR: 1	HBP: 0	WP: 0	PA: 34
--------------	------	------	------	------	------	------	--------	-------	-------	------	------	------	------	------	------	--------	-------	------	------	------	------	------	------	------	--------	-------	-------	------	------	------	------	------	------	------	------	------	-------	------	--------	-------	-------	------	------	------	------	-------	------	--------	-------	-------	------	------	------	------	------	------	--------	-------	------	------	------	------	------	------	------	--------	-------	-------	------	------	------	------	------	------	--------	-------	-------	-------	-------	-------	--------	-------	-------	-------	--------	-------	--------

PITCHER	IP	WLS	BF	H	R	ER	SO	BB	IBB	HBP	BLK	WP	HR	S	P	ERA	WHIP
Don Drysdale, R (1, 1) ERA: 3.8	7.1	W	29	4	1	1	4	3	1	0	0	0	1	60	104	1.23	0.955
Ron Perranoski, L (8, 1) ERA: 2.38	0.2		1	0	0	0	0	0	0	0	0	0	0	2	4	0.00	0.000
Turk Farrell, R (9, 1) ERA: 4.18	1.0	S	4	1	0	0	0	0	0	0	0	0	0	8	11	0.00	1.000

BOTTOM

Los Angeles Dodgers @ Philadelphia Phillies
 Connie Mack Stadium, Philadelphia, PA

Sun Jul 02 1961, 3:33 AM EDT
 Att. 15,039 - Unknown

AB 30
 R 0
 H 5
 RBI 1
 BB 4
 SO 4
 LOB 12



PITCHER	IP	WLS	BF	H	R	ER	SO	BB	IBB	HBP	BLK	WP	HR	S	P	ERA	WHIP
---------	----	-----	----	---	---	----	----	----	-----	-----	-----	----	----	---	---	-----	------

Batter	1	2	3	4	5	6	7	8	9	AB R H RBI BB SO LOB	TOP	
Maury Wills, S OBP: 0.393, SLG: 0.391 (1, 6) C X	0-1 SF8 3B		3-2 4-3 1		4-2 1-2 BB		0-1 SH1-3 1		2-2 1-2 2-H 1B	3 1 2 1 1 0 0	Los Angeles Dodgers @ Milwaukee Braves Milwaukee County Stadium, Milwaukee, WI Mon Jul 03 1961, 8:05 PM EDT Att: 18,901 - Unknown livebaseballscorecards.com	
Jim Gilliam, S OBP: 0.377, SLG: 0.379 (1, 4) B C (9, 5) B B	4-1 FC1-6-4 BB		0-1 5-3 2		1-1 F8 2		0-1 1B	1-1 F9 2	4 0 1 0 1 0 4			
Willie Davis, L OBP: 0.309, SLG: 0.474 (1, 8) B X	1-0 SF8 3-H		2-0 F9 3		1-1 FC5 2-3f		1-3 K 3-H	0-3 K 3	4 0 0 1 0 2 6			
Wally Moon, L OBP: 0.446, SLG: 0.576 Gil Hodges, R OBP: 0.315, SLG: 0.414 (1, 7) B X (9, 3) B X	2-0 FC1-6-5 1-3		1-0 1-3 1		3-1 4-3 1		3-2 F7 1		4 0 0 0 0 0 1 0 0 0 0 0 0 0			
Tommy Davis, R OBP: 0.342, SLG: 0.477 (1, 9) X (9, 7)	0-0 1-3 3		0-0 CS 1B 1B		1-2 3-1 2		3-3 K 2		4 0 1 0 0 1 1			
Norm Larker, L OBP: 0.309, SLG: 0.368 Larry Sherry, R OBP: 0.286, SLG: 0.167 (1, 3) (9, 1)		0-0 G3 1B		1-0 1-2 1B		0-1 E9 1B		2-0 6-3 3	4 1 3 0 0 0 0 0 0 0 0 0 0 0			
Daryl Spencer, R OBP: 0.346, SLG: 0.416 Charlie Neal, R OBP: 0.290, SLG: 0.365 (1, 5) (9, PR) (9, 4)		2-2 G3 1-2		2-2 F7 2		2-2 FC6-4 1B 3-H		4-0 FC1-5 BB BB	3 0 1 1 1 0 3 0 0 0 0 0 0 0			
Norm Sherry, R OBP: 0.327, SLG: 0.458 John Roseboro, L OBP: 0.343, SLG: 0.488 (1, 2) (9, PH) (9, 2)		0-0 F8 2		2-1 CS 2-3		2-3 K 1 X FC6-4 1-2f		4-0 FC1-5 1B BB	3 0 0 0 0 1 2 0 1 0 0 1 0 0			
Sandy Koufax, R OBP: 0.217, SLG: 0.077 Ron Fairly, L OBP: 0.400, SLG: 0.526 (1, 1) (9, PH) (9, 9)		0-1 5-3 3		4-1 FC5 BB BB		0-1 1B SH1-3 CS 1B		0-1 FC1-5 1B 1-2 2-3f	2 0 1 0 1 0 1 1 0 0 0 0 0 2			
Inning Stats	R: 1 E: 0 K: 0 S: 6 H: 1 LOB: 1 BB: 1 P: 13	R: 0 E: 0 K: 0 S: 7 H: 1 LOB: 1 BB: 0 P: 9	R: 0 E: 0 K: 0 S: 7 H: 0 LOB: 0 BB: 0 P: 12	R: 0 E: 0 K: 0 S: 8 H: 2 LOB: 1 BB: 0 P: 14	R: 0 E: 0 K: 1 S: 10 H: 0 LOB: 2 BB: 2 P: 22	R: 1 E: 1 K: 0 S: 11 H: 2 LOB: 1 BB: 0 P: 17	R: 0 E: 0 K: 1 S: 9 H: 2 LOB: 2 BB: 0 P: 10	R: 0 E: 0 K: 1 S: 11 H: 0 LOB: 0 BB: 0 P: 19	R: 1 E: 0 K: 1 S: 11 H: 1 LOB: 2 BB: 2 P: 22	1B: 8 2B: 1 3B: 1 HR: 0 SF: 1 SAC: 1 DP: 1 HBP: 0		WP: 0 PB: 0 SB: 0 CS: 2 PA: 40
PITCHER Bob Buhl, R ERA: 4.01 Claude Raymond, R ERA: 3.98 (1, 1) (9, 1)	IP WLS BF H R ER SO BB IBB HBP BLK WP HR S P ERA WHIP 8.0 L 35 8 3 2 3 5 0 0 0 0 0 0 69 124 2.25 1.625											PITCHER IP WLS BF H R ER SO BB IBB HBP BLK WP HR S P ERA WHIP 1.0 4 1 0 0 1 0 0 0 0 0 0 0 11 14 0.00 1.000



Batter	1	2	3	4	5	6	7	8	9	AB R H RBI BB SO LOB
Gino Cimoli, R (1, 8) OBP: 0.284, SLG: 0.341 Del Crandall, R (9, PH) OBP: 0.226, SLG: 0.300	4-1 BB 1-3 E BB		2-0 F9 2 X	0-0 L8 3			2-2 6-3 1		1-2 F9 3	3 1 0 0 1 0 1 1 0 0 0 0 0 1
Frank Bolling, R (1, 4) OBP: 0.378, SLG: 0.482	1-2 1-3 1-2		4-0 2B BB BB			2-3 K 1	1-1 5-3 2			3 1 0 0 1 1 1
Eddie Mathews, L (1, 5) OBP: 0.405, SLG: 0.592	2-2 E4 2-H 1B		0-2 BB 1-3 2B			3-3 K 2	1-3 K 3			4 0 2 0 0 2 0
Hank Aaron, R (1, 9) OBP: 0.354, SLG: 0.582	1-2 6-3 2		4-0 BB IBB			3-3 K 3		2-0 6-3 1		3 0 0 0 1 1 1
Joe Adcock, R (1, 3) OBP: 0.314, SLG: 0.461	3-0 F8 3		4-2 FC3-6 BB 1-2 2-3 3-H			1-0 F3 1		1-0 L1-5 2		3 0 0 1 1 0 1
Joe Torre, R (1, 2) OBP: 0.331, SLG: 0.474		2-2 6-3 1	0-2 FC3-6 BB 1-2f 3			3-2 2B 2		0-0 6-3 3		4 0 1 0 0 0 3
Hawk Taylor, R (1, 7) OBP: 0.176, SLG: 0.067 Lee Maye, L (9, PH) OBP: 0.326, SLG: 0.415		2-3 K 2		4-1 SH3-4 BB BB		0-3 K 2		4-2 BB BB		2 0 0 0 1 2 1 0 0 0 0 1 0 0
Roy McMillan, R (1, 6) OBP: 0.303, SLG: 0.290 Bob Boyd, L (9, PH) OBP: 0.250, SLG: 0.276		3-2 F9 3		3-2 F5 1		4-0 IBB 1		3-2 F7 1		2 0 0 0 1 0 1 1 0 0 0 0 0 1
Bob Buhl, R (1, 1) OBP: 0.118, SLG: 0.063 Claude Raymond, R (9, 1) OBP: 0.375, SLG: 0.563 Frank Thomas, R (9, PH)			1-3 K 1 X	0-0 SH3-4 2		0-1 F8 3		1-0 L6 2		2 0 0 0 0 1 2 0 0 0 0 0 0 0 1 0 0 0 0 0 1

Inning Stats	R: 1 E: 1 K: 0 S: 11	H: 1 LOB: 1 BB: 1 P: 22	R: 0 E: 0 K: 1 S: 13	H: 0 LOB: 0 BB: 0 P: 20	R: 1 E: 0 K: 1 S: 12	H: 1 LOB: 3 BB: 3 P: 27	R: 0 E: 0 K: 0 S: 6	H: 0 LOB: 1 BB: 1 P: 13	R: 0 E: 0 K: 3 S: 9	H: 0 LOB: 0 BB: 0 P: 17	R: 0 E: 0 K: 1 S: 9	H: 1 LOB: 2 BB: 1 P: 17	R: 0 E: 0 K: 1 S: 9	H: 0 LOB: 0 BB: 0 P: 13	R: 0 E: 0 K: 0 S: 3	H: 0 LOB: 0 BB: 0 P: 6	R: 0 E: 0 K: 0 S: 10	H: 0 LOB: 1 BB: 1 P: 19	1B: 1 2B: 2 3B: 0 HR: 0	SF: 0 SAC: 1 DP: 0 HBP: 0
--------------	-------------------------------	----------------------------------	-------------------------------	----------------------------------	-------------------------------	----------------------------------	------------------------------	----------------------------------	------------------------------	----------------------------------	------------------------------	----------------------------------	------------------------------	----------------------------------	------------------------------	---------------------------------	-------------------------------	----------------------------------	----------------------------------	------------------------------------

PITCHER	IP	WLS	BF	H	R	ER	SO	BB	IBB	HBP	BLK	WP	HR	S	P	ERA	WHIP
Sandy Koufax, L (1, 1) ERA: 3.04	8.0	W	33	3	2	2	7	4	2	0	0	0	0	72	135	2.25	0.875
Larry Sherry, R (9, 1) ERA: 3.17	1.0	S	4	0	0	0	0	1	0	0	0	0	0	10	19	0.00	1.000

BOTTOM

Los Angeles Dodgers @ Milwaukee Braves
Milwaukee County Stadium, Milwaukee, WI
 Mon Jul 03 1961, 8:05 PM EDT
 Att. 18,901 - Unknown

AB	29
R	2
H	3
RBI	1
BB	7
SO	7
LOB	14



WP	PA	ERA	WHIP
0	37		

Batter	1	2	3	4	5	6	7	8	9	AB R H RBI BB SO LOB	TOP			
Maury Wills, S OBP: 0.387, SLG: 0.384 (1, 6)										5 0 0 0 0 0 1				
Jim Gilliam, S OBP: 0.377, SLG: 0.374 (1, 7) (6, 5)										3 1 0 0 2 0 0				
Tommy Davis, R OBP: 0.344, SLG: 0.477 (1, 8) (6, 7)										4 1 2 0 0 0 1				
Frank Howard, R OBP: 0.308, SLG: 0.479 Ron Fairly, L OBP: 0.396, SLG: 0.519 (1, 9) (6, 9)										2 1 0 0 1 0 1 1 0 0 0 0 0 0				
Gil Hodges, R OBP: 0.321, SLG: 0.406 (1, 3)										2 1 0 1 2 1 0				
Daryl Spencer, R OBP: 0.349, SLG: 0.416 Willie Davis, L OBP: 0.307, SLG: 0.472 (1, 5) (6, 8)										2 1 1 1 1 0 0 1 0 0 0 0 0 1				
Charlie Neal, R OBP: 0.301, SLG: 0.381 (1, 4)										4 1 3 3 0 0 1				
Norm Sherry, R OBP: 0.327, SLG: 0.451 Wally Moon, L OBP: 0.444, SLG: 0.573 John Roseboro, L OBP: 0.343, SLG: 0.488 (1, 2) (8, PH) (8, 2)										3 0 1 1 0 1 2 1 0 0 0 0 0 2 0 0 0 0 0 0 0				
Stan Williams, R OBP: 0.227, SLG: 0.195 Turk Farrell, R OBP: 0.091, SLG: 0.091 (1, 1) (6, 1)										2 0 0 0 0 1 1 2 0 0 0 0 0 0				
Inning Stats	R: 6 H: 3 E: 0 LOB: 1 K: 1 BB: 4 S: 16 P: 35	R: 0 H: 0 E: 0 LOB: 0 K: 0 BB: 0 S: 6 P: 8	R: 0 H: 1 E: 0 LOB: 1 K: 1 BB: 0 S: 11 P: 13	R: 0 H: 0 E: 0 LOB: 0 K: 0 BB: 0 S: 6 P: 10	R: 0 H: 1 E: 0 LOB: 0 K: 1 BB: 0 S: 5 P: 9	R: 0 H: 1 E: 1 LOB: 0 K: 0 BB: 0 S: 4 P: 7	R: 0 H: 0 E: 0 LOB: 1 K: 0 BB: 1 S: 10 P: 18	R: 0 H: 1 E: 0 LOB: 2 K: 0 BB: 1 S: 10 P: 21	R: 0 H: 0 E: 0 LOB: 0 K: 0 BB: 0 S: 5 P: 9	1B: 6 SF: 0 2B: 1 SAC: 0 3B: 0 DP: 2 HR: 0 HBP: 0	WP: 1 PA: 38 PB: 0 SB: 0 CS: 0			
PITCHER	IP WLS BF H R ER SO BB IBB HBP BLK WP HR S P ERA WHIP												PITCHER	IP WLS BF H R ER SO BB IBB HBP BLK WP HR S P ERA WHIP
Bob Hendley, L ERA: 6.23 (1, 1)	0.1 L 5 1 4 4 0 3 0 0 0 0 0 0 7 20 108.00 12.000													
Don Nottebart, R ERA: 4.62 (1, 1)	5.2 21 5 2 2 3 1 0 0 0 0 0 0 41 62 3.18 1.059													
Carl Willey, R ERA: 5.65 (7, 1)	2.0 9 1 0 0 0 2 0 0 0 1 0 20 39 0.00 1.500													
Don McMahon, R ERA: 1.82 (9, 1)	1.0 3 0 0 0 0 0 0 0 0 0 0 5 9 0.00 0.000													

Los Angeles Dodgers @ Milwaukee Braves
Milwaukee County Stadium, Milwaukee, WI

Tue Jul 04 1961, 4:33 AM EDT
Att: 14,084 - Unknown

AB	32
R	6
H	7
RBI	6
BB	6
SO	3
LOB	10



Batter	1	2	3	4	5	6	7	8	9	AB R H RBI BB SO LOB												
Bob Lillis, R (1, 4) OBP: 0.265, SLG: 0.243	0-1 F9	0-1 F7		1-0 E7		0-1 5-3	0-0 F9		1-0 F8	0 1 0 0 0 0 0												
Bill White, L (1, 3) OBP: 0.370, SLG: 0.478	0-0 G3		3-2 HR	0-1 2-H HR		4-0 IBB		2-2 HR	1-0 2B	5 3 4 4 1 0 0												
Charlie James, R (1, 7) OBP: 0.344, SLG: 0.405	0-1 1B		0-1 P3	0-0 L8		1-0 6-3		1-1 F8	1-1 4-3	6 0 1 0 0 0 3												
Ken Boyer, R (1, 5) OBP: 0.391, SLG: 0.507	2-0 1-2 1B		4-1 2B BB		2-2 F8		4-0 1B 5-3 BB	0-0 L9		3 1 1 0 2 0 0												
Don Taussig, R (1, 9) OBP: 0.415, SLG: 0.590	1-2 5-3		1-0 1-3 2B		2-3 K		1-2 1-3 5-3 E 1B	0-0 BB BB 1B		5 1 3 0 0 1 2												
Jimmie Schaffer, R (1, 2) OBP: 0.322, SLG: 0.421		0-1 5-3	0-1 5-3		1-2 FC6-4 1B		0-0 5-3	4-0 BB BB		4 0 1 1 1 0 3												
Carl Warwick, R (1, 8) OBP: 0.306, SLG: 0.313		4-2 HR BB	2-3 K		0-1 FC6-4 1-2f		1-0 E2 2-H 1B	4-0 1-2 2-3 BB		3 2 1 0 2 1 3												
Jerry Buchek, R (1, 6) OBP: 0.227, SLG: 0.238		2-3 K		0-0 F2		1-1 2B	2-2 F8	0-2 F9		5 0 1 0 0 1 4												
Bob Gibson, R (1, 1) OBP: 0.278, SLG: 0.364		1-0 1-H HR		1-3 K		0-3 K	0-1 2B		1-3 K	5 1 2 2 0 3 1												
Inning Stats	R: 0 E: 0 K: 0 S: 9	H: 2 LOB: 2 BB: 0 P: 12	R: 2 E: 0 K: 1 S: 11	H: 1 LOB: 0 BB: 1 P: 18	R: 1 E: 0 K: 1 S: 12	H: 2 LOB: 2 BB: 1 P: 22	R: 2 E: 1 K: 1 S: 8	H: 1 LOB: 0 BB: 0 P: 10	R: 0 E: 0 K: 1 S: 11	H: 1 LOB: 1 BB: 0 P: 16	R: 0 E: 0 K: 1 S: 8	H: 1 LOB: 2 BB: 1 P: 14	R: 3 E: 1 K: 0 S: 12	H: 3 LOB: 1 BB: 1 P: 19	R: 1 E: 0 K: 0 S: 11	H: 2 LOB: 3 BB: 2 P: 22	R: 0 E: 0 K: 1 S: 8	H: 1 LOB: 1 BB: 0 P: 12	1B: 6 2B: 4 3B: 0 HR: 4	SF: 0 SAC: 0 DP: 0 HBP: 0	WP: 0 PB: 0 SB: 0 CS: 0	PA: 48
PITCHER	IP WLS BF H R ER SO BB IBB HBP BLK WP HR S P ERA WHIP																					
Johnny Podres, L (1, 1) ERA: 3.12	2.2 L 15 5 3 3 1 2 0 0 0 0 2 29 47 10.12 2.625																					
Roger Craig, R (3, 1) ERA: 5.59	4.1 22 6 5 3 4 1 1 0 0 0 1 42 64 6.23 1.615																					
Jim Golden, R (8, 1) ERA: 5.88	2.0 11 3 1 1 1 2 0 0 0 0 1 19 34 4.50 2.500																					

St. Louis Cardinals @ Los Angeles Dodgers
Los Angeles Memorial Coliseum, Los Angeles, CA
 Wed Jul 05 1961, 10:05 PM EDT
 Att. 16,498 - Unknown

AB	36
R	9
H	14
RBI	7
BB	6
SO	6
LOB	16



Batter	1	2	3	4	5	6	7	8	9	AB	R	H	RBI	BB	SO	LOB
Maury Wills, S OBP: 0.385, SLG: 0.382 (1, 6) C B X	1-1 L8 ①		0-1 1B FC4-6 1B		1-2 6-3 ②			2-2 3-1 ①		4	1	1	0	0	0	0
Ron Fairly, L OBP: 0.390, SLG: 0.506 (1, 9) F F X	0-2 5-3 ②		0-0 1-3 FC4-6 1B		3-2 F8 ③			0-2 G3 ②		4	0	1	0	0	0	0
Willie Davis, L OBP: 0.307, SLG: 0.466 (1, 8) C S X	0-2 6-3 ③		0-2 FC4-6 ② 1-2f 3-H				4-0 BB	0-1 6-3 ③		3	0	0	1	1	0	1
Wally Moon, L OBP: 0.438, SLG: 0.563 (1, 7) B S S S S S S S		3-3 K ①	0-0 6-3 ③				1-3 K ① ② 1-2		1-1 4-1 ①	4	0	0	0	0	2	2
Tommy Davis, R OBP: 0.351, SLG: 0.479 (1, 5) Bob Aspromonte, R OBP: 0.333, SLG: 0.273 (8, 5) C T B C B C B C B C B C B		1-2 1B 1B		4-2 FC5-4 BB			4-0 BB		2-0 F9 ②	1	0	1	0	2	0	0
Norm Larker, L OBP: 0.308, SLG: 0.365 (1, 3) B S S S S S S S		3-1 1-2 1B		2-3 K ①			1-2 F8 ③		0-1 6-3 ③	4	0	1	0	0	1	2
John Roseboro, L OBP: 0.339, SLG: 0.481 (1, 2) B S S S S S S S		3-3 K ②		2-2 FC5-4 ② 1-2f				1-0 4-3 ①		3	0	0	0	0	1	3
Charlie Neal, R OBP: 0.295, SLG: 0.374 (1, 4) F S S S S S S S		2-2 F9 ③		2-0 F9 ③				1-0 5-3 ②		3	0	0	0	0	0	3
Johnny Podres, L OBP: 0.355, SLG: 0.345 (1, 1) Roger Craig, R OBP: 0.217, SLG: 0.143 (3, 1) Frank Howard, R OBP: 0.306, SLG: 0.475 (7, PH) Jim Golden, L (8, 1) C B C S S S S			1-3 K ①		3-2 L9 ①			2-1 F9 ③		0	0	0	0	0	0	0


Inning Stats	R: 0	H: 0	E: 0	K: 0	S: 8	R: 0	H: 2	E: 0	K: 2	S: 15	R: 1	H: 2	E: 0	K: 1	S: 10	R: 0	H: 0	E: 0	K: 1	S: 10	R: 0	H: 0	E: 0	K: 0	S: 9	R: 0	H: 0	E: 0	K: 1	S: 9	R: 0	H: 0	E: 0	K: 0	S: 4	R: 0	H: 0	E: 0	K: 0	S: 9	R: 0	H: 0	E: 0	K: 0	S: 5	R: 0	H: 0	E: 0	K: 0	S: 8	R: 0	H: 0	E: 0	K: 0	S: 11	R: 0	H: 0	E: 0	K: 0	S: 8
	LOB: 0	BB: 0	P: 9	LOB: 2	BB: 0	P: 27	LOB: 1	BB: 0	P: 11	LOB: 1	BB: 1	P: 20	LOB: 0	BB: 0	P: 16	LOB: 1	BB: 2	P: 19	LOB: 0	BB: 0	P: 8	LOB: 0	BB: 0	P: 11	LOB: 0	BB: 0	P: 8	LOB: 0	BB: 0	P: 11	LOB: 0	BB: 0	P: 11	LOB: 0	BB: 0	P: 8	LOB: 0	BB: 0	P: 11	LOB: 0	BB: 0	P: 8	LOB: 0	BB: 0	P: 8	LOB: 0	BB: 0	P: 8	LOB: 0	BB: 0	P: 8	LOB: 0	BB: 0	P: 8						
PITCHER Bob Gibson, R ERA: 3.15 (1, 1)	IP: 9.0	WLS: W	BF: 33	H: 4	R: 1	ER: 1	SO: 5	BB: 3	IBB: 0	HBP: 0	BLK: 0	WP: 0	HR: 0	S: 79	P: 129	ERA: 1.00	WHIP: 0.778																																											
																			PITCHER	IP: 0	WLS: 0	BF: 0	H: 0	R: 0	ER: 0	SO: 0	BB: 0	IBB: 0	HBP: 0	BLK: 0	WP: 0	HR: 0	S: 0	P: 0	ERA: 0.00	WHIP: 0.000																								

BOTTOM

St. Louis Cardinals @ Los Angeles Dodgers
Los Angeles Memorial Coliseum, Los Angeles, CA

Wed Jul 05 1961, 10:05 PM EDT
Att. 16,498 - Unknown

AB	30
R	1
H	4
RBI	1
BB	3
SO	5
LOB	11



Batter	1	2	3	4	5	6	7	8	9	AB R H RBI BB SO LOB	TOP											
Bob Lillis, R (1, 4) OBP: 0.270, SLG: 0.240 Alex Grammas, R (3, 4) OBP: 0.263, SLG: 0.239	0-0 6-3		1-2 HBP		1-1 4-3		0-0 FC5-4		2-2 4-3	0 0 0 0 0 0 3 0 0 1 0 0 2	St. Louis Cardinals @ Los Angeles Dodgers Los Angeles Memorial Coliseum, Los Angeles, CA Thu Jul 06 1961, 10:05 PM EDT Att. 15,296 - Unknown livebaseballscorecards.com											
Joe Cunningham, L (1, 9) OBP: 0.406, SLG: 0.372	1-2 5-3		2-0 FC7-6-5 BB			1-2 BB WP FC1-2 1B	2-2 4-3		1-0 F9	5 0 1 0 0 0 4												
Bill White, L (1, 3) OBP: 0.372, SLG: 0.477	0-3 K		4-2 BB			1-0 BB 1B		1-0 4-3		3 0 1 0 1 1 0												
Ken Boyer, R (1, 5) OBP: 0.386, SLG: 0.500		0-0 4-3	3-2 F8			1-0 L7		1-1 F8		4 0 0 0 0 0 5												
Stan Musial, L (1, 7) OBP: 0.387, SLG: 0.546 Curt Flood, R (6, PR) OBP: 0.371, SLG: 0.380 (6, 8)		2-2 1B		1-2 3-1		4-0 BB		4-2 BB		2 0 1 0 1 0 0 0 0 0 0 1 0 0												
Carl Warwick, R (1, 8) OBP: 0.298, SLG: 0.304 (6, 7)		0-0 F8		1-1 F9		0-0 F8		2-3 K		4 0 0 0 0 1 5												
Jimmie Schaffer, R (1, 2) OBP: 0.317, SLG: 0.410		0-3 K		0-3 K		0-0 FC1-2			0-1 2B 4-3 1B	4 1 1 0 0 2 4												
Jerry Buchek, R (1, 6) OBP: 0.231, SLG: 0.208			0-3 K		0-3 K		2-1 FC5-4 HBP		0-0 P4	3 0 0 0 0 2 1												
Bob Miller, R (1, 1) OBP: 0.600, SLG: 0.750 Mickey McDermott, L (3, 1) OBP: 0.071, SLG: 0.143 Red Schoendienst, S (9, PH) OBP: 0.337, SLG: 0.403			4-2 FC7-6-5 HBP BB		1-3 K		0-0 F8		1-2 4-3 2B	0 0 0 0 1 0 0 2 0 0 0 0 1 1 1 0 1 0 0 0 0												
Inning Stats	R: 0 E: 0 K: 1 S: 7	H: 0 LOB: 0 BB: 0 P: 8	R: 0 E: 0 K: 1 S: 9	H: 1 LOB: 1 BB: 0 P: 11	R: 0 E: 0 K: 1 S: 14	H: 0 LOB: 3 BB: 2 P: 28	R: 0 E: 0 K: 1 S: 8	H: 0 LOB: 0 BB: 0 P: 10	R: 0 E: 0 K: 2 S: 8	H: 0 LOB: 0 BB: 0 P: 10		R: 0 E: 0 K: 0 S: 7	H: 2 LOB: 3 BB: 1 P: 14	R: 0 E: 0 K: 0 S: 6	H: 0 LOB: 1 BB: 0 P: 10	R: 0 E: 0 K: 1 S: 10	H: 0 LOB: 1 BB: 1 P: 18	R: 1 E: 0 K: 0 S: 10	H: 2 LOB: 1 BB: 0 P: 14	1B: 4 2B: 1 3B: 0 HR: 0	SF: 0 SAC: 0 DP: 0 HBP: 2	WP: 1 PB: 0 SB: 0 CS: 0
PITCHER Don Drysdale, R (1, 1) ERA: 3.6	IP: 9.0 WLS: W BF: 38 H: 5 R: 1 ER: 1 SO: 7 BB: 4 IBB: 0 HBP: 2 BLK: 0 WP: 1 HR: 0 S: 79 P: 123 ERA: 1.00 WHIP: 1.000																				PITCHER IP: WLS: BF: H: R: ER: SO: BB: IBB: HBP: BLK: WP: HR: S: P: ERA: WHIP	



Batter	1	2	3	4	5	6	7	8	9	AB	R	H	RBI	BB	SO	LOB
Maury Wills, S OBP: 0.388, SLG: 0.386 (1, 6)	F8		SF9		F8			G6-4-3		5	1	3	2	0	0	0
Jim Gilliam, S OBP: 0.381, SLG: 0.375 Bob Aspromonte, R OBP: 0.346, SLG: 0.333 (1, 5) (5, 5)	G3		E7			4-3		G6-4-3		2	1	1	0	1	0	0
Ron Fairly, L OBP: 0.394, SLG: 0.500 (1, 8)	1B					4-3				2	0	1	0	0	0	1
Wally Moon, L OBP: 0.435, SLG: 0.558 Gordie Windhorn, R OBP: 0.417, SLG: 0.500 (1, 7) (6, PR) (7, 7)		B4-3	SF9	4-3		4-3		G6-4-3		3	1	1	0	1	0	3
Frank Howard, R OBP: 0.312, SLG: 0.484 (1, 9)		1B	E	F9		G6-4-3				2	0	0	1	1	0	0
Norm Larker, L OBP: 0.312, SLG: 0.361 (1, 3)		1B	E	K						0	0	0	0	0	0	0
John Roseboro, L OBP: 0.339, SLG: 0.479 Norm Sherry, R OBP: 0.321, SLG: 0.442 (1, 2) (7, 2)		1B	E3		E5			K		2	1	0	0	2	2	0
Charlie Neal, R OBP: 0.306, SLG: 0.380 (1, 4)		1B	5-3					K		3	3	1	2	0	0	1
Don Drysdale, R OBP: 0.200, SLG: 0.395 (1, 1)		1B	5-3					F8		1	0	0	0	0	1	0

Inning Stats	R: 0	H: 1	E: 0	LOB: 1	K: 0	BB: 0	S: 6	P: 10	R: 2	H: 4	E: 0	LOB: 2	K: 0	BB: 1	S: 12	P: 23	R: 7	H: 4	E: 2	LOB: 2	K: 0	BB: 4	S: 27	P: 56	R: 0	H: 0	E: 0	LOB: 0	K: 1	BB: 0	S: 6	P: 11	R: 1	H: 1	E: 1	LOB: 0	K: 0	BB: 0	S: 8	P: 9	R: 0	H: 1	E: 0	LOB: 2	K: 0	BB: 1	S: 6	P: 14	R: 0	H: 0	E: 0	LOB: 0	K: 2	BB: 0	S: 7	P: 9	R: 0	H: 1	E: 0	LOB: 0	K: 0	BB: 0	S: 6	P: 8
PITCHER	IP	WLS	BF	H	R	ER	SO	BB	IBB	HBP	BLK	WP	HR	S	P	ERA	WHIP																																															
Bob Miller, R ERA: 4.08 (1, 1)	2.0	L	12	7	5	5	0	2	0	0	0	1	0	28	52	22.50	4.500																																															
Mickey McDermott, L ERA: 3.67 (3, 1)	6.0		26	5	5	0	3	4	0	0	0	0	0	50	88	0.00	1.500																																															


BOTTOM

St. Louis Cardinals @ Los Angeles Dodgers
Los Angeles Memorial Coliseum, Los Angeles, CA

Thu Jul 06 1961, 10:05 PM EDT
Att. 15,296 - Unknown

AB	31
R	10
H	12
RBI	9
BB	6
SO	3
LOB	10

livebaseballscorecards.com



WP: 1	PA: 38
PB: 0	
SB: 1	
CS: 0	

Batter	1	2	3	4	5	6	7	8	9	AB R H RBI BB SO LOB	TOP											
Don Blasingame, L (1, 4) OBP: 0.319, SLG: 0.316	1-3 K	0-0 5-3		1-2 FC3-6 E HR		2-3 K			1-2 5-3 1B	5 2 1 0 0 2 3												
Eddie Kasko, R (1, 6) OBP: 0.342, SLG: 0.341	1-0 F6		4-1 FC4-6 BB	0-0 E9 HR			1-1 F7		0-0 5-3	4 1 0 0 1 0 2												
Vada Pinson, L (1, 8) OBP: 0.357, SLG: 0.468	2-2 1B		1-0 FC4-6 HR	2-2 HR			1-2 4-3		1-3 K	5 2 2 3 0 1 2												
Frank Robinson, R (1, 9) OBP: 0.407, SLG: 0.604	3-3 K		0-0 F8	4-0 PO BB			1-1 3B		4-0 BB 1B IBB	3 1 1 0 2 1 2												
Gene Freese, R (1, 5) OBP: 0.323, SLG: 0.511		1-3 K	2-0 HR	2-2 PO	1-2 G6-4-3 1B		2-2 3-1		1-1 BB 1B	5 2 3 3 0 1 1												
Leo Cardenas, R (9, 6) OBP: 0.326, SLG: 0.400									1-2 2-H 1B	0 0 0 0 0 0 0												
Wally Post, R (1, 7) OBP: 0.347, SLG: 0.542		3-2 1B 2B	1-3 K		0-1 G6-4-3			0-1 2B	4-2 1B BB	4 1 2 0 0 1 1												
Elio Chacon, R (8, PR) OBP: 0.393, SLG: 0.286					1-2 1-2f				1-2 2-3 BB	0 0 0 0 0 0 0												
Jerry Lynch, L (9, PH) OBP: 0.449, SLG: 0.690										0 0 0 0 1 0 0												
Pete Whisenant, R (9, PR) OBP: 0.188, SLG: 0.133										0 0 0 0 0 0 0												
Gordy Coleman, L (1, 3) OBP: 0.349, SLG: 0.584		2-2 F8		1-2 4-3	3-3 K			1-1 F9	0-1 1B	5 0 1 2 0 1 2												
Jerry Zimmerman, R (1, 2) OBP: 0.274, SLG: 0.254		1-2 2B 1B		4-0 FC3-6 1B E BB		0-3 K		2-1 F9	1-3 K	4 2 1 0 1 2 3												
Ken Hunt, R (1, 1) OBP: 0.229, SLG: 0.242		1-0 2B		2-2 FC3-6 1B		0-3 K		2-2 1-3		3 0 2 2 0 1 0												
Jim Brosnan, R (7, 1)										0 0 0 0 0 0 0												
Bill Henry, L (7, 1)										1 0 0 0 0 0 1												
Inning Stats	R: 0 E: 0 K: 2 S: 14	H: 1 LOB: 1 BB: 0 P: 21	R: 2 E: 0 K: 1 S: 16	H: 3 LOB: 1 BB: 0 P: 24	R: 2 E: 0 K: 1 S: 7	H: 1 LOB: 0 BB: 1 P: 15	R: 4 E: 1 K: 0 S: 15	H: 2 LOB: 0 BB: 2 P: 31	R: 0 E: 0 K: 1 S: 8	H: 1 LOB: 0 BB: 0 P: 12	R: 0 E: 0 K: 3 S: 9	H: 0 LOB: 0 BB: 0 P: 11	R: 0 E: 0 K: 0 S: 10	H: 1 LOB: 1 BB: 0 P: 15	R: 0 E: 0 K: 0 S: 9	H: 1 LOB: 1 BB: 0 P: 14	R: 3 E: 0 K: 2 S: 18	H: 3 LOB: 2 BB: 2 P: 30	1B: 8 2B: 2 3B: 1 HR: 2	SF: 0 SAC: 0 DP: 1 HBP: 0	WP: 0 PB: 0 SB: 0 CS: 0	PA: 45
PITCHER	IP WLS BF H R ER SO BB IBB HBP BLK WP HR S P ERA WHIP																					
Sandy Koufax, L (1, 1) ERA: 3.23	3.2 L 22 7 8 4 4 3 0 0 0 0 0 2 50 87 9.82 2.727																					
Roger Craig, R (4, 1) ERA: 5.57	0.1 0 0 0 0 0 0 0 0 0 0 0 0 2 4 0.00 0.000																					
Ron Perranoski, L (5, 1) ERA: 2.17	4.0 14 3 0 0 4 0 0 0 0 0 0 36 52 0.00 0.750																					
Turk Farrell, R (9, 1) ERA: 4.45	1.0 8 3 3 3 2 1 1 0 0 0 0 18 30 27.00 4.000																					

Cincinnati Reds @ Los Angeles Dodgers
Los Angeles Memorial Coliseum, Los Angeles, CA
Fri Jul 07 1961, 10:05 PM EDT
Unknown

AB	39
R	11
H	13
RBI	10
BB	5
SO	10
LOB	17



Batter	1	2	3	4	5	6	7	8	9	AB	R	H	RBI	BB	SO	LOB
Maury Wills, S OBP: 0.389, SLG: 0.384 (1, 6)	4-0 BB BB 2B	3-2 PB 1B		0-2 G4-6-3 1-2f			0-2 F8	0-0 F8		4	1	1	0	1	0	2
Jim Gilliam, S OBP: 0.385, SLG: 0.387 (1, 5)	4-1 BB BB 2B	1-1 F7			3-2 1B 2B		2-2 1-3		3-2 1B 2B	4	2	2	0	1	0	1
Ron Fairly, L OBP: 0.404, SLG: 0.500 (1, 8) (8, 3)	4-0 2B 1-2 2-3 WP BB		2-2 G4-6-3 1B 1B		1-0 F9		1-0 E 1B		0-3 K	4	2	2	0	1	1	2
Wally Moon, L OBP: 0.441, SLG: 0.572 (1, 7)	2-1 WP 1-3 2-H 3-H 2B		1-0 G4-6-3 1B		1-0 G4-6-3 1B		1-1 E6 1B 2B		1-2 F7	5	1	4	4	0	0	1
Norm Larker, L OBP: 0.311, SLG: 0.358 Willie Davis, L OBP: 0.307, SLG: 0.466 (7, PR) (8, 8)	3-1 8-2		2-0 G4-6-3		1-1 G4-6-3		3-2 BB 1B		2-2 1B	4	0	1	1	0	0	4
Gil Hodges, R OBP: 0.327, SLG: 0.412 (9, PH)	2-H 3-H 1-2		1-2f 2-3		1-1 G4-6-3		3-H BB 1B		2-3 1B	1	0	1	0	0	0	0
Frank Howard, R OBP: 0.317, SLG: 0.477 Gordie Windhorn, R OBP: 0.385, SLG: 0.455 (7, PR) (8, 9)	1-2 HBP		0-0 6-3		1-1 5-3		4-0 1-2 BB		2-2 1-3	2	0	0	0	1	0	1
John Roseboro, L OBP: 0.343, SLG: 0.493 Norm Sherry, R OBP: 0.316, SLG: 0.434 (7, PH) (8, 2)	3-3 K		4-1 WP WP BB		1-2 HR		0-2 F5		2-2 1-3	2	1	1	1	1	1	1
Charlie Neal, R OBP: 0.299, SLG: 0.371 (1, 4)		3-3 K		3-2 F7		1-1 6-3		0-0 6-3		4	0	0	0	0	1	1
Sandy Koufax, R OBP: 0.213, SLG: 0.075 Roger Calfs, R OBP: 0.277, SLG: 0.143 Bob Aspromonte, R OBP: 0.370, SLG: 0.333 Ron Ferranski, L Tommy Davis, R OBP: 0.350, SLG: 0.477 Turk Farrell, R OBP: 0.091, SLG: 0.091 (1, 1) (4, 1) (4, PH) (5, 1) (8, PH) (9, 1)		1-3 K		4-2 G4-6-3 BB		0-3 K		2-2 F3		1	0	0	0	0	1	0

Inning Stats	R: 3	H: 1	E: 0	LOB: 1	K: 1	S: 10	P: 31	R: 0	H: 1	E: 0	LOB: 1	K: 2	S: 11	P: 19	R: 0	H: 2	E: 0	LOB: 1	K: 0	S: 7	P: 12	R: 0	H: 0	E: 0	LOB: 1	K: 0	S: 9	P: 20	R: 1	H: 2	E: 0	LOB: 0	K: 0	S: 7	P: 13	R: 1	H: 1	E: 0	LOB: 0	K: 1	S: 10	P: 13	R: 2	H: 3	E: 1	LOB: 2	K: 0	S: 17	P: 28	R: 0	H: 0	E: 0	LOB: 0	K: 0	S: 6	P: 8	R: 0	H: 2	E: 0	LOB: 2	K: 1	S: 17	P: 25	1B: 7	2B: 5	3B: 0	HR: 1	SF: 0	SAC: 0	DP: 4	HBP: 1	WP: 3	PB: 1	SB: 0	CS: 0	PA: 42
--------------	------	------	------	--------	------	-------	-------	------	------	------	--------	------	-------	-------	------	------	------	--------	------	------	-------	------	------	------	--------	------	------	-------	------	------	------	--------	------	------	-------	------	------	------	--------	------	-------	-------	------	------	------	--------	------	-------	-------	------	------	------	--------	------	------	------	------	------	------	--------	------	-------	-------	-------	-------	-------	-------	-------	--------	-------	--------	-------	-------	-------	-------	--------

PITCHER	IP	WLS	BF	H	R	ER	SO	BB	IBB	HBP	BLK	WP	HR	S	P	ERA	WHIP
Ken Hunt, R ERA: 3.35 (1, 1)	6.0	W	27	7	5	5	4	5	0	1	0	3	1	54	108	7.50	2.000
Jim Brosnan, R ERA: 2.95 (7, 1)	0.2		6	3	2	2	0	1	0	0	0	0	0	12	23	27.00	6.000
Bill Henry, L ERA: 2.93 (7, 1)	2.1	S	9	2	0	0	1	0	0	0	0	0	0	28	38	0.00	0.857

BOTTOM

Cincinnati Reds @ Los Angeles Dodgers
Los Angeles Memorial Coliseum, Los Angeles, CA

Fri Jul 07 1961, 10:05 PM EDT
Unknown

livebaseballscorecards.com

AB	35
R	7
H	12
RBI	6
BB	6
SO	5
LOB	17



Batter	1	2	3	4	5	6	7	8	9	AB R H RBI BB SO LOB	TOP		
Eddie Kasko, R (1, 6) OBP: 0.341, SLG: 0.340	1-1 F3		2-0 4-3		0-1 6-3			0-0 1B BB 1B		4 0 1 0 0 0 1	Cincinnati Reds @ Los Angeles Dodgers Los Angeles Memorial Coliseum, Los Angeles, CA Fri Jul 07 1961, 10:05 PM EDT Att: 68,742 - Unknown		
Don Blasingame, L (1, 4) OBP: 0.318, SLG: 0.313	2-2 F6			4-0 1B BB 1B		0-3 K		0-0 L9		3 1 0 0 1 1 1			
Vada Pinson, L (1, 8) OBP: 0.359, SLG: 0.467	1-2 F2			1-2 1B SF7 1B		0-2 F6		4-2 1B BB 1-2		3 1 1 0 1 0 0			
Frank Robinson, R (1, 9) OBP: 0.408, SLG: 0.603		0-1 F2		0-2 SF7 S 1-3 3-H 1B		2-2 6-3		1-2 1-3 2-H 1B		4 0 2 1 0 0 0			
Gordy Coleman, L (1, 3) OBP: 0.348, SLG: 0.579		1-2 1B		2-3 K 1-2			0-0 F8	3-3 K		4 0 1 0 0 2 4			
Gus Bell, L (1, 7) OBP: 0.284, SLG: 0.333		0-0 G3		0-2 SF7 2-3 3-H		2-1 4-3		2-3 K		3 0 0 1 0 1 0			
Gene Freese, R (1, 5) OBP: 0.325, SLG: 0.524			3-2 F9	0-1 F5		1-0 1B 2B		1-1 HR		4 2 2 1 0 0 1			
Johnny Edwards, L (1, 2) OBP: 0.355, SLG: 0.462			4-1 BB		1-2 F8	4-0 1B IBB		0-3 K		2 0 0 0 2 1 0			
Bob Purkey, R (1, 1) OBP: 0.125, SLG: 0.109			1-3 K		1-3 K	1-1 1-3 2-H 1B		1-0 6-3		4 0 1 1 0 2 1			
Inning Stats	R: 0 E: 0 K: 0 S: 8 H: 0 LOB: 0 BB: 0 P: 12	R: 0 E: 0 K: 0 S: 7 H: 1 LOB: 0 BB: 0 P: 8	R: 0 E: 0 K: 1 S: 11 H: 0 LOB: 1 BB: 1 P: 21	R: 2 E: 0 K: 1 S: 15 H: 2 LOB: 1 BB: 1 P: 22	R: 0 E: 0 K: 1 S: 8 H: 0 LOB: 0 BB: 0 P: 10	R: 0 E: 0 K: 1 S: 10 H: 0 LOB: 0 BB: 0 P: 12	R: 1 E: 0 K: 0 S: 6 H: 2 LOB: 2 BB: 1 P: 14	R: 0 E: 0 K: 1 S: 10 H: 2 LOB: 2 BB: 1 P: 18	R: 1 E: 0 K: 2 S: 9 H: 1 LOB: 0 BB: 0 P: 13	1B: 6 2B: 1 3B: 0 HR: 1 SF: 1 SAC: 0 DP: 0 HBP: 0	WP: 0 PB: 0 SB: 1 CS: 0 PA: 36		
PITCHER	IP WLS BF H R ER SO BB IBB HBP BLK WP HR S P ERA WHIP											PITCHER	IP WLS BF H R ER SO BB IBB HBP BLK WP HR S P ERA WHIP
Stan Williams, R (1, 1) ERA: 4.13	7.0 L 27 5 3 3 4 2 1 0 0 0 0 0 65 99 3.86 1.000												
Ron Perranoski, L (8, 1) ERA: 2.27	2.0 9 3 1 1 3 1 0 0 0 0 0 1 19 31 4.50 2.000												

livebaseballscorecards.com

AB	31
R	4
H	8
RBI	4
BB	4
SO	7
LOB	8



Batter	1	2	3	4	5	6	7	8	9	AB	R	H	RBI	BB	SO	LOB
Maury Wills, S OBP: 0.387, SLG: 0.382 (1, 6)	0-0 4-3		1-0 L3		1-2 S 1B			0-0 4-3		4	0	1	0	0	0	0
Jim Gilliam, S OBP: 0.383, SLG: 0.382 (1, 5)	1-2 3-1		2-2 3-1		2-2 4-3			4-0 1B BB		3	0	0	0	1	0	1
Ron Fairly, L OBP: 0.398, SLG: 0.500 (1, 9)	1-1 2B			2-2 6-3		2-1 F9		2-1 L9		4	0	1	0	0	0	1
Wally Moon, L OBP: 0.442, SLG: 0.571 (1, 7)	2-0 4-3			0-0 FC5-4 1B		3-3 K		0-0 1B		4	0	2	0	0	1	1
Duke Snider, L OBP: 0.317, SLG: 0.375 (1, 8)		1-1 4-3		0-0 FC5-4 2B WP		0-0 2B		1-0 1-3		4	1	1	0	0	0	3
Norm Larker, L OBP: 0.314, SLG: 0.367 (1, 3)		2-1 1B		3-2 1B 2B		1-2 F5		2-1 G3		4	0	2	1	0	0	1
Norm Sherry, R OBP: 0.311, SLG: 0.421 (1, 2)		3-2 F8		0-0 1B			1-3 K		1-3 K	4	0	1	0	0	2	1
Charlie Neal, R OBP: 0.293, SLG: 0.362 (1, 4)		0-2 F8			0-0 F2		0-1 1-3		1-0 L7	4	0	0	0	0	0	1
Stan Williams, R OBP: 0.217, SLG: 0.186 (1, 1)			1-3 K		1-2 5-3					2	0	0	0	0	1	0
Bob Aspromonte, R OBP: 0.357, SLG: 0.320 (7, PH)										1	0	0	0	0	0	0
Ron Perranoski, L (8, 1)										0	0	0	0	0	0	0

Inning Stats	R: 0	H: 1	E: 0	LOB: 1	K: 0	BB: 0	S: 7	P: 11	R: 0	H: 1	E: 0	LOB: 1	K: 1	BB: 0	S: 8	P: 12	R: 1	H: 3	E: 0	LOB: 2	K: 0	BB: 0	S: 11	P: 16	R: 0	H: 1	E: 0	LOB: 1	K: 0	BB: 0	S: 11	P: 15	R: 0	H: 1	E: 0	LOB: 1	K: 1	BB: 0	S: 9	P: 15	R: 0	H: 0	E: 0	LOB: 0	K: 1	BB: 0	S: 7	P: 8	R: 0	H: 1	E: 0	LOB: 2	K: 0	BB: 1	S: 5	P: 12	R: 0	H: 0	E: 0	LOB: 0	K: 1	BB: 0	S: 6	P: 10	1B: 5	SF: 0	2B: 3	SAC: 0	3B: 0	DP: 0	HR: 0	HBP: 0	WP: 1	PA: 35	PB: 0	SB: 1	CS: 0	ERA	WHIP
PITCHER Bob Purkey, R ERA: 3.52 (1, 1)	IP	WLS	BF	H	R	ER	SO	BB	IBB	HBP	BLK	WP	HR	S	P	ERA	WHIP	IP	WLS	BF	H	R	ER	SO	BB	IBB	HBP	BLK	WP	HR	S	P	ERA	WHIP	IP	WLS	BF	H	R	ER	SO	BB	IBB	HBP	BLK	WP	HR	S	P	ERA	WHIP																												

BOTTOM

Cincinnati Reds @ Los Angeles Dodgers
Los Angeles Memorial Coliseum, Los Angeles, CA

Fri Jul 07 1961, 10:05 PM EDT
Att. 68,742 - Unknown

livebaseballscorecards.com

AB	34
R	1
H	8
RBI	1
BB	1
SO	4
LOB	9



Batter	1	2	3	4	5	6	7	8	9	AB R H RBI BB SO LOB	TOP	
Don Blasingame, L (1, 4) <small>OBP: 0.314, SLG: 0.309</small>	1-3 		1-3 			0-0 	0-0 			4 0 0 0 0 2 2	Cincinnati Reds @ Los Angeles Dodgers Los Angeles Memorial Coliseum, Los Angeles, CA Sat Jul 08 1961, 10:05 PM EDT Att: 39,937 - Unknown livebaseballscorecards.com	
Eddie Kasko, R (1, 6) <small>OBP: 0.340, SLG: 0.338</small>	0-0 5-3 		0-0 6-3 			0-2 		0-1 4-3 		4 0 1 0 0 0 0		
Vada Pinson, L (1, 8) <small>OBP: 0.355, SLG: 0.461</small>	0-0 L5 			2-3 		0-0 		1-0 F8 		4 0 0 0 0 1 1		
Frank Robinson, R (1, 9) <small>OBP: 0.412, SLG: 0.612</small>		1-1 6-3 		0-0 		4-1 		4-2 		2 1 1 1 2 0 0		
Gene Freese, R (1, 5) <small>OBP: 0.327, SLG: 0.524</small>		2-1 		0-1 F5 		0-0 G3 		0-0 		4 0 2 0 0 0 2		
Wally Post, R (1, 7) <small>OBP: 0.345, SLG: 0.535</small>		2-3 		1-0 F9 			0-0 	3-3 		4 0 1 0 0 2 3		
Gordy Coleman, L (1, 3) <small>OBP: 0.353, SLG: 0.580</small>		4-0 			0-2 L4 		0-1 		0-0 	3 0 2 0 1 0 0		
Jerry Zimmerman, R (1, 2) <small>OBP: 0.267, SLG: 0.246</small>		3-2 F9 		1-0 5-3 			0-0 F8 		1-0 	4 0 0 0 0 0 5		
Jim Maloney, L (1, 1) <small>OBP: 0.376, SLG: 0.478</small> Leo Cardenas, R (5, PH) <small>OBP: 0.322, SLG: 0.395</small> Jay Hook, L (5, 1) <small>OBP: 0.200, SLG: 0.200</small> Dick Gernert, R (7, PH) <small>OBP: 0.325, SLG: 0.333</small> Sherman Jones, L (7, 1) <small>OBP: 0.500, SLG: 0.400</small> Pete Wisenbent, R (8, PH) <small>OBP: 0.176, SLG: 0.125</small>		0-0 6-3 		1-3 		2-3 		1-2 		1 0 0 0 0 0 0 1 0 0 0 0 1 0 0 0 0 0 0 0 0 1 0 0 0 0 1 2 0 0 0 0 0 0 0 1 0 0 0 0 0 0		
Inning Stats	R: 0 H: 0 E: 0 LOB: 0 K: 1 BB: 0 S: 5 P: 6	R: 0 H: 1 E: 0 LOB: 2 K: 1 BB: 1 S: 13 P: 25	R: 0 H: 0 E: 0 LOB: 0 K: 1 BB: 0 S: 5 P: 6	R: 1 H: 1 E: 0 LOB: 0 K: 1 BB: 0 S: 8 P: 11	R: 0 H: 0 E: 0 LOB: 0 K: 1 BB: 0 S: 7 P: 9	R: 0 H: 1 E: 0 LOB: 2 K: 0 BB: 1 S: 7 P: 11	R: 0 H: 2 E: 0 LOB: 2 K: 1 BB: 0 S: 8 P: 10	R: 0 H: 1 E: 0 LOB: 2 K: 1 BB: 1 S: 12 P: 20	R: 0 H: 1 E: 0 LOB: 0 K: 0 BB: 0 S: 5 P: 7	1B: 6 SF: 0 2B: 0 SAC: 0 3B: 0 DP: 1 HR: 1 HBP: 0	WP: 0 PA: 36 PB: 0 SB: 0 CS: 0	
PITCHER Johnny Podres, L (1, 1) <small>ERA: 2.91</small>	IP 9.0 WLS W BF 36 H 7 R 1 ER 1 SO 7 BB 3 IBB 0 HBP 0 BLK 0 WP 0 HR 1 S 70 P 105 ERA 1.00 WHIP 1.111											PITCHER IP WLS BF H R ER SO BB IBB HBP BLK WP HR S P ERA WHIP



Batter	1	2	3	4	5	6	7	8	9
Maury Wills, S <small>OBP: 0.384, SLG: 0.380</small> <small>(1, 6)</small> <small>CBBBXX</small>	<small>3-2</small> <small>BB</small> <small>1B</small>		<small>1-0</small> <small>4-3</small> <small>1B</small>	<small>1-0</small> <small>F8</small> <small>1B</small>	<small>0-3</small> <small>K</small> <small>1B</small>			<small>1-0</small> <small>6-3</small> <small>1B</small>	
Jim Gilliam, S <small>OBP: 0.383, SLG: 0.379</small> <small>(1, 5)</small> <small>(8, 4)</small> <small>BBB</small>	<small>4-1</small> <small>1B</small> <small>BB</small>		<small>1-1</small> <small>1-3</small> <small>1B</small>		<small>3-1</small> <small>HR</small> <small>1B</small>	<small>2-1</small> <small>F7</small> <small>1B</small>		<small>2-2</small> <small>F6</small> <small>1B</small>	
Ron Fairly, L <small>OBP: 0.407, SLG: 0.531</small> <small>(1, 9)</small> <small>B</small>	<small>1-0</small> <small>7-4</small> <small>1B</small>		<small>2-3</small> <small>K</small> <small>1B</small>		<small>1-2</small> <small>HR</small> <small>1B</small>	<small>1-0</small> <small>G3</small> <small>1B</small>		<small>4-0</small> <small>BB</small> <small>BB</small>	
Wally Moon, L <small>OBP: 0.452, SLG: 0.578</small> <small>(1, 7)</small> Willie Davis, L <small>OBP: 0.307, SLG: 0.466</small> <small>(8, PR)</small> <small>(9, 8)</small> <small>FSB</small>	<small>1-2</small> <small>1B</small>		<small>0-1</small> <small>SH</small> <small>BB</small> <small>3B</small> <small>1B</small>	<small>2-2</small> <small>SH1</small> <small>2B</small> <small>1B</small>	<small>1-0</small> <small>E</small> <small>S</small> <small>1B</small>		<small>4-0</small> <small>BB</small> <small>BB</small>	<small>1-2</small> <small>BB</small>	
Tommy Davis, R <small>OBP: 0.348, SLG: 0.472</small> <small>(1, 8)</small> <small>(9, 7)</small> <small>BB</small>	<small>2-0</small> <small>P3</small> <small>1B</small>		<small>4-2</small> <small>SH</small> <small>3B</small> <small>BB</small>	<small>1-0</small> <small>SH1</small> <small>1B</small>	<small>3-1</small> <small>L5</small> <small>1B</small>		<small>1-0</small> <small>F9</small> <small>1B</small>		
Norm Larker, L <small>OBP: 0.320, SLG: 0.383</small> <small>(1, 3)</small> Gordie Windhorn, R <small>OBP: 0.385, SLG: 0.455</small> <small>(7, PR)</small> Gil Hodges, R <small>OBP: 0.327, SLG: 0.412</small> <small>(8, 3)</small> <small>BB</small>	<small>2-1</small> <small>7-4</small> <small>1B</small>		<small>1-0</small> <small>SH</small> <small>SH</small> <small>3B</small>	<small>0-0</small> <small>1B</small> <small>2B</small>		<small>0-2</small> <small>1B</small> <small>2B</small>			
John Roseboro, L <small>OBP: 0.345, SLG: 0.500</small> <small>(1, 2)</small> <small>FTTBBB</small>		<small>3-2</small> <small>F8</small> <small>1B</small>	<small>0-0</small> <small>3B</small> <small>BB</small>	<small>4-2</small> <small>1B</small> <small>BB</small>		<small>2-2</small> <small>F6</small> <small>1B</small>			
Charlie Neal, R <small>OBP: 0.297, SLG: 0.365</small> <small>(1, 4)</small> Bob Aspromonte, R <small>OBP: 0.357, SLG: 0.320</small> <small>(7, PR)</small> <small>(8, 5)</small> <small>BB</small>		<small>0-0</small> <small>L7-3</small> <small>1B</small>	<small>2-2</small> <small>F9</small> <small>1B</small>	<small>0-1</small> <small>F5</small> <small>1B</small>		<small>1-0</small> <small>G4-6-3</small> <small>1B</small>			
Johnny Podres, L <small>OBP: 0.343, SLG: 0.333</small> <small>(1, 1)</small> <small>L</small>		<small>0-1</small> <small>L7-3</small> <small>1B</small>	<small>1-1</small> <small>G3</small> <small>1B</small>	<small>1-1</small> <small>1B</small>		<small>0-1</small> <small>G4-6-3</small> <small>1B</small>			

Inning Stats	R: 2	H: 3	E: 0	K: 0	S: 12	L: 3	LOB: 1	BB: 1	P: 25	R: 0	H: 1	E: 0	K: 0	S: 8	L: 0	LOB: 0	BB: 0	P: 11	R: 0	H: 0	E: 0	K: 1	S: 6	L: 0	LOB: 0	BB: 0	P: 10	R: 3	H: 2	E: 1	K: 0	S: 13	L: 1	LOB: 1	BB: 1	P: 22	R: 4	H: 5	E: 0	K: 1	S: 24	L: 2	LOB: 2	BB: 1	P: 36	R: 0	H: 1	E: 0	K: 0	S: 6	L: 1	LOB: 1	BB: 0	P: 13	R: 1	H: 2	E: 0	K: 0	S: 10	L: 2	LOB: 2	BB: 0	P: 13	R: 0	H: 0	E: 0	K: 0	S: 5	L: 0	LOB: 2	BB: 2	P: 17
1B: 10	SF: 0	2B: 4	SAC: 2	3B: 1	DP: 3	HR: 1	HBP: 0	WP: 0	PA: 41																																																															

PITCHER	IP	WLS	BF	H	R	ER	SO	BB	IBB	HBP	BLK	WP	HR	S	P	ERA	WHIP
Jim Maloney, R <small>ERA: 4.68</small> <small>(1, 1)</small>	4.0	L	19	6	5	4	1	2	0	0	0	0	0	39	68	9.00	2.000
Jay Hook, R <small>ERA: 8.22</small> <small>(5, 1)</small>	2.0		13	6	4	4	1	1	0	0	0	0	1	30	49	18.00	3.500
Sherman Jones, R <small>ERA: 5.75</small> <small>(7, 1)</small>	2.0		9	2	1	1	0	2	0	0	0	0	0	15	30	4.50	2.000

BOTTOM

Cincinnati Reds @ Los Angeles Dodgers
Los Angeles Memorial Coliseum, Los Angeles, CA

Sat Jul 08 1961, 10:05 PM EDT
Att. 39,937 - Unknown

AB	34
R	10
H	14
RBI	10
BB	5
SO	2
LOB	18

livebaseballscorecards.com

Batter	1	2	3	4	5	6	7	8	9	AB R H RBI BB SO LOB	TOP		
Eddie Kasko, R OBP: 0.340, SLG: 0.338 (1, 6) C X	0-1 1-3		2-1 1B E 1B	2-2 F9	1-1 5-3		2-1 2-H 1B		0-0 E5 BB E 2B	6 2 2 1 0 0 3	Cincinnati Reds @ Los Angeles Dodgers Los Angeles Memorial Coliseum, Los Angeles, CA Sun Jul 09 1961, 6:33 AM EDT Att. 20,040 - Unknown livebaseballscorecards.com		
Don Blasingame, L OBP: 0.312, SLG: 0.306 (1, 4) B X	1-0 FC5-4 1B		0-0 F6 1-2	2-2 F5		1-0 P5	0-0 4-3	0-1 E4 2B BB	6 1 1 0 0 0 4				
Vada Pinson, L OBP: 0.363, SLG: 0.467 (1, 8) X	0-0 FC5-4 1-2f HR		1-0 1B 1B		4-0 1-3 1B SF8 BB	2-2 WP 2B		0-0 HR 1B	4 5 3 0 2 0 1				
Frank Robinson, R OBP: 0.422, SLG: 0.642 (1, 9) B X	1-0 1-H HR		4-0 1B IBB		2-0 E 1-3 2B 1B	3-0 WP HBP		0-0 1-H HR	4 3 4 7 1 0 0				
Gordy Coleman, L OBP: 0.350, SLG: 0.570 (1, 3) C B X	1-1 F8		1-3 K		0-0 1-3 1-2 2-3	4-0 G4-6-3 BB		0-0 4-3	5 0 0 0 1 1 6				
Gus Bell, L OBP: 0.288, SLG: 0.333 (1, 7) Wally Post, R OBP: 0.349, SLG: 0.538 (3, 7) Jerry Lynch, L OBP: 0.444, SLG: 0.667 (5, 7) Pete Whisenant, R OBP: 0.167, SLG: 0.118 (8, 7)		4-1 FC6-4 BB	3-2 1-3 2-H 3-H 1B		4-0 E 2B IBB	2-2 G4-6-3		1-1 3-1	0 0 0 0 1 0 0 1 0 1 2 0 0 0 2 1 0 0 1 0 3 1 0 0 0 0 1 1				
Gene Freese, R OBP: 0.328, SLG: 0.533 (1, 5) C X	0-1 FC6-4 FC5-4 1-2f		0-3 K		1-0 SF8 1-2 2-3 3-H		1-1 5-3 1B 1B	2-0 HR	4 2 2 2 0 1 3				
Johnny Edwards, L OBP: 0.361, SLG: 0.433 (1, 2) F B B X	2-1 F8		0-1 FC1-6 1B		4-0 2B IBB		2-3 K	2-3 K	4 0 1 0 1 2 2				
Joey Jay, S OBP: 0.078, SLG: 0.118 (1, 1) X	0-0 FC5-4 1-2f		0-2 FC1-6 1-2f		0-1 1-3 2-H 3-H 2B		1-2 5-3	0-3 K	5 0 1 2 0 1 3				
Inning Stats	R: 2 H: 2 E: 0 K: 0 S: 7 H: 2 LOB: 0 BB: 0 P: 10	R: 0 H: 0 E: 0 K: 0 S: 6 H: 0 LOB: 1 BB: 1 P: 12	R: 2 H: 3 E: 1 K: 2 S: 14 H: 3 LOB: 2 BB: 1 P: 25	R: 0 H: 1 E: 0 K: 0 S: 12 H: 1 LOB: 1 BB: 0 P: 16	R: 3 H: 2 E: 1 K: 0 S: 7 H: 2 LOB: 2 BB: 3 P: 23	R: 0 H: 1 E: 0 K: 0 S: 8 H: 1 LOB: 2 BB: 1 P: 20	R: 1 H: 2 E: 0 K: 1 S: 11 H: 2 LOB: 1 BB: 0 P: 17	R: 3 H: 3 E: 0 K: 1 S: 9 H: 3 LOB: 0 BB: 0 P: 14	R: 3 H: 1 E: 2 K: 2 S: 14 H: 1 LOB: 1 BB: 1 P: 21	1B: 9 SF: 1 2B: 3 SAC: 0 3B: 0 DP: 1 HR: 3 HBP: 1	WP: 1 PA: 51 PB: 0 SB: 0 CS: 0		
PITCHER	IP WLS BF H R ER SO BB IBB HBP BLK WP HR S P ERA WHIP											PITCHER	IP WLS BF H R ER SO BB IBB HBP BLK WP HR S P ERA WHIP
Roger Craig, R ERA: 5.86 (1, 1)	2.1 L 13 4 4 4 0 1 1 0 0 0 1 17 33 15.43 2.143												
Sandy Koufax, L ERA: 3.32 (3, 1)	2.0 10 3 2 2 2 1 0 0 0 0 0 24 38 9.00 2.000												
Don Drysdale, R ERA: 3.64 (5, 1)	1.0 8 2 1 1 0 0 0 2 1 0 0 0 9 25 9.00 2.000												
Ron Perranoski, L ERA: 2.37 (6, 1)	1.2 7 2 1 1 1 1 1 0 0 0 1 0 15 27 5.40 1.800												
Turk Farrell, R ERA: 4.74 (8, 1)	2.0 13 4 6 3 3 1 0 0 0 0 0 2 23 35 13.50 2.500												

Cincinnati Reds @ Los Angeles Dodgers
Los Angeles Memorial Coliseum, Los Angeles, CA
 Sun Jul 09 1961, 6:33 AM EDT
 Att. 20,040 - Unknown

AB	42
R	14
H	15
RBI	14
BB	7
SO	6
LOB	26



Batter	1	2	3	4	5	6	7	8	9	AB	R	H	RBI	BB	SO	LOB
Maury Wills, S OBP: 0.386, SLG: 0.379 (1, 6)	0-0 3-1 6-3 1B		1-1 1-3		4-1 BB		0-2 4-3			3	0	1	0	1	0	1
Jim Gilliam, S OBP: 0.381, SLG: 0.374 (1, 5)	3-2 6-3 1-2		4-2 FC6 BB		1-1 F4			3-2 F9		3	0	0	0	1	0	2
Ron Fairly, L OBP: 0.402, SLG: 0.520 (1, 9)	1-2 3-1 2-3		2-3 K			0-2 G3		0-1 BB 1B		4	0	1	0	0	1	2
Wally Moon, L OBP: 0.449, SLG: 0.571 (1, 7)	2-2 5-3		0-0 FC6 1-2f			1-2 4-3		4-1 BB 1-2		3	0	0	0	1	0	2
Tommy Davis, R OBP: 0.347, SLG: 0.469 (1, 8)		0-0 G4-6-3 1B		0-1 F2		0-3 K		0-3 K		4	0	1	0	0	2	2
Norm Larker, L OBP: 0.318, SLG: 0.377 (1, 3)		0-0 G4-6-3 1-2f		4-2 L4-3 BB			1-1 L7	1-2 3-1		3	0	0	0	1	0	3
John Roseboro, L OBP: 0.347, SLG: 0.511 (1, 2)		4-2 HR BB		0-0 L4-3 1-2			2-1 HR		3-3 K	3	2	1	1	1	1	1
Charlie Neal, R OBP: 0.296, SLG: 0.379 (1, 4)		2-2 1-H HR			0-0 F8		1-1 F4		0-0 F5	4	1	1	2	0	0	0
Roger Craig, R OBP: 0.288, SLG: 0.136 (3, 1) Sandy Koufax, R OBP: 0.213, SLG: 0.075 (5, 1) Don Drysdale, R OBP: 0.196, SLG: 0.386 (6, 1) Ron Perranoski, L OBP: 0.340, SLG: 0.308 (7, PH) Bob Aspromonte, R OBP: 0.091, SLG: 0.091 (8, 1) Turk Farrell, R OBP: 0.305, SLG: 0.464 (9, PH)		0-1 5-3			0-1 5-3		1-1 E6		2-3 K	1	0	0	0	0	0	0

Inning Stats	R: 0	H: 1	E: 0	LOB: 1	K: 0	BB: 0	S: 11	P: 17	R: 2	H: 2	E: 0	LOB: 0	K: 0	BB: 1	S: 9	P: 15	R: 0	H: 0	E: 0	LOB: 0	K: 1	BB: 1	S: 9	P: 16	R: 0	H: 0	E: 0	LOB: 0	K: 0	BB: 1	S: 5	P: 9	R: 0	H: 0	E: 0	LOB: 1	K: 0	BB: 1	S: 6	P: 11	R: 0	H: 0	E: 0	LOB: 0	K: 1	BB: 0	S: 12	P: 13	R: 1	H: 1	E: 1	LOB: 1	K: 0	BB: 0	S: 11	P: 16	R: 0	H: 1	E: 0	LOB: 2	K: 1	BB: 1	S: 13	P: 21	R: 0	H: 0	E: 0	LOB: 0	K: 2	BB: 0	S: 9	P: 14	1B: 3	SF: 0	2B: 1	SAC: 0	3B: 0	DP: 2	HR: 2	HBP: 0	WP: 0	PA: 36
--------------	------	------	------	--------	------	-------	-------	-------	------	------	------	--------	------	-------	------	-------	------	------	------	--------	------	-------	------	-------	------	------	------	--------	------	-------	------	------	------	------	------	--------	------	-------	------	-------	------	------	------	--------	------	-------	-------	-------	------	------	------	--------	------	-------	-------	-------	------	------	------	--------	------	-------	-------	-------	------	------	------	--------	------	-------	------	-------	-------	-------	-------	--------	-------	-------	-------	--------	-------	--------

PITCHER	IP	WLS	BF	H	R	ER	SO	BB	IBB	HBP	BLK	WP	HR	S	P	ERA	WHIP
Joey Jay, R ERA: 2.65 (1, 1)	9.0	W	36	5	3	3	5	5	0	0	0	0	2	85	132	3.00	1.111

BOTTOM

Cincinnati Reds @ Los Angeles Dodgers
Los Angeles Memorial Coliseum, Los Angeles, CA

Sun Jul 09 1961, 6:33 AM EDT
Att. 20,040 - Unknown

livebaseballscorecards.com

AB	31
R	3
H	5
RBI	3
BB	5
SO	5
LOB	13



Batter	1	2	3	4	5	6	7	8	9	AB R H RBI BB SO LOB	TOP	
Bobby Malkmus, R (1, 4) OBP: 0.264, SLG: 0.277	2-1 BB 2B 1B		1-1 B1-3		1-0 L3-6 2B		1-3 K			4 1 2 0 0 1 1		
Johnny Callison, L (1, 7) OBP: 0.351, SLG: 0.394	4-2 2B BB		0-0 WP 2B		4-2 BB		2-1 G4-6-3 1B			2 1 2 0 2 0 0		
Don Demeter, R (1, 8) OBP: 0.312, SLG: 0.432	0-1 2B 1-H 2-H		2-3 K 2-3		0-1 L3-6 2-3		3-3 K			4 0 1 2 0 2 4		
Tony Gonzalez, L (1, 9) OBP: 0.377, SLG: 0.432	2-2 F8		4-1 BB		0-1 F8		1-2 G4-6-3 1-2f			3 0 0 0 1 0 2		
Charley Smith, R (1, 5) OBP: 0.316, SLG: 0.410	2-3 K		0-1 F7		2-0 F3		0-1 6-3			0 0 0 0 0 0 0		
Pancho Herrera, R (1, 3) OBP: 0.355, SLG: 0.441	1-3 K			3-2 F3		0-3 K		1-1 5-3		4 0 0 0 0 2 1		
Darrell Johnson, R (1, 2)		0-1 F8		0-0 1-3		0-1 F9		0-0 1B		2 0 0 0 0 0 0		
Jack Baldschun, R (4, 1)										0 0 0 0 0 0 0		
Wes Covington, L (7, PH) OBP: 0.286, SLG: 0.355										1 0 0 0 0 0 0		
Don Ferrarese, R (7, 1) OBP: 0.211, SLG: 0.167										0 0 0 0 0 0 0		
Elmer Valo, L (9, PH) OBP: 0.283, SLG: 0.255										1 0 1 0 0 0 0		
Ruben Amaro, R (1, 6) OBP: 0.337, SLG: 0.324		1-1 F8		1-2 1-3		1-2 F9		3-2 F7		4 0 0 0 0 0 1		
Art Mahaffey, R (1, 1) OBP: 0.095, SLG: 0.098										1 0 0 0 0 1 0		
Clay Dalrymple, L (4, 2) OBP: 0.200, SLG: 0.220					1-1 4-3		3-1 1B			2 0 1 0 0 0 0		
Inning Stats	R: 2 H: 2 E: 0 LOB: 1 K: 2 BB: 1 S: 17 P: 28	R: 0 H: 0 E: 0 LOB: 0 K: 1 BB: 0 S: 7 P: 11	R: 0 H: 1 E: 0 LOB: 2 K: 1 BB: 1 S: 9 P: 16	R: 0 H: 0 E: 0 LOB: 0 K: 0 BB: 0 S: 9 P: 13	R: 0 H: 1 E: 0 LOB: 1 K: 0 BB: 1 S: 7 P: 13	R: 0 H: 0 E: 0 LOB: 0 K: 1 BB: 0 S: 6 P: 8	R: 0 H: 1 E: 0 LOB: 1 K: 1 BB: 0 S: 15 P: 20	R: 0 H: 1 E: 0 LOB: 0 K: 1 BB: 0 S: 8 P: 14	R: 0 H: 1 E: 0 LOB: 1 K: 0 BB: 0 S: 10 P: 14	1B: 4 SF: 0 2B: 4 SAC: 0 3B: 0 DP: 2 HR: 0 HBP: 0	WP: 1 PA: 35 PB: 0 SB: 0 CS: 0	
PITCHER Stan Williams, R (1, 1) ERA: 4.0	IP WLS BF H R ER SO BB IBB HBP BLK WP HR S P ERA WHIP	9.0 W 35 7 2 2 7 3 0 0 0 1 0 88 137 2.00 1.111										

Philadelphia Phillies @ Los Angeles Dodgers
Los Angeles Memorial Coliseum, Los Angeles, CA
Thu Jul 13 1961, 10:05 PM EDT
Att. 14,238 - Unknown

AB	28
R	2
H	7
RBI	2
BB	3
SO	6
LOB	9



Batter	1	2	3	4	5	6	7	8	9
Maury Wills, S OBP: 0.383, SLG: 0.375 (1, 6)	3-2 L8		2-2 4-3	1-2 5-3		4-0 E S 2B BB		2-1 F4	
Jim Gilliam, S OBP: 0.379, SLG: 0.376 (1, 5)	2-3 K			3-1 F8		1-1 PO 1-H 2B			
Ron Fairly, L OBP: 0.413, SLG: 0.519 (1, 9)	0-1 1-3			0-1 1B WP 1B	4-0 SH1-3 1B BB	4-1			
Wally Moon, L OBP: 0.450, SLG: 0.568 (1, 7)		1-0 1-3		4-0 1B 1B 1B BB	2-2 SH1-3 1B	2-2 PO 2-3	0-0 P6		
Tommy Davis, R OBP: 0.347, SLG: 0.468 (1, 8)		1-3 K		1-0 1B 1B 1B E 1B	1-0 SH1-3		0-3 K		
Norm Larker, L OBP: 0.319, SLG: 0.376 (1, 3)		3-1 F5		0-2 E 2B 1B	2-2 F5		1-0 F8		
Gil Hodges, R OBP: 0.325, SLG: 0.408 (7, PH) (8, 3)				1-2 2-3 3-H					
John Roseboro, L OBP: 0.346, SLG: 0.507 (1, 2)			1-0 F9	3-2 E2 2B 1B	1-2 3-1		0-0 B3		
Charlie Neal, R OBP: 0.305, SLG: 0.380 (1, 4)		2-2 E 1B		4-0 2B IBB		1-1 5-3	4-2 SH1-4 BB		
Stan Williams, R OBP: 0.224, SLG: 0.217 (1, 1)		2-3 K		0-2 1-H 2-H 3-H 2B		0-0 5-3	1-1 SH1-4 1-2		

Inning Stats	R: 0 E: 0 K: 1 S: 9	H: 0 LOB: 0 BB: 0 P: 14	R: 0 E: 0 K: 1 S: 6	H: 0 LOB: 0 BB: 0 P: 11	R: 0 E: 1 K: 1 S: 10	H: 1 LOB: 1 BB: 0 P: 17	R: 6 E: 1 K: 0 S: 23	H: 5 LOB: 1 BB: 2 P: 41	R: 0 E: 0 K: 0 S: 10	H: 1 LOB: 2 BB: 1 P: 20	R: 1 E: 0 K: 0 S: 9	H: 1 LOB: 1 BB: 2 P: 20	R: 0 E: 0 K: 1 S: 6	H: 0 LOB: 0 BB: 0 P: 7	R: 0 E: 0 K: 0 S: 7	H: 0 LOB: 1 BB: 1 P: 14
--------------	------------------------------	----------------------------------	------------------------------	----------------------------------	-------------------------------	----------------------------------	-------------------------------	----------------------------------	-------------------------------	----------------------------------	------------------------------	----------------------------------	------------------------------	---------------------------------	------------------------------	----------------------------------

PITCHER	IP	WLS	BF	H	R	ER	SO	BB	IBB	HBP	BLK	WP	HR	S	P	ERA	WHIP
Art Mahaffey, R ERA: 3.9 (1, 1)	3.1	L	18	6	6	5	3	1	1	0	0	1	0	42	73	13.50	2.100
Jack Baldschun, R ERA: 5.09 (4, 1)	2.2		12	2	1	1	0	3	0	0	0	0	0	25	50	3.38	1.875
Don Ferrarese, L ERA: 4.17 (7, 1)	2.0		7	0	0	0	1	1	0	0	0	0	0	13	21	0.00	0.500

BOTTOM

AB	R	H	RBI	BB	SO	LOB
4	1	0	0	1	0	3
4	0	1	1	0	1	1
2	1	1	0	2	0	0
3	1	1	0	1	0	0
3	1	1	0	0	2	0
3	1	1	1	0	0	2
1	0	0	0	0	0	0
4	1	1	1	0	0	2
2	1	1	0	2	0	0
3	0	1	3	0	1	1

AB	29
R	7
H	8
RBI	6
BB	6
SO	4
LOB	9



WP	PA	3B	SF	SAC	DP	HBP
1	38	0	0	2	0	0

Philadelphia Phillies @ Los Angeles Dodgers
Los Angeles Memorial Coliseum, Los Angeles, CA

Thu Jul 13 1961, 10:05 PM EDT
Att. 14,238 - Unknown

livebaseballscorecards.com

Batter	1	2	3	4	5	6	7	8	9	10	AB R H RBI BB SO LOB	TOP					
Bobby Malkmus, R (1, 4) OBP: 0.271, SLG: 0.303 Wes Covington, L (8, PH) OBP: 0.290, SLG: 0.359 Jack Baldschun, R (8, 1)	4-1 SH2-3 BB		2-2 HR	0-0 6-3		1-1 P6		1-1 HBP WP 1B		1-3 K	3 1 1 1 1 0 5 1 0 1 1 0 0 0 1 0 0 0 0 1 1	Philadelphia Phillies @ Los Angeles Dodgers Los Angeles Memorial Coliseum, Los Angeles, CA Fri Jul 14 1961, 10:05 PM EDT Att. 13,871 - Unknown					
Johnny Callison, L (1, 7) OBP: 0.352, SLG: 0.389	0-1 SH2-3		2-2 F7		0-0 4-3		0-0 F8	4-2 HBP BB		4-0 HBP 1B IBB	3 1 0 0 2 0 0						
Don Demeter, R (1, 8) OBP: 0.317, SLG: 0.431	0-1 4-3		2-2 5-3		1-0 G5-4-3 1B		2-2 5-3	2-0 HBP		0-0 BB HBP 1B	5 0 2 1 0 0 1						
Pancho Herrera, R (1, 3) OBP: 0.355, SLG: 0.435	4-2 BB		4-0 BB		0-0 G5-4-3 1-2f		2-1 F2	0-3 K		1-3 K	4 0 0 0 2 2 6						
Charley Smith, R (1, 5) OBP: 0.316, SLG: 0.406	1-3 K		0-3 K			1-1 P3		0-0 1B	1-2 6-3	3-1 HBP	0 1 0 0 0 0 0						
Tony Gonzalez, L (1, 9)		1-0 CS 1B		2-2 SH5-4 1B HBP		2-2 4-3		2-1 F9	0-0 HR	4-2 FC5-4 BB	4 1 2 2 1 0 1						
Ruben Amaro, R (1, 6) OBP: 0.341, SLG: 0.330		0-2 SAFE F9		0-1 SH5-4 1B		0-0 E 1B		1-0 3B 1B	0-0 B1	0-1 FC5-4	6 1 3 0 0 0 4						
Clay Dalrymple, L (1, 2) OBP: 0.203, SLG: 0.228 Bobby Gene Smith, R (6, PH) OBP: 0.301, SLG: 0.301 Darrell Johnson, R (6, 2)		3-1 2B		0-0 F9		1-2 E 1B		2-3 K	1-3 K		2 0 1 0 0 0 2 1 0 1 0 0 0 0 2 0 0 0 0 2 2						
John Buzhardt, R (1, 1) OBP: 0.143, SLG: 0.080 Don Ferrarese, R (4, 1) OBP: 0.211, SLG: 0.167 Ken Walters, R (6, PH) OBP: 0.273, SLG: 0.352 Frank Sullivan, R (6, 1) OBP: 0.295, SLG: 0.050 Lee Walls, R (8, PH) OBP: 0.339, SLG: 0.509		3-3 K		0-0 SH5-4		1-1 E6		0-1 1B 3B		1-0 1B 3B	1 0 0 0 0 1 1 0 0 0 0 0 0 0 1 0 0 0 0 0 2 0 0 0 0 0 0 0 2 2 2 2 0 0 0						
Inning Stats	R: 0 H: 0 E: 0 LOB: 2 K: 1 BB: 2 S: 10 P: 19	R: 0 H: 2 E: 0 LOB: 1 K: 1 BB: 0 S: 10 P: 17	R: 1 H: 1 E: 0 LOB: 1 K: 1 BB: 1 S: 12 P: 22	R: 0 H: 1 E: 0 LOB: 2 K: 0 BB: 0 S: 7 P: 9	R: 0 H: 1 E: 0 LOB: 0 K: 0 BB: 0 S: 3 P: 4	R: 0 H: 2 E: 1 LOB: 3 K: 0 BB: 0 S: 13 P: 19	R: 0 H: 0 E: 0 LOB: 0 K: 0 BB: 0 S: 6 P: 10	R: 3 H: 4 E: 0 LOB: 3 K: 2 BB: 1 S: 16 P: 28	R: 1 H: 1 E: 0 LOB: 0 K: 1 BB: 0 S: 11 P: 13	R: 2 H: 2 E: 0 LOB: 3 K: 2 BB: 2 S: 13 P: 27	1B: 9 SF: 0 2B: 1 SAC: 2 3B: 2 DP: 1 HR: 2 HBP: 3		WP: 1 PA: 52 PB: 0 SB: 0 CS: 1				
PITCHER	IP WLS BF H R ER SO BB IBB HBP BLK WP HR S P ERA WHIP																
Johnny Podres, L (1, 1) ERA: 3.05	7.2																
Turk Farrell, R (8, 1) ERA: 4.74	0.0																
Ron Perranoski, L (8, 1) ERA: 2.37	0.0																
Roger Craig, R (8, 1) ERA: 6.02	2.1	L	13	3	3	3	4	1	1	1	0	0	1	27	43	11.57	1.714

AB	36
R	7
H	13
RBI	7
BB	6
SO	6
LOB	25



Batter	1	2	3	4	5	6	7	8	9	AB R H RBI BB SO LOB	TOP											
Bobby Malkmus, R (1, 4) OBP: 0.270, SLG: 0.302	3-3 		0-1 2-H 1B			0-0 P6	3-2 F5		0-1 SH1-4	4 0 1 2 0 1 1	Philadelphia Phillies @ Los Angeles Dodgers Los Angeles Memorial Coliseum, Los Angeles, CA Sat Jul 15 1961, 6:33 AM EDT Att. 8,062 - Unknown livebaseballscorecards.com											
Johnny Callison, L (1, 7) OBP: 0.352, SLG: 0.387	3-2 P4		0-1 P6			2-0 G3		0-0 SH3-4 3B 1B	2-1 SH3-4	4 1 1 0 1 0 1												
Don Demeter, R (1, 8) OBP: 0.318, SLG: 0.426	2-1 F9					4-1 FC6-4 BB		0-1 SH3-4 1-2	4-2 CS BB	2 0 0 0 1 1 0												
Lee Walls, R (1, 3) OBP: 0.333, SLG: 0.525		0-2 4-3				0-3 K		0-0 HR 3B	0-2 CS	4 1 1 1 0 1 1												
Charley Smith, R (1, 5) OBP: 0.319, SLG: 0.421		1-3 K				2-3 K				0 2 0 0 0 0 0												
Tony Gonzalez, L (1, 9) OBP: 0.385, SLG: 0.447		2-3 K				3-1 4-3		1-1 SH5-4 1-2	0-0 WP 1B	3 0 1 0 0 1 0												
Darrell Johnson, R (1, 2) OBP: 0.222, SLG: 0.222						2-2 FC6-4 1B		0-0 5-3	1-1 P4 1-2	4 1 2 0 0 0 2												
Ruben Amaro, R (1, 6) OBP: 0.344, SLG: 0.344						2-1 FC6-4 1-2f		0-0 1B 2B	1-0 WP	5 2 2 1 0 0 3												
Chris Short, R (1, 1) OBP: 0.111, SLG: 0.111						2-3 K		0-0 1B	2-1 SH1-4 SH3-4 2B	2 0 1 1 0 1 1												
Inning Stats	R: 0 E: 0 K: 1 S: 10	H: 0 LOB: 0 BB: 0 P: 18	R: 0 E: 0 K: 2 S: 9	H: 0 LOB: 0 BB: 0 P: 12	R: 1 E: 0 K: 0 S: 9	H: 2 LOB: 1 BB: 0 P: 12	R: 0 E: 0 K: 3 S: 10	H: 0 LOB: 0 BB: 0 P: 12	R: 0 E: 0 K: 1 S: 10	H: 1 LOB: 1 BB: 0 P: 19	R: 0 E: 0 K: 0 S: 5	H: 0 LOB: 1 BB: 1 P: 12	R: 2 E: 0 K: 0 S: 12	H: 3 LOB: 1 BB: 0 P: 18	R: 3 E: 0 K: 0 S: 8	H: 4 LOB: 0 BB: 0 P: 10	R: 1 E: 0 K: 0 S: 10	H: 1 LOB: 0 BB: 1 P: 18	1B: 7 2B: 2 3B: 1 HR: 1	SF: 0 SAC: 5 DP: 0 HBP: 0	WP: 1 PB: 0 SB: 1 CS: 1	PA: 40
PITCHER	IP WLS BF H R ER SO BB IBB HBP BLK WP HR S P ERA WHIP																					
Sandy Koufax, L (1, 1) ERA: 3.46	7.1 L 31 8 5 5 7 1 0 0 0 0 0 0 69 107 6.14 1.227																					
Turk Farrell, R (8, 1) ERA: 4.83	0.2 4 2 1 1 0 0 0 0 0 0 1 1 4 6 13.50 3.000																					
Jim Golden, R (9, 1) ERA: 6.0	1.0 4 1 1 1 0 1 0 0 0 0 0 0 10 18 9.00 2.000																					

Philadelphia Phillies @ Los Angeles Dodgers
 Los Angeles Memorial Coliseum, Los Angeles, CA

Sat Jul 15 1961, 6:33 AM EDT
 Att. 8,062 - Unknown

AB	28
R	7
H	9
RBI	5
BB	2
SO	5
LOB	9



Batter	1	2	3	4	5	6	7	8	9	AB	R	H	RBI	BB	SO	LOB
Jim Gilliam, S OBP: 0.378, SLG: 0.369 (1, 5)	0-1 P6		2-2 F2			0-1 P4		1-2 FC5-4 1B		4	0	1	0	0	0	0
Bob Aspromonte, R OBP: 0.333, SLG: 0.300 (1, 6)	1-0 F9		2-3 K			0-2 G4-6-3 1B		0-2 FC5-4 1-2f		4	0	1	0	0	1	1
Wally Moon, L OBP: 0.450, SLG: 0.560 (1, 7)	4-2 PB 1B BB		4-1 CS BB			2-0 G4-6-3 1-2f			2-1 1-5-3	2	1	0	0	2	0	1
Tommy Davis, R OBP: 0.350, SLG: 0.465 (1, 8)	2-1 2B 1B		1-2 CS 1-2	1-1 P6			0-0 6-3		1-1 E 1B	4	1	2	1	0	0	0
Frank Howard, R OBP: 0.322, SLG: 0.492 (1, 9)	1-0 2B			3-2 6-3			0-0 2B		0-0 E4 G6-4-3	4	0	2	1	0	0	1
Gil Hodges, R OBP: 0.320, SLG: 0.391 (1, 3)	2-2 F5			2-0 6-3			0-0 F7		2-2 G6-4-3 1-2f	4	0	0	0	0	0	4
Charlie Neal, R OBP: 0.304, SLG: 0.389 (1, 4)		1-2 F9			1-2 F8		3-2 P4			3	0	0	0	0	0	1
John Roseboro, L OBP: 0.342, SLG: 0.496 (1, 2)		2-1 1-3			2-1 F9			0-0 4-1		3	0	0	0	0	0	0
Sandy Koufax, R OBP: 0.204, SLG: 0.071 (1, 1)		2-3 K			3-3 K			3-2 F7		2	0	0	0	0	2	0
Turk Farrell, R OBP: 0.091, SLG: 0.091 (8, 1)										0	0	0	0	0	0	0
Gordie Windhorn, R OBP: 0.357, SLG: 0.417 (8, PH)										1	0	0	0	0	0	0
Jim Golden, L (9, 1)										0	0	0	0	0	0	0

Inning Stats	R: 2	H: 2	E: 0	K: 0	S: 12	R: 0	H: 0	E: 0	K: 1	S: 8	R: 0	H: 0	E: 0	K: 1	S: 10	R: 0	H: 0	E: 0	K: 1	S: 9	R: 0	H: 1	E: 0	K: 0	S: 6	R: 0	H: 1	E: 0	K: 0	S: 8	R: 0	H: 1	E: 0	K: 0	S: 10	R: 0	H: 1	E: 1	K: 0	S: 8	1B: 4	2B: 2	3B: 0	HR: 0	SF: 0	SAC: 0	DP: 2	HBP: 0	WP: 0	PB: 1	SB: 0	CS: 1	PA: 34
Chris Short, L ERA: 5.95 (1, 1)	IP	WLS	BF	H	R	ER	SO	BB	IBB	HBP	BLK	WP	HR	S	P	ERA	WHIP													IP	WLS	BF	H	R	ER	SO	BB	IBB	HBP	BLK	WP	HR	S	P	ERA	WHIP							

BOTTOM

Philadelphia Phillies @ Los Angeles Dodgers
Los Angeles Memorial Coliseum, Los Angeles, CA
 Sat Jul 15 1961, 6:33 AM EDT
 Att. 8,062 - Unknown

AB	31
R	2
H	6
RBI	2
BB	2
SO	3
LOB	8



WP: 0	PA: 34
PB: 1	
SB: 0	
CS: 1	

livebaseballscorecards.com

Batter	1	2	3	4	5	6	7	8	9	10	AB	R	H	RBI	BB	SO	LOB
Bill Virdon, L OBP: 0.342, SLG: 0.445 (1, 8)	F8 3-2	E7 0-0 1B 1-3 2-H		L6 1-1	1B 0-0 1-2 2-H 3-H		6-3 0-1		6-3 1-0		6	0	2	2	0	0	0
Dick Groat, R OBP: 0.315, SLG: 0.381 (1, 6)	E5 3-1 BB 1B	F4 0-0		6-3 0-0		FC4-6 0-1 1B	F6 1-1		L7 3-1		6	0	1	0	0	0	2
Roberto Clemente, R OBP: 0.392, SLG: 0.582 (1, 9)	BB 1-0 1B 1-2	F9 0-1			F4 2-2	FC4-6 0-2 1B 1-2f		HR 1-0	1B 0-0		6	2	3	1	0	0	3
Dick Stuart, R OBP: 0.332, SLG: 0.545 Rocky Nelson, L OBP: 0.327, SLG: 0.411 (1, 3) (9, 3)	L8 2-2		K 1-3		HR 0-0	1B 0-0 4-3	1B 1-3	F3 1-0	K 1-3		6	1	2	1	0	2	3
Don Hoak, R OBP: 0.430, SLG: 0.537 (1, 5)	BB 4-2 1-2 2-3		HR 1-2		6-3 2-2	1B 1-2 4-3		HR 1-1	2B 0-0		5	2	3	2	1	0	0
Don Leppert, R OBP: 0.250, SLG: 0.391 Walt Moryn, L OBP: 0.209, SLG: 0.354 Hal Smith, R OBP: 0.283, SLG: 0.339 (1, 2) (8, PH) (8, 2)	6-3 0-2		K 1-3		1B 1-1 WP BB	1B 1-2 2-3		F8 0-0	F3 3-2		4	1	1	0	0	1	5
Bob Skinner, L OBP: 0.379, SLG: 0.358 (1, 7)		FC1-5 0-2 1B	3-1 1-2		BB 4-2 1B WP BB	IBB 4-0		HR 4-1	BB 3-2		3	2	2	0	3	0	0
Bill Mazerowski, R OBP: 0.283, SLG: 0.346 (1, 4)		FC1-5 0-1 1B		HR 1-2	BB 4-2 1B BB	F5 2-0		HR 0-1	FC5-4 0-0		5	3	3	4	1	0	4
Earl Francis, R OBP: 0.222, SLG: 0.125 Al McBean, R (1, 1) (4, 1) Vinegar Bend Mizell, R OBP: 0.170, SLG: 0.125 Smoky Burgess, L OBP: 0.288, SLG: 0.509 Bobby Shantz, R OBP: 0.490, SLG: 0.600 Dick Schofield, S OBP: 0.292, SLG: 0.256 Roy Face, R OBP: 0.286, SLG: 0.286 (7, PH) (7, 1)		FC1-5 0-0 1B		HR 2-1	BB 4-1		5-3 0-1	F7 3-2			2	0	0	0	0	0	2

Inning Stats	R: 0	H: 1	E: 1	LOB: 3	K: 0	P: 30	R: 1	H: 3	E: 1	LOB: 2	K: 0	P: 10	R: 1	H: 1	E: 0	LOB: 0	K: 2	P: 18	R: 1	H: 1	E: 0	LOB: 0	K: 0	P: 12	R: 3	H: 3	E: 0	LOB: 3	K: 0	P: 33	R: 1	H: 3	E: 0	LOB: 3	K: 0	P: 19	R: 0	H: 0	E: 0	LOB: 0	K: 0	P: 7	R: 4	H: 3	E: 0	LOB: 0	K: 1	P: 21	R: 0	H: 1	E: 0	LOB: 1	K: 1	P: 13	R: 0	H: 1	E: 0	LOB: 1	K: 0	P: 16	1B: 11	SF: 0	2B: 1	SAC: 0	3B: 0	DP: 0	HR: 5	HBP: 0
--------------	------	------	------	--------	------	-------	------	------	------	--------	------	-------	------	------	------	--------	------	-------	------	------	------	--------	------	-------	------	------	------	--------	------	-------	------	------	------	--------	------	-------	------	------	------	--------	------	------	------	------	------	--------	------	-------	------	------	------	--------	------	-------	------	------	------	--------	------	-------	--------	-------	-------	--------	-------	-------	-------	--------

PITCHER	IP	WLS	BF	H	R	ER	SO	BB	IBB	HBP	BLK	WP	HR	S	P	ERA	WHIP
Ron Perranoski, L ERA: 2.7 (1, 1)	4.0		20	6	3	3	2	1	0	0	0	0	2	49	70	6.75	1.750
Roger Craig, R ERA: 6.31 (5, 1)	0.2		6	2	3	3	0	2	0	0	0	1	1	14	27	40.50	6.000
Turk Farrell, R ERA: 5.16 (5, 1)	3.0		16	6	3	3	0	1	1	0	0	0	1	24	40	9.00	2.333
Jim Golden, R ERA: 6.04 (8, 1)	1.1		7	2	2	2	1	1	0	0	0	0	1	14	26	13.50	2.250
Johnny Podres, L ERA: 3.02 (10, 1)	1.0	W	4	1	0	0	0	0	0	0	0	0	0	10	16	0.00	1.000

Pittsburgh Pirates @ Los Angeles Dodgers
Los Angeles Memorial Coliseum, Los Angeles, CA

Sun Jul 16 1961, 6:33 AM EDT
Att. 15,930 - Unknown

AB	47
R	11
H	17
RBI	11
BB	6
SO	3
LOB	20

P

Pittsburgh Pirates @ Los Angeles Dodgers
Los Angeles Memorial Coliseum, Los Angeles, CA

Sun Jul 16 1961, 6:33 AM EDT
 Att: 15,930 - Unknown

livebaseballscorecards.com

AB	39
R	12
H	14
RBI	11
BB	8
SO	6
LOB	16



WP:	2	PA:	52
PB:	0		
SB:	0		
CS:	0		

Batter	1	2	3	4	5	6	7	8	9	10	AB	R	H	RBI	BB	SO	LOB
Willie Davis, L OBP: 0.306, SLG: 0.463 (1, 8)	G3		4-3 SF9 2B	WP BB BB		K	K		F8		5	2	1	0	1	2	2
Charlie Neal, R OBP: 0.305, SLG: 0.387 (1, 4)	L9		4-3	BB WP 1B BB		1B 1B	F8		SF8		4	2	1	3	1	0	1
Ron Fairly, L OBP: 0.414, SLG: 0.509 (1, 3)			SF9	BB BB		1B SF8 1B		4-3			0	1	0	1	2	0	0
Jim Gilliam, S OBP: 0.381, SLG: 0.373 (6, PH)			3-H	BB BB		1B HBP 1B 1B			1B		3	1	2	0	0	0	0
Wally Moon, L OBP: 0.450, SLG: 0.563 (1, 7)	1-3		WP 2B	1B BB		1B HBP 1B 1B		F9			2	0	1	0	0	0	1
Gil Hodges, R OBP: 0.325, SLG: 0.389 (4, PH)			2B	1B BB		1B HBP 1B 1B			K		3	0	1	2	1	1	2
Tommy Davis, R OBP: 0.352, SLG: 0.468 (1, 5)			K	1B		SF8					5	1	3	3	0	2	1
Duke Snider, L OBP: 0.308, SLG: 0.362 (1, 9)	6-3		L7	K		HBP 1B		F8			6	0	1	0	0	1	4
John Roseboro, L OBP: 0.353, SLG: 0.519 (1, 2)	FC6-4 BB		BB BB	BB BB		FC5-4 HBP			HR		3	2	2	2	2	0	0
Bob Aspromonte, R OBP: 0.297, SLG: 0.265 (1, 6)	FC6-4		F5	F5		FC5-4			F8 HBP		4	0	0	0	0	0	5
Maury Wills, S OBP: 0.382, SLG: 0.372 (7, 6)			6-3	6-3							1	1	1	0	0	0	0
Ron Perranoski, L OBP: 0.300, SLG: 0.125 (1, 1)			2B	BB BB		5-3			1B		1	1	1	0	0	0	0
Frank Howard, R OBP: 0.327, SLG: 0.492 (4, PH)			4-3 1B	WP BB					HBP		0	1	0	0	1	0	0
Roger Craig, R OBP: 0.270, SLG: 0.130 (5, 1)				BB BB							0	0	0	0	0	0	0
Turk Farrell, R OBP: 0.077, SLG: 0.077 (5, 1)				BB BB							0	0	0	0	0	0	0
Jim Golden, L OBP: 0.077, SLG: 0.077 (8, 1)				BB BB							0	0	0	0	0	0	0
Norm Larker, L OBP: 0.350, SLG: 0.374 (9, PH)				WP BB							0	0	0	0	0	0	0
Gordie Windhorn, R OBP: 0.357, SLG: 0.417 (9, PR)				BB							0	0	0	0	0	0	0
Johnny Podres, L OBP: 0.342, SLG: 0.333 (10, 1)				BB							0	0	0	0	0	0	0

Inning Stats	R: 0 E: 0 K: 0 S: 10	H: 0 LOB: 1 BB: 1 P: 21	R: 0 E: 0 K: 1 S: 7	H: 0 LOB: 1 BB: 1 P: 14	R: 2 E: 0 K: 1 S: 18	H: 3 LOB: 1 BB: 0 P: 22	R: 5 E: 0 K: 1 S: 15	H: 1 LOB: 2 BB: 6 P: 45	R: 0 E: 0 K: 0 S: 5	H: 0 LOB: 0 BB: 0 P: 8	R: 2 E: 0 K: 1 S: 17	H: 4 LOB: 3 BB: 0 P: 25	R: 0 E: 0 K: 1 S: 7	H: 0 LOB: 0 BB: 0 P: 9	R: 0 E: 0 K: 0 S: 8	H: 1 LOB: 1 BB: 0 P: 10	R: 2 E: 0 K: 1 S: 11	H: 3 LOB: 2 BB: 0 P: 15	R: 1 E: 0 K: 0 S: 5	H: 2 LOB: 1 BB: 0 P: 6	1B: 10 2B: 2 3B: 1 HR: 1	SF: 3 SAC: 0 DP: 0 HBP: 2
---------------------	-------------------------------	----------------------------------	------------------------------	----------------------------------	-------------------------------	----------------------------------	-------------------------------	----------------------------------	------------------------------	---------------------------------	-------------------------------	----------------------------------	------------------------------	---------------------------------	------------------------------	----------------------------------	-------------------------------	----------------------------------	------------------------------	---------------------------------	-----------------------------------	------------------------------------

PITCHER	IP	WLS	BF	H	R	ER	SO	BB	IBB	HBP	BLK	WP	HR	S	P	ERA	WHIP
Earl Francis, R ERA: 3.58 (1, 1)	3.2		18	3	4	4	2	4	0	0	0	1	0	42	76	9.82	1.909
Al McBean, R ERA: 3.0 (4, 1)	0.0		3	0	0	0	0	3	0	0	0	1	0	3	15	∞	∞
Vinegar Bend Mizell, L ERA: 5.83 (4, 1)	0.1		3	1	3	3	1	1	0	0	0	0	0	5	11	81.00	6.000
Bobby Shantz, L ERA: 2.4 (5, 1)	2.0		11	4	2	2	1	0	0	1	0	0	0	22	33	9.00	2.000
Roy Face, R ERA: 2.59 (7, 1)	3.1	L	17	6	3	3	2	0	0	1	0	0	1	31	40	8.10	1.800

Batter	1	2	3	4	5	6	7	8	9	AB R H RBI BB SO LOB	TOP
Bill Virdon, L (1, 8) OBP: 0.344, SLG: 0.446 	1-2 			2-2 		1-0 		3-2 		4 0 2 0 0 0 1	Pittsburgh Pirates @ Los Angeles Dodgers Los Angeles Memorial Coliseum, Los Angeles, CA Mon Jul 17 1961, 10:05 PM EDT Att. 26,232 - Unknown livebaseballscorecards.com
Dick Groat, R (1, 6) OBP: 0.314, SLG: 0.379 	1-2 			1-1 		2-2 		2-1 		4 0 1 0 0 0 2	
Walt Moryn, L (1, 7) OBP: 0.214, SLG: 0.353 Joe Christopher, R (8, PH) OBP: 0.342, SLG: 0.397 (8, 7) 	2-2 			0-3 			2-2 	2-3 		3 1 1 0 0 1 3 1 0 0 0 0 1 0	
Dick Stuart, R (1, 3) OBP: 0.331, SLG: 0.552 		1-1 		1-0 			2-1 		0-2 	4 1 1 2 0 0 2	
Roberto Clemente, R (1, 9) OBP: 0.391, SLG: 0.578 		2-3 			0-0 		0-0 		2-2 	4 0 1 0 0 1 0	
Smoky Burgess, L (1, 2) OBP: 0.361, SLG: 0.497 	1-1 				0-1 		1-2 		0-3 	4 0 0 0 0 1 1	
Don Hoak, R (1, 5) OBP: 0.426, SLG: 0.531 				2-0 		0-0 		2-0 		3 0 0 0 0 0 1	
Bill Mazaroski, R (1, 4) OBP: 0.287, SLG: 0.358 				0-0 		4-0 		3-2 		2 1 1 1 1 0 0	
Bob Friend, R (1, 1) OBP: 0.135, SLG: 0.118 Al McBean, R (7, 1) Rocky Nelson, L (8, PH) OBP: 0.333, SLG: 0.451 Clem Labine, R (8, 1) OBP: 0.143, SLG: 0.143 	1-2 					3-3 		0-2 		2 0 0 0 0 1 1 0 0 0 0 0 0 0 1 1 1 1 0 0 0 0 0 0 0 0 0 0	
Inning Stats	R: 0 H: 1 E: 0 LOB: 0 K: 0 BB: 0 S: 15 P: 19	R: 0 H: 0 E: 0 LOB: 0 K: 1 BB: 0 S: 7 P: 11	R: 0 H: 0 E: 0 LOB: 0 K: 0 BB: 0 S: 5 P: 8	R: 0 H: 2 E: 0 LOB: 1 K: 1 BB: 0 S: 9 P: 13	R: 0 H: 0 E: 0 LOB: 0 K: 0 BB: 0 S: 4 P: 4	R: 0 H: 0 E: 0 LOB: 1 K: 1 BB: 1 S: 12 P: 22	R: 2 H: 3 E: 0 LOB: 0 K: 0 BB: 0 S: 10 P: 17	R: 2 H: 2 E: 0 LOB: 0 K: 1 BB: 0 S: 17 P: 27	R: 0 H: 0 E: 0 LOB: 0 K: 1 BB: 0 S: 9 P: 11	1B: 5 SF: 0 2B: 0 SAC: 0 3B: 0 DP: 3 HR: 3 HBP: 0	WP: 0 PA: 33 PB: 0 SB: 0 CS: 0
PITCHER Stan Williams, R (1, 1) ERA: 4.05 Sandy Koufax, L (8, 1) ERA: 3.41	IP WLS BF H R ER SO BB IBB HBP BLK WP HR S P ERA WHIP 7.0 W 27 8 4 4 3 1 0 0 0 0 3 71 106 5.14 1.286 2.0 S 6 0 0 0 2 0 0 0 0 0 0 0 17 26 0.00 0.000	PITCHER IP WLS BF H R ER SO BB IBB HBP BLK WP HR S P ERA WHIP									

AB	32
R	4
H	8
RBI	4
BB	1
SO	5
LOB	11



Batter	1	2	3	4	5	6	7	8	9	AB R H RBI BB SO LOB	BOTTOM
--------	---	---	---	---	---	---	---	---	---	----------------------	--------

Maury Wills, S (1, 6) OBP: 0.381, SLG: 0.369	1-1 F7		2-2 6-3			1-1 4-3	4-0 BB			3 0 0 0 1 0 0	Pittsburgh Pirates @ Los Angeles Dodgers Los Angeles Memorial Coliseum, Los Angeles, CA Mon Jul 17 1961, 10:05 PM EDT Att. 26,232 - Unknown AB 28 R 6 H 7 RBI 6 BB 4 SO 2 LOB 6
Jim Gilliam, S (1, 4) OBP: 0.375, SLG: 0.368 (8, 5)	1-1 6-3		0-1 6-3			0-1 6-3	0-0 SF7-2-3-4			3 0 0 1 0 0 0	
John Roseboro, L (1, 2) OBP: 0.348, SLG: 0.511	0-0 3-1			1-1 F5		0-0 3-1		2-2 3-1		4 0 0 0 0 0 0	
Wally Moon, L (1, 7) OBP: 0.454, SLG: 0.566		2-2 HR 1B		1-1 F5		0-0 2B 1B	0-0 FC4-6 1B			4 2 3 0 0 0 0	
Tommy Davis, R (1, 5) OBP: 0.357, SLG: 0.487 (8, 9)		0-0 HR		0-0		1-2 1B 2B	0-0 FC4-6			4 2 3 2 0 0 1	
Norm Larker, L (1, 3) OBP: 0.319, SLG: 0.368		1-2 F8		1-1 G3		4-0 1B IBB	0-0 F8			3 1 0 0 1 0 2	
Gil Hodges, R (9, 3) OBP: 0.325, SLG: 0.389										0 0 0 0 0 0 0	
Ron Fairly, L (1, 8) OBP: 0.419, SLG: 0.505		1-2 F8		4-2 BB		4-0 1B BB				1 0 0 1 2 0 0	
Willie Davis, L (7, PR) OBP: 0.306, SLG: 0.463 (8, 8)						1-2 2-3 3-H BB				0 1 0 0 0 0 0	
Duke Snider, L (1, 9) OBP: 0.309, SLG: 0.361		1-2 4-3		0-1 G4-6-3		0-0 1B				3 0 1 2 0 0 1	
Charlie Neal, R (8, 4) OBP: 0.305, SLG: 0.387				1-2f						0 0 0 0 0 0 0	
Stan Williams, R (1, 1) OBP: 0.212, SLG: 0.204			1-3 K		0-1 F3		1-3 2-H 3-H K			3 0 0 0 0 2 2	
Sandy Koufax, R (8, 1) OBP: 0.204, SLG: 0.071										0 0 0 0 0 0 0	

Inning Stats	R: 0 E: 0 K: 5 S: 5	H: 0 LOB: 0 BB: 0 P: 7	R: 2 E: 0 K: 14 S: 14	H: 2 LOB: 0 BB: 0 P: 19	R: 0 E: 0 K: 1 S: 9	H: 0 LOB: 0 BB: 0 P: 12	R: 0 E: 0 K: 0 S: 7	H: 1 LOB: 1 BB: 0 P: 10	R: 0 E: 0 K: 6 S: 6	H: 0 LOB: 0 BB: 1 P: 10	R: 0 E: 0 K: 5 S: 5	H: 0 LOB: 0 BB: 0 P: 6	R: 4 E: 0 K: 1 S: 9	H: 3 LOB: 2 BB: 3 P: 24	R: 0 E: 0 K: 8 S: 8	H: 1 LOB: 1 BB: 0 P: 11	1B: 4 2B: 3 3B: 0 HR: 1	SF: 1 SAC: 0 DP: 2 HBP: 0	WP: 0 PB: 0 SB: 0 CS: 0	PA: 33
---------------------	------------------------------	---------------------------------	--------------------------------	----------------------------------	------------------------------	----------------------------------	------------------------------	----------------------------------	------------------------------	----------------------------------	------------------------------	---------------------------------	------------------------------	----------------------------------	------------------------------	----------------------------------	----------------------------------	------------------------------------	----------------------------------	--------

PITCHER	IP	WLS	BF	H	R	ER	SO	BB	IBB	HBP	BLK	WP	HR	S	P	ERA	WHIP		
Bob Friend, R (1, 1) ERA: 4.27	6.0	L	26	6	6	6	1	2	1	0	0	0	1	51	78	9.00	1.333		
Al McBean, R (7, 1) ERA: 2.77	1.0		3	0	0	0	1	1	0	0	0	0	0	4	10	0.00	1.000		
Clem Labine, R (8, 1) ERA: 3.9	1.0		4	1	0	0	0	0	0	0	0	0	0	8	11	0.00	1.000		
PITCHER	IP	WLS	BF	H	R	ER	SO	BB	IBB	HBP	BLK	WP	HR	S	P	ERA	WHIP		



Batter	1	2	3	4	5	6	7	8	9	AB R H RBI BB SO LOB	TOP	
Maury Wills, S OBP: 0.376, SLG: 0.363 (1, 6) X	0-0 F7		1-0 1-3		0-1 G3	2-2 FC5-4			1-1 1-3	5 0 0 0 0 0 3		
Willie Davis, L OBP: 0.308, SLG: 0.466 (1, 8) B X	1-0 L9		3-H 1-2 1B 1B		0-3 K2-3	1-2 3-1			0-0 2B	5 1 2 1 0 1 1		
John Roseboro, L OBP: 0.342, SLG: 0.500 (1, 2) C X	0-1 F8		2-0 F6		3-1 F6				1-3 K	5 0 0 0 0 2 2		
Wally Moon, L OBP: 0.454, SLG: 0.564 (1, 7)		1-1 4-3	3-1 2B 1B			4-2 1B 1B 1B BB			0-1 1-3	3 1 1 1 1 0 0		
Tommy Davis, R OBP: 0.356, SLG: 0.487 (1, 5) (7, 9)		1-3 K	0-2 2B			0-0 F8			1-3 K	4 0 1 0 0 2 1		
Duke Snider, L OBP: 0.310, SLG: 0.360 Jim Gilliam, S OBP: 0.374, SLG: 0.366 (1, 9) (7, 5)		2-3 K			1-2 3-1	0-0 1B 1B			0-1 F2	3 1 1 0 0 1 0 1 0 0 0 0 0 0		
Norm Larker, L OBP: 0.329, SLG: 0.378 Gil Hodges, R OBP: 0.323, SLG: 0.386 (1, 3) (8, PH) (8, 3)			1-0 E 1B 1B		3-2 1B	0-0 1B 1B			2-1 F2	3 2 3 0 0 0 0 1 0 0 0 0 0 0		
Charlie Neal, R OBP: 0.309, SLG: 0.389 (1, 4)			2-2 E 1-3 1B		0-2 F9	1-2 FC5-4 1B E 1B			0-0 L7	4 2 2 2 0 0 1		
Johnny Podres, L OBP: 0.333, SLG: 0.325 (1, 1)			0-1 E1 1B		0-0 L9	2-2 FC5-4 1B			0-1 F6	4 1 1 1 0 0 2		
Inning Stats	R: 0 H: 0 E: 0 LOB: 0 K: 0 BB: 0 S: 4 P: 5	R: 0 H: 0 E: 0 LOB: 0 K: 2 BB: 0 S: 10 P: 14	R: 4 H: 5 E: 1 LOB: 2 K: 0 BB: 0 S: 16 P: 26	R: 0 H: 1 E: 0 LOB: 1 K: 0 BB: 0 S: 10 P: 14	R: 0 H: 0 E: 0 LOB: 0 K: 1 BB: 0 S: 7 P: 10	R: 4 H: 4 E: 0 LOB: 1 K: 0 BB: 1 S: 23 P: 33	R: 0 H: 0 E: 0 LOB: 0 K: 2 BB: 0 S: 8 P: 11	R: 0 H: 0 E: 0 LOB: 0 K: 0 BB: 0 S: 5 P: 7	R: 0 H: 1 E: 0 LOB: 1 K: 1 BB: 0 S: 8 P: 10	1B: 9 SF: 0 2B: 2 SAC: 0 3B: 0 DP: 0 HR: 0 HBP: 0	WP: 0 PA: 39 PB: 0 SB: 2 CS: 0	
PITCHER	IP WLS BF H R ER SO BB IBB HBP BLK WP HR S P ERA WHIP											
Bob Purkey, R ERA: 3.82 (1, 1)	5.1 L 26 9 8 5 3 1 0 0 0 0 0 0 56 83 8.44 1.875											
Bill Henry, L ERA: 2.73 (6, 1)	2.2 9 1 0 0 2 0 0 0 0 0 0 0 27 37 0.00 0.375											
Sherman Jones, R ERA: 5.4 (9, 1)	1.0 4 1 0 0 1 0 0 0 0 0 0 0 8 10 0.00 1.000											

Los Angeles Dodgers @ Cincinnati Reds
Crosley Field, Cincinnati, OH
Wed Jul 19 1961, 7:05 PM EDT
Att. 22,664 - Unknown

livebaseballscorecards.com

AB	38
R	8
H	11
RBI	5
BB	1
SO	6
LOB	10



BOTTOM

Los Angeles Dodgers @ Cincinnati Reds
Crosley Field, Cincinnati, OH
Wed Jul 19 1961, 7:05 PM EDT
Att. 22,664 - Unknown

livebaseballscorecards.com

AB	33
R	3
H	9
RBI	3
BB	1
SO	4
LOB	12



WP:	0	PA:	34
PB:	0	SB:	0
CS:	0		

AB	R	H	RBI	BB	SO	LOB
4	0	0	0	0	0	0
4	0	0	0	0	0	0
3	0	2	0	1	0	0
4	2	1	0	0	1	3
4	0	1	0	0	1	2
4	1	2	1	0	1	2
4	0	2	2	0	1	1
3	0	1	0	0	0	2
2	0	0	0	0	0	2
0	0	0	0	0	0	0
1	0	0	0	0	0	0
0	0	0	0	0	0	0

Batter	1	2	3	4	5	6	7	8	9
Don Blasingame, L (1, 4) OBP: 0.303, SLG: 0.299	0-2 1-3		0-1 4-3		0-2 4-1			0-1 4-3	
Eddie Kasko, R (1, 6) OBP: 0.322, SLG: 0.324	0-1 L5		1-1 F9		1-0 F8			2-2 F7	
Vada Pinson, L (1, 8) OBP: 0.356, SLG: 0.462	1-2 E3 1B		1-0 F7		4-1 FC6-4 BB			0-0 FC5-4 1B	
Frank Robinson, R (1, 9) OBP: 0.428, SLG: 0.655	2-3 K			0-0 1B 1B		0-0 FC6-4 G1-4-3 1-2f		0-1 FC5-4 2B 1-2f	
Gene Freese, R (1, 5) OBP: 0.332, SLG: 0.522		0-3 K		0-0 1B 1B		1-0 G1-4-3 1-2f		1-2 F8	
Wally Post, R (1, 7) OBP: 0.359, SLG: 0.561		2-2 2B 3B		1-3 K		0-2 F3		2-2 2B 1-H	
Gordy Coleman, L (1, 3) OBP: 0.351, SLG: 0.567		0-0 1B 2B		2-0 G6-3 1B		0-0 F8		2-3 K	
Jerry Zimmerman, R (1, 2) OBP: 0.264, SLG: 0.252		0-0 G6-4-3 1B		1-0 G6-3 1-2f		1-0 F8			
Bob Purkey, R (1, 1) OBP: 0.115, SLG: 0.100		1-0 G6-4-3				0-2 F9		0-0 F8	
Bill Henry, L (6, 1)									
Pete Whisenant, R (8, PH) OBP: 0.158, SLG: 0.111									
Sherman Jones, L (9, 1) OBP: 0.375, SLG: 0.286									

Inning	R	H	E	K	S	P
1	0	1	1	1	13	16
2	1	3	0	1	9	12
3	0	0	0	0	5	7
4	1	3	0	1	8	12
5	0	0	0	0	7	8
6	0	0	0	1	3	8
7	0	0	0	0	7	8
8	0	0	0	0	8	10
9	1	2	0	1	13	18

Inning	R	H	E	K	S	P
1	0	1	1	1	13	16
2	1	3	0	1	9	12
3	0	0	0	0	5	7
4	1	3	0	1	8	12
5	0	0	0	0	7	8
6	0	0	0	1	3	8
7	0	0	0	0	7	8
8	0	0	0	0	8	10
9	1	2	0	1	13	18

Inning	R	H	E	K	S	P
1	0	1	1	1	13	16
2	1	3	0	1	9	12
3	0	0	0	0	5	7
4	1	3	0	1	8	12
5	0	0	0	0	7	8
6	0	0	0	1	3	8
7	0	0	0	0	7	8
8	0	0	0	0	8	10
9	1	2	0	1	13	18

PITCHER															PITCHER																		
IP	WLS	BF	H	R	ER	SO	BB	IBB	HBP	BLK	WP	HR	S	P	ERA	WHIP	IP	WLS	BF	H	R	ER	SO	BB	IBB	HBP	BLK	WP	HR	S	P	ERA	WHIP
9.0	W	34	9	3	3	4	1	0	0	0	0	0	73	99	3.00	1.111	9.0	W	34	9	3	3	4	1	0	0	0	0	73	99	3.00	1.111	


Batter	1	2	3	4	5	6	7	8	9	AB	R	H	RBI	BB	SO	LOB
Don Blasingame, L (1, 4) OBP: 0.303, SLG: 0.296	1-3 K		4-1 BB		0-1 F7		0-3 K			3	0	0	0	1	2	2
Eddie Kasko, R (1, 6) OBP: 0.322, SLG: 0.323	1-0 L8		1-3 BB		3-2 1B			1-1 L8		4	0	1	0	0	1	1
Vada Pinson, L (1, 8) OBP: 0.355, SLG: 0.462	0-2 1B 2B		1-3 K		2-1 G3			2-3 K		4	1	1	0	0	2	3
Frank Robinson, R (1, 9) OBP: 0.429, SLG: 0.656	1-0 1B			3-2 2B		1-1 F8		0-1 L8		4	0	2	1	0	0	0
Gene Freese, R (1, 5) OBP: 0.328, SLG: 0.516	0-0 F2			3-2 F8		2-1 5-3			0-0 6-3	4	0	0	0	0	0	2
Wally Post, R (1, 7) OBP: 0.357, SLG: 0.554		1-3 K		1-3 K		1-1 F7			0-1 E 1B	4	0	1	0	0	2	1
Gordy Coleman, L (1, 3) OBP: 0.347, SLG: 0.560		0-1 F6		0-1 F7			2-2 4-3		2-2 FC3	4	0	0	0	0	0	2
Jerry Zimmerman, R (1, 2) OBP: 0.257, SLG: 0.245		1-1 F4			0-2 6-3		1-2 5-3		2-1 F8	4	0	0	0	0	0	2
Joey Jay, S (1, 1) OBP: 0.073, SLG: 0.109			0-0 4-3		1-1 1B		1-1 1B		2-2 4-3	1	0	0	0	0	0	0
Pete Whisenant, R (5, PH) OBP: 0.200, SLG: 0.158										1	0	1	0	0	0	0
Jim Brosnan, R (6, 1) OBP: 0.182, SLG: 0.100										1	0	1	0	0	0	0
Dick Gemert, R (9, PH) OBP: 0.310, SLG: 0.314										1	0	0	0	0	0	2

Inning Stats	R: 1	H: 2	E: 0	K: 1	S: 9	LOB: 1	BB: 0	P: 12	R: 0	H: 0	E: 0	K: 1	S: 7	LOB: 0	BB: 0	P: 9	R: 0	H: 0	E: 0	K: 2	S: 8	LOB: 1	BB: 1	P: 14	R: 0	H: 1	E: 0	K: 1	S: 12	LOB: 1	BB: 0	P: 19	R: 0	H: 2	E: 0	K: 0	S: 12	LOB: 2	BB: 0	P: 18	R: 0	H: 0	E: 0	K: 0	S: 6	LOB: 0	BB: 0	P: 10	R: 0	H: 1	E: 0	K: 1	S: 11	LOB: 1	BB: 0	P: 15	R: 0	H: 0	E: 0	K: 1	S: 7	LOB: 0	BB: 0	P: 10	R: 0	H: 1	E: 1	K: 0	S: 12	LOB: 2	BB: 0	P: 18	1B: 5	2B: 2	3B: 0	HR: 0	SF: 0	SAC: 0	DP: 0	HBP: 0	WP: 0	PB: 0	SB: 0	CS: 0	PA: 36
--------------	------	------	------	------	------	--------	-------	-------	------	------	------	------	------	--------	-------	------	------	------	------	------	------	--------	-------	-------	------	------	------	------	-------	--------	-------	-------	------	------	------	------	-------	--------	-------	-------	------	------	------	------	------	--------	-------	-------	------	------	------	------	-------	--------	-------	-------	------	------	------	------	------	--------	-------	-------	------	------	------	------	-------	--------	-------	-------	-------	-------	-------	-------	-------	--------	-------	--------	-------	-------	-------	-------	--------

PITCHER	IP	WLS	BF	H	R	ER	SO	BB	IBB	HBP	BLK	WP	HR	S	P	ERA	WHIP
Sandy Koufax, L (1, 1) ERA: 3.27	9.0	W	36	7	1	1	7	1	0	0	0	0	0	84	125	1.00	0.889

Los Angeles Dodgers @ Cincinnati Reds
 Crosley Field, Cincinnati, OH
 Thu Jul 20 1961, 7:05 PM EDT
 Att. 19,550 - Unknown

AB	35
R	1
H	7
RBI	1
BB	1
SO	7
LOB	15



Batter	1	2	3	4	5	6	7	8	9	AB R H RBI BB SO LOB	TOP											
Maury Wills, S (1, 6) OBP: 0.369, SLG: 0.357	2-1 6-3		1-2 6-3		1-3 K			1-2 6-3	1-1 FC6-4	5 0 0 0 0 1 6												
Charlie Neal, R (1, 4) OBP: 0.311, SLG: 0.393	3-2 1B			2-2 4-3		0-1 FC5-4 1B		2-3 K		4 0 2 0 0 1 0												
Wally Moon, L (1, 7) OBP: 0.452, SLG: 0.570	3-1 F8			2-2 G3		0-1 FC5-4 1B		1-1 L9		4 0 0 0 0 0 2												
Tommy Davis, R (1, 8) OBP: 0.358, SLG: 0.488	3-2 5-3			0-0 5-3		0-1 1B			0-0 1B BB	4 1 2 0 0 0 1												
Frank Howard, R (1, 9) OBP: 0.325, SLG: 0.485					3-2 F9	1-0 F6			0-0 BB BB 1B	4 0 1 0 0 0 2												
Gil Hodges, R (1, 3) OBP: 0.321, SLG: 0.381					3-2 BB 1B 1B	3-2 6-3			1-3 K	4 0 1 0 0 1 4												
Daryl Spencer, R (1, 5) OBP: 0.348, SLG: 0.411					1-0 F8		0-1 L6		4-1 BB BB	3 0 0 0 1 0 1												
John Roseboro, L (1, 2) OBP: 0.347, SLG: 0.498					2-2 G3	0-1 BB 1B			1-3 K	2 0 1 0 0 0 0												
Doug Camilli, R (7, PH) (7, 2)					1-2 BB 1B				0-0 F3	2 0 0 0 0 1 3												
Don Drysdale, R (1, 1) OBP: 0.208, SLG: 0.378					4-2 BB				4-1 FC6-4 BB	1 0 0 0 1 0 0												
Ron Perranoski, L (5, 1) OBP: 0.300, SLG: 0.125					1-1 6-3				1-2 2-3 3-H	0 0 0 0 0 0 0												
Bob Aspromonte, R (7, PH) OBP: 0.289, SLG: 0.257										1 0 0 0 0 1 0												
Jim Golden, L (7, 1)										0 0 0 0 0 0 0												
Gordie Windhorn, R (9, PH) OBP: 0.400, SLG: 0.417										0 0 0 1 1 0 0												
Inning Stats	R: 0 E: 0 K: 0 S: 10	H: 1 LOB: 1 BB: 0 P: 21	R: 0 E: 0 K: 0 S: 6	H: 0 LOB: 0 BB: 0 P: 12	R: 0 E: 0 K: 0 S: 9	H: 0 LOB: 0 BB: 0 P: 13	R: 0 E: 0 K: 0 S: 7	H: 0 LOB: 0 BB: 0 P: 11	R: 0 E: 0 K: 1 S: 16	H: 2 LOB: 3 BB: 1 P: 28	R: 0 E: 0 K: 0 S: 10	H: 2 LOB: 2 BB: 0 P: 14	R: 0 E: 0 K: 1 S: 6	H: 0 LOB: 0 BB: 0 P: 7	R: 0 E: 0 K: 1 S: 8	H: 0 LOB: 0 BB: 0 P: 12	R: 1 E: 0 K: 2 S: 12	H: 2 LOB: 3 BB: 2 P: 23	1B: 7 2B: 0 3B: 0 HR: 0	SF: 0 SAC: 0 DP: 0 HBP: 0	WP: 0 PB: 0 SB: 0 CS: 0	PA: 37
PITCHER Curt Simmons, L (1, 1) ERA: 3.22	IP 9.0 WLS W BF 37 H 7 R 1 ER 1 SO 5 BB 3 IBB 0 HBP 0 BLK 0 WP 0 HR 0 S 84 P 141 ERA 1.00 WHIP 1.111																					

Los Angeles Dodgers @ St. Louis Cardinals
 Sportsman's Park, St. Louis, MO
 Fri Jul 21 1961, 8:05 PM EDT
 Att. 13,922 - Unknown

AB	34
R	1
H	7
RBI	1
BB	3
SO	5
LOB	19



Batter	1	2	3	4	5	6	7	8	9	AB	R	H	RBI	BB	SO	LOB
Bob Lillis, R OBP: 0.269, SLG: 0.250 (1, 6)	F9		F7			F8				5	0	2	0	0	0	2
Joe Cunningham, L OBP: 0.415, SLG: 0.425 (1, 9)	6-3		4-3 1B			L6				5	1	3	4	0	0	2
Bill White, L OBP: 0.383, SLG: 0.493 (1, 3)	F5		4-3			SF7				4	0	0	1	0	0	1
Ken Boyer, R OBP: 0.387, SLG: 0.512 (1, 5)		1B 2B 1B	L7			6-3				4	1	1	0	0	1	2
Stan Musial, L OBP: 0.392, SLG: 0.529 (1, 7)		2B SF8 1B				F4				2	2	1	0	2	0	0
Curt Flood, R OBP: 0.385, SLG: 0.409 (7, PR) (8, 8)		1-3 SF8 1B				2B BLK BB				0	0	0	0	0	0	0
Don Taussig, R OBP: 0.381, SLG: 0.543 (1, 8) (8, 7)		1-2 SF8 2B				1B 2B				4	2	2	1	0	2	1
Julian Javier, R OBP: 0.342, SLG: 0.365 (1, 4)		0-1 SF8				1B 2B				3	0	1	2	0	1	0
Alex Grammas, R OBP: 0.261, SLG: 0.211 (9, 4)		2-3 3-H SF8				BB 1B				0	0	0	0	0	0	0
Carl Sawatski, L OBP: 0.410, SLG: 0.597 (1, 2)		2-1 SF8				F5 F7				3	1	1	1	0	0	1
Curt Simmons, L OBP: 0.449, SLG: 0.419 (1, 1)		1-1 1-3				1B 1B				2	1	1	0	1	0	0

Inning Stats	R: 0	H: 0	E: 0	K: 0	S: 4	R: 3	H: 3	E: 0	K: 0	S: 14	R: 0	H: 1	E: 0	K: 0	S: 9	R: 0	H: 0	E: 0	K: 2	S: 9	R: 2	H: 3	E: 0	K: 0	S: 12	R: 2	H: 2	E: 0	K: 0	S: 16	R: 0	H: 0	E: 0	K: 2	S: 10	R: 3	H: 3	E: 0	K: 0	S: 10
	LOB: 0	BB: 0	P: 5	LOB: 0	BB: 0	P: 19	LOB: 1	BB: 0	P: 16	LOB: 0	BB: 0	P: 13	LOB: 1	BB: 0	P: 18	LOB: 2	BB: 2	P: 26	LOB: 1	BB: 1	P: 18	LOB: 0	BB: 0	P: 16	LOB: 0	BB: 0	P: 16	LOB: 0	BB: 0	P: 16	LOB: 1	BB: 1	P: 18	LOB: 0	BB: 0	P: 16	LOB: 0	BB: 0	P: 16	

PITCHER	IP	WLS	BF	H	R	ER	SO	BB	IBB	HBP	BLK	WP	HR	S	P	ERA	WHIP
Don Drysdale, R ERA: 3.87 (1, 1)	4.1	L	20	7	5	5	2	0	0	0	0	0	0	42	62	10.38	1.615
Ron Perranoski, L ERA: 2.95 (5, 1)	1.2		9	2	2	2	0	2	0	0	1	0	0	22	35	10.80	2.400
Jim Golden, R ERA: 6.53 (7, 1)	2.0		10	3	3	3	2	1	0	0	0	0	1	20	34	13.50	2.000

BOTTOM

Los Angeles Dodgers @ St. Louis Cardinals

Sportsman's Park, St. Louis, MO

Fri Jul 21 1961, 8:05 PM EDT
Att. 13,922 - Unknown

AB	32
R	8
H	12
RBI	9
BB	3
SO	4
LOB	9

WP: 0 PA: 39
PB: 0 SB: 0
CS: 0



PITCHER	IP	WLS	BF	H	R	ER	SO	BB	IBB	HBP	BLK	WP	HR	S	P	ERA	WHIP
Don Drysdale, R ERA: 3.87 (1, 1)	4.1	L	20	7	5	5	2	0	0	0	0	0	0	42	62	10.38	1.615
Ron Perranoski, L ERA: 2.95 (5, 1)	1.2		9	2	2	2	0	2	0	0	1	0	0	22	35	10.80	2.400
Jim Golden, R ERA: 6.53 (7, 1)	2.0		10	3	3	3	2	1	0	0	0	0	1	20	34	13.50	2.000

Batter	1	2	3	4	5	6	7	8	9	10	11	AB R H RBI BB SO LOB	TOP	
Maury Wills, S (1, 6) <small>OBP: 0.368, SLG: 0.357</small>												6 1 2 0 0 0 3	Los Angeles Dodgers @ St. Louis Cardinals Sportsman's Park, St. Louis, MO Sat Jul 22 1961, 8:05 PM EDT Att. 21,003 - Unknown	
Willie Davis, L (1, 8) <small>OBP: 0.310, SLG: 0.477</small>												6 1 1 0 0 2 2		
John Roseboro, L (1, 2) <small>OBP: 0.351, SLG: 0.498</small>												4 0 2 2 1 1 0		
Wally Moon, L (1, 7) Jim Gilliam, S (6, 5) <small>OBP: 0.451, SLG: 0.566</small> <small>OBP: 0.370, SLG: 0.362</small>												2 0 0 0 1 0 2 2 0 0 0 0 0 1		
Tommy Davis, R (1, 5) <small>OBP: 0.356, SLG: 0.483</small>												5 0 1 0 0 1 3		
Duke Snider, L (1, 9) <small>OBP: 0.303, SLG: 0.376</small>												5 1 0 0 0 1 2		
Norm Larker, L (1, 3) Gil Hodges, R (6, 3) <small>OBP: 0.339, SLG: 0.413</small> <small>OBP: 0.316, SLG: 0.375</small>												3 1 3 1 0 0 0 2 0 0 0 0 2 0		
Charlie Neal, R (1, 4) <small>OBP: 0.313, SLG: 0.393</small>												5 0 2 1 0 0 2		
Stan Williams, R (1, 1) Larry Sherry, R (6, 1) Ron Fairly, L (9, PH) Ron Perranoski, L (9, 1) Frank Howard, R (11, PH) Roger Craig, R (11, 1) <small>OBP: 0.216, SLG: 0.196</small> <small>OBP: 0.286, SLG: 0.167</small> <small>OBP: 0.416, SLG: 0.500</small> <small>OBP: 0.300, SLG: 0.125</small> <small>OBP: 0.329, SLG: 0.511</small> <small>OBP: 0.200, SLG: 0.130</small>												2 0 0 0 1 2 2 0 1 1 1 1 0 0 0 0 0 0 0 0 0 0		
Inning Stats	R: 2 H: 3 E: 0 LOB: 0 K: 0 BB: 0 S: 13 P: 20	R: 0 H: 1 E: 0 LOB: 2 K: 1 BB: 1 S: 9 P: 18	R: 0 H: 1 E: 0 LOB: 1 K: 0 BB: 0 S: 6 P: 9	R: 0 H: 1 E: 0 LOB: 1 K: 1 BB: 0 S: 8 P: 13	R: 0 H: 0 E: 0 LOB: 0 K: 2 BB: 0 S: 7 P: 9	R: 2 H: 2 E: 1 LOB: 1 K: 2 BB: 1 S: 17 P: 28	R: 0 H: 0 E: 0 LOB: 1 K: 1 BB: 1 S: 9 P: 16	R: 0 H: 0 E: 0 LOB: 0 K: 1 BB: 0 S: 7 P: 11	R: 0 H: 1 E: 0 LOB: 1 K: 0 BB: 0 S: 8 P: 11	R: 0 H: 1 E: 0 LOB: 1 K: 0 BB: 0 S: 5 P: 5	R: 1 H: 2 E: 0 LOB: 1 K: 1 BB: 0 S: 11 P: 18	1B: 8 SF: 0 2B: 4 SAC: 1 3B: 0 DP: 1 HR: 1 HBP: 0		WP: 0 PA: 47 PB: 0 SB: 1 CS: 0
PITCHER Larry Jackson, R (1, 1) <small>ERA: 5.09</small> Craig Anderson, R (8, 1) <small>ERA: 1.99</small>	IP WLS BF H R ER SO BB IBB HBP BLK WP HR S P ERA WHIP 7.0 0 31 8 4 4 7 3 0 0 0 0 0 69 113 5.14 1.571 4.0 L 16 4 1 1 2 0 0 0 0 0 0 1 31 45 2.25 1.000	PITCHER IP WLS BF H R ER SO BB IBB HBP BLK WP HR S P ERA WHIP												

livebaseballscorecards.com

AB	43
R	5
H	12
RBI	5
BB	3
SO	9
LOB	17



Batter	1	2	3	4	5	6	7	8	9	10	11	AB	R	H	RBI	BB	SO	LOB	BOTTOM														
Bob Lillis, R (1, 6) OBP: 0.270, SLG: 0.252 Charlie James, R (7, PH) OBP: 0.340, SLG: 0.409 Craig Anderson, R (8, 1) OBP: 0.333, SLG: 0.500	 1-1 1B	 0-1 B1-3			 2-1 F8		 0-3 K		 0-0 4-3			3	0	1	0	0	0	0															
Joe Cunningham, L (1, 9) OBP: 0.419, SLG: 0.429	 3-2 4-3 1B BB	 2-0 F5			 2-2 0-3-4 1B		 2-1 FC3-6 1B		 1-1 5-3			5	1	3	0	0	0	0															
Bill White, L (1, 3) OBP: 0.383, SLG: 0.490	 1-2 BB 4-3 1B		 4-1 BB		 1-1 9-3-4 1-2f		 0-0 FC3-6 2B		 2-3 K			4	1	1	1	1	1	2															
Ken Boyer, R (1, 5) OBP: 0.387, SLG: 0.509	 0-0 4-3		 1-3 K		 1-1 G6-4-3 1B		 1-1 F7		 4-1 BB			4	0	1	0	1	1	4															
Stan Musial, L (1, 7) OBP: 0.393, SLG: 0.524 Curt Flood, R (8, PR) OBP: 0.382, SLG: 0.405	 4-0 BB IBB		 0-0 F8		 0-0 L8		 4-0 2B BB		 0-0 4-3			2	0	0	0	2	0	2															
Don Taussig, R (1, 8) OBP: 0.374, SLG: 0.537	 1-3 K		 1-3 K		 0-0 G6-4-3 1-2f		 2-1 2B		 0-0 5-3			5	0	1	2	0	2	5															
Julian Javier, R (1, 4) OBP: 0.338, SLG: 0.357	 4-1 1-2 2-3 3-H BB		 1-1 4-3		 1-0 L8		 0-3 K		 1-2 F6			4	0	0	1	1	1	2															
Carl Sawatski, L (1, 2) OBP: 0.410, SLG: 0.592 Tim McCarver, L (11, PR) OBP: 0.239, SLG: 0.343	 1-3 K		 0-0 F9		 2-2 4-3 2B		 1-0 F2		 4-0 BB			4	0	1	0	1	1	3															
Larry Jackson, R (1, 1) OBP: 0.189, SLG: 0.306 Red Schoendienst, S (7, PH) OBP: 0.346, SLG: 0.389 Alex Grammas, R (8, 6) OBP: 0.256, SLG: 0.205		 0-3 K		 1-3 K		 1-2 4-3		 0-0 6-3		 2-2 L1		2	0	0	0	0	2	0															
Inning Stats	R: 2 H: 3 E: 0 LOB: 3 K: 2 BB: 2 S: 18 P: 33	R: 0 H: 0 E: 0 LOB: 0 K: 1 BB: 0 S: 6 P: 8	R: 0 H: 0 E: 0 LOB: 1 K: 2 BB: 1 S: 10 P: 16	R: 0 H: 0 E: 0 LOB: 0 K: 1 BB: 0 S: 6 P: 8	R: 0 H: 1 E: 0 LOB: 0 K: 0 BB: 0 S: 7 P: 12	R: 0 H: 1 E: 0 LOB: 0 K: 0 BB: 0 S: 4 P: 5	R: 0 H: 1 E: 0 LOB: 1 K: 1 BB: 0 S: 12 P: 16	R: 2 H: 2 E: 0 LOB: 2 K: 1 BB: 1 S: 10 P: 19	R: 0 H: 0 E: 0 LOB: 0 K: 0 BB: 0 S: 3 P: 4	R: 0 H: 0 E: 0 LOB: 1 K: 1 BB: 1 S: 7 P: 14	R: 0 H: 0 E: 0 LOB: 1 K: 0 BB: 1 S: 8 P: 15	1B: 6 SF: 0 2B: 3 SAC: 0 3B: 0 DP: 2 HR: 0 HBP: 0	WP: 0 PA: 45 PB: 0 SB: 0 CS: 0																				
PITCHER	IP WLS BF H R ER SO BB IBB HBP BLK WP HR S P ERA WHIP																																
Stan Williams, R (1, 1) ERA: 4.04	5.0		22	5	2	2	6	2	1	0	0	0	0	49	80	3.60	1.400																
Larry Sherry, R (6, 1) ERA: 3.32	3.0		12	3	2	2	2	1	0	0	0	0	0	24	37	6.00	1.333																
Ron Perranoski, L (9, 1) ERA: 2.84	2.0	W	7	0	0	0	1	1	0	0	0	0	0	10	18	0.00	0.500																
Roger Craig, R (11, 1) ERA: 6.23	1.0	S	4	0	0	0	0	1	0	0	0	0	0	8	15	0.00	1.000																

Los Angeles Dodgers @ St. Louis Cardinals
 Sportsman's Park, St. Louis, MO
 Sat Jul 22 1961, 8:05 PM EDT
 Att. 21,003 - Unknown

AB	39
R	3
H	8
RBI	4
BB	6
SO	9
LOB	22



Batter	1	2	3	4	5	6	7	8	9	AB R H RBI BB SO LOB	TOP	
Maury Wills, S OBP: 0.370, SLG: 0.356 (1, 6)	1-1 F8		4-1 CS BB			3-2 SH1-4 2B 1B		1-2 P6		3 1 1 0 1 0 0	Los Angeles Dodgers @ St. Louis Cardinals Sportsman's Park, St. Louis, MO Sun Jul 23 1961, 4:33 AM EDT Att. 18,647 - Unknown	
Jim Gilliam, S OBP: 0.373, SLG: 0.367 (1, 4) (7, 5)	4-1 2B 4-3 BB		1-3 K			0-0 SH1-4		0-2 L3-6 2B		2 1 1 0 1 1 1		
Ron Fairly, L OBP: 0.418, SLG: 0.518 (1, 9) (9, 7)	0-0 4-3 1-3 2B		1-2 6-3			0-0 2H 2B		1-0 L3-6		4 0 2 1 0 0 2		
Wally Moon, L Duke Snider, L OBP: 0.449, SLG: 0.559 OBP: 0.303, SLG: 0.376 (1, 7) (9, 9)	2-2 4-3			0-0 L7		4-0 FC3-6 BB			1-3 K	3 0 0 1 1 1 1 0 0 0 0 0 0 0		
Norm Larker, L Gil Hodges, R OBP: 0.333, SLG: 0.405 OBP: 0.316, SLG: 0.375 (1, 3) (9, 3)	1-1 L8			2-1 6-3		1-0 FC3-6			1-3 K	4 0 0 0 0 1 3 0 0 0 0 0 0 0		
Tommy Davis, R Charlie Neal, R OBP: 0.353, SLG: 0.479 OBP: 0.316, SLG: 0.396 (1, 5) (7, 4)		2-1 6-3		1-0 6-3		2-3 K			2-0 E 1B	3 0 0 0 0 1 2 1 0 1 0 0 0 0		
John Roseboro, L OBP: 0.350, SLG: 0.492 (1, 2)		4-0 BB			1-0 F7		1-3 K		2-2 E6	3 0 0 0 1 1 1		
Willie Davis, L OBP: 0.309, SLG: 0.471 (1, 8)		0-3 K			4-2 L3 BB		0-1 B1-3		1-1 4-3	3 0 0 0 1 1 3		
Johnny Podres, L Larry Sherry, R OBP: 0.311, SLG: 0.302 OBP: 0.286, SLG: 0.167 (1, 1) (7, 1)		1-0 L9			0-1 L3		0-3 K			3 0 0 0 0 1 2 0 0 0 0 0 0 0		
Inning Stats	R: 1 E: 0 K: 0 S: 10 H: 1 LOB: 1 BB: 1 P: 18	R: 0 E: 0 K: 1 S: 6 H: 0 LOB: 1 BB: 1 P: 13	R: 0 E: 0 K: 1 S: 9 H: 0 LOB: 0 BB: 1 P: 15	R: 0 E: 0 K: 0 S: 4 H: 0 LOB: 0 BB: 0 P: 7	R: 0 E: 0 K: 0 S: 6 H: 0 LOB: 0 BB: 1 P: 11	R: 1 E: 0 K: 1 S: 9 H: 2 LOB: 2 BB: 1 P: 19	R: 0 E: 0 K: 2 S: 8 H: 0 LOB: 0 BB: 0 P: 9	R: 0 E: 0 K: 0 S: 7 H: 1 LOB: 0 BB: 0 P: 9	R: 0 E: 1 K: 2 S: 15 H: 1 LOB: 2 BB: 0 P: 22	1B: 2 2B: 5 3B: 0 HR: 0 SF: 0 SAC: 1 DP: 2 HBP: 0	WP: 0 PB: 0 SB: 0 CS: 1 PA: 35	
PITCHER Bob Gibson, R ERA: 3.43 Ed Bauta, R ERA:	IP WLS BF H R ER SO BB IBB HBP BLK WP HR S P ERA WHIP											PITCHER IP WLS BF H R ER SO BB IBB HBP BLK WP HR S P ERA WHIP
	(1, 1) 7.0 L 27 3 2 2 5 5 0 0 0 0 0 0 52 92 2.57 1.143											
	(8, 1) 2.0 8 2 0 0 2 0 0 0 0 0 0 0 22 31 0.00 1.000											

AB	29
R	2
H	5
RBI	2
BB	5
SO	7
LOB	15



livebaseballscores.com

Batter	1	2	3	4	5	6	7	8	9	AB	R	H	RBI	BB	SO	LOB
Bob Lillis, R OBP: 0.270, SLG: 0.252 (1, 6)	0-0 L7		0-0 F4			2-1 1B	0-1 F9			4	0	1	0	0	0	4
Julian Javier, R OBP: 0.337, SLG: 0.354 (1, 4)	2-2 F2			1-1 1B		2-0 F8		2-2 F4		4	0	1	0	0	0	1
Bill White, L OBP: 0.379, SLG: 0.484 (1, 3)	3-2 F8			3-2 F5		0-2 F9		1-1 F6		4	0	0	0	0	0	2
Ken Boyer, R OBP: 0.386, SLG: 0.506 (1, 5)		0-3 K		1-3 K		0-0 FC5-4 1B		3-3 K		4	0	1	0	0	3	1
Don Taussig, R OBP: 0.363, SLG: 0.520 (1, 7)		3-3 K		0-3 K		2-0 F7		3-2 F7		4	0	0	0	0	2	2
Charlie James, R OBP: 0.333, SLG: 0.400 (1, 9)		1-3 K			3-2 4-3		0-1 FC5-4 1B		0-2 F8	4	1	0	0	0	1	1
Curt Flood, R OBP: 0.381, SLG: 0.398 (1, 8)			1-0 F9		1-1 6-3		4-2 1B BB		1-1 F4	2	0	0	0	1	0	0
Carl Sawatski, L OBP: 0.405, SLG: 0.583 (9, PH)										1	0	0	0	0	0	0
Jimmie Schaffer, R OBP: 0.313, SLG: 0.375 (1, 2)			0-0 L3		0-0 F7		3-2 BB 1B			2	0	0	0	0	0	0
Stan Musial, L OBP: 0.396, SLG: 0.526 (7, PH)							1-3 2-H 1B			1	0	1	1	0	0	0
Tim McCarver, L OBP: 0.239, SLG: 0.343 (7, PR) (8, 2)										0	0	0	0	0	0	0
Bob Gibson, R OBP: 0.286, SLG: 0.385 (1, 1)			0-0 2B				4-2 BB			2	0	1	0	0	0	0
Joe Cunningham, L OBP: 0.421, SLG: 0.429 (7, PH)										0	0	0	0	1	0	0
Ed Bauta, R (8, 1)										0	0	0	0	0	0	0


Inning Stats	R: 0	H: 0	E: 0	K: 0	S: 10	H: 0	LOB: 0	BB: 0	P: 15	R: 0	H: 0	E: 0	K: 3	S: 11	H: 0	LOB: 0	BB: 0	P: 15	R: 0	H: 1	E: 0	K: 0	S: 4	H: 1	LOB: 1	BB: 0	P: 5	R: 0	H: 1	E: 0	K: 2	S: 16	H: 0	LOB: 0	BB: 0	P: 10	R: 0	H: 1	E: 0	K: 0	S: 8	H: 1	LOB: 1	BB: 0	P: 12	R: 1	H: 2	E: 1	K: 0	S: 20	H: 2	LOB: 3	BB: 2	P: 33	R: 0	H: 0	E: 0	K: 1	S: 11	H: 0	LOB: 0	BB: 0	P: 17	R: 0	H: 0	E: 0	K: 0	S: 8	H: 0	LOB: 0	BB: 0	P: 12	1B: 4	SF: 0	2B: 1	SAC: 0	3B: 0	DP: 0	HR: 0	HBP: 0	WP: 0	PA: 34
--------------	------	------	------	------	-------	------	--------	-------	-------	------	------	------	------	-------	------	--------	-------	-------	------	------	------	------	------	------	--------	-------	------	------	------	------	------	-------	------	--------	-------	-------	------	------	------	------	------	------	--------	-------	-------	------	------	------	------	-------	------	--------	-------	-------	------	------	------	------	-------	------	--------	-------	-------	------	------	------	------	------	------	--------	-------	-------	-------	-------	-------	--------	-------	-------	-------	--------	-------	--------

PITCHER	IP	WLS	BF	H	R	ER	SO	BB	IBB	HBP	BLK	WP	HR	S	P	ERA	WHIP
Johnny Podres, L ERA: 2.92 (1, 1)	6.2	W	26	5	1	1	5	1	0	0	0	0	0	68	99	1.35	0.900
Larry Sherry, R ERA: 3.19 (7, 1)	2.1	S	8	0	0	0	1	1	0	0	0	0	0	26	40	0.00	0.429

Los Angeles Dodgers @ St. Louis Cardinals
Sportsman's Park, St. Louis, MO

Sun Jul 23 1961, 4:33 AM EDT
Att. 18,647 - Unknown

AB	32
R	1
H	5
RBI	1
BB	2
SO	6
LOB	11



Batter	1	2	3	4	5	6	7	8	9	AB R H RBI BB SO LOB	TOP											
Maury Wills, S OBP: 0.373, SLG: 0.368 (1, 6)	1-0 G6-4-3 1B		1-3 1C 1-3	0-1 3-H 3B			2-1 6-3		0-0 2-H 2B	5 0 3 2 0 1 0												
Jim Gilliam, S OBP: 0.370, SLG: 0.364 (1, 7) (6, 5)	0-0 G6-4-3 1-2f		0-0 L7	1-0 F7			0-1 S 1B		1-1 F8	5 0 1 0 0 0 3												
Tommy Davis, R OBP: 0.354, SLG: 0.479 (1, 8) (6, 7)	3-2 1B HR 1B		1-2 E1			0-2 G5-4-3 1B		1-1 F8 1-2		4 1 2 0 0 0 1												
Frank Howard, R OBP: 0.333, SLG: 0.507 Gordie Windhorn, R OBP: 0.400, SLG: 0.417 (1, 9) (8, PR) (8, 9)	3-2 1B HR 1B		2-2 5-3			1-2 G5-4-3 1-2f		4-2 CS BB		3 1 1 0 1 0 2 0 0 0 0 0 0 0												
Gil Hodges, R OBP: 0.314, SLG: 0.395 (1, 3)	1-1 1-H 2-H HR			2-2 2-3		1-0 F7		1-2 6-3 1-2		4 1 1 3 0 0 1												
Daryl Spencer, R OBP: 0.348, SLG: 0.408 Willie Davis, L OBP: 0.308, SLG: 0.469 (1, 5) (6, 8)	0-1 F3			4-2 1B 3B BB			3-2 F4		0-3 K	2 1 0 0 1 0 0 1 0 0 0 0 1 1												
Charlie Neal, R OBP: 0.315, SLG: 0.394 (1, 4)			3-3 K	1-1 1-2 3B 1B			3-3 K		0-1 5-3	4 1 1 0 0 2 0												
John Roseboro, L OBP: 0.355, SLG: 0.508 (1, 2)			1-1 SH2-4-6 1B	2-2 1-H 2-H 3B 3B			1-3 K		0-0 2B 2B	4 2 3 2 0 1 0												
Sandy Koufax, R OBP: 0.182, SLG: 0.063 (1, 1)			1-0 SH2-4-6 1-3f	1-3 K			1-2 5-3		0-3 K	3 0 0 0 0 2 2												
Inning Stats	R: 3 E: 0 K: 0 S: 13	H: 4 LOB: 0 BB: 0 P: 21	R: 0 E: 0 K: 1 S: 8	H: 1 LOB: 0 BB: 0 P: 13	R: 0 E: 1 K: 1 S: 12	H: 0 LOB: 1 BB: 0 P: 16	R: 3 E: 0 K: 1 S: 16	H: 3 LOB: 1 BB: 1 P: 27	R: 0 E: 0 K: 2 S: 9	H: 0 LOB: 0 BB: 0 P: 16	R: 0 E: 0 K: 0 S: 10	H: 1 LOB: 1 BB: 0 P: 14	R: 0 E: 0 K: 1 S: 8	H: 0 LOB: 1 BB: 1 P: 13	R: 1 E: 0 K: 1 S: 10	H: 2 LOB: 1 BB: 0 P: 11	1B: 7 2B: 3 3B: 2 HR: 1	SF: 0 SAC: 1 DP: 3 HBP: 0	WP: 0 PB: 0 SB: 1 CS: 1	PA: 38		
PITCHER	IP WLS BF H R ER SO BB IBB HBP BLK WP HR S P ERA WHIP	IP WLS BF H R ER SO BB IBB HBP BLK WP HR S P ERA WHIP	IP WLS BF H R ER SO BB IBB HBP BLK WP HR S P ERA WHIP	IP WLS BF H R ER SO BB IBB HBP BLK WP HR S P ERA WHIP	IP WLS BF H R ER SO BB IBB HBP BLK WP HR S P ERA WHIP	IP WLS BF H R ER SO BB IBB HBP BLK WP HR S P ERA WHIP	IP WLS BF H R ER SO BB IBB HBP BLK WP HR S P ERA WHIP	IP WLS BF H R ER SO BB IBB HBP BLK WP HR S P ERA WHIP	IP WLS BF H R ER SO BB IBB HBP BLK WP HR S P ERA WHIP	IP WLS BF H R ER SO BB IBB HBP BLK WP HR S P ERA WHIP	IP WLS BF H R ER SO BB IBB HBP BLK WP HR S P ERA WHIP	IP WLS BF H R ER SO BB IBB HBP BLK WP HR S P ERA WHIP	IP WLS BF H R ER SO BB IBB HBP BLK WP HR S P ERA WHIP	IP WLS BF H R ER SO BB IBB HBP BLK WP HR S P ERA WHIP	IP WLS BF H R ER SO BB IBB HBP BLK WP HR S P ERA WHIP	IP WLS BF H R ER SO BB IBB HBP BLK WP HR S P ERA WHIP	IP WLS BF H R ER SO BB IBB HBP BLK WP HR S P ERA WHIP	IP WLS BF H R ER SO BB IBB HBP BLK WP HR S P ERA WHIP	IP WLS BF H R ER SO BB IBB HBP BLK WP HR S P ERA WHIP	IP WLS BF H R ER SO BB IBB HBP BLK WP HR S P ERA WHIP	IP WLS BF H R ER SO BB IBB HBP BLK WP HR S P ERA WHIP	
Don Ferrarese, L ERA: 4.18 (1, 1)	4.0 L 20 8 6 6 3 1 0 0 0 0 1 49 77 13.50 2.250	1.0 3 1 0 0 0 0 0 0 0 0 0 0 7 9 0.00 1.000	2.0 7 1 0 0 2 0 0 0 0 0 0 0 19 30 0.00 0.500	2.0 8 2 1 1 2 1 0 0 0 0 0 0 18 24 4.50 1.500																		

Los Angeles Dodgers @ Philadelphia Phillies
 Connie Mack Stadium, Philadelphia, PA

Tue Jul 25 1961, 7:05 PM EDT
 Att: 10,391 - Unknown

AB	35
R	7
H	12
RBI	7
BB	2
SO	7
LOB	10



Batter	1	2	3	4	5	6	7	8	9	AB R H RBI BB SO LOB	TOP									
Maury Wills, S (1, 6) OBP: 0.373, SLG: 0.367	1-2 6-3		0-0 1B		2-1 4-3			4-1 1B FC1-2 BB	1-2 FC6-4 2B 1-2f	4 1 1 0 1 0 1										
Willie Davis, L (1, 8) OBP: 0.320, SLG: 0.481	3-2 1B		0-0 1B G1-6-3		4-1 BB			1-2 FC1-2 HR 1B	0-0 2B	4 2 4 0 1 0 0										
John Roseboro, L (1, 2) OBP: 0.353, SLG: 0.502	1-2 F7		2-1 1B G1-6-3		0-0 F9			0-0 6-3	1-3 2B	5 0 1 1 0 1 6										
Wally Moon, L (1, 7) OBP: 0.446, SLG: 0.553 Jim Gilliam, S (8, 5) OBP: 0.369, SLG: 0.362	2-2 F8		2-2 G1-6-3		1-0 B2			4-0 FC1-2 HR IBB	2-2 3-1	3 1 0 0 1 0 2 1 0 0 0 0 0 2										
Tommy Davis, R (1, 5) OBP: 0.353, SLG: 0.476		2-1 BB 1B	2-1 F4		3-2 F9			0-0 FC1-2 HR		4 1 1 0 0 0 3										
Norm Larker, L (1, 3) OBP: 0.332, SLG: 0.416 Gil Hodges, R (8, 3) OBP: 0.314, SLG: 0.395		1-2 F5		0-2 F6		2-2 L8		1-1 HR		4 1 1 4 0 0 1 0 0 0 0 0 0 0										
Duke Snider, L (1, 9) OBP: 0.310, SLG: 0.369		4-2 BB		1-0 G3			1-0 4-3	4-2 BB		2 0 0 0 2 0 0										
Charlie Neal, R (1, 4) OBP: 0.314, SLG: 0.391		0-2 F9		2-1 F2			2-1 G6-4-3 1B	2-1 L9		4 0 1 0 0 0 3										
Don Drysdale, R (1, 1) OBP: 0.212, SLG: 0.367		3-2 6-3		2-3 K			1-0 G6-4-3		0-0 FC6-4 1B	4 0 1 0 0 1 3										
Inning Stats	R: 0 E: 0 K: 0 S: 13	H: 1 LOB: 1 BB: 0 P: 20	R: 0 E: 0 K: 0 S: 13	H: 1 LOB: 2 BB: 1 P: 23	R: 2 E: 0 K: 0 S: 9	H: 3 LOB: 0 BB: 0 P: 15	R: 0 E: 0 K: 0 S: 7	H: 0 LOB: 0 BB: 0 P: 10	R: 0 E: 0 K: 1 S: 7	H: 0 LOB: 1 BB: 1 P: 15	R: 0 E: 0 K: 0 S: 4	H: 1 LOB: 0 BB: 0 P: 8	R: 4 E: 0 K: 0 S: 12	H: 2 LOB: 1 BB: 3 P: 28	R: 0 E: 0 K: 1 S: 12	H: 2 LOB: 2 BB: 0 P: 16	1B: 8 2B: 1 3B: 0 HR: 1	SF: 0 SAC: 0 DP: 2 HBP: 0	WP: 0 PB: 0 SB: 1 CS: 0	PA: 40
PITCHER	IP WLS BF H R ER SO BB IBB HBP BLK WP HR S P ERA WHIP																			
Jim Owens, R (1, 1) ERA: 6.54	3.0 L 14 5 2 2 0 1 0 0 0 0 0 0 35 58 6.00 2.000																			
Frank Sullivan, R (4, 1) ERA: 4.14	5.0 21 3 4 4 1 3 1 0 0 0 1 39 76 7.20 1.200																			
Dallas Green, R (9, 1) ERA: 4.92	1.0 5 2 0 0 0 1 0 0 0 0 0 0 12 16 0.00 2.000																			

Los Angeles Dodgers @ Philadelphia Phillies
 Connie Mack Stadium, Philadelphia, PA

Wed Jul 26 1961, 7:05 PM EDT
 Att: 10,058 - Unknown

livebaseballscorecards.com

AB	35
R	6
H	10
RBI	5
BB	5
SO	2
LOB	21



Batter	1	2	3	4	5	6	7	8	9	AB	R	H	RBI	BB	SO	LOB
Bobby Malkmus, R OBP: 0.264, SLG: 0.311 (1, 4) C C C C F F F F B B B B X	3-2 F8 ①		2-1 5-3 ②		2-2 F3 ②			1-3 K ②		4	0	0	0	0	1	0
Johnny Callison, L OBP: 0.350, SLG: 0.380 (1, 7) X	0-0 4-3 ②		3-3 K ③		2-1 F8 ③			4-1 WP BB ③		3	0	0	0	1	1	0
Wes Covington, L OBP: 0.305, SLG: 0.377 (1, 9) C B B B S S C C X	3-2 2B 1B			0-0 2B WP 1B		1-2 F9 ①		3-3 K ③		4	1	2	0	0	1	1
Tony Gonzalez, L OBP: 0.398, SLG: 0.494 (1, 8) B B C C X	2-1 1-3 2B			2-2 WP 1-3 2B		2-1 F8 ②			0-0 G6-4-3 1B	4	0	3	0	0	0	0
Lee Walls, R OBP: 0.346, SLG: 0.500 (1, 5) B B B B C C C C X	3-1 6-3 ③			0-3 K ①		1-2 L6 ③			0-0 G6-4-3 1-2f ① ②	4	0	0	0	0	1	5
Pancho Herrera, R OBP: 0.347, SLG: 0.427 (1, 3) C C C C X		0-2 5-3 ①		2-3 K ②			1-2 F9 ①		1-3 K ③	4	0	0	0	0	2	2
Clay Dalrymple, L OBP: 0.219, SLG: 0.233 (1, 2) B B C C X		1-1 4-3 ②		4-0 WP IBB			3-1 G3 ②			2	0	0	0	1	0	0
Ruben Amaro, R OBP: 0.341, SLG: 0.345 (1, 6) F B B B X		2-1 6-3 ③		2-2 L7 ③ 1-2 2-3 3-H			2-2 5-3 ③			3	0	0	0	0	0	2
Jim Owens, R (1, 1) B B C C X			1-1 5-3 ①		2-3 K ①			2-1 F6 ①		0	0	0	0	0	0	0
Ken Walters, R OBP: 0.267, SLG: 0.344 (3, PH)										1	0	0	0	0	0	0
Frank Sullivan, R OBP: 0.200, SLG: 0.048 (4, 1)										1	0	0	0	0	1	0
Elmer Valo, L OBP: 0.322, SLG: 0.260 (8, PH)										1	0	0	0	0	0	0
Dallas Green, L OBP: 0.345, SLG: 0.208 (9, 1)										0	0	0	0	0	0	0

Inning Stats	R: 0	H: 2	E: 0	K: 14	R: 0	H: 0	E: 0	K: 7	R: 0	H: 0	E: 0	K: 1	R: 1	H: 2	E: 0	K: 2	R: 0	H: 0	E: 0	K: 1	R: 0	H: 0	E: 0	K: 9	R: 0	H: 0	E: 0	K: 10	R: 0	H: 0	E: 0	K: 15	R: 0	H: 0	E: 0	K: 20	R: 0	H: 1	E: 0	K: 5	R: 0	H: 1	E: 0	K: 6
	LOB: 2	BB: 0	LOB: 0	BB: 25	LOB: 0	BB: 0	LOB: 0	BB: 10	LOB: 2	BB: 1	LOB: 0	BB: 0	LOB: 2	BB: 2	LOB: 0	BB: 1	LOB: 0	BB: 0	LOB: 0	BB: 0	LOB: 0	BB: 0	LOB: 0	BB: 15	LOB: 0	BB: 0	LOB: 1	BB: 1	LOB: 0	BB: 6	LOB: 0	BB: 0	LOB: 0	BB: 12	LOB: 0	BB: 0	LOB: 1	BB: 20	LOB: 0	BB: 0	LOB: 0	BB: 6		

PITCHER	IP	WLS	BF	H	R	ER	SO	BB	IBB	HBP	BLK	WP	HR	S	P	ERA	WHIP
Don Drysdale, R ERA: 3.68 (1, 1)	9.0	W	33	5	1	1	7	1	1	0	0	2	0	86	143	1.00	0.667


BOTTOM

Los Angeles Dodgers @ Philadelphia Phillies
Connie Mack Stadium, Philadelphia, PA

Wed Jul 26 1961, 7:05 PM EDT
Att. 10,058 - Unknown

AB	R	H	RBI	BB	SO	LOB
31	1	5	0	2	7	10

WP: 2 PA: 33
PB: 0 SB: 0 CS: 0



livebaseballscores.com

Batter	1	2	3	4	5	6	7	8	9	AB	R	H	RBI	BB	SO	LOB	TOP						
Maury Wills, S OBP: 0.373, SLG: 0.365 (1, 6)	4-0 S S 1B BB	1-2 G1-6-3 1-2f		2-3 K		2-2 4-3		2-1 1-3 2-H 1B		4	1	1	1	1	1	3							
Charlie Neal, R OBP: 0.311, SLG: 0.388 (1, 4)	3-3 K 1-2		3-2 G6-4-3 1B		0-0 F7		2-2 6-3	0-2 SF7		4	0	1	1	0	1	1							
Tommy Davis, R OBP: 0.357, SLG: 0.478 (1, 7)	2-2 1B 2-H		2-0 G6-4-3 1-2f		1-0 PB HR 1B		1-0 G4-3 1B	2-1 6-3		5	1	3	1	0	0	2							
Frank Howard, R OBP: 0.338, SLG: 0.507 (1, 9) Duke Snider, L OBP: 0.315, SLG: 0.375 (7, 9)	2-2 1B 1-2		0-0 1-6-3		3-2 HR 1B		1-1 G4-3 1-2f		0-0 1B G6-3 1B	4	2	2	0	0	0	1							
Gil Hodges, R OBP: 0.331, SLG: 0.434 (1, 3)	0-0 1-2 2-H 1B			1-0 1B 1B		2-2 1-H 2-H HR		3-1 F7	1-0 1-3 G6-3 1B	5	2	4	3	0	0	0							
Daryl Spencer, R OBP: 0.354, SLG: 0.413 (1, 5) Jim Gilliam, S OBP: 0.368, SLG: 0.361 (8, PR) (8, 5)	3-2 1-2 2-H 1B		0-1 1-3 1B		2-2 F7		0-0 PB 1B	1-0 G6-3	4	0	3	1	0	0	0	0							
John Roseboro, L OBP: 0.354, SLG: 0.500 (1, 2)	0-1 3-1		2-2 1-2 3-H 1B		0-2 F9		1-2 1-H 1B	1-0 B1-3	5	1	2	2	0	0	2								
Willie Davis, L OBP: 0.319, SLG: 0.476 (1, 8)		2-3 K		2-3 K		3-3 K		4-0 1B 1B IBB	3	1	0	0	1	3	2								
Stan Williams, R OBP: 0.232, SLG: 0.196 (1, 1) Turk Farrell, R OBP: 0.077, SLG: 0.077 (3, 1) Bob Aspromonte, R OBP: 0.282, SLG: 0.250 (4, PH) Roger Craig, R OBP: 0.192, SLG: 0.125 (4, 1) Larry Sherry, R OBP: 0.375, SLG: 0.286 (6, 1)		4-2 G1-6-3 BB		1-0 F8		1-3 K		2-1 1-2 2-H 1B 1B	0	0	0	0	1	0	0								
Inning Stats	R: 2 E: 0 K: 1 S: 16	H: 4 LOB: 2 BB: 1 P: 30	R: 0 E: 0 K: 1 S: 9	H: 0 LOB: 0 BB: 1 P: 16	R: 0 E: 0 K: 0 S: 5	H: 1 LOB: 0 BB: 0 P: 10	R: 1 E: 0 K: 2 S: 14	H: 3 LOB: 2 BB: 0 P: 22	R: 3 E: 0 K: 0 S: 14	H: 3 LOB: 0 BB: 0 P: 22	R: 0 E: 0 K: 2 S: 9	H: 0 LOB: 0 BB: 0 P: 15	R: 0 E: 0 K: 0 S: 6	H: 1 LOB: 0 BB: 0 P: 10	R: 4 E: 0 K: 0 S: 15	H: 4 LOB: 1 BB: 1 P: 29	R: 1 E: 0 K: 0 S: 4	H: 2 LOB: 0 BB: 0 P: 7	1B: 17 2B: 0 3B: 0 HR: 1	SF: 1 SAC: 0 DP: 4 HBP: 0	WP: 0 PB: 2 SB: 2 CS: 0	PA: 43	
PITCHER	IP	WLS	BF	H	R	ER	SO	BB	IBB	HBP	BLK	WP	HR	S	P	ERA	WHIP						
Chris Short, L ERA: 6.42 (1, 1)	4.1		21	9	4	4	4	2	0	0	0	0	0	46	81	8.31	2.538						
Jack Baldschun, R ERA: 4.97 (5, 1)	3.2	L	18	7	6	6	2	0	1	0	0	0	1	42	73	14.73	1.909						
Dallas Green, R ERA: 4.96 (9, 1)	1.0		4	2	1	1	0	0	0	0	0	0	0	4	7	9.00	2.000						

Los Angeles Dodgers @ Philadelphia Phillies
 Connie Mack Stadium, Philadelphia, PA

Thu Jul 27 1961, 7:05 PM EDT
 Att. 8,415 - Unknown

livebaseballscorecards.com

AB	39
R	11
H	18
RBI	10
BB	3
SO	6
LOB	14



Batter	1	2	3	4	5	6	7	8	9	AB R H RBI BB SO LOB
Bobby Malkmus, R OBP: 0.257, SLG: 0.302 (1, 4)	2-2 F4		0-1 6-3	2-3 K		2-1 E5			0-0 F8	5 0 0 0 0 1 1
Johnny Callison, L OBP: 0.357, SLG: 0.391 (1, 7)	4-2 BB 1B BB		1-1 1B 2B	2-1 G3		4-2 1-2 BB			0-0 1B 2B	3 3 2 0 2 0 0
Wes Covington, L OBP: 0.308, SLG: 0.377 (1, 9)	0-0 F7		0-0 WP HR 1B		2-0 F8	0-0 F7			0-0 2-H 1B	5 1 2 2 0 0 4
Tony Gonzalez, L OBP: 0.401, SLG: 0.492 (1, 8)	4-2 S 1B 1-2 CS BB		4-0 1-2 HR IBB		1-2 FC6-4 1B		0-3 K		0-1 F6	3 1 1 0 2 1 0
Lee Walls, R OBP: 0.351, SLG: 0.530 (1, 5)	2-2 1-2 2-H 1B		0-1 1-H 2-H HR		1-0 FC6-4 1-2f		1-3 K			4 1 2 4 0 1 1
Pancho Herrera, R OBP: 0.346, SLG: 0.423 (1, 3)	2-2 CS 2-H	1-2 F8	4-1 1B BB		1-2 L8		2-1 F9			3 0 0 0 1 0 1
Darrell Johnson, R OBP: 0.306, SLG: 0.242 (1, 2)		0-0 L7	1-0 1-2 1B		2-0 E SH3-4 1B		2-1 6-3			4 0 2 0 0 0 0
Ruben Amaro, R OBP: 0.336, SLG: 0.339 (1, 6)		2-3 K	2-0 F8		2-1 F9		1-3 K			4 0 0 0 0 2 3
Chris Short, R OBP: 0.091, SLG: 0.091 (1, 1)			2-3 K	1-2 F3		0-0 SH3-4		1-2 4-3		2 0 0 0 0 1 0
Jack Baldschun, R (5, 1)										0 0 0 0 0 0 0
Elmer Valo, L OBP: 0.317, SLG: 0.255 (8, PH)										1 0 0 0 0 0 0
Dallas Green, L OBP: 0.345, SLG: 0.208 (9, 1)										0 0 0 0 0 0 0

Inning Stats	R: 1	H: 1	E: 0	K: 0	S: 15	LOB: 1	BB: 2	P: 29	R: 0	H: 0	E: 0	K: 1	S: 7	LOB: 0	BB: 0	P: 10	R: 4	H: 4	E: 0	K: 1	S: 13	LOB: 2	BB: 2	P: 27	R: 0	H: 0	E: 0	K: 1	S: 10	LOB: 0	BB: 0	P: 15	R: 0	H: 1	E: 0	K: 0	S: 9	LOB: 1	BB: 0	P: 14	R: 0	H: 1	E: 1	K: 0	S: 9	LOB: 3	BB: 1	P: 19	R: 0	H: 0	E: 0	K: 2	S: 9	LOB: 0	BB: 0	P: 12	R: 0	H: 0	E: 0	K: 1	S: 8	LOB: 0	BB: 0	P: 12	R: 1	H: 2	E: 0	K: 0	S: 5	LOB: 0	BB: 0	P: 5	1B: 6	SF: 0	2B: 2	SAC: 1	3B: 0	DP: 0	HR: 1	HBP: 0
--------------	------	------	------	------	-------	--------	-------	-------	------	------	------	------	------	--------	-------	-------	------	------	------	------	-------	--------	-------	-------	------	------	------	------	-------	--------	-------	-------	------	------	------	------	------	--------	-------	-------	------	------	------	------	------	--------	-------	-------	------	------	------	------	------	--------	-------	-------	------	------	------	------	------	--------	-------	-------	------	------	------	------	------	--------	-------	------	-------	-------	-------	--------	-------	-------	-------	--------

PITCHER	IP	WLS	BF	H	R	ER	SO	BB	IBB	HBP	BLK	WP	HR	S	P	ERA	WHIP
Stan Williams, R ERA: 4.26 (1, 1)	2.2		16	5	5	5	2	3	1	0	0	1	1	34	63	16.88	3.000
Turk Farrell, R ERA: 5.13 (3, 1)	0.1		1	0	0	0	0	0	0	0	0	0	0	1	3	0.00	0.000
Roger Craig, R ERA: 6.04 (4, 1)	2.2	W	12	2	0	0	1	1	0	0	0	0	0	27	47	0.00	1.125
Larry Sherry, R ERA: 3.16 (6, 1)	3.1	S	11	2	1	1	3	0	0	0	0	0	0	23	30	2.70	0.600

BOTTOM

Los Angeles Dodgers @ Philadelphia Phillies
 Connie Mack Stadium, Philadelphia, PA
 Thu Jul 27 1961, 7:05 PM EDT
 Att. 8,415 - Unknown

AB	34
R	6
H	9
RBI	6
BB	5
SO	6
LOB	10



WP	1	PA	41
PB	0		
SB	1		
CS	1		

livebaseballscores.com

Batter	1	2	3	4	5	6	7	8	9	AB R H RBI BB SO LOB	TOP											
Maury Wills, S OBP: 0.371, SLG: 0.363 (1, 6)	0-2 6-3		1-0 5-3		1-0 L7			1-1 SH1-4 1B	0-2 G3	5 0 1 0 0 0 2												
Jim Gilliam, S OBP: 0.363, SLG: 0.355 (1, 4) (8, 5)	2-0 F4		1-1 G3		1-0 F8			0-0 SH1-4 1-2	1-0 4-3	4 0 0 0 0 0 2												
John Roseboro, L OBP: 0.351, SLG: 0.493 (1, 2)	2-3 K		4-0 2B BB					0-0 F7	1-1 L7	4 1 0 0 1 1 3												
Wally Moon, L OBP: 0.447, SLG: 0.554 (1, 7)			1-0 2B		1-0 F7 1-H			4-0 FC6-4 IBB		3 0 1 1 1 0 0												
Tommy Davis, R OBP: 0.353, SLG: 0.473 (1, 5) Charlie Neal, R OBP: 0.311, SLG: 0.388 (8, 4)			1-2 G3					1-0 FC6-4 1-2f		4 0 0 0 0 1 3 0 0 0 0 0 0 0												
Norm Larker, L OBP: 0.335, SLG: 0.418 (1, 3) Gordie Windhorn, R OBP: 0.400, SLG: 0.417 (9, PR) Gil Hodges, R OBP: 0.331, SLG: 0.434 (9, 3)			0-0 4-3					2-1 F4	0-0 HR 1B	4 1 2 0 0 0 0 0 1 0 0 0 0 0 0 0 0 0 0 0 0												
Duke Snider, L OBP: 0.313, SLG: 0.397 (1, 9)			1-2 4-3					1-2 4-3	0-1 HR 1-H	4 2 1 2 0 0 1												
Willie Davis, L OBP: 0.325, SLG: 0.491 (1, 8)			0-2 4-3					1-2 FC4-6 1B	2-0 HR	4 1 3 2 0 0 0												
Johnny Podres, L OBP: 0.306, SLG: 0.319 (1, 1) Turk Farrell, R OBP: 0.077, SLG: 0.077 (9, 1)			1-0 6-3		1-2 4-3			0-1 FC4-6 1-2f	0-2 G3 2B	4 0 1 0 0 0 2 0 0 0 0 0 0 0												
Inning Stats	R: 0 E: 0 K: 1 S: 7	H: 0 LOB: 0 BB: 0 P: 11	R: 2 E: 2 K: 1 S: 9	H: 2 LOB: 1 BB: 0 P: 16	R: 1 E: 0 K: 0 S: 7	H: 1 LOB: 1 BB: 1 P: 15	R: 0 E: 2 K: 0 S: 7	H: 0 LOB: 0 BB: 0 P: 8	R: 0 E: 0 K: 0 S: 5	H: 0 LOB: 0 BB: 0 P: 8	R: 0 E: 0 K: 0 S: 9	H: 0 LOB: 0 BB: 0 P: 16	R: 0 E: 0 K: 0 S: 12	H: 1 LOB: 1 BB: 0 P: 16	R: 0 E: 0 K: 0 S: 5	H: 1 LOB: 2 BB: 1 P: 11	R: 3 E: 0 K: 0 S: 15	H: 4 LOB: 2 BB: 0 P: 19	1B: 5 2B: 2 3B: 0 HR: 2	SF: 0 SAC: 1 DP: 0 HBP: 0	WP: 0 PB: 0 SB: 0 CS: 0	PA: 39
PITCHER	IP WLS BF H R ER SO BB IBB HBP BLK WP HR S P ERA WHIP																					
Earl Francis, R ERA: 3.86 (1, 1)	6.0 L 23 3 3 1 2 1 0 0 0 0 0 0 44 74 1.50 0.667																					
Al McBean, R ERA: 1.48 (7, 1)	2.0 9 2 0 0 0 0 1 0 0 0 0 0 17 27 0.00 1.000																					
Roy Face, R ERA: 3.71 (9, 1)	0.0 3 3 3 3 0 0 0 0 0 0 0 2 4 6 ∞ ∞																					
Clem Labine, R ERA: 3.96 (9, 1)	1.0 4 1 0 0 0 0 0 0 0 0 0 0 0 11 13 0.00 1.000																					

Los Angeles Dodgers @ Pittsburgh Pirates
 Forbes Field, Pittsburgh, PA
 Fri Jul 28 1961, 7:05 PM EDT
 Att. 25,593 - Unknown

AB	36
R	6
H	9
RBI	5
BB	2
SO	2
LOB	13



BOTTOM

Los Angeles Dodgers @ Pittsburgh Pirates
Forbes Field, Pittsburgh, PA
Fri Jul 28 1961, 7:05 PM EDT
Att. 25,593 - Unknown

livebaseballscorecards.com

AB	32
R	4
H	7
RBI	4
BB	1
SO	3
LOB	6



WP:	0	PA:	33
PB:	0		
SB:	0		
CS:	0		

AB R H RBI BB SO LOB

4	1	1	0	0	1	0
3	0	0	0	1	0	1
4	1	1	0	0	0	2
4	2	2	3	0	0	0
4	0	2	1	0	0	0
3	0	0	0	0	0	1
1	0	0	0	0	1	1
3	0	0	0	0	0	0
3	0	1	0	0	0	0
0	0	0	0	0	0	0
0	0	0	0	0	0	0
0	0	0	0	0	0	0
1	0	0	0	0	1	0
1	0	0	0	0	0	0
0	0	0	0	0	0	0
1	0	0	0	0	0	1

1B:	5	SF:	0
2B:	1	SAC:	0
3B:	0	DP:	2
HR:	1	HBP:	0

WP	HR	S	P	ERA	WHIP
----	----	---	---	-----	------

Batter	1	2	3	4	5	6	7	8	9
Bill Virdon, L OBP: 0.337, SLG: 0.432 (1, 8)	0-1 4-3 ①			2-2 3-1 ①			1-3 K ①		0-1 3-1 2B 1B
Dick Groat, R OBP: 0.315, SLG: 0.370 (1, 6)	4-2 G6-4-3 BB			0-0 F7 ②			1-2 F9 ②		1-1 3-1 ① 1-2
Roberto Clemente, R OBP: 0.389, SLG: 0.567 (1, 9)	0-1 G6-4-3 1-2f			2-1 F9 ③			0-0 HR 1B		0-0 B5 ②
Dick Stuart, R OBP: 0.331, SLG: 0.558 (1, 3)			0-2 1-3 ①		2-2 6-3 ①		2-2 HR 1-H		0-0 1B 2B 2-H
Don Hoak, R OBP: 0.432, SLG: 0.524 (1, 5)			1-2 4-3 ②		0-0 G5-4-3 1B		1-0 F7 ③		0-2 1B 2-H
Joe Christopher, R OBP: 0.339, SLG: 0.396 Rocky Nelson, L OBP: 0.339, SLG: 0.439 (1, 7) (9, PH)			1-0 F4 ③		2-2 G5-4-3 1-2f			0-1 4-3 ①	1-3 K ③
Bill Mazeroski, R OBP: 0.296, SLG: 0.366 (1, 4)			0-1 L7 ①			0-1 4-3 ①		2-2 F6 ②	
Hal Smith, R OBP: 0.270, SLG: 0.320 Dick Schofield, S OBP: 0.310, SLG: 0.308 Roy Face, R OBP: 0.286, SLG: 0.286 Clem Labine, R OBP: 0.143, SLG: 0.143 (1, 2) (8, PR) (9, 1) (9, 1)			0-0 L8 ②			1-0 F8 ②		3-2 1B ③	
Earl Francis, R OBP: 0.200, SLG: 0.111 Johnny Logan, R OBP: 0.241, SLG: 0.291 Al McBean, R Don Leppert, R OBP: 0.222, SLG: 0.346 (1, 1) (6, PH) (7, 1) (8, PH) (9, 2)			1-3 K ③			2-2 F8 ③		1-2 F8 ③	

Inning Stats	R: 0 E: 0 K: 0 S: 7	H: 0 LOB: 0 BB: 1 P: 11	R: 0 E: 0 K: 0 S: 8	H: 0 LOB: 0 BB: 0 P: 10	R: 0 E: 0 K: 1 S: 6	H: 0 LOB: 0 BB: 0 P: 7	R: 0 E: 0 K: 0 S: 9	H: 0 LOB: 0 BB: 0 P: 13	R: 0 E: 0 K: 0 S: 7	H: 1 LOB: 0 BB: 0 P: 11	R: 0 E: 0 K: 0 S: 6	H: 0 LOB: 0 BB: 0 P: 9	R: 2 E: 0 K: 1 S: 11	H: 2 LOB: 0 BB: 0 P: 16	R: 0 E: 0 K: 0 S: 11	H: 1 LOB: 1 BB: 0 P: 17	R: 2 E: 0 K: 1 S: 13	H: 3 LOB: 1 BB: 0 P: 15
--------------	------------------------------	----------------------------------	------------------------------	----------------------------------	------------------------------	---------------------------------	------------------------------	----------------------------------	------------------------------	----------------------------------	------------------------------	---------------------------------	-------------------------------	----------------------------------	-------------------------------	----------------------------------	-------------------------------	----------------------------------

PITCHER	IP	WLS	BF	H	R	ER	SO	BB	IBB	HBP	BLK	WP	HR	S	P	ERA	WHIP
Johnny Podres, L ERA: 3.01 (1, 1)	8.2	W	31	6	4	4	2	1	0	0	0	0	1	71	101	4.15	0.808
Turk Farrell, R ERA: 5.1 (9, 1)	0.1	S	2	1	0	0	1	0	0	0	0	0	0	7	8	0.00	3.000

Los Angeles Dodgers @ Pittsburgh Pirates
 Forbes Field, Pittsburgh, PA
 Sat Jul 29 1961, 3:33 AM EDT
 Att. 11,822 - Unknown

Batter	1	2	3	4	5	6	7	8	9	AB R H RBI BB SO LOB
Maury Wills, S (1, 6) OBP: 0.369, SLG: 0.359	0-1 5-3		0-0 B1-3			0-1 4-3		4-1 1B BB	1-2 L5	4 1 0 0 1 0 1
Charlie Neal, R (1, 4) OBP: 0.312, SLG: 0.388	0-0 F9		1-0 FC5-4 1B			0-0 F9		0-3 K	2-1 F4	3 0 1 0 0 0 0 2 0 0 0 0 1 2
Wally Moon, L (8, PH) OBP: 0.444, SLG: 0.550										
Tommy Davis, R (1, 7) OBP: 0.349, SLG: 0.467	2-0 4-3		0-1 FC5-4 1-2f			1-0 F7		0-0 4-3 1-2		4 0 0 0 0 0 2
Frank Howard, R (1, 9) OBP: 0.348, SLG: 0.520		0-0 6-3 2B			1-0 1-3		0-0 1B SF8 1B	2-0 2-H 1B		4 1 3 1 0 0 0 0 0 0 0 0 0 0
Turk Farrell, R (9, 1) OBP: 0.077, SLG: 0.077										
Gil Hodges, R (1, 3) OBP: 0.331, SLG: 0.432		1-1 F8			1-2 F5		3-1 1B 1-3 1B	1-3 K		3 0 1 0 0 0 1 1 0 0 0 0 1 1
Norm Larker, L (8, PH) OBP: 0.333, SLG: 0.416										
Daryl Spencer, R (1, 5) OBP: 0.350, SLG: 0.410		1-0 6-3			2-2 6-3		1-2 SF8		1-1 HR	2 0 0 1 0 0 1 1 1 1 1 0 0 0
Duke Snider, L (9, PH) OBP: 0.318, SLG: 0.427										
John Roseboro, L (1, 2) OBP: 0.353, SLG: 0.493		3-3 K				2-3 K	0-0 1-3 BB 1B	2-1 SH2-4 1B		4 1 2 0 0 2 1
Willie Davis, L (1, 8) OBP: 0.326, SLG: 0.495			1-2 E 2B			0-2 3-1	4-0 1-2 G6-4-3 BB	1-1 SH2-4		2 1 1 0 0 0 0 0 0 0 0 1 0 0
Jim Gilliam, S (7, PH) OBP: 0.365, SLG: 0.355										
Sandy Koufax, R (1, 1) OBP: 0.175, SLG: 0.050			0-0 B3-4			3-3 K	2-2 G6-4-3 1-2f	0-0 2-H 1B		2 0 0 0 0 1 0 1 0 0 0 0 0 3 0 0 0 0 0 0 0 0 0 0 0 0 0 0 1 0 1 1 0 0 0
Gordie Windhorn, R (7, PH) OBP: 0.375, SLG: 0.385										
Larry Sherry, R (7, 1) OBP: 0.375, SLG: 0.296										
Ron Ferranoski, L (7, 1) OBP: 0.300, SLG: 0.125										
Ron Fairly, L (9, PH) OBP: 0.423, SLG: 0.522										

Inning Stats	R: 0	H: 0	E: 0	K: 0	S: 4	P: 6	R: 0	H: 1	E: 0	K: 1	S: 7	P: 12	R: 1	H: 2	E: 1	K: 0	S: 8	P: 10	R: 0	H: 0	E: 0	K: 0	S: 7	P: 11	R: 0	H: 0	E: 0	K: 2	S: 9	P: 14	R: 0	H: 0	E: 0	K: 0	S: 4	P: 5	R: 1	H: 3	E: 0	K: 2	S: 11	P: 21	R: 1	H: 1	E: 0	K: 2	S: 9	P: 16	R: 2	H: 3	E: 0	K: 0	S: 12	P: 19	1B: 7	SF: 1	2B: 2	SAC: 1	3B: 0	DP: 1	HR: 1	HBP: 0	WP: 0	PA: 38
--------------	------	------	------	------	------	------	------	------	------	------	------	-------	------	------	------	------	------	-------	------	------	------	------	------	-------	------	------	------	------	------	-------	------	------	------	------	------	------	------	------	------	------	-------	-------	------	------	------	------	------	-------	------	------	------	------	-------	-------	-------	-------	-------	--------	-------	-------	-------	--------	-------	--------

PITCHER	IP	WLS	BF	H	R	ER	SO	BB	IBB	HBP	BLK	WP	HR	S	P	ERA	WHIP
Harvey Haddix, L (1, 1) ERA: 4.75	6.1		25	6	2	2	3	0	0	0	0	0	0	47	70	2.84	0.947
Bobby Shantz, L (7, 1) ERA: 3.48	0.2		3	0	1	1	0	2	0	0	0	0	0	4	14	13.50	3.000
Al McBean, R (8, 1) ERA: 2.05	2.0	L	10	4	2	2	2	0	0	0	0	0	1	20	30	9.00	2.000

AB	34
R	5
H	10
RBI	4
BB	2
SO	5
LOB	12



BOTTOM

Los Angeles Dodgers @ Pittsburgh Pirates
Forbes Field, Pittsburgh, PA

livebaseballscorecards.com

AB	35
R	4
H	11
RBI	4
BB	5
SO	8
LOB	24



WP:	0	PA:	43
PB:	0	SB:	0
CS:	0		

Sat Jul 29 1961, 3:33 AM EDT
Att. 11,822 - Unknown

AB	R	H	RBI	BB	SO	LOB
4	0	1	1	0	1	3
4	0	1	0	1	0	1
5	1	3	1	0	1	1
4	0	1	0	0	0	4
0	1	0	0	0	0	0
1	0	0	0	0	0	0
3	1	1	0	1	0	0
4	1	2	0	1	0	3
4	0	2	2	1	1	3
3	0	0	0	0	3	4
1	0	0	0	0	0	3
2	0	0	0	1	2	2
0	0	0	0	0	0	0
0	0	0	0	0	0	0

Batter	1	2	3	4	5	6	7	8	9
Bill Virdon, L OBP: 0.335, SLG: 0.433 (1, 8)	3-2 4-3		1-3 K	1-2 SF7-5-6		2-0 2B	0-0 FC4		
Dick Groat, R OBP: 0.316, SLG: 0.369 (1, 6)	4-1 BB		2-2 F8		2-1 1B	3-1 F9		1-2 4-3	
Roberto Clemente, R OBP: 0.392, SLG: 0.579 (1, 9)	1-0 F9		1-2 2B		0-2 1B	1-2 HR		0-3 K	
Dick Stuart, R OBP: 0.330, SLG: 0.554 (1, 3)	1-1 1-3		2-2 F6		0-0 F8	0-0 1B		1-2 G3	
Dick Schofield, S OBP: 0.310, SLG: 0.308 (7, PR)									
Rocky Nelson, L OBP: 0.336, SLG: 0.435 (8, 3)									
Don Hoak, R OBP: 0.435, SLG: 0.522 (1, 5)		1-0 F9		1-1 1B	4-0 1B	1-2 1B	1-0 BB		0-0 L8
Joe Christopher, R OBP: 0.351, SLG: 0.400 (1, 7)		4-2 1B		0-2 BB	0-0 F2	1-2 1B	1-2 1B		1-1 F6
Bill Mazaroski, R OBP: 0.301, SLG: 0.368 (1, 4)		1-2 1B		0-0 1B	1-3 K	4-1 BB	4-1 BB		1-1 F9
Hal Smith, R OBP: 0.264, SLG: 0.313 (1, 2)		2-3 K		1-3 K		0-3 K	2-1 FC4-2-5-2-6		
Smoky Burgess, L OBP: 0.348, SLG: 0.467 (7, PH)									
Harvey Haddix, L OBP: 0.237, SLG: 0.152 (1, 1)		0-3 K		4-0 BB		2-3 K	1-1 FC4		
Bobby Shantz, R OBP: 0.529, SLG: 0.500 (7, 1)									
Al McBean, R (8, 1)									

Inning	R	H	E	K	S	H	LOB	BB	IBB	HBP	BLK	WP	HR	S	P	ERA	WHIP
1	0	0	0	10	19	1	2	1	0	0	0	0	0	68	111	3.00	1.833
2	0	1	0	13	20	0	2	0	1	0	0	0	1	9	16	∞	∞
3	0	1	0	14	19	0	1	0	0	0	0	0	0	14	19	0.00	0.000
4	0	0	0	14	19	0	0	0	0	0	0	0	0	5	7	0.00	0.000
5	0	2	0	10	17	0	3	1	0	0	0	0	0	9	16	∞	∞
6	0	1	0	9	16	0	1	0	0	0	0	0	1	9	16	∞	∞
7	2	1	0	13	23	0	3	1	0	0	0	0	0	14	19	0.00	0.000
8	0	0	0	10	12	0	0	0	0	0	0	0	0	5	7	0.00	0.000
9	0	0	0	5	7	0	0	0	0	0	0	0	0	5	7	0.00	0.000

PITCHER	IP	WLS	BF	H	R	ER	SO	BB	IBB	HBP	BLK	WP	HR	S	P	ERA	WHIP
Sandy Koufax, L ERA: 3.19 (1, 1)	6.0		29	8	2	2	7	3	1	0	0	0	0	68	111	3.00	1.833
Larry Sherry, R ERA: 3.45 (7, 1)	0.0		5	3	2	2	0	1	0	1	0	0	1	9	16	∞	∞
Ron Perranoski, L ERA: 2.75 (7, 1)	2.0	W	6	0	0	0	1	0	0	1	0	0	0	14	19	0.00	0.000
Turk Farrell, R ERA: 5.03 (9, 1)	1.0	S	3	0	0	0	0	0	0	0	0	0	0	5	7	0.00	0.000

Los Angeles Dodgers @ Pittsburgh Pirates
 Forbes Field, Pittsburgh, PA

Sun Jul 30 1961, 3:33 AM EDT
 Att: 18,273 - Unknown

AB	33
R	7
H	9
RBI	6
BB	6
SO	6
LOB	12



WP:	0	PA:	42
PB:	0		
SB:	1		
CS:	0		

AB	R	H	RBI	BB	SO	LOB
5	2	2	0	0	0	1
5	0	0	0	0	2	4
4	3	3	2	1	0	1
1	0	0	0	1	0	0
3	0	1	2	0	1	1
4	1	1	1	1	1	1
4	0	1	0	1	1	0
3	0	0	1	0	0	2
2	1	1	0	2	0	0
2	0	0	0	0	1	2
0	0	0	0	0	0	0

Batter	1	2	3	4	5	6	7	8	9													
Maury Wills, S OBP: 0.370, SLG: 0.360 (1, 6) C S B F X	2-2 S 1B	0-1 F8		1-1 4-3		1-1 E5 2B		1-1 FC6-4 1B														
Charlie Neal, R OBP: 0.306, SLG: 0.379 (1, 4) B S L S	1-3 K	1-0 F8		1-3 K		1-0 F7		1-2 F9														
Tommy Davis, R OBP: 0.355, SLG: 0.479 (1, 7) X	0-0 BB 1B		3-2 HR	0-0 1B		4-0 2B IBB		0-0 FC6-4														
Frank Howard, R OBP: 0.349, SLG: 0.517 (1, 9) Duke Snider, L OBP: 0.319, SLG: 0.433 (3, 9) C S B F B B	4-2 1B BB		0-0 F9	2-2 F8		0-1 1-H 2-H 2B			2-3 K													
Gil Hodges, R OBP: 0.333, SLG: 0.426 (1, 3) C C X	0-2 1-3 2-H 1B		4-2 1B SF8 BB		3-2 F4	1-3 K		0-0 F8														
Daryl Spencer, R OBP: 0.351, SLG: 0.407 (1, 5) S X	4-0 IBB		0-1 BB 1B		1-2 F5		0-0 F2	0-3 K														
John Roseboro, L OBP: 0.349, SLG: 0.487 (1, 2) S S X	0-2 F8		2-2 SF8		0-0 F8		0-0 F9															
Willie Davis, L OBP: 0.331, SLG: 0.495 (1, 8) B B B B B B		4-2 SH3-4 BB	4-2 1-2 BB			0-0 SH3-4 E 1B		0-1 G3														
Don Drysdale, R OBP: 0.204, SLG: 0.353 (1, 1) Ron Perranoski, L OBP: 0.300, SLG: 0.125 (9, 1) B S		1-1 SH3-4	1-0 F8			0-0 SH3-4		0-3 K														
Inning Stats	R: 2 E: 0 K: 1 S: 16	H: 3 LOB: 2 BB: 2 P: 27	R: 0 E: 0 K: 0 S: 7	H: 0 LOB: 1 BB: 1 P: 13	R: 2 E: 0 K: 0 S: 16	H: 2 LOB: 2 BB: 2 P: 30	R: 0 E: 0 K: 1 S: 9	H: 1 LOB: 1 BB: 0 P: 13	R: 0 E: 0 K: 0 S: 8	H: 0 LOB: 0 BB: 0 P: 12	R: 3 E: 1 K: 1 S: 10	H: 2 LOB: 1 BB: 1 P: 17	R: 0 E: 0 K: 0 S: 4	H: 0 LOB: 0 BB: 0 P: 4	R: 0 E: 0 K: 1 S: 10	H: 1 LOB: 1 BB: 0 P: 12	R: 0 E: 0 K: 2 S: 7	H: 0 LOB: 0 BB: 0 P: 9	1B: 7 2B: 1 3B: 0 HR: 1	SF: 1 SAC: 2 DP: 0 HBP: 0	WP: 0 PB: 0 SB: 1 CS: 0	PA: 42
PITCHER	IP	WLS	BF	H	R	ER	SO	BB	IBB	HBP	BLK	WP	HR	S	P	ERA	WHIP					
Joe Gibbon, L ERA: 3.85 (1, 1)	2.1	L	14	4	4	4	1	3	1	0	0	0	1	30	54	15.43	3.000					
Clem Labine, R ERA: 3.8 (3, 1)	2.2		11	2	0	0	1	1	0	0	0	0	0	26	41	0.00	1.125					
Bobby Shantz, L ERA: 3.38 (6, 1)	2.0		10	2	3	0	1	0	1	0	0	0	0	14	21	0.00	1.000					
Roy Face, R ERA: 3.59 (8, 1)	2.0		7	1	0	0	3	0	0	0	0	0	0	17	21	0.00	0.500					

livebaseballscorecards.com

BOTTOM

Los Angeles Dodgers @ Pittsburgh Pirates
Forbes Field, Pittsburgh, PA

Sun Jul 30 1961, 3:33 AM EDT
Att. 18,273 - Unknown

AB	32
R	3
H	6
RBI	3
BB	2
SO	8
LOB	13



AB R H RBI BB SO LOB

2	0	0	0	2	1	0
4	1	1	0	0	1	2
3	0	1	1	0	2	0
4	1	0	0	0	1	2
4	1	3	0	0	1	2
4	0	1	2	0	0	2
4	0	0	0	0	0	2
4	0	0	0	0	0	2
1	0	0	0	0	0	1
0	0	0	0	0	0	0
1	0	0	0	0	1	0
0	0	0	0	0	0	0
1	0	0	0	0	1	0
0	0	0	0	0	0	0

Batter	1	2	3	4	5	6	7	8	9
Bill Virdon, L OBP: 0.337, SLG: 0.431 (1, 8)	2-3 K		4-1 1B BB		4-2 G6-3 BB			0-2 3-1	
Dick Groat, R OBP: 0.315, SLG: 0.373 (1, 6)	0-0 SF7 3B		2-3 K		2-1 G6-3			2-1 6-3	
Bob Skinner, L OBP: 0.377, SLG: 0.349 (1, 7)	0-1 SF7		1-0 1B					0-3 K	
Dick Stuart, R OBP: 0.326, SLG: 0.546 (1, 3)	0-0 6-3		0-3 K					1-1 E5 1B G3	
Roberto Clemente, R OBP: 0.395, SLG: 0.583 (1, 9)		3-2 E 2B	1-3 K					0-0 4-3 G3 1B	
Smoky Burgess, L OBP: 0.346, SLG: 0.463 (1, 2)		1-1 E9 1B		1-0 F8				2-0 G3	
Don Hoak, R OBP: 0.430, SLG: 0.515 (1, 5)		0-1 F3		1-2 F9				0-2 4-3	
Bill Mazerowski, R OBP: 0.297, SLG: 0.363 (1, 4)		1-1 B1		3-1 L7				0-0 3-1	
Joe Gibbon, R OBP: 0.197, SLG: 0.235 (1, 1)		1-0 L4			0-3 K				
Clem Labadie, R OBP: 0.143, SLG: 0.143 (3, 1)									
Walt Moryn, L OBP: 0.197, SLG: 0.324 (5, PH)									
Bobby Shantz, R OBP: 0.529, SLG: 0.500 (6, 1)									
Dick Schofield, S OBP: 0.305, SLG: 0.302 (7, PH)									
Roy Face, R OBP: 0.286, SLG: 0.286 (8, 1)									

Inning Stats	R: 1	H: 1	E: 0	LOB: 0	K: 1	P: 9	R: 1	H: 2	E: 1	LOB: 1	K: 0	P: 16	R: 0	H: 1	E: 0	LOB: 2	K: 3	P: 22	R: 0	H: 0	E: 0	LOB: 0	K: 0	P: 11	R: 0	H: 0	E: 0	LOB: 0	K: 1	P: 13	R: 0	H: 0	E: 0	LOB: 0	K: 1	P: 10	R: 0	H: 0	E: 0	LOB: 0	K: 1	P: 10	R: 1	H: 1	E: 1	LOB: 1	K: 0	P: 11	1B: 4	SF: 1	2B: 1	SAC: 0	3B: 1	DP: 1	HR: 0	HBP: 0	WP: 0	PA: 35
PITCHER	IP	WLS	BF	H	R	ER	SO	BB	IBB	HBP	BLK	WP	HR	S	P	ERA	WHIP																																									
Don Drysdale, R ERA: 3.6 (1, 1)	8.0	W	32	6	3	2	8	2	0	0	0	0	0	0	108	2.25	1.000																																									
Ron Perranoski, L ERA: 2.7 (9, 1)	1.0	S	3	0	0	0	0	0	0	0	0	0	0	5	7	0.00	0.000																																									

Batter	1	2	3	4	5	6	7	8	9	AB R H RBI BB SO LOB	TOP									
Joey Amalfitano, R (1, 4) OBP: 0.366, SLG: 0.349	0-3 K2-3		4-2 1B HR BB	2-1 F8			2-2 F9		0-1 G6-4-3 1B	4 1 1 0 1 1 0	San Francisco Giants @ Los Angeles Dodgers Los Angeles Memorial Coliseum, Los Angeles, CA Wed Aug 02 1961, 10:05 PM EDT Att: 45,249 - Unknown									
Harvey Kuenn, R (1, 7) OBP: 0.328, SLG: 0.372	1-1 E6		2-0 1-2 HR 1B		0-1 4-3		1-3 K		0-0 G6-4-3 1-2f	5 1 1 0 0 1 1										
Felipe Alou, R (1, 9) OBP: 0.331, SLG: 0.452	1-1 F6		0-0 1-H 2-H HR		1-2 F3		3-2 E8 1B 1B		2-1 HR	5 3 3 4 0 0 1										
Willie Mays, R (1, 8) OBP: 0.401, SLG: 0.620	1-3 K		2-2 1B 1B		4-2 BB		4-0 1B BB		1-3 K	3 0 1 0 2 2 1										
Orlando Cepeda, R (1, 3) OBP: 0.358, SLG: 0.605		2-0 E5 2B G4-6-3	1-3 K		0-0 L8		0-1 FC6-4 1B			4 1 1 1 0 1 2										
Jim Davenport, R (1, 5) OBP: 0.352, SLG: 0.458		2-2 G4-6-3 1-3 2B	1-0 F8			0-0 1-3		2-0 FC6-4 1-2f		4 0 1 0 0 0 3										
John Orsino, R (1, 2) OBP: 0.333, SLG: 0.464		0-2 E6 G4-6-3	2-2 1-3 1B			0-3 K		0-0 F8		4 0 1 0 0 1 2										
Jose Pagan, R (1, 6) OBP: 0.321, SLG: 0.350		1-2 G4-6-3 1-2f 2-3 3-H		2-1 CS 1B		3-2 1B		1-0 F8		4 0 2 0 0 0 2										
Juan Marichal, R (1, 1) OBP: 0.136, SLG: 0.075		1-3 K	2-2 1-2		0-1 1-3		0-0 F9			4 0 0 0 0 1 3										
Inning Stats	R: 0 E: 1 K: 2 S: 10	H: 0 LOB: 1 BB: 0 P: 13	R: 1 E: 2 K: 1 S: 18	H: 1 LOB: 1 BB: 0 P: 24	R: 3 E: 0 K: 1 S: 18	H: 4 LOB: 2 BB: 1 P: 28	R: 0 E: 0 K: 0 S: 8	H: 1 LOB: 0 BB: 0 P: 14	R: 0 E: 0 K: 1 S: 9	H: 1 LOB: 1 BB: 0 P: 12	R: 1 E: 1 K: 1 S: 13	H: 2 LOB: 2 BB: 1 P: 25	R: 0 E: 0 K: 0 S: 3	H: 0 LOB: 0 BB: 0 P: 4	R: 1 E: 0 K: 1 S: 9	H: 2 LOB: 0 BB: 0 P: 12	1B: 8 2B: 1 3B: 0 HR: 2	SF: 0 SAC: 0 DP: 2 HBP: 0	WP: 0 PB: 0 SB: 0 CS: 1	PA: 40
PITCHER	IP WLS BF H R ER SO BB IBB HBP BLK WP HR S P ERA WHIP																			
Johnny Podres, L (1, 1) ERA: 3.08	6.0 L 27 7 4 3 5 2 0 0 0 0 0 1 72 105 4.50 1.500																			
Roger Craig, R (7, 1) ERA: 6.0	2.0 9 2 1 1 1 1 0 0 0 0 0 0 16 29 4.50 1.500																			
Turk Farrell, R (9, 1) ERA: 5.09	1.0 4 2 1 1 1 0 0 0 0 0 0 1 9 12 9.00 2.000																			

livebaseballscorecards.com

AB	37
R	6
H	11
RBI	5
BB	3
SO	7
LOB	15



Batter	1	2	3	4	5	6	7	8	9	AB	R	H	RBI	BB	SO	LOB
Maury Wills, S OBP: 0.368, SLG: 0.357 (1, 6)	3-2 6-3 ①			4-2 BB ①		1-1 6-3 ②			2-3 K ①	3	0	0	0	1	1	0
Willie Davis, L OBP: 0.327, SLG: 0.488 (1, 8)	1-0 F7 ②			1-2 F3 ①		1-0 F8 ③			2-3 K ②	4	0	0	0	0	1	1
Duke Snider, L OBP: 0.317, SLG: 0.423 (1, 9)	1-3 K ③			0-1 F5 ②				4-2 FC6-4 BB ①	0-1 F8 ③	3	0	0	0	1	1	1
Wally Moon, L OBP: 0.441, SLG: 0.544 (1, 7)		2-3 K ①		1-2 1-3 ③				0-3 K ①		3	0	0	0	0	2	2
Tommy Davis, R OBP: 0.355, SLG: 0.478 (1, 5)		3-1 5-3 ②			2-2 G3 E 1B ①			2-2 FC6-4 1-2f ②		3	0	1	0	0	0	1
Norm Larker, L OBP: 0.329, SLG: 0.410 (1, 3)		0-1 F3 ③			0-0 F8 1-2 ①			0-3 K ③		3	0	0	0	0	1	2
John Roseboro, L OBP: 0.345, SLG: 0.482 (1, 2)			0-3 K ①		0-2 G3 2-3 ②			2-2 F7 ①		3	0	0	0	0	1	1
Charlie Neal, R OBP: 0.302, SLG: 0.374 (1, 4)			1-3 K ②		1-3 K ③			2-2 4-3 ②		3	0	0	0	0	2	1
Johnny Podres, L OBP: 0.300, SLG: 0.313 (6, PH)			0-3 K ③			0-3 K ①			0-2 F8 ③	1	0	0	0	0	1	0
Ron Fairly, L OBP: 0.420, SLG: 0.517 (7, 1)										1	0	0	0	0	1	0
Roger Craig, R OBP: 0.192, SLG: 0.125 (8, PH)										0	0	0	0	0	0	0
Jim Gilliam, S OBP: 0.364, SLG: 0.353 (9, 1)										1	0	0	0	0	0	0
Turk Farrell, R OBP: 0.077, SLG: 0.077										0	0	0	0	0	0	0

Inning Stats	R: 0	H: 0	E: 0	K: 1	S: 9	R: 0	H: 0	E: 0	K: 1	S: 7	R: 0	H: 0	E: 0	K: 3	S: 10	R: 0	H: 1	E: 1	K: 1	S: 12	R: 0	H: 0	E: 0	K: 1	S: 6	R: 0	H: 0	E: 0	K: 2	S: 12	R: 0	H: 0	E: 0	K: 0	S: 9	R: 0	H: 0	E: 0	K: 2	S: 9	1B: 1	2B: 0	3B: 0	HR: 0	SF: 0	SAC: 0	DP: 0	HBP: 0	WP: 0	PB: 0	SB: 0	CS: 0	PA: 30
	0	0	0	1	9	0	0	0	1	7	0	0	0	3	10	0	1	1	1	1	12	0	0	0	0	6	0	0	0	0	12	0	0	0	0	9	0	0	0	0	9	1	0	0	0	0	0	0	0	0	0	0	30

PITCHER	IP	WLS	BF	H	R	ER	SO	BB	IBB	HBP	BLK	WP	HR	S	P	ERA	WHIP
Juan Marichal, R ERA: 4.04 (1, 1)	9.0	W	30	1	0	0	11	2	0	0	0	0	0	88	124	0.00	0.333

BOTTOM

San Francisco Giants @ Los Angeles Dodgers
Los Angeles Memorial Coliseum, Los Angeles, CA

Wed Aug 02 1961, 10:05 PM EDT
Att. 45,249 - Unknown

AB	28
R	0
H	1
RBI	0
BB	2
SO	11
LOB	9

livebaseballscorecards.com

Batter	1	2	3	4	5	6	7	8	9	10	AB R H RBI BB SO LOB	TOP															
Joey Amalfitano, R (1, 4) OBP: 0.364, SLG: 0.344	0-0 F8			4-2 6-3 1B BB	0-1 FC5-2			1-0 F9			3 1 0 0 1 0 1	San Francisco Giants @ Los Angeles Dodgers Los Angeles Memorial Coliseum, Los Angeles, CA Thu Aug 03 1961, 10:05 PM EDT Att. 33,505 - Unknown															
Harvey Kuenn, R (1, 7) OBP: 0.324, SLG: 0.368	0-0 L3			3-1 6-3	0-1 1-3			3-2 5-3			4 0 0 0 0 0 2																
Felipe Alou, R (1, 9) OBP: 0.330, SLG: 0.449	0-0 L4			1-0 FC5-4 2-H 1B		2-1 6-3			0-0 F2		4 0 1 1 0 0 0																
Willie Mays, R (1, 8) OBP: 0.400, SLG: 0.616		1-3 K		1-0 FC5-4 1B 1-2		1-0 F8		1-0 F8 1B			4 1 1 0 0 1 1																
Orlando Cepeda, R (1, 3) OBP: 0.357, SLG: 0.601		0-3 K		2-2 1-H 1B		1-3 K		3-2 F9			4 0 1 1 0 2 0																
Jim Davenport, R (1, 5) OBP: 0.348, SLG: 0.451		0-0 F8		0-0 F8			1-1 5-3			1-2 F4	4 0 0 0 0 0 1																
John Orsino, R (1, 2) OBP: 0.324, SLG: 0.438			0-1 6-3		0-1 SH1-4 FC5-2 1B 1B			0-0 5-3		3-2 F4	4 0 1 0 0 0 0																
Jose Pagan, R (1, 6) OBP: 0.321, SLG: 0.350			1-2 4-3		1-0 SH1-4 E 1B			1-2 P3		0-3 K	3 1 1 0 0 0 0 1 0 0 0 0 1 0 0 0 0 0 0 0 0																
Willie McCovey, L (10, PH) OBP: 0.319, SLG: 0.424																											
Ernie Bowman, R (10, 6) OBP: 0.200, SLG: 0.200																											
Jack Sanford, R (1, 1) OBP: 0.156, SLG: 0.302			1-3 K		0-0 SH1-4			0-1 6-3			2 0 0 0 0 1 0 0 0 0 0 0 0 0 0 0 0 0 0 0 0																
Stu Miller, R (10, 1) OBP: 0.333, SLG: 0.167																											
Ed Bailey, L (10, 2) OBP: 0.352, SLG: 0.432																											
Inning Stats	R: 0 E: 0 K: 0 S: 3	H: 0 LOB: 0 BB: 0 P: 3	R: 0 E: 0 K: 2 S: 7	H: 0 LOB: 0 BB: 0 P: 8	R: 0 E: 0 K: 1 S: 9	H: 0 LOB: 0 BB: 0 P: 11	R: 2 E: 0 K: 0 S: 13	H: 2 LOB: 1 BB: 1 P: 24	R: 1 E: 1 K: 0 S: 8	H: 2 LOB: 1 BB: 0 P: 9	R: 0 E: 0 K: 1 S: 6	H: 0 LOB: 0 BB: 0 P: 10	R: 0 E: 0 K: 0 S: 6	H: 0 LOB: 0 BB: 0 P: 8	R: 0 E: 0 K: 0 S: 7	H: 0 LOB: 0 BB: 0 P: 11	R: 0 E: 0 K: 0 S: 5	H: 1 LOB: 0 BB: 0 P: 9	R: 0 E: 0 K: 1 S: 10	H: 0 LOB: 0 BB: 0 P: 14	1B: 5 2B: 0 3B: 0 HR: 0	SF: 0 SAC: 1 DP: 0 HBP: 0	WP: 0 PB: 1 SB: 0 CS: 0	PA: 35			
PITCHER	IP WLS BF H R ER SO BB IBB HBP BLK WP HR S P ERA WHIP	IP WLS BF H R ER SO BB IBB HBP BLK WP HR S P ERA WHIP												IP WLS BF H R ER SO BB IBB HBP BLK WP HR S P ERA WHIP													
Stan Williams, R (1, 1) ERA: 4.13	7.0																										
Larry Sherry, R (8, 1) ERA: 3.29	3.0	W	9	1	0	0	1	0	0	0	0	0	0	0	0	0	0	0	0	0	0	0	0	0	0	0	0

livebaseballscorecards.com

AB 33
R 3
H 5
RBI 2
BB 1
SO 5
LOB 5



Batter	1	2	3	4	5	6	7	8	9	AB R H RBI BB SO LOB	TOP	
Al Heist, R (1, 8) OBP: 0.353, SLG: 0.424	2-1 F3		4-1 BB		2-3 K		1-3 K		1-1 6-3	4 0 0 0 1 2 2	Chicago Cubs @ Los Angeles Dodgers Los Angeles Memorial Coliseum, Los Angeles, CA Fri Aug 04 1961, 10:05 PM EDT Att. 15,154 - Cloudy - 65 F	
Jerry Kindall, R (1, 4) OBP: 0.307, SLG: 0.452	2-3 K		2-2 F7			0-2 HR 1B		1-0 5-3	4 1 1 0 0 1 1			
14 Ernie Banks, R (1, 6) OBP: 0.345, SLG: 0.498	1-2 6-3		0-0 F8			2-1 F2		1-1 F8	4 0 0 0 0 0 2			
George Altman, L (1, 9) OBP: 0.377, SLG: 0.622		0-0 B1-3		1-0 HR		0-1 HR		1-1 1B	4 2 3 3 0 0 0			
Billy Williams, L (1, 7) OBP: 0.350, SLG: 0.509		4-2 WP 1-3 BB		1-1 F8		3-2 S 1B		1-2 6-3	3 1 1 0 1 0 1			
Ron Santo, R (1, 5) OBP: 0.371, SLG: 0.475		0-0 1-3		3-3 K		0-0 F5		4-2 SH3-4 5-3 BB	3 0 0 0 1 1 2			
Andre Rodgers, R (1, 3) OBP: 0.278, SLG: 0.320		4-2 2-H BB		0-2 6-3		3-3 K		3-2 5-3	3 0 0 0 1 1 2			
Ed Bouchee, L (9, 3) OBP: 0.370, SLG: 0.431						1-2 K		1-2 1-2	0 0 0 0 0 0 0			
Dick Bertell, R (1, 2) OBP: 0.312, SLG: 0.324		3-1 F9			2-1 5-3		1-0 F9	4-1 SH3-4 BB	3 0 0 0 1 0 1			
Bob Anderson, R (1, 1) OBP: 0.154, SLG: 0.120			2-3 K			3-2 1-3		0-1 SH3-4	3 0 0 0 0 2 0			
Barney Schultz, R (8, 1) OBP: 0.143, SLG: 0.143							1-3 K	1-2 2-3 1-2	0 0 0 0 0 0 0			
Inning Stats	R: 0 H: 0 E: 0 LOB: 0 K: 1 BB: 0 S: 8 P: 13	R: 1 H: 0 E: 0 LOB: 1 K: 0 BB: 2 S: 8 P: 19	R: 0 H: 0 E: 0 LOB: 1 K: 1 BB: 1 S: 9 P: 17	R: 1 H: 1 E: 0 LOB: 0 K: 1 BB: 0 S: 10 P: 15	R: 0 H: 0 E: 0 LOB: 0 K: 1 BB: 0 S: 8 P: 15	R: 2 H: 3 E: 0 LOB: 1 K: 1 BB: 0 S: 16 P: 24	R: 0 H: 0 E: 0 LOB: 0 K: 2 BB: 0 S: 7 P: 10	R: 0 H: 1 E: 0 LOB: 1 K: 0 BB: 2 S: 8 P: 12	R: 0 H: 0 E: 0 LOB: 2 K: 0 BB: 2 S: 10 P: 22	1B: 3 SF: 0 2B: 0 SAC: 1 3B: 0 DP: 0 HR: 2 HBP: 0	WP: 2 PA: 37 PB: 0 SB: 1 CS: 0	
PITCHER	IP WLS BF H R ER SO BB IBB HBP BLK WP HR S P ERA WHIP											
Sandy Koufax, L (1, 1) ERA: 3.27	7.0 L 28 4 4 4 7 3 0 0 0 1 2 66 113 5.14 1.000											
Ron Perranoski, L (8, 1) ERA: 2.61	2.0 9 1 0 0 0 2 0 0 0 0 0 0 18 34 0.00 1.500											



Batter	1	2	3	4	5	6	7	8	9	AB R H RBI BB SO LOB
Maury Wills, S OBP: 0.365, SLG: 0.354 (1, 6)	0-0 6-3		2-1 1B		2-1 F8			0-3 K	2-0 F5	5 0 1 0 0 1 3
Willie Davis, L OBP: 0.324, SLG: 0.481 (1, 8) Norm Larker, L OBP: 0.328, SLG: 0.408 (9, PH)	2-1 F4		1-3 K		1-2 F8			0-1 4-3	0-0 P4	4 0 0 0 0 1 1 1 0 0 0 0 0 3
Tommy Davis, R OBP: 0.352, SLG: 0.469 (1, 9)	4-1 PO 1B BB			2-0 6-3		0-0 6-3		4-1 PB 1B BB		2 0 0 0 2 0 0
Wally Moon, L OBP: 0.446, SLG: 0.557 (1, 7)	1-0 1-2 1B			3-1 E 2B		0-0 2B		3-1 PB 1-2 1B		4 1 4 0 0 0 0
Gil Hodges, R OBP: 0.329, SLG: 0.411 (1, 3)	1-1 PO 2-3	1-2 F7		2-3 K		1-1 P4		3-2 5-3 1-2 2-3		4 0 0 0 0 1 4
Daryl Spencer, R OBP: 0.348, SLG: 0.400 (1, 5)		1-2 4-3		0-0 E5 2-H		3-3 K		0-3 K		4 0 0 0 0 2 1
Charlie Neal, R OBP: 0.300, SLG: 0.370 (1, 4)		2-1 P5		0-1 F2		2-2 6-3		1-2 BB 1B 1B		4 0 1 0 0 0 1
Doug Camilli, R OBP: 0.063, SLG: 0.250 (1, 2) Frank Howard, R OBP: 0.353, SLG: 0.520 (9, PH) Gordie Windhorn, R OBP: 0.375, SLG: 0.385 (9, PR)			1-1 4-3		1-0 HR		1-2 6-3	1-1 BB 1-2 1B		3 1 1 1 0 0 0 1 0 1 0 0 0 0 0 0 0 0 0 0 0
Sandy Koufax, R OBP: 0.169, SLG: 0.058 (1, 1) Ron Fairly, L OBP: 0.417, SLG: 0.513 (7, PH) Ron Perranoski, L OBP: 0.300, SLG: 0.125 (8, 1) Duke Snider, L OBP: 0.319, SLG: 0.419 (9, PH)			1-3 K		1-2 L9		3-2 6-3	4-1 BB 1-2 2-3 BB		2 0 0 0 0 1 0 1 0 0 0 0 0 0 0 0 0 0 0 0 0 0 0 0 0 1 0 0

Inning Stats	R: 0 E: 0 K: 0 S: 6	H: 1 LOB: 1 BB: 1 P: 14	R: 0 E: 0 K: 0 S: 10	H: 0 LOB: 0 BB: 0 P: 14	R: 0 E: 0 K: 2 S: 10	H: 1 LOB: 1 BB: 0 P: 15	R: 1 E: 1 K: 1 S: 9	H: 1 LOB: 1 BB: 0 P: 16	R: 1 E: 0 K: 0 S: 11	H: 1 LOB: 0 BB: 0 P: 16	R: 0 E: 0 K: 1 S: 7	H: 1 LOB: 1 BB: 0 P: 11	R: 0 E: 0 K: 0 S: 11	H: 0 LOB: 0 BB: 0 P: 17	R: 0 E: 0 K: 1 S: 13	H: 1 LOB: 2 BB: 1 P: 23	R: 0 E: 0 K: 1 S: 11	H: 2 LOB: 3 BB: 1 P: 19	1B: 5 2B: 2 3B: 0 HR: 1	SF: 0 SAC: 0 DP: 0 HBP: 0
--------------	------------------------------	----------------------------------	-------------------------------	----------------------------------	-------------------------------	----------------------------------	------------------------------	----------------------------------	-------------------------------	----------------------------------	------------------------------	----------------------------------	-------------------------------	----------------------------------	-------------------------------	----------------------------------	-------------------------------	----------------------------------	----------------------------------	------------------------------------


PITCHER	IP	WLS	BF	H	R	ER	SO	BB	IBB	HBP	BLK	WP	HR	S	P	ERA	WHIP
Bob Anderson, R ERA: 3.91 (1, 1)	7.2	W	31	6	2	1	5	2	0	0	0	0	1	74	120	1.17	1.043
Barney Schultz, R ERA: 2.57 (8, 1)	1.1	S	7	2	0	0	1	1	0	0	0	0	0	14	25	0.00	2.250

BOTTOM

Chicago Cubs @ Los Angeles Dodgers
Los Angeles Memorial Coliseum, Los Angeles, CA

livebaseballscorecards.com

AB	35
R	2
H	8
RBI	1
BB	3
SO	6
LOB	13



WP: 0 PA: 39
PB: 1
SB: 1
CS: 0

Fri Aug 04 1961, 10:05 PM EDT
Att: 15,154 - Cloudy - 65 F

Batter	1	2	3	4	5	6	7	8	9	10	11	12	13	AB R H RBI BB SO LOB
Maury Wills, S OBP: 0.367, SLG: 0.356 (1, 6)	3-2 1B 1B	1-1 FC6-4 1-2f			0-0 1B G4-6-3		1-2 4-3		1-0 P3		1-1 SH3-4 1-2		2-2 1B 1B	6 3 3 0 0 0 1
Jim Gilliam, S OBP: 0.365, SLG: 0.367 (1, 4) (9, 5)	1-0 F7		1-2 HR		2-0 1B G4-6-3		2-2 6-3		2-1 F8		3-1 G3 2-3		2-2 1B 1-H	7 1 3 2 0 0 2
Wally Moon, L OBP: 0.444, SLG: 0.553 (1, 9) (8, 7)	3-1 1B 1B		2-3 K		1-2 1B G4-6-3		3-1 1B		2-2 6-3		1-2 1-3			6 0 2 0 0 1 2
Frank Howard, R OBP: 0.357, SLG: 0.516 Willie Davis, L OBP: 0.326, SLG: 0.485 (1, 7) (8, 8)	2-0 1B CS		2-1 5-3		4-1 BB		2-1 F7			0-0 SH1-4 1B		0-1 1B		3 0 1 1 1 0 1 2 1 2 0 0 0 0
Tommy Davis, R OBP: 0.347, SLG: 0.462 (1, 8) (8, 9)	3-3 K 1-2		1-0 E3		1-2 P4		0-0 F7			0-0 SH1-4 1-2		0-1 B3		5 0 0 0 0 1 4
Gil Hodges, R OBP: 0.323, SLG: 0.408 (1, 3)		2-1 P6	0-3 K			3-2 F7		2-1 1B 2B		0-1 L5		1-3 K		6 1 1 0 0 2 3
Daryl Spencer, R OBP: 0.344, SLG: 0.395 Duke Snider, L OBP: 0.324, SLG: 0.424 Charlie Neal, R OBP: 0.302, SLG: 0.371 (1, 5) (8, PH) (8, PR) (9, 4)		2-2 F8		3-3 K		1-1 F9		3-1 1B 2-H		0-0 1B		0-0 P1		3 0 0 0 0 1 0 1 0 1 1 0 0 0 2 0 1 1 0 0 1
Doug Camilli, R OBP: 0.158, SLG: 0.444 John Roseboro, L OBP: 0.340, SLG: 0.483 (1, 2) (8, PH) (9, 2)		1-2 HR		0-1 F9		4-0 BB		2-1 P4		2-3 K			1-3 K	2 1 1 1 1 0 0 3 0 0 0 0 2 2
Don Drysdale, R OBP: 0.214, SLG: 0.358 Ron Perranoski, L OBP: 0.273, SLG: 0.111 Larry Sherry, R OBP: 0.333, SLG: 0.200 (1, 1) (6, 1) (8, 1)		1-0 1B FC6-4		0-0 5-3		2-3 K		1-2 P3			2-3 K G3 SH3-4		1-3 K	2 0 1 0 0 0 0 1 0 0 0 0 1 1 3 0 0 0 0 2 1

Inning Stats	R: 1	H: 3	E: 0	LOB: 2	K: 1	S: 10	R: 1	H: 2	E: 0	LOB: 1	K: 0	S: 11	R: 1	H: 1	E: 1	LOB: 1	K: 2	S: 12	R: 0	H: 0	E: 0	LOB: 0	K: 1	S: 7	R: 1	H: 2	E: 0	LOB: 1	K: 0	S: 9	R: 0	H: 1	E: 0	LOB: 1	K: 0	S: 10	R: 1	H: 2	E: 0	LOB: 1	K: 0	S: 10	R: 0	H: 0	E: 0	LOB: 0	K: 0	S: 6	R: 1	H: 2	E: 0	LOB: 1	K: 1	S: 8	R: 0	H: 1	E: 0	LOB: 1	K: 1	S: 8	R: 0	H: 1	E: 0	LOB: 1	K: 1	S: 8	R: 0	H: 1	E: 0	LOB: 1	K: 1	S: 8	R: 0	H: 1	E: 0	LOB: 1	K: 1	S: 8	R: 1	H: 2	E: 0	LOB: 0	K: 2	S: 17	R: 1	H: 2	E: 0	LOB: 1	K: 2	S: 17	R: 1	H: 2	E: 0	LOB: 1	K: 2	S: 17	1B: 13	SF: 0	2B: 2	SAC: 2	3B: 0	DP: 2	HR: 2	HBP: 0	WP: 1	PA: 56
--------------	------	------	------	--------	------	-------	------	------	------	--------	------	-------	------	------	------	--------	------	-------	------	------	------	--------	------	------	------	------	------	--------	------	------	------	------	------	--------	------	-------	------	------	------	--------	------	-------	------	------	------	--------	------	------	------	------	------	--------	------	------	------	------	------	--------	------	------	------	------	------	--------	------	------	------	------	------	--------	------	------	------	------	------	--------	------	------	------	------	------	--------	------	-------	------	------	------	--------	------	-------	------	------	------	--------	------	-------	--------	-------	-------	--------	-------	-------	-------	--------	-------	--------

PITCHER	IP	WLS	BF	H	R	ER	SO	BB	IBB	HBP	BLK	WP	HR	S	P	ERA	WHIP
Jim Brewer, L ERA: 6.63 (1, 1)	4.2		22	8	4	4	4	1	0	0	0	0	2	46	81	7.71	1.929
Dick Drott, R ERA: 4.21 (5, 1)	1.1		5	0	0	0	1	1	0	0	0	0	0	12	23	0.00	0.750
Don Elston, R ERA: 5.58 (7, 1)	2.0		9	3	1	1	0	0	0	0	0	0	0	20	36	4.50	1.500
Barney Schultz, R ERA: 2.54 (9, 1)	4.0		16	3	1	1	3	0	0	0	0	1	0	32	47	2.25	0.750
Don Cardwell, R ERA: 4.18 (13, 1)	0.2	L	4	2	1	1	2	0	0	0	0	0	0	17	23	13.50	3.000


BOTTOM

Chicago Cubs @ Los Angeles Dodgers
Los Angeles Memorial Coliseum, Los Angeles, CA

Sat Aug 05 1961, 10:05 PM EDT
Att: 43,247 - Unknown - 69 F

livebaseballscorecards.com

AB	52
R	7
H	16
RBI	6
BB	2
SO	10
LOB	18



Batter	1	2	3	4	5	6	7	8	9	AB R H RBI BB SO LOB	TOP	
Sammy Drake, S (1, 9) Dick Drott, R (7, 1) Jim McAnany, R (9, PH) OBP: 0.308, SLG: 0.462 OBP: 0.333, SLG: 0.333	2-2 5-3		1-0 P4		4-1 BB		1-0 5-3		3-2 5-3	3 0 0 0 1 0 0 0 0 0 0 0 0 0 1 0 0 0 0 0 0		
Jerry Kindall, R (1, 4) OBP: 0.308, SLG: 0.448	0-2 F8			0-0 5-3	0-1 P5		0-0 5-3		0-2 5-3	5 0 0 0 0 0 1		
Al Heist, R (1, 8) OBP: 0.354, SLG: 0.423	3-2 F9			2-2 BB 1B 1B		1-1 F7	2-2 5-3			4 0 1 0 0 0 0		
14 Ernie Banks, R (1, 6) OBP: 0.351, SLG: 0.500		1-1 F7		1-3 K		0-0 1B 2B		2-2 G3 1B		4 2 2 0 0 1 1		
Billy Williams, L (1, 7) OBP: 0.350, SLG: 0.513		1-1 HR		1-2 BB 1B		1-0 1B 1B		2-2 G3		4 1 3 2 0 0 1		
Ron Santo, R (1, 5) OBP: 0.375, SLG: 0.474		1-1 F7		4-2 BB 1B		0-2 FC6-4 1B		0-0 6-3		3 0 1 0 1 0 1		
Andre Rodgers, R (1, 3) OBP: 0.279, SLG: 0.318		2-2 F9		2-2 4-3		2-1 P4		2-1 1B		4 0 1 1 0 0 5		
Dick Bertell, R (1, 2) OBP: 0.304, SLG: 0.318			0-0 F8		1-2 G5-4-3 1B	1-1 FC6-4		0-0 F8		4 0 1 0 0 0 3		
Jack Curtis, L (1, 1) Mel Roach, R (5, PH) Dick Ellsworth, L (5, 1) Don Zimmer, R (7, PH) OBP: 0.279, SLG: 0.270 OBP: 0.233, SLG: 0.215 OBP: 0.147, SLG: 0.097 OBP: 0.305, SLG: 0.406			0-3 K		1-2 G5-4-3		3-2 HR		1-1 5-3	1 0 0 0 0 1 0 1 0 0 0 0 0 1 0 0 0 0 0 0 0 2 1 1 1 0 0 0		
Inning Stats	R: 0 H: 0 E: 0 LOB: 0 K: 0 BB: 0 S: 12 P: 17	R: 1 H: 1 E: 0 LOB: 0 K: 0 BB: 0 S: 9 P: 14	R: 0 H: 0 E: 0 LOB: 0 K: 1 BB: 0 S: 5 P: 6	R: 0 H: 2 E: 0 LOB: 3 K: 1 BB: 1 S: 19 P: 29	R: 0 H: 1 E: 0 LOB: 1 K: 0 BB: 1 S: 11 P: 17	R: 1 H: 3 E: 0 LOB: 2 K: 0 BB: 0 S: 11 P: 16	R: 1 H: 1 E: 0 LOB: 0 K: 0 BB: 0 S: 8 P: 14	R: 1 H: 2 E: 0 LOB: 1 K: 0 BB: 0 S: 10 P: 16	R: 0 H: 0 E: 0 LOB: 0 K: 0 BB: 0 S: 9 P: 13	1B: 7 SF: 0 2B: 1 SAC: 0 3B: 0 DP: 1 HR: 2 HBP: 0	WP: 0 PA: 38 PB: 0 SB: 0 CS: 0	
PITCHER Johnny Podres, L (1, 1) ERA: 3.14	IP WLS BF H R ER SO BB IBB HBP BLK WP HR S P ERA WHIP											PITCHER IP WLS BF H R ER SO BB IBB HBP BLK WP HR S P ERA WHIP

Chicago Cubs @ Los Angeles Dodgers
Los Angeles Memorial Coliseum, Los Angeles, CA

Sun Aug 06 1961, 6:33 AM EDT
Att. 11,078 - Sunny - 85 F

livebaseballscorecards.com



Batter	1	2	3	4	5	6	7	8	9	AB R H RBI BB SO LOB	TOP	
Felix Mantilla, R (1, 8) OBP: 0.354, SLG: 0.327 Mack Jones, L (7, PH) OBP: 0.339, SLG: 0.323 (7, 8)	2-2 5-3			1-0 F5	1-2 1B		1-1 B5-3		0-3 K	3 0 1 0 0 0 0 2 0 0 0 0 1 0	Milwaukee Braves @ Los Angeles Dodgers Los Angeles Memorial Coliseum, Los Angeles, CA Tue Aug 08 1961, 10:05 PM EDT Att: 30,057 - Unknown livebaseballscorecards.com	
Frank Bolling, R (1, 4) OBP: 0.344, SLG: 0.416	1-1 F6			2-2 4-3	1-1 F4		0-1 L8		4-0 WP E BB	4 0 0 0 1 0 3		
Eddie Mathews, L (1, 5) OBP: 0.390, SLG: 0.526	0-0 4-3			3-1 1B		3-2 2B 1B	4-2 BB		0-0 E4 WP	4 1 2 0 1 0 1		
Hank Aaron, R (1, 9) OBP: 0.375, SLG: 0.636		0-0 F6		2-3 K		3-2 1B 2B	1-2 F8		3-1 F5	5 1 1 0 0 1 4		
Joe Adcock, R (1, 3) OBP: 0.340, SLG: 0.489		3-1 5-3			2-2 F9	1-1 1B FC1-2 1B		2-1 BB 1B	1-1 L7	5 0 2 2 0 0 2		
Frank Thomas, R (1, 7) OBP: 0.374, SLG: 0.544		0-3 K			0-1 HR	1-0 F7		0-0 F8		4 1 1 1 0 1 2		
Joe Torre, R (1, 2) OBP: 0.339, SLG: 0.468			3-2 4-1		0-2 1B BB 1B	0-1 1-3 FC1-2 1B		3-2 L9		4 0 2 0 0 0 1		
Roy McMillan, R (1, 6) OBP: 0.315, SLG: 0.292			1-3 K		2-1 F7	1-0 FC1-2		4-2 BB		3 0 0 0 1 1 3		
Lew Burdette, R (1, 1) OBP: 0.213, SLG: 0.351 Don McMahon, R (7, 1) OBP: 0.250, SLG: 0.333 Bob Boyd, L (8, PH) OBP: 0.282, SLG: 0.297 Bob Hendley, R (8, 1) OBP: 0.118, SLG: 0.063			0-3 K		4-2 1B	1-3 K		1-0 F8		2 0 0 0 1 2 2 0 0 0 0 0 0 0 1 0 0 0 0 0 2 0 0 0 0 0 0 0		
Inning Stats	R: 0 H: 0 E: 0 LOB: 0 K: 0 BB: 0 S: 6 P: 9	R: 0 H: 0 E: 0 LOB: 0 K: 1 BB: 0 S: 6 P: 9	R: 0 H: 0 E: 0 LOB: 0 K: 2 BB: 0 S: 10 P: 14	R: 0 H: 1 E: 0 LOB: 1 K: 1 BB: 0 S: 9 P: 17	R: 1 H: 3 E: 0 LOB: 3 K: 0 BB: 1 S: 19 P: 29	R: 2 H: 4 E: 0 LOB: 2 K: 1 BB: 0 S: 15 P: 25	R: 0 H: 0 E: 0 LOB: 1 K: 0 BB: 1 S: 10 P: 16	R: 0 H: 1 E: 0 LOB: 2 K: 0 BB: 1 S: 9 P: 19	R: 0 H: 0 E: 1 LOB: 2 K: 1 BB: 1 S: 8 P: 16	1B: 7 SF: 0 2B: 1 SAC: 0 3B: 0 DP: 0 HR: 1 HBP: 0		WP: 1 PA: 41 PB: 0 SB: 0 CS: 0
PITCHER Sandy Koufax, L (1, 1) ERA: 3.32 Turk Farrell, R (6, 1) ERA: 4.83	IP WLS BF H R ER SO BB IBB HBP BLK WP HR S P ERA WHIP	5.1 25 8 3 3 4 1 0 0 0 0 1 61 97 5.06 1.688	3.2 16 1 0 0 2 3 0 0 0 1 0 31 57 0.00 1.091	PITCHER IP WLS BF H R ER SO BB IBB HBP BLK WP HR S P ERA WHIP								



Batter	1	2	3	4	5	6	7	8	9
Maury Wills, S OBP: 0.372, SLG: 0.368 (1, 6)	1-3 K		1-0 F7		1-2 1B		3-2 2B 1B	1-1 FC5-2-5-1-6-5 2-3 3-H	
Jim Gilliam, S OBP: 0.366, SLG: 0.374 (1, 5)	0-0 F7			2-1 F4		4-0 1B E BB	1-2 1B 2B	0-2 6-3	
Duke Snider, L OBP: 0.336, SLG: 0.457 (1, 8) (7, 9)	2-1 1-3			0-0 HR		0-0 1B	1-1 E 1B		
Wally Moon, L OBP: 0.450, SLG: 0.561 (1, 9) (7, 7)		0-0 4-3		2-2 1B		1-2 G3 1-3 3-H	2-2 E2 1-H		
Frank Howard, R OBP: 0.363, SLG: 0.553 Willie Davis, L OBP: 0.330, SLG: 0.485 (1, 7) (6, PR) (7, 8)		0-0 F9		0-0 F9		2-2 1B	4-0 BB		
John Roseboro, L OBP: 0.339, SLG: 0.479 (1, 2)		3-2 PB 1B		1-0 F5		2-3 K	0-0 4-3		
Gil Hodges, R OBP: 0.326, SLG: 0.403 (1, 3)		2-1 5-3			2-0 S 1B	0-2 F3		2-2 SH1-4 1B	
Charlie Neal, R OBP: 0.300, SLG: 0.368 (1, 4)			1-2 F8		0-1 F8		0-0 6-3	1-1 SH1-4 1B	
Sandy Koufax, R OBP: 0.164, SLG: 0.056 Turk Farrell, R OBP: 0.071, SLG: 0.071 (1, 1) (6, 1)			2-2 1-5-3		1-3 K		0-0 4-3	0-1 SH1-4	

Inning Stats	R: 0	H: 0	E: 0	K: 1	S: 6	R: 0	H: 1	E: 0	K: 0	S: 7	R: 0	H: 0	E: 0	K: 0	S: 8	R: 1	H: 2	E: 0	K: 0	S: 8	R: 1	H: 2	E: 0	K: 1	S: 10	R: 2	H: 2	E: 1	K: 1	S: 16	R: 3	H: 4	E: 1	K: 0	S: 14	R: 0	H: 2	E: 0	K: 0	S: 14
	LOB: 0	BB: 0	P: 9	LOB: 1	BB: 0	P: 12	LOB: 0	BB: 0	P: 12	LOB: 1	BB: 1	LOB: 1	BB: 0	P: 14	LOB: 1	BB: 1	LOB: 2	BB: 1	P: 25	LOB: 2	BB: 1	P: 18	LOB: 2	BB: 0	P: 18	LOB: 0	BB: 0	P: 18	LOB: 0	BB: 0	P: 18	LOB: 0	BB: 0	P: 18	LOB: 0	BB: 0	P: 18	LOB: 0	BB: 0	P: 18

PITCHER	IP	WLS	BF	H	R	ER	SO	BB	IBB	HBP	BLK	WP	HR	S	P	ERA	WHIP
Lew Burdette, R ERA: 3.72 (1, 1)	6.2	L	29	9	6	5	3	1	0	0	0	0	1	63	97	6.75	1.500
Don McMahon, R ERA: 2.0 (7, 1)	0.1		4	2	1	1	0	1	0	0	0	0	0	6	13	27.00	9.000
Bob Hendley, L ERA: 3.91 (8, 1)	1.0		5	2	0	0	0	0	0	0	0	0	0	14	18	0.00	2.000

AB R H RBI BB SO LOB

5	1	2	1	0	1	2
4	2	1	1	1	0	2
4	3	3	2	0	0	0
4	0	2	1	0	0	1
3	0	1	1	0	0	1
0	0	0	0	1	0	0
4	0	1	0	0	1	4
4	1	2	0	0	0	2
4	0	1	0	0	0	1
2	0	0	0	0	1	1
1	0	0	0	0	0	0

AB	35
R	7
H	13
RBI	6
BB	2
SO	3
LOB	14



WP	HR	S	P	ERA	WHIP
0	0	0	0	0.00	2.000
1	0	0	0	27.00	9.000
0	0	0	0	6.75	1.500

Milwaukee Braves @ Los Angeles Dodgers
Los Angeles Memorial Coliseum, Los Angeles, CA
Tue Aug 08 1961, 10:05 PM EDT
Att. 30,057 - Unknown

livebaseballscorecards.com

Batter	1	2	3	4	5	6	7	8	9	AB R H RBI BB SO LOB	TOP											
Mack Jones, L (1, 8) OBP: 0.327, SLG: 0.310	0-3 K		0-3 K		2-2 F7		0-1 FC6-4			4 0 0 0 0 2 3	Milwaukee Braves @ Los Angeles Dodgers Los Angeles Memorial Coliseum, Los Angeles, CA Wed Aug 09 1961, 10:05 PM EDT Att: 23,385 - Unknown livebaseballscorecards.com											
Frank Bolling, R (1, 4) OBP: 0.343, SLG: 0.414	1-1 5-3		1-3 K			0-0 E6 HR		0-1 FC4-6 1B	4 1 1 0 0 1 0													
Eddie Mathews, L (1, 5) OBP: 0.386, SLG: 0.521	2-0 E3			0-0 B1-3		1-3 K		1-2 FC4-6 FC6-4 1-2f	4 0 0 0 0 1 2													
Hank Aaron, R (1, 9) OBP: 0.372, SLG: 0.630	3-3 K			1-2 F5		2-3 K		1-1 FC6-4 1-2f	4 0 0 0 0 2 3													
Joe Adcock, R (1, 3) OBP: 0.341, SLG: 0.505		3-2 HR		0-3 K		3-2 HR		1-2 5-3	4 2 2 3 0 1 1													
Frank Thomas, R (1, 7) OBP: 0.373, SLG: 0.540		0-0 5-3		1-2 BB 1B		0-0 4-3		0-2 3-1	4 0 1 0 0 0 0													
Joe Torre, R (1, 2) OBP: 0.338, SLG: 0.462		1-0 6-3		0-3 K		1-0 FC4-6 HBP		3-2 6-3	3 0 0 0 0 1 1													
Roy McMillan, R (1, 6) OBP: 0.314, SLG: 0.289		0-0 F7		4-2 BB		0-1 F9		0-3 K	3 0 0 0 1 1 1													
Don Nottebart, R (1, 1) OBP: 0.226, SLG: 0.143 Carl Willey, R (2, 1) OBP: 0.026, SLG: 0.026 Lee Maye, L (5, PH) OBP: 0.119, SLG: 0.443 Bob Buhl, R (5, 1) OBP: 0.127, SLG: 0.059 Al Spangler, L (7, PH) OBP: 0.421, SLG: 0.288 Don McViator, R (7, 1) OBP: 0.250, SLG: 0.333			1-3 K		2-3 K		3-2 FC4-6 FC6-4 1-2f		0 0 0 0 0 0 0 1 0 0 0 0 1 0 1 0 0 0 0 1 2 0 0 0 0 0 0 0 1 0 0 0 0 0 1 0 0 0 0 0 0 0													
Inning Stats	R: 0 E: 1 K: 2 S: 13	H: 0 LOB: 1 BB: 0 P: 19	R: 1 E: 0 K: 0 S: 7	H: 1 LOB: 0 BB: 0 P: 11	R: 0 E: 0 K: 3 S: 9	H: 0 LOB: 0 BB: 0 P: 11	R: 0 E: 0 K: 1 S: 11	H: 0 LOB: 0 BB: 0 P: 12	R: 0 E: 0 K: 2 S: 19	H: 1 LOB: 2 BB: 1 P: 28	R: 2 E: 1 K: 2 S: 18	H: 1 LOB: 0 BB: 0 P: 24	R: 0 E: 0 K: 0 S: 7	H: 0 LOB: 1 BB: 0 P: 11	R: 0 E: 0 K: 0 S: 10	H: 1 LOB: 1 BB: 0 P: 13	R: 0 E: 0 K: 1 S: 9	H: 0 LOB: 0 BB: 0 P: 12	1B: 2 2B: 0 3B: 0 HR: 2	SF: 0 SAC: 0 DP: 0 HBP: 1	WP: 0 PB: 0 SB: 0 CS: 0	PA: 35
PITCHER Don Drysdale, R (1, 1) ERA: 3.45	IP: 9.0 WLS: W BF: 35 H: 4 R: 3 ER: 1 SO: 11 BB: 1 IBB: 0 HBP: 1 BLK: 0 WP: 0 HR: 2 S: 103 P: 141 ERA: 1.00 WHIP: 0.556											PITCHER IP: WLS: BF: H: R: ER: SO: BB: IBB: HBP: BLK: WP: HR: S: P: ERA: WHIP:										



Batter	1	2	3	4	5	6	7	8	9
Maury Wills, S OBP: 0.373, SLG: 0.369 (1, 6)	2-2 1B	2-3 K		1-1 6-3		0-1 SH BB		0-0 2B 1B	
Jim Gilliam, S OBP: 0.370, SLG: 0.377 (1, 5)	3-3 1-2 K	4-2 1B BB		2-2 4-3		4-2 BB BB		0-1 WP 2B	
Duke Snider, L OBP: 0.351, SLG: 0.489 (1, 8) (8, 9)	2-2 2-H FC4-6 1B	0-1 1-2 1B		0-0 HR		4-2 1-2 BB		1-1 F6	
Wally Moon, L OBP: 0.444, SLG: 0.552 (1, 9) (8, 7)	1-1 FC4-6 1-2	3-1 F5		2-2 L5		0-1 4-3		1-0 F7	
Frank Howard, R OBP: 0.361, SLG: 0.545 (1, 7) Willie Davis, L OBP: 0.330, SLG: 0.485 (8, 8)	0-1 F3	2-0 F4		3-1 1B		0-3 K			
John Roseboro, L OBP: 0.338, SLG: 0.476 (1, 2)		2-2 BB HR 1B		1-0 3-1		0-2 L9		1-2 F9	
Gil Hodges, R OBP: 0.324, SLG: 0.395 (1, 3)		4-1 BB HR BB		1-3 K		2-3 K		2-2 F7	
Charlie Neal, R OBP: 0.307, SLG: 0.371 (1, 4)		4-1 HR BB		0-0 1B		0-0 F5		0-0 SH1-3 1B	
Don Drysdale, R OBP: 0.237, SLG: 0.418 (1, 1)		1-1 HR		3-2 F8		4-2 BB SH BB		0-0 SH1-3	

AB	R	H	RBI	BB	SO	LOB
4	2	2	1	0	1	0
3	0	1	1	2	1	1
4	1	3	2	1	0	1
5	0	0	0	0	0	6
4	0	1	0	0	1	3
0	0	0	0	0	0	0
4	1	1	0	0	0	1
3	1	0	0	1	2	1
3	2	2	0	1	0	1
2	1	1	4	1	0	1

BOTTOM

Milwaukee Braves @ Los Angeles Dodgers
Los Angeles Memorial Coliseum, Los Angeles, CA

livebaseballscorecards.com

AB	32
R	8
H	11
RBI	8
BB	6
SO	5
LOB	15



1B: 8	SF: 0	WP: 1	PA: 40
2B: 1	SAC: 2	PB: 0	
3B: 0	DP: 0	SB: 1	
HR: 2	HBP: 0	CS: 0	

Wed Aug 09 1961, 10:05 PM EDT
Att. 23,385 - Unknown

Inning Stats		R: 1	H: 2	E: 1	K: 1	S: 13	L: 1	LOB: 1	BB: 0	P: 21	
R: 4		H: 3	E: 0	K: 1	S: 17	R: 0		H: 1	E: 0	K: 1	S: 8
R: 4		H: 3	E: 0	K: 1	S: 17	R: 0		H: 1	E: 0	K: 1	S: 8
R: 0		H: 1	E: 0	K: 1	S: 8	R: 1		H: 1	E: 0	K: 0	S: 9
R: 0		H: 1	E: 0	K: 1	S: 8	R: 0		H: 1	E: 0	K: 1	S: 10
R: 0		H: 0	E: 0	K: 1	S: 10	R: 0		H: 0	E: 0	K: 1	S: 9
R: 2		H: 3	E: 0	K: 0	S: 8	R: 0		H: 0	E: 0	K: 1	S: 12

PITCHER		IP	WLS	BF	H	R	ER	SO	BB	IBB	HBP	BLK	WP	HR	S	P	ERA	WHIP
Don Nottebart, R	(1, 1)	1.1	L	11	4	5	5	2	3	0	0	0	0	1	25	50	33.75	5.250
Carl Willey, R	(2, 1)	2.2		11	3	1	1	1	0	0	0	0	0	1	22	37	3.38	1.125
Bob Buhl, R	(5, 1)	2.0		9	1	0	0	1	3	0	0	0	0	0	20	37	0.00	2.000
Don McMahon, R	(7, 1)	2.0		9	3	2	2	1	0	0	0	0	1	0	17	22	9.00	1.500

Batter	1	2	3	4	5	6	7	8	9	AB R H RBI BB SO LOB	TOP
Julian Javier, R (1, 4) OBP: 0.341, SLG: 0.376	1-1 1B		1-1 6-3		0-1 1B			0-0 1B	1-2 P4	5 0 3 0 0 0 3	St. Louis Cardinals @ Los Angeles Dodgers Los Angeles Memorial Coliseum, Los Angeles, CA Sun Aug 13 1961, 6:33 AM EDT Att: 18,111 - Unknown
Joe Cunningham, L (1, 9) OBP: 0.420, SLG: 0.433	2-2 F8		0-0 1-3		4-2 1B			0-3 K		3 0 0 0 1 1 3	
Bill White, L (1, 3) OBP: 0.365, SLG: 0.483	1-0 1B			1-0 1B	0-0 P3			3-2 1B		4 0 2 0 0 0 4	
Ken Boyer, R (1, 5) OBP: 0.382, SLG: 0.516	0-0 G6-4-3			3-3 K		1-0 6-3		2-2 1B		4 0 1 0 0 1 3	
Stan Musial, L (1, 7) OBP: 0.374, SLG: 0.479		0-0 1B		1-1 F5		1-2 1-3		0-0 P5		4 0 1 0 0 0 3	
Carl Sawatski, L (1, 2) Chris Cannizzaro, R (9, PR) OBP: 0.408, SLG: 0.542 OBP: 0.500, SLG: 0.500		0-1 F9		3-3 K		2-3 K		2-0 E1		4 0 0 0 0 2 2 0 0 0 0 0 0 0	
Curt Flood, R (1, 8) OBP: 0.401, SLG: 0.382		1-1 G6-4-3			4-2 1B		0-0 5-3		4-0 BB	2 0 0 0 2 0 1	
Bob Lillis, R (1, 6) Charlie James, R (7, PH) Alex Grammas, R (7, 6) OBP: 0.253, SLG: 0.240 OBP: 0.309, SLG: 0.373 OBP: 0.225, SLG: 0.178			0-1 L3		1-2 P3		3-3 K		1-3 K	0 0 0 0 0 0 0 1 0 0 0 0 1 0 1 0 0 0 0 1 2	
Bob Gibson, R (1, 1) Don Faussig, R (3, PH) Bob Miller, R (3, 1) Ed Olivares, R (7, PH) Craig Anderson, R (7, 1) Al Cicotte, R (7, 1) Red Schoendienst, S (9, PH) OBP: 0.286, SLG: 0.370 OBP: 0.348, SLG: 0.470 OBP: 0.600, SLG: 0.583 OBP: 0.143, SLG: 0.150 OBP: 0.428, SLG: 0.571 OBP: 0.278, SLG: 0.333 OBP: 0.358, SLG: 0.400			2-2 2B		0-3 K		1-3 K		0-0 F9	0 0 0 0 0 0 0 1 0 1 0 0 0 0 1 0 0 0 0 1 1 1 0 0 0 0 1 0 0 0 0 0 0 0 0 0 0 0 0 0 0 0 1 0 0 0 0 0 2	
Inning Stats	R: 0 H: 2 E: 0 LOB: 1 K: 0 BB: 0 S: 8 P: 12	R: 0 H: 1 E: 0 LOB: 0 K: 0 BB: 0 S: 5 P: 6	R: 0 H: 1 E: 0 LOB: 1 K: 0 BB: 0 S: 9 P: 12	R: 0 H: 1 E: 0 LOB: 1 K: 2 BB: 0 S: 9 P: 17	R: 0 H: 1 E: 0 LOB: 3 K: 1 BB: 2 S: 13 P: 22	R: 0 H: 0 E: 0 LOB: 0 K: 1 BB: 0 S: 10 P: 14	R: 0 H: 0 E: 0 LOB: 0 K: 2 BB: 0 S: 9 P: 13	R: 0 H: 2 E: 0 LOB: 2 K: 1 BB: 0 S: 12 P: 17	R: 0 H: 0 E: 1 LOB: 2 K: 1 BB: 1 S: 8 P: 16	1B: 7 SF: 0 2B: 1 SAC: 0 3B: 0 DP: 2 HR: 0 HBP: 0	
PITCHER Stan Williams, R (1, 1) ERA: 3.91	IP WLS BF H R ER SO BB IBB HBP BLK WP HR S P ERA WHIP										
	9.0 W 37 8 0 0 8 3 0 0 0 0 0 0 83 129 0.00 1.222										

livebaseballscorecards.com

AB	32
R	0
H	8
RBI	0
BB	3
SO	8
LOB	24



Batter	1	2	3	4	5	6	7	8	9	AB	R	H	RBI	BB	SO	LOB
Maury Wills, S OBP: 0.375, SLG: 0.368 (1, 6)	1-0 4-3 PB 1B	4-0 1B E BB		1-0 4-3		0-0 FC4-6 1-2f	1-2 L7			4	2	1	0	1	0	3
Jim Gilliam, S OBP: 0.369, SLG: 0.371 (1, 5)	3-2 L8 1-2	3-2 E6 1-H 2B 1B		0-3 K		1-0 L9		0-0 4-3		5	1	1	0	0	1	2
Duke Snider, L OBP: 0.356, SLG: 0.504 (1, 8)	1-0 4-3	3-2 2-H 2B		1-0 E4			2-1 2B 3B	0-1 3-1		5	1	2	1	0	0	1
Ron Fairly, L OBP: 0.417, SLG: 0.513 (8, 9)	2-3									0	0	0	0	0	0	0
Wally Moon, L OBP: 0.449, SLG: 0.551 (1, 9)	1-0 2B 1B	4-2 BB		1-1 F8			4-2 2B BB	4-2 BB		2	2	1	1	3	0	1
Tommy Davis, R OBP: 0.346, SLG: 0.457 (8, PR)	3-H 2B 1B									0	0	0	0	0	0	0
Frank Howard, R OBP: 0.366, SLG: 0.547 (1, 7)	0-0 1-H 2B	0-3 K			3-2 5-3		4-2 2B BB	1-1 L9		3	0	1	1	1	1	2
Willie Davis, L OBP: 0.329, SLG: 0.483 (7, PR)										1	1	0	0	0	0	1
John Roseboro, L OBP: 0.342, SLG: 0.482 (1, 2)	4-2 BB			0-0 F7		1-2 CS 1B		0-0 2B 2B		3	1	2	3	1	0	0
Norm Larker, L OBP: 0.329, SLG: 0.409 (1, 3)	3-2 F8			4-1 BB		3-1 4-3 1-2		2-1 2B		3	0	1	1	1	0	3
Charlie Neal, R OBP: 0.302, SLG: 0.364 (1, 4)		1-0 P6		2-3 K			0-0 FC4-6 1B	0-1 F8		4	0	1	0	0	1	3
Stan Williams, R OBP: 0.210, SLG: 0.175 (1, 1)		2-3 K		1-3 K			1-3 K	0-3 K		4	0	0	0	0	4	4

Inning Stats	R: 2	H: 3	E: 0	K: 0	S: 17	H: 3	LOB: 2	BB: 1	P: 30	R: 2	H: 2	E: 1	K: 2	S: 18	H: 2	LOB: 2	BB: 2	P: 35	R: 0	H: 0	E: 0	K: 2	S: 9	R: 0	H: 0	E: 1	K: 1	S: 7	R: 0	H: 1	E: 0	K: 0	S: 8	R: 0	H: 1	E: 0	K: 1	S: 6	R: 4	H: 3	E: 0	K: 1	S: 17	R: 0	H: 0	E: 0	K: 0	S: 7	R: 0	H: 0	E: 0	K: 0	S: 12
--------------	------	------	------	------	-------	------	--------	-------	-------	------	------	------	------	-------	------	--------	-------	-------	------	------	------	------	------	------	------	------	------	------	------	------	------	------	------	------	------	------	------	------	------	------	------	------	-------	------	------	------	------	------	------	------	------	------	-------

PITCHER	IP	WLS	BF	H	R	ER	SO	BB	IBB	HBP	BLK	WP	HR	S	P	ERA	WHIP
Bob Gibson, R ERA: 3.37 (1, 1)	2.0	L	14	5	4	2	2	3	0	0	0	0	0	35	65	9.00	4.000
Bob Miller, R ERA: 4.32 (3, 1)	4.0		15	2	0	0	4	1	0	0	0	0	0	30	49	0.00	0.750
Craig Anderson, R ERA: 3.81 (7, 1)	0.0		5	3	4	4	0	2	0	0	0	0	0	9	21	∞	∞
Al Cicotte, R ERA: 5.66 (7, 1)	2.0		7	0	0	0	1	1	0	0	0	0	0	15	21	0.00	0.500


BOTTOM

St. Louis Cardinals @ Los Angeles Dodgers
Los Angeles Memorial Coliseum, Los Angeles, CA

Sun Aug 13 1961, 6:33 AM EDT
 Att. 18,111 - Unknown

livebaseballscorecards.com

AB	34
R	8
H	10
RBI	7
BB	7
SO	7
LOB	20



WP: 0	PA: 41
PB: 1	
SB: 0	
CS: 1	

Batter	1	2	3	4	5	6	7	8	9	AB R H RBI BB SO LOB	TOP											
Julian Javier, R (1, 4) OBP: 0.342, SLG: 0.377	1-0 4-3	2-2 1B		0-0 6-3		1-2 1-3			1-1 WP 6-3 1B	5 0 2 1 0 0 2												
Joe Cunningham, L (1, 9) OBP: 0.422, SLG: 0.438	3-1 5-3	4-1 1B		0-0 2-3		0-0 2-3			1-2 6-3	4 0 2 2 1 0 1												
Bill White, L (1, 3) OBP: 0.361, SLG: 0.478	2-3 K	0-2 F7		1-3 K		3-H 1-3			1-1 5-3	5 0 0 0 0 2 6												
Ken Boyer, R (1, 5) OBP: 0.378, SLG: 0.510		1-3 K		0-1 5-3		0-0 3-1			2-2 F7	5 0 0 0 0 1 1												
Stan Musial, L (1, 7) OBP: 0.379, SLG: 0.487		0-1 1B		0-1 2B		1-2 1B			2-0 L9	4 1 3 0 0 0 0												
Don Taussig, R (9, 7) OBP: 0.348, SLG: 0.470		4-3 1B								0 0 0 0 0 0 0												
Carl Sawatski, L (1, 2) OBP: 0.402, SLG: 0.532		2-1 1B		0-3 K		1-1 F2			1-2 F9	4 1 1 0 0 1 2												
Curt Flood, R (1, 8) OBP: 0.392, SLG: 0.373		0-0 4-3		0-0 F9		2-3 K			2-2 F8	4 0 0 0 0 1 4												
Alex Grammas, R (1, 6) OBP: 0.245, SLG: 0.194		4-0 1B				0-0 SH3-4			2-0 L9	3 3 2 0 1 0 0												
Ernie Broglio, R (1, 1) OBP: 0.200, SLG: 0.176		0-1 1B				0-0 SH3-4			1-3 K	2 0 1 2 0 1 0												
Inning Stats	R: 0 E: 0 K: 1 S: 7	H: 0 LOB: 0 BB: 0 P: 13	R: 3 E: 0 K: 1 S: 17	H: 4 LOB: 3 BB: 2 P: 30	R: 0 E: 0 K: 1 S: 8	H: 1 LOB: 1 BB: 0 P: 8	R: 1 E: 0 K: 1 S: 7	H: 2 LOB: 1 BB: 0 P: 9	R: 0 E: 0 K: 1 S: 9	H: 1 LOB: 1 BB: 0 P: 13	R: 1 E: 0 K: 0 S: 12	H: 2 LOB: 1 BB: 0 P: 15	R: 0 E: 0 K: 0 S: 7	H: 0 LOB: 0 BB: 0 P: 12	R: 0 E: 0 K: 1 S: 8	H: 0 LOB: 0 BB: 0 P: 13	R: 0 E: 0 K: 0 S: 10	H: 1 LOB: 1 BB: 0 P: 15	1B: 9 2B: 2 3B: 0 HR: 0	SF: 0 SAC: 2 DP: 0 HBP: 0	WP: 1 PB: 0 SB: 0 CS: 0	PA: 40
PITCHER	IP WLS BF H R ER SO BB IBB HBP BLK WP HR S P ERA WHIP																					
Don Drysdale, R (1, 1) ERA: 3.56	5.0 L 25 8 4 4 5 1 1 0 0 0 0 48 73 7.20 1.800																					
Roger Craig, R (6, 1) ERA: 5.97	2.0 8 2 1 1 0 0 0 0 0 0 0 19 27 4.50 1.000																					
Turk Farrell, R (8, 1) ERA: 4.7	2.0 7 1 0 0 1 0 0 0 0 0 1 18 28 0.00 0.500																					

St. Louis Cardinals @ Los Angeles Dodgers
Los Angeles Memorial Coliseum, Los Angeles, CA
Mon Aug 14 1961, 10:05 PM EDT
Att: 24,400 - Unknown

AB	36
R	5
H	11
RBI	5
BB	2
SO	6
LOB	16



Batter	1	2	3	4	5	6	7	8	9	AB	R	H	RBI	BB	SO	LOB	TOP										
Elio Chacon, R (1, 4) OBP: 0.417, SLG: 0.390 Don Blasingame, L (8, PH) OBP: 0.294, SLG: 0.288 (8, 4)	4-2 1B FC5-2-5 BB		0-3 K			3-2 F8	2-0 L5	2-1 4-3		3	0	0	0	1	1	2											
Eddie Kasko, R (1, 6) OBP: 0.326, SLG: 0.337	1-2 WP FC5-2-5 1B		3-2 1B			1-1 1B 2B	1-2 1B 2-H	1-0 F4		5	1	4	1	0	0	0											
Vada Pinson, L (1, 8) OBP: 0.368, SLG: 0.489	3-3 K		1-3 K			1-1 1B 2B	0-0 P5	0-3 K		5	1	1	0	0	3	5											
Frank Robinson, R (1, 9) OBP: 0.410, SLG: 0.644	1-2 FC5-2-5 WP 1-2 3-H			2-1 6-3 1B		3-2 WP 1-H 3-H 2B		4-2 2B HBP		4	1	2	2	0	0	2											
Gene Freese, R (1, 5) OBP: 0.320, SLG: 0.485	1-2 P6 1-2 2-3			1-2 6-3 1-2		1-1 F3 2-3		2-0 F8		5	0	0	0	0	0	5											
Wally Post, R (1, 7) OBP: 0.353, SLG: 0.583 Jerry Lynch, L (7, PH) OBP: 0.422, SLG: 0.687 (7, 7)		0-3 K		0-1 2-3		0-0 HR		2-2 1-H 2B		3	1	1	1	0	1	1											
Gordy Coleman, L (1, 3) OBP: 0.343, SLG: 0.514		3-2 4-3		4-2 BB		4-2 1B E BB		4-0 IBB		1	1	0	0	3	0	0											
Darrell Johnson, R (1, 2) OBP: 0.261, SLG: 0.231		1-0 6-3		1-0 1-3		0-0 E6 1B		0-3 K		4	0	0	0	0	1	5											
Joey Jay, S (1, 1) OBP: 0.113, SLG: 0.143			0-3 K		0-3 K	0-1 B5		2-2 5-3		4	0	0	0	0	2	4											
Inning Stats	R: 0 E: 0 K: 1 S: 20	H: 1 LOB: 2 BB: 1 P: 30	R: 0 E: 0 K: 1 S: 8	H: 0 LOB: 0 BB: 0 P: 12	R: 0 E: 0 K: 3 S: 12	H: 1 LOB: 1 BB: 0 P: 16	R: 0 E: 0 K: 0 S: 12	H: 1 LOB: 2 BB: 1 P: 20	R: 2 E: 0 K: 1 S: 15	H: 3 LOB: 1 BB: 0 P: 24	R: 2 E: 1 K: 0 S: 12	H: 2 LOB: 2 BB: 1 P: 19	R: 1 E: 0 K: 1 S: 15	H: 1 LOB: 2 BB: 1 P: 29	R: 0 E: 0 K: 1 S: 6	H: 0 LOB: 0 BB: 0 P: 9	R: 0 E: 0 K: 0 S: 7	H: 0 LOB: 0 BB: 0 P: 11	1B: 6 2B: 2 3B: 0 HR: 1	SF: 0 SAC: 0 DP: 0 HBP: 1	WP: 2 PB: 0 SB: 0 CS: 0	PA: 42					
PITCHER	IP	WLS	BF	H	R	ER	SO	BB	IBB	HBP	BLK	WP	HR	S	P	ERA	WHIP										
Sandy Koufax, L (1, 1) ERA: 3.41	6.0	L	31	8	5	4	6	3	0	1	0	2	1	82	128	6.00	1.833										
Turk Farrell, R (7, 1) ERA: 4.64	1.0		5	1	0	0	1	0	1	0	0	0	0	12	22	0.00	1.000										
Roger Craig, R (8, 1) ERA: 5.84	2.0		6	0	0	0	1	0	0	0	0	0	0	13	20	0.00	0.000										

Cincinnati Reds @ Los Angeles Dodgers
Los Angeles Memorial Coliseum, Los Angeles, CA

Tue Aug 15 1961, 10:05 PM EDT
Att: 47,515 - Unknown

AB	37
R	5
H	9
RBI	5
BB	4
SO	8
LOB	24



Batter	1	2	3	4	5	6	7	8	9	AB	R	H	RBI	BB	SO	LOB
Maury Wills, S OBP: 0.372, SLG: 0.363 (1, 6)	4-1 1B BB	3-2 6-3 1-2		0-1 6-3			0-1 F7		0-2 F7	4	1	0	0	1	0	3
Jim Gilliam, S OBP: 0.368, SLG: 0.367 (1, 5) (9, 4)	2-2 1B 1-2 1B		2-1 3-1		1-2 6-3		2-2 L8		0-1 FC6-4 1-2f	5	1	1	0	0	0	2
Duke Snider, L OBP: 0.361, SLG: 0.497 (1, 8)	1-1 G4-6-3 1-3 2-H 1B		4-2 1B S BB		2-2 6-3		0-0 1B		0-2 4-3	4	0	2	1	1	0	1
Wally Moon, L OBP: 0.450, SLG: 0.545 (1, 9)	2-1 G4-6-3 1-2 3-H 1B		0-3 K		0-0 6-3			4-1 1B BB		3	0	1	1	1	1	1
Frank Howard, R OBP: 0.362, SLG: 0.531 (1, 7)	G4-6-3 1-2f 2-3		4-2 1B BB		2-1 6-3		1-3 K			3	0	0	0	1	1	3
John Roseboro, L OBP: 0.340, SLG: 0.476 (1, 2)	0-0 P6		0-0 1-2 2-3 1B		0-2 F9		0-2 S 1-3 1B			4	0	2	0	0	0	1
Norm Larker, L OBP: 0.327, SLG: 0.398 Willie Davis, L OBP: 0.328, SLG: 0.481 Gil Hodges, R OBP: 0.324, SLG: 0.395 (1, 3) (8, PR) (9, 3)		4-0 FC5-4 BB	2-0 F9		2-2 4-3		4-1 FC6-4 1-2 BB			2	0	0	0	2	0	3
Charlie Neal, R OBP: 0.301, SLG: 0.359 Tommy Davis, R OBP: 0.344, SLG: 0.455 (1, 4) (8, PH) (9, 5)		1-0 FC5-4 S 1-2f		1-1 5-3		1-1 F8		0-0 FC6-4 1-2f		3	0	0	0	0	0	1
Sandy Koufax, R OBP: 0.159, SLG: 0.054 Turk Farrell, R OBP: 0.071, SLG: 0.071 Ron Fairly, L OBP: 0.418, SLG: 0.508 Roger Craig, R OBP: 0.192, SLG: 0.125 Bob Aspromonte, R OBP: 0.300, SLG: 0.250 (1, 1) (7, 1) (7, PH) (8, 1) (9, PH)		1-3 K	2-1 9-3		4-2 BB			4-0 FC6-4 BB		2	0	0	0	0	1	1

Inning Stats	R: 2	H: 3	E: 0	K: 10	S: 10	R: 0	H: 0	E: 0	K: 1	S: 9	R: 0	H: 1	E: 0	K: 1	S: 14	R: 0	H: 0	E: 0	K: 0	S: 6	R: 0	H: 0	E: 0	K: 0	S: 8	R: 0	H: 0	E: 0	K: 0	S: 8	R: 0	H: 2	E: 0	K: 1	S: 10	R: 0	H: 0	E: 0	K: 0	S: 8	R: 0	H: 0	E: 0	K: 0	S: 8	R: 0	H: 2	E: 0	K: 1	S: 10	R: 0	H: 0	E: 0	K: 0	S: 8	1B: 6	2B: 0	3B: 0	HR: 0	SF: 0	SAC: 0	DP: 1	HBP: 0	WP: 0	PB: 0	SB: 3	CS: 0	PA: 39
--------------	------	------	------	-------	-------	------	------	------	------	------	------	------	------	------	-------	------	------	------	------	------	------	------	------	------	------	------	------	------	------	------	------	------	------	------	-------	------	------	------	------	------	------	------	------	------	------	------	------	------	------	-------	------	------	------	------	------	-------	-------	-------	-------	-------	--------	-------	--------	-------	-------	-------	-------	--------

PITCHER	IP	WLS	BF	H	R	ER	SO	BB	IBB	HBP	BLK	WP	HR	S	P	ERA	WHIP
Joey Jay, R ERA: 3.15 (1, 1)	9.0	W	39	6	2	2	3	8	0	0	0	0	0	83	145	2.00	1.556

BOTTOM


Cincinnati Reds @ Los Angeles Dodgers
Los Angeles Memorial Coliseum, Los Angeles, CA

Tue Aug 15 1961, 10:05 PM EDT
Att. 47,515 - Unknown

livebaseballscores.com

AB	31
R	2
H	6
RBI	2
BB	8
SO	3
LOB	19



Batter	1	2	3	4	5	6	7	8	9	AB R H RBI BB SO LOB	TOP														
Eddie Kasko, R OBP: 0.327, SLG: 0.338 (1, 6)	1-2 3B 1B	2-2 1B		0-1 E6			1-2 F2		2-0 1-6-3	5 1 2 0 0 0 0	<p>Cincinnati Reds @ Los Angeles Dodgers Los Angeles Memorial Coliseum, Los Angeles, CA Wed Aug 16 1961, 10:05 PM EDT Unknown</p> <p>livebaseballscorecards.com</p> <table border="1"> <tr><td>AB</td><td>34</td></tr> <tr><td>R</td><td>6</td></tr> <tr><td>H</td><td>7</td></tr> <tr><td>RBI</td><td>4</td></tr> <tr><td>BB</td><td>3</td></tr> <tr><td>SO</td><td>7</td></tr> <tr><td>LOB</td><td>11</td></tr> </table> 	AB	34	R	6	H	7	RBI	4	BB	3	SO	7	LOB	11
AB	34																								
R	6																								
H	7																								
RBI	4																								
BB	3																								
SO	7																								
LOB	11																								
Don Blasingame, L OBP: 0.293, SLG: 0.292 (1, 4)	2-2 1B 3B	1-1 4-3		3-3 K			0-0 F8		3-2 F6	5 1 1 1 0 1 2															
Vada Pinson, L OBP: 0.371, SLG: 0.493 Elio Chacon, R OBP: 0.411, SLG: 0.383 (1, 8) (7, PR) (7, 9)	0-0 F8 E 1B		0-0 HR 2B				2-2 BB WP HBP		3-2 6-3	3 2 2 1 0 0 0 1 0 0 0 0 0 0															
Frank Robinson, R OBP: 0.412, SLG: 0.650 (1, 9) (7, 8)	1-0 3-1 WP HBP 1-2		1-1 HR				4-2 BB IBB 1-2			2 2 1 2 1 0 0															
Gordy Coleman, L OBP: 0.344, SLG: 0.512 (1, 3)	2-0 F8 2-3		4-2 G5-4-3 BB				4-2 K 1-2 2-3			2 0 0 0 2 1 2															
Gus Bell, L OBP: 0.300, SLG: 0.356 Wally Post, R OBP: 0.349, SLG: 0.575 (1, 7) (3, PH) (3, 7)	1-2 3-1 1-3 3-H		1-2 G5-4-3 1-2f				2-1 L7		0-0 P4	1 0 0 0 0 0 1 3 0 0 0 0 0 4															
Gene Freese, R OBP: 0.320, SLG: 0.483 (1, 5)	2-1 4-3 3-H		0-0 6-3				1-1 FC4-6 1B		2-2 F8	4 0 1 0 0 0 0															
Johnny Edwards, L OBP: 0.282, SLG: 0.267 (1, 2)		0-2 4-3		2-3 K			1-1 FC4-6 1-2f		2-3 K	4 0 0 0 0 2 1															
Bob Purkey, R OBP: 0.118, SLG: 0.152 (1, 1)		2-3 K		0-3 K			1-1 L5		1-3 K	4 0 0 0 0 3 1															
Inning Stats	R: 4 E: 0 K: 0 S: 15	H: 3 LOB: 0 BB: 0 P: 24	R: 0 E: 0 K: 1 S: 11	H: 1 LOB: 1 BB: 0 P: 16	R: 2 E: 0 K: 0 S: 10	H: 2 LOB: 0 BB: 1 P: 16	R: 0 E: 1 K: 3 S: 12	H: 0 LOB: 1 BB: 0 P: 17	R: 0 E: 0 K: 1 S: 6	H: 0 LOB: 0 BB: 0 P: 7	R: 0 E: 0 K: 0 S: 8	H: 1 LOB: 1 BB: 0 P: 13	R: 0 E: 0 K: 0 S: 12	H: 0 LOB: 3 BB: 2 P: 23	R: 0 E: 0 K: 2 S: 9	H: 0 LOB: 0 BB: 0 P: 14	R: 0 E: 0 K: 0 S: 7	H: 0 LOB: 0 BB: 0 P: 15	1B: 4 2B: 1 3B: 1 HR: 1	SF: 0 SAC: 0 DP: 1 HBP: 2	WP: 2 PB: 0 SB: 1 CS: 0	PA: 39			
PITCHER	IP WLS BF H R ER SO BB IBB HBP BLK WP HR S P ERA WHIP																				PITCHER	IP WLS BF H R ER SO BB IBB HBP BLK WP HR S P ERA WHIP			
Larry Sherry, R ERA: 3.82 (1, 1)	2.0 L 13 6 6 6 1 0 0 1 0 1 1 29 44 27.00 3.000																								
Ron Perranoski, L ERA: 2.77 (3, 1)	4.0 14 1 0 0 4 1 0 0 0 0 0 0 33 49 0.00 0.500																								
Stan Williams, R ERA: 3.86 (7, 1)	2.0 9 0 0 0 2 1 1 1 0 1 0 21 37 0.00 0.500																								
Jim Golden, R ERA: 6.32 (9, 1)	1.0 3 0 0 0 0 0 0 0 0 0 0 7 15 0.00 0.000																								

Batter	1	2	3	4	5	6	7	8	9	AB R H RBI BB SO LOB
Maury Wills, S OBP: 0.369, SLG: 0.360 (1, 6)	0-1 1-3		1-1 G3			3-2 4-3		1-1 4-3		4 0 0 0 0 0 1
Jim Gilliam, S OBP: 0.367, SLG: 0.366 (1, 4)	2-2 4-3		0-0 4-3			1-0 1B			1-3 K	4 0 1 0 0 1 0
Duke Snider, L OBP: 0.353, SLG: 0.484 (1, 9)	1-1 L9			0-0 F4		0-3 K			2-3 K	4 0 0 0 0 2 1
Wally Moon, L OBP: 0.446, SLG: 0.539 (1, 7)		0-0 4-3		0-1 4-3			3-3 K		3-2 4-3	4 0 0 0 0 1 0
Tommy Davis, R OBP: 0.341, SLG: 0.451 (1, 8)		3-2 6-3		0-2 F4			0-3 K			3 0 0 0 0 1 0
John Roseboro, L OBP: 0.340, SLG: 0.475 (1, 2)		0-2 1B		1-1 F4			1-1 1-3			3 0 1 0 0 0 0
Norm Larker, L OBP: 0.327, SLG: 0.397 (1, 3)		1-1 1B		1-1 G3			1-2 4-3			3 0 1 0 0 0 0
Daryl Spencer, R OBP: 0.344, SLG: 0.395 (1, 5)		3-1 F6		1-1 F8			0-0 1B		3-1 1B	3 0 1 0 0 0 2
Larry Sherry, R OBP: 0.333, SLG: 0.200 (3, 1)			2-3 K			1-3 K		2-2 3-1		0 0 0 0 0 0 0
Ron Perfanoski, L OBP: 0.250, SLG: 0.100 (6, PH)										1 0 0 0 0 0 1
Bob Aspromonte, R OBP: 0.293, SLG: 0.243 (7, 1)										1 0 0 0 0 0 1
Stan Williams, R OBP: 0.210, SLG: 0.175 (8, PH)										0 0 0 0 0 0 0
Ron Fairly, L OBP: 0.446, SLG: 0.504 (9, 1)										1 0 0 0 0 0 1
Jim Golden, L (9, 1)										0 0 0 0 0 0 0

Inning Stats	R: 0	H: 0	E: 0	K: 0	S: 7	R: 0	H: 2	E: 0	K: 0	S: 13	R: 0	H: 0	E: 0	K: 1	S: 6	R: 0	H: 0	E: 0	K: 0	S: 6	R: 0	H: 0	E: 0	K: 0	S: 6	R: 0	H: 1	E: 0	K: 2	S: 14	R: 0	H: 0	E: 0	K: 2	S: 8	R: 0	H: 1	E: 0	K: 0	S: 10	R: 0	H: 0	E: 0	K: 2	S: 9	1B: 4	2B: 0	3B: 0	HR: 0	SF: 0	SAC: 0	DP: 0	HBP: 0	WP: 0	PB: 0	SB: 0	CS: 0	PA: 31
PITCHER Bob Purkey, R ERA: 3.64 (1, 1)	IP	WLS	BF	H	R	ER	SO	BB	IBB	HBP	BLK	WP	HR	S	P	ERA	WHIP																																									
																		PITCHER	IP	WLS	BF	H	R	ER	SO	BB	IBB	HBP	BLK	WP	HR	S	P	ERA	WHIP																							

BOTTOM

Cincinnati Reds @ Los Angeles Dodgers
Los Angeles Memorial Coliseum, Los Angeles, CA

Wed Aug 16 1961, 10:05 PM EDT
Unknown

livebaseballscorecards.com

AB	31
R	0
H	4
RBI	0
BB	0
SO	7
LOB	5

Batter	1	2	3	4	5	6	7	8	9	AB R H RBI BB SO LOB	TOP	
Elio Chacon, R OBP: 0.410, SLG: 0.375 (1, 4)	2-2 F9		4-1 BB		2-0 4-3		1-3 K		0-0 1B 1B	4 1 1 0 1 1 1		
Eddie Kasko, R OBP: 0.327, SLG: 0.342 (1, 6)	1-1 F8		3-2 F9			2-2 F8		1-0 HR 2B	1-0 1B 1B	5 2 2 0 0 0 1		
Gus Bell, L OBP: 0.295, SLG: 0.349 Vada Pinson, L OBP: 0.372, SLG: 0.494 (1, 9) (8, 8)	1-3 K		0-1 G3			0-0 F6		1-0 F9	0-2 1B 1B	4 0 0 0 0 1 2 1 1 1 1 0 0 0		
Frank Robinson, R OBP: 0.416, SLG: 0.650 (1, 8) (8, 9)		4-0 2B BB		2-3 K		0-0 1B		4-0 HR IBB	3-2 FC5 WP 1B	3 1 2 2 2 1 0		
Gene Freese, R OBP: 0.323, SLG: 0.497 (1, 5)		0-0 L5		1-0 HR		1-2 F7		0-0 HR	4-1 1B BB	4 2 2 4 1 0 2		
Wally Post, R OBP: 0.350, SLG: 0.576 (1, 7)		1-2 2B		2-2 5-3			0-3 K	0-0 1B	3-1 FC5	5 0 2 0 0 1 2		
Gordy Coleman, L OBP: 0.343, SLG: 0.508 (1, 3)		4-0 IBB		1-3 K			0-0 5-3	2-1 G1-6-3 1B		3 0 0 0 1 1 1		
Darrell Johnson, R OBP: 0.260, SLG: 0.275 (1, 2)		0-0 G6-4-3		1-0 5-3			1-0 HR		0-1 6-3	4 1 1 1 0 0 3		
Jim O'Toole, S OBP: 0.208, SLG: 0.200 (1, 1)			0-3 K		0-3 K		3-2 1B		0-0 G3	4 0 1 0 0 2 0		
Inning Stats	R: 0 E: 0 K: 1 S: 8 H: 0 LOB: 0 BB: 0 P: 12	R: 0 E: 0 K: 0 S: 5 H: 1 LOB: 2 BB: 2 P: 14	R: 0 E: 0 K: 1 S: 9 H: 0 LOB: 1 BB: 1 P: 16	R: 1 E: 0 K: 2 S: 13 H: 1 LOB: 0 BB: 0 P: 19	R: 0 E: 0 K: 1 S: 5 H: 0 LOB: 0 BB: 0 P: 8	R: 0 E: 0 K: 0 S: 10 H: 1 LOB: 1 BB: 0 P: 13	R: 1 E: 0 K: 2 S: 11 H: 2 LOB: 1 BB: 0 P: 16	R: 3 E: 0 K: 0 S: 6 H: 3 LOB: 0 BB: 1 P: 14	R: 3 E: 0 K: 0 S: 15 H: 4 LOB: 2 BB: 1 P: 26	1B: 7 2B: 2 3B: 0 HR: 3 SF: 0 SAC: 0 DP: 2 HBP: 0	WP: 2 PB: 0 SB: 0 CS: 0 PA: 42	
PITCHER	IP WLS BF H R ER SO BB IBB HBP BLK WP HR S P ERA WHIP											
Johnny Podres, L ERA: 3.1 (1, 1)	7.1 L 33 8 5 5 7 2 2 0 0 0 3 65 108 6.14 1.364											
Ron Perranoski, L ERA: 2.74 (8, 1)	0.2 1 0 0 0 0 0 0 0 0 0 0 2 4 0.00 0.000											
Turk Farrell, R ERA: 4.93 (9, 1)	1.0 8 4 3 3 0 1 0 0 0 2 0 15 26 27.00 5.000											

Cincinnati Reds @ Los Angeles Dodgers
Los Angeles Memorial Coliseum, Los Angeles, CA
Wed Aug 16 1961, 10:05 PM EDT
Att: 72,140 - Unknown

AB	37
R	8
H	12
RBI	8
BB	5
SO	7
LOB	12



Batter	1	2	3	4	5	6	7	8	9	AB	R	H	RBI	BB	SO	LOB
Maury Wills, S OBP: 0.366, SLG: 0.357 (1, 6) C B S X	1-2 F9 ①		1-0 F2 ③		2-2 L7 ③			1-3 K ③		4	0	0	0	0	1	1
Jim Gilliam, S OBP: 0.371, SLG: 0.365 (1, 7) B B C B	4-1 BB			3-2 F7 ①		4-2 L6-3 BB		4-1 G5-4-3 BB		1	0	0	0	3	0	0
Tommy Davis, R OBP: 0.341, SLG: 0.449 (1, 8) C B X	1-1 F4 ②			1-2 BB 1B		0-0 L6-3 ① ②		2-1 G5-4-3 ① ② 1-2f		4	0	1	0	0	0	3
Frank Howard, R OBP: 0.355, SLG: 0.519 (1, 9) F B C B S	3-3 K ③			0-3 K ②		2-3 K ③		0-0 6-3 ③		4	0	0	0	0	3	2
Gil Hodges, R OBP: 0.324, SLG: 0.390 (1, 3) S C C C B		2-3 K ①		4-2 FC5-4 BB 1-2		2-3 K ①				2	0	0	0	1	2	0
Daryl Spencer, R OBP: 0.341, SLG: 0.390 (1, 5) B B C B X		3-1 F8 ②		3-1 FC5-4 ③ 1-2f		1-1 5-3 ②				3	0	0	0	0	0	2
Charlie Neal, R OBP: 0.302, SLG: 0.359 (1, 4) F B B F		2-1 F9 ③			0-0 FC4 1B		2-1 F9 ③			3	0	1	0	0	0	0
Norm Sherry, R OBP: 0.297, SLG: 0.400 (1, 2) X			0-0 F4 ①		2-1 FC4 SH1-4 ① 1-2f		0-0 F3 ①			3	0	0	0	0	0	1
Johnny Podres, L OBP: 0.254, SLG: 0.263 (1, 1) Ron Perranoski, L OBP: 0.250, SLG: 0.100 (8, 1) Bob Aspromonte, R OBP: 0.286, SLG: 0.237 (8, PH) Turk Farrell, R OBP: 0.071, SLG: 0.071 (9, 1) C X			0-1 G3 ②		0-0 SH1-4 ② 1-2		2-3 K ②			1	0	0	0	0	0	0
										0	0	0	0	0	0	0
										1	0	0	0	0	1	0
										0	0	0	0	0	0	0

Inning Stats	R: 0	H: 0	E: 0	K: 1	S: 9	R: 0	H: 0	E: 0	K: 1	S: 7	R: 0	H: 0	E: 0	K: 0	S: 4	R: 0	H: 1	E: 0	K: 1	S: 13	R: 0	H: 1	E: 0	K: 0	S: 8	R: 0	H: 0	E: 0	K: 1	S: 7	R: 0	H: 0	E: 0	K: 2	S: 7	R: 0	H: 0	E: 0	K: 0	S: 4	R: 0	H: 0	E: 0	K: 0	S: 4	
	LOB: 1	BB: 1	P: 18	LOB: 0	BB: 0	P: 14	LOB: 0	BB: 0	P: 5	LOB: 2	BB: 1	P: 24	LOB: 1	BB: 0	P: 12	LOB: 0	BB: 1	P: 13	LOB: 0	BB: 1	P: 13	LOB: 0	BB: 0	P: 10	LOB: 0	BB: 1	P: 10	LOB: 0	BB: 0	P: 10	LOB: 0	BB: 0	P: 10	LOB: 0	BB: 0	P: 10	LOB: 0	BB: 1	P: 10	LOB: 0	BB: 1	P: 10				
PITCHER Jim O'Toole, L ERA: 3.33 (1, 1)	IP: 9.0	WLS: W	BF: 31	H: 2	R: 0	ER: 0	SO: 7	BB: 4	IBB: 0	HBP: 0	BLK: 0	WP: 0	HR: 0	S: 67	P: 119	ERA: 0.00	WHIP: 0.667																													


BOTTOM

Cincinnati Reds @ Los Angeles Dodgers
Los Angeles Memorial Coliseum, Los Angeles, CA

Wed Aug 16 1961, 10:05 PM EDT
Att. 72,140 - Unknown

livebaseballscorecards.com

AB	26
R	0
H	2
RBI	0
BB	4
SO	7
LOB	9



WP: 0	PA: 31
PB: 0	
SB: 0	
CS: 0	

Batter	1	2	3	4	5	6	7	8	9	10	AB R H RBI BB SO LOB	TOP															
Maury Wills, S OBP: 0.362, SLG: 0.353	1-2 1-6-3		2-2 F2			1-3 K		0-2 F5		0-1 F4	5 0 0 0 0 1 1	<p>Los Angeles Dodgers @ San Francisco Giants</p> <p>Candlestick Park, San Francisco, CA</p> <p>Fri Aug 18 1961, 10:05 PM EDT</p> <p>Att. 30,145 - Unknown</p>															
Jim Gilliam, S OBP: 0.370, SLG: 0.363	3-2 3-1			0-0 4-3		3-2 1B		0-2 F7			4 0 1 0 0 0 0																
Ron Fairly, L OBP: 0.417, SLG: 0.512	0-1 L7			3-2 1B		0-0 3-1		1-2 BB 1B 2B			4 1 2 0 0 0 1																
Wally Moon, L OBP: 0.444, SLG: 0.534		2-1 F7		0-0 F9		1-1 F8		4-0 BB 1B BB			3 0 0 0 1 0 1																
Tommy Davis, R OBP: 0.342, SLG: 0.447		0-0 L7		2-3 K		4-0 E S BB		4-1 1B BB			2 0 0 0 2 1 1																
Norm Larker, L OBP: 0.324, SLG: 0.394		0-2 2-3			2-1 F8		1-3 K		0-0 F2		2 0 0 0 0 0 0																
Frank Howard, R OBP: 0.355, SLG: 0.519											0 0 0 0 0 0 0																
Duke Snider, L OBP: 0.351, SLG: 0.481											1 0 0 0 0 1 1																
Charlie Neal, R OBP: 0.301, SLG: 0.358											1 0 0 0 0 0 3																
John Roseboro, L OBP: 0.339, SLG: 0.472			3-3 K		2-2 F8		3-2 4-3		2-2 1B		4 0 1 1 0 1 1																
Willie Davis, L OBP: 0.324, SLG: 0.475			0-0 B2		2-1 F8			0-0 G1		0-0 F3	4 0 0 0 0 0 0																
Don Drysdale, R OBP: 0.242, SLG: 0.404			4-0 BB			0-0 F2		1-3 K		0-0 5-3	1 0 0 0 1 0 0																
Gil Hodges, R OBP: 0.322, SLG: 0.388											1 0 0 0 0 1 0																
Larry Sherry, R OBP: 0.308, SLG: 0.182											1 0 0 0 0 0 0																
Inning Stats	R: 0 E: 0 K: 0 S: 10	H: 0 LOB: 0 BB: 0 P: 14	R: 0 E: 0 K: 0 S: 6	H: 0 LOB: 0 BB: 0 P: 8	R: 0 E: 0 K: 1 S: 10	H: 0 LOB: 1 BB: 1 P: 19	R: 0 E: 0 K: 1 S: 8	H: 1 LOB: 1 BB: 0 P: 13	R: 0 E: 0 K: 1 S: 9	H: 0 LOB: 1 BB: 0 P: 13	R: 0 E: 0 K: 1 S: 11	H: 0 LOB: 1 BB: 1 P: 20	R: 0 E: 0 K: 1 S: 7	H: 0 LOB: 0 BB: 0 P: 8	R: 1 E: 0 K: 0 S: 12	H: 2 LOB: 2 BB: 2 P: 23	R: 0 E: 0 K: 0 S: 4	H: 0 LOB: 0 BB: 0 P: 4	1B: 3 2B: 1 3B: 0 HR: 0	SF: 0 SAC: 0 DP: 0 HBP: 0	WP: 0 PB: 0 SB: 1 CS: 0	PA: 37					
PITCHER	IP WLS BF H R ER SO BB IBB HBP BLK WP HR S P ERA WHIP																										
Billy Loes, R ERA: 4.32	(1, 1) 6.0																										
Billy O'Dell, L ERA: 4.63	(7, 1) 0.1	2	0	0	0	0	1	0	0	0	0	0	2	7	0.00	3.000											
Stu Miller, R ERA: 2.9	(7, 1) 3.2	W	14	2	1	1	2	2	0	0	0	0	0	32	48	2.46	1.091										

AB	33
R	1
H	4
RBI	1
BB	4
SO	5
LOB	9



livebaseballscorecards.com

Batter	1	2	3	4	5	6	7	8	9	10	AB	R	H	RBI	BB	SO	LOB
Joey Amalfitano, R OBP: 0.346, SLG: 0.322 (1, 4)	1-3 K		0-1 G6-4-3			0-1 1-3		2-2 L5-4			4	0	0	0	0	1	3
Harvey Kuenn, R OBP: 0.330, SLG: 0.370 (1, 9)	1-1 2B			0-2 6-3		1-0 4-3			2-1 F8		4	0	1	0	0	0	0
Felipe Alou, R OBP: 0.319, SLG: 0.441 (10, 7)											0	0	0	0	0	0	0
Matty Alou, L OBP: 0.333, SLG: 0.460 (1, 8)	0-0 F7			2-2 4-3			1-2 F9		1-2 3-1		4	0	0	0	0	0	1
Willie McCovey, L OBP: 0.323, SLG: 0.440 (1, 3)	2-3 K			0-0 2B			0-0 HR		2-3 K		3	1	2	1	0	1	1
Willie Mays, R OBP: 0.399, SLG: 0.596 (9, 8)											1	0	0	0	0	1	0
Orlando Cepeda, R OBP: 0.351, SLG: 0.595 (1, 7)		1-2 4-3		1-0 5-3			0-1 6-3			1-0 HR	4	1	1	1	0	0	1
Ed Bailey, L OBP: 0.349, SLG: 0.438 (1, 2)		2-3 K			1-1 F8		2-2 4-3				3	0	0	0	0	1	0
Jim Davenport, R OBP: 0.335, SLG: 0.431 (1, 5)		1-3 K			2-2 F8			2-1 FC4-6 1B			3	0	1	0	0	1	0
Jose Pagan, R OBP: 0.318, SLG: 0.344 (1, 6)			2-2 F3		1-2 6-3			1-0 FC4-6 L5-4 BB			3	0	0	0	0	0	1
Billy Loes, R OBP: 0.200, SLG: 0.143 (1, 1)			1-1 G6-4-3 1B				1-3 K		4-2 BB		1	0	1	0	0	0	0
Jim Marshall, L OBP: 0.263, SLG: 0.314 (6, PH)											1	0	0	0	0	1	0
Billy O'Dell, S OBP: 0.125, SLG: 0.091 (7, 1)											0	0	0	0	0	0	0
Stu Miller, R OBP: 0.353, SLG: 0.154 (7, 1)											0	0	0	0	1	0	0


Inning Stats	R: 0	H: 1	E: 0	K: 2	S: 9	P: 13	R: 0	H: 0	E: 0	K: 2	S: 9	P: 13	R: 0	H: 1	E: 0	K: 0	S: 7	P: 10	R: 0	H: 1	E: 0	K: 0	S: 10	P: 13	R: 0	H: 0	E: 0	K: 1	S: 6	P: 8	R: 1	H: 1	E: 0	K: 0	S: 9	P: 12	R: 0	H: 1	E: 0	K: 0	S: 9	P: 18	R: 0	H: 0	E: 0	K: 1	S: 10	P: 15	R: 1	H: 1	E: 0	K: 0	S: 1	P: 2	1B: 2	SF: 0	2B: 3	SAC: 0	3B: 0	DP: 2	HR: 2	HBP: 0	WP: 0	PA: 32
--------------	------	------	------	------	------	-------	------	------	------	------	------	-------	------	------	------	------	------	-------	------	------	------	------	-------	-------	------	------	------	------	------	------	------	------	------	------	------	-------	------	------	------	------	------	-------	------	------	------	------	-------	-------	------	------	------	------	------	------	-------	-------	-------	--------	-------	-------	-------	--------	-------	--------


PITCHER	IP	WLS	BF	H	R	ER	SO	BB	IBB	HBP	BLK	WP	HR	S	P	ERA	WHIP
Don Drysdale, R ERA: 3.47 (1, 1)	7.0		24	4	1	1	5	0	0	0	0	0	1	58	81	1.29	0.571
Larry Sherry, R ERA: 3.84 (8, 1)	2.0	L	8	2	1	1	1	1	0	0	0	0	1	20	35	4.50	1.500

Los Angeles Dodgers @ San Francisco Giants
Candlestick Park, San Francisco, CA
 Fri Aug 18 1961, 10:05 PM EDT
 Att: 30,145 - Unknown

livebaseballscorecards.com

AB	31
R	2
H	6
RBI	2
BB	1
SO	6
LOB	7



Batter	1	2	3	4	5	6	7	8	9	AB R H RBI BB SO LOB	TOP														
Maury Wills, S OBP: 0.363, SLG: 0.354 (1, 6) X	0-0 G3 ①			2-2 S 1B		2-2 2-H 1B			1-2 4-3 ①	4 0 2 0 0 0 0	<p>Los Angeles Dodgers @ San Francisco Giants Candlestick Park, San Francisco, CA</p> <p>Sat Aug 19 1961, 6:33 AM EDT Att: 29,159 - Unknown</p> <p>livebaseballscorecards.com</p> <table border="1"> <tr><td>AB</td><td>29</td></tr> <tr><td>R</td><td>0</td></tr> <tr><td>H</td><td>5</td></tr> <tr><td>RBI</td><td>0</td></tr> <tr><td>BB</td><td>2</td></tr> <tr><td>SO</td><td>4</td></tr> <tr><td>LOB</td><td>10</td></tr> </table> 	AB	29	R	0	H	5	RBI	0	BB	2	SO	4	LOB	10
AB	29																								
R	0																								
H	5																								
RBI	0																								
BB	2																								
SO	4																								
LOB	10																								
Jim Gilliam, S OBP: 0.371, SLG: 0.363 (1, 4) BBB	4-0 CS BB			0-0 F9 ①		1-3 K ③			2-1 1B	3 0 1 0 1 1 2															
Ron Fairly, L OBP: 0.413, SLG: 0.500 (1, 9) BBB	3-3 K 1-2 ②			3-1 F9 ②					0-0 F6 ②	3 0 0 0 1 1 3															
Wally Moon, L OBP: 0.442, SLG: 0.530 (1, 7) X		0-0 4-3 ①		0-3 K 1-2 ③					0-1 1-3 ③	4 0 1 0 0 1 2															
Tommy Davis, R OBP: 0.340, SLG: 0.444 (1, 5) BBB		2-2 4-3 ②			1-0 F4 ①				1-2 G1-4-3 ①	3 0 0 0 0 0 2															
Norm Larker, L OBP: 0.321, SLG: 0.389 (1, 3) BBB		2-0 F3 ③			1-1 F5 ②				2-2 6-3 ③	3 0 0 0 0 0 1															
John Roseboro, L OBP: 0.336, SLG: 0.467 (1, 2) FBB			1-1 F8 ①		2-1 F4 ③				2-2 4-3 ①	3 0 0 0 0 0 0															
Willie Davis, L OBP: 0.321, SLG: 0.470 (1, 8) FBB			2-3 K ②			0-1 G3 ①			1-2 F4 ②	3 0 0 0 0 1 0															
Stan Williams, R OBP: 0.206, SLG: 0.172 (8, PH) X Bob Aspromonte, R OBP: 0.302, SLG: 0.282 (6, 1) FBB Roger Craig, R OBP: 0.192, SLG: 0.125 (6, 1) FBB Turk Farrell, R OBP: 0.071, SLG: 0.071 (8, PH) X Charlie Neal, R OBP: 0.300, SLG: 0.356 (8, 1) FBB Jim Golden, L (8, 1) X			0-0 1-3 ③			0-1 1B 2B			0-2 1-3 ③	1 0 0 0 0 0 0 1 0 1 0 0 0 0 0 0 0 0 0 0 0 0 0 0 0 0 0 0 1 0 0 0 0 0 0 0 0 0 0 0 0 0															
Inning Stats	R: 0 E: 0 K: 1 S: 4	H: 0 LOB: 1 BB: 1 P: 11	R: 0 E: 0 K: 0 S: 6	H: 0 LOB: 0 BB: 0 P: 10	R: 0 E: 0 K: 1 S: 6	H: 0 LOB: 0 BB: 0 P: 9	R: 0 E: 0 K: 1 S: 9	H: 1 LOB: 1 BB: 0 P: 14	R: 0 E: 0 K: 0 S: 5	H: 0 LOB: 0 BB: 0 P: 9	R: 0 E: 0 K: 1 S: 11	H: 2 LOB: 1 BB: 0 P: 14	R: 0 E: 0 K: 0 S: 9	H: 1 LOB: 1 BB: 1 P: 17	R: 0 E: 0 K: 0 S: 9	H: 0 LOB: 0 BB: 0 P: 12	R: 0 E: 0 K: 0 S: 8	H: 1 LOB: 1 BB: 0 P: 11	1B: 4 2B: 2 3B: 0 HR: 0	SF: 0 SAC: 0 DP: 2 HBP: 0	WP: 0 PB: 0 SB: 1 CS: 1	PA: 31			
PITCHER	IP WLS BF H R ER SO BB IBB HBP BLK WP HR S P ERA WHIP																								
Juan Marichal, R ERA: 3.62 (1, 1)	5.2 W 19 3 0 0 3 1 0 0 0 0 0 0 38 63 0.00 0.706																								
Stu Miller, R ERA: 2.79 (6, 1)	3.1 S 12 2 0 0 1 1 0 0 0 0 0 0 29 44 0.00 0.900																								

BOTTOM

Los Angeles Dodgers @ San Francisco Giants
Candlestick Park, San Francisco, CA

Sat Aug 19 1961, 6:33 AM EDT
 Att. 29,159 - Unknown

livebaseballscorecards.com

AB	29
R	5
H	8
RBI	4
BB	5
SO	3
LOB	15

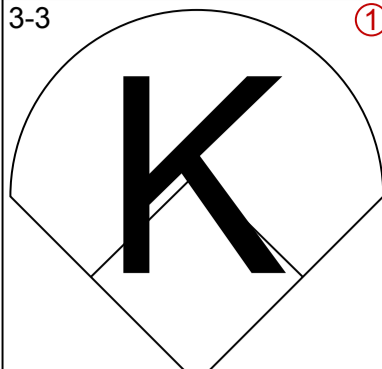
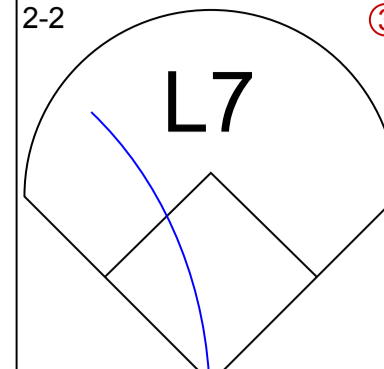
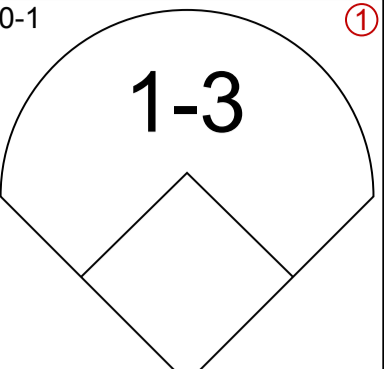
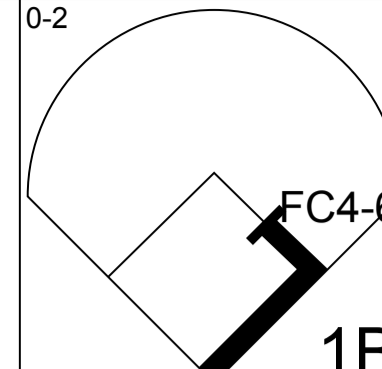
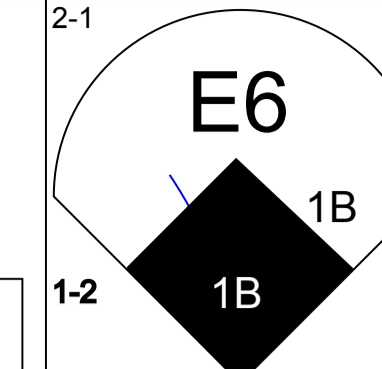
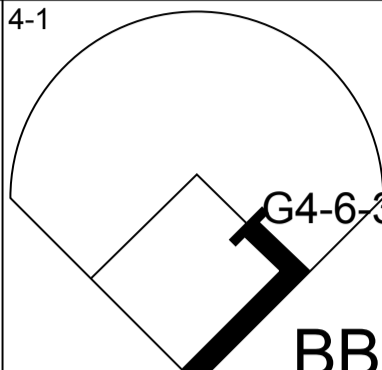
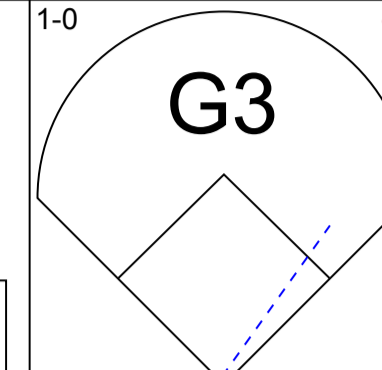
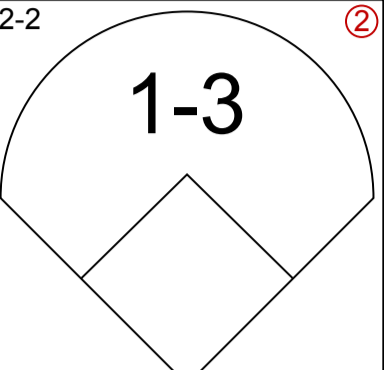
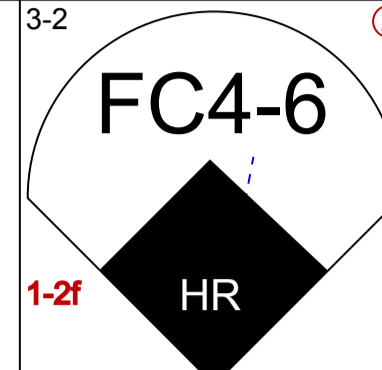
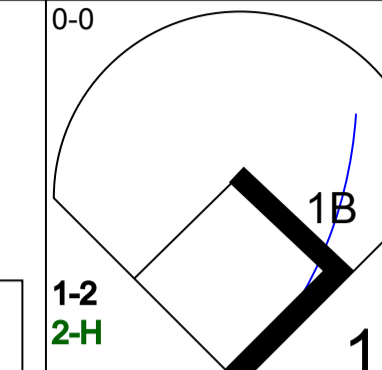
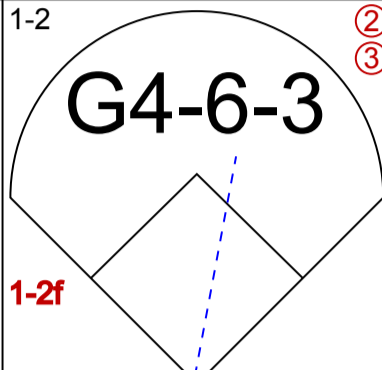
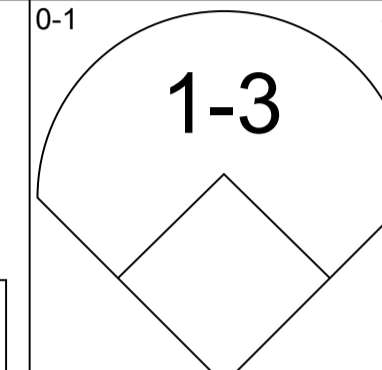
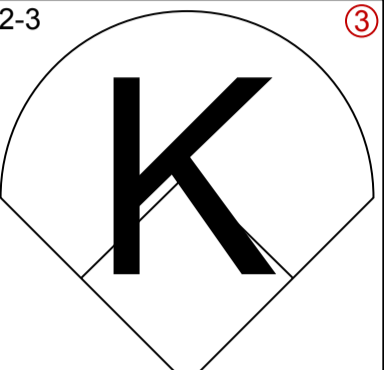
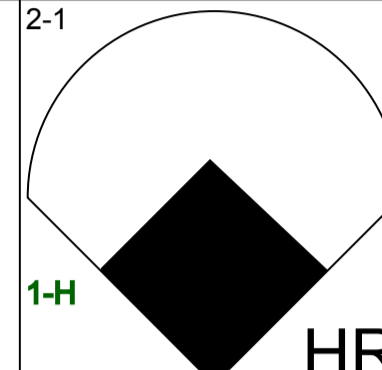
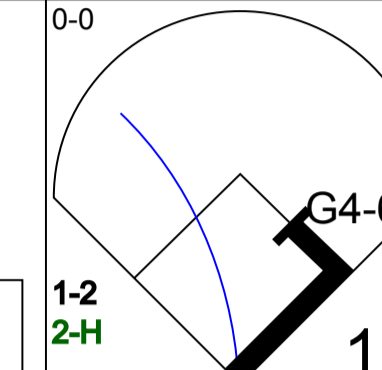
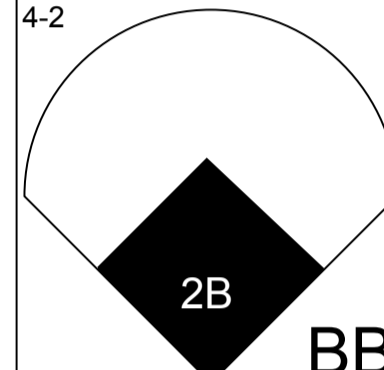
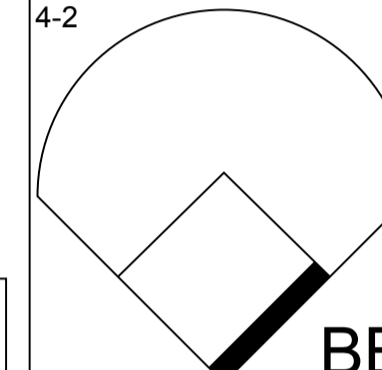
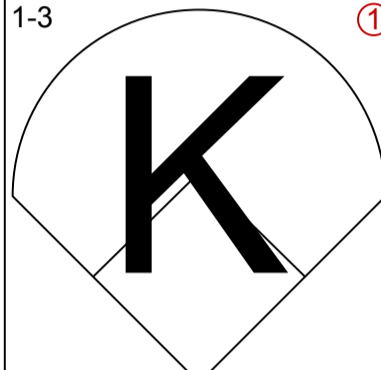
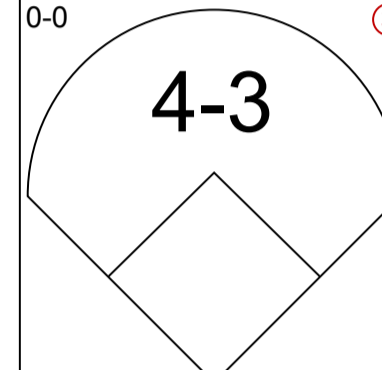
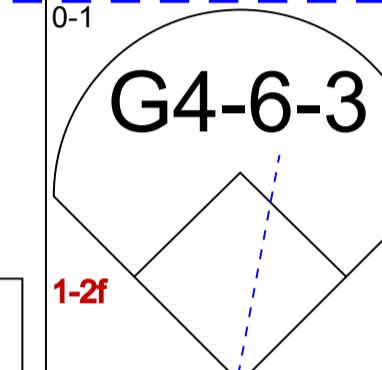
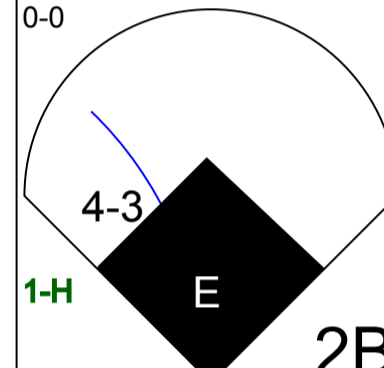
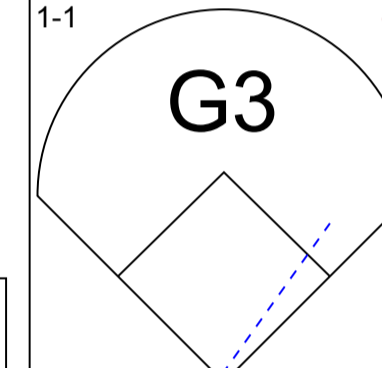
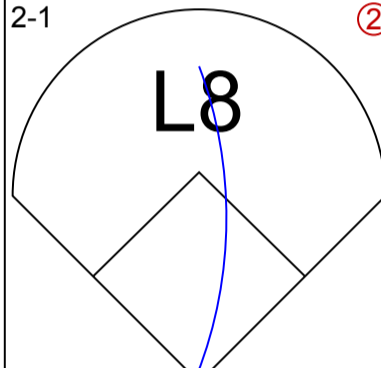
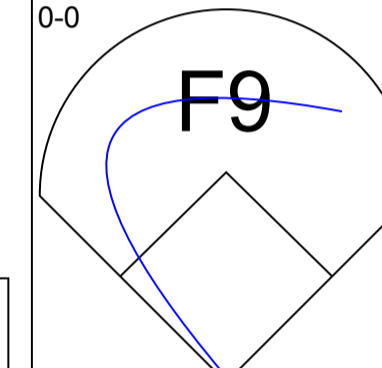
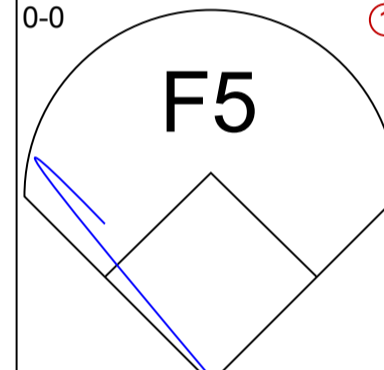
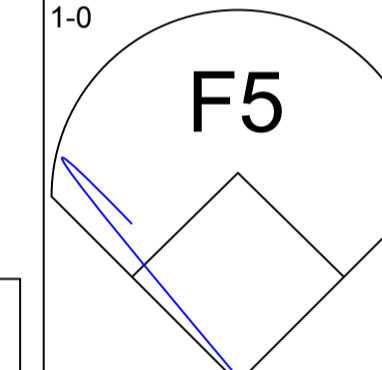
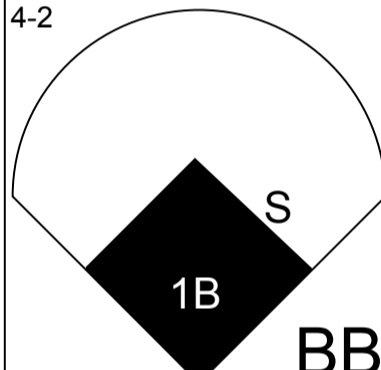
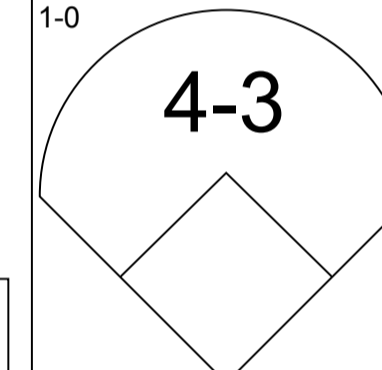
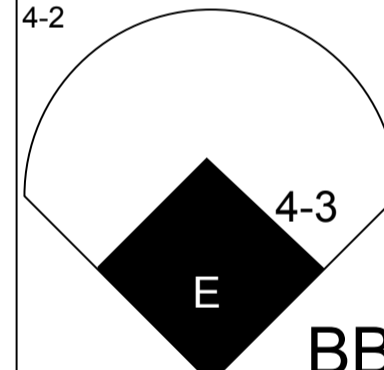
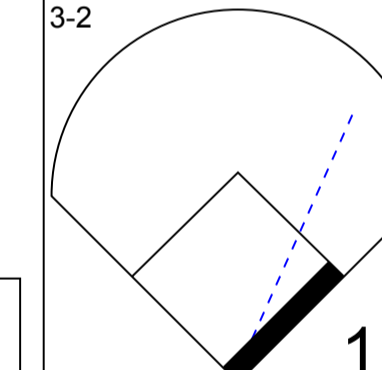
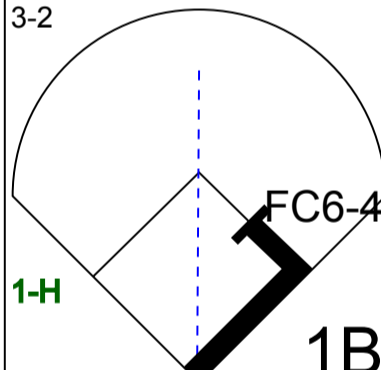
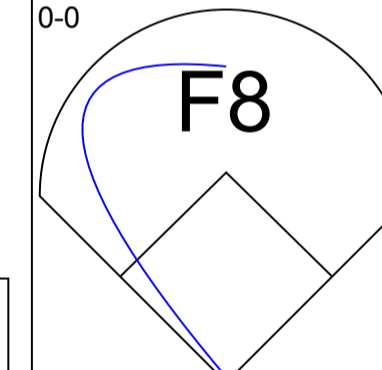
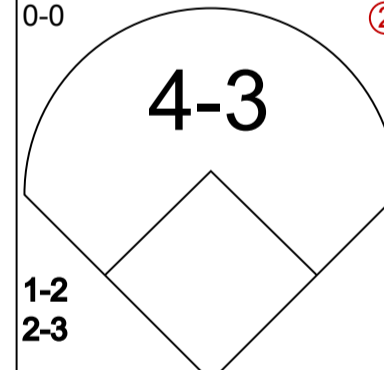
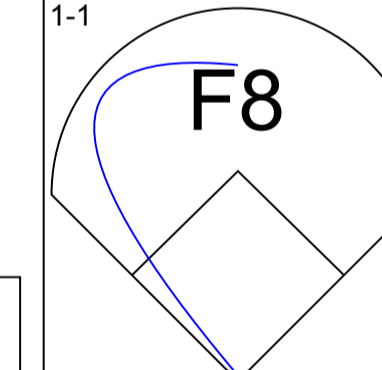
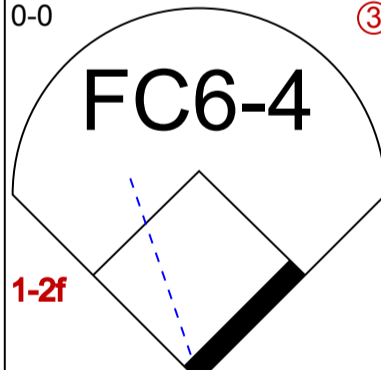
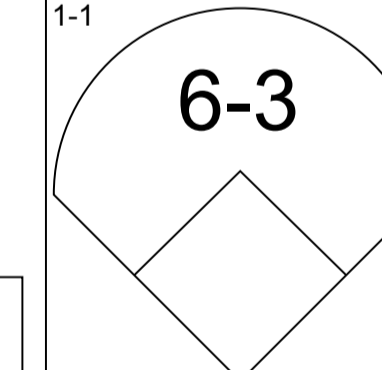
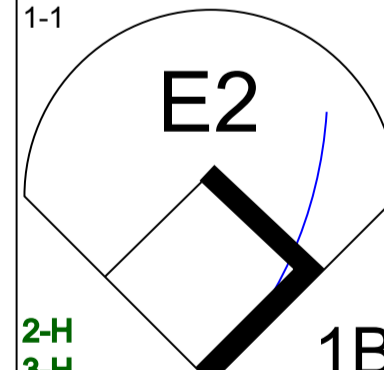
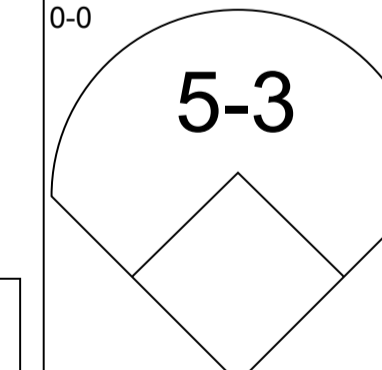
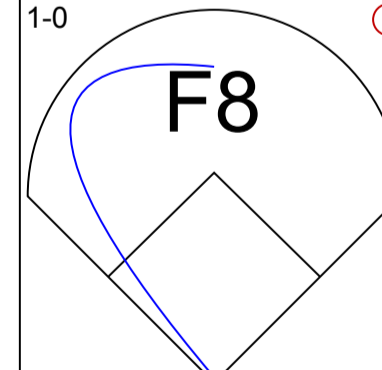
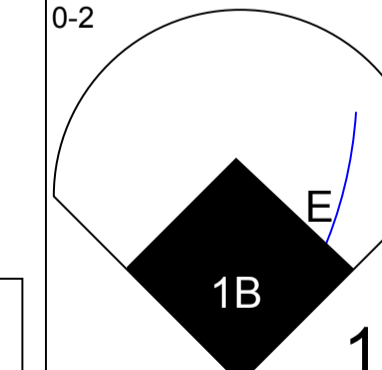


WP: 0	PA: 35
PB: 0	
SB: 2	
CS: 0	

AB	R	H	RBI	BB	SO	LOB
4	0	0	0	0	0	2
4	1	1	0	0	1	1
2	2	1	0	2	0	0
4	0	0	0	0	0	4
4	2	2	3	0	0	1
2	0	1	0	2	1	1
4	0	1	1	0	1	3
2	0	0	0	1	0	1
2	0	2	0	0	0	0
1	0	0	0	0	0	2
1B: 6	SF: 0					
2B: 1	SAC: 0					
3B: 0	DP: 3					
HR: 1	HBP: 0					

Batter	1	2	3	4	5	6	7	8	9							
Joey Amalfitano, R OBP: 0.341, SLG: 0.317 (1, 4)	1-0 F3		0-1 FC3-6		2-1 P1		0-2 F9									
Jim Davenport, R OBP: 0.334, SLG: 0.429 (1, 5)	1-0 F6		2-2 G6-4-3		2-2 PO	3-2 F8 BB HR	2-3 K									
Willie McCovey, L OBP: 0.329, SLG: 0.444 (1, 3)	4-1 BB			3-1 E G4-6-3		4-0 HR	1-1 G3									
Willie Mays, R OBP: 0.396, SLG: 0.590 (1, 8)	0-0 F4			2-2 E3		0-0 F8		0-2 6-3								
Orlando Cepeda, R OBP: 0.352, SLG: 0.601 (1, 7)		0-0 1B		0-1 G4-6-3		1-0 HR		0-0 6-3								
Felipe Alou, R OBP: 0.325, SLG: 0.442 (1, 9)		2-3 K		4-2 BB		4-2 S BB		3-2 1B								
John Orsino, R OBP: 0.288, SLG: 0.400 (1, 2)		0-0 1B		2-3 K		1-2 6-3		0-1 L7								
Jose Pagan, R OBP: 0.318, SLG: 0.342 (1, 6)		0-0 G4-6-3				0-0 F8		4-0 FC6-4 IBB								
Juan Marichal, R OBP: 0.167, SLG: 0.120 Stu Miller, R OBP: 0.333, SLG: 0.143 (6, 1)			2-2 FC3-6		0-1 PO	1-0 FC6-4										
Inning Stats	R: 0 E: 0 K: 0 S: 4	H: 0 LOB: 1 BB: 1 P: 10	R: 1 E: 0 K: 1 S: 7	H: 2 LOB: 0 BB: 0 P: 9	R: 0 E: 0 K: 0 S: 10	H: 1 LOB: 0 BB: 0 P: 14	R: 1 E: 1 K: 1 S: 17	H: 1 LOB: 1 BB: 1 P: 27	R: 0 E: 0 K: 0 S: 7	H: 1 LOB: 0 BB: 0 P: 11	R: 3 E: 0 K: 0 S: 13	H: 2 LOB: 2 BB: 3 P: 31	R: 0 E: 0 K: 1 S: 8	H: 0 LOB: 0 BB: 0 P: 11	R: 0 E: 0 K: 1 S: 10	H: 1 LOB: 1 BB: 0 P: 13

PITCHER	IP	WLS	BF	H	R	ER	SO	BB	IBB	HBP	BLK	WP	HR	S	P	ERA	WHIP
Stan Williams, R ERA: 3.86 (1, 1)	5.0	L	19	5	2	2	2	2	0	0	0	0	0	45	71	3.60	1.400
Roger Craig, R ERA: 6.11 (6, 1)	0.1		5	2	3	3	0	2	0	0	0	0	1	7	19	81.00	12.000
Turk Farrell, R ERA: 4.83 (6, 1)	1.2		6	0	0	0	1	0	1	0	0	0	0	14	23	0.00	0.000
Jim Golden, R ERA: 6.12 (8, 1)	1.0		4	1	0	0	0	0	0	0	0	0	0	10	13	0.00	1.000

Batter	1	2	3	4	5	6	7	8	9	AB R H RBI BB SO LOB	TOP											
Maury Wills, S (1, 6) OBP: 0.362, SLG: 0.352	3-3 	2-2 			0-1 		0-2 		2-1 	5 1 1 0 0 1 2												
Jim Gilliam, S (1, 4) OBP: 0.372, SLG: 0.361	4-1 		1-0 		2-2 		3-2 		0-0 	4 1 1 1 1 0 1												
Duke Snider, L (1, 8) OBP: 0.352, SLG: 0.497	1-2 		0-1 		2-3 		2-1 		0-0 	5 1 2 3 0 1 1												
Wally Moon, L (1, 7) OBP: 0.441, SLG: 0.526		4-2 		4-2 		1-3 		0-0 	0-1 	3 1 0 0 2 1 2												
Ron Fairly, L (1, 9) OBP: 0.409, SLG: 0.500		0-0 		1-1 		2-1 		0-0 		4 1 1 1 0 0 1												
John Roseboro, L (1, 2) OBP: 0.335, SLG: 0.463		0-0 		1-0 		4-2 		1-0 		3 1 0 0 1 0 1												
Norm Larker, L (1, 3) OBP: 0.327, SLG: 0.393		4-2 		3-2 		3-2 		0-0 		3 1 2 1 1 0 0												
Tommy Davis, R (1, 5) OBP: 0.336, SLG: 0.439		0-0 		1-1 		0-0 			1-1 	4 0 0 0 0 0 4												
Sandy Koufax, R (1, 1) OBP: 0.169, SLG: 0.069		1-1 		0-0 			1-0 		0-2 	2 0 1 2 0 0 1												
Larry Sherry, R (4, 1) OBP: 0.308, SLG: 0.182										0 0 0 0 0 0 0												
Jim Golden, L (5, 1) OBP: 0.320, SLG: 0.468										0 0 0 0 0 0 0												
Willie Davis, L (7, PH) OBP: 0.250, SLG: 0.100										1 0 0 0 0 0 0												
Ron Perranoski, L (7, 1) OBP: 0.250, SLG: 0.100										0 0 0 0 0 0 0												
Charlie Neal, R (8, PH) OBP: 0.302, SLG: 0.359										1 1 1 0 0 0 0												
Inning Stats	R: 0 E: 0 K: 1 S: 8	H: 0 LOB: 0 BB: 1 P: 16	R: 3 E: 1 K: 0 S: 12	H: 2 LOB: 1 BB: 2 P: 23	R: 0 E: 0 K: 0 S: 7	H: 0 LOB: 1 BB: 1 P: 13	R: 0 E: 0 K: 0 S: 8	H: 1 LOB: 1 BB: 0 P: 13	R: 0 E: 0 K: 1 S: 9	H: 0 LOB: 0 BB: 0 P: 13	R: 1 E: 0 K: 1 S: 12	H: 1 LOB: 1 BB: 1 P: 22	R: 2 E: 0 K: 0 S: 11	H: 2 LOB: 0 BB: 0 P: 17	R: 0 E: 0 K: 0 S: 3	H: 0 LOB: 0 BB: 0 P: 4	R: 2 E: 1 K: 0 S: 12	H: 3 LOB: 1 BB: 0 P: 15	1B: 7 2B: 1 3B: 0 HR: 1	SF: 0 SAC: 0 DP: 2 HBP: 0	WP: 0 PB: 0 SB: 1 CS: 0	PA: 40
PITCHER	IP WLS BF H R ER SO BB IBB HBP BLK WP HR S P ERA WHIP																					
Jack Sanford, R (1, 1) ERA: 3.59	8.1 W 39 9 8 7 3 5 0 0 0 0 0 1 80 134 7.56 1.680																					
Richard LeMay, L (9, 1) ERA: 3.93	0.2 S 1 0 0 0 0 0 0 0 0 0 0 0 2 2 0.00 0.000																					

Los Angeles Dodgers @ San Francisco Giants
 Candlestick Park, San Francisco, CA
 Sun Aug 20 1961, 6:33 AM EDT
 Att: 40,031 - Unknown

livebaseballscorecards.com

AB	35
R	8
H	9
RBI	8
BB	5
SO	3
LOB	13



Batter	1	2	3	4	5	6	7	8	9	AB R H RBI BB SO LOB	TOP																									
Maury Wills, S (1, 6) OBP: 0.360, SLG: 0.351	0-1 G3		0-0 6-3		0-2 G6-4-3 1B		2-1 FC3-6 2B 1-2f 1B		0-1 F8	5 1 1 0 0 0 1	Los Angeles Dodgers @ St. Louis Cardinals Sportsman's Park, St. Louis, MO Tue Aug 22 1961, 8:05 PM EDT Att: 13,130 - Unknown																									
Jim Gilliam, S (1, 5) OBP: 0.375, SLG: 0.366	2-0 G3		4-2 BB 1B BB		2-2 G6-4-3 1-2f		1-1 1-3 1B 2B	3-2 1B 1B	4 3 2 0 1 0 1																											
Duke Snider, L (1, 8) OBP: 0.364, SLG: 0.503 Willie Davis, L (9, PR) OBP: 0.320, SLG: 0.468 (9, 8)	0-0 1B		4-1 E 1B 1-2 BB		0-0 6-3		1-2 2-H 3-H 1B	1-0 1B 1B 1-3 FC3-2 1B	4 0 3 2 1 0 0 0 0 0 0 0 0 0																											
Wally Moon, L (1, 7) OBP: 0.443, SLG: 0.527	0-0 4-3		0-2 E7 1-3 2-H 1B		2-2 4-3		0-0 FC4-6 1-2 1B	2-2 FC3-2 1B 1-2 3-H 1B	5 0 3 2 0 0 1																											
Ron Fairly, L (1, 9) OBP: 0.415, SLG: 0.511		1-0 1B 2B	1-0 5-3		2-1 2B 1B		2-1 FC4-6 1-2f	1-0 FC3-2 1B 1-2 2-3 1B	5 0 3 0 0 0 4																											
Norm Larker, L (1, 3) OBP: 0.321, SLG: 0.385		0-0 F8	3-1 6-3		3-3 K		2-3 K	0-0 FC3-2 1-2 2-3 3-Hf	5 0 0 0 0 2 9																											
John Roseboro, L (1, 2) OBP: 0.336, SLG: 0.465		2-1 F5		0-0 F8		0-1 1-3 2B		1-0 B1-4 1B	1-0 L4	5 0 2 0 0 0 4																										
Charlie Neal, R (1, 4) OBP: 0.301, SLG: 0.357		0-1 2-3 1B		1-2 4-3		1-0 F3		1-0 B1-4 1-2f		4 0 1 0 0 0 3																										
Johnny Podres, L (1, 1) OBP: 0.246, SLG: 0.254 Larry Sherry, R (4, 1) OBP: 0.308, SLG: 0.182 Tommy Davis, R (7, PH) OBP: 0.338, SLG: 0.441 Ron Perranoski, L (7, 1) OBP: 0.250, SLG: 0.100 Frank Howard, R (8, PH) OBP: 0.383, SLG: 0.516 Turk Farrell, R (8, 1) OBP: 0.071, SLG: 0.071		0-1 6-3		0-1 F4		0-0 FC3-6 1B		3-2 F3	2 0 0 0 0 0 2 0 0 0 0 0 0 0 1 0 1 0 0 0 0 0 0 0 0 0 0 0 1 0 0 0 0 0 0 0 0 0 0 0 0 0																											
Inning Stats	R: 0 E: 0 K: 0 S: 5	H: 1 LOB: 1 BB: 0 P: 7	R: 0 E: 0 K: 0 S: 8	H: 2 LOB: 2 BB: 0 P: 11	R: 1 E: 1 K: 0 S: 10	H: 1 LOB: 2 BB: 2 P: 22	R: 0 E: 0 K: 0 S: 6	H: 0 LOB: 0 BB: 0 P: 7	R: 0 E: 0 K: 1 S: 7	H: 1 LOB: 0 BB: 0 P: 9		R: 0 E: 0 K: 1 S: 12	H: 2 LOB: 2 BB: 0 P: 20	R: 2 E: 0 K: 1 S: 14	H: 4 LOB: 2 BB: 0 P: 22	R: 0 E: 0 K: 0 S: 5	H: 1 LOB: 0 BB: 0 P: 10	R: 1 E: 0 K: 0 S: 14	H: 4 LOB: 3 BB: 0 P: 22	1B: 13 2B: 4 3B: 0 HR: 0	SF: 0 SAC: 0 DP: 2 HBP: 0	WP: 0 PB: 0 SB: 0 CS: 0	PA: 43													
PITCHER	IP WLS BF H R ER SO BB IBB HBP BLK WP HR S P ERA WHIP																																			
Larry Jackson, R (1, 1) ERA: 4.16	8.1	39	14	4	4	2	2	0	0	0	0	0	0	74	119	4.32	1.920																			
Lindy McDaniel, R (9, 1) ERA: 5.18	0.2	W	4	2	0	0	0	0	0	0	0	0	0	7	11	0.00	3.000																			

AB	41
R	4
H	16
RBI	4
BB	2
SO	2
LOB	25



Batter	1	2	3	4	5	6	7	8	9	AB	R	H	RBI	BB	SO	LOB
Julian Javier, R OBP: 0.336, SLG: 0.366 (1, 4)	0-0 F4		1-2 PB 1B	1-1 6-3			1-1 F8		0-0 E4	5	0	1	0	0	0	3
Curt Flood, R OBP: 0.384, SLG: 0.375 (1, 8)	0-0 F8		4-0 1-2 BB		0-0 5-3		0-1 FC5-4			3	0	0	0	1	0	1
Charlie James, R OBP: 0.299, SLG: 0.365 (1, 7)	2-1 F6		0-0 L9		0-3 K			0-1 5-3		4	0	0	0	0	1	2
Ken Boyer, R OBP: 0.384, SLG: 0.520 (1, 5)		2-0 F9		3-2 BB 2B 1B	1-1 5-3			1-3 K		4	1	1	0	0	1	0
Bill White, L OBP: 0.364, SLG: 0.485 (1, 3)		2-2 HR		4-2 2B 1-2 SF9 BB		0-0 F5		1-1 6-3		3	2	1	1	1	0	0
Don Taussig, R OBP: 0.347, SLG: 0.466 (1, 9)		0-0 L8		2-2 SF9 2B 2B		3-2 G4-6-3 1B		4-0 SH3-4 BB		3	1	2	1	0	0	0
Joe Cunningham, L OBP: 0.409, SLG: 0.420 (9, PH)				1-3 2-H 2B 2B						0	0	0	0	1	0	0
Bob Lillis, R OBP: 0.245, SLG: 0.231 (9, PR)										0	0	0	0	0	0	0
Alex Grammas, R OBP: 0.233, SLG: 0.208 (1, 6)		1-1 1-3		1-2 SF9		0-0 G4-6-3		0-0 SH3-4		2	0	0	1	0	0	1
Jimmie Schaffer, R OBP: 0.294, SLG: 0.352 (1, 2)			1-1 L9	0-2 2B			0-0 4-3		4-0 E 4-3 IBB	3	0	1	1	0	0	0
Red Schoendienst, S OBP: 0.360, SLG: 0.404 (9, PH)				3-H 2B						0	0	0	0	1	0	0
Larry Jackson, R OBP: 0.167, SLG: 0.231 (1, 1)			1-2 5-3	0-0 6-3			2-0 FC5-4 HBP		3-2 4-3	2	0	0	0	0	0	1
Lindy McDaniel, R OBP: 0.143, SLG: 0.143 (9, 1)										0	0	0	0	0	0	0
Carl Sawatski, L OBP: 0.385, SLG: 0.496 (9, PH)									1-2 2-3	1	0	0	0	0	0	2

Inning Stats	R: 0	H: 0	E: 0	K: 0	S: 4	H: 0	LOB: 0	BB: 0	P: 6	R: 1	H: 1	E: 0	K: 0	S: 7	H: 1	LOB: 0	BB: 0	P: 12	R: 0	H: 1	E: 0	K: 0	S: 9	R: 3	H: 3	E: 0	K: 0	S: 20	R: 0	H: 0	E: 0	K: 1	S: 6	H: 1	LOB: 0	BB: 0	P: 7	R: 0	H: 1	E: 0	K: 0	S: 6	R: 0	H: 0	E: 0	K: 0	S: 5	R: 0	H: 0	E: 0	K: 1	S: 7	R: 1	H: 0	E: 1	K: 0	S: 7	R: 0	H: 0	E: 0	K: 0	S: 7	R: 1	H: 0	E: 1	K: 0	S: 7	1B: 3	SF: 1	2B: 2	SAC: 1	3B: 0	DP: 1	HR: 1	HBP: 1	WP: 0	PA: 37
--------------	------	------	------	------	------	------	--------	-------	------	------	------	------	------	------	------	--------	-------	-------	------	------	------	------	------	------	------	------	------	-------	------	------	------	------	------	------	--------	-------	------	------	------	------	------	------	------	------	------	------	------	------	------	------	------	------	------	------	------	------	------	------	------	------	------	------	------	------	------	------	------	-------	-------	-------	--------	-------	-------	-------	--------	-------	--------

PITCHER	IP	WLS	BF	H	R	ER	SO	BB	IBB	HBP	BLK	WP	HR	S	P	ERA	WHIP
Johnny Podres, L ERA: 3.26 (1, 1)	3.1		17	5	4	4	0	2	0	0	0	0	1	37	61	10.80	2.100
Larry Sherry, R ERA: 4.12 (4, 1)	2.2		8	1	0	0	1	0	0	0	0	0	0	15	20	0.00	0.375
Ron Perranoski, L ERA: 2.63 (7, 1)	1.0		4	0	0	0	0	0	0	1	0	0	0	5	8	0.00	0.000
Turk Farrell, R ERA: 4.73 (8, 1)	1.2	L	8	0	1	0	1	1	1	0	0	0	0	14	27	0.00	0.600

BOTTOM

Los Angeles Dodgers @ St. Louis Cardinals
Sportsman's Park, St. Louis, MO

Tue Aug 22 1961, 8:05 PM EDT
Att. 13,130 - Unknown

AB	30
R	4
H	6
RBI	4
BB	4
SO	2
LOB	10



Batter	1	2	3	4	5	6	7	8	9	AB	R	H	RBI	BB	SO	LOB	TOP										
Maury Wills, S OBP: 0.360, SLG: 0.351 (1, 6)	0-2 4-3		0-1 1B SF9 1B	1-2 1B		3-2 FC6-4 BB 1-2f 2-3	1-1 FC6-4			5	1	2	0	0	0	4											
Jim Gilliam, S OBP: 0.375, SLG: 0.365 (1, 7) (6, 5)	2-0 5-3		3-2 1B PB 1B	3-2 1B		4-1 BB 1-2		0-0 L7		4	1	1	1	1	0	2											
Tommy Davis, R OBP: 0.336, SLG: 0.438 Ron Fairly, L OBP: 0.422, SLG: 0.537 (1, 8) (6, PH) (6, 9)	0-1 4-3		0-0 SF9			4-1 FC6-4 BB 1-2 2-3 3-H		1-1 HR		2	0	0	1	0	1	0											
Frank Howard, R OBP: 0.362, SLG: 0.524 Wally Moon, L OBP: 0.441, SLG: 0.524 (1, 9) (6, PH) (6, 7)		1-2 L3 1B	2-1 PB 1B			0-0 FC3-6 1B 1-2f		3-2 1-3		3	0	3	0	0	0	0											
Gil Hodges, R OBP: 0.319, SLG: 0.382 (1, 3)		0-0 L3	2-1 F7			1-0 FC3-6 1-2f		2-1 6-3		5	1	1	0	0	0	3											
Daryl Spencer, R OBP: 0.341, SLG: 0.393 Willie Davis, L OBP: 0.319, SLG: 0.467 (1, 5) (6, 8)		0-0 2B		2-2 6-3		2-3 K		0-1 SH1-4		3	0	1	0	0	1	1											
Charlie Neal, R OBP: 0.304, SLG: 0.360 Duke Snider, L OBP: 0.362, SLG: 0.500 (1, 4) (9, PH)		1-0 5-3		0-0 1B 2B		3-2 F3		4-2 FC5-4 BB		3	1	1	0	1	0	1											
Norm Sherry, R OBP: 0.324, SLG: 0.413 John Roseboro, L OBP: 0.335, SLG: 0.464 (1, 2) (8, 2)			1-1 1B SH1-4 1B	3-2 1B		4-1 FC6-4 BB WP		2-2 FC5-4 E		3	2	2	1	1	0	2											
Don Drysdale, R OBP: 0.246, SLG: 0.390 Ron Perranoski, L OBP: 0.250, SLG: 0.100 Larry Sherry, R OBP: 0.308, SLG: 0.182 (1, 1) (8, 1) (8, 1)			1-1 SH1-4	0-0 F8		4-0 FC6-4 BB		0-0 E1 FC6-4		2	0	0	0	1	0	2											
Inning Stats	R: 0 E: 0 K: 0 S: 6	H: 0 LOB: 0 BB: 0 P: 8	R: 0 E: 0 K: 0 S: 6	H: 2 LOB: 1 BB: 0 P: 8	R: 3 E: 0 K: 0 S: 15	H: 4 LOB: 1 BB: 0 P: 24	R: 1 E: 0 K: 0 S: 15	H: 3 LOB: 2 BB: 0 P: 24	R: 0 E: 0 K: 2 S: 8	H: 1 LOB: 1 BB: 0 P: 11	R: 1 E: 0 K: 0 S: 15	H: 0 LOB: 3 BB: 4 P: 38	R: 1 E: 1 K: 0 S: 13	H: 1 LOB: 2 BB: 1 P: 23	R: 1 E: 0 K: 0 S: 8	H: 1 LOB: 0 BB: 0 P: 14	R: 0 E: 0 K: 0 S: 6	H: 0 LOB: 0 BB: 0 P: 10	1B: 9 2B: 3 3B: 0 HR: 1	SF: 1 SAC: 2 DP: 1 HBP: 0	WP: 1 PB: 1 SB: 0 CS: 0	PA: 44					
PITCHER	IP	WLS	BF	H	R	ER	SO	BB	IBB	HBP	BLK	WP	HR	S	P	ERA	WHIP										
Curt Simmons, L ERA: 3.0 (1, 1)	2.2		13	6	3	2	0	0	0	0	0	0	0	25	36	6.75	2.250										
Bob Gibson, R ERA: 3.56 (3, 1)	3.0		17	4	2	2	2	4	0	0	0	1	0	37	73	6.00	2.667										
Bob Miller, R ERA: 4.16 (6, 1)	1.1		7	1	1	0	0	1	0	0	0	0	0	16	27	0.00	1.500										
Ed Bauta, R ERA: 2.53 (8, 1)	2.0	W	7	1	1	1	0	0	0	0	0	0	1	14	24	4.50	0.500										

Los Angeles Dodgers @ St. Louis Cardinals
 Sportsman's Park, St. Louis, MO
 Wed Aug 23 1961, 8:05 PM EDT
 Att: 13,933 - Unknown

AB	36
R	7
H	12
RBI	5
BB	5
SO	2
LOB	18



Batter	1	2	3	4	5	6	7	8	9	AB	R	H	RBI	BB	SO	LOB
Julian Javier, R (1, 4) OBP: 0.335, SLG: 0.365	1-2 F8		3-2 1B 2-3 3-H		0-2 1-3			1-1 1-3		4	0	1	1	0	0	0
Joe Cunningham, L (1, 9) OBP: 0.411, SLG: 0.421	0-1 1-3		2-0 1B 1-2 3-H			0-0 4-3		2-2 HR 1B		4	1	2	1	0	0	0
Bill White, L (1, 3) OBP: 0.363, SLG: 0.489	0-1 F5		2-2 1B 1-2			1-0 G3		0-0 HR 1B		4	1	1	2	0	0	2
Ken Boyer, R (1, 5) OBP: 0.383, SLG: 0.524		1-2 F9		2-1 F9		1-2 6-3		1-2 HR		4	1	1	1	0	0	0
Stan Musial, L (1, 7) OBP: 0.376, SLG: 0.484		2-2 F7		2-3 K			0-0 F7	4-1 1B 1B BB		3	1	0	0	1	1	0
Carl Sawatski, L (1, 2) OBP: 0.395, SLG: 0.528 Jimmie Schaffer, R (8, PR) OBP: 0.294, SLG: 0.352 (9, 2)		0-1 F7		3-2 HR			0-1 FC6-4 1B	1-2 G5 1B 1B		4	1	3	1	0	0	0
Curt Flood, R (1, 8) OBP: 0.386, SLG: 0.378			1-1 2B 1B 1B	0-1 L9			0-0 FC6-4 BLK E	1-1 1B 1-2 3-H		4	2	2	1	0	0	1
Alex Grammas, R (1, 6) OBP: 0.238, SLG: 0.222 Red Schoendienst, S (7, PH) OBP: 0.365, SLG: 0.410 Ed Bauta, R (8, 1) OBP: 0.333, SLG: 0.333		2-0 1B 1B 2B		2-2 6-3			0-0 E8 1B 1-H	1-3 K		2	1	1	0	0	0	0
Curt Simmons, L (1, 1) OBP: 0.435, SLG: 0.407 Bob Gibson, R (3, 1) OBP: 0.269, SLG: 0.347 Bob Miller, R (6, 1) OBP: 0.500, SLG: 0.583 Charlie James, R (7, PH) OBP: 0.297, SLG: 0.364 Bob Lillis, R (8, 6) OBP: 0.244, SLG: 0.230			2-3 K		1-1 5-3		2-3 K	2-1 G5		0	0	0	0	0	0	0

Inning Stats	R: 0	H: 0	E: 0	K: 0	S: 7	R: 0	H: 0	E: 0	K: 0	S: 10	R: 2	H: 4	E: 0	K: 1	S: 13	R: 1	H: 1	E: 0	K: 1	S: 10	R: 0	H: 0	E: 0	K: 0	S: 8	R: 0	H: 0	E: 0	K: 0	S: 5	R: 1	H: 2	E: 1	K: 1	S: 8	R: 4	H: 5	E: 0	K: 1	S: 20
	LOB: 0	BB: 0	P: 8	LOB: 0	BB: 0	LOB: 1	BB: 0	P: 13	LOB: 0	BB: 0	LOB: 0	BB: 0	P: 17	LOB: 0	BB: 0	LOB: 0	BB: 0	P: 11	LOB: 1	BB: 0	LOB: 1	BB: 0	P: 10	LOB: 2	BB: 1	LOB: 2	BB: 1	P: 33	LOB: 0	SAC: 0	DP: 1	HBP: 0	1B: 8	SF: 0	2B: 2	3B: 0	HR: 3			

PITCHER	IP	WLS	BF	H	R	ER	SO	BB	IBB	HBP	BLK	WP	HR	S	P	ERA	WHIP
Don Drysdale, R (1, 1) ERA: 3.68	7.1		31	10	7	7	3	0	0	0	1	0	3	70	104	8.59	1.364
Ron Perranoski, L (8, 1) ERA: 2.75	0.0	L	2	1	0	0	0	1	0	0	0	0	0	4	9	∞	∞
Larry Sherry, R (8, 1) ERA: 4.08	0.2		3	1	1	1	1	0	0	0	0	0	0	7	11	13.50	1.500

BOTTOM

Los Angeles Dodgers @ St. Louis Cardinals
Sportsman's Park, St. Louis, MO

Wed Aug 23 1961, 8:05 PM EDT
Att. 13,933 - Unknown

AB	35
R	8
H	12
RBI	8
BB	1
SO	4
LOB	10



WP	PA	ERA	WHIP
0	36		

Batter	1	2	3	4	5	6	7	8	9	AB R H RBI BB SO LOB	TOP																
Maury Wills, S (1, 6) OBP: 0.357, SLG: 0.347	1-1 4-3		1-2 F7		0-1 F8		1-1 1-3		2-2 6-3	5 0 0 0 0 0 2	Los Angeles Dodgers @ St. Louis Cardinals Sportsman's Park, St. Louis, MO Thu Aug 24 1961, 8:05 PM EDT Att: 17,947 - Unknown																
Jim Gilliam, S (1, 4) OBP: 0.373, SLG: 0.362	3-1 4-3		1-0 F2		1-2 4-3		1-1 BB 1B		1-2 6-3	5 0 1 0 0 0 2																	
Wally Moon, L (1, 7) OBP: 0.443, SLG: 0.523	1-2 1B		0-0 6-3		1-0 WP 1B		4-0 BB		0-0 1-3	4 0 2 0 1 0 1																	
Duke Snider, L (1, 8) OBP: 0.354, SLG: 0.488 Gordie Windhorn, R (8, 8) OBP: 0.375, SLG: 0.385	2-3 K			1-0 F8	1-3 K		0-0 F8			4 0 0 0 0 2 4 0 0 0 0 0 0 0																	
Ron Fairly, L (1, 3) OBP: 0.435, SLG: 0.540		4-1 FC6-4 BB		0-1 1B		4-2 1B 1B BB		4-2 1-2 2-3 BB		1 0 1 0 3 0 0																	
Frank Howard, R (1, 9) OBP: 0.365, SLG: 0.524		2-2 F5		1-2 1B		1-0 1B 1B		1-3 K		4 0 2 0 0 1 4																	
John Roseboro, L (1, 2) OBP: 0.334, SLG: 0.461		1-0 F6		3-2 F8		2-3 K		3-2 L4-3 1B		4 0 1 0 0 1 5																	
Tommy Davis, R (1, 5) OBP: 0.335, SLG: 0.436		1-0 FC6-4 1-2f		1-1 3-1		2-1 G6-4-3 1B		0-0 L4-3		4 0 1 0 0 0 4																	
Stan Williams, R (1, 1) OBP: 0.312, SLG: 0.175 Roger Craig, R (1, 1) OBP: 0.312, SLG: 0.175 Ron Perranoski, L (1, 1) OBP: 0.312, SLG: 0.175 Willie Davis, L (1, 1) OBP: 0.312, SLG: 0.175 Jim Gooden, L (1, 1) OBP: 0.312, SLG: 0.175 Norm Lanier, L (1, 1) OBP: 0.312, SLG: 0.175 Turk Farrell, R (1, 1) OBP: 0.312, SLG: 0.175 Charlie Neal, R (1, 1) OBP: 0.312, SLG: 0.175 Larry Sherry, R (1, 1) OBP: 0.312, SLG: 0.175		4-2 BB		4-1 1B 4-3 WP BB		1-1 G6-4-3 1-2f		2-2 G3		0 0 0 0 0 1 0 1 0 0 0 1 0 0 0 0 0 0 0 0 0 0 0 0 1 0 1 0 0 0 0 0 0 0 0 0 0 0 0 0 0 0 0 0																	
Inning Stats	R: 0 H: 1 E: 0 LOB: 1 K: 1 BB: 0 S: 10 P: 17	R: 0 H: 0 E: 0 LOB: 1 K: 0 BB: 1 S: 6 P: 14	R: 0 H: 0 E: 0 LOB: 1 K: 0 BB: 1 S: 7 P: 13	R: 0 H: 2 E: 0 LOB: 2 K: 0 BB: 0 S: 11 P: 17	R: 1 H: 1 E: 0 LOB: 1 K: 1 BB: 1 S: 10 P: 17	R: 0 H: 2 E: 0 LOB: 2 K: 1 BB: 1 S: 10 P: 20	R: 0 H: 1 E: 0 LOB: 3 K: 1 BB: 2 S: 11 P: 22	R: 0 H: 1 E: 0 LOB: 0 K: 0 BB: 0 S: 14 P: 19	R: 0 H: 0 E: 0 LOB: 0 K: 0 BB: 0 S: 7 P: 10	1B: 8 SF: 0 2B: 1 SAC: 0 3B: 0 DP: 2 HR: 0 HBP: 0		WP: 1 PA: 39 PB: 0 SB: 0 CS: 0															
PITCHER	IP WLS BF H R ER SO BB IBB HBP BLK WP HR S P ERA WHIP											PITCHER	IP WLS BF H R ER SO BB IBB HBP BLK WP HR S P ERA WHIP														
Ernie Broglio, R (1, 1) ERA: 3.92	4.1	19	3	1	1	1	3	0	0	0	0	0	0	37	68	2.08	1.385										
Bob Miller, R (5, 1) ERA: 4.02	2.1	13	4	0	0	2	3	0	0	0	1	0	25	48	0.00	3.000											
Lindy McDaniel, R (7, 1) ERA: 5.03	2.1	W 7	1	0	0	1	0	0	0	0	0	0	24	33	0.00	0.429											

livebaseballscorecards.com

AB	33
R	1
H	8
RBI	0
BB	6
SO	4
LOB	25



Batter	1	2	3	4	5	6	7	8	9	AB	R	H	RBI	BB	SO	LOB
Julian Javier, R OBP: 0.335, SLG: 0.371 (1, 4)	3-2 L8		2-2 F6	0-0 F6		1-1 3B	0-0 WP 2B 6-3 1B	1-0 L7		6	1	2	1	0	0	5
Joe Cunningham, L OBP: 0.413, SLG: 0.422 (1, 9)	0-1 HR 1B		2-2 E1 1B	4-1 BB		1-3 K	0-0 6-3			4	1	2	1	1	1	2
Bill White, L OBP: 0.366, SLG: 0.501 (1, 3)	1-0 HR		3-2 2B			0-0 F2	1-0 2B			5	1	3	3	0	1	4
Ken Boyer, R OBP: 0.381, SLG: 0.520 (1, 5)	0-0 6-3		1-1 4-3			1-1 FC4-6 1B	1-1 F7			5	0	1	0	0	0	5
Stan Musial, L OBP: 0.377, SLG: 0.485 Don Taussig, R OBP: 0.350, SLG: 0.475 (1, 7) (8, 7)	1-1 4-3			0-1 2B 1B	0-0 FC4-6 1B		2-2 1B 2B 1B	0-0 2B		4	2	2	0	0	0	1
Carl Sawatski, L OBP: 0.404, SLG: 0.539 Jimmie Schaffer, R OBP: 0.299, SLG: 0.352 (7, PR) (8, 2)		2-2 F8		1-0 BB FC1-2 2B	1-1 BB 1B		4-1 2B 1B BB	1-1 2B HBP		3	0	2	0	1	0	0
Curt Flood, R OBP: 0.391, SLG: 0.377 (1, 8)		4-2 FC5-4 BB		4-2 FC1-2 BB BB	0-3 K		0-0 2B 1B	0-0 F2		3	2	1	0	2	1	4
Alex Grammas, R OBP: 0.260, SLG: 0.252 (1, 6)		2-2 FC5-4		4-0 BB FC1-2 BB	4-0 BB		0-0 SH3 1B 2B	1-0 2B		3	1	2	5	2	0	1
Ernie Broglio, R OBP: 0.193, SLG: 0.170 Bob Miller, R OBP: 0.467, SLG: 0.538 Lindy McDaniel, R OBP: 0.133, SLG: 0.133 (1, 1) (5, 1) (7, 1)		1-2 1-3		0-1 FC1-2 BB	1-3 K		0-0 SH3	0-3 K		2	0	0	0	0	0	4
Inning Stats	R: 2 E: 0 K: 0 S: 11	H: 2 LOB: 0 BB: 0 P: 16	R: 0 E: 0 K: 0 S: 13	H: 0 LOB: 1 BB: 1 P: 21	R: 0 E: 1 K: 0 S: 11	H: 2 LOB: 2 BB: 0 P: 19	R: 0 E: 0 K: 1 S: 12	H: 2 LOB: 3 BB: 3 P: 27	R: 0 E: 0 K: 1 S: 10	H: 1 LOB: 1 BB: 0 P: 13	R: 5 E: 0 K: 0 S: 12	H: 5 LOB: 2 BB: 1 P: 20	R: 1 E: 0 K: 1 S: 8	H: 2 LOB: 2 BB: 0 P: 11	1B: 8 2B: 6 3B: 1 HR: 1	SF: 0 SAC: 1 DP: 0 HBP: 1

BOTTOM

Los Angeles Dodgers @ St. Louis Cardinals
Sportsman's Park, St. Louis, MO
Thu Aug 24 1961, 8:05 PM EDT
Att. 17,947 - Unknown


AB	38
R	10
H	16
RBI	10
BB	6
SO	5
LOB	31



WP: 1	PA: 46
PB: 0	SB: 0
CS: 0	

PITCHER	IP	WLS	BF	H	R	ER	SO	BB	IBB	HBP	BLK	WP	HR	S	P	ERA	WHIP
Stan Williams, R ERA: 3.99	(1, 1)	3.0	L	16	6	4	4	0	2	0	0	0	0	4	12	12.00	2.667
Roger Craig, R ERA: 6.07	(4, 1)	0.2		4	0	0	0	2	0	0	0	0	0	4	12	0.00	3.000
Ron Perranoski, L ERA: 2.74	(4, 1)	0.1		1	0	0	1	0	0	0	0	0	0	3	5	0.00	0.000
Jim Golden, R ERA: 5.6	(5, 1)	1.0		6	2	0	2	1	0	0	0	0	0	11	18	0.00	3.000
Turk Farrell, R ERA: 5.16	(6, 1)	2.0		13	6	5	5	1	1	0	0	1	0	22	33	22.50	3.500

PITCHER	IP	WLS	BF	H	R	ER	SO	BB	IBB	HBP	BLK	WP	HR	S	P	ERA	WHIP
Larry Sherry, R ERA: 4.15	(8, 1)	1.0		6	2	1	1	1	0	0	1	0	0	8	11	9.00	2.000

Batter	1	2	3	4	5	6	7	8	9	AB R H RBI BB SO LOB	TOP	
Maury Wills, S OBP: 0.358, SLG: 0.349 (1, 6) C B X	1-1 3B 1B	0-1 5-3			2-2 4-3		1-2 CS 1B		1-1 SH5-3 1-2	4 1 2 0 0 0 1		
Jim Gilliam, S OBP: 0.373, SLG: 0.367 (1, 4) (7, 5) F X	0-1 3B 1-H		2-3 K		1-3 K		3-3 SAFE 1-2		4-2 1B BB	4 1 1 1 1 3 1		
Wally Moon, L OBP: 0.440, SLG: 0.519 (1, 7) X	0-0 4-3		3-3 K		2-1 1-3			2-1 F7	2-1 1-2 2-H 1B	5 0 1 1 0 1 1		
Duke Snider, L OBP: 0.359, SLG: 0.520 Charlie Neal, R OBP: 0.301, SLG: 0.357 (1, 8) (7, 4) B F B S X	2-2 3B 3-H		1-2 HR		2-3 K		1-2 6-3	1-2 L6	1-2 3 1 2 2 0 1 0 2 0 0 0 0 0 2			
Ron Fairly, L OBP: 0.434, SLG: 0.536 Gil Hodges, R OBP: 0.323, SLG: 0.386 (1, 3) (8, PH) (8, 3) B X	1-0 F6		3-2 F6		0-0 HR 1B		1-2 E7 1B		3 1 1 0 0 0 1 1 0 1 0 0 0 0			
Frank Howard, R OBP: 0.372, SLG: 0.557 Willie Davis, L OBP: 0.321, SLG: 0.467 (1, 9) (8, PR) (8, 8) B B C C S S	2-3 K			3-2 HR	1-2 HR 1-H		4-0 IBB		3 2 2 3 1 1 1 0 0 0 0 0 0 0			
John Roseboro, L OBP: 0.331, SLG: 0.456 (1, 2) C B C B X		2-3 K		0-1 B3	2-1 F3		1-3 K		4 0 0 0 0 2 2		AB 37 R 7 H 11 RBI 7 BB 2 SO 11 LOB 11	
Tommy Davis, R OBP: 0.334, SLG: 0.435 (1, 5) (7, 8) (8, 9) B X		1-0 E6 FC1-6		2-1 F5	0-1 F9			1-1 SH5-3 1B	4 1 1 0 0 0 0			
Sandy Koufax, R OBP: 0.159, SLG: 0.065 (1, 1) C L X		0-2 FC1-6 1-2f		3-3 K		2-3 K		0-3 K	4 0 0 0 0 3 2			
Inning Stats	R: 2 E: 0 K: 1 S: 12 H: 3 LOB: 1 BB: 0 P: 18	R: 0 E: 1 K: 1 S: 10 H: 0 LOB: 1 BB: 0 P: 13	R: 1 E: 0 K: 2 S: 13 H: 1 LOB: 0 BB: 0 P: 22	R: 1 E: 0 K: 1 S: 10 H: 1 LOB: 0 BB: 0 P: 18	R: 0 E: 0 K: 1 S: 8 H: 0 LOB: 0 BB: 0 P: 13	R: 2 E: 0 K: 1 S: 11 H: 2 LOB: 0 BB: 0 P: 16	R: 0 E: 0 K: 2 S: 10 H: 1 LOB: 0 BB: 0 P: 16	R: 0 E: 1 K: 1 S: 12 H: 1 LOB: 2 BB: 1 P: 21	R: 1 E: 0 K: 1 S: 15 H: 2 LOB: 2 BB: 1 P: 24	1B: 6 2B: 0 3B: 2 HR: 3 SF: 0 SAC: 1 DP: 0 HBP: 0	WP: 0 PB: 0 SB: 0 CS: 1 PA: 40	
PITCHER	IP WLS BF H R ER SO BB IBB HBP BLK WP HR S P ERA WHIP											
Bob Purkey, R ERA: 4.03 (1, 1)	6.0 L 26 7 6 6 7 0 0 0 0 0 3 64 100 9.00 1.167											
Sherman Jones, R ERA: 4.6 (7, 1)	1.0 3 1 0 0 2 0 0 0 0 0 0 10 16 0.00 1.000											
Bill Henry, L ERA: 2.74 (8, 1)	2.0 11 3 1 1 2 1 1 0 0 0 0 27 45 4.50 2.000											

Los Angeles Dodgers @ Cincinnati Reds
Crosley Field, Cincinnati, OH
Fri Aug 25 1961, 7:05 PM EDT
Att: 29,013 - Unknown


livebaseballscorecards.com

Batter	1	2	3	4	5	6	7	8	9	AB	R	H	RBI	BB	SO	LOB
Elio Chacon, R OBP: 0.406, SLG: 0.410 (1, 4)	3-2 F2		1-1 HR		1-2 HBP		2-1 SH1-3		0-0 L8	3	1	1	1	0	0	1
Leo Cardenas, R OBP: 0.345, SLG: 0.449 (1, 6)	1-3 K		4-1 BB		4-2 BB		0-3 K			2	0	0	0	2	2	1
Vada Pinson, L OBP: 0.375, SLG: 0.494 (1, 8)	1-2 4-3		2-0 F6		0-0 F7			1-1 1B		4	0	1	0	0	0	4
Frank Robinson, R OBP: 0.421, SLG: 0.647 (1, 9)		4-2 BB		1-0 1B	0-0 G6-3			0-1 FC6-4		3	1	1	0	1	0	4
Wally Post, R OBP: 0.340, SLG: 0.575 (1, 7)		1-2 FC6-4		2-3 K		0-2 F7		1-0 F9		4	0	0	0	0	1	3
Dick Gernert, R OBP: 0.315, SLG: 0.319 (1, 3)		1-2 F2		1-2 F6		1-1 F8		1-3 K		4	0	0	0	0	1	3
Gene Freese, R OBP: 0.313, SLG: 0.477 (1, 5)		3-0 FC6-4		0-0 1B		1-3 K			0-1 1-3	4	0	1	1	0	1	1
Darrell Johnson, R OBP: 0.278, SLG: 0.291 (1, 2)			1-0 F6	1-1 6-3			1-1 SH1-3		0-2 6-3	4	0	1	0	0	0	1
Bob Purkey, R OBP: 0.129, SLG: 0.149 (1, 1)			1-3 K		4-0 BB		3-2 F9		4-0 BB	1	0	0	0	0	1	0
Sherman Jones, L OBP: 0.273, SLG: 0.200 (7, 1)										0	0	0	0	0	0	0
Eddie Kasko, R OBP: 0.325, SLG: 0.336 (7, PH)										1	0	0	0	0	0	1
Bill Henry, L (8, 1)										0	0	0	0	0	0	0
Jerry Lynch, L OBP: 0.439, SLG: 0.682 (9, PH)										0	0	0	0	1	0	0

Inning Stats	R: 0 E: 0 K: 1 S: 11	H: 0 LOB: 0 BB: 0 P: 16	R: 0 E: 0 K: 0 S: 10	H: 0 LOB: 1 BB: 1 P: 19	R: 1 E: 0 K: 1 S: 8	H: 1 LOB: 1 BB: 1 P: 17	R: 1 E: 0 K: 1 S: 10	H: 2 LOB: 1 BB: 0 P: 15	R: 0 E: 0 K: 0 S: 6	H: 0 LOB: 2 BB: 2 P: 15	R: 0 E: 0 K: 1 S: 8	H: 0 LOB: 0 BB: 0 P: 10	R: 0 E: 0 K: 1 S: 12	H: 1 LOB: 1 BB: 0 P: 18	R: 0 E: 0 K: 1 S: 8	H: 1 LOB: 1 BB: 0 P: 11	R: 0 E: 0 K: 0 S: 7	H: 0 LOB: 1 BB: 1 P: 11	1B: 3 2B: 1 3B: 0 HR: 1	SF: 0 SAC: 1 DP: 1 HBP: 1	WP: 0 PB: 0 SB: 0 CS: 0	PA: 37											
PITCHER Sandy Koufax, L ERA: 3.57 (1, 1)	IP 9.0	WLS W	BF 37	H 5	R 2	ER 2	SO 6	BB 5	IBB 0	HBP 1	BLK 0	WP 0	HR 1	S 80	P 132	ERA 2.00	WHIP 1.111																
											PITCHER	IP 9.0	WLS W	BF 37	H 5	R 2	ER 2	SO 6	BB 5	IBB 0	HBP 1	BLK 0	WP 0	HR 1	S 80	P 132	ERA 2.00	WHIP 1.111					

Los Angeles Dodgers @ Cincinnati Reds
Crosley Field, Cincinnati, OH
Fri Aug 25 1961, 7:05 PM EDT
Att. 29,013 - Unknown

AB	30
R	2
H	5
RBI	2
BB	5
SO	6
LOB	19



Los Angeles Dodgers @ Cincinnati Reds
 Crosley Field, Cincinnati, OH

Sat Aug 26 1961, 3:33 AM EDT
 Att: 20,328 - Unknown



Batter	1	2	3	4	5	6	7	8	9	AB	R	H	RBI	BB	SO	LOB
Maury Wills, S OBP: 0.358, SLG: 0.349 (1, 6)	0-1 6-3	3-2 2B 1B		2-2 FC6 5-3		2-0 1B		1-0 5-3		5	1	2	0	0	0	1
Jim Gilliam, S OBP: 0.373, SLG: 0.371 (1, 4) (7, 5)	0-1 6-3	0-1 2B		2-2 5-3			2-1 1B 1B	1-3 K		5	1	2	1	0	1	1
Wally Moon, L OBP: 0.441, SLG: 0.518 (1, 7) Charlie Neal, R OBP: 0.300, SLG: 0.355 (7, 4)	0-1 1B	0-1 4-3		1-3 K			1-1 1B 1B	2-2 6-3		4	1	2	0	0	1	2
Duke Snider, L OBP: 0.357, SLG: 0.514 (1, 8) Willie Davis, L OBP: 0.320, SLG: 0.465 (7, PR) (7, 8)	0-0 F3		3-2 3-1		0-0 4-3		0-0 1B WP 1B	1-3 K		4	0	1	1	0	0	1
Ron Fairly, L OBP: 0.435, SLG: 0.531 (1, 3) Gil Hodges, R OBP: 0.326, SLG: 0.389 (9, PH) (9, 3)		4-0 1B 1B BB	0-0 E3 HR		2-1 6-3		1-2 WP SF7 1B	0-1 E 1B		3	3	1	1	1	0	0
Frank Howard, R OBP: 0.373, SLG: 0.568 (1, 9)		0-1 1B 1B	1-1 HR		2-1 6-3		1-1 F3	2-3 K		5	2	2	2	0	1	3
John Roseboro, L OBP: 0.332, SLG: 0.456 (1, 2)		0-0 1B SF7 1B	3-1 G6-4-3 1B			3-3 K	3-2 SF7	0-2 E3		4	1	2	2	0	1	1
Tommy Davis, R OBP: 0.337, SLG: 0.435 (1, 5) (7, 7)		0-0 CS 1B	2-0 G6-4-3			4-0 SH1-3 1B BB	1-2 FC4 1B	1-1 1-3		4	0	2	1	1	0	3
Johnny Podres, L OBP: 0.250, SLG: 0.262 (1, 1) Larry Sherry, R OBP: 0.308, SLG: 0.182 (7, 1) Ron Perranoski, L OBP: 0.250, SLG: 0.100 (8, 1)		2-1 SF7		0-1 FC6 1B		0-1 SH1-3	0-2 FC4			2	0	1	1	0	0	1

Inning Stats	R: 0	H: 1	R: 4	H: 5	R: 2	H: 2	R: 0	H: 1	R: 0	H: 0	R: 0	H: 1	R: 4	H: 5	R: 0	H: 1	R: 0	H: 0		
	E: 0	LOB: 1	E: 0	LOB: 1	E: 1	LOB: 0	E: 0	LOB: 2	E: 0	LOB: 0	E: 0	LOB: 2	E: 0	LOB: 1	E: 0	LOB: 2	E: 1	LOB: 2	E: 0	LOB: 0
	K: 0	BB: 0	K: 0	BB: 1	K: 0	BB: 0	K: 1	BB: 1	K: 0	BB: 0	K: 1	BB: 1	K: 0	BB: 0	K: 1	BB: 0	K: 2	BB: 0	K: 1	BB: 0
	S: 7	P: 7	S: 16	P: 25	S: 9	P: 18	S: 11	P: 15	S: 5	P: 9	S: 6	P: 15	S: 24	P: 33	S: 8	P: 12	S: 14	P: 18	S: 14	P: 18

PITCHER	IP	WLS	BF	H	R	ER	SO	BB	IBB	HBP	BLK	WP	HR	S	P	ERA	WHIP
Jay Hook, R ERA: 7.99 (1, 1)	1.2	L	11	6	4	4	0	1	0	0	0	0	0	21	30	21.60	4.200
Ken Hunt, R ERA: 3.86 (2, 1)	0.1		1	0	0	0	0	0	0	0	0	0	0	2	2	0.00	0.000
Sherman Jones, R ERA: 4.5 (3, 1)	3.0		12	3	2	1	1	0	0	0	0	0	1	25	43	3.00	1.000
Jim Maloney, R ERA: 4.7 (6, 1)	2.0		12	6	4	4	1	1	0	0	0	1	0	30	48	18.00	3.500
Jim Brosnan, R ERA: 2.57 (8, 1)	1.0		3	0	0	0	1	0	0	0	0	0	0	8	12	0.00	0.000
Bill Henry, L ERA: 2.68 (9, 1)	1.0		5	1	0	0	2	0	0	0	0	0	0	14	18	0.00	1.000

AB	R	H	RBI	BB	SO	LOB
39	10	16	9	2	5	13

WP	PA	1B	SF	2B	SAC	3B	DP	HR	HBP
3	44	14	2	1	1	0	1	1	0

Batter	1	2	3	4	5	6	7	8	9	AB	R	H	RBI	BB	SO	LOB
Elio Chacon, R OBP: 0.426, SLG: 0.420 (1, 4)	3-2 G3 SH1-3 HBP		0-0 G5-4-3 1B		1-2 1-3		1-1 1-2 HR 1B	4-1 2B BB		3	1	2	0	1	0	0
Leo Cardenas, R OBP: 0.349, SLG: 0.456 (1, 6)	0-0 SH1-3 1-2		0-1 G5-4-3 1-2		0-1 1-3		0-0 1-2 2-3 HR 1B	1-0 1-3 2B		4	1	2	0	0	0	1
Vada Pinson, L OBP: 0.373, SLG: 0.497 (1, 8)	2-2 G3 2-3		1-0 4-3				0-0 F4 HR 1-H 2-H 3-H	0-0 G3		5	1	1	4	0	0	3
Frank Robinson, R OBP: 0.419, SLG: 0.649 (1, 9)	1-1 6-3			1-0 5-3		2-1 HR	2-0 5-3		0-0 4-3	5	1	1	1	0	0	1
Wally Post, R OBP: 0.333, SLG: 0.563 (1, 7)		0-0 L4		0-1 5-3		0-1 5-3	0-3 K		2-3 K	5	0	0	0	0	2	0
Gene Freese, R OBP: 0.312, SLG: 0.474 (1, 5)		0-0 F2		3-2 E6 1B		1-1 1B 1B	1-2 F8		0-0 6-3	5	0	1	0	0	0	0
Dick Gernert, R OBP: 0.351, SLG: 0.347 (1, 3)		4-2 E 1B BB		1-0 1-2 1B		0-0 1-2 1B		3-2 4-3		2	0	2	0	1	0	0
Jim Brosnan, R OBP: 0.167, SLG: 0.091 (8, 1)				1-1 F9		0-1 F2		1-2 G3		0	0	0	0	0	0	0
Don Blasingame, L OBP: 0.285, SLG: 0.285 (8, PH)										1	0	0	0	0	0	0
Bill Henry, L (9, 1)										0	0	0	0	0	0	0
Darrell Johnson, R OBP: 0.280, SLG: 0.292 (1, 2)		1-0 E9 1B		1-1 F9		0-1 F2		1-2 G3		3	0	1	0	0	0	4
Jerry Lynch, L OBP: 0.436, SLG: 0.676 (8, PH)										1	0	0	0	0	0	0
Jerry Zimmerman, R OBP: 0.257, SLG: 0.233 (9, 2)										0	0	0	0	0	0	0
Jay Hook, L OBP: 0.133, SLG: 0.133 (1, 1)		3-2 5-3		0-0 F9			1-0 1B HR 1B	1-0 HR		0	0	0	0	0	0	0
Ken Hunt, R OBP: 0.220, SLG: 0.231 (2, 1)										0	0	0	0	0	0	0
Eddie Kasko, R OBP: 0.324, SLG: 0.335 (2, PH)										1	0	0	0	0	0	2
Sherman Jones, L OBP: 0.273, SLG: 0.200 (3, 1)										0	0	0	0	0	0	0
Gus Bell, L OBP: 0.292, SLG: 0.344 (5, PH)										1	0	0	0	0	0	0
Jim Maloney, L OBP: 0.497, SLG: 0.500 (6, 1)										0	0	0	0	0	0	0
Gordy Coleman, L OBP: 0.337, SLG: 0.509 (7, PH)										2	2	2	1	0	0	0

Inning Stats	R: 0	H: 0	E: 0	K: 0	S: 8	H: 0	LOB: 1	BB: 0	P: 14	R: 0	H: 1	E: 1	K: 0	S: 8	H: 1	LOB: 2	BB: 1	P: 16	R: 0	H: 1	E: 0	K: 0	S: 4	R: 0	H: 1	E: 1	K: 0	S: 10	H: 0	LOB: 0	BB: 0	P: 7	R: 1	H: 3	E: 0	K: 0	S: 10	H: 3	LOB: 2	BB: 0	P: 13	R: 4	H: 4	E: 0	K: 1	S: 12	H: 2	LOB: 2	BB: 1	P: 21	R: 0	H: 0	E: 0	K: 1	S: 6	1B: 8	2B: 1	3B: 0	HR: 3	SF: 0	SAC: 1	DP: 1	HBP: 1	WP: 0	PA: 42
PITCHER	IP	WLS	BF	H	R	ER	SO	BB	IBB	HBP	BLK	WP	HR	S	P	ERA	WHIP																																																
Johnny Podres, L ERA: 3.42 (1, 1)	6.0	W	30	10	5	5	0	1	0	0	0	0	2	51	78	7.50	1.833																																																
Larry Sherry, R ERA: 4.17 (7, 1)	1.2		8	2	1	1	1	1	0	0	0	0	1	17	30	5.40	1.800																																																
Ron Perranoski, L ERA: 2.69 (8, 1)	1.1	S	4	0	0	0	1	0	0	0	0	0	0	7	9	0.00	0.000																																																

Los Angeles Dodgers @ Cincinnati Reds
Crosley Field, Cincinnati, OH
Sat Aug 26 1961, 3:33 AM EDT
Att. 20,328 - Unknown

AB	38
R	6
H	12
RBI	6
BB	2
SO	2
LOB	11

livebaseballscorecards.com



Los Angeles Dodgers @ Cincinnati Reds
 Crosley Field, Cincinnati, OH
 Sun Aug 27 1961, 3:33 AM EDT
 Unknown

AB	35
R	5
H	10
RBI	5
BB	4
SO	5
LOB	15



WP:	0	PA:	40
PB:	0		
SB:	0		
CS:	0		

Batter	1	2	3	4	5	6	7	8	9	AB	R	H	RBI	BB	SO	LOB
Maury Wills, S OBP: 0.361, SLG: 0.349 (1, 6)	L4-3 1B		4-3 BB		4-3 2B		4-3 SH1-4 1B BB	F8		3	1	1	0	2	0	0
Jim Gilliam, S OBP: 0.372, SLG: 0.372 (1, 4) (7, 5)	F7		4-3 1-2		2B 2B		SH1-4 1-2		6-3	4	1	1	0	0	0	2
Wally Moon, L OBP: 0.438, SLG: 0.517 (1, 7)	L4-3 1-2		4-3		2B 2B		4-3 2-3		F8	5	1	1	1	0	0	3
Duke Snider, L OBP: 0.360, SLG: 0.520 Charlie Neal, R OBP: 0.299, SLG: 0.354 (1, 8) (7, PR) (7, 4)		L8		F9		2B 2B		BB 1B		4	0	2	2	0	0	0
Ron Fairly, L OBP: 0.442, SLG: 0.531 (1, 3) (7, 9)		5-3 1B BB		1B 1B			F4		1B BB	2	1	1	0	2	0	1
Frank Howard, R OBP: 0.371, SLG: 0.562 Norm Sherry, R OBP: 0.324, SLG: 0.413 (1, 9) (7, 2)		5-3 1-2					F4		FC6-4 1B	4	0	1	1	0	1	2
John Roseboro, L OBP: 0.337, SLG: 0.461 Gil Hodges, R OBP: 0.324, SLG: 0.387 (1, 2) (7, PH) (7, 3)		2-H 1B		1B 1B			1B		FC6-4 1-2f	3	0	3	1	0	0	0
Tommy Davis, R OBP: 0.334, SLG: 0.431 (1, 5) (7, 8)		L9		K			K		6-3	4	0	0	0	0	2	4
Willie Davis, L OBP: 0.320, SLG: 0.465 (8, 8)										0	0	0	0	0	0	0
Stan Williams, R OBP: 0.209, SLG: 0.164 Ron Perranoski, L OBP: 0.231, SLG: 0.091 Larry Sherry, R OBP: 0.308, SLG: 0.182 (1, 1) (7, 1) (8, 1)			5-3		L8		K		K	3	0	0	0	0	1	1
										1	0	0	0	0	1	0
										0	0	0	0	0	0	0

Inning Stats	R: 0 E: 0 K: 0 S: 7	H: 1 LOB: 0 BB: 0 P: 12	R: 1 E: 0 K: 0 S: 12	H: 1 LOB: 1 BB: 1 P: 20	R: 0 E: 0 K: 0 S: 6	H: 0 LOB: 1 BB: 1 P: 12	R: 0 E: 0 K: 2 S: 15	H: 2 LOB: 2 BB: 0 P: 20	R: 2 E: 0 K: 0 S: 15	H: 3 LOB: 1 BB: 0 P: 24	R: 0 E: 0 K: 2 S: 11	H: 1 LOB: 1 BB: 0 P: 15	R: 2 E: 0 K: 0 S: 7	H: 2 LOB: 2 BB: 2 P: 17	R: 0 E: 0 K: 1 S: 7	H: 0 LOB: 0 BB: 0 P: 9	R: 0 E: 0 K: 0 S: 3	H: 0 LOB: 0 BB: 0 P: 4	1B: 7 2B: 4 3B: 0 HR: 0	SF: 0 SAC: 1 DP: 1 HBP: 0
--------------	------------------------------	----------------------------------	-------------------------------	----------------------------------	------------------------------	----------------------------------	-------------------------------	----------------------------------	-------------------------------	----------------------------------	-------------------------------	----------------------------------	------------------------------	----------------------------------	------------------------------	---------------------------------	------------------------------	---------------------------------	----------------------------------	------------------------------------

PITCHER	IP	WLS	BF	H	R	ER	SO	BB	IBB	HBP	BLK	WP	HR	S	P	ERA	WHIP
Joey Jay, R ERA: 3.26 (1, 1)	6.2		33	10	5	5	4	4	0	0	0	0	0	72	118	6.75	2.100
Bill Henry, L ERA: 2.66 (7, 1)	0.1		1	0	0	0	0	0	0	0	0	0	0	1	2	0.00	0.000
Jim Brosnan, R ERA: 2.53 (8, 1)	1.0	W	3	0	0	0	1	0	0	0	0	0	0	7	9	0.00	0.000
Jim O'Toole, L ERA: 3.37 (9, 1)	1.0	S	3	0	0	0	0	0	0	0	0	0	0	3	4	0.00	0.000

PITCHER	IP	WLS	BF	H	R	ER	SO	BB	IBB	HBP	BLK	WP	HR	S	P	ERA	WHIP
---------	----	-----	----	---	---	----	----	----	-----	-----	-----	----	----	---	---	-----	------

Batter	1	2	3	4	5	6	7	8	9
Gene Freese, R OBP: 0.313, SLG: 0.480 (1, 5)	1-2 6-3		2-3 K2-3			0-1 1B	0-0 HR	3-0 F6	
Elio Chacon, R OBP: 0.425, SLG: 0.412 (1, 4)	2-3 K			1-3 K		0-1 1B	4-0 BB	0-1 F9	
Vada Pinson, L OBP: 0.372, SLG: 0.495 (1, 8)	0-3 K			0-0 L9		0-3 K	0-0 FC5-4 1B		
Frank Robinson, R OBP: 0.416, SLG: 0.643 (1, 9)		2-3 K		0-2 F2		0-0 F9	0-0 FC5-4		
Jerry Lynch, L OBP: 0.431, SLG: 0.670 (1, 7)		0-1 4-3			0-0 1B 2B	1-1 F9		0-0 E4 SH3-4 3B	
Jerry Zimmerman, R OBP: 0.257, SLG: 0.233 (9, 2)									
Gordy Coleman, L OBP: 0.337, SLG: 0.508 (1, 3)		2-3 K			0-1 1B		1-3 K	0-0 SH3-4	
Leo Cardenas, R OBP: 0.358, SLG: 0.479 (1, 6)			4-0 BB		1-3 K		1-2 HR 2B	0-1 2B 3B	
Johnny Edwards, L OBP: 0.288, SLG: 0.272 (1, 2)			3-1 F7		1-1 F7		4-0 HR BB	4-0 2B IBB	
Eddie Kasko, R OBP: 0.325, SLG: 0.335 (8, PH)									
Jim O'Toole, S OBP: 0.197, SLG: 0.189 (9, 1)									
Joey Jay, S OBP: 0.113, SLG: 0.130 (1, 1)			1-0 F6		2-2 1-3		2-3 K	1-1 2B	
Bill Henry, L (7, 1)									
Cus Bell, L OBP: 0.290, SLG: 0.342 (7, PH)									
Jim Brosnan, R OBP: 0.167, SLG: 0.091 (8, 1)									
Wally Post, R OBP: 0.336, SLG: 0.569 (9, 7)									

Inning Stats	R: 0 E: 0 K: 2 S: 10	H: 0 LOB: 0 BB: 0 P: 13	R: 0 E: 0 K: 2 S: 8	H: 0 LOB: 0 BB: 0 P: 12	R: 0 E: 0 K: 1 S: 6	H: 0 LOB: 1 BB: 1 P: 16	R: 0 E: 0 K: 1 S: 7	H: 0 LOB: 0 BB: 0 P: 8	R: 1 E: 0 K: 1 S: 13	H: 2 LOB: 1 BB: 0 P: 17	R: 0 E: 0 K: 1 S: 10	H: 2 LOB: 2 BB: 0 P: 11	R: 3 E: 0 K: 2 S: 14	H: 3 LOB: 2 BB: 2 P: 26	R: 2 E: 1 K: 0 S: 9	H: 2 LOB: 2 BB: 1 P: 17
--------------	-------------------------------	----------------------------------	------------------------------	----------------------------------	------------------------------	----------------------------------	------------------------------	---------------------------------	-------------------------------	----------------------------------	-------------------------------	----------------------------------	-------------------------------	----------------------------------	------------------------------	----------------------------------

PITCHER	IP	WLS	BF	H	R	ER	SO	BB	IBB	HBP	BLK	WP	HR	S	P	ERA	WHIP
Stan Williams, R ERA: 4.04 (1, 1)	6.2		29	6	4	4	10	3	0	0	0	0	1	66	101	5.40	1.350
Ron Perranoski, L ERA: 2.78 (7, 1)	0.2	L	5	2	2	1	0	0	0	0	0	0	0	6	6	13.50	3.000
Larry Sherry, R ERA: 4.14 (8, 1)	0.2		4	1	0	0	0	0	1	0	0	0	0	5	13	0.00	1.500

Los Angeles Dodgers @ Cincinnati Reds
 Crosley Field, Cincinnati, OH
 Sun Aug 27 1961, 3:33 AM EDT
 Unknown

AB	R	H	RBI	BB	SO	LOB
5	1	2	3	0	1	3
4	0	1	0	1	2	2
4	0	1	0	0	2	2
4	0	0	0	0	1	4
4	2	1	0	0	0	2
0	0	0	0	0	0	0
3	0	1	1	0	2	0
3	2	2	1	1	1	1
2	1	0	0	1	0	2
0	0	0	0	1	0	0
0	0	0	0	0	0	0
2	0	0	0	0	0	2
0	0	0	0	0	0	0
1	0	0	0	0	1	2
0	0	0	0	0	0	0
1	0	1	1	0	0	0

AB	33
R	6
H	9
RBI	6
BB	4
SO	10
LOB	20

WP: 0 PA: 38
 PB: 0
 SB: 0
 CS: 0



WP	HR	S	P	ERA	WHIP
0	0	0	0	0	0

Batter	1	2	3	4	5	6	7	8	9
Gene Freese, R OBP: 0.313, SLG: 0.478 (1, 5)	0-0 3-1 SAFE	1-0 5-3 2-3			1-2 4-3	4-1 BB		0-0 FC4-8 1B	
Elio Chacon, R OBP: 0.423, SLG: 0.404 (1, 4)	0-1 HR 1B		2-2 F2		4-1 BB	2-2 F2		2-1 FC4-6 1-2f	
Vada Pinson, L OBP: 0.372, SLG: 0.502 (1, 8)	0-0 1-H HR		0-0 L9		2-3 K		1-0 3B 2B	1-2 F9	
Jerry Lynch, L OBP: 0.436, SLG: 0.667 (1, 7) Frank Robinson, R OBP: 0.417, SLG: 0.649 (7, PH) (8, 9)	4-0 CS BB BB		1-2 6-3			3-2 1B SF8 1B	0-0 2B 3B		
Gordy Coleman, L OBP: 0.339, SLG: 0.508 (1, 3) Dick Gernert, R OBP: 0.362, SLG: 0.380 (7, PH) (8, 3)	4-0 1-2 BB			0-0 6-3		3-1 2B 1B	2-1 2B		
Gus Bell, L OBP: 0.291, SLG: 0.348 (1, 9) Wally Post, R OBP: 0.335, SLG: 0.567 (7, PH) (8, 7)	3-3 K 2-3			1-0 1B 2B		0-0 SF8	0-0 F9		
Leo Cardenas, R OBP: 0.366, SLG: 0.482 (1, 6)		1-2 E SH3-4 1B		1-1 2-H 1B		0-3 K	4-1 BB		
Johnny Edwards, L OBP: 0.287, SLG: 0.264 (1, 2)		2-1 F7		3-2 4-3		4-0 2B IBB	0-1 G3		
Ken Johnson, R OBP: 0.278, SLG: 0.333 (1, 1) Jim Brosnan, R OBP: 0.154, SLG: 0.083 (8, 1) Bill Henry, L (9, 1)		0-0 SH3-4			1-3 K	1-2 1-H 2-H 2B		1-0 4-3	

Inning Stats	R: 2 E: 0 K: 1 S: 7	H: 2 LOB: 2 BB: 2 P: 18	R: 0 E: 1 K: 0 S: 9	H: 1 LOB: 1 BB: 0 P: 13	R: 0 E: 0 K: 0 S: 8	H: 0 LOB: 0 BB: 0 P: 11	R: 1 E: 0 K: 0 S: 9	H: 2 LOB: 0 BB: 0 P: 14	R: 0 E: 0 K: 2 S: 12	H: 0 LOB: 1 BB: 1 P: 18	R: 3 E: 0 K: 1 S: 16	H: 3 LOB: 2 BB: 2 P: 33	R: 2 E: 0 K: 0 S: 8	H: 3 LOB: 1 BB: 1 P: 15	R: 0 E: 0 K: 0 S: 8	H: 1 LOB: 1 BB: 0 P: 12
--------------	------------------------------	----------------------------------	------------------------------	----------------------------------	------------------------------	----------------------------------	------------------------------	----------------------------------	-------------------------------	----------------------------------	-------------------------------	----------------------------------	------------------------------	----------------------------------	------------------------------	----------------------------------

PITCHER	IP	WLS	BF	H	R	ER	SO	BB	IBB	HBP	BLK	WP	HR	S	P	ERA	WHIP
Don Drysdale, R ERA: 3.86 (1, 1)	5.2	L	27	8	6	6	4	3	1	0	0	0	1	57	97	9.53	1.941
Roger Craig, R ERA: 6.04 (6, 1)	0.1		2	0	0	0	0	1	0	0	0	0	0	4	10	0.00	3.000
Ron Perranoski, L ERA: 2.99 (7, 1)	1.0		6	3	2	2	0	1	0	0	0	0	0	8	15	18.00	4.000
Jim Golden, R ERA: 5.45 (8, 1)	1.0		4	1	0	0	0	0	0	0	0	0	0	8	12	0.00	1.000

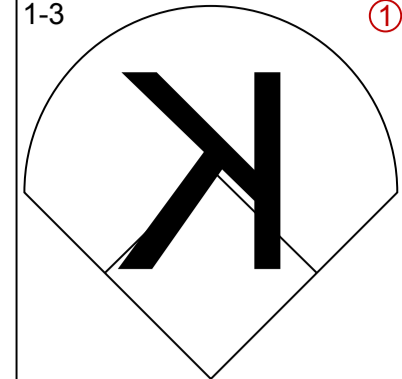
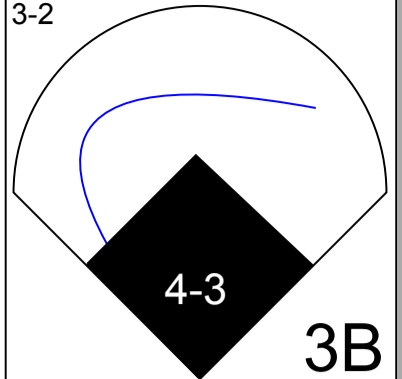
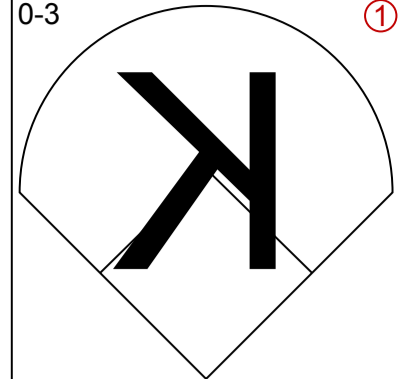
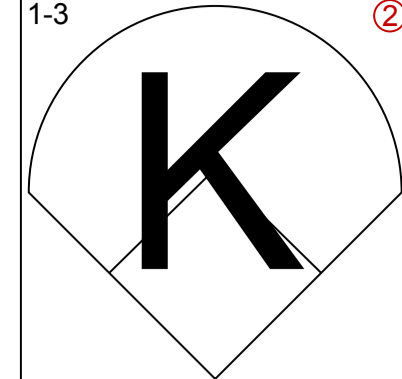
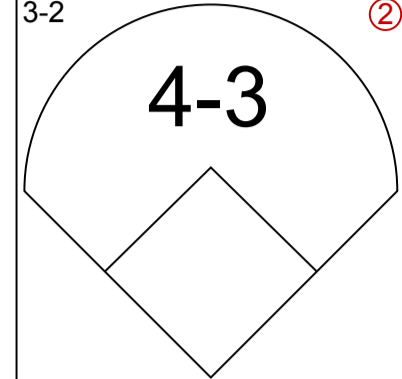
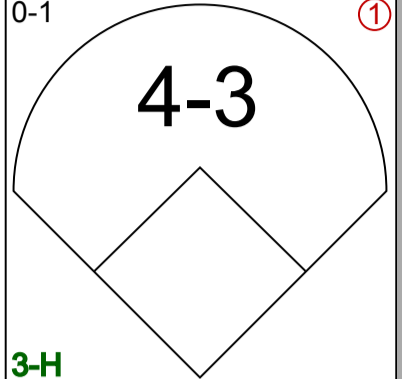
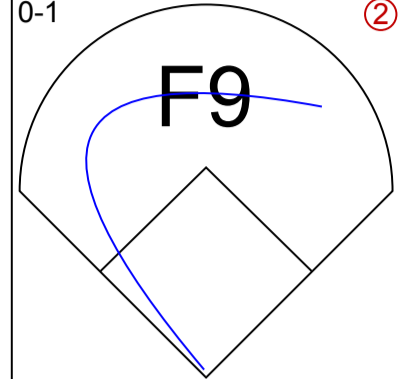
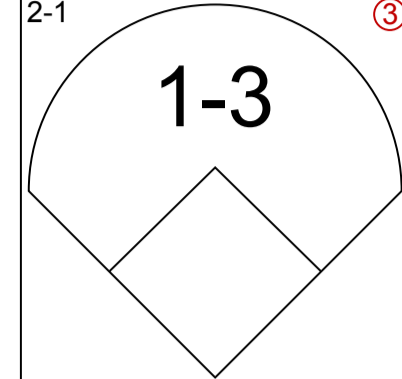
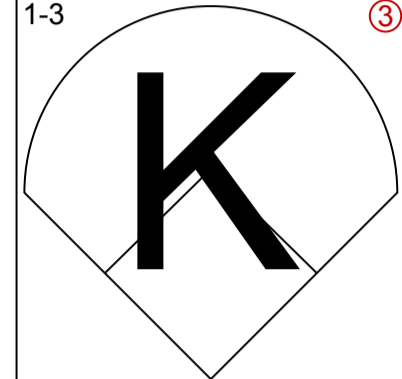
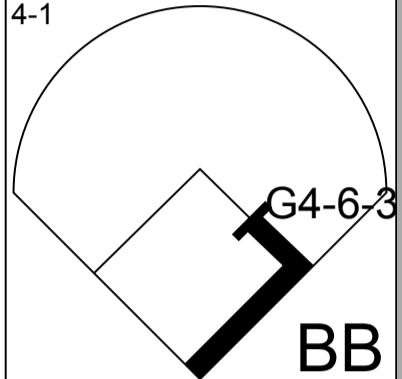
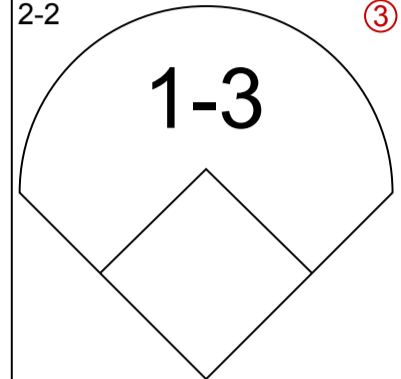

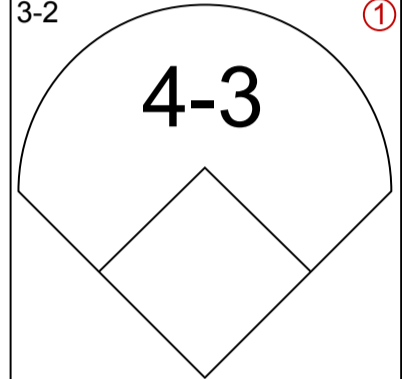
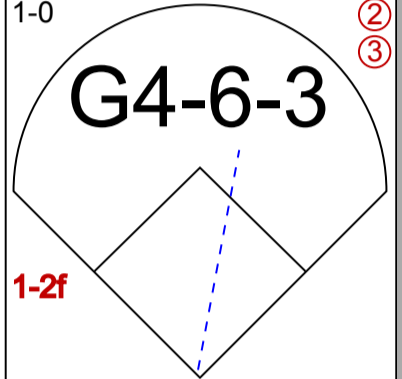
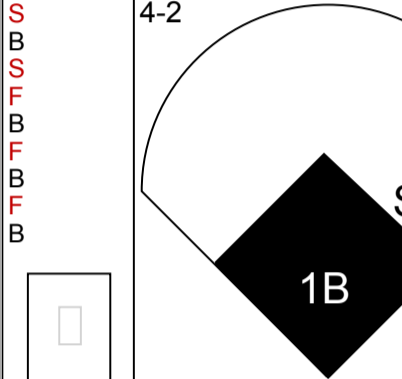
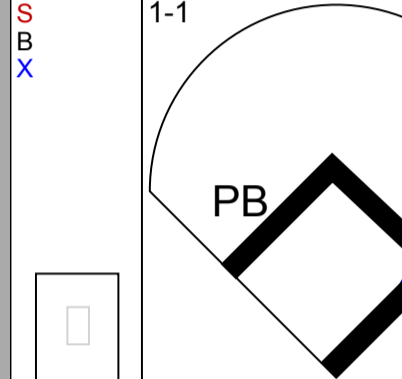
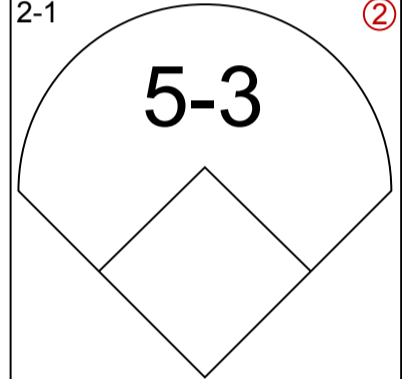
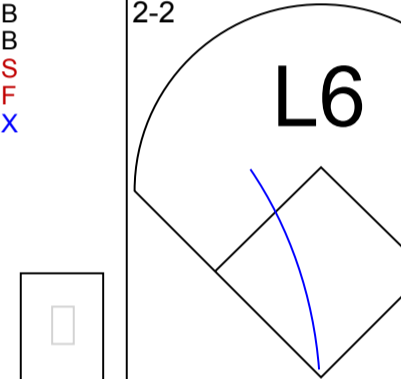
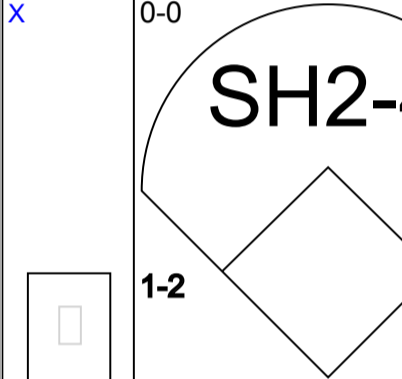
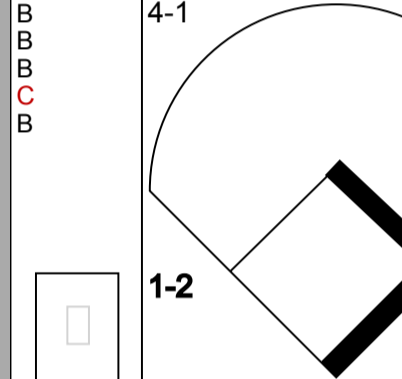
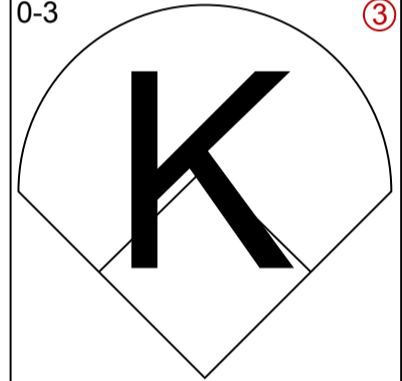
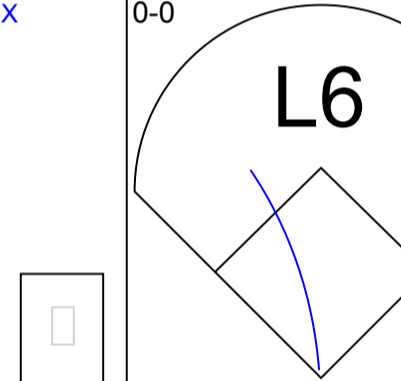
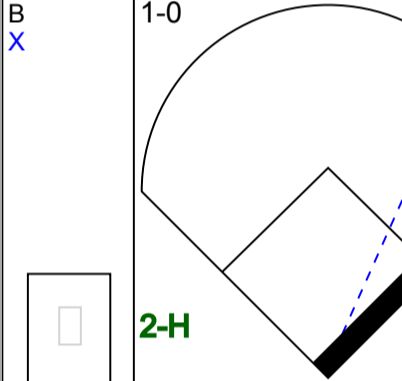
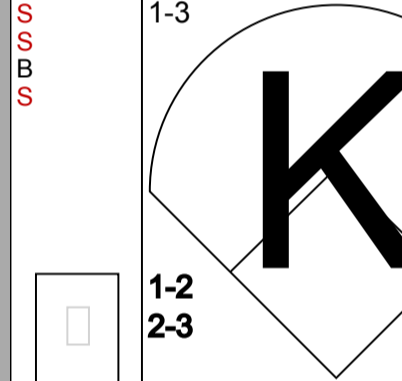
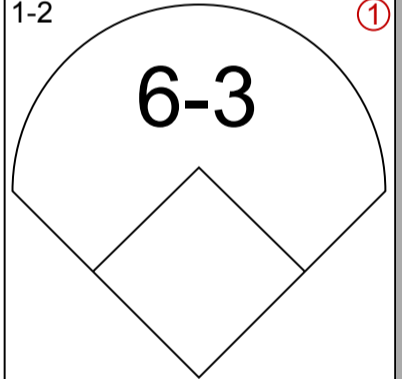
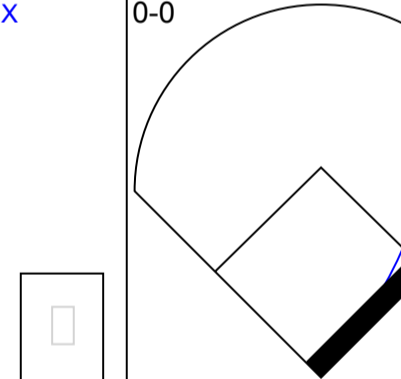
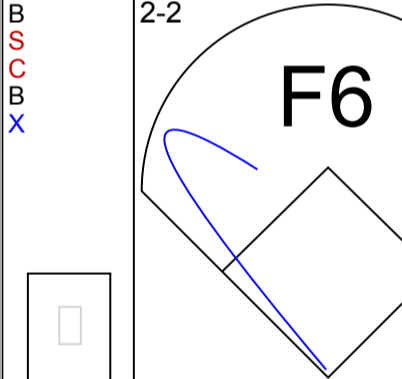
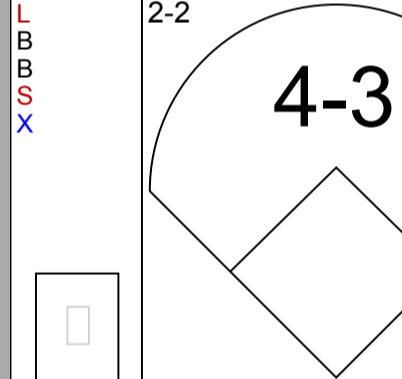
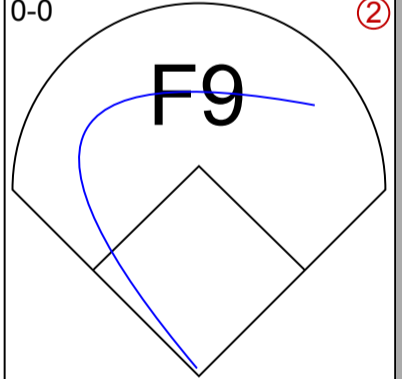
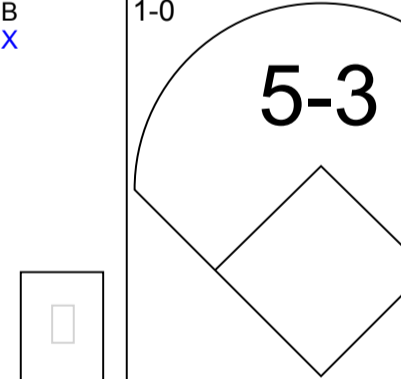
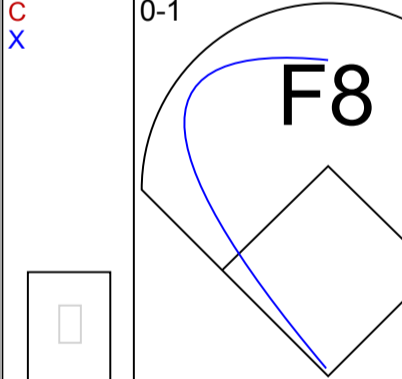
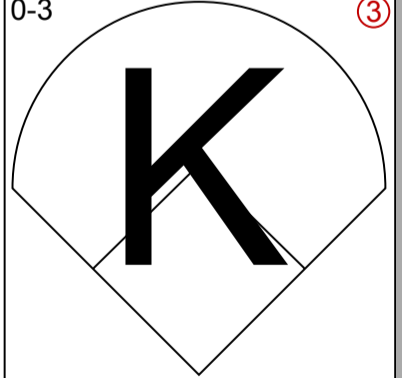
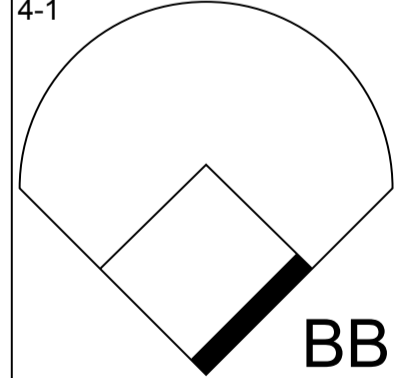
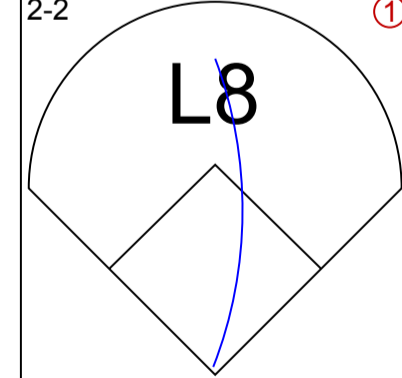
Los Angeles Dodgers @ Cincinnati Reds
 Crosley Field, Cincinnati, OH
 Sun Aug 27 1961, 3:38 AM EDT
 Att. 30,195 - Unknown

AB	R	H	RBI	BB	SO	LOB
4	0	1	0	1	0	1
4	1	1	0	1	0	3
5	2	2	2	0	1	2
2	1	1	0	1	0	0
1	1	1	1	0	0	0
2	1	1	0	1	0	0
1	0	1	1	0	0	0
2	1	1	1	0	1	2
1	0	0	0	0	0	0
3	0	2	1	1	1	1
3	1	0	0	1	0	2
2	0	1	2	0	1	0
1	0	0	0	0	0	0
0	0	0	0	0	0	0

AB	31
R	8
H	12
RBI	8
BB	6
SO	4
LOB	11

WP: 0 PA: 39
 PB: 1
 SB: 0
 CS: 1



Batter	1	2	3	4	5	6	7	8	9	AB R H RBI BB SO LOB	TOP																				
Maury Wills, S (1, 6) OBP: 0.360, SLG: 0.353	1-3 			3-2 		0-3 		1-3 		4 1 1 0 0 3 1	Los Angeles Dodgers @ Chicago Cubs Wrigley Field, Chicago, IL Tue Aug 29 1961, 3:33 AM CDT Att. 14,578 - Sunny - 86 F livebaseballscorecards.com																				
Jim Gilliam, S (1, 4) OBP: 0.369, SLG: 0.369	3-2 			0-1 		0-1 		2-1 		4 0 0 1 0 0 1																					
Wally Moon, L (1, 7) OBP: 0.431, SLG: 0.505	1-3 			3-H 4-1 		2-2 		3-3 		3 0 0 0 1 2 1																					
Duke Snider, L (1, 8) OBP: 0.361, SLG: 0.511 Willie Davis, L (9, PR) OBP: 0.320, SLG: 0.464		3-2 		1-0 		4-2 		1-1 		3 1 1 0 1 0 1 0 0 0 0 0 0 0																					
Ron Fairly, L (1, 3) OBP: 0.441, SLG: 0.530		2-1 			2-2 		0-0 		4-1 			2 0 0 0 1 0 0																			
Frank Howard, R (1, 9) OBP: 0.362, SLG: 0.545 Charlie Neal, R (9, 4) OBP: 0.299, SLG: 0.354		0-3 			0-0 		1-0 		1-3 			4 0 1 1 0 2 2 0 0 0 0 0 0 0																			
John Roseboro, L (1, 2) OBP: 0.337, SLG: 0.462			1-2 		0-0 		2-2 		2-2 			4 0 1 0 0 0 4																			
Tommy Davis, R (1, 5) OBP: 0.333, SLG: 0.429			0-0 		1-0 		0-1 					3 0 0 0 0 0 2																			
Sandy Koufax, R (1, 1) OBP: 0.167, SLG: 0.063			0-3 			4-1 		2-2 				2 0 0 0 1 1 0																			
Inning Stats	R: 0 E: 0 K: 2 S: 9	H: 0 LOB: 0 BB: 0 P: 14	R: 0 E: 0 K: 1 S: 9	H: 0 LOB: 0 BB: 0 P: 14	R: 0 E: 0 K: 1 S: 7	H: 0 LOB: 0 BB: 0 P: 8	R: 1 E: 0 K: 0 S: 7	H: 1 LOB: 0 BB: 1 P: 15	R: 0 E: 0 K: 0 S: 6	H: 1 LOB: 1 BB: 0 P: 9	R: 0 E: 0 K: 1 S: 9	H: 0 LOB: 1 BB: 1 P: 15	R: 1 E: 0 K: 0 S: 12	H: 1 LOB: 1 BB: 1 P: 19	R: 0 E: 0 K: 1 S: 9	H: 0 LOB: 0 BB: 0 P: 14	R: 0 E: 0 K: 2 S: 14	H: 1 LOB: 3 BB: 1 P: 25	1B: 3 2B: 0 3B: 1 HR: 0	SF: 0 SAC: 1 DP: 1 HBP: 0	WP: 0 PB: 1 SB: 1 CS: 0	PA: 34									
PITCHER Don Cardwell, R (1, 1) ERA: 3.88 Barney Schultz, R (9, 1) ERA: 2.47	IP 8.0	WLS L	BF 29	H 3	R 2	ER 2	SO 6	BB 3	IBB 0	HBP 0	BLK 0	WP 0	HR 0	S 68	P 108	ERA 2.25	WHIP 0.750														
											PITCHER	IP	WLS	BF	H	R	ER	SO	BB	IBB	HBP	BLK	WP	HR	S	P	ERA	WHIP			




Batter	1	2	3	4	5	6	7	8	9	AB	R	H	RBI	BB	SO	LOB
Al Heist, R OBP: 0.342, SLG: 0.392 (1, 8)	0-0 F4		0-1 6-3			1-3 K		0-1 FC3-6		4	0	0	0	0	1	1
Don Zimmer, R OBP: 0.299, SLG: 0.399 (1, 4)	3-3 K			0-0 F8		2-0 F3		0-0 L7		4	0	0	0	0	1	1
Andre Rodgers, R OBP: 0.328, SLG: 0.405 (1, 3) (8, 6)	4-2 BB			4-2 WP BB		3-3 K		3-2 CS	4-2 1B BB	1	0	0	0	3	1	0
George Altman, L OBP: 0.360, SLG: 0.574 (1, 9)	2-3 K			2-3 K		0-1 E1 6-3 1B			2-3 K	4	1	0	0	0	3	3
Billy Williams, L OBP: 0.348, SLG: 0.498 (1, 7)		1-3 K		1-3 K		1-0 F2			1-0 F7	4	0	0	0	0	2	3
Ron Santo, R OBP: 0.365, SLG: 0.486 (1, 5)		1-0 F7			4-1 BB		0-1 6-3		0-0 1B	3	0	1	0	1	0	1
Dick Bertell, R OBP: 0.311, SLG: 0.338 (1, 2)		0-0 F7			3-2 F4		0-0 1B		0-0 F3	4	0	1	1	0	0	3
Jerry Kindall, R OBP: 0.290, SLG: 0.424 (1, 6)			2-3 K		1-3 K		2-3 K			2	0	0	0	0	2	1
Jim McAnany, R OBP: 0.200, SLG: 0.200 (7, PH)										1	0	0	0	0	1	1
Ed Bouchee, L OBP: 0.363, SLG: 0.410 (8, 3)										0	0	0	0	0	0	0
Don Cardwell, R OBP: 0.193, SLG: 0.286 (1, 1)			3-3 K		3-2 F9			4-2 FC3-6 BB		2	0	0	0	0	1	1
Richie Ashburn, L OBP: 0.369, SLG: 0.288 (8, PH)										0	0	0	0	1	0	0
Barney Schultz, R OBP: 0.100, SLG: 0.100 (9, 1)										0	0	0	0	0	0	0

Inning Stats	R: 0	H: 0	E: 0	K: 2	S: 10	R: 0	H: 0	E: 0	K: 1	S: 5	R: 0	H: 0	E: 0	K: 2	S: 10	R: 0	H: 0	E: 0	K: 2	S: 11	R: 0	H: 0	E: 0	K: 1	S: 10	R: 0	H: 0	E: 0	K: 2	S: 7	R: 1	H: 1	E: 1	K: 1	S: 9	R: 0	H: 0	E: 0	K: 0	S: 7	R: 0	H: 1	E: 0	K: 1	S: 10	1B: 2	2B: 0	3B: 0	HR: 0	SF: 0	SAC: 0	DP: 0	HBP: 0	WP: 1	PA: 35
PITCHER Sandy Koufax, L ERA: 3.41 (1, 1)	IP	WLS	BF	H	R	ER	SO	BB	IBB	HBP	BLK	WP	HR	S	P	ERA	WHIP																																						
	9.0	W	34	2	1	0	12	5	0	0	0	1	0	79	136	0.00	0.778																																						

Los Angeles Dodgers @ Chicago Cubs
Wrigley Field, Chicago, IL
Tue Aug 29 1961, 3:33 AM CDT
Att. 14,578 - Sunny - 86 F

AB	29
R	1
H	2
RBI	1
BB	5
SO	12
LOB	15



Batter	1	2	3	4	5	6	7	8	9	AB R H RBI BB SO LOB	TOP											
Maury Wills, S (1, 6) OBP: 0.358, SLG: 0.350	1-0 4-3	0-0 FC6-4		2-0 6-3			1-0 G3			4 0 0 0 0 0 1												
Jim Gilliam, S (1, 7) (6, 5) OBP: 0.365, SLG: 0.365	0-0 5-3		1-1 F9		1-3 K		3-2 6-3			4 0 0 0 0 1 0												
Tommy Davis, R (1, 8) (8, 7) OBP: 0.333, SLG: 0.427	1-0 FC4 1B		0-0 E6 4-3		2-1 F7		0-1 6-3			4 0 1 0 0 0 0												
Frank Howard, R (1, 9) (6, 7) OBP: 0.356, SLG: 0.535	1-2 FC4		3-2 4-3		2-2 5-3		1-3 K			4 0 0 0 0 1 2												
Willie Davis, L (8, 8) OBP: 0.320, SLG: 0.464	1-2 FC4		1-2 4-3							0 0 0 0 0 0 0												
Gil Hodges, R (1, 3) OBP: 0.323, SLG: 0.380		4-1 FC3-6 BB	0-0 6-3		1-3 K		1-0 F3			3 0 0 0 1 1 1												
Daryl Spencer, R (1, 5) Ron Fairly, L (6, PH) (6, 9) OBP: 0.342, SLG: 0.394 OBP: 0.437, SLG: 0.523		2-2 FC3-6 HR		3-2 HR 1B		1-1 6-3		2-1 F8		2 2 1 0 0 0 1 2 0 0 0 0 0 0												
Charlie Neal, R (1, 4) OBP: 0.302, SLG: 0.373		2-1 HR	1-0 F9		0-0 1B 3B		1-3 K			4 2 2 2 0 1 1												
Norm Sherry, R (1, 2) OBP: 0.333, SLG: 0.463		3-2 F6	2-2 HR		0-2 1B		1-1 1-3			4 1 2 3 0 0 0												
Johnny Podres, L (1, 1) Larry Sherry, R (7, 1) OBP: 0.254, SLG: 0.266 OBP: 0.286, SLG: 0.167		0-1 FC6-4 1B	0-3 K		0-0 F7		3-1 4-3			3 0 1 0 0 1 1 1 0 0 0 0 0 0												
Inning Stats	R: 0 E: 0 K: 0 S: 6	H: 1 LOB: 1 BB: 0 P: 9	R: 2 E: 0 K: 0 S: 12	H: 2 LOB: 1 BB: 1 P: 23	R: 0 E: 1 K: 0 S: 7	H: 0 LOB: 1 BB: 0 P: 11	R: 2 E: 0 K: 1 S: 13	H: 2 LOB: 0 BB: 0 P: 21	R: 0 E: 0 K: 1 S: 8	H: 0 LOB: 0 BB: 0 P: 13	R: 1 E: 0 K: 1 S: 11	H: 2 LOB: 1 BB: 0 P: 13	R: 0 E: 0 K: 0 S: 7	H: 0 LOB: 0 BB: 0 P: 11	R: 0 E: 0 K: 1 S: 6	H: 0 LOB: 0 BB: 0 P: 10	R: 0 E: 0 K: 1 S: 7	H: 0 LOB: 0 BB: 0 P: 12	1B: 4 2B: 0 3B: 1 HR: 2	SF: 0 SAC: 0 DP: 0 HBP: 0	WP: 0 PB: 0 SB: 0 CS: 0	PA: 36
PITCHER	IP WLS BF H R ER SO BB IBB HBP BLK WP HR S P ERA WHIP																					
Dick Ellsworth, L (1, 1) ERA: 4.29	5.0 L 22 5 4 4 2 1 0 0 0 0 0 2 46 77 7.20 1.200																					
Dick Drott, R (6, 1) ERA: 4.43	2.0 8 2 1 1 1 0 0 0 0 0 0 0 18 24 4.50 1.000																					
Don Elston, R (8, 1) ERA: 5.89	2.0 6 0 0 0 0 2 0 0 0 0 0 0 0 13 22 0.00 0.000																					

Los Angeles Dodgers @ Chicago Cubs
 Wrigley Field, Chicago, IL
 Wed Aug 30 1961, 3:33 AM CDT
 Att. 11,292 - Sunny - 90 F

AB	35
R	5
H	7
RBI	5
BB	1
SO	5
LOB	7



WP: 0	PA: 36
PB: 0	
SB: 0	
CS: 0	

BOTTOM

Los Angeles Dodgers @ Chicago Cubs
Wrigley Field, Chicago, IL
Wed Aug 30 1961, 3:33 AM CDT
Att. 11,292 - Sunny - 90 F

livebaseballscorecards.com

AB 33
R 2
H 7
RBI 2
BB 2
SO 12
LOB 12



WP: 1 PA: 35
PB: 0
SB: 0
CS: 0

AB	R	H	RBI	BB	SO	LOB
3	0	0	0	0	1	1
1	0	0	0	0	0	1
4	0	1	0	0	2	2
4	0	1	0	0	1	2
4	0	0	0	0	2	2
4	0	0	0	0	0	0
4	1	1	1	0	2	0
2	1	1	0	2	1	0
4	0	2	1	0	1	1
1	0	0	0	0	1	2
1	0	1	0	0	0	0
0	0	0	0	0	0	0
1	0	0	0	0	1	1
0	0	0	0	0	0	0

Batter	1	2	3	4	5	6	7	8	9
Al Heist, R OBP: 0.339, SLG: 0.389 Bob Will, L OBP: 0.353, SLG: 0.330 (1, 8) (7, PH) (8, 9)	0-1 F4		3-3 K		2-0 F9		2-2 3-1		
Don Zimmer, R OBP: 0.299, SLG: 0.400 (1, 4)	1-0 4-3		1-1 WP 2B		1-3 K		2-3 K		
14 Ernie Banks, R OBP: 0.356, SLG: 0.520 (1, 6)	0-1 1B		0-0 F4		1-0 FC5-4 1-2f		1-3 K		
George Altman, L OBP: 0.357, SLG: 0.568 (1, 9) (8, 8)	3-2 F4		3-3 K		1-1 4-3		2-3 K		
Billy Williams, L OBP: 0.345, SLG: 0.493 (1, 7)		1-1 6-3		0-0 F7		1-0 6-3		0-2 L7	
Ron Santo, R OBP: 0.365, SLG: 0.491 (1, 5)		0-3 K		0-1 HR		0-1 6-3		0-3 K	
Andre Rodgers, R OBP: 0.337, SLG: 0.406 (1, 3)		2-1 1B 1B		4-0 G5-4-3 BB		4-2 2B BB		0-3 K	
Dick Bertell, R OBP: 0.314, SLG: 0.344 (1, 2)		0-0 1B		0-0 G5-4-3 1-2f		3-2 1-H 2B		2-3 K	
Dick Ellsworth, L OBP: 0.109, SLG: 0.070 Richie Ashburn, L OBP: 0.371, SLG: 0.291 Dick Drott, R OBP: 0.278, SLG: 0.353 Jim McAnany, R OBP: 0.167, SLG: 0.167 Don Elston, R OBP: 0.222, SLG: 0.222 (1, 1) (5, PH) (6, 1) (7, PH) (8, 1)		1-3 K		1-1 14 FC5-4 1B		2-3 K			

Inning	R	H	E	K	S	H	LOB	BB	P
1	0	1	0	2	11	2	2	0	15
2	0	2	0	2	11	0	2	0	15
3	0	1	0	1	9	0	1	0	16
4	1	1	0	0	4	1	0	1	8
5	0	1	0	1	7	0	1	0	12
6	0	0	0	0	5	0	0	0	7
7	1	1	0	1	16	1	1	1	29
8	0	0	0	0	11	0	0	0	14
9	0	0	0	0	9	0	0	0	11

PITCHER	IP	WLS	BF	H	R	ER	SO	BB	IBB	HBP	BLK	WP	HR	S	P	ERA	WHIP
Johnny Podres, L ERA: 3.4 Larry Sherry, R ERA: 3.99	6.0	W	26	7	2	2	5	2	0	0	0	1	1	50	83	3.00	1.500
	3.0	S	9	0	0	0	7	0	0	0	0	0	0	30	41	0.00	0.000

Batter	1	2	3	4	5	6	7	8	9	AB R H RBI BB SO LOB	TOP
Maury Wills, S (1, 6) OBP: 0.359, SLG: 0.351	1-1 S 1B		3-3 K			0-0 B1-3		2-1 WP 1B		4 0 2 0 0 1 0	Los Angeles Dodgers @ Milwaukee Braves Milwaukee County Stadium, Milwaukee, WI Thu Aug 31 1961, 8:05 PM EDT Att: 15,989 - Unknown livebaseballscorecards.com
Jim Gilliam, S (1, 7) OBP: 0.361, SLG: 0.361	1-1 6-3			2-1 6-3		1-1 F4		3-2 L9		4 0 0 0 0 0 2	
Tommy Davis, R (1, 8) OBP: 0.332, SLG: 0.425	1-2 F6			3-1 1B 1B		0-0 5-3		1-0 4-3		4 0 1 0 0 0 2	
Frank Howard, R (1, 9) OBP: 0.354, SLG: 0.534	0-1 F7			1-1 F9		0-0 1B 2B		0-1 F6		4 1 1 0 0 0 3	
Gil Hodges, R (1, 3) OBP: 0.332, SLG: 0.382 Willie Davis, L (9, PR) OBP: 0.320, SLG: 0.464		4-1 CS BB		2-2 1-2 1B		4-2 B 1B BB		3-1 E5 SH1-3		2 0 1 0 2 0 0 0 0 0 0 0 0 0	
Daryl Spencer, R (1, 5) OBP: 0.339, SLG: 0.390		2-3 K		0-0 F4		0-2 F3		0-0 SH1-3		3 0 0 0 0 1 5	
Charlie Neal, R (1, 4) OBP: 0.301, SLG: 0.372		2-1 5-3		3-2 F9		0-1 1-2 2-H 1B		0-0 L9		4 0 1 1 0 0 3	
Norm Sherry, R (1, 2) OBP: 0.316, SLG: 0.437			3-3 K		0-1 1-3		1-2 L7		0-3 K	4 0 0 0 0 2 4	
Don Drysdale, R (1, 1) OBP: 0.243, SLG: 0.381			1-2 1-3		0-0 L8		3-3 K			3 0 0 0 0 1 2	
Inning Stats	R: 0 H: 1 E: 0 LOB: 1 K: 0 BB: 0 S: 9 P: 12	R: 0 H: 0 E: 0 LOB: 0 K: 1 BB: 1 S: 6 P: 14	R: 0 H: 0 E: 0 LOB: 0 K: 2 BB: 0 S: 10 P: 17	R: 0 H: 2 E: 0 LOB: 2 K: 0 BB: 0 S: 10 P: 18	R: 0 H: 0 E: 0 LOB: 0 K: 0 BB: 0 S: 7 P: 10	R: 0 H: 0 E: 0 LOB: 0 K: 0 BB: 0 S: 4 P: 5	R: 1 H: 2 E: 0 LOB: 2 K: 1 BB: 1 S: 19 P: 27	R: 0 H: 1 E: 0 LOB: 1 K: 0 BB: 0 S: 8 P: 14	R: 0 H: 0 E: 1 LOB: 2 K: 1 BB: 0 S: 7 P: 10	1B: 5 SF: 0 2B: 1 SAC: 1 3B: 0 DP: 0 HR: 0 HBP: 0	WP: 1 PA: 35 PB: 0 SB: 1 CS: 1
PITCHER Bob Hendley, L (1, 1) ERA: 4.16	IP WLS BF H R ER SO BB IBB HBP BLK WP HR S P ERA WHIP										
	9.0 W 35 6 1 1 5 2 0 0 0 1 0 80 127 1.00 0.889										



Batter	1	2	3	4	5	6	7	8	9
Lee Maye, L OBP: 0.333, SLG: 0.470 (1, 9) C S X	0-2 BB 1B		2-2 4-3 SH5-4 S 1B		1-3 K		0-1 S 1B		
Frank Bolling, R OBP: 0.337, SLG: 0.394 (1, 4) B X	1-0 F6		0-0 SH5-4 1-2		0-1 F4		2-1 L8 1-2		
Eddie Mathews, L OBP: 0.404, SLG: 0.540 (1, 5) B C B X	2-1 F2		2-0 4-3 2-3		1-0 4-3		0-0 1-3		
Hank Aaron, R OBP: 0.380, SLG: 0.611 (1, 8) B B B B	4-0 1-2 BB		4-0 S IBB		3-2 SH3 2B		1-3 K		
Joe Adcock, R OBP: 0.346, SLG: 0.496 (1, 3) C C C	0-3 K		3-3 K 1-2 3-H		0-1 SH3 2-3		2-1 6-3		
Frank Thomas, R OBP: 0.350, SLG: 0.546 (1, 7) B C X		1-1 HR		2-0 5-3		0-3 K			
Joe Torre, R OBP: 0.332, SLG: 0.427 (1, 2) B X		1-0 G3		2-0 2B		1-0 5-3			
Roy McMillan, R OBP: 0.313, SLG: 0.300 (1, 6) C F C B X		1-2 4-3		1-0 F7		2-2 6-3			
Bob Hendley, R OBP: 0.087, SLG: 0.045 (1, 1) C X		0-1 6-3		0-3 K		0-3 K			

Inning Stats	R: 0	H: 1	E: 0	LOB: 2	K: 1	S: 9	P: 16
	R: 1	H: 1	E: 0	LOB: 0	K: 0	S: 8	P: 11
	R: 1	H: 1	E: 0	LOB: 1	K: 1	S: 8	P: 19
	R: 0	H: 1	E: 0	LOB: 1	K: 1	S: 6	P: 11
	R: 0	H: 0	E: 0	LOB: 0	K: 1	S: 6	P: 8
	R: 0	H: 1	E: 0	LOB: 1	K: 1	S: 9	P: 13
	R: 0	H: 1	E: 0	LOB: 1	K: 1	S: 14	P: 18
	R: 0	H: 0	E: 0	LOB: 0	K: 1	S: 6	P: 9

PITCHER	IP	WLS	BF	H	R	ER	SO	BB	IBB	HBP	BLK	WP	HR	S	P	ERA	WHIP
Don Drysdale, R ERA: 3.79 (1, 1)	8.0	L	32	6	2	2	7	1	1	0	0	0	1	66	105	2.25	0.875

AB R H RBI BB SO LOB

4	1	3	0	0	1	0
3	0	0	0	0	0	2
4	0	0	0	0	0	2
2	0	1	0	2	1	0
3	0	0	0	0	2	3
3	1	1	1	0	1	1
3	0	1	0	0	0	1
3	0	0	0	0	0	1
3	0	0	0	0	2	1

AB	R	H	RBI	BB	SO	LOB
28	2	6	1	2	7	11



Los Angeles Dodgers @ Milwaukee Braves
 Milwaukee County Stadium, Milwaukee, WI
 Thu Aug 31 1961, 8:05 PM EDT
 Att. 15,989 - Unknown

livebaseballscorecards.com

WP	PA
0	32

WP	HR	S	P	ERA	WHIP
0	0	0	0	0	0

Batter	1	2	3	4	5	6	7	8	9	AB R H RBI BB SO LOB	TOP																	
Maury Wills, S OBP: 0.362, SLG: 0.358 (1, 6)	1-1 1B		1-2 F8	1-1 3B		0-1 SH1-3		0-0 SH1-3 1B		4 0 3 2 0 0 0	Los Angeles Dodgers @ Milwaukee Braves Milwaukee County Stadium, Milwaukee, WI Fri Sep 01 1961, 8:05 PM EDT Att: 19,189 - Unknown livebaseballscorecards.com																	
Jim Gilliam, S OBP: 0.360, SLG: 0.358 (1, 5)	2-2 L7		0-0 F7	4-2 BB		0-0 F7		1-0 SH1-3 1-3		3 0 0 0 1 0 2																		
Wally Moon, L OBP: 0.431, SLG: 0.505 (1, 7)	4-1 BB		1-1 2B	1-1 4-3		0-1 3-1		0-2 6-3		4 0 1 0 1 0 4 0 0 0 0 0 0 0																		
Gil Hodges, R OBP: 0.332, SLG: 0.382 (8, 3)	1-2 BB																											
Duke Snider, L OBP: 0.362, SLG: 0.505 (1, 8) (9, 9)	1-0 F7		4-0 BB			0-0 BB 1B		2-1 F8	0-1 F4	4 0 1 0 1 0 3																		
Ron Fairly, L OBP: 0.436, SLG: 0.516 (1, 3) (8, 7)	1-2 5-3		0-1 G3			2-3 K		2-2 1B 4-3 1B	4-2 SH1-3 1B BB	4 2 1 0 1 1 5																		
Frank Howard, R OBP: 0.361, SLG: 0.534 (1, 9)						3-2 F4		1-1 4-3 1B	1-0 SH1-3	2 1 1 0 2 0 1 0 0 0 0 0 0 0																		
Willie Davis, L OBP: 0.320, SLG: 0.464 (9, 8)								1-3 1B	1-2 1B																			
John Roseboro, L OBP: 0.338, SLG: 0.459 (1, 2)			0-0 F8	2-1 F7	4-1 BB	1-2 BB		0-2 4-3	0-1 5-3 1B	4 0 1 2 1 0 3																		
Charlie Neal, R OBP: 0.302, SLG: 0.368 (1, 4)			0-1 F9	4-2 3B BB	0-0 F8			1-2 3-H	4-0 1B	3 1 0 0 2 0 4																		
Stan Williams, R OBP: 0.211, SLG: 0.156 (1, 1)			0-1 F9	2-3 K		4-2 SH1-3 BB		2-1 F3	1-1 5-3	3 0 0 0 1 1 5 0 0 0 0 0 0 0 1 0 0 0 0 0 1																		
Ron Perranoski, L OBP: 0.231, SLG: 0.091 (8, 1)																												
Turk Farrell, R OBP: 0.067, SLG: 0.067 (8, 1)																												
Inning Stats	R: 0 H: 1 E: 0 LOB: 2 K: 0 BB: 1 S: 12 P: 21	R: 0 H: 0 E: 0 LOB: 1 K: 0 BB: 1 S: 5 P: 9	R: 0 H: 1 E: 0 LOB: 2 K: 0 BB: 1 S: 8 P: 14	R: 2 H: 1 E: 0 LOB: 2 K: 1 BB: 3 S: 15 P: 33	R: 0 H: 1 E: 0 LOB: 2 K: 1 BB: 1 S: 10 P: 19	R: 0 H: 0 E: 0 LOB: 1 K: 0 BB: 1 S: 8 P: 12	R: 1 H: 2 E: 0 LOB: 2 K: 0 BB: 1 S: 12 P: 23	R: 0 H: 1 E: 0 LOB: 1 K: 0 BB: 0 S: 7 P: 8	R: 1 H: 1 E: 0 LOB: 1 K: 0 BB: 1 S: 9 P: 16	1B: 6 SF: 0 2B: 1 SAC: 3 3B: 1 DP: 0 HR: 0 HBP: 0	WP: 0 PA: 45 PB: 0 SB: 2 CS: 0																	
PITCHER	IP WLS BF H R ER SO BB IBB HBP BLK WP HR S P ERA WHIP												PITCHER	IP WLS BF H R ER SO BB IBB HBP BLK WP HR S P ERA WHIP														
Bob Buhl, R ERA: 4.01 (1, 1)	7.0	36	6	3	3	2	8	1	0	0	0	0	0	70	131	3.86	2.000											
Don McMahon, R ERA: 2.63 (8, 1)	2.0	L	9	2	1	1	0	1	0	0	0	0	0	16	24	4.50	1.500											



Batter	1	2	3	4	5	6	7	8	9
Lee Maye, L (1, 9) OBP: 0.335, SLG: 0.468	0-2 F6		0-0 G6-3 1B		2-2 L6			4-1 1B 1-3 BB	
Frank Bolling, R (1, 4) OBP: 0.336, SLG: 0.393	0-3 K		0-1 G6-3			0-1 5-3		3-2 WP 1-3 1B	
Eddie Mathews, L (1, 5) OBP: 0.403, SLG: 0.537	1-1 4-3			4-2 1B BB		0-0 E9 FC5-4		1-1 1-3	
Hank Aaron, R (1, 8) OBP: 0.377, SLG: 0.606		2-3 K		1-1 F8		1-0 FC5-4 1B		1-2 3-H 2-1 F4	
Joe Adcock, R (1, 3) OBP: 0.347, SLG: 0.494		1-0 6-3		2-3 K		0-0 1-2 1B		2-2 F3	
Frank Thomas, R (1, 7) OBP: 0.349, SLG: 0.543		2-0 1-3		1-1 1-2 1B		3-3 K		1-1 F3	
Joe Torre, R (1, 2) OBP: 0.329, SLG: 0.422			0-1 5-3	2-3 K		0-3 K		1-3 K	
Roy McMillan, R (1, 6) OBP: 0.313, SLG: 0.298			4-2 1B BB		0-0 4-3		1-1 L8	0-3 K	
Bob Boyd, L (9, PH) OBP: 0.262, SLG: 0.275									
Bob Buhl, R (1, 1) OBP: 0.141, SLG: 0.068			1-0 1B		1-3 K		0-0 4-3		
Al Spangler, L (7, PH) OBP: 0.427, SLG: 0.297			1-2 1B						
Don McMahon, R (8, 1) OBP: 0.214, SLG: 0.286									

Inning Stats	R: 0	H: 0	E: 0	K: 1	S: 9	R: 0	H: 0	E: 0	K: 1	S: 6	R: 1	H: 2	E: 0	K: 0	S: 8	R: 0	H: 1	E: 0	K: 2	S: 13	R: 0	H: 0	E: 0	K: 1	S: 8	R: 0	H: 1	E: 1	K: 1	S: 8	R: 0	H: 0	E: 0	K: 1	S: 6	R: 2	H: 1	E: 0	K: 0	S: 11	R: 0	H: 0	E: 0	K: 2	S: 9	R: 0	H: 0	E: 0	K: 2	S: 11
	LOB: 0	BB: 0	P: 10			LOB: 0	BB: 0	P: 11			LOB: 1	BB: 1	P: 13			LOB: 2	BB: 1	P: 23			LOB: 0	BB: 0	P: 11			LOB: 0	BB: 0	P: 7			LOB: 2	BB: 0	P: 12			LOB: 0	BB: 1	P: 23			LOB: 0	BB: 0	P: 11			LOB: 0	BB: 0	P: 10		

PITCHER	IP	WLS	BF	H	R	ER	SO	BB	IBB	HBP	BLK	WP	HR	S	P	ERA	WHIP
Stan Williams, R (1, 1) ERA: 4.04	7.0		29	5	3	3	7	3	0	0	0	0	0	62	98	3.86	1.143
Ron Perranoski, L (8, 1) ERA: 2.97	0.1		1	0	0	0	0	0	0	0	0	0	0	2	3	0.00	0.000
Turk Farrell, R (8, 1) ERA: 5.06	1.2	W	5	0	0	0	2	0	0	0	0	2	0	14	20	0.00	0.000

BOTTOM

Los Angeles Dodgers @ Milwaukee Braves
Milwaukee County Stadium, Milwaukee, WI

Fri Sep 01 1961, 8:05 PM EDT
Att. 19,189 - Unknown

AB	32
R	3
H	5
RBI	2
BB	3
SO	9
LOB	11



WP	PA	3B	SF	SAC	DP	HBP
2	35	0	0	0	1	0

Batter	1	2	3	4	5	6	7	8	9	AB R H RBI BB SO LOB	TOP	
Maury Wills, S OBP: 0.361, SLG: 0.358 (1, 6) C B B X	2-2 6-3 ①		2-3 K ②			1-0 1B B X		2-2 F8 ②		4 0 1 0 0 1 1	Los Angeles Dodgers @ Milwaukee Braves Milwaukee County Stadium, Milwaukee, WI Sat Sep 02 1961, 4:33 AM EDT Att: 17,345 - Unknown livebaseballscorecards.com	
Jim Gilliam, S OBP: 0.357, SLG: 0.353 (1, 5) C X	0-1 F3 ②		3-1 5-3 ③			2-2 F4 ②		0-0 F3 ③		4 0 0 0 0 0 2		
Tommy Davis, R OBP: 0.331, SLG: 0.428 (1, 8) B B C X	3-1 3B ③			1-1 F4 ①		3-3 K ③			0-0 6-3 ①	4 0 1 0 0 1 1		
Frank Howard, R OBP: 0.359, SLG: 0.529 (1, 9) X	0-0 F4 ③			1-1 F5 ②			3-2 6-3 ①		0-0 1B 1B ①	4 0 1 0 0 0 1		
Gil Hodges, R OBP: 0.330, SLG: 0.379 (1, 3) C T C B B B B X		3-2 6-3 ①		3-1 F5 ③			0-1 F9 ②		3-2 1B 1B ②	4 0 1 0 0 0 0		
Wally Moon, L OBP: 0.431, SLG: 0.505 (1, 7) S X		0-1 1B ①			1-3 K ①		1-0 1B ①		1-0 F4 ②	4 0 2 0 0 1 2		
Charlie Neal, R OBP: 0.299, SLG: 0.363 (1, 4) S T B S X		1-2 F8 ②			0-0 G3 ②		0-2 4-3 ③		1-0 F9 ③	4 0 0 0 0 0 4		
Norm Sherry, R OBP: 0.316, SLG: 0.446 (1, 2) B X		1-0 F9 ③			1-0 6-3 ③			0-0 2B ①		3 0 1 0 0 0 1		
Sandy Koufax, R OBP: 0.162, SLG: 0.061 (1, 1) Gordie Windhorn, R OBP: 0.353, SLG: 0.357 (8, PH) Roger Craig, R OBP: 0.192, SLG: 0.125 (8, 1) X S C			0-2 L3 ①			1-2 1-3 ①		1-2 F3 ①		2 0 0 0 0 0 0 1 0 0 0 0 0 1 0 0 0 0 0 0 0		
Inning Stats	R: 0 H: 1 E: 0 LOB: 1 K: 0 BB: 0 S: 8 P: 13	R: 0 H: 1 E: 0 LOB: 1 K: 0 BB: 0 S: 10 P: 15	R: 0 H: 0 E: 0 LOB: 0 K: 1 BB: 0 S: 9 P: 14	R: 0 H: 0 E: 0 LOB: 0 K: 0 BB: 0 S: 6 P: 11	R: 0 H: 0 E: 0 LOB: 0 K: 1 BB: 0 S: 5 P: 7	R: 0 H: 1 E: 0 LOB: 1 K: 1 BB: 0 S: 10 P: 17	R: 0 H: 1 E: 0 LOB: 1 K: 0 BB: 0 S: 9 P: 13	R: 0 H: 1 E: 0 LOB: 1 K: 0 BB: 0 S: 8 P: 11	R: 0 H: 2 E: 0 LOB: 2 K: 0 BB: 0 S: 7 P: 12	1B: 5 SF: 0 2B: 1 SAC: 0 3B: 1 DP: 0 HR: 0 HBP: 0		WP: 0 PA: 34 PB: 0 SB: 0 CS: 0
PITCHER Warren Spahn, L ERA: 2.86 (1, 1)	IP WLS BF H R ER SO BB IBB HBP BLK WP HR S P ERA WHIP											PITCHER IP WLS BF H R ER SO BB IBB HBP BLK WP HR S P ERA WHIP
	9.0 W 34 7 0 0 3 0 0 0 0 0 0 0 0 72 113 0.00 0.778											

AB	34
R	0
H	7
RBI	0
BB	0
SO	3
LOB	13



Batter	1	2	3	4	5	6	7	8	9	AB	R	H	RBI	BB	SO	LOB
--------	---	---	---	---	---	---	---	---	---	----	---	---	-----	----	----	-----

Gino Cimoli, R OBP: 0.275, SLG: 0.341 (1, 8)	0-0 5-3	0-1 F8			1-2 F7		0-1 1B			4	0	1	0	0	0	0
Frank Bolling, R OBP: 0.334, SLG: 0.390 (1, 4)	1-2 E6 1B		0-0 L9		2-1 F7		0-1 F7			4	1	0	0	0	0	1
Eddie Mathews, L OBP: 0.405, SLG: 0.538 (1, 5)	0-0 BB 1-3 1B		0-1 FC5-4 1B		1-0 4-3			0-1 1B		4	1	3	0	0	0	0
Hank Aaron, R OBP: 0.378, SLG: 0.606 (1, 9)	4-2 1B 1-2 FC5-4 BB		0-0 F3		0-0 F9 L5 2B		1-2 F5			3	1	1	0	1	0	2
Joe Adcock, R OBP: 0.346, SLG: 0.491 (1, 3)	0-0 FC5-4 1-3 2-H 3-H 1B		0-2 FC5-4 1-2f		0-0 F9 2-3		1-3 K			4	0	1	2	0	1	3
Frank Thomas, R OBP: 0.346, SLG: 0.538 (1, 7)	1-2 FC5-4 1-2f 3-H		0-1 6-3		0-2 L5 3-H		1-0 F2			4	0	0	1	0	0	3
Roy McMillan, R OBP: 0.311, SLG: 0.296 (1, 6)	0-3 K		0-1 6-3		0-1 6-3		2-2 L4			3	0	0	0	0	1	1
Sammy White, R OBP: 0.216, SLG: 0.324 (1, 2)		0-2 F6		0-0 FC4-6 1B		2-1 HR				3	1	2	1	0	0	0
Warren Spahn, L OBP: 0.256, SLG: 0.370 (1, 1)		3-3 K		0-1 FC4-6 1-2f		1-2 F9				3	0	0	0	0	1	1

Inning Stats	R: 3	H: 2	E: 1	LOB: 1	K: 1	S: 15	P: 21	R: 0	H: 0	E: 0	LOB: 0	K: 1	S: 9	P: 12	R: 0	H: 1	E: 0	LOB: 1	K: 0	S: 7	P: 7	R: 0	H: 0	E: 0	LOB: 0	K: 0	S: 7	P: 11	R: 0	H: 1	E: 0	LOB: 0	K: 0	S: 6	P: 6	R: 1	H: 2	E: 0	LOB: 1	K: 0	S: 16	P: 21	R: 0	H: 1	E: 0	LOB: 1	K: 1	S: 9	P: 12
--------------	------	------	------	--------	------	-------	-------	------	------	------	--------	------	------	-------	------	------	------	--------	------	------	------	------	------	------	--------	------	------	-------	------	------	------	--------	------	------	------	------	------	------	--------	------	-------	-------	------	------	------	--------	------	------	-------

PITCHER	IP	WLS	BF	H	R	ER	SO	BB	IBB	HBP	BLK	WP	HR	S	P	ERA	WHIP
Sandy Koufax, L ERA: 3.39 (1, 1)	7.0	L	29	7	4	2	2	1	0	0	0	0	1	67	85	2.57	1.143
Roger Craig, R ERA: 5.98 (8, 1)	1.0		4	1	0	0	1	0	0	0	0	0	0	9	12	0.00	1.000

BOTTOM

Los Angeles Dodgers @ Milwaukee Braves
Milwaukee County Stadium, Milwaukee, WI
 Sat Sep 02 1961, 4:33 AM EDT
 Att. 17,345 - Unknown

AB	32
R	4
H	8
RBI	4
BB	1
SO	3
LOB	11



WP	HR	S	P	ERA	WHIP
0	0	0	0	0.00	1.000

Batter	1	2	3	4	5	6	7	8	9	AB R H RBI BB SO LOB	TOP											
Joey Amalfitano, R (1, 4) OBP: 0.340, SLG: 0.324	2-1 L7		0-1 F8			4-2 HR BB	2-3 K		0-1 F8	4 1 0 0 1 1 1												
Felipe Alou, R (1, 9) OBP: 0.318, SLG: 0.446	1-1 F7			1-3 K		0-0 F6		0-1 1B 1B	1-2 BB 1B	5 1 2 0 0 1 1												
Orlando Cepeda, R (1, 3) OBP: 0.349, SLG: 0.588	1-1 F9			1-2 1B		0-0 HR		0-0 5-3 1B 1B	4-1 BB BB	4 2 3 2 1 0 0												
Willie Mays, R (1, 8) OBP: 0.397, SLG: 0.593		2-2 F8		0-3 K		4-0 1B BB		0-0 6-3 5-3 1B	1-2 P3	4 0 1 1 1 1 4												
Harvey Kuenn, R (1, 7) OBP: 0.330, SLG: 0.370		2-1 F9		2-3 K		2-2 1B		2-1 5-3		4 0 1 0 0 1 3												
Jim Davenport, R (1, 5) OBP: 0.335, SLG: 0.427		4-2 BB			1-1 E9 1B	0-0 F3		1-2 6-3		3 0 1 1 1 0 3												
Hobie Landrith, L (1, 2) OBP: 0.329, SLG: 0.379		2-3 K			1-3 K	1-3 K		2-3 3-H F6		1 0 0 0 0 1 1												
John Orsino, R (5, PH) OBP: 0.280, SLG: 0.410										3 0 0 0 0 2 4												
Jose Pagan, R (1, 6) OBP: 0.313, SLG: 0.333			2-2 F8		0-0 5-3		0-0 F9		1-2 F8	4 0 0 0 0 0 1												
Mike McCormick, L (1, 1) OBP: 0.227, SLG: 0.194			0-3 K		1-2 3-1		1-3 K		3-2 BB 1B 1B	1 0 0 0 0 1 0												
Eddie Bressoud, R (5, PH) OBP: 0.289, SLG: 0.373										1 0 0 0 0 0 1												
Dom Zanni, R (5, 1)										0 0 0 0 0 0 0												
Willie McCovey, L (7, PH) OBP: 0.349, SLG: 0.490										1 0 0 0 0 1 0												
Bobby Bolin, R (7, 1) OBP: 0.286, SLG: 0.286										0 0 0 0 0 0 0												
Ed Bailey, L (8, PH) OBP: 0.346, SLG: 0.422										1 0 1 0 0 0 0												
Ernie Bowman, R (9, PR) OBP: 0.250, SLG: 0.296										0 0 0 0 0 0 0												
Inning Stats	R: 0 E: 0 K: 0 S: 6	H: 0 LOB: 0 BB: 0 P: 10	R: 0 E: 0 K: 1 S: 11	H: 0 LOB: 1 BB: 1 P: 21	R: 0 E: 0 K: 1 S: 8	H: 0 LOB: 0 BB: 0 P: 10	R: 0 E: 0 K: 3 S: 12	H: 1 LOB: 1 BB: 0 P: 16	R: 0 E: 1 K: 1 S: 9	H: 1 LOB: 1 BB: 0 P: 12	R: 2 E: 0 K: 1 S: 14	H: 2 LOB: 2 BB: 2 P: 25	R: 0 E: 0 K: 2 S: 8	H: 0 LOB: 0 BB: 0 P: 11	R: 2 E: 0 K: 0 S: 11	H: 3 LOB: 1 BB: 0 P: 14	R: 0 E: 0 K: 0 S: 15	H: 2 LOB: 3 BB: 1 P: 25	1B: 8 2B: 0 3B: 0 HR: 1	SF: 0 SAC: 0 DP: 0 HBP: 0	WP: 0 PB: 0 SB: 0 CS: 0	PA: 40
PITCHER	IP WLS BF H R ER SO BB IBB HBP BLK WP HR S P ERA WHIP																				IP WLS BF H R ER SO BB IBB HBP BLK WP HR S P ERA WHIP	
Johnny Podres, L (1, 1) ERA: 3.4	5.1 W 23 4 2 2 6 3 0 0 0 0 1 56 89 3.38 1.312																					
Turk Farrell, R (6, 1) ERA: 5.05	3.2 S 17 5 2 2 3 1 0 0 0 0 0 38 55 4.91 1.636																					

San Francisco Giants @ Los Angeles Dodgers
Los Angeles Memorial Coliseum, Los Angeles, CA

Sun Sep 03 1961, 6:33 AM EDT
Att: 30,018 - Unknown

livebaseballscorecards.com

AB	36
R	4
H	9
RBI	4
BB	4
SO	9
LOB	19



Batter	1	2	3	4	5	6	7	8	9	AB	R	H	RBI	BB	SO	LOB
Maury Wills, S OBP: 0.358, SLG: 0.355 (1, 6)	F2	6-3		F7		K				4	0	0	0	0	1	0
Jim Gilliam, S OBP: 0.356, SLG: 0.352 (1, 4)	L7	F8			F5		BLK 1B			4	0	1	0	0	0	0
Tommy Davis, R OBP: 0.333, SLG: 0.429 (1, 8) (9, 7)	1B 1B	F6			1B WP 1B		F3			4	1	2	0	0	0	1
Frank Howard, R OBP: 0.357, SLG: 0.524 (1, 7) Ron Fairly, L OBP: 0.436, SLG: 0.516 (9, 9)	1B E 1B		F7		5-3		K			4	1	1	0	0	1	2
Gil Hodges, R OBP: 0.338, SLG: 0.400 (1, 3)	E7 1B 1B			HR		BB BB		K2-3		3	2	2	2	1	1	1
Wally Moon, L OBP: 0.434, SLG: 0.507 (1, 9) Willie Davis, L OBP: 0.320, SLG: 0.464 (9, 8)	BB 1B 1B			K		BB BB		SH3-4 1B		3	1	2	1	1	1	0
Daryl Spencer, R OBP: 0.342, SLG: 0.391 (1, 5)	BB BB BB			1B		K		SH3-4		2	0	1	0	1	1	3
Norm Sherry, R OBP: 0.325, SLG: 0.449 (1, 2)	1B			F8		B2-6-4 1B		F8		4	0	2	1	0	0	1
Johnny Podres, L OBP: 0.246, SLG: 0.258 (1, 1) Turk Farrell, R OBP: 0.059, SLG: 0.059 (6, 1)	K			K		B2-6-4 1-2f		K		2	0	0	0	0	2	2

Inning Stats	R: 4	H: 5	E: 1	LOB: 2	K: 1	S: 18	R: 0	H: 0	E: 0	LOB: 0	K: 0	S: 7	R: 1	H: 2	E: 0	LOB: 1	K: 1	S: 8	R: 0	H: 0	E: 0	LOB: 0	K: 1	S: 11	R: 0	H: 1	E: 0	LOB: 3	K: 1	S: 10	R: 0	H: 1	E: 0	LOB: 0	K: 1	S: 5	R: 0	H: 1	E: 0	LOB: 1	K: 2	S: 13	R: 0	H: 1	E: 0	LOB: 1	K: 1	S: 8
PITCHER	IP	WLS	BF	H	R	ER	SO	BB	IBB	HBP	BLK	WP	HR	S	P	ERA	WHIP																															
Mike McCormick, L ERA: 3.28 (1, 1)	4.0	L	19	7	5	5	3	1	0	0	0	0	1	44	62	11.25	2.000																															
Dom Zanni, R ERA: 3.95 (5, 1)	2.0		9	2	0	0	2	2	0	0	0	1	0	15	32	0.00	2.000																															
Bobby Bolin, R ERA: 3.19 (7, 1)	2.0		8	2	0	0	3	0	0	0	1	0	0	21	30	0.00	1.000																															


BOTTOM

San Francisco Giants @ Los Angeles Dodgers
Los Angeles Memorial Coliseum, Los Angeles, CA

Sun Sep 03 1961, 6:33 AM EDT
Att. 30,018 - Unknown

AB	32
R	5
H	11
RBI	4
BB	3
SO	8
LOB	12

livebaseballscorecards.com



WP: 1	PA: 36
PB: 0	
SB: 0	
CS: 0	

Batter	1	2	3	4	5	6	7	8	9	AB R H RBI BB SO LOB	TOP																				
Felipe Alou, R (1, 9) OBP: 0.318, SLG: 0.443	1-2 5-3			2-2 4-1 S 1B		0-0 L7		1-0 FC6 1-2f		4 0 1 0 0 0 1	San Francisco Giants @ Los Angeles Dodgers Los Angeles Memorial Coliseum, Los Angeles, CA Mon Sep 04 1961, 10:05 PM EDT Att: 32,109 - Unknown - 101 F livebaseballscorecards.com																				
Willie McCovey, L (1, 3) OBP: 0.350, SLG: 0.487	2-2 L1			4-0 1-2 BB		4-1 BB		3-2 4-3		2 0 0 0 2 0 1																					
Orlando Cepeda, R (1, 7) OBP: 0.346, SLG: 0.584	1-1 5-3			0-1 F7		0-0 F9			3-2 6-3	4 0 0 0 0 0 3																					
Willie Mays, R (1, 8) OBP: 0.394, SLG: 0.589		2-0 F5		1-1 4-1		1-1 F9			2-3 K	4 0 0 0 0 1 2																					
Ed Bailey, L (1, 2) OBP: 0.345, SLG: 0.420		3-2 4-3		1-0 L9		0-0 FC3-6 1B			1-3 K	4 0 1 0 0 1 2																					
Harvey Kuenn, R (1, 5) OBP: 0.327, SLG: 0.367		3-0 5-3			0-1 6-3		1-1 FC3-6 1-2f			3 0 0 0 0 0 1																					
Jose Pagan, R (1, 6) OBP: 0.310, SLG: 0.331			0-2 E3 4-3 CS		2-2 5-3		1-1 B1-3			3 0 0 0 0 0 1																					
Ernie Bowman, R (1, 4) OBP: 0.226, SLG: 0.267			2-2 4-3		0-0 F8			0-2 F4		3 0 0 0 0 0 1																					
Juan Marichal, R (1, 1) OBP: 0.161, SLG: 0.121 Billy O'Dell, S (5, 1) OBP: 0.154, SLG: 0.125 Eddie Bressoud, R (6, PH) OBP: 0.297, SLG: 0.269 Bobby Bolin, R (6, 1) OBP: 0.286, SLG: 0.286 Hobie Landrith, L (8, PH) OBP: 0.338, SLG: 0.379 Richard LeMay, L (8, 1) OBP: 0.091, SLG: 0.048			2-3 K		1-1 F8			4-0 FC6 BB		1 0 0 0 0 0 1 1 0 0 0 0 0 0 0 0 1 0 1 0 0 0 0 0 0 0 0 0 0																					
Inning Stats	R: 0 E: 0 K: 0 S: 8	H: 0 LOB: 0 BB: 0 P: 12	R: 0 E: 0 K: 0 S: 5	H: 0 LOB: 0 BB: 0 P: 13	R: 0 E: 1 K: 1 S: 10	H: 0 LOB: 1 BB: 0 P: 13	R: 0 E: 0 K: 0 S: 9	H: 1 LOB: 2 BB: 1 P: 17	R: 0 E: 0 K: 0 S: 6	H: 0 LOB: 0 BB: 0 P: 8	R: 0 E: 0 K: 0 S: 5	H: 0 LOB: 1 BB: 1 P: 10	R: 0 E: 0 K: 0 S: 7	H: 1 LOB: 1 BB: 0 P: 10	R: 0 E: 0 K: 0 S: 8	H: 0 LOB: 1 BB: 1 P: 16	R: 0 E: 0 K: 2 S: 10	H: 0 LOB: 0 BB: 0 P: 16	1B: 2 2B: 1 3B: 0 HR: 0	SF: 0 SAC: 0 DP: 1 HBP: 0	WP: 0 PB: 0 SB: 2 CS: 1	PA: 32									
PITCHER Don Drysdale, R (1, 1) ERA: 3.62	IP 9.0	WLS W	BF 32	H 2	R 0	ER 0	SO 3	BB 3	IBB 0	HBP 0	BLK 0	WP 0	HR 0	S 68	P 115	ERA 0.00	WHIP 0.556														
											PITCHER	IP	WLS	BF	H	R	ER	SO	BB	IBB	HBP	BLK	WP	HR	S	P	ERA	WHIP			



Batter	1	2	3	4	5	6	7	8	9	AB	R	H	RBI	BB	SO	LOB
Maury Wills, S OBP: 0.357, SLG: 0.354 (1, 6)	1-3 K		1-0 F8 S 4-3 1B	1-1 F7		1-1 1-3				4	1	1	0	0	1	3
Jim Gilliam, S OBP: 0.355, SLG: 0.351 (1, 4)	0-0 L6		1-2 F8 1-3		0-0 HR 1B		1-1 E4			4	1	1	0	0	0	1
Wally Moon, L OBP: 0.433, SLG: 0.509 (1, 9) (7, 7)	0-1 3B		1-2 4-3		2-3 K		3-2 F8			4	0	1	1	0	1	2
Duke Snider, L OBP: 0.364, SLG: 0.518 (1, 8) (7, 9)	4-2 BB		0-0 F5		1-0 HR		0-1 L8			3	1	1	2	1	0	1
Ron Fairly, L OBP: 0.431, SLG: 0.509 (1, 3) Gil Hodges, R OBP: 0.335, SLG: 0.396 (5, PH) (6, 3)	0-0 F9			1-1 F9	1-3 K		2-3 K			2	0	0	0	0	0	2
Frank Howard, R OBP: 0.353, SLG: 0.517 (1, 7) Willie Davis, L OBP: 0.319, SLG: 0.462 (7, 8)		1-1 6-3		3-2 F9	0-0 F9			2-2 F7		3	0	0	0	0	0	0
Tommy Davis, R OBP: 0.332, SLG: 0.430 (1, 5)		1-0 F8		2-1 E6 S		1-3 K		3-2 9-5 2B		4	1	1	0	0	1	0
Norm Sherry, R OBP: 0.345, SLG: 0.469 (1, 2)		4-2 BB		2-2 1B 1B		2-1 2B		1-2 9-5 2-3f		3	0	2	0	1	0	1
Don Drysdale, R OBP: 0.247, SLG: 0.379 (1, 1)		3-3 K		2-2 1B		0-3 K				3	0	1	0	0	2	2

Inning Stats	R: 0	H: 1	E: 0	LOB: 2	K: 1	S: 9	P: 14	R: 0	H: 0	E: 0	LOB: 1	K: 1	S: 8	P: 17	R: 1	H: 1	E: 0	LOB: 0	K: 0	S: 10	P: 13	R: 1	H: 2	E: 1	LOB: 2	K: 0	S: 16	P: 27	R: 2	H: 2	E: 0	LOB: 0	K: 2	S: 10	P: 14	R: 0	H: 1	E: 0	LOB: 1	K: 2	S: 11	P: 15	R: 0	H: 0	E: 1	LOB: 1	K: 1	S: 10	P: 16	R: 0	H: 1	E: 0	LOB: 0	K: 0	S: 9	P: 15
--------------	------	------	------	--------	------	------	-------	------	------	------	--------	------	------	-------	------	------	------	--------	------	-------	-------	------	------	------	--------	------	-------	-------	------	------	------	--------	------	-------	-------	------	------	------	--------	------	-------	-------	------	------	------	--------	------	-------	-------	------	------	------	--------	------	------	-------

PITCHER	IP	WLS	BF	H	R	ER	SO	BB	IBB	HBP	BLK	WP	HR	S	P	ERA	WHIP
Juan Marichal, R ERA: 3.91 (1, 1)	4.1	L	22	6	4	3	3	2	0	0	0	0	1	48	79	6.23	1.846
Billy O'Dell, L ERA: 4.6 (5, 1)	0.2		2	0	0	0	1	0	0	0	0	0	0	5	6	0.00	0.000
Bobby Bolin, R ERA: 3.05 (6, 1)	2.0		8	1	0	0	3	0	0	0	0	0	0	21	31	0.00	0.500
Richard LeMay, L ERA: 3.65 (8, 1)	1.0		3	1	0	0	0	0	0	0	0	0	0	9	15	0.00	1.000


BOTTOM

San Francisco Giants @ Los Angeles Dodgers
Los Angeles Memorial Coliseum, Los Angeles, CA

Mon Sep 04 1961, 10:05 PM EDT
Att. 32,109 - Unknown - 101 F

livebaseballscorecards.com

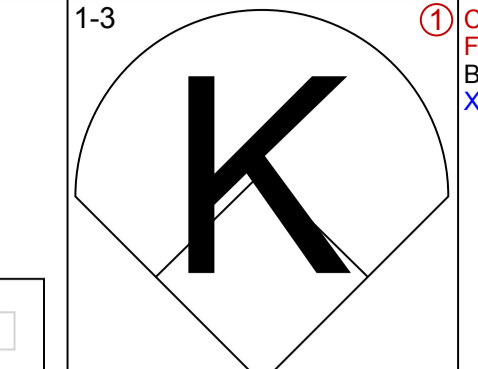
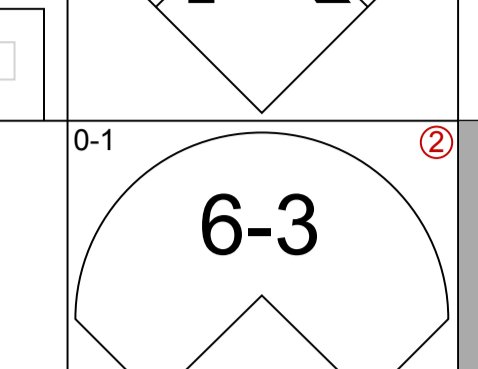
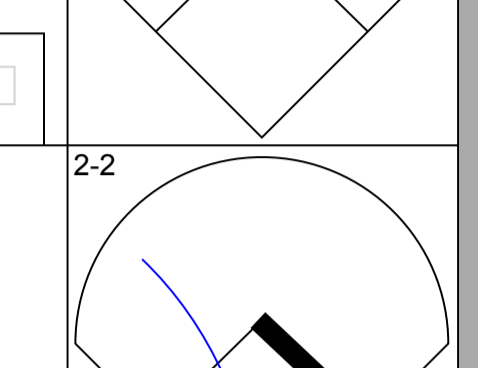
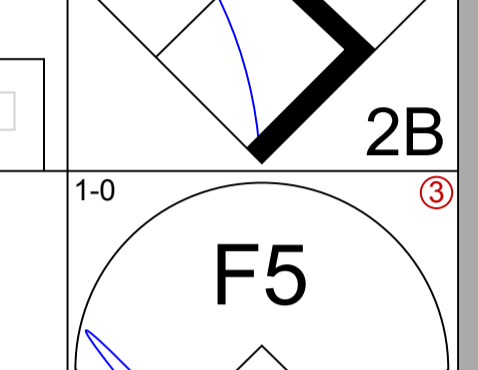
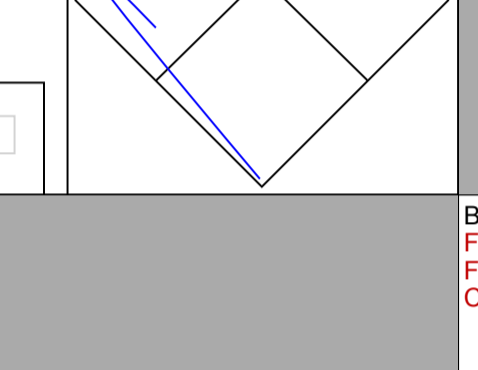

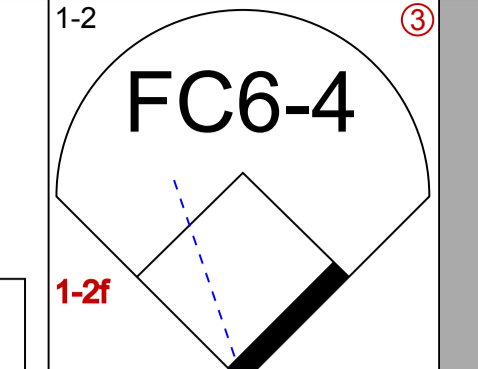
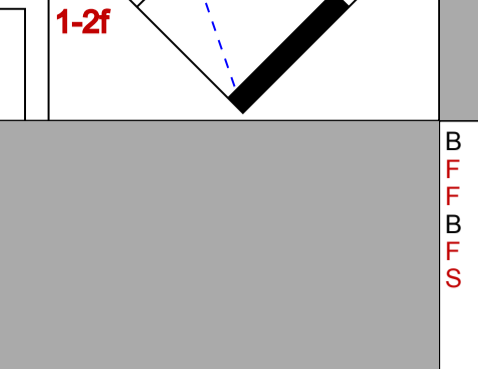


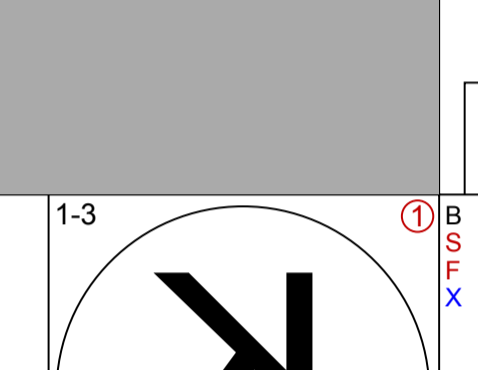
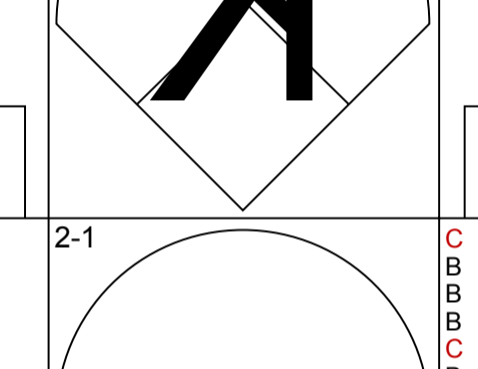

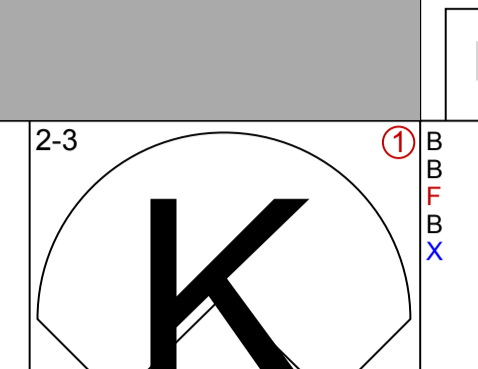
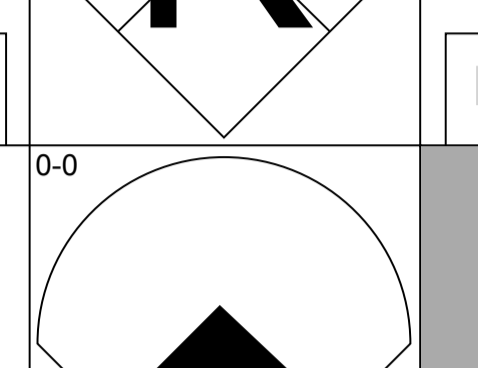
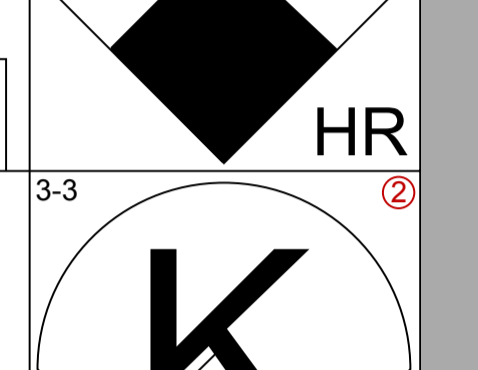
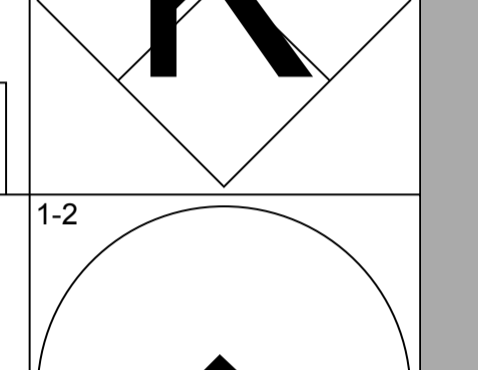
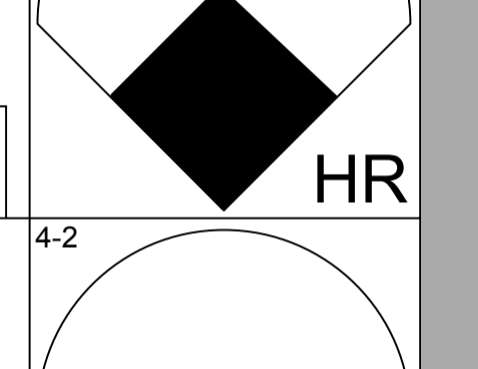
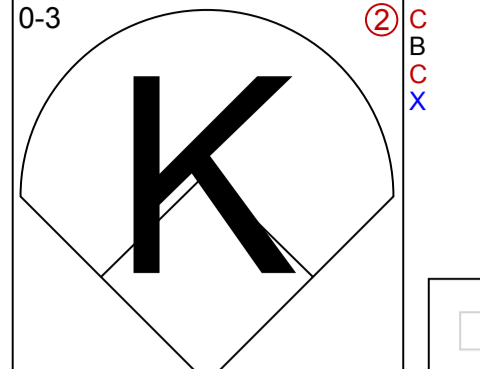
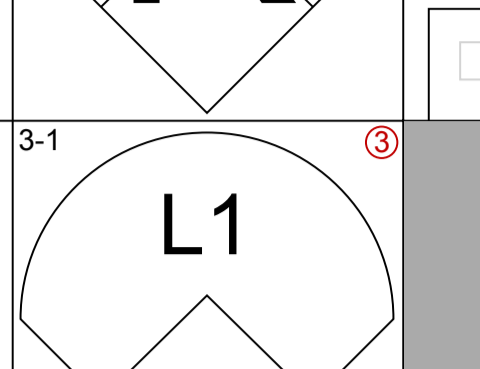
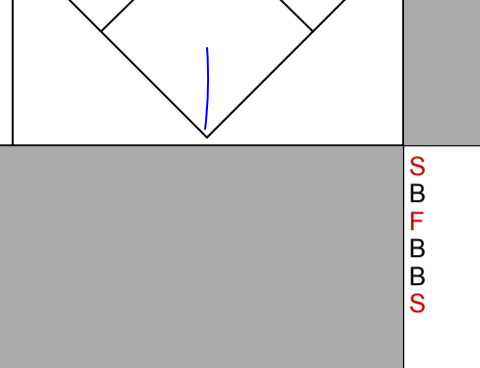



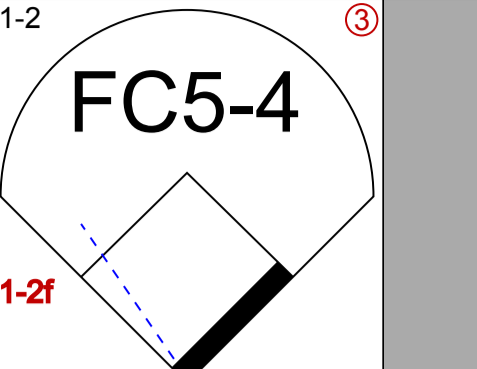
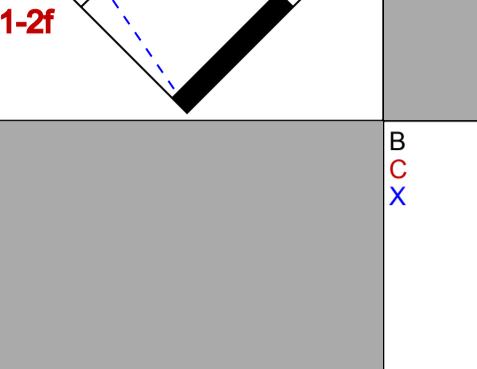
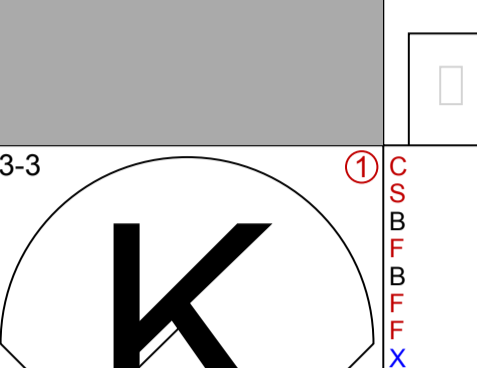
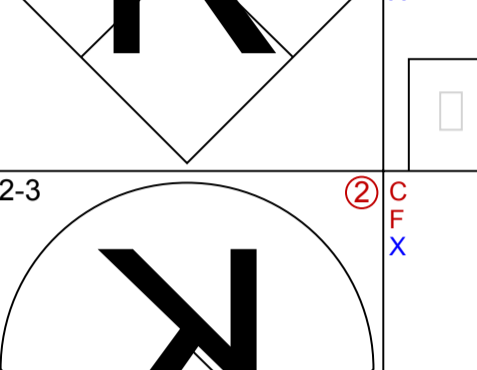
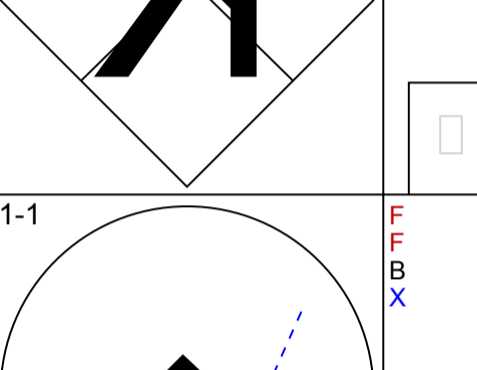
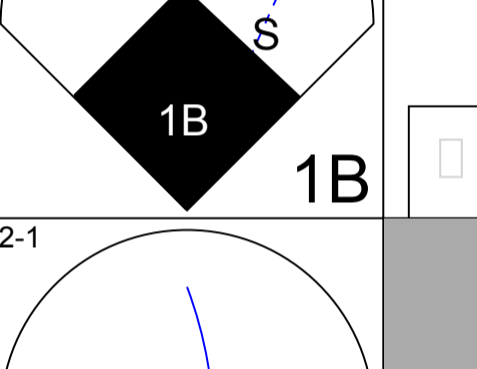

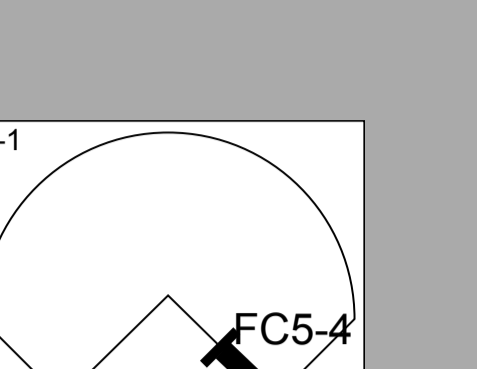
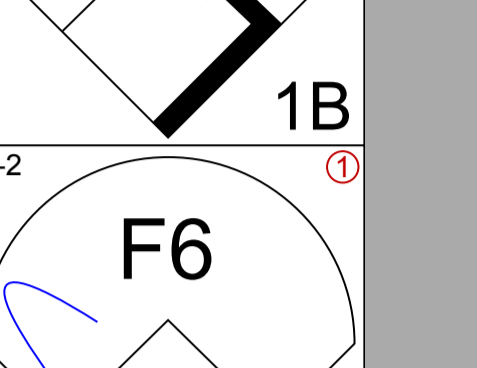
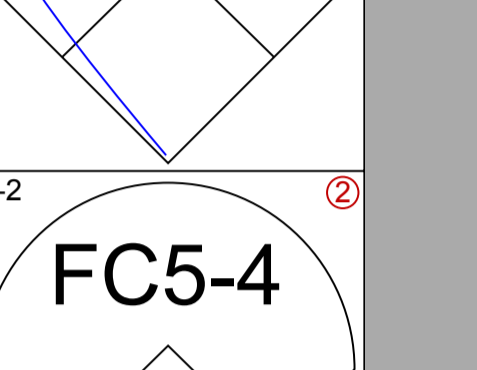
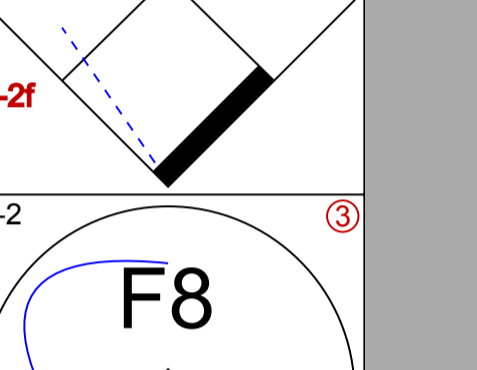
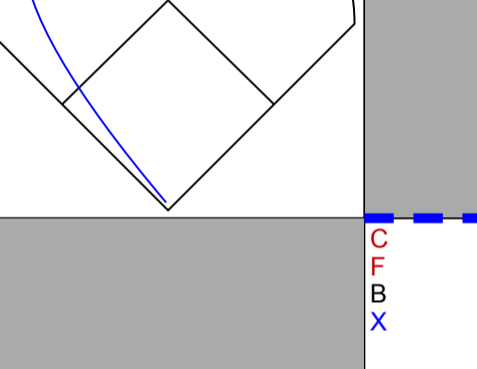


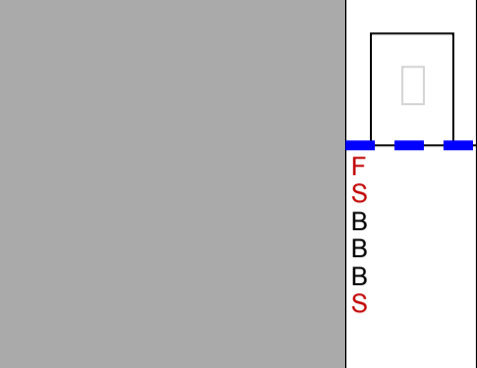


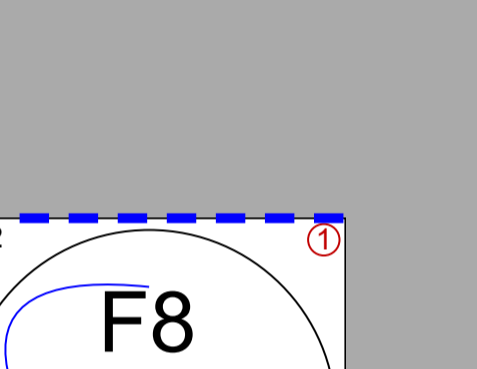
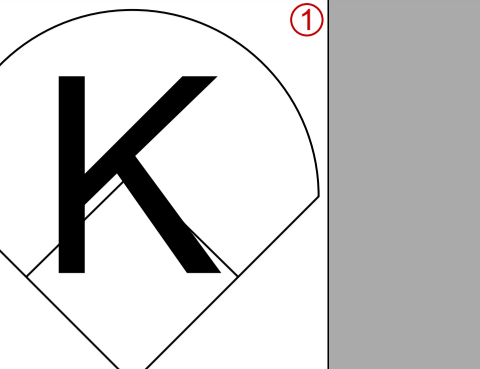
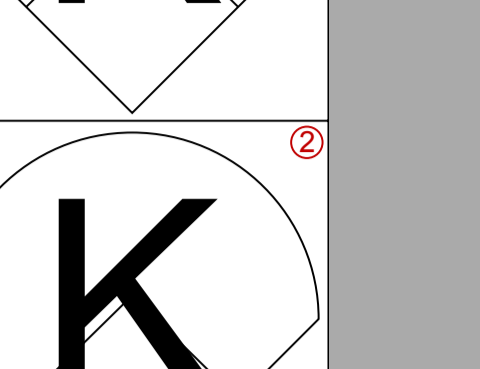
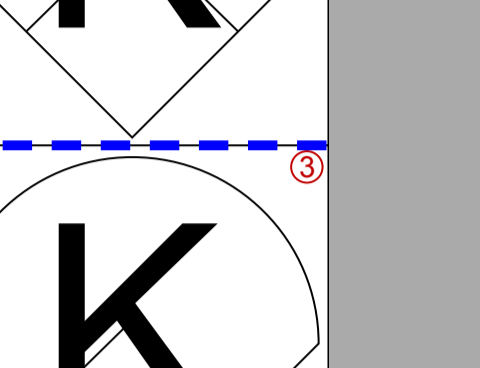
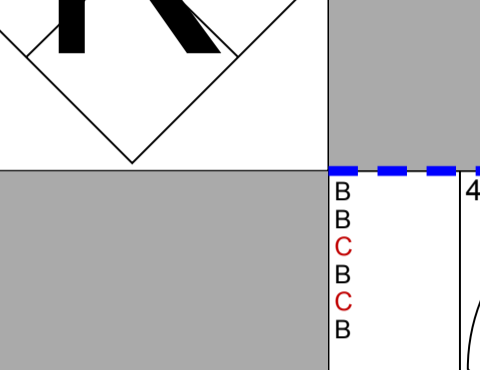
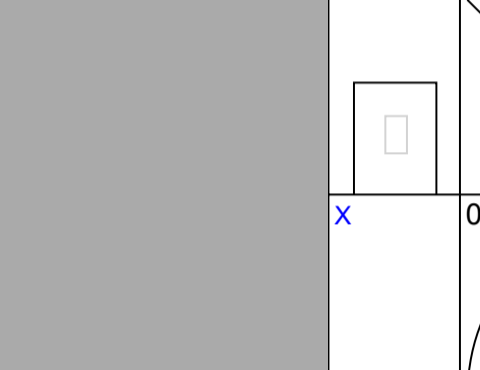



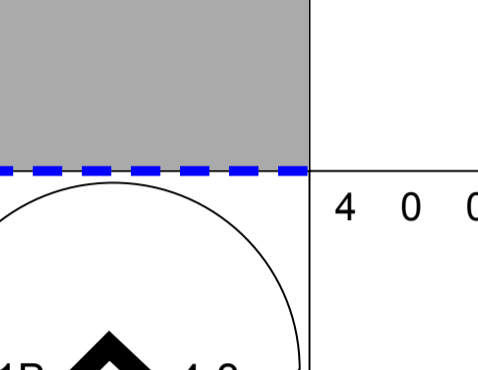
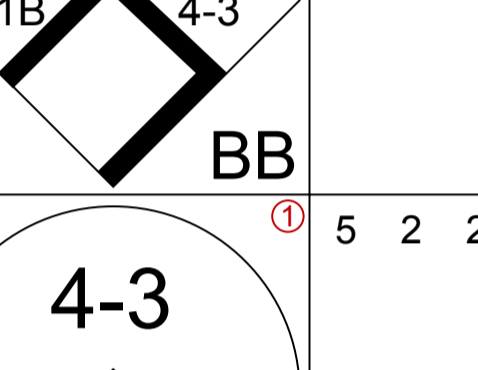
AB	33
R	4
H	8
RBI	3
BB	2
SO	7
LOB	13



WP: 0	PA: 35
PB: 0	
SB: 4	
CS: 0	

Batter	1	2	3	4	5	6	7	8	9	AB R H RBI BB SO LOB	TOP	
Felipe Alou, R (1, 9) OBP: 0.320, SLG: 0.442	1-0 6-3 S 1B		1-3 K		4-2 BB			0-0 E1 FC4-6		3 0 1 0 1 1 2	San Francisco Giants @ Los Angeles Dodgers Los Angeles Memorial Coliseum, Los Angeles, CA Tue Sep 05 1961, 10:05 PM EDT Att. 29,635 - Unknown livebaseballscorecards.com	
Willie McCovey, L (1, 3) OBP: 0.346, SLG: 0.481 Jack Sanford, R (8, PR) OBP: 0.212, SLG: 0.349 Stu Miller, R (8, 1) OBP: 0.300, SLG: 0.125	3-2 F6 1-2		1-2 4-3		0-3 K			1-1 FC4-6 FC4-6	4 0 0 0 0 1 4 0 0 0 0 0 0 0 0 0 0 0 0 0 0			
Orlando Cepeda, R (1, 7) OBP: 0.344, SLG: 0.579	2-2 6-3 2-3			1-1 F6		0-0 F4		2-2 FC4-6	4 0 0 0 0 0 2			
Willie Mays, R (1, 8) OBP: 0.393, SLG: 0.585	0-0 4-3			4-2 1B SF9 BB		2-2 4-3		0-1 1-3	3 1 0 0 1 0 2			
Ed Bailey, L (1, 2) OBP: 0.346, SLG: 0.421		1-2 1-3		3-1 1-3 1B		0-0 L9		0-2 FC1-6 1B	4 0 2 0 0 0 0			
Harvey Kuenn, R (1, 5) OBP: 0.325, SLG: 0.364		3-3 K		1-0 SF9		3-2 2-3		1-1 FC1-6 6-3 1-2f	3 0 0 1 0 1 1			
Jose Pagan, R (1, 6) OBP: 0.307, SLG: 0.327		1-1 2-3		0-3 K		2-3 K		0-2 6-3	4 0 0 0 0 2 2			
Ernie Bowman, R (1, 4) OBP: 0.235, SLG: 0.273 Hobie Landrith, L (9, PH) OBP: 0.333, SLG: 0.373			0-0 SH2-4 1B		2-1 1-3		1-0 F8	2-1 F8	3 0 1 0 0 0 0 1 0 0 0 0 0 1			
Sam Jones, R (1, 1) OBP: 0.162, SLG: 0.194 Billy O'Dell, S (3, 1) OBP: 0.154, SLG: 0.125 Eddie Bressoud, R (5, PH) OBP: 0.293, SLG: 0.175 Billy Loes, R (5, 1) OBP: 0.188, SLG: 0.133 Jim Davenport, R (8, PH) OBP: 0.337, SLG: 0.427			0-0 SH2-4		2-2 1B		4-2 E BB		0 0 0 0 0 0 0 0 0 0 0 0 0 0 1 0 1 0 0 0 0 0 0 0 0 0 0 0 0 1 0 0 1 0 0			
Inning Stats	R: 0 H: 1 E: 0 LOB: 1 K: 0 BB: 0 S: 9 P: 15	R: 0 H: 0 E: 0 LOB: 0 K: 1 BB: 0 S: 11 P: 16	R: 0 H: 1 E: 0 LOB: 1 K: 1 BB: 0 S: 8 P: 10	R: 1 H: 1 E: 0 LOB: 1 K: 1 BB: 1 S: 13 P: 22	R: 0 H: 1 E: 0 LOB: 1 K: 1 BB: 1 S: 10 P: 18	R: 0 H: 0 E: 0 LOB: 0 K: 0 BB: 0 S: 6 P: 8	R: 0 H: 0 E: 0 LOB: 0 K: 1 BB: 0 S: 7 P: 13	R: 1 H: 0 E: 2 LOB: 1 K: 0 BB: 1 S: 10 P: 17	R: 0 H: 1 E: 1 LOB: 1 K: 0 BB: 0 S: 11 P: 14	1B: 5 SF: 1 2B: 0 SAC: 1 3B: 0 DP: 0 HR: 0 HBP: 0	WP: 0 PA: 35 PB: 0 SB: 1 CS: 0	
PITCHER Stan Williams, R (1, 1) ERA: 3.9	IP WLS BF H R ER SO BB IBB HBP BLK WP HR S P ERA WHIP											PITCHER IP WLS BF H R ER SO BB IBB HBP BLK WP HR S P ERA WHIP



Batter	1	2	3	4	5	6	7	8	9	AB R H RBI BB SO LOB	TOP	
Joey Amalfitano, R (1, 4) OBP: 0.335, SLG: 0.320 	1-3 K 	1-2 FC6-4 		0-3 K 	1-2 FC5-4 			0-3 K 		5 0 0 0 0 3 6	San Francisco Giants @ Los Angeles Dodgers Los Angeles Memorial Coliseum, Los Angeles, CA Wed Sep 06 1961, 10:05 PM EDT Att: 35,622 - Unknown	
Harvey Kuenn, R (1, 7) OBP: 0.323, SLG: 0.362 	0-1 6-3 		2-3 K 	3-1 L1 		1-1 FC5-4 1B 		1-3 K 		5 0 1 0 0 2 1		
Felipe Alou, R (1, 9) OBP: 0.321, SLG: 0.453 	2-2 		0-0 		3-3 K 	2-2 F6 		3-3 K 		5 1 2 1 0 2 2		
Willie Mays, R (1, 8) OBP: 0.391, SLG: 0.580 	1-0 F5 		3-3 K 		2-3 	0-2 FC5-4 		4-2 1B 4-3 BB 		4 0 0 0 1 2 2		
Orlando Cepeda, R (1, 3) OBP: 0.344, SLG: 0.583 		1-3 	1-2 		1-1 	1-2 F8 		0-0 4-3 		5 2 2 1 0 1 2		
Jim Davenport, R (1, 5) OBP: 0.342, SLG: 0.438 		2-1 	4-2 		2-1 		1-2 F8 		1-2 			4 2 3 2 1 0 0
Ed Bailey, L (1, 2) OBP: 0.347, SLG: 0.424 		3-1 	0-0 E3 		0-0 	2-1 F7 		1-1 G4-6-3 		5 0 2 1 0 0 3		
Eddie Bressoud, R (1, 6) OBP: 0.292, SLG: 0.364 		3-3 K 	3-3 K 		4-0 	1-3 K 				3 0 0 0 1 3 3		
Jack Sanford, R (1, 1) OBP: 0.212, SLG: 0.349 Richard LeMay, L (1, 1) OBP: 0.160, SLG: 0.087 Stu Miller, R (5, 1) OBP: 0.333, SLG: 0.235 Billy O'Dell, S (8, 1) OBP: 0.154, SLG: 0.125 		4-2 		0-3 	0-2 		0-0 			0 0 0 0 0 0 0		
Inning Stats	R: 0 H: 1 E: 0 LOB: 1 K: 1 BB: 0 S: 11 P: 15	R: 1 H: 2 E: 0 LOB: 2 K: 2 BB: 1 S: 15 P: 29	R: 2 H: 2 E: 1 LOB: 2 K: 3 BB: 1 S: 17 P: 30	R: 0 H: 0 E: 0 LOB: 0 K: 2 BB: 0 S: 8 P: 11	R: 2 H: 4 E: 0 LOB: 3 K: 2 BB: 1 S: 19 P: 32	R: 0 H: 1 E: 0 LOB: 1 K: 0 BB: 0 S: 14 P: 18	R: 0 H: 0 E: 0 LOB: 0 K: 1 BB: 0 S: 8 P: 12	R: 0 H: 1 E: 0 LOB: 1 K: 3 BB: 0 S: 12 P: 16	R: 0 H: 1 E: 0 LOB: 1 K: 0 BB: 1 S: 8 P: 14	1B: 6 SF: 0 2B: 3 SAC: 0 3B: 0 DP: 1 HR: 3 HBP: 0	WP: 0 PA: 43 PB: 1 SB: 1 CS: 0	
PITCHER Sandy Koufax, L (1, 1) ERA: 3.52 Turk Farrell, R (5, 1) ERA: 4.97 Larry Sherry, R (7, 1) ERA: 3.92 Roger Craig, R (8, 1) ERA: 5.96 Jim Golden, R (9, 1) ERA: 5.4	IP WLS BF H R ER SO BB IBB HBP BLK WP HR S P ERA WHIP 4.2 0 25 8 5 5 10 2 0 0 0 0 3 64 106 9.64 2.143 1.1 0 7 2 0 0 0 0 1 0 0 0 0 20 29 0.00 1.500 1.2 0 6 1 0 0 3 0 0 0 0 0 0 17 22 0.00 0.600 0.1 W 1 0 0 0 1 0 0 0 0 0 0 0 3 6 0.00 0.000 0.1 3 1 0 0 0 0 1 0 0 0 0 0 6 11 0.00 6.000	PITCHER Ron Perranoski, L (9, 1) ERA: 2.95	IP WLS BF H R ER SO BB IBB HBP BLK WP HR S P ERA WHIP 0.2 S 1 0 0 0 0 0 0 0 0 0 0 0 2 3 0.00 0.000									

AB 39
R 5
H 12
RBI 5
BB 4
SO 14
LOB 19



Batter	1	2	3	4	5	6	7	8	9
Maury Wills, S OBP: 0.352, SLG: 0.348 (1, 6)	0-0 F5	1-1 F8		2-2 F7		1-3 K		1-2 E3 BB 1B	
Jim Gilliam, S OBP: 0.359, SLG: 0.351 (1, 4)	3-1 BB 1B	2-1 F5		4-2 1B BB		2-2 6-3 1-2		4-0 1B FC6-4 BB	
Wally Moon, L OBP: 0.431, SLG: 0.505 (1, 9) (9, 7)	1-1 F7	2-3 K		0-1 1B			1-1 F9	0-0 FC6-4 1B	
Duke Snider, L OBP: 0.367, SLG: 0.540 (1, 8) (9, 9)	4-0 BB 1B BB		3-1 E1 FC5-4		1-1 HR		1-0 G3	1-1 FC6-4 FC6-4	
Ron Fairly, L OBP: 0.429, SLG: 0.500 Gil Hodges, R OBP: 0.330, SLG: 0.389 (1, 3) (5, PH) (6, 3)	4-0 1B 2B BB		2-1 F6		2-3 K		2-0 1-3	0-1 FC6-4	
Frank Howard, R OBP: 0.359, SLG: 0.523 Willie Davis, L OBP: 0.319, SLG: 0.462 (1, 7) (8, PR) (9, 8)	3-2 2B 1B		0-1 FC5-4 BB 1B		0-1 5-3		2-2 E S 1B	2-2 1B	
Daryl Spencer, R OBP: 0.344, SLG: 0.394 (1, 5)	3-1 1-3 2B		4-2 1B BB		2-1 5-3		2-1 5-3	2-1 5-3	
Norm Sherry, R OBP: 0.344, SLG: 0.453 Norm Larker, L OBP: 0.321, SLG: 0.384 Jim Golden, L (1, 2) (8, PH) (9, 1)	4-0 IBB		3-1 1B		0-3 K		1-0 2B 1B	1-0 2B 1B	
Sandy Koufax, R OBP: 0.138, SLG: 0.059 Turk Farrell, R OBP: 0.059, SLG: 0.059 Tommy Davis, R OBP: 0.331, SLG: 0.427 Larry Sherry, R OBP: 0.258, SLG: 0.167 Roger Craig, R OBP: 0.192, SLG: 0.125 John Roseboro, L OBP: 0.340, SLG: 0.463 (1, 1) (5, 1) (6, PH) (7, 1) (8, 1) (8, PH) (9, 2)	2-3 K		2-3 K		4-0 S BB		3-2 E 1B 2B	3-2 E 1B 2B	

AB	R	H	RBI	BB	SO	LOB
5	1	0	0	0	1	3
3	2	1	0	2	0	1
5	0	2	2	0	1	1
4	2	1	2	1	0	1
1	1	0	0	1	0	1
3	0	0	0	0	1	1
4	0	2	2	0	0	1
0	1	0	0	0	0	0
3	0	1	1	1	0	1
2	0	1	0	1	1	0
1	1	1	1	0	0	0
0	0	0	0	0	0	0
0	0	0	0	0	0	0
1	1	1	1	0	0	0

WP	PA
0	41

Inning Stats	R	H	E	K	S	LOB	BB	IBB	HBP	BLK	WP	HR	S	P	ERA	WHIP
	3	3	0	1	11	3	0	0	0	0	0	0	10	28	40.50	7.500
	0	0	0	0	0	0	0	0	0	0	0	0	33	65	2.70	1.500
	0	0	0	0	0	0	0	0	0	0	0	0	34	58	8.10	1.200
	0	0	0	0	0	0	0	0	0	0	0	0	5	10	0.00	3.000

WP	PA	ERA	WHIP
0	41		

San Francisco Giants @ Los Angeles Dodgers
Los Angeles Memorial Coliseum, Los Angeles, CA
 Wed Sep 06 1961, 10:05 PM EDT
 Att. 35,622 - Unknown

AB	34
R	9
H	10
RBI	9
BB	7
SO	6
LOB	13



Batter	1	2	3	4	5	6	7	8	9	AB R H RBI BB SO LOB	TOP									
Maury Wills, S (1, 6) OBP: 0.349, SLG: 0.345	1-1 6-3		1-2 5-3		1-1 G3		0-1 6-3			4 0 0 0 0 0 1										
Jim Gilliam, S (1, 4) OBP: 0.360, SLG: 0.352	0-0 1B		1-1 F9		0-1 F8			1-0 G3-6 1B		4 0 2 0 0 0 1										
Wally Moon, L (1, 7) OBP: 0.431, SLG: 0.504	0-1 F5		1-1 2-H 1B		4-0 HR BB			1-0 G3-6 1-2f		3 1 1 1 1 0 2										
Frank Howard, R (1, 9) OBP: 0.357, SLG: 0.519	2-3 K		1-1 F8		2-2 F7			0-0 1B		4 0 1 0 0 1 3										
Gil Hodges, R (1, 3) OBP: 0.329, SLG: 0.402		2-1 F4		0-0 F9		1-0 1-H HR		0-3 K		4 1 1 2 0 1 1										
Tommy Davis, R (1, 8) OBP: 0.331, SLG: 0.425		0-0 1-3		2-2 1-3 1B		2-3 K		0-0 6-3		4 0 1 0 0 1 0										
Daryl Spencer, R (1, 5) OBP: 0.346, SLG: 0.395		2-2 1B		2-2 1-3		1-0 F2		0-1 G5-4-3 1B		4 0 2 0 0 0 1										
Willie Davis, L (9, PR) OBP: 0.319, SLG: 0.462				1-2 K						0 0 0 0 0 0 0										
Norm Sherry, R (1, 2) OBP: 0.330, SLG: 0.433		1-3 K		1-3 K			2-3 K		0-0 G5-4-3	4 0 0 0 0 3 3										
Johnny Podres, L (1, 1) OBP: 0.246, SLG: 0.258					1-1 F7					0 0 0 0 0 0 0										
Roger Craig, R (1, 1) OBP: 0.229, SLG: 0.200										1 1 1 0 0 0 0										
Gordie Winchom, R (5, PH) OBP: 0.333, SLG: 0.333										1 0 0 0 0 0 0										
Jim Golden, L (5, 1)										0 0 0 0 0 0 0										
Bob Aspromonte, R (7, PH) OBP: 0.288, SLG: 0.275										1 0 0 0 0 0 0										
Turk Farrell, R (7, 1) OBP: 0.059, SLG: 0.059										0 0 0 0 0 0 0										
Inning Stats	R: 0 E: 0 K: 1 S: 8	H: 1 LOB: 1 BB: 0 P: 11	R: 0 E: 0 K: 1 S: 9	H: 1 LOB: 1 BB: 0 P: 14	R: 1 E: 0 K: 0 S: 10	H: 2 LOB: 1 BB: 0 P: 14	R: 0 E: 0 K: 1 S: 12	H: 1 LOB: 1 BB: 0 P: 17	R: 0 E: 0 K: 1 S: 9	H: 0 LOB: 0 BB: 1 P: 19	R: 0 E: 0 K: 1 S: 9	H: 0 LOB: 0 BB: 0 P: 11	R: 0 E: 0 K: 1 S: 6	H: 2 LOB: 1 BB: 0 P: 8	R: 0 E: 0 K: 0 S: 4	H: 1 LOB: 1 BB: 0 P: 4	1B: 7 2B: 1 3B: 0 HR: 1	SF: 0 SAC: 0 DP: 2 HBP: 0	WP: 0 PB: 0 SB: 0 CS: 0	PA: 35
PITCHER Mike McCormick, L (1, 1) ERA: 3.27	IP: 9.0 WLS: W BF: 35 H: 9 R: 3 ER: 3 SO: 6 BB: 1 IBB: 0 HBP: 0 BLK: 0 WP: 0 HR: 1 S: 73 P: 106 ERA: 3.00 WHIP: 1.111																			

Los Angeles Dodgers @ San Francisco Giants
Candlestick Park, San Francisco, CA
Fri Sep 08 1961, 10:05 PM EDT
Att. 27,892 - Unknown

livebaseballscorecards.com

AB	34
R	3
H	9
RBI	3
BB	1
SO	6
LOB	12



Batter	1	2	3	4	5	6	7	8	9	AB	R	H	RBI	BB	SO	LOB
--------	---	---	---	---	---	---	---	---	---	----	---	---	-----	----	----	-----

Joey Amalfitano, R <small>OBP: 0.339, SLG: 0.331</small> (1, 4)	 0-0	 0-0		 1-1			 4-2			3	3	2	0	1	0	0
Jim Davenport, R <small>OBP: 0.345, SLG: 0.448</small> (1, 5)	 0-2	 0-0			 0-1		 0-0			3	2	2	3	0	0	0
Willie Mays, R <small>OBP: 0.392, SLG: 0.585</small> (1, 8)	 2-2	 0-0			 1-3		 4-0			3	1	1	2	1	1	0
Felipe Alou, R <small>OBP: 0.320, SLG: 0.451</small> (1, 9)	 2-0		 1-2		 0-0		 0-0			4	0	1	1	0	0	0
Orlando Cepeda, R <small>OBP: 0.344, SLG: 0.586</small> (1, 3)	 1-2		 0-3			 0-0	 1-1			4	1	1	1	0	1	2
Harvey Kuenn, R <small>OBP: 0.327, SLG: 0.363</small> (1, 7)	 4-0		 2-2		 4-1		 2-1			2	0	1	0	2	0	0
Ed Bailey, L <small>OBP: 0.346, SLG: 0.420</small> (1, 2)	 1-0		 1-1		 2-1		 4-2			3	0	0	0	1	0	3
Jose Pagan, R <small>OBP: 0.307, SLG: 0.326</small> (1, 6)		 0-0		 2-1		 3-2	 0-2			4	0	1	0	0	0	1
Mike McCormick, L <small>OBP: 0.217, SLG: 0.185</small> (1, 1)		 1-1		 0-2		 1-1				3	0	0	0	0	0	2

Inning Stats	R: 4	H: 4	E: 0	LOB: 0	K: 0	S: 13	R: 2	H: 2	E: 0	LOB: 0	K: 0	S: 6	R: 0	H: 1	E: 0	LOB: 1	K: 1	S: 12	R: 0	H: 0	E: 0	LOB: 0	K: 0	S: 7	R: 0	H: 0	E: 0	LOB: 0	K: 1	S: 6	R: 0	H: 1	E: 0	LOB: 2	K: 0	S: 9	R: 1	H: 1	E: 0	LOB: 1	K: 0	S: 6	R: 0	H: 0	E: 0	LOB: 0	K: 0	S: 8	1B: 4	SF: 0	2B: 1	SAC: 1	3B: 1	DP: 2	HR: 3	HBP: 0	WP: 0	PA: 35
--------------	------	------	------	--------	------	-------	------	------	------	--------	------	------	------	------	------	--------	------	-------	------	------	------	--------	------	------	------	------	------	--------	------	------	------	------	------	--------	------	------	------	------	------	--------	------	------	------	------	------	--------	------	------	-------	-------	-------	--------	-------	-------	-------	--------	-------	--------

PITCHER	IP	WLS	BF	H	R	ER	SO	BB	IBB	HBP	BLK	WP	HR	S	P	ERA	WHIP
Johnny Podres, L <small>ERA: 3.6</small>	(1, 1)	0.1	L	5	4	4	0	0	0	0	0	0	2	12	17	108.00	12.000
Roger Craig, R <small>ERA: 5.92</small>	(1, 1)	3.2		14	3	2	1	1	0	0	0	0	1	26	39	4.91	1.091
Jim Golden, R <small>ERA: 5.12</small>	(5, 1)	2.0		8	1	0	1	1	0	0	0	0	0	15	26	0.00	1.000
Turk Farrell, R <small>ERA: 4.96</small>	(7, 1)	2.0		8	1	1	0	2	1	0	0	0	0	14	29	4.50	1.500


BOTTOM

Los Angeles Dodgers @ San Francisco Giants
 Candlestick Park, San Francisco, CA
 Fri Sep 08 1961, 10:05 PM EDT
 Att. 27,892 - Unknown

livebaseballscorecards.com

AB	29
R	7
H	9
RBI	7
BB	5
SO	2
LOB	8



Batter	1	2	3	4	5	6	7	8	9	AB R H RBI BB SO LOB	TOP																
Maury Wills, S OBP: 0.349, SLG: 0.345 (1, 6) FC X	0-2 S 1B		1-3 K			2-2 6-3	0-0 5-3			4 0 1 0 0 1 1																	
Jim Gilliam, S OBP: 0.359, SLG: 0.351 (1, 4) (7, 5) X	0-0 F5		3-2 F8			2-2 BB 1B		0-0 F4		4 1 1 0 0 0 2																	
Wally Moon, L OBP: 0.432, SLG: 0.510 (1, 7) C B B C C X	2-3 K 1-2		1-1 1-3			4-2 1B E BB		0-1 HR		3 2 1 1 1 1 2																	
Duke Snider, L OBP: 0.365, SLG: 0.534 (1, 8) B B C C X	2-3 K			2-1 3-1		1-0 E E 1B		1-3 K		4 1 1 1 0 2 1																	
Ron Fairly, L OBP: 0.430, SLG: 0.497 (1, 3) B B C C X		2-2 L4		0-0 G6-4-3 1B		0-1 E3 SF7		1-1 FC6-4 HBP		3 1 1 0 0 0 0																	
Frank Howard, R OBP: 0.352, SLG: 0.512 (1, 9) B B C C X		2-2 F3		0-2 G6-4-3 1-2f		1-2 SF7		1-2 FC6-4 1-2f		3 0 0 1 0 0 2																	
John Roseboro, L OBP: 0.339, SLG: 0.469 (1, 2) B B C C X		1-1 HR			2-3 K	1-3 K			2-1 4-3	4 1 1 1 0 2 0	AB 33																
Daryl Spencer, R OBP: 0.343, SLG: 0.391 (1, 5) Charlie Neal, R OBP: 0.299, SLG: 0.363 (7, 4) Gil Hodges, R OBP: 0.327, SLG: 0.400 (9, PH) C B B C C X		1-3 K			0-3 K		1-0 6-3		0-2 F9	3 0 0 0 0 0 2 0 0 0 0 0 0 0 0 0 1 0 0 0 0 0 0 0	R 6 H 7 RBI 4 BB 1 SO 9 LOB 8																
Don Drysdale, R OBP: 0.250, SLG: 0.377 (1, 1) Ron Perranoski, L OBP: 0.231, SLG: 0.091 (7, 1) Turk Farrell, R OBP: 0.059, SLG: 0.059 (8, 1) Tommy Davis, R OBP: 0.330, SLG: 0.424 (9, PH) F X		0-1 1B			1-3 K		2-0 F8		0-0 F4	3 0 1 0 0 0 1 0 0 0 0 0 0 0 0 0 0 0 0 0 0 0 0 0 1 0 0 0 0 0 0 0																	
Inning Stats	R: 0 E: 0 K: 2 S: 10	H: 1 LOB: 1 BB: 0 P: 14	R: 1 E: 0 K: 1 S: 12	H: 1 LOB: 0 BB: 0 P: 18	R: 0 E: 0 K: 1 S: 10	H: 1 LOB: 1 BB: 0 P: 15	R: 0 E: 0 K: 0 S: 7	H: 1 LOB: 0 BB: 0 P: 9	R: 0 E: 0 K: 3 S: 9	H: 0 LOB: 0 BB: 0 P: 12	R: 4 E: 1 K: 1 S: 17	H: 2 LOB: 0 BB: 1 P: 28	R: 0 E: 0 K: 0 S: 3	H: 0 LOB: 0 BB: 0 P: 6	R: 1 E: 0 K: 1 S: 10	H: 1 LOB: 1 BB: 0 P: 13	R: 0 E: 0 K: 0 S: 6	H: 0 LOB: 0 BB: 0 P: 8	1B: 5 2B: 0 3B: 0 HR: 2	SF: 1 SAC: 0 DP: 1 HBP: 1	WP: 0 PB: 0 SB: 1 CS: 0	PA: 36					
PITCHER	IP WLS BF H R ER SO BB IBB HBP BLK WP HR S P ERA WHIP																										
Juan Marichal, R ERA: 3.89 (1, 1)	3.1		13	3	1	1	4	0	0	0	0	0	1	34	51	2.70	0.900										
Billy O'Dell, L ERA: 4.5 (4, 1)	2.0		10	3	4	1	3	1	0	0	0	0	0	25	37	4.50	2.000										
Stu Miller, R ERA: 2.6 (6, 1)	0.2		2	0	0	0	1	0	0	0	0	0	0	6	8	0.00	0.000										
Richard LeMay, L ERA: 3.58 (7, 1)	3.0	W	11	1	1	1	1	0	0	1	0	0	1	19	27	3.00	0.333										

Los Angeles Dodgers @ San Francisco Giants
 Candlestick Park, San Francisco, CA
 Sat Sep 09 1961, 6:33 AM EDT
 Att: 28,635 - Unknown

livebaseballscorecards.com

Batter	1	2	3	4	5	6	7	8	9
Joey Amalfitano, R <small>(1, 4)</small> <small>OBP: 0.335, SLG: 0.327</small>	3-2 		1-2 		1-1 		1-1 	0-2 	
Jim Davenport, R <small>(1, 5)</small> <small>OBP: 0.345, SLG: 0.446</small>	1-3 		0-0 		0-2 		4-2 	0-1 	
Willie Mays, R <small>(1, 8)</small> <small>OBP: 0.396, SLG: 0.593</small>	1-0 		2-2 		0-0 		0-1 	1-0 	
Willie McCovey, L <small>(1, 3)</small> <small>OBP: 0.347, SLG: 0.487</small>		1-0 	4-1 		3-2 		3-2 	1-2 	
Orlando Cepeda, R <small>(1, 7)</small> <small>OBP: 0.345, SLG: 0.590</small>		3-2 	1-2 			1-3 	2-2 		
Ed Bailey, L <small>(1, 2)</small> <small>OBP: 0.345, SLG: 0.419</small>		2-2 	0-1 			2-2 		1-1 	
Felipe Alou, R <small>(1, 9)</small> <small>OBP: 0.319, SLG: 0.449</small>		1-1 		2-1 		0-0 		1-2 	
Jose Pagan, R <small>(1, 6)</small> <small>OBP: 0.305, SLG: 0.324</small>								0-0 	
Matty Alou, L <small>(6, PH)</small> <small>OBP: 0.337, SLG: 0.460</small>								1-1 	
Ernie Bowman, R <small>(6, PR)</small> <small>OBP: 0.257, SLG: 0.353</small>								3-2 	
Juan Marichal, R <small>(1, 1)</small> <small>OBP: 0.159, SLG: 0.119</small>									
Billy O'Dell, S <small>(4, 1)</small> <small>OBP: 0.148, SLG: 0.120</small>									
Stu Miller, R <small>(6, 1)</small> <small>OBP: 0.333, SLG: 0.235</small>									
Harvey Kuenn, R <small>(6, PH)</small> <small>OBP: 0.326, SLG: 0.362</small>									
Richard LeMay, L <small>(7, 1)</small> <small>OBP: 0.154, SLG: 0.083</small>									

Inning Stats	R: 0	H: 0	E: 0	K: 1	S: 7	R: 2	H: 2	E: 0	K: 1	S: 15	R: 2	H: 4	E: 1	K: 0	S: 15	R: 0	H: 1	E: 0	K: 0	S: 6	R: 0	H: 1	E: 0	K: 0	S: 9	R: 0	H: 0	E: 1	K: 1	S: 9	R: 2	H: 1	E: 0	K: 0	S: 20	R: 3	H: 2	E: 3	K: 0	S: 20
	0	0	0	1	7	2	2	0	1	15	2	4	1	0	15	0	1	0	0	6	0	0	0	0	9	0	0	1	0	9	0	0	0	0	20	3	2	0	0	20

PITCHER	IP	WLS	BF	H	R	ER	SO	BB	IBB	HBP	BLK	WP	HR	S	P	ERA	WHIP
Don Drysdale, R <small>ERA: 3.77</small>	(1, 1)	6.1	30	9	6	6	3	2	1	0	0	0	2	68	108	8.53	1.737
Ron Perranoski, L <small>ERA: 2.9</small>	(7, 1)	1.1	8	1	3	0	0	0	0	0	0	0	0	29	38	0.00	0.750
Turk Farrell, R <small>ERA: 4.95</small>	(8, 1)	0.1	2	1	0	0	0	0	0	0	0	0	0	4	6	0.00	3.000

Los Angeles Dodgers @ San Francisco Giants
Candlestick Park, San Francisco, CA

Sat Sep 09 1961, 6:33 AM EDT
 Att. 28,635 - Unknown

AB	R	H	RBI	BB	SO	LOB
5	0	0	0	0	0	1
4	2	1	0	1	1	2
5	2	4	3	0	0	0
4	1	1	1	1	0	3
4	1	2	2	0	1	0
3	0	1	1	0	0	0
4	1	1	0	0	0	1
2	0	0	0	0	1	1
0	0	0	0	1	0	0
1	1	1	1	0	0	0
1	0	0	0	0	0	0
1	0	0	0	0	0	0
0	0	0	0	0	0	0
1	0	0	0	0	0	2
1	1	0	0	0	0	0

AB	36
R	9
H	11
RBI	8
BB	3
SO	3
LOB	10

GIANTS

WP	PA
0	40

Batter	1	2	3	4	5	6	7	8	9	AB R H RBI BB SO LOB	TOP																								
Maury Wills, S OBP: 0.346, SLG: 0.342 (1, 6)	F6		F8		F8			1-3		4 0 0 0 0 0 2	Los Angeles Dodgers @ San Francisco Giants Candlestick Park, San Francisco, CA Sun Sep 10 1961, 6:33 AM EDT Att: 34,537 - Unknown livebaseballscorecards.com																								
Jim Gilliam, S OBP: 0.356, SLG: 0.348 (1, 4)	F7			6-3		G3		4-3		4 0 0 0 0 0 0																									
Wally Moon, L OBP: 0.428, SLG: 0.505 (1, 7)	K			F8		K		F9		4 0 0 0 0 2 0																									
Duke Snider, L OBP: 0.363, SLG: 0.529 (1, 9)		K		6-3		1B		K		4 0 1 0 0 2 0																									
Ron Fairly, L OBP: 0.431, SLG: 0.512 (1, 3)		BB				HR		4-3		3 1 1 1 1 0 1																									
John Roseboro, L OBP: 0.338, SLG: 0.466 (1, 2)		F8				1B BB		F6		3 0 0 0 1 0 1																									
Willie Davis, L OBP: 0.320, SLG: 0.463 (1, 8)		F9				1B S		SH1-3		2 0 1 0 0 0 1																									
Bob Aspromonte, R OBP: 0.277, SLG: 0.256 (1, 5)			F9			K		K		3 0 0 0 0 2 3																									
Stan Williams, R OBP: 0.200, SLG: 0.147 (1, 1)			K			L3		F5		1 0 0 0 0 1 0																									
Norm Larker, L (5, PH) OBP: 0.320, SLG: 0.382										1 0 0 0 0 0 2																									
Sandy Koufax, R (5, 1) OBP: 0.158, SLG: 0.059										0 0 0 0 0 0 0																									
Tommy Davis, R (7, PH) OBP: 0.329, SLG: 0.423										1 0 0 0 0 0 1																									
Jim Golden, L (7, 1)										0 0 0 0 0 0 0																									
Inning Stats	R: 0 H: 0 E: 0 K: 1 S: 9	H: 0 LOB: 0 BB: 0 P: 16	R: 0 H: 0 E: 0 K: 1 S: 11	H: 0 LOB: 1 BB: 1 P: 19	R: 0 H: 0 E: 0 K: 1 S: 9	H: 0 LOB: 0 BB: 0 P: 15	R: 0 H: 0 E: 0 K: 0 S: 5	H: 0 LOB: 0 BB: 0 P: 6	R: 1 H: 2 E: 0 K: 1 S: 11	H: 2 LOB: 2 BB: 1 P: 17	R: 0 H: 1 E: 0 K: 1 S: 7	H: 1 LOB: 1 BB: 0 P: 12	R: 0 H: 0 E: 1 K: 1 S: 10	H: 0 LOB: 1 BB: 0 P: 14	R: 0 H: 0 E: 0 K: 0 S: 5	H: 0 LOB: 0 BB: 0 P: 7	R: 0 H: 0 E: 0 K: 1 S: 5	H: 0 LOB: 0 BB: 0 P: 5	1B: 2 SF: 0 2B: 0 SAC: 1 3B: 0 DP: 0 HR: 1 HBP: 0	WP: 0 PA: 33 PB: 0 SB: 1 CS: 0															
PITCHER	IP WLS BF H R ER SO BB IBB HBP BLK WP HR S P ERA WHIP																																		
Billy Loes, R (1, 1) ERA: 4.07	4.0	16	2	1	1	3	2	0	0	0	0	1	37	64	2.25	1.000																			
Stu Miller, R (5, 1) ERA: 2.48	5.0	17	1	0	0	4	0	0	0	0	0	0	35	47	0.00	0.200																			



Batter	1	2	3	4	5	6	7	8	9
Joey Amalfitano, R <small>OBP: 0.333, SLG: 0.323</small> (1, 4)	0-3 <small>1B</small>	1-3 <small>1B</small>			2-3 <small>1B</small>		4-1 <small>SH2-4</small> <small>1B</small> <small>BB</small>	1-3 <small>1B</small>	
Jim Davenport, R <small>OBP: 0.348, SLG: 0.447</small> (1, 5)	4-2 <small>FC5-4</small> <small>BB</small>	2-2 <small>L9</small>			0-1 <small>HR</small> <small>1B</small>		1-1 <small>SH2-4</small>		
Willie Mays, R <small>OBP: 0.398, SLG: 0.598</small> (1, 8)	2-2 <small>FC5-4</small> <small>1B</small> <small>1-2f</small>		2-2 <small>HR</small>		4-1 <small>HR</small> <small>BB</small>		4-0 <small>1B</small> <small>IBB</small>		
Felipe Alou, R <small>OBP: 0.324, SLG: 0.451</small> (1, 9)	0-1 <small>BB</small> <small>1B</small>		4-0 <small>G1-6-3</small> <small>BB</small>		1-3 <small>1B</small>		0-2 <small>1B</small>		
Orlando Cepeda, R <small>OBP: 0.346, SLG: 0.594</small> (1, 3)	4-2 <small>1B</small> <small>BB</small>		2-3 <small>1B</small>		1-0 <small>HR</small>		0-0 <small>F2</small>		
Ed Bailey, L <small>OBP: 0.344, SLG: 0.417</small> (1, 2)	0-1 <small>1B</small>		0-0 <small>G1-6-3</small>		1-3 <small>1B</small>		3-2 <small>G3</small>		
Harvey Kuenn, R <small>OBP: 0.323, SLG: 0.359</small> (1, 7)	3-2 <small>F3</small>			1-3 <small>1B</small>		2-3 <small>1B</small>		1-2 <small>4-3</small>	
Jose Pagan, R <small>OBP: 0.302, SLG: 0.321</small> (1, 6)		1-2 <small>F9</small>		1-3 <small>1B</small>		2-3 <small>1B</small>		0-0 <small>6-3</small>	
Billy Loes, R <small>OBP: 0.206, SLG: 0.156</small> (1, 1)		1-1 <small>1B</small>		1-1 <small>F9</small>		2-1 <small>F8</small>		2-1 <small>1B</small>	
Stu Miller, R <small>OBP: 0.348, SLG: 0.263</small> (5, 1)									

AB	R	H	RBI	BB	SO	LOB
4	1	0	0	1	4	2
2	1	1	0	1	0	1
2	3	1	1	2	0	1
3	1	2	1	1	1	2
3	1	1	3	1	1	3
4	0	1	2	0	1	3
4	0	0	0	0	2	2
4	0	0	0	0	2	0
2	0	1	0	0	0	0
2	0	1	0	0	0	0

AB	R	H	RBI	BB	SO	LOB
30	7	8	7	6	11	14

Inning	1	2	3	4	5	6	7	8	9
R	2	0	1	0	3	0	1	0	0
H	2	1	1	0	2	0	1	1	0
E	0	0	0	0	0	0	0	0	0
K	1	1	1	1	2	2	0	1	1
S	18	11	16	7	10	14	8	9	13
LOB	2	1	0	0	0	0	2	1	1
BB	2	0	0	1	0	0	2	0	0
P	31	16	15	15	13	23	14	22	13

PITCHER	IP	WLS	BF	H	R	ER	SO	BB	IBB	HBP	BLK	WP	HR	S	P	ERA	WHIP
Stan Williams, R <small>ERA: 3.96</small>	(1, 1)	4.0	18	4	3	3	5	3	0	0	0	0	1	46	75	6.75	1.750
Sandy Koufax, L <small>ERA: 3.61</small>	(5, 1)	2.0	9	2	3	3	5	1	0	0	0	0	1	22	37	13.50	1.500
Jim Golden, R <small>ERA: 5.09</small>	(7, 1)	2.0	10	2	1	1	1	1	1	0	0	0	0	19	35	4.50	1.500

Los Angeles Dodgers @ San Francisco Giants
Candlestick Park, San Francisco, CA
 Sun Sep 10 1961, 6:33 AM EDT
 Att. 34,537 - Unknown

AB 30
R 7
H 8
RBI 7
BB 6
SO 11
LOB 14

WP	HR	S	P	ERA	WHIP
0	0	1	0	0	0

Batter	1	2	3	4	5	6	7	8	9	10	11	AB R H RBI BB SO LOB	TOP												
Bobby Malkmus, R OBP: 0.279, SLG: 0.331 (1, 4)	1-2 L7		4-2 WP BB	0-1 1-2 2-H 3-H 1B		2-0 F8			0-1 FC3-6 1B		1-3 K	5 0 2 2 1 1 1													
Ken Walters, R OBP: 0.265, SLG: 0.333 Tony Gonzalez, L OBP: 0.350, SLG: 0.427 (1, 9) (4, PH) (4, 9)	0-2 4-3		1-3 K	1-3 K			1-1 F8		1-1 FC3-6 5-3 1-2f		0-1 FC4-6 1B 1-2f	2 0 0 0 0 1 1 4 0 0 0 0 1 4													
Charley Smith, R OBP: 0.303, SLG: 0.387 (1, 5)	2-3 K		1-3 K		2-1		2-2		1-0 5-3 1-2		1-2 1B 1-3 1B	0 1 0 0 0 0 0													
Don Demeter, R OBP: 0.296, SLG: 0.448 (1, 8)			1-3 K		1-1 4-3		2-3 K		2-1 6-3		0-0 FC6-4 1-2f	6 0 0 0 0 3 4													
Lee Walls, R OBP: 0.352, SLG: 0.464 (1, 7) (5, 3)			2-1 HR		1-1 K		0-0 5-3		2-3 K		2-3 K	5 2 2 2 0 2 1													
Pancho Herrera, R OBP: 0.349, SLG: 0.415 Johnny Callison, L OBP: 0.356, SLG: 0.407 (1, 3) (5, PH) (5, 7)			3-3 K		4-1 WP FC1-2 BB		4-2 BB		3-2 4-3		1-0 4-3	1 0 0 0 1 1 0 2 0 0 0 1 0 0													
Ruben Amaro, R OBP: 0.335, SLG: 0.329 (1, 6)			3-1 E5		4-2 FC1-2 1-2 1B BB		0-0 F8		2-3 K		4-2 BB	3 1 0 0 2 1 2													
Clay Dalrymple, L OBP: 0.274, SLG: 0.281 Tony Taylor, R OBP: 0.305, SLG: 0.322 Choo-Choo Coleman, L OBP: 0.196, SLG: 0.163 (1, 2) (4, PH) (4, 2)			3-3 K		2-0 FC1-2 1B 1-3 2-H		0-0 B3-1		4-0 BB		0-1 G3	1 0 0 0 0 1 1 1 1 0 0 0 0 2 2 0 0 0 1 0 1													
Art Mahaffey, R OBP: 0.154, SLG: 0.148 Ken Lehman, L Bobby Gene Smith, R OBP: 0.316, SLG: 0.342 Don Ferrarese, R OBP: 0.161, SLG: 0.133 (1, 1) (3, 1) (4, PH) (4, 1)			2-3 K		4-2 1B 1-2 BB		1-3 K		1-0 5-3		2-2 FC4-6 1B	1 0 0 0 0 1 0 0 0 0 0 0 0 0 0 0 0 0 1 0 0 3 0 1 0 0 1 1													
Inning Stats	R: 0 E: 0 K: 1 S: 9	H: 0 LOB: 0 BB: 0 P: 12	R: 1 E: 1 K: 3 S: 13	H: 1 LOB: 1 BB: 0 P: 25	R: 0 E: 0 K: 3 S: 11	H: 0 LOB: 1 BB: 1 P: 19	R: 3 E: 0 K: 2 S: 17	H: 2 LOB: 2 BB: 3 P: 33	R: 0 E: 0 K: 1 S: 10	H: 1 LOB: 2 BB: 1 P: 19	R: 0 E: 0 K: 1 S: 5	H: 0 LOB: 0 BB: 0 P: 8	R: 1 E: 0 K: 1 S: 9	H: 1 LOB: 0 BB: 0 P: 14	R: 0 E: 0 K: 1 S: 7	H: 0 LOB: 1 BB: 1 P: 17	R: 0 E: 0 K: 1 S: 8	H: 0 LOB: 1 BB: 1 P: 15	R: 0 E: 0 K: 1 S: 12	H: 2 LOB: 2 BB: 0 P: 16	1B: 4 2B: 1 3B: 0 HR: 3	SF: 0 SAC: 0 DP: 0 HBP: 0	WP: 4 PB: 0 SB: 0 CS: 0	PA: 49	
PITCHER	IP	WLS	BF	H	R	ER	SO	BB	IBB	HBP	BLK	WP	HR	S	P	ERA	WHIP								
Johnny Podres, L ERA: 3.73 (1, 1)	3.2		19	3	4	4	8	4	0	0	0	3	2	47	85	9.82	1.909								
Larry Sherry, R ERA: 3.87 (4, 1)	3.1		13	2	1	1	4	1	0	0	0	0	1	27	45	2.70	0.900								
Ron Perranoski, L ERA: 2.76 (8, 1)	4.0	W	17	3	0	0	3	2	0	0	0	0	0	34	59	0.00	1.250								

Philadelphia Phillies @ Los Angeles Dodgers
Los Angeles Memorial Coliseum, Los Angeles, CA
Mon Sep 11 1961, 10:05 PM EDT
Att: 9,064 - Unknown

AB	36
R	5
H	5
RBI	4
BB	7
SO	13
LOB	18



Batter	1	2	3	4	5	6	7	8	9	10	11	AB R H RBI BB SO LOB
Maury Wills, S OBP: 0.343, SLG: 0.339 (1, 6)	2-1 L6	1-1 F7		2-0 F7		2-1 6-3		2-1 P6				5 0 0 0 0 0 1
Jim Gilliam, S OBP: 0.359, SLG: 0.346 (1, 4)	1-2 4-3		4-2 1B E HR BB	4-1 BB		4-1 BB			1-2 5-3			2 1 0 0 3 0 0
Wally Moon, L OBP: 0.428, SLG: 0.502 (1, 7) (5, 9)	4-2 1B BB		1-0 SAFE HR 1B	0-1 L8		3-3 K			1-0 4-3			4 1 1 0 1 1 2
Duke Snider, L OBP: 0.364, SLG: 0.529 Frank Howard, R OBP: 0.348, SLG: 0.506 (1, 9) (4, PH) (5, 7)	2-2 1B		1-3 K	0-1 4-3			0-0 6-3		2-1 L8			2 0 1 0 0 1 2 3 0 0 0 0 0 1
Ron Fairly, L OBP: 0.428, SLG: 0.523 Gil Hodges, R OBP: 0.326, SLG: 0.398 (1, 3) (10, PH) (11, 3)	3-2 F5		2-2 HR		1-0 G3		2-1 6-3			2-2 F8		4 1 1 3 0 0 2 1 0 0 0 0 0 0
Tommy Davis, R OBP: 0.330, SLG: 0.420 (1, 5)			0-0 F8	0-2 4-3		4-2 FC5-4 BB		4-0 BB		2-0 F8		3 0 0 0 2 0 0
John Roseboro, L OBP: 0.338, SLG: 0.467 Norm Sherry, R OBP: 0.323, SLG: 0.424 (1, 2) (7, PH) (8, 2)		2-1 F8	1-2 2B 2B		1-0 FC5-4		1-3 K			1-1 F7		3 1 1 0 0 0 1 2 0 0 0 0 1 1
Willie Davis, L OBP: 0.322, SLG: 0.466 Gordie Windhorn, R OBP: 0.368, SLG: 0.563 (1, 8) (11, PH)		3-2 E S 1B 1B	0-0 K 2B		0-3 K			0-1 4-3			1-2 HR	4 1 2 1 0 1 1 1 1 1 1 0 0 0
Johnny Podres, L OBP: 0.254, SLG: 0.265 Larry Sherry, R OBP: 0.267, SLG: 0.154 Ron Perranoski, L OBP: 0.214, SLG: 0.083 (1, 1) (4, 1) (8, 1)		3-2 1B	1-2 1-3		1-0 6-3			0-3 K				2 0 1 1 0 0 1 1 0 0 0 0 0 0 1 0 0 0 0 1 0

Inning Stats	R: 0	H: 1	E: 0	LOB: 2	K: 0	BB: 1	S: 13	P: 25	R: 1	H: 2	E: 0	LOB: 1	K: 0	BB: 0	S: 12	P: 21	R: 4	H: 4	E: 1	LOB: 1	K: 1	BB: 1	S: 19	P: 29	R: 0	H: 0	E: 0	LOB: 1	K: 0	BB: 1	S: 6	P: 12	R: 0	H: 0	E: 0	LOB: 1	K: 1	BB: 1	S: 7	P: 13	R: 0	H: 0	E: 0	LOB: 1	K: 1	BB: 1	S: 6	P: 13	R: 0	H: 0	E: 0	LOB: 0	K: 1	BB: 0	S: 7	P: 9	R: 0	H: 0	E: 0	LOB: 0	K: 0	BB: 0	S: 6	P: 10	R: 0	H: 0	E: 0	LOB: 0	K: 0	BB: 0	S: 6	P: 11	R: 1	H: 1	E: 0	LOB: 0	K: 0	BB: 0	S: 4	P: 5
1B: 4	SF: 0	2B: 2	SAC: 0	3B: 0	DP: 0	HR: 2	HBP: 0	WP: 0	PA: 44																																																																							
WP: 0	PA: 44	PB: 0	SB: 1	CS: 0																																																																												

PITCHER	IP	WLS	BF	H	R	ER	SO	BB	IBB	HBP	BLK	WP	HR	S	P	ERA	WHIP
Art Mahaffey, R ERA: 4.26 (1, 1)	2.2		17	7	5	4	1	2	0	0	0	0	1	41	71	13.50	3.375
Ken Lehman, L ERA: 3.75 (3, 1)	0.1		1	0	0	0	0	0	0	0	0	0	0	3	4	0.00	0.000
Don Ferrarese, L ERA: 3.88 (4, 1)	7.0	L	26	1	1	1	4	4	0	0	0	0	1	49	90	1.29	0.714

PITCHER	IP	WLS	BF	H	R	ER	SO	BB	IBB	HBP	BLK	WP	HR	S	P	ERA	WHIP

BOTTOM

Philadelphia Phillies @ Los Angeles Dodgers
Los Angeles Memorial Coliseum, Los Angeles, CA
Mon Sep 11 1961, 10:05 PM EDT
Att: 9,064 - Unknown

livebaseballscores.com

AB	38
R	6
H	8
RBI	6
BB	6
SO	5
LOB	12



Batter	1	2	3	4	5	6	7	8	9	AB R H RBI BB SO LOB	TOP											
Bobby Malkmus, R (1, 4) OBP: 0.287, SLG: 0.337	1-2 PB HR 1B	1-2 E BB		1-0 5-3			0-2 HR 2B	1-0 G3		4 3 2 0 1 0 0												
Ken Walters, R (1, 9) OBP: 0.262, SLG: 0.327	2-3 K	1-2 E 1B K		2-1 F3			0-1 5-3	1-0 F2		6 1 1 1 0 2 4												
Charley Smith, R (1, 5) OBP: 0.304, SLG: 0.393	2-3 K	0-0 E5	0-0				1-1 K 1B	2-1 6-3		0 3 0 0 0 0 0												
Don Demeter, R (1, 8) OBP: 0.304, SLG: 0.476	0-0 HR	1-0 BB 1B WP 1B	4-2 3B BB				0-1 K HR	2-2 HR		5 5 4 7 1 1 0												
Lee Walls, R (1, 7) OBP: 0.347, SLG: 0.456	1-1 E5	2-1 WP BB 1B 1B	1-1 F8				1-3 K	0-0 F9		6 1 1 1 0 1 1												
Pancho Herrera, R (1, 3) OBP: 0.349, SLG: 0.414	2-3 K	4-2 WP 1B BB	2-1 1B 3B				2-3 K			1 0 0 0 0 1 1												
Johnny Callison, L (2, PH) OBP: 0.357, SLG: 0.411		1-2 2-3 1B BB	1-H 1B 3B				1-0 3-1			3 2 1 1 1 1 0												
Ruben Amaro, R (1, 6) OBP: 0.341, SLG: 0.349			1-1 1B 3B	1-1 G6-3 1B			1-3 K	2-2 HR		4 3 3 2 1 1 0												
Clay Dalrymple, L (1, 2) OBP: 0.279, SLG: 0.286			1-2 BB 1B	2-2 G6-3			3-1 1B	1-2 L7		5 1 3 3 0 0 1												
John Buzhardt, R (1, 1) OBP: 0.180, SLG: 0.152			K	2-2 6-3			0-1 F8	2-2 G3		0 0 0 0 0 0 0												
Chris Short, R (1, 1) OBP: 0.184, SLG: 0.162										5 0 0 1 0 1 3												
Jack Baldschun, R (9, 1)										0 0 0 0 0 0 0												
Inning Stats	R: 2 E: 1 K: 3 S: 16	H: 2 LOB: 1 BB: 0 P: 24	R: 9 E: 1 K: 2 S: 31	H: 6 LOB: 2 BB: 3 P: 52	R: 3 E: 0 K: 0 S: 12	H: 3 LOB: 0 BB: 1 P: 22	R: 0 E: 0 K: 0 S: 6	H: 0 LOB: 0 BB: 0 P: 11	R: 0 E: 0 K: 2 S: 7	H: 0 LOB: 0 BB: 0 P: 12	R: 0 E: 0 K: 1 S: 8	H: 1 LOB: 1 BB: 0 P: 13	R: 3 E: 0 K: 2 S: 15	H: 3 LOB: 0 BB: 0 P: 19	R: 1 E: 0 K: 0 S: 11	H: 1 LOB: 0 BB: 0 P: 17	R: 1 E: 0 K: 0 S: 7	H: 1 LOB: 0 BB: 0 P: 12	1B: 9 2B: 1 3B: 2 HR: 5	SF: 0 SAC: 0 DP: 1 HBP: 1	WP: 1 PB: 1 SB: 0 CS: 0	PA: 50
PITCHER	IP WLS BF H R ER SO BB IBB HBP BLK WP HR S P ERA WHIP																					
Sandy Koufax, L (1, 1) ERA: 3.83	1.1 L 11 5 6 6 4 1 0 0 0 0 0 1 30 45 40.50 4.500																					
Jim Golden, R (2, 1) ERA: 5.75	0.0 4 2 1 0 0 1 0 0 0 0 0 0 7 14 ∞ ∞																					
Roger Craig, R (2, 1) ERA: 6.03	2.2 14 4 7 6 1 2 0 1 0 1 1 28 50 20.25 2.250																					
Ed Roebuck, R (5, 1) ERA: 9.0	3.0 13 4 3 3 5 0 0 0 0 0 0 1 30 44 9.00 1.333																					
Phil Ortega, R (8, 1) ERA: 9.0	2.0 8 2 2 2 0 0 0 0 0 0 0 2 18 29 9.00 1.000																					

Philadelphia Phillies @ Los Angeles Dodgers
Los Angeles Memorial Coliseum, Los Angeles, CA
Tue Sep 12 1961, 10:05 PM EDT
Att. 8,629 - Unknown

AB	39
R	19
H	15
RBI	16
BB	4
SO	8
LOB	10



WP: 1	PA: 50
-------	--------

ERA	WHIP
-----	------

livebaseballscorecards.com

Batter	1	2	3	4	5	6	7	8	9	AB	R	H	RBI	BB	SO	LOB
Maury Wills, S OBP: 0.343, SLG: 0.338 Phil Ortega, R OBP: 1.000, SLG: 1.000	1-0 BB HR 1B	3-2 FC6-4 1-2f		0-1 F7			0-1 5-3	1-1 1B		4	1	1	0	0	0	1
Jim Gilliam, S OBP: 0.359, SLG: 0.345 Ed Roebuck, R OBP: 0.286, SLG: 0.267	4-2 HR BB	3-3 K			1-2 F5		0-0 HR 1B	1-1 F3		1	1	0	0	1	1	1
Wally Moon, L OBP: 0.428, SLG: 0.510 Frank Howard, R OBP: 0.348, SLG: 0.516	0-1 HR	0-0 1-3			1-2 4-3		0-0 HR	1-1 F9		2	1	1	3	0	0	1
Duke Snider, L OBP: 0.387, SLG: 0.531 Gordie Windhorn, R OBP: 0.435, SLG: 0.850	1-0 SH1-3 WP 1B		1-2 6-3		1-2 HR		1-1 FC6-4 1B		3-2 FC6-4 3B	1	1	1	0	0	0	0
Ron Fairly, L OBP: 0.432, SLG: 0.520	4-0 WP SH1-3 BB		1-2 4-3		2-1 1B		3-2 F8		4-1 FC6-4 BB	3	0	1	0	2	0	1
Tommy Davis, R OBP: 0.327, SLG: 0.417	2-1 SH1-3		2-2 E5 FC6-4		1-0 P6		0-0 FC6-4		2-1 FC6-4 WP	4	0	0	1	0	0	3
John Roseboro, L OBP: 0.337, SLG: 0.466 Doug Camilli, R OBP: 0.154, SLG: 0.360	2-2 F9		0-2 FC6-4			0-3 K2-3		1-0 FC3-6 1B	4-1 FC4-6 BB	1	0	0	0	0	0	1
Tim Harkness, L (9, PH)	2-3 3-H		1-2f						1-2 BB	0	0	0	0	1	0	0
Willie Davis, L OBP: 0.317, SLG: 0.459	1-1 L3			3-2 F5		1-0 4-3		1-2 FC3-6 HR	1-2 P4	5	1	0	0	0	0	4
Sandy Koufax, R OBP: 0.158, SLG: 0.059 Jim Golden, L		4-1 FC6-4 BB		1-1 6-3		3-1 P4		1-0 HR	2-2 FC4-6	0	0	0	0	0	0	0
Roger Craig, R OBP: 0.250, SLG: 0.200 Charlie Neal, R OBP: 0.298, SLG: 0.371								1-H	1-2f	4	1	1	2	0	0	2

Inning Stats	R: 4	H: 3	E: 0	K: 0	S: 13	LOB: 1	BB: 2	P: 28	R: 0	H: 0	E: 0	K: 1	S: 8	LOB: 1	BB: 1	P: 18	R: 0	H: 0	E: 1	K: 0	S: 14	LOB: 1	BB: 0	P: 18	R: 1	H: 2	E: 0	K: 0	S: 16	LOB: 1	BB: 0	P: 22	R: 0	H: 0	E: 0	K: 1	S: 6	LOB: 0	BB: 0	P: 10	R: 2	H: 3	E: 0	K: 0	S: 13	LOB: 1	BB: 0	P: 17	R: 2	H: 3	E: 0	K: 0	S: 11	LOB: 1	BB: 0	P: 17	R: 1	H: 1	E: 0	K: 0	S: 15	LOB: 2	BB: 2	P: 31	1B: 7	2B: 0	3B: 1	HR: 4	SF: 0	SAC: 1	DP: 0	HBP: 0	WP: 2	PB: 0	SB: 0	CS: 0	PA: 45
--------------	------	------	------	------	-------	--------	-------	-------	------	------	------	------	------	--------	-------	-------	------	------	------	------	-------	--------	-------	-------	------	------	------	------	-------	--------	-------	-------	------	------	------	------	------	--------	-------	-------	------	------	------	------	-------	--------	-------	-------	------	------	------	------	-------	--------	-------	-------	------	------	------	------	-------	--------	-------	-------	-------	-------	-------	-------	-------	--------	-------	--------	-------	-------	-------	-------	--------

PITCHER	IP	WLS	BF	H	R	ER	SO	BB	IBB	HBP	BLK	WP	HR	S	P	ERA	WHIP
John Buzhardt, R ERA: 4.35	(1, 1)	0.1	6	3	4	4	0	2	0	0	0	0	1	8	20	108.00	15.000
Chris Short, L ERA: 5.87	(1, 1)	7.2	35	9	6	6	2	2	0	0	0	1	3	85	133	7.04	1.435
Jack Baldschun, R ERA: 4.59	(9, 1)	1.0	4	0	0	0	0	1	0	0	0	1	0	10	19	0.00	1.000

BOTTOM

Philadelphia Phillies @ Los Angeles Dodgers
Los Angeles Memorial Coliseum, Los Angeles, CA

Tue Sep 12 1961, 10:05 PM EDT
Att. 8,629 - Unknown

livebaseballscorecards.com

AB	39
R	10
H	12
RBI	9
BB	5
SO	2
LOB	17



Batter	1	2	3	4	5	6	7	8	9	AB R H RBI BB SO LOB	TOP																									
Bill Virdon, L (1, 8) OBP: 0.311, SLG: 0.375	2-0 G3 2B		0-1 F7			0-1 F8			3-2 4-3		6 1 2 0 0 0 3	Pittsburgh Pirates @ Los Angeles Dodgers Los Angeles Memorial Coliseum, Los Angeles, CA Wed Sep 13 1961, 10:05 PM EDT Att: 10,494 - Unknown livebaseballscorecards.com																								
Dick Groat, R (1, 6) OBP: 0.319, SLG: 0.369	0-1 G3		3-1 G3			0-0 1B 1B		1-2 SH1-4 1B	1-2 2B 1B	6 2 3 0 0 0 2																										
Bob Skinner, L (1, 7) OBP: 0.354, SLG: 0.363	1-1 F5			1-0 1-3		1-0 1B 1B		0-0 SH1-4	0-0 HR 2B	4 1 2 2 0 0 1																										
Dick Stuart, R (1, 3) OBP: 0.335, SLG: 0.574	2-2 6-3			1-0 5-3		1-0 1B 1B		4-2 G4-6-3 BB	0-0 HR	4 1 2 3 1 0 1																										
Roberto Clemente, R (1, 9) OBP: 0.397, SLG: 0.580		1-2 FC6-4 1B		3-2 1B 1B		0-2 G3		1-1 G4-6-3	2-1 BB 1B	5 0 3 0 0 0 4																										
Smoky Burgess, L (1, 2) OBP: 0.371, SLG: 0.495		3-1 FC6-4		3-2 1B		0-0 G6-4-3 1B		HR 2B		4 0 3 0 0 0 1																										
Dick Schofield, S (8, PR) OBP: 0.270, SLG: 0.242				1-2 1B						0 1 0 0 1 0 0																										
Hal Smith, R (8, 2) OBP: 0.266, SLG: 0.324										0 0 0 0 0 0 0																										
Don Hoak, R (1, 5) OBP: 0.389, SLG: 0.457		3-3 K		2-2 4-3		1-1 G6-4-3		K		5 0 0 0 0 2 7																										
Bill Mazaroski, R (1, 4) OBP: 0.308, SLG: 0.378		1-0 FC6-4				0-0 HR		0-0 1B 1B	2-H HR	5 2 4 3 0 0 1																										
Bob Friend, R (1, 1) OBP: 0.152, SLG: 0.167			1-1 G3			0-0 6-3		0-1 1B		0 0 0 0 0 0 0																										
Harvey Haddix, L (2, 1) OBP: 0.226, SLG: 0.196						2-2 1B		0-0 SH1-4		4 0 1 0 0 0 1																										
Inning Stats	R: 0 E: 0 K: 0 S: 8	H: 1 LOB: 1 BB: 0 P: 13	R: 0 E: 0 K: 1 S: 12	H: 1 LOB: 1 BB: 0 P: 20	R: 0 E: 0 K: 0 S: 6	H: 0 LOB: 0 BB: 0 P: 10	R: 0 E: 0 K: 0 S: 12	H: 2 LOB: 2 BB: 0 P: 22	R: 2 E: 0 K: 0 S: 10	H: 4 LOB: 2 BB: 0 P: 12	R: 0 E: 0 K: 0 S: 15	H: 3 LOB: 2 BB: 0 P: 21	R: 0 E: 0 K: 0 S: 8	H: 1 LOB: 1 BB: 1 P: 14	R: 6 E: 0 K: 1 S: 21	H: 7 LOB: 2 BB: 1 P: 31	R: 0 E: 0 K: 0 S: 11	H: 1 LOB: 1 BB: 0 P: 16	1B: 14 2B: 3 3B: 0 HR: 3	SF: 0 SAC: 2 DP: 2 HBP: 0	WP: 0 PB: 0 SB: 0 CS: 0	PA: 47														
PITCHER	IP WLS BF H R ER SO BB IBB HBP BLK WP HR S P ERA WHIP																																			
Don Drysdale, R (1, 1) ERA: 3.76	5.2		27	11	2	2	1	0	0	0	0	0	1	58	90	3.18	1.941																			
Ron Perranoski, L (6, 1) ERA: 2.71	1.1		5	1	0	0	0	1	0	0	0	0	0	13	22	0.00	1.500																			
Turk Farrell, R (8, 1) ERA: 5.4	0.2	L	7	5	5	5	1	0	0	0	0	0	1	15	19	67.50	7.500																			
Jim Golden, R (8, 1) ERA: 5.79	1.1		8	3	1	1	0	1	0	0	0	0	1	17	28	6.75	3.000																			

AB	43
R	8
H	20
RBI	8
BB	2
SO	2
LOB	21



Batter	1	2	3	4	5	6	7	8	9	AB	R	H	RBI	BB	SO	LOB
Maury Wills, S OBP: 0.342, SLG: 0.338 (1, 6)	2-2 F8 2B 1B	1-3 K2-3			3-2 F9		2-2 G3			4	1	1	0	0	1	2
Jim Gilliam, S OBP: 0.356, SLG: 0.341 (1, 5)	0-1 F8 1-2		1-2 P6		2-2 6-3			2-1 6-3		4	0	0	0	0	0	1
Wally Moon, L OBP: 0.427, SLG: 0.510 (1, 7)	3-2 2B 2B		2-2 F8			1-2 4-3		2-3 K		4	1	1	1	0	1	0
Duke Snider, L OBP: 0.367, SLG: 0.526 Tommy Davis, R OBP: 0.327, SLG: 0.416 (1, 9) (8, PH) (9, 9)	1-3 K		4-2 BB		0-3 K		0-0 F8			2	0	0	0	1	2	1
Ron Fairly, L OBP: 0.433, SLG: 0.525 (1, 3)	2-1 1B 2B		0-0 G3		2-0 F3			2-2 5-3 1B		4	0	2	1	0	0	1
John Roseboro, L OBP: 0.338, SLG: 0.466 Gordie Windhorn, R OBP: 0.400, SLG: 0.773 (1, 2) (7, PH) (8, 8)	3-2 1B		1-2 4-3		0-1 F7			0-3 K		2	0	1	0	0	0	0
Charlie Neal, R OBP: 0.298, SLG: 0.368 (1, 4)	2-2 4-3		3-1 6-3		4-1 1B BB			1-1 5-3		3	0	0	0	1	0	3
Willie Davis, L OBP: 0.315, SLG: 0.456 Norm Sherry, R OBP: 0.327, SLG: 0.426 (1, 8) (7, PH) (8, 2)		0-2 P6	1-0 F8		0-0 1B			1-3 K		2	0	0	0	0	0	0
Don Drysdale, R OBP: 0.244, SLG: 0.366 Ron Perranoski, L OBP: 0.214, SLG: 0.083 Gil Hodges, R OBP: 0.324, SLG: 0.396 Turk Farrell, R OBP: 0.059, SLG: 0.059 Jim Golden, L (1, 1) (6, 1) (7, PH) (8, 1) (8, 1)		0-1 6-3		0-0 1-3			2-3 K			2	0	0	0	0	0	0

Inning Stats	R: 2	H: 4	E: 0	K: 1	S: 24	R: 0	H: 0	E: 0	K: 1	S: 9	R: 0	H: 0	E: 0	K: 0	S: 10	R: 0	H: 0	E: 0	K: 0	S: 6	R: 0	H: 0	E: 0	K: 1	S: 8	R: 0	H: 0	E: 0	K: 1	S: 7	R: 0	H: 1	E: 0	K: 1	S: 11	R: 0	H: 0	E: 0	K: 1	S: 7	R: 0	H: 0	E: 0	K: 2	S: 12	R: 0	H: 1	E: 0	K: 2	S: 12	1B: 4	2B: 2	3B: 0	SF: 0	SAC: 0	DP: 0	HBP: 0	WP: 0	PB: 0	SB: 0	CS: 0	PA: 35
--------------	------	------	------	------	-------	------	------	------	------	------	------	------	------	------	-------	------	------	------	------	------	------	------	------	------	------	------	------	------	------	------	------	------	------	------	-------	------	------	------	------	------	------	------	------	------	-------	------	------	------	------	-------	-------	-------	-------	-------	--------	-------	--------	-------	-------	-------	-------	--------

PITCHER	IP	WLS	BF	H	R	ER	SO	BB	IBB	HBP	BLK	WP	HR	S	P	ERA	WHIP
Bob Friend, R ERA: 3.52 (1, 1)	1.0		7	4	2	2	1	0	0	0	0	0	0	24	37	18.00	4.000
Harvey Haddix, L ERA: 4.08 (2, 1)	8.0	W	28	2	0	0	6	2	0	0	0	0	0	70	107	0.00	0.500

BOTTOM

Pittsburgh Pirates @ Los Angeles Dodgers
Los Angeles Memorial Coliseum, Los Angeles, CA
 Wed Sep 13 1961, 10:05 PM EDT
 Att. 10,494 - Unknown

livebaseballscores.com

AB	33
R	2
H	6
RBI	2
BB	2
SO	7
LOB	12



Batter	1	2	3	4	5	6	7	8	9	AB R H RBI BB SO LOB	TOP																
Bill Virdon, L (1, 8) OBP: 0.312, SLG: 0.375	1-1 5-3		0-1 SF7 1B		1-1 F6		0-1 SH1-3 1B		0-1 6-3	5 1 2 1 0 0 0	Pittsburgh Pirates @ Los Angeles Dodgers Los Angeles Memorial Coliseum, Los Angeles, CA Thu Sep 14 1961, 10:05 PM EDT Att. 9,805 - Unknown																
Dick Groat, R (1, 6) OBP: 0.318, SLG: 0.369	3-3 K		3-1 SF7 1-H			0-0 5-3	1-1 SH1-3		0-0 BB 1B	3 1 1 2 0 1 0																	
Bob Skinner, L (1, 7) OBP: 0.355, SLG: 0.362	0-0 1B		2-3 K			4-1 BB	1-1 G3		0-0 L9	4 0 1 0 1 1 3																	
Dick Stuart, R (1, 3) OBP: 0.337, SLG: 0.573	0-3 K			4-2 G4-6-3 BB		2-3 K		1-2 FC3-6 1B	4-2 BB	3 0 1 0 2 2 2																	
Roberto Clemente, R (1, 9) OBP: 0.396, SLG: 0.577		0-3 K		2-2 G4-6-3 1-2f		1-2 G1		2-2 FC3-6 1B	0-1 BB	5 1 1 1 0 1 3																	
Smoky Burgess, L (1, 2) OBP: 0.378, SLG: 0.500		1-2 FC6-4 1B		0-0 1B			2-2 HBP 1B	1-1 1B	3-1 6-3	5 1 4 0 0 0 2																	
Don Hoak, R (1, 5) OBP: 0.388, SLG: 0.455		3-1 FC6-4 1-2f		3-3 K			1-3 K	2-2 S		4 0 1 1 0 2 3																	
Bill Mazaroski, R (1, 4) OBP: 0.307, SLG: 0.377		1-3 K 1-2			1-3 K		0-1 E HBP 1B	2-3 K		4 1 1 0 0 3 3																	
Tom Sturdivant, L (1, 1) OBP: 0.175, SLG: 0.145			1-1 4-3		2-3 K		2-0 1B SH1-3 HBP	1-3 K		2 0 0 0 0 1 0																	
Walt Moryn, L (7, PH) OBP: 0.207, SLG: 0.307										0 0 0 0 0 0 0																	
Joe Christopher, R (7, PR) OBP: 0.326, SLG: 0.351										0 0 1 0 0 0 0																	
Bobby Shantz, R (7, 1) OBP: 0.326, SLG: 0.500										0 0 0 0 0 0 0																	
Rocky Nelson, L (8, PH) OBP: 0.310, SLG: 0.382										1 0 0 0 0 1 2																	
Clem Labine, R (8, 1) OBP: 0.200, SLG: 0.111										0 0 0 0 0 0 0																	
Roy Face, R (9, 1) OBP: 0.333, SLG: 0.333										0 0 0 0 0 0 0																	
Inning Stats	R: 0 E: 0 K: 2 S: 13	H: 1 LOB: 1 BB: 0 P: 17	R: 0 E: 0 K: 2 S: 12	H: 1 LOB: 1 BB: 0 P: 17	R: 1 E: 0 K: 1 S: 11	H: 1 LOB: 0 BB: 0 P: 17	R: 0 E: 0 K: 1 S: 11	H: 1 LOB: 1 BB: 1 P: 20	R: 0 E: 0 K: 2 S: 10	H: 0 LOB: 0 BB: 0 P: 14	R: 0 E: 0 K: 1 S: 8	H: 0 LOB: 1 BB: 1 P: 15	R: 3 E: 1 K: 1 S: 15	H: 3 LOB: 2 BB: 0 P: 22	R: 1 E: 0 K: 2 S: 19	H: 3 LOB: 2 BB: 0 P: 28	R: 1 E: 0 K: 0 S: 14	H: 2 LOB: 2 BB: 1 P: 21	1B: 12 2B: 0 3B: 0 HR: 0	SF: 1 SAC: 1 DP: 1 HBP: 1	WP: 0 PB: 0 SB: 3 CS: 0	PA: 42					
PITCHER	IP WLS BF H R ER SO BB IBB HBP BLK WP HR S P ERA WHIP																										
Stan Williams, R (1, 1) ERA: 3.92	6.1		27	6	4	2	10	2	0	1	0	0	0	74	114	2.84	1.263										
Ron Perranoski, L (7, 1) ERA: 2.79	1.0		6	3	1	1	0	0	0	0	0	0	0	14	20	9.00	3.000										
Turk Farrell, R (8, 1) ERA: 5.36	0.2		3	1	0	0	2	0	0	0	0	0	0	11	16	0.00	1.500										
Ed Roebuck, R (9, 1) ERA: 9.0	1.0	W	6	2	1	1	0	1	0	0	0	0	0	14	21	9.00	3.000										

AB	36
R	6
H	12
RBI	5
BB	3
SO	12
LOB	18



Batter	1	2	3	4	5	6	7	8	9	AB	R	H	RBI	BB	SO	LOB
Maury Wills, S OBP: 0.343, SLG: 0.338 (1, 6)	4-1 G3 S 4-3 BB		1-3 K		1-1 CS 1B			1-3 K		3	1	1	0	1	2	0
Jim Gilliam, S OBP: 0.353, SLG: 0.338 (1, 5)	3-2 G3 1-3		2-3 K		2-0 CS 1-2	3-2 F7		0-1 F7		4	0	0	0	0	1	1
Ron Fairly, L OBP: 0.434, SLG: 0.524 (1, 3)	3-2 4-3 3-H			2-2 F8		2-1 1B		0-0 BB 1B		4	1	2	1	0	0	0
Wally Moon, L OBP: 0.427, SLG: 0.511 (1, 9)	3-2 F5			2-2 1B 2B		1-3 K		4-0 SH1 1B HR BB		3	2	1	0	1	1	1
Frank Howard, R OBP: 0.350, SLG: 0.516 (1, 7)		0-0 6-3		1-0 1B 2-H		2-3 K		1-2 SH1 HR 1B		4	0	2	2	0	1	1
Gordie Windhorn, R OBP: 0.400, SLG: 0.773 (9, PR)								0-0 SH1 1B		0	1	0	0	0	0	0
John Roseboro, L OBP: 0.339, SLG: 0.474 (1, 2)		2-1 HR		2-3 K		1-0 4-3		0-0 SH1		2	1	1	1	0	1	1
Tommy Davis, R OBP: 0.326, SLG: 0.415 (7, PH) (8, 8)								1-2 2-3 HR		1	0	0	0	0	0	0
Charlie Neal, R OBP: 0.295, SLG: 0.364 (1, 4)		0-1 F8		3-3 K		2-2 L1		1-2 HR		3	0	0	0	0	1	1
Duke Snider, L OBP: 0.369, SLG: 0.542 (9, PH)								2-H 3-H		1	1	1	3	0	0	0
Willie Davis, L OBP: 0.314, SLG: 0.453 (1, 8)		0-1 4-3		2-2 L9		0-1 L4				2	0	0	0	0	0	0
Norm Sherry, R OBP: 0.324, SLG: 0.421 (7, PH) (8, 2)										1	0	0	0	0	0	0
Stan Williams, R OBP: 0.195, SLG: 0.143 (1, 1)			1-3 K		1-1 6-3			2-2 F5		2	0	0	0	0	1	0
Ron Perranoski, L OBP: 0.214, SLG: 0.083 (7, 1)										0	0	0	0	0	0	0
Turk Farrell, R OBP: 0.059, SLG: 0.059 (8, 1)										0	0	0	0	0	0	0
Norm Larker, L OBP: 0.319, SLG: 0.381 (8, PH)										1	0	0	0	0	0	0
Ed Roebuck, R (9, 1)										0	0	0	0	0	0	0

Inning Stats	R: 1	H: 0	E: 0	K: 0	S: 14	LOB: 0	BB: 1	P: 27	R: 1	H: 1	E: 0	K: 0	S: 7	LOB: 0	BB: 0	P: 9	R: 0	H: 0	E: 0	K: 3	S: 9	LOB: 0	BB: 0	P: 13	R: 1	H: 2	E: 0	K: 2	S: 13	LOB: 1	BB: 0	P: 23	R: 0	H: 1	E: 0	K: 0	S: 7	LOB: 0	BB: 0	P: 13	R: 0	H: 1	E: 0	K: 2	S: 12	LOB: 1	BB: 0	P: 20	R: 0	H: 0	E: 0	K: 0	S: 6	LOB: 0	BB: 0	P: 9	R: 0	H: 0	E: 0	K: 1	S: 9	LOB: 0	BB: 0	P: 12	R: 4	H: 3	E: 0	K: 0	S: 8	LOB: 1	BB: 1	P: 14	1B: 5	SF: 0	2B: 1	SAC: 1	3B: 0	DP: 0	HR: 2	HBP: 0	WP: 0	PA: 35
--------------	------	------	------	------	-------	--------	-------	-------	------	------	------	------	------	--------	-------	------	------	------	------	------	------	--------	-------	-------	------	------	------	------	-------	--------	-------	-------	------	------	------	------	------	--------	-------	-------	------	------	------	------	-------	--------	-------	-------	------	------	------	------	------	--------	-------	------	------	------	------	------	------	--------	-------	-------	------	------	------	------	------	--------	-------	-------	-------	-------	-------	--------	-------	-------	-------	--------	-------	--------

PITCHER	IP	WLS	BF	H	R	ER	SO	BB	IBB	HBP	BLK	WP	HR	S	P	ERA	WHIP
Tom Sturdivant, R ERA: 3.66 (1, 1)	6.0		23	5	3	3	7	1	0	0	0	0	1	62	105	4.50	1.000
Bobby Shantz, L ERA: 3.36 (7, 1)	1.0		3	0	0	0	0	0	0	0	0	0	0	6	9	0.00	0.000
Clem Labine, R ERA: 3.9 (8, 1)	1.0		6	2	3	3	1	1	0	0	0	0	0	13	21	27.00	3.000
Roy Face, R ERA: 3.71 (9, 1)	0.1	L	2	1	1	1	0	0	0	0	0	0	1	4	5	27.00	3.000

BOTTOM

Pittsburgh Pirates @ Los Angeles Dodgers
Los Angeles Memorial Coliseum, Los Angeles, CA

Thu Sep 14 1961, 10:05 PM EDT
Att. 9,805 - Unknown

livebaseballscorecards.com

AB	31
R	7
H	8
RBI	7
BB	2
SO	8
LOB	5



Batter	1	2	3	4	5	6	7	8	9	AB R H RBI BB SO LOB	TOP	
John DeMerit, R (1, 8) OBP: 0.228, SLG: 0.288	0-1 HR		0-1 5-3		1-2 F4		0-0 6-3			4 1 1 1 0 0 1	Milwaukee Braves @ Los Angeles Dodgers Los Angeles Memorial Coliseum, Los Angeles, CA Fri Sep 15 1961, 10:05 PM EDT Att. 23,911 - Unknown livebaseballscorecards.com	
Roy McMillan, R (1, 6) OBP: 0.313, SLG: 0.293	0-1 E5 1B BB G6-4-3		2-3 K		4-2 1-2 BB		2-3 K		3 1 0 0 1 2 0			
Eddie Mathews, L (1, 5) OBP: 0.402, SLG: 0.525	4-2 G6-4-3 1-2 BB		3-3 K		0-0 F2		2-2 F8		3 0 0 0 1 1 2			
Hank Aaron, R (1, 9) OBP: 0.380, SLG: 0.604	0-1 G6-4-3 1-2 2-3 1B		2-2 6-3		1-0 1B		0-0 4-3		4 0 2 0 0 0 0			
Joe Adcock, R (1, 3) OBP: 0.349, SLG: 0.494	1-0 G6-4-3 1-2f 2-3 3-H		2-1 1B 1B		1-3 K		2-1 F5		4 0 1 0 0 1 3			
Frank Thomas, R (1, 7) OBP: 0.333, SLG: 0.507	3-3 K		2-2 G4-3 1-2 1B		3-3 K		0-0 6-3		4 0 1 0 0 2 2			
Joe Torre, R (1, 2) OBP: 0.322, SLG: 0.408		0-1 5-3		1-1 G4-3 1-2f		1-3 K		2-2 5-3	4 0 0 0 0 1 3			
Felix Mantilla, R (1, 4) OBP: 0.303, SLG: 0.273		0-0 F3		3-3 K		1-2 F5			3 0 0 0 0 1 0			
Warren Spahn, L (1, 1) OBP: 0.265, SLG: 0.398 Ron Piche, R (2, 1) Tony Cloninger, R (4, 1) Gino Cimoli, R (5, PH) Seth Morehead, L (5, 1) Hawk Taylor, R (7, PH) Don Nottlebart, R (7, 1) OBP: 0.143, SLG: 0.053 OBP: 0.237, SLG: 0.171		1-3 K		4-2 BB BB		1-3 K			1 0 0 0 0 0 1 0 1 0 0 0 0 0 0 0 0 0 0 1 0 0 0 0 0 1 0 0 0 0 0 0 0 0 0			
Inning Stats	R: 2 H: 2 E: 1 LOB: 1 K: 1 BB: 1 S: 16 P: 24	R: 0 H: 0 E: 0 LOB: 0 K: 1 BB: 0 S: 6 P: 7	R: 0 H: 0 E: 0 LOB: 0 K: 2 BB: 0 S: 9 P: 14	R: 0 H: 2 E: 0 LOB: 1 K: 0 BB: 0 S: 12 P: 19	R: 0 H: 0 E: 0 LOB: 2 K: 1 BB: 2 S: 11 P: 23	R: 0 H: 1 E: 0 LOB: 1 K: 3 BB: 0 S: 10 P: 16	R: 0 H: 0 E: 0 LOB: 0 K: 1 BB: 0 S: 7 P: 9	R: 0 H: 0 E: 0 LOB: 0 K: 1 BB: 0 S: 7 P: 11	R: 0 H: 0 E: 0 LOB: 0 K: 0 BB: 0 S: 6 P: 10	1B: 4 SF: 0 2B: 0 SAC: 0 3B: 0 DP: 2 HR: 1 HBP: 0	WP: 0 PA: 34 PB: 0 SB: 0 CS: 0	
PITCHER Sandy Koufax, L (1, 1) ERA: 3.72	IP WLS BF H R ER SO BB IBB HBP BLK WP HR S P ERA WHIP	9.0 W 34 5 2 1 10 3 0 0 0 0 1 84 133 1.00 0.889										



Batter	1	2	3	4	5	6	7	8	9	AB	R	H	RBI	BB	SO	LOB
Maury Wills, S OBP: 0.345, SLG: 0.338 (1, 6) X	0-0 6-3	4-0 2B IBB		4-2 3B BB	0-0 L6		0-0 1B 1B			3	2	1	0	2	0	0
Ron Fairly, L OBP: 0.433, SLG: 0.529 (1, 8) B (8, 9) F X	1-1 4-3	4-0 2B BB		3-1 1B 3B	1-1 L4		0-0 L9			4	1	1	2	1	0	1
Wally Moon, L OBP: 0.431, SLG: 0.517 (1, 9) X Willie Davis, L OBP: 0.314, SLG: 0.453 (8, 8)	0-0 F7	0-1 2B		0-0 1B HR	2-1 1B		1-0 1B			5	1	4	3	0	0	0
Frank Howard, R OBP: 0.351, SLG: 0.525 (1, 7)				2-1 1B HR	1-1 F3			1-0 F3		5	2	2	1	0	0	3
Gil Hodges, R OBP: 0.321, SLG: 0.388 (1, 3)				1-3 K			2-2 F8	2-2 F9		4	1	0	0	1	1	4
Daryl Spencer, R OBP: 0.346, SLG: 0.403 (1, 5)				2-1 1B HR			3-1 F6	0-0 E7		4	2	2	3	1	0	0
Charlie Neal, R OBP: 0.299, SLG: 0.362 (1, 4)				4-1 1B BB	0-3 K		4-1 BB	0-3 K		2	1	0	0	3	2	2
Norm Sherry, R OBP: 0.321, SLG: 0.414 (1, 2)				1-1 BB SH1-3 2B 1B	1-3 K		0-2 5-3 K	2-3 K		4	1	1	2	0	2	3
Sandy Koufax, R OBP: 0.152, SLG: 0.056 (1, 1) X				2-3 K	2-1 6-3 K			0-0 1-3		3	0	0	0	0	1	2

Inning Stats	R: 0	H: 0	E: 0	K: 0	S: 4	LOB: 0	BB: 0	P: 5	R: 6	H: 3	E: 0	K: 0	S: 12	LOB: 2	BB: 5	P: 35	R: 0	H: 1	E: 0	K: 3	S: 14	LOB: 1	BB: 0	P: 18	R: 5	H: 4	E: 0	K: 1	S: 20	LOB: 1	BB: 2	P: 38	R: 0	H: 1	E: 0	K: 0	S: 7	LOB: 1	BB: 0	P: 11	R: 0	H: 0	E: 0	K: 1	S: 9	LOB: 1	BB: 1	P: 20	R: 0	H: 2	E: 0	K: 0	S: 4	LOB: 2	BB: 0	P: 5	R: 0	H: 0	E: 1	K: 1	S: 11	LOB: 1	BB: 0	P: 14
1B: 7	SF: 0	2B: 1	SAC: 1	3B: 1	DP: 0	HR: 2	HBP: 0	WP: 0	PA: 43																																																							

PITCHER	IP	WLS	BF	H	R	ER	SO	BB	IBB	HBP	BLK	WP	HR	S	P	ERA	WHIP
Warren Spahn, L ERA: 2.93 (1, 1)	1.0	L	8	2	5	5	0	3	0	0	0	0	1	9	24	45.00	5.000
Ron Piche, R ERA: 4.85 (2, 1)	2.0		13	4	4	4	3	2	1	0	0	0	0	27	47	18.00	3.000
Tony Cloninger, R ERA: 5.52 (4, 1)	1.0		6	2	2	2	1	1	0	0	0	0	1	14	25	18.00	3.000
Seth Morehead, L ERA: 6.46 (5, 1)	2.0		8	1	0	0	1	1	0	0	0	0	0	16	31	0.00	1.000
Don Nottebart, R ERA: 4.13 (7, 1)	2.0		8	2	0	0	1	0	0	0	0	0	0	15	19	0.00	1.000

BOTTOM

Milwaukee Braves @ Los Angeles Dodgers

Los Angeles Memorial Coliseum, Los Angeles, CA

Fri Sep 15 1961, 10:05 PM EDT
Att. 23,911 - Unknown

livebaseballscorecards.com

AB	34
R	11
H	11
RBI	11
BB	8
SO	6
LOB	15



Batter	1	2	3	4	5	6	7	8	9	10	11	AB R H RBI BB SO LOB	TOP			
Lee Maye, L OBP: 0.341, SLG: 0.448 (1, 9)	4-0 FC4-6 BB		2-1 F8		1-1 G5-4-3 1B		2-3 K		1-2 FC4-2 1B		1-3 K	5 1 2 0 1 2 1				
Roy McMillan, R OBP: 0.312, SLG: 0.292 Neil Chrisley, L OBP: 0.333, SLG: 0.250 Don McMahon, R OBP: 0.200, SLG: 0.267 (1, 6)	0-1 FC4-6 1-2f		1-1 1B		0-1 G5-4-3 1-2f		0-3 K		2-3 K		0-3 K2-3	4 0 1 0 0 1 3 1 0 0 0 0 1 2 1 0 0 0 0 1 0				
Eddie Mathews, L OBP: 0.402, SLG: 0.526 (1, 5)	2-2 G6-3 1-2f		2-0 F8			3-1 1B 2B	0-1 2B		2-2 FC4-2 FC5 1B			5 1 2 0 0 0 4				
Hank Aaron, R OBP: 0.384, SLG: 0.605 (1, 8)		2-2 HR 1B		0-0 6-3		1-0 2B 1B	4-0 FC5-4 IBB		0-2 1B			4 2 3 1 1 0 0				
Joe Adcock, R OBP: 0.347, SLG: 0.497 (1, 3)		0-0 HR		3-3 K		0-3 K	1-0 FC5-4		3-2 FC5			5 1 1 2 0 2 7				
Frank Thomas, R OBP: 0.329, SLG: 0.501 (1, 7)		0-0 P1		1-2 F2		0-0 F8		1-1 5-3		1-3 K		5 0 0 0 0 1 2				
Joe Torre, R OBP: 0.320, SLG: 0.408 (1, 2)		1-1 6-3			0-0 E5 2B BLK	3-2 2B		2-0 5-3		2-1 F9		5 1 1 2 0 0 0				
Felix Mantilla, R OBP: 0.298, SLG: 0.280 (1, 4) (9, 6)		0-0 F6			1-1 BLK 4-3 2B	2-3 K		0-0 F9		2-2 4-3		5 1 1 0 0 1 1				
Lew Burdette, R Bob Buhl, R Bob Boyd, L Tony Cloninger, R Al Spangenberg, R Don Nafziger, R Sammy White, R John D'Amico, R Frank Beckwith, R (1, 1)			2-2 4-3		0-1 4-3		4-2 2B BB		4-0 1B FC4-2 BB		2-3 K	0 0 0 0 0 0 0 1 0 1 0 0 0 0 0 0				
Inning Stats	R: 0 H: 0 E: 0 LOB: 0 K: 0 BB: 1 S: 5 P: 11	R: 2 H: 2 E: 0 LOB: 0 K: 0 BB: 0 S: 8 P: 11	R: 0 H: 1 E: 0 LOB: 1 K: 0 BB: 0 S: 8 P: 15	R: 0 H: 0 E: 0 LOB: 0 K: 1 BB: 0 S: 7 P: 11	R: 2 H: 2 E: 1 LOB: 0 K: 0 BB: 0 S: 9 P: 11	R: 2 H: 3 E: 0 LOB: 1 K: 2 BB: 2 S: 14 P: 23	R: 0 H: 1 E: 0 LOB: 3 K: 2 BB: 2 S: 12 P: 23	R: 0 H: 0 E: 0 LOB: 0 K: 0 BB: 0 S: 4 P: 7	R: 1 H: 2 E: 0 LOB: 2 K: 1 BB: 1 S: 16 P: 28	R: 0 H: 0 E: 0 LOB: 0 K: 1 BB: 0 S: 9 P: 14	R: 0 H: 0 E: 0 LOB: 0 K: 3 BB: 0 S: 10 P: 13	1B: 7 SF: 0 2B: 3 SAC: 0 3B: 0 DP: 2 HR: 1 HBP: 0	WP: 0 PA: 47 PB: 0 SB: 0 CS: 0			
PITCHER	IP WLS BF H R ER SO BB IBB HBP BLK WP HR S P ERA WHIP															
Roger Craig, R ERA: 6.13 (1, 1)	5.2	25	8	6	5	2	1	0	0	1	0	0	48	77	7.94	1.588
Turk Farrell, R ERA: 5.31 (6, 1)	2.2	13	2	1	1	4	2	1	0	0	0	0	25	48	3.38	1.500
Ron Perranoski, L ERA: 2.77 (9, 1)	0.1	1	0	0	0	0	0	0	0	0	0	0	4	6	0.00	0.000
Stan Williams, R ERA: 3.88 (9, 1)	2.1	W 8	1	0	0	4	0	0	0	0	0	0	25	36	0.00	0.429

Milwaukee Braves @ Los Angeles Dodgers
Los Angeles Memorial Coliseum, Los Angeles, CA

AB	43
R	7
H	11
RBI	6
BB	4
SO	10
LOB	20



Sat Sep 16 1961, 10:05 PM EDT
Att. 20,763 - Unknown

livebaseballscorecards.com

Batter	1	2	3	4	5	6	7	8	9	10	11	AB R H RBI BB SO LOB	BOTTOM														
Maury Wills, S OBP: 0.347, SLG: 0.340 (1, 6)	0-0 1B 2B 1B	1-0 1B 2B		2-2 E5 1B 2B		0-0 B1-3			0-0 L9		4-0 1B IBB	5 3 2 0 1 0 0	Milwaukee Braves @ Los Angeles Dodgers Los Angeles Memorial Coliseum, Los Angeles, CA Sat Sep 16 1961, 10:05 PM EDT Att. 20,763 - Unknown														
Jim Gilliam, S OBP: 0.355, SLG: 0.340 (1, 4)	1-0 2B 1B	0-0 WP 1B		0-1 2B 1B		1-1 4-3			2-1 L7		0-0 F9	6 2 3 1 0 0 2															
Ron Fairly, L OBP: 0.444, SLG: 0.546 (1, 3) (6, 8)	0-0 FC6-5 1H 2H 2B	4-2 1B 1-2 BB		0-1 G5-3 1H 2H 2B				1-2 SH1-3 1B 1B	3-2 5-3		0-0 1-2 2H 1B	5 0 4 4 1 0 0															
Wally Moon, L OBP: 0.432, SLG: 0.515 (1, 9) (7, 7)	2-2 FC6-5 1B 2-3	3-1 1-3 2H 1B		4-2 BB				0-0 SH1-3 1-2		2-0 6-3		3 1 1 1 1 0 1															
Frank Howard, R OBP: 0.351, SLG: 0.523 Tommy Davis, R OBP: 0.325, SLG: 0.413 (1, 7) (6, 7) (7, 9)	1-1 BB 1-3 1B 1B	1-1 F8		2-2 G5-3 2-3f				3-2 F7		0-3 K		3 1 1 0 0 0 4 2 0 0 0 0 1 1															
John Roseboro, L OBP: 0.344, SLG: 0.476 (1, 2)	4-2 1B 1-2 BB		4-1 G6-4-3 BB				1-2 F8		0-0 2-H 1B		0-0 1B	3 0 2 0 2 0 0															
Daryl Spencer, R OBP: 0.344, SLG: 0.399 (1, 5)	0-0 1-3 2-H 3-H 1B		0-2 G6-4-3 1-2f				3-2 F5		1-0 P3		1-1 F6	5 0 1 2 0 0 2															
Willie Davis, L OBP: 0.317, SLG: 0.453 Norm Larker, L OBP: 0.318, SLG: 0.379 Gil Hodges, R OBP: 0.324, SLG: 0.391 (1, 8) (6, 3) (9, 3)		0-0 L9	4-1 CS BB				1-2 PO 1B		1-3 K		0-0 SH1-4 1B 1B	2 0 1 0 1 0 0 1 0 0 0 0 1 0 1 1 1 0 0 0 0															
Roger Craig, R OBP: 0.233, SLG: 0.185 Turk Farrell, R OBP: 0.053, SLG: 0.053 Ron Perranoski, L OBP: 0.214, SLG: 0.083 Stan Williams, R OBP: 0.195, SLG: 0.143 (1, 1) (6, 1) (9, 1) (9, 1)		2-2 1-3	0-2 CS	3-3 K		0-2 6-3		0-0 4-3			0-0 SH1-4 1-2	2 0 0 0 0 1 0 2 0															
Inning Stats	R: 3 E: 0 K: 0 S: 12	H: 5 LOB: 2 BB: 1 P: 20	R: 2 E: 0 K: 0 S: 12	H: 3 LOB: 2 BB: 1 P: 23	R: 0 E: 0 K: 0 S: 7	H: 0 LOB: 0 BB: 2 P: 15	R: 2 E: 1 K: 1 S: 15	H: 2 LOB: 1 BB: 1 P: 26	R: 0 E: 0 K: 0 S: 12	H: 1 LOB: 0 BB: 0 P: 19	R: 0 E: 0 K: 0 S: 6	H: 0 LOB: 0 BB: 0 P: 7		R: 0 E: 0 K: 0 S: 9	H: 2 LOB: 2 BB: 0 P: 13	R: 0 E: 0 K: 1 S: 5	H: 0 LOB: 0 BB: 0 P: 7	R: 0 E: 0 K: 0 S: 6	H: 0 LOB: 0 BB: 0 P: 11	R: 0 E: 0 K: 1 S: 7	H: 1 LOB: 1 BB: 0 P: 10	R: 1 E: 0 K: 0 S: 4	H: 2 LOB: 2 BB: 1 P: 8	1B: 13 2B: 3 3B: 0 HR: 0	SF: 0 SAC: 2 DP: 2 HBP: 0	WP: 1 PA: 50	
PITCHER	IP WLS BF H R ER SO BB IBB HBP BLK WP HR S P ERA WHIP													IP WLS BF H R ER SO BB IBB HBP BLK WP HR S P ERA WHIP													
Lew Burdette, R ERA: 3.98 (1, 1)	1.2	12	7	5	5	0	2	0	0	0	1	0	20	35	27.00	5.400											
Bob Buhl, R ERA: 4.11 (2, 1)	2.1	11	3	2	1	1	3	0	0	0	0	0	26	49	3.86	2.571											
Tony Cloninger, R ERA: 5.38 (5, 1)	2.0	6	1	0	0	0	0	0	0	0	0	0	18	26	0.00	0.500											
Don Nottebart, R ERA: 4.06 (7, 1)	2.0	7	2	0	0	1	0	0	0	0	0	0	14	20	0.00	1.000											
Don McMahon, R ERA: 2.74 (9, 1)	2.2	L 12	3	1	1	1	0	1	0	0	0	0	17	29	3.38	1.125											

AB	40
R	8
H	16
RBI	8
BB	6
SO	3
LOB	10




Batter	1	2	3	4	5	6	7	8	9	10	11	AB R H RBI BB SO LOB	TOP				
Lee Maye, L OBP: 0.342, SLG: 0.446 (1, 9)	F7			K		1B 2B HBP		1B		FC4-6 WP 1-2f		4 1 1 0 0 1 1	Milwaukee Braves @ Los Angeles Dodgers Los Angeles Memorial Coliseum, Los Angeles, CA Sun Sep 17 1961, 6:33 AM EDT Att. 22,157 - Unknown				
Roy McMillan, R OBP: 0.313, SLG: 0.294 (1, 6)	F7			1B		1B 2B 1B		F9		K		5 0 2 1 0 1 2					
Eddie Mathews, L OBP: 0.402, SLG: 0.523 (1, 5)	4-3			F7		F2			1B HBP		1B 1B	4 1 1 0 0 0 3					
Hank Aaron, R OBP: 0.384, SLG: 0.605 (1, 8)		F3		K		2B		1B HBP		F8		5 0 2 1 0 1 2					
Joe Adcock, R OBP: 0.344, SLG: 0.492 (1, 3)		6-3			F3		K		F9		F6	5 0 0 0 0 1 3					
Frank Thomas, R OBP: 0.329, SLG: 0.500 Bob Boyd, L (9, PH) Al Spangler, L (9, 7) OBP: 0.253, SLG: 0.264 OBP: 0.423, SLG: 0.289		K			5-3 1B		6-3		K		1B 1B	3 0 1 0 0 1 0 1 0 0 0 0 1 2 1 0 1 0 0 0 0					
Joe Torre, R OBP: 0.319, SLG: 0.405 (1, 2)			5-3		5-3		K		F9		FC5-4 1B	5 0 1 1 0 1 3					
Frank Bolling, R OBP: 0.326, SLG: 0.379 (1, 4)			L9			SH1-4 1B		F9		FC4-6 1B	FC5-4 1B	5 1 2 0 0 0 2					
Carl Willey, R OBP: 0.038, SLG: 0.020 Don McMahon, R (8, 1) OBP: 0.188, SLG: 0.250			G3			SH1-4		K		B5		2 0 0 0 0 1 0 1 0 0 0 0 0 1					
Inning Stats	R: 0 H: 0 E: 0 K: 0 S: 6 LOB: 0 BB: 0 P: 10	R: 0 H: 0 E: 0 K: 1 S: 9 LOB: 0 BB: 0 P: 15	R: 0 H: 0 E: 0 K: 0 S: 7 LOB: 0 BB: 0 P: 11	R: 0 H: 1 E: 0 K: 2 S: 10 LOB: 1 BB: 0 P: 16	R: 0 H: 1 E: 0 K: 0 S: 8 LOB: 0 BB: 0 P: 12	R: 2 H: 3 E: 0 K: 0 S: 10 LOB: 2 BB: 0 P: 14	R: 0 H: 0 E: 0 K: 2 S: 7 LOB: 0 BB: 0 P: 8	R: 0 H: 1 E: 0 K: 1 S: 13 LOB: 1 BB: 0 P: 17	R: 0 H: 1 E: 0 K: 1 S: 12 LOB: 2 BB: 0 P: 20	R: 0 H: 1 E: 0 K: 1 S: 11 LOB: 1 BB: 0 P: 17	R: 1 H: 3 E: 0 K: 0 S: 10 LOB: 2 BB: 0 P: 17	1B: 10 SF: 0 2B: 1 SAC: 1 3B: 0 DP: 0 HR: 0 HBP: 2		WP: 1 PA: 44 PB: 0 SB: 0 CS: 0			
PITCHER	IP WLS BF H R ER SO BB IBB HBP BLK WP HR S P ERA WHIP																
Don Drysdale, R (1, 1) ERA: 3.72	7.0	25	5	2	2	5	0	0	1	0	0	0	0	57	86	2.57	0.714
Ron Perranoski, L (8, 1) ERA: 2.74	1.0	6	2	0	0	1	0	0	1	0	0	0	0	17	26	0.00	2.000
Turk Farrell, R (9, 1) ERA: 5.25	1.0	3	0	0	0	1	0	0	0	0	0	0	0	8	11	0.00	0.000
Sandy Koufax, L (10, 1) ERA: 3.73	2.0	W 10	4	1	1	1	0	0	0	0	1	0	1	21	34	4.50	2.000



livebaseballscorecards.com

Batter	1	2	3	4	5	6	7	8	9	10	11	AB R H RBI BB SO LOB	BOTTOM														
Maury Wills, S OBP: 0.346, SLG: 0.337 (1, 6)	2-2 6-3		0-2 6-3		1-1 4-3			4-2 SH1-3 WP BB	1-2 FC3-6			4 1 0 0 1 0 2	Milwaukee Braves @ Los Angeles Dodgers Los Angeles Memorial Coliseum, Los Angeles, CA Sun Sep 17 1961, 6:33 AM EDT Att. 22,157 - Unknown														
Jim Gilliam, S OBP: 0.353, SLG: 0.337 (1, 7) (8, 4)	2-2 4-3		1-1 F2		2-2 F7		4-0 WP SH1-3 BB	2-0 CS	2-2 1-3			4 0 0 0 1 0 0															
Ron Fairly, L OBP: 0.444, SLG: 0.543 (1, 8)	1-2 4-3		2-2 1B		0-1 1-5-3		0-0 SH1-3			4-2 BB		3 0 1 0 1 0 0															
Wally Moon, L OBP: 0.429, SLG: 0.514 (1, 9) (8, 7)		1-3 K	0-0 1-3		2-1 2B		1-3 K			1-3 K		5 0 1 0 0 3 4															
Daryl Spencer, R OBP: 0.342, SLG: 0.394 (1, 5)		2-3 K		1-1 F7		0-0 5-3	4-0 WP BB			1-2 L7		4 0 0 0 1 1 2															
John Roseboro, L OBP: 0.346, SLG: 0.475 (1, 2) Norm Sherry, R OBP: 0.324, SLG: 0.416 (8, 2) Tommy Davis, R OBP: 0.325, SLG: 0.413 (11, PR)		4-0 1B BB		0-0 G3			4-1 G3 BB	3-2 F4		0-0 1B E 1B		1 0 0 0 2 0 0 2 0 1 0 0 0 2 0 1 0 0 0 0 0															
Norm Larker, L OBP: 0.320, SLG: 0.385 (1, 3) Gordie Windhorn, R OBP: 0.400, SLG: 0.773 (9, PR) Sandy Koufax, R OBP: 0.152, SLG: 0.056 (10, 1) Bob Aspromonte, R OBP: 0.280, SLG: 0.261 (11, PH)		0-0 1B		3-1 G3			0-0 G3			0-1 SH1-4 1B 2B		4 0 2 0 0 0 1 0 1 0 0 0 0 0 0 0 0 0 0 0 0 1 1 0 0 0 0 1															
Charlie Neal, R OBP: 0.300, SLG: 0.362 (1, 4) Ron Perranoski, L OBP: 0.214, SLG: 0.083 (8, 1) Turk Farrell, R OBP: 0.053, SLG: 0.053 (9, 1) Gil Hodges, R OBP: 0.327, SLG: 0.394 (9, PH) (10, 3)		1-0 1B		1-3 K			1-2 F3			1-1 SH1-4		3 0 1 0 0 1 1 0 0 0 0 0 0 0 0 0 0 0 0 0 0 1 0 1 0 0 0 0															
Don Drysdale, R OBP: 0.238, SLG: 0.356 (1, 1) Duke Snider, L OBP: 0.373, SLG: 0.544 (7, PH) (8, 9)		2-3 K		1-3 K			1-3 K			1-2 FC3-6 1B		2 0 0 0 0 2 3 3 0 2 3 0 1 1															
Inning Stats	R: 0 E: 0 K: 0 S: 10	H: 0 LOB: 0 BB: 0 P: 15	R: 0 E: 0 K: 3 S: 13	H: 2 LOB: 3 BB: 1 P: 23	R: 0 E: 0 K: 0 S: 10	H: 1 LOB: 1 BB: 0 P: 13	R: 0 E: 0 K: 2 S: 5	H: 0 LOB: 0 BB: 0 P: 9	R: 0 E: 0 K: 1 S: 8	H: 0 LOB: 0 BB: 0 P: 11	R: 0 E: 0 K: 0 S: 8	H: 1 LOB: 1 BB: 0 P: 12		R: 0 E: 0 K: 1 S: 10	H: 0 LOB: 1 BB: 1 P: 16	R: 1 E: 0 K: 1 S: 9	H: 0 LOB: 2 BB: 3 P: 25	R: 1 E: 0 K: 0 S: 10	H: 2 LOB: 1 BB: 0 P: 15	R: 0 E: 0 K: 1 S: 12	H: 0 LOB: 1 BB: 1 P: 20	R: 2 E: 1 K: 0 S: 9	H: 3 LOB: 2 BB: 0 P: 11	1B: 7 2B: 2 3B: 0 HR: 0	SF: 0 SAC: 2 DP: 0 HBP: 0	WP: 1 PB: 0 SB: 0 CS: 1	PA: 46
PITCHER Carl Willey, R ERA: 3.93 Don McMahon, R ERA: 2.87	IP 7.2 2.1	WLS 32 L	BF 32 13	H 4 5	R 1 3	ER 1 2	SO 7 1	BB 5 1	IBB 0 0	HBP 0 0	BLK 0 0	WP 0 1		HR 0 0	S 70 34	P 118 52	ERA 1.17 7.71	WHIP 1.174 2.571									

AB	37
R	4
H	9
RBI	3
BB	6
SO	8
LOB	17



WP: 1	PA: 46
PB: 0	
SB: 0	
CS: 1	

Batter	1	2	3	4	5	6	7	8	9	AB R H RBI BB SO LOB	TOP
Richie Ashburn, L (1, 8) OBP: 0.374, SLG: 0.306	4-0 BB G1-4-3		3-3 K		1-2 G3		1-3 K			3 0 0 0 1 2 1	
Don Zimmer, R (1, 4) OBP: 0.295, SLG: 0.405	2-2 P6		0-0 F6			3-2 HR	0-3 K			4 1 1 1 0 1 2	
14 Ernie Banks, R (1, 6) OBP: 0.352, SLG: 0.506	0-1 G1-4-3 1-2f		0-0 F8			0-3 K		2-3 K		4 0 0 0 0 2 1	
George Altman, L (1, 9) OBP: 0.352, SLG: 0.568		0-1 F8		3-1 P4		2-0 HR		3-1 F8		4 1 1 1 0 0 0	
Billy Williams, L (1, 7) OBP: 0.338, SLG: 0.481		0-1 HR BB 1B		0-3 K		0-3 K		0-0 1-3		4 1 1 0 0 2 0	
Ron Santo, R (1, 5) OBP: 0.369, SLG: 0.493		4-0 HR BB 1-2		1-1 1B		3-2 FC6-4 1B		1-2 G1		3 1 2 0 1 0 0	
Sammy Taylor, L (1, 2) OBP: 0.329, SLG: 0.402		0-3 K		0-0 F9		0-2 FC6-4 1-2f		2-2 4-3		4 0 0 0 0 1 4	
Ed Bouchee, L (1, 3) OBP: 0.366, SLG: 0.420		3-2 HR 1-H 2-H		2-2 F5		3-2 SH2-4 1B		0-0 E 1B		4 1 3 3 0 0 0	
Don Cardwell, R (1, 1) OBP: 0.177, SLG: 0.247		3-3 K		0-3 K		0-0 SH2-4		2-3 SAFE K		3 0 0 0 0 3 1	
Inning Stats	R: 0 E: 0 K: 0 S: 5 H: 0 LOB: 0 BB: 1 P: 11	R: 3 E: 0 K: 2 S: 13 H: 2 LOB: 0 BB: 1 P: 23	R: 0 E: 0 K: 1 S: 6 H: 0 LOB: 0 BB: 0 P: 9	R: 0 E: 0 K: 1 S: 8 H: 1 LOB: 1 BB: 0 P: 12	R: 0 E: 0 K: 1 S: 10 H: 0 LOB: 0 BB: 0 P: 13	R: 2 E: 0 K: 2 S: 16 H: 3 LOB: 1 BB: 0 P: 24	R: 0 E: 0 K: 2 S: 13 H: 1 LOB: 1 BB: 0 P: 17	R: 0 E: 0 K: 1 S: 6 H: 0 LOB: 0 BB: 0 P: 11	R: 0 E: 1 K: 1 S: 10 H: 1 LOB: 1 BB: 0 P: 15	1B: 5 2B: 0 3B: 0 HR: 3 SF: 0 SAC: 1 DP: 1 HBP: 0	WP: 0 PB: 0 SB: 0 CS: 0 PA: 36
PITCHER	IP WLS BF H R ER SO BB IBB HBP BLK WP HR S P ERA WHIP										
Phil Ortega, R (1, 1) ERA: 8.59	5.1 L 22 5 5 5 6 2 0 0 0 0 0 3 49 80 8.44 1.312										
Ron Perranoski, L (6, 1) ERA: 2.69	1.2 7 2 0 0 3 0 0 0 0 0 0 0 22 29 0.00 1.200										
Ed Roebuck, R (8, 1) ERA: 6.0	2.0 7 1 0 0 2 0 0 0 0 0 0 0 16 26 0.00 0.500										

Chicago Cubs @ Los Angeles Dodgers
Los Angeles Memorial Coliseum, Los Angeles, CA
 Mon Sep 18 1961, 10:05 PM EDT
 Att. 10,409 - Unknown - 60 F

AB	33
R	5
H	8
RBI	5
BB	2
SO	11
LOB	9



Batter	1	2	3	4	5	6	7	8	9	AB	R	H	RBI	BB	SO	LOB
Maury Wills, S OBP: 0.348, SLG: 0.339 (1, 6)	1-1 S 2B 1B	1-0 S 1B			0-1 B3		4-1 1B BB		0-1 P6	4	1	2	0	1	0	0
Jim Gilliam, S OBP: 0.350, SLG: 0.333 (1, 4)	0-2 L7	3-1 G3			2-1 L9		1-1 F9			4	0	0	0	0	0	3
Wally Moon, L OBP: 0.432, SLG: 0.514 (1, 7)	4-0 2B 1-2 1B BB				4-1 G1-6-3 BB		1-3 K		0-0 1-2 1B	2	1	1	0	2	1	0
Duke Snider, L OBP: 0.371, SLG: 0.543 (1, 9)	1-1 1-3 2-H 1B 2B				0-0 G1-6-3 1-2f		1-3 K		0-0 2-3	4	1	1	1	0	1	3
Ron Fairly, L OBP: 0.445, SLG: 0.542 (1, 8)	1-1 F2				3-1 G3		0-0 HBP BB 1B		0-1 FC6-4 1B	4	0	2	0	0	0	2
Norm Larker, L OBP: 0.326, SLG: 0.386 (1, 3)	2-1 2-H 3-H 1B				4-2 G1-4-3 BB		4-2 HBP BB		3-2 FC6-4 G6-4-3 1-2f	2	0	1	2	2	0	1
Daryl Spencer, R OBP: 0.341, SLG: 0.390 (1, 5)	3-0 5-3				0-1 G1-4-3 1-2f		3-2 1-2 2-3 HBP		1-1 G6-4-3 1-2f	3	0	0	0	0	0	3
Norm Sherry, R OBP: 0.313, SLG: 0.400 (1, 2)					3-3 K		0-0 5-3		1-3 K	4	0	0	0	0	3	3
Phil Ortega, R OBP: 0.333, SLG: 0.333 (1, 1)							1-3 K		3-3 K	2	0	0	0	0	1	0
Ron Perranoski, L OBP: 0.214, SLG: 0.083 (6, 1)									1-1 L4	0	0	0	0	0	0	0
Bob Aspromonte, R OBP: 0.275, SLG: 0.255 (7, PH)										1	0	0	0	0	0	0
Ed Roebuck, R (8, 1)										0	0	0	0	0	0	0
John Roseboro, L OBP: 0.346, SLG: 0.473 (9, PH)										1	0	0	0	0	1	0

Inning Stats	R: 3	H: 3	LOB: 1	K: 0	S: 12	P: 24	R: 0	H: 1	LOB: 1	K: 1	S: 8	R: 0	H: 0	LOB: 0	K: 0	S: 4	R: 0	H: 0	LOB: 0	K: 1	S: 8	R: 0	H: 0	LOB: 0	K: 1	S: 7	R: 0	H: 1	LOB: 3	K: 2	S: 12	R: 0	H: 1	LOB: 2	K: 0	S: 7	R: 0	H: 1	LOB: 0	K: 2	S: 8	R: 0	H: 0	LOB: 0	K: 2	S: 8	1B: 6	SF: 0	2B: 1	SAC: 0	3B: 0	DP: 3	HR: 0	HBP: 1	WP: 0	PA: 37
--------------	------	------	--------	------	-------	-------	------	------	--------	------	------	------	------	--------	------	------	------	------	--------	------	------	------	------	--------	------	------	------	------	--------	------	-------	------	------	--------	------	------	------	------	--------	------	------	------	------	--------	------	------	-------	-------	-------	--------	-------	-------	-------	--------	-------	--------

PITCHER	IP	WLS	BF	H	R	ER	SO	BB	IBB	HBP	BLK	WP	HR	S	P	ERA	WHIP	PITCHER	IP	WLS	BF	H	R	ER	SO	BB	IBB	HBP	BLK	WP	HR	S	P	ERA	WHIP														
Don Cardwell, R ERA: 3.74 (1, 1)	9.0	W	37	7	3	3	7	5	0	1	0	0	0	73	130	3.00	1.333																																

BOTTOM

Chicago Cubs @ Los Angeles Dodgers
Los Angeles Memorial Coliseum, Los Angeles, CA

Mon Sep 18 1961, 10:05 PM EDT
Att: 10,409 - Unknown - 60 F

AB	31
R	3
H	7
RBI	3
BB	5
SO	7
LOB	15



Batter	1	2	3	4	5	6	7	8	9	AB R H RBI BB SO LOB
--------	---	---	---	---	---	---	---	---	---	----------------------

Richie Ashburn, L <small>(1, 8)</small> <small>OBP: 0.377, SLG: 0.306</small>	4-2 5-3 BB		4-1 5-3 BB	0-1 L5			1-1 E S 1B		2-2 E4 14 HR	3 2 1 0 2 0 0
Don Zimmer, R <small>(1, 4)</small> <small>OBP: 0.294, SLG: 0.410</small>	3-2 5-3 1-2		0-0 5-3 1-2		1-0 HR		0-2 F7		0-1 5-3 1-2	5 1 1 1 0 0 4
14 Ernie Banks, R <small>(1, 6)</small> <small>OBP: 0.352, SLG: 0.515</small>	3-1 3B 2-H		0-0 P3		1-1 P3		2-0 P3		1-0 HR	5 1 2 3 0 0 2
George Altman, L <small>(1, 9)</small> <small>OBP: 0.352, SLG: 0.566</small>	1-2 P5		0-1 F7		3-2 1B		2-1 F5		4-2 1B BB	4 0 1 0 1 0 3
Billy Williams, L <small>(1, 7)</small> <small>OBP: 0.341, SLG: 0.488</small>	0-2 1-3			3-2 HR	2-2 G1-4-3 1B		1-2 L5	0-1 1-3 1B	5 1 3 1 0 0 1	
Ron Santo, R <small>(1, 5)</small> <small>OBP: 0.366, SLG: 0.488</small>		2-2 6-3	3-2 6-3	3-1 G1-4-3 1-2f			1-0 5-3	0-1 F3	5 0 0 0 0 0 4	
Sammy Taylor, L <small>(1, 2)</small> <small>OBP: 0.328, SLG: 0.396</small>		0-3 K	2-3 K		0-0 L8		1-0 HBP			3 0 0 0 0 2 0
Ed Bouchee, L <small>(1, 3)</small> <small>OBP: 0.368, SLG: 0.418</small>		4-2 BB	4-2 HR BB		0-0 3-1		1-3 K			2 1 0 0 2 1 1
Bob Anderson, R <small>(1, 1)</small> <small>OBP: 0.150, SLG: 0.282</small>		2-2 5-3	0-1 1-H HR		1-3 K			2-2 F7		4 1 1 2 0 1 1

TOP

Chicago Cubs @ Los Angeles Dodgers
 Los Angeles Memorial Coliseum, Los Angeles, CA

Tue Sep 19 1961, 10:05 PM EDT
 Att. 10,792 - Cloudy - 62 F

AB	36
R	7
H	9
RBI	7
BB	5
SO	4
LOB	16



Inning Stats	R: 1	H: 1	E: 0	K: 0	S: 16	P: 27	R: 0	H: 0	E: 0	K: 1	S: 11	P: 19	R: 0	H: 0	E: 0	K: 0	S: 5	P: 9	R: 3	H: 2	E: 0	K: 1	S: 15	P: 27	R: 1	H: 3	E: 0	K: 0	S: 11	P: 21	R: 0	H: 0	E: 0	K: 1	S: 5	P: 6	R: 0	H: 1	E: 0	K: 0	S: 8	P: 13	R: 0	H: 0	E: 0	K: 1	S: 7	P: 11	R: 2	H: 2	E: 1	K: 0	S: 16	P: 25	1B: 4	2B: 0	3B: 1	HR: 4	SF: 0	SAC: 0	DP: 1	HBP: 1	WP: 0	PB: 0	SB: 1	CS: 0	PA: 42
--------------	------	------	------	------	-------	-------	------	------	------	------	-------	-------	------	------	------	------	------	------	------	------	------	------	-------	-------	------	------	------	------	-------	-------	------	------	------	------	------	------	------	------	------	------	------	-------	------	------	------	------	------	-------	------	------	------	------	-------	-------	-------	-------	-------	-------	-------	--------	-------	--------	-------	-------	-------	-------	--------

PITCHER	IP	WLS	BF	H	R	ER	SO	BB	IBB	HBP	BLK	WP	HR	S	P	ERA	WHIP
Stan Williams, R <small>(1, 1)</small> <small>ERA: 4.01</small>	4.1	L	23	6	5	5	2	4	0	0	0	0	3	56	98	10.38	2.308
Roger Craig, R <small>(5, 1)</small> <small>ERA: 6.04</small>	1.2		4	0	0	0	1	0	0	0	0	0	0	7	11	0.00	0.000
Don Drysdale, R <small>(7, 1)</small> <small>ERA: 3.67</small>	3.0		15	3	2	0	1	1	0	1	0	0	1	31	49	0.00	1.333

PITCHER	IP	WLS	BF	H	R	ER	SO	BB	IBB	HBP	BLK	WP	HR	S	P	ERA	WHIP
---------	----	-----	----	---	---	----	----	----	-----	-----	-----	----	----	---	---	-----	------

Batter	1	2	3	4	5	6	7	8	9	AB R H RBI BB SO LOB
Maury Wills, S OBP: 0.350, SLG: 0.340 (1, 6)	4-1 1B BB BB	0-0 G6-4-3 1B		3-2 FC6-4 2B 1-2f			2-2 G6-4-3 1B		1-0 4-3	4 0 2 1 1 0 2
Jim Gilliam, S OBP: 0.351, SLG: 0.335 (1, 7)	4-2 1B BB BB	2-1 F5		0-0 2B			1-1 G6-4-3 1-2f		0-2 G3	4 0 1 1 1 0 5
Ron Fairly, L OBP: 0.444, SLG: 0.551 (1, 8)	2-0 F7	0-1 G6-4-3		0-0 6-3			1-0 HR		4-1 1B BB	4 1 1 1 1 0 7
Wally Moon, L OBP: 0.432, SLG: 0.512 (1, 9)	1-3 K		1-1 4-3		3-3 K		4-2 BB		0-1 1B	4 0 1 0 1 2 2
Norm Larker, L OBP: 0.328, SLG: 0.386 (1, 3)	0-0 1B		0-1 FC4-6 1B		0-0 4-3		0-1 4-3		1-2 4-3	5 0 2 0 0 0 4
Daryl Spencer, R OBP: 0.339, SLG: 0.387 Bob Aspromonte, R OBP: 0.283, SLG: 0.265 (1, 5) (5, 5)	0-1 G3		0-0 FC4-6		3-2 6-3			2-1 G6-4-3 1B		2 0 0 0 0 0 4 2 0 1 0 0 0 0
Charlie Neal, R OBP: 0.299, SLG: 0.360 (1, 4)		2-1 SH 1B 1B	2-3 K		0-0 4-3			3-2 G6-4-3 1-2f		4 1 1 0 0 1 2
Norm Sherry, R OBP: 0.310, SLG: 0.394 (1, 2)		2-1 1B SH 1B		2-3 K		2-2 6-3		1-1 5-3		4 0 1 0 0 1 0
Stan Williams, R OBP: 0.205, SLG: 0.155 Roger Craig, R OBP: 0.253, SLG: 0.185 Tim Harkness, L Don Drysdale, R OBP: 0.238, SLG: 0.356 Duke Snider, R OBP: 0.373, SLG: 0.550 Gordie Windhorn, R OBP: 0.400, SLG: 0.773 (1, 1) (5, 1) (6, PH) (7, 1) (8, PH) (9, PR)		0-1 SH	2-1 FC6-4 1B		2-1 4-3			2-2 4-3 G3 2B		1 0 1 0 0 0 0 0 0 0 0 0 0 0 1 0 0 0 0 0 0 0 0 0 0 0 0 0 1 0 1 0 0 0 0 0 1 0 0 0 0 0

Inning Stats	R: 0	H: 1	E: 0	K: 1	S: 10	R: 1	H: 3	E: 0	K: 0	S: 11	R: 0	H: 1	E: 0	K: 1	S: 8	R: 0	H: 2	E: 0	K: 1	S: 11	R: 0	H: 0	E: 0	K: 1	S: 9	R: 0	H: 0	E: 0	K: 0	S: 6	R: 1	H: 2	E: 0	K: 0	S: 12	R: 0	H: 1	E: 0	K: 0	S: 7	R: 1	H: 2	E: 0	K: 0	S: 15	1B: 9	2B: 2	3B: 0	HR: 1	SF: 0	SAC: 1	DP: 3	HBP: 0	WP: 0	PA: 41
PITCHER Bob Anderson, R ERA: 4.05 (1, 1)	IP	WLS	BF	H	R	ER	SO	BB	IBB	HBP	BLK	WP	HR	S	P	ERA	WHIP																			IP	WLS	BF	H	R	ER	SO	BB	IBB	HBP	BLK	WP	HR	S	P	ERA	WHIP			

BOTTOM

Chicago Cubs @ Los Angeles Dodgers
Los Angeles Memorial Coliseum, Los Angeles, CA

Tue Sep 19 1961, 10:05 PM EDT
Att: 10,792 - Cloudy - 62 F

livebaseballscores.com

AB	36
R	3
H	12
RBI	3
BB	4
SO	4
LOB	26



Batter	1	2	3	4	5	6	7	8	9	10	11	12	13	AB R H RBI BB SO LOB	TOP														
Richie Ashburn, L OBP: 0.379, SLG: 0.307 (1, 8)	2-2 S 1B		3-2 S 1B		3-3 S K		1-2 S 6-3			2-1 S L7			4-1 S FC4-6 SH3-4 BB	5 0 2 0 1 1 1															
Don Zimmer, R OBP: 0.293, SLG: 0.407 (1, 4)	2-3 S K		0-0 S 5-3		2-2 S 1B			2-1 S P2		0-1 S 5-3			1-1 S SH3-4	5 0 1 0 0 1 2															
14 Ernie Banks, R OBP: 0.350, SLG: 0.510 (1, 6)	0-3 S K		1-0 S 6-3		0-1 S F9			3-1 S F2		0-1 S F2			4-0 S FC4-6 IBB	5 0 0 0 1 1 3															
George Altman, L OBP: 0.350, SLG: 0.561 (1, 9)	3-2 S F3				3-3 S K		0-0 S F7		0-1 S WP 1B				3-3 S K2-3	6 0 1 0 0 2 3															
Billy Williams, L OBP: 0.339, SLG: 0.483 (1, 7)		1-2 S 3-1		2-2 S HR HBP		0-3 S K		2-3 S K					1-3 S K	5 1 0 0 0 3 3															
Ron Santo, R OBP: 0.365, SLG: 0.491 (1, 5)		2-2 S F8		3-2 S 1-H HR		0-0 S F8				2-3 S K			0-2 S P4	5 1 1 2 0 1 0															
Andre Rodgers, R OBP: 0.342, SLG: 0.426 (1, 3)		0-0 S 1B		2-2 S F2				1-3 S K		1-0 S F5			3-1 S 6-3	5 0 1 0 0 1 0															
Cuno Barragan, R OBP: 0.269, SLG: 0.333 (1, 2)		1-3 S K		3-3 S K				1-2 S SH2-4 1B		4-1 S WP BB			1-3 S K	3 0 1 0 1 2 1															
Lou Brock, L OBP: 0.167, SLG: 0.091 (9, PR)														0 0 0 0 0 0 0															
Don Elston, R OBP: 0.182, SLG: 0.182 (9, 1)														0 0 0 0 0 0 0															
Al Heist, R OBP: 0.337, SLG: 0.383 (12, PH)														1 0 0 0 0 1 0															
Barney Schultz, R OBP: 0.100, SLG: 0.100 (12, 1)														0 0 0 0 0 0 0															
Dick Ellsworth, L OBP: 0.109, SLG: 0.059 (1, 1)			1-3 S K		1-3 S K			3-2 S SH2-4		1-1 S F9			1-1 S 2-3	2 0 0 0 0 2 0															
Dick Bertell, R OBP: 0.311, SLG: 0.333 (9, PH) (9, 2)										1-2 S				2 0 0 0 0 0 1															
Inning Stats	R: 0 E: 0 S: 15	H: 1 LOB: 1 BB: 0 P: 22	R: 0 E: 0 S: 10	H: 1 LOB: 1 BB: 0 P: 14	R: 0 E: 0 S: 9	H: 1 LOB: 1 BB: 0 P: 14	R: 2 E: 0 S: 16	H: 1 LOB: 0 BB: 0 P: 29	R: 0 E: 0 S: 11	H: 1 LOB: 1 BB: 0 P: 17	R: 0 E: 0 S: 6	H: 0 LOB: 0 BB: 0 P: 6	R: 0 E: 0 S: 13	H: 1 LOB: 1 BB: 0 P: 19	R: 0 E: 0 S: 9	H: 1 LOB: 1 BB: 0 P: 16	R: 0 E: 0 S: 7	H: 0 LOB: 2 BB: 1 P: 15	R: 0 E: 0 S: 6	H: 0 LOB: 0 BB: 0 P: 8	R: 0 E: 0 S: 12	H: 0 LOB: 0 BB: 0 P: 16	R: 0 E: 0 S: 8	H: 0 LOB: 0 BB: 0 P: 13	R: 0 E: 0 S: 6	H: 0 LOB: 2 BB: 2 P: 16	1B: 6 2B: 0 3B: 0 HR: 1	SF: 0 SAC: 2 DP: 0 HBP: 1	WP: 2 PA: 50 PB: 0 SB: 1 CS: 0
PITCHER Sandy Koufax, L ERA: 3.6 (1, 1)	IP 13.0	WLS W	BF 50	H 7	R 2	ER 2	SO 15	BB 2	IBB 1	HBP 1	BLK 0	WP 2	HR 1	S 128	P 205	ERA 1.39	WHIP 0.692												

Chicago Cubs @ Los Angeles Dodgers
Los Angeles Memorial Coliseum, Los Angeles, CA

Wed Sep 20 1961, 10:05 PM EDT
Att. 12,068 - Unknown - 60 F

livebaseballscorecards.com

AB	44
R	2
H	7
RBI	2
BB	3
SO	15
LOB	14



Batter	1	2	3	4	5	6	7	8	9	10	11	12	13	AB R H RBI BB SO LOB
Maury Wills, S OBP: 0.349, SLG: 0.337 (1, 6)	1-0 6-3		2-2 1-4-3			1-1 B1-3		0-0 SH1-4		0-0 6-3		4-1 CS BB		4 0 0 0 1 0 1
Jim Gilliam, S OBP: 0.353, SLG: 0.336 (1, 5)	2-0 L8		1-0 CS 1B			4-0 BB		0-0 F8		0-0 SH3-4 1B		1-1 CS	3-3 K	5 0 2 0 1 1 1
Wally Moon, L OBP: 0.431, SLG: 0.509 (1, 7)	4-2 BB		0-2 6-3			2-3 K		3-3 K		0-0 SH3-4		1-1 PB 1B	1-1 1B	4 1 1 0 1 2 3
Gil Hodges, R OBP: 0.322, SLG: 0.386 Norm Larker, L OBP: 0.329, SLG: 0.385 (1, 3) (11, PH) (12, 3)	2-3 K			1-1 F9		1-1 1-3		1-1 P4		4-0 1B IBB		0-0 1-3	0-0 1-3	4 0 0 0 0 1 2 1 0 0 0 1 0 1
Ron Fairly, L OBP: 0.450, SLG: 0.552 (1, 8)		0-1 FC4 5-3 1B		0-0 G3		1-3 K		4-1 G4-6-3 BB		1-0 1B		1-2 2-H 1B	1-2 1B	5 1 3 1 1 1 0
Gordie Windhorn, R OBP: 0.393, SLG: 0.720 Duke Snider, L OBP: 0.375, SLG: 0.547 (1, 9) (9, PH) (10, 9)		0-1 FC4 1B		2-3 K		1-0 F9		3-2 G4-6-3		4-0 IBB				3 0 1 0 0 1 0 1 0 0 0 1 0 1
Charlie Neal, R OBP: 0.298, SLG: 0.358 (1, 4)		3-2 FC4 5-3 1B			2-1 G1-4-3 1B		0-0 5-3			2-3 K		1-1 F9		5 0 1 0 0 1 5
Norm Sherry, R OBP: 0.314, SLG: 0.421 (1, 2)		2-2 5-3		1-1 G1-4-3		3-1 HR				1-2 SH1-4 1B		1-1 5-3		5 1 2 2 0 0 2
Sandy Koufax, R OBP: 0.157, SLG: 0.067 (1, 1)		2-2 5-3		0-0 6-3		1-0 SH1-4 1B				0-0 SH1-4		2-2 5-3		4 0 1 0 0 0 1

Inning Stats	R: 0	H: 0	E: 0	K: 1	S: 7	LOB: 1	BB: 1	P: 16	R: 1	H: 2	E: 0	K: 0	S: 13	LOB: 1	BB: 0	P: 20	R: 0	H: 1	E: 0	K: 0	S: 7	LOB: 0	BB: 0	P: 10	R: 0	H: 0	E: 0	K: 1	S: 6	LOB: 0	BB: 0	P: 9	R: 0	H: 0	E: 0	K: 1	S: 5	LOB: 1	BB: 1	P: 15	R: 1	H: 2	E: 0	K: 1	S: 8	LOB: 1	BB: 0	P: 15	R: 0	H: 0	E: 0	K: 0	S: 6	LOB: 0	BB: 1	P: 14	R: 0	H: 1	E: 0	K: 1	S: 8	LOB: 1	BB: 0	P: 11	R: 0	H: 2	E: 0	K: 0	S: 5	LOB: 3	BB: 2	P: 15	R: 0	H: 0	E: 0	K: 1	S: 7	LOB: 0	BB: 1	P: 15	R: 1	H: 2	E: 0	K: 1	S: 10	LOB: 1	BB: 0	P: 15	1B: 10	SF: 0	2B: 0	3B: 0	HR: 1	SAC: 3	DP: 2	HBP: 0	WP: 0	PA: 51
--------------	------	------	------	------	------	--------	-------	-------	------	------	------	------	-------	--------	-------	-------	------	------	------	------	------	--------	-------	-------	------	------	------	------	------	--------	-------	------	------	------	------	------	------	--------	-------	-------	------	------	------	------	------	--------	-------	-------	------	------	------	------	------	--------	-------	-------	------	------	------	------	------	--------	-------	-------	------	------	------	------	------	--------	-------	-------	------	------	------	------	------	--------	-------	-------	------	------	------	------	-------	--------	-------	-------	--------	-------	-------	-------	-------	--------	-------	--------	-------	--------


PITCHER	IP	WLS	BF	H	R	ER	SO	BB	IBB	HBP	BLK	WP	HR	S	P	ERA	WHIP
Dick Ellsworth, L ERA: 4.03 (1, 1)	8.0		30	6	2	2	5	2	0	0	0	0	1	58	100	2.25	1.000
Don Elston, R ERA: 5.48 (9, 1)	3.0		13	3	0	0	1	1	2	0	0	0	0	19	40	0.00	1.333
Barney Schultz, R ERA: 2.83 (12, 1)	1.2	L	7	2	1	0	1	1	0	0	0	0	0	17	30	0.00	1.800

Chicago Cubs @ Los Angeles Dodgers
Los Angeles Memorial Coliseum, Los Angeles, CA

Wed Sep 20 1961, 10:05 PM EDT
Att: 12,068 - Unknown - 60 F

livebaseballscorecards.com

AB	41
R	3
H	11
RBI	3
BB	6
SO	7
LOB	17



Batter	1	2	3	4	5	6	7	8	9	AB R H RBI BB SO LOB	TOP					
Maury Wills, S OBP: 0.349, SLG: 0.337 (1, 6)	1-0 B5-3		4-2 BB SF8 BB	1-1 2B 1B	0-3 K			2-2 F7		4 2 1 0 1 1 1						
Jim Gilliam, S OBP: 0.353, SLG: 0.337 (1, 5)	3-1 E5 FC3-6		4-2 SF8 1B BB	1-1 2B	3-1 F9			1-3 K		4 2 1 0 1 1 1						
Wally Moon, L OBP: 0.433, SLG: 0.511 (1, 9) (3, 7)	2-0 FC3-6 BB 1-2f		4-0 1B E BB	2-2 2B		2-0 1-5-3		0-0 1B		4 1 2 2 1 0 1						
Gil Hodges, R OBP: 0.319, SLG: 0.380 (1, 3)	4-0 1-2 BB		1-1 SF8 2-3 3-H	1-0 B1		0-0 F9		1-0 F4		3 0 0 1 1 0 2						
Ron Fairly, L OBP: 0.445, SLG: 0.544 (1, 8)	2-2 F5		1-0 PB 1B 3-H	0-0 F8		2-2 1-3			0-0 6-3	5 0 1 1 0 0 3						
Gordie Windhorn, R Duke Snider, L OBP: 0.379, SLG: 0.692 OBP: 0.376, SLG: 0.558 (1, 7) (3, PH) (3, 9)		2-1 F4	3-2 E4 PB	4-0 IBB		1-0 HR		3-2 L8		1 0 0 0 0 0 0 3 1 1 1 1 0 1						
Charlie Neal, R OBP: 0.296, SLG: 0.355 (1, 4)		1-1 E1 L8-4 1B	1-3 K	1-3 K		0-0 F9		0-0 L5		5 0 1 0 0 2 4						
Norm Sherry, R OBP: 0.320, SLG: 0.414 (1, 2)		4-0 BB	4-2 BB	1-2 2-3 BB		3-3 K		1-0 F8		2 0 0 0 2 1 0						
Don Drysdale, R Ron Perranoski, L OBP: 0.238, SLG: 0.351 OBP: 0.214, SLG: 0.083 (1, 1) (7, 1)		1-0 L8-4	1-2 1-3		1-0 1B		1-3 K			4 0 1 0 0 1 5 0 0 0 0 0 0 0						
Inning Stats	R: 0 E: 1 K: 0 S: 7 H: 0 LOB: 2 BB: 1 P: 19	R: 0 E: 1 K: 0 S: 5 H: 1 LOB: 1 BB: 1 P: 13	R: 3 E: 1 K: 1 S: 20 H: 1 LOB: 3 BB: 4 P: 43	R: 2 E: 0 K: 1 S: 15 H: 3 LOB: 2 BB: 1 P: 25	R: 0 E: 0 K: 2 S: 9 H: 1 LOB: 1 BB: 0 P: 16	R: 0 E: 0 K: 0 S: 5 H: 0 LOB: 0 BB: 0 P: 9	R: 1 E: 0 K: 1 S: 6 H: 1 LOB: 0 BB: 0 P: 9	R: 0 E: 0 K: 1 S: 9 H: 1 LOB: 1 BB: 0 P: 13	R: 0 E: 0 K: 0 S: 5 H: 0 LOB: 0 BB: 0 P: 8	1B: 5 2B: 3 3B: 0 HR: 1 SF: 1 SAC: 0 DP: 1 HBP: 0	WP: 0 PB: 2 SB: 0 CS: 0 PA: 43					
PITCHER	IP WLS BF H R ER SO BB IBB HBP BLK WP HR S P ERA WHIP											PITCHER	IP WLS BF H R ER SO BB IBB HBP BLK WP HR S P ERA WHIP			
Ray Sadecki, L ERA: 3.56 (1, 1)	2.1 L	14 2	3 3	2 2	0 1	0 1	5 1	0 0	0 0	0 0	0 0	0 0	20 20	54 33	7.71 27.00	3.000 6.000
Bob Miller, R ERA: 4.11 (3, 1)	0.2	7	3	2	2	1	1	0	0	0	0	0	20	33	27.00	6.000
Lindy McDaniel, R ERA: 5.01 (4, 1)	4.0	15	2	1	1	4	0	1	0	0	0	1	27	47	2.25	0.500
Craig Anderson, R ERA: 3.03 (8, 1)	2.0	7	1	0	0	1	0	0	0	0	0	0	14	21	0.00	0.500

Los Angeles Dodgers @ St. Louis Cardinals
Sportsman's Park, St. Louis, MO
Fri Sep 22 1961, 8:05 PM EDT
Att. 15,154 - Unknown

AB	35
R	6
H	8
RBI	5
BB	7
SO	6
LOB	18



Batter	1	2	3	4	5	6	7	8	9	AB	R	H	RBI	BB	SO	LOB
Curt Flood, R (1, 8) OBP: 0.387, SLG: 0.397	0-0 4-3		3-1 F9		0-0 F7		0-0 1B		2-2 FC6-4	5	0	1	0	0	0	2
Julian Javier, R (1, 4) OBP: 0.329, SLG: 0.344	1-2 6-3		2-1 4-3		0-0 4-3		1-1 1B		0-1 5-3	5	0	1	0	0	0	2
Bill White, L (1, 3) OBP: 0.354, SLG: 0.479	0-0 HR		2-1 F5			2-1 F6	1-3 K			4	1	1	1	0	1	2
Stan Musial, L (1, 7) OBP: 0.378, SLG: 0.499	0-0 F5			0-2 6-3		3-2 5-3		1-0 2B		4	0	1	0	0	0	0
Bob Lillis, R (8, PR) OBP: 0.243, SLG: 0.230										0	0	0	0	0	0	0
Don Taussig, R (9, 7) OBP: 0.338, SLG: 0.447										0	0	0	0	0	0	0
Ken Boyer, R (1, 5) OBP: 0.395, SLG: 0.527		4-2 1B BB		0-0 1B		1-1 HR 1B		1-3 K		3	1	2	0	1	1	1
Carl Sawatski, L (1, 2) OBP: 0.403, SLG: 0.545		1-1 L7		0-0 F6		0-2 HR		1-3 K		3	1	1	2	0	0	2
Carl Warwick, R (8, PH) OBP: 0.310, SLG: 0.364										1	0	0	0	0	1	1
Joe Cunningham, L (1, 9) OBP: 0.408, SLG: 0.403		2-1 1B		3-2 F5		0-1 F9		1-0 F9		3	0	1	0	0	0	1
Gene Oliver, R (8, PH) OBP: 0.342, SLG: 0.515										1	0	0	0	0	0	1
Jimmie Schaffer, R (9, 2) OBP: 0.302, SLG: 0.322		1-2 1B								0	0	0	0	0	0	0
Jerry Buchek, R (1, 6) OBP: 0.150, SLG: 0.154		1-3 K			2-2 F9		0-1 6-3		4-1 FC6-4 BB	2	0	0	0	0	1	2
Charlie James, R (7, PH) OBP: 0.288, SLG: 0.357										1	0	0	0	0	0	0
Alex Grammas, R (8, 6) OBP: 0.287, SLG: 0.273										0	0	0	0	1	0	0
Ray Sadecki, L (1, 1) OBP: 0.264, SLG: 0.302		0-0 3-1			1-2 1B		2-0 4-3		1-2 F8	1	0	0	0	0	0	2
Bob Miller, R (3, 1) OBP: 0.438, SLG: 0.500										0	0	0	0	0	0	0
Lindy McDaniel, R (4, 1) OBP: 0.235, SLG: 0.235										1	0	1	0	0	0	0
Doug Clemens, L (7, PH) OBP: 0.235, SLG: 0.235										1	0	0	0	0	0	0
Craig Anderson, R (8, 1) OBP: 0.276, SLG: 0.500										0	0	0	0	0	0	0
Ed Olivares, R (9, PH) OBP: 0.161, SLG: 0.167										1	0	0	0	0	0	1

Inning Stats	R: 1	H: 1	E: 0	LOB: 0	K: 0	S: 7	R: 0	H: 1	E: 0	LOB: 2	K: 1	S: 10	R: 0	H: 0	E: 0	LOB: 0	K: 0	S: 6	R: 0	H: 1	E: 0	LOB: 1	K: 0	S: 11	R: 0	H: 1	E: 0	LOB: 1	K: 0	S: 8	R: 2	H: 2	E: 0	LOB: 0	K: 0	S: 13	R: 0	H: 2	E: 0	LOB: 2	K: 1	S: 11	R: 0	H: 1	E: 0	LOB: 1	K: 2	S: 8	R: 0	H: 0	E: 0	LOB: 1	K: 0	S: 12	R: 0	H: 0	E: 0	LOB: 1	K: 0	S: 12	1B: 6	SF: 0	2B: 1	SAC: 0	3B: 0	DP: 0	HR: 2	HBP: 0	WP: 0	PA: 38
Don Drysdale, R (1, 1) ERA: 3.68	6.2	WLS	W	29	H	8	R	3	ER	3	SO	1	BB	1	IBB	0	HBP	0	BLK	0	WP	0	HR	2	S	61	P	92	ERA	4.05	WHIP	1.350																																						
Ron Perranoski, L (7, 1) ERA: 2.62	2.1	S	9	1	0	0	3	1	0	0	3	1	0	0	0	0	0	0	0	0	0	0	0	25	37	0.00	0.857																																											

Los Angeles Dodgers @ St. Louis Cardinals
Sportsman's Park, St. Louis, MO
 Fri Sep 22 1961, 8:05 PM EDT
 Att. 15,154 - Unknown

AB	36
R	3
H	9
RBI	3
BB	2
SO	4
LOB	17



Los Angeles Dodgers @ St. Louis Cardinals

Sportsman's Park, St. Louis, MO

Sat Sep 23 1961, 4:33 AM EDT
Att: 10,481 - Unknown

AB	36
R	8
H	10
RBI	7
BB	4
SO	4
LOB	21



Batter	1	2	3	4	5	6	7	8	9	AB R H RBI BB SO LOB	TOP	
Maury Wills, S (1, 6) <small>OBP: 0.349, SLG: 0.337</small>	0-0 		0-2 		2-1 		2-2 	0-1 		5 2 2 0 0 0 2		
Jim Gilliam, S (1, 5) <small>OBP: 0.356, SLG: 0.339</small>	2-2 		2-0 		4-2 		0-1 	1-1 		4 1 2 0 1 0 1		
Wally Moon, L (1, 7) <small>OBP: 0.429, SLG: 0.507</small>	3-1 		2-1 		0-0 		0-0 	1-1 		4 2 0 2 0 0 4		
Duke Snider, L (1, 9) <small>OBP: 0.377, SLG: 0.570</small>		2-2 		1-1 	2-3 		2-2 	3-1 		4 2 2 3 0 1 2		
Ron Fairly, L (1, 8) <small>OBP: 0.440, SLG: 0.536</small>		1-3 		2-1 		1-0 	1-1 	2-0 		5 0 1 0 0 1 3		
Norm Larker, L (1, 3) <small>OBP: 0.330, SLG: 0.394</small>		0-0 		0-1 		0-0 	2-1 	3-2 		4 0 2 2 0 0 0		
John Roseboro, L (1, 2) <small>OBP: 0.348, SLG: 0.471</small>		4-0 		1-0 		2-1 	4-0 		2-0 	2 0 0 0 2 0 1		
Charlie Neal, R (1, 4) <small>OBP: 0.298, SLG: 0.352</small>		1-1 		4-2 	1-1 	1-0 	2-0 		0-0 	3 0 0 0 1 0 6		
Johnny Podres, L (1, 1) <small>OBP: 0.250, SLG: 0.261</small> Tim Harkness, L (5, PH) <small>OBP: 0.667, SLG: 0.500</small> Larry Sherry, R (5, 1) <small>OBP: 0.287, SLG: 0.154</small> Frank Howard, R (6, PH) <small>OBP: 0.349, SLG: 0.521</small> Ed Roebuck, R (6, 1) <small>OBP: 0.050, SLG: 0.050</small> Turk Farrell, R (8, 1)		1-0 		1-1 	1-1 	0-0 		2-3 	0-3 	1 0 0 0 0 0 0 1 1 1 0 0 0 0 0 0 0 0 0 0 0 1 0 0 0 0 0 2 1 0 0 0 0 1 0 1 0 0 0 0 1 0		
Inning Stats	R: 0 H: 0 E: 0 LOB: 0 K: 0 BB: 0 S: 6 P: 11	R: 0 H: 1 E: 1 LOB: 2 K: 1 BB: 1 S: 10 P: 18	R: 0 H: 1 E: 0 LOB: 1 K: 0 BB: 0 S: 7 P: 12	R: 1 H: 2 E: 0 LOB: 0 K: 0 BB: 0 S: 7 P: 11	R: 1 H: 1 E: 0 LOB: 2 K: 1 BB: 2 S: 16 P: 29	R: 0 H: 0 E: 0 LOB: 2 K: 0 BB: 0 S: 4 P: 8	R: 2 H: 2 E: 2 LOB: 3 K: 0 BB: 1 S: 14 P: 27	R: 4 H: 3 E: 1 LOB: 0 K: 1 BB: 0 S: 15 P: 27	R: 0 H: 0 E: 0 LOB: 0 K: 1 BB: 0 S: 5 P: 7	1B: 6 SF: 3 2B: 3 SAC: 0 3B: 1 DP: 2 HR: 0 HBP: 2	WP: 0 PA: 45 PB: 1 SB: 1 CS: 0	
PITCHER Larry Jackson, R (1, 1) <small>ERA: 3.68</small> Ed Bauta, R (8, 1) <small>ERA: 1.47</small> Lindy McDaniel, R (9, 1) <small>ERA: 4.95</small>	IP WLS BF H R ER SO BB IBB HBP BLK WP HR S P ERA WHIP											PITCHER IP WLS BF H R ER SO BB IBB HBP BLK WP HR S P ERA WHIP

Batter	1	2	3	4	5	6	7	8	9	AB	R	H	RBI	BB	SO	LOB
Curt Flood, R OBP: 0.384, SLG: 0.394 (1, 8)										5	1	1	0	0	1	5
Julian Javier, R OBP: 0.332, SLG: 0.346 (1, 4)										4	1	2	0	1	1	3
Ken Boyer, R OBP: 0.397, SLG: 0.528 (1, 5)										4	1	2	2	1	1	2
Gene Oliver, R OBP: 0.349, SLG: 0.500 (1, 2)										5	0	2	1	0	0	4
Bill White, L OBP: 0.353, SLG: 0.475 (1, 3)										4	0	0	1	1	1	2
Carl Warwick, R OBP: 0.313, SLG: 0.372 (1, 7)										5	1	2	0	0	2	3
Charlie James, R OBP: 0.292, SLG: 0.361 (1, 9)										2	0	2	0	0	0	0
Carl Sawatski, L OBP: 0.401, SLG: 0.542 (5, PH)										1	0	0	0	0	0	2
Don Taussig, R OBP: 0.338, SLG: 0.447 (6, 9)										0	0	0	0	0	0	0
Joe Cunningham, L OBP: 0.409, SLG: 0.405 (8, PH)										1	0	1	1	0	0	0
Jerry Buchek, R OBP: 0.145, SLG: 0.148 (1, 6)										3	0	0	0	0	3	4
Doug Clemens, L OBP: 0.600, SLG: 0.333 (8, PH)										1	0	1	0	0	0	0
Alex Grammas, R OBP: 0.287, SLG: 0.273 (9, 6)										0	0	0	0	0	0	0
Larry Jackson, R OBP: 0.211, SLG: 0.274 (1, 1)										3	1	2	0	0	0	2
Ed Bauta, R OBP: 0.500, SLG: 0.500 (8, 1)										0	0	0	0	0	0	0
Stan Musial, L OBP: 0.377, SLG: 0.497 (8, PH)										1	0	0	0	0	0	2
Lindy McDaniel, R OBP: 0.235, SLG: 0.235 (9, 1)										0	0	0	0	0	0	0

Inning Stats	R: 0	H: 1	E: 0	K: 2	S: 7	P: 12	R: 0	H: 2	E: 0	K: 2	S: 13	P: 17	R: 2	H: 4	E: 0	K: 1	S: 13	R: 0	H: 2	E: 0	K: 1	S: 8	P: 10	R: 1	H: 1	E: 0	K: 1	S: 13	R: 0	H: 1	E: 0	K: 1	S: 11	R: 0	H: 0	E: 0	K: 0	S: 5	R: 1	H: 3	E: 0	K: 1	S: 18	R: 1	H: 1	E: 0	K: 1	S: 10	1B: 13	2B: 4	3B: 0	HR: 0	SF: 0	SAC: 0	DP: 3	HBP: 0	WP: 0	PB: 1	SB: 0	CS: 1	PA: 42
--------------	------	------	------	------	------	-------	------	------	------	------	-------	-------	------	------	------	------	-------	------	------	------	------	------	-------	------	------	------	------	-------	------	------	------	------	-------	------	------	------	------	------	------	------	------	------	-------	------	------	------	------	-------	--------	-------	-------	-------	-------	--------	-------	--------	-------	-------	-------	-------	--------

PITCHER	IP	WLS	BF	H	R	ER	SO	BB	IBB	HBP	BLK	WP	HR	S	P	ERA	WHIP
Johnny Podres, L ERA: 3.74 (1, 1)	4.0		19	9	2	2	5	0	0	0	0	0	0	41	57	4.50	2.250
Larry Sherry, R ERA: 3.83 (5, 1)	1.0		6	1	1	0	1	2	0	0	0	0	0	13	27	0.00	3.000
Ed Roebuck, R ERA: 5.63 (6, 1)	2.0	W	10	4	1	1	1	1	0	0	0	0	0	22	35	4.50	2.500
Turk Farrell, R ERA: 5.23 (8, 1)	2.0	S	7	1	1	1	2	0	0	0	0	0	0	22	29	4.50	0.500

Los Angeles Dodgers @ St. Louis Cardinals
Sportsman's Park, St. Louis, MO
 Sat Sep 23 1961, 4:33 AM EDT
 Att. 10,481 - Unknown

AB	39
R	5
H	15
RBI	5
BB	3
SO	9
LOB	29

Batter	1	2	3	4	5	6	7	8	9	AB R H RBI BB SO LOB	TOP	
Maury Wills, S OBP: 0.348, SLG: 0.338 (1, 6) C B X	1-1 6-3 ①		0-1 E4 BB		0-1 B1		0-1 2B 2B	3-3 K ③		5 1 1 1 0 1 0		
Jim Gilliam, S OBP: 0.358, SLG: 0.343 (1, 5) B B X	2-0 F7		4-0 1-2 BB		1-0 G6-4-3 1B		0-0 2B 2B		3-2 1-3 ①	4 1 2 1 1 0 0		
Wally Moon, L OBP: 0.430, SLG: 0.508 (1, 7) B F B B X	3-1 1B		2-3 K ②		0-1 G6-4-3 1-2f ② ③		1-1 2B 1B		1-0 2B 1B	5 2 3 1 0 1 3		
Duke Snider, L OBP: 0.374, SLG: 0.565 (1, 9) Tim Harkness, L OBP: 0.833, SLG: 1.000 (4, 3) C F F B S	2-3 K ③		2-3 K ③			4-2 FC4-6 BB	4-2 2B 6-3 BB		2-1 1B 2B	2 0 0 0 0 2 3 1 2 1 0 2 0 0		
Ron Fairly, L OBP: 0.443, SLG: 0.542 (1, 8) X		0-0 F8 ①		0-0 G6-4-3 1B		3-2 FC4-6 L8-4 1B 1-2f ①	1-0 2B		2-2 G4-6-3 1B 2-H 3-H	5 0 3 3 0 0 1		
Norm Larker, L OBP: 0.331, SLG: 0.394 (1, 3) (4, 9) C B X		1-1 1B 1B		0-1 G6-4-3 1-2f ②		1-2 1B	1-2 6-3 ②		1-1 G4-6-3 1-2f ② ③	5 0 2 1 0 0 3		
John Roseboro, L OBP: 0.350, SLG: 0.470 (1, 2) C X		0-1 G4-6-3 1B 1-3		4-1 BB BB		1-1 L8-4 2-3 ② ③	1-0 L8 ③			3 0 1 0 1 0 3		
Charlie Neal, R OBP: 0.297, SLG: 0.349 (1, 4) X		0-0 G4-6-3 1-2f ② ③		4-1 BB			2-1 E1 2B	1-3 K ①		3 1 0 0 1 1 2		
Sandy Koufax, R OBP: 0.195, SLG: 0.066 (1, 1) Frank Howard, R OBP: 0.348, SLG: 0.519 (4, PH) Roger Craig, R OBP: 0.233, SLG: 0.195 (4, 1) Bob Aspromonte, R OBP: 0.279, SLG: 0.260 (7, PH) Larry Sherry, R OBP: 0.287, SLG: 0.154 (7, 1) Turk Farrell, R OBP: 0.050, SLG: 0.050 (7, 1) Gil Hodges, R OBP: 0.316, SLG: 0.379 (8, PH) Ed Roebuck, R (8, 1)			2-3 K ①	0-3 K ③			0-3 K ①	3-3 K ②		1 0 0 0 0 1 0 1 0 0 0 0 1 2 0 0 0 0 0 0 0 1 0 0 0 0 1 1 0 0 0 0 0 0 0 0 0 0 0 0 0 0 1 0 0 0 0 1 0 0 0 0 0 0 0 0		
Inning Stats	R: 0 H: 1 E: 0 LOB: 1 K: 1 BB: 0 S: 10 P: 17	R: 0 H: 2 E: 0 LOB: 1 K: 0 BB: 0 S: 6 P: 7	R: 0 H: 0 E: 1 LOB: 2 K: 3 BB: 1 S: 11 P: 21	R: 0 H: 1 E: 0 LOB: 2 K: 1 BB: 2 S: 8 P: 16	R: 0 H: 1 E: 0 LOB: 0 K: 0 BB: 0 S: 5 P: 6	R: 0 H: 1 E: 0 LOB: 1 K: 0 BB: 1 S: 10 P: 19	R: 5 H: 4 E: 1 LOB: 1 K: 1 BB: 1 S: 20 P: 30	R: 0 H: 0 E: 0 LOB: 0 K: 3 BB: 0 S: 11 P: 18	R: 2 H: 3 E: 0 LOB: 0 K: 0 BB: 0 S: 11 P: 20	1B: 9 SF: 0 2B: 5 SAC: 0 3B: 0 DP: 5 HR: 0 HBP: 0	WP: 0 PA: 42 PB: 0 SB: 1 CS: 0	
PITCHER	IP WLS BF H R ER SO BB IBB HBP BLK WP HR S P ERA WHIP											
Bob Gibson, R ERA: 3.38 (1, 1)	6.1 W 31 9 5 3 6 5 0 0 0 0 0 0 64 107 4.26 2.211											
Craig Anderson, R ERA: 3.35 (7, 1)	2.0 9 3 2 2 3 0 0 0 0 0 0 0 23 39 9.00 1.500											
Lindy McDaniel, R ERA: 4.92 (9, 1)	0.2 S 2 1 0 0 0 0 0 0 0 0 0 0 5 8 0.00 1.500											

Los Angeles Dodgers @ St. Louis Cardinals
Sportsman's Park, St. Louis, MO

AB	37
R	7
H	13
RBI	7
BB	5
SO	9
LOB	18



Sun Sep 24 1961, 4:33 AM EDT
Att: 15,130 - Unknown

livebaseballscores.com

Batter	1	2	3	4	5	6	7	8	9
Curt Flood, R OBP: 0.385, SLG: 0.392 (1, 8)	4-2 BB 1B 1B BB		0-0 E6 SH1-4 1B	1-3 K		0-1 S 2-H 3-H 1B		1-3 K	
Julian Javier, R OBP: 0.333, SLG: 0.347 (1, 4)	1-2 BB 1B 1B		0-0 SH1-4	0-0 F5		1-3 K		1-0 CS 1B	
Ken Boyer, R OBP: 0.400, SLG: 0.529 (1, 5)	4-0 1B CS 1B BB		4-0 1B 1B IBB		4-0 FC6-4 BB		0-0 PB SH5-4 1B	1-1 CS	
Gene Oliver, R OBP: 0.348, SLG: 0.488 (1, 2)	2-3 K		2-1 1B 1B		1-0 FC6-4 G6-3 1-2f		0-0 SH5-4		
Bill White, L OBP: 0.353, SLG: 0.474 (1, 3)	2-2 1B 1-3 2-H 3-H		2-3 K		1-2 G6-3 1-2f		0-1 G3		
Carl Warwick, R OBP: 0.317, SLG: 0.375 (1, 7)	3-3 K 3-H		0-1 FC6-4 1B		0-0 F6		2-1 2B 1B		
Charlie James, R OBP: 0.289, SLG: 0.358 (1, 9)		2-1 6-3	0-0 FC6-4		0-0 F5		2-0 2B		
Stan Musial, L OBP: 0.379, SLG: 0.501 (7, PH)									
Bob Lillis, R OBP: 0.243, SLG: 0.230 (7, PR)									
Don Taussig, R OBP: 0.338, SLG: 0.447 (8, 9)									
Alex Grammas, R OBP: 0.292, SLG: 0.274 (1, 6)		1-1 L9			4-0 BB		1-1 2B 1B		
Bob Gibson, R OBP: 0.250, SLG: 0.339 (1, 1)									
Craig Anderson, R OBP: 0.333, SLG: 0.444 (7, 1)		1-1 6-3			1-3 K			1-0 G3	
Lindy McDaniel, R OBP: 0.235, SLG: 0.235 (9, 1)									

Inning Stats	R: 2	H: 2	E: 0	K: 2	S: 15	R: 0	H: 0	E: 0	K: 0	S: 6	R: 2	H: 2	E: 1	K: 1	S: 11	R: 0	H: 0	E: 0	K: 2	S: 7	R: 0	H: 0	E: 0	K: 0	S: 4	R: 2	H: 3	E: 0	K: 1	S: 10	R: 2	H: 3	E: 0	K: 0	S: 9	R: 0	H: 1	E: 0	K: 1	S: 7
	LOB: 2	BB: 2	P: 31			LOB: 0	BB: 0	P: 10			LOB: 1	BB: 1	P: 13			LOB: 0	BB: 0	P: 10			LOB: 1	BB: 0	P: 12			LOB: 1	BB: 0	P: 14			LOB: 0	BB: 0	P: 10			LOB: 0	BB: 0	P: 10		


PITCHER	IP	WLS	BF	H	R	ER	SO	BB	IBB	HBP	BLK	WP	HR	S	P	ERA	WHIP
Sandy Koufax, L ERA: 3.63 (1, 1)	3.0	L	16	4	4	2	3	2	1	0	0	0	0	32	60	6.00	2.000
Roger Craig, R ERA: 6.04 (4, 1)	3.0		13	3	2	2	3	2	0	0	0	0	0	21	35	6.00	1.667
Larry Sherry, R ERA: 4.0 (7, 1)	0.2		5	3	2	2	0	0	0	0	0	0	0	7	11	27.00	4.500
Turk Farrell, R ERA: 5.22 (7, 1)	0.1		1	0	0	0	0	0	0	0	0	0	0	2	3	0.00	0.000
Ed Roebuck, R ERA: 5.0 (8, 1)	1.0		3	1	0	0	1	0	0	0	0	0	0	7	10	0.00	1.000

AB	R	H	RBI	BB	SO	LOB
4	2	1	2	1	2	1
4	1	2	0	0	1	2
1	2	1	0	3	0	0
3	0	1	1	0	1	4
4	0	1	2	0	1	4
4	1	2	2	0	1	2
3	0	0	0	0	0	2
1	0	1	1	0	0	0
0	0	0	0	0	0	0
0	0	0	0	0	0	0
3	1	1	0	1	0	1
3	1	1	0	0	1	1
1	0	0	0	0	0	0
0	0	0	0	0	0	0

WP	PA	ERA	WHIP
0	39		
1			
1			
2			

Los Angeles Dodgers @ St. Louis Cardinals
 Sportsman's Park, St. Louis, MO
 Sun Sep 24 1961, 4:33 AM EDT
 Att. 15,130 - Unknown



Batter	1	2	3	4	5	6	7	8	9	AB R H RBI BB SO LOB	TOP	
Maury Wills, S OBP: 0.348, SLG: 0.339 (1, 6)	0-2 6-3 2B	1-2 E6 3B		2-2 6-3			2-2 4-3			4 1 1 1 0 0 2		
Jim Gilliam, S OBP: 0.357, SLG: 0.347 (1, 4) (9, 5)	2-3 K	3-1 1B 3B			2-1 4-3		1-2 6-3			4 1 1 3 0 1 1		
Ron Fairly, L OBP: 0.440, SLG: 0.537 (1, 9)	3-2 6-3	0-0 G3-6-3 1B			2-3 K		0-0 1-3			4 0 1 1 0 1 1		
Wally Moon, L OBP: 0.431, SLG: 0.507 (1, 7)	4-2 BB	0-1 G3-6-3 1B			0-3 K		2-2 G4-6-3 1B			3 0 1 0 1 1 1		
Norm Larker, L OBP: 0.327, SLG: 0.388 (1, 3)	2-0 3-1		0-1 F3		2-0 L3		1-0 G4-6-3 1B			4 0 0 0 0 0 3		
John Roseboro, L OBP: 0.347, SLG: 0.465 (1, 2)		0-0 F8	0-0 B1-3		1-2 3-1		1-0 F8			4 0 0 0 0 0 0		
Daryl Spencer, R OBP: 0.341, SLG: 0.389 (1, 5) Charlie Neal, R OBP: 0.297, SLG: 0.349 (9, 4)		0-1 1B E 1B	2-3 K		0-1 1B 1B		2-2 F8			4 1 2 0 0 1 0 0 0 0 0 0 0 0	AB 35 R 5 H 9 RBI 5 BB 1 SO 6 LOB 10	
Willie Davis, L OBP: 0.319, SLG: 0.454 (1, 8)		1-1 E 1B 3B 1B		0-0 G3		0-0 1B	1-1 G3			4 1 2 0 0 0 0		
Stan Williams, R OBP: 0.207, SLG: 0.160 (1, 1) Ron Perranoski, L OBP: 0.214, SLG: 0.083 (9, 1) Turk Farrell, R OBP: 0.050, SLG: 0.050 (9, 1)		0-0 E 3B 1B		0-3 K		0-1 F8	3-3 K			4 1 1 0 0 2 2 0 0 0 0 0 0 0 0 0 0 0 0 0 0		
Inning Stats	R: 0 H: 1 E: 0 LOB: 2 K: 1 BB: 1 S: 15 P: 26	R: 5 H: 5 E: 1 LOB: 0 K: 0 BB: 0 S: 15 P: 20	R: 0 H: 0 E: 0 LOB: 0 K: 1 BB: 0 S: 6 P: 8	R: 0 H: 0 E: 0 LOB: 0 K: 1 BB: 0 S: 7 P: 9	R: 0 H: 0 E: 0 LOB: 0 K: 2 BB: 0 S: 8 P: 12	R: 0 H: 2 E: 0 LOB: 2 K: 0 BB: 0 S: 9 P: 12	R: 0 H: 0 E: 0 LOB: 0 K: 0 BB: 0 S: 8 P: 11	R: 0 H: 1 E: 0 LOB: 0 K: 0 BB: 0 S: 6 P: 10	R: 0 H: 0 E: 0 LOB: 0 K: 1 BB: 0 S: 8 P: 14	1B: 7 SF: 0 2B: 1 SAC: 0 3B: 1 DP: 2 HR: 0 HBP: 0	WP: 0 PA: 36 PB: 0 SB: 0 CS: 0	
PITCHER	IP WLS BF H R ER SO BB IBB HBP BLK WP HR S P ERA WHIP											
Bob Friend, R ERA: 3.87 (1, 1)	1.1 L 12 6 5 4 1 1 0 0 0 0 0 0 28 44 27.00 5.250											
Al Jackson, L ERA: 1.84 (2, 1)	5.2 18 2 0 0 4 0 0 0 0 0 0 0 40 54 0.00 0.353											
Clem Labine, R ERA: 3.67 (8, 1)	2.0 6 1 0 0 1 0 0 0 0 0 0 0 14 24 0.00 0.500											

Los Angeles Dodgers @ Pittsburgh Pirates
 Forbes Field, Pittsburgh, PA
 Tue Sep 26 1961, 7:05 PM EDT
 Unknown

livebaseballscorecards.com

BOTTOM

Los Angeles Dodgers @ Pittsburgh Pirates
Forbes Field, Pittsburgh, PA
Tue Sep 26 1961, 7:05 PM EDT
Unknown

livebaseballscorecards.com

AB	36
R	3
H	9
RBI	3
BB	4
SO	5
LOB	20



WP:	1	PA:	40
PB:	0		
SB:	0		
CS:	0		

AB R H RBI BB SO LOB

3	0	1	0	2	1	0
5	0	1	0	0	0	2
3	1	2	0	1	1	0
1	0	0	0	0	0	2
5	2	3	2	0	1	4
4	0	0	0	0	0	5
4	0	1	1	0	0	2
3	0	1	0	1	1	2
4	0	0	0	0	0	3
0	0	0	0	0	0	0
2	0	0	0	0	1	0
1	0	0	0	0	0	0
0	0	0	0	0	0	0
1	0	0	0	0	0	0

Batter	1	2	3	4	5	6	7	8	9
Bill Virdon, L OBP: 0.313, SLG: 0.372 (1, 8)	4-1 FC6-4 BB		1-3 K2-3		1-1 4-3		3-1 1B		4-2 FC1-4 1B BB
Dick Groat, R OBP: 0.318, SLG: 0.367 (1, 6)	0-1 FC6-4 1B 1-2f		2-1 F8		1-1 5-3		0-0 F8		1-1 FC1-4 1B 1-2
Bob Skinner, L OBP: 0.358, SLG: 0.360 Donn Clendenon, R OBP: 0.412, SLG: 0.400 (1, 7) (9, PH)	0-0 1B			2-3 K		1-1 FC3-6 1B		4-1 HR BB	3-2 FC1-4 FC5-4 1-2f 2-3
Dick Stuart, R OBP: 0.344, SLG: 0.575 (1, 3)	1-3 K			0-2 3-1 WP 1B		1-1 FC3-6 1B 1-2		0-2 HR 1-H	0-0 FC5-4 1-2f
Roberto Clemente, R OBP: 0.389, SLG: 0.561 (1, 9)	2-1 4-3			3-2 3-1		0-0 FC3-6 1-2f 2-3		1-0 1-3	
Smoky Burgess, L OBP: 0.367, SLG: 0.481 (1, 2)		0-0 6-3		0-0 BB 1B 3-H		0-0 F9		2-0 F8	
Don Hoak, R OBP: 0.385, SLG: 0.450 (1, 5)		1-3 K		4-1 1-2 BB		2-2 F8		0-0 1B	
Bill Mazeroski, R OBP: 0.299, SLG: 0.371 (1, 4)		0-0 F4		1-1 F7			1-2 F8	1-2 F8	
Bob Friend, R OBP: 0.150, SLG: 0.165 Al Jackson, L (2, 1)			1-3 K		0-1 F8		1-2 4-3		0-0 F3
Rocky Nelson, L OBP: 0.306, SLG: 0.376 Clem Labine, R OBP: 0.182, SLG: 0.100 Walt Moryn, L OBP: 0.200, SLG: 0.292 (7, PH) (8, 1) (9, PH)									

Inning Stats	R: 0 H: 1 E: 0 K: 9	H: 1 LOB: 2 BB: 1 P: 16	R: 0 H: 0 E: 0 K: 5	H: 0 LOB: 0 BB: 0 P: 6	R: 0 H: 0 E: 0 K: 10	H: 0 LOB: 0 BB: 0 P: 14	R: 1 H: 2 E: 0 K: 15	H: 2 LOB: 2 BB: 1 P: 25	R: 0 H: 0 E: 0 K: 6	H: 0 LOB: 0 BB: 0 P: 8	R: 0 H: 2 E: 0 K: 14	H: 2 LOB: 2 BB: 0 P: 18	R: 0 H: 1 E: 0 K: 10	H: 1 LOB: 1 BB: 0 P: 15	R: 2 H: 2 E: 0 K: 10	H: 2 LOB: 1 BB: 1 P: 18	R: 0 H: 1 E: 0 K: 11	H: 1 LOB: 2 BB: 1 P: 19
--------------	---------------------	-------------------------	---------------------	------------------------	----------------------	-------------------------	----------------------	-------------------------	---------------------	------------------------	----------------------	-------------------------	----------------------	-------------------------	----------------------	-------------------------	----------------------	-------------------------

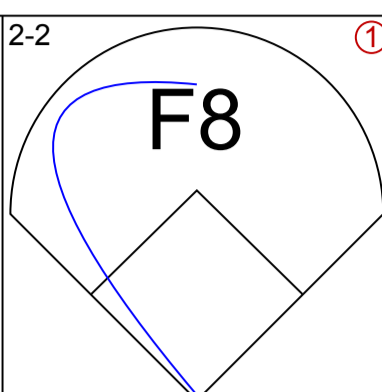
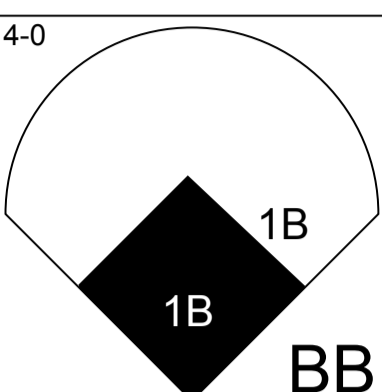
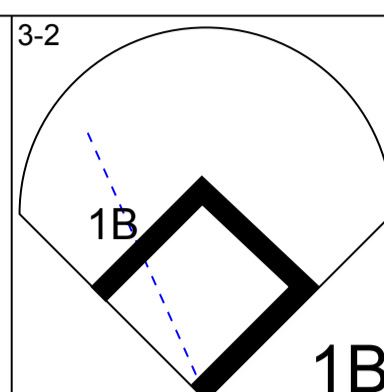
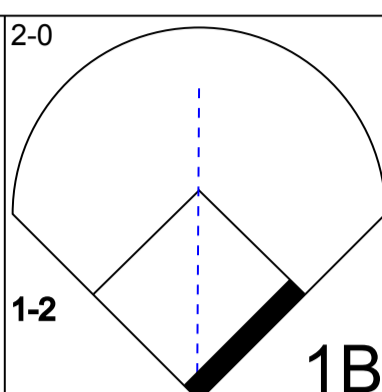
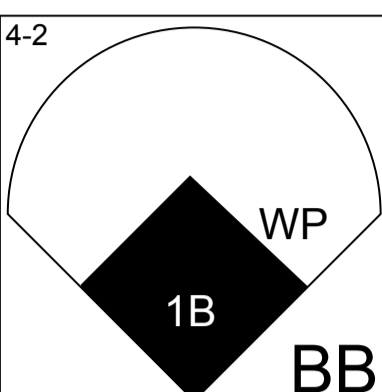
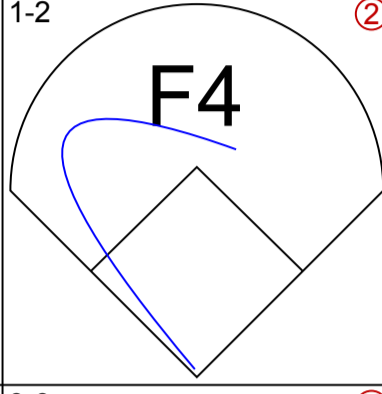
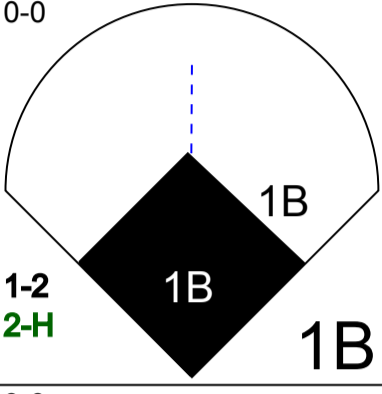
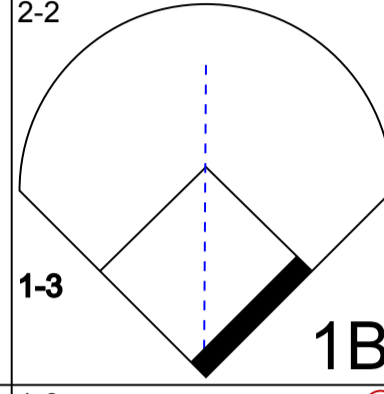
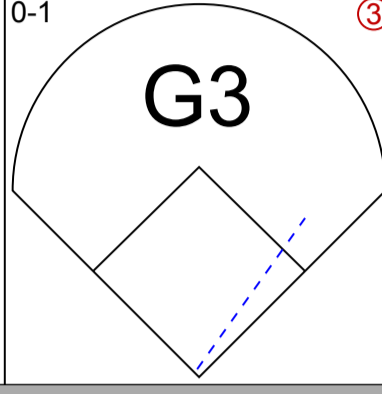
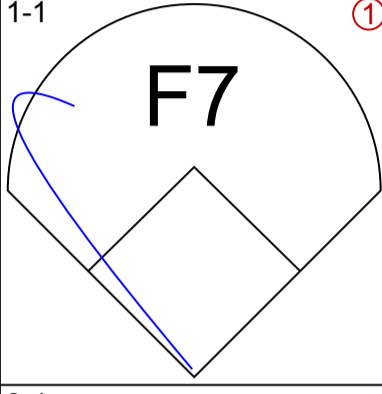
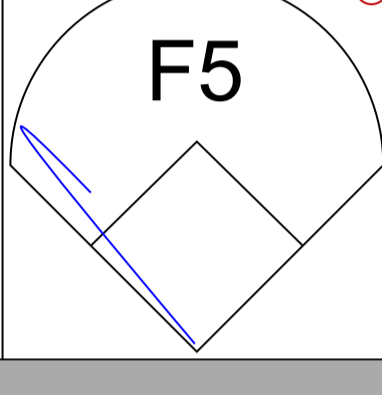
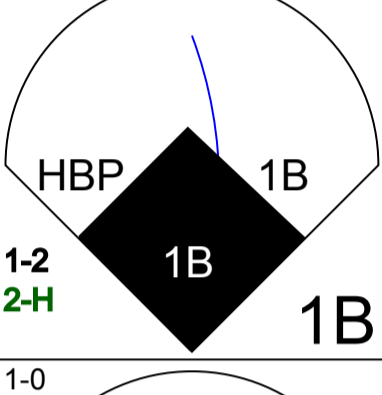
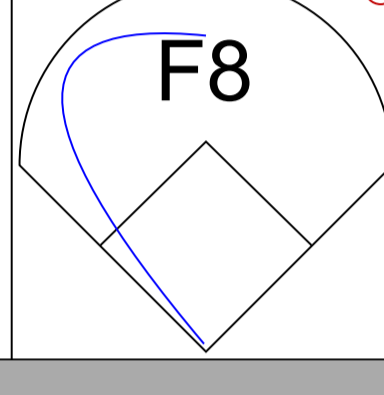
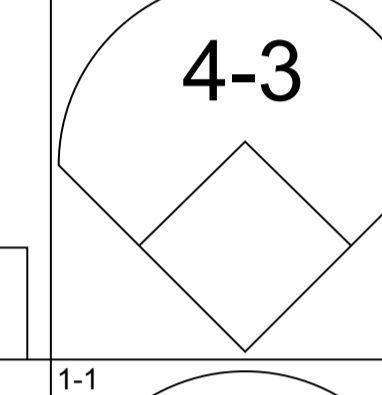
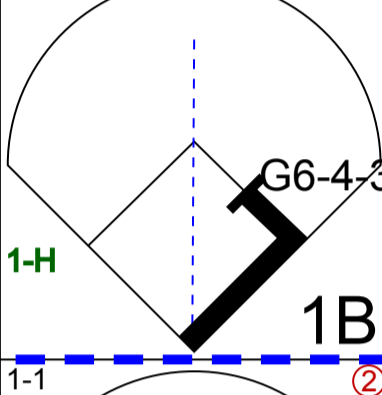
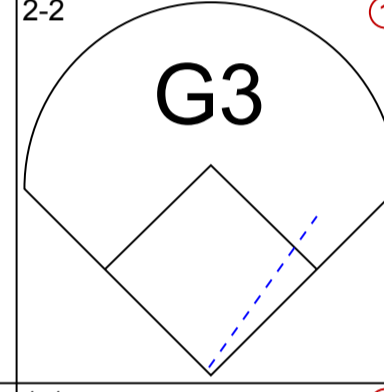
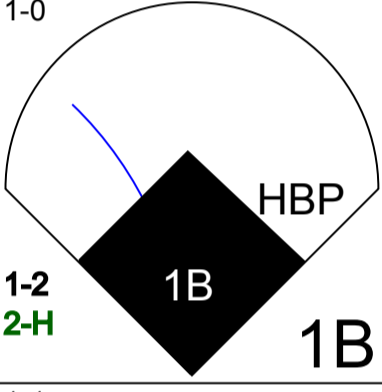
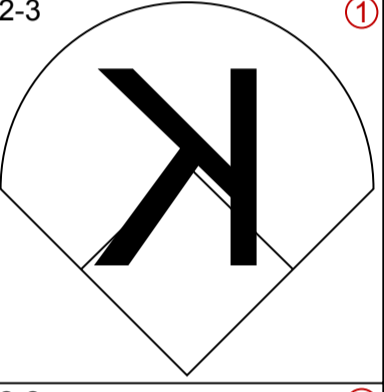
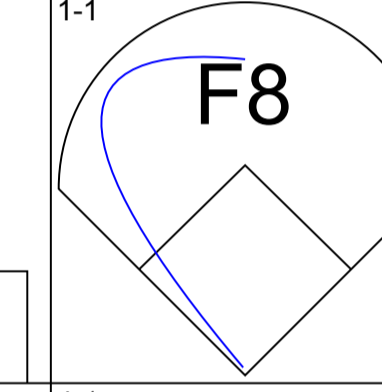
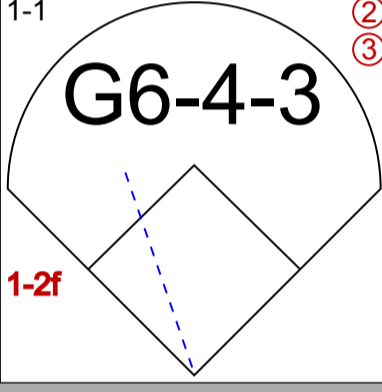
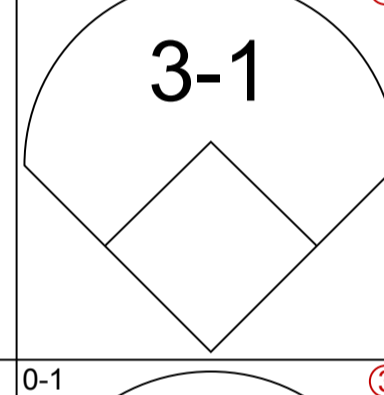
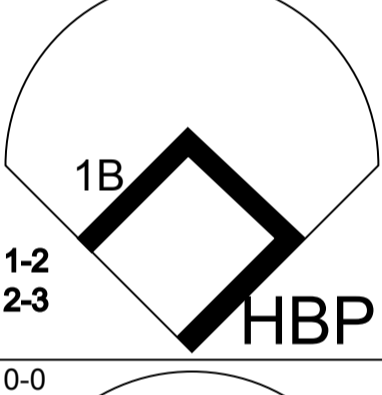
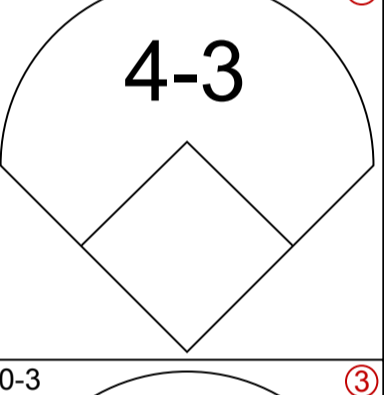
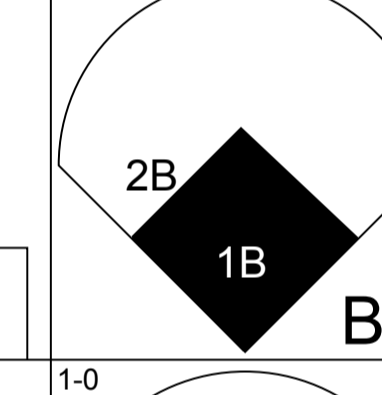
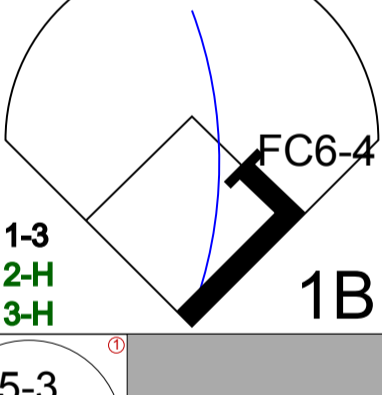
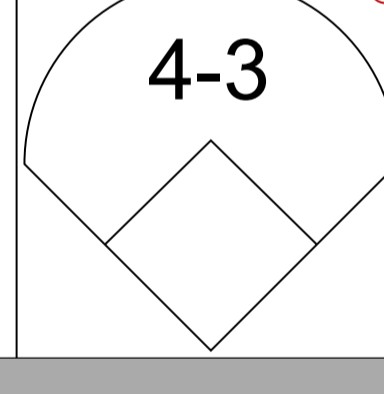
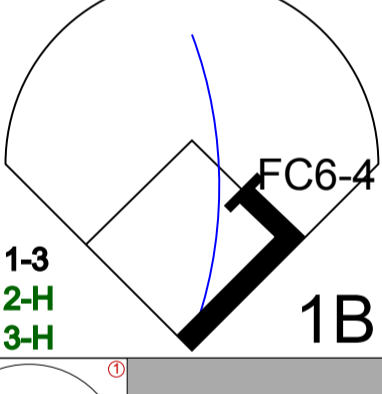

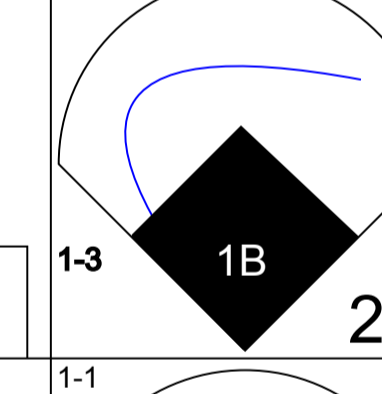
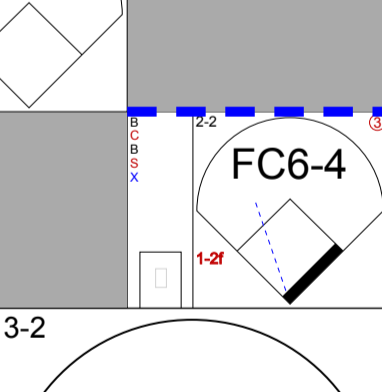
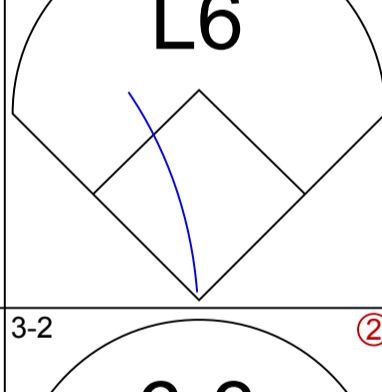
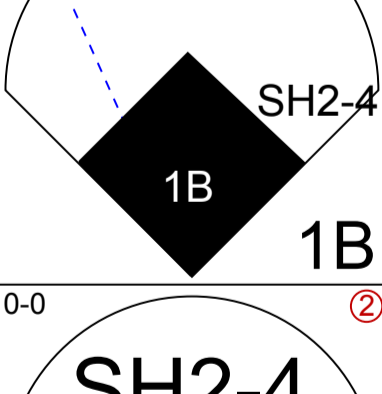
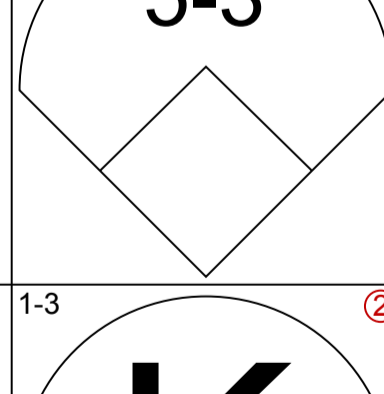
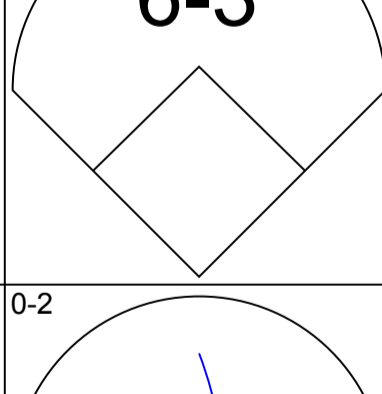
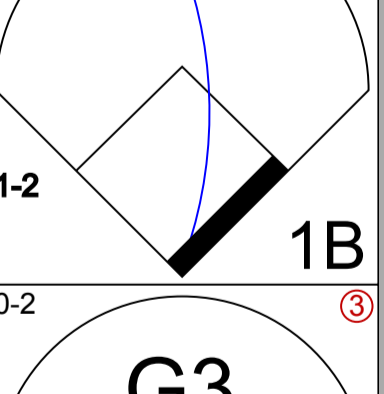
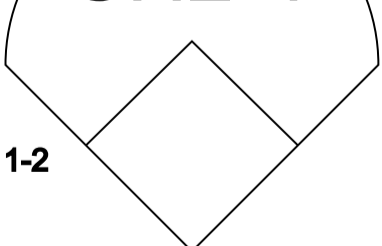
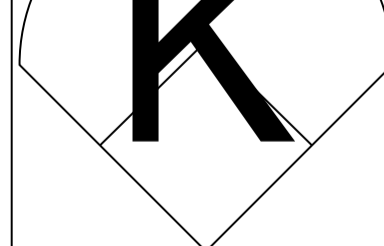
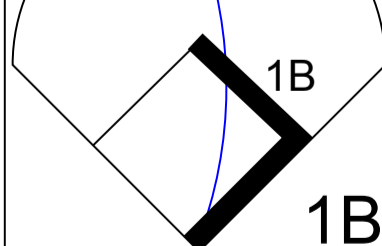
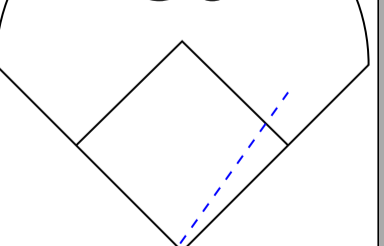
PITCHER	IP	WLS	BF	H	R	ER	SO	BB	IBB	HBP	BLK	WP	HR	S	P	ERA	WHIP
Stan Williams, R ERA: 3.98 (1, 1)	8.1	W	38	9	3	3	5	4	0	0	0	1	1	85	131	3.24	1.560
Ron Perranoski, L ERA: 2.61 (9, 1)	0.1		1	0	0	0	0	0	0	0	0	0	0	4	7	0.00	0.000
Turk Farrell, R ERA: 5.2 (9, 1)	0.1	S	1	0	0	0	0	0	0	0	0	0	0	1	1	0.00	0.000

Batter	1	2	3	4	5	6	7	8	9	AB R H RBI BB SO LOB	TOP																			
Maury Wills, S OBP: 0.347, SLG: 0.337 (1, 6)	1-2 F9		4-2 WP BB			0-1 1-3			0-1 4-3	3 0 0 0 1 0 1	Los Angeles Dodgers @ Pittsburgh Pirates Forbes Field, Pittsburgh, PA Tue Sep 26 1961, 7:05 PM EDT Att. 9,602 - Unknown																			
Jim Gilliam, S OBP: 0.354, SLG: 0.343 (1, 7)	1-3 K		2-1 F4			1-1 6-3			1-0 F7	4 0 0 0 0 1 3																				
Ron Fairly, L OBP: 0.436, SLG: 0.530 (1, 8)	3-3 K									3 0 0 0 0 2 0																				
Gil Hodges, R OBP: 0.314, SLG: 0.373 (1, 3)		0-3 K								3 0 0 0 0 1 0																				
Daryl Spencer, R OBP: 0.338, SLG: 0.385 (1, 5)		1-2 4-3								3 0 0 0 0 0 0																				
Gordie Windhorn, R OBP: 0.375, SLG: 0.643 (1, 9)		1-0 F8								2 0 0 0 1 0 0																				
Charlie Neal, R OBP: 0.298, SLG: 0.347 (1, 4)			4-2 FC1-4 BB							2 0 0 0 1 1 1																				
Norm Sherry, R OBP: 0.313, SLG: 0.403 (1, 2)			0-3 K							3 0 0 0 0 2 1																				
Don Drysdale, R OBP: 0.235, SLG: 0.346 (3, 1)			0-2 FC1-4 WP BB							1 0 0 0 0 0 1																				
Larry Sherry, R OBP: 0.267, SLG: 0.154 (6, PH)						1-0 6-3 1-3 1B				0 0 0 0 0 0 0																				
Bob Aspromonte, R OBP: 0.291, SLG: 0.275 (6, PH)										1 0 0 1 0 0 0																				
Roger Craig, R OBP: 0.235, SLG: 0.185 (8, 1)										0 0 0 0 0 0 0																				
Phil Ortega, R OBP: 0.333, SLG: 0.333 (8, PH)										0 0 0 0 0 0 0																				
Doig Carmilli, R OBP: 0.148, SLG: 0.346 (9, PH)										1 0 0 0 0 0 0																				
Inning Stats	R: 0 E: 0 K: 2 S: 14	H: 0 LOB: 0 BB: 0 P: 19	R: 0 E: 0 K: 1 S: 7	H: 0 LOB: 0 BB: 0 P: 9	R: 0 E: 0 K: 1 S: 18	H: 0 LOB: 2 BB: 2 P: 28	R: 0 E: 0 K: 1 S: 8	H: 0 LOB: 0 BB: 0 P: 10	R: 0 E: 0 K: 1 S: 9	H: 0 LOB: 0 BB: 0 P: 12	R: 0 E: 0 K: 0 S: 5	H: 1 LOB: 0 BB: 0 P: 7	R: 0 E: 0 K: 0 S: 12	H: 0 LOB: 0 BB: 0 P: 17	R: 0 E: 0 K: 1 S: 7	H: 0 LOB: 0 BB: 1 P: 13	R: 0 E: 0 K: 0 S: 6	H: 0 LOB: 0 BB: 0 P: 7	1B: 1 2B: 0 3B: 0 HR: 0	SF: 0 SAC: 0 DP: 1 HBP: 0	WP: 1 PB: 0 SB: 0 CS: 0	PA: 29								
PITCHER Joe Gibbon, L ERA: 3.43 (1, 1)	IP 9.0	WLS W	BF 29	H 1	R 0	ER 0	SO 7	BB 3	IBB 0	HBP 0	BLK 0	WP 1	HR 0	S 86	P 122	ERA 0.00	WHIP 0.444													
											PITCHER	IP	WLS	BF	H	R	ER	SO	BB	IBB	HBP	BLK	WP	HR	S	P	ERA	WHIP		

livebaseballscorecards.com

AB	26
R	0
H	1
RBI	0
BB	3
SO	7
LOB	7



Batter	1	2	3	4	5	6	7	8	9
Bill Virdon, L <small>(1, 8) OBP: 0.316, SLG: 0.374</small>	2-2 		4-0 	3-2 		2-0 		4-2 	
Dick Groat, R <small>(1, 6) OBP: 0.319, SLG: 0.368</small>	1-2 		0-0 	2-2 		0-1 		1-1 	
Bob Skinner, L <small>(1, 7) OBP: 0.358, SLG: 0.361</small>	0-0 		0-0 	1-0 			1-1 	3-1 	
Dick Stuart, R <small>(1, 3) OBP: 0.342, SLG: 0.571</small>		2-2 	1-0 		2-3 		1-1 	1-1 	
Roberto Clemente, R <small>(1, 9) OBP: 0.390, SLG: 0.559</small>		1-1 	1-1 		2-2 		4-1 		
Joe Christopher, R <small>(8, 9) OBP: 0.330, SLG: 0.349</small>			1-2 						
Don Hoak, R <small>(1, 5) OBP: 0.385, SLG: 0.453</small>		0-1 	0-0 		0-3 		1-0 		
Hal Smith, R <small>(1, 2) OBP: 0.265, SLG: 0.321</small>			5-3 					0-1 	
Bill Mazerowski, R <small>(1, 4) OBP: 0.300, SLG: 0.372</small>			3-2 	0-1 		3-2 		0-0 	
Joe Gibbon, R <small>(1, 1) OBP: 0.138, SLG: 0.179</small>			0-0 	1-3 		0-2 		0-2 	

AB	R	H	RBI	BB	SO	LOB
3	2	2	0	2	0	0
5	1	2	1	0	0	3
5	1	2	2	0	0	2
5	1	1	1	0	1	1
2	1	0	0	1	0	0
0	0	0	0	0	0	0
4	1	2	2	0	1	0
4	0	1	2	0	0	2
4	1	2	0	0	0	0
3	0	1	0	0	1	2
1B: 12	SF: 0	2B: 1	SAC: 1	3B: 0	DP: 1	HR: 0

BOTTOM

Los Angeles Dodgers @ Pittsburgh Pirates
 Forbes Field, Pittsburgh, PA
 Tue Sep 26 1961, 7:05 PM EDT
 Att. 9,602 - Unknown

AB	35
R	8
H	13
RBI	8
BB	3
SO	3
LOB	10



Inning Stats		R: 0	H: 0	E: 0	LOB: 0	K: 0	BB: 0	S: 10	P: 13
R: 0 H: 0 E: 0 LOB: 0 K: 0 BB: 0 S: 10 P: 13		R: 0	H: 0	E: 0	LOB: 0	K: 0	BB: 0	S: 7	P: 10
R: 5 H: 5 E: 0 LOB: 2 K: 0 BB: 1 S: 15 P: 26		R: 0	H: 2	E: 0	LOB: 2	K: 1	BB: 0	S: 15	P: 22
R: 0 H: 0 E: 0 LOB: 0 K: 2 BB: 0 S: 10 P: 14		R: 0	H: 2	E: 0	LOB: 2	K: 0	BB: 0	S: 11	P: 16
R: 2 H: 3 E: 0 LOB: 2 K: 0 BB: 1 S: 15 P: 23		R: 1	H: 1	E: 0	LOB: 0	K: 0	BB: 1	S: 8	P: 17

PITCHER	IP	WLS	BF	H	R	ER	SO	BB	IBB	HBP	BLK	WP	HR	S	P	ERA	WHIP
Don Drysdale, R	(1, 1)	2.2	L	15	5	5	5	0	1	0	0	0	0	29	44	16.88	2.250
Larry Sherry, R	(3, 1)	2.1		9	2	0	3	0	0	0	0	0	0	28	41	0.00	0.857
Roger Craig, R	(6, 1)	2.1		15	6	3	3	0	2	0	0	1	0	32	53	11.57	3.429
Phil Ortega, R	(8, 1)	0.2		1	0	0	0	0	0	0	0	0	0	2	3	0.00	0.000

WP	PA	ERA	WHIP
WP: 1	PA: 40	ERA: 0.00	WHIP: 0.000

Batter	1	2	3	4	5	6	7	8	9	AB R H RBI BB SO LOB	TOP																					
Maury Wills, S OBP: 0.346, SLG: 0.338 (1, 6)	0-1 2B	2-2 F5		0-0 4-3			0-2 4-3		3-2 3-1	5 1 1 0 0 0 3	Los Angeles Dodgers @ Philadelphia Phillies Connie Mack Stadium, Philadelphia, PA Wed Sep 27 1961, 7:05 PM EDT Att. 4,166 - Unknown																					
Jim Gilliam, S OBP: 0.356, SLG: 0.343 (1, 4)	4-1 2B		0-0 F4			2-2 3-1	2-2 1B			3 0 1 0 1 0 0																						
Ron Fairly, L OBP: 0.440, SLG: 0.538 (1, 9)	0-0 2B		1-1 1B			0-1 4-3	0-1 1B			4 0 3 1 0 0 0																						
Wally Moon, L OBP: 0.430, SLG: 0.504 (1, 7)	2-2 F9		0-1 F2			3-1 1B	1-2 4-3			4 0 1 0 0 0 4																						
Norm Larker, L OBP: 0.326, SLG: 0.387 (1, 3)	2-1 4-3		0-2 1B			1-0 4-3		1-1 F8		4 0 1 0 0 0 2																						
John Roseboro, L OBP: 0.348, SLG: 0.464 (1, 2)		0-0 L8	3-2 6-3			1-1 1B		4-2 BB		3 0 1 0 1 0 2																						
Daryl Spencer, R OBP: 0.337, SLG: 0.381 (1, 5)		0-0 F2		4-2 SH5-4 BB		0-2 G4-6-3 1-2		2-3 K		3 0 0 0 1 1 2																						
Willie Davis, L OBP: 0.318, SLG: 0.455 (1, 8)		2-2 2B		1-3 K		0-0 4-3		2-2 PO	0-0 F8	4 0 1 0 0 1 1																						
Sandy Koufax, R OBP: 0.163, SLG: 0.065 (1, 1) Duke Snider, L OBP: 0.373, SLG: 0.562 (9, PH)		4-1 BB		0-1 SH5-4 1-2		1-1 6-3		3-3 K		1 0 0 0 1 0 0 1 0 0 0 0 1 0																						
Inning Stats	R: 1 E: 0 K: 0 S: 9	H: 2 LOB: 1 BB: 1 P: 17	R: 0 E: 0 K: 0 S: 11	H: 1 LOB: 2 BB: 1 P: 19	R: 0 E: 0 K: 1 S: 12	H: 2 LOB: 2 BB: 0 P: 16	R: 0 E: 0 K: 1 S: 8	H: 0 LOB: 1 BB: 1 P: 13	R: 0 E: 0 K: 0 S: 8	H: 1 LOB: 1 BB: 0 P: 14	R: 0 E: 0 K: 0 S: 6	H: 1 LOB: 0 BB: 0 P: 7	R: 0 E: 0 K: 0 S: 13	H: 2 LOB: 2 BB: 0 P: 17	R: 0 E: 0 K: 1 S: 11	H: 0 LOB: 0 BB: 1 P: 20	R: 0 E: 0 K: 1 S: 7	H: 0 LOB: 0 BB: 0 P: 13	1B: 6 2B: 3 3B: 0 HR: 0	SF: 0 SAC: 1 DP: 1 HBP: 0	WP: 0 PB: 0 SB: 1 CS: 0	PA: 38										
PITCHER Jim Owens, R ERA: 4.47 (1, 1) Jack Baldschun, R ERA: 3.96 (8, 1)	IP 7.0	WLS W	BF 31	H 9	R 1	ER 1	SO 1	BB 3	IBB 0	HBP 0	BLK 0	WP 0	HR 0	S 67	P 103	ERA 1.29	WHIP 1.714															
											PITCHER	IP	WLS	BF	H	R	ER	SO	BB	IBB	HBP	BLK	WP	HR	S	P	ERA	WHIP				

livebaseballscorecards.com

AB	32
R	1
H	9
RBI	1
BB	4
SO	3
LOB	14



Batter	1	2	3	4	5	6	7	8	9
Bobby Malkmus, R OBP: 0.280, SLG: 0.337 (1, 4)	0-1 5-3		1-3 K		1-1 FC6-4			0-0 B3	
Tony Taylor, R OBP: 0.303, SLG: 0.322 (1, 5)	0-0 1-3		1-1 K 2B		3-3 K			1-2 F9	
Bobby Gene Smith, R OBP: 0.314, SLG: 0.329 (1, 8)	3-3 K		0-0 F9			1-3 K		1-3 K	
Lee Walls, R OBP: 0.335, SLG: 0.437 (1, 7)		1-1 G6-4-3 1B		2-2 4-3		2-1 6-3			
Pancho Herrera, R OBP: 0.350, SLG: 0.409 (1, 3)		1-2 F7		4-1 E S BB		2-3 K			
Ken Walters, R OBP: 0.251, SLG: 0.328 (1, 9)		1-0 G6-4-3		0-1 L7		2-2 F7			
Ruben Amaro, R OBP: 0.352, SLG: 0.352 (1, 6)			1-1 SH2-4 2B 1B		1-2 F8		0-1 F9		
Clay Dalrymple, L OBP: 0.285, SLG: 0.295 (1, 2)			1-2 E6 SH2-4 2B		2-3 K		1-2 F4		
Jim Owens, R OBP: 0.194, SLG: 0.074 (1, 1)			0-1 SH2-4		4-2 FC6-4 BB			4-1 BB BB	
Jack Baldschun, R (8, 1)									

AB	R	H	RBI	BB	SO	LOB
4	0	0	0	0	1	4
4	0	1	2	0	1	2
4	0	0	0	0	3	2
3	0	1	0	0	0	0
2	0	0	0	1	1	1
3	0	0	0	0	0	2
3	1	1	0	0	0	1
3	1	0	0	0	1	1
0	0	0	0	1	0	0
0	0	0	0	1	0	0

BOTTOM


Los Angeles Dodgers @ Philadelphia Phillies
 Connie Mack Stadium, Philadelphia, PA

Wed Sep 27 1961, 7:05 PM EDT
 Att. 4,166 - Unknown

livebaseballscorecards.com


AB	26
R	2
H	3
RBI	2
BB	3
SO	7
LOB	13

WP: 0 PA: 30
 PB: 0
 SB: 1
 CS: 0



Inning Stats	R: 0	H: 0	R: 0	H: 1	R: 2	H: 2	R: 0	H: 0	R: 0	H: 0	R: 0	H: 0	R: 0	H: 0	R: 0	H: 0
	E: 0	LOB: 0	E: 0	LOB: 0	E: 1	LOB: 1	E: 0	LOB: 1	E: 0	LOB: 0	E: 0	LOB: 0	E: 0	LOB: 0	E: 0	LOB: 1
	K: 1	BB: 0	K: 0	BB: 0	K: 1	BB: 0	K: 0	BB: 1	K: 2	BB: 0	K: 0	BB: 0	K: 0	BB: 0	K: 1	BB: 1
	S: 6	P: 9	S: 6	P: 9	S: 14	P: 18	S: 9	P: 16	S: 14	P: 24	S: 14	P: 12	S: 8	P: 13	S: 9	P: 14

PITCHER	IP	WLS	BF	H	R	ER	SO	BB	IBB	HBP	BLK	WP	HR	S	P	ERA	WHIP
Sandy Koufax, L ERA: 3.52 (1, 1)	8.0	L	30	3	2	0	7	3	0	0	0	0	0	74	115	0.00	0.750

Batter	1	2	3	4	5	6	7	8	9	AB R H RBI BB SO LOB	TOP			
Maury Wills, S OBP: 0.348, SLG: 0.342 (1, 6)	1-1 BB FC5 E 1B		1-1 E 1B 1B	2-2 FC5-4 S 1-2f			1-0 E3 SH1-4 1B	1-1 1B 2B		5 4 3 0 0 0 2				
Jim Gilliam, S OBP: 0.357, SLG: 0.343 (1, 4)	0-0 E4 FC5 BB 1-2		1-2 E7 1B 1B	1-2 F7			0-0 SH1-4	4-0 1B BB		3 1 1 0 1 0 2				
Wally Moon, L OBP: 0.431, SLG: 0.503 (1, 7)	4-1 FC5 BB 1-2 2-3		0-0 SH2-4 1B 1-3 3-H		1-1 F7		4-0 1B HR IBB	1-3 K		3 1 1 1 2 1 2				
Gil Hodges, R OBP: 0.315, SLG: 0.374 (1, 3)	0-0 FC5 1-2 2-3f 3-H		0-1 SH2-4 1B 1-2 3-H		1-2 5-3		0-1 F6	0-0 1B 1-3 2-H		5 0 2 3 0 0 5				
Ron Fairly, L OBP: 0.438, SLG: 0.533 (1, 8) (3, 9)	2-3 K		0-0 SH2-4 1-2 2-3		0-0 6-3		2-2 HR 1B 1-2 2-H 3-H	1-1 F2		4 1 1 2 0 1 4				
Daryl Spencer, R OBP: 0.341, SLG: 0.392 (1, 5)	3-3 K		2-3 K			0-1 FC4-6 1B	0-0 HR		4-0 BB	4 1 2 3 1 2 4				
Gordie Windhorn, R OBP: 0.364, SLG: 0.621 Willie Davis, L OBP: 0.314, SLG: 0.449 (1, 9) (3, PH) (3, 8)		0-0 5-3	0-1 3-1			1-1 FC4-6 CS 1-2f	0-0 F2		2-1 F8	1 0 0 0 0 0 0 4 0 0 0 0 0 4	AB 39 R 10 H 12 RBI 10 BB 4 SO 7 LOB 26			
Norm Sherry, R OBP: 0.308, SLG: 0.397 John Roseboro, L OBP: 0.346, SLG: 0.460 (1, 2) (6, PH) (6, 2)		0-0 L7		0-0 5-3		2-3 K 1-2		0-1 F7	1-0 F4	2 0 0 0 0 0 0 3 0 0 0 0 1 2				
Don Drysdale, R OBP: 0.244, SLG: 0.386 (1, 1)		0-3 K		2-2 FC5-4 1B			0-0 E6 SH1-4 E 1B	1-0 HR	1-3 K	5 2 2 1 0 2 1				
Inning Stats	R: 1 E: 1 K: 2 S: 11 H: 1 LOB: 2 BB: 1 P: 21	R: 0 E: 0 K: 1 S: 5 H: 0 LOB: 0 BB: 0 P: 5	R: 2 E: 1 K: 1 S: 15 H: 4 LOB: 2 BB: 0 P: 19	R: 0 E: 0 K: 0 S: 12 H: 1 LOB: 1 BB: 0 P: 16	R: 0 E: 0 K: 0 S: 6 H: 0 LOB: 0 BB: 0 P: 8	R: 0 E: 0 K: 1 S: 7 H: 1 LOB: 0 BB: 0 P: 10	R: 5 E: 2 K: 0 S: 10 H: 2 LOB: 0 BB: 1 P: 17	R: 2 E: 0 K: 1 S: 11 H: 3 LOB: 2 BB: 1 P: 19	R: 0 E: 0 K: 1 S: 6 H: 0 LOB: 1 BB: 1 P: 14	1B: 9 2B: 1 3B: 0 HR: 2 SF: 0 SAC: 2 DP: 0 HBP: 0	WP: 0 PB: 0 SB: 1 CS: 1 PA: 45			
PITCHER	IP WLS BF H R ER SO BB IBB HBP BLK WP HR S P ERA WHIP												PITCHER	IP WLS BF H R ER SO BB IBB HBP BLK WP HR S P ERA WHIP
Chris Short, L ERA: 5.94 (1, 1)	2.1 L 14 5 3 2 3 1 0 0 0 0 0 0 26 38 7.71 2.571													
Frank Sullivan, R ERA: 4.29 (3, 1)	0.2 2 0 0 0 1 0 0 0 0 0 0 0 5 7 0.00 0.000													
Robin Roberts, R ERA: 5.85 (4, 1)	4.0 18 4 5 0 1 0 1 0 0 0 0 1 35 51 0.00 1.000													
Ken Lehman, L ERA: 4.33 (8, 1)	2.0 11 3 2 2 2 2 0 0 0 0 0 1 17 33 9.00 2.500													

Los Angeles Dodgers @ Philadelphia Phillies
 Connie Mack Stadium, Philadelphia, PA

Thu Sep 28 1961, 7:05 PM EDT
 Att. 3,651 - Unknown

livebaseballscorecards.com

Batter	1	2	3	4	5	6	7	8	9	AB	R	H	RBI	BB	SO	LOB
Bobby Malkmus, R (1, 4) OBP: 0.279, SLG: 0.334	0-1 4-3		1-0 5-3		1-0 F9			4-0 G4-6-3 BB		3	0	0	0	1	0	2
Tony Taylor, R (1, 5) OBP: 0.305, SLG: 0.324	0-0 1B		0-3 K			0-0 1B		3-2 G4-6-3 1-2f		4	0	2	0	0	1	1
Johnny Callison, L (1, 7) OBP: 0.361, SLG: 0.414	4-1 1-2 BB			0-0 4-3		1-3 K		1-1 G3		3	0	0	0	1	1	1
Tony Gonzalez, L (1, 8) OBP: 0.358, SLG: 0.437	1-3 K			0-0 4-3		3-2 F5			1-2 1B	4	0	1	0	0	1	3
Wes Covington, L (1, 9) OBP: 0.331, SLG: 0.440	3-3 K			2-1 F4		0-0 1B			3-2 L8	4	0	1	0	0	1	3
Lee Walls, R (1, 3) OBP: 0.330, SLG: 0.430		3-3 K			1-1 4-3	2-0 6-3			1-0 F3	4	0	0	0	0	1	3
Clay Dalrymple, L (1, 2) OBP: 0.284, SLG: 0.295		1-2 9-6-1-3			0-0 1B		2-1 F6		1-3 K	4	0	1	0	0	1	1
Ruben Amaro, R (1, 6) OBP: 0.352, SLG: 0.352		3-3 K			0-1 1-2 1B		1-1 B5-3			3	0	1	0	0	1	0
Chris Short, R (1, 1) OBP: 0.184, SLG: 0.162			3-2 F5			2-3 K		3-2 F7		0	0	0	0	0	0	0
Frank Sullivan, R (3, 1) OBP: 0.263, SLG: 0.152										0	0	0	0	0	0	0
Choo-Choo Coleman, L (3, PH) OBP: 0.184, SLG: 0.152										1	0	0	0	0	0	0
Robin Roberts, S (4, 1) OBP: 0.143, SLG: 0.091										1	0	0	0	0	1	2
Elmer Valo, L (7, PH) OBP: 0.259, SLG: 0.270										1	0	0	0	0	0	0
Ken Lehman, L (8, 1)										0	0	0	0	0	0	0

Inning Stats	R: 0	H: 1	E: 0	LOB: 2	K: 2	BB: 1	S: 10	P: 18	R: 0	H: 0	E: 0	LOB: 0	K: 2	BB: 0	S: 10	P: 17	R: 0	H: 0	E: 0	LOB: 0	K: 1	BB: 0	S: 9	P: 13	R: 0	H: 2	E: 0	LOB: 2	K: 1	BB: 0	S: 10	P: 14	R: 0	H: 2	E: 0	LOB: 2	K: 1	BB: 0	S: 11	P: 17	R: 0	H: 0	E: 0	LOB: 0	K: 0	BB: 0	S: 7	P: 13	R: 0	H: 0	E: 0	LOB: 0	K: 0	BB: 1	S: 5	P: 13	R: 0	H: 1	E: 0	LOB: 1	K: 1	BB: 0	S: 11	P: 17	1B: 6	2B: 0	3B: 0	HR: 0	SF: 0	SAC: 0	DP: 1	HBP: 0	WP: 0	PA: 34
PITCHER Don Drysdale, R (1, 1) ERA: 3.69	IP	WLS	BF	H	R	ER	SO	BB	IBB	HBP	BLK	WP	HR	S	P	ERA	WHIP																																																									
	9.0	W	34	6	0	0	8	2	0	0	0	0	0	77	128	0.00	0.889																																																									
																			PITCHER	IP	WLS	BF	H	R	ER	SO	BB	IBB	HBP	BLK	WP	HR	S	P	ERA	WHIP																																						

BOTTOM

Los Angeles Dodgers @ Philadelphia Phillies
 Connie Mack Stadium, Philadelphia, PA
 Thu Sep 28 1961, 7:05 PM EDT
 Att. 3,651 - Unknown

livebaseballscorecards.com

AB	32
R	0
H	6
RBI	0
BB	2
SO	8
LOB	16



Batter	1	2	3	4	5	6	7	8	9	AB R H RBI BB SO LOB
Ken Hubbs, R OBP: 0.174, SLG: 0.435 (1, 4)	0-3 K		0-0 F8		2-3 K					3 0 0 0 0 2 0
Danny Murphy, L OBP: 0.500, SLG: 1.111 (1, 9)	1-1 E9 1B		3-3 K							2 0 1 0 0 1 0
14 Ernie Banks, R OBP: 0.347, SLG: 0.509 (1, 6)	1-3 K			2-2 F7						2 0 0 0 0 1 1
George Altman, L OBP: 0.354, SLG: 0.561 (1, 8)	1-3 K			3-1 F7						2 0 0 0 0 1 1
Billy Williams, L OBP: 0.337, SLG: 0.483 (1, 7)		2-3 K		0-2 E S E 1B						2 1 1 0 0 1 0
Ron Santo, R OBP: 0.360, SLG: 0.479 (1, 5)		1-2 5-3		2-2 E6 1-H						2 0 0 0 0 0 0
Sammy Taylor, L OBP: 0.316, SLG: 0.391 (1, 2)		3-2 HR		0-0 F2						2 1 1 1 0 0 1
Moe Morhardt, L OBP: 0.333, SLG: 0.200 (1, 3)		1-3 K			2-3 K					2 0 0 0 0 2 0
Dick Ellsworth, L OBP: 0.100, SLG: 0.054 (1, 1)			1-3 K		3-2 5-3					2 0 0 0 0 1 0

Inning Stats	R: 0	H: 1	E: 1	LOB: 1	K: 3	BB: 0	S: 11	P: 14
	R: 1	H: 1	E: 0	LOB: 0	K: 2	BB: 0	S: 15	P: 22
	R: 0	H: 0	E: 0	LOB: 0	K: 2	BB: 0	S: 7	P: 11
	R: 1	H: 1	E: 1	LOB: 1	K: 0	BB: 0	S: 13	P: 20
	R: 0	H: 0	E: 0	LOB: 0	K: 2	BB: 0	S: 11	P: 18

PITCHER	IP	WLS	BF	H	R	ER	SO	BB	IBB	HBP	BLK	WP	HR	S	P	ERA	WHIP
Phil Ortega, R ERA: 5.54 (1, 1)	5.0	L	19	3	2	1	9	0	0	0	0	0	1	57	85	1.80	0.600

BOTTOM

Los Angeles Dodgers @ Chicago Cubs
 Wrigley Field, Chicago, IL
 Sat Sep 30 1961, 3:33 AM CDT
 Att. 4,401 - Cloudy - 70 F

AB	19
R	2
H	3
RBI	1
BB	0
SO	9
LOB	3



1B: 2	SF: 0	WP: 0	PA: 19
2B: 0	SAC: 0	PB: 0	
3B: 0	DP: 0	SB: 1	
HR: 1	HBP: 0	CS: 0	

Batter	1	2	3	4	5	6	7	8	9	AB R H RBI BB SO LOB	TOP		
Jim Gilliam, S (1, 4) OBP: 0.358, SLG: 0.344 Charlie Neal, R (7, 4) OBP: 0.297, SLG: 0.346	2-3 	2-0 		4-0 		3-2 		1-2 		3 0 1 1 1 1 1 1 0 0 0 0 0 2	Los Angeles Dodgers @ Chicago Cubs Wrigley Field, Chicago, IL Sun Oct 01 1961, 3:33 AM CDT Att: 4,325 - Cloudy - 59 F		
Willie Davis, L (1, 8) OBP: 0.316, SLG: 0.451	2-1 	0-3 		0-0 		0-1 		1-0 		5 0 2 1 0 1 5			
Tim Harkness, L (1, 3) OBP: 0.636, SLG: 0.750	1-0 		0-0 		1-1 		2-3 	0-1 		5 1 2 0 0 1 3			
Wally Moon, L (1, 7) OBP: 0.434, SLG: 0.505 Gordie Windhor, R (7, PH) OBP: 0.324, SLG: 0.545	4-0 		1-0 		3-1 		2-2 	1-2 		2 0 1 1 1 0 0 2 0 0 0 0 0 0			
Ron Fairly, L (1, 9) OBP: 0.434, SLG: 0.522	2-2 		2-2 		4-2 		2-0 	4-2 		3 2 0 0 2 0 2			
John Roseboro, L (1, 2) OBP: 0.346, SLG: 0.459 Doug Camilli, R (7, PH) OBP: 0.161, SLG: 0.433		1-3 		1-0 		0-0 		0-2 	2-0 	3 0 1 0 0 1 0 2 1 1 2 0 0 0			
Daryl Spencer, R (1, 5) OBP: 0.343, SLG: 0.395 Maury Wills, S (8, PH) OBP: 0.346, SLG: 0.339		0-2 		1-0 		0-1 		0-0 	3-2 	3 2 2 1 0 0 1 2 0 0 0 0 0 0			
Bob Aspromonte, R (1, 6) OBP: 0.290, SLG: 0.293		3-3 		1-2 		3-2 		3-2 	0-2 	5 1 2 0 0 1 2			
Stan Williams, R (1, 1) OBP: 0.235, SLG: 0.192 Duke Snider, L (8, PH) OBP: 0.375, SLG: 0.562 Ron Perranoski, L (8, 1) OBP: 0.214, SLG: 0.083	1-1 		1-1 		0-0 		2-2 	4-0 		3 1 3 2 0 0 0 0 0 0 0 1 0 0 0 0 0 0 0 0 0			
Inning Stats	R: 0 H: 2 E: 0 LOB: 2 K: 1 BB: 1 S: 10 P: 21	R: 2 H: 3 E: 1 LOB: 1 K: 3 BB: 0 S: 17 P: 24	R: 0 H: 0 E: 0 LOB: 0 K: 0 BB: 0 S: 5 P: 8	R: 1 H: 3 E: 0 LOB: 2 K: 0 BB: 1 S: 9 P: 16	R: 2 H: 3 E: 0 LOB: 1 K: 0 BB: 1 S: 12 P: 23	R: 0 H: 1 E: 0 LOB: 1 K: 1 BB: 0 S: 11 P: 18	R: 0 H: 0 E: 0 LOB: 0 K: 0 BB: 0 S: 7 P: 11	R: 1 H: 2 E: 0 LOB: 2 K: 0 BB: 1 S: 11 P: 20	R: 2 H: 1 E: 0 LOB: 0 K: 0 BB: 1 S: 14 P: 24	1B: 11 SF: 0 2B: 3 SAC: 0 3B: 0 DP: 1 HR: 1 HBP: 0	WP: 1 PA: 44 PB: 1 SB: 1 CS: 0		
PITCHER	IP WLS BF H R ER SO BB IBB HBP BLK WP HR S P ERA WHIP											PITCHER	IP WLS BF H R ER SO BB IBB HBP BLK WP HR S P ERA WHIP
Don Cardwell, R (1, 1) ERA: 3.82	3.1 L 19 8 3 2 4 2 0 0 0 0 1 0 40 68 5.40 3.000												
Bob Anderson, R (4, 1) ERA: 4.26	1.2 7 3 2 2 0 1 0 0 0 0 0 0 13 24 10.80 2.400												
Jim Brewer, L (6, 1) ERA: 5.82	2.0 7 1 0 0 1 0 0 0 0 0 0 0 18 29 0.00 0.500												
Don Eiston, R (8, 1) ERA: 5.59	2.0 11 3 3 3 0 1 1 0 0 0 0 1 25 44 13.50 2.000												

livebaseballscorecards.com

AB	39
R	8
H	15
RBI	8
BB	5
SO	5
LOB	16



BOTTOM

Los Angeles Dodgers @ Chicago Cubs

Wrigley Field, Chicago, IL

Sun Oct 01 1961, 3:33 AM CDT

Att. 4,325 - Cloudy - 59 F

livebaseballscorecards.com

AB	37
R	2
H	11
RBI	2
BB	3
SO	11
LOB	26



WP:	0	PA:	41
PB:	0		
SB:	0		
CS:	0		

AB R H RBI BB SO LOB

5	0	1	0	0	1	4
4	0	1	1	0	2	2
0	0	0	0	0	0	0
0	0	0	0	1	0	0
5	0	2	0	0	1	7
4	0	1	1	0	1	1
2	0	1	0	2	0	0
1	0	0	0	0	1	2
4	0	0	0	0	1	5
2	0	0	0	0	1	1
1	0	0	0	0	0	0
1	0	1	0	0	0	0
0	0	0	0	0	0	0
0	0	0	0	0	0	0
0	0	0	0	0	0	0
1	0	1	0	0	0	0
1	1	1	0	0	0	0

1B: 9 SF: 1
2B: 2 SAC: 0
3B: 0 DP: 1
HR: 0 HBP: 0

Batter	1	2	3	4	5	6	7	8	9
Ken Hubbs, R (1, 4) OBP: 0.179, SLG: 0.393	0-0 F9		0-3 K		2-2 5-3		0-0 FC6-4 1B		0-0 BB 1B
Danny Murphy, L (1, 9) OBP: 0.429, SLG: 0.846	0-3 K		2-3 K		0-0 F4		0-0 1B		4-2 BB 1B
Don Elston, R (8, 1) OBP: 0.182, SLG: 0.182							1-2 1B		1-2 BB
Don Zimmer, R (9, PH) OBP: 0.291, SLG: 0.400							3-H 1B		2-2 F2
Billy Williams, L (1, 7) OBP: 0.338, SLG: 0.484	3-1 BB 14 1B 1B		1-1 2B		2-3 K		1-0 L9		2-2 F2
14 Ernie Banks, R (1, 6) OBP: 0.346, SLG: 0.507	2-1 BB 1B		1-2 6-3		3-3 K		2-2 F3		0-0 SF7
Ron Santo, R (1, 5) OBP: 0.362, SLG: 0.479	4-2 BB 1B			1-1 FC3-6 1B		1-2 F3		4-0 BB 1B	3-H K
George Altman, L (9, PH) OBP: 0.353, SLG: 0.560									
Nelson Mathews, R (1, 8) OBP: 0.111, SLG: 0.111	1-3 K			1-2 FC3-6 G5-4-3 1B		1-2 2-3		1-1 E4	
Dick Bertell, R (1, 2) OBP: 0.308, SLG: 0.330		2-3 K		1-0 G5-4-3 1B		0-2 6-3		1-3 K	
Bob Will, L (7, PH) OBP: 0.341, SLG: 0.336									
Jim McAnany, R (8, PH) OBP: 0.364, SLG: 0.400									
Moe Morhardt, L (1, 3) OBP: 0.381, SLG: 0.278		1-3 K			0-0 2B 1B		3-2 FC6-4 1B 1B		1-0 F8
Andre Rodgers, R (8, PH) OBP: 0.343, SLG: 0.430									
Don Cardwell, R (1, 1) OBP: 0.167, SLG: 0.232		3-3 K			0-1 2B		3-2 FC6-4 1B		1-2 BB 14 SF7 1B
Bob Anderson, R (4, 1) OBP: 0.153, SLG: 0.286									
Richie Ashburn, L (5, PH) OBP: 0.373, SLG: 0.306									
Jim Brewer, L (8, 1) OBP: 0.250, SLG: 0.182									
Ed Bouchee, L (7, PH) OBP: 0.271, SLG: 0.417									
Cuno Barragan, R (8, 2) OBP: 0.267, SLG: 0.321									

Inning Stats	R: 0 H: 2 E: 0 K: 2 S: 15	H: 2 LOB: 3 BB: 1 P: 25	R: 0 H: 0 E: 0 K: 3 S: 9	H: 0 LOB: 0 BB: 0 P: 15	R: 0 H: 1 E: 0 K: 2 S: 11	H: 1 LOB: 1 BB: 0 P: 15	R: 0 H: 1 E: 0 K: 0 S: 6	H: 1 LOB: 0 BB: 0 P: 9	R: 0 H: 2 E: 0 K: 1 S: 10	H: 2 LOB: 2 BB: 0 P: 14	R: 0 H: 0 E: 0 K: 1 S: 11	H: 0 LOB: 0 BB: 0 P: 16	R: 1 H: 3 E: 0 K: 0 S: 13	H: 3 LOB: 2 BB: 0 P: 20	R: 0 H: 0 E: 1 K: 1 S: 10	H: 0 LOB: 2 BB: 1 P: 19	R: 1 H: 2 E: 0 K: 1 S: 18	H: 2 LOB: 2 BB: 1 P: 26
---------------------	---------------------------	-------------------------	--------------------------	-------------------------	---------------------------	-------------------------	--------------------------	------------------------	---------------------------	-------------------------	---------------------------	-------------------------	---------------------------	-------------------------	---------------------------	-------------------------	---------------------------	-------------------------

PITCHER	IP	WLS	BF	H	R	ER	SO	BB	IBB	HBP	BLK	WP	HR	S	P	ERA	WHIP
Stan Williams, R (1, 1) ERA: 3.9	7.0	W	30	9	1	1	9	1	0	0	0	0	0	75	114	1.29	1.429
Ron Perranoski, L (8, 1) ERA: 2.65	2.0	S	11	2	1	1	2	2	0	0	0	0	0	28	45	4.50	2.000