

Los Angeles Dodgers - 1962

Batter	1	2	3	4	5	6	7	8	9	AB R H RBI BB SO LOB	TOP			
Eddie Kasko, R (1, 6) OBP: 0.400, SLG: 0.500	1-0 SH4-3 1B 2B		1-0 L6		1-2 F4		1-0 5-3	0-1 F7		5 1 1 0 0 0 2				
Cookie Rojas, R (1, 4) Jerry Lynch, L (8, PH) Don Blasingame, L (8, 4) OBP: 0.400, SLG: 0.250	0-0 SH4-3 2-3		1-1 4-3		0-0 F7		0-2 F7	1-3 K		3 0 0 0 0 0 0 1 0 0 0 0 1 2 0 0 0 0 0 0 0				
Vada Pinson, L (1, 8) OBP: 0.600, SLG: 0.875	2-2 G6-4-3 1B		2-2 2B			4-0 1B 1B BB	1-1 HR 2B		2-2 F8 1B SF8 1B	4 3 4 1 1 0 0				
Frank Robinson, R (1, 9) OBP: 0.300, SLG: 0.125	1-2 G6-4-3 1-2f		3-3 K			0-0 F3	4-0 HR IBB		0-0 1B 1-2 1B	4 1 1 0 1 1 3				
Wally Post, R (1, 7) OBP: 0.600, SLG: 1.200 Marty Keough, L (9, 9)		0-2 BB 1B		0-0 FC3-6 1B		0-1 F8	0-0 HR 1-H 2-H		0-1 F8 2-3	5 1 3 3 0 0 3 0 0 0 0 0 0 0				
Gordy Coleman, L (1, 3) OBP: 0.556, SLG: 0.571		2-3 K		0-0 FC3-6 1-2f		0-0 1B 1-2 1B	3-1 F8		1-0 SF8	4 0 1 1 0 1 2				
Tommy Harper, R (1, 5) OBP: 0.556, SLG: 0.500		4-2 1-2 BB		1-1 L5		2-0 1-3 2-H 1B		0-0 1B 1B	3-1 1-3 1B	4 0 3 1 1 0 1				
Johnny Edwards, L (1, 2)		0-3 K		1-0 F7		4-0 IBB		0-1 L6	1-2 4-3	4 0 0 0 1 1 6				
Bob Purkey, R (1, 1) OBP: 0.250, SLG: 0.250 Bill Henry, L (8, 1) Jim Brosnan, R (9, 1)		2-3 K			0-1 4-3	1-3 K		0-0 1-2 1B		4 0 1 0 0 2 5 0 0 0 0 0 0 0 0 0 0 0 0 0 0				
Inning Stats	R: 1 H: 2 E: 0 LOB: 0 K: 0 BB: 0 S: 9 P: 13	R: 0 H: 1 E: 0 LOB: 2 K: 3 BB: 1 S: 16 P: 24	R: 0 H: 1 E: 0 LOB: 1 K: 1 BB: 0 S: 9 P: 16	R: 0 H: 1 E: 0 LOB: 1 K: 0 BB: 0 S: 5 P: 7	R: 0 H: 0 E: 0 LOB: 0 K: 0 BB: 0 S: 6 P: 7	R: 1 H: 2 E: 0 LOB: 3 K: 1 BB: 2 S: 8 P: 19	R: 3 H: 2 E: 0 LOB: 0 K: 0 BB: 1 S: 10 P: 19	R: 0 H: 2 E: 0 LOB: 2 K: 1 BB: 0 S: 9 P: 10	R: 1 H: 3 E: 0 LOB: 2 K: 0 BB: 0 S: 14 P: 21	1B: 10 SF: 1 2B: 3 SAC: 1 3B: 0 DP: 1 HR: 1 HBP: 0	WP: 0 PA: 44 PB: 0 SB: 0 CS: 0			
PITCHER	IP WLS BF H R ER SO BB IBB HBP BLK WP HR S P ERA WHIP												PITCHER	IP WLS BF H R ER SO BB IBB HBP BLK WP HR S P ERA WHIP
Johnny Podres, L (1, 1) ERA: 6.14	7.1 L 36 11 5 5 5 2 2 0 0 0 0 1 67 109 6.14 1.773													
Larry Sherry, R (8, 1) ERA:	0.2 2 0 0 0 1 0 0 0 0 0 0 0 5 6 0.00 0.000													
Ron Perranoski, L (9, 1) ERA: 9.0	1.0 6 3 1 1 0 0 0 0 0 0 0 0 0 14 21 9.00 3.000													

Cincinnati Reds @ Los Angeles Dodgers
 Dodger Stadium, Los Angeles, CA
 Tue Apr 10 1962, 3:33 AM PST
 Att: 52,564 - Unknown

AB	38
R	6
H	14
RBI	6
BB	4
SO	6
LOB	24



Batter	1	2	3	4	5	6	7	8	9	AB	R	H	RBI	BB	SO	LOB
Maury Wills, S (1, 6) Frank Howard, R (9, PH)	1-0 B1-3		1-2 6-3		1-1 F7			4-2 BB 1B BB	0-0 G3	3	0	0	0	1	0	1
Jim Gilliam, S (1, 4) OBP: 0.500, SLG: 0.500	3-1 L4			1-0 1B 4-3 2B 1B	0-0 4-3			2-2 1B 1-2		4	1	2	0	0	0	1
Wally Moon, L (1, 7)	2-2 4-3			0-0 4-3				4-2 1-2 2-3 BB		3	0	0	0	1	0	1
Duke Snider, L (1, 9) OBP: 0.667, SLG: 0.667 Tommy Davis, R (8, PH) (9, 9)		0-0 BB 1B		2-1 2-3 2B 1B				3-2 G6-3 1-2f		3	1	2	0	0	0	0
John Roseboro, L (1, 2)		4-1 BB G5-4-3 BB		0-0 2-3				2-0 G4-6-3 HBP		2	0	0	0	1	0	2
Ron Fairly, L (1, 3) OBP: 0.250, SLG: 0.500		2-1 F4		0-2 2-H 3-H 2B				1-2 G4-6-3 1-2f		4	0	1	2	0	0	3
Daryl Spencer, R (1, 5) OBP: 0.250, SLG: 0.750		0-1 G5-4-3 1-2f		0-0 F7				1-2 1B 3B		4	1	1	0	0	1	3
Willie Davis, L (1, 8) Lee Walls, R (9, PH)			2-1 4-3		1-0 F7			4-1 BB 1B		3	0	0	0	0	0	0
Johnny Podres, L (1, 1) OBP: 0.500, SLG: 1.000 Larry Sherry, R (8, 1) Tim Harkness, L (8, PH) Ron Perranoski, L (9, 1) Andy Carey, R (9, PH) OBP: 1.000, SLG: 1.000			2-1 F8		1-0 2B			0-2 1B 3-H		2	0	1	0	0	0	0

Inning Stats	R: 0 E: 0 K: 0 S: 6	H: 0 LOB: 0 BB: 0 P: 12	R: 0 E: 0 K: 0 S: 6	H: 1 LOB: 1 BB: 1 P: 12	R: 0 E: 0 K: 0 S: 7	H: 0 LOB: 0 BB: 0 P: 12	R: 2 E: 0 K: 0 S: 9	H: 3 LOB: 1 BB: 0 P: 12	R: 0 E: 0 K: 0 S: 5	H: 1 LOB: 1 BB: 0 P: 8	R: 0 E: 0 K: 0 S: 8	H: 0 LOB: 0 BB: 0 P: 12	R: 0 E: 0 K: 1 S: 12	H: 0 LOB: 0 BB: 0 P: 18	R: 0 E: 0 K: 0 S: 13	H: 1 LOB: 2 BB: 2 P: 26	R: 1 E: 0 K: 0 S: 13	H: 2 LOB: 2 BB: 1 P: 21	1B: 5 2B: 2 3B: 1 HR: 0	SF: 0 SAC: 0 DP: 3 HBP: 1	WP: 0 PB: 0 SB: 0 CS: 0	PA: 37
--------------	------------------------------	----------------------------------	------------------------------	----------------------------------	------------------------------	----------------------------------	------------------------------	----------------------------------	------------------------------	---------------------------------	------------------------------	----------------------------------	-------------------------------	----------------------------------	-------------------------------	----------------------------------	-------------------------------	----------------------------------	----------------------------------	------------------------------------	----------------------------------	--------

PITCHER	IP	WLS	BF	H	R	ER	SO	BB	IBB	HBP	BLK	WP	HR	S	P	ERA	WHIP
Bob Purkey, R (1, 1) ERA: 2.45	7.1	W	30	6	2	2	1	3	0	0	0	0	0	62	105	2.46	1.227
Bill Henry, L (8, 1) ERA: 6.75	1.1		6	2	1	1	0	1	0	1	0	0	0	16	27	6.75	2.250
Jim Brosnan, R (9, 1) ERA: 6.75	0.1	S	1	0	0	0	0	0	0	0	0	0	0	1	1	0.00	0.000

BOTTOM

Cincinnati Reds @ Los Angeles Dodgers
Dodger Stadium, Los Angeles, CA
 Tue Apr 10 1962, 3:33 AM PST
 Att. 52,564 - Unknown

AB	32
R	3
H	8
RBI	3
BB	4
SO	1
LOB	16



PITCHER	IP	WLS	BF	H	R	ER	SO	BB	IBB	HBP	BLK	WP	HR	S	P	ERA	WHIP
---------	----	-----	----	---	---	----	----	----	-----	-----	-----	----	----	---	---	-----	------

Batter	1	2	3	4	5	6	7	8	9	AB R H RBI BB SO LOB	TOP											
Eddie Kasko, R (1, 6) OBP: 0.357, SLG: 0.500	3-2 2B		0-1 L7		1-1 F8			0-0 F7		4 0 1 0 0 0 3												
Cookie Rojas, R (1, 4)	1-2 F7		1-0 FC5-4			0-0 F3		1-0 F8		4 0 0 0 0 0 2												
Vada Pinson, L (1, 8) OBP: 0.500, SLG: 0.667	2-3 K			0-0 F4		1-3 K			1-0 2B 1B	4 1 1 0 0 2 1												
Frank Robinson, R (1, 9) OBP: 0.286, SLG: 0.250	2-3 K			1-2 6-3		0-1 F6			2-2 1B G4-6-3 2B	4 1 1 0 0 1 1												
Wally Post, R (1, 7) OBP: 0.444, SLG: 0.778		0-0 5-3		2-3 K			2-2 E6 FC1-6		1-2 G4-6-3 1B	4 0 1 1 0 1 0												
Gordy Coleman, L (1, 3) OBP: 0.385, SLG: 0.364		0-0 F7			1-0 F8		0-0 FC1-6		0-0 G4-6-3	4 0 0 0 0 0 2												
Tommy Harper, R (1, 5) OBP: 0.385, SLG: 0.333		2-1 F9			2-1 5-3		2-3 K		2-3 K	4 0 0 0 0 2 1												
Darrell Johnson, R (1, 2)			2-2 F7		4-2 WP BB BB		3-2 4-3			2 0 0 0 1 0 1												
Moe Drabowsky, R (1, 1)			4-2 FC5-4 BB		4-1 WP BB			0-3 K		0 0 0 0 1 0 0												
Joe Gaines, R (5, PH)										0 0 0 0 1 0 0												
Dave Sisler, R (5, 1)										0 0 0 0 0 0 0												
Leo Cardenas, R (8, PH)										1 0 0 0 0 1 0												
Bob Miller, R (8, 1)										0 0 0 0 0 0 0												
Inning Stats	R: 0 E: 0 K: 2 S: 15	H: 1 LOB: 1 BB: 0 P: 23	R: 0 E: 0 K: 0 S: 4	H: 0 LOB: 0 BB: 0 P: 6	R: 0 E: 0 K: 0 S: 8	H: 0 LOB: 1 BB: 1 P: 15	R: 0 E: 0 K: 1 S: 7	H: 0 LOB: 0 BB: 0 P: 10	R: 0 E: 0 K: 0 S: 9	H: 0 LOB: 2 BB: 2 P: 21	R: 0 E: 0 K: 1 S: 6	H: 0 LOB: 0 BB: 0 P: 7	R: 0 E: 1 K: 1 S: 11	H: 0 LOB: 1 BB: 0 P: 18	R: 0 E: 0 K: 1 S: 5	H: 0 LOB: 0 BB: 0 P: 6	R: 2 E: 0 K: 1 S: 12	H: 3 LOB: 0 BB: 0 P: 18	1B: 2 2B: 2 3B: 0 HR: 0	SF: 0 SAC: 0 DP: 1 HBP: 0	WP: 1 PB: 0 SB: 0 CS: 0	PA: 34
PITCHER Sandy Koufax, L (1, 1) ERA: 2.0	IP: 9.0 WLS: W BF: 34 H: 4 R: 2 ER: 2 SO: 7 BB: 3 IBB: 0 HBP: 0 BLK: 0 WP: 1 HR: 0 S: 77 P: 124 ERA: 2.00 WHIP: 0.778											PITCHER	IP: 9.0 WLS: W BF: 34 H: 4 R: 2 ER: 2 SO: 7 BB: 3 IBB: 0 HBP: 0 BLK: 0 WP: 1 HR: 0 S: 77 P: 124 ERA: 2.00 WHIP: 0.778									

Cincinnati Reds @ Los Angeles Dodgers
 Dodger Stadium, Los Angeles, CA
 Wed Apr 11 1962, 6:05 PM PST
 Att: 35,296 - Unknown

livebaseballscorecards.com

AB	31
R	2
H	4
RBI	1
BB	3
SO	7
LOB	11



Batter	1	2	3	4	5	6	7	8	9
Maury Wills, S OBP: 0.222, SLG: 0.429 (1, 6)	1-2 5-3		1-0 HR	1-0 SF8		2-3 K		1-0 6-3	
Jim Gilliam, S OBP: 0.375, SLG: 0.750 (1, 4)	1-3 K		3-1 HR	0-1 F4		2-3 K			
Wally Moon, L (1, 7)	1-0 F9		4-1 2B		2-2 F7	2-0 2-3			
Duke Snider, L OBP: 0.667, SLG: 0.800 (1, 9)		4-0 1B BLK	0-1 SF7		0-3 K		1-2 1B		
Tim Harkness, L OBP: 0.500, SLG: 0.500 (7, PH) (8, 3)		BB	2B						
John Roseboro, L (1, 2)		0-0 F6	0-0 4-3		4-1 WP S		1-1 F5		
		1-2	2-3		BB				
Ron Fairly, L OBP: 0.375, SLG: 0.400 (1, 3) (8, 9)		4-0 1B	3-0 SF7		4-0 BB		1-1 F9		
		BB	BB		1-3 BB				
Daryl Spencer, R OBP: 0.375, SLG: 0.571 (1, 5)		3-2 1B	0-0 4-3		4-0 BB		0-1 F9		
		1-2 2-3			1-2 BB				
Willie Davis, L OBP: 0.286, SLG: 0.500 (1, 8)		1-2 F8		2-2 SF8		4-0 BB		0-3 K	
				3B		1-2 2-3 3-H			
Sandy Koufax, R (1, 1)		2-3 K		0-3 K		1-3 K		0-3 K	

Inning Stats	R: 0	H: 0	E: 0	K: 1	S: 10	LOB: 0	BB: 0	P: 13
	R: 0	H: 1	E: 0	K: 1	S: 11	LOB: 3	BB: 2	P: 25
	R: 4	H: 3	E: 0	K: 0	S: 9	LOB: 0	BB: 1	P: 20
	R: 1	H: 1	E: 0	K: 1	S: 12	LOB: 0	BB: 0	P: 15
	R: 1	H: 0	E: 0	K: 2	S: 10	LOB: 3	BB: 4	P: 29
	R: 0	H: 0	E: 0	K: 2	S: 8	LOB: 0	BB: 0	P: 14
	R: 0	H: 1	E: 0	K: 0	S: 11	LOB: 1	BB: 0	P: 14
	R: 0	H: 0	E: 0	K: 2	S: 7	LOB: 0	BB: 0	P: 8

PITCHER	IP	WLS	BF	H	R	ER	SO	BB	IBB	HBP	BLK	WP	HR	S	P	ERA	WHIP
Moe Drabowsky, R ERA: 11.25 (1, 1)	4.0	L	20	5	5	5	3	3	0	0	1	0	1	42	73	11.25	2.000
Dave Sisler, R ERA: 3.0 (5, 1)	3.0		14	1	1	1	4	4	0	0	0	1	0	29	57	3.00	1.667
Bob Miller, L ERA: 13.5 (8, 1)	1.0		3	0	0	0	2	0	0	0	0	0	0	7	8	0.00	0.000

BOTTOM

AB R H RBI BB SO LOB

4	1	1	1	0	1	0
4	1	1	2	0	2	0
3	1	0	0	1	0	0
2	1	1	1	1	1	0
1	0	1	0	0	0	0
3	1	0	0	1	0	3
1	0	0	1	2	0	1
3	0	1	0	1	0	1
3	1	1	1	1	1	3
4	0	0	0	0	4	7

AB 28
R 6
H 6
RBI 6
BB 7
SO 9
LOB 15

Dodgers

WP: 1 PA: 37
PB: 0
SB: 1
CS: 0

Cincinnati Reds @ Los Angeles Dodgers
Dodger Stadium, Los Angeles, CA
 Wed Apr 11 1962, 6:05 PM PST
 Att. 35,296 - Unknown

livebaseballscorecards.com

Batter	1	2	3	4	5	6	7	8	9
Maury Wills, S OBP: 0.214, SLG: 0.273 (1, 6)	0-0 B3		2-2 FC4-6 G6-4-3				2-1 4-3		
Jim Gilliam, S OBP: 0.385, SLG: 0.692 (1, 4)	0-1 6-3		2-1 G6-4-3		2-1 E7 2B 1B	1-1 1B 2B	2-0 F5		
Tommy Davis, R OBP: 0.333, SLG: 0.333 (1, 9)	0-3 K			0-1 FC6-4 1B	0-0 1-3	0-1 F9	0-0 1B		
Wally Moon, L OBP: 0.308, SLG: 0.273 (1, 7)		1-1 G3		2-2 FC6-4 1-2f	1-1 2B 2B	1-2 1B 1B	0-0 4-3		
John Roseboro, L OBP: 0.538, SLG: 0.444 (1, 2)		0-0		0-3 K	0-1 S E 2B	3-2 3B 1B		1-0 F7 BLK 1B HBP	
Larry Burright, R (8, PR)									
Norm Sherry, R (9, 2)									
Ron Fairly, L OBP: 0.385, SLG: 0.600 (1, 3)		0-0 L7		1-0 F7	2-1 FC4 FC3-2 1B	0-0 1B 3B	1-1 F7 1-3		
Daryl Spencer, R OBP: 0.462, SLG: 0.545 (1, 5)		1-2 F4			E6 1B BB	2-1 1B	1-1 1B		
Willie Davis, L OBP: 0.417, SLG: 0.545 (1, 8)			2-1 FC4-6 BB 1B		FC3-2 1B BB	FC4 FC3-2	1-2 1B	1-0 F6	
Stan Williams, R (1, 1)								3-3 K	
Pete Richert, L (2, 1)									
Duke Snider, L (5, PH)									
Dick Tracewski, R (5, PR)									
Tim Harkness, L (5, PH)									
Joe Moeller, R (6, 1)									

Inning Stats	R: 0	H: 0	E: 0	K: 1	S: 7	R: 0	H: 1	E: 0	K: 0	S: 7	R: 0	H: 1	E: 0	K: 0	S: 7	R: 7	H: 5	E: 3	K: 0	S: 24	R: 3	H: 6	E: 0	K: 0	S: 20	R: 0	H: 1	E: 0	K: 0	S: 5	R: 1	H: 1	E: 0	K: 1	S: 8	
	LOB: 0	BB: 0	P: 7			LOB: 1	BB: 0	P: 9			LOB: 1	BB: 0	P: 12			LOB: 3	BB: 3	P: 44			LOB: 2	BB: 0	P: 29			LOB: 1	BB: 0	P: 9	LOB: 1	BB: 0	P: 15					

PITCHER	IP	WLS	BF	H	R	ER	SO	BB	IBB	HBP	BLK	WP	HR	S	P	ERA	WHIP
Joey Jay, R (1, 1)	4.0	L	20	5	6	5	2	3	0	0	0	0	0	38	63	11.25	2.000
Bob Miller, L (5, 1)	0.1		4	3	1	1	0	0	0	0	0	0	0	7	10	27.00	9.000
Dave Hillman, R (5, 1)	1.2		12	6	3	3	0	1	0	0	0	1	0	29	45	16.20	4.200
Johnny Klippstein, R (7, 1)	2.0		9	2	1	1	1	0	0	1	1	0	0	13	24	4.50	1.000

BOTTOM

Cincinnati Reds @ Los Angeles Dodgers
Dodger Stadium, Los Angeles, CA

Thu Apr 12 1962, 6:05 PM PST
 Att. 24,570 - Unknown

AB	R	H	RBI	BB	SO	LOB
4	1	0	1	1	0	5
5	1	2	2	0	0	2
5	0	2	0	0	1	3
5	2	2	1	0	0	2
4	2	3	2	0	1	1
0	1	0	0	0	0	0
0	0	0	0	0	0	0
5	1	2	1	0	0	3
4	1	2	2	1	0	1
5	1	3	0	0	0	3
0	0	0	0	0	0	0
0	0	0	0	1	0	0
0	0	0	0	1	0	0
0	1	0	0	0	0	0
1	0	0	0	0	0	3
2	0	0	0	0	1	3

AB	40
R	11
H	16
RBI	9
BB	4
SO	3
LOB	26

WP: 1 PA: 45
 PB: 0
 SB: 1
 CS: 0



1B	2B	3B	HR	SF	SAC	DP	HBP
12	3	1	0	0	0	1	1

Batter	1	2	3	4	5	6	7	8	9	AB R H RBI BB SO LOB	TOP											
Howie Bedell, L (1, 7) OBP: 0.294, SLG: 0.353	2-3 K		0-0 SH2-3		2-1 1B		1-3 K		1-3 K	4 1 1 0 0 3 0	Milwaukee Braves @ Los Angeles Dodgers Dodger Stadium, Los Angeles, CA Fri Apr 13 1962, 6:05 PM PST Att. 37,140 - Unknown livebaseballscorecards.com											
Mack Jones, L (1, 9) OBP: 0.389, SLG: 0.400	1-1 E5		1-3 K		1-1 1B		3-3 K		1-2 1B	5 0 2 1 0 2 1												
Hank Aaron, R (1, 8) OBP: 0.222, SLG: 0.067	4-2 BB		1-0 6-3		4-1 BB			1-0 F7	2-3 K	3 0 0 0 2 1 2												
Eddie Mathews, L (1, 5) OBP: 0.353, SLG: 0.385	1-1 F7			2-1 E3	4-2 BB			0-0 1B		3 0 1 0 1 0 2												
Joe Adcock, R (1, 3) OBP: 0.200, SLG: 0.308	3-2 F3			2-0 F8	0-3 K			2-3 K		4 0 0 0 0 2 7												
Frank Bolling, R (1, 4) OBP: 0.375, SLG: 0.167		0-0 4-3		3-2 6-3		1-1 1B		3-3 K		4 0 1 0 0 1 2												
Joe Torre, R (1, 2) OBP: 0.167, SLG: 0.091		1-1 6-3		1-0 6-3		3-2 L4-3			1-2 HR	4 1 1 0 0 0 2												
Roy McMillan, R (1, 6) OBP: 0.222, SLG: 0.556		1-1 L7			0-1 6-3	3-2 F8			1-2 HR	4 1 1 2 0 0 0												
Lew Burdette, R (1, 1) OBP: 0.500, SLG: 0.500			3-2 SH2-3		3-3 K		2-3 K		2-1 4-3	2 0 1 0 0 1 0												
Lou Klimchok, L (7, PH)										1 0 0 0 0 1 0												
Ron Piche, R (7, 1)										0 0 0 0 0 0 0												
Bob Uecker, R (9, PH)										1 0 0 0 0 0 0												
Inning Stats	R: 0 E: 1 K: 1 S: 15	H: 0 LOB: 2 BB: 1 P: 26	R: 0 E: 0 K: 0 S: 5	H: 0 LOB: 0 BB: 0 P: 7	R: 0 E: 0 K: 1 S: 8	H: 1 LOB: 1 BB: 0 P: 13	R: 0 E: 1 K: 0 S: 7	H: 0 LOB: 1 BB: 0 P: 15	R: 0 E: 0 K: 2 S: 16	H: 2 LOB: 3 BB: 2 P: 30	R: 0 E: 0 K: 3 S: 9	H: 0 LOB: 0 BB: 0 P: 15	R: 0 E: 0 K: 3 S: 9	H: 0 LOB: 0 BB: 0 P: 15	R: 0 E: 0 K: 2 S: 8	H: 1 LOB: 1 BB: 0 P: 14	R: 2 E: 0 K: 2 S: 20	H: 3 LOB: 1 BB: 0 P: 28	1B: 6 2B: 2 3B: 0 HR: 1	SF: 0 SAC: 1 DP: 1 HBP: 0	WP: 0 PB: 0 SB: 0 CS: 0	PA: 39
PITCHER Don Drysdale, R (1, 1) ERA: 3.0	IP: 9.0 WLS: W BF: 39 H: 8 R: 3 ER: 3 SO: 11 BB: 3 IBB: 0 HBP: 0 BLK: 0 WP: 0 HR: 1 S: 96 P: 163 ERA: 3.00 WHIP: 1.222											PITCHER	IP: WLS: BF: H: R: ER: SO: BB: IBB: HBP: BLK: WP: HR: S: P: ERA: WHIP:									



Batter	1	2	3	4	5	6	7	8	9	AB R H RBI BB SO LOB	TOP						
Howie Bedell, L (1, 7) OBP: 0.318, SLG: 0.364	0-0 4-3			2-2 G3 BB 1B	0-1 2B 1B		1-2 4-3		2-1 1-3	5 2 2 0 0 0 1							
Roy McMillan, R (1, 6) OBP: 0.308, SLG: 0.583	3-2 F9			4-0 G3 1B	0-1 2B		0-0 F4			3 1 1 2 1 0 1							
Hank Aaron, R (1, 8) OBP: 0.227, SLG: 0.056	1-3 K			0-1 L7	4-0 IBB			1-0 6-3		3 0 0 0 1 1 2							
Eddie Mathews, L (1, 5)		3-3 K		3-1 G3	0-1 L9			4-1 BB BB		3 0 0 0 1 1 4							
Joe Adcock, R (1, 3) OBP: 0.263, SLG: 0.313	0-0 5-3			1-1 1B		0-0 L8		4-1 BB		3 0 1 2 1 0 0							
Denis Menke, R (1, 4)	0-0 6-3			2-3 K		2-3 K		0-3 K		3 0 0 0 0 2 1							
Frank Bolling, R (8, PH) OBP: 0.353, SLG: 0.154 (8, 4)										1 0 0 0 0 1 2							
Mack Jones, L (1, 9) OBP: 0.364, SLG: 0.333				4-2 G4-6-3 BB		1-3 K		1-3 K		3 0 0 0 1 3 2							
Del Crandall, R (1, 2) OBP: 0.222, SLG: 0.250				1-2 G4-6-3		0-0 6-3		4-1 SH2-4 BB		3 0 0 0 1 0 1							
Warren Spahn, L (1, 1)				1-3 K	4-2 1B 2B BB		1-1 SH2-4		1-3 K	2 1 0 0 1 2 0							
Inning Stats	R: 0 H: 0 E: 0 LOB: 0 K: 1 BB: 0 S: 7 P: 11	R: 0 H: 0 E: 0 LOB: 0 K: 1 BB: 0 S: 5 P: 8	R: 0 H: 0 E: 0 LOB: 0 K: 1 BB: 1 S: 11 P: 17	R: 2 H: 2 E: 0 LOB: 1 K: 1 BB: 1 S: 12 P: 24	R: 2 H: 2 E: 0 LOB: 2 K: 1 BB: 2 S: 13 P: 22	R: 0 H: 0 E: 0 LOB: 0 K: 2 BB: 0 S: 8 P: 12	R: 0 H: 0 E: 0 LOB: 1 K: 0 BB: 1 S: 7 P: 13	R: 0 H: 0 E: 0 LOB: 2 K: 2 BB: 2 S: 11 P: 21	R: 0 H: 0 E: 0 LOB: 0 K: 1 BB: 0 S: 6 P: 9	1B: 3 SF: 0 2B: 1 SAC: 1 3B: 0 DP: 1 HR: 0 HBP: 0	WP: 0 PA: 37 PB: 0 SB: 0 CS: 0						
PITCHER	IP WLS BF H R ER SO BB IBB HBP BLK WP HR S P ERA WHIP																
Johnny Podres, L (1, 1) ERA: 6.08	6.0	25	4	4	4	7	3	1	0	0	0	0	0	56	94	6.00	1.167
Larry Sherry, R (7, 1) ERA:	3.0	W	12	0	0	0	3	3	0	0	0	0	0	24	43	0.00	1.000

Milwaukee Braves @ Los Angeles Dodgers
Dodger Stadium, Los Angeles, CA

Sat Apr 14 1962, 6:05 PM PST
Att: 43,142 - Unknown

AB	29
R	4
H	4
RBI	4
BB	7
SO	10
LOB	14



Batter	1	2	3	4	5	6	7	8	9	AB	R	H	RBI	BB	SO	LOB
Maury Wills, S OBP: 0.304, SLG: 0.235 (1, 6)	4-1 SH1-3 BB 6-3 BB	1-3 K		3-2 6-3		1-2 F3		1-0 FC6-4 1-2f		4	1	0	0	1	1	4
Jim Gilliam, S OBP: 0.409, SLG: 0.650 (1, 4)	4-2 SH1-3 1-2 BB		0-0 E 2B		2-0 FC6-4 1B		3-1 6-3		0-0 1B 1B	4	2	3	0	1	0	0
Wally Moon, L OBP: 0.333, SLG: 0.444 (1, 7)	0-0 SH1-3 1-2 2-3		1-1 F7		0-0 F4		2-2 HR		3-2 1B 1B 1B	4	1	2	1	0	0	2
Tommy Davis, R OBP: 0.400, SLG: 0.643 (1, 8)	2-2 6-3		3-1 E9 1B		0-0 FC6-4 1-2f		1-2 F5		4-0 1B 1-2 IBB	4	0	1	2	1	0	2
Lee Walls, R OBP: 0.667, SLG: 0.500 (1, 3)	3-H 1-0 5-3		4-0 BB		0-0 F8		3-1 1B		1-0 1-2 2-3 3-H 1B	4	0	2	1	1	0	2
Frank Howard, R OBP: 0.200, SLG: 0.200 (1, 9)		2-1 1B FC6-4 1B	3-1 F5		2-2 F8		2-2 F4			4	1	1	0	0	0	3
Daryl Spencer, R OBP: 0.474, SLG: 0.529 (1, 5)		1-2 FC6-4 1B	2-2 F6		0-1 1B 1B				2-1 6-3	3	0	2	0	0	0	2
Dick Tracewski, R (6, PR)		1-3 FC6-4 1B								0	0	0	0	0	0	0
Larry Sherry, R (7, 1)										1	0	0	0	0	0	0
Norm Sherry, R OBP: 0.250, SLG: 0.250 (1, 2)		2-1 FC6-4 1-2f 3-H		0-0 F9		2-0 1B		1-2 F6		4	0	1	1	0	0	1
Johnny Podres, L OBP: 0.250, SLG: 0.500 (1, 1)		2-0 F8		1-1 G3		1-1 F8		0-0 FC6-4 1B		2	0	0	0	0	0	1
Andy Carey, R OBP: 0.667, SLG: 0.667 (6, PH)										2	0	1	0	0	0	2

Inning Stats	R: 1	H: 0	E: 0	K: 0	S: 10	LOB: 1	BB: 2	P: 21	R: 1	H: 2	E: 1	K: 1	S: 11	LOB: 1	BB: 0	P: 19	R: 1	H: 2	E: 1	K: 0	S: 10	LOB: 2	BB: 1	P: 23	R: 0	H: 0	E: 0	K: 0	S: 6	LOB: 0	BB: 0	P: 10	R: 0	H: 1	E: 0	K: 0	S: 4	LOB: 1	BB: 0	P: 6	R: 0	H: 2	E: 0	K: 0	S: 12	LOB: 2	BB: 0	P: 18	R: 1	H: 2	E: 0	K: 0	S: 14	LOB: 1	BB: 0	P: 25	R: 0	H: 1	E: 0	K: 0	S: 7	LOB: 1	BB: 0	P: 11	R: 1	H: 3	E: 0	K: 0	S: 6	LOB: 3	BB: 1	P: 13	1B: 11	SF: 0	2B: 1	SAC: 1	3B: 0	DP: 0	HR: 1	HBP: 0	WP: 0	PA: 41
--------------	------	------	------	------	-------	--------	-------	-------	------	------	------	------	-------	--------	-------	-------	------	------	------	------	-------	--------	-------	-------	------	------	------	------	------	--------	-------	-------	------	------	------	------	------	--------	-------	------	------	------	------	------	-------	--------	-------	-------	------	------	------	------	-------	--------	-------	-------	------	------	------	------	------	--------	-------	-------	------	------	------	------	------	--------	-------	-------	--------	-------	-------	--------	-------	-------	-------	--------	-------	--------

PITCHER	IP	WLS	BF	H	R	ER	SO	BB	IBB	HBP	BLK	WP	HR	S	P	ERA	WHIP
Warren Spahn, L ERA: 7.71 (1, 1)	8.0	L	41	13	5	5	1	3	1	0	0	0	1	80	146	5.62	2.000

BOTTOM

Milwaukee Braves @ Los Angeles Dodgers
 Dodger Stadium, Los Angeles, CA

Sat Apr 14 1962, 6:05 PM PST
 Att. 43,142 - Unknown

livebaseballscorecards.com

AB	36
R	5
H	13
RBI	5
BB	4
SO	1
LOB	19



Batter	1	2	3	4	5	6	7	8	9
Harvey Kuenn, R OBP: 0.533, SLG: 0.522 Manny Mota, R	3-2 1-3		4-2 BB BB BB	3-2 1-2 E BB 1B		4-2 1B HR BB	4-0 1-2 2-3 3-H 1B BB	1-2 F8	
Chuck Hiller, L OBP: 0.344, SLG: 0.310	2-3 K		4-1 1-2 BB BB SF9 BB	1-3 K		2-2 1-2 HR 1B	0-0 3-H SF8	0-0 1B	
Willie Mays, R OBP: 0.406, SLG: 0.731 Matty Alou, L	0-0 F2		4-1 1-2 2-3 SF9 BB 1B BB	0-0 F9		0-0 1-H 2-H HR	4-2 1-2 2-3 1B BB	3-2 G3	
Orlando Cepeda, R OBP: 0.355, SLG: 0.654 Dick Phillips, L		3-2 4-3	4-2 1-2 2-3 3-H 1B SF8 BB	4-2 1-2 2-3 E BB		3-2 5-3	1-1 1-3 2-H 3-H 1B		
Felipe Alou, R OBP: 0.500, SLG: 0.852		1-0 HR	0-0 SF9	3-2 E4		0-1 1-3	0-0 2-3 3-H 2B 1B		
Ed Bailey, L OBP: 0.345, SLG: 0.348		2-3 K	1-2 1-3 3-H 1B	2-2 G3		2-3 K	0-0 1-H 3-H 2B		
Jose Pagan, R OBP: 0.367, SLG: 0.586 Ernie Bowman, R		2-0 E S HR 1B	0-0 SF8		2-0 F3		SH BB BB 1B F6		
Jim Davenport, R OBP: 0.321, SLG: 0.423 Willie McCovey, L		1-1 1-H HR	3-3 K		0-1 L6		SH BB SF8 BB 6-3		
Billy O'Dell, S OBP: 0.286, SLG: 0.167		0-0 4-3		4-0 BB 1B E BB	2-3 K		0-0 SH BB BB 1B 1-2 2-3	1-3 K	

Inning Stats	R: 0	H: 0	E: 0	K: 1	S: 9	LOB: 0	BB: 0	P: 14
	R: 3	H: 3	E: 0	K: 1	S: 13	LOB: 0	BB: 0	P: 22
	R: 4	H: 1	E: 0	K: 1	S: 16	LOB: 1	BB: 4	P: 36
	R: 2	H: 1	E: 1	K: 1	S: 18	LOB: 2	BB: 2	P: 35
	R: 0	H: 0	E: 0	K: 1	S: 6	LOB: 0	BB: 0	P: 10
	R: 3	H: 2	E: 0	K: 1	S: 21	LOB: 0	BB: 1	P: 32
	R: 7	H: 4	E: 1	K: 0	S: 16	LOB: 1	BB: 3	P: 31
	R: 0	H: 1	E: 0	K: 1	S: 12	LOB: 1	BB: 0	P: 17

PITCHER	IP	WLS	BF	H	R	ER	SO	BB	IBB	HBP	BLK	WP	HR	S	P	ERA	WHIP
Stan Williams, R ERA: 24.55	(1, 1)	2.0	L 12	3	6	6	2	3	0	0	0	0	2	26	52	27.00	3.000
Ed Roebuck, R ERA: 5.4	(3, 1)	1.0	5	1	1	1	1	1	0	0	0	0	0	12	20	9.00	2.000
Phil Ortega, R ERA:	(4, 1)	2.0	10	1	2	0	2	2	0	0	0	0	0	24	45	0.00	1.500
Willard Hunter, L ERA: 40.5	(6, 1)	2.0	17	6	10	9	1	4	0	0	0	0	1	37	63	40.50	5.000
Ron Perranoski, L ERA: 4.5	(8, 1)	1.0	4	1	0	0	1	0	0	0	0	0	0	12	17	0.00	1.000

BOTTOM

AB	R	H	RBI	BB	SO	LOB
2	4	1	1	3	0	0
1	0	0	0	0	0	0
4	2	2	1	1	2	2
3	3	1	3	2	0	2
1	0	0	0	0	0	1
3	2	1	3	2	0	0
0	0	0	0	0	0	0
4	2	2	3	0	0	1
5	0	2	2	0	2	2
4	2	2	1	0	0	1
0	0	0	0	0	0	0
4	2	1	2	1	1	2
0	0	0	0	0	0	0
3	2	0	0	1	2	0

Los Angeles Dodgers @ San Francisco Giants
Candlestick Park, San Francisco, CA


Mon Apr 16 1962, 9:05 PM EST
Att. 32,819 - Unknown

livebaseballscores.com

AB	34
R	19
H	12
RBI	16
BB	10
SO	7
LOB	11



WP: 0	PA: 48
PB: 0	
SB: 2	
CS: 0	

Batter	1	2	3	4	5	6	7	8	9	AB R H RBI BB SO LOB	TOP											
Maury Wills, S OBP: 0.395, SLG: 0.438 (1, 6)	1-0 6-3	1-2 3B		0-0 2B 1B		1-2 L4			0-2 G3 SH1-4 1B	5 1 3 1 0 0 0												
Jim Gilliam, S OBP: 0.382, SLG: 0.516 (1, 4)	3-2 F8	3-1 B1-3		2-0 E3 2B		0-1 F4			1-0 SH1-4	4 1 0 0 0 0 3												
Lee Walls, R OBP: 0.471, SLG: 0.429 Duke Snider, L (4, PH) OBP: 0.625, SLG: 0.667 Willie Davis, L (4, 8) OBP: 0.412, SLG: 0.563	1-1 FC6-4 1B		1-2 L7	3-1 F6		2-2 2B			2-2 G3	2 0 1 0 0 0 0 1 0 0 0 0 0 3 2 0 1 0 0 0 1												
Tommy Davis, R OBP: 0.448, SLG: 0.889 (1, 8) (4, 7)	2-1 FC6-4		4-2 HR BB	2-2 2B		2-1 F9			1-2 6-3	4 1 1 3 1 0 2												
Frank Howard, R OBP: 0.214, SLG: 0.385 Ron Fairly, L (9, 9) OBP: 0.286, SLG: 0.412		1-2 L8	1-2 HR	4-0 IBB		2-3 K			2-3 K	3 1 1 2 1 1 0 0 0 0 0 0 0 0												
Daryl Spencer, R OBP: 0.406, SLG: 0.346 (1, 5)		4-1 HR BB	4-1 L6-3 BB	2-3 K		1-3 K				2 1 0 0 2 2 2												
Tim Harkness, L OBP: 0.375, SLG: 0.750 (1, 3)		2-1 HR	2-0 L6-3		3-1 G3				0-3 K	4 1 1 2 0 1 1	AB 34 R 8 H 9 RBI 8 BB 5 SO 7 LOB 12											
Norm Sherry, R OBP: 0.167, SLG: 0.091 (1, 2)		0-0 F4		2-3 K		0-3 K			1-0 F6	4 0 0 0 0 2 0												
Don Drysdale, R OBP: 0.667, SLG: 0.800 Larry Sherry, R (7, 1)		1-2 3B 1B		4-0 E 1B 2B BB		1-0 L7			1-3 K	2 2 1 0 1 0 0 1 0 0 0 0 1 0												
Inning Stats	R: 0 E: 0 K: 0 S: 10	H: 1 LOB: 1 BB: 0 P: 17	R: 3 E: 0 K: 0 S: 16	H: 3 LOB: 1 BB: 1 P: 28	R: 2 E: 0 K: 0 S: 10	H: 1 LOB: 0 BB: 2 P: 22	R: 3 E: 1 K: 2 S: 16	H: 2 LOB: 2 BB: 2 P: 35	R: 0 E: 0 K: 1 S: 6	H: 0 LOB: 0 BB: 0 P: 10	R: 0 E: 0 K: 0 S: 8	H: 1 LOB: 1 BB: 0 P: 11	R: 0 E: 0 K: 2 S: 8	H: 0 LOB: 0 BB: 0 P: 13	R: 0 E: 0 K: 2 S: 9	H: 0 LOB: 0 BB: 0 P: 11	R: 0 E: 0 K: 0 S: 11	H: 1 LOB: 1 BB: 0 P: 15	1B: 4 2B: 3 3B: 1 HR: 2	SF: 0 SAC: 1 DP: 1 HBP: 0	WP: 0 PB: 0 SB: 0 CS: 0	PA: 40
PITCHER	IP WLS BF H R ER SO BB IBB HBP BLK WP HR S P ERA WHIP																					
Mike McCormick, L (1, 1) ERA: 15.43	2.1 L 14 5 5 4 0 2 0 0 0 0 0 2 34 59 15.43 3.000																					
Jim Duffalo, R (3, 1) ERA:	2.2 13 2 3 0 3 2 1 0 0 0 0 0 24 53 0.00 1.500																					
Richard LeMay, L (6, 1) ERA:	1.0 3 1 0 0 0 0 0 0 0 0 0 0 8 11 0.00 1.000																					
Bobby Bolin, R (7, 1) ERA:	2.0 6 0 0 0 4 0 0 0 0 0 0 0 17 24 0.00 0.000																					
Stu Miller, R (9, 1) ERA:	1.0 4 1 0 0 0 0 0 0 0 0 0 0 11 15 0.00 1.000																					

Los Angeles Dodgers @ San Francisco Giants
Candlestick Park, San Francisco, CA

Tue Apr 17 1962, 6:33 AM EST
Att. 25,841 - Unknown

livebaseballscorecards.com



Batter	1	2	3	4	5	6	7	8	9	AB	R	H	RBI	BB	SO	LOB
--------	---	---	---	---	---	---	---	---	---	----	---	---	-----	----	----	-----

Harvey Kuenn, R <small>(1, 7) OBP: 0.543, SLG: 0.500 (8, 5)</small>										3	1	1	0	2	1	1
Chuck Hiller, L <small>(1, 4) OBP: 0.351, SLG: 0.324</small>										5	2	2	0	0	0	3
Matty Alou, L <small>(1, 8) OBP: 0.375, SLG: 0.286 (8, 7)</small>										4	2	2	0	0	0	1
Orlando Cepeda, R <small>(1, 3) OBP: 0.361, SLG: 0.633</small>										4	0	1	3	1	1	5
Felipe Alou, R <small>(1, 9) OBP: 0.514, SLG: 0.871</small>										4	0	2	3	1	1	1
Ed Bailey, L <small>(1, 2) OBP: 0.364, SLG: 0.462</small> Ernie Bowman, R <small>(7, PR) (8, 6)</small> Manny Mota, R <small>(9, PH)</small>										3	1	1	1	1	0	4
Jose Pagan, R <small>(1, 6) OBP: 0.333, SLG: 0.531</small> Willie Mays, R <small>(7, PH) (8, 8)</small>										3	0	0	0	0	1	2
Jim Davenport, R <small>(1, 5) OBP: 0.323, SLG: 0.393</small> Willie McCovey, L <small>(7, PH)</small> Joe Pignatano, R <small>(8, 2)</small>									2	0	0	0	1	0	0	
Mike McCormick, L <small>(1, 1)</small> Jim Duffalo, R <small>(3, 1)</small> Dick Phillips, L <small>(5, PH)</small> Richard LeMay, L <small>(6, 1)</small> Tom Haller, L <small>(6, PH)</small> Bobby Bolin, R <small>(7, 1)</small> Don Larsen, R <small>(8, PH)</small> Stu Miller, R <small>(9, 1)</small>										1	0	0	0	0	0	1

Inning Stats	R: 2	H: 3	E: 0	LOB: 2	K: 3	S: 15	P: 25	R: 0	H: 0	E: 0	LOB: 0	K: 0	S: 4	P: 10	R: 0	H: 0	E: 0	LOB: 0	K: 0	S: 5	P: 5	R: 1	H: 1	E: 0	LOB: 0	K: 1	S: 7	P: 8	R: 1	H: 2	E: 0	LOB: 3	K: 0	S: 11	P: 24	R: 0	H: 0	E: 0	LOB: 0	K: 0	S: 9	P: 10	R: 3	H: 3	E: 1	LOB: 2	K: 1	S: 14	P: 25	R: 0	H: 0	E: 0	LOB: 1	K: 1	S: 8	P: 17	R: 0	H: 0	E: 0	LOB: 1	K: 0	S: 9	P: 17	1B: 6	SF: 0	2B: 1	SAC: 0	3B: 1	DP: 1	HR: 1	HBP: 1	WP: 0	PA: 43
--------------	------	------	------	--------	------	-------	-------	------	------	------	--------	------	------	-------	------	------	------	--------	------	------	------	------	------	------	--------	------	------	------	------	------	------	--------	------	-------	-------	------	------	------	--------	------	------	-------	------	------	------	--------	------	-------	-------	------	------	------	--------	------	------	-------	------	------	------	--------	------	------	-------	-------	-------	-------	--------	-------	-------	-------	--------	-------	--------

PITCHER	IP	WLS	BF	H	R	ER	SO	BB	IBB	HBP	BLK	WP	HR	S	P	ERA	WHIP
Don Drysdale, R <small>ERA: 5.87</small>	(1, 1)	6.1	W	31	9	7	7	4	4	0	1	0	0	57	92	9.95	2.053
Larry Sherry, R	(7, 1)	2.2	S	12	0	0	2	3	0	0	0	0	0	25	49	0.00	1.125

BOTTOM

Los Angeles Dodgers @ San Francisco Giants
Candlestick Park, San Francisco, CA
 Tue Apr 17 1962, 6:33 AM EST
 Att. 25,841 - Unknown

livebaseballscorecards.com

AB	35
R	7
H	9
RBI	7
BB	7
SO	6
LOB	24



Batter	1	2	3	4	5	6	7	8	9
Don Blasingame, L OBP: 0.414, SLG: 0.286 (1, 4)	4-2 BB HR BB	4-0 S 1B BB	1-1 WP 1B			3-2 E 1B	2-2 WP 2B	2-3 K	
Eddie Kasko, R OBP: 0.286, SLG: 0.325 Cliff Cook, R (7, 5)	4-2 HR BB	3-2 1B	1-3 K			2-1 E8 1B	3-3 K		
Vada Pinson, L OBP: 0.390, SLG: 0.556 (1, 8)	0-0 HR	2-2 F5	2-0 4-3			1-0 FC4-6 1B	2-3 K		
Frank Robinson, R OBP: 0.300, SLG: 0.324 (1, 9)	3-2 F6	0-1 5-3			1-1 6-3	4-2 FC4-6 BB	0-2 2B		
Gordy Coleman, L OBP: 0.342, SLG: 0.412 (1, 3)	2-2 1-3		1-0 BB 1B HBP		0-0 4-3	1-0 FC4-6 BB 1B	1-0 4-3		
Wally Post, R OBP: 0.313, SLG: 0.552 Jerry Lynch, L OBP: 0.300, SLG: 0.900 (6, PH) (7, 7) Marty Keough, L OBP: 0.333, SLG: 0.333 (9, 7)	1-3 K		4-0 1B BB		2-2 5-3	0-0 BB 1B		0-1 HR	
Johnny Edwards, L OBP: 0.333, SLG: 0.280 (1, 2)		1-0 E 2B	0-3 K		1-1 F5	4-1 BB	3-3 K		
Leo Cardenas, R OBP: 0.333, SLG: 0.167 (1, 6)		3-2 E8 WP SH1-4 1B	4-0 1B BB		1-0 K 1B	2-3 K	3-2 F8		
Jim O'Toole, S OBP: 0.333, SLG: 0.333 (1, 1)		2-2 SH1-4	0-1 WP 1B		3-3 K	2-2 G3	0-0 1B		

Inning Stats	1	2	3	4	5	6	7	8	9						
R: 3 E: 0 K: 1 S: 15	H: 1 LOB: 0 BB: 2 P: 29	R: 3 E: 1 K: 0 S: 17	H: 3 LOB: 1 BB: 1 P: 32	R: 3 E: 0 K: 2 S: 12	H: 2 LOB: 2 BB: 2 P: 25	R: 0 E: 0 K: 0 S: 7	H: 0 LOB: 0 BB: 0 P: 10	R: 0 E: 0 K: 1 S: 6	H: 1 LOB: 1 BB: 0 P: 11	R: 3 E: 1 K: 1 S: 18	H: 4 LOB: 3 BB: 2 P: 37	R: 1 E: 0 K: 2 S: 16	H: 2 LOB: 1 BB: 0 P: 24	R: 1 E: 0 K: 2 S: 12	H: 2 LOB: 1 BB: 0 P: 20

PITCHER	IP	WLS	BF	H	R	ER	SO	BB	IBB	HBP	BLK	WP	HR	S	P	ERA	WHIP
Joe Moeller, R ERA: 15.19 (1, 1)	1.1	L	10	3	6	6	1	3	0	0	0	0	1	23	47	40.50	4.500
Ed Roebuck, R ERA: 6.75 (2, 1)	3.2		17	4	3	3	3	2	0	1	0	2	0	34	60	7.36	1.636
Phil Ortega, R ERA: 9.0 (6, 1)	2.0		14	6	4	4	3	2	0	0	0	1	0	34	61	18.00	4.000
Stan Williams, R ERA: 21.21 (8, 1)	1.0		5	2	1	1	2	0	0	0	0	0	1	12	20	9.00	2.000

Los Angeles Dodgers @ Cincinnati Reds
 Crosley Field, Cincinnati, OH
 Wed Apr 18 1962, 6:05 PM EST
 Att. 6,536 - Unknown

AB	R	H	RBI	BB	SO	LOB
4	4	3	2	2	1	1
3	2	2	2	1	1	2
1	0	0	0	0	1	1
5	2	2	5	0	1	4
4	0	1	1	1	0	1
4	1	0	0	0	0	3
2	1	0	0	1	1	0
2	1	2	2	0	0	0
0	0	0	0	0	0	0
4	1	1	0	1	2	2
4	2	2	0	1	1	3
4	0	2	1	0	1	4

AB	37
R	14
H	15
RBI	13
BB	7
SO	9
LOB	21

WP: 3 PA: 46
 PB: 1
 SB: 1
 CS: 0



Batter	1	2	3	4	5	6	7	8	9	AB	R	H	RBI	BB	SO	LOB					
Leo Cardenas, R OBP: 0.316, SLG: 0.188 (1, 6)	1-3 K		3-2 1B 1-2 1B		2-3 K			3-3 K		4	1	1	0	0	3	0					
Eddie Kasko, R OBP: 0.304, SLG: 0.341 Joe Gaines, R (8, PR) (9, 7)	2-0 F8		1-1 1B 1-2 2-3 1B		2-2 5-3			1-2 FC4-6 1B		4	0	2	0	0	0	0					
Vada Pinson, L OBP: 0.378, SLG: 0.525 (1, 8)	2-3 K		0-1 1-3 2-H 3-H 1B		0-1 F5			0-1 FC4-6 1B		4	1	1	2	0	1	1					
Frank Robinson, R OBP: 0.295, SLG: 0.297 (1, 9)		1-3 K	1-0 FC5-2-5		0-0 6-3			4-1 1B 1-2 BB		3	0	0	0	1	1	2					
Wally Post, R OBP: 0.333, SLG: 0.531 Cliff Cook, R (8, PR) (9, 5)		4-1 1B BB	1-3 K		1-3 K			0-2 1-3 2-H 1B		3	0	1	1	1	2	2					
Gordy Coleman, L OBP: 0.310, SLG: 0.368 (1, 3)		1-3 K	1-2 L8		1-1 4-3			2-3 K		4	0	0	0	0	2	5					
Johnny Edwards, L OBP: 0.324, SLG: 0.250 (1, 2)		4-2 1B 1-2 BB		2-2 F6			1-0 L8		1-3 K	3	0	0	0	1	1	0					
Cookie Rojas, R OBP: 0.200, SLG: 0.077 (1, 4)		2-1 1-2 2-H 1B		2-1 F9			3-2 F5		2-2 L9	4	0	1	0	0	0	0					
Moe Drabowsky, R (1, 1)			1-2 1B 1B		0-3 K		1-0 5-3		2-3 K	0	0	0	0	0	0	0					
Sammy Ellis, L OBP: 0.333, SLG: 0.333 Don Pavletich, R (7, PH) Bill Henry, L (8, 1) Jerry Lynch, L OBP: 0.273, SLG: 0.818 (9, PH)										2	1	1	0	0	1	0					
										1	0	0	0	0	0	0					
										0	0	0	0	0	0	0					
										1	0	0	0	0	1	0					
Inning Stats	R: 0 E: 0 K: 2 S: 8	H: 0 LOB: 0 BB: 0 P: 13	R: 0 E: 0 K: 2 S: 12	H: 1 LOB: 2 BB: 2 P: 24	R: 2 E: 0 K: 1 S: 17	H: 4 LOB: 2 BB: 0 P: 25	R: 0 E: 0 K: 1 S: 9	H: 0 LOB: 0 BB: 0 P: 13	R: 0 E: 0 K: 1 S: 8	H: 0 LOB: 0 BB: 0 P: 12	R: 0 E: 0 K: 0 S: 5	H: 0 LOB: 0 BB: 0 P: 10	R: 1 E: 0 K: 2 S: 15	H: 2 LOB: 2 BB: 1 P: 25	R: 0 E: 0 K: 2 S: 12	H: 0 LOB: 0 BB: 0 P: 17	1B: 7 2B: 0 3B: 0 HR: 0	SF: 0 SAC: 0 DP: 0 HBP: 0	WP: 0 PB: 0 SB: 0 CS: 0	PA: 36	
PITCHER	IP WLS BF H R ER SO BB IBB HBP BLK WP HR S P ERA WHIP	IP WLS BF H R ER SO BB IBB HBP BLK WP HR S P ERA WHIP	IP WLS BF H R ER SO BB IBB HBP BLK WP HR S P ERA WHIP	IP WLS BF H R ER SO BB IBB HBP BLK WP HR S P ERA WHIP	IP WLS BF H R ER SO BB IBB HBP BLK WP HR S P ERA WHIP	IP WLS BF H R ER SO BB IBB HBP BLK WP HR S P ERA WHIP	IP WLS BF H R ER SO BB IBB HBP BLK WP HR S P ERA WHIP	IP WLS BF H R ER SO BB IBB HBP BLK WP HR S P ERA WHIP	IP WLS BF H R ER SO BB IBB HBP BLK WP HR S P ERA WHIP	IP WLS BF H R ER SO BB IBB HBP BLK WP HR S P ERA WHIP	IP WLS BF H R ER SO BB IBB HBP BLK WP HR S P ERA WHIP	IP WLS BF H R ER SO BB IBB HBP BLK WP HR S P ERA WHIP	IP WLS BF H R ER SO BB IBB HBP BLK WP HR S P ERA WHIP	IP WLS BF H R ER SO BB IBB HBP BLK WP HR S P ERA WHIP	IP WLS BF H R ER SO BB IBB HBP BLK WP HR S P ERA WHIP	IP WLS BF H R ER SO BB IBB HBP BLK WP HR S P ERA WHIP	IP WLS BF H R ER SO BB IBB HBP BLK WP HR S P ERA WHIP	IP WLS BF H R ER SO BB IBB HBP BLK WP HR S P ERA WHIP	IP WLS BF H R ER SO BB IBB HBP BLK WP HR S P ERA WHIP	IP WLS BF H R ER SO BB IBB HBP BLK WP HR S P ERA WHIP	IP WLS BF H R ER SO BB IBB HBP BLK WP HR S P ERA WHIP

BOTTOM

Los Angeles Dodgers @ Cincinnati Reds

Crosley Field, Cincinnati, OH

Thu Apr 19 1962, 6:05 PM EST
Att. 4,071 - Unknown

livebaseballscorecards.com

AB	33
R	3
H	7
RBI	3
BB	3
SO	12
LOB	10



Batter	1	2	3	4	5	6	7	8	9	AB R H RBI BB SO LOB	TOP		
Maury Wills, S OBP: 0.346, SLG: 0.413 (1, 6) S X	0-1 4-3		3-3 K		0-0 1-2 2-H 1B		1-2 F8		1-1 F8	5 0 1 1 0 1 3	Los Angeles Dodgers @ Milwaukee Braves Milwaukee County Stadium, Milwaukee, WI Sat Apr 21 1962, 4:33 AM EST Att. 8,708 - Unknown livebaseballscorecards.com		
Jim Gilliam, S OBP: 0.298, SLG: 0.372 (1, 4) F B F X	1-2 F8			1-0 F9	3-1 F6		1-0 F7	2-1 F4	5 0 0 0 0 0 4				
Tim Harkness, L OBP: 0.429, SLG: 0.556 (1, 3) X	0-0 4-3			4-2 BB		1-0 4-3	1-3 K	4-0 BB	3 0 0 0 2 1 2				
Tommy Davis, R OBP: 0.395, SLG: 0.778 (1, 7) B B F T B X		2-2 L7		2-0 F2		1-2 1B 2B		0-1 2B	5 2 2 0 0 0 2				
Frank Howard, R OBP: 0.238, SLG: 0.400 (1, 9) Dick Tracewski, R (8, PR) Ron Fairly, L (8, 9) OBP: 0.269, SLG: 0.364		2-2 L5		1-2 4-3		3-0 1B 2-H 1B		0-1 SH1-3 2-H 1B 2B	4 0 2 2 0 0 1 0 1 0 0 0 0 0 0 0 0 0 0 0 0				
John Roseboro, L OBP: 0.429, SLG: 0.364 (1, 2) C T C B B B X		2-2 L9			3-1 F8	3-1 G5-4-3 1B		0-0 SH1-3	3 0 1 0 0 0 0				
Andy Carey, R OBP: 0.500, SLG: 0.364 (1, 5) B F B B B			4-1 FC3-6 BB		3-3 K	0-0 G5-4-3 1-2f		1-0 1B	3 0 1 1 1 1 2				
Willie Davis, L OBP: 0.440, SLG: 0.652 (1, 8) X C C			0-2 FC3-6 4-3 1-2f		4-0 BB 1B BB		0-1 SH 1B	0-0 G1-6-3 1B	3 1 2 0 1 0 1				
Johnny Podres, L OBP: 0.286, SLG: 0.333 (1, 1) B B S X S S			1-2 4-3		4-0 1B BB		0-1 SH	1-1 G1-6-3 1-2f	2 0 0 0 1 0 3				
Inning Stats	R: 0 E: 0 K: 0 S: 6 H: 0 LOB: 0 BB: 0 P: 7	R: 0 E: 0 K: 0 S: 10 H: 0 LOB: 0 BB: 0 P: 16	R: 0 E: 0 K: 1 S: 10 H: 0 LOB: 1 BB: 1 P: 18	R: 0 E: 0 K: 0 S: 8 H: 0 LOB: 1 BB: 1 P: 16	R: 1 E: 0 K: 1 S: 10 H: 1 LOB: 2 BB: 2 P: 27	R: 1 E: 0 K: 0 S: 8 H: 3 LOB: 1 BB: 0 P: 16	R: 0 E: 1 K: 1 S: 11 H: 1 LOB: 2 BB: 0 P: 14	R: 2 E: 0 K: 0 S: 9 H: 4 LOB: 1 BB: 0 P: 11	R: 0 E: 0 K: 0 S: 8 H: 0 LOB: 1 BB: 1 P: 17	1B: 6 2B: 3 3B: 0 HR: 0 SF: 0 SAC: 2 DP: 2 HBP: 0	WP: 0 PB: 0 SB: 1 CS: 0 PA: 40		
PITCHER	IP WLS BF H R ER SO BB IBB HBP BLK WP HR S P ERA WHIP											PITCHER	IP WLS BF H R ER SO BB IBB HBP BLK WP HR S P ERA WHIP
Bob Hendley, L ERA: 2.86 (1, 1)	7.0 L 32 7 4 4 3 4 0 0 0 0 0 0 67 118 5.14 1.571												
Don Nottebart, R ERA: 1.13 (8, 1)	1.0 4 2 0 0 0 0 0 0 0 0 0 0 5 7 0.00 2.000												
Hank Fischer, R ERA: (9, 1)	1.0 4 0 0 0 0 0 1 0 0 0 0 0 8 17 0.00 1.000												



Batter	1	2	3	4	5	6	7	8	9	AB	R	H	RBI	BB	SO	LOB
Howie Bedell, L (1, 7) OBP: 0.267, SLG: 0.273	1-2 4-3		2-1 6-3		2-2 L8			1-0 1B		4	0	1	0	0	0	0
Roy McMillan, R (1, 6) OBP: 0.333, SLG: 0.357	2-3 K			1-1 F8		1-2 5-3		0-0 G3		4	0	0	0	0	1	1
Hank Aaron, R (1, 8) OBP: 0.333, SLG: 0.410	1-1 L7			0-0 FC3-6 1B		3-2 F5			1-1 G5-4-3 1B	4	0	2	0	0	0	0
Eddie Mathews, L (1, 5) OBP: 0.349, SLG: 0.583		1-2 G3		1-0 FC3-6 1B		3-1 3-1			2-3 K	4	1	0	0	0	1	2
Joe Adcock, R (1, 3) OBP: 0.333, SLG: 0.406		3-0 1B		4-0 1B			0-0 F6		3-2 G5-4-3	3	0	1	0	1	0	1
Mack Jones, L (1, 9) OBP: 0.395, SLG: 0.351		0-0 1B		2-2 1B			1-0 F8			3	0	2	1	0	0	0
Frank Bolling, R (1, 4) OBP: 0.333, SLG: 0.267		1-0 F7		3-1 F2			0-0 L7			3	0	0	0	0	0	3
Del Crandall, R (1, 2) OBP: 0.250, SLG: 0.267			0-0 F6		0-1 CS 1B			0-1 F8		3	0	1	0	0	0	0
Bob Hendley, R (1, 1)			0-2 F9		1-1 F9			0-0 1-3		2	0	0	0	0	0	1
Don Nottebart, R (8, 1) OBP: 0.500, SLG: 0.500										0	0	0	0	0	0	0
Mike Krsnich, R (8, PH)										1	0	0	0	0	0	0
Hank Fischer, R (9, 1)										0	0	0	0	0	0	0

Inning Stats	R: 0	H: 0	R: 0	H: 2	R: 0	H: 0	R: 1	H: 2	R: 0	H: 1	R: 0	H: 0	R: 0	H: 0	R: 0	H: 1	R: 0	H: 1	1B: 7	SF: 0	WP: 0	PA: 32
	E: 0	LOB: 0	E: 0	LOB: 1	E: 0	LOB: 0	E: 0	LOB: 2	E: 0	LOB: 0	E: 0	LOB: 0	E: 0	LOB: 0	E: 0	LOB: 1	E: 0	LOB: 0	2B: 0	SAC: 0	PB: 0	
	K: 1	BB: 0	K: 0	BB: 0	K: 0	BB: 0	K: 0	BB: 1	K: 0	BB: 0	K: 0	BB: 0	K: 0	BB: 0	K: 0	BB: 0	K: 1	BB: 0	3B: 0	DP: 1	SB: 0	
	S: 8	P: 12	S: 7	P: 12	S: 6	P: 8	S: 9	P: 20	S: 7	P: 10	S: 8	P: 15	S: 3	P: 4	S: 5	P: 6	S: 8	P: 14	HR: 0	HBP: 0	CS: 1	

PITCHER	IP	WLS	BF	H	R	ER	SO	BB	IBB	HBP	BLK	WP	HR	S	P	ERA	WHIP
Johnny Podres, L (1, 1) ERA: 4.03	9.0	W	32	7	1	1	2	1	0	0	0	0	0	61	101	1.00	0.889

BOTTOM

Los Angeles Dodgers @ Milwaukee Braves
Milwaukee County Stadium, Milwaukee, WI

AB	31
R	1
H	7
RBI	1
BB	1
SO	2
LOB	8



PITCHER	IP	WLS	BF	H	R	ER	SO	BB	IBB	HBP	BLK	WP	HR	S	P	ERA	WHIP

Sat Apr 21 1962, 4:33 AM EST
 Att. 8,708 - Unknown

livebaseballscores.com

Batter	1	2	3	4	5	6	7	8	9	AB R H RBI BB SO LOB	TOP	
Maury Wills, S OBP: 0.321, SLG: 0.380 (1, 6) B C X	1-1 E1 F9 E 1B		2-3 K2-3		1-1 4-3			1-1 L7		4 1 0 0 0 1 1	Los Angeles Dodgers @ Milwaukee Braves Milwaukee County Stadium, Milwaukee, WI Sun Apr 22 1962, 4:33 AM EST Att. 6,751 - Unknown livebaseballscorecards.com	
Jim Gilliam, S OBP: 0.294, SLG: 0.362 (1, 4) X	0-0 E1 1-2		1-0 4-3		2-1 CS 1B			1-1 F2	4 0 1 0 0 0 1			
Wally Moon, L OBP: 0.294, SLG: 0.333 (1, 3) C X	0-1 F9 2-3		1-2 1-3		1-2 F4			1-2 1B	4 0 1 0 0 0 2			
Duke Snider, L OBP: 0.563, SLG: 0.846 (1, 9) C F X	0-2 HR 3-H 1B			2-1 1-3		3-2 4-3 1-2		0-1 F5	4 1 1 1 0 0 2			
Tommy Davis, R OBP: 0.381, SLG: 0.800 (1, 7) C B X	1-1 HR 1-H			1-1 F8			0-0 1-3	1-1 L5	4 1 1 2 0 0 1			
John Roseboro, L OBP: 0.387, SLG: 0.320 (1, 2) C S B X	1-2 L7			2-2 1-3			1-0 F9		3 0 0 0 0 0 0			
Andy Carey, R OBP: 0.412, SLG: 0.286 (1, 5) B X		1-2 G3			2-2 1-3			0-0 F5	3 0 0 0 0 0 0			
Willie Davis, L OBP: 0.393, SLG: 0.577 (1, 8) B X		1-0 F9			3-2 F6			0-1 F9	3 0 0 0 0 0 0			
Don Drysdale, R OBP: 0.571, SLG: 0.667 (5, PH) Daryl Spencer, R OBP: 0.389, SLG: 0.333 (5, 1) Pete Richert, L (5, 1) Larry Sherry, R (7, 1) Tim Harkness, L OBP: 0.409, SLG: 0.526 (8, PH) Ron Perranoski, L (8, 1)		1-3 K			2-1 1B			2-2 F9	1 0 0 0 0 0 1 0 1 0 1 0 1 0 0 0 0 0 0 0 0 0 0 0 0 0 0 0			
Inning Stats	R: 3 H: 2 E: 2 LOB: 0 K: 0 BB: 0 S: 13 P: 16	R: 0 H: 0 E: 0 LOB: 0 K: 1 BB: 0 S: 7 P: 10	R: 0 H: 0 E: 0 LOB: 0 K: 1 BB: 0 S: 7 P: 11	R: 0 H: 0 E: 0 LOB: 0 K: 0 BB: 0 S: 7 P: 12	R: 0 H: 1 E: 0 LOB: 1 K: 0 BB: 0 S: 11 P: 19	R: 0 H: 1 E: 0 LOB: 0 K: 0 BB: 0 S: 8 P: 14	R: 0 H: 0 E: 0 LOB: 0 K: 0 BB: 0 S: 3 P: 4	R: 0 H: 0 E: 0 LOB: 0 K: 0 BB: 0 S: 8 P: 11	R: 0 H: 1 E: 0 LOB: 1 K: 0 BB: 0 S: 9 P: 12	1B: 4 SF: 0 2B: 0 SAC: 0 3B: 0 DP: 0 HR: 1 HBP: 0		WP: 0 PA: 32 PB: 0 SB: 0 CS: 1
PITCHER Bob Shaw, R ERA: 0.5 (1, 1)	IP WLS BF H R ER SO BB IBB HBP BLK WP HR S P ERA WHIP											PITCHER IP WLS BF H R ER SO BB IBB HBP BLK WP HR S P ERA WHIP
	9.0 W 32 5 3 0 2 0 0 0 0 0 0 1 73 109 0.00 0.556											

AB	32
R	3
H	5
RBI	3
BB	0
SO	2
LOB	7



Batter	1	2	3	4	5	6	7	8	9	AB	R	H	RBI	BB	SO	LOB
Howie Bedell, L OBP: 0.280, SLG: 0.255 (1, 7) (1, 8)	2-3 K		1-1 6-3	4-1 F8 BB		2-3 K	4-0 BB BB			3	0	0	0	2	2	0
Mack Jones, L OBP: 0.417, SLG: 0.366 (1, 9)	2-3 K		2-2 BB BB E 1B	0-0 F8 1-2		1-0 S 1B	4-2 G6-4-3 BB			4	1	2	1	1	1	1
Hank Aaron, R OBP: 0.333, SLG: 0.410 Tommie Aaron, R OBP: 0.444, SLG: 0.286 (1, 8) (1, 7) (9, 3)	0-0 1B		4-2 BB E BB	0-0 F8		0-0 F8	0-0 G6-4-3 1-2f			0	0	0	0	0	0	0
Eddie Mathews, L OBP: 0.396, SLG: 0.568 (1, 5)	2-2 G3		4-2 1-2 2-3 E 1B BB	4-0 IBB		4-2 1-2 BB		4-0 CS BB		1	1	0	0	4	0	1
Joe Adcock, R OBP: 0.318, SLG: 0.378 Mike Krsnich, R (8, PR) (9, 7)		2-2 F7	0-3 K	2-0 L8		2-3 K		2-1 1-2 1B 1B		5	0	1	0	0	2	7
Frank Bolling, R OBP: 0.317, SLG: 0.257 (1, 4)		1-1 F7	3-2 1-2 2-H 3-H E6 1B		1-1 5-3		2-2 F5	1-2 G6-4-3 1B		5	0	1	0	0	0	1
Del Crandall, R OBP: 0.381, SLG: 0.526 (1, 2)		0-0 HR	1-2 1-3 2-H BB 1B		4-0 1B B1-5 BB		1-1 1B WP 1B	1-0 G6-4-3 1-2f 1B		4	2	3	2	1	0	2
Roy McMillan, R OBP: 0.405, SLG: 0.419 (1, 6)		1-0 S 1B	4-1 1-2 BB		3-1 1-3 1B		1-2 WP BB 1B			3	1	3	0	1	0	0
Bob Shaw, R OBP: 0.286, SLG: 0.167 (1, 1)		1-3 K	0-1 F5		0-0 B1-5		0-0 BB WP 1B			4	0	1	0	0	1	6

Inning Stats	R: 0	H: 1	E: 0	LOB: 1	K: 2	BB: 0	S: 12	P: 18	R: 1	H: 2	E: 0	LOB: 1	K: 1	BB: 0	S: 10	P: 15	R: 3	H: 2	E: 1	LOB: 3	K: 1	BB: 3	S: 22	P: 41	R: 0	H: 0	E: 0	LOB: 2	K: 0	BB: 2	S: 4	P: 14	R: 0	H: 1	E: 0	LOB: 1	K: 0	BB: 1	S: 5	P: 13	R: 0	H: 1	E: 0	LOB: 2	K: 2	BB: 1	S: 10	P: 19	R: 2	H: 3	E: 0	LOB: 2	K: 0	BB: 2	S: 13	P: 25	R: 0	H: 2	E: 0	LOB: 2	K: 0	BB: 1	S: 7	P: 15
--------------	------	------	------	--------	------	-------	-------	-------	------	------	------	--------	------	-------	-------	-------	------	------	------	--------	------	-------	-------	-------	------	------	------	--------	------	-------	------	-------	------	------	------	--------	------	-------	------	-------	------	------	------	--------	------	-------	-------	-------	------	------	------	--------	------	-------	-------	-------	------	------	------	--------	------	-------	------	-------


PITCHER	IP	WLS	BF	H	R	ER	SO	BB	IBB	HBP	BLK	WP	HR	S	P	ERA	WHIP
Don Drysdale, R ERA: 5.12 (1, 1)	4.0	L	23	5	4	1	4	4	1	0	0	0	1	48	88	2.25	2.250
Pete Richert, L ERA: 3.52 (5, 1)	2.1		15	5	2	2	2	4	0	0	0	1	0	27	56	7.71	3.857
Larry Sherry, R ERA: (7, 1)	0.2		1	0	0	0	0	0	0	0	0	0	0	1	1	0.00	0.000
Ron Perranoski, L ERA: 2.08 (8, 1)	1.0		4	2	0	0	0	1	0	0	0	0	0	7	15	0.00	3.000

BOTTOM

Los Angeles Dodgers @ Milwaukee Braves
Milwaukee County Stadium, Milwaukee, WI

Sun Apr 22 1962, 4:33 AM EST
Att. 6,751 - Unknown

AB	33
R	6
H	12
RBI	3
BB	10
SO	6
LOB	23



WP	HR	S	P	ERA	WHIP
1B: 11	SF: 0	WP: 1	PA: 43		
E: 0	SAC: 0	PB: 0			
K: 2	DP: 3	SB: 2			
S: 7	HBP: 0	CS: 1			

Batter	1	2	3	4	5	6	7	8	9	AB R H RBI BB SO LOB	TOP											
Maury Wills, S (1, 6) OBP: 0.295, SLG: 0.345	0-1 1-3		1-2 F7		0-0 F8		3-1 4-1		0-0 F8	5 0 0 0 0 0 2												
Jim Gilliam, S (1, 4) OBP: 0.309, SLG: 0.373	2-2 G4-6-3 1B			3-2 1B	1-2 L9			1-1 6-3		4 1 2 0 0 0 0												
Wally Moon, L (1, 3) OBP: 0.263, SLG: 0.294	1-0 G4-6-3			1-0 6-3		2-2 3-1		2-1 G3		4 0 0 0 0 0 2												
Tim Harkness, L (8, 3) OBP: 0.409, SLG: 0.526	1-2f			1-2						0 0 0 0 0 0 0												
Duke Snider, L (1, 9) OBP: 0.600, SLG: 0.813		1-0 F2		2-0 2B 1B		0-1 HR 1B		4-0 BB		3 2 2 1 1 0 0												
Tommy Davis, R (1, 7) OBP: 0.391, SLG: 0.795		1-1 1B		3-2 1-H 2B		0-0 F9		0-0 F8		4 0 2 1 0 0 2												
John Roseboro, L (1, 2) OBP: 0.400, SLG: 0.448		0-1 F5		2-3 K		2-0 HR			0-1 SH1-3 1B	4 1 2 2 0 1 2												
Andy Carey, R (1, 5) OBP: 0.350, SLG: 0.235		1-3 K		1-0 F7		1-1 5-3			1-1 SH1-3	3 0 0 0 0 1 2												
Willie Davis, L (1, 8) OBP: 0.406, SLG: 0.655			0-1 G3		1-1 HR		0-2 F7		4-0 IBB	3 1 1 1 1 0 0												
Joe Moeller, R (1, 1)			3-3 K		0-3 K		0-1 2-3		1-3 K	4 0 0 0 0 3 2												
Inning Stats	R: 0 E: 0 K: 0 S: 6	H: 1 LOB: 0 BB: 0 P: 9	R: 0 E: 0 K: 1 S: 8	H: 1 LOB: 1 BB: 0 P: 11	R: 0 E: 0 K: 1 S: 8	H: 0 LOB: 0 BB: 0 P: 12	R: 2 E: 0 K: 1 S: 16	H: 3 LOB: 1 BB: 0 P: 28	R: 1 E: 0 K: 1 S: 9	H: 1 LOB: 0 BB: 0 P: 11	R: 2 E: 0 K: 0 S: 9	H: 2 LOB: 0 BB: 0 P: 14	R: 0 E: 0 K: 0 S: 7	H: 0 LOB: 0 BB: 0 P: 10	R: 0 E: 0 K: 0 S: 5	H: 0 LOB: 1 BB: 1 P: 12	R: 0 E: 0 K: 1 S: 8	H: 1 LOB: 2 BB: 1 P: 14	1B: 6 2B: 1 3B: 0 HR: 2	SF: 0 SAC: 1 DP: 1 HBP: 0	WP: 0 PB: 0 SB: 0 CS: 0	PA: 37
PITCHER	IP WLS BF H R ER SO BB IBB HBP BLK WP HR S P ERA WHIP																					
Lew Burdette, R (1, 1) ERA: 8.62	5.2 L 24 8 5 5 4 0 0 0 0 0 2 54 82 7.94 1.412																					
Carl Willey, R (6, 1) ERA: 6.75	1.1 4 0 0 0 0 0 0 0 0 0 0 9 13 0.00 0.000																					
Cecil Butler, R (8, 1) ERA:	2.0 9 1 0 0 1 1 1 0 0 0 0 13 26 0.00 1.000																					

Los Angeles Dodgers @ Milwaukee Braves
Milwaukee County Stadium, Milwaukee, WI

Mon Apr 23 1962, 4:33 AM EST
Att. 7,656 - Unknown

AB	34
R	5
H	9
RBI	5
BB	2
SO	5
LOB	12



Batter	1	2	3	4	5	6	7	8	9	AB R H RBI BB SO LOB
Howie Bedell, L (1, 8) OBP: 0.309, SLG: 0.288	1-2 E5 SH2-3 WP 1B		0-1 6-3		2-1 FC1-6 1-2f		2-2 1-2 1B		1-1 1B	5 1 3 0 0 0 1
Tommie Aaron, R (1, 7) OBP: 0.364, SLG: 0.222 Hank Aaron, R (7, PH) OBP: 0.326, SLG: 0.400 Cecil Butler, R (8, 1) Denis Menke, R (9, PH)	2-1 SH2-3 2-3		2-2 F3		0-1 1-4-3		2-2 F9		2-2 F8	2 0 0 0 0 0 1 1 0 0 0 0 0 2 0 0 0 0 0 0 0 1 0 0 0 0 0 1
Mack Jones, L (1, 9) OBP: 0.415, SLG: 0.356	4-2 G3 WP BB		2-2 E3			1-0 FC3-6 1B		0-3 K	0-0 5-3	4 0 1 0 1 1 1
Eddie Mathews, L (1, 5) OBP: 0.385, SLG: 0.537	2-0 G3 1-3 3-H		0-1 F5			2-1 FC3-6 FC6-4 1-2f		3-2 WP E 1B		4 1 1 0 0 0 3
Joe Adcock, R (1, 3) OBP: 0.292, SLG: 0.341	2-1 6-3			2-2 F8		1-0 FC6-4 1-2f		0-3 SAFE K		4 0 0 0 0 1 3
Frank Bolling, R (1, 4) OBP: 0.333, SLG: 0.289		2-2 K 2B		1-1 5-3		1-1 F3		4-1 1B 2-3 BB		3 0 1 0 1 0 1
Roy McMillan, R (1, 6) OBP: 0.415, SLG: 0.429		1-0 1-3		1-1 5-3			1-1 FC5-4 1B	1-2 FC4 1B		4 0 2 1 0 0 1
Bob Uecker, R (1, 2) Lou Klimchock, L (7, PH) Mike Krsnich, R (8, 7)		0-1 F8			1-3 K		3-3 K	0-0 FC4		2 0 0 0 0 1 1 1 0 0 0 0 1 1 1 0 0 0 0 0 2
Lew Burdette, R (1, 1) OBP: 0.500, SLG: 0.500 Carl Willey, R (6, 1) Del Crandall, R (7, PH) OBP: 0.348, SLG: 0.476		1-0 F5			1-2 FC1-6 1B		1-2 FC5-4 1B 1-2f		2-1 L8	2 0 1 0 0 0 1 0 0 0 0 0 0 0 2 0 0 0 0 0 1

Inning Stats	R: 1 E: 1 K: 0 S: 13	H: 1 LOB: 1 BB: 1 P: 24	R: 0 E: 0 K: 0 S: 7	H: 1 LOB: 1 BB: 0 P: 11	R: 0 E: 1 K: 0 S: 11	H: 0 LOB: 1 BB: 0 P: 15	R: 0 E: 0 K: 0 S: 8	H: 0 LOB: 0 BB: 0 P: 12	R: 0 E: 0 K: 1 S: 12	H: 1 LOB: 1 BB: 0 P: 16	R: 0 E: 0 K: 0 S: 6	H: 1 LOB: 1 BB: 0 P: 11	R: 0 E: 0 K: 1 S: 17	H: 2 LOB: 2 BB: 0 P: 26	R: 1 E: 1 K: 2 S: 15	H: 2 LOB: 2 BB: 1 P: 23	R: 0 E: 0 K: 0 S: 8	H: 1 LOB: 1 BB: 0 P: 13	1B: 8 2B: 1 3B: 0 HR: 0	SF: 0 SAC: 1 DP: 0 HBP: 0
--------------	-------------------------------	----------------------------------	------------------------------	----------------------------------	-------------------------------	----------------------------------	------------------------------	----------------------------------	-------------------------------	----------------------------------	------------------------------	----------------------------------	-------------------------------	----------------------------------	-------------------------------	----------------------------------	------------------------------	----------------------------------	----------------------------------	------------------------------------

PITCHER	IP	WLS	BF	H	R	ER	SO	BB	IBB	HBP	BLK	WP	HR	S	P	ERA	WHIP	PITCHER	IP	WLS	BF	H	R	ER	SO	BB	IBB	HBP	BLK	WP	HR	S	P	ERA	WHIP	
Joe Moeller, R (1, 1) ERA: 6.91	9.0	W	39	9	2	2	4	2	0	0	0	2	0	97	151	2.00	1.222																			

BOTTOM

Los Angeles Dodgers @ Milwaukee Braves
Milwaukee County Stadium, Milwaukee, WI

Mon Apr 23 1962, 4:33 AM EST
 Att. 7,656 - Unknown

AB	36
R	2
H	9
RBI	1
BB	2
SO	4
LOB	20



WP: 2 PA: 39
 PB: 0
 SB: 0
 CS: 0

livebaseballscores.com

Los Angeles Dodgers @ Chicago Cubs
 Wrigley Field, Chicago, IL
 Tue Apr 24 1962, 3:33 AM CST
 Att. 8,938 - Unknown

livebaseballscorecards.com

AB	37
R	10
H	12
RBI	9
BB	5
SO	6
LOB	15



WP	1	PA	45
PB	0		
SB	3		
CS	1		

Batter	1	2	3	4	5	6	7	8	9	AB R H RBI BB SO LOB	TOP										
Maury Wills, S OBP: 0.288, SLG: 0.322 (1, 6)	2-3 K		1-2 4-3		1-0 F7		3-2 E3 SH1-4 BLK	4-2 BB		4 1 0 0 1 1 0											
Jim Gilliam, S OBP: 0.305, SLG: 0.364 (1, 4) (8, 5)	1-3 K		1-1 4-3		3-1 1B HR		0-0 SH1-4	2-2 F8		4 1 1 0 0 1 2											
Wally Moon, L OBP: 0.326, SLG: 0.342 (1, 3) Tim Harkness, L OBP: 0.409, SLG: 0.526 (9, 3)	2-2 3-1		2-2 3B 1B		0-0 1B HR		4-1 BLK S BB		2-1 HR 1B	4 3 3 0 1 0 0 0 0 0 0 0 0 0											
Duke Snider, L OBP: 0.640, SLG: 1.053 (1, 9) Ron Fairly, L OBP: 0.269, SLG: 0.364 (9, 9)		4-0 1B BB WP	0-0 3B		0-1 F2		4-0 BLK BB		1-2 HR	3 2 2 3 2 0 2 0 0 0 0 0 0 0											
Tommy Davis, R OBP: 0.392, SLG: 0.816 (1, 7)		2-2 2B SF8 1B	0-0 4-3		1-1 HR		2-3 K		0-0 1-6-3	5 2 2 4 0 1 4											
John Roseboro, L OBP: 0.400, SLG: 0.471 (1, 2)		1-2 SF8 2B		1-2 G3	2-1 G3		2-1 1-3		0-0 CS BB 1B	5 0 2 0 0 0 2											
Willie Davis, L OBP: 0.378, SLG: 0.594 (1, 8)		0-0 SF8		0-0 5-3		0-0 L8		1-2 4-3	4-0 BB	3 0 0 1 1 0 0											
Andy Carey, R OBP: 0.375, SLG: 0.429 (1, 5) Larry Burright, R (8, PR) (8, 4)		1-0 F4		1-0 HR		2-3 K		1-0 S 1B	0-1 F2	4 1 2 1 0 1 1 1 0 0 0 0 0 2											
Sandy Koufax, R (1, 1)		2-1 L8		2-3 K		1-1 F3		1-3 K	2-2 CS	4 0 0 0 0 2 2											
Inning Stats	R: 0 E: 0 K: 2 S: 10	H: 0 LOB: 0 BB: 0 P: 15	R: 2 E: 0 K: 0 S: 11	H: 2 LOB: 1 BB: 1 P: 21	R: 1 E: 0 K: 0 S: 10	H: 2 LOB: 1 BB: 0 P: 14	R: 1 E: 0 K: 1 S: 11	H: 1 LOB: 0 BB: 0 P: 15	R: 3 E: 0 K: 0 S: 10	H: 3 LOB: 0 BB: 0 P: 17	R: 0 E: 0 K: 1 S: 6	H: 0 LOB: 0 BB: 0 P: 9	R: 1 E: 1 K: 1 S: 10	H: 0 LOB: 2 BB: 2 P: 25	R: 0 E: 0 K: 1 S: 15	H: 1 LOB: 2 BB: 1 P: 24	R: 2 E: 0 K: 0 S: 11	H: 3 LOB: 1 BB: 1 P: 20	1B: 7 2B: 1 3B: 1 HR: 3	SF: 1 SAC: 1 DP: 0 HBP: 0	WP: 1 PA: 45
PITCHER	IP WLS BF H R ER SO BB IBB HBP BLK WP HR S P ERA WHIP																				
Don Cardwell, R ERA: 9.0 (1, 1)	5.0 L 24 8 7 7 3 1 0 0 0 1 2 52 82 12.60 1.800																				
Tony Balsamo, R ERA: 4.5 (6, 1)	2.0 9 0 1 0 2 2 0 0 1 0 0 16 34 0.00 1.000																				
Dave Gerard, R ERA: 5.68 (8, 1)	1.1 10 4 2 2 1 2 0 0 0 0 1 22 38 13.50 4.500																				
Don Eiston, R ERA: (9, 1)	0.2 1 0 0 0 0 0 0 0 0 0 0 4 6 0.00 0.000																				


Batter	1	2	3	4	5	6	7	8	9	AB	R	H	RBI	BB	SO	LOB
Lou Brock, L (1, 8) OBP: 0.302, SLG: 0.600	0-3 K			1-3 K	4-2 BB			1-1 F6		3	0	0	1	1	2	0
Ken Hubbs, R (1, 4) OBP: 0.317, SLG: 0.379	0-3 K			0-0 5-3	0-1 6-3			1-3 K		4	0	0	0	0	2	3
Ron Santo, R (1, 5) OBP: 0.382, SLG: 0.543	1-3 K			2-2 2B		1-1 6-3		0-0 1B		4	0	2	0	0	1	0
14 Ernie Banks, R (1, 3) OBP: 0.362, SLG: 0.577			0-2 5-3	0-3 K		2-2 5-3		3-1 F8		4	0	0	0	0	1	2
Billy Williams, L (1, 7) OBP: 0.322, SLG: 0.473		2-3 K			2-1 BB 2B	0-0 G3			0-1 HR	4	2	2	1	0	1	0
Bob Will, L (1, 9) OBP: 0.250, SLG: 0.200		2-3 K			4-0 BB BB BB		1-2 BB 1B		0-3 K	3	0	1	0	1	2	0
Elder White, R (1, 6) OBP: 0.350, SLG: 0.250			1-3 K		4-2 BB BB		1-3 K		1-3 K	3	0	0	0	1	3	1
Moe Thacker, R (1, 2) OBP: 0.375, SLG: 0.333			3-3 K		0-3 K		4-2 SAFE BB		0-2 1B	3	0	1	0	1	2	3
Don Cardwell, R (1, 1) OBP: 0.250, SLG: 0.250 Andre Rodgers, R (5, PH) OBP: 0.231, SLG: 0.231 Tony Galsano, R (6, 1) Jim McKnight, R (7, PH) OBP: 0.190, SLG: 0.286 Dave Gerard, R (8, 1) Don Elston, R (9, 1) Moe Morhardt, L (9, PH)			0-3 K		2-3 K		3-3 K		2-3 K	1	0	0	0	0	1	0

Inning Stats	R: 0	H: 0	R: 0	H: 0	R: 0	H: 0	R: 0	H: 1	R: 1	H: 1	R: 0	H: 0	R: 0	H: 1	R: 0	H: 1	R: 1	H: 2	1B: 3	SF: 0	WP: 0	PA: 36
	E: 0	LOB: 0	E: 0	LOB: 0	E: 0	LOB: 0	E: 0	LOB: 1	E: 0	LOB: 3	E: 0	LOB: 0	E: 0	LOB: 1	E: 0	LOB: 1	E: 0	LOB: 1	2B: 2	SAC: 0	PB: 0	
	K: 3	BB: 0	K: 2	BB: 0	K: 3	BB: 0	K: 2	BB: 0	K: 2	BB: 3	K: 2	BB: 0	K: 2	BB: 1	K: 1	BB: 0	K: 3	BB: 0	3B: 0	DP: 0	SB: 0	
	S: 9	P: 10	S: 11	P: 15	S: 9	P: 13	S: 10	P: 13	S: 15	P: 31	S: 6	P: 9	S: 13	P: 22	S: 8	P: 13	S: 14	P: 17	HR: 1	HBP: 0	CS: 0	

PITCHER	IP	WLS	BF	H	R	ER	SO	BB	IBB	HBP	BLK	WP	HR	S	P	ERA	WHIP	PITCHER	IP	WLS	BF	H	R	ER	SO	BB	IBB	HBP	BLK	WP	HR	S	P	ERA	WHIP	
Sandy Koufax, L (1, 1) ERA: 3.09	9.0	W	36	6	2	2	18	4	0	0	0	0	1	95	143	2.00	1.111																			

Los Angeles Dodgers @ Chicago Cubs
Wrigley Field, Chicago, IL
Tue Apr 24 1962, 3:33 AM CST
Att. 8,938 - Unknown

AB	32
R	2
H	6
RBI	2
BB	4
SO	18
LOB	14



Batter	1	2	3	4	5	6	7	8	9	AB R H RBI BB SO LOB	TOP																									
Maury Wills, S (1, 6) OBP: 0.282, SLG: 0.328	2-2 1B 2B		2-1 L4		1-1 E6 1B E		1-0 6-3		2-1 FC4-6 FC4 1-2f	5 2 1 0 0 0 2	Los Angeles Dodgers @ Chicago Cubs Wrigley Field, Chicago, IL Wed Apr 25 1962, 3:33 AM CST Att. 8,344 - Unknown livebaseballscorecards.com																									
Jim Gilliam, S (1, 4) OBP: 0.297, SLG: 0.350	1-1 1B 2-H		2-1 F9		0-0 F9		1-2 L8	1-2 FC4 1-2f	5 0 1 1 0 0 3																											
Wally Moon, L (1, 3) OBP: 0.319, SLG: 0.333	2-2 F6			0-1 6-3	3-1 E9 1B 1-H 2-H		3-1 F4		4 1 1 1 0 0 1																											
Duke Snider, L (1, 9) OBP: 0.586, SLG: 1.043	0-3 K			0-0 HR	2-3 K		3-1 F7		4 1 1 1 0 2 1																											
Tommy Davis, R (1, 7) OBP: 0.400, SLG: 0.792	0-0 F8			2-3 K		0-0 G4-6-3 1B 1B	3-1 F7		4 0 2 0 0 1 1																											
John Roseboro, L (1, 2) OBP: 0.386, SLG: 0.447		2-2 6-3		0-0 6-3		0-0 G4-6-3 1B 1B	0-0 L7		4 0 1 0 0 0 1																											
Willie Davis, L (1, 8) OBP: 0.366, SLG: 0.639		1-1 F5			1-0 IHR	0-0 G4-6-3 1B 1-2f 2-3	1-1 F5		4 1 1 1 0 0 3																											
Andy Carey, R (1, 5) OBP: 0.407, SLG: 0.435		2-1 F8			3-1 SH1-4 1B 1B	4-0 IBB		1-1 L4	2 1 1 0 1 0 0 1 0 0 0 0 0 0																											
Ron Fairly, L (9, PH) OBP: 0.259, SLG: 0.348																																				
Johnny Podres, L (1, 1) OBP: 0.222, SLG: 0.250			2-2 4-3		0-0 SH1-4	0-1 F9		0-0 E8 FC4-6	2 0 0 0 0 0 2 0 0 0 0 0 0 0 1 0 0 0 0 0 0																											
Larry Sherry, R (8, 1)																																				
Tim Harkness, L (9, PH) OBP: 0.391, SLG: 0.500																																				
Inning Stats	R: 1 E: 0 K: 1 S: 14	H: 2 LOB: 1 BB: 0 P: 19	R: 0 E: 0 K: 0 S: 7	H: 0 LOB: 0 BB: 0 P: 12	R: 0 E: 0 K: 0 S: 7	H: 0 LOB: 0 BB: 0 P: 13	R: 1 E: 0 K: 1 S: 7	H: 1 LOB: 0 BB: 0 P: 9	R: 4 E: 2 K: 1 S: 12	H: 3 LOB: 0 BB: 0 P: 22	R: 0 E: 0 K: 0 S: 5	H: 2 LOB: 2 BB: 1 P: 9	R: 0 E: 0 K: 0 S: 6	H: 0 LOB: 0 BB: 0 P: 11	R: 0 E: 0 K: 0 S: 6	H: 1 LOB: 1 BB: 0 P: 10	R: 0 E: 1 K: 0 S: 8	H: 0 LOB: 1 BB: 0 P: 12	1B: 6 2B: 1 3B: 0 HR: 2	SF: 0 SAC: 1 DP: 1 HBP: 0	WP: 0 PB: 0 SB: 0 CS: 0	PA: 38														
PITCHER	IP WLS BF H R ER SO BB IBB HBP BLK WP HR S P ERA WHIP																																			
Glen Hobbie, R (1, 1) ERA: 6.04	5.0		24	8	6	3	3	0	0	0	0	0	1	49	77	5.40	1.600																			
Jack Curtis, L (6, 1) ERA: 3.65	2.0		6	0	0	0	0	0	1	0	0	0	0	9	18	0.00	0.000																			
Don Elston, R (8, 1) ERA:	2.0	W	8	1	0	0	0	0	0	0	0	0	0	14	22	0.00	0.500																			



Batter	1	2	3	4	5	6	7	8	9
Lou Brock, L (1, 8) OBP: 0.298, SLG: 0.568	0-3 K		1-2 HR 1B		0-0 G3		0-1 6-3		
Ken Hubbs, R (1, 4) OBP: 0.313, SLG: 0.371	1-1 G5-4-3 1B		1-2 F8		0-0 F8		1-0 F9		
Ron Santo, R (1, 5) OBP: 0.373, SLG: 0.580	3-1 G5-4-3 1-2f		0-0 HR		2-2 5-3		1-0 F8		
14 Ernie Banks, R (1, 3) OBP: 0.355, SLG: 0.607		0-0 F8	3-2 F5		2-1 6-3		0-0 HR		
Billy Williams, L (1, 7) OBP: 0.349, SLG: 0.500		2-1 1B SF8 1B		1-2 F8		1-1 2B 2B	4-2 HR WP HBP		
George Altman, L (1, 9) OBP: 0.283, SLG: 0.220		1-1 CS 1B		0-0 E2 1B		2-1 F3	4-0 HR IBB		
Andre Rodgers, R (1, 6) OBP: 0.294, SLG: 0.563		1-1 SF8		1-1 F8		0-1 2B	1-0 HR		
Cuno Barragan, R (1, 2) OBP: 0.154, SLG: 0.083		1-1 CS	2-1 L6	4-2 BB		1-2 4-3	1-1 5-3		
Glen Hobbie, R (1, 1) OBP: 0.444, SLG: 0.286			4-0 HR BB		1-3 K		0-2 F9		
Jack Curtis, L (6, 1) OBP: 0.667, SLG: 0.500									
Elder White, R (7, PH) OBP: 0.341, SLG: 0.242									
Don Elston, R (8, 1)									

Inning Stats	R: 0	H: 1	E: 0	LOB: 0	K: 1	P: 11	R: 1	H: 2	E: 0	LOB: 0	K: 0	P: 13	R: 3	H: 2	E: 0	LOB: 0	K: 0	P: 26	R: 0	H: 1	E: 1	LOB: 2	K: 1	P: 18	R: 0	H: 0	E: 0	LOB: 0	K: 0	P: 7	R: 1	H: 2	E: 0	LOB: 1	K: 0	P: 17	R: 0	H: 0	E: 0	LOB: 0	K: 1	P: 8	R: 4	H: 2	E: 0	LOB: 0	K: 0	P: 23
	0	1	0	0	1	11	1	2	0	0	11	13	3	2	0	0	0	26	0	1	1	2	1	18	0	0	0	0	0	7	1	2	0	1	17	0	0	0	0	1	8	4	2	0	0	23		

PITCHER	IP	WLS	BF	H	R	ER	SO	BB	IBB	HBP	BLK	WP	HR	S	P	ERA	WHIP
Johnny Podres, L (1, 1) ERA: 4.6	7.0		29	8	5	5	3	2	0	0	0	0	1	63	100	6.43	1.429
Larry Sherry, R (8, 1) ERA: 4.5	1.0	L	7	2	4	4	0	0	1	1	0	1	2	12	23	36.00	2.000

BOTTOM

Los Angeles Dodgers @ Chicago Cubs
 Wrigley Field, Chicago, IL
 Wed Apr 25 1962, 3:33 AM CST
 Att. 8,344 - Unknown

AB	R	H	RBI	BB	SO	LOB
4	1	1	0	0	1	0
4	0	1	0	0	0	2
4	1	1	3	0	0	1
4	1	1	1	0	0	0
3	3	2	0	0	0	0
3	1	2	0	1	0	1
3	1	2	5	0	0	1
3	0	0	0	1	0	1
1	1	0	0	1	1	2
0	0	0	0	0	0	0
1	0	0	0	0	1	0
1	0	0	0	0	0	0

AB	31
R	9
H	10
RBI	9
BB	3
SO	3
LOB	8

livebaseballscorecards.com



WP	PA
1	37
PB	0
SB	0
CS	1

Batter	1	2	3	4	5	6	7	8	9	AB R H RBI BB SO LOB	TOP											
Maury Wills, S (1, 6) OBP: 0.276, SLG: 0.319	2-2 PO 1B		1-0 5-3	1-0 FC2-5-1 1-H 2-H		1-1 6-3		0-0 E1 G6-4-3		5 0 1 0 0 0 1												
Larry Burright, R (1, 4)	1-3 K		3-1 5-3		0-0 F8	3-2 L9		0-0 G6-4-3 1-2f		5 0 0 0 0 1 2												
Wally Moon, L (1, 3) OBP: 0.365, SLG: 0.370 Tim Harkness, L (8, PR) OBP: 0.391, SLG: 0.500	0-3 K			0-1 2B 1B	4-1 2B BB		0-1 WP E 1B	3-1 E 1B		4 3 3 0 1 1 1 0 0 0 0 0 0 0												
Tommy Davis, R (1, 7) OBP: 0.417, SLG: 0.845	1-0 PO 1-2	1-1 E6 5-3		0-0 1B 2B	1-0 HR 2B		3-2 E6 1-H 3B	1-0 E5 1-3		5 3 3 3 0 0 1												
Frank Howard, R (1, 9) OBP: 0.280, SLG: 0.542 Ron Fairly, L (7, 9) OBP: 0.286, SLG: 0.348			0-0 5-3 1-2	2-0 1B BB 1B	0-1 HR 2-H		1-2 6-3	4-1 BB		4 2 2 3 0 0 1 0 0 0 0 1 0 0												
Daryl Spencer, R (1, 5) OBP: 0.390, SLG: 0.412			3-1 5-3	4-1 1B E BB	0-0 6-3		0-0 HR	0-3 K		4 2 1 1 1 1 4												
John Roseboro, L (1, 2) OBP: 0.388, SLG: 0.429			4-2 BB	0-0 1B 1B	0-0 L7		2-0 F8		0-0 4-3	4 0 1 1 1 0 0												
Willie Davis, L (1, 8) OBP: 0.391, SLG: 0.780		0-0 4-3		0-0 E 1B		2-1 HR	1-0 HR		2-0 F5	5 2 3 2 0 0 2												
Pete Richert, L (1, 1) Ed Roebuck, R (4, 1) Ron Perranoski, L (6, 1)			3-3 K	0-0 B2		0-3 K	1-3 K		1-3 K2-3	2 0 0 0 0 1 2 1 0 0 0 0 1 0 2 0 0 0 0 2 0												
Inning Stats	R: 0 E: 0 K: 2 S: 9	H: 1 LOB: 0 BB: 0 P: 13	R: 0 E: 1 K: 0 S: 10	H: 0 LOB: 2 BB: 1 P: 18	R: 0 E: 0 K: 1 S: 7	H: 0 LOB: 0 BB: 0 P: 14	R: 4 E: 1 K: 0 S: 9	H: 5 LOB: 0 BB: 1 P: 16	R: 3 E: 0 K: 0 S: 7	H: 2 LOB: 0 BB: 1 P: 12	R: 1 E: 0 K: 1 S: 11	H: 1 LOB: 0 BB: 0 P: 17	R: 4 E: 1 K: 1 S: 15	H: 4 LOB: 0 BB: 0 P: 23	R: 0 E: 2 K: 1 S: 9	H: 1 LOB: 3 BB: 1 P: 17	R: 0 E: 0 K: 1 S: 5	H: 0 LOB: 0 BB: 0 P: 8	1B: 7 2B: 2 3B: 1 HR: 4	SF: 0 SAC: 0 DP: 1 HBP: 0	WP: 1 PB: 0 SB: 0 CS: 0	PA: 46
PITCHER	IP WLS BF H R ER SO BB IBB HBP BLK WP HR S P ERA WHIP																					
Dick Ellsworth, L (1, 1) ERA: 4.85	4.1 L 22 7 6 5 3 3 0 0 0 0 0 0 38 69 10.38 2.308																					
Barney Schultz, R (5, 1) ERA: 27.0	0.2 3 1 1 1 0 0 0 0 0 0 0 1 4 4 13.50 1.500																					
Jack Warner, R (6, 1) ERA: 9.0	1.2 10 5 5 5 1 0 0 0 0 1 3 23 36 27.00 3.000																					
Tony Balsamo, R (7, 1) ERA: 3.24	2.1 10 1 0 0 3 1 0 0 0 0 0 0 17 29 0.00 0.857																					

Los Angeles Dodgers @ Chicago Cubs
 Wrigley Field, Chicago, IL
 Thu Apr 26 1962, 3:33 AM CST
 Att. 6,890 - Unknown

livebaseballscorecards.com

AB	41
R	12
H	14
RBI	10
BB	4
SO	7
LOB	14



Batter	1	2	3	4	5	6	7	8	9	AB R H RBI BB SO LOB	TOP											
Dick Schofield, S (1, 5) OBP: 0.500, SLG: 0.625	2-1 CS 1B		1-1 1B 2B		1-2 1B		0-0 6-3		3-3 K	5 1 3 0 0 1 2												
Dick Groat, R (1, 6) OBP: 0.387, SLG: 0.414	2-2 F9 1-2		0-2 5-3		2-3 K			1-1 L8		4 0 0 0 0 1 3												
Bob Skinner, L (1, 7) OBP: 0.327, SLG: 0.489	2-3 K		1-0 2-H 1B		1-0 F6			1-1 4-3		4 0 1 1 0 1 1												
Dick Stuart, R (1, 3) OBP: 0.328, SLG: 0.382			1-3 K		3-3 K			1-0 1-3		4 0 0 0 0 2 2												
Roberto Clemente, R (1, 9) OBP: 0.421, SLG: 0.551			0-1 4-3		1-2 G6-4-3 1B			0-0 F8 1B 1B		3 1 2 0 1 0 1												
Bill Virdon, L (1, 8) OBP: 0.270, SLG: 0.281			1-2 FC3-6 E 1-2f 1B		0-1 4-3		0-1 F9		2-2 5-3 1B 1B	4 0 1 0 0 0 2												
Bill Mazerowski, R (1, 4) OBP: 0.382, SLG: 0.647			1-0 E 1-2 1B		1-2 6-3 1B		0-0 G6-4-3 1-2f		0-0 F8	4 0 2 0 0 0 3												
Orlando McFarlane, R (1, 2) OBP: 0.167, SLG: 0.167			0-0 E3 1-2 2-3		0-0 6-3		0-0 1-3		0-1 5-3 1B	4 0 1 1 0 0 3												
Bob Veale, S (1, 1) Diomedes Olivo, L (4, 1) OBP: 0.667, SLG: 1.000 Johnny Logan, R (7, PH) Tom Sturdivant, L (7, 1) Larry Elliot, L (9, PH) OBP: 0.167, SLG: 0.167			0-3 K		0-1 B6		2-3 K		0-1 5-3	2 0 0 0 0 1 4 0 0 0 0 0 0 0 1 0 0 0 0 1 0 0 0 0 0 0 0 0 1 0 0 0 0 0 2												
Inning Stats	R: 0 E: 0 K: 1 S: 9	H: 1 LOB: 0 BB: 0 P: 14	R: 0 E: 1 K: 1 S: 11	H: 1 LOB: 3 BB: 1 P: 18	R: 1 E: 0 K: 1 S: 12	H: 2 LOB: 1 BB: 0 P: 15	R: 0 E: 0 K: 0 S: 8	H: 1 LOB: 1 BB: 0 P: 9	R: 0 E: 0 K: 2 S: 10	H: 1 LOB: 1 BB: 0 P: 17	R: 0 E: 0 K: 0 S: 7	H: 1 LOB: 0 BB: 0 P: 8	R: 0 E: 0 K: 1 S: 5	H: 0 LOB: 0 BB: 0 P: 7	R: 0 E: 0 K: 0 S: 5	H: 0 LOB: 0 BB: 0 P: 8	R: 1 E: 0 K: 1 S: 14	H: 3 LOB: 2 BB: 0 P: 19	1B: 9 2B: 1 3B: 0 HR: 0	SF: 0 SAC: 0 DP: 1 HBP: 0	WP: 0 PB: 0 SB: 0 CS: 1	PA: 37
PITCHER Don Drysdale, R (1, 1) ERA: 4.13	IP: 9.0 WLS: W BF: 37 H: 10 R: 2 ER: 2 SO: 7 BB: 1 IBB: 0 HBP: 0 BLK: 0 WP: 0 HR: 0 S: 81 P: 115 ERA: 2.00 WHIP: 1.222											PITCHER	IP: 9.0 WLS: W BF: 37 H: 10 R: 2 ER: 2 SO: 7 BB: 1 IBB: 0 HBP: 0 BLK: 0 WP: 0 HR: 0 S: 81 P: 115 ERA: 2.00 WHIP: 1.222									

Pittsburgh Pirates @ Los Angeles Dodgers
Dodger Stadium, Los Angeles, CA
Fri Apr 27 1962, 6:05 PM PST
Att: 40,509 - Unknown

AB	36
R	2
H	10
RBI	2
BB	1
SO	7
LOB	23



Batter	1	2	3	4	5	6	7	8	9	AB R H RBI BB SO LOB	TOP											
Bill Virdon, L (1, 8) OBP: 0.299, SLG: 0.328	2-2 F7		3-2 2B		2-0 CS 1B			1-0 1B		4 0 3 0 0 0 0	Pittsburgh Pirates @ Los Angeles Dodgers Dodger Stadium, Los Angeles, CA Sat Apr 28 1962, 3:33 AM PST Att. 26,332 - Unknown livebaseballscorecards.com											
Dick Groat, R (1, 6) OBP: 0.364, SLG: 0.387	1-2 6-3		1-0 6-3		2-3 K			2-3 K		4 0 0 0 0 2 3												
Roberto Clemente, R (1, 9) OBP: 0.393, SLG: 0.509	1-2 3-1			3-1 6-3		2-2 F9		2-2 4-3		4 0 0 0 0 0 1												
Dick Stuart, R (1, 3) OBP: 0.308, SLG: 0.356		2-1 F4		0-1 F6		0-0 F8		1-2 5-3		4 0 0 0 0 0 0												
Donn Clendenon, R (1, 7) OBP: 0.417, SLG: 0.300		2-3 K		3-2 BB 1B 1B		0-1 4-3		1-2 1-3		4 1 1 0 0 1 0												
Johnny Logan, R (1, 5) OBP: 0.333, SLG: 0.200		1-1 1B		4-1 1B 1-2 BB		1-1 F4		1-2 F9		3 0 1 0 1 0 0												
Don Leppert, R (1, 2) OBP: 0.345, SLG: 0.560		3-1 L8		3-2 FC6-4 1B		0-3 K				3 0 1 1 0 1 1												
Bill Mazerowski, R (1, 4) OBP: 0.362, SLG: 0.611			1-2 5-3	1-2 FC6-4 1B		3-2 F7				3 0 0 0 0 0 2												
Earl Francis, R (1, 1) OBP: 0.167, SLG: 0.167			1-3 K		1-3 K		1-1 F8			3 0 0 0 0 2 0												
Inning Stats	R: 0 E: 0 K: 0 S: 11	H: 0 LOB: 0 BB: 0 P: 15	R: 0 E: 0 K: 1 S: 9	H: 1 LOB: 1 BB: 0 P: 17	R: 0 E: 0 K: 1 S: 11	H: 1 LOB: 1 BB: 0 P: 17	R: 1 E: 0 K: 0 S: 15	H: 2 LOB: 2 BB: 1 P: 29	R: 0 E: 0 K: 2 S: 8	H: 1 LOB: 0 BB: 0 P: 12	R: 0 E: 0 K: 1 S: 7	H: 0 LOB: 0 BB: 0 P: 9	R: 0 E: 0 K: 1 S: 12	H: 0 LOB: 0 BB: 0 P: 16	R: 0 E: 0 K: 1 S: 12	H: 1 LOB: 1 BB: 0 P: 17	R: 0 E: 0 K: 0 S: 9	H: 0 LOB: 0 BB: 0 P: 12	1B: 5 2B: 1 3B: 0 HR: 0	SF: 0 SAC: 0 DP: 0 HBP: 0	WP: 0 PB: 0 SB: 0 CS: 1	PA: 33
PITCHER Sandy Koufax, L (1, 1) ERA: 2.63	IP: 9.0 WLS: W BF: 33 H: 6 R: 1 ER: 1 SO: 6 BB: 1 IBB: 0 HBP: 0 BLK: 0 WP: 0 HR: 0 S: 94 P: 144 ERA: 1.00 WHIP: 0.778											PITCHER IP: WLS: BF: H: R: ER: SO: BB: IBB: HBP: BLK: WP: HR: S: P: ERA: WHIP:										



Batter	1	2	3	4	5	6	7	8	9	AB R H RBI BB SO LOB	TOP		
Bill Virdon, L (1, 8) OBP: 0.292, SLG: 0.333	2-0 F7		3-2 L8			3-3 K	0-0 1B 2B	1-3 K		5 1 1 1 0 2 3			
Dick Groat, R (1, 6) OBP: 0.394, SLG: 0.433	1-2 G3			0-0 2B		1-0 FC6-4 1B	2-2 2-H 1B		2-2 FC4-6 1B	5 0 4 1 0 0 0			
Donn Clendenon, R (1, 7) OBP: 0.313, SLG: 0.214 Larry Elliot, L (8, 9) OBP: 0.143, SLG: 0.143	1-1 F8			2-3 K		0-3 K	1-0 F9		0-0 FC4-6 1B	4 0 0 0 0 2 3 1 0 0 0 0 0 1			
Dick Stuart, R (1, 3) OBP: 0.314, SLG: 0.359		0-1 F6		1-1 F5		0-1 FC6-4		2-1 FC4-6 1B	2-0 FC4-6 1B	5 0 2 0 0 0 2			
Don Hoak, R (1, 5) OBP: 0.400, SLG: 0.449		0-1 F8		0-0 6-3			3-2 HR 1B	0-1 FC4-6 2B	1-2 L7	5 2 1 0 0 0 4			
Howie Goss, R (1, 9) OBP: 0.750, SLG: 1.333 (8, 7)		1-0 6-3			2-2 G4-6-3 1B		2-1 HR	2-2 2B	0-2 F7	5 2 3 2 0 0 2			
Don Leppert, R (1, 2) OBP: 0.333, SLG: 0.500			3-3 K		0-0 G4-6-3		2-0 L1	4-0 2B IBB		3 0 0 0 1 1 1			
Bill Mazeroski, R (1, 4) OBP: 0.387, SLG: 0.655			2-1 2B		1-0 1B		1-3 K	1-0 2B		4 0 3 2 0 1 0			
Bob Friend, R (1, 1) OBP: 0.214, SLG: 0.286			1-3 K		0-1 F6		3-2 2B	1-1 5-3		4 1 1 0 0 1 4			
Inning Stats	R: 0 H: 0 E: 0 LOB: 0 K: 0 BB: 0 S: 6 P: 10	R: 0 H: 0 E: 0 LOB: 0 K: 0 BB: 0 S: 5 P: 6	R: 0 H: 1 E: 0 LOB: 1 K: 2 BB: 0 S: 13 P: 22	R: 0 H: 1 E: 0 LOB: 1 K: 1 BB: 0 S: 7 P: 10	R: 0 H: 2 E: 0 LOB: 1 K: 0 BB: 0 S: 8 P: 11	R: 0 H: 1 E: 0 LOB: 1 K: 2 BB: 0 S: 10 P: 14	R: 4 H: 5 E: 0 LOB: 1 K: 1 BB: 0 S: 17 P: 31	R: 2 H: 3 E: 0 LOB: 2 K: 1 BB: 1 S: 14 P: 25	R: 0 H: 2 E: 0 LOB: 2 K: 0 BB: 0 S: 11 P: 16	1B: 8 SF: 0 2B: 6 SAC: 0 3B: 0 DP: 1 HR: 1 HBP: 0	WP: 0 PA: 42 PB: 0 SB: 0 CS: 0		
PITCHER	IP WLS BF H R ER SO BB IBB HBP BLK WP HR S P ERA WHIP											PITCHER	IP WLS BF H R ER SO BB IBB HBP BLK WP HR S P ERA WHIP
Johnny Podres, L (1, 1) ERA: 4.75	6.2 L 28 9 4 4 6 0 0 0 0 0 0 1 62 97 5.40 1.350												
Larry Sherry, R (7, 1) ERA: 4.32	0.1 2 1 0 0 0 0 0 0 0 0 0 0 4 7 0.00 3.000												
Ron Perranoski, L (8, 1) ERA: 3.0	1.1 10 5 2 2 1 0 1 0 0 0 0 0 19 34 13.50 3.750												
Ed Roebuck, R (9, 1) ERA: 5.63	0.2 2 0 0 0 0 0 0 0 0 0 0 0 6 7 0.00 0.000												

Pittsburgh Pirates @ Los Angeles Dodgers
Dodger Stadium, Los Angeles, CA
Sun Apr 29 1962, 3:33 AM PDT
Unknown

AB	41
R	6
H	15
RBI	6
BB	1
SO	7
LOB	20



Batter	1	2	3	4	5	6	7	8	9	AB	R	H	RBI	BB	SO	LOB
Maury Wills, S OBP: 0.307, SLG: 0.329 (1, 6)	0-1 S 1B E 1B		1-1 4-3 1		1-2 S 1B			0-1 G3 1		4	1	2	0	0	0	0
Jim Gilliam, S OBP: 0.299, SLG: 0.324 (1, 4)	0-0 S 1-2 1B		0-1 1-3 2		3-1 F5 1-2			4-2 BB		3	0	1	0	1	0	1
Wally Moon, L OBP: 0.338, SLG: 0.328 (1, 3)	1-1 F8 1		0-1 E6			1-2 6-3 1		1-2 L9 2		4	0	0	0	0	0	3
Duke Snider, L OBP: 0.526, SLG: 0.828 (1, 9)	2-3 K 1-3 2-H		0-1 F7 3			3-3 K 2		0-0 F7 3		4	0	0	0	0	2	3
Tommy Davis, R OBP: 0.356, SLG: 0.704 (1, 7)	0-0 6-3 3			1-1 F3 1		0-3 K 3			1-2 5-3 1	4	0	0	0	0	1	1
John Roseboro, L OBP: 0.417, SLG: 0.420 (1, 2)		4-2 BB		1-0 L8 2			0-2 F5 1		0-0 4-3 2	3	0	0	0	1	0	0
Willie Davis, L OBP: 0.368, SLG: 0.660 (1, 8)		3-1 L8 1		3-3 K 3			0-1 F5 2		0-0 4-3 3	4	0	0	0	0	1	1
Daryl Spencer, R OBP: 0.353, SLG: 0.349 (1, 5)		1-3 K 2			1-0 F5 1		1-1 1B			3	0	1	0	0	1	1
Johnny Podres, L OBP: 0.182, SLG: 0.200 (1, 1)		0-0 L7 3			0-1 F2 2		1-2 F8 3			2	0	0	0	0	0	1
Larry Sherry, R (7, 1)										0	0	0	0	0	0	0
Tim Harkness, L (7, PH)										1	0	0	0	0	0	1
Ron Perranoski, L (8, 1)										0	0	0	0	0	0	0
Ed Roebuck, R (9, 1)										0	0	0	0	0	0	0


Inning Stats	R: 1	H: 2	E: 0	K: 1	S: 9	H: 2	LOB: 1	BB: 0	P: 12	R: 0	H: 0	E: 0	K: 1	S: 8	H: 0	LOB: 1	BB: 1	P: 16	R: 0	H: 0	E: 1	K: 0	S: 8	H: 0	LOB: 0	BB: 0	P: 9	R: 0	H: 0	E: 0	K: 1	S: 6	H: 1	LOB: 1	BB: 0	P: 13	R: 0	H: 0	E: 0	K: 2	S: 10	H: 0	LOB: 0	BB: 0	P: 14	R: 0	H: 1	LOB: 1	BB: 0	P: 12	R: 0	H: 0	E: 0	K: 0	S: 8	H: 0	LOB: 1	BB: 1	P: 13	R: 0	H: 0	E: 0	K: 0	S: 6	H: 0	LOB: 0	BB: 0	P: 7	1B: 4	2B: 0	3B: 0	HR: 0	SF: 0	SAC: 0	DP: 0	HBP: 0	WP: 0	PB: 0	SB: 4	CS: 0	PA: 34
--------------	------	------	------	------	------	------	--------	-------	-------	------	------	------	------	------	------	--------	-------	-------	------	------	------	------	------	------	--------	-------	------	------	------	------	------	------	------	--------	-------	-------	------	------	------	------	-------	------	--------	-------	-------	------	------	--------	-------	-------	------	------	------	------	------	------	--------	-------	-------	------	------	------	------	------	------	--------	-------	------	-------	-------	-------	-------	-------	--------	-------	--------	-------	-------	-------	-------	--------

PITCHER	IP	WLS	BF	H	R	ER	SO	BB	IBB	HBP	BLK	WP	HR	S	P	ERA	WHIP
Bob Friend, R ERA: 2.06 (1, 1)	9.0	W	34	4	1	0	5	2	0	0	0	0	0	73	107	0.00	0.667

BOTTOM

Pittsburgh Pirates @ Los Angeles Dodgers
Dodger Stadium, Los Angeles, CA
 Sun Apr 29 1962, 3:33 AM PDT
 Unknown

AB	32
R	1
H	4
RBI	0
BB	2
SO	5
LOB	12



Batter	1	2	3	4	5	6	7	8	9	AB R H RBI BB SO LOB	TOP
Bill Virdon, L (1, 8) OBP: 0.289, SLG: 0.343 C B X 1-1 ① 			2-0 ② 			0-2 ② 		2-2 		4 0 1 0 0 0 0	Pittsburgh Pirates @ Los Angeles Dodgers Dodger Stadium, Los Angeles, CA Sun Apr 29 1962, 3:38 AM PDT Att: 51,574 - Unknown livebaseballscorecards.com
Dick Groat, R (1, 6) OBP: 0.387, SLG: 0.414 C B B B F F S 3-3 ② 			2-1 ③ 			4-2 		0-0 ③ 		3 0 0 0 1 1 1	
Bob Skinner, L (1, 7) Larry Elliot, L (9, 9) OBP: 0.321, SLG: 0.471 OBP: 0.143, SLG: 0.143 F X 0-1 ③ 				2-3 ① 		0-2 ③ 		3-2 		4 0 1 0 0 1 1 0 0 0 0 0 0 0	
Dick Stuart, R (1, 3) OBP: 0.338, SLG: 0.418 B B B B F B C 4-2 				1-0 		0-0 		0-0 ① 		3 1 2 1 1 0 1	
Don Hoak, R (1, 5) OBP: 0.391, SLG: 0.423 B B B B C 4-1 				0-0 ② ③ 		3-2 ① 		2-3 ② 		3 0 0 0 1 1 2	
Howie Goss, R (1, 9) OBP: 0.500, SLG: 0.800 (9, 7) X 0-0 ① 				1-2 ① 		2-0 ② 		2-3 ③ 		4 0 0 0 0 1 3	
Don Leppert, R (1, 2) Smoky Burgess, L (8, 2) OBP: 0.333, SLG: 0.484 OBP: 0.346, SLG: 0.458 X 0-0 ② 				2-2 		1-0 ③ 				3 0 1 0 0 0 2 0 0 0 0 0 0 0	
Bill Mazaroski, R (1, 4) OBP: 0.369, SLG: 0.623 B X 1-0 ③ 				2-2 ② ③ 		1-2 ① 				3 0 0 0 0 0 3	
Al McBean, R (1, 1) OBP: 0.250, SLG: 0.250 S M F F C 0-3 ① 					1-2 ① 		0-0 ② 			3 0 0 0 0 1 0	
Inning Stats	R: 0 H: 0 E: 0 LOB: 0 K: 1 BB: 0 S: 9 P: 13	R: 0 H: 0 E: 0 LOB: 2 K: 0 BB: 2 S: 6 P: 15	R: 0 H: 0 E: 0 LOB: 0 K: 1 BB: 0 S: 7 P: 11	R: 0 H: 1 E: 0 LOB: 0 K: 1 BB: 0 S: 5 P: 8	R: 0 H: 1 E: 0 LOB: 0 K: 0 BB: 0 S: 9 P: 14	R: 0 H: 0 E: 0 LOB: 1 K: 0 BB: 1 S: 13 P: 18	R: 1 H: 1 E: 0 LOB: 0 K: 0 BB: 0 S: 6 P: 12	R: 0 H: 1 E: 0 LOB: 1 K: 2 BB: 0 S: 8 P: 11	R: 0 H: 1 E: 0 LOB: 1 K: 2 BB: 0 S: 10 P: 17	1B: 3 SF: 0 2B: 1 SAC: 0 3B: 0 DP: 2 HR: 1 HBP: 0	
PITCHER Joe Moeller, R (1, 1) ERA: 5.06 Larry Sherry, R (8, 1) ERA: 3.48	IP WLS BF H R ER SO BB IBB HBP BLK WP HR S P ERA WHIP 7.0 L 25 3 1 1 3 3 0 0 0 0 0 1 55 91 1.29 0.857 2.0 8 2 0 0 2 0 0 0 0 0 0 0 18 28 0.00 1.000	PITCHER IP WLS BF H R ER SO BB IBB HBP BLK WP HR S P ERA WHIP									

AB	30
R	1
H	5
RBI	1
BB	3
SO	5
LOB	13



Batter	1	2	3	4	5	6	7	8	9	AB R H RBI BB SO LOB	TOP
Lou Brock, L OBP: 0.308, SLG: 0.466 (1, 8)	2-3 		4-2 		4-0 		0-0 			2 0 0 0 2 1 1	
Ken Hubbs, R OBP: 0.289, SLG: 0.338 (1, 4)	3-2 		1-3 		1-2 		2-3 			4 0 0 0 0 2 3	
Billy Williams, L OBP: 0.393, SLG: 0.526 (1, 7)	4-2 		4-1 		0-1 			0-2 		2 0 0 0 2 0 0	
14 Ernie Banks, R OBP: 0.326, SLG: 0.532 (1, 3)	1-0 		1-0 							4 0 1 0 0 0 2	
George Altman, L OBP: 0.271, SLG: 0.270 (1, 9)	2-3 			1-1 		2-3 		0-0 		4 1 0 0 0 2 2	
Ron Santo, R OBP: 0.333, SLG: 0.458 (1, 5)		0-1 		2-1 		0-0 		4-0 		3 0 1 0 1 0 1	
Andre Rodgers, R OBP: 0.268, SLG: 0.395 (1, 6)		2-0 		2-2 		3-2 		2-1 		4 0 1 0 0 0 3	
Dick Bertell, R OBP: 0.200, SLG: 0.200 (1, 2)		0-1 		3-3 			1-3 			2 0 0 0 0 1 1	
Moe Morhardt, L (7, PH)										1 0 0 0 0 1 0	
Moe Thacker, R OBP: 0.375, SLG: 0.333 (7, 2)										0 0 0 0 0 0 0	
Jim McKnight, R OBP: 0.154, SLG: 0.231 (9, PH)										1 0 0 0 0 0 0	
Dick Ellsworth, L OBP: 0.333, SLG: 0.167 (1, 1)			3-3 		3-2 		1-2 			2 0 1 0 0 1 0	
Bob Will, L OBP: 0.333, SLG: 0.308 (7, PH)										1 0 1 0 0 0 0	
Glen Hobbie, R OBP: 0.400, SLG: 0.250 (7, 1)										0 0 0 0 0 0 0	
Inning Stats	R: 0 H: 1 E: 0 LOB: 2 K: 2 BB: 1 S: 14 P: 26	R: 0 H: 1 E: 0 LOB: 0 K: 0 BB: 0 S: 5 P: 7	R: 0 H: 0 E: 0 LOB: 2 K: 2 BB: 2 S: 11 P: 24	R: 1 H: 1 E: 2 LOB: 2 K: 1 BB: 0 S: 13 P: 24	R: 0 H: 0 E: 0 LOB: 0 K: 0 BB: 1 S: 6 P: 11	R: 0 H: 1 E: 0 LOB: 1 K: 1 BB: 0 S: 11 P: 19	R: 0 H: 1 E: 0 LOB: 1 K: 2 BB: 0 S: 10 P: 14	R: 0 H: 0 E: 0 LOB: 0 K: 0 BB: 0 S: 5 P: 5	R: 0 H: 0 E: 0 LOB: 0 K: 0 BB: 1 S: 3 P: 9	1B: 4 SF: 0 2B: 0 SAC: 0 3B: 1 DP: 2 HR: 0 HBP: 0	WP: 0 PA: 35 PB: 0 SB: 3 CS: 0
PITCHER Stan Williams, R ERA: 7.24 (1, 1)	IP WLS BF H R ER SO BB IBB HBP BLK WP HR S P ERA WHIP										
	9.0 W 35 5 1 0 8 5 0 0 0 0 0 0 78 139 0.00 1.111										

Chicago Cubs @ Los Angeles Dodgers
 Dodger Stadium, Los Angeles, CA
 Mon Apr 30 1962, 7:05 PM PDT
 Att: 19,310 - Unknown

livebaseballscorecards.com

AB	30
R	1
H	5
RBI	0
BB	5
SO	8
LOB	13



Batter	1	2	3	4	5	6	7	8	9	AB R H RBI BB SO LOB
Maury Wills, S OBP: 0.302, SLG: 0.314 (1, 6)	2-1 B5-3		4-2 G3 BB 1-2 BB		1-2 E6 1B		1-2 1-3			3 1 0 0 1 0 0
Jim Gilliam, S OBP: 0.329, SLG: 0.338 (1, 4)	0-1 2B 1B		4-1 SAFE G3 BB 1-2 BB 2-3		0-1 4-3 1B		2-1 F8			3 0 2 1 1 0 0
Wally Moon, L OBP: 0.315, SLG: 0.318 (1, 3)	2-2 1-3 2B		0-2 G3		3-1 4-3		1-1 F7			4 0 1 0 0 0 3
Tim Harkness, L OBP: 0.375, SLG: 0.476 (8, 3)			1-2 2-3		2-3					0 0 0 0 0 0 0
Tommy Davis, R OBP: 0.333, SLG: 0.646 (1, 7)	2-3 K		1-1 L8		0-0 5-3			3-2 BB SH1-3 1B		4 0 1 0 0 1 5
Frank Howard, R OBP: 0.281, SLG: 0.484 (1, 9)	0-3 K			0-0 F6		2-1 5-3		0-0 SH1-3		3 0 0 0 0 1 2
Ron Fairly, L OBP: 0.344, SLG: 0.333 (8, 9)								1-2		0 0 0 0 0 0 0
Andy Carey, R OBP: 0.400, SLG: 0.516 (1, 5)		3-3 K		3-3 K		3-1 HR		2-0 F8		4 1 1 1 0 2 1
Willie Davis, L OBP: 0.369, SLG: 0.614 (1, 8)		1-2 G3		0-3 K2-3		0-1 S 1B		4-0 BB IBB		3 0 1 0 1 1 0
Norm Sherry, R OBP: 0.304, SLG: 0.200 (1, 2)		2-1 5-3			0-1 WP E 1B	4-2 G6-3 BB		4-2 FC6-4 BB		2 1 1 0 2 0 0
Stan Williams, R (1, 1)			4-1 BB BB BB		3-3 K	1-1 G6-3		0-0 FC6-4		3 0 0 0 1 1 6

Inning Stats	R: 0	H: 2	E: 0	K: 2	S: 14	R: 0	H: 0	E: 0	K: 1	S: 8	R: 0	H: 0	E: 0	K: 0	S: 9	R: 0	H: 0	E: 0	K: 2	S: 7	R: 2	H: 2	E: 1	K: 1	S: 13	R: 1	H: 2	E: 0	K: 0	S: 11	R: 0	H: 0	E: 0	K: 0	S: 7	R: 0	H: 1	E: 0	K: 0	S: 10	1B: 5	SF: 0	2B: 1	SAC: 1	3B: 0	DP: 1	HR: 1	HBP: 0
	2	2	0	0	20	0	0	0	1	22	0	0	0	0	22	0	0	0	0	0	10	2	2	1	0	20	1	2	0	1	21	0	0	0	11	0	0	0	23	5	0	1	0	1	0			

PITCHER	IP	WLS	BF	H	R	ER	SO	BB	IBB	HBP	BLK	WP	HR	S	P	ERA	WHIP
Dick Ellsworth, L ERA: 4.79 (1, 1)	6.0	L	27	6	3	3	6	4	0	0	0	1	1	62	107	4.50	1.667
Glen Hobbie, R ERA: 6.0 (7, 1)	2.0		9	1	0	0	0	1	1	0	0	0	0	17	34	0.00	1.000


BOTTOM

Chicago Cubs @ Los Angeles Dodgers
Dodger Stadium, Los Angeles, CA

Mon Apr 30 1962, 7:05 PM PDT
 Att. 19,310 - Unknown

livebaseballscorecards.com

AB	29
R	3
H	7
RBI	2
BB	6
SO	6
LOB	17



WP: 1	PA: 36
PB: 0	
SB: 1	
CS: 0	

Batter	1	2	3	4	5	6	7	8	9	10	11	12	13	14	15	16	AB R H RBI BB SO LOB	TOP																		
Lou Brock, L OBP: 0.292, SLG: 0.446 (1,8)	0-0 B1-3		1-1 1B 2B		1-2 6-3		2-2 F7			0-0 4-3			3-2 F7		2-1 G3		7 1 1 0 0 0 4																			
Ken Hubbs, R OBP: 0.278, SLG: 0.322 (1,4)	0-0 E5		2-3 K			2-3 K		2-0 L9		2-3 K			1-0 F3		0-0 1B		7 0 1 1 0 3 2																			
Billy Williams, L OBP: 0.375, SLG: 0.494 (1,7)	0-0 F8		2-1 1B			0-1 L9		2-2 F8		2-1 F8			2-3 K		3-3 K2-3		7 0 1 2 0 2 2																			
14 Ernie Banks, R OBP: 0.301, SLG: 0.488 (1,3)	3-3 K		0-0 F8			1-1 F8		0-1 E8 1B			0-0 4-3				0-0 F4		7 1 0 0 0 2 2																			
George Altman, L OBP: 0.299, SLG: 0.300 (1,9)		1-3 K		1-1 F8			1-1 1B 1B	2-2 1B		2-1 1B				1-3 K		0-2 1B	7 0 4 1 0 2 0																			
Ron Santo, R OBP: 0.308, SLG: 0.418 (1,5)		2-0 6-3		0-0 F9			1-0 F4	1-1 F8		0-0 G1-4-3				1-3 K		2-1 F8	7 0 0 0 0 1 4																			
Andre Rodgers, R OBP: 0.271, SLG: 0.378 (1,6)		1-0 1-3		1-1 6-3			0-2 G3 1B		1-3 K						2-1 SH1-4 1B	0-0 FC4	7 1 2 0 0 2 1																			
Dick Beutel, R Moe Mariani, L Don Elliott, R Jim McGinnis, R Bob Anderson, R Bobby Gene Davis, R Barney Schultz, R Tony Bateman, R Owen Hodge, R			1-1 2B 1B		1-1 F9		2-2 G3	0-1 5-3		3-1 CS 1B					0-0 SH1-4		2 1 1 0 0 0 0 0 1 0 0 0 0 0 0 0 0 0 0 0 0 0 0 0 1 0 1 0																			
Cal Koonce, R Bob Will, L Moe Thacker, R	0-0 K		0-3 K		1-2 1-3		4-0 IBB	0-0 6-3		3-3 K					0-2 1B		2 0 0 0 0 1 1 0 0 0 0 1 0 0 3 1 1 1 0 1 1																			
Inning Stats	R: 0 E: 1 K: 1 S: 6	H: 0 LOB: 1 BB: 0 P: 9	R: 0 E: 0 K: 1 S: 5	H: 0 LOB: 0 BB: 0 P: 9	R: 2 E: 0 K: 2 S: 20	H: 3 LOB: 1 BB: 0 P: 26	R: 0 E: 0 K: 0 S: 5	H: 0 LOB: 0 BB: 0 P: 7	R: 0 E: 0 K: 0 S: 9	H: 0 LOB: 0 BB: 0 P: 12	R: 0 E: 0 K: 1 S: 7	H: 0 LOB: 0 BB: 0 P: 10	R: 0 E: 0 K: 1 S: 17	H: 2 LOB: 3 BB: 1 P: 27	R: 1 E: 1 K: 0 S: 12	H: 1 LOB: 1 BB: 0 P: 19	R: 0 E: 0 K: 1 S: 7	H: 0 LOB: 0 BB: 0 P: 8	R: 0 E: 0 K: 1 S: 6	H: 0 LOB: 0 BB: 0 P: 10	R: 0 E: 0 K: 0 S: 4	H: 1 LOB: 0 BB: 0 P: 6	R: 0 E: 0 K: 2 S: 9	H: 1 LOB: 1 BB: 0 P: 17	R: 0 E: 0 K: 1 S: 8	H: 0 LOB: 0 BB: 0 P: 14	R: 0 E: 0 K: 2 S: 7	H: 0 LOB: 0 BB: 0 P: 9	R: 2 E: 0 K: 1 S: 12	H: 3 LOB: 1 BB: 0 P: 19	R: 0 E: 0 K: 1 S: 11	H: 1 LOB: 1 BB: 0 P: 14	1B: 11 2B: 2 3B: 0 HR: 0	SF: 0 SAC: 1 DP: 2 HBP: 0	WP: 0 PB: 0 SB: 0 CS: 1	PA: 61
PITCHER																																				
Don Drysdale, R ERA: 3.72 (1, 1)	IP: 8.0	WLS: 33	BF: 6	H: 6	R: 3	ER: 2	SO: 5	BB: 0	IBB: 1	HBP: 0	BLK: 0	WP: 0	HR: 0	S: 81	P: 119	ERA: 2.25	WHIP: 0.750																			
Larry Sherry, R ERA: 3.18 (8, 1)	IP: 1.0	WLS: 3	BF: 0	H: 0	R: 0	ER: 0	SO: 1	BB: 0	IBB: 0	HBP: 0	BLK: 0	WP: 0	HR: 0	S: 7	P: 8	ERA: 0.00	WHIP: 0.000																			
Ron Perranoski, L ERA: 2.25 (10, 1)	IP: 3.0	WLS: 9	BF: 2	H: 0	R: 0	ER: 0	SO: 3	BB: 0	IBB: 0	HBP: 0	BLK: 0	WP: 0	HR: 0	S: 19	P: 33	ERA: 0.00	WHIP: 0.667																			
Pete Richert, L ERA: 5.02 (13, 1)	IP: 3.0	WLS: 12	BF: 3	H: 2	R: 2	ER: 2	SO: 4	BB: 0	IBB: 0	HBP: 0	BLK: 0	WP: 0	HR: 0	S: 27	P: 42	ERA: 6.00	WHIP: 1.000																			
Ed Roebuck, R ERA: 5.0 (16, 1)	IP: 1.0	WLS: 4	BF: 1	H: 0	R: 0	ER: 0	SO: 1	BB: 0	IBB: 0	HBP: 0	BLK: 0	WP: 0	HR: 0	S: 11	P: 14	ERA: 0.00	WHIP: 1.000																			

Chicago Cubs @ Los Angeles Dodgers
 Dodger Stadium, Los Angeles, CA
 Tue May 01 1962, 7:05 PM PDT
 Att. 20,069 - Unknown

livebaseballscorecards.com

AB	59
R	5
H	12
RBI	5
BB	1
SO	14
LOB	19



Batter	1	2	3	4	5	6	7	8	9	10	11	12	13	14	15	16	AB	R	H	RBI	BB	SO	LOB	BOTTOM						
Maury Wills, S OBP: 0.288, SLG: 0.298 (1, 6)	G3	L6-3			FC3-6 1B		L8		4-3 SH 1B		B3		5-3		FC4-6 1B		8	2	1	0	0	0	5	Chicago Cubs @ Los Angeles Dodgers Dodger Stadium, Los Angeles, CA Tue May 01 1962, 7:05 PM PDT Att: 20,069 - Unknown						
Jim Gilliam, S OBP: 0.337, SLG: 0.349 (1, 4)	4-3				G3 1B				SH 4-3 1B		5-3		1-3		1B CS BB		6	0	2	1	1	0	1							
Wally Moon, L OBP: 0.333, SLG: 0.310 (1, 3)	WP BB				G3 1B				K		G3			B3		1B IBB		5	0	1	2	3	1		4					
Duke Snider, L OBP: 0.489, SLG: 0.694 (1, 9)	4-1 1B BB				K				4-3		4-3			SH1-4 1B		1B IBB		6	0	1	0	2	3		6					
Ron Fardy, L Larry Sherry, R Lee Waddy, R Frank Spence, R Ed Roebuck, R Daryl Spencer, R (1, 3)	4-3				F4				K					SH1-4 1B		CS 1B IBB		3	0	0	0	0	0		3					
Willie Davis, L OBP: 0.384, SLG: 0.594 (1, 8)					F8 2B 1B				3-1		4-3			F2		FC1-5 1B BB		7	2	3	0	1	0		1					
Andy Carey, R OBP: 0.395, SLG: 0.500 (1, 5)					6-3				B2 1B		K			F5		FC4-6 1B 1B		7	2	2	1	1	1		6					
Norm Sherry, R OBP: 0.267, SLG: 0.185 Dick Tracewski, R (15, PR) Doug Camilli, R (16, 2) OBP: 1.000, SLG: 1.500	L7				5-3				K		F9			FC6-4		FC4-6 1B 1B		7	0	1	0	0	1		6					
Don Drysdale, R OBP: 0.538, SLG: 0.583 Tommy Davis, R (8, PH) (9, 7)	L6-3 1B				1-3				L8		5-3 1B			5-3		F4		3	0	2	1	0	0		0					
					FC3-6 1B											1B IBB		4	0	1	0	0	0		4					
Inning Stats	R: 0 E: 0 K: 0 S: 7	H: 0 LOB: 2 BB: 2 P: 19	R: 2 E: 0 K: 0 S: 14	H: 3 LOB: 0 BB: 0 P: 19	R: 0 E: 0 K: 1 S: 7	H: 0 LOB: 1 BB: 1 P: 12	R: 0 E: 0 K: 0 S: 6	H: 0 LOB: 0 BB: 0 P: 8	R: 1 E: 0 K: 1 S: 8	H: 2 LOB: 1 BB: 0 P: 10	R: 0 E: 0 K: 0 S: 7	H: 0 LOB: 1 BB: 1 P: 14	R: 0 E: 1 K: 2 S: 14	H: 1 LOB: 2 BB: 0 P: 23	R: 0 E: 0 K: 1 S: 9	H: 1 LOB: 1 BB: 0 P: 14	R: 0 E: 0 K: 0 S: 4	H: 1 LOB: 2 BB: 1 P: 10	R: 0 E: 0 K: 1 S: 7	H: 1 LOB: 1 BB: 0 P: 13	R: 2 E: 0 K: 0 S: 13	H: 3 LOB: 2 BB: 2 P: 26	R: 1 E: 0 K: 0 S: 8		H: 2 LOB: 2 BB: 1 P: 13	1B: 14 2B: 3 3B: 0 HR: 0	SF: 0 SAC: 2 DP: 1 HBP: 0	WP: 1 PB: 0 SB: 3 CS: 1	PA: 72	
PITCHER	IP WLS BF H R ER SO BB IBB HBP BLK WP HR S P ERA WHIP	IP WLS BF H R ER SO BB IBB HBP BLK WP HR S P ERA WHIP	IP WLS BF H R ER SO BB IBB HBP BLK WP HR S P ERA WHIP	IP WLS BF H R ER SO BB IBB HBP BLK WP HR S P ERA WHIP	IP WLS BF H R ER SO BB IBB HBP BLK WP HR S P ERA WHIP	IP WLS BF H R ER SO BB IBB HBP BLK WP HR S P ERA WHIP	IP WLS BF H R ER SO BB IBB HBP BLK WP HR S P ERA WHIP	IP WLS BF H R ER SO BB IBB HBP BLK WP HR S P ERA WHIP	IP WLS BF H R ER SO BB IBB HBP BLK WP HR S P ERA WHIP	IP WLS BF H R ER SO BB IBB HBP BLK WP HR S P ERA WHIP	IP WLS BF H R ER SO BB IBB HBP BLK WP HR S P ERA WHIP	IP WLS BF H R ER SO BB IBB HBP BLK WP HR S P ERA WHIP	IP WLS BF H R ER SO BB IBB HBP BLK WP HR S P ERA WHIP	IP WLS BF H R ER SO BB IBB HBP BLK WP HR S P ERA WHIP	IP WLS BF H R ER SO BB IBB HBP BLK WP HR S P ERA WHIP	IP WLS BF H R ER SO BB IBB HBP BLK WP HR S P ERA WHIP	IP WLS BF H R ER SO BB IBB HBP BLK WP HR S P ERA WHIP	IP WLS BF H R ER SO BB IBB HBP BLK WP HR S P ERA WHIP	IP WLS BF H R ER SO BB IBB HBP BLK WP HR S P ERA WHIP	IP WLS BF H R ER SO BB IBB HBP BLK WP HR S P ERA WHIP	IP WLS BF H R ER SO BB IBB HBP BLK WP HR S P ERA WHIP	IP WLS BF H R ER SO BB IBB HBP BLK WP HR S P ERA WHIP	IP WLS BF H R ER SO BB IBB HBP BLK WP HR S P ERA WHIP		IP WLS BF H R ER SO BB IBB HBP BLK WP HR S P ERA WHIP	IP WLS BF H R ER SO BB IBB HBP BLK WP HR S P ERA WHIP	IP WLS BF H R ER SO BB IBB HBP BLK WP HR S P ERA WHIP	IP WLS BF H R ER SO BB IBB HBP BLK WP HR S P ERA WHIP	IP WLS BF H R ER SO BB IBB HBP BLK WP HR S P ERA WHIP	IP WLS BF H R ER SO BB IBB HBP BLK WP HR S P ERA WHIP



Batter	1	2	3	4	5	6	7	8	9	AB R H RBI BB SO LOB	TOP											
Bobby Gene Smith, R OBP: 0.263, SLG: 0.324 (1, 8)	1-0 F2		0-0 F8		1-3 K		0-0 4-3			4 0 0 0 0 1 1												
Ken Hubbs, R OBP: 0.277, SLG: 0.330 (1, 4)	0-0 1B 2B		1-3 K		0-3 K		2-2 5-3			4 0 1 0 0 2 1												
Billy Williams, L OBP: 0.370, SLG: 0.483 (1, 7)	0-2 1B 2-H			2-1 E1 1B 2B	1-1 4-3			0-0 F5		4 1 1 0 0 0 0												
14 Ernie Banks, R OBP: 0.299, SLG: 0.478 (1, 3)	2-1 L7			1-3 K		0-1 G6-4-3 1B		0-0 E4 CS		4 0 1 0 0 1 2												
Ron Santo, R OBP: 0.295, SLG: 0.398 (1, 5)		0-3 K		2-2 F8		2-0 G6-4-3 1-2f		3-2 F4 1-2		4 0 0 0 0 1 3												
George Altman, L OBP: 0.321, SLG: 0.324 (1, 9)		3-1 2-3 1B		1-1 2B 1B		0-3 K		2-1 CS HBP 1B		4 1 3 0 0 1 0												
Andre Rodgers, R OBP: 0.308, SLG: 0.417 (1, 6)		1-1 2-3		1-0 2B		1-0 SH3-4 1B 1B		1-0 CS HBP		3 1 2 2 0 0 1	AB 33 R 3 H 9											
Dick Bertell, R OBP: 0.250, SLG: 0.211 (1, 2)		1-0 F7		4-0 IBB		1-0 SH3-4		0-3 K		2 0 0 0 1 1 3	RBI 3 BB 1 SO 9 LOB 15											
Bob Buhl, R (1, 1)			1-3 K		1-3 K		3-2 2-H 1B		2-2 1-3 1-2 2-3	2 0 0 0 0 2 2 1 0 1 1 0 0 0 1 0 0 0 0 0 2												
Jim McKnight, R OBP: 0.179, SLG: 0.250 (7, PH)																						
Don Elston, R (7, 1)																						
Inning Stats	R: 0 E: 0 K: 0 S: 13	H: 2 LOB: 1 BB: 0 P: 16	R: 0 E: 0 K: 1 S: 8	H: 1 LOB: 1 BB: 0 P: 13	R: 0 E: 0 K: 2 S: 7	H: 0 LOB: 0 BB: 0 P: 9	R: 2 E: 1 K: 2 S: 14	H: 2 LOB: 2 BB: 1 P: 26	R: 0 E: 0 K: 1 S: 6	H: 1 LOB: 0 BB: 0 P: 8	R: 1 E: 0 K: 0 S: 9	H: 2 LOB: 1 BB: 0 P: 16	R: 0 E: 1 K: 0 S: 5	H: 0 LOB: 0 BB: 0 P: 8	R: 0 E: 0 K: 1 S: 10	H: 1 LOB: 1 BB: 0 P: 15	1B: 7 2B: 2 3B: 0 HR: 0	SF: 0 SAC: 1 DP: 1 HBP: 1	WP: 0 PB: 0 SB: 0 CS: 3	PA: 36		
PITCHER	IP WLS BF H R ER SO BB IBB HBP BLK WP HR S P ERA WHIP	IP WLS BF H R ER SO BB IBB HBP BLK WP HR S P ERA WHIP	IP WLS BF H R ER SO BB IBB HBP BLK WP HR S P ERA WHIP	IP WLS BF H R ER SO BB IBB HBP BLK WP HR S P ERA WHIP	IP WLS BF H R ER SO BB IBB HBP BLK WP HR S P ERA WHIP	IP WLS BF H R ER SO BB IBB HBP BLK WP HR S P ERA WHIP	IP WLS BF H R ER SO BB IBB HBP BLK WP HR S P ERA WHIP	IP WLS BF H R ER SO BB IBB HBP BLK WP HR S P ERA WHIP	IP WLS BF H R ER SO BB IBB HBP BLK WP HR S P ERA WHIP	IP WLS BF H R ER SO BB IBB HBP BLK WP HR S P ERA WHIP	IP WLS BF H R ER SO BB IBB HBP BLK WP HR S P ERA WHIP	IP WLS BF H R ER SO BB IBB HBP BLK WP HR S P ERA WHIP	IP WLS BF H R ER SO BB IBB HBP BLK WP HR S P ERA WHIP	IP WLS BF H R ER SO BB IBB HBP BLK WP HR S P ERA WHIP	IP WLS BF H R ER SO BB IBB HBP BLK WP HR S P ERA WHIP	IP WLS BF H R ER SO BB IBB HBP BLK WP HR S P ERA WHIP	IP WLS BF H R ER SO BB IBB HBP BLK WP HR S P ERA WHIP	IP WLS BF H R ER SO BB IBB HBP BLK WP HR S P ERA WHIP	IP WLS BF H R ER SO BB IBB HBP BLK WP HR S P ERA WHIP	IP WLS BF H R ER SO BB IBB HBP BLK WP HR S P ERA WHIP	IP WLS BF H R ER SO BB IBB HBP BLK WP HR S P ERA WHIP	
Sandy Koufax, L ERA: 2.47 (1, 1)	6.1 L	27 8 3 1 8 0 1 0 0 0 0 0 0 61 92 1.42 1.263																				
Ed Roebuck, R ERA: 4.22 (7, 1)	1.2	5 0 0 0 0 0 0 0 0 0 0 0 0 9 14 0.00 0.000																				
Larry Sherry, R ERA: 2.92 (9, 1)	1.0	4 1 0 0 0 1 0 0 0 1 0 0 0 10 15 0.00 1.000																				

Chicago Cubs @ Los Angeles Dodgers
 Dodger Stadium, Los Angeles, CA
 Wed May 02 1962, 7:05 PM PDT
 Att: 24,297 - Unknown

AB	33
R	3
H	9
RBI	3
BB	1
SO	9
LOB	15



Batter	1	2	3	4	5	6	7	8	9	AB R H RBI BB SO LOB	TOP																																					
Maury Wills, S OBP: 0.274, SLG: 0.282 (1, 6) C B S B S X	3-2 G3 ①		1-2 F9 ①			0-2 4-3 ①		1-0 4-3 2B 1B ①	0-0 F7 ③	5 1 1 0 0 0 0																																						
Jim Gilliam, S OBP: 0.310, SLG: 0.319 (1, 4) C X	1-1 1-3 ②		1-3 K ②			0-0 F8 ②		2-2 5-3 ① 1-2 2-3		4 0 0 0 0 1 2																																						
Wally Moon, L OBP: 0.337, SLG: 0.338 (1, 3) C F B B B B	4-2 BB ③		2-1 4-3 ③			2-1 G3 ③		1-2 4-3 ② 2-3 3-H		3 0 0 1 1 0 1																																						
Duke Snider, L OBP: 0.471, SLG: 0.675 (1, 9) (8, 8) B C F S	1-3 K ③			0-1 4-3 ①			0-1 E3 FC3-6 ①	3-2 1B 2B 3-H		4 1 1 1 0 1 1																																						
Tommy Davis, R OBP: 0.333, SLG: 0.600 (1, 7)		1-3 K ①		1-2 L7 ②			0-0 FC3-6 1B 1-2f ①	1-1 1B 2-H		4 0 1 1 0 1 1																																						
Willie Davis, L OBP: 0.388, SLG: 0.577 Frank Howard, R OBP: 0.273, SLG: 0.469 (8, PH) (8, 9)		1-0 1B 1B		1-1 F2 ③			0-0 1B 1-2	2-3 K ③		3 0 2 0 0 0 0 1 0 0 0 0 1 1																																						
Andy Carey, R OBP: 0.380, SLG: 0.442 (1, 5)		1-3 K ②			2-1 5-3 ①		1-1 F4 ②		3-2 F4 ①	4 0 0 0 0 1 3																																						
Norm Sherry, R OBP: 0.257, SLG: 0.188 Ron Fairly, L OBP: 0.317, SLG: 0.258 Doug Camilli, R OBP: 1.000, SLG: 2.000 (1, 2) (7, PH) (7, 2)		1-0 1B		1-1 K ③		3-3 K ②	3-3 K ③		1-0 SF9 3B ②	2 0 1 0 0 1 0 1 0 0 0 0 1 2 1 1 1 0 0 0 0																																						
Johnny Podres, L OBP: 0.194, SLG: 0.167 Ed Roebuck, R OBP: 0.370, SLG: 0.458 Tim Harkness, L OBP: 0.455, SLG: 0.421 Larry Sherry, R OBP: 0.455, SLG: 0.421 Lee Walls, R OBP: 0.455, SLG: 0.421 Joe Mochler, R OBP: 0.455, SLG: 0.421 Ron Perranoski, L OBP: 0.455, SLG: 0.421 (1, 1) (5, 1) (8, PH) (8, 1) (9, PH) (9, 1) (9, 1)		2-3 K ③		2-2 G3 ③				2-2 5-3 1B 1B ②	2-2 SF9 3-H ②	2 0 0 0 0 0 1 2 0 0 0 0 0 0 0 0 1 1 1 0 0 0 0 0 0 0 0 0 0 0 0 0 0 0 0 0 1 0 0 0 0 0 0 0 0 0 0 0 0 0 0 0 0 0 0 0																																						
Inning Stats	R: 0 E: 0 K: 1 S: 12	H: 0 LOB: 1 BB: 1 P: 21	R: 0 E: 0 K: 3 S: 11	H: 2 LOB: 2 BB: 0 P: 17	R: 0 E: 0 K: 1 S: 9	H: 0 LOB: 0 BB: 0 P: 13	R: 0 E: 0 K: 0 S: 7	H: 0 LOB: 0 BB: 0 P: 9	R: 0 E: 0 K: 1 S: 8	H: 0 LOB: 0 BB: 0 P: 15	R: 0 E: 0 K: 0 S: 6	H: 0 LOB: 0 BB: 0 P: 8	R: 0 E: 1 K: 1 S: 9	H: 1 LOB: 2 BB: 0 P: 13	R: 3 E: 0 K: 1 S: 18	H: 4 LOB: 1 BB: 0 P: 30	R: 1 E: 0 K: 0 S: 8	H: 1 LOB: 0 BB: 0 P: 14	1B: 6 2B: 1 3B: 1 HR: 0	SF: 1 SAC: 0 DP: 0 HBP: 0	WP: 0 PB: 0 SB: 0 CS: 0	PA: 37																										
PITCHER	IP	WLS	BF	H	R	ER	SO	BB	IBB	HBP	BLK	WP	HR	S	P	ERA	WHIP	PITCHER										IP	WLS	BF	H	R	ER	SO	BB	IBB	HBP	BLK	WP	HR	S	P	ERA	WHIP				
Bob Friend, R ERA: 2.3 (1, 1)	7.2		32	7	3	3	7	1	0	0	0	0	0	77	121	3.52	1.043																															
Diomedes Olivo, L ERA: 1.89 (8, 1)	0.2		3	1	1	1	1	0	0	0	0	0	0	7	13	13.50	1.500																															
Roy Face, R ERA: 2.38 (9, 1)	0.2	W	2	0	0	0	0	0	0	0	0	0	0	4	6	0.00	0.000																															

Los Angeles Dodgers @ Pittsburgh Pirates
 Forbes Field, Pittsburgh, PA
 Fri May 04 1962, 7:05 PM EDT
 Att. 20,986 - Unknown

AB	35
R	4
H	8
RBI	4
BB	1
SO	8
LOB	13



Batter	1	2	3	4	5	6	7	8	9	AB	R	H	RBI	BB	SO	LOB
Bill Virdon, L OBP: 0.278, SLG: 0.322 (1, 8)	1-2 1B 2B	1-2 E6		2-0 1B		3-2 4-3		2-2 4-3		5	1	2	0	0	0	0
Dick Groat, R OBP: 0.333, SLG: 0.344 (1, 6)	0-0 F8 FC6-2 1B	1-0 4-3		1-3 K		3-2 6-3			4-2 1B 1B BB	4	1	1	1	1	1	3
Roberto Clemente, R OBP: 0.372, SLG: 0.457 (1, 9)	3-1 FC6-2 F8 1B		1-2 L9		1-2 BB 1B			0-1 4-3	0-2 1B IBB 1B	5	2	3	0	0	0	0
Dick Stuart, R OBP: 0.305, SLG: 0.341 (1, 3)	0-1 F8		2-2 FC6-4 1B		0-3 K			4-2 BB	4-0 1B IBB	3	0	1	0	2	1	3
Donn Clendenon, R OBP: 0.333, SLG: 0.381 Howie Goss, R OBP: 0.375, SLG: 0.571 Bob Skinner, L OBP: 0.333, SLG: 0.508 (1, 7) (8, 7) (9, PH)	0-0 FC6-2 1B		0-1 FC6-4 1B		4-2 1B BB			2-3 K	2-0 1B	3	1	0	0	1	1	4
Johnny Logan, R OBP: 0.600, SLG: 0.571 (1, 5)	1-0 1B		0-1 1B		0-1 1B			1-3 K	1-2 IBB 1B	4	0	3	2	0	1	1
Bill Mazaroski, R OBP: 0.369, SLG: 0.557 (1, 4)	1-0 F7			0-0 1B SH1-3		0-0 1B		0-0 L8		4	0	2	1	0	0	3
Orlando McFarlane, R OBP: 0.143, SLG: 0.100 (1, 2)		0-0 F7		1-1 SH1-3		2-2 F8		4-2 G1-6-3 BB		2	0	0	0	1	0	2
Bob Friend, R OBP: 0.176, SLG: 0.235 Diomedes Olivo, L OBP: 0.500, SLG: 0.667 Roy Face, R (1, 1) (8, 1) (9, 1)		1-3 K		0-3 K		2-3 K		0-0 G1-6-3		3	0	0	0	0	3	3


Inning Stats	R: 2	H: 4	E: 0	K: 0	S: 11	LOB: 2	BB: 0	P: 17	R: 0	H: 0	E: 1	K: 1	S: 8	LOB: 1	BB: 0	P: 11	R: 0	H: 2	E: 0	K: 0	S: 11	LOB: 2	BB: 0	P: 14	R: 0	H: 2	E: 0	K: 2	S: 14	LOB: 2	BB: 0	P: 18	R: 2	H: 3	E: 0	K: 2	S: 20	LOB: 2	BB: 1	P: 29	R: 0	H: 0	E: 0	K: 0	S: 8	LOB: 0	BB: 0	P: 14	R: 0	H: 0	E: 0	K: 2	S: 10	LOB: 1	BB: 1	P: 17	R: 0	H: 0	E: 0	K: 0	S: 6	LOB: 0	BB: 1	P: 12	R: 1	H: 2	E: 0	K: 0	S: 8	LOB: 3	BB: 2	P: 18	1B: 12	SF: 0	2B: 1	SAC: 1	3B: 0	DP: 1	HR: 0	HBP: 0	WP: 0	PA: 41
--------------	------	------	------	------	-------	--------	-------	-------	------	------	------	------	------	--------	-------	-------	------	------	------	------	-------	--------	-------	-------	------	------	------	------	-------	--------	-------	-------	------	------	------	------	-------	--------	-------	-------	------	------	------	------	------	--------	-------	-------	------	------	------	------	-------	--------	-------	-------	------	------	------	------	------	--------	-------	-------	------	------	------	------	------	--------	-------	-------	--------	-------	-------	--------	-------	-------	-------	--------	-------	--------

PITCHER	IP	WLS	BF	H	R	ER	SO	BB	IBB	HBP	BLK	WP	HR	S	P	ERA	WHIP
Johnny Podres, L ERA: 5.13 (1, 1)	4.1		24	10	4	4	4	1	0	0	0	0	0	56	77	8.31	2.538
Ed Roebuck, R ERA: 3.38 (5, 1)	2.2		10	1	0	0	3	1	0	0	0	0	0	26	43	0.00	0.750
Larry Sherry, R ERA: 2.7 (8, 1)	1.0		3	0	0	0	0	1	0	0	0	0	0	6	12	0.00	1.000
Joe Moeller, R ERA: 5.48 (9, 1)	0.0	L	3	1	1	1	0	1	1	0	0	0	0	7	15	∞	∞
Ron Perranoski, L ERA: 2.25 (9, 1)	0.0		1	1	0	0	0	0	0	0	0	0	0	1	3	∞	∞


BOTTOM

Los Angeles Dodgers @ Pittsburgh Pirates
 Forbes Field, Pittsburgh, PA
 Fri May 04 1962, 7:05 PM EDT
 Att. 20,986 - Unknown

AB	35
R	5
H	13
RBI	5
BB	5
SO	7
LOB	20



PITCHER	IP	WLS	BF	H	R	ER	SO	BB	IBB	HBP	BLK	WP	HR	S	P	ERA	WHIP
---------	----	-----	----	---	---	----	----	----	-----	-----	-----	----	----	---	---	-----	------

Batter	1	2	3	4	5	6	7	8	9	AB R H RBI BB SO LOB	TOP											
Maury Wills, S OBP: 0.263, SLG: 0.269 (1, 6)	2-1 F8	1-0 F9		0-2 1-3		0-0 5-3		0-1 G6-4-3		5 0 0 0 0 0 2												
Jim Gilliam, S OBP: 0.308, SLG: 0.316 Larry Burrett, R (9, PH) (9, 4)	1-0 F9	0-1 1B E 1B		2-2 6-3		2-2 L8		0-0 6-3		4 0 1 1 0 0 0 1 0 0 0 0 0 0												
Willie Davis, L OBP: 0.400, SLG: 0.579 (1, 8)	2-2 F5	0-0 SAFE 1-3 1B		1-1 PB S 1B		0-2 1-3		2-2 1B 1B		5 1 3 0 0 0 0												
Duke Snider, L OBP: 0.463, SLG: 0.651 Frank Howard, R OBP: 0.286, SLG: 0.471 (1, 9) (7, PH) (7, 9)				3-3 K 1-3		1-0 F4		1-1 1B 1-2 1B		3 1 1 0 0 1 3 2 0 1 0 0 0 0												
Tommy Davis, R OBP: 0.357, SLG: 0.653 (1, 7)		2-2 1B 1-3 2B	2-0 6-3		2-0 SH3 E 1B 1B		3-2 HR		3-1 S 1-3 2-H 1B	5 3 4 2 0 0 0												
Ron Fairly, L OBP: 0.356, SLG: 0.250 (1, 3)		4-0 1B 2B IBB	4-1 BLK IHR BB		1-1 SAFE SH3 1-3		4-1 FC5-4 BB		2-3 K 1-2	1 2 0 0 3 1 2												
Andy Carey, R OBP: 0.364, SLG: 0.417 (1, 5)		2-3 K	1-2 F9		2-1 G6-4-3 1B		0-1 FC5-4		0-0 F9	5 0 1 1 0 1 7	AB 39 R 10 H 15 RBI 10 BB 3 SO 4 LOB 15											
Doug Camilli, R OBP: 0.714, SLG: 1.571 (1, 2)		0-0 2B 1-2 2-H 3-H 1B	3-2 IHR		0-0 G6-4-3		1-1 F7			4 2 2 4 0 0 1												
Don Drysdale, R OBP: 0.529, SLG: 0.625 (1, 1)		2-1 F9 1-H 2-H 1B 2B	1-3 K		0-0 F8		0-2 G6-4-3 1B			4 1 2 2 0 1 0												
Inning Stats	R: 0 E: 0 K: 0 S: 7	H: 0 LOB: 0 BB: 0 P: 12	R: 5 E: 1 K: 1 S: 19	H: 6 LOB: 2 BB: 1 P: 32	R: 2 E: 0 K: 1 S: 13	H: 1 LOB: 0 BB: 1 P: 24	R: 0 E: 0 K: 1 S: 11	H: 1 LOB: 1 BB: 0 P: 17	R: 1 E: 1 K: 0 S: 6	H: 2 LOB: 0 BB: 0 P: 11	R: 0 E: 0 K: 0 S: 6	H: 0 LOB: 0 BB: 0 P: 8	R: 1 E: 0 K: 0 S: 11	H: 1 LOB: 1 BB: 1 P: 19	R: 0 E: 0 K: 0 S: 7	H: 1 LOB: 0 BB: 0 P: 8	R: 1 E: 0 K: 1 S: 14	H: 3 LOB: 2 BB: 0 P: 22	1B: 11 2B: 2 3B: 0 HR: 2	SF: 0 SAC: 1 DP: 2 HBP: 0	WP: 0 PA: 43 PB: 1 SB: 2 CS: 0	
PITCHER	IP WLS BF H R ER SO BB IBB HBP BLK WP HR S P ERA WHIP																					
Tom Sturdivant, R ERA: 10.93 Bob Veale, L ERA: 6.45 Vinegar Bend Mizell, L ERA: 4.96	(1, 1) 1.1 L 9 4 5 5 1 0 1 0 0 0 0 0 18 33 33.75 3.000	(2, 1) 4.2 20 6 3 2 2 1 0 0 1 0 0 44 71 3.86 1.500	(7, 1) 3.0 14 5 2 2 1 1 0 0 0 0 1 32 49 6.00 2.000																			

Los Angeles Dodgers @ Pittsburgh Pirates
 Forbes Field, Pittsburgh, PA
 Sat May 05 1962, 3:33 AM EDT
 Att. 13,366 - Unknown

livebaseballscorecards.com

Batter	1	2	3	4	5	6	7	8	9	AB R H RBI BB SO LOB	TOP																									
Maury Wills, S OBP: 0.260, SLG: 0.261 (1, 6)	0-2 6-3		1-0 4-3		0-1 SF8		0-1 4-3		4-2 FC4-6 BB	3 0 0 2 1 0 1																										
Jim Gilliam, S OBP: 0.294, SLG: 0.300 (1, 4)	0-0 6-3		1-2 3-H 2-1 F9		0-0 3-1		3-1 F8		1-1 FC4-6 1-2f	5 0 0 0 0 0 4																										
Willie Davis, L OBP: 0.411, SLG: 0.605 (1, 8)	3-1 CS 1B			1-2 WP 3B		0-0 BB 1B		1-3 K	0-2 F5	5 2 3 0 0 1 2																										
Duke Snider, L OBP: 0.448, SLG: 0.609 (1, 9)	1-0 CS 1-2	2-3 K		1-1 F8		4-2 1B 1-2 BB 1B		0-1 E3 FC6-4		3 1 0 0 1 1 0																										
Tommy Davis, R OBP: 0.353, SLG: 0.636 (1, 7)			0-3 K	2-1 1-3		2-2 G2-5-3 1B 1-3 2-H 1B		2-0 FC6-4 CS 1-2f		4 0 1 1 0 1 1																										
Wally Moon, L OBP: 0.344, SLG: 0.338 (1, 3)		2-0 F7		0-3 K		1-1 G2-5-3 1B 1-2 3-H 1B		4-1 BLK BB 1-2		3 1 1 1 1 1 0																										
Daryl Spencer, R OBP: 0.375, SLG: 0.383 (1, 5)			3-2 1B 4-3 2B		1-0 FC4-6 BB SF8 1B		0-0 G2-5-3 1-2 2-3f		0-1 F8 1-2	4 2 2 0 0 0 3																										
Doug Camilli, R OBP: 0.818, SLG: 1.500 (1, 2)			0-1 4-3 1B		4-0 FC4-6 BB 1-2		1-0 2-H 1B		0-0 2B	3 0 3 1 1 0 0																										
Joe Moeller, R Ron Perranoski, L Tim Harkness, L Ed Roebuck, R Ron Fairly, L Pete Richter, L Lee Walls, R OBP: 0.348, SLG: 0.242 OBP: 0.400, SLG: 0.250 OBP: 0.417, SLG: 0.400 (1, 1) (2, 1) (3, PH) (3, 1) (5, PH) (5, 1) (9, PH)			2-3 K		0-1 FC4-6 1-2f 2-3		1-0 4-3		0-3 K	0 0 0 0 0 0 0 0 0 0 0 0 0 0 1 0 0 0 0 1 2 0 0 0 0 0 0 0 1 0 0 0 0 0 2 1 0 0 0 0 0 1 1 0 0 0 0 1 1																										
Inning Stats	R: 0 E: 0 K: 0 S: 7	H: 1 LOB: 0 BB: 0 P: 11	R: 0 E: 0 K: 2 S: 7	H: 0 LOB: 0 BB: 0 P: 11	R: 1 E: 0 K: 1 S: 11	H: 2 LOB: 1 BB: 0 P: 19	R: 1 E: 0 K: 1 S: 10	H: 1 LOB: 0 BB: 0 P: 14	R: 1 E: 0 K: 0 S: 6	H: 1 LOB: 1 BB: 1 P: 11	R: 3 E: 0 K: 0 S: 12	H: 4 LOB: 1 BB: 1 P: 21	R: 0 E: 0 K: 1 S: 7	H: 0 LOB: 0 BB: 0 P: 11	R: 0 E: 1 K: 0 S: 6	H: 0 LOB: 1 BB: 1 P: 12	R: 0 E: 0 K: 1 S: 12	H: 1 LOB: 2 BB: 1 P: 17	1B: 7 2B: 2 3B: 1 HR: 0	SF: 1 SAC: 0 DP: 1 HBP: 0	WP: 1 PB: 0 SB: 0 CS: 2	PA: 40														
PITCHER	IP WLS BF H R ER SO BB IBB HBP BLK WP HR S P ERA WHIP																																			
Dave Giusti, R ERA: 5.96 (1, 1)	5.0		22	6	5	4	4	2	0	0	0	1	0	45	74	7.20	1.600																			
Al Cicotte, R ERA: 4.91 (6, 1)	0.0		1	1	0	0	0	0	0	0	0	0	0	3	5	∞	∞																			
Jim Umbricht, R ERA: (6, 1)	1.0		4	2	1	0	0	0	0	0	0	0	0	5	8	0.00	2.000																			
Bobby Tiefenauer, R ERA: 1.29 (7, 1)	3.0	W	12	1	0	0	2	2	0	0	1	0	0	25	40	0.00	1.000																			

Los Angeles Dodgers @ Houston Colt 45's
Colt Stadium, Houston, TX
Mon May 07 1962, 8:05 PM EDT
Att. 19,170 - Unknown

AB	34
R	6
H	10
RBI	5
BB	4
SO	6
LOB	17



Batter	1	2	3	4	5	6	7	8	9
Bob Lillis, R OBP: 0.262, SLG: 0.214 (1, 6)	1-2 5-3	4-0 E BB 1B BB	0-1 FC6-4			0-0 F5		2-1 F3	
Al Spangler, L OBP: 0.321, SLG: 0.311 Johnny Weekly, R OBP: 0.345, SLG: 0.478 (6, PH) (7, 9) (8, 7)	4-0 1B BB	4-2 E BB 1B BB		2-0 4-3		1-2 1-3		1-1 HR	
Roman Mejias, R OBP: 0.326, SLG: 0.589 (1, 9) (7, 8)	0-1 1B	2-2 E5 1B		1-0 CS 1B		1-2 F5		0-0 L8	
Norm Larker, L OBP: 0.391, SLG: 0.552 (1, 7) (8, 3)	4-1 BB	0-1 G1-6-3 1B		4-1 BB		4-1 HR BB			
Pidge Browne, L OBP: 0.316, SLG: 0.457 Jim Pendleton, R OBP: 0.302, SLG: 0.481 (7, PH) (8, 9)	1-1 4-3	1-2 G1-6-3		0-1 4-3		1-3 K			
Hal Smith, R OBP: 0.299, SLG: 0.444 (1, 2)		2-0 BB E BB 1B	1-2 6-3		1-3 K2-3		2-1 HR 1B		
Bob Aspromonte, R OBP: 0.323, SLG: 0.345 (1, 5)		2-2 F8	0-2 1B 1B		1-0 G6-4-3 1B		3-1 HR		
Joey Amalfitano, R OBP: 0.274, SLG: 0.219 (1, 4)		0-1 E6 BB BB BB	1-0 FC6-4 1B		1-2 G6-4-3		0-0 F8		
Dave Giusti, R OBP: 0.500, SLG: 0.429 Al Cicotte, R Jim Umbricht, R Al Heist, R OBP: 0.200, SLG: 0.200 Bobby Tiefenauer, R (7, 1)		4-2 BB BB E BB	1-3 K		1-1 L7		2-1 F9		


Inning Stats	R: 0 E: 0 K: 0 S: 8	H: 1 LOB: 2 BB: 2 P: 18	R: 5 E: 2 K: 0 S: 22	H: 2 LOB: 1 BB: 3 P: 41	R: 0 E: 0 K: 1 S: 12	H: 2 LOB: 2 BB: 0 P: 15	R: 0 E: 0 K: 0 S: 5	H: 1 LOB: 1 BB: 1 P: 12	R: 0 E: 0 K: 1 S: 7	H: 1 LOB: 0 BB: 0 P: 10	R: 0 E: 0 K: 0 S: 6	H: 0 LOB: 0 BB: 0 P: 8	R: 3 E: 0 K: 1 S: 12	H: 2 LOB: 0 BB: 1 P: 23	R: 1 E: 0 K: 0 S: 7	H: 1 LOB: 0 BB: 0 P: 12
--------------	------------------------------	----------------------------------	-------------------------------	----------------------------------	-------------------------------	----------------------------------	------------------------------	----------------------------------	------------------------------	----------------------------------	------------------------------	---------------------------------	-------------------------------	----------------------------------	------------------------------	----------------------------------

PITCHER	IP	WLS	BF	H	R	ER	SO	BB	IBB	HBP	BLK	WP	HR	S	P	ERA	WHIP
Joe Moeller, R ERA: 5.56 (1, 1)	1.1		10	2	4	1	0	4	0	0	0	0	0	17	39	6.75	4.500
Ron Perranoski, L ERA: 2.13 (2, 1)	0.2		4	1	1	0	0	1	0	0	0	0	0	13	20	0.00	3.000
Ed Roebuck, R ERA: 2.93 (3, 1)	2.0		9	3	0	0	1	1	0	0	0	0	0	17	27	0.00	2.000
Pete Richert, L ERA: 5.89 (5, 1)	4.0	L	16	4	4	4	2	1	0	0	0	0	2	32	53	9.00	1.250

Los Angeles Dodgers @ Houston Colt 45's
Colt Stadium, Houston, TX
 Mon May 07 1962, 8:05 PM EDT
 Att. 19,170 - Unknown

AB	R	H	RBI	BB	SO	LOB
4	1	0	1	1	0	2
1	1	0	1	2	0	0
2	1	1	1	0	0	0
5	0	2	1	0	0	2
1	1	1	2	3	0	0
3	0	0	0	0	0	5
1	0	0	0	0	1	1
4	2	2	0	0	1	0
4	1	3	3	0	0	1
4	1	1	0	0	0	2
1	1	0	0	1	1	2
0	0	0	0	0	0	0
0	0	0	0	0	0	0
1	0	0	0	0	0	0
1	0	0	0	0	0	0

1B:	8	SF:	0
2B:	0	SAC:	0
3B:	0	DP:	2
HR:	2	HBP:	0
WP:	0	PA:	39
PB:	0	SB:	0
CS:	1		



TOP

Los Angeles Dodgers @ Houston Colt 45's
Colt Stadium, Houston, TX

Tue May 08 1962, 8:05 PM EDT
Att. 17,483 - Unknown

AB	39
R	9
H	15
RBI	7
BB	5
SO	8
LOB	16



AB R H RBI BB SO LOB

6	2	3	1	0	1	1
5	1	1	0	1	1	3
5	0	1	0	1	1	3
3	2	1	0	2	0	0
2	1	1	1	0	0	0
4	1	2	2	0	1	2
0	0	0	0	0	0	0
5	0	1	2	0	1	3
0	0	0	0	0	0	0
4	1	3	1	1	0	0
3	0	0	0	0	3	4
1	0	1	0	0	0	0
0	0	0	0	0	0	0
1	0	1	0	0	0	0
0	1	0	0	0	0	0
0	0	0	0	0	0	0

Batter	1	2	3	4	5	6	7	8	9	10
Maury Wills, S OBP: 0.271, SLG: 0.274	0-1 1B SF9 1B	2-0 6-3		1-3 K		0-1 G3		0-0 1-2 1B		0-1 1-2 E 1B
Jim Gilliam, S OBP: 0.296, SLG: 0.295	1-3 K		0-0 1B SF8 1B	0-1 F8		3-2 F7		2-0 6-3 2-3		3-H 4-2 E2 1B 1-H 2-H BB
Willie Davis, L OBP: 0.406, SLG: 0.581	0-1 SF9 BB 1-3 1B		0-3 K	4-1 CS BB		0-1 L9			1-2 L8	1-2 F3
Duke Snider, L OBP: 0.460, SLG: 0.592	4-2 1-2 BB		3-1 SF8 HBP 1B 1B	1-1 CS	4-1 SH1-3 1B BB		1-1 3-1		0-0 F9	
Tommy Davis, R OBP: 0.358, SLG: 0.634	1-2 SF9		3-2 SF8 1B HBP		1-1 SH1-3		2-1 1B		2-2 F9	
Wally Moon, L OBP: 0.347, SLG: 0.345	1-3 K		0-1 SF8		2-1 E 1B		1-0 G4-6-3 1B			0-2 4-3
Tim Harkness, L OBP: 0.357, SLG: 0.440			1-2 2-3 3-H 1B		1-3 K		1-0 G4-6-3 1-2f 1B			0-1 F7
Doug Camilli, R OBP: 0.625, SLG: 1.067		0-0 1-3		3-2 BB 1B		1-3 K				0-1 F7
Norm Sherry, R OBP: 0.257, SLG: 0.188			2-H 3-H 1B							
Larry Burright, R OBP: 0.267, SLG: 0.429		0-0 3B		4-0 BB		0-0 E7 1-H 2B		1-0 L6		0-0 1B 1B
Sandy Koufax, R OBP: 0.043, SLG: 0.043		1-3 K		3-3 K		1-3 K		1-1 6-3 1B		1-1 BB 1B WP 1B
Larry Sherry, R OBP: 0.333, SLG: 0.333										
Ron Perranoski, L OBP: 0.268, SLG: 0.486										
Frank Howard, R OBP: 0.268, SLG: 0.486										
Dick Tracewski, R OBP: 0.268, SLG: 0.486										
Ed Roebuck, R OBP: 0.268, SLG: 0.486										

Inning Stats	R: 1 E: 0 K: 2 S: 16	H: 2 LOB: 2 BB: 1 P: 23	R: 0 E: 0 K: 1 S: 7	H: 1 LOB: 1 BB: 0 P: 10	R: 3 E: 0 K: 2 S: 19	H: 3 LOB: 2 BB: 1 P: 35	R: 0 E: 0 K: 1 S: 7	H: 0 LOB: 0 BB: 1 P: 13	R: 2 E: 1 K: 2 S: 12	H: 2 LOB: 1 BB: 1 P: 21	R: 0 E: 0 K: 0 S: 8	H: 0 LOB: 0 BB: 0 P: 11	R: 0 E: 0 K: 0 S: 6	H: 2 LOB: 1 BB: 0 P: 11	R: 0 E: 0 K: 0 S: 5	H: 2 LOB: 1 BB: 0 P: 9	R: 0 E: 0 K: 0 S: 8	H: 0 LOB: 0 BB: 0 P: 11	R: 3 E: 1 K: 0 S: 19	H: 3 LOB: 2 BB: 1 P: 25	1B: 13 2B: 1 3B: 1 HR: 0	SF: 2 SAC: 1 DP: 1 HBP: 1
--------------	-------------------------------	----------------------------------	------------------------------	----------------------------------	-------------------------------	----------------------------------	------------------------------	----------------------------------	-------------------------------	----------------------------------	------------------------------	----------------------------------	------------------------------	----------------------------------	------------------------------	---------------------------------	------------------------------	----------------------------------	-------------------------------	----------------------------------	-----------------------------------	------------------------------------

PITCHER	IP	WLS	BF	H	R	ER	SO	BB	IBB	HBP	BLK	WP	HR	S	P	ERA	WHIP
Ken Johnson, R ERA: 3.55	2.2		16	6	4	4	4	1	0	1	0	0	0	38	57	13.50	2.625
Jim Umbricht, R ERA: 2.08	3.1		11	2	2	2	4	3	0	0	0	0	0	23	45	7.71	2.143
Al Cicotte, R ERA: 3.86	6.1		3	0	0	0	0	0	0	0	0	0	0	8	11	0.00	0.000
Bobby Tiefenauer, R ERA: 2.04	7.1	L	16	7	3	2	0	0	0	0	0	0	0	32	45	4.91	1.909
Turk Farrell, R ERA: 1.61	10.1		2	0	0	0	0	1	0	0	0	1	0	6	11	0.00	3.000

WP: 1 PA: 49
PB: 0
SB: 0
CS: 1

Los Angeles Dodgers @ Houston Colt 45's
 Colt Stadium, Houston, TX
 Tue May 08 1962, 8:05 PM EDT
 Att: 17,483 - Unknown

livebaseballscorecards.com

AB	42
R	6
H	11
RBI	5
BB	4
SO	10
LOB	26



WP:	0	PA:	48
PB:	1		
SB:	2		
CS:	0		

Batter	1	2	3	4	5	6	7	8	9	10	AB	R	H	RBI	BB	SO	LOB
Bob Lillis, R OBP: 0.269, SLG: 0.242 (1, 6)	K		2B		6-3	E6 BB		1B		5-3	6	0	2	1	0	1	2
Joey Amalfitano, R OBP: 0.286, SLG: 0.228 (1, 4)	F7		6-3		1B	FC6-4 BB		F8		FC5-4 1B	5	0	2	1	1	0	2
Roman Mejias, R OBP: 0.317, SLG: 0.564 (1, 9)	S 1B		K		K	FC6-4 1-2f		F8		FC5-4 1-2f	6	0	1	0	0	2	7
Jim Pendleton, R OBP: 0.308, SLG: 0.477 (1, 7)	K			1B		K	3B 1B		F2		5	1	2	0	0	2	1
Carl Warwick, R OBP: 0.387, SLG: 0.444 (1, 8)		L8		1B		HBP BB 1B		F8		K BB	4	1	1	0	1	1	1
Bob Aspromonte, R OBP: 0.337, SLG: 0.374 (1, 5)		6-3		F2		BB HBP 1B	1H SF7 3B			BB	4	2	2	1	1	0	2
Dick Gemert, R OBP: 0.360, SLG: 0.238 (1, 3)				K		K	SF7			K	3	0	0	0	0	2	4
Norm Larker, L OBP: 0.360, SLG: 0.542 (7, PH) (8, 3)						K	SF7			K	1	0	0	1	0	1	2
Merritt Ranew, L OBP: 0.273, SLG: 0.429 (1, 2)			2B 3B		F3	E BB HBP	6-3			3-1	4	2	1	0	0	0	4
Ken Johnson, R Jim Umbricht, R Johnny Sherry, R Al Christie, R Al Heist, R Dave Giusti, R Bobby Tiefenauer, R Turk Farrell, R Pudge Browne, L			K		F3	BB E BB		F8		1-4-3	0	0	0	0	0	0	0

Inning Stats	R: 0	H: 1	E: 0	K: 2	S: 11	P: 19	R: 0	H: 0	E: 0	K: 0	S: 10	P: 17	R: 1	H: 2	E: 0	K: 2	S: 12	P: 15	R: 0	H: 2	E: 0	K: 1	S: 8	P: 15	R: 0	H: 1	E: 0	K: 1	S: 8	P: 12	R: 3	H: 1	E: 1	K: 2	S: 18	P: 37	R: 2	H: 2	E: 0	K: 0	S: 13	P: 16	R: 0	H: 1	E: 0	K: 0	S: 7	P: 12	R: 0	H: 0	E: 0	K: 2	S: 10	P: 19	R: 0	H: 1	E: 0	K: 0	S: 11	P: 18	1B: 8	SF: 1	2B: 1	SAC: 0	3B: 2	DP: 0	HR: 0	HBP: 1
--------------	------	------	------	------	-------	-------	------	------	------	------	-------	-------	------	------	------	------	-------	-------	------	------	------	------	------	-------	------	------	------	------	------	-------	------	------	------	------	-------	-------	------	------	------	------	-------	-------	------	------	------	------	------	-------	------	------	------	------	-------	-------	------	------	------	------	-------	-------	-------	-------	-------	--------	-------	-------	-------	--------

PITCHER	IP	WLS	BF	H	R	ER	SO	BB	IBB	HBP	BLK	WP	HR	S	P	ERA	WHIP
Sandy Koufax, L ERA: 2.55 (1, 1)	5.2		27	7	4	2	8	2	0	1	0	0	0	61	104	3.18	1.588
Larry Sherry, R ERA: 3.38 (6, 1)	2.2		15	3	2	1	2	0	0	0	0	0	0	32	50	6.75	1.875
Ron Perranoski, L ERA: 2.03 (9, 1)	0.2	W	2	0	0	0	1	0	0	0	0	0	0	4	8	0.00	0.000
Ed Roebuck, R ERA: 2.76 (10, 1)	1.0	S	4	1	0	0	0	0	0	0	0	0	0	11	18	0.00	1.000

Batter	1	2	3	4	5	6	7	8	9	AB R H RBI BB SO LOB	TOP									
Maury Wills, S OBP: 0.276, SLG: 0.279 (1, 6)	2-2 F9	1-0 F2		3-2 F8			2-2 1B 2B 1B		2-2 1B E 1B	5 2 2 0 0 0 3										
Jim Gilliam, S OBP: 0.308, SLG: 0.309 (1, 5)	1-0 1B BB	1-0 L6		1-2 4-1			0-0 2B 1B		1-2 1B E 1B	5 2 3 0 0 0 3										
Willie Davis, L OBP: 0.416, SLG: 0.589 (1, 8)	4-2 1B 5-3 BB		0-0 F5		0-0 FC5-4 1B		1-2 2B		0-0 1B E4 1B	4 2 2 2 1 0 1										
Tommy Davis, R OBP: 0.360, SLG: 0.623 (1, 7)	1-0 1B		3-2 F4		0-1 FC5-4 CS		1-3 K		0-2 1B 1B SF9 1B	5 1 2 2 0 1 3										
Frank Howard, R OBP: 0.262, SLG: 0.447 Duke Snider, L OBP: 0.453, SLG: 0.580 (7, PH) Lee Walls, R OBP: 0.440, SLG: 0.429 (9, PH)	0-2 5-3		2-3 K		3-1 L8		3-3 K		1-0 SF9 1B WP 1B	3 0 0 1 0 1 2 1 0 0 0 0 1 2 1 1 1 1 0 0 0										
Wally Moon, L OBP: 0.379, SLG: 0.368 (1, 3)	4-1 BB			0-0 1B 1B	2-2 CS	2-0 CS 1B		4-2 6-3 SH3 BB	0-1 WP SF9 1B	3 1 3 0 2 0 0										
Doug Camilli, R OBP: 0.526, SLG: 0.889 Norm Sherry, R OBP: 0.250, SLG: 0.182 (1, 2) (8, 2)	3-1 F7			1-0 F8		2-1 F4		0-0 SH3	1-0 L5	3 0 0 0 0 0 4 1 0 0 0 0 0 3	AB 40 R 9 H 16 RBI 8 BB 3 SO 4 LOB 24									
Larry Burright, R OBP: 0.250, SLG: 0.389 (1, 4)		2-3 K		3-2 1B 1B		1-2 L4		0-0 6-3	1-1 SF9	4 0 1 1 0 1 1										
Johnny Podres, L OBP: 0.222, SLG: 0.294 (1, 1)		0-2 2B		0-0 1B		1-2 L7		1-1 1-3	1-2 F8	5 0 2 1 0 0 2										
Inning Stats	R: 2 E: 0 K: 0 S: 14	H: 2 LOB: 2 BB: 2 P: 29	R: 0 E: 0 K: 1 S: 9	H: 1 LOB: 1 BB: 0 P: 13	R: 0 E: 0 K: 1 S: 8	H: 0 LOB: 0 BB: 0 P: 13	R: 1 E: 0 K: 0 S: 12	H: 3 LOB: 2 BB: 0 P: 20	R: 0 E: 0 K: 0 S: 6	H: 1 LOB: 0 BB: 0 P: 11	R: 1 E: 0 K: 2 S: 16	H: 3 LOB: 2 BB: 0 P: 24	R: 0 E: 0 K: 0 S: 6	H: 0 LOB: 1 BB: 1 P: 11	R: 5 E: 1 K: 0 S: 20	H: 5 LOB: 1 BB: 0 P: 27	1B: 14 2B: 2 3B: 0 HR: 0	SF: 1 SAC: 1 DP: 0 HBP: 0	WP: 1 PB: 0 SB: 0 CS: 2	PA: 46
PITCHER	IP WLS BF H R ER SO BB IBB HBP BLK WP HR S P ERA WHIP																			
Dean Stone, L ERA: 4.25 (1, 1)	6.1 L 30 11 4 4 2 2 0 0 0 0 0 0 66 112 5.68 2.053																			
Jim Golden, R ERA: 2.18 (7, 1)	0.2 2 0 0 0 2 0 0 0 0 0 0 0 6 10 0.00 0.000																			
Dave Giusti, R ERA: 6.85 (8, 1)	1.0 8 3 4 3 0 1 0 0 0 0 0 0 17 25 27.00 4.000																			
Hal Woodeshick, L ERA: 2.45 (9, 1)	1.0 5 2 1 0 0 0 0 0 0 0 1 0 9 13 0.00 2.000																			

Los Angeles Dodgers @ Houston Colt 45's
Colt Stadium, Houston, TX
Wed May 09 1962, 8:05 PM EDT
Att: 12,684 - Unknown

livebaseballscorecards.com



BOTTOM

Los Angeles Dodgers @ Houston Colt 45's
Colt Stadium, Houston, TX
Wed May 09 1962, 8:05 PM EDT
Att. 12,684 - Unknown

livebaseballscorecards.com

AB 35
R 2
H 8
RBI 1
BB 4
SO 5
LOB 19



WP: 1 PA: 39
PB: 0
SB: 0
CS: 0

AB R H RBI BB SO LOB

5	0	0	0	0	0	4
5	0	1	1	0	2	2
4	0	1	0	1	0	2
4	0	0	0	0	0	3
4	0	1	0	0	2	1
3	0	1	0	1	0	0
3	0	0	0	1	1	3
4	2	3	0	0	0	3
2	0	0	0	0	0	0
0	0	0	0	1	0	0
0	0	0	0	0	0	0
0	0	0	0	0	0	0
0	0	0	0	0	0	0
1	0	1	0	0	0	0

Batter	1	2	3	4	5	6	7	8	9
Bob Lillis, R OBP: 0.250, SLG: 0.224 (1, 6)	1-1 F8		0-0 F2		0-1 5-3		0-0 B1-3		0-0 F5
Joey Amalfitano, R OBP: 0.282, SLG: 0.226 (1, 4)	2-3 K		0-0 5-3		3-3 K			1-2 BB E 1B	2-2 FC5-4
Roman Mejias, R OBP: 0.321, SLG: 0.552 (1, 9)	4-1 FC6-4 BB			1-1 G5-4-3 1B		0-0 F7		1-2 F8	0-1 L8
Jim Pendleton, R OBP: 0.295, SLG: 0.456 (1, 7)	1-1 FC6-4			0-0 G5-4-3		3-1 F9		2-1 F7	
Carl Warwick, R OBP: 0.371, SLG: 0.419 (1, 8)		1-3 K		0-2 BB 1B 1B		1-3 K		0-0 E1 BB	
Bob Aspromonte, R OBP: 0.343, SLG: 0.372 (1, 5)		2-2 6-3		1-1 BB 1B		2-2 6-3		4-0 1-2 2-3 BB	
Dick Gernert, R OBP: 0.345, SLG: 0.208 (1, 3)		0-0 6-3		4-2 1-2 2-3 BB		0-1 F7		1-3 K	
Merritt Ranew, L OBP: 0.313, SLG: 0.543 (1, 2)			1-0 3B	2-0 4-3		1-1 WP 3B			0-0 1B FC5-4 1B
Dean Stone, L OBP: 0.308, SLG: 0.308 (1, 1)			0-2 F4		0-0 F7		4-1 3-H BB		1-0 FC5-4 1B
Jim Golden, L OBP: 0.250, SLG: 0.375 (7, 1)									
Johnny Wesely, R OBP: 0.355, SLG: 0.458 (7, PH)									
Dave Gusti, R OBP: 0.500, SLG: 0.429 (8, 1)									
Hal Woodeshick, R OBP: 0.366, SLG: 0.258 (9, PH)									

Inning Stats	R: 0	H: 0	E: 0	K: 1	S: 8	LOB: 1	BB: 1	P: 16
	R: 0	H: 0	E: 0	K: 1	S: 9	LOB: 0	BB: 0	P: 12
	R: 0	H: 1	E: 0	K: 0	S: 6	LOB: 1	BB: 0	P: 7
	R: 0	H: 3	E: 0	K: 0	S: 11	LOB: 3	BB: 1	P: 19
	R: 0	H: 0	E: 0	K: 1	S: 9	LOB: 0	BB: 0	P: 12
	R: 0	H: 0	E: 0	K: 1	S: 6	LOB: 0	BB: 0	P: 10
	R: 1	H: 1	E: 0	K: 0	S: 9	LOB: 1	BB: 1	P: 16
	R: 0	H: 1	E: 1	K: 1	S: 13	LOB: 3	BB: 1	P: 22
	R: 1	H: 2	E: 0	K: 0	S: 10	LOB: 1	BB: 0	P: 13
	1B: 6	2B: 0	3B: 2	HR: 0	SF: 0	SAC: 0	DP: 1	HBP: 0

PITCHER	IP	WLS	BF	H	R	ER	SO	BB	IBB	HBP	BLK	WP	HR	S	P	ERA	WHIP
Johnny Podres, L ERA: 4.56 (1, 1)	9.0	W	39	8	2	2	5	4	0	0	0	1	0	81	127	2.00	1.333

Batter	1	2	3	4	5	6	7	8	9	AB R H RBI BB SO LOB	TOP
Maury Wills, S OBP: 0.273, SLG: 0.270 (1, 6)	2-1 HBP		2-3 K		3-1 1-3		2-2 E4 1B SF7		0-2 1-3	4 1 0 0 0 1 0	
Jim Gilliam, S OBP: 0.323, SLG: 0.319 Andy Carey, R OBP: 0.375, SLG: 0.429 (1, 5) (7, 5)	4-2 BB		1-2 1B		3-2 4-3		2-1 1-3 CS 1B		3-0 BB 1B	3 0 2 0 1 0 0 1 0 1 0 0 0 0	
Willie Davis, L OBP: 0.406, SLG: 0.570 (1, 8)	3-2 F3		1-1 6-3		1-2 F8		0-0 SF7 3-H		4-2 FC4 BB	3 0 0 1 1 0 3	
Wally Moon, L OBP: 0.370, SLG: 0.352 (1, 3)	3-3 K			1-2 3-1		4-1 1B SF7 BB		2-2 4-3	1-0 FC4	4 1 0 0 1 1 4	
Tommy Davis, R OBP: 0.348, SLG: 0.600 (1, 7)	3-3 K			2-2 F9		0-0 F2		2-2 1-3		4 0 0 0 0 1 3	
Ron Fairly, L OBP: 0.380, SLG: 0.257 (1, 9)		3-2 F8		4-0 BB HR BB		0-2 1-3 1B		4-1 3B BB		2 2 1 0 2 0 0	
John Roseboro, L OBP: 0.422, SLG: 0.462 (1, 2)		0-2 4-3		4-0 1-2 HR BB		1-0 SF7		0-0 1-H 3B		2 1 1 2 1 0 0	
Larry Burright, R OBP: 0.250, SLG: 0.500 (1, 4)		2-3 K		2-1 1-H 2-H HR		0-3 K		0-1 F8		4 1 1 3 0 2 2	
Don Drysdale, R OBP: 0.429, SLG: 0.500 (1, 1)			3-3 K	1-3 K			2-3 K		0-0 6-3	4 0 0 0 0 3 0	
Inning Stats	R: 0 E: 0 K: 2 S: 18 H: 0 LOB: 2 BB: 1 P: 33	R: 0 E: 0 K: 1 S: 9 H: 0 LOB: 0 BB: 0 P: 14	R: 0 E: 0 K: 2 S: 12 H: 1 LOB: 1 BB: 0 P: 19	R: 3 E: 0 K: 1 S: 14 H: 1 LOB: 0 BB: 2 P: 28	R: 0 E: 0 K: 0 S: 9 H: 0 LOB: 0 BB: 0 P: 16	R: 1 E: 0 K: 1 S: 9 H: 1 LOB: 1 BB: 1 P: 14	R: 1 E: 1 K: 1 S: 11 H: 1 LOB: 0 BB: 0 P: 19	R: 1 E: 0 K: 0 S: 10 H: 1 LOB: 1 BB: 1 P: 18	R: 0 E: 0 K: 0 S: 8 H: 1 LOB: 2 BB: 1 P: 16	1B: 4 2B: 0 3B: 1 HR: 1 SF: 2 SAC: 0 DP: 0 HBP: 1	WP: 0 PB: 0 SB: 3 CS: 1 PA: 41
PITCHER	IP WLS BF H R ER SO BB IBB HBP BLK WP HR S P ERA WHIP										
Bob Bruce, R ERA: 2.21 (1, 1)	8.0 L 35 5 6 5 8 5 0 1 0 0 1 92 161 5.62 1.250										
Don McMahon, R ERA: 4.5 (9, 1)	1.0 5 1 0 0 0 1 0 0 0 0 0 8 16 0.00 2.000										

Los Angeles Dodgers @ Houston Colt 45's
Colt Stadium, Houston, TX
Thu May 10 1962, 8:05 PM EDT
Att. 15,076 - Unknown

AB	31
R	6
H	6
RBI	6
BB	6
SO	8
LOB	12



Batter	1	2	3	4	5	6	7	8	9	AB	R	H	RBI	BB	SO	LOB
Bob Lillis, R OBP: 0.237, SLG: 0.211 (1, 6)	F3	FC6-4			F7			K		4	0	0	0	0	1	3
Al Spangler, L OBP: 0.306, SLG: 0.295 Don McMahon, R (9, 1)	L7		G3			6-3		F7		4	0	0	0	0	0	1
Roman Mejias, R OBP: 0.318, SLG: 0.569 (1, 9)	IHR		1-3			6-3		K		4	1	1	1	0	1	0
Norm Larker, L OBP: 0.373, SLG: 0.516 (1, 3) (9, 7)	FC6-4 BB		6-3			3-1		K		3	0	0	0	1	1	0
Carl Warwick, R OBP: 0.359, SLG: 0.486 (1, 8)	FC6-4			L6			F2		HR	4	1	1	1	0	0	1
Merritt Ranew, L OBP: 0.308, SLG: 0.540 (1, 2)		FC6-5 2B		K			4-3		F7	4	0	1	0	0	1	0
Bob Aspromonte, R OBP: 0.333, SLG: 0.361 (1, 5)		F3		F3			5-3			3	0	0	0	0	0	1
Joey Amalfitano, R OBP: 0.275, SLG: 0.220 (1, 4)		FC6-5 BB		F2				F4		3	0	0	0	0	0	1
Bob Bruce, R OBP: 0.333, SLG: 0.200 Pidge Browne, L OBP: 0.325, SLG: 0.444 (8, PH) (9, 3)		FC6-4 BB		K				BB		1	0	0	0	1	1	0
										0	0	0	0	1	0	0

Inning Stats	R: 1 E: 0 K: 0 S: 9	H: 1 LOB: 1 BB: 1 P: 17	R: 0 E: 0 K: 0 S: 10	H: 1 LOB: 2 BB: 1 P: 19	R: 0 E: 0 K: 0 S: 7	H: 0 LOB: 0 BB: 0 P: 10	R: 0 E: 0 K: 1 S: 8	H: 0 LOB: 0 BB: 0 P: 11	R: 0 E: 0 K: 1 S: 6	H: 0 LOB: 0 BB: 0 P: 8	R: 0 E: 0 K: 0 S: 10	H: 0 LOB: 0 BB: 0 P: 12	R: 0 E: 0 K: 0 S: 6	H: 0 LOB: 0 BB: 0 P: 8	R: 0 E: 0 K: 1 S: 11	H: 0 LOB: 1 BB: 1 P: 15	R: 1 E: 0 K: 2 S: 9	H: 1 LOB: 0 BB: 0 P: 13	1B: 0 2B: 1 3B: 0 HR: 2	SF: 0 SAC: 0 DP: 0 HBP: 0	WP: 0 PB: 0 SB: 0 CS: 0	PA: 33											
PITCHER Don Drysdale, R ERA: 2.98 (1, 1)	IP 9.0	WLS W	BF 33	H 3	R 2	ER 2	SO 5	BB 3	IBB 0	HBP 0	BLK 0	WP 0	HR 1	S 76	P 113	ERA 2.00	WHIP 0.667																
PITCHER																	IP	WLS	BF	H	R	ER	SO	BB	IBB	HBP	BLK	WP	HR	S	P	ERA	WHIP

Los Angeles Dodgers @ Houston Colt 45's
Colt Stadium, Houston, TX
 Thu May 10 1962, 8:05 PM EDT
 Att. 15,076 - Unknown

AB	30
R	2
H	3
RBI	2
BB	3
SO	5
LOB	7



WP: 0	PA: 33
PB: 0	
SB: 0	
CS: 0	

Batter	1	2	3	4	5	6	7	8	9	AB	R	H	RBI	BB	SO	LOB	TOP
Maury Wills, S OBP: 0.292, SLG: 0.285 (1, 6)	4-1 BB G5-4-3		1-1 E5 1B		0-2 F8 5-3 1B	2-0 S S 1B	0-1 G5-4-3 1-2f			4	0	3	1	1	0	2	
Jim Gilliam, S OBP: 0.326, SLG: 0.316 (1, 5)	2-1 G5-4-3 1-2f		1-0 FC5-4 1B		1-0 5-3 1-2	4-2 S BB		1-1 F8		4	0	1	0	1	0	2	
Willie Davis, L OBP: 0.411, SLG: 0.570 Lee Walls, R OBP: 0.379, SLG: 0.360 (1, 8) (3, PH) (3, 7)	2-1 FC6-4 HBP		1-0 FC5-4 1-2f		2-1 F8 2-3	1-2 F4 1-2 2-3		2-2 1-3		0	0	0	0	0	0	0	
Tommy Davis, R OBP: 0.333, SLG: 0.574 (1, 7) (3, 8)	0-0 FC6-4 1-2f			1-0 4-3	2-2 6-3	3-2 5-3		1-1 6-3		5	0	0	0	0	0	4	
Frank Howard, R OBP: 0.318, SLG: 0.465 (1, 9)		0-3 K		2-3 K		0-0 BB 1B 3B 1B	0-0 1B 1B		1-2 1B	5	2	3	0	0	2	0	
Wally Moon, L OBP: 0.389, SLG: 0.372 Tim Harkness, L OBP: 0.357, SLG: 0.440 (1, 3) (9, 3)		4-2 1B SF8 BB		0-0 1B 2B		0-0 F9	2-2 1B 1B		4-2 G1-6-3 BB	3	3	2	0	2	0	1	
John Roseboro, L OBP: 0.449, SLG: 0.491 (1, 2)		2-0 SF8 CS 1-3 1B		0-0 1B 1B		2-1 3B 1B	0-1 FC1-5 1B 1-2 2-3 1B		2-0 G1-6-3 1-2f	5	1	4	1	0	0	1	
Larry Burright, R OBP: 0.321, SLG: 0.542 (1, 4)		1-0 SF8		1-0 1B		4-0 3B BB	0-0 FC1-5 1B			2	1	2	3	1	0	0	
Stan Williams, R Daryl Spencer, R Duke Snider, L Ed Roebuck, R Ron Perranoski, L (1, 1) (6, PH) (6, PH) (6, 1) (6, 1)		2-1 CS	1-1 5-3	1-3 K		1-0 1B 3B	0-1 FC1-5 G5-4-3			2	0	0	0	0	1	2	
Inning Stats	R: 0 E: 0 K: 0 S: 5 H: 0 LOB: 1 BB: 1 P: 13	R: 1 E: 0 K: 1 S: 8 H: 1 LOB: 0 BB: 1 P: 17	R: 0 E: 1 K: 0 S: 6 H: 2 LOB: 2 BB: 0 P: 10	R: 1 E: 0 K: 2 S: 10 H: 3 LOB: 2 BB: 0 P: 15	R: 0 E: 0 K: 0 S: 9 H: 1 LOB: 1 BB: 0 P: 14	R: 4 E: 0 K: 0 S: 16 H: 4 LOB: 2 BB: 2 P: 32	R: 2 E: 0 K: 0 S: 12 H: 4 LOB: 1 BB: 0 P: 14	R: 0 E: 0 K: 0 S: 8 H: 0 LOB: 0 BB: 0 P: 12	R: 0 E: 0 K: 0 S: 7 H: 1 LOB: 0 BB: 1 P: 14	1B: 14 2B: 1 3B: 1 HR: 0 SF: 1 SAC: 0 DP: 3 HBP: 1	WP: 0 PB: 0 SB: 3 CS: 1	PA: 44					
PITCHER	IP WLS BF H R ER SO BB IBB HBP BLK WP HR S P ERA WHIP	IP WLS BF H R ER SO BB IBB HBP BLK WP HR S P ERA WHIP	IP WLS BF H R ER SO BB IBB HBP BLK WP HR S P ERA WHIP	IP WLS BF H R ER SO BB IBB HBP BLK WP HR S P ERA WHIP	IP WLS BF H R ER SO BB IBB HBP BLK WP HR S P ERA WHIP	IP WLS BF H R ER SO BB IBB HBP BLK WP HR S P ERA WHIP	IP WLS BF H R ER SO BB IBB HBP BLK WP HR S P ERA WHIP	IP WLS BF H R ER SO BB IBB HBP BLK WP HR S P ERA WHIP	IP WLS BF H R ER SO BB IBB HBP BLK WP HR S P ERA WHIP	ERA WHIP	ERA WHIP						
Ray Sadecki, L ERA: 9.31 (1, 1)	5.1 L 26 9 5 5 3 3 0 1 0 0 0 42 79 8.44 2.250	0.2 5 2 1 1 0 1 0 0 0 0 0 0 12 22 13.50 4.500	3.0 12 5 2 2 0 1 0 0 0 0 0 0 27 40 6.00 2.000														

Los Angeles Dodgers @ St. Louis Cardinals
 Sportsman's Park, St. Louis, MO
 Fri May 11 1962, 8:05 PM EDT
 Att. 14,306 - Unknown

AB	36
R	8
H	16
RBI	8
BB	5
SO	3
LOB	19



Batter	1	2	3	4	5	6	7	8	9	AB	R	H	RBI	BB	SO	LOB
Curt Flood, R OBP: 0.364, SLG: 0.523 (1, 8)	2-2 5-3		0-0 1-3		0-0 1-3		2-2 5-3		0-1 6-3	5	0	1	1	0	0	1
Julian Javier, R OBP: 0.300, SLG: 0.331 (1, 4)	1-1 F7		3-2 6-3		0-0 1-3		0-1 B1-3		2-2 F9	5	0	0	0	0	0	2
Bill White, L OBP: 0.352, SLG: 0.436 (1, 3)	2-0 G3			1-1 1B	2-3 K		1-0 4-3			4	1	1	0	0	1	1
Stan Musial, L OBP: 0.430, SLG: 0.577 (1, 9)		1-3 K		0-0 F4		4-2 2B		2-1 F9		3	1	0	0	1	1	1
Ken Boyer, R OBP: 0.385, SLG: 0.547 (1, 5)		4-0 BB		2-0 5-3		4-1 2B		1-2 5-3		2	1	0	0	2	0	1
Carl Sawatski, L OBP: 0.500, SLG: 0.775 (1, 2)		3-3 K		3-1 1B		2-1 1B		3-2 1B		4	1	3	3	0	1	1
Minnie Mino, R OBP: 0.250, SLG: 0.254 (1, 7)		3-3 K		0-0 L5		3-2 1B		1-0 FC5-4		2	0	0	0	0	1	2
Doug Clemens, L OBP: 0.440, SLG: 0.381 (6, 7)								1-2 1B		2	0	2	1	0	0	0
Julio Gotay, R OBP: 0.348, SLG: 0.372 (1, 6)			3-2 F5		1-0 1B		2-2 G5-4-3		2-1 FC5-4	4	1	1	0	0	0	3
Ray Sadecki, L OBP: 0.333, SLG: 0.333 (1, 1)			1-0 1B		1-0 F7		1-1 F9		3-2 F5	2	0	1	0	0	0	1
Ed Bauta, R OBP: 0.333, SLG: 0.333 (6, 1)										0	0	0	0	0	0	0
Red Schoendienst, S OBP: 0.385, SLG: 0.333 (6, PH)										1	0	0	0	0	0	0
Don Ferrarese, R OBP: 1.000, SLG: 1.000 (7, 1)										0	0	0	0	0	0	0
Gene Oliver, R OBP: 0.338, SLG: 0.484 (9, PH)										1	0	0	0	0	0	0

Inning Stats	R: 0	H: 0	E: 0	K: 0	S: 7	R: 0	H: 0	E: 0	K: 3	S: 10	R: 0	H: 1	E: 0	K: 0	S: 8	R: 1	H: 2	E: 0	K: 0	S: 7	R: 1	H: 2	E: 0	K: 1	S: 7	R: 3	H: 2	E: 0	K: 0	S: 15	R: 0	H: 0	E: 0	K: 0	S: 7	R: 0	H: 2	E: 0	K: 0	S: 12	R: 0	H: 0	E: 0	K: 0	S: 8	1B: 7	2B: 2	3B: 0	HR: 0	SF: 0	SAC: 0	DP: 1	HBP: 0										
	0	0	0	0	7	0	0	0	3	10	0	1	0	0	8	1	2	0	0	7	3	2	0	0	0	0	15	0	2	0	0	15	0	0	0	0	7	0	2	0	12	0	2	0	0	8	7	2	0	0	13	0	0	0	0	13	7	2	0	0	0	0	0

PITCHER	IP	WLS	BF	H	R	ER	SO	BB	IBB	HBP	BLK	WP	HR	S	P	ERA	WHIP
Stan Williams, R ERA: 6.27 (1, 1)	5.0	W	21	5	2	2	4	1	0	0	0	1	0	39	72	3.60	1.200
Ed Roebuck, R ERA: 4.41 (6, 1)	0.0		3	1	3	3	0	2	0	0	0	0	0	6	16	∞	∞
Ron Perranoski, L ERA: 1.56 (6, 1)	4.0	S	14	3	0	0	0	0	0	0	0	0	0	36	59	0.00	0.750

BOTTOM

Los Angeles Dodgers @ St. Louis Cardinals
Sportsman's Park, St. Louis, MO

livebaseballscores.com

AB	35
R	5
H	9
RBI	5
BB	3
SO	4
LOB	13



WP: 1	PA: 38
PB: 0	
SB: 2	
CS: 0	

Fri May 11 1962, 8:05 PM EDT
Att. 14,306 - Unknown

Batter	1	2	3	4	5	6	7	8	9	10	11	12	13	14	15	AB	R	H	RBI	BB	SO	LOB	TOP
Maury Wills, S OBP: 0.289, SLG: 0.277 (1, 6)	3-1 6-3		2-1 F8 1B		1-0 FC3-2 BB		1-1 F8		0-3 K2-3		1-0 1-3		4-1 BB		1-2 G3	7	0	1	0	1	1	6	
Jim Gilliam, S OBP: 0.331, SLG: 0.317 (1, 5) (9, 7) (10, 9) (11, 5)	1-2 F8		3-2 F7		1-2 2-3 3-4 BB		1-1 F8			0-1 1B		0-0 FC6 1B	2-2 5-3			6	0	2	1	1	0	2	
Wally Moon, L OBP: 0.367, SLG: 0.347 (1, 3) (11, 7)	0-0 F2			0-0 L8	2-2 F7			0-3 K		0-3 K		2-2 FC6 6-3 1-2r		1-1 L8		7	0	0	0	0	2	5	
Tommy Davis, R OBP: 0.331, SLG: 0.607 (1, 7) (9, 8)		3-2 HR		0-0 6-3		0-0 HR		0-0 6-3		3-2 F8		0-2 6-3		1-1 3-1		7	2	2	2	0	0	2	
John Roseboro, L OBP: 0.447, SLG: 0.468 (1, 2)		0-0 1B		3-2 G3		1-2 6-3		2-1 F3		3-3 K		4-0 BB IBB		4-1 FC6-4 BB		5	0	1	0	2	1	1	
Frank Howard, R OBP: 0.314, SLG: 0.429 (1, 9) (10, 7) (11, 9)		0-3 K		1-2 FC3-2 1B		0-3 K			1-3 K		0-3 K		4-2 FC5-4 BB		1-2 FC6-4	6	0	1	0	1	4	2	
Ron Fality, L Dary Spencer, R Willie Davis, L Pete Richert, L Joe Mauer, R Joe Mauer, R Duke Snider, L Don Drysdale, R Larry Burright, R OBP: 0.371, SLG: 0.677 (1, 4)		1-0 8-3		2-0 F8		4-2 BB			4-0 HR BB		4-1 BB		0-2 FC5-4			2	0	0	0	1	0	2	
Sandy Koufax, R Lee Valdes, R Larry Sherry, R Ron Farentoski, L Ed Roebuck, R Tim Harkness, L OBP: 0.323, SLG: 0.393 (11, 3)			2-3 K		0-1 FC3-2 BB		0-0 5-3		3-1 HR		1-1 HR		1-3 K		1-2 1B	7	2	4	2	0	2	1	
			0-3 K		4-1 BB FC3-2 BB		0-0 B1		1-1 L8		1-2 P4		1-2 F8		2-3 K	1	0	0	0	1	1	0	
																1	0	0	0	0	0	0	
																1	0	0	0	0	0	0	
																0	0	0	0	0	0	0	
																0	0	0	0	0	0	0	
																0	0	0	0	0	0	0	
																0	0	0	0	0	0	0	
																0	0	0	0	0	0	0	
																0	0	0	0	0	0	0	
																0	0	0	0	0	0	0	
																0	0	0	0	0	0	0	
																0	0	0	0	0	0	0	
																0	0	0	0	0	0	0	
																0	0	0	0	0	0	0	
																0	0	0	0	0	0	0	
																0	0	0	0	0	0	0	
																0	0	0	0	0	0	0	
																0	0	0	0	0	0	0	
																0	0	0	0	0	0	0	
																0	0	0	0	0	0	0	
																0	0	0	0	0	0	0	
																0	0	0	0	0	0	0	
																0	0	0	0	0	0	0	
																0	0	0	0	0	0	0	
																0	0	0	0	0	0	0	
																0	0	0	0	0	0	0	
																0	0	0	0	0	0	0	
																0	0	0	0	0	0	0	
																0	0	0	0	0	0	0	
																0	0	0	0	0	0	0	
																0	0	0	0	0	0	0	
																0	0	0	0	0	0	0	
																0	0	0	0	0	0	0	
																0	0	0	0	0	0	0	
																0	0	0	0	0	0	0	
																0	0	0	0	0	0	0	
																0	0	0	0	0	0	0	
																0	0	0	0	0	0	0	
																0	0	0	0	0	0	0	
																0	0	0	0	0	0	0	
																0	0	0	0	0	0	0	
																0	0	0	0	0	0	0	
																0	0	0	0	0	0	0	
																0	0	0	0	0	0	0	
																0	0	0	0	0	0	0	
																0	0	0	0	0	0	0	
																0	0	0	0	0	0	0	
																0	0	0	0	0	0	0	
																0	0	0	0	0	0	0	
																0	0	0	0	0	0	0	
																0	0	0	0	0	0	0	
																0	0	0	0	0	0	0	
																0	0	0	0	0	0	0	
																0	0	0	0	0	0	0	
																0	0	0	0	0	0	0	
																0	0	0	0	0	0	0	
																0	0	0	0	0	0	0	
																0	0	0	0	0	0	0	
																0	0	0	0	0	0	0	
																0	0	0	0	0	0	0	
																0	0	0	0	0	0	0	
																0	0	0	0	0	0	0	
																0	0	0	0	0	0	0	
																0	0	0	0	0	0	0	
																0	0	0	0	0	0	0	
																0	0	0	0	0	0	0	
																0	0	0	0	0	0	0	
																0	0	0	0	0	0	0	
																0	0	0	0	0	0	0	
																0	0	0	0	0	0	0	
																0	0	0	0	0	0	0	

Batter	1	2	3	4	5	6	7	8	9	10	11	12	13	14	15	AB	R	H	RBI	BB	SO	LOB	BOTTOM											
Curt Flood, R OBP: 0.341, SLG: 0.487 (1, 8)	F3		E6		5-3		4-3	K		K			F6		K	8	0	0	0	0	3	6	Los Angeles Dodgers @ St. Louis Cardinals Sportsman's Park, St. Louis, MO Sat May 12 1962, 8:05 PM EDT Att: 17,951 - Unknown livebaseballscorecards.com											
Julian Javier, R OBP: 0.297, SLG: 0.325 (1, 4)	1B		6-3		F3		5-3		F3	FC6-4			6-3		1B	8	0	2	1	0	0	3												
Bill White, L OBP: 0.348, SLG: 0.422 (1, 3)	F5		F8			F6	E S	1B	PB	1B	BB		F9		F9	6	0	1	0	1	0	2												
Ken Boyer, R OBP: 0.380, SLG: 0.527 (1, 5)	K			F7		1B	1B	1B	1B	1B	IBB		5-3		K	6	1	1	0	1	3	2												
Gene Oliver, R OBP: 0.360, SLG: 0.500 (1, 2)		K			1B																													
Don Landrum, L OBP: 0.438, SLG: 0.370 (8, PR)																																		
Red Schoendienst, S OBP: 0.429, SLG: 0.385 (9, PH)																																		
Alex Grammas, R OBP: 0.111, SLG: 0.111 (10, 6)																																		
Charlie James, R OBP: 0.348, SLG: 0.364 (1, 7)																																		
Stan Musial, L OBP: 0.436, SLG: 0.577 (8, PH)																																		
Jimmie Schaffer, R OBP: 0.333, SLG: 0.333 (8, PR)																																		
Doug Clemens, L OBP: 0.406, SLG: 0.357 (1, 9)																																		
Julio Gotay, R OBP: 0.388, SLG: 0.411 (1, 6)																																		
Ernie Broglio, R (1, 1)																																		
Bobby Shantz, R (6, 1)																																		
Carl Sawatski, L OBP: 0.511, SLG: 0.775 (10, PH)																																		
Ray Sadecki, L OBP: 0.333, SLG: 0.333 (10, PR)																																		
Bob Gibson, R OBP: 0.308, SLG: 0.182 (11, 1)																																		
Inning Stats	R: 0 E: 0 K: 1 S: 13	H: 1 LOB: 1 BB: 0 P: 18	R: 0 E: 0 K: 2 S: 10	H: 0 LOB: 0 BB: 0 P: 15	R: 1 E: 1 K: 1 S: 8	H: 1 LOB: 1 BB: 0 P: 11	R: 1 E: 0 K: 1 S: 16	H: 3 LOB: 2 BB: 0 P: 21	R: 0 E: 0 K: 1 S: 5	H: 0 LOB: 0 BB: 0 P: 7	R: 2 E: 0 K: 1 S: 21	H: 4 LOB: 2 BB: 0 P: 30	R: 0 E: 0 K: 1 S: 10	H: 1 LOB: 1 BB: 0 P: 18	R: 1 E: 0 K: 2 S: 12	H: 2 LOB: 2 BB: 1 P: 19	R: 0 E: 0 K: 1 S: 9	H: 1 LOB: 2 BB: 2 P: 20	R: 0 E: 0 K: 1 S: 9	H: 1 LOB: 2 BB: 1 P: 15	R: 0 E: 0 K: 0 S: 8	H: 0 LOB: 0 BB: 0 P: 14	R: 0 E: 0 K: 1 S: 11	H: 0 LOB: 1 BB: 1 P: 21	R: 0 E: 0 K: 0 S: 4	H: 0 LOB: 0 BB: 0 P: 7	R: 0 E: 0 K: 2 S: 7	H: 0 LOB: 0 BB: 0 P: 11	R: 1 E: 0 K: 1 S: 8	H: 2 LOB: 2 BB: 1 P: 19	1B: 15 2B: 1 3B: 0 HR: 0	SF: 1 SAC: 1 DP: 0 HBP: 1	WP: 0 PB: 1 SB: 1 CS: 0	PA: 65

PITCHER	IP	WLS	BF	H	R	ER	SO	BB	IBB	HBP	BLK	WP	HR	S	P	ERA	WHIP
Sandy Koufax, L ERA: 2.75 (1, 1)	6.0		27	9	4	3	7	0	0	0	0	0	0	0	102	4.50	1.500
Larry Sherry, R ERA: 3.44 (7, 1)	2.1		13	3	1	1	3	2	1	0	0	0	0	24	48	3.86	2.143
Ron Ferranoski, L ERA: 1.47 (9, 1)	1.0		5	2	0	0	1	0	1	0	0	0	0	10	16	0.00	2.000
Ed Roebuck, R ERA: 4.24 (10, 1)	0.2		2	0	0	0	1	0	0	0	0	0	0	6	8	0.00	0.000
Pete Richert, L ERA: 5.14 (11, 1)	2.2		9	0	0	0	1	1	0	0	0	0	0	21	38	0.00	0.375

PITCHER	IP	WLS	BF	H	R	ER	SO	BB	IBB	HBP	BLK	WP	HR	S	P	ERA	WHIP
Joe Moeller, R ERA: 5.25 (13, 1)	1.1		4	0	0	0	2	0	0	0	0	0	0	9	15	0.00	0.000
Don Drysdale, R ERA: 3.11 (15, 1)	0.2	L	5	2	1	1	1	1	0	1	0	0	0	8	19	13.50	4.500

PITCHER	IP	WLS	BF	H	R	ER	SO	BB	IBB	HBP	BLK	WP	HR	S	P	ERA	WHIP
Joe Moeller, R ERA: 5.25 (13, 1)	1.1		4	0	0	0	2	0	0	0	0	0	0	9	15	0.00	0.000
Don Drysdale, R ERA: 3.11 (15, 1)	0.2	L	5	2	1	1	1	1	0	1	0	0	0	8	19	13.50	4.500



Batter	1	2	3	4	5	6	7	8	9	AB R H RBI BB SO LOB
Curt Flood, R (1, 8) OBP: 0.338, SLG: 0.475 Doug Clemens, L (9, PH) OBP: 0.424, SLG: 0.379	4-0 F8 BB		1-1 2-3	1-1 6-3		3-1 F8			1-0 1B FC5-4 1B	3 0 0 0 1 0 3 1 1 1 0 0 0 0
Julian Javier, R (1, 4) OBP: 0.296, SLG: 0.323 Carl Sawatski, L (9, PH) OBP: 0.521, SLG: 0.780 Don Landrum, L (9, PR) OBP: 0.438, SLG: 0.370	3-1 F8 1-2		0-1 E3 BB		0-1 1B		0-0 L7		1-0 1-3 FC5-4 1B	4 0 1 0 0 0 1 1 0 1 0 0 0 0 0 0 0 0 0 0 0
Ken Boyer, R (1, 5) OBP: 0.373, SLG: 0.521	1-0 F9		0-1 F7		2-3 K		2-2 2B		1-0 FC5-4 BB 1-2f 3-H 0-0	5 0 1 1 0 1 3
Stan Musial, L (1, 9) OBP: 0.424, SLG: 0.549		2-1 4-3	4-2 1-2 BB		1-1 F8		1-1 F7		0-0 L9	4 0 0 0 1 0 3
Gene Oliver, R (1, 2) OBP: 0.363, SLG: 0.479		2-1 5-3	0-1 F7		2-3 K		4-0 BB		4-0 1-2 BB	3 0 0 0 2 1 3
Charlie James, R (1, 7) OBP: 0.357, SLG: 0.444		1-1 2B 2B		2-3 K		2-1 2B		0-0 F2	1-3 K	5 1 2 0 0 2 4
Bill White, L (1, 3) OBP: 0.345, SLG: 0.425	1-0 2B 2-H		1-0 G3		1-0 1-3		1-0 4-3			4 0 1 1 0 0 1
Julio Gotay, R (1, 6) OBP: 0.402, SLG: 0.413		4-0 FC6-4 IBB		2-2 1B E 1B		4-0 IBB		3-2 F8		2 1 1 0 2 0 0
Larry Jackson, R (1, 1) OBP: 0.304, SLG: 0.200 Don Ferrarese, R (8, 1) OBP: 1.000, SLG: 1.000 Ray Washburn, R (8, 1) OBP: 0.267, SLG: 0.214 Red Schoendienst, S (8, PH) OBP: 0.400, SLG: 0.357 Lindy McDaniel, R (9, 1)		1-2 FC6-4 1-2f		0-0 E5 1-H 1B		0-3 K		0-0 L9		3 0 1 0 0 1 4 0 0 0 0 0 0 0 0 0 0 0 0 0 0 1 0 0 0 0 0 0 0 0 0 0 0 0 0

Inning Stats	R: 0 E: 0 K: 3 S: 3	H: 0 LOB: 0 BB: 1 P: 11	R: 1 E: 0 K: 0 S: 11	H: 2 LOB: 2 BB: 1 P: 22	R: 0 E: 1 K: 0 S: 10	H: 0 LOB: 2 BB: 1 P: 15	R: 1 E: 1 K: 1 S: 12	H: 2 LOB: 1 BB: 0 P: 18	R: 0 E: 0 K: 2 S: 12	H: 1 LOB: 1 BB: 0 P: 16	R: 0 E: 0 K: 1 S: 8	H: 1 LOB: 2 BB: 1 P: 18	R: 0 E: 0 K: 0 S: 8	H: 1 LOB: 2 BB: 1 P: 15	R: 0 E: 0 K: 0 S: 6	H: 0 LOB: 0 BB: 0 P: 10	R: 1 E: 0 K: 1 S: 7	H: 2 LOB: 2 BB: 1 P: 15	1B: 5 2B: 4 3B: 0 HR: 0	SF: 0 SAC: 0 DP: 0 HBP: 0
--------------	------------------------------	----------------------------------	-------------------------------	----------------------------------	-------------------------------	----------------------------------	-------------------------------	----------------------------------	-------------------------------	----------------------------------	------------------------------	----------------------------------	------------------------------	----------------------------------	------------------------------	----------------------------------	------------------------------	----------------------------------	----------------------------------	------------------------------------


PITCHER	IP	WLS	BF	H	R	ER	SO	BB	IBB	HBP	BLK	WP	HR	S	P	ERA	WHIP
Johnny Podres, L (1, 1) ERA: 4.15	7.0	W	33	7	2	1	4	3	2	0	0	0	0	64	115	1.29	1.429
Larry Sherry, R (8, 1) ERA: 3.66	1.1		6	2	1	1	0	0	0	0	0	0	0	9	16	6.75	1.500
Ron Perranoski, L (9, 1) ERA: 1.45	0.1		1	0	0	0	0	0	0	0	0	0	0	1	1	0.00	0.000
Ed Roebuck, R (9, 1) ERA: 4.15	0.1	S	2	0	0	0	1	1	0	0	0	0	0	3	8	0.00	3.000

BOTTOM

Los Angeles Dodgers @ St. Louis Cardinals
Sportsman's Park, St. Louis, MO

Sun May 13 1962, 4:33 AM EDT
Att. 16,210 - Unknown

AB	36
R	3
H	9
RBI	2
BB	6
SO	5
LOB	22



WP	PA	ERA	WHIP
0	42		
0			
0			

Batter	1	2	3	4	5	6	7	8	9	AB	R	H	RBI	BB	SO	LOB	TOP										
Bob Lillis, R OBP: 0.228, SLG: 0.200 (1, 4)	2-0 L4		0-2 F4	0-0 F7		1-1 F9	2-0 5-3			5	0	0	0	0	0	5											
Billy Goodman, L OBP: 0.400, SLG: 0.400 (1, 5)	0-0 4-3			1-0 1B 1B	2-2 2B 1B	0-0 E4		3-2 5-3		5	2	2	0	0	0	1											
Roman Mejias, R OBP: 0.299, SLG: 0.524 (1, 9)	0-1 E8			1-1 1B 1-2 1B	1-3 K	1-2 F8		1-2 4-3		5	1	1	0	0	1	3											
Norm Larker, L OBP: 0.374, SLG: 0.487 (1, 7) (7, 3)	2-1 F2			0-0 1B 1-3 2-H 1B	1-1 F2		1-1 BB 1B BB 1B	1-0 2B		5	2	3	1	0	0	2											
Pidge Browne, L OBP: 0.358, SLG: 0.413 Jim Pendleton, R OBP: 0.287, SLG: 0.438 (1, 3) (7, PR) (7, 7)		1-1 4-3		4-2 1B 1-2 1B BB	4-1 2B 1-2 BB		0-0 BB BB 1B	0-3 K		2	1	1	0	2	0	0											
Carl Warwick, R OBP: 0.327, SLG: 0.440 (1, 8)		1-1 5-3		1-1 1B 1-2 2-3 3-H 1B	1-1 2B 1-3 2-H 2B		3-1 F8		1-2 F4	5	0	2	2	0	0	2											
Merritt Ranew, L OBP: 0.281, SLG: 0.508 Hal Smith, R OBP: 0.278, SLG: 0.412 (1, 2) (7, 2)		1-3 K		1-1 F7	1-3 K		2-3 K		3-1 5-3	4	0	0	0	0	3	7											
Bob Aspromonte, R OBP: 0.360, SLG: 0.380 (1, 6)			0-1 5-3	1-2 E 1-3 2-H 3-H 1B		1-2 F8	4-1 BB 1-2 2-3 BB	4-0 FC5-4 BB		3	1	1	2	2	0	0											
Bob Bruce, R OBP: 0.500, SLG: 0.286 Bobby Tiefenauer, R Don McMahon, R Jim Busby, R (1, 1) (7, 1) (7, 1) (9, PH)		2-3 K		0-1 E9 2-H 1B		4-0 BB	4-2 BB	2-2 FC5-4		2	0	1	1	2	1	0											
Inning Stats	R: 0 E: 1 K: 0 S: 6	H: 0 LOB: 1 BB: 0 P: 10	R: 0 E: 0 K: 1 S: 8	H: 0 LOB: 0 BB: 0 P: 11	R: 0 E: 0 K: 1 S: 11	H: 0 LOB: 0 BB: 0 P: 13	R: 5 E: 1 K: 0 S: 18	H: 6 LOB: 1 BB: 1 P: 27	R: 1 E: 0 K: 2 S: 16	H: 2 LOB: 2 BB: 1 P: 26	R: 0 E: 1 K: 0 S: 9	H: 0 LOB: 2 BB: 1 P: 16	R: 1 E: 0 K: 1 S: 16	H: 2 LOB: 3 BB: 2 P: 32	R: 0 E: 0 K: 1 S: 10	H: 1 LOB: 1 BB: 0 P: 15	R: 0 E: 0 K: 0 S: 8	H: 0 LOB: 1 BB: 1 P: 18	1B: 9 2B: 2 3B: 0 HR: 0	SF: 0 SAC: 0 DP: 0 HBP: 0	WP: 0 PB: 0 SB: 0 CS: 0	PA: 45					
PITCHER	IP	WLS	BF	H	R	ER	SO	BB	IBB	HBP	BLK	WP	HR	S	P	ERA	WHIP										
Don Drysdale, R ERA: 3.53 (1, 1)	3.2		18	6	5	4	2	1	0	0	0	0	0	42	60	9.82	1.909										
Ed Roebuck, R ERA: 4.08 (4, 1)	0.1		1	0	0	0	0	0	0	0	0	0	0	1	1	0.00	0.000										
Stan Williams, R ERA: 6.1 (5, 1)	2.0		11	2	1	1	2	2	0	0	0	0	0	25	42	4.50	2.000										
Larry Sherry, R ERA: 3.92 (7, 1)	1.0		7	2	1	1	1	2	0	0	0	0	0	16	32	9.00	4.000										
Ron Perranoski, L ERA: 1.31 (8, 1)	2.0	W	8	1	0	0	1	1	0	0	0	0	0	18	33	0.00	1.000										

Houston Colt 45's @ Los Angeles Dodgers
Dodger Stadium, Los Angeles, CA
Tue May 15 1962, 7:05 PM PDT
Att. 18,675 - Unknown

AB	39
R	7
H	11
RBI	6
BB	6
SO	6
LOB	22



WP: 0	PA: 45
PB: 0	
SB: 0	
CS: 0	

Batter	1	2	3	4	5	6	7	8	9	AB	R	H	RBI	BB	SO	LOB
Maury Wills, S OBP: 0.294, SLG: 0.290 (1, 6)	1-2 3-1		2-1 4-3	1-1 2B		1-1 FC4-6	2-2 E9 1B			5	1	2	4	0	0	1
Jim Gilliam, S OBP: 0.326, SLG: 0.308 (1, 5)	2-3 K		1-2 HBP	3-2 4-3		0-0 F8	2-1 1B			4	0	1	2	0	1	2
Willie Davis, L OBP: 0.398, SLG: 0.566 (1, 8)	1-2 1B 3B		3-2 E1		1-1 F8		4-3			5	1	1	0	0	0	2
Duke Snider, L OBP: 0.458, SLG: 0.589 (1, 9)	2-2 FC6-4 1B		2-3 K		0-0 F5		1-2 F8	4-0 FC3-6 BB		4	0	1	1	1	1	2
Tommy Davis, R OBP: 0.331, SLG: 0.585 (1, 7)	1-2 FC6-4		3-1 L4		4-0 BB		1-2 2B 1B	0-0 FC3-6 G4-3		4	1	1	0	1	0	4
Wally Moon, L OBP: 0.372, SLG: 0.346 (1, 3)		4-2 BB		0-0 4-3	0-1 F9		2-1 1B 2B	0-1 G4-3		4	1	1	1	1	0	2
John Roseboro, L OBP: 0.429, SLG: 0.441 (1, 2)		0-0 L8		3-2 PB 1B 2B 1B		0-0 E3 1B FC4-6	4-2 1B BB			3	3	1	0	1	0	1
Larry Burrett, R OBP: 0.372, SLG: 0.641 (1, 4)		2-3 K		1-2 PB 2B 1B		0-3 K	0-0 1B E 1B			4	2	2	1	0	2	2
Don Drysdale, R OBP: 0.409, SLG: 0.478 (1, 1)		1-3 K		1-0 F3		1-0 FC4-6 1B	2-1 E 1B 1B			1	0	0	0	0	1	1
Ed Roebuck, R (4, 1)										0	0	0	0	0	0	0
Ron Fairly, L OBP: 0.345, SLG: 0.214 (4, PH)										1	0	0	0	0	0	2
Stan Williams, R (5, 1)										0	0	0	0	0	0	0
Tim Harkness, L OBP: 0.344, SLG: 0.414 (6, PH)										1	0	1	0	0	0	0
Larry Sherry, R (7, 1)										0	0	0	0	0	0	0
Doug Camilli, R (7, PH)										1	1	1	1	0	0	0
Ron Ferranowski, L (8, 1)										0	0	0	0	0	0	0

Inning Stats	R: 1	H: 2	E: 0	LOB: 1	K: 1	P: 23	R: 0	H: 0	E: 0	LOB: 1	K: 2	P: 9	R: 0	H: 0	E: 1	LOB: 2	K: 1	P: 23	R: 2	H: 3	E: 0	LOB: 1	K: 0	P: 15	R: 0	H: 0	E: 0	LOB: 1	K: 0	P: 10	R: 1	H: 1	E: 1	LOB: 1	K: 1	P: 8	R: 6	H: 6	E: 1	LOB: 1	K: 0	P: 22	R: 0	H: 0	E: 0	LOB: 0	K: 0	P: 7	
1B: 9	SF: 0	2B: 2	SAC: 0	3B: 1	DP: 1	HR: 0	HBP: 1	WP: 0	PA: 42	PB: 1	SB: 2	CS: 0																																					

PITCHER	IP	WLS	BF	H	R	ER	SO	BB	IBB	HBP	BLK	WP	HR	S	P	ERA	WHIP
Bob Bruce, R ERA: 3.67 (1, 1)	6.2		34	8	7	6	5	3	0	1	0	0	0	78	127	8.10	1.650
Bobby Tiefenauer, R ERA: 3.06 (7, 1)	0.0	L	2	2	0	0	0	0	0	0	0	0	0	3	5	∞	∞
Don McMahon, R ERA: 2.45 (7, 1)	1.1		6	2	3	2	0	1	0	0	0	0	0	9	17	13.50	2.250

BOTTOM

Houston Colt 45's @ Los Angeles Dodgers
 Dodger Stadium, Los Angeles, CA
 Tue May 15 1962, 7:05 PM PDT
 Att. 18,675 - Unknown

AB	37
R	10
H	12
RBI	10
BB	4
SO	5
LOB	19



Batter	1	2	3	4	5	6	7	8	9	AB R H RBI BB SO LOB	TOP											
Al Spangler, L (1, 7) OBP: 0.341, SLG: 0.317	2-1 G4-6-3 1B		4-1 2B 1-2 BB		1-0 L5		1-2 FC3-6 1B		2-1 G4-3 1-2 1B	4 0 3 0 1 0 0	Houston Colt 45's @ Los Angeles Dodgers Dodger Stadium, Los Angeles, CA Wed May 16 1962, 7:05 PM PDT Att: 16,075 - Unknown											
Billy Goodman, L (1, 5) OBP: 0.200, SLG: 0.200	1-0 G4-6-3 1-2f		0-0 F4		3-2 4-3		0-1 FC3-6 1-2f 1B	0-1 G4-3 1-2f 2-3	5 0 0 0 0 0 6													
Roman Mejias, R (1, 9) OBP: 0.318, SLG: 0.538	2-2 F8		0-1 1-3 2-H 2B		3-2 1B		0-0 1-2 1B	4-1 BB	4 0 3 1 1 0 0													
Norm Larker, L (1, 3) OBP: 0.375, SLG: 0.475		3-2 1B	1-2 L9		4-1 1-2 BB		0-0 G3	1-3 K	4 0 1 0 1 1 6													
Carl Warwick, R (1, 8) OBP: 0.305, SLG: 0.407		2-3 K		1-1 F2	1-0 F3		0-1 F7		4 0 0 0 0 1 3													
Hal Smith, R (1, 2) OBP: 0.289, SLG: 0.431		3-3 K		1-1 SH 2B		1-0 6-3	3-2 1B		4 1 2 0 0 1 1													
Bob Aspromonte, R (1, 6) OBP: 0.352, SLG: 0.369		1-2 F2		0-0 SH 2-H		1-0 F9	3-2 F8		3 0 0 0 0 0 2													
Joey Amalfitano, R (1, 4) OBP: 0.246, SLG: 0.195			0-1 F2	1-0 F5		1-0 5-3	2-3 K		4 0 0 0 0 1 2													
Turk Farrell, R (1, 1) OBP: 0.231, SLG: 0.462			1-2 WP 2B	3-1 F9		1-1 1-3		1-2 G4-3 1B	2 1 1 0 0 0 1													
Merritt Ranew, L (7, PH) OBP: 0.277, SLG: 0.500									1 0 0 0 0 0 0													
Dean Stone, L (7, 1) OBP: 0.308, SLG: 0.308									0 0 0 0 0 0 0													
Pidge Browne, L (9, PH) OBP: 0.370, SLG: 0.426									1 0 1 0 0 0 0													
Inning Stats	R: 0 E: 0 K: 0 S: 6	H: 1 LOB: 0 BB: 0 P: 11	R: 0 E: 0 K: 2 S: 15	H: 1 LOB: 1 BB: 0 P: 24	R: 1 E: 0 K: 2 S: 13	H: 2 LOB: 2 BB: 1 P: 19	R: 1 E: 1 K: 0 S: 8	H: 1 LOB: 1 BB: 0 P: 14	R: 0 E: 0 K: 0 S: 11	H: 1 LOB: 2 BB: 1 P: 23	R: 0 E: 0 K: 0 S: 3	H: 0 LOB: 0 BB: 0 P: 6	R: 0 E: 0 K: 0 S: 9	H: 2 LOB: 2 BB: 0 P: 11	R: 0 E: 0 K: 1 S: 14	H: 1 LOB: 1 BB: 0 P: 22	R: 0 E: 0 K: 1 S: 13	H: 2 LOB: 2 BB: 1 P: 21	1B: 9 2B: 2 3B: 0 HR: 0	SF: 0 SAC: 1 DP: 2 HBP: 0	WP: 1 PB: 0 SB: 0 CS: 0	PA: 40
PITCHER	IP WLS BF H R ER SO BB IBB HBP BLK WP HR S P ERA WHIP																					
Joe Moeller, R (1, 1) ERA: 4.22	8.0 W 37 11 2 1 3 2 0 0 0 1 0 85 139 1.12 1.625																					
Ed Roebuck, R (9, 1) ERA: 3.86	1.0 S 3 0 0 0 1 1 0 0 0 0 0 7 12 0.00 1.000																					

AB	36
R	2
H	11
RBI	1
BB	3
SO	4
LOB	21



Batter	1	2	3	4	5	6	7	8	9
Maury Wills, S <small>OBP: 0.303, SLG: 0.295</small> (1, 6)	4-2 SH1-3 S WP BB		2-2 PB S 1B	1-1 E7 1-3 2-H 1B		3-2 F7		2-2 6-3	
Jim Gilliam, S <small>OBP: 0.331, SLG: 0.308</small> (1, 5)	4-2 B WP SH1-3 1-2 G1 BB		2-2 F9	0-2 F9			0-0 BB SH1-4 1B		
Willie Davis, L <small>OBP: 0.400, SLG: 0.560</small> (1, 8)	1-1 SH1-3 1-2 2-3		1-1 F3		4-1 S E BB		0-0 SH1-4 1-2		
Wally Moon, L <small>OBP: 0.376, SLG: 0.345</small> (1, 3)	2-2 G1 2-H 3-H		2-2 S 1B		2-2 E4 4-3 1-H		4-1 BB BB		
Tommy Davis, R <small>OBP: 0.329, SLG: 0.571</small> (1, 7)	2-2 1-3		3-3 K 1-2		1-1 F3		4-2 BB BB		
John Roseboro, L <small>OBP: 0.420, SLG: 0.431</small> (1, 2)		0-1 BB 1B		0-0 F3	1-1 4-3 2-3		0-3 K		
Ron Fairly, L <small>OBP: 0.344, SLG: 0.205</small> Frank Howard, R <small>OBP: 0.309, SLG: 0.404</small> (7, PH) (8, 9)		0-0 F8		4-1 BB 1B BB	0-0 F8		1-1 F9		
Larry Burchett, R <small>OBP: 0.340, SLG: 0.581</small> (1, 4)		0-3 K		1-3 K		2-3 K		1-0 F6	
Joe Moeller, R <small>OBP: 0.083, SLG: 0.083</small> Ed Roebuck, R (9, 1)		3-3 K		0-2 E 1B 1-2 1B		2-3 K		0-3 K	

AB	R	H	RBI	BB	SO	LOB
4	2	2	1	1	0	0
3	1	1	0	1	0	3
1	1	0	0	1	0	1
3	0	1	2	1	0	0
3	0	0	0	1	1	2
4	0	1	0	0	1	4
2	1	0	0	1	0	2
1	0	0	0	0	0	3
4	0	0	0	0	3	2
4	0	1	0	0	3	1
0	0	0	0	0	0	0

BOTTOM

Houston Colt 45's @ Los Angeles Dodgers
 Dodger Stadium, Los Angeles, CA
 Wed May 16 1962, 7:05 PM PDT
 Att. 16,075 - Unknown

livebaseballscorecards.com

AB	29
R	5
H	6
RBI	3
BB	6
SO	8
LOB	18



Inning Stats	R	H	ER	SO	BB	IBB	HBP	BLK	WP	HR	S	P	ERA	WHIP
Turk Farrell, R <small>ERA: 1.88</small> Dean Stone, L <small>ERA: 4.03</small>	2	0	0	28	5	5	4	6	4	0	0	0	6.00	1.500
	0	1	1	11	0	1	0	14	1	2	1	13	0.00	1.500
	0	2	1	11	1	2	0	19	1	0	1	10	6.00	1.500
	0	0	0	11	0	0	0	17	0	0	0	10	6.00	1.500
	0	1	0	12	0	1	2	21	0	0	0	10	6.00	1.500
	0	0	0	8	0	0	0	11	0	0	0	8	6.00	1.500

WP	PA	ERA	WHIP
1	37		
1			
5			
0			

Batter	1	2	3	4	5	6	7	8	9	AB R H RBI BB SO LOB	TOP											
Curt Flood, R OBP: 0.333, SLG: 0.486 (1, 8) X	1-0 L7	0-2 F8	1-2 1B 1B 1-2 2-3 3-H		2-1 F7		1-1 2B		0-0 L7	6 0 2 1 0 0 2												
Red Schoendienst, S OBP: 0.414, SLG: 0.393 (1, 4) X	0-1 BB 1B 1B	1-1 G3	2-2 1B 1-2 2-3 3-H		1-0 4-1		0-1 F2			5 1 2 1 0 0 2												
Stan Musial, L OBP: 0.413, SLG: 0.511 (1, 7) Don Landrum, L OBP: 0.424, SLG: 0.357 (9, 7) X	1-1 F9		3-1 F9		0-2 G3		1-1 3-1			5 0 0 0 0 0 5 0 0 0 0 0 0 0												
Ken Boyer, R OBP: 0.391, SLG: 0.511 (1, 5) X	0-1 BB 1-2 1B 1B		4-2 BB 1B 1B BB		2-3 K		1-3 K		1-1 1-3	4 2 1 0 1 2 0												
Gene Oliver, R OBP: 0.387, SLG: 0.469 (1, 2) X	4-1 1B 1-2 2-3 BB		0-0 1-2 1B 1B BB		1-1 F8		1-1 6-3		3-3 K	4 1 1 0 1 1 0												
Charlie James, R OBP: 0.400, SLG: 0.432 (1, 9) X	0-1 1-3 2-H 3-H 1B		4-2 1B 1-2 2-3 BB 1B		2-2 2B 1B		4-1 BLK WP BB		1-2 L8	3 3 2 2 2 0 0												
Bill White, L OBP: 0.346, SLG: 0.437 (1, 3) X	0-3 K		1-0 1B BB 1B 1B 1-3 2-H 3-H		2-2 1B 1B 2B 1-H		4-1 FC6-4 BB 1-H		4-1 BB	3 1 2 3 2 1 2												
Julio Gotay, R OBP: 0.388, SLG: 0.374 (1, 6) X		0-0 F7	2-0 F4		0-0 2B 1B		0-0 FC6-4		2-3 K	5 0 1 0 0 1 4												
Larry Jackson, R OBP: 0.321, SLG: 0.250 (1, 1) X		0-0 2B	4-1 1B 1B BB		1-0 F8		1-2 6-3		0-3 K	4 0 1 0 1 1 3												
Inning Stats	R: 2 E: 0 K: 1 S: 13	H: 3 LOB: 2 BB: 1 P: 19	R: 0 E: 0 K: 0 S: 7	H: 1 LOB: 1 BB: 0 P: 8	R: 4 E: 0 K: 0 S: 17	H: 4 LOB: 3 BB: 3 P: 37	R: 1 E: 0 K: 1 S: 15	H: 3 LOB: 2 BB: 0 P: 23	R: 0 E: 0 K: 0 S: 6	H: 0 LOB: 0 BB: 0 P: 9	R: 1 E: 0 K: 1 S: 8	H: 0 LOB: 1 BB: 2 P: 18	R: 0 E: 0 K: 0 S: 9	H: 1 LOB: 1 BB: 0 P: 12	R: 0 E: 0 K: 1 S: 8	H: 0 LOB: 0 BB: 0 P: 13	R: 0 E: 0 K: 2 S: 8	H: 0 LOB: 1 BB: 1 P: 14	1B: 9 2B: 3 3B: 0 HR: 0	SF: 0 SAC: 0 DP: 0 HBP: 0	WP: 2 PB: 0 SB: 0 CS: 0	PA: 46
PITCHER	IP WLS BF H R ER SO BB IBB HBP BLK WP HR S P ERA WHIP																					
Johnny Podres, L ERA: 4.42 (1, 1)	0.2 L 4 2 2 2 0 0 0 0 0 0 0 0 7 9 27.00 3.000																					
Stan Williams, R ERA: 6.33 (1, 1)	4.1 26 9 5 5 2 4 0 0 0 0 0 0 51 87 10.38 3.000																					
Larry Sherry, R ERA: 3.97 (6, 1)	2.0 9 1 1 1 1 2 0 0 0 1 1 0 17 30 4.50 1.500																					
Ed Roebuck, R ERA: 3.18 (8, 1)	2.0 7 0 0 0 3 1 0 0 0 0 0 0 16 27 0.00 0.500																					

St. Louis Cardinals @ Los Angeles Dodgers
Dodger Stadium, Los Angeles, CA
 Fri May 18 1962, 7:05 PM PDT
 Att: 38,951 - Unknown

AB	39
R	8
H	12
RBI	7
BB	7
SO	6
LOB	18



Batter	1	2	3	4	5	6	7	8	9	AB	R	H	RBI	BB	SO	LOB
Maury Wills, S OBP: 0.305, SLG: 0.293 (1, 6)	1-0 L7		0-1 4-3		2-2 L6		0-1 F8			4	0	0	1	0	0	4
Jim Gilliam, S OBP: 0.331, SLG: 0.310 (1, 5)	1-1 F6		0-0 G3		2-1 4-3		3-2 4-3			4	0	0	1	0	0	3
Willie Davis, L OBP: 0.382, SLG: 0.523 (1, 8)	1-0 F5			0-1 6-3	2-2 4-3			0-0 L8		4	0	0	0	0	0	1
Wally Moon, L OBP: 0.366, SLG: 0.345 (1, 3)		1-1 G3		3-3 K		2-2 4-3		1-1 F8		4	0	0	0	0	1	0
Tommy Davis, R OBP: 0.331, SLG: 0.574 (1, 7)		2-0 G4-6-3 1B		0-0 3B		1-1 E4		0-0 6-3		4	0	2	0	0	0	0
John Roseboro, L OBP: 0.385, SLG: 0.388 (1, 2)		1-2 G4-6-3 1-2f		1-2 F7		1-1 F8			0-1 3-1	4	0	0	0	0	0	3
Ron Fairly, L OBP: 0.377, SLG: 0.269 (1, 9)			2-2 1B 4-3 1B		0-0 1B 4-3 1B		1-0 F5		1-1 5-3 1B	4	2	3	0	0	0	1
Larry Burright, R OBP: 0.358, SLG: 0.571 (1, 4)			0-0 4-3 1B		0-1 1B 4-3 1B		0-0 1B		0-0 5-3	4	1	3	0	0	0	1
Johnny Podres, L OBP: 0.250, SLG: 0.316 (1, 1)			2-3 K		0-0 WP 4-3 1B		1-1 L9		2-2 F9	0	0	0	0	0	0	0
Stan Williams, R (1, 1)										1	0	0	0	0	1	2
Duke Snider, L OBP: 0.459, SLG: 0.586 (5, PH)										1	0	1	1	0	0	0
Larry Sherry, R OBP: 0.400, SLG: 0.400 (6, 1)										0	0	0	0	0	0	0
Tim Harkness, L OBP: 0.324, SLG: 0.387 (7, PH)										1	0	0	0	0	0	1
Ed Roebuck, R (8, 1)										0	0	0	0	0	0	0
Doug Camilli, R OBP: 0.524, SLG: 0.850 (9, PH)										1	0	0	0	0	0	1

Inning Stats	R: 0	H: 0	E: 0	K: 0	S: 4	R: 0	H: 1	E: 0	K: 0	S: 7	R: 1	H: 2	E: 0	K: 1	S: 12	R: 0	H: 1	E: 0	K: 1	S: 10	R: 2	H: 3	E: 0	K: 0	S: 14	R: 0	H: 0	E: 1	K: 0	S: 8	R: 0	H: 1	E: 0	K: 0	S: 9	R: 0	H: 0	E: 0	K: 0	S: 4	R: 0	H: 1	E: 0	K: 0	S: 8	R: 0	H: 1	E: 0	K: 0	S: 8	1B: 8	2B: 0	3B: 1	HR: 0	SF: 0	SAC: 0	DP: 1	HBP: 0	WP: 1	PB: 0	SB: 0	CS: 0	PA: 36
--------------	------	------	------	------	------	------	------	------	------	------	------	------	------	------	-------	------	------	------	------	-------	------	------	------	------	-------	------	------	------	------	------	------	------	------	------	------	------	------	------	------	------	------	------	------	------	------	------	------	------	------	------	-------	-------	-------	-------	-------	--------	-------	--------	-------	-------	-------	-------	--------


PITCHER	IP	WLS	BF	H	R	ER	SO	BB	IBB	HBP	BLK	WP	HR	S	P	ERA	WHIP
Larry Jackson, R ERA: 3.56 (1, 1)	9.0	W	36	9	3	3	2	0	0	0	0	1	0	76	109	3.00	1.000

BOTTOM

St. Louis Cardinals @ Los Angeles Dodgers
Dodger Stadium, Los Angeles, CA

Fri May 18 1962, 7:05 PM PDT
Att. 38,951 - Unknown

AB	36
R	3
H	9
RBI	3
BB	0
SO	2
LOB	17



Batter	1	2	3	4	5	6	7	8	9	AB R H RBI BB SO LOB	TOP											
Curt Flood, R (1, 8) OBP: 0.335, SLG: 0.483	2-2 6-3		0-0 F8	0-0 E8 1B		1-1 1B		2-3 K		5 0 2 1 0 1 0												
Red Schoendienst, S (1, 4) Alex Grammas, R (9, 4) OBP: 0.111, SLG: 0.111	1-2 L7		0-2 1B	0-3 K		0-0 F5			0-1 L7	5 0 1 0 0 1 2 0 0 0 0 0 0 0												
Stan Musial, L (1, 7) Don Landrum, L (9, PR) OBP: 0.424, SLG: 0.357	2-2 4-3		0-0 L8		1-1 E3 1B SF7		0-2 F7		0-1 BB SF8 1B	5 1 1 0 0 0 2 0 1 0 0 0 0 0												
Ken Boyer, R (1, 5) OBP: 0.391, SLG: 0.504		1-1 6-3		0-2 1B 1B		0-0 F4			4-0 SF8 BB E BB	4 2 1 0 1 0 1												
Bill White, L (1, 3) OBP: 0.360, SLG: 0.442		1-1 HBP		0-1 BB 1B		0-1 1B		1-1 3-1	4-1 S E BB	3 2 2 0 1 0 0												
Carl Sawatski, L (1, 2) Gene Oliver, R (9, PH) OBP: 0.383, SLG: 0.469		4-1 BB		4-2 1B FC6-2 BB		1-0 SF7		4-1 FC5-4 BB	0-0 SF8	0 0 0 1 3 0 0 0 0 0 1 0 0 0												
Julio Gotay, R (1, 6) OBP: 0.361, SLG: 0.366		0-0 F3		3-3 K		0-0 1B		1-1 FC5-4	2-1 E6 CS	5 0 1 0 0 1 6												
Doug Clemens, L (1, 9) OBP: 0.347, SLG: 0.311		3-3 K		3-1 FC6-2 1B		0-0 4-3			1-2 6-3	4 1 1 2 0 1 4												
Ray Sadecki, L (1, 1) OBP: 0.182, SLG: 0.182		0-1 4-3		0-2 FC6-2 1B E		0-0 F8			1-1 3-1	4 1 0 0 0 0 2												
Inning Stats	R: 0 E: 0 K: 0 S: 10	H: 0 LOB: 0 BB: 0 P: 15	R: 0 E: 0 K: 1 S: 8	H: 0 LOB: 2 BB: 1 P: 17	R: 0 E: 0 K: 0 S: 8	H: 1 LOB: 1 BB: 0 P: 8	R: 4 E: 1 K: 2 S: 20	H: 4 LOB: 1 BB: 1 P: 30	R: 1 E: 1 K: 0 S: 8	H: 2 LOB: 2 BB: 0 P: 10	R: 0 E: 0 K: 0 S: 7	H: 1 LOB: 1 BB: 0 P: 8	R: 0 E: 0 K: 0 S: 6	H: 0 LOB: 1 BB: 1 P: 12	R: 0 E: 0 K: 1 S: 8	H: 0 LOB: 0 BB: 0 P: 12	R: 3 E: 1 K: 0 S: 10	H: 1 LOB: 1 BB: 2 P: 21	1B: 9 2B: 0 3B: 0 HR: 0	SF: 2 SAC: 0 DP: 0 HBP: 1	WP: 0 PB: 0 SB: 2 CS: 1	PA: 44
PITCHER	IP WLS BF H R ER SO BB IBB HBP BLK WP HR S P ERA WHIP																					
Don Drysdale, R (1, 1) ERA: 3.69	4.2 L 25 7 5 3 3 2 0 1 0 0 0 0 53 79 5.79 1.929																					
Phil Ortega, R (5, 1) ERA: 5.68	2.1 9 1 0 0 0 1 0 0 0 0 0 0 14 21 0.00 0.857																					
Ron Perranoski, L (8, 1) ERA: 1.59	2.0 9 1 3 1 1 2 0 0 0 0 0 0 18 33 4.50 1.500																					

St. Louis Cardinals @ Los Angeles Dodgers
Dodger Stadium, Los Angeles, CA
 Sat May 19 1962, 7:05 PM PDT
 Att: 44,559 - Unknown

AB	35
R	8
H	9
RBI	5
BB	5
SO	4
LOB	17



Batter	1	2	3	4	5	6	7	8	9	AB	R	H	RBI	BB	SO	LOB	
Maury Wills, S OBP: 0.298, SLG: 0.286 (1, 6)	3-2 5-3	0-1 FC6-4			0-0 6-3		0-1 G5-4-3			4	0	0	0	0	0	3	
Jim Gilliam, S OBP: 0.329, SLG: 0.308 (1, 5)	0-1 F8		0-0 F8		2-1 F8			1-2 E6 1B		4	0	1	0	0	0	0	
Willie Davis, L OBP: 0.386, SLG: 0.523 (1, 8)	0-0 BLK 1B		1-1 1B		1-3 K			2-2 F3		4	0	2	0	0	1	1	
Tommy Davis, R OBP: 0.329, SLG: 0.566 (1, 7)	1-1 6-3		1-1 1B		1-1 6-3			0-0 6-3		4	0	1	0	0	0	2	
Frank Howard, R OBP: 0.322, SLG: 0.389 (1, 9)		1-1 F8	4-0 G6-4-3 IBB		4-0 FC4-6 BB			0-2 6-3		2	0	0	0	2	0	1	
Doug Camilli, R OBP: 0.480, SLG: 0.739 (1, 2)		4-2 BB 1B BB	0-0 G6-4-3		2-2 F8			2-2 F7		3	1	0	0	1	0	4	
Wally Moon, L OBP: 0.370, SLG: 0.344 (1, 3)		4-2 1B BB		2-2 4-3		1-2 FC4-6		2-1 F7		3	0	1	0	1	0	1	
Larry Burreight, R OBP: 0.368, SLG: 0.558 (1, 4)		2-1 FC6-4 1B		0-0 F8			4-0 FC6-4 BB		1-0 F7		3	0	1	1	1	0	1
Don Drysdale, R OBP: 0.375, SLG: 0.435 (1, 1)		0-3 K		0-0 F7			1-1 FC6-4		1-2 L7		2	0	0	0	0	1	2
Phil Ortega, R (5, 1)										0	0	0	0	0	0	0	
Lee Walls, R OBP: 0.375, SLG: 0.333 (7, PH)										1	0	0	0	0	0	1	
Ron Perranoski, L (8, 1)										0	0	0	0	0	0	0	
Andy Carey, R OBP: 0.362, SLG: 0.412 (9, PH)										1	0	0	0	0	0	1	

Inning Stats	R: 0	H: 1	E: 0	LOB: 1	K: 0	BB: 0	S: 8	R: 1	H: 1	E: 0	LOB: 2	K: 1	BB: 2	S: 13	R: 0	H: 2	E: 0	LOB: 2	K: 0	BB: 1	S: 6	R: 0	H: 0	E: 0	LOB: 0	K: 1	BB: 0	S: 6	R: 0	H: 0	E: 0	LOB: 1	K: 0	BB: 1	S: 8	R: 0	H: 0	E: 0	LOB: 0	K: 0	BB: 1	S: 4	R: 0	H: 1	E: 1	LOB: 1	K: 0	BB: 0	S: 12	R: 0	H: 1	E: 0	LOB: 1	K: 0	BB: 0	S: 10	1B: 6	SF: 0	2B: 0	SAC: 0	3B: 0	DP: 2	HR: 0	HBP: 0	WP: 0	PA: 36
--------------	------	------	------	--------	------	-------	------	------	------	------	--------	------	-------	-------	------	------	------	--------	------	-------	------	------	------	------	--------	------	-------	------	------	------	------	--------	------	-------	------	------	------	------	--------	------	-------	------	------	------	------	--------	------	-------	-------	------	------	------	--------	------	-------	-------	-------	-------	-------	--------	-------	-------	-------	--------	-------	--------

PITCHER	IP	WLS	BF	H	R	ER	SO	BB	IBB	HBP	BLK	WP	HR	S	P	ERA	WHIP
Ray Sadecki, L ERA: 6.67 (1, 1)	9.0	W	36	6	1	1	2	4	1	0	1	0	0	72	120	1.00	1.111

BOTTOM

St. Louis Cardinals @ Los Angeles Dodgers
Dodger Stadium, Los Angeles, CA
Sat May 19 1962, 7:05 PM PDT
Att. 44,559 - Unknown

livebaseballscorecards.com

AB	31
R	1
H	6
RBI	1
BB	5
SO	2
LOB	17



Batter	1	2	3	4	5	6	7	8	9	AB R H RBI BB SO LOB	TOP		
Curt Flood, R OBP: 0.331, SLG: 0.470 (1, 8) BB C B B C B B	4-1 F9 WP 1B BB		X 0-0 F7		C C C B B X 1-2 F4	0-1 FC5-4 1-2f		B B C C B X 2-1 6-3		4 1 0 0 1 0 1			
Red Schoendienst, S OBP: 0.368, SLG: 0.351 (1, 4) Julian Javier, R OBP: 0.290, SLG: 0.316 (7, 4) C F B B X	3-2 F9 1-3		F F X 0-2 1B 1B		X 0-0 G3		B B X 1-1 F8			4 1 1 0 0 0 1 0 0 0 0 0 0 0			
Doug Clemens, L OBP: 0.377, SLG: 0.347 (1, 9) B B C B X	3-1 BB 1B 1B		B B B C B X 3-1 1B 1-3 1B		B B C C B X 2-2 1B		B B X 1-1 G3			4 0 3 1 0 0 0			
Ken Boyer, R OBP: 0.394, SLG: 0.500 (1, 5) B B B B	3-H 4-0 1B 1-2 BB		X 0-0 1B 1-2 1B 3-H		X 0-0 F2		F X 0-1 6-3			3 0 1 1 1 0 1			
Bill White, L OBP: 0.364, SLG: 0.440 (1, 3) B X	1-0 1B 1-2 2-H		B B X 2-0 F7		C B B C B B 4-2 2B BB		B C X 1-1 6-3			3 1 1 0 1 0 2			
Carl Sawatski, L OBP: 0.525, SLG: 0.729 (1, 2) C S B B X	2-2 F6		S B F X 1-2 4-3		B B X 2-0 SH2-4 1-H SF8 2B		B B C C B B 3-3 K			4 1 1 1 0 1 4			
Charlie James, R OBP: 0.372, SLG: 0.400 (1, 7) X		0-0 L7		X C C B B X 0-2 F3		C B X 1-1 SH2-4		S C C B S 1-3 K		3 0 0 0 0 1 0			
Julio Gotay, R OBP: 0.357, SLG: 0.357 (1, 6) C C C X		0-2 4-3		X C C S 0-2 5-3		F B B B B 4-1 FC5-4 BB		F C C B S 1-3 K		3 0 0 0 1 1 0			
Curt Simmons, L OBP: 0.375, SLG: 0.350 (1, 1) C C C B B X		2-3 K		C C X 0-1 F7		C B B X 2-1 SF8		S X 0-1 3-1		3 0 0 1 0 1 0			
Inning Stats	R: 1 H: 2 E: 0 LOB: 2 K: 0 BB: 2 S: 10 P: 27	R: 0 H: 0 E: 0 LOB: 0 K: 1 BB: 0 S: 7 P: 9	R: 1 H: 3 E: 0 LOB: 2 K: 0 BB: 0 S: 11 P: 17	R: 0 H: 0 E: 0 LOB: 0 K: 0 BB: 0 S: 8 P: 8	R: 0 H: 1 E: 0 LOB: 1 K: 0 BB: 0 S: 8 P: 11	R: 2 H: 1 E: 0 LOB: 1 K: 0 BB: 2 S: 10 P: 23	R: 0 H: 0 E: 0 LOB: 0 K: 2 BB: 0 S: 9 P: 14	R: 0 H: 0 E: 0 LOB: 0 K: 1 BB: 0 S: 7 P: 10	1B: 6 SF: 1 2B: 1 SAC: 1 3B: 0 DP: 0 HR: 0 HBP: 0	WP: 1 PA: 37 PB: 0 SB: 0 CS: 0			
PITCHER	IP WLS BF H R ER SO BB IBB HBP BLK WP HR S P ERA WHIP											PITCHER	IP WLS BF H R ER SO BB IBB HBP BLK WP HR S P ERA WHIP
Joe Moeller, R ERA: 4.14 (1, 1)	5.0 L 22 6 2 2 1 2 0 0 0 0 1 0 44 72 3.60 1.600												
Phil Ortega, R ERA: 8.1 (6, 1)	0.1 4 1 2 2 0 2 0 0 0 0 0 0 6 17 54.00 9.000												
Ed Roebuck, R ERA: 2.96 (6, 1)	1.2 5 0 0 0 0 0 0 0 0 0 0 0 10 14 0.00 0.000												
Larry Sherry, R ERA: 3.65 (8, 1)	2.0 6 0 0 0 0 3 0 0 0 0 0 0 16 24 0.00 0.000												

St. Louis Cardinals @ Los Angeles Dodgers
Dodger Stadium, Los Angeles, CA
 Sun May 20 1962, 3:33 AM PDT
 Att. 38,474 - Unknown

AB	31
R	4
H	7
RBI	4
BB	4
SO	4
LOB	9



Batter	1	2	3	4	5	6	7	8	9	AB	R	H	RBI	BB	SO	LOB
Maury Wills, S OBP: 0.295, SLG: 0.279 (1, 6)	3-1 F9		0-0 6-3			4-1 1B BB	1-3 K		1-0 F8	4	1	0	0	1	1	3
Lee Walls, R OBP: 0.333, SLG: 0.290 (1, 3)	1-1 F7		3-2 F7			0-1 1B G6-4-3		1-0 5-3		4	1	0	0	0	0	1
Willie Davis, L OBP: 0.397, SLG: 0.530 (1, 8)	2-2 1B				0-1 F4	0-0 1B G6-4-3		0-1 FC5-4 1B		4	0	3	1	0	0	0
Tommy Davis, R OBP: 0.327, SLG: 0.554 (1, 7)	1-0 F8				1-1 4-3	0-0 1B G6-4-3		4-1 FC5-4 1B		3	0	0	0	1	0	2
Frank Howard, R OBP: 0.317, SLG: 0.379 (1, 9)					1-1 1-4-3	1-1 5-3		1-0 FC5-4		4	0	1	0	0	0	2
Andy Carey, R OBP: 0.355, SLG: 0.400 (1, 5)																
Tim Harkness, L OBP: 0.324, SLG: 0.387 (9, PR)																
John Roseboro, L OBP: 0.380, SLG: 0.373 (1, 2)																
Larry Burrett, R OBP: 0.393, SLG: 0.589 (1, 4)																
Joe Moeller, R OBP: 0.077, SLG: 0.077 (1, 1)																
Daryl Spencer, R OBP: 0.380, SLG: 0.375 (5, PH)																
Phil Ortega, R OBP: 0.327, SLG: 0.306 (6, 1)																
Ed Roebuck, R OBP: 0.440, SLG: 0.400 (6, 1)																
Jim Gilliam, S OBP: 0.327, SLG: 0.306 (7, PH)																
Larry Sherry, R OBP: 0.440, SLG: 0.400 (8, 1)																
Doug Camilli, R OBP: 0.462, SLG: 0.708 (9, PH)																


Inning Stats	R: 0	H: 1	E: 0	LOB: 1	K: 0	BB: 0	S: 9	R: 0	H: 1	E: 0	LOB: 1	K: 2	BB: 0	S: 12	R: 0	H: 0	E: 0	LOB: 0	K: 0	BB: 0	S: 6	R: 0	H: 0	E: 0	LOB: 0	K: 0	BB: 0	S: 6	R: 0	H: 1	E: 0	LOB: 1	K: 1	BB: 0	S: 9	R: 2	H: 1	E: 1	LOB: 0	K: 0	BB: 1	S: 7	R: 1	H: 1	E: 1	LOB: 1	K: 2	BB: 1	S: 11	R: 0	H: 1	E: 0	LOB: 1	K: 0	BB: 1	S: 5	R: 0	H: 2	E: 0	LOB: 2	K: 0	BB: 0	S: 8	1B: 7	SF: 0	2B: 1	SAC: 0	3B: 0	DP: 2	HR: 0	HBP: 0	WP: 0	PA: 37
PITCHER Curt Simmons, L ERA: 2.08 (1, 1)	IP	WLS	BF	H	R	ER	SO	BB	IBB	HBP	BLK	WP	HR	S	P	ERA	WHIP	IP	WLS	BF	H	R	ER	SO	BB	IBB	HBP	BLK	WP	HR	S	P	ERA	WHIP	IP	WLS	BF	H	R	ER	SO	BB	IBB	HBP	BLK	WP	HR	S	P	ERA	WHIP																						

BOTTOM

St. Louis Cardinals @ Los Angeles Dodgers
Dodger Stadium, Los Angeles, CA
 Sun May 20 1962, 3:33 AM PDT
 Att. 38,474 - Unknown

livebaseballscorecards.com

AB	34
R	3
H	8
RBI	1
BB	3
SO	5
LOB	16



Batter	1	2	3	4	5	6	7	8	9	AB R H RBI BB SO LOB	TOP
Harvey Kuenn, R (1, 7) OBP: 0.413, SLG: 0.438	2-3 K		1-0 F9			1-1 6-3		0-3 K		4 0 0 0 0 2 0	<p>San Francisco Giants @ Los Angeles Dodgers Dodger Stadium, Los Angeles, CA Mon May 21 1962, 7:05 PM PDT Att: 45,192 - Unknown</p>
Chuck Hiller, L (1, 4) OBP: 0.331, SLG: 0.313	0-3 K			1-3 K		0-3 K		1-1 F6		4 0 0 0 0 3 0	
Willie Mays, R (1, 8) OBP: 0.389, SLG: 0.552	1-1 5-3			0-0 E7		1-0 5-3		3-2 F2		4 0 0 0 0 0 0	
Orlando Cepeda, R (1, 3) OBP: 0.374, SLG: 0.618		3-2 1B		0-1 G5-4-3		2-2 HR		1-1 F6		4 1 2 1 0 0 1	
Manny Mota, R (1, 9) OBP: 0.269, SLG: 0.245		0-0 F9		3-2 L7		2-2 F8		0-0 L1		4 0 0 0 0 0 1	
Ed Bailey, L (1, 2) OBP: 0.387, SLG: 0.560		2-2 F9		0-0 F5		1-3 K		2-2 1-3		4 0 0 0 0 1 1	
Jose Pagan, R (1, 6) OBP: 0.314, SLG: 0.407		0-3 K		4-2 1B BB		1-1 1B 1B				2 0 1 0 1 1 1	
Jim Davenport, R (1, 5) OBP: 0.372, SLG: 0.481			0-1 F9		1-1 1-2 1B		0-2 1-2 1B			3 0 2 0 0 0 0	
Billy O'Dell, S (1, 1) OBP: 0.200, SLG: 0.130 Bob Nieman, R (7, PH) OBP: 0.200, SLG: 0.250 Bobby Bolin, R (7, 1) Don Larsen, R (7, 1) OBP: 0.333, SLG: 0.333			2-3 K		1-3 K		2-3 K			2 0 0 0 0 2 2 1 0 0 0 0 1 2 0 0 0 0 0 0 0 0 0 0 0 0 0 0	
Inning Stats	R: 0 E: 0 K: 2 S: 8 H: 0 LOB: 0 BB: 0 P: 11	R: 0 E: 0 K: 1 S: 13 H: 1 LOB: 1 BB: 0 P: 18	R: 0 E: 0 K: 1 S: 6 H: 0 LOB: 0 BB: 0 P: 9	R: 0 E: 1 K: 1 S: 6 H: 0 LOB: 0 BB: 0 P: 7	R: 0 E: 0 K: 1 S: 15 H: 1 LOB: 2 BB: 1 P: 24	R: 0 E: 0 K: 1 S: 6 H: 0 LOB: 0 BB: 0 P: 8	R: 1 E: 0 K: 2 S: 18 H: 3 LOB: 2 BB: 0 P: 26	R: 0 E: 0 K: 1 S: 10 H: 0 LOB: 0 BB: 0 P: 14	R: 0 E: 0 K: 0 S: 7 H: 0 LOB: 0 BB: 0 P: 10	1B: 4 2B: 0 3B: 0 HR: 1 SF: 0 SAC: 0 DP: 1 HBP: 0	WP: 0 PB: 0 SB: 0 CS: 0 PA: 33
PITCHER Sandy Koufax, L (1, 1) ERA: 2.8	IP: 9.0 WLS: W BF: 33 H: 5 R: 1 ER: 1 SO: 10 BB: 1 IBB: 0 HBP: 0 BLK: 0 WP: 0 HR: 1 S: 89 P: 127 ERA: 1.00 WHIP: 0.667										

AB	32
R	1
H	5
RBI	1
BB	1
SO	10
LOB	8



Batter	1	2	3	4	5	6	7	8	9
Maury Wills, S OBP: 0.293, SLG: 0.276 (1, 6) C B X	1-1 L4 ①		1-2 G3-6 ② 1-2f			3-2 L8 ①		2B 1B F4	
Jim Gilliam, S OBP: 0.319, SLG: 0.298 (1, 5) S X	0-1 F6 ②			0-2 F2 ①		1-0 E7 2B		3-2 F9 ① 1-2	
Willie Davis, L OBP: 0.400, SLG: 0.538 (1, 8) B B X	2-0 4-3 ③			0-0 HR 1B		0-0 F2 ②		0-1 S 1B 2B 2-H	
Tommy Davis, R OBP: 0.344, SLG: 0.596 (1, 7)		X 0-0 2B		2-0 HR 1-H		2-1 2B 2-H		4-2 1B BB 2-3	
Frank Howard, R OBP: 0.303, SLG: 0.361 (1, 9) Duke Snider, L OBP: 0.467, SLG: 0.593 (8, PH) Tim Harkness, L OBP: 0.324, SLG: 0.387 (9, 3)		2-2 6-3 ①		0-0 6-3 ②		1-3 K ③		2-1 1B 1B 1-2 3-H	
Lee Walls, R OBP: 0.316, SLG: 0.273 (1, 3) Ron Fairly, L OBP: 0.394, SLG: 0.283 (7, PH) (8, 3) (9, 9)		3-3 K ②		1-3 K ③			4-0 G5-4-3 1B BB	0-1 1B 1B 1-2 2-H	
John Roseboro, L OBP: 0.385, SLG: 0.372 (1, 2)		2-3 K ③			4-2 B3-6-4 BB		0-0 G5-4-3 1B 1-2	1-2 F8 ②	
Larry Burreight, R OBP: 0.385, SLG: 0.567 (1, 4)			1-3 K ①		1-3 K ①		3-1 G5-4-3 ② 1-2f 2-3	1-2 1B 1B 1-2 2-H	
Sandy Koufax, R OBP: 0.133, SLG: 0.071 (1, 1)			4-2 G3-6 BB		2-1 B3-6-4 ② ③ 1-2f		1-3 K ③	1-2 1B 1-3 2-H	

AB	R	H	RBI	BB	SO	LOB
5	1	1	0	0	0	3
4	1	0	0	0	0	1
4	2	2	1	0	0	1
3	2	3	3	1	0	0
3	0	0	0	0	1	2
1	1	1	1	0	0	0
0	0	0	0	0	0	0
2	0	0	0	0	2	1
1	1	1	1	1	0	0
3	0	1	0	1	1	3
4	0	1	1	0	2	3
3	0	1	1	1	1	2

BOTTOM

San Francisco Giants @ Los Angeles Dodgers
Dodger Stadium, Los Angeles, CA
 Mon May 21 1962, 7:05 PM PDT
 Att. 45,192 - Unknown

livebaseballscorecards.com

AB	33
R	8
H	11
RBI	8
BB	4
SO	7
LOB	16



1B: 7	SF: 0	WP: 0	PA: 37
2B: 3	SAC: 0	PB: 0	
3B: 0	DP: 3	SB: 2	
HR: 1	HBP: 0	CS: 0	

Inning Stats	R: 0	H: 0	E: 0	K: 5	S: 5	R: 0	H: 1	E: 0	K: 2	S: 14	R: 0	H: 0	E: 0	K: 1	S: 9	R: 2	H: 2	E: 0	K: 1	S: 10	R: 0	H: 0	E: 0	K: 1	S: 7	R: 1	H: 1	E: 1	K: 1	S: 12	R: 0	H: 1	E: 0	K: 1	S: 6	R: 5	H: 6	E: 0	K: 0	S: 24
	LOB: 0	BB: 0	P: 8	LOB: 1	BB: 0	P: 21	LOB: 0	BB: 1	P: 15	LOB: 0	BB: 0	P: 13	LOB: 0	BB: 1	P: 14	LOB: 1	BB: 0	P: 19	LOB: 1	BB: 1	P: 14	LOB: 2	BB: 1	P: 39	LOB: 1	BB: 1	P: 14	LOB: 1	BB: 1	P: 14	LOB: 2	BB: 1	P: 39	LOB: 2	BB: 1	P: 39				
PITCHER	IP	WLS	BF	H	R	ER	SO	BB	IBB	HBP	BLK	WP	HR	S	P	ERA	WHIP																							
Billy O'Dell, L ERA: 2.84 (1, 1)	6.0	L	23	4	3	2	6	2	0	0	0	0	1	57	90	3.00	1.000																							
Bobby Bolin, R ERA: 3.68 (7, 1)	0.0		2	1	0	0	0	1	0	0	0	0	0	1	5	∞	∞																							
Don Larsen, R ERA: 5.32 (7, 1)	2.0		12	6	5	5	1	1	0	0	0	0	0	29	48	22.50	3.500																							

Batter	1	2	3	4	5	6	7	8	9	AB R H RBI BB SO LOB	TOP											
Harvey Kuenn, R (1, 7) OBP: 0.416, SLG: 0.434	2-2 1B		2-1 F8		0-1 5-3			4-1 FC5-4 BB		3 0 1 0 1 0 1	<p>San Francisco Giants @ Los Angeles Dodgers Dodger Stadium, Los Angeles, CA Tue May 22 1962, 7:05 PM PDT Att: 46,636 - Unknown</p>											
Willie Mays, R (1, 8) OBP: 0.391, SLG: 0.554	3-2 F8		4-0 1-2 IBB			1-0 E 2B		0-0 FC5-4 L6-3		3 1 1 0 1 0 2												
Chuck Hiller, L (1, 4) OBP: 0.330, SLG: 0.311	0-0 F8		2-0 L7			0-0 E9 PB 2H 1B		1-1 L6-3		4 0 1 1 0 0 4												
Orlando Cepeda, R (1, 3) OBP: 0.371, SLG: 0.609	0-1 F8			0-1 F7		3-2 F8		1-1 G6-3 1B		4 0 1 0 0 0 2												
Matty Alou, L (1, 9) OBP: 0.324, SLG: 0.303		3-2 F3		4-1 S BB		0-1 F3		1-0 G6-3 1B		3 0 1 0 1 0 1												
Jose Pagan, R (1, 6) OBP: 0.307, SLG: 0.396		1-0 F3		1-3 K 1-2		2-1 6-3 2-3		1-2 G6-3 1-2f 2-3		4 0 0 0 0 1 4												
Tom Haller, L (1, 2) OBP: 0.364, SLG: 0.486		0-3 K		2-1 F5		0-3 K		2-1 G3		3 0 0 0 0 2 1												
Stu Miller, R (7, 1) OBP: 0.500, SLG: 0.500										0 0 0 0 0 0 0												
Willie McCovey, L (9, PH) OBP: 0.474, SLG: 0.806										1 0 0 0 0 0 1												
Jim Davenport, R (1, 5) OBP: 0.385, SLG: 0.471			0-1 5-3		0-1 4-3		2-3 K			3 0 0 0 0 1 0												
Jack Sanford, R (1, 1) OBP: 0.240, SLG: 0.217			4-1 BLK BB		0-3 K		1-0 4-3			1 0 0 0 1 1 0												
Ed Bailey, L (7, PH) OBP: 0.384, SLG: 0.554										1 0 0 0 0 0 0												
Inning Stats	R: 0 E: 0 K: 0 S: 9	H: 1 LOB: 1 BB: 0 P: 14	R: 0 E: 0 K: 1 S: 7	H: 0 LOB: 0 BB: 0 P: 11	R: 0 E: 0 K: 0 S: 6	H: 0 LOB: 2 BB: 2 P: 18	R: 0 E: 0 K: 1 S: 8	H: 0 LOB: 1 BB: 1 P: 15	R: 0 E: 0 K: 1 S: 7	H: 0 LOB: 0 BB: 0 P: 7	R: 1 E: 1 K: 0 S: 9	H: 2 LOB: 1 BB: 0 P: 15	R: 0 E: 0 K: 2 S: 7	H: 0 LOB: 0 BB: 0 P: 10	R: 0 E: 0 K: 0 S: 4	H: 0 LOB: 0 BB: 1 P: 9	R: 0 E: 0 K: 0 S: 8	H: 2 LOB: 1 BB: 0 P: 13	1B: 4 2B: 2 3B: 0 HR: 0	SF: 0 SAC: 0 DP: 2 HBP: 0	WP: 0 PB: 1 SB: 1 CS: 0	PA: 34
PITCHER	IP WLS BF H R ER SO BB IBB HBP BLK WP HR S P ERA WHIP																					
Stan Williams, R (1, 1) ERA: 5.14	8.0 W 32 5 1 1 5 3 1 0 1 0 0 60 104 1.12 1.000																					
Larry Sherry, R (9, 1) ERA: 3.51	1.0 S 2 0 0 0 0 0 0 0 0 0 0 5 8 0.00 0.000																					

livebaseballscorecards.com

AB	30
R	1
H	5
RBI	1
BB	4
SO	5
LOB	16



Batter	1	2	3	4	5	6	7	8	9	AB R H RBI BB SO LOB	TOP											
Richie Ashburn, L (1, 8) OBP: 0.426, SLG: 0.378	2-2 F6			1-1 1B 3B		0-3 K2-3			2-2 G3	4 1 1 0 0 1 0	New York Mets @ Los Angeles Dodgers Dodger Stadium, Los Angeles, CA Wed May 23 1962, 7:05 PM PDT Att: 19,885 - Unknown livebaseballscorecards.com											
Elio Chacon, R (1, 6) OBP: 0.369, SLG: 0.302	0-1 F5			2-1 F2			0-1 B5-3	2-2 G6-4-3 1B	4 0 1 0 0 0 1													
Joe Christopher, R (1, 9) OBP: 0.167, SLG: 0.250	1-3 K			0-0 CS 1B			1-1 F8	2-2 G6-4-3 1-2f	4 0 1 1 0 1 1													
Frank Thomas, R (1, 7) OBP: 0.380, SLG: 0.657		1-2 F4		0-0 F7			3-0 BB 1B		3 0 1 0 0 0 1													
Ed Bouchee, L (1, 3) OBP: 0.368, SLG: 0.379		0-1 E1 G1-6-3		2-1 CS 1-2	0-0 G3		4-1 BB		2 0 0 0 1 0 0													
Charlie Neal, R (1, 4) OBP: 0.343, SLG: 0.417		1-0 G1-6-3 1-2f			3-3 K		1-3 K		3 0 0 0 0 2 3													
Sammy Taylor, L (1, 2) OBP: 0.282, SLG: 0.226			1-1 1-6-3		3-2 1-6-3			1-0 F9	3 0 0 0 0 0 0													
Felix Mantilla, R (1, 5) OBP: 0.355, SLG: 0.398			1-3 K			0-3 K		1-2 1-3	3 0 0 0 0 2 0													
Roger Craig, R (1, 1) OBP: 0.167, SLG: 0.250			1-1 4-3			1-3 K		0-0 1-3	3 0 0 0 0 1 0													
Inning Stats	R: 0 E: 0 K: 1 S: 9	H: 0 LOB: 0 BB: 0 P: 12	R: 0 E: 1 K: 0 S: 6	H: 0 LOB: 0 BB: 0 P: 8	R: 0 E: 0 K: 1 S: 7	H: 0 LOB: 0 BB: 0 P: 10	R: 1 E: 0 K: 0 S: 7	H: 2 LOB: 0 BB: 0 P: 12	R: 0 E: 0 K: 1 S: 9	H: 0 LOB: 0 BB: 0 P: 15	R: 0 E: 0 K: 3 S: 10	H: 0 LOB: 0 BB: 0 P: 11	R: 0 E: 0 K: 1 S: 10	H: 1 LOB: 2 BB: 1 P: 19	R: 0 E: 0 K: 0 S: 5	H: 0 LOB: 0 BB: 0 P: 7	R: 0 E: 0 K: 0 S: 9	H: 1 LOB: 0 BB: 0 P: 15	1B: 3 2B: 0 3B: 1 HR: 0	SF: 0 SAC: 0 DP: 2 HBP: 0	WP: 0 PB: 0 SB: 0 CS: 1	PA: 31
PITCHER Don Drysdale, R (1, 1) ERA: 3.36	IP: 9.0 WLS: W BF: 30 H: 4 R: 1 ER: 1 SO: 7 BB: 1 IBB: 0 HBP: 0 BLK: 0 WP: 0 HR: 0 S: 72 P: 109 ERA: 1.00 WHIP: 0.556											PITCHER	IP: 9.0 WLS: W BF: 30 H: 4 R: 1 ER: 1 SO: 7 BB: 1 IBB: 0 HBP: 0 BLK: 0 WP: 0 HR: 0 S: 72 P: 109 ERA: 1.00 WHIP: 0.556									



Batter	1	2	3	4	5	6	7	8	9	AB R H RBI BB SO LOB	TOP											
Jim Hickman, R (1, 9) OBP: 0.366, SLG: 0.482 BB	4-1 BB		2-1 F4		2-3 K			0-3 K		3 0 0 0 1 2 0	New York Mets @ Los Angeles Dodgers Dodger Stadium, Los Angeles, CA Thu May 24 1962, 7:05 PM PDT Att. 17,448 - Unknown livebaseballscorecards.com											
Elio Chacon, R (1, 6) OBP: 0.355, SLG: 0.289 K	1-3 K		0-2 E5 HR		2-2 F8			1-0 5-3		4 1 0 0 0 1 1												
Joe Christopher, R (1, 8) OBP: 0.133, SLG: 0.200 Richie Ashburn, L (9, PH) OBP: 0.436, SLG: 0.378 F8	2-0 F8		0-0 F4			2-2 5-3		4-2 FC1-6 BB	3 0 0 0 0 0 2 0 0 0 0 1 0 0													
Frank Thomas, R (1, 7) OBP: 0.377, SLG: 0.667 Rod Kanehl, R (9, PR) OBP: 0.375, SLG: 0.400 5-3	1-2 5-3		0-1 HR			0-3 K		1-2 FC1-6 G5-4-3	4 1 1 2 0 1 2 0 0 0 0 0 0 0													
Gil Hodges, R (1, 3) OBP: 0.377, SLG: 0.541 6-3		1-1 6-3	1-1 1B			1-1 6-3		1-2 G5-4-3	4 0 1 0 0 0 1													
Charlie Neal, R (1, 4) OBP: 0.343, SLG: 0.415 FC5-4 1B		0-1 FC5-4 1B		0-1 L4			1-0 F4		3 0 1 0 0 0 0													
Felix Mantilla, R (1, 5) OBP: 0.347, SLG: 0.387 FC5-4 1B		2-1 FC5-4 1B		2-0 F2			0-0 F8		3 0 0 0 0 0 1													
Harry Chiti, R (1, 2) OBP: 0.400, SLG: 0.389 1B		0-1 1B		1-3 K			1-1 6-3		3 0 1 0 0 1 0													
Bob Miller, R (1, 1) OBP: 0.200, SLG: 0.200 Craig Anderson, R (7, 1) 5-3		0-0 5-3		2-3 K			1-0 F8		2 0 0 0 0 1 2 1 0 0 0 0 0 0													
Inning Stats	R: 0 E: 0 K: 1 S: 8	H: 0 LOB: 1 BB: 1 P: 16	R: 0 E: 0 K: 0 S: 9	H: 2 LOB: 2 BB: 0 P: 12	R: 2 E: 1 K: 0 S: 10	H: 2 LOB: 1 BB: 0 P: 13	R: 0 E: 0 K: 1 S: 6	H: 0 LOB: 0 BB: 0 P: 9	R: 0 E: 0 K: 2 S: 10	H: 0 LOB: 0 BB: 0 P: 16	R: 0 E: 0 K: 1 S: 9	H: 0 LOB: 0 BB: 0 P: 12	R: 0 E: 0 K: 0 S: 4	H: 0 LOB: 0 BB: 0 P: 6	R: 0 E: 0 K: 1 S: 5	H: 0 LOB: 0 BB: 0 P: 7	R: 0 E: 0 K: 0 S: 13	H: 0 LOB: 1 BB: 1 P: 19	1B: 3 2B: 0 3B: 0 HR: 1	SF: 0 SAC: 0 DP: 1 HBP: 0	WP: 0 PB: 0 SB: 0 CS: 0	PA: 32
PITCHER Johnny Podres, L (1, 1) ERA: 3.94 Larry Sherry, R (8, 1) ERA: 3.25	IP: 7.0 WLS: 2 BF: 26 H: 4 R: 2 ER: 0 SO: 5 BB: 1 IBB: 0 HBP: 0 BLK: 0 WP: 0 HR: 1 S: 56 P: 84 ERA: 0.00 WHIP: 0.714	IP: 2.0 WLS: 6 BF: 6 H: 0 R: 0 ER: 0 SO: 1 BB: 1 IBB: 0 HBP: 0 BLK: 0 WP: 0 HR: 0 S: 18 P: 26 ERA: 0.00 WHIP: 0.500	PITCHER IP WLS BF H R ER SO BB IBB HBP BLK WP HR S P ERA WHIP																			



Batter	1	2	3	4	5	6	7	8	9	AB	R	H	RBI	BB	SO	LOB
Maury Wills, S OBP: 0.290, SLG: 0.271 (1, 6)	4-1 CS BB		0-2 F7		2-3 K		0-0 FC4-6 1-2f			3	0	0	0	1	1	2
Jim Gilliam, S OBP: 0.354, SLG: 0.323 (1, 5)	3-2 4-3 1-2		2-1 6-3			4-1 8-6 SH1-3 BB		4-0 SH1-3 1B BB		2	1	0	0	2	0	1
Willie Davis, L OBP: 0.400, SLG: 0.523 (1, 8)	4-2 BB			0-0 G3		0-0 SH1-3 1-2		1-1 SH1-3 1-2		1	0	0	0	1	0	0
Tommy Davis, R OBP: 0.337, SLG: 0.586 (1, 7)	0-0 F9			1-3 K		0-0 8-6 2-3f		3-3 K		4	0	0	0	0	2	3
Ron Fairly, L OBP: 0.422, SLG: 0.311 (1, 3) (9, 9)		0-0 6-3		0-1 1B 1B		0-0 E4 1B 1B		4-0 1B 1B IBB		3	2	1	0	1	0	0
Frank Howard, R OBP: 0.338, SLG: 0.449 Tim Harkness, L OBP: 0.324, SLG: 0.387 (8, PR) (9, 3)		2-1 HR		1-1 1-2 1B		0-1 F6		0-0 1B FC5-2 1B		4	1	3	2	0	0	1
John Roseboro, L OBP: 0.374, SLG: 0.361 (1, 2)		3-2 4-3		1-3 K		2-0 1B 1B		1-2 1-3 2-H 1B		4	0	2	1	0	1	2
Larry Burreight, R OBP: 0.347, SLG: 0.500 (1, 4)		0-2 6-3		0-2 L6		0-0 F9		1-0 FC5-2 1-2 3-H		4	0	0	0	0	0	4
Johnny Podres, L OBP: 0.227, SLG: 0.286 Wally Moon, L OBP: 0.374, SLG: 0.350 Duke Snider, L OBP: 0.456, SLG: 0.565 Larry Sherry, R OBP: 0.400, SLG: 0.400 (1, 1) (7, PH) (7, PR) (8, 1)			3-2 6-3		0-2 B1-3		2-0 FC4-6 1-2 2-H 1B			2	0	0	0	0	0	0

Inning Stats	R: 0	H: 0	E: 0	K: 0	S: 9	R: 1	H: 1	E: 0	K: 0	S: 9	R: 0	H: 0	E: 0	K: 0	S: 8	R: 0	H: 2	E: 0	K: 2	S: 11	R: 0	H: 0	E: 0	K: 1	S: 10	R: 0	H: 0	E: 0	K: 0	S: 3	R: 1	H: 2	E: 1	K: 0	S: 7	R: 2	H: 2	E: 0	K: 1	S: 10
	LOB: 1	BB: 2	LOB: 0	BB: 0	P: 20	LOB: 0	BB: 0	LOB: 0	BB: 0	P: 14	LOB: 2	BB: 0	LOB: 0	BB: 0	P: 13	LOB: 0	LOB: 0	LOB: 0	BB: 1	P: 7	LOB: 2	BB: 0	LOB: 2	BB: 2	LOB: 2	BB: 2	LOB: 2	BB: 2	LOB: 0	LOB: 0	LOB: 0	LOB: 0	LOB: 0	LOB: 0	SF: 0	SAC: 2	DP: 1	HBP: 0		

PITCHER	IP	WLS	BF	H	R	ER	SO	BB	IBB	HBP	BLK	WP	HR	S	P	ERA	WHIP
Bob Miller, R ERA: 4.68 (1, 1)	6.2		27	5	2	1	3	3	0	0	0	0	1	56	90	1.35	1.200
Craig Anderson, R ERA: 3.0 (7, 1)	1.1	L	8	2	2	2	1	1	1	0	0	0	0	11	25	13.50	2.250

BOTTOM

New York Mets @ Los Angeles Dodgers
Dodger Stadium, Los Angeles, CA

Thu May 24 1962, 7:05 PM PDT
Att. 17,448 - Unknown

AB	28
R	4
H	7
RBI	4
BB	5
SO	4
LOB	13

livebaseballscorecards.com

WP	PA	ERA	WHIP
0	35		
0			
0			
1			

Batter	1	2	3	4	5	6	7	8	9	AB R H RBI BB SO LOB	TOP	
Richie Ashburn, L (1, 8) OBP: 0.483, SLG: 0.404	4-2 F B G6-4-3 BB		1-0 E9 1-3 1B		4-1 G6-4-3 BB		0-1 FC6-4 1B	4-0 BB 1-2 BB		2 1 2 0 3 0 0		
Joe Christopher, R (1, 9) OBP: 0.100, SLG: 0.150	0-1 G6-4-3 1-2f		2-0 1-3		0-1 G6-4-3 1-2f		3-2 FC6-4 1-2f	2-2 4-3		5 0 0 1 0 0 5		
Cliff Cook, R (1, 5) OBP: 0.286, SLG: 0.450	1-3 K		1-0 L8		2-1 HR		1-3 K		0-1 WP 1B 2B	5 2 2 1 0 2 1		
Frank Thomas, R (1, 7) OBP: 0.386, SLG: 0.704		0-0 BB 1B		0-0 1B 3B		1-1 F2		0-0 HR	0-0 E5 WP 1B	4 2 3 1 0 0 0 1 1 0 0 0 0 1		
Rod Kanehl, R (8, 7) OBP: 0.353, SLG: 0.375												
Mary Throneberry, L (1, 3) OBP: 0.290, SLG: 0.083	1-3 K		2-2 F1		0-0 F8		4-2 FC6-4 BB	1-3 K		4 0 0 0 1 2 4		
Charlie Neal, R (1, 4) OBP: 0.331, SLG: 0.400	1-2 F7		1-0 F7		0-1 L8		2-2 FC6-4 1-2f 3B	2-2 5-3		5 1 0 0 0 0 5		
Elio Chacon, R (1, 6) OBP: 0.361, SLG: 0.289	4-2 BB 1B		1-2 BB 1B		2-0 2B		0-0 1B 3B	1-0 1B		0 0 0 0 1 0 0 4 1 4 4 0 0 0		
Felix Mantilla, R (3, 6) OBP: 0.367, SLG: 0.435	1-2 BB		3-H 1B		0-0 F6		1-0 BB 1B	2-H 3-H 1B				
Hobie Landrith, L (1, 2) OBP: 0.452, SLG: 0.529	1-3 K		4-2 BB 1B		0-0 F6		3-H 1B	1-2 1B		4 0 2 1 1 1 3		
Al Jackson, L (1, 1)			2-3 K		2-1 F7		0-0 F7	0-3 K	1-2 F7	1 0 0 0 0 0 1 0 0 0 0 0 0 0 0 0 1 0 0 0 0 0 0 2 0 0 0 0 0 0 0 0 0 0 0 0 0 0 0 0 1 0 0 0 0 0 0 0 1 0 0 0 0 0 1 1 1 0 0 0 0 0 0 2		
Bob Moorhead, R (3, 1)												
Ed Bouchea, L (4, PH) OBP: 0.394, SLG: 0.373												
Ken MacKenzie, R (4, 1)												
Dave Hillman, R (6, 1)												
Jim Hickman, R (7, PH) OBP: 0.363, SLG: 0.477												
Vinegar Bend Mizell, R (7, 1) OBP: 0.250, SLG: 0.182												
Sammy Taylor, L (9, PH) OBP: 0.276, SLG: 0.222												
Inning Stats	R: 0 H: 0 E: 0 LOB: 0 K: 1 BB: 1 S: 12 P: 17	R: 0 H: 1 E: 0 LOB: 2 K: 2 BB: 1 S: 14 P: 21	R: 1 H: 1 E: 1 LOB: 0 K: 1 BB: 0 S: 6 P: 12	R: 1 H: 2 E: 0 LOB: 2 K: 0 BB: 1 S: 12 P: 22	R: 1 H: 1 E: 0 LOB: 0 K: 0 BB: 1 S: 7 P: 14	R: 0 H: 1 E: 0 LOB: 1 K: 0 BB: 0 S: 5 P: 7	R: 0 H: 1 E: 0 LOB: 1 K: 1 BB: 0 S: 9 P: 13	R: 3 H: 3 E: 0 LOB: 2 K: 1 BB: 2 S: 14 P: 27	R: 2 H: 3 E: 1 LOB: 2 K: 1 BB: 0 S: 15 P: 21	1B: 7 SF: 0 2B: 2 SAC: 0 3B: 2 DP: 2 HR: 2 HBP: 0	WP: 1 PA: 45 PB: 0 SB: 0 CS: 0	
PITCHER	IP WLS BF H R ER SO BB IBB HBP BLK WP HR S P ERA WHIP											
Joe Moeller, R (1, 1) ERA: 4.4	8.0 W 38 10 6 5 6 6 0 0 0 0 0 2 79 133 5.62 2.000											
Ed Roebuck, R (9, 1) ERA: 2.84	1.0 S 7 3 2 0 1 0 0 0 0 0 1 0 15 21 0.00 3.000											

New York Mets @ Los Angeles Dodgers
 Dodger Stadium, Los Angeles, CA
 Fri May 25 1962, 7:05 PM PDT
 Att. 26,907 - Unknown

AB	39
R	8
H	13
RBI	8
BB	6
SO	7
LOB	24



Batter	1	2	3	4	5	6	7	8	9	AB	R	H	RBI	BB	SO	LOB
Maury Wills, S OBP: 0.302, SLG: 0.285 Daryl Spencer, R OBP: 0.383, SLG: 0.367	2-2 S 3B 1B		2-2 FC6-4 S 1B	2-1 CS 1B		1-1 1B		2-3 K		5	3	4	0	0	0	1
Jim Gilliam, S OBP: 0.352, SLG: 0.317 Andy Carey, R OBP: 0.359, SLG: 0.393	3-2 F9 1B		4-0 1B 1B BB	1-1 F9 1B		F9 1B		4-0 BB		3	1	0	0	1	0	3
Willie Davis, L OBP: 0.404, SLG: 0.519	2-3 K 1-2		1-2 SAFE 1B 2B 1B	0-1 6-3 1-2		4-2 1B 1-2 E BB	1-1 1B SF8 1B	1-1 L8		5	3	2	1	1	1	3
Tommy Davis, R OBP: 0.348, SLG: 0.601	3-2 3B 2-H		3-2 2B 1B 1-3 2-H		1-1 4-3 1-1	1-2 E 1B 1-3 2-H	0-1 1B 1B 1-3	2-0 F9		6	3	4	3	0	0	1
Frank Howard, R OBP: 0.342, SLG: 0.437	2-0 5-3		1-0 F4		4-2 1B 2B BB	4-0 E HR BB 1-2	3-1 SF8			2	2	0	1	2	0	3
Ron Fairly, L OBP: 0.432, SLG: 0.348		1-1 L8	0-0 2B 2B 1-H 3-H		2-2 2B 1B FC1-5-2 1-2	2-2 E3 HR 1-3 2-H 3-H	2-2 1B 1B 1-3			5	3	3	3	0	0	1
Larry Burright, R OBP: 0.383, SLG: 0.554		3-3 K	4-0 2B BB		0-0 2B 1-3 2-H	3-2 HR 1-H 3-H	2-3 K			4	2	2	4	1	2	2
Norm Sherry, R OBP: 0.293, SLG: 0.243		3-2 4-3	1-1 2B 1-H 2-H		3-2 FC1-5-2 2B	2-0 1B HBP	0-1 1B			4	0	2	4	0	0	2
Joe Moeller, R OBP: 0.111, SLG: 0.111 Ed Roebuck, R					0-2 L9	1-3 K	0-3 K			5	0	1	0	0	2	5
										0	0	0	0	0	0	0

Inning Stats	R: 1	H: 2	E: 0	K: 1	S: 16	L: 1	LOB: 1	BB: 0	P: 28	R: 0	H: 0	E: 0	K: 1	S: 9	R: 6	H: 5	E: 0	K: 0	S: 16	R: 0	H: 1	E: 0	K: 0	S: 6	R: 1	H: 2	E: 0	K: 0	S: 14	R: 6	H: 4	E: 1	K: 2	S: 27	R: 3	H: 4	E: 0	K: 2	S: 17	R: 0	H: 0	E: 0	K: 1	S: 6	L: 0	LOB: 1	BB: 1	P: 15
--------------	------	------	------	------	-------	------	--------	-------	-------	------	------	------	------	------	------	------	------	------	-------	------	------	------	------	------	------	------	------	------	-------	------	------	------	------	-------	------	------	------	------	-------	------	------	------	------	------	------	--------	-------	-------

PITCHER	IP	WLS	BF	H	R	ER	SO	BB	IBB	HBP	BLK	WP	HR	S	P	ERA	WHIP
Al Jackson, L ERA: 5.8	(1, 1)	2.1	L	13	5	5	2	1	0	0	0	0	0	36	65	19.29	2.571
Bob Moorhead, R ERA: 4.94	(3, 1)	0.2		5	2	2	0	1	0	0	0	0	0	5	11	27.00	4.500
Ken Mackenzie, L ERA: 5.32	(4, 1)	2.1		13	5	4	0	2	0	0	0	0	0	30	50	15.43	3.000
Dave Hillman, R ERA: 7.3	(6, 1)	0.2		7	2	3	2	1	0	1	0	0	1	17	31	27.00	4.500
Vinegar Bend Mizell, L ERA: 4.85	(7, 1)	2.0		11	4	3	3	1	0	0	0	0	0	23	40	13.50	2.500

BOTTOM

New York Mets @ Los Angeles Dodgers
Dodger Stadium, Los Angeles, CA
 Fri May 25 1962, 7:05 PM PDT
 Att. 26,907 - Unknown

AB	41
R	17
H	18
RBI	16
BB	6
SO	7
LOB	23

WP: 0 PA: 49
 PB: 0
 SB: 3
 CS: 1



PITCHER	IP	WLS	BF	H	R	ER	SO	BB	IBB	HBP	BLK	WP	HR	S	P	ERA	WHIP
---------	----	-----	----	---	---	----	----	----	-----	-----	-----	----	----	---	---	-----	------

Batter	1	2	3	4	5	6	7	8	9	AB	R	H	RBI	BB	SO	LOB
Maury Wills, S OBP: 0.300, SLG: 0.279 (1, 6)	4-2 1-3 BB 2B BB	1-0 5-3	2-2 3-1			0-1 6-3	0-1 4-3			4	1	0	0	1	0	5
Jim Gilliam, S OBP: 0.358, SLG: 0.323 (1, 5) (8, 4)	4-0 1-3 BB 2B BB	4-1 BB		1-1 B5		0-0 2B		2-1 1-3		3	1	1	0	2	0	0
Willie Davis, L OBP: 0.397, SLG: 0.529 (1, 8)	0-1 1-3 1-2 2-3	1-2 4-3		2-0 F8		1-0 L8		2-2 HR		5	1	1	1	0	0	4
Tommy Davis, R OBP: 0.361, SLG: 0.610 (1, 7)	3-1 BB 2B 2-H 3-H		4-1 1B 1B BB	0-1 5-3			3-2 SH3-4 1B 1B	0-1 CS 1B		4	2	3	2	1	0	0
Frank Howard, R OBP: 0.349, SLG: 0.432 Tim Harkness, L OBP: 0.343, SLG: 0.387 (1, 9) (8, 3)	1-2 5-3		1-0 1B 1-3 1B		0-2 F4		4-2 SH3-4 1B BB	4-1 BB		3	1	1	0	1	0	1
Ron Fairly, L OBP: 0.446, SLG: 0.353 (1, 3) (8, 9)	3-0 BB HBP		3-2 1-3 3-H 1B		4-2 BB		0-0 SH3-4 1-2 2-3	2-2 F7		2	0	1	1	1	0	1
Larry Burright, R OBP: 0.361, SLG: 0.539 Wally Moon, L OBP: 0.378, SLG: 0.355 Andy Carey, R OBP: 0.359, SLG: 0.393 (1, 4) (7, PH) (7, PR) (8, 5)	4-2 BB BB		3-2 F3		0-2 F9		1-1 1B 1B 3-H			2	0	0	0	1	0	3
Doug Camilli, R OBP: 0.448, SLG: 0.654 John Roseboro, L OBP: 0.371, SLG: 0.357 (1, 2) (7, PH) (8, 2)	2-3 K		4-2 1-2 BB		0-0 5-3		2-1 F3			2	0	0	0	1	1	4
Sandy Koufax, R OBP: 0.147, SLG: 0.094 (1, 1)		2-3 K	3-3 K		0-3 K		2-1 1-3 2-H 1B			1	0	1	1	0	3	3


Inning Stats	R: 2	H: 1	E: 0	LOB: 3	K: 1	S: 15	P: 36	R: 0	H: 0	E: 0	LOB: 1	K: 1	S: 8	P: 16	R: 1	H: 2	E: 0	LOB: 3	K: 1	S: 18	P: 38	R: 0	H: 0	E: 0	LOB: 0	K: 0	S: 5	P: 8	R: 0	H: 0	E: 0	LOB: 1	K: 0	S: 12	P: 16	R: 0	H: 1	E: 0	LOB: 1	K: 1	S: 7	P: 8	R: 2	H: 3	E: 0	LOB: 2	K: 0	S: 14	P: 26	R: 1	H: 2	E: 0	LOB: 1	K: 0	S: 12	P: 22
PITCHER	IP	WLS	BF	H	R	ER	SO	BB	IBB	HBP	BLK	WP	HR	S	P	ERA	WHIP																																							
Dennis Bennett, L ERA: 8.56 (1, 1)	2.1		17	3	3	3	2	6	0	1	0	0	0	35	79	11.57	3.857																																							
Dallas Green, R ERA: 3.86 (3, 1)	5.2	L	25	6	3	3	2	3	0	0	0	0	1	56	91	4.76	1.588																																							

BOTTOM

Philadelphia Phillies @ Los Angeles Dodgers
 Dodger Stadium, Los Angeles, CA
 Sat May 26 1962, 3:33 AM PDT
 Att. 18,071 - Unknown

AB	31
R	6
H	9
RBI	6
BB	9
SO	4
LOB	23

WP: 0 PA: 42
 PB: 0
 SB: 0
 CS: 1



livebaseballscorecards.com

Batter	1	2	3	4	5	6	7	8	9	AB R H RBI BB SO LOB	TOP		
Tony Taylor, R (1, 4) OBP: 0.359, SLG: 0.369	2-1 F8 4-3 1B		2-2 4-3		3-2 L8			0-0 F7	1-1 2B	5 0 2 0 0 0 2			
Johnny Callison, L (1, 9) OBP: 0.372, SLG: 0.543 Don Demeter, R (9, PH) OBP: 0.351, SLG: 0.515	1-0 4-3		2-2 F7			0-2 F7		3-2 F7	0-2 F2	4 0 0 0 0 0 3 1 0 0 0 0 0 2			
Tony Gonzalez, L (1, 8) OBP: 0.412, SLG: 0.530	4-1 F8 BB			1-0 6-3 2B		0-0 1-3		4-0 BB		2 0 1 0 2 0 0			
Roy Sievers, R (1, 3) OBP: 0.302, SLG: 0.264	3-1 F8			0-3 K		0-1 1B		1-1 F9		4 0 1 0 0 1 6			
Clay Dalrymple, L (1, 2) OBP: 0.406, SLG: 0.471	2-2 F8			1-2 6-3		1-2 4-3			4-0 FC5-4 BB	3 0 0 0 1 0 4			
Ted Savage, R (1, 7) OBP: 0.372, SLG: 0.436		0-0 6-3		2-2 1-3			4-1 G4-6-3 BB		0-0 FC5-4 FC3-6	3 0 0 0 1 0 2			
Billy Klaus, L (1, 5) OBP: 0.314, SLG: 0.305		2-2 G3			1-3 K		0-1 G4-6-3		1-1 FC3-6 WP 1B	4 1 0 0 0 1 2			
Bobby Wine, R (1, 6) OBP: 0.206, SLG: 0.212 Wes Covington, L (9, PH) OBP: 0.256, SLG: 0.338		1-3 K			0-2 5-3		1-3 K		1-1 WP 1B	3 0 0 0 0 2 0 1 1 1 0 0 0 0			
Paul Brown, R (8, 1) Chris Short, R (8, PH) Frank Torre, L (8, PH) Dallas Green, L (8, PR) Frank Sullivan, R (8, 1) Mel Roach, R (8, PH)			0-0 5-3		4-0 BB			1-1 E9 F7	2-2 2B 1B	1 0 0 0 0 1 0 0 0 0 0 0 0 0 0 0 1 0 1 0 1 2 0 0 0 0			
Inning Stats	R: 0 H: 1 E: 0 LOB: 2 K: 0 BB: 1 S: 9 P: 21	R: 0 H: 0 E: 0 LOB: 0 K: 1 BB: 0 S: 7 P: 10	R: 0 H: 0 E: 0 LOB: 0 K: 0 BB: 0 S: 8 P: 12	R: 0 H: 1 E: 0 LOB: 1 K: 1 BB: 0 S: 10 P: 14	R: 0 H: 0 E: 0 LOB: 1 K: 1 BB: 1 S: 9 P: 17	R: 0 H: 1 E: 0 LOB: 1 K: 0 BB: 0 S: 9 P: 10	R: 0 H: 0 E: 0 LOB: 0 K: 1 BB: 1 S: 7 P: 12	R: 0 H: 0 E: 1 LOB: 3 K: 0 BB: 1 S: 8 P: 17	R: 2 H: 3 E: 0 LOB: 2 K: 0 BB: 1 S: 13 P: 22	1B: 4 SF: 0 2B: 2 SAC: 0 3B: 0 DP: 1 HR: 0 HBP: 0	WP: 1 PA: 38 PB: 0 SB: 0 CS: 0		
PITCHER Stan Williams, R (1, 1) ERA: 4.53 Ron Perranoski, L (9, 1) ERA: 1.57	IP WLS BF H R ER SO BB IBB HBP BLK WP HR S P ERA WHIP	8.2 W 37 6 2 2 4 5 0 0 0 1 0 77 132 2.08 1.269	0.1 S 1 0 0 0 0 0 0 0 0 0 0 0 3 3 0.00 0.000									PITCHER IP WLS BF H R ER SO BB IBB HBP BLK WP HR S P ERA WHIP	

Philadelphia Phillies @ Los Angeles Dodgers
 Dodger Stadium, Los Angeles, CA
 Sun May 27 1962, 3:33 AM PDT
 Unknown

livebaseballscorecards.com

AB	33
R	2
H	6
RBI	2
BB	5
SO	4
LOB	21



Batter	1	2	3	4	5	6	7	8	9	AB	R	H	RBI	BB	SO	LOB
Maury Wills, S OBP: 0.304, SLG: 0.280 (1, 6)	1-1 4-3 S HBP		3-2 G3-6-3 1B		3-2 G3		2-2 4-3			3	0	1	0	0	0	1
Jim Gilliam, S OBP: 0.351, SLG: 0.315 (1, 5)	2-2 L9		1-1 G3-6-3 1-2f		1-3 K			1-1 6-3		4	0	0	0	0	1	3
Willie Davis, L OBP: 0.395, SLG: 0.525 (1, 8)	1-0 4-3			0-3 K		0-0 F8		0-0 FC5-4 1B		1	0	0	0	0	0	1
Tim Harkness, L OBP: 0.342, SLG: 0.382 (4, PH) (5, 3)	2-3							1-1 FC5-4 1B		3	0	1	0	0	1	1
Tommy Davis, R OBP: 0.364, SLG: 0.606 (1, 7)	1-3 K			4-0 1B 3B BB		0-0 SH1-4 1B		1-1 FC5-4 2B		3	3	1	0	1	1	2
Ron Fairly, L OBP: 0.453, SLG: 0.380 (1, 3) (5, 8)		1-2 6-3		0-0 3B 1B		0-0 SH1-4		0-0 1B 2B		3	1	2	1	0	0	0
Frank Howard, R OBP: 0.379, SLG: 0.487 (1, 9)		2-2 HR 1B		3-2 1-H 3-H 3B		1-2 G6-4-3 1B		0-0 2-3 1B		4	0	4	3	0	0	0
John Roseboro, L OBP: 0.367, SLG: 0.382 (1, 2)		0-0 1-3 HR		1-1 6-3		2-2 G6-4-3		1-1 4-3		4	1	1	1	0	0	4
Larry Burrett, R OBP: 0.349, SLG: 0.519 (1, 4)		0-0 F8		1-1 F8			0-0 5-3			3	0	0	0	0	0	1
Stan Williams, R OBP: 0.143, SLG: 0.077 (1, 1)			2-3 K		2-2 G3 WP 1B					3	0	1	0	0	1	0
Ron Perranoski, L (9, 1)							3-2 5-3			0	0	0	0	0	0	0

Inning Stats	R: 0	H: 0	E: 0	K: 1	S: 8	R: 1	H: 2	E: 0	K: 0	S: 8	R: 0	H: 1	E: 0	K: 1	S: 8	R: 2	H: 2	E: 0	K: 1	S: 11	R: 0	H: 1	E: 0	K: 1	S: 10	R: 1	H: 2	E: 0	K: 0	S: 8	R: 0	H: 0	E: 0	K: 0	S: 7	R: 1	H: 3	E: 0	K: 0	S: 9
	LOB: 1	BB: 0	P: 13	LOB: 0	BB: 0	P: 11	LOB: 0	BB: 0	P: 14	LOB: 1	BB: 1	LOB: 0	BB: 0	P: 16	LOB: 0	BB: 0	LOB: 0	BB: 0	P: 12	LOB: 2	BB: 0	P: 12	LOB: 0	BB: 0	P: 12	LOB: 2	BB: 0	P: 12	LOB: 0	BB: 0	P: 12	LOB: 0	BB: 0	P: 12	LOB: 2	BB: 0	P: 12			


PITCHER	IP	WLS	BF	H	R	ER	SO	BB	IBB	HBP	BLK	WP	HR	S	P	ERA	WHIP
Paul Brown, R ERA: 3.27 (1, 1)	5.1	L	24	8	4	4	4	1	0	1	0	1	1	50	80	6.75	1.688
Chris Short, L ERA: 3.23 (6, 1)	1.2		4	0	0	0	0	0	0	0	0	0	0	10	17	0.00	0.000
Frank Sullivan, R ERA: 6.04 (8, 1)	1.0		6	3	1	1	0	0	0	0	0	0	0	9	12	9.00	3.000

BOTTOM

Philadelphia Phillies @ Los Angeles Dodgers
 Dodger Stadium, Los Angeles, CA
 Sun May 27 1962, 3:33 AM PDT
 Unknown

AB	31
R	5
H	11
RBI	5
BB	1
SO	4
LOB	13

livebaseballscorecards.com



WP	HR	S	P	ERA	WHIP
1	1	2	1	6.75	1.688
0	0	0	0	0.00	0.000
0	0	0	0	9.00	3.000

Batter	1	2	3	4	5	6	7	8	9	AB R H RBI BB SO LOB	TOP											
Tony Taylor, R (1, 4) OBP: 0.350, SLG: 0.358	2-1 4-3		0-1 3-1			0-1 4-3	0-0 4-3		1-1 1-3	5 0 0 0 0 0 4	Philadelphia Phillies @ Los Angeles Dodgers Dodger Stadium, Los Angeles, CA Sun May 27 1962, 3:38 AM PDT Att. 34,378 - Unknown livebaseballscorecards.com											
Johnny Callison, L (1, 9) OBP: 0.363, SLG: 0.529	2-3 K				3-2 F8	0-0 4-3		0-0 F3		4 0 0 0 0 1 0												
Tony Gonzalez, L (1, 8) OBP: 0.414, SLG: 0.537	1-1 E1				3-2 E1	1-1 1B 2B		2-2 1B		4 1 2 0 0 0 0												
Wes Covington, L (1, 7) OBP: 0.256, SLG: 0.333	1-3 K				3-3 K	2-2 1B		2-2 F9		4 0 1 1 0 2 3												
Clay Dalrymple, L (1, 2) OBP: 0.402, SLG: 0.463			3-1 F5		1-2 1B	2-0 F3		2-0 F2		4 0 1 0 0 0 2												
Frank Torre, L (1, 3) OBP: 0.356, SLG: 0.314			3-2 F5		2-2 1B		1-1 1B		2-2 6-3	3 0 2 0 0 0 0												
Ted Savage, R (7, PR) OBP: 0.372, SLG: 0.436					1-2 1B					0 0 0 0 0 0 0												
Mel Roach, R (7, 5) OBP: 0.286, SLG: 0.281					FC6-4					1 0 0 0 0 0 0												
Billy Klaus, L (1, 5) OBP: 0.301, SLG: 0.290			0-3 K		1-0 FC6-4		0-0 SH1-4		1-1 4-3	3 0 0 0 0 1 2												
Bobby Wine, R (1, 6) OBP: 0.222, SLG: 0.257					0-1 2B		4-0 IBB		3-1 1B	2 0 1 0 0 0 2												
Roy Sievers, R (7, PH) OBP: 0.313, SLG: 0.271										1 0 1 0 1 0 0												
Art Mahaffey, R (1, 1) OBP: 0.231, SLG: 0.261			2-2 6-3		2-3 K		1-0 F5		4-2 BB	3 0 0 0 1 1 4												
Inning Stats	R: 0 E: 1 K: 2 S: 11	H: 0 LOB: 1 BB: 0 P: 17	R: 0 E: 0 K: 1 S: 8	H: 0 LOB: 0 BB: 0 P: 14	R: 0 E: 0 K: 0 S: 7	H: 1 LOB: 0 BB: 0 P: 9	R: 0 E: 1 K: 1 S: 17	H: 0 LOB: 1 BB: 0 P: 26	R: 0 E: 0 K: 1 S: 13	H: 2 LOB: 2 BB: 0 P: 19	R: 1 E: 0 K: 0 S: 9	H: 2 LOB: 1 BB: 0 P: 14	R: 0 E: 0 K: 0 S: 5	H: 1 LOB: 2 BB: 1 P: 11	R: 0 E: 0 K: 0 S: 15	H: 1 LOB: 1 BB: 0 P: 21	R: 0 E: 0 K: 0 S: 11	H: 1 LOB: 2 BB: 1 P: 22	1B: 6 2B: 3 3B: 0 HR: 0	SF: 0 SAC: 1 DP: 1 HBP: 0	WP: 0 PB: 0 SB: 0 CS: 1	PA: 37
PITCHER Don Drysdale, R (1, 1) ERA: 3.1	IP: 9.0 WLS: W BF: 37 H: 8 R: 1 ER: 1 SO: 5 BB: 1 IBB: 1 HBP: 0 BLK: 0 WP: 0 HR: 0 S: 96 P: 153 ERA: 1.00 WHIP: 1.000											PITCHER	IP: WLS: BF: H: R: ER: SO: BB: IBB: HBP: BLK: WP: HR: S: P: ERA: WHIP:									



Batter	1	2	3	4	5	6	7	8	9	AB	R	H	RBI	BB	SO	LOB
Maury Wills, S OBP: 0.303, SLG: 0.279 (1, 6)	0-0 B1-3			1-0 F7 1B		0-3 K		3-1 F9		4	1	1	0	0	1	1
Jim Gilliam, S OBP: 0.349, SLG: 0.314 (1, 5)	2-2 F7			1-1 F7 1-2		0-0 1B			1-2 6-3	4	0	1	0	0	0	1
Tommy Davis, R OBP: 0.361, SLG: 0.598 (1, 7)	1-2 4-3			0-0 L8		1-2 F8			0-1 1B 1B	4	1	1	0	0	0	2
Ron Fairly, L OBP: 0.455, SLG: 0.387 (1, 8)			1-2 F3	2-1 1B 2-H		2-2 4-3			2-2 1B 1BB 1B 1-3	4	0	2	1	0	0	0
Frank Howard, R OBP: 0.367, SLG: 0.469 (1, 9) Wally Moon, L OBP: 0.383, SLG: 0.355 (9, PH) Lee Walls, R OBP: 0.316, SLG: 0.273 (9, PR)			0-0 5-3	1-3 K		0-1 F3			4-0 1B 1BB	3	0	0	0	0	1	1
John Roseboro, L OBP: 0.355, SLG: 0.368 (1, 2)			2-3 K		1-2 4-3		0-0 F5		0-0 F5	4	0	0	0	0	1	3
Tim Harkness, L OBP: 0.333, SLG: 0.368 (1, 3)			1-0 F5		0-0 F8			0-1 G3	1-2 1B 2-3 3-H	4	0	1	1	0	0	0
Larry Burrett, R OBP: 0.348, SLG: 0.512 (1, 4)			0-3 K		1-2 6-3			0-0 SH3-4 1B		3	0	1	0	0	1	0
Don Drysdale, R OBP: 0.345, SLG: 0.393 (1, 1)			0-2 F5		3-3 K			0-0 SH3-4		2	0	0	0	0	1	0

Inning Stats	R: 0	H: 0	R: 0	H: 0	R: 0	H: 0	R: 1	H: 2	R: 0	H: 0	R: 0	H: 1	R: 0	H: 0	R: 0	H: 1	R: 1	H: 3
	E: 0	LOB: 0	E: 0	LOB: 0	E: 0	LOB: 0	E: 0	LOB: 1	E: 0	LOB: 0	E: 0	LOB: 1	E: 0	LOB: 0	E: 0	LOB: 1	E: 0	LOB: 3
	K: 0	BB: 0	K: 1	BB: 0	K: 1	BB: 0	K: 1	BB: 0	K: 0	BB: 0	K: 0	BB: 0	K: 0	BB: 0	K: 0	BB: 0	K: 0	BB: 1
	S: 10	P: 13	S: 8	P: 11	S: 7	P: 8	S: 11	P: 15	S: 12	P: 14	S: 11	P: 15	S: 6	P: 8	S: 6	P: 9	S: 14	P: 22

PITCHER	IP	WLS	BF	H	R	ER	SO	BB	IBB	HBP	BLK	WP	HR	S	P	ERA	WHIP
Art Mahaffey, R ERA: 4.72 (1, 1)	8.2	L	34	7	2	2	5	0	1	0	0	0	0	85	115	2.08	0.808

PITCHER	IP	WLS	BF	H	R	ER	SO	BB	IBB	HBP	BLK	WP	HR	S	P	ERA	WHIP

BOTTOM

Philadelphia Phillies @ Los Angeles Dodgers
 Dodger Stadium, Los Angeles, CA
 Sun May 27 1962, 3:38 AM PDT
 Att. 34,378 - Unknown

livebaseballscores.com

AB	32
R	2
H	7
RBI	2
BB	1
SO	5
LOB	8



WP: 0	PA: 34
PB: 0	
SB: 0	
CS: 0	

Batter	1	2	3	4	5	6	7	8	9	AB R H RBI BB SO LOB	TOP		
Maury Wills, S OBP: 0.313, SLG: 0.320 (1, 6) C B X	1-1 4-3 1B	2-0 3-1		0-0 1B	1-0 IHR		1-1 4-3		1-2 HR	6 3 4 2 0 0 1			
Jim Gilliam, S OBP: 0.357, SLG: 0.316 (1, 5) B C B X Andy Carey, R OBP: 0.364, SLG: 0.414 (5, 5)	3-1 F7		4-2 HR BB	2-0 1B FC1-4	4-2 BB		1-1 2B		2-3 K	2 2 1 1 2 0 1 2 0 1 0 0 1 0			
Willie Davis, L OBP: 0.399, SLG: 0.545 (1, 8) X	0-0 4-3 1-2		1-1 HR	0-0 1B FC1-4	0-0 1B FC4		0-0 F7		0-0 1B	6 2 3 2 0 0 3			
Tommy Davis, R OBP: 0.365, SLG: 0.592 (1, 7) X	0-0 F3		4-1 HR BB	1-0 1B FC1-4	1-2 1B		3-2 F4		2-2 1B	5 2 2 2 1 0 3			
Ron Fairly, L OBP: 0.457, SLG: 0.457 (1, 3) S X		0-1 1B 3B	1-1 HR	2-2 2B 1B	0-0 F4		1-1 G3		1-3 K	6 3 3 2 0 1 3			
Frank Howard, R OBP: 0.379, SLG: 0.488 (1, 9) X		0-0 2B 5-3 1B 3-H	0-1 F9	0-0 4-3 2B 1-H 3-H	1-3 K		1-1 1B			5 1 3 3 0 1 0			
John Roseboro, L OBP: 0.352, SLG: 0.373 (1, 2) Norm Sherry, R OBP: 0.286, SLG: 0.237 (6, 2) X		0-0 5-3 2B 1-3	3-1 G3	1-0 4-3 2-3	1-2 6-3		2-2 F8			4 0 1 0 0 0 1 1 0 0 0 0 0 1			
Larry Burright, R OBP: 0.340, SLG: 0.494 (1, 4) C X		0-1 1-3	1-1 1B	1-3 K	1-0 E3		1-3 K			5 0 1 0 0 2 4			
Sandy Koufax, R OBP: 0.128, SLG: 0.081 (1, 1) C B C X		2-2 5-3 2-3 3-H	2-3 K		1-1 4-3		0-3 K		0-0 5-3	5 0 0 1 0 2 3			
Inning Stats	R: 0 E: 0 K: 0 S: 6 H: 1 LOB: 1 BB: 0 P: 10	R: 2 E: 0 K: 0 S: 11 H: 3 LOB: 1 BB: 0 P: 15	R: 4 E: 0 K: 1 S: 16 H: 3 LOB: 1 BB: 2 P: 32	R: 4 E: 0 K: 1 S: 15 H: 5 LOB: 1 BB: 0 P: 22	R: 2 E: 0 K: 0 S: 11 H: 2 LOB: 1 BB: 1 P: 18	R: 0 E: 1 K: 2 S: 10 H: 0 LOB: 1 BB: 0 P: 13	R: 0 E: 0 K: 0 S: 10 H: 1 LOB: 1 BB: 0 P: 15	R: 0 E: 0 K: 1 S: 12 H: 1 LOB: 1 BB: 0 P: 17	R: 1 E: 0 K: 2 S: 16 H: 3 LOB: 2 BB: 0 P: 22	1B: 11 2B: 3 3B: 1 HR: 4 SF: 0 SAC: 0 DP: 0 HBP: 0	WP: 0 PB: 0 SB: 2 CS: 0 PA: 50		
PITCHER	IP WLS BF H R ER SO BB IBB HBP BLK WP HR S P ERA WHIP											PITCHER	IP WLS BF H R ER SO BB IBB HBP BLK WP HR S P ERA WHIP
Jay Hook, R ERA: 4.91 (1, 1)	2.0 L 13 5 5 5 0 2 0 0 0 0 0 1 22 39 22.50 3.500												
Dave Hillman, R ERA: 9.45 (3, 1)	1.0 8 5 4 4 1 0 0 0 0 0 0 1 14 23 36.00 5.000												
Bob Moorhead, R ERA: 5.11 (4, 1)	5.0 23 6 3 3 4 1 0 0 0 0 0 0 55 80 5.40 1.400												
Vinegar Bend Mizell, L ERA: 4.99 (9, 1)	1.0 6 3 1 1 2 0 0 0 0 0 0 1 16 22 9.00 3.000												

Los Angeles Dodgers @ New York Mets
 Polo Grounds, New York, NY
 Wed May 30 1962, 3:33 AM EDT
 Unknown

livebaseballscorecards.com

AB	47
R	13
H	19
RBI	13
BB	3
SO	7
LOB	20



Batter	1	2	3	4	5	6	7	8	9	AB R H RBI BB SO LOB
Joe Christopher, R OBP: 0.219, SLG: 0.323 (1, 9)	2-1 F5		2-2 F7	0-1 1B 2-H			2-1 BB 2B 1B		3-2 1B 1B	5 2 3 1 0 0 0
Elio Chacon, R OBP: 0.392, SLG: 0.311 (1, 6)	4-2 E 1B BB		1-0 1B	3-2 1-3 1B			4-2 2B 1-2 BB		0-0 1B 1B	3 1 3 0 2 0 0
Cliff Cook, R OBP: 0.236, SLG: 0.358 (1, 5)	0-0 E7 1-3 1B		2-3 K	0-0 F6			1-1 F7		2-1 F3	5 0 1 0 0 1 7
Frank Thomas, R OBP: 0.381, SLG: 0.667 (1, 7)	4-0 IBB		3-3 K		1-1 5-3		2-1 1-3 2-H 2B		1-1 F5	4 0 1 1 1 1 3
Gil Hodges, R OBP: 0.375, SLG: 0.569 Rod Kanehl, R OBP: 0.292, SLG: 0.304 (1, 3) (6, 3)	2-0 F6			1-1 HR	1-1 5-3		1-3 K		1-1 WP 1B 1B	3 1 1 1 0 0 3 2 0 1 1 0 1 2
Jim Hickman, R OBP: 0.350, SLG: 0.485 (1, 8)	3-3 K			1-0 E 2B	2-2 F8		0-2 F2		1-1 1-2 2-H WP 1B	5 1 2 1 0 1 5
Felix Mantilla, R OBP: 0.352, SLG: 0.430 (1, 4)		2-2 F7		1-0 E6 1B 2-H 1B		1-0 F7		0-0 5-3	1-0 F7 1-2 2-3	5 1 1 0 0 0 2
Sammy Taylor, L OBP: 0.269, SLG: 0.232 Harry Chitt, R OBP: 0.345, SLG: 0.333 (1, 2) (4, PH) (5, 2)		1-3 K		2-3 K		0-3 K		2-3 K		1 0 0 0 0 1 0 3 0 0 0 0 3 1
Hobie Landrith, L OBP: 0.452, SLG: 0.529 (9, 2)										0 0 0 0 0 0 0
Jay Hook, L OBP: 0.292, SLG: 0.261 Dave Hillman, R Bob Moorhead, R Richie Ashburn, L OBP: 0.486, SLG: 0.464 Vinegar Bend Mizell, R OBP: 0.250, SLG: 0.182 (1, 1) (3, 1) (4, 1) (8, PH) (9, 1)		0-3 K		0-3 K		0-0 F2		0-0 F9		1 0 0 0 0 1 0 0 0 0 0 0 0 0 2 0 0 0 0 1 1 1 0 0 0 0 0 0 0 0 0 0 0 0 0

Inning Stats	R: 0	H: 1	E: 1	K: 1	S: 15	LOB: 3	BB: 2	P: 30	R: 0	H: 0	E: 0	K: 2	S: 10	LOB: 0	BB: 0	P: 13	R: 0	H: 1	E: 0	K: 2	S: 13	LOB: 1	BB: 0	P: 21	R: 3	H: 5	E: 1	K: 2	S: 17	LOB: 2	BB: 0	P: 25	R: 0	H: 0	E: 0	K: 0	S: 7	LOB: 0	BB: 0	P: 11	R: 0	H: 0	E: 0	K: 1	S: 5	LOB: 0	BB: 0	P: 6	R: 1	H: 2	E: 0	K: 1	S: 14	LOB: 2	BB: 1	P: 24	R: 0	H: 0	E: 0	K: 1	S: 5	LOB: 0	BB: 0	P: 7	R: 2	H: 4	E: 0	K: 0	S: 13	LOB: 2	BB: 0	P: 22	1B: 10	SF: 0	2B: 2	SAC: 0	3B: 0	DP: 0	HR: 1	HBP: 0	WP: 1	PA: 43
PITCHER Sandy Koufax, L ERA: 3.03 (1, 1)	IP	WLS	BF	H	R	ER	SO	BB	IBB	HBP	BLK	WP	HR	S	P	ERA	WHIP																																																																	
	9.0	W	43	13	6	6	10	2	1	0	0	1	1	99	159	6.00	1.667																																																																	

BOTTOM

Los Angeles Dodgers @ New York Mets
Polo Grounds, New York, NY
Wed May 30 1962, 3:33 AM EDT
Unknown

livebaseballscores.com

AB	40
R	6
H	13
RBI	5
BB	3
SO	10
LOB	24



Batter	1	2	3	4	5	6	7	8	9	AB R H RBI BB SO LOB	TOP	
Maury Wills, S OBP: 0.311, SLG: 0.319 (1, 6)	3-2 4-3		0-0 6-3			1-0 L6-4-3 1B		1-3 K		4 0 1 0 0 1 0		
Jim Gilliam, S OBP: 0.360, SLG: 0.316 (1, 5)	4-1 FC3-6 BB		2-2 4-3			2-0 L6-4-3 1B		3-1 F7		3 0 1 0 1 0 0		
Willie Davis, L OBP: 0.395, SLG: 0.557 (1, 8)	1-2 FC3-6 HR		0-0 F2			2-2 L6-4-3			3-2 HR	4 2 1 1 0 0 3		
Tommy Davis, R OBP: 0.358, SLG: 0.580 (1, 7)	1-0 E6 HR			0-1 6-3			1-0 F2		1-2 F6	4 1 0 0 0 0 1		
Ron Fairly, L OBP: 0.459, SLG: 0.488 (1, 3) (9, 9)	3-1 HR		1-1 F9			4-2 HR BB		2-2 L7		3 2 1 3 1 0 0		
Frank Howard, R OBP: 0.374, SLG: 0.511 (1, 9)	1-3 K		1-3 K			2-2 HR		3-1 F6		4 1 1 2 0 2 0		
Tim Harkness, L OBP: 0.333, SLG: 0.368 (9, 3)										0 0 0 0 0 0 0		
John Roseboro, L OBP: 0.344, SLG: 0.363 (1, 2)		2-3 K			1-1 F7		2-1 4-3			3 0 0 0 0 1 0		
Larry Burright, R OBP: 0.330, SLG: 0.478 (1, 4)		2-2 F9			0-0 4-3		0-1 1-3			3 0 0 0 0 0 0		
Johnny Podres, L OBP: 0.208, SLG: 0.261 (1, 1)		0-1 G3			0-1 3-1			2-3 K		2 0 0 0 0 0 0		
Larry Sherry, R OBP: 0.333, SLG: 0.333 (7, 1)										1 0 0 0 0 1 0		
Inning Stats	R: 3 H: 1 E: 1 LOB: 0 K: 1 BB: 1 S: 14 P: 27	R: 0 H: 0 E: 0 LOB: 0 K: 1 BB: 0 S: 10 P: 14	R: 0 H: 0 E: 0 LOB: 0 K: 0 BB: 0 S: 7 P: 9	R: 0 H: 0 E: 0 LOB: 0 K: 1 BB: 0 S: 7 P: 9	R: 0 H: 0 E: 0 LOB: 0 K: 0 BB: 0 S: 5 P: 6	R: 0 H: 2 E: 0 LOB: 0 K: 0 BB: 0 S: 5 P: 10	R: 2 H: 1 E: 0 LOB: 0 K: 0 BB: 1 S: 11 P: 20	R: 0 H: 0 E: 0 LOB: 0 K: 2 BB: 0 S: 8 P: 14	R: 1 H: 1 E: 0 LOB: 0 K: 0 BB: 0 S: 13 P: 22	1B: 2 SF: 0 2B: 0 SAC: 0 3B: 1 DP: 0 HR: 3 HBP: 0	WP: 0 PA: 33 PB: 0 SB: 0 CS: 0	
PITCHER Bob Miller, R (1, 1) ERA: 4.24 Craig Anderson, R (8, 1) ERA: 3.76	IP WLS BF H R ER SO BB IBB HBP BLK WP HR S P ERA WHIP	7.0 0 26 4 5 2 3 2 0 0 0 0 2 59 95 2.57 0.857	2.0 L 7 1 1 1 2 0 0 0 0 0 0 1 21 36 4.50 0.500									PITCHER IP WLS BF H R ER SO BB IBB HBP BLK WP HR S P ERA WHIP

Los Angeles Dodgers @ New York Mets
 Polo Grounds, New York, NY
 Wed May 30 1962, 3:38 AM EDT
 Att: 55,704 - Unknown

AB	31
R	6
H	5
RBI	6
BB	2
SO	5
LOB	4



livebaseballscorecards.com

Batter	1	2	3	4	5	6	7	8	9	AB R H RBI BB SO LOB
Elio Chacon, R (1, 6) OBP: 0.395, SLG: 0.311 Sammy Taylor, L (9, PH) OBP: 0.276, SLG: 0.243 Rod Kanehl, R (9, PR) OBP: 0.292, SLG: 0.304	4-0 BB E		0-1 L7		0-1 6-3		0-0 WP 1B		1-0 S 1B	3 0 1 1 1 0 0 1 0 1 0 0 0 0 0 0 0 0 0 0 0
Felix Mantilla, R (1, 5) OBP: 0.347, SLG: 0.421	2-2 F6		0-0 HR 1B		1-3 K		2-3 K 1-2		2-3 K 1-2	5 1 1 0 0 3 3
Gil Hodges, R (1, 3) OBP: 0.381, SLG: 0.645	3-2 E5 1-2		0-0 HR 1-H		0-1 HR		0-0 F5			4 2 2 3 0 0 2
Frank Thomas, R (1, 7) OBP: 0.372, SLG: 0.650	1-3 K		2-1 6-3		1-2 F4			3-2 F6		4 0 0 0 0 1 2
Jim Hickman, R (1, 8) OBP: 0.355, SLG: 0.514	0-0 5-3		1-0 HR			2-2 5-3		3-1 1B		4 1 2 1 0 0 2
Charlie Neal, R (1, 4) OBP: 0.331, SLG: 0.390		4-1 FC6-4 BB	2-2 6-3			4-2 BB		2-2 F9		2 0 0 0 2 0 1
Harry Chiti, R (1, 2) OBP: 0.303, SLG: 0.290		1-2 L4		2-0 L8		2-3 K 1-2		1-3 K		4 0 0 0 0 2 3
Joe Christopher, R (1, 9) OBP: 0.229, SLG: 0.382 Richie Ashburn, L (9, PH) OBP: 0.493, SLG: 0.474		3-2 FC6-4 1-2f		3-3 K			1-1 1B 3B		1-0 1B	3 1 1 0 0 1 1 1 0 1 0 0 0 0
Bob Miller, R (1, 1) OBP: 0.167, SLG: 0.167 Ed Bouchee, L (7, PH) OBP: 0.337, SLG: 0.338 Craig Anderson, R (8, 1) OBP: 0.294, SLG: 0.111		1-1 F5		0-1 1-3					2-0 6-3	2 0 0 0 0 0 1 1 0 0 0 0 1 1 0 0 0 0 0 0 0 1 0 0 0 0 0 0

Inning Stats	R: 0	H: 0	E: 1	LOB: 2	K: 1	BB: 1	S: 14	R: 0	H: 0	E: 0	LOB: 1	K: 0	BB: 1	S: 9	R: 3	H: 3	E: 0	LOB: 0	K: 0	BB: 0	S: 10	R: 0	H: 0	E: 0	LOB: 0	K: 1	BB: 0	S: 6	R: 1	H: 1	E: 0	LOB: 0	K: 1	BB: 0	S: 10	R: 0	H: 0	E: 0	LOB: 0	K: 1	BB: 1	S: 8	R: 1	H: 2	E: 0	LOB: 1	K: 2	BB: 0	S: 10	R: 0	H: 1	E: 0	LOB: 1	K: 1	BB: 0	S: 12	R: 0	H: 2	E: 0	LOB: 2	K: 1	BB: 0	S: 6	1B: 5	SF: 0	2B: 0	SAC: 0	3B: 1	DP: 0	HR: 3	HBP: 0	WP: 1	PA: 38
--------------	------	------	------	--------	------	-------	-------	------	------	------	--------	------	-------	------	------	------	------	--------	------	-------	-------	------	------	------	--------	------	-------	------	------	------	------	--------	------	-------	-------	------	------	------	--------	------	-------	------	------	------	------	--------	------	-------	-------	------	------	------	--------	------	-------	-------	------	------	------	--------	------	-------	------	-------	-------	-------	--------	-------	-------	-------	--------	-------	--------

PITCHER	IP	WLS	BF	H	R	ER	SO	BB	IBB	HBP	BLK	WP	HR	S	P	ERA	WHIP
Johnny Podres, L (1, 1) ERA: 4.24	6.0		26	5	5	5	4	3	0	0	0	0	3	59	99	7.50	1.333
Larry Sherry, R (7, 1) ERA: 2.93	3.0	W	12	4	0	0	4	0	0	0	0	1	0	26	46	0.00	1.333

BOTTOM

Los Angeles Dodgers @ New York Mets
Polo Grounds, New York, NY
Wed May 30 1962, 3:38 AM EDT
Att. 55,704 - Unknown

livebaseballscorecards.com

AB	35
R	5
H	9
RBI	5
BB	3
SO	8
LOB	16



Batter	1	2	3	4	5	6	7	8	9	AB R H RBI BB SO LOB	TOP	
Maury Wills, S OBP: 0.318, SLG: 0.325 (1, 6) B X	1-0 WP S 1B		1-1 6-3 S 1B		0-0 6-3		0-1 SH1-4 S 1B		1-0 F2	5 2 3 0 0 0 0		
Jim Gilliam, S OBP: 0.357, SLG: 0.320 (1, 5) B X	1-0 F2		3-1 6-3		1-3 K		1-1 SH1-4		3-2 2B	4 0 1 0 0 1 2		
Willie Davis, L OBP: 0.392, SLG: 0.546 (1, 8) M B C S	1-3 K		4-1 1B BB		1-1 1-3		0-1 F3			3 0 0 0 1 1 2		
Tommy Davis, R OBP: 0.366, SLG: 0.583 (1, 7) S B S X	1-2 1-3		0-0 1-2 3-H 1B			0-1 SH1-4 BB 1B		0-0 WP 1B		4 1 3 2 0 0 1		
Frank Howard, R OBP: 0.369, SLG: 0.495 (1, 9) S B T B B		2-3 K	0-0 1-3			4-1 SH1-4 3B BB		1-1 6-3		3 1 0 0 1 1 3		
Ron Fairly, L OBP: 0.464, SLG: 0.529 (1, 3) F B B X		1-2 HR		1-1 SH1-4 1B		1-1 SH1-4		2-3 K		3 1 2 1 0 1 0		
Larry Burright, R OBP: 0.330, SLG: 0.495 (1, 4) F B B X		1-2 F8		2-1 SH1-4		0-0 SF9 3B		2-2 6-3		3 1 1 2 0 0 0		
Norm Sherry, R OBP: 0.261, SLG: 0.220 (1, 2) B B T B S		1-2 1-3		0-1 6-3		2-1 SF9		0-0 6-3		3 0 0 1 0 0 1		
Joe Moeller, R OBP: 0.105, SLG: 0.105 (1, 1) Lee Walls, R OBP: 0.308, SLG: 0.265 (4, PH) Ed Roebuck, R (4, 1) Ron Perranoski, L (9, 1)			0-3 K	1-3 K		2-1 6-3			1-3 K	1 0 0 0 0 1 0 1 0 0 0 0 1 1 2 0 0 0 0 1 0 0 0 0 0 0 0 0		
Inning Stats	R: 0 H: 1 E: 0 LOB: 1 K: 1 BB: 0 S: 8 P: 12	R: 1 H: 1 E: 0 LOB: 0 K: 1 BB: 0 S: 12 P: 17	R: 1 H: 2 E: 0 LOB: 2 K: 1 BB: 1 S: 10 P: 18	R: 0 H: 1 E: 0 LOB: 1 K: 1 BB: 0 S: 10 P: 14	R: 0 H: 0 E: 0 LOB: 0 K: 1 BB: 0 S: 6 P: 8	R: 3 H: 2 E: 0 LOB: 0 K: 0 BB: 1 S: 10 P: 19	R: 1 H: 2 E: 0 LOB: 1 K: 0 BB: 0 S: 9 P: 11	R: 0 H: 0 E: 0 LOB: 0 K: 1 BB: 0 S: 8 P: 12	R: 0 H: 1 E: 0 LOB: 1 K: 1 BB: 0 S: 7 P: 12	1B: 7 SF: 1 2B: 1 SAC: 3 3B: 1 DP: 0 HR: 1 HBP: 0	WP: 2 PA: 38 PB: 0 SB: 3 CS: 0	
PITCHER	IP WLS BF H R ER SO BB IBB HBP BLK WP HR S P ERA WHIP											
Al Jackson, L ERA: 5.71 (1, 1)	8.0 L 35 9 6 6 6 2 0 0 0 2 1 73 111 6.75 1.375											
Ken MacKenzie, L ERA: 5.11 (9, 1)	1.0 3 1 0 0 1 0 0 0 0 0 0 7 12 0.00 1.000											

Los Angeles Dodgers @ New York Mets
Polo Grounds, New York, NY
Thu May 31 1962, 7:05 PM EDT
Att. 22,884 - Unknown

livebaseballscorecards.com

AB	32
R	6
H	10
RBI	6
BB	2
SO	7
LOB	10



Batter	1	2	3	4	5	6	7	8	9	AB	R	H	RBI	BB	SO	LOB
Tony Taylor, R OBP: 0.351, SLG: 0.357 (1, 4)	1-0 6-3	2-1 5-3			0-3 K		1-3 K	0-1 FC6-4 1B		5	0	1	1	0	2	1
Johnny Callison, L OBP: 0.349, SLG: 0.503 (1, 9)	1-3 K		1-2 3-1		0-3 K		0-0 WP HR 1B	2-2 FC6-4 1-2f		5	1	1	0	0	2	4
Tony Gonzalez, L OBP: 0.405, SLG: 0.535 (1, 8)	1-2 1B 1B		1-3 K		1-3 K		2-0 1-H HR		0-0 F7	5	1	2	2	0	2	1
Wes Covington, L OBP: 0.287, SLG: 0.382 Jack Baldschun, R (8, 1) Ted Savage, R OBP: 0.365, SLG: 0.414 (9, PH)	0-0 1-2 1B		0-0 G3			2-2 E5 4-3 1B	3-2 F5		0-1 6-3	4	0	2	0	0	0	0
Don Demeter, R OBP: 0.348, SLG: 0.496 (1, 5) (8, 7)	3-1 F9			1-2 F2		1-1 4-3		0-0 BB BB 1B	1-0 5-3	5	1	1	0	0	0	3
Frank Torre, L OBP: 0.364, SLG: 0.351 (1, 3)		0-1 HR 2B		3-2 1B 2B		2-0 F6		2-2 F6		4	1	2	0	0	0	2
Clay Dalrymple, L OBP: 0.417, SLG: 0.457 (1, 2)		0-0 F5		2-2 G5-4-3 1B		4-1 BB		4-2 1B BB BB		2	0	1	0	2	0	1
Bobby Wine, R OBP: 0.220, SLG: 0.367 Roy Sievers, R OBP: 0.324, SLG: 0.328 (8, PH) Mel Roach, R OBP: 0.283, SLG: 0.326 (9, 5)		2-0 HR		1-0 G5-4-3 1-2f		0-1 G3		1-3 K		3	1	1	2	0	0	4
Jim Owens, R OBP: 0.143, SLG: 0.143 Dallas Green, L OBP: 0.333, SLG: 0.143 Billy Klaus, L OBP: 0.305, SLG: 0.286 (7, PH) (8, 5) (9, 6)		2-3 K			4-2 BB		0-0 F7	4-2 1B BB		0	0	0	0	0	0	0

Inning Stats	R: 0	H: 2	E: 0	LOB: 2	K: 1	S: 10	R: 2	H: 2	E: 0	LOB: 0	K: 1	S: 9	R: 0	H: 0	E: 0	LOB: 0	K: 1	S: 8	R: 0	H: 2	E: 0	LOB: 1	K: 0	S: 11	R: 0	H: 1	E: 1	LOB: 2	K: 0	S: 10	R: 2	H: 2	E: 0	LOB: 0	K: 1	S: 11	R: 1	H: 2	E: 0	LOB: 3	K: 1	S: 19	R: 0	H: 0	E: 0	LOB: 0	K: 0	S: 4	1B: 7	2B: 2	3B: 0	HR: 2	SF: 0	SAC: 0	DP: 1	HBP: 0	WP: 1	PA: 41
--------------	------	------	------	--------	------	-------	------	------	------	--------	------	------	------	------	------	--------	------	------	------	------	------	--------	------	-------	------	------	------	--------	------	-------	------	------	------	--------	------	-------	------	------	------	--------	------	-------	------	------	------	--------	------	------	-------	-------	-------	-------	-------	--------	-------	--------	-------	--------

PITCHER	IP	WLS	BF	H	R	ER	SO	BB	IBB	HBP	BLK	WP	HR	S	P	ERA	WHIP
Don Drysdale, R ERA: 3.35 (1, 1)	7.1	W	34	10	5	5	7	3	0	0	0	1	2	76	123	6.14	1.773
Larry Sherry, R ERA: 2.78 (8, 1)	1.2	S	7	1	0	0	1	1	0	0	0	0	0	17	25	0.00	1.200

BOTTOM

Los Angeles Dodgers @ Philadelphia Phillies
 Connie Mack Stadium, Philadelphia, PA

livebaseballscores.com

AB	37
R	5
H	11
RBI	5
BB	4
SO	8
LOB	18



Fri Jun 01 1962, 7:05 PM EDT
 Att. 24,799 - Unknown

Batter	1	2	3	4	5	6	7	8	9	AB R H RBI BB SO LOB	TOP											
Maury Wills, S (1, 6) OBP: 0.316, SLG: 0.326	1-3 ① K		0-0 ③ G3			0-3 ① K		4-1 1B BB		3 0 0 0 1 2 1	Los Angeles Dodgers @ Philadelphia Phillies Connie Mack Stadium, Philadelphia, PA Sat Jun 02 1962, 7:05 PM EDT Att. 13,141 - Unknown livebaseballscorecards.com											
Jim Gilliam, S (1, 5) OBP: 0.373, SLG: 0.342	1-0 ② F9			0-0 L3 1B		1-0 ② F7		1-2 1B		4 0 2 0 0 0 1												
Willie Davis, L (1, 8) OBP: 0.378, SLG: 0.515	1-0 ③ F5			1-2 ① ② L3		1-3 ③ K		1-0 ③ F9		4 0 0 0 0 1 4												
Tommy Davis, R (1, 7) OBP: 0.358, SLG: 0.559		1-3 ① K		2-1 ③ F3			4-0 FC5-4 BB		0-0 ① L8	3 0 0 0 1 1 0												
Frank Howard, R (1, 9) OBP: 0.374, SLG: 0.471		4-0 FC6-4 BB			2-3 ① K		1-1 ① FC5-4		2-3 ② K	3 0 0 0 1 2 1												
Ron Fairly, L (1, 3) OBP: 0.456, SLG: 0.571		1-0 ② F9			0-0 ② L9		2-3 ② K		0-3 ③ K	4 0 0 0 0 2 2												
Larry Burright, R (1, 4) OBP: 0.360, SLG: 0.535		0-1 ③ FC6-4			3-2 1B		1-3 ③ K			3 0 1 0 0 1 2												
Norm Sherry, R (1, 2) OBP: 0.245, SLG: 0.205			0-3 ① K		0-1 ③ F9			0-1 ① F3		3 0 0 0 0 1 1												
Phil Ortega, R (1, 1)			0-3 ② K			2-2 1B		3-2 ② 4-3		0 0 0 0 0 0 0												
Ed Roebuck, R (2, 1)										1 0 0 0 0 1 0												
Joe Moeller, R (5, 1)										2 0 1 0 0 0 0												
Inning Stats	R: 0 E: 0 K: 1 S: 6	H: 0 LOB: 0 BB: 0 P: 9	R: 0 E: 0 K: 1 S: 7	H: 0 LOB: 1 BB: 1 P: 13	R: 0 E: 0 K: 2 S: 7	H: 0 LOB: 0 BB: 0 P: 7	R: 0 E: 0 K: 0 S: 7	H: 1 LOB: 0 BB: 0 P: 10	R: 0 E: 0 K: 1 S: 10	H: 1 LOB: 1 BB: 0 P: 15	R: 0 E: 0 K: 2 S: 12	H: 1 LOB: 1 BB: 0 P: 16	R: 0 E: 0 K: 2 S: 8	H: 0 LOB: 1 BB: 1 P: 16	R: 0 E: 0 K: 0 S: 10	H: 1 LOB: 2 BB: 1 P: 19	R: 0 E: 0 K: 2 S: 8	H: 0 LOB: 0 BB: 0 P: 10	1B: 4 2B: 1 3B: 0 HR: 0	SF: 0 SAC: 0 DP: 1 HBP: 0	WP: 0 PB: 0 SB: 0 CS: 0	PA: 33
PITCHER Dennis Bennett, L (1, 1) ERA: 5.16	IP: 9.0 WLS: W BF: 33 H: 4 R: 0 ER: 0 SO: 11 BB: 3 IBB: 0 HBP: 0 BLK: 0 WP: 0 HR: 0 S: 75 P: 115 ERA: 0.00 WHIP: 0.778											PITCHER	IP: 9.0 WLS: W BF: 33 H: 4 R: 0 ER: 0 SO: 11 BB: 3 IBB: 0 HBP: 0 BLK: 0 WP: 0 HR: 0 S: 75 P: 115 ERA: 0.00 WHIP: 0.778									



Batter	1	2	3	4	5	6	7	8	9	AB	R	H	RBI	BB	SO	LOB
Tony Taylor, R OBP: 0.361, SLG: 0.380 (1, 4)	3-2 L6	2-1 HR	4-2 BB		1-0 L4-3 1B		1-0 1B			4	1	3	2	1	0	0
Johnny Callison, L OBP: 0.350, SLG: 0.503 (1, 9)	4-1 1B BB	1-1 BB 1B 2B	3-2 F8		1-0 L4-3 1B		2-2 1-3			4	2	1	0	1	0	4
Tony Gonzalez, L OBP: 0.417, SLG: 0.562 (1, 8)	1-0 1B 1B	2-2 BB 1B HBP		0-0 HR		1-1 FC4-6 1B		1-1 5-3		4	3	3	1	0	0	0
Roy Sievers, R OBP: 0.327, SLG: 0.320 (1, 3)	4-2 1B BB	4-1 1B BB		0-1 5-3		0-0 F9		3-2 F8		3	0	0	0	2	0	1
Wes Covington, L OBP: 0.303, SLG: 0.387 (1, 7)	1-1 1B	1-1 1B		4-0 FC5-4 BB		2-0 FC4-6 1-2f		1-2 6-3		4	0	2	4	1	0	1
Don Demeter, R OBP: 0.340, SLG: 0.483 (1, 5)	1-3 K	0-3 K		1-2 FC5-4 1B 1-2f		0-0 F4				4	0	0	0	0	2	6
Clay Dalrymple, L OBP: 0.419, SLG: 0.454 (1, 2)	2-3 K	0-1 F7		2-0 1B 1-2 1B			4-1 1B BB			3	0	1	0	1	1	4
Bobby Wine, R OBP: 0.241, SLG: 0.377 (1, 6)		1-2 FC1-6 1B	2-3 K	2-1 1-2 2-H 1B			0-0 F4			4	0	2	0	0	1	1
Dennis Bennett, L (1, 1)		1-1 FC1-6 HR 1-2f	0-0 F6		1-3 K					4	1	0	0	0	2	2

Inning Stats	R: 2	H: 2	E: 0	K: 2	S: 16	LOB: 2	BB: 2	P: 32	R: 4	H: 4	E: 0	K: 1	S: 20	LOB: 2	BB: 1	P: 31	R: 0	H: 0	E: 0	K: 1	S: 9	LOB: 1	BB: 1	P: 18	R: 1	H: 3	E: 0	K: 0	S: 9	LOB: 2	BB: 1	P: 18	R: 0	H: 1	E: 0	K: 1	S: 5	LOB: 0	BB: 0	P: 8	R: 0	H: 1	E: 0	K: 1	S: 10	LOB: 2	BB: 1	P: 19	R: 0	H: 0	E: 0	K: 0	S: 8	LOB: 0	BB: 0	P: 13
PITCHER	IP	WLS	BF	H	R	ER	SO	BB	IBB	HBP	BLK	WP	HR	S	P	ERA	WHIP																																							
Phil Ortega, R (1, 1)	1.1	L	11	5	5	5	2	2	0	0	0	0	1	26	46	33.75	5.250																																							
Ed Roebuck, R (2, 1)	2.2		15	4	2	2	2	3	0	1	0	0	1	28	53	6.75	2.625																																							
Joe Moeller, R (5, 1)	4.0		15	3	0	0	2	1	0	0	0	0	0	28	48	0.00	1.000																																							

BOTTOM


Los Angeles Dodgers @ Philadelphia Phillies
 Connie Mack Stadium, Philadelphia, PA

Sat Jun 02 1962, 7:05 PM EDT
 Att. 13,141 - Unknown

livebaseballscorecards.com

AB	34
R	7
H	12
RBI	7
BB	6
SO	6
LOB	19

WP: 0 PA: 41
 PB: 0
 SB: 0
 CS: 0



Batter	1	2	3	4	5	6	7	8	9	AB	R	H	RBI	BB	SO	LOB	TOP										
Maury Wills, S OBP: 0.310, SLG: 0.319 (1, 6)	1-2 F4	2-3 K		0-0 B2		3-2 4-3		0-1 4-3		5	0	0	0	0	1	3	Los Angeles Dodgers @ Philadelphia Phillies Connie Mack Stadium, Philadelphia, PA Sun Jun 03 1962, 3:33 AM EDT Att. 9,931 - Unknown										
Jim Gilliam, S OBP: 0.378, SLG: 0.342 (1, 5)	4-2 1B BB	1-1 G6-4-3		1-1 1B 1B		4-1 BB		1-0 F9		3	2	1	0	2	0	3											
Willie Davis, L OBP: 0.384, SLG: 0.518 (1, 8)	1-2 1B 1B		0-0 E5 1B	0-0 1B 1B		0-0 F6		0-2 3-1		5	2	3	0	0	0	1											
Tommy Davis, R OBP: 0.368, SLG: 0.569 (1, 7)	0-2 1B		0-0 2B	0-0 1B		2-1 6-3		0-0 G3-6-3 1B		5	0	4	3	0	0	1											
Ron Fairly, L OBP: 0.446, SLG: 0.554 (1, 3)	2-1 SF7-2-6		4-1 BB	0-0 F4		3-1 L4		1-0 F6		3	0	0	1	1	0	3											
Duke Snider, L OBP: 0.452, SLG: 0.561 (1, 9)		0-0 1B 2B	0-3 K		4-1 BB BB		1-2 F8		0-0 G3-6-3 1-2f		4	1	1	0	1	1		3									
John Roseboro, L OBP: 0.359, SLG: 0.387 (1, 2)		0-0 1B 1B	2-3 K		1-2 F8		3-1 1B 1B				4	0	2	0	0	1		3									
Larry Burright, R OBP: 0.374, SLG: 0.538 (1, 4)		0-0 1B 1B	0-0 F9		4-1 BB BB		0-0 G6-4-3 BB 1B				3	0	2	1	1	0		2									
Johnny Podres, L OBP: 0.231, SLG: 0.250 (1, 1)		4-0 BB		1-0 6-3		1-1 G6-4-3		1-2 6-3		1	0	0	0	1	0	0											
Larry Sherry, R OBP: 0.286, SLG: 0.286 (4, 1)										1	0	0	0	0	0	2											
Wally Moon, L OBP: 0.380, SLG: 0.352 (7, PH)										1	0	0	0	0	0	2											
Ron Perranoski, L ERA: 3.86 (7, 1)										0	0	0	0	0	0	0											
Inning Stats	R: 2 E: 0 K: 0 S: 13	H: 2 LOB: 0 BB: 1 P: 21	R: 1 E: 0 K: 1 S: 9	H: 3 LOB: 2 BB: 1 P: 16	R: 1 E: 1 K: 2 S: 12	H: 2 LOB: 2 BB: 1 P: 18	R: 1 E: 0 K: 0 S: 7	H: 3 LOB: 2 BB: 0 P: 9	R: 0 E: 0 K: 0 S: 8	H: 0 LOB: 1 BB: 2 P: 18	R: 0 E: 0 K: 0 S: 7	H: 0 LOB: 1 BB: 1 P: 16	R: 0 E: 0 K: 0 S: 11	H: 2 LOB: 2 BB: 0 P: 19	R: 0 E: 0 K: 0 S: 7	H: 0 LOB: 0 BB: 0 P: 8	R: 0 E: 0 K: 0 S: 3	H: 1 LOB: 0 BB: 0 P: 4	1B: 11 2B: 3 3B: 0 HR: 0	SF: 1 SAC: 0 DP: 4 HBP: 0	WP: 0 PB: 0 SB: 0 CS: 0	PA: 42					
PITCHER	IP	WLS	BF	H	R	ER	SO	BB	IBB	HBP	BLK	WP	HR	S	P	ERA	WHIP										
Cal McLish, R ERA: 5.11 (1, 1)	1.0		7	4	3	3	0	1	0	0	0	0	0	15	23	27.00	5.000										
Chris Short, L ERA: 4.05 (2, 1)	3.0	W	16	6	2	1	3	2	0	0	0	0	0	26	41	3.00	2.667										
Paul Brown, R ERA: 3.86 (5, 1)	5.0	S	19	3	0	0	0	3	0	0	0	0	0	36	65	0.00	1.200										

livebaseballscorecards.com

AB 35
R 5
H 13
RBI 5
BB 6
SO 3
LOB 23



Batter	1	2	3	4	5	6	7	8	9
Tony Taylor, R OBP: 0.353, SLG: 0.371 (1, 4)	2-3 K		0-0 F8	1-1 E5 1B SF8		2-0 6-3		3-3 K	
Johnny Callison, L OBP: 0.361, SLG: 0.516 (1, 9)	0-2 1B		3-2 1B 2B	1-2 1B		1-2 1B		3-3 K	
Ted Savage, R OBP: 0.367, SLG: 0.415 Wes Covington, L OBP: 0.307, SLG: 0.383 (4, PH) (5, 7)	0-2 F9		3-2 1B	4-0 FC4 IBB		1-3 K			
Roy Sievers, R OBP: 0.318, SLG: 0.313 (1, 3)	2-3 K		2-2 F2	0-0 SF8		3-3 K			
Don Demeter, R OBP: 0.337, SLG: 0.473 (1, 5)		1-3 K		HR BB FC4		1-3 K			
Tony Gonzalez, L OBP: 0.419, SLG: 0.580 (1, 8)		2-2 F2		1-1 HR	0-2 4-3		2-1 L6-3 1B		
Sammy White, R OBP: 0.195, SLG: 0.289 Bob Oldis, R OBP: 0.333, SLG: 0.200 (2, 2)		0-0 6-3		4-1 E 1B BB	2-2 1B		2-1 L6-3 1-2		
Bobby Wine, R OBP: 0.276, SLG: 0.404 (1, 6)			1-1 2B 1B	0-0 E 1B 1B	1-0 F3		0-0 FC5-6 1B		
Cal McLish, S OBP: 0.111, SLG: 0.059 Chris Short, R (2, 1) Jacke Davis, R OBP: 0.319, SLG: 0.333 Paul Brown, R OBP: 0.286, SLG: 0.167 (5, 1)			1-0 F8	0-3 K	0-0 F4		0-0 FC5-6 E 1-2f		

Inning Stats	R: 0	H: 1	E: 0	LOB: 1	K: 2	BB: 0	S: 14	R: 0	H: 0	E: 0	LOB: 0	K: 1	BB: 0	S: 9	R: 2	H: 3	E: 0	LOB: 1	K: 0	BB: 0	S: 17	R: 5	H: 3	E: 1	LOB: 2	K: 1	BB: 3	S: 16	R: 0	H: 1	E: 0	LOB: 1	K: 2	BB: 0	S: 9	R: 0	H: 1	E: 0	LOB: 1	K: 2	BB: 0	S: 10	R: 0	H: 1	E: 0	LOB: 0	K: 1	BB: 0	S: 8	R: 0	H: 1	E: 1	LOB: 1	K: 2	BB: 0	S: 9	R: 0	H: 1	E: 0	LOB: 1	K: 2	BB: 0	S: 15
--------------	------	------	------	--------	------	-------	-------	------	------	------	--------	------	-------	------	------	------	------	--------	------	-------	-------	------	------	------	--------	------	-------	-------	------	------	------	--------	------	-------	------	------	------	------	--------	------	-------	-------	------	------	------	--------	------	-------	------	------	------	------	--------	------	-------	------	------	------	------	--------	------	-------	-------

PITCHER	IP	WLS	BF	H	R	ER	SO	BB	IBB	HBP	BLK	WP	HR	S	P	ERA	WHIP
Johnny Podres, L ERA: 4.79 (1, 1)	3.1	L	20	7	7	6	4	2	0	0	0	0	1	52	80	16.20	2.700
Larry Sherry, R ERA: 2.57 (4, 1)	2.2		11	2	0	0	2	0	1	0	0	0	0	23	37	0.00	0.750
Ron Perranoski, L ERA: 1.5 (7, 1)	2.0		7	2	0	0	3	0	0	0	0	0	0	17	28	0.00	1.000

BOTTOM

Los Angeles Dodgers @ Philadelphia Phillies
 Connie Mack Stadium, Philadelphia, PA
 Sun Jun 03 1962, 3:33 AM EDT
 Att. 9,931 - Unknown

AB	R	H	RBI	BB	SO	LOB
5	1	0	0	0	2	4
5	1	4	3	0	1	1
2	0	1	1	0	0	1
1	0	0	0	1	1	1
3	0	0	1	0	2	3
3	1	0	0	1	2	2
4	1	2	2	0	0	0
0	0	0	0	0	0	0
3	1	1	0	1	0	1
4	2	3	0	0	0	1
0	0	0	0	0	0	0
1	0	0	0	0	0	1
1	0	0	0	0	1	2
2	0	0	0	0	0	2

AB	34
R	7
H	11
RBI	7
BB	3
SO	9
LOB	19

WP: 0 PA: 38
 PB: 0
 SB: 0
 CS: 0



PITCHER	IP	WLS	BF	H	R	ER	SO	BB	IBB	HBP	BLK	WP	HR	S	P	ERA	WHIP
---------	----	-----	----	---	---	----	----	----	-----	-----	-----	----	----	---	---	-----	------

Batter	1	2	3	4	5	6	7	8	9	AB R H RBI BB SO LOB	TOP											
Maury Wills, S OBP: 0.315, SLG: 0.322 (1, 6) X	0-0 1B S 1B	4-1 CS BB			0-3 K		0-2 E4 CS 1B		2-1 6-3	4 1 2 0 1 1 0												
Jim Gilliam, S OBP: 0.378, SLG: 0.345 (1, 5) B C F B C	2-3 K	0-1 CS 1-2	1-2 F7			4-2 WP SH1-3 1B BB	1-0 4-3		1-0 2B	4 1 1 0 1 1 2												
Willie Davis, L OBP: 0.381, SLG: 0.511 (1, 8) S X	0-1 5-3 1-3 1B		0-3 K2-3			1-0 SH1-3 1-2		1-1 4-3	2-1 L4	4 0 1 0 0 1 1												
Tommy Davis, R OBP: 0.370, SLG: 0.568 (1, 7) S X	0-1 5-3 1-2 1B		1-1 4-3			3-2 6-3 2-3		1-1 2B 1B		4 1 2 1 0 0 1												
Ron Fairly, L OBP: 0.440, SLG: 0.543 (1, 3) B F X (9, 9) 1 SAFE	1-1 5-3 1-2 2-3			2-2 4-3		0-0 BB 1B		3-1 F8		4 0 1 1 0 0 3												
Wally Moon, L OBP: 0.396, SLG: 0.394 (1, 9) X		0-0 HR		4-2 G4-6-3 BB		4-1 BB		0-0 1-H 2B		2 1 2 2 2 0 0 0 0 0 0 0 0 0												
Tim Harkness, L OBP: 0.326, SLG: 0.359 (9, 3)				0-0 G4-6-3 1-2		1-3 K		4-0 IBB		3 1 1 1 1 1 3												
John Roseboro, L OBP: 0.363, SLG: 0.409 (1, 2) F B X		1-1 HR			1-3 K		1-0 SH3-4 E 1B	1-3 K		4 1 1 0 0 2 2												
Larry Burright, R OBP: 0.370, SLG: 0.528 (1, 4) B F C X		1-2 F9			1-3 K				1-3 K	3 0 1 0 0 2 0												
Sandy Koufax, R OBP: 0.143, SLG: 0.100 (1, 1) X		0-0 1B																				
Inning Stats	R: 1 E: 0 K: 1 S: 10	H: 3 LOB: 1 BB: 0 P: 13	R: 2 E: 0 K: 0 S: 9	H: 3 LOB: 0 BB: 1 P: 15	R: 0 E: 0 K: 1 S: 8	H: 0 LOB: 0 BB: 1 P: 10	R: 0 E: 0 K: 0 S: 7	H: 0 LOB: 0 BB: 1 P: 13	R: 0 E: 0 K: 3 S: 9	H: 0 LOB: 0 BB: 0 P: 11	R: 1 E: 0 K: 1 S: 11	H: 1 LOB: 2 BB: 2 P: 24	R: 1 E: 1 K: 0 S: 6	H: 2 LOB: 0 BB: 0 P: 8	R: 1 E: 0 K: 1 S: 10	H: 2 LOB: 2 BB: 1 P: 20	R: 0 E: 0 K: 1 S: 8	H: 1 LOB: 1 BB: 0 P: 14	1B: 8 2B: 2 3B: 0 HR: 2	SF: 0 SAC: 2 DP: 1 HBP: 0	WP: 1 PB: 0 SB: 1 CS: 2	PA: 40
PITCHER	IP WLS BF H R ER SO BB IBB HBP BLK WP HR S P ERA WHIP																					
Art Mahaffey, R ERA: 4.54 (1, 1)	1.2 L 9 6 3 3 1 0 0 0 0 0 0 2 17 22 16.20 3.600																					
Jack Hamilton, R ERA: 5.91 (2, 1)	5.1 20 3 2 1 5 4 0 0 0 1 0 43 72 1.69 1.312																					
Jack Baldschun, R ERA: 4.3 (8, 1)	2.0 10 3 1 1 2 0 1 0 0 0 0 18 34 4.50 1.500																					

Los Angeles Dodgers @ Philadelphia Phillies
 Connie Mack Stadium, Philadelphia, PA

Mon Jun 04 1962, 7:05 PM EDT
 Att. 15,163 - Unknown

livebaseballscorecards.com

AB	32
R	6
H	12
RBI	5
BB	5
SO	8
LOB	12



Batter	1	2	3	4	5	6	7	8	9	AB	R	H	RBI	BB	SO	LOB
Tony Taylor, R OBP: 0.356, SLG: 0.370 (1, 4)	0-0 CS 1B			0-0 5-3			4-2 E BB		1-3 K	3	0	1	0	1	1	0
Johnny Callison, L OBP: 0.359, SLG: 0.510 (1, 9)	2-2 F5 1-2			0-1 1-3			0-0 F8		0-0 BB HR 1B	4	1	1	0	0	0	2
Ted Savage, R OBP: 0.357, SLG: 0.402 (1, 7)	3-3 K			1-1 4-3			0-1 E4 1-2		2-2 F3	4	0	0	0	0	1	2
Roy Sievers, R OBP: 0.317, SLG: 0.305 (1, 3)			3-2 F6				2-3 K		4-0 HR BB	3	1	0	0	1	2	2
Don Demeter, R OBP: 0.331, SLG: 0.463 (1, 5)			1-3 K				1-0 F5		2-2 HR BB	3	0	0	0	0	1	2
Jack Baldschun, R (8, 1)										0	0	0	0	0	0	0
Jacke Davis, R OBP: 0.333, SLG: 0.413 (9, PH)									1-H 2-H HR	1	1	1	3	0	0	0
Tony Gonzalez, L OBP: 0.409, SLG: 0.565 (1, 8)			2-3 K				0-3 K		1-3 K	4	0	0	0	0	3	0
Bob Oldis, R OBP: 0.222, SLG: 0.125 (1, 2)			2-3 K				1-3 K		2-2 E4	3	0	0	0	0	2	0
Bobby Wine, R OBP: 0.262, SLG: 0.383 (1, 6)			3-2 5-3				3-3 K		0-0 F9	3	0	0	0	0	1	1
Art Mahaffey, R OBP: 0.207, SLG: 0.231 (1, 1)			1-3 K				0-3 K		1-2 F9	0	0	0	0	0	0	0
Jack Hamilton, R OBP: 0.160, SLG: 0.087 (2, 1)										2	0	0	0	0	2	0
Mel Roach, R OBP: 0.277, SLG: 0.318 (8, 5)										1	0	0	0	0	0	1


Inning Stats	R: 0	H: 1	E: 0	K: 1	S: 7	R: 0	H: 0	E: 0	K: 2	S: 11	R: 0	H: 0	E: 0	K: 2	S: 10	R: 0	H: 0	E: 0	K: 0	S: 5	R: 0	H: 0	E: 0	K: 2	S: 8	R: 0	H: 0	E: 0	K: 3	S: 11	R: 0	H: 0	E: 1	K: 1	S: 12	R: 0	H: 0	E: 1	K: 0	S: 9	R: 3	H: 2	E: 0	K: 2	S: 15	1B: 2	2B: 0	3B: 0	HR: 1	SF: 0	SAC: 0	DP: 0	HBP: 0	WP: 0	PA: 33
PITCHER Sandy Koufax, L ERA: 3.03 (1, 1)	IP	WLS	BF	H	R	ER	SO	BB	IBB	HBP	BLK	WP	HR	S	P	ERA	WHIP	IP	WLS	BF	H	R	ER	SO	BB	IBB	HBP	BLK	WP	HR	S	P	ERA	WHIP	IP	WLS	BF	H	R	ER	SO	BB	IBB	HBP	BLK	WP	HR	S	P	ERA	WHIP				

BOTTOM

Los Angeles Dodgers @ Philadelphia Phillies
 Connie Mack Stadium, Philadelphia, PA
 Mon Jun 04 1962, 7:05 PM EDT
 Att. 15,163 - Unknown

livebaseballscorecards.com

AB	31
R	3
H	3
RBI	3
BB	2
SO	13
LOB	10



Batter	1	2	3	4	5	6	7	8	9	AB R H RBI BB SO LOB	TOP										
Maury Wills, S OBP: 0.322, SLG: 0.329 (1, 6)	0-0 3-1		0-1 1B			2-1 SH1-3 2B 1B		1-2 SH1-4 1B		4 1 3 0 0 0 0	Los Angeles Dodgers @ Pittsburgh Pirates Forbes Field, Pittsburgh, PA Tue Jun 05 1962, 7:05 PM EDT Unknown										
Jim Gilliam, S OBP: 0.375, SLG: 0.342 (1, 5)	0-1 1-3		1-0 F9			1-1 SH1-3 1-3		1-0 SH1-4 1-2		2 0 0 0 0 0 1											
Willie Davis, L OBP: 0.384, SLG: 0.534 (1, 8)	3-1 HR			0-3 K		3-1 1B 2B		2-3 K		4 2 2 2 0 2 1											
Tommy Davis, R OBP: 0.368, SLG: 0.562 (1, 7)	2-1 6-3			3-2 6-3		0-1 BB 1B		0-1 F8		4 0 1 1 0 0 1											
Ron Fairly, L OBP: 0.435, SLG: 0.528 (1, 3) (9, 9)		0-1 1-3		2-0 L3		4-2 BB 1-2 G4-6-3		0-0 5-3		3 0 0 0 1 0 0											
Wally Moon, L OBP: 0.396, SLG: 0.382 (1, 9)		3-1 4-3			0-2 6-3	0-1 G4-6-3		2-1 4-3		4 0 0 0 0 0 2											
Tim Harkness, L OBP: 0.326, SLG: 0.359 (9, 3)						1-2f		0 0 0 0 0 0 0													
John Roseboro, L OBP: 0.367, SLG: 0.408 (1, 2)		1-2 4-3			1-0 FC6-4 1B		0-1 F8	4-1 BB		3 0 1 0 1 0 0											
Larry Burright, R OBP: 0.388, SLG: 0.509 (1, 4)			1-2 4-3		1-0 FC6-4 1-2f		0-3 K	1-3 K		4 0 0 0 0 2 2											
Stan Williams, R OBP: 0.105, SLG: 0.056 (1, 1)			0-0 4-3		0-1 FC6-4 1-2f		3-3 K			3 0 0 0 0 1 1											
Larry Sherry, R OBP: 0.286, SLG: 0.286 (7, 1)										0 0 0 0 0 0 0											
Inning Stats	R: 1 E: 0 K: 0 S: 7	H: 1 LOB: 0 BB: 0 P: 12	R: 0 E: 0 K: 0 S: 7	H: 0 LOB: 0 BB: 0 P: 11	R: 0 E: 0 K: 1 S: 9	H: 1 LOB: 1 BB: 0 P: 9	R: 0 E: 0 K: 1 S: 7	H: 1 LOB: 1 BB: 0 P: 9	R: 2 E: 1 K: 0 S: 14	H: 3 LOB: 1 BB: 1 P: 24	R: 0 E: 0 K: 2 S: 9	H: 0 LOB: 0 BB: 0 P: 12	R: 0 E: 0 K: 1 S: 9	H: 1 LOB: 1 BB: 0 P: 13	R: 0 E: 0 K: 1 S: 8	H: 0 LOB: 1 BB: 1 P: 15	1B: 5 2B: 1 3B: 0 HR: 1	SF: 0 SAC: 2 DP: 1 HBP: 0	WP: 0 PB: 0 SB: 0 CS: 0	PA: 35	
PITCHER	IP WLS BF H R ER SO BB IBB HBP BLK WP HR S P ERA WHIP																			PITCHER	IP WLS BF H R ER SO BB IBB HBP BLK WP HR S P ERA WHIP
Earl Francis, R ERA: 3.49 (1, 1)	5.1 L 23 6 3 3 1 1 0 0 0 0 1 49 77 5.06 1.312																				
Diomedes Olivo, L ERA: 1.59 (6, 1)	1.2 4 0 0 0 2 0 0 0 0 0 0 0 11 14 0.00 0.000																				
Roy Face, R ERA: 1.37 (8, 1)	2.0 8 1 0 0 2 1 0 0 0 0 0 0 17 28 0.00 1.000																				

livebaseballscores.com

AB	31
R	3
H	7
RBI	3
BB	2
SO	5
LOB	8



Batter	1	2	3	4	5	6	7	8	9	AB	R	H	RBI	BB	SO	LOB
Bill Virdon, L OBP: 0.303, SLG: 0.414 (1, 8)	2-2 4-3		1-1 E8 1B		2-3 K		1-0 G3		2-3 K	5	0	1	0	0	2	2
Dick Groat, R OBP: 0.364, SLG: 0.371 (1, 6)	1-0 F8		1-3 K		4-0 1B BB		0-0 1B		1-1 6-3	4	0	1	1	1	1	1
Bob Skinner, L OBP: 0.354, SLG: 0.438 (1, 7)	3-2 F8		0-3 K		2-2 1B		3-H 3-2 F4			4	0	1	1	0	1	2
Dick Stuart, R OBP: 0.293, SLG: 0.382 (1, 3)		0-1 6-3		1-2 5-3		2-0 F8		1-2 L8		4	0	0	0	0	0	3
Roberto Clemente, R OBP: 0.324, SLG: 0.445 (1, 9)		1-1 F9		1-0 L9		1-1 1B 1B		3-2 4-3		4	0	1	0	0	0	0
Smoky Burgess, L OBP: 0.417, SLG: 0.505 (1, 2)		1-2 1B		1-1 1B		1-0 F8		1-0 FC5-4 1B		4	0	3	0	0	0	1
Donn Clendenon, R OBP: 0.282, SLG: 0.265 (8, PR)										0	0	0	0	0	0	0
Cal Neeman, R OBP: 0.375, SLG: 0.429 (9, 2)										0	0	0	0	0	0	0
Don Hoak, R OBP: 0.370, SLG: 0.391 (1, 5)		1-0 1B		3-2 4-3		0-0 1B		1-2 F7		4	0	2	0	0	0	2
Bill Mazerowski, R OBP: 0.286, SLG: 0.429 (1, 4)		0-2 F8			1-0 SH2-4 1B		0-1 G1-6-3		1-1 FC5-4	4	1	1	0	0	0	5
Earl Francis, R OBP: 0.056, SLG: 0.056 (1, 1)			0-0 1-3			0-0 SH2-4		1-2 E4 G3 1B 1B		1	0	0	0	0	0	0
Diomedes Olivo, L OBP: 0.375, SLG: 0.429 (6, 1)										0	0	0	0	0	0	0
Dick Schofield, S OBP: 0.377, SLG: 0.426 (7, PH)										1	1	1	0	0	0	0
Roy Face, R (8, 1)										0	0	0	0	0	0	0
Jim Marshall, L OBP: 0.339, SLG: 0.536 (9, PH)										1	0	0	0	0	0	0

Inning Stats	R: 0	H: 0	E: 0	K: 0	S: 7	LOB: 0	BB: 0	P: 13	R: 0	H: 2	E: 0	K: 0	S: 11	LOB: 2	BB: 0	P: 14	R: 0	H: 1	E: 1	K: 2	S: 9	LOB: 1	BB: 0	P: 11	R: 0	H: 1	E: 0	K: 0	S: 9	LOB: 1	BB: 0	P: 15	R: 1	H: 2	E: 0	K: 1	S: 9	LOB: 2	BB: 1	P: 20	R: 0	H: 2	E: 0	K: 0	S: 6	LOB: 1	BB: 0	P: 8	R: 1	H: 2	E: 1	K: 0	S: 15	LOB: 1	BB: 0	P: 21	R: 0	H: 1	E: 0	K: 0	S: 9	LOB: 1	BB: 0	P: 15	R: 0	H: 0	E: 0	K: 1	S: 10	LOB: 0	BB: 0	P: 14	1B: 11	SF: 0	2B: 0	3B: 0	HR: 0	SAC: 1	DP: 1	HBP: 0	WP: 0	PA: 38
--------------	------	------	------	------	------	--------	-------	-------	------	------	------	------	-------	--------	-------	-------	------	------	------	------	------	--------	-------	-------	------	------	------	------	------	--------	-------	-------	------	------	------	------	------	--------	-------	-------	------	------	------	------	------	--------	-------	------	------	------	------	------	-------	--------	-------	-------	------	------	------	------	------	--------	-------	-------	------	------	------	------	-------	--------	-------	-------	--------	-------	-------	-------	-------	--------	-------	--------	-------	--------

PITCHER	IP	WLS	BF	H	R	ER	SO	BB	IBB	HBP	BLK	WP	HR	S	P	ERA	WHIP
Stan Williams, R ERA: 4.42 (1, 1)	6.1	W	29	10	2	2	3	1	0	0	0	0	0	57	89	2.84	1.737
Larry Sherry, R ERA: 2.39 (7, 1)	2.2	S	9	1	0	0	1	0	0	0	0	0	0	28	42	0.00	0.375


BOTTOM

Los Angeles Dodgers @ Pittsburgh Pirates
Forbes Field, Pittsburgh, PA
Tue Jun 05 1962, 7:05 PM EDT
Unknown

AB	36
R	2
H	11
RBI	2
BB	1
SO	4
LOB	16



WP	PA	ERA	WHIP
0	38		

Batter	1	2	3	4	5	6	7	8	9	AB R H RBI BB SO LOB	TOP		
Maury Wills, S OBP: 0.330, SLG: 0.346 (1, 6)	1-2 6-3		3-2 F8		0-0 1B 2B		1-1 1B 1B	3-1 2B 2B	1-0 2-3 1B	6 3 4 0 0 0 0			
Jim Gilliam, S OBP: 0.387, SLG: 0.358 (1, 5)	1-2 FC6-4 1B		1-1 1B		0-0 4-3 1-4 1B		1-2 F9	0-1 1B 2B	4-1 1-2 BB	5 2 4 2 1 0 1			
Willie Davis, L OBP: 0.377, SLG: 0.522 (1, 8)	2-2 F5		0-2 FC5-4 1B		3-1 4-3		2-3 K	1-1 L8	0-0 P1	6 0 1 0 0 1 7			
Tommy Davis, R OBP: 0.369, SLG: 0.559 (1, 7)	2-2 FC6-4 1-2f		0-0 FC5-4 1-2f		2-1 1-4		0-1 E S E 1B	0-2 2-H 1B		5 1 2 3 0 0 3			
Ron Fairly, L OBP: 0.448, SLG: 0.532 (1, 3) (7, 9)		4-2 BB		2-2 FC3-6 1B	0-0 FC6 1B		4-1 E E BB	2-0 F4		3 1 2 0 2 0 1			
Wally Moon, L OBP: 0.379, SLG: 0.373 (1, 9)		2-1 F7		1-0 FC3-6 1B 1-2f	0-0 FC6 1-2f		0-0 E6 1-2 2-3	3-1 2B 1B		3 0 0 0 0 0 3 1 0 0 0 0 0 2 1 1 1 0 0 0 0			
Frank Howard, R OBP: 0.371, SLG: 0.466 (7, PH)													
Tim Harkness, L OBP: 0.341, SLG: 0.375 (7, 3)													
John Roseboro, L OBP: 0.361, SLG: 0.400 (1, 2)		0-0 F8		0-0 1B		3-3 K	0-0 E1		0-3 K	5 0 1 0 0 2 3	AB 44 R 8 H 17 RBI 6 BB 4 SO 5 LOB 27		
Larry Burright, R OBP: 0.352, SLG: 0.491 (1, 4)		2-1 F9		4-0 G6-4-3 IBB		1-3 K	0-2 F2		3-2 F6	4 0 0 0 1 1 4			
Don Drysdale, R OBP: 0.324, SLG: 0.389 (1, 1)			1-2 6-3		1-1 G6-4-3 1-2f		1-3 K		0-1 2B 1B	4 0 1 0 0 1 3 1 0 1 1 0 0 0 0 0 0 0 0 0 0			
Duke Snider, L OBP: 0.459, SLG: 0.582 (9, PH)													
Sandy Koufax, R OBP: 0.143, SLG: 0.100 (9, 1)													
Inning Stats	R: 0 H: 1 E: 0 LOB: 1 K: 0 BB: 0 S: 14 P: 20	R: 0 H: 0 E: 0 LOB: 1 K: 0 BB: 1 S: 8 P: 16	R: 0 H: 2 E: 0 LOB: 2 K: 0 BB: 0 S: 14 P: 19	R: 0 H: 2 E: 0 LOB: 2 K: 0 BB: 1 S: 7 P: 15	R: 2 H: 3 E: 0 LOB: 1 K: 0 BB: 0 S: 8 P: 13	R: 0 H: 0 E: 0 LOB: 0 K: 3 BB: 0 S: 12 P: 17	R: 3 H: 2 E: 2 LOB: 2 K: 1 BB: 1 S: 20 P: 28	R: 2 H: 4 E: 0 LOB: 1 K: 0 BB: 0 S: 12 P: 18	R: 1 H: 3 E: 0 LOB: 3 K: 1 BB: 1 S: 13 P: 24	1B: 13 SF: 0 2B: 4 SAC: 0 3B: 0 DP: 1 HR: 0 HBP: 0	WP: 0 PA: 48 PB: 0 SB: 2 CS: 0		
PITCHER	IP WLS BF H R ER SO BB IBB HBP BLK WP HR S P ERA WHIP											PITCHER	IP WLS BF H R ER SO BB IBB HBP BLK WP HR S P ERA WHIP
Bob Friend, R ERA: 3.61 (1, 1)	6.2 L 32 10 5 3 4 2 1 0 0 0 0 0 78 123 4.05 1.800												
Diomedes Olivo, L ERA: 2.04 (7, 1)	1.1 9 4 2 2 0 0 0 0 0 0 0 0 17 23 13.50 3.000												
Tom Sturdivant, R ERA: 5.83 (9, 1)	1.0 7 3 1 1 1 1 0 0 0 0 0 0 13 24 9.00 4.000												

Los Angeles Dodgers @ Pittsburgh Pirates
 Forbes Field, Pittsburgh, PA
 Tue Jun 05 1962, Postponed
 Att. 18,579 - Unknown

livebaseballscorecards.com

Batter	1	2	3	4	5	6	7	8	9	AB	R	H	RBI	BB	SO	LOB
Bill Virdon, L OBP: 0.302, SLG: 0.410 (1, 8)	1-1 1-3		2-3 K			2-2 2B 1B		2-2 F7		4	1	1	0	0	1	2
Dick Groat, R OBP: 0.362, SLG: 0.368 (1, 6)	0-1 4-3			2-3 K		0-1 F8		0-0 1B 1B		4	0	1	0	0	1	1
Bob Skinner, L OBP: 0.362, SLG: 0.451 (1, 7)	1-2 F8			1-0 2B 1B		2-1 1-H 2B		3-2 1-3 2-H 1B		4	1	3	2	0	0	0
Jim Marshall, L OBP: 0.333, SLG: 0.533 (1, 3)		3-3 K		1-2 L6-4 1-H 2B		1-3 K		1-2 G3		4	0	1	1	0	2	3
Roberto Clemente, R OBP: 0.317, SLG: 0.435 (1, 9)		1-3 K		0-1 L6-4			0-2 1-3		0-0 L4	4	0	0	0	0	1	1
Don Hoak, R OBP: 0.361, SLG: 0.379 (1, 5)		3-3 K			3-2 F3		1-2 6-3		2-3 K	4	0	0	0	0	2	0
Don Leppert, R OBP: 0.317, SLG: 0.439 (1, 2)			0-0 4-3 2B		3-3 K		0-0 L9		2-3 K	4	0	1	0	0	2	0
Bill Mazerowski, R OBP: 0.282, SLG: 0.422 (1, 4)			1-1 4-3		1-1 4-3			3-2 L1		3	0	0	0	0	0	1
Bob Friend, R OBP: 0.138, SLG: 0.172 (1, 1)			0-0 5-3			0-1 L8		3-2 1B 1B		2	0	0	0	0	0	1
Diomedes Olivo, L OBP: 0.375, SLG: 0.429 (7, 1)										0	0	0	0	0	0	0
Dick Schofield, S OBP: 0.389, SLG: 0.438 (8, PH)										1	1	1	0	0	0	0
Tom Sturdivant, L OBP: 0.091, SLG: 0.091 (9, 1)										0	0	0	0	0	0	0

Inning Stats	R: 0	H: 0	E: 0	K: 0	S: 10	R: 0	H: 0	E: 0	K: 3	S: 9	R: 0	H: 1	E: 0	K: 1	S: 7	R: 1	H: 2	E: 0	K: 1	S: 10	R: 0	H: 0	E: 0	K: 1	S: 8	R: 1	H: 2	E: 0	K: 1	S: 13	R: 0	H: 0	E: 0	K: 0	S: 8	R: 1	H: 3	E: 0	K: 0	S: 20	R: 0	H: 0	E: 0	K: 2	S: 7	1B: 5	2B: 4	3B: 0	HR: 0	SF: 0	SAC: 0	DP: 1	HBP: 0	WP: 0	PB: 0	SB: 0	CS: 0	PA: 34
	0	0	0	0	12	0	0	0	3	9	0	1	0	1	7	0	2	0	0	0	10	0	0	0	0	0	0	0	2	0	18	0	0	0	9	0	3	0	0	32	0	0	0	0	11	5	4	0	0	0	0	0	0	0	34			

PITCHER	IP	WLS	BF	H	R	ER	SO	BB	IBB	HBP	BLK	WP	HR	S	P	ERA	WHIP
Don Drysdale, R ERA: 3.35 (1, 1)	8.0	W	31	8	3	3	7	0	0	0	0	0	0	85	126	3.38	1.000
Sandy Koufax, L ERA: 3.0 (9, 1)	1.0	S	3	0	0	0	2	0	0	0	0	0	0	7	11	0.00	0.000

Los Angeles Dodgers @ Pittsburgh Pirates
Forbes Field, Pittsburgh, PA
 Tue Jun 05 1962, Postponed
 Att. 18,579 - Unknown

AB	34
R	3
H	8
RBI	3
BB	0
SO	9
LOB	9



Batter	1	2	3	4	5	6	7	8	9	AB R H RBI BB SO LOB	TOP											
Maury Wills, S (1, 6) OBP: 0.328, SLG: 0.344	2-1 F8		0-0 E6			0-0 B1-3		1-0 G3		4 1 1 1 0 0 1	Los Angeles Dodgers @ Pittsburgh Pirates Forbes Field, Pittsburgh, PA Wed Jun 06 1962, 7:05 PM EDT Att: 13,667 - Unknown livebaseballscorecards.com											
Jim Gilliam, S (1, 5) OBP: 0.384, SLG: 0.356	0-0 1-3		0-0 1B			1-0 F8		0-0 G3		4 0 1 1 0 0 1												
Willie Davis, L (1, 8) OBP: 0.380, SLG: 0.521	2-1 G3			1-2 1-3		1-0 L4-6 SH		0-0 S		4 0 2 1 0 0 0												
Tommy Davis, R (1, 7) OBP: 0.368, SLG: 0.556		3-2 L4-3 1B		1-3 K		1-1 SH		1-1 1-3		3 1 1 0 0 1 1												
Frank Howard, R (1, 9) OBP: 0.358, SLG: 0.449		2-1 L4-3		0-1 F4		0-0 L4-6		1-2 F9		4 0 0 0 0 0 3												
Tim Harkness, L (9, 3) OBP: 0.341, SLG: 0.375		1-2				2-3				0 0 0 0 0 0 0												
Ron Fairly, L (1, 3) OBP: 0.449, SLG: 0.553		2-1 F8			1-2 F6		1-1 HR		4-1 BB	3 1 1 2 1 0 0												
Larry Burright, R (1, 4) OBP: 0.341, SLG: 0.475			0-0 L4		2-1 B5-3		1-0 F9		2-3 K	4 0 0 0 0 1 1												
Norm Sherry, R (1, 2) OBP: 0.264, SLG: 0.229			2-2 E 1B		2-2 F8		0-0 SH5-4 1B		3-2 F8	4 2 2 0 0 0 1												
Joe Moeller, R (1, 1) OBP: 0.130, SLG: 0.130			3-3 K			1-3 K		0-0 SH5-4		2 0 0 0 0 2 1												
Ed Roebuck, R (9, 1)								1-2		0 0 0 0 0 0 0												
Ron Perranoski, L (9, 1)										0 0 0 0 0 0 0												
Inning Stats	R: 0 E: 0 K: 0 S: 5	H: 0 LOB: 0 BB: 0 P: 9	R: 0 E: 0 K: 0 S: 7	H: 1 LOB: 0 BB: 0 P: 14	R: 1 E: 1 K: 1 S: 11	H: 2 LOB: 2 BB: 0 P: 16	R: 0 E: 0 K: 1 S: 9	H: 0 LOB: 0 BB: 0 P: 11	R: 0 E: 0 K: 0 S: 9	H: 0 LOB: 0 BB: 0 P: 14	R: 0 E: 0 K: 1 S: 5	H: 0 LOB: 0 BB: 0 P: 7	R: 2 E: 1 K: 0 S: 7	H: 2 LOB: 0 BB: 0 P: 11	R: 2 E: 0 K: 0 S: 7	H: 3 LOB: 1 BB: 0 P: 9	R: 0 E: 0 K: 1 S: 10	H: 0 LOB: 1 BB: 1 P: 20	1B: 7 2B: 2 3B: 0 HR: 1	SF: 0 SAC: 2 DP: 2 HBP: 0	WP: 0 PB: 0 SB: 1 CS: 0	PA: 35
PITCHER	IP WLS BF H R ER SO BB IBB HBP BLK WP HR S P ERA WHIP																					
Joe Gibbon, L (1, 1) ERA: 3.86	7.2 L 30 8 5 2 3 0 0 0 0 0 0 1 58 88 2.35 1.043																					
Jack Lamabe, R (8, 1) ERA: 1.91	1.1 5 0 0 0 1 1 0 0 0 0 0 0 12 23 0.00 0.750																					

Los Angeles Dodgers @ Pittsburgh Pirates
 Forbes Field, Pittsburgh, PA
 Wed Jun 06 1962, 7:05 PM EDT
 Att: 13,667 - Unknown

AB	32
R	5
H	8
RBI	5
BB	1
SO	4
LOB	9



Batter	1	2	3	4	5	6	7	8	9	AB R H RBI BB SO LOB	TOP										
Maury Wills, S OBP: 0.327, SLG: 0.343 (1, 6)	1-3 K		1-0 S HR 1B		1-1 6-3			1-0 F2		4 1 1 0 0 1 0	Los Angeles Dodgers @ Pittsburgh Pirates Forbes Field, Pittsburgh, PA Thu Jun 07 1962, 7:05 PM EDT Att. 12,177 - Unknown livebaseballscorecards.com										
Jim Gilliam, S OBP: 0.378, SLG: 0.349 (1, 5)	2-1 F8		3-2 5-3		0-0 F3			2-0 5-3		4 0 0 0 0 0 1											
Willie Davis, L OBP: 0.387, SLG: 0.539 (1, 8)	4-0 1B BB		1-0 HR		0-0 4-3			0-0 1B		3 1 2 2 1 0 0											
Tommy Davis, R OBP: 0.366, SLG: 0.550 (1, 7)	0-0 FC5-4 1B		0-0 4-3		0-0 F2			0-1 1-3		4 0 1 0 0 0 1											
Frank Howard, R OBP: 0.347, SLG: 0.432 Tim Harkness, L OBP: 0.341, SLG: 0.375 (1, 9) (9, 3)	1-2 FC5-4		1-2 F8		0-1 F9			0-3 K		4 0 0 0 0 1 2 0 0 0 0 0 0 0											
Ron Fairly, L OBP: 0.444, SLG: 0.542 (1, 3) (9, 9)		0-0 4-3		3-2 3-1			2-0 F8		0-0 1B	4 0 1 0 0 0 0											
Larry Burright, R OBP: 0.331, SLG: 0.460 (1, 4)		1-3 K		1-1 E6 FC6-4			2-3 K		1-1 F9	4 0 0 0 0 2 0											
Norm Sherry, R OBP: 0.250, SLG: 0.216 (1, 2)		0-3 K		0-2 FC6-4			2-3 K			3 0 0 0 0 2 1											
Johnny Podres, L OBP: 0.207, SLG: 0.222 Larry Sherry, R OBP: 0.286, SLG: 0.286 (1, 1) (9, 1)			1-2 L9		0-2 F9		2-2 F6			3 0 0 0 0 0 1 0 0 0 0 0 0 0											
Inning Stats	R: 0 E: 0 K: 1 S: 10	H: 1 LOB: 2 BB: 1 P: 18	R: 0 E: 0 K: 2 S: 7	H: 0 LOB: 0 BB: 0 P: 8	R: 2 E: 0 K: 0 S: 10	H: 2 LOB: 0 BB: 0 P: 16	R: 0 E: 1 K: 0 S: 12	H: 0 LOB: 1 BB: 0 P: 17	R: 0 E: 0 K: 0 S: 6	H: 0 LOB: 0 BB: 0 P: 7	R: 0 E: 0 K: 2 S: 12	H: 0 LOB: 1 BB: 0 P: 20	R: 0 E: 0 K: 0 S: 5	H: 1 LOB: 1 BB: 0 P: 8	R: 0 E: 0 K: 1 S: 6	H: 1 LOB: 0 BB: 0 P: 7	1B: 4 2B: 0 3B: 0 HR: 1	SF: 0 SAC: 0 DP: 0 HBP: 0	WP: 0 PB: 1 SB: 1 CS: 0	PA: 34	
PITCHER Harvey Haddix, L ERA: 4.31 Roy Face, R ERA: 1.32 (1, 1) (9, 1)	IP 8.0 1.0	WLS 31 W	BF 31 3	H 4 1	R 2 0	ER 2 0	SO 5 1	BB 1 0	IBB 0 0	HBP 0 0	BLK 0 0	WP 0 0	HR 1 0	S 66 6	P 98 7	ERA 2.25 0.00	WHIP 0.625 1.000				

AB	33
R	2
H	5
RBI	2
BB	1
SO	6
LOB	6



BOTTOM

Los Angeles Dodgers @ Pittsburgh Pirates
Forbes Field, Pittsburgh, PA

Thu Jun 07 1962, 7:05 PM EDT
Att. 12,177 - Unknown

livebaseballscorecards.com

AB	30
R	3
H	7
RBI	3
BB	1
SO	2
LOB	9



WP:	0	PA:	31
PB:	0		
SB:	0		
CS:	0		

AB R H RBI BB SO LOB

4	0	1	0	0	0	0
4	1	1	0	0	0	2
4	1	2	0	0	0	2
4	1	2	3	0	0	1
3	0	0	0	0	1	1
2	0	0	0	1	0	0
3	0	0	0	0	0	2
3	0	1	0	0	0	0
2	0	0	0	0	1	1
1	0	0	0	0	0	0
0	0	0	0	0	0	0

Batter	1	2	3	4	5	6	7	8	9
Bill Virdon, L OBP: 0.308, SLG: 0.409 (1, 8)	2-0 4-3 ①			0-1 5-3 ①		1-2 FC6-4 1B ②		2-2 4-3 ③	
Dick Groat, R OBP: 0.361, SLG: 0.361 (1, 6)	0-0 F6 ②			2-1 5-3 ②		0-2 F9 ②		1-1 1B HR 1B	
Roberto Clemente, R OBP: 0.317, SLG: 0.426 (1, 9)	2-0 F9 ③			1-2 1B		1-2 FC6-4 1-2f		0-2 1B HR 1B	
Dick Stuart, R OBP: 0.300, SLG: 0.402 (1, 3)		1-1 6-3 ①		0-0 L8 ③		2-1 BB 1B		0-1 1B HR 1-H 3-H	
Bob Skinner, L OBP: 0.358, SLG: 0.442 (1, 7)		3-3 K ②			0-0 F6 ①	1-0 F5 ①			
Don Hoak, R OBP: 0.358, SLG: 0.370 (1, 5)		1-0 5-3 ③			3-2 6-3 ②	4-0 G6-4-3 BB			
Don Leppert, R OBP: 0.303, SLG: 0.417 (1, 2)			0-0 L8 ①		0-0 1-3 ③	1-0 G6-4-3 1-2f			
Bill Mazerowski, R OBP: 0.277, SLG: 0.412 (1, 4)			2-2 F4 ②			0-1 1B 1B		1-1 L5 ①	
Harvey Haddix, L OBP: 0.400, SLG: 0.733 (1, 1)			3-3 K ③			1-1 F8 ①		2-2 F8 ②	
Johnny Logan, R OBP: 0.520, SLG: 0.429 (8, PH)									
Roy Face, R (9, 1)									

Inning Stats	R: 0	H: 0	E: 0	LOB: 0	K: 0	S: 3	P: 7	R: 0	H: 0	E: 0	LOB: 0	K: 1	S: 8	R: 0	H: 0	E: 0	LOB: 0	K: 1	S: 9	R: 0	H: 1	E: 0	LOB: 1	K: 0	S: 8	R: 0	H: 0	E: 0	LOB: 0	K: 0	S: 6	R: 0	H: 2	E: 0	LOB: 2	K: 0	S: 13	R: 0	H: 1	E: 0	LOB: 1	K: 0	S: 4	R: 0	H: 0	E: 0	LOB: 0	K: 0	S: 8	R: 3	H: 3	E: 0	LOB: 0	K: 0	S: 7	1B: 6	SF: 0	2B: 0	SAC: 0	3B: 0	DP: 1	HR: 1	HBP: 0	WP: 0	PA: 31
--------------	------	------	------	--------	------	------	------	------	------	------	--------	------	------	------	------	------	--------	------	------	------	------	------	--------	------	------	------	------	------	--------	------	------	------	------	------	--------	------	-------	------	------	------	--------	------	------	------	------	------	--------	------	------	------	------	------	--------	------	------	-------	-------	-------	--------	-------	-------	-------	--------	-------	--------

PITCHER	IP	WLS	BF	H	R	ER	SO	BB	IBB	HBP	BLK	WP	HR	S	P	ERA	WHIP
Johnny Podres, L ERA: 4.54 (1, 1)	8.0		30	6	2	2	2	1	0	0	0	0	0	64	101	2.25	0.875
Larry Sherry, R ERA: 2.63 (9, 1)	0.0	L	1	1	1	1	0	0	0	0	0	0	1	2	2	∞	∞

Batter	1	2	3	4	5	6	7	8	9	10	11	12	13	AB R H RBI BB SO LOB	TOP															
Maury Wills, S OBP: 0.327, SLG: 0.337 (1, 6)	0-3 K		2-1 4-3			2-2 F7		0-1 F8			4-0 G3 SH1-4 BB		4-1 S SF8 BB	4 1 0 0 2 1 0																
Jim Gilliam, S OBP: 0.375, SLG: 0.346 (1, 5) (8, 4)	2-2 F8		2-0 F9			0-0 FC5-4 1B		3-1 G3			2-0 SH1-4		1-1 F8	5 0 1 0 0 0 1																
Willie Davis, L OBP: 0.376, SLG: 0.526 (1, 8)	0-1 F3		2-3 K			0-0 FC5-4 1-2f				1-0 G3		3-0 G3	3-0 SF8	5 0 0 1 0 1 2																
Tommy Davis, R OBP: 0.369, SLG: 0.549 (1, 7)		0-3 K				2-2 F9 1-2				0-2 1B		2-2 F4	0-0 1B	6 0 3 0 0 1 2																
Ron Fairly, L OBP: 0.433, SLG: 0.540 (1, 3) (9, 9)		0-0 2B 3B				0-1 FC3-6 1-2f CS		2-1 F7		1-1 F3		2-1 F7	1-1 L8	6 1 1 0 0 0 3																
Wally Moon, L OBP: 0.376, SLG: 0.377 (1, 9) (9, 3)		3-2 E 1B 2B				1-1 F7		3-2 L7		3-1 3-1		2-1 1-3		4 1 1 1 0 0 2 1 0 0 0 0 0 0																
Tim Harkness, L OBP: 0.333, SLG: 0.366 (9, 3)		3-H 1B 2B				3-2 CS		2-1 F9			0-2 F3		4-2 1B BB	4 0 2 1 1 0 0																
John Roseboro, L OBP: 0.369, SLG: 0.403 (1, 2)		2 SAFE 1B				0-0 6-3 1B					1-1 L5		0-1 1B BB	2 0 0 0 0 1 2 1 1 1 1 0 0 0 2 0 1 0 0 0 0																
Larry Burright, R OBP: 0.326, SLG: 0.452 (1, 4)		3-3 K				2-2 F3		0-0 HR			1-3 K		1-2 1B	2 0 0 0 0 0 2 0 0 0 0 0 0 0 1 0 0 0 0 0 0 0 0 0 0 0 0 0 2 0 0 0 0 1 2																
Frank Howard, R OBP: 0.352, SLG: 0.464 (8, PH)													1-2 F5																	
Andy Carey, R OBP: 0.362, SLG: 0.410 (8, 5)																														
Sandy Koufax, R OBP: 0.136, SLG: 0.095 (6, 1)		0-0 4-3				0-1 6-3		0-0 F6																						
Ed Roebuck, R (8, PH)						1-2																								
Duke Snider, L OBP: 0.453, SLG: 0.574 (8, 1)																														
Ron Perranoski, L (8, 1)																														
Larry Sherry, R OBP: 0.222, SLG: 0.222 (9, 1)																														
Inning Stats	R: 0 E: 0 K: 1 S: 8	H: 0 LOB: 0 BB: 0 P: 10	R: 2 E: 1 K: 2 S: 12	H: 3 LOB: 1 BB: 0 P: 18	R: 0 E: 0 K: 1 S: 7	H: 0 LOB: 0 BB: 0 P: 13	R: 0 E: 0 K: 0 S: 10	H: 1 LOB: 0 BB: 0 P: 14	R: 0 E: 0 K: 0 S: 6	H: 1 LOB: 1 BB: 0 P: 8	R: 0 E: 0 K: 0 S: 8	H: 0 LOB: 0 BB: 0 P: 12	R: 0 E: 0 K: 0 S: 7	H: 0 LOB: 0 BB: 0 P: 14	R: 0 E: 0 K: 0 S: 8	H: 1 LOB: 1 BB: 0 P: 13	R: 0 E: 0 K: 1 S: 8	H: 0 LOB: 0 BB: 0 P: 10	R: 0 E: 0 K: 0 S: 5	H: 0 LOB: 1 BB: 1 P: 16	R: 0 E: 0 K: 0 S: 14	H: 1 LOB: 2 BB: 1 P: 23	R: 1 E: 0 K: 0 S: 7	H: 1 LOB: 1 BB: 1 P: 16	1B: 7 2B: 1 3B: 1 HR: 1	SF: 1 SAC: 1 DP: 0 HBP: 0	WP: 0 PB: 0 SB: 2 CS: 1	PA: 51		
PITCHER	IP Ken Johnson, R ERA: 2.96 (1, 1)	WLS BF H R ER SO BB IBB HBP BLK WP HR S P ERA WHIP	9.0 33 8 3 2 4 0 0 0 0 0 1 72 111 2.00 0.889	4.0 L 17 2 1 1 1 3 0 0 0 0 0 34 65 2.25 1.250																										

Los Angeles Dodgers @ Houston Colt 45's
Colt Stadium, Houston, TX
Fri Jun 08 1962, 8:05 PM EDT
Att. 15,877 - Unknown

livebaseballscorecards.com

AB	45
R	4
H	10
RBI	4
BB	3
SO	5
LOB	16



Batter	1	2	3	4	5	6	7	8	9	AB R H RBI BB SO LOB	TOP
Maury Wills, S (1, 6) <small>OBP: 0.327, SLG: 0.337</small> Daryl Spencer, R (6, 6) <small>OBP: 0.393, SLG: 0.380</small>	2-1 		1-1 		1-1 			1-0 		3 0 1 0 0 0 0 1 0 1 0 0 0 0	Los Angeles Dodgers @ Houston Colt 45's Colt Stadium, Houston, TX Sat Jun 09 1962, 4:33 AM EDT Att. 11,908 - Unknown livebaseballscorecards.com
Jim Gilliam, S (1, 5) <small>OBP: 0.378, SLG: 0.347</small> Lee Walls, R (6, 5) <small>OBP: 0.325, SLG: 0.286</small>	3-2 		4-1 		2-2 			3-1 		2 0 1 0 1 0 1 1 0 1 0 0 0 0	
Willie Davis, L (1, 8) <small>OBP: 0.374, SLG: 0.518</small>	2-2 		0-0 			4-2 		0-0 		3 0 0 0 1 0 4	
Tommy Davis, R (1, 7) <small>OBP: 0.368, SLG: 0.556</small>		1-0 		2-2 		1-1 		0-0 		4 1 1 1 0 0 3	
Ron Fairly, L (1, 3) <small>OBP: 0.422, SLG: 0.523</small>		1-0 		2-1 		0-0 		1-0 		4 0 0 0 0 0 3	
Wally Moon, L (1, 9) <small>OBP: 0.379, SLG: 0.380</small>		2-0 		2-1 		2-3 		0-2 		4 0 2 0 0 1 1	
John Roseboro, L (1, 2) <small>OBP: 0.370, SLG: 0.400</small> Doug Camilli, R (6, 2) <small>OBP: 0.419, SLG: 0.607</small>		4-2 		2-1 		0-1 		0-0 		1 0 0 0 1 0 1 2 0 0 0 0 0 1	
Larry Burright, R (1, 4) <small>OBP: 0.317, SLG: 0.438</small>	2-1 				1-0 		0-0 	0-2 		4 0 0 0 0 0 2	
Stan Williams, R (1, 1) <small>OBP: 0.095, SLG: 0.050</small> Ed Roebuck, R (5, 1) <small>OBP: 0.419, SLG: 0.607</small> Phil Ortega, R (5, 1) <small>OBP: 0.419, SLG: 0.607</small> Frank Howard, R (9, PH) <small>OBP: 0.349, SLG: 0.460</small>			2-3 		0-3 		0-3 	1-1 		2 0 0 0 0 2 0 0 0 0 0 0 0 0 1 0 0 0 0 1 0 1 0 0 0 0 0 1	
Inning Stats	R: 0 H: 1 E: 0 LOB: 0 K: 0 BB: 0 S: 8 P: 15	R: 1 H: 1 E: 0 LOB: 1 K: 0 BB: 1 S: 9 P: 19	R: 0 H: 0 E: 0 LOB: 1 K: 1 BB: 1 S: 8 P: 15	R: 0 H: 1 E: 0 LOB: 1 K: 0 BB: 0 S: 10 P: 18	R: 0 H: 1 E: 0 LOB: 1 K: 1 BB: 0 S: 9 P: 13	R: 0 H: 0 E: 0 LOB: 1 K: 1 BB: 1 S: 8 P: 15	R: 0 H: 0 E: 0 LOB: 0 K: 1 BB: 0 S: 6 P: 6	R: 0 H: 2 E: 0 LOB: 2 K: 0 BB: 0 S: 6 P: 11	R: 0 H: 1 E: 0 LOB: 1 K: 0 BB: 0 S: 9 P: 10	1B: 6 SF: 0 2B: 0 SAC: 0 3B: 0 DP: 1 HR: 1 HBP: 0	
PITCHER Bob Bruce, R (1, 1) <small>ERA: 3.36</small>	IP WLS BF H R ER SO BB IBB HBP BLK WP HR S P ERA WHIP 9.0 W 36 7 1 1 4 3 0 0 0 0 1 73 122 1.00 1.111										

AB	33
R	1
H	7
RBI	1
BB	3
SO	4
LOB	17



Batter	1	2	3	4	5	6	7	8	9	AB	R	H	RBI	BB	SO	LOB
Al Spangler, L OBP: 0.386, SLG: 0.378 (1, 7)	3-2 F5	3-3 K		1-0 G3	1-2 1B 3B	1-0 FC6-4		1-2 1-3		6	1	1	1	0	1	7
Joey Amalfitano, R OBP: 0.282, SLG: 0.257 (1, 4)	4-1 1B BB	2-3 K			HR BB			0-0 6-3 3B		3	3	2	1	2	1	2
Roman Mejias, R OBP: 0.343, SLG: 0.559 (1, 9)	2-3 K			2-2 5-3				1-1 6-3		4	1	1	3	1	1	1
Jim Pendleton, R OBP: 0.304, SLG: 0.439 (8, 9)										0	0	0	0	0	0	0
Norm Larker, L OBP: 0.364, SLG: 0.404 (1, 3)	3-1 HR 1B			1-3 K				0-0 4-3		4	2	1	1	1	1	2
Don Buddin, R OBP: 0.320, SLG: 0.295 (8, 6)										0	0	0	0	0	0	0
Carl Warwick, R OBP: 0.348, SLG: 0.444 (1, 8)	0-0 HR			3-1 1-3				1-0 L7		5	2	2	2	0	0	2
Jim Busby, R OBP: 0.500, SLG: 0.500 (8, 8)										0	0	0	0	0	0	0
Merritt Ranew, L OBP: 0.306, SLG: 0.452 (1, 2)	1-0 4-3			1-0 4-3				0-0 1B 4-3 1B		5	2	2	2	0	0	0
Bob Aspromonte, R OBP: 0.352, SLG: 0.385 (1, 5)										4	1	1	2	1	0	1
Bob Lillis, R OBP: 0.256, SLG: 0.244 (1, 6)										3	1	2	0	1	0	0
Pidge Browne, L OBP: 0.364, SLG: 0.414 (8, 3)										1	0	1	0	0	0	0
Bob Bruce, R OBP: 0.464, SLG: 0.211 (1, 1)										4	0	0	1	1	1	6

Inning Stats	R: 3	H: 2	E: 0	K: 1	S: 12	LOB: 0	BB: 1	P: 25	R: 0	H: 1	E: 0	K: 2	S: 11	LOB: 2	BB: 1	P: 21	R: 0	H: 0	E: 0	K: 1	S: 10	LOB: 0	BB: 0	P: 16	R: 0	H: 0	E: 1	K: 1	S: 6	LOB: 2	BB: 1	P: 14	R: 8	H: 6	E: 1	K: 0	S: 22	LOB: 2	BB: 3	P: 48	R: 0	H: 1	E: 0	K: 0	S: 7	LOB: 2	BB: 1	P: 18	R: 1	H: 1	E: 0	K: 0	S: 5	LOB: 0	BB: 0	P: 7	R: 1	H: 2	E: 0	K: 0	S: 9	LOB: 1	BB: 0	P: 14
1B: 7	SF: 0	2B: 0	SAC: 0	3B: 3	DP: 0	HR: 3	HBP: 0	WP: 0	PA: 46																																																							

PITCHER	IP	WLS	BF	H	R	ER	SO	BB	IBB	HBP	BLK	WP	HR	S	P	ERA	WHIP
Stan Williams, R ERA: 5.03 (1, 1)	4.0	L	21	4	5	5	5	4	0	0	0	0	2	41	85	11.25	2.000
Ed Roebuck, R ERA: 3.82 (5, 1)	0.1		7	4	5	4	0	1	0	0	0	0	1	16	27	108.00	15.000
Phil Ortega, R ERA: 10.03 (5, 1)	3.2		18	5	3	3	0	2	0	0	0	0	0	25	51	7.36	1.909

BOTTOM

Los Angeles Dodgers @ Houston Colt 45's
Colt Stadium, Houston, TX
Sat Jun 09 1962, 4:33 AM EDT
Att. 11,908 - Unknown

livebaseballscores.com

AB	39
R	13
H	13
RBI	13
BB	7
SO	5
LOB	21



Batter	1	2	3	4	5	6	7	8	9	AB	R	H	RBI	BB	SO	LOB	TOP								
Maury Wills, S OBP: 0.328, SLG: 0.337 (1, 6) X	0-0 4-3 1B		1-0 1B 1B	3-2 4-3 1B	1-2 1B 1B	0-1 F8		2-3 K		6	2	2	0	0	1	3									
Jim Gilliam, S OBP: 0.377, SLG: 0.347 (1, 4) C (4, 5) X	0-1 F8		2-2 1B 1B FC3-2-5	1-0 1B 1B PB	2-2 F8		0-3 K		0-0 F7	6	1	2	0	0	1	1									
Willie Davis, L OBP: 0.382, SLG: 0.527 (1, 8) X	0-0 1B		0-1 1B 1B 3B FC3-2-5	2-1 1B 1B	0-0 F9		1-1 F5		1-0 2B	6	2	4	1	0	0	1									
Tommy Davis, R OBP: 0.367, SLG: 0.551 (1, 7) B C S S	1-3 K		0-1 FC3-2-5 3B 3-H	0-0 BB 1B FC1-2	0-0 2B 1B 2-H		0-0 1-3		0-0 F9	6	2	2	2	0	1	4									
Ron Fairly, L OBP: 0.431, SLG: 0.552 (1, 3) (8, 9)		2-1 FC3-6 1B S	0-0 1B 3B 1-H 2-H	1-1 FC1-2 BB 1B	1-0 2B			1-0 6-3	1-1 F4	6	1	4	4	0	0	1									
Lee Walls, R OBP: 0.325, SLG: 0.286 (9, 9)				1-2 BB 1B	1-2 2B					0	0	0	0	0	0	0									
Wally Moon, L OBP: 0.376, SLG: 0.378 Frank Howard, R OBP: 0.354, SLG: 0.452 (3, PH) (3, 9)	1-9 K	3-3 K	4-1 BB BB	4-2 BB FC1-2 BB	0-0 6-3			1-0 5-3		1	0	0	0	0	1	1									
Tim Harkness, L OBP: 0.333, SLG: 0.366 (8, 3)	1-2 K			1-2 2-3 BB						2	0	0	0	2	0	1									
John Roseboro, L OBP: 0.383, SLG: 0.413 (1, 2)		4-0 FC3-6 1B IBB	4-0 FC6-4 BB	1-2 FC1-2 BB		0-0 SH1-4 1B		1-1 PB 1B 2B		3	1	2	0	2	0	3									
Daryl Spencer, R OBP: 0.381, SLG: 0.365 Duke Snider, L OBP: 0.460, SLG: 0.574 Larry Burright, R OBP: 0.319, SLG: 0.435 (4, PR) (4, 4)	1-5 FC3-6 FC4	2-2 FC3-6 FC4	3-1 F6	4-2 BB		0-1 F8		4-0 1B BB		2	0	0	0	0	0	5									
Don Drysdale, R OBP: 0.317, SLG: 0.375 (1, 1)	0-0 FC4	0-1 FC6-4	0-1 FC6-4	0-0 FC5		0-1 SH1-4		0-0 1B		4	0	1	1	0	0	8									
Inning Stats	R: 0 E: 0 K: 1 S: 7	H: 1 LOB: 1 BB: 0 P: 8	R: 0 E: 0 K: 1 S: 10	H: 1 LOB: 2 BB: 1 P: 21	R: 3 E: 0 K: 0 S: 15	H: 4 LOB: 3 BB: 2 P: 29	R: 3 E: 0 K: 0 S: 20	H: 4 LOB: 3 BB: 2 P: 36	R: 2 E: 0 K: 1 S: 11	H: 3 LOB: 1 BB: 0 P: 15	R: 0 E: 0 K: 0 S: 7	H: 1 LOB: 1 BB: 0 P: 7	R: 0 E: 0 K: 1 S: 6	H: 0 LOB: 0 BB: 0 P: 7	R: 1 E: 0 K: 1 S: 10	H: 2 LOB: 2 BB: 1 P: 19	R: 0 E: 0 K: 0 S: 5	H: 1 LOB: 1 BB: 0 P: 7	1B: 13 2B: 3 3B: 1 HR: 0	SF: 0 SAC: 1 DP: 0 HBP: 0	WP: 0 PB: 2 SB: 2 CS: 0	PA: 50			
PITCHER	IP	WLS	BF	H	R	ER	SO	BB	IBB	HBP	BLK	WP	HR	S	P	ERA	WHIP								
Jim Golden, R ERA: 2.89 (1, 1)	2.1	L	14	6	3	3	2	0	1	0	0	0	0	27	42	11.57	2.571								
Dean Stone, L ERA: 3.65 (3, 1)	0.0		2	0	0	0	0	2	0	0	0	0	0	1	9	∞	∞								
Dave Giusti, R ERA: 6.66 (3, 1)	1.0		8	4	3	3	0	1	0	0	0	0	0	18	32	27.00	5.000								
John Anderson, R ERA: 4.71 (4, 1)	2.2		13	4	2	2	0	1	0	0	0	0	0	24	33	6.75	1.875								
Bobby Tiefenauer, R ERA: 4.68 (7, 1)	2.0		9	2	1	1	2	1	0	0	0	0	0	16	26	4.50	1.500								
PITCHER	IP	WLS	BF	H	R	ER	SO	BB	IBB	HBP	BLK	WP	HR	S	P	ERA	WHIP								
George Witt, R ERA: 6.2 (9, 1)	1.0		4	1	0	0	0	0	0	0	0	0	0	5	7	0.00	1.000								

Los Angeles Dodgers @ Houston Colt 45's
Colt Stadium, Houston, TX
Sun Jun 10 1962, 4:33 AM EDT
Unknown

AB	43
R	9
H	17
RBI	9
BB	6
SO	4
LOB	29




WP: 0	PA: 50
PB: 2	
SB: 2	
CS: 0	

Batter	1	2	3	4	5	6	7	8	9	AB	R	H	RBI	BB	SO	LOB
Al Spangler, L (1, 7) OBP: 0.377, SLG: 0.368	F8		F8			4-3		FC6-4		4	0	0	0	0	0	2
Joey Amalfitano, R (1, 4) OBP: 0.278, SLG: 0.253 Bobby Tiefenauer, R (7, 1)	L3		5-3			L5		FC1-2		3	0	0	0	0	0	0
Pidge Browne, L (8, PH) OBP: 0.358, SLG: 0.407 George Witt, R (9, 1) OBP: 0.286, SLG: 0.286								FC1-2		0	0	0	0	0	0	0
Roman Mejias, R (1, 9) OBP: 0.341, SLG: 0.554 Jim Pendleton, R (9, 9) OBP: 0.304, SLG: 0.439	6-3				F5		G6-4-3	F7		4	1	1	0	0	0	2
Norm Larker, L (1, 3) OBP: 0.367, SLG: 0.403					4-3		G6-4-3			3	0	1	0	0	0	0
Carl Warwick, R (1, 8) OBP: 0.339, SLG: 0.433					K		G6-4-3			4	0	0	0	0	2	3
Merritt Ranew, L (1, 2) OBP: 0.313, SLG: 0.454					4-3		G6-4-3			4	1	2	1	0	0	1
Bob Aspromonte, R (1, 5) OBP: 0.350, SLG: 0.399					K		G6-4-3			4	1	1	2	0	1	2
Bob Lillis, R (1, 6) OBP: 0.257, SLG: 0.245					F7		6-3			3	0	1	0	0	0	0
Jim Golden, L (1, 1) OBP: 0.143, SLG: 0.190 Dean Stone, L (3, 1) OBP: 0.357, SLG: 0.308 Dave Giusti, R (3, 1) OBP: 0.300, SLG: 0.316 John Anderson, R (4, 1) Billy Goodman, L (6, PH) OBP: 0.330, SLG: 0.277 (7, 4)					5-3		F8			0	0	0	0	0	0	0

Inning Stats	R: 0	H: 0	E: 0	LOB: 0	K: 0	BB: 0	S: 6	P: 13	R: 2	H: 2	E: 0	LOB: 0	K: 0	BB: 0	S: 10	P: 16	R: 0	H: 0	E: 0	LOB: 0	K: 0	BB: 0	S: 6	P: 8	R: 0	H: 0	E: 0	LOB: 0	K: 1	BB: 0	S: 8	P: 12	R: 0	H: 0	E: 0	LOB: 0	K: 0	BB: 0	S: 4	P: 6	R: 1	H: 3	E: 0	LOB: 1	K: 0	BB: 0	S: 12	P: 16	R: 0	H: 1	E: 1	LOB: 2	K: 0	BB: 1	S: 14	P: 24	R: 0	H: 0	E: 0	LOB: 1	K: 1	BB: 0	S: 9	P: 11	1B: 5	SF: 0	2B: 0	SAC: 0	3B: 0	DP: 1	HR: 1	HBP: 1	WP: 0	PA: 34
PITCHER Don Drysdale, R (1, 1) ERA: 3.32	IP	WLS	BF	H	R	ER	SO	BB	IBB	HBP	BLK	WP	HR	S	P	ERA	WHIP	IP	WLS	BF	H	R	ER	SO	BB	IBB	HBP	BLK	WP	HR	S	P	ERA	WHIP	IP	WLS	BF	H	R	ER	SO	BB	IBB	HBP	BLK	WP	HR	S	P	ERA	WHIP																							

Los Angeles Dodgers @ Houston Colt 45's
 Colt Stadium, Houston, TX
 Sun Jun 10 1962, 4:33 AM EDT
 Unknown

AB	32
R	3
H	6
RBI	3
BB	1
SO	3
LOB	12



BOTTOM

Los Angeles Dodgers @ Houston Colt 45's
 Colt Stadium, Houston, TX
 Sun Jun 10 1962, 4:38 AM EDT
 Att. 30,027 - Unknown

livebaseballscorecards.com

AB	34
R	7
H	8
RBI	7
BB	7
SO	4
LOB	21



WP: 1	PA: 43
PB: 0	
SB: 0	
CS: 0	

AB R H RBI BB SO LOB

2	0	0	1	0	0	1
0	0	0	0	0	0	0
0	0	0	0	1	0	0
0	1	0	0	1	0	0
4	0	1	0	0	1	4
1	0	1	0	0	0	0
5	0	0	1	0	0	4
4	1	0	0	1	0	5
4	1	1	1	0	0	0
5	0	1	0	0	2	2
3	2	1	0	2	0	3
2	1	1	4	2	0	1
1	0	0	0	0	1	1
3	1	2	0	0	0	0

Batter	1	2	3	4	5	6	7	8	9
Al Spangler, L (1, 7) OBP: 0.371, SLG: 0.364 George Witt, R (6, 1) OBP: 0.286, SLG: 0.286 Dave Giusti, R (6, 1) OBP: 0.333, SLG: 0.316 Jim Busby, R (9, PH) OBP: 0.667, SLG: 0.500	1-2 4-3		0-0 F9		0-0 SF9		4-1 4-3 BB		4-1 FC4 1B SF8 BB
Billy Goodman, L (1, 4) OBP: 0.333, SLG: 0.304 Joey Amalfitano, R (9, PH) OBP: 0.281, SLG: 0.257	1-0 3B		3-3 K		2-1 4-3		3-2 4-3		2-1 FC4 1B
Roman Mejias, R (1, 9) OBP: 0.335, SLG: 0.542	1-0 F2			1-0 E4 G6-3		2-0 6-3		0-1 1-3	0-2 FC4 1B E
Pidge Browne, L (1, 3) OBP: 0.347, SLG: 0.381	0-0 4-3			0-0 G6-3		4-2 WP 1B HR BB		0-2 4-3	1-2 E1 1B
Carl Warwick, R (1, 8) OBP: 0.335, SLG: 0.429		0-0 F2		0-0 5-3		2-2 WP HR 1B		3-2 6-3	1-0 SF8
Hal Smith, R (1, 2) OBP: 0.300, SLG: 0.397		1-0 F3			0-0 F9		2-3 K		2-3 K FC6-4 1B
Bob Aspromonte, R (1, 5) OBP: 0.356, SLG: 0.398		2-1 4-3			1-2 1B SF9 BB 1B		4-2 HR BB		4-2 FC5-4 BB FC6-4
Don Buddin, R (1, 6) OBP: 0.342, SLG: 0.349					4-1 1B BB		3-2 HR		1-2 FC5-4
Hal Woodeshick, R (1, 1) Jim Pendleton, R (5, PH) OBP: 0.311, SLG: 0.451			3-3 K		1-2 1B		2-2 6-3		1-2 1B FC4 2B

Inning Stats	R: 0 E: 0 K: 0 S: 6	H: 1 LOB: 1 BB: 0 P: 9	R: 0 E: 0 K: 0 S: 4	H: 0 LOB: 0 BB: 0 P: 7	R: 0 E: 0 K: 2 S: 8	H: 0 LOB: 1 BB: 1 P: 18	R: 0 E: 1 K: 0 S: 3	H: 0 LOB: 0 BB: 0 P: 4	R: 1 E: 0 K: 0 S: 12	H: 2 LOB: 2 BB: 1 P: 20	R: 4 E: 0 K: 1 S: 21	H: 2 LOB: 0 BB: 2 P: 40	R: 0 E: 0 K: 0 S: 9	H: 0 LOB: 1 BB: 1 P: 16	R: 0 E: 0 K: 1 S: 11	H: 0 LOB: 1 BB: 1 P: 21	R: 2 E: 1 K: 0 S: 17	H: 3 LOB: 3 BB: 1 P: 26	1B: 5 2B: 1 3B: 1 HR: 1	SF: 2 SAC: 0 DP: 1 HBP: 0
--------------	------------------------------	---------------------------------	------------------------------	---------------------------------	------------------------------	----------------------------------	------------------------------	---------------------------------	-------------------------------	----------------------------------	-------------------------------	----------------------------------	------------------------------	----------------------------------	-------------------------------	----------------------------------	-------------------------------	----------------------------------	----------------------------------	------------------------------------

PITCHER	IP	WLS	BF	H	R	ER	SO	BB	IBB	HBP	BLK	WP	HR	S	P	ERA	WHIP
Joe Moeller, R (1, 1) ERA: 4.36	5.2	W	26	5	5	5	3	4	0	0	0	1	1	51	93	7.94	1.588
Ron Perranoski, L (6, 1) ERA: 1.53	3.1	S	17	3	2	1	1	3	0	0	0	0	0	40	68	2.70	1.800

Batter	1	2	3	4	5	6	7	8	9	AB R H RBI BB SO LOB	TOP	
Maury Wills, S (1, 6) <small>OBP: 0.328, SLG: 0.345</small> Lee Walls, R (6, 5) <small>OBP: 0.311, SLG: 0.275</small>	1-0 2B 3B		1-1 4-3			2-1 1-3		3-2 F6		3 1 1 0 0 0 0 1 0 0 0 0 0 1	Los Angeles Dodgers @ Milwaukee Braves Milwaukee County Stadium, Milwaukee, WI Tue Jun 12 1962, 8:05 PM EDT Att: 10,376 - Unknown AB 33 R 2 H 6 RBI 2 BB 1 SO 8 LOB 12 	
Jim Gilliam, S (1, 5) <small>OBP: 0.378, SLG: 0.352</small> Daryl Spencer, R (6, PH) <small>OBP: 0.386, SLG: 0.390</small>	0-0 FC6-4 2B		0-0 4-3			1-2 F2		0-0 2B 1B		2 0 1 1 0 0 0 2 0 1 0 0 0 0		
Willie Davis, L (1, 8) <small>OBP: 0.380, SLG: 0.519</small>	1-1 F3		2-3 K			0-3 K		1-1 1-3 2-H 2B		4 0 1 1 0 2 1		
Tommy Davis, R (1, 7) <small>OBP: 0.362, SLG: 0.538</small>	2-0 FC6-4 HBP			1-1 1-3			0-1 5-3		0-0 1-3			3 0 0 0 0 0 2
Ron Fairly, L (1, 3) <small>OBP: 0.424, SLG: 0.540</small>	1-0 FC6-4 1-2f 2-3			1-2 F5			2-3 K		0-0 1B			4 0 1 0 0 1 2
Wally Moon, L (1, 9) <small>OBP: 0.374, SLG: 0.374</small>	3-3 K			3-2 L9			2-1 1B		2-0 F6			4 0 1 0 0 1 3
John Roseboro, L (1, 2) <small>OBP: 0.379, SLG: 0.407</small> Doug Camilli, R (6, 2) <small>OBP: 0.394, SLG: 0.567</small>			1-3 K			3-3 K		0-0 F6		0-1 L8		2 0 0 0 0 2 0 2 0 0 0 0 0 2
Larry Burright, R (1, 4) <small>OBP: 0.316, SLG: 0.416</small>			2-2 4-3			0-3 K		0-0 F3		1-1 F9		4 0 0 0 0 1 1
Johnny Podres, L (1, 1) <small>OBP: 0.200, SLG: 0.214</small> Phil Ortega, R (2, 1) <small>OBP: 0.348, SLG: 0.437</small> Frank Howard, R (8, PH) <small>OBP: 0.348, SLG: 0.437</small> Ed Roebuck, R (8, 1)			1-1 F3			1-3 K		4-1 1B 2B BB		1 0 0 0 0 0 0 1 0 0 0 0 1 0 0 1 0 0 1 0 0 0 0 0 0 0 0 0		
Inning Stats	R: 1 H: 2 E: 0 LOB: 2 K: 1 BB: 0 S: 9 P: 17	R: 0 H: 0 E: 0 LOB: 0 K: 1 BB: 0 S: 8 P: 12	R: 0 H: 0 E: 0 LOB: 0 K: 1 BB: 0 S: 6 P: 9	R: 0 H: 0 E: 0 LOB: 0 K: 0 BB: 0 S: 10 P: 15	R: 0 H: 0 E: 0 LOB: 0 K: 3 BB: 0 S: 9 P: 13	R: 0 H: 0 E: 0 LOB: 0 K: 1 BB: 0 S: 8 P: 11	R: 0 H: 1 E: 0 LOB: 1 K: 1 BB: 0 S: 8 P: 12	R: 1 H: 2 E: 0 LOB: 2 K: 0 BB: 1 S: 10 P: 18	R: 0 H: 1 E: 0 LOB: 1 K: 0 BB: 0 S: 6 P: 9	1B: 3 SF: 0 2B: 2 SAC: 0 3B: 1 DP: 0 HR: 0 HBP: 1	WP: 0 PA: 35 PB: 0 SB: 0 CS: 0	
PITCHER Lew Burdette, R (1, 1) <small>ERA: 4.86</small>	IP WLS BF H R ER SO BB IBB HBP BLK WP HR S P ERA WHIP 9.0 W 35 6 2 2 8 1 0 1 0 0 0 0 74 116 2.00 0.778						PITCHER IP WLS BF H R ER SO BB IBB HBP BLK WP HR S P ERA WHIP					

Batter	1	2	3	4	5	6	7	8	9	AB R H RBI BB SO LOB	TOP											
Maury Wills, S (1, 6) OBP: 0.327, SLG: 0.343	1-1 6-3		2-1 1B		2-1 F2		1-2 F8			4 0 1 0 0 0 0	Los Angeles Dodgers @ Milwaukee Braves Milwaukee County Stadium, Milwaukee, WI Wed Jun 13 1962, 8:05 PM EDT Att. 14,913 - Unknown											
Jim Gilliam, S (1, 4) OBP: 0.372, SLG: 0.346	3-2 F8		2-1 F4		2-0 F5			0-1 F7		4 0 0 0 0 0 1												
Willie Davis, L (1, 8) OBP: 0.378, SLG: 0.514	3-3 K		2-2 G3			1-0 L8 1B 1B		0-0 1-3		4 0 1 0 0 1 1												
Tommy Davis, R (1, 7) OBP: 0.364, SLG: 0.537		1-0 1B 1B 1B		2-3 K		3-1 FC6-4 1B		0-3 K		4 1 2 0 0 2 0												
Frank Howard, R (1, 9) OBP: 0.338, SLG: 0.423		2-2 F9		0-3 K		0-0 L8		1-1 F3	4 0 0 0 0 1 3	0 0 0 0 0 0 0												
Tim Harkness, L (9, 3) OBP: 0.326, SLG: 0.357						2-3																
Ron Fairly, L (1, 3) OBP: 0.426, SLG: 0.535		1-0 1B 1-3 1B		4-2 BB		2-3 K		2-2 4-3	3 0 1 0 1 1 2													
Daryl Spencer, R (1, 5) OBP: 0.378, SLG: 0.381		2-1 G6-4-3 1B		3-2 6-3		0-0 FC6-4		1-2 F3	4 0 1 1 0 0 3													
Norm Sherry, R (1, 2) OBP: 0.262, SLG: 0.286		1-0 G6-4-3			0-3 K		0-0 G3		1 0 0 0 0 0 2	2 0 0 0 0 1 0												
John Roseboro, L (3, 2) OBP: 0.374, SLG: 0.401																						
Sandy Koufax, R (1, 1) OBP: 0.149, SLG: 0.178			2-2 4-3		0-0 HR		2-3 K		3 1 1 1 0 1 0													
Inning Stats	R: 0 E: 0 K: 1 S: 8	H: 0 LOB: 0 BB: 0 P: 15	R: 1 E: 0 K: 0 S: 8	H: 3 LOB: 1 BB: 0 P: 15	R: 0 E: 0 K: 2 S: 12	H: 1 LOB: 1 BB: 1 P: 21	R: 0 E: 0 K: 2 S: 12	H: 0 LOB: 1 BB: 1 P: 21	R: 1 E: 0 K: 1 S: 7	H: 1 LOB: 0 BB: 0 P: 11	R: 0 E: 0 K: 1 S: 9	H: 2 LOB: 2 BB: 0 P: 15	R: 0 E: 0 K: 1 S: 8	H: 0 LOB: 0 BB: 0 P: 11	R: 0 E: 0 K: 1 S: 6	H: 0 LOB: 0 BB: 0 P: 6	R: 0 E: 0 K: 0 S: 8	H: 0 LOB: 0 BB: 0 P: 12	1B: 6 2B: 0 3B: 0 HR: 1	SF: 0 SAC: 0 DP: 1 HBP: 0	WP: 0 PB: 0 SB: 0 CS: 0	PA: 34
PITCHER	IP WLS BF H R ER SO BB IBB HBP BLK WP HR S P ERA WHIP																					
Warren Spahn, L (1, 1) ERA: 3.14	8.0 L 31 7 2 2 7 1 0 0 0 0 0 1 70 113 2.25 1.000																					
Hank Fischer, R (9, 1) ERA: 1.69	1.0 3 0 0 0 0 0 0 0 0 0 0 0 8 12 0.00 0.000																					

livebaseballscorecards.com

AB	33
R	2
H	7
RBI	2
BB	1
SO	7
LOB	12



Batter	1	2	3	4	5	6	7	8	9	AB R H RBI BB SO LOB	TOP									
Maury Wills, S (1, 6) OBP: 0.322, SLG: 0.338	1-3 K		1-2 FC6-4			2-1 4-3			2-3 K	4 0 0 0 0 2 1	Los Angeles Dodgers @ Milwaukee Braves Milwaukee County Stadium, Milwaukee, WI Thu Jun 14 1962, 8:05 PM EDT Att: 11,185 - Unknown livebaseballscorecards.com									
Jim Gilliam, S (1, 4) OBP: 0.367, SLG: 0.340	1-0 F7			1-0 F5			0-1 L7		0-1 F8	4 0 0 0 0 0 0										
Willie Davis, L (1, 8) OBP: 0.380, SLG: 0.518	1-0 4-3			0-1 B1			0-0 1B		1-1 1B	4 1 2 0 0 0 0										
Tommy Davis, R (1, 7) OBP: 0.366, SLG: 0.537		0-0 F6		2-3 K			1-0 FC3-6		1-1 1B	4 0 2 1 0 1 0										
Ron Fairly, L (1, 3) OBP: 0.417, SLG: 0.521		1-2 G3			0-0 F7		3-2 FC3-6		0-0 FC6	4 0 0 0 0 0 3										
Wally Moon, L (1, 9) OBP: 0.367, SLG: 0.367		1-3 K			1-1 3-1		3-2 F9			3 0 0 0 0 1 1										
John Roseboro, L (1, 2) OBP: 0.374, SLG: 0.400			1-0 G4-6-3		0-1 G3			0-0 4-3		3 0 1 0 0 0 0										
Daryl Spencer, R (1, 5) OBP: 0.377, SLG: 0.369			0-1 G4-6-3			2-2 5-3		4-2 BB		2 0 0 0 1 0 1										
Stan Williams, R (1, 1) OBP: 0.096, SLG: 0.050			0-0 FC6-4			2-3 K		2-1 G4-6-3		0 0 0 0 0 0 0										
Ed Roebuck, R (1, 1) OBP: 0.143, SLG: 0.143										1 0 1 0 0 0 0										
Lee Walls, R (6, PH) OBP: 0.334, SLG: 0.268										1 0 0 0 0 1 0										
Ron Perranoski, L (6, 1)										0 0 0 0 0 0 0										
Duke Snider, L (8, PH) OBP: 0.455, SLG: 0.565										1 0 0 0 0 0 1										
Larry Sherry, R (8, 1) OBP: 0.222, SLG: 0.222										0 0 0 0 0 0 0										
Inning Stats	R: 0 E: 0 K: 1 S: 5	H: 0 LOB: 0 BB: 0 P: 8	R: 0 E: 0 K: 1 S: 11	H: 0 LOB: 0 BB: 0 P: 13	R: 0 E: 0 K: 0 S: 7	H: 2 LOB: 1 BB: 0 P: 9	R: 0 E: 0 K: 1 S: 7	H: 0 LOB: 0 BB: 0 P: 10	R: 0 E: 0 K: 0 S: 5	H: 0 LOB: 0 BB: 0 P: 6	R: 1 E: 0 K: 0 S: 11	H: 2 LOB: 1 BB: 0 P: 18	R: 0 E: 0 K: 0 S: 5	H: 0 LOB: 0 BB: 1 P: 11	R: 0 E: 0 K: 1 S: 12	H: 2 LOB: 2 BB: 0 P: 16	1B: 5 2B: 1 3B: 0 HR: 0	SF: 0 SAC: 0 DP: 2 HBP: 0	WP: 0 PB: 0 SB: 0 CS: 0	PA: 32
PITCHER Bob Shaw, R (1, 1) ERA: 1.92	IP: 9.0 WLS: W BF: 32 H: 6 R: 1 ER: 1 SO: 5 BB: 1 IBB: 0 HBP: 0 BLK: 0 WP: 0 HR: 0 S: 72 P: 106 ERA: 1.00 WHIP: 0.778																			



Batter	1	2	3	4	5	6	7	8	9
Tommie Aaron, R OBP: 0.274, SLG: 0.338 (1, 3)	E5 1B SF8 K			F7			L8		
Roy McMillan, R OBP: 0.359, SLG: 0.364 (1, 6)	0-1 HR 1B	2-2 L5			2-1 E6 3-4-1 1B		0-1 5-3		
Eddie Mathews, L OBP: 0.348, SLG: 0.466 (1, 5)	1-1 SF8	1-0 F8			2-1 3-4-1		0-0 F8		
Hank Aaron, R OBP: 0.378, SLG: 0.561 (1, 8)	2-1 HR	1-1 F7			3-2 F3		0-1 1B 2B		
Lee Maye, L OBP: 0.375, SLG: 0.429 (1, 7)	4-1 1B FC6-4 BB		1-0 3-1		1-0 1B		1-0 F9		
Del Crandall, R OBP: 0.359, SLG: 0.427 (1, 2)	2-2 FC6-4 1B BB 1B		2-3 K		0-0 L9		3-1 1B		
Mack Jones, L OBP: 0.393, SLG: 0.466 (1, 9)	4-0 FC6-4 BB		2-3 K		1-3 K		3-1 F6		
Frank Bolling, R OBP: 0.372, SLG: 0.453 (1, 4)	2-2 FC6-4 1B		0-1 6-3		1-2 6-3		1-0 F9		
Bob Shaw, R OBP: 0.244, SLG: 0.184 (1, 1)	2-2 1B		0-3 K		3-3 K				

AB	R	H	RBI	BB	SO	LOB
4	1	0	0	0	1	2
4	2	1	0	0	0	0
3	0	0	1	0	0	1
4	2	2	2	0	0	1
3	1	1	1	1	0	1
4	1	2	1	0	1	1
3	0	0	0	1	2	1
4	0	0	1	0	0	3
3	0	1	1	0	2	0

BOTTOM

Los Angeles Dodgers @ Milwaukee Braves
Milwaukee County Stadium, Milwaukee, WI

livebaseballscores.com

AB	32
R	7
H	7
RBI	7
BB	2
SO	6
LOB	10



WP: 0	PA: 35
PB: 1	
SB: 0	
CS: 0	

Inning Stats														PITCHER																																													
R	E	K	S	H	LOB	BB	P	R	E	K	S	H	LOB	BB	P	R	E	K	S	H	LOB	BB	P	R	E	K	S	H	LOB	BB	P	R	E	K	S	H	LOB	BB	P																				
5	1	1	23	4	2	2	43	0	0	2	6	0	0	0	10	0	0	2	8	0	0	1	7	0	0	0	9	1	1	0	14	1	1	0	22	0	0	2	9	0	0	0	14	0	0	0	8	0	0	0	16	0	0	0	16	2	1	0	16
PITCHER Stan Williams, R (1, 1) IP: 0.1 WLS: L BF: 6 H: 3 R: 5 ER: 2 SO: 0 BB: 1 IBB: 0 HBP: 0 BLK: 0 WP: 0 HR: 1 S: 13 P: 24 ERA: 54.00 WHIP: 12.000 Ed Roebuck, R (1, 1) 4.2 18 2 1 0 4 1 0 0 0 0 0 45 73 0.00 0.643 Ron Perranoski, L (6, 1) 2.0 6 0 0 0 2 0 0 0 0 0 0 14 22 0.00 0.000 Larry Sherry, R (8, 1) 1.0 5 2 1 1 0 0 0 0 0 0 0 8 16 9.00 2.000														PITCHER IP WLS BF H R ER SO BB IBB HBP BLK WP HR S P ERA WHIP																																													

Thu Jun 14 1962, 8:05 PM EDT
Att. 11,185 - Unknown

Batter	1	2	3	4	5	6	7	8	9	AB R H RBI BB SO LOB	TOP									
Al Spangler, L (1, 7) OBP: 0.370, SLG: 0.352	1-2 1B 1B		0-0 E3 G1-6-3			1-1 F9		2-1 F9		4 1 1 0 0 0 1	Houston Colt 45's @ Los Angeles Dodgers Dodger Stadium, Los Angeles, CA Fri Jun 15 1962, 7:05 PM PDT Att. 22,709 - Unknown									
Joey Amalfitano, R (1, 4) OBP: 0.294, SLG: 0.271	1-2 1-3 1B 1B		0-1 G1-6-3			0-3 K		1-0 1-3 1B		4 0 2 0 0 1 1										
Jim Pendleton, R (1, 9) OBP: 0.299, SLG: 0.420	1-3 K				0-0 F9			2-3 K		4 0 0 0 0 2 4										
Norm Larker, L (1, 3) OBP: 0.363, SLG: 0.401	1-0 1-2 3-H 1B				0-0 F8		0-1 1-3		3-1 4-3	4 0 1 1 0 0 0										
Carl Warwick, R (1, 8) OBP: 0.324, SLG: 0.423	1-0 G6-4-3 1-2f				1-1 F3		1-3 K		2-1 6-3	4 0 0 0 0 1 2										
Merritt Ranew, L (1, 2) OBP: 0.298, SLG: 0.432							0-0 F7		1-0 G3	4 0 0 0 0 2 0										
Bob Aspromonte, R (1, 5) OBP: 0.343, SLG: 0.379										3 0 1 0 0 0 0										
Bob Lillis, R (1, 6) OBP: 0.271, SLG: 0.260										3 1 1 0 0 0 1										
Jim Golden, L (1, 1) OBP: 0.125, SLG: 0.167										3 0 0 1 0 0 1										
Inning Stats	R: 1 E: 0 K: 1 S: 11	H: 3 LOB: 1 BB: 0 P: 16	R: 0 E: 0 K: 1 S: 6	H: 0 LOB: 0 BB: 0 P: 8	R: 0 E: 1 K: 0 S: 4	H: 0 LOB: 0 BB: 0 P: 5	R: 0 E: 0 K: 0 S: 4	H: 0 LOB: 0 BB: 0 P: 5	R: 0 E: 0 K: 1 S: 7	H: 0 LOB: 0 BB: 0 P: 10	R: 0 E: 0 K: 1 S: 6	H: 0 LOB: 0 BB: 0 P: 7	R: 1 E: 0 K: 1 S: 13	H: 2 LOB: 2 BB: 0 P: 19	R: 0 E: 0 K: 0 S: 5	H: 0 LOB: 0 BB: 0 P: 11	1B: 5 2B: 0 3B: 1 HR: 0	SF: 0 SAC: 0 DP: 2 HBP: 0	WP: 0 PB: 0 SB: 0 CS: 0	PA: 33
PITCHER	IP WLS BF H R ER SO BB IBB HBP BLK WP HR S P ERA WHIP																			
Don Drysdale, R (1, 1) ERA: 3.25	8.0 L 30 6 2 2 6 0 0 0 0 0 0 0 67 93 2.25 0.750																			
Larry Sherry, R (9, 1) ERA: 2.45	1.0 3 0 0 0 0 0 0 0 0 0 0 0 5 11 0.00 0.000																			

AB	33
R	2
H	6
RBI	2
BB	0
SO	6
LOB	10



Batter	1	2	3	4	5	6	7	8	9	AB R H RBI BB SO LOB
Maury Wills, S OBP: 0.325, SLG: 0.341 (1, 6)	1-2 F8 ①		3-2 1-3 ②			2-2 4-3 1B			1-1 FC4-6 1B	4 0 2 0 0 0 1
Jim Gilliam, S OBP: 0.361, SLG: 0.335 (1, 4) (9, 5)	1-2 F2 ②		2-2 F5 ③			2-1 4-3 ②			1-1 F7 ①	4 0 0 0 0 0 3
Willie Davis, L OBP: 0.373, SLG: 0.509 (1, 8)	0-1 L8 ③					0-1 F9 ③			1-2 FC4-6 ②	4 0 0 0 0 0 2
Tommy Davis, R OBP: 0.361, SLG: 0.529 (1, 7)						0-0 F8 ②			2-1 1-3 ③	4 0 0 0 0 0 1
Ron Fairly, L OBP: 0.415, SLG: 0.517 (1, 3)						0-0 3-1 ③				3 0 1 0 0 0 0
Wally Moon, L OBP: 0.367, SLG: 0.366 (1, 9)										3 0 1 0 0 0 0
John Roseboro, L OBP: 0.367, SLG: 0.392 (1, 2)										3 0 0 0 0 0 2
Daryl Spencer, R OBP: 0.380, SLG: 0.373 (1, 5)										2 0 1 0 0 0 0
Duke Snider, L OBP: 0.449, SLG: 0.557 (8, PH)										1 0 0 0 0 1 0
Larry Burright, R OBP: 0.316, SLG: 0.416 (9, 4)										0 0 0 0 0 0 0
Don Drysdale, R OBP: 0.302, SLG: 0.357 (1, 1)										2 0 0 0 0 0 1
Frank Howard, R OBP: 0.336, SLG: 0.419 (8, PH)										1 0 0 0 0 0 0
Larry Sherry, R OBP: 0.222, SLG: 0.222 (9, 1)										0 0 0 0 0 0 0

Inning Stats	R: 0	H: 0	R: 0	H: 2	R: 0	H: 1	R: 0	H: 0	R: 0	H: 0	R: 0	H: 1	R: 0	H: 0	R: 0	H: 0	R: 0	H: 1	R: 0	H: 1	1B: 5	SF: 0	WP: 0	PA: 31
E: 0	LOB: 0	E: 0	LOB: 1	E: 0	LOB: 1	E: 0	LOB: 0	E: 0	LOB: 0	E: 0	LOB: 0	E: 0	LOB: 0	E: 0	LOB: 0	E: 0	LOB: 0	E: 0	LOB: 1	E: 0	LOB: 1	2B: 1	SAC: 0	PB: 0
K: 0	BB: 0	K: 0	BB: 0	K: 0	BB: 0	K: 0	BB: 0	K: 0	BB: 0	K: 0	BB: 0	K: 1	BB: 0	K: 0	BB: 0	K: 0	BB: 0	K: 0	BB: 0	K: 0	BB: 0	3B: 0	DP: 1	SB: 0
S: 9	P: 11	S: 8	P: 13	S: 11	P: 19	S: 4	P: 4	S: 7	P: 10	S: 10	P: 13	S: 8	P: 11	S: 9	P: 14	S: 9	P: 14	S: 9	P: 14	S: 9	P: 14	HR: 0	HBP: 0	CS: 0


PITCHER	IP	WLS	BF	H	R	ER	SO	BB	IBB	HBP	BLK	WP	HR	S	P	ERA	WHIP	PITCHER	IP	WLS	BF	H	R	ER	SO	BB	IBB	HBP	BLK	WP	HR	S	P	ERA	WHIP	
Jim Golden, R ERA: 2.52 (1, 1)	9.0	W	31	5	0	0	1	0	0	0	0	0	0	73	105	0.00	0.556																			

BOTTOM

Houston Colt 45's @ Los Angeles Dodgers
Dodger Stadium, Los Angeles, CA

Fri Jun 15 1962, 7:05 PM PDT
Att. 22,709 - Unknown

AB	31
R	0
H	5
RBI	0
BB	0
SO	1
LOB	10



livebaseballscorecards.com

Batter	1	2	3	4	5	6	7	8	9	AB R H RBI BB SO LOB	TOP
Jim Busby, R (1, 8) OBP: 0.400, SLG: 0.250 Al Spangler, L (7, PH) OBP: 0.371, SLG: 0.353 (7, 7)	2-3 		1-1 FC2-6 		0-0 F3 		0-0 E8 		1-1 4-3 	3 0 0 0 0 1 3 2 0 1 2 0 0 0	Houston Colt 45's @ Los Angeles Dodgers Dodger Stadium, Los Angeles, CA Sat Jun 16 1962, 7:05 PM PDT Att: 51,530 - Unknown
Joey Amalfitano, R (1, 4) OBP: 0.293, SLG: 0.275	1-0 		2-1 CS 	2-2 F9 	3-2 F7 		2-3 K 			4 0 1 0 0 1 4	
Jim Pendleton, R (1, 9) OBP: 0.304, SLG: 0.425	0-1 4-3 			2-2 1-3 		2-2 1B 				3 1 1 0 1 0 1	
Norm Larker, L (1, 3) OBP: 0.361, SLG: 0.398	0-0 F5 			1-1 E6 		0-1 	0-0 G3-2 			4 1 1 1 0 0 4	
Carl Warwick, R (1, 7) OBP: 0.323, SLG: 0.425 (7, 8)		2-3 K 		3-2 		0-0 B1-3-6 		0-0 2-3 		4 0 1 1 0 1 1	
Hal Smith, R (1, 2) OBP: 0.295, SLG: 0.387		1-0 5-3 		1-2 1-3 		1-1 5-3 		2-2 6-3 		4 0 0 0 0 0 1	
Bob Aspromonte, R (1, 5) OBP: 0.345, SLG: 0.378		2-2 5-3 				0-1 FC3-5 		1-0 E 		3 1 1 0 0 0 0	
Bob Lillis, R (1, 6) OBP: 0.276, SLG: 0.261			1-3 K 		0-0 		4-0 		0-1 5-3 	3 1 1 0 1 1 0	
Turk Farrell, R (1, 1) OBP: 0.192, SLG: 0.308			3-2 		1-1 FC3-5 		0-1 E6 		1-3 K 	4 0 1 0 0 1 4	
Inning Stats	R: 0 H: 1 E: 0 LOB: 1 K: 1 BB: 0 S: 7 P: 10	R: 0 H: 0 E: 0 LOB: 0 K: 1 BB: 0 S: 9 P: 14	R: 0 H: 1 E: 0 LOB: 0 K: 1 BB: 0 S: 12 P: 19	R: 1 H: 1 E: 1 LOB: 1 K: 0 BB: 0 S: 17 P: 26	R: 0 H: 2 E: 0 LOB: 2 K: 0 BB: 0 S: 9 P: 13	R: 1 H: 2 E: 0 LOB: 0 K: 0 BB: 0 S: 8 P: 11	R: 2 H: 1 E: 2 LOB: 2 K: 1 BB: 2 S: 7 P: 18	R: 0 H: 0 E: 0 LOB: 0 K: 0 BB: 0 S: 7 P: 12	R: 0 H: 0 E: 0 LOB: 0 K: 1 BB: 0 S: 7 P: 9	1B: 5 SF: 0 2B: 4 SAC: 0 3B: 0 DP: 2 HR: 0 HBP: 1	WP: 0 PA: 38 PB: 0 SB: 0 CS: 1
PITCHER Johnny Podres, L (1, 1) ERA: 4.96 Ed Roebuck, R (7, 1) ERA: 3.95 Ron Perranoski, L (7, 1) ERA: 1.37 Stan Williams, R (9, 1) ERA: 5.22	IP WLS BF H R ER SO BB IBB HBP BLK WP HR S P ERA WHIP 6.0 L 24 7 2 1 3 0 0 0 0 0 0 0 62 93 1.50 1.167 0.0 3 0 2 1 0 1 0 0 1 0 0 0 2 7 ∞ ∞ 2.0 7 1 0 0 1 0 0 1 0 0 0 0 12 23 0.00 0.500 1.0 3 0 0 0 0 1 0 0 0 0 0 0 7 9 0.00 0.000	PITCHER IP WLS BF H R ER SO BB IBB HBP BLK WP HR S P ERA WHIP									

AB	34
R	4
H	8
RBI	4
BB	2
SO	5
LOB	18



WP: 0	PA: 38
PB: 0	
SB: 0	
CS: 1	

BOTTOM

Houston Colt 45's @ Los Angeles Dodgers
Dodger Stadium, Los Angeles, CA

Sat Jun 16 1962, 7:05 PM PDT
Att. 51,530 - Unknown

livebaseballscores.com

AB	30
R	1
H	3
RBI	1
BB	0
SO	2
LOB	4



WP:	0	PA:	30
PB:	0	SB:	1
CS:	0		

AB R H RBI BB SO LOB

4	0	0	0	0	0	1
4	0	0	0	0	0	1
4	1	2	0	0	0	0
3	0	0	1	0	0	1
3	0	0	0	0	0	0
3	0	0	0	0	0	0
3	0	0	0	0	2	0
3	0	1	0	0	0	0
1	0	0	0	0	0	0
1	0	0	0	0	0	1
0	0	0	0	0	0	0
0	0	0	0	0	0	0
1	0	0	0	0	0	0
0	0	0	0	0	0	0

1B:	2	SF:	0
2B:	0	SAC:	0
3B:	1	DP:	0
HR:	0	HBP:	0

WP HR S P ERA WHIP

9.0	W	30	3	1	1	2	0	0	0	0	0	0	0	0	0	1.00	0.333
-----	---	----	---	---	---	---	---	---	---	---	---	---	---	---	---	------	-------

Batter	1	2	3	4	5	6	7	8	9
Maury Wills, S OBP: 0.320, SLG: 0.336 (1, 6)	1-2 6-3 ①		1-2 4-3 ③			1-1 FC4-6 ②			2-2 F8 ①
Jim Gilliam, S OBP: 0.356, SLG: 0.329 (1, 4)	1-1 F8 ②			1-1 4-3 ①		0-0 F5 ③			2-2 L7 ②
Willie Davis, L OBP: 0.375, SLG: 0.518 (1, 8)	1-0 S 1B			1-1 4-3 ②			2-1 4-3 3B		0-1 3-1 ③
Ron Fairly, L OBP: 0.409, SLG: 0.507 (1, 3)	3-1 F3 ③			0-0 4-3 ③			1-0 4-3 ①		
Tommy Davis, R OBP: 0.357, SLG: 0.523 (1, 7)		1-0 6-3 ①			1-0 F8 ①			1-1 6-3 ②	
Wally Moon, L OBP: 0.361, SLG: 0.359 (1, 9)		3-1 L9 ②			2-2 L3 ②			2-2 F3 ③	
John Roseboro, L OBP: 0.361, SLG: 0.385 (1, 2)		1-3 K ③			2-3 K ③			2-2 4-3 ①	
Daryl Spencer, R OBP: 0.378, SLG: 0.371 (1, 5)			1-1 F5 ①			2-2 FC4-6 1B		1-2 F7 ②	
Johnny Podres, L OBP: 0.194, SLG: 0.207 (6, PH)			2-0 4-3 ②			3-1 F6 ①		3-2 F3 ③	
Duke Snider, L OBP: 0.444, SLG: 0.549 (7, 1)									
Ed Roebuck, R OBP: 0.143, SLG: 0.143 (7, 1)									
Ron Ferranoski, L OBP: 0.143, SLG: 0.143 (7, 1)									
Frank Howard, R OBP: 0.333, SLG: 0.416 (8, PH)									
Stan Williams, R OBP: 0.095, SLG: 0.050 (9, 1)									

Inning Stats	R: 0 E: 0 K: 0 S: 10	H: 1 LOB: 1 BB: 0 P: 16	R: 0 E: 0 K: 1 S: 6	H: 0 LOB: 0 BB: 0 P: 11	R: 0 E: 0 K: 0 S: 6	H: 0 LOB: 0 BB: 0 P: 10	R: 0 E: 0 K: 0 S: 5	H: 0 LOB: 0 BB: 0 P: 7	R: 0 E: 0 K: 1 S: 10	H: 0 LOB: 0 BB: 0 P: 15	R: 0 E: 0 K: 0 S: 8	H: 1 LOB: 1 BB: 0 P: 14	R: 1 E: 0 K: 0 S: 9	H: 1 LOB: 0 BB: 0 P: 15	R: 0 E: 0 K: 0 S: 9	H: 0 LOB: 0 BB: 0 P: 15	R: 0 E: 0 K: 0 S: 9	H: 0 LOB: 0 BB: 0 P: 13
--------------	-------------------------------	----------------------------------	------------------------------	----------------------------------	------------------------------	----------------------------------	------------------------------	---------------------------------	-------------------------------	----------------------------------	------------------------------	----------------------------------	------------------------------	----------------------------------	------------------------------	----------------------------------	------------------------------	----------------------------------

PITCHER	IP	WLS	BF	H	R	ER	SO	BB	IBB	HBP	BLK	WP	HR	S	P	ERA	WHIP
Turk Farrell, R ERA: 2.49 (1, 1)	9.0	W	30	3	1	1	2	0	0	0	0	0	0	72	116	1.00	0.333

Batter	1	2	3	4	5	6	7	8	9	AB R H RBI BB SO LOB	TOP											
Julian Javier, R (1, 4) OBP: 0.295, SLG: 0.319	3-2 X 1-3		X 0-0 S 1B			X 0-0 FC3-6 1B		B 1-3 S K2-3		4 0 2 0 0 1 0	St. Louis Cardinals @ Los Angeles Dodgers Dodger Stadium, Los Angeles, CA Mon Jun 18 1962, 7:05 PM PDT Att. 33,477 - Unknown livebaseballscorecards.com											
Charlie James, R (1, 9) OBP: 0.340, SLG: 0.383	0-1 S 5-3		B 2-3 S K			F 1-1 B FC3-6		X 0-0 F9	4 0 0 0 0 1 2													
Curt Flood, R (1, 8) OBP: 0.355, SLG: 0.430	1-2 C 5-3			X 0-0 F4		C 0-1 X 6-3		B 1-2 C 1-3	4 0 0 0 0 0 1													
Ken Boyer, R (1, 5) OBP: 0.377, SLG: 0.466		S 2-3 B K		B 2-2 B 5-3		B 2-2 B 5-3		B 1-0 X CS 1B	4 0 1 0 0 1 0													
Stan Musial, L (1, 7) OBP: 0.403, SLG: 0.488		X 0-0 1B		B 2-2 B 5-3		B 2-1 B FC6-4 1B		B 2-1 C CS	3 0 2 0 0 0 0													
Gene Oliver, R (1, 2) OBP: 0.351, SLG: 0.383		C 1-2 B F2		B 1-1 X F3		B 2-0 B FC6-4			3 0 0 0 0 0 2													
Bill White, L (1, 3) OBP: 0.352, SLG: 0.483		B 2-2 X G3		B 2-3 C K		B 1-0 X 5-3			3 0 0 0 0 1 2													
Julio Gotay, R (1, 6) OBP: 0.357, SLG: 0.358			B 3-3 C K		B 2-2 B 5-3		F 1-3 B K		3 0 0 0 0 2 0													
Bob Gibson, R (1, 1) OBP: 0.281, SLG: 0.185			S 2-3 B K		S 0-3 K		S 0-3 K		3 0 0 0 0 3 0													
Inning Stats	R: 0 E: 0 K: 0 S: 12	H: 0 LOB: 0 BB: 0 P: 16	R: 0 E: 0 K: 1 S: 12	H: 1 LOB: 1 BB: 0 P: 17	R: 0 E: 0 K: 3 S: 10	H: 1 LOB: 1 BB: 0 P: 17	R: 0 E: 0 K: 1 S: 9	H: 0 LOB: 0 BB: 0 P: 13	R: 0 E: 0 K: 1 S: 9	H: 0 LOB: 0 BB: 0 P: 14	R: 0 E: 0 K: 1 S: 8	H: 1 LOB: 1 BB: 0 P: 9	R: 0 E: 0 K: 0 S: 7	H: 1 LOB: 1 BB: 0 P: 14	R: 0 E: 0 K: 3 S: 10	H: 0 LOB: 0 BB: 0 P: 12	R: 0 E: 0 K: 0 S: 6	H: 1 LOB: 0 BB: 0 P: 10	1B: 5 2B: 0 3B: 0 HR: 0	SF: 0 SAC: 0 DP: 0 HBP: 0	WP: 0 PB: 0 SB: 1 CS: 1	PA: 32
PITCHER Sandy Koufax, L (1, 1) ERA: 2.66	IP 9.0	WLS W	BF 31	H 5	R 0	ER 0	SO 9	BB 0	IBB 0	HBP 0	BLK 0	WP 0	HR 0	S 83	P 122	ERA 0.00	WHIP 0.556					



Batter	1	2	3	4	5	6	7	8	9	AB R H RBI BB SO LOB	TOP
Curt Flood, R OBP: 0.356, SLG: 0.441 (1, 8) C B X	1-1 F7 ①		1-2 1B ①		0-0 HR ①		0-1 4-3 ①		1-1 6-3 ③	5 1 2 1 0 0 2	
Julian Javier, R OBP: 0.294, SLG: 0.314 (1, 4) S B B B	4-1 S BB ①		0-3 K ③		1-2 1-3 ③		3-2 6-3 ②			3 0 0 0 1 1 1	
Fred Whitfield, L OBP: 0.366, SLG: 0.538 (1, 3) F S B B X	2-2 F7 ② 1-2			1-1 1B ①		0-0 1-3 ①		1-1 F7 ③		4 0 1 0 0 0 1	
Stan Musial, L OBP: 0.400, SLG: 0.482 (1, 7) C F S	0-3 K ③			1-2 F8 ①		0-1 1B ①		0-0 6-3 ①		4 1 1 0 0 1 2	
Ken Boyer, R OBP: 0.379, SLG: 0.467 (1, 5) B X		1-0 4-3 ①		0-1 1B ①		2-2 4-3 1B ①		0-3 K ②		4 0 2 0 0 1 0	
Carl Sawatski, L OBP: 0.417, SLG: 0.526 (1, 2) C B B B X T L B B X		3-2 F9 ②		3-1 F5 ②		0-2 4-3 1B ②		3-2 L9 ③		4 0 1 1 0 0 2	
Bill White, L OBP: 0.351, SLG: 0.479 (1, 9) Bobby Gene Smith, R OBP: 0.256, SLG: 0.274 (9, PR) B X		1-0 4-3 ③		0-0 6-3 ③		1-1 4-3 ②			1-1 CS 1B ①	4 0 1 0 0 0 4 0 0 0 0 0 0 0	
Julio Gotay, R OBP: 0.354, SLG: 0.354 (1, 6) Red Schoendienst, S OBP: 0.403, SLG: 0.485 (6, PH) Dal Maxvill, R (6, 6) Doug Clemens, L OBP: 0.343, SLG: 0.256 (9, PH) X			0-0 F4 ①		0-0 B1-3 ①		4-0 IBB ①		1-3 K ②	2 0 0 0 0 0 0 0 0 0 0 1 0 0 0 0 0 0 0 0 0 1 0 0 0 0 1 1	
Curt Simmons, L OBP: 0.324, SLG: 0.276 (1, 1) Lindy McDaniel, R (7, 1) Gene Oliver, R OBP: 0.355, SLG: 0.396 (9, PH) B S B B B X C C O C O			3-2 5-3 ②		1-3 K ②		1-3 K ③		0-0 2B ①	3 0 0 0 0 2 3 0 0 0 0 0 0 0 1 0 1 0 0 0 0	
Inning Stats	R: 0 E: 0 K: 1 S: 9 H: 0 LOB: 1 BB: 1 P: 16	R: 0 E: 0 K: 0 S: 7 H: 0 LOB: 0 BB: 0 P: 12	R: 0 E: 0 K: 1 S: 11 H: 1 LOB: 1 BB: 0 P: 15	R: 0 E: 0 K: 0 S: 10 H: 2 LOB: 2 BB: 0 P: 15	R: 1 E: 0 K: 1 S: 9 H: 1 LOB: 0 BB: 0 P: 11	R: 1 E: 0 K: 1 S: 18 H: 3 LOB: 3 BB: 1 P: 26	R: 0 E: 0 K: 0 S: 7 H: 0 LOB: 0 BB: 0 P: 11	R: 0 E: 0 K: 1 S: 8 H: 0 LOB: 0 BB: 0 P: 11	R: 0 E: 0 K: 1 S: 9 H: 2 LOB: 2 BB: 0 P: 11	1B: 7 2B: 1 3B: 0 HR: 1 SF: 0 SAC: 0 DP: 0 HBP: 0	WP: 0 PB: 0 SB: 1 CS: 1 PA: 37
PITCHER Don Drysdale, R ERA: 3.15 (1, 1)	IP 9.0 WLS W BF 37 H 9 R 2 ER 2 SO 6 BB 1 IBB 1 HBP 0 BLK 0 WP 0 HR 1 S 88 P 128 ERA 2.00 WHIP 1.111					PITCHER	IP WLS BF H R ER SO BB IBB HBP BLK WP HR S P ERA WHIP				

St. Louis Cardinals @ Los Angeles Dodgers
Dodger Stadium, Los Angeles, CA
Tue Jun 19 1962, 7:05 PM PDT
Att. 33,986 - Unknown

AB	35
R	2
H	9
RBI	2
BB	2
SO	6
LOB	16



Batter	1	2	3	4	5	6	7	8	9	10	11	AB R H RBI BB SO LOB	TOP														
Curt Flood, R OBP: 0.360, SLG: 0.445 (1, 8)	0-1 6-3			2-2 G3 1B 2B		2-2 F6		4-1 FC3-6 BB		0-1 4-3 1B		4 1 2 0 1 0 0															
Julian Javier, R OBP: 0.292, SLG: 0.309 (1, 4)	1-2 6-3			0-0 G3			4-1 1B BB	3-1 FC3-6 1B		1-0 4-3		4 2 0 0 1 0 3															
Charlie James, R OBP: 0.352, SLG: 0.394 (1, 9)	1-2 F9			2-1 G4-6-3 1B			0-2 E 1B 1B	2-1 2-3 1B		0-0 F6		5 1 3 2 0 0 1															
Stan Musial, L OBP: 0.404, SLG: 0.485 Bobby Gene Smith, R OBP: 0.250, SLG: 0.267 (7, 7)			1-2 G4-3 1B	1-0 G4-6-3			0-1 G3 1B 1B	0-2 2-3			0-1 1-3	3 0 2 1 0 0 1 2 0 0 0 0 0 1															
Ken Boyer, R OBP: 0.379, SLG: 0.465 (1, 5)			0-0 G4-3				1-2 G3 1B	2-3 K			0-0 1B 1B	5 1 2 1 0 1 2															
Gene Oliver, R OBP: 0.346, SLG: 0.384 Jimmie Schaffer, R OBP: 0.333, SLG: 0.316 (9, 2)			0-0 5-3				3-3 K				1-0 1B 1B	4 0 0 0 0 2 2 1 0 1 0 0 0 0															
Bill White, L OBP: 0.348, SLG: 0.473 (1, 3)							3-2 G3				1-0 1B 1B	5 0 1 1 0 2 2															
Julio Gotay, R OBP: 0.352, SLG: 0.349 Dal Maxvill, R (9, 6)			0-1 1-3				1-2 6-3	4-0 IBB			0-0 G4-6-3	3 0 0 0 1 0 0 1 0 0 0 0 0 2															
Ray Sadecki, L OBP: 0.125, SLG: 0.250 Ed Bauta, R OBP: 0.333, SLG: 0.333 Bobby Shantz, R (8, 1)			2-1 F8				1-2 6-3	1-1 F3			1-1 5-3	3 0 0 0 0 0 3 0 0 0 0 0 0 0 1 0 0 0 0 0 0															
Inning Stats	R: 0 E: 0 K: 0 S: 8	H: 0 LOB: 0 BB: 0 P: 10	R: 0 E: 0 K: 0 S: 5	H: 1 LOB: 0 BB: 0 P: 6	R: 0 E: 0 K: 1 S: 7	H: 0 LOB: 0 BB: 0 P: 9	R: 1 E: 0 K: 0 S: 7	H: 2 LOB: 0 BB: 0 P: 12	R: 0 E: 0 K: 0 S: 6	H: 0 LOB: 0 BB: 0 P: 9	R: 0 E: 0 K: 0 S: 9	H: 0 LOB: 0 BB: 0 P: 13	R: 2 E: 1 K: 1 S: 17	H: 3 LOB: 3 BB: 2 P: 33	R: 1 E: 0 K: 1 S: 11	H: 1 LOB: 1 BB: 1 P: 22	R: 0 E: 0 K: 2 S: 8	H: 0 LOB: 0 BB: 0 P: 16	R: 0 E: 0 K: 0 S: 6	H: 1 LOB: 1 BB: 0 P: 8	R: 1 E: 0 K: 0 S: 6	H: 3 LOB: 1 BB: 0 P: 8	1B: 10 2B: 1 3B: 0 HR: 0	SF: 0 SAC: 0 DP: 3 HBP: 0	WP: 0 PB: 0 SB: 0 CS: 0	PA: 44	
PITCHER	IP	WLS	BF	H	R	ER	SO	BB	IBB	HBP	BLK	WP	HR	S	P	ERA	WHIP										
Johnny Podres, L ERA: 4.93 (1, 1)	6.0		22	5	3	3	1	1	0	0	0	0	0	48	69	4.50	1.000										
Larry Sherry, R ERA: 2.51 (7, 1)	2.0		10	2	1	1	2	1	1	0	0	0	0	22	45	4.50	1.500										
Ron Perranoski, L ERA: 1.49 (9, 1)	3.0	L	12	4	1	1	2	0	0	0	0	0	0	20	32	3.00	1.333										

St. Louis Cardinals @ Los Angeles Dodgers
 Dodger Stadium, Los Angeles, CA
 Wed Jun 20 1962, 7:05 PM PDT
 Att. 34,441 - Unknown

AB	41
R	5
H	11
RBI	5
BB	3
SO	5
LOB	17



Batter	1	2	3	4	5	6	7	8	9	10	11	AB R H RBI BB SO LOB	BOTTOM			
Maury Wills, S OBP: 0.317, SLG: 0.330 (1, 6)	L4		S 1B		5-3		6-3	F7			F8	6 0 1 0 0 0 3	St. Louis Cardinals @ Los Angeles Dodgers Dodger Stadium, Los Angeles, CA Wed Jun 20 1962, 7:05 PM PDT Att. 34,441 - Unknown			
Jim Gilliam, S OBP: 0.355, SLG: 0.324 (1, 4) (9, 5)	5-3		L7		1B		BB			FC5-6 1B	G5-4-3 1B	5 0 3 0 1 0 1				
Lee Walls, R OBP: 0.269, SLG: 0.234 (1, 7) (9, 9)	6-3		K			5-3	L7			FC5-6 1B	G5-4-3	6 0 0 0 0 1 4				
Tommy Davis, R OBP: 0.353, SLG: 0.530 (1, 8) (9, 7)		4-3		F7		4-3		FC4-2 1B		K		5 0 1 0 0 1 1				
Frank Howard, R OBP: 0.351, SLG: 0.466 Willie Davis, L OBP: 0.368, SLG: 0.498 (1, 9) (8, PR) (9, 8)		5-3		4-3 WP 1B BB		1B		FC4-2 BB 2B		1B		3 1 2 0 1 0 0 1 1 1 0 0 0 0				
Ron Fairly, L OBP: 0.398, SLG: 0.482 (1, 3)		E BB		4-3		4-3		BB FC4-2 IBB		F6		3 0 0 0 2 0 4				
Daryl Spencer, R OBP: 0.385, SLG: 0.372 Wally Moon, L OBP: 0.365, SLG: 0.364 Larry Burright, R OBP: 0.304, SLG: 0.399 (1, 5) (8, PH) (9, 4)		E4		1B			HR 1B	FC4-2 BB			K	3 1 2 1 0 0 1 1 0 0 0 0 0 3 1 0 0 0 0 1 0				
Norm Sherry, R OBP: 0.273, SLG: 0.333 (1, 2)		L9		K			HR	BB			K	4 1 1 3 1 2 3				
Johnny Podres, L OBP: 0.182, SLG: 0.194 Larry Sherry, R OBP: 0.200, SLG: 0.200 Doug Camilli, R OBP: 0.342, SLG: 0.486 Ron Perranoski, L (1, 1) (7, 1) (8, PH) (9, 1)			4-3		4-3		F9	K			K	2 0 0 0 0 0 0 1 0 0 0 0 0 0 1 0 0 0 0 1 3 1 0 0 0 0 1 0				
Inning Stats	R: 0 H: 0 E: 0 LOB: 0 K: 0 BB: 0 S: 4 P: 6	R: 0 H: 0 E: 1 LOB: 2 K: 0 BB: 1 S: 7 P: 15	R: 0 H: 1 E: 0 LOB: 1 K: 1 BB: 0 S: 11 P: 16	R: 1 H: 1 E: 0 LOB: 1 K: 1 BB: 1 S: 10 P: 20	R: 0 H: 1 E: 0 LOB: 1 K: 0 BB: 0 S: 9 P: 13	R: 0 H: 1 E: 0 LOB: 1 K: 0 BB: 0 S: 7 P: 8	R: 2 H: 2 E: 0 LOB: 1 K: 0 BB: 1 S: 10 P: 21	R: 1 H: 2 E: 0 LOB: 3 K: 1 BB: 2 S: 10 P: 21	R: 0 H: 2 E: 0 LOB: 2 K: 1 BB: 0 S: 12 P: 17	R: 0 H: 0 E: 0 LOB: 0 K: 3 BB: 0 S: 9 P: 13	R: 0 H: 1 E: 0 LOB: 0 K: 0 BB: 0 S: 5 P: 8	1B: 9 SF: 0 2B: 1 SAC: 0 3B: 0 DP: 1 HR: 1 HBP: 0		WP: 1 PA: 48 PB: 0 SB: 1 CS: 0		
PITCHER	IP WLS BF H R ER SO BB IBB HBP BLK WP HR S P ERA WHIP															
Ray Sadecki, L ERA: 5.82 (1, 1)	7.0	31	7	4	4	2	3	0	0	0	1	1	59	100	5.14	1.429
Ed Bauta, R ERA: 3.04 (8, 1)	0.0	2	1	0	0	0	0	1	0	0	0	0	2	8	∞	∞
Bobby Shantz, L ERA: 1.43 (8, 1)	4.0	W 15	3	0	0	5	1	0	0	0	0	0	33	50	0.00	1.000

livebaseballscores.com

AB	43
R	4
H	11
RBI	4
BB	5
SO	7
LOB	23



Batter	1	2	3	4	5	6	7	8	9	AB R H RBI BB SO LOB	TOP											
Leo Cardenas, R (1, 6) OBP: 0.328, SLG: 0.397	2-3 K			4-0 BB		2-1 6-3		0-2 E	0-2 SF8	3 1 1 1 1 1 0												
Don Zimmer, R (1, 5) OBP: 0.263, SLG: 0.314	3-2 F5			0-0 F5		3-2 2B		2-1 E1	0-2 F6	5 0 2 1 0 0 2												
Vada Pinson, L (1, 8) OBP: 0.350, SLG: 0.563	2-3 K			2-3 K		1-2 4-3		2-3 K		4 0 0 0 0 3 3												
Frank Robinson, R (1, 9) OBP: 0.385, SLG: 0.522			1-1 F7					1-0 F6	4-0 IBB	3 0 0 0 1 1 1												
Joe Gaines, R (1, 7) OBP: 0.478, SLG: 0.556			1-3 K			0-1 4-3		4-2 BB	1-1 6-3	3 0 0 0 1 1 2												
Hank Foiles, R (1, 2) OBP: 0.378, SLG: 0.450			3-2 F6			3-2 1B		0-3 K	0-0 1B FC1-2	4 0 2 0 0 1 1												
Marty Keough, L (1, 3) OBP: 0.393, SLG: 0.427			1-3 K			2-2 F8		1-0 G3	1-2 1B FC1-2	4 1 1 0 0 1 2												
Don Blasingame, L (1, 4) OBP: 0.347, SLG: 0.353			0-0 F9			3-2 F9		2-3 K	1-0 1B FC1-2	4 1 0 0 0 1 3												
Bob Purkey, R (1, 1) OBP: 0.155, SLG: 0.211			2-3 K			3-3 K		2-2 1B 2B	3-2 1B SF8	3 0 1 0 0 2 0												
Cookie Rojas, R (8, PR) OBP: 0.303, SLG: 0.224										0 1 0 0 0 0 0												
Bill Henry, L (8, 1) OBP: 0.500, SLG: 0.500										1 0 1 1 0 0 0												
Jim Brosnan, R (9, 1)										0 0 0 0 0 0 0												
Ted Wills, L (9, 1)										0 0 0 0 0 0 0												
Inning Stats	R: 0 E: 0 K: 2 S: 10	H: 0 LOB: 0 BB: 0 P: 17	R: 0 E: 0 K: 1 S: 9	H: 0 LOB: 0 BB: 0 P: 14	R: 0 E: 0 K: 2 S: 7	H: 0 LOB: 0 BB: 0 P: 10	R: 0 E: 0 K: 2 S: 8	H: 0 LOB: 1 BB: 1 P: 15	R: 0 E: 0 K: 1 S: 12	H: 1 LOB: 1 BB: 0 P: 20	R: 0 E: 0 K: 1 S: 13	H: 1 LOB: 1 BB: 0 P: 22	R: 0 E: 0 K: 1 S: 7	H: 0 LOB: 1 BB: 1 P: 13	R: 2 E: 1 K: 2 S: 19	H: 3 LOB: 2 BB: 1 P: 32	R: 2 E: 0 K: 0 S: 15	H: 3 LOB: 1 BB: 0 P: 20	1B: 6 2B: 2 3B: 0 HR: 0	SF: 1 SAC: 0 DP: 0 HBP: 0	WP: 0 PB: 0 SB: 0 CS: 0	PA: 38
PITCHER	IP WLS BF H R ER SO BB IBB HBP BLK WP HR S P ERA WHIP																					
Sandy Koufax, L (1, 1) ERA: 2.57	8.0 L 32 5 2 1 11 2 1 0 0 0 0 0 85 143 1.12 0.875																					
Ron Perranoski, L (9, 1) ERA: 1.9	0.1 4 3 2 2 0 0 0 0 0 0 0 0 8 13 54.00 9.000																					
Larry Sherry, R (9, 1) ERA: 2.47	0.2 2 0 0 0 0 0 0 0 0 0 0 0 7 7 0.00 0.000																					

Cincinnati Reds @ Los Angeles Dodgers
 Dodger Stadium, Los Angeles, CA
 Fri Jun 22 1962, 7:05 PM PDT
 Att: 48,260 - Unknown

AB	34
R	4
H	8
RBI	3
BB	3
SO	11
LOB	14



Batter	1	2	3	4	5	6	7	8	9	AB R H RBI BB SO LOB
Maury Wills, S OBP: 0.316, SLG: 0.329 (1, 6)	2-2 4-3 1B		0-1 5-3		2-0 F5			0-0 1-4-3		4 0 1 0 0 0 1
Jim Gilliam, S OBP: 0.354, SLG: 0.320 (1, 4)	1-3 K		4-2 S BB			2-1 1-3		1-0 6-3		3 0 0 0 1 1 1
Willie Davis, L OBP: 0.370, SLG: 0.498 (1, 8)	1-2 4-3		2-3 K			0-0 1B		0-2 1B 1B		4 1 2 0 0 1 2
Tommy Davis, R OBP: 0.352, SLG: 0.526 (1, 7)	3-2 4-3			0-0 6-3		0-0 F6		0-1 1B 2B 1B		4 1 1 0 0 0 2
Ron Fairly, L OBP: 0.395, SLG: 0.476 (1, 3)		1-2 F8		2-1 G3		3-2 4-3		0-0 2B 1B		4 1 1 1 0 0 1
Frank Howard, R OBP: 0.349, SLG: 0.459 (1, 9)		0-0 F8		1-1 6-3		0-0 L3 1B		1-0 F3		4 0 1 0 0 0 2
Daryl Spencer, R OBP: 0.394, SLG: 0.375 (1, 5)		2-1 1B		4-1 SH5-6-4 BB		0-0 L3		2-1 4-3 2B		2 0 1 0 1 0 1
Duke Snider, L OBP: 0.452, SLG: 0.562 (9, PH)						1-2		1-H 2-H		1 0 1 2 0 0 0
Larry Burright, R OBP: 0.304, SLG: 0.399 (9, PR)										0 0 0 0 0 0 0
Norm Sherry, R OBP: 0.261, SLG: 0.317 (1, 2)		0-0 F8		0-0 L7		3-2 F7		2-0 4-3		3 0 0 0 0 0 2
Wally Moon, L OBP: 0.363, SLG: 0.361 (9, PH)								2-3		1 0 0 0 0 0 1
Sandy Koufax, R OBP: 0.137, SLG: 0.163 (1, 1)			2-3 K		0-2 SH5-6-4			2-3 K		1 0 0 0 0 1 0
Lee Walls, R OBP: 0.264, SLG: 0.229 (8, PH)					1-2					1 0 0 0 0 1 0
Ron Perranoski, L (9, 1)										0 0 0 0 0 0 0
Larry Sherry, R OBP: 0.200, SLG: 0.200 (9, 1)										0 0 0 0 0 0 0
Andy Carey, R OBP: 0.360, SLG: 0.424 (9, PH)										1 0 0 0 0 1 2

Inning Stats	R: 0 E: 0 K: 13	H: 1 LOB: 1 BB: 0 P: 20	R: 0 E: 0 K: 7	H: 1 LOB: 1 BB: 0 P: 10	R: 0 E: 0 K: 10	H: 0 LOB: 1 BB: 1 P: 18	R: 0 E: 0 K: 5	H: 0 LOB: 0 BB: 0 P: 8	R: 0 E: 0 K: 6	H: 0 LOB: 1 BB: 1 P: 12	R: 0 E: 0 K: 8	H: 1 LOB: 1 BB: 0 P: 12	R: 0 E: 0 K: 5	H: 1 LOB: 0 BB: 0 P: 8	R: 0 E: 0 K: 5	H: 0 LOB: 0 BB: 0 P: 8	R: 3 E: 0 K: 14	H: 4 LOB: 2 BB: 0 P: 21	1B: 7 2B: 2 3B: 0 HR: 0	SF: 0 SAC: 1 DP: 1 HBP: 0
--------------	-----------------------	----------------------------------	----------------------	----------------------------------	-----------------------	----------------------------------	----------------------	---------------------------------	----------------------	----------------------------------	----------------------	----------------------------------	----------------------	---------------------------------	----------------------	---------------------------------	-----------------------	----------------------------------	----------------------------------	------------------------------------

PITCHER	IP	WLS	BF	H	R	ER	SO	BB	IBB	HBP	BLK	WP	HR	S	P	ERA	WHIP
Bob Purkey, R ERA: 2.55 (1, 1)	7.0	W	26	4	0	0	3	2	0	0	0	0	0	54	88	0.00	0.857
Bill Henry, L ERA: 3.6 (8, 1)	1.0		6	3	3	3	1	0	0	0	0	0	0	11	14	27.00	3.000
Jim Brosnan, R ERA: 3.86 (9, 1)	0.1		2	1	0	0	0	0	0	0	0	0	0	3	6	0.00	3.000
Ted Wills, L ERA: 4.64 (9, 1)	0.2	S	2	0	0	0	1	0	0	0	0	0	0	5	9	0.00	0.000

BOTTOM

Cincinnati Reds @ Los Angeles Dodgers
Dodger Stadium, Los Angeles, CA

Fri Jun 22 1962, 7:05 PM PDT
Att. 48,260 - Unknown

AB	33
R	3
H	8
RBI	3
BB	2
SO	5
LOB	15



Batter	1	2	3	4	5	6	7	8	9	AB R H RBI BB SO LOB	TOP																													
Leo Cardenas, R (1, 6) OBP: 0.329, SLG: 0.395	0-3 K			4-1 FC4-6 BB	2-1 F4			0-0 5-3	0-1 1B	4 0 1 1 1 1 2																														
Don Blasingame, L (1, 4) OBP: 0.343, SLG: 0.348	2-2 6-3			1-1 FC4-6 1B 1-2f		0-0 1B		1-1 4-3	2-2 F7	5 0 1 0 0 0 4																														
Vada Pinson, L (1, 8) OBP: 0.344, SLG: 0.551	2-0 F9			0-3 K		2-1 F8		0-1 G3	1-1 F7	5 0 0 0 0 1 5																														
Frank Robinson, R (1, 9) OBP: 0.387, SLG: 0.525		0-2 4-3		0-1 1B 1-3		1-1 F4			1-1 3B 2B	4 1 2 0 0 0 1																														
Jerry Lynch, L (1, 7) OBP: 0.360, SLG: 0.527		0-1 F2		0-0 G3		0-3 K			2-1 SF9 3B	4 1 1 1 0 1 3																														
Marty Keough, L (1, 3) OBP: 0.398, SLG: 0.429		1-0 F5			4-1 6-3 1B BB		0-1 FC4-6 1B		2-2 SF9	2 0 1 1 1 0 0																														
Johnny Edwards, L (1, 2) OBP: 0.315, SLG: 0.365			1-1 1-6-3		0-3 K		0-0 FC4-6 FC1-4		2-2 HBP BB 1B	4 1 1 0 0 1 2																														
Don Zimmer, R (1, 5) OBP: 0.268, SLG: 0.314			0-3 K		1-1 6-3 1B		1-2 FC1-4 PB		4-2 1B HBP BB	3 0 1 0 1 1 1																														
Joey Jay, S (1, 1) Joe Gaines, R (3, PH) Moe Drabowsky, R (3, 1) Gordy Coleman, L (5, PH) Johnny Klippstein, R (5, 1) Wally Post, R (9, PH)			1-3 K		1-2 6-3		1-3 K		1-1 1B	0 0 0 0 0 0 0 1 0 0 0 0 1 0 0 0 0 0 0 0 0 1 0 0 0 0 0 2 1 0 0 0 0 1 1 0 0 0 0 0 0 0																														
Inning Stats	R: 0 E: 0 K: 1 S: 8	H: 0 LOB: 0 BB: 0 P: 12	R: 0 E: 0 K: 0 S: 6	H: 0 LOB: 0 BB: 0 P: 7	R: 0 E: 0 K: 2 S: 8	H: 0 LOB: 0 BB: 0 P: 10	R: 0 E: 0 K: 1 S: 9	H: 1 LOB: 2 BB: 1 P: 14	R: 0 E: 0 K: 1 S: 11	H: 1 LOB: 2 BB: 1 P: 19	R: 0 E: 0 K: 1 S: 8	H: 1 LOB: 1 BB: 0 P: 11	R: 0 E: 0 K: 1 S: 9	H: 1 LOB: 1 BB: 0 P: 11	R: 0 E: 0 K: 0 S: 5	H: 0 LOB: 0 BB: 0 P: 6	R: 3 E: 0 K: 0 S: 22	H: 4 LOB: 3 BB: 1 P: 37	1B: 6 2B: 1 3B: 1 HR: 0	SF: 1 SAC: 0 DP: 0 HBP: 1	WP: 0 PB: 1 SB: 0 CS: 0	PA: 39																		
PITCHER Don Drysdale, R (1, 1) ERA: 3.14	IP 9.0	WLS W	BF 39	H 8	R 3	ER 3	SO 7	BB 3	IBB 0	HBP 1	BLK 0	WP 0	HR 0	S 86	P 127	ERA 3.00	WHIP 1.222						PITCHER	IP 9.0	WLS W	BF 39	H 8	R 3	ER 3	SO 7	BB 3	IBB 0	HBP 1	BLK 0	WP 0	HR 0	S 86	P 127	ERA 3.00	WHIP 1.222

Cincinnati Reds @ Los Angeles Dodgers
Dodger Stadium, Los Angeles, CA
Sat Jun 23 1962, 7:05 PM PDT
Att: 47,159 - Unknown

AB	34
R	3
H	8
RBI	3
BB	3
SO	7
LOB	21



Batter	1	2	3	4	5	6	7	8	9
Maury Wills, S OBP: 0.315, SLG: 0.330 Andy Carey, R OBP: 0.355, SLG: 0.418	1-2 4-3	0-0 F9	0-1 5-3		0-1 1B 2B	2-0 FC6		0-0 F2	
Jim Gilliam, S OBP: 0.355, SLG: 0.324 Larry Burright, R OBP: 0.302, SLG: 0.396	3-2 BLK 1B	2-0 SF8		3-2 4-3	2-2 1B		2-3 K		
Willie Davis, L OBP: 0.382, SLG: 0.510	0-1 BLK 1B	2-0 1B		0-2 1B 2B	2-1 1B		4-0 3B BB		
Tommy Davis, R OBP: 0.359, SLG: 0.538	0-0 S 1B	0-0 1B 1B		0-1 G6-3 1B	2-0 F8		1-1 2B 3B		
Ron Fairly, L OBP: 0.392, SLG: 0.471 Tim Harkness, L OBP: 0.354, SLG: 0.409	2-3 K	0-1 1B		1-1 G6-3 1B	2-2 6-3		0-0 4-3 2B		
Frank Howard, R OBP: 0.350, SLG: 0.464	0-3 K	1-1 1B		1-2 1B 2B	3-2 F4		1-1 4-3		
Daryl Spencer, R OBP: 0.404, SLG: 0.400					2-0 SH5-4 2B 1B		3-1 WP 1B		
Doug Camilli, R OBP: 0.372, SLG: 0.459		4-2 E SF8 BB		1-0 F7	4-1 SH5-4 2B BB		4-1 FC6 BB		
Don Drysdale, R OBP: 0.300, SLG: 0.347		1-2 E5 1B 1B		1-3 K	0-0 SH5-4		0-0 F8		

Inning Stats	R: 2	H: 3	E: 0	LOB: 1	K: 2	S: 18	R: 5	H: 6	E: 1	LOB: 2	K: 1	S: 17	R: 0	H: 0	E: 0	LOB: 0	K: 1	S: 6	R: 1	H: 2	E: 0	LOB: 0	K: 0	S: 14	R: 4	H: 5	E: 0	LOB: 2	K: 0	S: 21	R: 0	H: 1	E: 0	LOB: 2	K: 1	S: 8	R: 2	H: 2	E: 0	LOB: 1	K: 1	S: 10	R: 0	H: 0	E: 0	LOB: 0	K: 1	S: 5		

PITCHER	IP	WLS	BF	H	R	ER	SO	BB	IBB	HBP	BLK	WP	HR	S	P	ERA	WHIP
Joey Jay, R ERA: 4.23	(1, 1)	2.0	L	16	9	7	3	1	0	0	1	0	0	35	52	31.50	5.000
Moe Drabowsky, R ERA: 5.81	(3, 1)	2.0		7	2	1	1	0	0	0	0	0	0	20	26	4.50	1.000
Johnny Klippstein, R ERA: 5.16	(5, 1)	4.0		23	8	6	2	3	0	0	0	1	0	44	81	13.50	2.750

BOTTOM

AB	R	H	RBI	BB	SO	LOB
5	1	1	2	0	0	4
1	0	0	0	0	0	0
3	1	2	2	0	0	0
1	0	0	0	0	1	0
4	4	4	1	1	0	0
5	2	4	5	0	0	2
4	0	1	0	0	1	4
1	0	1	1	0	0	0
5	1	2	1	0	1	2
5	2	3	1	0	1	3
2	2	0	0	3	0	0
4	1	1	0	0	2	2

AB	40
R	14
H	19
RBI	13
BB	4
SO	6
LOB	17



WP	HR	S	P	ERA	WHIP
1	0	0	46		
0	0	0			
0	0	0			

Cincinnati Reds @ Los Angeles Dodgers
Dodger Stadium, Los Angeles, CA
 Sat Jun 23 1962, 7:05 PM PDT
 Att. 47,159 - Unknown

livebaseballscorecards.com

BOTTOM

Cincinnati Reds @ Los Angeles Dodgers
Dodger Stadium, Los Angeles, CA
Sun Jun 24 1962, 3:33 AM PDT
Att. 37,477 - Unknown

livebaseballscores.com

AB 38
R 10
H 12
RBI 10
BB 8
SO 5
LOB 23



WP: 0 PA: 46
PB: 0
SB: 0
CS: 0

AB R H RBI BB SO LOB

5	1	1	1	1	0	1
3	0	1	1	2	0	0
5	0	1	2	0	1	5
4	1	2	0	1	0	2
5	1	2	0	0	0	4
5	2	2	0	0	0	3
3	3	1	2	2	2	2
5	1	1	2	0	2	4
0	0	0	0	0	0	0
0	0	0	0	0	0	0
1	0	0	0	0	0	2
0	0	0	0	0	0	0
0	0	0	0	0	0	0
0	0	0	0	0	0	0
0	0	0	0	0	0	0
0	0	0	0	0	0	0
1	1	1	2	0	0	0

Batter	1	2	3	4	5	6	7	8	9
Maury Wills, S OBP: 0.315, SLG: 0.328 (1, 6)	3-2 6-3	0-2 BB 1B 1B		1-1 F4			0-1 FC4-6 FC3-6 1B 1-2f	4-2 BB BB	2-1 6-3
Jim Gilliam, S OBP: 0.359, SLG: 0.325 (1, 4)	1-1 L3	4-1 1B 1-2 2-3 BB		3-2 F9			3-2 FC3-6 1B 1-2	4-2 BB BB	
Willie Davis, L OBP: 0.379, SLG: 0.504 (1, 8)	3-2 G3	0-0 1B 1-3 2-H 3-H			1-2 1-3		0-0 FC3-6 BB 1-2f 2-3	2-3 K	
Tommy Davis, R OBP: 0.363, SLG: 0.537 (1, 7)					1-2 F9		4-0 BB 1-2 BB		0-0 FC3-6 1B 2B 1B
Frank Howard, R OBP: 0.352, SLG: 0.462 (1, 9)		2-0 FC5-6 BB 1B 1-2f 1B	1-0 1B		0-1 6-3		1-1 4-3		0-0 FC3-6 1B
Ron Fairly, L OBP: 0.393, SLG: 0.469 (1, 3)		1-2 BB 1B 1B	2-0 F9			0-0 G5-4-3 1B		0-2 4-3	1-2 FC3-6 2B
Daryl Spencer, R OBP: 0.413, SLG: 0.409 (1, 5)		4-2 1B 1-2 2-3 BB	3-3 K			3-3 K		4-0 BB BB	0-2 1-H HR 2B
Doug Camilli, R OBP: 0.354, SLG: 0.429 (1, 2)		0-0 BB 1B 1B	2-1 5-3			0-0 G5-4-3 1-2f		2-3 K	1-3 K
Johnny Podres, L Ed Roebuck, R Lee Watta, R Stan Williams, R Andy Carey, R Phil Ortega, R Duke Snider, L Ron Perranoski, L Norm Sherry, R		1-1 F3		2-1 5-3			4-2 FC4-6 BB	4-2 BB BB	3-2 2-H HR

Inning Stats	R: 0	H: 0	LOB: 0	K: 0	S: 9	P: 16	R: 5	H: 5	LOB: 2	K: 0	S: 20	P: 33	R: 0	H: 1	LOB: 1	K: 1	S: 8	R: 0	H: 0	LOB: 0	K: 0	S: 7	R: 0	H: 1	LOB: 0	K: 1	S: 6	R: 0	H: 1	LOB: 3	K: 0	S: 12	R: 1	H: 0	LOB: 3	K: 2	S: 21	R: 4	H: 4	LOB: 0	K: 1	S: 19	1B: 10	SF: 0	2B: 1	SAC: 0	3B: 0	DP: 1	HR: 1	HBP: 0	WP: 0	PA: 46
--------------	------	------	--------	------	------	-------	------	------	--------	------	-------	-------	------	------	--------	------	------	------	------	--------	------	------	------	------	--------	------	------	------	------	--------	------	-------	------	------	--------	------	-------	------	------	--------	------	-------	--------	-------	-------	--------	-------	-------	-------	--------	-------	--------

PITCHER	IP	WLS	BF	H	R	ER	SO	BB	IBB	HBP	BLK	WP	HR	S	P	ERA	WHIP
Ted Wills, L ERA: 6.26 (1, 1)	1.2		11	4	5	5	0	2	0	0	0	0	0	25	44	27.00	3.600
Jim O'Toole, L ERA: 4.4 (2, 1)	5.0	W	20	4	0	0	2	2	0	0	0	0	0	43	74	0.00	1.200
Dave Sisler, R ERA: 3.92 (7, 1)	1.0		6	0	1	1	1	3	0	0	0	0	0	17	32	9.00	3.000
Bill Henry, L ERA: 5.06 (8, 1)	1.1	S	9	4	4	4	2	1	0	0	0	0	1	25	38	27.00	3.750

Batter	1	2	3	4	5	6	7	8	9	AB R H RBI BB SO LOB	TOP																
Roy McMillan, R (1, 6) OBP: 0.348, SLG: 0.371	4-1 1B BB	2-1 F9			4-0 S BB		1-2 FC6-4 1B		0-2 6-3	3 0 1 1 2 0 3																	
Mack Jones, L (1, 9) OBP: 0.374, SLG: 0.458	0-3 K		3-3 K		1-3 K		1-2 FC6-4 1B		0-1 1B 2B	5 2 1 0 0 3 4																	
Eddie Mathews, L (1, 5) OBP: 0.373, SLG: 0.468	2-1 G6-4-3 1B		2-1 F9		4-2 HR BB		2-2 1B 1B		1-1 FC4-6 1B	4 1 3 2 1 0 0																	
Hank Aaron, R (1, 8) OBP: 0.391, SLG: 0.607	3-2 G6-4-3 1-2f		2-2 F9		2-2 HR		1-2 1B 1B		1-2 F7	5 1 2 3 0 0 3																	
Lee Maye, L (1, 7) OBP: 0.333, SLG: 0.368		4-1 FC5-4 BB		2-2 F6		1-3 K		0-1 1B	0-0 FC4-6	4 0 1 0 1 1 1																	
Joe Adcock, R (1, 3) OBP: 0.320, SLG: 0.455		0-0 FC5-4 1B 1-2f		2-2 F8		0-1 L6		0-3 K		4 0 0 0 0 1 3																	
Jack Curtis, L (8, 1) OBP: 0.222, SLG: 0.176										0 0 0 0 0 0 0																	
Del Crandall, R (1, 2) OBP: 0.342, SLG: 0.419		3-1 F7		0-3 K		0-0 F8			3-1 1-3	4 0 0 0 0 1 1																	
Frank Bolling, R (1, 4) OBP: 0.350, SLG: 0.452		3-2 1B 1-2 1B			2-2 6-3		1-2 BB 1B		2-3 K	4 1 2 0 0 1 0																	
Bob Hendley, R (1, 1) OBP: 0.267, SLG: 0.192		1-1			2-3 K		4-0 FC6-4 1B BB		0-3 K	2 0 1 0 0 1 0																	
Carl Willey, R (5, 1) OBP: 0.429, SLG: 0.500										0 0 0 0 0 0 0																	
Howie Bedell, L (7, PH) OBP: 0.257, SLG: 0.234										0 1 0 0 1 0 0																	
Ron Piche, R (7, 1) OBP: 0.105, SLG: 0.056										1 0 0 0 0 1 0																	
Tommie Aaron, R (8, 3) OBP: 0.275, SLG: 0.338		1-2 2-3 1B								0 0 0 0 0 0 0																	
Inning Stats	R: 0 E: 0 K: 1 S: 9	H: 1 LOB: 1 BB: 1 P: 18	R: 0 E: 0 K: 0 S: 12	H: 2 LOB: 3 BB: 1 P: 25	R: 0 E: 0 K: 1 S: 10	H: 0 LOB: 0 BB: 0 P: 17	R: 0 E: 0 K: 1 S: 10	H: 0 LOB: 0 BB: 1 P: 14	R: 0 E: 0 K: 2 S: 9	H: 0 LOB: 1 BB: 1 P: 18	R: 2 E: 0 K: 1 S: 12	H: 1 LOB: 0 BB: 1 P: 19	R: 3 E: 0 K: 1 S: 21	H: 5 LOB: 2 BB: 1 P: 31	R: 0 E: 0 K: 2 S: 8	H: 0 LOB: 0 BB: 0 P: 13	R: 1 E: 0 K: 0 S: 11	H: 2 LOB: 1 BB: 0 P: 13	1B: 9 2B: 1 3B: 0 HR: 1	SF: 0 SAC: 0 DP: 1 HBP: 0	WP: 0 PB: 0 SB: 1 CS: 0	PA: 41					
PITCHER	IP WLS BF H R ER SO BB IBB HBP BLK WP HR S P ERA WHIP																										
Joe Moeller, R (1, 1) ERA: 4.44	6.0		26	5	3	3	6	4	0	0	0	0	1	65	115	4.50	1.500										
Ron Perranoski, L (7, 1) ERA: 2.05	0.1	L	4	2	1	1	0	1	0	0	0	0	0	9	17	27.00	9.000										
Larry Sherry, R (7, 1) ERA: 2.44	0.2		3	2	1	1	1	0	0	0	0	0	0	9	10	13.50	3.000										
Ed Roebuck, R (8, 1) ERA: 3.5	1.0		3	0	0	0	2	0	0	0	0	0	0	8	13	0.00	0.000										
Phil Ortega, R (9, 1) ERA: 9.47	1.0		5	2	1	1	0	0	0	0	0	0	0	11	13	9.00	2.000										

Milwaukee Braves @ Los Angeles Dodgers
Dodger Stadium, Los Angeles, CA
Mon Jun 25 1962, 7:05 PM PDT
Att. 24,785 - Unknown

AB	36
R	6
H	11
RBI	6
BB	5
SO	9
LOB	15



BOTTOM

Milwaukee Braves @ Los Angeles Dodgers
Dodger Stadium, Los Angeles, CA

livebaseballscorecards.com

AB 38
R 4
H 14
RBI 4
BB 2
SO 8
LOB 22



WP: 0 PA: 41
PB: 0
SB: 0
CS: 0

ERA WHIP

ERA 3.83
WHIP 2.077
0.00 0.000
0.00 3.750
0.00 1.200

AB R H RBI BB SO LOB

5	1	3	0	0	2	1
5	1	3	0	0	1	3
4	1	0	1	0	1	5
5	1	5	1	0	0	0
5	0	1	2	0	0	6
4	0	1	0	0	0	1
3	0	0	0	0	1	0
0	0	0	0	0	0	0
0	0	0	0	0	0	0
0	0	0	0	0	0	0
0	0	0	0	0	0	0
0	0	0	0	0	0	0
0	0	0	0	0	0	0
1	0	0	0	0	0	3
0	0	0	0	0	0	0
0	0	0	0	0	0	0
1	0	0	0	0	0	3
0	0	0	0	0	0	0

1B: 12 SF: 0
2B: 3 SAC: 1
3B: 0 DP: 2
HR: 0 HBP: 0

IP WLS BF H R ER SO BB IBB HBP BLK WP HR S P

4.1 0 22 9 4 4 4 0 0 0 0 0 0 46 69 8.31 2.077
1.2 W 4 0 0 0 2 0 0 0 0 0 0 0 18 25 0.00 0.000
1.1 8 3 0 0 0 2 0 0 0 0 0 0 17 32 0.00 3.750
1.2 S 7 2 0 0 0 2 0 0 0 0 0 0 15 22 0.00 1.200

Batter	1	2	3	4	5	6	7	8	9
Maury Wills, S OBP: 0.319, SLG: 0.332 (1, 6)	3-3 K		1-1 1B FC4-6 1B	0-3 K			1-2 FC1-5 1B		0-1 1B
Jim Gilliam, S OBP: 0.363, SLG: 0.330 (1, 4) (9, 5)	3-2 1B 1B		1-0 1B FC4-6 1B		1-1 SH2-4 2B 1B		1-1 FC1-5 1B 1-2 G4-6-3		1-3 K
Willie Davis, L OBP: 0.373, SLG: 0.496 (1, 8)	1-0 F3		0-1 1B FC4-6 2B		0-0 SH2-4		3-1 G4-6-3		2-3 K
Tommy Davis, R OBP: 0.373, SLG: 0.548 (1, 7)	2-0 1B FC6-4 1B		0-0 1B 2B 1B		2-2 7-4 2B		1-1 BB 1B FC1-2 1B		1-1 1B
Frank Howard, R OBP: 0.347, SLG: 0.460 (1, 9)	0-2 FC6-4		0-0 2B		1-2 7-4		1-1 F2		0-0 3-1
Ron Fairly, L OBP: 0.390, SLG: 0.464 (1, 3)		0-1 F9	0-0 F9			2-1 F8		0-0 FC1-2 BB 1B	
Daryl Spencer, R OBP: 0.402, SLG: 0.396 (1, 5)		3-2 F9		0-1 5-3		2-3 K		4-2 FC1-2 BB	
Wally Moon, L OBP: 0.366, SLG: 0.361 (8, PH)								1-2 FC1-2 BB	
Doug Camilli, R OBP: 0.354, SLG: 0.429 (9, 2)								2-3 FC1-2 BB	
Norm Sherry, R OBP: 0.260, SLG: 0.358 (1, 2)		2-2 F7		0-3 K2-3		2-3 K		2-1 FC1-2 FC6-4	
Duke Snider, L OBP: 0.453, SLG: 0.554 (8, PH)								1-2 FC6-4	
Larry Burright, R OBP: 0.302, SLG: 0.396 (9, 4)								2-3 FC6-4	
Joe Moeller, R OBP: 0.172, SLG: 0.172 (7, 1)			3-3 K	1-1			4-2 FC1-5 1B BB	1-0 FC6-4	
Ron Peranoski, L OBP: 0.200, SLG: 0.200 (7, PH)								1-2 FC6-4	
Larry Sherry, R OBP: 0.367, SLG: 0.409 (7, PH)								1-2 FC6-4	
Ed Roebuck, R OBP: 0.333, SLG: 0.333 (8, 1)								1-2 FC6-4	
Lee Walls, R OBP: 0.258, SLG: 0.220 (8, PH)								1-2 FC6-4	
Phil Ortega, R OBP: 0.220 (9, 1)								1-2 FC6-4	

Inning Stats	R: 0 H: 2 E: 0 LOB: 2 K: 1 BB: 0 S: 11	R: 0 H: 0 E: 0 LOB: 0 K: 0 BB: 0 S: 8	R: 3 H: 4 E: 0 LOB: 1 K: 1 BB: 0 S: 11	R: 0 H: 1 E: 0 LOB: 1 K: 2 BB: 0 S: 10	R: 1 H: 2 E: 0 LOB: 0 K: 0 BB: 0 S: 13	R: 0 H: 0 E: 0 LOB: 0 K: 2 BB: 0 S: 11	R: 0 H: 1 E: 0 LOB: 1 K: 0 BB: 1 S: 9	R: 0 H: 2 E: 0 LOB: 3 K: 0 BB: 1 S: 11	R: 0 H: 2 E: 0 LOB: 2 K: 2 BB: 0 S: 12
--------------	--	---------------------------------------	--	--	--	--	---------------------------------------	--	--

PITCHER	IP	WLS	BF	H	R	ER	SO	BB	IBB	HBP	BLK	WP	HR	S	P	ERA	WHIP
Bob Hendley, L ERA: 3.83 (1, 1)	4.1		22	9	4	4	4	0	0	0	0	0	0	46	69	8.31	2.077
Carl Willey, R ERA: 6.34 (5, 1)	1.2	W	4	0	0	0	2	0	0	0	0	0	0	18	25	0.00	0.000
Ron Piche, R ERA: 4.85 (7, 1)	1.1		8	3	0	0	0	2	0	0	0	0	0	17	32	0.00	3.750
Jack Curtis, L ERA: 3.88 (8, 1)	1.2	S	7	2	0	0	2	0	0	0	0	0	0	15	22	0.00	1.200

Batter	1	2	3	4	5	6	7	8	9	AB R H RBI BB SO LOB	TOP	
Amado Samuel, R (1, 6) OBP: 0.217, SLG: 0.218 Roy McMillan, R (9, 6) OBP: 0.348, SLG: 0.371	1-3 K	0-3 K			1-3 K		0-2 5-3			4 0 0 0 0 3 2 0 0 0 0 0 0 0	Milwaukee Braves @ Los Angeles Dodgers Dodger Stadium, Los Angeles, CA Tue Jun 26 1962, 7:05 PM PDT Att. 31,440 - Unknown	
Mack Jones, L (1, 9) OBP: 0.373, SLG: 0.455	2-2 2B 1B	2-3 K			1-1 B1-3			2-3 K		4 0 1 0 0 2 2		
Eddie Mathews, L (1, 5) OBP: 0.367, SLG: 0.460	0-0 F9				2-0 F8			3-3 K		4 0 0 0 0 2 1		
Hank Aaron, R (1, 8) OBP: 0.392, SLG: 0.609	2-0 1-3 2B				1-0 E6 1B SF7			1-0 L7		4 1 2 0 0 0 0		
Lee Maye, L (1, 7) OBP: 0.326, SLG: 0.357	1-0 F8				2-2 1-3 1B			3-3 K		4 0 1 0 0 2 3		
Del Crandall, R (1, 2) OBP: 0.340, SLG: 0.417		2-2 BB 1B			1-1 SF7			1-3 K		3 1 1 1 0 1 1		
Joe Adcock, R (1, 3) OBP: 0.321, SLG: 0.449 Tommye Aaron, R (6, 3) OBP: 0.274, SLG: 0.336		4-0 E 1B BB			3-3 K			1-2 5-3		2 0 0 0 1 2 0 1 0 0 0 0 0 0		
Frank Bolling, R (1, 4) OBP: 0.349, SLG: 0.450		0-2 E7 1-3 2-H 1B			2-2 6-3			0-0 5-3		3 0 1 1 0 0 0		
Lew Burdette, R (1, 1) OBP: 0.233, SLG: 0.233		1-3 K			0-3 K			0-3 K		3 0 0 0 0 3 2		
Inning Stats	R: 0 H: 2 E: 0 LOB: 2 K: 1 BB: 0 S: 9 P: 15	R: 1 H: 2 E: 1 LOB: 2 K: 3 BB: 1 S: 15 P: 24	R: 0 H: 1 E: 0 LOB: 1 K: 2 BB: 0 S: 9 P: 13	R: 0 H: 0 E: 0 LOB: 0 K: 2 BB: 0 S: 11 P: 16	R: 0 H: 0 E: 0 LOB: 0 K: 1 BB: 0 S: 6 P: 10	R: 1 H: 1 E: 1 LOB: 0 K: 1 BB: 0 S: 10 P: 15	R: 0 H: 0 E: 0 LOB: 0 K: 1 BB: 0 S: 8 P: 8	R: 0 H: 0 E: 0 LOB: 0 K: 2 BB: 0 S: 9 P: 15	R: 0 H: 0 E: 0 LOB: 0 K: 2 BB: 0 S: 10 P: 15	1B: 5 SF: 1 2B: 1 SAC: 0 3B: 0 DP: 0 HR: 0 HBP: 0		WP: 0 PA: 34 PB: 0 SB: 1 CS: 0
PITCHER Sandy Koufax, L (1, 1) ERA: 2.48 Larry Sherry, R (9, 1) ERA: 2.39	IP WLS BF H R ER SO BB IBB HBP BLK WP HR S P ERA WHIP	8.0 L 31 6 2 1 13 1 0 0 0 0 0 0 77 116 1.12 0.875	1.0 3 0 0 0 2 0 0 0 0 0 0 0 10 15 0.00 0.000									

livebaseballscorecards.com

AB	32
R	2
H	6
RBI	2
BB	1
SO	15
LOB	11



Batter	1	2	3	4	5	6	7	8	9	AB R H RBI BB SO LOB
--------	---	---	---	---	---	---	---	---	---	----------------------

Maury Wills, S <small>OBP: 0.324, SLG: 0.335</small> (1, 6)	3-2 1-3 		4-2 G4-6-3 BB 			1-2 G6-3 1B 			0-1 2B 6-3 1B 	3 1 2 0 1 0 0
Jim Gilliam, S <small>OBP: 0.365, SLG: 0.336</small> (1, 4) (9, 5)	0-1 1B 		0-0 G4-6-3 1-2f 			0-2 G6-3 1-2f 			3-1 6-3 2B 	4 0 2 0 0 0 3
Willie Davis, L <small>OBP: 0.372, SLG: 0.492</small> (1, 8)	1-0 F5 								0-2 F7 	4 0 1 0 0 1 3
Tommy Davis, R <small>OBP: 0.368, SLG: 0.541</small> (1, 7)	1-2 6-3 			1-0 B1-3 					1-1 6-3 2-3 3-H 	4 0 0 1 0 0 3
Frank Howard, R <small>OBP: 0.339, SLG: 0.448</small> (1, 9)			1-3 K 						2-1 6-3 	4 0 0 0 0 1 2
Ron Fairly, L <small>OBP: 0.389, SLG: 0.459</small> (1, 3)			1-0 L7 							2 0 0 0 1 0 0
Daryl Spencer, R <small>OBP: 0.391, SLG: 0.383</small> Larry Burright, R <small>OBP: 0.302, SLG: 0.396</small> (8, PR) (9, 4)			0-2 F3 							3 0 0 0 0 0 1
Norm Sherry, R <small>OBP: 0.250, SLG: 0.343</small> (1, 2)										0 0 0 0 0 0 0
Sandy Koufax, R <small>OBP: 0.132, SLG: 0.157</small> Duke Snider, L <small>OBP: 0.448, SLG: 0.547</small> Larry Sherry, R <small>OBP: 0.200, SLG: 0.200</small> (8, PH) (9, 1)			0-2 E1 BB 							3 0 0 0 0 0 1
			3-3 K 							2 0 0 0 0 2 1
										1 0 0 0 0 0 1
										0 0 0 0 0 0 0

Inning Stats	R: 0	H: 1	E: 0	K: 0	S: 9	LOB: 1	BB: 0	P: 14	R: 0	H: 0	E: 0	K: 1	S: 7	LOB: 0	BB: 0	P: 9	R: 0	H: 0	E: 1	K: 1	S: 12	LOB: 1	BB: 1	P: 19	R: 0	H: 0	E: 0	K: 1	S: 5	LOB: 0	BB: 0	P: 7	R: 0	H: 0	E: 0	K: 0	S: 7	LOB: 0	BB: 1	P: 11	R: 0	H: 1	E: 0	K: 1	S: 9	LOB: 0	BB: 0	P: 10	R: 0	H: 1	E: 0	K: 0	S: 12	LOB: 0	BB: 0	P: 12	R: 0	H: 0	E: 1	K: 0	S: 12	LOB: 1	BB: 0	P: 17	R: 1	H: 2	E: 0	K: 0	S: 11	LOB: 1	BB: 0	P: 17	1B: 4	SF: 0	2B: 1	SAC: 0	3B: 0	DP: 4	HR: 0	HBP: 0	WP: 0	PA: 32
--------------	------	------	------	------	------	--------	-------	-------	------	------	------	------	------	--------	-------	------	------	------	------	------	-------	--------	-------	-------	------	------	------	------	------	--------	-------	------	------	------	------	------	------	--------	-------	-------	------	------	------	------	------	--------	-------	-------	------	------	------	------	-------	--------	-------	-------	------	------	------	------	-------	--------	-------	-------	------	------	------	------	-------	--------	-------	-------	-------	-------	-------	--------	-------	-------	-------	--------	-------	--------

PITCHER	IP	WLS	BF	H	R	ER	SO	BB	IBB	HBP	BLK	WP	HR	S	P	ERA	WHIP
Lew Burdette, R <small>ERA: 4.42</small> (1, 1)	9.0	W	32	5	1	1	4	2	0	0	0	0	0	81	116	1.00	0.778

BOTTOM

Milwaukee Braves @ Los Angeles Dodgers
Dodger Stadium, Los Angeles, CA
 Tue Jun 26 1962, 7:05 PM PDT
 Att. 31,440 - Unknown

AB	30
R	1
H	5
RBI	1
BB	2
SO	4
LOB	15



WP	PA
0	32

Batter	1	2	3	4	5	6	7	8	9	AB R H RBI BB SO LOB	TOP	
Roy McMillan, R (1, 6) OBP: 0.349, SLG: 0.373	2-2 5-3		0-0 2B		2-1 6-3		4-0 BB		0-0 F5	4 0 1 0 1 0 0		
Mack Jones, L (1, 9) OBP: 0.373, SLG: 0.455	4-2 1B BB		1-2 6-3			0-0 G3 2B	1-3 K		0-3 K	4 1 1 0 1 2 4		
Eddie Mathews, L (1, 5) OBP: 0.373, SLG: 0.467	1-0 1-3 1B		4-2 FC6 BB			0-0 G3		1-0 PB SF7 2B		3 1 2 0 1 0 1		
Hank Aaron, R (1, 8) OBP: 0.390, SLG: 0.603	2-3 K		0-2 FC6			1-2 E6 1-3		4-0 WP BB		3 0 0 1 1 1 4		
Lee Maye, L (1, 7) OBP: 0.300, SLG: 0.333	3-1 L7				0-0 F7		0-1 1-3		0-1 SF7	3 0 0 1 0 0 3		
Del Crandall, R (1, 2) OBP: 0.333, SLG: 0.408		1-3 K			0-1 6-3		2-1 G3		1-2 F9	4 0 0 0 0 1 2		
Joe Adcock, R (1, 3) OBP: 0.321, SLG: 0.453		2-2 G3			1-3 K		2-1 2B		4-1 FC6-4 BB	3 0 1 0 0 1 0		
Tommie Aaron, R (7, PR) OBP: 0.278, SLG: 0.336										0 0 0 0 1 0 0		
Frank Bolling, R (1, 4) OBP: 0.342, SLG: 0.439		0-3 K				1-0 5-3		0-0 4-3	1-1 FC6-4	4 0 0 0 0 1 3		
Bob Shaw, R (1, 1) OBP: 0.224, SLG: 0.174			3-3 K			2-2 1-3				2 0 0 0 0 1 0		
Gus Bell, L (7, PH) OBP: 0.271, SLG: 0.333										1 0 0 0 0 0 2		
Hank Fischer, R (7, 1)										0 0 0 0 0 0 0		
Jack Curtis, L (7, 1) OBP: 0.222, SLG: 0.176										0 0 0 0 0 0 0		
Howie Bedell, L (9, PH) OBP: 0.255, SLG: 0.232									0-1 F6	1 0 0 0 0 0 0		
Inning Stats	R: 0 H: 1 E: 0 LOB: 2 K: 1 BB: 1 S: 12 P: 24	R: 0 H: 0 E: 0 LOB: 0 K: 2 BB: 0 S: 9 P: 12	R: 0 H: 1 E: 0 LOB: 2 K: 1 BB: 1 S: 12 P: 20	R: 0 H: 0 E: 0 LOB: 0 K: 1 BB: 0 S: 6 P: 7	R: 0 H: 0 E: 0 LOB: 0 K: 0 BB: 0 S: 6 P: 11	R: 1 H: 1 E: 1 LOB: 1 K: 0 BB: 0 S: 9 P: 12	R: 0 H: 1 E: 0 LOB: 3 K: 1 BB: 1 S: 12 P: 20	R: 1 H: 1 E: 0 LOB: 2 K: 0 BB: 2 S: 9 P: 20	R: 0 H: 0 E: 0 LOB: 0 K: 1 BB: 0 S: 6 P: 6	1B: 1 SF: 1 2B: 4 SAC: 0 3B: 0 DP: 0 HR: 0 HBP: 0	WP: 1 PA: 38 PB: 1 SB: 0 CS: 0	
PITCHER Don Drysdale, R (1, 1) ERA: 3.01	IP WLS BF H R ER SO BB IBB HBP BLK WP HR S P ERA WHIP	9.0 W 38 5 2 1 7 5 0 0 0 1 0 81 132 1.00 1.111										

Milwaukee Braves @ Los Angeles Dodgers
 Dodger Stadium, Los Angeles, CA
 Wed Jun 27 1962, 7:05 PM PDT
 Att: 28,898 - Unknown

AB	32
R	2
H	5
RBI	2
BB	5
SO	7
LOB	19



Batter	1	2	3	4	5	6	7	8	9
Maury Wills, S OBP: 0.322, SLG: 0.333 (1, 6)	2-2 6-3		0-0 B2		1-1 FC4-6 HR		0-3 K	1-0 1B	
Jim Gilliam, S OBP: 0.366, SLG: 0.335 (1, 4) (8, 5)	1-0 4-3		3-2 F9		2-2 6-3		4-1 1B S BB	1-0 1B	
Willie Davis, L OBP: 0.369, SLG: 0.498 (1, 8)	1-2 4-3			2-3 K	2-1 HR		1-3 K	3-2 L8	
Tommy Davis, R OBP: 0.367, SLG: 0.537 (1, 7)		2-3 K		2-1 F4	1-2 G3		1-1 S 1B		
Ron Fairly, L OBP: 0.387, SLG: 0.455 (1, 3) (9, 9)		0-0 G3 1B		2-1 E6 BB 1B		0-0 4-3	2-2 F8		
Frank Howard, R OBP: 0.343, SLG: 0.449 (1, 9)		2-0 G3		1-2 BB 1B		2-3 K		1-0 E1 1B 1B	
Tim Harkness, L OBP: 0.367, SLG: 0.409 (8, PR) (9, 3)		1-2		1-2 1B					
John Roseboro, L OBP: 0.372, SLG: 0.391 (1, 2)		4-0		4-0 BB		1-0 4-3		3-1 1B E 1B	
Lee Walls, R OBP: 0.268, SLG: 0.235 (8, PH)				1-2 BB				1-2 1B 1B	
Norm Sherry, R OBP: 0.250, SLG: 0.343 (9, 2)		BB		1-2 BB				1-2 E1 1B 1B	
Daryl Spencer, R OBP: 0.389, SLG: 0.381 (1, 5)		1-3 K		1-0 4-3			2-2 BB HBP 1B 1B	1-2 E1 1B 1B	
Larry Burright, R OBP: 0.300, SLG: 0.393 (7, PR) (8, 4)								1-2 2-3	
Don Drysdale, R OBP: 0.315, SLG: 0.333 (1, 1)			0-2 L6		2-0 FC4-6 HBP		1-0 1B BB HBP	1-3 K	

Inning Stats	R: 0	H: 0	E: 0	K: 0	S: 7	R: 0	H: 1	E: 0	K: 2	S: 9	R: 0	H: 0	E: 0	K: 0	S: 9	R: 0	H: 1	E: 1	K: 1	S: 12	R: 2	H: 1	E: 0	K: 0	S: 12	R: 0	H: 0	E: 0	K: 1	S: 6	R: 3	H: 2	E: 0	K: 2	S: 15	R: 1	H: 4	E: 1	K: 1	S: 16	R: 1	H: 0	E: 0	K: 0	S: 7
	LOB: 0	BB: 0	P: 11	LOB: 2	BB: 1	P: 18	LOB: 0	BB: 0	P: 12	LOB: 3	BB: 1	P: 24	LOB: 0	BB: 0	P: 18	LOB: 0	BB: 0	P: 9	LOB: 2	BB: 1	P: 26	LOB: 3	BB: 0	P: 27	LOB: 0	BB: 0	P: 2	LOB: 0	BB: 0	P: 18	LOB: 2	BB: 1	P: 26	LOB: 3	BB: 0	P: 27	LOB: 0	BB: 0	P: 2	LOB: 0	BB: 0	P: 2			

PITCHER															PITCHER																																		
IP	WLS	BF	H	R	ER	SO	BB	IBB	HBP	BLK	WP	HR	S	P	ERA	WHIP	IP	WLS	BF	H	R	ER	SO	BB	IBB	HBP	BLK	WP	HR	S	P	ERA	WHIP																
Bob Shaw, R ERA: 2.09 (1, 1)	6.0	L	25	3	2	2	4	2	0	0	0	1	55	92	3.00	0.833																																	
Hank Fischer, R ERA: 3.28 (7, 1)	0.1		4	1	3	1	1	0	1	0	0	0	7	14	81.00	6.000																																	
Jack Curtis, L ERA: 3.77 (7, 1)	1.2		10	5	1	0	2	0	0	0	0	0	24	39	0.00	3.000																																	

BOTTOM

Milwaukee Braves @ Los Angeles Dodgers
Dodger Stadium, Los Angeles, CA

Wed Jun 27 1962, 7:05 PM PDT
Att. 28,898 - Unknown

AB	R	H	RBI	BB	SO	LOB
5	1	1	1	0	1	3
4	1	1	0	1	0	1
5	1	1	2	0	2	6
4	0	1	2	0	1	0
4	0	1	0	0	0	1
4	0	2	0	0	1	1
0	0	0	0	0	0	0
1	0	0	0	2	0	0
1	1	1	0	0	0	0
0	0	0	0	0	0	0
3	0	1	0	0	1	5
1	1	0	0	0	0	2
2	1	0	0	0	1	2

AB	34
R	6
H	9
RBI	5
BB	3
SO	7
LOB	21

livebaseballscorecards.com



1B:	8	SF:	0	WP:	0	PA:	39
2B:	0	SAC:	0	PB:	0		
3B:	0	DP:	0	SB:	3		
HR:	1	HBP:	2	CS:	0		

Batter	1	2	3	4	5	6	7	8	9	10	11	12	13	AB R H RBI BB SO LOB
Maury Wills, S OBP: 0.323, SLG: 0.340 (1, 6)	0-1 1B S 2B 1B		1-1 6-3		0-1 SH1-3			1-2 1B 3B		2-2 L8		1-0 F9		5 2 2 0 0 0 0
Jim Gilliam, S OBP: 0.371, SLG: 0.339 (1, 4)	3-2 2B 6-3 1-3 1B		2-1 6-3		1-0 F8			0-0 1B		0-1 FC6 1B		4-0 G3 2B BB		5 2 3 1 1 0 1
Willie Davis, L OBP: 0.361, SLG: 0.487 (1, 8)	0-1 F3		2-1 G3			2-3 K		1-2 F8		0-1 FC6		0-0 G3		6 0 0 0 0 1 5
Tommy Davis, R OBP: 0.369, SLG: 0.545 (1, 7)	2-1 1-3 2B 3-H			1-0 5-3		1-0 3B		1-1 F3		0-1 6-3		4-0 2B IBB		5 0 2 1 1 0 2
Frank Howard, R OBP: 0.337, SLG: 0.445 (1, 9)	0-0 6-3 3-H			0-1 4-3		1-2 F3		1-1 F2			2-2 F8		0-1 2B	6 0 1 2 0 0 3
Ron Fairly, L OBP: 0.383, SLG: 0.448 (1, 3)	1-1 6-3			3-2 4-3		0-1 5-3			0-0 FC1-6 1B		2-2 F7			5 0 1 0 0 0 2
Daryl Spencer, R OBP: 0.381, SLG: 0.373 (1, 5)		0-3 K			0-0 SH1-3 E 1B			1-1 1-3		1-1 FC1-6 FC5-4		2-2 F9		5 1 1 0 0 1 1
Norm Sherry, R OBP: 0.238, SLG: 0.324 (1, 2)		1-3 K			1-1 SH1-3		2-1 F7		1-3 K			0-1 L7		4 0 0 0 0 2 1
Johnny Podres, L OBP: 0.167, SLG: 0.176 Larry Sherry, R OBP: 0.200, SLG: 0.200 Ron Perranoski, L Ed Roebuck, R OBP: 0.273, SLG: 0.273 (8, 1)		0-2 G3			1-1 E3 SH1-3		3-2 6-3		1-2 FC5-4			0-1 F7		3 0 2 0 0 0 0 0 1

Inning Stats	R: 2	H: 3	E: 0	LOB: 1	K: 0	P: 22	R: 0	H: 0	E: 0	LOB: 0	K: 2	P: 10	R: 0	H: 0	E: 0	LOB: 0	K: 0	P: 11	R: 0	H: 0	E: 0	LOB: 0	K: 0	P: 10	R: 1	H: 1	E: 1	LOB: 1	K: 0	P: 11	R: 0	H: 1	E: 0	LOB: 1	K: 1	P: 13	R: 0	H: 0	E: 0	LOB: 0	K: 0	P: 13	R: 1	H: 2	E: 0	LOB: 1	K: 0	P: 18	R: 0	H: 1	E: 0	LOB: 1	K: 1	P: 13	R: 0	H: 1	E: 0	LOB: 0	K: 0	P: 12	R: 0	H: 0	E: 0	LOB: 0	K: 0	P: 17	R: 0	H: 0	E: 0	LOB: 0	K: 0	P: 6	R: 1	H: 1	E: 0	LOB: 2	K: 0	P: 11	1B: 6	SF: 0	2B: 2	SAC: 2	3B: 2	DP: 0	HR: 0	HBP: 0	WP: 0	PA: 50
--------------	------	------	------	--------	------	-------	------	------	------	--------	------	-------	------	------	------	--------	------	-------	------	------	------	--------	------	-------	------	------	------	--------	------	-------	------	------	------	--------	------	-------	------	------	------	--------	------	-------	------	------	------	--------	------	-------	------	------	------	--------	------	-------	------	------	------	--------	------	-------	------	------	------	--------	------	-------	------	------	------	--------	------	------	------	------	------	--------	------	-------	-------	-------	-------	--------	-------	-------	-------	--------	-------	--------

PITCHER	IP	WLS	BF	H	R	ER	SO	BB	IBB	HBP	BLK	WP	HR	S	P	ERA	WHIP
Al Jackson, L ERA: 4.19 (1, 1)	7.0		27	5	3	2	3	0	0	0	0	0	0	62	90	2.57	0.714
Ken Mackenzie, L ERA: 4.17 (8, 1)	5.1	L	23	5	2	2	1	1	1	0	0	0	0	53	77	3.38	1.125


BOTTOM

New York Mets @ Los Angeles Dodgers
Dodger Stadium, Los Angeles, CA

Thu Jun 28 1962, 7:05 PM PDT
Att: 19,080 - Unknown

livebaseballscorecards.com

AB	46
R	5
H	10
RBI	4
BB	2
SO	4
LOB	16



Batter	1	2	3	4	5	6	7	8	9	AB R H RBI BB SO LOB	TOP																	
Richie Ashburn, L (1, 9) OBP: 0.428, SLG: 0.490 Jim Hickman, R (9, 9) OBP: 0.345, SLG: 0.450										5 1 2 3 1 0 2 0 0 0 0 0 0 0																		
Rod Kanehl, R (1, 8) OBP: 0.393, SLG: 0.429										4 1 0 0 2 0 5																		
Gene Woodling, L (1, 7) OBP: 0.397, SLG: 0.427 Joe Christopher, R (8, PR) OBP: 0.259, SLG: 0.333										4 1 1 2 1 1 1 0 0 0 0 0 0 0																		
Frank Thomas, R (1, 3) OBP: 0.362, SLG: 0.520 Mary Throneberry, L (6, 3) OBP: 0.315, SLG: 0.343										2 1 0 0 1 0 1 0 0 0 0 1 0 0																		
Charlie Neal, R (1, 4) OBP: 0.336, SLG: 0.383										4 1 0 1 1 1 3																		
Sammy Taylor, L (1, 2) OBP: 0.314, SLG: 0.271										3 1 0 1 2 1 1																		
Felix Mantilla, R (1, 5) OBP: 0.312, SLG: 0.400										4 2 1 2 1 0 1	AB 29 R 10 H 4 RBI 10 BB 16 SO 6 LOB 19																	
Elio Chacon, R (1, 6) OBP: 0.366, SLG: 0.286										2 2 0 0 3 2 3																		
Jay Hook, L (1, 1) OBP: 0.361, SLG: 0.281										1 0 0 1 3 1 2																		
Inning Stats	R: 6 H: 1 E: 0 LOB: 2 K: 1 BB: 7 S: 18 P: 49	R: 0 H: 0 E: 0 LOB: 1 K: 0 BB: 0 S: 5 P: 10	R: 1 H: 1 E: 0 LOB: 0 K: 1 BB: 1 S: 11 P: 23	R: 0 H: 0 E: 0 LOB: 0 K: 0 BB: 0 S: 13 P: 21	R: 0 H: 0 E: 0 LOB: 2 K: 2 BB: 2 S: 13 P: 23	R: 0 H: 0 E: 0 LOB: 1 K: 1 BB: 1 S: 9 P: 17	R: 0 H: 0 E: 0 LOB: 0 K: 1 BB: 0 S: 9 P: 15	R: 2 H: 1 E: 0 LOB: 2 K: 0 BB: 3 S: 11 P: 27	R: 1 H: 1 E: 0 LOB: 2 K: 0 BB: 2 S: 8 P: 20	1B: 2 SF: 0 2B: 1 SAC: 1 3B: 0 DP: 0 HR: 1 HBP: 1	WP: 0 PA: 48 PB: 0 SB: 2 CS: 1																	
PITCHER	IP WLS BF H R ER SO BB IBB HBP BLK WP HR S P ERA WHIP											PITCHER	IP WLS BF H R ER SO BB IBB HBP BLK WP HR S P ERA WHIP															
Joe Moeller, R (1, 1) ERA: 4.89	0.1	L	5	0	4	4	0	4	0	0	0	0	0	7	23	108.00	12.000											
Ron Perranoski, L (1, 1) ERA: 2.44	0.1		5	1	2	2	1	3	0	0	0	0	0	10	25	54.00	12.000											
Phil Ortega, R (1, 1) ERA: 8.46	3.1		12	1	1	1	1	1	0	1	0	0	1	30	55	2.70	0.600											
Stan Williams, R (5, 1) ERA: 5.76	5.0		25	2	3	3	4	8	0	0	0	0	0	50	102	5.40	2.000											

New York Mets @ Los Angeles Dodgers
 Dodger Stadium, Los Angeles, CA
 Fri Jun 29 1962, 7:05 PM PDT
 Att. 24,366 - Unknown

livebaseballscorecards.com



Batter	1	2	3	4	5	6	7	8	9	AB R H RBI BB SO LOB	TOP											
Richie Ashburn, L (1, 7) OBP: 0.424, SLG: 0.480	0-3 K			4-2 G5-4-3 BB		0-2 L7			1-2 FC6-4 FC5-4 1-2f	3 0 0 0 1 1 1	New York Mets @ Los Angeles Dodgers Dodger Stadium, Los Angeles, CA Sat Jun 30 1962, 7:05 PM PDT Att. 29,797 - Unknown livebaseballscorecards.com											
Rod Kanehl, R (1, 5) OBP: 0.369, SLG: 0.400	0-3 K			2-3 K			1-2 6-3	0-2 FC5-4 FC6-4 1-2f	4 0 0 0 0 2 2													
Felix Mantilla, R (1, 4) OBP: 0.311, SLG: 0.394	0-3 K			3-1 G5-4-3 1-2f			4-0 G5-4-3 BB	2-1 FC6-4 1-2f	3 0 0 0 1 1 2													
Frank Thomas, R (1, 3) OBP: 0.361, SLG: 0.516		0-0 6-3			4-1 BB		1-0 G5-4-3 1-2f		2 0 0 0 1 0 1													
Cliff Cook, R (1, 9) OBP: 0.241, SLG: 0.330		2-3 K			0-1 F7			3-3 K	3 0 0 0 0 2 1													
Jim Hickman, R (1, 8) OBP: 0.340, SLG: 0.442		3-3 K			1-2 F8			3-2 F8	3 0 0 0 0 1 1													
Elio Chacon, R (1, 6) OBP: 0.366, SLG: 0.283			3-3 K		3-3 K			4-2 BB	2 0 0 0 1 2 1													
Chris Cannizzaro, R (1, 2) OBP: 0.370, SLG: 0.220			3-2 F8		3-3 K			2-3 K	3 0 0 0 0 2 1													
Bob Miller, R (1, 1) OBP: 0.238, SLG: 0.333			0-3 K		2-3 K			4-1 FC6-4 BB	0 0 0 0 0 0 0													
Ray Daviault, R (1, 1)									2 0 0 0 0 2 0													
Gene Woodling, L (9, PH) OBP: 0.400, SLG: 0.427									0 0 0 0 1 0 0													
Joe Christopher, R (9, PR) OBP: 0.259, SLG: 0.333									0 0 0 0 0 0 0													
Inning Stats	R: 0 E: 0 K: 3 S: 9	H: 0 LOB: 0 BB: 0 P: 9	R: 0 E: 0 K: 2 S: 7	H: 0 LOB: 0 BB: 0 P: 12	R: 0 E: 0 K: 2 S: 9	H: 0 LOB: 0 BB: 0 P: 15	R: 0 E: 0 K: 1 S: 8	H: 0 LOB: 0 BB: 1 P: 17	R: 0 E: 0 K: 1 S: 9	H: 0 LOB: 1 BB: 1 P: 17	R: 0 E: 0 K: 2 S: 9	H: 0 LOB: 0 BB: 0 P: 14	R: 0 E: 0 K: 0 S: 4	H: 0 LOB: 0 BB: 1 P: 10	R: 0 E: 0 K: 2 S: 15	H: 0 LOB: 1 BB: 1 P: 27	R: 0 E: 0 K: 0 S: 10	H: 0 LOB: 1 BB: 1 P: 17	1B: 0 2B: 0 3B: 0 HR: 0	SF: 0 SAC: 0 DP: 2 HBP: 0	WP: 0 PB: 0 SB: 0 CS: 0	PA: 30
PITCHER Sandy Koufax, L (1, 1) ERA: 2.33	IP: 9.0 WLS: W BF: 30 H: 0 R: 0 ER: 0 SO: 13 BB: 5 IBB: 0 HBP: 0 BLK: 0 WP: 0 HR: 0 S: 80 P: 138 ERA: 0.00 WHIP: 0.556											PITCHER	IP: WLS: BF: H: R: ER: SO: BB: IBB: HBP: BLK: WP: HR: S: P: ERA: WHIP:									



Batter	1	2	3	4	5	6	7	8	9
Maury Wills, S OBP: 0.317, SLG: 0.333 (1, 6)	3-2 4-3	1-2 F8	3-2 F7			0-0 B3		2-2 1B	
Jim Gilliam, S OBP: 0.375, SLG: 0.341 (1, 5)	2-2 L8	2-1 1B		4-0 BB		0-1 F9		4-0 BB	
Willie Davis, L OBP: 0.364, SLG: 0.491 (1, 8)	1-1 1B	3-1 1B		1-0 G3-6		4-2 BB		3-2 F4	
Tommy Davis, R OBP: 0.370, SLG: 0.540 (1, 7)	2-1 1B	3-3 K		0-1 1B		1-0 FC6-4		3-1 CS	
Ron Fairly, L OBP: 0.387, SLG: 0.447 (1, 3) (9, 9)	4-0 1B	1-0 F7		1-0 1-3			1-3 K		
Frank Howard, R OBP: 0.349, SLG: 0.485 (1, 9)	1-0 2B		4-2 1B		2-2 F8		0-1 HR		
Tim Harkness, L OBP: 0.380, SLG: 0.409 (9, 3)	1-2 2B		BB						
John Roseboro, L OBP: 0.375, SLG: 0.396 (1, 2)	3-1 1B		2-3 K		4-0 WP		2-2 F7		
Larry Burright, R OBP: 0.305, SLG: 0.396 (1, 4)	2-2 1B		3-1 1B		0-3 BB		2-2 F4		
Sandy Koufax, R OBP: 0.123, SLG: 0.145 (1, 1)	0-2 F3		0-3 K		2-3 K		2-3 K		

Inning Stats	R: 4	H: 5	E: 0	K: 0	S: 24	R: 0	H: 2	E: 0	K: 1	S: 11	R: 0	H: 1	E: 0	K: 2	S: 13	R: 0	H: 1	E: 0	K: 0	S: 4	R: 0	H: 0	E: 0	K: 2	S: 11	R: 1	H: 1	E: 0	K: 1	S: 14	R: 0	H: 1	E: 0	K: 1	S: 15
	LOB: 2	BB: 1	P: 42	LOB: 2	BB: 0	P: 21	LOB: 2	BB: 1	P: 25	LOB: 1	BB: 1	P: 10	LOB: 1	BB: 1	P: 19	LOB: 0	BB: 0	P: 19	LOB: 1	BB: 1	P: 11	LOB: 0	BB: 0	P: 19	LOB: 1	BB: 1	P: 28	LOB: 1	BB: 1	P: 28	LOB: 1	BB: 1	P: 28		

PITCHER	IP	WLS	BF	H	R	ER	SO	BB	IBB	HBP	BLK	WP	HR	S	P	ERA	WHIP
Bob Miller, R ERA: 4.93 (1, 1)	0.2	L	8	5	4	4	0	1	0	0	0	0	0	21	39	54.00	9.000
Ray Daviault, R ERA: 6.18 (1, 1)	7.1		31	6	1	1	7	5	0	0	0	1	1	77	136	1.23	1.500


BOTTOM

New York Mets @ Los Angeles Dodgers
Dodger Stadium, Los Angeles, CA
 Sat Jun 30 1962, 7:05 PM PDT
 Att. 29,797 - Unknown

AB	R	H	RBI	BB	SO	LOB
5	0	1	0	0	0	2
3	0	1	0	2	0	0
4	1	2	0	1	0	3
4	1	2	1	0	1	3
3	1	0	0	1	1	3
3	2	2	2	1	0	0
0	0	0	0	0	0	0
3	0	1	2	1	1	1
4	0	2	0	0	1	1
4	0	0	0	0	3	5

AB	33
R	5
H	11
RBI	5
BB	6
SO	7
LOB	18

livebaseballscorecards.com



WP	PA
1	40

Batter	1	2	3	4	5	6	7	8	9	AB R H RBI BB SO LOB	TOP									
Richie Ashburn, L (1, 9) OBP: 0.420, SLG: 0.471	2-3 K		4-2 BB			1-2 6-3		2-3 K		3 0 0 0 1 2 1	New York Mets @ Los Angeles Dodgers Dodger Stadium, Los Angeles, CA Sun Jul 01 1962, 3:33 AM PDT Att. 23,241 - Unknown livebaseballscorecards.com									
Felix Mantilla, R (1, 4) OBP: 0.305, SLG: 0.386	2-3 K		2-2 F7			3-3 K		0-0 5-3	4 0 0 0 0 2 1											
Gene Woodling, L (1, 7) Charlie Neal, R (9, PR) OBP: 0.402, SLG: 0.429 OBP: 0.336, SLG: 0.383	1-0 FC5-4 1B		2-0 F7			2-3 K		0-0 1B	4 0 2 0 0 1 1 0 0 0 0 0 0 0											
Frank Thomas, R (1, 5) OBP: 0.357, SLG: 0.509	1-2 FC5-4 1-2f			0-2 F9		1-1 6-3		1-3 K	4 0 0 0 0 1 2											
Sammy Taylor, L (1, 2) OBP: 0.319, SLG: 0.307		2-1 HR		1-2 F7		2-2 L6-4 2B		0-2 F4	4 1 2 1 0 0 1											
Mary Throneberry, L (1, 3) OBP: 0.307, SLG: 0.333		3-3 K2-3		1-3 K		1-1 L6-4 2-3			3 0 0 0 0 2 1											
Joe Christopher, R (1, 8) OBP: 0.252, SLG: 0.324		1-3 K			2-2 6-3		2-1 L5		3 0 0 0 0 1 0											
Elio Chacon, R (1, 6) Cliff Cook, R (8, PH) Rod Kanehl, R (8, 6) OBP: 0.363, SLG: 0.281 OBP: 0.248, SLG: 0.346 OBP: 0.369, SLG: 0.400		3-2 L8			0-3 K		3-2 2B		2 0 0 0 0 1 0 1 0 1 0 0 0 0 0 0 0 0 0 0 0											
Roger Craig, R (1, 1) Jim Hickman, R (8, PH) Bob Moorhead, R (8, 1) OBP: 0.147, SLG: 0.065 OBP: 0.338, SLG: 0.439			0-3 K		1-3 K		0-3 K		2 0 0 0 0 2 0 1 0 0 0 0 1 1 0 0 0 0 0 0 0											
Inning Stats	R: 0 E: 0 K: 2 S: 12	H: 1 LOB: 1 BB: 0 P: 18	R: 1 E: 0 K: 2 S: 14	H: 1 LOB: 0 BB: 0 P: 23	R: 0 E: 0 K: 1 S: 11	H: 0 LOB: 1 BB: 1 P: 19	R: 0 E: 0 K: 1 S: 9	H: 0 LOB: 0 BB: 0 P: 11	R: 0 E: 0 K: 2 S: 10	H: 0 LOB: 0 BB: 0 P: 16		R: 0 E: 0 K: 0 S: 7	H: 1 LOB: 0 BB: 0 P: 11	R: 0 E: 0 K: 2 S: 13	H: 1 LOB: 1 BB: 0 P: 20	R: 0 E: 0 K: 1 S: 9	H: 1 LOB: 1 BB: 0 P: 10	1B: 2 2B: 3 3B: 0 HR: 1	SF: 0 SAC: 0 DP: 1 HBP: 0	WP: 0 PB: 0 SB: 0 CS: 0
PITCHER Don Drysdale, R (1, 1) ERA: 2.89	IP: 9.0 WLS: W BF: 32 H: 5 R: 1 ER: 1 SO: 13 BB: 1 IBB: 0 HBP: 0 BLK: 0 WP: 0 HR: 1 S: 94 P: 140 ERA: 1.00 WHIP: 0.667											PITCHER IP: WLS: BF: H: R: ER: SO: BB: IBB: HBP: BLK: WP: HR: S: P: ERA: WHIP								



Batter	1	2	3	4	5	6	7	8	9
Maury Wills, S OBP: 0.319, SLG: 0.335 (1, 6)	2-2 1B 1B		2-1 L4		1-1 2-H 1B			1-1 5-3	
Jim Gilliam, S OBP: 0.376, SLG: 0.341 (1, 5)	3-2 1-2 1B			1-2 L4	1-2 F7			4-2 WP BB	
Willie Davis, L OBP: 0.365, SLG: 0.489 (1, 8)	0-0 G4-6-3 1-2f			3-2 F4		2-1 B2-3 1B		4-1 G4-3 BB	
Tommy Davis, R OBP: 0.368, SLG: 0.543 (1, 7)		0-0 5-3 3B		1-0 E6 HR		1-1 B2-3 1-2f		0-1 G4-3	
Ron Fairly, L OBP: 0.386, SLG: 0.460 (1, 3)		0-0 G3		0-1 1-H HR		0-0 4-3			
Frank Howard, R OBP: 0.349, SLG: 0.500 (1, 9)		2-0 5-3		3-3 K			0-0 HR		
John Roseboro, L OBP: 0.374, SLG: 0.395 (1, 2)		2-1 3-H F7			0-0 1B 1B		0-2 6-3		
Larry Burrett, R OBP: 0.299, SLG: 0.388 (1, 4)			0-1 4-3		2-2 5-3		1-3 K		
Don Drysdale, R OBP: 0.298, SLG: 0.315 (1, 1)			1-1 4-3		1-3 K		2-2 F9		

Inning Stats	R: 0	H: 2	R: 1	H: 1	R: 0	H: 0	R: 2	H: 1	R: 1	H: 2	R: 0	H: 1	R: 1	H: 1	R: 0	H: 0
	E: 0	LOB: 0	E: 0	LOB: 0	E: 0	LOB: 0	E: 1	LOB: 0	E: 0	LOB: 1	E: 0	LOB: 0	E: 0	LOB: 0	E: 0	LOB: 1
	K: 0	BB: 0	K: 0	BB: 0	K: 0	BB: 0	K: 1	BB: 0	K: 1	BB: 0	K: 0	BB: 0	K: 1	BB: 0	K: 0	BB: 2
	S: 9	P: 14	S: 5	P: 9	S: 6	P: 9	S: 13	P: 21	S: 12	P: 17	S: 5	P: 8	S: 10	P: 13	S: 7	P: 16

PITCHER	IP	WLS	BF	H	R	ER	SO	BB	IBB	HBP	BLK	WP	HR	S	P	ERA	WHIP
Roger Craig, R ERA: 4.84 (1, 1)	7.0	L	27	8	5	3	3	0	0	0	0	0	2	60	91	3.86	1.143
Bob Moorhead, R ERA: 4.55 (8, 1)	1.0		4	0	0	0	0	2	0	0	0	1	0	7	16	0.00	2.000

BOTTOM


New York Mets @ Los Angeles Dodgers
Dodger Stadium, Los Angeles, CA

Sun Jul 01 1962, 3:33 AM PDT
Att. 23,241 - Unknown

AB	R	H	RBI	BB	SO	LOB
4	0	2	1	0	0	0
3	0	1	0	1	0	1
3	0	1	0	1	0	1
4	2	1	0	0	0	3
3	1	1	2	0	0	1
3	1	1	2	0	1	0
3	1	1	0	0	0	0
3	0	0	0	0	1	1
3	0	0	0	0	1	1

AB	29
R	5
H	8
RBI	5
BB	2
SO	3
LOB	8

livebaseballscorecards.com



1B:	5	SF:	0	WP:	1	PA:	31
2B:	1	SAC:	0	PB:	0		
3B:	1	DP:	3	SB:	1		
HR:	2	HBP:	0	CS:	0		

Batter	1	2	3	4	5	6	7	8	9	AB R H RBI BB SO LOB	TOP									
Mel Roach, R (1, 4) OBP: 0.212, SLG: 0.226	1-0 L8			0-0 F8			1-3 K	1-1 F7		4 0 0 0 0 1 2	Philadelphia Phillies @ Los Angeles Dodgers Dodger Stadium, Los Angeles, CA Mon Jul 02 1962, 7:05 PM PDT Unknown									
Johnny Callison, L (1, 9) OBP: 0.367, SLG: 0.472	2-2 4-3			2-2 F8			1-2 6-3	1-0 1B		4 0 1 1 0 0 0										
Ted Savage, R (1, 7) OBP: 0.379, SLG: 0.426	1-3 K			0-3 K			1-2 BB	3-1 1B		4 0 2 0 0 2 0										
Roy Sievers, R (1, 3) OBP: 0.333, SLG: 0.398			0-0 F3				4-0 BB	1-1 1-3		2 0 0 0 1 1 0										
Wes Covington, L (8, PH) OBP: 0.302, SLG: 0.389							1-2 BB			1 0 0 0 0 0 3										
Frank Torre, L (8, 3) OBP: 0.398, SLG: 0.354										0 0 0 0 0 0 0										
Don Demeter, R (1, 5) OBP: 0.362, SLG: 0.545			0-0 F8				4-2 BB			3 0 0 0 1 1 0										
Tony Gonzalez, L (1, 8) OBP: 0.370, SLG: 0.460			3-2 F8				1-2 BB			3 0 0 0 1 1 3										
Bob Oldis, R (1, 2) OBP: 0.296, SLG: 0.174							4-3			3 1 1 0 0 1 0										
Clay Dalrymple, L (9, PH) OBP: 0.425, SLG: 0.443			1-2 4-3					1-0 F5		1 0 0 0 0 0 1										
Bobby Wine, R (1, 6) OBP: 0.252, SLG: 0.318			0-0 6-3				0-3 K	0-3 K		3 0 1 0 0 1 0										
Billy Klaus, L (9, PH) OBP: 0.277, SLG: 0.292										1 0 0 0 0 1 1										
Jack Hamilton, R (1, 1) OBP: 0.121, SLG: 0.065										2 0 0 0 0 2 0										
Jack Baldschun, R (7, 1)										0 0 0 0 0 0 0										
Jacke Davis, R (8, PH) OBP: 0.265, SLG: 0.308										1 0 0 0 0 1 2										
Paul Brown, R (8, 1) OBP: 0.300, SLG: 0.333										0 0 0 0 0 0 0										
Inning Stats	R: 0 E: 0 K: 1 S: 8	H: 0 LOB: 0 BB: 0 P: 12	R: 0 E: 0 K: 0 S: 5	H: 0 LOB: 0 BB: 0 P: 8	R: 0 E: 0 K: 1 S: 7	H: 0 LOB: 0 BB: 0 P: 8	R: 0 E: 0 K: 1 S: 9	H: 0 LOB: 0 BB: 0 P: 11	R: 0 E: 0 K: 3 S: 9	H: 0 LOB: 0 BB: 0 P: 21	R: 0 E: 0 K: 1 S: 12	H: 1 LOB: 3 BB: 2 P: 24	R: 1 E: 0 K: 1 S: 12	H: 4 LOB: 3 BB: 0 P: 19	R: 0 E: 0 K: 1 S: 10	H: 0 LOB: 1 BB: 1 P: 16	1B: 5 2B: 0 3B: 0 HR: 0	SF: 0 SAC: 0 DP: 0 HBP: 0	WP: 0 PB: 0 SB: 0 CS: 0	PA: 35
PITCHER	IP WLS BF H R ER SO BB IBB HBP BLK WP HR S P ERA WHIP																			
Johnny Podres, L (1, 1) ERA: 4.96	7.2 W 30 5 1 1 11 2 0 0 0 0 0 0 73 110 1.17 0.913																			
Larry Sherry, R (8, 1) ERA: 2.47	1.1 S 5 0 0 0 1 1 0 0 0 0 0 0 12 19 0.00 0.750																			

AB	32
R	1
H	5
RBI	1
BB	3
SO	12
LOB	12



Batter	1	2	3	4	5	6	7	8	9	AB	R	H	RBI	BB	SO	LOB
Maury Wills, S OBP: 0.321, SLG: 0.335 (1, 6)	4-2 1B WP BB		0-1 1-2 HR 1B	1-0 CS 1-2	1-1 F7		0-0 F8			3	2	1	0	1	0	1
Jim Gilliam, S OBP: 0.378, SLG: 0.341 (1, 5)	0-3 K		0-0 1-2 2-3 HR 1B		1-0 6-3		4-0 1-2 BB			3	1	1	0	1	1	1
Willie Davis, L OBP: 0.370, SLG: 0.502 (1, 8)	2-2 1-3 WP 1B		1-0 1-H 2-H 3-H HR		4-1 S BB		0-1 F8			3	1	2	4	1	0	2
Tommy Davis, R OBP: 0.367, SLG: 0.539 (1, 7)	2-0 F3 1-2 3-H		2-0 WP 1-6-3 2-1 1B		0-1 4-3 1-2		0-1 F6			4	0	1	0	0	0	2
Ron Fairly, L OBP: 0.384, SLG: 0.461 (1, 3) (9, 9)	1-0 4-3		1-1 1-6-3 1-2		1-3 K		2-2 L6-4 2B			4	0	1	0	0	1	2
Frank Howard, R OBP: 0.342, SLG: 0.489 (1, 9)		2-0 F8	2-3 K		2-0 5-3		1-1 L6-4			4	0	0	0	0	1	2
Tim Harkness, L OBP: 0.380, SLG: 0.409 (9, 3)			2-3				2-3			0	0	0	0	0	0	0
John Roseboro, L OBP: 0.369, SLG: 0.388 (1, 2)		2-1 L4	2-1 2-1	0-0 3-1		1-1 F8				3	0	0	0	0	0	0
Larry Burreight, R OBP: 0.300, SLG: 0.387 (1, 4)		1-1 F3		1-1 CS 1B			0-3 K			3	0	1	0	0	1	0
Johnny Podres, L OBP: 0.205, SLG: 0.216 (1, 1)			1-1 1B HR 1B		0-1 F9		2-1 BB 1B			3	1	2	0	0	0	1
Larry Sherry, R OBP: 0.200, SLG: 0.200 (8, 1)										0	0	0	0	0	0	0

Inning Stats	R: 1	H: 1	E: 0	K: 1	S: 11	LOB: 1	BB: 1	P: 20	R: 0	H: 0	E: 0	K: 0	S: 5	LOB: 0	BB: 0	P: 10	R: 4	H: 5	E: 0	K: 1	S: 13	LOB: 1	BB: 0	P: 22	R: 0	H: 1	E: 0	K: 0	S: 5	LOB: 0	BB: 0	P: 7	R: 0	H: 0	E: 0	K: 1	S: 6	LOB: 1	BB: 1	P: 12	R: 0	H: 0	E: 0	K: 1	S: 6	LOB: 0	BB: 0	P: 10	R: 0	H: 1	E: 0	K: 1	S: 8	LOB: 2	BB: 1	P: 14	R: 0	H: 1	E: 0	K: 0	S: 7	LOB: 0	BB: 0	P: 10
--------------	------	------	------	------	-------	--------	-------	-------	------	------	------	------	------	--------	-------	-------	------	------	------	------	-------	--------	-------	-------	------	------	------	------	------	--------	-------	------	------	------	------	------	------	--------	-------	-------	------	------	------	------	------	--------	-------	-------	------	------	------	------	------	--------	-------	-------	------	------	------	------	------	--------	-------	-------

PITCHER	IP	WLS	BF	H	R	ER	SO	BB	IBB	HBP	BLK	WP	HR	S	P	ERA	WHIP
Jack Hamilton, R ERA: 5.09 (1, 1)	6.2	L	30	8	5	5	4	3	0	0	0	2	1	52	93	6.75	1.650
Jack Baldschun, R ERA: 3.59 (7, 1)	0.1		1	0	0	0	0	0	0	0	0	0	2	2	0.00	0.000	
Paul Brown, R ERA: 6.02 (8, 1)	1.0		3	1	0	0	0	0	0	0	0	0	7	10	0.00	1.000	

BOTTOM

Philadelphia Phillies @ Los Angeles Dodgers
 Dodger Stadium, Los Angeles, CA
 Mon Jul 02 1962, 7:05 PM PDT
 Unknown

AB	30
R	5
H	9
RBI	4
BB	3
SO	4
LOB	11

WP: 2 PA: 34
 PB: 0
 SB: 1
 CS: 1



PITCHER	IP	WLS	BF	H	R	ER	SO	BB	IBB	HBP	BLK	WP	HR	S	P	ERA	WHIP
---------	----	-----	----	---	---	----	----	----	-----	-----	-----	----	----	---	---	-----	------

Batter	1	2	3	4	5	6	7	8	9	AB R H RBI BB SO LOB	TOP																				
Ted Savage, R (1, 7) OBP: 0.382, SLG: 0.428	1-2 FC5-4 1B		2-3 K			1-0 2B 1B		3-2 6-3		4 0 2 0 0 1 0																					
Johnny Callison, L (1, 9) OBP: 0.365, SLG: 0.473	1-3 K		0-0 L8			2-1 2B 1-H		0-0 G3		4 0 1 0 0 1 1																					
Tony Gonzalez, L (1, 8) OBP: 0.368, SLG: 0.457	1-1 FC5-4 1-2f				1-0 5-3			1-0 6-3		4 0 1 0 0 0 2																					
Roy Sievers, R (1, 3) OBP: 0.328, SLG: 0.391	2-3 K				2-2 L8		3-3 K 1B		2-2 F6	4 0 0 0 0 2 2																					
Clay Dalrymple, L (1, 2) OBP: 0.421, SLG: 0.439					3-1 F5		2-1 F7		1-2 F9	4 0 1 0 0 0 2																					
Don Demeter, R (1, 5) OBP: 0.361, SLG: 0.540						1-1 G4-3 1B		2-3 K		0-1 F4	4 0 1 0 0 1 3																				
Billy Klaus, L (1, 4) OBP: 0.279, SLG: 0.293 (7, 6)					2-2 FC4-6 1-2f		0-2 F9				3 0 1 0 0 0 2																				
Bobby Wine, R (1, 6) OBP: 0.248, SLG: 0.313 Wes Covington, L (7, PH) OBP: 0.301, SLG: 0.387 Mel Roach, R (7, 4) OBP: 0.212, SLG: 0.226					0-1 F4		0-0 G4-3				2 0 0 0 0 0 2 1 0 0 0 0 1 2 0 0 0 0 0 0 0																				
Bill Smith, L (1, 1) OBP: 0.286, SLG: 0.333 Frank Torre, L (8, PH) OBP: 0.394, SLG: 0.350 Jack Baldschun, R (8, 1)					2-3 K		1-3 K		1-1 4-3	2 0 0 0 0 2 0 1 0 0 0 0 0 0 0 0 0 0 0 0 0																					
Inning Stats	R: 0 E: 0 K: 2 S: 11	H: 1 LOB: 1 BB: 0 P: 16	R: 0 E: 0 K: 0 S: 7	H: 1 LOB: 1 BB: 0 P: 10	R: 0 E: 0 K: 2 S: 7	H: 0 LOB: 0 BB: 0 P: 11	R: 0 E: 0 K: 0 S: 6	H: 0 LOB: 0 BB: 0 P: 12	R: 0 E: 0 K: 0 S: 6	H: 1 LOB: 0 BB: 0 P: 7	R: 0 E: 0 K: 1 S: 7	H: 2 LOB: 1 BB: 0 P: 12	R: 0 E: 0 K: 3 S: 14	H: 1 LOB: 2 BB: 0 P: 24	R: 0 E: 0 K: 0 S: 7	H: 0 LOB: 0 BB: 0 P: 11	R: 0 E: 0 K: 0 S: 13	H: 1 LOB: 1 BB: 0 P: 17	1B: 6 2B: 1 3B: 0 HR: 0	SF: 0 SAC: 0 DP: 1 HBP: 0	WP: 0 PB: 1 SB: 0 CS: 0	PA: 33									
PITCHER Stan Williams, R (1, 1) ERA: 5.11	IP 9.0	WLS W	BF 33	H 7	R 0	ER 0	SO 8	BB 0	IBB 0	HBP 0	BLK 0	WP 0	HR 0	S 78	P 120	ERA 0.00	WHIP 0.778														
											PITCHER	IP	WLS	BF	H	R	ER	SO	BB	IBB	HBP	BLK	WP	HR	S	P	ERA	WHIP			

Philadelphia Phillies @ Los Angeles Dodgers
Dodger Stadium, Los Angeles, CA

Mon Jul 02 1962, 7:05 PM PDT
Att: 28,316 - Unknown

livebaseballscorecards.com

AB	33
R	0
H	7
RBI	0
BB	0
SO	8
LOB	16



Batter	1	2	3	4	5	6	7	8	9	AB	R	H	RBI	BB	SO	LOB
Maury Wills, S OBP: 0.323, SLG: 0.343 (1, 6)	2-0 6-3		1-2 G3			1-1 SH3 1B		1-1 SF9		4	2	2	0	0	0	0
Jim Gilliam, S OBP: 0.375, SLG: 0.339 (1, 5)	3-2 F8			2-3 K		0-0 SH3		2-1 SF9		2	0	0	1	0	1	0
Willie Davis, L OBP: 0.366, SLG: 0.495 (1, 8)	2-0 F4			2-1 F8		1-3 K		3-2 F6		4	0	0	0	0	1	1
Tommy Davis, R OBP: 0.365, SLG: 0.536 (1, 7)		1-2 6-3		2-1 6-3		1-2 1B		1-3 K		4	0	1	1	0	1	0
Frank Howard, R OBP: 0.347, SLG: 0.489 (1, 9)		0-0 F8			3-1 1B		4-0 IBB			2	1	1	0	1	0	0
Tim Harkness, L OBP: 0.380, SLG: 0.409 (9, 3)										0	0	0	0	0	0	0
Ron Fairly, L OBP: 0.379, SLG: 0.455 (1, 3)		3-3 K			1-3 K		0-2 1-3			3	0	0	0	0	2	3
Norm Sherry, R OBP: 0.241, SLG: 0.313 (1, 2)			1-1 6-3		1-2 1B		0-0 F7			3	0	1	1	0	0	0
Larry Burright, R OBP: 0.295, SLG: 0.380 (1, 4)		1-0 6-3			1-3 K		0-1 B1-3			3	0	0	0	0	1	1
Stan Williams, R OBP: 0.115, SLG: 0.200 (1, 1)			2-2 HR		2-3 K		3-3 K			3	1	1	1	0	2	1
Inning Stats	R: 0 E: 0 K: 0 S: 5	H: 0 LOB: 0 BB: 0 P: 12	R: 0 E: 0 K: 1 S: 7	H: 0 LOB: 0 BB: 0 P: 11	R: 1 E: 0 K: 0 S: 10	H: 1 LOB: 0 BB: 0 P: 15	R: 0 E: 0 K: 1 S: 8	H: 0 LOB: 0 BB: 0 P: 14	R: 1 E: 0 K: 1 S: 15	H: 2 LOB: 1 BB: 0 P: 23	R: 0 E: 0 K: 1 S: 12	H: 0 LOB: 0 BB: 0 P: 9	R: 1 E: 0 K: 1 S: 10	H: 1 LOB: 0 BB: 0 P: 17	1B: 4 2B: 0 3B: 1 HR: 1	SF: 1 SAC: 1 DP: 0 HBP: 0

BOTTOM

Philadelphia Phillies @ Los Angeles Dodgers
 Dodger Stadium, Los Angeles, CA
 Mon Jul 02 1962, 7:05 PM PDT
 Att. 28,316 - Unknown

livebaseballscorecards.com

AB	28
R	4
H	6
RBI	4
BB	1
SO	8
LOB	6



PITCHER	IP	WLS	BF	H	R	ER	SO	BB	IBB	HBP	BLK	WP	HR	S	P	ERA	WHIP
Bill Smith, L ERA: 2.29 (1, 1)	7.0	L	27	5	3	2	7	0	0	0	0	0	1	63	103	2.57	0.714
Jack Baldschun, R ERA: 3.68 (8, 1)	1.0		4	1	1	1	1	0	0	0	0	0	0	10	17	9.00	1.000

WP: 0	PA: 31
PB: 0	
SB: 0	
CS: 0	

Batter	1	2	3	4	5	6	7	8	9	AB R H RBI BB SO LOB	TOP												
Ted Savage, R OBP: 0.389, SLG: 0.458 (1, 8)	3-3 K		1-1 2B		2-2 1B		1-1 HR			4 1 3 1 0 1 0													
Johnny Callison, L OBP: 0.368, SLG: 0.471 Paul Brown, R OBP: 0.273, SLG: 0.300 (1, 9) (5, 1)	4-2 1B BB		3-2 F2		4-2 1-2 BB		0-3 K			1 0 0 0 2 0 1 1 0 0 0 0 1 0													
Don Demeter, R OBP: 0.360, SLG: 0.538 Billy Klaus, L OBP: 0.276, SLG: 0.290 (1, 5) (5, 5)	1-0 1-2 1B		3-3 K		2-2 F6			1-3 K		3 0 1 0 0 1 3 1 0 0 0 0 1 0													
Roy Sievers, R OBP: 0.327, SLG: 0.393 (1, 3)	2-3 K		2-1 F3		0-1 2B		3-2 F9			4 0 1 0 0 1 3													
Jacke Davis, R OBP: 0.250, SLG: 0.290 (1, 7) (5, 9)	3-3 K			0-1 F4		0-1 F9		2-1 F8		4 0 0 0 0 1 3													
Mel Roach, R OBP: 0.200, SLG: 0.212 (1, 4)		1-2 L9		1-2 F2		0-3 K		2-3 K		4 0 0 0 0 2 1													
Bob Oldis, R OBP: 0.290, SLG: 0.154 (1, 2)		4-1 FC6-4 BB		3-2 F4		1-0 F7		1-3 K		3 0 0 0 1 1 1													
Bobby Wine, R OBP: 0.242, SLG: 0.305 (1, 6)		1-2 F2		0-0 F3		0-0 F9		0-0 6-3		4 0 0 0 0 0 1													
Chris Short, R OBP: 0.133, SLG: 0.214 Cal McLish, S OBP: 0.192, SLG: 0.087 Frank Torre, L OBP: 0.389, SLG: 0.346 Wes Covington, L OBP: 0.298, SLG: 0.384 (1, 1) (3, 1) (5, PH) (5, 7)		0-1 FC6-4		1-2 6-3		2-3 K				1 0 0 0 0 0 1 0 0 0 0 0 0 0 1 0 0 0 0 0 0 1 0 0 0 0 1 0													
Inning Stats	R: 0 E: 0 K: 3 S: 18	H: 1 LOB: 2 BB: 1 P: 31	R: 0 E: 0 K: 0 S: 9	H: 0 LOB: 1 BB: 1 P: 15	R: 0 E: 0 K: 1 S: 11	H: 1 LOB: 1 BB: 0 P: 20	R: 0 E: 0 K: 0 S: 9	H: 0 LOB: 0 BB: 0 P: 13	R: 0 E: 0 K: 0 S: 16	H: 1 LOB: 2 BB: 1 P: 25	R: 0 E: 0 K: 1 S: 8	H: 1 LOB: 1 BB: 0 P: 9	R: 1 E: 0 K: 2 S: 9	H: 1 LOB: 0 BB: 0 P: 12	R: 0 E: 0 K: 1 S: 9	H: 0 LOB: 0 BB: 0 P: 15	R: 0 E: 0 K: 2 S: 7	H: 0 LOB: 0 BB: 0 P: 10	1B: 2 2B: 2 3B: 0 HR: 1	SF: 0 SAC: 0 DP: 0 HBP: 0	WP: 0 PB: 0 SB: 0 CS: 0	PA: 35	
PITCHER Sandy Koufax, L ERA: 2.26 (1, 1)	IP 9.0	WLS W	BF 35	H 5	R 1	ER 1	SO 10	BB 3	IBB 0	HBP 0	BLK 0	WP 0	HR 1	S 96	P 150	ERA 1.00	WHIP 0.889						PITCHER IP WLS BF H R ER SO BB IBB HBP BLK WP HR S P ERA WHIP

Philadelphia Phillies @ Los Angeles Dodgers
Dodger Stadium, Los Angeles, CA
Wed Jul 04 1962, 3:33 AM PDT
Unknown

livebaseballscorecards.com

AB	32
R	1
H	5
RBI	1
BB	3
SO	10
LOB	14



Batter	1	2	3	4	5	6	7	8	9
Maury Wills, S (1, 6) <small>OBP: 0.327, SLG: 0.347</small> Andy Carey, R (7, 5) <small>OBP: 0.354, SLG: 0.406</small>	3-2 S 1B	1-0 F8		2B 1B			1-0 F7	1-2 F4	
Jim Gilliam, S (1, 5) <small>OBP: 0.377, SLG: 0.349</small> Daryl Spencer, R (4, PH) <small>OBP: 0.387, SLG: 0.362</small> (5, 5) (7, 6)	2-2 F8		1-1 1B 2B	2B 1B			4-0 2B 1B BB		
Willie Davis, L (1, 8) <small>OBP: 0.366, SLG: 0.497</small>	2-3 K 1-2		2-1 1B 1B	L4 K			1-0 1B 2B		
Tommy Davis, R (1, 7) <small>OBP: 0.370, SLG: 0.537</small> Wally Moon, L (7, 7) <small>OBP: 0.367, SLG: 0.363</small>	0-0 S 1B 2-H		2-2 1B 1B	4-0 2B IBB	2-2 G3		3-0 1B 1-5-3 2-H 3-H		
Frank Howard, R (1, 9) <small>OBP: 0.353, SLG: 0.495</small>	4-0 1B 1-2 IBB		0-1 FC6-4 1B 2-H 3-H	1-1 WP 1B 2B	0-1 6-3		0-1 L5-3 1-2		
Ron Fairly, L (1, 3) <small>OBP: 0.385, SLG: 0.460</small> Tim Harkness, L (8, 3) <small>OBP: 0.392, SLG: 0.409</small>	3-1 1B 1-2 2-H		0-0 FC6-4 1B	1-1 3B 1B	2-3 K			4-0 HR BB	
John Roseboro, L (1, 2) <small>OBP: 0.366, SLG: 0.397</small> Doug Camilli, R (7, 2) <small>OBP: 0.367, SLG: 0.512</small>	3-2 L8		1-0 FC6-4 1B 1-2f 2-3	3-2 2B 3B		0-1 F7	0-0 HR		
Larry Burchett, R (1, 4) <small>OBP: 0.292, SLG: 0.380</small>		0-0 F9	1-2 FC1-2-5-1 1B 1-3 3-H	1-2 6-3 1B 2B		2-3 K	1-0 F9		
Sandy Koufax, R (1, 1) <small>OBP: 0.113, SLG: 0.133</small>		2-2 L9	0-3 K	0-0 6-3		2-2 6-3	1-2 6-3		

Inning Stats	R: 2	H: 3	E: 0	K: 1	S: 17	LOB: 2	BB: 1	P: 34	R: 0	H: 0	E: 0	K: 0	S: 5	LOB: 0	BB: 0	P: 8	R: 3	H: 5	E: 0	K: 1	S: 18	LOB: 2	BB: 0	P: 25	R: 7	H: 7	E: 0	K: 1	S: 26	LOB: 2	BB: 2	P: 46	R: 0	H: 0	E: 0	K: 1	S: 9	LOB: 0	BB: 0	P: 13	R: 0	H: 0	E: 0	K: 1	S: 8	LOB: 0	BB: 0	P: 12	R: 2	H: 2	E: 0	K: 0	S: 5	LOB: 0	BB: 1	P: 14	R: 2	H: 1	E: 0	K: 0	S: 8	LOB: 0	BB: 1	P: 15
--------------	------	------	------	------	-------	--------	-------	-------	------	------	------	------	------	--------	-------	------	------	------	------	------	-------	--------	-------	-------	------	------	------	------	-------	--------	-------	-------	------	------	------	------	------	--------	-------	-------	------	------	------	------	------	--------	-------	-------	------	------	------	------	------	--------	-------	-------	------	------	------	------	------	--------	-------	-------

PITCHER	IP	WLS	BF	H	R	ER	SO	BB	IBB	HBP	BLK	WP	HR	S	P	ERA	WHIP
Chris Short, L (1, 1) <small>ERA: 4.29</small>	2.0	L	12	5	4	4	1	0	0	0	0	0	0	26	49	18.00	2.500
Cal McLish, R (3, 1) <small>ERA: 5.73</small>	2.0		18	10	8	8	2	1	1	0	0	1	0	40	64	36.00	5.500
Paul Brown, R (5, 1) <small>ERA: 6.26</small>	4.0		16	3	4	4	2	2	0	0	0	0	1	30	54	9.00	1.250

BOTTOM

Philadelphia Phillies @ Los Angeles Dodgers
 Dodger Stadium, Los Angeles, CA
 Wed Jul 04 1962, 3:33 AM PDT
 Unknown

AB	R	H	RBI	BB	SO	LOB
4	2	3	1	0	0	0
2	0	0	0	0	0	0
3	2	2	0	0	0	1
0	1	0	0	2	0	0
5	2	2	0	0	2	5
3	3	2	2	1	0	0
1	0	1	2	0	0	0
4	1	2	5	1	0	1
4	1	3	2	0	1	0
0	1	0	0	1	0	0
4	1	1	1	0	0	4
1	1	1	2	0	0	0
5	1	1	1	0	1	2
5	0	0	0	0	1	3

AB	41	R	16	H	18	RBI	16	BB	5	SO	5	LOB	16
----	----	---	----	---	----	-----	----	----	---	----	---	-----	----

livebaseballscorecards.com



Batter	1	2	3	4	5	6	7	8	9	AB R H RBI BB SO LOB	TOP
Ted Savage, R (1, 7) OBP: 0.386, SLG: 0.453	2-1 G4-6-3 1B		2-0 FC6-4 1-2f		1-0 F9		2-3 K			4 0 1 0 0 1 3	
Johnny Callison, L (1, 9) OBP: 0.364, SLG: 0.465	2-1 G4-6-3 1-2f			3-2 4-3	1-1 FC4-6 1-2f		1-1 4-3			4 0 0 0 0 0 3	
Tony Gonzalez, L (1, 8) OBP: 0.366, SLG: 0.451	2-1 F6			2-1 F8		4-2 WP BB BB BB	3-2 F7			3 1 0 0 1 0 0	
Roy Sievers, R (1, 3) OBP: 0.326, SLG: 0.388		3-1 F3		4-1 BB		2-2 F8	3-2 F9			3 0 0 0 1 0 1	
Clay Dalrymple, L (1, 2) OBP: 0.418, SLG: 0.431		0-3 K		3-3 K		4-1 BB WP 1-2 SF8 BB	2-2 1-3			3 1 0 0 1 2 1	
Don Demeter, R (1, 5) OBP: 0.362, SLG: 0.535		0-3 K			0-0 2B 1B	4-1 BB 1-2 2-3 BB	1-3 K			3 1 1 0 1 2 0	
Billy Klaus, L (1, 4) OBP: 0.284, SLG: 0.292			1-1 F7		2-3 K	4-1 FC6 1-2 2-3 3-H BB	0-2 G6-4-3 1B			3 0 1 1 1 1 1	
Bobby Wine, R (1, 6) OBP: 0.248, SLG: 0.318			0-0 FC6-4 1B		0-0 2B	0-1 SF8	1-0 G6-4-3 1-2f			3 0 2 2 0 0 1	
Dennis Bennett, L (1, 1) OBP: 0.160, SLG: 0.087			1-1 F8		4-0 FC4-6 BB	0-1 FC6 1-2f	0-3 K			1 0 0 0 0 0 1	
Wes Covington, L (5, PH) OBP: 0.305, SLG: 0.384										0 0 0 0 1 0 0	
Dallas Green, L (5, 1) OBP: 0.330, SLG: 0.111										0 0 0 0 0 0 0	
Frank Torre, L (6, PH) OBP: 0.385, SLG: 0.341										1 0 0 0 0 0 2	
Jack Baltschun, R (6, 1) OBP: 0.385, SLG: 0.341										0 0 0 0 0 0 0	
Jacke Davis, R (9, PH) OBP: 0.247, SLG: 0.286										1 0 0 0 0 1 0	
Inning Stats	R: 0 H: 1 E: 0 LOB: 0 K: 0 BB: 0 S: 6 P: 12	R: 0 H: 0 E: 0 LOB: 0 K: 2 BB: 0 S: 9 P: 12	R: 0 H: 1 E: 0 LOB: 1 K: 0 BB: 0 S: 6 P: 10	R: 0 H: 0 E: 0 LOB: 1 K: 1 BB: 1 S: 10 P: 22	R: 1 H: 2 E: 0 LOB: 2 K: 1 BB: 1 S: 9 P: 17	R: 2 H: 0 E: 0 LOB: 2 K: 0 BB: 4 S: 14 P: 32	R: 0 H: 0 E: 0 LOB: 0 K: 1 BB: 0 S: 9 P: 15	R: 0 H: 0 E: 0 LOB: 0 K: 1 BB: 0 S: 12 P: 18	R: 0 H: 1 E: 0 LOB: 0 K: 1 BB: 0 S: 7 P: 8	1B: 4 SF: 1 2B: 1 SAC: 0 3B: 0 DP: 2 HR: 0 HBP: 0	WP: 1 PA: 36 PB: 0 SB: 0 CS: 0
PITCHER	IP WLS BF H R ER SO BB IBB HBP BLK WP HR S P ERA WHIP										
Joe Moeller, R (1, 1) ERA: 4.9	5.1 W 24 4 3 3 4 5 0 0 0 1 0 49 96 5.06 1.688										
Ed Roebuck, R (6, 1) ERA: 2.93	3.2 S 12 1 0 0 3 1 0 0 0 0 0 33 50 0.00 0.545										


Philadelphia Phillies @ Los Angeles Dodgers
Dodger Stadium, Los Angeles, CA

Wed Jul 04 1962, 7:05 PM PDT
Att: 39,322 - Unknown

livebaseballscorecards.com

AB	29
R	3
H	5
RBI	3
BB	6
SO	7
LOB	13



Batter	1	2	3	4	5	6	7	8	9	AB R H RBI BB SO LOB	TOP			
Maury Wills, S OBP: 0.332, SLG: 0.351 (1, 6) X	0-0 E 1B		4-1 S HR BB	1-0 F3		1-0 F2		0-0 S 1B 1B		4 2 2 1 1 0 0				
Jim Gilliam, S OBP: 0.369, SLG: 0.341 (1, 5) X SAFE	0-0 F3		1-3 K	0-2 F7			1-1 F8	2-1 F7		5 0 0 0 0 1 3				
Willie Davis, L OBP: 0.364, SLG: 0.500 (1, 8) X	0-0 G3		2-2 HR		3-2 F8		2-2 E4 1B S SF7	0-1 CS 1B		5 2 2 3 0 0 1				
Tommy Davis, R OBP: 0.377, SLG: 0.557 (1, 7) X	2-0 5-3		2-0 F3		0-0 HR		2-1 SF7 1B S 1B	1-0 CS 1-2	1-1 F8	5 2 2 1 0 0 1				
Frank Howard, R OBP: 0.357, SLG: 0.516 Tim Harkness, L OBP: 0.392, SLG: 0.409 (1, 9) (9, 3)		0-1 6-3	1-2 BB 1B 1B		2-1 HR		1-1 SF7		0-3 K	4 2 2 2 0 1 0 0 0 0 0 0 0 0				
Ron Fairly, L OBP: 0.395, SLG: 0.475 (1, 3) (9, 9)		3-2 HR	4-1 1B BB		2-2 6-3		3-1 3-H 1B	3-1 1B	3-1 2B 1B	4 2 3 2 1 0 0				
John Roseboro, L OBP: 0.372, SLG: 0.404 (1, 2)		4-2 FC6-4 BB	3-2 FC6-4 1B 2-H		1-1 F8		1-0 4-3		2-2 1-H 2B	4 0 2 2 1 0 1	AB 40 R 11 H 14 RBI 11 BB 3 SO 3 LOB 12			
Larry Burright, R OBP: 0.283, SLG: 0.380 (1, 4)		0-0 FC6-4 FC5-4 1-2f	0-0 FC6-4 1-2f			0-0 G3		0-2 1B 3B	0-0 5-3	5 1 1 0 0 0 4				
Don Drysdale, R OBP: 0.279, SLG: 0.293 (1, 1)		1-2 FC5-4 1-2f		0-2 6-3		0-1 5-3		1-3 K		4 0 0 0 0 1 2				
Inning Stats	R: 0 E: 1 K: 0 S: 4 H: 1 LOB: 1 BB: 0 P: 6	R: 1 E: 0 K: 0 S: 13 H: 1 LOB: 1 BB: 1 P: 21	R: 3 E: 0 K: 1 S: 17 H: 3 LOB: 2 BB: 2 P: 34	R: 0 E: 0 K: 0 S: 7 H: 0 LOB: 0 BB: 0 P: 8	R: 2 E: 0 K: 0 S: 15 H: 2 LOB: 0 BB: 0 P: 23	R: 0 E: 0 K: 0 S: 4 H: 0 LOB: 0 BB: 0 P: 5	R: 2 E: 1 K: 0 S: 12 H: 2 LOB: 1 BB: 0 P: 22	R: 2 E: 0 K: 1 S: 11 H: 3 LOB: 0 BB: 0 P: 15	R: 1 E: 0 K: 1 S: 12 H: 2 LOB: 1 BB: 0 P: 18	1B: 8 2B: 1 3B: 1 HR: 4 SF: 1 SAC: 0 DP: 0 HBP: 0	WP: 0 PB: 0 SB: 4 CS: 1 PA: 45			
PITCHER	IP WLS BF H R ER SO BB IBB HBP BLK WP HR S P ERA WHIP												PITCHER	IP WLS BF H R ER SO BB IBB HBP BLK WP HR S P ERA WHIP
Mike McCormick, L ERA: 5.12 (1, 1)	5.0 L 25 7 6 6 1 3 0 0 0 0 0 4 56 92 10.80 2.000													
Jim Duffalo, R ERA: 3.64 (6, 1)	2.0 9 2 2 0 0 0 0 0 0 0 0 0 16 27 0.00 1.000													
Don Larsen, R ERA: 5.51 (8, 1)	2.0 10 5 3 3 2 0 0 0 0 0 0 0 23 33 13.50 2.500													

Los Angeles Dodgers @ San Francisco Giants
Candlestick Park, San Francisco, CA
Thu Jul 05 1962, 6:33 AM EDT
Att. 24,915 - Unknown

livebaseballscorecards.com

Batter	1	2	3	4	5	6	7	8	9	AB	R	H	RBI	BB	SO	LOB
Chuck Hiller, L <small>OBP: 0.339, SLG: 0.313</small> (1, 4)	1-1 6-3 		4-1 CS BB 		2-2 2-H 1B 			2-2 FC1-4 1B 		3	0	2	1	1	0	0
Jim Davenport, R <small>OBP: 0.376, SLG: 0.504</small> (1, 5)	2-2 F6 		0-0 S 1B <small>1-3 2-H</small> 		1-1 L7 			2-2 FC1-4 FC5 <small>1-2f</small> 		4	0	1	1	0	0	1
Willie Mays, R <small>OBP: 0.390, SLG: 0.618</small> (1, 8)	3-3 K 		3-3 K <small>1-2 3-H</small> 			0-2 1-3 		0-0 F7 		4	0	0	0	0	2	3
Willie McCovey, L <small>OBP: 0.408, SLG: 0.699</small> (1, 7)		0-1 1B 		3-1 F8 		1-0 HR 		2-2 FC5 <small>1-2f</small> 		4	1	2	1	0	0	1
Felipe Alou, R <small>OBP: 0.373, SLG: 0.546</small> (1, 9)		2-3 K 		1-0 1B 		1-2 1-3 		0-1 F9 		4	0	1	0	0	1	1
Orlando Cepeda, R <small>OBP: 0.348, SLG: 0.520</small> (1, 3)		0-3 K 		0-3 K 		1-3 K 		0-0 F6 		4	0	0	0	0	3	2
Ed Bailey, L <small>OBP: 0.353, SLG: 0.517</small> (1, 2)		2-1 4-3 		0-0 F7 			0-0 F7 		2-2 F7 		4	0	0	0	0	2
Jose Pagan, R <small>OBP: 0.336, SLG: 0.356</small> (1, 6)			0-0 1B 2B 		0-1 WP 1B 2B 		1-3 K 			3	2	2	0	0	1	0
Mike McCormick, L <small>OBP: 0.208, SLG: 0.273</small> Manny Mota, R <small>OBP: 0.273, SLG: 0.206</small> (5, PH) Jim Duffalo, R (6, 1) Tom Haller, L <small>OBP: 0.388, SLG: 0.485</small> (7, PH) Don Larsen, R <small>OBP: 0.278, SLG: 0.389</small> (8, 1)			1-3 K 		0-0 1-3 		2-2 G3 			1	0	0	0	0	1	1
										1	0	0	0	0	0	1
										0	0	0	0	0	0	0
										1	0	0	0	0	0	0
										0	0	0	0	0	0	0

Inning Stats	R: 0	H: 0	E: 0	K: 1	S: 13	R: 0	H: 1	E: 0	K: 2	S: 10	R: 1	H: 2	E: 0	K: 2	S: 10	R: 0	H: 1	E: 0	K: 1	S: 7	R: 1	H: 2	E: 0	K: 0	S: 10	R: 1	H: 1	E: 0	K: 1	S: 12	R: 0	H: 0	E: 0	K: 1	S: 9	R: 0	H: 1	E: 0	K: 0	S: 14	R: 0	H: 0	E: 0	K: 0	S: 6	1B: 5	2B: 3	3B: 0	HR: 1	SF: 0	SAC: 0	DP: 1	HBP: 0	WP: 1	PB: 0	SB: 1	CS: 1	PA: 34
Don Drysdale, R <small>ERA: 2.89</small> (1, 1)	IP	WLS	BF	H	R	ER	SO	BB	IBB	HBP	BLK	WP	HR	S	P	ERA	WHIP																																									
	9.0	W	34	8	3	3	8	1	0	0	0	1	1	91	130	3.00	1.000																																									

BOTTOM

Los Angeles Dodgers @ San Francisco Giants
 Candlestick Park, San Francisco, CA


livebaseballscorecards.com

AB	33
R	3
H	8
RBI	3
BB	1
SO	8
LOB	12



WP: 1	PA: 34
PB: 0	
SB: 1	
CS: 1	

Thu Jul 05 1962, 6:33 AM EDT
 Att. 24,915 - Unknown

Batter	1	2	3	4	5	6	7	8	9	AB R H RBI BB SO LOB	TOP											
Maury Wills, S OBP: 0.332, SLG: 0.348 (1, 6)	2-2 L9		4-0 1B SF7 BB		2-2 F7		1-2 6-3			3 1 0 0 1 0 0	<p>Los Angeles Dodgers @ San Francisco Giants Candlestick Park, San Francisco, CA</p> <p>livebaseballscorecards.com</p> <p>AB 31 R 3 H 5 RBI 3 BB 4 SO 13 LOB 12</p> 											
Jim Gilliam, S OBP: 0.368, SLG: 0.340 (1, 5) (7, 4)	2-2 F2		1-1 1B 1B		3-3 K			0-3 K		4 0 1 0 0 2 0												
Willie Davis, L OBP: 0.363, SLG: 0.497 (1, 8)	4-2 PO BB		0-2 SF7		3-2 F8			0-0 F5		2 0 0 1 1 0 0												
Tommy Davis, R OBP: 0.378, SLG: 0.559 (1, 7) (7, 5)	0-1 PO	0-0 1B 2B	2-0 1B		0-3 K			0-1 F6		4 1 2 0 0 1 0												
Ron Fairly, L OBP: 0.396, SLG: 0.473 (1, 3)		0-0 1B	2-3 K		4-2 BB			1-1 3-1		3 0 1 1 1 1 2												
Frank Howard, R OBP: 0.359, SLG: 0.528 (1, 9)		1-0 F4		0-0 HR		0-3 K		4-2 E BB		3 1 1 1 1 1 2												
John Roseboro, L OBP: 0.365, SLG: 0.396 (1, 2)		2-0 F6		3-3 K		3-3 K		0-0 E3		4 0 0 0 0 2 3												
Larry Burright, R OBP: 0.280, SLG: 0.376 (1, 4) Lee Walls, R OBP: 0.263, SLG: 0.231 (7, PH) Phil Ortega, R (7, 1) Duke Snider, L OBP: 0.443, SLG: 0.539 (9, PH)		2-3 K		2-3 K			1-1 F8		1-3 K	2 0 0 0 0 2 1 1 0 0 0 0 0 0 0 0 0 0 0 0 0 1 0 0 0 0 1 2												
Stan Williams, R OBP: 0.111, SLG: 0.192 (1, 1) Tim Harkness, L OBP: 0.385, SLG: 0.400 (4, PH) Ed Roebuck, R OBP: 0.306, SLG: 0.308 (4, 1) Ron Perranoski, L (6, 1) Wally Moon, L OBP: 0.367, SLG: 0.359 (7, PH) (7, 7)			2-3 K		1-3 K			2-3 K		0-2 F5		1 0 0 0 0 1 0 1 0 0 0 0 1 0 0 0 0 0 0 0 0 0 0 0 0 0 0 0 2 0 0 0 0 1 2										
Inning Stats	R: 0 E: 0 K: 0 S: 11	H: 0 LOB: 0 BB: 1 P: 19	R: 1 E: 0 K: 1 S: 7	H: 2 LOB: 1 BB: 0 P: 12	R: 1 E: 0 K: 2 S: 12	H: 2 LOB: 2 BB: 1 P: 23	R: 1 E: 0 K: 3 S: 10	H: 1 LOB: 0 BB: 0 P: 16	R: 0 E: 0 K: 1 S: 19	H: 0 LOB: 0 BB: 0 P: 27		R: 0 E: 0 K: 3 S: 11	H: 0 LOB: 1 BB: 1 P: 18	R: 0 E: 0 K: 1 S: 8	H: 0 LOB: 0 BB: 0 P: 12	R: 0 E: 0 K: 1 S: 6	H: 0 LOB: 0 BB: 0 P: 6	R: 0 E: 1 K: 1 S: 11	H: 0 LOB: 2 BB: 1 P: 17	1B: 3 2B: 1 3B: 0 HR: 1	SF: 1 SAC: 0 DP: 0 HBP: 0	WP: 0 PB: 0 SB: 0 CS: 0
PITCHER Juan Marichal, R ERA: 2.98 (1, 1)	IP 9.0 WLS W BF 36 H 5 R 3 ER 3 SO 13 BB 4 IBB 0 HBP 0 BLK 0 WP 0 HR 1 S 95 P 150 ERA 3.00 WHIP 1.000	PITCHER										IP WLS BF H R ER SO BB IBB HBP BLK WP HR S P ERA WHIP										

Fri Jul 06 1962, 10:05 PM EDT
Att: 41,569 - Unknown

Batter	1	2	3	4	5	6	7	8	9	AB	R	H	RBI	BB	SO	LOB
Chuck Hiller, L (1, 4) OBP: 0.340, SLG: 0.312	0-1 E4		4-1 2B BLK BB	0-1 F9	2-1 2B 1B	2-1 4-3				4	2	1	1	1	0	1
Jim Davenport, R (1, 5) OBP: 0.380, SLG: 0.510	1-2 L5		2-1 BLK SF8 2B	1-1 E5 G5-4-3	3-1 2B					4	1	2	1	1	0	1
Willie Mays, R (1, 8) Manny Mota, R (9, 7) OBP: 0.385, SLG: 0.609 OBP: 0.273, SLG: 0.206	0-0 F8		2-1 F2	1-1 G5-4-3 1-2f	1-0 6-3					5	0	0	0	0	1	6
Willie McCovey, L (1, 7) Matty Alou, L (8, 7) OBP: 0.408, SLG: 0.679 OBP: 0.329, SLG: 0.324	1-0 L7		4-2 SF8 BLK E BB		4-1 S 1B WP BB	2-1 4-3	3-3 K			3	2	0	0	2	1	2
Felipe Alou, R (1, 9) OBP: 0.371, SLG: 0.542		1-3 K	2-2 SF8		1-1 S E 1B	2-3 K	0-3 K			4	1	1	1	0	3	1
Orlando Cepeda, R (1, 3) OBP: 0.354, SLG: 0.522		1-2 FC5-4 1B	0-0 E8 2B 1B		4-2 SH1-3 E SF8 BB	0-0 E 1B 1B		2-2 F9		4	3	3	1	1	0	0
Tom Haller, L (1, 2) OBP: 0.388, SLG: 0.491		2-2 FC5-4 1B	0-1 E3 SF8 SH1-3 1B		2-2 E4 1B 1B		2-3 K			5	2	2	2	0	1	2
Jose Pagan, R (1, 6) OBP: 0.338, SLG: 0.356		2-2 FC5-4	4-0 IBB		0-0 SH1-3	0-0 1B 1B		0-0 5-3		3	1	1	1	1	0	2
Juan Marichal, R (1, 1) OBP: 0.296, SLG: 0.280		1-3 K	0-3 K		0-1 SF8	1-2 1B				3	0	1	3	0	2	4

Inning Stats	R: 0	H: 0	E: 1	K: 0	S: 7	R: 0	H: 2	E: 0	K: 2	S: 19	R: 4	H: 3	E: 1	K: 1	S: 16	R: 0	H: 0	E: 1	K: 0	S: 6	R: 5	H: 3	E: 1	K: 0	S: 18	R: 3	H: 3	E: 1	K: 3	S: 14	R: 0	H: 0	E: 0	K: 3	S: 9	R: 0	H: 0	E: 0	K: 1	S: 8
	LOB: 1	BB: 0	P: 9	LOB: 2	BB: 0	P: 26	LOB: 2	BB: 3	P: 34	LOB: 0	BB: 0	P: 8	LOB: 1	BB: 2	P: 35	LOB: 1	BB: 0	P: 24	LOB: 1	BB: 1	P: 18	LOB: 0	BB: 0	P: 12	LOB: 0	BB: 0	P: 18	LOB: 0	BB: 0	P: 18	LOB: 0	BB: 0	P: 18	LOB: 0	BB: 0	P: 18	LOB: 0	BB: 0	P: 18	

PITCHER	IP	WLS	BF	H	R	ER	SO	BB	IBB	HBP	BLK	WP	HR	S	P	ERA	WHIP
Stan Williams, R (1, 1) ERA: 5.36	3.0	L	18	5	4	4	3	2	1	0	1	0	0	42	69	12.00	2.333
Ed Roebuck, R (4, 1) ERA: 3.1	2.2		18	6	8	2	1	2	0	0	0	1	0	36	63	6.75	3.000
Ron Perranoski, L (6, 1) ERA: 2.42	0.1		1	0	0	0	0	0	0	0	0	0	0	2	4	0.00	0.000
Phil Ortega, R (7, 1) ERA: 7.77	2.0		7	0	0	0	4	1	0	0	0	0	0	17	30	0.00	0.500

Los Angeles Dodgers @ San Francisco Giants
Candlestick Park, San Francisco, CA
 Fri Jul 06 1962, 10:05 PM EDT
 Att. 41,569 - Unknown

AB	35
R	12
H	11
RBI	10
BB	6
SO	8
LOB	19



1B:	8	SF:	2	WP:	1	PA:	44
2B:	3	SAC:	1	PB:	0		
3B:	0	DP:	1	SB:	3		
HR:	0	HBP:	0	CS:	0		


Batter	1	2	3	4	5	6	7	8	9
Harvey Kuenn, R (1, 7) OBP: 0.398, SLG: 0.424	1-3 K	1-1 1B			0-1 E4 1B	3-2 WP 1B		0-1 2B	
Jim Davenport, R (1, 5) OBP: 0.381, SLG: 0.521	0-0 L6	1-3 K			0-0 SH1-3	3-1 1B G6-3		1-1 HR	
Willie Mays, R (1, 8) OBP: 0.388, SLG: 0.617	0-0 HR				4-0 1B IBB	1-0 G6-3 1B		1-0 F5	
Orlando Cepeda, R (1, 3) OBP: 0.350, SLG: 0.515	0-0 6-3				0-0 F7	0-1 G6-3		3-3 K	
Felipe Alou, R (1, 9) OBP: 0.372, SLG: 0.542		1-0 F6			0-1 FC5-4 1B	0-0 L7			
Jose Pagan, R (1, 6) OBP: 0.334, SLG: 0.351		2-1 E1 1B			3-0 FC5-4			2-0 F9	
Chuck Hiller, L (1, 4) OBP: 0.341, SLG: 0.313		1-2 BB 1B			3-1 G3			4-1 E BB 2B BB	
Tom Haller, L (1, 2) OBP: 0.399, SLG: 0.491		4-1 1B BB			2-2 F5			4-2 E 2B BB	
Jack Sanford, R (1, 1) OBP: 0.208, SLG: 0.200		1-3 K			2-3 K			0-1 FC2 2B	
Stu Miller, R (7, 1) OBP: 0.273, SLG: 0.200									

AB	R	H	RBI	BB	SO	LOB
5	2	3	4	0	1	0
4	2	2	2	0	1	2
4	1	2	1	1	0	0
5	0	0	0	0	1	3
4	0	2	1	0	0	0
4	1	0	0	0	0	3
3	2	1	1	1	0	0
2	1	1	0	2	0	0
3	1	0	0	0	2	4
1	0	0	0	0	1	1

Los Angeles Dodgers @ San Francisco Giants
Candlestick Park, San Francisco, CA

Sat Jul 07 1962, 6:33 AM EDT
Att. 40,186 - Unknown

AB	35
R	10
H	11
RBI	9
BB	4
SO	6
LOB	13



Inning Stats	R	H	E	K	S	R	H	E	K	S	R	H	E	K	S	R	H	E	K	S	R	H	E	K	S
	1	1	0	1	6	2	2	1	2	17	0	1	1	0	8	1	0	1	0	10	1	1	0	1	10

WP	HR	S	P	ERA	WHIP
1	1	1	1	9.00	2.000

PITCHER	IP	WLS	BF	H	R	ER	SO	BB	IBB	HBP	BLK	WP	HR	S	P	ERA	WHIP
Johnny Podres, L (1, 1) ERA: 4.82	5.0	L	24	5	4	1	4	1	1	0	0	0	1	48	78	1.80	1.200
Larry Sherry, R (6, 1) ERA: 3.0	0.0		5	2	5	3	0	2	0	0	0	1	0	10	24	∞	∞
Ron Perranoski, L (6, 1) ERA: 2.31	2.0		7	2	0	0	1	0	0	0	0	0	0	14	21	0.00	1.000
Phil Ortega, R (8, 1) ERA: 7.82	1.0		4	2	1	1	1	0	0	0	0	0	1	8	13	9.00	2.000

Batter	1	2	3	4	5	6	7	8	9	AB R H RBI BB SO LOB	TOP																						
Maury Wills, S OBP: 0.329, SLG: 0.345 (1, 6)	1-2 5-3		0-0 L4		2-2 1B BB		3-1 6-3		0-0 1B	5 0 2 0 0 0 2																							
Jim Gilliam, S OBP: 0.367, SLG: 0.341 (1, 4) (7, 5)	0-2 F6			1-2 1B	4-0 1B BB			2-1 5-3	1-1 F8	4 0 1 0 1 0 1																							
Willie Davis, L OBP: 0.360, SLG: 0.500 (1, 8)	0-0 B2-3			1-2 F8	2-1 F9			0-0 1B 2B		4 1 1 0 0 0 4																							
Tommy Davis, R OBP: 0.384, SLG: 0.566 (1, 7)		1-2 1B G5-4-3		1-2 F7		0-0 1B G6-4-3		2-0 1B 2B S 2-H		4 1 3 1 0 0 1																							
Frank Howard, R OBP: 0.356, SLG: 0.522 (1, 9)		0-1 G5-4-3		2-2 1B		0-0 G6-4-3		1-1 2B 4-3 1-H		4 0 2 1 0 0 2																							
Ron Fairly, L OBP: 0.388, SLG: 0.459 (1, 3)		1-3 K		2-3 K		0-2 F7		1-2 4-3		4 0 0 0 0 2 3																							
Daryl Spencer, R OBP: 0.386, SLG: 0.355 Larry Burright, R OBP: 0.277, SLG: 0.371 (1, 5) (7, PR) (7, 4)			2-2 F9		3-2 6-3		4-2 1B BB B2-5-4	3-2 6-3		2 0 0 0 1 0 0 1 0 0 0 0 0 1																							
John Roseboro, L OBP: 0.367, SLG: 0.413 (1, 2)			2-2 F5		2-2 1B 1B		0-0 1B B2-5-4		0-0 F8	4 0 2 0 0 0 0																							
Sandy Koufax, R OBP: 0.121, SLG: 0.141 Don Drysdale, R OBP: 0.279, SLG: 0.293 (1, 1) (9, 1)			2-2 1B		1-3 K		1-0 B2-5-4		1-0 5-3	4 0 1 0 0 1 3 0 0 0 0 0 0 0																							
Inning Stats	R: 0 E: 0 K: 0 S: 10	H: 0 LOB: 0 BB: 0 P: 11	R: 0 E: 0 K: 1 S: 8	H: 1 LOB: 0 BB: 0 P: 10	R: 0 E: 0 K: 0 S: 12	H: 1 LOB: 1 BB: 0 P: 18	R: 0 E: 0 K: 1 S: 16	H: 2 LOB: 2 BB: 0 P: 23	R: 0 E: 0 K: 1 S: 14	H: 2 LOB: 3 BB: 1 P: 28	R: 0 E: 0 K: 0 S: 9	H: 1 LOB: 0 BB: 0 P: 9	R: 0 E: 0 K: 0 S: 6	H: 1 LOB: 1 BB: 1 P: 14	R: 2 E: 0 K: 0 S: 14	H: 3 LOB: 1 BB: 0 P: 23	R: 0 E: 0 K: 0 S: 5	H: 1 LOB: 1 BB: 0 P: 7	1B: 10 2B: 2 3B: 0 HR: 0	SF: 0 SAC: 0 DP: 3 HBP: 0	WP: 0 PB: 0 SB: 1 CS: 0	PA: 38											
PITCHER Billy O'Dell, L ERA: 3.07 (1, 1)	IP 9.0	WLS L	BF 38	H 12	R 2	ER 2	SO 3	BB 2	IBB 0	HBP 0	BLK 0	WP 0	HR 0	S 94	P 143	ERA 2.00	WHIP 1.556																
											PITCHER	IP	WLS	BF	H	R	ER	SO	BB	IBB	HBP	BLK	WP	HR	S	P	ERA	WHIP					

Los Angeles Dodgers @ San Francisco Giants
Candlestick Park, San Francisco, CA
Sun Jul 08 1962, 6:33 AM EDT
Att: 41,717 - Unknown

livebaseballscorecards.com

AB	36
R	2
H	12
RBI	2
BB	2
SO	3
LOB	17



Batter	1	2	3	4	5	6	7	8	9	AB	R	H	RBI	BB	SO	LOB
Harvey Kuenn, R OBP: 0.392, SLG: 0.417 (1, 7)	2-2 5-3 ①			0-0 G3 ①			1-2 F7 ①		3-3 C K ①	4	0	0	0	0	1	1
Jim Davenport, R OBP: 0.383, SLG: 0.519 (1, 5)	0-1 F3 ②			2-1 F9 ②			0-2 1B 1B ②		4-2 BB BB 1-2 ②	3	0	1	0	1	0	0
Willie Mays, R OBP: 0.386, SLG: 0.611 (1, 8)	1-0 5-3 ③			3-3 K ③			2-3 K ②		4-0 FC6-4 BB 1-2 2-3 ②	3	0	0	0	1	2	1
Orlando Cepeda, R OBP: 0.349, SLG: 0.512 (1, 3)			2-1 F9 ①		0-1 4-3 ①		0-1 1B 1-3 ①		1-1 F2 ②	4	0	1	0	0	0	3
Felipe Alou, R OBP: 0.368, SLG: 0.534 (1, 9)			1-2 F8 ②		1-3 K ②		3-3 K ③		0-0 FC6-4 1-2f ③	4	0	0	0	0	2	5
Ed Bailey, L OBP: 0.350, SLG: 0.511 Manny Mota, R OBP: 0.269, SLG: 0.203 (8, PH) (9, 4)			1-0 F4 ③		1-2 4-3 ③				3-3 K ①	2	0	0	0	0	0	0
Jose Pagan, R OBP: 0.334, SLG: 0.349 (1, 6)			3-3 K ①		4-1 BB B5-4 BB ①				0-1 F8 ②	2	0	0	0	1	1	0
Chuck Hiller, L OBP: 0.340, SLG: 0.311 Joe Pignatano, R OBP: 0.556, SLG: 0.200 (8, PH) (9, 2)			2-3 K ②		2-3 K ①				2-2 F7 ③	2	0	0	0	0	2	1
Billy O'Dell, S OBP: 0.208, SLG: 0.095 Bob Nieman, R OBP: 0.278, SLG: 0.375 Mike McCormick, L OBP: 0.208, SLG: 0.273 (9, PH) (9, PR)			2-2 5-3 ③		1-0 B5-4 1-2f ② ③				1-2 BB BB 1B ①	2	0	0	0	0	0	1

Inning Stats	R: 0	H: 0	E: 0	K: 0	S: 9	LOB: 0	BB: 0	P: 12	R: 0	H: 0	E: 0	K: 0	S: 8	LOB: 0	BB: 0	P: 12	R: 0	H: 0	E: 0	K: 1	S: 6	LOB: 0	BB: 0	P: 11	R: 0	H: 0	E: 0	K: 1	S: 8	LOB: 0	BB: 0	P: 10	R: 0	H: 2	E: 0	K: 2	S: 14	LOB: 2	BB: 0	P: 20	R: 0	H: 0	E: 0	K: 1	S: 11	LOB: 0	BB: 0	P: 16	R: 0	H: 1	E: 0	K: 1	S: 15	LOB: 3	BB: 2	P: 28	1B: 3	2B: 1	3B: 0	HR: 0	SF: 0	SAC: 0	DP: 1	HBP: 0	WP: 0	PB: 0	SB: 0	CS: 0	PA: 32
--------------	------	------	------	------	------	--------	-------	-------	------	------	------	------	------	--------	-------	-------	------	------	------	------	------	--------	-------	-------	------	------	------	------	------	--------	-------	-------	------	------	------	------	-------	--------	-------	-------	------	------	------	------	-------	--------	-------	-------	------	------	------	------	-------	--------	-------	-------	-------	-------	-------	-------	-------	--------	-------	--------	-------	-------	-------	-------	--------

PITCHER	IP	WLS	BF	H	R	ER	SO	BB	IBB	HBP	BLK	WP	HR	S	P	ERA	WHIP
Sandy Koufax, L ERA: 2.15 (1, 1)	8.1	W	29	3	0	0	9	2	0	0	0	0	0	85	132	0.00	0.600
Don Drysdale, R ERA: 2.88 (9, 1)	0.2	S	3	0	0	0	0	1	0	0	0	0	0	3	8	0.00	1.500

BOTTOM

Los Angeles Dodgers @ San Francisco Giants
Candlestick Park, San Francisco, CA
Sun Jul 08 1962, 6:33 AM EDT
Att. 41,717 - Unknown

livebaseballscorecards.com

AB	29
R	0
H	3
RBI	0
BB	3
SO	9
LOB	12



Batter	1	2	3	4	5	6	7	8	9	AB R H RBI BB SO LOB	TOP											
Maury Wills, S OBP: 0.329, SLG: 0.344 (1, 6)	2-3 K		2-1 4-3		1-1 6-3			1-2 WP SH1-4 1B		4 0 1 0 0 1 0												
Jim Gilliam, S OBP: 0.370, SLG: 0.345 (1, 5)	0-1 L4			1-1 2B	4-1 BB			1-0 SH1-4		2 1 1 0 1 0 0												
Willie Davis, L OBP: 0.359, SLG: 0.500 (1, 8)	3-3 K			0-1 1B	0-1 F6			1-1 1-3		4 1 1 1 0 1 2												
Tommy Davis, R OBP: 0.385, SLG: 0.564 (1, 7)				1-1 1B				1-2 6-3		3 0 1 1 1 0 1												
Ron Fairly, L OBP: 0.394, SLG: 0.466 (1, 3)				1-1 1B	1-0 HBP			0-2 3B		3 1 2 0 0 0 0												
Frank Howard, R OBP: 0.349, SLG: 0.512 (1, 9)				3-1 G6-4-3 1B	3-2 F4			1-2 6-3		4 0 0 0 0 0 5												
John Roseboro, L OBP: 0.365, SLG: 0.420 (1, 2)				1-1 4-3	3-2 F8			0-0 L9		4 0 1 1 0 0 3												
Larry Burright, R OBP: 0.272, SLG: 0.363 (1, 4)				0-0 4-3	2-3 K			2-2 F8		4 0 0 0 0 1 3												
Sandy Koufax, R OBP: 0.116, SLG: 0.134 (1, 1)				0-3 K				0-3 K		3 0 0 0 0 2 0												
Larry Sherry, R OBP: 0.200, SLG: 0.200 (8, 1)					0-1 B2					0 0 0 0 0 0 0												
Inning Stats	R: 0 E: 0 K: 2 S: 10	H: 0 LOB: 0 BB: 0 P: 15	R: 0 E: 0 K: 0 S: 7	H: 1 LOB: 1 BB: 1 P: 16	R: 0 E: 0 K: 1 S: 6	H: 0 LOB: 0 BB: 0 P: 8	R: 2 E: 0 K: 1 S: 15	H: 3 LOB: 2 BB: 0 P: 26	R: 0 E: 0 K: 0 S: 7	H: 0 LOB: 1 BB: 1 P: 12	R: 0 E: 0 K: 0 S: 3	H: 0 LOB: 0 BB: 0 P: 4	R: 0 E: 0 K: 1 S: 7	H: 0 LOB: 0 BB: 0 P: 10	R: 0 E: 0 K: 0 S: 10	H: 1 LOB: 1 BB: 0 P: 14	R: 1 E: 0 K: 0 S: 8	H: 2 LOB: 0 BB: 0 P: 11	1B: 3 2B: 3 3B: 1 HR: 0	SF: 0 SAC: 1 DP: 1 HBP: 1	WP: 1 PB: 0 SB: 0 CS: 1	PA: 35
PITCHER Roger Craig, R ERA: 4.56 (1, 1)	IP: 9.0 WLS: L BF: 35 H: 7 R: 3 ER: 3 SO: 5 BB: 2 IBB: 0 HBP: 1 BLK: 0 WP: 1 HR: 0 S: 73 P: 116 ERA: 3.00 WHIP: 1.000											PITCHER	IP: 9.0 WLS: L BF: 35 H: 7 R: 3 ER: 3 SO: 5 BB: 2 IBB: 0 HBP: 1 BLK: 0 WP: 1 HR: 0 S: 73 P: 116 ERA: 3.00 WHIP: 1.000									

Los Angeles Dodgers @ New York Mets
 Polo Grounds, New York, NY
 Thu Jul 12 1962, 7:05 PM EDT
 Att. 15,719 - Unknown

AB	31
R	3
H	7
RBI	3
BB	2
SO	5
LOB	14



Batter	1	2	3	4	5	6	7	8	9	AB	R	H	RBI	BB	SO	LOB
Richie Ashburn, L (1, 9) OBP: 0.404, SLG: 0.424	2-2 6-3		4-2 FC1-4 BB		2-1 1B		1-1 4-3			3	0	1	0	1	0	1
Rod Kanehl, R (1, 5) Gene Woodling, L (8, PH) Felix Mantilla, R (9, 5) OBP: 0.298, SLG: 0.341 OBP: 0.384, SLG: 0.399 OBP: 0.322, SLG: 0.401	1-1 F3		0-0 FC1-4 1-2f		0-2 L7			2-2 6-3		3	0	0	0	0	0	2
Charlie Neal, R (1, 4) OBP: 0.332, SLG: 0.384	1-1 6-3		1-1 F8					2-1 F9		4	0	0	0	0	1	1
Frank Thomas, R (1, 7) OBP: 0.356, SLG: 0.508								3-2 F5		4	0	1	0	0	1	0
Joe Christopher, R (1, 8) Mary Throneberry, L (9, PH) OBP: 0.294, SLG: 0.341 OBP: 0.305, SLG: 0.386																
Gil Hodges, R (1, 3) OBP: 0.344, SLG: 0.504																
Elio Chacon, R (1, 6) Sammy Taylor, L (9, PH) OBP: 0.354, SLG: 0.285 OBP: 0.321, SLG: 0.333																
Chris Cannizzaro, R (1, 2) Cliff Cook, R (9, PH) OBP: 0.348, SLG: 0.212 OBP: 0.261, SLG: 0.348																
Roger Craig, R (1, 1) Jim Hickman, R (9, PH) OBP: 0.125, SLG: 0.054 OBP: 0.340, SLG: 0.440																

Inning Stats	R: 0	H: 0	R: 0	H: 1	R: 0	H: 0	R: 0	H: 1	R: 0	H: 1	R: 0	H: 0	R: 0	H: 0	R: 0	H: 0	R: 0	H: 0	R: 0	H: 0	R: 0	H: 0	1B: 2	SF: 0	WP: 0	PA: 36	
	E: 0	LOB: 0	E: 1	LOB: 2	E: 0	LOB: 1	E: 0	LOB: 1	E: 0	LOB: 1	E: 0	LOB: 1	E: 0	LOB: 1	E: 0	LOB: 0	E: 0	LOB: 2	E: 0	LOB: 2	E: 0	LOB: 0	2B: 1	SAC: 0	PB: 0		
	K: 0	BB: 0	K: 0	BB: 0	K: 0	BB: 1	K: 3	BB: 1	K: 0	BB: 0	K: 2	BB: 0	K: 1	BB: 1	K: 0	BB: 0	K: 1	BB: 1	K: 1	BB: 1	K: 1	BB: 0	3B: 0	DP: 0	SB: 0		
	S: 7	P: 11	S: 11	P: 14	S: 8	P: 13	S: 12	P: 23	S: 10	P: 15	S: 11	P: 14	S: 9	P: 14	S: 8	P: 15	S: 6	P: 16	S: 6	P: 16	S: 6	P: 15	HR: 0	HBP: 1	CS: 0		
PITCHER	IP	WLS	BF	H	R	ER	SO	BB	IBB	HBP	BLK	WP	HR	S	P	ERA	WHIP										
Sandy Koufax, L (1, 1) ERA: 2.06	7.0	W	28	3	0	0	6	3	0	0	0	0	0	68	104	0.00	0.857										
Larry Sherry, R (8, 1) ERA: 2.89	2.0	S	8	0	0	0	1	1	0	1	0	0	0	14	31	0.00	0.500										

BOTTOM

Los Angeles Dodgers @ New York Mets
Polo Grounds, New York, NY
Thu Jul 12 1962, 7:05 PM EDT
Att. 15,719 - Unknown

livebaseballscores.com

AB	31
R	0
H	3
RBI	0
BB	4
SO	7
LOB	16



Batter	1	2	3	4	5	6	7	8	9	AB R H RBI BB SO LOB	TOP											
Maury Wills, S (1, 6) OBP: 0.330, SLG: 0.353	2-2 5-3		2-2 1B WP 1B		2-0 HR		3-2 6-3			4 1 2 1 0 0 0												
Jim Gilliam, S (1, 5) OBP: 0.371, SLG: 0.350	2-2 2B		1-2 3B 1B 1-H		1-1 6-3			0-1 6-3		4 1 2 0 0 0 0												
Willie Davis, L (1, 8) OBP: 0.358, SLG: 0.503	2-3 K2-3		0-0 E 3B 2-H		0-1 G3			1-2 3-1		4 1 1 1 0 1 1												
Tommy Davis, R (1, 7) OBP: 0.383, SLG: 0.560	1-1 4-3		1-0 E6 S 3-H		0-0 F8			3-2 FC6-4 1B		4 0 1 0 0 0 1												
Frank Howard, R (1, 9) OBP: 0.352, SLG: 0.512		1-0 1B FC4-6 1B	2-1 L4		0-1 1B			0-1 FC6-4 1-2f		4 1 2 0 0 0 2												
Tim Harkness, L (9, 3) OBP: 0.377, SLG: 0.391			1-2							0 0 0 0 0 0 0												
Ron Fairly, L (1, 3) OBP: 0.399, SLG: 0.481		2-2 FC4-6 1B 1-3		4-1 G6-3 BB		1-1 F8			2-2 HR	3 1 2 1 1 0 1												
John Roseboro, L (1, 2) OBP: 0.358, SLG: 0.411		0-0 FC4-6 G5-4-3 1-2f 3-H		0-0 F7		1-0 F2			3-2 L7	4 0 0 1 0 0 3												
Larry Burright, R (1, 4) OBP: 0.266, SLG: 0.355		3-2 G5-4-3 1-2f		0-0 G6-3 1-2f			1-2 5-3		3-1 5-3	4 0 0 0 0 0 2												
Don Drysdale, R (1, 1) OBP: 0.262, SLG: 0.274			2-1 5-3		1-1 F3		0-0 F8		0-0 5-3	4 0 0 0 0 0 0												
Inning Stats	R: 0 E: 0 K: 1 S: 13	H: 1 LOB: 1 BB: 0 P: 20	R: 1 E: 0 K: 0 S: 8	H: 2 LOB: 0 BB: 0 P: 14	R: 2 E: 1 K: 0 S: 12	H: 3 LOB: 1 BB: 0 P: 20	R: 0 E: 0 K: 0 S: 3	H: 0 LOB: 0 BB: 1 P: 7	R: 1 E: 0 K: 0 S: 7	H: 1 LOB: 0 BB: 0 P: 11	R: 0 E: 0 K: 0 S: 6	H: 1 LOB: 1 BB: 0 P: 8	R: 0 E: 0 K: 0 S: 8	H: 0 LOB: 0 BB: 0 P: 12	R: 0 E: 0 K: 0 S: 13	H: 1 LOB: 1 BB: 0 P: 17	R: 1 E: 0 K: 0 S: 10	H: 1 LOB: 0 BB: 0 P: 18	1B: 6 2B: 1 3B: 1 HR: 2	SF: 0 SAC: 0 DP: 2 HBP: 0	WP: 1 PB: 0 SB: 1 CS: 0	PA: 36
PITCHER Al Jackson, L (1, 1) ERA: 4.37	IP: 9.0 WLS: L BF: 36 H: 10 R: 5 ER: 4 SO: 1 BB: 1 IBB: 0 HBP: 0 BLK: 0 WP: 1 HR: 2 S: 80 P: 127 ERA: 4.00 WHIP: 1.222											PITCHER	IP: 9.0 WLS: L BF: 36 H: 10 R: 5 ER: 4 SO: 1 BB: 1 IBB: 0 HBP: 0 BLK: 0 WP: 1 HR: 2 S: 80 P: 127 ERA: 4.00 WHIP: 1.222									

Los Angeles Dodgers @ New York Mets
Polo Grounds, New York, NY
Fri Jul 13 1962, 7:05 PM EDT
Att. 23,910 - Unknown

AB	35
R	5
H	10
RBI	4
BB	1
SO	1
LOB	10



WP: 1	PA: 36
PB: 0	
SB: 1	
CS: 0	

livebaseballscorecards.com

Los Angeles Dodgers @ New York Mets
 Polo Grounds, New York, NY

Sat Jul 14 1962, 3:33 AM EDT
 Att. 37,253 - Unknown

livebaseballscorecards.com

AB	41
R	17
H	16
RBI	17
BB	8
SO	5
LOB	17



AB	R	H	RBI	BB	SO	LOB
4	3	3	2	1	0	0
0	0	0	0	1	0	0
3	1	0	1	1	0	1
1	1	0	0	1	0	1
6	3	3	3	0	0	3
3	0	1	0	0	1	2
3	0	1	2	0	0	1
2	2	1	1	2	0	2
2	0	0	0	0	0	0
4	1	2	2	0	1	1
4	2	2	3	0	0	3
1	0	0	0	0	0	0
4	2	2	1	1	1	0
4	2	1	2	1	2	3

Batter	1	2	3	4	5	6	7	8	9													
Maury Wills, S (1, 6) OBP: 0.336, SLG: 0.365	1-1 5-3	0-0 1B BB	2-1 HR		3-2 1B	4-1 3B BB		4-1 BB														
Daryl Spencer, R (6, 6) OBP: 0.391, SLG: 0.355		1-2 2-3 3-H 1B																				
Jim Gilliam, S (1, 5) OBP: 0.370, SLG: 0.346	2-2 4-3	4-2 1B BB	0-1 F5		2-1 F3	4-2 3B BB		1-1 5-3														
Andy Carey, R (6, PH) OBP: 0.358, SLG: 0.400		1-2 2-3 3-H 1B BB																				
Willie Davis, L (1, 8) OBP: 0.360, SLG: 0.512	1-1 HR	0-0 1B SF5 1B		1-0 1B 2B 1B	0-2 F8	1-2 F2			0-1 F6													
Tommy Davis, R (1, 7) OBP: 0.383, SLG: 0.559	2-3 K	0-0 F6		0-0 2B 1B	1-0 1-3	0-2 3B			3-2 F9													
Wally Moon, L (4, PR) OBP: 0.363, SLG: 0.366				1-3 1B		1-H 2-H																
Ron Fairly, L (1, 3) OBP: 0.404, SLG: 0.481		2B 1B BB		1-1 F5		4-0 3B BB	0-0 F4		1-2 F6													
Tim Harkness, L (7, PH) OBP: 0.364, SLG: 0.375		1B 2B		0-1 1-3 2B			0-3 K															
Frank Howard, R (1, 9) OBP: 0.353, SLG: 0.521		0-0 SF5		1-3 3-H 2B																		
John Roseboro, L (1, 2) OBP: 0.361, SLG: 0.423		3-2 1B 1B		0-2 F4		1-0 1B 3B	1-0 F7															
Doug Camilli, R (6, 2) OBP: 0.360, SLG: 0.500		2-H 3-H																				
Larry Burright, R (1, 4) OBP: 0.275, SLG: 0.358		0-0 1B BB 1B	0-3 K	4-0 BB		0-0 HR 1B		1-0 5-3														
Stan Williams, R (1, 1) OBP: 0.156, SLG: 0.300		4-2 BB 1B BB	1-3 K	0-3 K		1-0 1-H HR		0-0 F5														
Inning Stats	R: 1 E: 0 K: 1 S: 10	H: 1 LOB: 0 BB: 0 P: 16	R: 8 E: 0 K: 0 S: 20	H: 6 LOB: 1 BB: 3 P: 39	R: 1 E: 0 K: 2 S: 10	H: 1 LOB: 0 BB: 0 P: 13	R: 1 E: 0 K: 1 S: 12	H: 3 LOB: 3 BB: 1 P: 18	R: 0 E: 0 K: 0 S: 9	H: 1 LOB: 1 BB: 0 P: 15	R: 6 E: 0 K: 0 S: 14	H: 4 LOB: 1 BB: 3 P: 31	R: 0 E: 0 K: 1 S: 5	H: 0 LOB: 0 BB: 0 P: 6	R: 0 E: 0 K: 0 S: 5	H: 0 LOB: 1 BB: 1 P: 11	R: 0 E: 0 K: 0 S: 8	H: 0 LOB: 0 BB: 0 P: 12	1B: 9 2B: 2 3B: 2 HR: 3	SF: 1 SAC: 0 DP: 0 HBP: 0	WP: 0 PB: 0 SB: 0 CS: 0	PA: 50
PITCHER	IP	WLS	BF	H	R	ER	SO	BB	IBB	HBP	BLK	WP	HR	S	P	ERA	WHIP					
Craig Anderson, R (1, 1) ERA: 5.01	1.0	L	8	4	5	5	1	1	0	0	0	0	1	19	33	45.00	5.000					
Ray Daviault, R (2, 1) ERA: 6.89	0.0		3	1	0	0	0	2	0	0	0	0	0	5	13	∞	∞					
Ken MacKenzie, L (2, 1) ERA: 5.63	4.1		26	10	11	11	3	3	0	0	0	0	2	42	72	22.85	3.000					
Bob Moorhead, R (6, 1) ERA: 4.38	1.2		6	1	1	1	1	1	0	0	0	0	0	14	20	5.40	1.200					
Vinegar Bend Mizell, L (8, 1) ERA: 6.0	2.0		7	0	0	0	0	1	0	0	0	0	0	13	23	0.00	0.500					

BOTTOM

Los Angeles Dodgers @ New York Mets
Polo Grounds, New York, NY
Sat Jul 14 1962, 3:33 AM EDT
Att. 37,253 - Unknown

livebaseballscores.com

AB	32
R	3
H	6
RBI	3
BB	2
SO	3
LOB	11



WP:	0	PA:	34
PB:	0	SB:	1
CS:	0		

AB	4	R	1	H	2	RBI	2	BB	0	SO	0	LOB	1
	0	0	0	0	0	0	0	0	0	0	0	0	0

4	0	0	0	0	0	0	0	0	0	0	0	1
---	---	---	---	---	---	---	---	---	---	---	---	---

3	0	0	0	0	0	0	0	0	0	0	0	0
1	0	0	0	0	0	0	1	0	0	0	0	0

3	0	0	0	0	0	0	0	0	0	0	0	0
1	0	1	0	0	0	0	0	0	0	0	0	0

3	1	1	0	0	0	0	0	0	0	0	0	0
1	0	0	0	0	0	0	0	0	0	0	0	1

3	0	0	0	0	1	0	1	0	0	0	0	0
---	---	---	---	---	---	---	---	---	---	---	---	---

4	0	1	1	0	0	0	2	0	0	0	0	0
---	---	---	---	---	---	---	---	---	---	---	---	---

3	0	1	0	0	0	1	2	0	0	0	0	0
---	---	---	---	---	---	---	---	---	---	---	---	---

0	0	0	0	0	0	0	0	0	0	0	0	0
0	0	0	0	0	0	0	0	0	0	0	0	0
1	0	0	0	0	0	0	0	0	0	0	0	1
0	1	0	0	0	1	0	0	0	0	0	0	0
1	0	0	0	0	0	1	2	0	0	0	0	0
0	0	0	0	0	0	0	0	0	0	0	0	0

1B:	4	SF:	0
2B:	1	SAC:	0
3B:	0	DP:	2
HR:	1	HBP:	0

WP:	0	HR:	1	S:	3	P:	3	ERA:	3.00	WHIP:	0.889
-----	---	-----	---	----	---	----	---	------	------	-------	-------

IP:	9.0	WLS:	W	BF:	34	H:	6	R:	3	ER:	3	SO:	3	BB:	2	IBB:	0	HBP:	0	BLK:	0	WP:	0	HR:	1	S:	72	P:	115	ERA:	3.00	WHIP:	0.889
-----	-----	------	---	-----	----	----	---	----	---	-----	---	-----	---	-----	---	------	---	------	---	------	---	-----	---	-----	---	----	----	----	-----	------	------	-------	-------

Batter	1	2	3	4	5	6	7	8	9
Richie Ashburn, L (1, 9) OBP: 0.407, SLG: 0.440 Cliff Cook, R (9, 9) OBP: 0.261, SLG: 0.348	2-2 4-3		0-0 6-3			3-2 1-H HR		3-2 G6-4-3 1B	
Charlie Neal, R (1, 4) OBP: 0.327, SLG: 0.376	0-1 F4			2-2 F8		0-0 5-3		1-1 G6-4-3 1-2f	
Gene Woodling, L (1, 7) OBP: 0.381, SLG: 0.404 Jim Hickman, R (7, 7) OBP: 0.338, SLG: 0.438	1-0 1-4-3			1-2 F8		1-1 F8		3-3 K	
Felix Mantilla, R (1, 5) OBP: 0.321, SLG: 0.410 Rod Kanehl, R (8, 5) OBP: 0.305, SLG: 0.348		1-1 F3		0-0 5-3		0-0 5-3		2-2 S 1B	
Mary Throneberry, L (1, 3) OBP: 0.304, SLG: 0.381 Gil Hodges, R (8, 3) OBP: 0.338, SLG: 0.496		0-1 B5-3			0-0 3-1		2-0 1B BB	0-0 F7	
Joe Christopher, R (1, 8) OBP: 0.285, SLG: 0.323		1-2 5-3			0-0 E5 G5-4-3		4-1 1B BB	2-2 6-3 1-2	
Elio Chacon, R (1, 6) OBP: 0.349, SLG: 0.281			0-0 L8		1-1 G5-4-3 1-2f		2-1 1B 2-H	1-2 F3	
Joe Pignatano, R (1, 2) OBP: 0.500, SLG: 0.375			1-1 2B			2-3 K BB	1-1 F2		
Craig Anderson, R (1, 1) Ray Daviault, R (2, 1) Ken MacKenzie, R (2, 1) Bob Moorhead, R (8, 1) Frank Thomas, R (7, PH) Vinegar Bend Mizell, R (8, 1) OBP: 0.200, SLG: 0.143			1-1 6-3			4-1 HR BB	1-3 K		

Inning Stats	R: 0 E: 0 K: 0 S: 6	H: 0 LOB: 0 BB: 0 P: 9	R: 0 E: 0 K: 0 S: 7	H: 0 LOB: 0 BB: 0 P: 9	R: 0 E: 0 K: 0 S: 6	H: 1 LOB: 1 BB: 0 P: 8	R: 0 E: 0 K: 0 S: 9	H: 0 LOB: 0 BB: 0 P: 12	R: 0 E: 1 K: 0 S: 4	H: 0 LOB: 0 BB: 0 P: 5	R: 2 E: 0 K: 1 S: 11	H: 1 LOB: 0 BB: 1 P: 21	R: 1 E: 0 K: 1 S: 11	H: 2 LOB: 2 BB: 1 P: 21	R: 0 E: 0 K: 1 S: 8	H: 1 LOB: 0 BB: 0 P: 15	R: 0 E: 0 K: 0 S: 10	H: 1 LOB: 1 BB: 0 P: 15	1B: 4 2B: 1 3B: 0 HR: 1	SF: 0 SAC: 0 DP: 2 HBP: 0	WP: 0 PB: 0 SB: 1 CS: 0	PA: 34
--------------	------------------------------	---------------------------------	------------------------------	---------------------------------	------------------------------	---------------------------------	------------------------------	----------------------------------	------------------------------	---------------------------------	-------------------------------	----------------------------------	-------------------------------	----------------------------------	------------------------------	----------------------------------	-------------------------------	----------------------------------	----------------------------------	------------------------------------	----------------------------------	--------

PITCHER	Stan Williams, R (1, 1) ERA: 5.12	IP: 9.0	WLS: W	BF: 34	H: 6	R: 3	ER: 3	SO: 3	BB: 2	IBB: 0	HBP: 0	BLK: 0	WP: 0	HR: 1	S: 72	P: 115	ERA: 3.00	WHIP: 0.889
---------	--------------------------------------	---------	--------	--------	------	------	-------	-------	-------	--------	--------	--------	-------	-------	-------	--------	-----------	-------------

PITCHER		IP: 9.0	WLS: W	BF: 34	H: 6	R: 3	ER: 3	SO: 3	BB: 2	IBB: 0	HBP: 0	BLK: 0	WP: 0	HR: 1	S: 72	P: 115	ERA: 3.00	WHIP: 0.889
---------	--	---------	--------	--------	------	------	-------	-------	-------	--------	--------	--------	-------	-------	-------	--------	-----------	-------------

Batter	1	2	3	4	5	6	7	8	9	AB	R	H	RBI	BB	SO	LOB						
Tony Taylor, R OBP: 0.358, SLG: 0.378 (1, 4)	0-0 SF9-2-5 3B		1-3 K		0-1 G6-3 1-2f			1-0 F5		4	1	1	0	0	1	2						
Johnny Callison, L OBP: 0.364, SLG: 0.469 Mel Roach, R OBP: 0.230, SLG: 0.257 (1, 9) (8, 5)	4-0 SF9-2-5 G3 BB		0-3 K			2-3 K		0-1 1B		2	0	0	0	1	2	0						
Ted Savage, R OBP: 0.355, SLG: 0.416 (1, 7)	0-1 G3 1-2			2-2 6-3		0-1 4-3		0-1 4-3		4	0	0	0	0	0	3						
Roy Sievers, R OBP: 0.340, SLG: 0.431 (1, 3)	4-2 BB			0-0 6-3		0-0 4-3			0-0 5-3	3	0	0	0	1	0	0						
Don Demeter, R OBP: 0.353, SLG: 0.503 (1, 5) (8, 9)	1-1 SF9-2-5 2-3 3-H			0-0 1B			2-3 K		1-1 F4	3	0	1	1	0	1	0						
Tony Gonzalez, L OBP: 0.365, SLG: 0.455 (1, 8)		3-2 4-3		1-0 4-3			2-1 FC5-4 1B		1-0 F5	4	0	1	0	0	0	1						
Sammy White, R OBP: 0.237, SLG: 0.333 (1, 2)		1-1 6-3			0-3 K		1-1 F8			3	0	0	0	0	1	1						
Bobby Wine, R OBP: 0.260, SLG: 0.346 (1, 6)		2-3 K			0-0 1B 2B		0-0 FC5-4 1-2f			3	0	1	0	0	1	1						
Bill Smith, L OBP: 0.222, SLG: 0.250 Jacke Davis, R OBP: 0.263, SLG: 0.292 Paul Brown, R OBP: 0.273, SLG: 0.300 Bob Oldis, R OBP: 0.263, SLG: 0.152 Chris Short, R OBP: 0.133, SLG: 0.214 (1, 1) (5, PH) (6, 1) (8, PH) (9, 1)			2-3 K		3-1 1B			0-1 6-3		1	0	0	0	0	1	0						
Inning Stats	R: 1 E: 0 K: 0 S: 7	H: 1 LOB: 1 BB: 2 P: 16	R: 0 E: 0 K: 1 S: 9	H: 0 LOB: 0 BB: 0 P: 15	R: 0 E: 0 K: 3 S: 9	H: 0 LOB: 0 BB: 0 P: 12	R: 0 E: 0 K: 0 S: 7	H: 1 LOB: 1 BB: 0 P: 10	R: 0 E: 0 K: 1 S: 8	H: 2 LOB: 1 BB: 0 P: 11	R: 0 E: 0 K: 1 S: 6	H: 0 LOB: 0 BB: 0 P: 8	R: 0 E: 0 K: 1 S: 8	H: 1 LOB: 1 BB: 0 P: 13	R: 0 E: 0 K: 0 S: 7	H: 1 LOB: 1 BB: 0 P: 8	R: 0 E: 0 K: 0 S: 4	H: 0 LOB: 0 BB: 0 P: 6	1B: 4 2B: 2 3B: 1 HR: 0	SF: 1 SAC: 0 DP: 2 HBP: 0	WP: 0 PB: 0 SB: 0 CS: 0	PA: 33
PITCHER Johnny Podres, L ERA: 4.55 (1, 1)	IP 9.0	WLS W	BF 33	H 6	R 1	ER 1	SO 7	BB 2	IBB 0	HBP 0	BLK 0	WP 0	HR 0	S 65	P 99	ERA 1.00	WHIP 0.889					


BOTTOM

Los Angeles Dodgers @ Philadelphia Phillies
 Connie Mack Stadium, Philadelphia, PA
 Sun Jul 15 1962, 3:33 AM EDT
 Unknown

livebaseballscores.com

AB	30
R	1
H	6
RBI	1
BB	2
SO	7
LOB	8



Batter	1	2	3	4	5	6	7	8	9	AB R H RBI BB SO LOB	TOP											
Maury Wills, S (1, 6) OBP: 0.336, SLG: 0.369	2-2 F7		2-2 6-3			0-2 6-3			1-1 F7	4 0 0 0 0 0 0	Los Angeles Dodgers @ Philadelphia Phillies Connie Mack Stadium, Philadelphia, PA Sun Jul 15 1962, 3:38 AM EDT Att. 34,907 - Unknown AB 30 R 1 H 5 RBI 1 BB 0 SO 7 LOB 6 											
Jim Gilliam, S (1, 5) (8, 4) OBP: 0.373, SLG: 0.354	2-2 F6		2-2 2B			2-1 1B			0-0 F7	4 0 2 0 0 0 0												
Willie Davis, L (1, 8) OBP: 0.355, SLG: 0.509	0-1 F7		0-0 F5			3-3 K			0-2 3B	4 0 1 0 0 1 2												
Tommy Davis, R (1, 7) OBP: 0.383, SLG: 0.556		0-2 3B			2-3 K				0-0 6-3	4 1 1 0 0 1 1												
Ron Fairly, L (1, 3) OBP: 0.401, SLG: 0.496		1-0 3B			3-3 K				2-1 F9	3 0 1 1 0 1 0												
Frank Howard, R (1, 9) OBP: 0.351, SLG: 0.527		0-1 F4			0-3 K				1-1 F2	3 0 0 0 0 1 1												
John Roseboro, L (1, 2) OBP: 0.361, SLG: 0.419		1-1 HBP			0-0 L4				2-3 K	2 0 0 0 0 1 0												
Larry Burright, R (1, 4) Daryl Spencer, R (8, PH) OBP: 0.267, SLG: 0.347 OBP: 0.392, SLG: 0.385		1-2 9-2			0-1 F7				1-1 F5	2 0 0 0 0 0 2 1 0 0 0 0 0 0												
Phil Ortega, R (1, 1) Duke Snider, L (5, PH) Ron Perranoski, L (5, 1) Wally Moon, L (8, PH) Larry Sherry, R (8, 1) OBP: 0.200, SLG: 0.200			0-0 F7		1-3 K				1-3 K	1 0 0 0 0 0 0 1 0 0 0 0 1 0 0 0 0 0 0 0 0 1 0 0 0 0 1 0 0 0 0 0 0 0 0												
Inning Stats	R: 0 E: 0 K: 0 S: 13	H: 0 LOB: 0 BB: 0 P: 17	R: 1 E: 0 K: 0 S: 11	H: 2 LOB: 1 BB: 0 P: 14	R: 0 E: 0 K: 0 S: 8	H: 1 LOB: 1 BB: 0 P: 12	R: 0 E: 0 K: 3 S: 10	H: 0 LOB: 0 BB: 0 P: 15	R: 0 E: 0 K: 1 S: 6	H: 0 LOB: 0 BB: 0 P: 7	R: 0 E: 0 K: 1 S: 10	H: 1 LOB: 1 BB: 0 P: 15	R: 0 E: 0 K: 0 S: 5	H: 0 LOB: 0 BB: 0 P: 8	R: 0 E: 0 K: 2 S: 9	H: 0 LOB: 0 BB: 0 P: 13	R: 0 E: 0 K: 0 S: 9	H: 1 LOB: 1 BB: 0 P: 10	1B: 2 2B: 3 3B: 2 HR: 0	SF: 0 SAC: 0 DP: 2 HBP: 1	WP: 0 PB: 0 SB: 0 CS: 1	PA: 31
PITCHER Art Mahaffey, R (1, 1) ERA: 3.59	IP: 9.0 WLS: W BF: 31 H: 5 R: 1 ER: 1 SO: 7 BB: 0 IBB: 0 HBP: 1 BLK: 0 WP: 0 HR: 0 S: 81 P: 111 ERA: 1.00 WHIP: 0.556											PITCHER IP: WLS: BF: H: R: ER: SO: BB: IBB: HBP: BLK: WP: HR: S: P: ERA: WHIP										

livebaseballscorecards.com

Batter	1	2	3	4	5	6	7	8	9	AB R H RBI BB SO LOB
Tony Taylor, R (1, 4) OBP: 0.356, SLG: 0.377	2-1 F4		3-2 6-3		1-2 4-3			1-2 SH3 1B		4 0 1 0 0 0 0
Johnny Callison, L (1, 9) OBP: 0.361, SLG: 0.465	0-0 1-3		1-3 K		0-0 B1-3			0-1 SH3 1-2		3 0 0 0 0 1 0
Tony Gonzalez, L (1, 8) OBP: 0.361, SLG: 0.449	2-2 6-3		0-0 F7			2-1 F6		3-3 K		4 0 0 0 0 1 1
Roy Sievers, R (1, 3) OBP: 0.342, SLG: 0.441		3-1 HR		1-1 1B 1B HBP		3-1 L9		0-1 F8		3 2 1 1 0 0 1
Frank Torre, L (9, 3) OBP: 0.390, SLG: 0.360										0 0 0 0 0 0 0
Wes Covington, L (1, 7) OBP: 0.306, SLG: 0.380		4-2 1B BB		0-0 F8		3-1 F4				2 0 0 0 1 0 1
Don Demeter, R (1, 5) OBP: 0.349, SLG: 0.498		0-1 F8		2-2 F8			2-0 5-3			3 0 0 0 0 0 2
Clay Dalrymple, L (1, 2) OBP: 0.417, SLG: 0.444		1-1 1B 1-2 1B		2-0 1B 1-2 1B			0-0 E1			3 0 2 0 0 0 0
Bobby Wine, R (1, 6) OBP: 0.261, SLG: 0.345		0-0 F2		1-0 1B 1-3 2-H			1-2 F5			3 0 1 1 0 0 3
Art Mahaffey, R (1, 1) OBP: 0.190, SLG: 0.185		0-3 K			0-0 F8		0-3 K			3 0 0 0 0 2 3

Inning Stats	R: 0 E: 0 K: 0 S: 6	H: 0 LOB: 0 BB: 0 P: 10	R: 1 E: 0 K: 1 S: 13	H: 2 LOB: 2 BB: 1 P: 21	R: 0 E: 0 K: 1 S: 7	H: 0 LOB: 0 BB: 0 P: 11	R: 1 E: 0 K: 0 S: 7	H: 2 LOB: 2 BB: 0 P: 13	R: 0 E: 0 K: 0 S: 5	H: 0 LOB: 0 BB: 0 P: 6	R: 0 E: 0 K: 0 S: 6	H: 0 LOB: 0 BB: 0 P: 14	R: 0 E: 1 K: 1 S: 9	H: 0 LOB: 1 BB: 0 P: 11	R: 0 E: 0 K: 1 S: 11	H: 1 LOB: 1 BB: 0 P: 15	1B: 4 2B: 0 3B: 0 HR: 1	SF: 0 SAC: 1 DP: 0 HBP: 1	WP: 0 PB: 0 SB: 0 CS: 0	PA: 31
--------------	------------------------------	----------------------------------	-------------------------------	----------------------------------	------------------------------	----------------------------------	------------------------------	----------------------------------	------------------------------	---------------------------------	------------------------------	----------------------------------	------------------------------	----------------------------------	-------------------------------	----------------------------------	----------------------------------	------------------------------------	----------------------------------	--------

PITCHER	IP	WLS	BF	H	R	ER	SO	BB	IBB	HBP	BLK	WP	HR	S	P	ERA	WHIP
Phil Ortega, R (1, 1) ERA: 7.36	4.0	L	17	4	2	2	2	1	0	1	0	0	1	33	55	4.50	1.250
Ron Perranoski, L (5, 1) ERA: 2.17	3.0		10	0	0	0	1	0	0	0	0	0	0	20	31	0.00	0.000
Larry Sherry, R (8, 1) ERA: 2.83	1.0		4	1	0	0	1	0	0	0	0	0	0	11	15	0.00	1.000

BOTTOM

Los Angeles Dodgers @ Philadelphia Phillies
 Connie Mack Stadium, Philadelphia, PA

Sun Jul 15 1962, 3:38 AM EDT
 Att. 34,907 - Unknown

livebaseballscorecards.com

AB	28
R	2
H	5
RBI	2
BB	1
SO	4
LOB	11



Batter	1	2	3	4	5	6	7	8	9	AB R H RBI BB SO LOB	TOP															
Maury Wills, S OBP: 0.332, SLG: 0.365 (1, 6) X	0-0 B1-3		1-0 FC3-6 1B 2B 1-2f	1-3 K		3-1 F8			2-1 L8	5 1 0 0 0 1 3																
Jim Gilliam, S OBP: 0.371, SLG: 0.352 (1, 5) C X (4, 4) X	0-1 F7		0-0 2B 1B 1-3	2-2 F8		0-3 K			0-0 6-3	5 0 1 0 0 1 2																
Willie Davis, L OBP: 0.356, SLG: 0.510 (1, 8) B B F X X	2-1 L6		0-0 2B 1-3 3-H		3-2 E4 BB				0-0 F9 1B	5 0 2 1 0 0 0																
Tommy Davis, R OBP: 0.378, SLG: 0.549 (1, 7) C X (4, 5) X		2-1 L9	0-1 F9		2-0 L7				0-1 F6	5 0 0 0 0 0 4																
Ron Fairly, L OBP: 0.405, SLG: 0.494 (1, 3) B B X X		2-0 F8		4-1 1B 3B BB	4-2 1-2 BB				4-0 BB	1 1 0 0 3 0 0																
Frank Howard, R OBP: 0.349, SLG: 0.522 (1, 9) C F X		0-3 K		2-0 1B 3B	2-3 K				1-1 F7	4 1 1 0 0 2 3																
John Roseboro, L OBP: 0.363, SLG: 0.435 (1, 2) X			0-0 1B 2B	3-2 1B 3B 1-H 2-H	3-2 F6				0-0 4-3	4 2 2 2 0 0 2																
Larry Burright, R OBP: 0.270, SLG: 0.351 (1, 4) X Wally Moon, L OBP: 0.365, SLG: 0.369 (4, PH) (4, 7) X			0-0 FC4-6 1B 2-H	2-2 1B 3-H		1-1 FC4-6 1B			2-2 6-3	1 0 1 1 0 0 0 3 0 2 1 0 0 0																
Sandy Koufax, R OBP: 0.116, SLG: 0.134 (1, 1) B F S X Ed Roebuck, R OBP: 0.286, SLG: 0.286 (2, 1) C Duke Snider, L OBP: 0.440, SLG: 0.526 (4, PH) Phil Ortega, R (4, 1) B F S X Tim Harkness, L OBP: 0.357, SLG: 0.367 (6, PH) Ron Ferranoski, L (6, 1) B F S X Daryl Spencer, R OBP: 0.389, SLG: 0.382 (8, PH) Larry Sherry, R OBP: 0.200, SLG: 0.200 (8, 1) B F S X			1-2 FC4-6 FC3-6 1-2f	1-3 K		2-2 FC4-6 1-2f			3-3 K	0 0 0 0 0 0 0 1 0 0 0 0 0 1 1 0 0 0 0 0 1 0 0 0 0 0 0 0 1 0 0 0 0 0 1 0 0 0 0 0 0 0 1 0 0 0 0 1 0 0 0 0 0 0 0 0																
Inning Stats	R: 0 E: 0 K: 0 S: 5	H: 0 LOB: 0 BB: 0 P: 7	R: 0 E: 0 K: 1 S: 6	H: 0 LOB: 0 BB: 0 P: 10	R: 2 E: 0 K: 0 S: 10	H: 4 LOB: 2 BB: 0 P: 12	R: 3 E: 0 K: 2 S: 20	H: 3 LOB: 1 BB: 1 P: 35	R: 0 E: 1 K: 1 S: 16	H: 0 LOB: 2 BB: 1 P: 30	R: 0 E: 0 K: 1 S: 10	H: 1 LOB: 1 BB: 0 P: 16	R: 0 E: 0 K: 0 S: 4	H: 0 LOB: 1 BB: 1 P: 10	R: 0 E: 0 K: 1 S: 7	H: 0 LOB: 0 BB: 0 P: 12	R: 0 E: 0 K: 0 S: 7	H: 1 LOB: 1 BB: 0 P: 9	1B: 6 2B: 2 3B: 1 HR: 0	SF: 0 SAC: 0 DP: 0 HBP: 0	WP: 0 PB: 0 SB: 0 CS: 0	PA: 40				
PITCHER	IP WLS BF H R ER SO BB IBB HBP BLK WP HR S P ERA WHIP																									
Bob Purkey, R ERA: 2.69 (1, 1)	3.0	16	6	5	5	1	1	0	0	0	0	0	27	44	15.00	2.333										
Moe Drabowsky, R ERA: 4.98 (4, 1)	6.0	24	3	0	0	5	2	0	0	0	0	0	58	97	0.00	0.833										

Los Angeles Dodgers @ Cincinnati Reds
Crosley Field, Cincinnati, OH
Tue Jul 17 1962, 7:05 PM EDT
Att. 21,202 - Unknown

AB	37
R	5
H	9
RBI	5
BB	3
SO	6
LOB	17



Batter	1	2	3	4	5	6	7	8	9
Leo Cardenas, R OBP: 0.313, SLG: 0.386 (1, 6)	3-2 1B 2B 1B	0-1 1-H HR		0-1 1-3 1B 2B		0-1 1-2f FC5-4 1B		1-0 F8	
Eddie Kasko, R OBP: 0.280, SLG: 0.322 (1, 5)	2-3 K	1-0 F7		1-0 2-3 3-H FC5-2 1B		3-2 1-2 FC6 1B			
Vada Pinson, L OBP: 0.339, SLG: 0.521 (1, 8)	2-2 F8		2-1 HR	0-0 1-3 3-H 1B		3-1 1-2f FC6			
Frank Robinson, R OBP: 0.410, SLG: 0.580 (1, 9)	0-0 1-2 2B 1B		0-0 F6	2-2 1-2 F8		0-3 K			
Wally Post, R OBP: 0.335, SLG: 0.481 (1, 7)	2-2 1-H 2-H 2B		1-0 F3		1-0 F8		1-1 4-3		
Hank Foiles, R OBP: 0.372, SLG: 0.564 (1, 2)	0-1 F7		0-0 HR		1-2 F3		1-1 L9		
Gordy Coleman, L OBP: 0.320, SLG: 0.459 (1, 3)		4-2 FC4-6 BB	0-1 G3		3-3 K		2-0 6-3		
Don Blasingame, L OBP: 0.363, SLG: 0.350 (1, 4)		1-2 FC4-6 HR		4-2 2B FC5-2 BB		0-0 FC5-4 1B		2-2 1B	
Bob Purkey, R OBP: 0.162, SLG: 0.242 (1, 1)		1-3 K		0-3 K		1-3 K		1-3 K	
Moe Drabowsky, R (4, 1)									

AB	R	H	RBI	BB	SO	LOB
5	3	3	2	0	0	2
4	0	1	0	0	1	3
4	1	2	2	0	0	3
4	1	1	0	0	1	2
4	0	1	2	0	0	0
4	1	1	1	0	0	1
3	0	0	0	1	1	0
3	1	2	0	1	0	1
1	0	0	0	0	1	1
3	0	0	0	0	3	3

BOTTOM

Los Angeles Dodgers @ Cincinnati Reds
 Crosley Field, Cincinnati, OH
 Tue Jul 17 1962, 7:05 PM EDT
 Att. 21,202 - Unknown

livebaseballscorecards.com

AB	35
R	7
H	11
RBI	7
BB	2
SO	7
LOB	16



Inning Stats	R: 2	H: 3	E: 0	K: 1	S: 16	H: 1	LOB: 1	BB: 0	P: 25	R: 2	H: 1	E: 0	K: 1	S: 12	R: 2	H: 2	E: 0	K: 0	S: 7	R: 1	H: 2	E: 0	K: 1	S: 12	R: 0	H: 0	E: 0	K: 1	S: 7	R: 0	H: 2	E: 0	K: 1	S: 12	R: 0	H: 0	E: 0	K: 1	S: 8	R: 0	H: 1	E: 0	K: 1	S: 9
--------------	------	------	------	------	-------	------	--------	-------	-------	------	------	------	------	-------	------	------	------	------	------	------	------	------	------	-------	------	------	------	------	------	------	------	------	------	-------	------	------	------	------	------	------	------	------	------	------

PITCHER	IP	WLS	BF	H	R	ER	SO	BB	IBB	HBP	BLK	WP	HR	S	P	ERA	WHIP
Sandy Koufax, L ERA: 2.15 (1, 1)	1.0	L	6	3	2	2	1	0	0	0	0	0	0	16	25	18.00	3.000
Ed Roebuck, R ERA: 3.6 (2, 1)	2.0		10	3	4	4	1	1	0	0	0	0	3	19	29	18.00	2.000
Phil Ortega, R ERA: 7.18 (4, 1)	2.0		9	2	1	1	2	1	0	0	0	0	0	19	31	4.50	1.500
Ron Perranoski, L ERA: 2.09 (6, 1)	2.0		8	2	0	0	2	0	0	0	0	0	0	20	29	0.00	1.000
Larry Sherry, R ERA: 2.78 (8, 1)	1.0		4	1	0	0	1	0	0	0	0	0	0	9	15	0.00	1.000

WP	PA	ERA	WHIP
0	37		

Batter	1	2	3	4	5	6	7	8	9	10	11	AB R H RBI BB SO LOB	BOTTOM																						
Eddie Kasko, R (1, 5) OBP: 0.279, SLG: 0.324	1-0 F6		0-2 F9			1-0 F8		2-3 K			0-0 FC4-6 1-3 6-3 2B	5 1 1 0 0 1 1	Los Angeles Dodgers @ Cincinnati Reds Crosley Field, Cincinnati, OH Wed Jul 18 1962, 7:05 PM EDT Att. 19,376 - Unknown																						
Don Blasingame, L (1, 4) OBP: 0.358, SLG: 0.344	1-3 K			0-0 B4-3			1-0 4-3		0-0 1-3	4-2 FC4-6 BB	4 0 0 0 0 1 0																								
Joe Gaines, R (11, PH) OBP: 0.424, SLG: 0.481				2-1 4-3			0-2 F6		1-1 L4-6 HBP	2-2 FC4-6 6-3	4 0 0 1 0 1 2																								
Vada Pinson, L (1, 8) OBP: 0.337, SLG: 0.515	0-3 K			2-1 4-3			0-2 F6		L4-6 HBP	1-1 L4-6 HBP	3 0 1 0 0 1 0																								
Jerry Lynch, L (1, 7) OBP: 0.348, SLG: 0.503		2-3 K		0-1 F8			0-0 HR		1-1 6-3	3-2 6-3	1 1 0 1 0 0 1																								
Frank Robinson, R (7, PR) OBP: 0.410, SLG: 0.578							HR		1-2 HBP	1-2 6-3	3 0 1 0 0 1 0																								
Gordy Coleman, L (1, 3) OBP: 0.324, SLG: 0.480		2-2 HR			1-1 F7		1-0 HR		0-1 L4-6	4-0 FC6-4 IBB	4 2 2 3 1 0 2																								
Marty Keough, L (1, 9) OBP: 0.372, SLG: 0.400		1-1 F7			1-0 5-3		1-2 F7			0-2 FC6-4	5 0 0 0 0 0 3																								
Johnny Edwards, L (1, 2) OBP: 0.326, SLG: 0.401		2-2 4-3			2-1 F9			0-0 2B		2-1 L8	4 0 2 0 0 0 0																								
Don Zimmer, R (10, PR) OBP: 0.272, SLG: 0.308										K2-4-2 1B	0 0 0 0 0 0 0																								
Hank Foiles, R (11, 2) OBP: 0.372, SLG: 0.564											0 0 0 0 0 0 0																								
Leo Cardenas, R (1, 6) OBP: 0.310, SLG: 0.381			0-3 K			0-0 F9		0-2 5-3		3-2 K2-4-2 1B	4 0 0 0 0 2 2																								
Jim O'Toole, S (1, 1) OBP: 0.176, SLG: 0.160																																			
Jim Brosnan, R (11, 1) OBP: 0.338, SLG: 0.484			2-3 K			2-2 4-3		1-3 K		0-0 2B FC4-6 1B	3 0 0 0 0 2 1																								
Wally Post, R (11, PH)												0 0 0 0 0 0 0																							
												1 1 1 0 0 0 0																							
Inning Stats	R: 0 H: 0 E: 0 K: 2 S: 7	H: 0 LOB: 0 BB: 0 P: 9	R: 1 H: 1 E: 0 K: 1 S: 12	H: 1 LOB: 0 BB: 0 P: 19	R: 0 H: 0 E: 0 K: 2 S: 9	H: 0 LOB: 0 BB: 0 P: 11	R: 0 H: 0 E: 0 K: 0 S: 5	H: 0 LOB: 0 BB: 0 P: 7	R: 0 H: 0 E: 0 K: 0 S: 5	H: 0 LOB: 0 BB: 0 P: 9	R: 2 H: 2 E: 0 K: 0 S: 9	H: 2 LOB: 1 BB: 0 P: 12	R: 0 H: 1 E: 0 K: 2 S: 11	H: 1 LOB: 1 BB: 0 P: 14	R: 0 H: 0 E: 0 K: 0 S: 5	H: 0 LOB: 1 BB: 0 P: 7	R: 0 H: 1 E: 0 K: 1 S: 8	H: 1 LOB: 1 BB: 0 P: 16	R: 2 H: 2 E: 0 K: 0 S: 16	H: 2 LOB: 2 BB: 2 P: 29	1B: 2 SF: 0 2B: 5 SAC: 0 3B: 0 DP: 2 HR: 2 HBP: 2	WP: 0 PA: 42 PB: 0 SB: 0 CS: 0													
PITCHER	IP WLS BF H R ER SO BB IBB HBP BLK WP HR S P ERA WHIP																																		
Don Drysdale, R (1, 1) ERA: 2.98	7.0	24	3	3	3	5	0	0	0	0	0	2	55	78	3.86	0.429																			
Larry Sherry, R (8, 1) ERA: 2.95	3.0	13	4	2	2	3	0	0	2	0	0	0	26	39	6.00	1.333																			
Ron Perranoski, L (11, 1) ERA: 2.05	1.0	5	0	0	0	0	1	1	0	0	0	0	14	27	0.00	1.000																			

AB	38
R	5
H	7
RBI	5
BB	2
SO	8
LOB	12



Batter	1	2	3	4	5	6	7	8	9	AB R H RBI BB SO LOB
Leo Cardenas, R (1, 6) OBP: 0.312, SLG: 0.382 Cookie Rojas, R (8, PR) OBP: 0.299, SLG: 0.221 Don Zimmer, R (9, 5) OBP: 0.276, SLG: 0.311	2-1 		1-3 		1-0 			1-0 	0-1 	4 0 2 0 0 1 2 0 1 0 0 0 0 0 1 1 1 1 0 0 0
Eddie Kasko, R (1, 5) OBP: 0.282, SLG: 0.333 (9, 6)	0-1 		2-1 			3-2 		0-0 	1-0 	4 0 2 1 0 0 2
Vada Pinson, L (1, 8) OBP: 0.333, SLG: 0.509	2-3 			1-0 		0-1 		0-0 		4 0 0 0 0 1 5
Frank Robinson, R (1, 9) OBP: 0.411, SLG: 0.576	2-1 			0-0 		1-0 		4-0 		3 1 1 0 1 0 2
Wally Post, R (1, 7) OBP: 0.336, SLG: 0.484		0-2 		1-1 		2-2 		1-1 		4 0 1 2 0 0 3
Hank Foiles, R (1, 2) OBP: 0.367, SLG: 0.543		2-3 		0-3 		2-3 		4-0 		3 0 0 0 1 3 2
Gordy Coleman, L (1, 3) OBP: 0.326, SLG: 0.478 Marty Keough, L (9, PR) OBP: 0.372, SLG: 0.400		2-2 			0-0 		1-3 	2-1 	4-2 	3 0 1 0 1 1 0 0 1 0 0 0 0 0
Don Blasingame, L (1, 4) OBP: 0.354, SLG: 0.340			0-0 		1-3 		0-3 		0-1 	3 0 0 0 0 2 1
Johnny Klippstein, R (1, 1) OBP: 0.214, SLG: 0.154 Bill Henry, L (8, 1) OBP: 0.333, SLG: 0.333 Joe Gaines, R (9, PH) OBP: 0.412, SLG: 0.464			0-1 		0-3 		1-2 		3-2 	3 0 1 0 0 1 1 0 0 0 0 0 0 0 1 0 0 0 0 0 2

Inning Stats	R: 0	H: 1	E: 1	K: 1	S: 10	LOB: 1	BB: 0	P: 16	R: 0	H: 0	E: 0	K: 1	S: 10	LOB: 0	BB: 0	P: 14	R: 0	H: 1	E: 0	K: 1	S: 11	LOB: 1	BB: 0	P: 14	R: 0	H: 1	E: 1	K: 1	S: 7	LOB: 1	BB: 0	P: 9	R: 0	H: 1	E: 0	K: 2	S: 9	LOB: 1	BB: 0	P: 11	R: 1	H: 2	E: 0	K: 1	S: 14	LOB: 1	BB: 0	P: 22	R: 0	H: 0	E: 0	K: 2	S: 11	LOB: 0	BB: 0	P: 13	R: 1	H: 1	E: 1	K: 0	S: 6	LOB: 3	BB: 2	P: 18	R: 2	H: 2	E: 0	K: 0	S: 13	LOB: 2	BB: 1	P: 21	1B: 7	2B: 1	3B: 1	HR: 0	SF: 0	SAC: 2	DP: 0	HBP: 0	WP: 0	PB: 0	SB: 0	CS: 0	PA: 39
--------------	------	------	------	------	-------	--------	-------	-------	------	------	------	------	-------	--------	-------	-------	------	------	------	------	-------	--------	-------	-------	------	------	------	------	------	--------	-------	------	------	------	------	------	------	--------	-------	-------	------	------	------	------	-------	--------	-------	-------	------	------	------	------	-------	--------	-------	-------	------	------	------	------	------	--------	-------	-------	------	------	------	------	-------	--------	-------	-------	-------	-------	-------	-------	-------	--------	-------	--------	-------	-------	-------	-------	--------

PITCHER	IP	WLS	BF	H	R	ER	SO	BB	IBB	HBP	BLK	WP	HR	S	P	ERA	WHIP
Johnny Podres, L (1, 1) ERA: 4.41	8.0		34	7	3	2	9	1	2	0	0	0	0	80	123	2.25	1.000
Ron Perranoski, L (9, 1) ERA: 2.19	0.2	L	4	2	1	1	0	0	0	0	0	0	0	11	15	13.50	3.000

BOTTOM

Los Angeles Dodgers @ Cincinnati Reds
 Crosley Field, Cincinnati, OH
 Thu Jul 19 1962, 7:05 PM EDT
 Att. 13,069 - Unknown

livebaseballscorecards.com

AB	33
R	4
H	9
RBI	4
BB	3
SO	9
LOB	20



Batter	1	2	3	4	5	6	7	8	9	AB R H RBI BB SO LOB	TOP													
Maury Wills, S OBP: 0.330, SLG: 0.362 (1, 6)	1-2 FC5-4 1B		0-0 CS 1B		2-2 F8	0-0 1-3		0-0 L3		5 0 2 0 0 0 1														
Jim Gilliam, S OBP: 0.368, SLG: 0.348 (1, 5)	2-0 FC5-4 1-2f		1-2 L3		1-0 1B	4-2 1B BB		0-0 1B		4 2 2 0 1 0 2														
Willie Davis, L OBP: 0.351, SLG: 0.496 (1, 8)	2-3 K			4-2 HR BB	0-0 4-3	2-2 1B 1B		1-2 1-3		4 2 1 0 1 1 3														
Tommy Davis, R OBP: 0.377, SLG: 0.542 Tim Harkness, L OBP: 0.357, SLG: 0.367 (1, 7) (9, 3)	1-1 F7			1-1 F9	0-0 1B 1B	2-2 L3 1B		2-2 5-3		5 1 2 4 0 0 2 0 0 0 0 0 0 0														
Ron Fairly, L OBP: 0.401, SLG: 0.496 (1, 3) (9, 9)		1-1 3-1		1-0 HR	0-1 1B 1B	2-2 L3		2-2 WP 1B		5 2 3 2 0 0 1														
Frank Howard, R OBP: 0.350, SLG: 0.546 (1, 9) (9, 7)		3-3 K		2-3 K	4-2 1B BB		0-0 F8		1-3 K	4 0 0 0 1 3 1														
John Roseboro, L OBP: 0.368, SLG: 0.429 (1, 2)		4-0 BB		4-2 BB	2-2 1B		2-3 K			2 0 1 2 2 1 0														
Larry Burright, R OBP: 0.289, SLG: 0.340 (1, 4)		2-3 K		0-1 F8	4-0 IBB		0-1 B2-3			3 0 0 0 1 1 2														
Stan Williams, R OBP: 0.139, SLG: 0.265 Ed Roebuck, R OBP: 0.286, SLG: 0.286 (1, 1) (8, 1)			0-3 K		E6 1B			2-2 F4		4 1 0 0 0 1 3 0 0 0 0 0 0 0														
Inning Stats	R: 0 E: 0 K: 1 S: 10	H: 1 LOB: 1 BB: 0 P: 16	R: 0 E: 0 K: 2 S: 8	H: 0 LOB: 1 BB: 1 P: 18	R: 0 E: 0 K: 1 S: 8	H: 1 LOB: 0 BB: 0 P: 9	R: 2 E: 0 K: 1 S: 19	H: 1 LOB: 1 BB: 2 P: 31	R: 4 E: 1 K: 0 S: 18	H: 4 LOB: 3 BB: 2 P: 33	R: 2 E: 0 K: 0 S: 15	H: 2 LOB: 0 BB: 1 P: 25	R: 0 E: 0 K: 1 S: 6	H: 0 LOB: 0 BB: 0 P: 8	R: 0 E: 0 K: 0 S: 5	H: 1 LOB: 1 BB: 0 P: 7	R: 0 E: 0 K: 1 S: 15	H: 1 LOB: 1 BB: 0 P: 21	1B: 9 2B: 2 3B: 0 HR: 1	SF: 0 SAC: 0 DP: 1 HBP: 0	WP: 2 PB: 0 SB: 1 CS: 1	PA: 42		
PITCHER	IP	WLS	BF	H	R	ER	SO	BB	IBB	HBP	BLK	WP	HR	S	P	ERA	WHIP							
Bob Buhl, R ERA: 4.73 (1, 1)	4.2	L	25	7	6	2	5	4	0	0	0	1	1	61	99	3.86	2.357							
Bob Anderson, R ERA: 4.66 (5, 1)	2.1		10	2	2	2	1	1	1	0	0	0	0	23	41	7.71	1.286							
Al Lary, R ERA: 8.04 (8, 1)	2.0		7	2	0	0	1	0	0	0	0	1	0	20	28	0.00	1.000							

Los Angeles Dodgers @ Chicago Cubs
Wrigley Field, Chicago, IL
Fri Jul 20 1962, 3:33 AM CDT
Att. 8,482 - Unknown

livebaseballscorecards.com

AB	36
R	8
H	11
RBI	8
BB	6
SO	7
LOB	15



Batter	1	2	3	4	5	6	7	8	9	AB R H RBI BB SO LOB
Lou Brock, L OBP: 0.322, SLG: 0.429 (1, 8)	0-0 1B 2B 1B		1-3 K2-3		0-1 G3		1-1 4-3		4-0 BB	4 1 1 0 1 1 2
Ken Hubbs, R OBP: 0.294, SLG: 0.345 (1, 4)	0-1 2B 14 6-3 1B		0-0 5-3			4-2 FC6-4 BB		0-1 6-3	1-2 5-3	4 1 1 0 1 0 1
Billy Williams, L OBP: 0.386, SLG: 0.524 (1, 7)	0-2 WP 1-3 2-H 2B		0-0 F6			2-1 F7		1-1 L9		4 0 1 1 0 0 1
14 Ernie Banks, R OBP: 0.304, SLG: 0.504 (1, 3)	1-2 6-3		1-0 F7			1-0 F7		4-1 BB BB BB		3 0 0 1 1 0 2
Ron Santo, R OBP: 0.316, SLG: 0.395 (1, 5)	2-0 6-3		0-3 K			2-2 FC6-4 1-2f		4-2 BB BB		3 0 0 0 1 1 2
George Altman, L OBP: 0.402, SLG: 0.497 (1, 9)	0-0 F7		4-1 BB			2-1 1B 1B		4-2 1-2 2-3 FC6-4 BB		2 0 1 0 2 0 1
Andre Rodgers, R OBP: 0.343, SLG: 0.411 (1, 6)		0-1 5-3	1-3 K			2-3 K		1-1 FC6-4 1-2f		4 0 0 0 0 2 5
Cuno Barragan, R OBP: 0.299, SLG: 0.275 (1, 2)		3-2 L8	1-2 L7			3-2 F8		1-1 6-3		4 0 0 0 0 0 1
Bob Buhl, R (1, 1)		1-1 5-3	2-3 K			1-2 1B		1-2 4-3		1 0 0 0 0 0 0
Bob Anderson, R (5, 1)										1 0 0 0 0 1 0
Bob Will, L (7, PH)										1 0 1 0 0 0 0
Al Lary, R (8, 1)										0 0 0 0 0 0 0
Don Landrum, L (9, PH)										1 0 0 0 0 0 0

Inning Stats	R: 2	H: 3	E: 0	K: 0	S: 11	LOB: 1	BB: 0	P: 14	R: 0	H: 0	E: 0	K: 0	S: 9	LOB: 0	BB: 0	P: 13	R: 0	H: 0	E: 0	K: 1	S: 5	LOB: 1	BB: 1	P: 6	R: 0	H: 0	E: 0	K: 1	S: 8	LOB: 0	BB: 0	P: 11	R: 0	H: 0	E: 0	K: 0	S: 9	LOB: 1	BB: 1	P: 18	R: 0	H: 2	E: 0	K: 1	S: 13	LOB: 2	BB: 0	P: 22	R: 0	H: 0	E: 0	K: 0	S: 14	LOB: 3	BB: 3	P: 28	R: 0	H: 0	E: 0	K: 0	S: 9	LOB: 1	BB: 1	P: 16	1B: 4	SF: 0	2B: 1	SAC: 0	3B: 0	DP: 0	HR: 0	HBP: 0	WP: 1	PA: 38
--------------	------	------	------	------	-------	--------	-------	-------	------	------	------	------	------	--------	-------	-------	------	------	------	------	------	--------	-------	------	------	------	------	------	------	--------	-------	-------	------	------	------	------	------	--------	-------	-------	------	------	------	------	-------	--------	-------	-------	------	------	------	------	-------	--------	-------	-------	------	------	------	------	------	--------	-------	-------	-------	-------	-------	--------	-------	-------	-------	--------	-------	--------

PITCHER	IP	WLS	BF	H	R	ER	SO	BB	IBB	HBP	BLK	WP	HR	S	P	ERA	WHIP
Stan Williams, R ERA: 4.91 (1, 1)	7.2	W	33	5	2	2	5	5	0	0	0	1	0	75	123	2.35	1.304
Ed Roebuck, R ERA: 3.52 (8, 1)	1.1	S	5	0	0	0	0	1	0	0	0	0	0	11	19	0.00	0.750

BOTTOM

Los Angeles Dodgers @ Chicago Cubs
 Wrigley Field, Chicago, IL
 Fri Jul 20 1962, 3:33 AM CDT
 Att. 8,482 - Unknown

AB	32
R	2
H	5
RBI	2
BB	6
SO	5
LOB	15



WP	PA	ERA	WHIP
1	38		

Batter	1	2	3	4	5	6	7	8	9	AB R H RBI BB SO LOB	TOP
Maury Wills, S (1, 6) OBP: 0.329, SLG: 0.360	0-3 K		0-1 6-3		4-1 L3 BB		0-0 F9		0-0 SH1-4 1-2	3 0 0 0 1 1 1	
Jim Gilliam, S (1, 5) OBP: 0.369, SLG: 0.349	3-2 F9			0-0 FC1-6 1B	1-0 L3 1-2		1-1 1B		0-0 7-4 2-3f	5 0 2 0 0 0 2	
Willie Davis, L (1, 8) OBP: 0.349, SLG: 0.493	3-2 4-3			0-1 FC1-6 BB 1B 1-2f	2-0 E 1B 1B		0-0 F9			4 1 1 0 0 0 2	
Tommy Davis, R (1, 7) OBP: 0.379, SLG: 0.540		2-0 4-3		4-2 1B 1-2 BB	0-0 E5 1-3 1B		1-0 L7			3 1 1 0 1 0 1	
Frank Howard, R (1, 9) OBP: 0.352, SLG: 0.544		3-2 6-3		0-0 1B 1-3 2-H 1B	4-0 IBB		1-0 6-3			3 1 1 1 1 0 0	
Ron Fairly, L (1, 3) OBP: 0.399, SLG: 0.492		2-3 K		0-1 1B 1-2 3-H 1B	2-1 1-3		0-3 K			4 0 1 1 0 2 3	
John Roseboro, L (1, 2) OBP: 0.366, SLG: 0.425			0-1 4-3	2-0 F2		0-0 F8		2-1 1B		4 0 1 0 0 0 2	
Larry Burright, R (1, 4) OBP: 0.289, SLG: 0.338		3-2 4-3		1-0 1-2 2-H 1B		0-0 F9		2-3 K		4 0 1 1 0 1 1	
Don Drysdale, R (1, 1) OBP: 0.271, SLG: 0.299			2-2 K	2-3 K		0-0 6-3			2-1 7-4 SH1-4 1B	3 0 1 0 0 1 2	
Ron Perranoski, L (8, 1)										0 0 0 0 0 0 0	
Wally Moon, L (9, PH) OBP: 0.368, SLG: 0.372										1 0 1 0 0 0 0	
Larry Sherry, R (9, 1) OBP: 0.273, SLG: 0.200										0 0 0 0 0 0 0	
Inning Stats	R: 0 E: 0 K: 1 S: 12 H: 0 LOB: 0 BB: 0 P: 18	R: 0 E: 0 K: 1 S: 9 H: 0 LOB: 0 BB: 0 P: 16	R: 0 E: 0 K: 0 S: 13 H: 1 LOB: 1 BB: 0 P: 18	R: 3 E: 0 K: 1 S: 13 H: 4 LOB: 2 BB: 1 P: 22	R: 0 E: 1 K: 0 S: 6 H: 2 LOB: 3 BB: 2 P: 19	R: 0 E: 0 K: 0 S: 3 H: 0 LOB: 0 BB: 0 P: 3	R: 0 E: 0 K: 0 S: 5 H: 1 LOB: 1 BB: 0 P: 7	R: 0 E: 0 K: 2 S: 10 H: 1 LOB: 1 BB: 0 P: 15	R: 0 E: 0 K: 0 S: 4 H: 1 LOB: 0 BB: 0 P: 6	1B: 9 2B: 3 3B: 0 HR: 0 SF: 0 SAC: 1 DP: 2 HBP: 0	WP: 0 PB: 0 SB: 0 CS: 0 PA: 38
PITCHER	IP WLS BF H R ER SO BB IBB HBP BLK WP HR S P ERA WHIP										
Dick Ellsworth, L (1, 1) ERA: 5.48	8.0 L 35 9 3 3 5 2 1 0 0 0 0 0 71 118 3.38 1.375										
Don Elston, R (9, 1) ERA: 2.22	1.0 3 1 0 0 0 0 0 0 0 0 0 0 4 6 0.00 1.000										

Los Angeles Dodgers @ Chicago Cubs
 Wrigley Field, Chicago, IL
 Sat Jul 21 1962, 3:33 AM CDT
 Att. 15,538 - Unknown

AB	34
R	3
H	10
RBI	3
BB	3
SO	5
LOB	14



WP: 0	PA: 38
-------	--------

Batter	1	2	3	4	5	6	7	8	9	AB R H RBI BB SO LOB
--------	---	---	---	---	---	---	---	---	---	----------------------

Ken Hubbs, R <small>OBP: 0.293, SLG: 0.348</small> (1, 4)										4 1 1 0 0 1 2
Lou Brock, L <small>OBP: 0.321, SLG: 0.435</small> (1, 8)										3 1 1 1 0 1 0
Ron Santo, R <small>OBP: 0.314, SLG: 0.390</small> (1, 5)										3 1 1 0 0 1 1
George Altman, L <small>OBP: 0.407, SLG: 0.509</small> (1, 9)										2 2 2 1 1 0 0
14 Ernie Banks, R <small>OBP: 0.308, SLG: 0.513</small> (1, 3)										3 1 2 4 0 0 0
Billy Williams, L <small>OBP: 0.382, SLG: 0.517</small> (1, 7)										3 0 1 0 0 0 2
Andre Rodgers, R <small>OBP: 0.339, SLG: 0.406</small> (1, 6)										3 0 0 0 0 1 1
Dick Bertell, R <small>OBP: 0.333, SLG: 0.383</small> Cuno Barragan, R <small>OBP: 0.299, SLG: 0.275</small> (1, 2) (7, 2)										2 0 1 0 1 1 0 0 0 0 0 0 0 0
Don Cardwell, R <small>OBP: 0.143, SLG: 0.053</small> Al Lary, R <small>OBP: 0.150, SLG: 0.250</small> Bob Anderson, R <small>OBP: 0.429, SLG: 0.333</small> Dave Gerard, R <small>OBP: 0.338, SLG: 0.369</small> Bob Will, L <small>OBP: 0.338, SLG: 0.369</small> Barney Schultz, R <small>OBP: 0.338, SLG: 0.369</small> (1, 1) (2, 1) (3, 1) (5, 1) (6, PH) (7, 1)										0 0 0 0 0 0 0 1 0 0 0 0 0 0 1 0 0 0 0 0 1 0 0 0 0 0 0 0 1 0 0 0 0 1 2 0 0 0 0 0 0 0

Inning Stats	R: 1	H: 3	E: 0	K: 1	S: 12	R: 0	H: 0	E: 0	K: 1	S: 9	R: 4	H: 3	E: 0	K: 2	S: 17	R: 0	H: 0	E: 0	K: 1	S: 6	R: 1	H: 1	E: 0	K: 0	S: 9	R: 0	H: 2	E: 0	K: 1	S: 13
		LOB: 2					LOB: 0					LOB: 0						LOB: 0					LOB: 2							

PITCHER	IP	WLS	BF	H	R	ER	SO	BB	IBB	HBP	BLK	WP	HR	S	P	ERA	WHIP
Joe Moeller, R <small>ERA: 5.25</small> (1, 1)	3.0		17	6	5	5	4	2	0	0	0	0	1	39	69	15.00	2.667
Ed Roebuck, R <small>ERA: 3.5</small> (4, 1)	3.0	W	11	3	1	1	2	0	0	0	0	0	1	27	37	3.00	1.000

BOTTOM

Los Angeles Dodgers @ Chicago Cubs
 Wrigley Field, Chicago, IL
 Sun Jul 22 1962, 3:33 AM CDT
 Att. 20,363 - Unknown

livebaseballscorecards.com

AB	26
R	6
H	9
RBI	6
BB	2
SO	6
LOB	9



1B: 6	SF: 0	WP: 0	PA: 28
2B: 1	SAC: 0	PB: 0	
3B: 0	DP: 1	SB: 0	
HR: 2	HBP: 0	CS: 0	

PITCHER	IP	WLS	BF	H	R	ER	SO	BB	IBB	HBP	BLK	WP	HR	S	P	ERA	WHIP
---------	----	-----	----	---	---	----	----	----	-----	-----	-----	----	----	---	---	-----	------

Batter	1	2	3	4	5	6	7	8	9	AB R H RBI BB SO LOB	TOP		
Maury Wills, S (1, 6) OBP: 0.330, SLG: 0.367	3-2 4-3	2-0 E5 BB		0-1 1-H 3-H HR	0-1 CS 1B		1-0 B5-3			5 1 2 3 0 0 1	Los Angeles Dodgers @ St. Louis Cardinals Sportsman's Park, St. Louis, MO Mon Jul 23 1962, 8:05 PM EDT Att. 22,400 - Unknown		
Jim Gilliam, S (1, 5) OBP: 0.373, SLG: 0.359	0-0 6-3	4-1 1-2 2-3 BB		1-1 L9	2-0 1-2 HR		2-2 6-3			4 1 1 1 1 0 0			
Willie Davis, L (1, 8) OBP: 0.347, SLG: 0.499	1-1 F9	1-2 F3		0-1 4-3	2-1 F8			0-0 F3		5 0 0 0 0 0 3			
Tommy Davis, R (1, 7) OBP: 0.380, SLG: 0.537		1-1 HR 1B	0-0 F4	4-1 BB 1B BB	1-2 1B			1-1 6-3		4 2 2 0 1 0 0			
Frank Howard, R (1, 9) OBP: 0.359, SLG: 0.569		0-0 HR 1B	4-1 G3 BB	4-2 1B BB	1-1 F7			1-0 F3		3 2 1 2 2 0 1			
Ron Fairly, L (1, 3) OBP: 0.401, SLG: 0.491		4-0 1B E BB	1-2 G3	4-2 1B 1B BB		1-1 L7			3-3 K	3 1 0 0 2 1 1			
John Roseboro, L (1, 2) OBP: 0.361, SLG: 0.417		1-3 K	2-3 K	1-1 1B 1B		2-3 K		1-1 G3		5 0 1 2 0 3 2			
Larry Burright, R (1, 4) OBP: 0.288, SLG: 0.349		1-1 L8		0-0 SH HR		3-3 K		3-3 K		5 1 1 0 0 2 1			
Johnny Podres, L (1, 1) OBP: 0.196, SLG: 0.204		1-0 BB E 1B		0-1 SH HR			1-3 K			3 1 1 0 0 1 3			
Inning Stats	R: 0 E: 0 K: 0 S: 7 H: 0 LOB: 0 BB: 0 P: 11	R: 3 E: 1 K: 1 S: 14 H: 3 LOB: 3 BB: 2 P: 29	R: 0 E: 0 K: 1 S: 8 H: 0 LOB: 1 BB: 1 P: 15	R: 5 E: 1 K: 0 S: 20 H: 3 LOB: 3 BB: 3 P: 35	R: 1 E: 0 K: 0 S: 10 H: 3 LOB: 1 BB: 0 P: 16	R: 0 E: 0 K: 2 S: 8 H: 0 LOB: 0 BB: 0 P: 14	R: 0 E: 0 K: 1 S: 7 H: 0 LOB: 0 BB: 0 P: 11	R: 0 E: 0 K: 0 S: 4 H: 0 LOB: 0 BB: 0 P: 6	R: 0 E: 0 K: 2 S: 8 H: 0 LOB: 0 BB: 0 P: 15	1B: 6 2B: 0 3B: 0 HR: 3 SF: 0 SAC: 1 DP: 0 HBP: 0	WP: 0 PB: 0 SB: 0 CS: 1 PA: 44		
PITCHER	IP WLS BF H R ER SO BB IBB HBP BLK WP HR S P ERA WHIP											PITCHER	IP WLS BF H R ER SO BB IBB HBP BLK WP HR S P ERA WHIP
Ray Sadecki, L (1, 1) ERA: 5.49	3.2 L 22 4 7 3 2 4 0 0 0 0 2 40 72 7.36 2.182												
Bob Duliba, R (4, 1) ERA: 1.15	1.1 10 5 2 1 0 2 0 0 0 0 1 19 34 6.75 5.250												
Don Ferrarese, L (6, 1) ERA: 3.15	3.0 9 0 0 0 3 0 0 0 0 0 0 19 31 0.00 0.000												
Bobby Shantz, L (9, 1) ERA: 2.17	1.0 3 0 0 0 2 0 0 0 0 0 0 8 15 0.00 0.000												

livebaseballscores.com

AB	37
R	9
H	9
RBI	8
BB	6
SO	7
LOB	12



Batter	1	2	3	4	5	6	7	8	9	AB	R	H	RBI	BB	SO	LOB
Curt Flood, R OBP: 0.331, SLG: 0.412 (1, 8)	2-2 CS 1B			2-2 3B 1B		0-1 F8		0-1 1B 2B		4	1	3	0	0	0	0
Julian Javier, R OBP: 0.318, SLG: 0.347 (1, 4)	0-1 F3			2-1 1-H 1B 3B		2-1 F8		0-2 S 1B		4	1	2	1	0	0	1
Bill White, L OBP: 0.356, SLG: 0.469 (1, 3)	0-0 L9			1-3 K		3-1 FC5-4 1B		0-1 P3		4	0	1	0	0	1	4
Ken Boyer, R OBP: 0.395, SLG: 0.515 (1, 5)	3-1 CS 1-2	0-0 F8		2-2 1B 1B		1-1 FC5-4		3-3 K		4	0	1	1	0	1	3
Stan Musial, L OBP: 0.418, SLG: 0.536 (1, 9)		2-2 F5		1-0 G4-6-3 1B		1-3 K		2-2 F3		3	0	1	0	0	1	0
Bobby Gene Smith, R OBP: 0.270, SLG: 0.287 (8, 7)				1-3 1B						1	0	0	0	0	0	0
Charlie James, R OBP: 0.319, SLG: 0.416 (1, 7)		1-3 K		1-1 G4-6-3		0-0 4-3		1-0 F5		4	0	0	0	0	1	2
Bob Miller, R OBP: 0.270, SLG: 0.287 (8, 9)				1-2 1B												
Gene Oliver, R OBP: 0.362, SLG: 0.412 (1, 2)			0-0 6-3		0-1 F2		3-2 FC6-4 1B		0-1 F2		4	0	1	0	0	0
Julio Gotay, R OBP: 0.330, SLG: 0.316 (1, 6)			2-1 F2		1-2 F5		0-2 FC6-4				3	0	0	0	0	1
Ray Sadecki, L OBP: 0.083, SLG: 0.167 (1, 1)			0-0 F5		2-2 4-3				0-1 5-3		1	0	0	0	0	0
Bob Dilliba, R OBP: 0.240, SLG: 0.243 (4, 1)										0	0	0	0	0	0	0
Minnie Minoza, R OBP: 0.240, SLG: 0.243 (5, PH)										0	0	0	0	0	0	0
Don Ferraresi, R OBP: 0.650, SLG: 1.250 (8, 1)										0	0	0	0	0	0	0
Red Schoendienst, S OBP: 0.390, SLG: 0.444 (8, PH)										1	0	0	0	0	0	0
Bobby Shantz, R OBP: 0.390, SLG: 0.444 (9, 1)										0	0	0	0	0	0	0


Inning Stats	R: 0 E: 0 K: 0 S: 7	H: 1 LOB: 0 BB: 0 P: 12	R: 0 E: 0 K: 1 S: 9	H: 0 LOB: 0 BB: 0 P: 12	R: 0 E: 0 K: 0 S: 4	H: 0 LOB: 0 BB: 0 P: 6	R: 2 E: 0 K: 1 S: 16	H: 4 LOB: 1 BB: 0 P: 25	R: 0 E: 0 K: 0 S: 8	H: 0 LOB: 0 BB: 0 P: 11	R: 0 E: 0 K: 0 S: 8	H: 1 LOB: 1 BB: 0 P: 14	R: 0 E: 0 K: 1 S: 11	H: 1 LOB: 1 BB: 0 P: 15	R: 0 E: 0 K: 1 S: 12	H: 2 LOB: 2 BB: 0 P: 15	R: 0 E: 0 K: 0 S: 7	H: 0 LOB: 0 BB: 0 P: 10	1B: 7 2B: 1 3B: 1 HR: 0	SF: 0 SAC: 0 DP: 1 HBP: 0														
PITCHER Johnny Podres, L ERA: 4.26 (1, 1)	IP 9.0	WLS W	BF 34	H 9	R 2	ER 2	SO 4	BB 0	IBB 0	HBP 0	BLK 0	WP 0	HR 0	S 82	P 120	ERA 2.00	WHIP 1.000	IP 9.0	WLS W	BF 34	H 9	R 2	ER 2	SO 4	BB 0	IBB 0	HBP 0	BLK 0	WP 0	HR 0	S 82	P 120	ERA 2.00	WHIP 1.000

BOTTOM

Los Angeles Dodgers @ St. Louis Cardinals
Sportsman's Park, St. Louis, MO

Mon Jul 23 1962, 8:05 PM EDT
Att. 22,400 - Unknown

AB	34
R	2
H	9
RBI	2
BB	0
SO	4
LOB	11



Batter	1	2	3	4	5	6	7	8	9	AB R H RBI BB SO LOB	TOP	
Maury Wills, S OBP: 0.331, SLG: 0.378 (1, 6) C X	0-1 6-3		2-1 E 1B 1B		2-1 F6		X 0-0 1B 3B		2-2 HR	5 3 3 1 0 0 0	Los Angeles Dodgers @ St. Louis Cardinals Sportsman's Park, St. Louis, MO Wed Jul 25 1962, 8:05 PM EDT Att: 24,942 - Unknown livebaseballscorecards.com	
Jim Gilliam, S OBP: 0.376, SLG: 0.365 (1, 5) B C X (6, 4) X	1-1 3-1		2-1 E4 1B 1B		0-1 F8		B C X 1-1 1B SF8 1B		4-2 BB	4 2 2 1 1 0 0		
Willie Davis, L OBP: 0.346, SLG: 0.495 (1, 8) F X	0-1 1B		X 0-0 2-H 3-H 1B		2-2 6-3		X 0-0 1-3 1B		1-3 K	5 0 3 2 0 1 1		
Tommy Davis, R OBP: 0.377, SLG: 0.532 (1, 7) X	0-0 F5		C B B S F X 2-2 6-3		X 0-0 F3		X 0-0 SF8		0-2 G4-6-3 1B	4 0 1 1 0 0 1		
Ron Fairly, L OBP: 0.405, SLG: 0.487 (1, 3) F X		0-1 1B 1B	X 0-0 6-3		X 0-0 FC5-4 1B		C B F X 2-2 3-1		X 0-0 G4-6-3 1-2f	5 0 2 0 0 0 3		
Frank Howard, R OBP: 0.366, SLG: 0.584 (1, 9) X		0-0 F3	C X 0-1 3B		S X 0-1 FC5-4 HBP		X 0-0 L9 SH1-4 1B			4 0 2 0 0 0 2		
John Roseboro, L OBP: 0.361, SLG: 0.413 (1, 2) F X		0-1 1-2 1B	X 0-0 F9		C H 1-1 1-2 HBP		X 0-0 SH1-4			2 0 1 0 0 0 1		
Larry Burright, R OBP: 0.264, SLG: 0.343 Duke Snider, L OBP: 0.437, SLG: 0.519 Daryl Spencer, R OBP: 0.385, SLG: 0.372 (6, 5) B C X S F C B B S F		1-3 K	F S 1-3 K		X 0-0 6-3		B B C X 2-1 L9			2 0 0 0 0 2 3 1 0 0 0 0 0 2 1 0 0 0 0 0 1		
Don Drysdale, R OBP: 0.257, SLG: 0.282 Ron Perranoski, L Ed Roebuck, R OBP: 0.313, SLG: 0.313 (8, 1) B B X (8, 1) X		2-0 5-3	B B X 2-2 5-3		B B F X 2-2 5-3		B B F X 2-1 L4		2-0 F9	4 0 0 0 0 0 4 0 0 0 0 0 0 0 0 0 0 0 0 0 0		
Inning Stats	R: 0 H: 1 E: 0 LOB: 1 K: 0 BB: 0 S: 7 P: 8	R: 0 H: 2 E: 0 LOB: 2 K: 1 BB: 0 S: 9 P: 12	R: 2 H: 3 E: 1 LOB: 0 K: 0 BB: 0 S: 10 P: 16	R: 0 H: 1 E: 0 LOB: 1 K: 1 BB: 0 S: 9 P: 12	R: 0 H: 0 E: 0 LOB: 0 K: 0 BB: 0 S: 7 P: 11	R: 0 H: 1 E: 0 LOB: 2 K: 0 BB: 0 S: 6 P: 7	R: 2 H: 3 E: 0 LOB: 1 K: 0 BB: 0 S: 10 P: 15	R: 0 H: 1 E: 0 LOB: 1 K: 0 BB: 0 S: 5 P: 9	R: 1 H: 2 E: 0 LOB: 1 K: 1 BB: 1 S: 13 P: 20	1B: 11 SF: 1 2B: 0 SAC: 1 3B: 2 DP: 1 HR: 1 HBP: 1		WP: 0 PA: 41 PB: 0 SB: 0 CS: 0
PITCHER Ray Washburn, R ERA: 4.15 Lindy McDaniel, R ERA: 2.82 Don Ferrarese, L ERA: 3.21 (1, 1) (7, 1) (8, 1)	IP WLS BF H R ER SO BB IBB HBP BLK WP HR S P ERA WHIP											PITCHER IP WLS BF H R ER SO BB IBB HBP BLK WP HR S P ERA WHIP
	6.1 L 30 11 4 4 2 0 0 1 0 0 0 0 54 75 5.68 1.737											
	0.2 2 0 0 0 0 0 0 0 0 0 0 0 4 6 0.00 0.000											
	2.0 9 3 1 1 1 1 0 0 0 0 0 1 18 29 4.50 2.000											

AB	37
R	5
H	14
RBI	5
BB	1
SO	3
LOB	18



Batter	1	2	3	4	5	6	7	8	9	AB	R	H	RBI	BB	SO	LOB
Curt Flood, R OBP: 0.336, SLG: 0.416 (1, 8)	0-0 G3 1B		0-0 1B		2-2 FC5 2-3f		3-2 F8		2-2 1B	5	0	2	0	0	0	3
Julian Javier, R OBP: 0.316, SLG: 0.343 (1, 4)	0-3 K		0-3 K			0-1 F5		2-1 BB BB 1B	1-3 K	5	0	1	0	0	3	2
Bill White, L OBP: 0.359, SLG: 0.472 (1, 7)	2-0 2B			2-2 F4		2-0 HR 1B		0-1 F5		4	1	2	0	0	0	1
Stan Musial, L OBP: 0.423, SLG: 0.551 Bobby Gene Smith, R OBP: 0.270, SLG: 0.287 Gene Oliver, R OBP: 0.359, SLG: 0.408 (1, 9) (8, PR) (9, 2)	0-0 F3			3-1 F3		0-0 HR		4-1 BB BB	1-2 BB	3	1	1	2	1	0	1
Ken Boyer, R OBP: 0.392, SLG: 0.507 (1, 5)		1-3 K		2-2 4-3		0-0 6-3		4-2 BB	1-2 2-3 BB	3	0	0	0	1	1	0
Fred Whitfield, L OBP: 0.309, SLG: 0.516 (1, 3)		2-2 F6			0-1 F6		2-0 F6		0-1 P4	4	0	0	0	0	0	3
Carl Sawatski, L OBP: 0.384, SLG: 0.482 Minnie Minoso, R OBP: 0.240, SLG: 0.243 Jimmie Schaffer, R OBP: 0.279, SLG: 0.231 Charlie James, R OBP: 0.318, SLG: 0.414 (1, 2) (7, PR) (8, 2) (8, PH) (9, 9)		1-0 F2			0-1 6-3		1-0 1B		1-3 K	3	0	1	0	0	0	0
Julio Gotay, R OBP: 0.328, SLG: 0.315 (1, 6)		0-3 K		0-0 FC5 1B 1B		0-0 F5 1B		3-3 K		4	0	1	0	0	2	1
Ray Washburn, R OBP: 0.263, SLG: 0.278 Lindy McDaniel, R Red Schoendienst, S OBP: 0.387, SLG: 0.440 Don Ferrarese, R OBP: 0.500, SLG: 1.250 Dal Maxvill, R OBP: 0.217, SLG: 0.205 (1, 1) (7, 1) (7, PH) (8, 1) (9, PH)		0-3 K		2-2 1B		1-3 K		1-1 5-3		2	0	1	0	0	1	0

Inning Stats	R: 0	H: 1	E: 0	K: 1	S: 6	LOB: 1	BB: 0	P: 8	R: 0	H: 0	E: 0	K: 1	S: 7	LOB: 0	BB: 0	P: 11	R: 0	H: 1	E: 0	K: 3	S: 10	LOB: 1	BB: 0	P: 10	R: 0	H: 0	E: 0	K: 0	S: 8	LOB: 0	BB: 0	P: 15	R: 0	H: 2	E: 0	K: 0	S: 13	LOB: 2	BB: 0	P: 17	R: 2	H: 2	E: 0	K: 0	S: 6	LOB: 0	BB: 0	P: 10	R: 0	H: 1	E: 0	K: 1	S: 9	LOB: 1	BB: 0	P: 14	R: 0	H: 1	E: 0	K: 1	S: 13	LOB: 3	BB: 2	P: 24	R: 0	H: 1	E: 0	K: 2	S: 14	LOB: 1	BB: 0	P: 21	1B: 7	2B: 1	3B: 0	HR: 1	SF: 0	SAC: 0	DP: 0	HBP: 0	WP: 0	PB: 0	SB: 0	CS: 0	PA: 38
--------------	------	------	------	------	------	--------	-------	------	------	------	------	------	------	--------	-------	-------	------	------	------	------	-------	--------	-------	-------	------	------	------	------	------	--------	-------	-------	------	------	------	------	-------	--------	-------	-------	------	------	------	------	------	--------	-------	-------	------	------	------	------	------	--------	-------	-------	------	------	------	------	-------	--------	-------	-------	------	------	------	------	-------	--------	-------	-------	-------	-------	-------	-------	-------	--------	-------	--------	-------	-------	-------	-------	--------

PITCHER	IP	WLS	BF	H	R	ER	SO	BB	IBB	HBP	BLK	WP	HR	S	P	ERA	WHIP
Don Drysdale, R ERA: 2.89 (1, 1)	7.0	W	29	8	2	2	6	0	0	0	0	0	1	61	89	2.57	1.143
Ron Perranoski, L ERA: 2.15 (8, 1)	0.2		4	0	0	0	0	2	0	0	0	0	0	8	16	0.00	3.000
Ed Roebuck, R ERA: 3.43 (8, 1)	1.1	S	5	1	0	0	3	0	0	0	0	0	0	17	25	0.00	0.750

BOTTOM

Los Angeles Dodgers @ St. Louis Cardinals
Sportsman's Park, St. Louis, MO
Wed Jul 25 1962, 8:05 PM EDT
Att. 24,942 - Unknown

livebaseballscorecards.com

AB	36
R	2
H	9
RBI	2
BB	2
SO	9
LOB	15



Batter	1	2	3	4	5	6	7	8	9	AB	R	H	RBI	BB	SO	LOB	TOP					
Chuck Hiller, L (1, 4) <small>OBP: 0.334, SLG: 0.325</small>	2-2 	3-2 F9		0-1 G3		0-0 G3		0-0 1-3		5	1	1	0	0	0	3						
Jim Davenport, R (1, 5) <small>OBP: 0.371, SLG: 0.497</small>	1-2 F8	0-2 FC4-6			4-2 FC6-4 1B		1-3 K		0-2 G6-4-3 1B	4	1	1	0	1	1	2						
Willie Mays, R (1, 8) <small>OBP: 0.381, SLG: 0.616</small>	2-1 L8		1-0 F7		0-1 FC6-4 1B		0-0 E5 1B		0-1 G6-4-3	5	0	1	0	0	0	2						
Willie McCovey, L (1, 7) Harvey Kuenn, R (6, 7) <small>OBP: 0.363, SLG: 0.585</small> <small>OBP: 0.379, SLG: 0.421</small>	1-1 1B E 2B		2-2 F9		2-2 FC6-4 1B		1-2 FC6-4 1B		4-2 1B BB	3	1	1	1	0	0	2						
Orlando Cepeda, R (1, 3) <small>OBP: 0.349, SLG: 0.511</small>	0-1 E 2B 1B		2-0 F9		2-0 WP 1B		0-1 F2		1-1 2B 1B	5	0	3	1	0	0	2						
Felipe Alou, R (1, 9) <small>OBP: 0.361, SLG: 0.526</small>	2-1 E5			2-1 F2		3-3 K		0-0 FC6-4		0-1 1-3 2B						4						
Tom Haller, L (1, 2) Bob Nieman, R (9, PH) <small>OBP: 0.411, SLG: 0.514</small> <small>OBP: 0.292, SLG: 0.364</small>	1-3 K			2-1 G3		4-2 FC5-4 BB		1-2 HR		0-0 5-3	3	1	1	1	1	2						
Jose Pagan, R (1, 6) <small>OBP: 0.316, SLG: 0.337</small>		0-0 L7		4-2 2B BB		2-2 FC5-4		1-1 1-3		3	1	0	0	1	0	1						
Jack Sanford, R (1, 1) Bobby Bolin, R (4, 1) Jim Duffalo, R (5, 1) Matty Alou, L (6, PH) Bob Garibaldi, L (6, 1) Manny Mota, R (8, PH) Stu Miller, R (8, 1) <small>OBP: 0.226, SLG: 0.241</small> <small>OBP: 0.250, SLG: 0.263</small> <small>OBP: 0.323, SLG: 0.311</small> <small>OBP: 0.293, SLG: 0.189</small> <small>OBP: 0.214, SLG: 0.154</small>		1-2 FC4-6 1B		0-0 1-H 2B		0-2 F6		1-0 5-3		2	0	2	1	0	0	0						
Inning Stats	R: 2 E: 1 K: 1 S: 19	H: 3 LOB: 2 BB: 0 P: 28	R: 0 E: 0 K: 0 S: 10	H: 1 LOB: 1 BB: 0 P: 14	R: 0 E: 0 K: 0 S: 6	H: 0 LOB: 0 BB: 0 P: 11	R: 1 E: 0 K: 0 S: 11	H: 1 LOB: 1 BB: 1 P: 19	R: 1 E: 0 K: 1 S: 16	H: 2 LOB: 1 BB: 1 P: 27	R: 0 E: 0 K: 0 S: 12	H: 0 LOB: 1 BB: 1 P: 18	R: 0 E: 1 K: 1 S: 10	H: 1 LOB: 2 BB: 0 P: 12	R: 1 E: 0 K: 0 S: 7	H: 1 LOB: 0 BB: 0 P: 10	R: 1 E: 0 K: 0 S: 12	H: 3 LOB: 2 BB: 1 P: 17	1B: 7 2B: 4 3B: 0 HR: 1	SF: 0 SAC: 0 DP: 1 HBP: 0	WP: 1 PB: 0 SB: 0 CS: 0	PA: 43
PITCHER Stan Williams, R (1, 1) <small>ERA: 4.8</small> Ed Roebuck, R (5, 1) <small>ERA: 3.49</small> Ron Perranoski, L (9, 1) <small>ERA: 2.14</small>	IP WLS BF H R ER SO BB IBB HBP BLK WP HR S P ERA WHIP	IP WLS BF H R ER SO BB IBB HBP BLK WP HR S P ERA WHIP																				

San Francisco Giants @ Los Angeles Dodgers
 Dodger Stadium, Los Angeles, CA
 Sat Jul 28 1962, 3:33 AM PDT
 Att: 49,228 - Unknown

AB	39
R	6
H	12
RBI	5
BB	4
SO	3
LOB	21



Batter	1	2	3	4	5	6	7	8	9	AB	R	H	RBI	BB	SO	LOB
Maury Wills, S OBP: 0.326, SLG: 0.373 (1, 6)	0-1 1-3		2-3 K	0-2 L7	3-2 4-3		0-3 K			5	0	0	0	0	2	6
Jim Gilliam, S OBP: 0.378, SLG: 0.366 (1, 5) (5, 4)	1-2 FC5-4 1B			3-2 L7	3-2 F8	2-3 K	0-1 1B			5	0	2	0	0	1	0
Willie Davis, L OBP: 0.346, SLG: 0.493 (1, 8)	0-0 FC5-4 FC6 1-2f			0-1 1B 2B	1-3 K	0-2 6-3 1B	1-2 6-3			5	2	2	0	0	1	3
Tommy Davis, R OBP: 0.380, SLG: 0.538 (1, 7)	0-1 FC6 1-2f			1-1 1B 1B 2-H	1-0 HR	3-2 6-3 1B		0-0 CS 1B		5	2	3	2	0	0	2
Ron Fairly, L OBP: 0.406, SLG: 0.484 (1, 3)		0-0 1-4-3		1-0 1B 1B 1-3	3-1 HR 1B	4-0 1B BB		1-0 F5		4	2	2	0	1	0	1
Frank Howard, R OBP: 0.370, SLG: 0.605 (1, 9)		0-0 6-3		3-2 1B 1B 1-2 3-H	0-1 HR	1-2 1B 3-H		2-2 F8 1-2		5	1	3	4	0	0	1
John Roseboro, L OBP: 0.359, SLG: 0.407 (1, 2)		2-2 F9		0-2 1B 1B 1-2 2-H	4-0 S 1B BB	0-0 F7				3	1	1	1	1	0	2
Larry Burreight, R OBP: 0.264, SLG: 0.341 Wally Moon, L OBP: 0.365, SLG: 0.368 Daryl Spencer, R OBP: 0.394, SLG: 0.377 (1, 4) (4, PH) (5, 5)			1-0 4-3	2-3 K	4-0 1B 1BB		2-0 FC1-6 1B			1	0	0	0	0	0	0
Stan Williams, R OBP: 0.150, SLG: 0.263 Ed Roebuck, R OBP: 0.333, SLG: 0.333 Ron Perranoski, L (9, 1)			1-3 K	3-2 1B	2-2 1B		0-0 FC1-6 1B			2	0	1	0	0	1	0
				1-2 2-3 1B	1-2 2-H 1B					2	0	1	1	0	0	1
										0	0	0	0	0	0	0

Inning Stats	R: 0	H: 1	E: 0	K: 0	S: 8	H: 0	LOB: 1	BB: 0	P: 9	R: 0	H: 0	E: 0	K: 0	S: 5	R: 0	H: 0	E: 0	K: 2	S: 7	R: 3	H: 6	E: 0	K: 1	S: 25	R: 4	H: 4	E: 0	K: 1	S: 20	R: 1	H: 2	E: 0	K: 1	S: 16	R: 0	H: 2	E: 0	K: 1	S: 10	R: 0	H: 1	E: 0	K: 0	S: 5
--------------	------	------	------	------	------	------	--------	-------	------	------	------	------	------	------	------	------	------	------	------	------	------	------	------	-------	------	------	------	------	-------	------	------	------	------	-------	------	------	------	------	-------	------	------	------	------	------

PITCHER																PITCHER																																								
IP	WLS	BF	H	R	ER	SO	BB	IBB	HBP	BLK	WP	HR	S	P	ERA	WHIP	IP	WLS	BF	H	R	ER	SO	BB	IBB	HBP	BLK	WP	HR	S	P	ERA	WHIP																							
Jack Sanford, R ERA: 3.53	(1, 1)	3.1		16	6	3	3	2	0	0	0	0	0	34	49	8.10	1.800																																							
Bobby Bolin, R ERA: 3.5	(4, 1)	1.1	L	10	4	4	4	2	1	1	0	0	0	24	45	27.00	3.750																																							
Jim Duffalo, R ERA: 3.56	(5, 1)	0.1		2	1	0	0	0	0	0	0	0	0	7	12	0.00	3.000																																							
Bob Garibaldi, R ERA: 4.15	(6, 1)	2.0		11	4	1	1	2	1	0	0	0	0	26	39	4.50	2.500																																							
Stu Miller, R ERA: 3.25	(8, 1)	1.0		3	1	0	0	0	0	0	0	0	0	5	8	0.00	1.000																																							

BOTTOM

San Francisco Giants @ Los Angeles Dodgers
Dodger Stadium, Los Angeles, CA
 Sat Jul 28 1962, 3:33 AM PDT
 Att. 49,228 - Unknown

AB	39
R	8
H	16
RBI	8
BB	3
SO	6
LOB	18

livebaseballscorecards.com



WP: 0	PA: 42
PB: 0	
SB: 2	
CS: 1	

Batter	1	2	3	4	5	6	7	8	9	AB R H RBI BB SO LOB	TOP											
Harvey Kuenn, R (1, 7) OBP: 0.374, SLG: 0.415	2-0 4-3		2-2 F8			2-1 F8		1-2 F3		4 0 0 0 0 0 0												
Chuck Hiller, L (1, 4) OBP: 0.333, SLG: 0.324	2-2 F5			0-0 G6-4-3 1B		0-0 F8			0-0 F8	4 0 1 0 0 0 0												
Willie Mays, R (1, 8) OBP: 0.380, SLG: 0.619	2-2 1-3		1-1 G6-4-3 1-2f				1-1 HR		2-1 E4	4 1 1 1 0 0 1												
Orlando Cepeda, R (1, 3) OBP: 0.352, SLG: 0.513		0-2 1B		3-2 1B			0-2 1B 1B		1-2 6-3	4 0 3 0 0 0 1												
Tom Haller, L (1, 2) OBP: 0.402, SLG: 0.500		1-2 F8		3-3 K			2-2 F4		1-1 3-1	4 0 0 0 0 1 4												
Felipe Alou, R (1, 9) OBP: 0.359, SLG: 0.524		0-3 K			1-3 K		0-1 G6-3 1B			2 0 0 0 0 2 1												
Mike McCormick, L (5, 1) OBP: 0.200, SLG: 0.261										0 0 0 0 0 0 0												
Ed Bailey, L (7, PH) OBP: 0.345, SLG: 0.497										1 0 1 0 0 0 0												
Stu Miller, R (7, 1) OBP: 0.214, SLG: 0.154										0 0 0 0 0 0 0												
Jim Davenport, R (1, 5) OBP: 0.368, SLG: 0.493		3-3 K			2-1 F8		2-1 G6-3 1-2f			3 0 0 0 0 1 3												
Jose Pagan, R (1, 6) OBP: 0.313, SLG: 0.334			0-0 F8		0-0 F8			0-3 K		3 0 0 0 0 1 0												
Billy O'Dell, S (1, 1) OBP: 0.241, SLG: 0.154			1-2 F8			0-1 4-3		0-2 6-3		0 0 0 0 0 0 0												
Don Larsen, R (1, 1) OBP: 0.227, SLG: 0.318										0 0 0 0 0 0 0												
Billy Pierce, L (2, 1) OBP: 0.370, SLG: 0.292										1 0 0 0 0 0 0												
Matty Alou, L (5, 9) OBP: 0.317, SLG: 0.304										2 0 0 0 0 0 0												
Inning Stats	R: 0 E: 0 K: 0 S: 7	H: 0 LOB: 0 BB: 0 P: 13	R: 0 E: 0 K: 2 S: 14	H: 1 LOB: 1 BB: 0 P: 18	R: 0 E: 0 K: 0 S: 8	H: 0 LOB: 0 BB: 0 P: 11	R: 0 E: 0 K: 1 S: 12	H: 2 LOB: 1 BB: 0 P: 19	R: 0 E: 0 K: 1 S: 6	H: 0 LOB: 0 BB: 0 P: 9	R: 0 E: 0 K: 0 S: 5	H: 0 LOB: 0 BB: 0 P: 7	R: 1 E: 0 K: 0 S: 12	H: 3 LOB: 1 BB: 0 P: 17	R: 0 E: 0 K: 1 S: 11	H: 0 LOB: 0 BB: 0 P: 12	R: 0 E: 1 K: 0 S: 8	H: 0 LOB: 1 BB: 0 P: 12	1B: 5 2B: 0 3B: 0 HR: 1	SF: 0 SAC: 0 DP: 2 HBP: 0	WP: 0 PB: 0 SB: 0 CS: 0	PA: 32
PITCHER Don Drysdale, R (1, 1) ERA: 2.8	IP: 9.0 WLS: W BF: 32 H: 6 R: 1 ER: 1 SO: 5 BB: 0 IBB: 0 HBP: 0 BLK: 0 WP: 0 HR: 1 S: 83 P: 118 ERA: 1.00 WHIP: 0.667											PITCHER	IP: 9.0 WLS: W BF: 32 H: 6 R: 1 ER: 1 SO: 5 BB: 0 IBB: 0 HBP: 0 BLK: 0 WP: 0 HR: 1 S: 83 P: 118 ERA: 1.00 WHIP: 0.667									

San Francisco Giants @ Los Angeles Dodgers
 Dodger Stadium, Los Angeles, CA
 Sun Jul 29 1962, 3:33 AM PDT
 Att: 53,792 - Unknown

AB	32
R	1
H	6
RBI	1
BB	0
SO	5
LOB	10



Batter	1	2	3	4	5	6	7	8	9
Maury Wills, S OBP: 0.329, SLG: 0.375 (1, 6)									
Jim Gilliam, S OBP: 0.380, SLG: 0.370 (1, 4)									
Willie Davis, L OBP: 0.347, SLG: 0.491 (1, 8)									
Tommy Davis, R OBP: 0.383, SLG: 0.541 (1, 7)									
Frank Howard, R OBP: 0.377, SLG: 0.619 (1, 9)									
Ron Fairly, L OBP: 0.403, SLG: 0.479 (1, 3)									
John Roseboro, L OBP: 0.363, SLG: 0.406 (1, 2)									
Daryl Spencer, R OBP: 0.390, SLG: 0.381 (1, 5)									
Don Drysdale, R OBP: 0.256, SLG: 0.280 (1, 1)									

AB	R	H	RBI	BB	SO	LOB
5	2	3	0	0	1	0
4	1	2	0	1	0	3
2	2	0	1	2	0	2
5	1	3	1	0	0	2
5	2	4	5	0	0	1
5	1	1	0	0	0	3
3	1	1	1	2	0	3
4	1	1	2	0	1	2
4	0	1	1	0	3	1

AB	R	H	RBI	BB	SO	LOB
37	11	16	11	5	5	17

Inning	1	2	3	4	5	6	7	8	9
R	6	1	0	0	0	0	1	3	0
E	0	0	0	0	0	0	0	0	0
K	0	0	3	0	0	0	0	1	0
S	27	6	9	6	9	8	7	19	0
H	7	1	0	2	0	1	1	4	0
LOB	2	1	0	1	1	0	0	2	0
BB	1	1	0	0	1	0	1	1	0
P	44	14	13	11	16	12	14	28	0

WP	HR	S	P	ERA	WHIP
1	1	26	42	18.00	3.500

PITCHER	IP	WLS	BF	H	R	ER	SO	BB	IBB	HBP	BLK	WP	HR	S	P	ERA	WHIP
Billy O'Dell, L ERA: 3.62 (1, 1)	0.2	L	8	5	6	6	0	1	0	0	0	0	0	18	32	81.00	9.000
Don Larsen, R ERA: 4.97 (1, 1)	0.2		6	3	1	1	0	1	0	0	0	0	0	12	23	13.50	6.000
Billy Pierce, L ERA: 3.97 (2, 1)	2.2		9	2	0	0	3	0	0	0	0	0	0	18	27	0.00	0.750
Mike McCormick, L ERA: 4.84 (5, 1)	2.0		8	1	0	0	1	1	0	0	0	0	0	17	28	0.00	1.000
Stu Miller, R ERA: 3.65 (7, 1)	2.0		12	5	4	4	1	2	0	0	0	1	1	26	42	18.00	3.500

San Francisco Giants @ Los Angeles Dodgers
Dodger Stadium, Los Angeles, CA
 Sun Jul 29 1962, 3:33 AM PDT
 Att. 53,792 - Unknown

livebaseballscores.com



Batter	1	2	3	4	5	6	7	8	9	AB R H RBI BB SO LOB	TOP
Bill Virdon, L (1, 8) OBP: 0.294, SLG: 0.378	1-2 F8	1-1 1B	1-0 E 1B			1-3 K		3-2 L9		5 1 2 2 0 1 0	
Dick Groat, R (1, 6) OBP: 0.346, SLG: 0.351	0-0 1B BB	1-1 F9	0-0 E8 1B			1-0 1B 6-3		0-1 F8		5 2 3 1 0 0 1	
Bob Skinner, L (1, 7) OBP: 0.409, SLG: 0.529	1-0 L7		1-0 K			0-2 6-3 1B			1-3 K	5 0 2 0 0 2 2	
Dick Stuart, R (1, 3) OBP: 0.290, SLG: 0.404	4-1 1B 1B BB		1-0 FC5-4 E 1B	2-1 F9		1-1 6-3		3-3 K		4 1 0 1 1 1 2	
Roberto Clemente, R (1, 9) OBP: 0.367, SLG: 0.484	2-0 PO 1B		0-1 E 1B	1-3 K		1-2 F9		4-1 1B BB		4 1 2 1 0 1 1	
Jim Marshall, L (9, PH) OBP: 0.315, SLG: 0.460	1-2 2-H		1-2 E 1B							0 0 0 0 1 0 0	
Howie Goss, R (9, 9) OBP: 0.329, SLG: 0.373										0 0 0 0 0 0 0	
Smoky Burgess, L (1, 2) OBP: 0.403, SLG: 0.536	2-0 1-2 2-3 1B		1-0 F8	1-0 4-3			1-1 G5-4-3 1B		0-1 1-2 1B	5 0 3 0 0 0 2	
Don Hoak, R (1, 5) OBP: 0.312, SLG: 0.363	1-1 PO	1-0 F8	1-1 E8 1B 1B		2-3 K		0-0 G5-4-3		3-3 K	5 1 1 2 0 2 3	
Bill Mazerowski, R (1, 4) OBP: 0.288, SLG: 0.418			0-0 HR		1-1 6-3		1-0 5-3			3 2 1 1 1 0 0	
Bob Friend, R (1, 1) OBP: 0.119, SLG: 0.136		2-1 5-3	3-2 E4 1B		0-0 4-3			0-3 K		4 1 0 0 0 1 2	
Inning Stats	R: 1 H: 3 E: 0 LOB: 2 K: 0 BB: 1 S: 9 P: 20	R: 1 H: 2 E: 0 LOB: 1 K: 0 BB: 0 P: 13	R: 6 H: 5 E: 3 LOB: 1 K: 1 BB: 1 S: 15 P: 28	R: 0 H: 0 E: 0 LOB: 0 K: 1 BB: 0 P: 10	R: 0 H: 0 E: 0 LOB: 0 K: 1 BB: 0 S: 11 P: 14	R: 1 H: 2 E: 0 LOB: 1 K: 1 BB: 0 S: 12 P: 16	R: 0 H: 1 E: 0 LOB: 0 K: 0 BB: 0 S: 4 P: 6	R: 0 H: 0 E: 0 LOB: 0 K: 1 BB: 0 S: 10 P: 13	R: 0 H: 1 E: 0 LOB: 2 K: 3 BB: 1 S: 13 P: 24	1B: 13 SF: 0 2B: 0 SAC: 0 3B: 0 DP: 1 HR: 1 HBP: 0	WP: 0 PA: 44 PB: 0 SB: 0 CS: 0
PITCHER	IP WLS BF H R ER SO BB IBB HBP BLK WP HR S P ERA WHIP										
Stan Williams, R (1, 1) ERA: 4.89	1.2 L 10 5 2 2 0 1 0 0 0 0 0 1 15 30 10.80 3.600										
Ed Roebuck, R (2, 1) ERA: 3.69	1.0 10 5 6 2 0 0 0 1 0 0 0 0 14 27 18.00 5.000										
Ron Perranoski, L (3, 1) ERA: 2.17	3.1 12 2 1 1 4 0 0 0 0 0 0 0 32 44 2.70 0.600										
Phil Ortega, R (7, 1) ERA: 6.75	2.0 6 1 0 0 1 0 0 0 0 0 0 0 14 19 0.00 0.500										
Larry Sherry, R (9, 1) ERA: 2.8	1.0 5 1 0 0 3 1 0 0 0 0 0 0 13 24 0.00 2.000										

Pittsburgh Pirates @ Los Angeles Dodgers
Dodger Stadium, Los Angeles, CA
Wed Aug 01 1962, 7:05 PM PDT
Att: 42,068 - Unknown

AB	40
R	9
H	14
RBI	8
BB	3
SO	8
LOB	13



Batter	1	2	3	4	5	6	7	8	9	AB R H RBI BB SO LOB	TOP													
Bill Virdon, L (1, 8) OBP: 0.291, SLG: 0.375	0-0 F9	2-1 F9			1-2 F8			1-2 F8		4 0 0 0 0 0 2	Pittsburgh Pirates @ Los Angeles Dodgers Dodger Stadium, Los Angeles, CA Thu Aug 02 1962, 7:05 PM PDT Att: 40,722 - Unknown													
Dick Groat, R (1, 6) OBP: 0.347, SLG: 0.355	1-1 2B		1-0 4-3		3-2 L4-3			3-2 1B		4 0 2 0 0 0 1														
Howie Goss, R (1, 9) OBP: 0.325, SLG: 0.366	2-3 K		1-0 F3		0-0 1B			1-3 K		4 0 1 0 0 2 2														
Dick Stuart, R (1, 3) OBP: 0.286, SLG: 0.399	2-1 6-3		0-0 L8		0-3 K			0-3 K		4 0 0 0 0 2 3														
Bob Skinner, L (1, 7) OBP: 0.407, SLG: 0.525		0-1 F2		2-0 F6		0-0 1B		0-3 K		4 0 1 0 0 1 0														
Don Hoak, R (1, 5) OBP: 0.312, SLG: 0.361		3-2 E7 HR 1B		0-0 4-3		0-0 G4-6-3 1B		0-1 5-3		4 1 1 0 0 0 2														
Smoky Burgess, L (1, 2) OBP: 0.408, SLG: 0.564 Donn Clendenon, R (9, PR) OBP: 0.329, SLG: 0.388		2-1 HR		1-0 HR		0-0 1-3		1-0 1B		4 2 3 3 0 0 0 0 0 0 0 0 0 0														
Bill Mazeroski, R (1, 4) OBP: 0.288, SLG: 0.416		0-2 SH2-3 1B		1-0 6-3		0-1 5-3		0-2 F8		4 0 1 0 0 0 1														
Vern Law, R (1, 1) OBP: 0.278, SLG: 0.424 Joe Gibbon, R (6, 1) OBP: 0.182, SLG: 0.182 Roy Face, R (7, 1)		0-1 SH2-3		1-2 L4-3 1B		3-3 K				1 0 1 0 0 0 0 1 0 0 0 0 1 0 0 0 0 0 0 0 0														
Inning Stats	R: 0 E: 0 K: 1 S: 8	H: 1 LOB: 1 BB: 0 P: 13	R: 2 E: 1 K: 0 S: 14	H: 3 LOB: 1 BB: 0 P: 21	R: 0 E: 0 K: 0 S: 3	H: 0 LOB: 0 BB: 0 P: 5	R: 1 E: 0 K: 0 S: 4	H: 1 LOB: 0 BB: 0 P: 8	R: 0 E: 0 K: 0 S: 10	H: 1 LOB: 0 BB: 0 P: 15	R: 0 E: 0 K: 1 S: 6	H: 2 LOB: 1 BB: 0 P: 6	R: 0 E: 0 K: 1 S: 6	H: 0 LOB: 0 BB: 0 P: 9	R: 0 E: 0 K: 2 S: 12	H: 1 LOB: 1 BB: 0 P: 17	R: 0 E: 0 K: 1 S: 10	H: 1 LOB: 1 BB: 0 P: 11	1B: 7 2B: 2 3B: 0 HR: 2	SF: 0 SAC: 1 DP: 2 HBP: 0	WP: 0 PB: 0 SB: 0 CS: 0	PA: 35		
PITCHER Johnny Podres, L (1, 1) ERA: 4.0 Larry Sherry, R (8, 1) ERA: 2.71	IP: 7.0 WLS: W BF: 27 H: 8 R: 3 ER: 3 SO: 3 BB: 0 IBB: 0 HBP: 0 BLK: 0 WP: 0 HR: 2 S: 51 P: 77 ERA: 3.86 WHIP: 1.143	IP: 2.0 WLS: S BF: 8 H: 2 R: 0 ER: 0 SO: 3 BB: 0 IBB: 0 HBP: 0 BLK: 0 WP: 0 HR: 0 S: 22 P: 28 ERA: 0.00 WHIP: 1.000											PITCHER IP: 7.0 WLS: W BF: 27 H: 8 R: 3 ER: 3 SO: 3 BB: 0 IBB: 0 HBP: 0 BLK: 0 WP: 0 HR: 2 S: 51 P: 77 ERA: 3.86 WHIP: 1.143	PITCHER IP: 2.0 WLS: S BF: 8 H: 2 R: 0 ER: 0 SO: 3 BB: 0 IBB: 0 HBP: 0 BLK: 0 WP: 0 HR: 0 S: 22 P: 28 ERA: 0.00 WHIP: 1.000										

AB	34
R	3
H	10
RBI	3
BB	0
SO	6
LOB	11



Batter	1	2	3	4	5	6	7	8	9
Maury Wills, S OBP: 0.327, SLG: 0.371 (1, 6)	0-2 4-3		0-2 4-3		0-0 F7		4-2 SH G1-2-3 BB	1-0 4-3	
Jim Gilliam, S OBP: 0.381, SLG: 0.371 (1, 4)	3-1 F8		0-0 1B			2-1 F5	0-0 SH G1-2-3 1B		
Willie Davis, L OBP: 0.347, SLG: 0.487 (1, 8)	0-0 E S 1B		1-1 F6			2-0 HR 1B	4-0 G1-2-3 1B IBB		
Tommy Davis, R OBP: 0.378, SLG: 0.540 (1, 7)	2-2 F3			2-3 K		1-0 HR	1-0 G1-2-3		
Ron Fairly, L OBP: 0.408, SLG: 0.480 (1, 3)		2-2 G3 1B		1-3 K		4-2 2B BB	4-0 1B IBB		
Frank Howard, R OBP: 0.375, SLG: 0.615 (1, 9)		2-3 K		2-3 K		0-0 FC6 2B	0-0 1B		
John Roseboro, L OBP: 0.368, SLG: 0.426 (1, 2)		0-0 G3			1-1 F9 2B	0-0 FC6	0-0 F8		
Daryl Spencer, R OBP: 0.374, SLG: 0.363 (1, 5)		3-2 F3			1-0 F9	0-1 1-3		1-0 F5	
Johnny Podres, L OBP: 0.179, SLG: 0.185 (1, 1)			0-0 F4		2-1 F8		3-2 SH 1B	0-3 K	
Lee Walls, R OBP: 0.288, SLG: 0.259 (7, PH)									
Larry Sherry, R OBP: 0.250, SLG: 0.182 (8, 1)									

AB	R	H	RBI	BB	SO	LOB
4	0	0	0	1	0	1
3	1	1	0	0	0	0
3	2	2	0	1	0	1
4	1	1	2	0	1	4
2	0	1	0	2	1	0
4	0	2	2	0	2	1
4	0	1	0	0	0	5
4	0	0	0	0	0	4
2	0	0	0	0	0	1
1	1	1	0	0	0	0
1	0	0	0	0	1	0

BOTTOM	
Pittsburgh Pirates @ Los Angeles Dodgers	Dodger Stadium, Los Angeles, CA
Thu Aug 02 1962, 7:05 PM PDT	Att. 40,722 - Unknown
AB	32
R	5
H	9
RBI	4
BB	4
SO	5
LOB	17
1B: 6	SF: 0
2B: 2	SAC: 1
3B: 0	DP: 1
HR: 1	HBP: 0
WP: 0	PA: 37
PB: 0	
SB: 2	
CS: 0	

Inning Stats		R: 0	H: 1	R: 0	H: 1	R: 0	H: 1	R: 0	H: 0	R: 0	H: 1	R: 2	H: 3	R: 3	H: 2	R: 0	H: 0	
Pitcher		E: 0	LOB: 1	E: 0	LOB: 1	E: 0	LOB: 1	E: 0	LOB: 0	E: 0	LOB: 1	E: 0	LOB: 2	E: 1	LOB: 2	E: 0	LOB: 0	
Pitcher		K: 0	BB: 0	K: 1	BB: 0	K: 3	BB: 0	K: 0	BB: 0	K: 0	BB: 0	K: 0	BB: 1	K: 0	BB: 3	K: 1	BB: 0	
Pitcher		S: 9	P: 14	S: 11	P: 18	S: 7	P: 8	S: 9	P: 14	S: 6	P: 10	S: 10	P: 19	S: 10	P: 26	S: 5	P: 7	
PITCHER		IP	WLS	BF	H	R	ER	SO	BB	IBB	HBP	BLK	WP	HR	S	P	ERA	WHIP
Vern Law, R ERA: 3.72 (1, 1)	5.1			22	6	2	2	4	0	0	0	0	0	1	46	73	3.38	1.125
Joe Gibbon, L ERA: 3.34 (6, 1)	0.2	L		6	2	2	2	0	2	0	0	0	0	0	12	23	27.00	6.000
Roy Face, R ERA: 1.39 (7, 1)	2.0			9	1	1	1	1	0	2	0	0	0	0	9	20	4.50	0.500



Batter	1	2	3	4	5	6	7	8	9	AB R H RBI BB SO LOB	TOP											
Don Landrum, L (1, 8) OBP: 0.418, SLG: 0.351	2-1 1B 1B		0-0 1B		4-2 1B BB		4-2 2B FC6-2 BB		0-2 6-3 1B G3	3 2 3 0 2 0 0												
Ken Hubbs, R (1, 4) OBP: 0.301, SLG: 0.367	2-3 K		0-0 F8		0-0 1B		0-0 1-3 2B		0-0 1-2 1B G3	5 0 3 0 0 1 2												
Ron Santo, R (1, 5) OBP: 0.309, SLG: 0.388	1-0 F3		3-1 F8		0-1 F9		0-1 FC6-2 FC4		0-0 6-3	5 0 0 0 0 0 8												
George Altman, L (1, 9) OBP: 0.400, SLG: 0.508	3-1 1B		0-0 4-1		3-2 F5		1-2 F7		1-1 G3	5 0 1 2 0 0 6												
14 Ernie Banks, R (1, 3) OBP: 0.302, SLG: 0.504	1-1 L7			0-0 F7		0-1 G3 4-3 2B		0-0 FC4	1-2 G3	5 1 1 0 0 0 4												
Billy Williams, L (1, 7) OBP: 0.378, SLG: 0.519		1-0 3B		2-1 G3		2-1 G3		2-3 K		4 0 1 0 0 1 1												
Andre Rodgers, R (1, 6) OBP: 0.351, SLG: 0.412		2-2 F2		4-2 FC5-4 BB		1-0 4-3		2-2 FC6-4 1B		3 0 1 1 1 0 1												
Dick Bertell, R (1, 2) OBP: 0.319, SLG: 0.362		0-3 K		0-0 FC5-4		3-H 2-1 E5 1B		0-3 2-1 K		4 0 1 0 0 2 3												
Glen Hobbie, R (1, 1) OBP: 0.146, SLG: 0.103		0-2 L7			1-2 5-3	1-0 G3		0-0 FC6-4		2 0 0 0 0 0 1												
Bob Will, L (6, PH) OBP: 0.333, SLG: 0.362										1 0 0 0 0 0 1												
Al Lary, R (6, 1)										0 0 0 0 0 0 0												
Jim McAnany, R (8, PH)										1 0 0 0 0 0 1												
Don Elston, R (8, 1)										0 0 0 0 0 0 0												
Inning Stats	R: 1 E: 1 K: 1 S: 11	H: 2 LOB: 1 BB: 0 P: 20	R: 0 E: 0 K: 1 S: 12	H: 1 LOB: 1 BB: 0 P: 15	R: 0 E: 0 K: 0 S: 5	H: 1 LOB: 1 BB: 1 P: 8	R: 0 E: 0 K: 0 S: 7	H: 0 LOB: 1 BB: 1 P: 13	R: 0 E: 0 K: 0 S: 11	H: 1 LOB: 2 BB: 1 P: 19	R: 1 E: 1 K: 0 S: 8	H: 2 LOB: 1 BB: 0 P: 14	R: 0 E: 0 K: 0 S: 12	H: 1 LOB: 2 BB: 1 P: 17	R: 0 E: 0 K: 2 S: 10	H: 1 LOB: 1 BB: 0 P: 14	R: 1 E: 0 K: 0 S: 10	H: 2 LOB: 1 BB: 0 P: 12	1B: 8 2B: 2 3B: 1 HR: 0	SF: 0 SAC: 0 DP: 0 HBP: 0	WP: 0 PB: 0 SB: 1 CS: 0	PA: 41
PITCHER	IP WLS BF H R ER SO BB IBB HBP BLK WP HR S P ERA WHIP																					
Stan Williams, R (1, 1) ERA: 4.72	6.0 W 29 8 2 1 2 3 0 0 0 0 0 0 60 99 1.50 1.833																					
Ron Perranoski, L (7, 1) ERA: 2.21	3.0 S 12 3 1 1 2 0 0 0 0 0 0 0 26 33 3.00 1.000																					

Chicago Cubs @ Los Angeles Dodgers
 Dodger Stadium, Los Angeles, CA
 Sat Aug 04 1962, 3:33 AM PDT
 Att: 21,586 - Unknown

livebaseballscorecards.com

AB	38
R	3
H	11
RBI	3
BB	3
SO	4
LOB	28



Batter	1	2	3	4	5	6	7	8	9	AB R H RBI BB SO LOB
Maury Wills, S OBP: 0.331, SLG: 0.375 (1, 6)	4-0 E S 1B BB		2-1 4-3		4-2 S HR BB		0-0 F4			2 2 0 0 2 0 0
Willie Davis, L OBP: 0.356, SLG: 0.500 (1, 8)	2-2 F5		0-1 S 1B		2-1 1-H HR		4-2 S BB			3 1 2 2 1 0 1
Tommy Davis, R OBP: 0.375, SLG: 0.533 (1, 7)	2-1 1-3		3-2 5-3		1-0 F5		1-1 F2			4 0 0 0 0 0 3
Ron Fairly, L OBP: 0.412, SLG: 0.483 (1, 3)	0-0 FC6-4 1B		2-1 4-3		1-1 6-3		4-0 BB			3 0 1 1 1 0 1
Frank Howard, R OBP: 0.369, SLG: 0.601 (1, 9)	0-0 FC6-4 1-2f			2-2 6-3	0-3 K		1-1 F4			4 0 0 0 0 1 3
John Roseboro, L OBP: 0.369, SLG: 0.436 (1, 2)		2-1 1B G6-4-3 1B		1-0 4-3		4-2 BB		1-2 HR		3 2 2 1 1 0 0
Daryl Spencer, R OBP: 0.381, SLG: 0.357 (1, 5)		1-0 G6-4-3 1B		4-2 BB BB		1-0 F9		3-1 F8		3 0 1 0 1 0 1
Larry Burchitt, R OBP: 0.262, SLG: 0.335 (1, 4)		1-1 G6-4-3 1-2f 3-H		4-2 1-2 BB		0-3 K		1-1 6-3		3 0 0 0 1 1 2
Stan Williams, R OBP: 0.140, SLG: 0.244 (1, 1)		0-0 F6		1-3 K		2-1 L9		0-0 6-3		3 0 0 0 0 1 3
Ron Perranoski, L (7, 1)										1 0 0 0 0 0 0

Inning Stats	R: 1	H: 1	R: 1	H: 2	R: 0	H: 1	R: 0	H: 0	R: 2	H: 1	R: 0	H: 0	R: 0	H: 0	R: 1	H: 1
	E: 0	LOB: 1	E: 0	LOB: 0	E: 0	LOB: 2	E: 0	LOB: 1	E: 0	LOB: 1	E: 0	LOB: 2	E: 0	LOB: 2	E: 0	LOB: 0
	K: 0	BB: 1	K: 0	BB: 0	K: 0	BB: 2	K: 1	BB: 0	K: 1	BB: 1	K: 0	BB: 2	K: 0	BB: 2	K: 0	BB: 0
	S: 7	P: 15	S: 6	P: 10	S: 9	P: 16	S: 13	P: 25	S: 11	P: 18	S: 8	P: 15	S: 9	P: 19	S: 8	P: 13

PITCHER	IP	WLS	BF	H	R	ER	SO	BB	IBB	HBP	BLK	WP	HR	S	P	ERA	WHIP
Glen Hobbie, R ERA: 5.23 (1, 1)	5.0	L	23	5	4	4	2	4	0	0	0	0	1	46	84	7.20	1.800
Al Lary, R ERA: 6.95 (6, 1)	2.0		9	0	0	0	1	3	0	0	0	0	0	17	34	0.00	1.500
Don Elston, R ERA: 2.79 (8, 1)	1.0		4	1	1	1	0	0	0	0	0	0	1	8	13	9.00	1.000

BOTTOM

Chicago Cubs @ Los Angeles Dodgers
 Dodger Stadium, Los Angeles, CA
 Sat Aug 04 1962, 3:33 AM PDT
 Att. 21,586 - Unknown

livebaseballscorecards.com

AB	29
R	5
H	6
RBI	4
BB	7
SO	3
LOB	14




1B:	4	SF:	0	WP:	0	PA:	36
2B:	0	SAC:	0	PB:	0		
3B:	0	DP:	1	SB:	4		
HR:	2	HBP:	0	CS:	0		

Batter	1	2	3	4	5	6	7	8	9	10	11	12	13	14	AB R H RBI BB SO LOB	TOP															
Don Landrum, L OBP: 0.400, SLG: 0.333 (1, 8)	G3	F8			F8		F7		F7			L6		L7	7 0 0 0 0 0 5	<p>Chicago Cubs @ Los Angeles Dodgers</p> <p>Dodger Stadium, Los Angeles, CA</p> <p>Sun Aug 05 1962, 3:33 AM PDT</p> <p>Unknown</p>															
Ken Hubbs, R OBP: 0.299, SLG: 0.364 (1, 4)	F7		5-3		F7			K				F8			6 0 1 0 0 1 0																
Billy Williams, L OBP: 0.374, SLG: 0.512 (1, 7)	F6		3-1		4-3			K				F9			6 0 0 0 0 2 1																
George Altman, L OBP: 0.401, SLG: 0.516 (1, 9)			4-3												6 2 3 1 0 1 1																
14 Ernie Banks, R OBP: 0.307, SLG: 0.518 (1, 3)															6 1 4 1 0 1 2																
Ron Santo, R OBP: 0.307, SLG: 0.385 (1, 5)															6 0 1 0 0 2 4																
Andre Rodgers, R OBP: 0.348, SLG: 0.407 (1, 6)															6 0 1 1 0 0 5																
Cuno Barragan, R OBP: 0.269, SLG: 0.220 (1, 2)															2 0 0 0 0 1 0 1																
Bob Will, L OBP: 0.341, SLG: 0.371 (9, PH)															1 0 1 0 0 0 0 0																
Al Lary, R (9, PR)															0 0 0 0 0 0 0 0																
Moe Thacker, R OBP: 0.298, SLG: 0.257 (9, 2)															2 0 0 0 0 0 1 1																
Bob Buhl, R (11, 1)															3 0 0 0 0 0 1 4																
Bob Anderson, R OBP: 0.143, SLG: 0.238 (7, 1)															0 0 0 0 0 0 0 0																
Lou Brock, L OBP: 0.321, SLG: 0.433 (9, PH)															1 0 1 0 0 0 0 0																
Barney Schultz, R (9, 1)															0 0 0 0 0 0 0 0																
Jim McAnany, R (11, PH)															1 0 0 0 0 0 0 1																
Dave Gerard, R OBP: 0.444, SLG: 0.375 (11, 1)															1 0 0 0 0 0 0 0																
Inning Stats	R: 0 E: 0 K: 0 S: 7	H: 0 LOB: 0 BB: 0 P: 11	R: 1 E: 1 K: 1 S: 13	H: 2 LOB: 3 BB: 1 P: 23	R: 0 E: 0 K: 0 S: 6	H: 0 LOB: 0 BB: 0 P: 9	R: 1 E: 0 K: 0 S: 12	H: 2 LOB: 1 BB: 0 P: 17	R: 0 E: 0 K: 0 S: 5	H: 0 LOB: 0 BB: 0 P: 8	R: 1 E: 0 K: 0 S: 5	H: 2 LOB: 0 BB: 0 P: 8	R: 0 E: 0 K: 2 S: 15	H: 1 LOB: 1 BB: 0 P: 20	R: 0 E: 0 K: 1 S: 11	H: 2 LOB: 2 BB: 0 P: 17	R: 0 E: 0 K: 2 S: 10	H: 1 LOB: 0 BB: 0 P: 11	R: 0 E: 0 K: 1 S: 7	H: 0 LOB: 0 BB: 0 P: 9	R: 0 E: 0 K: 1 S: 9	H: 1 LOB: 1 BB: 0 P: 16	R: 0 E: 0 K: 0 S: 4	H: 0 LOB: 0 BB: 0 P: 9	R: 0 E: 0 K: 0 S: 4	H: 0 LOB: 0 BB: 0 P: 9	1B: 9 2B: 1 3B: 1 HR: 2	SF: 0 SAC: 0 DP: 1 HBP: 0	WP: 0 PB: 0 SB: 0 CS: 0	PA: 55	
PITCHER	IP WLS BF H R ER SO BB IBB HBP BLK WP HR S P ERA WHIP																														
Phil Ortega, R ERA: 6.57 (1, 1)	5.0	23	6	3	3	1	1	0	0	0	0	0	0	0	0	5.40	1.400														
Ed Roebuck, R ERA: 3.59 (6, 1)	2.0	5	0	0	0	0	0	0	0	0	0	0	0	0	0	0.00	0.000														
Larry Sherry, R ERA: 2.44 (6, 1)	7.0	27	6	0	0	8	0	0	0	0	0	0	0	0	0	0.00	0.857														

livebaseballscorecards.com

AB	54
R	3
H	12
RBI	3
BB	1
SO	9
LOB	25



Batter	1	2	3	4	5	6	7	8	9	10	11	12	13	14	AB R H RBI BB SO LOB
Maury Wills, S OBP: 0.331, SLG: 0.374 (1, 6)	G3		BB 1B		1-3		6-3		3-1 1B		K			SH3-4	6 0 2 0 0 1 2
Willie Davis, L OBP: 0.355, SLG: 0.494 (1, 8)	F4		K		G3		1B IBB		3-3 K			G3		1B IBB	5 0 0 0 2 2 3
Tommy Davis, R OBP: 0.380, SLG: 0.535 (1, 7) (11, 5)	1B		BB			5-3	1B		2-1 1B SH5-4 G3-2-3			L9		1B	6 0 4 2 1 0 0
Ron Fairly, L OBP: 0.409, SLG: 0.482 (1, 3)	4-3		F8			1B 2B	G3		0-0 SH5-4			G3			5 1 1 0 0 0 7
Frank Howard, R OBP: 0.374, SLG: 0.606 (1, 9)		5-3		2B		1B		L8		0-1 IBB 1B			8-5 SH3-4 1B		6 1 4 1 0 0 0
John Roseboro, L OBP: 0.370, SLG: 0.437 (1, 2)	F8		2B		P6-3		F6		4-0 IBB			SH3-4			4 0 1 1 1 0 1
Daryl Spencer, R OBP: 0.380, SLG: 0.356 (1, 5)	F9		9-6-5		9-6-5		F9		1-0 G3-2-3			IBB			3 0 1 0 0 0 1
Lee Walls, R OBP: 0.298, SLG: 0.259 (7, PR)					9-6-5				3-2 F9						0 1 0 0 0 0 0
Andy Carey, R OBP: 0.354, SLG: 0.394 (8, 5)					2-3f				6-3 BB 1B						1 0 0 0 0 0 0
Duke Snider, L OBP: 0.434, SLG: 0.506 (10, PH) (11, 7)									1B BB						1 0 0 0 1 0 3
Larry Burditt, R OBP: 0.264, SLG: 0.336 (1, 4)			BB 1B		P1				4-2 1B 6-3 BB					8-5	2 0 1 0 0 0 0
Jim Gilliam, S OBP: 0.383, SLG: 0.367 (7, PH) (8, 4)			1B						2-0 F9						3 0 0 0 1 0 2
Phil Ortega, R (1, 1)									0-3 K						2 0 0 0 0 2 1
Ed Roebuck, R OBP: 0.333, SLG: 0.333 (6, 1)									0-3 K						0 0 0 0 0 0 0
Wally Moon, L OBP: 0.362, SLG: 0.364 (7, PH)									0-3 K						1 0 0 0 0 1 2
Larry Sherry, R OBP: 0.214, SLG: 0.154 (8, 1)									0-3 K						2 0 0 0 0 1 0
Tim Harkness, L OBP: 0.362, SLG: 0.373 (14, PH)									0-3 K						1 1 1 0 0 0 0

Inning Stats	R: 0	H: 1	E: 0	LOB: 1	K: 0	BB: 0	S: 6	P: 9	R: 0	H: 0	E: 0	LOB: 0	K: 0	BB: 0	S: 5	P: 7	R: 0	H: 2	E: 0	LOB: 3	K: 2	BB: 1	S: 14	P: 25	R: 1	H: 2	E: 0	LOB: 0	K: 0	BB: 0	S: 6	P: 7	R: 0	H: 0	E: 0	LOB: 0	K: 1	BB: 0	S: 10	P: 16	R: 1	H: 2	E: 0	LOB: 0	K: 0	BB: 0	S: 4	P: 8	R: 1	H: 2	E: 0	LOB: 3	K: 1	BB: 2	S: 12	P: 30	R: 0	H: 0	E: 0	LOB: 0	K: 0	BB: 0	S: 10	P: 16	R: 0	H: 1	E: 0	LOB: 1	K: 2	BB: 0	S: 11	P: 17	R: 0	H: 2	E: 0	LOB: 2	K: 0	BB: 1	S: 6	P: 13	R: 0	H: 0	E: 0	LOB: 0	K: 1	BB: 0	S: 9	P: 14	R: 0	H: 0	E: 0	LOB: 0	K: 0	BB: 0	S: 6	P: 9	R: 0	H: 1	E: 0	LOB: 1	K: 0	BB: 1	S: 5	P: 10	R: 1	H: 2	E: 0	LOB: 2	K: 0	BB: 1	S: 5	P: 10	R: 1	H: 2	E: 0	LOB: 1	K: 0	BB: 1	S: 5	P: 10	1B: 12	SF: 0	2B: 6	SAC: 3	3B: 0	DP: 4	HR: 0	HBP: 0	WP: 0	PA: 57
--------------	------	------	------	--------	------	-------	------	------	------	------	------	--------	------	-------	------	------	------	------	------	--------	------	-------	-------	-------	------	------	------	--------	------	-------	------	------	------	------	------	--------	------	-------	-------	-------	------	------	------	--------	------	-------	------	------	------	------	------	--------	------	-------	-------	-------	------	------	------	--------	------	-------	-------	-------	------	------	------	--------	------	-------	-------	-------	------	------	------	--------	------	-------	------	-------	------	------	------	--------	------	-------	------	-------	------	------	------	--------	------	-------	------	------	------	------	------	--------	------	-------	------	-------	------	------	------	--------	------	-------	------	-------	------	------	------	--------	------	-------	------	-------	--------	-------	-------	--------	-------	-------	-------	--------	-------	--------

PITCHER	IP	WLS	BF	H	R	ER	SO	BB	IBB	HBP	BLK	WP	HR	S	P	ERA	WHIP
Bob Buhl, R ERA: 4.4 (1, 1)	6.0		26	8	3	3	3	2	0	0	0	0	0	48	80	4.50	1.667
Bob Anderson, R ERA: 4.71 (7, 1)	2.0		8	1	0	0	1	0	1	0	0	0	0	19	38	0.00	0.500
Barney Schultz, R ERA: 4.29 (9, 1)	2.0		9	3	0	0	2	0	1	0	0	0	0	17	30	0.00	1.500
Dave Gerard, R ERA: 4.43 (11, 1)	3.1	L	14	3	1	1	1	0	2	0	0	0	0	25	43	2.70	0.900

BOTTOM

Chicago Cubs @ Los Angeles Dodgers
Dodger Stadium, Los Angeles, CA
Sun Aug 05 1962, 3:33 AM PDT
Unknown

livebaseballscorecards.com

AB	48
R	4
H	15
RBI	4
BB	6
SO	7
LOB	22



Batter	1	2	3	4	5	6	7	8	9	AB R H RBI BB SO LOB	TOP
Don Landrum, L (1, 8) OBP: 0.400, SLG: 0.338	4-1 FC3-6 BB BB		3-3 K		1-1 6-3		1-2 4-3		3-1 2B	4 0 1 0 1 1 0	
Ken Hubbs, R (1, 4) OBP: 0.300, SLG: 0.363	4-0 FC3-6 BB BB		0-0 6-3			0-1 1B 14 1B	1-3 K		2-3 K	4 1 1 0 1 2 1	
Billy Williams, L (1, 7) OBP: 0.373, SLG: 0.509	3-1 FC3-6 1-2f 2-3		0-3 K			1-0 BB 14 1B	1-3 K			4 1 1 0 0 2 2	
George Altman, L (1, 9) OBP: 0.400, SLG: 0.513	1-3 K			2-0 E 1B S		1-3 K		0-3 K		4 1 1 0 0 3 4	
14 Ernie Banks, R (1, 3) OBP: 0.306, SLG: 0.515	2-3 K			0-0 F9		0-0 BB 1B	1-2 3-H	2-2 F9		4 1 1 1 0 1 3	
Ron Santo, R (1, 5) OBP: 0.309, SLG: 0.386		0-0 1B		1-2 5-3		1-0 F8		2-2 1B		4 0 2 0 0 0 3	
Andre Rodgers, R (1, 6) OBP: 0.349, SLG: 0.406		2-0 F4		0-0 CS 1B		4-0 1B BB		0-0 G3		3 0 1 1 1 0 2	
Dick Bertell, R (1, 2) OBP: 0.317, SLG: 0.359		0-1 F7		1-1 CS	1-0 F9	2-1 1B			3-1 5-3	4 0 1 2 0 0 1	
Don Cardwell, R (1, 1) OBP: 0.149, SLG: 0.070		0-2 F8			1-3 K	0-3 K			0-2 L7	4 0 0 0 0 2 3	
Inning Stats	R: 0 H: 0 E: 0 LOB: 2 K: 2 BB: 2 S: 9 P: 23	R: 0 H: 1 E: 0 LOB: 1 K: 0 BB: 0 S: 7 P: 9	R: 0 H: 0 E: 0 LOB: 0 K: 2 BB: 0 S: 7 P: 10	R: 1 H: 2 E: 0 LOB: 0 K: 0 BB: 0 S: 8 P: 12	R: 0 H: 0 E: 0 LOB: 0 K: 1 BB: 0 S: 6 P: 9	R: 3 H: 4 E: 0 LOB: 2 K: 2 BB: 1 S: 14 P: 23	R: 0 H: 0 E: 0 LOB: 0 K: 2 BB: 0 S: 10 P: 13	R: 0 H: 1 E: 0 LOB: 1 K: 1 BB: 0 S: 11 P: 15	R: 0 H: 1 E: 0 LOB: 1 K: 1 BB: 0 S: 10 P: 18	1B: 8 SF: 0 2B: 1 SAC: 0 3B: 0 DP: 0 HR: 0 HBP: 0	WP: 0 PA: 39 PB: 0 SB: 1 CS: 1
PITCHER	IP WLS BF H R ER SO BB IBB HBP BLK WP HR S P ERA WHIP										
Pete Richert, L (1, 1) ERA: 5.33	6.0 L 27 7 4 4 7 3 0 0 0 0 0 0 51 86 6.00 1.667										
Ron Perranoski, L (7, 1) ERA: 2.14	2.0 7 1 0 0 3 0 0 0 0 0 0 0 21 28 0.00 0.500										
Ed Roebuck, R (9, 1) ERA: 3.54	1.0 4 1 0 0 1 0 0 0 0 0 0 0 10 18 0.00 1.000										

Chicago Cubs @ Los Angeles Dodgers
Dodger Stadium, Los Angeles, CA
Sun Aug 05 1962, 7:05 PM PDT
Att: 43,914 - Unknown

livebaseballscorecards.com

AB	35
R	4
H	9
RBI	4
BB	3
SO	11
LOB	19



Batter	1	2	3	4	5	6	7	8	9	AB	R	H	RBI	BB	SO	LOB
Maury Wills, S OBP: 0.331, SLG: 0.373 (1, 6)	0-1 4-3		1-1 6-3			0-1 G4-6-3 1B		0-2 4-3		4	0	1	0	0	0	1
Willie Davis, L OBP: 0.354, SLG: 0.490 (1, 8)	0-1 F2			4-1 CS 1-3 BB		0-2 G4-6-3 1-2f			0-0 4-3	3	0	0	0	1	0	1
Tommy Davis, R OBP: 0.379, SLG: 0.532 (1, 7) (8, 5)	2-1 F9			0-2 1-3 1-2			1-2 HR 1B		0-2 6-3	4	1	1	0	0	0	1
Ron Fairly, L OBP: 0.410, SLG: 0.490 (1, 3)		2-0 F8		4-1 2-3 BB			0-0 1-H HR		0-0 F9	3	1	1	2	1	0	0
Frank Howard, R OBP: 0.371, SLG: 0.599 (1, 9)		0-0 F4		2-3 K			1-0 F4			3	0	0	0	0	1	1
Daryl Spencer, R OBP: 0.375, SLG: 0.351 Wally Moon, L OBP: 0.360, SLG: 0.362 (7, PH) (8, 7)		0-0 6-3			1-0 F4		1-2 6-3			2	0	0	0	0	0	0
Norm Sherry, R OBP: 0.240, SLG: 0.307 John Roseboro, L OBP: 0.369, SLG: 0.435 (7, PH) (8, 2)			1-2 E6 FC1-6		0-0 6-3		0-1 F8			2	0	0	0	0	0	0
Larry Burrett, R OBP: 0.262, SLG: 0.333 Jim Gilliam, S OBP: 0.382, SLG: 0.366 (8, PH) (9, 4)			3-3 K		0-0 F9			1-1 F4		2	0	0	0	0	1	1
Pete Richert, L OBP: 0.286, SLG: 0.167 Tim Harkness, L OBP: 0.356, SLG: 0.365 Ron Perranoski, L (7, 1) Duke Snider, L OBP: 0.430, SLG: 0.500 Ed Roebuck, R OBP: 0.333, SLG: 0.333 (8, PH) (9, 1)			0-1 FC1-6 1-2f			0-0 F9		3-2 4-3		1	0	0	0	0	0	1

Inning Stats	R: 0	H: 0	R: 0	H: 0	R: 0	H: 0	R: 0	H: 0	R: 0	H: 1	R: 2	H: 2	R: 0	H: 0	R: 0	H: 0	R: 0	H: 0	1B: 2	SF: 0	WP: 0	PA: 31	
E: 0	LOB: 0	E: 0	LOB: 0	E: 1	LOB: 1	E: 0	LOB: 1	E: 0	LOB: 0	E: 0	LOB: 0	E: 0	LOB: 0	E: 0	LOB: 0	E: 0	LOB: 0	E: 0	LOB: 0	2B: 0	SAC: 0	PB: 0	
K: 0	BB: 0	K: 0	BB: 0	K: 1	BB: 0	K: 1	BB: 2	K: 0	BB: 0	K: 0	BB: 0	K: 0	BB: 0	K: 0	BB: 0	K: 0	BB: 0	K: 0	BB: 0	3B: 0	DP: 1	SB: 0	
S: 6	P: 8	S: 3	P: 5	S: 12	P: 17	S: 8	P: 18	S: 3	P: 4	S: 6	P: 6	S: 14	P: 17	S: 9	P: 13	S: 5	P: 5	S: 5	P: 5	HR: 1	HBP: 0	CS: 1	

PITCHER	IP	WLS	BF	H	R	ER	SO	BB	IBB	HBP	BLK	WP	HR	S	P	ERA	WHIP	PITCHER	IP	WLS	BF	H	R	ER	SO	BB	IBB	HBP	BLK	WP	HR	S	P	ERA	WHIP	
Don Cardwell, R ERA: 5.08 (1, 1)	9.0	W	31	3	2	2	2	2	2	0	0	0	1	66	93	2.00	0.556																			

BOTTOM

Chicago Cubs @ Los Angeles Dodgers
Dodger Stadium, Los Angeles, CA

Sun Aug 05 1962, 7:05 PM PDT
Att. 43,914 - Unknown

livebaseballscores.com

AB	29
R	2
H	3
RBI	2
BB	2
SO	2
LOB	6



Batter	1	2	3	4	5	6	7	8	9	AB R H RBI BB SO LOB	TOP	
Tony Taylor, R (1, 4) OBP: 0.331, SLG: 0.352	1-2 E 3B		0-0 6-3		0-1 F9		1-0 FC4-6		0-2 1-3	5 1 1 0 0 0 2		
Johnny Callison, L (1, 9) OBP: 0.363, SLG: 0.460	0-0 E3		3-2 G1-6-3 1B		0-0 F8		2-3 K			4 0 1 1 0 1 1		
Tony Gonzalez, L (1, 8) OBP: 0.378, SLG: 0.501	1-3 K		1-0 G1-6-3			1-3 K		1-1 1-3		4 0 0 0 0 2 2		
Roy Sievers, R (1, 3) OBP: 0.341, SLG: 0.464	2-3 K			0-1 6-3		1-0 1-3		0-0 4-3		4 0 0 0 0 1 1		
Wes Covington, L (1, 7) OBP: 0.314, SLG: 0.403	1-0 G3			0-2 4-3		2-0 1B 1B		2-2 1B 1B		4 0 2 0 0 0 1		
Don Demeter, R (1, 5) OBP: 0.340, SLG: 0.474		1-0 4-3		4-2 1B BB		1-2 1B 1B		1-0 F6		3 0 1 0 1 0 1		
Clay Dalrymple, L (1, 2) OBP: 0.415, SLG: 0.435		0-3 K		0-0 1B		3-3 K		1-1 F7		4 0 1 0 0 2 2		
Ruben Amaro, R (1, 6) OBP: 0.370, SLG: 0.341		2-1 E6		2-0 F6			1-2 F8		1-1 5-3	4 0 0 0 0 0 2		
Jack Hamilton, R (1, 1) OBP: 0.089, SLG: 0.047		1-3 K			1-2 F2		4-1 FC4-6 BB		0-1 1B	2 0 0 0 0 1 1		
Frank Torre, L (7, PH) OBP: 0.400, SLG: 0.390										0 0 0 0 1 0 0		
Dallas Green, L (7, PR) OBP: 0.200, SLG: 0.091										0 0 0 0 0 0 0		
Jack Baldschun, R (7, 1)										0 0 0 0 0 0 0		
Billy Klaus, L (9, PH) OBP: 0.288, SLG: 0.333										1 0 1 0 0 0 0		
Inning Stats	R: 1 H: 1 E: 1 LOB: 1 K: 2 BB: 0 S: 12 P: 17	R: 0 H: 0 E: 1 LOB: 1 K: 2 BB: 0 S: 9 P: 13	R: 0 H: 1 E: 0 LOB: 0 K: 0 BB: 0 S: 5 P: 9	R: 0 H: 1 E: 0 LOB: 2 K: 0 BB: 1 S: 9 P: 15	R: 0 H: 0 E: 0 LOB: 0 K: 0 BB: 0 S: 6 P: 7	R: 0 H: 2 E: 0 LOB: 2 K: 2 BB: 0 S: 12 P: 20	R: 0 H: 0 E: 0 LOB: 1 K: 1 BB: 1 S: 11 P: 19	R: 0 H: 1 E: 0 LOB: 1 K: 0 BB: 0 S: 7 P: 11	R: 0 H: 1 E: 0 LOB: 1 K: 0 BB: 0 S: 9 P: 11	1B: 6 SF: 0 2B: 0 SAC: 0 3B: 1 DP: 1 HR: 0 HBP: 0	WP: 0 PA: 37 PB: 0 SB: 0 CS: 0	
PITCHER Stan Williams, R (1, 1) ERA: 4.45	IP WLS BF H R ER SO BB IBB HBP BLK WP HR S P ERA WHIP	9.0 W 37 7 1 1 7 2 0 0 0 0 0 80 122 1.00 1.000										

Philadelphia Phillies @ Los Angeles Dodgers
Dodger Stadium, Los Angeles, CA
Wed Aug 08 1962, 7:05 PM PDT
Att: 34,729 - Unknown

livebaseballscorecards.com

AB	35
R	1
H	7
RBI	1
BB	2
SO	7
LOB	13



Batter	1	2	3	4	5	6	7	8	9	AB R H RBI BB SO LOB
Maury Wills, S OBP: 0.330, SLG: 0.370 (1, 6)	0-3 K		4-0 S BB		0-0 F9 SF9 1B		0-1 6-3			3 1 1 0 1 1 0
Jim Gilliam, S OBP: 0.379, SLG: 0.361 (1, 4)	1-0 6-3		3-3 K		1-2 F9		2-1 1B			4 0 1 0 0 1 2
Willie Davis, L OBP: 0.352, SLG: 0.483 (1, 8)	4-2 BB		0-0 F9		0-0 SF9		1-1 F9			2 0 0 1 1 0 2
Tommy Davis, R OBP: 0.377, SLG: 0.525 (1, 7)	0-0 6-3		2-1 6-3		3-1 F6			3-2 3-1		4 0 0 0 0 0 2
Ron Fairly, L OBP: 0.411, SLG: 0.487 (1, 3)		2-2 4-3		4-1 FC6-4 1-3 BB		0-1 F8		4-1 G6-4-3 BB		2 0 0 0 2 0 0
Frank Howard, R OBP: 0.367, SLG: 0.587 (1, 9)		1-0 HR 1B		0-0 1-3		2-3 K		3-1 G6-4-3 1-2f		4 1 1 0 0 1 2
John Roseboro, L OBP: 0.370, SLG: 0.441 (1, 2)		3-1 HR		4-0 FC6-4 IBB		4-0 BB				1 1 1 2 2 0 0
Daryl Spencer, R OBP: 0.373, SLG: 0.341 (1, 5)		0-0 F8		3-2 FC6-4 1-2f 2-3		3-3 K				1 0 0 0 0 0 0
Wally Moon, L OBP: 0.361, SLG: 0.364 (4, PH)										1 0 0 0 0 0 2
Andy Carey, R OBP: 0.349, SLG: 0.389 (5, 5)										1 0 0 0 0 1 1
Stan Williams, R OBP: 0.130, SLG: 0.227 (1, 1)		2-3 K		1-3 K			3-3 K			3 0 0 0 0 3 2

Inning Stats	R: 0	H: 0	E: 0	K: 1	S: 7	LOB: 1	BB: 1	P: 12	R: 2	H: 2	E: 0	K: 1	S: 11	LOB: 0	BB: 0	P: 19	R: 0	H: 0	E: 0	K: 1	S: 7	LOB: 2	BB: 2	P: 21	R: 1	H: 1	E: 0	K: 0	S: 7	LOB: 0	BB: 0	P: 11	R: 0	H: 0	E: 0	K: 2	S: 8	LOB: 1	BB: 1	P: 17	R: 0	H: 1	E: 0	K: 1	S: 9	LOB: 1	BB: 0	P: 15	R: 0	H: 0	E: 0	K: 0	S: 7	LOB: 0	BB: 1	P: 17
PITCHER	IP	WLS	BF	H	R	ER	SO	BB	IBB	HBP	BLK	WP	HR	S	P	ERA	WHIP																																							
Jack Hamilton, R ERA: 5.03 (1, 1)	6.0	L	26	3	3	3	6	4	1	0	0	0	1	49	95	4.50	1.167																																							
Jack Baldschun, R ERA: 3.44 (7, 1)	2.0		7	1	0	0	1	1	0	0	0	0	0	16	32	0.00	1.000																																							

BOTTOM

Philadelphia Phillies @ Los Angeles Dodgers
Dodger Stadium, Los Angeles, CA

Wed Aug 08 1962, 7:05 PM PDT
Att. 34,729 - Unknown

AB	26
R	3
H	4
RBI	3
BB	6
SO	7
LOB	13

livebaseballscorecards.com

WP: 0	PA: 33
PB: 0	
SB: 2	
CS: 0	

Batter	1	2	3	4	5	6	7	8	9	AB R H RBI BB SO LOB	TOP																
Tony Taylor, R (1, 4) OBP: 0.330, SLG: 0.353	0-1 6-3		2-2 1-3	1-0 2B		0-0 E6 PO			1-3 K	5 0 1 0 0 1 0																	
Johnny Callison, L (1, 9) OBP: 0.361, SLG: 0.456	4-2 S BB		0-1 5-3	0-0 F8		1 SAFE 0-0 PO		1-3 K	0-1 6-3	4 0 0 0 1 1 1																	
Ted Savage, R (1, 7) OBP: 0.338, SLG: 0.391	1-0 F9		4-1 1B BB		0-2 1-3		4-1 1B FC5-4 BB	1-2 E8	3 2 0 0 2 0 1																		
Roy Sievers, R (1, 3) OBP: 0.341, SLG: 0.463	1-3 K		1-0 HBP 1B 1B		1-1 F8		1-0 FC5-4 1B	2-2 1-3	2-2 1-3	5 0 2 0 0 1 2																	
Don Demeter, R (1, 5) OBP: 0.341, SLG: 0.473		1-0 6-3	2-2 HBP 1B		4-1 BB		1-1 FC5-4		1-1 FC5-4	3 0 1 2 1 0 1																	
Tony Gonzalez, L (1, 8) OBP: 0.376, SLG: 0.497		3-3 K	1-1 HBP		2-0 4-3		3-H 3-3 K			3 0 0 0 0 2 2																	
Bob Oldis, R (1, 2) OBP: 0.364, SLG: 0.367		2-1 BB 1B	0-1 4-3		1-1 HR			2-2 4-3		4 1 2 1 0 0 3	AB 34 R 3 H 6 RBI 3 BB 5 SO 6 LOB 12																
Ruben Amaro, R (1, 6) OBP: 0.366, SLG: 0.333		4-2 BB		0-0 6-3		1-0 5-3		2-2 6-3		3 0 0 0 1 0 0																	
Dennis Bennett, L (1, 1) OBP: 0.220, SLG: 0.158		0-0 4-3		0-0 G3		0-3 K		1-2 5-3		3 0 0 0 0 1 2																	
Jack Baldschun, R (7, 1)										0 0 0 0 0 0 0																	
Bill Smith, L (7, 1) OBP: 0.308, SLG: 0.273										0 0 0 0 0 0 0																	
Mel Roach, R (8, PH) OBP: 0.250, SLG: 0.256										1 0 0 0 0 0 0																	
Dallas Green, L (8, 1) OBP: 0.200, SLG: 0.091										0 0 0 0 0 0 0																	
Inning Stats	R: 0 E: 0 K: 1 S: 8	H: 0 LOB: 1 BB: 1 P: 14	R: 0 E: 0 K: 1 S: 10	H: 1 LOB: 2 BB: 1 P: 20	R: 1 E: 0 K: 0 S: 13	H: 2 LOB: 3 BB: 1 P: 23	R: 0 E: 0 K: 0 S: 4	H: 1 LOB: 1 BB: 0 P: 5	R: 0 E: 0 K: 0 S: 7	H: 0 LOB: 1 BB: 1 P: 14	R: 1 E: 1 K: 1 S: 7	H: 1 LOB: 0 BB: 0 P: 9	R: 1 E: 0 K: 2 S: 11	H: 1 LOB: 1 BB: 1 P: 21	R: 0 E: 0 K: 0 S: 9	H: 0 LOB: 0 BB: 0 P: 14	R: 0 E: 1 K: 1 S: 13	H: 0 LOB: 1 BB: 0 P: 17	1B: 4 2B: 1 3B: 0 HR: 1	SF: 0 SAC: 0 DP: 0 HBP: 1	WP: 0 PB: 0 SB: 1 CS: 0	PA: 41					
PITCHER	IP	WLS	BF	H	R	ER	SO	BB	IBB	HBP	BLK	WP	HR	S	P	ERA	WHIP										
Pete Richert, L (1, 1) ERA: 5.13	6.1		31	6	3	3	4	5	0	1	0	0	1	55	97	4.26	1.737										
Ed Roebuck, R (7, 1) ERA: 3.51	0.2	W	2	0	0	0	1	0	0	0	0	0	0	5	9	0.00	0.000										
Ron Perranoski, L (8, 1) ERA: 2.05	2.0	S	7	0	0	0	1	0	0	0	0	0	0	22	31	0.00	0.000										

Philadelphia Phillies @ Los Angeles Dodgers
Dodger Stadium, Los Angeles, CA

Thu Aug 09 1962, 7:05 PM PDT
Att: 32,226 - Unknown

livebaseballscorecards.com



Batter	1	2	3	4	5	6	7	8	9
Maury Wills, S OBP: 0.331, SLG: 0.369 (1, 6)	0-3 K		4-1 BB 1-2 BB			0-0 B1-3	0-2 1B BB 1B	3-2 5-3	
Jim Gilliam, S OBP: 0.382, SLG: 0.362 (1, 4) (9, 5)	1-1 5-3		4-0 BB 1-2 2-3 BB			4-1 HR BB	1-0 BB 1B 3B 1B		
Willie Davis, L OBP: 0.351, SLG: 0.481 (1, 8)	0-3 K		0-3 K			1-0 F3	0-1 BB 1B 3B 1B		
Tommy Davis, R OBP: 0.380, SLG: 0.532 (1, 7)		0-1 G5-4-3 1B		1-1 4-3		0-0 HR	4-1 3B BB		
Frank Howard, R OBP: 0.366, SLG: 0.590 (1, 9)		0-0 G5-4-3 1-2		0-1 1-3		0-0 F7	3-2 3B		
Ron Fairly, L OBP: 0.409, SLG: 0.484 (1, 3)		3-3 K		2-3 K			1-2 2-3 3-H 3B		
John Roseboro, L OBP: 0.365, SLG: 0.434 (1, 2)			2-2 F9		2-3 K		1-3 K	1-3 K	
Norm Sherry, R OBP: 0.240, SLG: 0.307 (9, 2)									
Daryl Spencer, R OBP: 0.376, SLG: 0.340 (1, 5)			0-1 BB BB 1B		3-1 F6		0-3 K	4-2 S BB	
Larry Burright, R OBP: 0.282, SLG: 0.333 (8, PR) (9, 4)									
Pete Richert, L OBP: 0.222, SLG: 0.125 (1, 1)			0-3 K		0-3 K		1-1 E7 1-H 3B	1-3 K	
Ed Roebuck, R OBP: 0.333, SLG: 0.333 (7, 1)									
Lee Walls, R OBP: 0.300, SLG: 0.309 (7, PH)									
Ron Perranoski, L (8, 1)									

Inning Stats	R: 0	H: 0	E: 0	K: 2	S: 8	R: 0	H: 1	E: 0	K: 1	S: 7	R: 0	H: 1	E: 0	K: 2	S: 13	R: 0	H: 0	E: 0	K: 1	S: 7	R: 0	H: 0	E: 0	K: 2	S: 9	R: 2	H: 1	E: 0	K: 0	S: 5	R: 6	H: 6	E: 1	K: 2	S: 30	R: 0	H: 0	E: 0	K: 2	S: 12
	LOB: 0	BB: 0	P: 9			LOB: 0	BB: 0	P: 10			LOB: 3	BB: 2	P: 23			LOB: 0	BB: 0	P: 14			LOB: 0	BB: 0	P: 14			LOB: 1	BB: 1	P: 10			LOB: 1	BB: 1	P: 41			LOB: 2	BB: 1	P: 21		

PITCHER															PITCHER																							
IP	WLS	BF	H	R	ER	SO	BB	IBB	HBP	BLK	WP	HR	S	P	ERA	WHIP	IP	WLS	BF	H	R	ER	SO	BB	IBB	HBP	BLK	WP	HR	S	P	ERA	WHIP					
Dennis Bennett, L (1, 1)	6.2	L	30	8	7	7	10	3	0	0	0	1	70	101	9.45	1.650																						
Jack Baldschun, R (7, 1)	0.0		2	1	1	0	1	0	0	0	0	0	7	14	∞	∞																						
Bill Smith, L (7, 1)	0.1		1	0	0	0	0	0	0	0	0	0	2	2	0.00	0.000																						
Dallas Green, R (8, 1)	1.0		4	0	0	0	2	1	0	0	0	0	12	21	0.00	1.000																						

BOTTOM

Philadelphia Phillies @ Los Angeles Dodgers
 Dodger Stadium, Los Angeles, CA

Thu Aug 09 1962, 7:05 PM PDT
 Att. 32,226 - Unknown

AB	32
R	8
H	9
RBI	7
BB	5
SO	12
LOB	11

WP: 0 PA: 37
 PB: 0
 SB: 1
 CS: 0



1B	2B	3B	HR	SF	SAC	DP	HBP
6	0	2	1	0	0	1	0

Batter	1	2	3	4	5	6	7	8	9	AB R H RBI BB SO LOB	TOP											
Maury Wills, S OBP: 0.330, SLG: 0.368 (1, 6)	0-2 6-3 1B	1-1 FC3-6			1-0 6-3			1-2 1-3		4 1 1 0 0 0 1	<p>Los Angeles Dodgers @ San Francisco Giants</p> <p>Candlestick Park, San Francisco, CA</p> <p>Fri Aug 10 1962, 10:05 PM EDT</p> <p>Att. 40,304 - Unknown</p>											
Jim Gilliam, S OBP: 0.379, SLG: 0.358 (1, 4)	3-2 6-3 1-2	1-2 F8			1-0 1-3			0-0 5-3		4 0 0 0 0 0 2												
Willie Davis, L OBP: 0.350, SLG: 0.479 (1, 8)	3-2 1B 2-H				1-0 F4			0-0 F3		4 1 1 1 0 1 0												
Tommy Davis, R OBP: 0.377, SLG: 0.528 (1, 7)	3-1 F8				1-1 3-1			0-1 F7		4 0 0 0 0 0 1												
Frank Howard, R OBP: 0.365, SLG: 0.585 (1, 9)	1-0 1B 2-H				2-1 4-3			0-0 1-3		4 0 1 1 0 0 0												
Ron Fairly, L OBP: 0.408, SLG: 0.482 (1, 3)	0-0 1-2 1B				1-3 K			0-0 F2		4 0 1 0 0 1 0												
John Roseboro, L OBP: 0.362, SLG: 0.430 (1, 2)	0-3 K				1-3 K					3 0 0 0 0 3 2												
Daryl Spencer, R OBP: 0.382, SLG: 0.343 (1, 5)		3-1 FC3-6 1B			2-2 L7			4-2 BB		2 0 1 0 1 0 0												
Johnny Podres, L OBP: 0.164, SLG: 0.169 (1, 1)		0-0 B1-4			0-2 F3			1-2 6-3		2 0 0 0 0 0 1												
Ed Roebuck, R OBP: 0.333, SLG: 0.333 (6, 1)										0 0 0 0 0 0 0												
Lee Walls, R OBP: 0.295, SLG: 0.304 (7, PH)										1 0 0 0 0 0 1												
Phil Ortega, R (7, 1)										0 0 0 0 0 0 0												
Inning Stats	R: 2 E: 0 K: 1 S: 16	H: 4 LOB: 2 BB: 0 P: 26	R: 0 E: 0 K: 0 S: 8	H: 1 LOB: 1 BB: 0 P: 13	R: 0 E: 0 K: 0 S: 5	H: 0 LOB: 0 BB: 0 P: 9	R: 0 E: 0 K: 2 S: 12	H: 0 LOB: 0 BB: 0 P: 16	R: 0 E: 0 K: 0 S: 5	H: 0 LOB: 0 BB: 0 P: 7	R: 0 E: 0 K: 1 S: 6	H: 0 LOB: 0 BB: 0 P: 10	R: 0 E: 0 K: 1 S: 11	H: 0 LOB: 1 BB: 1 P: 19	R: 0 E: 0 K: 0 S: 7	H: 0 LOB: 0 BB: 0 P: 8	R: 0 E: 0 K: 0 S: 4	H: 0 LOB: 0 BB: 0 P: 4	1B: 5 2B: 0 3B: 0 HR: 0	SF: 0 SAC: 0 DP: 0 HBP: 0	WP: 0 PB: 0 SB: 0 CS: 0	PA: 33
PITCHER Billy O'Dell, L ERA: 3.39 (1, 1)	IP: 9.0 WLS: W BF: 33 H: 5 R: 2 ER: 2 SO: 5 BB: 1 IBB: 0 HBP: 0 BLK: 0 WP: 0 HR: 0 S: 74 P: 112 ERA: 2.00 WHIP: 0.667											PITCHER	IP: 9.0 WLS: W BF: 33 H: 5 R: 2 ER: 2 SO: 5 BB: 1 IBB: 0 HBP: 0 BLK: 0 WP: 0 HR: 0 S: 74 P: 112 ERA: 2.00 WHIP: 0.667									

AB	32
R	2
H	5
RBI	2
BB	1
SO	5
LOB	8



livebaseballscorecards.com

Batter	1	2	3	4	5	6	7	8	9	AB	R	H	RBI	BB	SO	LOB
Harvey Kuenn, R (1, 7) OBP: 0.378, SLG: 0.443	1-2 F7		1-0 F8		0-1 F9	3-2 2B		1-1 F7		5	0	1	1	0	0	0
Chuck Hiller, L (1, 4) OBP: 0.329, SLG: 0.331	3-2 F8		0-1 4-3			4-3		0-0 F8		5	0	0	0	0	0	1
Willie Mays, R (1, 8) OBP: 0.381, SLG: 0.620	1-2 HR		0-2 6-3			3-2 1B 2B	4-2 1B BB	0-1 F2		4	3	2	1	1	0	0
Orlando Cepeda, R (1, 3) OBP: 0.359, SLG: 0.520	1-1 1B			0-0 L8		4-0 1B 1B 1B IBB	0-2 F4			3	1	1	0	1	0	1
Felipe Alou, R (1, 9) OBP: 0.360, SLG: 0.522	0-0 F5			2-2 1B		0-2 1B 1B	0-0 1B 2B			4	2	3	1	0	0	1
Jim Davenport, R (1, 5) OBP: 0.367, SLG: 0.489		0-3 K		2-1 L7		0-0 1B 1B	3-2 F6			4	1	1	0	0	1	3
Tom Haller, L (1, 2) OBP: 0.397, SLG: 0.506		2-1 E5 SF9		2-3 K		1-0 1B BB	1-1 3B 1B			4	3	2	4	0	1	1
Jose Pagan, R (1, 6) OBP: 0.318, SLG: 0.335		1-2 SF9			2-2 L9	4-0 1B 2B	0-0 3B			2	1	1	2	1	0	0
Billy O'Dell, S (1, 1) OBP: 0.246, SLG: 0.175		0-0 G3			0-0 B1-3	0-2 1B	1-1 4-3			4	0	1	2	0	0	1

Inning Stats	R: 1	H: 2	E: 0	K: 0	S: 13	LOB: 1	BB: 0	P: 19	R: 1	H: 0	E: 1	K: 1	S: 11	LOB: 0	BB: 0	P: 14	R: 0	H: 0	E: 0	K: 0	S: 6	LOB: 0	BB: 0	P: 7	R: 0	H: 1	E: 0	K: 1	S: 11	LOB: 1	BB: 0	P: 17	R: 0	H: 0	E: 0	K: 0	S: 6	LOB: 0	BB: 0	P: 8	R: 6	H: 6	E: 0	K: 0	S: 20	LOB: 1	BB: 2	P: 37	R: 3	H: 3	E: 0	K: 0	S: 14	LOB: 1	BB: 1	P: 23	R: 0	H: 0	E: 0	K: 0	S: 5	LOB: 0	BB: 0	P: 6
--------------	------	------	------	------	-------	--------	-------	-------	------	------	------	------	-------	--------	-------	-------	------	------	------	------	------	--------	-------	------	------	------	------	------	-------	--------	-------	-------	------	------	------	------	------	--------	-------	------	------	------	------	------	-------	--------	-------	-------	------	------	------	------	-------	--------	-------	-------	------	------	------	------	------	--------	-------	------

PITCHER	IP	WLS	BF	H	R	ER	SO	BB	IBB	HBP	BLK	WP	HR	S	P	ERA	WHIP
Johnny Podres, L (1, 1) ERA: 4.05	5.1	L	25	7	7	6	2	0	0	0	0	0	1	58	85	10.12	1.312
Ed Roebuck, R (6, 1) ERA: 3.6	0.2		4	2	1	1	0	1	0	0	0	0	0	9	17	13.50	4.500
Phil Ortega, R (7, 1) ERA: 6.92	2.0		10	3	3	3	0	1	0	0	0	0	0	19	29	13.50	2.000

BOTTOM

Los Angeles Dodgers @ San Francisco Giants
Candlestick Park, San Francisco, CA

Fri Aug 10 1962, 10:05 PM EDT
Att. 40,304 - Unknown

AB	35
R	11
H	12
RBI	11
BB	3
SO	2
LOB	8

WP: 0 PA: 39
PB: 0 SB: 1
CS: 0



PITCHER	IP	WLS	BF	H	R	ER	SO	BB	IBB	HBP	BLK	WP	HR	S	P	ERA	WHIP
---------	----	-----	----	---	---	----	----	----	-----	-----	-----	----	----	---	---	-----	------


Batter	1	2	3	4	5	6	7	8	9	AB R H RBI BB SO LOB	TOP	
Maury Wills, S (1, 6) <small>OBP: 0.330, SLG: 0.367</small> Andy Carey, R (3, PH) <small>OBP: 0.353, SLG: 0.392</small> (3, 5) Duke Snider, L (8, PH) <small>OBP: 0.422, SLG: 0.488</small> Larry Burright, R (8, 4) <small>OBP: 0.282, SLG: 0.333</small>	1-0 1B		0-2 1B			1-0 1B		2-3 1B		1 0 0 0 0 0 2 0 1 0 0 0 1 0 0 0 0 1 0 0 0 0 0 0	Los Angeles Dodgers @ San Francisco Giants Candlestick Park, San Francisco, CA Sat Aug 11 1962, 6:33 AM EDT Att: 41,268 - Unknown	
Jim Gilliam, S (1, 4) <small>OBP: 0.376, SLG: 0.355</small> (8, 5)	2-2 HR		2-2 1-2f			2-2 1B		1-1 1B		4 1 0 0 0 1		
Willie Davis, L (1, 8) <small>OBP: 0.352, SLG: 0.478</small>	1-2 HR 1-2 HBP		0-0 1B			0-0 1B		0-0 1B		3 1 1 0 0 0		
Tommy Davis, R (1, 7) <small>OBP: 0.378, SLG: 0.534</small>	0-1 HR 1-H 2-H			0-0 1B		0-0 1-2f		1-2 1B		4 1 2 3 0 1		
Frank Howard, R (1, 9) <small>OBP: 0.360, SLG: 0.578</small>	2-2 1B			2-2 1B			1-1 1B		0-0 1-2f			4 0 0 0 0 1
Ron Fairly, L (1, 3) <small>OBP: 0.406, SLG: 0.479</small>	1-0 1B			3-2 1B			3-2 1B		1-2 1B			4 1 1 0 0 0
John Roseboro, L (1, 2) <small>OBP: 0.358, SLG: 0.425</small>		2-1 1B			2-0 1B		1-2 1-2			3 0 0 0 0 1		
Daryl Spencer, R (1, 5) <small>OBP: 0.381, SLG: 0.342</small> (3, 6)		0-3 1B			0-0 1B		1-1 2-H 1B			3 0 1 1 0 1		
Don Drysdale, R (1, 1) <small>OBP: 0.253, SLG: 0.289</small> Wally Moon, L (7, PH) <small>OBP: 0.359, SLG: 0.362</small> Larry Sherry, R (7, 1) <small>OBP: 0.214, SLG: 0.154</small>		2-3 1B			2-2 1B		1-0 1B			2 0 0 0 0 1 1 0 0 0 0 1 0 0 0 0 0 0		
Inning Stats	R: 3 H: 1 E: 1 LOB: 0 K: 0 BB: 0 S: 12 P: 19	R: 0 H: 0 E: 0 LOB: 0 K: 2 BB: 0 S: 9 P: 13	R: 0 H: 1 E: 0 LOB: 0 K: 0 BB: 0 S: 9 P: 11	R: 0 H: 0 E: 0 LOB: 0 K: 0 BB: 0 S: 7 P: 12	R: 0 H: 0 E: 0 LOB: 0 K: 0 BB: 0 S: 5 P: 9	R: 0 H: 1 E: 0 LOB: 1 K: 0 BB: 0 S: 10 P: 13	R: 1 H: 2 E: 0 LOB: 1 K: 0 BB: 0 S: 13 P: 20	R: 0 H: 0 E: 0 LOB: 0 K: 1 BB: 0 S: 6 P: 9	R: 0 H: 1 E: 0 LOB: 0 K: 0 BB: 0 S: 7 P: 9	1B: 5 SF: 0 2B: 0 SAC: 0 3B: 0 DP: 2 HR: 1 HBP: 1		WP: 1 PA: 33 PB: 0 SB: 0 CS: 0
PITCHER Billy Pierce, L (1, 1) <small>ERA: 3.67</small> Stu Miller, R (7, 1) <small>ERA: 3.65</small>	IP WLS BF H R ER SO BB IBB HBP BLK WP HR S P ERA WHIP 6.0 W 22 3 3 2 2 0 0 1 0 0 1 52 77 3.00 0.500						IP WLS BF H R ER SO BB IBB HBP BLK WP HR S P ERA WHIP 3.0 S 11 3 1 1 1 0 0 0 0 1 0 26 38 3.00 1.000					

AB	32
R	4
H	6
RBI	4
BB	0
SO	3
LOB	5



Batter	1	2	3	4	5	6	7	8	9
Harvey Kuenn, R (1, 7) OBP: 0.374, SLG: 0.437	3-2 L9		2-1 G4-6-3		2-1 6-3	2-2 L7			
Chuck Hiller, L (1, 4) OBP: 0.331, SLG: 0.331	2-0 1B		1-1 F7		2-2 4-3		4-2 CS BB		
Willie Mays, R (1, 8) OBP: 0.362, SLG: 0.620	0-3 K			1-1 1B 2B	4-2 BB		0-3 K		
Orlando Cepeda, R (1, 3) OBP: 0.358, SLG: 0.517	1-2 5-3			0-3 K	2-3 K		4-1 BB		
Felipe Alou, R (1, 9) OBP: 0.362, SLG: 0.524		1-1 L6		1-1 2B 1B		0-1 HR 2B		1-3 K	
Tom Haller, L (1, 2) OBP: 0.394, SLG: 0.500		0-1 FC4-6 1B		2-3 K		1-3 K		0-2 4-3	
Jim Davenport, R (1, 5) OBP: 0.369, SLG: 0.491		1-1 FC4-6		2-2 2B		1-1 HR HBP		1-0 F4	
Billy O'Dell, S (6, PR) OBP: 0.246, SLG: 0.175		1-2f		1-H 2B					
Ernie Bowman, R (7, 5) OBP: 0.233, SLG: 0.241									
Jose Pagan, R (1, 6) OBP: 0.317, SLG: 0.333		0-0 L6		4-0 BB		0-3 K		1-2 F4	
Billy Pierce, L (1, 1) OBP: 0.333, SLG: 0.273			2-2 G4-6-3		0-3 K	3-2 HR			
Willie McCovey, L (6, PH) OBP: 0.376, SLG: 0.627									
Stu Miller, R (7, 1) OBP: 0.214, SLG: 0.154									

AB	R	H	RBI	BB	SO	LOB
4	0	0	0	0	0	2
3	0	1	0	1	0	0
3	1	1	0	1	2	2
3	0	0	0	1	2	3
4	2	2	1	0	1	1
4	0	1	0	0	2	2
2	0	1	1	0	0	1
0	1	0	0	0	0	0
1	0	0	0	0	0	0
3	0	0	0	1	1	3
2	0	1	0	0	1	2
1	1	1	3	0	0	0
0	0	0	0	0	0	0

BOTTOM	
Los Angeles Dodgers @ San Francisco Giants Candlestick Park, San Francisco, CA	
Sat Aug 11 1962, 6:33 AM EDT Att. 41,268 - Unknown	
AB	30
R	5
H	8
RBI	5
BB	4
SO	9
LOB	16
	
WP: 0	PA: 35
PB: 0	
SB: 0	
CS: 1	

Inning Stats		R: 0	H: 1	R: 0	H: 1	R: 0	H: 1	R: 2	H: 3	R: 0	H: 0	R: 3	H: 2	R: 0	H: 0	R: 0	H: 0
		E: 0	LOB: 1	E: 0	LOB: 1	E: 0	LOB: 0	E: 0	LOB: 2	E: 0	LOB: 1	E: 0	LOB: 1	E: 0	LOB: 1	E: 0	LOB: 0
		K: 1	BB: 0	K: 0	BB: 0	K: 0	BB: 0	K: 3	BB: 1	K: 1	BB: 1	K: 2	BB: 0	K: 2	BB: 2	K: 0	BB: 0
		S: 11	P: 17	S: 7	P: 9	S: 7	P: 12	S: 16	P: 26	S: 12	P: 22	S: 21	P: 28	S: 9	P: 18	S: 7	P: 9

PITCHER		IP	WLS	BF	H	R	ER	SO	BB	IBB	HBP	BLK	WP	HR	S	P	ERA	WHIP
Don Drysdale, R (1, 1) ERA: 2.95	(1, 1)	6.0	L	28	8	5	5	7	2	0	1	0	0	1	74	114	7.50	1.667
Larry Sherry, R (7, 1) ERA: 2.38	(7, 1)	2.0		7	0	0	0	2	2	0	0	0	0	0	16	27	0.00	1.000

Batter	1	2	3	4	5	6	7	8	9	AB R H RBI BB SO LOB	TOP
Maury Wills, S OBP: 0.327, SLG: 0.365 (1, 6)	0-1 4-3		0-3 K			0-1 6-3		2-1 F7		4 0 0 0 0 1 0	
Jim Gilliam, S OBP: 0.375, SLG: 0.354 (1, 4)	2-0 4-3		0-2 4-3			0-1 4-3			1-1 4-3 SH1-3 1B	4 0 1 0 0 0 0	
Willie Davis, L OBP: 0.349, SLG: 0.474 (1, 8)	1-1 F6				0-0 G3	1-3 K			0-0 SH1-3	3 0 0 0 0 1 0	
Tommy Davis, R OBP: 0.377, SLG: 0.532 (1, 7) (8, 5)		0-0 1B			1-1 F7				2-1 4-3	4 0 1 0 0 0 1	
Ron Fairly, L OBP: 0.405, SLG: 0.485 (1, 3)		3-3 1-2 K			3-2 HR				0-1 4-3	4 1 1 1 0 2 2	
Frank Howard, R OBP: 0.360, SLG: 0.575 (1, 9)		0-0 L8			1-3 K					3 0 1 0 0 1 1	
John Roseboro, L OBP: 0.358, SLG: 0.422 (1, 2)		4-0 FC6-4 IBB				0-0 F2			2-1 F4	2 0 0 0 1 0 1	
Daryl Spencer, R OBP: 0.376, SLG: 0.338 (1, 5) Wally Moon, L OBP: 0.358, SLG: 0.360 (8, PH) (8, 7)		2-1 FC6-4				1-2 6-3			2-3 K	2 0 0 0 0 0 2 1 0 0 0 0 1 0	
Stan Williams, R OBP: 0.125, SLG: 0.217 (1, 1) Duke Snider, L OBP: 0.418, SLG: 0.483 (8, PH) Larry Sherry, R OBP: 0.214, SLG: 0.154 (8, 1)			0-3 K			1-1 6-3			3-3 K	2 0 0 0 0 1 0 1 0 0 0 0 1 0 0 0 0 0 0 0 0	
Inning Stats	R: 0 E: 0 K: 0 S: 5 H: 0 LOB: 0 BB: 0 P: 8	R: 0 E: 0 K: 1 S: 8 H: 1 LOB: 2 BB: 1 P: 17	R: 0 E: 0 K: 2 S: 9 H: 0 LOB: 0 BB: 0 P: 9	R: 1 E: 0 K: 1 S: 9 H: 1 LOB: 0 BB: 0 P: 14	R: 0 E: 0 K: 0 S: 8 H: 0 LOB: 0 BB: 0 P: 10	R: 0 E: 0 K: 1 S: 7 H: 0 LOB: 0 BB: 0 P: 8	R: 0 E: 0 K: 1 S: 8 H: 1 LOB: 1 BB: 0 P: 12	R: 0 E: 0 K: 2 S: 8 H: 0 LOB: 0 BB: 0 P: 15	R: 0 E: 0 K: 0 S: 7 H: 1 LOB: 1 BB: 0 P: 10	1B: 3 2B: 0 3B: 0 HR: 1 SF: 0 SAC: 1 DP: 0 HBP: 0	WP: 0 PB: 0 SB: 1 CS: 0 PA: 32
PITCHER Juan Marichal, R ERA: 3.25 (1, 1)	IP 9.0 WLS W BF 32 H 4 R 1 ER 1 SO 8 BB 0 IBB 1 HBP 0 BLK 0 WP 0 HR 1 S 69 P 103 ERA 1.00 WHIP 0.444	PITCHER IP WLS BF H R ER SO BB IBB HBP BLK WP HR S P ERA WHIP									

Los Angeles Dodgers @ San Francisco Giants
Candlestick Park, San Francisco, CA
Sun Aug 12 1962, 6:33 AM EDT
Att: 41,812 - Unknown

livebaseballscorecards.com

AB 30
R 1
H 4
RBI 1
BB 1
SO 8
LOB 7



Batter	1	2	3	4	5	6	7	8	9
Harvey Kuenn, R (1, 5) OBP: 0.369, SLG: 0.430 Ernie Bowman, R (9, 5) OBP: 0.233, SLG: 0.241	0-1 F6		2-1 F8		1-1 F7		0-0 F7	2-1 FC6-4	
Matty Alou, L (1, 7) OBP: 0.308, SLG: 0.309	2-2 1-3 2B		2-1 F9		3-2 4-3		2-2 F2		
Willie Mays, R (1, 8) OBP: 0.383, SLG: 0.618	2-0 1-3		1-1 1B		4-2 WP E BB		0-0 6-3		
Orlando Cepeda, R (1, 3) OBP: 0.355, SLG: 0.512 Willie McCovey, L (9, 3) OBP: 0.376, SLG: 0.627	2-3 4-3		1-0 L7		2-1 E5 1-H		3-2 6-3		
Felipe Alou, R (1, 9) OBP: 0.365, SLG: 0.526		1-0 F8 PB SF7 1B		1-2 3B 1B		0-0 5-3		1-1 1B 1B	
Tom Haller, L (1, 2) OBP: 0.396, SLG: 0.500		3-2 F8 1-3		2-0 F8 1B		0-0 FC4-6 1B		0-0 1B E 1B	
Chuck Hiller, L (1, 4) OBP: 0.332, SLG: 0.331		4-0 IBB		2-3 K		0-0 L9		2-1 E 1B 1-3 2-H 1B	
Jose Pagan, R (1, 6) OBP: 0.316, SLG: 0.337		0-1 SF7		1-0 1-H 3B		0-2 F7		3-2 F4	
Juan Marichal, R (1, 1) OBP: 0.254, SLG: 0.239		1-2 L8		0-0 6-3		1-1 FC4-6 1-2f		0-0 E7 FC6-4 1-3 1B	

AB	R	H	RBI	BB	SO	LOB
5	0	0	0	0	0	2
0	0	0	0	0	0	0
4	0	1	0	0	0	0
3	1	1	0	1	0	1
4	0	0	0	0	0	2
0	0	0	0	0	0	0
4	3	3	0	0	0	1
4	1	2	0	0	0	2
3	0	1	1	1	1	2
3	0	1	2	0	0	2
4	0	1	0	0	0	3

Inning Stats		R: 0	H: 1	R: 1	H: 1	R: 0	H: 1	R: 1	H: 0	R: 0	H: 1	R: 0	H: 0	R: 2	H: 4
		E: 0	LOB: 1	E: 0	LOB: 1	E: 0	LOB: 1	E: 1	LOB: 1	E: 0	LOB: 1	E: 0	LOB: 0	E: 2	LOB: 2
		K: 0	BB: 0	K: 0	BB: 1	K: 0	BB: 0	K: 1	BB: 1	K: 0	BB: 0	K: 0	BB: 0	K: 0	BB: 0
		S: 8	P: 14	S: 9	P: 18	S: 7	P: 13	S: 10	P: 20	S: 7	P: 8	S: 5	P: 7	S: 14	P: 25

PITCHER	IP	WLS	BF	H	R	ER	SO	BB	IBB	HBP	BLK	WP	HR	S	P	ERA	WHIP
Stan Williams, R (1, 1) ERA: 4.29	7.0	L	30	6	3	1	1	1	1	0	0	1	0	55	95	1.29	1.000
Larry Sherry, R (8, 1) ERA: 2.47	1.0		7	4	2	1	0	0	0	0	0	0	0	14	25	9.00	4.000

PITCHER	IP	WLS	BF	H	R	ER	SO	BB	IBB	HBP	BLK	WP	HR	S	P	ERA	WHIP

Los Angeles Dodgers @ San Francisco Giants
Candlestick Park, San Francisco, CA

Sun Aug 12 1962, 6:33 AM EDT
Att. 41,812 - Unknown

AB	34
R	5
H	10
RBI	3
BB	2
SO	1
LOB	15

GIANTS

WP	PA
1	37
1	
0	
0	

Batter	1	2	3	4	5	6	7	8	9	AB R H RBI BB SO LOB	TOP
Maury Wills, S OBP: 0.327, SLG: 0.364 (1, 6) BB C C C C X	3-2 5-3 ①		1-0 6-3 ①		1-2 FC4-6 ② 1-2f		0-1 CS 1B			4 0 1 0 0 0 1	
Jim Gilliam, S OBP: 0.374, SLG: 0.353 (1, 4) C C C X	1-2 1B 1B		3-2 F6 ②		0-1 F9 ③		1-1 CS ③ 1-2	0-0 6-3 ①		4 0 1 0 0 0 1	
Willie Davis, L OBP: 0.353, SLG: 0.476 (1, 8) X	0-0 FC6-4 1-2 1B		1-0 F9 ③		4-1 G5-4-3 BB		1-1 L1-3 1B			3 0 2 0 1 0 0	
Tommy Davis, R OBP: 0.374, SLG: 0.527 (1, 5) S X	0-1 FC6-4 ② 1-2f		2-3 K ①		0-0 G5-4-3 ③ ③ 1-2f		0-1 L1-3 ② ③ 1-2			4 0 0 0 0 1 4	
Ron Fairly, L OBP: 0.403, SLG: 0.482 (1, 3) B C X	1-1 G3 ③		0-0 F6 ②		2-1 BB 1B		1-3 K ①			4 0 1 0 0 1 2	
Frank Howard, R OBP: 0.362, SLG: 0.579 (1, 9)		0-3 K ①	3-2 3B		4-1 BB 1B		0-0 F4 ②			3 0 1 0 1 1 0	
Wally Moon, L OBP: 0.356, SLG: 0.358 (1, 7) X		0-0 G3-6-1 1B	2-2 4-3 ③		1-2 4-3 ③		1-1 G3 ③			4 0 1 0 0 0 3	
John Roseboro, L OBP: 0.355, SLG: 0.418 (1, 2) X S S		0-2 G3-6-1 ② ③ 1-2f		3-1 G3 ①		0-2 4-3 ①				3 0 0 0 0 0 1	
Johnny Podres, L OBP: 0.188, SLG: 0.242 (1, 1) X			0-0 HR		2-1 FC4-6 1B		1-2 6-3 ②			3 1 2 1 0 0 0	
Inning Stats	R: 0 E: 0 K: 0 S: 11 H: 2 LOB: 2 BB: 0 P: 16	R: 0 E: 0 K: 1 S: 8 H: 1 LOB: 0 BB: 0 P: 8	R: 1 E: 0 K: 0 S: 6 H: 1 LOB: 0 BB: 0 P: 11	R: 0 E: 0 K: 1 S: 10 H: 1 LOB: 1 BB: 0 P: 17	R: 0 E: 0 K: 0 S: 10 H: 1 LOB: 1 BB: 0 P: 16	R: 0 E: 0 K: 0 S: 8 H: 1 LOB: 2 BB: 2 P: 19	R: 0 E: 0 K: 0 S: 9 H: 1 LOB: 0 BB: 0 P: 11	R: 0 E: 0 K: 0 S: 5 H: 1 LOB: 0 BB: 0 P: 6	R: 0 E: 0 K: 1 S: 6 H: 0 LOB: 0 BB: 0 P: 8	1B: 7 2B: 1 3B: 1 HR: 1 SF: 0 SAC: 0 DP: 3 HBP: 0	WP: 0 PB: 0 SB: 0 CS: 1 PA: 35
PITCHER Al McBean, R ERA: 3.23 (1, 1)	IP 9.0 WLS W BF 34 H 9 R 1 ER 1 SO 3 BB 2 IBB 0 HBP 0 BLK 0 WP 0 HR 1 S 73 P 112 ERA 1.00 WHIP 1.222										

Los Angeles Dodgers @ Pittsburgh Pirates
 Forbes Field, Pittsburgh, PA
 Tue Aug 14 1962, 7:05 PM EDT
 Att. 2,121 - Unknown

AB	32
R	1
H	9
RBI	1
BB	2
SO	3
LOB	12




Batter	1	2	3	4	5	6	7	8	9	AB R H RBI BB SO LOB
Bill Virdon, L OBP: 0.281, SLG: 0.360 (1, 8) C B X	1-1 F8 ①		X 0-0 2B 1B	B 1-0 6-3 ③			C 0-1 4-3 ②			4 1 1 0 0 0 2
Dick Groat, R OBP: 0.339, SLG: 0.352 (1, 6) C X	0-1 L7 ②		X 0-0 1-H 2B		X 0-0 F7 ①		B 2-2 F7 ③			4 0 1 1 0 0 0
Roberto Clemente, R OBP: 0.370, SLG: 0.485 (1, 9) C B X	1-2 2B ①		C 0-1 F8 ①		B 1-1 6-3 1B		C 3-3 K ①			4 1 2 0 0 1 1
Donn Clendenon, R OBP: 0.384, SLG: 0.471 (1, 3) C X	0-1 2B ②		B 2-3 K ②		C 3-2 6-3 ②		B 2-0 L8 ②			4 0 1 1 0 1 2
Bob Skinner, L OBP: 0.400, SLG: 0.529 (1, 7) Howie Goss, R OBP: 0.319, SLG: 0.390 (9, 7) F B X	1-1 L8 ③		F 2-1 4-3 ③		F 0-1 F4 ③		X 0-2 F7 ③			4 0 0 0 0 0 3 0 0 0 0 0 0 0
Don Hoak, R OBP: 0.308, SLG: 0.359 (1, 5) B C X		1-1 L7 ①		C 3-2 F7 ①		X 0-0 F8 ①				3 0 0 0 0 0 0
Smoky Burgess, L OBP: 0.401, SLG: 0.539 (1, 2) B C X		1-1 F7 ②		C 4-2 2B BB		X 0-0 G5-4-3 1B				2 0 1 0 1 0 0
Bill Mazeroski, R OBP: 0.295, SLG: 0.414 (1, 4) C B X		1-2 2B ③		B 1-0 1-3 2B		B 1-0 G5-4-3 ② ③ 1-2f				3 0 2 0 0 0 1
Al McBean, R OBP: 0.192, SLG: 0.250 (1, 1) C B X		0-3 K ③		C 0-3 K ②		X 0-0 F8 ①				3 0 0 0 0 2 3

Inning Stats	R: 1 E: 0 K: 0 S: 11	H: 2 LOB: 1 BB: 0 P: 14	R: 0 E: 0 K: 1 S: 10	H: 1 LOB: 1 BB: 0 P: 13	R: 1 E: 0 K: 1 S: 9	H: 2 LOB: 1 BB: 0 P: 13	R: 0 E: 0 K: 1 S: 12	H: 1 LOB: 2 BB: 1 P: 21	R: 0 E: 0 K: 0 S: 9	H: 1 LOB: 1 BB: 0 P: 13	R: 0 E: 0 K: 0 S: 3	H: 1 LOB: 0 BB: 0 P: 4	R: 0 E: 0 K: 0 S: 6	H: 0 LOB: 0 BB: 0 P: 8	R: 0 E: 0 K: 1 S: 11	H: 0 LOB: 0 BB: 0 P: 16	1B: 3 2B: 5 3B: 0 HR: 0	SF: 0 SAC: 0 DP: 1 HBP: 0	WP: 0 PB: 0 SB: 0 CS: 0	PA: 32
PITCHER Johnny Podres, L ERA: 3.97 (1, 1)	IP 8.0 WLS L BF 32 H 8 R 2 ER 2 SO 4 BB 1 IBB 0 HBP 0 BLK 0 WP 0 HR 0 S 71 P 102 ERA 2.25 WHIP 1.125																			

Los Angeles Dodgers @ Pittsburgh Pirates
Forbes Field, Pittsburgh, PA
 Tue Aug 14 1962, 7:05 PM EDT
 Att. 2,121 - Unknown

AB 31
 R 2
 H 8
 RBI 2
 BB 1
 SO 4
 LOB 12



Batter	1	2	3	4	5	6	7	8	9	AB R H RBI BB SO LOB	TOP									
Maury Wills, S (1, 6) OBP: 0.325, SLG: 0.362	1-1 4-3		1-0 G3		0-2 F7		0-0 FC4-6		0-0 FC6-4	5 0 1 0 0 0 1										
Jim Gilliam, S (1, 4) OBP: 0.372, SLG: 0.351	0-0 F7		1-2 L8		1-0 1B		3-2 G4-6-3		1-2 FC6-4	5 0 1 0 0 0 3										
Willie Davis, L (1, 8) OBP: 0.356, SLG: 0.485	1-0 1B		0-0 1B		1-1 L8			1-1 HR		4 1 3 1 0 0 1										
Tommy Davis, R (1, 5) OBP: 0.371, SLG: 0.523	0-0 F9		2-3 K			1-0 F6		0-0 B5-3		4 0 0 0 0 1 2										
Ron Fairly, L (1, 3) OBP: 0.404, SLG: 0.482		1-2 2B 1B		0-0 G3 1B		0-1 F8		0-1 4-3		4 0 2 0 0 0 0										
Frank Howard, R (1, 9) OBP: 0.361, SLG: 0.575		3-3 K		1-3 K		1-2 HR 1B		3-3 K		4 1 1 0 0 3 2										
Wally Moon, L (1, 7) OBP: 0.358, SLG: 0.381		1-0 1-3 2B		2-1 G3		0-0 HR			0-2 3-1	4 1 2 2 0 0 1										
John Roseboro, L (1, 2) OBP: 0.353, SLG: 0.413		4-0 G6-4-3 IBB		2-1 F4		0-0 F6			0-1 5-3	3 0 0 0 1 0 1										
Don Drysdale, R (1, 1) OBP: 0.290, SLG: 0.286		1-2 G6-4-3			2-2 G3		1-1 FC4-6 1B		4-2 1B BB	1 0 0 0 0 0 3 1 0 0 0 0 0 0 0 0 0 0 0 0 0 1 0 1 0 0 0 0 0 0 0 0 0 0 0 0 0 0 0 1 0 0										
Ed Roebuck, R (5, PH) OBP: 0.350, SLG: 0.358																				
Lee Walls, R (5, 1) OBP: 0.333, SLG: 0.333																				
Ron Perranoski, L (7, PH) OBP: 0.306, SLG: 0.316																				
Duke Snider, L (7, 1) OBP: 0.423, SLG: 0.483																				
Inning Stats	R: 0 E: 0 K: 0 S: 5	H: 1 LOB: 1 BB: 0 P: 7	R: 0 E: 0 K: 1 S: 11	H: 2 LOB: 2 BB: 1 P: 21	R: 0 E: 0 K: 1 S: 8	H: 1 LOB: 1 BB: 0 P: 12	R: 0 E: 0 K: 1 S: 8	H: 1 LOB: 1 BB: 0 P: 13	R: 2 E: 0 K: 0 S: 8	H: 2 LOB: 0 BB: 0 P: 10	R: 0 E: 0 K: 0 S: 6	H: 1 LOB: 0 BB: 0 P: 10	R: 1 E: 0 K: 1 S: 8	H: 1 LOB: 0 BB: 0 P: 12	R: 0 E: 0 K: 0 S: 12	H: 1 LOB: 2 BB: 1 P: 17	1B: 8 2B: 1 3B: 0 HR: 2	SF: 0 SAC: 0 DP: 2 HBP: 0	WP: 0 PB: 0 SB: 0 CS: 0	PA: 38
PITCHER	IP WLS BF H R ER SO BB IBB HBP BLK WP HR S P ERA WHIP																			
Bob Friend, R (1, 1) ERA: 3.35	8.2 W 37 11 3 3 4 1 1 0 0 0 2 71 110 3.12 1.385																			
Diomedes Olivo, L (9, 1) ERA: 2.75	0.1 S 1 0 0 0 0 0 0 0 0 0 0 0 4 5 0.00 0.000																			

Los Angeles Dodgers @ Pittsburgh Pirates
 Forbes Field, Pittsburgh, PA
 Wed Aug 15 1962, 7:05 PM EDT
 Att: 25,670 - Unknown

AB	36
R	3
H	11
RBI	3
BB	2
SO	4
LOB	14



Batter	1	2	3	4	5	6	7	8	9	AB	R	H	RBI	BB	SO	LOB
Bill Virdon, L OBP: 0.279, SLG: 0.357 (1, 8)	0-1 F8		0-0 F8	0-0 F8		0-1 2-3				4	0	0	0	0	0	2
Dick Groat, R OBP: 0.340, SLG: 0.355 (1, 6)	2-1 F7		2-2 2B 1B	0-0 6-3			1-1 G3 1B 2B			4	2	2	0	0	0	1
Bob Skinner, L OBP: 0.401, SLG: 0.532 (1, 7)	3-3 K		2-2 1B 2B		1-0 4-3 WP 1B		2-1 L7			4	1	2	0	0	1	1
Smoky Burgess, L OBP: 0.402, SLG: 0.540 (1, 2)		0-0 4-3 1B 2B	4-0 1B IBB		3-2 4-3		1-0 G3			3	1	1	0	1	0	2
Roberto Clemente, R OBP: 0.371, SLG: 0.485 (1, 9)		0-3 K	1-0 1-2 2-H 3-H 1B		0-0 5-3		1-1 1B			4	0	2	3	0	1	2
Donn Clendenon, R OBP: 0.369, SLG: 0.451 (1, 3)		1-1 4-3	2-2 F6		0-1 F7		2-3 K			4	0	0	0	0	1	5
Don Hoak, R OBP: 0.310, SLG: 0.356 (1, 5)		4-1 1B WP BB	0-0 4-3		4-2 FC1-6 BB		3-2 L8			2	1	0	0	2	0	2
Bill Mazerowski, R OBP: 0.297, SLG: 0.419 (1, 4)		0-2 E8 1B		2-0 3B		0-0 L7		2-2 F9		4	1	2	2	0	0	1
Bob Friend, R OBP: 0.101, SLG: 0.116 (1, 1)		0-0 F8		1-3 K		0-0 FC1-6		2-3 K		4	0	0	0	0	2	2
Diomedes Olivo, L OBP: 0.250, SLG: 0.273 (9, 1)										0	0	0	0	0	0	0

Inning Stats	R: 0	H: 0	E: 0	K: 1	S: 11	R: 3	H: 2	E: 1	K: 1	S: 14	R: 2	H: 3	E: 0	K: 0	S: 12	R: 0	H: 1	E: 0	K: 1	S: 6	R: 0	H: 1	E: 0	K: 0	S: 8	R: 0	H: 0	E: 0	K: 0	S: 7	R: 1	H: 2	E: 0	K: 1	S: 10	R: 0	H: 0	E: 0	K: 1	S: 13	R: 0	H: 0	E: 0	K: 1	S: 20	1B: 5	2B: 3	3B: 1	HR: 0	SF: 0	SAC: 0	DP: 0	HBP: 0	WP: 2	PB: 0	SB: 0	CS: 0	PA: 36
--------------	------	------	------	------	-------	------	------	------	------	-------	------	------	------	------	-------	------	------	------	------	------	------	------	------	------	------	------	------	------	------	------	------	------	------	------	-------	------	------	------	------	-------	------	------	------	------	-------	-------	-------	-------	-------	-------	--------	-------	--------	-------	-------	-------	-------	--------

PITCHER	IP	WLS	BF	H	R	ER	SO	BB	IBB	HBP	BLK	WP	HR	S	P	ERA	WHIP
Don Drysdale, R ERA: 3.05 (1, 1)	4.0	L	20	6	5	4	3	1	1	0	0	1	0	43	67	9.00	1.750
Ed Roebuck, R ERA: 3.51 (5, 1)	2.0		8	1	0	0	0	1	0	0	0	1	0	15	23	0.00	1.000
Ron Perranoski, L ERA: 2.12 (7, 1)	2.0		8	2	1	1	2	0	0	0	0	0	0	23	37	4.50	1.000

BOTTOM

Los Angeles Dodgers @ Pittsburgh Pirates
Forbes Field, Pittsburgh, PA
 Wed Aug 15 1962, 7:05 PM EDT
 Att. 25,670 - Unknown

AB	33
R	6
H	9
RBI	5
BB	3
SO	5
LOB	18



PITCHER	IP	WLS	BF	H	R	ER	SO	BB	IBB	HBP	BLK	WP	HR	S	P	ERA	WHIP
---------	----	-----	----	---	---	----	----	----	-----	-----	-----	----	----	---	---	-----	------

Batter	1	2	3	4	5	6	7	8	9	AB R H RBI BB SO LOB	TOP											
Maury Wills, S OBP: 0.328, SLG: 0.364 (1, 6)	1-0 G6-4-3 S 1B		1-0 S 1B 1B		2-1 B3	2-2 2-3 3-H 1B		1-1 L9		5 1 3 1 0 0 0												
Jim Gilliam, S OBP: 0.374, SLG: 0.355 (1, 4) (6, 5)	4-2 G6-4-3 1-2 BB		0-2 S 1B 1B		1-0 F7	1-0 G3		2-0 2B		4 1 2 0 1 0 2												
Willie Davis, L OBP: 0.356, SLG: 0.484 (1, 8)	2-1 G6-4-3 1-2f 2-3 1B		1-1 1-H 2-H 1B		1-2 F4		0-0 S 1B	1-0 F2		5 0 2 2 0 0 3												
Tommy Davis, R OBP: 0.369, SLG: 0.519 (1, 5) (6, 7)	2-0 6-3		0-1 1-4-3			2-2 F8	1-0 B3		1-2 SH1-3 1B	5 0 1 0 0 0 3												
Frank Howard, R OBP: 0.359, SLG: 0.571 (1, 9)		0-2 6-3		1-2 5-3		0-0 1B 1B	0-0 F8		0-0 SH1-3	4 1 1 0 0 0 1												
Ron Fairly, L OBP: 0.409, SLG: 0.484 (1, 3)		1-0 1-3		1-2 1B SF7 1B		0-0 1B BB 1B	4-0 IBB		4-0 IBB	3 2 2 0 2 0 0												
Wally Moon, L OBP: 0.362, SLG: 0.382 Larry Burright, R OBP: 0.260, SLG: 0.330 (1, 7) (6, 4)		2-3 K		1-2 1-3 1B		4-2 E 1B 1B BB	2-1 F8		0-1 F8	2 1 1 0 1 1 0 2 0 0 0 0 0 4												
Doug Camilli, R OBP: 0.364, SLG: 0.563 (1, 2)			1-1 F7	0-0 SF7		0-1 E7 1B 1-3 2-H 3-H 1B		1-1 HR	1-3 K	4 1 2 4 0 1 2												
Stan Williams, R OBP: 0.115, SLG: 0.200 Ron Perranoski, L (8, 1)			0-1 4-3	1-1 F6		1-3 K				4 0 0 0 0 2 3 0 0 0 0 0 0 0												
Inning Stats	R: 0 E: 0 K: 0 S: 7	H: 1 LOB: 1 BB: 1 P: 16	R: 0 E: 0 K: 1 S: 7	H: 0 LOB: 0 BB: 0 P: 10	R: 2 E: 0 K: 0 S: 12	H: 3 LOB: 1 BB: 0 P: 15	R: 1 E: 0 K: 0 S: 12	H: 2 LOB: 1 BB: 0 P: 16	R: 0 E: 0 K: 0 S: 7	H: 0 LOB: 0 BB: 0 P: 11	R: 3 E: 1 K: 1 S: 16	H: 4 LOB: 2 BB: 1 P: 26	R: 0 E: 0 K: 0 S: 5	H: 1 LOB: 2 BB: 1 P: 12	R: 1 E: 0 K: 1 S: 9	H: 2 LOB: 1 BB: 0 P: 15	R: 0 E: 0 K: 1 S: 10	H: 1 LOB: 2 BB: 1 P: 16	1B: 12 2B: 1 3B: 0 HR: 1	SF: 1 SAC: 1 DP: 1 HBP: 0	WP: 0 PB: 0 SB: 4 CS: 0	PA: 44
PITCHER	IP WLS BF H R ER SO BB IBB HBP BLK WP HR S P ERA WHIP																					
Joe Gibbon, L ERA: 4.12 (1, 1)	5.1 L 26 9 6 5 1 2 0 0 0 0 0 0 54 83 8.44 2.062																					
Earl Francis, R ERA: 3.71 (6, 1)	1.2 8 2 0 0 1 0 1 0 0 0 0 0 12 23 0.00 1.200																					
Jack Lamabe, R ERA: 3.25 (8, 1)	2.0 10 3 1 1 2 0 1 0 0 0 0 1 19 31 4.50 1.500																					

Los Angeles Dodgers @ Pittsburgh Pirates
 Forbes Field, Pittsburgh, PA
 Thu Aug 16 1962, 7:05 PM EDT
 Att: 23,291 - Unknown

AB	38
R	7
H	14
RBI	7
BB	4
SO	4
LOB	18




Batter	1	2	3	4	5	6	7	8	9	AB R H RBI BB SO LOB	TOP											
Maury Wills, S OBP: 0.327, SLG: 0.363 (1, 6)	2-2 1-3		0-2 6-3			0-1 1B	2-2 5-3		1-2 FC3-6	5 1 1 0 0 0 1												
Jim Gilliam, S OBP: 0.373, SLG: 0.354 (1, 4) Daryl Spencer, R OBP: 0.374, SLG: 0.336 (8, 5) (9, PH) (9, 5)	2-2 6-3		2-2 F8			1-2 1B		1-0 F9	3-3 K	4 1 1 1 0 0 0 1 0 0 0 0 1 1												
Willie Davis, L OBP: 0.358, SLG: 0.484 (1, 8)	0-0 FC6-4 1B			0-0 E1 1B		0-1 SH5-3 1-2		0-3 K	1-2 F2	4 1 2 0 0 1 1												
Tommy Davis, R OBP: 0.372, SLG: 0.523 (1, 7)	1-2 FC6-4 1-2f			2-1 CS 1B		1-0 4-3 1B		3-1 HR 2B		4 1 3 2 0 0 1												
Frank Howard, R OBP: 0.364, SLG: 0.575 (1, 9)				1-3 K		0-0 4-3 1-2 1B		4-0 HR IBB		3 1 2 0 1 1 1												
Ron Fairly, L OBP: 0.407, SLG: 0.490 (1, 3)				2-2 4-3 1-2		3-1 4-3 1-2 2-3		0-2 HR		4 1 1 3 0 1 4												
Lee Walls, R OBP: 0.303, SLG: 0.300 Larry Burright, R OBP: 0.260, SLG: 0.330 (1, 5) (8, 4)						2-2 F6		4-1 BB		3 0 0 0 1 0 3 0 0 0 0 0 0 0												
Doug Camilli, R OBP: 0.351, SLG: 0.540 John Roseboro, L OBP: 0.351, SLG: 0.410 (1, 2) (7, PH) (7, 2)						2-3 K		1-3 K		2 0 0 0 0 2 1 2 0 0 0 0 1 1												
Pete Richert, L OBP: 0.182, SLG: 0.100 Larry Sherry, R OBP: 0.200, SLG: 0.143 Ron Perranoski, L (7, 1)						2-3 K		2-2 6-3		2 0 0 0 0 1 0 1 0 0 0 0 0 0 0 0 0 0 1 0 0												
Inning Stats	R: 0 E: 0 K: 0 S: 13	H: 1 LOB: 1 BB: 0 P: 18	R: 0 E: 0 K: 2 S: 10	H: 1 LOB: 1 BB: 0 P: 15	R: 0 E: 0 K: 0 S: 12	H: 0 LOB: 0 BB: 0 P: 17	R: 1 E: 1 K: 1 S: 10	H: 2 LOB: 0 BB: 0 P: 15	R: 0 E: 0 K: 2 S: 14	H: 0 LOB: 0 BB: 0 P: 20	R: 2 E: 0 K: 0 S: 13	H: 4 LOB: 2 BB: 0 P: 18	R: 0 E: 0 K: 0 S: 8	H: 0 LOB: 0 BB: 0 P: 14	R: 3 E: 0 K: 2 S: 13	H: 2 LOB: 1 BB: 2 P: 26	R: 0 E: 0 K: 1 S: 12	H: 0 LOB: 1 BB: 1 P: 21	1B: 7 2B: 2 3B: 0 HR: 1	SF: 0 SAC: 1 DP: 0 HBP: 0	WP: 1 PB: 0 SB: 2 CS: 1	PA: 39
PITCHER	IP WLS BF H R ER SO BB IBB HBP BLK WP HR S P ERA WHIP																					
Jim O'Toole, L ERA: 3.35 Johnny Klippstein, R ERA: 4.68 Bill Henry, L ERA: 4.5	(1, 1) (7, 1) (8, 1)	6.0 1.0 2.0	L	25 3 11	8 0 2	3 0 3	2 0 3	5 0 3	0 0 2	0 0 1	0 0 0	0 0 0	0 0 0	1 8 25	0 14 47	103 14 47	3.00 0.00 13.50	1.333 0.000 2.000				

Los Angeles Dodgers @ Cincinnati Reds
Crosley Field, Cincinnati, OH
Fri Aug 17 1962, 7:05 PM EDT
Att. 30,673 - Unknown


AB	35
R	6
H	10
RBI	6
BB	3
SO	8
LOB	14



Batter	1	2	3	4	5	6	7	8	9	AB R H RBI BB SO LOB	TOP											
Maury Wills, S (1, 6) OBP: 0.328, SLG: 0.364	1-1 CS 1B		0-0 1-3			1-1 2B 1B		1-2 4-3		4 1 2 0 0 0 1												
Willie Davis, L (1, 8) OBP: 0.355, SLG: 0.480	0-0 B3			1-3 K		0-0 F5		0-0 L9		4 0 0 0 0 1 2												
Tommy Davis, R (1, 7) OBP: 0.373, SLG: 0.527	3-1 4-3 1-2			0-0 2B		1-1 2B 1-H		1-3 K		4 0 2 1 0 1 1												
Frank Howard, R (1, 9) OBP: 0.360, SLG: 0.568		0-0 F9		1-2 6-3		1-2 F2		2-3 K		4 0 0 0 0 1 2												
Ron Fairly, L (1, 3) OBP: 0.404, SLG: 0.486		2-3 K		2-2 6-3			0-3 K		3 0 0 0 0 2 1													
Tim Harkness, L (7, 3) OBP: 0.350, SLG: 0.358									0 0 0 0 0 0 0													
Lee Walls, R (1, 5) OBP: 0.290, SLG: 0.286		0-0 5-3			1-1 1-3		3-3 K		3 0 0 0 0 1 0													
Doug Camilli, R (1, 2) OBP: 0.350, SLG: 0.519			4-1 BB		2-2 F4		1-3 K		2 0 0 0 1 1 0		AB 30 R 1 H 4 RBI 1 BB 1 SO 11 LOB 9											
Larry Burright, R (1, 4) OBP: 0.257, SLG: 0.326			0-3 K		0-0 5-3			0-3 K	3 0 0 0 0 2 1													
Johnny Podres, L (1, 1) OBP: 0.185, SLG: 0.238			2-3 K			1-0 6-3		1-3 K	1 0 0 0 0 1 1													
Ed Roebuck, R (3, 1) OBP: 0.333, SLG: 0.333									0 0 0 0 0 0 0													
Andy Carey, R (6, PH) OBP: 0.349, SLG: 0.387									1 0 0 0 0 0 0													
Phil Ortega, R (6, 1)									1 0 0 0 0 1 0													
Inning Stats	R: 0 E: 0 K: 0 S: 5	H: 1 LOB: 0 BB: 0 P: 9	R: 0 E: 0 K: 1 S: 5	H: 0 LOB: 0 BB: 0 P: 7	R: 0 E: 0 K: 2 S: 8	H: 0 LOB: 1 BB: 1 P: 14	R: 0 E: 0 K: 1 S: 10	H: 1 LOB: 1 BB: 0 P: 14	R: 0 E: 0 K: 0 S: 6	H: 0 LOB: 0 BB: 0 P: 9	R: 1 E: 0 K: 0 S: 10	H: 2 LOB: 1 BB: 0 P: 14	R: 0 E: 0 K: 3 S: 10	H: 0 LOB: 0 BB: 0 P: 14	R: 0 E: 0 K: 2 S: 9	H: 0 LOB: 0 BB: 0 P: 11	R: 0 E: 0 K: 2 S: 8	H: 0 LOB: 0 BB: 0 P: 11	1B: 2 2B: 2 3B: 0 HR: 0	SF: 0 SAC: 0 DP: 0 HBP: 0	WP: 0 PB: 0 SB: 0 CS: 1	PA: 31
PITCHER Joe Nuxhall, L (1, 1) ERA: 2.25	IP 9.0 WLS W BF 31 H 4 R 1 ER 1 SO 11 BB 1 IBB 0 HBP 0 BLK 0 WP 0 HR 0 S 71 P 103 ERA 1.00 WHIP 0.556											PITCHER	IP WLS BF H R ER SO BB IBB HBP BLK WP HR S P ERA WHIP									

Los Angeles Dodgers @ Cincinnati Reds
 Crosley Field, Cincinnati, OH
 Sat Aug 18 1962, 7:05 PM EDT
 Att: 29,486 - Unknown

livebaseballscorecards.com

Batter	1	2	3	4	5	6	7	8	9	AB R H RBI BB SO LOB	TOP		
Maury Wills, S OBP: 0.330, SLG: 0.365 (1, 6) C B L X	1-2 6-3 ①		1-0 BB 1-2 1B		1-2 4-3 ②		4-2 S BB		1-0 1B IHR 2-3 1B	4 1 2 0 1 0 0			
Jim Gilliam, S OBP: 0.375, SLG: 0.354 (1, 4) (9, 5) C C X	1-2 3-1 ②		4-2 BB 1-2 2-3 BB		4-1 S BB		3-3 K ③ 1-2		1-0 IHR 1-2 3-H 2-H 1B	3 1 1 1 2 1 1			
Willie Davis, L OBP: 0.353, SLG: 0.484 (1, 8) B S S	1-3 K ③		1-0 F4 ③		2-3 K ③ 1-2			0-1 4-3 ① F B X	1-1 IHR 1-H 2-H 1B	5 1 1 3 0 2 4			
Tommy Davis, R OBP: 0.375, SLG: 0.530 (1, 5) (9, 7)		1-0 FC4-6 1B		2-0 SH4-3 2B		0-1 S 1B		0-1 F8 ② C B X	1-1 3-1 ②	5 0 3 0 0 0 0			
Wally Moon, L OBP: 0.361, SLG: 0.376 Tim Harkness, L OBP: 0.350, SLG: 0.358 (1, 3) (9, 3) B F X	1-1 FC4-6 G3-6 1-2f		1-1 SH4-3 2-3		3-3 K ① 1-2		4-2 BB	2-2 E3		3 0 0 0 1 1 2 0 0 0 0 0 0 0			
Duke Snider, L OBP: 0.405, SLG: 0.457 Larry Burright, R OBP: 0.257, SLG: 0.326 (1, 9) (9, 4) X	0-0 G3-6 ② ③ 1-2f		1-1 G3 ②		1-2 6-3 ② S S B X		2-0 F4 ③ B B X	1-2 F3 ③		5 0 0 0 0 0 5 0 0 0 0 0 0 0			
Frank Howard, R OBP: 0.361, SLG: 0.575 (1, 7) (9, 9)			1-0 F8 ①	4-2 BB		2-2 5-3 ③ F B F B X		1-0 HR		3 1 1 1 1 0 1	AB 33 R 5 H 9 RBI 5 BB 6 SO 5 LOB 16		
John Roseboro, L OBP: 0.353, SLG: 0.408 (1, 2)			1-2 6-3 ② X	0-0 F3 ③		2-1 B3-6-3 HBP		4-2 1B SH2-4 1B BB		2 1 0 0 1 0 2			
Don Drysdale, R OBP: 0.253, SLG: 0.287 (1, 1)			0-2 BB 1B 1B		2-3 K ①		0-0 B3-6-3 ① ② 1-2f	1-0 SH2-4 ①		3 0 1 0 0 1 1			
Inning Stats	R: 0 E: 0 K: 1 S: 9 H: 0 LOB: 0 BB: 0 P: 12	R: 0 E: 0 K: 0 S: 4 H: 1 LOB: 0 BB: 0 P: 6	R: 0 E: 0 K: 0 S: 12 H: 2 LOB: 3 BB: 1 P: 20	R: 0 E: 0 K: 0 S: 9 H: 1 LOB: 2 BB: 1 P: 17	R: 0 E: 0 K: 2 S: 10 H: 0 LOB: 1 BB: 1 P: 19	R: 0 E: 0 K: 1 S: 11 H: 1 LOB: 1 BB: 0 P: 17	R: 0 E: 0 K: 1 S: 8 H: 0 LOB: 1 BB: 1 P: 17	R: 0 E: 0 K: 0 S: 9 H: 0 LOB: 1 BB: 1 P: 15	R: 5 E: 1 K: 0 S: 17 H: 4 LOB: 1 BB: 1 P: 30	1B: 6 2B: 1 3B: 0 HR: 2 SF: 0 SAC: 2 DP: 2 HBP: 1	WP: 0 PB: 0 SB: 3 CS: 0 PA: 42		
PITCHER	IP WLS BF H R ER SO BB IBB HBP BLK WP HR S P ERA WHIP											PITCHER	IP WLS BF H R ER SO BB IBB HBP BLK WP HR S P ERA WHIP
Joey Jay, R ERA: 3.64 (1, 1)	8.1 L 37 7 3 3 5 6 0 1 0 0 0 1 78 136 3.24 1.560												
Bill Henry, L ERA: 5.06 (9, 1)	0.0 2 2 2 2 0 0 0 0 0 0 0 0 3 5 ∞ ∞												
Jim Brosnan, R ERA: 3.1 (9, 1)	0.2 3 0 0 0 0 0 0 0 0 0 0 0 8 12 0.00 0.000												

Los Angeles Dodgers @ Cincinnati Reds
Crosley Field, Cincinnati, OH
Sun Aug 19 1962, 3:33 AM EDT
Att: 27,973 - Unknown

AB	33
R	5
H	9
RBI	5
BB	6
SO	5
LOB	16



Batter	1	2	3	4	5	6	7	8	9	AB	R	H	RBI	BB	SO	LOB
Eddie Kasko, R OBP: 0.299, SLG: 0.321 (1, 5)	3-2 F9		2-3 K		2-1 F8			0-2 F3		4	0	0	0	0	1	0
Don Blasingame, L OBP: 0.352, SLG: 0.334 (1, 4)	1-2 HBP 1B		0-0 B5-3			0-0 6-3			0-1 6-3	4	0	1	0	0	0	0
Vada Pinson, L OBP: 0.342, SLG: 0.490 (1, 8)	2-2 F9		0-0 F9			0-0 F8			2-2 1B	4	0	1	0	0	0	1
Frank Robinson, R OBP: 0.420, SLG: 0.646 (1, 9)	2-1 1-2 HBP			4-0 E SF4 BB		0-1 F4			3-3 K	2	1	0	0	1	1	1
Jerry Lynch, L OBP: 0.340, SLG: 0.485 Marty Keough, L OBP: 0.361, SLG: 0.401 (1, 7) (8, 7)	0-0 F3		2-3 1 SAFE K		2-3 1-3 K		0-0 F4		3-3 K	3	0	0	0	0	1	3
Gordy Coleman, L OBP: 0.325, SLG: 0.489 (1, 3)		2-0 F9		0-1 SF4		2-2 F2				2	0	0	1	0	0	0
Johnny Edwards, L OBP: 0.323, SLG: 0.390 (1, 2)		1-2 F4		0-1 3-H F5		1-2 G3				3	0	0	0	0	0	0
Leo Cardenas, R OBP: 0.318, SLG: 0.386 (1, 6)		1-2 1B			0-0 F9			2-2 F6		3	0	1	0	0	0	0
Joey Jay, S OBP: 0.226, SLG: 0.234 Bill Henry, L OBP: 0.333, SLG: 0.333 Jim Brosnan, R (9, 1) (9, 1)		2-3 K			1-3 K			1-3 K		3	0	0	0	0	3	1
										0	0	0	0	0	0	0
										0	0	0	0	0	0	0

Inning Stats	R: 0	H: 1	E: 0	LOB: 2	K: 0	S: 15	P: 23	R: 0	H: 1	E: 0	LOB: 1	K: 1	BB: 0	S: 10	P: 16	R: 0	H: 0	E: 0	LOB: 0	K: 1	BB: 0	S: 7	P: 9	R: 1	H: 0	E: 1	LOB: 0	K: 1	BB: 1	S: 7	P: 13	R: 0	H: 0	E: 0	LOB: 0	K: 1	BB: 0	S: 8	P: 11	R: 0	H: 0	E: 0	LOB: 0	K: 0	BB: 0	S: 4	P: 4	R: 0	H: 0	E: 0	LOB: 0	K: 0	BB: 0	S: 8	P: 11	R: 0	H: 0	E: 0	LOB: 0	K: 1	BB: 0	S: 9	P: 12	R: 0	H: 1	E: 0	LOB: 1	K: 2	BB: 0	S: 14	P: 22	1B: 3	SF: 1	2B: 0	SAC: 0	3B: 0	DP: 0	HR: 0	HBP: 1	WP: 0	PA: 32
PITCHER Don Drysdale, R ERA: 2.94 (1, 1)	IP	WLS	BF	H	R	ER	SO	BB	IBB	HBP	BLK	WP	HR	S	P	ERA	WHIP																																																																
	9.0	W	32	3	1	0	7	1	0	1	0	0	0	82	121	0.00	0.444																																																																
	PITCHER																	IP	WLS	BF	H	R	ER	SO	BB	IBB	HBP	BLK	WP	HR	S	P	ERA	WHIP																																															

Los Angeles Dodgers @ Cincinnati Reds
Crosley Field, Cincinnati, OH
Sun Aug 19 1962, 3:33 AM EDT
Att. 27,973 - Unknown

livebaseballscorecards.com

AB	29
R	1
H	3
RBI	1
BB	1
SO	7
LOB	7



Batter	1	2	3	4	5	6	7	8	9	10	AB R H RBI BB SO LOB	TOP												
Maury Wills, S OBP: 0.331, SLG: 0.365 (1, 6)	F2		B1-3				FC3-6			SH3-4 1B	5 0 2 0 0 0 1	Los Angeles Dodgers @ Cincinnati Reds Crosley Field, Cincinnati, OH Mon Aug 20 1962, 7:05 PM EDT Att. 26,852 - Unknown												
Jim Gilliam, S OBP: 0.373, SLG: 0.350 (1, 4) (9, 5)	L9		F8				4-3			SH3-4	4 0 0 0 0 0 2													
Willie Davis, L OBP: 0.358, SLG: 0.496 (1, 8)										L4	5 1 4 1 0 0 1													
Tommy Davis, R OBP: 0.376, SLG: 0.535 (1, 5) (9, 7)	5-3										3 1 1 1 1 0 2													
Wally Moon, L OBP: 0.359, SLG: 0.374 (8, 1)											4 1 1 0 0 1 1													
Ron Perranoski, L (10, PH) OBP: 0.403, SLG: 0.484 Larry Sherry, R OBP: 0.200, SLG: 0.143 (10, 1)											0 0 0 0 0 0 0 1 0 0 0 0 0 2 0 0 0 0 0 0 0													
Duke Snider, L OBP: 0.408, SLG: 0.469 (1, 9)											4 0 2 1 0 0 1													
Frank Howard, R OBP: 0.357, SLG: 0.569 Larry Burright, R OBP: 0.257, SLG: 0.326 (9, 4)											4 0 0 0 0 2 2 0 0 0 0 0 0 0													
John Roseboro, L OBP: 0.349, SLG: 0.402 (1, 2)											4 0 0 0 0 2 1													
Stan Williams, R OBP: 0.127, SLG: 0.208 Tim Harkness, L OBP: 0.344, SLG: 0.352 (8, 3)											3 0 1 0 0 1 0 1 0 0 0 0 0 0													
Inning Stats	R: 0 E: 0 K: 0 S: 8	H: 1 LOB: 1 BB: 0 P: 10	R: 0 E: 0 K: 2 S: 9	H: 1 LOB: 1 BB: 0 P: 16	R: 0 E: 0 K: 1 S: 8	H: 0 LOB: 0 BB: 0 P: 10	R: 1 E: 0 K: 1 S: 15	H: 3 LOB: 1 BB: 0 P: 18	R: 0 E: 0 K: 0 S: 6	H: 1 LOB: 1 BB: 0 P: 9	R: 2 E: 0 K: 1 S: 8	H: 2 LOB: 0 BB: 0 P: 15	R: 0 E: 0 K: 0 S: 5	H: 1 LOB: 1 BB: 0 P: 8	R: 0 E: 0 K: 0 S: 7	H: 1 LOB: 1 BB: 0 P: 13	R: 0 E: 0 K: 1 S: 6	H: 0 LOB: 0 BB: 0 P: 12	R: 0 E: 0 K: 0 S: 8	H: 1 LOB: 2 BB: 1 P: 15	1B: 7 2B: 2 3B: 0 HR: 2	SF: 0 SAC: 2 DP: 1 HBP: 0	WP: 0 PB: 0 SB: 3 CS: 0	PA: 41
PITCHER Bob Purkey, R ERA: 2.83 (1, 1)	IP 10.0	WLS W	BF 41	H 11	R 3	ER 3	SO 6	BB 0	IBB 1	HBP 0	BLK 0	WP 0	HR 2	S 80	P 126	ERA 2.70	WHIP 1.100							

livebaseballscorecards.com

AB 38
R 3
H 11
RBI 3
BB 1
SO 6
LOB 13



BOTTOM

Los Angeles Dodgers @ Cincinnati Reds
Crosley Field, Cincinnati, OH
Mon Aug 20 1962, 7:05 PM EDT
Att: 26,852 - Unknown

livebaseballscorecards.com

AB 33
R 7
H 10
RBI 7
BB 3
SO 3
LOB 13



WP: 0 PA: 40
PB: 0
SB: 0
CS: 0

AB R H RBI BB SO LOB

3 1 2 0 0 0 0

5 1 1 0 0 1 4

3 1 0 1 1 0 3

5 2 2 4 0 1 0

3 0 0 0 0 0 0

0 0 0 0 0 0 0

1 0 0 0 2 0 0

1 0 0 0 0 0 1

4 1 2 1 0 0 2

4 0 1 1 0 1 2

3 0 1 0 0 0 1

1 0 1 0 0 0 0

0 1 0 0 0 0 0

1B: 6 SF: 1
2B: 4 SAC: 3
3B: 0 DP: 2
HR: 1 HBP: 0

Batter	1	2	3	4	5	6	7	8	9	10
Leo Cardenas, R OBP: 0.321, SLG: 0.390 (1, 6)	2-1 1-3 SF9 2B		2-1 SH3-4		1-0 F7			0-1 FC5-6 1B		0-1 SH FC4-6
Marty Keough, L OBP: 0.357, SLG: 0.395 (10, 3)	1-0 1-3		0-0 1B			1-3 K		0-0 FC5-6 G6-3		2-2 FC4-6 HR
Vada Pinson, L OBP: 0.340, SLG: 0.487 (1, 8)	1-0 SF9		1-0 1-3-2			0-2 L9		0-1 G6-3		4-0 HR IBB
Frank Robinson, R OBP: 0.419, SLG: 0.650 (1, 9)	0-0 L5			0-0 5-3		0-3 K			2-2 SH5-4 1B	1-2 HR
Gordy Coleman, L OBP: 0.323, SLG: 0.485 (1, 3)		0-0 2-3		0-2 G1			1-2 6-3		1-0 SH5-4	
Wally Post, R OBP: 0.323, SLG: 0.485 (9, PH) (10, 7)									1-2	
Johnny Edwards, L OBP: 0.326, SLG: 0.389 (1, 2)		4-0 BB		4-1 FC6-4 BB			0-1 L7		0-0 5-3	
Hank Foiles, R OBP: 0.357, SLG: 0.504 (9, PH) (10, 2)										
Gene Freese, R OBP: 0.600, SLG: 0.500 (1, 5)		0-1 F5		0-0 FC6-4			2-0 2B 1B		0-0 FC6-4	
Don Zimmer, R OBP: 0.268, SLG: 0.300 (1, 4)		2-0 4-3			2-3 K		0-0 1-H 2B		0-1 FC6-4	
Bob Purkey, R OBP: 0.133, SLG: 0.207 (1, 1)			0-1 SH3-4 1-3-2 2B		1-1 F8		3-2 1-3			1-0 FC4-6 SH HR 1B
Jerry Lynch, L OBP: 0.343, SLG: 0.487 (10, PH)										
Joe Gaines, R OBP: 0.415, SLG: 0.471 (10, PR)										

Inning Stats	R: 1	H: 1	E: 0	K: 0	S: 5	R: 0	H: 0	E: 0	K: 0	S: 4	R: 0	H: 2	E: 0	K: 0	S: 6	R: 0	H: 0	E: 0	K: 1	S: 6	R: 0	H: 0	E: 0	K: 2	S: 11	R: 1	H: 2	E: 0	K: 0	S: 11	R: 0	H: 1	E: 0	K: 0	S: 5	R: 1	H: 2	E: 0	K: 0	S: 8	R: 4	H: 2	E: 0	K: 0	S: 11				
	LOB: 0	BB: 0	LOB: 1	BB: 0	LOB: 0	LOB: 1	BB: 1	LOB: 0	BB: 0	LOB: 0	LOB: 0	LOB: 1	BB: 0	LOB: 0	BB: 0	LOB: 0	LOB: 0	BB: 0	LOB: 0	BB: 0	LOB: 1	BB: 0	LOB: 0	BB: 0	LOB: 0	LOB: 1	BB: 1	LOB: 0	BB: 0	LOB: 0	BB: 0	LOB: 0	LOB: 0	BB: 0	LOB: 0	LOB: 0	BB: 0	LOB: 0	LOB: 1	BB: 1	LOB: 1	BB: 1	LOB: 1	BB: 1	LOB: 1	BB: 1	LOB: 1	BB: 1	LOB: 1

PITCHER	IP	WLS	BF	H	R	ER	SO	BB	IBB	HBP	BLK	WP	HR	S	P	ERA	WHIP
Stan Williams, R ERA: 4.18 (1, 1)	7.0		27	5	2	2	3	2	0	0	0	0	0	49	77	2.57	1.000
Ron Perranoski, L ERA: 2.06 (8, 1)	2.0		8	3	1	1	0	0	0	0	0	0	0	13	16	4.50	1.500
Larry Sherry, R ERA: 2.92 (10, 1)	0.1	L	5	2	4	4	0	0	1	0	0	0	1	11	19	108.00	6.000

Batter	1	2	3	4	5	6	7	8	9	AB R H RBI BB SO LOB	TOP	
Maury Wills, S (1, 6) OBP: 0.329, SLG: 0.362	1-2 L6		2-1 L9			2-2 F9			1-1 L8	4 0 0 0 0 0 0	Los Angeles Dodgers @ Philadelphia Phillies Connie Mack Stadium, Philadelphia, PA Wed Aug 22 1962, 7:05 PM EDT Att: 24,091 - Unknown	
Jim Gilliam, S (1, 4) OBP: 0.372, SLG: 0.348	3-2 4-3		1-0 5-3			4-2 CS BB			0-1 F3	3 0 0 0 1 0 0		
Willie Davis, L (1, 8) OBP: 0.355, SLG: 0.491	1-1 F3				1-0 F4	3-2 CS 1-2	1-2 4-3		1-2 L6	4 0 0 0 0 0 0		
Tommy Davis, R (1, 5) OBP: 0.374, SLG: 0.531		1-3 K			0-0 L9		0-0 4-3			3 0 0 0 0 1 0		
Frank Howard, R (1, 9) OBP: 0.360, SLG: 0.577		4-2 1B BB			0-3 K		1-1 HR			2 1 1 1 1 1 0		
Lee Walls, R (1, 7) OBP: 0.292, SLG: 0.288		0-2 1-2 1B			3-2 6-3		2-3 K			3 0 1 0 0 1 0		
Wally Moon, L (1, 3) OBP: 0.354, SLG: 0.368		3-2 F3			2-1 F9			3-3 K		3 0 0 0 0 1 2		
Doug Camilli, R (1, 2) OBP: 0.349, SLG: 0.509 John Roseboro, L (8, PR) OBP: 0.349, SLG: 0.402 (8, 2)		1-3 K			0-1 6-3			0-2 G6-4-3 1B		3 0 1 0 0 1 2 0 0 0 0 0 0 0		
Pete Richert, L (1, 1) OBP: 0.154, SLG: 0.083 Daryl Spencer, R (8, PH) OBP: 0.372, SLG: 0.333 Larry Sherry, R (8, 1) OBP: 0.200, SLG: 0.143 Ed Roebuck, R (8, 1) OBP: 0.333, SLG: 0.333		1-3 K			1-1 F5			3-2 G6-4-3 1-2f		2 0 0 0 0 1 0 1 0 0 0 0 0 1 0 0 0 0 0 0 0 0 0 0 0 0 0 0		
Inning Stats	R: 0 E: 0 K: 0 S: 8 H: 0 LOB: 0 BB: 0 P: 13	R: 0 E: 0 K: 2 S: 19 H: 1 LOB: 2 BB: 1 P: 28	R: 0 E: 0 K: 1 S: 6 H: 0 LOB: 0 BB: 0 P: 10	R: 0 E: 0 K: 1 S: 5 H: 0 LOB: 0 BB: 0 P: 6	R: 0 E: 0 K: 0 S: 8 H: 0 LOB: 0 BB: 0 P: 13	R: 0 E: 0 K: 0 S: 11 H: 0 LOB: 0 BB: 1 P: 21	R: 1 E: 0 K: 1 S: 9 H: 1 LOB: 0 BB: 0 P: 13	R: 0 E: 0 K: 1 S: 13 H: 1 LOB: 1 BB: 0 P: 19	R: 0 E: 0 K: 0 S: 7 H: 0 LOB: 0 BB: 0 P: 9	1B: 2 2B: 0 3B: 0 HR: 1 SF: 0 SAC: 0 DP: 1 HBP: 0		WP: 0 PB: 0 SB: 0 CS: 1 PA: 31
PITCHER Chris Short, L (1, 1) ERA: 3.48	IP WLS BF H R ER SO BB IBB HBP BLK WP HR S P ERA WHIP	9.0 W 30 3 1 1 6 2 0 0 0 0 0 1 86 132 1.00 0.556										

livebaseballscorecards.com

AB	28
R	1
H	3
RBI	1
BB	2
SO	6
LOB	5



Batter	1	2	3	4	5	6	7	8	9	AB	R	H	RBI	BB	SO	LOB
Tony Taylor, R OBP: 0.336, SLG: 0.346 (1, 4)	F9			E6 SH1-3		FC1-5 1B BB	CS 1B			3	0	1	1	1	0	0
Johnny Callison, L OBP: 0.372, SLG: 0.494 (1, 9)	K			SH1-3		FC1-5 1B	CS	HR		3	2	2	1	0	1	0
Ted Savage, R OBP: 0.337, SLG: 0.375 (1, 7)	K			E BB		FC1-5 WP B3-5		6-3		3	0	0	0	1	1	2
Roy Sievers, R OBP: 0.337, SLG: 0.448 (1, 3)		F5		K		WP 1B		HR BB		3	0	1	1	1	1	2
Billy Klaus, L OBP: 0.292, SLG: 0.347 (8, PR)										0	1	0	0	0	0	0
Frank Torre, L OBP: 0.418, SLG: 0.416 (9, 3)										0	0	0	0	0	0	0
Don Demeter, R OBP: 0.361, SLG: 0.508 (1, 8)	F5			E5		IBB		HR		3	1	1	2	1	0	2
Ruben Amaro, R OBP: 0.372, SLG: 0.327 (1, 6)	K			K		B3-5		F7		4	0	0	0	0	2	7
Bob Oldis, R OBP: 0.389, SLG: 0.355 (1, 2)				G1-4-3 BB		L3 BB		FC5 1B		1	1	1	0	3	0	0
Bobby Wine, R OBP: 0.274, SLG: 0.344 (1, 5)				G1-4-3		L3		SH1-4		3	0	1	0	0	0	2
Chris Short, R OBP: 0.130, SLG: 0.182 (1, 1)				4-3		1-3		FC5		4	0	0	0	0	0	3

Inning Stats	R: 0	H: 0	E: 0	K: 2	S: 10	R: 0	H: 0	E: 0	K: 1	S: 9	R: 0	H: 0	E: 0	K: 0	S: 4	R: 0	H: 0	E: 2	K: 2	S: 12	R: 0	H: 0	E: 0	K: 0	S: 9	R: 1	H: 2	E: 0	K: 0	S: 5	R: 1	H: 1	E: 0	K: 0	S: 9	R: 3	H: 4	E: 0	K: 0	S: 17
	LOB: 0	BB: 0	P: 14	LOB: 0	BB: 0	P: 13	LOB: 0	BB: 1	P: 9	LOB: 3	BB: 1	P: 17	LOB: 0	BB: 1	P: 14	LOB: 2	BB: 2	P: 13	LOB: 0	BB: 1	P: 19	LOB: 0	BB: 1	P: 29	LOB: 2	BB: 1	P: 29	SF: 0	SAC: 2	DP: 3	HBP: 0	1B: 5	2B: 2	3B: 0	HR: 2	WP: 1	PB: 0	SB: 0	CS: 1	

PITCHER	IP	WLS	BF	H	R	ER	SO	BB	IBB	HBP	BLK	WP	HR	S	P	ERA	WHIP
Pete Richert, L ERA: 4.5 (1, 1)	7.0	L	28	3	2	2	5	5	1	0	0	1	0	58	99	2.57	1.143
Larry Sherry, R ERA: 3.25 (8, 1)	0.2		7	4	3	3	0	1	0	0	0	0	2	14	25	40.50	7.500
Ed Roebuck, R ERA: 3.47 (8, 1)	0.1		1	0	0	0	0	0	0	0	0	0	0	3	4	0.00	0.000

BOTTOM

Los Angeles Dodgers @ Philadelphia Phillies
 Connie Mack Stadium, Philadelphia, PA

Wed Aug 22 1962, 7:05 PM EDT
 Att. 24,091 - Unknown

AB	27
R	5
H	7
RBI	5
BB	7
SO	5
LOB	18



WP	PA	ERA	WHIP
1	37		

Batter	1	2	3	4	5	6	7	8	9	AB R H RBI BB SO LOB
Tony Taylor, R OBP: 0.337, SLG: 0.352 (1, 4)	0-1 SH5-3 1B		2-1 HR		2-3 K		0-0 G6-4-3 1-2f 2-3		1-3 K	5 1 2 1 0 2 3
Johnny Callison, L OBP: 0.372, SLG: 0.493 (1, 9)	0-1 SH5-3 1-2		2-2 F8		1-1 FC4-6 1B		2-1 F4			3 0 1 0 0 0 1
Ted Savage, R OBP: 0.340, SLG: 0.376 (1, 7)	4-2 BB		1-1 9-2 1B		1-2 FC4-6 1-2f		2-3 K			2 0 1 0 1 0 1
Wes Covington, L OBP: 0.310, SLG: 0.404 (8, PH) (9, 7)	1-3 K		1-0 1-2 1B		1-1 F4		2-3 K			1 0 0 0 0 1 0
Roy Sievers, R OBP: 0.336, SLG: 0.446 (1, 3)	1-3 K		1-2 1B		1-1 F4		2-3 K			4 0 1 0 0 2 3
Don Demeter, R OBP: 0.363, SLG: 0.514 (1, 8)	2-1 F8		4-1 1-2 2-3 IBB		1-0 6-3		2-2 HR			3 1 1 1 1 0 2
Ruben Amaro, R OBP: 0.366, SLG: 0.321 (1, 6)		0-0 F8	0-2 9-2		0-0 F6		3-2 F8			3 0 0 0 0 0 3
Clay Dalrymple, L OBP: 0.409, SLG: 0.448 (8, PH)			3-Hr							1 0 0 0 0 0 0
Mel Roach, R OBP: 0.247, SLG: 0.253 (9, 5)										0 0 0 0 0 0 0
Bob Oldis, R OBP: 0.382, SLG: 0.338 (1, 2)		0-3 K		2-1 F7		0-0 F3		4-1 FC4-6 BB		3 0 0 0 1 1 0
Bobby Wine, R OBP: 0.275, SLG: 0.347 (1, 5) (9, 6)		0-1 2B		1-2 6-3		2-2 E6 G6-4-3 SH		2-2 FC4-6 1-2f		3 0 1 0 0 0 0
Billy Klaus, L OBP: 0.290, SLG: 0.345 (9, PH)										1 0 0 0 0 0 1
Dennis Bennett, L OBP: 0.204, SLG: 0.217 (1, 1)		0-3 K		0-3 K		2-1 SH G6-4-3		2-3 K		2 0 0 0 0 2 1
Jack Baldschun, R (8, 1)										0 0 0 0 0 0 0
Sammy White, R OBP: 0.238, SLG: 0.320 (9, PH)										1 0 0 0 0 1 1

Inning Stats	R: 0	H: 1	E: 0	LOB: 2	K: 1	S: 12	R: 0	H: 1	E: 0	LOB: 1	K: 2	S: 9	R: 1	H: 3	E: 0	LOB: 2	K: 0	S: 15	R: 0	H: 0	E: 0	LOB: 0	K: 1	S: 8	R: 0	H: 1	E: 0	LOB: 1	K: 1	S: 10	R: 0	H: 0	E: 0	LOB: 0	K: 0	S: 3	R: 0	H: 0	E: 1	LOB: 1	K: 0	S: 8	R: 1	H: 1	E: 0	LOB: 0	K: 2	S: 16	R: 0	H: 0	E: 0	LOB: 1	K: 2	S: 10	1B: 4	SF: 0	2B: 2	SAC: 2	3B: 0	DP: 2	HR: 2	HBP: 0	WP: 0	PA: 37
--------------	------	------	------	--------	------	-------	------	------	------	--------	------	------	------	------	------	--------	------	-------	------	------	------	--------	------	------	------	------	------	--------	------	-------	------	------	------	--------	------	------	------	------	------	--------	------	------	------	------	------	--------	------	-------	------	------	------	--------	------	-------	-------	-------	-------	--------	-------	-------	-------	--------	-------	--------

PITCHER	IP	WLS	BF	H	R	ER	SO	BB	IBB	HBP	BLK	WP	HR	S	P	ERA	WHIP
Johnny Podres, L ERA: 4.07 (1, 1)	7.0	W	29	6	1	1	5	1	1	0	0	0	1	65	97	1.29	1.000
Ed Roebuck, R ERA: 3.54 (8, 1)	1.0		5	1	1	1	2	1	0	0	0	0	1	17	30	9.00	2.000
Ron Perranoski, L ERA: 2.03 (9, 1)	1.0	S	3	0	0	0	2	0	0	0	0	0	0	9	14	0.00	0.000

BOTTOM

Los Angeles Dodgers @ Philadelphia Phillies
 Connie Mack Stadium, Philadelphia, PA

Thu Aug 23 1962, 7:05 PM EDT
 Att. 25,828 - Unknown

AB	32
R	2
H	7
RBI	2
BB	3
SO	9
LOB	16



Batter	1	2	3	4	5	6	7	8	9	AB R H RBI BB SO LOB	TOP	
Maury Wills, S OBP: 0.328, SLG: 0.360 (1, 6)	1-2 E4		1-0 1B		2-0 F9		1-3 K		2-1 3-1	5 0 1 0 0 1 0		
Jim Gilliam, S OBP: 0.371, SLG: 0.345 (1, 4)	4-1 G4-6-3 BB		1-2 F8		2-0 F9		2-2 4-3		1-1 3-1	4 0 0 0 1 0 1		
Willie Davis, L OBP: 0.354, SLG: 0.495 (1, 8)	0-0 L9		3-2 F7		1-2 HR		0-1 E3		1-2 L3	5 1 1 1 0 0 3		
Tommy Davis, R OBP: 0.372, SLG: 0.527 (1, 5)	1-0 G4-6-3 1-2f			1-0 WP BB SF8 1B	1-1 BB 1B		1-2 F9			4 1 2 0 0 0 3		
Ron Fairly, L OBP: 0.407, SLG: 0.483 (1, 3)		1-3 K		4-1 SF8 WP 5-3 BB	4-2 BB			4-2 G5-4-3 BB		1 1 0 0 3 1 0		
Frank Howard, R OBP: 0.355, SLG: 0.571 (1, 7)		1-1 F6		1-0 SF8	0-0 L7			2-1 G5-4-3 1-2f		3 0 0 1 0 0 3		
Duke Snider, L OBP: 0.424, SLG: 0.485 (1, 9)		2-2 1B		4-2 5-3 WP BB		0-1 4-3		1-1 E 2B		3 0 2 0 1 0 0		
John Roseboro, L OBP: 0.344, SLG: 0.401 (1, 2)		1-1 F4		1-1 5-3		1-2 F7		1-1 E5		4 0 0 1 0 0 3		
Don Drysdale, R OBP: 0.242, SLG: 0.275 Ron Perranoski, L (8, 1)			0-1 F8	0-2 5-3		2-2 6-3		2-2 L8		4 0 0 0 0 0 3 0 0 0 0 0 0 0		
Inning Stats	R: 0 E: 1 K: 0 S: 7 H: 0 LOB: 1 BB: 1 P: 12	R: 0 E: 0 K: 1 S: 11 H: 1 LOB: 1 BB: 0 P: 16	R: 0 E: 0 K: 0 S: 11 H: 1 LOB: 1 BB: 0 P: 16	R: 2 E: 0 K: 0 S: 10 H: 1 LOB: 1 BB: 2 P: 21	R: 1 E: 0 K: 0 S: 11 H: 2 LOB: 2 BB: 1 P: 21	R: 0 E: 0 K: 0 S: 8 H: 0 LOB: 0 BB: 0 P: 11	R: 0 E: 1 K: 1 S: 11 H: 0 LOB: 1 BB: 0 P: 15	R: 0 E: 1 K: 0 S: 13 H: 1 LOB: 2 BB: 1 P: 23	R: 0 E: 0 K: 0 S: 7 H: 0 LOB: 0 BB: 0 P: 11	1B: 4 2B: 1 3B: 0 HR: 1 SF: 1 SAC: 0 DP: 2 HBP: 0	WP: 2 PB: 0 SB: 1 CS: 0 PA: 39	
PITCHER Jay Hook, R ERA: 5.15 (1, 1)	IP WLS BF H R ER SO BB IBB HBP BLK WP HR S P ERA WHIP	9.0 W 39 6 3 3 2 5 0 0 0 2 1 89 146 3.00 1.222										

Los Angeles Dodgers @ New York Mets
 Polo Grounds, New York, NY
 Fri Aug 24 1962, 7:05 PM EDT
 Att: 39,741 - Unknown

livebaseballscorecards.com

AB	33
R	3
H	6
RBI	3
BB	5
SO	2
LOB	16



Batter	1	2	3	4	5	6	7	8	9
Richie Ashburn, L (1, 9) OBP: 0.430, SLG: 0.402	2-2 1B 1B		1-3 K		1-1 L7		0-0 1-2 2-3 1B	0-1 G4-3	
Charlie Neal, R (1, 6) OBP: 0.318, SLG: 0.387	0-0 F9		3-1 5-3		3-3 K		3-3 K		
Felix Mantilla, R (1, 5) OBP: 0.330, SLG: 0.408	0-0 1-3 1B		1-0 2B		1-3 K		1-3 K		
Frank Thomas, R (1, 7) Joe Christopher, R (8, PR) OBP: 0.292, SLG: 0.298 (9, 8)	0-1 F4		3-3 K		2-1 F6		3-1 E6 BB 1B 1B		
Mary Throneberry, L (1, 3) OBP: 0.308, SLG: 0.441	2-3 K			0-0 HR		1-2 4-3	4-0 BB 1B IBB		
Choo-Choo Coleman, L (1, 2) OBP: 0.315, SLG: 0.561		0-2 HR		2-2 G3		1-0 4-3	4-2 1B BB		
Rod Kanehl, R (1, 4) OBP: 0.328, SLG: 0.362		2-1 6-3		0-1 HR			3-2 5-3	0-0 1B 1B	
Jim Hickman, R (1, 8) Gene Woodling, L (8, PH) Rick Herscher, R (8, PR) OBP: 0.242, SLG: 0.355 (9, 7)		1-1 5-3		4-2 CS BB			4-2 1B E BB	0-0 1B 1B	
Jay Hook, L (1, 1) OBP: 0.333, SLG: 0.236		0-0 1-3		0-3 K			3-2 E6 1B	0-1 G4-3 1B	

Inning Stats	R: 0 E: 0 K: 1 S: 11	H: 2 LOB: 2 BB: 0 P: 15	R: 1 E: 0 K: 0 S: 8	H: 1 LOB: 0 BB: 0 P: 11	R: 0 E: 0 K: 2 S: 9	H: 1 LOB: 1 BB: 0 P: 17	R: 2 E: 0 K: 1 S: 12	H: 2 LOB: 0 BB: 1 P: 18	R: 0 E: 0 K: 2 S: 8	H: 0 LOB: 0 BB: 0 P: 13	R: 0 E: 0 K: 0 S: 6	H: 0 LOB: 0 BB: 0 P: 10	R: 0 E: 1 K: 2 S: 17	H: 1 LOB: 3 BB: 1 P: 31	R: 3 E: 1 K: 0 S: 11	H: 4 LOB: 2 BB: 2 P: 22
--------------	-------------------------------	----------------------------------	------------------------------	----------------------------------	------------------------------	----------------------------------	-------------------------------	----------------------------------	------------------------------	----------------------------------	------------------------------	----------------------------------	-------------------------------	----------------------------------	-------------------------------	----------------------------------

PITCHER	IP	WLS	BF	H	R	ER	SO	BB	IBB	HBP	BLK	WP	HR	S	P	ERA	WHIP
Don Drysdale, R (1, 1) ERA: 3.07	7.1	L	34	9	6	6	8	3	1	0	0	0	3	77	132	7.36	1.636
Ron Perranoski, L (8, 1) ERA: 2.01	0.2		3	2	0	0	0	0	0	0	0	0	0	5	5	0.00	3.000

BOTTOM

AB	R	H	RBI	BB	SO	LOB
5	0	2	0	0	1	2
4	0	0	0	0	2	4
4	0	2	0	0	2	3
4	0	1	0	0	1	3
0	1	0	0	0	0	0
3	1	1	1	1	1	2
3	2	1	1	1	0	0
4	2	2	2	0	0	0
1	0	0	0	2	0	0
1	0	1	1	0	0	0
0	0	0	0	0	0	0
4	0	1	1	0	1	2

AB 33
R 6
H 11
RBI 6
BB 4
SO 8
LOB 16

WP: 0 **PA: 37**
PB: 0
SB: 0
CS: 1

1B: 7 **SF: 0**
2B: 1 **SAC: 0**
3B: 0 **DP: 1**
HR: 3 **HBP: 0**

Los Angeles Dodgers @ New York Mets
Polo Grounds, New York, NY
Fri Aug 24 1962, 7:05 PM EDT
Att. 39,741 - Unknown



WP	HR	S	P	ERA	WHIP
0	3	77	132	7.36	1.636
0	0	5	5	0.00	3.000

Batter	1	2	3	4	5	6	7	8	9	AB R H RBI BB SO LOB	TOP												
Maury Wills, S OBP: 0.329, SLG: 0.361 (1, 6) C X	0-1 5-3 ①		1-2 E4 1B SF9 1B		1-2 G3-6 1B		2-1 1-3 ②		0-0 B1-3 ①	5 2 2 0 0 0 0													
Jim Gilliam, S OBP: 0.377, SLG: 0.357 (1, 4) (8, 5) B C X	2-1 4-3 1B		3-2 FC1-6 1B		2-0 G3-6 1B		3-1 HR		4-0 HR BB	4 2 4 1 1 0 0													
Willie Davis, L OBP: 0.353, SLG: 0.499 (1, 8) B B F X	3-2 4-3 1-2		2-1 SF9 ①		3-2 G3-6 ① ②		0-0 G3 ③		0-0 HR 1-H	4 1 1 3 0 0 2													
Tommy Davis, R OBP: 0.373, SLG: 0.532 (1, 5) (8, 7) C X	0-1 F7 ③		3-H 1-0 FC1-6 PO 1-2f		1-0 HR			0-0 L5 ① X	0-0 HR 1B	5 1 2 1 0 0 2													
Ron Fairly, L OBP: 0.410, SLG: 0.496 Larry Burright, R OBP: 0.256, SLG: 0.325 (1, 3) (8, PR) (8, 4) B C X		1-1 F3 2B	0-1 PO ③ 1-2	3-2 HR	1-0 4-3 ③			4-0 E 1B BB	1-3 K ②	3 1 2 1 1 0 0 1 1 0 0 0 1 1													
Frank Howard, R OBP: 0.358, SLG: 0.571 (1, 7) (8, 9) B B X		2-0 F9 ①		1-2 E 1B		2-2 G3-6 1B		0-0 E6 1B 1B	2-3 K ③	5 0 3 0 0 1 2													
Duke Snider, L OBP: 0.422, SLG: 0.475 Lee Walls, R OBP: 0.316, SLG: 0.304 Tim Harkness, L OBP: 0.339, SLG: 0.345 (1, 9) (8, PH) (8, 3) B B B X		4-2 F3 BB		2-3 K ①		3-0 G3-6 ① ② 1-2f		1-2 1-2 3-H 1B		2 0 0 0 1 1 2 1 0 1 1 0 0 0 0 0 0 0 0 0 0													
John Roseboro, L OBP: 0.340, SLG: 0.396 (1, 2) B X		1-0 F3 ② 1-2 2-3		2-3 SAFE K ② 1-3		1-1 4-3 ③		0-0 F4 ②		4 0 0 0 0 1 6													
Stan Williams, R OBP: 0.123, SLG: 0.200 Ron Perranoski, L (1, 1) (5, 1) B C C X		1-3 K ③		1-3 K ③			1-2 1-3 ① ③	1-3 K ③		2 0 0 0 0 2 3 2 0 0 0 0 1 3													
Inning Stats	R: 0 E: 0 K: 0 S: 10	H: 1 LOB: 1 BB: 0 P: 15	R: 0 E: 0 K: 1 S: 9	H: 1 LOB: 2 BB: 1 P: 18	R: 1 E: 1 K: 0 S: 10	H: 2 LOB: 0 BB: 0 P: 17	R: 1 E: 1 K: 3 S: 18	H: 2 LOB: 1 BB: 0 P: 27	R: 2 E: 0 K: 0 S: 10	H: 3 LOB: 0 BB: 0 P: 18	R: 0 E: 0 K: 0 S: 6	H: 1 LOB: 0 BB: 0 P: 12	R: 1 E: 0 K: 0 S: 8	H: 1 LOB: 0 BB: 0 P: 14	R: 1 E: 1 K: 1 S: 9	H: 2 LOB: 3 BB: 1 P: 15	R: 2 E: 0 K: 2 S: 9	H: 2 LOB: 1 BB: 1 P: 16	1B: 10 2B: 1 3B: 0 HR: 4	SF: 1 SAC: 0 DP: 2 HBP: 0	WP: 0 PB: 0 SB: 0 CS: 0	PA: 43	
PITCHER Roger Craig, R ERA: 4.5 Ken MacKenzie, L ERA: 5.14	IP 7.0 2.0	WLS L	BF 30 12	H 11 4	R 5 3	ER 4 3	SO 4 3	BB 1 2	IBB 0 0	HBP 0 0	BLK 0 0	WP 0 0	HR 3 1	S 71 18	P 121 31	ERA 5.14 13.50	WHIP 1.714 3.000						PITCHER IP WLS BF H R ER SO BB IBB HBP BLK WP HR S P ERA WHIP

Los Angeles Dodgers @ New York Mets
 Polo Grounds, New York, NY
 Sat Aug 25 1962, 3:33 AM EDT
 Att: 21,065 - Unknown

livebaseballscorecards.com

AB	38
R	8
H	15
RBI	7
BB	3
SO	7
LOB	21



BOTTOM

Los Angeles Dodgers @ New York Mets
Polo Grounds, New York, NY
Sat Aug 25 1962, 3:33 AM EDT
Att. 21,065 - Unknown

livebaseballscores.com

AB 31
R 2
H 3
RBI 2
BB 7
SO 5
LOB 20



WP: 0 PA: 38
PB: 1
SB: 0
CS: 0

AB R H RBI BB SO LOB

4 1 1 0 1 0 1

4 0 0 1 1 1 2

3 0 0 0 1 0 4

3 0 0 0 1 0 2

4 0 1 1 0 0 2

3 0 0 0 0 2 2
1 0 0 0 0 0 1
0 0 0 0 0 0 0

4 0 1 0 0 0 1

2 1 0 0 2 1 1

3 0 0 0 0 1 4
0 0 0 0 0 0 0
0 0 0 0 1 0 0

1B: 2 SF: 0
2B: 1 SAC: 0
3B: 0 DP: 1
HR: 0 HBP: 0

Batter	1	2	3	4	5	6	7	8	9
Richie Ashburn, L (1, 9) OBP: 0.430, SLG: 0.401	0-0 4-3		0-1 FC6-4 1B		4-0 F8 BB G3 BB		2-1 4-3		1-1 F9
Charlie Neal, R (1, 6) OBP: 0.317, SLG: 0.384	1-0 6-3		1-0 FC6-4		4-2 G3 F8 BB		0-3 K FC6-4		0-2 G1-6-3
Felix Mantilla, R (1, 5) OBP: 0.329, SLG: 0.405	4-0 BB		3-2 5-3		1-0 F8		0-0 FC6-4		
Frank Thomas, R (1, 7) OBP: 0.328, SLG: 0.504	0-1 F3			1-1 6-3	4-0 G3 BB		3-2 5-3		
Mary Throneberry, L (1, 3) OBP: 0.307, SLG: 0.439		1-1 P1		3-2 F8	2-1 G3		0-1 FC4 1B		
Choo-Choo Coleman, L (1, 2) OBP: 0.303, SLG: 0.536		2-3 K		1-1 E1 2B	2-3 K		0-0 F4		
Rick Herscher, R (8, PH) OBP: 0.235, SLG: 0.344									
Chris Cannizzaro, R (9, 2) OBP: 0.318, SLG: 0.250									
Rod Kanehl, R (1, 4) OBP: 0.327, SLG: 0.364		2-0 6-3		0-0 2B		0-0 6-3		1-1 FC4	
Jim Hickman, R (1, 8) OBP: 0.327, SLG: 0.408			4-2 1B FC6-4 BB	4-0 FC6-4 IBB		2-3 K		2-2 F3	
Roger Craig, R (1, 1) OBP: 0.106, SLG: 0.048			2-3 K	0-2 FC6-4		1-0 1-3			4-1 G1-6-3 BB
Ken MacKenzie, R (8, 1) OBP: 0.091, SLG: 0.091									
Joe Christopher, R (9, PH) OBP: 0.296, SLG: 0.298									

Inning Stats	R: 0	H: 0	E: 0	LOB: 1	K: 0	S: 4	R: 0	H: 0	E: 0	LOB: 0	K: 1	S: 6	R: 1	H: 1	E: 0	LOB: 1	K: 1	S: 14	R: 0	H: 1	E: 1	LOB: 3	K: 0	S: 11	R: 1	H: 0	E: 0	LOB: 2	K: 1	S: 8	R: 0	H: 0	E: 0	LOB: 0	K: 1	S: 5	R: 0	H: 0	E: 0	LOB: 1	K: 1	S: 9	R: 0	H: 1	E: 0	LOB: 1	K: 0	S: 11	R: 0	H: 0	E: 0	LOB: 0	K: 0	S: 6	R: 0	H: 0	E: 0	LOB: 0	K: 0	S: 6	1B: 2	SF: 0	2B: 1	SAC: 0	3B: 0	DP: 1	HR: 0	HBP: 0	WP: 0	PA: 38
--------------	------	------	------	--------	------	------	------	------	------	--------	------	------	------	------	------	--------	------	-------	------	------	------	--------	------	-------	------	------	------	--------	------	------	------	------	------	--------	------	------	------	------	------	--------	------	------	------	------	------	--------	------	-------	------	------	------	--------	------	------	------	------	------	--------	------	------	-------	-------	-------	--------	-------	-------	-------	--------	-------	--------

PITCHER	IP	WLS	BF	H	R	ER	SO	BB	IBB	HBP	BLK	WP	HR	S	P	ERA	WHIP
Stan Williams, R (1, 1) ERA: 4.18	4.1		22	2	2	2	2	5	1	0	0	0	0	38	80	4.15	1.615
Ron Perranoski, L (5, 1) ERA: 1.9	4.2	W	16	1	0	0	3	1	0	0	0	0	0	36	56	0.00	0.429

Batter	1	2	3	4	5	6	7	8	9	AB R H RBI BB SO LOB	TOP
Maury Wills, S (1, 6) <small>OBP: 0.332, SLG: 0.364</small> Daryl Spencer, R (7, PH) <small>OBP: 0.366, SLG: 0.327</small> (7, 6)	4-2 		0-0 	1-1 FC6 		1-2 	2-3 K (2)		0-0 	3 3 2 1 1 0 1 2 0 0 0 0 1 1	
Jim Gilliam, S (1, 4) <small>OBP: 0.378, SLG: 0.357</small> Larry Burright, R (6, 4) <small>OBP: 0.258, SLG: 0.323</small>	3-3 K (1)		4-1 	3-1 1-4-3 (2)		3-2 	4-1 		2-2 FC5-4 (2) 	3 1 1 1 1 1 3 1 1 0 0 1 0 2	
Willie Davis, L (1, 8) <small>OBP: 0.356, SLG: 0.506</small>	1-0 4-3 (2)		0-0 	0-0 		4-2 	0-1 4-3 (3)		0-1 	5 2 3 4 1 0 2	
Tommy Davis, R (1, 5) <small>OBP: 0.370, SLG: 0.528</small>	0-0 		2-2 G6-4-3 (1, 2) 	0-0 F7 (3)		0-2 		0-0 F8 (1)	0-3 K (3)	6 1 1 1 0 1 5	
Ron Fairly, L (1, 3) <small>OBP: 0.408, SLG: 0.493</small> Tim Harkness, L (7, 3) <small>OBP: 0.349, SLG: 0.411</small>	2-2 4-3 (3)		2-0 4-3 (3)		2-2 G3 (1)	1-0 		1-1 		4 1 1 1 0 0 2 1 1 1 1 0 0 0	
Frank Howard, R (1, 7) <small>OBP: 0.359, SLG: 0.573</small>		3-3 K (1)		4-2 	2-3 K (2)	0-0 		0-0 1-3 (2)		4 2 1 2 1 2 0	
Duke Snider, L (1, 9) <small>OBP: 0.414, SLG: 0.457</small>		0-1 G3 (2)		0-2 FC4 	2-1 4-3 (3)	4-1 		2-2 4-3 (3)		4 1 0 0 1 0 1	
John Roseboro, L (1, 2) <small>OBP: 0.345, SLG: 0.399</small> Doug Camilli, R (6, 2) <small>OBP: 0.359, SLG: 0.518</small>		3-2 		0-2 		0-0 		0-0 		3 2 2 2 0 0 0 1 1 1 0 0 0 0	
Pete Richert, L (1, 1) <small>OBP: 0.125, SLG: 0.067</small> Wally Moon, L (9, PH) <small>OBP: 0.347, SLG: 0.360</small> Phil Ortega, R (9, 1)		2-2 1-3 (3)		0-3 K (1)		0-0 SH1-4 (1)	1-2 F5 (1)		1-3 K (1)	3 0 0 0 0 1 3 1 0 0 0 0 1 1 0 0 0 0 0 0 0	
Inning Stats	R: 1 H: 1 E: 0 LOB: 1 K: 1 BB: 1 S: 11 P: 21	R: 0 H: 0 E: 0 LOB: 1 K: 1 BB: 0 S: 10 P: 18	R: 1 H: 2 E: 0 LOB: 1 K: 0 BB: 1 S: 7 P: 15	R: 3 H: 2 E: 2 LOB: 2 K: 1 BB: 1 S: 18 P: 26	R: 0 H: 0 E: 0 LOB: 0 K: 1 BB: 0 S: 10 P: 16	R: 7 H: 5 E: 2 LOB: 2 K: 0 BB: 2 S: 22 P: 38	R: 0 H: 0 E: 0 LOB: 1 K: 1 BB: 1 S: 9 P: 16	R: 1 H: 1 E: 0 LOB: 0 K: 0 BB: 0 S: 7 P: 10	R: 3 H: 2 E: 1 LOB: 0 K: 2 BB: 0 S: 14 P: 17	1B: 9 SF: 0 2B: 1 SAC: 1 3B: 1 DP: 1 HR: 2 HBP: 1	WP: 0 PA: 49 PB: 0 SB: 4 CS: 0
PITCHER Craig Anderson, R (1, 1) <small>ERA: 5.58</small> Bob Moorhead, R (6, 1) <small>ERA: 4.35</small> Bob Miller, R (7, 1) <small>ERA: 5.15</small> Ray Daviault, R (8, 1) <small>ERA: 6.36</small>	IP WLS BF H R ER SO BB IBB HBP BLK WP HR S P ERA WHIP 5.1 L 32 8 11 3 4 4 0 1 0 0 0 0 73 122 5.06 2.250					PITCHER IP WLS BF H R ER SO BB IBB HBP BLK WP HR S P ERA WHIP					

Los Angeles Dodgers @ New York Mets
 Polo Grounds, New York, NY
 Sun Aug 26 1962, 3:33 AM EDT
 Att: 26,818 - Unknown

AB	41
R	16
H	13
RBI	13
BB	6
SO	7
LOB	21



BOTTOM

Los Angeles Dodgers @ New York Mets
Polo Grounds, New York, NY
Sun Aug 26 1962, 3:33 AM EDT
Att. 26,818 - Unknown

livebaseballscores.com

AB	34
R	5
H	7
RBI	4
BB	4
SO	8
LOB	15



WP	1	PA	39
PB	0		
SB	0		
CS	0		

AB R H RBI BB SO LOB

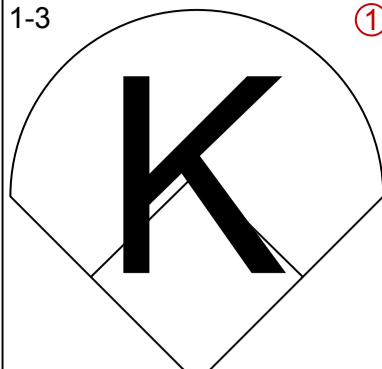
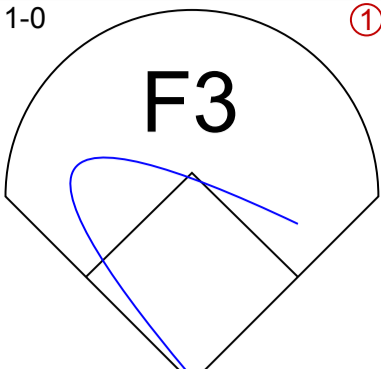
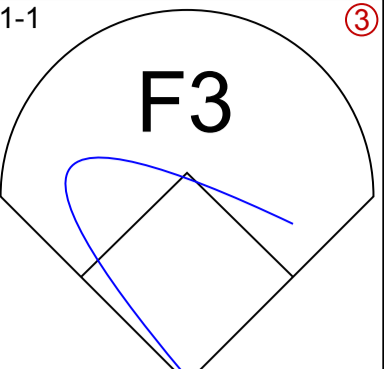
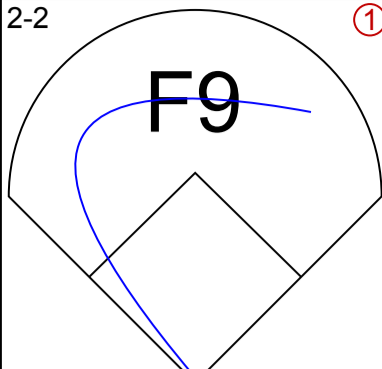
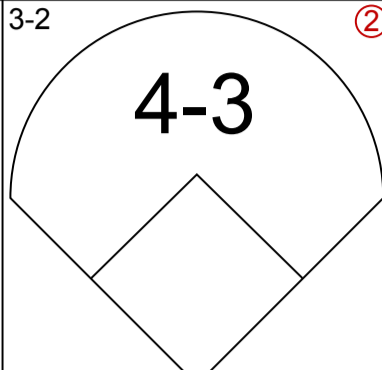
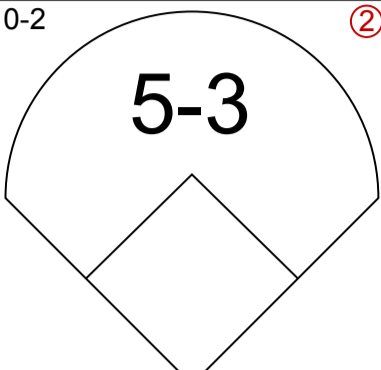
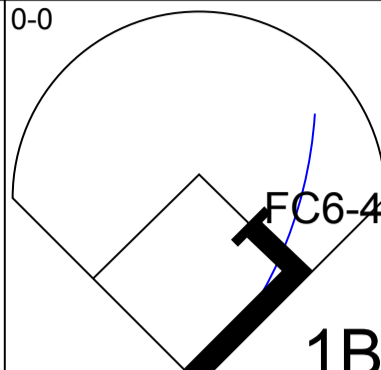
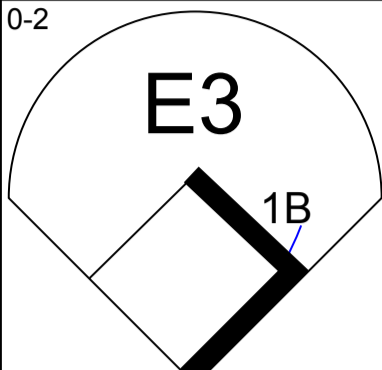
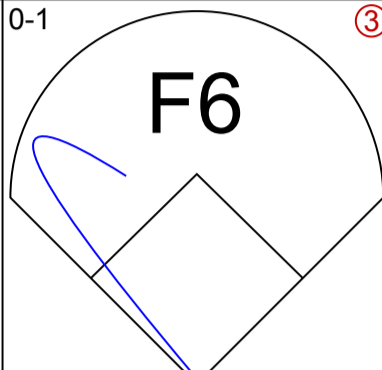
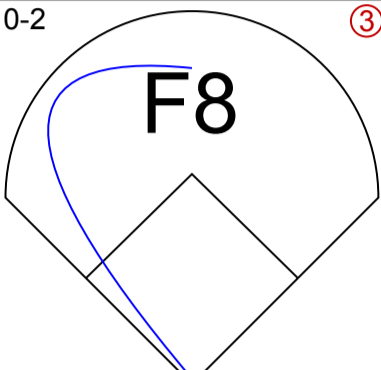
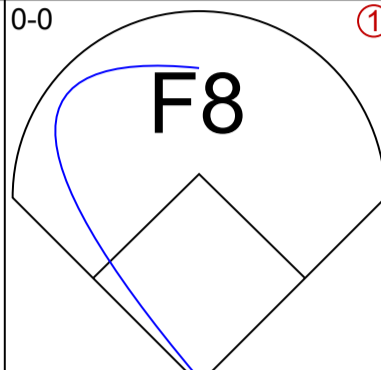
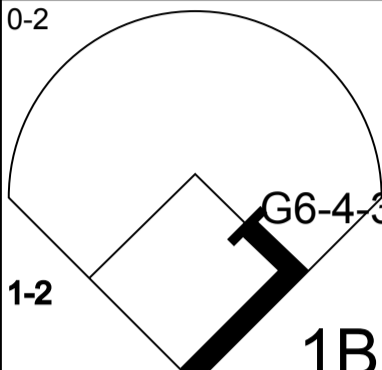
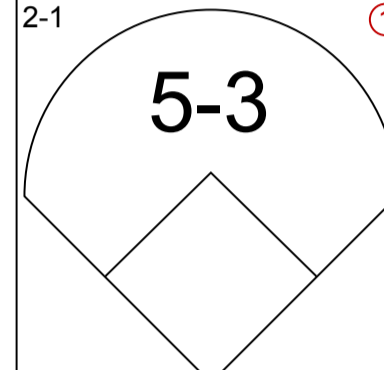
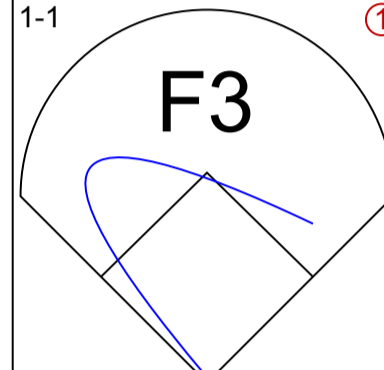
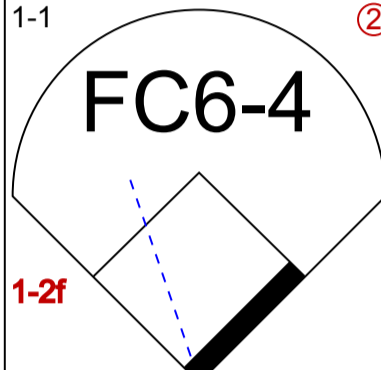
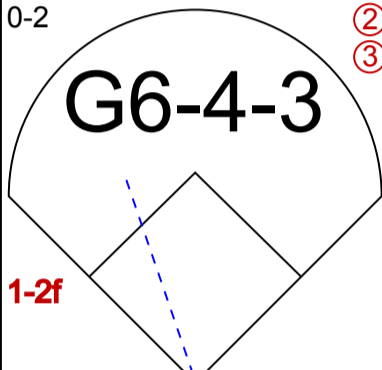
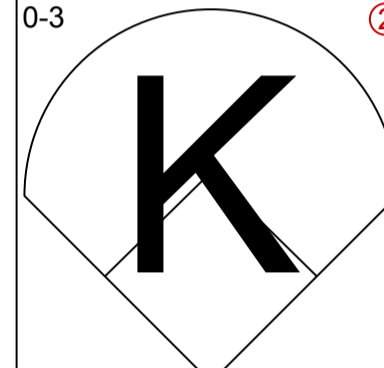
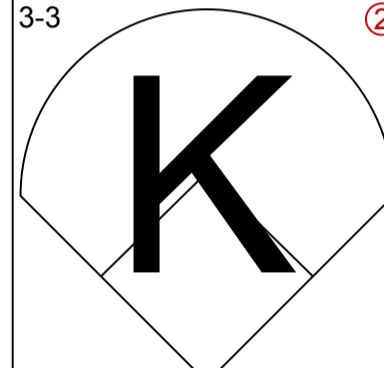
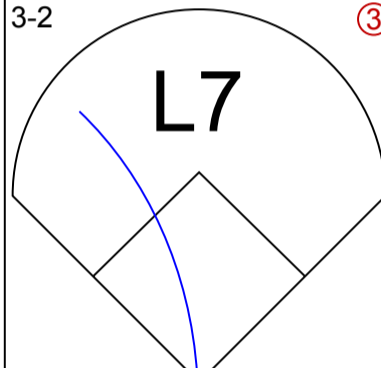
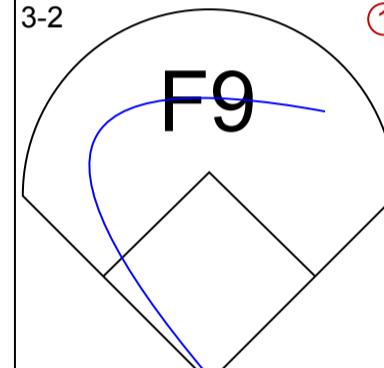
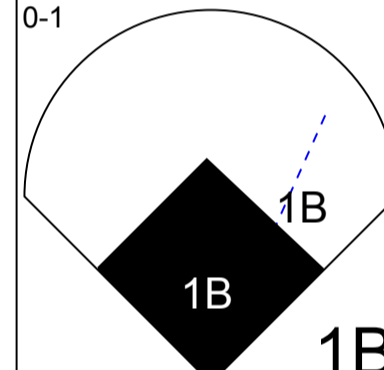
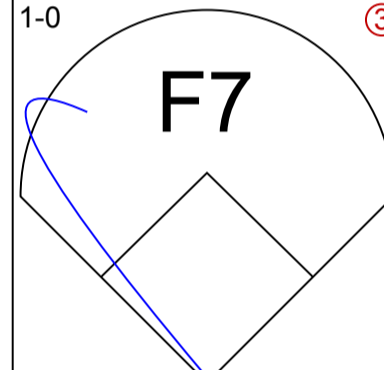
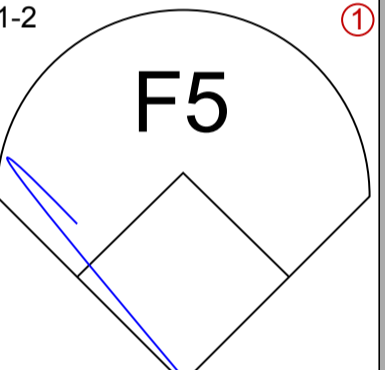
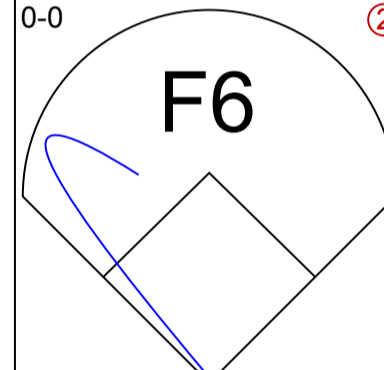
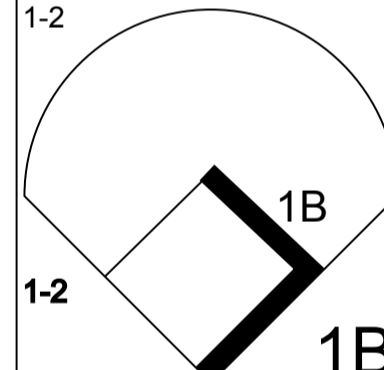
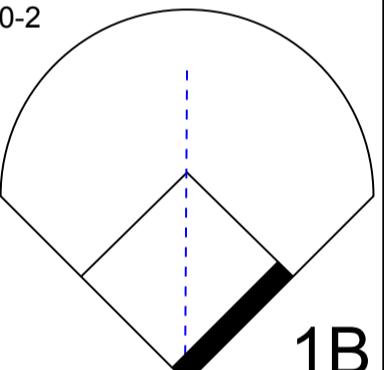
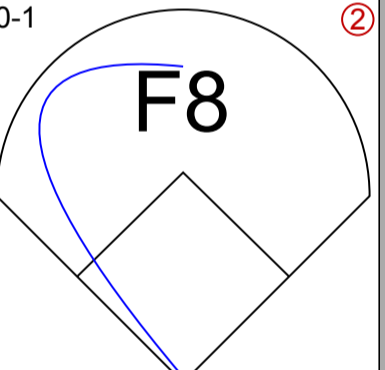
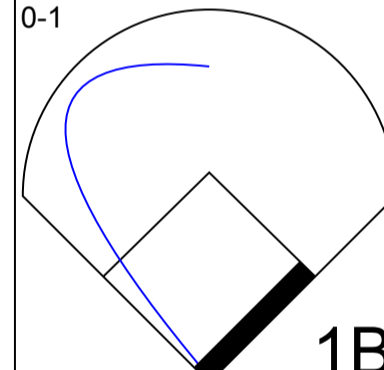
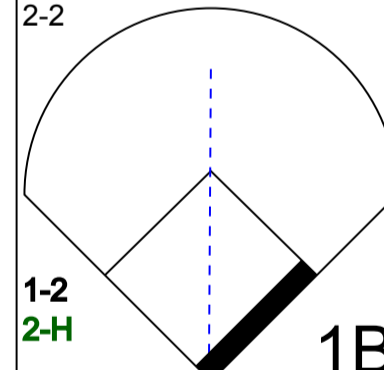
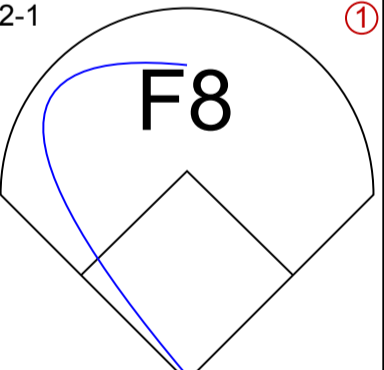
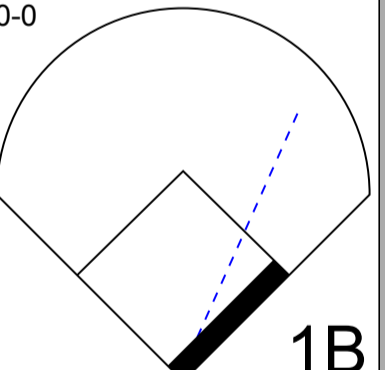
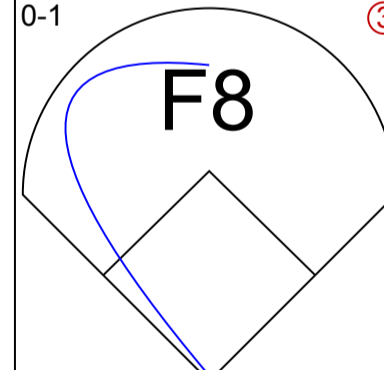
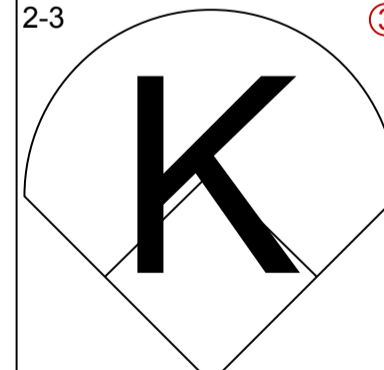
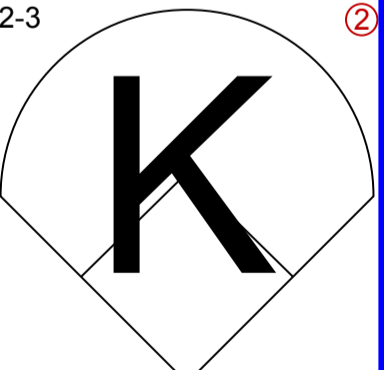
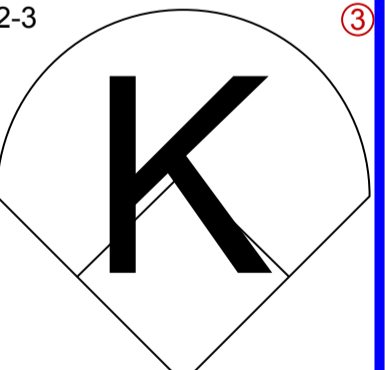
4	1	2	0	1	0	0
4	1	1	1	0	1	1
4	0	0	1	1	1	3
4	0	1	0	0	1	3
4	1	1	2	0	1	3
4	0	1	0	0	3	0
3	0	0	0	1	0	2
3	0	1	0	0	0	0
1	1	0	0	0	0	1
2	0	0	0	0	1	1
0	0	0	0	0	0	0
0	0	0	0	0	0	0
1	0	0	0	0	0	1
0	0	0	0	0	0	0
0	0	0	0	1	0	0
0	1	0	0	0	0	0

1B	4	SF	1
2B	2	SAC	0
3B	0	DP	1
HR	1	HBP	0

Batter	1	2	3	4	5	6	7	8	9
Richie Ashburn, L OBP: 0.432, SLG: 0.405 (1, 9)	3-2 6-3 ①		0-0 2B			2-2 4-3 ①		1-2 2B 6-3 1B	4-0 WP BB
Charlie Neal, R OBP: 0.315, SLG: 0.385 (1, 6)	3-2 6-3 ②		0-3 K			0-0 E8 BB		2-2 HR 2B	2-2 SF8 ②
Felix Mantilla, R OBP: 0.327, SLG: 0.401 (1, 5)	1-3 K				1-2 5-3 ①	4-2 FC6-4 BB		0-0 6-3 ①	0-2 F3 ③
Frank Thomas, R OBP: 0.327, SLG: 0.502 (1, 7)		0-1 1B 1B		2-3 K		1-2 F8 ②		1-1 F9 ②	
Joe Christopher, R OBP: 0.295, SLG: 0.313 (1, 8)		1-3 K		2-1 4-3 ③		1-0 FC6-4 ③		1-1 HR ③	
Mary Throneberry, L OBP: 0.307, SLG: 0.436 (1, 3)		1-0 G6-4-3 1B		1-3 K2-3 ①		0-3 K		2-3 K	
Rod Kanehl, R OBP: 0.326, SLG: 0.360 (1, 4)		0-0 G6-4-3 1-2f		1-2 6-3 ②		2-1 F9 ②		4-0 FC3-6 BB	
Joe Pignatano, R OBP: 0.346, SLG: 0.304 Choo-Choo Coleman, L OBP: 0.299, SLG: 0.529 (9, PH)			1-0 F6 ①		3-2 FC6-4 1B		0-2 E5	1-1 FC3-6 BB WP	
Craig Anderson, R OBP: 0.116, SLG: 0.080 Bob Moorehead, R OBP: 0.231, SLG: 0.048 Bob Miller, R OBP: 0.156, SLG: 0.219 Jim Hickman, R OBP: 0.359, SLG: 0.406 Ray Daviault, R OBP: 0.083 Gene Woodling, L OBP: 0.386, SLG: 0.420 Rick Herscher, R OBP: 0.236, SLG: 0.344 (9, PR)			2-3 K		1-1 FC6-4 1-2f		0-0 F7 ③	4-2 WP BB SF8 BB	

Inning Stats	R: 0	H: 0	E: 0	K: 1	S: 9	R: 0	H: 2	E: 0	K: 1	S: 8	R: 0	H: 1	E: 0	K: 2	S: 10	R: 0	H: 0	E: 0	K: 1	S: 8	R: 0	H: 1	E: 0	K: 1	S: 11	R: 0	H: 0	E: 1	K: 0	S: 11	R: 0	H: 0	E: 1	K: 1	S: 9	R: 3	H: 3	E: 0	K: 1	S: 15	R: 2	H: 0	E: 0	K: 0	S: 12
	LOB: 0	BB: 0	LOB: 1	BB: 0		LOB: 1	BB: 0	LOB: 0	BB: 0		LOB: 1	BB: 0	LOB: 0	BB: 0		LOB: 1	BB: 0	LOB: 2	BB: 1		LOB: 1	BB: 0	LOB: 1	BB: 0	LOB: 1	BB: 0	LOB: 0	BB: 1		LOB: 0	BB: 0	LOB: 0	BB: 0		LOB: 0	BB: 0	LOB: 2	BB: 3		LOB: 2	BB: 0	LOB: 0	BB: 0		

PITCHER	IP	WLS	BF	H	R	ER	SO	BB	IBB	HBP	BLK	WP	HR	S	P	ERA	WHIP
Pete Richtert, L ERA: 4.33 (1, 1)	8.0	W	33	7	3	3	8	1	0	0	0	0	1	81	121	3.38	1.000
Phil Ortega, R ERA: 7.92 (9, 1)	1.0	S	6	0	2	2	0	3	0	0	0	1	0	12	27	18.00	3.000

Batter	1	2	3	4	5	6	7	8	9	AB R H RBI BB SO LOB	TOP											
Eddie Kasko, R (1, 5) OBP: 0.307, SLG: 0.334	1-3 		1-0 		1-1 			2-2 		4 0 0 0 0 1 1												
Don Blasingame, L (1, 4) OBP: 0.348, SLG: 0.329	3-2 		0-2 			0-0 		0-2 		4 0 1 0 0 0 0												
Frank Robinson, R (1, 9) OBP: 0.418, SLG: 0.633	0-1 		0-2 			0-0 		0-2 		4 0 1 0 0 0 1												
Wally Post, R (1, 7) OBP: 0.323, SLG: 0.482		2-1 		1-1 		1-1 		0-2 		4 0 0 0 0 0 3												
Hank Foiles, R (1, 2) OBP: 0.356, SLG: 0.525		0-3 		3-3 		3-2 			3-2 	4 0 0 0 0 2 1												
Vada Pinson, L (1, 8) OBP: 0.333, SLG: 0.474		0-1 		1-0 			1-2 		0-0 	4 1 1 0 0 0 0												
Leo Cardenas, R (1, 6) OBP: 0.330, SLG: 0.404		1-2 			0-2 		0-1 		0-1 	4 0 3 0 0 0 0												
Gordy Coleman, L (1, 3) OBP: 0.330, SLG: 0.489		2-2 			2-1 		0-0 		0-1 	4 0 2 1 0 0 2												
Bob Purkey, R (1, 1) OBP: 0.138, SLG: 0.200		2-3 			2-3 		2-3 			1 0 0 0 0 1 2												
Joe Gaines, R (5, PH) OBP: 0.391, SLG: 0.436										1 0 0 0 0 1 1												
Ted Wills, L (5, 1) OBP: 0.313, SLG: 0.313										0 0 0 0 0 0 0												
Gene Freese, R (7, PH) OBP: 0.429, SLG: 0.273										1 0 0 0 0 1 1												
Dave Sisler, R (7, 1)										0 0 0 0 0 0 0												
Inning Stats	R: 0 E: 0 K: 1 S: 9	H: 0 LOB: 0 BB: 0 P: 13	R: 1 E: 0 K: 2 S: 16	H: 3 LOB: 2 BB: 0 P: 23	R: 0 E: 0 K: 0 S: 7	H: 0 LOB: 0 BB: 0 P: 8	R: 0 E: 0 K: 1 S: 9	H: 0 LOB: 0 BB: 0 P: 14	R: 0 E: 0 K: 1 S: 13	H: 1 LOB: 1 BB: 0 P: 18	R: 0 E: 0 K: 0 S: 10	H: 1 LOB: 1 BB: 0 P: 14	R: 0 E: 1 K: 1 S: 9	H: 1 LOB: 1 BB: 0 P: 12	R: 0 E: 1 K: 0 S: 12	H: 1 LOB: 1 BB: 0 P: 14	R: 0 E: 0 K: 0 S: 8	H: 1 LOB: 1 BB: 0 P: 11	1B: 8 2B: 0 3B: 0 HR: 0	SF: 0 SAC: 0 DP: 1 HBP: 0	WP: 0 PB: 0 SB: 0 CS: 0	PA: 35
PITCHER Johnny Podres, L (1, 1) ERA: 3.93	IP: 9.0 WLS: W BF: 35 H: 8 R: 1 ER: 1 SO: 6 BB: 0 IBB: 0 HBP: 0 BLK: 0 WP: 0 HR: 0 S: 93 P: 127 ERA: 1.00 WHIP: 0.889											PITCHER IP: WLS: BF: H: R: ER: SO: BB: IBB: HBP: BLK: WP: HR: S: P: ERA: WHIP										

Cincinnati Reds @ Los Angeles Dodgers
 Dodger Stadium, Los Angeles, CA
 Tue Aug 28 1962, 7:05 PM PDT
 Att: 46,536 - Unknown

AB	35
R	1
H	8
RBI	1
BB	0
SO	6
LOB	12



Batter	1	2	3	4	5	6	7	8	9
Maury Wills, S OBP: 0.332, SLG: 0.364 (1, 6)	0-0 1B	0-0 1B		0-2 6-3			1-2 L8	0-0 3-1	
Jim Gilliam, S OBP: 0.376, SLG: 0.354 (1, 4) (8, 5)	0-3 1B	3-2 4-3		0-0 4-3			2-2 5-3	4-0 1B	
Willie Davis, L OBP: 0.357, SLG: 0.504 (1, 8)	1-2 F5		1-2 G3		0-1 B5-3		4-0 1B	0-2 1B	
Tommy Davis, R OBP: 0.371, SLG: 0.532 (1, 5) (8, 7)	1-2 6-3		0-2 HR		2-3 K		0-1 1B	0-0 6-3	
Ron Fairly, L OBP: 0.409, SLG: 0.490 (1, 3)		0-2 5-3	3-2 F9		1-0 HBP		4-1 1B		
Frank Howard, R OBP: 0.360, SLG: 0.573 (1, 9)		1-1 1B	0-0 F3		0-3 K		1-0 1B		
Duke Snider, L OBP: 0.416, SLG: 0.481 (1, 7) Larry Burright, R OBP: 0.258, SLG: 0.323 (8, 4)		1-2 1B		3-2 HR		1-3 K	1-2 F8		
John Roseboro, L OBP: 0.346, SLG: 0.403 (1, 2)		2-1 F8		1-2 2B		2-1 F7		0-0 1B	
Johnny Podres, L OBP: 0.200, SLG: 0.250 (1, 1)		0-0 1B		0-2 F8		0-1 L7		0-2 SH2-3	

Inning Stats	R: 0	H: 1	E: 0	K: 1	S: 12	R: 2	H: 3	E: 0	K: 0	S: 14	R: 1	H: 1	E: 0	K: 0	S: 11	R: 1	H: 2	E: 0	K: 0	S: 16	R: 0	H: 0	E: 0	K: 2	S: 11	R: 0	H: 0	E: 0	K: 1	S: 7	R: 2	H: 2	E: 0	K: 0	S: 13	R: 2	H: 2	E: 0	K: 0	S: 9	
	LOB: 1	BB: 0	LOB: 2	BB: 0	LOB: 0	BB: 0	LOB: 1	BB: 0	LOB: 1	BB: 0	LOB: 0	BB: 0	LOB: 1	BB: 0	LOB: 0	BB: 0	LOB: 0	BB: 0	LOB: 1	BB: 0	LOB: 0	BB: 0	LOB: 2	BB: 2	LOB: 0	BB: 0	LOB: 0	BB: 0	LOB: 2	BB: 2	LOB: 1	BB: 1	LOB: 1	BB: 1	LOB: 0	BB: 0	LOB: 2	BB: 2	LOB: 1	BB: 1	LOB: 1

PITCHER	IP	WLS	BF	H	R	ER	SO	BB	IBB	HBP	BLK	WP	HR	S	P	ERA	WHIP
Bob Purkey, R ERA: 2.9 (1, 1)	4.0	L	20	7	4	4	1	0	0	1	0	0	0	53	69	9.00	1.750
Ted Wills, L ERA: 5.52 (5, 1)	2.0		7	0	0	0	3	0	0	1	0	0	0	18	24	0.00	0.000
Dave Sisler, R ERA: 4.67 (7, 1)	2.0		13	4	4	4	0	3	0	0	0	0	0	22	39	18.00	3.500

AB R H RBI BB SO LOB

5 0 2 1 0 0 2

4 1 0 0 1 1 4

4 1 1 1 1 0 1

5 2 2 2 0 1 2

2 0 0 0 1 0 0

4 1 2 1 0 1 1

3 2 1 1 0 1 2

0 0 0 0 0 0 0

4 1 2 0 0 0 2

3 0 1 1 0 0 1

AB 34

R 8

H 11

RBI 7

BB 3

SO 4

LOB 15

WP: 0 PA: 40

PB: 0

SB: 3

CS: 0

WP: 0

PA: 40

ERA 9.00

WHIP 1.750

ERA 0.00

WHIP 0.000

ERA 18.00

WHIP 3.500

1B: 8 SF: 0

2B: 1 SAC: 1

3B: 0 DP: 0

HR: 2 HBP: 2

WP: 0 PA: 40

PB: 0

SB: 3

CS: 0

WP: 0

PA: 40

ERA 9.00

WHIP 1.750

ERA 0.00

WHIP 0.000

ERA 18.00

WHIP 3.500

1B: 8 SF: 0

2B: 1 SAC: 1

3B: 0 DP: 0

HR: 2 HBP: 2

WP: 0 PA: 40

PB: 0

SB: 3

CS: 0

WP: 0

PA: 40

ERA 9.00

WHIP 1.750

ERA 0.00

WHIP 0.000

ERA 18.00

WHIP 3.500

1B: 8 SF: 0

2B: 1 SAC: 1

3B: 0 DP: 0

HR: 2 HBP: 2

WP: 0 PA: 40

PB: 0

SB: 3

CS: 0

WP: 0

PA: 40

ERA 9.00

WHIP 1.750

ERA 0.00

WHIP 0.000

ERA 18.00

WHIP 3.500

1B: 8 SF: 0

2B: 1 SAC: 1

3B: 0 DP: 0

HR: 2 HBP: 2

WP: 0 PA: 40

PB: 0

SB: 3

CS: 0

WP: 0

PA: 40

ERA 9.00

WHIP 1.750

ERA 0.00

WHIP 0.000

ERA 18.00

WHIP 3.500

1B: 8 SF: 0

2B: 1 SAC: 1

3B: 0 DP: 0

HR: 2 HBP: 2

WP: 0 PA: 40

PB: 0

SB: 3

CS: 0

WP: 0

PA: 40

ERA 9.00

WHIP 1.750

ERA 0.00

WHIP 0.000

ERA 18.00

WHIP 3.500

1B: 8 SF: 0

2B: 1 SAC: 1

3B: 0 DP: 0

HR: 2 HBP: 2

WP: 0 PA: 40

PB: 0

SB: 3

CS: 0

WP: 0

PA: 40

ERA 9.00

WHIP 1.750

ERA 0.00

WHIP 0.000

ERA 18.00

WHIP 3.500

1B: 8 SF: 0

2B: 1 SAC: 1

3B: 0 DP: 0

HR: 2 HBP: 2

WP: 0 PA: 40

PB: 0

SB: 3

CS: 0

WP: 0

PA: 40

ERA 9.00

WHIP 1.750

ERA 0.00

WHIP 0.000

ERA 18.00

WHIP 3.500

1B: 8 SF: 0

2B: 1 SAC: 1

3B: 0 DP: 0

HR: 2 HBP: 2

WP: 0 PA: 40

PB: 0

SB: 3

CS: 0

WP: 0

PA: 40

ERA 9.00

WHIP 1.750

ERA 0.00

WHIP 0.000

ERA 18.00

WHIP 3.500

1B: 8 SF: 0

2B: 1 SAC: 1

3B: 0 DP: 0

HR: 2 HBP: 2

WP: 0 PA: 40

PB: 0

SB: 3

CS: 0

WP: 0

PA: 40

ERA 9.00

WHIP 1.750

ERA 0.00

WHIP 0.000

ERA 18.00

WHIP 3.500

1B: 8 SF: 0

2B: 1 SAC: 1

3B: 0 DP: 0

HR: 2 HBP: 2

WP: 0 PA: 40

PB: 0

SB: 3

CS: 0

WP: 0

PA: 40

ERA 9.00

WHIP 1.750

ERA 0.00

WHIP 0.000

ERA 18.00

WHIP 3.500

1B: 8 SF: 0

2B: 1 SAC: 1

3B: 0 DP: 0

HR: 2 HBP: 2

WP: 0 PA: 40

PB: 0

SB: 3

CS: 0

WP: 0

PA: 40

ERA 9.00

WHIP 1.750

ERA 0.00

WHIP 0.000

ERA 18.00

WHIP 3.500

1B: 8 SF: 0

2B: 1 SAC: 1

3B: 0 DP: 0

HR: 2 HBP: 2

WP: 0 PA: 40

PB: 0

SB: 3

CS: 0

WP: 0

PA: 40

ERA 9.00

WHIP 1.750

ERA 0.00

WHIP 0.000

ERA 18.00

WHIP 3.500

1B: 8 SF: 0

2B: 1 SAC: 1

3B: 0 DP: 0

HR: 2 HBP: 2

WP: 0 PA: 40

PB: 0

SB: 3

CS: 0

WP: 0

PA: 40

ERA 9.00

WHIP 1.750

ERA 0.00

WHIP 0.000

ERA 18.00

WHIP 3.500

1B: 8 SF: 0

2B: 1 SAC: 1

3B: 0 DP: 0

HR: 2 HBP: 2

WP: 0 PA: 40

PB: 0

SB: 3

CS: 0

WP: 0

PA: 40

ERA 9.00

WHIP 1.750

ERA 0.00

WHIP 0.000

ERA 18.00

WHIP 3.500

1B: 8 SF: 0

2B: 1 SAC: 1

3B: 0 DP: 0

HR: 2 HBP: 2

WP: 0 PA: 40

PB: 0

SB: 3

CS: 0

WP: 0

PA: 40

ERA 9.00

WHIP 1.750

ERA 0.00

WHIP 0.000

ERA 18.00

WHIP 3.500

1B: 8 SF: 0

2B: 1 SAC: 1

3B: 0 DP: 0

HR: 2 HBP: 2

WP: 0 PA: 40

PB: 0

SB: 3

CS: 0

WP: 0

PA: 40

ERA 9.00

WHIP 1.750

ERA 0.00

WHIP 0.000

ERA 18.00

WHIP 3.500

1B: 8 SF: 0

2B: 1 SAC: 1

3B: 0 DP: 0

HR: 2 HBP: 2

WP: 0 PA: 40

PB: 0

SB: 3

CS: 0

WP: 0

PA: 40

ERA 9.00

WHIP 1.750

ERA 0.00

WHIP 0.000

ERA 18.00

WHIP 3.500

1B: 8 SF: 0

2B: 1 SAC: 1

3B: 0 DP: 0

HR: 2 HBP: 2

WP: 0 PA: 40

PB: 0

SB: 3

CS: 0

WP: 0

PA: 40

ERA 9.00

WHIP 1.750

ERA 0.00

WHIP 0.000

ERA 18.00

WHIP 3.500

1B: 8 SF: 0

2B: 1 SAC: 1

3B: 0 DP: 0

HR: 2 HBP: 2

WP: 0 PA: 40

PB: 0

SB: 3

CS: 0

WP: 0

PA: 40

ERA 9.00

WHIP 1.750

ERA 0.00

WHIP 0.000

ERA 18.00

WHIP 3.500

1B: 8 SF: 0

2B: 1 SAC: 1

3B: 0 DP: 0

HR: 2 HBP: 2

WP: 0 PA: 40

PB: 0

SB: 3

CS: 0

WP: 0

PA: 40

ERA 9.00

WHIP 1.750

ERA 0.00

WHIP 0.000

ERA 18.00

WHIP 3.500

1B: 8 SF: 0

2B: 1 SAC: 1

3B: 0 DP: 0

HR: 2 HBP: 2

WP: 0 PA: 40

PB: 0

SB: 3

CS: 0

WP: 0

PA: 40

ERA 9.00

WHIP 1.750

ERA 0.00

WHIP 0.000

ERA 18.00

WHIP 3.500

1B: 8 SF: 0

2B: 1 SAC: 1

3B: 0 DP: 0

HR: 2 HBP: 2

WP: 0 PA: 40

PB: 0

SB: 3

CS: 0

WP: 0

PA: 40

ERA 9.00

WHIP 1.750

ERA 0.00

WHIP 0.000

ERA 18.00

WHIP 3.500

1B: 8 SF: 0

2B: 1 SAC: 1

3B: 0 DP: 0

HR: 2 HBP: 2

WP: 0 PA: 40

PB: 0

SB: 3

CS: 0

WP: 0

PA: 40

ERA 9.00

WHIP 1.750

ERA 0.00

WHIP 0.000

ERA 18.00

WHIP 3.500

1B: 8 SF: 0

2B: 1 SAC: 1

3B: 0 DP: 0

HR: 2 HBP: 2

WP: 0 PA: 40

PB: 0

SB: 3

CS: 0

WP: 0

PA: 40

ERA 9.00

WHIP 1.750

ERA 0.00

WHIP 0.000

ERA 18.00

WHIP 3.500

1B: 8 SF: 0

2B: 1 SAC: 1

3B: 0 DP: 0

HR: 2 HBP: 2

WP: 0 PA: 40

PB: 0

SB: 3

CS: 0

WP: 0

PA: 40

ERA 9.00

WHIP 1.750

ERA 0.00

WHIP 0.000

ERA 18.00

WHIP 3.500

1B: 8 SF: 0

2B: 1 SAC: 1

3B: 0 DP: 0

HR: 2 HBP: 2

WP: 0 PA: 40

PB: 0

SB: 3

CS: 0

WP: 0

PA: 40

ERA 9.00

WHIP 1.750

ERA 0.00

WHIP 0.000

ERA 18.00

WHIP 3.500

1B: 8 SF: 0

2B: 1 SAC: 1

3B: 0 DP: 0

HR: 2 HBP: 2

WP: 0 PA: 40

PB: 0

SB: 3

CS: 0

WP: 0

PA: 40

ERA 9.00

WHIP 1.750

ERA 0.00

WHIP 0.000

ERA 18.00

WHIP 3.500

1B: 8 SF: 0

2B: 1 SAC: 1

3B: 0 DP: 0

HR: 2 HBP: 2

WP: 0 PA: 40

PB: 0

SB: 3

CS: 0

WP: 0

PA: 40

ERA 9.00

WHIP 1.750

ERA 0.00

WHIP 0.000

ERA 18.00

WHIP 3.500

1B: 8 SF: 0

2B: 1 SAC: 1

3B: 0 DP: 0

HR: 2 HBP: 2

WP: 0 PA: 40

PB: 0

SB: 3

CS: 0

WP: 0

PA: 40

ERA 9.00

WHIP 1.750

ERA 0.00

WHIP 0.000

ERA 18.00

WHIP 3.500

1B: 8 SF: 0

2B: 1 SAC: 1

3B: 0 DP: 0

HR: 2 HBP: 2

WP: 0 PA: 40

PB: 0

SB: 3

CS: 0

WP: 0

PA: 40

ERA 9.00

WHIP 1.750

ERA 0.00

WHIP 0.000

ERA 18.00

WHIP 3.500

1B: 8 SF: 0

2B: 1 SAC: 1

3B: 0 DP: 0

HR: 2 HBP: 2

WP: 0 PA: 40

PB: 0

SB: 3

CS: 0

WP: 0

PA: 40

ERA 9.00

WHIP 1.750

ERA 0.00

WHIP 0.000

ERA 18.00

WHIP 3.500

1B: 8 SF: 0

2B: 1 SAC: 1

3B: 0 DP: 0

HR: 2 HBP: 2

WP: 0 PA: 40

PB: 0

SB: 3

CS: 0

WP: 0

PA: 40

ERA 9.00

WHIP 1.750

ERA 0.00

WHIP 0.000

ERA 18.00

WHIP 3.500

1B: 8 SF: 0

2B: 1 SAC: 1

3B: 0 DP: 0

HR: 2 HBP: 2

WP: 0 PA: 40

PB: 0

SB: 3

CS: 0

WP: 0

PA: 40

ERA 9.00

WHIP 1.750

ERA 0.00

WHIP 0.000

ERA 18.00

WHIP 3.500

1B: 8 SF: 0

2B: 1 SAC: 1

3B: 0 DP: 0

HR: 2 HBP: 2

WP: 0 PA: 40

PB: 0

Batter	1	2	3	4	5	6	7	8	9	10	11	12	13	AB R H RBI BB SO LOB
Maury Wills, S OBP: 0.331, SLG: 0.362 (1, 6)	2-2 1-3		2-3 K		0-0 4-3			1-1 5-3	0-1 4-3			1-0 BLK 1B		6 0 1 0 0 1 6
Jim Gilliam, S OBP: 0.372, SLG: 0.349 (1, 4) (10, 5)	2-2 4-3		1-1 F5			2-2 1-3		2-1 F9		2-2 4-3		0-3 K		6 0 0 0 0 1 2
Willie Davis, L OBP: 0.355, SLG: 0.500 (1, 8)	0-0 5-3			2-0 G3		2-1 1B		2-1 F7		1-1 F8		1-1 L6		6 0 1 0 0 0 1
Tommy Davis, R OBP: 0.368, SLG: 0.528 (1, 5) (10, 7)		1-0 F8		3-1 F5		0-2 F7		1-0 6-3		1-1 F6			1-0 2B SH5-4 1B	6 1 1 0 0 0 1
Ron Fairly, L OBP: 0.409, SLG: 0.490 (1, 3)		4-1 BB		0-0 6-3		3-2 4-3		0-0 F5			1-2 2B		0-0 SH5-4	4 0 1 0 1 0 1
Frank Howard, R OBP: 0.359, SLG: 0.569 (1, 9)		1-1 F5			0-3 K		0-0 F4		0-0 3B 1B			0-1 K	0-1 1B 2B	4 0 1 0 0 1 1 1 1 0 0 0 1 1 1 0 1 0 0 0 0
Larry Burright, R OBP: 0.237, SLG: 0.322 (9, PR) (10, 4)														
Lee Walls, R OBP: 0.325, SLG: 0.329 (13, PH)														
Duke Snider, L OBP: 0.427, SLG: 0.495 (1, 7) (10, 9)		0-0 6-3			1-0 F8		4-2 G5-3 E BB		0-0 3B		4-0 IBB		4-0 1B IBB	3 0 1 1 3 0 1
John Roseboro, L OBP: 0.351, SLG: 0.403 (1, 2)			4-1 SH1-4 BB		4-2 BB		0-1 E4		4-0 BB IBB		2-2 G4-6-3		0-0 1B	3 0 1 1 3 0 3
Don Drysdale, R OBP: 0.250, SLG: 0.275 (1, 1)			1-1 SH1-4		4-2 BB		1-0 G5-3		4-1 BB					0 0 0 0 1 0 0
Wally Moon, L OBP: 0.346, SLG: 0.358 (7, PH)														1 0 0 0 0 0 2
Ron Perranoski, L (8, 1)														0 0 0 0 0 0 0
Tim Harkness, L OBP: 0.359, SLG: 0.411 (9, PH)			1-2											0 0 0 0 1 0 0
Ed Roebuck, R OBP: 0.316, SLG: 0.316 (10, 1)														1 0 0 0 0 0 0

Inning Stats	R: 0	H: 0	E: 0	LOB: 0	K: 0	BB: 0	S: 7	P: 11	R: 0	H: 0	E: 0	LOB: 1	K: 0	BB: 0	S: 5	P: 11	R: 0	H: 0	E: 0	LOB: 0	K: 0	BB: 0	S: 4	P: 9	R: 0	H: 0	E: 0	LOB: 2	K: 1	BB: 2	S: 9	P: 18	R: 0	H: 1	E: 0	LOB: 1	K: 0	BB: 0	S: 11	P: 18	R: 0	H: 0	E: 0	LOB: 0	K: 0	BB: 0	S: 6	P: 11	R: 0	H: 2	E: 0	LOB: 3	K: 0	BB: 2	S: 7	P: 16	R: 0	H: 0	E: 0	LOB: 0	K: 0	BB: 0	S: 8	P: 12	R: 0	H: 1	E: 0	LOB: 1	K: 1	BB: 1	S: 12	P: 22	R: 0	H: 1	E: 0	LOB: 1	K: 0	BB: 0	S: 8	P: 11	R: 1	H: 3	E: 0	LOB: 3	K: 0	BB: 1	S: 5	P: 10	1B: 5	SF: 0	2B: 2	SAC: 2	3B: 1	DP: 2	HR: 0	HBP: 0	WP: 0	PA: 53
--------------	------	------	------	--------	------	-------	------	-------	------	------	------	--------	------	-------	------	-------	------	------	------	--------	------	-------	------	------	------	------	------	--------	------	-------	------	-------	------	------	------	--------	------	-------	-------	-------	------	------	------	--------	------	-------	------	-------	------	------	------	--------	------	-------	------	-------	------	------	------	--------	------	-------	------	-------	------	------	------	--------	------	-------	-------	-------	------	------	------	--------	------	-------	------	-------	------	------	------	--------	------	-------	------	-------	-------	-------	-------	--------	-------	-------	-------	--------	-------	--------

PITCHER	IP	WLS	BF	H	R	ER	SO	BB	IBB	HBP	BLK	WP	HR	S	P	ERA	WHIP
Joey Jay, R ERA: 3.6 (1, 1)	12.2	L	53	8	2	2	4	6	3	0	1	0	0	97	177	1.42	1.105


BOTTOM

Cincinnati Reds @ Los Angeles Dodgers
Dodger Stadium, Los Angeles, CA

Wed Aug 29 1962, 7:05 PM PDT
Att: 49,603 - Unknown

livebaseballscorecards.com

AB	42
R	2
H	8
RBI	2
BB	9
SO	4
LOB	19



Batter	1	2	3	4	5	6	7	8	9	AB R H RBI BB SO LOB	TOP														
Eddie Kasko, R OBP: 0.312, SLG: 0.336 (1, 5)	1-0 FC4-6 BB 1B	0-0 5-3			1-0 1B 2B 1B	2-1 6-3			0-0 5-3	5 2 2 0 0 0 0															
Don Blasingame, L OBP: 0.354, SLG: 0.334 (1, 4)	4-2 FC4-6 BB		1-2 FC6 1B		0-0 2B 1B		0-1 F3	4-1 BB	3 0 2 0 2 0 0																
Jerry Lynch, L OBP: 0.341, SLG: 0.479 (1, 7)	0-0 FC4-6 1B 1-2f 2-3		0-0 F7		0-0 2B		0-3 K	1-2 F9	5 1 1 1 0 1 4																
Frank Robinson, R OBP: 0.416, SLG: 0.624 (1, 9)	0-0 1B E 1-2 3-H		1-1 F8		4-0 FC6-4 IBB		2-2 FC4-6 1B	0-0 F2	4 1 2 1 1 0 2																
Gordy Coleman, L OBP: 0.327, SLG: 0.483 (1, 3)	1-0 E8 WP 1-1H 2-H		2-1 FC6		0-0 F8		0-1 FC4-6		4 1 1 1 0 0 5																
Marty Keough, L OBP: 0.365, SLG: 0.438 (1, 8)	2-2 F6			1-0 F7	0-0 F4		2-1 1B CS 1B		4 0 1 0 0 0 3																
Leo Cardenas, R OBP: 0.330, SLG: 0.402 (1, 6)	1-1 F9		2-0 1B	1-0 FC6-4	0-2 L6		0-1 CS 1B		4 0 1 0 0 0 4																
Johnny Edwards, L OBP: 0.314, SLG: 0.375 (1, 2)		0-3 K		3-0 F8	2-2 4-3		0-1 CS 1B		4 0 1 0 0 1 1																
Jim O'Toole, S OBP: 0.127, SLG: 0.115 (1, 1)		0-0 F3		3-3 K	1-3 K		2-2 K	2-3 3-H	4 0 0 0 0 3 3																
Bill Henry, L OBP: 0.333, SLG: 0.333 (9, 1)									0 0 0 0 0 0 0																
Jim Brosnan, R (9, 1)									0 0 0 0 0 0 0																
Inning Stats	R: 4 E: 1 K: 0 S: 12	H: 3 LOB: 0 BB: 1 P: 21	R: 0 E: 0 K: 1 S: 5	H: 0 LOB: 0 BB: 0 P: 5	R: 0 E: 0 K: 1 S: 8	H: 1 LOB: 1 BB: 0 P: 12	R: 0 E: 0 K: 1 S: 6	H: 1 LOB: 1 BB: 0 P: 15	R: 1 E: 0 K: 0 S: 6	H: 3 LOB: 3 BB: 1 P: 12	R: 0 E: 0 K: 1 S: 9	H: 0 LOB: 0 BB: 0 P: 14	R: 0 E: 0 K: 1 S: 11	H: 1 LOB: 1 BB: 0 P: 13	R: 0 E: 0 K: 1 S: 10	H: 2 LOB: 1 BB: 0 P: 13	R: 0 E: 0 K: 0 S: 7	H: 0 LOB: 1 BB: 1 P: 12	1B: 10 2B: 1 3B: 0 HR: 0	SF: 0 SAC: 0 DP: 0 HBP: 0	WP: 1 PB: 0 SB: 0 CS: 2	PA: 40			
PITCHER Stan Williams, R ERA: 4.14 Phil Ortega, R ERA: 7.74	IP 8.0 1.0	WLS L	BF 36 4	H 11 0	R 5 0	ER 3 0	SO 5 0	BB 1 1	IBB 1 0	HBP 0 0	BLK 0 0	WP 1 0	HR 0 0	S 67 7	P 105 12	ERA 3.38 0.00	WHIP 1.500 1.000								

Cincinnati Reds @ Los Angeles Dodgers
Dodger Stadium, Los Angeles, CA
Thu Aug 30 1962, 7:05 PM PDT
Att: 42,588 - Unknown

AB	37
R	5
H	11
RBI	3
BB	3
SO	5
LOB	22



Batter	1	2	3	4	5	6	7	8	9	AB R H RBI BB SO LOB	TOP											
Amado Samuel, R (1, 6) OBP: 0.247, SLG: 0.295	2-3 K	4-2 1B BB		1-2 1-H 1B		2-3 K		1-1 F6		4 0 1 1 1 2 2	Milwaukee Braves @ Los Angeles Dodgers Dodger Stadium, Los Angeles, CA Fri Aug 31 1962, 7:05 PM PDT Att: 34,107 - Unknown											
Tommie Aaron, R (1, 7) OBP: 0.315, SLG: 0.381	2-2 PB 1B	0-1 1-2 1B		0-0 F4		1-0 F8		1-0 G3		5 1 2 0 0 0 3												
Eddie Mathews, L (1, 5) OBP: 0.381, SLG: 0.474	4-2 1B BB	0-3 K		0-0 F9		0-0 1-2 1B		0-0 3-1		4 1 1 0 0 1 4												
Hank Aaron, R (1, 9) OBP: 0.397, SLG: 0.617	1-2 1-2 2-H 1B 1B		0-2 F2		0-1 FC5-4 E 1B	3-2 6-3		3-1 F8		5 0 2 1 0 0 2												
Lee Maye, L (1, 8) OBP: 0.289, SLG: 0.379	3-2 L7		0-3 K		0-1 E4 FC5-4 1-2		1-1 L1-3 HBP	2-2 4-3		4 0 0 0 0 1 3												
Joe Adcock, R (1, 3) OBP: 0.338, SLG: 0.520	1-2 FC6-4 1-2 2-H 1B		4-1 FC6-4 BB		1-0 FC5-4 BB 1-2 2-3		1-0 L1-3 1-2	0-0 6-3		4 0 1 1 1 0 3												
Joe Torre, R (1, 2) OBP: 0.355, SLG: 0.361	0-1 FC6-4 1-2f		2-1 FC6-4 1-2f		4-1 FC5-4 BB 1-2		0-1 1B			3 0 1 0 1 0 3												
Frank Bolling, R (1, 4) OBP: 0.328, SLG: 0.396		1-0 6-3		1-0 S 1B 1B		1-0 FC5-4 1-2f		0-0 F9		4 1 1 0 0 0 3												
Tony Cloninger, R (1, 1) Bob Shaw, R (1, 1) Hawk Taylor, R (1, 1) Jack Curtis, L (1, 1) Bob Hendricks, R (1, 1) Bob Liggans, R (1, 1) Lew Burdette, R (1, 1) Lou Johnson, R (1, 1) Don Nottlebart, R (1, 1)		0-0 6-3		0-0 F3		0-1 1B 1B		4-2 G3 BB		1 0 0 0 0 0 0 0 0 0 0 0 0 0 0 0 1 0 1 0 1 0 0 0 0 0 0 0 0 0 0 0 0 0 0 0 0 0 0 1 0 0 0 0 0 0 0 0 0 0												
Inning Stats	R: 2 E: 0 K: 1 S: 22	H: 3 LOB: 2 BB: 1 P: 35	R: 0 E: 0 K: 1 S: 9	H: 1 LOB: 2 BB: 1 P: 14	R: 0 E: 0 K: 1 S: 9	H: 0 LOB: 1 BB: 1 P: 15	R: 1 E: 0 K: 0 S: 7	H: 2 LOB: 1 BB: 0 P: 9	R: 0 E: 1 K: 0 S: 7	H: 1 LOB: 2 BB: 1 P: 13	R: 0 E: 0 K: 1 S: 10	H: 2 LOB: 2 BB: 0 P: 16	R: 0 E: 0 K: 0 S: 5	H: 1 LOB: 1 BB: 0 P: 7	R: 0 E: 0 K: 0 S: 7	H: 0 LOB: 1 BB: 1 P: 13	R: 0 E: 0 K: 0 S: 7	H: 0 LOB: 0 BB: 0 P: 12	1B: 10 2B: 1 3B: 0 HR: 0	SF: 0 SAC: 0 DP: 2 HBP: 1	WP: 0 PB: 1 SB: 1 CS: 0	PA: 42
PITCHER	IP WLS BF H R ER SO BB IBB HBP BLK WP HR S P ERA WHIP																					
Pete Richert, L (1, 1) ERA: 4.42	5.0 W 26 7 3 3 3 4 0 0 0 0 0 0 54 86 5.40 2.200																					
Ed Roebuck, R (6, 1) ERA: 3.22	4.0 S 16 3 0 0 1 1 0 1 0 0 0 0 29 48 0.00 1.000																					

AB	36
R	3
H	10
RBI	3
BB	5
SO	4
LOB	24



Batter	1	2	3	4	5	6	7	8	9	AB	R	H	RBI	BB	SO	LOB
Maury Wills, S OBP: 0.332, SLG: 0.363 (1, 6)	1-1 F8	1-2 4-3		2-0 G5-4-3 1B	1-0 L5-3 1B		2-2 E8 1B			5	0	3	0	0	0	2
Jim Gilliam, S OBP: 0.371, SLG: 0.348 (1, 4)	2-0 1B		3-1 4-3	1-2 G5-4-3 1-2f	0-0 L5-3 1-2		2-1 G3			5	0	1	0	0	0	4
Willie Davis, L OBP: 0.354, SLG: 0.501 (1, 8)	3-2 1-3 1B		1-0 2B	0-0 F2		0-1 PB 4-3 2B		2-0 L9		5	2	3	0	0	0	0
Tommy Davis, R OBP: 0.371, SLG: 0.530 (1, 5)	0-0 F5		0-1 G3 1B 2B 2-H		3-3 K		1-0 4-3		1-2 PB 4-3 2B 1B	5	2	2	2	0	1	2
Ron Fairly, L OBP: 0.405, SLG: 0.484 (1, 3)	1-3 K		1-0 G3		3-1 1B 1B		1-0 F6		3-2 4-3	5	1	1	0	0	1	4
Frank Howard, R OBP: 0.361, SLG: 0.569 (1, 9)			1-3 K	1-0 1B	0-1 1B 1B		1-2 1B		1-0 2B	5	1	4	2	0	1	0
Duke Snider, L OBP: 0.435, SLG: 0.500 (1, 7)			4-1 1B BB	2-1 1B 1B	1-1 1B 1B		1-1 F4		1-0 4-3	2	1	2	1	1	0	0
Ed Roebuck, R OBP: 0.286, SLG: 0.286 (6, 1)			1-3 1B	1-3 1B	1-3 1B					2	0	0	0	0	0	2
John Roseboro, L OBP: 0.357, SLG: 0.404 (1, 2)			3-2 F7	4-0 1B	0-1 1B		0-0 F5			3	1	1	1	1	0	1
Pete Richert, L OBP: 0.167, SLG: 0.118 (1, 1)			0-1 1B		2-2 1B		1-2 6-3			2	0	1	0	0	0	3
Lee Walls, R OBP: 0.325, SLG: 0.329 (5, PH) (6, 7)			4-3		2-H 3-H					2	0	1	2	0	0	0

Inning Stats	R: 0	H: 2	E: 0	K: 1	S: 11	R: 0	H: 1	E: 0	K: 1	S: 12	R: 0	H: 4	E: 0	K: 0	S: 10	R: 0	H: 1	E: 0	K: 0	S: 7	R: 4	H: 6	E: 0	K: 1	S: 16	R: 1	H: 2	E: 0	K: 0	S: 9	R: 0	H: 1	E: 1	K: 0	S: 9	R: 1	H: 2	E: 0	K: 0	S: 9		
	LOB: 2	BB: 0	P: 18	LOB: 2	BB: 1	P: 21	LOB: 3	BB: 1	P: 22	LOB: 0	BB: 0	P: 9	LOB: 1	BB: 0	P: 26	LOB: 1	BB: 0	P: 13	LOB: 1	BB: 0	P: 14	LOB: 1	BB: 0	P: 17	LOB: 1	BB: 0	P: 17	LOB: 0	BB: 0	P: 17	LOB: 0	BB: 0	P: 17	LOB: 0	BB: 0	P: 17	LOB: 0	BB: 0	P: 17	LOB: 0	BB: 0	P: 17

PITCHER	IP	WLS	BF	H	R	ER	SO	BB	IBB	HBP	BLK	WP	HR	S	P	ERA	WHIP
Tony Cloninger, R ERA: 5.27 (1, 1)	2.2		16	7	2	2	2	1	0	0	0	0	0	32	56	6.75	3.000
Bob Shaw, R ERA: 2.4 (3, 1)	0.1		2	0	0	0	0	0	1	0	0	0	0	1	5	0.00	0.000
Jack Curtis, L ERA: 3.83 (4, 1)	1.1	L	9	6	4	4	1	0	0	0	0	0	0	21	32	27.00	4.500
Bob Hendley, L ERA: 3.54 (5, 1)	0.2		2	1	0	0	0	0	0	0	0	0	0	2	3	0.00	1.500
Lew Burdette, R ERA: 4.97 (6, 1)	2.0		9	3	1	1	0	0	0	0	0	0	0	18	27	4.50	1.500

BOTTOM

Milwaukee Braves @ Los Angeles Dodgers
Dodger Stadium, Los Angeles, CA

Fri Aug 31 1962, 7:05 PM PDT
Att. 34,107 - Unknown

AB	41
R	8
H	19
RBI	8
BB	2
SO	3
LOB	18

livebaseballscorecards.com



PITCHER	IP	WLS	BF	H	R	ER	SO	BB	IBB	HBP	BLK	WP	HR	S	P	ERA	WHIP
Don Nottebart, R ERA: 3.47 (8, 1)	1.0		5	2	1	1	0	0	0	0	0	0	0	9	17	9.00	2.000

Batter	1	2	3	4	5	6	7	8	9	AB R H RBI BB SO LOB	TOP											
Amado Samuel, R (1, 6) OBP: 0.242, SLG: 0.288	2-3 K		0-0 F4		2-3 K		0-3 K			4 0 0 0 0 3 2												
Tommie Aaron, R (1, 7) OBP: 0.321, SLG: 0.387	2-3 K			0-2 G6-4-3 1B		0-0 1B SF8		1-0 1B		4 1 3 0 0 1 0												
Eddie Mathews, L (1, 5)	4-1 BB			2-3 K		1-2 1B		0-0 L8		3 0 1 0 1 1 2												
Hank Aaron, R (1, 9) OBP: 0.396, SLG: 0.616	2-2 F7			0-0 G6-4-3 1-2f		3-0 SF8		1-0 1B		3 0 1 1 0 0 2												
Joe Adcock, R (1, 3) OBP: 0.336, SLG: 0.517			1-3 K2-3		0-0 F5		2-3 K		1-2 F3	2 0 0 0 0 1 0												
Lou Johnson, R (5, 7) OBP: 0.354, SLG: 0.483										2 0 0 0 0 1 3												
Lee Maye, L (1, 8) OBP: 0.289, SLG: 0.375			2-3 K		4-2 3B BB		0-0 F8		0-1 G3	3 1 0 0 1 1 3												
Del Crandall, R (1, 2) OBP: 0.347, SLG: 0.417			0-1 F8		0-1 1B 3B		1-1 F7		1-0 4-3	4 1 1 1 0 0 0												
Frank Bolling, R (1, 4) OBP: 0.330, SLG: 0.398				0-0 F7		2-2 1B		0-0 1B		4 0 2 1 0 0 0												
Denny Lemaster, R (1, 1) OBP: 0.150, SLG: 0.105			2-3 K		1-3 K		0-3 K		1-2 4-3	3 0 0 0 0 3 2												
Ken Aspromonte, R (9, PH) OBP: 0.345, SLG: 0.313										1 0 0 0 0 0 0												
Inning Stats	R: 0 E: 0 K: 2 S: 10	H: 0 LOB: 1 BB: 1 P: 20	R: 0 E: 0 K: 2 S: 8	H: 0 LOB: 0 BB: 0 P: 11	R: 0 E: 0 K: 1 S: 5	H: 0 LOB: 0 BB: 0 P: 7	R: 0 E: 0 K: 1 S: 7	H: 1 LOB: 0 BB: 0 P: 9	R: 2 E: 0 K: 2 S: 16	H: 2 LOB: 1 BB: 1 P: 25	R: 1 E: 0 K: 1 S: 9	H: 2 LOB: 1 BB: 0 P: 15	R: 0 E: 0 K: 2 S: 9	H: 1 LOB: 1 BB: 0 P: 10	R: 0 E: 0 K: 0 S: 8	H: 2 LOB: 2 BB: 0 P: 11	R: 0 E: 0 K: 0 S: 7	H: 0 LOB: 0 BB: 0 P: 10	1B: 7 2B: 0 3B: 1 HR: 0	SF: 1 SAC: 0 DP: 1 HBP: 0	WP: 0 PB: 0 SB: 0 CS: 0	PA: 36
PITCHER	IP WLS BF H R ER SO BB IBB HBP BLK WP HR S P ERA WHIP																					
Johnny Podres, L (1, 1) ERA: 3.93	7.0 W 28 6 3 3 11 2 0 0 0 0 0 0 64 97 3.86 1.143																					
Ron Perranoski, L (8, 1) ERA: 1.81	2.0 S 8 2 0 0 0 0 0 0 0 0 0 0 15 21 0.00 1.000																					

Milwaukee Braves @ Los Angeles Dodgers
 Dodger Stadium, Los Angeles, CA
 Sat Sep 01 1962, 7:05 PM PDT
 Att: 38,915 - Unknown

AB	33
R	3
H	8
RBI	3
BB	2
SO	11
LOB	14



Batter	1	2	3	4	5	6	7	8	9	AB R H RBI BB SO LOB	TOP																													
Roy McMillan, R (1, 6) OBP: 0.332, SLG: 0.358	0-1 F7		0-0 L9		0-2 F3		1-1 FC6-4			4 0 0 0 0 0 3																														
Tommie Aaron, R (1, 3) OBP: 0.320, SLG: 0.385	2-2 F9		0-3 K		0-0 1-3			2-1 FC4-6 1B		4 0 1 0 0 1 2																														
Eddie Mathews, L (1, 5) OBP: 0.381, SLG: 0.471	0-0 F2		1-0 F9		1-0 1B			2-2 FC4-6 1-2f		4 0 1 0 0 0 1																														
Hank Aaron, R (1, 9) OBP: 0.393, SLG: 0.611		1-1 E8 1B		0-0 1-3		0-2 F9		2-3 K		4 0 0 0 0 1 2																														
Gus Bell, L (1, 7) OBP: 0.288, SLG: 0.353		1-0 1-3		2-2 4-3		1-1 F8		1-3 K		4 0 0 0 0 1 3																														
Del Crandall, R (1, 2) OBP: 0.343, SLG: 0.412		0-2 E5 1B		2-3 K		0-0 F4			0-2 F9	4 0 0 0 0 1 2																														
Lee Maye, L (1, 8) OBP: 0.291, SLG: 0.377		2-2 F2			2-1 E 1B		1-1 FC4-6 1B		1-1 4-3	4 0 2 0 0 0 2																														
Frank Bolling, R (1, 4) OBP: 0.329, SLG: 0.396		3-2 1-2 2-3 1B		0-3 K		0-1 FC4-6 FC6-4 1-2f			0-2 6-3	4 0 1 0 0 1 2																														
Bob Shaw, R (1, 1) OBP: 0.244, SLG: 0.145 Don Nottlebart, R (4, 1) OBP: 0.429, SLG: 0.333 Ken Aspromonte, R (5, PH) OBP: 0.342, SLG: 0.310 Carl Willey, R (5, 1) OBP: 0.332, SLG: 0.364 Jack Curtis, L (7, PH) OBP: 0.346, SLG: 0.273		1-1 G3		1-1 E6		2-1 F7				1 0 0 0 0 0 0 3 0 0 0 0 0 0 0 0 1 0 0 0 0 0 0 1 0 0 0 0 0 0 0 0 1 0 0 0 0 0 0 1																														
Inning Stats	R: 0 E: 0 K: 0 S: 7	H: 0 LOB: 0 BB: 0 P: 9	R: 0 E: 2 K: 0 S: 16	H: 1 LOB: 3 BB: 0 P: 24	R: 0 E: 0 K: 1 S: 7	H: 0 LOB: 0 BB: 0 P: 8	R: 0 E: 0 K: 1 S: 7	H: 0 LOB: 0 BB: 0 P: 11	R: 0 E: 1 K: 1 S: 11	H: 1 LOB: 2 BB: 0 P: 14	R: 0 E: 0 K: 0 S: 7	H: 1 LOB: 1 BB: 0 P: 9	R: 0 E: 0 K: 0 S: 8	H: 1 LOB: 1 BB: 0 P: 12	R: 0 E: 0 K: 2 S: 11	H: 1 LOB: 1 BB: 0 P: 18	R: 0 E: 0 K: 0 S: 11	H: 0 LOB: 0 BB: 0 P: 12	1B: 5 2B: 0 3B: 0 HR: 0	SF: 0 SAC: 0 DP: 0 HBP: 0	WP: 0 PB: 0 SB: 0 CS: 0	PA: 35																		
PITCHER Don Drysdale, R (1, 1) ERA: 2.92	IP 9.0	WLS W	BF 35	H 5	R 0	ER 0	SO 5	BB 0	IBB 0	HBP 0	BLK 0	WP 0	HR 0	S 85	P 117	ERA 0.00	WHIP 0.556						PITCHER	IP 9.0	WLS W	BF 35	H 5	R 0	ER 0	SO 5	BB 0	IBB 0	HBP 0	BLK 0	WP 0	HR 0	S 85	P 117	ERA 0.00	WHIP 0.556

Milwaukee Braves @ Los Angeles Dodgers
Dodger Stadium, Los Angeles, CA
Sun Sep 02 1962, 3:33 AM PDT
Att: 32,742 - Unknown

AB	35
R	0
H	5
RBI	0
BB	0
SO	5
LOB	22



Batter	1	2	3	4	5	6	7	8	9
Maury Wills, S OBP: 0.330, SLG: 0.362 (1, 6)	1-3 K		1-0 5-3	1-0 E1 FC5 S 1-3		0-1 S 1-3 1B		1-0 L3	
Jim Gilliam, S OBP: 0.374, SLG: 0.352 (1, 4)	1-0 G3 1B		2-2 4-3	1-1 1-3 1-2		3-2 F7 1-2		4-0 P4-3 BB	
Willie Davis, L OBP: 0.354, SLG: 0.497 (1, 8)	2-1 G3 1-2		0-0 F4	4-0 BB		1-1 3-1		0-0 P4-3 1-2f	
Tommy Davis, R OBP: 0.370, SLG: 0.525 (1, 5)	2-0 L7			1B 1B FC5		4-1 2B BB			
Ron Fairly, L OBP: 0.405, SLG: 0.484 (1, 3)		2-1 1B SF9 1B		2-1 L4	3-2 6-3		3-2 3B 2B		
Larry Burright, R OBP: 0.257, SLG: 0.322 (7, PR)									
Tim Harkness, L OBP: 0.359, SLG: 0.411 (8, 3)									
Frank Howard, R OBP: 0.366, SLG: 0.584 (1, 9)		1-3 K		1-1 1B 2B 1B	2-3 K		0-1 SF8 3B		
Duke Snider, L OBP: 0.440, SLG: 0.504 (1, 7)		2-2 FC5-4 1B		2-0 2B 1B	3-3 K		2-1 G6-4-3 1B		
Lee Walls, R OBP: 0.330, SLG: 0.325 (7, PH)									
John Roseboro, L OBP: 0.353, SLG: 0.404 (1, 2)		0-0 SF9		2-1 1B 2B		1-3 K	0-1 SF8		
Don Drysdale, R OBP: 0.260, SLG: 0.284 (1, 1)		0-0 FC5-4 1-2f		2-2 E 1B		0-1 1B	1-1 G6-4-3 1-2f		

Inning Stats	R: 0	H: 1	E: 0	K: 1	S: 7	LOB: 1	BB: 0	P: 13
	R: 1	H: 2	E: 0	K: 1	S: 10	LOB: 1	BB: 0	P: 15
	R: 0	H: 0	E: 0	K: 0	S: 5	LOB: 0	BB: 0	P: 8
	R: 4	H: 5	E: 1	K: 0	S: 26	LOB: 3	BB: 1	P: 41
	R: 0	H: 0	E: 0	K: 2	S: 9	LOB: 0	BB: 0	P: 17
	R: 0	H: 2	E: 0	K: 1	S: 14	LOB: 2	BB: 0	P: 18
	R: 3	H: 3	E: 0	K: 0	S: 12	LOB: 1	BB: 1	P: 22
	R: 0	H: 0	E: 0	K: 0	S: 2	LOB: 0	BB: 1	P: 7

PITCHER	IP	WLS	BF	H	R	ER	SO	BB	IBB	HBP	BLK	WP	HR	S	P	ERA	WHIP
Bob Shaw, R ERA: 2.58 (1, 1)	3.1	L	19	8	5	5	2	0	0	0	0	0	0	42	66	13.50	2.400
Don Nottebart, R ERA: 3.43 (4, 1)	0.2		3	0	0	0	0	1	0	0	0	0	0	6	11	0.00	1.500
Carl Willey, R ERA: 5.61 (5, 1)	2.0		8	2	0	0	3	0	0	0	0	0	0	23	35	0.00	1.000
Jack Curtis, L ERA: 4.06 (7, 1)	2.0		9	3	3	3	0	2	0	0	0	0	0	14	29	13.50	2.500

BOTTOM


Milwaukee Braves @ Los Angeles Dodgers
Dodger Stadium, Los Angeles, CA

Sun Sep 02 1962, 3:33 AM PDT
 Att. 32,742 - Unknown

AB	R	H	RBI	BB	SO	LOB
5	0	1	0	0	1	1
4	0	1	0	1	0	4
4	0	0	0	1	0	4
3	2	1	0	1	0	4
4	1	2	1	0	0	1
0	1	0	0	0	0	0
0	0	0	0	0	0	0
4	2	2	1	0	2	1
3	1	2	1	0	1	0
1	0	1	0	0	0	0
2	1	1	3	0	1	0
4	0	2	2	0	0	3

AB	34
R	8
H	13
RBI	8
BB	3
SO	5
LOB	18

WP: 0 PA: 39
 PB: 0
 SB: 2
 CS: 0



Batter	1	2	3	4	5	6	7	8	9	AB R H RBI BB SO LOB	TOP											
Harvey Kuenn, R OBP: 0.373, SLG: 0.452 (1, 5) (7, 7)	2-2 F9	0-1 FC6-4		4-1 1B BB		1-3 K		0-2 F5		4 1 0 0 1 1 2												
Chuck Hiller, L OBP: 0.338, SLG: 0.331 (1, 4)	4-2 BB		3-2 1B HR	4-3 1B		0-2 4-3		2-0 4-3		4 1 1 0 1 0 2												
Felipe Alou, R OBP: 0.351, SLG: 0.521 (1, 9)	2-2 F4		1-1 1B HR	0-0 1B		2-0 L7		0-0 6-3		5 1 2 2 0 0 1												
Willie McCovey, L OBP: 0.364, SLG: 0.636 Jim Davenport, R OBP: 0.370, SLG: 0.493 (1, 7) (7, 5)	0-0 1-3		3-3 K	4-3 1B		1-2 4-3		4-2 BB		4 0 0 0 0 1 4 0 0 0 0 1 0 0												
Willie Mays, R OBP: 0.374, SLG: 0.608 (1, 8)		4-0 2B SF9 BB	0-0 1-H 3-H HR		1-0 5-3		0-0 F9		0-0 4-3	4 2 1 3 1 0 1												
Orlando Cepeda, R OBP: 0.357, SLG: 0.552 (1, 3)		0-0 F7	1-0 F9		0-1 4-3		4-2 BB			3 0 0 0 1 0 1												
Tom Haller, L OBP: 0.395, SLG: 0.491 (1, 2)		1-0 SF9 2B	1-1 4-3		2-0 HR		1-2 F7			4 1 2 1 0 0 1												
Jose Pagan, R OBP: 0.314, SLG: 0.354 (1, 6)		0-1 SF9		0-2 FC1-5 2B	1-0 1B			0-0 L7		3 0 2 1 0 0 0												
Jack Sanford, R OBP: 0.202, SLG: 0.205 (1, 1)		4-1 FC6-4 BB		0-0 FC1-5 1B	0-3 K			2-2 F9		3 1 0 0 1 1 2												
Inning Stats	R: 0 E: 0 K: 0 S: 10	H: 0 LOB: 1 BB: 1 P: 18	R: 1 E: 0 K: 0 S: 7	H: 1 LOB: 2 BB: 2 P: 16	R: 3 E: 0 K: 1 S: 12	H: 3 LOB: 0 BB: 0 P: 21	R: 2 E: 0 K: 0 S: 10	H: 2 LOB: 1 BB: 1 P: 17	R: 1 E: 0 K: 1 S: 8	H: 2 LOB: 1 BB: 0 P: 12	R: 0 E: 0 K: 1 S: 7	H: 0 LOB: 0 BB: 0 P: 10	R: 0 E: 0 K: 0 S: 10	H: 0 LOB: 1 BB: 1 P: 16	R: 0 E: 0 K: 0 S: 7	H: 0 LOB: 0 BB: 0 P: 9	R: 0 E: 0 K: 0 S: 6	H: 0 LOB: 1 BB: 1 P: 12	1B: 4 2B: 2 3B: 0 HR: 2	SF: 1 SAC: 0 DP: 0 HBP: 0	WP: 0 PB: 0 SB: 0 CS: 0	PA: 41
PITCHER	IP WLS BF H R ER SO BB IBB HBP BLK WP HR S P ERA WHIP																					
Stan Williams, R ERA: 4.37 (1, 1)	3.2 L 21 6 6 6 1 4 0 0 0 0 0 1 37 67 14.73 2.727																					
Ed Roebuck, R ERA: 3.28 (4, 1)	1.1 6 2 1 1 1 0 0 0 0 0 0 1 10 17 6.75 1.500																					
Phil Ortega, R ERA: 7.26 (6, 1)	3.0 10 0 0 0 1 1 0 0 0 0 0 0 24 35 0.00 0.333																					
Ron Perranoski, L ERA: 1.79 (9, 1)	1.0 4 0 0 0 0 1 0 0 0 0 0 0 6 12 0.00 1.000																					

San Francisco Giants @ Los Angeles Dodgers
Dodger Stadium, Los Angeles, CA
Mon Sep 03 1962, 3:33 AM PDT
Att: 54,418 - Unknown

livebaseballscorecards.com

AB	34
R	7
H	8
RBI	7
BB	6
SO	3
LOB	14



Batter	1	2	3	4	5	6	7	8	9	AB R H RBI BB SO LOB
Maury Wills, S OBP: 0.330, SLG: 0.362 (1, 6)	2-3 K2-3		1-0 5-3		3-1 1-3			0-0 BLK 1B		4 0 1 0 0 1 0
Jim Gilliam, S OBP: 0.373, SLG: 0.351 (1, 4)	2-1 F9		2-2 1B 1B			3-2 4-3		0-2 F9 1-2		4 0 1 0 0 0 1
Willie Davis, L OBP: 0.353, SLG: 0.495 (1, 8)	1-2 F7		1-2 1-3 1B			1-1 F3		1-3 K		4 0 1 0 0 1 1
Tommy Davis, R OBP: 0.372, SLG: 0.532 (1, 5)		2-0 1B 2B	0-0 F6			1-2 E 1B		0-1 2B 3B		4 2 3 0 0 0 2
Ron Fairly, L OBP: 0.406, SLG: 0.487 (1, 3)		0-1 FC6-4 2-H 1B		3-2 G3		1-3 SAFE K		0-0 F7 G3 2B		4 1 2 2 0 1 1
Frank Howard, R OBP: 0.362, SLG: 0.578 (1, 9)		0-2 FC6-4 1-2f		1-2 5-3			0-0 6-3	0-0 F7		4 0 0 0 0 0 2
Duke Snider, L OBP: 0.429, SLG: 0.488 (1, 7)		2-2 F8		1-0 3-1			1-0 F8	1-2 G3		4 0 0 1 0 0 1
John Roseboro, L OBP: 0.350, SLG: 0.399 (1, 2)		0-0 F8			3-2 F7		3-2 F7	0-1 4-3		4 0 0 0 0 0 1
Stan Williams, R OBP: 0.117, SLG: 0.190 (1, 1)			0-0 5-3		0-3 K			3-3 K		1 0 0 0 0 0 0
Ed Roebuck, R OBP: 0.286, SLG: 0.286 (4, 1)										0 0 0 0 0 0 0
Tim Harkness, L OBP: 0.354, SLG: 0.404 (5, PH)										1 0 0 0 0 1 0
Phil Ortega, R OBP: 0.354, SLG: 0.404 (6, 1)										0 0 0 0 0 0 0
Wally Moon, L OBP: 0.344, SLG: 0.356 (8, PH)										1 0 0 0 0 1 0
Ron Perranoski, L OBP: 0.344, SLG: 0.356 (9, 1)										0 0 0 0 0 0 0

Inning Stats	R: 0	H: 0	E: 0	K: 1	S: 8	R: 1	H: 2	E: 0	K: 0	S: 10	R: 0	H: 2	E: 0	K: 0	S: 10	R: 0	H: 0	E: 0	K: 1	S: 9	R: 0	H: 0	E: 0	K: 1	S: 9	R: 0	H: 1	E: 1	K: 1	S: 12	R: 0	H: 0	E: 0	K: 0	S: 7	R: 0	H: 1	E: 0	K: 2	S: 10	R: 2	H: 2	E: 0	K: 0	S: 9	1B: 5	SF: 0	2B: 2	SAC: 0	3B: 1	DP: 0	HR: 0	HBP: 0	WP: 0	PA: 35
PITCHER Jack Sanford, R ERA: 3.52 (1, 1)	IP	WLS	BF	H	R	ER	SO	BB	IBB	HBP	BLK	WP	HR	S	P	ERA	WHIP	IP	WLS	BF	H	R	ER	SO	BB	IBB	HBP	BLK	WP	HR	S	P	ERA	WHIP	IP	WLS	BF	H	R	ER	SO	BB	IBB	HBP	BLK	WP	HR	S	P	ERA	WHIP				

BOTTOM

San Francisco Giants @ Los Angeles Dodgers
 Dodger Stadium, Los Angeles, CA
 Mon Sep 03 1962, 3:33 AM PDT
 Att. 54,418 - Unknown

livebaseballscorecards.com

AB 35
 R 3
 H 8
 RBI 3
 BB 0
 SO 5
 LOB 9



Batter	1	2	3	4	5	6	7	8	9	AB R H RBI BB SO LOB	TOP																									
Harvey Kuenn, R (1, 7) OBP: 0.378, SLG: 0.455	0-1 FC1-6 1B		4-1 BB BB	1-2 F4			0-1 PB 6-3 1B		2-2 HR 1B	4 1 3 0 1 0 1	<p>San Francisco Giants @ Los Angeles Dodgers Dodger Stadium, Los Angeles, CA</p> <p>Tue Sep 04 1962, 7:05 PM PDT Att: 51,567 - Unknown</p>																									
Jose Pagan, R (1, 6) OBP: 0.313, SLG: 0.358	0-0 FC1-6 FC6-4 1-2f		0-0 F8		0-0 L5	0-1 6-3 1-2	0-1 6-3 1-2	1-0 1-H HR	5 1 1 2 0 0 3																											
Willie Mays, R (1, 8) OBP: 0.375, SLG: 0.605	2-0 FC6-4 1-2f		4-2 BB 1-2 BB		4-2 1B 2B BB	3-1 F8 1-2	3-1 F8 1-2	3-3 K	3 1 0 0 2 1 2																											
Orlando Cepeda, R (1, 3) OBP: 0.359, SLG: 0.551	2-3 K 1-2		4-2 BB 1-2 2-3 BB		1-0 2B 1B	4-2 FC6-4 2-3 BB	4-2 FC6-4 2-3 BB	0-3 K	3 0 1 0 2 2 1																											
Felipe Alou, R (1, 9) OBP: 0.350, SLG: 0.521		1-0 F3	1-0 5-3		0-0 2B	0-2 FC6-4 1-2f			4 0 1 1 0 0 5																											
Jim Davenport, R (1, 5) OBP: 0.366, SLG: 0.488		1-0 F9		0-3 K	1-2 4-3				4 0 0 0 0 2 1																											
Tom Haller, L (1, 2) OBP: 0.396, SLG: 0.502		4-2 BB		3-1 HR		0-1 6-3		1-1 L8	3 1 1 1 1 0 0																											
Chuck Hiller, L (1, 4) OBP: 0.337, SLG: 0.330		2-3 K		0-1 1B		1-2 G3		0-0 4-3	4 0 1 0 0 1 1																											
Billy Pierce, L (1, 1) OBP: 0.319, SLG: 0.273			0-3 K	1-3 K		0-0 6-3		0-1 5-3	2 0 0 0 0 2 1																											
Don Larsen, R (5, 1) OBP: 0.208, SLG: 0.292									1 0 0 0 0 0 0																											
John Orsino, R (9, PH) OBP: 0.362, SLG: 0.333									1 0 0 0 0 0 0																											
Inning Stats	R: 0 E: 0 K: 1 S: 7	H: 1 LOB: 1 BB: 0 P: 11	R: 0 E: 0 K: 1 S: 9	H: 0 LOB: 1 BB: 1 P: 17	R: 0 E: 0 K: 1 S: 11	H: 0 LOB: 3 BB: 3 P: 24	R: 1 E: 0 K: 2 S: 13	H: 2 LOB: 1 BB: 0 P: 18	R: 1 E: 0 K: 0 S: 8	H: 2 LOB: 1 BB: 1 P: 14	R: 0 E: 0 K: 0 S: 7	H: 0 LOB: 0 BB: 0 P: 8	R: 0 E: 0 K: 0 S: 13	H: 1 LOB: 2 BB: 1 P: 20	R: 0 E: 0 K: 1 S: 6	H: 0 LOB: 0 BB: 0 P: 9	R: 2 E: 0 K: 2 S: 12	H: 2 LOB: 0 BB: 0 P: 18	1B: 5 2B: 1 3B: 0 HR: 2	SF: 0 SAC: 0 DP: 0 HBP: 0	WP: 0 PB: 1 SB: 1 CS: 0	PA: 40														
PITCHER	IP WLS BF H R ER SO BB IBB HBP BLK WP HR S P ERA WHIP																																			
Pete Richert, L (1, 1) ERA: 4.41	4.1		22	4	2	2	5	5	0	0	0	0	1	44	79	4.15	2.077																			
Ron Perranoski, L (5, 1) ERA: 1.89	4.2	W	18	4	2	2	3	1	0	0	0	0	1	42	60	3.86	1.071																			

livebaseballscorecards.com

AB	34
R	4
H	8
RBI	4
BB	6
SO	8
LOB	15



Batter	1	2	3	4	5	6	7	8	9	AB	R	H	RBI	BB	SO	LOB
Maury Wills, S OBP: 0.329, SLG: 0.364 (1, 6)	0-1 FC5-2 3B	2-1 F8		1-3 K			1-0 4-3			4	0	1	0	0	1	1
Jim Gilliam, S OBP: 0.372, SLG: 0.349 (1, 4)	1-1 F9	4-1 BB		3-2 L9			3-2 L3			3	0	0	0	1	0	1
Willie Davis, L OBP: 0.351, SLG: 0.491 (1, 8)	1-1 FC5-2 E	1-3 K		3-H		0-0 G3	0-0 F6			4	1	0	0	0	1	2
Tommy Davis, R OBP: 0.371, SLG: 0.530 (1, 5)	3-2 E1 2B		2-0 5-3			3-1 F9		2-1 F3		4	1	1	1	0	0	0
Frank Howard, R OBP: 0.364, SLG: 0.579 (1, 9)	0-0 1B		4-0 G4-6-3 BB			0-3 K		2-0 4-3		3	1	1	1	1	1	0
Ron Fairly, L OBP: 0.406, SLG: 0.486 (1, 3)	0-0 BB		0-0 G4-6-3				4-2 1B	2-1 F8		3	0	1	1	1	0	1
Lee Walls, R OBP: 0.341, SLG: 0.329 (1, 7)	4-2 BB			1-0 WP			1-3 K			2	1	1	0	1	1	1
John Roseboro, L OBP: 0.350, SLG: 0.405 (1, 2)	2-0 1-3			3-2 S			0-2 F8			3	1	1	1	0	0	3
Pete Richert, L OBP: 0.150, SLG: 0.105 (1, 1)		0-1 5-3		0-0 B1-3			0-0 1B			2	0	0	0	0	0	1
Ron Perranoski, L OBP: 0.154, SLG: 0.083 (5, 1)										1	0	1	0	0	0	0

Inning Stats	R: 3	H: 4	E: 1	LOB: 2	K: 0	S: 14	P: 25	R: 0	H: 0	E: 0	LOB: 1	K: 1	S: 8	R: 0	H: 0	E: 0	LOB: 0	K: 0	S: 2	R: 2	H: 2	E: 0	LOB: 0	K: 1	S: 15	R: 0	H: 0	E: 0	LOB: 0	K: 1	S: 6	R: 0	H: 1	E: 0	LOB: 2	K: 1	S: 12	R: 0	H: 0	E: 0	LOB: 0	K: 0	S: 5	R: 0	H: 0	E: 0	LOB: 0	K: 0	S: 5	R: 0	H: 0	E: 0	LOB: 0	K: 0	S: 5	R: 0	H: 0	E: 0	LOB: 0	K: 0	S: 11
--------------	------	------	------	--------	------	-------	-------	------	------	------	--------	------	------	------	------	------	--------	------	------	------	------	------	--------	------	-------	------	------	------	--------	------	------	------	------	------	--------	------	-------	------	------	------	--------	------	------	------	------	------	--------	------	------	------	------	------	--------	------	------	------	------	------	--------	------	-------

PITCHER	IP	WLS	BF	H	R	ER	SO	BB	IBB	HBP	BLK	WP	HR	S	P	ERA	WHIP
Billy Pierce, L ERA: 3.69 (1, 1)	4.0	L	20	6	5	5	2	3	0	0	0	1	0	39	71	11.25	2.250
Don Larsen, R ERA: 4.81 (5, 1)	4.0		13	1	0	0	2	1	0	0	0	0	0	28	46	0.00	0.500

BOTTOM

San Francisco Giants @ Los Angeles Dodgers
 Dodger Stadium, Los Angeles, CA
 Tue Sep 04 1962, 7:05 PM PDT
 Att. 51,567 - Unknown

AB	29
R	5
H	7
RBI	4
BB	4
SO	4
LOB	10

WP: 1 PA: 33
 PB: 0
 SB: 1
 CS: 0



PITCHER	IP	WLS	BF	H	R	ER	SO	BB	IBB	HBP	BLK	WP	HR	S	P	ERA	WHIP
---------	----	-----	----	---	---	----	----	----	-----	-----	-----	----	----	---	---	-----	------

Batter	1	2	3	4	5	6	7	8	9	AB R H RBI BB SO LOB	TOP		
Harvey Kuenn, R (1, 7) OBP: 0.381, SLG: 0.456	0-3 K		1-1 SH3-4 E 1B		3-2 L8 2B 1B	1-1 F4			4-0 FC5-4 BB	4 2 2 0 1 1 0	San Francisco Giants @ Los Angeles Dodgers Dodger Stadium, Los Angeles, CA Wed Sep 05 1962, 7:05 PM PDT Att: 54,395 - Unknown		
Jose Pagan, R (1, 6) OBP: 0.313, SLG: 0.357	0-0 F4		0-0 SH3-4		0-1 2B 1B		0-0 6-3	1-1 FC5-4	4 1 1 0 0 0 2				
Felipe Alou, R (1, 9) OBP: 0.349, SLG: 0.518	1-2 4-3		1-1 F8		2-0 L8		1-1 E6 FC3-2 1B	1-0 L9	5 0 1 0 0 0 5				
Willie Mays, R (1, 8) OBP: 0.377, SLG: 0.610		2-2 E 1B	2-2 E8 2B		0-0 1B 2B		2-0 FC3-2		4 0 3 2 0 0 1				
Orlando Cepeda, R (1, 3) OBP: 0.358, SLG: 0.548		0-0 E6	0-2 4-3		4-0 K 1B IBB			2-1 4-3	3 0 0 0 1 0 2				
Jim Davenport, R (1, 5) OBP: 0.370, SLG: 0.489		1-0 FC4-6 HBP		0-0 5-3	0-0 1B			0-2 CS 1B	3 0 2 1 0 0 0				
Tom Haller, L (1, 2) OBP: 0.394, SLG: 0.495		1-3 K		4-2 BB	1-3 K			0-3 K2-3	3 0 0 0 1 3 7				
Ernie Bowman, R (1, 4) OBP: 0.233, SLG: 0.293		2-3 K		0-0 F2		1-3 K		1-0 FC5-4 E HBP	3 0 0 0 0 2 4				
Juan Marichal, R (1, 1) OBP: 0.264, SLG: 0.244 Bobby Bolin, R (7, 1) OBP: 0.292, SLG: 0.348		0-2 FC4-6		0-3 K		0-1 6-3		0-3 K	3 0 0 0 0 1 4 1 0 0 0 0 1 1				
Inning Stats	R: 0 E: 0 K: 1 S: 7 H: 0 LOB: 0 BB: 0 P: 8	R: 0 E: 1 K: 2 S: 16 H: 1 LOB: 3 BB: 0 P: 22	R: 1 E: 1 K: 0 S: 12 H: 2 LOB: 1 BB: 0 P: 16	R: 0 E: 0 K: 1 S: 7 H: 0 LOB: 1 BB: 1 P: 11	R: 2 E: 0 K: 1 S: 12 H: 4 LOB: 2 BB: 1 P: 22	R: 0 E: 0 K: 1 S: 7 H: 0 LOB: 0 BB: 0 P: 9	R: 0 E: 1 K: 0 S: 4 H: 1 LOB: 0 BB: 0 P: 7	R: 0 E: 0 K: 1 S: 8 H: 1 LOB: 0 BB: 0 P: 10	R: 0 E: 0 K: 1 S: 6 H: 0 LOB: 2 BB: 1 P: 13	1B: 7 2B: 3 3B: 0 HR: 0 SF: 0 SAC: 1 DP: 1 HBP: 2	WP: 0 PB: 0 SB: 0 CS: 1 PA: 39		
PITCHER	IP WLS BF H R ER SO BB IBB HBP BLK WP HR S P ERA WHIP											PITCHER	IP WLS BF H R ER SO BB IBB HBP BLK WP HR S P ERA WHIP
Johnny Podres, L (1, 1) ERA: 3.91	8.0 L 34 9 3 3 7 1 1 1 0 0 0 73 105 3.38 1.250												
Ed Roebuck, R (9, 1) ERA: 3.24	1.0 5 0 0 0 1 1 0 1 0 0 0 6 13 0.00 1.000												

livebaseballscorecards.com

AB	33
R	3
H	9
RBI	3
BB	3
SO	8
LOB	26



Batter	1	2	3	4	5	6	7	8	9	AB R H RBI BB SO LOB	TOP
Chuck Hiller, L (1, 4) OBP: 0.337, SLG: 0.329 Ernie Bowman, R (9, PR) OBP: 0.233, SLG: 0.293 (9, 4)	5-2 WP 2B BB	0-1 L9 		3-2 F7 			1-1 F7 		0-1 SH FC5-2 1B 	4 1 1 0 1 0 1 0 0 0 0 0 0 0	San Francisco Giants @ Los Angeles Dodgers Dodger Stadium, Los Angeles, CA Thu Sep 06 1962, 7:05 PM PDT Att: 54,263 - Unknown livebaseballscorecards.com
Jim Davenport, R (1, 5) OBP: 0.369, SLG: 0.487	1-3 K 1-2		1-0 2B 1B 	1-0 F8 			1-0 5-3 	0-0 SH FC5-2 BB 	4 2 1 0 0 1 1		
Felipe Alou, R (1, 9) OBP: 0.349, SLG: 0.517	3-1 1B 2B 2-H		0-3 K 		0-0 6-3 		1-0 F4 	1-0 F4 	4-0 BB FC5-2 E IBB 	4 2 1 1 1 1 1	
Willie McCovey, L (1, 7) Matty Alou, L (8, PR) Bobby Bolin, R (8, 1) Carl Boles, R (9, PH) Don Larsen, R (9, 1) Stu Miller, R (9, 1)	2-2 E7 2-H 1B		0-0 1B 2B 		1-0 F4 		0-1 2B FC5-4 1B 	0-2 F2 	4 1 3 1 0 0 0 0 1 0 0 0 0 0 0 0 0 0 0 0 0 1 0 0 0 0 0 3 0 0 0 0 0 0 0 0 0 0 0 0 0 0		
Willie Mays, R (1, 8) OBP: 0.377, SLG: 0.609	0-1 E7 1-3		4-0 1B IBB 		3-2 6-3 		0-0 FC5-4 2B 	1-0 FC5-2 BB E 	4 1 1 0 1 0 4		
Orlando Cepeda, R (1, 3) OBP: 0.360, SLG: 0.546	0-2 F7 		2-2 1B 		0-0 L1 		4-0 FC5-4 IBB 	4-2 E BB 	3 1 1 3 2 0 1		
Tom Haller, L (1, 2) OBP: 0.390, SLG: 0.489 Harvey Kuenn, R (8, PH) OBP: 0.381, SLG: 0.458 (8, 7)		0-1 F2 	0-2 F5 		3-1 F8 		0-1 FC5-4 IBB 	1-2 E6 2B	3 0 0 0 0 0 2 2 0 1 4 0 0 2		
Jose Pagan, R (1, 6) OBP: 0.314, SLG: 0.355		4-2 SH2-4 BB 	1-0 F4 		0-0 G3 		4-0 IBB 	3-2 1-3 	3 0 0 0 2 0 4		
Billy O'Dell, S (1, 1) OBP: 0.213, SLG: 0.149 Bob Nieman, R (8, PH) OBP: 0.323, SLG: 0.483 Ed Bailey, L (8, 2) OBP: 0.336, SLG: 0.466		0-0 SH2-4 1-2		2-2 1-3 		0-0 F7 	0-1 F8 		2 0 0 0 0 0 0 1 0 0 0 0 0 3 0 0 0 0 0 0 0		
Inning Stats	R: 2 H: 2 E: 1 LOB: 1 K: 1 BB: 1 S: 17 P: 28	R: 0 H: 0 E: 0 LOB: 1 K: 0 BB: 1 S: 7 P: 11	R: 2 H: 3 E: 0 LOB: 2 K: 1 BB: 1 S: 12 P: 20	R: 0 H: 0 E: 0 LOB: 0 K: 0 BB: 0 S: 9 P: 15	R: 0 H: 0 E: 0 LOB: 0 K: 0 BB: 0 S: 6 P: 10	R: 0 H: 0 E: 0 LOB: 0 K: 0 BB: 0 S: 4 P: 7	R: 0 H: 0 E: 0 LOB: 0 K: 0 BB: 0 S: 4 P: 6	R: 1 H: 2 E: 0 LOB: 3 K: 0 BB: 2 S: 8 P: 17	R: 4 H: 2 E: 2 LOB: 2 K: 0 BB: 2 S: 15 P: 28	1B: 5 SF: 0 2B: 4 SAC: 2 3B: 0 DP: 0 HR: 0 HBP: 0	WP: 1 PA: 44 PB: 0 SB: 0 CS: 0
PITCHER Don Drysdale, R (1, 1) ERA: 3.0 Ron Perranoski, L (8, 1) ERA: 2.25	IP WLS BF H R ER SO BB IBB HBP BLK WP HR S P ERA WHIP 7.1 0 33 7 5 5 2 2 2 0 0 1 0 63 106 6.14 1.227						PITCHER IP WLS BF H R ER SO BB IBB HBP BLK WP HR S P ERA WHIP 1.2 L 11 2 4 4 0 1 2 0 0 0 0 0 19 36 21.60 1.800				



Batter	1	2	3	4	5	6	7	8	9	AB R H RBI BB SO LOB
Maury Wills, S OBP: 0.331, SLG: 0.364 (1, 6)	1-1 4-3			0-2 F8	0-1 E1		0-2 1B		4-1 1B BB	4 0 1 0 1 0 0
Jim Gilliam, S OBP: 0.371, SLG: 0.346 (1, 4) (9, 5)	1-1 F6			4-2 2B E BB	2-1 F7		4-0 1-2 BB		1-1 F7	3 1 0 0 2 0 3
Willie Davis, L OBP: 0.349, SLG: 0.489 (1, 8)	0-1 F8			0-0 E9 1B 2B	1-0 3-1		0-2 4-3		1-2 1-2 2-3 1B	5 1 2 0 0 0 3
Tommy Davis, R OBP: 0.373, SLG: 0.537 (1, 5) (9, 7)			1-1 4-3	2-1 HR 1B		0-1 L8 2B		0-2 HR	2-2 SF7	4 2 3 3 0 0 0
Frank Howard, R OBP: 0.359, SLG: 0.578 (1, 9)			1-3 K	1-2 HR		1-0 L8		3-3 K	3-H F5	5 1 1 2 0 2 3
Ron Fairly, L OBP: 0.406, SLG: 0.481 (1, 3)			1-1 G3	4-0 BB		0-2 G3		4-2 FC4-6 BB		2 0 0 0 2 0 1
Lee Walls, R OBP: 0.330, SLG: 0.318 (1, 7)			0-0 5-3	0-3 K		1-0 F9		0-0 FC4-6		3 0 0 0 0 1 2
Wally Moon, L OBP: 0.341, SLG: 0.353 (8, PH) (9, 7)								1-2f		1 0 0 0 0 0 1
Larry Burright, R OBP: 0.257, SLG: 0.322 (9, 4)										0 0 0 0 0 0 0
John Roseboro, L OBP: 0.346, SLG: 0.399 (1, 2)			2-2 4-3	0-1 4-3			0-1 L7	1-1 F3		4 0 0 0 0 0 2
Don Drysdale, R OBP: 0.252, SLG: 0.276 (1, 1)			0-0 F3		2-3 K		0-0 F7		1-1 1B BB SF7 1B	3 0 0 0 0 1 0
Ron Perranoski, L OBP: 0.154, SLG: 0.083 (8, 1)										0 0 0 0 0 0 0
Tim Harkness, L OBP: 0.364, SLG: 0.414 (9, PH)										1 1 1 0 0 0 0

Inning Stats	R: 0	H: 0	E: 0	K: 0	S: 6	LOB: 0	BB: 0	P: 8	R: 0	H: 0	E: 0	K: 1	S: 7	LOB: 0	BB: 0	P: 10	R: 0	H: 0	E: 1	K: 1	S: 5	LOB: 1	BB: 2	P: 7	R: 0	H: 1	E: 0	K: 0	S: 7	LOB: 1	BB: 0	P: 9	R: 0	H: 1	E: 0	K: 0	S: 10	LOB: 2	BB: 1	P: 14	R: 1	H: 1	E: 0	K: 1	S: 13	LOB: 1	BB: 1	P: 21	R: 1	H: 2	E: 0	K: 0	S: 15	LOB: 2	BB: 1	P: 24	1B: 4	SF: 1	2B: 2	SAC: 0	3B: 0	DP: 0	HR: 2	HBP: 0	WP: 0	PA: 41
--------------	------	------	------	------	------	--------	-------	------	------	------	------	------	------	--------	-------	-------	------	------	------	------	------	--------	-------	------	------	------	------	------	------	--------	-------	------	------	------	------	------	-------	--------	-------	-------	------	------	------	------	-------	--------	-------	-------	------	------	------	------	-------	--------	-------	-------	-------	-------	-------	--------	-------	-------	-------	--------	-------	--------

PITCHER	IP	WLS	BF	H	R	ER	SO	BB	IBB	HBP	BLK	WP	HR	S	P	ERA	WHIP
Billy O'Dell, L ERA: 3.6 (1, 1)	7.0		30	5	4	4	3	3	0	0	0	0	1	59	88	5.14	1.143
Bobby Bolin, R ERA: 3.5 (8, 1)	1.0	W	5	1	1	1	1	1	0	0	0	0	1	13	21	9.00	2.000
Don Larsen, R ERA: 4.93 (9, 1)	0.0		2	1	1	1	0	1	0	0	0	0	0	3	8	∞	∞
Stu Miller, R ERA: 3.93 (9, 1)	1.0	S	4	1	0	0	0	0	0	0	0	0	0	12	16	0.00	1.000

BOTTOM

San Francisco Giants @ Los Angeles Dodgers
 Dodger Stadium, Los Angeles, CA
 Thu Sep 06 1962, 7:05 PM PDT
 Att. 54,263 - Unknown

livebaseballscores.com

AB	35
R	6
H	8
RBI	5
BB	5
SO	4
LOB	15



Batter	1	2	3	4	5	6	7	8	9	AB R H RBI BB SO LOB	TOP																						
Bill Virdon, L (1, 8) OBP: 0.275, SLG: 0.350	1-1 E6 G4-6-3		0-1 1B 2B		4-2 F7 E BB		2-1 4-3	0-0 4-3	0-0 4-3	5 1 1 0 1 0 1																							
Dick Groat, R (1, 6) OBP: 0.336, SLG: 0.369	0-0 G4-6-3 1-2f		0-0 L4		1-2 E3		0-0 F3		1-1 E5 SH	5 1 0 0 0 0 3																							
Bob Skinner, L (1, 7) OBP: 0.405, SLG: 0.534 Howie Goss, R (9, 7) OBP: 0.304, SLG: 0.359	0-2 S 1B		0-0 2-H 1B		0-1 F7 2-3		3-2 4-3		4-0 SH WP BB	4 1 2 1 1 0 2 0 0 0 0 0 0 0																							
Smoky Burgess, L (1, 2) OBP: 0.380, SLG: 0.507	1-1 4-3 1-2		2-0 F6		1-1 F8			2-1 F8	1-1 SH WP 2B	4 1 0 0 0 0 3																							
Roberto Clemente, R (1, 9) OBP: 0.350, SLG: 0.446		1-2 4-3		0-0 6-3		1-2 5-3		1-0 1B HR 1B	1-0 1-3	5 1 1 0 0 0 2																							
Donn Clendenon, R (1, 3) OBP: 0.374, SLG: 0.497		2-3 K		0-0 F9		1-2 E5		0-0 1B HR 1B	4-0 2B 1B BB	4 2 1 0 1 1 0																							
Don Hoak, R (1, 5) OBP: 0.325, SLG: 0.357		4-1 FC6-4 BB		4-0 S BB		2-1 F9		4-0 HR IBB	0-1 1B 2B	2 2 1 1 3 0 1																							
Bill Mazaroski, R (1, 4) OBP: 0.321, SLG: 0.434		0-0 FC6-4 1-2f		4-1 1-2 IBB		4-0 IBB		0-1 HR	0-1 1B	3 1 2 6 2 0 1																							
Earl Francis, R (1, 1) OBP: 0.157, SLG: 0.216			2-3 K		0-0 F8		1-0 F3		3-3 K	5 0 0 0 0 3 5																							
Inning Stats	R: 0 E: 1 K: 0 S: 9	H: 1 LOB: 1 BB: 0 P: 11	R: 0 E: 0 K: 1 S: 9	H: 0 LOB: 1 BB: 1 P: 16	R: 1 E: 0 K: 1 S: 9	H: 2 LOB: 1 BB: 0 P: 13	R: 0 E: 0 K: 0 S: 4	H: 0 LOB: 2 BB: 2 P: 12	R: 0 E: 1 K: 0 S: 10	H: 0 LOB: 1 BB: 1 P: 16	R: 0 E: 1 K: 0 S: 9	H: 0 LOB: 2 BB: 1 P: 18	R: 0 E: 0 K: 0 S: 6	H: 0 LOB: 0 BB: 0 P: 11	R: 4 E: 0 K: 1 S: 12	H: 3 LOB: 0 BB: 1 P: 22	R: 5 E: 2 K: 1 S: 14	H: 2 LOB: 1 BB: 2 P: 27	1B: 5 2B: 2 3B: 0 HR: 1	SF: 0 SAC: 1 DP: 1 HBP: 0	WP: 1 PB: 0 SB: 2 CS: 0	PA: 46											
PITCHER Stan Williams, R (1, 1) ERA: 4.43 Larry Sherry, R (9, 1) ERA: 3.21	IP 8.0	WLS L	BF 37	H 6	R 5	ER 5	SO 3	BB 3	IBB 3	HBP 0	BLK 0	WP 0	HR 1	S 68	P 119	ERA 5.62	WHIP 1.125																
											PITCHER	IP	WLS	BF	H	R	ER	SO	BB	IBB	HBP	BLK	WP	HR	S	P	ERA	WHIP					

Pittsburgh Pirates @ Los Angeles Dodgers
Dodger Stadium, Los Angeles, CA

AB	37
R	10
H	8
RBI	8
BB	8
SO	4
LOB	18



Fri Sep 07 1962, 7:05 PM PDT
Att: 36,368 - Unknown

livebaseballscorecards.com

Batter	1	2	3	4	5	6	7	8	9	AB R H RBI BB SO LOB
Maury Wills, S OBP: 0.333, SLG: 0.366 (1, 6)	1-1 CS 1B		4-0 BB			1-2 1B		2-1 6-3		3 0 2 0 1 0 0
Jim Gilliam, S OBP: 0.371, SLG: 0.344 (1, 4)	4-1 BB		0-0 F9			1-2 F8		2-3 K		3 0 0 0 1 1 2
Willie Davis, L OBP: 0.346, SLG: 0.485 (1, 8)	1-3 K		1-0 L7			1-3 K		1-3 K		4 0 0 0 0 3 4
Tommy Davis, R OBP: 0.372, SLG: 0.534 (1, 5)	0-0 F6			0-1 L8		4-0 BB		3-2 5-3		3 0 0 0 1 0 2
Ron Fairly, L OBP: 0.403, SLG: 0.476 (1, 3)	1-2 CS 3-H	3-2 6-3		3-2 6-3		0-1 5-3		2-3 K		4 0 0 0 0 1 2
Frank Howard, R OBP: 0.358, SLG: 0.582 (1, 9)		0-2 HR		0-0 4-3		2-1 4-3		2-3 K		4 1 1 1 0 1 0
Duke Snider, L OBP: 0.419, SLG: 0.472 (1, 7)		3-2 4-3			0-3 K	1-0 1B				3 0 1 0 0 1 0
John Roseboro, L OBP: 0.343, SLG: 0.396 (1, 2)		2-3 K			1-0 F7	2-3 K				3 0 0 0 0 2 1
Stan Williams, R OBP: 0.111, SLG: 0.180 (1, 1)			1-2 5-3		0-1 F3	1-0 L8				3 0 0 0 0 0 1
Larry Sherry, R OBP: 0.200, SLG: 0.143 (9, 1)										0 0 0 0 0 0 0

Inning Stats	R: 0	H: 1	E: 0	LOB: 1	K: 1	S: 9	P: 16	R: 1	H: 1	E: 0	LOB: 0	K: 1	S: 13	P: 21	R: 0	H: 0	E: 0	LOB: 1	K: 0	S: 5	R: 0	H: 0	E: 0	LOB: 0	K: 0	S: 6	R: 0	H: 0	E: 0	LOB: 0	K: 1	S: 6	R: 0	H: 1	E: 0	LOB: 2	K: 1	S: 13	R: 0	H: 1	E: 0	LOB: 1	K: 1	S: 7	R: 0	H: 0	E: 0	LOB: 0	K: 2	S: 8	R: 0	H: 0	E: 0	LOB: 0	K: 2	S: 8	R: 0	H: 0	E: 0	LOB: 0	K: 2	S: 9	R: 0	H: 0	E: 0	LOB: 0	K: 2	S: 9	1B: 3	SF: 0	2B: 0	SAC: 0	3B: 0	DP: 0	HR: 1	HBP: 0	WP: 0	PA: 34
PITCHER Earl Francis, R ERA: 3.41 (1, 1)	IP	WLS	BF	H	R	ER	SO	BB	IBB	HBP	BLK	WP	HR	S	P	ERA	WHIP	IP	WLS	BF	H	R	ER	SO	BB	IBB	HBP	BLK	WP	HR	S	P	ERA	WHIP	IP	WLS	BF	H	R	ER	SO	BB	IBB	HBP	BLK	WP	HR	S	P	ERA	WHIP																											

BOTTOM

Pittsburgh Pirates @ Los Angeles Dodgers
Dodger Stadium, Los Angeles, CA

livebaseballscores.com

AB	30
R	1
H	4
RBI	1
BB	3
SO	9
LOB	12



Fri Sep 07 1962, 7:05 PM PDT
Att. 36,368 - Unknown

Batter	1	2	3	4	5	6	7	8	9	AB R H RBI BB SO LOB	TOP											
Bill Virdon, L (1, 8) OBP: 0.273, SLG: 0.348	3-2 4-3		0-0 F6			1-1 4-3		3-2 1-4-3		4 0 0 0 0 0 0	Pittsburgh Pirates @ Los Angeles Dodgers Dodger Stadium, Los Angeles, CA Sat Sep 08 1962, 7:05 PM PDT Att: 43,887 - Unknown livebaseballscorecards.com											
Dick Groat, R (1, 6) OBP: 0.334, SLG: 0.367	0-1 6-3			2-1 6-3		1-3 K		0-1 F8	4 0 0 0 0 1 0													
Roberto Clemente, R (1, 9) OBP: 0.351, SLG: 0.452	1-2 3B			2-3 K			3-2 E 2B	1-3 K	4 1 2 0 0 2 0													
Donn Clendenon, R (1, 3) OBP: 0.366, SLG: 0.484	0-3 K			0-2 5-3			0-0 F8 2-H	1-1 3-1	4 0 0 0 0 1 1													
Bob Skinner, L (1, 7) OBP: 0.403, SLG: 0.531		2-3 K			1-3 K		1-3 K		3 0 0 0 0 3 0													
Don Hoak, R (1, 5) OBP: 0.325, SLG: 0.357		1-2 F4			2-1 F2		0-0 FC6-4 1B		3 0 1 0 0 0 0													
Bill Mazerowski, R (1, 4) OBP: 0.321, SLG: 0.434		0-1 1-3			1-0 1B		0-0 FC6-4 1-2f		3 0 1 0 0 0 1													
Don Leppert, R (1, 2) OBP: 0.320, SLG: 0.383			1-0 5-3		1-0 F2			2-0 4-3	3 0 0 0 0 0 1													
Al McBean, R (1, 1) OBP: 0.206, SLG: 0.254			0-3 K			2-1 F9		2-2 F8	1 0 0 0 0 0 1 0 0 0 0 0 0 0 0 0 0 0 0 0 0 0 0 0 1 0 0 0 0 0 0 0 0 0 0 0 0 0 0 0 1 0 0 0 0 0 0 0 0 0 0 0 0 0 0 0													
Jack Lamabe, R (3, 1) Joe Gibbon, R (3, 1) Johnny Logan, R (6, PH) Tom Butters, R (6, 1) Elmo Plaskett, R (8, PH) Diomedes Olivo, L (8, 1) OBP: 0.267, SLG: 0.286																						
Inning Stats	R: 0 E: 0 K: 1 S: 11	H: 1 LOB: 1 BB: 0 P: 15	R: 0 E: 0 K: 1 S: 8	H: 0 LOB: 0 BB: 0 P: 11	R: 0 E: 0 K: 1 S: 5	H: 0 LOB: 0 BB: 0 P: 6	R: 0 E: 0 K: 1 S: 9	H: 0 LOB: 0 BB: 0 P: 13	R: 0 E: 0 K: 1 S: 7	H: 1 LOB: 1 BB: 0 P: 12	R: 0 E: 0 K: 1 S: 7	H: 0 LOB: 0 BB: 0 P: 11	R: 1 E: 1 K: 1 S: 10	H: 2 LOB: 1 BB: 0 P: 14	R: 0 E: 0 K: 0 S: 7	H: 0 LOB: 0 BB: 0 P: 14	R: 0 E: 0 K: 1 S: 7	H: 0 LOB: 0 BB: 0 P: 9	1B: 2 2B: 1 3B: 1 HR: 0	SF: 0 SAC: 0 DP: 0 HBP: 0	WP: 0 PB: 0 SB: 0 CS: 0	PA: 31
PITCHER Pete Richert, L (1, 1) ERA: 3.98	IP 9.0 WLS W BF 31 H 4 R 1 ER 1 SO 8 BB 0 IBB 0 HBP 0 BLK 0 WP 0 HR 0 S 71 P 105 ERA 1.00 WHIP 0.444											PITCHER	IP WLS BF H R ER SO BB IBB HBP BLK WP HR S P ERA WHIP									

AB	31
R	1
H	4
RBI	0
BB	0
SO	8
LOB	3



Batter	1	2	3	4	5	6	7	8	9
Maury Wills, S OBP: 0.337, SLG: 0.368 (1, 6)	2-2 E6 5-3 1B	0-1 2-H 1B		2-3 K		3-2 WP 1B		4-1 S BB	
Wally Moon, L OBP: 0.336, SLG: 0.347 (1, 7)	3-3 K		0-0 F6	1-0 F2		3-1 F3 1-2		0-3 K 1-2	
Lee Walls, R OBP: 0.326, SLG: 0.314 (8, PH)									
Willie Davis, L OBP: 0.346, SLG: 0.485 (9, 8)									
Tommy Davis, R OBP: 0.370, SLG: 0.531 (1, 8)	2-1 5-3		2-2 1B 1B	0-0 4-3		0-3 K		0-2 F8	
Frank Howard, R OBP: 0.363, SLG: 0.582 (1, 9)	1-3 K		0-0 1B BB 1B		0-0 E SH3-4 1B	4-0 BB		4-0 IBB	
Ron Fairly, L OBP: 0.403, SLG: 0.477 (1, 3)			1-0 BB BB FC4 1B		0-1 SH3-4	1-3 K		0-1 5-3	
Doug Camilli, R OBP: 0.397, SLG: 0.569 (1, 2)		0-2 1-H 2B 3B	4-1 BB E BB		4-0 E IBB		0-0 6-3 1B		
Andy Carey, R OBP: 0.352, SLG: 0.392 (1, 5)		0-0 1B 2B	4-2 FC4 BB		0-0 F9		3-1 6-3		
Larry Burrett, R OBP: 0.257, SLG: 0.318 (1, 4)		2-3 K	0-1 FC4		4-0 SAFE 1-2 2-3 IBB		3-1 5-3		
Pete Richert, L OBP: 0.125, SLG: 0.087 (1, 1)		1-3 K	0-2 6-3		0-3 K		2-3 K		

Inning Stats	R: 0	H: 1	E: 1	K: 2	S: 12	R: 2	H: 4	E: 0	K: 2	S: 14	R: 4	H: 3	E: 1	K: 0	S: 14	R: 0	H: 0	E: 0	K: 1	S: 5	R: 0	H: 1	E: 1	K: 1	S: 8	R: 0	H: 1	E: 0	K: 2	S: 11	R: 0	H: 0	E: 0	K: 1	S: 9	
	LOB: 1	BB: 0	LOB: 2	BB: 0	ER: 20	LOB: 1	BB: 2	LOB: 0	BB: 0	ER: 8	LOB: 3	BB: 2	LOB: 2	BB: 1	ER: 16	LOB: 1	LOB: 1	LOB: 1	BB: 0	ER: 17																

AB	R	H	RBI	BB	SO	LOB
4	0	3	0	1	1	0
4	0	0	0	0	1	2
1	0	0	0	0	1	1
0	0	0	0	0	0	0
5	1	1	0	0	1	3
3	1	2	0	2	1	1
4	2	2	1	0	1	4
2	2	2	1	2	0	0
3	0	1	2	1	0	3
3	0	0	1	1	1	3
4	0	0	0	0	3	6

1B	2B	3B	HR	SF	SAC	DP	HBP	WP	HR	S	P	ERA	WHIP
9	1	0	0	0	1	0	0	1	0	0	0	19.29	3.429
0	0	0	0	0	0	0	0	0	0	5	13	0.00	6.000
0	0	0	0	0	0	0	0	0	0	16	27	0.00	0.429
0	0	0	0	0	0	0	0	1	0	19	38	0.00	1.500
0	0	0	0	0	0	0	0	0	0	9	17	0.00	1.000

BOTTOM

Pittsburgh Pirates @ Los Angeles Dodgers
Dodger Stadium, Los Angeles, CA


Sat Sep 08 1962, 7:05 PM PDT
 Att. 43,887 - Unknown

livebaseballscorecards.com

AB	33
R	6
H	11
RBI	5
BB	7
SO	10
LOB	23



PITCHER	IP	WLS	BF	H	R	ER	SO	BB	IBB	HBP	BLK	WP	HR	S	P	ERA	WHIP
Al McBean, R ERA: 3.48 (1, 1)	2.1	L	14	8	5	5	4	0	0	0	0	0	0	32	49	19.29	3.429
Jack Lamabe, R ERA: 3.01 (3, 1)	0.1		3	0	1	0	0	2	0	0	0	0	0	5	13	0.00	6.000
Joe Gibbon, L ERA: 3.75 (3, 1)	2.1		10	1	0	0	2	0	2	0	0	0	0	16	27	0.00	0.429
Tom Butters, R ERA: (6, 1)	2.0		9	2	0	0	3	1	0	0	0	1	0	19	38	0.00	1.500
Diomedes Olivo, L ERA: 2.71 (8, 1)	1.0		5	0	0	0	1	1	1	0	0	0	0	9	17	0.00	1.000

Batter	1	2	3	4	5	6	7	8	9	AB R H RBI BB SO LOB	TOP									
Bill Virdon, L (1, 8) OBP: 0.274, SLG: 0.348	2-2 F6		0-0 L8		3-1 1B		1-0 1B		0-1 6-3	5 0 2 0 0 0 0	Pittsburgh Pirates @ Los Angeles Dodgers Dodger Stadium, Los Angeles, CA Sun Sep 09 1962, 3:33 AM PDT Att: 37,594 - Unknown livebaseballscorecards.com AB 37 R 3 H 12 RBI 2 BB 2 SO 2 LOB 20 									
Dick Groat, R (1, 6) OBP: 0.334, SLG: 0.368	0-0 4-3		2-2 FC6-5 2B		0-1 1B		1-2 G6-4-3		1-2 4-3	5 0 2 0 0 0 2										
Roberto Clemente, R (1, 9) OBP: 0.351, SLG: 0.452	2-2 1B		0-0 FC6-5 2-3		1-0 G4-6-3 1-2f			0-1 F8 WP 1B	1-2 5-3	5 1 2 0 0 0 3										
Dick Stuart, R (1, 3) OBP: 0.290, SLG: 0.404	1-3 K		0-0 6-3					0-1 WP 1B		4 1 1 0 0 1 2										
Donn Clendenon, R (1, 7) OBP: 0.369, SLG: 0.481		2-2 G3 E 1B		1-1 6-3		4-1 BB		0-1 F8		3 0 1 0 1 0 2										
Smoky Burgess, L (1, 2) OBP: 0.381, SLG: 0.507		2-2 G3 1 SAFE		0-0 FC5-4 1B		1-3 K		2-2 2B 1B		4 0 2 1 0 1 2										
Howie Goss, R (8, PR) OBP: 0.304, SLG: 0.359		1-3		1-2 FC5-4 1B				1-H 2B 1B		0 1 0 0 0 0 0										
Cal Neeman, R (8, 2) OBP: 0.292, SLG: 0.522		1-1 F3		1-2 FC5-4 FC6-4 1-2f		1-0 4-3		2-2 F8		0 0 0 0 0 0 0										
Don Hoak, R (1, 5) OBP: 0.322, SLG: 0.353		4-0 IBB		1-0 FC6-4 1-2f				1-2 F8		4 0 0 0 0 0 4										
Bill Mazeroski, R (1, 4) OBP: 0.322, SLG: 0.435		0-1 F8				1-2 6-3		1-2 2B		4 0 0 0 0 0 4										
Bob Friend, R (1, 1) OBP: 0.095, SLG: 0.107										3 0 1 1 1 0 1										
Joe Gibbon, R (5, 1) OBP: 0.176, SLG: 0.176										2 0 0 0 0 0 0 2										
Johnny Logan, R (7, PH) OBP: 0.396, SLG: 0.396										0 0 0 0 0 0 0 0										
Jack Lamabe, R (7, 1) OBP: 0.338, SLG: 0.444										1 0 1 0 0 0 0 0										
Jim Marshall, L (8, PH) OBP: 0.338, SLG: 0.444										0 0 0 0 0 0 0 0										
Elmo Haskett, R (8, PH) OBP: 0.083, SLG: 0.083										0 0 0 0 0 0 0 0										
Roy Face, R (8, 1) OBP: 0.083, SLG: 0.083										1 0 0 0 0 0 0 2										
										0 0 0 0 0 0 0 0										
Inning Stats	R: 0 E: 0 K: 1 S: 11	H: 1 LOB: 1 BB: 0 P: 16	R: 0 E: 1 K: 0 S: 10	H: 1 LOB: 2 BB: 1 P: 19	R: 0 E: 0 K: 0 S: 6	H: 1 LOB: 1 BB: 0 P: 8	R: 0 E: 0 K: 0 S: 7	H: 1 LOB: 1 BB: 0 P: 10	R: 0 E: 0 K: 1 S: 9	H: 0 LOB: 1 BB: 1 P: 15	R: 0 E: 0 K: 0 S: 11	H: 2 LOB: 1 BB: 0 P: 15	R: 3 E: 0 K: 0 S: 19	H: 4 LOB: 2 BB: 0 P: 25	R: 0 E: 0 K: 0 S: 8	H: 0 LOB: 0 BB: 0 P: 10	1B: 10 2B: 2 3B: 0 HR: 0	SF: 0 SAC: 0 DP: 2 HBP: 0	WP: 1 PB: 0 SB: 0 CS: 0	PA: 39
PITCHER	IP WLS BF H R ER SO BB IBB HBP BLK WP HR S P ERA WHIP																			
Johnny Podres, L (1, 1) ERA: 3.9	7.1 W 33 11 3 3 2 1 1 0 0 1 0 70 105 3.68 1.636																			
Ed Roebuck, R (8, 1) ERA: 3.23	0.1 2 1 0 0 0 0 0 0 0 0 0 7 10 0.00 3.000																			
Ron Perranoski, L (8, 1) ERA: 2.22	1.1 S 4 0 0 0 0 0 0 0 0 0 0 10 13 0.00 0.000																			

Batter	1	2	3	4	5	6	7	8	9	AB R H RBI BB SO LOB
Maury Wills, S OBP: 0.339, SLG: 0.371 (1, 6) C C B X	1-2 6-3 ①		1-0 S 1B		1-0 S 1B		0-1 G3 S E 1B			4 2 3 0 0 0 0
Jim Gilliam, S OBP: 0.371, SLG: 0.346 (1, 4) (6, 5) C F B X	0-2 G3 1B		1-1 1B 1B 1-H		1-1 SF7		0-2 G3 1-3			3 0 2 2 0 0 1
Willie Davis, L OBP: 0.346, SLG: 0.483 (1, 8) B B F B X	3-1 G3 1-2 ②		0-1 1B 1-3 ③		3-H 2-0 F6 1-2 ③		1-0 F8 3-H ②			4 0 1 0 0 0 2
Tommy Davis, R OBP: 0.370, SLG: 0.528 (1, 7) F B X	1-1 F9 ③			0-0 L7 ①		1-1 F3 ①	4-1 BB ③			3 0 0 0 1 0 1
Ron Fairly, L OBP: 0.400, SLG: 0.472 (1, 3) C B B X		2-1 F6 ①		0-1 F7 ②		1-1 6-3 ②	1-3 K ③			4 0 0 0 0 1 1
Frank Howard, R OBP: 0.364, SLG: 0.588 (1, 9) C B B X		0-3 K ②		0-0 HR		4-0 2B BB	0-3 K ①			3 2 1 1 1 2 0
Doug Camilli, R OBP: 0.403, SLG: 0.597 John Roseboro, L OBP: 0.343, SLG: 0.396 (8, PR) (9, 2) B B X		2-0 5-3 ③		0-3 K ③		0-0 2B	3-2 2B			4 0 2 1 0 1 0 0 0 0 0 0 0 0
Andy Carey, R OBP: 0.355, SLG: 0.395 Larry Burreight, R OBP: 0.259, SLG: 0.317 (5, PR) (6, 4) C B F F S X		1-2 F2 ①			0-1 1B SF7 1B SH2-4 ①	4-0 IBB	1-3 K ②			2 0 1 0 0 0 0 1 1 0 0 1 1 1
Johnny Podres, L OBP: 0.184, SLG: 0.230 Ed Roebuck, R OBP: 0.286, SLG: 0.286 Ron Perranoski, L OBP: 0.143, SLG: 0.077 (8, 1) (8, 1) C X			0-1 6-3 ②		2-1 SH2-4 1-2 ①	0-1 L9 ③	1-0 F7 ③			2 0 0 0 0 0 2 0 0 0 0 0 0 0 1 0 0 0 0 0 1

Inning Stats	R: 0 E: 0 K: 0 S: 11	H: 1 LOB: 1 BB: 0 P: 16	R: 0 E: 0 K: 1 S: 6	H: 0 LOB: 0 BB: 0 P: 10	R: 1 E: 0 K: 0 S: 12	H: 3 LOB: 2 BB: 0 P: 15	R: 1 E: 0 K: 1 S: 7	H: 1 LOB: 0 BB: 0 P: 7	R: 1 E: 0 K: 0 S: 8	H: 2 LOB: 2 BB: 0 P: 14	R: 1 E: 0 K: 0 S: 7	H: 1 LOB: 2 BB: 2 P: 17	R: 1 E: 1 K: 1 S: 11	H: 1 LOB: 1 BB: 1 P: 17	R: 0 E: 0 K: 2 S: 11	H: 1 LOB: 1 BB: 0 P: 16	1B: 7 2B: 2 3B: 0 HR: 1	SF: 1 SAC: 1 DP: 0 HBP: 0	WP: 0 PB: 0 SB: 3 CS: 0	PA: 36
--------------	-------------------------------	----------------------------------	------------------------------	----------------------------------	-------------------------------	----------------------------------	------------------------------	---------------------------------	------------------------------	----------------------------------	------------------------------	----------------------------------	-------------------------------	----------------------------------	-------------------------------	----------------------------------	----------------------------------	------------------------------------	----------------------------------	--------

PITCHER	IP	WLS	BF	H	R	ER	SO	BB	IBB	HBP	BLK	WP	HR	S	P	ERA	WHIP
Bob Friend, R ERA: 3.06 (1, 1)	4.2	L	20	7	3	3	2	0	0	0	0	0	1	43	59	5.79	1.500
Joe Gibbon, L ERA: 3.83 (5, 1)	1.1		7	1	1	1	0	1	1	0	0	0	0	8	20	6.75	1.500
Jack Lamabe, R ERA: 2.97 (7, 1)	1.0		5	1	1	0	1	1	0	0	0	0	0	11	17	0.00	2.000
Roy Face, R ERA: 1.73 (8, 1)	1.0		4	1	0	0	2	0	0	0	0	0	0	11	16	0.00	1.000


BOTTOM

Pittsburgh Pirates @ Los Angeles Dodgers
Dodger Stadium, Los Angeles, CA

Sun Sep 09 1962, 3:33 AM PDT
Att. 37,594 - Unknown

livebaseballscorecards.com

AB	31
R	5
H	10
RBI	4
BB	3
SO	5
LOB	9



Batter	1	2	3	4	5	6	7	8	9
Maury Wills, S OBP: 0.343, SLG: 0.374 Dick Tracewski, R (1, 6)	1-1 S 1B		0-2 1B FC2-5 HR 1B	0-0 FC3-2 SF7 1B		1-0 S S 1B		1-1 G5-4-3 1-2f	
Jim Gilliam, S OBP: 0.372, SLG: 0.346 (1, 4)	2-1 1-3 1-2		0-0 FC2-5 HR 1B	0-0 FC3-2 1B		4-2 S BB			
Willie Davis, L OBP: 0.347, SLG: 0.483 (1, 8)	1-0 G5-4-3 2-H 1B		0-1 HR 1B	1-0 FC3-2		1-0 L4			
Tommy Davis, R OBP: 0.369, SLG: 0.533 (1, 7)	0-1 G5-4-3 1-2f		1-0 HR	2-2 SF7		0-1 5-3			
Frank Howard, R OBP: 0.361, SLG: 0.582 (1, 9)		2-1 F9	1-3 K	1-3 K		2-3 K			
Doug Camilli, R OBP: 0.382, SLG: 0.561 (1, 2)		0-1 F9	2-1 6-3		2-1 6-3		1-3 K		
Ron Fairly, L OBP: 0.401, SLG: 0.471 Tim Harkness, L OBP: 0.364, SLG: 0.414 (1, 3) (8, 3)		4-1 BB		1-2 SH 1B		0-1 G3		1-0 L8	
Andy Carey, R OBP: 0.351, SLG: 0.381 (1, 5)		1-0 L8		4-2 SH 1B BB		1-3 K		3-2 1-3	
Don Drysdale, R OBP: 0.257, SLG: 0.280 Lee Walls, R OBP: 0.333, SLG: 0.322 Jack Smith, R (1, 1) (8, PH) (9, 1)			0-0 FC2-5 1B	0-1 SH 1B 1B FC3-2		0-0 F9		2-2 G5-4-3 1B	

Inning Stats	R: 1	H: 2	E: 0	LOB: 0	K: 0	S: 7	P: 11	R: 0	H: 0	E: 0	LOB: 1	K: 0	S: 6	P: 13	R: 4	H: 4	E: 0	LOB: 0	K: 1	S: 13	R: 3	H: 3	E: 1	LOB: 2	K: 1	S: 17	R: 0	H: 0	E: 0	LOB: 0	K: 1	S: 7	P: 10	R: 0	H: 1	E: 0	LOB: 2	K: 0	S: 7	R: 0	H: 0	E: 0	LOB: 0	K: 2	S: 8	P: 12	R: 0	H: 1	E: 0	LOB: 0	K: 0	S: 10	P: 16
--------------	------	------	------	--------	------	------	-------	------	------	------	--------	------	------	-------	------	------	------	--------	------	-------	------	------	------	--------	------	-------	------	------	------	--------	------	------	-------	------	------	------	--------	------	------	------	------	------	--------	------	------	-------	------	------	------	--------	------	-------	-------


AB	R	H	RBI	BB	SO	LOB
5	3	4	1	0	0	1
0	0	0	0	0	0	0
3	1	1	0	1	0	3
4	1	2	1	0	0	5
3	1	1	5	0	0	3
4	0	0	0	0	3	2
4	0	0	0	0	1	0
3	1	1	0	1	0	0
0	0	0	0	0	0	0
3	1	0	0	1	1	1
2	0	1	0	0	0	0
1	0	1	0	0	0	0
0	0	0	0	0	0	0

Chicago Cubs @ Los Angeles Dodgers
Dodger Stadium, Los Angeles, CA
 Mon Sep 10 1962, 7:05 PM PDT
 Att. 24,737 - Unknown

AB	32
R	8
H	11
RBI	7
BB	3
SO	5
LOB	15



PITCHER	IP	WLS	BF	H	R	ER	SO	BB	IBB	HBP	BLK	WP	HR	S	P	ERA	WHIP
Dick Ellsworth, L ERA: 5.24	2.1	L	13	6	5	5	0	1	0	0	0	0	1	21	33	19.29	3.000
Paul Toth, R ERA: 8.44	0.2		7	3	3	3	1	1	0	0	0	0	0	14	22	40.50	6.000
Morrie Steevens, L ERA:	2.0		6	0	0	0	2	0	0	0	0	0	0	15	22	0.00	0.000
Freddie Burdette, R ERA:	2.0		8	1	0	0	2	1	0	0	0	0	0	15	25	0.00	1.000
Jim Brewer, L ERA: 7.36	1.0		3	1	0	0	0	0	0	0	0	0	0	10	16	0.00	1.000

Batter	1	2	3	4	5	6	7	8	9	AB R H RBI BB SO LOB	TOP														
Don Landrum, L (1, 9) OBP: 0.372, SLG: 0.333	1-2 L6		0-3 K			1-3 K			2-1 E6 6-3 SF7	4 1 0 0 0 2 1	<p>Chicago Cubs @ Los Angeles Dodgers Dodger Stadium, Los Angeles, CA</p> <p>Tue Sep 11 1962, 7:05 PM PDT Att: 30,707 - Unknown</p> <p>livebaseballscorecards.com</p> <table border="1"> <tr><td>AB</td><td>31</td></tr> <tr><td>R</td><td>1</td></tr> <tr><td>H</td><td>3</td></tr> <tr><td>RBI</td><td>1</td></tr> <tr><td>BB</td><td>0</td></tr> <tr><td>SO</td><td>5</td></tr> <tr><td>LOB</td><td>10</td></tr> </table> 	AB	31	R	1	H	3	RBI	1	BB	0	SO	5	LOB	10
AB	31																								
R	1																								
H	3																								
RBI	1																								
BB	0																								
SO	5																								
LOB	10																								
Ken Hubbs, R (1, 4) OBP: 0.293, SLG: 0.343	1-2 5-3			0-1 1-3		1-0 1-2 1B		1-1 E6 6-3	4 0 1 0 0 0 1																
Billy Williams, L (1, 7) OBP: 0.378, SLG: 0.489	2-2 F8			1-0 G3		0-0 F8		1-0 6-3	4 0 0 0 0 0 4																
George Altman, L (1, 3) OBP: 0.385, SLG: 0.512		3-2 F5		1-1 G3		2-2 6-3		0-1 SF7	3 0 0 1 0 0 0																
14 Ernie Banks, R (1, 5) OBP: 0.311, SLG: 0.512		1-0 6-3 1B		1-3 K		0-0 F6		1-0 6-3	4 0 1 0 0 1 1																
Lou Brock, L (1, 8) OBP: 0.320, SLG: 0.417		2-2 6-3		0-1 G3		1-3 K			3 0 0 0 0 1 1																
Andre Rodgers, R (1, 6) OBP: 0.342, SLG: 0.382		3-2 1-3		2-2 3-1			0-1 F3		3 0 0 0 0 0 1																
Dick Bertell, R (1, 2) OBP: 0.329, SLG: 0.373			1-1 6-3		2-1 1B 1B		0-0 F9		3 0 1 0 0 0 0																
Bob Buhl, R (1, 1)			1-3 K		0-2 F3		0-0 5-3		1 0 0 0 0 1 0																
Bob Will, L (6, PH) OBP: 0.333, SLG: 0.333									1 0 0 0 0 0 1																
Don Elston, R (6, 1)									0 0 0 0 0 0 0																
Ron Santo, R (8, PH) OBP: 0.300, SLG: 0.366									1 0 0 0 0 0 0																
Bob Anderson, R (8, 1) OBP: 0.200, SLG: 0.217									0 0 0 0 0 0 0																
Inning Stats	R: 0 E: 0 K: 0 S: 9	H: 0 LOB: 0 BB: 0 P: 13	R: 0 E: 0 K: 0 S: 11	H: 1 LOB: 1 BB: 0 P: 20	R: 0 E: 0 K: 2 S: 8	H: 0 LOB: 0 BB: 0 P: 10	R: 0 E: 0 K: 0 S: 5	H: 0 LOB: 0 BB: 0 P: 7	R: 0 E: 0 K: 1 S: 8	H: 0 LOB: 0 BB: 0 P: 11	R: 0 E: 0 K: 1 S: 12	H: 2 LOB: 2 BB: 0 P: 16	R: 0 E: 0 K: 1 S: 8	H: 0 LOB: 0 BB: 0 P: 11	R: 0 E: 0 K: 0 S: 4	H: 0 LOB: 0 BB: 0 P: 4	R: 1 E: 2 K: 0 S: 8	H: 0 LOB: 1 BB: 0 P: 13	1B: 3 2B: 0 3B: 0 HR: 0	SF: 1 SAC: 0 DP: 0 HBP: 0	WP: 0 PB: 0 SB: 0 CS: 0	PA: 32			
PITCHER	IP WLS BF H R ER SO BB IBB HBP BLK WP HR S P ERA WHIP												PITCHER	IP WLS BF H R ER SO BB IBB HBP BLK WP HR S P ERA WHIP											
Stan Williams, R (1, 1) ERA: 4.23	8.0 W 29 3 1 0 5 0 0 0 0 0 0 0 69 99 0.00 0.375																								
Ron Perranoski, L (9, 1) ERA: 2.19	1.0 S 3 0 0 0 0 0 0 0 0 0 0 0 4 6 0.00 0.000																								

Batter	1	2	3	4	5	6	7	8	9
Maury Wills, S OBP: 0.344, SLG: 0.375 (1, 6)	0-1 SH 1B		1-3 K	0-0 1-2 2-H 1B		2-0 F5			
Jim Gilliam, S OBP: 0.372, SLG: 0.344 (1, 4) (7, 5)	1-1 SH F9 SF6		4-0 1B 1B BB	0-1 L4			2-1 F8		
Willie Davis, L OBP: 0.346, SLG: 0.482 Tim Harkness, L OBP: 0.364, SLG: 0.414 (1, 8) (8, 3)	3-1 F9		0-1 1B 1-2 1B		3-2 4-3		0-1 G3		
Tommy Davis, R OBP: 0.370, SLG: 0.533 (1, 7) (8, 8)	1-0 SF6		0-0 1-2 2-3 1B		0-0 1B		1-1 F4		
Ron Fairly, L OBP: 0.398, SLG: 0.466 (1, 3) (8, 9)	1-2 3-1		0-0 4-3		1-3 K		2-2 F8		
Frank Howard, R OBP: 0.360, SLG: 0.579 (1, 9) (8, 7)		2-3 K		1-0 6-3	3-3 K		3-2 1B 1B		
Doug Camilli, R OBP: 0.375, SLG: 0.543 (1, 2)		0-2 F3		0-0 FC1-5 BB 1B		0-0 1-3	3-1 F6		
Andy Carey, R OBP: 0.360, SLG: 0.384 Larry Burright, R OBP: 0.261, SLG: 0.320 (1, 5) (6, PR) (7, 4)		2-2 6-3		4-0 FC1-5 1B BB		3-2 S 1B	2-2 1B 1-3 1B		
Stan Williams, R OBP: 0.104, SLG: 0.169 Ron Perranoski, L OBP: 0.143, SLG: 0.077 (1, 1) (9, 1)			1-0 F9	2-1 FC1-5 1B		0-3 K	1-3 K		

Inning Stats	R: 2	H: 1	E: 1	K: 0	S: 10	LOB: 0	BB: 0	P: 16	R: 0	H: 0	E: 0	K: 1	S: 9	LOB: 0	BB: 0	P: 13	R: 0	H: 2	E: 0	K: 1	S: 9	LOB: 3	BB: 1	P: 15	R: 1	H: 2	E: 0	K: 0	S: 7	LOB: 2	BB: 1	P: 14	R: 0	H: 1	E: 0	K: 2	S: 11	LOB: 1	BB: 0	P: 18	R: 0	H: 1	E: 0	K: 1	S: 8	LOB: 2	BB: 0	P: 13	R: 0	H: 0	E: 0	K: 0	S: 6	LOB: 0	BB: 0	P: 9	R: 0	H: 2	E: 0	K: 1	S: 16	LOB: 2	BB: 0	P: 27
--------------	------	------	------	------	-------	--------	-------	-------	------	------	------	------	------	--------	-------	-------	------	------	------	------	------	--------	-------	-------	------	------	------	------	------	--------	-------	-------	------	------	------	------	-------	--------	-------	-------	------	------	------	------	------	--------	-------	-------	------	------	------	------	------	--------	-------	------	------	------	------	------	-------	--------	-------	-------


PITCHER	IP	WLS	BF	H	R	ER	SO	BB	IBB	HBP	BLK	WP	HR	S	P	ERA	WHIP
Bob Buhl, R ERA: 4.15 (1, 1)	5.0	L	24	6	3	2	4	2	0	0	0	0	0	46	76	3.60	1.600
Don Elston, R ERA: 2.73 (6, 1)	2.0		7	1	0	0	1	0	0	0	0	0	0	14	22	0.00	0.500
Bob Anderson, R ERA: 4.85 (8, 1)	1.0		5	2	0	0	1	0	0	0	0	0	0	16	27	0.00	2.000

BOTTOM

Chicago Cubs @ Los Angeles Dodgers
Dodger Stadium, Los Angeles, CA

Tue Sep 11 1962, 7:05 PM PDT
 Att. 30,707 - Unknown

AB	32
R	3
H	9
RBI	2
BB	2
SO	6
LOB	15



WP	PA	3B	HR	S	P	ERA	WHIP
0	36	0	0	2	5	0.00	0.000
0	0	0	0	0	0	0.00	0.000
0	0	0	0	0	0	0.00	0.000
0	0	0	0	0	0	0.00	0.000

Batter	1	2	3	4	5	6	7	8	9	AB R H RBI BB SO LOB	TOP											
Maury Wills, S OBP: 0.342, SLG: 0.373 (1, 6)	1-3 K			2-0 5-3		2-3 K			2-1 5-3	4 0 0 0 0 2 0	Los Angeles Dodgers @ Houston Colt 45's Colt Stadium, Houston, TX Wed Sep 12 1962, 8:05 PM EDT Att: 28,669 - Unknown livebaseballscorecards.com											
Jim Gilliam, S OBP: 0.371, SLG: 0.344 (1, 4) (8, 5)	1-1 F6			0-2 4-3		3-1 1B			1-0 F7	4 0 1 0 0 0 0												
Duke Snider, L OBP: 0.409, SLG: 0.458 (1, 7)	2-3 K			3-3 K		2-0 F7			0-0 1-3	4 0 0 0 0 2 1												
Tommy Davis, R OBP: 0.368, SLG: 0.531 (1, 8)			3-1 5-3		2-2 1-3				0-3 K	3 0 0 0 0 1 0												
Frank Howard, R OBP: 0.360, SLG: 0.584 (1, 9)			0-3 K		2-2 HR				3-3 K	3 1 1 1 0 2 0												
Ron Fairly, L OBP: 0.395, SLG: 0.463 (1, 3)			2-1 4-3		2-0 F4				2-2 F7	3 0 0 0 0 0 0												
Doug Camilli, R OBP: 0.373, SLG: 0.534 John Roseboro, L OBP: 0.343, SLG: 0.396 (1, 2) (8, 2)			2-0 F7		2-1 1B				3-3 K	3 0 1 0 0 1 0 0 0 0 0 0 0 0												
Andy Carey, R OBP: 0.350, SLG: 0.371 Larry Burright, R OBP: 0.261, SLG: 0.320 (1, 5) (8, 4)			1-3 K		1-3 K				0-0 4-3	3 0 0 0 0 2 1 0 0 0 0 0 0 0												
Pete Richert, L OBP: 0.120, SLG: 0.083 Ed Roebuck, R OBP: 0.261, SLG: 0.261 Ron Perranoski, L OBP: 0.143, SLG: 0.077 (1, 1) (4, 1) (9, 1)			0-0 4-3		1-1 F7				0-0 1-3	1 0 0 0 0 0 0 2 0 0 0 0 0 0 0 0 0 0 0 0 0												
Inning Stats	R: 0 E: 0 K: 2 S: 8	H: 0 LOB: 0 BB: 0 P: 12	R: 0 E: 0 K: 1 S: 7	H: 0 LOB: 0 BB: 0 P: 12	R: 0 E: 0 K: 1 S: 5	H: 0 LOB: 0 BB: 0 P: 8	R: 0 E: 0 K: 1 S: 8	H: 0 LOB: 0 BB: 0 P: 13	R: 1 E: 0 K: 1 S: 12	H: 2 LOB: 1 BB: 0 P: 21	R: 0 E: 0 K: 1 S: 11	H: 1 LOB: 1 BB: 0 P: 19	R: 0 E: 0 K: 2 S: 10	H: 0 LOB: 0 BB: 0 P: 15	R: 0 E: 0 K: 1 S: 6	H: 0 LOB: 0 BB: 0 P: 9	R: 0 E: 0 K: 0 S: 4	H: 0 LOB: 0 BB: 0 P: 7	1B: 2 2B: 0 3B: 0 HR: 1	SF: 0 SAC: 0 DP: 0 HBP: 0	WP: 0 PB: 0 SB: 0 CS: 0	PA: 30
PITCHER Ken Johnson, R ERA: 3.67 Don McMahon, R ERA: 1.45 (1, 1) (8, 1)	IP 7.0 2.0	WLS L	BF 24 6	H 3 0	R 1 0	ER 1 0	SO 9 1	BB 0 0	IBB 0 0	HBP 0 0	BLK 0 0	WP 0 0	HR 1 0	S 61 10	P 100 16	ERA 1.29 0.00	WHIP 0.429 0.000					



Batter	1	2	3	4	5	6	7	8	9	AB R H RBI BB SO LOB
Bob Lillis, R OBP: 0.291, SLG: 0.287 (1, 6)	4-1 L4-3 BB		1-2 1B		0-1 1-3		2-0 FC5-4		1-3 K	4 0 1 0 1 1 3
Johnny Temple, R OBP: 0.347, SLG: 0.318 (1, 4)	1-3 K		1-0 1B		1-2 F3			4-2 SH2-4 BB		3 0 1 0 1 1 1
Jim Pendleton, R OBP: 0.277, SLG: 0.377 (1, 3)	2-2 L4-3		0-0 F8			3-1 5-3		1-0 SH2-4		3 0 0 0 0 0 3
Roman Mejias, R OBP: 0.330, SLG: 0.451 (1, 9)		0-0 F8		0-1 SH1-4 1B		1-0 1B		0-0 F7		4 0 2 0 0 0 1
Carl Warwick, R OBP: 0.307, SLG: 0.398 (1, 7) (5, 8)		0-0 WP E 1B		0-0 SH1-4 1B		0-0 G6-4-3 1B		1-0 FC6-4 1B		4 0 4 0 0 0 0
Bob Aspromonte, R OBP: 0.333, SLG: 0.380 (1, 5)		2-3 K		1-1 SH1-4		0-0 G6-4-3		2-0 FC6-4		3 0 0 0 0 1 5
Al Heist, R OBP: 0.228, SLG: 0.185 Al Spangler, L OBP: 0.391, SLG: 0.373 (4, PH) (5, 7)		0-3 K		4-0 G4-6-3 IBB		3-1 F6		0-1 4-3		1 0 0 0 0 1 1 2 0 0 0 1 0 0
Hal Smith, R OBP: 0.274, SLG: 0.377 Jim Golden, L OBP: 0.255, SLG: 0.333 (1, 2) (9, PR)		4-2 1B BB		2-1 G4-6-3		0-0 FC5-4 1B		4-2 WP BB		2 0 1 0 2 0 3 0 0 0 0 0 0 0
Ken Johnson, R OBP: 0.096, SLG: 0.098 Norm Larker, L OBP: 0.357, SLG: 0.371 Don McMahon, R OBP: 0.091, SLG: 0.091 Billy Goodman, L OBP: 0.305, SLG: 0.294 (1, 1) (7, PH) (8, 1) (9, PH)		1-3 K		1-2 1-3		2-1 F9		2-2 F6		2 0 0 0 0 1 1 1 0 0 0 0 0 1 0 0 0 0 0 0 0 1 0 0 0 0 0 1

Inning Stats	R: 0 E: 0 K: 1 S: 7	H: 0 LOB: 0 BB: 1 P: 14	R: 0 E: 1 K: 2 S: 8	H: 1 LOB: 1 BB: 0 P: 10	R: 0 E: 0 K: 1 S: 15	H: 2 LOB: 2 BB: 1 P: 22	R: 0 E: 0 K: 0 S: 7	H: 2 LOB: 2 BB: 1 P: 14	R: 0 E: 0 K: 0 S: 8	H: 0 LOB: 0 BB: 0 P: 10	R: 0 E: 0 K: 0 S: 5	H: 2 LOB: 1 BB: 0 P: 9	R: 0 E: 0 K: 0 S: 6	H: 1 LOB: 2 BB: 1 P: 14	R: 0 E: 0 K: 1 S: 11	H: 0 LOB: 2 BB: 1 P: 18	1B: 9 2B: 1 3B: 0 HR: 0	SF: 0 SAC: 2 DP: 3 HBP: 0
PITCHER	IP	WLS	BF	H	R	ER	SO	BB	IBB	HBP	BLK	WP	HR	S	P	ERA	WHIP	
Pete Richtert, L ERA: 3.82 (1, 1)	3.0		14	5	0	0	4	2	0	0	0	1	0	33	49	0.00	2.333	
Ed Roebuck, R ERA: 3.05 (4, 1)	5.1	W	21	4	0	0	0	2	1	0	0	0	0	34	66	0.00	1.125	
Ron Perranoski, L ERA: 2.18 (9, 1)	0.2	S	2	0	0	0	1	0	0	0	0	1	0	6	9	0.00	0.000	

BOTTOM

Los Angeles Dodgers @ Houston Colt 45's

Colt Stadium, Houston, TX

Wed Sep 12 1962, 8:05 PM EDT
Att. 28,669 - Unknown

livebaseballscorecards.com

AB	30
R	0
H	9
RBI	0
BB	5
SO	5
LOB	20



WP: 2	PA: 37
PB: 0	
SB: 0	
CS: 0	

Batter	1	2	3	4	5	6	7	8	9	AB R H RBI BB SO LOB	TOP											
Maury Wills, S OBP: 0.344, SLG: 0.372 (1, 6)				F9		4-3				2 1 0 1 3 0 1												
Jim Gilliam, S OBP: 0.373, SLG: 0.345 (1, 4) (7, 5)				6-3		K				3 2 1 2 2 1 1												
Duke Snider, L OBP: 0.402, SLG: 0.471 (1, 8)				4-3						5 1 1 2 0 1 4												
Tommy Davis, R OBP: 0.370, SLG: 0.531 (1, 5) (7, 7)			4-3							5 2 3 1 0 0 0												
Ron Fairly, L OBP: 0.395, SLG: 0.462 (1, 3)			L7		K					5 3 2 0 0 1 2												
Frank Howard, R OBP: 0.365, SLG: 0.594 (1, 9)			K							5 2 4 4 0 1 0												
Wally Moon, L OBP: 0.335, SLG: 0.345 Larry Burright, R OBP: 0.264, SLG: 0.322 (1, 7) (7, 4)			4-3		G4-6-3					4 1 1 1 0 0 2 1 0 1 0 0 0 0	AB 36 R 13 H 13 RBI 12 BB 6 SO 5 LOB 14											
John Roseboro, L OBP: 0.345, SLG: 0.394 Doug Camilli, R OBP: 0.369, SLG: 0.527 (1, 2) (8, 2)			K							2 1 0 0 1 1 2 1 0 0 0 0 0 1												
Johnny Podres, L OBP: 0.192, SLG: 0.227 Larry Sherry, R OBP: 0.176, SLG: 0.125 (1, 1) (4, 1)			F7							1 0 0 1 0 0 0 2 0 0 0 0 0 1												
Inning Stats	R: 7 E: 0 K: 0 S: 22	H: 5 LOB: 3 BB: 4 P: 48	R: 0 E: 0 K: 1 S: 7	H: 0 LOB: 0 BB: 0 P: 7	R: 0 E: 0 K: 1 S: 12	H: 0 LOB: 0 BB: 0 P: 16	R: 0 E: 0 K: 0 S: 10	H: 0 LOB: 0 BB: 0 P: 14	R: 1 E: 0 K: 1 S: 12	H: 2 LOB: 0 BB: 0 P: 16	R: 0 E: 0 K: 1 S: 6	H: 0 LOB: 1 BB: 0 P: 11	R: 1 E: 1 K: 1 S: 13	H: 2 LOB: 2 BB: 0 P: 16	R: 2 E: 0 K: 0 S: 8	H: 1 LOB: 0 BB: 2 P: 22	R: 2 E: 0 K: 0 S: 13	H: 3 LOB: 0 BB: 0 P: 19	1B: 10 2B: 2 3B: 0 HR: 2	SF: 0 SAC: 1 DP: 2 HBP: 2	WP: 1 PB: 0 SB: 1 CS: 1	PA: 45
PITCHER	IP WLS BF H R ER SO BB IBB HBP BLK WP HR S P ERA WHIP																					
Don Cardwell, R ERA: 4.99 (1, 1)	0.1 L 6 4 5 5 0 1 0 0 0 0 0 0 14 24 135.00 15.000																					
Bob Anderson, R ERA: 5.03 (1, 1)	0.0 3 1 0 0 0 1 0 1 0 0 0 0 3 8 ∞ ∞																					
Morie Stevens, L ERA: (1, 1)	0.0 2 0 2 2 0 2 0 0 0 0 0 0 3 11 ∞ ∞																					
Paul Toth, R ERA: 7.0 (1, 1)	5.2 19 2 1 1 4 0 0 1 0 1 0 49 69 1.59 0.353																					
Don Elston, R ERA: 2.69 (7, 1)	1.0 6 2 1 0 1 0 0 0 0 0 0 0 13 16 0.00 2.000																					
PITCHER	IP WLS BF H R ER SO BB IBB HBP BLK WP HR S P ERA WHIP																					
Freddie Burdette, R ERA: 3.6 (8, 1)	1.0 5 1 2 2 0 2 0 0 0 0 0 1 8 22 18.00 3.000																					
Jim Brewer, L ERA: 9.64 (9, 1)	1.0 5 3 2 2 0 0 0 0 0 0 0 1 13 19 18.00 3.000																					

Los Angeles Dodgers @ Chicago Cubs
Wrigley Field, Chicago, IL
Fri Sep 14 1962, 3:33 AM CDT
Att. 5,356 - Unknown

livebaseballscorecards.com



Batter	1	2	3	4	5	6	7	8	9	AB	R	H	RBI	BB	SO	LOB
Ron Santo, R OBP: 0.301, SLG: 0.365 (1, 5)	4-1 BB G4-6-3		2-3 K	1-0 1B			1-2 6-3	0-1 5-3		4	0	1	1	1	1	2
Ken Hubbs, R OBP: 0.294, SLG: 0.343 (1, 4)	1-2 G4-6-3 1-2f		1-1 14 HR 1B	2-0 7-4			4-1 1B BB		2-2 6-3	4	1	1	1	1	0	3
14 Ernie Banks, R OBP: 0.311, SLG: 0.516 (1, 3)	1-0 1B		1-2 HR		2-0 L8		2-3 K		0-0 6-3	5	1	2	3	0	1	1
Billy Williams, L OBP: 0.376, SLG: 0.486 (1, 7)	0-0 4-3		2-3 K		0-0 F8		3-2 1B		3-1 4-3	5	0	1	0	0	1	1
George Altman, L OBP: 0.385, SLG: 0.510 (1, 9)		0-0 F6	4-2 BB		4-0 BB		2-3 K			2	0	0	0	2	1	2
Nelson Mathews, R OBP: 0.200, SLG: 0.200 (1, 8)		2-2 5-3	1-1 F3		1-0 F3			0-0 3B 1B		4	1	1	0	0	0	2
Andre Rodgers, R OBP: 0.341, SLG: 0.386 (1, 6)		1-2 F8		1-3 K		2-3 K		0-0 1-H 5-3 3B		4	1	1	1	0	2	0
Dick Bertell, R OBP: 0.332, SLG: 0.376 (1, 2)			1-2 1B 1B	0-0 BB 1B		3-2 F6		2-2 5-3		4	2	2	1	0	0	0
Don Cardwell, R Bob Anderson, R Morrie Steevens, L Paul Tolt, R Don Langford, L Don Elston, R Freddie Burdette, R Bob Will, L Jim Brewer, L			0-0 1B 14 HR 1B	4-1 7-4 1B		0-0 4-3		1-2 F5		0	0	0	0	0	0	0

Inning Stats	R: 0	H: 1	E: 0	K: 0	S: 6	LOB: 1	BB: 1	P: 12	R: 0	H: 0	E: 0	K: 0	S: 7	LOB: 0	BB: 0	P: 10	R: 4	H: 4	E: 0	K: 2	S: 20	LOB: 1	BB: 1	P: 32	R: 1	H: 2	E: 0	K: 1	S: 7	LOB: 1	BB: 1	P: 15	R: 0	H: 0	E: 0	K: 0	S: 3	LOB: 1	BB: 1	P: 10	R: 0	H: 0	E: 0	K: 1	S: 7	LOB: 0	BB: 0	P: 12	R: 0	H: 1	E: 0	K: 2	S: 13	LOB: 2	BB: 1	P: 25	R: 2	H: 2	E: 0	K: 0	S: 12	LOB: 0	BB: 0	P: 15	R: 0	H: 0	E: 0	K: 0	S: 6	LOB: 0	BB: 0	P: 11	1B: 8	SF: 0	2B: 1	SAC: 0	3B: 1	DP: 2	HR: 1	HBP: 0	WP: 0	PA: 40
PITCHER	IP	WLS	BF	H	R	ER	SO	BB	IBB	HBP	BLK	WP	HR	S	P	ERA	WHIP																																																																	
Johnny Podres, L ERA: 4.04 (1, 1)	3.1		18	6	5	5	3	3	0	0	0	0	1	38	64	13.50	2.700																																																																	
Larry Sherry, R ERA: 3.21 (4, 1)	5.2	W	22	4	2	2	3	2	0	0	0	0	0	43	78	3.18	1.059																																																																	

Los Angeles Dodgers @ Chicago Cubs
 Wrigley Field, Chicago, IL
 Fri Sep 14 1962, 3:33 AM CDT
 Att. 5,356 - Unknown

AB	35
R	7
H	10
RBI	7
BB	5
SO	6
LOB	11



Batter	1	2	3	4	5	6	7	8	9	AB R H RBI BB SO LOB	TOP						
Maury Wills, S OBP: 0.346, SLG: 0.371 (1, 6)	2-2 F8		1-0 4-3		1-1 4-3 SF7 1B		4-2 FC6-4 BB	4-1 BB		3 1 1 0 2 0 1							
Jim Gilliam, S OBP: 0.375, SLG: 0.344 (1, 4) (8, 5) (9, 4)	4-1 1B BB		1-1 6-3		4-2 4-3 BB		4-0 FC6-4 BB	3-2 F7		2 0 0 0 3 0 3							
Willie Davis, L OBP: 0.345, SLG: 0.479 (1, 8)	1-0 1-3 G6-4-3 1B			0-0 B1-3	2-0 4-3		0-1 F2	2-2 F4		5 0 1 0 0 0 6							
Tommy Davis, R OBP: 0.370, SLG: 0.529 (1, 5) (8, 7)	1-1 G6-4-3 1-2f			1-1 1B S E 1B	4-0 BB		1-2 FC6-4 1-2f 2-3	2-2 E6 G6-4-3 1B S		4 2 1 0 1 0 4							
Ron Fairly, L OBP: 0.393, SLG: 0.460 (1, 3)		2-2 6-3		1-3 K	3-2 SF7		1-1 4-3	0-2 G6-4-3 1B		4 0 1 1 0 1 3							
Frank Howard, R OBP: 0.363, SLG: 0.588 (1, 9)		2-0 5-3		4-2 E BB 1-2	3-2 K2-3		1-2 6-3	0-1 G6-4-3 1-2f 2-3		4 0 0 0 1 1 4							
Duke Snider, L OBP: 0.405, SLG: 0.468 Larry Burright, R OBP: 0.264, SLG: 0.322 (8, 4) Tim Harkness, L OBP: 0.373, SLG: 0.414 Ed Roebuck, R OBP: 0.261, SLG: 0.261 (9, 1)	1-0 4-3			0-1 E4 1-3 2-H 1B		0-0 4-3	2-2 PB BB 2B HBP	2-0 S BB WP HBP		3 0 1 0 0 0 0 0 1 0 0 0 0 0 0 1 0 0 0 0 0 0 0 0 0 0 0 0	AB 30 R 6 H 6 RBI 3 BB 11 SO 3 LOB 25						
John Roseboro, L OBP: 0.350, SLG: 0.393 (1, 2)			4-2 4-3 SH3-4 BB	4-0 IBB		2-2 E7	4-0 PB BB 2B	4-0 S BB		1 1 0 0 4 0 0							
Don Drysdale, R OBP: 0.252, SLG: 0.275 Wally Moon, L OBP: 0.337, SLG: 0.352 Ron Perranoski, L OBP: 0.143, SLG: 0.077 Andy Carey, R OBP: 0.346, SLG: 0.367 (9, 5)	1-0 SH3-4		1-0 SH3-4	0-2 F9		0-0 F6	3-1 1-H 2-H 2B	1-3 K 1-3 2-H 3-H		2 0 0 0 0 0 3 1 0 1 2 0 0 0 0 0 0 0 0 0 0 1 0 0 0 0 1 1							
Inning Stats	R: 0 H: 1 E: 0 LOB: 1 K: 0 BB: 1 S: 7 P: 15	R: 0 H: 0 E: 0 LOB: 0 K: 0 BB: 0 S: 5 P: 10	R: 0 H: 0 E: 0 LOB: 1 K: 0 BB: 1 S: 10 P: 16	R: 1 H: 2 E: 1 LOB: 3 K: 1 BB: 2 S: 15 P: 24	R: 1 H: 1 E: 0 LOB: 2 K: 1 BB: 2 S: 11 P: 27	R: 0 H: 0 E: 1 LOB: 0 K: 0 BB: 0 S: 7 P: 9	R: 0 H: 0 E: 0 LOB: 2 K: 0 BB: 2 S: 11 P: 21	R: 2 H: 1 E: 0 LOB: 2 K: 0 BB: 2 S: 16 P: 35	R: 2 H: 1 E: 1 LOB: 1 K: 1 BB: 1 S: 13 P: 22	1B: 5 SF: 1 2B: 1 SAC: 1 3B: 0 DP: 2 HR: 0 HBP: 2	WP: 1 PA: 45 PB: 1 SB: 6 CS: 0						
PITCHER	IP WLS BF H R ER SO BB IBB HBP BLK WP HR S P ERA WHIP																
Cal Koonce, R ERA: 4.07 (1, 1)	6.0	29	4	2	1	2	7	1	0	0	0	0	0	58	112	1.50	1.833
Don Cardwell, R ERA: 5.05 (7, 1)	1.1	7	1	2	2	0	1	0	1	0	0	0	0	15	27	13.50	1.500
Morie Steevens, L ERA: (8, 1)	0.0	1	0	0	0	0	1	0	0	0	0	0	0	1	5	∞	∞
Glen Hobbie, R ERA: 5.32 (8, 1)	1.2	L 8	1	2	0	1	1	0	1	0	1	0	0	21	35	0.00	1.200

Los Angeles Dodgers @ Chicago Cubs
 Wrigley Field, Chicago, IL
 Sat Sep 15 1962, 3:33 AM CDT
 Att: 16,238 - Unknown

livebaseballscorecards.com



BOTTOM

Los Angeles Dodgers @ Chicago Cubs
Wrigley Field, Chicago, IL

livebaseballscorecards.com

AB	31
R	4
H	7
RBI	2
BB	5
SO	6
LOB	17



WP:	0	PA:	38
PB:	0		
SB:	0		
CS:	1		

Sat Sep 15 1962, 3:33 AM CDT
Att. 16,238 - Unknown

AB R H RBI BB SO LOB

4	0	1	0	1	0	1
4	1	2	0	0	2	3
4	1	0	0	0	1	3
4	1	0	0	0	0	2
1	1	1	0	3	0	0
0	0	0	0	0	0	0
3	0	1	0	0	0	2
3	0	1	0	1	1	2
4	0	1	2	0	1	1
0	0	0	0	0	0	0
0	0	0	0	0	0	0
0	0	0	0	0	0	0
1	0	0	0	0	0	1

Batter	1	2	3	4	5	6	7	8	9
Lou Brock, L (1, 8) OBP: 0.321, SLG: 0.416	4-2 F8 SH2-3 BB		0-0 G3		2-2 F6		0-0 CS 1B		2-2 G3
Ken Hubbs, R (1, 4) OBP: 0.295, SLG: 0.345	0-0 SH2-3			2-2 E FC3 14 E 1B	2-2 4-3 2B		3-3 K		1-3 K
Billy Williams, L (1, 7) OBP: 0.374, SLG: 0.483	3-2 F8			3-2 FC3 14 E 1-3	0-0 4-3			3-3 K	
14 Ernie Banks, R (1, 3) OBP: 0.309, SLG: 0.513	0-1 F2			1-2 FC6 SH1-4 1B	1-2 6-3			0-0 L1	
George Altman, L (1, 9) OBP: 0.390, SLG: 0.511		4-2 F8 BB		4-0 SH1-4 1B IBB		2-1 L9-1-4 1B		4-1 E 1B BB	
Billy Ott, S (9, 9) OBP: 0.133, SLG: 0.133									
Ron Santo, R (1, 5) OBP: 0.301, SLG: 0.365		0-1 F8		0-1 SH1-4		0-2 1B		0-0 E1 1B	
Andre Rodgers, R (1, 6) OBP: 0.343, SLG: 0.385		2-3 K		4-0 B1-5-4 1B IBB		2-2 L9-1-4 1B		0-0 1B	
Dick Bertell, R (1, 2) OBP: 0.330, SLG: 0.373			0-0 6-3		0-0 1B		1-3 K		2-2 E5 FC3-6
Al Lary, R (9, PR) OBP: 0.375, SLG: 0.167					1-2 2-H 3-H 1B				
Cal Koonce, R (1, 1) OBP: 0.113, SLG: 0.115			3-3 K		1-0 B1-5-4 1B		0-0 L7		1-2 FC3-6 G3
Don Cardwell, R (7, 1) OBP: 0.177, SLG: 0.121									
Morrie Steevens, L (8, 1)									
Glen Hobbie, R (8, 1) OBP: 0.173, SLG: 0.122									
Don Landrum, L (9, PH) OBP: 0.370, SLG: 0.331									

Inning Stats	R: 0 H: 0 E: 0 K: 8	H: 0 LOB: 1 BB: 1 P: 15	R: 0 H: 0 E: 0 K: 8	H: 0 LOB: 0 BB: 1 P: 14	R: 0 H: 0 E: 0 K: 5	H: 0 LOB: 0 BB: 0 P: 8	R: 4 H: 2 E: 2 K: 13	H: 2 LOB: 1 BB: 2 P: 28	R: 0 H: 1 E: 0 K: 12	H: 1 LOB: 1 BB: 0 P: 17	R: 0 H: 2 E: 0 K: 12	H: 2 LOB: 1 BB: 0 P: 17	R: 0 H: 1 E: 0 K: 5	H: 1 LOB: 0 BB: 0 P: 8	R: 0 H: 1 E: 1 K: 7	H: 1 LOB: 2 BB: 1 P: 14	R: 0 H: 0 E: 1 K: 12	H: 0 LOB: 2 BB: 0 P: 18	1B: 6 2B: 2 3B: 0 HR: 0	SF: 0 SAC: 2 DP: 2 HBP: 0
--------------	---------------------	-------------------------	---------------------	-------------------------	---------------------	------------------------	----------------------	-------------------------	----------------------	-------------------------	----------------------	-------------------------	---------------------	------------------------	---------------------	-------------------------	----------------------	-------------------------	-------------------------	---------------------------

PITCHER	IP	WLS	BF	H	R	ER	SO	BB	IBB	HBP	BLK	WP	HR	S	P	ERA	WHIP
Don Drysdale, R (1, 1) ERA: 2.84	7.0		29	6	4	0	4	2	2	0	0	0	0	63	107	0.00	1.143
Ron Perranoski, L (8, 1) ERA: 2.16	1.0	W	5	1	0	0	1	1	0	0	0	0	0	7	14	0.00	2.000
Ed Roebuck, R (9, 1) ERA: 3.02	1.0	S	4	0	0	0	1	0	0	0	0	0	0	12	18	0.00	0.000

Batter	1	2	3	4	5	6	7	8	9	AB R H RBI BB SO LOB	TOP	
Maury Wills, S (1, 6) <small>OBP: 0.345, SLG: 0.371</small> Dick Tracewski, R (6, 6) Duke Snider, L (8, PH) <small>OBP: 0.402, SLG: 0.464</small> Larry Burright, R (8, 6) <small>OBP: 0.284, SLG: 0.322</small>	1-1 1B		1-1 1-3			2-2 F8		1-2 F6		3 0 1 0 0 0 0 0 0 0 0 0 0 0 1 0 0 0 0 0 1 0 0 0 0 0 0 0	Los Angeles Dodgers @ Chicago Cubs Wrigley Field, Chicago, IL Sun Sep 16 1962, 3:33 AM CDT Att: 19,251 - Unknown	
Jim Gilliam, S (1, 4) <small>OBP: 0.377, SLG: 0.346</small>	2-2 1B			1-0 4-3		1-2 1B		4-2 BB		3 0 2 0 1 0 0		
Willie Davis, L (1, 8) <small>OBP: 0.343, SLG: 0.475</small>	1-2 FC3-6			0-1 F6		2-1 F4		2-1 F3		4 0 0 0 0 0 4		
Tommy Davis, R (1, 5) <small>OBP: 0.369, SLG: 0.527</small>	0-0 F6			1-0 1B		3-2 5-3		1-3 K		4 0 1 0 0 1 2		
Ron Fairly, L (1, 3) <small>OBP: 0.392, SLG: 0.457</small>		0-1 4-3		2-1 F9		1-0 F9		4-2 FC6-4 BB		3 0 0 0 1 0 1		
Frank Howard, R (1, 9) <small>OBP: 0.360, SLG: 0.583</small>		3-2 5-3			3-3 K		2-3 K	3-2 FC6-4		4 0 0 0 0 2 1		
Wally Moon, L (1, 7) <small>OBP: 0.332, SLG: 0.346</small>		1-0 3-1			0-0 B1-3		1-1 F3	1-2 L7		4 0 0 0 0 0 1		
Doug Camilli, R (1, 2) <small>OBP: 0.368, SLG: 0.513</small>			1-3 K		4-2 BB		2-3 K		2 0 0 0 1 2 0			
Stan Williams, R (1, 1) <small>OBP: 0.104, SLG: 0.169</small> Jack Smith, R (1, 1) Daryl Spencer, R (5, PH) <small>OBP: 0.382, SLG: 0.323</small> Phil Ortega, R (5, 1) Tim Harkness, L (8, PH) <small>OBP: 0.382, SLG: 0.414</small> Larry Sherry, R (8, 1) <small>OBP: 0.176, SLG: 0.125</small>			0-3 K		0-1 1-3		4-0 BB BB		0 0 0 0 0 0 0 1 0 0 0 0 1 0 1 0 0 0 0 0 1 0 0 0 0 0 0 0 0 0 0 0 1 0 0 0 0 0 0 0 0 0			
Inning Stats	R: 0 H: 2 E: 0 LOB: 1 K: 0 BB: 0 S: 9 P: 13	R: 0 H: 0 E: 0 LOB: 0 K: 0 BB: 0 S: 6 P: 10	R: 0 H: 0 E: 0 LOB: 0 K: 2 BB: 0 S: 9 P: 11	R: 0 H: 1 E: 0 LOB: 1 K: 0 BB: 0 S: 6 P: 10	R: 0 H: 0 E: 0 LOB: 1 K: 1 BB: 1 S: 8 P: 15	R: 0 H: 1 E: 0 LOB: 1 K: 0 BB: 0 S: 13 P: 21	R: 0 H: 0 E: 0 LOB: 0 K: 1 BB: 0 S: 6 P: 10	R: 0 H: 0 E: 0 LOB: 2 K: 1 BB: 2 S: 13 P: 26	R: 0 H: 0 E: 0 LOB: 1 K: 1 BB: 1 S: 12 P: 21	1B: 4 SF: 0 2B: 0 SAC: 0 3B: 0 DP: 0 HR: 0 HBP: 0	WP: 0 PA: 34 PB: 0 SB: 0 CS: 1	
PITCHER Bob Buhl, R (1, 1) <small>ERA: 3.95</small>	IP WLS BF H R ER SO BB IBB HBP BLK WP HR S P ERA WHIP 9.0 W 34 4 0 0 6 4 0 0 0 0 0 0 82 137 0.00 0.889											PITCHER IP WLS BF H R ER SO BB IBB HBP BLK WP HR S P ERA WHIP

livebaseballscorecards.com

AB	30
R	0
H	4
RBI	0
BB	4
SO	6
LOB	11



Batter	1	2	3	4	5	6	7	8	9
Don Landrum, L OBP: 0.374, SLG: 0.333 (1, 9) X	0-0 1B HR 1B	4-2 1B SF8 BB		1-1 6-3 S 1B		0-3 K		0-0 F2	
Ken Hubbs, R OBP: 0.297, SLG: 0.347 (1, 4) B F B X	2-1 1B HR 1B	0-0 1B 14 1B		1-2 6-3 1B		1-0 1B		2-1 6-3	
Billy Williams, L OBP: 0.373, SLG: 0.482 (1, 7) B B S C X	2-2 1B HR 1B	1-0 SF8		1-0 F8		0-0 1-3			
14 Ernie Banks, R OBP: 0.311, SLG: 0.512 (1, 3) X	0-0 F7	0-1 1B			4-1 1B BB		0-1 F7		
Nelson Mathews, R OBP: 0.333, SLG: 0.667 (1, 8) X	0-0 HR	3-2 5-3			0-0 F5		0-0 S 1B		
Ron Santo, R OBP: 0.302, SLG: 0.364 (1, 5) B B C X	2-1 E 1B		1-2 4-3		1-3 K		4-1 1B IBB		
Andre Rodgers, R OBP: 0.342, SLG: 0.384 (1, 6) B F F F X	1-2 E3		1-3 K		2-2 1B		0-1 F9		
Moe Thacker, R OBP: 0.288, SLG: 0.250 (1, 2) B B S C B	3-3 K2-5-2		1-3 K		2-3 K		0-1 1-3		
Bob Buhl, R (1, 1) X		0-0 4-3		0-3 K		1-2 5-3		2-3 K	

Inning Stats	R: 4	H: 5	E: 1	LOB: 2	K: 1	BB: 0	S: 18	P: 28	R: 1	H: 2	E: 0	LOB: 2	K: 0	BB: 1	S: 12	P: 20	R: 0	H: 0	E: 0	LOB: 0	K: 2	BB: 0	S: 10	P: 13	R: 0	H: 1	E: 0	LOB: 1	K: 1	BB: 0	S: 9	P: 12	R: 0	H: 1	E: 0	LOB: 2	K: 2	BB: 1	S: 11	P: 20	R: 0	H: 1	E: 0	LOB: 1	K: 1	BB: 0	S: 8	P: 10	R: 0	H: 1	E: 0	LOB: 2	K: 0	BB: 1	S: 8	P: 12	R: 0	H: 0	E: 0	LOB: 0	K: 1	BB: 0	S: 6	P: 10
--------------	------	------	------	--------	------	-------	-------	-------	------	------	------	--------	------	-------	-------	-------	------	------	------	--------	------	-------	-------	-------	------	------	------	--------	------	-------	------	-------	------	------	------	--------	------	-------	-------	-------	------	------	------	--------	------	-------	------	-------	------	------	------	--------	------	-------	------	-------	------	------	------	--------	------	-------	------	-------

PITCHER	IP	WLS	BF	H	R	ER	SO	BB	IBB	HBP	BLK	WP	HR	S	P	ERA	WHIP
Stan Williams, R ERA: 4.43 (1, 1)	0.1	L	6	5	4	4	0	0	0	0	0	0	0	10	16	108.00	15.000
Jack Smith, R ERA: 3.86 (1, 1)	3.2		15	3	1	1	4	1	0	0	0	0	0	39	57	2.46	1.091
Phil Ortega, R ERA: 6.84 (5, 1)	3.0		14	3	0	0	3	1	1	0	0	0	0	27	42	0.00	1.333
Larry Sherry, R ERA: 3.17 (8, 1)	1.0		3	0	0	0	1	0	0	0	0	0	0	6	10	0.00	0.000

Los Angeles Dodgers @ Chicago Cubs
 Wrigley Field, Chicago, IL
 Sun Sep 16 1962, 3:33 AM CDT
 Att. 19,251 - Unknown

AB	R	H	RBI	BB	SO	LOB
4	2	2	0	1	1	0
5	1	3	0	0	0	1
3	1	1	1	0	0	2
3	0	1	0	1	0	3
4	1	2	4	0	0	3
3	0	1	0	1	1	1
4	0	1	0	0	1	3
4	0	0	0	0	3	6
4	0	0	0	0	2	0

AB	34
R	5
H	11
RBI	5
BB	3
SO	8
LOB	19

WP: 0 PA: 38
 PB: 0
 SB: 2
 CS: 0



Batter	1	2	3	4	5	6	7	8	9
Roy McMillan, R OBP: 0.339, SLG: 0.357 (1, 6)	4-2 1B BB	4-0 1B BB		1-2 G5-4-3 1-2f			2-1 BB PB 1B	2-1 F2	
Eddie Mathews, L OBP: 0.379, SLG: 0.478 (1, 5)	1-0 FC6-4 1-2 1B	1-0 FC6-4 1-2 2-3 1B			2-2 G3		3-2 F4		
Hank Aaron, R OBP: 0.387, SLG: 0.600 (1, 9)	2-3 K	1-1 F9			1-0 2B		4-1 BB 1-2 IBB		
Joe Adcock, R OBP: 0.325, SLG: 0.496 (1, 3)	1-0 F9	1-2 FC6-4 1-2f			4-1 BB		2-3 K		
Lou Johnson, R OBP: 0.345, SLG: 0.447 (8, 7)									
Frank Bolling, R OBP: 0.333, SLG: 0.403 (1, 4)	1-1 FC6-4 1-2f			3-2 6-3		0-3 K	4-2 1-2 2-3 BB		
Lee Maye, L OBP: 0.295, SLG: 0.365 (1, 8)		4-2 3B BB		1-1 F2		1-0 G3	1-2 1-3		
Tommie Aaron, R OBP: 0.301, SLG: 0.365 (1, 7) (8, 3)		0-0 FC4-6 1-H 3B		0-0 F6		3-2 6-3		3-2 6-3	
Del Crandall, R OBP: 0.350, SLG: 0.423 (1, 2)		4-1 FC4-6 BB		4-2 FC1-6 BB		1-2 5-3		3-2 1B	
Warren Spahn, L OBP: 0.237, SLG: 0.295 (1, 1)		0-0 FC4-6 1B BB 1-2f 3-H		1-2 FC1-6 G5-4-3 1-2f		1-3 K		0-3 K	

Inning Stats	R: 0 E: 0 K: 10 S: 1	H: 1 LOB: 2 BB: 1 P: 19	R: 2 E: 0 K: 0 S: 13	H: 2 LOB: 3 BB: 3 P: 28	R: 0 E: 0 K: 0 S: 8	H: 0 LOB: 0 BB: 0 P: 12	R: 0 E: 0 K: 0 S: 8	H: 0 LOB: 0 BB: 1 P: 14	R: 0 E: 0 K: 1 S: 11	H: 1 LOB: 2 BB: 1 P: 19	R: 0 E: 0 K: 1 S: 10	H: 0 LOB: 0 BB: 0 P: 15	R: 0 E: 0 K: 1 S: 16	H: 1 LOB: 3 BB: 2 P: 31	R: 0 E: 0 K: 1 S: 15	H: 1 LOB: 1 BB: 0 P: 23
--------------	-------------------------------	----------------------------------	-------------------------------	----------------------------------	------------------------------	----------------------------------	------------------------------	----------------------------------	-------------------------------	----------------------------------	-------------------------------	----------------------------------	-------------------------------	----------------------------------	-------------------------------	----------------------------------

PITCHER	IP	WLS	BF	H	R	ER	SO	BB	IBB	HBP	BLK	WP	HR	S	P	ERA	WHIP
Pete Richtert, L ERA: 3.99 (1, 1)	1.1	L	11	3	2	2	1	4	0	0	0	0	0	17	39	13.50	5.250
Ed Roebuck, R ERA: 2.91 (2, 1)	3.2		13	1	0	0	1	2	0	0	0	0	0	33	53	0.00	0.818
Stan Williams, R ERA: 4.39 (6, 1)	1.2		8	1	0	0	2	1	1	0	0	0	0	23	42	0.00	1.200
Ron Perranoski, L ERA: 2.15 (7, 1)	0.1		1	0	0	0	0	0	0	0	0	0	0	3	4	0.00	0.000
Larry Sherry, R ERA: 3.13 (8, 1)	1.0		4	1	0	0	1	0	0	0	0	0	0	15	23	0.00	1.000

AB R H RBI BB SO LOB

3	0	1	0	2	0	2
4	0	2	0	0	0	1
3	0	1	0	1	1	5
3	0	0	0	1	1	7
0	0	0	0	0	0	0
3	0	0	0	1	1	4
3	1	0	0	1	0	5
4	1	1	1	0	0	0
2	0	1	0	2	0	0
4	0	0	1	0	2	3

AB	29
R	2
H	6
RBI	2
BB	8
SO	5
LOB	27



WP	PA	3B	SF	SAC	DP	HBP	CS
0	37	1	0	0	1	0	0

Los Angeles Dodgers @ Milwaukee Braves
Milwaukee County Stadium, Milwaukee, WI
 Mon Sep 17 1962, 8:05 PM EDT
 Att. 8,732 - Unknown

livebaseballscores.com

Batter	1	2	3	4	5	6	7	8	9	AB R H RBI BB SO LOB	TOP																								
Maury Wills, S (1, 6) OBP: 0.344, SLG: 0.372	1-1 B3		1-0 S 2B		0-0 F2		1-1 FC3-6 BB 1-2f	0-0 FC6 1-2f		5 0 1 0 0 0 3	Los Angeles Dodgers @ Milwaukee Braves Milwaukee County Stadium, Milwaukee, WI Tue Sep 18 1962, 8:05 PM EDT Att. 9,317 - Unknown livebaseballscorecards.com																								
Jim Gilliam, S (1, 4) OBP: 0.378, SLG: 0.347	2-2 4-3 1B 2B		1-0 1-3			4-0 HR BB	4-1 FC6-4 BB 1-2	2-1 G6-4-3 1B	3 2 2 0 2 0 1																										
Tommy Davis, R (1, 8) OBP: 0.369, SLG: 0.531	3-1 4-3 2-3		1-0 F7			1-1 HR 1-H	0-1 FC6-4 1-2f	0-1 G6-4-3 1-2f	5 1 1 2 0 0 5																										
Frank Howard, R (1, 9) OBP: 0.360, SLG: 0.585	0-1 3-H 1B		3-3 K 2-3			1-1 G4-6-3 1B	1-3 K	1-1 6-3	5 0 2 1 0 2 3																										
Lee Walls, R (1, 3) OBP: 0.324, SLG: 0.304	1-0 5-3		2-3 K			2-2 G4-6-3 1-2f		4-2 FC4 1B SF8 BB	2 0 0 0 0 1 1																										
Ron Fairly, L (6, PH) OBP: 0.392, SLG: 0.454									1 1 0 0 1 0 1																										
Ken McMullen, R (1, 7) OBP: 0.400, SLG: 0.400		2-3 K		2-1 L7		0-0 BB 1B		2-2 FC4-6 E 1B	4 0 2 0 0 1 0																										
Doug Camilli, R (1, 2) OBP: 0.362, SLG: 0.524		2-0 HR		1-0 F4		4-2 FC5-4 BB 1-2		0-0 FC4 FC4-6 1-2 2-3	3 1 1 1 1 0 2																										
John Roseboro, L (8, PR) OBP: 0.350, SLG: 0.393									0 0 0 0 0 0 0																										
Andy Carey, R (1, 5) OBP: 0.330, SLG: 0.351		1-0 5-3			2-1 F8	3-1 FC5-4 1-2f		0-0 SF8	3 0 0 1 0 0 2																										
Johnny Podres, L (1, 1) OBP: 0.188, SLG: 0.221		1-0 F3			1-2 6-3		4-2 FC3-6 BB	2-2 FC4-6 FC6 1-2f 2-3	2 0 0 0 0 0 0																										
Ed Roebuck, R (6, 1) OBP: 0.250, SLG: 0.250									0 0 0 0 0 0 0																										
Daryl Spencer, R (7, PH) OBP: 0.386, SLG: 0.323									0 0 0 0 1 0 0																										
Ron Perranoski, L (7, 1) OBP: 0.143, SLG: 0.077									0 0 0 0 0 0 0																										
Wally Moon, L (8, PH) OBP: 0.231, SLG: 0.345									1 0 0 0 0 0 2																										
Jack Smith, R (8, 1) OBP: 0.231, SLG: 0.345									0 0 0 0 0 0 0																										
Inning Stats	R: 1 E: 0 K: 0 S: 10	H: 2 LOB: 1 BB: 0 P: 17	R: 1 E: 0 K: 1 S: 9	H: 1 LOB: 0 BB: 0 P: 15	R: 0 E: 0 K: 1 S: 6	H: 1 LOB: 1 BB: 0 P: 12	R: 0 E: 0 K: 1 S: 6	H: 0 LOB: 0 BB: 0 P: 11	R: 0 E: 0 K: 0 S: 6	H: 0 LOB: 0 BB: 0 P: 9	R: 2 E: 0 K: 0 S: 14	H: 3 LOB: 2 BB: 2 P: 29	R: 0 E: 0 K: 1 S: 10	H: 0 LOB: 2 BB: 2 P: 20	R: 1 E: 1 K: 0 S: 14	H: 1 LOB: 2 BB: 1 P: 22	R: 0 E: 0 K: 0 S: 6	H: 1 LOB: 0 BB: 0 P: 9	1B: 5 2B: 2 3B: 0 HR: 2	SF: 1 SAC: 0 DP: 2 HBP: 0	WP: 0 PB: 0 SB: 1 CS: 0	PA: 40													
PITCHER	IP WLS BF H R ER SO BB IBB HBP BLK WP HR S P ERA WHIP																																		
Denny Lemaster, L (1, 1) ERA: 3.38	5.0	22	6	4	4	3	1	0	0	0	0	2	41	74	7.20	1.400																			
Carl Willey, R (6, 1) ERA: 5.43	1.0	W	4	1	0	0	1	0	0	0	0	0	10	19	0.00	2.000																			
Jim Constable, L (7, 1) ERA: 3.0	3.0	S	14	2	1	1	3	0	0	0	0	0	30	51	3.00	1.667																			



Batter	1	2	3	4	5	6	7	8	9
Roy McMillan, R OBP: 0.340, SLG: 0.356 (1, 6)	0-2 1-6-3	0-2 5-3		4-2 BB		3-3 K		0-2 3B 1B	
Eddie Mathews, L OBP: 0.377, SLG: 0.479 (1, 5)	3-2 F8	0-3 K		2-2 G3		0-0 G3		0-0 2B 3B	
Hank Aaron, R OBP: 0.388, SLG: 0.606 (1, 9)	0-1 F3		0-0 HR		2-1 F8		2-0 SH 1B 2B	4-0 2B 5-3 IBB	
Joe Adcock, R OBP: 0.325, SLG: 0.495 (1, 3)		1-1 SH 1B BB 1B	2-1 6-3		1-1 F8		0-0 SH 1B 2B	1-1 5-3	
Jim Constable, S (7, 1)							2-3 F8 1B	1-2	
Tommie Aaron, R OBP: 0.308, SLG: 0.374 (1, 7)		4-2 SH 1B BB	3-1 FC6-4 1B		1-2 5-3		0-1 F8 1B	1-1 2B	
(7, 3)							1-2 3-H	2-H 3-H	
Frank Bolling, R OBP: 0.332, SLG: 0.399 (1, 4)		0-1 SH 1B	1-1 F9			4-0 3B BB	0-2 F8	1-1 6-3	
(1, 4)		1-2 2-3					1-2 2-3		
Joe Torre, R OBP: 0.357, SLG: 0.398 (1, 2)		2-2 5-3 1B	1-1 FC6-4			1-3 K	4-0 L4-3 IBB		
(1, 2)		1-2 2-H 3-H	1-2f						
Lou Johnson, R OBP: 0.350, SLG: 0.467 (1, 8)		0-0 5-3 1B		2-2 5-3		0-2 E 3B	0-2 L4-3		
(7, 7)		1-2 2-H				1-H	1-2		
Denny Lemaster, R OBP: 0.172, SLG: 0.143 (1, 1)		0-3 K		0-3 K		4-1 S BB		0-0 F6	
Carl Willey, R OBP: 0.333, SLG: 0.364 (6, 1)									
Lee Maye, L OBP: 0.296, SLG: 0.364 (6, PH)									
(7, 8)									

AB	R	H	RBI	BB	SO	LOB
4	1	1	0	1	1	3
5	1	1	1	0	1	4
4	3	2	1	1	0	0
3	1	1	0	0	0	0
1	0	0	0	0	0	2
4	1	3	3	1	0	0
3	2	0	0	1	0	4
3	0	1	2	1	1	2
4	1	2	2	0	0	3
2	0	0	0	0	2	2
0	0	0	0	0	0	0
1	0	0	0	1	0	0

1B: 6	SF: 0
2B: 3	SAC: 2
3B: 2	DP: 1
HR: 1	HBP: 0

BOTTOM

Los Angeles Dodgers @ Milwaukee Braves
Milwaukee County Stadium, Milwaukee, WI
 Tue Sep 18 1962, 8:05 PM EDT
 Att. 9,317 - Unknown

livebaseballscores.com

AB	34
R	10
H	11
RBI	9
BB	6
SO	5
LOB	20



Inning Stats	R	H	E	K	S	H	LOB	BB	P	R	H	E	K	S	H	LOB	BB	P
	0	0	0	9	12	3	3	1	30	1	2	0	1	16	0	1	0	11
	0	0	0	9	12	3	3	1	30	0	1	0	1	16	0	1	0	11
	0	0	0	9	12	3	3	1	30	0	1	0	1	16	0	1	0	11
	0	0	0	9	12	3	3	1	30	0	1	0	1	16	0	1	0	11

PITCHER	IP	WLS	BF	H	R	ER	SO	BB	IBB	HBP	BLK	WP	HR	S	P	ERA	WHIP
Johnny Podres, L ERA: 4.11 (1, 1)	5.0	L	24	5	5	4	3	3	0	0	0	0	1	61	94	7.20	1.600
Ed Roebuck, R ERA: 2.88 (6, 1)	1.0		5	1	1	0	2	1	0	0	0	0	0	11	19	0.00	2.000
Ron Perranoski, L ERA: 2.22 (7, 1)	1.0		6	2	1	1	0	0	1	0	0	0	0	10	16	9.00	2.000
Jack Smith, R ERA: 7.94 (8, 1)	1.0		7	3	3	3	0	0	1	0	0	0	0	11	18	27.00	3.000

WP	PA	ERA	WHIP
0	42		
0			
0			

Batter	1	2	3	4	5	6	7	8	9	AB R H RBI BB SO LOB	TOP
Maury Wills, S OBP: 0.345, SLG: 0.374 (1, 6)	2-1 1B S G6-4-3 1B		0-2 1B BB 1B		0-1 SH1-3			2-2 F9		3 2 2 0 0 0 0	Los Angeles Dodgers @ Milwaukee Braves Milwaukee County Stadium, Milwaukee, WI Wed Sep 19 1962, 4:33 AM EDT Att. 6,339 - Unknown
Jim Gilliam, S OBP: 0.379, SLG: 0.347 (1, 4) (8, 5)	1-1 1-3 G6-4-3 1B		4-1 1-2 2-3 1B BB		0-1 6-3			1-0 F7		3 0 1 0 1 0 1	
Tommy Davis, R OBP: 0.368, SLG: 0.529 (1, 5) (8, 7)	0-0 G6-4-3 1-2f 3-H		0-2 1-2 2-H 3-H 1B		1-2 F9			1-2 5-3		4 0 1 2 0 0 2	
Frank Howard, R OBP: 0.359, SLG: 0.588 Ron Fairly, L OBP: 0.392, SLG: 0.454 (1, 9) (9, 9)	1-3 K		1-2 F8		0-0 6-3			1-0 HR		4 1 1 1 0 1 2 0 0 0 0 0 0 0	
Lee Walls, R OBP: 0.311, SLG: 0.292 Tim Harkness, L OBP: 0.382, SLG: 0.414 (1, 3) (9, 3)		1-3 K	1-3 K		2-2 5-3			2-3 K		4 0 0 0 0 3 2 0 0 0 0 0 0 0	
Ken McMullen, R OBP: 0.250, SLG: 0.250 John Roseboro, L OBP: 0.352, SLG: 0.394 (1, 7) (8, 2)		1-2 5-3		2-3 K		2-3 K		0-2 K S 1B		3 0 0 0 0 2 0 1 0 1 0 0 0 0	
Doug Camilli, R OBP: 0.361, SLG: 0.512 Larry Burright, R OBP: 0.263, SLG: 0.321 (1, 2) (8, 4)		0-0 5-3		4-1 G3-6 BB		1-3 K		1-3 K		2 0 0 0 1 1 0 1 0 0 0 0 1 1	
Willie Davis, L OBP: 0.340, SLG: 0.471 (1, 8)			0-1 4-3		3-2 G3-6		0-0 F4			3 0 0 0 0 0 1	
Don Drysdale, R OBP: 0.264, SLG: 0.272 (1, 1)			4-2 BB 1B 1B BB		4-2 SH1-3 BB		0-0 6-3			1 1 0 0 2 0 0	
Inning Stats	R: 1 H: 2 E: 0 LOB: 0 K: 1 BB: 0 S: 9 P: 13	R: 0 H: 0 E: 0 LOB: 0 K: 1 BB: 0 S: 7 P: 9	R: 2 H: 2 E: 0 LOB: 2 K: 1 BB: 2 S: 17 P: 27	R: 0 H: 0 E: 0 LOB: 0 K: 1 BB: 1 S: 12 P: 21	R: 0 H: 0 E: 0 LOB: 1 K: 0 BB: 1 S: 9 P: 14	R: 0 H: 0 E: 0 LOB: 0 K: 1 BB: 0 S: 8 P: 12	R: 0 H: 0 E: 0 LOB: 0 K: 1 BB: 0 S: 5 P: 6	R: 0 H: 0 E: 0 LOB: 0 K: 2 BB: 0 S: 8 P: 12	R: 1 H: 2 E: 0 LOB: 1 K: 2 BB: 0 S: 11 P: 15	1B: 5 SF: 0 2B: 0 SAC: 1 3B: 0 DP: 2 HR: 1 HBP: 0	
PITCHER Bob Hendley, L ERA: 3.6 Jack Curtis, L ERA: 4.17 (1, 1) (8, 1)	IP WLS BF H R ER SO BB IBB HBP BLK WP HR S P ERA WHIP	7.0 L 27 4 3 3 6 4 0 0 0 0 0 0 67 102 3.86 1.143	2.0 7 2 1 1 2 0 0 0 0 0 0 1 19 27 4.50 1.000	PITCHER IP WLS BF H R ER SO BB IBB HBP BLK WP HR S P ERA WHIP							

livebaseballscorecards.com

AB	29
R	4
H	6
RBI	3
BB	4
SO	8
LOB	9



Batter	1	2	3	4	5	6	7	8	9	AB R H RBI BB SO LOB	TOP											
Maury Wills, S (1, 6) OBP: 0.345, SLG: 0.372	3-2 1-3		1-1 4-3			4-2 SH1-3 1B	1-2 6-3			3 1 0 0 1 0 3												
Jim Gilliam, S (1, 4) OBP: 0.377, SLG: 0.345 Larry Burreight, R (8, 4) OBP: 0.263, SLG: 0.321	2-1 4-3		0-0 F3			1-0 SH1-3 1-3		1-2 4-3		3 0 0 0 0 0 0 0 0 0 0 0 0 0												
Willie Davis, L (1, 8) OBP: 0.339, SLG: 0.470 Lee Walls, R (6, PH) OBP: 0.315, SLG: 0.296 Wally Moon, L (8, 7) OBP: 0.331, SLG: 0.345	0-1 F1				0-3 K	1-0 3-H 1B		2-3 K		2 0 0 0 0 1 0 2 0 1 1 0 1 0 0 0 0 0 0 0 0												
Tommy Davis, R (1, 7) OBP: 0.369, SLG: 0.531		2-1 F8 2B		2-0 L8		0-2 F9		3-1 1B		4 1 2 0 0 0 1												
Frank Howard, R (1, 9) OBP: 0.356, SLG: 0.583		0-0 F8 2-3		1-1 5-3			1-1 6-3	1-0 F6		4 0 0 0 0 0 2												
Ron Fairly, L (1, 3) OBP: 0.391, SLG: 0.451		1-1 F2			2-3 K		4-1 BB 1B BB		3-3 K	3 0 0 0 1 2 1												
Andy Carey, R (1, 5) OBP: 0.336, SLG: 0.367		2-2 3-H 2B			3-1 B1-3		0-0 1-2 BB 1B		2-2 L3	4 0 2 1 0 0 0												
John Roseboro, L (1, 2) OBP: 0.349, SLG: 0.390		3-H 2-3 K			2-2 F8		1-3 K		0-0 F3	4 0 0 0 0 2 3												
Sandy Koufax, R (1, 1) OBP: 0.116, SLG: 0.134 Ed Roebuck, R (1, 1) OBP: 0.240, SLG: 0.240 Ken McMullen, R (6, PH) OBP: 0.222, SLG: 0.222 Stan Williams, R (6, 1) OBP: 0.194, SLG: 0.189 Ron Perranoski, L (6, 1) OBP: 0.143, SLG: 0.077 Jack Smith, R (6, 1) Daryl Spencer, R (7, PH) OBP: 0.369, SLG: 0.323 Phil Ortega, R (7, 1)			1-0 F9			1-1 F9	4-2 1-2 2-3 BB			0 0 0 0 0 0 0 1 0 0 0 0 0 0 1 0												
Inning Stats	R: 0 E: 0 K: 0 S: 7	H: 0 LOB: 0 BB: 0 P: 12	R: 1 E: 0 K: 1 S: 11	H: 2 LOB: 1 BB: 0 P: 18	R: 0 E: 0 K: 0 S: 4	H: 0 LOB: 0 BB: 0 P: 6	R: 0 E: 0 K: 1 S: 6	H: 0 LOB: 0 BB: 0 P: 9	R: 0 E: 0 K: 1 S: 8	H: 0 LOB: 0 BB: 0 P: 15	R: 1 E: 0 K: 0 S: 13	H: 1 LOB: 1 BB: 1 P: 20	R: 0 E: 0 K: 1 S: 12	H: 1 LOB: 3 BB: 2 P: 23	R: 0 E: 0 K: 1 S: 10	H: 1 LOB: 1 BB: 0 P: 17	R: 0 E: 0 K: 1 S: 7	H: 0 LOB: 0 BB: 0 P: 12	1B: 3 2B: 2 3B: 0 HR: 0	SF: 0 SAC: 1 DP: 0 HBP: 0	WP: 0 PB: 0 SB: 1 CS: 0	PA: 35
PITCHER Curt Simmons, L (1, 1) ERA: 3.72	IP: 9.0 WLS: W BF: 35 H: 5 R: 2 ER: 2 SO: 6 BB: 3 IBB: 0 HBP: 0 BLK: 0 WP: 0 HR: 0 S: 78 P: 132 ERA: 2.00 WHIP: 0.889											PITCHER	IP: 9.0 WLS: W BF: 35 H: 5 R: 2 ER: 2 SO: 6 BB: 3 IBB: 0 HBP: 0 BLK: 0 WP: 0 HR: 0 S: 78 P: 132 ERA: 2.00 WHIP: 0.889									

Los Angeles Dodgers @ St. Louis Cardinals
Sportsman's Park, St. Louis, MO
Fri Sep 21 1962, 8:05 PM EDT
Att. 13,529 - Unknown

AB	31
R	2
H	5
RBI	2
BB	3
SO	6
LOB	10



Batter	1	2	3	4	5	6	7	8	9	AB R H RBI BB SO LOB	TOP	
Maury Wills, S OBP: 0.344, SLG: 0.370 (1, 6)	1-2 G3			4-1 1B 1B BB	2-2 5-3		1-0 1-3			3 1 0 0 1 0 1	Los Angeles Dodgers @ St. Louis Cardinals Sportsman's Park, St. Louis, MO Sat Sep 22 1962, 4:33 AM EDT Att: 17,215 - Unknown	
Jim Gilliam, S OBP: 0.377, SLG: 0.344 (1, 4) (7, 5)	1-1 G3			2-2 1B 1-2 HR 1B	2-1 5-3		1-0 F7			4 1 1 0 0 0 0		
Duke Snider, L OBP: 0.407, SLG: 0.465 Larry Burright, R OBP: 0.262, SLG: 0.320 (1, 7) (7, 4)	2-1 3-1			0-1 HR 1-3 2-H 1B		4-2 BB	2-3 K			2 1 1 1 1 0 0 1 0 0 0 0 1 0		
Tommy Davis, R OBP: 0.370, SLG: 0.535 (1, 5) (7, 7)				0-1 HR 1-H 3-H HR		2-3 K	1-2 F2			4 1 2 3 0 1 1		
Ron Fairly, L OBP: 0.390, SLG: 0.448 Dick Tracewski, R (9, PR) Tim Harkness, L OBP: 0.382, SLG: 0.414 (9, 3)				3-2 F8	3-2 F8		2-3 K		4-1 FC1-5 1B BB	3 0 0 0 1 1 2 0 0 0 0 0 0 0 0 0 0 0 0 0 0		
Frank Howard, R OBP: 0.355, SLG: 0.580 (1, 9)				1-0 6-3	1-0 6-3		2-1 1-3		1-2 FC1-5 1B	4 0 1 0 0 0 2		
Willie Davis, L OBP: 0.339, SLG: 0.470 (1, 8)				0-0 B1-3	0-0 2B		0-0 F3		0-0 FC1-5	4 0 1 0 0 0 2		
John Roseboro, L OBP: 0.345, SLG: 0.385 Doug Camilli, R OBP: 0.361, SLG: 0.512 (1, 2) (9, 2)				2-0 F4	1-0 F7		1-0 5-3		2-2 F8	4 0 0 0 0 0 3 0 0 0 0 0 0 0		
Johnny Podres, L OBP: 0.181, SLG: 0.213 Larry Sherry, R OBP: 0.167, SLG: 0.118 (1, 1) (7, 1)				0-0 G3		2-3 K	0-1 E9		2-1 G3	3 0 0 0 0 1 0 1 0 0 0 0 0 2		
Inning Stats	R: 0 E: 0 K: 0 S: 7 H: 0 LOB: 0 BB: 0 P: 11	R: 0 E: 0 K: 0 S: 8 H: 1 LOB: 0 BB: 0 P: 13	R: 0 E: 0 K: 0 S: 3 H: 0 LOB: 0 BB: 0 P: 5	R: 4 E: 0 K: 0 S: 15 H: 4 LOB: 1 BB: 1 P: 26	R: 0 E: 0 K: 1 S: 9 H: 0 LOB: 0 BB: 0 P: 15	R: 0 E: 0 K: 2 S: 12 H: 0 LOB: 1 BB: 1 P: 22	R: 0 E: 1 K: 0 S: 5 H: 0 LOB: 1 BB: 0 P: 7	R: 0 E: 0 K: 1 S: 8 H: 0 LOB: 0 BB: 0 P: 12	R: 0 E: 0 K: 0 S: 11 H: 1 LOB: 2 BB: 1 P: 20	1B: 4 2B: 1 3B: 0 HR: 1 SF: 0 SAC: 0 DP: 1 HBP: 0		WP: 0 PB: 0 SB: 0 CS: 0 PA: 36
PITCHER	IP WLS BF H R ER SO BB IBB HBP BLK WP HR S P ERA WHIP											
Ray Washburn, R ERA: 4.05 (1, 1)	4.0 L 17 5 4 4 0 1 0 0 0 0 0 1 33 55 9.00 1.500											
Bobby Shantz, L ERA: 2.01 (5, 1)	4.0 14 0 0 0 4 1 0 0 0 0 0 0 34 56 0.00 0.250											
Don Ferrarese, L ERA: 3.27 (9, 1)	0.2 4 1 0 0 0 1 0 0 0 0 0 0 9 16 0.00 3.000											
Bob Duliba, R ERA: 1.64 (9, 1)	0.1 1 0 0 0 0 0 0 0 0 0 0 0 2 4 0.00 0.000											

AB	33
R	4
H	6
RBI	4
BB	3
SO	4
LOB	13



livebaseballscores.com

Batter	1	2	3	4	5	6	7	8	9	AB R H RBI BB SO LOB	TOP	
Maury Wills, S OBP: 0.345, SLG: 0.370 (1, 6)	0-1 5-3		1-2 FC6-5 1B		1-1 B1-3		1-0 1B		0-0 4-3	5 0 2 0 0 0 0	Los Angeles Dodgers @ St. Louis Cardinals Sportsman's Park, St. Louis, MO Sun Sep 23 1962, 4:33 AM EDT Att. 20,743 - Unknown livebaseballscorecards.com	
Jim Gilliam, S OBP: 0.380, SLG: 0.349 (1, 4)	0-1 2B		2-2 FC6-5 1B		1-2 1B		4-2 1B	1-0 1B	4 1 3 0 1 0 1			
Duke Snider, L OBP: 0.412, SLG: 0.476 (1, 7)	1-1 1B		0-1 FC4-6 1B		2-2 F8		1-0 G3	1-2 1B	5 1 3 1 0 0 3			
Tommy Davis, R OBP: 0.371, SLG: 0.536 (1, 5)	3-2 1B		1-3 K		2-2 PO 1B		3-1 HBP 1B	0-0 F9	5 0 3 1 0 1 4			
Ron Fairly, L OBP: 0.387, SLG: 0.444 (1, 3)	1-3 K		1-0 FC4-6		1-0 PO	0-2 F9		1-3 K	4 0 0 0 0 2 4			
Frank Howard, R OBP: 0.352, SLG: 0.575 (1, 9)	2-1 6-3			1-3 K		0-0 1-3		2-1 F6	4 0 0 0 0 1 2			
Willie Davis, L OBP: 0.340, SLG: 0.469 (1, 8)		0-1 F8		0-1 1B		0-0 1-3		1-0 HBP	3 0 1 0 0 0 0			
John Roseboro, L OBP: 0.342, SLG: 0.381 (1, 2)		1-2 5-3		0-1 L7			1-0 F6	0-0 4-3	4 0 0 0 0 0 3			
Don Drysdale, R OBP: 0.259, SLG: 0.267 (1, 1) Ron Perranoski, L OBP: 0.143, SLG: 0.077 (4, 1) Jack Smith, R (5, 1) Pete Richert, L OBP: 0.120, SLG: 0.083 (5, 1) Tim Harkness, L OBP: 0.377, SLG: 0.407 (7, PH) Sandy Kousser, R OBP: 0.116, SLG: 0.134 (7, 1) Wally Moon, L OBP: 0.330, SLG: 0.343 (9, PH)		0-0 5-3		3-3 K			0-0 G3	2-3 K	2 0 0 0 0 0 1 1 0 1 0 0 0 0 0 0 0 0 0 0 0 0 0 0 0 1 0 0 0 0 0 1 0			
Inning Stats	R: 2 H: 3 E: 0 LOB: 1 K: 1 BB: 0 S: 14 P: 21	R: 0 H: 0 E: 0 LOB: 0 K: 0 BB: 0 S: 6 P: 7	R: 0 H: 2 E: 0 LOB: 2 K: 1 BB: 0 S: 14 P: 19	R: 0 H: 1 E: 0 LOB: 1 K: 2 BB: 0 S: 10 P: 14	R: 0 H: 2 E: 0 LOB: 1 K: 0 BB: 0 S: 14 P: 21	R: 0 H: 0 E: 0 LOB: 0 K: 0 BB: 0 S: 5 P: 5	R: 0 H: 1 E: 0 LOB: 2 K: 0 BB: 1 S: 6 P: 13	R: 0 H: 1 E: 0 LOB: 2 K: 1 BB: 0 S: 8 P: 15	R: 0 H: 2 E: 0 LOB: 2 K: 1 BB: 0 S: 10 P: 14	1B: 10 SF: 0 2B: 2 SAC: 0 3B: 0 DP: 0 HR: 0 HBP: 1	WP: 0 PA: 41 PB: 0 SB: 2 CS: 0	
PITCHER Larry Jackson, R ERA: 3.86 (1, 1)	IP WLS BF H R ER SO BB IBB HBP BLK WP HR S P ERA WHIP	9.0 W 40 12 2 2 6 1 0 1 0 0 0 0 87 129 2.00 1.444										

AB	38
R	2
H	12
RBI	2
BB	1
SO	6
LOB	18



Batter	1	2	3	4	5	6	7	8	9	AB R H RBI BB SO LOB
Julian Javier, R OBP: 0.326, SLG: 0.370 (1, 4)	1-0 BB 1B 2B 1B	1-3 K		4-1 1B HBP BB	0-0 WP 2B 1B		3-3 K			4 3 2 1 1 2 2
Curt Flood, R OBP: 0.349, SLG: 0.422 (1, 8)	0-0 BB 2B 1B		1-1 1B 2B	1-2 FC4-6 1B 2B HBP	0-0 F3		2-2 1B			4 3 3 2 0 0 2
Stan Musial, L OBP: 0.417, SLG: 0.507 Mike Shannon, R OBP: 0.154, SLG: 0.083 (5, PR) (6, 7)	4-2 2B SF8 BB		1-2 4-3	1-2 FC4-6 1B 2B	2-0 F2		2-0 F2			3 1 2 3 1 0 1 1 0 0 0 0 0 2
Bill White, L OBP: 0.385, SLG: 0.483 (1, 3)	1-2 2B		0-1 FC5-4 1B	0-0 FC4-6 2B	1-1 G3		1-2 G3			5 0 2 3 0 0 5
Ken Boyer, R OBP: 0.377, SLG: 0.480 (1, 5)	0-0 F5		1-0 FC5-4 1B	1-0 2B		0-2 G6-3 1B		1-1 BB 1B		5 0 3 1 0 0 3
Carl Sawatski, L OBP: 0.352, SLG: 0.480 (1, 2)	0-2 SF8		1-1 F2	2-3 K		0-1 F5		2-1 F5		4 0 0 1 0 1 5
Gary Kolb, L OBP: 0.417, SLG: 0.364 (1, 9)	2-0 G3			0-2 6-3	2-2 SH1-4 1B 1B		2-2 G6-3			5 1 1 0 0 1 3
Dal Maxvill, R OBP: 0.282, SLG: 0.269 (1, 6)		0-3 K		0-0 E5 BB 1B HBP	0-0 1B SH1-4 WP 1B		4-2 BB 1B BB			3 3 1 0 2 1 0
Larry Jackson, R OBP: 0.245, SLG: 0.224 (1, 1)		3-1 6-3		0-1 HBP 1B BB 1B	0-1 SH1-4		4-1 1B BB			3 1 1 0 1 0 2

Inning Stats	R: 3 E: 0 K: 12 S: 20	H: 3 LOB: 1 BB: 1 P: 20	R: 0 E: 0 K: 9 S: 9	H: 0 LOB: 0 BB: 0 P: 13	R: 1 E: 0 K: 10 S: 10	H: 2 LOB: 1 BB: 0 P: 14	R: 4 E: 1 K: 1 S: 17	H: 3 LOB: 2 BB: 1 P: 26	R: 3 E: 0 K: 11 S: 11	H: 4 LOB: 1 BB: 0 P: 16	R: 0 E: 0 K: 8 S: 8	H: 1 LOB: 0 BB: 0 P: 10	R: 1 E: 0 K: 13 S: 13	H: 1 LOB: 2 BB: 2 P: 29	R: 0 E: 0 K: 11 S: 11	H: 1 LOB: 2 BB: 1 P: 18
--------------	--------------------------------	----------------------------------	------------------------------	----------------------------------	--------------------------------	----------------------------------	-------------------------------	----------------------------------	--------------------------------	----------------------------------	------------------------------	----------------------------------	--------------------------------	----------------------------------	--------------------------------	----------------------------------

PITCHER	IP	WLS	BF	H	R	ER	SO	BB	IBB	HBP	BLK	WP	HR	S	P	ERA	WHIP
Don Drysdale, R ERA: 2.91 (1, 1)	3.1	L	20	6	8	6	2	2	0	1	0	0	0	40	61	16.20	2.400
Ron Perranoski, L ERA: 2.84 (4, 1)	1.0		8	5	3	3	1	0	0	0	0	0	0	15	21	27.00	5.000
Jack Smith, R ERA: 6.43 (5, 1)	0.1		1	0	0	0	0	0	0	0	0	0	0	1	1	0.00	0.000
Pete Richert, L ERA: 3.92 (5, 1)	1.1		5	2	0	0	0	0	0	0	0	1	0	11	16	0.00	1.500
Sandy Koufax, L ERA: 2.37 (7, 1)	2.0		11	2	1	1	2	3	0	0	0	0	0	24	47	4.50	2.500


BOTTOM

Los Angeles Dodgers @ St. Louis Cardinals
Sportsman's Park, St. Louis, MO

Sun Sep 23 1962, 4:33 AM EDT
Att. 20,743 - Unknown

AB	37
R	12
H	15
RBI	11
BB	5
SO	5
LOB	25

livebaseballscorecards.com



WP	HR	S	P	ERA	WHIP
1B: 11	SF: 1	WP: 1	PA: 45		
2B: 4	SAC: 1	PB: 0			
3B: 0	DP: 1	SB: 0			
HR: 0	HBP: 1	CS: 0			

Batter	1	2	3	4	5	6	7	8	9	AB R H RBI BB SO LOB	TOP		
Carl Warwick, R (1, 7) <small>OBP: 0.313, SLG: 0.411</small>	1-2 	2-0 			2-2 		0-0 			4 0 1 0 0 0 3	Houston Colt 45's @ Los Angeles Dodgers Dodger Stadium, Los Angeles, CA <small>Wed Sep 26 1962, 7:05 PM PDT Att: 25,813 - Unknown</small>		
Joey Amalfitano, R (1, 5) <small>OBP: 0.318, SLG: 0.303</small>	1-1 		1-1 		0-2 		2-2 			4 0 1 0 0 0 1			
Al Heist, R (1, 8) <small>OBP: 0.257, SLG: 0.229</small>	2-2 		1-1 		0-0 		0-1 			4 1 1 0 0 0 1			
Jim Pendleton, R (1, 3) <small>OBP: 0.275, SLG: 0.367</small>	0-1 		1-2 		3-2 		1-0 			4 0 1 0 0 0 0			
Johnny Temple, R (1, 4) <small>OBP: 0.349, SLG: 0.319</small>	0-2 			0-2 		0-0 		2-2 		4 0 2 1 0 0 0			
Roman Mejias, R (1, 9) <small>OBP: 0.324, SLG: 0.441</small>	0-3 			1-3 		2-1 		2-1 		4 0 0 0 0 2 3			
Hal Smith, R (1, 2) <small>OBP: 0.285, SLG: 0.380</small>		0-0 		0-0 		3-2 		3-2 		4 0 2 0 0 0 1			
J C Hartman, R (1, 6) <small>OBP: 0.254, SLG: 0.256</small>		4-1 		2-3 		1-2 		2-2 		3 0 1 0 1 1 2			
George Brunet, R (1, 1) <small>OBP: 0.118, SLG: 0.063</small> Dick Drott, R (3, 1) Russ Kemmerer, R (4, 1) <small>OBP: 0.462, SLG: 0.364</small> Bobby Tiefenauer, R (4, 1)		2-2 		0-3 		1-3 				0 2 0 0 0 0 2 2			
Inning Stats	R: 1 H: 3 E: 0 LOB: 2 K: 1 BB: 0 S: 16 P: 20	R: 0 H: 0 E: 0 LOB: 1 K: 0 BB: 1 S: 6 P: 14	R: 0 H: 1 E: 0 LOB: 0 K: 0 BB: 0 S: 7 P: 10	R: 0 H: 1 E: 0 LOB: 1 K: 2 BB: 0 S: 10 P: 13	R: 0 H: 1 E: 0 LOB: 0 K: 1 BB: 0 S: 9 P: 11	R: 0 H: 0 E: 0 LOB: 0 K: 0 BB: 0 S: 5 P: 8	R: 0 H: 2 E: 0 LOB: 2 K: 1 BB: 0 S: 12 P: 19	R: 0 H: 0 E: 0 LOB: 0 K: 0 BB: 0 S: 6 P: 9	R: 0 H: 1 E: 0 LOB: 1 K: 0 BB: 0 S: 11 P: 20	1B: 8 SF: 0 2B: 1 SAC: 1 3B: 0 DP: 2 HR: 0 HBP: 0		WP: 0 PA: 35 PB: 0 SB: 0 CS: 0	
PITCHER Johnny Podres, L (1, 1) <small>ERA: 3.96</small> Jack Smith, R (8, 1) <small>ERA: 5.63</small> Larry Sherry, R (9, 1) <small>ERA: 3.0</small>	IP WLS BF H R ER SO BB IBB HBP BLK WP HR S P ERA WHIP	IP WLS BF H R ER SO BB IBB HBP BLK WP HR S P ERA WHIP											
	7.0 W 28 8 1 1 5 1 0 0 0 0 0 0 65 95 1.29 1.286	1.0 3 0 0 0 0 0 0 0 0 0 0 0 6 9 0.00 0.000	1.0 S 4 1 0 0 0 0 0 0 0 0 0 0 11 20 0.00 1.000										

AB	33
R	1
H	9
RBI	1
BB	1
SO	5
LOB	13



Batter	1	2	3	4	5	6	7	8	9	AB R H RBI BB SO LOB	TOP																	
Carl Warwick, R (1, 7) OBP: 0.311, SLG: 0.409 (6, 8)	0-3 K			2-2 5-3	1-2 5-3		2-0 1B E FC4-6 1B	0-0 6-3		5 1 1 0 0 1 2	Houston Colt 45's @ Los Angeles Dodgers Dodger Stadium, Los Angeles, CA Thu Sep 27 1962, 7:05 PM PDT Att: 29,855 - Unknown livebaseballscorecards.com																	
Johnny Temple, R (1, 4) OBP: 0.347, SLG: 0.315	2-2 F2			1-0 F9		4-1 S 3B BB	1-1 E5 FC4-6 1B 1-2 6-3		2-1 5-3	4 2 0 0 1 0 1																		
Al Heist, R (1, 8) OBP: 0.263, SLG: 0.236 Al Spangler, L (6, PH) OBP: 0.391, SLG: 0.386 (6, 7)	3-3 K			0-1 1B		0-0 F5	1-1 FC4-6 1B 1-2 2-3		2-2 3-1	2 0 1 0 0 1 0 3 0 1 0 0 0 1																		
Norm Larker, L (1, 3) OBP: 0.360, SLG: 0.370			3-2 F9	2-1 F4		2-2 1B 3B 1-H	2-0 FC4-6 6-3 1-2f 2-3 3-H		0-0 FC5-4 1B	5 1 2 2 0 0 3																		
Bob Aspromonte, R (1, 5) OBP: 0.337, SLG: 0.383			2-0 F8			4-1 HR BB	2-0 4-3		2-2 FC5-4 1-2f	4 1 0 1 1 0 3																		
Roman Mejias, R (1, 9) OBP: 0.326, SLG: 0.447			0-3 K			0-0 HR 1-H	1-0 1B 2B 3-H		0-1 6-3	4 2 2 3 0 1 1																		
Hal Smith, R (1, 2) OBP: 0.287, SLG: 0.382			2-0 F3			1-2 F5	1-2 2B 1B 1-3		1-2 FC1-6 1B	4 1 2 0 0 0 0																		
J C Hartman, R (1, 6) OBP: 0.261, SLG: 0.270			3-1 F9			0-0 FC5-6 1B 1-H 3-H	2-2 2B		0-0 FC1-6 SH2-3 1-2f	4 0 2 2 0 0 1																		
Jim Golden, L (1, 1) OBP: 0.250, SLG: 0.333 George Brunet, R (5, 1) OBP: 0.111, SLG: 0.059 Jim Umbricht, R (6, 1) OBP: 0.111, SLG: 0.111			2-3 K			0-2 FC5-6 1-2f	1-0 5-3		0-0 SH2-3	2 0 0 0 0 1 1 1 0 0 0 0 0 1 0 0 0 0 0 0 0																		
Inning Stats	R: 0 E: 0 K: 2 S: 9	H: 0 LOB: 0 BB: 0 P: 14	R: 0 E: 0 K: 1 S: 11	H: 0 LOB: 0 BB: 0 P: 16	R: 0 E: 0 K: 1 S: 6	H: 0 LOB: 0 BB: 0 P: 13	R: 0 E: 0 K: 0 S: 8	H: 1 LOB: 1 BB: 0 P: 13	R: 2 E: 0 K: 0 S: 12	H: 2 LOB: 1 BB: 1 P: 18		R: 4 E: 0 K: 0 S: 18	H: 4 LOB: 1 BB: 1 P: 31	R: 2 E: 1 K: 0 S: 10	H: 2 LOB: 1 BB: 0 P: 16	R: 0 E: 0 K: 0 S: 6	H: 1 LOB: 1 BB: 0 P: 7	R: 0 E: 0 K: 0 S: 11	H: 1 LOB: 1 BB: 0 P: 17	1B: 8 2B: 1 3B: 1 HR: 1	SF: 0 SAC: 1 DP: 0 HBP: 0	WP: 0 PB: 0 SB: 1 CS: 0	PA: 41					
PITCHER	IP WLS BF H R ER SO BB IBB HBP BLK WP HR S P ERA WHIP																											
Sandy Koufax, L (1, 1) ERA: 2.41	5.0		19	3	2	2	4	1	0	0	0	0	0	1	46	74	3.60	0.800										
Ed Roebuck, R (6, 1) ERA: 3.06	0.2		5	2	3	3	0	1	0	0	0	0	0	0	9	18	40.50	4.500										
Larry Sherry, R (6, 1) ERA: 3.09	0.1		3	2	1	1	0	0	0	0	0	0	0	0	9	13	27.00	6.000										
Ron Perranoski, L (7, 1) ERA: 2.81	2.0	L	10	3	2	1	0	0	0	0	0	0	0	0	16	23	4.50	1.500										
Stan Williams, R (9, 1) ERA: 4.51	1.0		4	1	0	0	0	0	0	0	0	0	0	0	11	17	0.00	1.000										

AB	38
R	8
H	11
RBI	8
BB	2
SO	4
LOB	14



BOTTOM

Houston Colt 45's @ Los Angeles Dodgers
Dodger Stadium, Los Angeles, CA

Thu Sep 27 1962, 7:05 PM PDT
Att. 29,855 - Unknown

livebaseballscorecards.com

AB	41
R	6
H	14
RBI	5
BB	1
SO	4
LOB	20



WP:	0	PA:	42
PB:	0		
SB:	0		
CS:	0		

AB R H RBI BB SO LOB

5 2 3 1 0 0 0

5 0 1 1 0 0 3

5 1 3 0 0 0 2

4 1 2 1 1 0 2

5 0 2 2 0 1 5

5 1 1 0 0 1 3

4 1 2 0 0 0 0

2 0 0 0 0 0 0

1B:	12	SF:	0
2B:	1	SAC:	0
3B:	1	DP:	1
HR:	0	HBP:	0

Batter	1	2	3	4	5	6	7	8	9
Maury Wills, S OBP: 0.349, SLG: 0.377 (1, 6)	3-2 4-3 ①		2-1 1B 3B		1-2 1B 1B	0-2 1B		0-1 4-3 ②	
Jim Gilliam, S OBP: 0.376, SLG: 0.345 (1, 4)	1-0 F5 ②		1-0 FC5 1B 1B		3-1 L7 ①	2-1 F8 ②		1-0 F7 ③	
Willie Davis, L OBP: 0.340, SLG: 0.466 (1, 8)	0-0 1B 1B		0-1 E 2B 1B		1-0 1B 1B	1-0 F4 ③		1-2 6-3 ①	
Tommy Davis, R OBP: 0.375, SLG: 0.537 (1, 7)	2-0 FC6-4 1B 1-3		0-2 FC5 2B 1-3 2-3f		0-0 G4-3 1B 1-3 2-H		4-0 1B BB	0-1 B5 ②	
Frank Howard, R OBP: 0.356, SLG: 0.580 (1, 9)	0-0 FC6-4 ③ 1-2f		2-0 1H 2B 3-H		0-1 G4-3 ② ③ 1-2f		0-3 K ①	0-0 1B ③	
Ron Fairly, L OBP: 0.382, SLG: 0.436 (1, 3)		1-0 L8 ①	1-0 F9 ③			1-2 E 1B 1B	2-3 K ②	0-0 F6 ③	
John Roseboro, L OBP: 0.346, SLG: 0.389 (1, 2)		0-0 4-3 ②		0-1 F8 ①		1-0 E 1B 1B	0-2 1B 1B		
Andy Carey, R OBP: 0.333, SLG: 0.365 (1, 5)		3-1 5-3 ③		1-2 F8 ②		2-1 E4 1B 1-3 2-H	1-0 F8 ③		
Wally Moon, L OBP: 0.327, SLG: 0.340 (6, PH)									
Daryl Spencer, R OBP: 0.367, SLG: 0.321 (7, 5)									
Sandy Koufax, R OBP: 0.113, SLG: 0.130 (6, 1)			1-3 K ①	1-1 6-3 ③		3-3 K ①		3-2 F8 ①	
Ed Roebuck, R OBP: 0.240, SLG: 0.240 (6, 1)									
Larry Sherry, R OBP: 0.167, SLG: 0.118 (6, PH)									
Duke Snider, L OBP: 0.408, SLG: 0.470 (7, 1)									
Ron Perranoski OBP: 0.143, SLG: 0.077 (8, PH)									
Lee Walls, R OBP: 0.330, SLG: 0.307 (8, PH)									
Stan Williams, R OBP: 0.104, SLG: 0.169 (9, 1)									

Inning Stats	R: 0	H: 2	E: 0	LOB: 2	K: 0	BB: 0	S: 7	R: 0	H: 0	E: 0	LOB: 0	K: 0	BB: 0	S: 4	R: 3	H: 4	E: 1	LOB: 1	K: 1	BB: 0	S: 13	R: 0	H: 0	E: 0	LOB: 0	K: 0	BB: 0	S: 7	R: 1	H: 3	E: 0	LOB: 1	K: 0	BB: 0	S: 10	R: 2	H: 3	E: 1	LOB: 2	K: 1	BB: 0	S: 15	R: 0	H: 1	E: 0	LOB: 2	K: 2	BB: 1	S: 10	R: 0	H: 0	E: 0	LOB: 0	K: 0	BB: 0	S: 7	R: 0	H: 1	E: 0	LOB: 1	K: 0	BB: 0	S: 7	R: 0	H: 0	E: 0	LOB: 0	K: 0	BB: 0	S: 7	R: 0	H: 0	E: 0	LOB: 0	K: 0	BB: 0	S: 7
--------------	------	------	------	--------	------	-------	------	------	------	------	--------	------	-------	------	------	------	------	--------	------	-------	-------	------	------	------	--------	------	-------	------	------	------	------	--------	------	-------	-------	------	------	------	--------	------	-------	-------	------	------	------	--------	------	-------	-------	------	------	------	--------	------	-------	------	------	------	------	--------	------	-------	------	------	------	------	--------	------	-------	------	------	------	------	--------	------	-------	------

PITCHER	IP	WLS	BF	H	R	ER	SO	BB	IBB	HBP	BLK	WP	HR	S	P	ERA	WHIP
Jim Golden, R ERA: 4.06 (1, 1)	4.1		22	9	4	4	1	0	0	0	0	0	0	39	63	8.31	2.077
George Brunet, L ERA: 4.58 (5, 1)	0.2		3	2	2	1	0	0	0	0	0	0	0	6	8	13.50	3.000
Jim Umbricht, R ERA: 2.01 (6, 1)	4.0	W	17	3	0	0	3	1	0	0	0	0	0	35	55	0.00	1.000

Batter	1	2	3	4	5	6	7	8	9	10	AB R H RBI BB SO LOB
Julian Javier, R OBP: 0.319, SLG: 0.360 (1, 4)	1-2 F9		3-1 6-3		0-0 SH1-3 1B	2-0 F8			1-0 F8		5 1 1 0 0 0 2
Curt Flood, R OBP: 0.349, SLG: 0.419 (1, 8)	0-1 F8		1-0 1B		0-0 SH1-3		4-2 G4-6-3 BB		0-0 1B FC5-2	1B	3 0 2 0 1 0 0
Stan Musial, L OBP: 0.421, SLG: 0.515 Bobby Gene Smith, R OBP: 0.258, SLG: 0.287 (1, 7) (10, PR) (10, 7)	1-0 F7		2-1 F9		2-2 1B		1-1 G4-6-3 1-2f		1-1 FC3-6 1-3 1B	FC5-2 1B	5 0 2 1 0 0 2 0 1 0 0 0 0 0
Ken Boyer, R OBP: 0.372, SLG: 0.471 (1, 5)		1-2 F8		0-1 F9	1-0 L7		2-3 K		0-1 FC5-2 FC3-6	1-2 3-H	5 0 0 0 0 1 3
Bill White, L OBP: 0.389, SLG: 0.488 (1, 3)		4-2 1B BB		1-2 BB 1B	1-1 4-3		2-1 G3		0-0 FC3-6 1-2f 2-3 1B		4 1 1 0 1 0 3
Charlie James, R OBP: 0.304, SLG: 0.396 (1, 9)		0-0 F4		0-1 BB 1B		0-1 6-3		1-0 F4	1-2 1-H 3-H 1B		5 0 2 1 0 0 1
Gene Oliver, R OBP: 0.345, SLG: 0.431 (1, 2)		2-1 1B		4-2 1-2 2-3 BB		4-1 E 1B BB		3-1 5-3			2 0 1 0 2 0 0
Dal Maxvill, R OBP: 0.287, SLG: 0.268 (1, 6)		1-2 1-3 2-H 1B		1-3 K		2-3 K		1-1 F8			4 0 1 1 0 2 4
Larry Jackson, R OBP: 0.245, SLG: 0.225 (1, 1)			0-1 F6		1-2 G1		0-0 E5 1-3 1B		1-3 K		4 0 1 0 0 1 3

Inning Stats	R: 0 E: 0 K: 0 S: 7	H: 0 LOB: 0 BB: 0 P: 9	R: 1 E: 0 K: 0 S: 12	H: 2 LOB: 2 BB: 1 P: 20	R: 0 E: 0 K: 0 S: 7	H: 1 LOB: 1 BB: 0 P: 13	R: 0 E: 0 K: 1 S: 17	H: 2 LOB: 3 BB: 1 P: 24	R: 1 E: 0 K: 0 S: 8	H: 2 LOB: 1 BB: 0 P: 12	R: 0 E: 1 K: 1 S: 8	H: 1 LOB: 2 BB: 1 P: 16	R: 0 E: 0 K: 0 S: 8	H: 0 LOB: 0 BB: 1 P: 15	R: 0 E: 0 K: 0 S: 5	H: 0 LOB: 0 BB: 0 P: 11	R: 0 E: 0 K: 1 S: 6	H: 0 LOB: 0 BB: 0 P: 9	R: 1 E: 0 K: 0 S: 9	H: 3 LOB: 2 BB: 0 P: 11	1B: 11 2B: 0 3B: 0 HR: 0	SF: 0 SAC: 1 DP: 1 HBP: 0
--------------	------------------------------	---------------------------------	-------------------------------	----------------------------------	------------------------------	----------------------------------	-------------------------------	----------------------------------	------------------------------	----------------------------------	------------------------------	----------------------------------	------------------------------	----------------------------------	------------------------------	----------------------------------	------------------------------	---------------------------------	------------------------------	----------------------------------	-----------------------------------	------------------------------------


PITCHER	IP	WLS	BF	H	R	ER	SO	BB	IBB	HBP	BLK	WP	HR	S	P	ERA	WHIP
Pete Richert, L ERA: 3.87 (1, 1)	3.1		15	5	1	1	0	1	0	0	0	0	0	33	50	2.70	1.800
Ed Roebuck, R ERA: 3.09 (4, 1)	1.2		8	2	1	1	1	1	0	0	0	0	0	18	28	5.40	1.800
Larry Sherry, R ERA: 3.02 (6, 1)	2.0		8	1	0	0	2	2	0	0	0	0	0	16	31	0.00	1.500
Ron Perranoski, L ERA: 2.82 (8, 1)	3.0	L	11	3	1	1	1	0	0	0	0	0	0	20	31	3.00	1.000

TOP

St. Louis Cardinals @ Los Angeles Dodgers
Dodger Stadium, Los Angeles, CA

Fri Sep 28 1962, 7:05 PM PDT
Att. 51,064 - Unknown

AB	37
R	3
H	11
RBI	3
BB	4
SO	4
LOB	18



Batter	1	2	3	4	5	6	7	8	9	AB R H RBI BB SO LOB	TOP											
Julian Javier, R (1, 4) OBP: 0.316, SLG: 0.357	1-0 4-3	0-0 F9		0-0 G4-6-3 1-2f			0-3 K		0-0 FC6-2	5 0 0 0 0 1 6												
Curt Flood, R (1, 8) OBP: 0.348, SLG: 0.418	2-2 E5		2-2 G5-2-3 1B 2B		1-1 L7		1-2 1-3		0-1 FC5	5 0 1 0 0 0 3												
Stan Musial, L (1, 7) Bobby Gene Smith, R (8, 7) OBP: 0.419, SLG: 0.513 OBP: 0.258, SLG: 0.287	2-3 K		0-0 G5-2-3 2-3 1B		2-2 F3			2-3 K		4 0 1 0 0 2 1 0 0 0 0 0 0 0												
Bill White, L (1, 3) OBP: 0.388, SLG: 0.485	0-1 5-3		4-0 G5-2-3 IBB		1-1 3-1			1-2 5-3		3 0 0 0 1 0 1												
Ken Boyer, R (1, 5) OBP: 0.369, SLG: 0.468		0-1 6-3	0-0 G5-2-3 1-2 2-3 3-Hf		1-2 5-3			0-1 4-3		4 0 0 0 0 0 3												
Charlie James, R (1, 9) OBP: 0.303, SLG: 0.395		1-0 E 1B	2-1 6-3		0-0 5-3			0-0 5-3		4 1 1 0 0 0 2												
Gene Oliver, R (1, 2) OBP: 0.349, SLG: 0.430		0-1 F9		4-2 FC1-6 BB		4-2 BB		4-2 BB FC6-2		1 0 0 0 3 0 1												
Dal Maxvill, R (1, 6) OBP: 0.286, SLG: 0.263		1-0 E9 1B		0-0 FC1-6 1B		1-3 K		4-2 FC6-2 BB		3 1 0 0 1 1 2												
Ernie Broglio, R (1, 1) OBP: 0.173, SLG: 0.139		0-1 1B		1-2 G4-6-3 1B		0-3 K		4-2 FC5 FC6-2 BB		3 0 2 1 1 1 0												
Inning Stats	R: 0 E: 1 K: 1 S: 9	H: 0 LOB: 1 BB: 0 P: 14	R: 2 E: 1 K: 0 S: 9	H: 2 LOB: 1 BB: 0 P: 11	R: 0 E: 0 K: 0 S: 7	H: 2 LOB: 2 BB: 1 P: 15	R: 0 E: 0 K: 0 S: 8	H: 1 LOB: 1 BB: 1 P: 13	R: 0 E: 0 K: 0 S: 7	H: 0 LOB: 0 BB: 0 P: 11	R: 0 E: 0 K: 1 S: 9	H: 0 LOB: 1 BB: 1 P: 15	R: 0 E: 0 K: 2 S: 10	H: 0 LOB: 0 BB: 0 P: 11	R: 0 E: 0 K: 1 S: 9	H: 0 LOB: 0 BB: 0 P: 12	R: 0 E: 0 K: 0 S: 12	H: 0 LOB: 3 BB: 3 P: 24	1B: 4 2B: 1 3B: 0 HR: 0	SF: 0 SAC: 0 DP: 2 HBP: 0	WP: 0 PB: 0 SB: 0 CS: 1	PA: 38
PITCHER	IP WLS BF H R ER SO BB IBB HBP BLK WP HR S P ERA WHIP																					
Don Drysdale, R (1, 1) ERA: 2.8	8.0 L 32 5 2 0 5 2 1 0 0 0 0 0 68 102 0.00 0.875																					
Larry Sherry, R (9, 1) ERA: 3.01	0.1 3 0 0 0 0 2 0 0 0 0 0 0 6 14 0.00 6.000																					
Ed Roebuck, R (9, 1) ERA: 3.07	0.2 3 0 0 0 0 1 0 0 0 0 0 0 6 10 0.00 1.500																					

St. Louis Cardinals @ Los Angeles Dodgers
Dodger Stadium, Los Angeles, CA
Sat Sep 29 1962, 7:05 PM PDT
Att: 49,012 - Unknown

AB	32
R	2
H	5
RBI	1
BB	6
SO	5
LOB	19



Batter	1	2	3	4	5	6	7	8	9	AB R H RBI BB SO LOB	TOP																			
Julian Javier, R (1, 4) OBP: 0.316, SLG: 0.356	0-2 F7		0-0 F4			0-2 1B		0-1 F3		4 0 1 0 0 0 2																				
Curt Flood, R (1, 8) OBP: 0.346, SLG: 0.416	1-2 6-3			0-1 G3		0-0 1-3			1-1 F7	4 0 0 0 0 0 1																				
Stan Musial, L (1, 7) Bobby Gene Smith, R (9, 7) OBP: 0.416, SLG: 0.508 OBP: 0.258, SLG: 0.287	0-1 F7			1-2 4-3			1-2 F5		1-2 F3	4 0 0 0 0 0 0 0 0 0 0 0 0 0																				
Ken Boyer, R (1, 5) OBP: 0.369, SLG: 0.470		2-3 K		1-3 K			0-3 K		1-1 3B	4 0 1 0 0 3 0																				
Bill White, L (1, 3) OBP: 0.386, SLG: 0.482		3-3 K			1-1 3-1		0-0 4-3		0-0 F6	4 0 0 0 0 1 1																				
Charlie James, R (1, 9) OBP: 0.301, SLG: 0.392		3-2 6-3			1-1 F7			0-1 L8		3 0 0 0 0 0 0																				
Gene Oliver, R (1, 2) OBP: 0.352, SLG: 0.441			1-2 FC5-4 1B		2-3 K			1-2 HR		3 1 2 1 0 1 0																				
Dal Maxvill, R (1, 6) OBP: 0.287, SLG: 0.265			0-0 FC5-4 FC1-6 1-2f			2-2 F9		2-2 1B		3 0 1 0 0 0 1																				
Curt Simmons, L (1, 1) OBP: 0.232, SLG: 0.180			0-0 FC1-6 1-2f			1-3 K		0-3 K		3 0 0 0 0 2 2																				
Inning Stats	R: 0 E: 0 K: 0 S: 9	H: 0 LOB: 0 BB: 0 P: 10	R: 0 E: 0 K: 2 S: 13	H: 0 LOB: 0 BB: 0 P: 21	R: 0 E: 0 K: 0 S: 6	H: 1 LOB: 1 BB: 0 P: 7	R: 0 E: 0 K: 1 S: 8	H: 0 LOB: 0 BB: 0 P: 10	R: 0 E: 0 K: 1 S: 8	H: 0 LOB: 0 BB: 0 P: 12	R: 0 E: 0 K: 1 S: 10	H: 1 LOB: 1 BB: 0 P: 13	R: 0 E: 0 K: 1 S: 7	H: 0 LOB: 0 BB: 0 P: 8	R: 1 E: 0 K: 1 S: 13	H: 2 LOB: 1 BB: 0 P: 16	R: 0 E: 0 K: 0 S: 9	H: 1 LOB: 1 BB: 0 P: 12	1B: 3 2B: 0 3B: 1 HR: 1	SF: 0 SAC: 0 DP: 0 HBP: 0	WP: 0 PB: 0 SB: 0 CS: 0	PA: 32								
PITCHER Johnny Podres, L (1, 1) ERA: 3.85	IP 9.0	WLS L	BF 32	H 5	R 1	ER 1	SO 7	BB 0	IBB 0	HBP 0	BLK 0	WP 0	HR 1	S 83	P 109	ERA 1.00	WHIP 0.556													
											PITCHER	IP	WLS	BF	H	R	ER	SO	BB	IBB	HBP	BLK	WP	HR	S	P	ERA	WHIP		

St. Louis Cardinals @ Los Angeles Dodgers
Dodger Stadium, Los Angeles, CA
Sun Sep 30 1962, 3:33 AM PDT
Att: 42,325 - Unknown

AB	32
R	1
H	5
RBI	1
BB	0
SO	7
LOB	7



Batter	1	2	3	4	5	6	7	8	9	AB	R	H	RBI	BB	SO	LOB
Maury Wills, S OBP: 0.347, SLG: 0.374 (1, 6)	3-2 F9		0-3 K			2-1 6-3			0-1 L9	4	0	0	0	0	1	0
Jim Gilliam, S OBP: 0.373, SLG: 0.341 (1, 4)	1-1 S 1B			1-2 6-3		0-1 F5			1-2 F4	4	0	1	0	0	0	0
Tommy Davis, R OBP: 0.374, SLG: 0.534 (1, 7)	2-3 K 1-2			0-0 F3			1-1 F5 1B			3	0	1	0	0	1	1
Frank Howard, R OBP: 0.350, SLG: 0.571 (1, 9)	1-0 4-3			2-1 K 2B			1-3 K			3	0	1	0	0	1	2
Lee Walls, R OBP: 0.330, SLG: 0.308 (1, 3)		2-2 K 1B		1-1 L8			1 SAFE 0-1 F5			3	0	1	0	0	0	2
John Roseboro, L OBP: 0.346, SLG: 0.388 (1, 2)		0-3 K		1-1 F9				2-2 6-3		2	0	0	0	0	1	0
Daryl Spencer, R (8, PH) OBP: 0.365, SLG: 0.318 (8, 2)										1	0	0	0	0	0	0
Doug Camilli, R OBP: 0.357, SLG: 0.506 (9, 2)										0	0	0	0	0	0	0
Andy Carey, R OBP: 0.326, SLG: 0.352 (1, 5)		0-0 5-3		4-2 G1-6-3 BB				1-0 F8		2	0	0	0	1	0	0
Willie Davis, L OBP: 0.337, SLG: 0.459 (1, 8)			0-0 P3-4 1B	2-0 G1-6-3				0-1 4-3		3	0	1	0	0	0	1
Johnny Podres, L OBP: 0.191, SLG: 0.221 (1, 1)			0-2 P3-4 1-2f							2	0	0	0	0	0	1
Ken McMullen, R (9, PH) OBP: 0.200, SLG: 0.200 (9, PH)							0-1 F2		1-0 F9	1	0	0	0	0	0	0

Inning Stats	R: 0	H: 1	E: 0	LOB: 1	K: 1	S: 10	R: 0	H: 1	E: 0	LOB: 0	K: 1	S: 7	R: 0	H: 1	E: 0	LOB: 0	K: 1	S: 8	R: 0	H: 1	E: 0	LOB: 1	K: 0	S: 8	R: 0	H: 0	E: 0	LOB: 0	K: 0	S: 5	R: 0	H: 0	E: 0	LOB: 0	K: 0	S: 6	R: 0	H: 1	E: 0	LOB: 0	K: 1	S: 8	R: 0	H: 0	E: 0	LOB: 0	K: 0	S: 6	R: 0	H: 0	E: 0	LOB: 0	K: 0	S: 6	R: 0	H: 0	E: 0	LOB: 0	K: 0	S: 7	R: 0	H: 0	E: 0	LOB: 0	K: 0	S: 7	1B: 4	SF: 0	2B: 2	SAC: 0	3B: 0	DP: 2	HR: 0	HBP: 0	WP: 0	PA: 29
PITCHER Curt Simmons, L (1, 1) ERA: 3.51	IP	WLS	BF	H	R	ER	SO	BB	IBB	HBP	BLK	WP	HR	S	P	ERA	WHIP	IP	WLS	BF	H	R	ER	SO	BB	IBB	HBP	BLK	WP	HR	S	P	ERA	WHIP	IP	WLS	BF	H	R	ER	SO	BB	IBB	HBP	BLK	WP	HR	S	P	ERA	WHIP																									


BOTTOM

St. Louis Cardinals @ Los Angeles Dodgers
Dodger Stadium, Los Angeles, CA

Sun Sep 30 1962, 3:33 AM PDT
 Att. 42,325 - Unknown

livebaseballscorecards.com

AB 28
R 0
H 5
RBI 0
BB 1
SO 4
LOB 7



Batter	1	2	3	4	5	6	7	8	9	AB R H RBI BB SO LOB	TOP											
Maury Wills, S OBP: 0.345, SLG: 0.372 (1, 6)	3-2 F6		1-1 F9			0-0 F6		0-0 6-3		4 0 0 0 0 0 3	<p>Los Angeles Dodgers @ San Francisco Giants Candlestick Park, San Francisco, CA</p> <p>Mon Oct 01 1962, 6:33 AM EDT Att: 32,652 - Unknown</p> <p>livebaseballscorecards.com</p>											
Jim Gilliam, S OBP: 0.372, SLG: 0.340 (1, 4)	1-0 F3			1-1 6-3		4-1 BB		2-2 6-3	3 0 0 0 1 0 0													
Tommy Davis, R OBP: 0.372, SLG: 0.531 (1, 7)	2-2 F4			0-1 F7		2-1 L9		3-1 F8	4 0 0 0 0 0 2													
Frank Howard, R OBP: 0.348, SLG: 0.566 (1, 9)		2-3 K		1-1 F6		1-3 K		1-3 K	4 0 0 0 0 3 0													
Lee Walls, R OBP: 0.322, SLG: 0.299 (1, 3)		1-1 F6			1-1 F9		0-0 F8		3 0 0 0 0 0 0													
John Roseboro, L OBP: 0.344, SLG: 0.385 (1, 2)		0-3 K			0-0 F9		0-0 F9		3 0 0 0 0 1 0													
Andy Carey, R OBP: 0.328, SLG: 0.351 (1, 5)			1-2 FC6-4 1B		2-3 K		2-1 F3		3 0 1 0 0 1 0													
Willie Davis, L OBP: 0.335, SLG: 0.457 (1, 8)			0-2 L7		0-0 G3		0-3 K		3 0 0 0 0 1 1													
Sandy Koufax, R Ed Roebuck, R Ken McMullen, R Dick Tracewski, R Larry Sherry, R Jack Smith, R Doug Camilli, R Phil Ortega, R Ron Perranoski, L			0-1 FC6-4 1-2f		0-1 BB 1B		3-2 2B		0 0 0 0 0 0 0 1 0 0 0 0 0 0 1 1 0 0 1 0 1 0 0 1 0													
Inning Stats	R: 0 E: 0 K: 0 S: 9	H: 0 LOB: 0 BB: 0 P: 15	R: 0 E: 0 K: 2 S: 8	H: 0 LOB: 0 BB: 0 P: 11	R: 0 E: 0 K: 0 S: 10	H: 1 LOB: 1 BB: 0 P: 12	R: 0 E: 0 K: 0 S: 6	H: 0 LOB: 0 BB: 0 P: 8	R: 0 E: 0 K: 1 S: 6	H: 0 LOB: 0 BB: 0 P: 9		R: 0 E: 0 K: 0 S: 7	H: 1 LOB: 2 BB: 1 P: 13	R: 0 E: 0 K: 1 S: 5	H: 0 LOB: 0 BB: 0 P: 6	R: 0 E: 0 K: 1 S: 12	H: 1 LOB: 1 BB: 0 P: 17	R: 0 E: 0 K: 1 S: 8	H: 0 LOB: 0 BB: 0 P: 14	1B: 2 2B: 1 3B: 0 HR: 0	SF: 0 SAC: 0 DP: 0 HBP: 0	WP: 0 PB: 0 SB: 0 CS: 0
PITCHER Billy Pierce, L ERA: 3.51 (1, 1)	IP 9.0	WLS W	BF 31	H 3	R 0	ER 0	SO 6	BB 1	IBB 0	HBP 0	BLK 0	WP 0	HR 0	S 71	P 105	ERA 0.00	WHIP 0.444					



Batter	1	2	3	4	5	6	7	8	9
Harvey Kuenn, R (1, 7) OBP: 0.366, SLG: 0.435	0-2 F9	1-3 K			3-2 5-3		2-2 4-3	2-1 L9	
Chuck Hiller, L (1, 4) OBP: 0.339, SLG: 0.332	1-1 F5		0-1 L8		0-1 F8		3-2 1B		
Felipe Alou, R (1, 9) OBP: 0.352, SLG: 0.514	1-2 HR 2B		3-2 5-3			1-1 F3	0-0 F6		
Willie Mays, R (1, 8) OBP: 0.384, SLG: 0.620	2-1 HR		3-1 FC6-4 1B			2-2 HR		4-1 BB S 2B BB	
Orlando Cepeda, R (1, 3) OBP: 0.344, SLG: 0.523	3-2 G3		0-0 FC6-4			3-2 HR		2-1 F8	
Jim Davenport, R (1, 5) OBP: 0.357, SLG: 0.459		3-2 HR			3-2 F8		1-1 CS BB 1B	4-2 BB 2B BB	
Ed Bailey, L (1, 2) OBP: 0.344, SLG: 0.474		2-1 4-3 SH5-3 1B			1-0 F9		4-1 BB 1-2 2-3 E BB		
Jose Pagan, R (1, 6) OBP: 0.309, SLG: 0.354		0-0 SH5-3			1-3 K		3-3 K 2-3	3-2 E9 1-H 2-H 3-H 2B	
Billy Pierce, L (1, 1) OBP: 0.254, SLG: 0.214		1-0 4-3			0-0 1-3		2-3 K	1-1 6-3	

Inning Stats	R: 2 E: 0 K: 13 S: 13	H: 2 LOB: 0 BB: 20 P: 20	R: 1 E: 0 K: 10 S: 10	H: 2 LOB: 1 BB: 0 P: 17	R: 0 E: 0 K: 9 S: 9	H: 1 LOB: 1 BB: 0 P: 15	R: 0 E: 0 K: 1 S: 9	H: 0 LOB: 0 BB: 0 P: 14	R: 0 E: 0 K: 6 S: 6	H: 0 LOB: 0 BB: 0 P: 9	R: 2 E: 0 K: 14 S: 14	H: 3 LOB: 2 BB: 1 P: 28	R: 0 E: 0 K: 12 S: 12	H: 1 LOB: 1 BB: 0 P: 19	R: 3 E: 1 K: 13 S: 13	H: 1 LOB: 1 BB: 3 P: 33
--------------	--------------------------------	-----------------------------------	--------------------------------	----------------------------------	------------------------------	----------------------------------	------------------------------	----------------------------------	------------------------------	---------------------------------	--------------------------------	----------------------------------	--------------------------------	----------------------------------	--------------------------------	----------------------------------

PITCHER															PITCHER																				
Sandy Koufax, L (1, 1) ERA: 2.54	IP: 1.0	WLS: 0	BF: 7	H: 4	R: 3	ER: 3	SO: 0	BB: 0	IBB: 0	HBP: 0	BLK: 0	WP: 0	HR: 2	S: 18	P: 30	ERA: 27.00	WHIP: 4.000	Ron Perranoski, L (8, 1) ERA: 2.8	IP: 0.2	WLS: 0	BF: 4	H: 1	R: 1	ER: 0	SO: 0	BB: 1	IBB: 0	HBP: 0	BLK: 0	WP: 0	HR: 0	S: 8	P: 18	ERA: 0.00	WHIP: 3.000
Ed Roebuck, R (2, 1) ERA: 2.97	4.0		13	1	0	0	2	0	0	0	0	0	0	29	45	0.00	0.250																		
Larry Sherry, R (6, 1) ERA: 3.2	0.1		4	3	2	2	0	0	0	0	0	0	2	10	17	54.00	9.000																		
Jack Smith, R (6, 1) ERA: 4.66	1.2		6	1	0	0	2	1	0	0	0	0	0	16	30	0.00	1.200																		
Phil Ortega, R (8, 1) ERA: 6.88	0.1		3	0	2	2	0	2	0	0	0	0	0	5	15	54.00	6.000																		

BOTTOM

Los Angeles Dodgers @ San Francisco Giants
Candlestick Park, San Francisco, CA

Mon Oct 01 1962, 6:33 AM EDT
Att. 32,652 - Unknown

AB	R	H	RBI	BB	SO	LOB
5	0	0	0	0	1	2
4	0	1	0	0	0	0
4	1	1	0	0	0	1
3	3	3	3	1	0	0
4	1	1	1	0	0	2
3	2	2	1	1	0	0
2	1	1	0	2	0	0
3	0	1	2	0	2	2
4	0	0	0	0	1	2

AB	32
R	8
H	10
RBI	7
BB	4
SO	4
LOB	9

WP: 0 PA: 37
PB: 0
SB: 1
CS: 1



Batter	1	2	3	4	5	6	7	8	9	AB R H RBI BB SO LOB	TOP	
Chuck Hiller, L (1, 4) <small>OBP: 0.340, SLG: 0.332</small> Bob Nieman, R (7, PH) <small>OBP: 0.313, SLG: 0.467</small> Ernie Bowman, R (7, 4) <small>OBP: 0.227, SLG: 0.286</small>	 3-3 <small>1</small>		 3-2 <small>3</small>	 3-3 <small>3</small>		 0-0 <small>1</small>	 0-1 <small>3</small>		 2-3 <small>2</small>	3 1 1 1 0 2 2 1 0 0 0 0 0 2 1 0 0 0 0 1 0		
Jim Davenport, R (1, 5) <small>OBP: 0.357, SLG: 0.457</small>	 1-2 <small>2</small>		 0-0 <small>1</small>		 0-1 <small>1</small>	 0-0 <small>1</small>		 1-0 <small>1</small>	 2-3 <small>3</small>	6 1 2 1 0 1 1		
Willie Mays, R (1, 8) <small>OBP: 0.382, SLG: 0.617</small>	 1-2 <small>3</small>		 0-1 <small>2</small>		 1-2 <small>2</small>	 3-1 <small>2</small>		 2-1 <small>1</small>		5 0 1 0 0 0 3		
<small>Willie McCovey, L Billy O'Dell, R Don Larsen, R Ed Gallego, R Carl Bolin, R Bobby Bolin, R Richard LeMay, L Gaylord Perry, R Mike McCormick, L</small>		 2-0 <small>1</small>	 4-2 <small>1</small>		 4-0 <small>1</small>	 3-2 <small>1</small>		 1-2 <small>1</small>		2 0 1 1 2 0 0 0 0 0 0 0 0 0 1 0 1 1 0 0 0 0 1 0		
Orlando Cepeda, R (1, 3) <small>OBP: 0.348, SLG: 0.520</small>		 0-2 <small>1</small>	 1-1 <small>3</small>		 1-0 <small>3</small>	 0-0 <small>3</small>		 1-1 <small>1</small>		5 1 1 0 0 0 6		
Felipe Alou, R (1, 9) <small>OBP: 0.355, SLG: 0.515</small>		 0-0 <small>1</small>		 1-0 <small>1</small>		 0-3 <small>1</small>	 2-1 <small>1</small>		 4-1 <small>1</small>	4 0 2 1 1 1 0		
Tom Haller, L (1, 2) <small>OBP: 0.386, SLG: 0.515</small> John Orsino, R (6, 2) <small>OBP: 0.333, SLG: 0.313</small>		 4-0 <small>1</small>		 0-1 <small>1</small>		 4-2 <small>1</small>	 1-0 <small>1</small>		 0-0 <small>2</small>	1 1 0 0 2 0 1 1 0 1 1 0 0 0		
Jose Pagan, R (1, 6) <small>OBP: 0.312, SLG: 0.358</small>		 1-0 <small>2</small>		 0-0 <small>2</small>		 0-1 <small>2</small>	 1-1 <small>2</small>		 2-0 <small>3</small>	5 1 3 0 0 0 5		
Jack Sanford, R (1, 1) <small>OBP: 0.183, SLG: 0.184</small> Stu Miller, R (6, 1) <small>OBP: 0.176, SLG: 0.125</small> Matty Alou, L (6, 7) <small>OBP: 0.346, SLG: 0.387</small> Harvey Kuenn, R (7, PH) <small>OBP: 0.365, SLG: 0.434</small>		 2-3 <small>3</small>		 0-0 <small>2</small>		 2-2 <small>2</small>	 1-2 <small>2</small>		 2-2 <small>1</small>	3 1 0 0 0 1 5 0 0 0 0 0 0 0 0 0 0 0 0 0 0 2 0 0 0 0 0 2		
Inning Stats	R: 0 H: 0 E: 0 LOB: 0 K: 1 BB: 0 S: 11 P: 16	R: 1 H: 2 E: 0 LOB: 2 K: 1 BB: 1 S: 11 P: 20	R: 0 H: 0 E: 0 LOB: 2 K: 0 BB: 1 S: 12 P: 20	R: 0 H: 2 E: 0 LOB: 2 K: 1 BB: 0 S: 11 P: 15	R: 0 H: 0 E: 0 LOB: 1 K: 0 BB: 1 S: 6 P: 12	R: 4 H: 4 E: 1 LOB: 2 K: 1 BB: 1 S: 19 P: 31	R: 0 H: 2 E: 0 LOB: 2 K: 0 BB: 0 S: 10 P: 15	R: 2 H: 3 E: 1 LOB: 3 K: 0 BB: 1 S: 11 P: 22	R: 0 H: 0 E: 0 LOB: 0 K: 2 BB: 0 S: 9 P: 15	1B: 11 SF: 1 2B: 2 SAC: 0 3B: 0 DP: 0 HR: 0 HBP: 1	WP: 0 PA: 47 PB: 0 SB: 0 CS: 0	
PITCHER	Don Drysdale, R (1, 1) <small>ERA: 2.83</small> Ed Roebuck, R (6, 1) <small>ERA: 2.95</small> Ron Perranoski, L (7, 1) <small>ERA: 2.86</small> Jack Smith, R (8, 1) <small>ERA: 4.5</small> Stan Williams, R (8, 1) <small>ERA: 4.47</small>	IP WLS BF H R ER SO BB IBB HBP BLK WP HR S P ERA WHIP	IP WLS BF H R ER SO BB IBB HBP BLK WP HR S P ERA WHIP	IP WLS BF H R ER SO BB IBB HBP BLK WP HR S P ERA WHIP	IP WLS BF H R ER SO BB IBB HBP BLK WP HR S P ERA WHIP	IP WLS BF H R ER SO BB IBB HBP BLK WP HR S P ERA WHIP	IP WLS BF H R ER SO BB IBB HBP BLK WP HR S P ERA WHIP	IP WLS BF H R ER SO BB IBB HBP BLK WP HR S P ERA WHIP	IP WLS BF H R ER SO BB IBB HBP BLK WP HR S P ERA WHIP	IP WLS BF H R ER SO BB IBB HBP BLK WP HR S P ERA WHIP	IP WLS BF H R ER SO BB IBB HBP BLK WP HR S P ERA WHIP	IP WLS BF H R ER SO BB IBB HBP BLK WP HR S P ERA WHIP

San Francisco Giants @ Los Angeles Dodgers
 Dodger Stadium, Los Angeles, CA
 Tue Oct 02 1962, 3:33 AM PDT
 Att: 25,321 - Unknown

livebaseballscorecards.com

AB 40
 R 7
 H 13
 RBI 6
 BB 5
 SO 6
 LOB 27



BOTTOM

San Francisco Giants @ Los Angeles Dodgers
Dodger Stadium, Los Angeles, CA
Tue Oct 02 1962, 3:33 AM PDT
Att. 25,321 - Unknown

livebaseballscorecards.com

AB 29
R 8
H 7
RBI 7
BB 8
SO 7
LOB 11



WP: 0 PA: 42
PB: 0
SB: 1
CS: 1

AB R H RBI BB SO LOB

4	1	0	0	1	1	1
3	1	0	0	2	1	1
3	1	1	0	1	0	0
0	0	0	0	0	0	0
3	0	1	1	1	1	1
2	1	1	0	1	0	0
1	0	1	1	0	0	0
3	1	1	1	1	1	3
2	0	0	0	0	1	3
2	1	1	0	0	1	0
0	0	0	1	0	0	0
0	1	0	0	1	0	0
2	0	0	0	0	0	0
0	0	0	0	0	0	0
1	1	1	3	0	0	0
0	0	0	0	0	0	0
0	0	0	0	0	0	0
1	0	0	0	0	1	1

1B: 5 SF: 2
2B: 2 SAC: 1
3B: 0 DP: 0
HR: 0 HBP: 1

WP: 0	PA: 42
PB: 0	
SB: 1	
CS: 1	

Batter	1	2	3	4	5	6	7	8	9
Maury Wills, S OBP: 0.344, SLG: 0.370 (1, 6)	2-3 K		2-1 4-3		3-2 6-3	1-2 FC3 F9 S 3-H		1-2 CS	4-2 SH1-4 BB SF8 BB
Jim Gilliam, S OBP: 0.372, SLG: 0.338 (1, 4) (7, 5)	2-3 K		0-1 F7			2B SF8 BB F9			4-1 SH1-4 1-2 BB
Duke Snider, L OBP: 0.415, SLG: 0.471 Daryl Spencer, R OBP: 0.365, SLG: 0.318 (1, 7) (9, PH)	4-2 BB		1-2 F7		1-1 SF8 1B 2B	1-0 F3			0-0 SH1-4 1-2 2-3
Tommy Davis, R OBP: 0.372, SLG: 0.530 (1, 5) (7, 8)	2-3 K		1-0 1B 1B		2-1 SF8	2-2 5-3			4-0 IBB
Wally Moon, L OBP: 0.330, SLG: 0.340 Ron Fairly, L OBP: 0.379, SLG: 0.433 (1, 3) (7, 3)		0-0 F8	1-1 1B	1-2 1B	4-2 1B 1B HBP BB	0-1 1B			0-2 SF8 3-H
Frank Howard, R OBP: 0.349, SLG: 0.564 (1, 9)		4-2 FC4-6 BB	0-0 L8		2-2 HBP 1B 2B 1B	1-3 K			
John Roseboro, L OBP: 0.342, SLG: 0.383 Doug Camilli, R OBP: 0.366, SLG: 0.523 (1, 2) (6, PH) (7, 2)		2-2 FC4-6 1-2	1-3 K		3-2 HBP 2B 1B				1-3 K
Willie Davis, L OBP: 0.334, SLG: 0.456 Andy Carey, R OBP: 0.333, SLG: 0.351 Larry Burright, R OBP: 0.265, SLG: 0.319 (1, 8) (6, PH) (6, PR) (7, 4)		0-0 L9		0-0 1-3	3-2 2B HBP				4-2 CS BB
Don Drysdale, R OBP: 0.246, SLG: 0.252 Ed Roebuck, S OBP: 0.231, SLG: 0.231 Lee Walls, R OBP: 0.328, SLG: 0.315 Ron Ferranski, L OBP: 0.153, SLG: 0.071 Jack Smith, R OBP: 0.103, SLG: 0.167 (1, 1) (6, 1) (6, PH) (7, 1) (8, 1) (8, 1)			2-1 F9		1-1 4-3	1-2 E 2B			0-3 K

Inning Stats	R: 0	H: 0	E: 0	LOB: 1	K: 3	P: 13	R: 0	H: 0	E: 0	LOB: 1	K: 0	P: 8	R: 0	H: 2	E: 0	LOB: 2	K: 1	P: 12	R: 0	H: 0	E: 0	LOB: 0	K: 0	P: 6	R: 7	H: 4	E: 1	LOB: 2	K: 0	P: 29	R: 0	H: 1	E: 0	LOB: 1	K: 1	P: 10	R: 0	H: 0	E: 0	LOB: 0	K: 2	P: 11	R: 1	H: 0	E: 0	LOB: 2	K: 0	P: 8	1B: 5	SF: 2	2B: 2	SAC: 1	3B: 0	DP: 0	HR: 0	HBP: 1	WP: 0	PA: 42
--------------	------	------	------	--------	------	-------	------	------	------	--------	------	------	------	------	------	--------	------	-------	------	------	------	--------	------	------	------	------	------	--------	------	-------	------	------	------	--------	------	-------	------	------	------	--------	------	-------	------	------	------	--------	------	------	-------	-------	-------	--------	-------	-------	-------	--------	-------	--------

PITCHER	IP	WLS	BF	H	R	ER	SO	BB	IBB	HBP	BLK	WP	HR	S	P	ERA	WHIP
Jack Sanford, R ERA: 3.43 (1, 1)	5.0		20	2	1	1	4	3	0	0	0	0	0	47	79	1.80	1.000
Stu Miller, R ERA: 4.12 (6, 1)	0.1		4	2	1	1	0	1	0	0	0	0	0	10	19	27.00	9.000
Billy O'Dell, L ERA: 3.53 (6, 1)	0.0		3	2	4	4	0	0	0	1	0	0	0	11	18	∞	∞
Don Larsen, R ERA: 4.43 (6, 1)	1.2		6	1	1	0	1	0	0	0	0	0	0	16	22	0.00	0.600
Bobby Bolin, R ERA: 3.62 (8, 1)	1.0	L	4	0	1	1	2	2	0	0	0	0	0	14	23	9.00	2.000
PITCHER	IP	WLS	BF	H	R	ER	SO	BB	IBB	HBP	BLK	WP	HR	S	P	ERA	WHIP
Richard LeMay, L ERA: 7.71 (9, 1)	0.0		1	0	0	0	0	1	0	0	0	0	0	1	5	∞	∞
Gaylord Perry, R ERA: 5.23 (9, 1)	0.1		1	0	0	0	0	0	0	0	0	0	0	1	1	0.00	0.000
Mike McCormick, L ERA: 5.38 (9, 1)	0.1		2	0	0	0	0	0	1	0	0	0	0	3	7	0.00	0.000

Batter	1	2	3	4	5	6	7	8	9	AB	R	H	RBI	BB	SO	LOB
Maury Wills, S OBP: 0.347, SLG: 0.373 (1, 6)	0-1 E1 1B		1-0 S 1B		1-0 1B		2-1 S S E 1B		0-2 5-3	5	1	4	0	0	0	0
Jim Gilliam, S OBP: 0.370, SLG: 0.335 (1, 4) (7, 5)	0-0 F4		3-2 F9 1-2		0-0 F8		2-1 F7 1-2		1-2 F8	5	0	0	0	0	0	4
Duke Snider, L OBP: 0.418, SLG: 0.481 (1, 7) Larry Burright, R OBP: 0.264, SLG: 0.317 (7, 4) Lee Walls, R OBP: 0.325, SLG: 0.312 (9, PH)	0-1 F5			1-1 1B FC5-4 2B		1-2 HR 1B		1-0 F5 2-H	1-1 L8	3	2	2	0	0	0	1
Tommy Davis, R OBP: 0.374, SLG: 0.535 (1, 5) (7, 7)	1-2 F6			2-0 FC5-4 1B		3-1 HR 1-H		4-0 S SH1-4 BB		3	1	2	2	1	0	1
Wally Moon, L OBP: 0.326, SLG: 0.336 (1, 3) Ron Fairly, L OBP: 0.379, SLG: 0.433 (8, 3) (9, 9)		1-0 F3		2-1 F9		0-1 L7		0-0 SH1-4		3	0	0	0	0	0	2
Frank Howard, R OBP: 0.346, SLG: 0.560 (1, 9) Tim Harkness, L OBP: 0.370, SLG: 0.387 (9, 3)		1-0 6-3		3-2 FC5-4 1-2f 3-H		1-1 E6		3-3 K		4	0	0	1	0	1	2
John Roseboro, L OBP: 0.341, SLG: 0.380 (1, 2)		0-0 F4		1-3 K		2-1 F9		4-0 IBB IBB		3	0	0	0	1	1	2
Willie Davis, L OBP: 0.334, SLG: 0.453 (1, 8)			0-1 5-3		1-0 L9		2-2 L3		4-0 IBB	3	0	0	0	1	0	1
Johnny Podres, L OBP: 0.187, SLG: 0.216 (1, 1) Ed Roebuck, R OBP: 0.214, SLG: 0.214 (6, 1) Stan Williams, R OBP: 0.103, SLG: 0.167 (9, 1) Ron Perranoski, L OBP: 0.133, SLG: 0.071 (9, 1)			0-1 4-3		1-3 K		1-0 F3		0-2 5-3	2	0	0	0	0	1	0
										2	0	0	0	0	0	3
										0	0	0	0	0	0	0
										0	0	0	0	0	0	0

Inning Stats	R: 0	H: 1	E: 1	K: 0	S: 8	R: 0	H: 0	E: 0	K: 0	S: 3	R: 0	H: 1	E: 0	K: 0	S: 8	R: 1	H: 2	E: 0	K: 1	S: 11	R: 0	H: 1	E: 0	K: 1	S: 7	R: 2	H: 2	E: 1	K: 0	S: 14	R: 1	H: 1	E: 0	K: 0	S: 6	R: 0	H: 0	E: 0	K: 1	S: 7	R: 0	H: 0	E: 0	K: 0	S: 10	R: 0	H: 0	E: 0	K: 0	S: 10	1B: 6	SF: 0	2B: 1	SAC: 1	3B: 0	DP: 0	HR: 1	HBP: 0	WP: 0	PA: 39
--------------	------	------	------	------	------	------	------	------	------	------	------	------	------	------	------	------	------	------	------	-------	------	------	------	------	------	------	------	------	------	-------	------	------	------	------	------	------	------	------	------	------	------	------	------	------	-------	------	------	------	------	-------	-------	-------	-------	--------	-------	-------	-------	--------	-------	--------

PITCHER	IP	WLS	BF	H	R	ER	SO	BB	IBB	HBP	BLK	WP	HR	S	P	ERA	WHIP
Juan Marichal, R ERA: 3.36 (1, 1)	7.0		30	8	4	3	2	0	0	0	0	0	1	57	91	3.86	1.143
Don Larsen, R ERA: 4.38 (8, 1)	1.0	W	6	0	0	0	1	1	2	0	0	0	0	7	22	0.00	1.000
Billy Pierce, L ERA: 3.49 (9, 1)	1.0	S	3	0	0	0	0	0	0	0	0	0	0	10	12	0.00	0.000

BOTTOM

San Francisco Giants @ Los Angeles Dodgers
 Dodger Stadium, Los Angeles, CA
 Wed Oct 03 1962, 3:33 AM PDT
 Att. 45,693 - Unknown

livebaseballscores.com

AB	35
R	4
H	8
RBI	3
BB	3
SO	3
LOB	16

