

Los Angeles Dodgers - 1962

Batter	1	2	3	4	5	6	7	8	9	AB	R	H	RBI	BB	SO	LOB	TOP				
Eddie Kasko, R OBP: 0.400, SLG: 0.500	1-0 SH4-3 1B 2B		1-0 L6		1-2 F4		1-0 5-3	0-1 F7		5	1	1	0	0	0	2					
Cookie Rojas, R Jerry Lynch, L Don Blasingame, L OBP: 0.400, SLG: 0.250	0-0 SH4-3 2-3		1-1 4-3		0-0 F7		0-2 F7	1-3 K		3	0	0	0	0	0	0					
Vada Pinson, L OBP: 0.600, SLG: 0.875	2-2 G6-4-3 1B		2-2		4-0 1B BB		1-1 HR 2B		2-2 F8 1B SF8	4	3	4	1	1	0	0					
Frank Robinson, R OBP: 0.300, SLG: 0.125	1-2 G6-4-3 1-2		3-3 K		0-0 F3		4-0 HR IBB		0-0 1B 1-2 1B	4	1	1	0	1	1	3					
Wally Post, R Marty Keough, L		0-2 BB 1B		0-0 FC3-6 1B		0-1 F8		0-0 HR	0-1 F8	5	1	3	3	0	0	3					
Gordy Coleman, L OBP: 0.556, SLG: 0.571		2-3 K		0-0 FC3-6 1-2		0-0 1B 1-2 1B		3-1 F8	1-0 SF8	4	0	1	1	0	1	2					
Tommy Harper, R		4-2 BB		1-1 L5		2-0 1B 1-3 2-H		0-0 1B	3-1 1B	4	0	3	1	1	0	1					
Johnny Edwards, L		0-3 K		1-0 F7		4-0 IBB		0-1 L6	1-2 4-3	4	0	0	0	1	1	6					
Bob Purkey, R Bill Henry, L Jim Brosnan, R		2-3 K		0-1 4-3		1-3 K		0-0 1B 1-2		4	0	1	0	0	2	5					
Inning Stats	R: 1 E: 0 K: 0 S: 9	H: 2 LOB: 0 BB: 0 P: 13	R: 0 E: 0 K: 3 S: 16	H: 1 LOB: 2 BB: 1 P: 24	R: 0 E: 0 K: 1 S: 9	H: 1 LOB: 1 BB: 0 P: 16	R: 0 E: 0 K: 0 S: 5	H: 1 LOB: 0 BB: 0 P: 7	R: 0 E: 0 K: 1 S: 8	H: 0 LOB: 0 BB: 2 P: 19	R: 3 E: 0 K: 0 S: 10	H: 2 LOB: 0 BB: 1 P: 19	R: 0 E: 0 K: 1 S: 9	H: 2 LOB: 2 BB: 0 P: 10	R: 1 E: 0 K: 0 S: 14	H: 3 LOB: 2 BB: 0 P: 21	1B: 10 2B: 3 HR: 1	SF: 1 SAC: 1 DP: 1 HBP: 0	WP: 0 PB: 0 SB: 0 CS: 0	PA: 44	
PITCHER	IP WLS BF H R ER SO BB IBB HBP BLK WP HR S P ERA WHIP	IP WLS BF H R ER SO BB IBB HBP BLK WP HR S P ERA WHIP	IP WLS BF H R ER SO BB IBB HBP BLK WP HR S P ERA WHIP	IP WLS BF H R ER SO BB IBB HBP BLK WP HR S P ERA WHIP	IP WLS BF H R ER SO BB IBB HBP BLK WP HR S P ERA WHIP	IP WLS BF H R ER SO BB IBB HBP BLK WP HR S P ERA WHIP	IP WLS BF H R ER SO BB IBB HBP BLK WP HR S P ERA WHIP	IP WLS BF H R ER SO BB IBB HBP BLK WP HR S P ERA WHIP	IP WLS BF H R ER SO BB IBB HBP BLK WP HR S P ERA WHIP	IP WLS BF H R ER SO BB IBB HBP BLK WP HR S P ERA WHIP	IP WLS BF H R ER SO BB IBB HBP BLK WP HR S P ERA WHIP	IP WLS BF H R ER SO BB IBB HBP BLK WP HR S P ERA WHIP	IP WLS BF H R ER SO BB IBB HBP BLK WP HR S P ERA WHIP	IP WLS BF H R ER SO BB IBB HBP BLK WP HR S P ERA WHIP	IP WLS BF H R ER SO BB IBB HBP BLK WP HR S P ERA WHIP	IP WLS BF H R ER SO BB IBB HBP BLK WP HR S P ERA WHIP	IP WLS BF H R ER SO BB IBB HBP BLK WP HR S P ERA WHIP	IP WLS BF H R ER SO BB IBB HBP BLK WP HR S P ERA WHIP	IP WLS BF H R ER SO BB IBB HBP BLK WP HR S P ERA WHIP	IP WLS BF H R ER SO BB IBB HBP BLK WP HR S P ERA WHIP	IP WLS BF H R ER SO BB IBB HBP BLK WP HR S P ERA WHIP

Cincinnati Reds @ Los Angeles Dodgers
Dodger Stadium, Los Angeles, CA
Tue Apr 10 1962, 3:33 AM PST
Att: 52,564 - Unknown

AB	38
R	6
H	14
RBI	6
BB	4
SO	6
LOB	24



Batter	1	2	3	4	5	6	7	8	9	AB	R	H	RBI	BB	SO	LOB	BOTTOM					
Maury Wills, S Frank Howard, R	1-0 B1-3		1-2 6-3		1-1 F7			4-2 BB 1B BB	0-0 G3	3	0	0	0	1	0	1						
Jim Gilliam, S OBP: 0.500, SLG: 0.500	3-1 L4		1-0 1B 4-3 2B 1B		0-0 4-3		2-2 G3	2-2 BB 1B		4	1	2	0	0	0	1						
Wally Moon, L	2-2 4-3		0-0 4-3		2-2 G3		4-2 BB 1B	1-2 2-3 BB		3	0	0	0	1	0	1						
Duke Snider, L Tommy Davis, R		0-0 BB 1B		2-1 2-3 2B 1B		0-1 F9		3-2 G6-3		3	1	2	0	0	0	0						
John Roseboro, L		4-1 G5-4-3 BB		0-0 2-3		2-2 F9		2-0 G4-6-3 HBP		2	0	0	0	1	0	2						
Ron Fairly, L OBP: 0.250, SLG: 0.500		2-1 F4		0-2 2-H 3-H 0-0 2B		3-2 F7		1-2 G4-6-3		4	0	1	2	0	0	3						
Daryl Spencer, R OBP: 0.250, SLG: 0.750		0-1 G5-4-3		0-2 F7		3-3 K		1-2 1B		4	1	1	0	0	1	3						
Willie Davis, L Lee Walls, R			2-1 4-3		1-0 F7		0-0 6-3	4-1 1B BB		3	0	0	0	0	0	0						
Johnny Podres, L Larry Sherry, R Tim Harkness, L Ron Perranoski, L Andy Carey, R OBP: 1.000, SLG: 1.000			2-1 F8		1-0 2B		0-0 5-3	0-2 1B		2	0	1	0	0	0	0						
Inning Stats	R: 0 E: 0 K: 0 S: 6	H: 0 LOB: 0 BB: 0 P: 12	R: 0 E: 0 K: 0 S: 7	H: 1 LOB: 1 BB: 1 P: 12	R: 0 E: 0 K: 0 S: 9	H: 0 LOB: 0 BB: 0 P: 12	R: 2 E: 0 K: 0 S: 9	H: 3 LOB: 1 BB: 0 P: 12	R: 0 E: 0 K: 0 S: 5	H: 1 LOB: 1 BB: 0 P: 8	R: 0 E: 0 K: 0 S: 8	H: 0 LOB: 0 BB: 0 P: 12	R: 0 E: 0 K: 1 S: 12	H: 0 LOB: 0 BB: 0 P: 18	R: 0 E: 0 K: 0 S: 13	H: 1 LOB: 2 BB: 2 P: 26	R: 1 E: 0 K: 0 S: 13	H: 2 LOB: 2 BB: 1 P: 21	1B: 5 2B: 2 HR: 0	SF: 0 SAC: 0 DP: 3 HBP: 1	WP: 0 PB: 0 SB: 0 CS: 0	PA: 37
PITCHER	IP WLS BF H R ER SO BB IBB HBP BLK WP HR S P ERA WHIP	IP WLS BF H R ER SO BB IBB HBP BLK WP HR S P ERA WHIP	IP WLS BF H R ER SO BB IBB HBP BLK WP HR S P ERA WHIP	IP WLS BF H R ER SO BB IBB HBP BLK WP HR S P ERA WHIP	IP WLS BF H R ER SO BB IBB HBP BLK WP HR S P ERA WHIP	IP WLS BF H R ER SO BB IBB HBP BLK WP HR S P ERA WHIP	IP WLS BF H R ER SO BB IBB HBP BLK WP HR S P ERA WHIP	IP WLS BF H R ER SO BB IBB HBP BLK WP HR S P ERA WHIP	IP WLS BF H R ER SO BB IBB HBP BLK WP HR S P ERA WHIP	IP WLS BF H R ER SO BB IBB HBP BLK WP HR S P ERA WHIP	IP WLS BF H R ER SO BB IBB HBP BLK WP HR S P ERA WHIP	IP WLS BF H R ER SO BB IBB HBP BLK WP HR S P ERA WHIP	IP WLS BF H R ER SO BB IBB HBP BLK WP HR S P ERA WHIP	IP WLS BF H R ER SO BB IBB HBP BLK WP HR S P ERA WHIP	IP WLS BF H R ER SO BB IBB HBP BLK WP HR S P ERA WHIP	IP WLS BF H R ER SO BB IBB HBP BLK WP HR S P ERA WHIP	IP WLS BF H R ER SO BB IBB HBP BLK WP HR S P ERA WHIP	IP WLS BF H R ER SO BB IBB HBP BLK WP HR S P ERA WHIP	IP WLS BF H R ER SO BB IBB HBP BLK WP HR S P ERA WHIP	IP WLS BF H R ER SO BB IBB HBP BLK WP HR S P ERA WHIP	IP WLS BF H R ER SO BB IBB HBP BLK WP HR S P ERA WHIP	

Cincinnati Reds @ Los Angeles Dodgers
Dodger Stadium, Los Angeles, CA
Tue Apr 10 1962, 3:33 AM PST
Att: 52,564 - Unknown

AB	32
R	3
H	8
RBI	3
BB	4
SO	1
LOB	16



Batter	1	2	3	4	5	6	7	8	9	AB	R	H	RBI	BB	SO	LOB	TOP					
Eddie Kasko, R OBP: 0.397, SLG: 0.500 (1, 6)										4	0	1	0	0	0	3	Cincinnati Reds @ Los Angeles Dodgers Dodger Stadium, Los Angeles, CA Wed Apr 11 1962, 6:05 PM PST Att: 35,296 - Unknown					
Cookie Rojas, R (1, 4)										4	0	0	0	0	0	2						
Vada Pinson, L OBP: 0.500, SLG: 0.667 (1, 8)										4	1	1	0	0	2	1						
Frank Robinson, R OBP: 0.286, SLG: 0.250 (1, 9)										4	1	1	0	0	1	1						
Wally Post, R OBP: 0.444, SLG: 0.778 (1, 7)										4	0	1	1	0	1	0						
Gordy Coleman, L OBP: 0.385, SLG: 0.364 (1, 3)										4	0	0	0	0	0	2						
Tommy Harper, R OBP: 0.385, SLG: 0.333 (1, 5)										4	0	0	0	0	2	1						
Darrell Johnson, R (1, 2)										2	0	0	0	1	0	1						
Moe Drabowsky, R (1, 1)										0	0	0	0	1	0	0						
Joe Gaines, R (5, PH)										0	0	0	0	1	0	0						
Dave Sisler, R (5, 1)										0	0	0	0	0	0	0						
Leo Cardenas, R (8, PH)										1	0	0	0	0	1	0						
Bob Miller, R (8, 1)										0	0	0	0	0	0	0						
Inning Stats	R: 0 E: 0 K: 2 S: 15	H: 1 LOB: 1 BB: 0 P: 23	R: 0 E: 0 K: 0 S: 4	H: 0 LOB: 0 BB: 0 P: 6	R: 0 E: 0 K: 0 S: 8	H: 0 LOB: 1 BB: 1 P: 15	R: 0 E: 0 K: 1 S: 7	H: 0 LOB: 0 BB: 0 P: 10	R: 0 E: 0 K: 0 S: 9	H: 0 LOB: 2 BB: 2 P: 21	R: 0 E: 0 K: 1 S: 6	H: 0 LOB: 0 BB: 0 P: 7	R: 0 E: 1 K: 1 S: 11	H: 0 LOB: 1 BB: 0 P: 18	R: 0 E: 0 K: 1 S: 5	H: 0 LOB: 0 BB: 0 P: 6	R: 2 E: 0 K: 1 S: 12	H: 3 LOB: 0 BB: 0 P: 18	1B: 2 2B: 2 3B: 0 HR: 0	SF: 0 SAC: 0 DP: 1 HBP: 0	WP: 1 PB: 0 SB: 0 CS: 0	PA: 34
PITCHER Sandy Koufax, L ERA: 2.0 (1, 1)	IP: 9.0 WLS: W BF: 34	H: 4 R: 2 ER: 2 SO: 7	BB: 3 IBB: 0 HBP: 0 BLK: 0	WP: 1 HR: 0 S: 77 P: 124	ERA: 2.00 WHIP: 0.778											ERA: 2.00 WHIP: 0.778						

Batter	1	2	3	4	5	6	7	8	9	AB	R	H	RBI	BB	SO	LOB	BOTTOM			
Maury Wills, S OBP: 0.222, SLG: 0.429 (1, 6)										4	1	1	1	0	1	0	Cincinnati Reds @ Los Angeles Dodgers Dodger Stadium, Los Angeles, CA Wed Apr 11 1962, 6:05 PM PST Att: 35,296 - Unknown			
Jim Gilliam, S OBP: 0.375, SLG: 0.750 (1, 4)										4	1	1	2	0	2	0				
Wally Moon, L (1, 7)										3	1	0	0	1	0	0				
Duke Snider, L OBP: 0.667, SLG: 0.800 (1, 9)										2	1	1	1	1	1	0				
Tim Lincecum, L OBP: 0.500, SLG: 0.500 (7, PH)										1	0	1	0	0	0	0				
John Roseboro, L (1, 2)										3	1	0	0	1	0	3				
Ron Fairly, L OBP: 0.375, SLG: 0.400 (1, 3)										1	0	0	1	2	0	1				
Daryl Spencer, R OBP: 0.375, SLG: 0.571 (1, 5)										3	0	1	0	1	0	1				
Willie Davis, L OBP: 0.286, SLG: 0.500 (1, 8)										3	1	1	1	1	1	3				
Sandy Koufax, R (1, 1)										4	0	0	0	0	4	7				
Inning Stats	R: 0 E: 0 K: 1 S: 10	H: 0 LOB: 0 BB: 0 P: 13	R: 0 E: 0 K: 1 S: 11	H: 1 LOB: 3 BB: 2 P: 25	R: 4 E: 0 K: 0 S: 9	H: 3 LOB: 0 BB: 1 P: 20	R: 1 E: 0 K: 1 S: 12	H: 1 LOB: 0 BB: 0 P: 15	R: 1 E: 0 K: 2 S: 10	H: 0 LOB: 3 BB: 4 P: 29	R: 0 E: 0 K: 2 S: 8	H: 0 LOB: 0 BB: 0 P: 14	R: 0 E: 0 K: 0 S: 11	H: 1 LOB: 1 BB: 0 P: 14	R: 0 E: 0 K: 2 S: 7	H: 0 LOB: 0 BB: 0 P: 8	1B: 2 2B: 1 3B: 2 HR: 1	SF: 2 SAC: 0 DP: 0 HBP: 0	WP: 1 PB: 0 SB: 1 CS: 0	PA: 37
PITCHER Moe Drabowsky, R ERA: 11.25 (1, 1)	IP: 4.0 WLS: L BF: 20	H: 5 R: 5 ER: 5 SO: 3	BB: 3 IBB: 0 HBP: 0 BLK: 0	WP: 0 HR: 1 S: 42 P: 73	ERA: 11.25 WHIP: 2.000											ERA: 11.25 WHIP: 2.000				
Dave Sisler, R (5, 1)	IP: 3.0 WLS: L BF: 14	H: 1 R: 1 ER: 1 SO: 4	BB: 4 IBB: 0 HBP: 0 BLK: 0	WP: 1 HR: 0 S: 29 P: 57	ERA: 3.00 WHIP: 1.667											ERA: 3.00 WHIP: 1.667				
Bob Miller, L ERA: 13.5 (8, 1)	IP: 1.0 WLS: L BF: 3	H: 0 R: 0 ER: 0 SO: 2	BB: 0 IBB: 0 HBP: 0 BLK: 0	WP: 0 HR: 0 S: 7 P: 8	ERA: 0.00 WHIP: 0.000											ERA: 0.00 WHIP: 0.000				

Batter	1	2	3	4	5	6	7	8	9	AB	R	H	RBI	BB	SO	LOB	TOP										
Don Blasingame, L (1.4) OBP: 0.400, SLG: 0.143	4-0 FC5-4 BB	4-1 2B BB		0-1 4-3			0-2 FC6-4 G5-4-3		1-2 1-3	3	1	0	0	2	0	1											
Eddie Kasko, R (1.6) OBP: 0.366, SLG: 0.526	1-2 F3	2-2 2B			2-2 F8		0-1 G5-4-3		0-0 WP 1B	5	0	2	3	0	0	2											
Vada Pinson, L (1.8) OBP: 0.421, SLG: 0.529	0-0 F7	0-3 K			0-1 F2			0-0 3-1 WP 1B	2-2 L4	5	1	1	0	0	1	3											
Frank Robinson, R (1.9) OBP: 0.222, SLG: 0.188	1-1 FC5-4		1-3 K		0-2 E9			1-2 3-1		4	0	0	0	0	1	2											
Gordy Coleman, L (1.3) OBP: 0.353, SLG: 0.333		0-1 FC4-6 BLK 1B	0-3 K		1-3 K			2-2 4-3		4	1	1	1	0	2	1											
Wally Post, R (1.7) OBP: 0.536, SLG: 1.000		4-1 FC4-6 BB	1-3 K			4-1 G6-4-3 BB		3-H 0-1 HR		2	1	1	1	2	1	1											
Johnny Edwards, L (1.2) OBP: 0.333, SLG: 0.333		2-2 FC4-6 BLK 2B	2-3 K			3-3 K		0-1 F8		4	1	0	0	0	2	4											
Tommy Harper, R (1.5) OBP: 0.294, SLG: 0.250		3-3 K		0-3 K		1-2 G6-4-3			1-0 F9	4	0	0	0	0	2	3											
Joey Jay, S (1.1) Bob Miller, R (5.1) Dave Hillman, R (5.1) Marty Keough, L (7.0) Johnny Klippstein, R (7.1) Jerry Lynch, L (8.0)		4-0 BLK 2B BB		0-1 G3			0-0 FC6-4 1B		0-2 HR	1	1	0	0	1	0	0											
Inning Stats	R: 0 E: 0 K: 0 S: 7	H: 0 LOB: 1 BB: 1 P: 12	R: 4 E: 0 K: 2 S: 19	H: 2 LOB: 1 BB: 3 P: 38	R: 0 E: 0 K: 4 S: 12	H: 0 LOB: 0 BB: 0 P: 16	R: 0 E: 0 K: 1 S: 7	H: 0 LOB: 0 BB: 0 P: 7	R: 0 E: 1 K: 1 S: 11	H: 0 LOB: 1 BB: 0 P: 14	R: 0 E: 0 K: 1 S: 7	H: 0 LOB: 0 BB: 1 P: 15	R: 0 E: 0 K: 0 S: 6	H: 1 LOB: 0 BB: 0 P: 6	R: 2 E: 0 K: 0 S: 15	H: 2 LOB: 0 BB: 0 P: 18	R: 1 E: 0 K: 0 S: 11	H: 2 LOB: 1 BB: 0 P: 15	1B: 4 2B: 1 3B: 0 HR: 2	SF: 0 SAC: 0 DP: 2 HBP: 0	WP: 2 PB: 1 SB: 0 CS: 0	PA: 39					
PITCHER	IP	WLS	BF	H	R	ER	SO	BB	IBB	HBP	BLK	WP	HR	S	P	ERA	WHIP										
Stan Williams, R (1.1) ERA: 21.6	1.2		11	2	4	4	1	4	0	0	1	0	0	23	47	21.60	3.600										
Pete Richert, L (2.1) ERA: 6.75	3.1	W	12	0	0	0	7	0	0	0	0	0	0	33	40	0.00	0.000										
Joe Moeller, R (6.1) ERA: 6.75	4.0	S	16	5	3	3	1	1	0	0	0	2	2	39	54	6.75	1.500										

Cincinnati Reds @ Los Angeles Dodgers
Dodger Stadium, Los Angeles, CA
Thu Apr 12 1962, 6:05 PM PST
Att: 24,570 - Unknown

AB 34
R 7
H 7
RBI 6
BB 5
SO 9
LOB 17



Batter	1	2	3	4	5	6	7	8	9	AB	R	H	RBI	BB	SO	LOB	BOTTOM										
Maury Wills, S (1.6) OBP: 0.214, SLG: 0.273	0-0 B3		2-2 FC4-6 G6-4-3				4-3			4	1	0	1	1	0	5											
Jim Gilliam, S (1.4) OBP: 0.385, SLG: 0.692	0-1 6-3		2-1 G6-4-3		2-1 E7 2B 1B	1-1 1B 2B	F5			5	1	2	2	0	0	2											
Tommy Davis, R (1.9) OBP: 0.333, SLG: 0.333	0-3 K			0-1 FC6-4 1B	0-0 1-3	0-1 F9				5	0	2	0	0	1	3											
Wally Moon, L (1.7) OBP: 0.308, SLG: 0.273		1-1 G3		2-2 FC6-4	1-1 2B 2B	1-2 WP 1B	4-3			5	2	2	1	0	0	2											
John Roseboro, L (1.2) OBP: 0.538, SLG: 0.444 Larry Burright, R (8.0) Norm Sherry, R (9.2)		0-0 1B		0-3 K	0-1 S E 2B	3-2 1B 3B 1B		1-0 F7 BLK 1B HBP		4	2	3	2	0	1	1											
Ron Fairly, L (1.3) OBP: 0.385, SLG: 0.600		0-0 L7		1-0 F7	2-1 FC4 BB FC3-2 1B	0-0 1B 3B		1-1 F7		5	1	2	1	0	0	3											
Daryl Spencer, R (1.5) OBP: 0.462, SLG: 0.545		1-2 F4			E6 BB 1B	2-1 1B		1-1 F7		4	1	2	2	1	0	1											
Willie Davis, L (1.8) OBP: 0.417, SLG: 0.545			2-1 FC4-6 BB 1B		E3 BB 1B FC4 3B 1B	1-2 1B		3-H 1-0 F6		5	1	3	0	0	0	3											
Stan Williams, R (1.1) Pete Richert, L (2.1) Duke Snider, L (5.0) Dick Tracywski, R (5.0) Tim Harkness, L (5.0) Joe Moeller, R (6.1)			4-0 FC4-6 BB		E2 BB 1B FC3-2 1B	1-2 1B		3-3 K		0	0	0	0	0	0	0											
Inning Stats	R: 0 E: 0 K: 1 S: 7	H: 0 LOB: 0 BB: 0 P: 7	R: 0 E: 0 K: 0 S: 7	H: 1 LOB: 1 BB: 0 P: 9	R: 0 E: 0 K: 0 S: 7	H: 1 LOB: 1 BB: 1 P: 17	R: 0 E: 0 K: 1 S: 9	H: 1 LOB: 0 BB: 0 P: 12	R: 7 E: 3 K: 0 S: 24	H: 5 LOB: 3 BB: 3 P: 44	R: 3 E: 0 K: 0 S: 20	H: 6 LOB: 2 BB: 0 P: 29	R: 0 E: 0 K: 0 S: 5	H: 1 LOB: 1 BB: 0 P: 9	R: 1 E: 0 K: 1 S: 8	H: 1 LOB: 1 BB: 0 P: 15	1B: 12 2B: 3 3B: 1 HR: 0	SF: 0 SAC: 0 DP: 1 HBP: 1	WP: 1 PB: 0 SB: 1 CS: 0	PA: 45							
PITCHER	IP	WLS	BF	H	R	ER	SO	BB	IBB	HBP	BLK	WP	HR	S	P	ERA	WHIP										
Joey Jay, R (1.1) ERA: 12.79	4.0	L	20	5	6	5	2	3	0	0	0	0	0	7	10	27.00	9.000										
Bob Miller, L (5.1) ERA: 18.0	0.1		4	3	1	1	0	0	0	0	0	0	0	7	10	27.00	9.000										
Dave Hillman, R (5.1) ERA: 9.82	1.2		12	6	3	3	0	1	0	0	0	1	0	29	45	16.20	4.200										
Johnny Klippstein, R (7.1) ERA: 4.5	2.0		9	2	1	1	1	0	0	1	1	0	0	13	24	4.50	1.000										

Cincinnati Reds @ Los Angeles Dodgers
Dodger Stadium, Los Angeles, CA
Thu Apr 12 1962, 6:05 PM PST
Att: 24,570 - Unknown

AB 40
R 11
H 16
RBI 9
BB 4
SO 3
LOB 26



Batter	1	2	3	4	5	6	7	8	9	AB	R	H	RBI	BB	SO	LOB	TOP					
Howie Bedell, L (1, 7) OBP: 0.318, SLG: 0.364	4-3			G3 BB 1B	0-1 1-2 2B 1B		4-3		1-3	5	2	2	0	0	0	1						
Roy McMillan, R (1, 6) OBP: 0.308, SLG: 0.583	F9			G3 1B BB	0-1 1-2 2B 1B		F4			3	1	1	2	1	0	1						
Hank Aaron, R (1, 8) OBP: 0.227, SLG: 0.056	K			L7	4-0 1-2 2B				6-3	3	0	0	0	1	1	2						
Eddie Mathews, L (1, 5) OBP: 0.333, SLG: 0.313		3-3 K		G3	0-1 1-2 2-3 L9				BB BB	3	0	0	0	1	1	4						
Joe Adcock, R (1, 3) OBP: 0.263, SLG: 0.313	5-3			1-1 2H 3H 1B	0-0 L8				BB BB	3	0	1	2	1	0	0						
Denis Menke, R (1, 4) Frank Bolling, R (8, PH) OBP: 0.353, SLG: 0.154	6-3			K	2-3 2-3 K				K	3	0	0	0	0	2	1						
Mack Jones, L (1, 9) OBP: 0.304, SLG: 0.333			4-2 G4-6-3 BB		1-3 K				K	3	0	0	0	1	3	2						
Del Crandall, R (1, 2) OBP: 0.222, SLG: 0.250			1-2 G4-6-3		0-0 6-3				F7	3	0	0	0	1	0	1						
Warren Spahn, L (1, 1)			1-3 K		4-2 1B 2B BB				K	2	1	0	0	1	2	0						
Inning Stats	R: 0 E: 0 K: 1 S: 7	H: 0 LOB: 0 BB: 0 P: 11	R: 0 E: 0 K: 1 S: 5	H: 0 LOB: 0 BB: 0 P: 8	R: 0 E: 0 K: 1 S: 11	H: 0 LOB: 0 BB: 1 P: 17	R: 2 E: 0 K: 1 S: 12	H: 2 LOB: 1 BB: 1 P: 24	R: 2 E: 0 K: 1 S: 13	H: 2 LOB: 2 BB: 2 P: 22	R: 0 E: 0 K: 2 S: 8	H: 0 LOB: 0 BB: 0 P: 12	R: 0 E: 0 K: 0 S: 7	H: 0 LOB: 1 BB: 1 P: 13	R: 0 E: 0 K: 2 S: 11	H: 0 LOB: 2 BB: 2 P: 21	R: 0 E: 0 K: 1 S: 6	H: 0 LOB: 0 BB: 0 P: 9	1B: 3 2B: 1 3B: 0 HR: 0	SF: 0 SAC: 1 DP: 1 HBP: 0	WP: 0 PB: 0 CS: 0	PA: 37
PITCHER	IP	WLS	BF	H	R	ER	SO	BB	IBB	HBP	BLK	WP	HR	S	P	ERA	WHIP					
Johanny Podres, L (1, 1) ERA: 6.08	6.0		25	4	4	4	7	3	1	0	0	0	0	56	94	6.00	1.167					
Larry Sherry, R (7, 1) ERA:	3.0	W	12	0	0	0	3	3	0	0	0	0	0	24	43	0.00	1.000					

Milwaukee Braves @ Los Angeles Dodgers
Dodger Stadium, Los Angeles, CA
Sat Apr 14 1962, 6:05 PM PST
Att: 43,142 - Unknown

AB 29
R 4
H 4
RBI 4
BB 7
SO 10
LOB 14





Batter	1	2	3	4	5	6	7	8	9	AB	R	H	RBI	BB	SO	LOB	BOTTOM					
Maury Wills, S (1, 6) OBP: 0.304, SLG: 0.235	SH1-3 BB 6-3 BB			6-3				F3		4	1	0	0	1	1	4						
Jim Gilliam, S (1, 4) OBP: 0.409, SLG: 0.650	SH1-3 BB			E 2B				FC6-4 1B		4	2	3	0	1	0	0						
Wally Moon, L (1, 7) OBP: 0.333, SLG: 0.444	SH1-3			F7				F4		4	1	2	1	0	0	2						
Tommy Davis, R (1, 8) OBP: 0.400, SLG: 0.643	6-3			E9 1B				FC6-4 1-2		4	0	1	2	1	0	2						
Lee Walls, R (1, 3) OBP: 0.667, SLG: 0.500	5-3			3H BB				F8		4	0	2	1	1	0	2						
Frank Howard, R (1, 9) OBP: 0.200, SLG: 0.200			2-1 1B FC6-4 1B					F8		4	1	1	0	0	0	3						
Daryl Spencer, R (1, 5) OBP: 0.474, SLG: 0.529			1-2 FC6-4 1B					F6		3	0	2	0	0	0	2						
Dick Tracewski, R (6, PR) Larry Sherry, R (7, 1)			1-3 1B					6-3		0	0	0	0	0	0	0						
Norm Sherry, R (1, 2) OBP: 0.250, SLG: 0.250			2-1 FC6-4					F6		4	0	1	1	0	0	1						
Johanny Podres, L (1, 1) OBP: 0.250, SLG: 0.500			1-2 3H F8					F9		2	0	0	0	0	0	1						
Andy Carey, R (6, PH) OBP: 0.667, SLG: 0.667			2-0 F8					G3		2	0	1	0	0	0	2						
Inning Stats	R: 1 E: 0 K: 0 S: 10	H: 0 LOB: 1 BB: 2 P: 21	R: 1 E: 1 K: 1 S: 11	H: 2 LOB: 1 BB: 0 P: 19	R: 1 E: 1 K: 0 S: 10	H: 2 LOB: 2 BB: 1 P: 23	R: 0 E: 0 K: 0 S: 6	H: 0 LOB: 0 BB: 0 P: 10	R: 0 E: 0 K: 0 S: 4	H: 1 LOB: 1 BB: 0 P: 6	R: 0 E: 0 K: 0 S: 12	H: 2 LOB: 2 BB: 0 P: 18	R: 1 E: 0 K: 0 S: 14	H: 2 LOB: 1 BB: 0 P: 25	R: 0 E: 0 K: 0 S: 7	H: 1 LOB: 1 BB: 0 P: 11	R: 0 E: 0 K: 0 S: 6	H: 3 LOB: 3 BB: 1 P: 13	1B: 11 2B: 1 3B: 0 HR: 1	SF: 0 SAC: 1 DP: 0 HBP: 0	WP: 0 PB: 0 CS: 0	PA: 41
PITCHER	IP	WLS	BF	H	R	ER	SO	BB	IBB	HBP	BLK	WP	HR	S	P	ERA	WHIP					
Warren Spahn, L (1, 1) ERA: 7.71	8.0	L	41	13	5	5	1	3	1	0	0	0	1	80	146	5.62	2.000					


Milwaukee Braves @ Los Angeles Dodgers
Dodger Stadium, Los Angeles, CA
Sat Apr 14 1962, 6:05 PM PST
Att: 43,142 - Unknown


AB 36
R 5
H 13
RBI 5
BB 4
SO 1
LOB 19



Batter	1	2	3	4	5	6	7	8	9	AB	R	H	RBI	BB	SO	LOB	TOP								
Maury Wills, S OBP: 0.395, SLG: 0.438	6-3	1-2 1-H 3B		1-2 2B 1B		1-2 L4			0-2 G3 SH1-4 1B	5	1	3	1	0	0	0	<p>Los Angeles Dodgers @ San Francisco Giants Candlestick Park, San Francisco, CA</p> <p>Tue Apr 17 1962, 6:33 AM EST Att: 25,841 - Unknown</p> <p>livebaseballscorecards.com</p> <p>AB 34 R 8 H 9 RBI 8 BB 5 SO 7 LOB 12</p> 								
Jim Gilliam, S OBP: 0.382, SLG: 0.516	F8	B1-3		E3 2B		0-1 F4			1-0 SH1-4	4	1	0	0	0	0	3									
Lee Walls, R OBP: 0.471, SLG: 0.429	1-1			L7		3-1 F6			2-2 G3	2	0	1	0	0	0	0									
Duke Snider, L OBP: 0.625, SLG: 0.667									1-2		1	0	0	0	0	3									
Willie Davis, L OBP: 0.412, SLG: 0.563	FC6-4 1B			4-2 HR		2-2			2-3 6-3	4	1	1	3	1	0	2									
Tommy Davis, R OBP: 0.448, SLG: 0.889	FC6-4			HR					1-2		4	1	1	3	1	0									
Frank Howard, R OBP: 0.214, SLG: 0.385		L8		1-H HR		4-0			2-3 K	3	1	1	2	1	1	0									
Ron Fairly, L OBP: 0.286, SLG: 0.412									1-3 K	0	0	0	0	0	0	0									
Daryl Spencer, R OBP: 0.406, SLG: 0.346		HR		L6-3 BB		2-3 K			1-3 K	2	1	0	0	2	2	2									
Tim Harkness, L OBP: 0.375, SLG: 0.750		1-H HR		L6-3		3-1 G3			0-3 K	4	1	1	2	0	1	1									
Norm Sherry, R OBP: 0.167, SLG: 0.091		F4				2-3 K			1-0 F6	4	0	0	0	0	2	0									
Don Drysdale, R OBP: 0.667, SLG: 0.800		1-2 3B 1B		E 2B BB		1-0 L7			1-3 K	2	2	1	0	1	0	0									
Larry Sherry, R OBP: 0.667, SLG: 0.800										1	0	0	0	0	1	0									
Inning Stats	R: 0 H: 1 E: 0 K: 0 S: 10	H: 1 LOB: 1 BB: 0 P: 17	R: 3 H: 3 E: 0 K: 0 S: 16	H: 3 LOB: 1 BB: 1 P: 28	R: 2 H: 1 E: 0 K: 0 S: 10	H: 1 LOB: 0 BB: 2 P: 22	R: 3 H: 2 E: 1 K: 2 S: 16	H: 2 LOB: 2 BB: 2 P: 35	R: 0 H: 0 E: 0 K: 1 S: 6	H: 0 LOB: 0 BB: 0 P: 10	R: 0 H: 1 E: 0 K: 2 S: 8	H: 0 LOB: 1 BB: 0 P: 11	R: 0 H: 0 E: 0 K: 2 S: 8	H: 0 LOB: 0 BB: 0 P: 13	R: 0 H: 0 E: 0 K: 2 S: 9	H: 0 LOB: 1 BB: 0 P: 11	R: 0 H: 1 E: 0 K: 0 S: 11	H: 1 LOB: 1 BB: 0 P: 15	1B: 4 2B: 3 3B: 1 HR: 2	SF: 0 SAC: 1 DP: 1 HBP: 0	WP: 0 PB: 0 SB: 0 CS: 0	PA: 40			
PITCHER	IP	WLS	BF	H	R	ER	SO	BB	IBB	HBP	BLK	WP	HR	S	P	ERA	WHIP								
Mike McCormick, L ERA: 15.43	2.1	L	14	5	5	4	0	2	0	0	0	0	2	34	59	15.43	3.000								
Jim Duffalo, R ERA:	2.2		13	2	3	0	3	2	1	0	0	0	0	24	53	0.00	1.500								
Richard LeMay, L ERA:	1.0		3	1	0	0	0	0	0	0	0	0	0	8	11	0.00	1.000								
Bobby Bolin, R ERA:	2.0		6	0	0	0	4	0	0	0	0	0	0	17	24	0.00	0.000								
Stu Miller, R ERA:	1.0		4	1	0	0	0	0	0	0	0	0	0	11	15	0.00	1.000								

Batter	1	2	3	4	5	6	7	8	9	AB	R	H	RBI	BB	SO	LOB	BOTTOM								
Harvey Kuenn, R OBP: 0.543, SLG: 0.500	K	G4-6-3			1B 1B BB		HBP 1B 2B			3	1	1	0	2	1	1	<p>Los Angeles Dodgers @ San Francisco Giants Candlestick Park, San Francisco, CA</p> <p>Tue Apr 17 1962, 6:33 AM EST Att: 25,841 - Unknown</p> <p>livebaseballscorecards.com</p> <p>AB 35 R 7 H 9 RBI 7 BB 7 SO 6 LOB 24</p> 								
Chuck Hillier, L OBP: 0.351, SLG: 0.324	1B 3B 1B			L4	L8		1-1 2B HBP 1B		1-0 F8	5	2	2	0	0	0	3									
Matty Alou, L OBP: 0.375, SLG: 0.286	1B 3B 1B			6-3	1B		1-1 2B		2-1 4-3	4	2	2	0	0	0	1									
Orlando Cepeda, R OBP: 0.361, SLG: 0.633	K			4-3	F9		0-0 2B		4-1 FC6-4 BB	4	0	1	3	1	1	5									
Felipe Alou, R OBP: 0.514, SLG: 0.871	1-H 2-H 3B			K	1B		0-3 2B BB		0-1 FC6-4 FC5-4	4	0	2	3	1	1	1									
Ed Bailey, L OBP: 0.364, SLG: 0.462					1B		1-2 2-3 3-H		3-2 FC5-4	3	1	1	1	1	0	4									
Ernie Bowman, R OBP: 0.333, SLG: 0.462							2-1 E4 BB		1-2 FC5-4	0	0	0	0	0	0	0									
Manny Mota, R OBP: 0.333, SLG: 0.462					HR		1-3		1-2	1	0	0	0	0	0	1									
Jose Pagan, R OBP: 0.333, SLG: 0.531									1-0 F5	3	0	0	0	0	1	2									
Willie Mays, R OBP: 0.382, SLG: 0.679					5-3		G3		K	2	0	0	0	0	1	3									
Jim Davenport, R OBP: 0.323, SLG: 0.393					F6		1-2 F4		F7	2	0	0	0	1	0	0									
Willie McCovey, L OBP: 0.382, SLG: 0.679										1	0	0	0	0	0	2									
Joe Pignatano, R OBP: 0.382, SLG: 0.679										0	0	0	0	0	0	0									
Mike McCormick, L ERA: 15.43		FC2-6			1B BB		0-1 F7		2-3 K	1	0	0	0	0	0	1									
Jim Duffalo, R ERA:										0	0	0	0	0	0	0									
Dick Phillips, L ERA:										0	1	0	0	1	0	0									
Richard LeMay, L ERA:										0	0	0	0	0	0	0									
Tom Haller, L ERA:										0	0	0	0	0	0	0									
Bobby Bolin, R ERA:										0	0	0	0	0	0	0									
Don Larsen, R ERA:										1	0	0	0	0	1	0									
Stu Miller, R ERA:										0	0	0	0	0	0	0									
Inning Stats	R: 2 H: 3 E: 0 K: 3 S: 15	H: 3 LOB: 2 BB: 1 P: 25	R: 0 H: 0 E: 0 K: 0 S: 4	H: 0 LOB: 0 BB: 1 P: 10	R: 0 H: 0 E: 0 K: 0 S: 5	H: 0 LOB: 0 BB: 0 P: 5	R: 1 H: 1 E: 0 K: 1 S: 7	H: 1 LOB: 0 BB: 0 P: 8	R: 1 H: 2 E: 0 K: 0 S: 11	H: 2 LOB: 3 BB: 2 P: 24	R: 0 H: 0 E: 0 K: 0 S: 9	H: 0 LOB: 0 BB: 0 P: 10	R: 3 H: 3 E: 1 K: 1 S: 14	H: 3 LOB: 2 BB: 1 P: 25	R: 0 H: 0 E: 0 K: 1 S: 8	H: 0 LOB: 1 BB: 1 P: 17	R: 0 H: 0 E: 0 K: 0 S: 9	H: 0 LOB: 1 BB: 1 P: 17	1B: 6 2B: 1 3B: 1 HR: 1	SF: 0 SAC: 0 DP: 1 HBP: 1	WP: 0 PB: 0 SB: 0 CS: 0	PA: 43			
PITCHER	IP	WLS	BF	H	R	ER	SO	BB	IBB	HBP	BLK	WP	HR	S	P	ERA	WHIP								
Don Drysdale, R ERA: 5.87	6.1	W	31	9	7	7	4	4	0	1	0	0	1	57	92	9.95	2.053								
Larry Sherry, R ERA:	2.2	S	12	0	0	0	2	3	0	0	0	0	0	25	49	0.00	1.125								

Batter	1	2	3	4	5	6	7	8	9	AB	R	H	RBI	BB	SO	LOB	TOP					
Maury Wills, S OBP: 0.357, SLG: 0.389 (1, 6)	1-2 4-3		0-0 F4			0-0 B1-3			3-2 6-3	4	0	0	0	0	0	0	Los Angeles Dodgers @ Cincinnati Reds Crosley Field, Cincinnati, OH Wed Apr 18 1962, 6:05 PM EST Att: 6,536 - Unknown AB 31 R 0 H 4 RBI 0 BB 0 SO 9 LOB 5 					
Jim Gilliam, S OBP: 0.351, SLG: 0.471 Larry Burright, R (7, 4)	0-0 F6		1-1 5-3			2-2 F5			2-3 K	3	0	0	0	0	0	0						
Lee Walls, R OBP: 0.476, SLG: 0.444 (1, 7)	1-0 1B			1-3 K					0-0 1B	4	0	2	0	0	2	0						
Tommy Davis, R OBP: 0.394, SLG: 0.774 (1, 8)	2-3 K			2-3 K					1-2 F3	4	0	0	0	0	2	2						
Frank Howard, R OBP: 0.176, SLG: 0.313 (1, 9)		1-1 F8		1-1 F4					1-3 K	3	0	0	0	0	1	0						
Daryl Spencer, R OBP: 0.371, SLG: 0.310 (1, 5)		3-3 K			0-0 F6				0-1 4-3	3	0	0	0	0	1	0						
Tim Harkness, L OBP: 0.455, SLG: 0.818 (1, 3)		2-2 1B			2-3 K				1-2 2B	3	0	2	0	0	1	0						
Norm Sherry, R OBP: 0.133, SLG: 0.071 (1, 2)		1-0 F4			2-2 F7				3-3 K	3	0	0	0	0	1	2						
Joe Moeller, R Ed Roebuck, R Dick Tracewski, R Phil Ortega, R Andy Carey, R Stan Williams, R (1, 1) (2, 1) (6, PH) (6, 1) (8, PH) (8, 1)			1-1 F7			1-2 F3			2-2 6-3	0	0	0	0	0	0	0						
Inning Stats	R: 0 E: 0 K: 1 S: 8	H: 1 LOB: 1 BB: 0 P: 12	R: 0 E: 0 K: 1 S: 11	H: 1 LOB: 1 BB: 0 P: 18	R: 0 E: 0 K: 0 S: 5	H: 0 LOB: 0 BB: 0 P: 7	R: 0 E: 0 K: 2 S: 8	H: 0 LOB: 0 BB: 0 P: 12	R: 0 E: 0 K: 1 S: 7	H: 0 LOB: 0 BB: 0 P: 11	R: 0 E: 0 K: 0 S: 12	H: 0 LOB: 0 BB: 0 P: 15	R: 0 E: 0 K: 2 S: 9	H: 0 LOB: 0 BB: 0 P: 14	R: 0 E: 0 K: 1 S: 12	H: 1 LOB: 1 BB: 0 P: 18		R: 0 E: 0 K: 1 S: 10	H: 1 LOB: 1 BB: 0 P: 16	1B: 3 2B: 1 3B: 0 HR: 0	SF: 0 SAC: 0 DP: 0 HBP: 0	WP: 0 PB: 0 SB: 0 CS: 0
PITCHER Jim O'Toole, L ERA: 3.38 (1, 1)	IP: 9.0 WLS: W BF: 31 H: 4 R: 0 ER: 0 SO: 9 BB: 0 IBB: 0 HBP: 0 BLK: 0 WP: 0 HR: 0 S: 82 P: 123 ERA: 0.00 WHIP: 0.444																					

Batter	1	2	3	4	5	6	7	8	9	AB	R	H	RBI	BB	SO	LOB	BOTTOM			
Don Blasingame, L OBP: 0.414, SLG: 0.286 (1, 4)	4-2 HR BB	4-0 S 1B BB	1-1 WP 1B			3-2 E 1B 1B	2-2 WP 2B 2B	2-3 K		4	4	3	2	2	1	1	Los Angeles Dodgers @ Cincinnati Reds Crosley Field, Cincinnati, OH Wed Apr 18 1962, 6:05 PM EST Att: 6,536 - Unknown AB 37 R 14 H 15 RBI 13 BB 7 SO 9 LOB 21 			
Eddie Kasko, R OBP: 0.286, SLG: 0.325 Cliff Cook, R (7, 5)	4-2 HR BB	3-2 1B 1B	1-3 K			2-1 E8 1B 1B	3-3 K			3	2	2	2	1	1	2				
Vada Pinson, L OBP: 0.390, SLG: 0.556 (1, 8)	0-0 1H 2H HR	2-2 F5 1B	2-0 4-3 1B			1-0 FC4-6 1B 1B	2-3 K			5	2	2	5	0	1	4				
Frank Robinson, R OBP: 0.300, SLG: 0.324 (1, 9)	3-2 F6 1B	0-1 5-3 1B		1-1 6-3 1B		4-2 FC4-6 1B 1B	0-2 1B 1B			4	0	1	1	1	0	1				
Gordy Coleman, L OBP: 0.342, SLG: 0.412 (1, 3)	2-2 1-3 1B		1-0 BB 1B HBP			1-0 FC4-6 1B 1B	1-0 4-3 1B			4	1	0	0	0	0	3				
Wally Post, R OBP: 0.313, SLG: 0.552 Jerry Lynch, L OBP: 0.300, SLG: 0.900 (6, PH) (7, 7) (9, 7)	1-3 K		4-0 1B 1B BB			0-0 1B 1B				2	1	0	0	1	1	0				
Marty Keough, L OBP: 0.333, SLG: 0.333 (1, 2)		1-0 E 2B	0-3 K			1-1 F5 1B				4	1	1	0	1	2	2				
Leo Cardenas, R OBP: 0.333, SLG: 0.167 (1, 6)		3-2 E8 1B 1B	4-0 1B 1B BB			1-0 K 1B	2-3 K			4	2	2	0	1	1	3				
Jim O'Toole, S OBP: 0.333, SLG: 0.333 (1, 1)		2-2 SH1-4 1B	0-1 WP 1B 1B			3-3 K 1B	2-2 G3			4	0	2	1	0	1	4				
Inning Stats	R: 3 E: 0 K: 1 S: 15	H: 1 LOB: 2 BB: 2 P: 29	R: 3 E: 0 K: 0 S: 17	H: 3 LOB: 1 BB: 1 P: 32	R: 3 E: 0 K: 2 S: 12	H: 2 LOB: 2 BB: 2 P: 25	R: 0 E: 0 K: 0 S: 7	H: 0 LOB: 0 BB: 0 P: 10	R: 0 E: 0 K: 1 S: 6	H: 1 LOB: 1 BB: 0 P: 11	R: 3 E: 1 K: 1 S: 18	H: 4 LOB: 3 BB: 2 P: 37	R: 1 E: 0 K: 2 S: 16	H: 2 LOB: 1 BB: 0 P: 24	R: 1 E: 0 K: 2 S: 12	H: 2 LOB: 1 BB: 0 P: 20		1B: 10 2B: 3 3B: 0 HR: 2	SF: 0 SAC: 1 DP: 0 HBP: 1	WP: 3 PB: 1 SB: 1 CS: 0
PITCHER Joe Moeller, R ERA: 15.19 Ed Roebuck, R ERA: 6.75 Phil Ortega, R ERA: 9.0 Stan Williams, R ERA: 21.21 (1, 1) (2, 1) (6, 1) (8, 1)	IP: 1.1 WLS: L BF: 10 H: 3 R: 6 ER: 6 SO: 3 BB: 3 IBB: 0 HBP: 0 BLK: 0 WP: 2 HR: 0 S: 23 P: 47 ERA: 40.50 WHIP: 4.500																			

Batter	1	2	3	4	5	6	7	8	9	AB	R	H	RBI	BB	SO	LOB	TOP		
Maury Wills, S OBP: 0.362, SLG: 0.439 (1, 6)	0-0 FC4-6 1B	1-1 L6	2-2 5-3			1-1 F6		1-2		5	1	2	0	0	0	3			
Jim Gilliam, S OBP: 0.333, SLG: 0.421 (1, 4)	1-1 4-3	4-0 BB		3-2 F8		1-1 4-3		2-1 F9		4	0	0	0	1	0	2			
Tim Harkness, L OBP: 0.438, SLG: 0.667 (1, 3)	4-0 FC4-6 BB	1-2 E4 1B		3-3 K		3-3 K			1-3 K	4	0	1	0	1	3	0			
Duke Snider, L OBP: 0.667, SLG: 1.111 Dick Tracewski, R (7, PR) Lee Walls, R OBP: 0.455, SLG: 0.421 (7, 7)	1-0 FC4-6 1B	4-2 BB		2-1 HR		2-2 4-3 2B		1-0 F8		3	1	2	1	1	0	2			
Ron Fairly, L OBP: 0.269, SLG: 0.364 (1, 7) (7, 9)	0-0 1B	0-3 K		3-3 K		3-2 F2		1-2 F9		5	0	1	1	0	2	4			
John Roseboro, L OBP: 0.440, SLG: 0.368 (1, 2)	0-0 1B		4-0 BB		1-3 K		0-0 4-3			3	0	1	0	1	1	1			
Willie Davis, L OBP: 0.381, SLG: 0.650 (1, 8)		0-0 HR	2-3 K		1-2 4-3		3-1 F6			4	1	1	1	0	1	3			
Andy Carey, R OBP: 0.500, SLG: 0.375 (1, 5)		2-2 1B BB E 1B	4-2 BB		4-1 BB		1-0 5-3			2	1	1	0	2	0	0			
Sandy Koufax, R Ron Perranoski, L (8, 1)		2-3 K	2-3 K		0-3 K		1-3 K			4	0	0	0	0	4	4			
Inning Stats	R: 1 E: 0 K: 0 S: 6	H: 3 LOB: 2 BB: 1 P: 12	R: 2 E: 1 K: 2 S: 17	H: 3 LOB: 3 BB: 2 P: 31	R: 0 E: 0 K: 2 S: 13	H: 0 LOB: 2 BB: 2 P: 27	R: 1 E: 0 K: 2 S: 13	H: 1 LOB: 0 BB: 0 P: 24	R: 0 E: 0 K: 1 S: 7	H: 0 LOB: 1 BB: 1 P: 16	R: 0 E: 0 K: 1 S: 9	H: 1 LOB: 2 BB: 0 P: 17	R: 0 E: 0 K: 1 S: 9	H: 1 LOB: 1 BB: 0 P: 14	R: 0 E: 0 K: 1 S: 7	H: 0 LOB: 0 BB: 0 P: 10	1B: 5 2B: 1 3B: 1 HR: 2	SF: 0 SAC: 0 DP: 0 HBP: 0	WP: 0 PA: 41 PB: 0 SB: 0 CS: 0
PITCHER	IP WLS BF H R ER SO BB IBB HBP BLK WP HR S P ERA WHIP	IP WLS BF H R ER SO BB IBB HBP BLK WP HR S P ERA WHIP	IP WLS BF H R ER SO BB IBB HBP BLK WP HR S P ERA WHIP	IP WLS BF H R ER SO BB IBB HBP BLK WP HR S P ERA WHIP	IP WLS BF H R ER SO BB IBB HBP BLK WP HR S P ERA WHIP	IP WLS BF H R ER SO BB IBB HBP BLK WP HR S P ERA WHIP	IP WLS BF H R ER SO BB IBB HBP BLK WP HR S P ERA WHIP	IP WLS BF H R ER SO BB IBB HBP BLK WP HR S P ERA WHIP	IP WLS BF H R ER SO BB IBB HBP BLK WP HR S P ERA WHIP	IP WLS BF H R ER SO BB IBB HBP BLK WP HR S P ERA WHIP	IP WLS BF H R ER SO BB IBB HBP BLK WP HR S P ERA WHIP	IP WLS BF H R ER SO BB IBB HBP BLK WP HR S P ERA WHIP	IP WLS BF H R ER SO BB IBB HBP BLK WP HR S P ERA WHIP	IP WLS BF H R ER SO BB IBB HBP BLK WP HR S P ERA WHIP	IP WLS BF H R ER SO BB IBB HBP BLK WP HR S P ERA WHIP	IP WLS BF H R ER SO BB IBB HBP BLK WP HR S P ERA WHIP	IP WLS BF H R ER SO BB IBB HBP BLK WP HR S P ERA WHIP	IP WLS BF H R ER SO BB IBB HBP BLK WP HR S P ERA WHIP	IP WLS BF H R ER SO BB IBB HBP BLK WP HR S P ERA WHIP

Los Angeles Dodgers @ Cincinnati Reds
Crosley Field, Cincinnati, OH
Thu Apr 19 1962, 6:05 PM EST
Att. 4,071 - Unknown

AB 35
R 4
H 9
RBI 3
BB 6
SO 11
LOB 19



Batter	1	2	3	4	5	6	7	8	9	AB	R	H	RBI	BB	SO	LOB	BOTTOM				
Leo Cardenas, R OBP: 0.316, SLG: 0.188 (1, 6)	1-3 K		3-2 1B 1B		2-3 K			3-3 K		4	1	1	0	0	3	0					
Eddie Kasko, R OBP: 0.304, SLG: 0.341 Joe Gaines, R (8, PR) (9, 7)	2-0 F8		1-1 1B 1B		2-2 5-3			1-2 FC4-6 1B		4	0	2	0	0	0	0					
Vada Pinson, L OBP: 0.378, SLG: 0.525 (1, 8)	2-3 K		0-1 1B		0-1 F5			0-1 FC4-6 BB 1B		4	1	1	2	0	1	1					
Frank Robinson, R OBP: 0.295, SLG: 0.297 (1, 9)		1-3 K	1-0 FC5-2-5		0-0 6-3			4-1 1B BB		3	0	0	0	1	1	2					
Wally Post, R OBP: 0.333, SLG: 0.531 Cliff Cook, R (8, PR) (9, 5)		4-1 BB 1B BB	1-3 K		1-3 K			0-2 1B		3	0	1	1	1	2	2					
Gordy Coleman, L OBP: 0.310, SLG: 0.368 (1, 3)		1-3 K	1-2 L8		1-1 4-3			1-3 2-H 1B		4	0	0	0	0	2	5					
Johnny Edwards, L OBP: 0.324, SLG: 0.250 (1, 2)		4-2 1B BB		2-2 F6		1-0 L8		1-3 K		3	0	0	0	1	1	0					
Cookie Rojas, R OBP: 0.200, SLG: 0.077 (1, 4)		2-1 1B		2-1 F9		3-2 F5		2-2 L9		4	0	1	0	0	0	0					
Moe Drabowsky, R Sammy Ellis, L OBP: 0.333, SLG: 0.333 Don Pavletich, R (7, PH) Bill Henry, L (8, 1) Jerry Lynch, L OBP: 0.273, SLG: 0.818 (9, PH)			1-2 1B 1B		0-3 K		1-0 5-3		2-3 K	0	0	0	0	0	0	0					
Inning Stats	R: 0 E: 0 K: 2 S: 8	H: 0 LOB: 0 BB: 0 P: 13	R: 0 E: 0 K: 2 S: 12	H: 1 LOB: 2 BB: 2 P: 24	R: 2 E: 0 K: 1 S: 17	H: 4 LOB: 0 BB: 0 P: 25	R: 0 E: 0 K: 1 S: 9	H: 0 LOB: 0 BB: 0 P: 13	R: 0 E: 0 K: 1 S: 8	H: 0 LOB: 0 BB: 0 P: 12	R: 0 E: 0 K: 1 S: 6	H: 0 LOB: 0 BB: 0 P: 8	R: 0 E: 0 K: 0 S: 5	H: 0 LOB: 0 BB: 0 P: 10	R: 1 E: 0 K: 2 S: 15	H: 2 LOB: 2 BB: 1 P: 25	R: 0 E: 0 K: 2 S: 12	H: 0 LOB: 0 BB: 0 P: 17	1B: 7 2B: 0 3B: 0 HR: 0	SF: 0 SAC: 0 DP: 0 HBP: 0	WP: 0 PA: 36 PB: 0 SB: 0 CS: 0
PITCHER	IP WLS BF H R ER SO BB IBB HBP BLK WP HR S P ERA WHIP	IP WLS BF H R ER SO BB IBB HBP BLK WP HR S P ERA WHIP	IP WLS BF H R ER SO BB IBB HBP BLK WP HR S P ERA WHIP	IP WLS BF H R ER SO BB IBB HBP BLK WP HR S P ERA WHIP	IP WLS BF H R ER SO BB IBB HBP BLK WP HR S P ERA WHIP	IP WLS BF H R ER SO BB IBB HBP BLK WP HR S P ERA WHIP	IP WLS BF H R ER SO BB IBB HBP BLK WP HR S P ERA WHIP	IP WLS BF H R ER SO BB IBB HBP BLK WP HR S P ERA WHIP	IP WLS BF H R ER SO BB IBB HBP BLK WP HR S P ERA WHIP	IP WLS BF H R ER SO BB IBB HBP BLK WP HR S P ERA WHIP	IP WLS BF H R ER SO BB IBB HBP BLK WP HR S P ERA WHIP	IP WLS BF H R ER SO BB IBB HBP BLK WP HR S P ERA WHIP	IP WLS BF H R ER SO BB IBB HBP BLK WP HR S P ERA WHIP	IP WLS BF H R ER SO BB IBB HBP BLK WP HR S P ERA WHIP	IP WLS BF H R ER SO BB IBB HBP BLK WP HR S P ERA WHIP	IP WLS BF H R ER SO BB IBB HBP BLK WP HR S P ERA WHIP	IP WLS BF H R ER SO BB IBB HBP BLK WP HR S P ERA WHIP	IP WLS BF H R ER SO BB IBB HBP BLK WP HR S P ERA WHIP	IP WLS BF H R ER SO BB IBB HBP BLK WP HR S P ERA WHIP		

Los Angeles Dodgers @ Cincinnati Reds
Crosley Field, Cincinnati, OH
Thu Apr 19 1962, 6:05 PM EST
Att. 4,071 - Unknown


AB 33
R 3
H 7
RBI 3
BB 3
SO 12
LOB 10



Batter	1	2	3	4	5	6	7	8	9	AB	R	H	RBI	BB	SO	LOB	TOP
Maury Wills, S OBP: 0.346, SLG: 0.413 (1, 6)	0-1 4-3		3-3 K		0-0 1-2 2H 1B		1-2 F8		1-1 F8	5	0	1	1	0	1	3	Los Angeles Dodgers @ Milwaukee Braves Milwaukee County Stadium, Milwaukee, WI Sat Apr 21 1962, 4:33 AM EST Att: 8,708 - Unknown livebaseballscorecards.com
Jim Gilliam, S OBP: 0.298, SLG: 0.372 (1, 4)	1-2 F8			1-0 F9	3-1 F6		1-0 F7		2-1 F4	5	0	0	0	0	0	4	
Tim Harkness, L OBP: 0.429, SLG: 0.556 (1, 3)	0-0 4-3			4-2 BB		1-0 4-3	1-3 K		4-0 BB	3	0	0	0	2	1	2	
Tommy Davis, R OBP: 0.395, SLG: 0.778 (1, 7)		2-2 L7		2-0 F2		1-2 1B 2B		0-1 2B 2B	2-2 L8	5	2	2	0	0	0	2	
Frank Howard, R OBP: 0.238, SLG: 0.400 (8, PR)		2-2 L5		1-2 4-3		3-0 1B 2H 1B		0-1 SH1-3 2H 1B 2B		4	0	2	2	0	0	1	
Ron Fairly, L OBP: 0.269, SLG: 0.364 (8, 9)		2-2 L5								0	1	0	0	0	0	0	
John Roseboro, L OBP: 0.429, SLG: 0.364 (1, 2)		2-2 L9			3-1 F8	3-1 G5-4-3 1B		0-0 SH1-3		3	0	1	0	0	0	0	
Andy Carey, R OBP: 0.500, SLG: 0.364 (1, 5)			4-1 FC3-6 BB		3-3 K	0-0 G5-4-3 1-2		1-0 1B		3	0	1	1	1	1	2	
Willie Davis, L OBP: 0.440, SLG: 0.652 (1, 8)			0-2 FC3-6 4-3 1-2		4-0 BB 1B BB		0-1 SH 1B	0-0 G1-6-3		3	1	2	0	1	0	1	
Johnny Podres, L OBP: 0.286, SLG: 0.333 (1, 1)			1-2 4-3 1-3		4-0 1B BB		0-1 SH 1-2	1-1 G1-6-3		2	0	0	0	1	0	3	
Inning Stats	R: 0 E: 0 K: 0 S: 6	H: 0 LOB: 0 BB: 7	R: 0 E: 0 K: 0 S: 10	H: 0 LOB: 0 BB: 16	R: 0 E: 0 K: 1 S: 10	H: 0 LOB: 1 BB: 1	R: 0 E: 0 K: 0 S: 8	H: 0 LOB: 1 BB: 1	R: 0 E: 1 K: 1 S: 11	H: 1 LOB: 2 BB: 0	R: 0 E: 0 K: 0 S: 9	H: 4 LOB: 1 BB: 1	R: 0 E: 0 K: 0 S: 8	H: 0 LOB: 1 BB: 1	1B: 6 2B: 3 3B: 0 HR: 0	SF: 0 SAC: 2 DP: 2 HBP: 0	WP: 0 PA: 40 PB: 0 SB: 1 CS: 0
PITCHER	IP WLS BF H R ER SO BB IBB HBP BLK WP HR S P ERA WHIP																
Bob Hendley, L (1, 1) ERA: 2.86	7.0 L 32 7 4 4 3 4 0 0 0 0 0 0 67 118 5.14 1.571																
Don Nottebart, R (8, 1) ERA: 1.13	1.0 4 2 0 0 0 0 0 0 0 0 0 0 5 7 0.00 2.000																
Hank Fischer, R (9, 1) ERA:	1.0 4 0 0 0 0 1 0 0 0 0 0 0 8 17 0.00 1.000																

Batter	1	2	3	4	5	6	7	8	9	AB	R	H	RBI	BB	SO	LOB	BOTTOM				
Howie Bedell, L OBP: 0.267, SLG: 0.273 (1, 7)	1-2 4-3		2-1 6-3		2-2 L8			1-0 1B		4	0	1	0	0	0	0	Los Angeles Dodgers @ Milwaukee Braves Milwaukee County Stadium, Milwaukee, WI Sat Apr 21 1962, 4:33 AM EST Att: 8,708 - Unknown livebaseballscorecards.com				
Roy McMillan, R OBP: 0.333, SLG: 0.357 (1, 6)	2-3 K			1-1 F8		1-2 5-3		0-0 G3		4	0	0	0	0	1	1					
Hank Aaron, R OBP: 0.333, SLG: 0.410 (1, 8)	1-1 L7			0-0 FC3-6 1B		3-2 F5		1-1 G5-4-3 1B		4	0	2	0	0	0	0					
Eddie Mathews, L OBP: 0.349, SLG: 0.583 (1, 5)		1-2 G3		1-0 FC3-6 1-2 1B		3-1 3-1		2-3 K		4	1	0	0	0	1	2					
Joe Adcock, R OBP: 0.333, SLG: 0.406 (1, 3)		3-0 1B		4-0 1B BB			0-0 F6		3-2 G5-4-3	3	0	1	0	1	0	1					
Mack Jones, L OBP: 0.395, SLG: 0.351 (1, 9)		0-0 1B		1-2 BB			1-0 F8			3	0	2	1	0	0	0					
Frank Bolling, R OBP: 0.333, SLG: 0.267 (1, 4)		1-3 1B		1-2 2H 1B			0-0 L7			3	0	0	0	0	0	3					
Del Crandall, R OBP: 0.250, SLG: 0.267 (1, 2)			0-0 F6		0-1 CS 1B			0-1 F8		3	0	1	0	0	0	0					
Bob Hendley, R (1, 1)			0-2 F9		1-1 F9			0-0 1-3		2	0	0	0	0	0	1					
Don Nottebart, R (8, 1) OBP: 0.500, SLG: 0.500										0	0	0	0	0	0	0					
Mike Krstnich, R (8, PH)										1	0	0	0	0	0	0					
Hank Fischer, R (9, 1)					1-2					0	0	0	0	0	0	0					
Inning Stats	R: 0 E: 0 K: 1 S: 8	H: 2 LOB: 1 BB: 0 P: 12	R: 0 E: 0 K: 0 S: 7	H: 2 LOB: 0 BB: 0 P: 12	R: 0 E: 0 K: 0 S: 6	H: 0 LOB: 0 BB: 0 P: 8	R: 1 E: 0 K: 0 S: 9	H: 2 LOB: 2 BB: 1 P: 20	R: 0 E: 0 K: 0 S: 7	H: 1 LOB: 0 BB: 0 P: 10	R: 0 E: 0 K: 0 S: 8	H: 0 LOB: 0 BB: 0 P: 15	R: 0 E: 0 K: 0 S: 3	H: 0 LOB: 0 BB: 0 P: 4	R: 0 E: 0 K: 0 S: 5	H: 1 LOB: 1 BB: 0 P: 6	R: 0 E: 0 K: 1 S: 8	H: 1 LOB: 0 BB: 0 P: 14	1B: 7 2B: 0 3B: 0 HR: 0	SF: 0 SAC: 0 DP: 1 HBP: 0	WP: 0 PA: 32 PB: 0 SB: 0 CS: 1
PITCHER	IP WLS BF H R ER SO BB IBB HBP BLK WP HR S P ERA WHIP																				
Johnny Podres, L (1, 1) ERA: 4.03	9.0 W 32 7 1 1 2 1 0 0 0 0 0 0 61 101 1.00 0.889																				



Batter	1	2	3	4	5	6	7	8	9	AB	R	H	RBI	BB	SO	LOB	TOP					
Maury Wills, S OBP: 0.321, SLG: 0.380	E1 F9 E 1B		K2-3		4-3			L7		4	1	0	0	0	1	1	Los Angeles Dodgers @ Milwaukee Braves Milwaukee County Stadium, Milwaukee, WI Sun Apr 22 1962, 4:33 AM EST Att: 6,751 - Unknown livebaseballscorecards.com					
Jim Gilliam, S OBP: 0.294, SLG: 0.362	E1		4-3			2-1 CS 1B		F2	4	0	1	0	0	0	1							
Wally Moon, L OBP: 0.294, SLG: 0.333	F9		1-3			1-2 F4		1B	4	0	1	0	0	0	2							
Duke Snider, L OBP: 0.563, SLG: 0.846	HR 1B			1-3		3-2 4-3 1-2		F5	4	1	1	1	0	0	2							
Tommy Davis, R OBP: 0.381, SLG: 0.800	HR			F8			1-3	L5	4	1	1	2	0	0	1							
John Roseboro, L OBP: 0.387, SLG: 0.320	L7			1-3			F9		3	0	0	0	0	0	0							
Andy Carey, R OBP: 0.412, SLG: 0.286		G3			1-3		F5		3	0	0	0	0	0	0							
Willie Davis, L OBP: 0.393, SLG: 0.577		F9			F6		F9		3	0	0	0	0	0	0							
Don Drysdale, R OBP: 0.571, SLG: 0.667 Dary Spencer, R OBP: 0.389, SLG: 0.333 Pete Richert, L ERA: 3.52 Larry Sherry, R ERA: Tim Harkness, L OBP: 0.408, SLG: 0.526 Ron Perranoski, L ERA: 2.08			K			2-1 1B		F9	1	0	0	0	0	0	0							
Inning Stats	R: 3 E: 2 K: 0 S: 13	H: 2 LOB: 0 BB: 0 P: 16	R: 0 E: 0 K: 1 S: 7	H: 0 LOB: 0 BB: 0 P: 10	R: 0 E: 0 K: 1 S: 7	H: 0 LOB: 0 BB: 0 P: 11	R: 0 E: 0 K: 0 S: 7	H: 0 LOB: 1 BB: 0 P: 12	R: 0 E: 0 K: 0 S: 11	H: 1 LOB: 1 BB: 0 P: 19	R: 0 E: 0 K: 0 S: 8	H: 1 LOB: 0 BB: 0 P: 14	R: 0 E: 0 K: 0 S: 3	H: 0 LOB: 0 BB: 0 P: 4	R: 0 E: 0 K: 0 S: 8	H: 0 LOB: 0 BB: 0 P: 11	R: 0 E: 0 K: 0 S: 9	H: 1 LOB: 1 BB: 0 P: 12	1B: 4 2B: 0 3B: 0 HR: 1	SF: 0 SAC: 0 DP: 0 HBP: 0	WP: 0 PB: 0 SB: 0 CS: 1	PA: 32
PITCHER Bob Shaw, R ERA: 0.5	IP: 9.0 WLS: W BF: 32 H: 5 R: 3 ER: 0 SO: 2 BB: 0 IBB: 0 HBP: 0 BLK: 0 WP: 0 HR: 1 S: 73 P: 109 ERA: 0.00 WHIP: 0.556															PITCHER	IP: 9.0 WLS: W BF: 32 H: 5 R: 3 ER: 0 SO: 2 BB: 0 IBB: 0 HBP: 0 BLK: 0 WP: 0 HR: 1 S: 73 P: 109 ERA: 0.00 WHIP: 0.556					

Batter	1	2	3	4	5	6	7	8	9	AB	R	H	RBI	BB	SO	LOB	BOTTOM			
Howie Bedell, L OBP: 0.280, SLG: 0.255	K		6-3	F8 BB		K			3	0	0	0	2	2	0	Los Angeles Dodgers @ Milwaukee Braves Milwaukee County Stadium, Milwaukee, WI Sun Apr 22 1962, 4:33 AM EST Att: 6,751 - Unknown livebaseballscorecards.com				
Mack Jones, L OBP: 0.417, SLG: 0.366	K		BB E 1B	F8		S 1B	G6-4-3 BB		4	1	2	1	1	1	1					
Hank Aaron, R OBP: 0.333, SLG: 0.410 Tommie Aaron, R OBP: 0.444, SLG: 0.286	1B		E BB	F8		F8	G6-4-3		0	0	0	0	0	0	0					
Eddie Mathews, L OBP: 0.396, SLG: 0.568	G3		E 1B BB	IBB		BB		CS BB	4	1	1	0	4	0	1					
Joe Adcock, R OBP: 0.318, SLG: 0.378 Mike Krsnich, R ERA: 3.52	F7		K	L8		K		1B 1B	5	0	1	0	0	2	7					
Frank Bolling, R OBP: 0.317, SLG: 0.257	F7		E6 1B		5-3	F5		1B 1B	0	0	0	0	0	0	0					
Del Crandall, R OBP: 0.381, SLG: 0.526	HR		BB 1B	B1-5 BB		1B 1B	WP 1B	G6-4-3 1B	4	2	3	2	1	0	2					
Roy McMillan, R OBP: 0.405, SLG: 0.419	S 1B		BB			WP 1B	BB 1B		3	1	3	0	1	0	0					
Bob Shaw, R OBP: 0.286, SLG: 0.167	K		F5		B1-5	BB WP		1B	4	0	1	0	0	1	6					
Inning Stats	R: 0 E: 0 K: 2 S: 12	H: 1 LOB: 1 BB: 0 P: 18	R: 1 E: 0 K: 1 S: 10	H: 2 LOB: 1 BB: 0 P: 15	R: 3 E: 1 K: 1 S: 22	H: 2 LOB: 3 BB: 3 P: 41	R: 0 E: 0 K: 0 S: 4	H: 0 LOB: 2 BB: 2 P: 14	R: 0 E: 0 K: 2 S: 10	H: 1 LOB: 1 BB: 1 P: 13	R: 0 E: 0 K: 2 S: 10	H: 1 LOB: 2 BB: 1 P: 19	R: 2 E: 0 K: 0 S: 13	H: 3 LOB: 2 BB: 2 P: 25	R: 0 E: 0 K: 0 S: 7	H: 2 LOB: 2 BB: 1 P: 15	1B: 11 2B: 1 3B: 0 HR: 1	SF: 0 SAC: 0 DP: 3 HBP: 0	WP: 1 PB: 0 SB: 2 CS: 1	PA: 43
PITCHER Don Drysdale, R ERA: 5.12 Pete Richert, L ERA: 3.52 Larry Sherry, R ERA: Ron Perranoski, L ERA: 2.08	IP: 4.0 WLS: L BF: 23 H: 5 R: 2 ER: 2 SO: 2 BB: 4 IBB: 0 HBP: 0 BLK: 0 WP: 1 HR: 0 S: 27 P: 56 ERA: 7.71 WHIP: 3.857															PITCHER	IP: 4.0 WLS: L BF: 23 H: 5 R: 2 ER: 2 SO: 2 BB: 4 IBB: 0 HBP: 0 BLK: 0 WP: 1 HR: 0 S: 27 P: 56 ERA: 7.71 WHIP: 3.857			



Batter	1	2	3	4	5	6	7	8	9	AB	R	H	RBI	BB	SO	LOB	TOP																		
Maury Wills, S OBP: 0.282, SLG: 0.328 (1, 6)										5	2	1	0	0	0	2																			
Jim Gilliam, S OBP: 0.297, SLG: 0.350 (1, 4)										5	0	1	1	0	0	3																			
Wally Moon, L OBP: 0.319, SLG: 0.333 (1, 3)										4	1	1	1	0	0	1																			
Duke Snider, L OBP: 0.586, SLG: 1.043 (1, 9)										4	1	1	1	0	2	1																			
Tommy Davis, R OBP: 0.400, SLG: 0.792 (1, 7)										4	0	2	0	0	1	1																			
John Roseboro, L OBP: 0.386, SLG: 0.447 (1, 2)										4	0	1	0	0	0	1																			
Willie Davis, L OBP: 0.366, SLG: 0.639 (1, 8)										4	1	1	1	0	0	3																			
Andy Carey, R OBP: 0.407, SLG: 0.435 (9, PH)										2	1	1	0	1	0	0																			
Ron Fairly, L OBP: 0.250, SLG: 0.348 (9, PH)										1	0	0	0	0	0	0																			
Johnny Podres, L OBP: 0.222, SLG: 0.250 (8, 1)										2	0	0	0	0	0	2																			
Larry Sherry, R OBP: 0.391, SLG: 0.500 (9, PH)										0	0	0	0	0	0	0																			
Inning Stats	R: 1 E: 0 K: 1 S: 14	H: 2 LOB: 1 BB: 0 P: 19	R: 0 E: 0 K: 0 S: 7	H: 0 LOB: 0 BB: 0 P: 12	R: 0 E: 0 K: 0 S: 7	H: 0 LOB: 0 BB: 0 P: 13	R: 1 E: 0 K: 1 S: 7	H: 1 LOB: 0 BB: 0 P: 9	R: 4 E: 2 K: 1 S: 12	H: 3 LOB: 0 BB: 1 P: 22	R: 0 E: 0 K: 0 S: 5	H: 2 LOB: 2 BB: 1 P: 9	R: 0 E: 0 K: 0 S: 6	H: 0 LOB: 0 BB: 0 P: 11	R: 0 E: 0 K: 0 S: 6	H: 1 LOB: 1 BB: 0 P: 10	R: 0 E: 1 K: 0 S: 8	H: 0 LOB: 1 BB: 0 P: 12	1B: 6 2B: 1 3B: 0 HR: 2	SF: 0 SAC: 1 DP: 1 HBP: 0	WP: 0 PB: 0 SB: 0 CS: 0	PA: 38													
PITCHER	IP WLS BF H R ER SO BB IBB HBP BLK WP HR S P ERA WHIP																																		
Glen Hobbie, R ERA: 6.04 (1, 1)	5.0	24	8	6	3	3	0	0	0	0	0	1	49	77	5.40	1.600																			
Jack Curtis, L ERA: 3.55 (6, 1)	2.0	6	0	0	0	0	0	1	0	0	0	0	9	18	0.00	0.000																			
Don Elston, R ERA: (8, 1)	2.0	W	8	1	0	0	0	0	0	0	0	0	14	22	0.00	0.500																			

Los Angeles Dodgers @ Chicago Cubs
Wrigley Field, Chicago, IL
Wed Apr 25 1962, 3:33 AM CST
Att: 8,344 - Unknown

AB 36
R 6
H 9
RBI 4
BB 1
SO 3
LOB 14



Batter	1	2	3	4	5	6	7	8	9	AB	R	H	RBI	BB	SO	LOB	BOTTOM																			
Lou Brock, L OBP: 0.298, SLG: 0.568 (1, 8)										4	1	1	0	0	1	0																				
Ken Hubbs, R OBP: 0.313, SLG: 0.371 (1, 4)										4	0	1	0	0	0	2																				
Ron Santo, R OBP: 0.373, SLG: 0.580 (1, 5)										4	1	1	3	0	0	1																				
14 Ernie Banks, R OBP: 0.355, SLG: 0.607 (1, 3)										4	1	1	1	0	0	0																				
Billy Williams, L OBP: 0.349, SLG: 0.500 (1, 7)										3	3	2	0	0	0	0																				
George Altman, L OBP: 0.283, SLG: 0.220 (1, 9)										3	1	2	0	1	0	1																				
Andre Rodgers, R OBP: 0.294, SLG: 0.563 (1, 6)										3	1	2	5	0	0	1																				
Cuno Barragan, R OBP: 0.154, SLG: 0.083 (1, 2)										3	0	0	0	1	0	1																				
Glen Hobbie, R OBP: 0.444, SLG: 0.286 (1, 1)										1	1	0	0	1	1	2																				
Jack Curtis, L OBP: 0.667, SLG: 0.500 (6, 1)										0	0	0	0	0	0	0																				
Elder White, R OBP: 0.341, SLG: 0.242 (7, PH)										1	0	0	0	0	1	0																				
Don Elston, R ERA: (8, 1)										1	0	0	0	0	0	0																				
Inning Stats	R: 0 E: 0 K: 1 S: 7	H: 1 LOB: 0 BB: 0 P: 11	R: 1 E: 0 K: 0 S: 8	H: 2 LOB: 0 BB: 0 P: 13	R: 3 E: 0 K: 0 S: 15	H: 2 LOB: 0 BB: 1 P: 26	R: 0 E: 1 K: 1 S: 11	H: 1 LOB: 2 BB: 1 P: 18	R: 0 E: 0 K: 0 S: 5	H: 0 LOB: 0 BB: 0 P: 7	R: 1 E: 0 K: 0 S: 11	H: 2 LOB: 1 BB: 0 P: 17	R: 0 E: 0 K: 1 S: 6	H: 0 LOB: 0 BB: 0 P: 8	R: 4 E: 0 K: 0 S: 12	H: 2 LOB: 0 BB: 1 P: 23	1B: 5 2B: 2 3B: 0 HR: 3	SF: 1 SAC: 0 DP: 1 HBP: 1	WP: 1 PB: 0 SB: 0 CS: 1	PA: 37																
PITCHER	IP WLS BF H R ER SO BB IBB HBP BLK WP HR S P ERA WHIP																																			
Johnny Podres, L ERA: 4.6 (1, 1)	7.0	29	8	5	5	3	2	0	0	0	0	1	63	100	6.43	1.429																				
Larry Sherry, R ERA: 4.5 (8, 1)	1.0	L	7	2	4	4	0	0	1	1	0	1	2	12	23	36.00	2.000																			

Los Angeles Dodgers @ Chicago Cubs
Wrigley Field, Chicago, IL
Wed Apr 25 1962, 3:33 AM CST
Att: 8,344 - Unknown

AB 31
R 9
H 10
RBI 9
BB 3
SO 3
LOB 8



Batter	1	2	3	4	5	6	7	8	9	AB	R	H	RBI	BB	SO	LOB	TOP									
Maury Wills, S OBP: 0.276, SLG: 0.319 (1,6)										5	0	1	0	0	0	1	Los Angeles Dodgers @ Chicago Cubs Wrigley Field, Chicago, IL Thu Apr 26 1962, 3:33 AM CST Att: 6,890 - Unknown									
Larry Burright, R (1,4)										5	0	0	0	0	1	2										
Wally Moon, L OBP: 0.365, SLG: 0.370 (1,3)										4	3	3	0	1	1	1										
Tim Harkness, L OBP: 0.391, SLG: 0.500 (6, PR) (8, 3)										5	3	3	3	0	0	1										
Tommy Davis, R OBP: 0.417, SLG: 0.845 (1,7)										4	2	2	3	0	0	1										
Frank Howard, R OBP: 0.280, SLG: 0.542 (1,9)										4	2	2	3	0	0	1										
Ron Fairly, L OBP: 0.286, SLG: 0.348 (7,9)										4	2	1	1	1	1	4										
Daryl Spencer, R OBP: 0.390, SLG: 0.412 (1,5)										4	0	1	1	1	0	0										
John Roseboro, L OBP: 0.388, SLG: 0.429 (1,2)										5	2	3	2	0	0	2										
Willie Davis, L OBP: 0.391, SLG: 0.780 (1,8)										2	0	0	0	0	1	2										
Pete Richert, L (1,1)										1	0	0	0	0	1	0										
Ed Roebuck, R (4,1)										2	0	0	0	0	1	2										
Ron Perranoski, L (6,1)										2	0	0	0	0	2	0										
Inning Stats	R: 0 E: 0 K: 2 S: 9	H: 1 LOB: 0 BB: 0 P: 13	R: 0 E: 1 K: 0 S: 10	H: 0 LOB: 2 BB: 1 P: 18	R: 0 E: 0 K: 1 S: 7	H: 0 LOB: 0 BB: 0 P: 14	R: 4 E: 1 K: 0 S: 9	H: 5 LOB: 1 BB: 1 P: 16	R: 3 E: 0 K: 0 S: 7	H: 2 LOB: 0 BB: 1 P: 12	R: 1 E: 0 K: 1 S: 11	H: 1 LOB: 0 BB: 0 P: 17	R: 4 E: 1 K: 1 S: 15	H: 4 LOB: 0 BB: 0 P: 23	R: 0 E: 1 K: 1 S: 9	H: 1 LOB: 3 BB: 1 P: 17	R: 0 E: 0 K: 1 S: 5	H: 0 LOB: 0 BB: 0 P: 8	1B: 7 2B: 2 3B: 1 HR: 4	SF: 0 SAC: 0 DP: 1 HBP: 0	WP: 1 PB: 0 SB: 0 CS: 0	PA: 46				
PITCHER	IP	WLS	BF	H	R	ER	SO	BB	IBB	HBP	BLK	WP	HR	S	P	ERA	WHIP									
Dick Ellsworth, L ERA: 4.85 (1,1)	4.1	L	22	7	6	5	3	3	0	0	0	0	0	1	4	4	10.38	2.308								
Barney Schultz, R ERA: 27.0 (5,1)	0.2		3	1	1	1	0	0	0	0	0	0	1	4	3	13.50	1.500									
Jack Warner, R ERA: 9.0 (6,1)	1.2		10	5	5	5	1	0	0	0	0	1	3	23	36	27.00	3.000									
Tony Balsamo, R ERA: 3.24 (7,1)	2.1		10	1	0	0	3	1	0	0	0	0	0	17	29	0.00	0.857									

Batter	1	2	3	4	5	6	7	8	9	AB	R	H	RBI	BB	SO	LOB	BOTTOM								
Lou Brock, L OBP: 0.308, SLG: 0.542 (1,8)										4	1	1	0	1	0	3	Los Angeles Dodgers @ Chicago Cubs Wrigley Field, Chicago, IL Thu Apr 26 1962, 3:33 AM CST Att: 6,890 - Unknown								
Ken Hubbs, R OBP: 0.304, SLG: 0.373 (1,4)										5	1	1	1	0	2	3									
Ron Santo, R OBP: 0.344, SLG: 0.527 (1,5)										5	0	0	0	0	1	4									
14 Ernie Banks, R OBP: 0.358, SLG: 0.639 (1,3)										5	1	2	2	0	0	2									
Billy Williams, L OBP: 0.368, SLG: 0.500 (1,7)										4	1	2	0	1	0	1									
George Altman, L OBP: 0.294, SLG: 0.222 (1,9)										4	0	1	0	1	0	4									
Andre Rodgers, R OBP: 0.318, SLG: 0.524 (1,6)											5	1	2	0	0	1		3							
Cuno Barragan, R OBP: 0.133, SLG: 0.071 (1,2)											2	0	0	0	0	2		4							
Bob Will, L OBP: 0.308, SLG: 0.273 (5, PH)										1	0	1	1	0	0	0									
Dick Bertelli, R (6,2)										1	0	0	0	0	0	0									
Dick Ellsworth, L OBP: 0.308, SLG: 0.100 (1,1)										0	0	0	0	2	0	0									
Barney Schultz, R (5,1)										0	0	0	0	0	0	0									
Moe Morhardt, L (5, PH)										1	0	0	0	0	1	2									
Jack Warner, R (6,1)										0	0	0	0	0	0	0									
Tony Balsamo, R (7,1)										1	0	0	0	0	1	0									
Inning Stats	R: 2 E: 1 K: 2 S: 20	H: 3 LOB: 3 BB: 1 P: 33	R: 0 E: 0 K: 0 S: 4	H: 0 LOB: 0 BB: 1 P: 9	R: 0 E: 0 K: 0 S: 7	H: 0 LOB: 1 BB: 1 P: 12	R: 1 E: 0 K: 1 S: 10	H: 2 LOB: 2 BB: 1 P: 17	R: 1 E: 0 K: 2 S: 14	H: 3 LOB: 2 BB: 0 P: 24	R: 1 E: 2 K: 1 S: 20	H: 1 LOB: 2 BB: 1 P: 32	R: 0 E: 0 K: 1 S: 7	H: 0 LOB: 0 BB: 0 P: 9	R: 0 E: 0 K: 1 S: 8	H: 0 LOB: 0 BB: 0 P: 11	R: 0 E: 0 K: 0 S: 8	H: 1 LOB: 1 BB: 0 P: 13	1B: 8 2B: 1 3B: 0 HR: 1	SF: 0 SAC: 0 DP: 1 HBP: 0	WP: 0 PB: 0 SB: 0 CS: 0	PA: 43			
PITCHER	IP	WLS	BF	H	R	ER	SO	BB	IBB	HBP	BLK	WP	HR	S	P	ERA	WHIP								
Pete Richert, L ERA: 4.76 (1,1)	3.2		20	5	3	3	3	4	0	0	0	0	0	40	70	7.36	2.455								
Ed Roebuck, R ERA: 8.14 (4,1)	2.0		12	4	2	1	3	1	0	0	0	0	0	29	50	4.50	2.500								
Ron Perranoski, L ERA: 1.17 (6,1)	3.1	W	11	1	0	0	2	0	0	0	0	0	0	29	40	0.00	0.300								



Batter	1	2	3	4	5	6	7	8	9	AB	R	H	RBI	BB	SO	LOB	TOP					
Dick Schofield, S (1.5) OBP: 0.500, SLG: 0.625	2-1 CS 1B		1-1 1B 2B		1-2 1B		0-0 6-3		3-3 K	5	1	3	0	0	1	2						
Dick Groat, R (1.6) OBP: 0.387, SLG: 0.414	2-2 F9 1-2		0-2 5-3		2-3 K			1-1 L8		4	0	0	0	0	1	3						
Bob Skinner, L (1.7) OBP: 0.327, SLG: 0.489	2-3 K		1-0 2H 1B		1-0 F6			1-1 4-3		4	0	1	1	0	1	1						
Dick Stuart, R (1.3) OBP: 0.328, SLG: 0.382			1-1 F2		3-3 K			1-0 1-3		4	0	0	0	0	2	2						
Roberto Clemente, R (1.9) OBP: 0.421, SLG: 0.551			4-1 FC3-6 BB		0-1 4-3			1-2 G6-4-3 1B		3	1	2	0	1	0	1						
Bill Virdon, L (1.8) OBP: 0.270, SLG: 0.281			1-2 FC3-6 E 1B 1-2		0-1 4-3			0-1 F9		4	0	1	0	0	0	2						
Bill Mazerowski, R (1.4) OBP: 0.382, SLG: 0.647			1-0 E 1B 1-2		1-2 6-3 1B			0-0 G6-4-3 1-2		4	0	2	0	0	0	3						
Orlando McFarlane, R (1.2) OBP: 0.167, SLG: 0.167			0-0 E3 1-2 2-3		0-0 6-3			0-0 1-3		4	0	1	1	0	0	3						
Bob Veale, S (1.1) Diomedes Olivo, L (4.1) OBP: 0.667, SLG: 1.000 Johnny Logan, R (7. PH) Tom Sturdivant, L (7.1) Larry Elliot, L (9. PH) OBP: 0.167, SLG: 0.167			0-3 K		0-1 B6			2-3 K		2	0	0	0	0	1	4						
Inning Stats	R: 0 E: 0 K: 1 S: 9	H: 1 LOB: 0 BB: 0 P: 14	R: 0 E: 1 K: 1 S: 11	H: 1 LOB: 3 BB: 1 P: 18	R: 1 E: 0 K: 1 S: 12	H: 2 LOB: 1 BB: 0 P: 15	R: 0 E: 0 K: 0 S: 8	H: 1 LOB: 1 BB: 0 P: 9	R: 0 E: 0 K: 2 S: 10	H: 1 LOB: 0 BB: 0 P: 17	R: 0 E: 0 K: 0 S: 7	H: 0 LOB: 0 BB: 0 P: 8	R: 0 E: 0 K: 1 S: 5	H: 0 LOB: 0 BB: 0 P: 7	R: 0 E: 0 K: 0 S: 5	H: 0 LOB: 0 BB: 0 P: 8	R: 1 E: 0 K: 1 S: 14	H: 3 LOB: 2 BB: 0 P: 19	1B: 9 2B: 1 3B: 0 HR: 0	SF: 0 SAC: 0 DP: 1 HBP: 0	WP: 0 PB: 0 SB: 0 CS: 1	PA: 37
PITCHER Don Drysdale, R (1.1) ERA: 4.13	IP: 9.0 WLS: W BF: 37 H: 10 R: 2 ER: 2 SO: 7 BB: 1 IBB: 0 HBP: 0 BLK: 0 WP: 0 HR: 0 S: 81 P: 115 ERA: 2.00 WHIP: 1.222											PITCHER	IP: 9.0 WLS: W BF: 37 H: 10 R: 2 ER: 2 SO: 7 BB: 1 IBB: 0 HBP: 0 BLK: 0 WP: 0 HR: 0 S: 81 P: 115 ERA: 2.00 WHIP: 1.222									

Pittsburgh Pirates @ Los Angeles Dodgers
Dodger Stadium, Los Angeles, CA
Fri Apr 27 1962, 6:05 PM PST
Att: 40,509 - Unknown

AB	36
R	2
H	10
RBI	2
BB	1
SO	7
LOB	23



Batter	1	2	3	4	5	6	7	8	9	AB	R	H	RBI	BB	SO	LOB	BOTTOM			
Maury Wills, S (1.6) OBP: 0.278, SLG: 0.310	4-1 S 1B BB		2-2 G3		1-0 SH2-3		2-1 L8			2	1	0	1	1	0	0				
Jim Gilliam, S (1.4) OBP: 0.309, SLG: 0.349	4-2 S 1B BB		2-2 F8		3-2 2H 1B		2-2 F2			3	1	1	1	1	0	0				
Wally Moon, L (1.3) OBP: 0.375, SLG: 0.367 Tim Harkness, L (8.3) OBP: 0.391, SLG: 0.500	4-1 S 1B BB		0-1 F7		2-1 G6-4-3 1B		2-1 F9			3	1	1	0	1	0	0				
Tommy Davis, R (1.7) OBP: 0.391, SLG: 0.790	0-3 K		1-1 1-3		0-3 K			0-0 F9		4	0	0	0	0	2	4				
Frank Howard, R (1.9) OBP: 0.310, SLG: 0.536	2-2 1B 1-2 2H 3H 1B		2-0 BB 1B 1B		1-1 G6-4-3 1-2			1-3 K		4	1	2	2	0	1	1				
Daryl Spencer, R (1.5) OBP: 0.378, SLG: 0.378	0-1 F9		4-2 1B 1-2 G3 BB		2-3 K			2-2 F8		3	1	0	0	1	1	2				
John Roseboro, L (1.2) OBP: 0.404, SLG: 0.444	0-0 1-3 2H 1B		1-0 1B 1-3 2H SH2-3 1B		1-0 B1-3			1-0 FC6-4 1B		3	1	2	2	0	0	0				
Willie Davis, L (1.8) OBP: 0.388, SLG: 0.750			0-2 G3		2-0 G3			1-0 FC6-4 1B		3	0	1	1	0	0	1				
Don Drysdale, R (1.1) OBP: 0.500, SLG: 0.556			1-2 4-3		1-2 3H 1-2 SH2-3 1B			2-2 FC6-4 1-2		3	1	1	0	0	0	1				
Inning Stats	R: 3 E: 0 K: 1 S: 13	H: 2 LOB: 2 BB: 3 P: 27	R: 0 E: 0 K: 0 S: 10	H: 0 LOB: 0 BB: 0 P: 13	R: 0 E: 0 K: 0 S: 8	H: 0 LOB: 0 BB: 0 P: 11	R: 4 E: 0 K: 0 S: 16	H: 4 LOB: 1 BB: 1 P: 30	R: 0 E: 0 K: 1 S: 7	H: 1 LOB: 0 BB: 0 P: 10	R: 0 E: 0 K: 1 S: 8	H: 1 LOB: 1 BB: 0 P: 14	R: 0 E: 0 K: 0 S: 8	H: 0 LOB: 0 BB: 0 P: 14	R: 0 E: 0 K: 1 S: 7	H: 0 LOB: 0 BB: 0 P: 10	1B: 8 2B: 0 3B: 0 HR: 0	SF: 0 SAC: 1 DP: 1 HBP: 0	WP: 0 PB: 0 SB: 3 CS: 0	PA: 33
PITCHER Bob Veale, L (1.1) ERA: 6.91 Diomedes Olivo, L (4.1) ERA: 2.03 Tom Sturdivant, R (7.1) ERA: 9.0	IP: 3.0 WLS: L BF: 16 H: 4 R: 6 ER: 6 SO: 1 BB: 4 IBB: 0 HBP: 0 BLK: 0 WP: 0 HR: 0 S: 25 P: 41 ERA: 3.00 WHIP: 1.333											PITCHER	IP: 9.0 WLS: W BF: 37 H: 10 R: 2 ER: 2 SO: 7 BB: 1 IBB: 0 HBP: 0 BLK: 0 WP: 0 HR: 0 S: 81 P: 115 ERA: 2.00 WHIP: 1.222							

Pittsburgh Pirates @ Los Angeles Dodgers
Dodger Stadium, Los Angeles, CA
Fri Apr 27 1962, 6:05 PM PST
Att: 40,509 - Unknown

AB	28
R	7
H	8
RBI	7
BB	4
SO	4
LOB	9



Batter	1	2	3	4	5	6	7	8	9	AB	R	H	RBI	BB	SO	LOB	TOP					
Bill Virdon, L OBP: 0.299, SLG: 0.328 (1, 8)	F7		2B		1B			1B		4	0	3	0	0	0	0	Pittsburgh Pirates @ Los Angeles Dodgers Dodger Stadium, Los Angeles, CA Sat Apr 28 1962, 3:33 AM PST Att: 26,332 - Unknown					
Dick Groat, R OBP: 0.364, SLG: 0.387 (1, 6)	6-3		6-3		K			K		4	0	0	0	0	2	3						
Roberto Clemente, R OBP: 0.393, SLG: 0.599 (1, 9)	3-1			6-3				F9		4	0	0	0	0	0	1						
Dick Stuart, R OBP: 0.308, SLG: 0.356 (1, 3)		F4		F6				F8		4	0	0	0	0	0	0						
Donn Clendenon, R OBP: 0.417, SLG: 0.300 (1, 7)		K		BB 1B				4-3		4	1	1	0	0	1	0						
Johnny Logan, R OBP: 0.333, SLG: 0.200 (1, 5)		1B		1B BB				F4		3	0	1	0	1	0	0						
Don Leppert, R OBP: 0.345, SLG: 0.560 (1, 2)		L8		FC6-4 1B				K		3	0	1	1	0	1	1						
Bill Mazerowski, R OBP: 0.362, SLG: 0.611 (1, 4)			5-3	FC6-4 1B				F7		3	0	0	0	0	0	2						
Earl Francis, R OBP: 0.167, SLG: 0.167 (1, 1)			K		K			F8		3	0	0	0	0	2	0						
Inning Stats	R: 0 H: 0 E: 0 K: 0 S: 11	H: 0 LOB: 0 BB: 0 P: 15	R: 0 H: 1 E: 0 K: 1 S: 9	LOB: 1 BB: 0 P: 17	R: 0 H: 1 E: 0 K: 1 S: 11	LOB: 1 BB: 0 P: 17	R: 1 H: 2 E: 0 K: 0 S: 15	H: 2 LOB: 2 BB: 1 P: 29	R: 0 H: 1 E: 0 K: 2 S: 8	H: 1 LOB: 0 BB: 0 P: 12	R: 0 H: 0 E: 0 K: 1 S: 7	H: 0 LOB: 0 BB: 0 P: 9	R: 0 H: 0 E: 0 K: 1 S: 12	H: 0 LOB: 0 BB: 0 P: 16	R: 0 H: 1 E: 0 K: 1 S: 12	H: 1 LOB: 1 BB: 0 P: 17	R: 0 H: 0 E: 0 K: 0 S: 9	H: 0 LOB: 0 BB: 0 P: 12	1B: 5 2B: 1 3B: 0 HR: 0	SF: 0 SAC: 0 DP: 0 HBP: 0	WP: 0 PB: 0 SB: 0 CS: 1	PA: 33
PITCHER Sandy Koufax, L ERA: 2.63 (1, 1)	IP: 9.0 WLS: W BF: 33 H: 6 R: 1 ER: 1 SO: 6 BB: 1 IBB: 0 HBP: 0 BLK: 0 WP: 0 HR: 0 S: 94 P: 144 ERA: 1.00 WHIP: 0.778															PITCHER						

Batter	1	2	3	4	5	6	7	8	9	AB	R	H	RBI	BB	SO	LOB	BOTTOM					
Maury Wills, S OBP: 0.298, SLG: 0.320 (1, 6)	1-3 BB		E 1B		WP 4-3 1B		6-3	F8		4	0	2	0	1	0	2	Pittsburgh Pirates @ Los Angeles Dodgers Dodger Stadium, Los Angeles, CA Sat Apr 28 1962, 3:33 AM PST Att: 26,332 - Unknown					
Jim Gilliam, S OBP: 0.288, SLG: 0.324 (1, 4)	1-3		K		4-3		4-3		5	0	0	0	0	1	4							
Wally Moon, L OBP: 0.361, SLG: 0.352 (1, 3)	F7		K		F7		E7		5	1	1	0	0	1	4							
Duke Snider, L OBP: 0.588, SLG: 0.960 (1, 9)	BB		IBB		F6		FC4 IBB		2	0	0	0	3	0	1							
Tommy Davis, R OBP: 0.377, SLG: 0.746 (1, 7)	F9		K		L3		FC4		5	0	1	1	0	1	7							
John Roseboro, L OBP: 0.429, SLG: 0.447 (1, 2)		G5-4-3 BB		4-3		E 1B		SH3-4 BB		2	1	1	0	2	0							
Daryl Spencer, R OBP: 0.354, SLG: 0.350 (1, 5)	G5-4-3		K		E5		SH3-4		3	0	0	0	0	1	1							
Willie Davis, L OBP: 0.396, SLG: 0.717 (1, 8)	G3		4-3		IBB		IBB		2	0	0	0	2	0	0							
Sandy Koufax, R OBP: 0.056, SLG: 0.056 (1, 1)			E 1B		K		K		4	0	1	0	0	3	4							
Inning Stats	R: 0 H: 0 E: 0 K: 0 S: 8	H: 0 LOB: 2 BB: 2 P: 18	R: 0 H: 0 E: 0 K: 0 S: 6	H: 0 LOB: 1 BB: 1 P: 14	R: 0 H: 2 E: 1 K: 3 S: 12	LOB: 3 BB: 1 P: 22	R: 0 H: 0 E: 0 K: 1 S: 8	H: 0 LOB: 0 BB: 0 P: 11	R: 0 H: 1 E: 0 K: 1 S: 9	H: 1 LOB: 1 BB: 0 P: 13	R: 1 H: 1 E: 1 K: 1 S: 12	H: 1 LOB: 2 BB: 1 P: 26	R: 0 H: 0 E: 1 K: 0 S: 6	H: 0 LOB: 2 BB: 1 P: 10	R: 0 H: 0 E: 0 K: 1 S: 6	H: 0 LOB: 2 BB: 2 P: 16	R: 1 H: 2 E: 0 K: 0 S: 10	H: 2 LOB: 1 BB: 0 P: 17	1B: 6 2B: 0 3B: 0 HR: 0	SF: 0 SAC: 1 DP: 1 HBP: 0	WP: 1 PB: 0 SB: 0 CS: 0	PA: 41
PITCHER Earl Francis, R ERA: 0.53 (1, 1)	IP: 8.2 WLS: L BF: 41 H: 6 R: 2 ER: 1 SO: 7 BB: 4 IBB: 4 HBP: 0 BLK: 0 WP: 1 HR: 0 S: 77 P: 147 ERA: 1.04 WHIP: 1.154															PITCHER						



Batter	1	2	3	4	5	6	7	8	9	AB	R	H	RBI	BB	SO	LOB	TOP					
Bill Virdon, L OBP: 0.292, SLG: 0.333 (1, 8)	F7		L8			K	1B	K		5	1	1	1	0	2	3	Pittsburgh Pirates @ Los Angeles Dodgers Dodger Stadium, Los Angeles, CA Sun Apr 29 1962, 3:33 AM PDT Unknown livebaseballscorecards.com					
Dick Groat, R OBP: 0.394, SLG: 0.433 (1, 6)	G3			2B		1B	1B	1B		5	0	4	1	0	0	0						
Donn Clendenon, R OBP: 0.313, SLG: 0.214 Larry Elliot, L OBP: 0.143, SLG: 0.143 (8, 9)	F8			K		K	F9	FC4-6		4	0	0	0	0	2	3						
Dick Stuart, R OBP: 0.314, SLG: 0.359 (1, 3)		F6			F5	FC6-4		FC4-6		5	0	2	0	0	0	2						
Don Hoak, R OBP: 0.400, SLG: 0.449 (1, 5)		F8			6-3			FC4-6	L7	5	2	1	0	0	0	4						
Howie Goss, R OBP: 0.750, SLG: 1.333 (8, 7)								HR	F7	5	2	3	2	0	0	2						
Don Leppert, R OBP: 0.333, SLG: 0.500 (1, 2)			K		G4-6-3		L1	2B		3	0	0	0	1	1							
Bill Mazerowski, R OBP: 0.387, SLG: 0.655 (1, 4)			2B				K			4	0	3	2	0	1	0						
Bob Friend, R OBP: 0.214, SLG: 0.286 (1, 1)			K		F6		2B	5-3		4	1	1	0	0	1	4						
Inning Stats	R: 0 E: 0 K: 0 S: 6	H: 0 LOB: 0 BB: 0 P: 10	R: 0 E: 0 K: 0 S: 5	H: 0 LOB: 0 BB: 0 P: 6	R: 0 E: 0 K: 2 S: 13	H: 1 LOB: 1 BB: 0 P: 22	R: 0 E: 0 K: 1 S: 7	H: 1 LOB: 1 BB: 0 P: 10	R: 0 E: 0 K: 0 S: 8	H: 2 LOB: 1 BB: 0 P: 11	R: 0 E: 0 K: 2 S: 10	H: 1 LOB: 1 BB: 0 P: 14	R: 4 E: 0 K: 1 S: 17	H: 5 LOB: 1 BB: 0 P: 31	R: 2 E: 0 K: 1 S: 14	H: 3 LOB: 2 BB: 1 P: 25	R: 0 E: 0 K: 0 S: 11	H: 2 LOB: 2 BB: 0 P: 16	1B: 8 2B: 6 3B: 0 HR: 1	SF: 0 SAC: 0 DP: 1 HBP: 0	WP: 0 PB: 0 SB: 0 CS: 0	PA: 42
PITCHER	IP	WLS	BF	H	R	ER	SO	BB	IBB	HBP	BLK	WP	HR	S	P	ERA	WHIP					
Johnny Podres, L ERA: 4.75 (1, 1)	6.2	L	28	9	4	4	6	0	0	0	0	0	1	62	97	5.40	1.350					
Larry Sherry, R ERA: 4.32 (7, 1)	0.1		2	1	0	0	0	0	0	0	0	0	0	4	7	0.00	3.000					
Ron Perranoski, L ERA: 3.0 (8, 1)	1.1		10	5	2	2	1	0	1	0	0	0	0	19	34	13.50	3.750					
Ed Roebuck, R ERA: 5.63 (9, 1)	0.2		2	0	0	0	0	0	0	0	0	0	0	6	7	0.00	0.000					

Batter	1	2	3	4	5	6	7	8	9	AB	R	H	RBI	BB	SO	LOB	BOTTOM					
Maury Wills, S OBP: 0.307, SLG: 0.329 (1, 6)	1B		4-3					G3		4	1	2	0	0	0	0	Pittsburgh Pirates @ Los Angeles Dodgers Dodger Stadium, Los Angeles, CA Sun Apr 29 1962, 3:33 AM PDT Unknown livebaseballscorecards.com					
Jim Gilliam, S OBP: 0.299, SLG: 0.324 (1, 4)	1B		1-3		F5			BB		3	0	1	0	1	0	1						
Wally Moon, L OBP: 0.338, SLG: 0.328 (1, 3)	F8		E6			6-3		L9		4	0	0	0	0	0	3						
Duke Snider, L OBP: 0.526, SLG: 0.828 (1, 9)	K		F7			K		F7		4	0	0	0	0	2	3						
Tommy Davis, R OBP: 0.356, SLG: 0.704 (1, 7)	6-3			F3		K			5-3	4	0	0	0	0	1	1						
John Roseboro, L OBP: 0.417, SLG: 0.420 (1, 2)		BB		L8				F5	4-3	3	0	0	0	1	0	0						
Willie Davis, L OBP: 0.368, SLG: 0.660 (1, 8)		L8		K				F5	4-3	4	0	0	0	0	1	1						
Daryl Spencer, R OBP: 0.353, SLG: 0.349 (1, 5)		K			F5					3	0	1	0	0	1	1						
Johnny Podres, L OBP: 0.182, SLG: 0.200 Larry Sherry, R (7, 1)		L7			F2			F8		2	0	0	0	0	0	0						
Tim Harkness, L OBP: 0.375, SLG: 0.476 Ron Perranoski, L (8, 1) Ed Roebuck, R (9, 1)										1	0	0	0	0	0	0						
Inning Stats	R: 1 E: 0 K: 1 S: 9	H: 2 LOB: 1 BB: 0 P: 12	R: 0 E: 0 K: 1 S: 8	H: 0 LOB: 1 BB: 1 P: 16	R: 0 E: 1 K: 0 S: 8	H: 0 LOB: 1 BB: 0 P: 9	R: 0 E: 0 K: 1 S: 6	H: 0 LOB: 0 BB: 0 P: 11	R: 0 E: 0 K: 2 S: 10	H: 1 LOB: 1 BB: 0 P: 13	R: 0 E: 0 K: 0 S: 10	H: 0 LOB: 0 BB: 0 P: 14	R: 0 E: 0 K: 0 S: 10	H: 1 LOB: 1 BB: 0 P: 12	R: 0 E: 0 K: 0 S: 8	H: 0 LOB: 1 BB: 1 P: 13	R: 0 E: 0 K: 0 S: 6	H: 0 LOB: 0 BB: 0 P: 7	1B: 4 2B: 0 3B: 0 HR: 0	SF: 0 SAC: 0 DP: 0 HBP: 0	WP: 0 PB: 0 SB: 4 CS: 0	PA: 34
PITCHER	IP	WLS	BF	H	R	ER	SO	BB	IBB	HBP	BLK	WP	HR	S	P	ERA	WHIP					
Bob Friend, R ERA: 2.06 (1, 1)	9.0	W	34	4	1	0	5	2	0	0	0	0	0	73	107	0.00	0.667					



Batter	1	2	3	4	5	6	7	8	9	AB	R	H	RBI	BB	SO	LOB	TOP										
Bill Virdon, L OBP: 0.289, SLG: 0.343 (1, 8)	1-1 4-3		2-0 4-3			0-2 1-3		2-2 2B		4	0	1	0	0	0	0	Pittsburgh Pirates @ Los Angeles Dodgers Dodger Stadium, Los Angeles, CA Sun Apr 29 1962, 3:38 AM PDT Att: 51,574 - Unknown livebaseballscorecards.com										
Dick Groat, R OBP: 0.387, SLG: 0.414 (1, 6)	3-3 K		2-1 3-1			4-2 BB		0-0 6-3		3	0	0	0	1	1												
Bob Skinner, L OBP: 0.321, SLG: 0.471 Larry Elliot, L OBP: 0.143, SLG: 0.143 (1, 7) (9, 9)	0-1 G3			2-3 K		0-2 4-3		3-2 1B		4	0	1	0	0	1	1											
Dick Stuart, R OBP: 0.338, SLG: 0.418 (1, 3)		4-2 BB BB		1-0 G1-6-3 1B		0-0 HR		0-0 F9		3	1	2	1	1	0	1											
Don Hoak, R OBP: 0.391, SLG: 0.423 (1, 5)		4-1 BB BB		0-0 G1-6-3 1-2		3-2 F7		2-3 K		3	0	0	0	1	1	2											
Howie Goss, R OBP: 0.500, SLG: 0.800 (9, 7)		0-0 BB B2			1-2 L8	2-0 6-3		2-3 K		4	0	0	0	0	1	3											
Don Leppert, R OBP: 0.333, SLG: 0.484 Smoky Burgess, L OBP: 0.348, SLG: 0.458 (1, 2) (8, 2)		0-0 F2			2-2 G6-3 1B	1-0 F9				3	0	1	0	0	0	2											
Bill Mazerowski, R OBP: 0.369, SLG: 0.623 (1, 4)		1-0 F9			2-2 G6-3 1-2			1-2 4-3		3	0	0	0	0	0	3											
Al McBean, R OBP: 0.250, SLG: 0.250 (1, 1)			0-3 K			1-2 F7		0-0 6-3		3	0	0	0	0	1	0	P										
Inning Stats	R: 0 E: 0 K: 1 S: 9	H: 0 LOB: 0 BB: 0 P: 13	R: 0 E: 0 K: 0 S: 6	H: 0 LOB: 2 BB: 2 P: 15	R: 0 E: 0 K: 1 S: 7	H: 0 LOB: 0 BB: 0 P: 11	R: 0 E: 0 K: 0 S: 5	H: 1 LOB: 0 BB: 0 P: 8	R: 0 E: 0 K: 0 S: 13	H: 0 LOB: 1 BB: 1 P: 18	R: 1 E: 0 K: 0 S: 6	H: 1 LOB: 0 BB: 0 P: 12	R: 0 E: 0 K: 0 S: 8	H: 1 LOB: 1 BB: 0 P: 11	R: 0 E: 0 K: 2 S: 10	H: 1 LOB: 1 BB: 0 P: 17		1B: 3 2B: 1 3B: 0 HR: 1	SF: 0 SAC: 0 DP: 2 HBP: 0	WP: 0 PB: 0 SB: 0 CS: 0	PA: 33						
PITCHER	IP	WLS	BF	H	R	ER	SO	BB	IBB	HBP	BLK	WP	HR	S	P	ERA	WHIP										
Joe Moeller, R ERA: 5.06 Larry Sherry, R ERA: 3.45 (1, 1) (8, 1)	7.0	L	25	3	1	1	3	3	0	0	0	0	1	55	91	1.29	0.857										

Batter	1	2	3	4	5	6	7	8	9	AB	R	H	RBI	BB	SO	LOB	BOTTOM										
Maury Wills, S OBP: 0.304, SLG: 0.325 (1, 6)	2-3 K		1-0 1-3 1B		1-1 FC4-6 1-2			0-0 5-3		4	0	1	0	0	1	1	Pittsburgh Pirates @ Los Angeles Dodgers Dodger Stadium, Los Angeles, CA Sun Apr 29 1962, 3:38 AM PDT Att: 51,574 - Unknown livebaseballscorecards.com										
Jim Gilliam, S OBP: 0.309, SLG: 0.324 (1, 4)	4-1 L5-3 BB		1-3 1-2 2-3		1-2 F6		1-0 FC6 1B		1-0 1B	3	0	1	0	1	0	3											
Wally Moon, L OBP: 0.319, SLG: 0.306 (1, 3)	2-1 L5-3 1-2		0-0 L4			2-1 F8		2-3 K		4	0	0	0	0	1	4											
Ron Fairly, L OBP: 0.344, SLG: 0.333 (1, 9)		4-2 4-3 BB		4-0 G6-4-3 BB		4-1 G5-4-3 BB		0-0 FC6 1-2		1	0	0	0	3	0	1											
Tommy Davis, R OBP: 0.338, SLG: 0.667 (1, 7)		1-2 4-3		1-2 G6-4-3 1-2		0-0 G5-4-3 1-2		2-0 4-3		4	0	0	0	0	0	3											
John Roseboro, L OBP: 0.417, SLG: 0.420 Norm Sherry, R OBP: 0.211, SLG: 0.167 (1, 2) (2, 2)		2-2 6-3		0-0 FC4-6 1B		0-1 1B		1-0 F8		0	0	0	0	0	0	0											
Willie Davis, L OBP: 0.361, SLG: 0.630 (1, 8)		1-3 K		1-1 FC4-6 1-2		0-1 F7		2-0 1B		4	0	1	0	0	1	3											
Andy Carey, R OBP: 0.419, SLG: 0.444 (1, 5)			3-2 1-3 1B 1B		0-0 FC3-6 1B		1-2 F7		1-0 F8	4	0	2	0	0	0	2											
Joe Moeller, R Duke Snider, L OBP: 0.513, SLG: 0.800 Larry Sherry, R (7, PH) (8, 1)			0-3 K		1-2 FC3-6 FC4-6 1-2		1-2 6-3			2	0	0	0	0	1	2											
Inning Stats	R: 0 E: 0 K: 1 S: 6	H: 0 LOB: 1 BB: 1 P: 14	R: 0 E: 0 K: 1 S: 12	H: 0 LOB: 1 BB: 1 P: 20	R: 0 E: 0 K: 1 S: 9	H: 2 LOB: 0 BB: 0 P: 13	R: 0 E: 0 K: 0 S: 7	H: 1 LOB: 1 BB: 1 P: 13	R: 0 E: 0 K: 0 S: 12	H: 1 LOB: 1 BB: 0 P: 15	R: 0 E: 0 K: 0 S: 4	H: 0 LOB: 0 BB: 1 P: 10	R: 0 E: 0 K: 0 S: 11	H: 1 LOB: 1 BB: 0 P: 13	R: 0 E: 0 K: 1 S: 7	H: 1 LOB: 1 BB: 0 P: 10	R: 0 E: 0 K: 0 S: 4	H: 1 LOB: 1 BB: 0 P: 10	1B: 7 2B: 1 3B: 0 HR: 0	SF: 0 SAC: 0 DP: 3 HBP: 0	WP: 0 PB: 0 SB: 1 CS: 0	PA: 35					
PITCHER	IP	WLS	BF	H	R	ER	SO	BB	IBB	HBP	BLK	WP	HR	S	P	ERA	WHIP										
Al McBean, R ERA: 1.61 (1, 1)	9.0	W	35	7	0	0	4	4	0	0	0	0	0	72	118	0.00	1.222										



Batter	1	2	3	4	5	6	7	8	9	AB	R	H	RBI	BB	SO	LOB	TOP			
Lou Brock, L (1, 8) OBP: 0.308, SLG: 0.466										2	0	0	0	2	1	1	Chicago Cubs @ Los Angeles Dodgers Dodger Stadium, Los Angeles, CA Mon Apr 30 1962, 7:05 PM PDT Att: 19,310 - Unknown			
Ken Hubbs, R (1, 4) OBP: 0.289, SLG: 0.338										4	0	0	0	0	2	3				
Billy Williams, L (1, 7) OBP: 0.393, SLG: 0.526										2	0	0	0	2	0	0				
14 Ernie Banks, R (1, 3) OBP: 0.326, SLG: 0.532										4	0	1	0	0	0	2				
George Altman, L (1, 9) OBP: 0.271, SLG: 0.270										4	1	0	0	0	2	2				
Ron Santo, R (1, 5) OBP: 0.333, SLG: 0.458										3	0	1	0	1	0	1				
Andre Rodgers, R (1, 6) OBP: 0.268, SLG: 0.395										4	0	1	0	0	0	3				
Dick Bertell, R (1, 2) OBP: 0.200, SLG: 0.200										2	0	0	0	0	1	1				
Moe Morhardt, L (7, PH) OBP: 0.375, SLG: 0.333										1	0	0	0	0	1	0				
Moe Thacker, R (7, 2) OBP: 0.375, SLG: 0.333										0	0	0	0	0	0	0				
Jim McKnight, R (9, PH) OBP: 0.154, SLG: 0.231										1	0	0	0	0	0	0				
Dick Ellsworth, L (1, 1) OBP: 0.333, SLG: 0.167										2	0	1	0	0	1	0				
Bob Will, L (7, PH) OBP: 0.333, SLG: 0.308										1	0	1	0	0	0	0				
Glen Hobbie, R (7, 1) OBP: 0.400, SLG: 0.250										0	0	0	0	0	0	0				
Inning Stats	R: 0 E: 0 K: 2 S: 14	H: 1 LOB: 2 BB: 1 P: 26	R: 0 E: 0 K: 0 S: 5	H: 1 LOB: 0 BB: 0 P: 7	R: 0 E: 0 K: 2 S: 11	H: 0 LOB: 2 BB: 2 P: 24	R: 1 E: 2 K: 1 S: 13	H: 1 LOB: 2 BB: 0 P: 24	R: 0 E: 0 K: 0 S: 6	H: 0 LOB: 0 BB: 1 P: 11	R: 0 E: 0 K: 1 S: 11	H: 1 LOB: 1 BB: 0 P: 19	R: 0 E: 0 K: 2 S: 10	H: 1 LOB: 0 BB: 0 P: 14	R: 0 E: 0 K: 0 S: 5	H: 0 LOB: 0 BB: 1 P: 9	1B: 4 2B: 0 3B: 1 HR: 0	SF: 0 SAC: 0 DP: 2 HBP: 0	WP: 0 PB: 0 SB: 3 CS: 0	PA: 35
PITCHER Stan Williams, R (1, 1) ERA: 7.24	IP: 9.0 WLS: W BF: 35 H: 5 R: 1 ER: 0 SO: 8 BB: 5 IBB: 0 HBP: 0 BLK: 0 WP: 0 HR: 0 S: 78 P: 139 ERA: 0.00 WHIP: 1.111															PITCHER				

AB	30
R	1
H	5
RBI	0
BB	5
SO	8
LOB	13



Batter	1	2	3	4	5	6	7	8	9	AB	R	H	RBI	BB	SO	LOB	BOTTOM			
Maury Wills, S (1, 6) OBP: 0.302, SLG: 0.314										3	1	0	0	1	0	0	Chicago Cubs @ Los Angeles Dodgers Dodger Stadium, Los Angeles, CA Mon Apr 30 1962, 7:05 PM PDT Att: 19,310 - Unknown			
Jim Gilliam, S (1, 4) OBP: 0.329, SLG: 0.338										3	0	2	1	1	0	0				
Wally Moon, L (1, 3) OBP: 0.315, SLG: 0.318										4	0	1	0	0	0	3				
Tim Harkness, L (8, 3) OBP: 0.375, SLG: 0.476										0	0	0	0	0	0	0				
Tommy Davis, R (1, 7) OBP: 0.333, SLG: 0.646										4	0	1	0	0	1	5				
Frank Howard, R (1, 9) OBP: 0.281, SLG: 0.484										3	0	0	0	0	1	2				
Ron Fairly, L (8, 9) OBP: 0.344, SLG: 0.333										0	0	0	0	0	0	0				
Andy Carey, R (1, 5) OBP: 0.400, SLG: 0.516										4	1	1	1	0	2	1				
Willie Davis, L (1, 8) OBP: 0.369, SLG: 0.614										3	0	1	0	1	1	0				
Norm Sherry, R (1, 2) OBP: 0.304, SLG: 0.200										2	1	1	0	2	0	0				
Stan Williams, R (1, 1) ERA: 6.0										3	0	0	0	1	1	6				
Inning Stats	R: 0 E: 0 K: 2 S: 14	H: 2 LOB: 0 BB: 0 P: 20	R: 0 E: 0 K: 1 S: 8	H: 0 LOB: 0 BB: 0 P: 14	R: 0 E: 0 K: 0 S: 9	H: 0 LOB: 3 BB: 3 P: 22	R: 0 E: 0 K: 2 S: 7	H: 0 LOB: 0 BB: 0 P: 10	R: 2 E: 1 K: 1 S: 13	H: 2 LOB: 1 BB: 0 P: 20	R: 1 E: 0 K: 0 S: 11	H: 2 LOB: 1 BB: 1 P: 21	R: 0 E: 0 K: 0 S: 7	H: 0 LOB: 0 BB: 0 P: 11	R: 0 E: 0 K: 0 S: 10	H: 1 LOB: 3 BB: 2 P: 23	1B: 5 2B: 1 3B: 0 HR: 1	SF: 0 SAC: 1 DP: 1 HBP: 0	WP: 1 PB: 0 SB: 1 CS: 0	PA: 36
PITCHER Dick Ellsworth, L (1, 1) ERA: 4.79	IP: 6.0 WLS: L BF: 27 H: 6 R: 3 ER: 3 SO: 6 BB: 4 IBB: 0 HBP: 0 BLK: 0 WP: 1 HR: 1 S: 62 P: 107 ERA: 4.50 WHIP: 1.667															PITCHER				
PITCHER Glen Hobbie, R (7, 1) ERA: 6.0	IP: 2.0 WLS: L BF: 9 H: 1 R: 0 ER: 0 SO: 0 BB: 1 IBB: 1 HBP: 0 BLK: 0 WP: 0 HR: 0 S: 17 P: 34 ERA: 0.00 WHIP: 1.000															PITCHER				

AB	29
R	3
H	7
RBI	2
BB	6
SO	6
LOB	17



Batter	1	2	3	4	5	6	7	8	9	10	11	12	13	14	15	16	AB	R	H	RBI	BB	SO	LOB	TOP				
Lou Brock, L OBP: 0.292, SLG: 0.446 (1, 8)	B1-3		1B		6-3		F7			4-3			F7		G3		7	1	1	0	0	0	4					
Ken Hubbs, R OBP: 0.276, SLG: 0.322 (1, 4)	E5		K			K		L9		K			F3				7	0	1	1	0	3	2					
Billy Williams, L OBP: 0.375, SLG: 0.494 (1, 7)	F8		1B			L9		F8		F8			K		K2-3		7	0	1	2	0	2	2					
14 Ernie Banks, R OBP: 0.301, SLG: 0.488 (1, 3)	K		F8			F8		E8				4-3					7	1	0	0	0	2	2					
George Altman, L OBP: 0.293, SLG: 0.300 (1, 9)		K			F8		1B			G1-4-3			K				7	0	4	1	0	2	0					
Ron Santo, R OBP: 0.308, SLG: 0.418 (1, 5)		6-3			F9		F4			F8			G1-4-3				7	0	0	0	0	1	4					
Andre Rodgers, R OBP: 0.271, SLG: 0.376 (1, 6)		1-3			6-3								K				7	1	2	0	0	2	1					
Don Koenig, R OBP: 0.272, SLG: 0.372 (1, 1)			2B												SH1-4													
Joe Mauer, R OBP: 0.333, SLG: 0.500 (1, 1)			1B																									
Cal Koonce, R OBP: 0.083, SLG: 0.083 (7, PH)																												
Bob Will, L OBP: 0.376, SLG: 0.308 (7, PH)																												
Moe Thompson, R OBP: 0.370, SLG: 0.333 (7, 2)																												
Inning Stats	R: 0 E: 1 K: 1 S: 6	H: 0 LOB: 1 BB: 0 P: 9	R: 0 E: 0 K: 1 S: 5	H: 0 LOB: 0 BB: 0 P: 9	R: 2 E: 0 K: 2 S: 20	H: 3 LOB: 1 BB: 0 P: 26	R: 0 E: 0 K: 0 S: 5	H: 0 LOB: 0 BB: 0 P: 7	R: 0 E: 0 K: 0 S: 9	H: 0 LOB: 0 BB: 0 P: 12	R: 0 E: 0 K: 1 S: 7	H: 0 LOB: 0 BB: 0 P: 8	R: 0 E: 0 K: 0 S: 6	H: 1 LOB: 1 BB: 0 P: 10	R: 0 E: 0 K: 2 S: 9	H: 1 LOB: 1 BB: 0 P: 17	R: 0 E: 0 K: 1 S: 6	H: 0 LOB: 0 BB: 0 P: 14	R: 0 E: 0 K: 2 S: 7	H: 0 LOB: 0 BB: 0 P: 9	R: 2 E: 0 K: 1 S: 12	H: 3 LOB: 1 BB: 0 P: 19	R: 0 E: 0 K: 1 S: 11	H: 1 LOB: 1 BB: 0 P: 14	1B: 11 R: 2 H: 3 BB: 0 HR: 0	SF: 0 SAC: 1 DP: 2 HBP: 0	WP: 0 PB: 0 SB: 0 CS: 1	PA: 61
PITCHER	IP 8.0	WLS 33	BF 6	H 3	R 2	ER 0	SO 5	BB 0	IBB 0	HBP 0	BLK 0	WP 0	HR 0	S 81	P 119	ERA 2.25	WHIP 0.750											
Don Drysdale, R ERA: 3.72																												
Larry Sherry, R ERA: 3.16																												
Ron Perranoski, L ERA: 2.25																												
Pete Richert, L ERA: 5.02																												
Ed Roebuck, R ERA: 5.0																												

Chicago Cubs @ Los Angeles Dodgers
Dodger Stadium, Los Angeles, CA
Tue May 01 1962, 7:05 PM PDT
Att. 20,069 - Unknown

AB 59
R 12
H 15
RBI 5
BB 1
SO 14
LOB 19



Batter	1	2	3	4	5	6	7	8	9	10	11	12	13	14	15	16	AB	R	H	RBI	BB	SO	LOB	BOTTOM						
Maury Wills, S OBP: 0.288, SLG: 0.298 (1, 6)	G3				FC3-6		L8						5-3		FC4-6		8	2	1	0	0	0	5							
Jim Gilliam, S OBP: 0.337, SLG: 0.349 (1, 4)	4-3												1-3				6	0	2	1	1	0	1							
Wally Moon, L OBP: 0.333, SLG: 0.310 (1, 3)																	5	0	1	2	3	1	4							
Duke Snider, L OBP: 0.489, SLG: 0.694 (1, 9)																	6	0	1	0	2	3	6							
Willie Davis, L OBP: 0.384, SLG: 0.594 (1, 8)																														
Andy Carey, R OBP: 0.305, SLG: 0.500 (1, 5)																														
Norm Sherry, R OBP: 0.267, SLG: 0.185 (15, PH)																														
Doug Camilli, R OBP: 1.000, SLG: 1.500 (16, 2)																														
Don Drysdale, R OBP: 0.338, SLG: 0.583 (8, PH)																														
Tommy Davis, R OBP: 0.329, SLG: 0.627 (9, 7)																														
Inning Stats	R: 0 E: 0 K: 0 S: 7	H: 0 LOB: 2 BB: 2 P: 19	R: 2 E: 0 K: 0 S: 14	H: 3 LOB: 0 BB: 0 P: 19	R: 0 E: 0 K: 1 S: 7	H: 0 LOB: 1 BB: 1 P: 12	R: 0 E: 0 K: 0 S: 6	H: 0 LOB: 0 BB: 0 P: 8	R: 1 E: 0 K: 1 S: 8	H: 2 LOB: 1 BB: 0 P: 10	R: 0 E: 0 K: 0 S: 7	H: 0 LOB: 1 BB: 1 P: 14	R: 0 E: 0 K: 0 S: 13	H: 1 LOB: 1 BB: 1 P: 18	R: 0 E: 0 K: 2 S: 14	H: 1 LOB: 2 BB: 0 P: 23	R: 0 E: 0 K: 0 S: 9	H: 0 LOB: 0 BB: 0 P: 13	R: 0 E: 0 K: 0 S: 4	H: 1 LOB: 1 BB: 0 P: 14	R: 0 E: 0 K: 0 S: 4	H: 1 LOB: 2 BB: 1 P: 10	R: 0 E: 0 K: 0 S: 5	H: 0 LOB: 0 BB: 0 P: 9	R: 0 E: 0 K: 1 S: 7	H: 1 LOB: 1 BB: 0 P: 13	1B: 14 R: 2 H: 2 BB: 0 HR: 0	SF: 0 SAC: 2 DP: 1 HBP: 0	WP: 0 PB: 0 SB: 3 CS: 1	PA: 72
PITCHER	IP 6.0	WLS 10	BF 26	H 3	R 3	ER 3	SO 2	BB 4	IBB 0	HBP 0	BLK 0	WP 0	HR 0	S 49	P 82	ERA 4.50	WHIP 1.500													
Cal Koonce, R ERA: 2.76																														
Don Elston, R ERA: 5.06																														
Barney Schultz, R ERA: 7.36																														
Tony Balsamo, R ERA: 5.23																														

Chicago Cubs @ Los Angeles Dodgers
Dodger Stadium, Los Angeles, CA
Tue May 01 1962, 7:05 PM PDT
Att. 20,069 - Unknown

AB 59
R 16
H 16
RBI 6
BB 10
SO 7
LOB 38



Batter	1	2	3	4	5	6	7	8	9	AB	R	H	RBI	BB	SO	LOB	TOP					
Maury Wills, S OBP: 0.274, SLG: 0.282	G3		F9			4-3		4-3	F7	5	1	1	0	0	0	0	Los Angeles Dodgers @ Pittsburgh Pirates Forbes Field, Pittsburgh, PA Fri May 04 1962, 7:05 PM EDT Att: 20,986 - Unknown					
Jim Gilliam, S OBP: 0.310, SLG: 0.319	1-3		K			F8		5-3		4	0	0	0	0	1	2						
Wally Moon, L OBP: 0.337, SLG: 0.338	4-2		4-3			G3		4-3		3	0	0	1	1	0	1						
Duke Snider, L OBP: 0.471, SLG: 0.675	1-3			4-3			E3	1B		4	1	1	1	0	1	1						
Tommy Davis, R OBP: 0.333, SLG: 0.600		K		L7			FC3-6	1B		4	0	1	1	0	1	1						
Willie Davis, L OBP: 0.388, SLG: 0.577		1B		F2				1B		3	0	2	0	0	0	0						
Frank Howard, R OBP: 0.273, SLG: 0.469		1B						K		1	0	0	0	0	1	1						
Andy Carey, R OBP: 0.360, SLG: 0.442		K			5-3			F4		4	0	0	0	0	1	3						
Norm Sherry, R OBP: 0.257, SLG: 0.188									F4	2	0	1	0	0	1	0						
Ron Fairly, L OBP: 0.317, SLG: 0.258										1	0	0	0	0	1	2						
Doug Camilli, R OBP: 1.000, SLG: 2.000									SF9	1	1	1	0	0	0	0						
Johnny Podres, L OBP: 0.154, SLG: 0.167										2	0	0	0	0	0	1						
Ed Roebuck, R OBP: 0.376, SLG: 0.458										0	1	1	0	0	0	0						
Tim Harkness, L OBP: 0.282, SLG: 0.458										0	0	0	0	0	0	0						
Larry Sherry, R OBP: 0.282, SLG: 0.458										0	0	0	0	0	0	0						
Lee Walls, R OBP: 0.425, SLG: 0.421										0	0	0	1	0	0	0						
Joe Moeller, R OBP: 0.282, SLG: 0.421										0	0	0	0	0	0	0						
Ron Perranoski, L OBP: 0.282, SLG: 0.421										0	0	0	0	0	0	0						
Inning Stats	R: 0 E: 0 K: 1 S: 12	H: 0 LOB: 1 BB: 1 P: 21	R: 0 E: 0 K: 3 S: 11	H: 2 LOB: 2 BB: 0 P: 17	R: 0 E: 0 K: 1 S: 9	H: 0 LOB: 0 BB: 0 P: 13	R: 0 E: 0 K: 0 S: 7	H: 0 LOB: 0 BB: 0 P: 9	R: 0 E: 0 K: 1 S: 8	H: 0 LOB: 0 BB: 0 P: 15	R: 0 E: 0 K: 0 S: 6	H: 0 LOB: 0 BB: 0 P: 8	R: 0 E: 1 K: 1 S: 9	H: 1 LOB: 2 BB: 0 P: 13	R: 3 E: 0 K: 1 S: 18	H: 4 LOB: 1 BB: 0 P: 30	R: 1 E: 0 K: 0 S: 8	H: 1 LOB: 0 BB: 0 P: 14	1B: 6 2B: 1 3B: 1 HR: 0	SF: 1 SAC: 0 DP: 0 HBP: 0	WP: 0 PB: 0 SB: 0 CS: 0	PA: 37
PITCHER	IP WLS BF H R ER SO BB IBB HBP BLK WP HR S P ERA WHIP																					
Bob Friend, R ERA: 2.3	(1, 1) 7.2 32 7 3 3 7 1 0 0 0 0 0 0 77 121 3.52 1.043																					
Diomedes Olivo, L ERA: 1.99	(8, 1) 0.2 3 1 1 1 1 0 0 0 0 0 0 0 7 13 13.50 1.500																					
Roy Face, R ERA: 2.38	(9, 1) 0.2 W 2 0 0 0 0 0 0 0 0 0 0 0 4 6 0.00 0.000																					

AB	35
R	4
H	8
RBI	4
BB	1
SO	8
LOB	13



Batter	1	2	3	4	5	6	7	8	9	AB	R	H	RBI	BB	SO	LOB	BOTTOM					
Bill Virdon, L OBP: 0.278, SLG: 0.322	1B	E6				4-3		4-3		5	1	2	0	0	0	0	Los Angeles Dodgers @ Pittsburgh Pirates Forbes Field, Pittsburgh, PA Fri May 04 1962, 7:05 PM EDT Att: 20,986 - Unknown					
Dick Groat, R OBP: 0.333, SLG: 0.344	F8	4-3		K		6-3			1B	4	1	1	1	1	1	3						
Roberto Clemente, R OBP: 0.372, SLG: 0.457	FC6-2		L9			4-3			1B	5	2	3	0	0	0	0						
Dick Stuart, R OBP: 0.305, SLG: 0.341	F8						K		1B	3	0	1	0	2	1	3						
Donn Clendenon, R OBP: 0.333, SLG: 0.381	FC6-2								1B	3	1	0	0	1	1	4						
Howie Goss, R OBP: 0.375, SLG: 0.571	FC6-4								1B	0	0	0	0	0	0	0						
Bob Skinner, L OBP: 0.333, SLG: 0.508	1B								1B	1	0	1	1	0	0	0						
Johnny Logan, R OBP: 0.600, SLG: 0.571									1B	4	0	3	2	0	1	1						
Bill Mazerowski, R OBP: 0.369, SLG: 0.557	F7									4	0	2	1	0	0	3						
Orlando McFarlane, R OBP: 0.143, SLG: 0.100		F7		SH1-3					G1-6-3	2	0	0	0	1	0	2						
Bob Friend, R OBP: 0.176, SLG: 0.235	(1, 1) 4.1 24 1 0 0 3 1 0 0 0 0 0 0 26 43 0.00 0.750																					
Diomedes Olivo, L OBP: 0.500, SLG: 0.667	(8, 1) 0.0 L 3 1 1 1 0 1 1 0 0 0 0 0 7 15 ∞ ∞																					
Roy Face, R ERA: 2.25	(9, 1) 0.0 1 1 0 0 0 0 0 0 0 0 0 0 1 3 ∞ ∞																					
Inning Stats	R: 2 E: 0 K: 0 S: 11	H: 4 LOB: 2 BB: 0 P: 17	R: 0 E: 1 K: 1 S: 8	H: 0 LOB: 1 BB: 0 P: 11	R: 0 E: 0 K: 0 S: 11	H: 2 LOB: 2 BB: 0 P: 14	R: 0 E: 0 K: 2 S: 14	H: 2 LOB: 2 BB: 0 P: 18	R: 2 E: 0 K: 2 S: 20	H: 3 LOB: 2 BB: 1 P: 29	R: 0 E: 0 K: 0 S: 8	H: 0 LOB: 0 BB: 0 P: 14	R: 0 E: 0 K: 2 S: 10	H: 0 LOB: 1 BB: 1 P: 17	R: 0 E: 0 K: 0 S: 6	H: 0 LOB: 0 BB: 1 P: 12	R: 1 E: 0 K: 0 S: 8	H: 2 LOB: 3 BB: 2 P: 18	1B: 12 2B: 1 3B: 0 HR: 0	SF: 0 SAC: 1 DP: 1 HBP: 0	WP: 0 PB: 0 SB: 0 CS: 0	PA: 41
PITCHER	IP WLS BF H R ER SO BB IBB HBP BLK WP HR S P ERA WHIP																					
Johnny Podres, L ERA: 5.13	(1, 1) 4.1 24 1 0 0 3 1 0 0 0 0 0 0 26 43 0.00 0.750																					
Ed Roebuck, R ERA: 3.38	(5, 1) 2.2 10 1 0 0 3 1 0 0 0 0 0 0 6 12 0.00 1.000																					
Larry Sherry, R ERA: 2.7	(8, 1) 1.0 3 0 0 0 0 1 0 0 0 0 0 0 7 15 ∞ ∞																					
Joe Moeller, R ERA: 5.48	(9, 1) 0.0 1 1 0 0 0 0 0 0 0 0 0 0 1 3 ∞ ∞																					
Ron Perranoski, L ERA: 2.25	(9, 1) 0.0 1 1 0 0 0 0 0 0 0 0 0 0 1 3 ∞ ∞																					



Batter	1	2	3	4	5	6	7	8	9	AB	R	H	RBI	BB	SO	LOB	TOP									
Maury Wills, S OBP: 0.260, SLG: 0.261 (1, 6)	0-2 6-3		1-0 4-3		0-1 SF8		0-1 4-3		4-2 FC4-6 BB	3	0	0	2	1	0	1										
Jim Gilliam, S OBP: 0.294, SLG: 0.300 (1, 4)	0-0 6-3		1-2 3-H 2-1 F9		0-0 3-1		3-1 F8		1-1 FC4-6 1-2f	5	0	0	0	0	0	4										
Willie Davis, L OBP: 0.411, SLG: 0.605 (1, 8)	3-1 CS 1B			1-2 WP 3B		0-0 1B 1B	1-3 K		0-2 F5	5	2	3	0	0	1	2										
Duke Snider, L OBP: 0.448, SLG: 0.609 (1, 9)	1-0 CS 1-2	2-3 K		1-1 F8		4-2 1B 1-2 1B BB		0-1 E3 FC6-4		3	1	0	0	1	1	0										
Tommy Davis, R OBP: 0.353, SLG: 0.636 (1, 7)		0-3 K		3-H 2-1 1-3		2-2 G2-5-3 1B 1-3 2-H 1B		2-0 FC6-4 CS		4	0	1	1	0	1	1										
Wally Moon, L OBP: 0.344, SLG: 0.338 (1, 3)		2-0 F7		0-3 K		1-1 G2-5-3 1B 1-2 1-2 1B		4-1 BLK BB		3	1	1	1	1	1	0										
Daryl Spencer, R OBP: 0.375, SLG: 0.383 (1, 5)			3-2 1B 4-3 2B		1-0 FC4-6 SF8 1B		0-0 G2-5-3 1-2 2-3f		0-1 F8	4	2	2	0	0	0	3										
Doug Camilli, R OBP: 0.818, SLG: 1.500 (1, 2)			0-1 4-3 1B		4-0 FC4-6 BB		1-0 2-H 1B		0-0 2B	3	0	3	1	1	0	0										
Joe Moeller, R Ron Perranoski, L Tim Harkness, L Ed Roebuck, R Ron Fairly, L Pete Richert, L Lee Walls, R (1, 1) (2, 1) (3, PH) (3, 1) (5, PH) (5, 1) (9, PH)			2-3 K		0-1 FC4-6 4-3		1-0 4-3		0-3 K	0	0	0	0	0	0	0										
Inning Stats	R: 0 E: 0 K: 0 S: 7	H: 1 LOB: 0 BB: 0 P: 11	R: 0 E: 0 K: 2 S: 7	H: 0 LOB: 0 BB: 0 P: 11	R: 1 E: 0 K: 1 S: 11	H: 2 LOB: 1 BB: 0 P: 19	R: 1 E: 0 K: 1 S: 10	H: 1 LOB: 0 BB: 0 P: 14	R: 1 E: 0 K: 0 S: 6	H: 1 LOB: 1 BB: 1 P: 11	R: 3 E: 0 K: 0 S: 12	H: 4 LOB: 1 BB: 1 P: 21	R: 0 E: 0 K: 1 S: 7	H: 0 LOB: 0 BB: 0 P: 11	R: 0 E: 1 K: 0 S: 6	H: 0 LOB: 1 BB: 1 P: 12	R: 0 E: 0 K: 1 S: 12	H: 1 LOB: 2 BB: 1 P: 17	1B: 7 2B: 2 3B: 1 HR: 0	SF: 1 SAC: 0 DP: 1 HBP: 0	WP: 1 PB: 0 SB: 0 CS: 2	PA: 40				
PITCHER	IP	WLS	BF	H	R	ER	SO	BB	IBB	HBP	BLK	WP	HR	S	P	ERA	WHIP									
Dave Giusti, R ERA: 5.98 Al Cicotte, R ERA: 4.91 Jim Umbricht, R ERA: Bobby Tiefenauer, R ERA: 1.29	(1, 1) (6, 1) (6, 1) (7, 1)	5.0 0.0 1.0 3.0	WLS 0 4 W	BF 22 1 12	H 6 1 1	R 5 0 0	ER 4 0 0	SO 4 0 0	BB 2 0 0	IBB 0 0 0	HBP 0 0 0	BLK 0 0 0	WP 1 0 0	HR 0 3 5	S 45 3 25	P 74 5 8 40	ERA 1.600 ∞ 0.00 0.00	WHIP 1.600 ∞ 2.000 1.000								

Los Angeles Dodgers @ Houston Colt 45's
Colt Stadium, Houston, TX
Mon May 07 1962, 8:05 PM EDT
Att: 19,170 - Unknown

AB 34
R 6
H 10
RBI 5
BB 4
SO 6
LOB 17



Batter	1	2	3	4	5	6	7	8	9	AB	R	H	RBI	BB	SO	LOB	BOTTOM									
Bob Lillis, R OBP: 0.262, SLG: 0.214 (1, 6)	1-2 5-3	4-0 E BB 1B BB	0-1 FC6-4 1-2f			0-0 F5		2-1 F3		4	1	0	1	1	0	2										
Al Spangler, L OBP: 0.321, SLG: 0.311 Johnny Weekly, R OBP: 0.345, SLG: 0.478 (1, 8) (6, PH) (7, 9) (8, 7)	4-0 1B BB	4-2 E BB 1B BB		2-0 4-3		1-2 1-3		1-1 HR		1	1	0	1	2	0	0										
Roman Mejias, R OBP: 0.326, SLG: 0.589 (1, 9) (7, 8)	0-1 1B	2-2 E5 1B		1-0 CS 1B		1-2 F5		0-0 L8		5	0	2	1	0	0	2										
Norm Larker, L OBP: 0.391, SLG: 0.552 (1, 7) (8, 3)	4-1 BB	0-1 G1-6-3 1B		4-1 1B		4-1 HR BB				1	1	1	2	3	0	0										
Pidge Browne, L OBP: 0.316, SLG: 0.457 Jim Pendleton, R OBP: 0.302, SLG: 0.481 (1, 3) (7, PH) (8, 9)	1-1 4-3	1-2 G1-6-3 1B		0-1 4-3		1-3 K				3	0	0	0	0	0	5										
Hal Smith, R OBP: 0.299, SLG: 0.444 (1, 2)		2-0 BB E BB 1B	1-2 6-3		1-3 K2-3		2-1 HR 1B			4	2	2	0	0	1	0										
Bob Aspromonte, R OBP: 0.323, SLG: 0.345 (1, 5)		2-2 F8	0-2 1B		1-0 G6-4-3 1B		3-1 HR			4	1	3	3	0	0	1										
Joey Amalfitano, R OBP: 0.274, SLG: 0.219 (1, 4)		0-1 E6 BB BB	1-0 FC6-4 1B		1-2 G6-4-3		0-0 F8			4	1	1	0	0	0	2										
Dave Giusti, R OBP: 0.500, SLG: 0.429 Al Cicotte, R Jim Umbricht, R Al Heist, R Bobby Tiefenauer, R (1, 1) (6, 1) (6, 1) (6, PH) (7, 1)	4-2 BB BB E BB	4-2 K	1-3 K		1-1 L7		2-1 F9			1	1	0	0	1	1	2										
Inning Stats	R: 0 E: 0 K: 0 S: 8	H: 1 LOB: 2 BB: 2 P: 18	R: 5 E: 2 K: 0 S: 22	H: 2 LOB: 1 BB: 3 P: 41	R: 0 E: 0 K: 1 S: 12	H: 2 LOB: 2 BB: 0 P: 15	R: 0 E: 0 K: 0 S: 5	H: 1 LOB: 1 BB: 1 P: 12	R: 0 E: 0 K: 1 S: 7	H: 1 LOB: 0 BB: 0 P: 10	R: 0 E: 0 K: 0 S: 6	H: 0 LOB: 0 BB: 0 P: 8	R: 3 E: 0 K: 1 S: 12	H: 2 LOB: 0 BB: 1 P: 23	R: 1 E: 0 K: 0 S: 7	H: 1 LOB: 0 BB: 0 P: 12	1B: 8 2B: 0 3B: 0 HR: 2	SF: 0 SAC: 0 DP: 2 HBP: 0	WP: 0 PB: 0 SB: 0 CS: 1	PA: 39						
PITCHER	IP	WLS	BF	H	R	ER	SO	BB	IBB	HBP	BLK	WP	HR	S	P	ERA	WHIP									
Joe Moeller, R ERA: 5.56 Ron Perranoski, L ERA: 2.13 Ed Roebuck, R ERA: 2.93 Pete Richert, L ERA: 5.89	(1, 1) (2, 1) (3, 1) (5, 1)	1.1 0.2 2.0 4.0	WLS 0 4 L	BF 10 4 16	H 2 1 4	R 4 1 4	ER 1 0 4	SO 1 0 2	BB 4 1 1	IBB 0 0 0	HBP 0 0 0	BLK 0 0 0	WP 0 0 0	HR 0 13 17	S 17 20 27 53	P 39 20 27 53	ERA 4.500 0.00 0.00 9.00	WHIP 4.500 3.000 2.000 1.250								

Los Angeles Dodgers @ Houston Colt 45's
Colt Stadium, Houston, TX
Mon May 07 1962, 8:05 PM EDT
Att: 19,170 - Unknown

AB 32
R 9
H 10
RBI 9
BB 7
SO 3
LOB 15



Batter	1	2	3	4	5	6	7	8	9	AB R H RBI BB SO LOB	TOP			
Maury Wills, S OBP: 0.273, SLG: 0.270 (1, 6)	2-1 S HBP		2-3 K		3-1 1-3		2-2 E4 1B SF7		0-2 1-3	4 1 0 0 0 1 0	Los Angeles Dodgers @ Houston Colt 45's Colt Stadium, Houston, TX Thu May 10 1962, 8:05 PM EDT Att: 15,076 - Unknown livebaseballscorecards.com			
Jim Gilliam, S OBP: 0.323, SLG: 0.319 Andy Carey, R OBP: 0.375, SLG: 0.429 (1, 5) (7, 5)	4-2 S BB		1-2 1B		3-2 4-3		2-1 CS 1B	3-0 BB 1B	3 0 2 0 1 0 0 1 0 1 0 0 0 0					
Willie Davis, L OBP: 0.406, SLG: 0.570 (1, 8)	3-2 F3		1-1 6-3		1-2 F8		0-0 SF7	4-2 FC4 BB	3 0 0 1 1 0 3					
Wally Moon, L OBP: 0.370, SLG: 0.352 (1, 3)	3-3 K			1-2 3-1		4-1 1B SF7 BB	2-2 CS 4-3	1-0 FC4 BB	4 1 0 0 1 1 4					
Tommy Davis, R OBP: 0.348, SLG: 0.600 (1, 7)	3-3 K			2-2 F9		0-0 F2	2-2 1-3		4 0 0 0 0 1 3					
Ron Fairly, L OBP: 0.380, SLG: 0.257 (1, 9)		3-2 F8		4-0 BB HR BB		0-2 1B	4-1 3B BB		2 2 1 0 2 0 0					
John Roseboro, L OBP: 0.422, SLG: 0.462 (1, 2)		0-2 4-3		4-0 HR BB		1-0 SF7	0-0 1-H 3B		2 1 1 2 1 0 0					
Larry Burright, R OBP: 0.250, SLG: 0.500 (1, 4)		2-3 K		2-1 1-H 2-H HR		0-3 K	0-1 F8		4 1 1 3 0 2 2					
Don Drysdale, R OBP: 0.429, SLG: 0.500 (1, 1)			3-3 K	1-3 K			2-3 K	0-0 6-3	4 0 0 0 0 3 0					
Inning Stats	R: 0 H: 0 E: 0 K: 2 S: 18	H: 0 R: 0 ER: 0 LOB: 2 BB: 1 P: 33	R: 0 H: 1 E: 0 K: 2 S: 12	H: 1 R: 3 ER: 0 LOB: 1 BB: 2 P: 19	R: 0 H: 1 E: 0 K: 1 S: 14	R: 0 H: 0 E: 0 K: 0 S: 9	R: 1 H: 1 E: 0 K: 1 S: 9	R: 1 H: 1 E: 1 K: 1 S: 11	R: 1 H: 1 E: 0 K: 0 S: 10	R: 0 H: 1 E: 0 K: 0 S: 8	1B: 4 2B: 0 3B: 1 HR: 1	SF: 2 SAC: 0 DP: 0 HBP: 1	WP: 0 PA: 41 PB: 0 CS: 3 SB: 1	
PITCHER	IP WLS BF H R ER SO BB IBB HBP BLK WP HR S P ERA WHIP													
Bob Bruce, R ERA: 2.21 Don McMahon, R ERA: 4.5	(1, 1) (9, 1)	8.0 5	35 1	5 0	6 0	5 0	8 0	5 1	0 0	0 0	0 8	161 16	5.62 0.00	1.250 2.000

Batter	1	2	3	4	5	6	7	8	9	AB R H RBI BB SO LOB	BOTTOM		
Bob Lillis, R OBP: 0.237, SLG: 0.211 (1, 6)	1-2 F3	0-0 FC6-4			1-0 F7			0-3 K		4 0 0 0 0 1 3	Los Angeles Dodgers @ Houston Colt 45's Colt Stadium, Houston, TX Thu May 10 1962, 8:05 PM EDT Att: 15,076 - Unknown livebaseballscorecards.com		
Al Spangler, L OBP: 0.306, SLG: 0.295 Don McMahon, R (1, 7) (9, 1)	0-0 L7		1-2 G3		1-2 6-3		0-2 F7		4 0 0 0 0 0 1 0 0 0 0 0 0 0				
Roman Mejias, R OBP: 0.318, SLG: 0.569 (1, 9)	2-1 IHR		2-2 1-3		1-2 6-3			0-3 K	4 1 1 1 0 1 0				
Norm Larker, L OBP: 0.373, SLG: 0.516 (1, 3) (9, 7)	4-1 FC6-4 BB		0-0 6-3		0-1 3-1			3-3 K	3 0 0 0 1 1 0				
Carl Warwick, R OBP: 0.359, SLG: 0.486 (1, 8)	1-1 FC6-4			0-0 L6		0-1 F2		0-0 HR	4 1 1 1 0 0 1				
Merritt Ranew, L OBP: 0.308, SLG: 0.540 (1, 2)		1-1 FC6-5 2B		0-3 K		1-2 4-3		1-1 F7	4 0 1 0 0 1 0				
Bob Aspromonte, R OBP: 0.333, SLG: 0.361 (1, 5)		2-2 F3		3-2 F3		1-0 5-3			3 0 0 0 0 0 1				
Joey Amalfitano, R OBP: 0.275, SLG: 0.220 (1, 4)		2-1 FC6-5 BB			0-1 F2		0-0 F4		3 0 0 0 0 0 1				
Bob Bruce, R OBP: 0.333, SLG: 0.200 Pidge Browne, L OBP: 0.325, SLG: 0.444 (8, PH) (9, 3)		4-0 FC6-4 BB			1-3 K		4-2 BB		1 0 0 0 1 1 0 0 0 0 0 1 0 0				
Inning Stats	R: 1 H: 1 E: 0 K: 0 S: 9	H: 1 R: 2 ER: 2 LOB: 2 BB: 1 P: 17	R: 0 H: 0 E: 0 K: 0 S: 7	H: 0 R: 0 ER: 0 LOB: 0 BB: 0 P: 10	R: 0 H: 0 E: 0 K: 1 S: 8	R: 0 H: 0 E: 0 K: 1 S: 6	R: 0 H: 0 E: 0 K: 0 S: 10	R: 0 H: 0 E: 0 K: 0 S: 6	R: 0 H: 0 E: 0 K: 1 S: 11	R: 1 H: 1 E: 0 K: 2 S: 9	1B: 0 2B: 1 3B: 1 HR: 2	SF: 0 SAC: 0 DP: 0 HBP: 0	WP: 0 PA: 33 PB: 0 CS: 0 SB: 0
PITCHER	IP WLS BF H R ER SO BB IBB HBP BLK WP HR S P ERA WHIP												
Don Drysdale, R ERA: 2.98	(1, 1)	9.0 3	33 2	3 2	2 2	5 5	3 5	0 113	0 76	1 113	2.00 0.667		

Batter	1	2	3	4	5	6	7	8	9	AB	R	H	RBI	BB	SO	LOB	TOP										
Maury Wills, S OBP: 0.290, SLG: 0.279	1-1 1-3		2-1 1-3					2-0 SH SH1-3 1B		3	1	1	0	0	0	0	Los Angeles Dodgers @ St. Louis Cardinals Sportsman's Park, St. Louis, MO Sun May 13 1962, 4:33 AM EDT Att: 16,210 - Unknown livebaseballscores.com										
Jim Gilliam, S OBP: 0.324, SLG: 0.310	0-1 4-3			2-2 F8		1-2 F8		0-1 SH1-3		3	0	0	0	0	0	2											
Wally Moon, L OBP: 0.371, SLG: 0.340	4-0 BB			0-0 3-1		0-1 G3		4-0 1B SF7 IBB		2	1	0	0	2	0	2											
Tommy Davis, R OBP: 0.328, SLG: 0.595	3-2 F9			1-2 F8		1-1 4-3		0-1 CS 1B		4	0	1	1	0	0	3											
John Roseboro, L OBP: 0.425, SLG: 0.446		3-3 K			3-2 6-3		0-0 G3		3-0 SF7	3	0	0	1	0	1	0											
Frank Howard, R OBP: 0.315, SLG: 0.412	2-2 F8			4-0 BB		1-3 K		3-0 CS	3	2	0	0	0	1	1	0											
Larry Sherry, R OBP: 0.400, SLG: 0.400								2-2 CS	3	1	0	1	0	0	0	0											
Ron Perranoski, L OBP: 0.351, SLG: 0.220	3-3 K			3-2 F8		0-1 F6		1-0 FC5-6 1B	1	4	0	0	0	0	1	2											
Larry Burditt, R OBP: 0.359, SLG: 0.657		1-2 1-3			0-0 F6		0-0 SH	2	1-2 L8	4	1	1	0	0	0	2											
Johnny Podres, L OBP: 0.250, SLG: 0.316			0-0 F5			0-0 G3 1B		4-2 SH BB	3	2	0	1	0	0	0	0											
Duke Snider, L OBP: 0.463, SLG: 0.615										0	0	0	0	1	0	0											
Willie Davis, L OBP: 0.407, SLG: 0.564										1	1	0	0	0	1	1											
Inning Stats	R: 0 E: 0 K: 0 S: 8	H: 0 LOB: 1 BB: 1 P: 16	R: 0 E: 0 K: 2 S: 9	H: 0 LOB: 0 BB: 0 P: 17	R: 0 E: 0 K: 0 S: 6	H: 0 LOB: 0 BB: 0 P: 9	R: 0 E: 0 K: 0 S: 7	H: 0 LOB: 0 BB: 0 P: 10	R: 0 E: 0 K: 0 S: 10	H: 2 LOB: 2 BB: 0 P: 13	R: 0 E: 0 K: 1 S: 7	H: 0 LOB: 0 BB: 0 P: 8	R: 4 E: 1 K: 0 S: 11	H: 2 LOB: 1 BB: 2 P: 24	R: 0 E: 0 K: 1 S: 9	H: 1 LOB: 1 BB: 0 P: 13	1B: 4 2B: 1 3B: 0 HR: 0	SF: 1 SAC: 2 DP: 0 HBP: 0	WP: 0 PB: 0 SB: 0 CS: 1	PA: 37							
PITCHER	IP	WLS	BF	H	R	ER	SO	BB	IBB	HBP	BLK	WP	HR	S	P	ERA	WHIP										
Larry Jackson, R ERA: 3.66	7.1	L	31	4	4	2	3	3	1	0	0	0	0	64	110	2.46	0.955										
Don Ferrarese, L ERA: 6.57	0.1		1	0	0	0	0	0	0	0	0	0	0	1	2	0.00	0.000										
Ray Washburn, R ERA: 4.41	0.1		0	0	0	0	0	0	0	0	0	0	0	2	4	0.00	0.000										
Lindy McDaniel, R ERA: 1.93	1.0		4	1	0	0	1	0	0	0	0	0	0	9	13	0.00	1.000										

Batter	1	2	3	4	5	6	7	8	9	AB	R	H	RBI	BB	SO	LOB	BOTTOM										
Curt Flood, R OBP: 0.338, SLG: 0.475	4-0 F8 BB		1-1 2-3	1-1 6-3		3-1 F8			1-0 1B FC5-4 1B	3	0	0	0	1	0	3	Los Angeles Dodgers @ St. Louis Cardinals Sportsman's Park, St. Louis, MO Sun May 13 1962, 4:33 AM EDT Att: 16,210 - Unknown livebaseballscores.com										
Julian Javier, R OBP: 0.296, SLG: 0.323	3-1 F8		0-1 E3 BB		0-1 1B		0-0 L7		1-0 FC5-4 1B	4	0	1	0	0	0	1											
Carl Sawatski, L OBP: 0.521, SLG: 0.780	1-2 F8				2-3 K		2-2 2B		1-3 FC5-4 BB 1B	5	0	1	1	0	1	3											
Don Landrum, L OBP: 0.438, SLG: 0.370	1-0 F9		0-1 F7		1-1 F8		1-1 F7		1-0 L9	4	0	0	0	1	0	3											
Ken Boyer, R OBP: 0.373, SLG: 0.521		2-1 4-3	4-2 BB		1-1 F8		4-0 BB		0-0 L9	3	0	0	0	1	0	3											
Stan Musial, L OBP: 0.424, SLG: 0.549		2-1 5-3	0-1 F7		2-3 K				4-0 BB	3	0	0	0	2	1	3											
Gene Oliver, R OBP: 0.363, SLG: 0.479									1-2 BB	3	0	0	0	2	1	3											
Charlie James, R OBP: 0.357, SLG: 0.444	1-1 2B			2-3 K		2-1 2B		0-0 F2	1-3 K	5	1	2	0	0	2	4											
Bill White, L OBP: 0.345, SLG: 0.425	1-0 2B			1-0 G3		1-0 1-3		1-0 4-3		4	0	1	1	0	0	1											
Julio Gotay, R OBP: 0.402, SLG: 0.413	4-0 FC6-4 IBB		2-2 1B E		4-0 IBB		3-2 F8			2	1	1	0	2	0	0											
Larry Jackson, R OBP: 0.304, SLG: 0.200	1-2 FC6-4		0-0 E5			0-3 K		0-0 L9		3	0	1	0	0	1	4											
Don Ferrarese, R OBP: 1.000, SLG: 1.000										0	0	0	0	0	0	0											
Ray Washburn, R OBP: 0.257, SLG: 0.214										0	0	0	0	0	0	0											
Red Schoendienst, S OBP: 0.400, SLG: 0.357	1-2 FC6-4									1	0	0	0	0	0	0											
Lindy McDaniel, R ERA: 4.15										0	0	0	0	0	0	0											
Inning Stats	R: 0 E: 0 K: 0 S: 3	H: 0 LOB: 0 BB: 1 P: 11	R: 1 E: 0 K: 0 S: 11	H: 2 LOB: 2 BB: 1 P: 22	R: 0 E: 1 K: 1 S: 10	H: 0 LOB: 1 BB: 1 P: 15	R: 1 E: 1 K: 1 S: 12	H: 2 LOB: 1 BB: 0 P: 18	R: 0 E: 0 K: 2 S: 12	H: 1 LOB: 1 BB: 0 P: 16	R: 0 E: 0 K: 1 S: 8	H: 1 LOB: 2 BB: 1 P: 15	R: 0 E: 0 K: 0 S: 6	H: 0 LOB: 0 BB: 0 P: 10	R: 1 E: 0 K: 1 S: 7	H: 2 LOB: 2 BB: 1 P: 15	1B: 5 2B: 4 3B: 0 HR: 0	SF: 0 SAC: 0 DP: 0 HBP: 0	WP: 0 PB: 0 SB: 0 CS: 0	PA: 42							
PITCHER	IP	WLS	BF	H	R	ER	SO	BB	IBB	HBP	BLK	WP	HR	S	P	ERA	WHIP										
Johnny Podres, L ERA: 4.15	7.0	W	33	7	2	1	4	3	2	0	0	0	0	64	115	1.29	1.429										
Larry Sherry, R ERA: 3.66	1.1		6	2	1	1	0	0	0	0	0	0	0	9	16	6.75	1.500										
Ron Perranoski, L ERA: 1.45	0.1		1	0	0	0	0	0	0	0	0	0	0	1	1	0.00	0.000										
Ed Roebuck, R ERA: 4.15	0.1	S	2	0	0	0	1	1	0	0	0	0	0	3	8	0.00	3.000										



Batter	1	2	3	4	5	6	7	8	9	AB	R	H	RBI	BB	SO	LOB	TOP			
Al Spangler, L OBP: 0.341, SLG: 0.317 (1, 7)										4	0	3	0	1	0	0	Houston Colt 45's @ Los Angeles Dodgers Dodger Stadium, Los Angeles, CA Wed May 16 1962, 7:05 PM PDT Att: 16,075 - Unknown			
Billy Goodman, L OBP: 0.200, SLG: 0.200 (1, 5)										5	0	0	0	0	0	6				
Roman Mejias, R OBP: 0.318, SLG: 0.538 (1, 9)										4	0	3	1	1	0	0				
Norm Larker, L OBP: 0.375, SLG: 0.475 (1, 3)										4	0	1	0	1	1	6				
Carl Warwick, R OBP: 0.305, SLG: 0.407 (1, 8)										4	0	0	0	0	1	3				
Hal Smith, R OBP: 0.289, SLG: 0.431 (1, 2)										4	1	2	0	0	1	1				
Bob Aspromonte, R OBP: 0.352, SLG: 0.369 (1, 6)										3	0	0	0	0	0	2				
Joey Amalfitano, R OBP: 0.246, SLG: 0.195 (1, 4)										4	0	0	0	0	1	2				
Turk Farrell, R OBP: 0.231, SLG: 0.462 (7, PH)										2	1	1	0	0	0	1				
Merritt Ranew, L OBP: 0.277, SLG: 0.500 (7, PH)										1	0	0	0	0	0	0				
Dean Stone, L OBP: 0.308, SLG: 0.308 (7, 1)										0	0	0	0	0	0	0				
Pidge Browne, L OBP: 0.370, SLG: 0.426 (9, PH)										1	0	1	0	0	0	0				
Inning Stats	R: 0 E: 0 K: 0 S: 6	H: 1 LOB: 0 BB: 0 P: 11	R: 0 E: 0 K: 2 S: 15	H: 1 LOB: 1 BB: 0 P: 24	R: 1 E: 0 K: 0 S: 13	H: 2 LOB: 2 BB: 1 P: 19	R: 1 E: 1 K: 0 S: 8	H: 1 LOB: 1 BB: 0 P: 14	R: 0 E: 0 K: 0 S: 11	H: 0 LOB: 0 BB: 0 P: 6	R: 0 E: 0 K: 0 S: 9	H: 2 LOB: 0 BB: 0 P: 11	R: 0 E: 0 K: 1 S: 14	H: 1 LOB: 1 BB: 1 P: 22	R: 0 E: 0 K: 1 S: 13	H: 2 LOB: 2 BB: 1 P: 21	1B: 9 2B: 2 3B: 0 HR: 0	SF: 0 SAC: 1 DP: 2 HBP: 0	WP: 1 PB: 0 SB: 0 CS: 0	PA: 40
PITCHER	IP	WLS	BF	H	R	ER	SO	BB	IBB	HBP	BLK	WP	HR	S	P	ERA	WHIP			
Joe Moeller, R ERA: 4.22 (1, 1)	8.0	W	37	11	2	1	3	2	0	0	0	1	0	85	139	1.12	1.625			
Ed Roebuck, R ERA: 3.86 (9, 1)	1.0	S	3	0	0	0	1	1	0	0	0	0	0	7	12	0.00	1.000			

AB	36
R	2
H	11
RBI	1
BB	3
SO	4
LOB	21



Batter	1	2	3	4	5	6	7	8	9	AB	R	H	RBI	BB	SO	LOB	BOTTOM			
Maury Wills, S OBP: 0.303, SLG: 0.295 (1, 6)										4	2	2	1	1	0	0	Houston Colt 45's @ Los Angeles Dodgers Dodger Stadium, Los Angeles, CA Wed May 16 1962, 7:05 PM PDT Att: 16,075 - Unknown			
Jim Gilliam, S OBP: 0.331, SLG: 0.308 (1, 5)										3	1	1	0	1	0	3				
Willie Davis, L OBP: 0.400, SLG: 0.560 (1, 8)										1	1	0	0	1	0	1				
Wally Moon, L OBP: 0.376, SLG: 0.345 (1, 3)										3	0	1	2	1	0	0				
Tommy Davis, R OBP: 0.329, SLG: 0.571 (1, 7)										3	0	0	0	1	1	2				
John Roseboro, L OBP: 0.420, SLG: 0.431 (1, 2)										4	0	1	0	0	1	4				
Ron Fairly, L OBP: 0.344, SLG: 0.205 (7, PH)										2	1	0	0	1	0	2				
Frank Howard, R OBP: 0.309, SLG: 0.404 (8, 9)										1	0	0	0	0	0	3				
Larry Burright, R OBP: 0.340, SLG: 0.581 (1, 4)										4	0	0	0	0	3	2				
Joe Moeller, R OBP: 0.083, SLG: 0.083 (9, 1)										4	0	1	0	0	3	1				
Inning Stats	R: 2 E: 0 K: 0 S: 20	H: 0 LOB: 2 BB: 2 P: 33	R: 0 E: 0 K: 2 S: 11	H: 1 LOB: 0 BB: 0 P: 14	R: 1 E: 1 K: 1 S: 18	H: 2 LOB: 1 BB: 1 P: 28	R: 1 E: 1 K: 1 S: 13	H: 2 LOB: 2 BB: 1 P: 19	R: 1 E: 0 K: 0 S: 9	H: 0 LOB: 0 BB: 1 P: 17	R: 0 E: 0 K: 2 S: 10	H: 0 LOB: 0 BB: 0 P: 17	R: 0 E: 0 K: 1 S: 12	H: 1 LOB: 3 BB: 2 P: 21	R: 0 E: 0 K: 1 S: 8	H: 0 LOB: 0 BB: 0 P: 11	1B: 6 2B: 0 3B: 0 HR: 0	SF: 0 SAC: 2 DP: 0 HBP: 0	WP: 1 PB: 1 SB: 5 CS: 0	PA: 37
PITCHER	IP	WLS	BF	H	R	ER	SO	BB	IBB	HBP	BLK	WP	HR	S	P	ERA	WHIP			
Turk Farrell, R ERA: 1.88 (7, 1)	6.0	L	28	5	5	4	6	4	0	0	0	0	0	81	128	6.00	1.500			
Dean Stone, L ERA: 4.03 (7, 1)	2.0		9	1	0	0	2	2	0	0	0	0	0	20	32	0.00	1.500			

AB	29
R	5
H	6
RBI	3
BB	6
SO	8
LOB	18



Batter	1	2	3	4	5	6	7	8	9	AB	R	H	RBI	BB	SO	LOB	TOP											
Curt Flood, R OBP: 0.333, SLG: 0.486	L7	F8	1B		F7		2B		L7	6	0	2	1	0	0	2												
Red Schoendienst, S OBP: 0.414, SLG: 0.393	BB 1B	G3	1B		4-1		F2			5	1	2	1	0	0	2												
Stan Musial, L OBP: 0.413, SLG: 0.511	F9				G3					5	0	0	0	0	0	5												
Don Landrum, L OBP: 0.424, SLG: 0.357										0	0	0	0	0	0	0												
Ken Boyer, R OBP: 0.391, SLG: 0.511	BB 1B		BB 1B		K				1-3	4	2	1	0	1	2	0												
Gene Oliver, R OBP: 0.387, SLG: 0.469	1B		BB 1B		F8				6-3	4	1	1	0	1	1	0												
Charlie James, R OBP: 0.400, SLG: 0.432			1B		2-2		BLK		L8	3	3	2	2	2	0	0												
Bill White, L OBP: 0.346, SLG: 0.437	K		1B		1B		FC6-4			3	1	2	3	2	1	2												
Julio Gotay, R OBP: 0.368, SLG: 0.374		F7	F4				FC6-4			5	0	1	0	0	1	4												
Larry Jackson, R OBP: 0.321, SLG: 0.250			1B		F8				6-3	4	0	1	0	1	1	3												
Inning Stats	R: 2 H: 3 E: 0 K: 1 S: 13	H: 3 LOB: 2 BB: 1 P: 19	R: 0 H: 1 E: 0 K: 0 S: 7	LOB: 1 BB: 0 P: 8	R: 4 H: 4 E: 0 K: 0 S: 17	H: 4 LOB: 3 BB: 3 P: 37	R: 1 H: 3 E: 0 K: 1 S: 15	H: 3 LOB: 2 BB: 0 P: 23	R: 0 H: 0 E: 0 K: 0 S: 6	H: 0 LOB: 1 BB: 0 P: 9	R: 1 H: 0 E: 0 K: 1 S: 8	H: 0 LOB: 1 BB: 2 P: 18	R: 0 H: 1 E: 0 K: 0 S: 9	H: 1 LOB: 0 BB: 0 P: 12	R: 0 H: 0 E: 0 K: 1 S: 8	H: 0 LOB: 0 BB: 1 P: 13	R: 0 H: 0 E: 0 K: 2 S: 8	H: 0 LOB: 1 BB: 1 P: 14	1B: 9 2B: 3 3B: 0 HR: 0	SF: 0 SAC: 0 DP: 0 HBP: 0	WP: 2 PB: 0 CS: 0	PA: 46						
PITCHER	IP	WLS	BF	H	R	ER	SO	BB	IBB	HBP	BLK	WP	HR	S	P	ERA	WHIP											
Johnny Podres, L ERA: 4.42	0.2	L	4	2	2	2	0	0	0	0	0	0	0	7	9	27.00	3.000											
Stan Williams, R ERA: 6.33	4.1		26	9	5	5	2	4	0	0	0	0	0	51	87	10.38	3.000											
Larry Sherry, R ERA: 3.97	2.0		9	1	1	1	1	2	0	0	0	1	1	0	17	30	4.50	1.500										
Ed Roebuck, R ERA: 3.18	2.0		7	0	0	0	3	1	0	0	0	0	0	16	27	0.00	0.500											

St. Louis Cardinals @ Los Angeles Dodgers
Dodger Stadium, Los Angeles, CA
 Fri May 18 1962, 7:05 PM PDT
 Att: 38,951 - Unknown

AB	39
R	8
H	12
RBI	7
BB	7
SO	6
LOB	18



Batter	1	2	3	4	5	6	7	8	9	AB	R	H	RBI	BB	SO	LOB	BOTTOM										
Maury Wills, S OBP: 0.305, SLG: 0.293	L7		4-3		L6		F8			4	0	0	1	0	0	4											
Jim Gilliam, S OBP: 0.331, SLG: 0.310	F6		G3		4-3		4-3			4	0	0	1	0	0	3											
Willie Davis, L OBP: 0.382, SLG: 0.523	F5				6-3		4-3		L8	4	0	0	0	0	0	1											
Wally Moon, L OBP: 0.366, SLG: 0.345		G3			K		4-3		F8	4	0	0	0	0	1	0											
Tommy Davis, R OBP: 0.331, SLG: 0.574							E4		6-3	4	0	2	0	0	0	0											
John Roseboro, L OBP: 0.385, SLG: 0.388					F7		F8		3-1	4	0	0	0	0	0	3											
Ron Fairly, L OBP: 0.377, SLG: 0.269					1B		F5			4	2	3	0	0	0	1											
Larry Burright, R OBP: 0.358, SLG: 0.571					4-3				5-3	4	1	3	0	0	0	1											
Johnny Podres, L ERA: 2.26, SLG: 0.316										0	0	0	0	0	0	0											
Stan Williams, R ERA: 6.33										1	0	0	0	0	0	1											
Duke Snider, L OBP: 0.446, SLG: 0.686										1	0	1	1	0	0	0											
Larry Sherry, R ERA: 3.97										0	0	0	0	0	0	0											
Tim Harkness, L OBP: 0.324, SLG: 0.400										1	0	0	0	0	0	0											
Ed Roebuck, R ERA: 3.18										0	0	0	0	0	0	0											
Doug Camilli, R OBP: 0.324, SLG: 0.850										1	0	0	0	0	0	0											
Inning Stats	R: 0 H: 0 E: 0 K: 0 S: 4	H: 0 LOB: 0 BB: 0 P: 7	R: 0 H: 1 E: 0 K: 0 S: 7	H: 1 LOB: 0 BB: 0 P: 10	R: 1 H: 2 E: 0 K: 1 S: 12	H: 2 LOB: 1 BB: 0 P: 16	R: 0 H: 1 E: 0 K: 1 S: 10	H: 1 LOB: 1 BB: 0 P: 14	R: 2 H: 3 E: 0 K: 0 S: 14	H: 3 LOB: 1 BB: 0 P: 20	R: 0 H: 0 E: 0 K: 0 S: 8	H: 0 LOB: 1 BB: 0 P: 13	R: 0 H: 1 E: 0 K: 0 S: 9	H: 1 LOB: 0 BB: 0 P: 13	R: 0 H: 0 E: 0 K: 0 S: 4	H: 0 LOB: 0 BB: 0 P: 5	R: 0 H: 1 E: 0 K: 0 S: 8	H: 1 LOB: 1 BB: 0 P: 11	1B: 8 2B: 0 3B: 1 HR: 0	SF: 0 SAC: 0 DP: 1 HBP: 0	WP: 1 PB: 0 CS: 0	PA: 36					
PITCHER	IP	WLS	BF	H	R	ER	SO	BB	IBB	HBP	BLK	WP	HR	S	P	ERA	WHIP										
Larry Jackson, R ERA: 3.56	9.0	W	36	9	3	3	2	0	0	0	0	1	0	76	109	3.00	1.000										

St. Louis Cardinals @ Los Angeles Dodgers
Dodger Stadium, Los Angeles, CA
 Fri May 18 1962, 7:05 PM PDT
 Att: 38,951 - Unknown

AB	36
R	3
H	9
RBI	3
BB	0
SO	2
LOB	17



Batter	1	2	3	4	5	6	7	8	9	AB	R	H	RBI	BB	SO	LOB	TOP		
Curt Flood, R OBP: 0.335, SLG: 0.483 (1, 8)	2-2 6-3		0-0 F8	0-0 E8		1-1 1B		2-3 K		5	0	2	1	0	1	0			
Red Schoendienst, S OBP: 0.382, SLG: 0.364 (1, 4) Alex Grammas, R OBP: 0.111, SLG: 0.111 (9, 4)	1-2 L7		0-2 1B	0-3 K		0-0 1B		0-1 L7		5	0	1	0	0	1	2			
Stan Musial, L OBP: 0.404, SLG: 0.495 (1, 7) Don Landrum, L OBP: 0.424, SLG: 0.357 (9, PR) (9, 7)	2-2 4-3		0-0 L8		1-1 E3 1B SF7		0-2 F7		0-1 BB SF8 1B	5	1	1	0	0	0	2			
Ken Boyer, R OBP: 0.391, SLG: 0.504 (1, 5)		1-1 6-3		0-2 1B 1B		0-0 F4		4-0 SF8 BB E BB	4	2	1	0	1	0	1				
Bill White, L OBP: 0.360, SLG: 0.442 (1, 3)		1-1 S HBP		0-1 BB 1B		0-1 1B		4-1 E BB	3	2	2	0	1	0	0				
Carl Sawatski, L OBP: 0.544, SLG: 0.750 (1, 2) Gene Oliver, R OBP: 0.383, SLG: 0.469 (9, PH) (9, 2)		4-1 BB		4-2 1B FC6-2 BB		1-0 SF7		0-0 FC5-4 BB	0	0	0	1	3	0	0				
Julio Gotay, R OBP: 0.361, SLG: 0.366 (1, 6)		0-0 F3		3-3 K		0-0 1B		2-3 3-H E6 CS	5	0	1	0	0	1	6				
Doug Clemens, L OBP: 0.347, SLG: 0.311 (1, 9)		3-3 K		3-1 1B FC6-2 1B		0-0 4-3		1-2 6-3 CS	4	1	1	2	0	1	4				
Ray Sadecki, L OBP: 0.182, SLG: 0.182 (1, 1)		0-1 4-3		0-2 FC6-2 1B E		0-0 F8		1-1 3-1	4	1	0	0	0	0	2				
Inning Stats	R: 0 E: 0 K: 0 S: 10	H: 0 LOB: 0 BB: 0 P: 15	R: 0 E: 0 K: 1 S: 8	H: 1 LOB: 2 BB: 1 P: 17	R: 0 E: 0 K: 0 S: 8	H: 1 LOB: 1 BB: 0 P: 8	R: 4 E: 1 K: 2 S: 20	H: 4 LOB: 1 BB: 1 P: 30	R: 1 E: 1 K: 0 S: 8	H: 2 LOB: 2 BB: 0 P: 10	R: 0 E: 0 K: 0 S: 6	H: 0 LOB: 1 BB: 1 P: 12	R: 0 E: 0 K: 1 S: 8	H: 0 LOB: 1 BB: 0 P: 12	R: 3 E: 1 K: 0 S: 10	H: 1 LOB: 1 BB: 2 P: 21	1B: 9 2B: 0 3B: 0 HR: 0	SF: 2 SAC: 0 DP: 0 HBP: 1	WP: 0 PB: 0 CS: 2 PA: 44
PITCHER	IP WLS BF H R ER SO	IP WLS BF H R ER SO	IP WLS BF H R ER SO	IP WLS BF H R ER SO	IP WLS BF H R ER SO	IP WLS BF H R ER SO	IP WLS BF H R ER SO	IP WLS BF H R ER SO	IP WLS BF H R ER SO	IP WLS BF H R ER SO	IP WLS BF H R ER SO	IP WLS BF H R ER SO	IP WLS BF H R ER SO	IP WLS BF H R ER SO	IP WLS BF H R ER SO	IP WLS BF H R ER SO	ERA WHIP	ERA WHIP	
Don Drysdale, R ERA: 3.69 (1, 1)	4.2 L	25 7	5 3	3 3	2 2	0 0	1 1	0 0	0 0	0 0	53 79	5.79	1.929						
Phil Ortega, R ERA: 5.69 (5, 1)	2.1 9	1 1	0 0	0 0	1 1	0 0	0 0	0 0	0 0	14 21	0.00	0.857							
Ron Perranoski, L ERA: 1.59 (8, 1)	2.0 9	1 1	3 1	1 1	2 2	0 0	0 0	0 0	0 0	18 33	4.50	1.500							

St. Louis Cardinals @ Los Angeles Dodgers
Dodger Stadium, Los Angeles, CA
 Sat May 19 1962, 7:05 PM PDT
 Att: 44,559 - Unknown

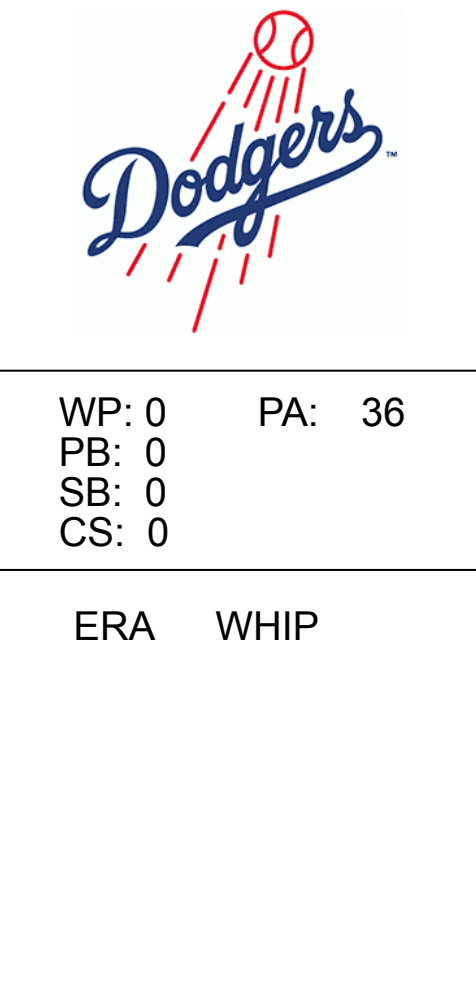
AB 35
 R 8
 H 9
 RBI 5
 BB 5
 SO 4
 LOB 17



Batter	1	2	3	4	5	6	7	8	9	AB	R	H	RBI	BB	SO	LOB	BOTTOM				
Maury Wills, S OBP: 0.298, SLG: 0.286 (1, 6)	3-2 5-3		0-1 FC6-4		0-0 6-3		0-1 G5-4-3			4	0	0	0	0	0	3					
Jim Gilliam, S OBP: 0.329, SLG: 0.308 (1, 5)	0-1 F8		0-0 F8		2-1 F8		1-2 E6 1B			4	0	1	0	0	0	0					
Willie Davis, L OBP: 0.386, SLG: 0.523 (1, 8)	0-0 BLK 1B		1-1 1B		1-3 K		2-2 F3			4	0	2	0	0	1	1					
Tommy Davis, R OBP: 0.329, SLG: 0.566 (1, 7)	1-1 6-3		1-1 1B		1-1 6-3		0-0 6-3			4	0	1	0	0	0	2					
Frank Howard, R OBP: 0.322, SLG: 0.389 (1, 9)		1-1 F8		4-0 G6-4-3 IBB		4-0 FC4-6 BB		0-2 6-3		2	0	0	0	2	0	1					
Doug Camilli, R OBP: 0.480, SLG: 0.739 (1, 2)		4-2 BB 1B BB		0-0 G6-4-3		2-2 F8		2-2 F7		3	1	0	0	1	0	4					
Wally Moon, L OBP: 0.370, SLG: 0.344 (1, 3)		4-2 1B BB		2-2 4-3		1-2 FC4-6		2-1 1B		3	0	1	0	1	0	1					
Larry Burright, R OBP: 0.368, SLG: 0.558 (1, 4)		2-1 FC6-4 1B		0-0 F8		4-0 FC6-4 BB		1-0 F7		3	0	1	1	1	0	1					
Don Drysdale, R OBP: 0.375, SLG: 0.435 (1, 1) Phil Ortega, R OBP: 0.375, SLG: 0.333 (7, PH) (5, 1) Ron Perranoski, L OBP: 0.362, SLG: 0.412 (9, PH) (8, 1)		0-3 K		0-0 F7		1-1 FC6-4		1-2 L7		2	0	0	0	0	1	2					
Inning Stats	R: 0 E: 0 K: 0 S: 8	H: 1 LOB: 1 BB: 0 P: 12	R: 1 E: 0 K: 0 S: 13	H: 1 LOB: 2 BB: 2 P: 24	R: 0 E: 0 K: 0 S: 6	H: 2 LOB: 0 BB: 1 P: 12	R: 0 E: 0 K: 0 S: 5	H: 0 LOB: 0 BB: 0 P: 7	R: 0 E: 0 K: 1 S: 6	H: 0 LOB: 0 BB: 0 P: 9	R: 0 E: 0 K: 0 S: 8	H: 0 LOB: 1 BB: 1 P: 16	R: 0 E: 0 K: 0 S: 4	H: 0 LOB: 0 BB: 1 P: 9	R: 0 E: 1 K: 0 S: 12	H: 1 LOB: 1 BB: 0 P: 15	R: 0 E: 0 K: 0 S: 10	H: 1 LOB: 1 BB: 0 P: 16	1B: 6 2B: 0 3B: 0 HR: 0	SF: 0 SAC: 0 DP: 2 HBP: 0	WP: 0 PB: 0 CS: 0 PA: 36
PITCHER	IP WLS BF H R ER SO	IP WLS BF H R ER SO	IP WLS BF H R ER SO	IP WLS BF H R ER SO	IP WLS BF H R ER SO	IP WLS BF H R ER SO	IP WLS BF H R ER SO	IP WLS BF H R ER SO	IP WLS BF H R ER SO	IP WLS BF H R ER SO	IP WLS BF H R ER SO	IP WLS BF H R ER SO	IP WLS BF H R ER SO	IP WLS BF H R ER SO	IP WLS BF H R ER SO	IP WLS BF H R ER SO	ERA WHIP	ERA WHIP			
Ray Sadecki, L ERA: 6.67 (1, 1)	9.0 W	36 6	1 1	1 2	4 4	1 1	0 0	0 0	0 0	72 120	1.00	1.111									

St. Louis Cardinals @ Los Angeles Dodgers
Dodger Stadium, Los Angeles, CA
 Sat May 19 1962, 7:05 PM PDT
 Att: 44,559 - Unknown

AB 31
 R 1
 H 6
 RBI 1
 BB 5
 SO 2
 LOB 17



Batter	1	2	3	4	5	6	7	8	9	AB	R	H	RBI	BB	SO	LOB	TOP								
Curt Flood, R OBP: 0.331, SLG: 0.470 (1, 8)	4-1 F9 WP 1B BB		0-0 F7		1-2 F4	0-1 FC5-4			2-1 6-3	4	1	0	0	1	0	1									
Red Schoendienst, S OBP: 0.369, SLG: 0.351 (1, 4)	3-2 F9		0-2 1B		0-0 G3				1-1 F8	4	1	1	0	0	0	1									
Julian Javier, R OBP: 0.290, SLG: 0.316 (7, 4)	1-3		1B							0	0	0	0	0	0	0									
Doug Clemens, L OBP: 0.377, SLG: 0.347 (1, 9)	3-1 BB 1B		3-1 1B		2-2 1B				1-1 G3	4	0	3	1	0	0	0									
Ken Boyer, R OBP: 0.394, SLG: 0.500 (1, 5)	4-0 1B		4-0 1B		0-0 F2				0-1 6-3	3	0	1	1	1	0	1									
Bill White, L OBP: 0.364, SLG: 0.440 (1, 3)	1-0 1-2 2H 1B		2-0 F7			4-2 2B BB			1-1 6-3	3	1	1	0	1	0	2									
Carl Sawatski, L OBP: 0.525, SLG: 0.729 (1, 2)	2-2 F6		2-2 4-3			2-0 SH2-4 1H SF8			3-3 K	4	1	1	1	0	1	4									
Charlie James, R OBP: 0.372, SLG: 0.400 (1, 7)		0-0 L7		0-2 F3		1-1 SH2-4			1-3 K	3	0	0	0	0	1	0									
Julio Gotay, R OBP: 0.357, SLG: 0.357 (1, 6)		0-2 4-3		0-2 5-3		4-1 FC5-4 BB			1-3 K	3	0	0	0	1	1	0									
Curt Simmons, L OBP: 0.375, SLG: 0.350 (1, 1)		2-3 K		0-1 F7		2-1 SF8			0-1 3-1	3	0	0	1	0	1	0									
Inning Stats	R: 1 E: 0 K: 0 S: 10	H: 2 LOB: 2 BB: 2 P: 27	R: 0 E: 0 K: 1 S: 7	H: 0 LOB: 0 BB: 0 P: 9	R: 1 E: 0 K: 0 S: 11	H: 3 LOB: 2 BB: 0 P: 17	R: 0 E: 0 K: 0 S: 8	H: 0 LOB: 0 BB: 0 P: 8	R: 0 E: 0 K: 0 S: 8	H: 1 LOB: 1 BB: 0 P: 11	R: 2 E: 0 K: 0 S: 10	H: 1 LOB: 1 BB: 2 P: 23	R: 0 E: 0 K: 0 S: 6	H: 0 LOB: 0 BB: 0 P: 8	R: 0 E: 0 K: 2 S: 9	H: 0 LOB: 0 BB: 0 P: 14	R: 0 E: 0 K: 1 S: 7	H: 0 LOB: 0 BB: 0 P: 10	1B: 6 2B: 1 3B: 0 HR: 0	SF: 1 SAC: 1 DP: 0 HBP: 0	WP: 1 PB: 0 SB: 0 CS: 0	PA: 37			
PITCHER	IP	WLS	BF	H	R	ER	SO	BB	IBB	HBP	BLK	WP	HR	S	P	ERA	WHIP								
Joe Moeller, R ERA: 4.14 (1, 1)	5.0	L	22	6	2	2	1	2	0	0	0	1	0	44	72	3.60	1.600								
Phil Ortega, R ERA: 8.1 (6, 1)	0.1		4	1	2	2	0	2	0	0	0	0	0	6	17	54.00	9.000								
Ed Roebuck, R ERA: 2.96 (6, 1)	1.2		5	0	0	0	0	0	0	0	0	0	0	10	14	0.00	0.000								
Larry Sherry, R ERA: 3.65 (8, 1)	2.0		6	0	0	0	3	0	0	0	0	0	0	16	24	0.00	0.000								

St. Louis Cardinals @ Los Angeles Dodgers
Dodger Stadium, Los Angeles, CA
 Sun May 20 1962, 3:33 AM PDT
 Att: 38,474 - Unknown



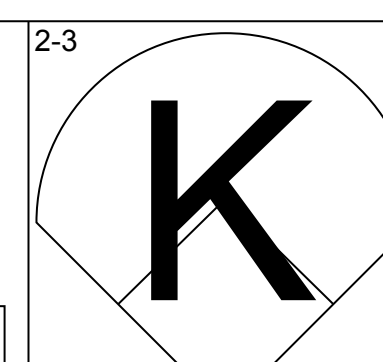
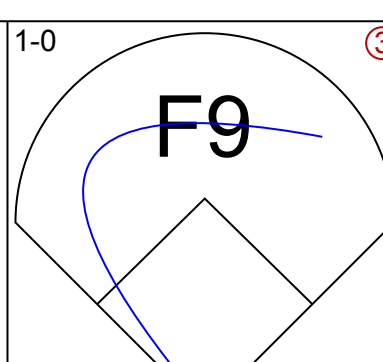
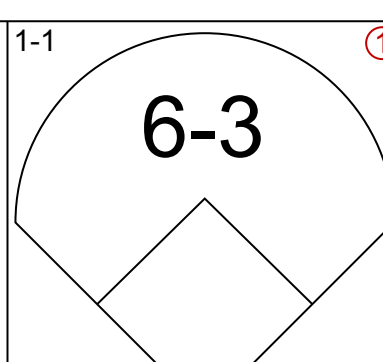
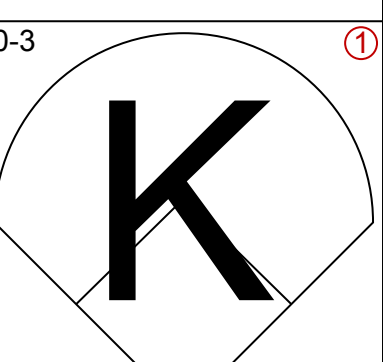
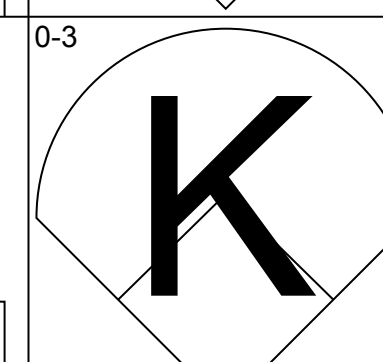
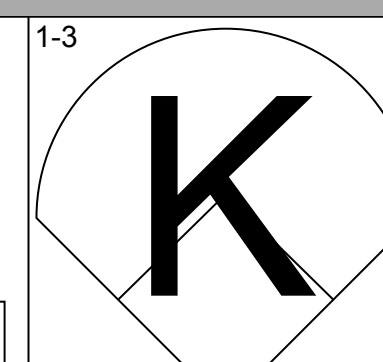
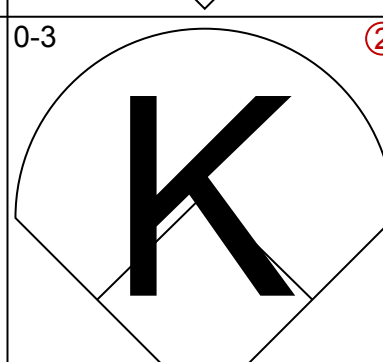
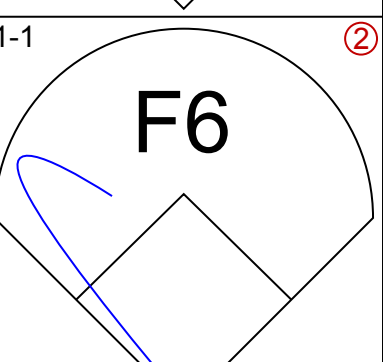
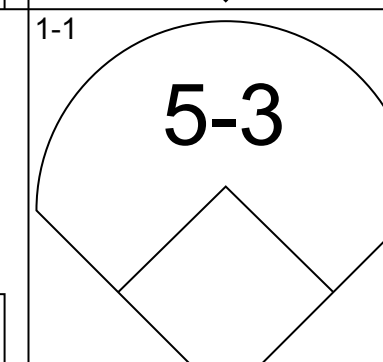
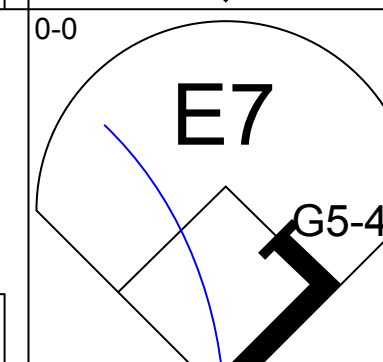
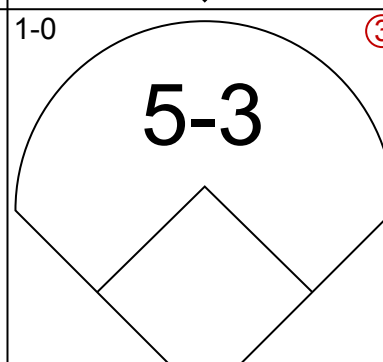
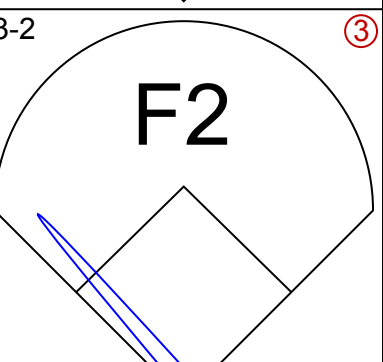
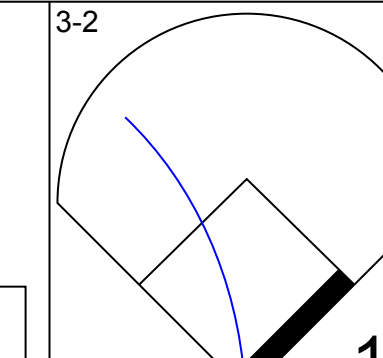
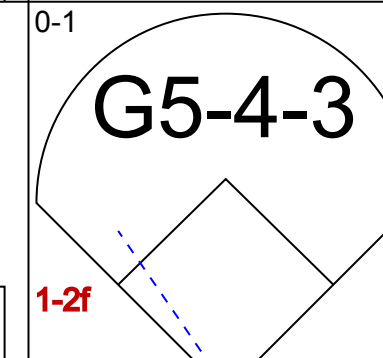
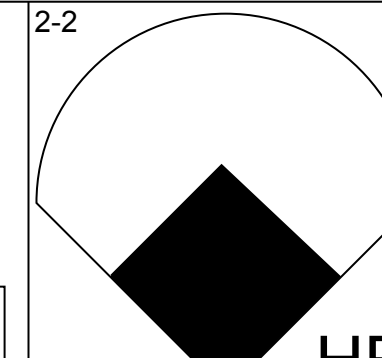
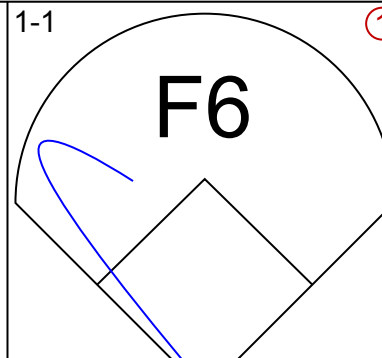
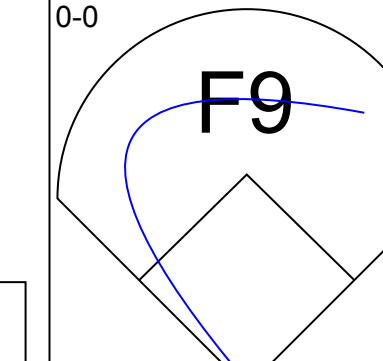
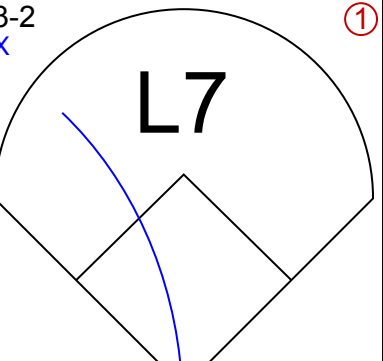
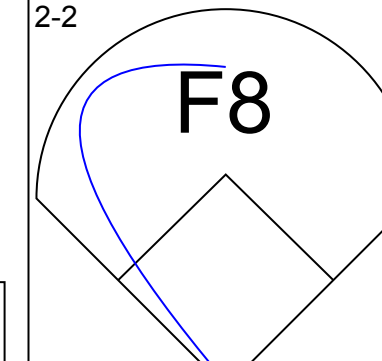
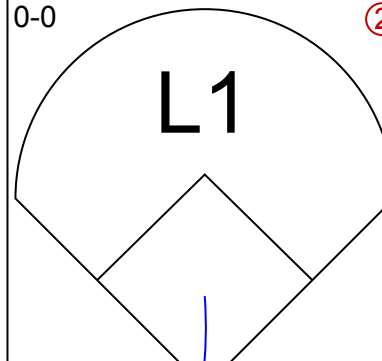
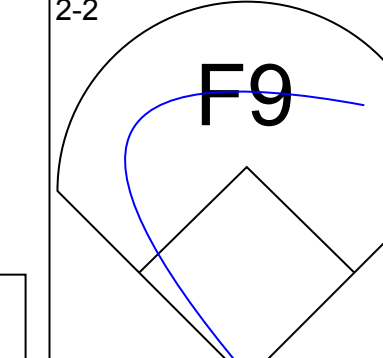
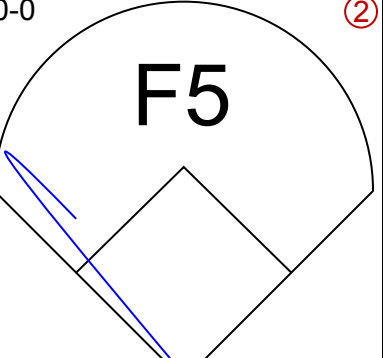
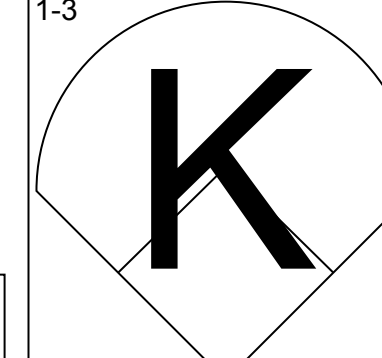
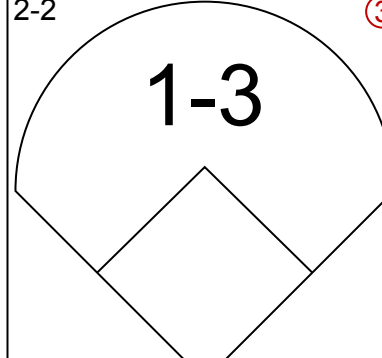
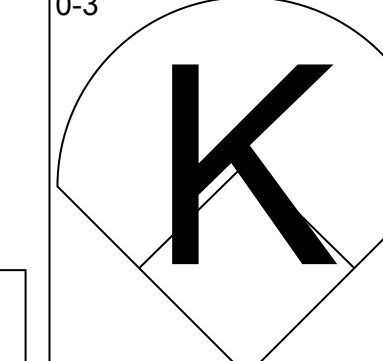
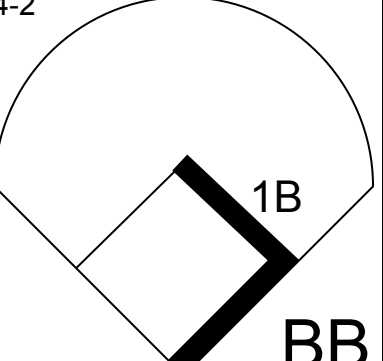
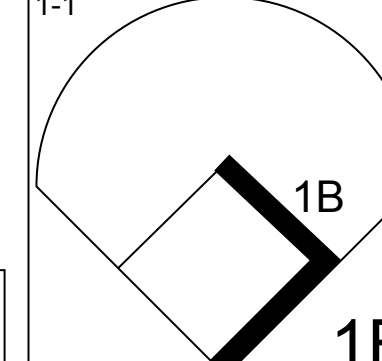
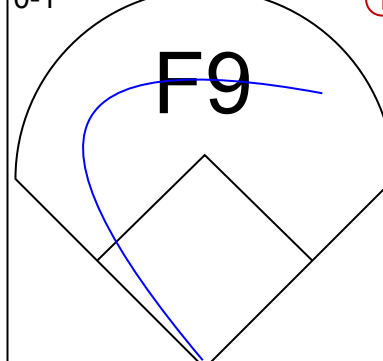
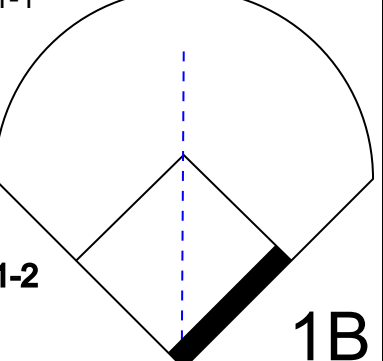
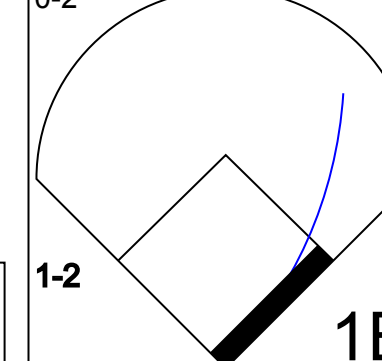
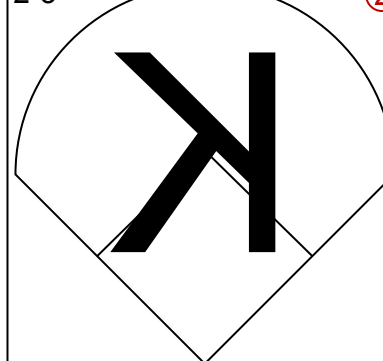
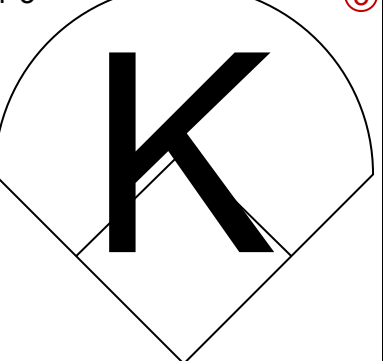
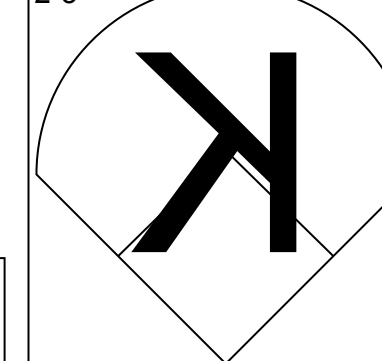
AB 31
 R 4
 H 7
 RBI 4
 BB 4
 SO 4
 LOB 9

Batter	1	2	3	4	5	6	7	8	9	AB	R	H	RBI	BB	SO	LOB	BOTTOM								
Maury Wills, S OBP: 0.295, SLG: 0.279 (1, 6)	3-1 F9		0-0 6-3			4-1 E 1B BB			1-0 F8	4	1	0	0	1	1	3									
Lee Walls, R OBP: 0.333, SLG: 0.290 (1, 3)	1-1 F7		3-2 F7			0-1 FC4 1B G6-4-3			1-0 5-3	4	1	0	0	0	0	1									
Willie Davis, L OBP: 0.397, SLG: 0.530 (1, 8)	2-2 1B			0-1 F4		0-0 G6-4-3 1B			0-1 FC5-4 BB 1B	4	0	3	1	0	0	0									
Tommy Davis, R OBP: 0.327, SLG: 0.554 (1, 7)	1-0 F8			1-1 4-3		0-0 G6-4-3			4-1 FC5-4 BB	3	0	0	0	1	0	2									
Frank Howard, R OBP: 0.317, SLG: 0.379 (1, 9)		3-2 S 1B		1-1 1-4-3		1-1 5-3			1-0 FC5-4	4	0	1	0	0	0	2									
Andy Carey, R OBP: 0.325, SLG: 0.400 (1, 5)		3-3 K			1-0 F9				1-1 FC1-6 1B	4	0	1	0	0	1	1									
Tim Harkness, L OBP: 0.324, SLG: 0.387 (9, FR)		1-2 K								0	0	0	0	0	0	0									
John Roseboro, L OBP: 0.380, SLG: 0.373 (1, 2)		2-3 K			2-3 K				0-0 FC1-6 1B	3	1	0	0	1	2	2									
Larry Burright, R OBP: 0.393, SLG: 0.589 (1, 4)		1-0 F7			0-0 PB 1B				1-2 E4 2B	4	0	3	0	0	0	1									
Joe Moeller, R OBP: 0.077, SLG: 0.077 (1, 1)			0-1 4-3		2-2 L7				2-0 L7	1	0	0	0	0	0	0									
Dary Schoendienst, R OBP: 0.369, SLG: 0.375 (5, PH)										1	0	0	0	0	0	1									
Phil Ortega, R OBP: 0.325, SLG: 0.375 (5, 1)										0	0	0	0	0	0	0									
Ed Roebuck, R OBP: 0.327, SLG: 0.350 (6, 1)										0	0	0	0	0	0	0									
Jim Gilliam, S OBP: 0.327, SLG: 0.336 (7, PH)										1	0	0	0	0	0	1									
Larry Sherry, R OBP: 0.325, SLG: 0.400 (8, 1)										0	0	0	0	0	0	0									
Doug Carmelli, R OBP: 0.460, SLG: 0.708 (9, PH)										1	0	0	0	0	0	2									
Inning Stats	R: 0 E: 0 K: 0 S: 9	H: 1 LOB: 1 BB: 0 P: 16	R: 0 E: 0 K: 2 S: 12	H: 1 LOB: 0 BB: 0 P: 21	R: 0 E: 0 K: 0 S: 6	H: 0 LOB: 0 BB: 0 P: 9	R: 0 E: 0 K: 0 S: 6	H: 0 LOB: 0 BB: 0 P: 8	R: 0 E: 0 K: 1 S: 9	H: 1 LOB: 1 BB: 0 P: 14	R: 2 E: 1 K: 0 S: 7	H: 1 LOB: 0 BB: 1 P: 12	R: 1 E: 1 K: 2 S: 11	H: 1 LOB: 1 BB: 1 P: 21	R: 0 E: 0 K: 0 S: 5	H: 1 LOB: 1 BB: 1 P: 11	R: 0 E: 0 K: 0 S: 8	H: 2 LOB: 2 BB: 0 P: 13	1B: 7 2B: 1 3B: 0 HR: 0	SF: 0 SAC: 0 DP: 2 HBP: 0	WP: 0 PB: 1 SB: 1 CS: 0	PA: 37			
PITCHER	IP	WLS	BF	H	R	ER	SO	BB	IBB	HBP	BLK	WP	HR	S	P	ERA	WHIP								
Curt Simmons, L ERA: 2.08 (1, 1)	9.0	W	37	8	3	0	5	3	0	0	0	0	0	73	125	0.00	1.222								

St. Louis Cardinals @ Los Angeles Dodgers
Dodger Stadium, Los Angeles, CA
 Sun May 20 1962, 3:33 AM PDT
 Att: 38,474 - Unknown

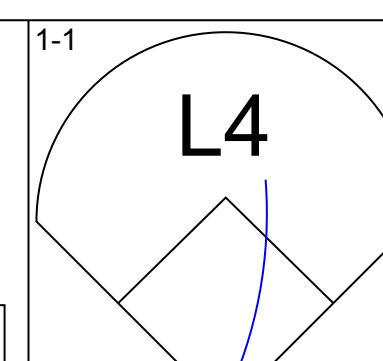
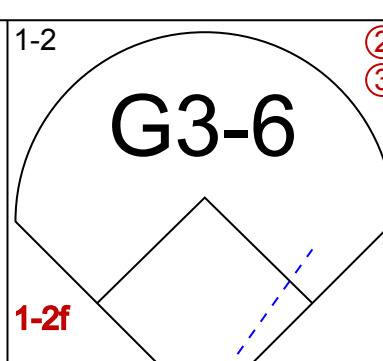
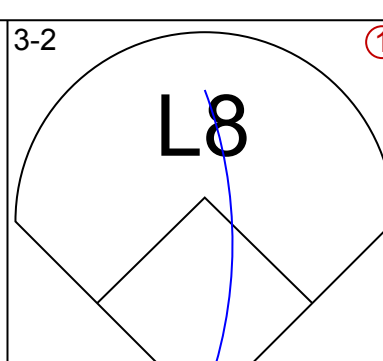
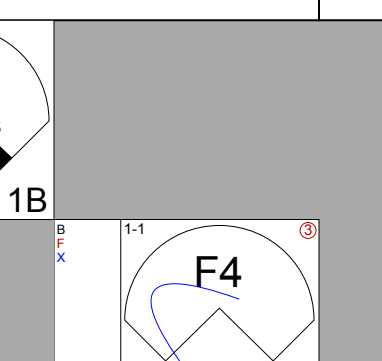
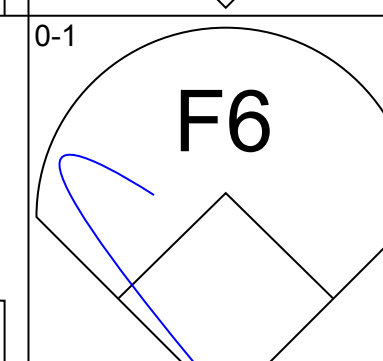
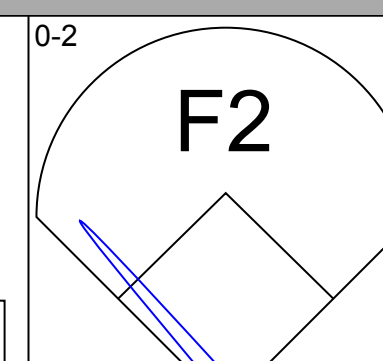
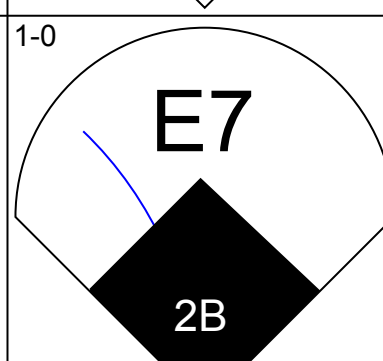
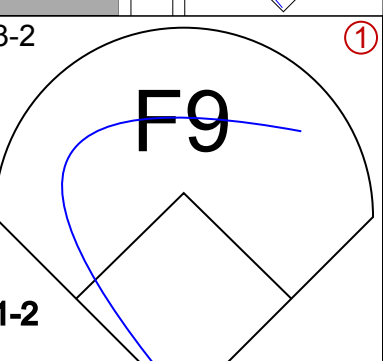
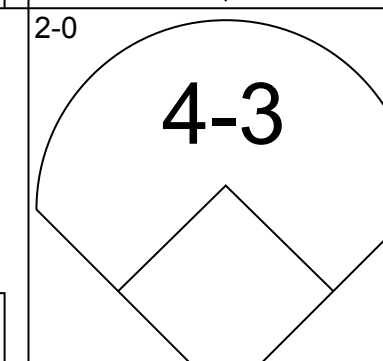
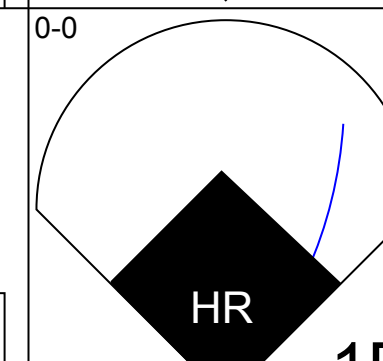
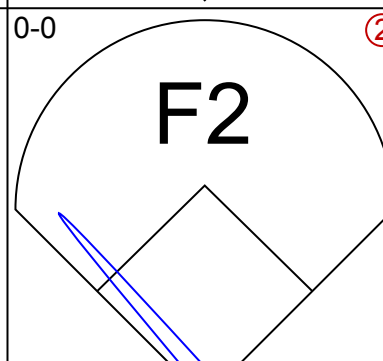
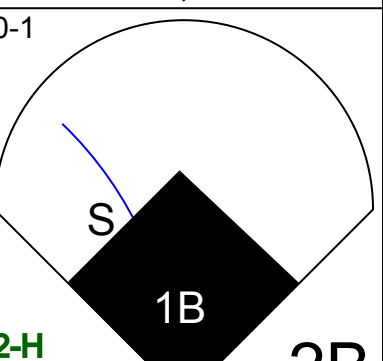
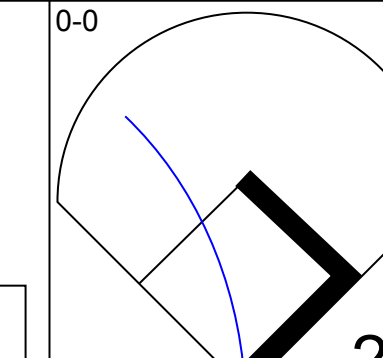
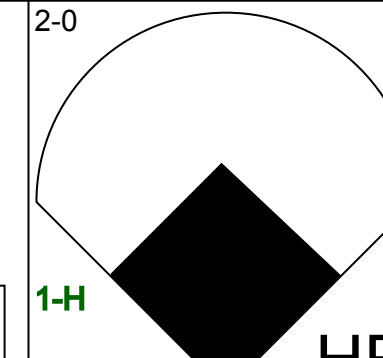
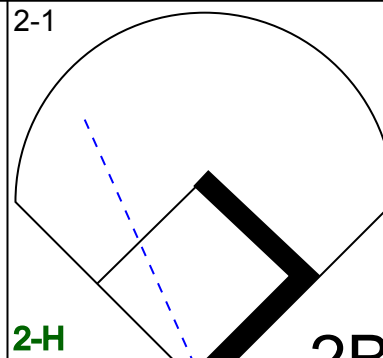
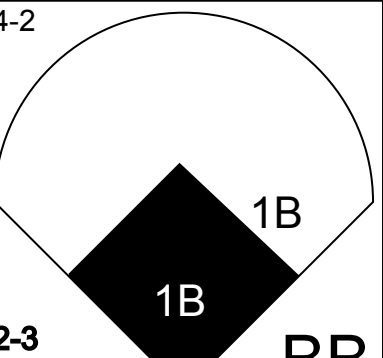
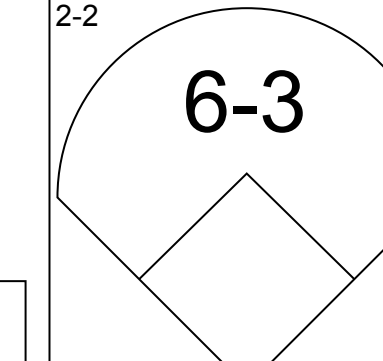
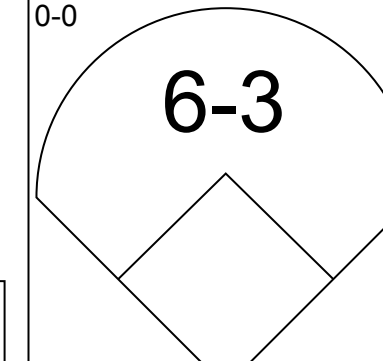
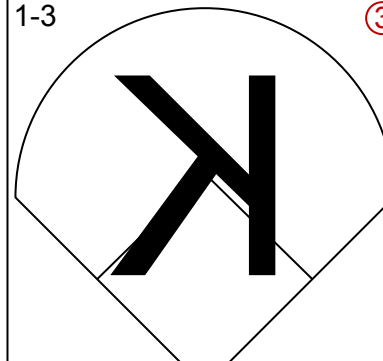
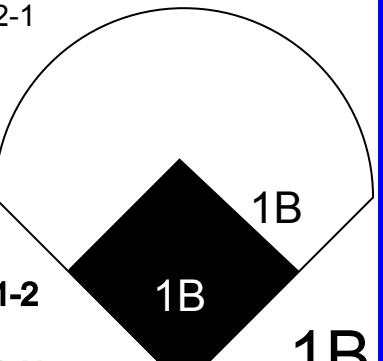
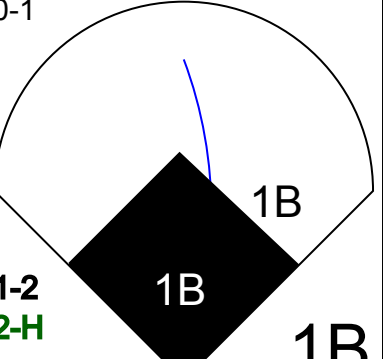
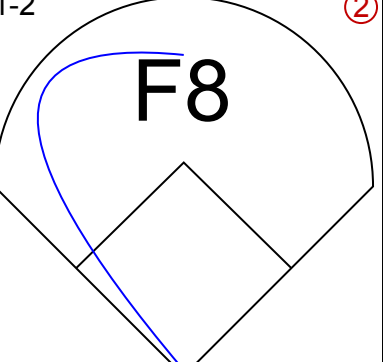



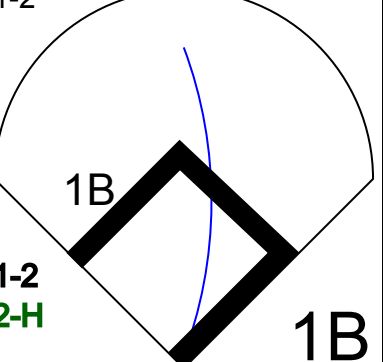

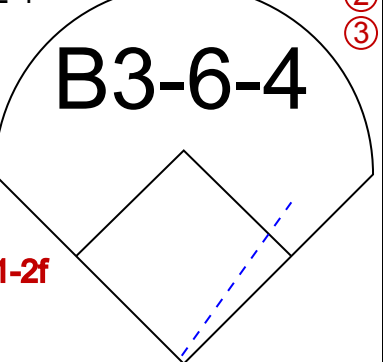
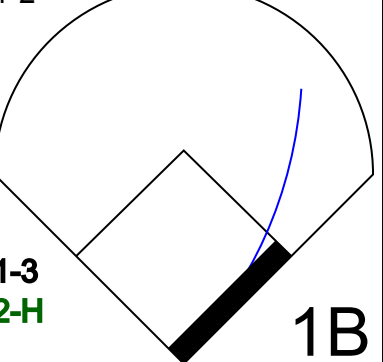
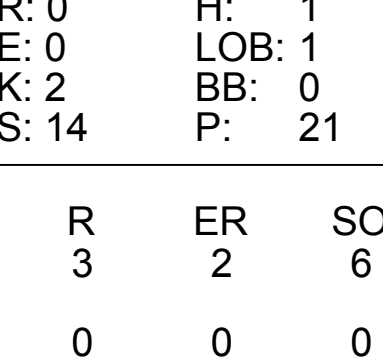
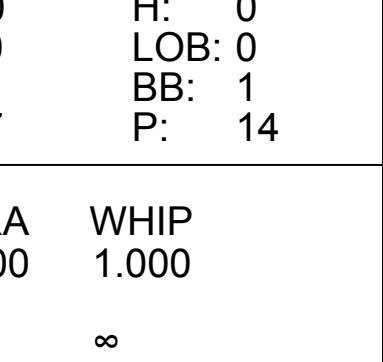
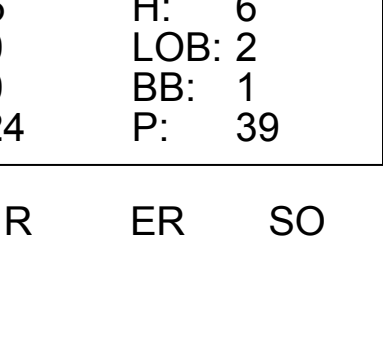

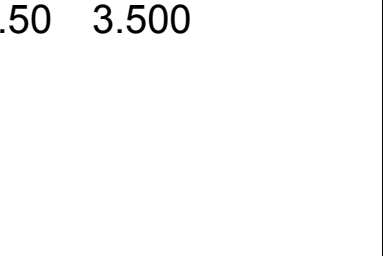




AB 34
 R 3
 H 8
 RBI 1
 BB 3
 SO 5
 LOB 16

Batter	1	2	3	4	5	6	7	8	9	AB	R	H	RBI	BB	SO	LOB	TOP			
Harvey Kuenn, R OBP: 0.413, SLG: 0.438 (1, 7)										4	0	0	0	0	2	0	San Francisco Giants @ Los Angeles Dodgers Dodger Stadium, Los Angeles, CA Mon May 21 1962, 7:05 PM PDT Att: 45,192 - Unknown			
Chuck Hiller, L OBP: 0.331, SLG: 0.313 (1, 4)										4	0	0	0	0	3	0				
Willie Mays, R OBP: 0.389, SLG: 0.552 (1, 8)										4	0	0	0	0	0	0				
Orlando Cepeda, R OBP: 0.374, SLG: 0.618 (1, 3)										4	1	2	1	0	0	1				
Manny Mota, R OBP: 0.269, SLG: 0.245 (1, 9)										4	0	0	0	0	0	1				
Ed Bailey, L OBP: 0.387, SLG: 0.560 (1, 2)										4	0	0	0	0	1	1				
Jose Pagan, R OBP: 0.314, SLG: 0.407 (1, 6)										2	0	1	0	1	1	1				
Jim Davenport, R OBP: 0.372, SLG: 0.481 (1, 5)										3	0	2	0	0	0	0				
Billy O'Dell, S OBP: 0.200, SLG: 0.130 (1, 1)										2	0	0	0	0	2	2				
Bob Nieman, R OBP: 0.200, SLG: 0.250 (7, PH)										1	0	0	0	0	1	2				
Bobby Bolin, R OBP: 0.333, SLG: 0.333 (7, 1)										0	0	0	0	0	0	0				
Don Larsen, R OBP: 0.333, SLG: 0.333 (7, 1)										0	0	0	0	0	0	0				
Inning Stats	R: 0 H: 0 E: 0 K: 2 S: 8	H: 0 LOB: 0 BB: 0 P: 11	R: 0 H: 1 E: 0 K: 1 S: 13	LOB: 1 BB: 0 P: 18	R: 0 H: 0 E: 0 K: 1 S: 6	H: 0 LOB: 0 BB: 0 P: 9	R: 0 H: 0 E: 1 K: 1 S: 6	H: 0 LOB: 0 BB: 0 P: 7	R: 0 H: 1 E: 0 K: 1 S: 15	LOB: 2 BB: 1 P: 24	R: 1 H: 3 E: 0 K: 2 S: 18	H: 3 LOB: 2 BB: 0 P: 26	R: 0 H: 0 E: 1 K: 1 S: 10	H: 0 LOB: 0 BB: 0 P: 14	R: 0 H: 0 E: 0 K: 0 S: 7	H: 0 LOB: 0 BB: 0 P: 10	1B: 4 2B: 0 3B: 0 HR: 1	SF: 0 SAC: 0 DP: 1 HBP: 0	WP: 0 PB: 0 SB: 0 CS: 0	PA: 33
PITCHER Sandy Koufax, L ERA: 2.8 (1, 1)	IP: 9.0 WLS: W BF: 33 H: 5 R: 1 ER: 1 SO: 10 BB: 1 IBB: 0 HBP: 0 BLK: 0 WP: 0 HR: 1 S: 89 P: 127 ERA: 1.00 WHIP: 0.667															PITCHER Sandy Koufax, L ERA: 2.8 (1, 1)	IP: 9.0 WLS: W BF: 33 H: 5 R: 1 ER: 1 SO: 10 BB: 1 IBB: 0 HBP: 0 BLK: 0 WP: 0 HR: 1 S: 89 P: 127 ERA: 1.00 WHIP: 0.667			

AB	32
R	1
H	5
RBI	1
BB	1
SO	10
LOB	8



Batter	1	2	3	4	5	6	7	8	9	AB	R	H	RBI	BB	SO	LOB	BOTTOM	
Maury Wills, S OBP: 0.293, SLG: 0.276 (1, 6)										5	1	1	0	0	0	3	San Francisco Giants @ Los Angeles Dodgers Dodger Stadium, Los Angeles, CA Mon May 21 1962, 7:05 PM PDT Att: 45,192 - Unknown	
Jim Gilliam, S OBP: 0.319, SLG: 0.298 (1, 5)										4	1	0	0	0	0	1		
Willie Davis, L OBP: 0.400, SLG: 0.538 (1, 8)										4	2	2	1	0	0	1		
Tommy Davis, R OBP: 0.344, SLG: 0.596 (1, 7)										3	2	3	3	1	0	0		
Frank Howard, R OBP: 0.303, SLG: 0.361 (8, PH)										3	0	0	0	0	1	2		
Duke Snider, L OBP: 0.467, SLG: 0.593 (8, PH)										1	1	1	1	0	0	0		
Tim Harkness, L OBP: 0.324, SLG: 0.387 (9, 3)										0	0	0	0	0	0	0		
Lee Walls, R OBP: 0.316, SLG: 0.273 (1, 3)										2	0	0	0	0	2	1		
Ron Fairly, L OBP: 0.394, SLG: 0.283 (8, 3) (9, 9)										1	1	1	1	1	0	0		
John Roseboro, L OBP: 0.385, SLG: 0.372 (1, 2)										3	0	1	0	1	1	3		
Larry Burright, R OBP: 0.385, SLG: 0.567 (1, 4)										4	0	1	1	0	2	3		
Sandy Koufax, R OBP: 0.133, SLG: 0.071 (1, 1)										3	0	1	1	1	1	2		
Inning Stats	R: 0 H: 0 E: 0 K: 0 S: 5	H: 1 LOB: 0 BB: 0 P: 8	R: 0 H: 1 E: 0 K: 2 S: 14	LOB: 1 BB: 0 P: 21	R: 0 H: 0 E: 0 K: 1 S: 9	H: 0 LOB: 0 BB: 1 P: 15	R: 2 H: 2 E: 0 K: 1 S: 10	H: 2 LOB: 0 BB: 0 P: 13	R: 0 H: 1 E: 1 K: 1 S: 12	LOB: 1 BB: 0 P: 19	R: 0 H: 1 E: 0 K: 1 S: 6	H: 1 LOB: 1 BB: 1 P: 14	R: 5 H: 6 E: 0 K: 0 S: 24	H: 6 LOB: 2 BB: 1 P: 39	1B: 7 2B: 3 3B: 0 HR: 1	SF: 0 SAC: 0 DP: 3 HBP: 0	WP: 0 PB: 0 SB: 2 CS: 0	PA: 37
PITCHER Billy O'Dell, L ERA: 2.84 (7, 1)	IP: 6.0 WLS: L BF: 23 H: 4 R: 3 ER: 2 SO: 6 BB: 2 IBB: 0 HBP: 0 BLK: 0 WP: 0 HR: 1 S: 57 P: 90 ERA: 3.00 WHIP: 1.000															PITCHER Billy O'Dell, L ERA: 2.84 (7, 1)	IP: 6.0 WLS: L BF: 23 H: 4 R: 3 ER: 2 SO: 6 BB: 2 IBB: 0 HBP: 0 BLK: 0 WP: 0 HR: 1 S: 57 P: 90 ERA: 3.00 WHIP: 1.000	
PITCHER Bobby Bolin, R ERA: 3.69 (7, 1)	IP: 0.0 WLS: 0 BF: 2 H: 1 R: 0 ER: 0 SO: 0 BB: 1 IBB: 0 HBP: 0 BLK: 0 WP: 0 HR: 0 S: 1 P: 5 ERA: 0.00 WHIP: 0.000															PITCHER Bobby Bolin, R ERA: 3.69 (7, 1)	IP: 0.0 WLS: 0 BF: 2 H: 1 R: 0 ER: 0 SO: 0 BB: 1 IBB: 0 HBP: 0 BLK: 0 WP: 0 HR: 0 S: 1 P: 5 ERA: 0.00 WHIP: 0.000	
PITCHER Don Larsen, R ERA: 5.32 (7, 1)	IP: 2.0 WLS: 0 BF: 12 H: 6 R: 5 ER: 5 SO: 1 BB: 1 IBB: 0 HBP: 0 BLK: 0 WP: 0 HR: 0 S: 29 P: 48 ERA: 22.50 WHIP: 3.500															PITCHER Don Larsen, R ERA: 5.32 (7, 1)	IP: 2.0 WLS: 0 BF: 12 H: 6 R: 5 ER: 5 SO: 1 BB: 1 IBB: 0 HBP: 0 BLK: 0 WP: 0 HR: 0 S: 29 P: 48 ERA: 22.50 WHIP: 3.500	



Batter	1	2	3	4	5	6	7	8	9	AB	R	H	RBI	BB	SO	LOB	TOP					
Richie Ashburn, L (1, 8) OBP: 0.426, SLG: 0.378	F6			1B		K2-3			G3	4	1	1	0	0	1	0						
Elio Chacon, R (1, 6) OBP: 0.369, SLG: 0.302	F5			F2			B5-3		G6-4-3	4	0	1	0	0	0	1						
Joe Christopher, R (1, 9) OBP: 0.167, SLG: 0.250	K			CS			F8		G6-4-3	4	0	1	1	0	1	1						
Frank Thomas, R (1, 7) OBP: 0.380, SLG: 0.657		F4		F7				BB		3	0	1	0	0	0	1						
Ed Bouchee, L (1, 3) OBP: 0.368, SLG: 0.379		E1		CS		G3		BB		2	0	0	0	1	0	0						
Charlie Neal, R (1, 4) OBP: 0.343, SLG: 0.417		G1-6-3				K		BB		3	0	0	0	0	2	3						
Sammy Taylor, L (1, 2) OBP: 0.282, SLG: 0.226			1-6-3		1-6-3				F9	3	0	0	0	0	0	0						
Felix Mantilla, R (1, 5) OBP: 0.355, SLG: 0.398			K			K			1-3	3	0	0	0	0	2	0						
Roger Craig, R (1, 1)			4-3			K			1-3	3	0	0	0	0	1	0						
Inning Stats	R: 0 E: 0 K: 1 S: 9	H: 0 LOB: 0 BB: 0 P: 12	R: 0 E: 1 K: 0 S: 6	H: 0 LOB: 0 BB: 0 P: 8	R: 0 E: 0 K: 1 S: 7	H: 0 LOB: 0 BB: 0 P: 10	R: 1 E: 0 K: 0 S: 7	H: 2 LOB: 0 BB: 0 P: 12	R: 0 E: 0 K: 1 S: 9	H: 0 LOB: 0 BB: 0 P: 15	R: 0 E: 0 K: 3 S: 10	H: 0 LOB: 0 BB: 0 P: 11	R: 0 E: 0 K: 1 S: 10	H: 1 LOB: 2 BB: 1 P: 19	R: 0 E: 0 K: 0 S: 5	H: 0 LOB: 0 BB: 0 P: 7	R: 0 E: 0 K: 0 S: 9	H: 1 LOB: 0 BB: 0 P: 15	1B: 3 2B: 0 3B: 1 HR: 0	SF: 0 SAC: 0 DP: 2 HBP: 0	WP: 0 PB: 0 SB: 0 CS: 1	PA: 31
PITCHER Don Drysdale, R (1, 1) ERA: 3.36	IP: 9.0 WLS: W BF: 30 H: 4 R: 1 ER: 1 SO: 7 BB: 1 IBB: 0 HBP: 0 BLK: 0 WP: 0 HR: 0 S: 72 P: 109 ERA: 1.00 WHIP: 0.556															PITCHER						

New York Mets @ Los Angeles Dodgers
Dodger Stadium, Los Angeles, CA
 Wed May 23 1962, 7:05 PM PDT
 Att: 19,885 - Unknown

AB	29
R	1
H	4
RBI	1
BB	1
SO	7
LOB	6



Batter	1	2	3	4	5	6	7	8	9	AB	R	H	RBI	BB	SO	LOB	BOTTOM					
Maury Wills, S (1, 6) OBP: 0.291, SLG: 0.275	G1		BLK		6-3		6-3			4	1	1	0	0	0	1						
Jim Gilliam, S (1, 5) OBP: 0.351, SLG: 0.327	BB		2B					SF7		3	1	3	1	1	0	0						
Willie Davis, L (1, 8) OBP: 0.399, SLG: 0.528	2-3		4-3		F4			E8		4	1	1	0	0	0	3						
Tommy Davis, R (1, 7) OBP: 0.345, SLG: 0.601	6-3		F6			2B		SF7		3	0	1	0	1	0	2						
Ron Fairly, L (1, 3) (9, 9) OBP: 0.418, SLG: 0.310					G6-3		F7	SF7		3	0	2	1	0	0	1						
Frank Howard, R (1, 9) Tim Harkness, L (8, FR) (9, 3) OBP: 0.314, SLG: 0.385 OBP: 0.324, SLG: 0.387	F6							FC5-4		4	0	2	1	0	0	2						
John Roseboro, L (1, 2) OBP: 0.369, SLG: 0.355	L6				G6-3		L3-6	FC5-4		0	0	0	0	0	0	0						
Larry Burright, R (1, 4) OBP: 0.366, SLG: 0.530	F9				3-1			F8		3	0	0	0	0	0	2						
Don Drysdale, R (1, 1) OBP: 0.370, SLG: 0.423			1-3				5-3			3	0	1	0	0	0	0						
Inning Stats	R: 0 E: 0 K: 0 S: 10	H: 0 LOB: 1 BB: 1 P: 18	R: 0 E: 0 K: 0 S: 6	H: 1 LOB: 1 BB: 0 P: 7	R: 1 E: 0 K: 0 S: 12	H: 2 LOB: 1 BB: 0 P: 20	R: 0 E: 0 K: 0 S: 8	H: 2 LOB: 1 BB: 0 P: 10	R: 0 E: 0 K: 0 S: 9	H: 1 LOB: 1 BB: 0 P: 14	R: 0 E: 0 K: 0 S: 7	H: 2 LOB: 1 BB: 0 P: 10	R: 0 E: 0 K: 0 S: 4	H: 1 LOB: 0 BB: 0 P: 7	R: 2 E: 1 K: 0 S: 10	H: 2 LOB: 2 BB: 1 P: 20	R: 0 E: 0 K: 0 S: 9	H: 0 LOB: 0 BB: 0 P: 15	1B: 9 2B: 3 3B: 0 HR: 0	SF: 1 SAC: 0 DP: 2 HBP: 0	WP: 1 PB: 0 SB: 0 CS: 1	PA: 34
PITCHER Roger Craig, R (1, 1) ERA: 6.12	IP: 8.0 WLS: L BF: 34 H: 11 R: 3 ER: 3 SO: 0 BB: 1 IBB: 1 HBP: 0 BLK: 1 WP: 1 HR: 0 S: 66 P: 106 ERA: 3.38 WHIP: 1.500															PITCHER						

New York Mets @ Los Angeles Dodgers
Dodger Stadium, Los Angeles, CA
 Wed May 23 1962, 7:05 PM PDT
 Att: 19,885 - Unknown


AB	31
R	3
H	11
RBI	3
BB	2
SO	0
LOB	17



Batter	1	2	3	4	5	6	7	8	9	AB	R	H	RBI	BB	SO	LOB	TOP					
Jim Hickman, R OBP: 0.366, SLG: 0.482 (1, 9)	4-1 BB		2-1 F4		2-3 K			0-3 K		3	0	0	0	1	2	0	New York Mets @ Los Angeles Dodgers Dodger Stadium, Los Angeles, CA Thu May 24 1962, 7:05 PM PDT Att: 17,448 - Unknown					
Elio Chacon, R OBP: 0.355, SLG: 0.289 (1, 6)	1-3 K		0-2 E5 HR		2-2 F8			1-0 5-3		4	1	0	0	0	1	1						
Joe Christopher, R OBP: 0.377, SLG: 0.200 Richie Ashburn, L OBP: 0.436, SLG: 0.378 (9, PH)	2-0 F8		0-0 F4		2-2 5-3			4-2 FC1-6 BB		3	0	0	0	0	0	2						
Frank Thomas, R OBP: 0.377, SLG: 0.667 Rod Kanehl, R OBP: 0.375, SLG: 0.400 (9, PR)	1-2 5-3		0-1 HR		0-3 K			1-2 FC1-6 G5-4-3		4	1	1	2	0	1	2						
Gil Hodges, R OBP: 0.377, SLG: 0.541 (1, 3)		1-1 6-3	1-1 1B		1-1 6-3			1-2 G5-4-3		4	0	1	0	0	0	1						
Charlie Neal, R OBP: 0.343, SLG: 0.415 (1, 4)		0-1 FC5-4 1B		0-1 L4			1-0 F4			3	0	1	0	0	0	0						
Felix Mantilla, R OBP: 0.347, SLG: 0.387 (1, 5)		2-1 FC5-4 1B		2-0 F2			0-0 F8			3	0	0	0	0	0	1						
Harry Chiti, R OBP: 0.400, SLG: 0.389 (1, 2)		0-1 1B		1-3 K			1-1 6-3			3	0	1	0	0	1	0						
Bob Miller, R OBP: 0.200, SLG: 0.200 Craig Anderson, R (7, 1)		0-0 5-3		2-3 K			1-0 F8			2	0	0	0	0	1	2						
Inning Stats	R: 0 E: 0 K: 1 S: 8	H: 0 LOB: 1 BB: 1 P: 16	R: 0 E: 0 K: 0 S: 9	H: 2 LOB: 2 BB: 0 P: 12	R: 2 E: 1 K: 0 S: 10	H: 2 LOB: 1 BB: 0 P: 13	R: 0 E: 0 K: 1 S: 6	H: 0 LOB: 0 BB: 0 P: 9	R: 0 E: 0 K: 2 S: 10	H: 0 LOB: 0 BB: 0 P: 16	R: 0 E: 0 K: 0 S: 9	H: 0 LOB: 0 BB: 0 P: 12	R: 0 E: 0 K: 0 S: 4	H: 0 LOB: 0 BB: 0 P: 6	R: 0 E: 0 K: 1 S: 5	H: 0 LOB: 0 BB: 0 P: 7		R: 0 E: 0 K: 0 S: 13	H: 0 LOB: 1 BB: 1 P: 19	1B: 3 2B: 0 3B: 0 HR: 1	SF: 0 SAC: 0 DP: 1 HBP: 0	WP: 0 PB: 0 SB: 0 CS: 0
PITCHER	IP	WLS	BF	H	R	ER	SO	BB	IBB	HBP	BLK	WP	HR	S	P	ERA	WHIP					
Johanny Podres, L ERA: 3.94 Larry Sherry, R ERA: 3.25	(1, 1) (8, 1)	7.0 W	26 6	4 0	2 0	0 0	5 1	1 1	0 0	0 0	0 0	0 0	1 0	56 18	84 26	0.00 0.00	0.714 0.500					

Batter	1	2	3	4	5	6	7	8	9	AB	R	H	RBI	BB	SO	LOB	BOTTOM				
Maury Wills, S OBP: 0.290, SLG: 0.271 (1, 6)	4-1 CS BB		0-2 F7		2-3 K		0-0 FC4-6			3	0	0	0	1	1	2	New York Mets @ Los Angeles Dodgers Dodger Stadium, Los Angeles, CA Thu May 24 1962, 7:05 PM PDT Att: 17,448 - Unknown				
Jim Gilliam, S OBP: 0.374, SLG: 0.323 (1, 5)	3-2 4-3		2-1 6-3		4-1 SH1-3 BB		4-0 SH1-3 BB			2	1	0	0	2	0	1					
Willie Davis, L OBP: 0.400, SLG: 0.523 (1, 8)	4-2 BB			0-0 G3		0-0 SH1-3		1-1 SH1-3		1	0	0	0	1	0	0					
Tommy Davis, R OBP: 0.337, SLG: 0.586 (1, 7)	0-0 F9			1-3 K		0-0 8-6		3-3 K		4	0	0	0	0	2	3					
Ron Fairly, L OBP: 0.422, SLG: 0.311 (1, 3) (9, 9)		0-0 6-3		0-1 1B 1B		0-0 E4 1B 1B		4-0 1B 1B IBB		3	2	1	0	1	0	0					
Frank Howard, R OBP: 0.338, SLG: 0.449 Tim Harkness, L OBP: 0.324, SLG: 0.387 (8, PR) (9, 3)		2-1 HR		1-1 1B		0-1 F6		0-0 1B FC5-2 1B		4	1	3	2	0	0	1					
John Roseboro, L OBP: 0.374, SLG: 0.361 (1, 2)		3-2 4-3		1-3 K		2-0 1B		1-2 1B		4	0	2	1	0	1	2					
Larry Burright, R OBP: 0.347, SLG: 0.500 (1, 4)		0-2 6-3			0-2 L6		0-0 F9		1-0 FC5-2	4	0	0	0	0	0	4					
Johanny Podres, L OBP: 0.227, SLG: 0.286 Wally Moon, L OBP: 0.374, SLG: 0.350 Duke Snider, L OBP: 0.456, SLG: 0.565 Larry Sherry, R OBP: 0.400, SLG: 0.400 (8, 1)			3-2 6-3		0-2 B1-3		2-0 FC4-6 1B			2	0	0	0	0	0	0					
Inning Stats	R: 0 E: 0 K: 0 S: 9	H: 0 LOB: 2 BB: 2 P: 20	R: 1 E: 0 K: 0 S: 9	H: 1 LOB: 0 BB: 0 P: 14	R: 0 E: 0 K: 0 S: 8	H: 0 LOB: 0 BB: 0 P: 13	R: 0 E: 0 K: 2 S: 11	H: 2 LOB: 2 BB: 0 P: 14	R: 0 E: 0 K: 1 S: 10	H: 0 LOB: 0 BB: 0 P: 12	R: 0 E: 0 K: 0 S: 3	H: 0 LOB: 1 BB: 1 P: 7	R: 1 E: 1 K: 0 S: 7	H: 2 LOB: 2 BB: 0 P: 11	R: 2 E: 0 K: 1 S: 10	H: 2 LOB: 2 BB: 2 P: 24		1B: 6 2B: 1 3B: 0 HR: 1	SF: 0 SAC: 2 DP: 1 HBP: 0	WP: 0 PB: 0 SB: 0 CS: 1	PA: 35
PITCHER	IP	WLS	BF	H	R	ER	SO	BB	IBB	HBP	BLK	WP	HR	S	P	ERA	WHIP				
Bob Miller, R ERA: 4.68 Craig Anderson, R ERA: 3.0	(1, 1) (7, 1)	6.2 L	27 8	5 2	2 2	1 2	3 1	3 1	0 1	0 0	0 0	0 0	0 0	11 11	25	13.50 2.250					

AB	30
R	2
H	4
RBI	2
BB	2
SO	6
LOB	9



AB	28
R	4
H	7
RBI	4
BB	5
SO	4
LOB	13



Batter	1	2	3	4	5	6	7	8	9	AB	R	H	RBI	BB	SO	LOB	TOP								
Richie Ashburn, L (1, 8) OBP: 0.493, SLG: 0.404										2	1	2	0	3	0	0	New York Mets @ Los Angeles Dodgers Dodger Stadium, Los Angeles, CA Fri May 25 1962, 7:05 PM PDT Att: 26,907 - Unknown								
Joe Christopher, R (1, 9) OBP: 0.100, SLG: 0.150										5	0	0	1	0	0	5									
Cliff Cook, R (1, 5) OBP: 0.286, SLG: 0.450										5	2	2	1	0	2	1									
Frank Thomas, R (1, 7) OBP: 0.386, SLG: 0.704										4	2	3	1	0	0	0									
Rod Kanehl, R (8, 7) OBP: 0.353, SLG: 0.375										1	1	0	0	0	0	1									
Mary Throneberry, L (1, 3) OBP: 0.290, SLG: 0.083										4	0	0	0	1	2	4									
Charlie Neal, R (1, 4) OBP: 0.331, SLG: 0.400										5	1	0	0	0	0	5									
Elio Chacon, R (1, 6) OBP: 0.289, SLG: 0.289										0	0	0	0	1	0	0									
Felix Mantilla, R (3, 6) OBP: 0.367, SLG: 0.435										4	1	4	4	0	0	0									
Hobie Landrith, L (1, 2) OBP: 0.452, SLG: 0.529										4	0	2	1	1	1	3									
Al Jackson, L (1, 1) OBP: 0.361, SLG: 0.404										1	0	0	0	0	1	0									
Bob Moorhead, R (3, 1) OBP: 0.302, SLG: 0.285										0	0	0	0	0	0	0									
Ed Bouchee, L (4, PH) OBP: 0.396, SLG: 0.379										0	0	0	0	0	0	2									
Ken MacKenzie, L (4, 1) OBP: 0.352, SLG: 0.317										0	0	0	0	0	0	0									
Dave Hillman, R (8, 1) OBP: 0.359, SLG: 0.393										0	0	0	0	0	0	0									
Jim Hickman, R (7, PH) OBP: 0.359, SLG: 0.393										0	0	0	0	0	0	0									
Jim Hickman, R (7, PH) OBP: 0.359, SLG: 0.393										0	0	0	0	0	0	0									
Vinegar Bend Mizell, R (7, 1) OBP: 0.256, SLG: 0.182										1	0	0	0	0	0	0									
Sammy Taylor, L (9, PH) OBP: 0.278, SLG: 0.222										1	0	0	0	0	0	2									
Inning Stats	R: 0 E: 0 K: 1 S: 12	H: 0 LOB: 0 BB: 1 P: 17	R: 0 E: 0 K: 2 S: 14	H: 1 LOB: 2 BB: 1 P: 21	R: 1 E: 1 K: 1 S: 6	H: 1 LOB: 0 BB: 0 P: 12	R: 1 E: 0 K: 0 S: 12	H: 2 LOB: 2 BB: 1 P: 22	R: 1 E: 0 K: 0 S: 7	H: 1 LOB: 0 BB: 1 P: 14	R: 0 E: 0 K: 0 S: 5	H: 1 LOB: 1 BB: 0 P: 7	R: 0 E: 0 K: 1 S: 9	H: 1 LOB: 1 BB: 0 P: 13	R: 3 E: 0 K: 1 S: 14	H: 3 LOB: 2 BB: 2 P: 27	R: 2 E: 1 K: 1 S: 15	H: 3 LOB: 2 BB: 0 P: 21	1B: 7 2B: 2 3B: 2 HR: 2	SF: 0 SAC: 0 DP: 2 HBP: 0	WP: 1 PB: 0 SB: 0 CS: 0	PA: 45			
PITCHER	IP	WLS	BF	H	R	ER	SO	BB	IBB	HBP	BLK	WP	HR	S	P	ERA	WHIP								
Joe Moeller, R (1, 1) ERA: 4.4	8.0	W	38	10	6	5	6	6	0	0	0	0	2	79	133	5.62	2.000								
Ed Roebuck, R (9, 1) ERA: 2.84	1.0	S	7	3	2	0	1	0	0	0	0	1	0	15	21	0.00	3.000								

Batter	1	2	3	4	5	6	7	8	9	AB	R	H	RBI	BB	SO	LOB	BOTTOM								
Maury Wills, S (1, 6) OBP: 0.302, SLG: 0.285										5	3	4	0	0	0	1	New York Mets @ Los Angeles Dodgers Dodger Stadium, Los Angeles, CA Fri May 25 1962, 7:05 PM PDT Att: 26,907 - Unknown								
Daryl Spencer, R (7, 6) OBP: 0.383, SLG: 0.367										1	0	0	0	0	1	0									
Jim Gilliam, S (1, 5) OBP: 0.352, SLG: 0.317										3	1	0	0	1	0	3									
Andy Carey, R (6, PH) OBP: 0.359, SLG: 0.393										1	0	0	0	1	1	2									
Willie Davis, L (1, 8) OBP: 0.404, SLG: 0.519										5	3	2	1	1	1	3									
Tommy Davis, R (1, 7) OBP: 0.348, SLG: 0.601										6	3	4	3	0	0	1									
Frank Howard, R (1, 9) OBP: 0.342, SLG: 0.437										2	2	0	1	2	0	3									
Ron Fairly, L (1, 3) OBP: 0.432, SLG: 0.348										5	3	3	3	0	0	1									
Larry Burright, R (1, 4) OBP: 0.363, SLG: 0.554										4	2	2	4	1	2	2									
Norm Sherry, R (1, 2) OBP: 0.293, SLG: 0.243										4	0	2	4	0	0	2									
Joe Moeller, R (1, 1) OBP: 0.111, SLG: 0.111										5	0	1	0	0	2	5									
Ed Roebuck, R (9, 1) ERA: 2.84										0	0	0	0	0	0	0									
Inning Stats	R: 1 E: 0 K: 1 S: 16	H: 2 LOB: 1 BB: 0 P: 28	R: 0 E: 0 K: 1 S: 9	H: 0 LOB: 0 BB: 0 P: 16	R: 6 E: 0 K: 0 S: 16	H: 5 LOB: 1 BB: 2 P: 32	R: 0 E: 0 K: 0 S: 6	H: 1 LOB: 0 BB: 0 P: 9	R: 1 E: 0 K: 0 S: 14	H: 2 LOB: 2 BB: 1 P: 24	R: 6 E: 1 K: 2 S: 27	H: 4 LOB: 2 BB: 2 P: 48	R: 3 E: 0 K: 2 S: 17	H: 4 LOB: 1 BB: 0 P: 25	R: 0 E: 0 K: 1 S: 6	H: 0 LOB: 1 BB: 1 P: 15	1B: 13 2B: 3 3B: 1 HR: 1	SF: 1 SAC: 0 DP: 0 HBP: 1	WP: 0 PB: 0 SB: 3 CS: 1	PA: 49					
PITCHER	IP	WLS	BF	H	R	ER	SO	BB	IBB	HBP	BLK	WP	HR	S	P	ERA	WHIP								
Al Jackson, L (1, 1) ERA: 5.8	2.1	L	13	5	5	2	0	1	0	0	0	0	0	5	11	27.00	4.500								
Bob Moorhead, R (3, 1) ERA: 4.94	0.2		5	2	2	2	0	1	0	0	0	0	0	5	11	27.00	4.500								
Ken MacKenzie, L (4, 1) ERA: 5.32	2.1		13	5	4	4	0	2	0	0	0	0	0	30	50	15.43	3.000								
Dave Hillman, R (6, 1) ERA: 7.3	0.2		7	2	3	2	2	1	0	1	0	0	1	17	31	27.00	4.500								
Vinegar Bend Mizell, L (7, 1) ERA: 4.88	2.0		11	4	3	3	3	1	0	0	0	0	0	23	40	13.50	2.500								

AB	39
R	8
H	13
RBI	8
BB	6
SO	7
LOB	24

AB	41
R	17
H	18
RBI	16
BB	6
SO	7
LOB	23

Batter	1	2	3	4	5	6	7	8	9	AB	R	H	RBI	BB	SO	LOB	TOP					
Tony Taylor, R (1,4) OBP: 0.350, SLG: 0.358	2-1 4-3		0-1 3-1			0-1 4-3	0-0 4-3		1-1 1-3	5	0	0	0	0	0	4						
Johnny Callison, L (1,9) OBP: 0.363, SLG: 0.529	2-3 K			3-2 F8		0-0 4-3		0-0 F3		4	0	0	0	0	1	0						
Tony Gonzalez, L (1,8) OBP: 0.414, SLG: 0.537	1-1 E1			3-2 E1		1-1 1B		2-2 1B		4	1	2	0	0	0	0						
Wes Covington, L (1,7) OBP: 0.256, SLG: 0.333	1-3 K			3-3 K		2-2 1B		2-2 F9		4	0	1	1	0	2	3						
Clay Dalrymple, L (1,2) OBP: 0.402, SLG: 0.463		3-1 F5			1-2 FC6-4 1B	2-0 F3		2-0 F2		4	0	1	0	0	0	2						
Frank Torre, L (1,3) OBP: 0.356, SLG: 0.314		3-2 F5			2-2 FC6-4 1B		1-1 SH1-4 1B		2-2 6-3	3	0	2	0	0	0	0						
Ted Savage, R (7, PR) OBP: 0.372, SLG: 0.436										0	0	0	0	0	0	0						
Mel Roach, R (7,5) OBP: 0.286, SLG: 0.281										1	0	0	0	0	0	0						
Billy Klaus, L (1,5) OBP: 0.301, SLG: 0.290					1-0 FC6-4 1B		0-0 SH1-4 1B		1-1 4-3	3	0	0	0	0	1	2						
Bobby Wine, R (1,6) OBP: 0.222, SLG: 0.257				0-1 2B		0-1 F2		4-0 IBB	3-1 BB 1B	2	0	1	0	0	0	2						
Roy Stevers, R (7, PH) OBP: 0.313, SLG: 0.271										1	0	1	0	1	0	0						
Art Mahaffey, R (1,1) OBP: 0.231, SLG: 0.261				2-2 6-3		2-3 K		1-0 F5	4-2 BB	3	0	0	0	1	1	4						
Inning Stats	R: 0 H: 0 E: 1 K: 2 S: 11	H: 0 LOB: 1 BB: 0 P: 17	R: 0 H: 0 E: 0 K: 1 S: 8	H: 0 LOB: 0 BB: 0 P: 14	R: 0 H: 1 E: 0 K: 0 S: 7	H: 1 LOB: 0 BB: 0 P: 9	R: 0 H: 0 E: 1 K: 1 S: 17	H: 0 LOB: 1 BB: 0 P: 26	R: 0 H: 2 E: 0 K: 1 S: 13	H: 2 LOB: 2 BB: 0 P: 19	R: 1 H: 2 E: 0 K: 0 S: 9	H: 2 LOB: 1 BB: 0 P: 14	R: 0 H: 1 E: 0 K: 0 S: 5	H: 1 LOB: 1 BB: 1 P: 11	R: 0 H: 1 E: 0 K: 0 S: 15	H: 1 LOB: 1 BB: 0 P: 21	R: 0 H: 1 E: 0 K: 0 S: 11	H: 1 LOB: 2 BB: 1 P: 22	1B: 6 2B: 3 3B: 0 HR: 0	SF: 0 SAC: 1 DP: 1 HBP: 0	WP: 0 PB: 0 SB: 0 CS: 1	PA: 37
PITCHER Don Drysdale, R (1,1) ERA: 3.1	IP: 9.0 WLS: W BF: 37 H: 8 R: 1 ER: 1 SO: 5 BB: 1 IBB: 1 HBP: 0 BLK: 0 WP: 0 HR: 0 S: 96 P: 153 ERA: 1.00 WHIP: 1.000																					

Philadelphia Phillies @ Los Angeles Dodgers
 Dodger Stadium, Los Angeles, CA
 Sun May 27 1962, 3:38 AM PDT
 Att: 34,378 - Unknown

AB 34
 R 1
 H 8
 RBI 1
 BB 2
 SO 5
 LOB 17



Batter	1	2	3	4	5	6	7	8	9	AB	R	H	RBI	BB	SO	LOB	BOTTOM					
Maury Wills, S (1,6) OBP: 0.303, SLG: 0.279	0-0 B1-3			1-0 1B		0-3 K		3-1 F9		4	1	1	0	0	1	1						
Jim Gilliam, S (1,5) OBP: 0.348, SLG: 0.314	2-2 F7			1-1 F7		0-0 1B			1-2 6-3	4	0	1	0	0	0	1						
Tommy Davis, R (1,7) OBP: 0.361, SLG: 0.598	1-2 4-3			0-0 L8		1-2 F8			0-1 1B	4	1	1	0	0	0	2						
Ron Fairly, L (1,8) OBP: 0.455, SLG: 0.387		1-2 F3		2-1 1B		2-2 4-3			2-2 1B	4	0	2	1	0	0	0						
Frank Howard, R (1,9) OBP: 0.367, SLG: 0.469		0-0 5-3		1-3 K		0-1 F3			4-0 1B	3	0	0	0	0	1	1						
Wally Moon, L (9, PH) OBP: 0.393, SLG: 0.355										0	0	0	0	1	0	0						
Lee Walls, R (9, PR) OBP: 0.316, SLG: 0.273									1-2 IBB	0	0	0	0	0	0	0						
John Roseboro, L (1,2) OBP: 0.355, SLG: 0.368		2-3 K			1-2 4-3		0-0 F5		0-0 F5	4	0	0	0	0	1	3						
Tim Harkness, L (1,3) OBP: 0.333, SLG: 0.368			1-0 F5		0-0 F8			0-1 G3	1-2 1B	4	0	1	1	0	0	0						
Larry Burright, R (1,4) OBP: 0.348, SLG: 0.512			0-3 K		1-2 6-3			0-0 SH3-4 1B		3	0	1	0	0	1	0						
Don Drysdale, R (1,1) OBP: 0.345, SLG: 0.393			0-2 F5			3-3 K		0-0 SH3-4 1B		2	0	0	0	0	1	0						
Inning Stats	R: 0 H: 0 E: 0 K: 0 S: 10	H: 0 LOB: 0 BB: 0 P: 13	R: 0 H: 0 E: 0 K: 1 S: 8	H: 0 LOB: 0 BB: 0 P: 11	R: 0 H: 0 E: 0 K: 1 S: 7	H: 0 LOB: 0 BB: 0 P: 8	R: 1 H: 2 E: 0 K: 1 S: 11	H: 2 LOB: 1 BB: 0 P: 15	R: 0 H: 0 E: 0 K: 2 S: 12	H: 0 LOB: 0 BB: 0 P: 14	R: 0 H: 1 E: 0 K: 2 S: 11	H: 1 LOB: 1 BB: 0 P: 15	R: 0 H: 0 E: 0 K: 0 S: 6	H: 0 LOB: 0 BB: 0 P: 8	R: 0 H: 1 E: 0 K: 0 S: 6	H: 1 LOB: 3 BB: 0 P: 9	R: 1 H: 3 E: 0 K: 0 S: 14	H: 3 LOB: 3 BB: 1 P: 22	1B: 7 2B: 0 3B: 0 HR: 0	SF: 0 SAC: 1 DP: 0 HBP: 0	WP: 0 PB: 0 SB: 0 CS: 0	PA: 34
PITCHER Art Mahaffey, R (1,1) ERA: 4.72	IP: 8.2 WLS: L BF: 34 H: 7 R: 2 ER: 2 SO: 5 BB: 0 IBB: 1 HBP: 0 BLK: 0 WP: 0 HR: 0 S: 85 P: 115 ERA: 2.08 WHIP: 0.808																					

Philadelphia Phillies @ Los Angeles Dodgers
 Dodger Stadium, Los Angeles, CA
 Sun May 27 1962, 3:38 AM PDT
 Att: 34,378 - Unknown

AB 32
 R 2
 H 7
 RBI 2
 BB 1
 SO 5
 LOB 8




Batter	1	2	3	4	5	6	7	8	9	AB	R	H	RBI	BB	SO	LOB	TOP					
Maury Wills, S OBP: 0.313, SLG: 0.320	1-1 4-3 1B	2-0 3-1		0-0 1B 1B	1-0 IHR		1-1 4-3		1-2 HR	6	3	4	2	0	0	1	Los Angeles Dodgers @ New York Mets Polo Grounds, New York, NY Wed May 30 1962, 3:33 AM EDT Unknown					
Jim Gilliam, S OBP: 0.397, SLG: 0.316 Andy Carey, R OBP: 0.364, SLG: 0.414	3-1 F7		4-2 HR BB	2-0 1B FC1-4 1B	4-2 FC4 BB		1-1 2B		2-3 K	2	2	1	1	2	0	1						
Willie Davis, L OBP: 0.399, SLG: 0.545	0-0 4-3 1-2		1-1 HR	0-0 FC1-4 1B	0-0 FC4 1B		0-0 F7		0-0 1B	6	2	3	2	0	0	3						
Tommy Davis, R OBP: 0.365, SLG: 0.592	0-0 F3		4-1 HR BB	1-0 FC1-4 1B 2B	1-2 1B		3-2 F4		2-2 1B	5	2	2	2	1	0	3						
Ron Fairly, L OBP: 0.457, SLG: 0.457		0-1 1B 3B	1-1 HR	1-3 2B 1B	0-0 F4		1-1 G3		1-3 K	6	3	3	2	0	1	3						
Frank Howard, R OBP: 0.379, SLG: 0.488		0-0 2B 5-3 1B	0-1 F9	0-0 4-3 2B		1-3 K		1-1 1B		5	1	3	3	0	1	0						
John Roseboro, L OBP: 0.352, SLG: 0.373 Norm Sherry, R OBP: 0.286, SLG: 0.237		0-0 5-3 2B	3-1 G3	1-0 4-3		1-2 6-3		2-2 F8		4	0	1	0	0	0	1						
Larry Burright, R OBP: 0.340, SLG: 0.494		0-1 1-3	1-1 1B	1-3 K		1-0 E3		1-3 K		5	0	1	0	0	2	4						
Sandy Koufax, R OBP: 0.128, SLG: 0.081		2-2 5-3	2-3 K		1-1 4-3		0-3 K		0-0 5-3	5	0	0	1	0	2	3						
Inning Stats	R: 0 E: 0 K: 0 S: 6	H: 1 LOB: 1 BB: 0 P: 10	R: 2 E: 0 K: 0 S: 11	H: 3 LOB: 1 BB: 0 P: 15	R: 4 E: 0 K: 1 S: 16	H: 3 LOB: 1 BB: 2 P: 32	R: 4 E: 0 K: 1 S: 15	H: 5 LOB: 1 BB: 0 P: 22	R: 2 E: 0 K: 2 S: 11	H: 2 LOB: 1 BB: 1 P: 18	R: 0 E: 1 K: 2 S: 10	H: 0 LOB: 1 BB: 0 P: 13	R: 0 E: 0 K: 0 S: 10	H: 1 LOB: 0 BB: 0 P: 15	R: 0 E: 0 K: 1 S: 12	H: 1 LOB: 1 BB: 0 P: 17		R: 1 E: 0 K: 2 S: 16	H: 3 LOB: 2 BB: 0 P: 22	1B: 11 2B: 3 3B: 1 HR: 4	SF: 0 SAC: 0 DP: 0 HBP: 0	WP: 0 PB: 0 SB: 2 CS: 0
PITCHER	IP WLS BF	H R ER SO	BB IBB HBP BLK	WP HR S P	ERA WHIP	PITCHER	IP WLS BF	H R ER SO	BB IBB HBP BLK	WP HR S P	ERA WHIP											
Jay Hook, R ERA: 4.91	(1, 1) 2.0 L 13	5 5 5 0	2 0 0 0	0 1 22 39	22.50 3.500																	
Dave Hillman, R ERA: 9.45	(3, 1) 1.0 8	5 4 4 1	0 0 0 0	0 1 14 23	36.00 5.000																	
Bob Moorhead, R ERA: 5.11	(4, 1) 5.0 23	6 3 3 4	1 0 0 0	0 0 55 80	5.40 1.400																	
Vinegar Bend Mizell, L ERA: 4.99	(9, 1) 1.0 6	3 1 1 2	0 0 0 0	0 1 16 22	9.00 3.000																	


AB	47
R	13
H	19
RBI	13
BB	3
SO	7
LOB	20



Batter	1	2	3	4	5	6	7	8	9	AB	R	H	RBI	BB	SO	LOB	BOTTOM					
Joe Christopher, R OBP: 0.219, SLG: 0.323	2-1 F5		2-2 F7	0-1 1B 2H 1B			2-1 BB 2B 1B		3-2 1B 1B	5	2	3	1	0	0	0	Los Angeles Dodgers @ New York Mets Polo Grounds, New York, NY Wed May 30 1962, 3:33 AM EDT Unknown					
Elio Chacon, R OBP: 0.392, SLG: 0.311	4-2 E 1B BB		1-0 1B	3-2 1B 1B			4-2 2B BB		0-0 1B 1B	3	1	3	0	2	0	0						
Cliff Cook, R OBP: 0.236, SLG: 0.358	0-0 E7 1-3 1B		2-3 K	0-0 F6			1-1 F7		2-1 F3	5	0	1	0	0	1	7						
Frank Thomas, R OBP: 0.381, SLG: 0.667	4-0 1B IBB		3-3 K		1-1 5-3		2-1 2B		1-1 F5	4	0	1	1	1	1	3						
Gil Hodges, R OBP: 0.375, SLG: 0.569 Rod Kanehl, R OBP: 0.292, SLG: 0.304	2-0 F6			1-1 HR	1-1 5-3		1-3 K		1-1 WP 1B	3	1	1	1	0	0	3						
Jim Hickman, R OBP: 0.350, SLG: 0.485	3-3 K			1-0 E 2B	2-2 F8		0-2 F2		1-1 WP 1B	5	1	2	1	0	1	5						
Felix Mantilla, R OBP: 0.352, SLG: 0.430		2-2 F7		1-0 E6 1B 1B		1-0 F7		0-0 5-3	1-0 F7	5	1	1	0	0	0	2						
Sammy Taylor, L OBP: 0.269, SLG: 0.232 Harry Chitt, R OBP: 0.345, SLG: 0.333		1-3 K		2-3 K		0-3 K		2-3 K		1	0	0	0	0	1	0						
Hobie Landrith, L OBP: 0.452, SLG: 0.529										3	0	0	0	0	3	1						
Jay Hook, L OBP: 0.292, SLG: 0.261 Dave Hillman, R Bob Moorhead, R Richie Ashburn, L OBP: 0.486, SLG: 0.464 Vinegar Bend Mizell, R OBP: 0.250, SLG: 0.162		0-3 K		0-3 K		0-0 F2		0-0 F9		1	0	0	0	0	1	0						
Inning Stats	R: 0 E: 1 K: 1 S: 15	H: 1 LOB: 3 BB: 2 P: 30	R: 0 E: 0 K: 2 S: 10	H: 0 LOB: 0 BB: 0 P: 13	R: 0 E: 0 K: 2 S: 13	H: 1 LOB: 1 BB: 0 P: 21	R: 3 E: 1 K: 2 S: 17	H: 5 LOB: 2 BB: 0 P: 25	R: 0 E: 0 K: 0 S: 7	H: 0 LOB: 0 BB: 0 P: 11	R: 0 E: 0 K: 1 S: 5	H: 0 LOB: 0 BB: 0 P: 6	R: 1 E: 0 K: 1 S: 14	H: 2 LOB: 2 BB: 1 P: 24	R: 0 E: 0 K: 1 S: 5	H: 0 LOB: 0 BB: 0 P: 7	R: 2 E: 0 K: 0 S: 13	H: 4 LOB: 2 BB: 0 P: 22	1B: 10 2B: 2 3B: 0 HR: 1	SF: 0 SAC: 0 DP: 0 HBP: 0	WP: 1 PB: 0 SB: 0 CS: 0	PA: 43
PITCHER	IP WLS BF	H R ER SO	BB IBB HBP BLK	WP HR S P	ERA WHIP	PITCHER	IP WLS BF	H R ER SO	BB IBB HBP BLK	WP HR S P	ERA WHIP											
Sandy Koufax, L ERA: 3.03	(1, 1) 9.0 W 43	13 6 6 10	2 1 0 0	1 1 99 159	6.00 1.667																	



Batter	1	2	3	4	5	6	7	8	9	AB	R	H	RBI	BB	SO	LOB	TOP								
Maury Wills, S OBP: 0.311, SLG: 0.319 (1, 6)	3-2 4-3		0-0 6-3			1-0 L6-4-3 1B		1-3 K		4	0	1	0	0	1	0	Los Angeles Dodgers @ New York Mets Polo Grounds, New York, NY Wed May 30 1962, 3:38 AM EDT Att: 55,704 - Unknown AB 31 R 6 H 5 RBI 6 BB 2 SO 5 LOB 4 								
Jim Gilliam, S OBP: 0.360, SLG: 0.316 (1, 5)	4-1 FC3-6 BB		2-2 4-3			2-0 L6-4-3 1B		3-1 F7		3	0	1	0	1	0										
Willie Davis, L OBP: 0.395, SLG: 0.557 (1, 8)	1-2 FC3-6 HR		0-0 F2			2-2 L6-4-3			3-2 HR	4	2	1	1	0	0	3									
Tommy Davis, R OBP: 0.358, SLG: 0.580 (1, 7)	1-0 E6 HR			0-1 6-3			1-0 F2		1-2 F6	4	1	0	0	0	0	1									
Ron Fairly, L OBP: 0.459, SLG: 0.488 (1, 3)	3-1 HR			1-1 F9			4-2 HR		2-2 L7	3	2	1	3	1	0	0									
Frank Howard, R OBP: 0.374, SLG: 0.511 (1, 9)	1-3 K			1-3 K			2-2 HR		3-1 F6	4	1	1	2	0	2	0									
Tim Harkness, L OBP: 0.333, SLG: 0.368 (9, 3)							1-1 HR			0	0	0	0	0	0	0									
John Roseboro, L OBP: 0.344, SLG: 0.363 (1, 2)		2-3 K			1-1 F7		2-1 4-3			3	0	0	0	0	1	0									
Larry Burright, R OBP: 0.330, SLG: 0.478 (1, 4)		2-2 F9			0-0 4-3		0-1 1-3			3	0	0	0	0	0	0									
Johnny Podres, L OBP: 0.208, SLG: 0.261 (1, 1)			0-1 G3		0-1 3-1				2-3 K	2	0	0	0	0	0	0									
Larry Sherry, R OBP: 0.333, SLG: 0.333 (7, 1)										1	0	0	0	0	1	0									
Inning Stats	R: 3 E: 1 K: 1 S: 14	H: 1 LOB: 0 BB: 1 P: 27	R: 0 E: 0 K: 1 S: 10	H: 0 LOB: 0 BB: 0 P: 14	R: 0 E: 0 K: 0 S: 7	H: 0 LOB: 0 BB: 0 P: 9	R: 0 E: 0 K: 1 S: 7	H: 0 LOB: 0 BB: 0 P: 9	R: 0 E: 0 K: 0 S: 5	H: 2 LOB: 0 BB: 0 P: 10	R: 2 E: 0 K: 0 S: 11	H: 1 LOB: 0 BB: 1 P: 20	R: 0 E: 0 K: 2 S: 8	H: 0 LOB: 0 BB: 0 P: 14	R: 1 E: 0 K: 0 S: 13	H: 1 LOB: 0 BB: 0 P: 22	1B: 2 2B: 0 3B: 1 HR: 3	SF: 0 SAC: 0 DP: 0 HBP: 0	WP: 0 PB: 0 SB: 0 CS: 0	PA: 33					
PITCHER	IP	WLS	BF	H	R	ER	SO	BB	IBB	HBP	BLK	WP	HR	S	P	ERA	WHIP								
Bob Miller, R ERA: 4.24 (1, 1)	7.0		26	4	5	2	3	2	0	0	0	0	2	59	95	2.57	0.857								
Craig Anderson, R ERA: 3.75 (8, 1)	2.0	L	7	1	1	1	2	0	0	0	0	0	1	21	36	4.50	0.500								

Batter	1	2	3	4	5	6	7	8	9	AB	R	H	RBI	BB	SO	LOB	BOTTOM								
Elio Chacon, R OBP: 0.395, SLG: 0.311 (1, 6)	4-0 E BB		0-1 L7		0-1 6-3		0-0 WP 1B		1-0 S 1B	3	0	1	1	1	0	0	Los Angeles Dodgers @ New York Mets Polo Grounds, New York, NY Wed May 30 1962, 3:38 AM EDT Att: 55,704 - Unknown AB 35 R 5 H 9 RBI 5 BB 3 SO 8 LOB 16 								
Sammy Taylor, L OBP: 0.278, SLG: 0.243 (9, PH)							3-H 1B		2-3 K	5	1	1	0	0	3	3									
Rod Kanehl, R OBP: 0.292, SLG: 0.304 (9, PR)							1-2 K		1-2 K	0	0	0	0	0	0	0									
Felix Mantilla, R OBP: 0.347, SLG: 0.421 (1, 5)	2-2 F6		0-0 HR 1B		1-3 K		2-3 K		2-3 K	5	1	1	0	0	3	3									
Gil Hodges, R OBP: 0.381, SLG: 0.645 (1, 3)	3-2 E5 1-2		0-0 1-H HR		0-1 HR		0-0 F5			4	2	2	3	0	0	2									
Frank Thomas, R OBP: 0.372, SLG: 0.650 (1, 7)	1-3 K		2-1 6-3		1-2 F4			3-2 F6		4	0	0	0	0	1	2									
Jim Hickman, R OBP: 0.355, SLG: 0.514 (1, 8)	0-0 5-3		1-0 HR			2-2 5-3		3-1 1B		4	1	2	1	0	0	2									
Charlie Neal, R OBP: 0.331, SLG: 0.390 (1, 4)		4-1 FC6-4 BB		2-2 6-3		4-2 BB		2-2 F9		2	0	0	0	2	0	1									
Harry Chiti, R OBP: 0.303, SLG: 0.290 (1, 2)		1-2 L4			2-0 L8		2-3 K		1-3 K	4	0	0	0	0	2	3									
Joe Christopher, R OBP: 0.229, SLG: 0.382 (1, 9)		3-2 FC6-4		3-3 K			1-1 1B		1-0 1B	3	1	1	0	0	1	1									
Richie Ashburn, L OBP: 0.453, SLG: 0.474 (9, PH)		1-2 F5			0-1 1-3		3-3 3B		2-0 6-3	1	0	1	0	0	0	0									
Bob Miller, R OBP: 0.167, SLG: 0.167 (1, 1)										2	0	0	0	0	0	1									
Ed Bouches, L OBP: 0.337, SLG: 0.338 (7, PH)										1	0	0	0	0	1	1									
Craig Anderson, R (8, 1)										0	0	0	0	0	0	0									
Mary Throneberry, L OBP: 0.294, SLG: 0.111 (9, PH)										1	0	0	0	0	0	0									
Inning Stats	R: 0 E: 1 K: 1 S: 14	H: 0 LOB: 2 BB: 1 P: 24	R: 0 E: 0 K: 0 S: 9	H: 0 LOB: 1 BB: 1 P: 18	R: 3 E: 0 K: 0 S: 10	H: 3 LOB: 0 BB: 0 P: 15	R: 0 E: 0 K: 1 S: 6	H: 0 LOB: 0 BB: 0 P: 11	R: 1 E: 0 K: 1 S: 10	H: 1 LOB: 0 BB: 0 P: 12	R: 0 E: 0 K: 1 S: 8	H: 0 LOB: 0 BB: 1 P: 16	R: 1 E: 0 K: 2 S: 10	H: 2 LOB: 1 BB: 0 P: 16	R: 0 E: 0 K: 1 S: 12	H: 1 LOB: 1 BB: 0 P: 21	R: 0 E: 0 K: 1 S: 6	H: 2 LOB: 2 BB: 0 P: 12	1B: 5 2B: 0 3B: 1 HR: 3	SF: 0 SAC: 0 DP: 0 HBP: 0	WP: 1 PB: 0 SB: 1 CS: 0	PA: 38			
PITCHER	IP	WLS	BF	H	R	ER	SO	BB	IBB	HBP	BLK	WP	HR	S	P	ERA	WHIP								
Johnny Podres, L ERA: 4.24 (1, 1)	6.0		26	5	5	5	4	3	0	0	0	0	3	59	99	7.50	1.333								
Larry Sherry, R ERA: 2.93 (7, 1)	3.0	W	12	4	0	0	4	0	0	0	0	1	0	26	46	0.00	1.333								

Batter	1	2	3	4	5	6	7	8	9	AB	R	H	RBI	BB	SO	LOB	TOP								
Maury Wills, S (1, 6) OBP: 0.318, SLG: 0.325										5	2	3	0	0	0	0	Los Angeles Dodgers @ New York Mets Polo Grounds, New York, NY Thu May 31 1962, 7:05 PM EDT Att: 22,884 - Unknown								
Jim Gilliam, S (1, 5) OBP: 0.397, SLG: 0.320										4	0	1	0	0	1	2									
Willie Davis, L (1, 8) OBP: 0.392, SLG: 0.546										3	0	0	0	1	1	2									
Tommy Davis, R (1, 7) OBP: 0.366, SLG: 0.583										4	1	3	2	0	0	1									
Frank Howard, R (1, 9) OBP: 0.369, SLG: 0.495										3	1	0	0	1	1	3									
Ron Fairly, L (1, 3) OBP: 0.464, SLG: 0.529										3	1	2	1	0	1	0									
Larry Burright, R (1, 4) OBP: 0.330, SLG: 0.495										3	1	1	2	0	0	0									
Norm Sherry, R (1, 2) OBP: 0.261, SLG: 0.220										3	0	0	1	0	0	1									
Joe Moeller, R (1, 1) OBP: 0.105, SLG: 0.105										1	0	0	0	0	1	0									
Lee Walls, R (4, PH) OBP: 0.308, SLG: 0.265										1	0	0	0	0	1	1									
Ed Roebuck, R (4, 1) Ron Perranoski, L (9, 1)										2	0	0	0	0	1	0									
										0	0	0	0	0	0	0									
Inning Stats	R: 0 E: 0 K: 1 S: 8	H: 1 LOB: 1 BB: 0 P: 12	R: 1 E: 0 K: 1 S: 12	H: 1 LOB: 0 BB: 0 P: 17	R: 1 E: 0 K: 1 S: 10	H: 2 LOB: 2 BB: 1 P: 18	R: 0 E: 0 K: 1 S: 10	H: 1 LOB: 1 BB: 0 P: 14	R: 0 E: 0 K: 0 S: 6	H: 0 LOB: 0 BB: 0 P: 8	R: 3 E: 0 K: 0 S: 10	H: 2 LOB: 0 BB: 1 P: 19	R: 1 E: 0 K: 0 S: 9	H: 2 LOB: 1 BB: 0 P: 11	R: 0 E: 0 K: 1 S: 8	H: 0 LOB: 0 BB: 0 P: 12	R: 0 E: 0 K: 1 S: 7	H: 1 LOB: 1 BB: 0 P: 12	1B: 7 2B: 1 3B: 1 HR: 1	SF: 1 SAC: 3 DP: 0 HBP: 0	WP: 2 PB: 0 SB: 3 CS: 0	PA: 38			
PITCHER	IP	WLS	BF	H	R	ER	SO	BB	IBB	HBP	BLK	WP	HR	S	P	ERA	WHIP								
Al Jackson, L (1, 1) ERA: 5.71	8.0	L	35	9	6	6	6	2	0	0	0	2	1	73	111	6.75	1.375								
Ken MacKenzie, L (9, 1) ERA: 5.11	1.0		3	1	0	0	1	0	0	0	0	0	0	7	12	0.00	1.000								

AB	32
R	6
H	10
RBI	6
BB	2
SO	7
LOB	10



Batter	1	2	3	4	5	6	7	8	9	AB	R	H	RBI	BB	SO	LOB	BOTTOM								
Jim Hickman, R (1, 8) OBP: 0.358, SLG: 0.509										1	0	0	0	1	0	0	Los Angeles Dodgers @ New York Mets Polo Grounds, New York, NY Thu May 31 1962, 7:05 PM EDT Att: 22,884 - Unknown								
Richie Ashburn, L (6, PH) OBP: 0.479, SLG: 0.458										2	1	0	1	1	0	0									
Elio Chacon, R (1, 6) OBP: 0.391, SLG: 0.306										3	1	0	0	1	1	2									
Charlie Neal, R (1, 4) OBP: 0.329, SLG: 0.382										3	0	1	1	1	2	1									
Frank Thomas, R (1, 7) OBP: 0.375, SLG: 0.645										0	0	0	0	0	0	0									
Rod Kanehl, R (9, PR) OBP: 0.292, SLG: 0.304										3	0	0	0	0	0	1									
Mary Throneberry, L (1, 3) OBP: 0.270, SLG: 0.100										1	0	0	1	0	0	2									
Gil Hodges, R (9, PH) OBP: 0.330, SLG: 0.636										0	0	0	0	0	0	0									
Bob Miller, R (9, PR) OBP: 0.167, SLG: 0.167										0	0	0	0	0	0	0									
Joe Christopher, R (1, 9) OBP: 0.205, SLG: 0.342										4	0	0	0	0	0	2									
Felix Mantilla, R (1, 5) OBP: 0.338, SLG: 0.409										4	0	0	0	0	1	2									
Sammy Taylor, L (1, 2) OBP: 0.280, SLG: 0.247										3	0	1	0	0	0	0									
Al Jackson, L (1, 1) OBP: 0.150, SLG: 0.158										2	1	1	0	0	0	1									
Ed Bouchee, L (8, PH) OBP: 0.333, SLG: 0.333										1	0	0	0	0	0	0									
Ken MacKenzie, R (9, 1) ERA: 2.37										0	0	0	0	0	0	0									
Inning Stats	R: 1 E: 0 K: 0 S: 8	H: 1 LOB: 1 BB: 1 P: 14	R: 0 E: 0 K: 0 S: 7	H: 0 LOB: 0 BB: 0 P: 11	R: 1 E: 0 K: 0 S: 7	H: 1 LOB: 0 BB: 1 P: 12	R: 0 E: 0 K: 1 S: 6	H: 0 LOB: 0 BB: 0 P: 8	R: 0 E: 0 K: 0 S: 5	H: 1 LOB: 0 BB: 0 P: 5	R: 0 E: 0 K: 2 S: 11	H: 0 LOB: 1 BB: 0 P: 17	R: 0 E: 0 K: 1 S: 6	H: 0 LOB: 0 BB: 0 P: 10	R: 0 E: 0 K: 0 S: 5	H: 0 LOB: 0 BB: 0 P: 8	R: 1 E: 1 K: 0 S: 9	H: 0 LOB: 2 BB: 2 P: 19	1B: 2 2B: 1 3B: 0 HR: 0	SF: 1 SAC: 0 DP: 2 HBP: 0	WP: 1 PB: 1 SB: 0 CS: 0	PA: 34			
PITCHER	IP	WLS	BF	H	R	ER	SO	BB	IBB	HBP	BLK	WP	HR	S	P	ERA	WHIP								
Joe Moeller, R (1, 1) ERA: 4.5	3.0		12	2	2	2	0	2	0	0	0	1	0	22	37	6.00	1.333								
Ed Roebuck, R (4, 1) ERA: 2.37	5.0	W	19	1	1	0	4	2	0	0	0	0	0	37	60	0.00	0.600								
Ron Perranoski, L (9, 1) ERA: 1.5	1.0	S	3	0	0	0	0	0	0	0	0	0	0	5	7	0.00	0.000								

AB	29
R	3
H	3
RBI	3
BB	4
SO	4
LOB	11




Batter	1	2	3	4	5	6	7	8	9	AB	R	H	RBI	BB	SO	LOB	TOP								
Maury Wills, S OBP: 0.317, SLG: 0.330 (1,6)	B2		6-3			L3-6			K	5	1	1	1	0	1	1	Los Angeles Dodgers @ Philadelphia Phillies Connie Mack Stadium, Philadelphia, PA Fri Jun 01 1962, 7:05 PM EDT Att: 24,799 - Unknown livebaseballscorecards.com								
Jim Gilliam, S OBP: 0.370, SLG: 0.339 (1,5)	L8						L4		K	4	0	1	1	0	1	0									
Willie Davis, L OBP: 0.387, SLG: 0.528 (1,8)	F6		4-3				G3		G3	5	0	1	1	0	0	1									
Tommy Davis, R OBP: 0.360, SLG: 0.567 (1,7)					F7					4	0	1	0	0	1	2									
Ron Fairly, L OBP: 0.471, SLG: 0.596 (1,3)		FC4-6								3	3	2	1	1	0	1									
Frank Howard, R OBP: 0.378, SLG: 0.485 (1,9)										3	1	1	0	0	1	1									
Tim Harkness, L OBP: 0.326, SLG: 0.359 (9,3)										0	0	0	0	0	0	0									
John Roseboro, L OBP: 0.355, SLG: 0.383 (1,2)										3	0	2	1	0	0	0									
Larry Burditt, R OBP: 0.361, SLG: 0.541 (1,4)										2	2	1	0	2	0	2									
Don Drysdale, R OBP: 0.333, SLG: 0.406 (1,1)										4	1	1	3	0	0	3									
Larry Sherry, R OBP: 0.333, SLG: 0.333 (8,1)			6-3							0	0	0	0	0	0	0									
Inning Stats	R: 0 E: 0 K: 0 S: 6	H: 0 LOB: 0 BB: 0 P: 7	R: 1 E: 0 K: 0 S: 11	H: 3 LOB: 1 BB: 0 P: 13	R: 0 E: 0 K: 0 S: 5	H: 0 LOB: 1 BB: 0 P: 9	R: 0 E: 0 K: 0 S: 5	H: 1 LOB: 0 BB: 0 P: 5	R: 3 E: 1 K: 1 S: 15	H: 5 LOB: 1 BB: 0 P: 23	R: 3 E: 0 K: 0 S: 7	H: 1 LOB: 0 BB: 2 P: 21	R: 0 E: 0 K: 0 S: 6	H: 0 LOB: 0 BB: 0 P: 9	R: 1 E: 0 K: 0 S: 10	H: 1 LOB: 1 BB: 1 P: 18	R: 0 E: 0 K: 2 S: 7	H: 0 LOB: 0 BB: 0 P: 9	1B: 8 2B: 4 3B: 1 HR: 1	SF: 0 SAC: 1 DP: 3 HBP: 2	WP: 0 PB: 0 SB: 0 CS: 0	PA: 39			
PITCHER	IP	WLS	BF	H	R	ER	SO	BB	IBB	HBP	BLK	WP	HR	S	P	ERA	WHIP								
Jim Owens, R ERA: 6.84 (1,1)	1.0		3	0	0	0	0	0	0	0	0	0	0	6	7	0.00	0.000								
Dallas Green, R ERA: 4.57 (2,1)	6.0	L	28	10	7	7	1	1	1	2	0	0	0	49	80	10.50	1.833								
Jack Baldschun, R ERA: 4.29 (8,1)	2.0		8	1	1	1	3	1	0	0	0	0	1	17	27	4.50	1.000								

Batter	1	2	3	4	5	6	7	8	9	AB	R	H	RBI	BB	SO	LOB	BOTTOM								
Tony Taylor, R OBP: 0.351, SLG: 0.357 (1,4)	6-3	5-3								5	0	1	1	0	2	1	Los Angeles Dodgers @ Philadelphia Phillies Connie Mack Stadium, Philadelphia, PA Fri Jun 01 1962, 7:05 PM EDT Att: 24,799 - Unknown livebaseballscorecards.com								
Johnny Callison, L OBP: 0.348, SLG: 0.503 (1,9)	K		3-1							5	1	1	0	0	2	4									
Tony Gonzalez, L OBP: 0.405, SLG: 0.535 (1,8)	1B		K							5	1	2	2	0	2	1									
Wes Covington, L OBP: 0.287, SLG: 0.382 (1,7)										4	0	2	0	0	0	0									
Jack Baldschun, R OBP: 0.333, SLG: 0.414 (8,1)			G3							0	0	0	0	0	0	0									
Ted Savage, R OBP: 0.365, SLG: 0.414 (9,PH)	1B									1	0	0	0	0	0	0									
Don Demeter, R OBP: 0.348, SLG: 0.496 (1,5)	F9									5	1	1	0	0	0	3									
Frank Torre, L OBP: 0.364, SLG: 0.351 (1,3)										4	1	2	0	0	0	2									
Clay Dalrymple, L OBP: 0.317, SLG: 0.457 (1,2)										2	0	1	0	2	0	1									
Bobby Wine, R OBP: 0.220, SLG: 0.367 (1,6)										3	1	1	2	0	0	4									
Roy Stevens, R OBP: 0.324, SLG: 0.328 (8,PH)										1	0	0	0	0	1	2									
Mel Roach, R OBP: 0.283, SLG: 0.326 (9,5)										0	0	0	0	0	0	0									
Jim Owens, R OBP: 0.143, SLG: 0.143 (1,1)										0	0	0	0	0	0	0									
Dallas Green, L OBP: 0.333, SLG: 0.143 (2,1)										1	0	0	0	1	1	0									
Billy Klaus, L OBP: 0.305, SLG: 0.286 (7,PH)										1	0	0	0	1	0	0									
Inning Stats	R: 0 E: 0 K: 1 S: 10	H: 2 LOB: 2 BB: 0 P: 16	R: 2 E: 0 K: 1 S: 9	H: 2 LOB: 0 BB: 0 P: 15	R: 0 E: 0 K: 0 S: 8	H: 0 LOB: 0 BB: 0 P: 10	R: 0 E: 0 K: 0 S: 11	H: 2 LOB: 1 BB: 0 P: 18	R: 0 E: 0 K: 3 S: 11	H: 0 LOB: 1 BB: 1 P: 16	R: 0 E: 1 K: 0 S: 10	H: 1 LOB: 2 BB: 1 P: 19	R: 2 E: 0 K: 1 S: 11	H: 2 LOB: 0 BB: 0 P: 17	R: 1 E: 0 K: 1 S: 19	H: 2 LOB: 3 BB: 2 P: 32	R: 0 E: 0 K: 0 S: 4	H: 0 LOB: 0 BB: 0 P: 5	1B: 7 2B: 2 3B: 0 HR: 2	SF: 0 SAC: 0 DP: 1 HBP: 0	WP: 1 PB: 0 SB: 0 CS: 0	PA: 41			
PITCHER	IP	WLS	BF	H	R	ER	SO	BB	IBB	HBP	BLK	WP	HR	S	P	ERA	WHIP								
Don Drysdale, R ERA: 3.35 (1,1)	7.1		34	10	5	5	7	3	0	0	0	0	0	76	123	6.14	1.773								
Larry Sherry, R ERA: 2.75 (8,1)	1.2	S	7	1	0	0	1	1	0	0	0	0	0	17	25	0.00	1.200								


Batter	1	2	3	4	5	6	7	8	9	AB	R	H	RBI	BB	SO	LOB	TOP					
Maury Wills, S OBP: 0.316, SLG: 0.326	1-3 K		0-0 G3			0-3 K		4-1 1B BB		3	0	0	0	1	2	1	Los Angeles Dodgers @ Philadelphia Phillies Connie Mack Stadium, Philadelphia, PA Sat Jun 02 1962, 7:05 PM EDT Att: 13,141 - Unknown					
Jim Gilliam, S OBP: 0.373, SLG: 0.342	1-0 F9			0-0 1B		1-0 F7		1-2 1B		4	0	2	0	0	0	1						
Willie Davis, L OBP: 0.378, SLG: 0.515	1-0 F5			1-2 L3		1-3 K		1-0 F9		4	0	0	0	0	1	4						
Tommy Davis, R OBP: 0.358, SLG: 0.559		1-3 K		2-1 F3			4-0 FC5-4 BB		0-0 L8		3	0	0	0	1	1						
Frank Howard, R OBP: 0.374, SLG: 0.471		4-0 FC6-4 BB			2-3 K		1-1 FC5-4		2-3 K		3	0	0	0	1	2						
Ron Fairly, L OBP: 0.456, SLG: 0.571		1-0 F9			0-0 L9		2-3 K		0-3 K		4	0	0	0	0	2						
Larry Burright, R OBP: 0.360, SLG: 0.535		0-1 FC6-4			3-2 1B		1-3 K				3	0	1	0	0	1						
Norm Sherry, R OBP: 0.245, SLG: 0.205			0-3 K		0-1 F9			0-1 F3		3	0	0	0	0	1	1						
Phil Ortega, R Ed Roebuck, R Joe Moeller, R OBP: 0.143, SLG: 0.143			0-3 K			2-2 1B		3-2 4-3		0	0	0	0	0	0	0						
Inning Stats	R: 0 E: 0 K: 1 S: 6	H: 0 LOB: 0 BB: 0 P: 9	R: 0 E: 0 K: 1 S: 7	H: 0 LOB: 1 BB: 1 P: 13	R: 0 E: 0 K: 2 S: 7	H: 0 LOB: 0 BB: 0 P: 7	R: 0 E: 0 K: 0 S: 7	H: 1 LOB: 0 BB: 0 P: 10	R: 0 E: 0 K: 1 S: 10	H: 1 LOB: 1 BB: 0 P: 15	R: 0 E: 0 K: 2 S: 12	H: 1 LOB: 1 BB: 0 P: 16	R: 0 E: 0 K: 2 S: 8	H: 0 LOB: 1 BB: 1 P: 16	R: 0 E: 0 K: 0 S: 10	H: 1 LOB: 2 BB: 1 P: 19	R: 0 E: 0 K: 2 S: 8	H: 0 LOB: 0 BB: 0 P: 10	1B: 4 2B: 1 3B: 0 HR: 0	SF: 0 SAC: 0 DP: 1 HBP: 0	WP: 0 PB: 0 SB: 0 CS: 0	PA: 33
PITCHER Dennis Bennett, L ERA: 5.16	IP: 9.0 WLS: W BF: 33 H: 4 R: 0 ER: 0 SO: 11 BB: 3 IBB: 0 HBP: 0 BLK: 0 WP: 0 HR: 0 S: 75 P: 115 ERA: 0.00 WHIP: 0.778															PITCHER						

Batter	1	2	3	4	5	6	7	8	9	AB	R	H	RBI	BB	SO	LOB	BOTTOM			
Tony Taylor, R OBP: 0.361, SLG: 0.380	3-2 L6	2-1 HR	4-2 BB		1-0 L4-3 1B		1-0 1B			4	1	3	2	1	0	0	Los Angeles Dodgers @ Philadelphia Phillies Connie Mack Stadium, Philadelphia, PA Sat Jun 02 1962, 7:05 PM EDT Att: 13,141 - Unknown			
Johnny Callison, L OBP: 0.350, SLG: 0.503	4-1 1B BB	1-1 BB 2B	3-2 F8		1-0 L4-3 1B		2-2 1-3			4	2	1	0	1	0	4				
Tony Gonzalez, L OBP: 0.417, SLG: 0.562	1-0 1B	2-2 BB HBP		0-0 HR		1-1 FC4-6 1B		1-1 5-3		4	3	3	1	0	0	0				
Roy Sievers, R OBP: 0.327, SLG: 0.320	4-2 1B BB	4-1 1B BB		0-1 5-3		0-0 F9		3-2 F8		3	0	0	0	2	0	1				
Wes Covington, L OBP: 0.303, SLG: 0.387	1-1 1B	1-1 1B		4-0 FC5-4 BB		2-0 FC4-6		1-2 6-3		4	0	2	4	1	0	1				
Don Demeter, R OBP: 0.340, SLG: 0.483	1-3 K	0-3 K		1-2 FC5-4 1B		0-0 F4				4	0	0	0	0	2	6				
Clay Dalrymple, L OBP: 0.319, SLG: 0.454	2-3 K	0-1 F7		2-0 1B			4-1 1B BB			3	0	1	0	1	1	4				
Bobby Wine, R OBP: 0.241, SLG: 0.377		1-2 FC1-6 1B		2-3 K		2-1 1B		0-0 F4		4	0	2	0	0	1	1				
Dennis Bennett, L		1-1 FC1-6 HR		0-0 F6		1-3 K		2-3 K		4	1	0	0	0	2	2				
Inning Stats	R: 2 E: 0 K: 2 S: 16	H: 2 LOB: 2 BB: 2 P: 32	R: 4 E: 0 K: 1 S: 20	H: 4 LOB: 1 BB: 1 P: 31	R: 0 E: 0 K: 1 S: 9	H: 0 LOB: 1 BB: 1 P: 18	R: 1 E: 0 K: 0 S: 9	H: 3 LOB: 2 BB: 1 P: 18	R: 0 E: 0 K: 1 S: 5	H: 1 LOB: 0 BB: 0 P: 8	R: 0 E: 0 K: 0 S: 5	H: 1 LOB: 1 BB: 0 P: 8	R: 0 E: 0 K: 1 S: 10	H: 1 LOB: 2 BB: 1 P: 19	R: 0 E: 0 K: 0 S: 8	H: 0 LOB: 0 BB: 0 P: 13	1B: 9 2B: 2 3B: 0 HR: 2	SF: 0 SAC: 0 DP: 1 HBP: 1	WP: 0 PB: 0 SB: 0 CS: 0	PA: 41
PITCHER Phil Ortega, R ERA: 12.38 Ed Roebuck, R ERA: 2.73 Joe Moeller, R ERA: 4.15	IP: 11.1 WLS: L BF: 15 H: 4 R: 2 ER: 2 SO: 2 BB: 3 IBB: 0 HBP: 1 BLK: 0 WP: 0 HR: 1 S: 26 P: 46 ERA: 33.75 WHIP: 5.250															PITCHER				

AB	30
R	0
H	4
RBI	0
BB	3
SO	11
LOB	12



AB	34
R	7
H	12
RBI	7
BB	6
SO	6
LOB	19



Batter	1	2	3	4	5	6	7	8	9	AB	R	H	RBI	BB	SO	LOB	TOP			
Maury Wills, S (1, 6) OBP: 0.310, SLG: 0.319	1-2 F4	2-3 K		0-0 B2		3-2 4-3		0-1 4-3		5	0	0	0	0	1	3	Los Angeles Dodgers @ Philadelphia Phillies Connie Mack Stadium, Philadelphia, PA Sun Jun 03 1962, 3:33 AM EDT Att: 9,931 - Unknown livebaseballscorecards.com			
Jim Gilliam, S (1, 5) OBP: 0.378, SLG: 0.342	4-2 1B BB	1-1 G6-4-3		1-1 1B 1B		4-1 BB		1-0 F9		3	2	1	0	2	0	3				
Willie Davis, L (1, 8) OBP: 0.384, SLG: 0.518	1-2 1B 1B		0-0 E5 2B	0-0 1B 1B		0-0 F6		0-2 3-1		5	2	3	0	0	0	1				
Tommy Davis, R (1, 7) OBP: 0.368, SLG: 0.569	0-2 1B		0-0 1B	0-0 1B		2-1 6-3			0-0 G3-6-3 1B	5	0	4	3	0	0	1				
Ron Fairly, L (1, 3) OBP: 0.446, SLG: 0.554	1-3 3-H 1B		4-1 2B	1-3 2-H 1B		3-1 L4		1-0 F6		3	0	0	1	1	0	3				
Duke Snider, L (1, 9) OBP: 0.452, SLG: 0.561		0-0 1B 2B	0-3 K		4-1 BB BB		1-2 F8		0-0 G3-6-3	4	1	1	0	1	1	3				
John Roseboro, L (1, 2) OBP: 0.359, SLG: 0.387		0-0 1B 1B	2-3 K		1-2 F8		3-1 1B 1B			4	0	2	0	0	1	3				
Larry Burdett, R (1, 4) OBP: 0.374, SLG: 0.538		0-0 1B	0-0 F9		4-1 1B BB		0-0 G6-4-3 BB		1-2 1B	3	0	2	1	1	0	2				
Johnny Podres, L (1, 1) OBP: 0.231, SLG: 0.250		4-0 1B		1-0 6-3		1-1 G6-4-3		1-2 6-3		1	0	0	0	1	0	0				
Larry Sherry, R (4, 1) OBP: 0.286, SLG: 0.286										1	0	0	0	0	0	2				
Wally Moon, L (7, PH) OBP: 0.380, SLG: 0.352										1	0	0	0	0	0	2				
Ron Perranoski, L (7, 1)										0	0	0	0	0	0	0				
Inning Stats	R: 2 E: 0 K: 0 S: 13	H: 2 LOB: 0 BB: 1 P: 21	R: 1 E: 0 K: 1 S: 9	H: 3 LOB: 2 BB: 1 P: 16	R: 1 E: 0 K: 2 S: 12	H: 2 LOB: 2 BB: 1 P: 18	R: 0 E: 0 K: 0 S: 7	H: 0 LOB: 1 BB: 2 P: 18	R: 0 E: 0 K: 0 S: 7	H: 0 LOB: 1 BB: 1 P: 16	R: 0 E: 0 K: 0 S: 11	H: 2 LOB: 2 BB: 0 P: 19	R: 0 E: 0 K: 0 S: 7	H: 0 LOB: 0 BB: 0 P: 8	R: 0 E: 0 K: 0 S: 3	H: 1 LOB: 0 BB: 0 P: 4	1B: 11 2B: 3 3B: 0 HR: 0	SF: 1 SAC: 0 DP: 4 HBP: 0	WP: 0 PB: 0 SB: 0 CS: 0	PA: 42
PITCHER	IP WLS BF H R ER SO	IP WLS BF H R ER SO	IP WLS BF H R ER SO	IP WLS BF H R ER SO	IP WLS BF H R ER SO	IP WLS BF H R ER SO	IP WLS BF H R ER SO	IP WLS BF H R ER SO	IP WLS BF H R ER SO	IP WLS BF H R ER SO	IP WLS BF H R ER SO	IP WLS BF H R ER SO	IP WLS BF H R ER SO	IP WLS BF H R ER SO	IP WLS BF H R ER SO	IP WLS BF H R ER SO	ERA WHIP	ERA WHIP		
Cal McLish, R (1, 1) ERA: 5.11	1.0	7	4	3	3	0	1	0	0	0	0	0	0	0	15	23	27.00	5.000		
Chris Short, L (2, 1) ERA: 4.05	3.0	W	16	6	2	1	3	2	0	0	0	0	0	0	26	41	3.00	2.667		
Paul Brown, R (5, 1) ERA: 3.86	5.0	S	19	3	0	0	0	3	0	0	0	0	0	0	36	65	0.00	1.200		

Batter	1	2	3	4	5	6	7	8	9	AB	R	H	RBI	BB	SO	LOB	BOTTOM			
Tony Taylor, R (1, 4) OBP: 0.353, SLG: 0.371	2-3 K		0-0 F8	1-1 E5 1B SF8		2-0 6-3		3-3 K		5	1	0	0	0	2	4	Los Angeles Dodgers @ Philadelphia Phillies Connie Mack Stadium, Philadelphia, PA Sun Jun 03 1962, 3:33 AM EDT Att: 9,931 - Unknown livebaseballscorecards.com			
Johnny Callison, L (1, 9) OBP: 0.361, SLG: 0.516	0-2 1B		3-2 1B 2B	1-2 1B 1B		1-2 1B		3-3 K		5	1	4	3	0	1	1				
Ted Savage, R (1, 7) OBP: 0.367, SLG: 0.415	0-2 F9		3-2 1B	1-3 2-H 3-H 4-0 1B		1-3 K				2	0	1	1	0	0	1				
Wes Covington, L (4, PH) OBP: 0.307, SLG: 0.383			2-H 1B	FC4 IBB		K				1	0	0	0	1	1	1				
Roy Sievers, R (1, 3) OBP: 0.318, SLG: 0.313	2-3 K		2-2 F2	0-0 SF8		3-3 K				3	0	0	1	0	2	3				
Don Demeter, R (1, 5) OBP: 0.337, SLG: 0.473		1-3 K		3-H BB FC4		1-3 K				3	1	0	0	1	2	2				
Tony Gonzalez, L (1, 8) OBP: 0.419, SLG: 0.580		2-2 F2		1-1 HR		0-2 4-3		2-1 L6-3 1B		4	1	2	2	0	0	0				
Sammy White, R (1, 2) OBP: 0.195, SLG: 0.289		0-0 6-3		4-1 HR 1B BB		2-2 1B		2-1 L6-3		0	0	0	0	0	0	0				
Bob Oldis, R (2, 2) OBP: 0.333, SLG: 0.200				E 1B BB				1-2 1B		3	1	1	0	1	0	1				
Bobby Wine, R (1, 6) OBP: 0.276, SLG: 0.404			1-1 2B 1B	1-2 E 1B 1B		1-0 F3		0-0 FC5-8 1B		4	2	3	0	0	0	1				
Cal McLish, S (1, 1) OBP: 0.111, SLG: 0.059			1-0 F8	0-3 K		0-0 F4		0-0 FC5-6		0	0	0	0	0	0	0				
Chris Short, R (2, 1) ERA: 2.57										1	0	0	0	0	0	1				
Jackie Davis, R (4, PH) OBP: 0.319, SLG: 0.333										1	0	0	0	0	1	2				
Paul Brown, R (5, 1) OBP: 0.286, SLG: 0.167										2	0	0	0	0	0	2				
Inning Stats	R: 0 E: 0 K: 2 S: 14	H: 1 LOB: 1 BB: 0 P: 18	R: 0 E: 0 K: 1 S: 9	H: 0 LOB: 0 BB: 0 P: 12	R: 2 E: 0 K: 0 S: 17	H: 3 LOB: 1 BB: 0 P: 27	R: 0 E: 0 K: 0 S: 9	H: 1 LOB: 1 BB: 0 P: 12	R: 0 E: 0 K: 2 S: 10	H: 1 LOB: 1 BB: 0 P: 17	R: 0 E: 0 K: 1 S: 8	H: 1 LOB: 0 BB: 0 P: 13	R: 0 E: 1 K: 2 S: 9	H: 1 LOB: 1 BB: 0 P: 15	R: 0 E: 0 K: 2 S: 3	H: 1 LOB: 1 BB: 0 P: 4	1B: 9 2B: 2 3B: 0 HR: 1	SF: 1 SAC: 0 DP: 1 HBP: 0	WP: 0 PB: 0 SB: 0 CS: 0	PA: 38
PITCHER	IP WLS BF H R ER SO	IP WLS BF H R ER SO	IP WLS BF H R ER SO	IP WLS BF H R ER SO	IP WLS BF H R ER SO	IP WLS BF H R ER SO	IP WLS BF H R ER SO	IP WLS BF H R ER SO	IP WLS BF H R ER SO	IP WLS BF H R ER SO	IP WLS BF H R ER SO	IP WLS BF H R ER SO	IP WLS BF H R ER SO	IP WLS BF H R ER SO	IP WLS BF H R ER SO	IP WLS BF H R ER SO	ERA WHIP	ERA WHIP		
Johnny Podres, L (1, 1) ERA: 4.79	3.1	L	20	7	7	6	4	2	0	0	0	0	0	0	0	0	16.20	2.700		
Larry Sherry, R (4, 1) ERA: 2.57	2.2		11	2	0	0	2	0	1	0	0	0	0	0	23	37	0.00	0.750		
Ron Perranoski, L (7, 1) ERA: 1.5	2.0		7	2	0	0	3	0	0	0	0	0	0	0	17	28	0.00	1.000		

Los Angeles Dodgers @ Philadelphia Phillies
 Connie Mack Stadium, Philadelphia, PA
 Sun Jun 03 1962, 3:33 AM EDT
 Att: 9,931 - Unknown


AB	35
R	5
H	13
RBI	5
BB	6
SO	3
LOB	23




Los Angeles Dodgers @ Philadelphia Phillies
 Connie Mack Stadium, Philadelphia, PA
 Sun Jun 03 1962, 3:33 AM EDT
 Att: 9,931 - Unknown

AB	34
R	7
H	11
RBI	7
BB	3
SO	9
LOB	19



Batter	1	2	3	4	5	6	7	8	9	AB R H RBI BB SO LOB	TOP											
Maury Wills, S OBP: 0.315, SLG: 0.322	0-0 1B S 1B	4-1 CS BB			0-3 K		0-2 E4 CS 1B		2-1 6-3	4 1 2 0 1 1 0	<p>Los Angeles Dodgers @ Philadelphia Phillies Connie Mack Stadium, Philadelphia, PA Mon Jun 04 1962, 7:05 PM EDT Att: 15,163 - Unknown</p> <p>AB 32 R 6 H 12 RBI 5 BB 5 SO 8 LOB 12</p> 											
Jim Gilliam, S OBP: 0.378, SLG: 0.345	2-3 K	0-1 CS	1-2 F7			4-2 WP SH1-3 1B BB	1-0 4-3		1-0 2B	4 1 1 0 1 1 2												
Willie Davis, L OBP: 0.381, SLG: 0.511	0-1 5-3 1B 1-3 1B		0-3 K2-3			1-0 SH1-3		1-1 4-3	2-1 L4	4 0 1 0 0 1 1												
Tommy Davis, R OBP: 0.370, SLG: 0.568	0-1 5-3 1-2 1B		1-1 4-3			3-2 6-3		1-1 2B 1B		4 1 2 1 0 0 1												
Ron Fairly, L OBP: 0.440, SLG: 0.543	1-1 5-3 1-2 2-3			2-2 4-3		0-0 BB 1B		3-1 F8		4 0 1 1 0 0 3												
Wally Moon, L OBP: 0.396, SLG: 0.394		0-0 HR		4-2 G4-6-3 BB		3-1 4-1 1-2 BB		0-0 1-H 2B		2 1 2 2 2 0 0 0 0 0 0 0 0 0												
Tim Harkness, L OBP: 0.326, SLG: 0.359				0-0 G4-6-3 1-2		1-3 K		4-0 IBB		3 1 1 1 1 1 3												
John Roseboro, L OBP: 0.363, SLG: 0.409		1-1 HR		0-0 G4-6-3 1-2		1-3 K		1-3 SH3-4 E 1B		4 1 1 0 0 2 2												
Larry Burright, R OBP: 0.370, SLG: 0.528		1-2 F9			1-3 K		1-0 SH3-4 E 1B		1-3 K	3 0 1 0 0 2 0												
Sandy Koufax, R OBP: 0.143, SLG: 0.100		0-0 1B			1-3 K		0-0 SH3-4 1-2		1-3 K													
Inning Stats	R: 1 E: 0 K: 1 S: 10	H: 3 LOB: 1 BB: 0 P: 13	R: 2 E: 0 K: 0 S: 9	H: 3 LOB: 0 BB: 1 P: 15	R: 0 E: 0 K: 1 S: 8	H: 0 LOB: 0 BB: 0 P: 10	R: 0 E: 0 K: 0 S: 7	H: 0 LOB: 0 BB: 1 P: 13	R: 0 E: 0 K: 3 S: 9	H: 0 LOB: 0 BB: 0 P: 11	R: 1 E: 0 K: 1 S: 11	H: 1 LOB: 2 BB: 2 P: 24	R: 1 E: 1 K: 0 S: 6	H: 2 LOB: 0 BB: 0 P: 8	R: 1 E: 0 K: 1 S: 10	H: 2 LOB: 2 BB: 1 P: 20	R: 0 E: 0 K: 1 S: 8	H: 1 LOB: 1 BB: 0 P: 14	1B: 8 2B: 2 3B: 0 HR: 2	SF: 0 SAC: 2 DP: 1 HBP: 0	WP: 1 PB: 0 SB: 1 CS: 2	PA: 40
PITCHER	IP WLS BF H R ER SO BB IBB HBP BLK WP HR S P ERA WHIP											IP WLS BF H R ER SO BB IBB HBP BLK WP HR S P ERA WHIP										
Art Mahaffey, R ERA: 4.54	(1, 1) 1.2 L 9 6 3 3 1 0 0 0 0 0 0 2 17 22 16.20 3.600																					
Jack Hamilton, R ERA: 5.91	(2, 1) 5.1 20 3 2 1 5 4 0 0 0 1 0 43 72 1.69 1.312																					
Jack Baldschun, R ERA: 4.3	(8, 1) 2.0 10 3 1 1 2 0 1 0 0 0 0 18 34 4.50 1.500																					

Batter	1	2	3	4	5	6	7	8	9	AB R H RBI BB SO LOB	BOTTOM											
Tony Taylor, R OBP: 0.356, SLG: 0.370	0-0 CS 1B			0-0 5-3			4-2 E BB		1-3 K	3 0 1 0 1 1 0	<p>Los Angeles Dodgers @ Philadelphia Phillies Connie Mack Stadium, Philadelphia, PA Mon Jun 04 1962, 7:05 PM EDT Att: 15,163 - Unknown</p> <p>AB 31 R 3 H 3 RBI 3 BB 2 SO 13 LOB 10</p> 											
Johnny Callison, L OBP: 0.359, SLG: 0.510	2-2 F5 1-2			0-1 1-3			0-0 F8		0-0 BB HR 1B	4 1 1 0 0 0 2												
Ted Savage, R OBP: 0.357, SLG: 0.402	3-3 K			1-1 4-3			0-1 E4 1-2		2-2 F3	4 0 0 0 0 1 2												
Roy Sievers, R OBP: 0.317, SLG: 0.305		3-2 F6			0-3 K		2-3 K		4-0 HR BB	3 1 0 0 1 2 2												
Don Demeter, R OBP: 0.331, SLG: 0.463		1-3 K			1-0 F5		1-0 F8		2-2 HR	3 0 0 0 0 1 2												
Jack Baldschun, R	(8, 1)									0 0 0 0 0 0 0												
Jacke Davis, R OBP: 0.333, SLG: 0.413	(9, PH)								1-H 2-H HR	1 1 1 3 0 0 0												
Tony Gonzalez, L OBP: 0.409, SLG: 0.565		2-3 K			0-3 K				0-0 4-3	4 0 0 0 0 3 0												
Bob Oldis, R OBP: 0.222, SLG: 0.125				2-3 K			1-3 K		2-2 E4	3 0 0 0 0 2 0												
Bobby Wine, R OBP: 0.262, SLG: 0.383				3-2 5-3			3-3 K		0-0 F9	3 0 0 0 0 1 1												
Art Mahaffey, R OBP: 0.207, SLG: 0.231	(1, 1)			1-3 K			0-3 K		1-2 F9	0 0 0 0 0 0 0 2 0 0 0 0 2 0 1 0 0 0 0 0 1												
Jack Hamilton, R OBP: 0.160, SLG: 0.087	(2, 1)																					
Mel Roach, R OBP: 0.277, SLG: 0.318	(8, 5)																					
Inning Stats	R: 0 E: 0 K: 1 S: 7	H: 1 LOB: 0 BB: 0 P: 12	R: 0 E: 0 K: 2 S: 11	H: 0 LOB: 0 BB: 0 P: 17	R: 0 E: 0 K: 2 S: 10	H: 0 LOB: 0 BB: 0 P: 16	R: 0 E: 0 K: 0 S: 5	H: 0 LOB: 0 BB: 0 P: 6	R: 0 E: 0 K: 2 S: 8	H: 0 LOB: 0 BB: 0 P: 9	R: 0 E: 0 K: 3 S: 11	H: 0 LOB: 0 BB: 0 P: 15	R: 0 E: 1 K: 1 S: 12	H: 0 LOB: 2 BB: 1 P: 19	R: 0 E: 1 K: 0 S: 9	H: 0 LOB: 1 BB: 0 P: 12	R: 3 E: 0 K: 2 S: 15	H: 2 LOB: 0 BB: 1 P: 25	1B: 2 2B: 0 3B: 0 HR: 1	SF: 0 SAC: 0 DP: 0 HBP: 0	WP: 0 PB: 0 SB: 0 CS: 1	PA: 33
PITCHER	IP WLS BF H R ER SO BB IBB HBP BLK WP HR S P ERA WHIP											IP WLS BF H R ER SO BB IBB HBP BLK WP HR S P ERA WHIP										
Sandy Koufax, L ERA: 3.03	(1, 1) 9.0 W 33 3 3 3 13 2 0 0 0 0 1 88 131 3.00 0.556																					

Batter	1	2	3	4	5	6	7	8	9	AB	R	H	RBI	BB	SO	LOB	TOP			
Maury Wills, S OBP: 0.330, SLG: 0.346 (1, 6)	1-2 6-3		3-2 F8		0-0 1B 2B		1-1 1B 1B	3-1 1-H 2B 2B	1-0 BB 1B	6	3	4	0	0	0	0				
Jim Gilliam, S OBP: 0.387, SLG: 0.358 (1, 5)	1-2 FC6-4 1B		1-1 1B		4-3 2-H 1-4 1B		1-2 F9	0-1 2-H 1B 2B	4-1 2-3 BB 1B	5	2	4	2	1	0	1				
Willie Davis, L OBP: 0.377, SLG: 0.522 (1, 8)	2-2 F5		0-2 FC5-4 1B		3-1 4-3 2-3 1B		2-3 K	1-1 L8	0-0 P1	6	0	1	0	0	1	7				
Tommy Davis, R OBP: 0.369, SLG: 0.559 (1, 7)	2-2 FC6-4 1-2		0-0 FC5-4 1-2		2-1 1-4 1B		0-1 E S 2-H 1B	0-2 2-H 1B		5	1	2	3	0	0	3				
Ron Fairly, L OBP: 0.448, SLG: 0.532 (7, 9)		4-2 BB		2-2 FC3-6 1B	0-0 FC6 1B		4-1 E E 1-2 BB	2-0 F4		3	1	2	0	2	0	1				
Wally Moon, L OBP: 0.379, SLG: 0.373 (1, 9)		2-1 F7		1-0 FC3-6 1B	0-0 FC6 1-2		0-0 E6 1-2 2-3		3-1 2B 1B	3	0	0	0	0	0	3				
Frank Howard, R OBP: 0.371, SLG: 0.466 (7, PH)										1	0	0	0	0	2					
Tim Lincecum, L OBP: 0.341, SLG: 0.375 (7, 3)										1	1	1	0	0	0					
John Roseboro, L OBP: 0.361, SLG: 0.400 (1, 2)		0-0 F8		0-0 1B		3-3 K	0-0 E1		0-3 K	5	0	1	0	0	2	3				
Larry Burdett, R OBP: 0.352, SLG: 0.491 (1, 4)		2-1 F9		4-0 G6-4-3 IBB		1-3 K	0-2 F2		3-2 F6	4	0	0	0	1	1	4				
Don Drysdale, R OBP: 0.324, SLG: 0.389 (1, 1)			1-2 6-3		1-1 G6-4-3 1-2		1-3 K		0-1 2B 1B	4	0	1	0	0	1	3				
Duke Snider, L OBP: 0.459, SLG: 0.582 (9, PH)										1	0	1	1	0	0	0				
Sandy Koufax, R OBP: 0.143, SLG: 0.100 (9, 1)										0	0	0	0	0	0	0				
Inning Stats	R: 0 H: 1 E: 0 K: 0 S: 14	H: 1 LOB: 1 BB: 0 P: 20	R: 0 H: 0 E: 0 K: 0 S: 8	H: 0 LOB: 1 BB: 1 P: 16	R: 0 H: 2 E: 0 K: 0 S: 14	H: 2 LOB: 2 BB: 0 P: 19	R: 0 H: 2 E: 0 K: 0 S: 7	H: 2 LOB: 1 BB: 0 P: 15	R: 2 H: 3 E: 0 K: 3 S: 12	H: 0 LOB: 0 BB: 0 P: 17	R: 3 H: 2 E: 2 K: 1 S: 20	H: 2 LOB: 2 BB: 1 P: 28	R: 2 H: 4 E: 0 K: 0 S: 12	H: 4 LOB: 1 BB: 0 P: 18	R: 1 H: 3 E: 0 K: 1 S: 13	H: 3 LOB: 3 BB: 1 P: 24	1B: 13 2B: 4 3B: 0 HR: 0	SF: 0 SAC: 0 DP: 1 HBP: 0	WP: 0 PB: 0 SB: 2 CS: 0	PA: 48
PITCHER	IP WLS BF H R ER SO BB IBB HBP BLK WP HR S P ERA WHIP																			
Bob Friend, R ERA: 3.61 (1, 1)	6.2 L 32 10 5 3 4 2 1 0 0 0 0 78 123 4.05 1.800																			
Diomedes Olivo, L ERA: 2.04 (7, 1)	1.1 9 4 2 2 0 0 0 0 0 0 0 17 23 13.50 3.000																			
Tom Sturdivant, R ERA: 5.83 (9, 1)	1.0 7 3 1 1 1 1 0 0 0 0 0 13 24 9.00 4.000																			

Los Angeles Dodgers @ Pittsburgh Pirates
Forbes Field, Pittsburgh, PA
Tue Jun 05 1962, Postponed
Att: 18,579 - Unknown

AB 44
R 8
H 17
RBI 6
BB 4
SO 5
LOB 27



Batter	1	2	3	4	5	6	7	8	9	AB	R	H	RBI	BB	SO	LOB	BOTTOM					
Bill Virdon, L OBP: 0.302, SLG: 0.410 (1, 8)	1-1 1-3		2-3 K			2-2 2B 1B		2-2 F7		4	1	1	0	0	1	2						
Dick Groat, R OBP: 0.362, SLG: 0.368 (1, 6)	0-1 4-3			2-3 K		0-1 F8		0-0 1B 1B		4	0	1	0	0	1	1						
Bob Skinner, L OBP: 0.362, SLG: 0.451 (1, 7)	1-2 F8			1-0 2B 1B		2-1 1-H 2B		3-2 1B 1B		4	1	3	2	0	0	0						
Jim Marshall, L OBP: 0.333, SLG: 0.533 (1, 3)		3-3 K		1-2 L6-4 1-H 2B		1-3 K		1-2 G3		4	0	1	1	0	2	3						
Roberto Clemente, R OBP: 0.317, SLG: 0.435 (1, 9)		1-3 K		0-1 L6-4		0-2 1-3			0-0 L4	4	0	0	0	0	1	1						
Don Hoak, R OBP: 0.361, SLG: 0.379 (1, 5)		3-3 K			3-2 F3		1-2 6-3		2-3 K	4	0	0	0	0	2	0						
Don Leppert, R OBP: 0.317, SLG: 0.439 (1, 2)			0-0 4-3 2B		3-3 K		0-0 L9		2-3 K	4	0	1	0	0	2	0						
Bill Mazerowski, R OBP: 0.282, SLG: 0.422 (1, 4)			1-1 4-3		1-1 4-3			3-2 L1		3	0	0	0	0	0	1						
Bob Friend, R OBP: 0.138, SLG: 0.172 (1, 1)					0-0 5-3		0-1 L8		3-2 1B 1B	2	0	0	0	0	0	1						
Diomedes Olivo, L OBP: 0.375, SLG: 0.429 (7, 1)										0	0	0	0	0	0	0						
Dick Schofield, S OBP: 0.389, SLG: 0.438 (6, PH)										1	1	1	0	0	0	0						
Tom Sturdivant, L OBP: 0.091, SLG: 0.091 (9, 1)										0	0	0	0	0	0	0						
Inning Stats	R: 0 H: 0 E: 0 K: 0 S: 10	H: 0 LOB: 0 BB: 0 P: 12	R: 0 H: 0 E: 0 K: 3 S: 9	H: 0 LOB: 0 BB: 0 P: 16	R: 0 H: 1 E: 0 K: 1 S: 7	H: 1 LOB: 1 BB: 0 P: 10	R: 1 H: 2 E: 0 K: 1 S: 10	H: 2 LOB: 0 BB: 0 P: 14	R: 0 H: 0 E: 0 K: 1 S: 8	H: 0 LOB: 0 BB: 0 P: 15	R: 1 H: 2 E: 0 K: 1 S: 13	H: 2 LOB: 1 BB: 0 P: 18	R: 0 H: 0 E: 0 K: 0 S: 8	H: 0 LOB: 0 BB: 0 P: 9	R: 1 H: 3 E: 0 K: 0 S: 20	H: 3 LOB: 2 BB: 0 P: 32	R: 0 H: 0 E: 0 K: 2 S: 7	H: 0 LOB: 0 BB: 0 P: 11	1B: 5 2B: 4 3B: 0 HR: 0	SF: 0 SAC: 0 DP: 1 HBP: 0	WP: 0 PB: 0 SB: 0 CS: 0	PA: 34
PITCHER	IP WLS BF H R ER SO BB IBB HBP BLK WP HR S P ERA WHIP																					
Don Drysdale, R ERA: 3.35 (1, 1)	8.0 W 31 8 3 3 7 0 0 0 0 0 0 85 126 3.38 1.000																					
Sandy Koufax, L ERA: 3.0 (9, 1)	1.0 S 3 0 0 0 2 0 0 0 0 0 0 7 11 0.00 0.000																					

Los Angeles Dodgers @ Pittsburgh Pirates
Forbes Field, Pittsburgh, PA
Tue Jun 05 1962, Postponed
Att: 18,579 - Unknown

AB 34
R 3
H 8
RBI 3
BB 0
SO 9
LOB 9



Batter	1	2	3	4	5	6	7	8	9	AB	R	H	RBI	BB	SO	LOB	TOP					
Maury Wills, S OBP: 0.328, SLG: 0.344	F8		E6			B1-3		G3		4	1	1	1	0	0	1						
Jim Gilliam, S OBP: 0.384, SLG: 0.356	1-3					F8		G3		4	0	1	1	0	0	1						
Willie Davis, L OBP: 0.380, SLG: 0.521	G3									4	0	2	1	0	0	0						
Tommy Davis, R OBP: 0.368, SLG: 0.556										3	1	1	0	0	1	1						
Frank Howard, R OBP: 0.358, SLG: 0.449										4	0	0	0	0	0	3						
Tim Harkness, L OBP: 0.341, SLG: 0.375										0	0	0	0	0	0	0						
Ron Fairly, L OBP: 0.449, SLG: 0.553										3	1	1	2	1	0	0						
Larry Burright, R OBP: 0.341, SLG: 0.475										4	0	0	0	0	1	1						
Norm Sherry, R OBP: 0.264, SLG: 0.229										4	2	2	0	0	0	1						
Joe Moeller, R OBP: 0.130, SLG: 0.130										2	0	0	0	0	2	1						
Ed Roebuck, R										0	0	0	0	0	0	0						
Ron Perranoski, L										0	0	0	0	0	0	0						
Inning Stats	R: 0 E: 0 K: 0 S: 5	H: 0 LOB: 0 BB: 0 P: 9	R: 0 E: 0 K: 0 S: 7	H: 1 LOB: 0 BB: 0 P: 14	R: 1 E: 1 K: 1 S: 11	H: 2 LOB: 2 BB: 0 P: 16	R: 0 E: 0 K: 1 S: 9	H: 0 LOB: 0 BB: 0 P: 11	R: 0 E: 0 K: 0 S: 9	H: 0 LOB: 0 BB: 0 P: 14	R: 0 E: 0 K: 1 S: 5	H: 0 LOB: 0 BB: 0 P: 7	R: 2 E: 1 K: 0 S: 7	H: 2 LOB: 0 BB: 0 P: 11	R: 2 E: 0 K: 0 S: 7	H: 3 LOB: 1 BB: 0 P: 9	R: 0 E: 0 K: 1 S: 10	H: 0 LOB: 1 BB: 1 P: 20	1B: 7 2B: 2 3B: 0 HR: 1	SF: 0 SAC: 2 DP: 2 HBP: 0	WP: 0 PB: 0 SB: 1 CS: 1	PA: 35
PITCHER	IP	WLS	BF	H	R	ER	SO	BB	IBB	HBP	BLK	WP	HR	S	P	ERA	WHIP					
Joe Gibbon, L ERA: 3.86	7.2	L	30	8	5	2	3	0	0	0	0	0	1	58	88	2.35	1.043					
Jack Lamabe, R ERA: 1.91	1.1		5	0	0	0	1	1	0	0	0	0	0	12	23	0.00	0.750					

Los Angeles Dodgers @ Pittsburgh Pirates
Forbes Field, Pittsburgh, PA
Wed Jun 06 1962, 7:05 PM EDT
Att: 13,667 - Unknown

AB	32
R	5
H	8
RBI	5
BB	1
SO	4
LOB	9

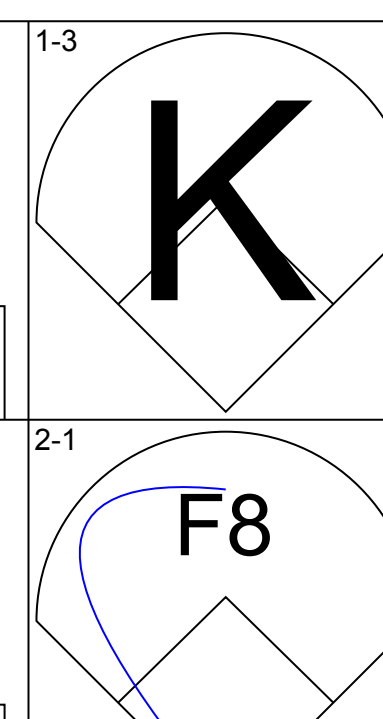
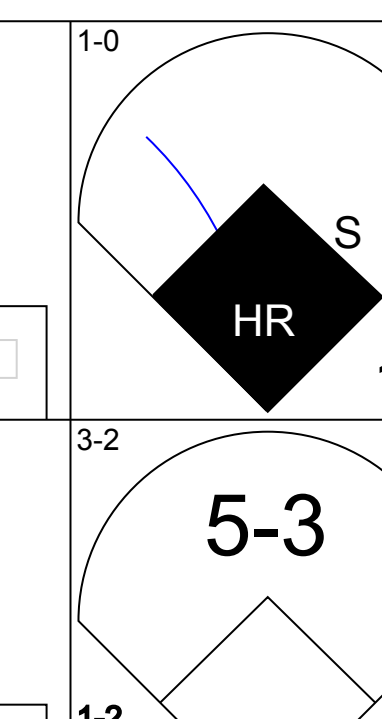
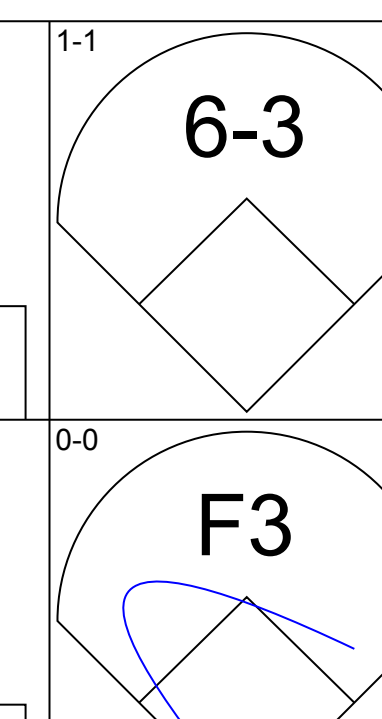
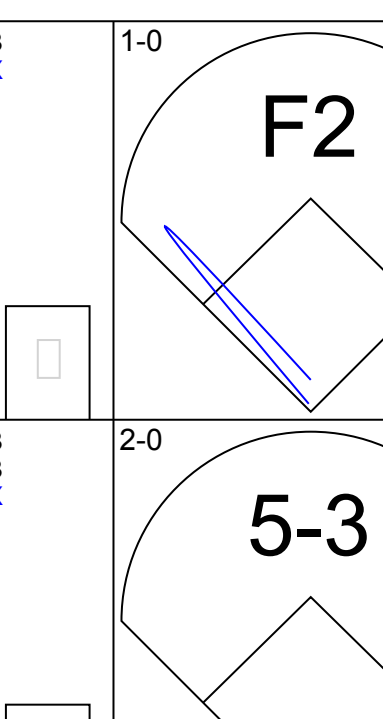
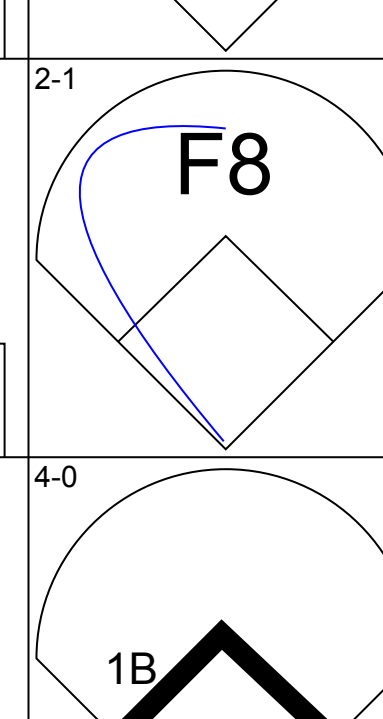
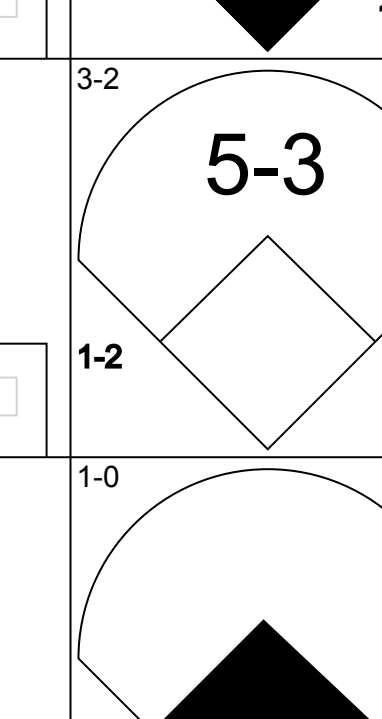
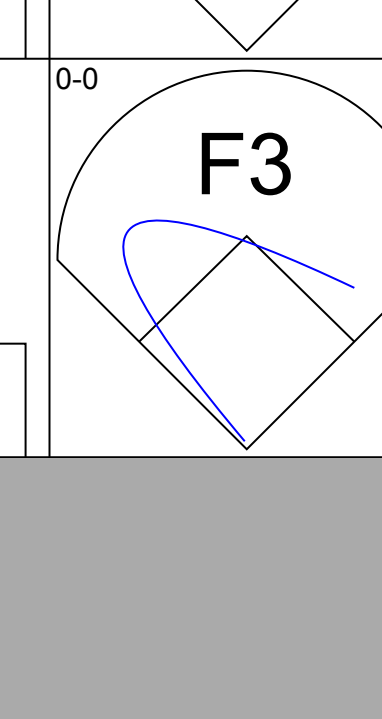
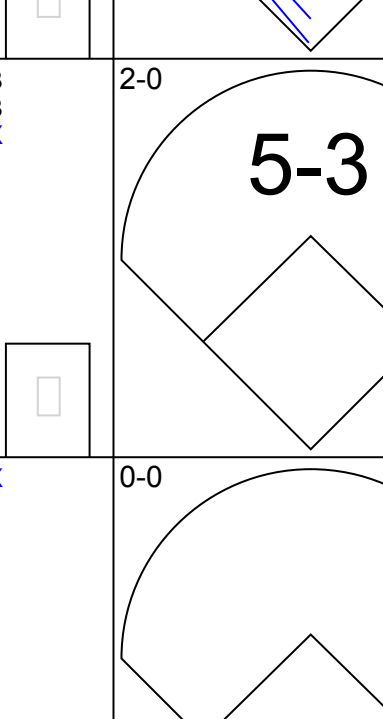
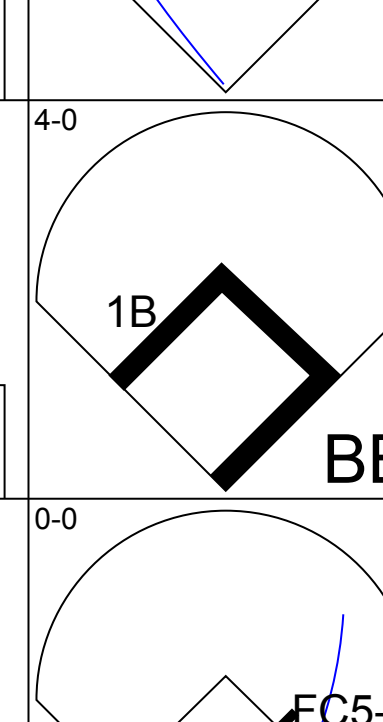
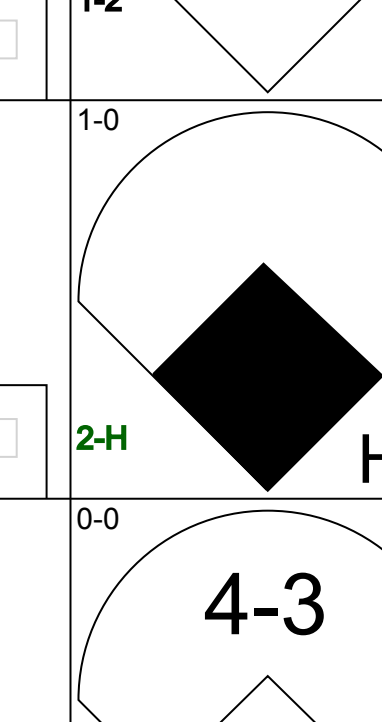

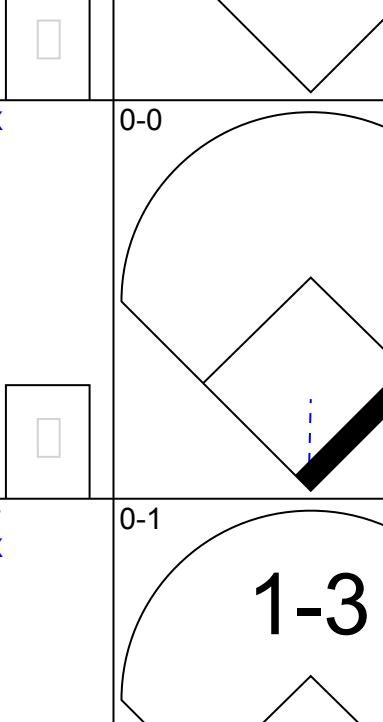
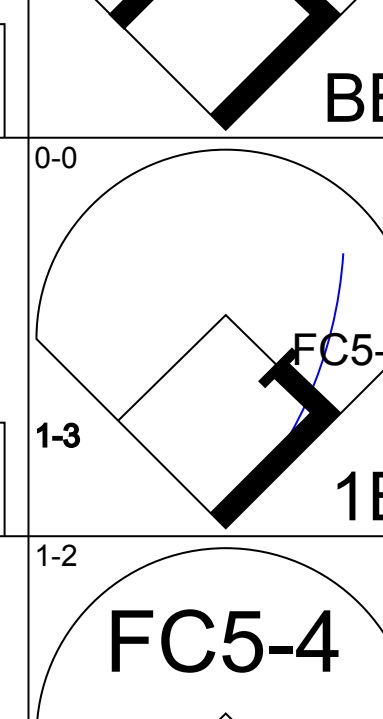
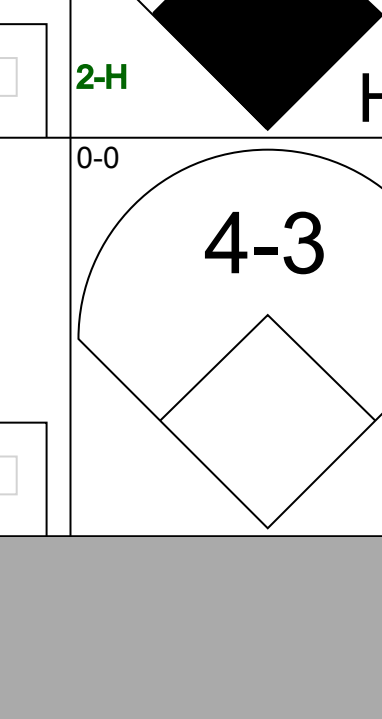

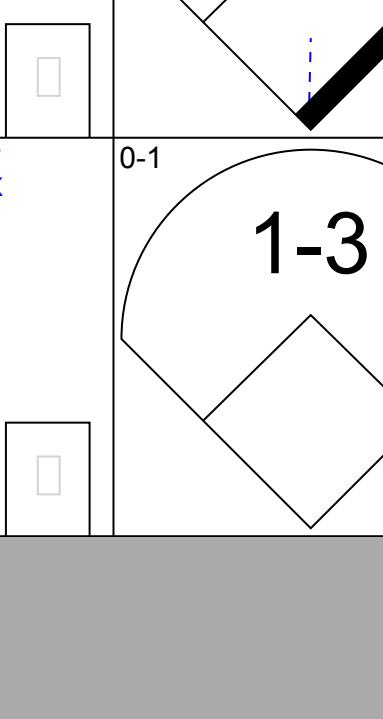
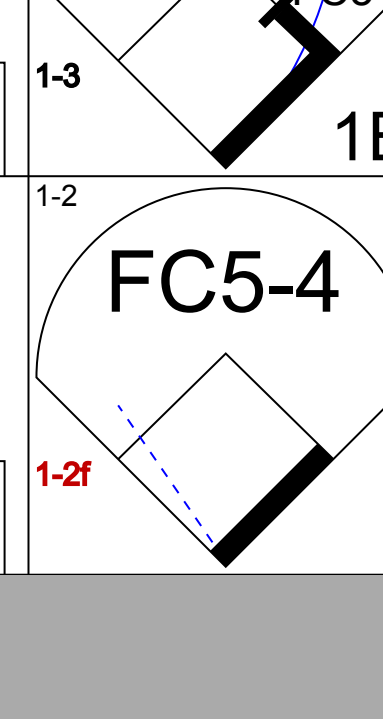

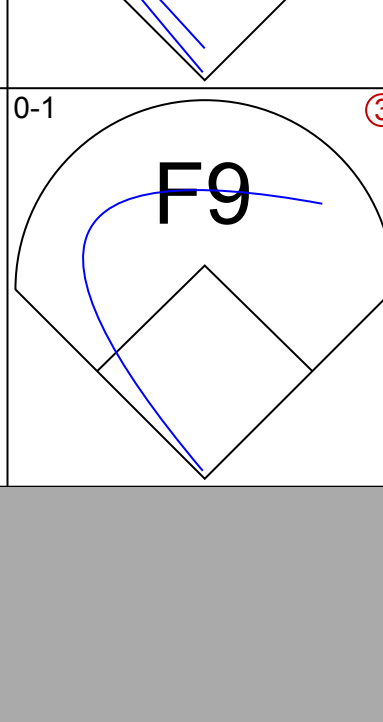

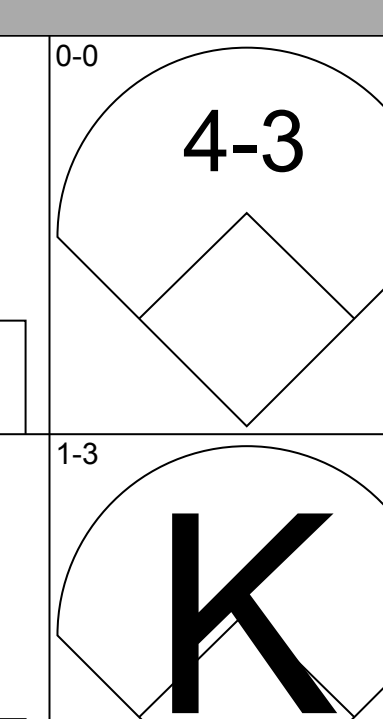
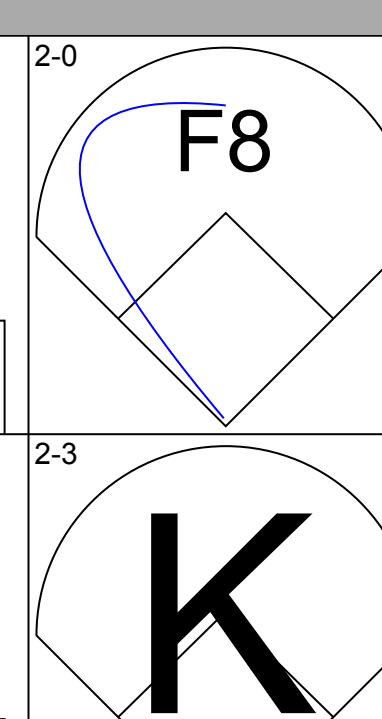
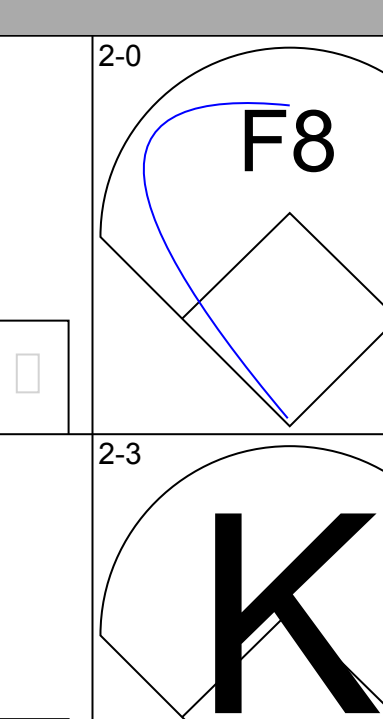
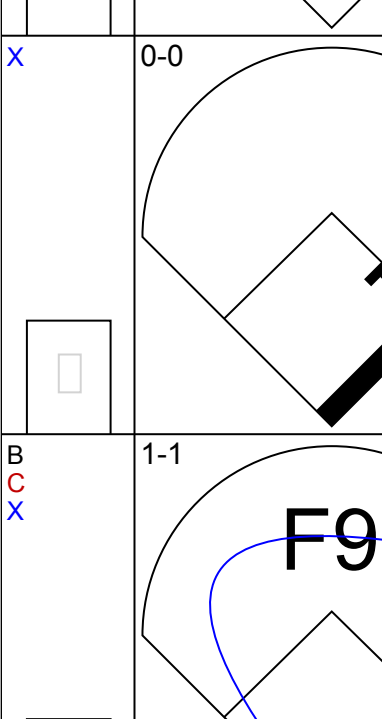
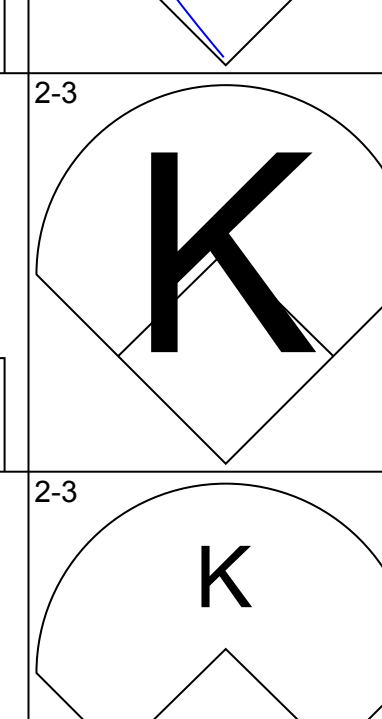
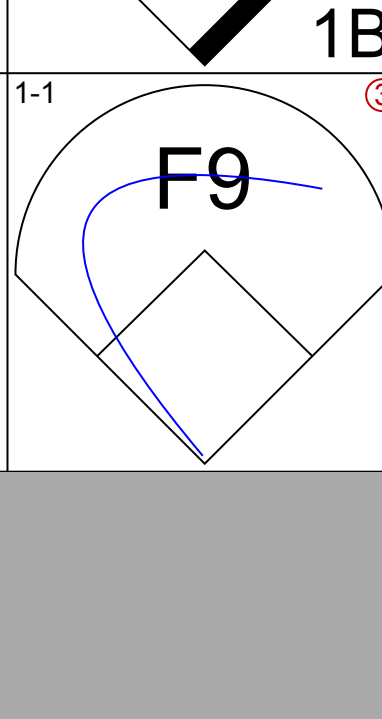
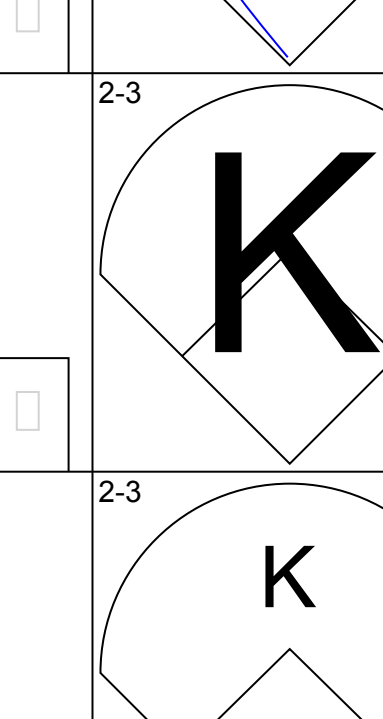
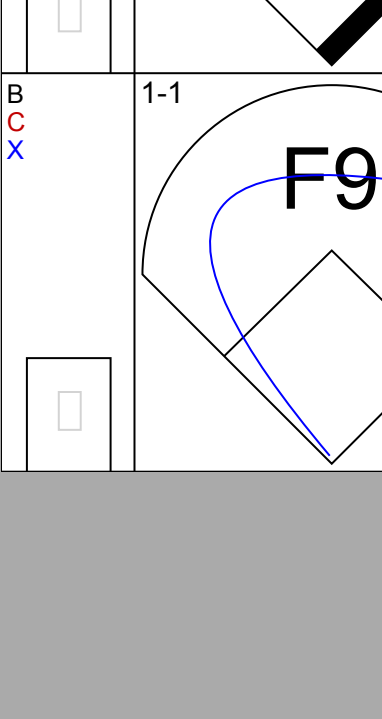
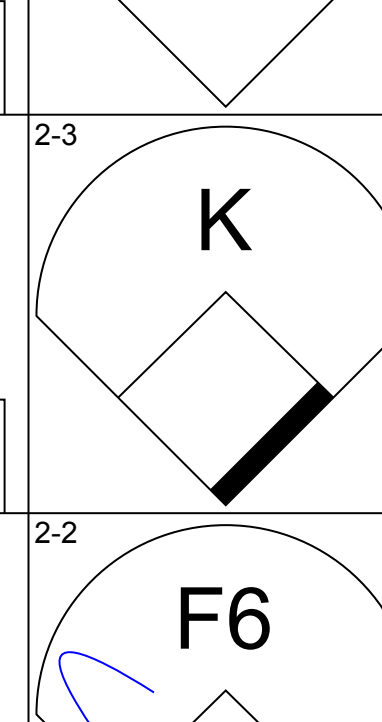
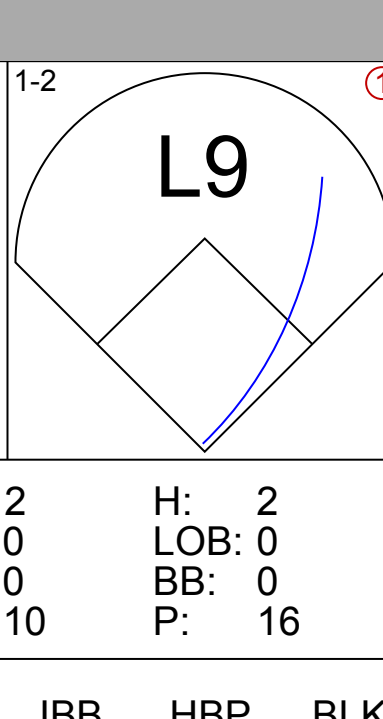
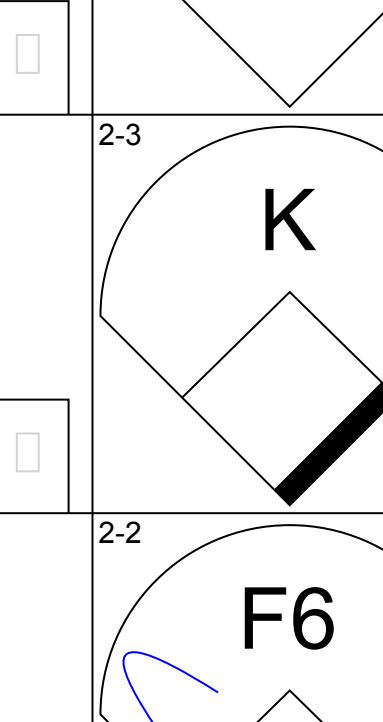
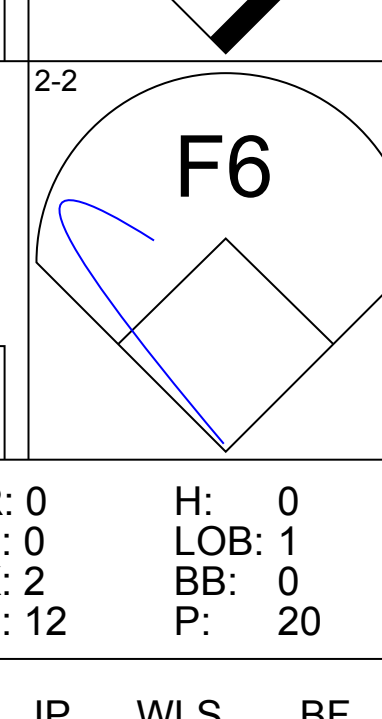

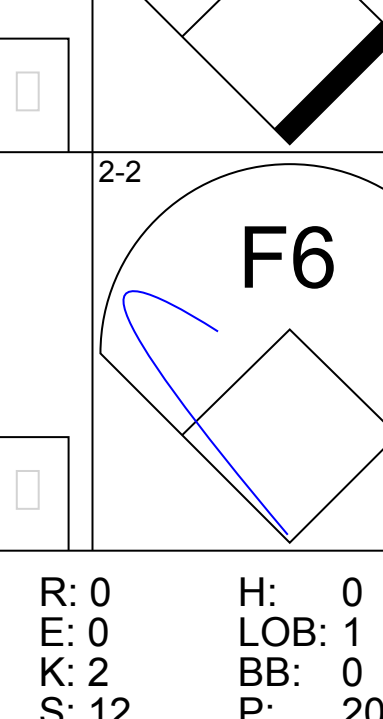



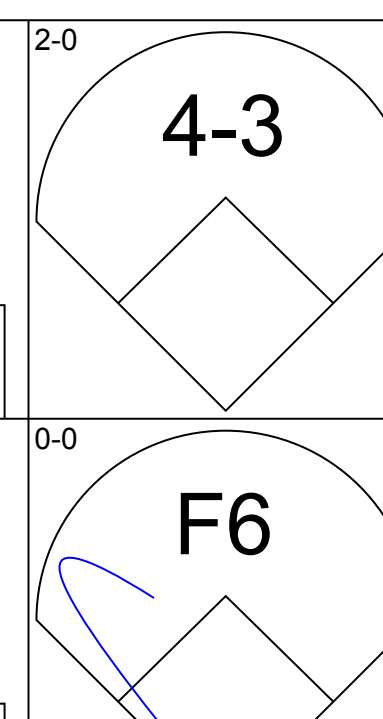
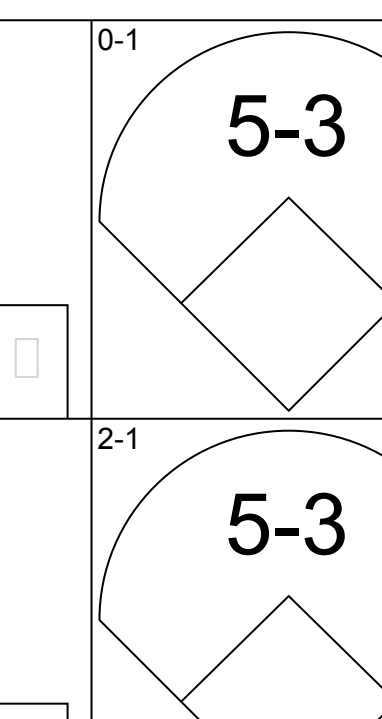
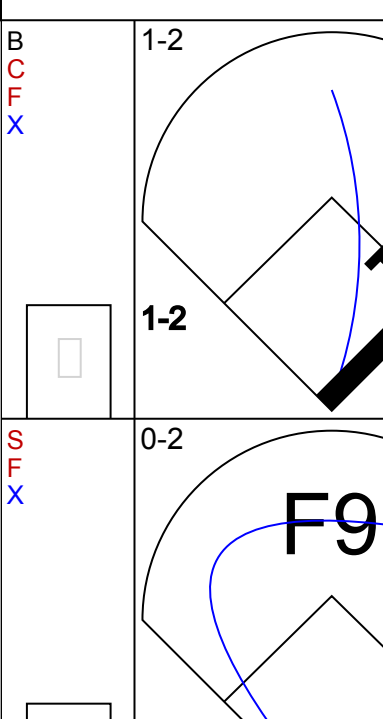
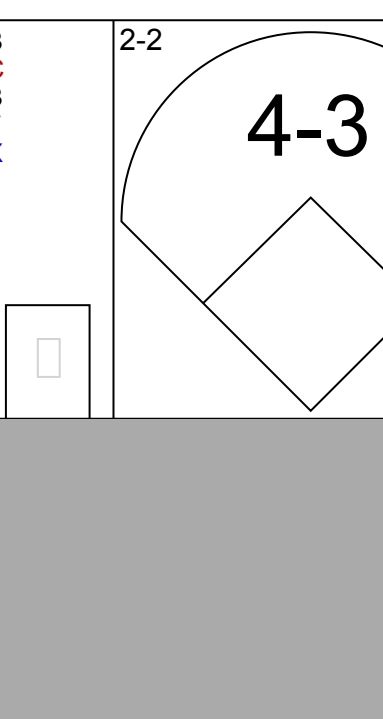
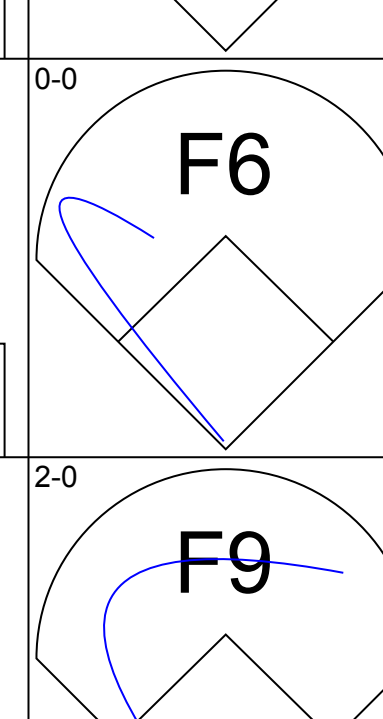
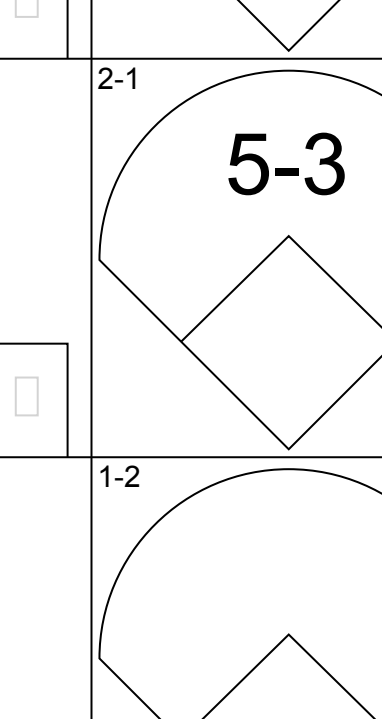
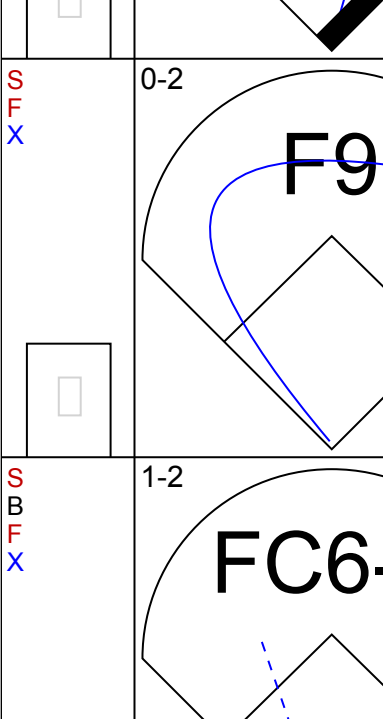
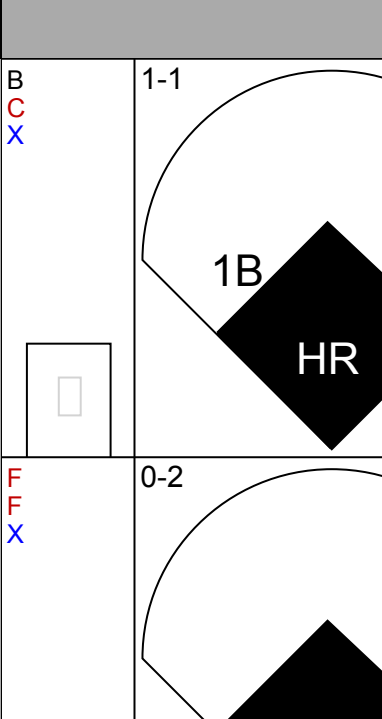
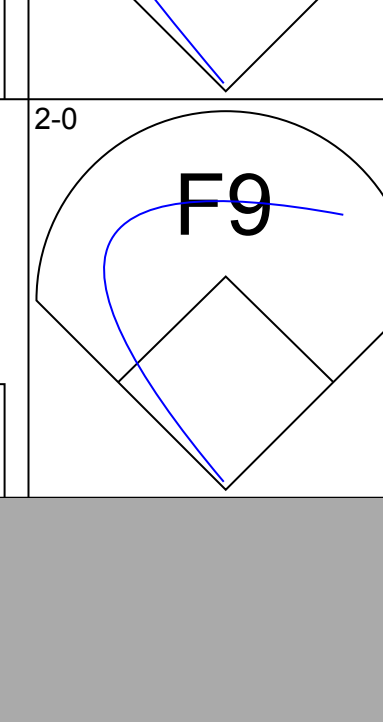
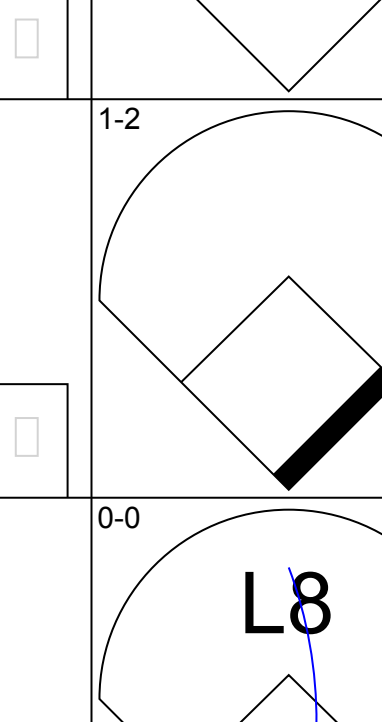
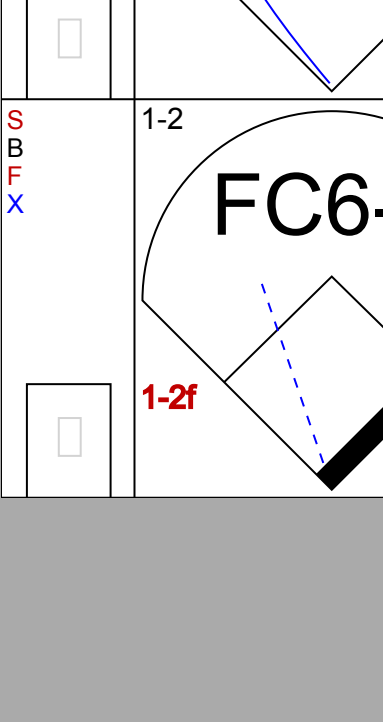
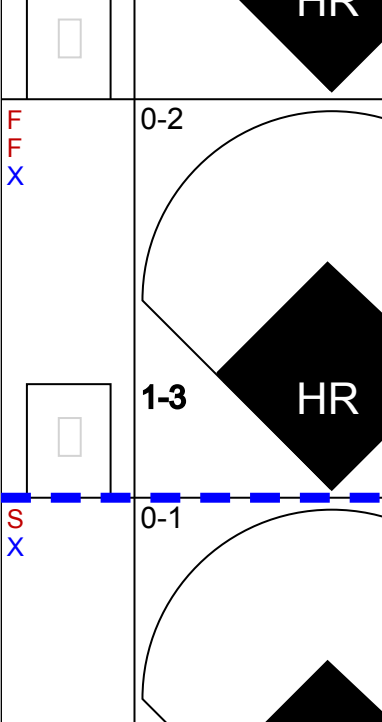
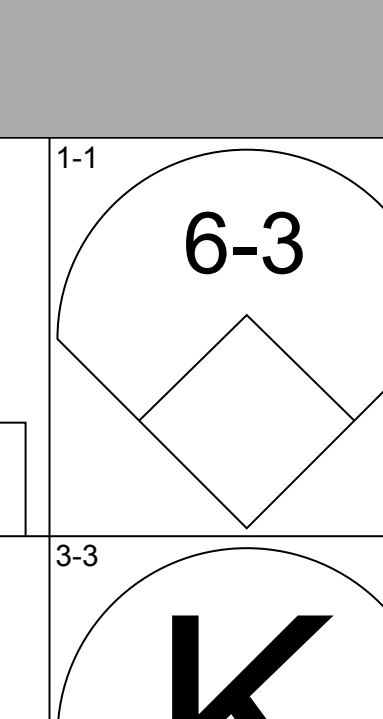
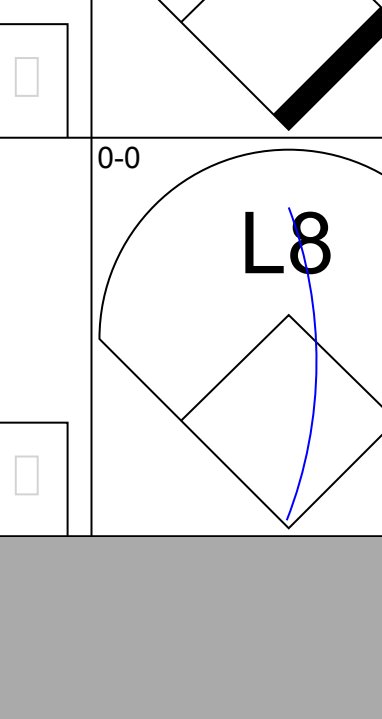
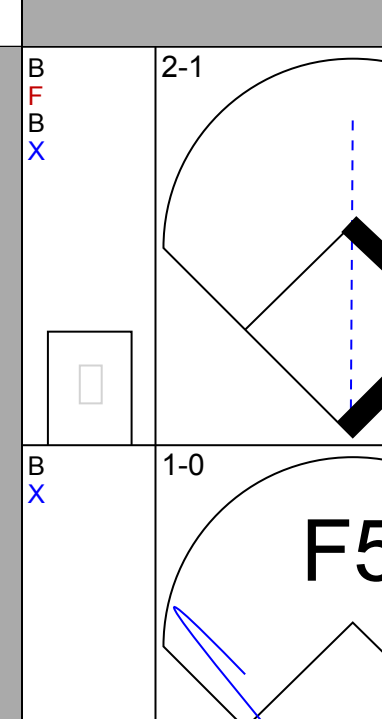
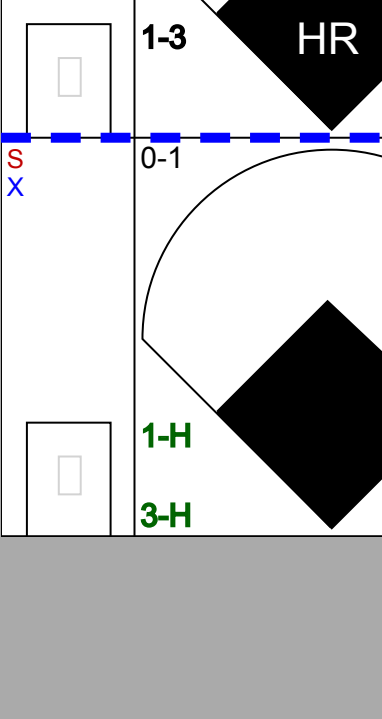
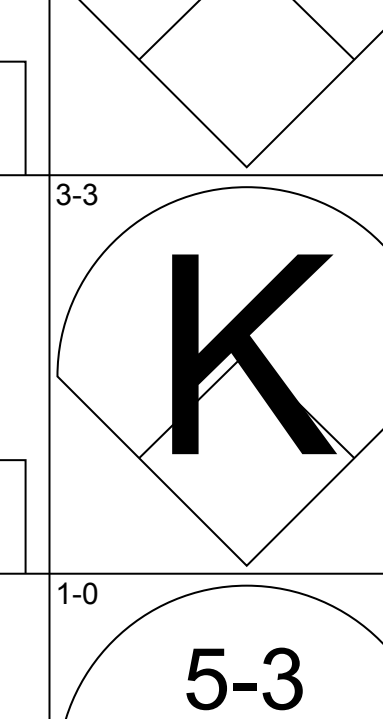
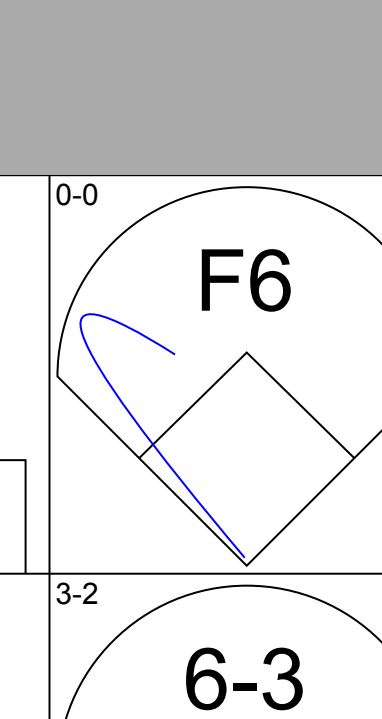
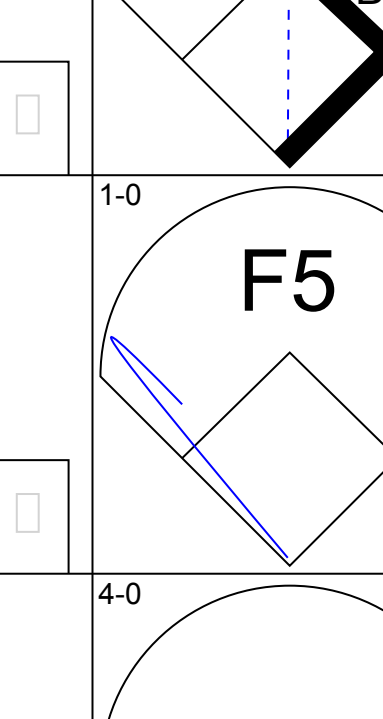
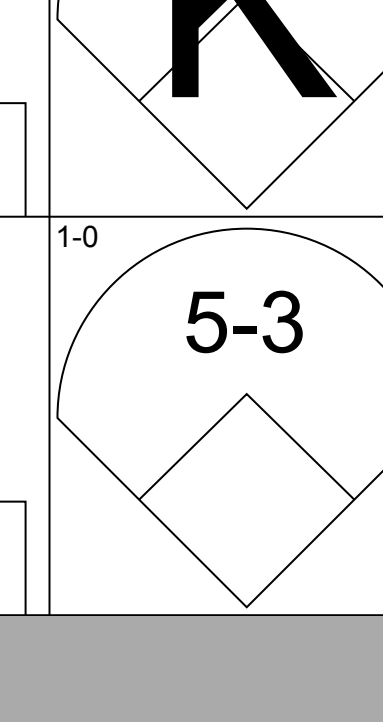
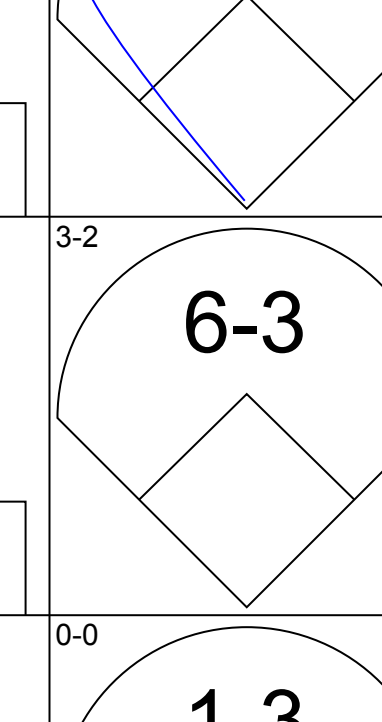
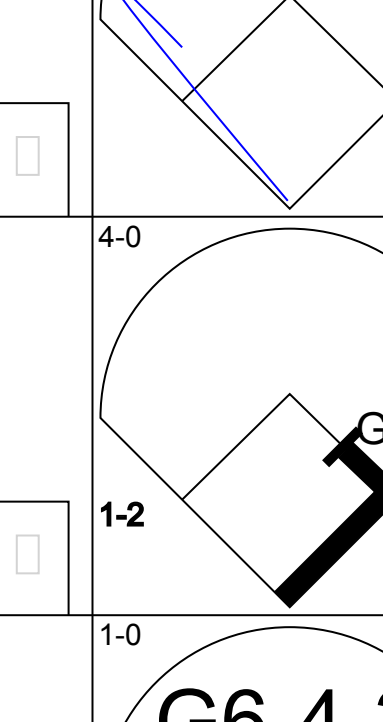
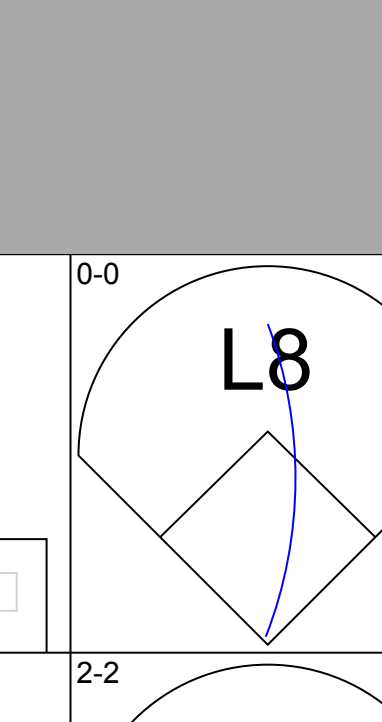
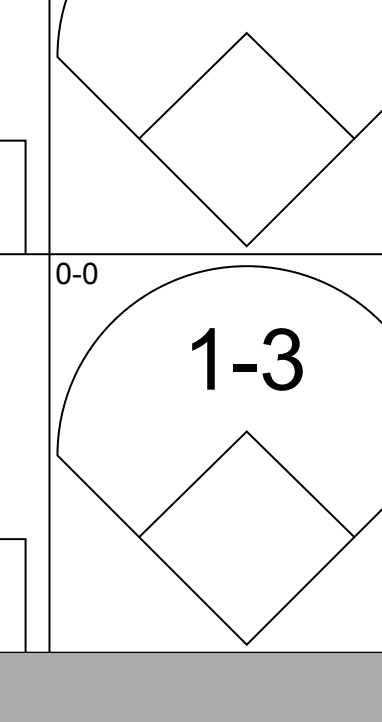
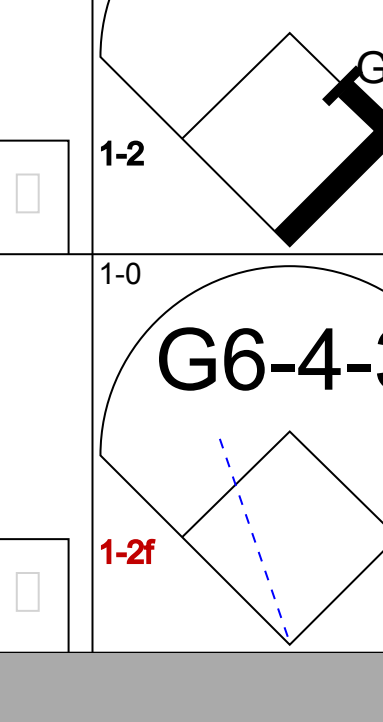
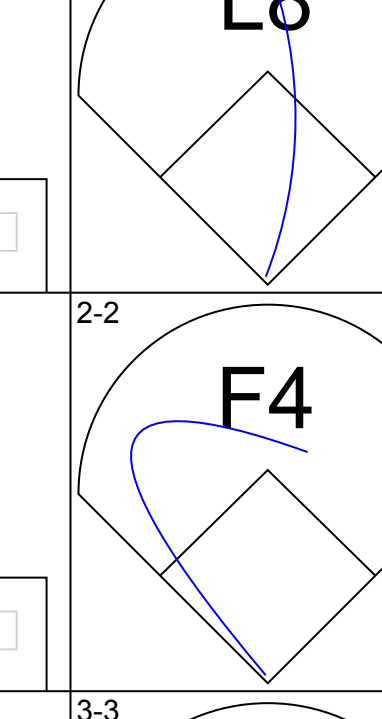
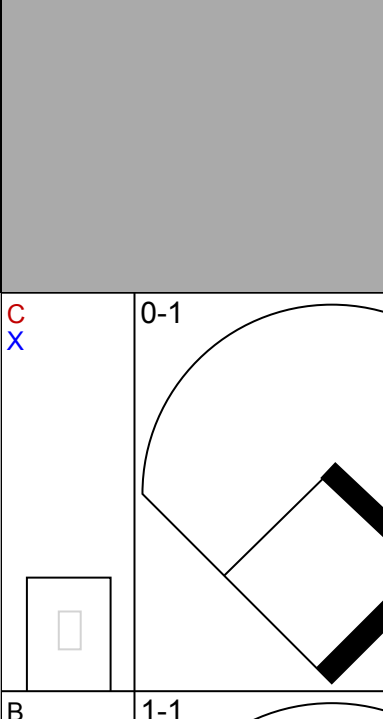
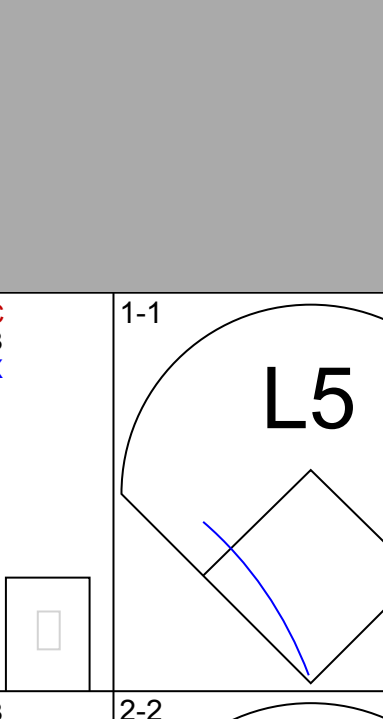
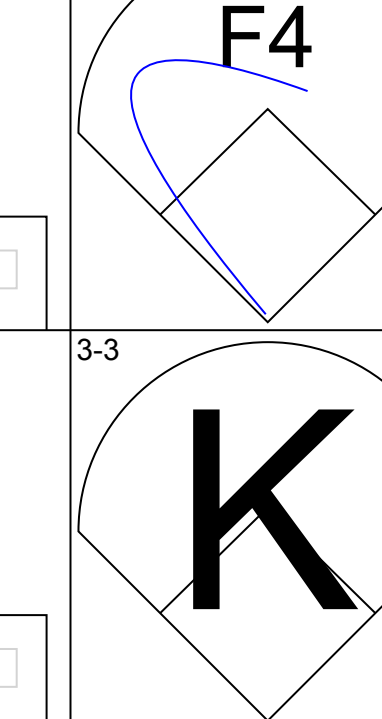
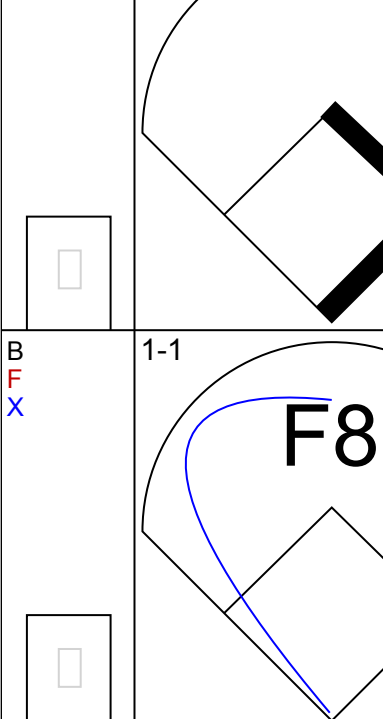
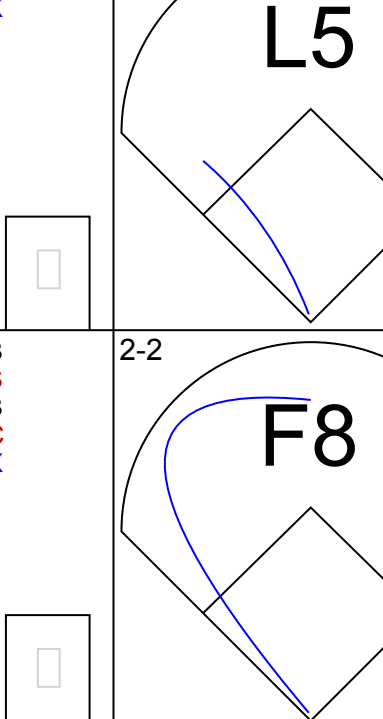

Batter	1	2	3	4	5	6	7	8	9	AB	R	H	RBI	BB	SO	LOB	BOTTOM					
Bill Virdon, L OBP: 0.310, SLG: 0.412	G3		1B	4-3		1B			K	4	0	2	0	1	1	2						
Dick Groat, R OBP: 0.382, SLG: 0.363	5-3		L7			4-3			1B	3	1	0	0	2	0	3						
Bob Skinner, L OBP: 0.363, SLG: 0.450	G3		1B			F5			1B	5	0	2	1	0	0	2						
Dick Stuart, R OBP: 0.296, SLG: 0.382	6-3		F2			F2			1B	5	1	2	1	0	0	3						
Donn Clendenon, R OBP: 0.292, SLG: 0.295						1B			1B	0	0	0	0	0	0	0						
Roberto Clemente, R OBP: 0.314, SLG: 0.424			1-3			FC5-2			1B	4	0	0	0	1	1	4						
Smoky Burgess, L OBP: 0.426, SLG: 0.500			3-1			1B			5-3	3	0	1	1	2	0	5						
Don Hoak, R OBP: 0.358, SLG: 0.375			1B			1-3			G6-4-3	4	0	1	0	0	0	3						
Bill Mazerowski, R OBP: 0.276, SLG: 0.413			F8			F9			K	4	0	0	0	0	1	2						
Joe Gibbon, R OBP: 0.200, SLG: 0.200			G3							3	0	1	0	0	0	2						
Jack Lamabe, R										0	0	0	0	0	0	0						
Dick Schofield, S									1B	0	1	0	0	1	0	0						
Inning Stats	R: 0 E: 0 K: 0 S: 6	H: 0 LOB: 1 BB: 1 P: 11	R: 0 E: 0 K: 0 S: 11	H: 1 LOB: 2 BB: 1 P: 19	R: 0 E: 0 K: 0 S: 10	H: 2 LOB: 3 BB: 1 P: 21	R: 0 E: 0 K: 0 S: 8	H: 1 LOB: 1 BB: 0 P: 12	R: 1 E: 0 K: 0 S: 10	H: 2 LOB: 2 BB: 1 P: 17	R: 0 E: 0 K: 0 S: 10	H: 1 LOB: 1 BB: 0 P: 15	R: 0 E: 0 K: 1 S: 7	H: 0 LOB: 0 BB: 0 P: 9	R: 0 E: 0 K: 1 S: 5	H: 0 LOB: 0 BB: 1 P: 10	R: 2 E: 0 K: 1 S: 25	H: 2 LOB: 2 BB: 2 P: 40	1B: 9 2B: 0 3B: 0 HR: 0	SF: 0 SAC: 0 DP: 1 HBP: 0	WP: 0 PB: 0 SB: 0 CS: 0	PA: 42
PITCHER	IP	WLS	BF	H	R	ER	SO	BB	IBB	HBP	BLK	WP	HR	S	P	ERA	WHIP					
Joe Moeller, R ERA: 4.03	8.1	W	39	8	3	3	3	7	0	0	0	0	0	83	139	3.24	1.800					
Ed Roebuck, R ERA: 2.7	0.1		2	1	0	0	0	0	0	0	0	0	0	7	12	0.00	3.000					
Ron Perranoski, L ERA: 1.48	0.1	S	1	0	0	0	0	0	0	0	0	0	0	2	3	0.00	0.000					

Los Angeles Dodgers @ Pittsburgh Pirates
Forbes Field, Pittsburgh, PA
Wed Jun 06 1962, 7:05 PM EDT
Att: 13,667 - Unknown

AB	35
R	3
H	9
RBI	3
BB	7
SO	3
LOB	26



Batter	1	2	3	4	5	6	7	8	9	AB	R	H	RBI	BB	SO	LOB	TOP										
Maury Wills, S OBP: 0.327, SLG: 0.343 (1, 6)			 1B							4	1	1	0	0	1	0	Los Angeles Dodgers @ Pittsburgh Pirates Forbes Field, Pittsburgh, PA Thu Jun 07 1962, 7:05 PM EDT Att: 12,177 - Unknown										
Jim Gilliam, S OBP: 0.378, SLG: 0.349 (1, 5)			 1-2							4	0	0	0	0	0	1											
Willie Davis, L OBP: 0.387, SLG: 0.539 (1, 8)	 BB		 2H							3	1	2	2	1	0	0											
Tommy Davis, R OBP: 0.366, SLG: 0.550 (1, 7)	 1B									4	0	1	0	0	0	1											
Frank Howard, R OBP: 0.347, SLG: 0.432 Tim Harkness, L OBP: 0.341, SLG: 0.375 (1, 9) (9, 3)	 1-2									4	0	0	0	0	0	1		2									
Ron Fairly, L OBP: 0.444, SLG: 0.542 (1, 3) (9, 9)										4	0	1	0	0	0	0											
Larry Burright, R OBP: 0.331, SLG: 0.460 (1, 4)			 E6							4	0	0	0	0	2	0											
Norm Sherry, R OBP: 0.250, SLG: 0.216 (1, 2)			 1-2							3	0	0	0	0	2	1											
Johnny Podres, L OBP: 0.207, SLG: 0.222 Larry Sherry, R OBP: 0.286, SLG: 0.286 (1, 1) (9, 1)										3	0	0	0	0	0	1											
Inning Stats	R: 0 E: 0 K: 1 S: 10	H: 1 LOB: 2 BB: 1 P: 18	R: 0 E: 0 K: 2 S: 7	H: 0 LOB: 0 BB: 0 P: 8	R: 2 E: 0 K: 0 S: 10	H: 2 LOB: 0 BB: 0 P: 16	R: 0 E: 1 K: 0 S: 12	H: 0 LOB: 1 BB: 0 P: 17	R: 0 E: 0 K: 0 S: 6	H: 0 LOB: 0 BB: 0 P: 7	R: 0 E: 0 K: 2 S: 4	H: 0 LOB: 1 BB: 0 P: 4	R: 0 E: 0 K: 12 S: 12	H: 0 LOB: 0 BB: 0 P: 20	R: 0 E: 0 K: 0 S: 5	H: 1 LOB: 1 BB: 0 P: 8		R: 0 E: 0 K: 1 S: 6	H: 1 LOB: 0 BB: 0 P: 7	1B: 4 2B: 0 3B: 0 HR: 1	SF: 0 SAC: 0 DP: 0 HBP: 0	WP: 0 PB: 1 SB: 1 CS: 0	PA: 34				
PITCHER	IP	WLS	BF	H	R	ER	SO	BB	IBB	HBP	BLK	WP	HR	S	P	ERA	WHIP										
Harvey Haddix, L ERA: 4.31 Roy Face, R ERA: 1.32 (1, 1) (9, 1)	8.0		31	4	2	2	5	1	0	0	0	0	1	66	98	2.25	0.625										

Batter	1	2	3	4	5	6	7	8	9	AB	R	H	RBI	BB	SO	LOB	BOTTOM										
Bill Virdon, L OBP: 0.308, SLG: 0.409 (1, 8)						 1B				4	0	1	0	0	0	0	Los Angeles Dodgers @ Pittsburgh Pirates Forbes Field, Pittsburgh, PA Thu Jun 07 1962, 7:05 PM EDT Att: 12,177 - Unknown										
Dick Groat, R OBP: 0.361, SLG: 0.361 (1, 6)									 HR	4	1	1	0	0	0	2											
Roberto Clemente, R OBP: 0.317, SLG: 0.426 (1, 9)						 1-2			 HR	4	1	2	0	0	0	2											
Dick Stuart, R OBP: 0.300, SLG: 0.402 (1, 3)							 1B		 1-3 HR	4	1	2	3	0	0	1											
Bob Skinner, L OBP: 0.358, SLG: 0.442 (1, 7)										3	0	0	0	0	1	1											
Don Hoak, R OBP: 0.358, SLG: 0.370 (1, 5)							 BB			2	0	0	0	1	0	0											
Don Leppert, R OBP: 0.303, SLG: 0.417 (1, 2)							 1-2			3	0	0	0	0	0	2											
Bill Mazerowski, R OBP: 0.277, SLG: 0.412 (1, 4)						 1B				3	0	1	0	0	0	0											
Harvey Haddix, L OBP: 0.400, SLG: 0.733 Johnny Logan, R OBP: 0.520, SLG: 0.429 Roy Face, R ERA: 2.63 (1, 1) (8, PH) (9, 1)										2	0	0	0	0	1	1											
Inning Stats	R: 0 E: 0 K: 0 S: 3	H: 0 LOB: 0 BB: 0 P: 7	R: 0 E: 0 K: 1 S: 8	H: 0 LOB: 0 BB: 0 P: 13	R: 0 E: 0 K: 1 S: 9	H: 0 LOB: 0 BB: 0 P: 14	R: 0 E: 0 K: 0 S: 8	H: 1 LOB: 1 BB: 0 P: 11	R: 0 E: 0 K: 0 S: 6	H: 0 LOB: 0 BB: 0 P: 9	R: 0 E: 0 K: 0 S: 13	H: 2 LOB: 2 BB: 0 P: 16	R: 0 E: 0 K: 4 S: 4	H: 1 LOB: 1 BB: 1 P: 12	R: 0 E: 0 K: 0 S: 8	H: 0 LOB: 0 BB: 0 P: 13		R: 3 E: 0 K: 0 S: 7	H: 3 LOB: 0 BB: 0 P: 8	1B: 6 2B: 0 3B: 0 HR: 1	SF: 0 SAC: 0 DP: 1 HBP: 0	WP: 0 PB: 0 SB: 0 CS: 0	PA: 31				
PITCHER	IP	WLS	BF	H	R	ER	SO	BB	IBB	HBP	BLK	WP	HR	S	P	ERA	WHIP										
Johnny Podres, L ERA: 4.54 Larry Sherry, R ERA: 2.63 (1, 1) (9, 1)	8.0		30	6	2	2	2	1	0	0	0	0	1	64	101	2.25	0.875										

Batter	1	2	3	4	5	6	7	8	9	10	11	12	13	AB R H RBI BB SO LOB	TOP	
Maury Wills, S OBP: 0.337, SLG: 0.337 (1, 6)			4-3			F7		F8			G3 SH1-4 BB		S SF8 BB	4 1 0 0 2 1 0	Los Angeles Dodgers @ Houston Colt 45's Colt Stadium, Houston, TX Fri Jun 08 1962, 8:05 PM EDT Att. 15,877 - Unknown AB 45 R 4 H 10 RBI 4 BB 3 SO 5 LOB 16	
Jim Gilliam, S OBP: 0.375, SLG: 0.346 (1, 5) (8, 4)	F8		F9			FC5-4 1B		G3		SH1-4		F8	F8	5 0 1 0 0 0 1		
Wille Davis, L OBP: 0.376, SLG: 0.526 (1, 8)	F3		K			FC5-4 1-2r		G3		G3		SF8	SF8	5 0 0 1 0 1 2		
Tommy Davis, R OBP: 0.369, SLG: 0.549 (1, 7)						F9 1B				G3		F4		6 0 3 0 0 1 2		
Ron Fairly, L OBP: 0.433, SLG: 0.540 (1, 3) (9, 9)						FC3-6 CS		F7		F3		F7	L8	6 1 1 0 0 0 3		
Wally Moon, L OBP: 0.376, SLG: 0.377 (1, 9) (9, 3)						F7		L7		3-1		1-3		4 1 1 1 0 0 2		
Tim Harkness, L OBP: 0.333, SLG: 0.366 (9, 3)						F7		L7		3-1		1-3		1 0 0 0 0 0 0		
John Roseboro, L OBP: 0.369, SLG: 0.403 (1, 2)						CS		F9		F3				4 0 2 1 1 0 0		
Larry Burright, R OBP: 0.326, SLG: 0.452 Frank Howard, R OBP: 0.352, SLG: 0.464 Andy Carey, R OBP: 0.362, SLG: 0.410 (1, 4) (8, PH) (8, 5)						F3				L5				2 0 0 0 0 1 2		
Sandy Koufax, R OBP: 0.136, SLG: 0.095 Ed Roebuck, R OBP: 0.453, SLG: 0.574 Ron Ferranoski, L OBP: 0.222, SLG: 0.222 (1, 1) (6, PH) (8, 1) (9, 1)		4-3				6-3		F6		1-3		F5		2 0 0 0 0 0 2		
Inning Stats	R: 0 H: 0 E: 0 LOB: 0 K: 1 BB: 0 S: 8 P: 10	R: 2 H: 3 E: 1 LOB: 1 K: 2 BB: 0 S: 12 P: 18	R: 0 H: 0 E: 0 LOB: 0 K: 1 BB: 0 S: 7 P: 13	R: 0 H: 1 E: 0 LOB: 0 K: 0 BB: 0 S: 10 P: 14	R: 0 H: 1 E: 0 LOB: 0 K: 0 BB: 0 S: 6 P: 8	R: 0 H: 1 E: 0 LOB: 1 K: 0 BB: 0 S: 8 P: 12	R: 0 H: 0 E: 0 LOB: 0 K: 0 BB: 0 S: 7 P: 14	R: 1 H: 1 E: 0 LOB: 0 K: 0 BB: 0 S: 6 P: 9	R: 0 H: 1 E: 0 LOB: 1 K: 0 BB: 0 S: 8 P: 13	R: 0 H: 0 E: 0 LOB: 0 K: 1 BB: 0 S: 5 P: 10	R: 0 H: 0 E: 0 LOB: 1 K: 2 BB: 1 S: 5 P: 16	R: 0 H: 1 E: 0 LOB: 2 K: 0 BB: 1 S: 14 P: 23	R: 1 H: 1 E: 0 LOB: 1 K: 0 BB: 1 S: 7 P: 16	1B: 7 SF: 1 2B: 1 SAC: 1 3B: 1 DP: 0 HR: 1 HBP: 0		WP: 0 PA: 51 PB: 0 SB: 2 CS: 1
PITCHER	IP WLS BF H R ER SO BB IBB HBP BLK WP HR S P ERA WHIP	PITCHER											IP WLS BF H R ER SO BB IBB HBP BLK WP HR S P ERA WHIP			
Ken Johnson, R ERA: 2.96 Don McMahon, R ERA: 1.61 (1, 1) (10, 1)	9.0 WLS 33 BF 8 H 3 ER 2 4 SO 0 IBB 0 HBP 0 BLK 0 WP 0 HR 1 S 72 P 111 ERA 2.00 WHIP 0.889												4.0 L 17 2 1 1 1 3 0 0 0 0 0 0 34 65 2.25 1.250			

Batter	1	2	3	4	5	6	7	8	9	10	11	12	13	AB R H RBI BB SO LOB	BOTTOM	
Bob Lillis, R OBP: 0.244, SLG: 0.236 Al Spangler, L OBP: 0.394, SLG: 0.373 (1, 6) (11, PH) (12, 7)	F7		F8			F9		F9			BB S 1B			5 0 1 0 0 0 1	Los Angeles Dodgers @ Houston Colt 45's Colt Stadium, Houston, TX Fri Jun 08 1962, 8:05 PM EDT Att. 15,877 - Unknown AB 48 R 3 H 8 RBI 3 BB 8 SO 12 LOB 26	
Jim Pendleton, R OBP: 0.394, SLG: 0.439 Billy Goodman, L OBP: 0.333, SLG: 0.281 (1, 7) (11, PH) (12, 9)	F5		1-3			F4		6-3		K		K	F8	5 0 0 0 0 1 2		
Roman Mejias, R OBP: 0.342, SLG: 0.551 (1, 9)	K					6-3		6-3		K		K		2 0 0 0 0 1 1		
Norm Larker, L OBP: 0.363, SLG: 0.408 Jim Golden, L OBP: 0.143, SLG: 0.190 Pidge Browne, L OBP: 0.354, SLG: 0.404 (1, 3) (12, PH) (13, 3)		F5				FC4 1B		F5						5 1 1 0 1 3 0		
Carl Warwick, R OBP: 0.346, SLG: 0.426 (1, 8)						FC4 1B		F5						4 1 1 0 2 0 1		
Merritt Ranew, L OBP: 0.303, SLG: 0.436 (1, 2)						WP BB 1B BB		F7				FC3-6 1B		0 0 0 0 0 0 0		
Bob Aspromonte, R OBP: 0.351, SLG: 0.370 (1, 5) (12, 6)						WP BB 1B BB		F7				FC3-6 1B		0 0 0 0 0 0 0		
Joey Amalfitano, R OBP: 0.269, SLG: 0.239 (1, 4)						1B BB		F7				FC3-6 1B		5 1 0 0 1 3 6		
Ken Johnson, R OBP: 0.080, SLG: 0.080 Hal Smith, R OBP: 0.405, SLG: 0.405 Don McMahon, R OBP: 0.320, SLG: 0.295 (1, 1) (9, PH) (10, 1) (13, PH)						1B BB		F7				FC3-6 1B		5 0 2 2 1 1 3		
Inning Stats	R: 0 H: 0 E: 0 LOB: 0 K: 1 BB: 0 S: 10 P: 15	R: 0 H: 0 E: 0 LOB: 1 K: 1 BB: 1 S: 9 P: 19	R: 0 H: 0 E: 0 LOB: 1 K: 0 BB: 1 S: 9 P: 16	R: 1 H: 2 E: 0 LOB: 2 K: 2 BB: 0 S: 17 P: 24	R: 0 H: 0 E: 0 LOB: 0 K: 1 BB: 0 S: 6 P: 8	R: 2 H: 1 E: 0 LOB: 2 K: 1 BB: 3 S: 14 P: 32	R: 0 H: 0 E: 0 LOB: 0 K: 0 BB: 0 S: 6 P: 9	R: 0 H: 1 E: 0 LOB: 1 K: 0 BB: 1 S: 13 P: 21	R: 0 H: 1 E: 0 LOB: 3 K: 2 BB: 2 S: 11 P: 24	R: 0 H: 1 E: 0 LOB: 1 K: 1 BB: 0 S: 10 P: 13	R: 0 H: 0 E: 0 LOB: 0 K: 2 BB: 0 S: 9 P: 14	R: 0 H: 1 E: 0 LOB: 1 K: 1 BB: 0 S: 9 P: 12	R: 0 H: 1 E: 0 LOB: 1 K: 0 BB: 0 S: 6 P: 8	1B: 8 SF: 0 2B: 0 SAC: 0 3B: 0 DP: 0 HR: 0 HBP: 0		WP: 1 PA: 56 PB: 0 SB: 1 CS: 0
PITCHER	IP WLS BF H R ER SO BB IBB HBP BLK WP HR S P ERA WHIP	PITCHER											IP WLS BF H R ER SO BB IBB HBP BLK WP HR S P ERA WHIP			
Sandy Koufax, L ERA: 3.02 Ed Roebuck, R ERA: 2.83 Ron Ferranoski, L ERA: 1.41 Larry Sherry, R ERA: 2.36 (1, 1) (8, 1) (8, 1) (9, 1)	5.1 WLS 22 BF 2 2 ER 2 6 SO 3 IBB 0 HBP 0 BLK 0 WP 0 HR 0 S 55 P 93 ERA 3.38 WHIP 0.938												1.2 8 1 1 1 0 1 1 1 0 0 1 0 16 30 5.40 1.200			

Batter	1	2	3	4	5	6	7	8	9	AB	R	H	RBI	BB	SO	LOB	TOP			
Maury Wills, S OBP: 0.327, SLG: 0.337 Daryl Spencer, R OBP: 0.393, SLG: 0.380	F8		G3					1B		3	0	1	0	0	0	0	Los Angeles Dodgers @ Houston Colt 45's Colt Stadium, Houston, TX Sat Jun 09 1962, 4:33 AM EDT Att: 11,908 - Unknown livebaseballscorecards.com			
Jim Gilliam, S OBP: 0.378, SLG: 0.347 Lee Walls, R OBP: 0.325, SLG: 0.286	G4-6-3							1B		2	0	1	0	1	0	1				
Willie Davis, L OBP: 0.374, SLG: 0.518	G4-6-3		G3					F9		3	0	0	0	1	0	4				
Tommy Davis, R OBP: 0.368, SLG: 0.556				4-3				F7		4	1	1	1	0	0	3				
Ron Fairly, L OBP: 0.422, SLG: 0.523				L4				1-3		4	0	0	0	0	0	3				
Wally Moon, L OBP: 0.379, SLG: 0.380										4	0	2	0	0	1	1				
John Roseboro, L OBP: 0.370, SLG: 0.400 Doug Camilli, R OBP: 0.419, SLG: 0.607				FC6				F5		1	0	0	0	1	0	1				
Larry Burright, R OBP: 0.317, SLG: 0.438								F9		4	0	0	0	0	0	2				
Stan Williams, R OBP: 0.095, SLG: 0.050 Ed Roebuck, R OBP: 0.352, SLG: 0.414 Phil Ortega, R OBP: 0.324, SLG: 0.414 Frank Howard, R OBP: 0.349, SLG: 0.460								4-3		2	0	0	0	0	2	0				
Inning Stats	R: 0 E: 0 K: 0 S: 8	H: 1 LOB: 0 BB: 0 P: 15	R: 1 E: 0 K: 0 S: 9	H: 1 LOB: 1 BB: 1 P: 19	R: 0 E: 0 K: 1 S: 8	H: 0 LOB: 1 BB: 1 P: 15	R: 0 E: 0 K: 0 S: 10	H: 1 LOB: 1 BB: 0 P: 18	R: 0 E: 0 K: 1 S: 9	H: 0 LOB: 1 BB: 1 P: 13	R: 0 E: 0 K: 1 S: 6	H: 0 LOB: 0 BB: 0 P: 6	R: 0 E: 0 K: 0 S: 6	H: 2 LOB: 2 BB: 0 P: 11	R: 0 E: 0 K: 0 S: 9	H: 1 LOB: 1 BB: 0 P: 10		1B: 6 2B: 0 3B: 0 HR: 1	SF: 0 SAC: 0 DP: 1 HBP: 0	WP: 0 PB: 0 SB: 2 CS: 0
PITCHER Bob Bruce, R ERA: 3.36	IP: 9.0 WLS: W BF: 36 H: 7 R: 1 ER: 1 SO: 4 BB: 3 IBB: 0 HBP: 0 BLK: 0 WP: 0 HR: 1 S: 73 P: 122 ERA: 1.00 WHIP: 1.111																			

Batter	1	2	3	4	5	6	7	8	9	AB	R	H	RBI	BB	SO	LOB	BOTTOM			
Al Spangler, L OBP: 0.386, SLG: 0.378	F5			G3				1-3		6	1	1	1	0	1	7	Los Angeles Dodgers @ Houston Colt 45's Colt Stadium, Houston, TX Sat Jun 09 1962, 4:33 AM EDT Att: 11,908 - Unknown livebaseballscorecards.com			
Joey Amalfitano, R OBP: 0.282, SLG: 0.257										3	3	2	1	2	1	2				
Roman Mejias, R OBP: 0.343, SLG: 0.559 Jim Pendleton, R OBP: 0.304, SLG: 0.439										4	1	1	3	1	1	1				
Norm Larker, L OBP: 0.364, SLG: 0.404 Don Buddin, R OBP: 0.320, SLG: 0.295										4	2	1	1	1	1	2				
Carl Warwick, R OBP: 0.348, SLG: 0.444 Jim Busby, R OBP: 0.500, SLG: 0.500										5	2	2	2	0	0	2				
Merritt Ranew, L OBP: 0.306, SLG: 0.452										5	2	2	2	0	0	0				
Bob Aspromonte, R OBP: 0.352, SLG: 0.385										4	1	1	2	1	0	1				
Bob Lillis, R OBP: 0.256, SLG: 0.244 Pidge Browne, L OBP: 0.394, SLG: 0.414										3	1	2	0	1	0	0				
Bob Bruce, R OBP: 0.464, SLG: 0.211										4	0	0	1	1	1	6				
Inning Stats	R: 3 E: 0 K: 1 S: 12	H: 2 LOB: 0 BB: 1 P: 25	R: 0 E: 0 K: 2 S: 11	H: 1 LOB: 2 BB: 1 P: 21	R: 0 E: 0 K: 1 S: 10	H: 0 LOB: 0 BB: 0 P: 16	R: 0 E: 1 K: 1 S: 6	H: 0 LOB: 2 BB: 1 P: 14	R: 8 E: 1 K: 0 S: 22	H: 6 LOB: 2 BB: 3 P: 48	R: 0 E: 0 K: 0 S: 7	H: 1 LOB: 1 BB: 1 P: 18	R: 1 E: 0 K: 0 S: 5	H: 1 LOB: 0 BB: 0 P: 7	R: 1 E: 0 K: 0 S: 9	H: 2 LOB: 1 BB: 0 P: 14		1B: 7 2B: 0 3B: 3 HR: 3	SF: 0 SAC: 0 DP: 0 HBP: 0	WP: 0 PB: 0 SB: 1 CS: 0
PITCHER Stan Williams, R ERA: 5.03 Ed Roebuck, R ERA: 3.62 Phil Ortega, R ERA: 10.03	IP: 4.0 WLS: L BF: 21 H: 4 R: 5 ER: 5 SO: 5 BB: 4 IBB: 0 HBP: 0 BLK: 0 WP: 0 HR: 2 S: 41 P: 85 ERA: 11.25 WHIP: 2.000																			

Batter	1	2	3	4	5	6	7	8	9	AB	R	H	RBI	BB	SO	LOB	TOP					
Willie Davis, L (1, 8) OBP: 0.382, SLG: 0.519																	3 2 0 0 1 1 0					
Lee Walls, R (1, 3) OBP: 0.318, SLG: 0.282																	4 0 1 1 0 0 2					
Tim Harkness, L (8, PH) OBP: 0.326, SLG: 0.357																	1 0 0 0 0 1 0					
Tommy Davis, R (1, 7) OBP: 0.364, SLG: 0.544																	3 1 0 1 1 0 1					
Frank Howard, R (1, 9) OBP: 0.343, SLG: 0.437																	4 0 0 0 0 0 2					
Ron Fairly, L (8, 9) OBP: 0.429, SLG: 0.548																	1 0 0 0 0 0 0					
Daryl Spencer, R (1, 6) OBP: 0.382, SLG: 0.386																	5 1 2 0 0 1 1					
John Roseboro, L (9, 2) OBP: 0.363, SLG: 0.413																	0 0 0 0 0 0 0					
Andy Carey, R (1, 5) OBP: 0.395, SLG: 0.431																	4 2 1 1 1 0 3					
Larry Burright, R (1, 4) OBP: 0.324, SLG: 0.429																	2 1 0 0 2 1 1					
Norm Sherry, R (1, 2) OBP: 0.267, SLG: 0.291																	4 1 2 4 0 0 0					
Maury Willis, S (9, 6) OBP: 0.326, SLG: 0.337																	0 0 0 0 0 0 0					
Joe Moeller, R (1, 1) OBP: 0.154, SLG: 0.154																	3 1 1 0 0 1 0					
Ron Perranoski, L (6, 1)																	1 0 0 0 0 1 0					
Inning Stats	R: 0 E: 0 K: 1 S: 5	H: 0 LOB: 0 BB: 0 P: 9	R: 1 E: 0 K: 1 S: 14	H: 1 LOB: 2 BB: 2 P: 25	R: 0 E: 0 K: 0 S: 10	H: 0 LOB: 1 BB: 0 P: 15	R: 0 E: 0 K: 0 S: 4	H: 1 LOB: 1 BB: 0 P: 4	R: 2 E: 0 K: 0 S: 15	H: 2 LOB: 1 BB: 1 P: 25	R: 6 E: 3 K: 1 S: 22	H: 3 LOB: 2 BB: 2 P: 40	R: 0 E: 0 K: 2 S: 8	H: 0 LOB: 0 BB: 0 P: 10	R: 0 E: 0 K: 1 S: 8	H: 0 LOB: 0 BB: 0 P: 13	R: 0 E: 0 K: 0 S: 9	H: 0 LOB: 0 BB: 0 P: 12	1B: 4 2B: 1 3B: 1 HR: 1	SF: 1 SAC: 0 DP: 0 HBP: 1	WP: 1 PB: 0 SB: 1 CS: 0	PA: 42
PITCHER	IP WLS BF H R ER SO BB IBB HBP BLK WP HR S P ERA WHIP																					
Hal Woodeshick, L (1, 1) ERA: 4.09	5.0 L 22 4 3 3 2 3 0 0 1 0 1 0 48 78 5.40 1.400																					
George Witt, R (6, 1) ERA: 7.46	0.2 8 3 6 4 1 2 0 0 0 0 0 1 15 29 54.00 7.500																					
Dave Giusti, R (6, 1) ERA: 6.23	3.1 12 0 0 0 3 0 0 0 0 0 0 0 32 46 0.00 0.000																					

Los Angeles Dodgers @ Houston Colt 45's
Colt Stadium, Houston, TX
Sun Jun 10 1962, 4:38 AM EDT
Att: 30,027 - Unknown

AB 35
R 9
H 7
RBI 7
BB 5
SO 6
LOB 10

Batter	1	2	3	4	5	6	7	8	9	AB	R	H	RBI	BB	SO	LOB	BOTTOM					
Al Spangler, L (1, 7) OBP: 0.371, SLG: 0.364																	2 0 0 1 0 0 1					
George Witt, R (6, 1) OBP: 0.286, SLG: 0.286																	0 0 0 0 0 0 0					
Dave Giusti, R (6, 1) OBP: 0.333, SLG: 0.316																	0 0 0 0 1 0 0					
Jim Busby, R (9, PH) OBP: 0.667, SLG: 0.500																	0 1 0 0 1 0 0					
Billy Goodman, L (1, 4) OBP: 0.333, SLG: 0.304																	4 0 1 0 0 1 4					
Joey Amalfitano, R (9, PH) OBP: 0.281, SLG: 0.257																	1 0 1 0 0 0 0					
Roman Mejias, R (1, 9) OBP: 0.335, SLG: 0.542																	5 0 0 1 0 0 4					
Pidge Browne, L (1, 3) OBP: 0.347, SLG: 0.381																	4 1 0 0 1 0 5					
Carl Warwick, R (1, 8) OBP: 0.335, SLG: 0.429																	4 1 1 1 1 0 0 0					
Hal Smith, R (1, 2) OBP: 0.300, SLG: 0.397																	5 0 1 0 0 2 2					
Bob Aspromonte, R (1, 5) OBP: 0.356, SLG: 0.398																	3 2 1 0 2 0 3					
Don Buddin, R (1, 6) OBP: 0.342, SLG: 0.349																	2 1 1 4 2 0 1					
Hal Woodeshick, R (1, 1) OBP: 0.311, SLG: 0.451																	1 0 0 0 0 1 1					
Jim Pendleton, R (5, PH) OBP: 0.311, SLG: 0.451																	3 1 2 0 0 0 0					
Inning Stats	R: 0 E: 0 K: 0 S: 6	H: 1 LOB: 0 BB: 0 P: 9	R: 0 E: 0 K: 0 S: 4	H: 0 LOB: 0 BB: 0 P: 7	R: 0 E: 0 K: 2 S: 8	H: 0 LOB: 1 BB: 1 P: 18	R: 0 E: 1 K: 0 S: 3	H: 0 LOB: 0 BB: 0 P: 4	R: 0 E: 0 K: 0 S: 12	H: 2 LOB: 2 BB: 1 P: 20	R: 4 E: 0 K: 1 S: 21	H: 2 LOB: 0 BB: 2 P: 40	R: 0 E: 0 K: 0 S: 9	H: 0 LOB: 1 BB: 1 P: 16	R: 0 E: 0 K: 1 S: 11	H: 0 LOB: 1 BB: 1 P: 21	R: 2 E: 1 K: 0 S: 17	H: 3 LOB: 3 BB: 1 P: 26	1B: 5 2B: 1 3B: 1 HR: 1	SF: 2 SAC: 0 DP: 1 HBP: 0	WP: 1 PB: 0 SB: 0 CS: 0	PA: 43
PITCHER	IP WLS BF H R ER SO BB IBB HBP BLK WP HR S P ERA WHIP																					
Joe Moeller, R (1, 1) ERA: 4.36	5.2 W 26 5 5 5 3 4 0 0 0 0 0 0 40 68 2.70 1.800																					
Ron Perranoski, L (6, 1) ERA: 1.53	3.1 S 17 3 2 1 1 3 0 0 0 0 0 0 40 68 2.70 1.800																					

Los Angeles Dodgers @ Houston Colt 45's
Colt Stadium, Houston, TX
Sun Jun 10 1962, 4:38 AM EDT
Att: 30,027 - Unknown


AB 34
R 7
H 8
RBI 7
BB 7
SO 4
LOB 21


Batter	1	2	3	4	5	6	7	8	9	AB	R	H	RBI	BB	SO	LOB	TOP			
Maury Wills, S OBP: 0.328, SLG: 0.345 Lee Walls, R OBP: 0.311, SLG: 0.275	1-0 2B 3B		1-1 4-3			2-1 1-3		3-2 F6		3	1	1	0	0	0	0	Los Angeles Dodgers @ Milwaukee Braves Milwaukee County Stadium, Milwaukee, WI Tue Jun 12 1962, 8:05 PM EDT Att: 10,376 - Unknown livebaseballscorecards.com			
Jim Gilliam, S OBP: 0.378, SLG: 0.352 Daryl Spencer, R OBP: 0.386, SLG: 0.390	0-0 FC6-4 2B		0-0 4-3			1-2 F2		0-0 2B 1B		2	0	1	1	0	0	0				
Willie Davis, L OBP: 0.380, SLG: 0.519	1-1 F3		2-3 K			0-3 K		1-1 2B		4	0	1	1	0	2	1				
Tommy Davis, R OBP: 0.362, SLG: 0.538	2-0 FC6-4 HBP			1-1 1-3				0-0 1-3		3	0	0	0	0	0	2				
Ron Fairly, L OBP: 0.424, SLG: 0.540	1-0 FC6-4			1-2 F5				2-3 K		4	0	1	0	0	1	2				
Wally Moon, L OBP: 0.374, SLG: 0.374	3-3 K			3-2 L9				2-1 1B		4	0	1	0	0	1	3				
John Roseboro, L OBP: 0.379, SLG: 0.407 Doug Camilli, R OBP: 0.394, SLG: 0.567		1-3 K			3-3 K			0-0 F6		2	0	0	0	0	2	0				
Larry Burdette, R OBP: 0.316, SLG: 0.416		2-2 4-3			0-3 K			0-0 F3	1-1 F9	4	0	0	0	0	1	1				
Johnny Podres, L OBP: 0.200, SLG: 0.214 Phil Ortega, R OBP: 0.348, SLG: 0.437 Ed Roebuck, R OBP: 0.348, SLG: 0.437		1-1 F3			1-3 K			4-1 1B 2B BB		1	0	0	0	0	0	0				
Inning Stats	R: 1 E: 0 K: 1 S: 9	H: 2 LOB: 2 BB: 0 P: 17	R: 0 E: 0 K: 1 S: 8	H: 0 LOB: 0 BB: 0 P: 12	R: 0 E: 0 K: 1 S: 6	H: 0 LOB: 0 BB: 0 P: 9	R: 0 E: 0 K: 0 S: 10	H: 0 LOB: 0 BB: 0 P: 15	R: 0 E: 0 K: 3 S: 9	H: 0 LOB: 0 BB: 0 P: 13	R: 0 E: 0 K: 1 S: 8	H: 1 LOB: 1 BB: 0 P: 12	R: 1 E: 0 K: 0 S: 10	H: 2 LOB: 2 BB: 1 P: 18	R: 0 E: 0 K: 0 S: 6	H: 1 LOB: 1 BB: 0 P: 9		1B: 3 2B: 2 3B: 1 HR: 0	SF: 0 SAC: 0 DP: 0 HBP: 1	WP: 0 PB: 0 SB: 0 CS: 0
PITCHER Lew Burdette, R ERA: 4.86	IP: 9.0 WLS: W BF: 35 H: 6 R: 2 ER: 2 SO: 8 BB: 1 IBB: 0 HBP: 1 BLK: 0 WP: 0 HR: 0 S: 74 P: 116 ERA: 2.00 WHIP: 0.778																			

Batter	1	2	3	4	5	6	7	8	9	AB	R	H	RBI	BB	SO	LOB	BOTTOM			
Tommie Aaron, R OBP: 0.288, SLG: 0.357	1-3 K	1-0 HR 2B	0-3 K	3-3 K		4-2 BB		1-2 HR		5	2	2	2	1	3	2	Los Angeles Dodgers @ Milwaukee Braves Milwaukee County Stadium, Milwaukee, WI Tue Jun 12 1962, 8:05 PM EDT Att: 10,376 - Unknown livebaseballscorecards.com			
Roy McMillan, R OBP: 0.383, SLG: 0.352 Amado Samuel, R OBP: 0.205, SLG: 0.229	3-2 6-3	1-2 1-3	4-1 1B BB		3-1 F9	0-0 L7		3-3 K		4	1	0	0	1	0	4				
Eddie Mathews, L OBP: 0.361, SLG: 0.484	3-2 1B	2-1 HR	4-0 1B BB		0-0 F8	3-2 1-3		1-1 5-3		5	2	2	3	1	0	3				
Hank Aaron, R OBP: 0.378, SLG: 0.550 Lee Maye, L OBP: 0.250, SLG: 0.500	4-2 1B BB	3-2 HR	2-1 1B BB		3-1 1B			1-0 F7		3	2	3	3	1	0	0				
Mack Jones, L OBP: 0.400, SLG: 0.479	0-0 HR 1B	1-2 HR	1-1 F4		4-1 1B			4-2 FC5-4 BB		3	1	2	1	2	0	2				
Del Crandall, R OBP: 0.356, SLG: 0.426	0-1 HR 1B	2-1 F7		1-0 HR 1B		1-1 6-3		2-1 FC5-4		5	2	2	1	0	0	4				
Gus Bell, L OBP: 0.273, SLG: 0.325 Howie Bedell, L OBP: 0.255, SLG: 0.237	1-1 HR		0-0 F8		0-0 F4			4-1 SH5-4 1B BB		3	1	1	3	0	0	1				
Frank Bolling, R OBP: 0.391, SLG: 0.479 Denis Menke, R OBP: 0.250, SLG: 0.274	0-3 K		0-0 BB 1B		1-1 HR			0-0 5-3		5	2	3	2	0	1	0				
Lew Burdette, R OBP: 0.286, SLG: 0.286		0-3 K	0-0 BB 1B		2-3 K			1-1 SH5-4 1B		4	2	2	0	0	2	0				
Inning Stats	R: 5 E: 0 K: 2 S: 21	H: 4 LOB: 1 BB: 1 P: 33	R: 3 E: 0 K: 1 S: 17	H: 4 LOB: 1 BB: 0 P: 27	R: 3 E: 0 K: 1 S: 11	H: 3 LOB: 2 BB: 2 P: 22	R: 2 E: 0 K: 2 S: 11	H: 2 LOB: 0 BB: 0 P: 18	R: 0 E: 0 K: 0 S: 8	H: 1 LOB: 2 BB: 1 P: 19	R: 0 E: 0 K: 0 S: 12	H: 1 LOB: 3 BB: 2 P: 25	R: 0 E: 0 K: 0 S: 6	H: 0 LOB: 1 BB: 1 P: 13	R: 2 E: 0 K: 1 S: 10	H: 2 LOB: 0 BB: 0 P: 15		1B: 10 2B: 2 3B: 0 HR: 5	SF: 0 SAC: 1 DP: 0 HBP: 0	WP: 0 PB: 0 SB: 1 CS: 0
PITCHER Johnny Podres, L ERA: 5.2 Phil Ortega, R ERA: 10.06 Ed Roebuck, R ERA: 4.21	IP: 1.2 WLS: L BF: 12 H: 9 R: 6 ER: 6 SO: 3 BB: 6 IBB: 0 HBP: 0 BLK: 0 WP: 0 HR: 2 S: 30 P: 46 ERA: 37.80 WHIP: 4.200																			

Batter	1	2	3	4	5	6	7	8	9	AB	R	H	RBI	BB	SO	LOB	TOP					
Maury Wills, S OBP: 0.327, SLG: 0.343 (1, 6)	1-1 6-3		2-1 1B		2-1 F2		1-2 F8			4	0	1	0	0	0	0	Los Angeles Dodgers @ Milwaukee Braves Milwaukee County Stadium, Milwaukee, WI Wed Jun 13 1962, 8:05 PM EDT Att: 14,913 - Unknown livebaseballscorecards.com					
Jim Gilliam, S OBP: 0.372, SLG: 0.346 (1, 4)	3-2 F8		2-1 F4		2-0 F5			0-1 F7		4	0	0	0	0	0	1						
Willie Davis, L OBP: 0.378, SLG: 0.514 (1, 8)	3-3 K		2-2 G3			1-0 L8 1B		0-0 1-3		4	0	1	0	0	1	1						
Tommy Davis, R OBP: 0.364, SLG: 0.537 (1, 7)		1-0 1B 1B		2-3 K		3-1 FC6-4 1B		0-3 K		4	1	2	0	0	2	0						
Frank Howard, R OBP: 0.338, SLG: 0.423 Tim Harkness, L OBP: 0.326, SLG: 0.357 (9, 3)		2-2 F9		0-3 K		0-0 L8		1-1 F3		4	0	0	0	0	1	3						
Ron Fairly, L OBP: 0.426, SLG: 0.535 (9, 9)		1-0 1B 1-3 1B		4-2 K		2-3 K		2-2 4-3		3	0	1	0	1	1	2						
Daryl Spencer, R OBP: 0.378, SLG: 0.381 (1, 5)		2-1 1B 1-2 G6-4-3 1B 3-H		3-2 6-3		0-0 FC6-4 1-2		1-2 F3		4	0	1	1	0	0	3						
Norm Sherry, R OBP: 0.262, SLG: 0.286 John Roseboro, L OBP: 0.374, SLG: 0.401 (3, 2)		1-0 G6-4-3 1-2			0-3 K		0-0 G3			1	0	0	0	0	0	2						
Sandy Koufax, R OBP: 0.149, SLG: 0.178 (1, 1)			2-2 4-3		0-0 K HR		2-3 K			2	0	0	0	0	1	0						
Inning Stats	R: 0 E: 0 K: 1 S: 8	H: 0 LOB: 0 BB: 0 P: 15	R: 1 E: 0 K: 0 S: 8	H: 3 LOB: 1 BB: 0 P: 15	R: 0 E: 0 K: 0 S: 12	H: 1 LOB: 1 BB: 0 P: 19	R: 0 E: 0 K: 2 S: 12	H: 0 LOB: 1 BB: 1 P: 21	R: 1 E: 0 K: 1 S: 7	H: 1 LOB: 0 BB: 0 P: 11	R: 0 E: 0 K: 1 S: 9	H: 2 LOB: 2 BB: 0 P: 15	R: 0 E: 0 K: 1 S: 8	H: 0 LOB: 0 BB: 0 P: 11	R: 0 E: 0 K: 1 S: 6	H: 0 LOB: 0 BB: 0 P: 6		R: 0 E: 0 K: 0 S: 8	H: 0 LOB: 0 BB: 0 P: 12	1B: 6 2B: 0 3B: 0 HR: 1	SF: 0 SAC: 0 DP: 1 HBP: 0	WP: 0 PB: 0 CS: 0
PITCHER	IP	WLS	BF	H	R	ER	SO	BB	IBB	HBP	BLK	WP	HR	S	P	ERA	WHIP					
Warren Spahn, L ERA: 3.14 Hank Fischer, R ERA: 1.69	(1, 1) 8.0	L 31	7 31	7 2	2 2	7 7	1 7	1 0	0 0	0 0	0 0	0 0	1 8	70 12	113	2.25	1.000					

Batter	1	2	3	4	5	6	7	8	9	AB	R	H	RBI	BB	SO	LOB	BOTTOM					
Tommie Aaron, R OBP: 0.281, SLG: 0.347 (1, 3)	2-3 K		1-1 F9		2-1 F3			0-0 L8		4	0	0	0	0	1	1	Los Angeles Dodgers @ Milwaukee Braves Milwaukee County Stadium, Milwaukee, WI Wed Jun 13 1962, 8:05 PM EDT Att: 14,913 - Unknown livebaseballscorecards.com					
Roy McMillan, R OBP: 0.361, SLG: 0.366 (1, 6)	2-2 F5		1-1 6-3			0-1 HR		2-3 K		4	1	1	1	0	1	1						
Eddie Mathews, L OBP: 0.354, SLG: 0.473 (1, 5)	1-3 K		1-3 K			0-0 4-3		1-1 F5		4	0	0	0	0	2	1						
Hank Aaron, R OBP: 0.376, SLG: 0.545 (1, 8)		2-0 L8		3-2 1B		1-0 5-3		2-0 1-3		4	0	1	0	0	0	0						
Mack Jones, L OBP: 0.395, SLG: 0.473 Joe Adcock, R OBP: 0.357, SLG: 0.466 (9, PH)		2-3 K		0-1 B5		1-3 K		1-1 4-3		3	0	0	0	0	2	1						
Del Crandall, R OBP: 0.356, SLG: 0.424 (1, 2)		1-1 PB 1B		2-2 F6			0-0 L7			3	0	1	0	0	0	1						
Gus Bell, L OBP: 0.274, SLG: 0.321 (1, 7)		4-2 1B 1-2 BB		0-1 L4			3-2 1-3			2	0	0	0	1	0	1						
Frank Bolling, R OBP: 0.383, SLG: 0.468 (1, 4)		3-2 L6			2-1 F3		1-2 F8			3	0	0	0	0	0	2						
Warren Spahn, L OBP: 0.270, SLG: 0.294 Joe Torre, R OBP: 0.333, SLG: 0.333 Hank Fischer, R (9, 1)			4-0 F9 WP BB		2-2 F5			3-2 F3		1	0	0	0	1	0	0						
Inning Stats	R: 0 E: 0 K: 2 S: 10	H: 0 LOB: 0 BB: 0 P: 15	R: 0 E: 0 K: 1 S: 12	H: 1 LOB: 2 BB: 1 P: 24	R: 0 E: 0 K: 1 S: 7	H: 0 LOB: 1 BB: 1 P: 14	R: 0 E: 0 K: 0 S: 11	H: 1 LOB: 1 BB: 0 P: 16	R: 0 E: 0 K: 0 S: 7	H: 0 LOB: 0 BB: 0 P: 13	R: 1 E: 0 K: 1 S: 7	H: 1 LOB: 0 BB: 0 P: 9	R: 0 E: 0 K: 0 S: 7	H: 0 LOB: 0 BB: 0 P: 11	R: 0 E: 0 K: 1 S: 7	H: 0 LOB: 0 BB: 0 P: 12		R: 0 E: 0 K: 0 S: 5	H: 0 LOB: 0 BB: 0 P: 9	1B: 2 2B: 0 3B: 0 HR: 1	SF: 0 SAC: 0 DP: 0 HBP: 0	WP: 1 PB: 1 CS: 0
PITCHER	IP	WLS	BF	H	R	ER	SO	BB	IBB	HBP	BLK	WP	HR	S	P	ERA	WHIP					
Sandy Koufax, L ERA: 2.86	(1, 1) 9.0	W 32	3 32	3 1	1 1	6 6	2 6	2 0	0 0	0 0	0 0	1 1	1 73	123	1.00	0.556						


Batter	1	2	3	4	5	6	7	8	9	AB	R	H	RBI	BB	SO	LOB	TOP			
Maury Wills, S OBP: 0.322, SLG: 0.338	1-3 K		1-2 FC6-4			2-1 4-3			2-3 K	4	0	0	0	0	2	1	Los Angeles Dodgers @ Milwaukee Braves Milwaukee County Stadium, Milwaukee, WI Thu Jun 14 1962, 8:05 PM EDT Att: 11,185 - Unknown 			
Jim Gilliam, S OBP: 0.397, SLG: 0.340	1-0 F7			1-0 F5			0-1 L7		0-1 F8	4	0	0	0	0	0	0				
Willie Davis, L OBP: 0.380, SLG: 0.518	1-0 4-3			0-1 B1			0-0 1B 2B		1-1 1B 1B	4	1	2	0	0	0	0				
Tommy Davis, R OBP: 0.366, SLG: 0.537		0-0 F6		2-3 K			1-0 FC3-6 1B		1-1 FC6 1B	4	0	2	1	0	1	0				
Ron Fairly, L OBP: 0.417, SLG: 0.521		1-2 G3			0-0 F7		3-2 FC3-6		0-0 FC6	4	0	0	0	0	0	3				
Wally Moon, L OBP: 0.397, SLG: 0.367		1-3 K			1-1 3-1		3-2 F9			3	0	0	0	0	1	1				
John Roseboro, L OBP: 0.374, SLG: 0.400			1-0 G4-6-3 1B		0-1 G3			0-0 4-3		3	0	1	0	0	0	0				
Daryl Spencer, R OBP: 0.377, SLG: 0.369			0-1 G4-6-3 1-2			2-2 5-3		4-2 G4-6-3 BB		2	0	0	0	1	0	1				
Stan Williams, R OBP: 0.296, SLG: 0.090			0-0 FC6-4 1B			2-3 K		2-1 G4-6-3		0	0	0	0	0	0	0				
Ed Roebuck, R OBP: 0.143, SLG: 0.143										1	0	1	0	0	0	0				
Lee Williams, R OBP: 0.340, SLG: 0.288										1	0	0	0	0	1	0				
Ron Perranoski, L OBP: 0.495, SLG: 0.565										0	0	0	0	0	0	0				
Duke Snider, L OBP: 0.495, SLG: 0.565										1	0	0	0	0	1	0				
Larry Sherry, R OBP: 0.222, SLG: 0.222										0	0	0	0	0	0	0				
Inning Stats	R: 0 E: 0 K: 1 S: 5	H: 0 LOB: 0 BB: 0 P: 8	R: 0 E: 0 K: 1 S: 11	H: 0 LOB: 0 BB: 0 P: 13	R: 0 E: 0 K: 0 S: 7	H: 2 LOB: 1 BB: 0 P: 9	R: 0 E: 0 K: 1 S: 7	H: 0 LOB: 0 BB: 0 P: 10	R: 0 E: 0 K: 0 S: 5	H: 0 LOB: 0 BB: 0 P: 6	R: 1 E: 0 K: 0 S: 11	H: 2 LOB: 1 BB: 0 P: 18	R: 0 E: 0 K: 0 S: 5	H: 0 LOB: 0 BB: 1 P: 11	R: 0 E: 0 K: 1 S: 12	H: 2 LOB: 2 BB: 0 P: 16	1B: 5 2B: 1 3B: 0 HR: 0	SF: 0 SAC: 0 DP: 2 HBP: 0	WP: 0 PB: 0 CS: 0	PA: 32
PITCHER Bob Shaw, R ERA: 1.92	IP: 9.0 WLS: W BF: 32 H: 6 R: 1 ER: 1 SO: 5 BB: 1 IBB: 0 HBP: 0 BLK: 0 WP: 0 HR: 0 S: 72 P: 106 ERA: 1.00 WHIP: 0.778															PITCHER				

Batter	1	2	3	4	5	6	7	8	9	AB	R	H	RBI	BB	SO	LOB	BOTTOM			
Tommie Aaron, R OBP: 0.274, SLG: 0.338	E5 K			2-1 F7			3-1 L8			4	1	0	0	0	1	2	Los Angeles Dodgers @ Milwaukee Braves Milwaukee County Stadium, Milwaukee, WI Thu Jun 14 1962, 8:05 PM EDT Att: 11,185 - Unknown 			
Roy McMillan, R OBP: 0.359, SLG: 0.364	0-1 K	2-2 L5			2-1 E6 3-4-1 1B		0-1 5-3			4	2	1	0	0	0	0				
Eddie Mathews, L OBP: 0.348, SLG: 0.466	1-1 SF8	1-0 F8			2-1 3-4-1		0-0 F8			3	0	0	1	0	0	1				
Hank Aaron, R OBP: 0.378, SLG: 0.561	2-1 HR	1-1 F7			3-2 F3		0-1 1B 2B			4	2	2	2	0	0	1				
Lee Maye, L OBP: 0.375, SLG: 0.429	4-1 1B FC6-4 BB		1-0 3-1		1-0 1B		1-0 F9			3	1	1	1	1	0	1				
Del Crandall, R OBP: 0.359, SLG: 0.427	2-2 FC6-4 1B		2-3 K		3-1 L9		3-1 1B			4	1	2	1	0	1	1				
Mack Jones, L OBP: 0.393, SLG: 0.466	4-0 FC6-4 BB		2-3 K			1-3 K		3-1 F6		3	0	0	0	1	2	1				
Frank Bolling, R OBP: 0.372, SLG: 0.453	2-2 FC6-4 1B			0-1 6-3		1-2 6-3		1-0 F9		4	0	0	1	0	0	3				
Bob Shaw, R OBP: 0.244, SLG: 0.184	1-2 1B			0-3 K		3-3 K				3	0	1	1	0	2	0				
Inning Stats	R: 5 E: 1 K: 1 S: 23	H: 4 LOB: 2 BB: 2 P: 43	R: 0 E: 0 K: 0 S: 6	H: 0 LOB: 0 BB: 0 P: 10	R: 0 E: 0 K: 2 S: 8	H: 0 LOB: 0 BB: 0 P: 13	R: 0 E: 0 K: 1 S: 7	H: 0 LOB: 0 BB: 0 P: 9	R: 1 E: 1 K: 0 S: 14	H: 1 LOB: 1 BB: 0 P: 22	R: 0 E: 0 K: 2 S: 9	H: 0 LOB: 0 BB: 0 P: 14	R: 0 E: 0 K: 0 S: 5	H: 0 LOB: 0 BB: 0 P: 8	R: 1 E: 0 K: 0 S: 8	H: 2 LOB: 1 BB: 0 P: 16	1B: 5 2B: 1 3B: 0 HR: 1	SF: 1 SAC: 0 DP: 0 HBP: 0	WP: 0 PB: 1 CS: 0	PA: 35
PITCHER Stan Williams, R ERA: 5.31	IP: 0.1 WLS: L BF: 6 H: 3 R: 5 ER: 2 SO: 0 BB: 1 IBB: 0 HBP: 0 BLK: 0 WP: 0 HR: 1 S: 13 P: 24 ERA: 54.00 WHIP: 12.000															PITCHER				
Ed Roebuck, R ERA: 3.73	4.2 BF: 18 H: 2 R: 1 ER: 0 SO: 4 BB: 1 IBB: 0 HBP: 0 BLK: 0 WP: 0 HR: 0 S: 45 P: 73 ERA: 0.00 WHIP: 0.643																			
Ron Perranoski, L ERA: 1.45	2.0 BF: 6 H: 0 R: 0 ER: 0 SO: 2 BB: 0 IBB: 0 HBP: 0 BLK: 0 WP: 0 HR: 0 S: 14 P: 22 ERA: 0.00 WHIP: 0.000																			
Larry Sherry, R ERA: 2.51	1.0 BF: 5 H: 2 R: 1 ER: 1 SO: 0 BB: 0 IBB: 0 HBP: 0 BLK: 0 WP: 0 HR: 0 S: 8 P: 16 ERA: 9.00 WHIP: 2.000																			


Batter	1	2	3	4	5	6	7	8	9	AB	R	H	RBI	BB	SO	LOB	TOP										
Al Spangler, L OBP: 0.370, SLG: 0.352 (1, 7)										4	1	1	0	0	0	1	Houston Colt 45's @ Los Angeles Dodgers Dodger Stadium, Los Angeles, CA Fri Jun 15 1962, 7:05 PM PDT Att: 22,709 - Unknown										
Joey Amalfitano, R OBP: 0.294, SLG: 0.271 (1, 4)										4	0	2	0	0	1	1											
Jim Pendleton, R OBP: 0.299, SLG: 0.420 (1, 9)										4	0	0	0	0	2	4											
Norm Larker, L OBP: 0.363, SLG: 0.401 (1, 3)										4	0	1	1	0	0	0											
Carl Warwick, R OBP: 0.324, SLG: 0.423 (1, 8)										4	0	0	0	0	1	2											
Merritt Ranew, L OBP: 0.296, SLG: 0.432 (1, 2)											4	0	0	0	0	2		0									
Bob Aspromonte, R OBP: 0.343, SLG: 0.379 (1, 5)										3	0	1	0	0	0	0											
Bob Lillis, R OBP: 0.271, SLG: 0.260 (1, 6)										3	1	1	0	0	0	1											
Jim Golden, L OBP: 0.125, SLG: 0.167 (1, 1)										3	0	0	1	0	0	1											
Inning Stats	R: 1 E: 0 K: 1 S: 11	H: 3 LOB: 1 BB: 0 P: 16	R: 0 E: 0 K: 1 S: 6	H: 0 LOB: 0 BB: 0 P: 8	R: 0 E: 1 K: 0 S: 4	H: 0 LOB: 0 BB: 0 P: 5	R: 0 E: 0 K: 0 S: 4	H: 0 LOB: 0 BB: 0 P: 5	R: 0 E: 0 K: 1 S: 16	H: 1 LOB: 1 BB: 0 P: 23	R: 0 E: 0 K: 1 S: 7	H: 0 LOB: 0 BB: 0 P: 10	R: 0 E: 0 K: 1 S: 6	H: 0 LOB: 0 BB: 0 P: 7	R: 1 E: 0 K: 1 S: 13	H: 2 LOB: 2 BB: 0 P: 19	R: 0 E: 0 K: 0 S: 5	H: 0 LOB: 0 BB: 0 P: 11	1B: 5 2B: 0 3B: 1 HR: 0	SF: 0 SAC: 0 DP: 2 HBP: 0	WP: 0 PB: 0 SB: 0 CS: 0	PA: 33					
PITCHER	IP	WLS	BF	H	R	ER	SO	BB	IBB	HBP	BLK	WP	HR	S	P	ERA	WHIP										
Don Drysdale, R ERA: 3.25 (1, 1)	8.0	L	30	6	2	2	6	0	0	0	0	0	0	67	93	2.25	0.750										
Larry Sherry, R ERA: 2.45 (9, 1)	1.0		3	0	0	0	0	0	0	0	0	0	0	5	11	0.00	0.000										

Batter	1	2	3	4	5	6	7	8	9	AB	R	H	RBI	BB	SO	LOB	BOTTOM										
Maury Wills, S OBP: 0.325, SLG: 0.341 (1, 6)										4	0	2	0	0	0	1	Houston Colt 45's @ Los Angeles Dodgers Dodger Stadium, Los Angeles, CA Fri Jun 15 1962, 7:05 PM PDT Att: 22,709 - Unknown										
Jim Gilliam, S OBP: 0.361, SLG: 0.335 (1, 4)										4	0	0	0	0	0	3											
Willie Davis, L OBP: 0.373, SLG: 0.509 (1, 8)										4	0	0	0	0	0	2											
Tommy Davis, R OBP: 0.361, SLG: 0.529 (1, 7)										4	0	0	0	0	0	1											
Ron Fairly, L OBP: 0.415, SLG: 0.517 (1, 3)										3	0	1	0	0	0	0											
Wally Moon, L OBP: 0.367, SLG: 0.366 (1, 9)										3	0	1	0	0	0	0											
John Roseboro, L OBP: 0.367, SLG: 0.392 (1, 2)										3	0	0	0	0	0	2											
Daryl Spencer, R OBP: 0.380, SLG: 0.373 (1, 5)										2	0	1	0	0	0	0											
Duke Snider, L OBP: 0.448, SLG: 0.557 (8, PH)										1	0	0	0	0	1	0											
Larry Burright, R OBP: 0.316, SLG: 0.416 (9, 4)										0	0	0	0	0	0	0											
Don Drysdale, R OBP: 0.302, SLG: 0.357 (1, 1)										2	0	0	0	0	0	1											
Frank Howard, R OBP: 0.336, SLG: 0.419 (8, PH)										1	0	0	0	0	0	0											
Larry Sherry, R OBP: 0.222, SLG: 0.222 (9, 1)										0	0	0	0	0	0	0											
Inning Stats	R: 0 E: 0 K: 0 S: 9	H: 0 LOB: 0 BB: 0 P: 11	R: 0 E: 0 K: 0 S: 8	H: 2 LOB: 1 BB: 0 P: 13	R: 0 E: 0 K: 0 S: 11	H: 1 LOB: 1 BB: 0 P: 19	R: 0 E: 0 K: 0 S: 4	H: 0 LOB: 0 BB: 0 P: 4	R: 0 E: 0 K: 0 S: 7	H: 0 LOB: 0 BB: 0 P: 10	R: 0 E: 0 K: 0 S: 10	H: 1 LOB: 1 BB: 0 P: 13	R: 0 E: 0 K: 0 S: 7	H: 0 LOB: 0 BB: 0 P: 10	R: 1 E: 0 K: 1 S: 8	H: 0 LOB: 0 BB: 0 P: 11	R: 0 E: 0 K: 0 S: 9	H: 1 LOB: 1 BB: 0 P: 14	1B: 5 2B: 1 3B: 0 HR: 0	SF: 0 SAC: 0 DP: 1 HBP: 0	WP: 0 PB: 0 SB: 0 CS: 0	PA: 31					
PITCHER	IP	WLS	BF	H	R	ER	SO	BB	IBB	HBP	BLK	WP	HR	S	P	ERA	WHIP										
Jim Golden, R ERA: 2.52 (1, 1)	9.0	W	31	5	0	0	1	0	0	0	0	0	0	73	105	0.00	0.556										

AB 33
R 2
H 6
RBI 2
BB 0
SO 6
LOB 10



AB 31
R 0
H 5
RBI 0
BB 0
SO 1
LOB 10



Batter	1	2	3	4	5	6	7	8	9	AB	R	H	RBI	BB	SO	LOB	TOP						
Jim Busby, R (1, 8) <small>OBP: 0.400, SLG: 0.250</small> A Spangler, L (7, 7) <small>OBP: 0.371, SLG: 0.353</small>										3	0	0	0	0	1	3							
Joey Amalfitano, R (1, 4) <small>OBP: 0.293, SLG: 0.275</small>										4	0	1	0	0	1	4							
Jim Pendleton, R (1, 9) <small>OBP: 0.304, SLG: 0.425</small>										3	1	1	0	1	0	1							
Norm Larker, L (1, 3) <small>OBP: 0.361, SLG: 0.398</small>										4	1	1	1	0	0	4							
Carl Warwick, R (1, 7) <small>OBP: 0.323, SLG: 0.425</small>										4	0	1	1	0	1	1							
Hal Smith, R (1, 2) <small>OBP: 0.295, SLG: 0.387</small>										4	0	0	0	0	0	1							
Bob Aspromonte, R (1, 5) <small>OBP: 0.345, SLG: 0.378</small>										3	1	1	0	0	0	0							
Bob Lillis, R (1, 6) <small>OBP: 0.276, SLG: 0.261</small>										3	1	1	0	1	1	0							
Turk Farrell, R (1, 1) <small>OBP: 0.192, SLG: 0.308</small>										4	0	1	0	0	1	4							
Inning Stats	R: 0 H: 1 E: 0 K: 1 S: 7	H: 1 LOB: 1 BB: 0 P: 10	R: 0 H: 0 E: 0 K: 1 S: 9	H: 0 LOB: 0 BB: 0 P: 14	R: 0 H: 1 E: 0 K: 1 S: 12	H: 1 LOB: 0 BB: 0 P: 19	R: 1 H: 1 E: 1 K: 0 S: 17	H: 1 LOB: 1 BB: 0 P: 26	R: 0 H: 2 E: 0 K: 0 S: 9	H: 2 LOB: 2 BB: 0 P: 13	R: 1 H: 2 E: 0 K: 0 S: 8	H: 2 LOB: 0 BB: 0 P: 11	R: 2 H: 1 E: 2 K: 1 S: 7	H: 1 LOB: 2 BB: 2 P: 18	R: 0 H: 0 E: 0 K: 0 S: 7	H: 0 LOB: 0 BB: 0 P: 12	R: 0 H: 0 E: 0 K: 1 S: 7	H: 0 LOB: 0 BB: 0 P: 9	1B: 5 2B: 4 3B: 0 HR: 0	SF: 0 SAC: 0 DP: 2 HBP: 1	WP: 0 PA: 38 PB: 0 SB: 1 CS: 0		
PITCHER	IP: 6.0 WLS: L BF: 24 H: 7 R: 2 ER: 1 SO: 3 BB: 0 IBB: 0 HBP: 0 BLK: 0 WP: 0 HR: 0 S: 62 P: 93 ERA: 1.50 WHIP: 1.167		PITCHER	IP: 0.0 WLS: 3 BF: 0 H: 2 R: 1 ER: 0 SO: 1 BB: 1 IBB: 0 HBP: 0 BLK: 0 WP: 0 HR: 2 S: 7 P: 7 ERA: ∞ WHIP: ∞	PITCHER	IP: 2.0 WLS: 1 BF: 0 H: 1 R: 0 ER: 0 SO: 1 BB: 0 IBB: 0 HBP: 0 BLK: 0 WP: 0 HR: 12 S: 23 P: 27 ERA: 0.00 WHIP: 0.500	PITCHER	IP: 1.0 WLS: 3 BF: 0 H: 0 R: 0 ER: 0 SO: 1 BB: 0 IBB: 0 HBP: 0 BLK: 0 WP: 0 HR: 7 S: 9 P: 9 ERA: 0.00 WHIP: 0.000															
Johnny Podres, L (1, 1) <small>ERA: 4.96</small> Ed Roebuck, R (7, 1) <small>ERA: 3.95</small> Ron Perranoski, L (7, 1) <small>ERA: 1.37</small> Stan Williams, R (9, 1) <small>ERA: 5.22</small>																							
Batter	1	2	3	4	5	6	7	8	9	AB	R	H	RBI	BB	SO	LOB	BOTTOM						
Maury Wills, S (1, 6) <small>OBP: 0.320, SLG: 0.336</small>										4	0	0	0	0	0	1							
Jim Gilliam, S (1, 4) <small>OBP: 0.356, SLG: 0.329</small>										4	0	0	0	0	0	1							
Willie Davis, L (1, 8) <small>OBP: 0.375, SLG: 0.518</small>										4	1	2	0	0	0	0							
Ron Fairly, L (1, 3) <small>OBP: 0.409, SLG: 0.507</small>										3	0	0	1	0	0	1							
Tommy Davis, R (1, 7) <small>OBP: 0.357, SLG: 0.523</small>										3	0	0	0	0	0	0							
Wally Moon, L (1, 9) <small>OBP: 0.361, SLG: 0.359</small>										3	0	0	0	0	0	0							
John Roseboro, L (1, 2) <small>OBP: 0.361, SLG: 0.385</small>										3	0	0	0	0	2	0							
Daryl Spencer, R (1, 5) <small>OBP: 0.378, SLG: 0.371</small>										3	0	1	0	0	0	0							
Johnny Podres, L (1, 1) <small>ERA: 4.96</small> Duke Snider, L (6, PH) <small>OBP: 0.194, SLG: 0.207</small> Ed Roebuck, R (7, 1) <small>ERA: 3.95</small> Ron Perranoski, L (7, 1) <small>ERA: 1.37</small> Frank Howard, R (8, PH) <small>OBP: 0.332, SLG: 0.418</small> Stan Williams, R (9, 1) <small>ERA: 5.22</small>										1	0	0	0	0	0	0							
Inning Stats	R: 0 H: 1 E: 0 K: 0 S: 10	H: 0 LOB: 0 BB: 0 P: 16	R: 0 H: 0 E: 0 K: 1 S: 6	H: 0 LOB: 0 BB: 0 P: 11	R: 0 H: 0 E: 0 K: 0 S: 6	H: 0 LOB: 0 BB: 0 P: 10	R: 0 H: 0 E: 0 K: 0 S: 5	H: 0 LOB: 0 BB: 0 P: 7	R: 0 H: 1 E: 0 K: 0 S: 8	H: 1 LOB: 1 BB: 0 P: 14	R: 1 H: 1 E: 0 K: 0 S: 9	H: 1 LOB: 0 BB: 0 P: 15	R: 0 H: 0 E: 0 K: 0 S: 9	H: 0 LOB: 0 BB: 0 P: 15	R: 0 H: 0 E: 0 K: 1 S: 9	H: 0 LOB: 0 BB: 0 P: 13	1B: 2 2B: 0 3B: 1 HR: 0	SF: 0 SAC: 0 DP: 0 HBP: 0	WP: 0 PA: 30 PB: 0 SB: 1 CS: 0				
PITCHER	IP: 9.0 WLS: W BF: 30 H: 3 R: 1 ER: 1 SO: 2 BB: 0 IBB: 0 HBP: 0 BLK: 0 WP: 0 HR: 0 S: 72 P: 116 ERA: 1.00 WHIP: 0.333		PITCHER	IP: 0.0 WLS: 3 BF: 0 H: 2 R: 1 ER: 0 SO: 1 BB: 1 IBB: 0 HBP: 0 BLK: 0 WP: 0 HR: 12 S: 23 P: 27 ERA: ∞ WHIP: ∞																			
Turk Farrell, R (1, 1) <small>ERA: 2.49</small>																							

Houston Colt 45's @ Los Angeles Dodgers
 Dodger Stadium, Los Angeles, CA
 Sat Jun 16 1962, 7:05 PM PDT
 Att: 51,530 - Unknown

Houston Colt 45's @ Los Angeles Dodgers
 Dodger Stadium, Los Angeles, CA
 Sat Jun 16 1962, 7:05 PM PDT
 Att: 51,530 - Unknown

AB	34
R	4
H	8
RBI	4
BB	2
SO	5
LOB	18



AB	30
R	1
H	3
RBI	1
BB	0
SO	2
LOB	4



Batter	1	2	3	4	5	6	7	8	9	AB	R	H	RBI	BB	SO	LOB	TOP										
Al Spangler, L OBP: 0.374, SLG: 0.353 (1, 7)										3	1	1	0	1	0	2	Houston Colt 45's @ Los Angeles Dodgers Dodger Stadium, Los Angeles, CA Sun Jun 17 1962, 3:33 AM PDT Att: 47,397 - Unknown										
Joey Amalfitano, R OBP: 0.297, SLG: 0.276 (1, 4)										3	0	1	1	1	0	3											
Jim Pendleton, R OBP: 0.303, SLG: 0.421 (1, 9)										4	0	1	0	0	1	2											
Norm Larker, L OBP: 0.359, SLG: 0.392 (1, 3)										3	0	0	0	1	1	2											
Carl Warwick, R OBP: 0.316, SLG: 0.415 (1, 8)										4	0	0	0	0	0	1											
Merritt Ranew, L OBP: 0.297, SLG: 0.426 (1, 2)										4	0	1	0	0	1	1											
Bob Aspromonte, R OBP: 0.353, SLG: 0.395 (1, 5)										2	1	1	1	2	0	0											
Bob Lillis, R OBP: 0.281, SLG: 0.267 (1, 6)										4	0	2	0	0	1	0											
Ken Johnson, R OBP: 0.067, SLG: 0.067 (6, 1)										2	0	0	0	0	0	2											
Dean Stone, L OBP: 0.367, SLG: 0.398 (6, 1)										0	0	0	0	0	0	0											
Bobby Tiefenauer, R OBP: 0.350, SLG: 0.310 (6, PH)										0	0	0	0	0	0	0											
Billy Goodman, L OBP: 0.350, SLG: 0.310 (6, PH)										0	0	0	0	0	0	0											
John Anderson, R OBP: 0.351, SLG: 0.415 (6, PH)										0	0	0	0	0	0	3											
Inning Stats	R: 0 E: 0 K: 0 S: 7	H: 0 LOB: 0 BB: 1 P: 13	R: 0 E: 0 K: 1 S: 9	H: 0 LOB: 0 BB: 1 P: 15	R: 2 E: 0 K: 2 S: 13	H: 3 LOB: 1 BB: 0 P: 21	R: 0 E: 0 K: 0 S: 8	H: 0 LOB: 0 BB: 0 P: 14	R: 0 E: 0 K: 0 S: 8	H: 1 LOB: 2 BB: 1 P: 15	R: 0 E: 0 K: 1 S: 8	H: 0 LOB: 0 BB: 0 P: 10	R: 0 E: 0 K: 1 S: 7	H: 0 LOB: 0 BB: 0 P: 10	R: 0 E: 0 K: 0 S: 12	H: 1 LOB: 2 BB: 1 P: 20	R: 0 E: 0 K: 0 S: 14	H: 2 LOB: 2 BB: 1 P: 24	1B: 6 2B: 0 3B: 0 HR: 1	SF: 0 SAC: 0 DP: 1 HBP: 0	WP: 0 PB: 0 SB: 1 CS: 2	PA: 38					
PITCHER	IP	WLS	BF	H	R	ER	SO	BB	IBB	HBP	BLK	WP	HR	S	P	ERA	WHIP										
Joe Moeller, R ERA: 4.31 (1, 1)	5.0		20	4	2	2	3	3	0	0	0	0	1	45	78	3.60	1.400										
Ed Roebuck, R ERA: 3.65 (6, 1)	3.1	W	15	3	0	0	2	2	0	0	0	0	0	36	56	0.00	1.500										
Larry Sherry, R ERA: 2.42 (9, 1)	0.2	S	1	0	0	0	0	0	0	0	0	0	0	5	8	0.00	0.000										

Batter	1	2	3	4	5	6	7	8	9	AB	R	H	RBI	BB	SO	LOB	BOTTOM										
Maury Wills, S OBP: 0.318, SLG: 0.334 (1, 6)										4	0	1	1	0	0	3	Houston Colt 45's @ Los Angeles Dodgers Dodger Stadium, Los Angeles, CA Sun Jun 17 1962, 3:33 AM PDT Att: 47,397 - Unknown										
Jim Gilliam, S OBP: 0.350, SLG: 0.323 (1, 4) (6, 5)										5	0	0	0	0	1	6											
Willie Davis, L OBP: 0.374, SLG: 0.511 (1, 8)										3	1	0	0	1	1	0											
Ron Fairly, L OBP: 0.411, SLG: 0.510 (1, 3)										3	1	1	0	1	0	0											
Tommy Davis, R OBP: 0.362, SLG: 0.537 (1, 7)										4	1	3	3	0	1	0											
Wally Moon, L OBP: 0.364, SLG: 0.363 (1, 9)										4	1	2	0	0	0	3											
John Roseboro, L OBP: 0.364, SLG: 0.394 (1, 2)										4	1	2	0	0	0	1											
Daryl Spencer, R OBP: 0.373, SLG: 0.366 (5, PH)										1	0	0	0	0	1	0											
Duke Snider, L OBP: 0.451, SLG: 0.549 (5, PH)										0	0	0	0	1	0	0											
Larry Burright, R OBP: 0.312, SLG: 0.410 (6, 4)										2	1	0	0	0	0	2											
Joe Moeller, R OBP: 0.148, SLG: 0.148 (1, 1)										1	0	0	0	0	1	0											
Tim Harkness, L OBP: 0.340, SLG: 0.372 (5, PH)										1	0	1	1	0	0	0											
Ed Roebuck, R OBP: 0.333, SLG: 0.333 (6, 1)										2	0	2	1	0	0	0											
Larry Sherry, R OBP: 0.222, SLG: 0.222 (9, 1)										0	0	0	0	0	0	0											
Inning Stats	R: 0 E: 0 K: 0 S: 5	H: 0 LOB: 0 BB: 0 P: 6	R: 0 E: 0 K: 0 S: 5	H: 1 LOB: 1 BB: 0 P: 9	R: 0 E: 0 K: 2 S: 9	H: 0 LOB: 0 BB: 0 P: 17	R: 0 E: 0 K: 0 S: 6	H: 0 LOB: 0 BB: 0 P: 10	R: 5 E: 0 K: 1 S: 23	H: 5 LOB: 1 BB: 1 P: 35	R: 0 E: 0 K: 1 S: 8	H: 1 LOB: 1 BB: 1 P: 14	R: 0 E: 0 K: 0 S: 17	H: 2 LOB: 2 BB: 0 P: 28	1B: 9 2B: 2 3B: 0 HR: 1	SF: 1 SAC: 0 DP: 1 HBP: 0	WP: 0 PB: 1 SB: 1 CS: 0	PA: 38									
PITCHER	IP	WLS	BF	H	R	ER	SO	BB	IBB	HBP	BLK	WP	HR	S	P	ERA	WHIP										
Ken Johnson, R ERA: 3.0 (1, 1)	5.0	L	23	6	4	4	3	2	0	0	0	0	0	6	7	-	-										
Dean Stone, L ERA: 3.86 (6, 1)	0.0		2	2	0	0	0	0	0	0	0	0	0	19	31	4.50	1.500										
Bobby Tiefenauer, R ERA: 4.41 (6, 1)	2.0		8	2	2	1	2	1	0	0	0	0	0	17	28	0.00	2.000										
John Anderson, R ERA: 4.5 (8, 1)	1.0		5	2	0	0	0	0	0	0	0	0	0	17	28	0.00	2.000										



Batter	1	2	3	4	5	6	7	8	9	AB	R	H	RBI	BB	SO	LOB	TOP				
Julian Javier, R OBP: 0.295, SLG: 0.319	1-3		0-0 1B			0-0 FC3-6 1B		1-3 K2-3		4	0	2	0	0	1	0					
Charlie James, R OBP: 0.340, SLG: 0.383	5-3		2-3 K			1-1 FC3-6 1-2		0-0 F9		4	0	0	0	0	1	2					
Curt Flood, R OBP: 0.355, SLG: 0.430	5-3				0-0 F4		0-1 6-3		1-2 1-3	4	0	0	0	0	0	1					
Ken Boyer, R OBP: 0.377, SLG: 0.466		2-3 K			2-2 5-3		2-2 5-3		1-0 CS 1B	4	0	1	0	0	1	0					
Stan Musial, L OBP: 0.403, SLG: 0.488		0-0 1B			2-2 5-3		2-1 FC6-4 1B		2-1 CS	3	0	2	0	0	0	0					
Gene Oliver, R OBP: 0.351, SLG: 0.383		1-2 F2			1-1 F3		2-0 FC6-4 1-2			3	0	0	0	0	0	2					
Bill White, L OBP: 0.352, SLG: 0.483		2-2 G3			2-3 K		1-0 5-3			3	0	0	0	0	1	2					
Julio Gotay, R OBP: 0.357, SLG: 0.358			3-3 K		2-2 5-3			1-3 K		3	0	0	0	0	2	0					
Bob Gibson, R OBP: 0.281, SLG: 0.185			2-3 K			0-3 K		0-3 K		3	0	0	0	0	3	0					
Inning Stats	R: 0 H: 0 E: 0 K: 0 S: 12	H: 0 LOB: 0 BB: 0 P: 16	R: 0 H: 1 E: 0 K: 1 S: 12	LOB: 1 BB: 0 P: 17	R: 0 H: 1 E: 0 K: 3 S: 10	LOB: 1 BB: 0 P: 17	R: 0 H: 0 E: 0 K: 0 S: 9	H: 0 LOB: 0 BB: 0 P: 13	R: 0 H: 0 E: 0 K: 1 S: 9	LOB: 0 BB: 0 P: 14	R: 0 H: 1 E: 0 K: 1 S: 8	H: 1 LOB: 1 BB: 0 P: 9	R: 0 H: 1 E: 0 K: 0 S: 7	H: 1 LOB: 1 BB: 0 P: 14	R: 0 H: 0 E: 0 K: 3 S: 10	H: 0 LOB: 0 BB: 0 P: 12	R: 0 H: 1 E: 0 K: 0 S: 6	H: 1 LOB: 0 BB: 0 P: 10	1B: 5 2B: 0 3B: 0 HR: 0	SF: 0 SAC: 0 DP: 0 HBP: 0	WP: 0 PA: 32 PB: 0 SB: 1 CS: 1
PITCHER Sandy Koufax, L ERA: 2.66	IP: 9.0 WLS: W BF: 31 H: 5 R: 0 ER: 0 SO: 9 BB: 0 IBB: 0 HBP: 0 BLK: 0 WP: 0 HR: 0 S: 83 P: 122 ERA: 0.00 WHIP: 0.556															PITCHER Sandy Koufax, L ERA: 2.66	IP: 9.0 WLS: W BF: 31 H: 5 R: 0 ER: 0 SO: 9 BB: 0 IBB: 0 HBP: 0 BLK: 0 WP: 0 HR: 0 S: 83 P: 122 ERA: 0.00 WHIP: 0.556				

St. Louis Cardinals @ Los Angeles Dodgers
Dodger Stadium, Los Angeles, CA
 Mon Jun 18 1962, 7:05 PM PDT
 Att: 33,477 - Unknown

AB	31
R	0
H	5
RBI	0
BB	0
SO	9
LOB	7



Batter	1	2	3	4	5	6	7	8	9	AB	R	H	RBI	BB	SO	LOB	BOTTOM				
Maury Wills, S OBP: 0.318, SLG: 0.331	5-3 S BB		2-2 6-3		0-1 5-3			2-3 K		3	0	0	0	1	1	0					
Jim Gilliam, S OBP: 0.348, SLG: 0.319	1-3 K		4-2 FC4-6 BB		1-0 F5		2-1 3-1			3	0	0	0	1	1	1					
Willie Davis, L OBP: 0.368, SLG: 0.502	1-1 5-3		2-2 FC4-6 1-2		0-1 G3		3-2 L9			4	0	0	0	0	0	2					
Ron Fairly, L OBP: 0.402, SLG: 0.497	3-0 F8				0-0 F3		1-2 4-3		0-0 F4	4	0	0	0	0	0	1					
Tommy Davis, R OBP: 0.361, SLG: 0.544		0-3 K			1-3 K		3-2 6-3		1-0 HR	4	1	1	1	0	2	0					
Wally Moon, L OBP: 0.368, SLG: 0.368		0-0 4-3			3-2 1B		2-1 S 1B			3	0	2	0	0	0	0					
John Roseboro, L OBP: 0.398, SLG: 0.394		4-0 BB			0-3 K		0-3 K			0	0	0	0	1	0	0					
Doug Camilli, R OBP: 0.371, SLG: 0.531							1-2 K			2	0	0	0	0	2	2					
Daryl Spencer, R OBP: 0.372, SLG: 0.356		1-0 F8			3-2 6-3		4-0 IBB			2	0	0	0	1	0	1					
Sandy Koufax, R OBP: 0.140, SLG: 0.167			0-0 F9		2-3 K		2-3 K			3	0	0	0	0	2	2					
Inning Stats	R: 0 H: 0 E: 0 K: 1 S: 7	H: 0 LOB: 1 BB: 1 P: 16	R: 0 H: 0 E: 0 K: 1 S: 5	H: 0 LOB: 1 BB: 1 P: 10	R: 0 H: 0 E: 0 K: 0 S: 12	H: 0 LOB: 1 BB: 1 P: 19	R: 0 H: 1 E: 0 K: 2 S: 13	H: 1 LOB: 0 BB: 0 P: 17	R: 0 H: 0 E: 0 K: 1 S: 9	H: 0 LOB: 0 BB: 0 P: 14	R: 0 H: 0 E: 0 K: 0 S: 6	H: 0 LOB: 0 BB: 0 P: 8	R: 0 H: 1 E: 0 K: 2 S: 13	H: 1 LOB: 2 BB: 1 P: 24	R: 0 H: 0 E: 0 K: 1 S: 10	H: 0 LOB: 0 BB: 0 P: 17	R: 1 H: 1 E: 0 K: 0 S: 2	H: 1 LOB: 0 BB: 0 P: 3	1B: 2 2B: 0 3B: 0 HR: 1	SF: 0 SAC: 0 DP: 0 HBP: 0	WP: 0 PA: 32 PB: 0 SB: 2 CS: 0
PITCHER Bob Gibson, R ERA: 3.0	IP: 8.1 WLS: L BF: 32 H: 3 R: 1 ER: 1 SO: 8 BB: 3 IBB: 1 HBP: 0 BLK: 0 WP: 0 HR: 1 S: 77 P: 128 ERA: 1.08 WHIP: 0.720															PITCHER Bob Gibson, R ERA: 3.0	IP: 8.1 WLS: L BF: 32 H: 3 R: 1 ER: 1 SO: 8 BB: 3 IBB: 1 HBP: 0 BLK: 0 WP: 0 HR: 1 S: 77 P: 128 ERA: 1.08 WHIP: 0.720				

St. Louis Cardinals @ Los Angeles Dodgers
Dodger Stadium, Los Angeles, CA
 Mon Jun 18 1962, 7:05 PM PDT
 Att: 33,477 - Unknown

AB	28
R	1
H	3
RBI	1
BB	4
SO	8
LOB	9



Batter	1	2	3	4	5	6	7	8	9	AB	R	H	RBI	BB	SO	LOB	TOP								
Leo Cardenas, R (1, 6) OBP: 0.328, SLG: 0.397	2-3 K			4-0 BB		2-1 6-3		0-2 E 1B	0-2 SF8	3	1	1	1	1	1	0									
Don Zimmer, R (1, 5) OBP: 0.263, SLG: 0.314	3-2 F5			0-0 F5		3-2 2B		2-1 E1 1B	0-2 F6	5	0	2	1	0	0	2									
Vada Pinson, L (1, 8) OBP: 0.350, SLG: 0.563	2-3 K			2-3 K		1-2 4-3		2-3 K		4	0	0	0	0	3	3									
Frank Robinson, R (1, 9) OBP: 0.385, SLG: 0.522		1-1 F7		1-3 K			1-0 F6	4-0 IBB		3	0	0	0	1	1	1									
Joe Gaines, R (1, 7) OBP: 0.478, SLG: 0.556		1-3 K			0-1 4-3		4-2 BB	1-1 6-3		3	0	0	0	1	1	2									
Hank Foiles, R (1, 2) OBP: 0.376, SLG: 0.450		3-2 F6			3-2 1B		0-3 K		0-0 1B FC1-2 1B	4	0	2	0	0	1	1									
Marty Keough, L (1, 3) OBP: 0.395, SLG: 0.427			1-3 K		2-2 F8		1-0 G3		1-2 1B FC1-2 1B	4	1	1	0	0	1	2									
Don Blasingame, L (1, 4) OBP: 0.347, SLG: 0.353			0-0 F9		3-2 F9			2-3 K	1-0 FC1-2 1B SF8	4	1	0	0	0	1	3									
Bob Purkey, R (1, 1) OBP: 0.155, SLG: 0.211			2-3 K			3-3 K		2-2 1B 2B	3-2 1B	3	0	1	0	0	2	0									
Cookie Rojas, R (8, PR) OBP: 0.303, SLG: 0.224										0	1	0	0	0	0	0									
Bill Henry, L (9, PR) OBP: 0.500, SLG: 0.500										1	0	1	1	0	0	0									
Jim Brosnan, R (9, 1)										0	0	0	0	0	0	0									
Ted Wills, L (9, 1)										0	0	0	0	0	0	0									
Inning Stats	R: 0 E: 0 K: 2 S: 10	H: 0 LOB: 0 BB: 0 P: 17	R: 0 E: 0 K: 1 S: 9	H: 0 LOB: 0 BB: 0 P: 14	R: 0 E: 0 K: 2 S: 7	H: 0 LOB: 1 BB: 0 P: 10	R: 0 E: 0 K: 2 S: 8	H: 0 LOB: 1 BB: 1 P: 15	R: 0 E: 0 K: 0 S: 12	H: 1 LOB: 1 BB: 0 P: 20	R: 0 E: 0 K: 1 S: 13	H: 1 LOB: 1 BB: 0 P: 22	R: 0 E: 0 K: 1 S: 7	H: 0 LOB: 1 BB: 1 P: 13	R: 2 E: 1 K: 2 S: 19	H: 3 LOB: 2 BB: 1 P: 32	R: 2 E: 0 K: 0 S: 15	H: 3 LOB: 1 BB: 0 P: 20	1B: 6 2B: 2 HR: 0	SF: 1 SAC: 0 DP: 0 HBP: 0	WP: 0 PB: 0 SB: 0 CS: 0	PA: 38			
PITCHER	IP	WLS	BF	H	R	ER	SO	BB	IBB	HBP	BLK	WP	HR	S	P	ERA	WHIP								
Sandy Koufax, L (1, 1) ERA: 2.57	8.0	L	32	5	2	1	11	2	1	0	0	0	0	85	143	1.12	0.875								
Ron Perranoski, L (9, 1) ERA: 1.9	0.1		4	3	2	2	0	0	0	0	0	0	0	8	13	54.00	9.000								
Larry Sherry, R (9, 1) ERA: 2.47	0.2		2	0	0	0	0	0	0	0	0	0	0	7	7	0.00	0.000								

Cincinnati Reds @ Los Angeles Dodgers
 Dodger Stadium, Los Angeles, CA
 Fri Jun 22 1962, 7:05 PM PDT
 Att: 48,260 - Unknown

AB 34
 R 4
 H 8
 RBI 3
 BB 3
 SO 11
 LOB 14



Batter	1	2	3	4	5	6	7	8	9	AB	R	H	RBI	BB	SO	LOB	BOTTOM								
Maury Wills, S (1, 6) OBP: 0.316, SLG: 0.329	2-2 4-3 1B		0-1 5-3		2-0 F5			0-0 1-4-3		4	0	1	0	0	0	1									
Jim Gilliam, S (1, 4) OBP: 0.354, SLG: 0.320	1-3 K		4-2 S BB			2-1 1-3		1-0 6-3		3	0	0	0	1	1	1									
Willie Davis, L (1, 8) OBP: 0.370, SLG: 0.498	1-2 4-3		2-3 K			0-0 1B			0-2 1B 1B	4	1	2	0	0	1	2									
Tommy Davis, R (1, 7) OBP: 0.352, SLG: 0.526	3-2 4-3			0-0 6-3			0-0 F6		0-1 1B 2B 1B	4	1	1	0	0	0	2									
Ron Fairly, L (1, 3) OBP: 0.395, SLG: 0.476		1-2 F8		2-1 G3			3-2 4-3		0-0 2B 1B	4	1	1	1	0	0	1									
Frank Howard, R (1, 9) OBP: 0.348, SLG: 0.459		0-0 F8		1-1 6-3			0-0 L3 1B		1-0 F3	4	0	1	0	0	0	2									
Daryl Spencer, R (1, 5) OBP: 0.394, SLG: 0.375		2-1 1B			4-1 BB			0-0 L3	2-1 4-3 2B	2	0	1	0	1	0	1									
Duke Snider, L (9, PH) OBP: 0.452, SLG: 0.562										1	0	1	2	0	0	0									
Larry Burright, R (9, PR) OBP: 0.304, SLG: 0.399										0	0	0	0	0	0	0									
Norm Sherry, R (1, 2) OBP: 0.261, SLG: 0.317		0-0 F8			0-0 L7			3-2 F7	2-0 4-3	3	0	0	0	0	0	2									
Wally Moon, L (9, PH) OBP: 0.363, SLG: 0.361									2-3 2B	1	0	0	0	0	0	1									
Sandy Koufax, R (1, 1) OBP: 0.137, SLG: 0.163			2-3 K		0-2 SH5-6-4			2-3 K	2-3 K	1	0	0	0	0	1	0									
Lee Walls, R (8, PH) OBP: 0.264, SLG: 0.229										1	0	0	0	0	1	0									
Ron Perranoski, L (9, 1)										0	0	0	0	0	0	0									
Larry Sherry, R (9, 1) OBP: 0.200, SLG: 0.200										0	0	0	0	0	0	0									
Andy Carey, R (9, PH) OBP: 0.304, SLG: 0.424										1	0	0	0	0	1	2									
Inning Stats	R: 0 E: 0 K: 1 S: 13	H: 1 LOB: 1 BB: 0 P: 20	R: 0 E: 0 K: 0 S: 7	H: 1 LOB: 1 BB: 0 P: 10	R: 0 E: 0 K: 2 S: 10	H: 0 LOB: 1 BB: 1 P: 18	R: 0 E: 0 K: 0 S: 5	H: 0 LOB: 0 BB: 0 P: 8	R: 0 E: 0 K: 0 S: 6	H: 0 LOB: 1 BB: 1 P: 12	R: 0 E: 0 K: 0 S: 8	H: 1 LOB: 1 BB: 0 P: 12	R: 0 E: 0 K: 0 S: 5	H: 1 LOB: 0 BB: 0 P: 8	R: 0 E: 0 K: 1 S: 5	H: 0 LOB: 0 BB: 0 P: 8	R: 3 E: 0 K: 1 S: 14	H: 4 LOB: 2 BB: 0 P: 21	1B: 7 2B: 2 HR: 0	SF: 0 SAC: 1 DP: 1 HBP: 0	WP: 0 PB: 0 SB: 1 CS: 0	PA: 36			
PITCHER	IP	WLS	BF	H	R	ER	SO	BB	IBB	HBP	BLK	WP	HR	S	P	ERA	WHIP								
Bob Purkey, R (1, 1) ERA: 2.55	7.0	W	26	4	0	0	3	2	0	0	0	0	0	54	88	0.00	0.857								
Bill Henry, L (8, 1) ERA: 3.0	1.0		6	3	3	3	1	0	0	0	0	0	0	11	14	27.00	3.000								
Jim Brosnan, R (9, 1) ERA: 3.86	0.1		2	1	0	0	0	0	0	0	0	0	0	3	6	0.00	3.000								
Ted Wills, L (9, 1) ERA: 4.84	0.2	S	2	0	0	0	1	0	0	0	0	0	0	5	9	0.00	0.000								

Cincinnati Reds @ Los Angeles Dodgers
 Dodger Stadium, Los Angeles, CA
 Fri Jun 22 1962, 7:05 PM PDT
 Att: 48,260 - Unknown

AB 33
 R 3
 H 8
 RBI 3
 BB 2
 SO 5
 LOB 15



Batter	1	2	3	4	5	6	7	8	9	AB	R	H	RBI	BB	SO	LOB	TOP	
Leo Cardenas, R OBP: 0.329, SLG: 0.395	0-3 K			4-1 FC4-6 BB	2-1 F4			0-0 5-3	0-1 1B	4	0	1	1	1	1	2	Cincinnati Reds @ Los Angeles Dodgers Dodger Stadium, Los Angeles, CA Sat Jun 23 1962, 7:05 PM PDT Att: 47,159 - Unknown	
Don Blasingame, L OBP: 0.343, SLG: 0.348	2-2 6-3			1-1 FC4-6 1B 1-2			0-0 1B	1-1 4-3 F7	2-2 1B	5	0	1	0	0	0	4		
Vada Pinson, L OBP: 0.344, SLG: 0.551	2-0 F9			0-3 K			2-1 F8	0-1 G3	1-1 F7	5	0	0	0	0	1	5		
Frank Robinson, R OBP: 0.387, SLG: 0.525		0-2 4-3		0-1 1B			1-1 F4		1-1 3B 2B	4	1	2	0	0	0	1		
Jerry Lynch, L OBP: 0.360, SLG: 0.527	0-1 F2			0-0 G3			0-3 K		2-1 2H 3B	4	1	1	1	0	1	3		
Marty Keough, L OBP: 0.395, SLG: 0.429	1-0 F5				4-1 6-3 1B BB		0-1 FC4-6 1B		2-2 SF9	2	0	1	1	1	0	0		
Johnny Edwards, L OBP: 0.315, SLG: 0.365			1-1 1-6-3		0-3 K		0-0 FC4-6 FC1-4 1-2		2-2 3H HBP BB 1B	4	1	1	0	0	1	2		
Don Zimmer, R OBP: 0.268, SLG: 0.314			0-3 K		1-1 6-3 1B		1-2 FC1-4 PB 1-2		4-2 1B HBP BB	3	0	1	0	1	1	1		
Joey Jay, S OBP: 0.239, SLG: 0.341			1-3 K		1-2 6-3		1-3 K		1-1 1B	0	0	0	0	0	0	0		
Joe Garms, R OBP: 0.428, SLG: 0.636										1	0	0	0	0	1	0		
Moe Drabowsky, R OBP: 0.428, SLG: 0.636										0	0	0	0	0	0	0		
Gordy Coleman, L OBP: 0.322, SLG: 0.423										1	0	0	0	0	0	2		
Johnny Klippstein, R OBP: 0.291, SLG: 0.125										1	0	0	0	0	1	1		
Wally Post, R OBP: 0.341, SLG: 0.487										0	0	0	0	0	0	0		
Inning Stats	R: 0 E: 0 K: 1 S: 8	H: 0 LOB: 0 BB: 0 P: 12	R: 0 E: 0 K: 0 S: 6	H: 0 LOB: 0 BB: 0 P: 7	R: 0 E: 0 K: 2 S: 8	H: 0 LOB: 0 BB: 0 P: 10	R: 0 E: 0 K: 1 S: 9	H: 1 LOB: 2 BB: 1 P: 14	R: 0 E: 0 K: 1 S: 11	H: 1 LOB: 1 BB: 0 P: 11	R: 0 E: 0 K: 0 S: 5	H: 0 LOB: 0 BB: 0 P: 6	R: 3 E: 0 K: 0 S: 22	H: 4 LOB: 3 BB: 1 P: 37	1B: 6 2B: 1 3B: 1 HR: 0	SF: 1 SAC: 0 DP: 0 HBP: 1	WP: 0 PB: 1 SB: 0 CS: 0	PA: 39
PITCHER Don Drysdale, R ERA: 3.14	IP: 9.0 WLS: W BF: 39 H: 8 R: 3 ER: 3 SO: 7 BB: 3 IBB: 0 HBP: 1 BLK: 0 WP: 0 HR: 0 S: 86 P: 127 ERA: 3.00 WHIP: 1.222																	

AB	34
R	3
H	8
RBI	3
BB	3
SO	7
LOB	21



Batter	1	2	3	4	5	6	7	8	9	AB	R	H	RBI	BB	SO	LOB	BOTTOM			
Maury Wills, S OBP: 0.315, SLG: 0.330	1-2 4-3							0-0 F2		5	1	1	2	0	0	4	Cincinnati Reds @ Los Angeles Dodgers Dodger Stadium, Los Angeles, CA Sat Jun 23 1962, 7:05 PM PDT Att: 47,159 - Unknown			
Andy Carey, R OBP: 0.355, SLG: 0.418		0-0 F9	0-1 5-3		0-1 1B 2B	2-0 FC6				1	0	0	0	0	0	0				
Jim Gilliam, S OBP: 0.355, SLG: 0.324	3-2 BLK 1B	2-0 SF8		3-2 4-3	2-2 1B		2-3 K			3	1	2	2	0	0	0				
Larry Burright, R OBP: 0.302, SLG: 0.396					2H 3H 1B					1	0	0	0	0	1	0				
Willie Davis, L OBP: 0.382, SLG: 0.510	0-1 BLK 1B	2-0 3H 1B		0-2 1B	2-1 1B		4-0 3B BB			4	4	4	1	1	0	0				
Tommy Davis, R OBP: 0.359, SLG: 0.538	0-0 S 1B	0-0 1B 1B		0-1 1B	2-0 F8		1-1 2B 3B			5	2	4	5	0	0	2				
Ron Fairly, L OBP: 0.392, SLG: 0.471	2-3 K	0-1 1B		1-1 G6-3	2-2 6-3		0-0 4-3 2B			4	0	1	0	0	1	4				
Tim Harkness, L OBP: 0.354, SLG: 0.409	1-2 K	1-3 1B					3H 2B			1	0	1	1	0	0	0				
Frank Howard, R OBP: 0.350, SLG: 0.464	0-3 K	1-1 1B			1-2 1B 2B		3-2 F4	1-1 4-3		5	1	2	1	0	1	2				
Daryl Spencer, R OBP: 0.404, SLG: 0.490					2-0 SH5-4 2B		3-1 WP 1B		0-0 5-3	5	2	3	1	0	1	3				
Doug Camilli, R OBP: 0.372, SLG: 0.459		4-2 E SF8 BB	1-0 F7		4-1 SH5-4 2B		4-1 FC6 BB		0-0 4-3	2	2	0	0	3	0	0				
Don Drysdale, R OBP: 0.300, SLG: 0.347		1-2 E5 1B	1-3 K		0-0 SH5-4		0-0 F8		2-3 K	4	1	1	0	0	2	2				
Inning Stats	R: 2 E: 0 K: 2 S: 18	H: 3 LOB: 1 BB: 0 P: 24	R: 5 E: 1 K: 1 S: 17	H: 6 LOB: 2 BB: 1 P: 28	R: 0 E: 0 K: 1 S: 6	H: 0 LOB: 0 BB: 0 P: 8	R: 1 E: 0 K: 0 S: 14	H: 2 LOB: 0 BB: 0 P: 18	R: 4 E: 0 K: 0 S: 21	H: 5 LOB: 2 BB: 1 P: 36	R: 0 E: 0 K: 0 S: 8	H: 1 LOB: 2 BB: 1 P: 20	R: 2 E: 0 K: 1 S: 10	H: 2 LOB: 1 BB: 1 P: 18	R: 0 E: 0 K: 1 S: 5	H: 0 LOB: 0 BB: 0 P: 7	1B: 13 2B: 5 3B: 1 HR: 0	SF: 1 SAC: 1 DP: 1 HBP: 0	WP: 1 PB: 0 SB: 1 CS: 0	PA: 46
PITCHER Joey Jay, R ERA: 4.23	IP: 2.0 WLS: L BF: 16 H: 7 R: 7 ER: 7 SO: 3 BB: 1 IBB: 0 HBP: 0 BLK: 0 WP: 0 HR: 0 S: 16 P: 35 ERA: 31.50 WHIP: 5.000																			
Moe Drabowsky, R ERA: 5.81	IP: 2.0 WLS: 7 BF: 2 H: 1 R: 1 ER: 1 SO: 1 BB: 0 IBB: 0 HBP: 0 BLK: 0 WP: 0 HR: 0 S: 20 P: 26 ERA: 4.50 WHIP: 1.000																			
Johnny Klippstein, R ERA: 5.16	IP: 4.0 WLS: 23 BF: 8 H: 6 R: 6 ER: 6 SO: 2 BB: 3 IBB: 0 HBP: 0 BLK: 0 WP: 1 HR: 0 S: 44 P: 81 ERA: 13.50 WHIP: 2.750																			



Batter	1	2	3	4	5	6	7	8	9	AB	R	H	RBI	BB	SO	LOB	TOP										
Roy McMillan, R (1, 6) OBP: 0.348, SLG: 0.371	4-1 1B BB	2-1 F9			4-0 S BB		1-2 FC6-4 1B		0-2 6-3	3	0	1	1	2	0	3											
Mack Jones, L (1, 9) OBP: 0.374, SLG: 0.458	0-3 K		3-3 K		1-3 K		1-2 FC6-4 1B		0-1 1B 2B	5	2	1	0	0	3	4											
Eddie Mathews, L (1, 5) OBP: 0.373, SLG: 0.468	2-1 G6-4-3 1B		2-1 F9		4-2 HR BB		2-2 1B 1B		1-1 FC4-6 1B	4	1	3	2	1	0	0											
Hank Aaron, R (1, 8) OBP: 0.391, SLG: 0.607	3-2 G6-4-3 1-2		2-2 F9		2-2 HR BB		1-3 1B 1B		1-2 F7	5	1	2	3	0	0	3											
Lee Maye, L (1, 7) OBP: 0.333, SLG: 0.368		4-1 FC5-4 BB		2-2 F6		1-3 K		0-1 1B	4	0	1	0	1	1	1												
Joe Adcock, R (1, 3) OBP: 0.320, SLG: 0.455		0-0 FC5-4 1B		2-2 F8		0-1 L6		1-3 2-H 1B	4	0	0	0	0	1	3												
Jack Curtis, L (8, 1) OBP: 0.222, SLG: 0.176		1-2						0-3 K	0	0	0	0	0	0	0												
Del Crandall, R (1, 2) OBP: 0.342, SLG: 0.419		3-1 F7		0-3 K		0-0 F8		3-1 1-3	4	0	0	0	0	1	1												
Frank Bolling, R (1, 4) OBP: 0.350, SLG: 0.452		3-2 1B 1-2		2-2 6-3		1-2 1B 1B		2-3 K	4	1	2	0	0	1	0												
Bob Hendley, R (1, 1) OBP: 0.267, SLG: 0.192		1-1		2-3 K		4-0 FC6-4 1B		0-3 K	2	0	1	0	0	1	0												
Carl Willey, R (5, 1) OBP: 0.429, SLG: 0.500									0	0	0	0	0	0	0												
Howie Bedell, L (7, PH) OBP: 0.257, SLG: 0.234									0	1	0	0	1	0	0												
Ron Piche, R (7, 1) OBP: 0.105, SLG: 0.056									1	0	0	0	1	1	0												
Tommie Aaron, R (8, 3) OBP: 0.275, SLG: 0.338		1-2 2-3 1B							0	0	0	0	0	0	0												
Inning Stats	R: 0 E: 0 K: 1 S: 9	H: 1 LOB: 1 BB: 1 P: 18	R: 0 E: 0 K: 0 S: 12	H: 2 LOB: 3 BB: 1 P: 25	R: 0 E: 0 K: 1 S: 10	H: 0 LOB: 0 BB: 0 P: 17	R: 0 E: 0 K: 1 S: 10	H: 0 LOB: 0 BB: 1 P: 14	R: 0 E: 0 K: 2 S: 9	H: 1 LOB: 1 BB: 1 P: 19	R: 3 E: 0 K: 1 S: 21	H: 5 LOB: 2 BB: 1 P: 31	R: 0 E: 0 K: 2 S: 8	H: 0 LOB: 0 BB: 0 P: 13	R: 1 E: 0 K: 0 S: 11	H: 2 LOB: 1 BB: 0 P: 13	1B: 9 2B: 1 3B: 0 HR: 1	SF: 0 SAC: 0 DP: 1 HBP: 0	WP: 0 PB: 0 CS: 1	PA: 41							
PITCHER	IP	WLS	BF	H	R	ER	SO	BB	IBB	HBP	BLK	WP	HR	S	P	ERA	WHIP										
Joe Moeller, R (1, 1) ERA: 4.44	6.0		26	5	3	3	6	4	0	0	0	0	1	65	115	4.50	1.500										
Ron Perranoski, L (7, 1) ERA: 2.05	0.1	L	4	2	1	1	0	1	0	0	0	0	0	9	17	27.00	9.000										
Larry Sherry, R (7, 1) ERA: 2.44	0.2		3	2	1	1	1	0	0	0	0	0	0	9	10	13.50	3.000										
Ed Roebuck, R (8, 1) ERA: 3.5	1.0		3	0	0	0	2	0	0	0	0	0	0	8	13	0.00	0.000										
Phil Ortega, R (9, 1) ERA: 9.47	1.0		5	2	1	1	0	0	0	0	0	0	0	11	13	9.00	2.000										

Milwaukee Braves @ Los Angeles Dodgers
Dodger Stadium, Los Angeles, CA
Mon Jun 25 1962, 7:05 PM PDT
Att: 24,785 - Unknown

AB 36
R 6
H 11
RBI 6
BB 5
SO 9
LOB 15



Batter	1	2	3	4	5	6	7	8	9	AB	R	H	RBI	BB	SO	LOB	BOTTOM										
Maury Wills, S (1, 6) OBP: 0.319, SLG: 0.332	3-3 K		1-1 1B FC4-6	0-3 K			1-2 FC1-5 1B		0-1 1B	5	1	3	0	0	2	1											
Jim Gilliam, S (1, 4) OBP: 0.363, SLG: 0.330	3-2 1B		1-0 FC4-6 1B		1-1 SH2-4 2B		1-1 FC1-5 G4-6-3		1-3 K	5	1	3	0	0	1	3											
Willie Davis, L (1, 8) OBP: 0.373, SLG: 0.496	1-0 F3		0-1 FC4-6 1B		0-0 SH2-4		3-1 G4-6-3		2-3 K	4	1	0	1	0	1	5											
Tommy Davis, R (1, 7) OBP: 0.373, SLG: 0.548	2-0 FC6-4 1B		0-0 2B		2-2 7-4 2B		1-1 BB FC1-2 1B		1-1 1B	5	1	5	1	0	0	0											
Frank Howard, R (1, 9) OBP: 0.347, SLG: 0.460	0-2 FC6-4 1-2		0-0 2B		1-2 7-4		1-1 F2		0-0 3-1	5	0	1	2	0	0	6											
Ron Fairly, L (1, 3) OBP: 0.390, SLG: 0.464		0-1 F9	0-0 F9		2-1 F8		0-0 FC1-2 BB 1B			4	0	1	0	0	0	1											
Daryl Spencer, R (1, 5) OBP: 0.172, SLG: 0.396		3-2 F9		0-1 5-3		2-3 K		4-2 FC1-2 BB	3	0	0	0	0	1	0												
Wally Moon, L (6, PH) OBP: 0.366, SLG: 0.361								1-2 2-3 BB	0	0	0	0	1	0	0												
Doug Camilli, R (9, 2) OBP: 0.354, SLG: 0.429								2-1 FC1-2 FC6-4	3	0	0	0	0	2	0												
Norm Sherry, R (1, 2) OBP: 0.260, SLG: 0.358		2-2 F7		0-3 K2-3		2-3 K		2-1 FC1-2 FC6-4	3	0	0	0	0	2	0												
Duke Snider, L (8, PH) OBP: 0.453, SLG: 0.554								1-2 2-3 3-H	1	0	0	0	0	3													
Larry Burright, R (9, 4) OBP: 0.302, SLG: 0.396								1-2 2-3 3-H	3	0	0	0	0	0	0												
Joe Moeller, R (1, 1) OBP: 0.172, SLG: 0.172			3-3 K		1-1		4-2 FC1-5 1B		1-0 FC6-4	2	0	1	0	0	1	0											
Ron Perranoski, L (7, 1) OBP: 0.206, SLG: 0.206										0	0	0	0	0	0												
Larry Sherry, R (7, 1) OBP: 0.206, SLG: 0.206										0	0	0	0	0	0												
Tim Harkness, F (7, PH) OBP: 0.206, SLG: 0.206										0	0	0	0	1	0												
Ed Roebuck, R (8, 1) OBP: 0.320, SLG: 0.333										0	0	0	0	0	0												
Lee Walls, R (8, PH) OBP: 0.220, SLG: 0.220										1	0	0	0	0	3												
Phil Ortega, R (9, 1) ERA: 9.47										0	0	0	0	0	0												
Inning Stats	R: 0 E: 0 K: 1 S: 11	H: 2 LOB: 2 BB: 0 P: 20	R: 0 E: 0 K: 0 S: 8	H: 0 LOB: 0 BB: 0 P: 13	R: 3 E: 0 K: 1 S: 11	H: 4 LOB: 1 BB: 0 P: 16	R: 0 E: 0 K: 2 S: 10	H: 1 LOB: 1 BB: 0 P: 11	R: 1 E: 0 K: 0 S: 13	H: 2 LOB: 0 BB: 0 P: 17	R: 0 E: 0 K: 2 S: 11	H: 0 LOB: 0 BB: 1 P: 17	R: 0 E: 0 K: 0 S: 9	H: 2 LOB: 3 BB: 1 P: 18	R: 0 E: 0 K: 0 S: 11	H: 2 LOB: 2 BB: 1 P: 20	R: 0 E: 0 K: 2 S: 12	H: 2 LOB: 2 BB: 0 P: 16	1B: 12 2B: 3 3B: 0 HR: 0	SF: 0 SAC: 1 DP: 2 HBP: 0	WP: 0 PB: 0 CS: 0	PA: 41					
PITCHER	IP	WLS	BF	H	R	ER	SO	BB	IBB	HBP	BLK	WP	HR	S	P	ERA	WHIP										
Bob Hendley, L (1, 1) ERA: 3.83	4.1		22	9	4	4	4	0	0	0	0	0	0	46	69	8.31	2.077										
Carl Willey, R (5, 1) ERA: 6.34	1.2	W	4	0	0	0	2	0	0	0	0	0	0	18	25	0.00	0.000										
Ron Piche, R (7, 1) ERA: 4.85	1.1		8	3	0	0	0	2	0	0	0	0	0	17	32	0.00	3.750										
Jack Curtis, L (8, 1) ERA: 3.88	1.2	S	7	2	0	0	2	0	0	0	0	0	0	15	22	0.00	1.200										

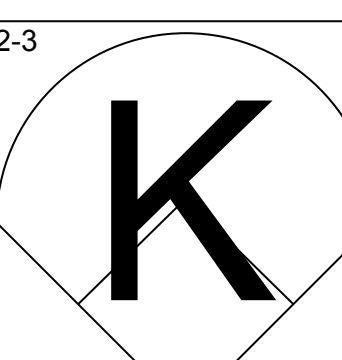
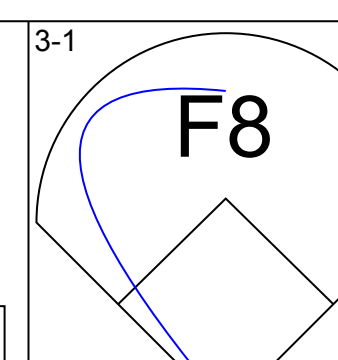
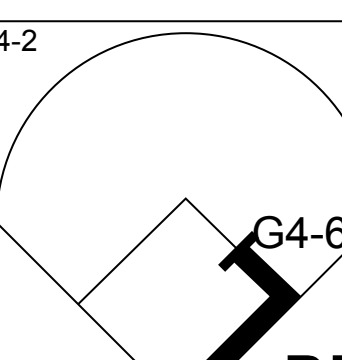
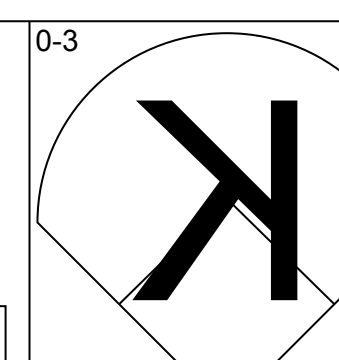
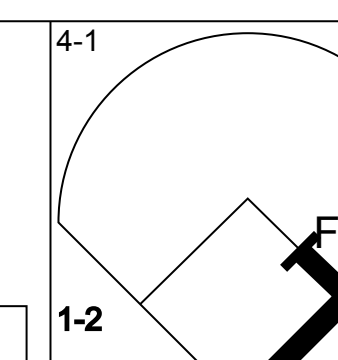
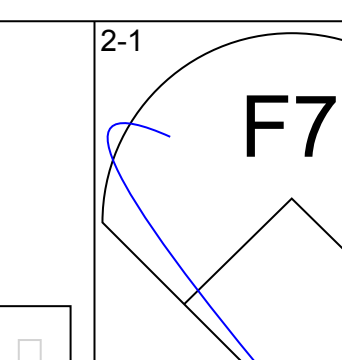
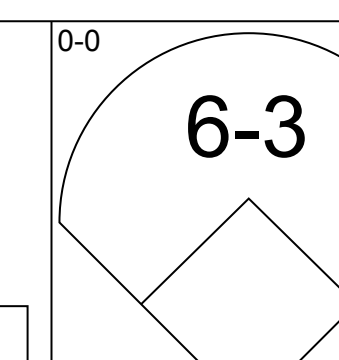
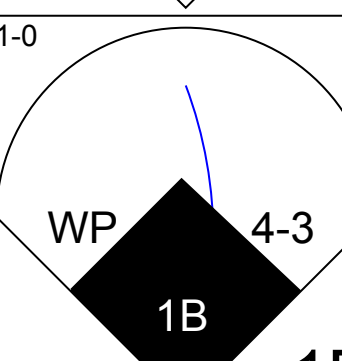
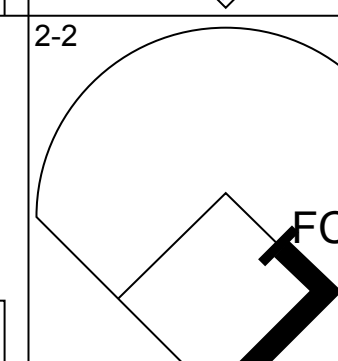
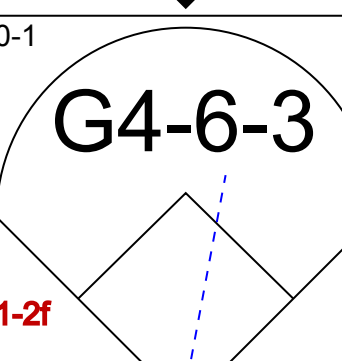
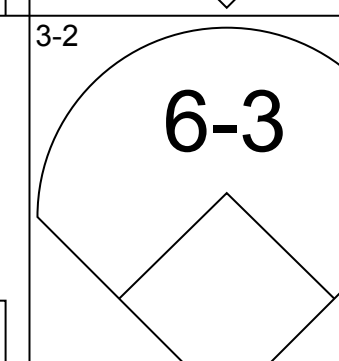
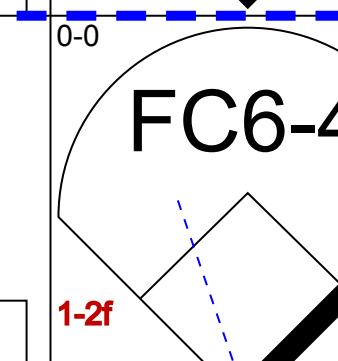
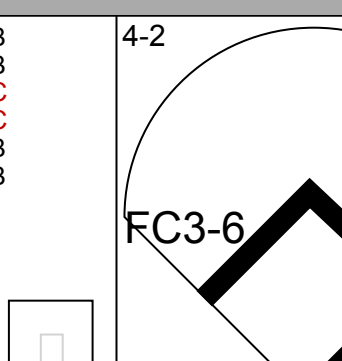
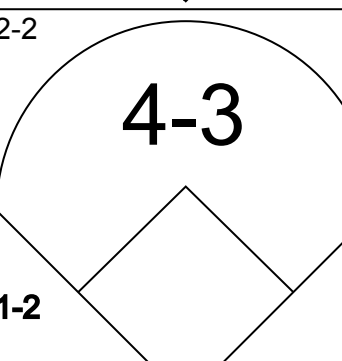
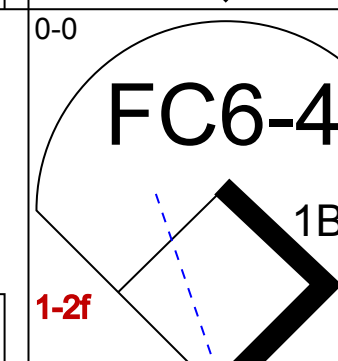
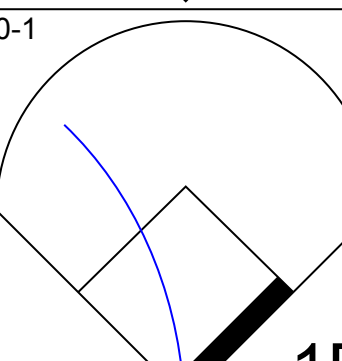
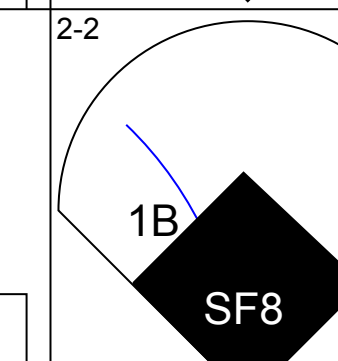
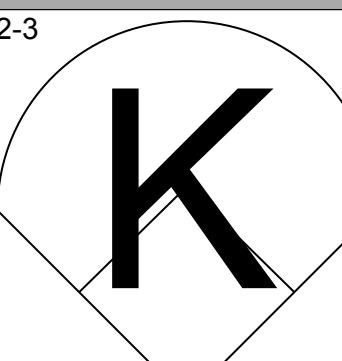
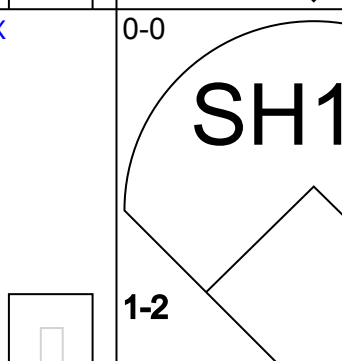
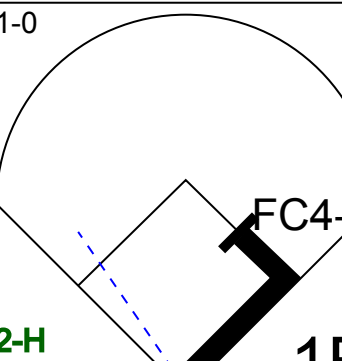
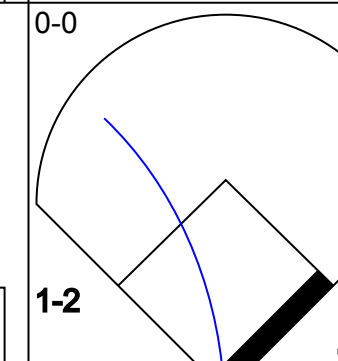
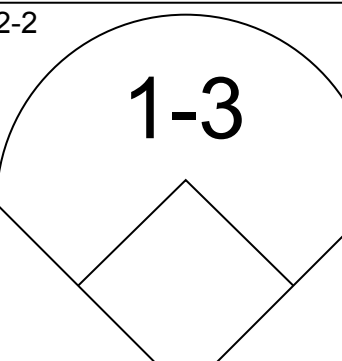
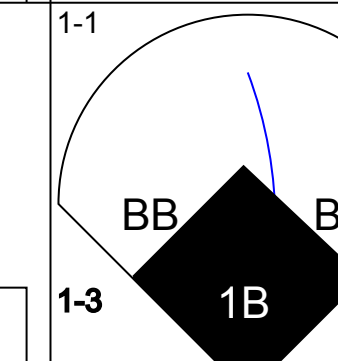
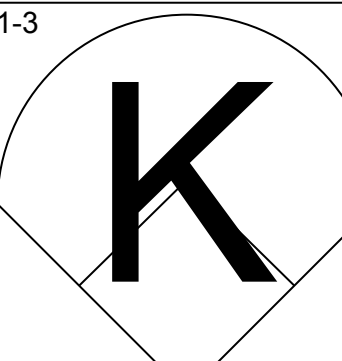
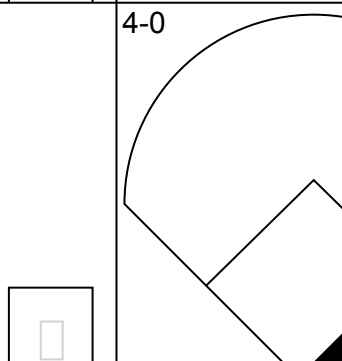
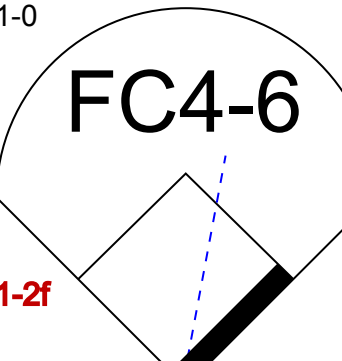
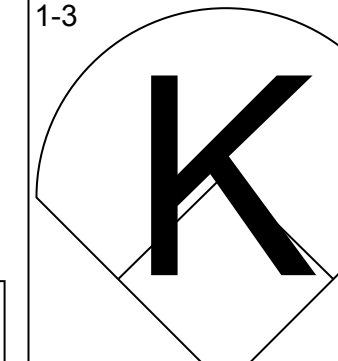
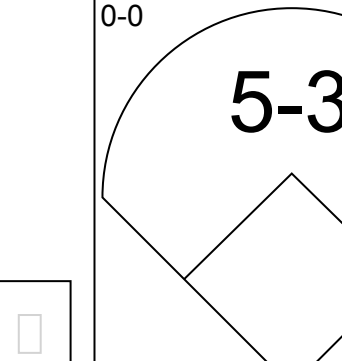
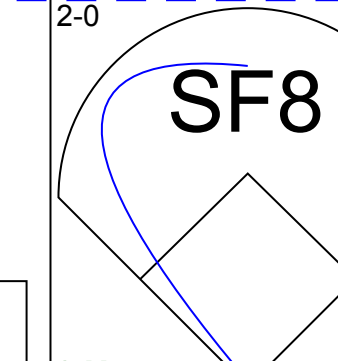
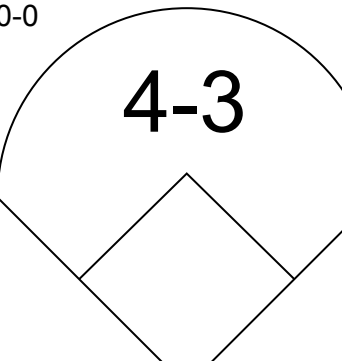
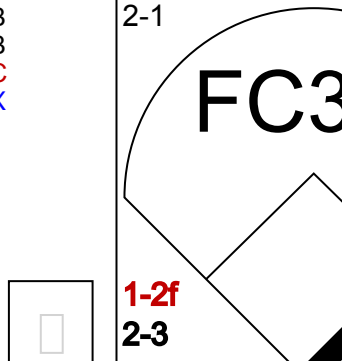
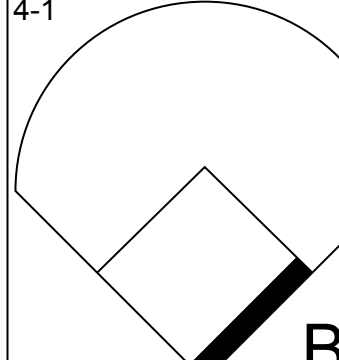
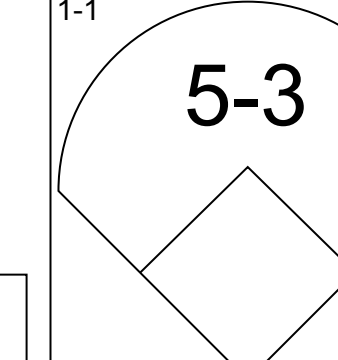
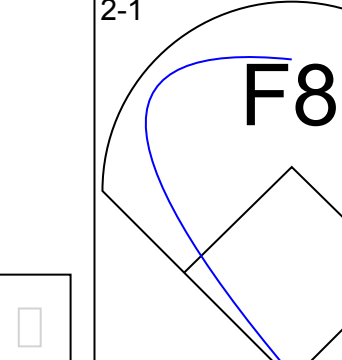
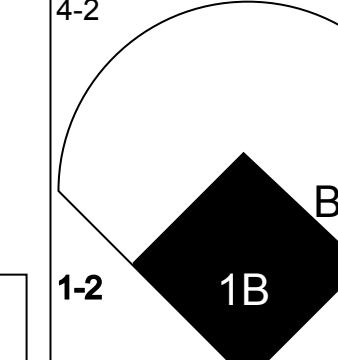
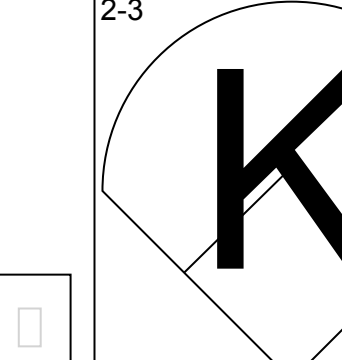

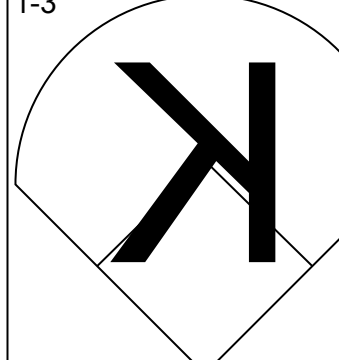
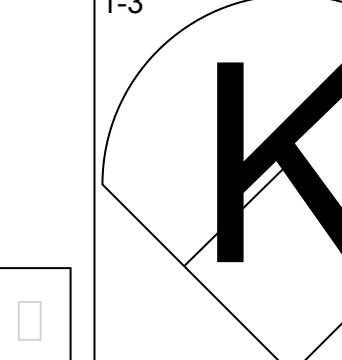
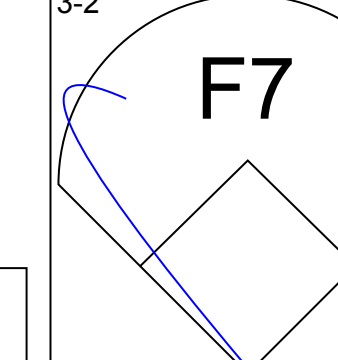
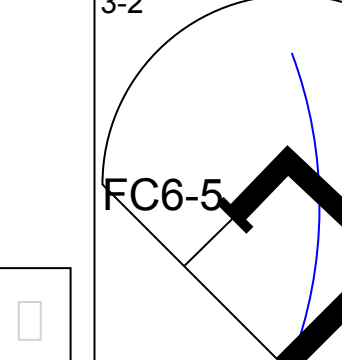
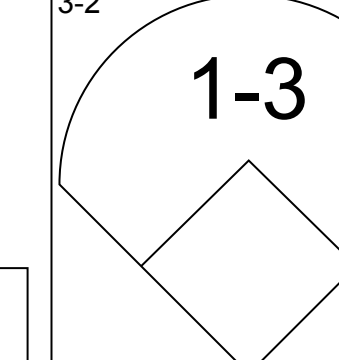
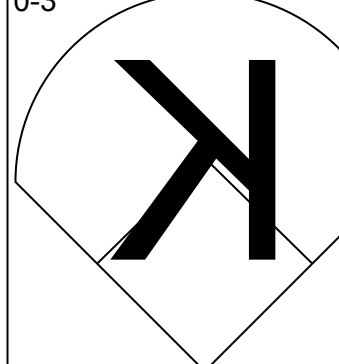
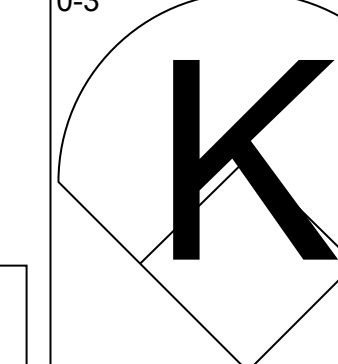
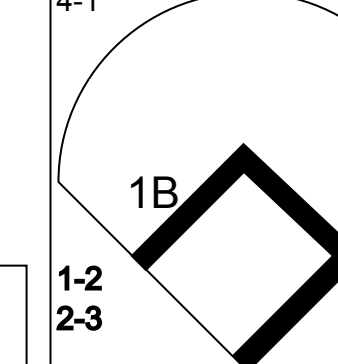
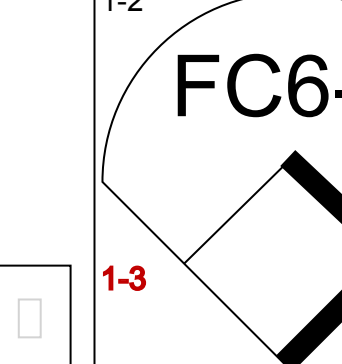
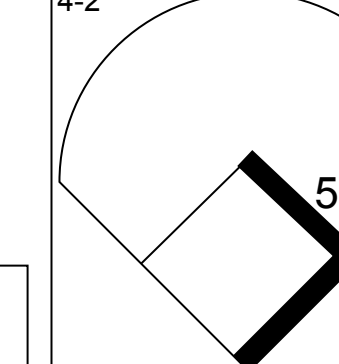
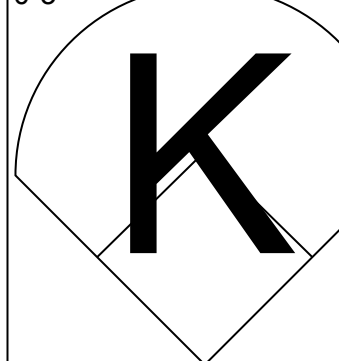
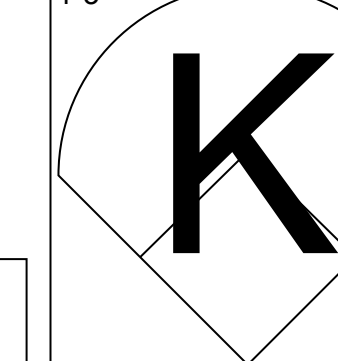
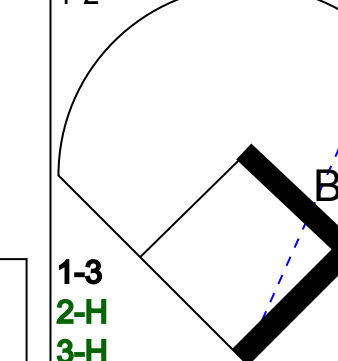
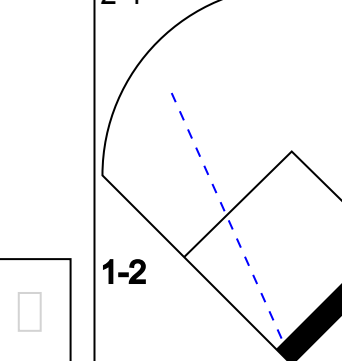
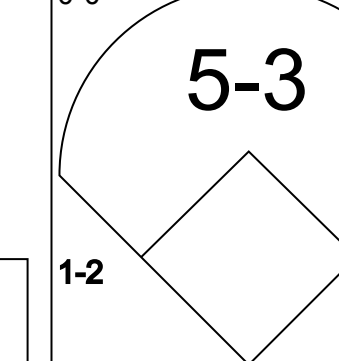
Milwaukee Braves @ Los Angeles Dodgers
Dodger Stadium, Los Angeles, CA
Mon Jun 25 1962, 7:05 PM PDT
Att: 24,785 - Unknown

AB 38
R 4
H 14
RBI 4
BB 2
SO 8
LOB 22



Batter	1	2	3	4	5	6	7	8	9	AB	R	H	RBI	BB	SO	LOB	TOP					
Roy McMillan, R (1, 6) OBP: 0.348, SLG: 0.373	5-3		2B		6-3				F5	4	0	1	0	1	0	0	Milwaukee Braves @ Los Angeles Dodgers Dodger Stadium, Los Angeles, CA Wed Jun 27 1962, 7:05 PM PDT Att: 28,898 - Unknown livebaseballscorecards.com					
Mack Jones, L (1, 9) OBP: 0.373, SLG: 0.455	1B		6-3			G3			K	4	1	1	0	1	2	4						
Eddie Mathews, L (1, 5) OBP: 0.373, SLG: 0.467	1B		FC6			G3			PB	3	1	2	0	1	0	1						
Hank Aaron, R (1, 8) OBP: 0.390, SLG: 0.603	K		FC6			E6			WP	3	0	0	1	1	1	4						
Lee Maye, L (1, 7) OBP: 0.300, SLG: 0.333	L7					1-3			SF7	3	0	0	1	0	0	3						
Del Crandall, R (1, 2) OBP: 0.333, SLG: 0.408						G3			F9	4	0	0	0	0	1	2						
Joe Adcock, R (1, 3) OBP: 0.321, SLG: 0.453										3	0	1	0	0	1	0						
Tommie Aaron, R (7, PR) OBP: 0.278, SLG: 0.336									FC6-4	0	0	0	0	1	0	0						
Frank Bolling, R (1, 4) OBP: 0.342, SLG: 0.439										4	0	0	0	0	1	3						
Bob Shaw, R (1, 1) OBP: 0.224, SLG: 0.174										2	0	0	0	0	1	0						
Gus Bell, L (7, PH) OBP: 0.271, SLG: 0.333										1	0	0	0	0	0	2						
Hank Fischer, R (7, 1) OBP: 0.222, SLG: 0.176										0	0	0	0	0	0	0						
Jack Curtis, L (7, 1) OBP: 0.222, SLG: 0.176										0	0	0	0	0	0	0						
Howie Bedell, L (9, PH) OBP: 0.255, SLG: 0.232										1	0	0	0	0	0	0						
Inning Stats	R: 0 E: 0 K: 1 S: 12	H: 1 LOB: 2 BB: 1 P: 24	R: 0 E: 0 K: 2 S: 9	H: 0 LOB: 0 BB: 0 P: 12	R: 0 E: 0 K: 1 S: 12	H: 1 LOB: 2 BB: 1 P: 20	R: 0 E: 0 K: 1 S: 6	H: 0 LOB: 0 BB: 0 P: 7	R: 0 E: 0 K: 0 S: 6	H: 0 LOB: 0 BB: 0 P: 11	R: 1 E: 1 K: 0 S: 9	H: 1 LOB: 1 BB: 0 P: 12	R: 0 E: 0 K: 1 S: 12	H: 1 LOB: 3 BB: 1 P: 20	R: 1 E: 0 K: 0 S: 9	H: 1 LOB: 2 BB: 2 P: 20	R: 0 E: 0 K: 1 S: 6	H: 0 LOB: 0 BB: 0 P: 6	1B: 1 2B: 4 3B: 0 HR: 0	SF: 1 SAC: 0 DP: 0 HBP: 0	WP: 1 PB: 1 SB: 0 CS: 0	PA: 38
PITCHER Don Drysdale, R (1, 1) ERA: 3.01	IP: 9.0 WLS: W BF: 38 H: 5 R: 2 ER: 1 SO: 7 BB: 5 IBB: 0 HBP: 0 BLK: 0 WP: 1 HR: 0 S: 81 P: 132 ERA: 1.00 WHIP: 1.111															PITCHER	IP: 9.0 WLS: W BF: 38 H: 5 R: 2 ER: 1 SO: 7 BB: 5 IBB: 0 HBP: 0 BLK: 0 WP: 1 HR: 0 S: 81 P: 132 ERA: 1.00 WHIP: 1.111					


Batter	1	2	3	4	5	6	7	8	9	AB	R	H	RBI	BB	SO	LOB	BOTTOM			
Maury Wills, S (1, 6) OBP: 0.322, SLG: 0.333	6-3		B2		FC4-6					5	1	1	1	0	1	3	Milwaukee Braves @ Los Angeles Dodgers Dodger Stadium, Los Angeles, CA Wed Jun 27 1962, 7:05 PM PDT Att: 28,898 - Unknown livebaseballscorecards.com			
Jim Gilliam, S (1, 4) OBP: 0.366, SLG: 0.335	4-3		F9		6-3					4	1	1	0	1	0	1				
Willie Davis, L (1, 8) OBP: 0.369, SLG: 0.498	4-3									5	1	1	2	0	2	6				
Tommy Davis, R (1, 7) OBP: 0.367, SLG: 0.537										4	0	1	2	0	1	0				
Ron Fairly, L (1, 3) OBP: 0.387, SLG: 0.455										4	0	1	0	0	0	1				
Frank Howard, R (1, 9) OBP: 0.343, SLG: 0.449										4	0	2	0	0	1	1				
Tim Harkness, L (8, PR) OBP: 0.367, SLG: 0.409										0	0	0	0	0	0	0				
John Roseboro, L (1, 2) OBP: 0.372, SLG: 0.391										1	0	0	0	2	0	0				
Lee Walls, R (8, PH) OBP: 0.268, SLG: 0.235										1	1	1	0	0	0	0				
Norm Sherry, R (9, 2) OBP: 0.250, SLG: 0.343										0	0	0	0	0	0	0				
Daryl Spencer, R (1, 5) OBP: 0.389, SLG: 0.381										3	0	1	0	0	1	5				
Larry Burright, R (7, PR) OBP: 0.300, SLG: 0.393										1	1	0	0	0	0	2				
Don Drysdale, R (1, 1) OBP: 0.315, SLG: 0.333										2	1	0	0	0	1	2				
Inning Stats	R: 0 E: 0 K: 0 S: 7	H: 0 LOB: 0 BB: 0 P: 11	R: 0 E: 0 K: 2 S: 9	H: 1 LOB: 2 BB: 1 P: 18	R: 0 E: 0 K: 0 S: 9	H: 0 LOB: 0 BB: 0 P: 12	R: 0 E: 0 K: 1 S: 12	H: 1 LOB: 3 BB: 1 P: 24	R: 2 E: 0 K: 0 S: 12	H: 1 LOB: 1 BB: 0 P: 18	R: 0 E: 0 K: 1 S: 6	H: 0 LOB: 0 BB: 0 P: 9	R: 3 E: 0 K: 2 S: 15	H: 2 LOB: 2 BB: 1 P: 26	R: 1 E: 1 K: 1 S: 16	H: 4 LOB: 3 BB: 0 P: 27	1B: 8 2B: 0 3B: 0 HR: 1	SF: 0 SAC: 0 DP: 0 HBP: 2	WP: 0 PB: 0 SB: 3 CS: 0	PA: 39
PITCHER Bob Shaw, R (1, 1) ERA: 2.09	IP: 6.0 WLS: L BF: 25 H: 3 R: 2 ER: 2 SO: 4 BB: 2 IBB: 0 HBP: 1 BLK: 0 WP: 0 HR: 1 S: 55 P: 92 ERA: 3.00 WHIP: 0.833															PITCHER	IP: 6.0 WLS: L BF: 25 H: 3 R: 2 ER: 2 SO: 4 BB: 2 IBB: 0 HBP: 1 BLK: 0 WP: 0 HR: 1 S: 55 P: 92 ERA: 3.00 WHIP: 0.833			
Hank Fischer, R (7, 1) ERA: 3.29	0.1	4	1	3	3	1	1	0	1	0	0	0	7	14	81.00	6.000				
Jack Curtis, L (7, 1) ERA: 3.77	1.2	10	5	1	0	2	0	0	0	0	0	0	24	39	0.00	3.000				

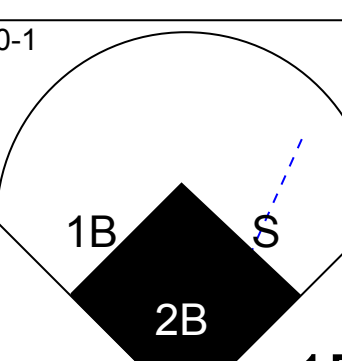
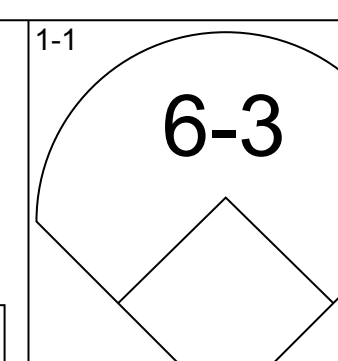
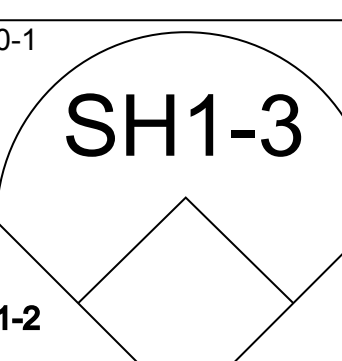
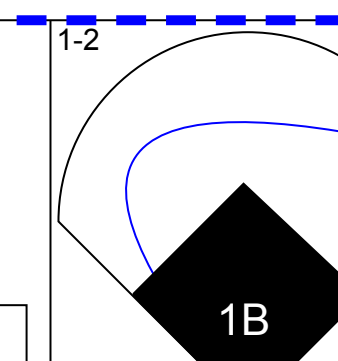
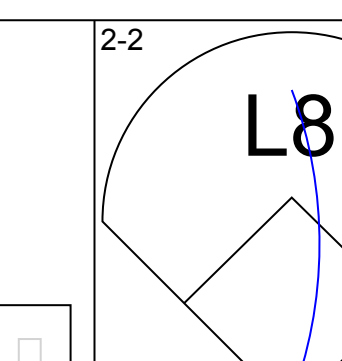
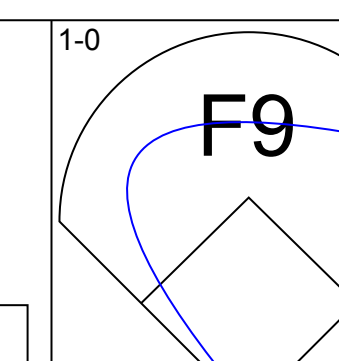
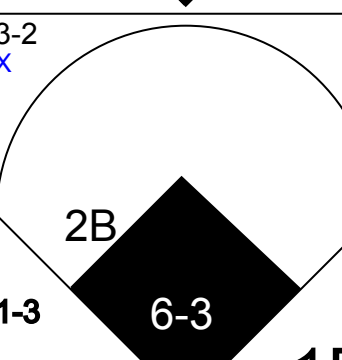
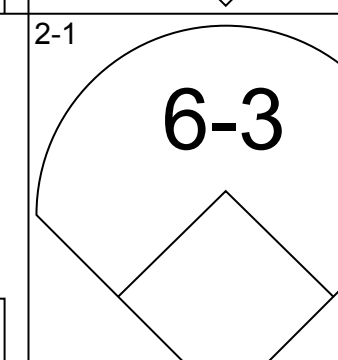
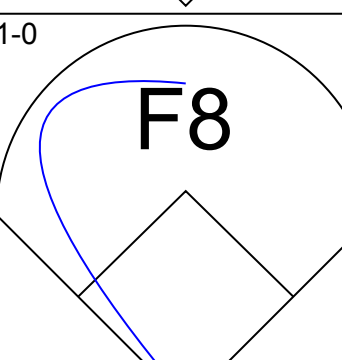
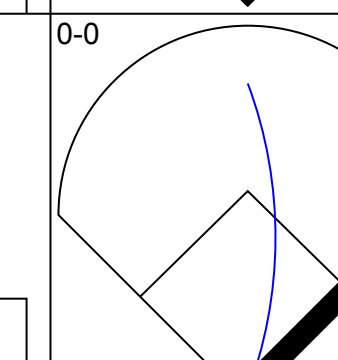
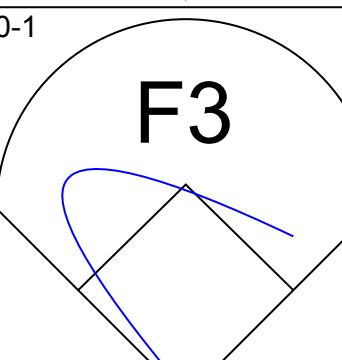
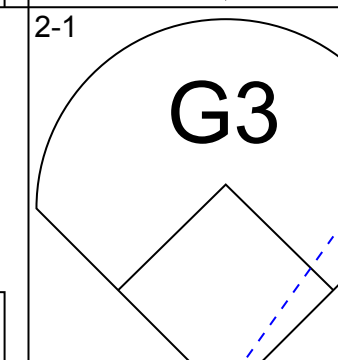
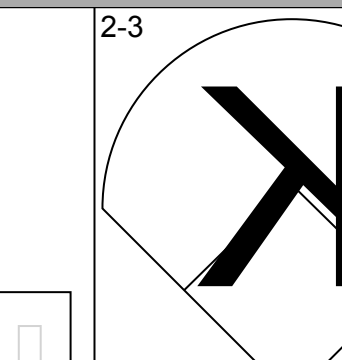
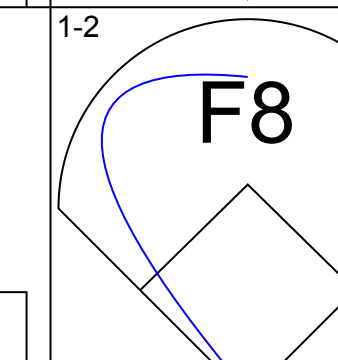
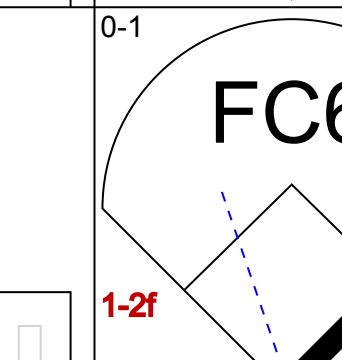
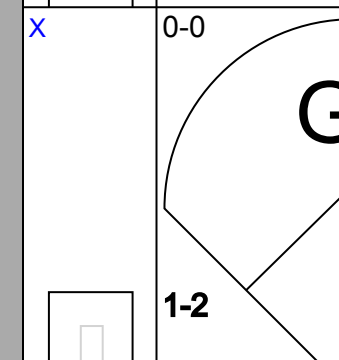
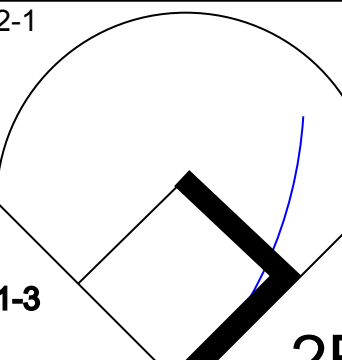
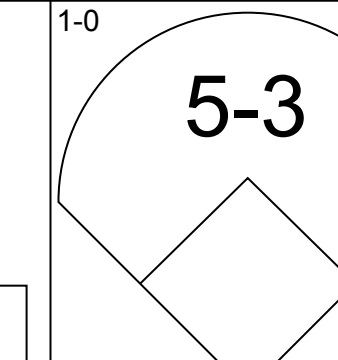
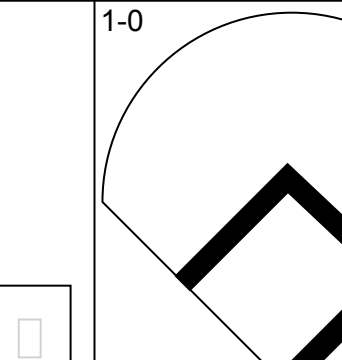
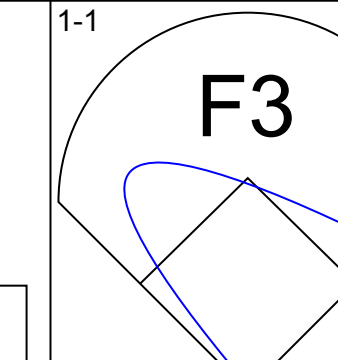
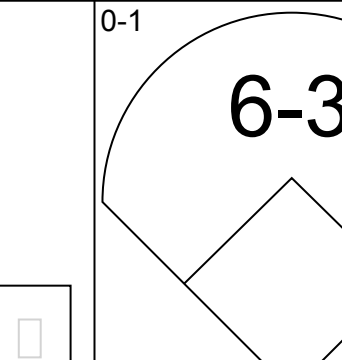
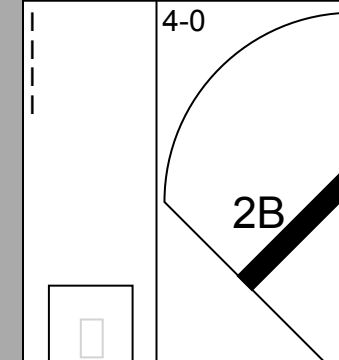
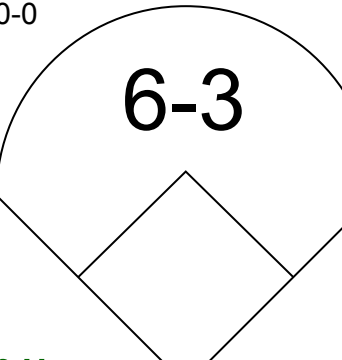
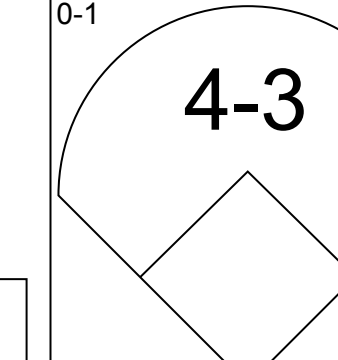
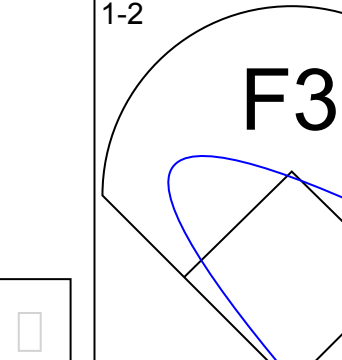
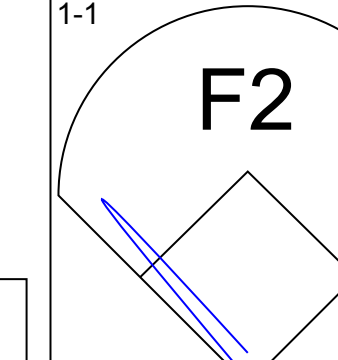
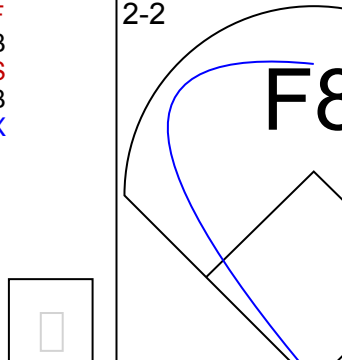
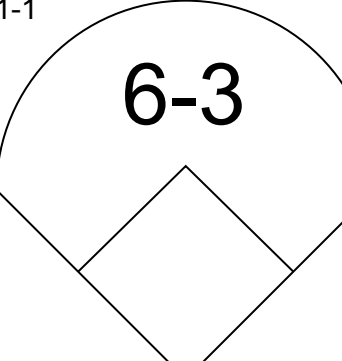
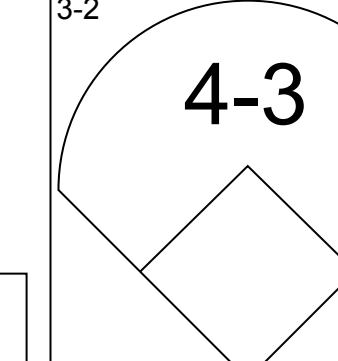
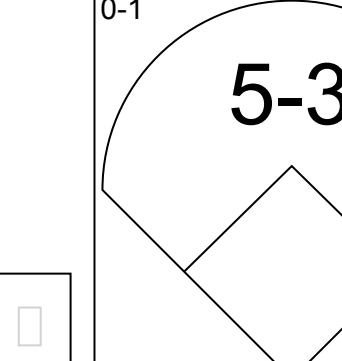
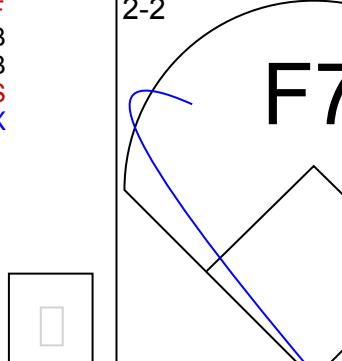
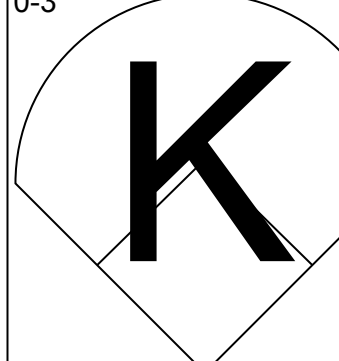
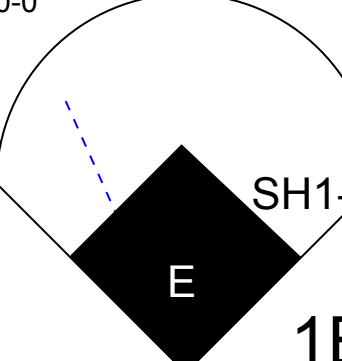
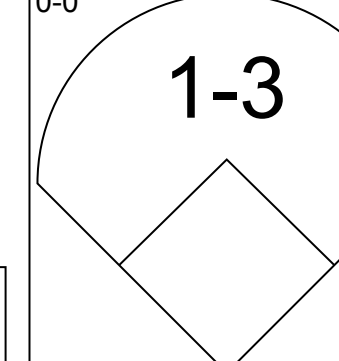
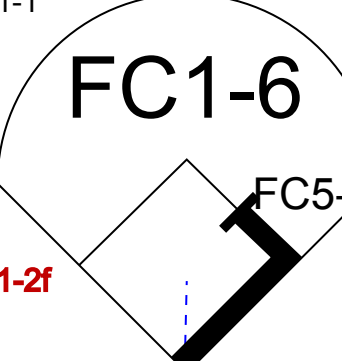
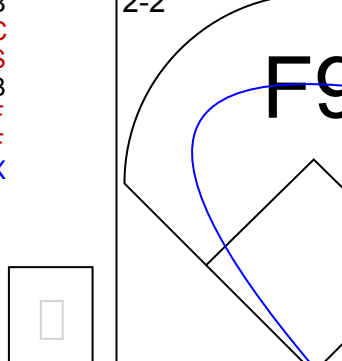
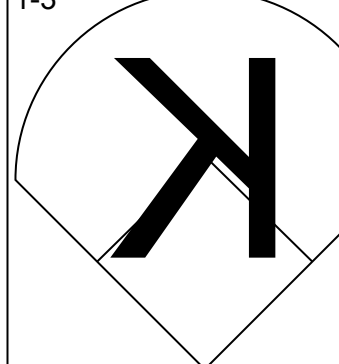
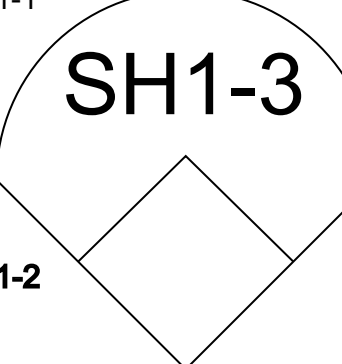
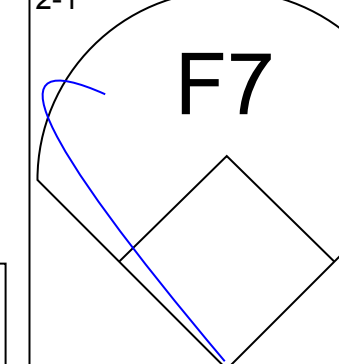
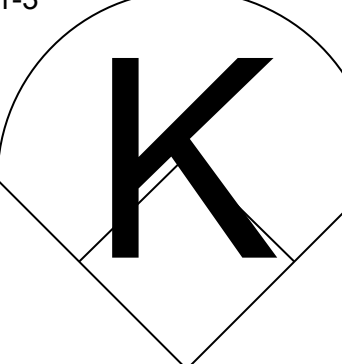
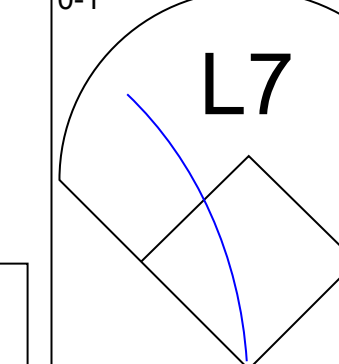
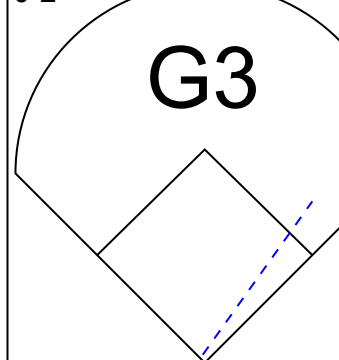
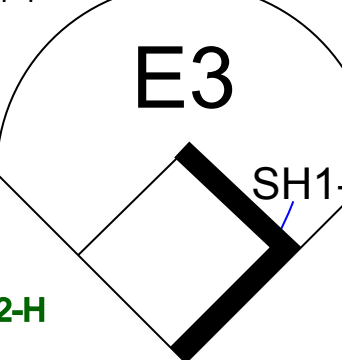
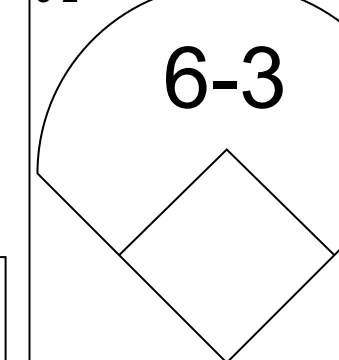
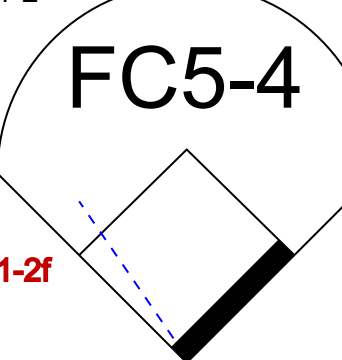
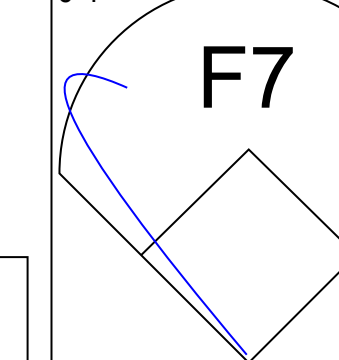
Batter	1	2	3	4	5	6	7	8	9	10	11	12	13	AB	R	H	RBI	BB	SO	LOB	TOP					
Elio Chacon, R OBP: 0.262, SLG: 0.288 (1, 6)														5	0	0	0	2	2	4						
Charlie Neal, R OBP: 0.336, SLG: 0.390 (1, 4)														6	1	2	0	1	1	5						
Cliff Cook, R OBP: 0.248, SLG: 0.340 Ken MacKenzie, R (8, 1)														4	1	2	0	0	0	2						
Frank Thomas, R OBP: 0.360, SLG: 0.524 (8, 3)														5	1	3	1	2	1	1						
Felix Mantilla, R OBP: 0.319, SLG: 0.387 Gene Woodling, R OBP: 0.397, SLG: 0.425 (8, 7)														3	0	0	0	0	1	3						
Gil Hodges, R OBP: 0.339, SLG: 0.510 Joe Christopher, R OBP: 0.259, SLG: 0.333 (8, 8)															2	0	0	0	2	0						
Jim Hickman, R OBP: 0.345, SLG: 0.450 Richie Ashburn, L OBP: 0.425, SLG: 0.493 (8, 9)															2	0	0	0	1	2	1					
Sammy Taylor, L OBP: 0.311, SLG: 0.277 Jay Hook, L OBP: 0.313, SLG: 0.290 Chris Cannizzo, R OBP: 0.262, SLG: 0.257 (7, 2)															2	0	0	0	1	2	2					
Al Jackson, L OBP: 0.143, SLG: 0.121 Mary Thronberry, L OBP: 0.209, SLG: 0.343 Rod Kanehl, R OBP: 0.400, SLG: 0.482 (8, 5)															3	0	0	0	0	3	3					
Inning Stats	R: 1 E: 0 K: 1 S: 9	H: 2 LOB: 1 BB: 0 P: 16	R: 0 E: 0 K: 3 S: 10	H: 0 LOB: 1 BB: 1 P: 15	R: 0 E: 0 K: 1 S: 10	H: 2 LOB: 2 BB: 0 P: 16	R: 0 E: 0 K: 2 S: 8	H: 0 LOB: 0 BB: 1 P: 14	R: 0 E: 0 K: 1 S: 6	H: 0 LOB: 0 BB: 0 P: 9	R: 0 E: 0 K: 2 S: 12	H: 0 LOB: 1 BB: 1 P: 19	R: 0 E: 0 K: 2 S: 22	H: 3 LOB: 3 BB: 3 P: 43	R: 0 E: 0 K: 2 S: 7	H: 0 LOB: 0 BB: 0 P: 10	R: 0 E: 0 K: 1 S: 14	H: 2 LOB: 2 BB: 2 P: 24	R: 0 E: 0 K: 0 S: 6	H: 0 LOB: 1 BB: 1 P: 16	R: 0 E: 0 K: 3 S: 15	H: 0 LOB: 1 BB: 1 P: 22	1B: 10 2B: 0 3B: 0 HR: 0	SF: 1 SAC: 1 DP: 1 HBP: 0	WP: 2 PB: 0 SB: 0 CS: 0	PA: 59
PITCHER	IP 7.0	WLS 31	BF 7	H 3	ER 3	SO 10	BB 4	IBB 0	HBP 0	BLK 0	WP 1	HR 0	S 69	P 112	ERA 3.86	WHIP 1.571										
Johnny Podres, L ERA: 5.24	(1, 1)	7.0	31	7	3	10	4	0	0	0	1	0	69	112	3.86	1.571										
Larry Sherry, R ERA: 2.54	(8, 1)	0.2	4	0	0	0	2	0	0	0	0	0	12	25	0.00	3.000										
Ron Perranoski, L ERA: 2.05	(8, 1)	0.0	2	1	1	0	1	0	0	0	0	0	4	9	∞	∞										
Ed Roebuck, R ERA: 3.14	(8, 1)	5.1	22	2	0	6	3	1	0	0	1	0	50	87	0.00	0.938										

New York Mets @ Los Angeles Dodgers
Dodger Stadium, Los Angeles, CA
Thu Jun 28 1962, 7:05 PM PDT
Att. 19,080 - Unknown

livebaseballscorecards.com

AB 46
R 4
H 10
RBI 4
BB 11
SO 16
LOB 30




Batter	1	2	3	4	5	6	7	8	9	10	11	12	13	AB	R	H	RBI	BB	SO	LOB	BOTTOM					
Maury Wills, S OBP: 0.323, SLG: 0.340 (1, 6)														5	2	2	0	0	0	0						
Jim Gilliam, S OBP: 0.371, SLG: 0.339 (1, 4)														5	2	3	1	1	0	1						
Wille Davis, L OBP: 0.361, SLG: 0.487 (1, 8)														6	0	0	0	0	1	5						
Tommy Davis, R OBP: 0.369, SLG: 0.545 (1, 7)														5	0	2	1	1	0	2						
Frank Howard, R OBP: 0.337, SLG: 0.445 (1, 9)														6	0	1	2	0	0	3						
Ron Fairly, L OBP: 0.383, SLG: 0.448 (1, 3)														5	0	1	0	0	0	2						
Daryl Spencer, R OBP: 0.381, SLG: 0.373 (1, 5)														5	1	1	0	0	1	1						
Norm Sherry, R OBP: 0.238, SLG: 0.324 (1, 2)														4	0	0	0	0	2	1						
Johnny Podres, L OBP: 0.167, SLG: 0.176 Larry Sherry, R OBP: 0.291, SLG: 0.200 Ron Perranoski, L (8, 1)														3	0	0	0	0	0	0						
Ed Roebuck, R OBP: 0.273, SLG: 0.273 (8, 1)														0	0	0	0	0	0	0						
Inning Stats	R: 2 E: 0 K: 0 S: 16	H: 3 LOB: 1 BB: 0 P: 22	R: 0 E: 0 K: 2 S: 9	H: 0 LOB: 0 BB: 0 P: 10	R: 0 E: 0 K: 0 S: 6	H: 0 LOB: 0 BB: 0 P: 11	R: 0 E: 1 K: 0 S: 8	H: 1 LOB: 1 BB: 0 P: 11	R: 0 E: 0 K: 0 S: 8	H: 0 LOB: 0 BB: 0 P: 13	R: 1 E: 0 K: 0 S: 14	H: 2 LOB: 1 BB: 0 P: 18	R: 0 E: 0 K: 1 S: 10	H: 1 LOB: 1 BB: 0 P: 13	R: 0 E: 0 K: 0 S: 10	H: 1 LOB: 1 BB: 0 P: 12	R: 0 E: 0 K: 0 S: 11	H: 0 LOB: 0 BB: 0 P: 17	R: 0 E: 0 K: 0 S: 5	H: 0 LOB: 0 BB: 0 P: 6	R: 1 E: 0 K: 0 S: 3	H: 1 LOB: 2 BB: 2 P: 11	1B: 6 2B: 2 3B: 2 HR: 0	SF: 0 SAC: 2 DP: 0 HBP: 0	WP: 0 PB: 0 SB: 1 CS: 0	PA: 50
PITCHER	IP 7.0	WLS 27	BF 5	H 3	ER 2	SO 3	BB 0	IBB 0	HBP 0	BLK 0	WP 0	HR 0	S 62	P 90	ERA 2.57	WHIP 0.714										
Al Jackson, L ERA: 4.19	(1, 1)	7.0	27	5	3	3	0	0	0	0	0	0	62	90	2.57	0.714										
Ken MacKenzie, L ERA: 4.17	(8, 1)	5.1	23	5	2	1	1	1	0	0	0	0	53	77	3.38	1.125										

New York Mets @ Los Angeles Dodgers
Dodger Stadium, Los Angeles, CA
Thu Jun 28 1962, 7:05 PM PDT
Att. 19,080 - Unknown

livebaseballscorecards.com

AB 46
R 5
H 10
RBI 4
BB 2
SO 4
LOB 16



Batter	1	2	3	4	5	6	7	8	9	AB	R	H	RBI	BB	SO	LOB	TOP								
Richie Ashburn, L (1, 9) OBP: 0.428, SLG: 0.490 Jim Hickman, R (9, 9) OBP: 0.345, SLG: 0.450										5	1	2	3	1	0	2									
Rod Kanehl, R (1, 8) OBP: 0.393, SLG: 0.429										4	1	0	0	2	0	5									
Gene Woodling, L (1, 7) OBP: 0.397, SLG: 0.427 Joe Christopher, R (8, PR) OBP: 0.259, SLG: 0.333 (8, 7)										4	1	1	2	1	1	1									
Frank Thomas, R (1, 3) OBP: 0.362, SLG: 0.520 Mary Thronberry, L (6, 3) OBP: 0.315, SLG: 0.343										2	1	0	0	1	0	1									
Charlie Neal, R (1, 4) OBP: 0.336, SLG: 0.383										4	1	0	1	1	1	3									
Sammy Taylor, L (1, 2) OBP: 0.314, SLG: 0.271										3	1	0	1	2	1	1									
Felix Mantilla, R (1, 5) OBP: 0.312, SLG: 0.400										4	2	1	2	1	0	1									
Elio Chacon, R (1, 6) OBP: 0.366, SLG: 0.286										2	2	0	0	3	2	3									
Jay Hook, L (1, 1) OBP: 0.361, SLG: 0.281										1	0	0	1	3	1	2									
Inning Stats	R: 6 E: 0 K: 1 S: 18	H: 1 LOB: 2 BB: 7 P: 49	R: 0 E: 0 K: 0 S: 5	H: 0 LOB: 1 BB: 0 P: 10	R: 1 E: 0 K: 1 S: 11	H: 1 LOB: 0 BB: 1 P: 23	R: 0 E: 0 K: 0 S: 13	H: 0 LOB: 0 BB: 2 P: 21	R: 0 E: 0 K: 2 S: 13	H: 0 LOB: 2 BB: 2 P: 23	R: 0 E: 0 K: 1 S: 9	H: 0 LOB: 1 BB: 1 P: 17	R: 0 E: 0 K: 1 S: 9	H: 0 LOB: 0 BB: 0 P: 15	R: 2 E: 0 K: 0 S: 11	H: 1 LOB: 2 BB: 3 P: 27	R: 1 E: 0 K: 0 S: 8	H: 1 LOB: 2 BB: 2 P: 20	1B: 2 2B: 1 3B: 0 HR: 1	SF: 0 SAC: 1 DP: 0 HBP: 1	WP: 0 PB: 0 SB: 2 CS: 1	PA: 48			
PITCHER	IP	WLS	BF	H	R	ER	SO	BB	IBB	HBP	BLK	WP	HR	S	P	ERA	WHIP								
Joe Moeller, R (1, 1) ERA: 4.89	0.1	L	5	0	4	4	0	4	0	0	0	0	0	7	23	108.00	12.000								
Ron Perranoski, L (1, 1) ERA: 2.44	0.1		5	1	2	2	1	3	0	0	0	0	0	10	25	54.00	12.000								
Phil Ortega, R (1, 1) ERA: 8.46	3.1		12	1	1	1	1	1	0	1	0	0	1	30	55	2.70	0.600								
Stan Williams, R (5, 1) ERA: 5.76	5.0		25	2	3	3	4	8	0	0	0	0	0	50	102	5.40	2.000								

New York Mets @ Los Angeles Dodgers
Dodger Stadium, Los Angeles, CA
 Fri Jun 29 1962, 7:05 PM PDT
 Att: 24,366 - Unknown

AB	29
R	10
H	4
RBI	10
BB	16
SO	6
LOB	19



Batter	1	2	3	4	5	6	7	8	9	AB	R	H	RBI	BB	SO	LOB	BOTTOM								
Maury Wills, S (1, 6) OBP: 0.319, SLG: 0.335										5	0	0	1	0	1	3									
Jim Gilliam, S (1, 4) OBP: 0.372, SLG: 0.341										4	1	1	0	1	0	2									
Willie Davis, L (1, 8) OBP: 0.360, SLG: 0.484										4	0	1	0	0	0	2									
Tommy Davis, R (1, 7) OBP: 0.368, SLG: 0.541										4	0	1	1	0	0	1									
Ron Fairly, L (1, 3) OBP: 0.389, SLG: 0.454										4	1	3	0	0	0	1									
Frank Howard, R (1, 9) OBP: 0.341, SLG: 0.464										4	2	2	2	0	0	2									
Daryl Spencer, R (1, 5) OBP: 0.377, SLG: 0.362										3	0	0	0	1	1	1									
Norm Sherry, R (1, 2) OBP: 0.238, SLG: 0.312										3	0	0	0	1	1	2									
Joe Moeller, R (1, 1) OBP: 0.172, SLG: 0.172 Ron Perranoski, L (1, 1) ERA: 2.44 Phil Ortega, R (1, 1) ERA: 8.46 Wally Moon, L (4, PR) OBP: 0.354, SLG: 0.359 Stan Williams, R (5, 1) OBP: 0.361, SLG: 0.281 Tim Harkness, L (8, PR) OBP: 0.306, SLG: 0.409										0	0	0	0	0	0	0									
Inning Stats	R: 0 E: 0 K: 1 S: 9	H: 1 LOB: 0 BB: 0 P: 13	R: 0 E: 1 K: 1 S: 15	H: 1 LOB: 2 BB: 1 P: 27	R: 1 E: 0 K: 0 S: 7	H: 2 LOB: 1 BB: 0 P: 10	R: 1 E: 0 K: 1 S: 12	H: 1 LOB: 2 BB: 1 P: 24	R: 0 E: 0 K: 0 S: 8	H: 0 LOB: 0 BB: 0 P: 11	R: 0 E: 0 K: 0 S: 8	H: 0 LOB: 0 BB: 1 P: 14	R: 0 E: 0 K: 0 S: 9	H: 0 LOB: 0 BB: 0 P: 15	R: 2 E: 0 K: 0 S: 9	H: 2 LOB: 0 BB: 0 P: 15	R: 0 E: 0 K: 0 S: 8	H: 0 LOB: 0 BB: 1 P: 17	1B: 6 2B: 1 3B: 0 HR: 1	SF: 0 SAC: 0 DP: 2 HBP: 0	WP: 0 PB: 0 SB: 0 CS: 0	PA: 38			
PITCHER	IP	WLS	BF	H	R	ER	SO	BB	IBB	HBP	BLK	WP	HR	S	P	ERA	WHIP								
Jay Hook, R (1, 1) ERA: 5.46	9.0	W	38	8	4	3	3	4	0	0	0	0	1	84	145	3.00	1.333								

New York Mets @ Los Angeles Dodgers
Dodger Stadium, Los Angeles, CA
 Fri Jun 29 1962, 7:05 PM PDT
 Att: 24,366 - Unknown

AB	34
R	4
H	8
RBI	4
BB	4
SO	3
LOB	18



Batter	1	2	3	4	5	6	7	8	9	AB	R	H	RBI	BB	SO	LOB	TOP		
Richie Ashburn, L OBP: 0.424, SLG: 0.480	0-3 K			4-2 G5-4-3 BB		0-2 L7			1-2 FC6-4 FC5-4	3	0	0	0	1	1	1			
Rod Kanehl, R OBP: 0.369, SLG: 0.400	0-3 K			2-3 K			1-2 6-3		0-2 FC5-4 FC6-4	4	0	0	0	0	2	2			
Felix Mantilla, R OBP: 0.311, SLG: 0.394	0-3 K			3-1 G5-4-3 1-2			4-0 BB		2-1 FC6-4 1-2	3	0	0	0	1	1	2			
Frank Thomas, R OBP: 0.361, SLG: 0.516		0-0 6-3			4-1 BB		1-0 G5-4-3 1-2			2	0	0	0	1	0	1			
Cliff Cook, R OBP: 0.241, SLG: 0.330		2-3 K			0-1 F7			3-3 K		3	0	0	0	0	2	1			
Jim Hickman, R OBP: 0.340, SLG: 0.442		3-3 K			1-2 F8			3-2 F8		3	0	0	0	0	1	1			
Elio Chacon, R OBP: 0.366, SLG: 0.283			3-3 K		3-3 K			4-2 BB		2	0	0	0	1	2	1			
Chris Cannizzaro, R OBP: 0.370, SLG: 0.220			3-2 F8			3-3 K		2-3 K		3	0	0	0	0	2	1			
Bob Miller, R OBP: 0.238, SLG: 0.333			0-3 K			2-3 K		4-1 BB		0	0	0	0	0	0	0			
Ray Daviault, R OBP: 0.400, SLG: 0.427										2	0	0	0	0	2	0			
Gene Woodling, L OBP: 0.269, SLG: 0.333										0	0	0	0	1	0	0			
Joe Christopher, R										0	0	0	0	0	0	0			
Inning Stats	R: 0 H: 0 E: 0 K: 3 S: 9	H: 0 LOB: 0 BB: 0 P: 9	R: 0 H: 0 E: 0 K: 2 S: 7	H: 0 LOB: 0 BB: 0 P: 12	R: 0 H: 0 E: 0 K: 2 S: 9	H: 0 LOB: 0 BB: 0 P: 15	R: 0 H: 0 E: 0 K: 1 S: 8	H: 0 LOB: 1 BB: 1 P: 17	R: 0 H: 0 E: 0 K: 2 S: 9	H: 0 LOB: 0 BB: 0 P: 14	R: 0 H: 0 E: 0 K: 0 S: 4	H: 0 LOB: 0 BB: 1 P: 10	R: 0 H: 0 E: 0 K: 2 S: 15	H: 0 LOB: 1 BB: 1 P: 27	R: 0 H: 0 E: 0 K: 0 S: 10	H: 0 LOB: 1 BB: 1 P: 17	1B: 0 2B: 0 3B: 0 HR: 0	SF: 0 SAC: 0 DP: 2 HBP: 0	WP: 0 PA: 30 PB: 0 SB: 0 CS: 0
PITCHER Sandy Koufax, L ERA: 2.33	IP: 9.0 WLS: W BF: 30 H: 0 R: 0 ER: 0 SO: 13 BB: 5 IBB: 0 HBP: 0 BLK: 0 WP: 0 HR: 0 S: 80 P: 138 ERA: 0.00 WHIP: 0.556																		

New York Mets @ Los Angeles Dodgers
Dodger Stadium, Los Angeles, CA
Sat Jun 30 1962, 7:05 PM PDT
Att: 29,797 - Unknown

AB 25
R 0
H 0
RBI 0
BB 5
SO 13
LOB 10

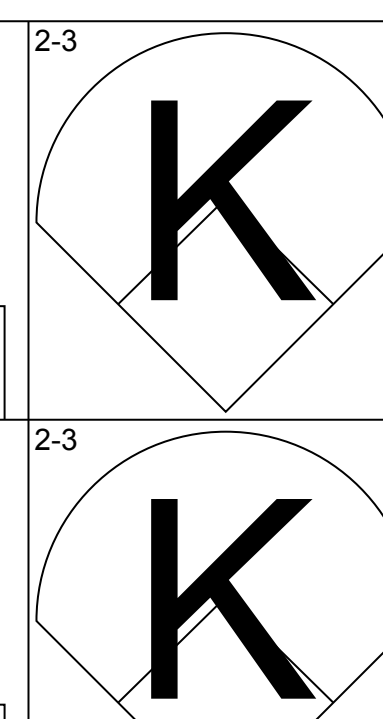
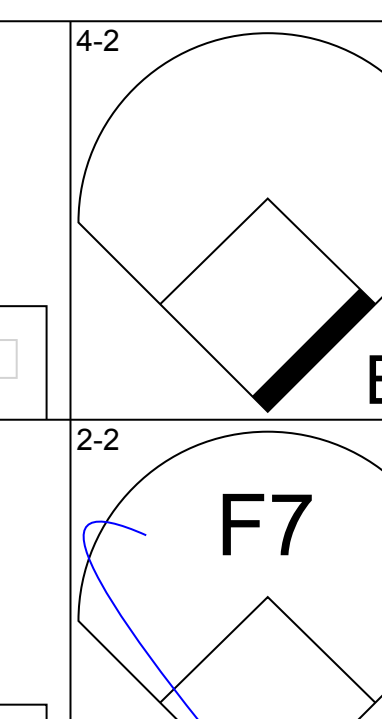
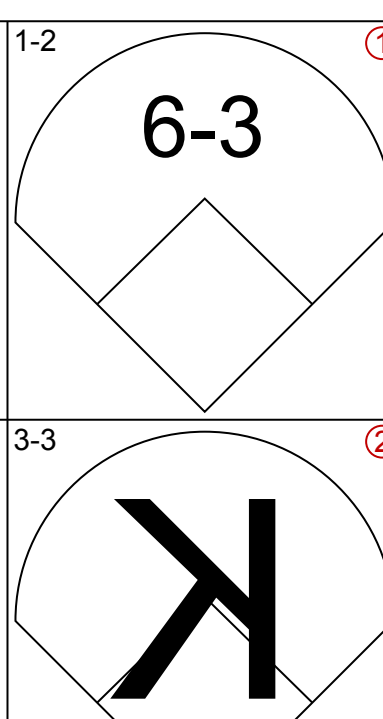
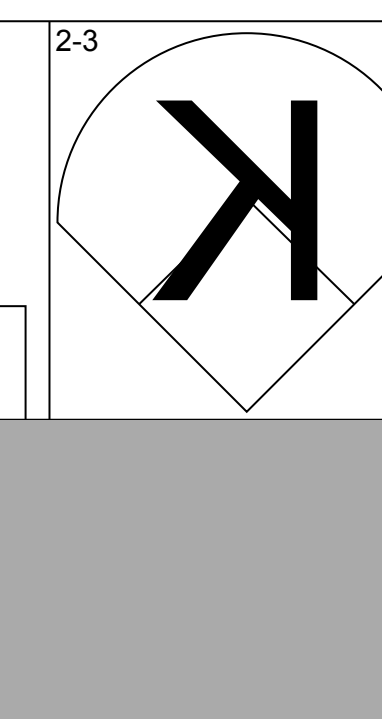
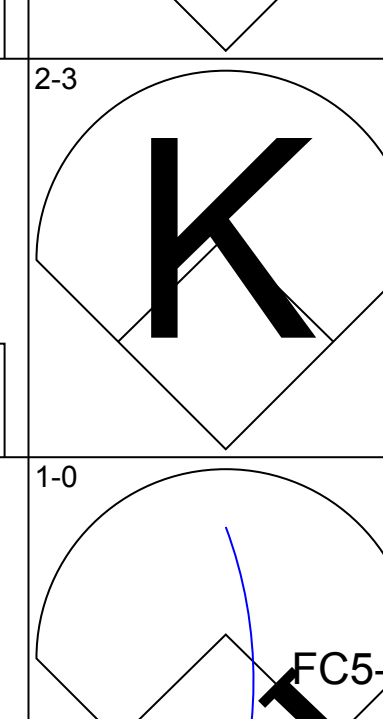
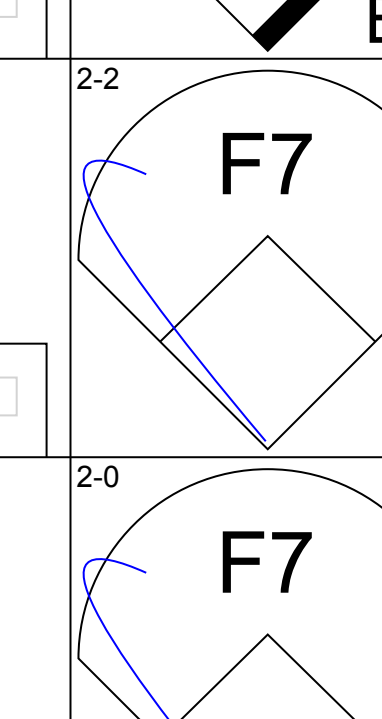
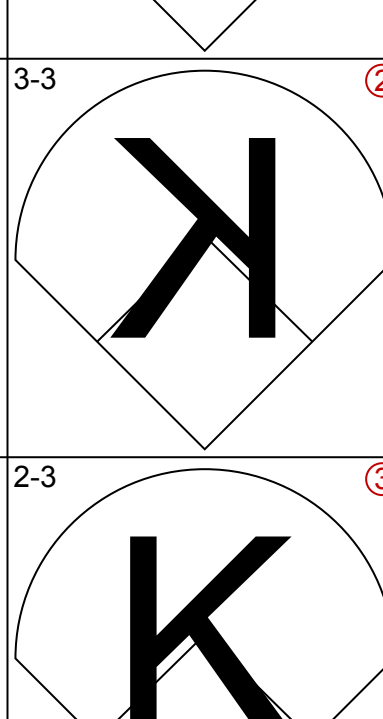

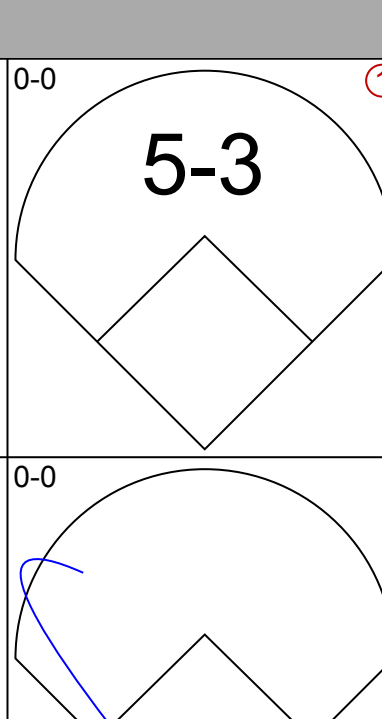
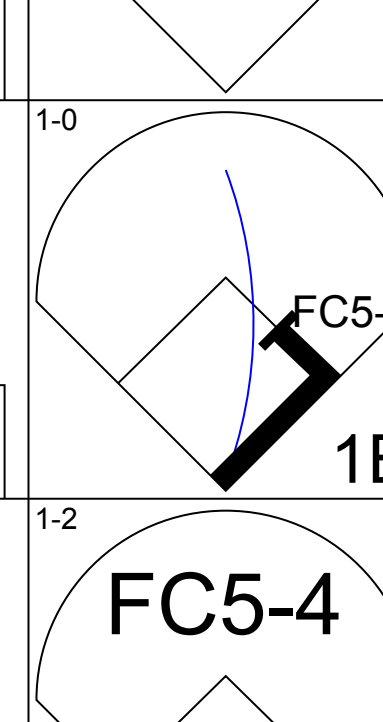
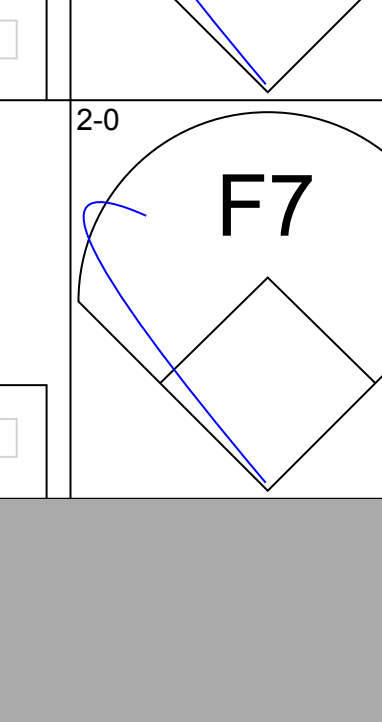
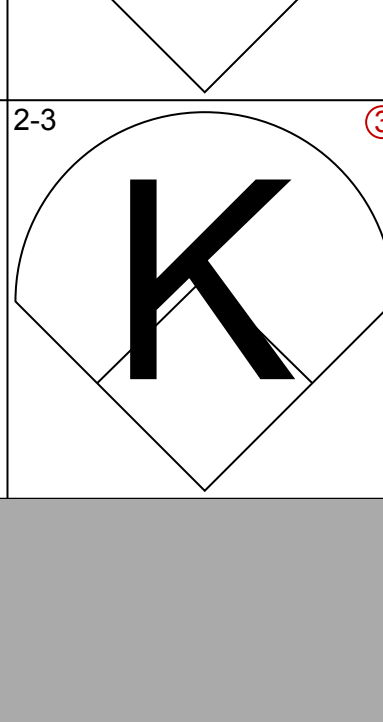

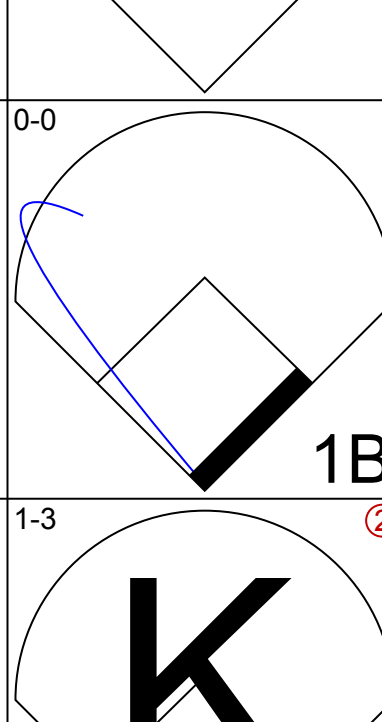
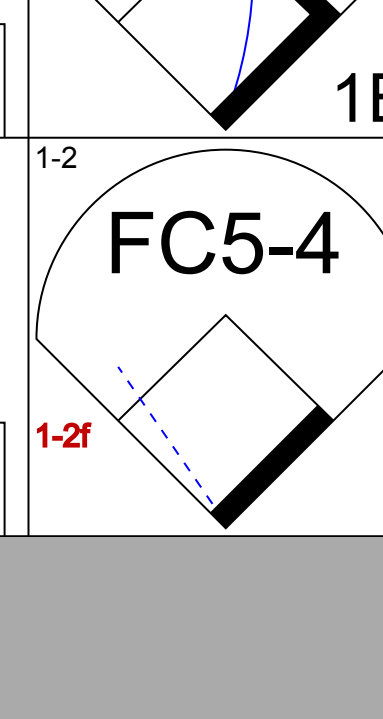



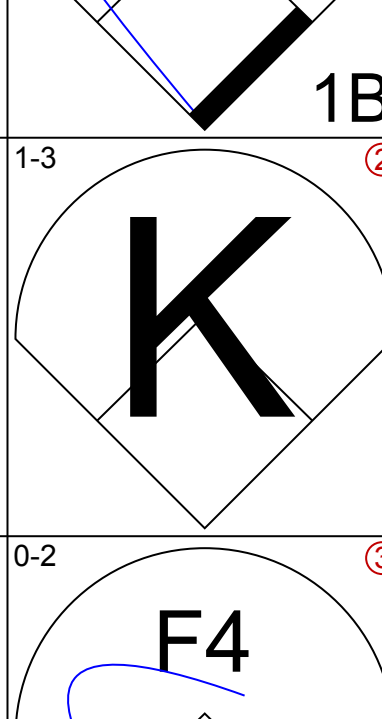




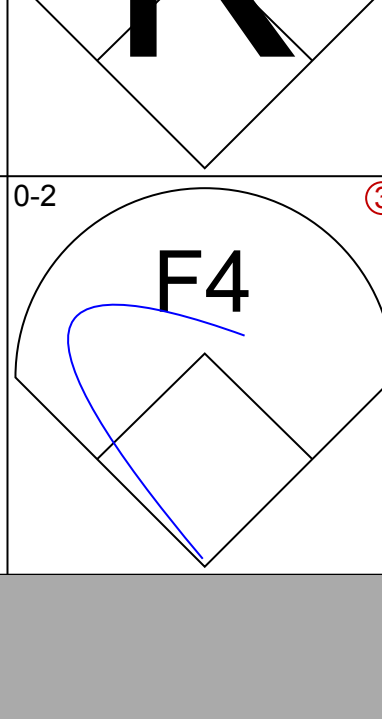
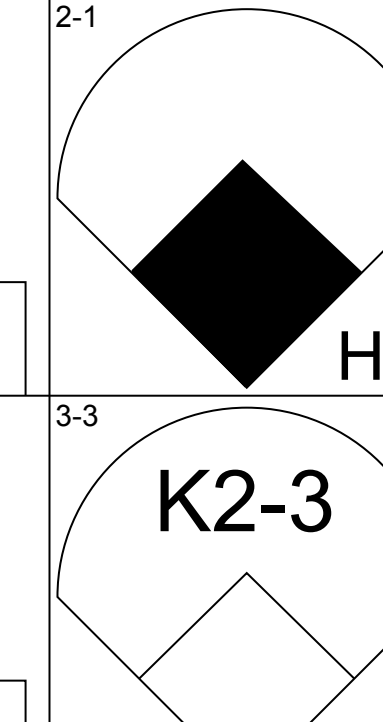



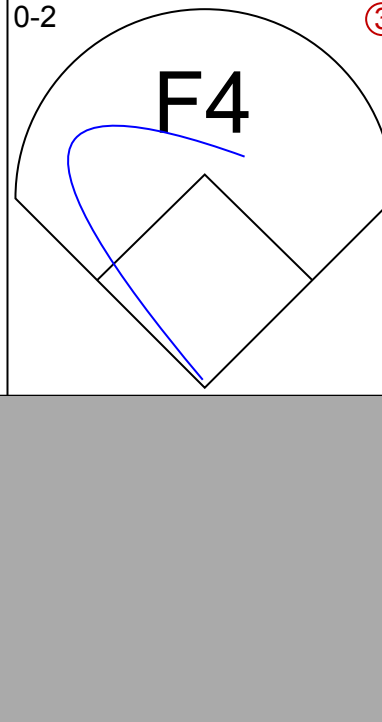
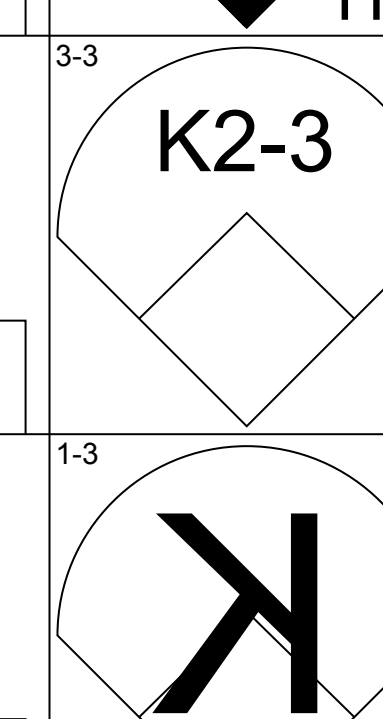


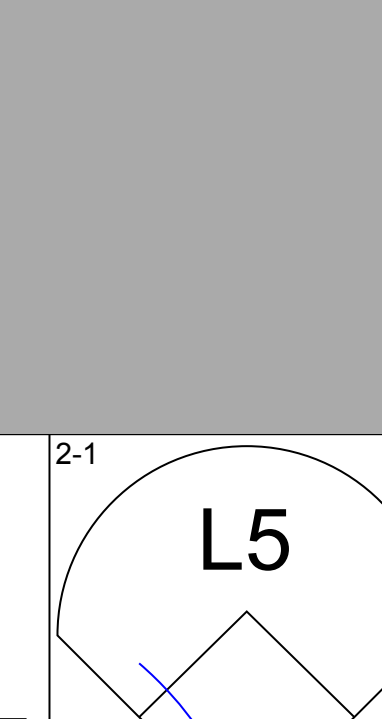

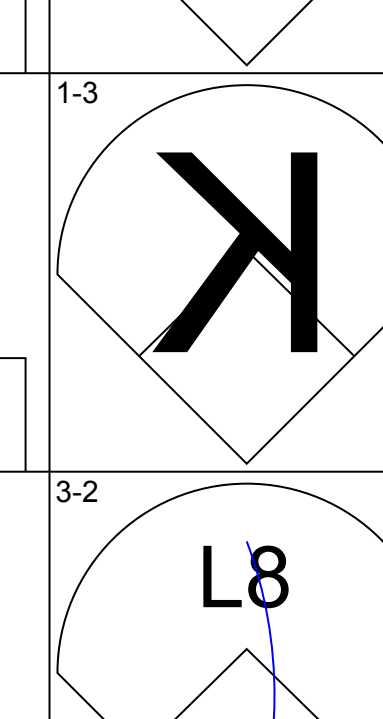


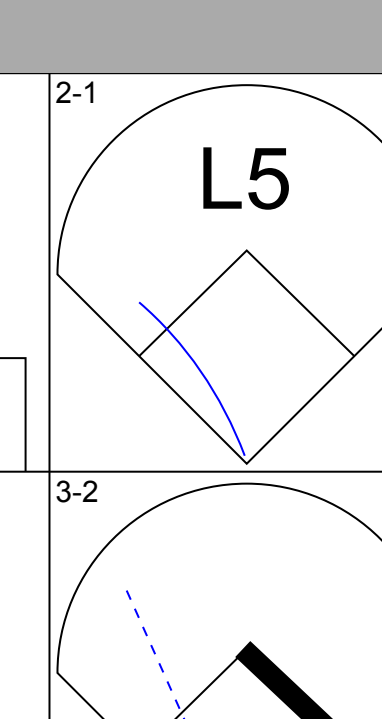

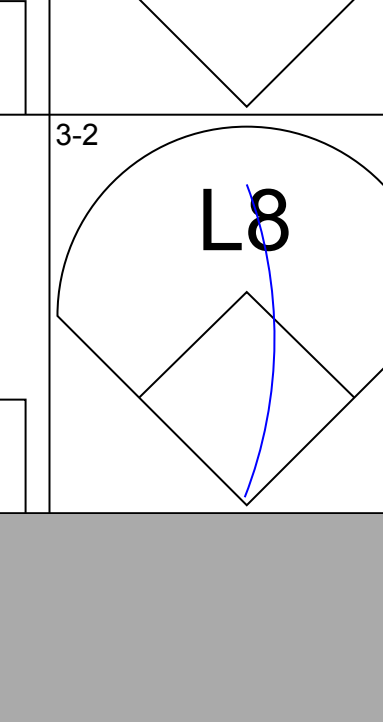
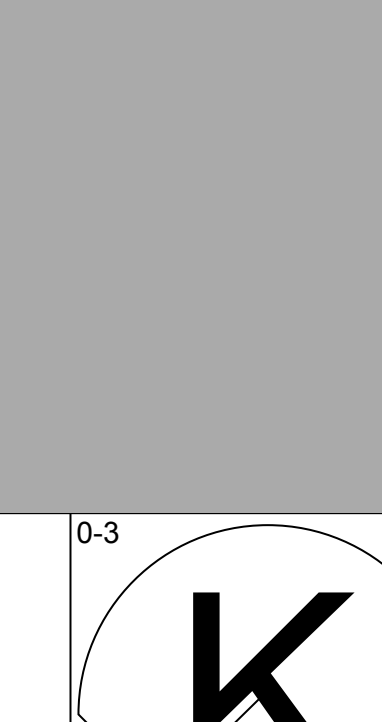

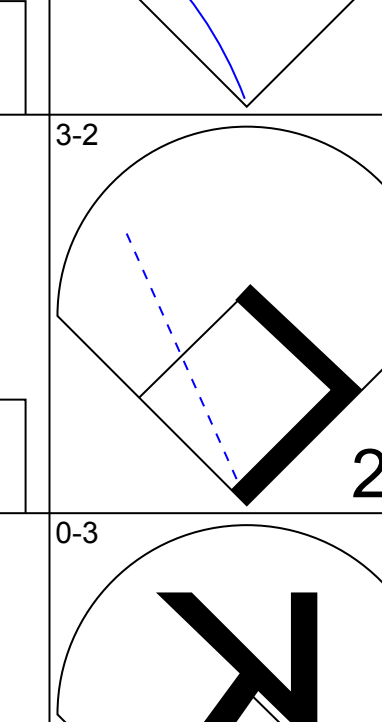


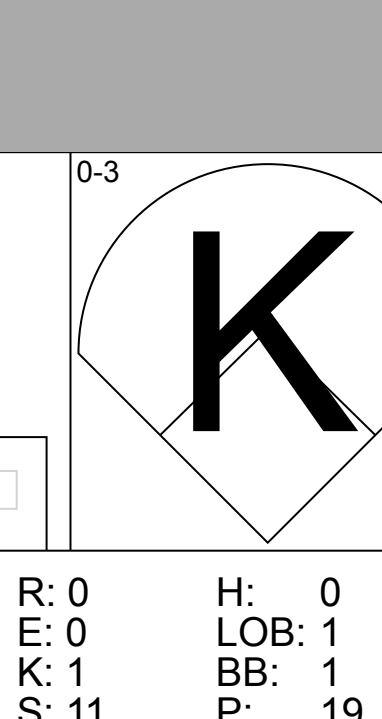

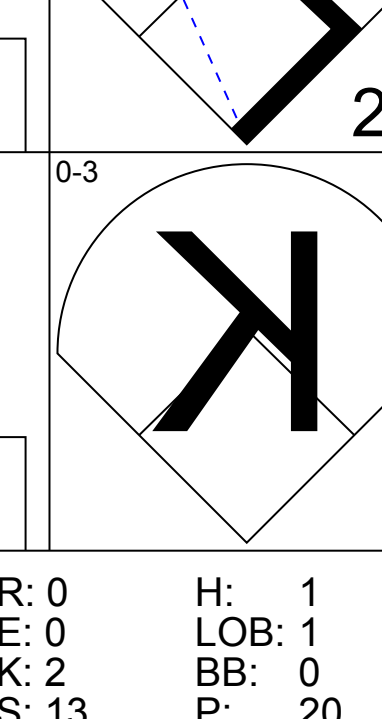

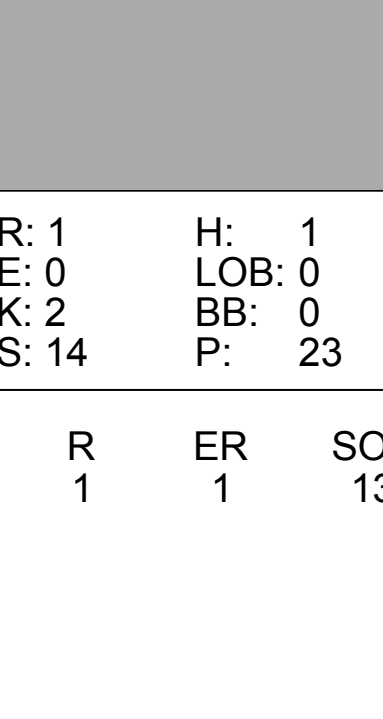
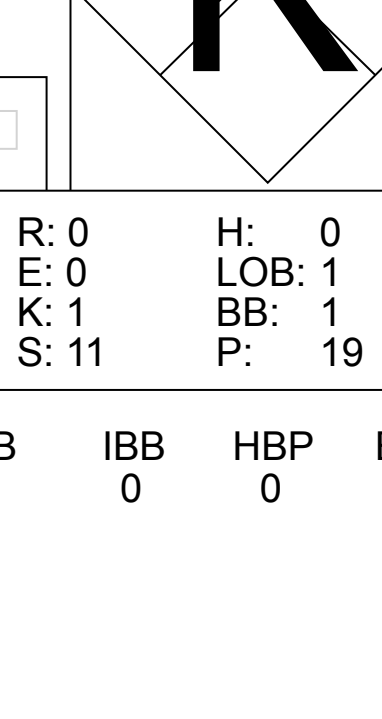
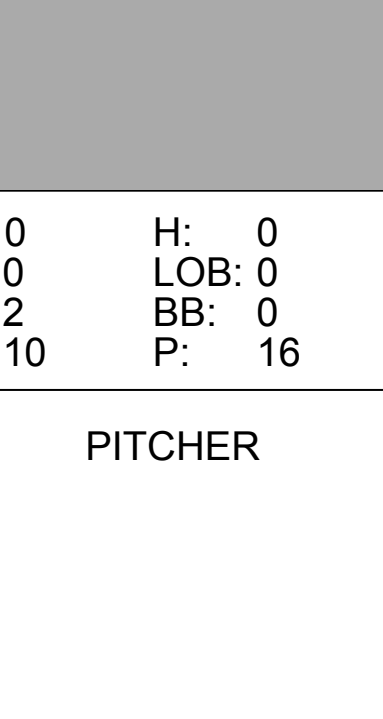
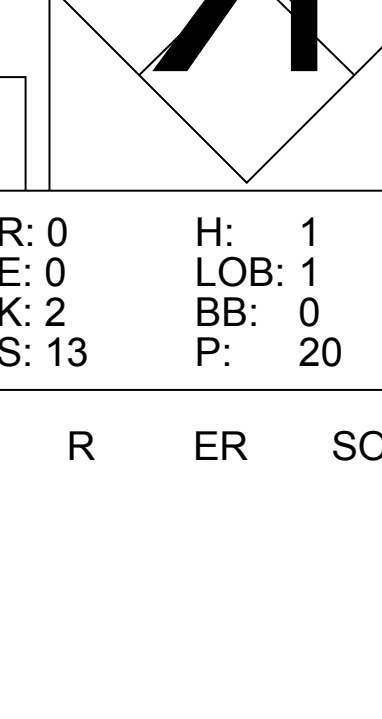
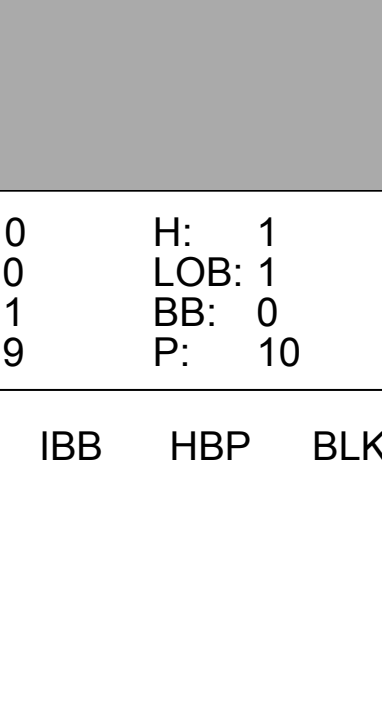
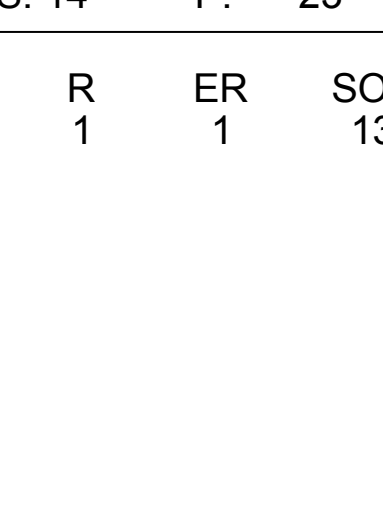




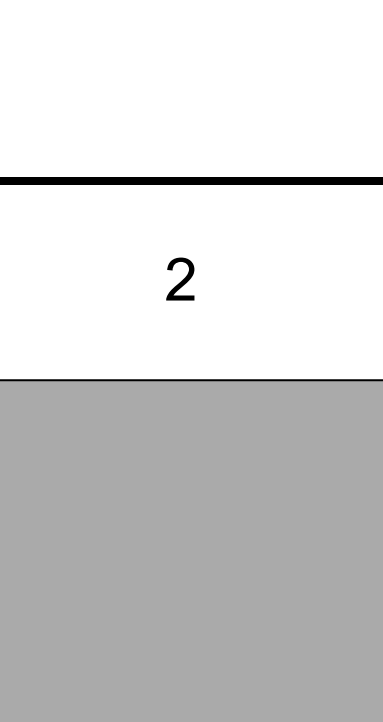
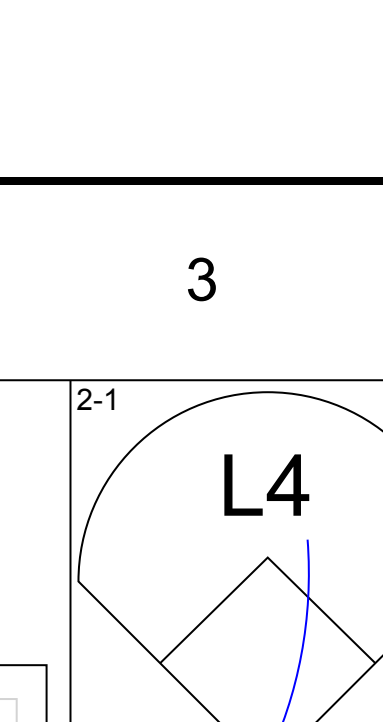
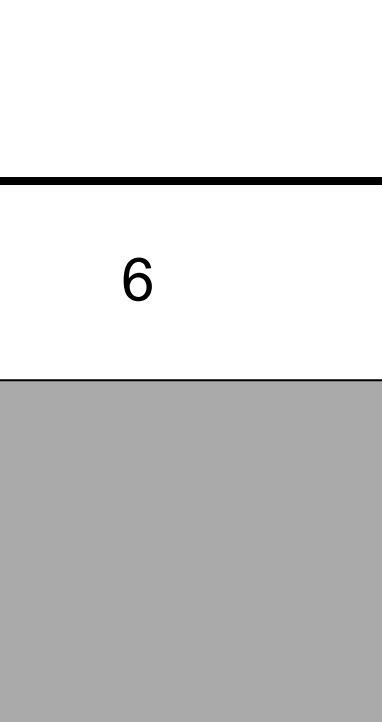
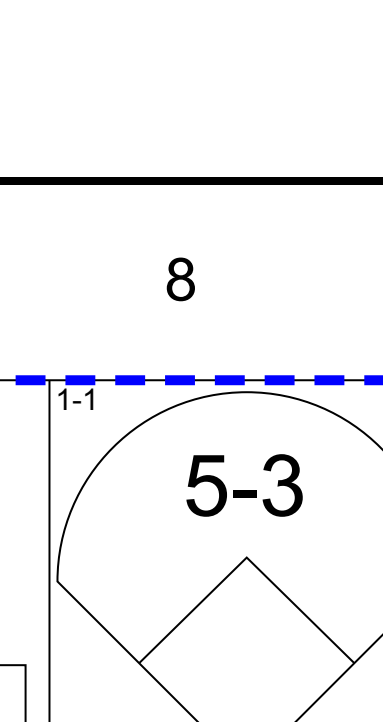
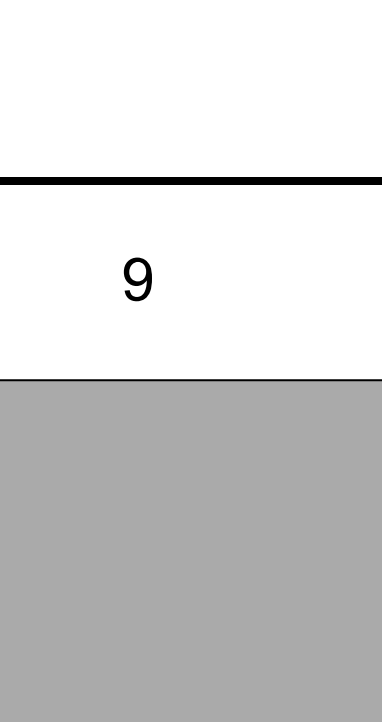

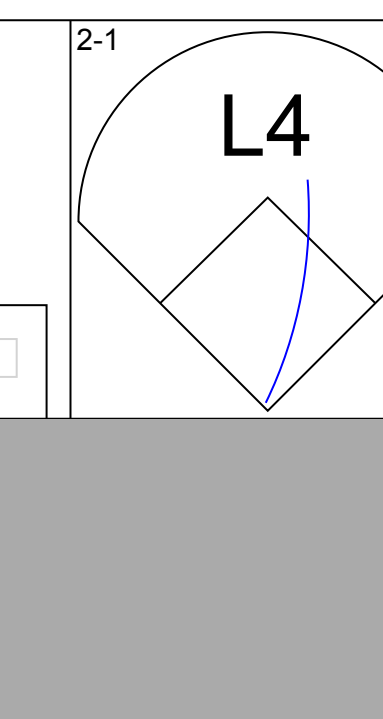

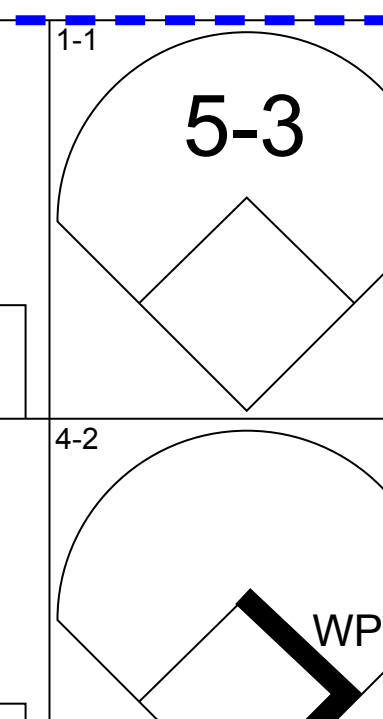



Batter	1	2	3	4	5	6	7	8	9	AB	R	H	RBI	BB	SO	LOB	BOTTOM
Maury Wills, S OBP: 0.317, SLG: 0.333	3-2 4-3	1-2 F8	3-2 F7			0-0 B3		2-2 S 1B		5	0	1	0	0	0	2	
Jim Gilliam, S OBP: 0.375, SLG: 0.341	2-2 L8	2-1 1B		4-0 BB		0-1 F9		4-0 CS BB		3	0	1	0	2	0	0	
Willie Davis, L OBP: 0.364, SLG: 0.491	1-1 1B	3-1 S 1B		1-0 G3-6 1-2		4-2 FC6-4 BB		3-2 F4		4	1	2	0	1	0	3	
Tommy Davis, R OBP: 0.370, SLG: 0.540	2-1 S 1B	3-3 K		0-1 1B		1-0 FC6-4		3-1 CS		4	1	2	1	0	1	3	
Ron Fairly, L OBP: 0.387, SLG: 0.447	3-H 1B	4-0 1B		1-0 F7		1-0 1-3		1-2 2B BB		3	1	0	0	1	1	3	
Frank Howard, R OBP: 0.348, SLG: 0.485	1-0 2B			4-2 1B BB		2-2 F8		0-1 HR		3	2	2	2	1	0	0	
Tim Harkness, L OBP: 0.380, SLG: 0.409	1-2 2B 1B									0	0	0	0	0	0	0	
John Roseboro, L OBP: 0.375, SLG: 0.396	3-1 1B		2-3 K		4-0 WP BB		2-2 F7			3	0	1	2	1	1	1	
Larry Burright, R OBP: 0.305, SLG: 0.396	2-2 1B		3-1 1B		0-3 K		2-2 F4			4	0	2	0	0	1	1	
Sandy Koufax, R OBP: 0.123, SLG: 0.145	0-2 F3		0-3 K		2-3 K		1-3 K			4	0	0	0	0	3	5	
Inning Stats	R: 4 H: 5 E: 0 K: 0 S: 24	H: 5 LOB: 2 BB: 1 P: 42	R: 0 H: 2 E: 0 K: 1 S: 11	H: 2 LOB: 0 BB: 0 P: 21	R: 0 H: 1 E: 0 K: 2 S: 13	H: 1 LOB: 2 BB: 1 P: 25	R: 0 H: 1 E: 0 K: 0 S: 4	H: 1 LOB: 1 BB: 1 P: 10	R: 0 H: 0 E: 0 K: 0 S: 6	H: 0 LOB: 1 BB: 1 P: 11	R: 1 H: 1 E: 0 K: 1 S: 14	H: 1 LOB: 0 BB: 0 P: 19	R: 0 H: 1 E: 0 K: 1 S: 15	H: 1 LOB: 1 BB: 1 P: 28	1B: 8 2B: 1 3B: 1 HR: 1	SF: 0 SAC: 0 DP: 1 HBP: 0	WP: 1 PA: 40 PB: 0 SB: 3 CS: 1
PITCHER Bob Miller, R ERA: 4.93	IP: 0.2 WLS: L BF: 8 H: 5 R: 0 ER: 4 SO: 0 BB: 1 IBB: 0 HBP: 0 BLK: 0 WP: 0 HR: 0 S: 21 P: 39 ERA: 54.00 WHIP: 9.000																
PITCHER Ray Daviault, R ERA: 6.18	IP: 7.1 WLS: 31 BF: 6 H: 1 R: 1 ER: 1 SO: 7 BB: 5 IBB: 0 HBP: 0 BLK: 0 WP: 1 HR: 1 S: 77 P: 136 ERA: 1.23 WHIP: 1.500																

New York Mets @ Los Angeles Dodgers
Dodger Stadium, Los Angeles, CA
Sat Jun 30 1962, 7:05 PM PDT
Att: 29,797 - Unknown

AB 33
R 5
H 11
RBI 5
BB 6
SO 7
LOB 18

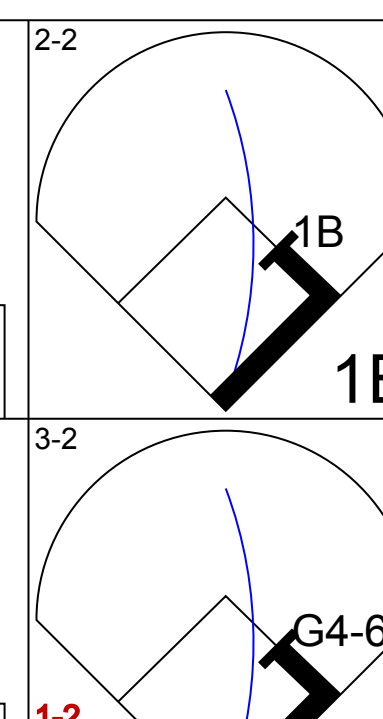
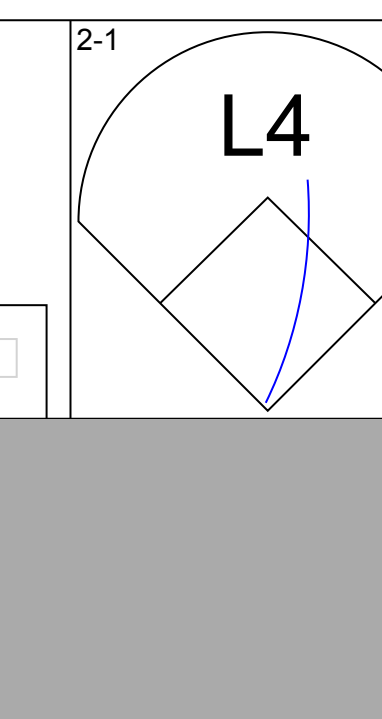

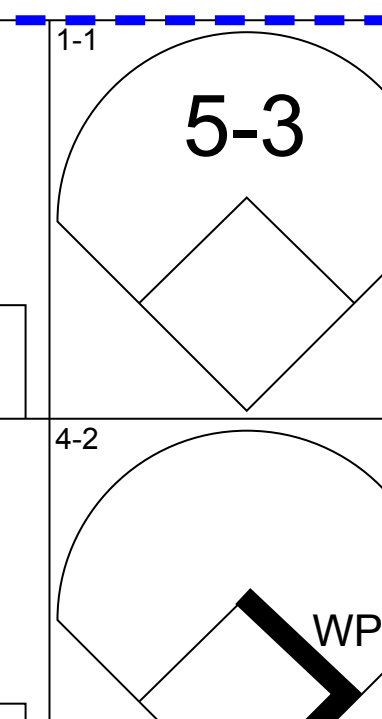
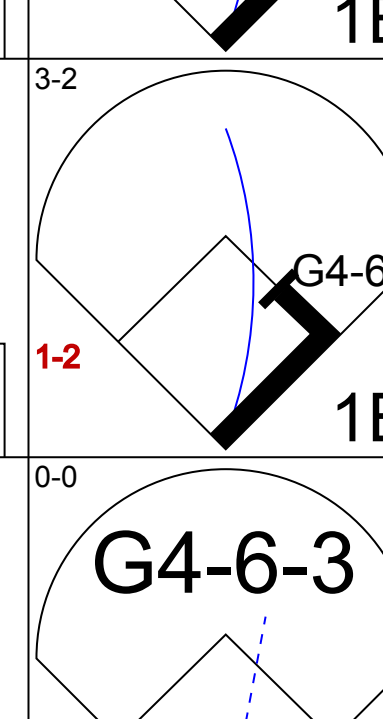

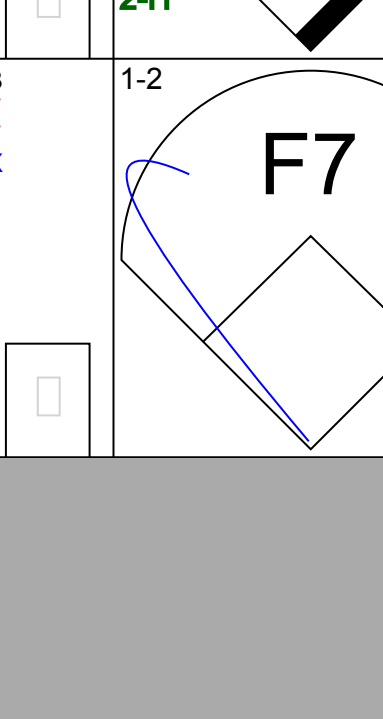
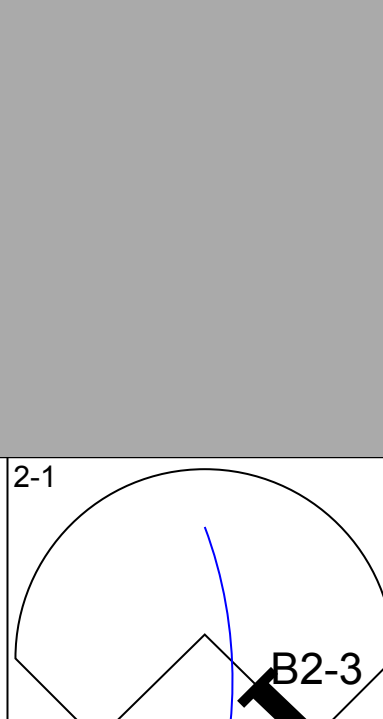
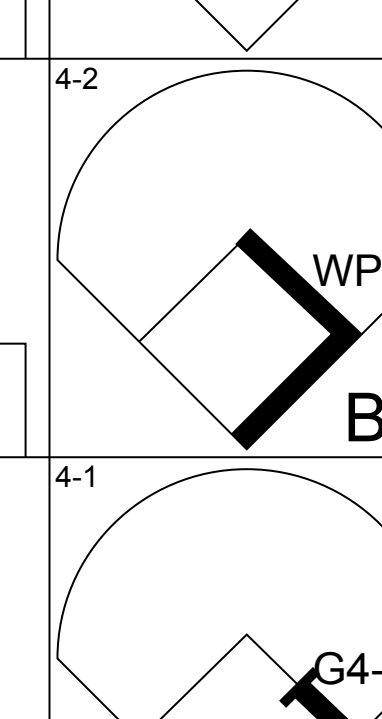

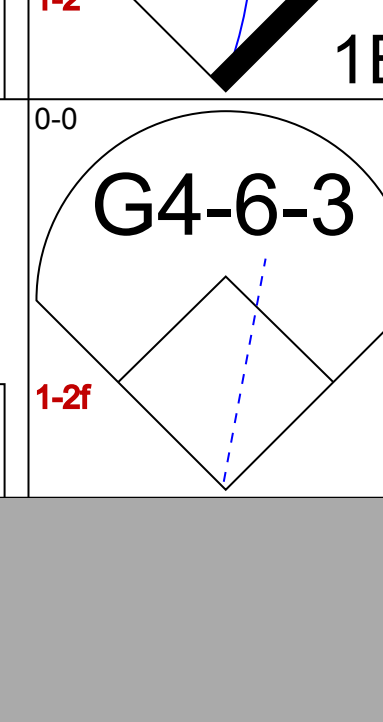


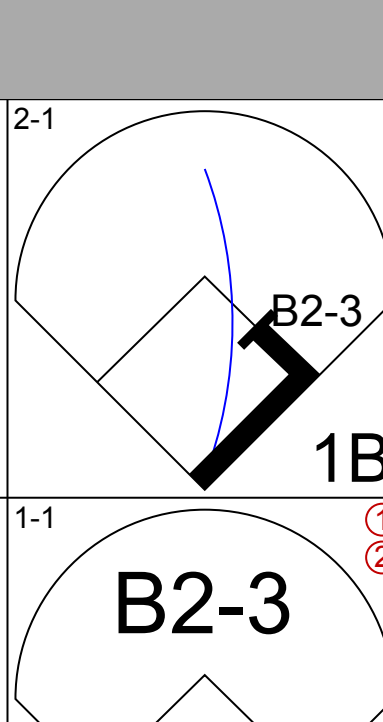
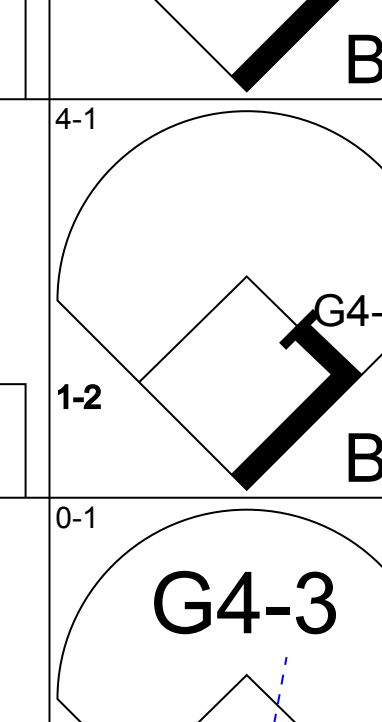

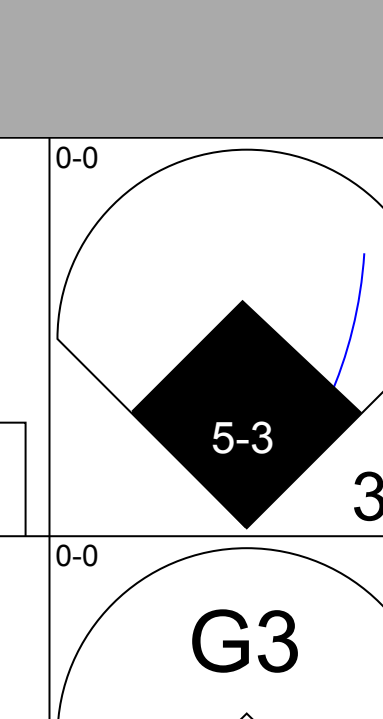

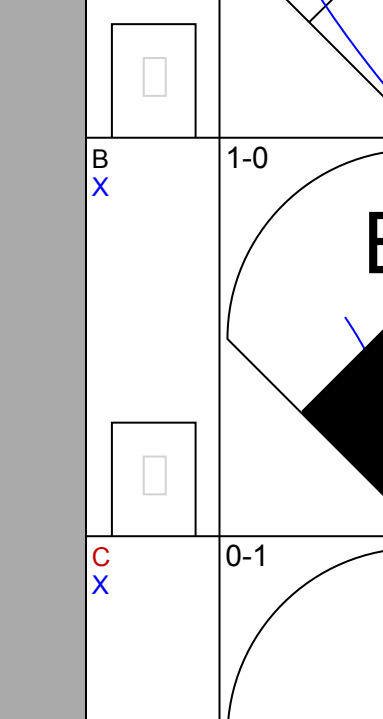

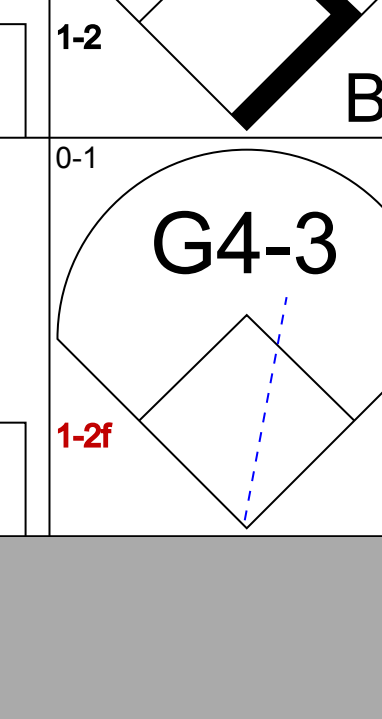

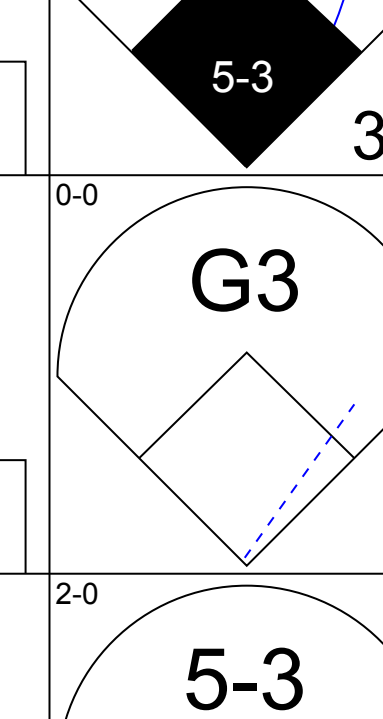

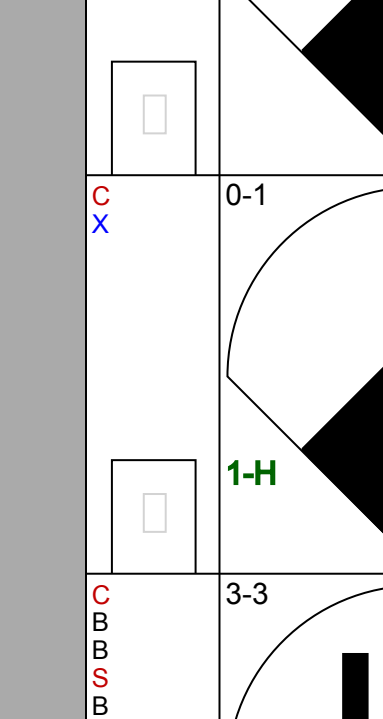



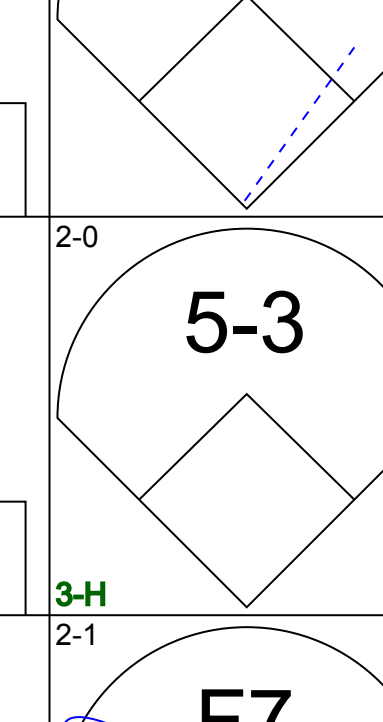

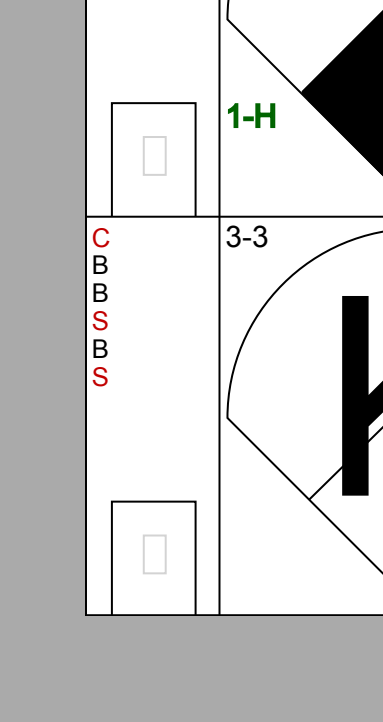

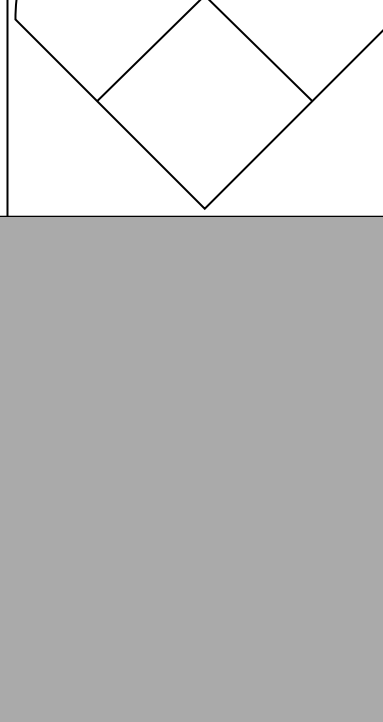

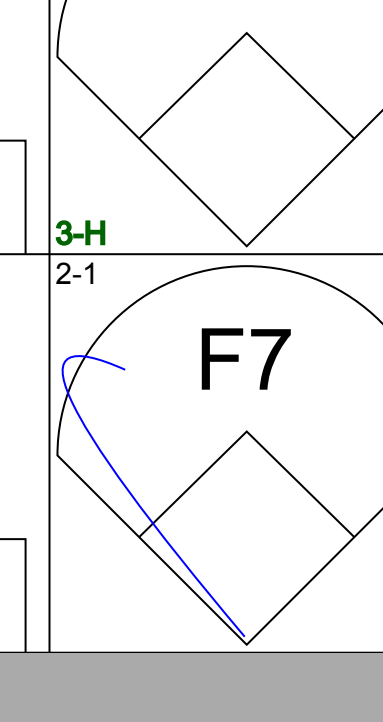

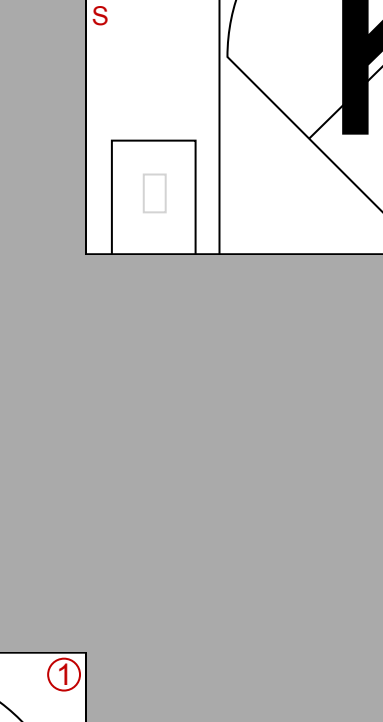
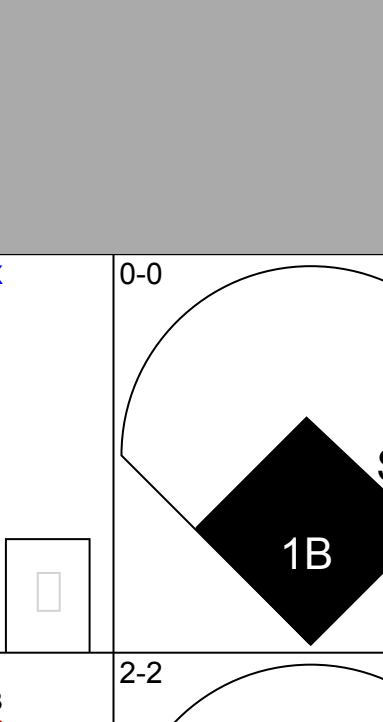


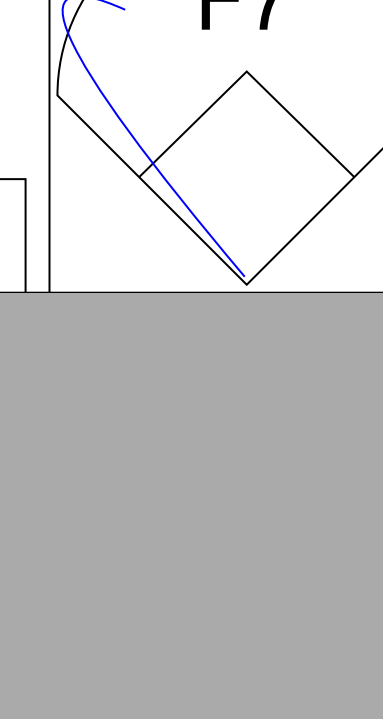
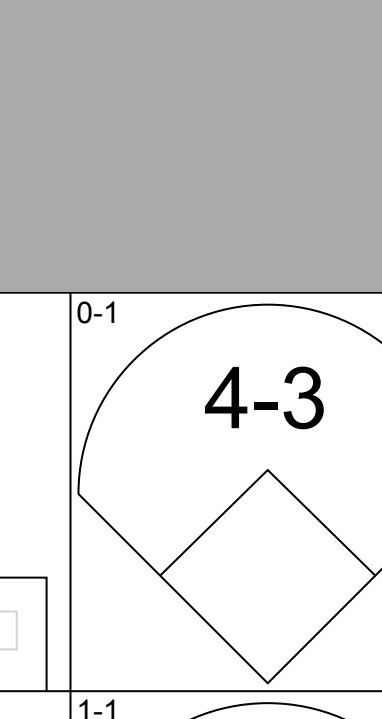
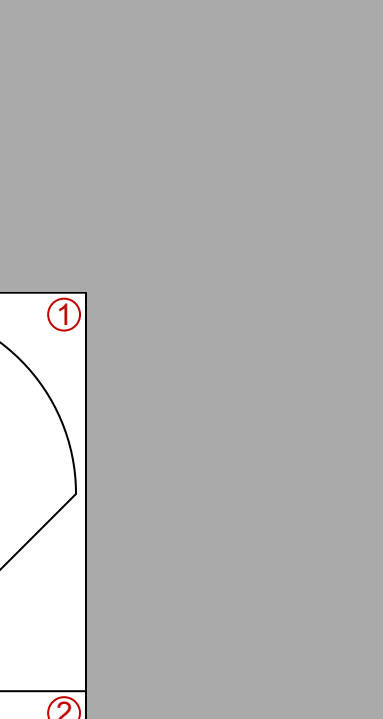
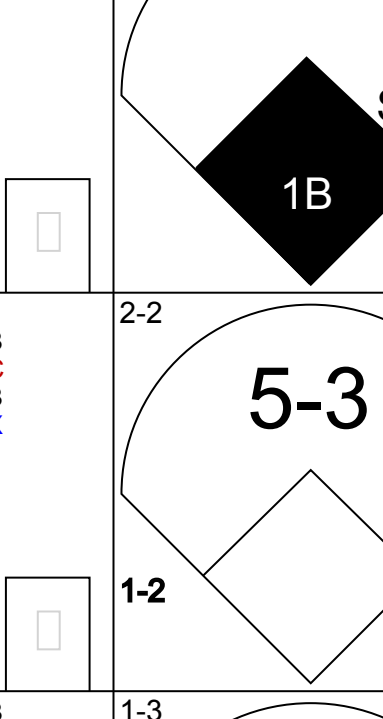



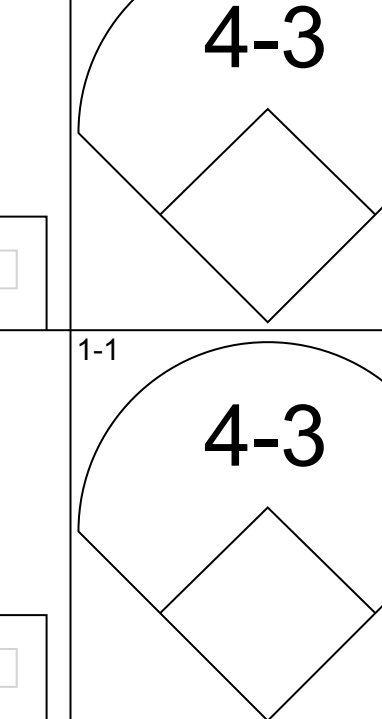
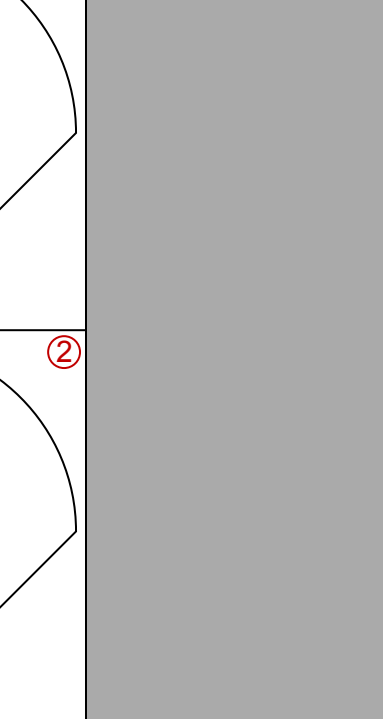
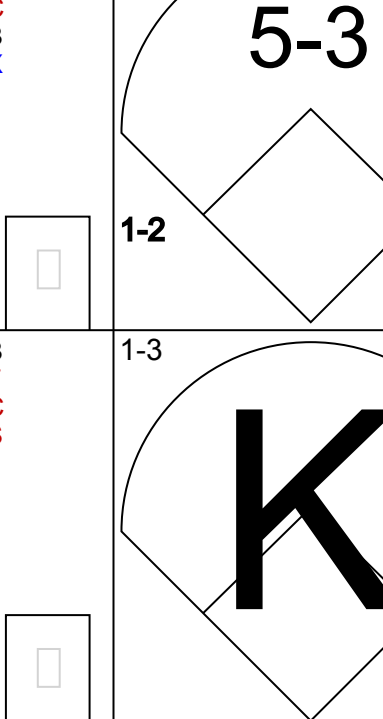




Batter	1	2	3	4	5	6	7	8	9	AB	R	H	RBI	BB	SO	LOB	TOP		
Richie Ashburn, L OBP: 0.420, SLG: 0.471 (1, 9)										3	0	0	0	1	2	1			
Felix Mantilla, R OBP: 0.305, SLG: 0.386 (1, 4)										4	0	0	0	0	2	1			
Gene Woodling, L OBP: 0.402, SLG: 0.429 (9, PR)										4	0	2	0	0	1	1			
Charlie Neal, R OBP: 0.336, SLG: 0.383 (9, PR)										0	0	0	0	0	0	0			
Frank Thomas, R OBP: 0.357, SLG: 0.509 (1, 5)										4	0	0	0	0	1	2			
Sammy Taylor, L OBP: 0.319, SLG: 0.307 (1, 2)										4	1	2	1	0	0	1			
Mary Throneberry, L OBP: 0.307, SLG: 0.333 (1, 3)										3	0	0	0	0	2	1			
Joe Christopher, R OBP: 0.252, SLG: 0.324 (1, 8)										3	0	0	0	0	1	0			
Elio Chacon, R OBP: 0.363, SLG: 0.281 (8, PH)										2	0	0	0	0	1	0			
Cliff Cook, R OBP: 0.245, SLG: 0.346 (8, PH)										1	0	1	0	0	0	0			
Rod Kanehl, R OBP: 0.369, SLG: 0.400 (8, 6)										0	0	0	0	0	0	0			
Roger Craig, R OBP: 0.147, SLG: 0.065 (8, PH)										2	0	0	0	0	2	0			
Jim Hickman, R OBP: 0.338, SLG: 0.439 (8, PH)										1	0	0	0	0	1	1			
Bob Moorhead, R OBP: 0.369, SLG: 0.400 (8, 1)										0	0	0	0	0	0	0			
Inning Stats	R: 0 H: 1 E: 0 K: 2 S: 12	H: 1 LOB: 1 BB: 0 P: 18	R: 1 H: 1 E: 0 K: 2 S: 14	H: 1 LOB: 0 BB: 23 P: 23	R: 0 H: 0 E: 0 K: 1 S: 11	H: 0 LOB: 1 BB: 1 P: 19	R: 0 H: 0 E: 0 K: 1 S: 9	H: 0 LOB: 0 BB: 0 P: 11	R: 0 H: 0 E: 0 K: 2 S: 10	H: 0 LOB: 0 BB: 0 P: 16	R: 0 H: 1 E: 0 K: 0 S: 7	H: 1 LOB: 0 BB: 0 P: 11	R: 0 H: 1 E: 0 K: 2 S: 13	H: 1 LOB: 1 BB: 0 P: 20	R: 0 H: 1 E: 0 K: 1 S: 9	H: 1 LOB: 1 BB: 0 P: 10	1B: 2 2B: 3 3B: 0 HR: 1	SF: 0 SAC: 0 DP: 1 HBP: 0	WP: 0 PA: 32 PB: 0 SB: 0 CS: 0
PITCHER Don Drysdale, R ERA: 2.89 (1, 1)	IP: 9.0 WLS: W BF: 32	H: 5 R: 1 ER: 1 SO: 13	BB: 1 IBB: 0 HBP: 0 BLK: 0	WP: 0 HR: 1 S: 94 P: 140	ERA: 1.00 WHIP: 0.667														

New York Mets @ Los Angeles Dodgers
Dodger Stadium, Los Angeles, CA
Sun Jul 01 1962, 3:33 AM PDT
Att: 23,241 - Unknown

AB	31
R	1
H	5
RBI	1
BB	1
SO	13
LOB	8



Batter	1	2	3	4	5	6	7	8	9	AB	R	H	RBI	BB	SO	LOB	BOTTOM		
Maury Wills, S OBP: 0.319, SLG: 0.335 (1, 6)										4	0	2	1	0	0	0			
Jim Gilliam, S OBP: 0.376, SLG: 0.341 (1, 5)										3	0	1	0	1	0	1			
Willie Davis, L OBP: 0.365, SLG: 0.489 (1, 8)										3	0	1	0	1	0	1			
Tommy Davis, R OBP: 0.368, SLG: 0.543 (1, 7)										4	2	1	0	0	0	3			
Ron Fairly, L OBP: 0.386, SLG: 0.460 (1, 3)										3	1	1	2	0	0	1			
Frank Howard, R OBP: 0.348, SLG: 0.500 (1, 9)										3	1	1	2	0	1	0			
John Roseboro, L OBP: 0.374, SLG: 0.395 (1, 2)										3	1	1	0	0	0	0			
Larry Burright, R OBP: 0.299, SLG: 0.388 (1, 4)										3	0	0	0	0	1	1			
Don Drysdale, R OBP: 0.298, SLG: 0.315 (1, 1)										3	0	0	0	0	1	1			
Inning Stats	R: 0 H: 2 E: 0 K: 0 S: 9	H: 2 LOB: 0 BB: 0 P: 14	R: 1 H: 1 E: 0 K: 0 S: 5	H: 1 LOB: 0 BB: 0 P: 9	R: 0 H: 0 E: 0 K: 0 S: 6	H: 0 LOB: 0 BB: 0 P: 9	R: 2 H: 1 E: 1 K: 1 S: 13	H: 1 LOB: 0 BB: 0 P: 21	R: 1 H: 2 E: 0 K: 1 S: 12	H: 2 LOB: 1 BB: 0 P: 17	R: 0 H: 1 E: 0 K: 0 S: 5	H: 1 LOB: 0 BB: 0 P: 8	R: 1 H: 1 E: 0 K: 1 S: 10	H: 1 LOB: 0 BB: 0 P: 13	R: 0 H: 0 E: 0 K: 0 S: 7	H: 0 LOB: 1 BB: 2 P: 16	1B: 5 2B: 1 3B: 1 HR: 2	SF: 0 SAC: 0 DP: 3 HBP: 0	WP: 1 PA: 31 PB: 0 SB: 1 CS: 0
PITCHER Roger Craig, R ERA: 4.84 (8, 1)	IP: 7.0 WLS: L BF: 27	H: 8 R: 5 ER: 3 SO: 3	BB: 0 IBB: 0 HBP: 0 BLK: 0	WP: 0 HR: 2 S: 60 P: 91	ERA: 3.86 WHIP: 1.143														
Bob Moorhead, R ERA: 4.55 (8, 1)	IP: 1.0 WLS: L BF: 4	H: 0 R: 0 ER: 0 SO: 0	BB: 2 IBB: 0 HBP: 0 BLK: 0	WP: 1 HR: 0 S: 7 P: 16	ERA: 0.00 WHIP: 2.000														

New York Mets @ Los Angeles Dodgers
Dodger Stadium, Los Angeles, CA
Sun Jul 01 1962, 3:33 AM PDT
Att: 23,241 - Unknown

AB	29
R	5
H	8
RBI	5
BB	2
SO	3
LOB	8



Batter	1	2	3	4	5	6	7	8	9	AB	R	H	RBI	BB	SO	LOB	TOP					
Mel Roach, R (1,4) OBP: 0.212, SLG: 0.226	L8			F8			K	F7		4	0	0	0	0	1	2	Philadelphia Phillies @ Los Angeles Dodgers Dodger Stadium, Los Angeles, CA Mon Jul 02 1962, 7:05 PM PDT Unknown					
Johnny Callison, L (1,9) OBP: 0.387, SLG: 0.472	4-3			F8			6-3	1B		4	0	1	1	0	0	0						
Ted Savage, R (1,7) OBP: 0.379, SLG: 0.426	K			K			BB	1B		4	0	2	0	0	2	0						
Roy Sievers, R (1,3) OBP: 0.333, SLG: 0.398				F3			BB	1-3		2	0	0	0	1	1	0						
Wes Covington, L (8, PH) OBP: 0.302, SLG: 0.389							BB	1-3		1	0	0	0	0	0	3						
Frank Torre, L (8,3) OBP: 0.398, SLG: 0.354							BB	1-3		0	0	0	0	0	0	0						
Don Demeter, R (1,5) OBP: 0.362, SLG: 0.545				F8			K			3	0	0	0	1	1	0						
Tony Gonzalez, L (1,8) OBP: 0.370, SLG: 0.460				F8			K			3	0	0	0	1	1	3						
Bob Ojdis, R (1,2) OBP: 0.296, SLG: 0.174				4-3			K			3	1	1	0	0	1	0						
Clay Dalrymple, L (9, PH) OBP: 0.425, SLG: 0.443								1B		1	0	0	0	0	0	1						
Bobby Wine, R (1,6) OBP: 0.252, SLG: 0.318				6-3			K			3	0	1	0	0	1	0						
Billy Klaus, L (9, PH) OBP: 0.277, SLG: 0.292							K			1	0	0	0	0	1	1						
Jack Hamilton, R (1,1) OBP: 0.121, SLG: 0.065				K			K			2	0	0	0	0	2	0						
Jack Baldschun, R (7,1)										0	0	0	0	0	0	0						
Jacke Davis, R (8, PH) OBP: 0.265, SLG: 0.308										1	0	0	0	0	1	2						
Paul Brown, R (8,1) OBP: 0.300, SLG: 0.333										0	0	0	0	0	0	0						
Inning Stats	R: 0 E: 0 K: 1 S: 8	H: 0 LOB: 0 BB: 0 P: 12	R: 0 E: 0 K: 0 S: 5	H: 0 LOB: 0 BB: 0 P: 8	R: 0 E: 0 K: 1 S: 7	H: 0 LOB: 0 BB: 0 P: 8	R: 0 E: 0 K: 1 S: 9	H: 0 LOB: 0 BB: 0 P: 11	R: 0 E: 0 K: 3 S: 13	H: 0 LOB: 0 BB: 0 P: 21	R: 0 E: 0 K: 1 S: 9	H: 0 LOB: 0 BB: 0 P: 10	R: 0 E: 0 K: 1 S: 12	H: 1 LOB: 3 BB: 2 P: 24	R: 1 E: 0 K: 1 S: 12	H: 4 LOB: 3 BB: 0 P: 19	R: 0 E: 0 K: 1 S: 10	H: 0 LOB: 1 BB: 1 P: 16	1B: 5 2B: 0 3B: 0 HR: 0	SF: 0 SAC: 0 DP: 0 HBP: 0	WP: 0 PB: 0 SB: 0 CS: 0	PA: 35
PITCHER	IP WLS BF H R ER SO BB IBB HBP BLK WP HR S P ERA WHIP																					
Johnny Podres, L (1,1) ERA: 4.96	7.2 W 30 5 1 1 11 2 0 0 0 0 0 0 73 110 1.17 0.913																					
Larry Sherry, R (8,1) ERA: 2.47	1.1 S 5 0 0 0 1 1 0 0 0 0 0 0 12 19 0.00 0.750																					

Batter	1	2	3	4	5	6	7	8	9	AB	R	H	RBI	BB	SO	LOB	BOTTOM			
Maury Wills, S (1,6) OBP: 0.321, SLG: 0.335	1B WP BB		1B HR 1B	CS	F7		F8			3	2	1	0	1	0	1	Philadelphia Phillies @ Los Angeles Dodgers Dodger Stadium, Los Angeles, CA Mon Jul 02 1962, 7:05 PM PDT Unknown			
Jim Gilliam, S (1,5) OBP: 0.378, SLG: 0.341	K		HR 1B		6-3		BB			3	1	1	0	1	1	1				
Willie Davis, L (1,8) OBP: 0.370, SLG: 0.502	WP 1B		HR		S BB		F8			3	1	2	4	1	0	2				
Tommy Davis, R (1,7) OBP: 0.367, SLG: 0.539	F3		WP 1-6-3 1B		4-3					4	0	1	0	0	0	2				
Ron Fairly, L (1,3) OBP: 0.384, SLG: 0.461	4-3		1-6-3				K			4	0	1	0	0	1	2				
Frank Howard, R (1,9) OBP: 0.342, SLG: 0.489			F8		K		5-3			4	0	0	0	0	1	2				
Tim Harkness, L (9,3) OBP: 0.380, SLG: 0.409										0	0	0	0	0	0	0				
John Roseboro, L (1,2) OBP: 0.369, SLG: 0.388	L4		2-1		3-1		F8			3	0	0	0	0	0	0				
Larry Burright, R (1,4) OBP: 0.300, SLG: 0.387	F3						K			3	0	1	0	0	1	0				
Johnny Podres, L (1,1) OBP: 0.205, SLG: 0.216										3	1	2	0	0	0	1				
Larry Sherry, R (8,1) OBP: 0.200, SLG: 0.200										0	0	0	0	0	0	0				
Inning Stats	R: 1 E: 0 K: 1 S: 11	H: 1 LOB: 1 BB: 1 P: 20	R: 0 E: 0 K: 0 S: 5	H: 0 LOB: 0 BB: 0 P: 10	R: 4 E: 0 K: 1 S: 13	H: 5 LOB: 1 BB: 0 P: 22	R: 0 E: 0 K: 0 S: 5	H: 1 LOB: 0 BB: 0 P: 7	R: 0 E: 0 K: 1 S: 6	H: 0 LOB: 1 BB: 1 P: 12	R: 0 E: 0 K: 1 S: 6	H: 0 LOB: 0 BB: 0 P: 10	R: 0 E: 0 K: 1 S: 8	H: 1 LOB: 2 BB: 1 P: 14	R: 0 E: 0 K: 0 S: 7	H: 1 LOB: 0 BB: 0 P: 10	1B: 7 2B: 2 3B: 0 HR: 1	SF: 0 SAC: 0 DP: 1 HBP: 0	WP: 2 PB: 0 SB: 1 CS: 1	PA: 34
PITCHER	IP WLS BF H R ER SO BB IBB HBP BLK WP HR S P ERA WHIP																			
Jack Hamilton, R (1,1) ERA: 5.09	6.2 L 30 8 5 5 4 0 0 0 0 0 0 0 2 2 0.00 1.650																			
Jack Baldschun, R (7,1) ERA: 3.59	0.1 1 0 0 0 0 0 0 0 0 0 0 0 2 2 0.00 0.000																			
Paul Brown, R (8,1) ERA: 6.02	1.0 3 1 0 0 0 0 0 0 0 0 0 0 7 10 0.00 1.000																			

AB 32
R 1
H 5
RBI 1
BB 3
SO 12
LOB 12



AB 30
R 5
H 9
RBI 4
BB 3
SO 4
LOB 11



Batter	1	2	3	4	5	6	7	8	9	AB	R	H	RBI	BB	SO	LOB	TOP					
Ted Savage, R OBP: 0.382, SLG: 0.428 (1, 7)	1-2 FC5-4 1B		2-3 K					3-2 6-3		4	0	2	0	0	1	0	Philadelphia Phillies @ Los Angeles Dodgers Dodger Stadium, Los Angeles, CA Mon Jul 02 1962, 7:05 PM PDT Att: 28,316 - Unknown					
Johnny Callison, L OBP: 0.365, SLG: 0.473 (1, 9)	1-3 K		0-0 L8			2-1 2B 1B		0-0 G3		4	0	1	0	0	1	1						
Tony Gonzalez, L OBP: 0.368, SLG: 0.457 (1, 8)	1-1 FC5-4 1-2			1-0 5-3		1-0 6-3			1-2 1B	4	0	1	0	0	0	2						
Roy Sievers, R OBP: 0.328, SLG: 0.391 (1, 3)	2-3 K			2-2 L8			3-3 K 1B		2-2 F6	4	0	0	0	0	2	2						
Clay Dalrymple, L OBP: 0.421, SLG: 0.439 (1, 2)		0-0 FC4-6 1B		3-1 F5			2-1 F7		1-2 F9	4	0	1	0	0	0	2						
Don Demeter, R OBP: 0.361, SLG: 0.540 (1, 5)		1-0 F9			1-1 G4-3 1B		2-3 K		0-1 F4	4	0	1	0	0	1	3						
Billy Klaus, L OBP: 0.279, SLG: 0.293 (1, 4) (7, 6)		2-2 FC4-6 1-2		0-2 F9			0-0 1B			3	0	1	0	0	0	2						
Bobby Wine, R OBP: 0.248, SLG: 0.313 (1, 6) Wes Covington, L OBP: 0.301, SLG: 0.387 (7, PH) Mel Roach, R OBP: 0.212, SLG: 0.226 (7, 4)		0-1 F4			0-0 G4-3		3-3 K			2	0	0	0	0	0	2						
Bill Smith, L OBP: 0.286, SLG: 0.333 (1, 1) Frank Torre, L OBP: 0.394, SLG: 0.350 (8, PH) Jack Baldschun, R (8, 1)			2-3 K				1-3 K		1-1 4-3	2	0	0	0	0	2	0						
Inning Stats	R: 0 E: 0 K: 2 S: 11	H: 1 LOB: 1 BB: 0 P: 16	R: 0 E: 0 K: 0 S: 7	H: 1 LOB: 1 BB: 0 P: 10	R: 0 E: 0 K: 2 S: 7	H: 0 LOB: 0 BB: 0 P: 11	R: 0 E: 0 K: 0 S: 6	H: 0 LOB: 0 BB: 0 P: 12	R: 0 E: 0 K: 1 S: 6	H: 1 LOB: 0 BB: 0 P: 7	R: 0 E: 0 K: 1 S: 7	H: 2 LOB: 1 BB: 0 P: 12	R: 0 E: 0 K: 3 S: 14	H: 1 LOB: 2 BB: 0 P: 24	R: 0 E: 0 K: 0 S: 7	H: 0 LOB: 0 BB: 0 P: 11		R: 0 E: 0 K: 0 S: 13	H: 1 LOB: 1 BB: 0 P: 17	1B: 6 2B: 1 3B: 0 HR: 0	SF: 0 SAC: 0 DP: 1 HBP: 0	WP: 0 PB: 1 SB: 0 CS: 0
PITCHER Stan Williams, R ERA: 5.11 (1, 1)	IP: 9.0 WLS: W BF: 33 H: 7 R: 0 ER: 0 SO: 8 BB: 0 IBB: 0 HBP: 0 BLK: 0 WP: 0 HR: 0 S: 78 P: 120 ERA: 0.00 WHIP: 0.778																	PITCHER				

Batter	1	2	3	4	5	6	7	8	9	AB	R	H	RBI	BB	SO	LOB	BOTTOM					
Maury Wills, S OBP: 0.323, SLG: 0.343 (1, 6)	2-0 6-3		1-2 G3			1-1 SH3 1B		1-1 SF9		4	2	2	0	0	0	0	Philadelphia Phillies @ Los Angeles Dodgers Dodger Stadium, Los Angeles, CA Mon Jul 02 1962, 7:05 PM PDT Att: 28,316 - Unknown					
Jim Gilliam, S OBP: 0.375, SLG: 0.339 (1, 5)	3-2 F8			2-3 K		0-0 SH3		2-1 SF9		2	0	0	1	0	1	0						
Willie Davis, L OBP: 0.366, SLG: 0.495 (1, 8)	2-0 F4			2-1 F8		1-3 K		3-2 F6		4	0	0	0	0	1	1						
Tommy Davis, R OBP: 0.365, SLG: 0.536 (1, 7)		1-2 6-3		2-1 6-3		1-2 1B		1-3 K		4	0	1	1	0	1	0						
Frank Howard, R OBP: 0.347, SLG: 0.489 (1, 9) Tim Harkness, L OBP: 0.380, SLG: 0.409 (9, 3)		0-0 F8			3-1 1B	4-0 IBB				2	1	1	0	1	0	0						
Ron Fairly, L OBP: 0.379, SLG: 0.455 (1, 3) (9, 9)		3-3 K		1-3 K		0-2 1-3				3	0	0	0	0	2	3						
Norm Sherry, R OBP: 0.241, SLG: 0.313 (1, 2)			1-1 6-3		1-2 1B		0-0 F7			3	0	1	1	0	0	0						
Larry Burright, R OBP: 0.295, SLG: 0.380 (1, 4)			1-0 6-3		3-2 K		0-1 B1-3			3	0	0	0	0	1	1						
Stan Williams, R OBP: 0.115, SLG: 0.200 (1, 1)			2-2 HR		2-3 K		3-3 K			3	1	1	1	0	2	1						
Inning Stats	R: 0 E: 0 K: 0 S: 5	H: 0 LOB: 0 BB: 0 P: 12	R: 0 E: 0 K: 1 S: 7	H: 0 LOB: 0 BB: 0 P: 11	R: 1 E: 0 K: 0 S: 10	H: 1 LOB: 0 BB: 0 P: 15	R: 0 E: 0 K: 1 S: 8	H: 0 LOB: 0 BB: 0 P: 14	R: 1 E: 1 K: 3 S: 15	H: 2 LOB: 1 BB: 0 P: 23	R: 1 E: 0 K: 1 S: 12	H: 2 LOB: 2 BB: 1 P: 19	R: 0 E: 0 K: 1 S: 6	H: 0 LOB: 0 BB: 0 P: 9	R: 1 E: 0 K: 1 S: 10	H: 1 LOB: 0 BB: 0 P: 17		R: 1 E: 0 K: 1 S: 10	H: 1 LOB: 0 BB: 0 P: 17	1B: 4 2B: 0 3B: 1 HR: 1	SF: 1 SAC: 1 DP: 0 HBP: 0	WP: 0 PB: 0 SB: 0 CS: 0
PITCHER Bill Smith, L ERA: 2.29 Jack Baldschun, R ERA: 3.66 (8, 1)	IP: 7.0 WLS: L BF: 27 H: 5 R: 3 ER: 2 SO: 7 BB: 0 IBB: 1 HBP: 0 BLK: 0 WP: 0 HR: 1 S: 63 P: 103 ERA: 2.57 WHIP: 0.714																	PITCHER				

AB 33
R 0
H 7
RBI 0
BB 0
SO 8
LOB 16



AB 28
R 4
H 6
RBI 4
BB 1
SO 8
LOB 6



Batter	1	2	3	4	5	6	7	8	9	AB	R	H	RBI	BB	SO	LOB	TOP									
Ted Savage, R OBP: 0.389, SLG: 0.458 (1, 8)										4	1	3	1	0	1	0	Philadelphia Phillies @ Los Angeles Dodgers Dodger Stadium, Los Angeles, CA Wed Jul 04 1962, 3:33 AM PDT Unknown livebaseballscorecards.com									
Johnny Callison, L OBP: 0.388, SLG: 0.471 (1, 9)										1	0	0	0	2	0	1										
Paul Brown, R OBP: 0.273, SLG: 0.300 (5, 1)										1	0	0	0	0	1	0										
Don Demeter, R OBP: 0.360, SLG: 0.538 (1, 5)										3	0	1	0	0	1	3										
Billy Klaus, L OBP: 0.276, SLG: 0.290 (5, 5)										1	0	0	0	0	1	0										
Roy Sievers, R OBP: 0.327, SLG: 0.393 (1, 3)										4	0	1	0	0	1	3										
Jacke Davis, R OBP: 0.250, SLG: 0.290 (1, 7)										4	0	0	0	0	1	3										
Mel Roach, R OBP: 0.200, SLG: 0.212 (1, 4)										4	0	0	0	0	2	1										
Bob Ojdis, R OBP: 0.290, SLG: 0.154 (1, 2)										3	0	0	0	1	1	1										
Bobby Wine, R OBP: 0.242, SLG: 0.305 (1, 6)										4	0	0	0	0	0	1										
Chris Short, R OBP: 0.133, SLG: 0.214 (1, 1)										1	0	0	0	0	0	1										
Cal McLish, S OBP: 0.192, SLG: 0.087 (3, 1)										0	0	0	0	0	0	0										
Frank Torre, L OBP: 0.389, SLG: 0.346 (5, PH)										1	0	0	0	0	0	0										
Wes Covington, L OBP: 0.299, SLG: 0.384 (5, 7)										1	0	0	0	0	1	0										
Inning Stats	R: 0 E: 0 K: 3 S: 18	H: 1 LOB: 2 BB: 1 P: 31	R: 0 E: 0 K: 0 S: 9	H: 0 LOB: 1 BB: 1 P: 15	R: 0 E: 0 K: 1 S: 11	H: 1 LOB: 1 BB: 0 P: 20	R: 0 E: 0 K: 0 S: 9	H: 0 LOB: 0 BB: 0 P: 13	R: 0 E: 0 K: 0 S: 16	H: 1 LOB: 2 BB: 1 P: 25	R: 0 E: 0 K: 1 S: 8	H: 1 LOB: 1 BB: 0 P: 9	R: 1 E: 0 K: 2 S: 9	H: 1 LOB: 0 BB: 0 P: 12	R: 0 E: 0 K: 1 S: 9	H: 0 LOB: 0 BB: 0 P: 15	R: 0 E: 0 K: 2 S: 7	H: 0 LOB: 0 BB: 0 P: 10	1B: 2 2B: 2 3B: 0 HR: 1	SF: 0 SAC: 0 DP: 0 HBP: 0	WP: 0 PB: 0 SB: 0 CS: 0	PA: 35				
PITCHER Sandy Koufax, L ERA: 2.26 (1, 1)	IP: 9.0 WLS: W BF: 35	H: 5 R: 1 ER: 1 SO: 10	BB: 3 IBB: 0 HBP: 0 BLK: 0	WP: 0 HR: 1 S: 96 P: 150	ERA: 1.00 WHIP: 0.889											ERA: 1.00 WHIP: 0.889										

Batter	1	2	3	4	5	6	7	8	9	AB	R	H	RBI	BB	SO	LOB	BOTTOM									
Maury Wills, S OBP: 0.327, SLG: 0.347 (1, 6)										4	2	3	1	0	0	0	Philadelphia Phillies @ Los Angeles Dodgers Dodger Stadium, Los Angeles, CA Wed Jul 04 1962, 3:33 AM PDT Unknown livebaseballscorecards.com									
Andy Carey, R OBP: 0.354, SLG: 0.406 (7, 5)										2	0	0	0	0	0	0										
Jim Gilliam, S OBP: 0.377, SLG: 0.349 (1, 5)										3	2	2	0	0	0	1										
Daryl Spencer, R OBP: 0.387, SLG: 0.362 (4, PH)										0	1	0	0	2	0	0										
Willie Davis, L OBP: 0.366, SLG: 0.497 (1, 8)										5	2	2	0	0	2	5										
Tommy Davis, R OBP: 0.370, SLG: 0.537 (1, 7)										3	3	2	2	1	0	0										
Wally Moon, L OBP: 0.397, SLG: 0.363 (7, 7)										1	0	1	2	0	0	0										
Frank Howard, R OBP: 0.353, SLG: 0.495 (1, 9)										4	1	2	5	1	0	1										
Ron Fairly, L OBP: 0.385, SLG: 0.460 (1, 3)										4	1	3	2	0	1	0										
Tim Harkness, L OBP: 0.392, SLG: 0.409 (8, 3)										0	1	0	0	1	0	0										
John Roseboro, L OBP: 0.397 (1, 2)										4	1	1	1	0	0	4										
Doug Camilli, R OBP: 0.367, SLG: 0.512 (7, 2)										1	1	1	2	0	0	0										
Larry Burright, R OBP: 0.292, SLG: 0.380 (1, 4)										5	1	1	1	0	1	2										
Sandy Koufax, R OBP: 0.113, SLG: 0.133 (1, 1)										5	0	0	0	0	1	3										
Inning Stats	R: 2 E: 0 K: 1 S: 17	H: 3 LOB: 2 BB: 1 P: 34	R: 0 E: 0 K: 0 S: 5	H: 0 LOB: 0 BB: 0 P: 8	R: 3 E: 0 K: 1 S: 18	H: 5 LOB: 2 BB: 0 P: 25	R: 7 E: 0 K: 1 S: 26	H: 7 LOB: 2 BB: 2 P: 46	R: 0 E: 0 K: 1 S: 9	H: 0 LOB: 0 BB: 0 P: 13	R: 0 E: 0 K: 1 S: 8	H: 0 LOB: 0 BB: 0 P: 12	R: 2 E: 0 K: 0 S: 5	H: 2 LOB: 0 BB: 1 P: 14	R: 2 E: 0 K: 0 S: 8	H: 1 LOB: 0 BB: 1 P: 15	1B: 11 2B: 6 3B: 1 HR: 1	SF: 0 SAC: 0 DP: 1 HBP: 0	WP: 1 PB: 0 SB: 2 CS: 0	PA: 46						
PITCHER Chris Short, L ERA: 4.29 (1, 1)	IP: 2.0 WLS: L BF: 12	H: 5 R: 4 ER: 4 SO: 4	BB: 0 IBB: 1 HBP: 0 BLK: 0	WP: 0 HR: 0 S: 26 P: 49	ERA: 18.00 WHIP: 2.500											ERA: 18.00 WHIP: 2.500										
Cal McLish, R ERA: 5.73 (3, 1)	IP: 2.0 WLS: L BF: 18	H: 10 R: 8 ER: 8 SO: 2	BB: 1 IBB: 1 HBP: 0 BLK: 0	WP: 1 HR: 0 S: 40 P: 64	ERA: 36.00 WHIP: 5.500											ERA: 36.00 WHIP: 5.500										
Paul Brown, R ERA: 6.26 (5, 1)	IP: 4.0 WLS: L BF: 16	H: 3 R: 4 ER: 4 SO: 2	BB: 2 IBB: 0 HBP: 0 BLK: 0	WP: 0 HR: 1 S: 30 P: 54	ERA: 9.00 WHIP: 1.250											ERA: 9.00 WHIP: 1.250										

Batter	1	2	3	4	5	6	7	8	9	AB	R	H	RBI	BB	SO	LOB	TOP										
Ted Savage, R OBP: 0.396, SLG: 0.453 (1, 7)										4	0	1	0	0	1	3	Philadelphia Phillies @ Los Angeles Dodgers Dodger Stadium, Los Angeles, CA Wed Jul 04 1962, 7:05 PM PDT Att: 39,322 - Unknown										
Johnny Callison, L OBP: 0.394, SLG: 0.465 (1, 9)										4	0	0	0	0	0	3											
Tony Gonzalez, L OBP: 0.366, SLG: 0.451 (1, 8)										3	1	0	0	1	0	0											
Roy Sievers, R OBP: 0.326, SLG: 0.388 (1, 3)										3	0	0	0	1	0	1											
Clay Dalrymple, L OBP: 0.418, SLG: 0.431 (1, 2)										3	1	0	0	1	2	1											
Don Demeter, R OBP: 0.392, SLG: 0.535 (1, 5)										3	1	1	0	1	2	0											
Billy Klaus, L OBP: 0.284, SLG: 0.292 (1, 4)										3	0	1	1	1	1	1											
Bobby Wine, R OBP: 0.248, SLG: 0.318 (1, 6)										3	0	2	2	0	0	1											
Dennis Bennett, L Wes Covington, (5, PH) Dallas Green, (5, PH) Frank Forte, (5, PH) Jack Baldschun, R (5, PH) Jackie Davis, R (5, PH) OBP: 0.160, SLG: 0.087 OBP: 0.205, SLG: 0.394 OBP: 0.333, SLG: 0.111 OBP: 0.355, SLG: 0.244 OBP: 0.247, SLG: 0.226										1	0	0	0	0	0	1	 AB 29 R 3 H 5 RBI 3 BB 6 SO 7 LOB 13										
Inning Stats	R: 0 E: 0 K: 0 S: 6	H: 1 LOB: 0 BB: 0 P: 12	R: 0 E: 0 K: 2 S: 9	H: 0 LOB: 0 BB: 0 P: 12	R: 0 E: 0 K: 0 S: 6	H: 1 LOB: 1 BB: 0 P: 10	R: 0 E: 0 K: 1 S: 10	H: 0 LOB: 1 BB: 1 P: 22	R: 1 E: 0 K: 1 S: 9	H: 2 LOB: 2 BB: 1 P: 17	R: 2 E: 0 K: 0 S: 14	H: 0 LOB: 0 BB: 0 P: 15	R: 0 E: 0 K: 1 S: 12	H: 0 LOB: 0 BB: 0 P: 18	R: 0 E: 0 K: 1 S: 7	H: 1 LOB: 0 BB: 0 P: 8		1B: 4 2B: 1 3B: 0 HR: 0	SF: 1 SAC: 0 DP: 2 HBP: 0	WP: 1 PB: 0 SB: 0 CS: 0	PA: 36						
PITCHER	IP	WLS	BF	H	R	ER	SO	BB	IBB	HBP	BLK	WP	HR	S	P	ERA	WHIP										
Joe Moeller, R ERA: 4.9 (1, 1)	5.1	W	24	4	3	3	4	5	0	0	0	1	0	49	96	5.06	1.688										
Ed Roebuck, R ERA: 2.93 (6, 1)	3.2	S	12	1	0	0	3	1	0	0	0	0	0	33	50	0.00	0.545										

Batter	1	2	3	4	5	6	7	8	9	AB	R	H	RBI	BB	SO	LOB	BOTTOM										
Maury Wills, S OBP: 0.329, SLG: 0.349 (1, 6)										4	1	2	0	0	0	0	Philadelphia Phillies @ Los Angeles Dodgers Dodger Stadium, Los Angeles, CA Wed Jul 04 1962, 7:05 PM PDT Att: 39,322 - Unknown										
Jim Gilliam, S OBP: 0.375, SLG: 0.346 (1, 5)										5	1	1	0	0	0	2											
Willie Davis, L OBP: 0.364, SLG: 0.492 (1, 8)										5	1	1	0	0	2	4											
Tommy Davis, R OBP: 0.377, SLG: 0.550 (1, 7)										3	3	3	3	1	0	0											
Frank Howard, R OBP: 0.356, SLG: 0.500 Tim Harkness, L OBP: 0.392, SLG: 0.409 (1, 9) (9, 3)										4	0	2	2	0	0	1											
Ron Fairly, L OBP: 0.387, SLG: 0.456 (1, 3) (9, 9)										2	0	0	1	2	0	2											
Norm Sherry, R OBP: 0.256, SLG: 0.329 Wally Moon, L OBP: 0.371, SLG: 0.363 Doug Camilli, R OBP: 0.367, SLG: 0.512 (1, 2) (7, PH) (8, 2)										2	1	1	0	1	0	1											
Larry Burright, R OBP: 0.286, SLG: 0.373 (1, 4)										3	0	0	1	0	0	5											
Joe Moeller, R OBP: 0.194, SLG: 0.194 Ed Roebuck, R OBP: 0.308, SLG: 0.308 (1, 1) (6, 1)										2	0	1	0	0	1	0	 AB 32 R 7 H 12 RBI 7 BB 5 SO 4 LOB 18										
Inning Stats	R: 2 E: 0 K: 1 S: 14	H: 3 LOB: 1 BB: 0 P: 19	R: 1 E: 1 K: 1 S: 13	H: 1 LOB: 0 BB: 0 P: 21	R: 2 E: 1 K: 1 S: 13	H: 1 LOB: 2 BB: 2 P: 24	R: 0 E: 0 K: 0 S: 3	H: 1 LOB: 0 BB: 0 P: 4	R: 2 E: 0 K: 0 S: 10	H: 2 LOB: 0 BB: 1 P: 17	R: 0 E: 0 K: 0 S: 12	H: 3 LOB: 2 BB: 0 P: 14	R: 0 E: 0 K: 1 S: 9	H: 1 LOB: 3 BB: 2 P: 21	R: 0 E: 0 K: 0 S: 6	H: 0 LOB: 0 BB: 0 P: 10		1B: 9 2B: 3 3B: 0 HR: 1	SF: 1 SAC: 1 DP: 2 HBP: 0	WP: 0 PB: 1 SB: 2 CS: 0	PA: 39						
PITCHER	IP	WLS	BF	H	R	ER	SO	BB	IBB	HBP	BLK	WP	HR	S	P	ERA	WHIP										
Dennis Bennett, L ERA: 4.81 (1, 1)	4.0	L	20	6	5	3	3	2	0	0	0	0	0	10	17	6.75	2.000										
Dallas Green, R ERA: 3.91 (5, 1)	1.0		5	2	2	2	0	1	0	0	0	0	0	10	17	18.00	3.000										
Jack Baldschun, R ERA: 3.5 (6, 1)	3.0		14	4	0	0	1	2	0	0	0	0	0	27	45	0.00	2.000										

Batter	1	2	3	4	5	6	7	8	9	AB	R	H	RBI	BB	SO	LOB	TOP								
Maury Wills, S OBP: 0.332, SLG: 0.351 (1, 6)										4	2	2	1	1	0	0	Los Angeles Dodgers @ San Francisco Giants Candlestick Park, San Francisco, CA Thu Jul 05 1962, 6:33 AM EDT Att: 24,915 - Unknown								
Jim Gilliam, S OBP: 0.369, SLG: 0.341 (1, 5)										5	0	0	0	0	1	3									
Willie Davis, L OBP: 0.364, SLG: 0.500 (1, 8)										5	2	2	3	0	0	1									
Tommy Davis, R OBP: 0.377, SLG: 0.557 (1, 7)										5	2	2	1	0	0	1									
Frank Howard, R OBP: 0.357, SLG: 0.516 Tim Harkness, L OBP: 0.392, SLG: 0.409 (9, 3)										4	2	2	2	0	1	0									
Ron Fairly, L OBP: 0.395, SLG: 0.475 (9, 9)										4	2	3	2	1	0	0									
John Roseboro, L OBP: 0.372, SLG: 0.404 (1, 2)										4	0	2	2	1	0	1									
Larry Burright, R OBP: 0.283, SLG: 0.380 (1, 4)										5	1	1	0	0	0	4									
Don Drysdale, R OBP: 0.279, SLG: 0.293 (1, 1)										4	0	0	0	0	1	2									
Inning Stats	R: 0 E: 1 K: 0 S: 4	H: 1 LOB: 1 BB: 0 P: 6	R: 1 E: 0 K: 0 S: 13	H: 1 LOB: 1 BB: 1 P: 21	R: 3 E: 0 K: 1 S: 17	H: 3 LOB: 2 BB: 2 P: 34	R: 0 E: 0 K: 0 S: 7	H: 0 LOB: 0 BB: 0 P: 8	R: 2 E: 0 K: 0 S: 15	H: 2 LOB: 0 BB: 0 P: 23	R: 0 E: 0 K: 0 S: 4	H: 0 LOB: 0 BB: 0 P: 5	R: 2 E: 1 K: 0 S: 12	H: 2 LOB: 1 BB: 0 P: 22	R: 2 E: 0 K: 1 S: 11	H: 3 LOB: 0 BB: 0 P: 15		R: 1 E: 0 K: 1 S: 12	H: 2 LOB: 1 BB: 0 P: 18	1B: 8 2B: 1 3B: 1 HR: 4	SF: 1 SAC: 0 DP: 0 HBP: 0	WP: 0 PB: 0 SB: 4 CS: 1	PA: 45		
PITCHER	IP	WLS	BF	H	R	ER	SO	BB	IBB	HBP	BLK	WP	HR	S	P	ERA	WHIP								
Mike McCormick, L ERA: 5.12 (1, 1)	5.0	L	25	7	6	6	1	3	0	0	0	0	4	56	92	10.80	2.000								
Jim Duffalo, R ERA: 3.64 (6, 1)	2.0		9	2	2	0	0	0	0	0	0	0	0	16	27	0.00	1.000								
Don Larsen, R ERA: 5.51 (8, 1)	2.0		10	5	3	3	2	0	0	0	0	0	0	23	33	13.50	2.500								

AB	40
R	11
H	14
RBI	11
BB	3
SO	3
LOB	12

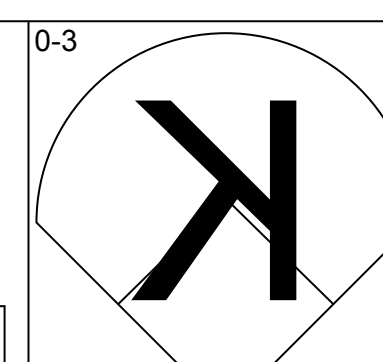
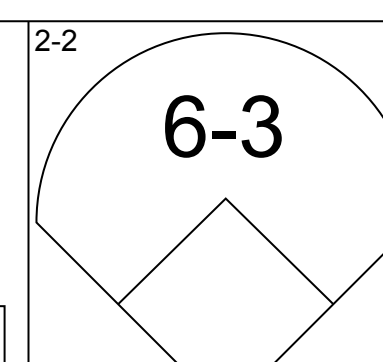
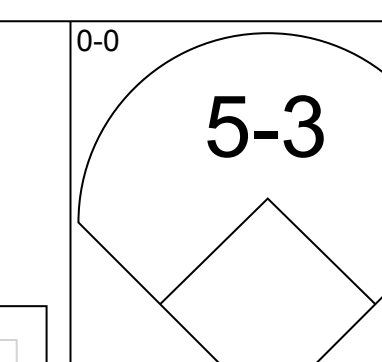
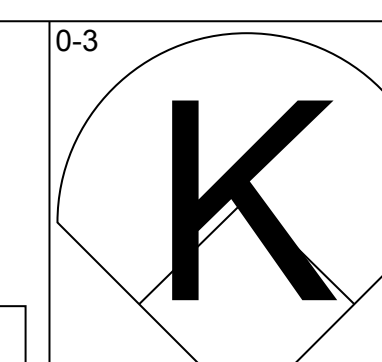
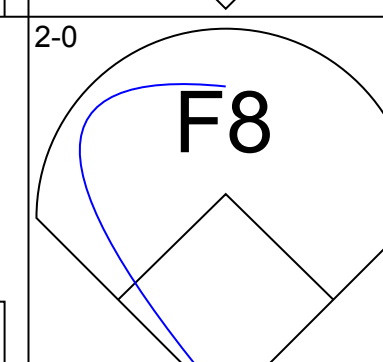
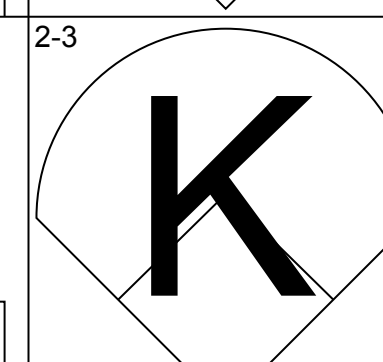
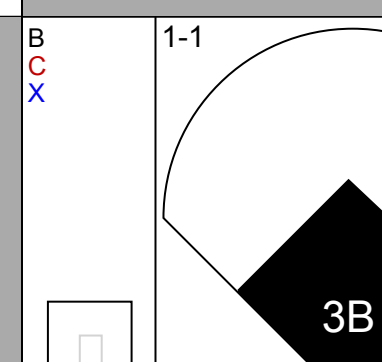
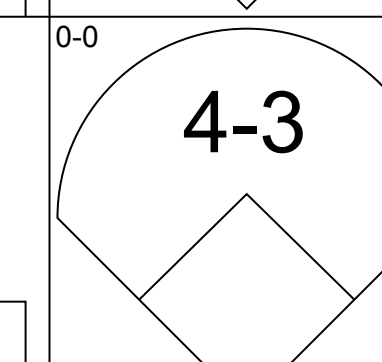
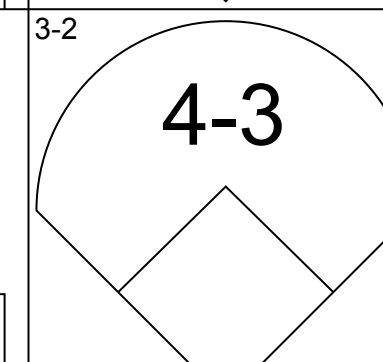
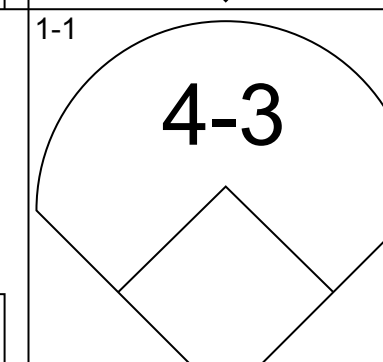
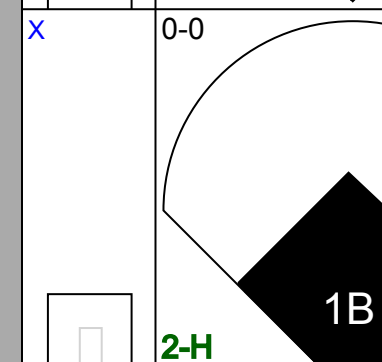
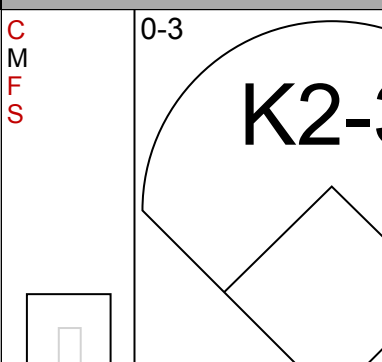
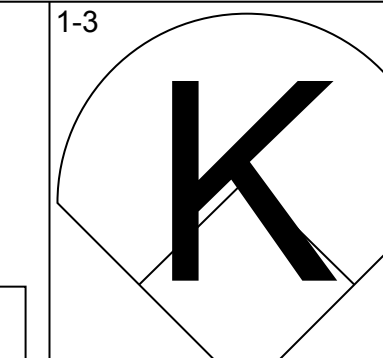
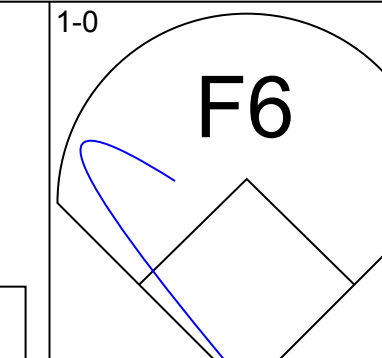
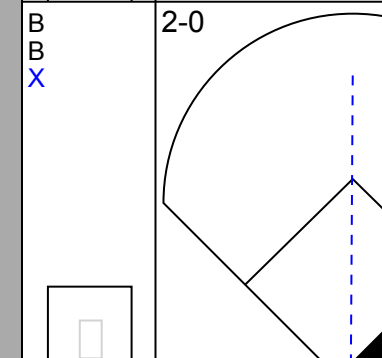
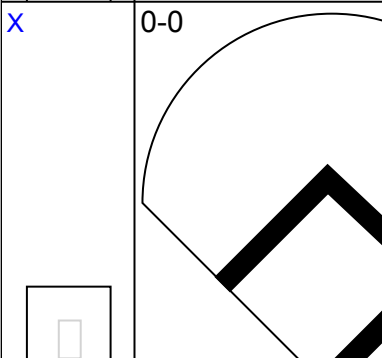
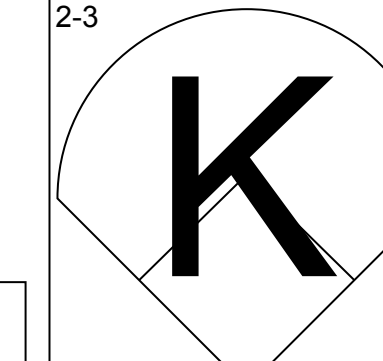
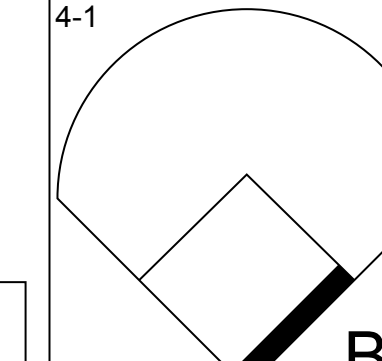
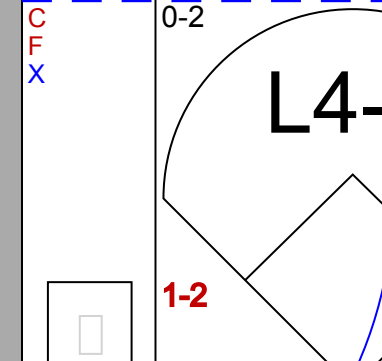
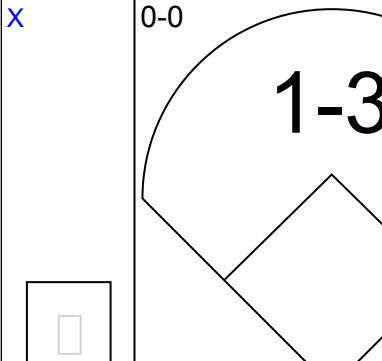
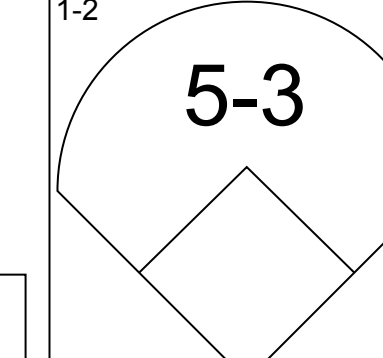
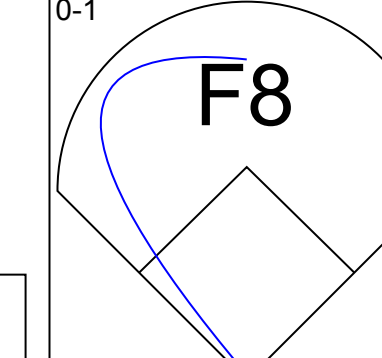
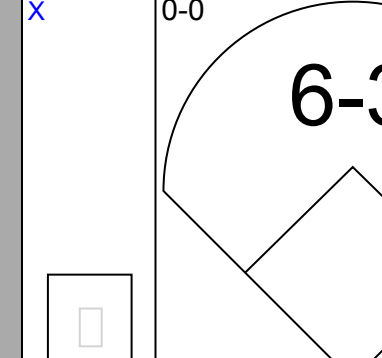
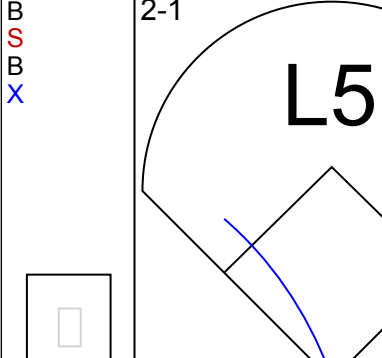
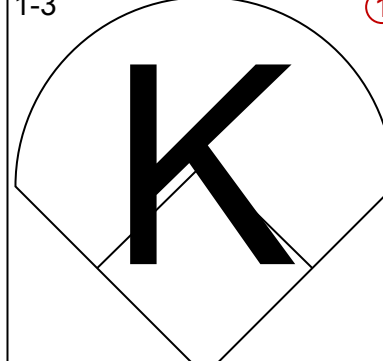
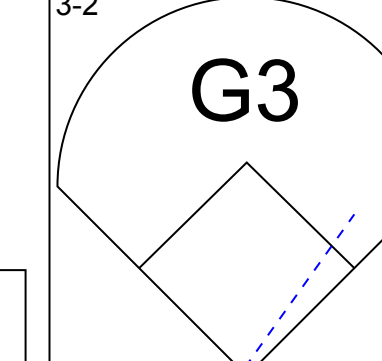
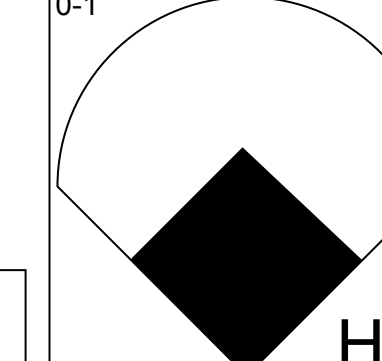
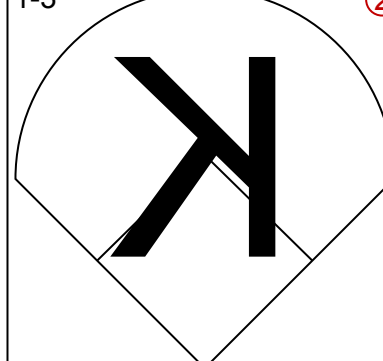
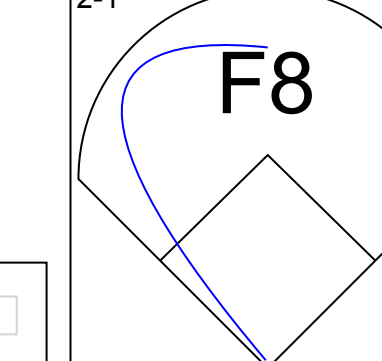
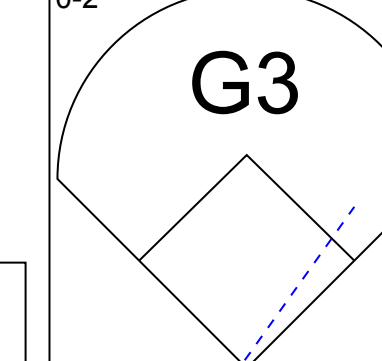
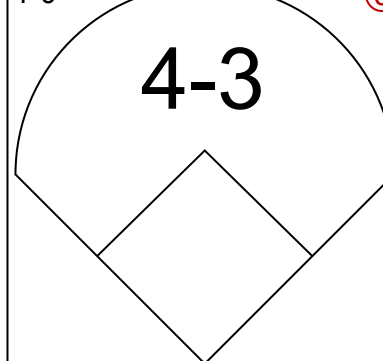
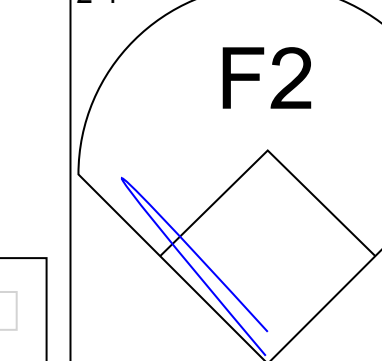
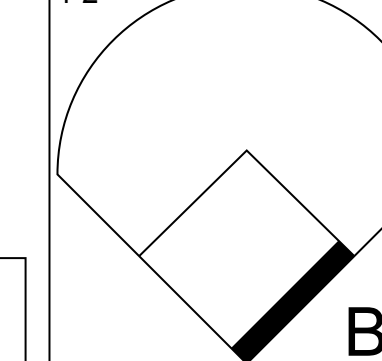
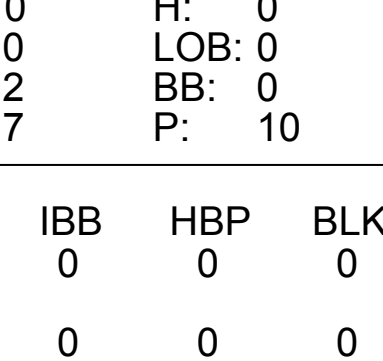


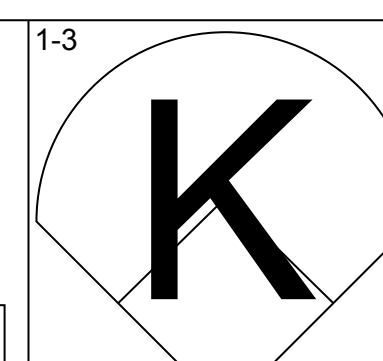
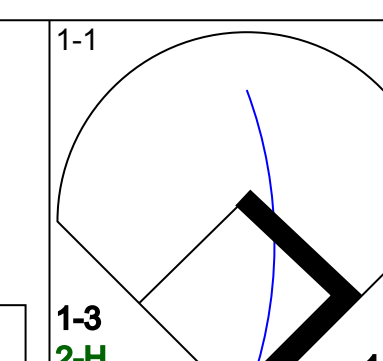
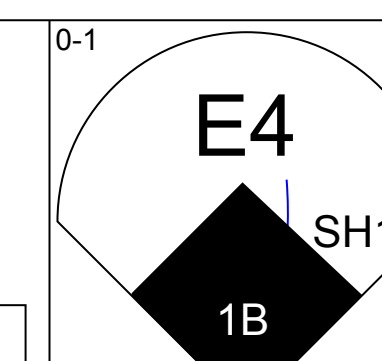
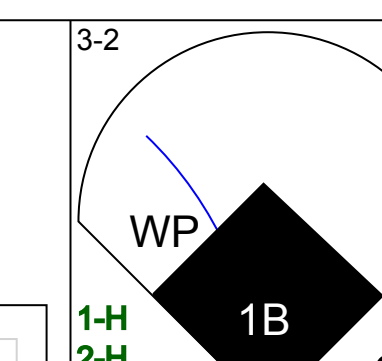
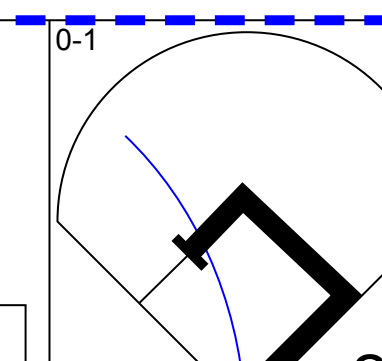
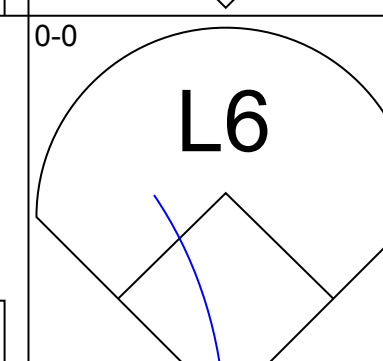
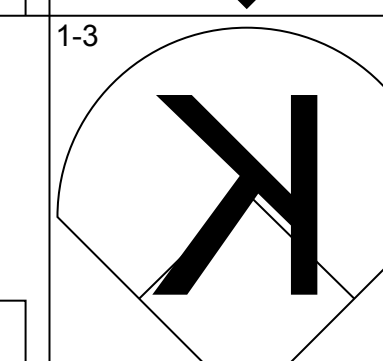
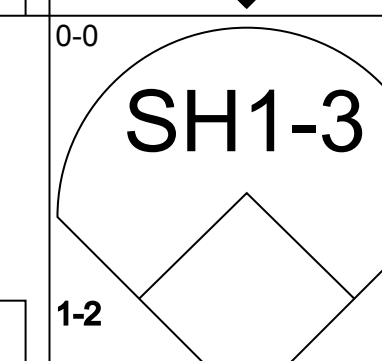
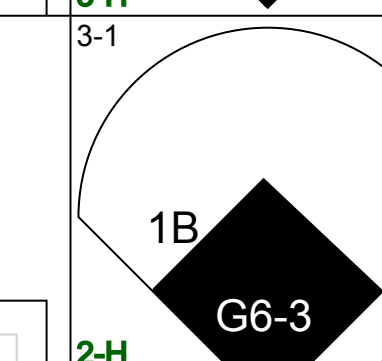
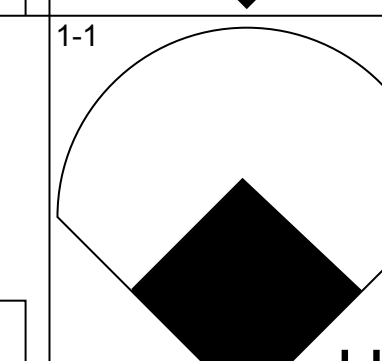
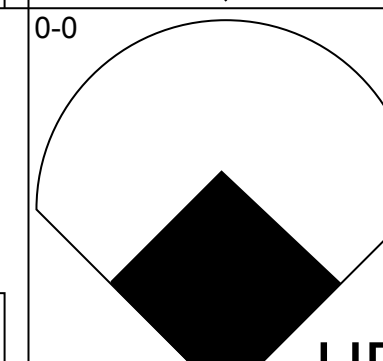
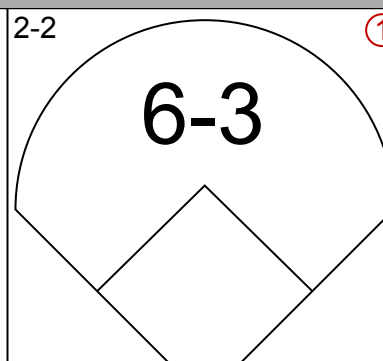
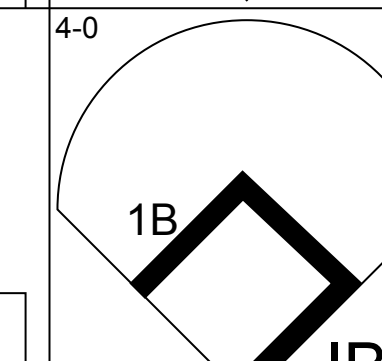
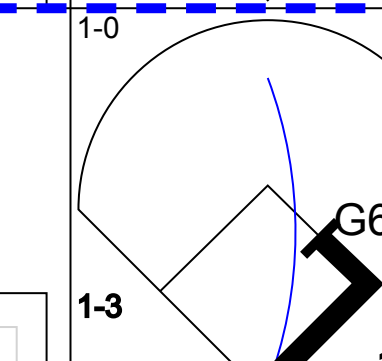
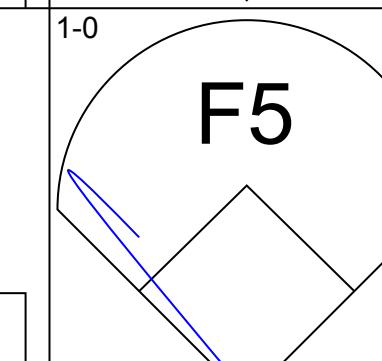
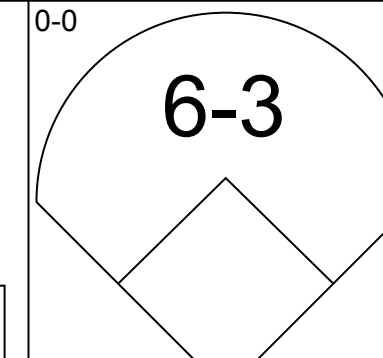
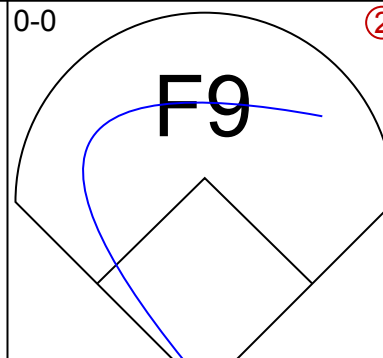
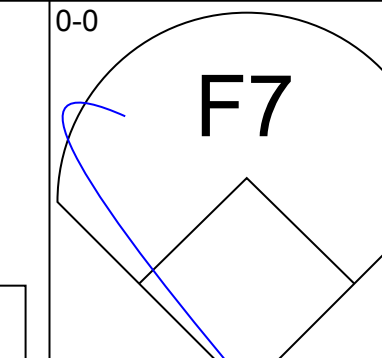
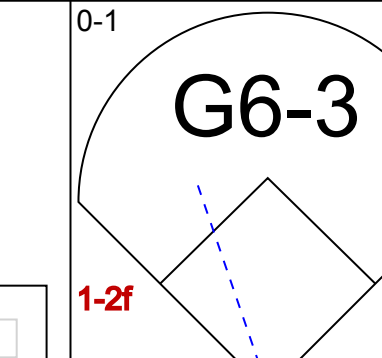
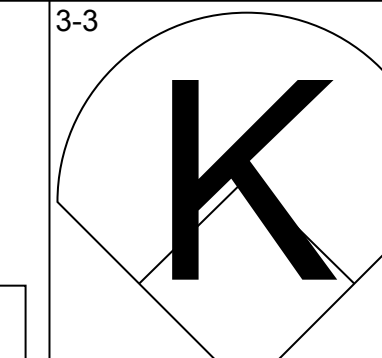
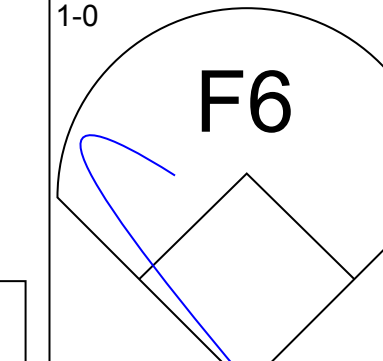
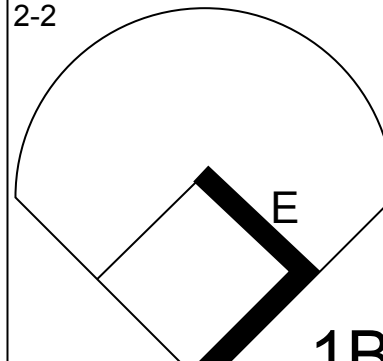
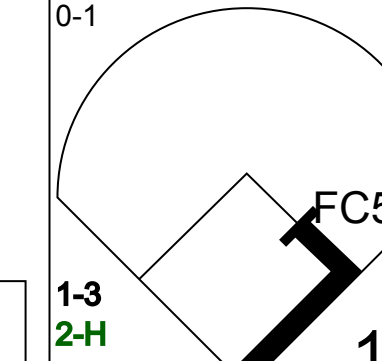
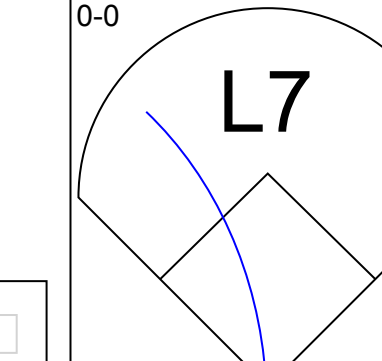
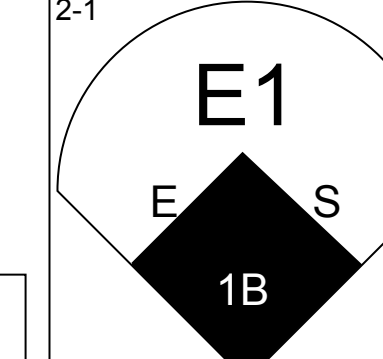
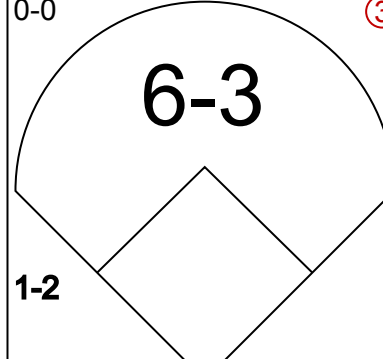
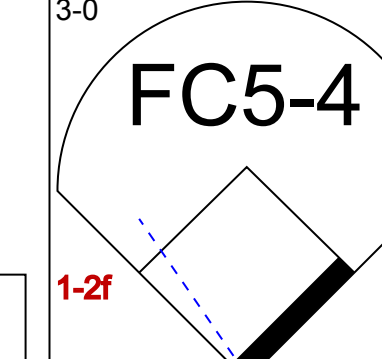


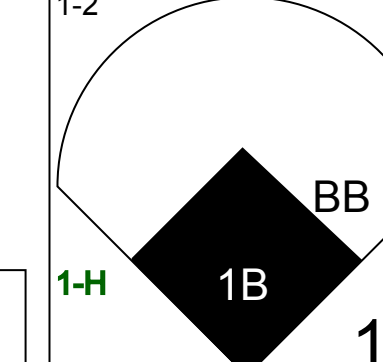
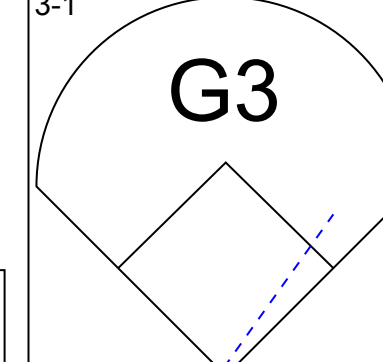
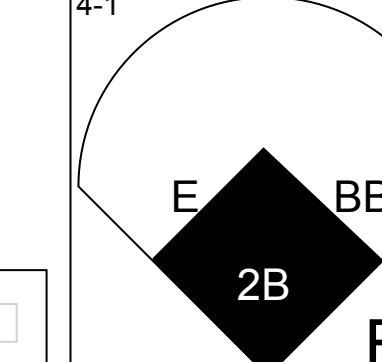
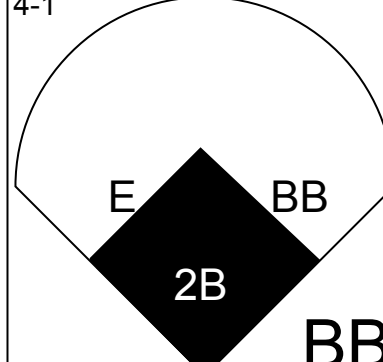

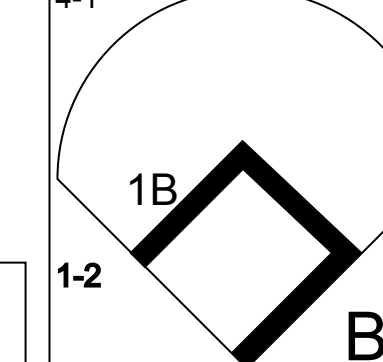
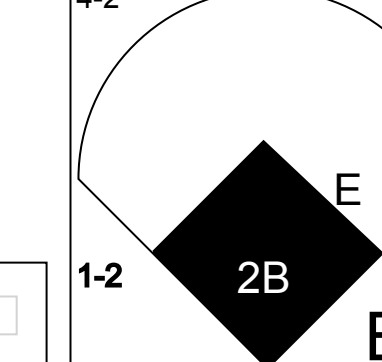

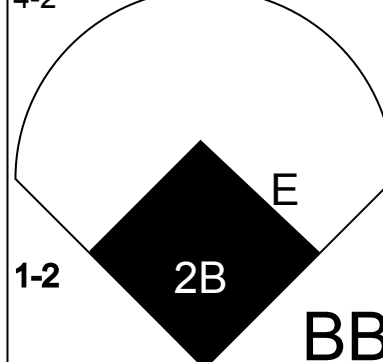

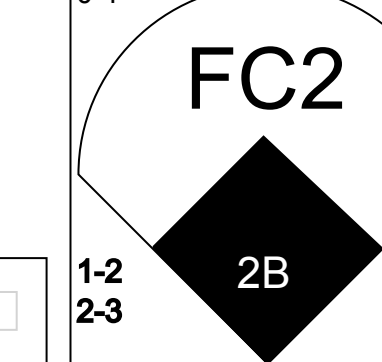

Batter	1	2	3	4	5	6	7	8	9	AB	R	H	RBI	BB	SO	LOB	BOTTOM								
Chuck Hiller, L OBP: 0.339, SLG: 0.313 (1, 4)										3	0	2	1	1	0	0	Los Angeles Dodgers @ San Francisco Giants Candlestick Park, San Francisco, CA Thu Jul 05 1962, 6:33 AM EDT Att: 24,915 - Unknown								
Jim Davenport, R OBP: 0.376, SLG: 0.504 (1, 5)										4	0	1	1	0	0	1									
Willie Mays, R OBP: 0.390, SLG: 0.618 (1, 8)										4	0	0	0	0	2	3									
Willie McCovey, L OBP: 0.408, SLG: 0.699 (1, 7)										4	1	2	1	0	0	1									
Felipe Alou, R OBP: 0.373, SLG: 0.546 (1, 9)										4	0	1	0	0	1	1									
Orlando Cepeda, R OBP: 0.348, SLG: 0.520 (1, 3)										4	0	0	0	0	3	2									
Ed Bailey, L OBP: 0.353, SLG: 0.517 (1, 2)										4	0	0	0	0	0	2									
Jose Pagan, R OBP: 0.336, SLG: 0.356 (1, 6)										3	2	2	0	0	1	0									
Mike McCormick, L OBP: 0.208, SLG: 0.273 Manny Mota, R OBP: 0.273, SLG: 0.206 Jim Duffalo, R (5, PH) Tom Haller, L OBP: 0.388, SLG: 0.485 Don Larsen, R OBP: 0.276, SLG: 0.389 (8, 1)										1	0	0	0	0	1	1									
Inning Stats	R: 0 E: 0 K: 1 S: 13	H: 0 LOB: 0 BB: 0 P: 19	R: 0 E: 0 K: 2 S: 10	H: 1 LOB: 1 BB: 0 P: 14	R: 1 E: 0 K: 2 S: 10	H: 2 LOB: 2 BB: 1 P: 18	R: 0 E: 0 K: 1 S: 7	H: 1 LOB: 1 BB: 0 P: 11	R: 1 E: 0 K: 0 S: 10	H: 2 LOB: 0 BB: 0 P: 13	R: 1 E: 0 K: 1 S: 12	H: 1 LOB: 0 BB: 0 P: 15	R: 0 E: 0 K: 1 S: 9	H: 0 LOB: 0 BB: 0 P: 12	R: 0 E: 0 K: 0 S: 14	H: 1 LOB: 1 BB: 0 P: 20		R: 0 E: 0 K: 0 S: 6	H: 0 LOB: 0 BB: 0 P: 8	1B: 5 2B: 3 3B: 0 HR: 1	SF: 0 SAC: 0 DP: 1 HBP: 0	WP: 1 PB: 0 SB: 1 CS: 1	PA: 34		
PITCHER	IP	WLS	BF	H	R	ER	SO	BB	IBB	HBP	BLK	WP	HR	S	P	ERA	WHIP								
Don Drysdale, R ERA: 2.89 (1, 1)	9.0	W	34	8	3	3	8	1	0	0	0	1	1	91	130	3.00	1.000								





Batter	1	2	3	4	5	6	7	8	9	AB	R	H	RBI	BB	SO	LOB	TOP					
Maury Wills, S OBP: 0.332, SLG: 0.348	L9		1B SF7 BB		F7		6-3			3	1	0	0	1	0	0	Los Angeles Dodgers @ San Francisco Giants Candlestick Park, San Francisco, CA Fri Jul 06 1962, 10:05 PM EDT Att: 41,569 - Unknown					
Jim Gilliam, S OBP: 0.368, SLG: 0.340	F2		1B		K			K		4	0	1	0	0	2	0						
Willie Davis, L OBP: 0.363, SLG: 0.497	PO BB		SF7		F8			F5		2	0	0	1	1	0	0						
Tommy Davis, R OBP: 0.378, SLG: 0.559	PO		3-H 2-0 1B					F6		4	1	2	0	0	1	0						
Ron Fairly, L OBP: 0.396, SLG: 0.473		2B							3-1	3	0	1	1	1	1	2						
Frank Howard, R OBP: 0.359, SLG: 0.528		2H 1B		HR						3	1	1	1	1	1	2						
John Roseboro, L OBP: 0.365, SLG: 0.396										4	0	0	0	0	2	3						
Larry Burditt, R OBP: 0.280, SLG: 0.376										2	0	0	0	0	2	1						
Lee Walls, R OBP: 0.263, SLG: 0.231										1	0	0	0	0	0	0						
Phil Ortega, R OBP: 0.443, SLG: 0.539							F8			1	0	0	0	0	0	0						
Stan Williams, R OBP: 0.115, SLG: 0.192										1	0	0	0	0	1	0						
Tim Lincecum, L OBP: 0.285, SLG: 0.400										1	0	0	0	0	1	0						
Ed Roebuck, R OBP: 0.302, SLG: 0.338										0	0	0	0	0	0	0						
Ron Perranoski, L OBP: 0.267, SLG: 0.359										0	0	0	0	0	0	0						
Wally Moon, L OBP: 0.307, SLG: 0.359										2	0	0	0	0	1	2						
Inning Stats	R: 0 E: 0 K: 0 S: 11	H: 0 LOB: 0 BB: 1 P: 19	R: 1 E: 0 K: 1 S: 7	H: 2 LOB: 1 BB: 0 P: 12	R: 1 E: 0 K: 2 S: 12	H: 2 LOB: 2 BB: 1 P: 23	R: 1 E: 0 K: 3 S: 10	H: 1 LOB: 0 BB: 0 P: 16	R: 0 E: 0 K: 1 S: 19	H: 0 LOB: 1 BB: 1 P: 27	R: 0 E: 0 K: 3 S: 11	H: 0 LOB: 0 BB: 0 P: 18	R: 0 E: 0 K: 1 S: 8	H: 0 LOB: 0 BB: 0 P: 12	R: 0 E: 0 K: 1 S: 6	H: 0 LOB: 0 BB: 1 P: 6	R: 0 E: 1 K: 1 S: 11	H: 0 LOB: 2 BB: 1 P: 17	1B: 3 2B: 1 3B: 0 HR: 1	SF: 1 SAC: 0 DP: 0 HBP: 0	WP: 0 PB: 0 SB: 0 CS: 0	PA: 37
PITCHER Juan Marichal, R ERA: 2.98	IP: 9.0 WLS: W BF: 36 H: 5 R: 3 ER: 3 SO: 13 BB: 4 IBB: 0 HBP: 0 BLK: 0 WP: 0 HR: 1 S: 95 P: 150 ERA: 3.00 WHIP: 1.000															PITCHER	IP: 9.0 WLS: W BF: 36 H: 5 R: 3 ER: 3 SO: 13 BB: 4 IBB: 0 HBP: 0 BLK: 0 WP: 0 HR: 1 S: 95 P: 150 ERA: 3.00 WHIP: 1.000					

Batter	1	2	3	4	5	6	7	8	9	AB	R	H	RBI	BB	SO	LOB	BOTTOM			
Chuck Hillier, L OBP: 0.340, SLG: 0.312	E4		2B BLK BB		F9		4-3			4	2	1	1	1	0	1	Los Angeles Dodgers @ San Francisco Giants Candlestick Park, San Francisco, CA Fri Jul 06 1962, 10:05 PM EDT Att: 41,569 - Unknown			
Jim Davenport, R OBP: 0.380, SLG: 0.510	L5		BLK SF8 2B		E5 G5-4-3					4	1	2	1	1	0	1				
Willie Mays, R OBP: 0.385, SLG: 0.609	F8		F2		G5-4-3					5	0	0	0	0	1	6				
Manny Mota, R OBP: 0.273, SLG: 0.206										0	0	0	0	0	0	0				
Willie McCovey, L OBP: 0.408, SLG: 0.679	L7		SF8 BLK E BB							3	2	0	0	2	1	2				
Matty Alou, L OBP: 0.329, SLG: 0.324										0	0	0	0	0	0	0				
Felipe Alou, R OBP: 0.371, SLG: 0.542										4	1	1	1	0	3	1				
Orlando Cepeda, R OBP: 0.354, SLG: 0.522										4	3	3	1	1	0	0				
Tom Haller, L OBP: 0.388, SLG: 0.491										5	2	2	2	0	1	2				
Jose Pagan, R OBP: 0.338, SLG: 0.356										3	1	1	1	1	0	2				
Juan Marichal, R OBP: 0.296, SLG: 0.280										3	0	1	3	0	2	4				
Inning Stats	R: 0 E: 1 K: 0 S: 7	H: 0 LOB: 1 BB: 0 P: 9	R: 0 E: 0 K: 2 S: 19	H: 2 LOB: 2 BB: 0 P: 26	R: 4 E: 1 K: 1 S: 16	H: 3 LOB: 2 BB: 3 P: 34	R: 0 E: 1 K: 0 S: 6	H: 0 LOB: 0 BB: 0 P: 8	R: 5 E: 1 K: 0 S: 18	H: 3 LOB: 1 BB: 2 P: 35	R: 3 E: 1 K: 1 S: 14	H: 3 LOB: 1 BB: 0 P: 24	R: 0 E: 0 K: 3 S: 9	H: 0 LOB: 1 BB: 1 P: 18	R: 0 E: 0 K: 1 S: 8	H: 0 LOB: 0 BB: 0 P: 12	1B: 8 2B: 3 3B: 0 HR: 0	SF: 2 SAC: 1 DP: 1 HBP: 0	WP: 1 PB: 0 SB: 3 CS: 0	PA: 44
PITCHER Stan Williams, R ERA: 5.36	IP: 3.0 WLS: L BF: 18 H: 5 R: 4 ER: 4 SO: 3 BB: 2 IBB: 0 HBP: 0 BLK: 0 WP: 1 HR: 0 S: 42 P: 69 ERA: 12.00 WHIP: 2.333															PITCHER Ed Roebuck, R ERA: 3.1	IP: 2.2 WLS: L BF: 18 H: 6 R: 8 ER: 2 SO: 1 BB: 0 IBB: 0 HBP: 0 BLK: 0 WP: 0 HR: 0 S: 36 P: 63 ERA: 6.75 WHIP: 3.000			
PITCHER Ron Perranoski, L ERA: 2.42	IP: 0.1 WLS: L BF: 1 H: 0 R: 0 ER: 0 SO: 0 BB: 0 IBB: 0 HBP: 0 BLK: 0 WP: 0 HR: 0 S: 2 P: 4 ERA: 0.00 WHIP: 0.000															PITCHER Phil Ortega, R ERA: 7.77	IP: 2.0 WLS: L BF: 7 H: 0 R: 0 ER: 0 SO: 4 BB: 1 IBB: 0 HBP: 0 BLK: 0 WP: 0 HR: 0 S: 17 P: 30 ERA: 0.00 WHIP: 0.500			

Batter	1	2	3	4	5	6	7	8	9	AB	R	H	RBI	BB	SO	LOB	TOP		
Maury Wills, S OBP: 0.328, SLG: 0.344 (1, 6)										4	0	0	0	0	2	1	Los Angeles Dodgers @ San Francisco Giants Candlestick Park, San Francisco, CA Sat Jul 07 1962, 6:33 AM EDT Att: 40,186 - Unknown AB 31 R 3 H 5 RBI 3 BB 2 SO 8 LOB 7		
Jim Gilliam, S OBP: 0.397, SLG: 0.342 (1, 5) (6, 4)										4	1	1	0	0	1	1			
Willie Davis, L OBP: 0.362, SLG: 0.500 (1, 8)										4	1	1	1	0	1	0			
Tommy Davis, R OBP: 0.380, SLG: 0.564 (6, 5)										4	0	2	1	0	1	0			
Ron Fairly, L OBP: 0.394, SLG: 0.467 (1, 3)										3	0	0	0	1	1	2			
Frank Howard, R OBP: 0.353, SLG: 0.518 (1, 9)										4	0	0	0	0	0	2			
John Roseboro, L OBP: 0.364, SLG: 0.411 (1, 2)										3	1	1	1	0	1	1			
Larry Burditt, R OBP: 0.279, SLG: 0.374 (6, PH)										1	0	0	0	0	1	0			
Wally Moon, L OBP: 0.353, SLG: 0.355 (6, 7)										2	0	0	0	0	0	0			
Johnny Podres, L OBP: 0.206, SLG: 0.211 (6, PH)										1	0	0	0	0	0	0			
Tim Lincecum, L OBP: 0.377, SLG: 0.391 (6, PH)										0	0	0	0	0	0	0			
Larry Sherry, L OBP: 0.200, SLG: 0.200 (6, PH)										0	0	0	0	0	0	0			
Ron Perranoski, L OBP: 0.249, SLG: 0.539 (6, PH)										0	0	0	0	1	0	0			
Duke Snider, L OBP: 0.449, SLG: 0.539 (6, PH)										0	0	0	0	0	0	0			
Phil Ortega, R (6, PH)										0	0	0	0	0	0	0			
Inning Stats	R: 0 E: 0 K: 1 S: 7	H: 0 LOB: 0 BB: 0 P: 12	R: 0 E: 0 K: 2 S: 9	H: 0 LOB: 0 BB: 0 P: 13	R: 0 E: 0 K: 2 S: 7	H: 0 LOB: 0 BB: 0 P: 10	R: 0 E: 0 K: 1 S: 10	H: 0 LOB: 0 BB: 0 P: 15	R: 0 E: 0 K: 0 S: 5	H: 0 LOB: 1 BB: 0 P: 9	R: 2 E: 0 K: 0 S: 8	H: 3 LOB: 0 BB: 0 P: 11	R: 1 E: 0 K: 1 S: 11	H: 1 LOB: 1 BB: 1 P: 15	R: 0 E: 0 K: 1 S: 8	H: 1 LOB: 1 BB: 0 P: 10	1B: 1 2B: 2 3B: 2 HR: 1	SF: 0 SAC: 0 DP: 1 HBP: 0	WP: 0 PA: 33 PB: 0 SB: 0 CS: 0
PITCHER	IP WLS BF H R ER SO BB IBB HBP BLK WP HR S P ERA WHIP																		
Jack Sanford, R ERA: 3.59 (1, 1)	6.0 W 22 3 2 2 6 1 0 0 0 0 0 0 49 81 3.00 0.667																		
Stu Miller, R ERA: 3.95 (7, 1)	3.0 S 11 2 1 1 2 1 0 0 0 0 0 1 23 29 3.00 1.000																		


Batter	1	2	3	4	5	6	7	8	9	AB	R	H	RBI	BB	SO	LOB	BOTTOM		
Harvey Kuenn, R OBP: 0.398, SLG: 0.424 (1, 7)										5	2	3	4	0	1	0	Los Angeles Dodgers @ San Francisco Giants Candlestick Park, San Francisco, CA Sat Jul 07 1962, 6:33 AM EDT Att: 40,186 - Unknown AB 35 R 10 H 11 RBI 9 BB 4 SO 6 LOB 13		
Jim Davenport, R OBP: 0.381, SLG: 0.521 (1, 5)										4	2	2	2	0	1	2			
Willie Mays, R OBP: 0.388, SLG: 0.617 (1, 8)										4	1	2	1	1	0	0			
Orlando Cepeda, R OBP: 0.350, SLG: 0.515 (1, 3)										5	0	0	0	0	1	3			
Felipe Alou, R OBP: 0.372, SLG: 0.542 (1, 9)										4	0	2	1	0	0	0			
Jose Pagan, R OBP: 0.334, SLG: 0.351 (1, 6)										4	1	0	0	0	0	3			
Chuck Hiller, L OBP: 0.341, SLG: 0.313 (1, 4)										3	2	1	1	1	0	0			
Tom Haller, L OBP: 0.399, SLG: 0.491 (1, 2)										2	1	1	0	2	0	0			
Jack Sanford, R OBP: 0.208, SLG: 0.200 (1, 1)										3	1	0	0	0	2	4			
Stu Miller, R OBP: 0.273, SLG: 0.200 (7, 1)										1	0	0	0	0	1	1			
Inning Stats	R: 1 E: 0 K: 1 S: 6	H: 1 LOB: 0 BB: 0 P: 7	R: 2 E: 1 K: 2 S: 17	H: 2 LOB: 2 BB: 1 P: 28	R: 0 E: 1 K: 0 S: 8	H: 1 LOB: 1 BB: 0 P: 12	R: 0 E: 0 K: 1 S: 10	H: 0 LOB: 0 BB: 0 P: 17	R: 1 E: 1 K: 0 S: 7	H: 1 LOB: 2 BB: 1 P: 14	R: 5 E: 1 K: 0 S: 14	H: 3 LOB: 0 BB: 2 P: 29	R: 0 E: 0 K: 1 S: 10	H: 1 LOB: 1 BB: 0 P: 16	R: 1 E: 0 K: 1 S: 8	H: 2 LOB: 0 BB: 0 P: 13	1B: 7 2B: 2 3B: 0 HR: 2	SF: 0 SAC: 1 DP: 1 HBP: 0	WP: 1 PA: 40 PB: 0 SB: 1 CS: 0
PITCHER	IP WLS BF H R ER SO BB IBB HBP BLK WP HR S P ERA WHIP																		
Johnny Podres, L ERA: 4.82 (6, 1)	5.0 L 24 5 4 1 4 1 0 0 0 0 1 0 10 24																		
Larry Sherry, R ERA: 3.0 (6, 1)	0.0 5 2 5 3 0 2 0 0 0 0 0 0 14 21 0.00 1.000																		
Ron Perranoski, L ERA: 2.31 (6, 1)	2.0 7 2 0 0 1 0 0 0 0 0 0 0 14 21 0.00 1.000																		
Phil Ortega, R ERA: 7.82 (8, 1)	1.0 4 2 1 1 1 0 0 0 0 0 0 1 8 13 9.00 2.000																		

Batter	1	2	3	4	5	6	7	8	9	AB	R	H	RBI	BB	SO	LOB	TOP								
Maury Wills, S OBP: 0.329, SLG: 0.345 (1, 6)	1-2 5-3 ①		0-0 L4 ③		2-2 BB 1B		3-1 6-3 ③		0-0 1B	5	0	2	0	0	0	2	<p>Los Angeles Dodgers @ San Francisco Giants Candlestick Park, San Francisco, CA</p> <p>Sun Jul 08 1962, 6:33 AM EDT Att: 41,717 - Unknown</p> <p>livebaseballscorecards.com</p> <p>AB 36 R 2 H 12 RBI 2 BB 2 SO 3 LOB 17</p> 								
Jim Gilliam, S OBP: 0.397, SLG: 0.341 (1, 4) (7, 5)	0-2 F6 ②			1-2 1B 1B	4-0 BB 1B			2-1 5-3 ①	1-1 F8 ③	4	0	1	0	1	0	1									
Willie Davis, L OBP: 0.360, SLG: 0.500 (1, 8)	0-0 B2-3 ③			1-2 F8 ①	2-1 F9 ③			0-0 1B 2B		4	1	1	0	0	0	4									
Tommy Davis, R OBP: 0.384, SLG: 0.566 (1, 7)				1-2 F7 ②		0-0 G6-4-3 1B		2-0 S 2B 1B		4	1	3	1	0	0	1									
Frank Howard, R OBP: 0.356, SLG: 0.522 (1, 9)	0-1 G5-4-3 ②			2-2 1B	0-0 G6-4-3 ②			1-1 4-3 1B 2B		4	0	2	1	0	0	2									
Ron Fairly, L OBP: 0.388, SLG: 0.459 (1, 3)	1-3 K ③			2-3 K ③	0-2 F7 ③			1-2 4-3 ②		4	0	0	0	0	2	3									
Daryl Spencer, R OBP: 0.386, SLG: 0.355 Larry Burright, R OBP: 0.277, SLG: 0.371 (7, PR) (7, 4)			2-2 F9 ①		3-2 6-3 ①		4-2 B2-5-4 1B BB	3-2 6-3 ③		2	0	0	0	1	0	0									
John Roseboro, L OBP: 0.367, SLG: 0.413 (1, 2)			2-2 F5 ②		2-2 1B 1B		0-0 B2-5-4 1B	0-0 F8 ①		4	0	2	0	0	0	0									
Sandy Koufax, R OBP: 0.121, SLG: 0.141 Don Drysdale, R OBP: 0.279, SLG: 0.293 (9, 1)	2-2 1B			1-3 K ②		1-2 B2-5-4 ②		1-0 5-3 ②		4	0	1	0	0	1	3									
										0	0	0	0	0	0	0									
Inning Stats	R: 0 E: 0 K: 0 S: 10	H: 0 LOB: 0 BB: 0 P: 11	R: 0 E: 0 K: 1 S: 8	H: 1 LOB: 0 BB: 0 P: 10	R: 0 E: 0 K: 2 S: 12	H: 1 LOB: 1 BB: 0 P: 18	R: 0 E: 0 K: 1 S: 16	H: 2 LOB: 2 BB: 0 P: 23	R: 0 E: 0 K: 1 S: 14	H: 2 LOB: 3 BB: 1 P: 28	R: 0 E: 0 K: 0 S: 9	H: 1 LOB: 0 BB: 0 P: 9	R: 0 E: 0 K: 0 S: 6	H: 1 LOB: 1 BB: 1 P: 14	R: 2 E: 0 K: 0 S: 14	H: 3 LOB: 1 BB: 0 P: 23	R: 0 E: 0 K: 0 S: 5	H: 1 LOB: 1 BB: 0 P: 7	1B: 10 2B: 2 HR: 0	SF: 0 SAC: 0 DP: 3 HBP: 0	WP: 0 PB: 0 SB: 1 CS: 0	PA: 38			
PITCHER Billy O'Dell, L ERA: 3.07 (1, 1)	IP 9.0	WLS L	BF 38	H 12	R 2	ER 2	SO 3	BB 2	IBB 0	HBP 0	BLK 0	WP 0	HR 0	S 94	P 143	ERA 2.00	WHIP 1.556								

Batter	1	2	3	4	5	6	7	8	9	AB	R	H	RBI	BB	SO	LOB	BOTTOM								
Harvey Kuenn, R OBP: 0.392, SLG: 0.417 (1, 7)	2-2 5-3 ①			0-0 G3 ①			1-2 F7 ①		3-3 K ①	4	0	0	0	0	1	1	<p>Los Angeles Dodgers @ San Francisco Giants Candlestick Park, San Francisco, CA</p> <p>Sun Jul 08 1962, 6:33 AM EDT Att: 41,717 - Unknown</p> <p>livebaseballscorecards.com</p> <p>AB 29 R 0 H 3 RBI 0 BB 3 SO 9 LOB 12</p> 								
Jim Davenport, R OBP: 0.383, SLG: 0.519 (1, 5)	0-1 F3 ②			2-1 F9 ②			0-2 1B 1B		4-2 BB BB	3	0	1	0	1	0	0									
Willie Mays, R OBP: 0.386, SLG: 0.611 (1, 8)	1-0 5-3 ③			3-3 K ③			2-3 K ②		4-0 FC6-4 BB	3	0	0	0	1	2	1									
Orlando Cepeda, R OBP: 0.349, SLG: 0.512 (1, 3)			2-1 F9 ①		0-1 4-3 ①		0-1 1B		1-1 F2 ②	4	0	1	0	0	0	3									
Felipe Alou, R OBP: 0.368, SLG: 0.534 (1, 9)	1-2 F8 ②			1-3 K ②			3-3 K ③		0-0 FC6-4 ③	4	0	0	0	0	2	5									
Ed Bailey, L OBP: 0.350, SLG: 0.511 Manny Mota, R OBP: 0.269, SLG: 0.203 (8, PH) (9, 4)	1-0 F4 ③			1-2 4-3 ③				3-3 K ①		2	0	0	0	0	0	0									
Jose Pagan, R OBP: 0.334, SLG: 0.349 (1, 6)			3-3 K ①		4-1 B5-4 BB			0-1 F8 ②		2	0	0	0	1	1	0									
Chuck Hiller, L OBP: 0.340, SLG: 0.311 Joe Pignatano, R OBP: 0.556, SLG: 0.200 (9, PH) (9, 2)			2-3 K ②		2-3 K ①			2-2 F7 ③		2	0	0	0	0	2	1									
Billy O'Dell, S OBP: 0.208, SLG: 0.095 Bob Nieman, R OBP: 0.278, SLG: 0.375 Mike McCormick, L OBP: 0.208, SLG: 0.273 (9, PR)			2-2 5-3 ③		1-0 B5-4 ③			1-2 BB BB 1B		2	0	0	0	0	0	1									
										1	0	1	0	0	0	0									
Inning Stats	R: 0 E: 0 K: 0 S: 9	H: 0 LOB: 0 BB: 0 P: 12	R: 0 E: 0 K: 0 S: 8	H: 0 LOB: 0 BB: 0 P: 12	R: 0 E: 0 K: 2 S: 11	H: 0 LOB: 0 BB: 0 P: 18	R: 0 E: 0 K: 1 S: 6	H: 0 LOB: 0 BB: 0 P: 11	R: 0 E: 0 K: 1 S: 6	H: 0 LOB: 0 BB: 1 P: 13	R: 0 E: 0 K: 2 S: 14	H: 2 LOB: 2 BB: 0 P: 20	R: 0 E: 0 K: 1 S: 11	H: 0 LOB: 3 BB: 2 P: 16	R: 0 E: 0 K: 1 S: 15	H: 1 LOB: 3 BB: 2 P: 28	1B: 3 2B: 1 HR: 0	SF: 0 SAC: 0 DP: 1 HBP: 0	WP: 0 PB: 0 SB: 0 CS: 0	PA: 32					
PITCHER Sandy Koufax, L ERA: 2.15 Don Drysdale, R ERA: 2.69 (1, 1) (9, 1)	IP 8.1	WLS W	BF 29	H 3	R 0	ER 0	SO 0	BB 2	IBB 0	HBP 0	BLK 0	WP 0	HR 0	S 85	P 132	ERA 0.00	WHIP 0.600								


Batter	1	2	3	4	5	6	7	8	9	AB	R	H	RBI	BB	SO	LOB	TOP					
Maury Wills, S OBP: 0.329, SLG: 0.344 (1, 6)										4	0	1	0	0	1	0	Los Angeles Dodgers @ New York Mets Polo Grounds, New York, NY Thu Jul 12 1962, 7:05 PM EDT Att: 15,719 - Unknown					
Jim Gilliam, S OBP: 0.370, SLG: 0.345 (1, 5)										2	1	1	0	1	0	0						
Willie Davis, L OBP: 0.359, SLG: 0.500 (1, 8)										4	1	1	1	0	1	2						
Tommy Davis, R OBP: 0.385, SLG: 0.564 (1, 7)										3	0	1	1	1	0	1						
Ron Fairly, L OBP: 0.394, SLG: 0.466 (1, 3)										3	1	2	0	0	0	0						
Frank Howard, R OBP: 0.348, SLG: 0.512 (1, 9)										4	0	0	0	0	0	5						
John Roseboro, L OBP: 0.365, SLG: 0.420 (1, 2)										4	0	1	1	0	0	3						
Larry Burright, R OBP: 0.272, SLG: 0.363 (1, 4)										4	0	0	0	0	1	3						
Sandy Koufax, R OBP: 0.116, SLG: 0.134 (1, 1)										3	0	0	0	0	2	0						
Larry Sherry, R OBP: 0.200, SLG: 0.200 (8, 1)										0	0	0	0	0	0	0						
Inning Stats	R: 0 E: 0 K: 2 S: 10	H: 0 LOB: 0 BB: 0 P: 15	R: 0 E: 0 K: 0 S: 7	H: 1 LOB: 1 BB: 1 P: 16	R: 0 E: 0 K: 1 S: 6	H: 0 LOB: 0 BB: 0 P: 8	R: 2 E: 0 K: 1 S: 15	H: 3 LOB: 2 BB: 0 P: 26	R: 0 E: 0 K: 0 S: 7	H: 0 LOB: 1 BB: 1 P: 12	R: 0 E: 0 K: 1 S: 3	H: 0 LOB: 0 BB: 0 P: 4	R: 0 E: 0 K: 1 S: 7	H: 0 LOB: 0 BB: 0 P: 10	R: 0 E: 0 K: 0 S: 10	H: 1 LOB: 1 BB: 0 P: 14	R: 1 E: 0 K: 0 S: 8	H: 2 LOB: 0 BB: 0 P: 11	1B: 3 2B: 3 3B: 1 HR: 0	SF: 0 SAC: 1 DP: 1 HBP: 1	WP: 1 PB: 0 SB: 0 CS: 1	PA: 35
PITCHER Roger Craig, R ERA: 4.56 (1, 1)	IP: 9.0 WLS: L BF: 35 H: 7 R: 3 ER: 3 SO: 5 BB: 2 IBB: 0 HBP: 1 BLK: 0 WP: 1 HR: 0 S: 73 P: 116 ERA: 3.00 WHIP: 1.000															PITCHER	IP: 9.0 WLS: L BF: 35 H: 7 R: 3 ER: 3 SO: 5 BB: 2 IBB: 0 HBP: 1 BLK: 0 WP: 1 HR: 0 S: 73 P: 116 ERA: 3.00 WHIP: 1.000					

AB	31
R	3
H	7
RBI	3
BB	2
SO	5
LOB	14



Batter	1	2	3	4	5	6	7	8	9	AB	R	H	RBI	BB	SO	LOB	BOTTOM					
Richie Ashburn, L OBP: 0.404, SLG: 0.424 (1, 9)										3	0	1	0	1	0	1	Los Angeles Dodgers @ New York Mets Polo Grounds, New York, NY Thu Jul 12 1962, 7:05 PM EDT Att: 15,719 - Unknown					
Rod Kanehl, R OBP: 0.298, SLG: 0.341 (1, 5)										3	0	0	0	0	0	2						
Gene Woodling, L OBP: 0.384, SLG: 0.399 (8, PH)										1	0	0	0	0	0	0						
Felix Mantilla, R OBP: 0.322, SLG: 0.401 (9, 5)										0	0	0	0	0	0	0						
Charlie Neal, R OBP: 0.332, SLG: 0.384 (1, 4)										4	0	0	0	0	1	1						
Frank Thomas, R OBP: 0.356, SLG: 0.508 (1, 7)										4	0	1	0	0	1	0						
Joe Christopher, R OBP: 0.294, SLG: 0.341 (1, 8)										3	0	1	0	0	2	1						
Mary Throneberry, L OBP: 0.366, SLG: 0.366 (9, PH)										1	0	0	0	0	0	0						
Gil Hodges, R OBP: 0.344, SLG: 0.504 (1, 3)										3	0	0	0	1	1	3						
Elio Chacon, R OBP: 0.354, SLG: 0.285 (1, 6)										3	0	0	0	0	1	3						
Sammy Taylor, L OBP: 0.321, SLG: 0.333 (9, PH)										0	0	0	0	1	0	0						
Chris Cannizzaro, R OBP: 0.348, SLG: 0.212 (1, 2)										2	0	0	0	1	0	2						
Cliff Cook, R OBP: 0.261, SLG: 0.348 (9, PH)										0	0	0	0	0	0	0						
Roger Craig, R OBP: 0.125, SLG: 0.054 (1, 1)											3	0	0	0	0	1	1					
Jim Hickman, R OBP: 0.340, SLG: 0.440 (9, PH)											1	0	0	0	0	2						
Inning Stats	R: 0 E: 0 K: 0 S: 7	H: 1 LOB: 2 BB: 0 P: 11	R: 0 E: 1 K: 0 S: 11	H: 1 LOB: 2 BB: 0 P: 14	R: 0 E: 0 K: 0 S: 8	H: 0 LOB: 1 BB: 1 P: 13	R: 0 E: 0 K: 3 S: 12	H: 0 LOB: 1 BB: 1 P: 23	R: 0 E: 0 K: 0 S: 10	H: 1 LOB: 1 BB: 0 P: 15	R: 0 E: 0 K: 2 S: 11	H: 1 LOB: 1 BB: 0 P: 14	R: 0 E: 0 K: 1 S: 9	H: 0 LOB: 1 BB: 1 P: 14	R: 0 E: 0 K: 0 S: 8	H: 0 LOB: 0 BB: 0 P: 15	R: 0 E: 0 K: 1 S: 6	H: 0 LOB: 2 BB: 1 P: 16	1B: 2 2B: 1 3B: 0 HR: 0	SF: 0 SAC: 0 DP: 0 HBP: 1	WP: 0 PB: 0 SB: 0 CS: 0	PA: 36
PITCHER Sandy Koufax, L ERA: 2.06 (1, 1)	IP: 7.0 WLS: W BF: 28 H: 3 R: 0 ER: 0 SO: 6 BB: 3 IBB: 0 HBP: 1 BLK: 0 WP: 0 HR: 0 S: 68 P: 104 ERA: 0.00 WHIP: 0.857															PITCHER	IP: 7.0 WLS: W BF: 28 H: 3 R: 0 ER: 0 SO: 6 BB: 3 IBB: 0 HBP: 1 BLK: 0 WP: 0 HR: 0 S: 68 P: 104 ERA: 0.00 WHIP: 0.857					
Larry Sherry, R ERA: 2.89 (8, 1)	IP: 2.0 WLS: S BF: 8 H: 0 R: 0 ER: 0 SO: 1 BB: 1 IBB: 0 HBP: 1 BLK: 0 WP: 0 HR: 0 S: 14 P: 31 ERA: 0.00 WHIP: 0.500															PITCHER	IP: 2.0 WLS: S BF: 8 H: 0 R: 0 ER: 0 SO: 1 BB: 1 IBB: 0 HBP: 1 BLK: 0 WP: 0 HR: 0 S: 14 P: 31 ERA: 0.00 WHIP: 0.500					

AB	31
R	0
H	3
RBI	0
BB	4
SO	7
LOB	16



Batter	1	2	3	4	5	6	7	8	9	AB	R	H	RBI	BB	SO	LOB	TOP					
Maury Wills, S OBP: 0.330, SLG: 0.353	5-3		1B WP		HR		6-3			4	1	2	1	0	0	0	Los Angeles Dodgers @ New York Mets Polo Grounds, New York, NY Fri Jul 13 1962, 7:05 PM EDT Att: 23,910 - Unknown					
Jim Gilliam, S OBP: 0.371, SLG: 0.350	2B		3B 1B		6-3		6-3			4	1	2	0	0	0	0						
Willie Davis, L OBP: 0.358, SLG: 0.503	K2-3		E 3B		G3		3-1			4	1	1	1	0	1	1						
Tommy Davis, R OBP: 0.383, SLG: 0.560	4-3		E6 S		F8		FC6-4 1B			4	0	1	0	0	0	1						
Frank Howard, R OBP: 0.352, SLG: 0.512		1B FC4-6	L4		1B		FC6-4			4	1	2	0	0	0	2						
Tim Harkness, L OBP: 0.377, SLG: 0.391			1-2		1B		1-2			0	0	0	0	0	0	0						
Ron Fairly, L OBP: 0.399, SLG: 0.481		FC4-6 1B		G6-3 BB		F8		HR		3	1	2	1	1	0	1						
John Roseboro, L OBP: 0.358, SLG: 0.411		FC4-6	F7		F2		L7			4	0	0	1	0	0	3						
Larry Burright, R OBP: 0.266, SLG: 0.355		G5-4-3	G6-3				5-3			4	0	0	0	0	0	2						
Don Drysdale, R OBP: 0.262, SLG: 0.274			5-3		F3		F8			4	0	0	0	0	0	0						
Inning Stats	R: 0 E: 0 K: 1 S: 13	H: 1 LOB: 1 BB: 0 P: 20	R: 1 E: 0 K: 0 S: 8	H: 2 LOB: 0 BB: 0 P: 14	R: 2 E: 1 K: 0 S: 12	H: 3 LOB: 1 BB: 0 P: 20	R: 0 E: 0 K: 0 S: 3	H: 0 LOB: 0 BB: 1 P: 7	R: 1 E: 0 K: 0 S: 7	H: 1 LOB: 0 BB: 0 P: 11	R: 0 E: 0 K: 0 S: 6	H: 1 LOB: 1 BB: 0 P: 8	R: 0 E: 0 K: 0 S: 8	H: 0 LOB: 0 BB: 0 P: 12	R: 0 E: 0 K: 0 S: 13	H: 1 LOB: 1 BB: 0 P: 17	R: 1 E: 0 K: 0 S: 10	H: 1 LOB: 0 BB: 0 P: 18	1B: 6 2B: 1 3B: 1 HR: 2	SF: 0 SAC: 0 DP: 2 HBP: 0	WP: 1 PB: 0 SB: 1 CS: 0	PA: 36
PITCHER Al Jackson, L ERA: 4.37	IP: 9.0 WLS: L BF: 36	H: 10 R: 5 ER: 4 SO: 1	BB: 1 IBB: 0 HBP: 0 BLK: 0	WP: 1 HR: 2 S: 80 P: 127	ERA: 4.00 WHIP: 1.222	PITCHER										IP: 9.0 WLS: W BF: 36	H: 7 R: 4 ER: 4 SO: 9	BB: 3 IBB: 0 HBP: 0 BLK: 0	WP: 0 HR: 1 S: 80 P: 123	ERA: 4.00 WHIP: 1.111		

AB	35
R	5
H	10
RBI	4
BB	1
SO	1
LOB	10



Batter	1	2	3	4	5	6	7	8	9	AB	R	H	RBI	BB	SO	LOB	BOTTOM					
Richie Ashburn, L OBP: 0.406, SLG: 0.422	E S HR	3-1			1B SF8		F5			3	2	1	0	1	0	1	Los Angeles Dodgers @ New York Mets Polo Grounds, New York, NY Fri Jul 13 1962, 7:05 PM EDT Att: 23,910 - Unknown					
Charlie Neal, R OBP: 0.331, SLG: 0.382	K		1-3		4-3 1B		5-3			4	0	1	0	0	1	1						
Gene Woodling, L OBP: 0.386, SLG: 0.411	K		4-0		SF8			FC1-2 3B		2	0	1	1	1	1	1						
Jim Hickman, R OBP: 0.340, SLG: 0.440	K		BB		3-H					0	0	0	0	0	0	0						
Sammy Taylor, L OBP: 0.321, SLG: 0.329	HR		F8		4-3			K		2	1	0	0	1	0	2						
Chris Cannizzaro, R OBP: 0.343, SLG: 0.208	HR				2-3			K		1	0	0	0	0	1	1						
Felix Mantilla, R OBP: 0.324, SLG: 0.415	HR		1-2		F6			FC1-2		4	1	2	3	0	0	2						
Mary Thronberry, L OBP: 0.303, SLG: 0.382	K		K					K		4	0	1	0	0	3	4						
Joe Christopher, R OBP: 0.286, SLG: 0.331		F4		6-3			FC1-6			4	0	0	0	0	0	1						
Elio Chacon, R OBP: 0.350, SLG: 0.282		5-3		F9			K			3	0	0	0	0	1	1						
Frank Thomas, R OBP: 0.355, SLG: 0.506							K			1	0	0	0	0	0	0						
Al Jackson, L OBP: 0.143, SLG: 0.150				K						3	0	1	0	0	2	0						
Gil Hodges, R OBP: 0.341, SLG: 0.500		2B					K			1	0	0	0	0	0	0						
Inning Stats	R: 3 E: 0 K: 3 S: 14	H: 1 LOB: 0 BB: 2 P: 24	R: 0 E: 0 K: 0 S: 5	H: 1 LOB: 1 BB: 0 P: 6	R: 0 E: 0 K: 1 S: 8	H: 1 LOB: 2 BB: 1 P: 16	R: 0 E: 0 K: 1 S: 7	H: 0 LOB: 0 BB: 0 P: 8	R: 1 E: 0 K: 0 S: 7	H: 2 LOB: 1 BB: 0 P: 13	R: 0 E: 0 K: 1 S: 10	H: 1 LOB: 0 BB: 0 P: 13	R: 0 E: 0 K: 1 S: 8	H: 0 LOB: 0 BB: 0 P: 10	R: 0 E: 0 K: 2 S: 14	H: 1 LOB: 2 BB: 0 P: 22	R: 0 E: 0 K: 0 S: 7	H: 0 LOB: 0 BB: 0 P: 11	1B: 4 2B: 1 3B: 1 HR: 1	SF: 1 SAC: 0 DP: 0 HBP: 0	WP: 0 PB: 0 SB: 1 CS: 0	PA: 36
PITCHER Don Drysdale, R ERA: 2.94	IP: 9.0 WLS: W BF: 36	H: 7 R: 4 ER: 4 SO: 9	BB: 3 IBB: 0 HBP: 0 BLK: 0	WP: 0 HR: 1 S: 80 P: 123	ERA: 4.00 WHIP: 1.111	PITCHER										IP: 9.0 WLS: W BF: 36	H: 7 R: 4 ER: 4 SO: 9	BB: 3 IBB: 0 HBP: 0 BLK: 0	WP: 0 HR: 1 S: 80 P: 123	ERA: 4.00 WHIP: 1.111		



Batter	1	2	3	4	5	6	7	8	9	AB	R	H	RBI	BB	SO	LOB	TOP					
Maury Wills, S OBP: 0.336, SLG: 0.365 Daryl Spencer, R OBP: 0.391, SLG: 0.355	5-3	1B	HR			BB		BB		4	3	3	2	1	0	0	Los Angeles Dodgers @ New York Mets Polo Grounds, New York, NY Sat Jul 14 1962, 3:33 AM EDT Att: 37,253 - Unknown					
Jim Gilliam, S OBP: 0.370, SLG: 0.346 Andy Carey, R OBP: 0.358, SLG: 0.400	4-3	1B	F5			BB		BB		3	1	0	1	1	0	1						
Willie Davis, L OBP: 0.360, SLG: 0.512	HR	SF5							F6	6	3	3	3	0	0	3						
Tommy Davis, R OBP: 0.383, SLG: 0.559 Wally Moon, L OBP: 0.363, SLG: 0.366	K	F6							F9	3	0	1	0	0	1	2						
Ron Fairly, L OBP: 0.404, SLG: 0.481 Tim Harkness, L OBP: 0.364, SLG: 0.375									F6	2	2	1	1	2	0	2						
Frank Howard, R OBP: 0.353, SLG: 0.521										4	1	2	2	0	1	1						
John Roseboro, L OBP: 0.361, SLG: 0.423 Doug Camilli, R OBP: 0.360, SLG: 0.500										4	2	2	3	0	0	3						
Larry Burright, R OBP: 0.275, SLG: 0.358										4	2	2	1	1	1	0						
Stan Williams, R OBP: 0.156, SLG: 0.300										4	2	1	2	1	2	3						
Inning Stats	R: 1 E: 0 K: 1 S: 10	H: 1 LOB: 0 BB: 0 P: 16	R: 8 E: 0 K: 0 S: 20	H: 6 LOB: 1 BB: 3 P: 39	R: 1 E: 0 K: 2 S: 10	H: 1 LOB: 0 BB: 0 P: 13	R: 1 E: 0 K: 1 S: 12	H: 3 LOB: 3 BB: 1 P: 18	R: 0 E: 0 K: 0 S: 9	H: 1 LOB: 1 BB: 0 P: 15	R: 6 E: 0 K: 0 S: 14	H: 4 LOB: 1 BB: 3 P: 31	R: 0 E: 0 K: 1 S: 5	H: 0 LOB: 0 BB: 0 P: 6	R: 0 E: 0 K: 0 S: 5	H: 0 LOB: 1 BB: 1 P: 11		R: 0 E: 0 K: 0 S: 8	H: 0 LOB: 0 BB: 0 P: 12	1B: 9 2B: 2 3B: 2 HR: 3	SF: 1 SAC: 0 DP: 0 HBP: 0	WP: 0 PB: 0 SB: 0 CS: 0
PITCHER	IP WLS BF H R ER SO BB IBB HBP BLK WP HR S P ERA WHIP																					
Craig Anderson, R ERA: 5.01	(1, 1)	1.0 L 8 4 5 5 1 1 0 0 0 0 0 1 19 33 45.00 5.000																				
Ray Davault, R ERA: 6.89	(2, 1)	0.0 3 1 0 0 0 0 2 0 0 0 0 0 5 13 ∞ ∞																				
Ken MacKenzie, L ERA: 5.63	(2, 1)	4.1 26 10 11 11 3 3 0 0 0 0 2 42 72 22.85 3.000																				
Bob Moorhead, R ERA: 4.38	(6, 1)	1.2 6 1 1 1 1 1 0 0 0 0 0 0 14 20 5.40 1.200																				
Vinegar Bend Mizell, L ERA: 9.0	(8, 1)	2.0 7 0 0 0 0 1 0 0 0 0 0 0 13 23 0.00 0.500																				

Batter	1	2	3	4	5	6	7	8	9	AB	R	H	RBI	BB	SO	LOB	BOTTOM					
Richie Ashburn, L OBP: 0.407, SLG: 0.440 Cliff Cook, R OBP: 0.261, SLG: 0.348	4-3		6-3			HR		G6-4-3		4	1	2	2	0	0	1	Los Angeles Dodgers @ New York Mets Polo Grounds, New York, NY Sat Jul 14 1962, 3:33 AM EDT Att: 37,253 - Unknown					
Charlie Neal, R OBP: 0.327, SLG: 0.376	F4					5-3		G6-4-3		4	0	0	0	0	0	1						
Gene Woodling, L OBP: 0.381, SLG: 0.404 Jim Hickman, R OBP: 0.338, SLG: 0.438	1-4-3					F8		K		3	0	0	0	0	0	0						
Felix Mantilla, R OBP: 0.321, SLG: 0.410 Rod Kanehl, R OBP: 0.305, SLG: 0.348		F3				5-3				3	0	0	0	0	0	0						
Mary Throneberry, L OBP: 0.304, SLG: 0.381 Gil Hodges, R OBP: 0.338, SLG: 0.496		B5-3				3-1		F7		3	1	1	0	0	0	0						
Joe Christopher, R OBP: 0.285, SLG: 0.323		5-3				E5		6-3		3	0	0	0	1	0	1						
Elio Chacon, R OBP: 0.349, SLG: 0.281			L8			G5-4-3		F3		4	0	1	1	0	0	2						
Joe Pignatano, R OBP: 0.500, SLG: 0.375						K		F2		3	0	1	0	0	1	2						
Craig Anderson, R Ray Davault, R Ken MacKenzie, L Bob Moorhead, R Frank Thomas, R Vinegar Bend Mizell, L	(1, 1) (2, 1) (2, 1) (6, 1) (7, PH) (8, 1)					6-3				0	0	0	0	0	0	0						
Inning Stats	R: 0 E: 0 K: 0 S: 6	H: 0 LOB: 0 BB: 0 P: 9	R: 0 E: 0 K: 0 S: 7	H: 0 LOB: 0 BB: 0 P: 9	R: 0 E: 0 K: 0 S: 6	H: 1 LOB: 1 BB: 0 P: 8	R: 0 E: 0 K: 0 S: 9	H: 0 LOB: 0 BB: 0 P: 12	R: 0 E: 1 K: 0 S: 4	H: 0 LOB: 0 BB: 0 P: 5	R: 2 E: 0 K: 1 S: 11	H: 1 LOB: 1 BB: 1 P: 21	R: 1 E: 0 K: 1 S: 11	H: 2 LOB: 2 BB: 1 P: 21	R: 0 E: 0 K: 1 S: 8	H: 1 LOB: 0 BB: 0 P: 15		R: 0 E: 0 K: 0 S: 10	H: 1 LOB: 1 BB: 0 P: 15	1B: 4 2B: 1 3B: 0 HR: 1	SF: 0 SAC: 0 DP: 2 HBP: 0	WP: 0 PB: 0 SB: 1 CS: 0
PITCHER	IP WLS BF H R ER SO BB IBB HBP BLK WP HR S P ERA WHIP																					
Stan Williams, R ERA: 5.12	(1, 1)	9.0 W 34 6 3 3 3 2 0 0 0 0 1 72 115 3.00 0.889																				

Batter	1	2	3	4	5	6	7	8	9	AB	R	H	RBI	BB	SO	LOB	TOP							
Maury Wills, S OBP: 0.339, SLG: 0.373 (1, 6)	3-1 1B 2B		1-1 SH5-3 1B		1-1 S 1B 2B		1-0 L7		3-2 4-3	5	3	3	0	0	0	0								
Jim Gilliam, S OBP: 0.372, SLG: 0.349 Daryl Spencer, R OBP: 0.395, SLG: 0.389 (8, 5)	2-1 3-1		0-0 SH5-3		3-1 2H 1B			2-2 SH SF4 1B	0-0 HR	3	1	2	1	0	0	1								
Willie Davis, L OBP: 0.356, SLG: 0.506 (1, 8)	2-3 K		1-1 F9		1-3 K			0-0 SH HR	1-0 G3	4	1	0	0	0	2	4								
Tommy Davis, R OBP: 0.384, SLG: 0.559 Tim Harkness, L OBP: 0.354, SLG: 0.375 (8, 3)	2-1 1B		2-1 1B		0-1 F9			2-2 SF4		3	0	2	4	0	0	1								
Frank Howard, R OBP: 0.355, SLG: 0.534 (8, 7)	1-2 6-3		1-2 K		3-2 FC4-6 1B			3-H 0-1 HR		4	1	2	2	0	1	2								
Ron Fairly, L OBP: 0.401, SLG: 0.490 (8, 9)		0-3 K		2-1 F9		3-1 FC4-6 8-6-3 1-2f		3-1 HR		4	1	1	1	0	1	1								
Norm Sherry, R OBP: 0.245, SLG: 0.314 (1, 2)		0-1 5-3		0-1 F5		1-2 8-6-3 1-2f		3-2 F7		4	0	0	0	0	0	1								
Larry Burright, R OBP: 0.269, SLG: 0.351 (1, 4)		1-0 F6		0-2 6-3				0-0 F9	0-3 K	4	0	0	0	0	1	0								
Johnny Podres, L OBP: 0.182, SLG: 0.190 (1, 1)			1-2 E4 SH5-3 1B		2-2 F9			3-2 F9	1-3 K	4	1	0	0	0	1	0								
Inning Stats	R: 1 E: 0 K: 1 S: 12	H: 2 LOB: 1 BB: 0 P: 20	R: 0 E: 0 K: 1 S: 6	H: 0 LOB: 0 BB: 7	R: 2 E: 1 K: 1 S: 14	H: 2 LOB: 1 BB: 0 P: 21	R: 0 E: 0 K: 0 S: 9	H: 0 LOB: 0 BB: 0 P: 11	R: 1 E: 0 K: 1 S: 13	H: 2 LOB: 1 BB: 0 P: 20	R: 0 E: 0 K: 0 S: 9	H: 1 LOB: 0 BB: 0 P: 16	R: 0 E: 0 K: 0 S: 5	H: 0 LOB: 0 BB: 0 P: 9	R: 4 E: 1 K: 1 S: 18	H: 3 LOB: 0 BB: 0 P: 28	R: 1 E: 0 K: 1 S: 8	H: 1 LOB: 0 BB: 0 P: 13	1B: 6 2B: 3 3B: 0 HR: 3	SF: 1 SAC: 2 DP: 1 HBP: 0	WP: 0 PB: 0 SB: 1 CS: 0	PA: 39		
PITCHER	IP	WLS	BF	H	R	ER	SO	BB	IBB	HBP	BLK	WP	HR	S	P	ERA	WHIP							
Bill Smith, L ERA: 3.38 Paul Brown, R ERA: 5.29 Chris Short, L ERA: 4.3	5.0	L	22	6	4	2	4	0	0	0	0	0	0	54	79	3.60	1.200							
Paul Brown, R ERA: 5.29 Chris Short, L ERA: 4.3	3.0		13	4	4	4	1	0	0	0	0	0	2	32	53	12.00	1.333							
Chris Short, L ERA: 4.3	1.0		4	1	1	1	1	0	0	0	0	0	1	8	13	9.00	1.000							

Los Angeles Dodgers @ Philadelphia Phillies
 Connie Mack Stadium, Philadelphia, PA
 Sun Jul 15 1962, 3:33 AM EDT
 Unknown

AB 36
 R 9
 H 11
 RBI 9
 BB 0
 SO 6
 LOB 10





Batter	1	2	3	4	5	6	7	8	9	AB	R	H	RBI	BB	SO	LOB	BOTTOM							
Tony Taylor, R OBP: 0.358, SLG: 0.378 (1, 4)	0-0 SF9-2-5 3B		1-3 K		0-1 G6-3 1-2f			1-0 F5		4	1	1	0	0	1	2								
Johnny Callison, L OBP: 0.394, SLG: 0.469 Mel Roach, R OBP: 0.230, SLG: 0.257 (8, 5)	4-0 SF9-2-5 BB		0-3 K		2-3 K			0-1 1B		2	0	0	0	1	2	0								
Ted Savage, R OBP: 0.355, SLG: 0.416 (1, 7)	0-1 G3			2-2 6-3		0-1 4-3		0-1 4-3		4	0	0	0	0	0	3								
Roy Sievers, R OBP: 0.340, SLG: 0.431 (1, 3)	4-2 BB			0-0 6-3		0-0 4-3			0-0 5-3	3	0	0	0	1	0	0								
Don Demeter, R OBP: 0.353, SLG: 0.503 (8, 9)	1-1 SF9-2-5			0-0 1B		2-3 K		1-1 F4		3	0	1	1	0	1	0								
Tony Gonzalez, L OBP: 0.395, SLG: 0.455 (1, 8)	2-3 3H		3-2 4-3		1-0 4-3		2-1 FC5-4 1B		1-0 F5	4	0	1	0	0	0	1								
Sammy White, R OBP: 0.237, SLG: 0.333 (1, 2)		1-1 6-3		0-3 K		1-1 F8				3	0	0	0	0	1	1								
Bobby Wine, R OBP: 0.260, SLG: 0.346 (1, 6)		2-3 K		0-0 1B		0-0 FC5-4				3	0	1	0	0	1	1								
Bill Smith, L OBP: 0.222, SLG: 0.250 Jackie Davis, R OBP: 0.263, SLG: 0.292 Paul Brown, R OBP: 0.273, SLG: 0.300 Bob Oldis, R OBP: 0.263, SLG: 0.152 Chris Short, R OBP: 0.133, SLG: 0.214 (9, 1)			2-3 K		3-1 2B		0-1 6-3			1	0	0	0	0	1	0								
Inning Stats	R: 1 E: 0 K: 0 S: 7	H: 1 LOB: 1 BB: 2 P: 16	R: 0 E: 0 K: 1 S: 9	H: 0 LOB: 0 BB: 0	R: 0 E: 0 K: 3 S: 9	H: 0 LOB: 0 BB: 0 P: 12	R: 0 E: 0 K: 0 S: 7	H: 1 LOB: 1 BB: 0 P: 10	R: 0 E: 0 K: 1 S: 8	H: 2 LOB: 1 BB: 0 P: 11	R: 0 E: 0 K: 1 S: 6	H: 0 LOB: 0 BB: 0 P: 8	R: 0 E: 0 K: 1 S: 8	H: 1 LOB: 1 BB: 0 P: 13	R: 0 E: 0 K: 0 S: 7	H: 1 LOB: 1 BB: 0 P: 8	R: 0 E: 0 K: 0 S: 4	H: 0 LOB: 0 BB: 0 P: 6	1B: 4 2B: 2 3B: 1 HR: 0	SF: 1 SAC: 0 DP: 2 HBP: 0	WP: 0 PB: 0 SB: 0 CS: 0	PA: 33		
PITCHER	IP	WLS	BF	H	R	ER	SO	BB	IBB	HBP	BLK	WP	HR	S	P	ERA	WHIP							
Johnny Podres, L ERA: 4.55	9.0	W	33	6	1	1	7	2	0	0	0	0	0	65	99	1.00	0.889							

Los Angeles Dodgers @ Philadelphia Phillies
 Connie Mack Stadium, Philadelphia, PA
 Sun Jul 15 1962, 3:33 AM EDT
 Unknown

AB 30
 R 1
 H 6
 RBI 1
 BB 2
 SO 7
 LOB 8



Batter	1	2	3	4	5	6	7	8	9	AB	R	H	RBI	BB	SO	LOB	TOP					
Maury Wills, S OBP: 0.336, SLG: 0.369 (1, 6)	F7		6-3			6-3			F7	4	0	0	0	0	0	0	Los Angeles Dodgers @ Philadelphia Phillies Connie Mack Stadium, Philadelphia, PA Sun Jul 15 1962, 3:38 AM EDT Att: 34,907 - Unknown livebaseballscores.com AB 30 R 1 H 5 RBI 1 BB 0 SO 7 LOB 6 					
Jim Gilliam, S OBP: 0.373, SLG: 0.354 (1, 5) (8, 4)	F6		2B			CS 1B			F7	4	0	2	0	0	0	0						
Willie Davis, L OBP: 0.355, SLG: 0.509 (1, 8)	F7		F5			K			3B	4	0	1	0	0	1	2						
Tommy Davis, R OBP: 0.383, SLG: 0.556 (1, 7)		3B 1B				K			4-3	4	1	1	0	0	1	1						
Ron Fairly, L OBP: 0.401, SLG: 0.496 (1, 3)		9-2 3B				K			F9	3	0	1	1	0	1	0						
Frank Howard, R OBP: 0.351, SLG: 0.527 (1, 9)	F4					K			F2	3	0	0	0	0	1	1						
John Roseboro, L OBP: 0.361, SLG: 0.419 (1, 2)		HBP				L4			K	2	0	0	0	0	1	0						
Larry Burdett, R OBP: 0.267, SLG: 0.347 (8, PH) Daryl Spencer, R OBP: 0.392, SLG: 0.385 (8, 5)	9-2 3-H					F7			F5	2	0	0	0	0	0	2						
Phil Ortega, R (1, 1) Duke Snider, L OBP: 0.444, SLG: 0.532 (5, PH) Ron Perranoski, L (5, 1) Wally Moon, L OBP: 0.361, SLG: 0.364 (8, PH) Larry Sherry, R OBP: 0.200, SLG: 0.200 (8, 1)						F7			K	1	0	0	0	0	0	0						
Inning Stats	R: 0 E: 0 K: 0 S: 13	H: 0 LOB: 0 BB: 0 P: 17	R: 1 E: 0 K: 0 S: 11	H: 2 LOB: 1 BB: 0 P: 14	R: 0 E: 0 K: 3 S: 8	H: 1 LOB: 1 BB: 0 P: 12	R: 0 E: 0 K: 3 S: 10	H: 0 LOB: 0 BB: 0 P: 15	R: 0 E: 0 K: 1 S: 6	H: 0 LOB: 0 BB: 0 P: 7	R: 0 E: 0 K: 1 S: 10	H: 1 LOB: 1 BB: 0 P: 15	R: 0 E: 0 K: 0 S: 5	H: 0 LOB: 0 BB: 0 P: 8	R: 0 E: 0 K: 2 S: 9	H: 0 LOB: 0 BB: 0 P: 13		R: 0 E: 0 K: 0 S: 9	H: 1 LOB: 1 BB: 0 P: 10	1B: 2 2B: 3 3B: 2 HR: 0	SF: 0 SAC: 0 DP: 2 HBP: 1	WP: 0 PB: 0 SB: 0 CS: 1
PITCHER Art Mahaffey, R ERA: 3.59 (1, 1)	IP: 9.0 WLS: W BF: 31	H: 5 R: 1 ER: 1 SO: 7	BB: 0 IBB: 0 HBP: 1 BLK: 0	WP: 0 HR: 0 S: 81 P: 111	ERA: 1.00 WHIP: 0.556	PITCHER										IP: 9.0 WLS: W BF: 31	H: 5 R: 1 ER: 1 SO: 7	BB: 0 IBB: 0 HBP: 1 BLK: 0	WP: 0 HR: 0 S: 81 P: 111	ERA: 1.00 WHIP: 0.556		

Batter	1	2	3	4	5	6	7	8	9	AB	R	H	RBI	BB	SO	LOB	BOTTOM			
Tony Taylor, R OBP: 0.356, SLG: 0.377 (1, 4)	F4		6-3			4-3			SH3 1B	4	0	1	0	0	0	0	Los Angeles Dodgers @ Philadelphia Phillies Connie Mack Stadium, Philadelphia, PA Sun Jul 15 1962, 3:38 AM EDT Att: 34,907 - Unknown livebaseballscores.com AB 28 R 2 H 5 RBI 2 BB 1 SO 4 LOB 11 			
Johnny Callison, L OBP: 0.361, SLG: 0.465 (1, 9)	1-3		K			B1-3			SH3	3	0	0	0	0	1	0				
Tony Gonzalez, L OBP: 0.361, SLG: 0.449 (1, 8)	6-3		F7			F6			K	4	0	0	0	0	1	1				
Roy Sievers, R OBP: 0.342, SLG: 0.441 Frank Torre, L OBP: 0.330, SLG: 0.360 (9, 3)		HR				L9 HBP			F8	3	2	1	1	0	0	1				
Wes Covington, L OBP: 0.306, SLG: 0.380 (1, 7)		1B BB				F8			F4	2	0	0	0	1	0	1				
Don Demeter, R OBP: 0.346, SLG: 0.498 (1, 5)		F8				F8			5-3	3	0	0	0	0	2	2				
Clay Dalrymple, L OBP: 0.317, SLG: 0.444 (1, 2)		1B				1B 1B			E1	3	0	2	0	0	0	0				
Bobby Wine, R OBP: 0.261, SLG: 0.345 (1, 6)		F2				1B 1B			F5	3	0	1	1	0	0	3				
Art Mahaffey, R OBP: 0.190, SLG: 0.185 (1, 1)						F8			K	3	0	0	0	0	2	3				
Inning Stats	R: 0 E: 0 K: 0 S: 6	H: 0 LOB: 0 BB: 0 P: 10	R: 1 E: 0 K: 1 S: 13	H: 2 LOB: 2 BB: 1 P: 21	R: 0 E: 0 K: 1 S: 7	H: 0 LOB: 0 BB: 0 P: 11	R: 1 E: 0 K: 0 S: 7	H: 2 LOB: 2 BB: 0 P: 13	R: 0 E: 0 K: 0 S: 5	H: 0 LOB: 0 BB: 0 P: 6	R: 0 E: 0 K: 0 S: 6	H: 0 LOB: 0 BB: 0 P: 14	R: 0 E: 1 K: 1 S: 9	H: 0 LOB: 1 BB: 0 P: 11	R: 0 E: 0 K: 1 S: 11	H: 1 LOB: 1 BB: 0 P: 15		1B: 4 2B: 0 3B: 0 HR: 1	SF: 0 SAC: 1 DP: 0 HBP: 1	WP: 0 PB: 0 SB: 0 CS: 0
PITCHER Phil Ortega, R ERA: 7.36 Ron Perranoski, L ERA: 2.17 Larry Sherry, R ERA: 2.83	IP: 4.0 WLS: L BF: 17	H: 4 R: 2 ER: 2 SO: 2	BB: 1 IBB: 0 HBP: 1 BLK: 0	WP: 0 HR: 1 S: 33 P: 55	ERA: 4.50 WHIP: 1.250	PITCHER										IP: 3.0 WLS: 10 BF: 10	H: 0 R: 0 ER: 0 SO: 1	BB: 0 IBB: 0 HBP: 0 BLK: 0	WP: 0 HR: 0 S: 20 P: 31	ERA: 0.00 WHIP: 0.000

Batter	1	2	3	4	5	6	7	8	9	AB	R	H	RBI	BB	SO	LOB	TOP				
Maury Wills, S OBP: 0.332, SLG: 0.365 (1, 6)	B1-3		FC3-6 1B 2B	K		F8			L8	5	1	0	0	0	1	3					
Jim Gilliam, S OBP: 0.371, SLG: 0.352 (1, 5) (4, 4)	F7		2B 1B	F8		K			6-3	5	0	1	0	0	1	2					
Willie Davis, L OBP: 0.356, SLG: 0.510 (1, 8)	L6		1-3 3-H 0-1 2B		E4 BB			F9	1B	5	0	2	1	0	0	0					
Tommy Davis, R OBP: 0.378, SLG: 0.549 (1, 7) (4, 5)		L9	F9		L7			6-3	F6	5	0	0	0	0	0	4					
Ron Fairly, L OBP: 0.405, SLG: 0.494 (1, 3)	F8			1B 3B BB	1-2 BB					1	1	0	0	3	0	0					
Frank Howard, R OBP: 0.348, SLG: 0.522 (1, 9)	K		1-2 3B 1B		K			F7		4	1	1	0	0	2	3					
John Roseboro, L OBP: 0.363, SLG: 0.435 (1, 2)			1B 2B	1-1 2-H 3B		F6			4-3	4	2	2	2	0	0	2					
Larry Burditt, R OBP: 0.270, SLG: 0.351 (1, 4) Wally Moon, L OBP: 0.365, SLG: 0.369 (4, PH) (4, 7)			FC4-6 1B 2-H	3-H 1B		FC4-6 1B		6-3		1	0	1	1	0	0	0					
Sandy Koufax, R OBP: 0.116, SLG: 0.134 (2, 1) Ed Roebuck, R OBP: 0.286, SLG: 0.286 (4, PH) Phil Ortega, R OBP: 0.440, SLG: 0.526 (4, 1) Tim Larkness, L OBP: 0.357, SLG: 0.367 (6, PH) Ron Perranoski, L OBP: 0.389, SLG: 0.382 (6, PH) Daryl Spencer, R OBP: 0.289, SLG: 0.302 (6, PH) Larry Sherry, R OBP: 0.200, SLG: 0.200 (8, 1)			FC4-6 1B 1-2	K		FC4-6 1B 1-2		K		0	0	0	0	0	0	0					
Inning Stats	R: 0 E: 0 K: 0 S: 5	H: 0 LOB: 0 BB: 0 P: 7	R: 0 E: 0 K: 1 S: 6	H: 0 LOB: 0 BB: 0 P: 10	R: 2 E: 0 K: 0 S: 10	H: 4 LOB: 2 BB: 0 P: 12	R: 3 E: 0 K: 2 S: 20	H: 3 LOB: 1 BB: 1 P: 35	R: 0 E: 1 K: 1 S: 16	H: 0 LOB: 2 BB: 1 P: 30	R: 0 E: 0 K: 0 S: 4	H: 0 LOB: 1 BB: 1 P: 10	R: 0 E: 0 K: 1 S: 7	H: 0 LOB: 0 BB: 0 P: 12	R: 0 E: 0 K: 0 S: 7	H: 1 LOB: 1 BB: 0 P: 9	1B: 6 2B: 2 3B: 1 HR: 0	SF: 0 SAC: 0 DP: 0 HBP: 0	WP: 0 PB: 0 SB: 0 CS: 0	PA: 40	
PITCHER	IP	WLS	BF	H	R	ER	SO	BB	IBB	HBP	BLK	WP	HR	S	P	ERA	WHIP				
Bob Purkey, R ERA: 2.69 (1, 1)	3.0		16	6	5	5	1	1	0	0	0	0	0	27	44	15.00	2.333				
Moe Drabowsky, R ERA: 4.99 (4, 1)	6.0	W	24	3	0	0	5	2	0	0	0	0	0	58	97	0.00	0.833				

Los Angeles Dodgers @ Cincinnati Reds
Crosley Field, Cincinnati, OH
Tue Jul 17 1962, 7:05 PM EDT
Att: 21,202 - Unknown

AB	37
R	5
H	9
RBI	5
BB	3
SO	6
LOB	17



Batter	1	2	3	4	5	6	7	8	9	AB	R	H	RBI	BB	SO	LOB	BOTTOM				
Leo Cardenas, R OBP: 0.313, SLG: 0.386 (1, 6)	1B 2B	1-H HR		FC5-2 1B 2B		FC5-4 1B 1-2		F8		5	3	3	2	0	0	2					
Eddie Kasko, R OBP: 0.280, SLG: 0.322 (1, 5)	K	F7		FC5-2 1B		FC6 1B				4	0	1	0	0	1	3					
Vada Pinson, L OBP: 0.339, SLG: 0.521 (1, 8)	F8		1-3 3-H 0-0 HR	1-3 3-H 2-2 1B		FC6 1-2				4	1	2	2	0	0	3					
Frank Robinson, R OBP: 0.410, SLG: 0.580 (1, 9)	1-2 2B 1B		F6	F8		K				4	1	1	0	0	1	2					
Wally Post, R OBP: 0.335, SLG: 0.481 (1, 7)	1-H 2-H 2B		F3		F8		4-3			4	0	1	2	0	0	0					
Hank Foiles, R OBP: 0.372, SLG: 0.564 (1, 2)	F7		HR		F3		L9			4	1	1	1	0	0	1					
Gordy Coleman, L OBP: 0.320, SLG: 0.459 (1, 3)		FC4-6 BB	G3		K			6-3		3	0	0	0	1	1	0					
Don Blasingame, L OBP: 0.363, SLG: 0.350 (1, 4)	FC4-6 1-2 HR			2B FC5-2 BB		FC5-4 1B		1B		3	1	2	0	1	0	1					
Bob Purkey, R OBP: 0.162, SLG: 0.242 (1, 1) Moe Drabowsky, R (4, 1)	K			K		K		K		1	0	0	0	0	1	1					
Inning Stats	R: 2 E: 0 K: 1 S: 16	H: 3 LOB: 1 BB: 0 P: 25	R: 2 E: 0 K: 1 S: 12	H: 1 LOB: 0 BB: 1 P: 19	R: 2 E: 0 K: 0 S: 7	H: 2 LOB: 0 BB: 0 P: 10	R: 1 E: 0 K: 1 S: 12	H: 2 LOB: 2 BB: 1 P: 19	R: 0 E: 0 K: 1 S: 7	H: 0 LOB: 0 BB: 0 P: 12	R: 0 E: 0 K: 1 S: 8	H: 0 LOB: 0 BB: 0 P: 10	R: 0 E: 0 K: 1 S: 9	H: 1 LOB: 1 BB: 0 P: 15	1B: 6 2B: 2 3B: 0 HR: 3	SF: 0 SAC: 0 DP: 0 HBP: 0	WP: 0 PB: 0 SB: 1 CS: 0	PA: 37			
PITCHER	IP	WLS	BF	H	R	ER	SO	BB	IBB	HBP	BLK	WP	HR	S	P	ERA	WHIP				
Sandy Koufax, L ERA: 2.15 (1, 1)	1.0	L	6	3	2	2	1	0	0	0	0	0	0	16	25	18.00	3.000				
Ed Roebuck, R ERA: 3.6 (2, 1)	2.0		10	3	4	4	1	1	0	0	0	0	3	19	29	18.00	2.000				
Phil Ortega, R ERA: 7.18 (4, 1)	2.0		9	2	1	1	2	1	0	0	0	0	0	19	31	4.50	1.500				
Ron Perranoski, L ERA: 2.09 (6, 1)	2.0		8	2	0	0	2	0	0	0	0	0	0	20	29	0.00	1.000				
Larry Sherry, R ERA: 2.79 (8, 1)	1.0		4	1	0	0	1	0	0	0	0	0	0	9	15	0.00	1.000				

Los Angeles Dodgers @ Cincinnati Reds
Crosley Field, Cincinnati, OH
Tue Jul 17 1962, 7:05 PM EDT
Att: 21,202 - Unknown

AB	35
R	7
H	11
RBI	7
BB	2
SO	7
LOB	16




Batter	1	2	3	4	5	6	7	8	9	10	11	AB	R	H	RBI	BB	SO	LOB	TOP								
Maury Wills, S OBP: 0.328, SLG: 0.360 (1, 6)	5-3 ①			K 1-3 ①		4-3 ③		K 2-3 ③		FC6-4 3-1 ③		5	0	0	0	0	2	4									
Jim Gilliam, S OBP: 0.367, SLG: 0.347 (8, 4)	K 0-3 ②			F9 0-1 ②			6-3 3-2 ①		F6 0-0 ①		F4 0-0 ①	5	0	0	0	0	1	0									
Willie Davis, L OBP: 0.354, SLG: 0.504 (1, 8)	L9 0-0 ③			G3 0-0 ③			B1 1-0 ②		F8 0-0 ②		1B S HBP 1-0 ①	4	1	0	0	0	0	0									
Tommy Davis, R OBP: 0.378, SLG: 0.547 (1, 7)		3-1 1-2 ③			G4-6-3 1B 1-0 ①		F3 1-2 ③		E6 2-2 ②		1B H HR 3-2 ②	5	2	2	1	0	0	0									
Frank Howard, R OBP: 0.288, SLG: 0.545 Tim Harkness, L OBP: 0.357, SLG: 0.367 (11, 3)	K 3-3 ②			F4 0-0 ①				6-3 1-1 ①		HR 0-0 ①		1B H HR 1-1 ①	5	2	2	4	0	1	1								
Ron Fairly, L OBP: 0.402, SLG: 0.488 (11, 9)	K 0-3 ③			G4-6-3 1B 0-0 ②				1B BB 1B 1-0 ②		K 3-3 ③		F6 0-2 ②	5	1	1	0	0	2	1								
John Roseboro, L OBP: 0.360, SLG: 0.427 (1, 2)			L9 2-1 ①			4-3 1-1 ①				F4 1-1 ①		L8 2-2 ③	4	0	0	0	1	0	0								
Larry Burright, R OBP: 0.288, SLG: 0.347 Darryl Spencer, R OBP: 0.383, SLG: 0.375 (8, 5)			6-3 0-0 ②			6-3 1-1 ②		K 1-3 ②		K 3-3 ②			2	0	0	0	0	0	0								
Don Drysdale, R OBP: 0.276, SLG: 0.245 Lee Walls, R OBP: 0.273, SLG: 0.200 Larry Sherry, R OBP: 0.273, SLG: 0.200 Ron Perranoski, L (11, 1)			5-3 0-0 ③			1B 2-0 ③		1B 2-H 1B 3-2 ③		FC6-4 BB BB 4-2 ③			2	0	1	0	0	0	0								
Inning Stats	R: 0 E: 0 K: 1 S: 8	H: 0 LOB: 0 BB: 0 P: 8	R: 0 E: 0 K: 2 S: 10	H: 0 LOB: 0 BB: 0 P: 14	R: 0 E: 0 K: 2 S: 4	H: 0 LOB: 0 BB: 0 P: 6	R: 0 E: 0 K: 1 S: 6	H: 0 LOB: 0 BB: 0 P: 7	R: 0 E: 0 K: 0 S: 3	H: 1 LOB: 0 BB: 0 P: 4	R: 0 E: 0 K: 0 S: 8	H: 0 LOB: 1 BB: 0 P: 13	R: 1 E: 0 K: 2 S: 17	H: 2 LOB: 2 BB: 1 P: 29	R: 2 E: 1 K: 1 S: 14	H: 1 LOB: 0 BB: 0 P: 19	R: 0 E: 0 K: 1 S: 9	H: 0 LOB: 1 BB: 1 P: 20	R: 3 E: 0 K: 0 S: 14	H: 2 LOB: 0 BB: 0 P: 21	1B: 5 2B: 0 3B: 0 HR: 2	SF: 0 SAC: 0 DP: 1 HBP: 1	WP: 0 PB: 0 SB: 1 CS: 0	PA: 43			
PITCHER	IP 10.1	WLS L	BF 40	H 6	R 5	ER 3	SO 8	BB 2	IBB 0	HBP 0	BLK 0	WP 0	HR 1	S 91	P 141	ERA 2.61	WHIP 0.774										
Jim O'Toole, L ERA: 3.84 Jim Brosnan, R ERA: 3.58 (11, 1)	0.2	3	1	1	1	0	0	0	0	0	0	0	1	9	12	13.50	1.500										

Los Angeles Dodgers @ Cincinnati Reds
Crosley Field, Cincinnati, OH
Wed Jul 18 1962, 7:05 PM EDT
Att: 19,376 - Unknown

livebaseballscores.com

AB 40
R 6
H 7
RBI 6
BB 2
SO 8
LOB 8




Batter	1	2	3	4	5	6	7	8	9	10	11	AB	R	H	RBI	BB	SO	LOB	BOTTOM								
Eddie Kasko, R OBP: 0.279, SLG: 0.324 (1, 5)	F6 1-0 ①		F9 0-2 ③			F8 1-0 ③		K 2-3 ③				5	1	1	0	0	1	1									
Don Blasingame, L OBP: 0.368, SLG: 0.344 Joe Gaines, R OBP: 0.424, SLG: 0.481 (11, PH)	K 1-3 ②			B4-3 0-0 ①		4-3 1-0 ①				1-3 0-0 ①		2B FC4-6 BB 1-3 ②	4	0	0	0	0	1	0								
Vada Pinson, L OBP: 0.337, SLG: 0.515 (1, 8)	K 0-3 ③			4-3 2-1 ②		F6 0-2 ②				L4-6 HBP HBP 1-1 ①		FC4-6 BB 6-3 2-2 ①	4	0	0	1	0	1	2								
Jerry Lynch, L OBP: 0.348, SLG: 0.503 Frank Robinson, R OBP: 0.410, SLG: 0.578 (7, PR)		K 2-3 ③		F8 0-1 ③				HR 2B 0-0 ③		HBP 1-1 ①		6-3 3-2 ②	3	0	1	0	0	1	0								
Gordy Coleman, L OBP: 0.324, SLG: 0.480 (1, 3)		HR 2-2 ②			F7 1-1 ①			HR 2B 1-0 ②		L4-6 HBP 0-1 ③		FC6-4 IBB 4-0 ③	4	2	2	3	1	0	2								
Marty Keough, L OBP: 0.372, SLG: 0.400 (1, 9)		F7 1-1 ②			5-3 1-0 ②			F7 1-2 ③				L8 0-2 ①	5	0	0	0	0	0	3								
Johnny Edwards, L OBP: 0.326, SLG: 0.401 Don Zimmer, R OBP: 0.272, SLG: 0.308 Hank Foiles, R OBP: 0.372, SLG: 0.564 (10, PR)		4-3 2-2 ③			F9 2-1 ③					2B 0-0 ①		1B K2-4-2 1B 3-3 ②	4	0	2	0	0	0	0								
Leo Cardenas, R OBP: 0.310, SLG: 0.381 (1, 6)			K 0-3 ①			F9 0-0 ①				5-3 0-2 ①		K2-4-2 1B 3-3 ②	4	0	0	0	0	2	2								
Jim O'Toole, S ERA: 2.96 Larry Sherry, R ERA: 2.95 Ron Perranoski, L ERA: 2.05 (11, 1)	7.0	3.0	13	4	2	2	3	0	0	2	0	0	0	0	0	0	0	0	0								
Jim O'Toole, S ERA: 2.96 Larry Sherry, R ERA: 2.95 Ron Perranoski, L ERA: 2.05 (11, 1)	1.0	S	5	0	0	0	0	1	1	0	0	0	0	0	0	0	0	0	0								
Inning Stats	R: 0 E: 0 K: 2 S: 7	H: 0 LOB: 0 BB: 0 P: 9	R: 1 E: 0 K: 1 S: 12	H: 1 LOB: 0 BB: 0 P: 19	R: 0 E: 0 K: 2 S: 9	H: 0 LOB: 0 BB: 0 P: 11	R: 0 E: 0 K: 0 S: 5	H: 0 LOB: 0 BB: 0 P: 7	R: 0 E: 0 K: 0 S: 5	H: 0 LOB: 1 BB: 0 P: 9	R: 2 E: 0 K: 0 S: 9	H: 2 LOB: 1 BB: 0 P: 12	R: 0 E: 0 K: 2 S: 11	H: 1 LOB: 1 BB: 0 P: 14	R: 0 E: 0 K: 0 S: 5	H: 0 LOB: 1 BB: 0 P: 7	R: 0 E: 0 K: 1 S: 8	H: 1 LOB: 0 BB: 0 P: 16	R: 2 E: 0 K: 0 S: 16	H: 2 LOB: 2 BB: 2 P: 29	1B: 2 2B: 5 3B: 0 HR: 2	SF: 0 SAC: 0 DP: 2 HBP: 2	WP: 0 PB: 0 SB: 0 CS: 0	PA: 42			
PITCHER	IP 7.0	WLS W	BF 24	H 3	R 3	ER 3	SO 5	BB 0	IBB 0	HBP 0	BLK 0	WP 0	HR 2	S 55	P 78	ERA 3.86	WHIP 0.429										
Don Drysdale, R ERA: 2.96 Larry Sherry, R ERA: 2.95 Ron Perranoski, L ERA: 2.05 (11, 1)	3.0	W	13	4	2	2	3	0	0	2	0	0	0	0	0	0	0	0	0								
Leo Cardenas, R OBP: 0.310, SLG: 0.381 (1, 6)	1.0	S	5	0	0	0	0	1	1	0	0	0	0	0	0	0	0	0	0								

Los Angeles Dodgers @ Cincinnati Reds
Crosley Field, Cincinnati, OH
Wed Jul 18 1962, 7:05 PM EDT
Att: 19,376 - Unknown

livebaseballscores.com

AB 38
R 5
H 7
RBI 5
BB 2
SO 8
LOB 12



Batter	1	2	3	4	5	6	7	8	9	AB	R	H	RBI	BB	SO	LOB	TOP		
Maury Wills, S OBP: 0.329, SLG: 0.362	4-2 1-3 1-2 BB		0-2 5-3			0-0 2B		0-1 FC6-4 BB	0-2 L8	4	0	1	0	1	0	5			
Jim Gilliam, S OBP: 0.365, SLG: 0.344	3-2 1-3			2-1 F2		3-1 4-3		4-1 1-2 BB		3	0	0	0	1	0	2			
Willie Davis, L OBP: 0.350, SLG: 0.499	3-1 6-3			1-2 G3		1-0 4-3		0-1 F6		4	0	0	0	0	0	4			
Tommy Davis, R OBP: 0.377, SLG: 0.544	1-1 1-2 3H	1-2 1-3		0-3 K		1-2 F4		0-0 SH1-4 1B		4	1	1	0	0	1	0			
Ron Fairly, L OBP: 0.398, SLG: 0.482		2-0 F2			2-0 L8		2-1 F7		0-1 SH1-4	3	0	0	0	0	0	0			
Frank Howard, R OBP: 0.353, SLG: 0.556		1-0 HR			2-2 1-3			1-1 1-3 1B FC1-2 IBB		3	1	1	1	1	0	0			
John Roseboro, L OBP: 0.362, SLG: 0.428		1-1 F9			3-2 F9			1-2 1B 1B FC1-2 1B	0-0 FC1-2 1B	4	1	2	1	0	0	0			
Larry Burright, R OBP: 0.270, SLG: 0.345			1-1 F3			4-2 CS BB		1-1 FC6-4 1B	4-0 FC1-2 IBB	1	0	0	0	1	0	0			
Duke Snider, L OBP: 0.446, SLG: 0.532								1-3 1B		1	0	1	0	0	0	0			
Daryl Spencer, R OBP: 0.388, SLG: 0.375								1-2 1B		0	0	0	0	1	0	0			
Johnny Podres, L OBP: 0.188, SLG: 0.196			2-2 F9			2-2 F7		0-1 FC6-4 1B	1-2 FC1-2 3H	4	0	1	1	0	0	4			
Ron Perranoski, L OBP: 0.188, SLG: 0.196								1-2 1B		0	0	0	0	0	0	0			
Inning Stats	R: 0 E: 0 K: 0 S: 9	H: 0 LOB: 1 BB: 1 P: 20	R: 1 E: 0 K: 0 S: 7	H: 1 LOB: 0 BB: 0 P: 12	R: 0 E: 0 K: 1 S: 8	H: 0 LOB: 0 BB: 0 P: 11	R: 0 E: 0 K: 0 S: 7	H: 0 LOB: 0 BB: 0 P: 14	R: 0 E: 0 K: 0 S: 9	H: 1 LOB: 1 BB: 1 P: 18	R: 0 E: 0 K: 0 S: 6	H: 0 LOB: 0 BB: 0 P: 10	R: 1 E: 0 K: 0 S: 14	H: 3 LOB: 3 BB: 1 P: 21	R: 0 E: 0 K: 0 S: 11	H: 2 LOB: 2 BB: 2 P: 20	1B: 5 2B: 1 3B: 0 HR: 1	SF: 0 SAC: 1 DP: 0 HBP: 0	WP: 0 PA: 37 PB: 0 CS: 1 SB: 1
PITCHER	IP WLS BF H R ER SO BB IBB HBP BLK WP HR S P ERA WHIP	IP WLS BF H R ER SO BB IBB HBP BLK WP HR S P ERA WHIP	IP WLS BF H R ER SO BB IBB HBP BLK WP HR S P ERA WHIP	IP WLS BF H R ER SO BB IBB HBP BLK WP HR S P ERA WHIP	IP WLS BF H R ER SO BB IBB HBP BLK WP HR S P ERA WHIP	IP WLS BF H R ER SO BB IBB HBP BLK WP HR S P ERA WHIP	IP WLS BF H R ER SO BB IBB HBP BLK WP HR S P ERA WHIP	IP WLS BF H R ER SO BB IBB HBP BLK WP HR S P ERA WHIP	IP WLS BF H R ER SO BB IBB HBP BLK WP HR S P ERA WHIP	IP WLS BF H R ER SO BB IBB HBP BLK WP HR S P ERA WHIP	IP WLS BF H R ER SO BB IBB HBP BLK WP HR S P ERA WHIP	IP WLS BF H R ER SO BB IBB HBP BLK WP HR S P ERA WHIP	IP WLS BF H R ER SO BB IBB HBP BLK WP HR S P ERA WHIP	IP WLS BF H R ER SO BB IBB HBP BLK WP HR S P ERA WHIP	IP WLS BF H R ER SO BB IBB HBP BLK WP HR S P ERA WHIP	IP WLS BF H R ER SO BB IBB HBP BLK WP HR S P ERA WHIP	IP WLS BF H R ER SO BB IBB HBP BLK WP HR S P ERA WHIP	IP WLS BF H R ER SO BB IBB HBP BLK WP HR S P ERA WHIP	IP WLS BF H R ER SO BB IBB HBP BLK WP HR S P ERA WHIP

Los Angeles Dodgers @ Cincinnati Reds
Crosley Field, Cincinnati, OH
Thu Jul 19 1962, 7:05 PM EDT
Att: 13,069 - Unknown

livebaseballscorecards.com

AB 31
R 3
H 7
RBI 3
BB 5
SO 1
LOB 15



Batter	1	2	3	4	5	6	7	8	9	AB	R	H	RBI	BB	SO	LOB	BOTTOM				
Leo Cardenas, R OBP: 0.312, SLG: 0.382	2-1 E9 1B		1-3 K		1-0 FC5-4			1-0 SH 4-3 1B	0-1 3B 1B	4	0	2	0	0	1	2					
Cookie Rojas, R OBP: 0.299, SLG: 0.221										0	1	0	0	0	0	0					
Don Zimmer, R OBP: 0.276, SLG: 0.311										1	1	1	1	0	0	0					
Eddie Kasko, R OBP: 0.282, SLG: 0.333	0-1 5-3		2-1 G3			3-2 FC5-4 1B		0-0 SH 4-3 1B	1-0 3H 1B	4	0	2	1	0	0	2					
Vada Pinson, L OBP: 0.333, SLG: 0.509	2-3 K			1-0 1-3		0-1 F7		0-0 L7		4	0	0	0	0	1	5					
Frank Robinson, R OBP: 0.411, SLG: 0.576	2-1 F8			0-0 E7 4-3 1B		1-0 FC5-4 2B		4-0 4-3 IBB		3	1	1	0	1	0	2					
Wally Post, R OBP: 0.336, SLG: 0.484		0-2 F4		1-1 4-3		2-2 1H 2B		1-1 4-3		4	0	1	2	0	0	3					
Hank Foiles, R OBP: 0.367, SLG: 0.543		2-3 K		0-3 K		2-3 K		1-2 2-3 3H 4-0 PO IBB		3	0	0	0	1	3	2					
Gordy Coleman, L OBP: 0.326, SLG: 0.478		2-2 L8			0-0 FC5-4 1B		1-3 K	2-1 PO	4-2 4-3 SH5-4 1B BB	3	0	1	0	1	1	0					
Marty Keough, L OBP: 0.372, SLG: 0.400										0	1	0	0	0	0	0					
Don Blasingame, L OBP: 0.354, SLG: 0.340			0-0 6-3		1-3 K		0-3 K		0-1 SH5-4	3	0	0	0	0	2	1					
Johnny Klippstein, R OBP: 0.214, SLG: 0.154			0-1 K		0-3 K		1-2 F4		3-2 4-3	3	0	1	0	0	1	1					
Bill Henry, L OBP: 0.333, SLG: 0.333										0	0	0	0	0	0	0					
Joe Gaines, R OBP: 0.412, SLG: 0.464										1	0	0	0	0	0	2					
Inning Stats	R: 0 E: 1 K: 1 S: 10	H: 1 LOB: 0 BB: 0 P: 16	R: 0 E: 0 K: 1 S: 10	H: 0 LOB: 0 BB: 0 P: 14	R: 0 E: 0 K: 1 S: 11	H: 1 LOB: 1 BB: 0 P: 14	R: 0 E: 1 K: 1 S: 7	H: 1 LOB: 1 BB: 0 P: 9	R: 0 E: 0 K: 2 S: 9	H: 1 LOB: 1 BB: 0 P: 11	R: 1 E: 0 K: 1 S: 14	H: 2 LOB: 1 BB: 0 P: 22	R: 0 E: 0 K: 0 S: 11	H: 0 LOB: 0 BB: 0 P: 13	R: 1 E: 1 K: 0 S: 6	H: 1 LOB: 3 BB: 2 P: 18	R: 2 E: 0 K: 0 S: 13	H: 2 LOB: 2 BB: 1 P: 21	1B: 7 2B: 1 3B: 1 HR: 0	SF: 0 SAC: 2 DP: 0 HBP: 0	WP: 0 PA: 39 PB: 0 CS: 0 SB: 0
PITCHER	IP WLS BF H R ER SO BB IBB HBP BLK WP HR S P ERA WHIP	IP WLS BF H R ER SO BB IBB HBP BLK WP HR S P ERA WHIP	IP WLS BF H R ER SO BB IBB HBP BLK WP HR S P ERA WHIP	IP WLS BF H R ER SO BB IBB HBP BLK WP HR S P ERA WHIP	IP WLS BF H R ER SO BB IBB HBP BLK WP HR S P ERA WHIP	IP WLS BF H R ER SO BB IBB HBP BLK WP HR S P ERA WHIP	IP WLS BF H R ER SO BB IBB HBP BLK WP HR S P ERA WHIP	IP WLS BF H R ER SO BB IBB HBP BLK WP HR S P ERA WHIP	IP WLS BF H R ER SO BB IBB HBP BLK WP HR S P ERA WHIP	IP WLS BF H R ER SO BB IBB HBP BLK WP HR S P ERA WHIP	IP WLS BF H R ER SO BB IBB HBP BLK WP HR S P ERA WHIP	IP WLS BF H R ER SO BB IBB HBP BLK WP HR S P ERA WHIP	IP WLS BF H R ER SO BB IBB HBP BLK WP HR S P ERA WHIP	IP WLS BF H R ER SO BB IBB HBP BLK WP HR S P ERA WHIP	IP WLS BF H R ER SO BB IBB HBP BLK WP HR S P ERA WHIP	IP WLS BF H R ER SO BB IBB HBP BLK WP HR S P ERA WHIP	IP WLS BF H R ER SO BB IBB HBP BLK WP HR S P ERA WHIP	IP WLS BF H R ER SO BB IBB HBP BLK WP HR S P ERA WHIP	IP WLS BF H R ER SO BB IBB HBP BLK WP HR S P ERA WHIP		

Los Angeles Dodgers @ Cincinnati Reds
Crosley Field, Cincinnati, OH
Thu Jul 19 1962, 7:05 PM EDT
Att: 13,069 - Unknown

livebaseballscorecards.com

AB 33
R 4
H 9
RBI 4
BB 3
SO 9
LOB 20



Batter	1	2	3	4	5	6	7	8	9	AB	R	H	RBI	BB	SO	LOB	TOP								
Maury Wills, S OBP: 0.330, SLG: 0.362 (1, 6)	1-2 FC5-4 1B		0-0 CS 1B		2-2 F8	0-0 1-3		0-0 L3		5	0	2	0	0	0	1									
Jim Gilliam, S OBP: 0.368, SLG: 0.348 (1, 5)	2-0 FC5-4 1-2		1-2 L3		1-0 1B	4-2 1B 2B		0-0 1B		4	2	2	0	1	0	2									
Willie Davis, L OBP: 0.351, SLG: 0.496 (1, 8)	2-3 K			4-2 HR BB	0-0 4-3	2-2 1B BB		1-2 1-3	1-2 1-3	4	2	1	0	1	1	3									
Tommy Davis, R OBP: 0.377, SLG: 0.542 (1, 7)	1-1 F7			1-1 F9	0-0 1B	2-2 1B		2-2 5-3	2-2 5-3	5	1	2	4	0	0	2									
Tim Harkness, L OBP: 0.357, SLG: 0.367 (9, 3)				1-0 1B	0-1 1B	1-1 1B		1-1 1B	2-2 1B	0	0	0	0	0	0	0									
Ron Fairly, L OBP: 0.401, SLG: 0.496 (1, 3)		1-1 3-1		1-0 HR	0-1 1B	0-1 1B		2-2 L3	2-2 WP	5	2	3	2	0	0	1									
Frank Howard, R OBP: 0.350, SLG: 0.546 (1, 9)		3-3 K		2-3 HR	4-2 1B	1-2 BB		0-0 F8	1-3 K	4	0	0	0	1	3	1									
John Roseboro, L OBP: 0.366, SLG: 0.429 (1, 2)		4-0 BB		4-2 BB	2-2 1B	1-3 1B		2-3 K		2	0	1	2	2	1	0									
Larry Burditt, R OBP: 0.269, SLG: 0.340 (1, 4)		2-3 K		0-1 F8	0-1 1B			0-1 B2-3		3	0	0	0	1	1	2									
Stan Williams, R OBP: 0.139, SLG: 0.265 (1, 1)								2-2 F4		4	1	0	0	0	1	3									
Ed Roebuck, R OBP: 0.286, SLG: 0.286 (8, 1)										0	0	0	0	0	0	0									
Inning Stats	R: 0 E: 0 K: 1 S: 10	H: 1 LOB: 1 BB: 0 P: 16	R: 0 E: 0 K: 2 S: 8	H: 0 LOB: 1 BB: 1 P: 18	R: 0 E: 0 K: 1 S: 8	H: 1 LOB: 1 BB: 2 P: 9	R: 2 E: 0 K: 1 S: 19	H: 1 LOB: 1 BB: 2 P: 31	R: 4 E: 1 K: 0 S: 18	H: 4 LOB: 3 BB: 2 P: 33	R: 2 E: 0 K: 0 S: 15	H: 2 LOB: 0 BB: 1 P: 25	R: 0 E: 0 K: 1 S: 6	H: 0 LOB: 0 BB: 0 P: 8	R: 0 E: 0 K: 0 S: 5	H: 1 LOB: 1 BB: 0 P: 7	R: 0 E: 0 K: 1 S: 15	H: 1 LOB: 0 BB: 0 P: 21	1B: 9 2B: 2 3B: 0 HR: 1	SF: 0 SAC: 0 DP: 1 HBP: 0	WP: 2 PB: 0 SB: 1 CS: 1	PA: 42			
PITCHER	IP	WLS	BF	H	R	ER	SO	BB	IBB	HBP	BLK	WP	HR	S	P	ERA	WHIP								
Bob Buhl, R ERA: 4.73 (1, 1)	4.2	L	25	7	6	2	5	4	0	0	0	1	1	61	99	3.86	2.357								
Bob Anderson, R ERA: 4.66 (5, 1)	2.1		10	2	2	2	1	1	1	0	0	0	0	23	41	7.71	1.286								
Al Lary, R ERA: 8.04 (8, 1)	2.0		7	2	0	0	1	0	0	0	0	1	0	20	28	0.00	1.000								

Los Angeles Dodgers @ Chicago Cubs
Wrigley Field, Chicago, IL
Fri Jul 20 1962, 3:33 AM CDT
Att: 8,482 - Unknown

AB 36
R 8
H 11
RBI 8
BB 6
SO 7
LOB 15

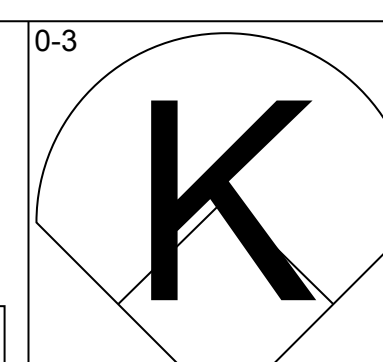
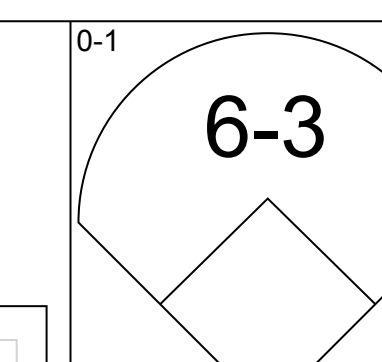
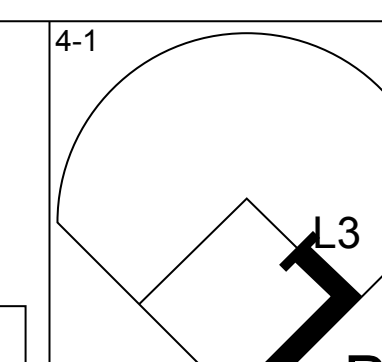
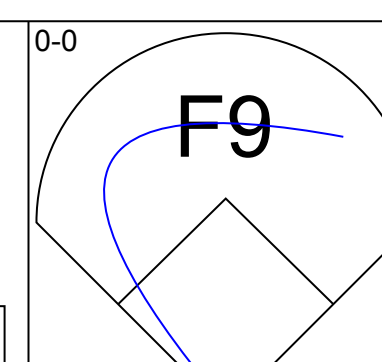
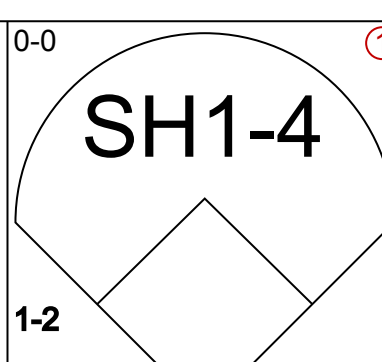
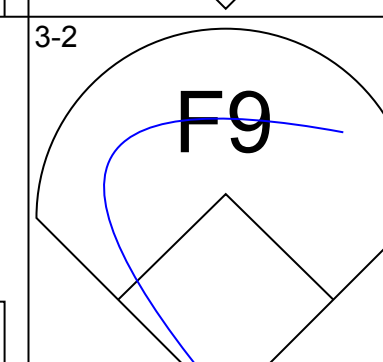
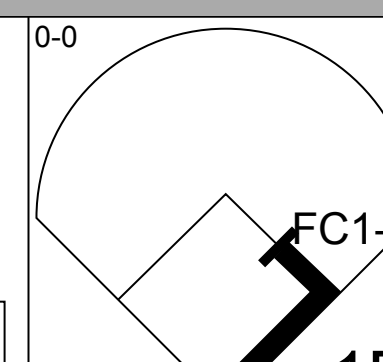
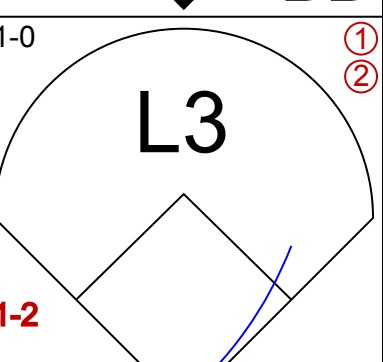
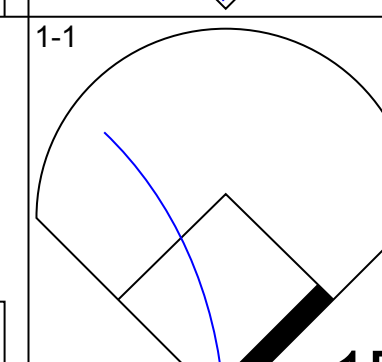
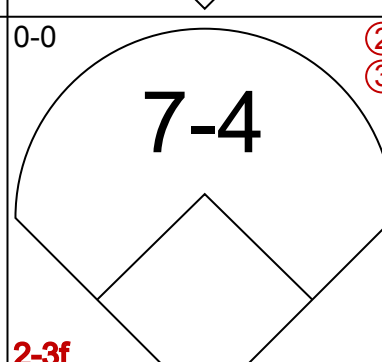
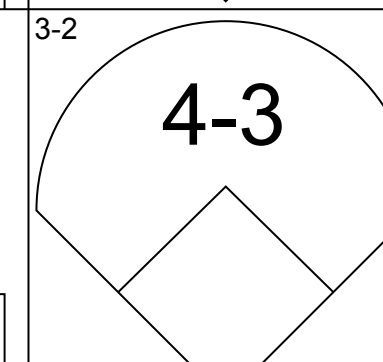
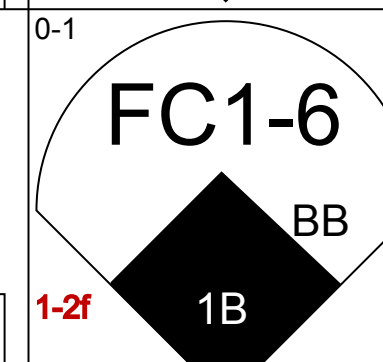
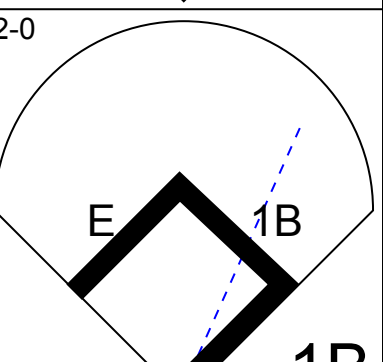
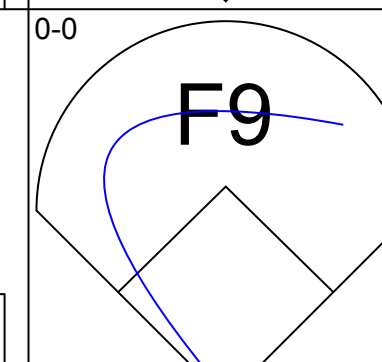
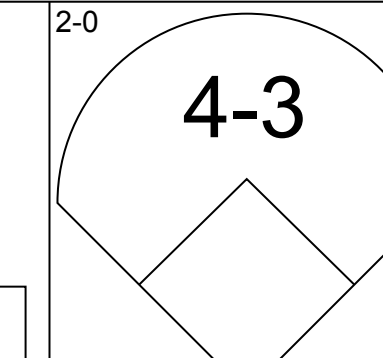
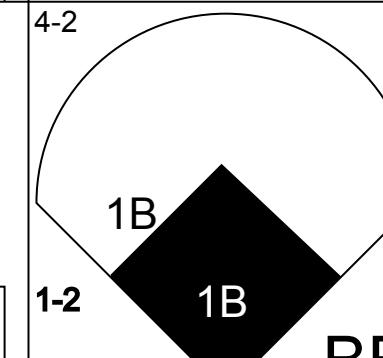
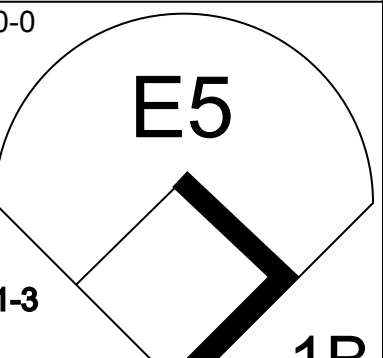
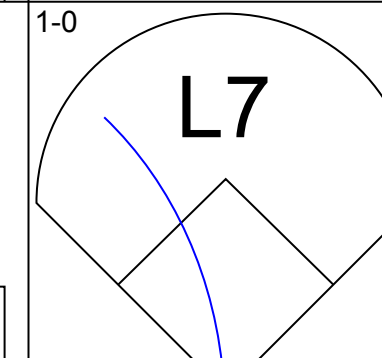
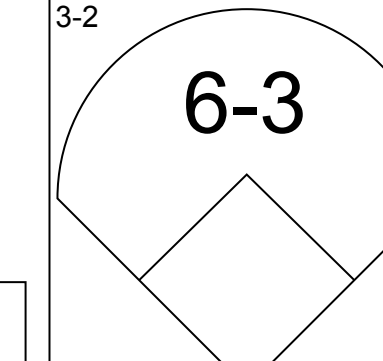
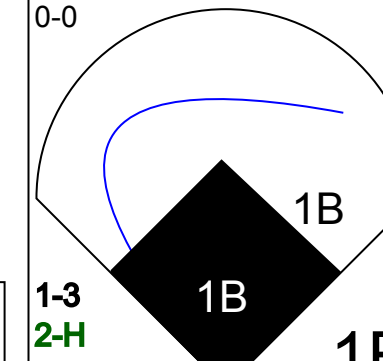
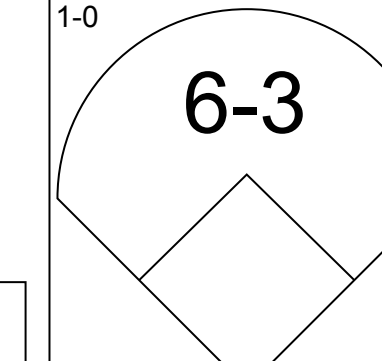

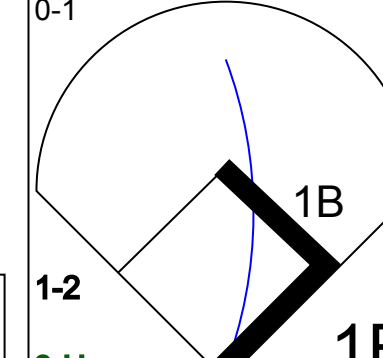
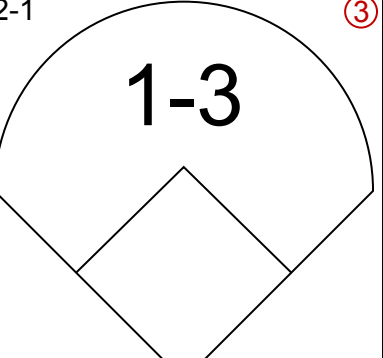
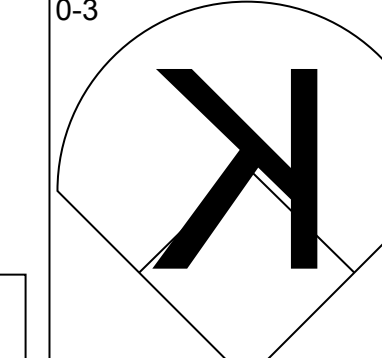
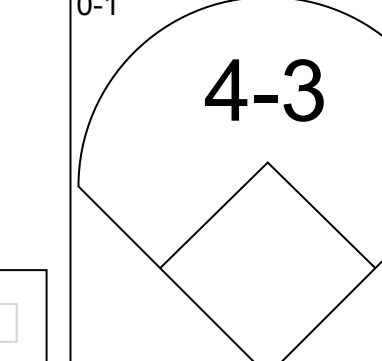
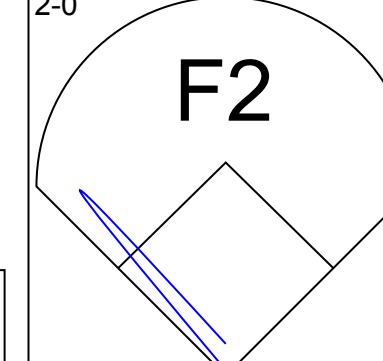
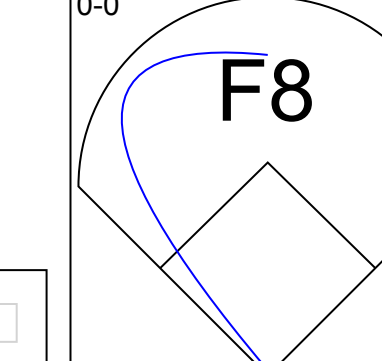
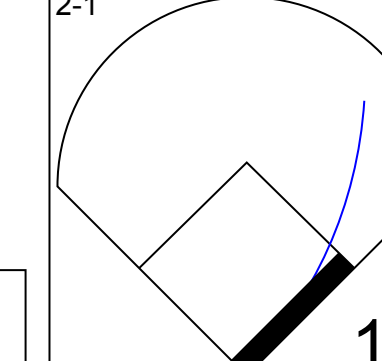
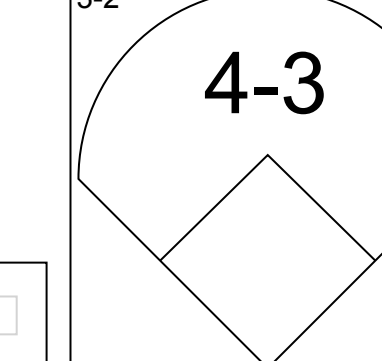
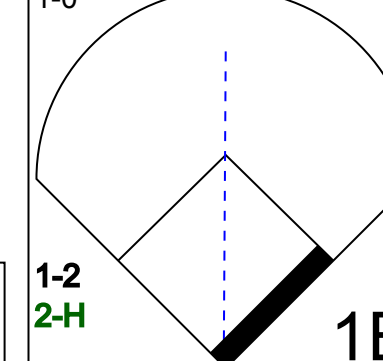
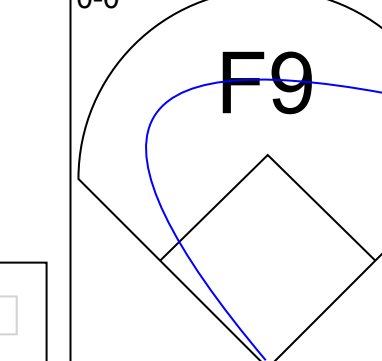
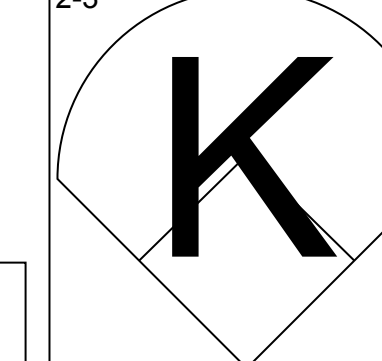
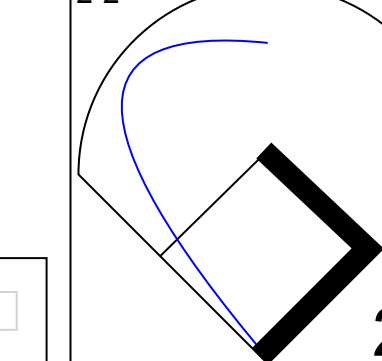
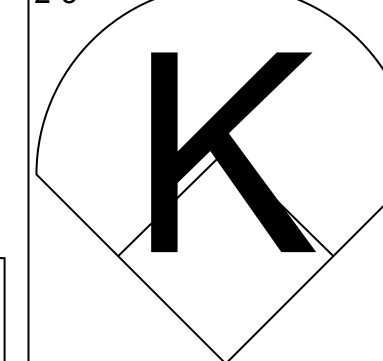
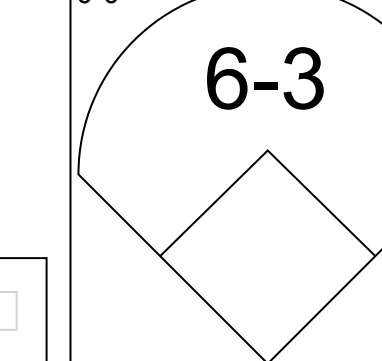
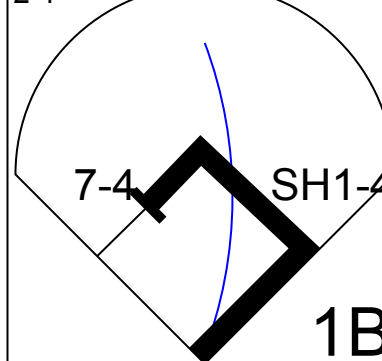


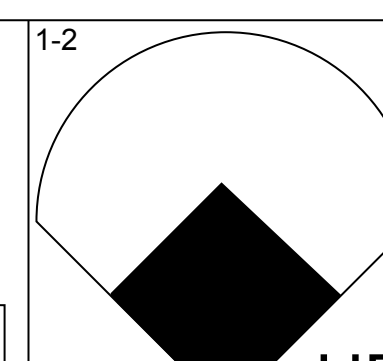
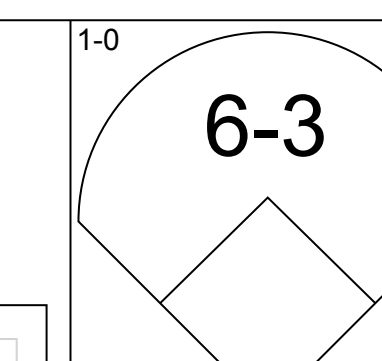
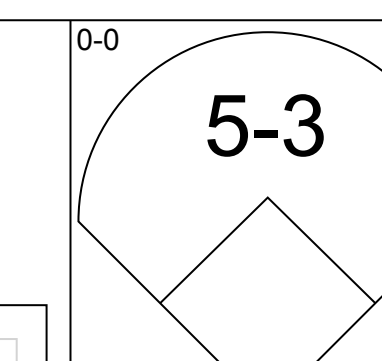
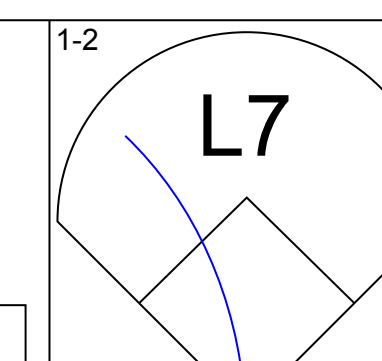
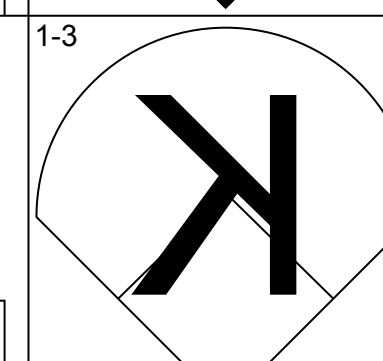
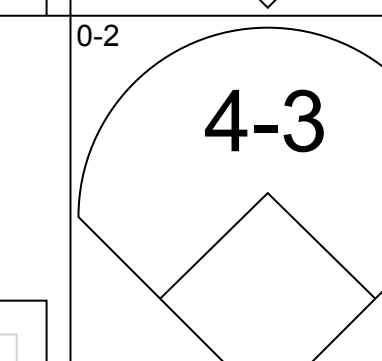
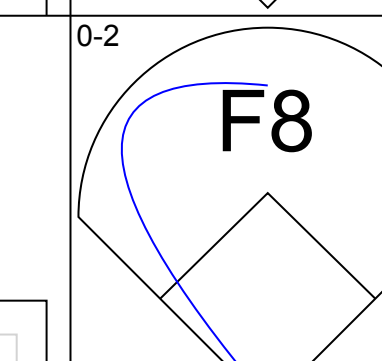
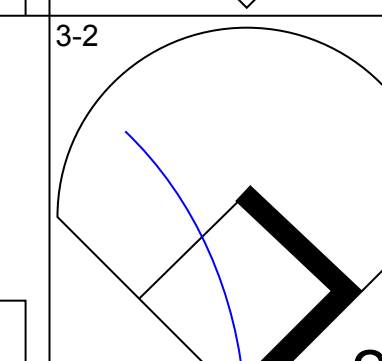
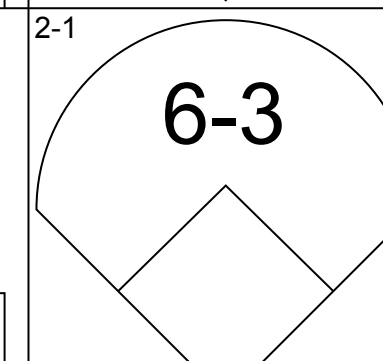
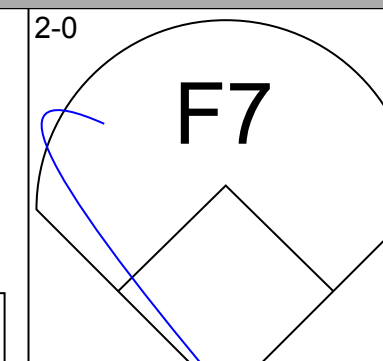
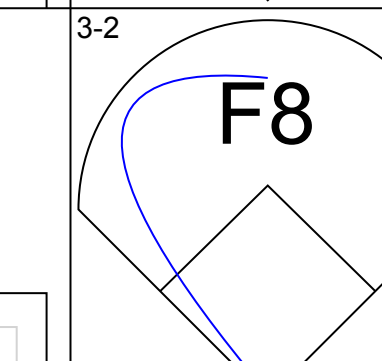
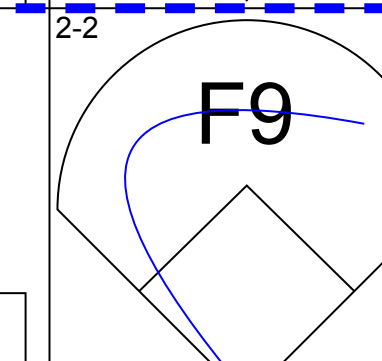
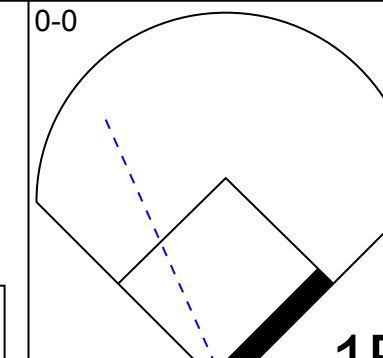
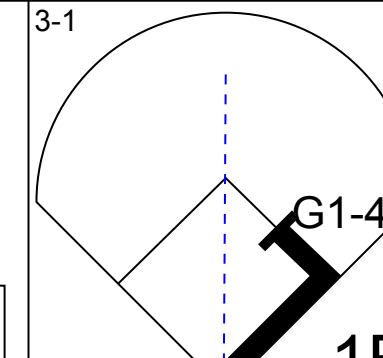

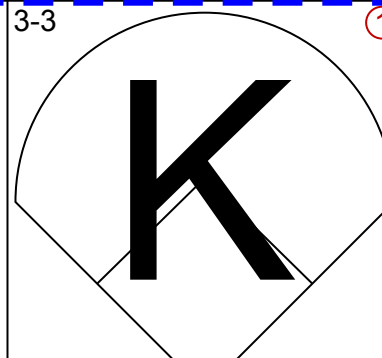
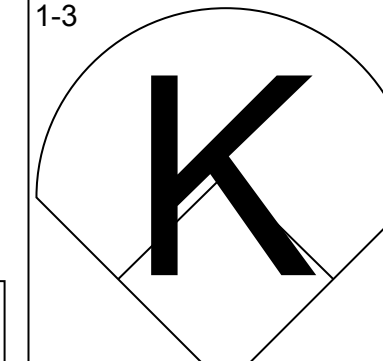
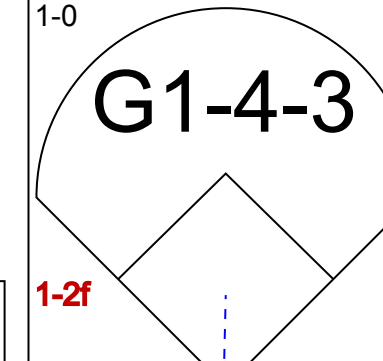

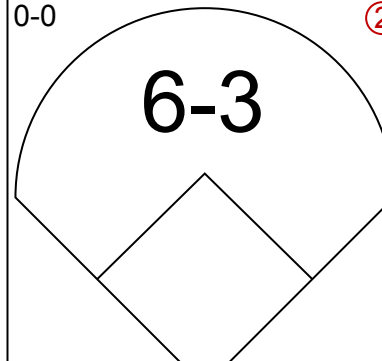
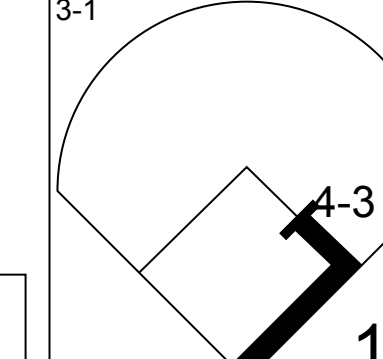
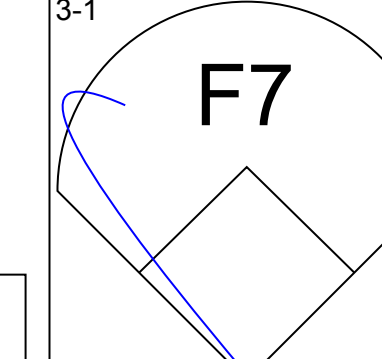
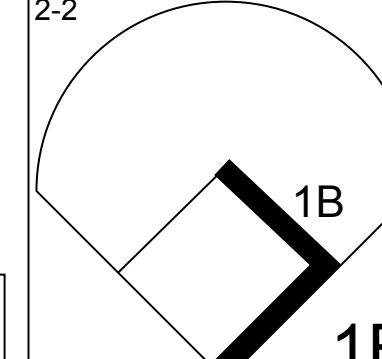
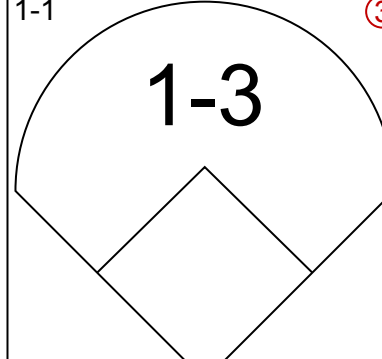

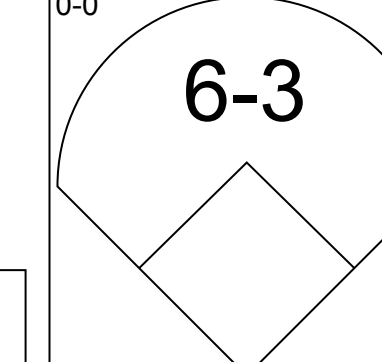
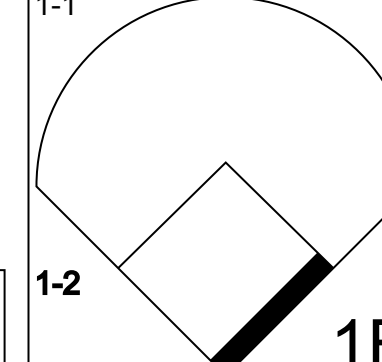
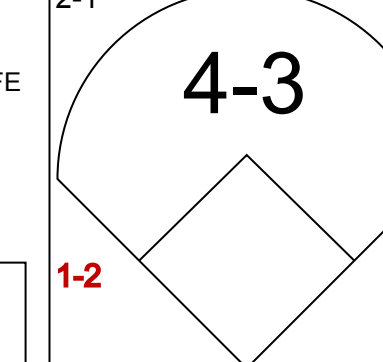
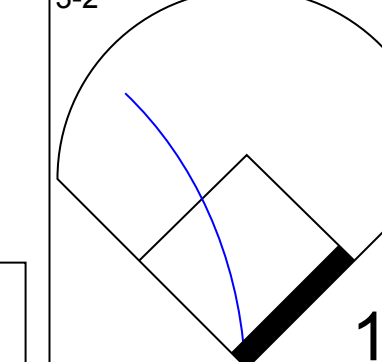
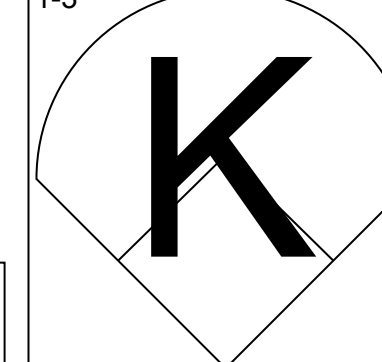
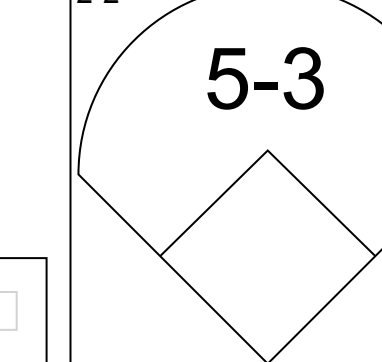
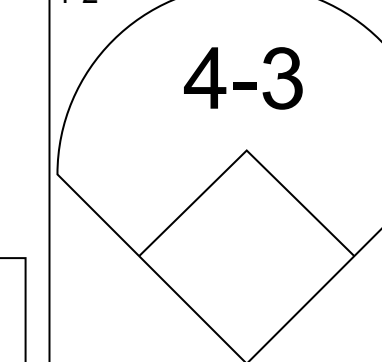
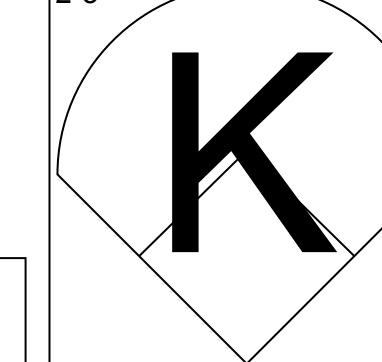
Batter	1	2	3	4	5	6	7	8	9	AB	R	H	RBI	BB	SO	LOB	BOTTOM								
Lou Brock, L OBP: 0.322, SLG: 0.429 (1, 8)	0-0 1B 2B		1-3 K2-3		0-1 G3		1-1 4-3		4-0 BB	4	1	1	0	1	1	2									
Ken Hubbs, R OBP: 0.294, SLG: 0.345 (1, 4)	0-1 2B 14 6-3		0-0 5-3			4-2 FC6-4 BB		0-1 6-3	1-2 5-3	4	1	1	0	1	0	1									
Billy Williams, L OBP: 0.386, SLG: 0.524 (1, 7)	0-2 WP 1-3 2-H		0-0 F6			2-1 F7		1-1 L9		4	0	1	1	0	0	1									
14 Ernie Banks, R OBP: 0.304, SLG: 0.504 (1, 3)	1-2 6-3			1-0 F7		1-0 F7		4-1 BB BB		3	0	0	1	1	0	2									
Ron Santo, R OBP: 0.316, SLG: 0.395 (1, 5)	3-H 2-0 6-3			0-3 K		2-2 FC6-4		4-2 BB		3	0	0	0	1	1	2									
George Altman, L OBP: 0.402, SLG: 0.497 (1, 9)	0-0 F7			4-1 BB			2-1 1B	4-2 FC6-4 BB		2	0	1	0	2	0	1									
Andre Rodgers, R OBP: 0.343, SLG: 0.411 (1, 6)		0-1 5-3		1-3 K			2-3 K	1-1 FC6-4		4	0	0	0	0	2	5									
Cuno Barragan, R OBP: 0.299, SLG: 0.275 (1, 2)		3-2 L8			1-2 L7		3-2 F8		1-1 6-3	4	0	0	0	0	0	1									
Bob Buhl, R ERA: 4.91 (1, 1)		1-1 5-3			2-3 K		1-2 1B		1-2 4-3	1	0	0	0	0	0	0									
Bob Anderson, R OBP: 0.158, SLG: 0.263 (5, 1)										1	0	0	0	0	1	0									
Bob Will, L OBP: 0.347, SLG: 0.381 (7, PH)										1	0	1	0	0	0	0									
Al Lary, R ERA: 8.04 (8, 1)										0	0	0	0	0	0	0									
Don Landrum, L OBP: 0.412, SLG: 0.333 (9, PH)										1	0	0	0	0	0	0									
Inning Stats	R: 2 E: 0 K: 0 S: 11	H: 3 LOB: 1 BB: 0 P: 14	R: 0 E: 0 K: 0 S: 9	H: 0 LOB: 0 BB: 0 P: 13	R: 0 E: 0 K: 1 S: 5	H: 0 LOB: 0 BB: 0 P: 6	R: 0 E: 0 K: 2 S: 8	H: 0 LOB: 1 BB: 1 P: 14	R: 0 E: 0 K: 1 S: 8	H: 0 LOB: 0 BB: 0 P: 11	R: 0 E: 0 K: 0 S: 9	H: 0 LOB: 1 BB: 1 P: 18	R: 0 E: 0 K: 1 S: 13	H: 2 LOB: 2 BB: 0 P: 22	R: 0 E: 0 K: 0 S: 14	H: 0 LOB: 3 BB: 3 P: 28	R: 0 E: 0 K: 0 S: 9	H: 0 LOB: 1 BB: 1 P: 16	1B: 4 2B: 1 3B: 0 HR: 0	SF: 0 SAC: 0 DP: 0 HBP: 0	WP: 1 PB: 0 SB: 0 CS: 0	PA: 38			
PITCHER	IP	WLS	BF	H	R	ER	SO	BB	IBB	HBP	BLK	WP	HR	S	P	ERA	WHIP								
Stan Williams, R ERA: 4.91 (1, 1)	7.2	W	33	5	2	2	5	5	0	0	0	1	0	75	123	2.35	1.304								
Ed Roebuck, R ERA: 3.52 (8, 1)	1.1	S	5	0	0	0	0	1	0	0	0	0	0	11	19	0.00	0.750								

Los Angeles Dodgers @ Chicago Cubs
Wrigley Field, Chicago, IL
Fri Jul 20 1962, 3:33 AM CDT
Att: 8,482 - Unknown




AB 32
R 2
H 5
RBI 2
BB 6
SO 5
LOB 15





Batter	1	2	3	4	5	6	7	8	9	AB R H RBI BB SO LOB	TOP									
Maury Wills, S OBP: 0.329, SLG: 0.360 (1, 6)										3 0 0 0 1 1 1	Los Angeles Dodgers @ Chicago Cubs Wrigley Field, Chicago, IL Sat Jul 21 1962, 3:33 AM CDT Att: 15,538 - Unknown									
Jim Gilliam, S OBP: 0.369, SLG: 0.349 (1, 5)										5 0 2 0 0 0 2										
Willie Davis, L OBP: 0.349, SLG: 0.493 (1, 8)										4 1 1 0 0 0 2										
Tommy Davis, R OBP: 0.379, SLG: 0.540 (1, 7)										3 1 1 0 1 0 1										
Frank Howard, R OBP: 0.352, SLG: 0.544 (1, 9)										3 1 1 1 1 0 0										
Ron Fairly, L OBP: 0.399, SLG: 0.492 (1, 3)										4 0 1 1 0 2 3										
John Roseboro, L OBP: 0.366, SLG: 0.425 (1, 2)										4 0 1 0 0 0 2										
Larry Burditt, R OBP: 0.269, SLG: 0.338 (1, 4)										4 0 1 1 0 1 1										
Don Drysdale, R OBP: 0.271, SLG: 0.299 (1, 1)										3 0 1 0 0 1 2										
Ron Perranoski, L (8, 1)										0 0 0 0 0 0 0										
Wally Moon, L OBP: 0.368, SLG: 0.372 (9, PH)										1 0 1 0 0 0 0										
Larry Sherry, R OBP: 0.273, SLG: 0.200 (9, 1)										0 0 0 0 0 0 0										
Inning Stats	R: 0 H: 0 E: 0 K: 1 S: 12	H: 0 LOB: 0 BB: 0 P: 18	R: 0 H: 0 E: 0 K: 1 S: 9	H: 0 LOB: 0 BB: 0 P: 16	R: 0 H: 1 E: 0 K: 0 S: 13	H: 1 LOB: 1 BB: 0 P: 18	R: 3 H: 4 E: 0 K: 1 S: 13	H: 2 LOB: 2 BB: 1 P: 22	R: 0 H: 0 E: 0 K: 0 S: 3	H: 0 LOB: 0 BB: 0 P: 3	R: 0 H: 1 E: 0 K: 0 S: 5	H: 1 LOB: 1 BB: 0 P: 7	R: 0 H: 1 E: 0 K: 2 S: 10	H: 1 LOB: 1 BB: 0 P: 15	R: 0 H: 1 E: 0 K: 0 S: 4	H: 1 LOB: 0 BB: 0 P: 6	1B: 9 2B: 3 3B: 0 HR: 0	SF: 0 SAC: 1 DP: 2 HBP: 0	WP: 0 PA: 38 PB: 0 SB: 0 CS: 0	
PITCHER	IP WLS BF H R ER SO BB IBB HBP BLK WP HR S P ERA WHIP																			
Dick Ellsworth, L ERA: 5.48 (1, 1)	8.0 L 35 9 3 3 5 2 1 0 0 0 0 0 71 118 3.38 1.375																			
Don Elston, R ERA: 2.22 (9, 1)	1.0 3 1 0 0 0 0 0 0 0 0 0 0 4 6 0.00 1.000																			

Batter	1	2	3	4	5	6	7	8	9	AB R H RBI BB SO LOB	BOTTOM										
Lou Brock, L OBP: 0.321, SLG: 0.436 (1, 8)										4 1 1 1 0 0 0	Los Angeles Dodgers @ Chicago Cubs Wrigley Field, Chicago, IL Sat Jul 21 1962, 3:33 AM CDT Att: 15,538 - Unknown										
Ken Hubbs, R OBP: 0.293, SLG: 0.347 (1, 4)										4 0 1 0 0 1 0											
Billy Williams, L OBP: 0.383, SLG: 0.518 (1, 7)										4 0 0 0 0 0 1											
14 Ernie Banks, R OBP: 0.306, SLG: 0.504 (1, 3)										4 0 2 0 0 1 0											
Ron Santo, R OBP: 0.313, SLG: 0.390 (1, 5)										4 0 0 0 0 1 2											
George Altman, L OBP: 0.403, SLG: 0.497 (1, 9)										4 0 2 0 0 0 0											
Andre Rodgers, R OBP: 0.343, SLG: 0.410 (1, 6)										3 0 1 0 0 1 1											
Dick Bertell, R OBP: 0.325, SLG: 0.381 (1, 2)										3 0 1 0 0 1 3											
Dick Ellsworth, L OBP: 0.277, SLG: 0.132 (1, 1)										2 0 0 0 0 0 1											
Bob Will, L OBP: 0.342, SLG: 0.375 (8, PH)										1 0 0 0 0 1 0											
Don Elston, R (9, 1)										0 0 0 0 0 0 0											
Inning Stats	R: 1 H: 2 E: 0 K: 2 S: 13	H: 2 LOB: 1 BB: 0 P: 18	R: 0 H: 1 E: 0 K: 1 S: 8	H: 1 LOB: 0 BB: 0 P: 14	R: 0 H: 0 E: 0 K: 0 S: 8	H: 0 LOB: 0 BB: 0 P: 11	R: 0 H: 1 E: 0 K: 0 S: 4	H: 1 LOB: 0 BB: 0 P: 10	R: 0 H: 1 E: 0 K: 0 S: 9	H: 1 LOB: 1 BB: 0 P: 16	R: 0 H: 0 E: 0 K: 0 S: 8	H: 0 LOB: 0 BB: 0 P: 11	R: 0 H: 2 E: 0 K: 1 S: 15	H: 2 LOB: 2 BB: 0 P: 19	R: 0 H: 1 E: 0 K: 1 S: 16	H: 1 LOB: 0 BB: 0 P: 24	R: 0 H: 0 E: 0 K: 1 S: 8	H: 0 LOB: 0 BB: 0 P: 12	1B: 6 2B: 1 3B: 0 HR: 1	SF: 0 SAC: 0 DP: 1 HBP: 0	WP: 0 PA: 33 PB: 0 SB: 0 CS: 0
PITCHER	IP WLS BF H R ER SO BB IBB HBP BLK WP HR S P ERA WHIP																				
Don Drysdale, R ERA: 2.9 (1, 1)	7.2 W 29 8 1 1 5 0 0 0 0 0 0 0 76 116 1.17 1.043																				
Ron Perranoski, L ERA: 2.19 (8, 1)	0.1 1 0 0 0 0 0 0 0 0 0 0 0 5 7 0.00 0.000																				
Larry Sherry, R ERA: 2.9 (9, 1)	1.0 S 3 0 0 0 0 1 0 0 0 0 0 0 8 12 0.00 0.000																				



Batter	1	2	3	4	5	6	7	8	9	AB	R	H	RBI	BB	SO	LOB	TOP
Maury Wills, S OBP: 0.330, SLG: 0.360	1-1 4-3 3B	2-2 FC5-4 1B 3B	1-0 4-3		1-0 BB		1-0 F4			5	2	2	0	0	0	1	Los Angeles Dodgers @ Chicago Cubs Wrigley Field, Chicago, IL Sun Jul 22 1962, 3:33 AM CDT Att: 20,363 - Unknown
Jim Gilliam, S OBP: 0.372, SLG: 0.352	1-1 4-3	1-0 3B		1-1 FC6-4 1B	4-0 BB					3	1	2	0	1	0	1	
Willie Davis, L OBP: 0.351, SLG: 0.506	0-0 1B	1-0 FC6 3B		0-0 FC6-4 1B	0-1 SF9					3	3	2	4	0	0	1	
Tommy Davis, R OBP: 0.377, SLG: 0.538	2-1 2B HR	1-0 FC6 G3-6		0-0 F9	0-1 L8					4	1	1	2	0	0	3	
Ron Fairly, L OBP: 0.401, SLG: 0.496	0-0 HR	0-0 G3-6		3-2 1B	2-0 L9					4	1	2	1	0	0	1	
Frank Howard, R OBP: 0.354, SLG: 0.559	3-2 HR		2-2 HR	3-2 6-3	1-3 K					4	2	2	3	0	1	1	
John Roseboro, L OBP: 0.364, SLG: 0.422	2-0 G3		0-0 F9		1-2 SH1-3 WP 1B	0-3 K				4	1	1	0	0	1	1	
Larry Burditt, R OBP: 0.270, SLG: 0.353	0-0 G3		0-0 HR		2-1 SH1-3	2-3 K				3	1	1	2	0	1	0	
Joe Moeller, R OBP: 0.212, SLG: 0.212		2-1 FC5-4 1B	1-1 G3		1-0 BB SF9 1B	1-3 K				2	0	1	0	0	0	0	
Ed Roebuck, R OBP: 0.313, SLG: 0.313					3-1 BB SF9 1B					2	1	1	1	0	1	0	
Inning Stats	R: 5 E: 0 K: 0 S: 13	H: 5 LOB: 0 BB: 0 P: 22	R: 3 E: 0 K: 0 S: 9	H: 3 LOB: 0 BB: 0 P: 18	R: 2 E: 0 K: 0 S: 8	H: 2 LOB: 0 BB: 0 P: 12	R: 1 E: 0 K: 0 S: 10	H: 2 LOB: 1 BB: 0 P: 17	R: 2 E: 0 K: 0 S: 12	H: 3 LOB: 2 BB: 1 P: 21	R: 0 E: 0 K: 2 S: 7	H: 0 LOB: 0 BB: 0 P: 10	R: 0 E: 0 K: 2 S: 7	H: 0 LOB: 0 BB: 0 P: 11			
PITCHER	IP WLS BF H R ER SO BB IBB HBP BLK WP HR S P ERA WHIP																
Don Cardwell, R ERA: 5.46	(1, 1) 1.1 L 11 7 7 7 0 0 0 0 0 0 0 1 19 33 47.25 5.250																
Al Lary, R ERA: 9.18	(2, 1) 1.0 6 3 3 3 0 0 0 0 0 0 0 1 8 14 27.00 3.000																
Bob Anderson, R ERA: 4.88	(3, 1) 2.0 12 5 3 3 0 1 0 0 0 0 1 0 21 39 13.50 3.000																
Dave Gerard, R ERA: 5.09	(5, 1) 1.2 5 0 0 0 2 0 0 0 0 0 0 0 11 14 0.00 0.000																
Barney Schultz, R ERA: 4.35	(7, 1) 1.0 3 0 0 0 2 0 0 0 0 0 0 0 7 11 0.00 0.000																
AB																34	
R																13	
H																15	
RBI																13	
BB																1	
SO																4	
LOB																9	
																	
Inning Stats	R: 5 E: 0 K: 0 S: 13	H: 5 LOB: 0 BB: 0 P: 22	R: 3 E: 0 K: 0 S: 9	H: 3 LOB: 0 BB: 0 P: 18	R: 2 E: 0 K: 0 S: 8	H: 2 LOB: 0 BB: 0 P: 12	R: 1 E: 0 K: 0 S: 10	H: 2 LOB: 1 BB: 0 P: 17	R: 2 E: 0 K: 0 S: 12	H: 3 LOB: 2 BB: 1 P: 21	R: 0 E: 0 K: 2 S: 7	H: 0 LOB: 0 BB: 0 P: 10	R: 0 E: 0 K: 2 S: 7	H: 0 LOB: 0 BB: 0 P: 11			WP: 1 PA: 37
PITCHER	IP WLS BF H R ER SO BB IBB HBP BLK WP HR S P ERA WHIP																
Joe Moeller, R ERA: 5.25	(1, 1) 3.0 W 11 3 1 1 2 0 0 0 0 0 0 1 27 37 3.00 1.000																
Ed Roebuck, R ERA: 3.5	(4, 1) 3.0 W 11 3 1 1 2 0 0 0 0 0 0 1 27 37 3.00 1.000																
AB																26	
R																6	
H																9	
RBI																6	
BB																2	
SO																6	
LOB																9	
																	
Inning Stats	R: 1 E: 0 K: 1 S: 12	H: 3 LOB: 2 BB: 0 P: 19	R: 0 E: 0 K: 1 S: 9	H: 0 LOB: 0 BB: 0 P: 16	R: 4 E: 0 K: 2 S: 17	H: 3 LOB: 0 BB: 1 P: 29	R: 0 E: 0 K: 1 S: 6	H: 0 LOB: 0 BB: 1 P: 12	R: 1 E: 0 K: 0 S: 9	H: 1 LOB: 0 BB: 0 P: 14	R: 0 E: 0 K: 1 S: 13	H: 2 LOB: 2 BB: 0 P: 16					WP: 0 PA: 28
PITCHER	IP WLS BF H R ER SO BB IBB HBP BLK WP HR S P ERA WHIP																
Joe Moeller, R ERA: 5.25	(1, 1) 3.0 W 11 3 1 1 2 0 0 0 0 0 0 1 27 37 3.00 1.000																
Ed Roebuck, R ERA: 3.5	(4, 1) 3.0 W 11 3 1 1 2 0 0 0 0 0 0 1 27 37 3.00 1.000																
AB																26	
R																6	
H																9	
RBI																6	
BB																2	
SO																6	
LOB																9	
																	

Batter	1	2	3	4	5	6	7	8	9	AB	R	H	RBI	BB	SO	LOB	TOP			
Maury Wills, S OBP: 0.328, SLG: 0.364 (1, 6)	1-1 F8		1-0 F5		1-0 4-3			1-2 F5		4	0	0	0	0	0	0	Los Angeles Dodgers @ St. Louis Cardinals Sportsman's Park, St. Louis, MO Tue Jul 24 1962, 8:05 PM EDT Att: 20,005 - Unknown AB 28 R 2 H 4 RBI 2 BB 5 SO 7 LOB 5 			
Jim Gilliam, S OBP: 0.374, SLG: 0.364 (1, 5) (7, 4)	3-1 4-3 3B		4-2 F S BB		0-0 3-1			2-2 4-3		3	1	1	0	1	0	0				
Willie Davis, L OBP: 0.343, SLG: 0.493 (1, 8)	0-0 4-3		2-3 K		1-3				2-3 K	4	0	0	1	0	2	1				
Tommy Davis, R OBP: 0.379, SLG: 0.534 (1, 7)	2-2 4-3			3-2 BB 2B 1B				1-1 4-3		4	1	1	0	0	0	0				
Ron Fairly, L OBP: 0.405, SLG: 0.489 (1, 3)		4-2 BB BB		4-2 2B BB				1-0 F3		1	0	0	0	3	0	0				
Frank Howard, R OBP: 0.364, SLG: 0.578 (1, 9)		4-0 SAFE BB		0-1 1-2 2B				0-0 F7		3	0	2	1	1	0	0				
John Roseboro, L OBP: 0.357, SLG: 0.412 (1, 2)		2-3 K		1-3 K				0-2 F9		3	0	0	0	0	2	2				
Larry Burright, R OBP: 0.266, SLG: 0.346 (1, 4)								2-1 F2		2	0	0	0	0	1	2				
Duke Snider, L OBP: 0.441, SLG: 0.525 (7, PH)										1	0	0	0	0	0	0				
Daryl Spencer, R OBP: 0.388, SLG: 0.375 (7, 5)										0	0	0	0	0	0	0				
Stan Williams, R OBP: 0.132, SLG: 0.250 (1, 1)										2	0	0	0	0	1	0				
Wally Moon, L OBP: 0.367, SLG: 0.370 (8, PH)										1	0	0	0	0	1	0				
Larry Sherry, R OBP: 0.273, SLG: 0.200 (8, 1)										0	0	0	0	0	0	0				
Inning Stats	R: 1 E: 0 K: 0 S: 8	H: 1 LOB: 0 BB: 0 P: 14	R: 0 E: 0 K: 1 S: 8	H: 0 LOB: 1 BB: 2 P: 18	R: 0 E: 0 K: 1 S: 11	H: 0 LOB: 1 BB: 1 P: 21	R: 1 E: 0 K: 2 S: 14	H: 2 LOB: 1 BB: 1 P: 24	R: 0 E: 0 K: 0 S: 5	H: 0 LOB: 0 BB: 0 P: 10	R: 0 E: 0 K: 0 S: 6	H: 0 LOB: 0 BB: 0 P: 8	R: 0 E: 0 K: 1 S: 9	H: 0 LOB: 0 BB: 1 P: 13	R: 0 E: 0 K: 1 S: 6	H: 1 LOB: 2 BB: 1 P: 15	1B: 1 2B: 2 3B: 1 HR: 0	SF: 0 SAC: 0 DP: 0 HBP: 0	WP: 0 PB: 0 SB: 1 CS: 0	PA: 33
PITCHER Ernie Broglio, R ERA: 3.14 (1, 1)	IP: 9.0 WLS: W BF: 33 H: 4 R: 2 ER: 2 SO: 7 BB: 5 IBB: 0 HBP: 0 BLK: 0 WP: 0 HR: 0 S: 72 P: 129 ERA: 2.00 WHIP: 1.000															PITCHER				

Batter	1	2	3	4	5	6	7	8	9	AB	R	H	RBI	BB	SO	LOB	BOTTOM			
Curt Flood, R OBP: 0.335, SLG: 0.416 (1, 8)	4-0 4-3 1B BB		1-0 1B		2-2 6-3	1-2 2B				3	1	2	1	1	0	0	Los Angeles Dodgers @ St. Louis Cardinals Sportsman's Park, St. Louis, MO Tue Jul 24 1962, 8:05 PM EDT Att: 20,005 - Unknown AB 32 R 3 H 7 RBI 3 BB 4 SO 4 LOB 15 			
Julian Javier, R OBP: 0.317, SLG: 0.345 (1, 4)	0-0 4-3		0-1 F9		4-2 F 2B BB	2-2 L4				3	1	0	0	1	0	3				
Bill White, L OBP: 0.357, SLG: 0.469 (1, 7) (8, 3)	0-0 4-3 2H 1B		3-2 BB 1B		0-1 E3 2B	1-3			0-0 4-3	4	0	2	1	0	0	1				
Stan Musial, L OBP: 0.422, SLG: 0.542 (1, 9) (7, PR)	1-1 4-3		4-0		1-1 PO				1-0	3	0	2	1	1	0	1				
Bobby Gene Smith, R OBP: 0.270, SLG: 0.287 (8, 7)	1-2		1-2 BB		1-3 3H 2B				1-0 1B	0	0	0	0	0	0	0				
Ken Boyer, R OBP: 0.394, SLG: 0.511 (1, 5)	3-2 6-3		0-1 F4		4-0 IBB				0-0 F9	3	0	0	0	1	0	5				
Fred Whitfield, L OBP: 0.322, SLG: 0.540 (1, 3)		0-3 K		1-1 F8		0-3 K			0-1 4-3	4	0	0	0	0	2	4				
Charlie James, R OBP: 0.319, SLG: 0.416 (8, 9)										0	0	0	0	0	0	0				
Gene Oliver, R OBP: 0.359, SLG: 0.408 (1, 2)		3-2 F2		0-3 K		0-0 PO			0-0 F2	2	0	0	0	0	1	0				
Red Schoendienst, S OBP: 0.390, SLG: 0.444 (5, PH)										0	0	0	0	0	0	0				
Jimmie Schaffer, R OBP: 0.279, SLG: 0.231 (6, 2)										2	0	0	0	0	0	0				
Julio Gotay, R OBP: 0.329, SLG: 0.315 (1, 6)		0-1 1-3		0-1 1B		3-2 F7			1-0 4-3	4	0	1	0	0	0	0				
Ernie Broglio, R OBP: 0.158, SLG: 0.135 (1, 1)			0-1 6-3		0-3 K				0-1 E2 2B	4	1	0	0	0	1	1				
Inning Stats	R: 1 E: 0 K: 0 S: 7	H: 1 LOB: 1 BB: 1 P: 15	R: 0 E: 0 K: 1 S: 10	H: 0 LOB: 0 BB: 0 P: 13	R: 0 E: 0 K: 2 S: 10	H: 1 LOB: 1 BB: 0 P: 11	R: 1 E: 1 K: 1 S: 13	H: 1 LOB: 2 BB: 2 P: 24	R: 1 E: 1 K: 0 S: 11	H: 1 LOB: 1 BB: 0 P: 18	R: 0 E: 0 K: 0 S: 5	H: 1 LOB: 1 BB: 0 P: 6	R: 0 E: 0 K: 0 S: 5	H: 0 LOB: 0 BB: 0 P: 6	R: 0 E: 0 K: 0 S: 5	H: 0 LOB: 0 BB: 0 P: 6	1B: 5 2B: 2 3B: 0 HR: 0	SF: 0 SAC: 0 DP: 0 HBP: 0	WP: 0 PB: 0 SB: 0 CS: 0	PA: 37
PITCHER Stan Williams, R ERA: 4.75 (1, 1)	IP: 7.0 WLS: L BF: 33 H: 7 R: 3 ER: 2 SO: 4 BB: 3 IBB: 0 HBP: 0 BLK: 0 WP: 0 HR: 0 S: 67 P: 105 ERA: 2.57 WHIP: 1.429															PITCHER				
Larry Sherry, R ERA: 2.85 (8, 1)	IP: 1.0 WLS: 3 BF: 0 H: 0 R: 0 ER: 0 SO: 0 BB: 0 IBB: 0 HBP: 0 BLK: 0 WP: 0 HR: 5 S: 6 P: 6 ERA: 0.00 WHIP: 0.000															PITCHER				

Batter	1	2	3	4	5	6	7	8	9	AB	R	H	RBI	BB	SO	LOB	TOP								
Maury Wills, S OBP: 0.331, SLG: 0.378 (1, 6)	6-3		E 1B 1B		F6		1B 3B		HR	5	3	3	1	0	0	0	Los Angeles Dodgers @ St. Louis Cardinals Sportsman's Park, St. Louis, MO Wed Jul 25 1962, 8:05 PM EDT Att: 24,942 - Unknown livebaseballscorecards.com								
Jim Gilliam, S OBP: 0.376, SLG: 0.365 (1, 5) (6, 4)	3-1		E4 1B 1B		F8		1B SF8 1B		BB	4	2	2	1	1	0	0									
Willie Davis, L OBP: 0.346, SLG: 0.495 (1, 8)	1B		2-H 3-H 2-2 1B		6-3		1-3 1B		K	5	0	3	2	0	1	1									
Tommy Davis, R OBP: 0.377, SLG: 0.532 (1, 7)	F5		6-3		F3		SF8		1-2 1B	4	0	1	1	0	0	1									
Ron Fairly, L OBP: 0.405, SLG: 0.487 (1, 3)		1B 1B	6-3		F3		3-1		G4-6-3 1B	5	0	2	0	0	0	3									
Frank Howard, R OBP: 0.366, SLG: 0.584 (1, 9)		F3		3B	FC5-4 1B				G4-6-3 1B	4	0	2	0	0	0	2									
John Roseboro, L OBP: 0.361, SLG: 0.413 (1, 2)		1B		F9					SH1-4 1B	2	0	1	0	0	0	1									
Larry Burright, R OBP: 0.264, SLG: 0.343 (1, 4)										2	0	0	0	0	2	3									
Duke Snider, L OBP: 0.437, SLG: 0.519 (6, PH)										1	0	0	0	0	0	2									
Daryl Spencer, R OBP: 0.385, SLG: 0.372 (6, 5)										1	0	0	0	0	0	1									
Don Drysdale, R OBP: 0.257, SLG: 0.282 (1, 1)										4	0	0	0	0	0	4									
Ron Perranoski, L (8, 1)										0	0	0	0	0	0	0									
Ed Roebuck, R OBP: 0.313, SLG: 0.313 (8, 1)										0	0	0	0	0	0	0									
Inning Stats	R: 0 E: 0 K: 0 S: 7	H: 1 LOB: 1 BB: 0 P: 8	R: 0 E: 0 K: 1 S: 9	H: 2 LOB: 2 BB: 0 P: 12	R: 2 E: 1 K: 0 S: 10	H: 3 LOB: 0 BB: 0 P: 16	R: 0 E: 0 K: 1 S: 9	H: 1 LOB: 1 BB: 0 P: 12	R: 0 E: 0 K: 0 S: 7	H: 0 LOB: 0 BB: 0 P: 11	R: 0 E: 0 K: 0 S: 6	H: 1 LOB: 1 BB: 0 P: 7	R: 2 E: 0 K: 0 S: 10	H: 3 LOB: 1 BB: 0 P: 15	R: 0 E: 0 K: 0 S: 5	H: 1 LOB: 1 BB: 0 P: 9	R: 1 E: 0 K: 1 S: 13	H: 2 LOB: 1 BB: 1 P: 20	1B: 11 2B: 0 3B: 2 HR: 1	SF: 1 DP: 1 HBP: 1	WP: 0 PB: 0 SB: 0 CS: 0	PA: 41			
PITCHER	IP	WLS	BF	H	R	ER	SO	BB	IBB	HBP	BLK	WP	HR	S	P	ERA	WHIP								
Ray Washburn, R ERA: 4.15 (1, 1)	6.1	L	30	11	4	4	2	0	0	1	0	0	0	54	75	5.68	1.737								
Lindy McDaniel, R ERA: 2.92 (7, 1)	0.2		2	0	0	0	0	0	0	0	0	0	0	4	6	0.00	0.000								
Don Ferrarese, L ERA: 3.21 (8, 1)	2.0		9	3	1	1	1	1	0	0	0	0	1	18	29	4.50	2.000								

Batter	1	2	3	4	5	6	7	8	9	AB	R	H	RBI	BB	SO	LOB	BOTTOM								
Curt Flood, R OBP: 0.336, SLG: 0.416 (1, 8)	G3		1B		FC5		F8		1B	5	0	2	0	0	0	3	Los Angeles Dodgers @ St. Louis Cardinals Sportsman's Park, St. Louis, MO Wed Jul 25 1962, 8:05 PM EDT Att: 24,942 - Unknown livebaseballscorecards.com								
Julian Javier, R OBP: 0.316, SLG: 0.343 (1, 4)	K		K				F5		BB 1B BB	5	0	1	0	0	3	2									
Bill White, L OBP: 0.359, SLG: 0.472 (1, 7)	2B				F4		HR 1B		F5	4	1	2	0	0	0	1									
Stan Musial, L OBP: 0.423, SLG: 0.551 (1, 9)					F3					3	1	1	2	1	0	1									
Bobby Gene Smith, R OBP: 0.270, SLG: 0.287 (8, PR)					F3					0	0	0	0	0	0	0									
Gene Oliver, R OBP: 0.359, SLG: 0.408 (9, 2)					F3		HR		BB BB	0	0	0	0	0	0	0									
Ken Boyer, R OBP: 0.392, SLG: 0.507 (1, 5)		K		4-3			6-3		1-2 2-3 BB	3	0	0	0	1	1	0									
Fred Whitfield, L OBP: 0.309, SLG: 0.516 (1, 3)		F6			F6		F6		P4	4	0	0	0	0	0	3									
Carl Sawatski, L OBP: 0.263, SLG: 0.482 (1, 2)										3	0	1	0	0	0	0									
Minnie Minoso, R OBP: 0.240, SLG: 0.243 (7, PR)					6-3					0	0	0	0	0	0	0									
Jimmie Schaffer, R OBP: 0.279, SLG: 0.231 (8, 2)										0	0	0	0	0	0	0									
Charlie James, R OBP: 0.318, SLG: 0.414 (8, PH) (9, 9)										1	0	0	0	0	1	3									
Julio Gotay, R OBP: 0.328, SLG: 0.315 (1, 6)			K		FC5 1B		F5		K	4	0	1	0	0	2	1									
Ray Washburn, R OBP: 0.263, SLG: 0.278 (1, 1)										2	0	1	0	0	1	0									
Lindy McDaniel, R (7, 1)										0	0	0	0	0	0	0									
Red Schoendienst, S OBP: 0.397, SLG: 0.440 (7, PH)										1	0	0	0	0	1	1									
Don Ferrarese, R OBP: 0.500, SLG: 1.250 (8, 1)										0	0	0	0	0	0	0									
Dal Maxvill, R OBP: 0.177, SLG: 0.205 (9, PH)										1	0	0	0	0	0	0									
Inning Stats	R: 0 E: 0 K: 1 S: 6	H: 1 LOB: 1 BB: 0 P: 8	R: 0 E: 0 K: 1 S: 7	H: 0 LOB: 0 BB: 0 P: 11	R: 0 E: 0 K: 3 S: 10	H: 1 LOB: 1 BB: 0 P: 10	R: 0 E: 0 K: 0 S: 8	H: 0 LOB: 0 BB: 0 P: 15	R: 0 E: 0 K: 0 S: 13	H: 2 LOB: 2 BB: 0 P: 17	R: 2 E: 0 K: 0 S: 6	H: 2 LOB: 0 BB: 0 P: 10	R: 0 E: 0 K: 1 S: 9	H: 1 LOB: 1 BB: 0 P: 14	R: 0 E: 0 K: 1 S: 13	H: 1 LOB: 3 BB: 2 P: 24	R: 0 E: 0 K: 2 S: 14	H: 1 LOB: 1 BB: 0 P: 21	1B: 7 2B: 1 3B: 0 HR: 1	SF: 0 DP: 0 HBP: 0	WP: 0 PB: 0 SB: 0 CS: 0	PA: 38			
PITCHER	IP	WLS	BF	H	R	ER	SO	BB	IBB	HBP	BLK	WP	HR	S	P	ERA	WHIP								
Don Drysdale, R ERA: 2.89 (1, 1)	7.0	W	29	8	2	2	6	0	0	0	0	0	0	61	89	2.57	1.143								
Ron Perranoski, L ERA: 2.15 (8, 1)	0.2		4	0	0	0	0	2	0	0	0	0	0	8	16	0.00	3.000								
Ed Roebuck, R ERA: 3.43 (8, 1)	1.1	S	5	1	0	0	3	0	0	0	0	0	0	17	25	0.00	0.750								



Batter	1	2	3	4	5	6	7	8	9	AB	R	H	RBI	BB	SO	LOB	TOP					
Harvey Kuenn, R OBP: 0.375, SLG: 0.419 (1, 7)	1-1 1-6-3		0-1 FC5-4			2-1 1B		0-1 1B		4	0	2	0	0	0	1	San Francisco Giants @ Los Angeles Dodgers Dodger Stadium, Los Angeles, CA Fri Jul 27 1962, 7:05 PM PDT Att: 54,095 - Unknown					
Jim Davenport, R OBP: 0.371, SLG: 0.500 (1, 5)	0-0 F9			1-2 L6		1-0 F7		2-2 G5-4-3		4	0	0	0	0	0	2						
Willie Mays, R OBP: 0.383, SLG: 0.621 (1, 8)	0-0 L9			0-1 F8		0-0 F9		0-1 6-3		4	0	0	0	0	0	1						
Orlando Cepeda, R OBP: 0.346, SLG: 0.510 (1, 3)		1-3 K		1-1 F2			4-2 F8 1B BB		0-3 K	3	1	0	0	1	2	0						
Felipe Alou, R OBP: 0.363, SLG: 0.528 (1, 9)		2-3 K			0-0 E5 FC6-5		1-2 E4 1B		4-1 G4-6-3 BB	3	0	0	0	1	1	1						
Jose Pagan, R OBP: 0.316, SLG: 0.340 (1, 6)		2-3 K			0-1 FC6-5		0-0 F8		1-2 G4-6-3	4	0	0	0	0	1	4						
Chuck Hiller, L OBP: 0.336, SLG: 0.324 Bob Nieman, R OBP: 0.304, SLG: 0.381 Ernie Bowman, R OBP: 0.240, SLG: 0.250 (7, PH) (7, PR) (7, 4)			0-0 FC5-4 1B		0-1 F7		2-0 1B 3-H			2	0	1	0	0	0	1						
Tom Haller, L OBP: 0.409, SLG: 0.497 (1, 2)			1-1 L9		3-2 L3		1-2 1B 2-H			3	0	1	0	0	0	2						
Juan Marichal, R OBP: 0.254, SLG: 0.237 John Orsino, R OBP: 0.333, SLG: 0.267 Stu Miller, R OBP: 0.214, SLG: 0.154 Billy Pierce, L OBP: 0.385, SLG: 0.304 (7, PH) (7, 1) (7, 1) (8, 1)			1-3 K		0-1 G3		2-3 K			2	0	0	0	0	1	1						
Inning Stats	R: 0 E: 0 K: 0 S: 4	H: 0 LOB: 0 BB: 0 P: 5	R: 0 E: 0 K: 3 S: 11	H: 0 LOB: 0 BB: 0 P: 16	R: 0 E: 0 K: 1 S: 11	H: 1 LOB: 1 BB: 0 P: 13	R: 0 E: 0 K: 0 S: 7	H: 0 LOB: 0 BB: 0 P: 9	R: 0 E: 1 K: 0 S: 8	H: 0 LOB: 1 BB: 0 P: 11	R: 0 E: 0 K: 0 S: 6	H: 1 LOB: 1 BB: 0 P: 9	R: 1 E: 1 K: 1 S: 16	H: 2 LOB: 2 BB: 1 P: 26	R: 0 E: 0 K: 0 S: 7	H: 1 LOB: 0 BB: 1 P: 9		R: 0 E: 0 K: 1 S: 7	H: 0 LOB: 0 BB: 1 P: 12	1B: 5 2B: 0 3B: 0 HR: 0	SF: 0 SAC: 0 DP: 2 HBP: 0	WP: 0 PB: 0 SB: 0 CS: 0
PITCHER Johnny Podres, L ERA: 4.0 (1, 1)	IP 9.0	WLS W	BF 33	H 5	R 1	ER 0	SO 6	BB 2	IBB 0	HBP 0	BLK 0	WP 0	HR 0	S 77	P 110	ERA 0.00	WHIP 0.778					

Batter	1	2	3	4	5	6	7	8	9	AB	R	H	RBI	BB	SO	LOB	BOTTOM				
Maury Wills, S OBP: 0.330, SLG: 0.377 (1, 6)	1-1 F8		3-2 4-3		2-1 FC6-2			1-1 FC4-6 1B		4	0	1	0	0	0	2	San Francisco Giants @ Los Angeles Dodgers Dodger Stadium, Los Angeles, CA Fri Jul 27 1962, 7:05 PM PDT Att: 54,095 - Unknown				
Jim Gilliam, S OBP: 0.378, SLG: 0.365 (1, 5)	3-3 K		1-1 L3 1B		0-0 F7		4-1 FC4-6 BB			3	0	1	0	1	1	2					
Willie Davis, L OBP: 0.345, SLG: 0.492 (1, 8)	1-0 F6		2-2 L3			0-1 CS 1B		1-2 FC4-6 S		4	0	1	0	0	0	3					
Tommy Davis, R OBP: 0.378, SLG: 0.530 (1, 7)		0-1 HR 1B		0-0 5-3		1-1 F8		4-1 BB		3	1	1	0	1	0	1					
Ron Fairly, L OBP: 0.403, SLG: 0.484 (1, 3)		1-2 HR 1B		2-0 6-3		2-2 F8		2-2 F5		4	1	1	0	0	0	4					
Frank Howard, R OBP: 0.366, SLG: 0.593 (1, 9)		1-1 HR		0-2 5-3			0-0 6-3			3	1	1	3	0	0	0					
John Roseboro, L OBP: 0.357, SLG: 0.408 (1, 2)		0-2 5-3			0-0 E3 1B FC6-2		0-0 L9			3	0	0	0	0	0	0					
Larry Burright, R OBP: 0.265, SLG: 0.342 (1, 4)		1-1 6-3			0-1 FC6-2 1B		0-1 6-3			3	0	1	0	0	0	0					
Johnny Podres, L OBP: 0.185, SLG: 0.192 (1, 1)		0-2 F7			3-3 K		2-1 1-3			3	0	0	0	0	1	2					
Inning Stats	R: 0 E: 0 K: 1 S: 6	H: 0 LOB: 0 BB: 0 P: 11	R: 3 E: 0 K: 0 S: 16	H: 3 LOB: 0 BB: 0 P: 19	R: 0 E: 0 K: 0 S: 11	H: 1 LOB: 0 BB: 0 P: 17	R: 0 E: 0 K: 0 S: 5	H: 0 LOB: 0 BB: 0 P: 7	R: 0 E: 1 K: 1 S: 11	H: 1 LOB: 2 BB: 0 P: 16	R: 0 E: 0 K: 0 S: 7	H: 1 LOB: 0 BB: 0 P: 10	R: 0 E: 0 K: 0 S: 4	H: 0 LOB: 0 BB: 0 P: 4	R: 0 E: 0 K: 0 S: 12	H: 1 LOB: 3 BB: 2 P: 26		1B: 6 2B: 1 3B: 0 HR: 1	SF: 0 SAC: 0 DP: 1 HBP: 0	WP: 0 PB: 0 SB: 2 CS: 1	PA: 32
PITCHER Juan Marichal, R ERA: 3.32 Stu Miller, R ERA: 3.3 Billy Pierce, L ERA: 4.12	IP 6.0	WLS L	BF 23	H 6	R 3	ER 3	SO 2	BB 0	IBB 0	HBP 0	BLK 0	WP 0	HR 1	S 56	P 80	ERA 4.50	WHIP 1.000				

Batter	1	2	3	4	5	6	7	8	9	AB	R	H	RBI	BB	SO	LOB	TOP					
Chuck Hiller, L OBP: 0.334, SLG: 0.325										5	1	1	0	0	0	3	San Francisco Giants @ Los Angeles Dodgers Dodger Stadium, Los Angeles, CA Sat Jul 28 1962, 3:33 AM PDT Att: 49,228 - Unknown					
Jim Davenport, R OBP: 0.371, SLG: 0.497										4	1	1	0	1	1	2						
Willie Mays, R OBP: 0.381, SLG: 0.616										5	0	1	0	0	0	2						
Willie McCovey, L OBP: 0.363, SLG: 0.585										3	1	1	1	0	0	2						
Harvey Kuenn, R OBP: 0.379, SLG: 0.421										1	1	1	0	1	0	0						
Orlando Cepeda, R OBP: 0.349, SLG: 0.511										5	0	3	1	0	0	2						
Felipe Alou, R OBP: 0.361, SLG: 0.526										5	0	1	1	0	1	4						
Tom Haller, L OBP: 0.411, SLG: 0.514										3	1	1	1	1	1	2						
Bob Nieman, R OBP: 0.292, SLG: 0.364										1	0	0	0	0	0	2						
Jose Pagan, R OBP: 0.316, SLG: 0.337										3	1	0	0	1	0	1						
Jack Sanford, R OBP: 0.226, SLG: 0.241										2	0	2	1	0	0	0						
Bobby Bolin, R OBP: 0.297, SLG: 0.283										0	0	0	0	0	0	0						
Jim Duffalo, R ERA: 3.5										0	0	0	0	0	0	0						
Matty Alou, L OBP: 0.323, SLG: 0.311										1	0	0	0	0	0	1						
Bob Garibaldi, L ERA: 4.15										0	0	0	0	0	0	0						
Manny Mota, R OBP: 0.365, SLG: 0.189										1	0	0	0	0	0	0						
Stu Miller, R OBP: 0.244, SLG: 0.154										0	0	0	0	0	0	0						
Inning Stats	R: 2 E: 1 K: 1 S: 19	H: 3 LOB: 2 BB: 0 P: 28	R: 0 E: 0 K: 0 S: 10	H: 1 LOB: 1 BB: 0 P: 14	R: 0 E: 0 K: 0 S: 6	H: 0 LOB: 0 BB: 0 P: 11	R: 1 E: 0 K: 0 S: 11	H: 1 LOB: 1 BB: 1 P: 19	R: 1 E: 0 K: 1 S: 16	H: 2 LOB: 1 BB: 1 P: 27	R: 0 E: 0 K: 0 S: 12	H: 0 LOB: 1 BB: 1 P: 18	R: 0 E: 1 K: 1 S: 10	H: 1 LOB: 2 BB: 0 P: 12	R: 1 E: 0 K: 0 S: 7	H: 1 LOB: 0 BB: 0 P: 10	R: 1 E: 0 K: 0 S: 12	H: 3 LOB: 2 BB: 1 P: 17	1B: 7 2B: 4 3B: 0 HR: 1	SF: 0 SAC: 0 DP: 1 HBP: 0	WP: 1 PB: 0 SB: 0 CS: 0	PA: 43
PITCHER	IP WLS BF H R ER SO BB IBB HBP BLK WP HR S P ERA WHIP																					
Stan Williams, R ERA: 4.8	(1, 1) 4.2	W 23	B 7	H 4	R 4	ER 3	SO 1	BB 2	IBB 0	HBP 0	BLK 0	WP 0	HR 0	S 57	P 91	ERA 5.79	WHIP 1.929					
Ed Roebuck, R ERA: 3.49	(5, 1) 4.0	W 19	B 5	H 2	R 2	ER 2	SO 2	BB 2	IBB 0	HBP 0	BLK 0	WP 1	HR 1	S 45	P 64	ERA 4.50	WHIP 1.750					
Ron Perranoski, L ERA: 2.14	(9, 1) 0.1	S 1	B 0	H 0	R 0	ER 0	SO 0	BB 0	IBB 0	HBP 0	BLK 0	WP 0	HR 0	S 1	P 1	ERA 0.00	WHIP 0.000					

Batter	1	2	3	4	5	6	7	8	9	AB	R	H	RBI	BB	SO	LOB	BOTTOM				
Maury Wills, S OBP: 0.326, SLG: 0.373										5	0	0	0	0	2	6	San Francisco Giants @ Los Angeles Dodgers Dodger Stadium, Los Angeles, CA Sat Jul 28 1962, 3:33 AM PDT Att: 49,228 - Unknown				
Jim Gilliam, S OBP: 0.378, SLG: 0.366										5	0	2	0	0	1	0					
Willie Davis, L OBP: 0.346, SLG: 0.493										5	2	2	0	0	1	3					
Tommy Davis, R OBP: 0.380, SLG: 0.538										5	2	3	2	0	0	2					
Ron Fairly, L OBP: 0.406, SLG: 0.484										4	2	2	0	1	0	1					
Frank Howard, R OBP: 0.370, SLG: 0.605										5	1	3	4	0	0	1					
John Roseboro, L OBP: 0.359, SLG: 0.407										3	1	1	1	1	0	2					
Larry Burright, R OBP: 0.264, SLG: 0.341										1	0	0	0	0	0	0					
Wally Moon, L OBP: 0.365, SLG: 0.368										1	0	0	0	0	1	2					
Daryl Spencer, R OBP: 0.394, SLG: 0.377										1	0	1	0	1	0	0					
Stan Williams, R OBP: 0.150, SLG: 0.263										2	0	1	0	0	1	0					
Ed Roebuck, R OBP: 0.333, SLG: 0.333										2	0	1	1	0	0	1					
Ron Perranoski, L ERA: 3.25										0	0	0	0	0	0	0					
Inning Stats	R: 0 E: 0 K: 0 S: 8	H: 1 LOB: 1 BB: 0 P: 9	R: 0 E: 0 K: 0 S: 5	H: 0 LOB: 0 BB: 0 P: 7	R: 0 E: 0 K: 2 S: 7	H: 0 LOB: 0 BB: 0 P: 11	R: 3 E: 0 K: 1 S: 25	H: 6 LOB: 3 BB: 0 P: 38	R: 4 E: 0 K: 1 S: 20	H: 4 LOB: 2 BB: 2 P: 41	R: 1 E: 0 K: 0 S: 16	H: 2 LOB: 2 BB: 1 P: 26	R: 0 E: 0 K: 1 S: 10	H: 2 LOB: 0 BB: 0 P: 13	R: 0 E: 0 K: 0 S: 5	H: 1 LOB: 0 BB: 0 P: 8	1B: 13 2B: 1 3B: 0 HR: 2	SF: 0 SAC: 0 DP: 0 HBP: 0	WP: 0 PB: 0 SB: 2 CS: 1	PA: 42	
PITCHER	IP WLS BF H R ER SO BB IBB HBP BLK WP HR S P ERA WHIP																				
Jack Sanford, R ERA: 3.53	(1, 1) 3.1	L 16	B 6	H 3	R 3	ER 3	SO 2	BB 1	IBB 1	HBP 0	BLK 0	WP 0	HR 2	S 24	P 45	ERA 27.00	WHIP 3.750				
Bobby Bolin, R ERA: 3.5	(4, 1) 1.1	L 10	B 4	H 4	R 4	ER 4	SO 2	BB 1	IBB 0	HBP 0	BLK 0	WP 0	HR 2	S 24	P 45	ERA 27.00	WHIP 3.750				
Jim Duffalo, R ERA: 3.56	(5, 1) 0.1	L 2	B 1	H 0	R 0	ER 0	SO 0	BB 0	IBB 0	HBP 0	BLK 0	WP 0	HR 0	S 7	P 12	ERA 0.00	WHIP 3.000				
Bob Garibaldi, R ERA: 4.15	(6, 1) 2.0	L 11	B 4	H 1	R 1	ER 1	SO 2	BB 1	IBB 0	HBP 0	BLK 0	WP 0	HR 0	S 26	P 39	ERA 4.50	WHIP 2.500				
Stu Miller, R ERA: 3.25	(8, 1) 1.0	L 3	B 1	H 0	R 0	ER 0	SO 0	BB 0	IBB 0	HBP 0	BLK 0	WP 0	HR 0	S 5	P 8	ERA 0.00	WHIP 1.000				



Batter	1	2	3	4	5	6	7	8	9	AB	R	H	RBI	BB	SO	LOB	TOP			
Harvey Kuenn, R OBP: 0.374, SLG: 0.415	2-0 4-3		2-2 F8			2-1 F8		1-2 F3		4	0	0	0	0	0	0	San Francisco Giants @ Los Angeles Dodgers Dodger Stadium, Los Angeles, CA Sun Jul 29 1962, 3:33 AM PDT Att: 53,792 - Unknown livebaseballscorecards.com			
Chuck Hiller, L OBP: 0.333, SLG: 0.324	2-2 F5			0-0 G6-4-3 1B		0-0 F8			0-0 F8	4	0	1	0	0	0	0				
Willie Mays, R OBP: 0.380, SLG: 0.619	2-2 1-3			1-1 G6-4-3 1-2			1-1 HR		2-1 E4	4	1	1	1	0	0	1				
Orlando Cepeda, R OBP: 0.352, SLG: 0.513		0-2 1B		3-2 1B			0-2 1B		1-2 6-3	4	0	3	0	0	0	1				
Tom Haller, L OBP: 0.402, SLG: 0.500	1-2 F8			3-3 K			2-2 F4		1-1 3-1	4	0	0	0	0	1	4				
Felipe Alou, R OBP: 0.359, SLG: 0.524					1-3 K		0-1 G6-3 1B			2	0	0	0	0	2	1				
Mike McCormick, L OBP: 0.200, SLG: 0.261										0	0	0	0	0	0	0				
Ed Bailey, L OBP: 0.345, SLG: 0.497										1	0	1	0	0	0	0				
Stu Miller, R OBP: 0.214, SLG: 0.154										0	0	0	0	0	0	0				
Jim Davenport, R OBP: 0.366, SLG: 0.493					2-1 F8		2-1 G6-3 1-2			3	0	0	0	0	1	3				
Jose Pagan, R OBP: 0.313, SLG: 0.334			0-0 F8		0-0 F8			0-3 K		3	0	0	0	0	1	0				
Billy O'Dell, S OBP: 0.241, SLG: 0.154			1-2 F8			0-1 4-3		0-2 6-3		0	0	0	0	0	0	0				
Don Larsen, R OBP: 0.227, SLG: 0.318										0	0	0	0	0	0	0				
Billy Pierce, L OBP: 0.370, SLG: 0.292										1	0	0	0	0	0	0				
Matty Alou, L OBP: 0.317, SLG: 0.304										2	0	0	0	0	0	0				
Inning Stats	R: 0 H: 0 E: 0 K: 0 S: 7	H: 0 LOB: 0 BB: 0 P: 13	R: 0 H: 1 E: 0 K: 2 S: 14	LOB: 1 BB: 0 P: 18	R: 0 H: 0 E: 0 K: 0 S: 8	H: 0 LOB: 0 BB: 0 P: 11	R: 0 H: 2 E: 0 K: 1 S: 12	H: 1 LOB: 1 BB: 0 P: 19	R: 0 H: 0 E: 0 K: 1 S: 6	H: 0 LOB: 0 BB: 0 P: 9	R: 1 H: 3 E: 0 K: 0 S: 12	H: 3 LOB: 1 BB: 0 P: 17	R: 0 H: 0 E: 1 K: 0 S: 11	H: 0 LOB: 0 BB: 0 P: 12	R: 0 H: 0 E: 1 K: 0 S: 8	H: 0 LOB: 1 BB: 0 P: 12	1B: 5 2B: 0 3B: 0 HR: 1	SF: 0 SAC: 0 DP: 2 HBP: 0	WP: 0 PB: 0 SB: 0 CS: 0	PA: 32
PITCHER Don Drysdale, R ERA: 2.8	IP: 9.0 WLS: W BF: 32 H: 6 R: 1 ER: 1 SO: 5 BB: 0 IBB: 0 HBP: 0 BLK: 0 WP: 0 HR: 1 S: 83 P: 118 ERA: 1.00 WHIP: 0.667																			

Batter	1	2	3	4	5	6	7	8	9	AB	R	H	RBI	BB	SO	LOB	BOTTOM	
Maury Wills, S OBP: 0.329, SLG: 0.375			2-3 K			1-1 6-3		0-1 WP SF9 1B		5	2	3	0	0	1	0	San Francisco Giants @ Los Angeles Dodgers Dodger Stadium, Los Angeles, CA Sun Jul 29 1962, 3:33 AM PDT Att: 53,792 - Unknown livebaseballscorecards.com	
Jim Gilliam, S OBP: 0.380, SLG: 0.370	4-3			0-0 G4-6-3 1B		0-0		4-2 2B BB		4	1	2	0	1	0	3		
Willie Davis, L OBP: 0.347, SLG: 0.491	4-2 1B BB	4-0 1B S BB		0-0 G4-6-3 1-2		2-2 F8		2-1 SF9		2	2	0	1	2	0	2		
Tommy Davis, R OBP: 0.383, SLG: 0.541	2-0 FC6-5 1B	2-1 F3		3-2 1B		1-1 4-3		1-1 1B 2B		5	1	3	1	0	0	2		
Frank Howard, R OBP: 0.377, SLG: 0.619	0-1 FC6-5 1B	2-0 FC6-5 1B		2-0 4-3		2-0		1-2 1B		5	2	4	5	0	0	1		
Ron Fairly, L OBP: 0.403, SLG: 0.479	1-2 2H 3H 2B	0-0 FC6-5-4			1-1 F7		0-2 4-3	1-1 1B		5	1	1	0	0	0	3		
John Roseboro, L OBP: 0.363, SLG: 0.406	3-2 2B	0-1 4-3			4-2 BB		4-1 G4-3 BB	0-1 F7		3	1	1	1	2	0	3		
Daryl Spencer, R OBP: 0.390, SLG: 0.381	3-2 1B 2B		2-3 K		2-1 F3		1-1 G4-3			4	1	1	2	0	1	2		
Don Drysdale, R OBP: 0.256, SLG: 0.280	1-3 2H 1B		0-0 K		0-3 K			0-3 K		4	0	1	1	0	3	1		
Inning Stats	R: 6 H: 7 E: 0 K: 0 S: 27	H: 1 LOB: 1 BB: 1 P: 44	R: 1 H: 1 E: 0 K: 0 S: 6	H: 1 LOB: 1 BB: 1 P: 14	R: 0 H: 0 E: 0 K: 3 S: 9	H: 0 LOB: 0 BB: 0 P: 13	R: 0 H: 2 E: 0 K: 0 S: 6	H: 1 LOB: 1 BB: 0 P: 11	R: 0 H: 1 E: 0 K: 0 S: 8	H: 1 LOB: 1 BB: 0 P: 12	R: 1 H: 1 E: 0 K: 0 S: 7	H: 1 LOB: 0 BB: 1 P: 14	R: 3 H: 4 E: 0 K: 1 S: 19	H: 4 LOB: 2 BB: 1 P: 28	1B: 12 2B: 3 3B: 0 HR: 1	SF: 1 SAC: 0 DP: 2 HBP: 0		WP: 1 PB: 0 SB: 2 CS: 0
PITCHER Don Drysdale, R ERA: 3.62	IP: 0.2 WLS: L BF: 6 H: 3 R: 1 ER: 1 SO: 0 BB: 1 IBB: 0 HBP: 0 BLK: 0 WP: 0 HR: 0 S: 12 P: 23 ERA: 13.50 WHIP: 6.000																	
PITCHER Don Larsen, R ERA: 4.97	IP: 0.2 WLS: L BF: 6 H: 3 R: 1 ER: 1 SO: 0 BB: 1 IBB: 0 HBP: 0 BLK: 0 WP: 0 HR: 0 S: 12 P: 23 ERA: 13.50 WHIP: 6.000																	
PITCHER Billy Pierce, L ERA: 3.97	IP: 2.2 WLS: L BF: 9 H: 2 R: 0 ER: 0 SO: 3 BB: 0 IBB: 0 HBP: 0 BLK: 0 WP: 0 HR: 0 S: 18 P: 27 ERA: 0.00 WHIP: 0.750																	
PITCHER Mike McCormick, L ERA: 4.84	IP: 2.0 WLS: L BF: 8 H: 1 R: 0 ER: 0 SO: 1 BB: 1 IBB: 0 HBP: 0 BLK: 0 WP: 0 HR: 0 S: 17 P: 28 ERA: 0.00 WHIP: 1.000																	
PITCHER Stu Miller, R ERA: 3.65	IP: 2.0 WLS: L BF: 12 H: 5 R: 4 ER: 4 SO: 1 BB: 2 IBB: 0 HBP: 0 BLK: 0 WP: 1 HR: 1 S: 26 P: 42 ERA: 18.00 WHIP: 3.500																	

Batter	1	2	3	4	5	6	7	8	9	AB	R	H	RBI	BB	SO	LOB	TOP			
Bill Virdon, L OBP: 0.291, SLG: 0.375 (1, 8)	F9	F9						F8									4 0 0 0 0 0 2			
Dick Groat, R OBP: 0.347, SLG: 0.355 (1, 6)	2B		4-3					1B									4 0 2 0 0 0 1			
Howie Goss, R OBP: 0.325, SLG: 0.366 (1, 9)	K		F3					K									4 0 1 0 0 0 2 2			
Dick Stuart, R OBP: 0.286, SLG: 0.399 (1, 3)	6-3		L8					K									4 0 0 0 0 0 2 3			
Bob Skinner, L OBP: 0.407, SLG: 0.525 (1, 7)		F2			F6												4 0 1 0 0 0 1 0			
Don Hoak, R OBP: 0.312, SLG: 0.361 (1, 5)		E7 HR			4-3												4 1 1 0 0 0 0 2			
Smoky Burgess, L OBP: 0.408, SLG: 0.564 (9, PR)																	4 2 3 3 0 0 0 0			
Donn Clendenon, R OBP: 0.329, SLG: 0.388 (1, 4)																	0 0 0 0 0 0 0 0			
Bill Mazerowski, R OBP: 0.288, SLG: 0.416 (1, 1)																	4 0 1 0 0 0 0 1			
Vern Law, R OBP: 0.278, SLG: 0.424 (6, 1)																	1 0 1 0 0 0 0 0			
Joe Gibbon, R OBP: 0.182, SLG: 0.182 (7, 1)																	1 0 0 0 0 0 1 0			
Roy Face, R OBP: 0.182, SLG: 0.182 (7, 1)																	0 0 0 0 0 0 0 0			
Inning Stats	R: 0 E: 0 K: 1 S: 8	H: 1 LOB: 1 BB: 0 P: 13	R: 2 E: 1 K: 0 S: 14	H: 3 LOB: 1 BB: 0 P: 21	R: 0 E: 0 K: 0 S: 3	H: 0 LOB: 0 BB: 0 P: 5	R: 1 E: 0 K: 0 S: 4	H: 1 LOB: 0 BB: 0 P: 8	R: 0 E: 0 K: 1 S: 6	H: 2 LOB: 1 BB: 0 P: 6	R: 0 E: 0 K: 1 S: 6	H: 0 LOB: 0 BB: 0 P: 9	R: 0 E: 0 K: 2 S: 12	H: 1 LOB: 1 BB: 0 P: 17	R: 0 E: 0 K: 1 S: 10	H: 1 LOB: 1 BB: 0 P: 11	1B: 7 2B: 2 3B: 0 HR: 2	SF: 0 SAC: 1 DP: 2 HBP: 0	WP: 0 PB: 0 SB: 0 CS: 0	PA: 35
PITCHER	IP WLS BF H R ER SO BB IBB HBP BLK WP HR S P ERA WHIP	IP WLS BF H R ER SO BB IBB HBP BLK WP HR S P ERA WHIP	IP WLS BF H R ER SO BB IBB HBP BLK WP HR S P ERA WHIP	IP WLS BF H R ER SO BB IBB HBP BLK WP HR S P ERA WHIP	IP WLS BF H R ER SO BB IBB HBP BLK WP HR S P ERA WHIP	IP WLS BF H R ER SO BB IBB HBP BLK WP HR S P ERA WHIP	IP WLS BF H R ER SO BB IBB HBP BLK WP HR S P ERA WHIP	IP WLS BF H R ER SO BB IBB HBP BLK WP HR S P ERA WHIP	IP WLS BF H R ER SO BB IBB HBP BLK WP HR S P ERA WHIP	IP WLS BF H R ER SO BB IBB HBP BLK WP HR S P ERA WHIP	IP WLS BF H R ER SO BB IBB HBP BLK WP HR S P ERA WHIP	IP WLS BF H R ER SO BB IBB HBP BLK WP HR S P ERA WHIP	IP WLS BF H R ER SO BB IBB HBP BLK WP HR S P ERA WHIP	IP WLS BF H R ER SO BB IBB HBP BLK WP HR S P ERA WHIP	IP WLS BF H R ER SO BB IBB HBP BLK WP HR S P ERA WHIP	IP WLS BF H R ER SO BB IBB HBP BLK WP HR S P ERA WHIP	IP WLS BF H R ER SO BB IBB HBP BLK WP HR S P ERA WHIP	IP WLS BF H R ER SO BB IBB HBP BLK WP HR S P ERA WHIP	IP WLS BF H R ER SO BB IBB HBP BLK WP HR S P ERA WHIP	IP WLS BF H R ER SO BB IBB HBP BLK WP HR S P ERA WHIP

Pittsburgh Pirates @ Los Angeles Dodgers
Dodger Stadium, Los Angeles, CA
Thu Aug 02 1962, 7:05 PM PDT
Att: 40,722 - Unknown

AB	34
R	3
H	10
RBI	3
BB	0
SO	6
LOB	11



Batter	1	2	3	4	5	6	7	8	9	AB	R	H	RBI	BB	SO	LOB	BOTTOM			
Maury Wills, S OBP: 0.327, SLG: 0.371 (1, 6)	4-3		4-3		F7			4-3									4 0 0 0 1 0 1			
Jim Gilliam, S OBP: 0.381, SLG: 0.371 (1, 4)	F8																3 1 1 0 0 0 0			
Willie Davis, L OBP: 0.347, SLG: 0.487 (1, 8)																	3 2 2 0 1 0 1			
Tommy Davis, R OBP: 0.378, SLG: 0.540 (1, 7)	F3																4 1 1 2 0 1 4			
Ron Fairly, L OBP: 0.408, SLG: 0.480 (1, 3)																	2 0 1 0 2 1 0			
Frank Howard, R OBP: 0.375, SLG: 0.615 (1, 9)																	4 0 2 2 0 2 1			
John Roseboro, L OBP: 0.368, SLG: 0.426 (1, 2)																	4 0 1 0 0 0 5			
Daryl Spencer, R OBP: 0.374, SLG: 0.363 (1, 5)																	4 0 0 0 0 0 4			
Johnny Podres, L OBP: 0.179, SLG: 0.185 (7, PH)																	2 0 0 0 0 0 1			
Lee Walls, R OBP: 0.268, SLG: 0.259 (7, PH)																	1 1 1 0 0 0 0			
Larry Sherry, R OBP: 0.250, SLG: 0.182 (8, 1)																	1 0 0 0 0 1 0			
Inning Stats	R: 0 E: 0 K: 0 S: 9	H: 1 LOB: 1 BB: 0 P: 14	R: 0 E: 0 K: 1 S: 11	H: 1 LOB: 1 BB: 0 P: 18	R: 0 E: 0 K: 0 S: 7	H: 1 LOB: 1 BB: 0 P: 8	R: 0 E: 0 K: 3 S: 9	H: 0 LOB: 0 BB: 0 P: 14	R: 0 E: 0 K: 0 S: 6	H: 1 LOB: 1 BB: 0 P: 10	R: 2 E: 0 K: 0 S: 10	H: 3 LOB: 2 BB: 1 P: 19	R: 3 E: 1 K: 0 S: 10	H: 2 LOB: 2 BB: 3 P: 26	R: 0 E: 0 K: 1 S: 5	H: 0 LOB: 0 BB: 0 P: 7	1B: 6 2B: 2 3B: 0 HR: 1	SF: 0 SAC: 1 DP: 1 HBP: 0	WP: 0 PB: 0 SB: 2 CS: 0	PA: 37
PITCHER	IP WLS BF H R ER SO BB IBB HBP BLK WP HR S P ERA WHIP	IP WLS BF H R ER SO BB IBB HBP BLK WP HR S P ERA WHIP	IP WLS BF H R ER SO BB IBB HBP BLK WP HR S P ERA WHIP	IP WLS BF H R ER SO BB IBB HBP BLK WP HR S P ERA WHIP	IP WLS BF H R ER SO BB IBB HBP BLK WP HR S P ERA WHIP	IP WLS BF H R ER SO BB IBB HBP BLK WP HR S P ERA WHIP	IP WLS BF H R ER SO BB IBB HBP BLK WP HR S P ERA WHIP	IP WLS BF H R ER SO BB IBB HBP BLK WP HR S P ERA WHIP	IP WLS BF H R ER SO BB IBB HBP BLK WP HR S P ERA WHIP	IP WLS BF H R ER SO BB IBB HBP BLK WP HR S P ERA WHIP	IP WLS BF H R ER SO BB IBB HBP BLK WP HR S P ERA WHIP	IP WLS BF H R ER SO BB IBB HBP BLK WP HR S P ERA WHIP	IP WLS BF H R ER SO BB IBB HBP BLK WP HR S P ERA WHIP	IP WLS BF H R ER SO BB IBB HBP BLK WP HR S P ERA WHIP	IP WLS BF H R ER SO BB IBB HBP BLK WP HR S P ERA WHIP	IP WLS BF H R ER SO BB IBB HBP BLK WP HR S P ERA WHIP	IP WLS BF H R ER SO BB IBB HBP BLK WP HR S P ERA WHIP	IP WLS BF H R ER SO BB IBB HBP BLK WP HR S P ERA WHIP	IP WLS BF H R ER SO BB IBB HBP BLK WP HR S P ERA WHIP	IP WLS BF H R ER SO BB IBB HBP BLK WP HR S P ERA WHIP

Pittsburgh Pirates @ Los Angeles Dodgers
Dodger Stadium, Los Angeles, CA
Thu Aug 02 1962, 7:05 PM PDT
Att: 40,722 - Unknown


AB	32
R	5
H	9
RBI	4
BB	4
SO	5
LOB	17



Batter	1	2	3	4	5	6	7	8	9	AB	R	H	RBI	BB	SO	LOB	TOP					
Don Landrum, L (1,8) OBP: 0.399, SLG: 0.336	1-1 1B	1-1 S 1B			1-1 G3-6-3 1B		1-0 F7			4	1	3	0	0	0	1						
Ken Hubbs, R (1,4) OBP: 0.298, SLG: 0.362	2-2 3B 2H	1-0 F6			0-0 G3-6-3 1-2		2-2 6-3			4	1	1	1	0	0	3						
Ron Santo, R (1,5) OBP: 0.312, SLG: 0.393	0-0 14 1B			2-2 F8		2-1 1-3		3-1		4	1	2	1	0	0	0						
George Altman, L (1,9) OBP: 0.402, SLG: 0.512	2-3 K			2-3 K		1-2 WP 1B HBP		1-1 F5		3	0	0	0	0	2	2						
14 Ernie Banks, R (1,3) OBP: 0.303, SLG: 0.505	0-1 1B			1-1 1-3		1-2 F3		0-0 6-3		4	0	1	1	0	0	2						
Billy Williams, L (1,7) OBP: 0.375, SLG: 0.517	0-0 F3			1-2 E1 CS		1-0 WP 1B		0-0 F8		4	0	1	0	0	0	2						
Andre Rodgers, R (1,6) OBP: 0.349, SLG: 0.413	0-2 5-3			3-1 6-3 1-2		3-3 K 1-2 2-3				4	0	0	0	0	2	4						
Cuno Barragan, R (1,2) OBP: 0.267, SLG: 0.225		1-1 L6		3-3 K		1-2 1-3				2	0	0	0	0	1	0						
Dick Bertell, R (6,2) OBP: 0.321, SLG: 0.366								0-2 F9		2	0	0	0	0	0	0						
Cal Koonce, R (1,1) OBP: 0.116, SLG: 0.137		0-1 6-3				3-2 G3		1-3 K		1	0	0	0	0	0	0						
Bob Anderson, R (4,1) OBP: 0.143, SLG: 0.238										1	0	0	0	0	0	0						
Bob Will, L (7,PH) OBP: 0.338, SLG: 0.368										1	0	1	0	0	0	0						
Dave Gerard, R (7,1) OBP: 0.500, SLG: 0.429										0	0	0	0	0	0	0						
Lou Brock, L (9,PH) OBP: 0.319, SLG: 0.431										1	0	0	0	0	1	0						
Inning Stats	R: 3 E: 0 K: 1 S: 16	H: 4 LOB: 1 BB: 0 P: 21	R: 0 E: 0 K: 0 S: 8	H: 1 LOB: 1 BB: 0 P: 10	R: 0 E: 0 K: 1 S: 8	H: 0 LOB: 0 BB: 0 P: 13	R: 0 E: 0 K: 1 S: 9	H: 0 LOB: 0 BB: 0 P: 16	R: 0 E: 0 K: 0 S: 6	H: 1 LOB: 0 BB: 0 P: 10	R: 0 E: 0 K: 0 S: 11	H: 1 LOB: 2 BB: 0 P: 19	R: 0 E: 0 K: 0 S: 12	H: 1 LOB: 1 BB: 0 P: 19	R: 0 E: 0 K: 0 S: 6	H: 1 LOB: 1 BB: 0 P: 10	R: 0 E: 0 K: 2 S: 10	H: 0 LOB: 0 BB: 0 P: 13	1B: 6 2B: 2 3B: 1 HR: 0	SF: 0 SAC: 0 DP: 1 HBP: 1	WP: 1 PB: 0 SB: 1 CS: 1	PA: 36
PITCHER Don Drysdale, R (1,1) ERA: 2.81	IP: 9.0 WLS: W BF: 36 H: 9 R: 3 ER: 3 SO: 6 BB: 0 IBB: 0 HBP: 1 BLK: 0 WP: 1 HR: 0 S: 86 P: 131 ERA: 3.00 WHIP: 1.000															PITCHER	IP: 9.0 WLS: W BF: 36 H: 9 R: 3 ER: 3 SO: 6 BB: 0 IBB: 0 HBP: 1 BLK: 0 WP: 1 HR: 0 S: 86 P: 131 ERA: 3.00 WHIP: 1.000					

Chicago Cubs @ Los Angeles Dodgers
Dodger Stadium, Los Angeles, CA
Fri Aug 03 1962, 7:05 PM PDT
Att: 29,569 - Unknown

AB 35
R 3
H 9
RBI 3
BB 0
SO 6
LOB 14



Batter	1	2	3	4	5	6	7	8	9	AB	R	H	RBI	BB	SO	LOB	BOTTOM			
Maury Wills, S (1,6) OBP: 0.330, SLG: 0.376	4-1 1B BB	2-1 3-1		0-0 S 3B 2H		2-1 6-3		3-1 S 1B E		4	3	2	1	1	0	2				
Jim Gilliam, S (1,4) OBP: 0.384, SLG: 0.370	4-1 1B FC4-6 BB	1-1 L3		4-1 S BB		4-1 E 1B BB		2-3 K		1	2	0	0	3	0	2				
Larry Burright, R (8,4) OBP: 0.263, SLG: 0.339	1-2 FC4-6 BB							1-2 K		1	0	0	0	0	1	1				
Willie Davis, L (1,8) OBP: 0.352, SLG: 0.491	0-0 FC4-6 1B 1-3 2H			1-3 K		0-0 E9 1B 1B		1-1 E7 1B 2H		5	1	4	2	0	1	2				
Tommy Davis, R (1,7) OBP: 0.378, SLG: 0.538	1-2 FC4-6 1-2			1-3 K		1-2 1B		4-1 FC4-6 BB		4	0	1	2	1	1	3				
Ron Fairly, L (1,3) OBP: 0.411, SLG: 0.485	2-0 F9			1-2 K		0-0 5-3 1B		0-1 FC4-6 1B		5	1	3	1	0	0	3				
Frank Howard, R (1,9) OBP: 0.373, SLG: 0.609	1-0 F5			0-0 G4-6-3 1B		2-1 5-3 1-2		2-0 G6-4-3 1B		4	0	1	1	0	0	3				
John Roseboro, L (1,2) OBP: 0.364, SLG: 0.421		3-2 L4		0-1 G4-6-3 1-2		2-3 K		0-0 CI		3	0	0	0	0	1	2				
Daryl Spencer, R (1,5) OBP: 0.377, SLG: 0.357		4-2 3-1 E BB		4-1 SH1-4 3B BB		0-0 6-3		1-1 4-3		2	1	0	0	2	0	2				
Don Drysdale, R (1,1) OBP: 0.247, SLG: 0.269		0-2 E6		1-1 SH1-4		2-3 K		2-3 K		3	0	0	0	0	2	1				
Inning Stats	R: 2 E: 0 K: 0 S: 8	H: 1 LOB: 2 BB: 2 P: 20	R: 0 E: 1 K: 0 S: 12	H: 0 LOB: 1 BB: 1 P: 22	R: 2 E: 0 K: 0 S: 9	H: 3 LOB: 0 BB: 0 P: 11	R: 2 E: 0 K: 2 S: 12	H: 1 LOB: 2 BB: 2 P: 23	R: 0 E: 0 K: 1 S: 8	H: 1 LOB: 1 BB: 0 P: 12	R: 1 E: 1 K: 1 S: 10	H: 2 LOB: 2 BB: 1 P: 19	R: 0 E: 1 K: 0 S: 6	H: 1 LOB: 1 BB: 0 P: 9	R: 1 E: 1 K: 2 S: 12	H: 2 LOB: 2 BB: 1 P: 25	1B: 9 2B: 1 3B: 1 HR: 0	SF: 0 SAC: 1 DP: 2 HBP: 0	WP: 0 PB: 0 SB: 3 CS: 0	PA: 41
PITCHER Cal Koonce, R (1,1) ERA: 3.9	IP: 3.1 WLS: L BF: 20 H: 5 R: 3 ER: 6 SO: 6 BB: 5 IBB: 0 HBP: 0 BLK: 0 WP: 0 HR: 0 S: 34 P: 67 ERA: 16.20 WHIP: 3.000															PITCHER	IP: 3.1 WLS: L BF: 20 H: 5 R: 3 ER: 6 SO: 6 BB: 5 IBB: 0 HBP: 0 BLK: 0 WP: 0 HR: 0 S: 34 P: 67 ERA: 16.20 WHIP: 3.000			
Bob Anderson, R (4,1) ERA: 4.53	2.2 BF: 11 H: 3 R: 1 ER: 1 SO: 4 BB: 1 IBB: 0 HBP: 0 BLK: 0 WP: 0 HR: 0 S: 25 P: 40 ERA: 3.38 WHIP: 1.500															PITCHER	2.2 BF: 11 H: 3 R: 1 ER: 1 SO: 4 BB: 1 IBB: 0 HBP: 0 BLK: 0 WP: 0 HR: 0 S: 25 P: 40 ERA: 3.38 WHIP: 1.500			
Dave Gerard, R (7,1) ERA: 4.57	2.0 BF: 10 H: 3 R: 1 ER: 1 SO: 2 BB: 1 IBB: 0 HBP: 0 BLK: 0 WP: 0 HR: 0 S: 18 P: 34 ERA: 4.50 WHIP: 2.000															PITCHER	2.0 BF: 10 H: 3 R: 1 ER: 1 SO: 2 BB: 1 IBB: 0 HBP: 0 BLK: 0 WP: 0 HR: 0 S: 18 P: 34 ERA: 4.50 WHIP: 2.000			

Chicago Cubs @ Los Angeles Dodgers
Dodger Stadium, Los Angeles, CA
Fri Aug 03 1962, 7:05 PM PDT
Att: 29,569 - Unknown

AB 32
R 8
H 11
RBI 7
BB 7
SO 6
LOB 21



Batter	1	2	3	4	5	6	7	8	9	AB	R	H	RBI	BB	SO	LOB	TOP					
Don Landrum, L (1, 8) OBP: 0.418, SLG: 0.351										3	2	3	0	2	0	0	Chicago Cubs @ Los Angeles Dodgers Dodger Stadium, Los Angeles, CA Sat Aug 04 1962, 3:33 AM PDT Att: 21,586 - Unknown					
Ken Hubbs, R (1, 4) OBP: 0.391, SLG: 0.367										5	0	3	0	0	1	2						
Ron Santo, R (1, 5) OBP: 0.309, SLG: 0.388										5	0	0	0	0	0	8						
George Altman, L (1, 9) OBP: 0.400, SLG: 0.508										5	0	1	2	0	0	6						
14 Ernie Banks, R (1, 3) OBP: 0.302, SLG: 0.504										5	1	1	0	0	0	4						
Billy Williams, L (1, 7)										4	0	1	0	0	1	1						
Andre Rodgers, R (1, 6)										3	0	1	1	1	0	1						
Dick Bertell, R (1, 2)										4	0	1	0	0	2	3						
Glen Hobbie, R (1, 1) OBP: 0.146, SLG: 0.103										2	0	0	0	0	0	1						
Bob Will, L (6, PH) OBP: 0.333, SLG: 0.362										1	0	0	0	0	0	1						
Al Lary, R (6, 1)										0	0	0	0	0	0	1						
Jim McAnany, R (8, PH)										1	0	0	0	0	0	1						
Don Elston, R (8, 1)										0	0	0	0	0	0	0						
Inning Stats	R: 1 E: 1 K: 1 S: 11	H: 2 LOB: 1 BB: 0 P: 20	R: 0 E: 0 K: 1 S: 12	H: 1 LOB: 1 BB: 0 P: 15	R: 0 E: 0 K: 0 S: 5	H: 1 LOB: 1 BB: 0 P: 8	R: 0 E: 0 K: 0 S: 7	H: 0 LOB: 1 BB: 1 P: 13	R: 0 E: 0 K: 0 S: 11	H: 1 LOB: 2 BB: 1 P: 19	R: 1 E: 1 K: 0 S: 8	H: 2 LOB: 1 BB: 0 P: 14	R: 0 E: 0 K: 0 S: 12	H: 1 LOB: 2 BB: 1 P: 17	R: 0 E: 0 K: 2 S: 10	H: 1 LOB: 1 BB: 0 P: 14	R: 1 E: 0 K: 0 S: 10	H: 2 LOB: 1 BB: 0 P: 12	1B: 8 2B: 2 3B: 1 HR: 0	SF: 0 SAC: 0 DP: 0 HBP: 0	WP: 0 PB: 0 SB: 1 CS: 0	PA: 41
PITCHER	IP WLS BF H R ER SO BB IBB HBP BLK WP HR S P ERA WHIP																					
Stan Williams, R (1, 1) ERA: 4.72	6.0 W 29 8 2 1 2 3 0 0 0 0 0 60 99 1.50 1.833																					
Ron Perranoski, L (7, 1) ERA: 2.21	3.0 S 12 3 1 1 2 0 0 0 0 0 0 26 33 3.00 1.000																					

Batter	1	2	3	4	5	6	7	8	9	AB	R	H	RBI	BB	SO	LOB	BOTTOM			
Maury Wills, S (1, 6) OBP: 0.331, SLG: 0.375										2	2	0	0	2	0	0	Chicago Cubs @ Los Angeles Dodgers Dodger Stadium, Los Angeles, CA Sat Aug 04 1962, 3:33 AM PDT Att: 21,586 - Unknown			
Willie Davis, L (1, 8) OBP: 0.356, SLG: 0.500										3	1	2	2	1	0	1				
Tommy Davis, R (1, 7) OBP: 0.375, SLG: 0.533										4	0	0	0	0	0	3				
Ron Fairly, L (1, 3) OBP: 0.412, SLG: 0.483										3	0	1	1	1	0	1				
Frank Howard, R (1, 9) OBP: 0.369, SLG: 0.601										4	0	0	0	0	1	3				
John Roseboro, L (1, 2) OBP: 0.369, SLG: 0.436										3	2	2	1	1	0	0				
Daryl Spencer, R (1, 5) OBP: 0.381, SLG: 0.357										3	0	1	0	1	0	1				
Larry Burright, R (1, 4) OBP: 0.262, SLG: 0.335										3	0	0	0	1	1	2				
Stan Williams, R (1, 1) OBP: 0.140, SLG: 0.244										3	0	0	0	0	1	3				
Ron Perranoski, L (7, 1) ERA: 2.79										1	0	0	0	0	0	0				
Inning Stats	R: 1 E: 0 K: 0 S: 7	H: 1 LOB: 1 BB: 1 P: 15	R: 1 E: 0 K: 0 S: 6	H: 2 LOB: 0 BB: 0 P: 10	R: 0 E: 0 K: 0 S: 9	H: 1 LOB: 1 BB: 0 P: 16	R: 0 E: 0 K: 1 S: 13	H: 0 LOB: 2 BB: 2 P: 25	R: 2 E: 0 K: 1 S: 11	H: 1 LOB: 0 BB: 1 P: 18	R: 0 E: 0 K: 1 S: 8	H: 0 LOB: 1 BB: 1 P: 15	R: 0 E: 0 K: 0 S: 9	H: 0 LOB: 2 BB: 2 P: 19	R: 1 E: 0 K: 0 S: 8	H: 1 LOB: 0 BB: 0 P: 13	1B: 4 2B: 0 3B: 0 HR: 2	SF: 0 SAC: 0 DP: 1 HBP: 0	WP: 0 PB: 0 SB: 4 CS: 0	PA: 36
PITCHER	IP WLS BF H R ER SO BB IBB HBP BLK WP HR S P ERA WHIP																			
Glen Hobbie, R (1, 1) ERA: 5.23	5.0 L 23 5 4 4 2 4 0 0 0 0 0 17 34 0.00 1.500																			
Al Lary, R (6, 1) ERA: 6.95	2.0 9 0 0 0 1 3 0 0 0 0 0 0 17 34 0.00 1.500																			
Don Elston, R (8, 1) ERA: 2.79	1.0 4 1 1 1 0 0 0 0 0 0 0 1 8 13 9.00 1.000																			

AB	38
R	3
H	11
RBI	3
BB	3
SO	4
LOB	28




AB	29
R	5
H	6
RBI	4
BB	7
SO	3
LOB	14



Batter	1	2	3	4	5	6	7	8	9	10	11	12	13	14	AB	R	H	RBI	BB	SO	LOB	TOP					
Don Landrum, L OBP: 0.400, SLG: 0.333 (1, 8)	G3	F8			F8		F7		F7			L6		L7	7	0	0	0	0	0	5						
Ken Hubbs, R OBP: 0.299, SLG: 0.364 (1, 4)	F7		5-3		F7			K				F8			6	0	1	0	0	1	0						
Billy Williams, L OBP: 0.374, SLG: 0.512 (1, 7)	F6		3-1		4-3			K			F9				6	0	0	0	0	2	1						
George Altman, L OBP: 0.401, SLG: 0.516 (1, 9)			4-3											4-3	6	2	3	1	0	1	1						
14 Ernie Banks, R OBP: 0.307, SLG: 0.516 (1, 3)															6	1	4	1	0	1	2						
Ron Santo, R OBP: 0.307, SLG: 0.385 (1, 5)															6	0	1	0	0	2	4						
Andre Rodgers, R OBP: 0.348, SLG: 0.407 (1, 6)															6	0	1	1	0	0	5						
Cuno Barragan, R OBP: 0.289, SLG: 0.220 (9, PH)															2	0	0	0	1	0	1						
Bob Will, L OBP: 0.341, SLG: 0.371 (9, PR)															1	0	1	0	0	0	0						
Al Lary, R OBP: 0.298, SLG: 0.257 (9, 2)															0	0	0	0	0	0	0						
Moe Thacker, R OBP: 0.298, SLG: 0.257 (9, 2)															2	0	0	0	0	1	1						
Bob Buhl, R OBP: 0.319, SLG: 0.335 (15, 1)															3	0	0	0	0	1	4						
Bob Anderson, R OBP: 0.319, SLG: 0.335 (15, 1)															0	0	0	0	0	0	0						
Barney Schultz, R OBP: 0.319, SLG: 0.335 (15, 1)															1	0	1	0	0	0	0						
Jim McNamary, R OBP: 0.319, SLG: 0.335 (15, 1)															0	0	0	0	0	0	0						
Dave Gerard, R OBP: 0.319, SLG: 0.335 (15, 1)															1	0	0	0	0	0	1						
Inning Stats	R: 0 E: 0 K: 0 S: 7	H: 0 LOB: 0 BB: 0 P: 11	R: 1 E: 1 K: 1 S: 13	H: 2 LOB: 3 BB: 1 P: 23	R: 0 E: 0 K: 0 S: 6	H: 0 LOB: 0 BB: 0 P: 9	R: 1 E: 0 K: 0 S: 5	H: 2 LOB: 1 BB: 0 P: 8	R: 0 E: 0 K: 0 S: 11	H: 1 LOB: 1 BB: 0 P: 20	R: 0 E: 0 K: 1 S: 11	H: 2 LOB: 2 BB: 0 P: 17	R: 0 E: 0 K: 1 S: 7	H: 1 LOB: 1 BB: 0 P: 10	R: 0 E: 0 K: 1 S: 9	H: 1 LOB: 1 BB: 0 P: 16	R: 0 E: 0 K: 0 S: 4	H: 0 LOB: 0 BB: 0 P: 9	R: 0 E: 0 K: 0 S: 4	H: 0 LOB: 0 BB: 0 P: 9	1B: 9 2B: 1 3B: 1 HR: 2	SF: 0 SAC: 0 DP: 1 HBP: 0	WP: 0 PB: 0 SB: 0 CS: 0	PA: 55			
PITCHER	IP 5.0	WLS 2.0	BF 23	H 6	R 3	ER 3	SO 3	BB 1	IBB 0	HBP 0	BLK 0	WP 0	HR 0	S 45	P 71	ERA 6.57	WHIP 1.400										
Phil Ortega, R ERA: 6.57 (6, 1)	2.0	5	0	0	0	0	0	0	0	0	0	0	0	14	20	0.00	0.000										
Ed Roebuck, R ERA: 3.50 (8, 1)	7.0	W	27	6	0	0	8	0	0	0	0	0	0	63	92	0.00	0.857										
Lary Sherry, R ERA: 2.44																											

Chicago Cubs @ Los Angeles Dodgers
Dodger Stadium, Los Angeles, CA
Sun Aug 05 1962, 3:33 AM PDT
Unknown

AB	54
R	3
H	12
RBI	3
BB	1
SO	9
LOB	25



Batter	1	2	3	4	5	6	7	8	9	10	11	12	13	14	AB	R	H	RBI	BB	SO	LOB	BOTTOM					
Maury Wills, S OBP: 0.331, SLG: 0.374 (1, 6)	G3				1-3		6-3							SH3-4	6	0	2	0	0	1	2						
Willie Davis, L OBP: 0.355, SLG: 0.494 (1, 8)	F4				G3									G3	5	0	0	0	2	2	3						
Tommy Davis, R OBP: 0.380, SLG: 0.535 (11, 5)	1B														6	0	4	2	1	0	0						
Ron Fairly, L OBP: 0.409, SLG: 0.482 (1, 3)	4-3														5	1	1	0	0	0	7						
Frank Howard, R OBP: 0.374, SLG: 0.606 (1, 9)															6	1	4	1	0	0	0						
John Roseboro, L OBP: 0.370, SLG: 0.437 (1, 2)															4	0	1	1	1	1	0						
Daryl Spencer, R OBP: 0.380, SLG: 0.356 (7, PR)															3	0	1	0	0	0	1						
Lee Watts, R OBP: 0.286, SLG: 0.259 (8, 5)															0	1	0	0	0	0	0						
Andy Carey, R OBP: 0.354, SLG: 0.394 (10, PH)															1	0	0	0	0	0	0						
Duke Snider, L OBP: 0.434, SLG: 0.506 (11, 7)															1	0	0	0	1	0	3						
Lary Burrell, R OBP: 0.266, SLG: 0.336 (7, PH)															2	0	1	0	0	0	0						
Jim Gilliam, S OBP: 0.383, SLG: 0.367 (8, 4)															3	0	0	0	1	0	2						
Phil Ortega, R OBP: 0.333, SLG: 0.333 (7, PH)															2	0	0	0	0	2	1						
Ed Roebuck, R OBP: 0.362, SLG: 0.364 (8, 1)															1	0	0	0	0	0	0						
Lary Sherry, R OBP: 0.214, SLG: 0.154 (14, PH)															2	0	0	0	0	1	0						
Tim Harkness, L OBP: 0.362, SLG: 0.373 (14, PH)															1	1	1	0	0	0	0						
Inning Stats	R: 0 E: 0 K: 0 S: 6	H: 1 LOB: 1 BB: 0 P: 9	R: 0 E: 0 K: 0 S: 5	H: 0 LOB: 0 BB: 0 P: 7	R: 0 E: 0 K: 0 S: 14	H: 2 LOB: 3 BB: 1 P: 25	R: 1 E: 0 K: 0 S: 6	H: 2 LOB: 0 BB: 0 P: 7	R: 0 E: 0 K: 0 S: 10	H: 0 LOB: 0 BB: 0 P: 16	R: 0 E: 0 K: 0 S: 11	H: 1 LOB: 1 BB: 0 P: 17	R: 0 E: 0 K: 0 S: 6	H: 2 LOB: 2 BB: 1 P: 13	R: 0 E: 0 K: 0 S: 9	H: 0 LOB: 0 BB: 0 P: 14	R: 0 E: 0 K: 0 S: 6	H: 0 LOB: 0 BB: 0 P: 9	R: 0 E: 0 K: 0 S: 5	H: 1 LOB: 1 BB: 0 P: 10	R: 1 E: 0 K: 0 S: 5	H: 2 LOB: 2 BB: 1 P: 10	1B: 12 2B: 6 3B: 0 HR: 0	SF: 0 SAC: 3 DP: 4 HBP: 0	WP: 0 PB: 0 SB: 1 CS: 0	PA: 57	
PITCHER	IP 6.0	WLS 2.0	BF 26	H 8	R 3	ER 3	SO 3	BB 2	IBB 0	HBP 0	BLK 0	WP 0	HR 0	S 48	P 80	ERA 4.50	WHIP 1.667										
Bob Buhl, R ERA: 4.4 (7, 1)	2.0	8	1	0	0	1	0	1	0	0	0	0	0	19	38	0.00	0.500										
Bob Anderson, R ERA: 4.71 (8, 1)	2.0	9	3	0	0	2	0	1	0	0	0	0	0	17	30	0.00	1.500										
Barney Schultz, R ERA: 4.29 (11, 1)	3.1	L	14	3	1	1	1	0	2	0	0	0	0	25	43	2.70	0.900										
Dave Gerard, R ERA: 4.43																											

Chicago Cubs @ Los Angeles Dodgers
Dodger Stadium, Los Angeles, CA
Sun Aug 05 1962, 3:33 AM PDT
Unknown

AB	48
R	4
H	15
RBI	4
BB	6
SO	7
LOB	22



Batter	1	2	3	4	5	6	7	8	9	AB R H RBI BB SO LOB	TOP											
Don Landrum, L (1,8) OBP: 0.400, SLG: 0.338	4-1 FC3-6 BB BB		3-3 K		1-1 6-3		1-2 4-3		3-1 2B	4 0 1 0 1 1 0	Chicago Cubs @ Los Angeles Dodgers Dodger Stadium, Los Angeles, CA Sun Aug 05 1962, 7:05 PM PDT Att: 43,914 - Unknown											
Ken Hubbs, R (1,4) OBP: 0.300, SLG: 0.363	4-0 FC3-6 BB 1-2		0-0 6-3		0-1 1B 14 1B		1-3 K		2-3 K	4 1 1 0 1 2 1												
Billy Williams, L (1,7) OBP: 0.373, SLG: 0.509	3-1 FC3-6 1-2 2-3		0-3 K		1-0 BB 14 1B		1-3 K			4 1 1 0 0 2 2												
George Altman, L (1,9) OBP: 0.400, SLG: 0.513	1-3 K			2-0 E 1B		1-3 K		0-3 K		4 1 1 0 0 3 4												
14 Ernie Banks, R (1,3) OBP: 0.306, SLG: 0.515	2-3 K			0-0 F9 1B		0-0 BB 1B		2-2 F9		4 1 1 1 0 1 3												
Ron Santo, R (1,5) OBP: 0.309, SLG: 0.386		0-0 1B		1-2 5-3 1-3		1-2 F8 3-H		2-2 1B		4 0 2 0 0 0 3												
Andre Rodgers, R (1,6) OBP: 0.349, SLG: 0.406		2-0 F4		0-0 CS 1B		4-0 1B 1-2 2-3 BB		0-0 G3		3 0 1 1 1 0 2												
Dick Bertell, R (1,2) OBP: 0.317, SLG: 0.359		0-1 F7		1-1 CS 1-2		1-0 F9		2-1 1B 1-2 2-H 3-H		4 0 1 2 0 0 1												
Don Cardwell, R (1,1) OBP: 0.149, SLG: 0.070		0-2 F8			1-3 K		0-3 K		0-2 L7	4 0 0 0 0 2 3												
Inning Stats	R: 0 E: 0 K: 2 S: 9	H: 0 LOB: 2 BB: 2 P: 23	R: 0 E: 0 K: 0 S: 7	H: 1 LOB: 1 BB: 0 P: 9	R: 0 E: 0 K: 2 S: 7	H: 0 LOB: 0 BB: 0 P: 10	R: 1 E: 0 K: 0 S: 8	H: 2 LOB: 0 BB: 0 P: 12	R: 0 E: 0 K: 1 S: 6	H: 0 LOB: 0 BB: 0 P: 9	R: 3 E: 0 K: 2 S: 14	H: 4 LOB: 2 BB: 1 P: 23	R: 0 E: 0 K: 10 S: 10	H: 0 LOB: 0 BB: 0 P: 13	R: 0 E: 0 K: 11 S: 11	H: 1 LOB: 1 BB: 0 P: 15	R: 0 E: 0 K: 10 S: 10	H: 1 LOB: 1 BB: 0 P: 18	1B: 8 2B: 1 3B: 0 HR: 0	SF: 0 SAC: 0 DP: 0 HBP: 0	WP: 0 PB: 0 SB: 1 CS: 1	PA: 39
PITCHER	IP WLS BF H R ER SO BB IBB HBP BLK WP HR S P ERA WHIP											PITCHER	IP WLS BF H R ER SO BB IBB HBP BLK WP HR S P ERA WHIP									
Pete Richert, L (1,1) ERA: 5.33	6.0 L 27 7 4 4 7 3 0 0 0 0 0 0 51 86 6.00 1.667																					
Ron Perranoski, L (7,1) ERA: 2.14	2.0 7 1 0 0 3 0 0 0 0 0 0 0 21 28 0.00 0.500																					
Ed Roebuck, R (9,1) ERA: 3.54	1.0 4 1 0 0 1 0 0 0 0 0 0 0 10 18 0.00 1.000																					

AB	35
R	4
H	9
RBI	4
BB	3
SO	11
LOB	19



Batter	1	2	3	4	5	6	7	8	9	AB R H RBI BB SO LOB	BOTTOM											
Maury Wills, S (1,6) OBP: 0.331, SLG: 0.373	0-1 4-3		1-1 6-3			0-1 G4-6-3 1B		0-2 4-3		4 0 1 0 0 0 1	Chicago Cubs @ Los Angeles Dodgers Dodger Stadium, Los Angeles, CA Sun Aug 05 1962, 7:05 PM PDT Att: 43,914 - Unknown											
Willie Davis, L (1,8) OBP: 0.354, SLG: 0.490	0-1 F2			4-1 CS 1-3 BB		0-2 G4-6-3 1-2		0-0 4-3		3 0 0 0 1 0 1												
Tommy Davis, R (1,7) OBP: 0.379, SLG: 0.532	2-1 F9			0-2 1-3 1-2		1-2 HR 1B		0-2 6-3		4 1 1 0 0 0 1												
Ron Fairly, L (1,3) OBP: 0.410, SLG: 0.490		2-0 F8		4-1 2-3 BB		0-0 1-H HR		0-0 F9		3 1 1 2 1 0 0												
Frank Howard, R (1,9) OBP: 0.371, SLG: 0.599		0-0 F4		2-3 K		1-0 F4				3 0 0 0 0 1 1												
Daryl Spencer, R (1,5) OBP: 0.375, SLG: 0.351		0-0 6-3			1-0 F4		1-2 6-3			2 0 0 0 0 0 0												
Wally Moon, L (7,PH) OBP: 0.360, SLG: 0.362					0-0 F4					1 0 0 0 0 0 0												
Norm Sherry, R (1,2) OBP: 0.240, SLG: 0.307			1-2 E6 FC1-6		0-0 6-3		0-1 F8			2 0 0 0 0 0 0												
John Roseboro, L (7,PH) OBP: 0.369, SLG: 0.435										1 0 0 0 0 0 0												
Larry Burright, R (1,4) OBP: 0.262, SLG: 0.333			3-3 K		0-0 F9			1-1 F4		2 0 0 0 0 1 1												
Jim Gilliam, S (8,PH) OBP: 0.382, SLG: 0.366										1 0 0 0 0 0 0												
Pete Richert, L (1,1) OBP: 0.286, SLG: 0.167			0-1 FC1-6			0-0 F9		3-2 4-3		1 0 0 0 0 0 1												
Tim Harkness, L (6,PH) OBP: 0.356, SLG: 0.365										1 0 0 0 0 0 0												
Ron Perranoski, L (7,1) OBP: 0.356, SLG: 0.365										0 0 0 0 0 0 0												
Duke Snider, L (8,PH) OBP: 0.430, SLG: 0.500			1-2 1-2							1 0 0 0 0 0 0												
Ed Roebuck, R (9,1) OBP: 0.333, SLG: 0.333										0 0 0 0 0 0 0												
Inning Stats	R: 0 E: 0 K: 0 S: 6	H: 0 LOB: 0 BB: 0 P: 8	R: 0 E: 0 K: 0 S: 3	H: 0 LOB: 0 BB: 0 P: 5	R: 0 E: 1 K: 1 S: 12	H: 0 LOB: 1 BB: 0 P: 17	R: 0 E: 0 K: 1 S: 8	H: 0 LOB: 2 BB: 2 P: 18	R: 0 E: 0 K: 0 S: 3	H: 0 LOB: 0 BB: 0 P: 4	R: 0 E: 0 K: 0 S: 6	H: 1 LOB: 0 BB: 0 P: 6	R: 2 E: 0 K: 0 S: 14	H: 2 LOB: 0 BB: 0 P: 17	R: 0 E: 0 K: 0 S: 9	H: 0 LOB: 0 BB: 0 P: 13	R: 0 E: 0 K: 0 S: 5	H: 0 LOB: 0 BB: 0 P: 5	1B: 2 2B: 0 3B: 0 HR: 1	SF: 0 SAC: 0 DP: 1 HBP: 0	WP: 0 PB: 0 SB: 0 CS: 1	PA: 31
PITCHER	IP WLS BF H R ER SO BB IBB HBP BLK WP HR S P ERA WHIP											PITCHER	IP WLS BF H R ER SO BB IBB HBP BLK WP HR S P ERA WHIP									
Don Cardwell, R (1,1) ERA: 5.08	9.0 W 31 3 2 2 2 2 0 0 0 0 0 1 66 93 2.00 0.556																					

AB	29
R	2
H	3
RBI	2
BB	2
SO	2
LOB	6



Batter	1	2	3	4	5	6	7	8	9	AB	R	H	RBI	BB	SO	LOB	TOP					
Richie Ashburn, L OBP: 0.435, SLG: 0.413	0-1 L7		1-3 K			0-0 6-3		0-2 1B		4	0	1	0	0	1	2	New York Mets @ Los Angeles Dodgers Dodger Stadium, Los Angeles, CA Mon Aug 06 1962, 7:05 PM PDT Att: 20,868 - Unknown					
Charlie Neal, R OBP: 0.325, SLG: 0.402	1-1 4-3			4-1 G6-3 BB		3-2 1B		0-3 K		3	0	1	1	1	1	2						
Felix Mantilla, R OBP: 0.328, SLG: 0.403 Sammy Drake, S (9, PR)	0-1 5-3			0-1 G6-3 1-2		0-1 5-3		3-2 2B		4	0	1	0	0	0	2						
Frank Thomas, R OBP: 0.340, SLG: 0.538		2-1 5-3		2-2 5-3			1-2 4-3		2-3 K	4	0	0	0	0	1	1						
Rick Herrscher, R OBP: 0.167, SLG: 0.417 Gene Woodling, L (9, PH) OBP: 0.376, SLG: 0.399		1-3 K			0-1 F7 1B		1-3 K		1-3 K	3	0	1	0	0	2	0						
Joe Christopher, R OBP: 0.280, SLG: 0.306		3-1 F7			1-0 F7 1-2		0-0 6-3		2-1 F8	4	0	0	0	0	0	2						
Rod Kanehl, R OBP: 0.330, SLG: 0.384			1-2 6-3		1-1 1-3			2-2 F8		3	0	0	0	0	0	0						
Chris Cannizzaro, R OBP: 0.345, SLG: 0.247			0-0 1B			0-0 6-3 1B 2B		2-2 F7		3	1	2	0	0	0	0						
Jay Hook, L OBP: 0.308, SLG: 0.200			1-3 K			1-3 K		4-1 1B BB		2	0	0	0	1	2	2						
Inning Stats	R: 0 E: 0 K: 0 S: 6	H: 0 LOB: 0 BB: 7	R: 0 E: 0 K: 1 S: 7	H: 0 LOB: 0 BB: 13	R: 0 E: 0 K: 2 S: 10	H: 1 LOB: 1 BB: 0 P: 13	R: 0 E: 0 K: 0 S: 6	H: 0 LOB: 0 BB: 1 P: 12	R: 0 E: 0 K: 0 S: 5	H: 1 LOB: 0 BB: 0 P: 7	R: 1 E: 0 K: 1 S: 13	H: 2 LOB: 1 BB: 0 P: 17	R: 0 E: 0 K: 1 S: 7	H: 0 LOB: 0 BB: 0 P: 9	R: 0 E: 0 K: 1 S: 16	H: 1 LOB: 2 BB: 1 P: 24		R: 0 E: 0 K: 2 S: 13	H: 1 LOB: 1 BB: 0 P: 21	1B: 4 2B: 2 3B: 0 HR: 0	SF: 0 SAC: 0 DP: 1 HBP: 0	WP: 0 PB: 0 SB: 0 CS: 0
PITCHER	IP	WLS	BF	H	R	ER	SO	BB	IBB	HBP	BLK	WP	HR	S	P	ERA	WHIP					
Johnny Podres, L ERA: 3.86	8.0	W	30	6	1	1	6	2	0	0	0	0	0	73	108	1.12	1.000					
Ron Perranoski, L ERA: 2.11	1.0	S	3	0	0	0	2	0	0	0	0	0	0	10	15	0.00	0.000					

AB	31
R	1
H	6
RBI	1
BB	2
SO	8
LOB	12





Batter	1	2	3	4	5	6	7	8	9	AB	R	H	RBI	BB	SO	LOB	BOTTOM					
Maury Wills, S OBP: 0.330, SLG: 0.372	1-1 4-3		2-2 F8			0-0 E S 1B		1-1 6-3		4	1	1	0	0	0	0	New York Mets @ Los Angeles Dodgers Dodger Stadium, Los Angeles, CA Mon Aug 06 1962, 7:05 PM PDT Att: 20,868 - Unknown					
Jim Gilliam, S OBP: 0.380, SLG: 0.363	2-2 F6			1-1 F6		3-2 L9				3	0	0	0	0	1	1						
Willie Davis, L OBP: 0.354, SLG: 0.489	1-3 K			2-1 4-3		1-2 1B		2-H 1B		3	0	1	1	0	1	0						
Tommy Davis, R OBP: 0.381, SLG: 0.533		3-2 1B G6-4-3 1B		1-2 1B		0-0 L5				3	1	2	0	0	0	1						
Ron Fairly, L OBP: 0.409, SLG: 0.489		1-2 1B G6-4-3 1B		0-0 L5			2-0 G3			3	0	1	0	0	0	1						
Frank Howard, R OBP: 0.367, SLG: 0.593		1-2 G6-4-3 1-2			1-2 3-1		3-2 5-3			3	0	0	0	0	0	1						
John Roseboro, L OBP: 0.365, SLG: 0.430		3-H F8			3-3 K		1-1 F9			3	0	0	0	0	1	0						
Daryl Spencer, R OBP: 0.370, SLG: 0.346 Duke Snider, L OBP: 0.426, SLG: 0.494 Larry Burright, R OBP: 0.262, SLG: 0.333			1-1 5-3		1-2 6-3			1-1 F5		2	0	0	0	0	0	0						
Johnny Podres, L OBP: 0.169, SLG: 0.175 Ron Perranoski, L (9, 1)			1-1 F7			1-1 F9		0-1 6-3		3	0	0	0	0	0	0						
Inning Stats	R: 0 E: 0 K: 1 S: 8	H: 2 LOB: 0 BB: 0 P: 12	R: 1 E: 0 K: 0 S: 11	H: 2 LOB: 0 BB: 0 P: 17	R: 0 E: 0 K: 0 S: 7	H: 0 LOB: 0 BB: 0 P: 11	R: 0 E: 0 K: 0 S: 8	H: 1 LOB: 1 BB: 0 P: 12	R: 0 E: 0 K: 0 S: 10	H: 0 LOB: 0 BB: 0 P: 15	R: 1 E: 1 K: 0 S: 11	H: 2 LOB: 1 BB: 0 P: 16	R: 0 E: 0 K: 0 S: 7	H: 0 LOB: 0 BB: 0 P: 13	R: 0 E: 0 K: 0 S: 6	H: 0 LOB: 0 BB: 0 P: 8		R: 0 E: 0 K: 0 S: 6	H: 0 LOB: 0 BB: 0 P: 8	1B: 5 2B: 0 3B: 0 HR: 0	SF: 0 SAC: 0 DP: 1 HBP: 0	WP: 0 PB: 0 SB: 1 CS: 0
PITCHER	IP	WLS	BF	H	R	ER	SO	BB	IBB	HBP	BLK	WP	HR	S	P	ERA	WHIP					
Jay Hook, R ERA: 5.52	8.0	L	28	5	2	1	2	0	0	0	0	0	0	68	104	1.12	0.625					



Batter	1	2	3	4	5	6	7	8	9	AB	R	H	RBI	BB	SO	LOB	TOP					
Richie Ashburn, L (1, 8) OBP: 0.432, SLG: 0.410	E4	CS	WP SH3 4-3 1B		F7		4-3-6			4	1	1	1	0	0	1	New York Mets @ Los Angeles Dodgers Dodger Stadium, Los Angeles, CA Tue Aug 07 1962, 7:05 PM PDT Att: 26,970 - Unknown					
Charlie Neal, R (1, 6) OBP: 0.325, SLG: 0.402	K		SH3			1B		F8		3	0	1	0	0	1							
Gene Woodling, L (1, 9) OBP: 0.362, SLG: 0.410			4-3							4	0	3	1	0	0	0						
Al Jackson, L (6, PR) OBP: 0.118, SLG: 0.122										0	0	0	0	0	0	0						
Rick Herscher, R (8, 9) OBP: 0.167, SLG: 0.417	2B									0	0	0	0	0	0	0						
Frank Thomas, R (1, 7) OBP: 0.337, SLG: 0.533	6-3		5-3			L4-3		F4		4	0	0	0	0	0	4						
Mary Throneberry, L (1, 3) OBP: 0.321, SLG: 0.429		2B 1B			G3			F2		4	1	1	0	0	1	2						
Felix Mantilla, R (1, 5) OBP: 0.330, SLG: 0.404		2B 1B			F5					4	0	2	0	0	1	0						
Choo-Choo Coleman, L (1, 2) OBP: 0.355, SLG: 0.655		2B 1B			F9					4	2	1	1	0	0	1						
Rod Kanehl, R (1, 4) OBP: 0.333, SLG: 0.383		2B 1B			4-3			F9		3	1	1	1	1	0	0						
Craig Anderson, R (1, 1) OBP: 0.100, SLG: 0.100			L8							1	0	0	0	0	0	1						
Ken Mackenzie, R (4, 1) OBP: 0.100, SLG: 0.100										1	0	0	0	0	1	0						
Sammy Drake, S (7, PH) OBP: 0.500, SLG: 0.500										1	0	1	1	0	0	0						
Ray Daviault, R (7, 1) OBP: 0.100, SLG: 0.100										0	0	0	0	0	0	0						
Inning Stats	R: 0 E: 1 K: 1 S: 11	H: 1 LOB: 1 BB: 0 P: 14	R: 2 E: 0 K: 0 S: 14	H: 4 LOB: 0 BB: 0 P: 18	R: 1 E: 0 K: 0 S: 11	H: 1 LOB: 0 BB: 0 P: 15	R: 0 E: 0 K: 0 S: 4	H: 0 LOB: 0 BB: 0 P: 5	R: 0 E: 0 K: 1 S: 8	H: 0 LOB: 0 BB: 0 P: 12	R: 0 E: 0 K: 0 S: 15	H: 2 LOB: 1 BB: 0 P: 21	R: 2 E: 1 K: 1 S: 12	H: 1 LOB: 0 BB: 1 P: 19	R: 0 E: 0 K: 0 S: 7	H: 1 LOB: 1 BB: 0 P: 15	R: 0 E: 0 K: 0 S: 4	H: 1 LOB: 0 BB: 0 P: 6	1B: 9 2B: 6 3B: 0 HR: 0	SF: 0 SAC: 1 DP: 4 HBP: 0	WP: 1 PB: 0 SB: 0 CS: 2	PA: 36
PITCHER Don Drysdale, R (1, 1) ERA: 2.82	IP: 9.0 W: 1 L: 0 BF: 35	H: 11 R: 5 ER: 3 SO: 4	BB: 1 IBB: 0 HBP: 0 BLK: 0	WP: 1 HR: 0 S: 86 P: 125	ERA: 3.00 WHIP: 1.333	PITCHER										IP: 9.0 W: 1 L: 0 BF: 35	H: 11 R: 5 ER: 3 SO: 4	BB: 1 IBB: 0 HBP: 0 BLK: 0	WP: 1 HR: 0 S: 86 P: 125	ERA: 3.00 WHIP: 1.333		

Batter	1	2	3	4	5	6	7	8	9	AB	R	H	RBI	BB	SO	LOB	BOTTOM			
Maury Wills, S (1, 6) OBP: 0.329, SLG: 0.370	F9		6-3	FC5-2		1-3		1B		5	0	1	1	0	0	4	New York Mets @ Los Angeles Dodgers Dodger Stadium, Los Angeles, CA Tue Aug 07 1962, 7:05 PM PDT Att: 26,970 - Unknown			
Jim Gilliam, S (1, 4) OBP: 0.380, SLG: 0.362				1B		F1		3-1		4	1	1	0	1	0	5				
Willie Davis, L (1, 8) OBP: 0.353, SLG: 0.486	L8			2B		4-3		F6		3	1	0	0	1	0	1				
Tommy Davis, R (1, 7) OBP: 0.380, SLG: 0.530	F8			F8		L7				3	0	0	0	1	0	3				
Ron Fairly, L (1, 3) OBP: 0.410, SLG: 0.491		F5		1B		G3-6-3				3	1	1	2	1	0	1				
Frank Howard, R (1, 9) OBP: 0.369, SLG: 0.592		B1		1B						4	2	2	1	0	1	1				
John Roseboro, L (1, 2) OBP: 0.364, SLG: 0.428		6-3		BB		F8		F9		4	0	1	0	0	0	1				
Daryl Spencer, R (1, 5) OBP: 0.376, SLG: 0.343			5-3	FC5-2						1	1	0	0	2	0	0				
Wally Moon, L (8, PH) OBP: 0.363, SLG: 0.366				IBB						1	1	1	0	0	0	0				
Larry Burright, R (9, 4) OBP: 0.262, SLG: 0.333										0	0	0	0	0	0	0				
Don Drysdale, R (1, 1) OBP: 0.259, SLG: 0.296				FC5-2				F3		3	0	1	3	1	1	1				
Inning Stats	R: 0 E: 0 K: 0 S: 8	H: 0 LOB: 1 BB: 1 P: 14	R: 0 E: 0 K: 0 S: 5	H: 0 LOB: 0 BB: 0 P: 9	R: 0 E: 0 K: 1 S: 6	H: 0 LOB: 0 BB: 0 P: 10	R: 4 E: 0 K: 0 S: 17	H: 4 LOB: 3 BB: 3 P: 37	R: 0 E: 0 K: 0 S: 4	H: 0 LOB: 0 BB: 1 P: 10	R: 2 E: 0 K: 0 S: 18	H: 2 LOB: 1 BB: 1 P: 27	R: 0 E: 0 K: 1 S: 11	H: 0 LOB: 1 BB: 1 P: 20	R: 1 E: 0 K: 0 S: 12	H: 2 LOB: 1 BB: 0 P: 17	1B: 6 2B: 1 3B: 1 HR: 0	SF: 0 SAC: 0 DP: 1 HBP: 0	WP: 0 PB: 0 SB: 1 CS: 0	PA: 38
PITCHER Craig Anderson, R (1, 1) ERA: 5.87	IP: 3.1 W: 0 L: 1 BF: 16	H: 4 R: 4 ER: 4 SO: 1	BB: 2 IBB: 0 HBP: 0 BLK: 0	WP: 0 HR: 0 S: 29 P: 50	ERA: 10.80 WHIP: 1.800	PITCHER										IP: 3.1 W: 0 L: 1 BF: 16	H: 4 R: 4 ER: 4 SO: 1	BB: 2 IBB: 0 HBP: 0 BLK: 0	WP: 0 HR: 0 S: 29 P: 50	ERA: 6.75 WHIP: 1.875
Ken Mackenzie, L (4, 1) ERA: 4.96	2.2	2	2	2	0	3	1	0	0	0	0	29	57	6.75	1.875					
Ray Daviault, R (7, 1) ERA: 6.98	2.0	9	2	1	1	1	0	0	0	0	0	23	37	4.50	1.500					

Batter	1	2	3	4	5	6	7	8	9	AB	R	H	RBI	BB	SO	LOB	TOP					
Maury Wills, S OBP: 0.330, SLG: 0.368 (1, 6)	0-2 6-3 1B	1-1 FC3-6			1-0 6-3			1-2 1-3		4	1	1	0	0	0	1	<p>Los Angeles Dodgers @ San Francisco Giants Candlestick Park, San Francisco, CA</p> <p>Fri Aug 10 1962, 10:05 PM EDT Att: 40,304 - Unknown</p> <p>livebaseballscores.com</p> <p>AB 32 R 2 H 5 RBI 2 BB 1 SO 5 LOB 8</p> 					
Jim Gilliam, S OBP: 0.379, SLG: 0.358 (1, 4)	3-2 6-3	1-2 F8			1-0 1-3			0-0 5-3		4	0	0	0	0	0	2						
Willie Davis, L OBP: 0.350, SLG: 0.479 (1, 8)	3-2 1B			1-0 F4		3-3 K		0-0 F3		4	1	1	1	0	1	0						
Tommy Davis, R OBP: 0.377, SLG: 0.528 (1, 7)	3-1 F8		1-1 3-1		0-0 6-3			0-1 F7		4	0	0	0	0	0	1						
Frank Howard, R OBP: 0.365, SLG: 0.585 (1, 9)	1-0 1B		2-1 4-3		1-0 6-3			0-0 1-3		4	0	1	1	0	0	0						
Ron Fairly, L OBP: 0.408, SLG: 0.482 (1, 3)	0-0 1B			1-3 K			1-2 F8		0-0 F2	4	0	1	0	0	1	0						
John Roseboro, L OBP: 0.362, SLG: 0.430 (1, 2)	0-3 K			1-3 K			2-3 K			3	0	0	0	0	3	2						
Daryl Spencer, R OBP: 0.382, SLG: 0.343 (1, 5)		3-1 FC3-6 1B		2-2 L7			4-2 BB			2	0	1	0	1	0	0						
Johnny Podres, L OBP: 0.164, SLG: 0.169 Ed Roebuck, R OBP: 0.333, SLG: 0.333 Lee Walls, R OBP: 0.295, SLG: 0.304 Phil Ortega, R OBP: 0.304, SLG: 0.304 (7, PH)	0-0 B1-4			0-2 F3			1-2 6-3			2	0	0	0	0	0	1						
Inning Stats	R: 2 E: 0 K: 1 S: 16	H: 4 LOB: 2 BB: 0 P: 26	R: 0 E: 0 K: 0 S: 8	H: 1 LOB: 1 BB: 0 P: 13	R: 0 E: 0 K: 0 S: 5	H: 0 LOB: 0 BB: 0 P: 9	R: 0 E: 0 K: 2 S: 12	H: 0 LOB: 0 BB: 0 P: 16	R: 0 E: 0 K: 1 S: 5	H: 0 LOB: 0 BB: 0 P: 7	R: 0 E: 0 K: 1 S: 6	H: 0 LOB: 1 BB: 1 P: 10	R: 0 E: 0 K: 1 S: 11	H: 0 LOB: 1 BB: 1 P: 19	R: 0 E: 0 K: 0 S: 7	H: 0 LOB: 0 BB: 0 P: 8		R: 0 E: 0 K: 0 S: 4	H: 0 LOB: 0 BB: 0 P: 4	1B: 5 2B: 0 3B: 0 HR: 0	SF: 0 SAC: 0 DP: 0 HBP: 0	WP: 0 PB: 0 SB: 0 CS: 0
PITCHER Billy O'Dell, L ERA: 3.39 (1, 1)	IP: 9.0 WLS: W BF: 33 H: 5 R: 2 ER: 2 SO: 5 BB: 1 IBB: 0 HBP: 0 BLK: 0 WP: 0 HR: 0 S: 74 P: 112 ERA: 2.00 WHIP: 0.667																					

Batter	1	2	3	4	5	6	7	8	9	AB	R	H	RBI	BB	SO	LOB	BOTTOM			
Harvey Kuenn, R OBP: 0.378, SLG: 0.443 (1, 7)	1-2 F7		1-0 F8		0-1 F9			1-1 F7		5	0	1	1	0	0	0	<p>Los Angeles Dodgers @ San Francisco Giants Candlestick Park, San Francisco, CA</p> <p>Fri Aug 10 1962, 10:05 PM EDT Att: 40,304 - Unknown</p> <p>livebaseballscores.com</p> <p>AB 35 R 11 H 12 RBI 11 BB 3 SO 2 LOB 8</p> 			
Chuck Hillier, L OBP: 0.325, SLG: 0.331 (1, 4)	3-2 F8		0-1 4-3		3-2 2B			0-0 F8		5	0	0	0	0	0	1				
Willie Mays, R OBP: 0.381, SLG: 0.620 (1, 8)	1-2 HR		0-2 6-3		3-2 1B		4-2 2B	0-1 F2		4	3	2	1	1	0	0				
Orlando Cepeda, R OBP: 0.359, SLG: 0.520 (1, 3)	1-1 1B		0-0 L8		4-0 1B		0-2 F4			3	1	1	0	1	0	1				
Felipe Alou, R OBP: 0.360, SLG: 0.522 (1, 9)	0-0 F5		2-2 1B		0-2 1B		0-0 1B			4	2	3	1	0	0	1				
Jim Davenport, R OBP: 0.367, SLG: 0.489 (1, 5)		0-3 K		2-1 L7		1-2 1B		3-2 F6		4	1	1	0	0	1	3				
Tom Haller, L OBP: 0.397, SLG: 0.506 (1, 2)		2-1 E5 SF9		2-3 K		1-0 1B		1-1 1B		4	3	2	4	0	1	1				
Jose Pagan, R OBP: 0.318, SLG: 0.335 (1, 6)	1-2 SF9		2-2 L9		1-2 2B		1-1 3B			2	1	1	2	1	0	0				
Billy O'Dell, S OBP: 0.246, SLG: 0.175 (1, 1)	0-0 G3		0-0 B1-3		0-2 1B		1-1 4-3			4	0	1	2	0	0	1				
Inning Stats	R: 1 E: 0 K: 0 S: 13	H: 2 LOB: 1 BB: 0 P: 19	R: 1 E: 1 K: 1 S: 11	H: 0 LOB: 0 BB: 0 P: 14	R: 0 E: 0 K: 0 S: 6	H: 0 LOB: 0 BB: 0 P: 7	R: 0 E: 0 K: 1 S: 11	H: 1 LOB: 1 BB: 0 P: 17	R: 0 E: 0 K: 0 S: 6	H: 0 LOB: 0 BB: 0 P: 8	R: 6 E: 0 K: 0 S: 20	H: 6 LOB: 1 BB: 2 P: 37	R: 3 E: 0 K: 0 S: 14	H: 3 LOB: 1 BB: 1 P: 23	R: 0 E: 0 K: 0 S: 5	H: 0 LOB: 0 BB: 0 P: 6		1B: 7 2B: 3 3B: 1 HR: 1	SF: 1 SAC: 0 DP: 0 HBP: 0	WP: 0 PB: 0 SB: 1 CS: 0
PITCHER Johnny Podres, L ERA: 4.05 Ed Roebuck, R ERA: 3.6 Phil Ortega, R ERA: 6.92 (7, 1)	IP: 5.1 WLS: L BF: 25 H: 7 R: 7 ER: 6 SO: 2 BB: 0 IBB: 1 HBP: 0 BLK: 0 WP: 0 HR: 1 S: 58 P: 85 ERA: 10.12 WHIP: 1.312																			

Batter	1	2	3	4	5	6	7	8	9	AB	R	H	RBI	BB	SO	LOB	TOP					
Maury Wills, S OBP: 0.330, SLG: 0.367 Andy Carey, R OBP: 0.353, SLG: 0.392 (3, 5)	F4		G6-3			F8		K		1	0	0	0	0	0	0	Los Angeles Dodgers @ San Francisco Giants Candlestick Park, San Francisco, CA Sat Aug 11 1962, 6:33 AM EDT Att: 41,268 - Unknown					
Duke Snider, L OBP: 0.422, SLG: 0.488 Larry Burnight, R OBP: 0.292, SLG: 0.333 (8, 4)	E4		G6-3			F9		4-3		1	0	0	0	0	1	0						
Jim Gilliam, S OBP: 0.376, SLG: 0.355 (1, 4)	HR		L3			FC5-4		F2		3	1	1	0	0	0	0						
Willie Davis, L OBP: 0.352, SLG: 0.478 (1, 8)	HR					1B				4	1	2	3	0	0	1						
Tommy Davis, R OBP: 0.378, SLG: 0.534 (1, 7)	HR					F8				4	0	0	0	0	0	1						
Frank Howard, R OBP: 0.360, SLG: 0.578 (1, 9)	F3					5-3		G6-4-3		4	0	0	0	0	0	1						
Ron Fairly, L OBP: 0.406, SLG: 0.479 (1, 3)	F8					F6		6-3		4	1	1	0	0	0	0						
John Roseboro, L OBP: 0.358, SLG: 0.425 (1, 2)		4-3				L9		L9		3	0	0	0	0	0	1						
Daryl Spencer, R OBP: 0.381, SLG: 0.342 (3, 6)		K				5-3		1B		3	0	1	1	0	1	0						
Don Drysdale, R OBP: 0.253, SLG: 0.289 Wally Moon, L OBP: 0.359, SLG: 0.362 Larry Sherry, R OBP: 0.214, SLG: 0.154 (7, 1)		K				5-3		F5		2	0	0	0	0	1	0						
Inning Stats	R: 3 E: 1 K: 0 S: 12	H: 1 LOB: 0 BB: 0 P: 19	R: 0 E: 0 K: 0 S: 9	H: 0 LOB: 0 BB: 0 P: 13	R: 0 E: 0 K: 0 S: 9	H: 1 LOB: 0 BB: 0 P: 11	R: 0 E: 0 K: 0 S: 7	H: 0 LOB: 0 BB: 0 P: 12	R: 0 E: 0 K: 0 S: 5	H: 0 LOB: 0 BB: 0 P: 9	R: 0 E: 0 K: 0 S: 10	H: 1 LOB: 1 BB: 0 P: 13	R: 1 E: 0 K: 0 S: 13	H: 2 LOB: 1 BB: 0 P: 20	R: 0 E: 0 K: 1 S: 6	H: 0 LOB: 0 BB: 0 P: 9	R: 0 E: 0 K: 0 S: 7	H: 1 LOB: 0 BB: 0 P: 9	1B: 5 2B: 0 3B: 0 HR: 1	SF: 0 SAC: 0 DP: 2 HBP: 1	WP: 1 PB: 0 SB: 0 CS: 0	PA: 33
PITCHER	IP WLS BF H R ER SO BB IBB HBP BLK WP HR S P ERA WHIP	IP WLS BF H R ER SO BB IBB HBP BLK WP HR S P ERA WHIP																				
Billy Pierce, L ERA: 3.67 Stu Miller, R ERA: 3.65	(1, 1) (7, 1)	6.0 W 22 3 3 2 2 0 0 0 0 0 1 52 77 3.00 0.500																				

AB	32
R	4
H	6
RBI	4
BB	0
SO	3
LOB	5





Batter	1	2	3	4	5	6	7	8	9	AB	R	H	RBI	BB	SO	LOB	BOTTOM					
Harvey Kuenn, R OBP: 0.374, SLG: 0.437 (1, 7)	L9		G4-6-3			6-3		L7		4	0	0	0	0	0	2	Los Angeles Dodgers @ San Francisco Giants Candlestick Park, San Francisco, CA Sat Aug 11 1962, 6:33 AM EDT Att: 41,268 - Unknown					
Chuck Hillier, L OBP: 0.331, SLG: 0.331 (1, 4)	1B		F7			4-3		CS		3	0	1	0	1	0	0						
Willie Mays, R OBP: 0.382, SLG: 0.620 (1, 8)	K					1B		K		3	1	1	0	1	2	2						
Orlando Cepeda, R OBP: 0.358, SLG: 0.517 (1, 3)	5-3					K		K		3	0	0	0	1	2	3						
Felipe Alou, R OBP: 0.362, SLG: 0.524 (1, 9)		L6				2B		K		4	2	2	1	0	1	1						
Tom Haller, L OBP: 0.394, SLG: 0.500 (1, 2)		FC4-6				K		K		4	0	1	0	0	2	2						
Jim Davenport, R OBP: 0.369, SLG: 0.491 Billy O'Dell, S OBP: 0.246, SLG: 0.175 Ernie Bowman, R OBP: 0.233, SLG: 0.241 (6, PR)		1B				K		4-3		2	0	1	1	0	0	1						
Jose Pagan, R OBP: 0.317, SLG: 0.333 (1, 6)		L6				1B		F4		0	1	0	0	0	0	0						
Billy Pierce, L OBP: 0.333, SLG: 0.273 Willie McCovey, L OBP: 0.376, SLG: 0.627 Stu Miller, R OBP: 0.214, SLG: 0.154 (6, PH)			G4-6-3			K		HR		1	1	1	3	0	0	0						
Inning Stats	R: 0 E: 0 K: 1 S: 11	H: 1 LOB: 1 BB: 0 P: 17	R: 0 E: 0 K: 0 S: 7	H: 1 LOB: 0 BB: 0 P: 9	R: 0 E: 0 K: 0 S: 7	H: 1 LOB: 0 BB: 0 P: 12	R: 2 E: 0 K: 3 S: 16	H: 3 LOB: 2 BB: 1 P: 26	R: 0 E: 0 K: 1 S: 12	H: 0 LOB: 1 BB: 1 P: 22	R: 3 E: 0 K: 2 S: 21	H: 2 LOB: 1 BB: 0 P: 28	R: 0 E: 0 K: 2 S: 9	H: 0 LOB: 1 BB: 2 P: 18	R: 0 E: 0 K: 0 S: 7	H: 0 LOB: 0 BB: 0 P: 9		R: 0 E: 0 K: 0 S: 7	H: 0 LOB: 0 BB: 0 P: 9	1B: 4 2B: 3 3B: 0 HR: 1	SF: 0 SAC: 0 DP: 1 HBP: 1	WP: 0 PB: 0 SB: 0 CS: 1
PITCHER	IP WLS BF H R ER SO BB IBB HBP BLK WP HR S P ERA WHIP	IP WLS BF H R ER SO BB IBB HBP BLK WP HR S P ERA WHIP																				
Don Drysdale, R ERA: 2.95 Larry Sherry, R ERA: 2.35	(1, 1) (7, 1)	6.0 L 28 8 5 5 7 2 0 0 0 0 0 16 27 0.00 1.000																				



Batter	1	2	3	4	5	6	7	8	9	AB	R	H	RBI	BB	SO	LOB	TOP			
Maury Wills, S OBP: 0.327, SLG: 0.365 (1, 6)	0-1 4-3		0-3 K			0-1 6-3		2-1 F7		4	0	0	0	0	1	0	Los Angeles Dodgers @ San Francisco Giants Candlestick Park, San Francisco, CA Sun Aug 12 1962, 6:33 AM EDT Att: 41,812 - Unknown livebaseballscores.com			
Jim Gilliam, S OBP: 0.375, SLG: 0.354 (1, 4)	2-0 4-3		0-2 4-3			0-1 4-3		4-3 SH1-3 1B	1-1	4	0	1	0	0	0	0				
Willie Davis, L OBP: 0.349, SLG: 0.474 (1, 8)	1-1 F6			0-0 G3		1-3 K		SH1-3	0-0	3	0	0	0	0	1	0				
Tommy Davis, R OBP: 0.377, SLG: 0.532 (8, 5)		0-0 1B		1-1 F7			0-1 5-3		2-1 4-3	4	0	1	0	0	0	1				
Ron Fairly, L OBP: 0.405, SLG: 0.485 (1, 3)		3-3 1B		3-2 HR		0-3 K			0-1 4-3	4	1	1	1	0	2	2				
Frank Howard, R OBP: 0.360, SLG: 0.575 (1, 9)		0-0 L8		1-3 K		2-0 1B				3	0	1	0	0	1	1				
John Roseboro, L OBP: 0.358, SLG: 0.422 (1, 2)		4-0 FC6-4 IBB			0-0 F2		2-1 F4			2	0	0	0	1	0	1				
Daryl Spencer, R OBP: 0.376, SLG: 0.338 (8, PH)		2-1 FC6-4			1-2 6-3			2-3 K		2	0	0	0	0	0	2				
Wally Moon, L OBP: 0.356, SLG: 0.360 (8, 7)		1-2 1B								1	0	0	0	0	1	0				
Stan Williams, R OBP: 0.125, SLG: 0.217 (8, PH)			0-3 K		1-1 6-3			3-3 K		2	0	0	0	0	1	0				
Duke Snider, L OBP: 0.416, SLG: 0.483 (8, PH)										1	0	0	0	0	1	0				
Larry Sherry, R OBP: 0.214, SLG: 0.154 (8, 1)										0	0	0	0	0	0	0				
Inning Stats	R: 0 E: 0 K: 0 S: 5	H: 0 LOB: 0 BB: 0 P: 8	R: 0 E: 0 K: 1 S: 8	H: 1 LOB: 2 BB: 1 P: 17	R: 0 E: 0 K: 2 S: 9	H: 0 LOB: 0 BB: 0 P: 9	R: 1 E: 0 K: 1 S: 9	H: 1 LOB: 0 BB: 0 P: 14	R: 0 E: 0 K: 0 S: 8	H: 0 LOB: 0 BB: 0 P: 10	R: 0 E: 0 K: 1 S: 7	H: 1 LOB: 1 BB: 0 P: 12	R: 0 E: 0 K: 2 S: 8	H: 0 LOB: 0 BB: 0 P: 15	R: 0 E: 0 K: 0 S: 7	H: 1 LOB: 1 BB: 0 P: 10	1B: 3 2B: 0 3B: 0 HR: 1	SF: 0 SAC: 1 DP: 0 HBP: 0	WP: 0 PB: 0 SB: 1 CS: 0	PA: 32
PITCHER Juan Marichal, R ERA: 3.25 (1, 1)	IP: 9.0 WLS: W BF: 32 H: 4 R: 1 ER: 1 SO: 8 BB: 0 IBB: 1 HBP: 0 BLK: 0 WP: 0 HR: 1 S: 69 P: 103 ERA: 1.00 WHIP: 0.444															PITCHER	IP: 9.0 WLS: W BF: 32 H: 4 R: 1 ER: 1 SO: 8 BB: 0 IBB: 1 HBP: 0 BLK: 0 WP: 0 HR: 1 S: 69 P: 103 ERA: 1.00 WHIP: 0.444			

Batter	1	2	3	4	5	6	7	8	9	AB	R	H	RBI	BB	SO	LOB	BOTTOM			
Harvey Kuenn, R OBP: 0.369, SLG: 0.430 (1, 5)	0-1 F6		2-1 F8		1-1 F7		0-0 F7	2-1 FC6-4		5	0	0	0	0	0	2	Los Angeles Dodgers @ San Francisco Giants Candlestick Park, San Francisco, CA Sun Aug 12 1962, 6:33 AM EDT Att: 41,812 - Unknown livebaseballscores.com			
Ernie Bowman, R OBP: 0.233, SLG: 0.241 (9, 5)								1-2 1B		0	0	0	0	0	0	0				
Matty Alou, L OBP: 0.308, SLG: 0.309 (1, 7)	2-2 1-3 2B		2-1 F9		3-2 4-3		2-2 F2			4	0	1	0	0	0	0				
Willie Mays, R OBP: 0.383, SLG: 0.618 (1, 8)	2-0 1-3		1-1 1B		4-2 WP E BB		0-0 6-3			3	1	1	0	1	0	1				
Orlando Cepeda, R OBP: 0.355, SLG: 0.512 (1, 3)	2-1 4-3		1-0 L7		2-1 E5			3-2 6-3		4	0	0	0	0	0	2				
Willie McCovey, L OBP: 0.376, SLG: 0.627 (9, 3)					1-1 1B					0	0	0	0	0	0	0				
Felipe Alou, R OBP: 0.365, SLG: 0.526 (1, 9)		1-0 F8 PB SF7 1B		1-2 3B 1B		0-0 5-3		1-1 1B 1B		4	3	3	0	0	0	1				
Tom Haller, L OBP: 0.396, SLG: 0.500 (1, 2)		3-2 F8		2-0 F8		0-0 FC4-6 1B		0-0 1B 1B		4	1	2	0	0	0	2				
Chuck Hiller, L OBP: 0.332, SLG: 0.331 (1, 4)		4-0 IBB		2-3 K		0-0 L9		2-1 E 1B 1B		3	0	1	1	1	1	2				
Jose Pagan, R OBP: 0.316, SLG: 0.337 (1, 6)		0-1 SF7		1-0 1B		0-2 F7		3-2 F4		3	0	1	2	0	0	2				
Juan Marichal, R OBP: 0.254, SLG: 0.239 (1, 1)		3-H L8		0-0 6-3		1-1 FC4-6		3-H E7 FC6-4 1B		4	0	1	0	0	0	3				
Inning Stats	R: 0 E: 0 K: 0 S: 8	H: 1 LOB: 1 BB: 0 P: 14	R: 1 E: 0 K: 0 S: 9	H: 1 LOB: 1 BB: 1 P: 18	R: 0 E: 0 K: 0 S: 7	H: 1 LOB: 1 BB: 0 P: 13	R: 1 E: 0 K: 1 S: 9	H: 2 LOB: 1 BB: 0 P: 15	R: 1 E: 1 K: 0 S: 10	H: 0 LOB: 1 BB: 1 P: 20	R: 0 E: 0 K: 0 S: 7	H: 1 LOB: 1 BB: 0 P: 8	R: 0 E: 0 K: 0 S: 5	H: 0 LOB: 0 BB: 0 P: 7	R: 2 E: 2 K: 0 S: 14	H: 4 LOB: 2 BB: 0 P: 25	1B: 8 2B: 1 3B: 1 HR: 0	SF: 1 SAC: 0 DP: 0 HBP: 0	WP: 1 PB: 1 SB: 0 CS: 0	PA: 37
PITCHER Stan Williams, R ERA: 4.29 Larry Sherry, R ERA: 2.47 (8, 1)	IP: 7.0 WLS: L BF: 30 H: 6 R: 3 ER: 3 SO: 1 BB: 3 IBB: 0 HBP: 0 BLK: 0 WP: 0 HR: 0 S: 55 P: 95 ERA: 1.29 WHIP: 1.000															PITCHER	IP: 7.0 WLS: L BF: 30 H: 6 R: 3 ER: 3 SO: 1 BB: 3 IBB: 0 HBP: 0 BLK: 0 WP: 0 HR: 0 S: 55 P: 95 ERA: 1.29 WHIP: 1.000			

Batter	1	2	3	4	5	6	7	8	9	AB	R	H	RBI	BB	SO	LOB	TOP			
Maury Wills, S OBP: 0.327, SLG: 0.364	5-3		6-3		FC4-6		CS			4	0	1	0	0	0	1	Los Angeles Dodgers @ Pittsburgh Pirates Forbes Field, Pittsburgh, PA Tue Aug 14 1962, 7:05 PM EDT Att: 2,121 - Unknown livebaseballscorecards.com			
Jim Gilliam, S OBP: 0.374, SLG: 0.353	1B		F6		F9		CS	6-3	4	0	1	0	0	0	1					
Willie Davis, L OBP: 0.353, SLG: 0.476	1B		F9			G5-4-3		1B	3	0	2	0	1	0	0					
Tommy Davis, R OBP: 0.374, SLG: 0.527	FC6-4			K		G5-4-3		L1-3	4	0	0	0	0	1	4					
Ron Fairly, L OBP: 0.403, SLG: 0.482	G3			F6		BB			4	0	1	0	0	1	2					
Frank Howard, R OBP: 0.362, SLG: 0.579		K		F6		BB			3	0	1	0	1	1	0					
Wally Moon, L OBP: 0.356, SLG: 0.358				3B		BB			4	0	1	0	0	0	3					
John Roseboro, L OBP: 0.355, SLG: 0.418				4-3					3	0	0	0	0	0	1					
Johnny Podres, L OBP: 0.188, SLG: 0.242									3	1	2	1	0	0	0					
Inning Stats	R: 0 E: 0 K: 0 S: 11	H: 2 LOB: 2 BB: 0 P: 16	R: 0 E: 0 K: 1 S: 8	H: 1 LOB: 0 BB: 0 P: 8	R: 1 E: 0 K: 0 S: 6	H: 1 LOB: 0 BB: 0 P: 11	R: 0 E: 0 K: 1 S: 10	H: 1 LOB: 1 BB: 0 P: 17	R: 0 E: 0 K: 0 S: 10	H: 1 LOB: 2 BB: 2 P: 19	R: 0 E: 0 K: 0 S: 9	H: 1 LOB: 0 BB: 0 P: 11	R: 0 E: 0 K: 0 S: 5	H: 1 LOB: 0 BB: 0 P: 6	R: 0 E: 0 K: 1 S: 6		H: 0 LOB: 0 BB: 0 P: 8	1B: 7 2B: 1 3B: 1 HR: 1	SF: 0 SAC: 0 DP: 3 HBP: 0	WP: 0 PB: 0 SB: 0 CS: 1
PITCHER Al McBean, R ERA: 3.23	IP: 9.0 WLS: W BF: 34	H: 9 R: 1 ER: 1 SO: 3	BB: 2 IBB: 0 HBP: 0 BLK: 0	WP: 0 HR: 1 S: 73 P: 112	ERA: 1.00 WHIP: 1.222															

Batter	1	2	3	4	5	6	7	8	9	AB	R	H	RBI	BB	SO	LOB	BOTTOM			
Bill Virdon, L OBP: 0.281, SLG: 0.360	F8		2B	6-3			4-3			4	1	1	0	0	0	2	Los Angeles Dodgers @ Pittsburgh Pirates Forbes Field, Pittsburgh, PA Tue Aug 14 1962, 7:05 PM EDT Att: 2,121 - Unknown livebaseballscorecards.com			
Dick Groat, R OBP: 0.339, SLG: 0.352	L7		2B		F7		F7		4	0	1	1	0	0	0					
Roberto Clemente, R OBP: 0.370, SLG: 0.485	2B		F8		6-3			K	4	1	2	0	0	1	1					
Donn Clendenon, R OBP: 0.384, SLG: 0.471	2B		K		6-3		L8		4	0	1	1	0	1	2					
Bob Skinner, L OBP: 0.400, SLG: 0.529	L8		4-3		F4			F7	4	0	0	0	0	0	3					
Howie Goss, R OBP: 0.319, SLG: 0.390									0	0	0	0	0	0	0					
Don Hoak, R OBP: 0.308, SLG: 0.359		L7		F7		F8			3	0	0	0	0	0	0					
Smoky Burgess, L OBP: 0.401, SLG: 0.539	F7			2B	BB	G5-4-3			2	0	1	0	1	0	0					
Bill Mazeroski, R OBP: 0.295, SLG: 0.414						G5-4-3			3	0	2	0	0	0	1					
Al McBean, R OBP: 0.192, SLG: 0.250		K		K			F8		3	0	0	0	0	2	3					
Inning Stats	R: 1 E: 0 K: 0 S: 11	H: 2 LOB: 1 BB: 0 P: 14	R: 0 E: 0 K: 1 S: 10	H: 1 LOB: 1 BB: 0 P: 13	R: 1 E: 0 K: 1 S: 9	H: 2 LOB: 1 BB: 0 P: 13	R: 0 E: 0 K: 1 S: 12	H: 1 LOB: 2 BB: 1 P: 21	R: 0 E: 0 K: 0 S: 9	H: 1 LOB: 1 BB: 0 P: 13	R: 0 E: 0 K: 0 S: 3	H: 1 LOB: 0 BB: 0 P: 4	R: 0 E: 0 K: 0 S: 6	H: 0 LOB: 0 BB: 0 P: 8	R: 0 E: 0 K: 1 S: 11		H: 0 LOB: 0 BB: 0 P: 16	1B: 3 2B: 5 3B: 0 HR: 0	SF: 0 SAC: 0 DP: 1 HBP: 0	WP: 0 PB: 0 SB: 0 CS: 0
PITCHER Johnny Podres, L ERA: 3.97	IP: 8.0 WLS: L BF: 32	H: 8 R: 2 ER: 2 SO: 4	BB: 1 IBB: 0 HBP: 0 BLK: 0	WP: 0 HR: 0 S: 71 P: 102	ERA: 2.25 WHIP: 1.125															

Batter	1	2	3	4	5	6	7	8	9	AB	R	H	RBI	BB	SO	LOB	TOP					
Maury Wills, S OBP: 0.328, SLG: 0.364										5	1	3	1	0	0	0	Los Angeles Dodgers @ Pittsburgh Pirates Forbes Field, Pittsburgh, PA Thu Aug 16 1962, 7:05 PM EDT Att: 23,291 - Unknown					
Jim Gilliam, S OBP: 0.374, SLG: 0.355										4	1	2	0	1	0	2						
Willie Davis, L OBP: 0.356, SLG: 0.484										5	0	2	2	0	0	3						
Tommy Davis, R OBP: 0.369, SLG: 0.519										5	0	1	0	0	0	3						
Frank Howard, R OBP: 0.359, SLG: 0.571										4	1	1	0	0	0	1						
Ron Fairly, L OBP: 0.409, SLG: 0.484										3	2	2	0	2	0	0						
Wally Moon, L OBP: 0.362, SLG: 0.382										2	1	1	0	1	1	0						
Larry Burright, R OBP: 0.260, SLG: 0.330										2	0	0	0	0	0	4						
Doug Camilli, R OBP: 0.364, SLG: 0.563										4	1	2	4	0	1	2						
Stan Williams, R OBP: 0.115, SLG: 0.200										4	0	0	0	0	2	3						
Ron Perranoski, L OBP: 0.326, SLG: 0.330										0	0	0	0	0	0	0						
Inning Stats	R: 0 E: 0 K: 0 S: 7	H: 1 LOB: 1 BB: 1 P: 16	R: 0 E: 0 K: 1 S: 7	H: 0 LOB: 0 BB: 0 P: 10	R: 2 E: 0 K: 0 S: 12	H: 3 LOB: 1 BB: 0 P: 15	R: 1 E: 0 K: 0 S: 12	H: 2 LOB: 1 BB: 0 P: 16	R: 0 E: 0 K: 0 S: 7	H: 0 LOB: 0 BB: 0 P: 11	R: 3 E: 1 K: 1 S: 16	H: 4 LOB: 2 BB: 1 P: 26	R: 0 E: 0 K: 0 S: 5	H: 1 LOB: 2 BB: 1 P: 12	R: 1 E: 0 K: 1 S: 9	H: 2 LOB: 1 BB: 0 P: 15	R: 0 E: 0 K: 1 S: 10	H: 1 LOB: 2 BB: 1 P: 16	1B: 12 2B: 1 3B: 0 HR: 1	SF: 1 SAC: 1 DP: 1 HBP: 0	WP: 0 PB: 0 SB: 4 CS: 0	PA: 44
PITCHER	IP WLS BF H R ER SO BB IBB HBP BLK WP HR S P ERA WHIP																					
Joe Gibbon, L ERA: 4.12	(1, 1) 5.1 L 26 9 6 5 1 2 0 0 0 0 0 54 83 8.44 2.062																					
Earl Francis, R ERA: 3.71	(6, 1) 1.2 8 2 0 0 1 0 1 0 0 0 0 12 23 0.00 1.200																					
Jack Lamabe, R ERA: 3.25	(8, 1) 2.0 10 3 1 1 2 0 1 0 0 0 1 19 31 4.50 1.500																					

AB	38
R	7
H	14
RBI	7
BB	4
SO	4
LOB	18



Batter	1	2	3	4	5	6	7	8	9	AB	R	H	RBI	BB	SO	LOB	BOTTOM					
Bill Virdon, L OBP: 0.283, SLG: 0.359										3	1	2	0	1	0	0	Los Angeles Dodgers @ Pittsburgh Pirates Forbes Field, Pittsburgh, PA Thu Aug 16 1962, 7:05 PM EDT Att: 23,291 - Unknown					
Dick Groat, R OBP: 0.342, SLG: 0.356										4	1	2	0	0	0	2						
Bob Skinner, L OBP: 0.402, SLG: 0.534										4	1	2	2	0	0	1						
Smoky Burgess, L OBP: 0.397, SLG: 0.532										4	0	0	0	0	0	3						
Roberto Clemente, R OBP: 0.368, SLG: 0.481										3	0	0	1	0	0	2						
Donn Clendenen, R OBP: 0.374, SLG: 0.441										2	0	0	0	2	1	0						
Don Hoak, R OBP: 0.312, SLG: 0.356										3	0	1	0	1	0	2						
Bill Mazerowski, R OBP: 0.294, SLG: 0.415										4	0	0	0	0	0	3						
Joe Gibbon, R OBP: 0.200, SLG: 0.200										2	0	0	0	0	1	1						
Earl Francis, R OBP: 0.194, SLG: 0.237										0	0	0	0	0	0	0						
Jim Marshall, L OBP: 0.336, SLG: 0.478										1	0	0	0	0	0	1						
Jack Lamabe, R OBP: 0.326, SLG: 0.330										0	0	0	0	0	0	0						
Inning Stats	R: 3 E: 0 K: 0 S: 10	H: 3 LOB: 1 BB: 1 P: 17	R: 0 E: 0 K: 1 S: 12	H: 1 LOB: 0 BB: 0 P: 18	R: 0 E: 0 K: 0 S: 9	H: 0 LOB: 0 BB: 0 P: 14	R: 0 E: 0 K: 0 S: 8	H: 0 LOB: 1 BB: 1 P: 15	R: 0 E: 0 K: 0 S: 6	H: 1 LOB: 0 BB: 0 P: 10	R: 0 E: 0 K: 0 S: 3	H: 0 LOB: 0 BB: 0 P: 5	R: 0 E: 0 K: 0 S: 3	H: 0 LOB: 0 BB: 1 P: 9	R: 0 E: 0 K: 0 S: 9	H: 1 LOB: 2 BB: 1 P: 18	R: 0 E: 0 K: 1 S: 7	H: 1 LOB: 0 BB: 0 P: 8	1B: 6 2B: 1 3B: 0 HR: 0	SF: 1 SAC: 0 DP: 3 HBP: 0	WP: 0 PB: 0 SB: 1 CS: 0	PA: 35
PITCHER	IP WLS BF H R ER SO BB IBB HBP BLK WP HR S P ERA WHIP																					
Stan Williams, R ERA: 4.26	(1, 1) 7.1 W 30 6 3 3 1 4 0 0 0 0 0 57 102 3.68 1.364																					
Ron Perranoski, L ERA: 2.07	(8, 1) 1.2 S 5 1 0 0 1 0 0 0 0 0 0 10 12 0.00 0.600																					



Batter	1	2	3	4	5	6	7	8	9	AB	R	H	RBI	BB	SO	LOB	TOP					
Maury Wills, S OBP: 0.327, SLG: 0.363 (1, 6)	2-2 1-3		0-2 6-3			0-1 1B	2-2 5-3		1-2 FC3-6	5	1	1	0	0	0	1						
Jim Gilliam, S OBP: 0.373, SLG: 0.354 (1, 4)	2-2 6-3		2-2 F8			1-2 1B		1-0 F9	3-3 K	4	1	1	1	0	0	0						
Daryl Spencer, R OBP: 0.374, SLG: 0.336 (9, PH)						1-H 1B			1-2 K	1	0	0	0	0	1	1						
Willie Davis, L OBP: 0.358, SLG: 0.484 (1, 8)	0-0 1B			0-0 E1 1B		0-1 1B		0-3 K	1-2 F2	4	1	2	0	0	1	1						
Tommy Davis, R OBP: 0.372, SLG: 0.523 (1, 7)	1-2 FC6-4			2-1 1B		1-0 1B		3-1 HR		4	1	3	2	0	0	1						
Frank Howard, R OBP: 0.364, SLG: 0.575 (1, 9)		1-1 2B		1-3 K		0-0 1B		4-0 HR		3	1	2	0	1	1	1						
Ron Fairly, L OBP: 0.407, SLG: 0.490 (1, 3)		0-3 K		2-2 4-3		3-1 1B		0-2 IBB		4	1	1	3	0	1	4						
Lee Walls, R OBP: 0.303, SLG: 0.300 (1, 5)		1-1 6-3		2-2 F6		0-1 5-3		4-1 BB		3	0	0	0	1	0	3						
Larry Burright, R OBP: 0.260, SLG: 0.330 (8, 4)										0	0	0	0	0	0	0						
Doug Camilli, R OBP: 0.351, SLG: 0.540 (1, 2)		3-3 K		2-3 K			2-1 F7	1-3 K		2	0	0	0	0	2	1						
John Roseboro, L OBP: 0.351, SLG: 0.410 (7, PH)										2	0	0	0	0	1	1						
Pete Richert, L OBP: 0.182, SLG: 0.100 (1, 1)			3-2 4-3		2-3 K				4-2 BB	2	0	0	0	0	1	0						
Larry Sherry, R OBP: 0.200, SLG: 0.143 (6, 1)										1	0	0	0	0	0	0						
Ron Perranoski, L (7, 1)										0	0	0	0	1	0	0						
Inning Stats	R: 0 H: 1 E: 0 K: 0 S: 13	H: 1 LOB: 1 BB: 0 P: 18	R: 0 H: 1 E: 0 K: 2 S: 10	H: 1 LOB: 1 BB: 0 P: 15	R: 0 H: 0 E: 0 K: 0 S: 12	H: 0 LOB: 0 BB: 0 P: 17	R: 1 H: 2 E: 1 K: 1 S: 10	H: 2 LOB: 0 BB: 0 P: 15	R: 0 H: 0 E: 0 K: 2 S: 14	H: 0 LOB: 0 BB: 0 P: 20	R: 2 H: 4 E: 0 K: 0 S: 13	H: 4 LOB: 2 BB: 0 P: 18	R: 0 H: 0 E: 0 K: 0 S: 8	H: 0 LOB: 0 BB: 0 P: 14	R: 3 H: 2 E: 0 K: 2 S: 13	H: 2 LOB: 1 BB: 2 P: 26	R: 0 H: 0 E: 0 K: 1 S: 12	H: 0 LOB: 1 BB: 1 P: 21	1B: 7 2B: 2 3B: 0 HR: 1	SF: 0 SAC: 1 DP: 0 HBP: 0	WP: 1 PB: 0 SB: 2 CS: 1	PA: 39
PITCHER	IP	WLS	BF	H	R	ER	SO	BB	IBB	HBP	BLK	WP	HR	S	P	ERA	WHIP					
Jim O'Toole, L ERA: 3.95	6.0	L	25	8	3	2	5	0	0	0	0	1	0	72	103	3.00	1.333					
Johnny Kippstein, R ERA: 4.68	1.0		3	0	0	0	0	0	0	0	0	0	0	8	14	0.00	0.000					
Bill Henry, L ERA: 4.5	2.0		11	2	3	3	3	2	1	0	0	0	1	25	47	13.50	2.000					

Los Angeles Dodgers @ Cincinnati Reds
Crosley Field, Cincinnati, OH
Fri Aug 17 1962, 7:05 PM EDT
Att: 30,673 - Unknown

livebaseballscores.com

AB 35
R 6
H 10
RBI 6
BB 3
SO 8
LOB 14



Batter	1	2	3	4	5	6	7	8	9	AB	R	H	RBI	BB	SO	LOB	BOTTOM					
Leo Cardenas, R OBP: 0.317, SLG: 0.386 (1, 6)	1-1 F7			0-0 1B		0-2 G6-4-3		3-2 4-3		4	0	1	0	0	0	2						
Eddie Kasko, R OBP: 0.298, SLG: 0.320 (1, 5)	1-0 5-3			3-2 F8		1-0 1B		1-2 5-3		4	1	1	1	0	0	1						
Frank Robinson, R OBP: 0.415, SLG: 0.642 (1, 9)	2-3 K			0-1 F3		3-H 1B		1-2 F7		4	0	1	1	0	1	1						
Wally Post, R OBP: 0.318, SLG: 0.470 (1, 7)			3-1 F3		0-3 K		1-1 F7		2-3 K	2	0	0	0	0	1	1						
Jerry Lynch, L OBP: 0.344, SLG: 0.491 (6, PH)										2	0	0	0	0	1	1						
Don Pavletich, R OBP: 0.306, SLG: 0.309 (1, 3)			3-3 K		2-3 K		1-1 1B		1-0 4-3	2	0	0	0	0	2	0						
Gordy Coleman, L OBP: 0.324, SLG: 0.490 (7, PH)										1	0	0	0	0	0	0						
Johnny Edwards, L OBP: 0.326, SLG: 0.393 (1, 2)			1-0 F6		2-3 K		1-0 F7		1-3 K	4	0	0	0	0	2	1						
Vada Pinson, L OBP: 0.342, SLG: 0.492 (1, 8)				2-2 1B		2-0 1B		1-2 1B		3	0	3	0	0	0	0						
Don Blasingame, L OBP: 0.354, SLG: 0.337 (1, 4)			1-0 L5							2	1	1	0	0	0	1						
Joe Gaines, R OBP: 0.415, SLG: 0.471 (7, PH)										1	0	0	0	0	1	2						
Bill Henry, L OBP: 0.333, SLG: 0.333 (8, 1)										0	0	0	0	0	0	0						
Jim O'Toole, S OBP: 0.141, SLG: 0.129 (6, PH)			1-3 K		1-3 K		4-0 1B		3-2 F7	1	0	0	0	0	1	0						
Gene Freese, R (7, 1)										0	0	0	0	0	0	0						
Johnny Kippstein, R OBP: 0.238, SLG: 0.316 (7, PH)										0	0	0	0	0	0	0						
Don Zimmer, R OBP: 0.268, SLG: 0.297 (8, 4)										1	0	0	0	0	0	2						
Inning Stats	R: 0 H: 0 E: 0 K: 1 S: 7	H: 0 LOB: 0 BB: 0 P: 11	R: 0 H: 0 E: 0 K: 1 S: 8	H: 0 LOB: 0 BB: 0 P: 15	R: 0 H: 1 E: 0 K: 1 S: 7	H: 1 LOB: 0 BB: 0 P: 11	R: 0 H: 1 E: 0 K: 1 S: 9	H: 1 LOB: 1 BB: 0 P: 12	R: 0 H: 1 E: 0 K: 2 S: 8	H: 1 LOB: 1 BB: 0 P: 14	R: 2 H: 3 E: 0 K: 0 S: 11	H: 3 LOB: 1 BB: 1 P: 22	R: 0 H: 1 E: 0 K: 1 S: 10	H: 1 LOB: 2 BB: 0 P: 15	R: 0 H: 0 E: 0 K: 0 S: 12	H: 0 LOB: 0 BB: 0 P: 17	R: 0 H: 0 E: 0 K: 2 S: 7	H: 0 LOB: 0 BB: 0 P: 11	1B: 7 2B: 0 3B: 0 HR: 0	SF: 0 SAC: 0 DP: 1 HBP: 1	WP: 1 PB: 0 SB: 0 CS: 0	PA: 33
PITCHER	IP	WLS	BF	H	R	ER	SO	BB	IBB	HBP	BLK	WP	HR	S	P	ERA	WHIP					
Pete Richert, L ERA: 4.85	5.2	W	20	5	2	2	6	1	0	0	0	1	0	45	76	3.18	1.059					
Larry Sherry, R ERA: 2.44	0.2		5	2	0	0	0	0	0	1	0	0	0	8	14	0.00	3.000					
Ron Perranoski, L ERA: 1.99	2.2	S	8	0	0	0	3	0	0	0	0	0	0	26	38	0.00	0.000					

Los Angeles Dodgers @ Cincinnati Reds
Crosley Field, Cincinnati, OH
Fri Aug 17 1962, 7:05 PM EDT
Att: 30,673 - Unknown

livebaseballscores.com


AB 31
R 2
H 7
RBI 2
BB 1
SO 9
LOB 12



Batter	1	2	3	4	5	6	7	8	9	AB	R	H	RBI	BB	SO	LOB	TOP					
Maury Wills, S (1,6) OBP: 0.328, SLG: 0.364	1-1 CS 1B		0-0 1-3			1-1 2B 1B		1-2 4-3		4	1	2	0	0	0	1						
Willie Davis, L (1,8) OBP: 0.355, SLG: 0.480	0-0 B3			1-3 K		0-0 F5		0-0 L9		4	0	0	0	0	1	2						
Tommy Davis, R (1,7) OBP: 0.373, SLG: 0.527	3-1 4-3			0-0 2B		1-1 1-H 2B		1-3 K		4	0	2	1	0	1	1						
Frank Howard, R (1,9) OBP: 0.360, SLG: 0.568		0-0 F9		1-2 6-3		1-2 F2		2-3 K		4	0	0	0	0	1	2						
Ron Fairly, L (1,3) OBP: 0.404, SLG: 0.486		2-3 K		2-2 6-3			0-3 K			3	0	0	0	0	2	1						
Tim Harkness, L (7,3) OBP: 0.350, SLG: 0.358										0	0	0	0	0	0	0						
Lee Walls, R (1,5) OBP: 0.290, SLG: 0.286		0-0 5-3			1-1 1-3					3	0	0	0	0	1	0						
Doug Camilli, R (1,2) OBP: 0.350, SLG: 0.519			4-1 BB		2-2 F4		1-3 K			2	0	0	0	1	1	0						
Larry Burright, R (1,4) OBP: 0.257, SLG: 0.326			0-3 K		0-0 5-3			0-3 K		3	0	0	0	0	2	1						
Johnny Podres, L (1,1) OBP: 0.185, SLG: 0.238			2-3 K			1-0 6-3		1-3 K		1	0	0	0	0	1	1						
Ed Roebuck, R (3,1) OBP: 0.333, SLG: 0.333										0	0	0	0	0	0	0						
Andy Carey, R (6,PH) OBP: 0.349, SLG: 0.387										1	0	0	0	0	0	0						
Phil Ortega, R (6,1) OBP: 0.349, SLG: 0.387										1	0	0	0	0	1	0						
Inning Stats	R: 0 E: 0 K: 0 S: 5	H: 1 LOB: 0 BB: 0 P: 9	R: 0 E: 0 K: 1 S: 5	H: 0 LOB: 0 BB: 0 P: 7	R: 0 E: 0 K: 2 S: 8	H: 0 LOB: 1 BB: 1 P: 14	R: 0 E: 0 K: 1 S: 10	H: 1 LOB: 1 BB: 0 P: 14	R: 0 E: 0 K: 0 S: 6	H: 0 LOB: 0 BB: 0 P: 9	R: 1 E: 0 K: 0 S: 10	H: 2 LOB: 1 BB: 0 P: 14	R: 0 E: 0 K: 3 S: 10	H: 0 LOB: 0 BB: 0 P: 14	R: 0 E: 0 K: 2 S: 9	H: 0 LOB: 0 BB: 0 P: 11	R: 0 E: 0 K: 2 S: 8	H: 0 LOB: 0 BB: 0 P: 11	1B: 2 2B: 2 3B: 0 HR: 0	SF: 0 SAC: 0 DP: 0 HBP: 0	WP: 0 PB: 0 SB: 0 CS: 1	PA: 31
PITCHER Joe Nuxhall, L (1,1) ERA: 2.25	IP: 9.0 WLS: W BF: 31 H: 4 R: 1 ER: 1 SO: 11 BB: 1 IBB: 0 HBP: 0 BLK: 0 WP: 0 HR: 0 S: 71 P: 103 ERA: 1.00 WHIP: 0.556															PITCHER						

Los Angeles Dodgers @ Cincinnati Reds
Crosley Field, Cincinnati, OH
Sat Aug 18 1962, 7:05 PM EDT
Att: 29,486 - Unknown


AB 30
R 1
H 4
RBI 1
BB 1
SO 11
LOB 9



Batter	1	2	3	4	5	6	7	8	9	AB	R	H	RBI	BB	SO	LOB	BOTTOM					
Eddie Kasko, R (1,5) OBP: 0.302, SLG: 0.324	3-2 1-4-3 WP 2B	1-2 1-3		0-0 SH3-4		1-2 2B 1B	4-2 WP 1B BB	0-1 E6		4	3	2	0	1	0	4						
Don Blasingame, L (1,4) OBP: 0.313, SLG: 0.335	0-1 B3		0-0 1B BB 2B 1B	1-0 6-3		4-2 2B 1B BB	0-1 L9	1-1 F2		5	2	1	0	1	0	6						
Vada Pinson, L (1,8) OBP: 0.343, SLG: 0.492	0-1 1-4-3		4-2 1B BB 2B 1B	2-1 4-3		1-0 1B 2B	0-0 F7			4	2	1	2	1	0	3						
Frank Robinson, R (1,9) OBP: 0.419, SLG: 0.649	3-2 HR		2-1 2B 1B		0-1 5-3	4-0 5-3 1B WP IBB	4-1 1B BB			3	3	2	1	2	0	0						
Wally Post, R (1,7) OBP: 0.323, SLG: 0.485	0-3 K		0-0 SH3 2B		2-2 1B 3B	1-3 K	0-2 1B			5	1	3	4	0	2	3						
Leo Cardenas, R (1,6) OBP: 0.318, SLG: 0.387		1-1 F7	0-1 SH3		1-2 1B	2-1 WP 5-3 1B		1-2 F9		4	0	2	3	0	0	0						
Hank Foiles, R (1,2) OBP: 0.360, SLG: 0.509		1-1 BB 1B	0-0 L7		3-H K	1-3 5-3		2-2 F3		5	0	1	0	0	1	4						
Gordy Coleman, L (1,3) OBP: 0.327, SLG: 0.491		4-1 BB	0-0 G3		2-1 4-3	4-1 BB		1-0 2B		3	0	1	0	2	0	2						
Joe Nuxhall, L (1,1) OBP: 0.333, SLG: 0.364		1-3 K		1-2 6-3 SH3-4 1B		1-2 BB 1B F6		1-2 E HBP		4	1	2	0	0	1	4						
Inning Stats	R: 2 E: 0 K: 1 S: 13	H: 2 LOB: 0 BB: 0 P: 19	R: 0 E: 0 K: 1 S: 11	H: 1 LOB: 2 BB: 1 P: 19	R: 3 E: 0 K: 0 S: 10	H: 3 LOB: 1 BB: 1 P: 16	R: 0 E: 0 K: 0 S: 7	H: 1 LOB: 1 BB: 0 P: 11	R: 1 E: 0 K: 1 S: 18	H: 2 LOB: 1 BB: 0 P: 24	R: 5 E: 0 K: 1 S: 20	H: 4 LOB: 2 BB: 3 P: 39	R: 1 E: 0 K: 0 S: 11	H: 1 LOB: 2 BB: 2 P: 19	R: 0 E: 1 K: 0 S: 13	H: 1 LOB: 3 BB: 0 P: 19	R: 0 E: 1 K: 0 S: 13	H: 1 LOB: 3 BB: 0 P: 19	1B: 9 2B: 4 3B: 1 HR: 1	SF: 0 SAC: 2 DP: 0 HBP: 1	WP: 3 PB: 0 SB: 0 CS: 0	PA: 47
PITCHER Johnny Podres, L (1,1) ERA: 4.18	IP: 2.0 WLS: L BF: 14 H: 6 R: 5 ER: 5 SO: 2 BB: 2 IBB: 0 HBP: 0 BLK: 0 WP: 0 HR: 0 S: 30 P: 50 ERA: 22.50 WHIP: 4.000															PITCHER						
Ed Roebuck, R (3,1) ERA: 3.69	IP: 3.0 WLS: L BF: 12 H: 3 R: 1 ER: 1 SO: 1 BB: 0 IBB: 0 HBP: 0 BLK: 0 WP: 0 HR: 0 S: 29 P: 39 ERA: 3.00 WHIP: 1.000															PITCHER						
Phil Ortega, R (6,1) ERA: 7.68	IP: 3.0 WLS: L BF: 21 H: 6 R: 6 ER: 6 SO: 1 BB: 4 IBB: 1 HBP: 1 BLK: 0 WP: 2 HR: 0 S: 44 P: 77 ERA: 18.00 WHIP: 3.333															PITCHER						

Los Angeles Dodgers @ Cincinnati Reds
Crosley Field, Cincinnati, OH
Sat Aug 18 1962, 7:05 PM EDT
Att: 29,486 - Unknown


AB 37
R 12
H 15
RBI 10
BB 7
SO 4
LOB 26



Batter	1	2	3	4	5	6	7	8	9	AB	R	H	RBI	BB	SO	LOB	TOP				
Maury Wills, S OBP: 0.330, SLG: 0.365 (1, 6)	1-2 6-3 ①		1-0 BB 1B		1-2 4-3 ②		4-2 S BB		1-0 IHR 1B	4	1	2	0	1	0	0					
Jim Gilliam, S OBP: 0.375, SLG: 0.354 (1, 4) (9, 5)	1-2 3-1 ②		4-2 BB		4-1 S BB		3-3 K ③		1-0 IHR 1B	3	1	1	1	2	1	1					
Willie Davis, L OBP: 0.353, SLG: 0.484 (1, 8)	1-3 K ③		1-0 F4		2-3 K ③			0-1 4-3 ①	1-1 IHR	5	1	1	3	0	2	4					
Tommy Davis, R OBP: 0.375, SLG: 0.530 (1, 5) (9, 7)		1-0 FC4-8 1B		2-0 SH4-3 2B		0-1 S 1B		0-1 F8 ②	1-1 3-1 ②	5	0	3	0	0	0	0					
Wally Moon, L OBP: 0.361, SLG: 0.376 Tim Harkness, L OBP: 0.350, SLG: 0.358 (1, 3) (9, 3)	1-1 FC4-6 G3-6 1-2f		1-1 SH4-3 2-3		3-3 K ①		4-2 BB	2-2 E3		3	0	0	0	1	1	2					
Duke Snider, L OBP: 0.405, SLG: 0.457 Larry Burright, R OBP: 0.257, SLG: 0.326 (1, 9) (9, 4)	0-0 G3-6 1-2f		1-1 G3		1-2 6-3 ②		2-0 F4	1-2 F3 ③		5	0	0	0	0	0	5					
Frank Howard, R OBP: 0.361, SLG: 0.575 (1, 7) (9, 9)			1-0 F8		4-2 BB		2-2 5-3 ③		1-0 HR	3	1	1	1	1	0	1					
John Roseboro, L OBP: 0.353, SLG: 0.408 (1, 2)			1-2 6-3 ②		0-0 F3 ③		2-1 B3-6-3 HBP		4-2 1B SH2-4 1B BB	2	1	0	0	1	0	2					
Don Drysdale, R OBP: 0.253, SLG: 0.287 (1, 1)			0-2 BB 1B 1B		2-3 K ①		0-0 B3-6-3 1-2f		1-0 SH2-4 ①	3	0	1	0	0	1	1					
Inning Stats	R: 0 E: 0 K: 1 S: 9	H: 0 LOB: 0 BB: 0 P: 12	R: 0 E: 0 K: 0 S: 4	H: 1 LOB: 0 BB: 0 P: 6	R: 0 E: 0 K: 0 S: 12	H: 2 LOB: 3 BB: 1 P: 20	R: 0 E: 0 K: 0 S: 9	H: 1 LOB: 2 BB: 1 P: 17	R: 0 E: 0 K: 1 S: 11	H: 1 LOB: 1 BB: 0 P: 17	R: 0 E: 0 K: 1 S: 8	H: 0 LOB: 1 BB: 1 P: 17	R: 0 E: 0 K: 0 S: 9	H: 0 LOB: 1 BB: 1 P: 15	R: 5 E: 1 K: 0 S: 17	H: 4 LOB: 1 BB: 1 P: 30	1B: 6 2B: 1 3B: 0 HR: 2	SF: 0 SAC: 2 DP: 2 HBP: 1	WP: 0 PB: 0 SB: 3 CS: 0	PA: 42	
PITCHER	IP WLS BF H R ER SO BB IBB HBP BLK WP HR S P ERA WHIP	8.1 L 37 7 3 3 5 6 0 1 0 0 1 78 136 3.24 1.560	0.0 2 2 2 2 0 0 0 0 0 0 0 0 3 5 ∞ ∞	0.2 3 0 0 0 0 0 0 0 0 0 0 0 8 12 0.00 0.000																	

Los Angeles Dodgers @ Cincinnati Reds
Crosley Field, Cincinnati, OH
Sun Aug 19 1962, 3:33 AM EDT
Att: 27,973 - Unknown


AB 33
R 5
H 9
RBI 5
BB 6
SO 5
LOB 16



Batter	1	2	3	4	5	6	7	8	9	AB	R	H	RBI	BB	SO	LOB	BOTTOM					
Eddie Kasko, R OBP: 0.299, SLG: 0.321 (1, 5)	3-2 F9		2-3 K		2-1 F8			0-2 F3		4	0	0	0	0	1	0						
Don Blasingame, L OBP: 0.352, SLG: 0.334 (1, 4)	1-2 HBP 1B		0-0 B5-3		0-0 6-3			0-1 6-3		4	0	1	0	0	0	0						
Vada Pinson, L OBP: 0.342, SLG: 0.490 (1, 8)	2-2 F9		0-0 F9		0-0 F8			2-2 1B		4	0	1	0	0	0	1						
Frank Robinson, R OBP: 0.420, SLG: 0.646 (1, 9)	2-1 HBP			4-0 SF4 BB		0-1 F4		3-3 K		2	1	0	0	1	1	1						
Jerry Lynch, L OBP: 0.340, SLG: 0.485 Marty Keough, L OBP: 0.361, SLG: 0.401 (1, 7) (8, 7)	0-0 F3			2-3 SAFE K		0-0 F4		3-3 K		3	0	0	0	0	1	3						
Gordy Coleman, L OBP: 0.325, SLG: 0.489 (1, 3)		2-0 F9		0-1 SF4		2-2 F2				2	0	0	1	0	0	0						
Johnny Edwards, L OBP: 0.323, SLG: 0.390 (1, 2)		1-2 F4		3-H 0-1 F5		1-2 G3				3	0	0	0	0	0	0						
Leo Cardenas, R OBP: 0.318, SLG: 0.386 (1, 6)		1-2 1B			0-0 F9			2-2 F6		3	0	1	0	0	0	0						
Joey Jay, S OBP: 0.226, SLG: 0.234 Bill Henry, L OBP: 0.333, SLG: 0.333 Jim Brosnan, R (1, 1) (9, 1) (9, 1)		2-3 K			1-3 K			1-3 K		3	0	0	0	0	3	1						
Inning Stats	R: 0 E: 0 K: 0 S: 15	H: 1 LOB: 2 BB: 0 P: 23	R: 0 E: 0 K: 1 S: 10	H: 1 LOB: 1 BB: 0 P: 16	R: 0 E: 0 K: 1 S: 7	H: 0 LOB: 0 BB: 0 P: 9	R: 1 E: 1 K: 1 S: 7	H: 0 LOB: 0 BB: 1 P: 13	R: 0 E: 0 K: 1 S: 8	H: 0 LOB: 0 BB: 0 P: 11	R: 0 E: 0 K: 0 S: 4	H: 0 LOB: 0 BB: 0 P: 4	R: 0 E: 0 K: 0 S: 8	H: 0 LOB: 0 BB: 0 P: 11	R: 0 E: 0 K: 1 S: 9	H: 0 LOB: 0 BB: 0 P: 12	R: 0 E: 0 K: 2 S: 14	H: 1 LOB: 1 BB: 0 P: 22	1B: 3 2B: 0 3B: 0 HR: 0	SF: 1 SAC: 0 DP: 0 HBP: 1	WP: 0 PB: 0 SB: 0 CS: 0	PA: 32
PITCHER	IP WLS BF H R ER SO BB IBB HBP BLK WP HR S P ERA WHIP	9.0 W 32 3 1 0 7 1 0 1 0 0 0 82 121 0.00 0.444																				

Los Angeles Dodgers @ Cincinnati Reds
Crosley Field, Cincinnati, OH
Sun Aug 19 1962, 3:33 AM EDT
Att: 27,973 - Unknown

AB 29
R 1
H 3
RBI 1
BB 1
SO 7
LOB 7



Batter	1	2	3	4	5	6	7	8	9	AB	R	H	RBI	BB	SO	LOB	TOP			
Maury Wills, S OBP: 0.329, SLG: 0.362 (1, 6)	L6		L9			F9			L8	4	0	0	0	0	0	0	Los Angeles Dodgers @ Philadelphia Phillies Connie Mack Stadium, Philadelphia, PA Wed Aug 22 1962, 7:05 PM EDT Att: 24,091 - Unknown			
Jim Gilliam, S OBP: 0.372, SLG: 0.348 (1, 4)	4-3		5-3			CS	BB		F3	3	0	0	0	1	0	0				
Willie Davis, L OBP: 0.355, SLG: 0.491 (1, 8)	F3			F4		CS	4-3		L6	4	0	0	0	0	0	0				
Tommy Davis, R OBP: 0.374, SLG: 0.531 (1, 5)		K		L9			4-3			3	0	0	0	0	1	0				
Frank Howard, R OBP: 0.360, SLG: 0.577 (1, 9)		1B	BB	K			HR			2	1	1	1	1	1	0				
Lee Walls, R OBP: 0.292, SLG: 0.288 (1, 7)		1B			6-3		K			3	0	1	0	0	1	0				
Wally Moon, L OBP: 0.354, SLG: 0.368 (1, 3)	F3				F9			K		3	0	0	0	0	1	2				
Doug Camilli, R OBP: 0.349, SLG: 0.509 (8, PR)					6-3					3	0	1	0	0	1	2				
John Roseboro, L OBP: 0.349, SLG: 0.402 (8, 2)								1B		0	0	0	0	0	0	0				
Pete Richert, L OBP: 0.154, SLG: 0.083 (1, 1)										2	0	0	0	0	1	0				
Daryl Spencer, R OBP: 0.372, SLG: 0.333 (8, PH)										1	0	0	0	0	0	1				
Larry Sherry, R OBP: 0.200, SLG: 0.143 (8, 1)										0	0	0	0	0	0	0				
Ed Roebuck, R OBP: 0.333, SLG: 0.333 (8, 1)										0	0	0	0	0	0	0				
Inning Stats	R: 0 H: 0 E: 0 K: 0 S: 8	H: 0 LOB: 0 BB: 0 P: 13	R: 0 H: 1 E: 0 K: 2 S: 19	LOB: 2 BB: 1 P: 28	R: 0 H: 0 E: 0 K: 1 S: 6	LOB: 0 BB: 0 P: 10	R: 0 H: 0 E: 0 K: 1 S: 5	LOB: 0 BB: 0 P: 6	R: 0 H: 0 E: 0 K: 0 S: 11	LOB: 0 BB: 0 P: 21	R: 1 H: 1 E: 0 K: 1 S: 9	LOB: 0 BB: 0 P: 13	R: 0 H: 1 E: 0 K: 1 S: 13	LOB: 1 BB: 0 P: 19	R: 0 H: 0 E: 0 K: 0 S: 7	LOB: 0 BB: 0 P: 9	1B: 2 2B: 0 3B: 0 HR: 1	SF: 0 SAC: 0 DP: 1 HBP: 0	WP: 0 PB: 0 SB: 0 CS: 1	PA: 31
PITCHER Chris Short, L ERA: 3.48 (1, 1)	IP: 9.0 WLS: W BF: 30 H: 3 R: 1 ER: 1 SO: 6 BB: 2 IBB: 0 HBP: 0 BLK: 0 WP: 0 HR: 1 S: 86 P: 132 ERA: 1.00 WHIP: 0.556																			


AB	28
R	1
H	3
RBI	1
BB	2
SO	6
LOB	5




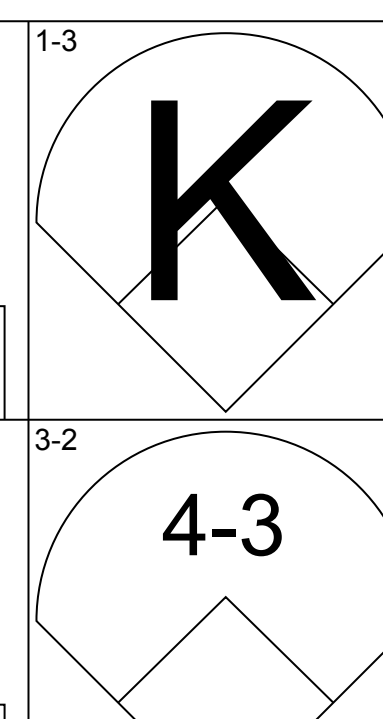
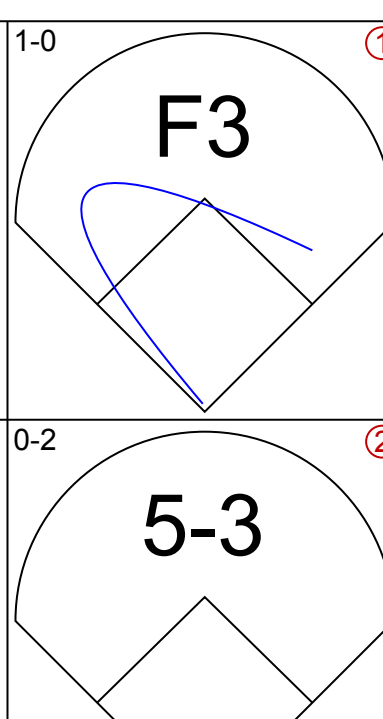
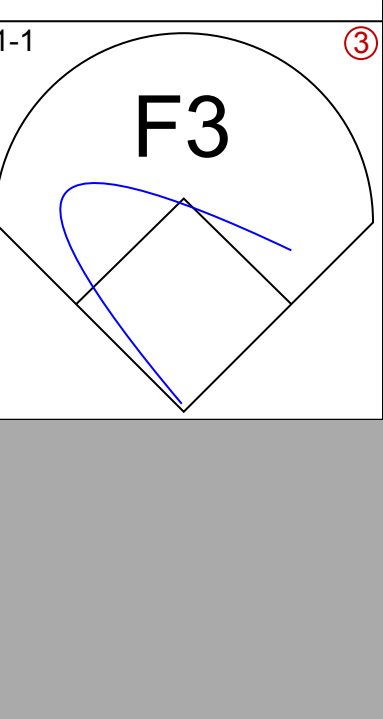
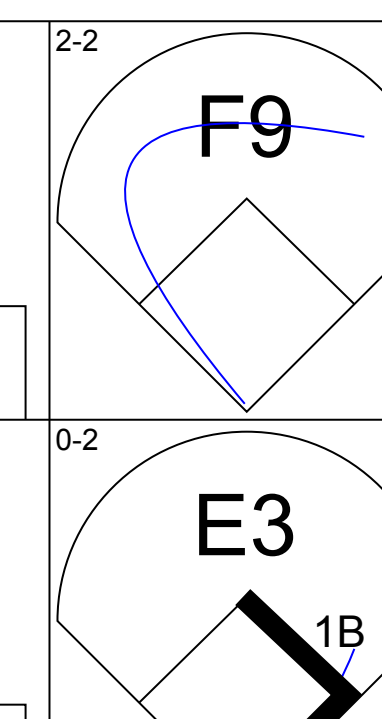
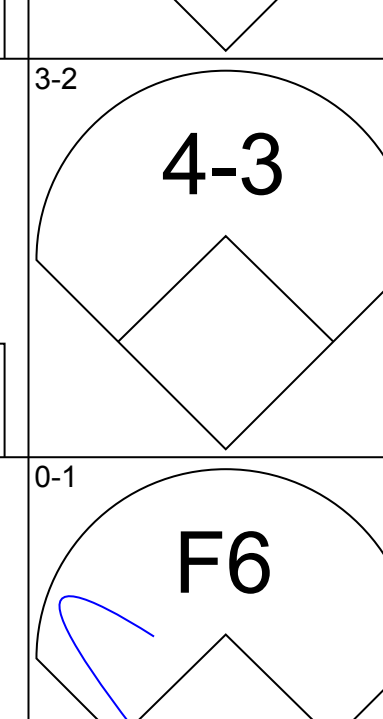
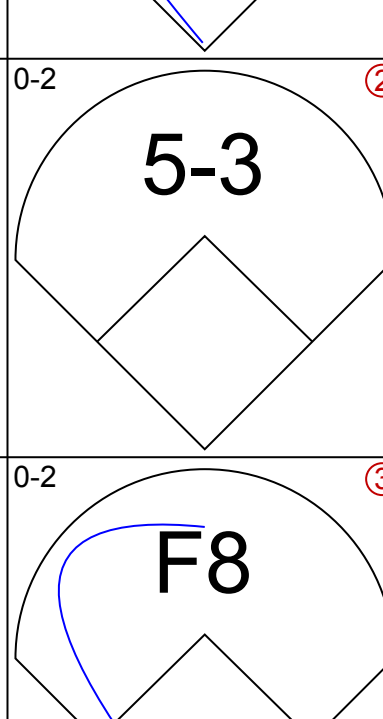
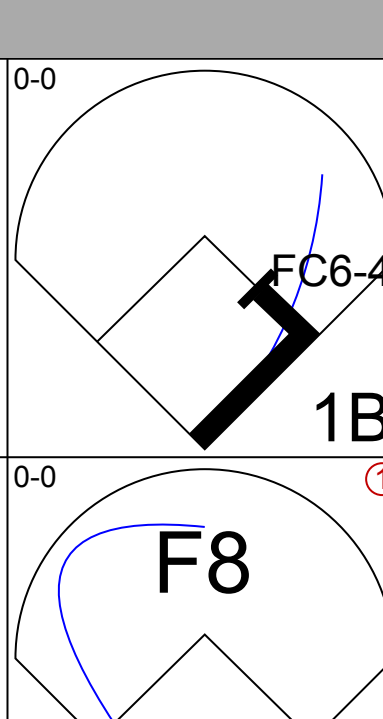
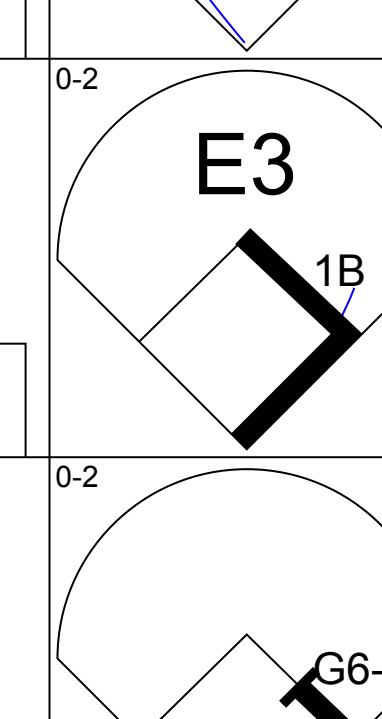
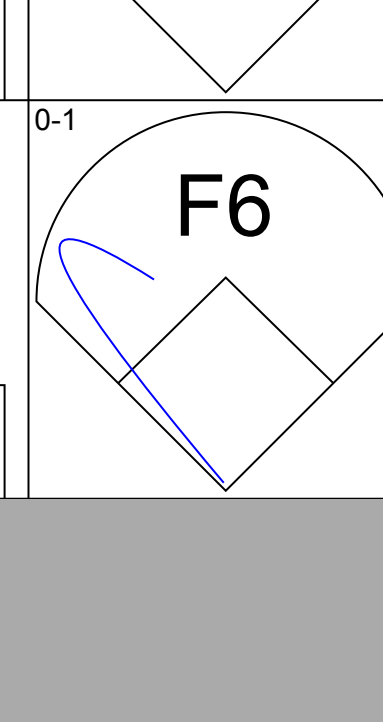
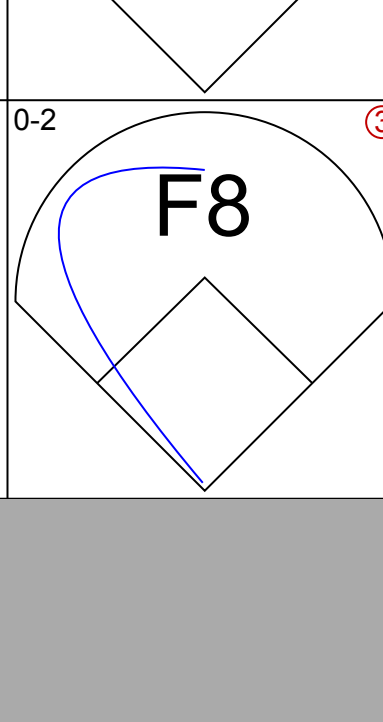
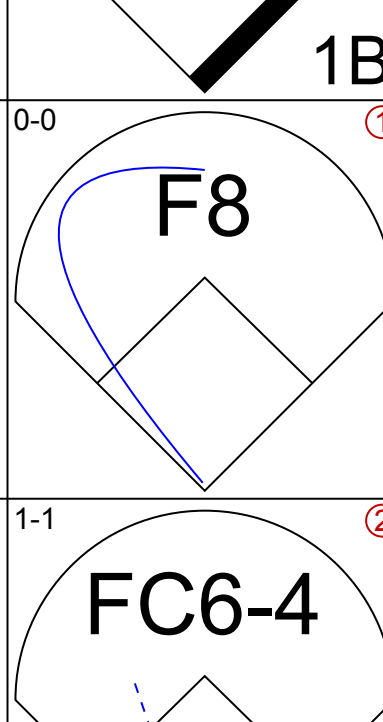
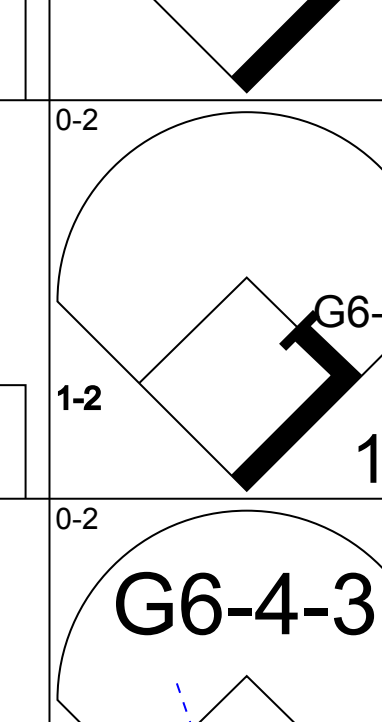
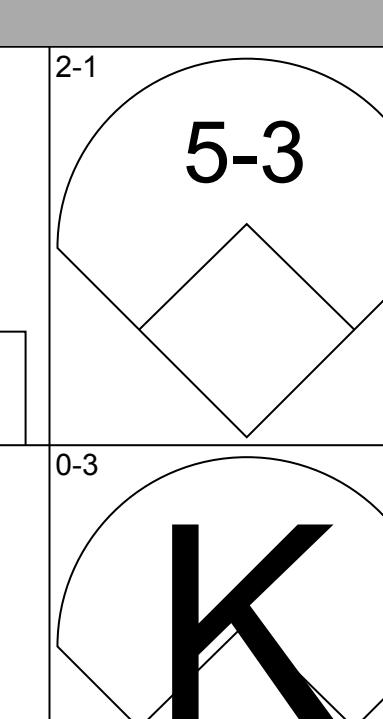
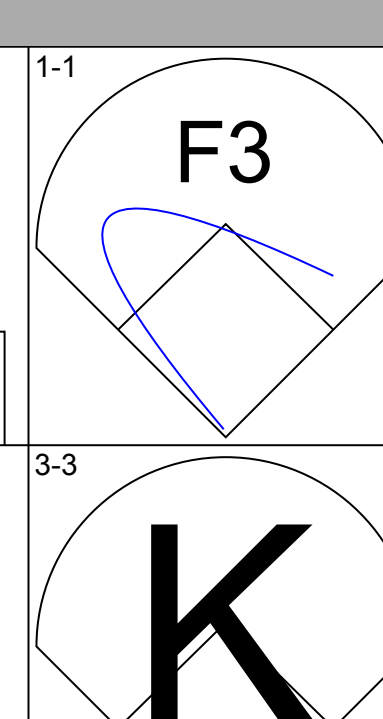
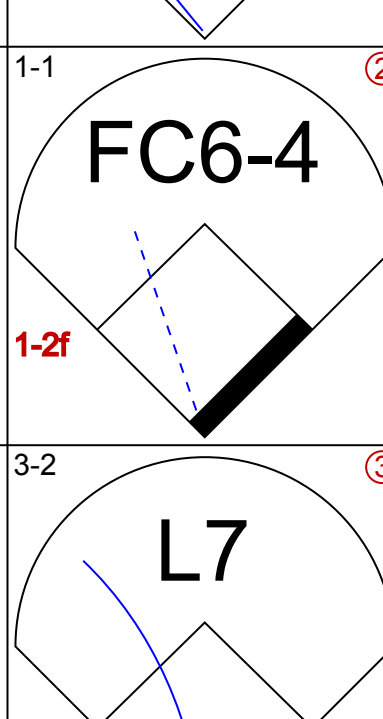
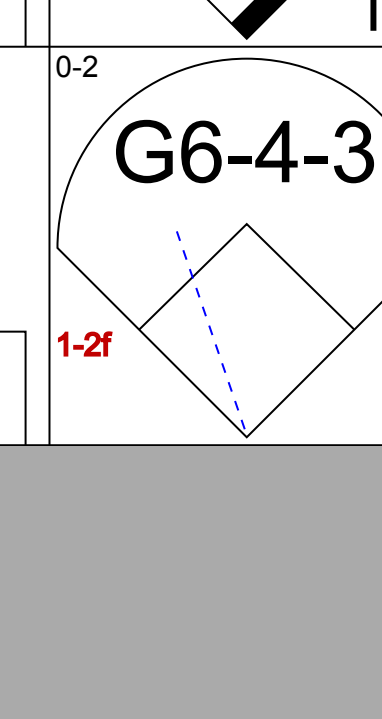

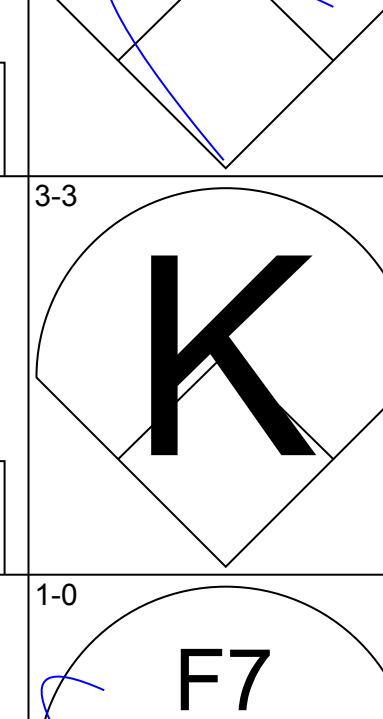
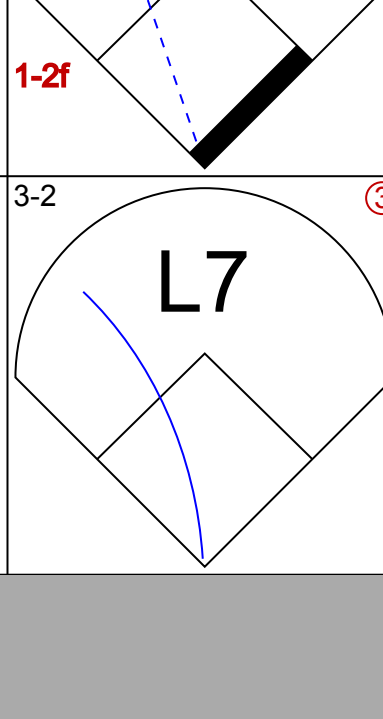
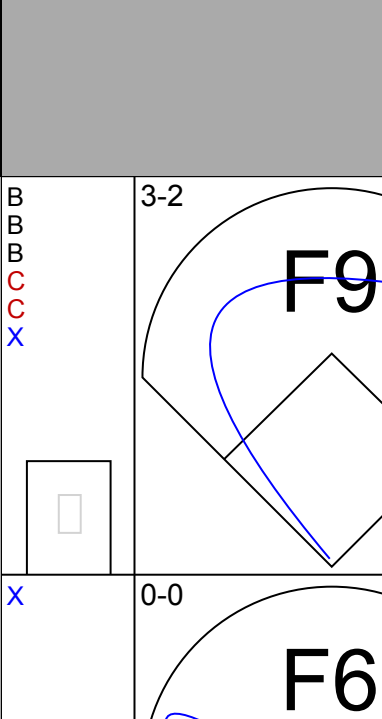
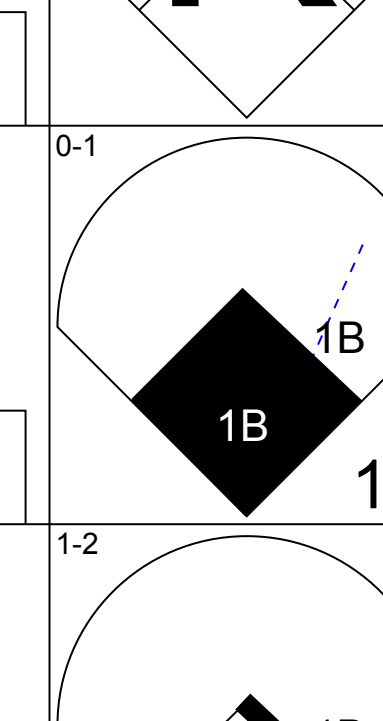
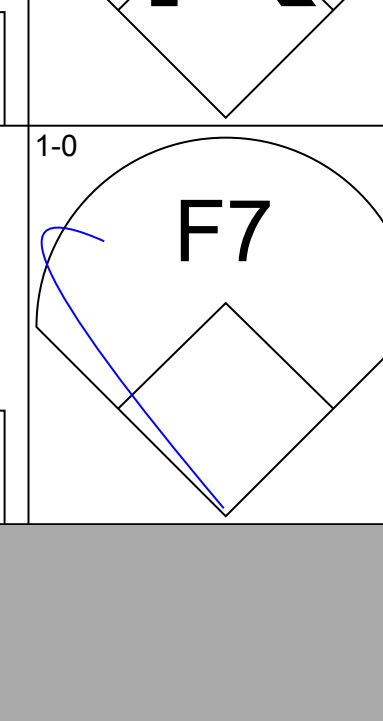
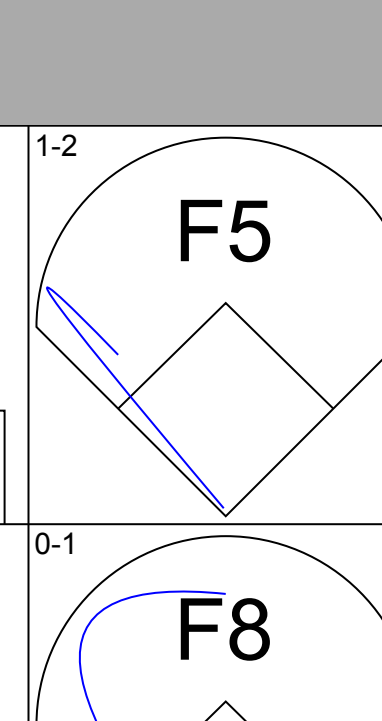
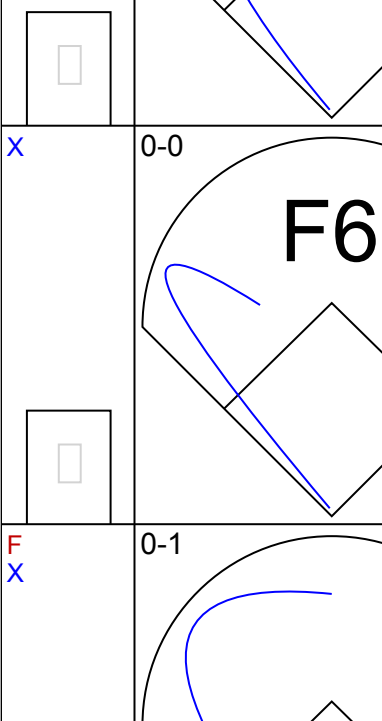
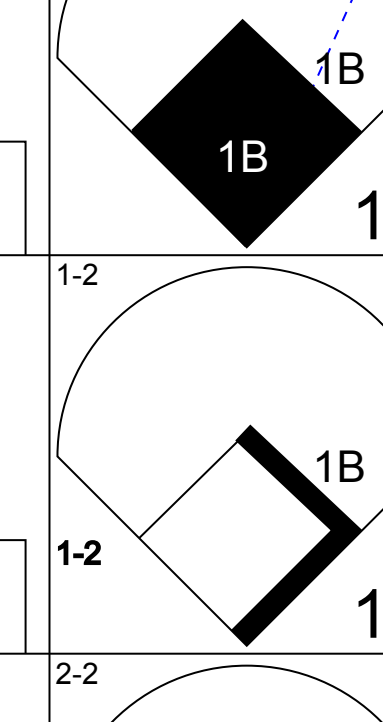
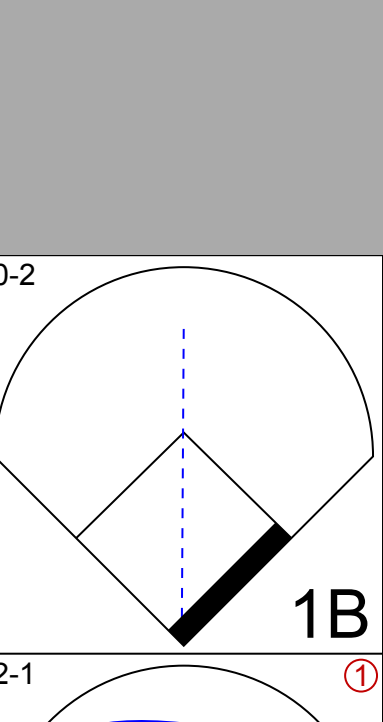
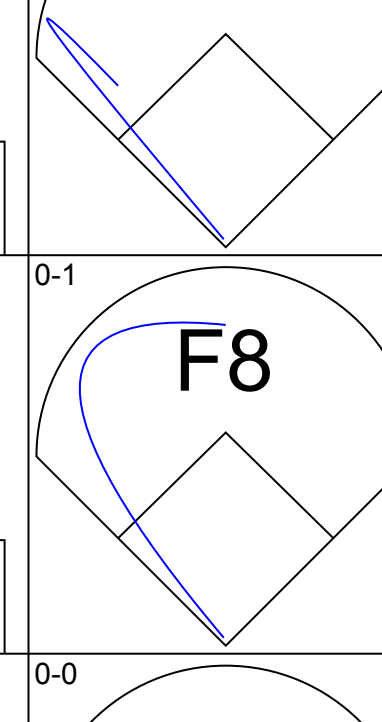
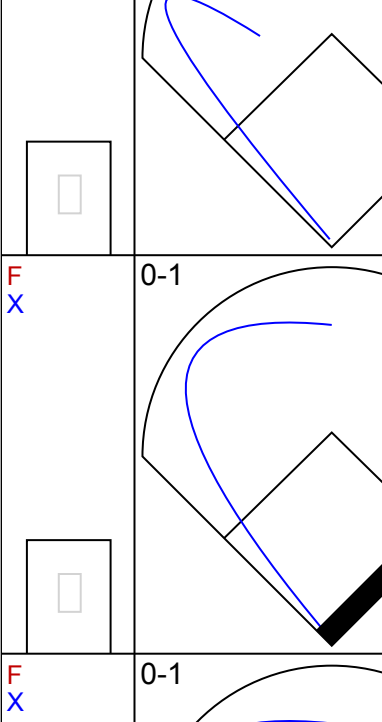
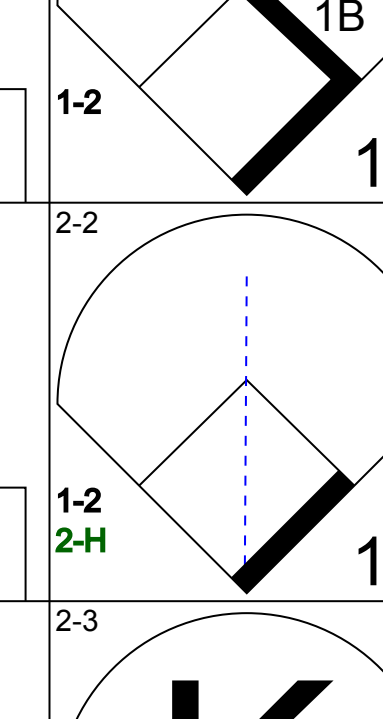
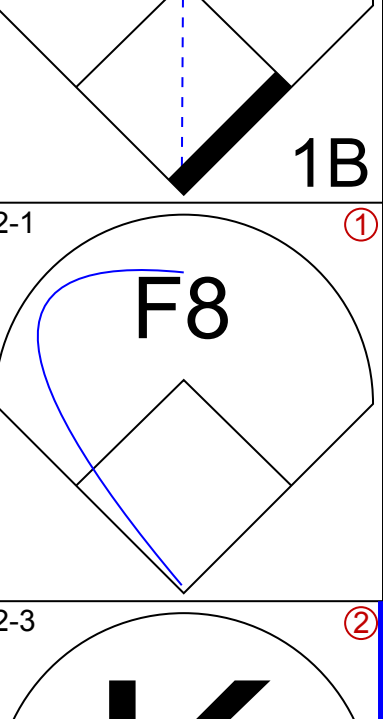
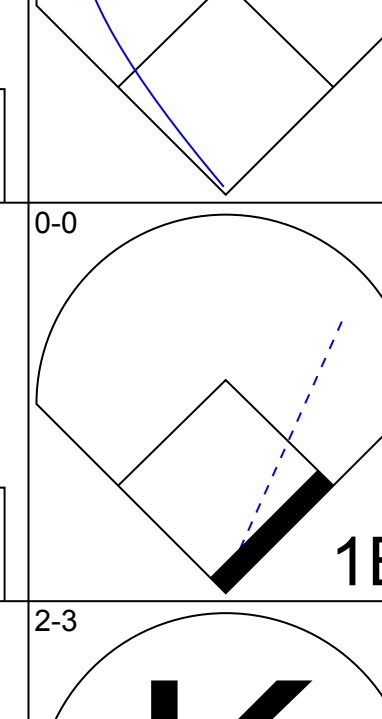
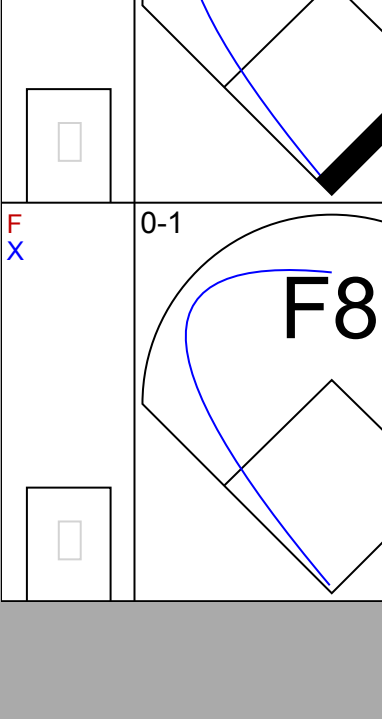
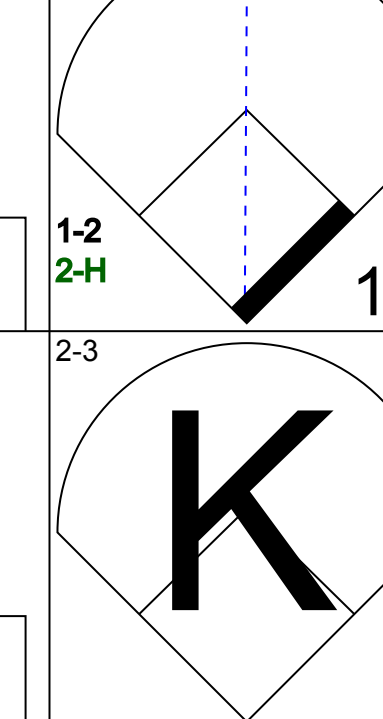
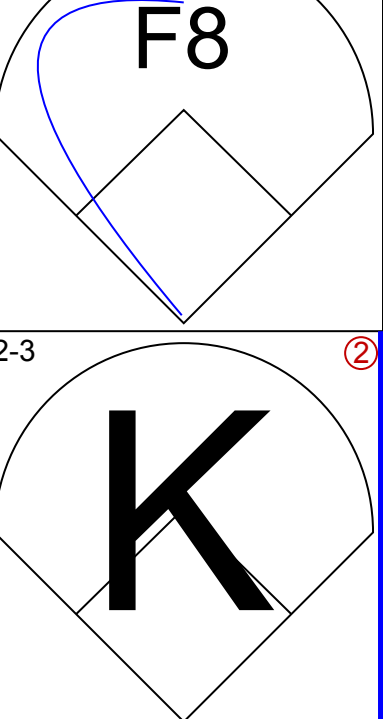
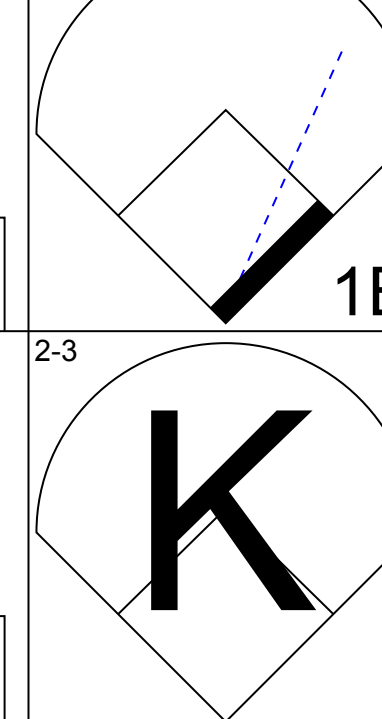
Batter	1	2	3	4	5	6	7	8	9	AB	R	H	RBI	BB	SO	LOB	BOTTOM			
Tony Taylor, R OBP: 0.336, SLG: 0.346 (1, 4)	F9			E6		FC1-5	1B			3	0	1	1	1	0	0	Los Angeles Dodgers @ Philadelphia Phillies Connie Mack Stadium, Philadelphia, PA Wed Aug 22 1962, 7:05 PM EDT Att: 24,091 - Unknown			
Johnny Callison, L OBP: 0.372, SLG: 0.494 (1, 9)	K			SH1-3		1B	CS			3	2	2	1	0	1	0				
Ted Savage, R OBP: 0.337, SLG: 0.375 (1, 7)	K			E	BB	FC1-5	1B			3	0	0	0	1	1	2				
Roy Sievers, R OBP: 0.337, SLG: 0.448 (8, PR)		F5		K		WP	1B			3	0	1	1	1	1	2				
Billy Klaus, L OBP: 0.392, SLG: 0.347 (8, PR)						1-2	2-3			0	1	0	0	0	0	0				
Frank Torre, L OBP: 0.418, SLG: 0.416 (9, 3)						1-2	2H			0	0	0	0	0	0	0				
Don Demeter, R OBP: 0.361, SLG: 0.508 (1, 8)		F5		E5		1-2	2-3			3	1	1	2	1	0	2				
Ruben Amaro, R OBP: 0.372, SLG: 0.327 (1, 6)						B3-5				4	0	0	0	0	2	7				
Bob Ojdis, R OBP: 0.389, SLG: 0.355 (1, 2)				G1-4-3	BB					1	1	1	0	3	0	0				
Bobby Wine, R OBP: 0.274, SLG: 0.344 (1, 5)				G1-4-3		L3				3	0	1	0	0	0	2				
Chris Short, R OBP: 0.130, SLG: 0.182 (1, 1)				4-3		1-3				4	0	0	0	0	0	3				
Inning Stats	R: 0 H: 0 E: 0 K: 2 S: 10	H: 0 LOB: 0 BB: 0 P: 14	R: 0 H: 0 E: 0 K: 1 S: 9	LOB: 0 BB: 0 P: 13	R: 0 H: 0 E: 0 K: 0 S: 4	LOB: 0 BB: 1 P: 9	R: 0 H: 0 E: 2 K: 2 S: 12	LOB: 3 BB: 1 P: 17	R: 0 H: 0 E: 0 K: 0 S: 9	LOB: 0 BB: 1 P: 14	R: 1 H: 2 E: 0 K: 0 S: 5	LOB: 2 BB: 2 P: 13	R: 1 H: 1 E: 0 K: 0 S: 9	LOB: 0 BB: 1 P: 19	R: 3 H: 4 E: 0 K: 0 S: 17	LOB: 2 BB: 1 P: 29	1B: 5 2B: 2 3B: 0 HR: 2	SF: 0 SAC: 2 DP: 3 HBP: 0	WP: 1 PB: 0 SB: 0 CS: 1	PA: 37
PITCHER Pete Richert, L ERA: 4.5 (1, 1)	IP: 7.0 WLS: L BF: 28 H: 3 R: 2 ER: 2 SO: 5 BB: 5 IBB: 1 HBP: 0 BLK: 0 WP: 0 HR: 0 S: 58 P: 99 ERA: 2.57 WHIP: 1.143																			
Larry Sherry, R ERA: 3.25 (8, 1)	0.2	7	4	3	3	0	1	0	0	0	2	14	25	40.50	7.500					
Ed Roebuck, R ERA: 3.47 (8, 1)	0.1	1	0	0	0	0	0	0	0	0	0	3	4	0.00	0.000					

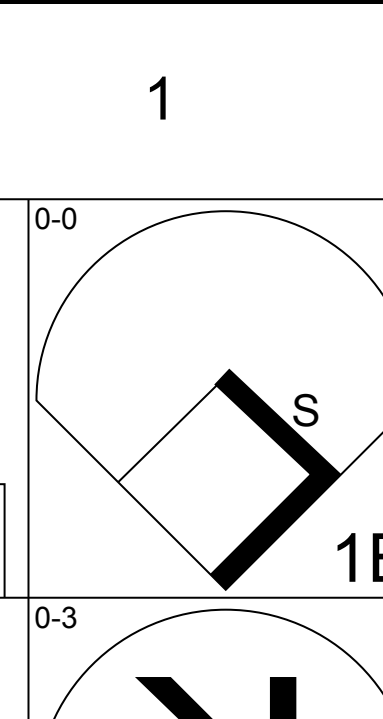
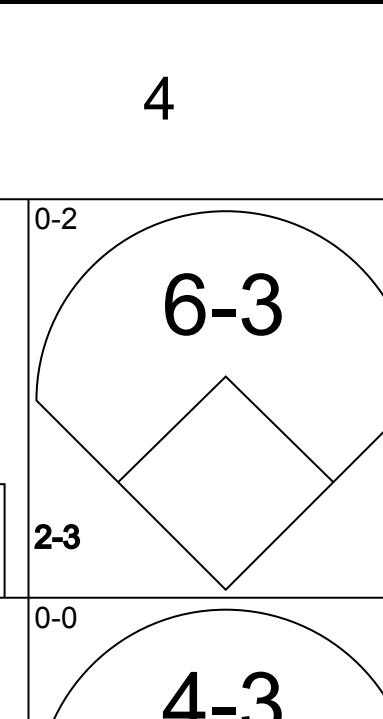
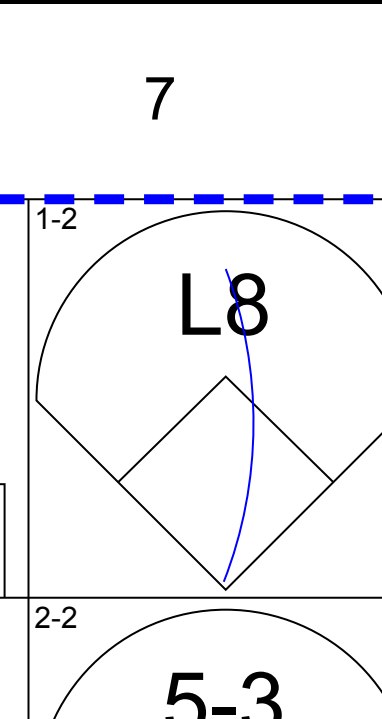
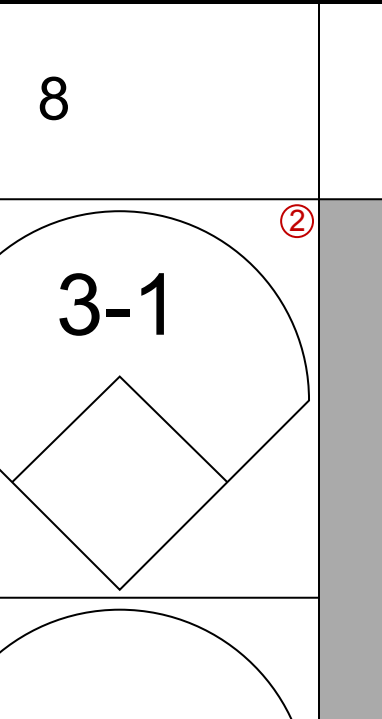
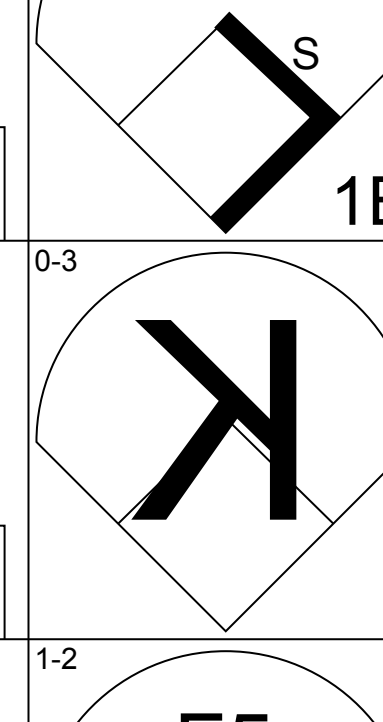
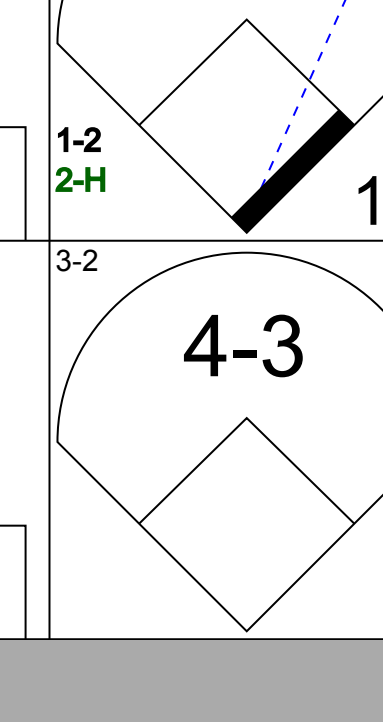
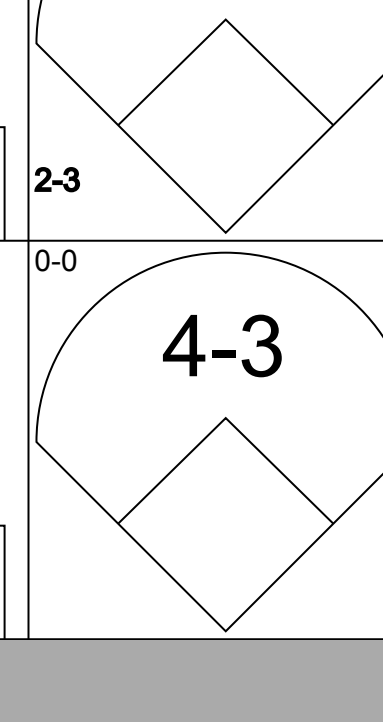
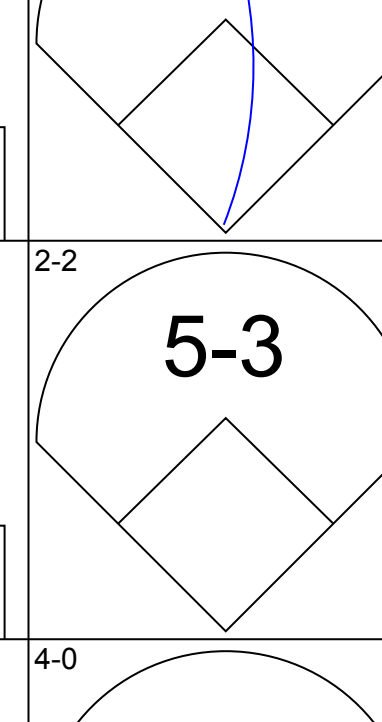
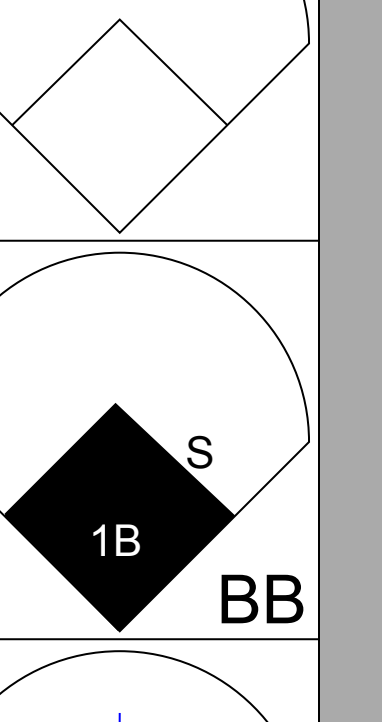
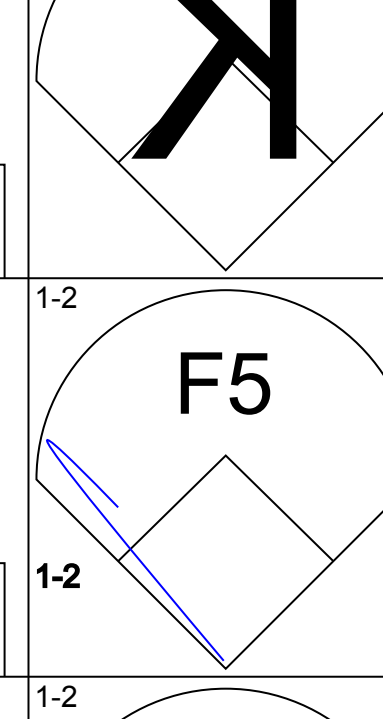
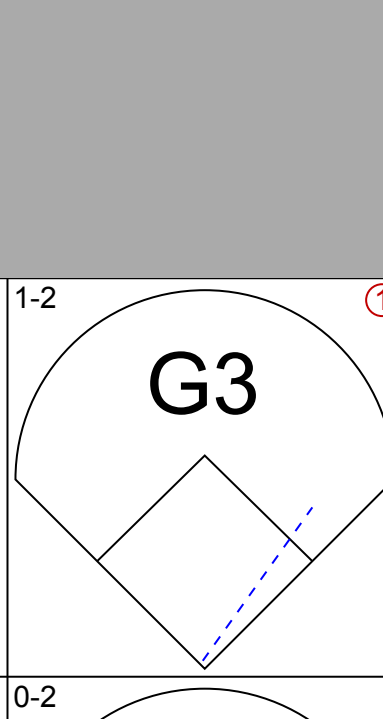
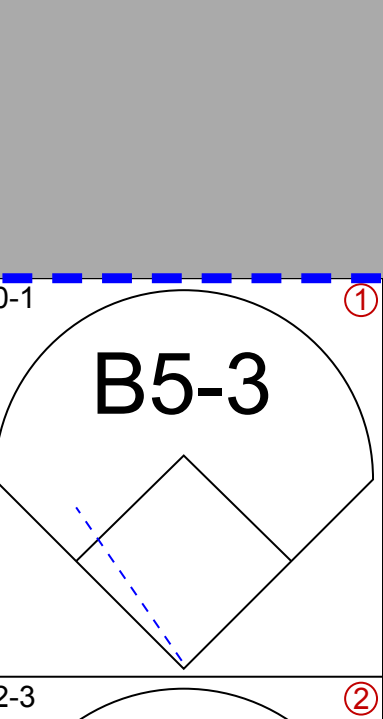
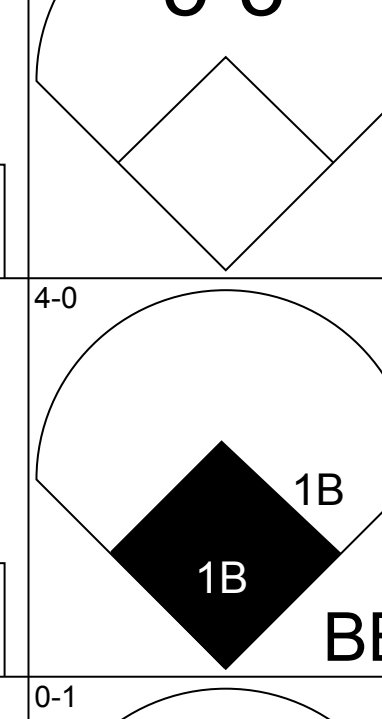
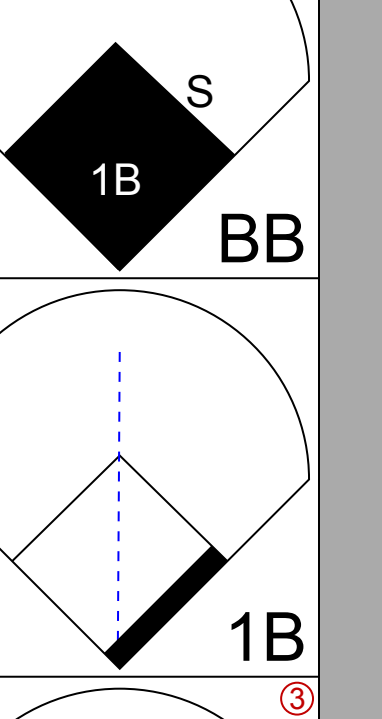
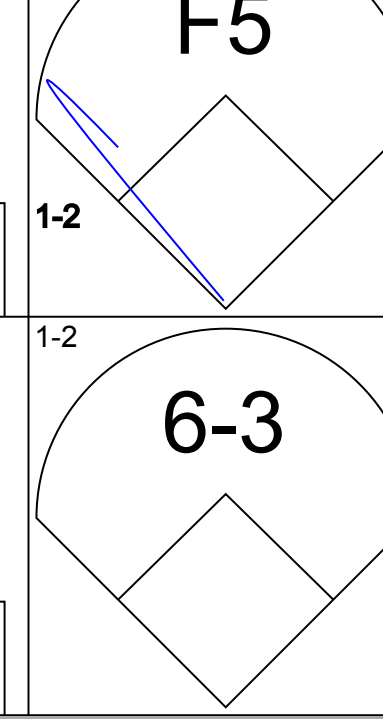
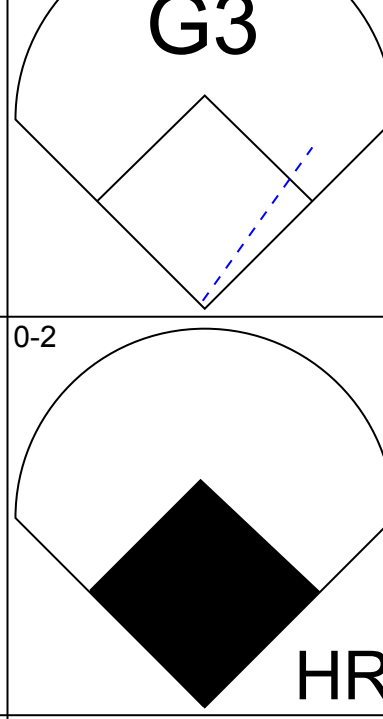
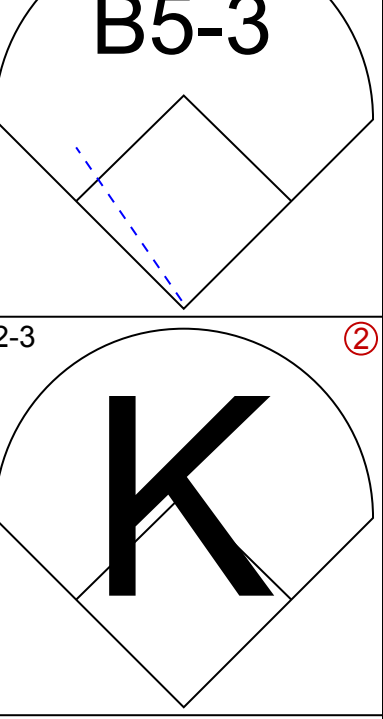
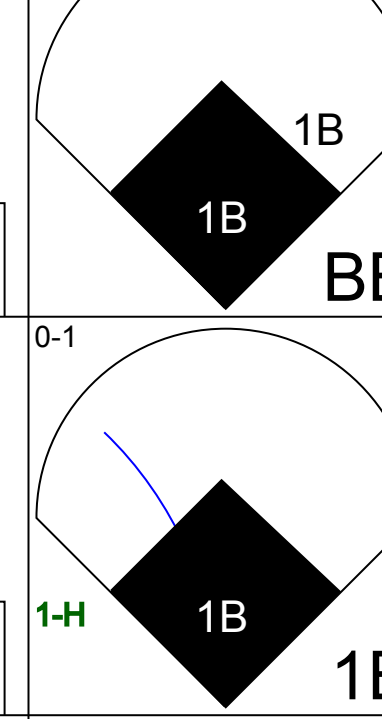
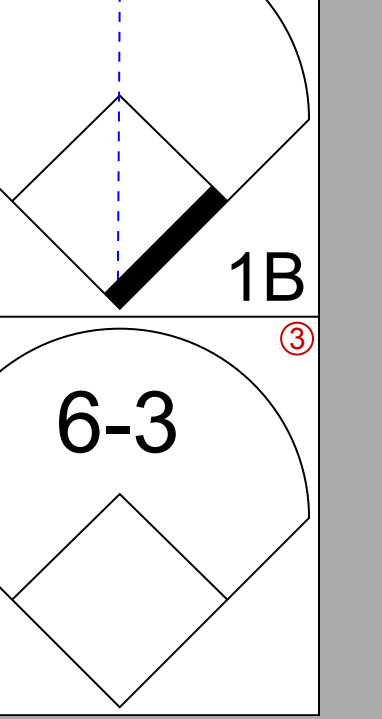
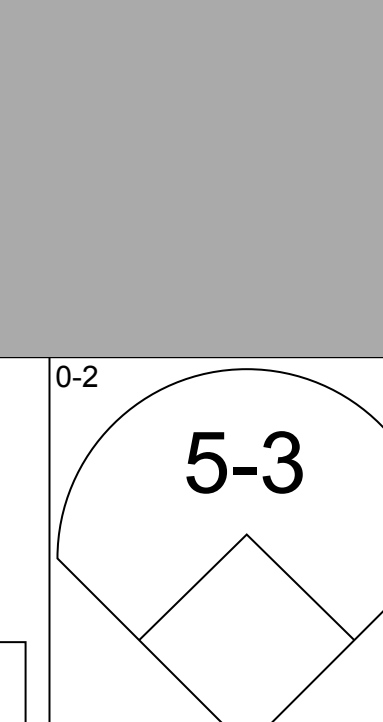
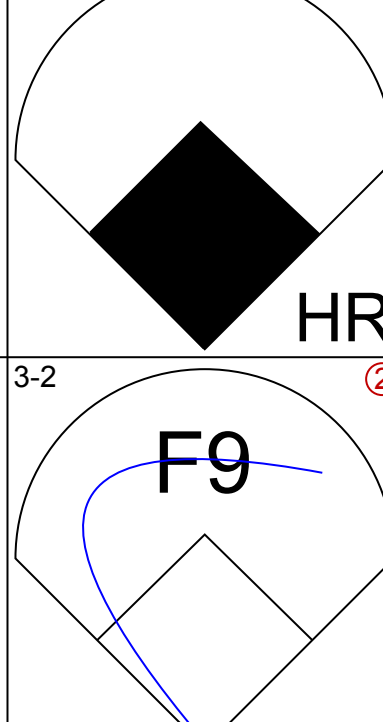
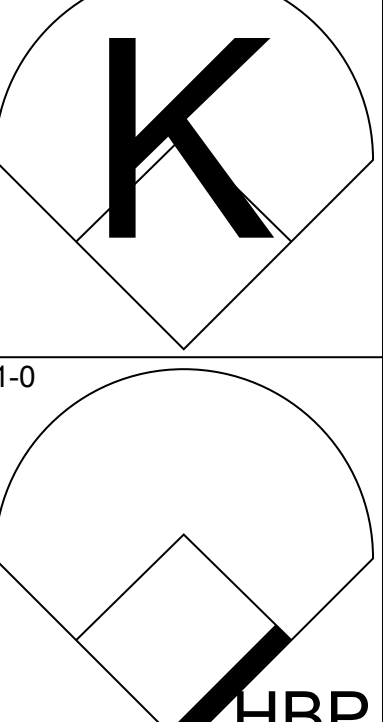
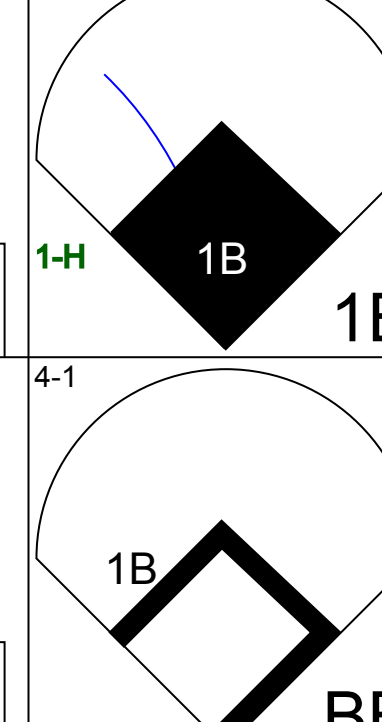
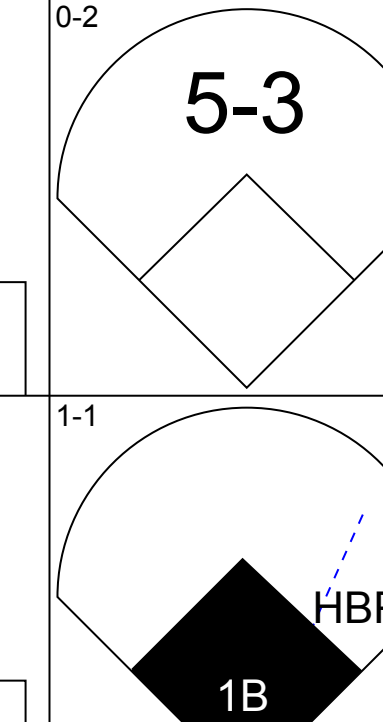
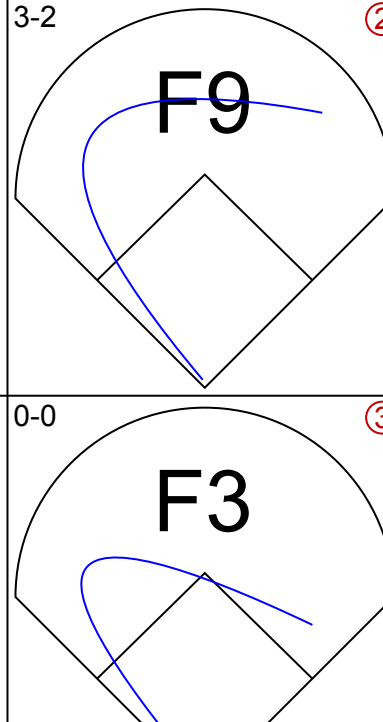
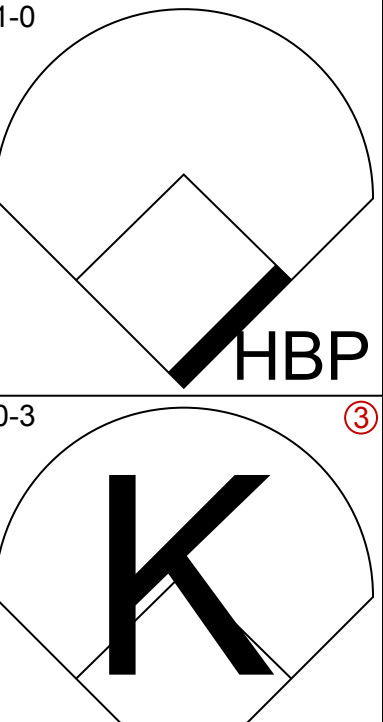
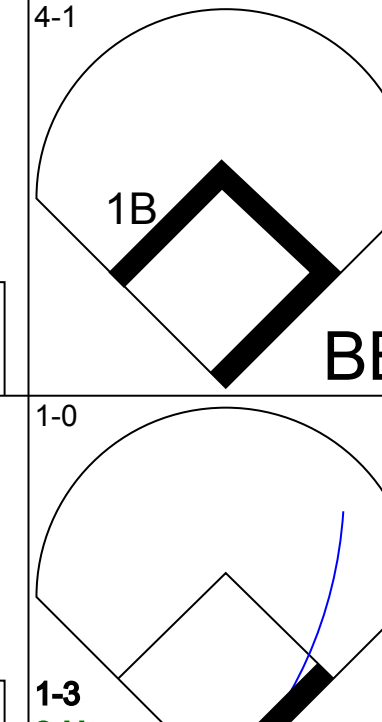
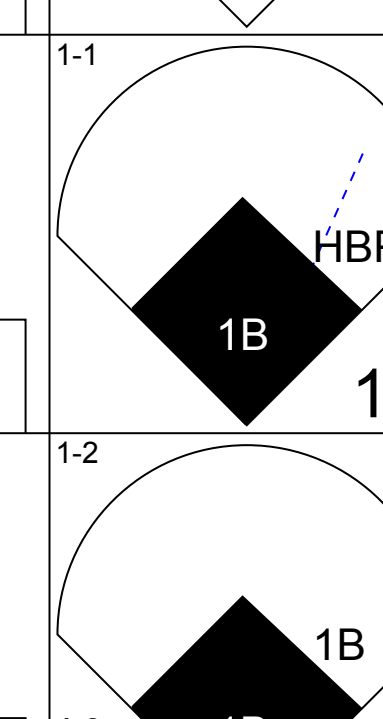
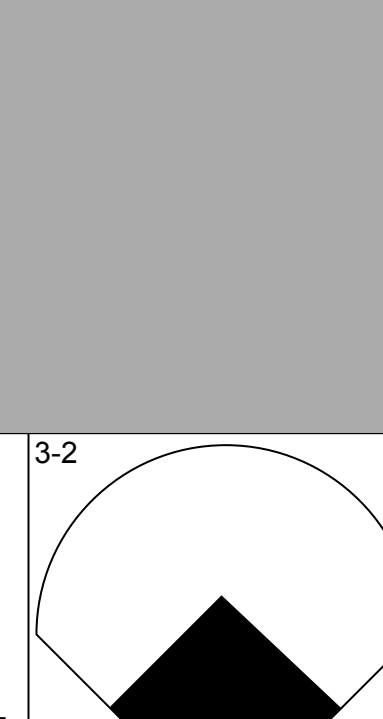
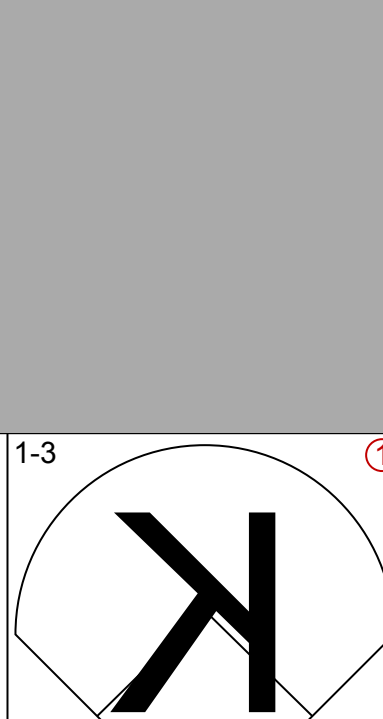
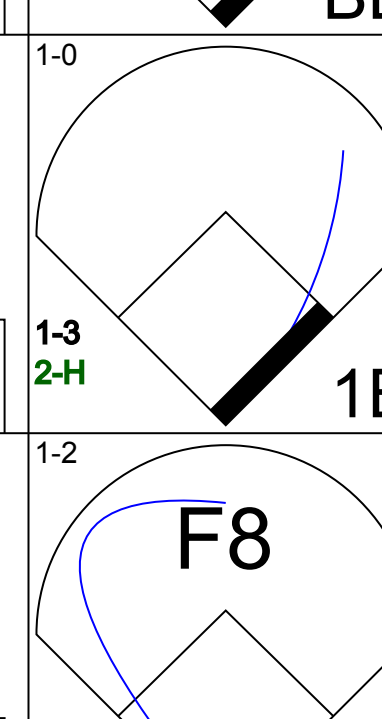
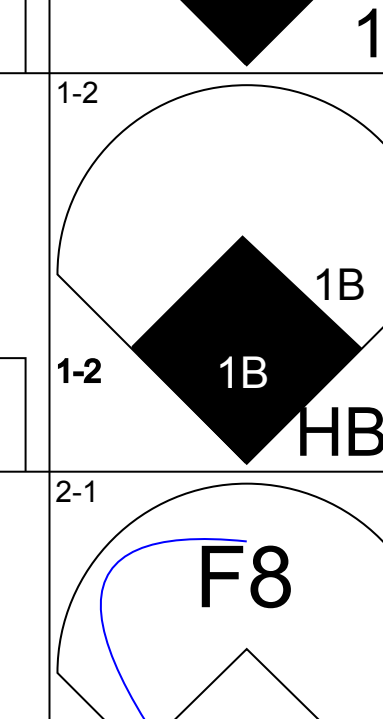
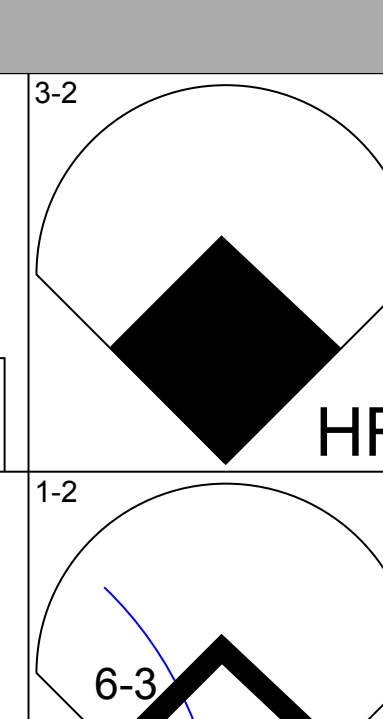
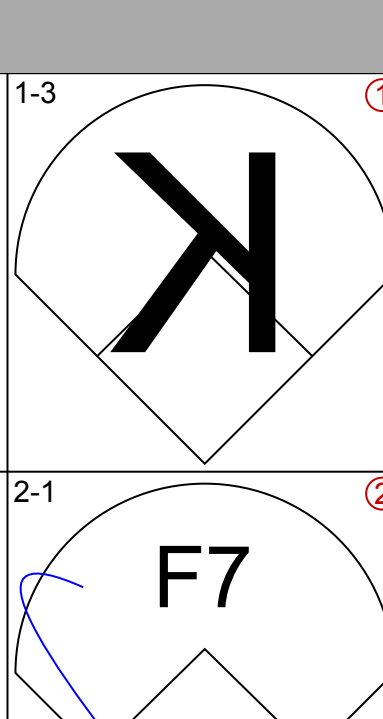
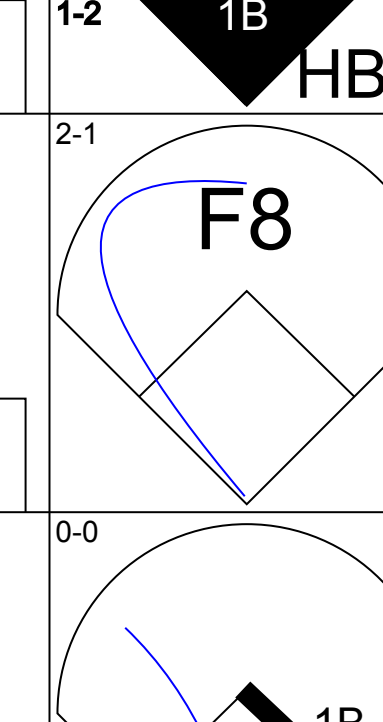
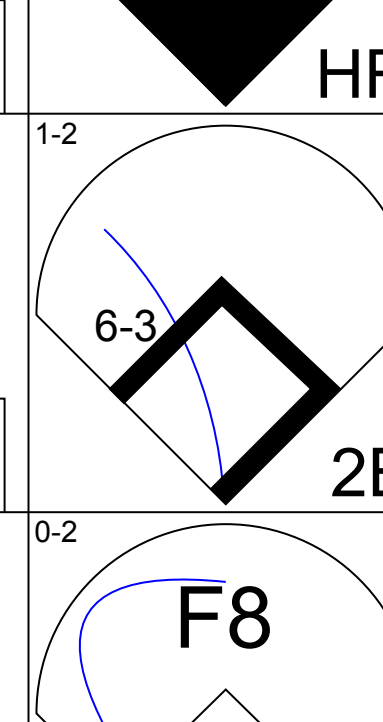
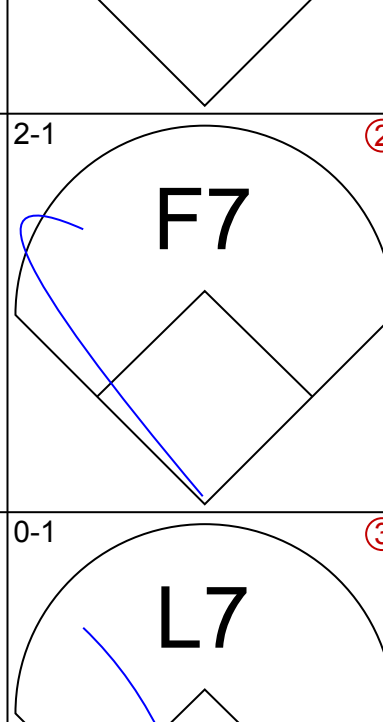
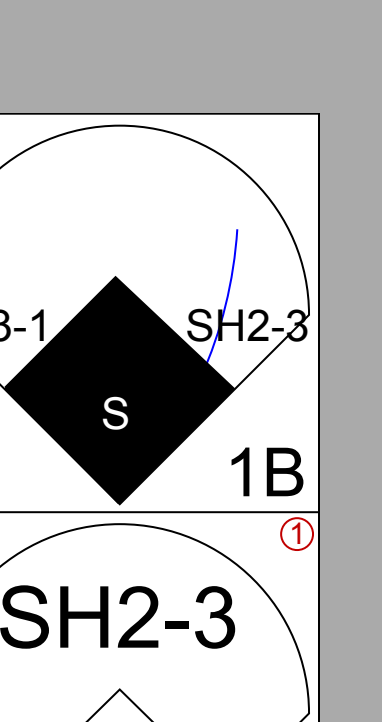
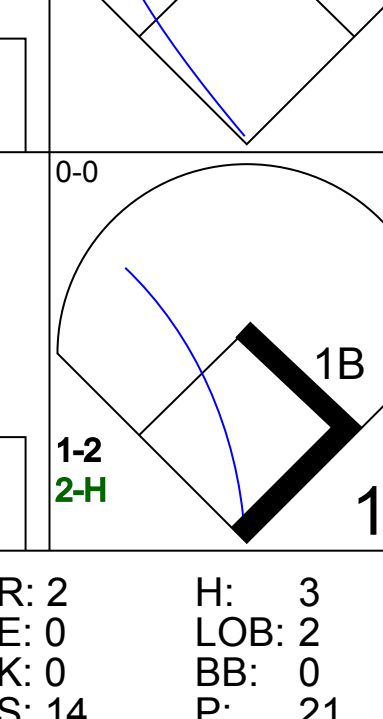
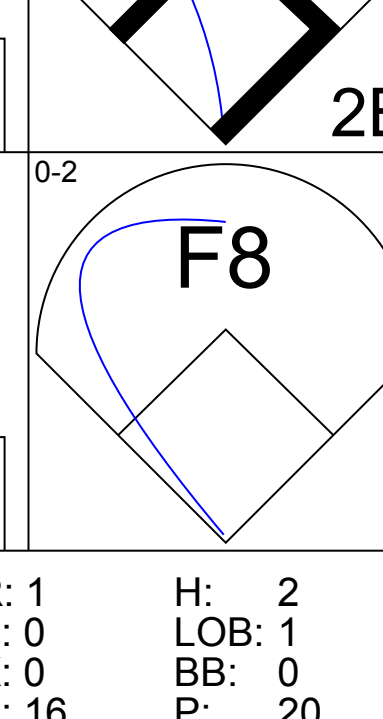
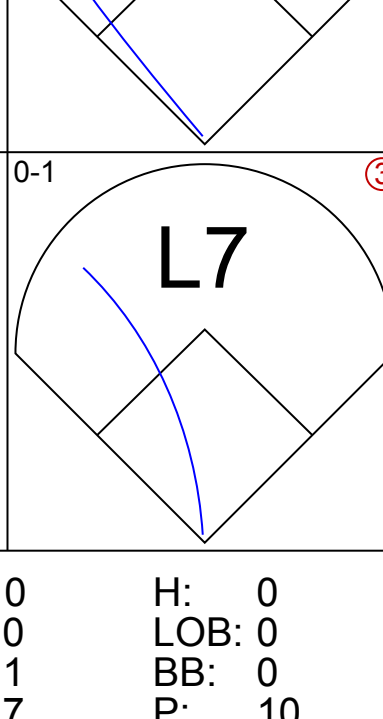
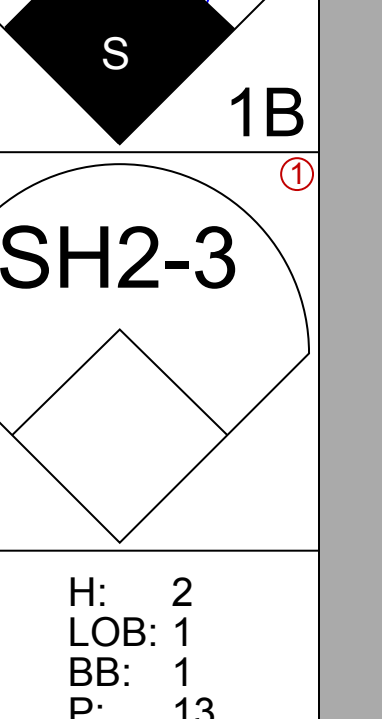
AB	27
R	5
H	7
RBI	5
BB	7
SO	5
LOB	18




Batter	1	2	3	4	5	6	7	8	9	AB	R	H	RBI	BB	SO	LOB	TOP				
Maury Wills, S OBP: 0.328, SLG: 0.360 (1, 6)	E4		1B		F9		K		3-1	5	0	1	0	0	1	0	Los Angeles Dodgers @ New York Mets Polo Grounds, New York, NY Fri Aug 24 1962, 7:05 PM EDT Att: 39,741 - Unknown livebaseballscores.com AB 33 R 3 H 6 RBI 3 BB 5 SO 2 LOB 16 				
Jim Gilliam, S OBP: 0.371, SLG: 0.345 (1, 4)	G4-6-3 BB		F8		F9		4-3		3-1	4	0	0	0	1	0	1					
Willie Davis, L OBP: 0.354, SLG: 0.495 (1, 8)	L9		F7		HR		E3		L3	5	1	1	1	0	0	3					
Tommy Davis, R OBP: 0.372, SLG: 0.527 (1, 5)	G4-6-3			WP BB SF8 1B	BB 1B		F9			4	1	2	0	0	0	3					
Ron Fairly, L OBP: 0.407, SLG: 0.483 (1, 3)		K		SF8 WP BB 5-3	BB 1B			G5-4-3 BB		1	1	0	0	3	1	0					
Frank Howard, R OBP: 0.355, SLG: 0.571 (1, 7)	F6			SF8	L7			G5-4-3		3	0	0	1	0	0	3					
Duke Snider, L OBP: 0.424, SLG: 0.485 (1, 9)		1B		5-3 WP BB		4-3		E 2B		3	0	2	0	1	0	0					
John Roseboro, L OBP: 0.344, SLG: 0.401 (1, 2)	F4			5-3	F7			E5		4	0	0	1	0	0	3					
Don Drysdale, R OBP: 0.242, SLG: 0.275 Ron Perranoski, L (8, 1)			F8	5-3	6-3			L8		4	0	0	0	0	0	3					
										0	0	0	0	0	0	0					
Inning Stats	R: 0 E: 1 K: 0 S: 7	H: 0 LOB: 1 BB: 1 P: 12	R: 0 E: 0 K: 1 S: 11	H: 1 LOB: 1 BB: 0 P: 16	R: 0 E: 0 K: 0 S: 11	H: 1 LOB: 1 BB: 0 P: 16	R: 2 E: 0 K: 0 S: 10	H: 1 LOB: 1 BB: 2 P: 21	R: 1 E: 0 K: 0 S: 11	H: 2 LOB: 2 BB: 1 P: 21	R: 0 E: 0 K: 1 S: 11	H: 0 LOB: 0 BB: 0 P: 15	R: 0 E: 1 K: 0 S: 13	H: 1 LOB: 2 BB: 1 P: 23	R: 0 E: 0 K: 0 S: 7	H: 0 LOB: 0 BB: 0 P: 11	1B: 4 2B: 1 3B: 0 HR: 1	SF: 1 SAC: 0 DP: 2 HBP: 0	WP: 2 PB: 0 SB: 1 CS: 0	PA: 39	
PITCHER Jay Hook, R ERA: 5.15 (1, 1)	IP 9.0	WLS W	BF 39	H 6	R 3	ER 3	SO 2	BB 5	IBB 0	HBP 0	BLK 0	WP 2	HR 1	S 89	P 146	ERA 3.00	WHIP 1.222				

Batter	1	2	3	4	5	6	7	8	9	AB	R	H	RBI	BB	SO	LOB	BOTTOM				
Richie Ashburn, L OBP: 0.430, SLG: 0.402 (1, 9)	1B		K		L7			G4-3		5	0	2	0	0	1	2	Los Angeles Dodgers @ New York Mets Polo Grounds, New York, NY Fri Aug 24 1962, 7:05 PM EDT Att: 39,741 - Unknown livebaseballscores.com AB 33 R 6 H 11 RBI 6 BB 4 SO 8 LOB 16 				
Charlie Neal, R OBP: 0.318, SLG: 0.387 (1, 6)	F9		5-3		K		K			4	0	0	0	0	2	4					
Felix Mantilla, R OBP: 0.330, SLG: 0.408 (1, 5)	1B		2B		K		K			4	0	2	0	0	2	3					
Frank Thomas, R OBP: 0.328, SLG: 0.507 Joe Christopher, R OBP: 0.292, SLG: 0.298 (8, PR) (9, 8)	F4		K			F6		E6 BB 1B		4	0	1	0	0	1	3					
Mary Throneberry, L OBP: 0.308, SLG: 0.441 (1, 3)	K			HR		4-3		BB 1B IBB		3	1	1	1	1	1	2					
Choo-Choo Coleman, L OBP: 0.315, SLG: 0.561 (1, 2)		HR		G3		4-3		1B BB		3	2	1	1	1	0	0					
Rod Kanehl, R OBP: 0.328, SLG: 0.362 (1, 4)	6-3			HR			5-3	1B BB		4	2	2	2	0	0	0					
Jim Hickman, R OBP: 0.325, SLG: 0.411 Gene Woodling, L OBP: 0.383, SLG: 0.420 Rick Herrscher, R OBP: 0.242, SLG: 0.355 (8, PR) (9, 7)	5-3			HR			1B E BB	1B		1	0	0	0	2	0	0					
Jay Hook, L OBP: 0.333, SLG: 0.236 (1, 1)	1-3			K			E6 1B	G4-3 1B		4	0	1	1	0	1	2					
Inning Stats	R: 0 E: 0 K: 1 S: 11	H: 2 LOB: 2 BB: 0 P: 15	R: 1 E: 0 K: 0 S: 8	H: 1 LOB: 0 BB: 0 P: 11	R: 0 E: 0 K: 2 S: 9	H: 1 LOB: 1 BB: 0 P: 17	R: 2 E: 0 K: 1 S: 12	H: 2 LOB: 0 BB: 1 P: 18	R: 0 E: 0 K: 2 S: 8	H: 0 LOB: 0 BB: 0 P: 13	R: 0 E: 0 K: 0 S: 6	H: 0 LOB: 0 BB: 0 P: 10	R: 0 E: 1 K: 2 S: 17	H: 1 LOB: 3 BB: 1 P: 31	R: 3 E: 1 K: 0 S: 11	H: 4 LOB: 2 BB: 2 P: 22	1B: 7 2B: 1 3B: 0 HR: 3	SF: 0 SAC: 0 DP: 1 HBP: 0	WP: 0 PB: 0 SB: 0 CS: 1	PA: 37	
PITCHER Don Drysdale, R ERA: 3.07 Ron Perranoski, L ERA: 2.01 (1, 1) (8, 1)	IP 7.1	WLS L	BF 34	H 9	R 6	ER 6	SO 8	BB 3	IBB 1	HBP 0	BLK 0	WP 0	HR 3	S 77	P 132	ERA 7.36	WHIP 1.636				

Batter	1	2	3	4	5	6	7	8	9	AB	R	H	RBI	BB	SO	LOB	TOP					
Eddie Kasko, R OBP: 0.307, SLG: 0.334 (1, 5)										4	0	0	0	0	1	1	Cincinnati Reds @ Los Angeles Dodgers Dodger Stadium, Los Angeles, CA Tue Aug 28 1962, 7:05 PM PDT Att: 46,536 - Unknown					
Don Blasingame, L OBP: 0.348, SLG: 0.329 (1, 4)										4	0	1	0	0	0	0						
Frank Robinson, R OBP: 0.418, SLG: 0.633 (1, 9)										4	0	1	0	0	0	1						
Wally Post, R OBP: 0.323, SLG: 0.482 (1, 7)										4	0	0	0	0	0	3						
Hank Foiles, R OBP: 0.356, SLG: 0.525 (1, 2)											4	0	0	0	0	2		1				
Vada Pinson, L OBP: 0.333, SLG: 0.474 (1, 8)											4	1	1	0	0	0		0				
Leo Cardenas, R OBP: 0.330, SLG: 0.404 (1, 6)											4	0	3	0	0	0		0				
Gordy Coleman, L OBP: 0.330, SLG: 0.489 (1, 3)											4	0	2	1	0	0		2				
Bob Purkey, R OBP: 0.138, SLG: 0.200 (5, PH)											1	0	0	0	0	1		2				
Joe Gaines, R OBP: 0.391, SLG: 0.436 (5, PH)											1	0	0	0	0	1		1				
Ted Willis, L OBP: 0.313, SLG: 0.313 (7, PH)											0	0	0	0	0	0	0					
Gene Freese, R OBP: 0.429, SLG: 0.273 (7, PH)											1	0	0	0	0	1	1					
Dave Sisler, R OBP: 0.229, SLG: 0.273 (7, 1)											0	0	0	0	0	0	0					
Inning Stats	R: 0 E: 0 K: 1 S: 9	H: 0 LOB: 0 BB: 0 P: 13	R: 1 E: 0 K: 2 S: 16	H: 3 LOB: 2 BB: 0 P: 23	R: 0 E: 0 K: 0 S: 7	H: 0 LOB: 0 BB: 0 P: 8	R: 0 E: 0 K: 1 S: 9	H: 0 LOB: 0 BB: 0 P: 14	R: 0 E: 0 K: 1 S: 13	H: 1 LOB: 1 BB: 0 P: 18	R: 0 E: 0 K: 0 S: 10	H: 1 LOB: 1 BB: 0 P: 14	R: 0 E: 0 K: 1 S: 9	H: 1 LOB: 1 BB: 0 P: 12	R: 0 E: 0 K: 0 S: 12	H: 1 LOB: 1 BB: 0 P: 14	R: 0 E: 0 K: 0 S: 8	H: 1 LOB: 1 BB: 0 P: 11	1B: 8 2B: 0 3B: 0 HR: 0	SF: 0 SAC: 0 DP: 1 HBP: 0	WP: 0 PB: 0 SB: 0 CS: 0	PA: 35
PITCHER Johnny Podres, L ERA: 3.93 (1, 1)	IP: 9.0 WLS: W BF: 35 H: 8 R: 1 ER: 1 SO: 6 BB: 0 IBB: 0 HBP: 0 BLK: 0 WP: 0 HR: 0 S: 93 P: 127 ERA: 1.00 WHIP: 0.889															PITCHER						


Batter	1	2	3	4	5	6	7	8	9	AB	R	H	RBI	BB	SO	LOB	BOTTOM			
Maury Wills, S OBP: 0.332, SLG: 0.364 (1, 6)										5	0	2	1	0	0	2	Cincinnati Reds @ Los Angeles Dodgers Dodger Stadium, Los Angeles, CA Tue Aug 28 1962, 7:05 PM PDT Att: 46,536 - Unknown			
Jim Gilliam, S OBP: 0.376, SLG: 0.354 (1, 4)										4	1	0	0	1	1	4				
Willie Davis, L OBP: 0.357, SLG: 0.504 (1, 8)										4	1	1	1	1	0	1				
Tommy Davis, R OBP: 0.371, SLG: 0.532 (1, 5)										5	2	2	2	0	1	2				
Ron Fairly, L OBP: 0.409, SLG: 0.490 (1, 3)										2	0	0	0	1	0	0				
Frank Howard, R OBP: 0.360, SLG: 0.573 (1, 9)										4	1	2	1	0	1	1				
Duke Snider, L OBP: 0.416, SLG: 0.481 (1, 7)										3	2	1	1	0	1	2				
Larry Burright, R OBP: 0.258, SLG: 0.323 (8, 4)										0	0	0	0	0	0	0				
John Roseboro, L OBP: 0.346, SLG: 0.403 (1, 2)										4	1	2	0	0	0	2				
Johnny Podres, L OBP: 0.200, SLG: 0.250 (1, 1)										3	0	1	1	0	0	1				
Inning Stats	R: 0 E: 0 K: 1 S: 12	H: 1 LOB: 1 BB: 0 P: 13	R: 2 E: 0 K: 0 S: 14	H: 3 LOB: 2 BB: 0 P: 21	R: 1 E: 0 K: 0 S: 11	H: 1 LOB: 0 BB: 0 P: 15	R: 1 E: 0 K: 0 S: 16	H: 2 LOB: 1 BB: 0 P: 20	R: 0 E: 0 K: 2 S: 11	H: 0 LOB: 1 BB: 0 P: 14	R: 0 E: 0 K: 1 S: 7	H: 0 LOB: 0 BB: 0 P: 10	R: 2 E: 0 K: 0 S: 13	H: 2 LOB: 2 BB: 2 P: 26	R: 2 E: 0 K: 0 S: 9	H: 2 LOB: 1 BB: 1 P: 13	1B: 8 2B: 1 3B: 0 HR: 2	SF: 0 SAC: 1 DP: 0 HBP: 2	WP: 0 PB: 0 SB: 3 CS: 0	PA: 40
PITCHER Bob Purkey, R ERA: 2.9 (1, 1)	IP: 4.0 WLS: L BF: 20 H: 7 R: 4 ER: 4 SO: 1 BB: 0 IBB: 0 HBP: 1 BLK: 0 WP: 0 HR: 2 S: 53 P: 69 ERA: 9.00 WHIP: 1.750															PITCHER				
Ted Willis, L ERA: 5.52 (5, 1)	2.0	7	0	0	0	3	0	0	1	0	0	0	18	24	0.00	0.000				
Dave Sisler, R ERA: 4.67 (7, 1)	2.0	13	4	4	4	0	3	0	0	0	0	0	22	39	18.00	3.500				


AB 35
R 1
H 8
RBI 1
BB 0
SO 6
LOB 12



AB 34
R 8
H 11
RBI 7
BB 3
SO 4
LOB 15




Batter	1	2	3	4	5	6	7	8	9	10	11	12	13	AB R H RBI BB SO LOB	TOP														
Eddie Kasko, R OBP: 0.311, SLG: 0.336 (1, 5)	6-3		1B		F8		BB		BB			1B		4 0 2 0 2 0 1	<p>Cincinnati Reds @ Los Angeles Dodgers Dodger Stadium, Los Angeles, CA Wed Aug 29 1962, 7:05 PM PDT Att. 49,603 - Unknown</p> <p>AB 47 R 1 H 10 RBI 1 BB 5 SO 6 LOB 25</p> 														
Don Blasingame, L OBP: 0.340, SLG: 0.332 (1, 4)												1B		3 1 1 0 1 1 3															
Joe Gaines, R OBP: 0.363, SLG: 0.425 (9, PH)	FC4-6		K			WP			K					1 0 0 0 0 1 3															
Don Zimmer, R OBP: 0.268, SLG: 0.305 (9, 4)	BB					2B			K					1 0 0 0 0 0 1															
Vada Pinson, L OBP: 0.333, SLG: 0.472 (1, 8)	FC4-6		1-3			1B		4-3				F8		5 0 1 1 1 0 3															
Frank Robinson, R OBP: 0.414, SLG: 0.625 (1, 8)	P1					F8		6-3		F9			E5	6 0 0 0 0 0 3															
Gordy Coleman, L OBP: 0.328, SLG: 0.485 (1, 3)		F6		6-3		4-3		4-3		L9			FC4-6	6 0 1 0 0 0 2															
Marty Keough, L OBP: 0.368, SLG: 0.442 (1, 7)		4-3				F5			1B	CS		4-3	FC4-6	5 0 1 0 1 1 1															
Johnny Edwards, L OBP: 0.315, SLG: 0.377 (1, 2)									2B				IBB	6 0 1 0 0 2 3															
Leo Cardenas, R OBP: 0.330, SLG: 0.403 (1, 6)			1B			FC6-4			K				FC6-4	6 0 2 0 0 1 4															
Joey Jay, S OBP: 0.239, SLG: 0.238 (1, 1)					4-3	FC6-4			BB				1-3	4 0 1 0 0 0 1															
Inning Stats	R: 0 E: 0 K: 0 S: 8	H: 0 LOB: 1 BB: 1 P: 13	R: 0 E: 0 K: 0 S: 8	H: 1 LOB: 1 BB: 0 P: 10	R: 0 E: 0 K: 1 S: 9	H: 1 LOB: 1 BB: 0 P: 14	R: 0 E: 0 K: 1 S: 6	H: 0 LOB: 0 BB: 0 P: 8	R: 0 E: 0 K: 0 S: 8	H: 1 LOB: 1 BB: 1 P: 13	R: 0 E: 0 K: 0 S: 4	H: 0 LOB: 0 BB: 0 P: 6	R: 0 E: 0 K: 3 S: 19	H: 0 LOB: 3 BB: 1 P: 26		R: 0 E: 0 K: 0 S: 8	H: 0 LOB: 0 BB: 1 P: 15	R: 0 E: 0 K: 1 S: 7	H: 0 LOB: 0 BB: 0 P: 10	R: 0 E: 0 K: 0 S: 9	H: 1 LOB: 1 BB: 1 P: 13	R: 0 E: 1 K: 0 S: 8	H: 1 LOB: 2 BB: 1 P: 18	1B: 8 2B: 2 3B: 0 HR: 0	SF: 0 SAC: 1 DP: 0 HBP: 0	WP: 1 PB: 0 SB: 1 CS: 1	PA: 54		
PITCHER	IP WLS BF H R ER SO BB IBB HBP BLK WP HR S P ERA WHIP																												
Don Drysdale, R ERA: 3.02 (1, 1)	7.0	WLS 29	H 6	R 1	ER 1	SO 2	BB 2	IBB 0	HBP 0	BLK 0	WP 1	HR 0	S 55	P 85	ERA 1.29	WHIP 1.143													
Ron Perranoski, L ERA: 1.85 (8, 1)	2.0	9	2	0	0	3	1	0	0	0	0	0	23	32	0.00	1.500													
Ed Roebuck, R ERA: 3.38 (10, 1)	4.0	W 15	2	0	0	1	1	1	0	0	0	0	32	56	0.00	0.750													

Batter	1	2	3	4	5	6	7	8	9	10	11	12	13	AB R H RBI BB SO LOB	BOTTOM														
Maury Wills, S OBP: 0.331, SLG: 0.362 (1, 6)	1-3				4-3			5-3	4-3			BLK		6 0 1 0 0 1 6	<p>Cincinnati Reds @ Los Angeles Dodgers Dodger Stadium, Los Angeles, CA Wed Aug 29 1962, 7:05 PM PDT Att. 49,603 - Unknown</p> <p>AB 42 R 2 H 8 RBI 2 BB 9 SO 4 LOB 19</p> 														
Jim Gilliam, S OBP: 0.372, SLG: 0.349 (1, 4)	4-3		F5			1-3		F9		4-3		K		6 0 0 0 0 1 2															
Wille Davis, L OBP: 0.355, SLG: 0.500 (1, 8)	5-3				G3		1B	F7		F8		L6		6 0 1 0 0 0 1															
Tommy Davis, R OBP: 0.368, SLG: 0.528 (10, 7)		F8		F5		F7			6-3	F6			2B	6 1 1 0 0 0 1															
Ron Fairly, L OBP: 0.409, SLG: 0.490 (1, 3)				6-3		4-3			F5				SH5-4	4 0 1 0 1 0 1															
Frank Howard, R OBP: 0.369, SLG: 0.569 (9, PR)		F5												4 0 1 0 0 1 1															
Larry Burditt, R OBP: 0.257, SLG: 0.322 (10, 4)														1 1 0 0 0 1 1															
Lee Walls, R OBP: 0.325, SLG: 0.329 (13, PH)									3B	1B			2B	1 0 1 0 0 0 0															
Duke Snider, L OBP: 0.427, SLG: 0.495 (10, 9)	6-3				F8		G5-3						1B	3 0 1 1 3 0 1															
John Roseboro, L OBP: 0.351, SLG: 0.403 (1, 2)													IBB	3 0 1 1 3 0 3															
Don Drysdale, R OBP: 0.250, SLG: 0.275 (1, 1)														0 0 0 0 1 0 0															
Wally Moon, L OBP: 0.346, SLG: 0.358 (7, PH)														1 0 0 0 0 0 2															
Ron Perranoski, L (8, 1)														0 0 0 0 0 0 0															
Tim Harkness, L OBP: 0.359, SLG: 0.411 (9, PH)														0 0 0 0 1 0 0															
Ed Roebuck, R OBP: 0.316, SLG: 0.316 (10, 1)														1 0 0 0 0 0 0															
Inning Stats	R: 0 E: 0 K: 0 S: 7	H: 0 LOB: 0 BB: 0 P: 11	R: 0 E: 0 K: 0 S: 5	H: 0 LOB: 1 BB: 1 P: 11	R: 0 E: 0 K: 1 S: 9	H: 0 LOB: 0 BB: 0 P: 9	R: 0 E: 0 K: 0 S: 11	H: 1 LOB: 1 BB: 0 P: 18	R: 0 E: 1 K: 0 S: 6	H: 0 LOB: 1 BB: 1 P: 11	R: 0 E: 0 K: 0 S: 6	H: 0 LOB: 0 BB: 0 P: 11	R: 1 E: 0 K: 0 S: 7	H: 2 LOB: 3 BB: 2 P: 16	R: 0 E: 0 K: 0 S: 8	H: 0 LOB: 0 BB: 0 P: 12	R: 0 E: 0 K: 1 S: 12	H: 1 LOB: 1 BB: 1 P: 22	R: 0 E: 0 K: 1 S: 8	H: 1 LOB: 1 BB: 0 P: 11	R: 1 E: 0 K: 0 S: 5	H: 3 LOB: 3 BB: 1 P: 10	1B: 5 2B: 2 3B: 1 HR: 0	SF: 0 SAC: 2 DP: 2 HBP: 0	WP: 0 PB: 0 SB: 1 CS: 0	PA: 53			
PITCHER	IP WLS BF H R ER SO BB IBB HBP BLK WP HR S P ERA WHIP																												
Joey Jay, R ERA: 3.6 (1, 1)	12.2	L 53	H 8	R 2	ER 2	SO 4	BB 6	IBB 3	HBP 0	BLK 1	WP 0	HR 0	S 97	P 177	ERA 1.42	WHIP 1.105													

Batter	1	2	3	4	5	6	7	8	9	AB	R	H	RBI	BB	SO	LOB	TOP					
Eddie Kasko, R OBP: 0.312, SLG: 0.336	1-0 FC4-6 1B	0-0 5-3			1-0 2B	2-1 6-3			0-0 5-3	5	2	2	0	0	0	0						
Don Blasingame, L OBP: 0.354, SLG: 0.334	4-2 FC4-6 BB		1-2 FC6 1B		0-0 2B		0-1 F3		4-1 BB	3	0	2	0	2	0	0						
Jerry Lynch, L OBP: 0.341, SLG: 0.479	0-0 FC4-6 1B		0-0 F7		0-0 2B		0-3 K		1-2 F9	5	1	1	1	0	1	4						
Frank Robinson, R OBP: 0.416, SLG: 0.624	0-0 1B		1-1 F8		4-0 FC6-4 IBB		2-2 FC4-6 1B		0-0 F2	4	1	2	1	1	0	2						
Gordy Coleman, L OBP: 0.327, SLG: 0.483	1-2 3-H E8 WP 1B		1-0 FC6		0-0 F8		0-1 FC4-6			4	1	1	1	0	0	5						
Marty Keough, L OBP: 0.365, SLG: 0.438	2-2 F6			1-0 F7	0-0 F4			2-1 1B CS 1B		4	0	1	0	0	0	3						
Leo Cardenas, R OBP: 0.330, SLG: 0.402	1-1 F9			2-0 1B	1-0 FC6-4			0-2 L6		4	0	1	0	0	0	4						
Johnny Edwards, L OBP: 0.314, SLG: 0.375		0-3 K		3-0 F8		2-2 4-3		0-1 CS 1B		4	0	1	0	0	1	1						
Jim O'Toole, S OBP: 0.127, SLG: 0.115										4	0	0	0	0	3	3						
Bill Henry, L OBP: 0.333, SLG: 0.333										0	0	0	0	0	0	0						
Jim Brosnan, R										0	0	0	0	0	0	0						
Inning Stats	R: 4 E: 1 K: 0 S: 12	H: 3 LOB: 0 BB: 1 P: 21	R: 0 E: 0 K: 1 S: 5	H: 0 LOB: 0 BB: 0 P: 5	R: 0 E: 0 K: 1 S: 8	H: 1 LOB: 1 BB: 0 P: 12	R: 0 E: 0 K: 1 S: 6	H: 1 LOB: 1 BB: 0 P: 15	R: 1 E: 0 K: 0 S: 6	H: 3 LOB: 3 BB: 1 P: 12	R: 0 E: 0 K: 1 S: 9	H: 0 LOB: 0 BB: 0 P: 14	R: 0 E: 0 K: 1 S: 11	H: 1 LOB: 1 BB: 0 P: 13	R: 0 E: 0 K: 1 S: 10	H: 2 LOB: 1 BB: 0 P: 13	R: 0 E: 0 K: 0 S: 7	H: 0 LOB: 1 BB: 1 P: 12	1B: 10 2B: 1 3B: 0 HR: 0	SF: 0 SAC: 0 DP: 0 HBP: 0	WP: 1 PB: 0 SB: 0 CS: 2	PA: 40
PITCHER	IP	WLS	BF	H	R	ER	SO	BB	IBB	HBP	BLK	WP	HR	S	P	ERA	WHIP					
Stan Williams, R ERA: 4.14	(1, 1)	8.0	L	36	11	5	3	5	1	1	0	0	1	0	67	105	3.38	1.500				
Phil Ortega, R ERA: 7.74	(9, 1)	1.0		4	0	0	0	0	1	0	0	0	0	0	7	12	0.00	1.000				

Cincinnati Reds @ Los Angeles Dodgers
Dodger Stadium, Los Angeles, CA
Thu Aug 30 1962, 7:05 PM PDT
Att: 42,588 - Unknown


AB	37
R	5
H	11
RBI	3
BB	3
SO	5
LOB	22



Batter	1	2	3	4	5	6	7	8	9	AB	R	H	RBI	BB	SO	LOB	BOTTOM					
Maury Wills, S OBP: 0.330, SLG: 0.361	0-0 3-1		2-3 K		0-0 F7			0-1 F7	2-2 1B	5	0	1	1	0	1	2						
Jim Gilliam, S OBP: 0.372, SLG: 0.350	0-0 F9			1-1 1B		0-2 6-3			1-2 3-H 1B	5	1	2	0	0	0	3						
Willie Davis, L OBP: 0.352, SLG: 0.496	1-1 4-3			1-0 F4		1-0 G3			3-2 F4	4	0	0	0	0	0	2						
Tommy Davis, R OBP: 0.371, SLG: 0.530		2-2 G3-6-3 1B		0-0 1B		1-2 G3			0-0 E 1B	4	1	3	0	0	0	0						
Frank Howard, R OBP: 0.355, SLG: 0.563		1-1 F4		1-3 K			0-0 F8		1-0 E5 1B	4	1	0	0	0	1	5						
Ron Fairly, L OBP: 0.408, SLG: 0.488				1-2 4-3			1-3 K		0-0 BB 1B	4	0	1	2	0	1	3						
Tim Harkness, L OBP: 0.359, SLG: 0.411		G3-6-3			4-3				1-3 2-H 3-H 1B	0	1	0	0	0	0	0						
Lee Walls, R OBP: 0.321, SLG: 0.324					1-2 F3			0-2 F7		4	0	1	1	0	0	0						
Larry Burright, R								6-3		0	0	0	0	0	0	0						
John Roseboro, L OBP: 0.356, SLG: 0.405					0-1 S 1B			1-2 F8	4-0 1B	3	0	2	0	1	0	0						
Stan Williams, R OBP: 0.119, SLG: 0.193					0-1 F8				2-3 K	2	0	0	0	0	1	2						
Daryl Spencer, R OBP: 0.364, SLG: 0.325									1-2 2-3 1B	1	0	0	0	0	1	0						
Phil Ortega, R										0	0	0	0	0	0	0						
Doug Camilli, R OBP: 0.359, SLG: 0.518										0	0	0	0	0	0	0						
Duke Snider, L OBP: 0.424, SLG: 0.491										1	0	0	0	0	1	3						
Inning Stats	R: 0 E: 0 K: 0 S: 4	H: 0 LOB: 0 BB: 0 P: 5	R: 0 E: 0 K: 0 S: 6	H: 1 LOB: 0 BB: 0 P: 9	R: 0 E: 0 K: 1 S: 11	H: 1 LOB: 1 BB: 0 P: 14	R: 0 E: 0 K: 1 S: 10	H: 2 LOB: 2 BB: 0 P: 14	R: 0 E: 0 K: 0 S: 10	H: 1 LOB: 1 BB: 0 P: 12	R: 0 E: 0 K: 0 S: 7	H: 0 LOB: 0 BB: 0 P: 9	R: 0 E: 0 K: 1 S: 7	H: 0 LOB: 0 BB: 0 P: 10	R: 0 E: 0 K: 1 S: 9	H: 0 LOB: 0 BB: 0 P: 13	R: 4 E: 1 K: 1 S: 23	H: 5 LOB: 3 BB: 1 P: 39	1B: 10 2B: 0 3B: 0 HR: 0	SF: 0 SAC: 0 DP: 1 HBP: 0	WP: 0 PB: 0 SB: 1 CS: 0	PA: 38
PITCHER	IP	WLS	BF	H	R	ER	SO	BB	IBB	HBP	BLK	WP	HR	S	P	ERA	WHIP					
Jim O'Toole, L ERA: 3.48	(1, 1)	8.1	W	33	8	4	2	5	0	0	0	0	0	75	102	2.16	0.960					
Bill Henry, L ERA: 4.96	(9, 1)	0.0		2	1	0	0	0	1	0	0	0	0	3	7	∞	∞					
Jim Brosnan, R ERA: 2.91	(9, 1)	0.2	S	3	1	0	0	1	0	0	0	0	0	9	16	0.00	1.500					

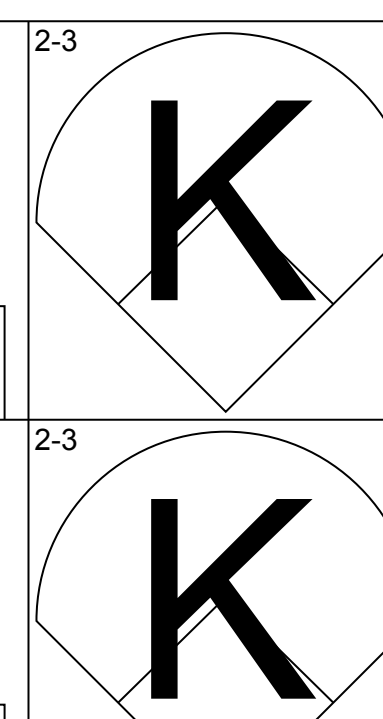
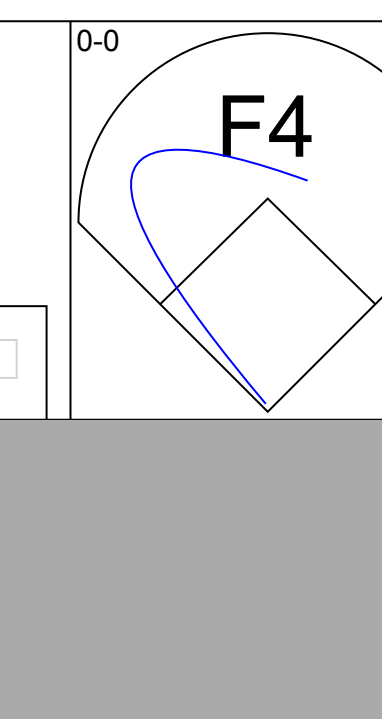
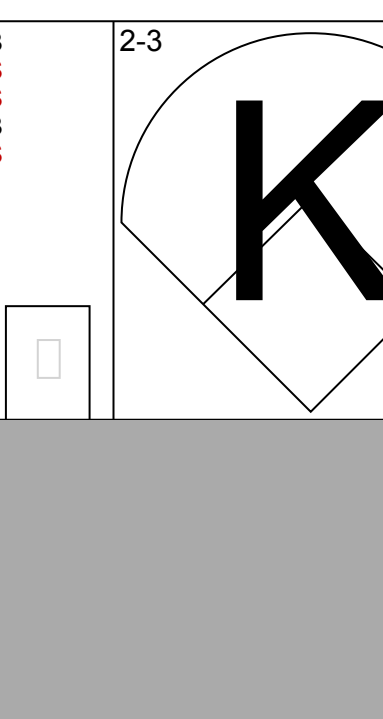
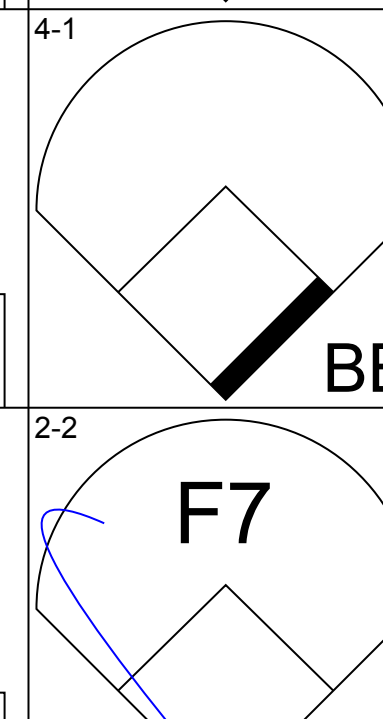
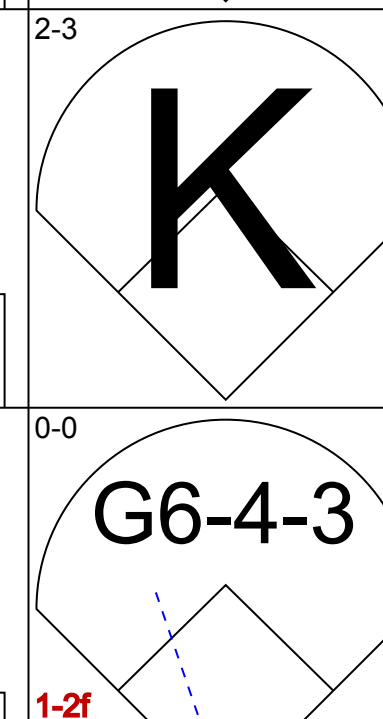
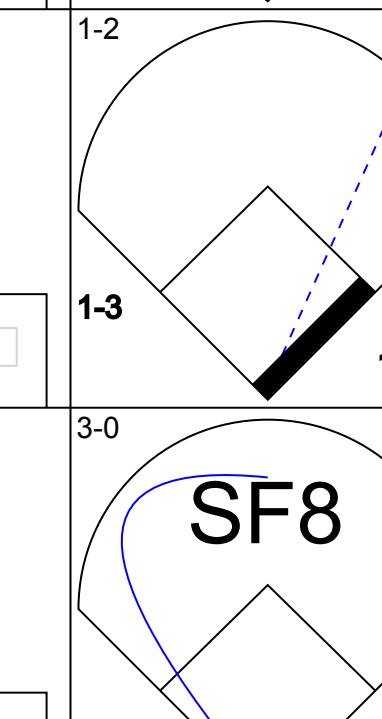
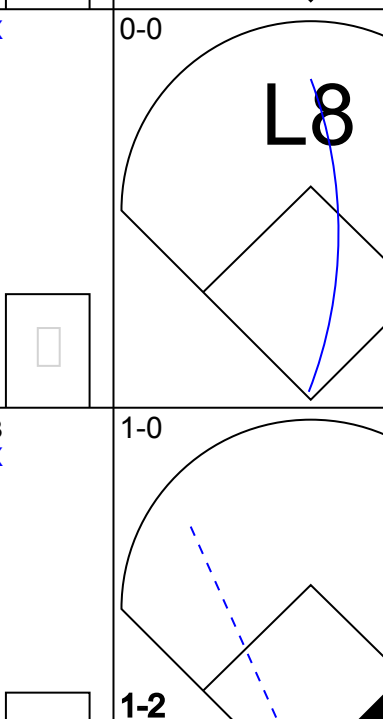


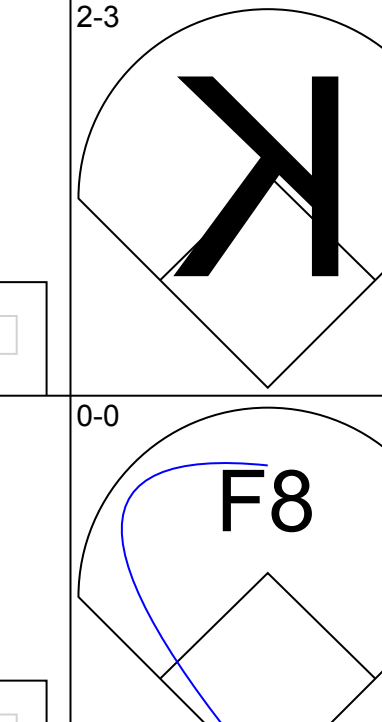
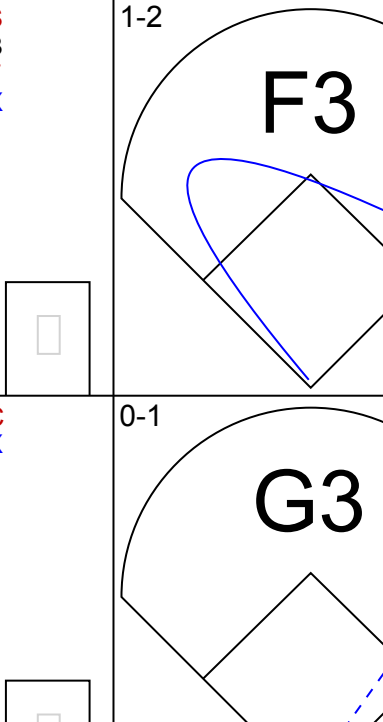




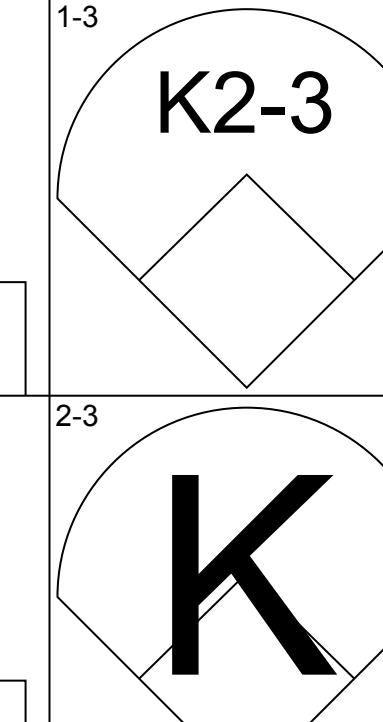
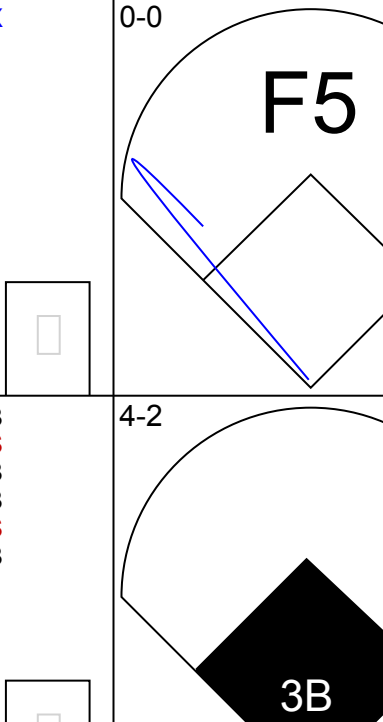
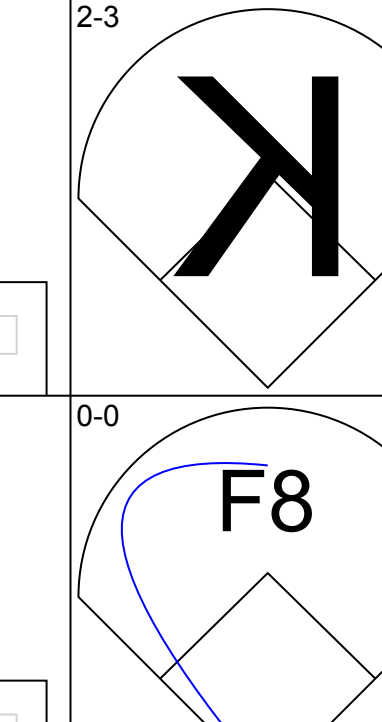
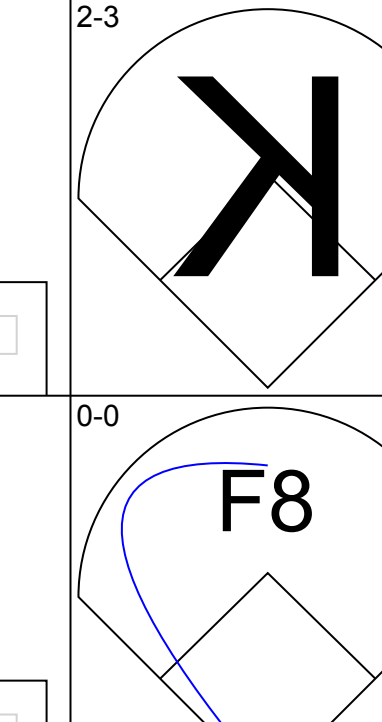

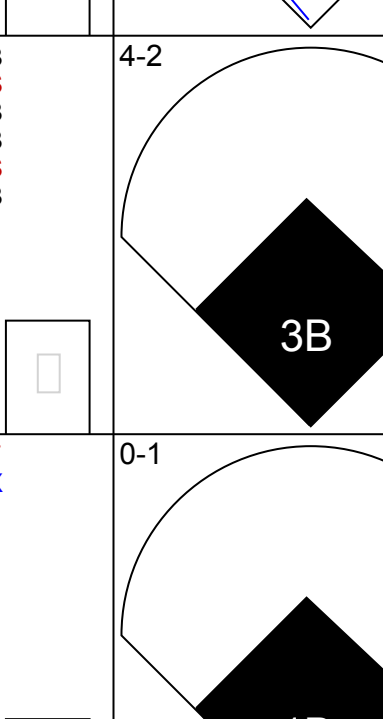
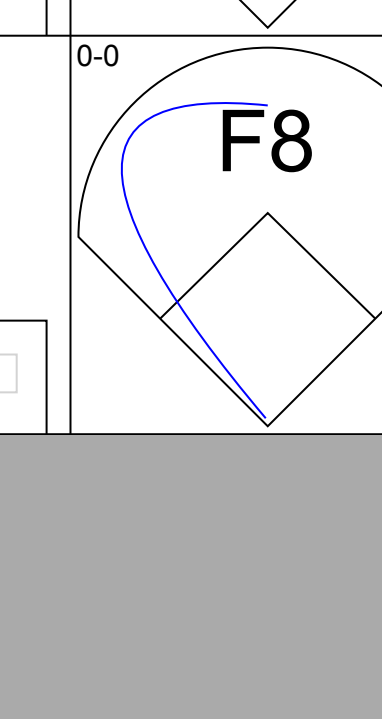
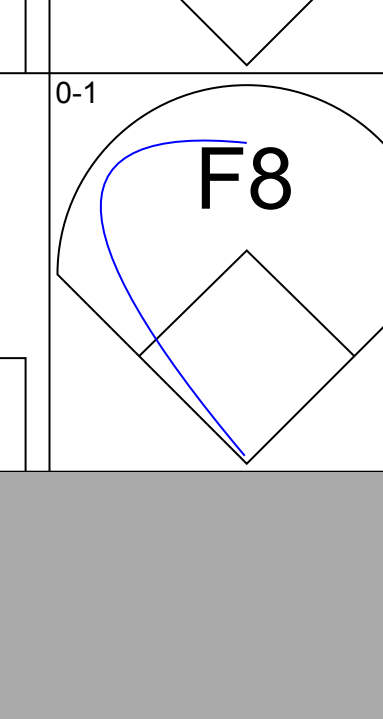
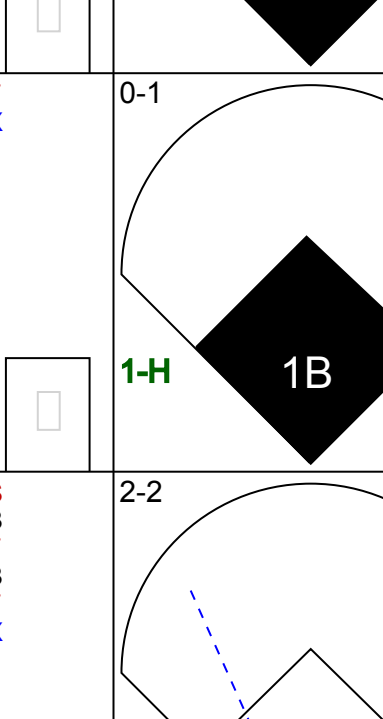
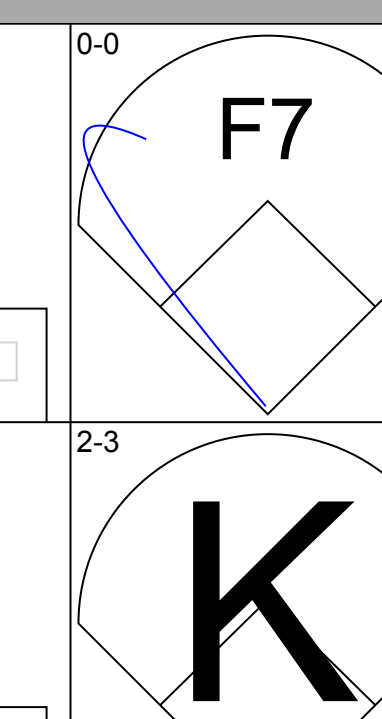
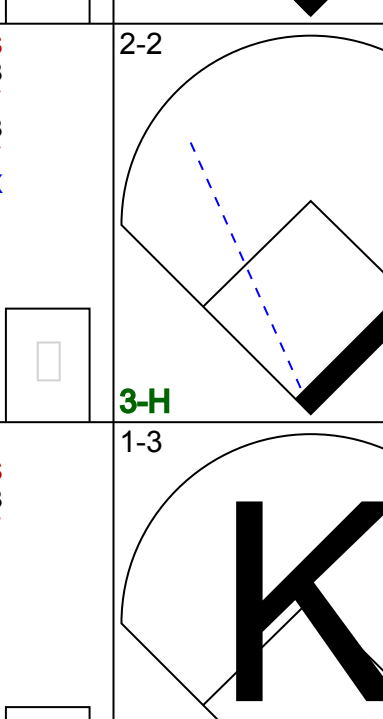
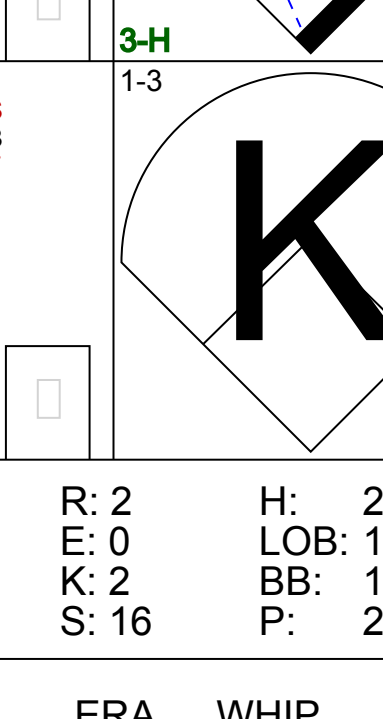
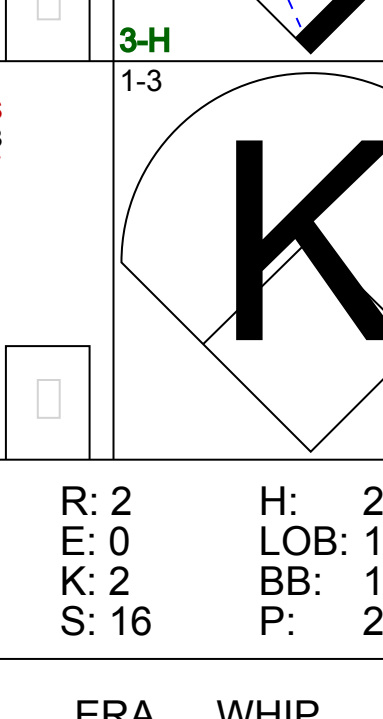
Cincinnati Reds @ Los Angeles Dodgers
Dodger Stadium, Los Angeles, CA
Thu Aug 30 1962, 7:05 PM PDT
Att: 42,588 - Unknown

AB	37
R	4
H	10
RBI	4
BB	1
SO	6
LOB	20



Batter	1	2	3	4	5	6	7	8	9	AB	R	H	RBI	BB	SO	LOB	TOP					
Amado Samuel, R OBP: 0.247, SLG: 0.295 (1, 6)	2-3 K	4-2 1B BB		1-2 1-H 1B		2-3 K		1-1 F6		4	0	1	1	1	2	2	Milwaukee Braves @ Los Angeles Dodgers Dodger Stadium, Los Angeles, CA Fri Aug 31 1962, 7:05 PM PDT Att: 34,107 - Unknown					
Tommie Aaron, R OBP: 0.315, SLG: 0.381 (1, 7)	2-2 PB 1B	0-1 1B		0-0 F4		1-0 F8		1-0 G3		5	1	2	0	0	0	3						
Eddie Mathews, L OBP: 0.381, SLG: 0.474 (1, 5)	4-2 1B BB	0-3 K		0-0 F9		0-0 1B		0-0 3-1		4	1	1	0	1	1	4						
Hank Aaron, R OBP: 0.397, SLG: 0.617 (1, 9)	1-2 1B 2H			0-2 F2		0-1 FC5-4 1B		3-2 6-3		5	0	2	1	0	0	2						
Lee Maye, L OBP: 0.289, SLG: 0.379 (1, 8)	3-2 L7			0-3 K		0-1 E4 FC5-4 1B		1-1 L1-3 HBP		4	0	0	0	0	1	3						
Joe Adcock, R OBP: 0.338, SLG: 0.520 (1, 3)	1-2 FC6-4 1B			4-1 FC6-4 BB		1-0 FC5-4 BB		1-0 L1-3		4	0	1	1	1	0	3						
Joe Torre, R OBP: 0.355, SLG: 0.361 (1, 2)	0-1 FC6-4			2-1 FC6-4		4-1 FC5-4 BB		0-1 1B		3	0	1	0	1	0	3						
Frank Bolling, R OBP: 0.328, SLG: 0.396 (1, 4)				1-0 6-3		1-0 FC5-4		0-0 F9		4	1	1	0	0	0	3						
Tony Cloninger, R ERA: 4.42 (1, 1)				0-0 6-3		0-0 F3		0-1 1B		1	0	0	0	0	0	0	Milwaukee Braves @ Los Angeles Dodgers Dodger Stadium, Los Angeles, CA Fri Aug 31 1962, 7:05 PM PDT Att: 34,107 - Unknown					
Ed Roebuck, R ERA: 3.22 (6, 1)										1	0	0	0	0	0	0						
Inning Stats	R: 2 E: 0 K: 1 S: 22	H: 3 LOB: 2 BB: 1 P: 35	R: 0 E: 0 K: 1 S: 9	H: 1 LOB: 2 BB: 1 P: 14	R: 0 E: 0 K: 1 S: 9	H: 0 LOB: 1 BB: 1 P: 15	R: 1 E: 0 K: 0 S: 7	H: 2 LOB: 1 BB: 0 P: 9	R: 0 E: 0 K: 0 S: 10	H: 2 LOB: 2 BB: 0 P: 16	R: 0 E: 0 K: 0 S: 5	H: 1 LOB: 1 BB: 0 P: 7	R: 0 E: 0 K: 0 S: 7	H: 0 LOB: 1 BB: 1 P: 13	R: 0 E: 0 K: 0 S: 7	H: 0 LOB: 0 BB: 0 P: 12		1B: 10 2B: 1 3B: 0 HR: 0	SF: 0 SAC: 0 DP: 2 HBP: 1	WP: 0 PB: 1 SB: 0 CS: 1	PA: 42	
PITCHER	IP	WLS	BF	H	R	ER	SO	BB	IBB	HBP	BLK	WP	HR	S	P	ERA		WHIP			ERA	WHIP
Pete Richert, L	5.0	W	26	7	3	3	3	4	0	0	0	0	0	54	86	5.40		2.200			5.40	2.200
Ed Roebuck, R	4.0	S	16	3	0	0	1	1	0	1	0	0	0	29	48	0.00		1.000			0.00	1.000

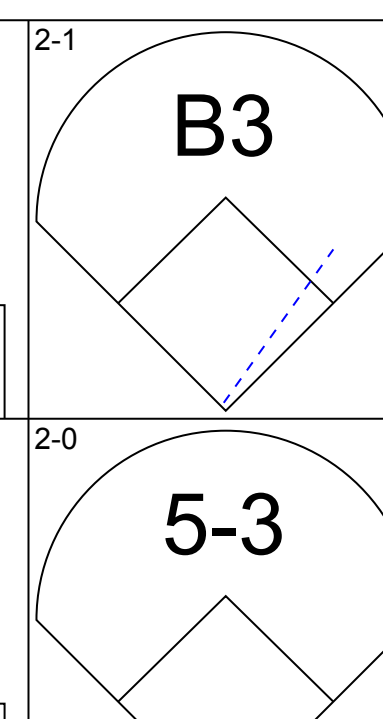
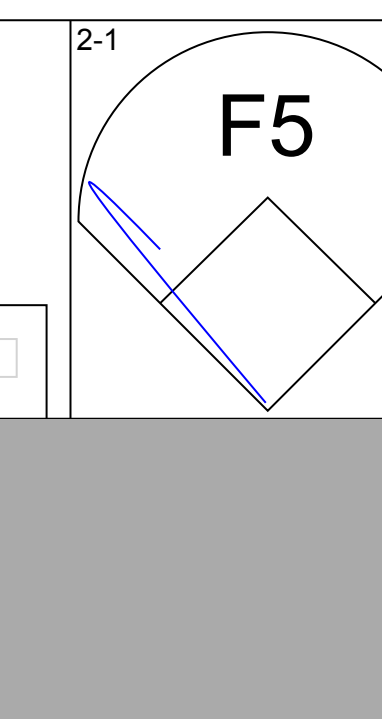

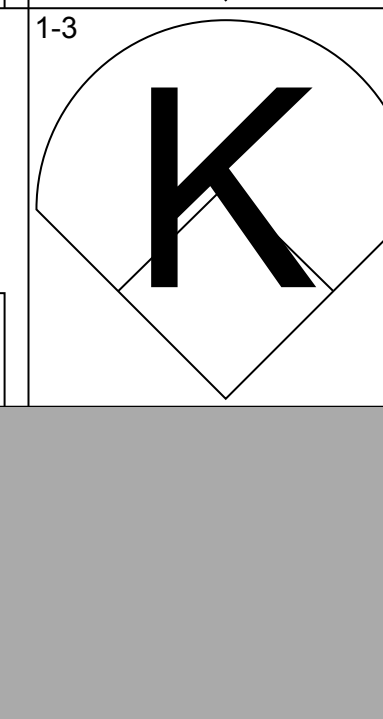
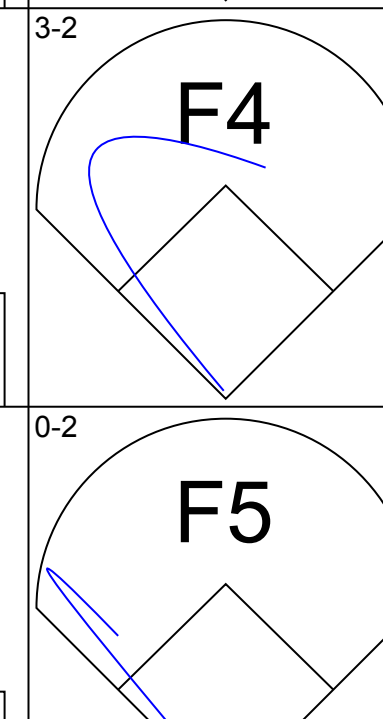

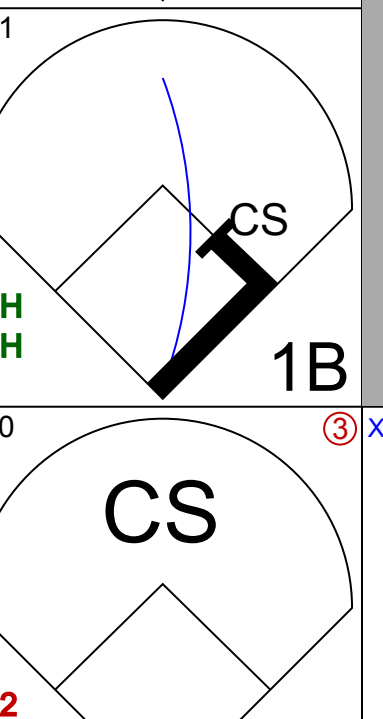

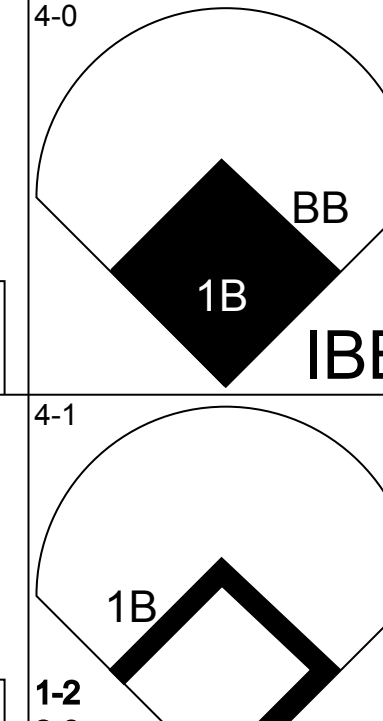
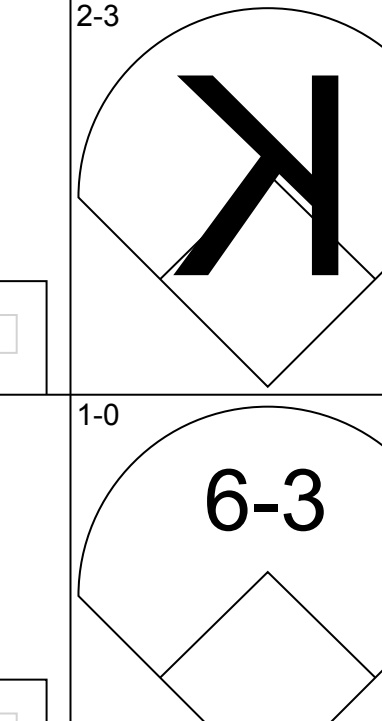

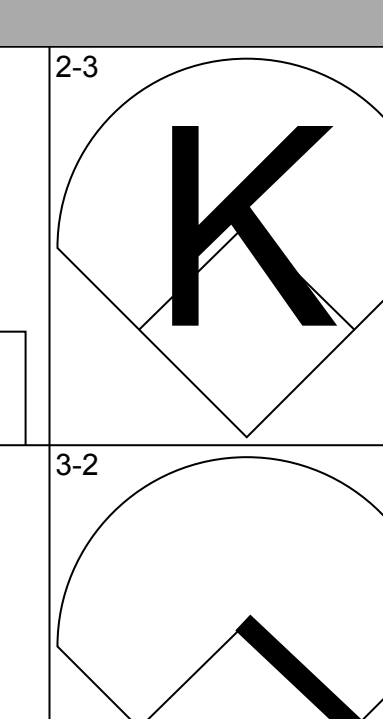
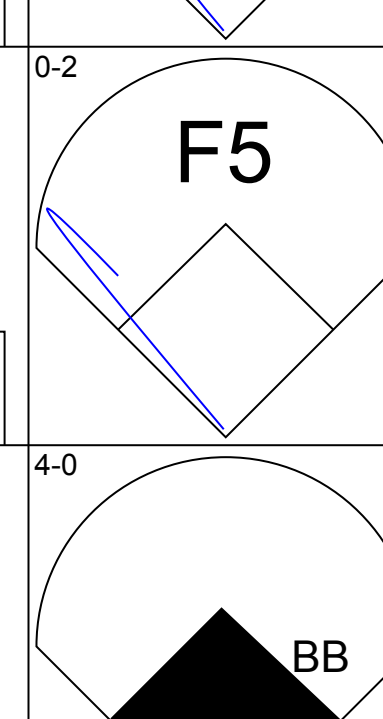
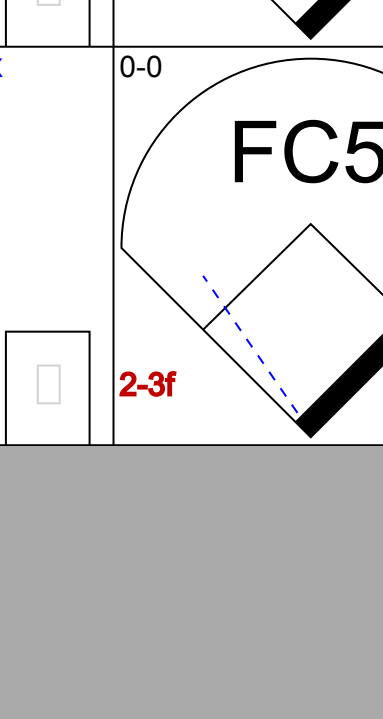
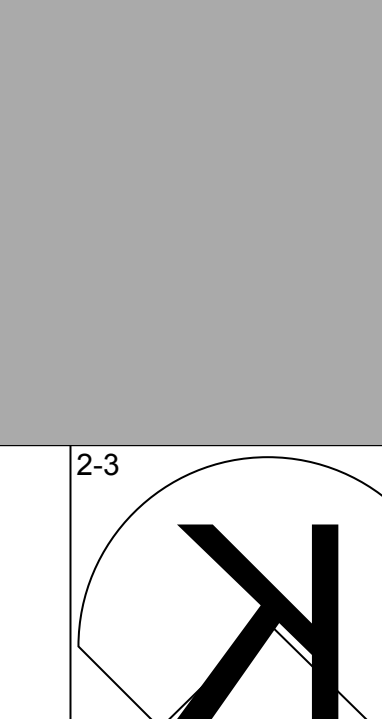
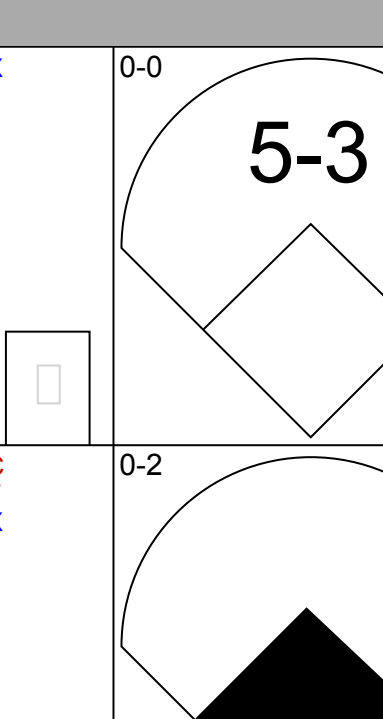
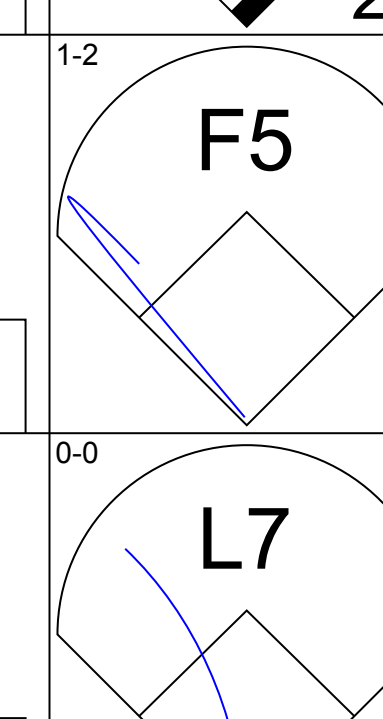
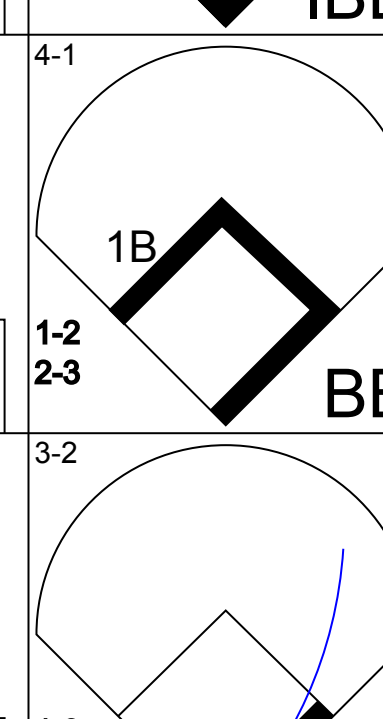
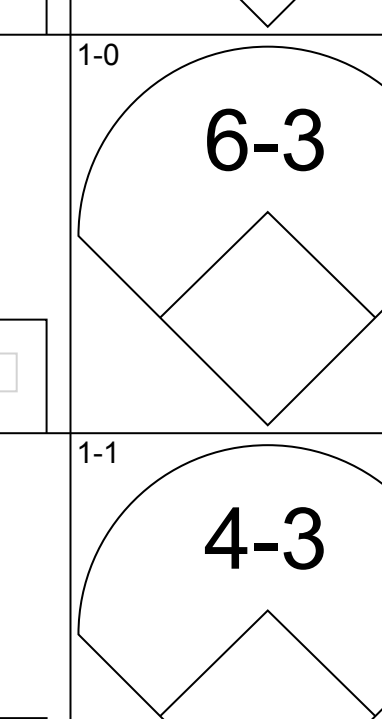
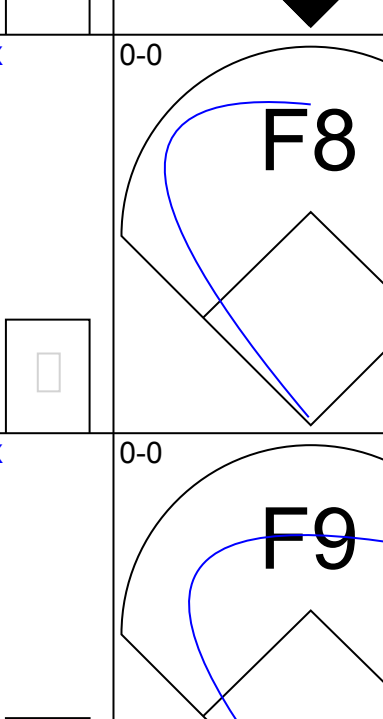

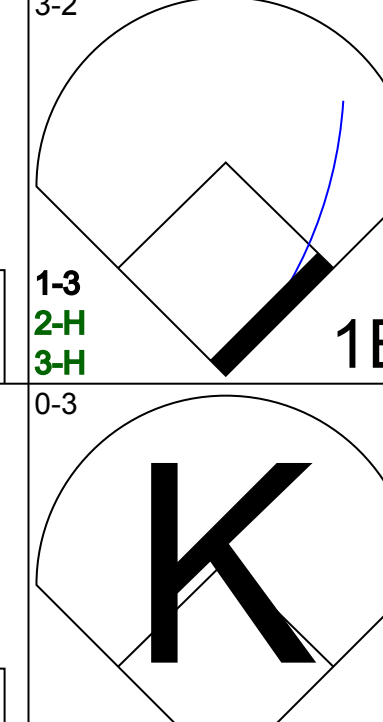
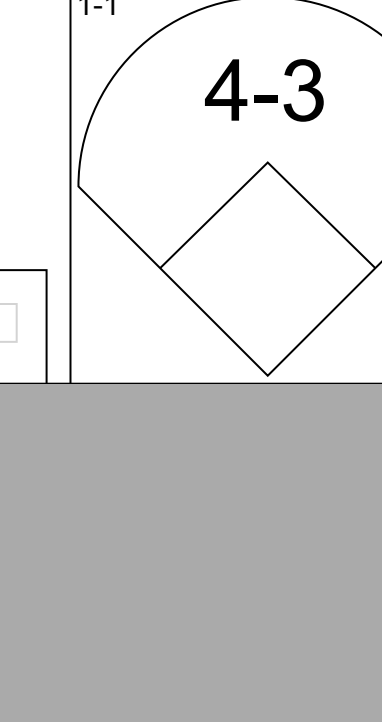
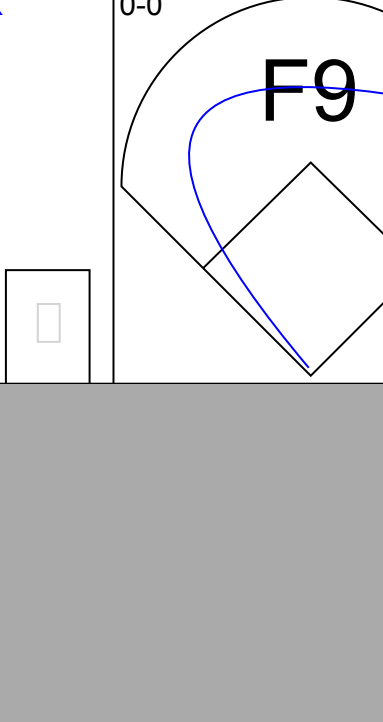


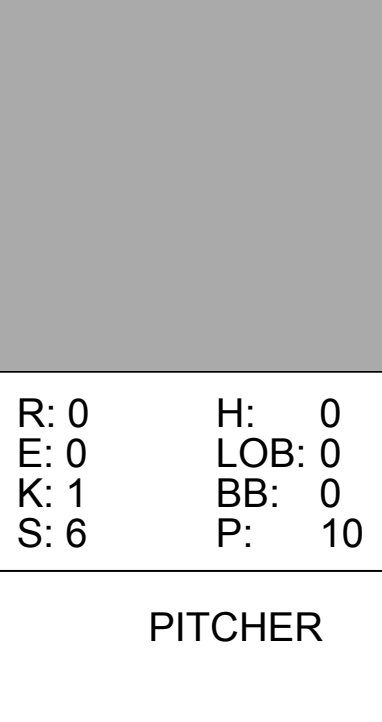

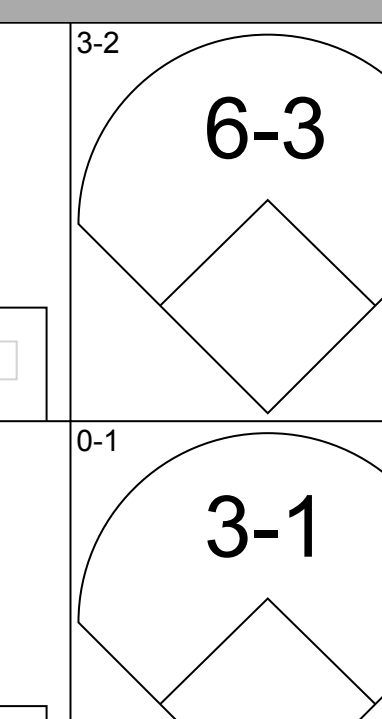


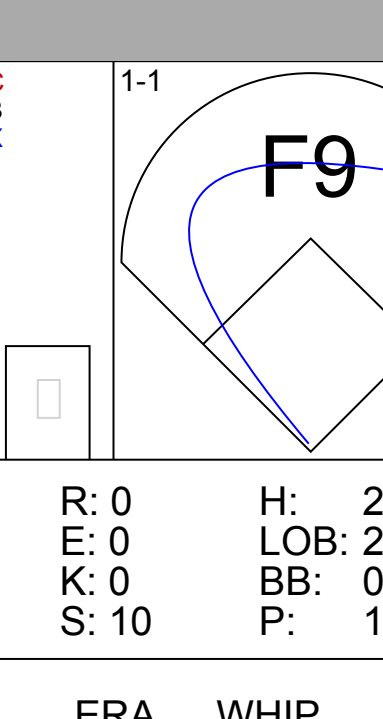
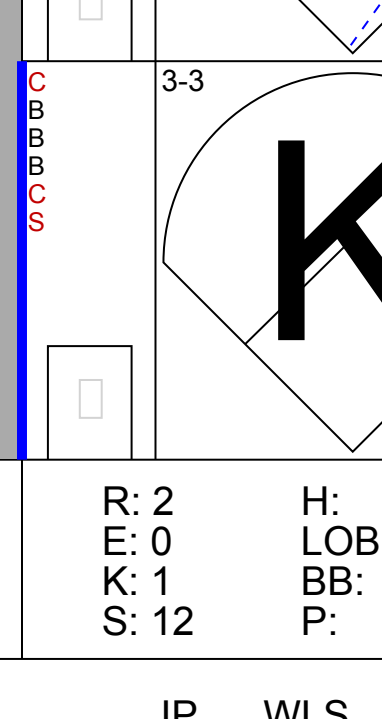
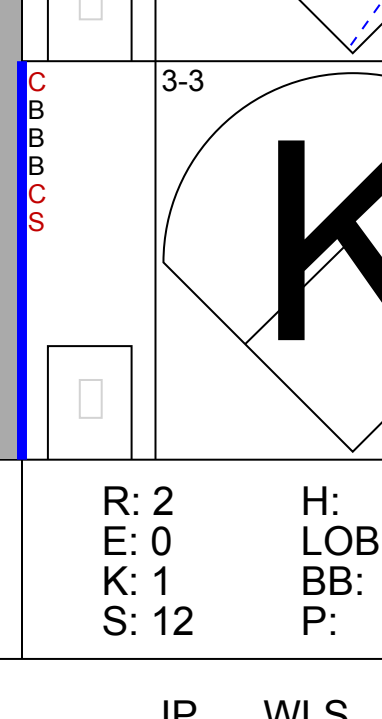
Batter	1	2	3	4	5	6	7	8	9	AB	R	H	RBI	BB	SO	LOB	BOTTOM				
Maury Wills, S OBP: 0.332, SLG: 0.363 (1, 6)	1-1 F8	1-2 4-3		2-0 G5-4-3 1B	1-0 L5-3 1B		2-2 E8 1B			5	0	3	0	0	0	2	Milwaukee Braves @ Los Angeles Dodgers Dodger Stadium, Los Angeles, CA Fri Aug 31 1962, 7:05 PM PDT Att: 34,107 - Unknown				
Jim Gilliam, S OBP: 0.371, SLG: 0.348 (1, 4)	2-0 1B			3-1 4-3	1-2 G5-4-3 1B		2-1 G3			5	0	1	0	0	0	4					
Willie Davis, L OBP: 0.354, SLG: 0.501 (1, 8)	3-2 1B			1-0 2B	0-0 F2		0-1 PB 4-3 2B		2-0 L9	5	2	3	0	0	0	0					
Tommy Davis, R OBP: 0.371, SLG: 0.530 (1, 5)	0-0 F5			0-1 G3 1B 2B		3-3 K		1-0 4-3		5	2	2	2	0	1	2					
Ron Fairly, L OBP: 0.405, SLG: 0.484 (1, 3)	1-3 K			1-0 G3		3-1 1B 1B		1-0 F6		5	1	1	0	0	1	4					
Frank Howard, R OBP: 0.361, SLG: 0.569 (1, 9)				1-3 K		0-1 1B 1B		1-2 1B 1B		5	1	4	2	0	1	0					
Duke Snider, L OBP: 0.435, SLG: 0.500 (1, 7)				4-1 1B BB		1-1 1B 1B		1-1 F4		2	1	2	1	1	0	0					
Ed Roebuck, R OBP: 0.286, SLG: 0.286 (6, 1)				3-1 1B 1B		1-3 2H 1B 1B		1-0 4-3		2	0	0	0	0	0	2					
John Roseboro, L OBP: 0.357, SLG: 0.404 (1, 2)				3-2 F7		0-1 1B		0-0 F5		3	1	1	1	1	0	1					
Pete Richert, L OBP: 0.167, SLG: 0.118 (1, 1)				0-1 4-3		0-0 1B		1-2 6-3		2	0	1	0	0	0	3					
Lee Walls, R OBP: 0.325, SLG: 0.329 (5, PH)				1-2 1B		1-3 2H 1B				2	0	1	2	0	0	0					
Inning Stats	R: 0 E: 0 K: 1 S: 11	H: 2 LOB: 0 BB: 0 P: 18	R: 0 E: 0 K: 1 S: 12	H: 1 LOB: 1 BB: 1 P: 21	R: 2 E: 0 K: 0 S: 10	H: 4 LOB: 3 BB: 1 P: 22	R: 0 E: 0 K: 0 S: 7	H: 1 LOB: 0 BB: 0 P: 9	R: 4 E: 0 K: 1 S: 16	H: 6 LOB: 1 BB: 0 P: 26	R: 1 E: 0 K: 0 S: 9	H: 2 LOB: 1 BB: 0 P: 13	R: 0 E: 1 K: 0 S: 9	H: 1 LOB: 1 BB: 0 P: 14	R: 1 E: 0 K: 0 S: 9	H: 2 LOB: 1 BB: 0 P: 17	1B: 15 2B: 5 3B: 0 HR: 0	SF: 0 SAC: 0 DP: 2 HBP: 0	WP: 0 PB: 2 SB: 0 CS: 0	PA: 43	
PITCHER	IP	WLS	BF	H	R	ER	SO	BB	IBB	HBP	BLK	WP	HR	S	P	ERA	WHIP			ERA	WHIP
Tony Cloninger, R	2.2		16	7	2	2	2	1	0	0	0	0	0	1	5	6.75	3.000			6.75	3.000
Bob Shaw, R	0.1		2	0	0	0	0	0	1	0	0	0	0	1	5	0.00	0.000			0.00	0.000
Jack Curtis, L	1.1	L	9	6	4	4	1	0	0	0	0	0	0	21	32	27.00	4.500			27.00	4.500
Bob Hendley, L	0.2		2	1	0	0	0	0	0	0	0	0	0	2	3	0.00	1.500			0.00	1.500
Lew Burdette, R	2.0		9	3	1	1	0	0	0	0	0	0	0	18	27	4.50	1.500			4.50	1.500

Batter	1	2	3	4	5	6	7	8	9	AB	R	H	RBI	BB	SO	LOB	TOP					
Amado Samuel, R (1, 6) OBP: 0.242, SLG: 0.288																	4 0 0 0 0 3 2					
Tommie Aaron, R (1, 7) OBP: 0.321, SLG: 0.387																	4 1 3 0 0 1 0					
Eddie Mathews, L (1, 5) OBP: 0.382, SLG: 0.473																	3 0 1 0 1 1 2					
Hank Aaron, R (1, 9) OBP: 0.396, SLG: 0.616																	3 0 1 1 0 0 2					
Joe Adcock, R (1, 3) OBP: 0.336, SLG: 0.517																	2 0 0 0 0 1 0					
Lou Johnson, R (5, 7) OBP: 0.354, SLG: 0.483																	2 0 0 0 0 1 3					
Lee Maye, L (1, 8) OBP: 0.289, SLG: 0.375																	3 1 0 0 1 1 3					
Del Crandall, R (1, 2) OBP: 0.347, SLG: 0.417																	4 1 1 1 0 0 0					
Frank Bolling, R (1, 4) OBP: 0.330, SLG: 0.398																	4 0 2 1 0 0 0					
Denny Lemaster, R (1, 1) OBP: 0.150, SLG: 0.105																	3 0 0 0 0 3 2					
Ken Aspromonte, R (9, PH) OBP: 0.345, SLG: 0.313																	1 0 0 0 0 0 0					
Inning Stats	R: 0 H: 0 E: 0 K: 2 S: 10	H: 0 LOB: 1 BB: 1 P: 20	R: 0 H: 0 E: 0 K: 2 S: 8	H: 0 LOB: 0 BB: 0 P: 11	R: 0 H: 0 E: 0 K: 1 S: 5	H: 0 LOB: 0 BB: 0 P: 7	R: 0 H: 1 E: 0 K: 1 S: 7	H: 2 LOB: 1 BB: 1 P: 9	R: 2 H: 2 E: 0 K: 2 S: 16	H: 2 LOB: 1 BB: 0 P: 25	R: 1 H: 2 E: 0 K: 1 S: 9	H: 2 LOB: 1 BB: 0 P: 15	R: 0 H: 1 E: 0 K: 2 S: 9	H: 1 LOB: 1 BB: 0 P: 10	R: 0 H: 2 E: 0 K: 0 S: 8	H: 2 LOB: 2 BB: 0 P: 11	R: 0 H: 0 E: 0 K: 0 S: 7	H: 0 LOB: 0 BB: 0 P: 10	1B: 7 2B: 0 3B: 1 HR: 0	SF: 1 SAC: 0 DP: 1 HBP: 0	WP: 0 PB: 0 SB: 0 CS: 0	PA: 36
PITCHER	IP	WLS	BF	H	R	ER	SO	BB	IBB	HBP	BLK	WP	HR	S	P	ERA	WHIP					
Johnny Podres, L (1, 1) ERA: 3.93	7.0	W	28	6	3	3	11	2	0	0	0	0	0	64	97	3.86	1.143					
Ron Perranoski, L (8, 1) ERA: 1.61	2.0	S	8	2	0	0	0	0	0	0	0	0	0	15	21	0.00	1.000					

Milwaukee Braves @ Los Angeles Dodgers
 Dodger Stadium, Los Angeles, CA
 Sat Sep 01 1962, 7:05 PM PDT
 Att: 38,915 - Unknown

AB 33
 R 3
 H 8
 RBI 3
 BB 2
 SO 11
 LOB 14



Batter	1	2	3	4	5	6	7	8	9	AB	R	H	RBI	BB	SO	LOB	BOTTOM				
Maury Wills, S (1, 6) OBP: 0.331, SLG: 0.364																	4 1 1 0 0 0 0				
Jim Gilliam, S (1, 4) OBP: 0.373, SLG: 0.352																	3 2 2 0 1 0 0				
Willie Davis, L (1, 8) OBP: 0.355, SLG: 0.501																	4 0 2 2 0 1 1				
Tommy Davis, R (1, 5) OBP: 0.369, SLG: 0.526																	4 0 0 0 0 1 3				
Frank Howard, R (1, 9) OBP: 0.365, SLG: 0.580																	3 2 2 1 1 1 0				
Lee Walls, R (1, 7) OBP: 0.322, SLG: 0.316																	3 0 0 0 1 0 1				
Ron Fairly, L (1, 3) OBP: 0.404, SLG: 0.482																	4 0 1 2 0 0 1				
John Roseboro, L (1, 2) OBP: 0.354, SLG: 0.401																	3 0 0 0 0 1 2				
Johnny Podres, L (1, 1) OBP: 0.194, SLG: 0.243																	2 0 0 0 0 0 0				
Andy Carey, R (7, PH) OBP: 0.345, SLG: 0.382																	1 0 0 0 0 1 0				
Ron Perranoski, L (8, 1) ERA: 1.61																	0 0 0 0 0 0 0				
Inning Stats	R: 0 H: 0 E: 0 K: 1 S: 7	H: 1 LOB: 1 BB: 0 P: 12	R: 0 H: 1 E: 0 K: 1 S: 12	H: 1 LOB: 0 BB: 0 P: 18	R: 0 H: 0 E: 0 K: 0 S: 8	H: 0 LOB: 0 BB: 0 P: 13	R: 2 H: 2 E: 0 K: 1 S: 19	H: 2 LOB: 2 BB: 2 P: 35	R: 0 H: 0 E: 0 K: 1 S: 10	H: 0 LOB: 0 BB: 0 P: 10	R: 2 H: 2 E: 0 K: 1 S: 12	H: 2 LOB: 0 BB: 1 P: 20	R: 1 H: 1 E: 0 K: 0 S: 6	H: 1 LOB: 0 BB: 0 P: 6	R: 0 H: 0 E: 0 K: 0 S: 8	H: 0 LOB: 0 BB: 0 P: 10	1B: 4 2B: 3 3B: 0 HR: 1	SF: 0 SAC: 0 DP: 0 HBP: 0	WP: 0 PB: 0 SB: 2 CS: 1	PA: 35	
PITCHER	IP	WLS	BF	H	R	ER	SO	BB	IBB	HBP	BLK	WP	HR	S	P	ERA	WHIP				
Denny Lemaster, L (1, 1) ERA: 3.71	8.0	L	34	8	5	5	5	2	1	0	0	0	1	80	129	5.62	1.250				

Milwaukee Braves @ Los Angeles Dodgers
 Dodger Stadium, Los Angeles, CA
 Sat Sep 01 1962, 7:05 PM PDT
 Att: 38,915 - Unknown

AB 31
 R 5
 H 8
 RBI 5
 BB 3
 SO 5
 LOB 8



Batter	1	2	3	4	5	6	7	8	9	AB	R	H	RBI	BB	SO	LOB	TOP					
Roy McMillan, R OBP: 0.332, SLG: 0.358 (1, 6)	F7		L9		F3		FC6-4			4	0	0	0	0	0	3						
Tommye Aaron, R OBP: 0.320, SLG: 0.385 (1, 3)	F9		K		1-3			FC4-6 1B		4	0	1	0	0	1	2						
Eddie Mathews, L OBP: 0.381, SLG: 0.471 (1, 5)	F2		F9			1B		FC4-6 1-2		4	0	1	0	0	0	1						
Hank Aaron, R OBP: 0.393, SLG: 0.611 (1, 9)		E8 1B		1-3		F9		K		4	0	0	0	0	1	2						
Gus Bell, L OBP: 0.288, SLG: 0.353 (1, 7)	1-3			4-3		F8		K		4	0	0	0	0	1	3						
Del Crandall, R OBP: 0.343, SLG: 0.412 (1, 2)	E5 1B		K		F4				F9	4	0	0	0	0	1	2						
Lee Maye, L OBP: 0.291, SLG: 0.377 (1, 8)	F2				E 1B		FC4-6 1B		4-3	4	0	2	0	0	0	2						
Frank Bolling, R OBP: 0.329, SLG: 0.396 (1, 4)			K		K		FC4-6 FC6-4 1-2		6-3	4	0	1	0	0	1	2						
Bob Shaw, R OBP: 0.344, SLG: 0.145 Don Notoshari, R OBP: 0.429, SLG: 0.330 Ken Aspromonte, R OBP: 0.342, SLG: 0.310 Carl Willey, L OBP: 0.317, SLG: 0.394 Jack Curtis, L OBP: 0.346, SLG: 0.273 (1, 1) (4, 1) (5, PH) (5, 1) (7, PH) (7, 1)	G3				E6 1-2		F7			1	0	0	0	0	0	3						
Inning Stats	R: 0 E: 0 K: 0 S: 7	H: 0 LOB: 0 BB: 0 P: 9	R: 0 E: 2 K: 0 S: 16	H: 1 LOB: 3 BB: 0 P: 24	R: 0 E: 0 K: 1 S: 7	H: 0 LOB: 0 BB: 0 P: 8	R: 0 E: 0 K: 1 S: 7	H: 0 LOB: 0 BB: 0 P: 11	R: 0 E: 1 K: 0 S: 11	H: 1 LOB: 2 BB: 0 P: 14	R: 0 E: 0 K: 0 S: 7	H: 1 LOB: 1 BB: 0 P: 9	R: 0 E: 0 K: 0 S: 8	H: 1 LOB: 1 BB: 0 P: 12	R: 0 E: 0 K: 2 S: 11	H: 1 LOB: 0 BB: 0 P: 12	R: 0 E: 0 K: 0 S: 11	H: 0 LOB: 0 BB: 0 P: 12	1B: 5 2B: 0 3B: 0 HR: 0	SF: 0 SAC: 0 DP: 0 HBP: 0	WP: 0 PB: 0 CS: 0	PA: 35
PITCHER Don Drysdale, R ERA: 2.92 (1, 1)	IP: 9.0 WLS: W BF: 35 H: 5 R: 0 ER: 0 SO: 5 BB: 0 IBB: 0 HBP: 0 BLK: 0 WP: 0 HR: 0 S: 85 P: 117 ERA: 0.00 WHIP: 0.556															PITCHER	IP: 9.0 WLS: W BF: 35 H: 5 R: 0 ER: 0 SO: 5 BB: 0 IBB: 0 HBP: 0 BLK: 0 WP: 0 HR: 0 S: 85 P: 117 ERA: 0.00 WHIP: 0.556					

Milwaukee Braves @ Los Angeles Dodgers
Dodger Stadium, Los Angeles, CA
Sun Sep 02 1962, 3:33 AM PDT
Att: 32,742 - Unknown

AB 35
R 0
H 5
RBI 0
BB 0
SO 5
LOB 22



Batter	1	2	3	4	5	6	7	8	9	AB	R	H	RBI	BB	SO	LOB	BOTTOM			
Maury Wills, S OBP: 0.330, SLG: 0.362 (1, 6)	K		5-3	E1 FC5 S				L3		5	0	1	0	0	1	1				
Jim Gilliam, S OBP: 0.374, SLG: 0.352 (1, 4)	G3 1B		4-3	1-3		F7		P4-3 BB		4	0	1	0	1	0	4				
Willie Davis, L OBP: 0.354, SLG: 0.497 (1, 8)	G3 1-2		F4			3-1		P4-3 1-2		4	0	0	0	1	0	4				
Tommy Davis, R OBP: 0.370, SLG: 0.525 (1, 5)	L7									3	2	1	0	1	0	4				
Ron Fairly, L OBP: 0.405, SLG: 0.484 (7, PR) Larry Burright, R OBP: 0.257, SLG: 0.322 Tim Harkness, L OBP: 0.359, SLG: 0.411 (1, 3) (7, PR) (8, 3)		1B SF9 1B		L4		6-3		3B 2B		4	1	2	1	0	0	1				
Frank Howard, R OBP: 0.366, SLG: 0.584 (1, 9)		K		1B 2B 1B		K		SF8 3B		4	2	2	1	0	2	1				
Duke Snider, L OBP: 0.440, SLG: 0.504 Lee Walls, R OBP: 0.330, SLG: 0.325 (1, 7) (7, PH) (8, 7)		FC5-4 1B		2B 1B 1B		K		G6-4-3 1B		3	1	2	1	0	1	0				
John Roseboro, L OBP: 0.353, SLG: 0.404 (1, 2)	SF9			1B 2B		K		SF8		2	1	1	3	0	1	0				
Don Drysdale, R OBP: 0.260, SLG: 0.284 (1, 1)	FC5-4 1-2			E 1B		1B		G6-4-3 1-2		4	0	2	2	0	0	3				
Inning Stats	R: 0 E: 0 K: 1 S: 7	H: 1 LOB: 1 BB: 0 P: 13	R: 1 E: 0 K: 1 S: 10	H: 2 LOB: 1 BB: 0 P: 15	R: 0 E: 0 K: 0 S: 5	H: 0 LOB: 0 BB: 0 P: 8	R: 4 E: 1 K: 0 S: 26	H: 5 LOB: 3 BB: 1 P: 41	R: 0 E: 0 K: 2 S: 9	H: 0 LOB: 0 BB: 0 P: 17	R: 0 E: 0 K: 1 S: 14	H: 2 LOB: 2 BB: 0 P: 18	R: 3 E: 0 K: 0 S: 12	H: 3 LOB: 1 BB: 1 P: 22	R: 0 E: 0 K: 0 S: 2	H: 0 LOB: 0 BB: 1 P: 7	1B: 10 2B: 3 3B: 1 HR: 0	SF: 2 SAC: 0 DP: 2 HBP: 0	WP: 0 PB: 0 CS: 0	PA: 39
PITCHER Bob Shaw, R ERA: 2.58 Don Nottesbart, R ERA: 3.43 Carl Willey, R ERA: 5.61 Jack Curtis, L ERA: 4.06 (1, 1) (4, 1) (5, 1) (7, 1)	IP: 3.1 WLS: L BF: 19 H: 8 R: 5 ER: 5 SO: 2 BB: 0 IBB: 0 HBP: 0 BLK: 0 WP: 0 HR: 0 S: 42 P: 66 ERA: 13.50 WHIP: 2.400															PITCHER	IP: 3.1 WLS: L BF: 19 H: 8 R: 5 ER: 5 SO: 2 BB: 0 IBB: 0 HBP: 0 BLK: 0 WP: 0 HR: 0 S: 42 P: 66 ERA: 13.50 WHIP: 2.400			

Milwaukee Braves @ Los Angeles Dodgers
Dodger Stadium, Los Angeles, CA
Sun Sep 02 1962, 3:33 AM PDT
Att: 32,742 - Unknown

AB 34
R 8
H 13
RBI 8
BB 3
SO 5
LOB 18



Batter	1	2	3	4	5	6	7	8	9	AB R H RBI BB SO LOB	TOP											
Harvey Kuenn, R OBP: 0.373, SLG: 0.452 (1, 5)	F9	FC6-4		4-3 1B BB		K		F5		4 1 0 0 1 1 2	San Francisco Giants @ Los Angeles Dodgers Dodger Stadium, Los Angeles, CA Mon Sep 03 1962, 3:33 AM PDT Att: 54,418 - Unknown											
Chuck Hiller, L OBP: 0.338, SLG: 0.331 (1, 4)			1B HR	4-3		4-3		4-3	4 1 1 0 1 0 2													
Felipe Alou, R OBP: 0.351, SLG: 0.521 (1, 9)	F4		1B HR			L7		6-3	5 1 2 2 0 0 1													
Willie McCovey, L OBP: 0.364, SLG: 0.636 Jim Davenport, R OBP: 0.370, SLG: 0.493 (1, 7)	1-3		K	4-3					4 0 0 0 0 1 4 0 0 0 0 1 0 0													
Willie Mays, R OBP: 0.374, SLG: 0.608 (1, 8)		2B SF9	1-H 3-H HR		5-3		F9	4-3	4 2 1 3 1 0 1													
Orlando Cepeda, R OBP: 0.357, SLG: 0.552 (1, 3)		F7	F9	4-3					3 0 0 0 1 0 1													
Tom Haller, L OBP: 0.395, SLG: 0.491 (1, 2)		SF9	4-3				F7		4 1 2 1 0 0 1													
Jose Pagan, R OBP: 0.314, SLG: 0.354 (1, 6)		SF9		FC1-5				L7	3 0 2 1 0 0 0													
Jack Sanford, R OBP: 0.202, SLG: 0.205 (1, 1)		2-3 3-H	FC6-4	4-3 1B		K		F9	3 1 0 0 1 1 2													
Inning Stats	R: 0 E: 0 K: 0 S: 10	H: 0 LOB: 1 BB: 1 P: 18	R: 1 E: 0 K: 0 S: 7	H: 1 LOB: 2 BB: 2 P: 16	R: 3 E: 0 K: 1 S: 12	H: 3 LOB: 0 BB: 0 P: 21	R: 2 E: 0 K: 0 S: 10	H: 2 LOB: 1 BB: 1 P: 17	R: 1 E: 0 K: 1 S: 8	H: 2 LOB: 1 BB: 0 P: 12	R: 0 E: 0 K: 1 S: 7	H: 0 LOB: 0 BB: 0 P: 10	R: 0 E: 0 K: 0 S: 10	H: 0 LOB: 1 BB: 1 P: 16	R: 0 E: 0 K: 0 S: 7	H: 0 LOB: 0 BB: 0 P: 9	R: 0 E: 0 K: 0 S: 6	H: 0 LOB: 1 BB: 1 P: 12	1B: 4 2B: 2 3B: 0 HR: 2	SF: 1 SAC: 0 DP: 0 HBP: 0	WP: 0 PB: 0 SB: 0 CS: 0	PA: 41
PITCHER	IP WLS BF H R ER SO BB IBB HBP BLK WP HR S P ERA WHIP											PITCHER	IP WLS BF H R ER SO BB IBB HBP BLK WP HR S P ERA WHIP									
Stan Williams, R ERA: 4.37 (1, 1)	3.2 L 21 6 6 6 1 4 0 0 0 0 0 1 37 67 14.73 2.727																					
Ed Roebuck, R ERA: 3.23 (4, 1)	1.1 6 2 1 1 1 0 0 0 0 0 0 1 10 17 6.75 1.500																					
Phil Ortega, R ERA: 7.26 (6, 1)	3.0 10 0 0 0 1 1 0 0 0 0 0 0 24 35 0.00 0.333																					
Ron Perranoski, L ERA: 1.79 (9, 1)	1.0 4 0 0 0 0 1 0 0 0 0 0 0 6 12 0.00 1.000																					

Batter	1	2	3	4	5	6	7	8	9	AB R H RBI BB SO LOB	BOTTOM											
Maury Wills, S OBP: 0.330, SLG: 0.362 (1, 6)	K2-3		5-3		1-3			BLK 1B		4 0 1 0 0 1 0	San Francisco Giants @ Los Angeles Dodgers Dodger Stadium, Los Angeles, CA Mon Sep 03 1962, 3:33 AM PDT Att: 54,418 - Unknown											
Jim Gilliam, S OBP: 0.373, SLG: 0.351 (1, 4)	F9		1B	4-3				F9	4 0 1 0 0 0 1													
Willie Davis, L OBP: 0.353, SLG: 0.495 (1, 8)	F7		1B	F3				K	4 0 1 0 0 1 1													
Tommy Davis, R OBP: 0.372, SLG: 0.532 (1, 5)		1B	F6					2B	4 2 3 0 0 0 2													
Ron Fairly, L OBP: 0.406, SLG: 0.487 (1, 3)		FC6-4		G3				F7	4 1 2 2 0 1 1													
Frank Howard, R OBP: 0.362, SLG: 0.578 (1, 9)		FC6-4		5-3				F7	4 0 0 0 0 0 2													
Duke Snider, L OBP: 0.429, SLG: 0.488 (1, 7)	F8		3-1					G3	4 0 0 1 0 0 1													
John Roseboro, L OBP: 0.350, SLG: 0.399 (1, 2)	F8			F7				4-3	4 0 0 0 0 0 1													
Stan Williams, R OBP: 0.117, SLG: 0.190 Ed Roebuck, R OBP: 0.296, SLG: 0.286 Tim Lincecum, L OBP: 0.346, SLG: 0.404 Phil Ortega, R OBP: 0.350, SLG: 0.350 Wally Moon, L OBP: 0.350, SLG: 0.350 Ron Perranoski, L OBP: 0.350, SLG: 0.350 (1, 1)	5-3							K	1 0 0 0 0 0 0 0 0 0 0 0 0 0 1 0 0 0 0 1 0 0 0 0 0 0 0 0 1 0 0 0 0 1 0 0 0 0 0 0 0 0													
Inning Stats	R: 0 E: 0 K: 1 S: 8	H: 0 LOB: 0 BB: 0 P: 13	R: 1 E: 0 K: 0 S: 10	H: 2 LOB: 1 BB: 0 P: 14	R: 0 E: 0 K: 0 S: 10	H: 2 LOB: 2 BB: 0 P: 14	R: 0 E: 0 K: 0 S: 9	H: 0 LOB: 0 BB: 0 P: 14	R: 0 E: 0 K: 1 S: 9	H: 0 LOB: 0 BB: 0 P: 15	R: 0 E: 1 K: 1 S: 12	H: 1 LOB: 1 BB: 0 P: 18	R: 0 E: 0 K: 0 S: 7	H: 0 LOB: 0 BB: 0 P: 11	R: 0 E: 0 K: 2 S: 10	H: 1 LOB: 1 BB: 0 P: 14	R: 2 E: 0 K: 0 S: 9	H: 2 LOB: 2 BB: 0 P: 10	1B: 5 2B: 2 3B: 1 HR: 0	SF: 0 SAC: 0 DP: 0 HBP: 0	WP: 0 PB: 0 SB: 0 CS: 0	PA: 35
PITCHER	IP WLS BF H R ER SO BB IBB HBP BLK WP HR S P ERA WHIP											PITCHER	IP WLS BF H R ER SO BB IBB HBP BLK WP HR S P ERA WHIP									
Jack Sanford, R ERA: 3.52 (1, 1)	9.0 W 35 8 3 3 5 0 0 0 0 0 0 0 84 123 3.00 0.889																					

Batter	1	2	3	4	5	6	7	8	9	AB	R	H	RBI	BB	SO	LOB	TOP								
Harvey Kuenn, R OBP: 0.381, SLG: 0.456	0-3 K		1-1 SH3-4 E 1B		3-2 L8 1B 2B	1-1 F4			4-0 FC5-4 1-2 BB	4	2	2	0	1	1	0	San Francisco Giants @ Los Angeles Dodgers Dodger Stadium, Los Angeles, CA Wed Sep 05 1962, 7:05 PM PDT Att: 54,395 - Unknown								
Jose Pagan, R OBP: 0.313, SLG: 0.357	0-0 F4		0-0 SH3-4		0-1 2B 1B		0-0 6-3	1-1 FC5-4	4	1	1	0	0	0	2										
Felipe Alou, R OBP: 0.349, SLG: 0.518	1-2 4-3		1-1 F8		2-0 L8		1-1 E6 FC3-2 1B	1-0 L9	5	0	1	0	0	0	5										
Willie Mays, R OBP: 0.377, SLG: 0.610		2-2 E 1B	2-2 E8 2B		0-0 1B 1-3 2B		2-0 FC3-2		4	0	3	2	0	0	1										
Orlando Cepeda, R OBP: 0.358, SLG: 0.548		0-0 E6 1-3	0-2 4-3		4-0 K 1B IBB			2-1 4-3	3	0	0	0	1	0	2										
Jim Davenport, R OBP: 0.370, SLG: 0.489		1-0 FC4-6 HBP		0-0 5-3	0-0 1-2 2-3 3-H 1B			0-2 CS 1B	3	0	2	1	0	0	0										
Tom Haller, L OBP: 0.394, SLG: 0.495		1-3 K		4-2 BB	1-3 K			0-3 K2-3 1-2	3	0	0	0	1	3	7										
Ernie Bowman, R OBP: 0.233, SLG: 0.293		2-3 K		0-0 F2		1-3 K		1-0 FC5-4 E HBP	3	0	0	0	0	2	4										
Juan Marichal, R OBP: 0.264, SLG: 0.244	0-2 FC4-6		0-3 K		0-1 6-3			0-3 K	3	0	0	0	0	1	4										
Bobby Bolin, R OBP: 0.292, SLG: 0.348	1-2 FC4-6								1	0	0	0	0	1	1										
Inning Stats	R: 0 E: 0 K: 1 S: 7	H: 0 LOB: 0 BB: 0 P: 8	R: 0 E: 1 K: 2 S: 16	H: 1 LOB: 3 BB: 0 P: 22	R: 1 E: 1 K: 0 S: 12	H: 2 LOB: 1 BB: 0 P: 16	R: 0 E: 0 K: 1 S: 7	H: 0 LOB: 1 BB: 1 P: 11	R: 2 E: 0 K: 1 S: 12	H: 4 LOB: 2 BB: 1 P: 22	R: 0 E: 0 K: 1 S: 7	H: 0 LOB: 0 BB: 0 P: 9	R: 0 E: 1 K: 0 S: 4	H: 1 LOB: 0 BB: 0 P: 7	R: 0 E: 0 K: 1 S: 8	H: 1 LOB: 0 BB: 0 P: 10	R: 0 E: 0 K: 1 S: 6	H: 0 LOB: 2 BB: 1 P: 13	1B: 7 2B: 3 3B: 0 HR: 0	SF: 0 SAC: 1 DP: 1 HBP: 2	WP: 0 PB: 0 SB: 0 CS: 1	PA: 39			
PITCHER	IP	WLS	BF	H	R	ER	SO	BB	IBB	HBP	BLK	WP	HR	S	P	ERA	WHIP								
Johanny Podres, L ERA: 3.91	(1, 1)	8.0	L	34	9	3	7	1	1	1	0	0	0	73	105	3.38	1.250								
Ed Roebuck, R ERA: 3.24	(9, 1)	1.0	S	5	0	0	1	1	0	1	0	0	0	6	13	0.00	1.000								

Batter	1	2	3	4	5	6	7	8	9	AB	R	H	RBI	BB	SO	LOB	BOTTOM								
Maury Wills, S OBP: 0.330, SLG: 0.365	0-2 F8 1B		0-0 1-2 1B			1-1 G3			0-0 4-3	4	0	2	0	0	0	0	San Francisco Giants @ Los Angeles Dodgers Dodger Stadium, Los Angeles, CA Wed Sep 05 1962, 7:05 PM PDT Att: 54,395 - Unknown								
Jim Gilliam, S OBP: 0.371, SLG: 0.348	0-0 F8 1-2		1-1 F6			1-0 4-3			0-1 1B 1B	4	0	1	0	0	3										
Willie Davis, L OBP: 0.348, SLG: 0.488	2-3 K			0-0 F7		0-0 G1			1-0 F2	4	0	0	0	0	1										
Tommy Davis, R OBP: 0.371, SLG: 0.528		2-2 F8		0-1 4-1			1-0 5-3		0-1 1-3 1B	4	0	1	0	0	0										
Ron Fairly, L OBP: 0.405, SLG: 0.484		0-0 6-3		2-0 1B			1-0 F7		1-1 G3	4	0	1	0	0	2										
Frank Howard, R OBP: 0.361, SLG: 0.575		3-3 K		2-3 K			2-2 F8			3	0	0	0	0	2	1									
Duke Snider, L OBP: 0.420, SLG: 0.476			1-0 4-3		1-1 5-3			2-3 K	3	0	0	0	0	1	0										
John Roseboro, L OBP: 0.349, SLG: 0.404			2-1 1B 1B		3-1 F5			1-3 K	3	0	1	0	0	1	0										
Johanny Podres, L OBP: 0.189, SLG: 0.236			0-0 F8		3-2 4-3			0-0 F8	2	0	0	0	0	0	1										
Wally Moon, L OBP: 0.343, SLG: 0.355										1	0	0	0	0	0										
Ed Roebuck, R OBP: 0.286, SLG: 0.286										0	0	0	0	0	0										
Inning Stats	R: 0 E: 0 K: 1 S: 7	H: 1 LOB: 0 BB: 0 P: 9	R: 0 E: 0 K: 1 S: 7	H: 0 LOB: 0 BB: 0 P: 12	R: 0 E: 0 K: 0 S: 7	H: 2 LOB: 0 BB: 0 P: 11	R: 0 E: 0 K: 1 S: 7	H: 1 LOB: 1 BB: 0 P: 11	R: 0 E: 0 K: 0 S: 4	H: 0 LOB: 0 BB: 0 P: 6	R: 0 E: 0 K: 0 S: 5	H: 0 LOB: 0 BB: 0 P: 9	R: 0 E: 0 K: 2 S: 8	H: 0 LOB: 0 BB: 0 P: 11	R: 0 E: 0 K: 0 S: 8	H: 2 LOB: 2 BB: 0 P: 10	1B: 6 2B: 0 3B: 0 HR: 0	SF: 0 SAC: 0 DP: 0 HBP: 0	WP: 0 PB: 0 SB: 0 CS: 0	PA: 32					
PITCHER	IP	WLS	BF	H	R	ER	SO	BB	IBB	HBP	BLK	WP	HR	S	P	ERA	WHIP								
Juan Marichal, R ERA: 3.22	(1, 1)	6.0	W	21	4	0	3	0	0	0	0	0	0	21	30	0.00	0.667								
Bobby Bolin, R ERA: 3.43	(7, 1)	3.0	S	11	2	0	2	0	0	0	0	0	0	21	30	0.00	0.667								

AB	33
R	3
H	9
RBI	3
BB	3
SO	8
LOB	26



AB	32
R	0
H	6
RBI	0
BB	0
SO	5
LOB	8



Batter	1	2	3	4	5	6	7	8	9	AB	R	H	RBI	BB	SO	LOB	TOP							
Chuck Hillier, L (1, 4) <small>OBP: 0.337, SLG: 0.329</small> Ernie Bowman, R (9, PH) <small>OBP: 0.233, SLG: 0.293</small>	5-2 WP 2B BB	0-1 L9	0-3 F7	3-2 F7			1-1 F7		0-1 SH FC5-2 1B	4	1	1	0	1	0	1								
Jim Davenport, R (1, 5) <small>OBP: 0.365, SLG: 0.487</small>	1-3 K		1-0 2B 1B	1-0 F8			1-0 5-3		0-0 SH FC5-2 BB	4	2	1	0	0	1	1								
Felipe Alou, R (1, 9) <small>OBP: 0.349, SLG: 0.517</small>	3-1 2H 1B 2B		0-3 K				0-0 6-3		4-0 BB FC5-2 E IBB	4	2	1	1	1	1	1								
Willie McCovey, L (1, 7) <small>OBP: 0.317, SLG: 0.322</small> Matty Alou, L (6, PH) <small>OBP: 0.292, SLG: 0.348</small> Bobby Bolin, R (8, PH) <small>OBP: 0.301, SLG: 0.381</small> Carl Soler, R (9, PH) <small>OBP: 0.292, SLG: 0.292</small> Don Larsen, R (9, PH) <small>OBP: 0.292, SLG: 0.292</small> Stu Miller, R (9, PH) <small>OBP: 0.203, SLG: 0.143</small>	2-2 E7 2H 1B		0-0 1B 2B				1-0 F4		0-2 2B FC5-4 1B	4	1	3	1	0	0	0								
Willie Mays, R (1, 8) <small>OBP: 0.377, SLG: 0.609</small>	0-1 E7 1-3		4-0 1B IBB				3-2 6-3		0-0 FC5-4 2B	4	1	1	0	1	0	4								
Orlando Cepeda, R (1, 3) <small>OBP: 0.360, SLG: 0.546</small>	0-2 F7		2-2 1-2 2H 3H 1B				0-0 L1		4-0 FC5-4 IBB	3	1	1	3	2	0	1								
Tom Haller, L (1, 2) <small>OBP: 0.360, SLG: 0.489</small> Harvey Kuenn, R (8, PH) <small>OBP: 0.381, SLG: 0.458</small>		0-1 F2		3-1 F5			3-1 F8		0-1 FC5-4 IBB	3	0	0	0	0	0	2								
Jose Pagan, R (1, 6) <small>OBP: 0.314, SLG: 0.355</small>		4-2 SH2-4 BB		1-0 F4			0-0 G3		4-0 1-2 2-3 3H IBB	3	0	0	0	2	0	4								
Billy O'Dell, S (1, 1) <small>OBP: 0.213, SLG: 0.149</small> Bob Nieman, R (8, PH) <small>OBP: 0.323, SLG: 0.483</small> Ed Bailey, L (8, 2) <small>OBP: 0.336, SLG: 0.466</small>		0-0 SH2-4		2-2 1-3			0-0 F7		0-1 F8	2	0	0	0	0	0	0								
Inning Stats	R: 2 H: 2 E: 1 K: 1 S: 17	H: 2 LOB: 1 BB: 1 P: 28	R: 0 H: 0 E: 0 K: 0 S: 7	H: 0 LOB: 1 BB: 1 P: 11	R: 2 H: 3 E: 0 K: 1 S: 12	H: 3 LOB: 2 BB: 1 P: 20	R: 0 H: 0 E: 0 K: 0 S: 9	H: 0 LOB: 0 BB: 0 P: 15	R: 0 H: 0 E: 0 K: 0 S: 6	H: 0 LOB: 0 BB: 0 P: 10	R: 0 H: 0 E: 0 K: 0 S: 4	H: 0 LOB: 0 BB: 0 P: 7	R: 0 H: 0 E: 0 K: 0 S: 4	H: 0 LOB: 0 BB: 0 P: 6	R: 1 H: 2 E: 0 K: 0 S: 8	H: 2 LOB: 3 BB: 2 P: 17	R: 4 H: 2 E: 2 K: 0 S: 15	H: 2 LOB: 2 BB: 2 P: 28	1B: 5 2B: 4 3B: 0 HR: 0	SF: 0 SAC: 2 DP: 0 HBP: 0	WP: 1 PB: 0 SB: 0 CS: 0	PA: 44		
PITCHER	IP WLS BF H R ER SO BB IBB HBP BLK WP HR S P ERA WHIP	7.1 L 11 7 5 5 2 2 2 0 0 1 0 63 106 6.14 1.227	1.2 L 11 2 4 4 0 1 2 0 0 0 0 19 36 21.60 1.800																					

San Francisco Giants @ Los Angeles Dodgers
Dodger Stadium, Los Angeles, CA
Thu Sep 06 1962, 7:05 PM PDT
Att: 54,263 - Unknown

AB	35
R	9
H	9
RBI	9
BB	7
SO	2
LOB	22



Batter	1	2	3	4	5	6	7	8	9	AB	R	H	RBI	BB	SO	LOB	BOTTOM						
Maury Wills, S (1, 6) <small>OBP: 0.331, SLG: 0.364</small>	1-1 4-3			0-2 F8	0-1 E1		0-2 S 1B		4-1 1B BB	4	0	1	0	1	0	0							
Jim Gilliam, S (1, 4) <small>OBP: 0.371, SLG: 0.346</small>	1-1 F6			4-2 2B E BB	2-1 F7		4-0 1-2 BB		1-1 F7	3	1	0	0	2	0	3							
Willie Davis, L (1, 8) <small>OBP: 0.349, SLG: 0.489</small>	0-1 F8			0-0 E9 1H 1B 2B	1-0 3-1		0-2 4-3		1-2 1-2 2-3 1B	5	1	2	0	0	0	3							
Tommy Davis, R (1, 5) <small>OBP: 0.373, SLG: 0.537</small>		1-1 4-3		2-1 HR 1B			0-1 L8 2B		2-2 SF7	4	2	3	3	0	0	0							
Frank Howard, R (1, 9) <small>OBP: 0.359, SLG: 0.578</small>		1-3 K		1-2 1H HR			1-0 L8		3-3 K	5	1	1	2	0	2	3							
Ron Fairly, L (1, 3) <small>OBP: 0.406, SLG: 0.481</small>		1-1 G3		4-0 BB			0-2 G3		4-2 FC4-6 BB	2	0	0	0	2	0	1							
Lee Walls, R (1, 7) <small>OBP: 0.330, SLG: 0.318</small> Wally Moon, L (6, PH) <small>OBP: 0.341, SLG: 0.353</small> Larry Burright, R (9, 4) <small>OBP: 0.257, SLG: 0.322</small>				0-0 5-3 K	0-3 K		1-0 F9		0-0 FC4-6	3	0	0	0	0	1	2							
John Roseboro, L (1, 2) <small>OBP: 0.346, SLG: 0.399</small>				2-2 4-3 K	0-1 4-3		0-1 L7		1-1 F3	4	0	0	0	0	0	2							
Don Drysdale, R (1, 1) <small>OBP: 0.252, SLG: 0.276</small> Ron Perranoski, L (8, 1) <small>OBP: 0.154, SLG: 0.083</small> Tim Harkness, L (9, PH) <small>OBP: 0.364, SLG: 0.414</small>				0-0 F3			0-0 K		1-1 1B BB SF7	3	0	0	0	0	1	0							
Inning Stats	R: 0 H: 0 E: 0 K: 0 S: 6	H: 0 LOB: 0 BB: 0 P: 8	R: 0 H: 0 E: 0 K: 0 S: 7	H: 0 LOB: 0 BB: 0 P: 10	R: 0 H: 0 E: 0 K: 0 S: 5	H: 0 LOB: 0 BB: 0 P: 7	R: 4 H: 3 E: 1 K: 1 S: 16	H: 3 LOB: 1 BB: 2 P: 27	R: 0 H: 0 E: 0 K: 0 S: 8	H: 0 LOB: 1 BB: 0 P: 13	R: 0 H: 1 E: 0 K: 0 S: 7	H: 1 LOB: 1 BB: 0 P: 9	R: 0 H: 1 E: 0 K: 0 S: 10	H: 1 LOB: 2 BB: 1 P: 14	R: 1 H: 1 E: 0 K: 0 S: 13	H: 1 LOB: 1 BB: 1 P: 21	R: 1 H: 2 E: 0 K: 0 S: 15	H: 2 LOB: 2 BB: 1 P: 24	1B: 4 2B: 2 3B: 0 HR: 2	SF: 1 SAC: 0 DP: 0 HBP: 0	WP: 0 PB: 0 SB: 2 CS: 0	PA: 41	
PITCHER	IP WLS BF H R ER SO BB IBB HBP BLK WP HR S P ERA WHIP	3.6 W 5 1 1 1 1 1 0 0 0 0 1 13 21 9.00 2.000	3.5 S 4 1 1 1 0 1 0 0 0 0 0 3 8 ∞ ∞	3.9 S 4 1 0 0 0 0 0 0 0 0 0 12 16 0.00 1.000																			

San Francisco Giants @ Los Angeles Dodgers
Dodger Stadium, Los Angeles, CA
Thu Sep 06 1962, 7:05 PM PDT
Att: 54,263 - Unknown

AB	35
R	6
H	8
RBI	5
BB	5
SO	4
LOB	15



Batter	1	2	3	4	5	6	7	8	9	AB	R	H	RBI	BB	SO	LOB	TOP				
Bill Virdon, L OBP: 0.275, SLG: 0.350 (1, 8)	E6 G4-6-3		1B 2B		F7 E BB		4-3	4-3	4-3	5	1	1	0	1	0	1	Pittsburgh Pirates @ Los Angeles Dodgers Dodger Stadium, Los Angeles, CA Fri Sep 07 1962, 7:05 PM PDT Att: 36,368 - Unknown				
Dick Groat, R OBP: 0.336, SLG: 0.369 (1, 6)	G4-6-3		L4		E3		F3		E5 SH	5	1	0	0	0	0	3					
Bob Skinner, L OBP: 0.405, SLG: 0.534 Howie Goss, R OBP: 0.304, SLG: 0.359 (9, 7)					F7		4-3		SH WP BB	4	1	2	1	1	0	2					
Smoky Burgess, L OBP: 0.380, SLG: 0.507 (1, 2)	4-3		F6		F8			F8	SH WP 2B	4	1	0	0	0	0	3					
Roberto Clemente, R OBP: 0.350, SLG: 0.446 (1, 9)		4-3		6-3		5-3		1B HR 1B	1-3	5	1	1	0	0	0	2					
Donn Clendenen, R OBP: 0.374, SLG: 0.497 (1, 3)		K		F9		E5		HR 1B	2B 1B BB	4	2	1	0	1	1	0					
Don Hoak, R OBP: 0.325, SLG: 0.357 (1, 5)		FC6-4 BB		S BB		F9		HR IBB	1B 2B	2	2	1	1	3	0	1					
Bill Mazerowski, R OBP: 0.321, SLG: 0.434 (1, 4)		FC6-4		1-2 IBB		IBB		HR	1B	3	1	2	6	2	0	1					
Earl Francis, R OBP: 0.157, SLG: 0.216 (1, 1)			K	F8		F3		K	K	5	0	0	0	0	3	5					
Inning Stats	R: 0 E: 1 K: 0 S: 9	H: 1 LOB: 1 BB: 0 P: 11	R: 0 E: 0 K: 1 S: 9	H: 0 LOB: 1 BB: 1 P: 16	R: 1 E: 0 K: 1 S: 9	H: 2 LOB: 1 BB: 0 P: 13	R: 0 E: 0 K: 0 S: 4	H: 0 LOB: 2 BB: 2 P: 12	R: 0 E: 1 K: 0 S: 10	H: 0 LOB: 1 BB: 1 P: 16	R: 0 E: 0 K: 0 S: 6	H: 0 LOB: 0 BB: 0 P: 11	R: 4 E: 0 K: 1 S: 12	H: 3 LOB: 0 BB: 1 P: 22	R: 5 E: 2 K: 1 S: 14	H: 2 LOB: 1 BB: 2 P: 27	1B: 5 2B: 2 3B: 0 HR: 1	SF: 0 SAC: 1 DP: 1 HBP: 0	WP: 1 PB: 0 SB: 2 CS: 0	PA: 46	
PITCHER	IP WLS BF H R ER SO BB IBB HBP BLK WP HR S P ERA WHIP	8.0 L 37 6 5 5 3 3 3 0 0 0 1 68 119 5.62 1.125	1.0 9 2 5 0 1 2 0 0 0 1 0 14 27 0.00 4.000																		

Batter	1	2	3	4	5	6	7	8	9	AB	R	H	RBI	BB	SO	LOB	BOTTOM				
Maury Wills, S OBP: 0.333, SLG: 0.366 (1, 6)	S CS 1B		S BB		L8		S 1B	6-3		3	0	2	0	1	0	0	Pittsburgh Pirates @ Los Angeles Dodgers Dodger Stadium, Los Angeles, CA Fri Sep 07 1962, 7:05 PM PDT Att: 36,368 - Unknown				
Jim Gilliam, S OBP: 0.371, SLG: 0.344 (1, 4)			F9		F8		K		K	3	0	0	0	1	1	2					
Willie Davis, L OBP: 0.346, SLG: 0.485 (1, 8)	K		L7		K		K		K	4	0	0	0	0	3	4					
Tommy Davis, R OBP: 0.372, SLG: 0.534 (1, 5)	F6				L8		BB		5-3	3	0	0	0	1	0	2					
Ron Fairly, L OBP: 0.403, SLG: 0.476 (1, 3)	CS	6-3		6-3		5-3		K		4	0	0	0	0	1	2					
Frank Howard, R OBP: 0.358, SLG: 0.582 (1, 9)	HR			4-3		4-3		K		4	1	1	1	0	1	0					
Duke Snider, L OBP: 0.419, SLG: 0.472 (1, 7)		4-3			K		1B			3	0	1	0	0	1	0					
John Roseboro, L OBP: 0.343, SLG: 0.396 (1, 2)			K		F7		K			3	0	0	0	0	2	1					
Stan Williams, R OBP: 0.111, SLG: 0.180 Larry Sherry, R OBP: 0.200, SLG: 0.143 (9, 1)			5-3		F3		L8			3	0	0	0	0	0	1					
Inning Stats	R: 0 E: 0 K: 1 S: 9	H: 1 LOB: 1 BB: 1 P: 16	R: 1 E: 0 K: 1 S: 13	H: 1 LOB: 0 BB: 0 P: 21	R: 0 E: 0 K: 0 S: 5	H: 0 LOB: 1 BB: 1 P: 11	R: 0 E: 0 K: 0 S: 6	H: 0 LOB: 0 BB: 0 P: 9	R: 0 E: 0 K: 1 S: 13	H: 1 LOB: 2 BB: 1 P: 20	R: 0 E: 0 K: 1 S: 7	H: 1 LOB: 1 BB: 0 P: 13	R: 0 E: 0 K: 2 S: 8	H: 0 LOB: 0 BB: 0 P: 13	R: 0 E: 0 K: 2 S: 9	H: 0 LOB: 0 BB: 0 P: 16	1B: 3 2B: 0 3B: 0 HR: 1	SF: 0 SAC: 0 DP: 0 HBP: 0	WP: 0 PB: 0 SB: 4 CS: 1	PA: 34	
PITCHER	IP WLS BF H R ER SO BB IBB HBP BLK WP HR S P ERA WHIP	9.0 W 33 4 1 1 9 3 0 0 0 0 76 126 1.00 0.778																			



Batter	1	2	3	4	5	6	7	8	9	AB	R	H	RBI	BB	SO	LOB	TOP					
Bill Virdon, L OBP: 0.273, SLG: 0.348 (1, 8)	4-3		F6			4-3		1-4-3		4	0	0	0	0	0	0						
Dick Groat, R OBP: 0.334, SLG: 0.367 (1, 6)	6-3			6-3		K			F8	4	0	0	0	0	1	0						
Roberto Clemente, R OBP: 0.351, SLG: 0.452 (1, 9)	3B			K			E	2B	K	4	1	2	0	0	2	0						
Donn Clendenon, R OBP: 0.366, SLG: 0.484 (1, 3)	K			5-3			F8		3-1	4	0	0	0	0	1	1						
Bob Skinner, L OBP: 0.403, SLG: 0.531 (1, 7)		K				K				3	0	0	0	0	3	0						
Don Hoak, R OBP: 0.325, SLG: 0.357 (1, 5)	F4					F2		FC6-4	1B	3	0	1	0	0	0	0						
Bill Mazeroski, R OBP: 0.321, SLG: 0.434 (1, 4)	1-3					1B		FC6-4	1B	3	0	1	0	0	0	1						
Don Leppert, R OBP: 0.320, SLG: 0.383 (1, 2)			5-3			F2			4-3	3	0	0	0	0	0	1						
Al McBean, R OBP: 0.206, SLG: 0.254 (3, 1)										1	0	0	0	0	0	0						
Jack Lamabe, R OBP: 0.176, SLG: 0.176 (6, PH)										0	0	0	0	0	0	0						
Joe Gibbon, R OBP: 0.185, SLG: 0.175 (6, PH)										0	0	0	0	0	0	0						
Johnny Logan, R OBP: 0.357, SLG: 0.357 (6, 1)										0	0	0	0	0	0	0						
Tom Butters, R OBP: 0.277, SLG: 0.286 (8, PH)										0	0	0	0	0	0	0						
Elmo Plaskett, R OBP: 0.277, SLG: 0.286 (8, 1)										0	0	0	0	0	0	0						
Diomedes Olivo, L OBP: 0.277, SLG: 0.286 (8, 1)										0	0	0	0	0	0	0						
Inning Stats	R: 0 E: 0 K: 1 S: 11	H: 1 LOB: 1 BB: 0 P: 15	R: 0 E: 0 K: 1 S: 8	H: 0 LOB: 0 BB: 0 P: 11	R: 0 E: 0 K: 1 S: 5	H: 0 LOB: 0 BB: 0 P: 6	R: 0 E: 0 K: 1 S: 9	H: 0 LOB: 0 BB: 0 P: 13	R: 0 E: 0 K: 1 S: 7	H: 1 LOB: 1 BB: 0 P: 12	R: 0 E: 0 K: 1 S: 7	H: 0 LOB: 0 BB: 0 P: 11	R: 1 E: 1 K: 1 S: 10	H: 2 LOB: 1 BB: 0 P: 14	R: 0 E: 0 K: 0 S: 7	H: 0 LOB: 0 BB: 0 P: 14	R: 0 E: 0 K: 1 S: 7	H: 0 LOB: 0 BB: 0 P: 9	1B: 2 2B: 1 3B: 1 HR: 0	SF: 0 SAC: 0 DP: 0 HBP: 0	WP: 0 PB: 0 SB: 0 CS: 0	PA: 31
PITCHER Pete Richert, L ERA: 3.98 (1, 1)	IP: 9.0 WLS: W BF: 31 H: 4 R: 1 ER: 1 SO: 8 BB: 0 IBB: 0 HBP: 0 BLK: 0 WP: 0 HR: 0 S: 71 P: 105 ERA: 1.00 WHIP: 0.444															PITCHER						

Pittsburgh Pirates @ Los Angeles Dodgers
Dodger Stadium, Los Angeles, CA
Sat Sep 08 1962, 7:05 PM PDT
Att: 43,887 - Unknown

AB	31
R	1
H	4
RBI	0
BB	0
SO	8
LOB	3



Batter	1	2	3	4	5	6	7	8	9	AB	R	H	RBI	BB	SO	LOB	BOTTOM			
Maury Wills, S OBP: 0.337, SLG: 0.368 (1, 6)	E6			K		WP		S		4	0	3	0	1	1	0				
Wally Moon, L OBP: 0.336, SLG: 0.347 (1, 7)	1B					1B		BB		4	0	0	0	0	1	2				
Lee Walls, R OBP: 0.326, SLG: 0.314 (8, PH)	K			F6		F3		K		1	0	0	0	0	1	1				
Willie Davis, L OBP: 0.346, SLG: 0.485 (9, 8)				F2		1-2				0	0	0	0	0	0	0				
Tommy Davis, R OBP: 0.370, SLG: 0.531 (1, 8)	5-3			4-3		K		F8		5	1	1	0	0	1	3				
Frank Howard, R OBP: 0.363, SLG: 0.582 (1, 9)	K			1B		1B		1B		3	1	2	0	2	1	1				
Ron Fairly, L OBP: 0.403, SLG: 0.477 (1, 3)				1B		1B		1B		4	2	2	1	0	1	4				
Doug Camilli, R OBP: 0.397, SLG: 0.569 (1, 2)				1B		1B		1B		2	2	2	1	2	0	0				
Andy Carey, R OBP: 0.352, SLG: 0.392 (1, 5)				1B		1B		1B		3	0	1	2	1	0	3				
Larry Burright, R OBP: 0.257, SLG: 0.318 (1, 4)				1B		1B		1B		3	0	0	1	1	1	3				
Pete Richert, L OBP: 0.125, SLG: 0.087 (1, 1)	K			6-3		K		K		4	0	0	0	0	3	6				
Inning Stats	R: 0 E: 1 K: 2 S: 12	H: 1 LOB: 1 BB: 0 P: 20	R: 2 E: 0 K: 2 S: 14	H: 4 LOB: 2 BB: 0 P: 20	R: 4 E: 1 K: 0 S: 14	H: 3 LOB: 1 BB: 2 P: 25	R: 0 E: 0 K: 1 S: 5	H: 0 LOB: 0 BB: 0 P: 8	R: 0 E: 1 K: 1 S: 8	H: 1 LOB: 3 BB: 2 P: 16	R: 0 E: 0 K: 2 S: 11	H: 1 LOB: 2 BB: 1 P: 22	R: 0 E: 0 K: 1 S: 8	H: 1 LOB: 1 BB: 0 P: 16	R: 0 E: 0 K: 1 S: 9	H: 0 LOB: 2 BB: 2 P: 17	1B: 9 2B: 1 3B: 1 HR: 0	SF: 0 SAC: 1 DP: 0 HBP: 0	WP: 1 PB: 0 SB: 1 CS: 0	PA: 41
PITCHER Al McBean, R ERA: 3.48 Jack Lamabe, R ERA: 3.01 Joe Gibbon, L ERA: 3.75 Tom Butters, R ERA: Diomedes Olivo, L ERA: 2.71 (1, 1)	IP: 2.1 WLS: L BF: 14 H: 8 R: 5 ER: 5 SO: 4 BB: 0 IBB: 0 HBP: 0 BLK: 0 WP: 0 HR: 0 S: 32 P: 49 ERA: 19.29 WHIP: 3.429															PITCHER				

Pittsburgh Pirates @ Los Angeles Dodgers
Dodger Stadium, Los Angeles, CA
Sat Sep 08 1962, 7:05 PM PDT
Att: 43,887 - Unknown

AB	33
R	6
H	11
RBI	5
BB	7
SO	10
LOB	23



Batter	1	2	3	4	5	6	7	8	9	AB	R	H	RBI	BB	SO	LOB	TOP		
Don Landrum, L OBP: 0.378, SLG: 0.339	F9		F7			6-3		K		4	0	0	0	0	1	1			
Ken Hubbs, R OBP: 0.293, SLG: 0.344	6-3			F7			BB		14 FC6-4 BB	3	1	1	0	1	0	0			
14 Ernie Banks, R OBP: 0.311, SLG: 0.514	L4			1-3			F6		FC6-4 1B	4	0	1	0	0	0	1			
Billy Williams, L OBP: 0.380, SLG: 0.492		E S 1B		F9			1-2 BB		F7	3	0	1	0	1	0	2			
Billy Ott, S OBP: 0.133, SLG: 0.133 Nelson Mathews, R (9, PH)		K			0-3 K		2-3 K		FC6-4 BB	3	0	0	0	0	3	3			
Andre Rodgers, R OBP: 0.344, SLG: 0.385		K			0-1 6-3		1-3 K			3	0	0	0	1	2	3			
Ron Santo, R George Altman, L (8, PH)	F2				0-3 K			1-2 F6	2-1 F5	2	0	0	0	0	1	1			
Moe Thacker, R Dick Bertell, R			F8			0-0 5-3		2-3 K		1	0	0	0	0	0	0			
Dick Ellsworth, L Paul Toth, R Morris Steevens, L Danny Murphy, L Freddie Burdette, R Lou Brock, L Jim Brewer, L			4-3			1-3 K		2-2 1B		1	0	0	0	0	0	0			
Inning Stats	R: 0 E: 0 K: 0 S: 7	H: 0 LOB: 0 BB: 0 P: 8	R: 0 E: 0 K: 2 S: 10	H: 1 LOB: 1 BB: 0 P: 15	R: 0 E: 0 K: 0 S: 7	H: 0 LOB: 0 BB: 0 P: 11	R: 0 E: 0 K: 0 S: 9	H: 0 LOB: 0 BB: 0 P: 14	R: 0 E: 0 K: 2 S: 8	H: 0 LOB: 0 BB: 0 P: 8	R: 0 E: 0 K: 1 S: 13	H: 1 LOB: 2 BB: 1 P: 22	R: 0 E: 0 K: 2 S: 13	H: 1 LOB: 1 BB: 0 P: 20	R: 1 E: 0 K: 0 S: 9	H: 1 LOB: 2 BB: 2 P: 20	1B: 4 2B: 0 3B: 0 HR: 0	SF: 0 SAC: 0 DP: 0 HBP: 0	WP: 0 PA: 34 PB: 0 SB: 1 CS: 0
PITCHER	IP WLS BF H R ER SO BB IBB HBP BLK WP HR S P ERA WHIP	IP WLS BF H R ER SO BB IBB HBP BLK WP HR S P ERA WHIP	IP WLS BF H R ER SO BB IBB HBP BLK WP HR S P ERA WHIP	IP WLS BF H R ER SO BB IBB HBP BLK WP HR S P ERA WHIP	IP WLS BF H R ER SO BB IBB HBP BLK WP HR S P ERA WHIP	IP WLS BF H R ER SO BB IBB HBP BLK WP HR S P ERA WHIP	IP WLS BF H R ER SO BB IBB HBP BLK WP HR S P ERA WHIP	IP WLS BF H R ER SO BB IBB HBP BLK WP HR S P ERA WHIP	IP WLS BF H R ER SO BB IBB HBP BLK WP HR S P ERA WHIP	IP WLS BF H R ER SO BB IBB HBP BLK WP HR S P ERA WHIP	IP WLS BF H R ER SO BB IBB HBP BLK WP HR S P ERA WHIP	IP WLS BF H R ER SO BB IBB HBP BLK WP HR S P ERA WHIP	IP WLS BF H R ER SO BB IBB HBP BLK WP HR S P ERA WHIP	IP WLS BF H R ER SO BB IBB HBP BLK WP HR S P ERA WHIP	IP WLS BF H R ER SO BB IBB HBP BLK WP HR S P ERA WHIP	IP WLS BF H R ER SO BB IBB HBP BLK WP HR S P ERA WHIP	IP WLS BF H R ER SO BB IBB HBP BLK WP HR S P ERA WHIP	IP WLS BF H R ER SO BB IBB HBP BLK WP HR S P ERA WHIP	IP WLS BF H R ER SO BB IBB HBP BLK WP HR S P ERA WHIP

Chicago Cubs @ Los Angeles Dodgers
Dodger Stadium, Los Angeles, CA
Mon Sep 10 1962, 7:05 PM PDT
Att: 24,737 - Unknown

AB 31
R 1
H 4
RBI 1
BB 3
SO 9
LOB 14



Batter	1	2	3	4	5	6	7	8	9	AB	R	H	RBI	BB	SO	LOB	BOTTOM		
Maury Wills, S Dick Tracewski, R	S 1B		1B FC2-5 HR	FC3-2 1B SF7		S S 1B		G5-4-3		5	3	4	1	0	0	1			
Jim Gilliam, S	1-3		FC2-5 1B HR	FC3-2 1B		S BB				3	1	1	0	1	0	3			
Willie Davis, L	G5-4-3 1B		1-2 2-3 HR	FC3-2 1B		L4				4	1	2	1	0	0	5			
Tommy Davis, R	G5-4-3		1-2 2-3 HR	SF7		5-3				3	1	1	5	0	0	3			
Frank Howard, R		F9	K	K			K			4	0	0	0	0	3	2			
Doug Camilli, R	F9		6-3		6-3					4	0	0	0	0	1	0			
Ron Fairly, L Tim Harkness, L				BB SH 1B	G3		L8			3	1	1	0	1	0	0			
Andy Carey, R	L8			SH 1B BB	K			1-3 1B		3	1	0	0	1	1	1			
Don Drysdale, R Lee Walls, R Jack Smith, R			FC2-5 1B	SH 1B FC3-2		F9		G5-4-3 1B		2	0	1	0	0	0	0			
Inning Stats	R: 1 E: 0 K: 0 S: 7	H: 2 LOB: 0 BB: 0 P: 11	R: 0 E: 0 K: 0 S: 6	H: 0 LOB: 1 BB: 1 P: 13	R: 4 E: 1 K: 1 S: 13	H: 4 LOB: 0 BB: 0 P: 17	R: 3 E: 1 K: 1 S: 17	H: 3 LOB: 2 BB: 1 P: 26	R: 0 E: 0 K: 0 S: 7	H: 1 LOB: 2 BB: 1 P: 10	R: 0 E: 0 K: 2 S: 8	H: 0 LOB: 0 BB: 0 P: 12	R: 0 E: 0 K: 0 S: 10	H: 1 LOB: 0 BB: 0 P: 16	R: 0 E: 0 K: 0 S: 9	H: 1 LOB: 2 BB: 2 P: 20	1B: 10 2B: 0 3B: 0 HR: 1	SF: 1 SAC: 1 DP: 2 HBP: 0	WP: 0 PA: 37 PB: 0 SB: 4 CS: 0
PITCHER	IP WLS BF H R ER SO BB IBB HBP BLK WP HR S P ERA WHIP	IP WLS BF H R ER SO BB IBB HBP BLK WP HR S P ERA WHIP	IP WLS BF H R ER SO BB IBB HBP BLK WP HR S P ERA WHIP	IP WLS BF H R ER SO BB IBB HBP BLK WP HR S P ERA WHIP	IP WLS BF H R ER SO BB IBB HBP BLK WP HR S P ERA WHIP	IP WLS BF H R ER SO BB IBB HBP BLK WP HR S P ERA WHIP	IP WLS BF H R ER SO BB IBB HBP BLK WP HR S P ERA WHIP	IP WLS BF H R ER SO BB IBB HBP BLK WP HR S P ERA WHIP	IP WLS BF H R ER SO BB IBB HBP BLK WP HR S P ERA WHIP	IP WLS BF H R ER SO BB IBB HBP BLK WP HR S P ERA WHIP	IP WLS BF H R ER SO BB IBB HBP BLK WP HR S P ERA WHIP	IP WLS BF H R ER SO BB IBB HBP BLK WP HR S P ERA WHIP	IP WLS BF H R ER SO BB IBB HBP BLK WP HR S P ERA WHIP	IP WLS BF H R ER SO BB IBB HBP BLK WP HR S P ERA WHIP	IP WLS BF H R ER SO BB IBB HBP BLK WP HR S P ERA WHIP	IP WLS BF H R ER SO BB IBB HBP BLK WP HR S P ERA WHIP	IP WLS BF H R ER SO BB IBB HBP BLK WP HR S P ERA WHIP	IP WLS BF H R ER SO BB IBB HBP BLK WP HR S P ERA WHIP	IP WLS BF H R ER SO BB IBB HBP BLK WP HR S P ERA WHIP

Chicago Cubs @ Los Angeles Dodgers
Dodger Stadium, Los Angeles, CA
Mon Sep 10 1962, 7:05 PM PDT
Att: 24,737 - Unknown

AB 32
R 8
H 11
RBI 7
BB 3
SO 5
LOB 15



Batter	1	2	3	4	5	6	7	8	9	AB	R	H	RBI	BB	SO	LOB	TOP					
Don Landrum, L (1,9) OBP: 0.372, SLG: 0.333	L6		K			K			E6 6-3 SF7	4	1	0	0	0	2	1	Chicago Cubs @ Los Angeles Dodgers Dodger Stadium, Los Angeles, CA Tue Sep 11 1962, 7:05 PM PDT Att: 30,707 - Unknown					
Ken Hubbs, R (1,4) OBP: 0.293, SLG: 0.343	5-3			1-3					E6 6-3	4	0	1	0	0	0	1						
Billy Williams, L (1,7) OBP: 0.378, SLG: 0.489	F8			G3					6-3	4	0	0	0	0	0	4						
George Altman, L (1,3) OBP: 0.385, SLG: 0.512		F5		G3					SF7	3	0	0	1	0	0	0						
14 Ernie Banks, R (1,5) OBP: 0.311, SLG: 0.512					K				6-3	4	0	1	0	0	1	1						
Lou Brock, L (1,8) OBP: 0.320, SLG: 0.417		6-3		G3					6-3	3	0	0	0	0	1	1						
Andre Rodgers, R (1,6) OBP: 0.342, SLG: 0.382				3-1					F3	3	0	0	0	0	0	1						
Dick Bertell, R (1,2) OBP: 0.329, SLG: 0.373			6-3						F9	3	0	1	0	0	0	0						
Bob Buhl, R (1,1)									5-3	1	0	0	0	0	1	0						
Bob Will, L (6,PH) OBP: 0.333, SLG: 0.333			K							1	0	0	0	0	0	1						
Don Elston, R (6,PH)										0	0	0	0	0	0	0						
Ron Santo, R (8,PH) OBP: 0.300, SLG: 0.366										1	0	0	0	0	0	0						
Bob Anderson, R (8,1) OBP: 0.200, SLG: 0.217										0	0	0	0	0	0	0						
Inning Stats	R: 0 E: 0 K: 0 S: 9	H: 0 LOB: 0 BB: 0 P: 13	R: 0 E: 0 K: 0 S: 11	H: 1 LOB: 1 BB: 0 P: 20	R: 0 E: 0 K: 2 S: 8	H: 0 LOB: 0 BB: 0 P: 10	R: 0 E: 0 K: 0 S: 5	H: 0 LOB: 0 BB: 0 P: 7	R: 0 E: 0 K: 1 S: 8	H: 2 LOB: 2 BB: 0 P: 16	R: 0 E: 0 K: 1 S: 8	H: 0 LOB: 0 BB: 0 P: 11	R: 0 E: 0 K: 0 S: 4	H: 0 LOB: 0 BB: 0 P: 4	R: 1 E: 2 K: 0 S: 8	H: 0 LOB: 1 BB: 0 P: 13	1B: 3 2B: 0 3B: 0 HR: 0	SF: 1 SAC: 0 DP: 0 HBP: 0	WP: 0 PB: 0 SB: 0 CS: 0	PA: 32		
PITCHER	IP WLS BF H R ER SO BB IBB HBP BLK WP HR S P ERA WHIP	8.0 W 29 3 1 0 5 0 0 0 0 0 0 69 99 0.00 0.375	1.0 S 3 0 0 0 0 0 0 0 0 0 0 0 4 6 0.00 0.000																			

Batter	1	2	3	4	5	6	7	8	9	AB	R	H	RBI	BB	SO	LOB	BOTTOM				
Maury Wills, S (1,6) OBP: 0.344, SLG: 0.375	S SH 1B		K	1-2 2-H 1B		F5				4	1	2	1	0	1	1	Chicago Cubs @ Los Angeles Dodgers Dodger Stadium, Los Angeles, CA Tue Sep 11 1962, 7:05 PM PDT Att: 30,707 - Unknown				
Jim Gilliam, S (1,4) OBP: 0.372, SLG: 0.344	SH F9 1-H SF6		1B 1B BB	L4			F8			2	1	0	0	1	0	2					
Willie Davis, L (1,8) OBP: 0.346, SLG: 0.482	F9		1B				G3			4	0	1	0	0	0	1					
Tim Harkness, L (8,3) OBP: 0.364, SLG: 0.414			1B							0	0	0	0	0	0	0					
Tommy Davis, R (1,7) OBP: 0.370, SLG: 0.533	SF6		1B				F4			3	0	2	1	0	0	0					
Ron Fairly, L (1,3) OBP: 0.398, SLG: 0.466	3-1		4-3							4	0	0	0	0	1	4					
Frank Howard, R (1,9) OBP: 0.360, SLG: 0.579		K		6-3		K				4	0	1	0	0	2	1					
Doug Camilli, R (1,2) OBP: 0.375, SLG: 0.543	F3			FC1-5 1B		1-3				4	0	1	0	0	0	1					
Andy Carey, R (1,5) OBP: 0.360, SLG: 0.384	6-3			FC1-5 1B						2	1	1	0	1	0	0					
Larry Burdette, R (6,PR) OBP: 0.251, SLG: 0.320				1-2 1B						1	0	1	0	0	0	0					
Stan Williams, R (1,1) OBP: 0.104, SLG: 0.169			F9							4	0	0	0	0	2	5					
Ron Perranoski, L (9,1) OBP: 0.143, SLG: 0.077				FC1-5 1B		K				0	0	0	0	0	0	0					
Inning Stats	R: 2 E: 1 K: 0 S: 10	H: 1 LOB: 0 BB: 0 P: 16	R: 0 E: 0 K: 1 S: 9	H: 0 LOB: 0 BB: 0 P: 13	R: 0 E: 0 K: 1 S: 9	H: 2 LOB: 3 BB: 1 P: 15	R: 1 E: 0 K: 0 S: 7	H: 2 LOB: 2 BB: 1 P: 14	R: 0 E: 0 K: 2 S: 11	H: 1 LOB: 1 BB: 0 P: 18	R: 0 E: 0 K: 1 S: 8	H: 1 LOB: 2 BB: 0 P: 13	R: 0 E: 0 K: 0 S: 6	H: 0 LOB: 0 BB: 0 P: 9	R: 0 E: 0 K: 1 S: 16	H: 2 LOB: 2 BB: 0 P: 27	1B: 9 2B: 0 3B: 0 HR: 0	SF: 1 SAC: 1 DP: 0 HBP: 0	WP: 0 PB: 0 SB: 2 CS: 0	PA: 36	
PITCHER	IP WLS BF H R ER SO BB IBB HBP BLK WP HR S P ERA WHIP	5.0 L 24 6 3 2 4 2 0 0 0 0 0 0 14 22 0.00 0.500	2.0 7 1 0 0 1 0 0 0 0 0 0 0 16 27 0.00 2.000																		

AB	31
R	1
H	3
RBI	1
BB	0
SO	5
LOB	10




AB	32
R	3
H	9
RBI	2
BB	2
SO	6
LOB	15




Batter	1	2	3	4	5	6	7	8	9	AB	R	H	RBI	BB	SO	LOB	TOP								
Maury Wills, S OBP: 0.342, SLG: 0.373 (1, 6)										4	0	0	0	0	2	0	Los Angeles Dodgers @ Houston Colt 45's Colt Stadium, Houston, TX Wed Sep 12 1962, 8:05 PM EDT Att: 28,669 - Unknown livebaseballscorecards.com								
Jim Gilliam, S OBP: 0.371, SLG: 0.344 (1, 4) (8, 5)										4	0	1	0	0	0	0									
Duke Snider, L OBP: 0.409, SLG: 0.458 (1, 7)										4	0	0	0	0	2	1									
Tommy Davis, R OBP: 0.368, SLG: 0.531 (1, 8)										3	0	0	0	0	1	0									
Frank Howard, R OBP: 0.360, SLG: 0.584 (1, 9)										3	1	1	1	0	2	0									
Ron Fairly, L OBP: 0.395, SLG: 0.463 (1, 3)										3	0	0	0	0	0	0									
Doug Camilli, R OBP: 0.373, SLG: 0.534 (1, 2)										3	0	1	0	0	1	0									
John Roseboro, L OBP: 0.343, SLG: 0.396 (8, 2)										0	0	0	0	0	0	0									
Andy Carey, R OBP: 0.350, SLG: 0.371 (1, 5)										3	0	0	0	0	2	1									
Larry Burright, R OBP: 0.291, SLG: 0.320 (8, 4)										0	0	0	0	0	0	0									
Pete Richert, L OBP: 0.120, SLG: 0.083 (1, 1)										1	0	0	0	0	0	0									
Ed Roebuck, R OBP: 0.281, SLG: 0.261 (4, 1)										2	0	0	0	0	0	0									
Ron Perranoski, L OBP: 0.143, SLG: 0.077 (9, 1)										0	0	0	0	0	0	0									
Inning Stats	R: 0 E: 0 K: 2 S: 8	H: 0 LOB: 0 BB: 0 P: 12	R: 0 E: 0 K: 1 S: 7	H: 0 LOB: 0 BB: 0 P: 12	R: 0 E: 0 K: 1 S: 5	H: 0 LOB: 0 BB: 0 P: 8	R: 0 E: 0 K: 1 S: 8	H: 0 LOB: 0 BB: 0 P: 13	R: 1 E: 0 K: 1 S: 12	H: 2 LOB: 1 BB: 0 P: 21	R: 0 E: 0 K: 1 S: 11	H: 1 LOB: 1 BB: 0 P: 19	R: 0 E: 0 K: 2 S: 10	H: 0 LOB: 0 BB: 0 P: 15	R: 0 E: 0 K: 1 S: 6	H: 0 LOB: 0 BB: 0 P: 9	R: 0 E: 0 K: 0 S: 4	H: 0 LOB: 0 BB: 0 P: 7	1B: 2 2B: 0 3B: 0 HR: 1	SF: 0 SAC: 0 DP: 0 HBP: 0	WP: 0 PB: 0 SB: 0 CS: 0	PA: 30			
PITCHER	IP	WLS	BF	H	R	ER	SO	BB	IBB	HBP	BLK	WP	HR	S	P	ERA	WHIP								
Ken Johnson, R ERA: 3.67 (1, 1)	7.0	L	24	3	1	1	9	0	0	0	0	0	1	61	100	1.29	0.429								
Don McMahon, R ERA: 1.45 (8, 1)	2.0		6	0	0	0	1	0	0	0	0	0	0	10	16	0.00	0.000								

Batter	1	2	3	4	5	6	7	8	9	AB	R	H	RBI	BB	SO	LOB	BOTTOM								
Bob Lillis, R OBP: 0.291, SLG: 0.287 (1, 6)										4	0	1	0	1	1	3	Los Angeles Dodgers @ Houston Colt 45's Colt Stadium, Houston, TX Wed Sep 12 1962, 8:05 PM EDT Att: 28,669 - Unknown livebaseballscorecards.com								
Johnny Temple, R OBP: 0.347, SLG: 0.318 (1, 4)										3	0	1	0	1	1	1									
Jim Pendleton, R OBP: 0.277, SLG: 0.377 (1, 3)										3	0	0	0	0	0	3									
Roman Mejias, R OBP: 0.330, SLG: 0.451 (1, 9)										4	0	2	0	0	0	1									
Carl Warwick, R OBP: 0.307, SLG: 0.398 (1, 7) (5, 8)										4	0	4	0	0	0	0									
Bob Aspromonte, R OBP: 0.333, SLG: 0.380 (1, 5)										3	0	0	0	0	1	5									
Al Heist, R OBP: 0.185, SLG: 0.185 (1, 8)										1	0	0	0	0	1	1									
Al Spangler, L OBP: 0.391, SLG: 0.373 (4, PH) (5, 7)										2	0	0	0	1	0	0									
Hal Smith, R OBP: 0.274, SLG: 0.377 (1, 2)										2	0	1	0	2	0	3									
Jim Golden, L OBP: 0.255, SLG: 0.333 (9, PR) (9, PR)										0	0	0	0	0	0	0									
Ken Johnson, R OBP: 0.096, SLG: 0.098 (1, 1)										2	0	0	0	0	1	1									
Norm Larker, L OBP: 0.357, SLG: 0.371 (7, PH)										1	0	0	0	0	0	1									
Don McMahon, R OBP: 0.091, SLG: 0.091 (8, 1)										0	0	0	0	0	0	0									
Billy Goodman, L OBP: 0.305, SLG: 0.294 (9, PH)										1	0	0	0	0	0	1									
Inning Stats	R: 0 E: 0 K: 1 S: 7	H: 0 LOB: 1 BB: 1 P: 14	R: 0 E: 1 K: 2 S: 8	H: 1 LOB: 1 BB: 0 P: 10	R: 0 E: 0 K: 1 S: 15	H: 2 LOB: 2 BB: 1 P: 22	R: 0 E: 0 K: 0 S: 7	H: 2 LOB: 2 BB: 1 P: 14	R: 0 E: 0 K: 0 S: 5	H: 0 LOB: 0 BB: 0 P: 10	R: 0 E: 0 K: 0 S: 5	H: 2 LOB: 1 BB: 0 P: 9	R: 0 E: 0 K: 0 S: 6	H: 1 LOB: 1 BB: 0 P: 13	R: 0 E: 0 K: 0 S: 6	H: 1 LOB: 2 BB: 1 P: 14	R: 0 E: 0 K: 1 S: 11	H: 0 LOB: 2 BB: 1 P: 18	1B: 9 2B: 1 3B: 0 HR: 0	SF: 0 SAC: 2 DP: 3 HBP: 0	WP: 2 PB: 0 SB: 0 CS: 0	PA: 37			
PITCHER	IP	WLS	BF	H	R	ER	SO	BB	IBB	HBP	BLK	WP	HR	S	P	ERA	WHIP								
Pete Richert, L ERA: 3.82 (1, 1)	3.0		14	5	0	0	4	2	0	0	0	0	0	33	49	0.00	2.333								
Ed Roebuck, R ERA: 3.05 (4, 1)	5.1	W	21	4	0	0	0	2	1	0	0	0	0	34	66	0.00	1.125								
Ron Perranoski, L ERA: 2.18 (9, 1)	0.2	S	2	0	0	0	1	0	0	0	0	1	0	6	9	0.00	0.000								

AB 30
R 1
H 3
RBI 1
BB 0
SO 10
LOB 2



AB 30
R 0
H 9
RBI 0
BB 5
SO 5
LOB 20



Batter	1	2	3	4	5	6	7	8	9	AB	R	H	RBI	BB	SO	LOB	TOP			
Maury Wills, S OBP: 0.346, SLG: 0.371 (1, 6)	F8		4-3		4-3 SF7		FC6-4 BB			3	1	1	0	2	0	1	Los Angeles Dodgers @ Chicago Cubs Wrigley Field, Chicago, IL Sat Sep 15 1962, 3:33 AM CDT Att: 16,238 - Unknown			
Jim Gilliam, S OBP: 0.375, SLG: 0.344 (1, 4) (8, 5) (9, 4)	1B BB		6-3		4-3 BB		FC6-4 BB	F7		2	0	0	0	3	0	3				
Willie Davis, L OBP: 0.345, SLG: 0.479 (1, 8)	G6-4-3 1B			B1-3	4-3		F2	F4		5	0	1	0	0	0	6				
Tommy Davis, R OBP: 0.370, SLG: 0.529 (1, 5) (8, 7)	G6-4-3			1B S E 1B			FC6-4		E6	4	2	1	0	1	0	4				
Ron Fairly, L OBP: 0.393, SLG: 0.460 (1, 3)		6-3		K	SF7		4-3		G6-4-3 1B	4	0	1	1	0	1	3				
Frank Howard, R OBP: 0.363, SLG: 0.588 (1, 9)		5-3		E BB	K2-3				G6-4-3	4	0	0	0	1	1	4				
Duke Snider, L OBP: 0.405, SLG: 0.468 (1, 7)		4-3		E4		4-3				3	0	1	0	0	0	0				
Larry Burditt, R OBP: 0.264, SLG: 0.322 (8, PR) (8, 4)										0	1	0	0	0	0	0				
Tim Lincecum, L OBP: 0.373, SLG: 0.414 (9, PH)										0	1	0	0	0	0	0				
Ed Roebuck, R OBP: 0.261, SLG: 0.261 (9, 1)										0	0	0	0	0	0	0				
John Roseboro, L OBP: 0.350, SLG: 0.393 (1, 2)			4-3 SH3-4			E7				1	1	0	0	4	0	0				
Don Drysdale, R OBP: 0.252, SLG: 0.275 (1, 1)			SH3-4		F9					2	0	0	0	0	0	3				
Wally Moon, L OBP: 0.337, SLG: 0.352 (8, PH)						F6				1	0	1	2	0	0	0				
Ron Perranoski, L OBP: 0.143, SLG: 0.077 (8, 1)										0	0	0	0	0	0	0				
Andy Carey, R OBP: 0.346, SLG: 0.367 (9, 5)										1	0	0	0	0	1	1				
Inning Stats	R: 0 E: 0 K: 0 S: 7	H: 1 LOB: 1 BB: 1 P: 15	R: 0 E: 0 K: 0 S: 5	H: 0 LOB: 0 BB: 0 P: 10	R: 0 E: 0 K: 0 S: 10	H: 0 LOB: 1 BB: 1 P: 16	R: 1 E: 1 K: 1 S: 15	H: 2 LOB: 3 BB: 2 P: 24	R: 1 E: 0 K: 0 S: 11	H: 1 LOB: 0 BB: 0 P: 9	R: 0 E: 0 K: 0 S: 11	H: 0 LOB: 2 BB: 2 P: 21	R: 2 E: 0 K: 0 S: 16	H: 1 LOB: 2 BB: 2 P: 35	R: 2 E: 1 K: 1 S: 13	H: 1 LOB: 1 BB: 1 P: 22	1B: 5 2B: 1 3B: 0 HR: 0	SF: 1 SAC: 1 DP: 2 HBP: 2	WP: 1 PB: 1 SB: 6 CS: 0	PA: 45
PITCHER	IP WLS BF H R ER SO BB IBB HBP BLK WP HR S P ERA WHIP																			
Cal Koonce, R ERA: 4.07 (1, 1)	6.0	29	4	2	1	2	7	1	0	0	0	0	0	58	112	1.50	1.833			
Don Cardwell, R ERA: 5.05 (7, 1)	1.1	7	1	2	2	0	1	0	1	0	0	0	0	15	27	13.50	1.500			
Morrie Stevens, L ERA: (8, 1)	0.0	1	0	0	0	0	1	0	0	0	0	0	0	1	5	∞	∞			
Glen Hobbie, R ERA: 5.32 (8, 1)	1.2	L 8	1	2	0	1	1	0	1	0	0	0	0	21	35	0.00	1.200			


Batter	1	2	3	4	5	6	7	8	9	AB	R	H	RBI	BB	SO	LOB	BOTTOM			
Lou Brock, L OBP: 0.321, SLG: 0.416 (1, 8)	F8 SH2-3 BB		G3		F6		CS 1B		G3	4	0	1	0	1	0	1	Los Angeles Dodgers @ Chicago Cubs Wrigley Field, Chicago, IL Sat Sep 15 1962, 3:33 AM CDT Att: 16,238 - Unknown			
Ken Hubbs, R OBP: 0.295, SLG: 0.345 (1, 4)	SH2-3			E FC3 14 E 1B	4-3 2B		K		K	4	1	2	0	0	2	3				
Billy Williams, L OBP: 0.374, SLG: 0.483 (1, 7)	F8			FC3 14 E	4-3					4	1	0	0	0	1	3				
14 Ernie Banks, R OBP: 0.309, SLG: 0.513 (1, 3)	F2			FC6 SH1-4 1B	6-3				L1	4	1	0	0	0	0	2				
George Altman, L OBP: 0.390, SLG: 0.511 (1, 9)							L9-1-4 1B			1	1	1	0	3	0	0				
Billy Ott, S OBP: 0.133, SLG: 0.133 (9, 9)										0	0	0	0	0	0	0				
Ron Santo, R OBP: 0.301, SLG: 0.365 (1, 5)	F8			SH1-4					E1	3	0	1	0	0	0	2				
Andre Rodgers, R OBP: 0.343, SLG: 0.385 (1, 6)					B1-5-4 1B		L9-1-4			3	0	1	0	1	1	2				
Dick Bertell, R OBP: 0.330, SLG: 0.373 (1, 2)										4	0	1	2	0	1	1				
Al Lary, R OBP: 0.375, SLG: 0.167 (9, PR)					6-3				E5	0	0	0	0	0	0	0				
Cal Koonce, R OBP: 0.113, SLG: 0.115 (1, 1)										2	0	0	0	0	1	2				
Don Cardwell, R OBP: 0.177, SLG: 0.121 (7, 1)										1	0	0	0	0	0	0				
Morrie Stevens, L (8, 1)										0	0	0	0	0	0	0				
Glen Hobbie, R OBP: 0.173, SLG: 0.122 (8, 1)										0	0	0	0	0	0	0				
Don Landrum, L OBP: 0.370, SLG: 0.331 (9, PH)										1	0	0	0	0	0	1				
Inning Stats	R: 0 E: 0 K: 0 S: 8	H: 0 LOB: 0 BB: 1 P: 15	R: 0 E: 0 K: 1 S: 8	H: 0 LOB: 0 BB: 1 P: 14	R: 0 E: 0 K: 1 S: 5	H: 0 LOB: 0 BB: 0 P: 8	R: 4 E: 2 K: 0 S: 13	H: 2 LOB: 1 BB: 2 P: 28	R: 0 E: 0 K: 0 S: 12	H: 1 LOB: 1 BB: 0 P: 17	R: 0 E: 0 K: 1 S: 12	H: 2 LOB: 1 BB: 0 P: 17	R: 0 E: 0 K: 1 S: 7	H: 1 LOB: 2 BB: 1 P: 14	R: 0 E: 1 K: 1 S: 12	H: 0 LOB: 2 BB: 0 P: 18	1B: 6 2B: 2 3B: 0 HR: 0	SF: 0 SAC: 2 DP: 2 HBP: 0	WP: 0 PB: 0 SB: 0 CS: 1	PA: 38
PITCHER	IP WLS BF H R ER SO BB IBB HBP BLK WP HR S P ERA WHIP																			
Don Drysdale, R ERA: 2.84 (1, 1)	7.0	29	4	0	4	0	2	0	0	0	0	0	0	63	107	0.00	1.143			
Ron Perranoski, L ERA: 2.16 (8, 1)	1.0	W 5	1	0	0	1	1	0	0	0	0	0	0	7	14	0.00	2.000			
Ed Roebuck, R ERA: 3.02 (9, 1)	1.0	S 4	0	0	0	1	0	0	0	0	0	0	0	12	18	0.00	0.000			




Batter	1	2	3	4	5	6	7	8	9	AB	R	H	RBI	BB	SO	LOB	TOP	
Maury Wills, S OBP: 0.345, SLG: 0.371 Dick Tracewski, R (8, PH) Duke Snider, L OBP: 0.402, SLG: 0.464 Larry Burright, R OBP: 0.264, SLG: 0.322	1-1 CS 1B		1-1 1-3			2-2 F8		1-2 F6		3	0	1	0	0	0	0	Los Angeles Dodgers @ Chicago Cubs Wrigley Field, Chicago, IL Sun Sep 16 1962, 3:33 AM CDT Att: 19,251 - Unknown	
Jim Gilliam, S OBP: 0.377, SLG: 0.346	2-2 FC3-6 1B			1-0 4-3		1-2 1B		4-2 1B		3	0	2	0	1	0	0		
Willie Davis, L OBP: 0.343, SLG: 0.475	1-2 FC3-6			0-1 F6		2-1 F4		2-1 F3		4	0	0	0	0	0	4		
Tommy Davis, R OBP: 0.369, SLG: 0.527	0-0 F6			1-0 1B		3-2 5-3			1-3 K	4	0	1	0	0	1	2		
Ron Fairly, L OBP: 0.392, SLG: 0.457		0-1 4-3		2-1 F9		1-0 F9		4-2 FC6-4 BB		3	0	0	0	1	0	1		
Frank Howard, R OBP: 0.360, SLG: 0.583		3-2 5-3			3-3 K		2-3 K		3-2 FC6-4	4	0	0	0	0	2	1		
Wally Moon, L OBP: 0.332, SLG: 0.346		1-0 3-1			0-0 B1-3		1-1 F3		1-2 L7	4	0	0	0	0	0	1		
Doug Camilli, R OBP: 0.368, SLG: 0.513			1-3 K		4-2 BB			2-3 K		2	0	0	0	1	2	0		
Stan Williams, R OBP: 0.104, SLG: 0.169 Jack Smith, R (5, PH) Daryl Spencer, R OBP: 0.342, SLG: 0.523 Phil Ortega, R (5, PH) Tim Harkness, L OBP: 0.392, SLG: 0.414 Larry Sherry, R OBP: 0.198, SLG: 0.125			0-3 K		0-1 1-3			4-0 BB BB		0	0	0	0	0	0	0		
Inning Stats	R: 0 E: 0 K: 0 S: 9	H: 2 LOB: 1 BB: 0 P: 13	R: 0 E: 0 K: 0 S: 6	H: 0 LOB: 0 BB: 0 P: 10	R: 0 E: 0 K: 2 S: 9	H: 1 LOB: 1 BB: 0 P: 11	R: 0 E: 0 K: 1 S: 6	H: 0 LOB: 1 BB: 1 P: 10	R: 0 E: 0 K: 1 S: 13	H: 0 LOB: 0 BB: 0 P: 10	R: 0 E: 0 K: 1 S: 13	H: 0 LOB: 2 BB: 2 P: 26	R: 0 E: 0 K: 1 S: 12	H: 0 LOB: 1 BB: 1 P: 21	1B: 4 2B: 0 3B: 0 HR: 0	SF: 0 SAC: 0 DP: 0 HBP: 0		WP: 0 PB: 0 SB: 0 CS: 1
PITCHER Bob Buhl, R ERA: 3.95	IP: 9.0 WLS: W BF: 34 H: 4 R: 0 ER: 0 SO: 6 BB: 4 IBB: 0 HBP: 0 BLK: 0 WP: 0 HR: 0 S: 82 P: 137 ERA: 0.00 WHIP: 0.889																	

Batter	1	2	3	4	5	6	7	8	9	AB	R	H	RBI	BB	SO	LOB	BOTTOM	
Don Landrum, L OBP: 0.374, SLG: 0.333	0-0 1B HR	4-2 1B SF8		1-1 6-3 1B		0-3 K		0-0 F2		4	2	2	0	1	1	0	Los Angeles Dodgers @ Chicago Cubs Wrigley Field, Chicago, IL Sun Sep 16 1962, 3:33 AM CDT Att: 19,251 - Unknown	
Ken Hubbs, R OBP: 0.297, SLG: 0.347	2-1 1B HR	0-0 14 1B		1-2 6-3		1-0 1B		2-1 6-3		5	1	3	0	0	1	0		
Billy Williams, L OBP: 0.373, SLG: 0.482	2-2 1B HR	1-0 SF8		1-0 F8		0-0 1-3				3	1	1	1	0	0	2		
14 Ernie Banks, R OBP: 0.311, SLG: 0.512	0-0 F7	0-1 1B		4-1 1B BB		0-1 F7				3	0	1	0	1	0	3		
Nelson Mathews, R OBP: 0.333, SLG: 0.667	0-0 HR	3-2 5-3		0-0 F5		0-0 S 1B				4	1	2	4	0	0	3		
Ron Santo, R OBP: 0.302, SLG: 0.364	2-1 E 1B		1-2 4-3		1-3 K		4-1 1B IBB		1-2 IBB	3	0	1	0	1	1	1		
Andre Rodgers, R OBP: 0.342, SLG: 0.384	1-2 E3		1-3 K		2-2 1B		0-1 F9			4	0	1	0	0	1	3		
Moe Thacker, R OBP: 0.288, SLG: 0.250	3-3 K2-5-2		1-3 K		2-3 K		0-1 1-3			4	0	0	0	0	3	6		
Bob Buhl, R		0-0 4-3		0-3 K		1-2 5-3		2-3 K		4	0	0	0	0	2	0		
Inning Stats	R: 4 E: 1 K: 1 S: 18	H: 5 LOB: 2 BB: 0 P: 28	R: 1 E: 0 K: 0 S: 12	H: 2 LOB: 2 BB: 1 P: 20	R: 0 E: 0 K: 2 S: 10	H: 0 LOB: 0 BB: 0 P: 13	R: 0 E: 0 K: 1 S: 9	H: 1 LOB: 1 BB: 0 P: 12	R: 0 E: 0 K: 2 S: 11	H: 1 LOB: 2 BB: 1 P: 20	R: 0 E: 0 K: 1 S: 8	H: 1 LOB: 0 BB: 1 P: 10	R: 0 E: 0 K: 1 S: 6	H: 0 LOB: 0 BB: 0 P: 10	1B: 10 2B: 1 3B: 0 HR: 1	SF: 1 SAC: 0 DP: 1 HBP: 0		WP: 0 PB: 0 SB: 2 CS: 0
PITCHER Stan Williams, R ERA: 4.43 Jack Smith, R ERA: 3.66 Phil Ortega, R ERA: 6.84 Larry Sherry, R ERA: 3.17	IP: 0.1 WLS: L BF: 5 H: 5 R: 4 ER: 4 SO: 4 BB: 0 IBB: 0 HBP: 0 BLK: 0 WP: 0 HR: 1 S: 10 P: 16 ERA: 108.00 WHIP: 15.000																	



Batter	1	2	3	4	5	6	7	8	9	AB	R	H	RBI	BB	SO	LOB	TOP		
Maury Wills, S OBP: 0.344, SLG: 0.372 (1, 6)	B3 1-1		S 1-0 2B		F2 0-0		FC3-6 1-1 BB	FC6 0-0		5	0	1	0	0	0	3	Los Angeles Dodgers @ Milwaukee Braves Milwaukee County Stadium, Milwaukee, WI Tue Sep 18 1962, 8:05 PM EDT Att: 9,317 - Unknown 		
Jim Gilliam, S OBP: 0.378, SLG: 0.347 (1, 4)	4-3 1B 2B		1-3			HR 4-0 BB	FC6-4 1-2 BB	G6-4-3 1B		3	2	2	0	2	0	1			
Tommy Davis, R OBP: 0.369, SLG: 0.531 (1, 8)	4-3 2-3		F7 1-0			HR 1-1	FC6-4 0-1	G6-4-3 1-2		5	1	1	2	0	0	5			
Frank Howard, R OBP: 0.360, SLG: 0.585 (1, 9)	3-H 1B		K 3-3			G4-6-3 1B	K 1-3	6-3 1-1		5	0	2	1	0	2	3			
Lee Walls, R OBP: 0.324, SLG: 0.304 Ron Fairly, L OBP: 0.392, SLG: 0.454 (6, PH) (6, 3)	5-3		K 2-3		K 2-1	G4-6-3 1-2		FC4 4-2 1B SF8 BB		2	0	0	0	0	1	1			
Ken McMullen, R OBP: 0.400, SLG: 0.400 (1, 7)		K 2-3		L7 2-1		BB 0-0		FC4-6 2-2 1B		4	0	2	0	0	1	0			
Doug Camilli, R OBP: 0.524, SLG: 0.524 John Roseboro, L OBP: 0.350, SLG: 0.393 (8, PR) (8, 2)		HR 2-0		F4 1-0		1B 4-2		FC4 0-0 FC4-6		3	1	1	1	1	0	2			
Andy Carey, R OBP: 0.330, SLG: 0.351 (1, 5)		5-3 1-0				F8 2-1	FC5-4 3-1	SF8 0-0		3	0	0	1	0	0	2			
Johnny Podres, L OBP: 0.186, SLG: 0.221 Ed Roebuck, R OBP: 0.290, SLG: 0.280 Dary Serrano, R OBP: 0.346, SLG: 0.377 Ron Perranoski, L OBP: 0.222, SLG: 0.222 Wally Moon, R OBP: 0.301, SLG: 0.345 Jack Smith, R OBP: 0.345, SLG: 0.345 (8, 1)		F3 1-0				6-3 1-2		FC3-6 4-2 BB	FC4-6 2-2	2	0	0	0	0	0	0			
Inning Stats	R: 1 E: 0 K: 0 S: 10	H: 2 LOB: 1 BB: 0 P: 17	R: 1 E: 0 K: 1 S: 9	H: 1 LOB: 1 BB: 0 P: 15	R: 0 E: 0 K: 1 S: 6	H: 0 LOB: 0 BB: 0 P: 11	R: 0 E: 0 K: 0 S: 14	H: 3 LOB: 2 BB: 2 P: 29	R: 0 E: 0 K: 1 S: 10	H: 0 LOB: 2 BB: 2 P: 20	R: 1 E: 0 K: 0 S: 14	H: 1 LOB: 0 BB: 0 P: 22	R: 0 E: 0 K: 0 S: 6	H: 1 LOB: 0 BB: 0 P: 9	1B: 5 2B: 2 3B: 0 HR: 2	SF: 1 SAC: 0 DP: 2 HBP: 0		WP: 0 PB: 0 SB: 1 CS: 0	PA: 40
PITCHER	IP	WLS	BF	H	R	ER	SO	BB	IBB	HBP	BLK	WP	HR	S	P	ERA	WHIP		
Denny Lemaster, L ERA: 3.38 (1, 1)	5.0		22	6	4	4	3	1	0	0	0	0	2	41	74	7.20	1.400		
Carl Willey, R ERA: 5.43 (6, 1)	1.0	W	4	1	0	0	0	1	0	0	0	0	0	10	19	0.00	2.000		
Jim Constable, L ERA: 3.0 (7, 1)	3.0	S	14	2	1	1	1	3	0	0	0	0	0	30	51	3.00	1.667		

Batter	1	2	3	4	5	6	7	8	9	AB	R	H	RBI	BB	SO	LOB	BOTTOM		
Roy McMillan, R OBP: 0.340, SLG: 0.356 (1, 6)	1-6-3 1B	5-3 1-2 2-3		BB 4-2		K 3-3		3B 0-2		4	1	1	0	1	1	3	Los Angeles Dodgers @ Milwaukee Braves Milwaukee County Stadium, Milwaukee, WI Tue Sep 18 1962, 8:05 PM EDT Att: 9,317 - Unknown 		
Eddie Mathews, L OBP: 0.377, SLG: 0.479 (1, 5)	F8 3-2	K 0-3		G3 2-2		G3 0-0		2B 0-0 3B		5	1	1	1	0	1	4			
Hank Aaron, R OBP: 0.388, SLG: 0.606 (1, 9)	F3 0-1			HR 0-0		F8 2-1		SH 4-0 1B 2B	5-3 2B IBB	4	3	2	1	1	0	0			
Joe Adcock, R OBP: 0.325, SLG: 0.495 Jim Constable, S (7, 1)		SH 1-1 BB 1B		6-3 2-1		F8 1-1		SH 0-0 1B	5-3 1-1	3	1	1	0	0	0	0			
Tommy Aaron, R OBP: 0.308, SLG: 0.374 (7, 3)		SH 4-2 1B BB		FC6-4 3-1 1B		5-3 1-2		F8 0-1 1B	2B 1-1	4	1	3	3	1	0	0			
Frank Bolling, R OBP: 0.332, SLG: 0.399 (1, 4)	SH 0-1 1B			F9 1-1		3B 4-0 BB		F8 0-2	6-3 1-1	3	2	0	0	1	0	4			
Joe Torre, R OBP: 0.357, SLG: 0.398 (1, 2)		5-3 1-2 2-H 3-H 1B		FC6-4 1-1		K 1-3		4-3 1B IBB		3	0	1	2	1	1	2			
Lou Johnson, R OBP: 0.350, SLG: 0.467 (7, 7)	5-3 1-2 2-H 1B			5-3 2-2		3B 0-2		L4-3 1-2		4	1	2	2	0	0	3			
Denny Lemaster, R OBP: 0.172, SLG: 0.143 Carl Willey, R OBP: 0.333, SLG: 0.364 Lee Maye, L OBP: 0.296, SLG: 0.364 (6, PH) (7, 8)		K 0-3		K 0-3		BB 4-1		F6 0-0		2	0	0	0	0	2	2			
Inning Stats	R: 0 E: 0 K: 0 S: 9	H: 0 LOB: 0 BB: 0 P: 12	R: 3 E: 1 K: 2 S: 23	H: 3 LOB: 2 BB: 1 P: 30	R: 1 E: 0 K: 0 S: 9	H: 2 LOB: 1 BB: 0 P: 16	R: 0 E: 0 K: 1 S: 13	H: 0 LOB: 1 BB: 1 P: 21	R: 0 E: 0 K: 2 S: 11	H: 1 LOB: 1 BB: 2 P: 23	R: 1 E: 0 K: 0 S: 10	H: 2 LOB: 2 BB: 1 P: 16	R: 3 E: 0 K: 0 S: 11	H: 3 LOB: 1 BB: 1 P: 18	1B: 6 2B: 3 3B: 2 HR: 1	SF: 0 SAC: 2 DP: 1 HBP: 0		WP: 0 PB: 0 SB: 2 CS: 0	PA: 42
PITCHER	IP	WLS	BF	H	R	ER	SO	BB	IBB	HBP	BLK	WP	HR	S	P	ERA	WHIP		
Johnny Podres, L ERA: 4.11 (1, 1)	5.0	L	24	5	5	4	3	3	0	0	0	0	0	11	19	0.00	2.000		
Ed Roebuck, R ERA: 2.68 (6, 1)	1.0		5	1	1	0	2	1	0	0	0	0	0	11	19	0.00	2.000		
Ron Perranoski, L ERA: 2.22 (7, 1)	1.0		6	2	1	1	0	0	1	0	0	0	0	10	16	9.00	2.000		
Jack Smith, R ERA: 7.94 (8, 1)	1.0		7	3	3	3	0	0	1	0	0	0	0	11	18	27.00	3.000		

Batter	1	2	3	4	5	6	7	8	9	AB	R	H	RBI	BB	SO	LOB	TOP
Maury Wills, S OBP: 0.345, SLG: 0.374	2-1 1B S G6-4-3 1B		0-2 1B BB 1B		0-1 SH1-3			2-2 F9		3	2	2	0	0	0	0	
Jim Gilliam, S OBP: 0.379, SLG: 0.347	1-1 1B G6-4-3 1B		4-1 1B 1-2 2-3 BB		0-1 6-3			1-0 F7		3	0	1	0	1	0	1	
Tommy Davis, R OBP: 0.368, SLG: 0.529	0-0 G6-4-3 1-2 3-H 1-3		0-2 1B 1-2 2-H 3-H 1-2		1-2 F9			1-2 5-3		4	0	1	2	0	0	2	
Frank Howard, R OBP: 0.359, SLG: 0.588	1-9 K								1-0 HR	4	1	1	1	0	1	2	
Ron Fairly, L OBP: 0.392, SLG: 0.454	9-9 K								2-3 K	0	0	0	0	0	0	0	
Lee Walls, R OBP: 0.311, SLG: 0.292	1-3 K		1-3 K						2-2 5-3	4	0	0	0	0	3	2	
Tim Harkness, L OBP: 0.382, SLG: 0.414	9-3 K								2-3 K	0	0	0	0	0	0	0	
Ken McMullen, R OBP: 0.250, SLG: 0.250	1-7 5-3				2-3 K				0-2 K S 1B	3	0	0	0	0	2	0	
John Roseboro, L OBP: 0.352, SLG: 0.394	8-2 5-3								1-3 K	1	0	1	0	0	0	0	
Doug Camilli, R OBP: 0.311, SLG: 0.512	1-2 5-3				4-1 G3-6 BB				1-3 K	2	0	0	0	1	1	0	
Larry Burright, R OBP: 0.263, SLG: 0.321	8-4 5-3								1-3 K	1	0	0	0	0	1	1	
Willie Davis, L OBP: 0.340, SLG: 0.471	1-8 5-3				0-1 4-3				0-0 F4	3	0	0	0	0	0	1	
Don Drysdale, R OBP: 0.264, SLG: 0.272	1-1 BB 1B BB				4-2 BB 1B BB				0-0 6-3	1	1	0	0	2	0	0	
Inning Stats	R: 1 H: 2 E: 0 LOB: 0 K: 1 S: 9	H: 2 R: 0 ER: 0 SO: 6 BB: 0 P: 13	H: 0 R: 0 ER: 0 SO: 9 BB: 0 P: 7	H: 2 R: 0 ER: 0 SO: 27 BB: 2 P: 17	H: 0 R: 0 ER: 0 SO: 21 BB: 1 P: 12	H: 0 R: 0 ER: 0 SO: 14 BB: 0 P: 9	H: 0 R: 0 ER: 0 SO: 14 BB: 0 P: 12	H: 0 R: 0 ER: 0 SO: 6 BB: 0 P: 6	H: 2 R: 1 ER: 0 SO: 15 BB: 0 P: 11	1B: 5 2B: 0 3B: 0 HR: 1	SF: 0 SAC: 1 DP: 2 HBP: 0	WP: 0 PB: 0 SB: 0 CS: 2	PA: 34				
PITCHER	IP WLS BF H R ER SO BB IBB HBP BLK WP HR S P ERA WHIP																
Bob Hendley, L ERA: 3.6	(1, 1) 7.0 L 27 4 3 3 6 4 0 0 0 0 0 0 67 102 3.86 1.143																
Jack Curtis, L ERA: 4.17	(8, 1) 2.0 7 2 1 1 2 0 0 0 0 0 1 19 27 4.50 1.000																

Los Angeles Dodgers @ Milwaukee Braves
Milwaukee County Stadium, Milwaukee, WI
Wed Sep 19, 1962, 4:33 AM EDT
Att: 6,339 - Unknown

AB 29
R 4
H 6
RBI 3
BB 4
SO 8
LOB 9



Batter	1	2	3	4	5	6	7	8	9	AB	R	H	RBI	BB	SO	LOB	BOTTOM
Denis Menke, R OBP: 0.269, SLG: 0.279	0-1 L7		1-2 2B		2-1 HBP			3-1 1B		3	0	2	0	0	0	0	
Eddie Mathews, L OBP: 0.377, SLG: 0.476	4-2 BB		1-3 K		2-0 4-3			0-0 L9		3	0	0	0	1	1	5	
Hank Aaron, R OBP: 0.386, SLG: 0.602	2-3 K		2-0 F9					0-1 F8		4	0	0	0	0	2	2	
Joe Adcock, R OBP: 0.325, SLG: 0.492	0-3 K				2-3 K			2-2 1B		4	0	1	0	0	2	1	
Tommie Aaron, R OBP: 0.304, SLG: 0.369	1-2 F8				0-0 6-3			2-0 F9		4	0	0	0	0	1	1	
Lee Maye, L OBP: 0.293, SLG: 0.359	3-3 K				0-2 4-3			3-3 K		4	0	0	0	0	2	1	
Joe Torre, R OBP: 0.355, SLG: 0.395	2-1 1B				0-0 6-3			0-1 6-3		4	0	1	0	0	0	0	
Frank Bolling, R OBP: 0.331, SLG: 0.396	3-2 5-3				0-2 6-3			4-1 1B BB		3	0	0	0	1	0	1	
Bob Hendley, R OBP: 0.212, SLG: 0.186	1-1 1-3							0-3 K		2	0	1	0	0	0	0	
Ethan Blackaby, L OBP: 0.167, SLG: 0.333	(7, PH)									1	0	0	0	0	1	1	
Jack Curtis, L OBP: 0.346, SLG: 0.273	(8, 1)									0	0	0	0	0	0	0	
Inning Stats	R: 0 H: 0 E: 0 LOB: 1 K: 2 S: 12	H: 1 R: 0 ER: 0 SO: 25 BB: 0 P: 16	H: 1 R: 0 ER: 0 SO: 14 BB: 0 P: 9	H: 1 R: 0 ER: 0 SO: 10 BB: 0 P: 8	H: 1 R: 0 ER: 0 SO: 13 BB: 0 P: 9	H: 1 R: 0 ER: 0 SO: 19 BB: 0 P: 12	H: 1 R: 0 ER: 0 SO: 16 BB: 1 P: 9	H: 0 R: 0 ER: 0 SO: 10 BB: 0 P: 7	H: 0 R: 0 ER: 0 SO: 7 BB: 0 P: 5	1B: 4 2B: 1 3B: 0 HR: 0	SF: 0 SAC: 0 DP: 0 HBP: 1	WP: 0 PB: 0 SB: 0 CS: 0	PA: 35				
PITCHER	IP WLS BF H R ER SO BB IBB HBP BLK WP HR S P ERA WHIP																
Don Drysdale, R ERA: 2.76	(1, 1) 9.0 W 35 5 0 0 9 2 0 1 0 0 0 87 132 0.00 0.778																

Los Angeles Dodgers @ Milwaukee Braves
Milwaukee County Stadium, Milwaukee, WI
Wed Sep 19, 1962, 4:33 AM EDT
Att: 6,339 - Unknown

AB 32
R 0
H 5
RBI 0
BB 2
SO 9
LOB 12



Batter	1	2	3	4	5	6	7	8	9	AB	R	H	RBI	BB	SO	LOB	TOP						
Maury Wills, S OBP: 0.345, SLG: 0.372	3-2 1-3		1-1 4-3			4-2 SH1-3 1B BB	1-2 6-3			3	1	0	0	1	0	3							
Jim Gilliam, S OBP: 0.377, SLG: 0.345	2-1 4-3		0-0 F3			1-0 SH1-3		1-2 4-3		3	0	0	0	0	0	0							
Larry Burright, R OBP: 0.263, SLG: 0.321										0	0	0	0	0	0	0							
Willie Davis, L OBP: 0.339, SLG: 0.470	0-1 F1					1-0 1B		2-3 K		2	0	0	0	0	1	0							
Lee Walls, R OBP: 0.315, SLG: 0.296						0-2 3-H F9 1B				2	0	1	1	0	1	0							
Wally Moon, L OBP: 0.331, SLG: 0.345										0	0	0	0	0	0	0							
Tommy Davis, R OBP: 0.369, SLG: 0.531		2-1 F8 2B 2B				2-0 L8		3-1 F9 1B		4	1	2	0	0	0	1							
Frank Howard, R OBP: 0.356, SLG: 0.583		0-0 F8				1-1 5-3		1-0 6-3 F6		4	0	0	0	0	0	2							
Ron Fairly, L OBP: 0.391, SLG: 0.451		1-1 F2				2-3 K		4-1 BB 1B BB		3	0	0	0	1	2	1							
Andy Carey, R OBP: 0.336, SLG: 0.367		2-2 2B				3-1 B1-3		0-0 1-2 BB 1B		4	0	2	1	0	0	0							
John Roseboro, L OBP: 0.349, SLG: 0.390		3-H 2-3 K				2-2 F8		1-3 K		4	0	0	0	0	2	3							
Sandy Koufax, R OBP: 0.116, SLG: 0.134						1-0 F9		4-2 1-2 2-3 BB		0	0	0	0	0	0	0							
Ed Roebuck, R OBP: 0.249, SLG: 0.240										1	0	0	0	0	0	0							
Ken Williams, R OBP: 0.222, SLG: 0.222										0	0	0	0	0	0	0							
Stan Williams, R OBP: 0.142, SLG: 0.168										0	0	0	0	0	0	0							
Ron Perranoski, L OBP: 0.142, SLG: 0.077										0	0	0	0	0	0	0							
Jack Smith, R OBP: 0.336, SLG: 0.323										0	0	0	0	1	0	0							
Daryl Spencer, R OBP: 0.336, SLG: 0.323										0	0	0	0	0	0	0							
Phil Ortega, R OBP: 0.336, SLG: 0.323										0	0	0	0	0	0	0							
Inning Stats	R: 0 H: 0 E: 0 K: 0 S: 7	H: 0 LOB: 0 BB: 0 P: 12	R: 1 H: 2 E: 0 K: 1 S: 11	H: 2 LOB: 1 BB: 0 P: 18	R: 0 H: 0 E: 0 K: 0 S: 4	H: 0 LOB: 0 BB: 0 P: 6	R: 0 H: 0 E: 0 K: 1 S: 6	H: 0 LOB: 0 BB: 0 P: 9	R: 0 H: 0 E: 0 K: 1 S: 8	H: 0 LOB: 0 BB: 0 P: 15	R: 1 H: 1 E: 0 K: 0 S: 13	H: 1 LOB: 1 BB: 1 P: 20	R: 0 H: 1 E: 0 K: 1 S: 12	H: 1 LOB: 3 BB: 2 P: 23	R: 0 H: 1 E: 0 K: 1 S: 10	H: 0 LOB: 1 BB: 0 P: 17	R: 0 H: 0 E: 0 K: 1 S: 7	H: 0 LOB: 0 BB: 0 P: 12	1B: 3 2B: 2 3B: 0 HR: 0	SF: 0 SAC: 1 DP: 0 HBP: 0	WP: 0 PB: 0 SB: 1 CS: 0	PA: 35	
PITCHER Curt Simmons, L ERA: 3.72	IP: 9.0 WLS: W BF: 35 H: 5 R: 2 ER: 2 SO: 6 BB: 3 IBB: 0 HBP: 0 BLK: 0 WP: 0 HR: 0 S: 78 P: 132 ERA: 2.00 WHIP: 0.889																						

Los Angeles Dodgers @ St. Louis Cardinals
Sportsman's Park, St. Louis, MO
Fri Sep 21 1962, 8:05 PM EDT
Att: 13,529 - Unknown

AB 31
R 2
H 5
RBI 2
BB 3
SO 6
LOB 10



Batter	1	2	3	4	5	6	7	8	9	AB	R	H	RBI	BB	SO	LOB	BOTTOM					
Julian Javier, R OBP: 0.325, SLG: 0.368	4-0 BB HR BB	2-1 4-3 S 1B		4-2 S BB		0-0 1-3 2-H 2-H 2B 2B	4-1 FC4-6 BB	0-1 P6		3	2	2	2	3	0	2						
Curt Flood, R OBP: 0.346, SLG: 0.419	4-2 HR BB	1-2 4-3		2-1 F8		4-0 2B BB	2-0 FC4-6			2	2	0	0	2	0	2						
Red Schoendienst, S OBP: 0.346, SLG: 0.371										1	0	0	0	0	0	1						
Bobby Gene Smith, R OBP: 0.258, SLG: 0.287										0	0	0	0	0	0	0						
Stan Musial, L OBP: 0.504, SLG: 0.504	0-3 K	2-1 4-3				3-2 3-1		0-0 E5		4	0	1	2	0	1	3						
Mike Shannon, R OBP: 0.091, SLG: 0.091						1-3 2-H 3-H 1B 2B	1-2 E5			1	1	0	0	0	0	1						
Ken Boyer, R OBP: 0.376, SLG: 0.479	2-1 F7			4-2 FC1-4 BB		0-0 6-3	1-1 L9			3	1	0	0	2	0	4						
Bill White, L OBP: 0.381, SLG: 0.480	4-0 HR BB			1-0 F5		2-0 HBP	0-1 2B 1B	3-3 K		3	1	1	2	1	1	3						
Charlie James, R OBP: 0.305, SLG: 0.402	2-2 HR			1-1 FC1-4		1-3 K	1-0 F9			5	1	2	4	0	1	4						
Gene Oliver, R OBP: 0.350, SLG: 0.433	4-0 BB			0-1 F8						4	1	2	1	1	0	2						
Dal Maxvill, R OBP: 0.268, SLG: 0.250	2-3 K			1-3 K						5	1	2	0	0	2	3						
Curt Simmons, L OBP: 0.250, SLG: 0.196		0-0 F8		2-1 6-3						4	1	0	0	1	2	4						
Inning Stats	R: 4 H: 1 E: 0 K: 2 S: 16	H: 1 LOB: 4 BB: 4 P: 38	R: 0 H: 1 E: 0 K: 0 S: 8	H: 1 LOB: 1 BB: 0 P: 13	R: 0 H: 0 E: 0 K: 0 S: 9	H: 0 LOB: 1 BB: 1 P: 15	R: 0 H: 0 E: 0 K: 1 S: 11	H: 0 LOB: 1 BB: 1 P: 19	R: 0 H: 0 E: 0 K: 1 S: 7	H: 0 LOB: 1 BB: 0 P: 13	R: 7 H: 6 E: 0 K: 1 S: 21	H: 6 LOB: 2 BB: 3 P: 41	R: 0 H: 0 E: 1 K: 1 S: 9	H: 0 LOB: 2 BB: 1 P: 19	R: 0 H: 2 E: 0 K: 1 S: 11	H: 2 LOB: 2 BB: 0 P: 15	1B: 6 2B: 3 3B: 0 HR: 1	SF: 0 SAC: 0 DP: 0 HBP: 1	WP: 0 PB: 0 SB: 2 CS: 0	PA: 46		
PITCHER Sandy Koufax, L ERA: 2.35	IP: 0.2 WLS: L BF: 7 H: 1 R: 0 ER: 0 SO: 3 BB: 4 IBB: 0 HBP: 0 BLK: 0 WP: 0 HR: 0 S: 13 P: 33 ERA: 54.00 WHIP: 7.500																					
Ed Roebuck, R ERA: 2.77	4.1 1 0 0 3 2 0 1 0 0 0 0 38 65 0.00 0.692																					
Stan Williams, R ERA: 4.53	0.0 3 2 3 3 0 1 0 0 0 0 0 8 16 ∞ ∞																					
Ron Perranoski, L ERA: 2.59	0.0 5 3 3 3 0 1 1 0 0 0 0 6 15 ∞ ∞																					
Jack Smith, R ERA: 6.75	1.0 4 1 1 1 1 0 0 0 0 0 0 7 10 9.00 1.000																					
PITCHER Phil Ortega, R ERA: 6.58	IP: 7.1 WLS: 2.0 BF: 10 H: 2 R: 0 ER: 0 SO: 2 BB: 1 IBB: 0 HBP: 0 BLK: 0 WP: 0 HR: 0 S: 20 P: 34 ERA: 0.00 WHIP: 1.500																					

Los Angeles Dodgers @ St. Louis Cardinals
Sportsman's Park, St. Louis, MO
Fri Sep 21 1962, 8:05 PM EDT
Att: 13,529 - Unknown

AB 35
R 11
H 10
RBI 11
BB 10
SO 7
LOB 29



Batter	1	2	3	4	5	6	7	8	9	AB	R	H	RBI	BB	SO	LOB	TOP										
Maury Wills, S OBP: 0.344, SLG: 0.370 (1, 6)	G3			1B BB	5-3		1-3			3	1	0	0	1	0	1											
Jim Gilliam, S OBP: 0.377, SLG: 0.344 (1, 4) (7, 5)	G3			1B HR	5-3			F7		4	1	1	0	0	0	0											
Duke Snider, L OBP: 0.407, SLG: 0.465 Larry Burdick, R OBP: 0.262, SLG: 0.320 (1, 7) (7, 4)	3-1			1B HR				K		2	1	1	1	1	0	0											
Tommy Davis, R OBP: 0.370, SLG: 0.535 (1, 5) (7, 7)		G6-3 1B		1B HR				F2		4	1	2	3	0	1	1											
Ron Fairly, L OBP: 0.390, SLG: 0.448 Dick Tracewski, R (9, PR) Tim Harkness, L OBP: 0.382, SLG: 0.414 (9, 3)		F8		F8				K		3	0	0	0	1	1	2											
Frank Howard, R OBP: 0.355, SLG: 0.580 (1, 9)		G6-3 1-2		6-3				1-3		4	0	1	0	0	0	2											
Willie Davis, L OBP: 0.339, SLG: 0.470 (1, 8)			B1-3					F3		4	0	1	0	0	0	2											
John Roseboro, L OBP: 0.345, SLG: 0.385 Doug Camilli, R OBP: 0.391, SLG: 0.512 (1, 2) (9, 2)			F4		F7			5-3		4	0	0	0	0	0	3											
Johnny Podres, L OBP: 0.181, SLG: 0.213 Larry Sherry, R OBP: 0.167, SLG: 0.118 (1, 1) (7, 1)			G3					E9		3	0	0	0	0	1	0											
Inning Stats	R: 0 E: 0 K: 0 S: 7	H: 0 LOB: 0 BB: 0 P: 11	R: 0 E: 0 K: 0 S: 8	H: 1 LOB: 0 BB: 0 P: 13	R: 0 E: 0 K: 0 S: 3	H: 0 LOB: 0 BB: 0 P: 5	R: 4 E: 0 K: 0 S: 15	H: 4 LOB: 1 BB: 1 P: 26	R: 0 E: 0 K: 2 S: 12	H: 0 LOB: 1 BB: 1 P: 22	R: 0 E: 1 K: 0 S: 5	H: 0 LOB: 0 BB: 0 P: 7	R: 0 E: 0 K: 1 S: 8	H: 0 LOB: 0 BB: 0 P: 12	R: 0 E: 0 K: 0 S: 11	H: 1 LOB: 2 BB: 1 P: 20	1B: 4 2B: 1 3B: 0 HR: 1	SF: 0 SAC: 0 DP: 1 HBP: 0	WP: 0 PB: 0 SB: 0 CS: 0	PA: 36							
PITCHER	IP	WLS	BF	H	R	ER	SO	BB	IBB	HBP	BLK	WP	HR	S	P	ERA	WHIP										
Ray Washburn, R ERA: 4.05 Bobby Shantz, L ERA: 2.01 Don Ferrarese, L ERA: 3.27 Bob Duliba, R ERA: 1.64	4.0	L	17	5	4	4	0	1	0	0	0	0	1	33	55	9.00	1.500										

Los Angeles Dodgers @ St. Louis Cardinals
Sportsman's Park, St. Louis, MO
Sat Sep 22 1962, 4:33 AM EDT
Att: 17,215 - Unknown

AB	33
R	4
H	6
RBI	4
BB	3
SO	4
LOB	13



Batter	1	2	3	4	5	6	7	8	9	AB	R	H	RBI	BB	SO	LOB	BOTTOM										
Julian Javier, R OBP: 0.324, SLG: 0.369 (1, 4)	F3		2B				F4	1-3		5	0	1	0	0	1	3											
Curt Flood, R OBP: 0.346, SLG: 0.418 (1, 8)	F8		4-3		6-3		FC5-4 1B		1B	5	0	2	0	0	0	1											
Stan Musial, L OBP: 0.414, SLG: 0.504 (1, 7)	1B HBP		L9		FC4-6 1B		FC5-4 1B		K	4	0	2	0	0	1	2											
Ken Boyer, R OBP: 0.375, SLG: 0.477 (1, 5)	1B		F7		FC4-6 FC5-4 1B		FC5-4 BB		L8	5	0	1	0	0	0	5											
Bill White, L OBP: 0.385, SLG: 0.482 (1, 3)	F9			3B 1B	1B		BB		1B	4	1	3	0	1	0	2											
Charlie James, R OBP: 0.304, SLG: 0.399 (1, 9)		L6-4 E 1B		F6	FC5		L8		F6	5	0	1	0	0	0	8											
Gene Oliver, R OBP: 0.347, SLG: 0.428 (1, 2)		E5		L8		6-3		F2		4	0	0	0	0	0	2											
Dal Maxvill, R OBP: 0.273, SLG: 0.268 (1, 6)		L6-4		3B		5-3		1B		4	0	2	1	0	0	2											
Ray Washburn, R Mike Shannon, R Bobby Shantz, R Fred Whitfield, L Don Ferrarese, R Bob Duliba, R (1, 1) (4, PR) (5, 1) (8, PR) (9, 1) (9, 1)			K		BB		K		F9	1	0	0	0	0	1	1											
Inning Stats	R: 0 E: 0 K: 0 S: 14	H: 1 LOB: 2 BB: 0 P: 22	R: 0 E: 1 K: 1 S: 10	H: 1 LOB: 1 BB: 0 P: 15	R: 0 E: 0 K: 0 S: 5	H: 1 LOB: 1 BB: 0 P: 7	R: 1 E: 0 K: 1 S: 12	H: 2 LOB: 2 BB: 1 P: 21	R: 0 E: 0 K: 0 S: 6	H: 0 LOB: 0 BB: 0 P: 9	R: 0 E: 0 K: 1 S: 9	H: 0 LOB: 0 BB: 0 P: 14	R: 0 E: 0 K: 0 S: 21	H: 2 LOB: 3 BB: 1 P: 32	R: 0 E: 0 K: 0 S: 6	H: 1 LOB: 1 BB: 0 P: 13	R: 0 E: 0 K: 1 S: 11	H: 2 LOB: 2 BB: 0 P: 13	1B: 10 2B: 2 3B: 1 HR: 0	SF: 0 SAC: 0 DP: 1 HBP: 1	WP: 0 PB: 0 SB: 0 CS: 0	PA: 42					
PITCHER	IP	WLS	BF	H	R	ER	SO	BB	IBB	HBP	BLK	WP	HR	S	P	ERA	WHIP										
Johnny Podres, L ERA: 4.04 Larry Sherry, R ERA: 3.05	6.1	W	30	9	1	1	3	1	0	0	0	0	0	22	38	0.00	1.500										

Los Angeles Dodgers @ St. Louis Cardinals
Sportsman's Park, St. Louis, MO
Sat Sep 22 1962, 4:33 AM EDT
Att: 17,215 - Unknown

AB	39
R	1
H	12
RBI	1
BB	2
SO	4
LOB	27



Batter	1	2	3	4	5	6	7	8	9	AB	R	H	RBI	BB	SO	LOB	TOP					
Maury Wills, S OBP: 0.345, SLG: 0.370	0-1 5-3		1-2 FC6-5 1B		1-1 B1-3		1-0 1B		0-0 4-3	5	0	2	0	0	0	0	Los Angeles Dodgers @ St. Louis Cardinals Sportsman's Park, St. Louis, MO Sun Sep 23 1962, 4:33 AM EDT Att: 20,743 - Unknown AB 38 R 2 H 12 RBI 2 BB 1 SO 6 LOB 18					
Jim Gilliam, S OBP: 0.380, SLG: 0.349	0-1 2B		2-2 FC6-5 1B		1-2 1B		4-2 1B		1-0 1B	4	1	3	0	1	0	1						
Duke Snider, L OBP: 0.412, SLG: 0.476	1-1 1B		0-1 FC4-6 1B		2-2 F8		1-0 G3		1-2 1B	5	1	3	1	0	0	3						
Tommy Davis, R OBP: 0.371, SLG: 0.536	3-2 1B		1-3 K		2-2 PO 1B				3-1 HBP 1B	5	0	3	1	0	1	4						
Ron Fairly, L OBP: 0.387, SLG: 0.444	1-3 K		1-0 FC4-6		1-0 PO		0-2 F9		1-3 K	4	0	0	0	0	2	4						
Frank Howard, R OBP: 0.352, SLG: 0.575	2-1 6-3				1-3 K		0-0 1-3		2-1 F6	4	0	0	0	0	1	2						
Willie Davis, L OBP: 0.340, SLG: 0.469			0-1 F8		0-1 1B		0-0 1-3		1-0 HBP	3	0	1	0	0	0	0						
John Roseboro, L OBP: 0.342, SLG: 0.381	1-2 5-3		1-2 L7		0-1 L7		1-0 F6		0-0 4-3	4	0	0	0	0	0	3						
Don Drysdale, R OBP: 0.286, SLG: 0.287			0-0 5-3		3-3 K		0-0 G3		2-3 K	2	0	0	0	0	1	1						
Ron Perranoski, L OBP: 0.143, SLG: 0.077										0	0	0	0	0	0	0						
Jack Smith, R ERA: 6.43										0	0	0	0	0	0	0						
Pete Richert, L OBP: 0.377, SLG: 0.402										0	0	0	0	0	0	0						
Tim Lincecum, R OBP: 0.106, SLG: 0.136										0	0	0	0	0	0	0						
Sandy Koufax, R OBP: 0.358, SLG: 0.343										1	0	0	0	0	1	0						
Inning Stats	R: 2 E: 0 K: 1 S: 14	H: 3 LOB: 1 BB: 0 P: 21	R: 0 E: 0 K: 0 S: 6	H: 0 LOB: 0 BB: 0 P: 7	R: 0 E: 0 K: 1 S: 14	H: 2 LOB: 2 BB: 0 P: 19	R: 0 E: 0 K: 2 S: 10	H: 1 LOB: 1 BB: 0 P: 14	R: 0 E: 0 K: 0 S: 14	H: 2 LOB: 1 BB: 0 P: 21	R: 0 E: 0 K: 0 S: 5	H: 0 LOB: 0 BB: 0 P: 5	R: 0 E: 0 K: 0 S: 6	H: 1 LOB: 2 BB: 1 P: 13	R: 0 E: 0 K: 1 S: 8	H: 1 LOB: 2 BB: 0 P: 15	R: 0 E: 0 K: 1 S: 10	H: 2 LOB: 2 BB: 0 P: 14	1B: 10 2B: 2 3B: 0 HR: 0	SF: 0 SAC: 0 DP: 0 HBP: 1	WP: 0 PB: 0 SB: 2 CS: 0	PA: 41
PITCHER Larry Jackson, R ERA: 3.86	IP: 9.0 WLS: W BF: 40 H: 12 R: 2 ER: 2 SO: 6 BB: 1 IBB: 0 HBP: 1 BLK: 0 WP: 0 HR: 0 S: 87 P: 129 ERA: 2.00 WHIP: 1.444																					

Batter	1	2	3	4	5	6	7	8	9	AB	R	H	RBI	BB	SO	LOB	BOTTOM			
Julian Javier, R OBP: 0.326, SLG: 0.370	1-0 BB 1B				4-1 HBP 1B		0-0 WP 2B		3-3 K	4	3	2	1	1	2	2	Los Angeles Dodgers @ St. Louis Cardinals Sportsman's Park, St. Louis, MO Sun Sep 23 1962, 4:33 AM EDT Att: 20,743 - Unknown AB 37 R 12 H 15 RBI 11 BB 5 SO 5 LOB 25			
Curt Flood, R OBP: 0.348, SLG: 0.422	0-0 BB 2B		1-1 1B		1-2 FC4-6 1B		0-0 F3		2-2 1B	4	3	3	2	0	0	2				
Stan Musial, L OBP: 0.417, SLG: 0.507	4-2 2B		1-2 4-3		1-2 FC4-6 1B		2-0 F2		2-0 F2	3	1	2	3	1	0	1				
Mike Shannon, R OBP: 0.154, SLG: 0.083	1-2 SF8 BB		1-2 4-3		1-2 FC4-6 1B		2-0 2B		1-3 2H 1B	1	0	0	0	0	0	2				
Bill White, L OBP: 0.385, SLG: 0.483	1-2 2B		0-1 FC5-4 1B		0-0 FC4-6 2B		1-1 G3		1-2 G3	5	0	2	3	0	0	5				
Ken Boyer, R OBP: 0.377, SLG: 0.480	0-0 F5		1-0 FC5-4 1B		1-0 2B		0-2 G6-3 1B		1-1 BB 1B	5	0	3	1	0	0	3				
Carl Sawatski, L OBP: 0.352, SLG: 0.480	0-2 SF8		1-1 F2		2-3 K		0-1 F5		2-1 F5	4	0	0	1	0	1	5				
Gary Kolb, L OBP: 0.417, SLG: 0.364	2-0 G3				0-2 6-3		2-2 G6-3		0-3 K	5	1	1	0	0	1	3				
Dal Maxvill, R OBP: 0.282, SLG: 0.269			0-3 K		0-0 E5 BB HBP 1B		0-0 SH1-4 1B		4-2 BB 1B	3	3	1	0	2	1	0				
Larry Jackson, R OBP: 0.245, SLG: 0.224	3-1 6-3		3-1 6-3		0-1 HBP BB 1B		0-1 SH1-4		4-1 1B BB	3	1	1	0	1	0	2				
Inning Stats	R: 3 E: 0 K: 0 S: 12	H: 3 LOB: 1 BB: 1 P: 20	R: 0 E: 0 K: 2 S: 9	H: 0 LOB: 0 BB: 0 P: 13	R: 1 E: 0 K: 0 S: 10	H: 2 LOB: 1 BB: 0 P: 14	R: 4 E: 1 K: 1 S: 17	H: 3 LOB: 2 BB: 1 P: 26	R: 3 E: 0 K: 0 S: 11	H: 4 LOB: 1 BB: 0 P: 16	R: 0 E: 0 K: 0 S: 8	H: 1 LOB: 0 BB: 0 P: 10	R: 1 E: 0 K: 1 S: 13	H: 1 LOB: 2 BB: 2 P: 29	R: 0 E: 0 K: 1 S: 11	H: 1 LOB: 2 BB: 1 P: 18	1B: 11 2B: 4 3B: 0 HR: 0	SF: 1 SAC: 1 DP: 1 HBP: 1	WP: 1 PB: 0 SB: 0 CS: 0	PA: 45
PITCHER Don Drysdale, R ERA: 2.91	IP: 3.1 WLS: L BF: 20 H: 6 R: 8 ER: 6 SO: 2 BB: 0 IBB: 0 HBP: 0 BLK: 0 WP: 0 HR: 0 S: 40 P: 61 ERA: 16.20 WHIP: 2.400																			
Ron Perranoski, L ERA: 2.84	1.0 8 5 3 3 1 0 0 0 0 0 0 0 15 21 27.00 5.000																			
Jack Smith, R ERA: 6.43	0.1 1 0 0 0 0 0 0 0 0 0 0 1 1 0.00 0.000																			
Pete Richert, L ERA: 3.92	1.1 5 2 0 0 0 0 0 0 0 1 0 11 16 0.00 1.500																			
Sandy Koufax, L ERA: 2.37	2.0 11 2 1 1 2 3 0 0 0 0 0 0 24 47 4.50 2.500																			

Batter	1	2	3	4	5	6	7	8	9	10	AB	R	H	RBI	BB	SO	LOB	TOP	
Carl Warwick, R OBP: 0.313, SLG: 0.412	4-1 FC5-6 BB		2-2 1B		0-1 SH5-4		3-2 F2		2-1 5-3	3 0 1 0 1 0 1									
Al Spangler, L OBP: 0.391, SLG: 0.387	1-1 FC5-6 E		0-0 L9		1-2 FC6-2		0-0 3B		1-2 HR	5 2 2 2 0 0 4									
Dave Roberts, L OBP: 0.288, SLG: 0.311	1-1 FC4 FC5-4		1-0 FC6-4 1B		1-3 K		1-2 4-3		1-0 3-1	5 0 1 0 0 1 4									
Norm Larker, L OBP: 0.359, SLG: 0.366	2-2 FC5-4		1-0 FC6-4		2-2 G3 1B		3-2 4-3		4-0 BB	4 0 1 0 1 0 3									
Bob Aspromonte, R OBP: 0.339, SLG: 0.386	0-2 L8		0-0 5-3		0-1 B3		2-2 G5-4-3 1B		1-1 BB	5 0 2 0 0 0 2									
Merritt Ranew, L OBP: 0.294, SLG: 0.401		0-0 F8		1-2 P6		3-2 G3		0-0 G5-4-3		3 0 0 0 0 0 1									
Hal Smith, R OBP: 0.282, SLG: 0.376								1-2 1B		1 0 0 0 0 0 1									
Joey Amalfitano, R OBP: 0.318, SLG: 0.304		0-2 4-3		2-0 F3		2-1 F9			0-0 6-3	4 0 0 0 0 0 1									
J C Hartman, R OBP: 0.246, SLG: 0.254		1-1 5-3		0-0 SH5-4 FC6-2 1B					0-1 6-3	4 1 2 0 0 0 0									
Turk Farrell, R OBP: 0.184, SLG: 0.253			1-3 K		0-1 SH FC6-2 SH5-4		1-3 K		2-3 K	3 0 0 0 0 3 1									
Inning Stats	R: 1 E: 2 K: 0 S: 12	H: 0 LOB: 1 BB: 1 P: 20	R: 0 E: 0 K: 0 S: 6	H: 0 LOB: 0 BB: 0 P: 7	R: 0 E: 0 K: 1 S: 9	H: 2 LOB: 2 BB: 0 P: 14	R: 0 E: 0 K: 0 S: 6	H: 0 LOB: 0 BB: 0 P: 9	R: 0 E: 1 K: 1 S: 13	H: 1 LOB: 2 BB: 0 P: 15	R: 0 E: 0 K: 0 S: 8	H: 1 LOB: 1 BB: 0 P: 13	R: 0 E: 0 K: 1 S: 6	H: 0 LOB: 0 BB: 0 P: 8	R: 1 E: 0 K: 0 S: 8	H: 2 LOB: 1 BB: 1 P: 17	1B: 7 2B: 0 3B: 1 HR: 1	SF: 0 SAC: 2 DP: 1 HBP: 0	WP: 0 PA: 41
PITCHER	IP 7.0	WLS 30	H 6	R 2	ER 1	SO 3	BB 1	IBB 0	HBP 0	BLK 0	WP 0	HR 0	S 70	P 101	ERA 1.29	WHIP 1.000			
Don Drysdale, R ERA: 2.87																			
Ron Perranoski, L ERA: 2.78																			
Ed Roebuck, R ERA: 2.82																			

Houston Colt 45's @ Los Angeles Dodgers
Dodger Stadium, Los Angeles, CA
Tue Sep 25 1962, 7:05 PM PDT
Att: 25,036 - Unknown

AB	37
R	3
H	9
RBI	2
BB	2
SO	4
LOB	18



Batter	1	2	3	4	5	6	7	8	9	10	AB	R	H	RBI	BB	SO	LOB	BOTTOM			
Maury Wills, S OBP: 0.345, SLG: 0.371	3-3 K		3-2 CS 1B		0-0 6-3 S 1B		1-2 F8		2-2 5-3	5 1 2 0 0 1 0											
Jim Gilliam, S OBP: 0.378, SLG: 0.348	2-2 4-3		2-1 CS	1-1 F5		1-2 6-3	3-2 S 1B		1-1 4-3	5 0 1 0 0 0 1											
Willie Davis, L OBP: 0.339, SLG: 0.467	1-3 K		0-0 F8	0-0 F8		1-2 1-3	0-2 F4		0-0 1B	5 0 1 0 0 1 1											
Tommy Davis, R OBP: 0.371, SLG: 0.536		1-0 1-3 2B		1-3 K		1-1 1B SF7 1B	1-2 1-3		2-1 F7	5 1 2 0 0 1 2											
Ron Fairly, L OBP: 0.394, SLG: 0.440		2-2 L8		0-1 F6		0-3 K		1-2 F9		4 0 0 0 0 1 2											
Frank Howard, R OBP: 0.353, SLG: 0.574		0-0 1-3		4-2 FC4 BB		1-0 1B	1-3 1B		1-0 6-3	3 0 1 0 1 0 1											
John Roseboro, L OBP: 0.341, SLG: 0.381		0-3 K		1-2 FC4		0-2 SF7		0-0 1B		3 0 1 1 0 1 2											
Larry Burdight, R OBP: 0.263, SLG: 0.320			0-3 K		1-1 F8		0-0 1B		4-0 1B	3 0 1 0 0 1 1											
Tim Harkness, L OBP: 0.386, SLG: 0.407									1-2 1B	0 0 0 0 1 0 0											
Andy Carey, R OBP: 0.336, SLG: 0.367									1-2 1B	0 0 0 0 0 0 0											
Don Drysdale, R OBP: 0.254, SLG: 0.282			1-2 6-3		1-3 K		1-0 F9		2-1 F7	2 0 0 0 0 1 0											
Duke Snider, L OBP: 0.410, SLG: 0.473										1 0 0 0 0 0 2											
Ron Perranoski, L OBP: 0.143, SLG: 0.077										0 0 0 0 0 0 0											
Wally Moon, L OBP: 0.328, SLG: 0.342										1 0 0 0 0 0 2											
Ed Roebuck, R OBP: 0.240, SLG: 0.240										0 0 0 0 0 0 0											
Inning Stats	R: 0 E: 0 K: 2 S: 13	H: 0 LOB: 0 BB: 0 P: 19	R: 0 E: 0 K: 1 S: 12	H: 1 LOB: 1 BB: 0 P: 15	R: 0 E: 0 K: 1 S: 11	H: 1 LOB: 1 BB: 0 P: 17	R: 0 E: 0 K: 1 S: 6	H: 0 LOB: 0 BB: 0 P: 8	R: 0 E: 0 K: 0 S: 11	H: 0 LOB: 1 BB: 0 P: 17	R: 1 E: 0 K: 1 S: 11	H: 3 LOB: 2 BB: 0 P: 14	R: 0 E: 0 K: 0 S: 14	H: 1 LOB: 1 BB: 0 P: 19	R: 0 E: 0 K: 0 S: 8	H: 1 LOB: 2 BB: 1 P: 15	R: 0 E: 0 K: 0 S: 11	H: 1 LOB: 1 BB: 0 P: 16	1B: 8 2B: 1 3B: 0 HR: 0	SF: 1 SAC: 0 DP: 0 HBP: 0	WP: 0 PA: 41
PITCHER	IP 10.0	WLS W	BF 40	H 9	R 2	ER 2	SO 7	BB 1	IBB 1	HBP 0	BLK 0	WP 0	HR 0	S 108	P 154	ERA 1.80	WHIP 1.000				
Turk Farrell, R ERA: 3.04																					

Houston Colt 45's @ Los Angeles Dodgers
Dodger Stadium, Los Angeles, CA
Tue Sep 25 1962, 7:05 PM PDT
Att: 25,036 - Unknown

AB	37
R	2
H	9
RBI	1
BB	2
SO	7
LOB	14



Batter	1	2	3	4	5	6	7	8	9	AB	R	H	RBI	BB	SO	LOB	TOP					
Carl Warwick, R OBP: 0.313, SLG: 0.411 (1, 7)	5-3	F9					FC6-4			4	0	1	0	0	0	3						
Joey Amalfitano, R OBP: 0.318, SLG: 0.303 (1, 5)	6-3							F4		4	0	1	0	0	0	1						
Al Heist, R OBP: 0.257, SLG: 0.229 (1, 8)	1B	1B	G6-4-3			F6		L6		4	1	1	0	0	0	1						
Jim Pendleton, R OBP: 0.275, SLG: 0.367 (1, 3)	1B	1B	1-3			F3		4-3		4	0	1	0	0	0	0						
Johnny Temple, R OBP: 0.349, SLG: 0.319 (1, 4)	1-3	1B				F3			F8	4	0	2	1	0	0	0						
Roman Mejias, R OBP: 0.324, SLG: 0.441 (1, 9)	K						6-3		6-3	4	0	0	0	0	2	3						
Hal Smith, R OBP: 0.285, SLG: 0.380 (1, 2)						F5				4	0	2	0	0	0	1						
J C Hartman, R OBP: 0.254, SLG: 0.256 (1, 6)		SH5-3				K		1-3		3	0	1	0	1	1	2						
George Brunet, R OBP: 0.118, SLG: 0.063 Dick Drott, R (3, 1)		SH5-3								0	0	0	0	0	0	0						
Russ Kemmerer, R OBP: 0.462, SLG: 0.364 Bobby Tiefenauer, R (4, 1)										0	0	0	0	0	0	0						
										2	0	0	0	0	2	2						
Inning Stats	R: 1 E: 0 K: 1 S: 16	H: 3 LOB: 2 BB: 0 P: 20	R: 0 E: 0 K: 0 S: 6	H: 0 LOB: 1 BB: 1 P: 14	R: 0 E: 0 K: 0 S: 7	H: 1 LOB: 0 BB: 0 P: 10	R: 0 E: 0 K: 2 S: 10	H: 1 LOB: 1 BB: 0 P: 13	R: 0 E: 0 K: 1 S: 9	H: 0 LOB: 0 BB: 0 P: 11	R: 0 E: 0 K: 0 S: 5	H: 2 LOB: 2 BB: 0 P: 8	R: 0 E: 0 K: 1 S: 12	H: 0 LOB: 0 BB: 0 P: 19	R: 0 E: 0 K: 0 S: 6	H: 1 LOB: 1 BB: 0 P: 9	R: 0 E: 0 K: 0 S: 11	H: 1 LOB: 1 BB: 0 P: 20	1B: 8 2B: 1 3B: 0 HR: 0	SF: 0 SAC: 1 DP: 2 HBP: 0	WP: 0 PB: 0 SB: 0 CS: 0	PA: 35
PITCHER	IP	WLS	BF	H	R	ER	SO	BB	IBB	HBP	BLK	WP	HR	S	P	ERA	WHIP					
Johnny Podres, L ERA: 3.96 (1, 1)	7.0	W	28	8	1	1	5	1	0	0	0	0	0	65	95	1.29	1.286					
Jack Smith, R ERA: 5.63 (8, 1)	1.0		3	0	0	0	0	0	0	0	0	0	0	6	9	0.00	0.000					
Larry Sherry, R ERA: 3.0 (9, 1)	1.0	S	4	1	0	0	0	0	0	0	0	0	0	11	20	0.00	1.000					

Houston Colt 45's @ Los Angeles Dodgers
Dodger Stadium, Los Angeles, CA
Wed Sep 26 1962, 7:05 PM PDT
Att: 25,813 - Unknown

AB	33
R	1
H	9
RBI	1
BB	1
SO	5
LOB	13



Batter	1	2	3	4	5	6	7	8	9	AB	R	H	RBI	BB	SO	LOB	BOTTOM					
Maury Wills, S OBP: 0.347, SLG: 0.372 Dick Tracewski, R (6, PH) (7, 6)	6-3		S					F4		3	2	2	0	1	0	0						
Jim Gilliam, S OBP: 0.377, SLG: 0.346 Larry Burright, R OBP: 0.263, SLG: 0.320 (8, 4)	5-3		F6							5	2	1	1	0	0	4						
Tommy Davis, R OBP: 0.373, SLG: 0.537 (1, 7)	F8									5	3	3	1	0	1	3						
Frank Howard, R OBP: 0.356, SLG: 0.579 (1, 9)		6-3								4	1	2	5	1	0	1						
Lee Walls, R OBP: 0.333, SLG: 0.310 Tim Harkness, L OBP: 0.375, SLG: 0.393 (5, 3)										2	1	2	2	1	0	0						
Doug Camilli, R OBP: 0.357, SLG: 0.506 John Roseboro, L OBP: 0.345, SLG: 0.388 (3, PH) (4, 2)										1	0	0	0	0	1	1						
Willie Davis, L OBP: 0.338, SLG: 0.464 (1, 8)										4	0	3	2	0	0	2						
Andy Carey, R OBP: 0.339, SLG: 0.373 (1, 5)										5	1	1	0	0	1	7						
Johnny Podres, L OBP: 0.195, SLG: 0.226 Jack Smith, R (8, 1)										4	2	2	0	0	0	1						
Ron Fairly, L OBP: 0.383, SLG: 0.439 Larry Sherry, R OBP: 0.167, SLG: 0.118 (9, 1)										1	0	0	0	0	0	0						
										0	0	0	0	0	0	0						
Inning Stats	R: 0 E: 0 K: 0 S: 10	H: 0 LOB: 0 BB: 0 P: 14	R: 2 E: 2 K: 1 S: 12	H: 2 LOB: 1 BB: 1 P: 20	R: 2 E: 0 K: 1 S: 14	H: 2 LOB: 2 BB: 2 P: 33	R: 4 E: 0 K: 0 S: 20	H: 6 LOB: 0 BB: 0 P: 30	R: 4 E: 0 K: 2 S: 31	H: 5 LOB: 2 BB: 1 P: 47	R: 0 E: 0 K: 1 S: 7	H: 0 LOB: 1 BB: 1 P: 16	R: 1 E: 1 K: 1 S: 10	H: 2 LOB: 1 BB: 0 P: 16	R: 0 E: 0 K: 1 S: 8	H: 0 LOB: 0 BB: 0 P: 9	1B: 14 2B: 2 3B: 0 HR: 1	SF: 0 SAC: 0 DP: 0 HBP: 0	WP: 1 PB: 0 SB: 3 CS: 0	PA: 46		
PITCHER	IP	WLS	BF	H	R	ER	SO	BB	IBB	HBP	BLK	WP	HR	S	P	ERA	WHIP					
George Brunet, L ERA: 4.47 Dick Drott, R ERA: 7.62 (3, 1)	2.1	L	14	4	4	4	1	2	1	0	0	0	0	31	56	15.43	2.571					
Russ Kemmerer, R ERA: 4.13 (4, 1)	0.2		8	6	4	4	0	0	0	0	0	0	1	17	27	54.00	9.000					
Bobby Tiefenauer, R ERA: 3.99 (4, 1)	4.1		22	7	5	5	5	2	0	0	0	0	0	59	91	10.38	2.077					

Houston Colt 45's @ Los Angeles Dodgers
Dodger Stadium, Los Angeles, CA
Wed Sep 26 1962, 7:05 PM PDT
Att: 25,813 - Unknown

AB	41
R	13
H	17
RBI	12
BB	5
SO	7
LOB	22



Batter	1	2	3	4	5	6	7	8	9	AB	R	H	RBI	BB	SO	LOB	TOP										
Carl Warwick, R OBP: 0.311, SLG: 0.409 (1, 7)										5	1	1	0	0	1	2											
Johnny Temple, R OBP: 0.347, SLG: 0.315 (1, 4)										4	2	0	0	1	0	1											
Al Heist, R OBP: 0.263, SLG: 0.236 (1, 8)																											
Al Spangler, L OBP: 0.391, SLG: 0.386 (6, PH)																											
Norm Larker, L OBP: 0.360, SLG: 0.370 (1, 3)																											
Bob Aspromonte, R OBP: 0.337, SLG: 0.383 (1, 5)																											
Roman Mejias, R OBP: 0.326, SLG: 0.447 (1, 9)																											
Hal Smith, R OBP: 0.287, SLG: 0.382 (1, 2)																											
J C Hartman, R OBP: 0.261, SLG: 0.270 (1, 6)																											
Jim Golden, L OBP: 0.250, SLG: 0.333 (1, 1)																											
George Brunet, R OBP: 0.111, SLG: 0.059 (5, 1)																											
Jim Umbricht, R OBP: 0.111, SLG: 0.111 (6, 1)																											
Inning Stats	R: 0 E: 0 K: 2 S: 9	H: 0 LOB: 0 BB: 0 P: 14	R: 0 E: 0 K: 1 S: 11	H: 0 LOB: 0 BB: 0 P: 16	R: 0 E: 0 K: 1 S: 6	H: 0 LOB: 0 BB: 0 P: 13	R: 0 E: 0 K: 0 S: 8	H: 1 LOB: 1 BB: 0 P: 13	R: 2 E: 0 K: 0 S: 12	H: 2 LOB: 1 BB: 1 P: 18	R: 4 E: 0 K: 0 S: 18	H: 4 LOB: 1 BB: 1 P: 31	R: 2 E: 1 K: 0 S: 10	H: 2 LOB: 1 BB: 0 P: 16	R: 0 E: 0 K: 0 S: 6	H: 1 LOB: 1 BB: 0 P: 7	R: 0 E: 0 K: 0 S: 11	H: 1 LOB: 1 BB: 0 P: 17	1B: 8 2B: 1 3B: 1 HR: 1	SF: 0 SAC: 1 DP: 0 HBP: 0	WP: 0 PB: 0 CS: 1 SB: 0	PA: 41					
PITCHER	IP	WLS	BF	H	R	ER	SO	BB	IBB	HBP	BLK	WP	HR	S	P	ERA	WHIP										
Sandy Koufax, L ERA: 2.41 (1, 1)	5.0		19	3	2	4	4	1	0	0	0	0	1	46	74	3.60	0.800										
Ed Roebuck, R ERA: 3.09 (6, 1)	0.2		5	2	3	3	0	1	0	0	0	0	0	9	18	40.50	4.500										
Larry Sherry, R ERA: 3.09 (6, 1)	0.1		3	2	1	1	0	0	0	0	0	0	0	9	13	27.00	6.000										
Ron Perranoski, L ERA: 2.81 (7, 1)	2.0	L	10	3	2	1	0	0	0	0	0	0	0	16	23	4.50	1.500										
Stan Williams, R ERA: 4.51 (9, 1)	1.0		4	1	0	0	0	0	0	0	0	0	0	11	17	0.00	1.000										

Houston Colt 45's @ Los Angeles Dodgers
Dodger Stadium, Los Angeles, CA
Thu Sep 27 1962, 7:05 PM PDT
Att: 29,855 - Unknown

AB	38
R	8
H	11
RBI	8
BB	2
SO	4
LOB	14



Batter	1	2	3	4	5	6	7	8	9	AB	R	H	RBI	BB	SO	LOB	BOTTOM										
Maury Wills, S OBP: 0.349, SLG: 0.377 (1, 6)										5	2	3	1	0	0	0											
Jim Gilliam, S OBP: 0.376, SLG: 0.345 (1, 4)										5	0	1	1	0	0	3											
Willie Davis, L OBP: 0.340, SLG: 0.466 (1, 8)										5	1	3	0	0	0	2											
Tommy Davis, R OBP: 0.375, SLG: 0.537 (1, 7)										4	1	2	1	1	0	2											
Frank Howard, R OBP: 0.356, SLG: 0.580 (1, 9)										5	0	2	2	0	1	5											
Ron Fairly, L OBP: 0.382, SLG: 0.436 (1, 3)										5	1	1	0	0	1	3											
John Roseboro, L OBP: 0.346, SLG: 0.389 (1, 2)										4	1	2	0	0	0	0											
Andy Carey, R OBP: 0.333, SLG: 0.365 (1, 5)										2	0	0	0	0	0	0											
Wally Moon, L OBP: 0.327, SLG: 0.340 (6, PH)										1	0	0	0	0	0	1											
Daryl Spencer, R OBP: 0.367, SLG: 0.321 (7, 5)										1	0	0	0	0	0	2											
Sandy Koufax, R OBP: 0.113, SLG: 0.130 (6, 1)										2	0	0	0	0	1	0											
Ed Roebuck, R OBP: 0.240, SLG: 0.240 (6, 1)										0	0	0	0	0	0	0											
Larry Sherry, R OBP: 0.197, SLG: 0.195 (6, PH)										0	0	0	0	0	0	0											
Duke Snider, R OBP: 0.402, SLG: 0.470 (6, PH)										1	0	0	0	0	1	2											
Ron Perranoski, L OBP: 0.143, SLG: 0.077 (7, 1)										0	0	0	0	0	0	0											
Lee Walls, R OBP: 0.330, SLG: 0.307 (8, PH)										1	0	0	0	0	0	0											
Stan Williams, R OBP: 0.106, SLG: 0.169 (9, 1)										0	0	0	0	0	0	0											
Inning Stats	R: 0 E: 0 K: 0 S: 7	H: 2 LOB: 2 BB: 0 P: 13	R: 0 E: 0 K: 0 S: 4	H: 0 LOB: 0 BB: 0 P: 8	R: 3 E: 1 K: 1 S: 13	H: 4 LOB: 1 BB: 0 P: 20	R: 0 E: 0 K: 0 S: 7	H: 0 LOB: 0 BB: 0 P: 9	R: 1 E: 0 K: 0 S: 10	H: 3 LOB: 1 BB: 0 P: 15	R: 2 E: 1 K: 1 S: 15	H: 3 LOB: 2 BB: 0 P: 25	R: 0 E: 0 K: 2 S: 10	H: 1 LOB: 2 BB: 1 P: 17	R: 0 E: 0 K: 0 S: 7	H: 0 LOB: 0 BB: 0 P: 11	R: 0 E: 0 K: 0 S: 7	H: 1 LOB: 1 BB: 0 P: 8	1B: 12 2B: 1 3B: 1 HR: 0	SF: 0 SAC: 0 DP: 1 HBP: 0	WP: 0 PB: 0 CS: 0	PA: 42					
PITCHER	IP	WLS	BF	H	R	ER	SO	BB	IBB	HBP	BLK	WP	HR	S	P	ERA	WHIP										
Jim Golden, R ERA: 4.06 (1, 1)	4.1		22	9	4	4	4	0	0	0	0	0	0	39	63	8.31	2.077										
George Brunet, L ERA: 4.58 (5, 1)	0.2		3	2	2	1	0	0	0	0	0	0	0	6	8	13.50	3.000										
Jim Umbricht, R ERA: 2.01 (6, 1)	4.0	W	17	3	0	0	3	1	0	0	0	0	0	35	55	0.00	1.000										

Houston Colt 45's @ Los Angeles Dodgers
Dodger Stadium, Los Angeles, CA
Thu Sep 27 1962, 7:05 PM PDT
Att: 29,855 - Unknown

AB	41
R	6
H	14
RBI	5
BB	1
SO	4
LOB	20




Batter	1	2	3	4	5	6	7	8	9	10	AB	R	H	RBI	BB	SO	LOB	TOP				
Julian Javier, R OBP: 0.319, SLG: 0.360 (1, 4)	F9		6-3		SH1-3 1B	F8			F8		5	1	1	0	0	0	2					
Curt Flood, R OBP: 0.349, SLG: 0.419 (1, 8)	F8				SH1-3						3	0	2	0	1	0	0					
Stan Musial, L OBP: 0.421, SLG: 0.515 Bobby Gene Smith, R OBP: 0.258, SLG: 0.287 (10, PR) (10, 7)	F7		F9						G4-6-3 BB		5	0	2	1	0	0	2					
Ken Boyer, R OBP: 0.372, SLG: 0.471 (1, 5)		F8			F9	L7					5	0	0	0	0	1	3					
Bill White, L OBP: 0.389, SLG: 0.488 (1, 3)											4	1	1	0	1	0	3					
Charlie James, R OBP: 0.304, SLG: 0.396 (1, 9)		F4									5	0	2	1	0	0	1					
Gene Oliver, R OBP: 0.345, SLG: 0.431 (1, 2)											2	0	1	0	2	0	0					
Dal Maxvill, R OBP: 0.287, SLG: 0.268 (1, 6)											4	0	1	1	0	2	4					
Larry Jackson, R OBP: 0.245, SLG: 0.225 (1, 1)											4	0	1	0	0	1	3					
Inning Stats	R: 0 E: 0 K: 0 S: 7	H: 0 LOB: 0 BB: 0 P: 9	R: 1 E: 0 K: 0 S: 12	H: 2 LOB: 2 BB: 1 P: 20	R: 0 E: 0 K: 0 S: 7	H: 1 LOB: 1 BB: 0 P: 13	R: 0 E: 0 K: 0 S: 17	H: 2 LOB: 3 BB: 1 P: 24	R: 1 E: 0 K: 0 S: 8	H: 2 LOB: 1 BB: 0 P: 12	R: 0 E: 1 K: 1 S: 8	H: 0 LOB: 0 BB: 1 P: 15	R: 0 E: 0 K: 0 S: 5	H: 0 LOB: 0 BB: 0 P: 11	R: 0 E: 0 K: 1 S: 6	H: 0 LOB: 0 BB: 0 P: 9	R: 1 E: 0 K: 0 S: 9	H: 3 LOB: 2 BB: 0 P: 11	1B: 11 2B: 0 3B: 0 HR: 0	SF: 0 SAC: 1 DP: 1 HBP: 0	WP: 0 PB: 0 SB: 1 CS: 0	PA: 42
PITCHER	IP	WLS	BF	H	R	ER	SO	BB	IBB	HBP	BLK	WP	HR	S	P	ERA	WHIP					
Pete Richert, L ERA: 3.87 (1, 1)	3.1		15	5	1	1	0	1	0	0	0	0	0	33	50	2.70	1.800					
Ed Roebuck, R ERA: 3.09 (4, 1)	1.2		8	2	1	1	1	1	0	0	0	0	0	18	28	5.40	1.800					
Larry Sherry, R ERA: 3.02 (6, 1)	2.0		8	1	0	0	2	2	0	0	0	0	0	16	31	0.00	1.500					
Ron Perranoski, L ERA: 2.82 (8, 1)	3.0	L	11	3	1	1	1	0	0	0	0	0	0	20	31	3.00	1.000					

St. Louis Cardinals @ Los Angeles Dodgers
Dodger Stadium, Los Angeles, CA
Fri Sep 28 1962, 7:05 PM PDT
Att: 51,064 - Unknown

livebaseballscores.com

AB	37
R	3
H	11
RBI	3
BB	4
SO	4
LOB	18

WP: 0 PA: 42




Batter	1	2	3	4	5	6	7	8	9	10	AB	R	H	RBI	BB	SO	LOB	BOTTOM				
Maury Wills, S OBP: 0.351, SLG: 0.378 (1, 6)	FC1-5 E 1B	4-3			G6-3 1B					B1	5	0	3	1	0	0	1					
Jim Gilliam, S OBP: 0.374, SLG: 0.344 (1, 4) (8, 5)	E3 FC1-5 1B				G6-3 1B						5	1	1	0	0	0	4					
Willie Davis, L OBP: 0.337, SLG: 0.462 (1, 8)	FC1-5 1B										5	0	0	0	0	0	3					
Tommy Davis, R OBP: 0.376, SLG: 0.539 (1, 7)											5	0	3	1	0	0	1					
Frank Howard, R OBP: 0.353, SLG: 0.575 (1, 9)	K										4	0	0	0	0	1	4					
Ron Fairly, L OBP: 0.379, SLG: 0.432 (1, 3)	F4										4	0	0	0	0	0	3					
John Roseboro, L OBP: 0.350, SLG: 0.394 (1, 2)											3	1	2	0	1	0	0					
Andy Carey, R OBP: 0.328, SLG: 0.358 (1, 5)											2	0	0	0	0	0	2					
Duke Snider, L OBP: 0.411, SLG: 0.470 (7, PH) Larry Burdick, R OBP: 0.262, SLG: 0.319 (8, 4)	F9				5-3-5-4						0	0	0	0	1	0	0					
Pete Richert, L ERA: 3.87 (1, 1) Ed Roebuck, R ERA: 3.09 (4, 1) Tim Lincecum, L ERA: 3.02 (6, 1) Larry Sherry, R ERA: 3.02 (6, 1) Wally Moon, R ERA: 3.02 (6, 1) Ron Perranoski, L ERA: 2.82 (8, 1)	4-3										1	0	0	0	0	0	1					
Inning Stats	R: 1 E: 1 K: 1 S: 16	H: 2 LOB: 2 BB: 0 P: 25	R: 0 E: 0 K: 0 S: 5	H: 1 LOB: 1 BB: 0 P: 6	R: 0 E: 0 K: 0 S: 7	H: 1 LOB: 1 BB: 0 P: 11	R: 0 E: 0 K: 0 S: 8	H: 1 LOB: 0 BB: 0 P: 10	R: 0 E: 0 K: 1 S: 10	H: 0 LOB: 0 BB: 0 P: 14	R: 0 E: 0 K: 0 S: 5	H: 0 LOB: 0 BB: 0 P: 8	R: 1 E: 0 K: 0 S: 14	H: 1 LOB: 2 BB: 2 P: 26	R: 0 E: 0 K: 0 S: 7	H: 1 LOB: 1 BB: 0 P: 8	R: 0 E: 0 K: 0 S: 5	H: 0 LOB: 0 BB: 0 P: 7	1B: 7 2B: 3 3B: 0 HR: 0	SF: 0 SAC: 0 DP: 2 HBP: 0	WP: 1 PB: 0 SB: 0 CS: 0	PA: 40
PITCHER	IP	WLS	BF	H	R	ER	SO	BB	IBB	HBP	BLK	WP	HR	S	P	ERA	WHIP					
Larry Jackson, R ERA: 3.75 (1, 1)	10.0		40	9	2	1	2	2	0	0	0	1	0	84	123	0.90	1.100					

St. Louis Cardinals @ Los Angeles Dodgers
Dodger Stadium, Los Angeles, CA
Fri Sep 28 1962, 7:05 PM PDT
Att: 51,064 - Unknown

livebaseballscores.com

AB	38
R	2
H	9
RBI	2
BB	2
SO	2
LOB	21

WP: 1 PA: 40



Batter	1	2	3	4	5	6	7	8	9	AB	R	H	RBI	BB	SO	LOB	TOP			
Julian Javier, R (1,4) OBP: 0.316, SLG: 0.356	F7		F4					F3		4	0	1	0	0	0	2				
Curt Flood, R (1,8) OBP: 0.346, SLG: 0.416	6-3			G3		1-3			F7	4	0	0	0	0	0	1				
Stan Musial, L (1,7) OBP: 0.416, SLG: 0.598 Bobby Gene Smith, R (9,7) OBP: 0.298, SLG: 0.287	F7			4-3			F5		F3	4	0	0	0	0	0	0				
Ken Boyer, R (1,5) OBP: 0.369, SLG: 0.470		K		K			K			4	0	1	0	0	3	0				
Bill White, L (1,3) OBP: 0.386, SLG: 0.482		K			3-1		4-3		F6	4	0	0	0	0	1	1				
Charlie James, R (1,9) OBP: 0.301, SLG: 0.392	6-3				F7			L8		3	0	0	0	0	0	0				
Gene Oliver, R (1,2) OBP: 0.352, SLG: 0.441					K					3	1	2	1	0	1	0				
Dal Maxvill, R (1,6) OBP: 0.287, SLG: 0.265				FC5-4					HR	3	0	1	0	0	0	1				
Curt Simmons, L (1,1) OBP: 0.232, SLG: 0.180				FC1-6			F9			3	0	1	0	0	0	1				
				FC1-6			K		K	3	0	0	0	0	2	2				
Inning Stats	R: 0 E: 0 K: 0 S: 9	H: 0 LOB: 0 BB: 0 P: 10	R: 0 E: 0 K: 2 S: 13	H: 0 LOB: 0 BB: 0 P: 21	R: 0 E: 0 K: 0 S: 6	H: 1 LOB: 1 BB: 0 P: 7	R: 0 E: 0 K: 1 S: 8	H: 0 LOB: 0 BB: 0 P: 10	R: 0 E: 0 K: 1 S: 10	H: 0 LOB: 0 BB: 0 P: 12	R: 0 E: 0 K: 1 S: 7	H: 0 LOB: 0 BB: 0 P: 8	R: 1 E: 0 K: 1 S: 13	H: 2 LOB: 1 BB: 0 P: 16	R: 0 E: 0 K: 0 S: 9	H: 1 LOB: 1 BB: 0 P: 12	1B: 3 2B: 0 3B: 1 HR: 1	SF: 0 SAC: 0 DP: 0 HBP: 0	WP: 0 PB: 0 SB: 0 CS: 0	PA: 32
PITCHER Johnny Podres, L (1,1) ERA: 3.85	IP: 9.0 WLS: L BF: 32	H: 5 R: 1 ER: 1 SO: 7	BB: 0 IBB: 0 HBP: 0 BLK: 0	WP: 0 HR: 1 S: 83 P: 109	ERA: 1.00 WHIP: 0.556															

St. Louis Cardinals @ Los Angeles Dodgers
 Dodger Stadium, Los Angeles, CA
 Sun Sep 30 1962, 3:33 AM PDT
 Att: 42,325 - Unknown

AB	32
R	1
H	5
RBI	1
BB	0
SO	7
LOB	7



Batter	1	2	3	4	5	6	7	8	9	AB	R	H	RBI	BB	SO	LOB	BOTTOM					
Maury Wills, S (1,6) OBP: 0.347, SLG: 0.374	F9		K			6-3			L9	4	0	0	0	0	1	0						
Jim Gilliam, S (1,4) OBP: 0.373, SLG: 0.341				6-3		F5			F4	4	0	1	0	0	0	0						
Tommy Davis, R (1,7) OBP: 0.374, SLG: 0.534			K		F3					3	0	1	0	0	1	1						
Frank Howard, R (1,9) OBP: 0.350, SLG: 0.571				4-3						3	0	1	0	0	1	2						
Lee Walls, R (1,3) OBP: 0.330, SLG: 0.308					L8					3	0	1	0	0	0	2						
John Roseboro, L (1,2) OBP: 0.346, SLG: 0.388 Daryl Spencer, R (8, PH) OBP: 0.365, SLG: 0.318 Doug Camilli, R (9,2) OBP: 0.357, SLG: 0.506						F9			6-3	2	0	0	0	0	1	0						
Andy Carey, R (1,5) OBP: 0.326, SLG: 0.352										2	0	0	0	1	0	0						
Willie Davis, L (1,8) OBP: 0.337, SLG: 0.459										3	0	1	0	0	0	1						
Johnny Podres, L (1,1) OBP: 0.191, SLG: 0.221 Ken McMullen, R (9, PH) OBP: 0.200, SLG: 0.200										2	0	0	0	0	0	1						
										1	0	0	0	0	0	0						
Inning Stats	R: 0 E: 0 K: 1 S: 10	H: 1 LOB: 1 BB: 0 P: 17	R: 0 E: 0 K: 1 S: 7	H: 1 LOB: 0 BB: 0 P: 9	R: 0 E: 0 K: 1 S: 8	H: 1 LOB: 0 BB: 0 P: 8	R: 0 E: 0 K: 0 S: 8	H: 1 LOB: 1 BB: 0 P: 12	R: 0 E: 0 K: 0 S: 5	H: 0 LOB: 0 BB: 1 P: 12	R: 0 E: 0 K: 0 S: 6	H: 0 LOB: 0 BB: 0 P: 8	R: 0 E: 0 K: 1 S: 8	H: 1 LOB: 0 BB: 0 P: 10	R: 0 E: 0 K: 0 S: 6	H: 0 LOB: 0 BB: 0 P: 9	R: 0 E: 0 K: 0 S: 7	H: 0 LOB: 0 BB: 0 P: 9	1B: 4 2B: 2 3B: 0 HR: 0	SF: 0 SAC: 0 DP: 2 HBP: 0	WP: 0 PB: 0 SB: 1 CS: 0	PA: 29
PITCHER Curt Simmons, L (1,1) ERA: 3.51	IP: 9.0 WLS: W BF: 29	H: 5 R: 0 ER: 0 SO: 4	BB: 1 IBB: 0 HBP: 0 BLK: 0	WP: 0 HR: 0 S: 65 P: 94	ERA: 0.00 WHIP: 0.667																	

St. Louis Cardinals @ Los Angeles Dodgers
 Dodger Stadium, Los Angeles, CA
 Sun Sep 30 1962, 3:33 AM PDT
 Att: 42,325 - Unknown

AB	28
R	0
H	5
RBI	0
BB	1
SO	4
LOB	7



Batter	1	2	3	4	5	6	7	8	9	AB	R	H	RBI	BB	SO	LOB	TOP
Maury Wills, S OBP: 0.345, SLG: 0.372 (1, 6)	F6		F9			F6		6-3		4	0	0	0	0	0	3	Los Angeles Dodgers @ San Francisco Giants Candlestick Park, San Francisco, CA Mon Oct 01 1962, 6:33 AM EDT Att: 32,652 - Unknown livebaseballscores.com
Jim Gilliam, S OBP: 0.372, SLG: 0.340 (1, 4)	F3			6-3		BB		6-3		3	0	0	0	1	0	0	
Tommy Davis, R OBP: 0.372, SLG: 0.531 (1, 7)	F4			F7		L9		F8		4	0	0	0	0	2	0	
Frank Howard, R OBP: 0.348, SLG: 0.566 (1, 9)		K		F6				K		4	0	0	0	0	3	0	
Lee Walls, R OBP: 0.322, SLG: 0.299 (1, 3)	F6				F9			F8		3	0	0	0	0	0	0	
John Roseboro, L OBP: 0.344, SLG: 0.385 (1, 2)					F9			F9		3	0	0	0	0	1	0	
Andy Carey, R OBP: 0.328, SLG: 0.351 (1, 5)						K			F3	3	0	1	0	0	1	0	
Willie Davis, L OBP: 0.335, SLG: 0.457 (1, 8)			L7			G3		K		3	0	0	0	0	1	1	
Sandy Koufax, R Ed Roebuck, R Ken Madson, R Dick Tomasko, R Larry Sherry, R Jack Smith, R Doris Gooden, R Phil Ortega, R Ken Reardon, L (1, 1)			FC6-4			BB			2B	0	0	0	0	0	0	1	
Inning Stats	R: 0 H: 0 E: 0 K: 0 S: 9	H: 0 LOB: 0 BB: 0 P: 15	R: 0 H: 0 E: 0 K: 2 S: 8	H: 0 LOB: 0 BB: 0 P: 11	R: 0 H: 1 E: 0 K: 0 S: 10	H: 1 LOB: 1 BB: 0 P: 12	R: 0 H: 0 E: 0 K: 0 S: 6	H: 0 LOB: 0 BB: 0 P: 8	R: 0 H: 0 E: 0 K: 1 S: 6	H: 0 LOB: 0 BB: 0 P: 6	R: 0 H: 1 E: 0 K: 1 S: 12	H: 1 LOB: 1 BB: 0 P: 17	R: 0 H: 0 E: 0 K: 1 S: 8	H: 0 LOB: 0 BB: 0 P: 14	1B: 2 2B: 1 3B: 0 HR: 0	SF: 0 SAC: 0 DP: 0 HBP: 0	WP: 0 PA: 31 PB: 0 SB: 0 CS: 0
PITCHER Billy Pierce, L ERA: 3.51 (1, 1)	IP: 9.0 WLS: W BF: 31 H: 3 R: 0 ER: 0 SO: 6 BB: 1 IBB: 0 HBP: 0 BLK: 0 WP: 0 HR: 0 S: 71 P: 105 ERA: 0.00 WHIP: 0.444											PITCHER Ron Perranoski, L ERA: 2.8 (8, 1)	IP: 0.2 WLS: L BF: 4 H: 1 R: 1 ER: 0 SO: 0 BB: 1 IBB: 0 HBP: 0 BLK: 0 WP: 0 HR: 0 S: 8 P: 18 ERA: 0.00 WHIP: 3.000				

Batter	1	2	3	4	5	6	7	8	9	AB	R	H	RBI	BB	SO	LOB	BOTTOM
Harvey Kuenn, R OBP: 0.366, SLG: 0.435 (1, 7)	F9		K			5-3		4-3	L9	5	0	0	0	0	1	2	Los Angeles Dodgers @ San Francisco Giants Candlestick Park, San Francisco, CA Mon Oct 01 1962, 6:33 AM EDT Att: 32,652 - Unknown livebaseballscores.com
Chuck Hillier, L OBP: 0.339, SLG: 0.332 (1, 4)	F5		L8			F8		1B		4	0	1	0	0	0	0	
Felipe Alou, R OBP: 0.352, SLG: 0.514 (1, 9)	HR		5-3			F3		F6		4	1	1	0	0	0	1	
Willie Mays, R OBP: 0.384, SLG: 0.620 (1, 8)	HR		FC6-4			HR		BB	S	3	3	3	3	1	0	0	
Orlando Cepeda, R OBP: 0.349, SLG: 0.523 (1, 3)	G3		FC6-4			HR		F8		4	1	1	1	0	0	2	
Jim Davenport, R OBP: 0.357, SLG: 0.459 (1, 5)		HR			F8		CS	BB		3	2	2	1	1	0	0	
Ed Bailey, L OBP: 0.344, SLG: 0.474 (1, 2)		SH5-3			F9		BB			2	1	1	0	2	0	0	
Jose Pagan, R OBP: 0.309, SLG: 0.354 (1, 6)		SH5-3			K			E9		3	0	1	2	0	2	2	
Billy Pierce, L OBP: 0.254, SLG: 0.214 (1, 1)		4-3			1-3			6-3		4	0	0	0	0	1	2	
Inning Stats	R: 2 H: 2 E: 0 K: 0 S: 13	H: 2 LOB: 1 BB: 0 P: 20	R: 1 H: 2 E: 0 K: 1 S: 10	H: 2 LOB: 1 BB: 0 P: 17	R: 0 H: 1 E: 0 K: 0 S: 9	H: 1 LOB: 1 BB: 0 P: 15	R: 0 H: 0 E: 0 K: 1 S: 9	H: 0 LOB: 0 BB: 0 P: 14	R: 0 H: 3 E: 0 K: 1 S: 14	H: 3 LOB: 2 BB: 1 P: 28	R: 0 H: 1 E: 0 K: 1 S: 12	H: 1 LOB: 1 BB: 0 P: 19	R: 3 H: 1 E: 1 K: 0 S: 13	H: 1 LOB: 1 BB: 3 P: 33	1B: 4 2B: 3 3B: 0 HR: 4	SF: 0 SAC: 1 DP: 1 HBP: 0	WP: 0 PA: 37 PB: 0 SB: 1 CS: 1
PITCHER Sandy Koufax, L ERA: 2.54 (1, 1)	IP: 1.0 WLS: L BF: 7 H: 4 R: 3 ER: 3 SO: 3 BB: 0 IBB: 0 HBP: 0 BLK: 0 WP: 0 HR: 2 S: 18 P: 30 ERA: 27.00 WHIP: 4.000											PITCHER Ron Perranoski, L ERA: 2.8 (8, 1)	IP: 0.2 WLS: L BF: 4 H: 1 R: 1 ER: 0 SO: 0 BB: 1 IBB: 0 HBP: 0 BLK: 0 WP: 0 HR: 0 S: 8 P: 18 ERA: 0.00 WHIP: 3.000				
Ed Roebuck, R ERA: 2.97 (2, 1)	4.0	13	1	0	0	2	0	0	0	0	0	29	45	0.00	0.250		
Larry Sherry, R ERA: 3.2 (6, 1)	0.1	4	3	2	2	0	0	0	0	0	2	10	17	54.00	9.000		
Jack Smith, R ERA: 4.66 (6, 1)	1.2	6	1	0	0	2	1	0	0	0	0	16	30	0.00	1.200		
Phil Ortega, R ERA: 6.99 (8, 1)	0.1	3	0	2	2	0	2	0	0	0	0	5	15	54.00	6.000		

Batter	1	2	3	4	5	6	7	8	9	AB	R	H	RBI	BB	SO	LOB	TOP									
Chuck Hillier, L (1, 4) <small>OBP: 0.340, SLG: 0.332</small> Bob Nieman, R (7, PH) <small>OBP: 0.313, SLG: 0.467</small> Ernie Bowman, R (7, 4) <small>OBP: 0.227, SLG: 0.286</small>										3	1	1	1	0	2	2	San Francisco Giants @ Los Angeles Dodgers Dodger Stadium, Los Angeles, CA Tue Oct 02 1962, 3:33 AM PDT Att: 25,321 - Unknown									
Jim Davenport, R (1, 5) <small>OBP: 0.357, SLG: 0.457</small>										6	1	2	1	0	1	1										
Willie Mays, R (1, 8) <small>OBP: 0.382, SLG: 0.617</small>										5	0	1	0	0	0	3										
<small>Willy McCovey, L Billy O'Dell, L Don Larsen, R Ed Bailey, L Carl Berry, L Bobby Bolin, R Richard Lohay, L Mike McCormick, L</small>										2	0	0	1	1	2	0										
Orlando Cepeda, R (1, 3) <small>OBP: 0.348, SLG: 0.520</small>										5	1	1	0	0	0	6										
Felipe Alou, R (1, 9) <small>OBP: 0.355, SLG: 0.515</small>										4	0	2	1	1	1	0										
Tom Haller, L (1, 2) <small>OBP: 0.386, SLG: 0.515</small> John Orsino, R (6, 2) <small>OBP: 0.333, SLG: 0.313</small>										1	1	0	0	2	0	1										
Jose Pagan, R (1, 6) <small>OBP: 0.312, SLG: 0.358</small>										5	1	3	0	0	0	5										
Jack Sanford, R (1, 1) <small>OBP: 0.183, SLG: 0.184</small> Stu Miller, R (6, 1) <small>OBP: 0.176, SLG: 0.125</small> Matty Alou, L (6, 7) <small>OBP: 0.346, SLG: 0.387</small> Harvey Kuenn, R (7, PH) <small>OBP: 0.365, SLG: 0.434</small>										3	1	0	0	0	1	5										
Inning Stats	R: 0 H: 0 E: 0 K: 1 S: 11	H: 0 LOB: 0 BB: 1 P: 16	R: 1 H: 2 E: 0 K: 1 S: 11	H: 2 LOB: 2 BB: 1 P: 20	R: 0 H: 0 E: 0 K: 0 S: 12	H: 0 LOB: 2 BB: 1 P: 20	R: 0 H: 2 E: 0 K: 1 S: 11	H: 2 LOB: 1 BB: 1 P: 15	R: 0 H: 0 E: 0 K: 0 S: 6	H: 0 LOB: 1 BB: 1 P: 12	R: 4 H: 4 E: 1 K: 1 S: 19	H: 4 LOB: 2 BB: 1 P: 31	R: 0 H: 2 E: 0 K: 0 S: 10	H: 2 LOB: 2 BB: 0 P: 15	R: 2 H: 3 E: 1 K: 0 S: 11	H: 3 LOB: 3 BB: 1 P: 22		R: 0 H: 0 E: 0 K: 2 S: 9	H: 0 LOB: 0 BB: 0 P: 15	1B: 11 2B: 2 3B: 0 HR: 0	SF: 1 SAC: 0 DP: 0 HBP: 1	WP: 0 PB: 0 SB: 0 CS: 0	PA: 47			
PITCHER	IP WLS BF H R ER SO BB IBB HBP BLK WP HR S P ERA WHIP																									
Don Drysdale, R (1, 1) <small>ERA: 2.83</small>	5.1	29	7	5	3	4	3	1	1	0	0	0	0	0	64	102	5.06	1.875								
Ed Roebuck, R (6, 1) <small>ERA: 2.95</small>	0.2	3	1	0	0	0	0	0	0	0	0	0	0	0	6	12	0.00	1.500								
Ron Perranoski, L (7, 1) <small>ERA: 2.86</small>	1.0	7	4	2	1	0	0	0	0	0	0	0	0	13	21	9.00	4.000									
Jack Smith, R (8, 1) <small>ERA: 4.5</small>	0.1	2	1	0	0	0	0	0	0	0	0	0	0	5	7	0.00	3.000									
Stan Williams, R (8, 1) <small>ERA: 4.47</small>	1.2	W	6	0	0	0	2	1	0	0	0	0	0	12	24	0.00	0.600									

Batter	1	2	3	4	5	6	7	8	9	AB	R	H	RBI	BB	SO	LOB	BOTTOM								
Maury Wills, S (1, 6) <small>OBP: 0.344, SLG: 0.370</small>										4	1	0	0	1	1	1	San Francisco Giants @ Los Angeles Dodgers Dodger Stadium, Los Angeles, CA Tue Oct 02 1962, 3:33 AM PDT Att: 25,321 - Unknown								
Jim Gilliam, S (1, 4) <small>OBP: 0.372, SLG: 0.338</small>										3	1	0	0	2	1	1									
Duke Snider, L (1, 7) <small>OBP: 0.415, SLG: 0.471</small> Daryl Spencer, R (9, PH) <small>OBP: 0.365, SLG: 0.318</small>										3	1	1	0	1	0	0									
Tommy Davis, R (1, 5) <small>OBP: 0.372, SLG: 0.530</small>										3	0	1	1	1	1	1									
Wally Moon, L (1, 3) <small>OBP: 0.330, SLG: 0.340</small> Ron Fairly, L (7, 3) <small>OBP: 0.379, SLG: 0.433</small>										2	1	1	0	1	0	0									
Frank Howard, R (1, 9) <small>OBP: 0.348, SLG: 0.564</small>										3	1	1	1	1	1	3									
John Roseboro, L (1, 2) <small>OBP: 0.342, SLG: 0.383</small> Doug Camilli, R (6, PH) <small>OBP: 0.366, SLG: 0.523</small>										2	0	0	0	0	1	3									
Willie Davis, L (1, 8) <small>OBP: 0.334, SLG: 0.456</small> Andy Carey, R (6, PH) <small>OBP: 0.353, SLG: 0.351</small> Larry Burright, R (6, FR) <small>OBP: 0.265, SLG: 0.319</small>										2	0	0	0	0	0	1									
<small>Don Drysdale, R Ed Roebuck, R Lee Walls, R Ron Perranoski, L Jack Smith, R Stan Williams, R</small>										2	0	0	0	0	0	0									
Inning Stats	R: 0 H: 0 E: 0 K: 3 S: 13	H: 0 LOB: 1 BB: 1 P: 23	R: 0 H: 0 E: 0 K: 0 S: 8	H: 0 LOB: 1 BB: 1 P: 14	R: 0 H: 0 E: 0 K: 0 S: 6	H: 0 LOB: 0 BB: 0 P: 10	R: 0 H: 2 E: 0 K: 1 S: 12	H: 2 LOB: 2 BB: 0 P: 16	R: 0 H: 0 E: 0 K: 0 S: 6	H: 0 LOB: 0 BB: 0 P: 10	R: 7 H: 4 E: 1 K: 0 S: 29	H: 4 LOB: 2 BB: 2 P: 51	R: 0 H: 1 E: 0 K: 1 S: 10	H: 1 LOB: 0 BB: 0 P: 14	R: 0 H: 0 E: 0 K: 2 S: 11	H: 0 LOB: 1 BB: 1 P: 16		R: 1 H: 0 E: 0 K: 0 S: 8	H: 0 LOB: 2 BB: 3 P: 20	1B: 5 2B: 2 3B: 0 HR: 0	SF: 2 SAC: 0 DP: 0 HBP: 1	WP: 0 PB: 0 SB: 1 CS: 1	PA: 42		
PITCHER	IP WLS BF H R ER SO BB IBB HBP BLK WP HR S P ERA WHIP																								
Jack Sanford, R (1, 1) <small>ERA: 3.43</small>	5.0	20	2	1	1	4	3	0	0	0	0	0	0	10	19	27.00	9.000								
Stu Miller, R (6, 1) <small>ERA: 4.12</small>	0.1	4	2	1	1	0	1	0	0	0	0	0	0	1	1	0.00	0.000								
Billy O'Dell, L (6, 1) <small>ERA: 3.53</small>	0.0	3	2	4	4	0	0	0	1	0	0	0	0	11	18	∞	∞								
Don Larsen, R (6, 1) <small>ERA: 4.43</small>	1.2	6	1	1	0	1	0	0	0	0	0	0	0	16	22	0.00	0.600								
Bobby Bolin, R (8, 1) <small>ERA: 3.62</small>	1.0	L	4	0	1	1	2	2	0	0	0	0	0	14	23	9.00	2.000								
PITCHER	IP WLS BF H R ER SO BB IBB HBP BLK WP HR S P ERA WHIP																								
Richard LeMay, L (9, 1) <small>ERA: 7.71</small>	0.0	1	0	0	0	0	0	0	0	0	0	0	0	1	1	0.00	0.000								
Gaylord Perry, R (9, 1) <small>ERA: 5.23</small>	0.1	1	0	0	0	0	0	0	0	0	0	0	0	1	1	0.00	0.000								
Mike McCormick, L (9, 1) <small>ERA: 5.38</small>	0.1	2	0	0	0	0	0	0	1	0	0	0	0	3	7	0.00	0.000								



