

Los Angeles Dodgers - 1963

Batter	1	2	3	4	5	6	7	8	9	AB	R	H	RBI	BB	SO	LOB	TOP					
Maury Wills, S OBP: 0.333, SLG: 0.333 Dick Tracewski, R (6, 6)	1-1 1B 5-3 1B		1-2 FC3-6 4-3-2 1B 1-2f		0-0 FC6-4 1-2f			1-0 F6	0-3 K	3	1	1	0	0	0	2						
Nate Oliver, R OBP: 0.500, SLG: 0.500 (1, 4)	3-1 5-3 1-3 1B		1-1 4-3-2 1-2 1B			3-2 1-3		1-3 K2-3		4	0	2	0	0	1	0						
Willie Davis, L OBP: 0.250, SLG: 0.750 (1, 8)	1-2 F5		1-0 4-3-2 1-2 2-3f			1-0 BLK 3B		0-1 1-3		4	1	1	0	0	0	4						
Tommy Davis, R OBP: 0.250, SLG: 0.250 Lee Walls, R (9, PR) (9, 7)	1-2 5-3 1-2 3-H			0-1 L9		0-0 4-3			1-0 FC1-6 1B	4	0	1	1	0	0	1						
Bill Skowron, R (1, 3)	2-2 F3			2-1 4-3		3-2 4-3			0-0 FC1-6 1B 1-2f	4	1	0	0	0	0	2						
John Roseboro, L OBP: 0.250, SLG: 0.250 (1, 2)		0-0 F5		1-0 G3				0-0 E8 1B	1-0 1B	4	1	1	0	0	0	0						
Ron Fairly, L OBP: 0.500, SLG: 0.333 (1, 9)		2-2 4-3			1-3 K			0-0 FC4-6 1B 2-H	4-0 1B 1-2 IBB	3	1	1	1	1	1	0						
Ken McMullen, R OBP: 0.250, SLG: 0.500 (1, 5)		0-0 1-3			1-0 4-3			1-1 FC4-6 1-2f S6-4-3	2-1 2B 1-H 2-H	4	0	1	2	0	0	1						
Don Drysdale, R OBP: 0.750, SLG: 0.500 (1, 1)			0-1 FC3-6 1B		4-2 FC6-4 BB			1-1 G6-4-3 1-2f	4-2 BB	2	0	1	0	2	0	1						
Inning Stats	R: 1 E: 0 K: 0 S: 13	H: 2 LOB: 1 BB: 0 P: 21	R: 0 E: 0 K: 0 S: 5	H: 0 LOB: 0 BB: 0 P: 7	R: 0 E: 0 K: 0 S: 8	H: 2 LOB: 1 BB: 0 P: 11	R: 0 E: 0 K: 0 S: 5	H: 0 LOB: 0 BB: 0 P: 8	R: 0 E: 0 K: 1 S: 8	H: 0 LOB: 1 BB: 1 P: 14	R: 1 E: 0 K: 0 S: 10	H: 1 LOB: 0 BB: 0 P: 17	R: 1 E: 0 K: 0 S: 6	H: 1 LOB: 0 BB: 0 P: 8	R: 0 E: 0 K: 1 S: 6	H: 0 LOB: 0 BB: 0 P: 8	R: 2 E: 0 K: 1 S: 10	H: 3 LOB: 2 BB: 2 P: 22	1B: 7 2B: 2 3B: 1 HR: 0	SF: 0 SAC: 0 DP: 2 HBP: 0	WP: 0 PA: 37 PB: 0 SB: 0 CS: 0	
PITCHER	IP WLS BF H R ER SO BB IBB HBP BLK WP HR S P ERA WHIP	7.0 L 27 6 3 2 1 1 0 0 0 0 0 0 55 86 2.57 1.000	1.2 8 3 2 2 1 0 1 0 0 0 0 0 11 21 10.80 1.800	0.1 2 0 0 0 1 1 0 0 0 0 0 0 5 9 0.00 3.000																		

Los Angeles Dodgers @ Chicago Cubs
Wrigley Field, Chicago, IL
Tue Apr 09 1963, 3:33 AM CST
Att: 18,589 - Unknown

AB	34
R	5
H	9
RBI	4
BB	3
SO	3
LOB	13



Batter	1	2	3	4	5	6	7	8	9	AB	R	H	RBI	BB	SO	LOB	BOTTOM				
Don Landrum, L OBP: 0.500, SLG: 0.333 (1, 8)	1-2 4-3		0-0 L7		0-0 SH2-4		4-2 BB G1-6-3		2-2 1B	3	0	1	0	1	0	1					
Andra Rodgers, R OBP: 0.200, SLG: 0.400 (1, 6)	1-2 F9		1-1 2B		1-0 5-3		0-0 G1-6-3 1-2f		2-3 K	5	0	1	0	0	1	4					
Billy Williams, L OBP: 0.750, SLG: 0.667 (1, 7)	1-2 4-3		4-1 BB		0-1 1B 2-H			0-2 G5-4-3 1B		3	0	2	1	1	0	0					
Ron Santo, R OBP: 0.500, SLG: 0.750 (1, 5)		0-1 14 F9 2B	1-2 F9		1-0 1B			1-1 G5-4-3 1-2f		4	0	2	0	0	0	4					
14 Ernie Banks, R OBP: 0.500, SLG: 0.750 (1, 3)		1-2 F9 2-3		0-0 1B		1-3 K		0-0 2B		4	0	2	0	0	1	3					
Lou Brock, L (1, 9)		0-2 1-3		1-3 K		0-1 F7		0-1 G1		4	0	0	0	0	1	3					
Ken Hubbs, R (1, 4)		2-2 L3		2-1 F9		4-2 BB G6-3			1-2 5-3	3	0	0	0	1	0	2					
Dick Bertell, R OBP: 0.250, SLG: 0.250 (1, 2)			0-0 FC1-6 1B		0-1 5-3		0-0 G6-3 1-2f		2-3 K	4	0	1	0	0	1	2					
Larry Jackson, R OBP: 0.500, SLG: 0.500 Bob Will, L (7, PH) Barney Schultz, R (8, 1) Don Elston, R (9, 1) Merritt Ranew, L OBP: 1.000, SLG: 1.000 (9, PH)			0-1 FC1-6 1-2f		2-2 SH2-4 1B		2-3 K		2-2 1B	2	1	1	0	0	0	1					
Inning Stats	R: 0 E: 0 K: 0 S: 11	H: 0 LOB: 0 BB: 0 P: 14	R: 0 E: 0 K: 0 S: 11	H: 1 LOB: 1 BB: 0 P: 14	R: 0 E: 0 K: 1 S: 8	H: 2 LOB: 3 BB: 1 P: 16	R: 0 E: 0 K: 1 S: 8	H: 1 LOB: 0 BB: 0 P: 11	R: 1 E: 0 K: 0 S: 11	H: 3 LOB: 2 BB: 0 P: 16	R: 0 E: 0 K: 0 S: 5	H: 0 LOB: 0 BB: 1 P: 9	R: 0 E: 0 K: 1 S: 7	H: 0 LOB: 0 BB: 1 P: 13	R: 0 E: 0 K: 0 S: 8	H: 2 LOB: 1 BB: 0 P: 9	R: 0 E: 0 K: 2 S: 18	H: 2 LOB: 2 BB: 0 P: 27	1B: 8 2B: 3 3B: 0 HR: 0	SF: 0 SAC: 1 DP: 3 HBP: 0	WP: 0 PA: 38 PB: 0 SB: 0 CS: 0
PITCHER	IP WLS BF H R ER SO BB IBB HBP BLK WP HR S P ERA WHIP	9.0 W 38 11 1 1 1 5 3 0 0 0 0 0 89 129 1.00 1.556																			

Los Angeles Dodgers @ Chicago Cubs
Wrigley Field, Chicago, IL
Tue Apr 09 1963, 3:33 AM CST
Att: 18,589 - Unknown

AB	34
R	1
H	11
RBI	1
BB	3
SO	5
LOB	20



Batter	1	2	3	4	5	6	7	8	9	AB	R	H	RBI	BB	SO	LOB	TOP					
Willie Davis, L (1,8) OBP: 0.375, SLG: 0.571										3	1	1	1	0	1	0	Los Angeles Dodgers @ Chicago Cubs Wrigley Field, Chicago, IL Wed Apr 10 1963, 3:33 AM CST Att: 2,673 - Unknown					
Nate Oliver, R (1,4) OBP: 0.250, SLG: 0.250										4	0	0	0	0	0	2						
Wally Moon, L (1,7) OBP: 0.250, SLG: 0.500										4	0	1	0	0	1	1						
Frank Howard, R (1,9)										4	0	0	0	0	1	1						
John Roseboro, L (1,2)										4	0	2	0	0	0	0						
Ron Fairly, L (1,3) OBP: 0.286, SLG: 0.167										3	0	0	0	0	0	2						
Ken McMullen, R (1,5) OBP: 0.375, SLG: 0.429										3	0	1	0	1	0	1						
Dick Tracewski, R (1,6)										3	1	0	0	0	0	2						
Sandy Koufax, R (1,1)										3	0	0	0	0	3	2						
Inning Stats	R: 1 E: 0 K: 0 S: 6	H: 0 LOB: 0 BB: 0 P: 11	R: 0 E: 0 K: 0 S: 6	H: 0 LOB: 0 BB: 0 P: 7	R: 0 E: 0 K: 1 S: 5	H: 0 LOB: 0 BB: 0 P: 9	R: 0 E: 1 K: 1 S: 8	H: 1 LOB: 2 BB: 0 P: 11	R: 1 E: 0 K: 1 S: 14	H: 1 LOB: 1 BB: 1 P: 26	R: 0 E: 0 K: 1 S: 5	H: 0 LOB: 0 BB: 0 P: 9	R: 0 E: 1 K: 1 S: 8	H: 1 LOB: 1 BB: 0 P: 13	R: 0 E: 1 K: 2 S: 13	H: 1 LOB: 1 BB: 0 P: 17	R: 0 E: 0 K: 0 S: 3	H: 1 LOB: 0 BB: 0 P: 4	1B: 4 2B: 1 3B: 0 HR: 0	SF: 0 SAC: 1 DP: 0 HBP: 1	WP: 0 PB: 1 SB: 2 CS: 1	PA: 34
PITCHER	IP WLS BF H R ER SO BB IBB HBP BLK WP HR S P ERA WHIP	8.0 L 31 4 2 0 6 1 0 1 1 0 0 65 103 0.00 0.625	1.0 3 1 0 0 0 0 0 0 0 0 0 3 4 0.00 1.000																			

AB	31
R	2
H	5
RBI	1
BB	1
SO	6
LOB	11



Batter	1	2	3	4	5	6	7	8	9	AB	R	H	RBI	BB	SO	LOB	BOTTOM			
Lou Brock, L (1,9) OBP: 0.125, SLG: 0.125										4	1	1	0	0	3	1	Los Angeles Dodgers @ Chicago Cubs Wrigley Field, Chicago, IL Wed Apr 10 1963, 3:33 AM CST Att: 2,673 - Unknown			
Andra Rodgers, R (1,6) OBP: 0.333, SLG: 0.375										3	0	1	0	1	0	2				
Billy Williams, L (1,7) OBP: 0.625, SLG: 0.571										4	0	2	1	0	0	1				
Ron Santo, R (1,5) OBP: 0.250, SLG: 0.375										4	0	0	0	0	2	5				
14 Ernie Banks, R (1,3) OBP: 0.250, SLG: 0.375										4	0	0	0	0	1	2				
Nelson Mathews, R (1,8) OBP: 0.250, SLG: 0.250										4	0	1	0	0	2	0				
Ken Hubbs, R (1,4) Steve Boros, R (9, PH)										3	0	0	0	0	0	1				
Dick Bertell, R (1,2) OBP: 0.250, SLG: 0.143										3	0	0	0	1	0	1				
Bob Buhl, R (1,1) Ken Aspromonte, R (8, PH) Lindy McDaniel, R (9,1)										2	0	0	0	0	1	1				
Inning Stats	R: 0 E: 0 K: 0 S: 18	H: 1 LOB: 1 BB: 0 P: 23	R: 0 E: 0 K: 0 S: 5	H: 1 LOB: 0 BB: 0 P: 9	R: 0 E: 0 K: 2 S: 13	H: 0 LOB: 1 BB: 1 P: 21	R: 0 E: 0 K: 2 S: 10	H: 0 LOB: 0 BB: 0 P: 16	R: 0 E: 0 K: 1 S: 15	H: 1 LOB: 2 BB: 1 P: 24	R: 0 E: 1 K: 1 S: 12	H: 0 LOB: 1 BB: 0 P: 16	R: 1 E: 0 K: 2 S: 18	H: 2 LOB: 2 BB: 0 P: 27	R: 0 E: 0 K: 2 S: 8	H: 0 LOB: 0 BB: 0 P: 10	1B: 5 2B: 0 3B: 0 HR: 0	SF: 0 SAC: 0 DP: 0 HBP: 0	WP: 1 PB: 1 SB: 0 CS: 1	PA: 35
PITCHER	IP WLS BF H R ER SO BB IBB HBP BLK WP HR S P ERA WHIP	9.0 W 35 5 1 1 10 2 0 0 0 1 0 107 159 1.00 0.778																		


AB	33
R	1
H	5
RBI	1
BB	2
SO	10
LOB	14



Batter	1	2	3	4	5	6	7	8	9	AB	R	H	RBI	BB	SO	LOB	TOP					
Willie Davis, L (1, 8) Lee Walls, R (9, PH)	3-2 L6-3 1B		1-1 3-1			1-3 K			1-3 K	3	0	1	0	0	1	1	Los Angeles Dodgers @ Chicago Cubs Wrigley Field, Chicago, IL Thu Apr 11 1963, 3:33 AM CST Att: 3,735 - Unknown					
Nate Oliver, R (1, 4)	0-0 L6-3 1-2			3-3 K		1-1 1-3			0-1 5-3	4	0	0	0	0	1	2						
Tommy Davis, R (1, 7)	2-0 6-3			1-0 F8					0-1 6-3	3	0	0	0	0	0	0						
Bill Skowron, R (1, 3)		2-1 1-3		0-0 1-3					1-0 5-3	3	0	0	0	0	0	0						
Frank Howard, R (1, 9)		4-1 5-3 BB			1-1 L8				1-2 1-3	2	0	0	0	1	0	0						
Ken McMullen, R (1, 5)		2-2 5-3 1-2			2-1 4-3				1-1 5-3	3	0	0	0	0	0	1						
John Roseboro, L (1, 2)		1-3 K			0-0 CS 1B				3-3 K	3	0	1	0	0	2	1						
Dick Tracewski, R (1, 6)			4-2 L6-3 BB		1-1 CS				0-0 5-3	2	0	0	0	1	0	0						
Johnny Podres, L (1, 1) Jim Gilliam, S (9, PH)		0-0 L6-3 1-2			0-1 1B				0-1 F7	2	0	1	0	0	0	1						
Inning Stats	R: 0 E: 0 K: 0 S: 6	H: 1 LOB: 0 BB: 0 P: 11	R: 0 E: 0 K: 1 S: 10	H: 0 LOB: 1 BB: 1 P: 19	R: 0 E: 0 K: 1 S: 6	H: 0 LOB: 0 BB: 0 P: 11	R: 0 E: 0 K: 1 S: 5	H: 0 LOB: 0 BB: 0 P: 9	R: 0 E: 0 K: 0 S: 6	H: 1 LOB: 0 BB: 0 P: 10	R: 0 E: 0 K: 1 S: 9	H: 1 LOB: 1 BB: 0 P: 12	R: 0 E: 0 K: 0 S: 6	H: 0 LOB: 0 BB: 0 P: 8	R: 0 E: 0 K: 1 S: 6	H: 0 LOB: 0 BB: 0 P: 10		R: 0 E: 0 K: 1 S: 7	H: 0 LOB: 0 BB: 0 P: 8	1B: 3 2B: 2 3B: 0 HR: 0	SF: 0 SAC: 0 DP: 2 HBP: 0	WP: 0 PB: 0 SB: 0 CS: 1
PITCHER Dick Ellsworth, L (1, 1) ERA: 0.00	IP: 9.0 WLS: W BF: 29 H: 3 R: 0 ER: 0 SO: 5 BB: 2 IBB: 0 HBP: 0 BLK: 0 WP: 0 HR: 0 S: 61 P: 98 ERA: 0.00 WHIP: 0.556															PITCHER						

Batter	1	2	3	4	5	6	7	8	9	AB	R	H	RBI	BB	SO	LOB	BOTTOM			
Lou Brock, L (1, 9)	0-1 F2		0-0 FC3-6 1B 2B		1-1 E9 FC5-2		1-1 G3			4	1	0	0	0	0	1	Los Angeles Dodgers @ Chicago Cubs Wrigley Field, Chicago, IL Thu Apr 11 1963, 3:33 AM CST Att: 3,735 - Unknown			
Andra Rodgers, R (1, 6)	4-1 14 WP BB BB		2-2 2B 1B		1-1 FC5-2			0-1 S 1B		3	0	2	0	1	0	1				
Billy Williams, L (1, 7)	4-1 14 WP BB		0-3 K		3-H F8			0-1 L9		3	0	0	0	1	1	4				
Ron Santo, R (1, 5)	1-2 F7		3-1 1-H 3-H 2B		2-0 E5 F9 1B 1B			1-1 5-3		4	1	2	1	0	0	3				
14 Ernie Banks, R (1, 3)	1-2 F9			0-0 F8		0-2 5-3		4-0 FC6-4 IBB		3	0	0	0	1	0	3				
Nelson Mathews, R (1, 8)		1-3 K		1-1 F9		0-0 F9		1-2 FC6-4		4	0	0	0	0	1	3				
Ken Hubbs, R (1, 4)		0-1 L5-3 1B		1-1 1B		2-2 CS 1B		2-3 1-2		3	0	3	1	0	0	0				
Dick Bertell, R (1, 2)		0-0 L5-3		1-2 1-3		3-H CS 1B		1-2 1-3		3	0	0	0	0	0	2				
Dick Ellsworth, L (1, 1)			1-1 FC3-6 1B		0-0 1-3			1-0 5-3		3	0	1	0	0	0	0				
Inning Stats	R: 0 E: 0 K: 0 S: 11	H: 0 LOB: 2 BB: 2 P: 21	R: 0 E: 0 K: 1 S: 6	H: 1 LOB: 0 BB: 0 P: 7	R: 1 E: 0 K: 1 S: 11	H: 3 LOB: 2 BB: 0 P: 17	R: 0 E: 0 K: 0 S: 8	H: 1 LOB: 0 BB: 0 P: 11	R: 0 E: 0 K: 0 S: 6	H: 0 LOB: 0 BB: 0 P: 9	R: 1 E: 1 K: 0 S: 10	H: 2 LOB: 0 BB: 0 P: 15	R: 0 E: 0 K: 0 S: 6	H: 0 LOB: 0 BB: 0 P: 9	R: 0 E: 0 K: 0 S: 11	H: 1 LOB: 2 BB: 1 P: 17		1B: 7 2B: 2 3B: 0 HR: 0	SF: 0 SAC: 0 DP: 1 HBP: 0	WP: 1 PB: 0 SB: 1 CS: 1
PITCHER Johnny Podres, L (1, 1) ERA: 2.25	IP: 8.0 WLS: L BF: 33 H: 8 R: 2 ER: 2 SO: 2 BB: 2 IBB: 1 HBP: 0 BLK: 0 WP: 1 HR: 0 S: 69 P: 106 ERA: 2.25 WHIP: 1.250															PITCHER				

AB 27
R 0
H 3
RBI 0
BB 2
SO 5
LOB 6




AB 30
R 2
H 8
RBI 2
BB 3
SO 2
LOB 17



Batter	1	2	3	4	5	6	7	8	9	10	11	12	AB	R	H	RBI	BB	SO	LOB	TOP								
Wille Davis, L OBP: 0.250, SLG: 0.333 (1.8)	F5		G3		F2			6-3		F5			5	0	0	0	0	0	1									
Nate Oliver, R OBP: 0.118, SLG: 0.118 (1.4)	F3		K			6-3			1-3		6-3		5	0	0	0	0	1	0									
Tommy Davis, R OBP: 0.364, SLG: 0.364 (9, PR) Lee Walls, R (9, 7)	FC4-6 1B				1B					1B	5-3		4	0	3	0	0	1	0									
Bill Skowron, R (1.3)	FC4-6 1-2				F6					1B BB			4	0	0	0	1	1	2									
John Roseboro, L OBP: 0.250, SLG: 0.250 (1.2)		F9			F9					F5			5	0	0	0	0	1	3									
Frank Howard, R OBP: 0.286, SLG: 0.100 Ron Fairly, L OBP: 0.250, SLG: 0.143 (9, 9)		K			L8				F4				4	0	1	1	1	0	1									
Ken McMullen, R OBP: 0.192, SLG: 0.250 Jim Gilliam, S (9, PH) (9, 5)									K2-3				2	0	0	0	0	1	0									
Dick Tracewski, R (1.6) Don Zimmer, R (8, PH) (8, 0)		FC6-4 HBP								G3			2	0	0	0	0	1	0									
Bob Miller, R (1.1) Ron Perranoski, L (8, 1) Ed Roebuck, R (9, 1)													3	0	0	0	0	2	1									
Inning Stats	R: 0 E: 0 K: 0 S: 6	H: 1 LOB: 1 BB: 0 P: 8	R: 0 E: 0 K: 1 S: 9	H: 0 LOB: 1 BB: 0 P: 14	R: 0 E: 0 K: 2 S: 8	H: 0 LOB: 0 BB: 0 P: 12	R: 0 E: 0 K: 0 S: 11	H: 1 LOB: 1 BB: 0 P: 20	R: 0 E: 1 K: 0 S: 7	H: 0 LOB: 1 BB: 0 P: 8	R: 0 E: 0 K: 1 S: 5	H: 0 LOB: 0 BB: 0 P: 6	R: 0 E: 0 K: 2 S: 8	H: 0 LOB: 0 BB: 0 P: 10	R: 0 E: 0 K: 0 S: 7	H: 0 LOB: 0 BB: 0 P: 7	R: 1 E: 0 K: 0 S: 16	H: 2 LOB: 2 BB: 1 P: 25	R: 0 E: 0 K: 1 S: 7	H: 0 LOB: 0 BB: 0 P: 9	R: 0 E: 0 K: 1 S: 6	H: 0 LOB: 0 BB: 0 P: 8	R: 0 E: 0 K: 1 S: 7	H: 0 LOB: 1 BB: 1 P: 13	1B: 4 2B: 0 3B: 0 HR: 0	SF: 0 SAC: 0 DP: 0 HBP: 1	WP: 0 PB: 0 SB: 0 CS: 0	PA: 44
PITCHER Turk Farrell, R ERA: 3.6 (1.1)	IP: 12.0 WLS: 4 BF: 44 H: 4 R: 1 ER: 1 SO: 11 BB: 2 IBB: 0 HBP: 1 BLK: 0 WP: 0 HR: 0 S: 97 P: 140 ERA: 0.75 WHIP: 0.500																											

Los Angeles Dodgers @ Houston Colt 45's
Colt Stadium, Houston, TX
Fri Apr 12 1963, 7:05 PM EST
Att: 12,044 - Unknown - 74 F


AB	41
R	1
H	4
RBI	1
BB	2
SO	11
LOB	12



Batter	1	2	3	4	5	6	7	8	9	10	11	12	AB	R	H	RBI	BB	SO	LOB	BOTTOM						
Ernie Fazio, R (1.4)	F8		F8						1-3				5	0	0	0	1	2	3							
Al Spangler, L OBP: 0.533, SLG: 0.538 (1.7)	L7		6-3		3-1								6	1	2	0	0	0	4							
Pete Runnels, L OBP: 0.429, SLG: 0.462 (1.3)	6-3					4-3							4	0	1	0	1	0	0							
Rusty Staub, L OBP: 0.389, SLG: 0.214 (1.9)		L8											4	0	0	0	2	0	1							
Bob Aspromonte, R OBP: 0.167, SLG: 0.125 (1.5)		1-3			6-3								5	0	0	0	1	0	5							
Howie Coss, R OBP: 0.444, SLG: 0.444 (1.8)													6	1	4	1	0	1	2							
Jim Campbell, R OBP: 0.067, SLG: 0.067 (1.2)		L8											4	0	0	0	0	1	2							
Bob Lillis, R OBP: 0.267, SLG: 0.214 Carl Warwick, R OBP: 0.571, SLG: 0.500 J C Hartman, R OBP: 0.500, SLG: 0.500 (9, PH) (10, 6)			1-6-3										3	0	0	0	0	1	0							
Turk Farrell, R (1.1)													2	0	0	0	1	1	1							
Inning Stats	R: 0 E: 0 K: 0 S: 5	H: 0 LOB: 0 BB: 0 P: 9	R: 0 E: 0 K: 0 S: 8	H: 1 LOB: 1 BB: 0 P: 14	R: 0 E: 0 K: 0 S: 12	H: 0 LOB: 1 BB: 1 P: 18	R: 0 E: 0 K: 0 S: 6	H: 0 LOB: 0 BB: 0 P: 8	R: 0 E: 1 K: 0 S: 8	H: 1 LOB: 3 BB: 1 P: 18	R: 0 E: 0 K: 0 S: 6	H: 0 LOB: 0 BB: 0 P: 13	R: 0 E: 0 K: 0 S: 9	H: 1 LOB: 3 BB: 2 P: 22	R: 1 E: 0 K: 1 S: 9	H: 2 LOB: 1 BB: 1 P: 13	R: 0 E: 0 K: 1 S: 9	H: 1 LOB: 2 BB: 0 P: 21	R: 0 E: 0 K: 3 S: 12	H: 1 LOB: 1 BB: 0 P: 14	R: 1 E: 1 K: 0 S: 9	H: 2 LOB: 3 BB: 1 P: 18	1B: 9 2B: 0 3B: 0 HR: 0	SF: 0 SAC: 4 DP: 0 HBP: 0	WP: 0 PB: 0 SB: 0 CS: 0	PA: 51
PITCHER Bob Miller, R ERA: 9.0 (1.1) Ron Perranoski, L ERA: 9.0 (8, 1) Ed Roebuck, R ERA: 3.38 (9, 1)	IP: 7.2 WLS: 30 BF: 30 H: 3 R: 0 ER: 0 SO: 0 BB: 3 IBB: 0 HBP: 0 BLK: 0 WP: 0 HR: 0 S: 58 P: 100 ERA: 0.00 WHIP: 0.783																									

Los Angeles Dodgers @ Houston Colt 45's
Colt Stadium, Houston, TX
Fri Apr 12 1963, 7:05 PM EST
Att: 12,044 - Unknown - 74 F

AB	41
R	2
H	9
RBI	2
BB	6
SO	5
LOB	19



Batter	1	2	3	4	5	6	7	8	9	AB	R	H	RBI	BB	SO	LOB	TOP					
Willie Davis, L (1,8) OBP: 0.200, SLG: 0.217	F7		4-3		1-3	F8			F6	5	0	0	0	0	0	1	Los Angeles Dodgers @ Houston Colt 45's Colt Stadium, Houston, TX Sun Apr 14 1963, 4:33 AM EST Att: 10,180 - Unknown livebaseballscorecards.com					
Nate Oliver, R (1,4) OBP: 0.154, SLG: 0.231	5-3		F8		F6		F6		BLK G3 1B	5	0	1	0	0	0	0						
Ron Fairly, L (1,3) OBP: 0.308, SLG: 0.182			K		FC6-4 BB		G3		G3	4	0	1	0	1	1	1						
Tommy Davis, R (1,7) OBP: 0.350, SLG: 0.421	F3-4				FC6-4 1B		F4		F8	5	1	1	0	0	0	3						
John Roseboro, L (1,2) OBP: 0.250, SLG: 0.250		F8					F9		F8	4	0	1	1	0	0	0						
Frank Howard, R (1,9) OBP: 0.368, SLG: 0.389		1B 2B			1B		E6 1B		1B	4	2	3	0	0	0	0						
Ken McMullen, R (1,5) Wally Moon, L (8, PH) Ron Perranoski, L (8, 1)		K			F8		1B SF7 1B		F5	3	1	1	0	0	1	2						
Dick Tracewski, R (1,6) OBP: 0.222, SLG: 0.176					E6		1B		FC4-6 1B	4	0	3	2	0	0	1						
Sandy Koufax, R (1,1) Ed Roebuck, R (6, 1) Ken Rowe, R (7, 1) Jim Gilliam, S (8, 5)		K			K		SF7		FC4-6	2	0	0	1	0	2	3						
Inning Stats	R: 0 E: 0 K: 0 S: 11	H: 1 LOB: 1 BB: 0 P: 17	R: 1 E: 0 K: 2 S: 11	H: 2 LOB: 1 BB: 0 P: 15	R: 0 E: 0 K: 1 S: 8	H: 0 LOB: 0 BB: 0 P: 11	R: 1 E: 1 K: 1 S: 18	H: 3 LOB: 2 BB: 0 P: 28	R: 0 E: 0 K: 0 S: 7	H: 0 LOB: 1 BB: 1 P: 15	R: 2 E: 1 K: 0 S: 9	H: 2 LOB: 1 BB: 0 P: 10	R: 0 E: 0 K: 0 S: 3	H: 0 LOB: 0 BB: 0 P: 5	R: 0 E: 0 K: 0 S: 13	H: 2 LOB: 2 BB: 0 P: 20		R: 0 E: 0 K: 0 S: 9	H: 1 LOB: 1 BB: 0 P: 13	1B: 9 2B: 2 3B: 0 HR: 0	SF: 1 SAC: 0 DP: 0 HBP: 0	WP: 0 PB: 0 SB: 0 CS: 0
PITCHER	IP WLS BF H R ER SO BB IBB HBP BLK WP HR S P ERA WHIP																					
Don Nottebart, R (1, 1) ERA: 2.0	7.2 W 35 10 4 2 4 1 0 0 0 0 0 75 114 2.35 1.435																					
Don McMahon, R (8, 1) ERA: 7.2	1.1 S 5 1 0 0 0 0 0 0 0 1 0 0 14 20 0.00 0.750																					


Batter	1	2	3	4	5	6	7	8	9	AB	R	H	RBI	BB	SO	LOB	BOTTOM					
J C Hartman, R (1,6) OBP: 0.167, SLG: 0.167	K		L8		F4	6-3				4	0	0	0	0	1	1	Los Angeles Dodgers @ Houston Colt 45's Colt Stadium, Houston, TX Sun Apr 14 1963, 4:33 AM EST Att: 10,180 - Unknown livebaseballscorecards.com					
Johnny Temple, R (1,4)	S BB		5-3		F3		1-3			3	0	0	0	1	0	0						
Pete Runnels, L (1,3) OBP: 0.409, SLG: 0.476	F7				SH 1B 2B		G3			4	2	2	0	0	0	1						
Carl Warwick, R (1,9) OBP: 0.583, SLG: 0.500	6-3				1B SH FC5-2 BB		FC5 1B		1B	3	1	1	0	1	0	2						
Bob Aspromonte, R (1,5) OBP: 0.200, SLG: 0.174					SH FC5-2 1B		F3		F4	3	0	1	0	0	0	3						
Howie Goss, R (1,8) OBP: 0.385, SLG: 0.385					FC6-4 1B		FC5-2 1B		K	4	1	2	2	0	1	1						
Carroll Hardy, R (1,7) OBP: 0.111, SLG: 0.111					FC5-2 G6-4-3 1B		E8 1B		F4	4	1	1	1	0	1	4						
Hal Smith, R (1,2) OBP: 0.333, SLG: 0.200					G6-4-3 1B		E8 1B			3	0	1	1	1	0	4						
Don Nottebart, R (1, 1) Don McMahon, R (8, 1)					K		5-3		K	3	0	0	0	0	2	1						
Inning Stats	R: 0 E: 0 K: 1 S: 8	H: 0 LOB: 1 BB: 1 P: 15	R: 0 E: 0 K: 1 S: 9	H: 1 LOB: 0 BB: 0 P: 13	R: 0 E: 0 K: 1 S: 9	H: 0 LOB: 0 BB: 0 P: 13	R: 1 E: 1 K: 0 S: 17	H: 2 LOB: 2 BB: 1 P: 25	R: 0 E: 0 K: 1 S: 8	H: 0 LOB: 0 BB: 0 P: 11	R: 4 E: 2 K: 0 S: 19	H: 4 LOB: 1 BB: 0 P: 28	R: 0 E: 0 K: 0 S: 6	H: 1 LOB: 1 BB: 0 P: 6	R: 0 E: 0 K: 2 S: 7	H: 0 LOB: 1 BB: 1 P: 12		R: 0 E: 0 K: 0 S: 9	H: 0 LOB: 1 BB: 1 P: 12	1B: 7 2B: 1 3B: 0 HR: 0	SF: 0 SAC: 1 DP: 1 HBP: 0	WP: 0 PB: 0 SB: 1 CS: 0
PITCHER	IP WLS BF H R ER SO BB IBB HBP BLK WP HR S P ERA WHIP																					
Sandy Koufax, L (1, 1) ERA: 3.14	5.1 L 25 5 0 0 0 0 2 0 0 0 0 0 64 96 6.75 1.500																					
Ed Roebuck, R (6, 1) ERA: 2.7	0.2 3 1 0 0 0 0 0 0 0 0 0 0 6 9 0.00 1.500																					
Ken Rowe, R (7, 1) ERA:	1.0 4 1 0 0 0 0 0 0 0 0 0 0 6 6 0.00 1.000																					
Ron Perranoski, L (8, 1) ERA: 4.5	1.0 4 0 0 0 0 2 1 0 0 0 0 0 7 12 0.00 1.000																					

Batter	1	2	3	4	5	6	7	8	9	10	11	12	AB	R	H	RBI	BB	SO	LOB					
Lou Brock, L OBP: 0.130, SLG: 0.091 (1.9)	6-3			F4		1-3			0-0 B3 1B				4	0	1	0	1	0	0					
Andre Rodgers, R OBP: 0.346, SLG: 0.375 (1.6)	1-3			K					2-2 B3 1-2r		4-3		5	0	1	0	0	1	3					
Billy Williams, L OBP: 0.320, SLG: 0.227 (1.7)	K					K			2-0 6-3				5	1	1	0	0	2	1					
Ron Santo, R OBP: 0.333, SLG: 0.542 (1.5)													5	0	2	0	0	0	1					
14 Ernie Banks, R OBP: 0.292, SLG: 0.545 (1.3)													4	1	2	2	0	0	1					
Nelson Mathews, R OBP: 0.083, SLG: 0.083 (1.8)													4	0	0	0	0	0	1					
Merritt Ranew, L OBP: 0.687, SLG: 0.667 (12. PH)													1	0	0	0	0	0	1					
Don Landrum, L OBP: 0.333, SLG: 0.364 (12.8)													0	0	0	0	0	0	0					
Ken Aspromonte, R OBP: 0.182, SLG: 0.200 (11. PR)													4	0	1	0	0	0	0					
Ken Hubbs, R OBP: 0.400, SLG: 0.333 (11.4)													0	0	0	0	0	0	0					
Dick Bertell, R OBP: 0.143, SLG: 0.100 (1.2)													4	0	0	0	0	0	1					
Bob Buhl, R (1.1)													3	0	0	0	0	2	0					
Don Elston, R (10.1)													0	0	0	0	0	0	0					
Bob Will, L (11. PH)													1	0	0	0	0	1	0					
Lindy McDaniel, R (11.1)													0	0	0	0	0	0	0					
Barney Schultz, R (12.1)													0	0	0	0	0	0	0					
Inning Stats	R: 0 E: 0 K: 1 S: 7	H: 0 LOB: 0 BB: 0 P: 10	R: 0 E: 0 K: 0 S: 10	H: 1 LOB: 0 BB: 0 P: 13	R: 0 E: 0 K: 1 S: 6	H: 0 LOB: 0 BB: 0 P: 8	R: 0 E: 0 K: 1 S: 9	H: 1 LOB: 1 BB: 0 P: 14	R: 1 E: 0 K: 0 S: 11	H: 1 LOB: 0 BB: 0 P: 13	R: 0 E: 0 K: 1 S: 8	H: 0 LOB: 0 BB: 0 P: 8	R: 0 E: 0 K: 0 S: 6	H: 1 LOB: 1 BB: 0 P: 10	R: 0 E: 0 K: 0 S: 6	H: 0 LOB: 0 BB: 0 P: 4	R: 0 E: 0 K: 0 S: 8	H: 1 LOB: 2 BB: 1 P: 15	R: 1 E: 1 K: 0 S: 6	H: 1 LOB: 0 BB: 0 P: 9	1B: 6 2B: 2 3B: 0 HR: 1	SF: 1 SAC: 0 DP: 3 HBP: 0	WP: 0 PB: 0 SB: 0 CS: 1	PA: 43
PITCHER	IP WLS BF H R ER SO BB IBB HBP BLK WP HR S P ERA WHIP	PITCHER												IP WLS BF H R ER SO BB IBB HBP BLK WP HR S P ERA WHIP										
Johnny Podres, L ERA: 1.69 (1.1)	8.0	27	5	1	1	5	0	0	0	0	0	0	0	0	0	9	14	0.00	0.500					
Ron Perranoski, L ERA: 2.25 (9.1)	2.0	6	1	0	0	0	0	0	0	0	0	0	0	0	0	14	24	0.00	1.500					
Ed Roebuck, R ERA: 1.69 (11.1)	2.0	L	9	2	1	0	0	1	0	0	0	0	0	0	0	14	24	0.00	1.500					

TOP

Chicago Cubs @ Los Angeles Dodgers
Dodger Stadium, Los Angeles, CA
Tue Apr 16 1963, 6:05 PM PST
Alt. 33,768 - Unknown

AB 40
R 2
H 8
RBI 2
BB 1
SO 5
LOB 10



Batter	1	2	3	4	5	6	7	8	9	10	11	12	AB	R	H	RBI	BB	SO	LOB					
Maury Wills, S OBP: 0.222, SLG: 0.222 (1.6)	4-3					4-3							6	0	1	0	0	1	4					
John Roseboro, L OBP: 0.192, SLG: 0.192 (1.2)	F9					G3							6	0	0	0	0	0	6					
Willie Davis, L OBP: 0.233, SLG: 0.286 (1.8)	4-3												5	0	2	1	0	0	0					
Frank Howard, R OBP: 0.375, SLG: 0.391 (1.9)													5	0	2	0	0	2	3					
Bill Skowron, R OBP: 0.143, SLG: 0.100 (1.3)													5	0	0	0	0	2	2					
Ron Fairly, L OBP: 0.333, SLG: 0.267 (1.7)													4	0	1	0	1	1	1					
Ken McMullen, R OBP: 0.240, SLG: 0.217 (12. PH)													4	0	1	0	0	2	2					
Lee Walls, R (12. PH)													1	0	0	0	0	1	0					
Nate Oliver, R OBP: 0.226, SLG: 0.290 (1.4)													5	0	3	0	0	0	1					
Johnny Podres, L ERA: 0.53 (8. PH)													1	0	0	0	0	0	1					
Ron Perranoski, L ERA: 2.25 (9.1)													0	0	0	0	0	0	0					
Jim Gilliam, S (10. PH)													0	0	0	0	0	0	0					
Ed Roebuck, R (11.1)													0	0	0	0	0	0	0					
Daryl Spencer, R (12. PH)													0	0	0	0	0	1	0					
Dick Tracy, R OBP: 0.222, SLG: 0.176 (12. PH)													0	0	0	0	0	0	0					
Inning Stats	R: 0 E: 0 K: 1 S: 4	H: 0 LOB: 0 BB: 0 P: 7	R: 0 E: 0 K: 1 S: 7	H: 2 LOB: 1 BB: 0 P: 12	R: 0 E: 0 K: 0 S: 7	H: 1 LOB: 1 BB: 0 P: 11	R: 0 E: 0 K: 2 S: 8	H: 0 LOB: 0 BB: 0 P: 12	R: 0 E: 0 K: 0 S: 10	H: 1 LOB: 1 BB: 0 P: 16	R: 0 E: 0 K: 1 S: 10	H: 1 LOB: 1 BB: 0 P: 13	R: 0 E: 0 K: 0 S: 6	H: 0 LOB: 1 BB: 1 P: 13	R: 0 E: 0 K: 1 S: 6	H: 0 LOB: 1 BB: 0 P: 7	R: 0 E: 0 K: 1 S: 7	H: 1 LOB: 1 BB: 0 P: 9	R: 0 E: 0 K: 2 S: 12	H: 1 LOB: 2 BB: 1 P: 20	1B: 9 2B: 4 3B: 0 HR: 0	SF: 0 SAC: 2 DP: 2 HBP: 0	WP: 0 PB: 0 SB: 1 CS: 2	PA: 47
PITCHER	IP WLS BF H R ER SO BB IBB HBP BLK WP HR S P ERA WHIP	PITCHER												IP WLS BF H R ER SO BB IBB HBP BLK WP HR S P ERA WHIP										
Bob Buhl, R ERA: 0.53 (8. PH)	9.0	35	9	1	1	6	0	0	0	0	0	0	0	0	0	71	105	1.00	1.111					
Don Elston, R ERA: 1.69 (10.1)	1.0	3	0	0	0	0	0	0	0	0	0	0	0	0	5	6	0.00	0.000						
Lindy McDaniel, R ERA: 1.69 (11.1)	1.1	W	7	2	0	0	2	1	0	0	0	0	0	0	14	22	0.00	2.250						
Barney Schultz, R ERA: 7.71 (12.1)	0.2	S	2	0	0	0	1	0	0	0	0	0	0	0	5	7	0.00	0.000						

BOTTOM

Chicago Cubs @ Los Angeles Dodgers
Dodger Stadium, Los Angeles, CA
Tue Apr 16 1963, 6:05 PM PST
Alt. 33,768 - Unknown


AB 43
R 1
H 11
RBI 1
BB 2
SO 9
LOB 20



Batter	1	2	3	4	5	6	7	8	9	10	AB	R	H	RBI	BB	SO	LOB	TOP									
Don Landrum, L OBP: 0.313, SLG: 0.333	3-2 SH3 1B		3-3 K			1-2 F9		1-0 F8			4	0	1	0	0	1	0										
Andre Rodgers, R OBP: 0.345, SLG: 0.370	0-0 SH3			0-0 FC4-6 1B		1-1 1-3			0-0 L7		3	0	1	0	0	0	0										
Billy Williams, L OBP: 0.276, SLG: 0.192	0-2 6-3			1-0 FC4-6 G4-6-3		2-1 1-3			2-2 4-3		4	0	0	0	0	0	2										
Ron Santo, R OBP: 0.286, SLG: 0.464	3-3 K			1-2 G4-6-3				1-2 F7		1-2 L9		4	0	0	0	0	1	2									
14 Ernie Banks, R OBP: 0.250, SLG: 0.462		1-1 1-3			0-3 K			1-0 L7		2-0 L4		4	0	0	0	0	1	0									
Lou Brock, L OBP: 0.185, SLG: 0.120		1-3 K			4-1 6-3 BB			1-1 E S 1B		1-3 K		3	0	1	0	1	2	0									
Ken Aspromonte, R OBP: 0.133, SLG: 0.143		2-2 1-3			0-0 6-3			0-1 1-3		0-0 6-3		4	0	0	0	0	0	2									
Dick Bertell, R OBP: 0.167, SLG: 0.091			1-0 L8		4-0 FC6-4 IBB			0-0 F8				2	0	0	0	1	0	0									
Dick Ellsworth, L OBP: 0.167, SLG: 0.167			2-2 4-3		0-1 FC6-4			1-3 K				3	0	0	0	0	1	2									
Inning Stats	R: 0 E: 0 K: 1 S: 12	H: 1 LOB: 1 BB: 0 P: 18	R: 0 E: 0 K: 1 S: 9	H: 0 LOB: 0 BB: 0 P: 13	R: 0 E: 0 K: 1 S: 8	H: 0 LOB: 0 BB: 0 P: 14	R: 0 E: 0 K: 0 S: 5	H: 1 LOB: 0 BB: 0 P: 7	R: 0 E: 0 K: 0 S: 7	H: 0 LOB: 2 BB: 2 P: 15	R: 0 E: 0 K: 0 S: 7	H: 0 LOB: 1 BB: 0 P: 11	R: 0 E: 0 K: 0 S: 8	H: 1 LOB: 1 BB: 0 P: 11	R: 0 E: 0 K: 1 S: 5	H: 0 LOB: 0 BB: 0 P: 7	R: 0 E: 0 K: 0 S: 6	H: 0 LOB: 0 BB: 0 P: 9	R: 0 E: 0 K: 1 S: 6	H: 0 LOB: 0 BB: 0 P: 9	1B: 3 2B: 0 3B: 0 HR: 0	SF: 0 SAC: 1 DP: 1 HBP: 0	WP: 0 PA: 34				
PITCHER	IP 9.0	WLS 3	BF 31	H 3	R 0	ER 0	SO 5	BB 1	IBB 0	HBP 0	BLK 0	WP 0	HR 0	S 69	P 107	ERA 0.00	WHIP 0.444										
Bob Miller, R ERA: 1.8	(1, 1)																										
Ron Perranoski, L ERA: 1.8	(10, 1)	1.0	W	3	0	0	0	1	0	0	0	0	0	0	6	9	0.00	0.000									

Chicago Cubs @ Los Angeles Dodgers
Dodger Stadium, Los Angeles, CA
Wed Apr 17 1963, 6:05 PM PST
Att: 15,617 - Unknown

AB	31
R	0
H	3
RBI	0
BB	2
SO	6
LOB	8





Batter	1	2	3	4	5	6	7	8	9	10	AB	R	H	RBI	BB	SO	LOB	BOTTOM								
Maury Wills, S OBP: 0.286, SLG: 0.231	2-1 1B	4-2 BB			0-1 4-3			0-1 1-3		3-2 F9		4	0	1	0	1	0	0								
Nate Oliver, R OBP: 0.194, SLG: 0.250	1-2 F8	1-1 1-3			1-0 1-3			0-2 1-3		0-0 F9		5	0	0	0	0	0	4								
Lee Walls, R OBP: 0.250, SLG: 0.250	2-0 FC6 1B		1-3 K		1-1 6-3			3-2 1-3		3-2 1B 1B		5	1	2	0	0	1	0								
Frank Howard, R OBP: 0.414, SLG: 0.429	1-3 K		1-3 K			1-2 FC4-6 1B			2-1 SH3-4 SH 1B	1-1 1B 1B		5	0	3	0	0	2	2								
Bill Skowron, R OBP: 0.160, SLG: 0.125	0-0 FC6		2-3 K			2-0 FC4-6 CS		1-2 FC6-4		0-0 SH SH3-4		4	0	1	1	0	1	3								
Daryl Spencer, R		4-0 FC5-4 BB		4-1 FC6-4 BB		3-3 K			1-0 SH3-4	1-2 2-3		1	0	0	0	2	1	1								
Doug Camilli, R OBP: 0.250, SLG: 0.143		3-1 FC5-4		0-0 FC6-4				0-0 F6		4-0 IBB		3	0	0	0	1	0	2								
Willie Davis, L OBP: 0.212, SLG: 0.258		1-0 E4		1-2 F9				2-2 L9		2-2 F8		3	0	0	0	0	0	2								
Jim Gilliam, S												1	0	0	0	0	0	3								
Ron Fairly, L OBP: 0.333, SLG: 0.267		1-3										0	0	0	0	0	0	0								
Bob Miller, R		3-1 1-3		1-2 1-3				3-2 F8		0-0 4-3		3	0	0	0	0	0	3								
Tommy Davis, R OBP: 0.333, SLG: 0.400												1	0	0	0	0	0	3								
Ron Perranoski, L												0	0	0	0	0	0	0								
Inning Stats	R: 0 E: 0 K: 1 S: 10	H: 2 LOB: 2 BB: 0 P: 16	R: 0 E: 1 K: 0 S: 9	H: 0 LOB: 3 BB: 2 P: 25	R: 0 E: 0 K: 3 S: 9	H: 0 LOB: 0 BB: 0 P: 13	R: 0 E: 0 K: 0 S: 9	H: 0 LOB: 1 BB: 1 P: 15	R: 0 E: 0 K: 0 S: 5	H: 0 LOB: 0 BB: 0 P: 7	R: 0 E: 0 K: 1 S: 10	H: 1 LOB: 1 BB: 0 P: 16	R: 0 E: 0 K: 0 S: 8	H: 0 LOB: 0 BB: 0 P: 13	R: 0 E: 0 K: 0 S: 8	H: 0 LOB: 0 BB: 0 P: 11	R: 0 E: 0 K: 0 S: 6	H: 1 LOB: 3 BB: 1 P: 17	R: 1 E: 0 K: 0 S: 13	H: 3 LOB: 2 BB: 0 P: 20	1B: 7 2B: 1 3B: 0 HR: 0	SF: 0 SAC: 2 DP: 1 HBP: 0	WP: 0 PA: 41			
PITCHER	IP 9.2	WLS L	BF 41	H 7	R 1	ER 1	SO 5	BB 3	IBB 1	HBP 0	BLK 0	WP 0	HR 0	S 89	P 153	ERA 0.93	WHIP 1.034									
Dick Ellsworth, L ERA: 0.48	(1, 1)																									


Chicago Cubs @ Los Angeles Dodgers
Dodger Stadium, Los Angeles, CA
Wed Apr 17 1963, 6:05 PM PST
Att: 15,617 - Unknown

AB	35
R	1
H	7
RBI	1
BB	4
SO	5
LOB	23



Batter	1	2	3	4	5	6	7	8	9	AB R H RBI BB SO LOB	TOP							
Don Landrum, L (1, 8) OBP: 0.333, SLG: 0.278	4-1 S 1B BB	0-1 G1-6-3					4-2 BB BB		0-1 FC1-6-5-4 PB E	2-2 F8	3 2 0 0 2 0 2	<p>Chicago Cubs @ Los Angeles Dodgers Dodger Stadium, Los Angeles, CA Thu Apr 18 1963, 6:05 PM PST Att: 16,412 - Unknown</p> <p>AB 33 R 5 H 8 RBI 3 BB 4 SO 7 LOB 15</p> 						
Andra Rodgers, R (1, 6) OBP: 0.355, SLG: 0.333	0-1 1-3		0-1 F4		4-1 BB BB		2-1 E HBP	3-3 K	3 0 0 0 1 1 1									
Billy Williams, L (1, 7) OBP: 0.324, SLG: 0.267	1-2 14 1B 2H		0-0 5-3		4-2 BB		0-0 E4	2-2 2B	4 0 2 1 1 0 1									
Ron Santo, R (1, 5) OBP: 0.242, SLG: 0.394	0-0 L5		2-3 K		1-3 K		1-3 3H F7	1-0 6-3	5 0 0 0 0 2 7									
14 Ernie Banks, R (1, 3) OBP: 0.281, SLG: 0.500	1-0 1B			2-1 F4		1-0 F4		0-2 E 2B	4 1 2 0 0 0 0									
Lou Brock, L (1, 9) OBP: 0.194, SLG: 0.138	2-2 L6			1-1 1-3		0-0 F2		2-1 E8 6-3 SF7 2H 1B	4 1 1 1 0 0 2									
Ken Aspromonte, R (1, 4) OBP: 0.158, SLG: 0.222		0-0 E 2B		0-1 F5		2-3 K		0-1 6-3	4 1 1 0 0 1 1									
Dick Bertell, R (1, 2) OBP: 0.214, SLG: 0.160		0-1 E7 FC3-6 2H 1B		3-3 K		0-0 SH3-4 1B		0-1 SF7 3H	3 0 2 1 0 1 0									
Glen Hobbie, R (1, 1) Don Elston, R (9, 1)		0-0 FC3-6 G1-6-3 1-2		0-3 K		0-0 SH3-4 1-2		0-0 K 2-3	3 0 0 0 0 2 1 0 0 0 0 0 0 0									
Inning Stats	R: 1 H: 2 E: 0 K: 0 S: 14	H: 2 R: 3 ER: 1 LOB: 0 BB: 1 P: 22	R: 0 H: 0 E: 0 K: 1 S: 6	H: 0 R: 0 ER: 0 LOB: 0 BB: 0 P: 8	R: 0 H: 0 E: 0 K: 0 S: 6	H: 0 R: 0 ER: 0 LOB: 0 BB: 0 P: 9	R: 0 H: 0 E: 0 K: 3 S: 14	H: 0 R: 0 ER: 0 LOB: 0 BB: 3 P: 30	R: 1 H: 1 E: 1 K: 0 S: 8	H: 1 R: 0 ER: 0 LOB: 2 BB: 0 P: 10	R: 2 H: 2 E: 1 K: 1 S: 12	H: 2 R: 1 ER: 1 LOB: 0 BB: 0 P: 16	R: 0 H: 1 E: 0 K: 1 S: 10	H: 1 R: 0 ER: 0 LOB: 1 BB: 0 P: 18	1B: 5 2B: 3 3B: 0 HR: 0	SF: 1 SAC: 1 DP: 1 HBP: 1	WP: 0 PB: 1 SB: 1 CS: 0	PA: 40
PITCHER	IP WLS BF H R ER SO BB IBB HBP BLK WP HR S P ERA WHIP											IP WLS BF H R ER SO BB IBB HBP BLK WP HR S P ERA WHIP						
Don Drysdale, R (1, 1) ERA: 1.08	7.0 L 31 5 3 1 5 4 0 1 0 0 0 0 59 93 1.29 1.286																	
Ed Roebuck, R (8, 1) ERA: 2.94	1.0 5 2 2 1 1 0 0 0 0 0 0 0 12 16 9.00 2.000																	
Larry Sherry, R (9, 1) ERA:	1.0 4 1 0 0 1 0 0 0 0 0 0 0 10 18 0.00 1.000																	

Batter	1	2	3	4	5	6	7	8	9	AB R H RBI BB SO LOB	BOTTOM							
Maury Wills, S (1, 6) OBP: 0.333, SLG: 0.294 Jim Gilliam, S (9, PH)	0-1 4-3		1-2 1B 1-3 2H		2-0 1-3		2-2 1B		1-2 4-3	4 0 2 1 0 0 0 1 0 0 0 0 0 2	<p>Chicago Cubs @ Los Angeles Dodgers Dodger Stadium, Los Angeles, CA Thu Apr 18 1963, 6:05 PM PST Att: 16,412 - Unknown</p> <p>AB 36 R 1 H 10 RBI 1 BB 1 SO 5 LOB 24</p> 							
John Roseboro, L (1, 2) OBP: 0.161, SLG: 0.161	0-1 F7		0-0 1-3		0-0 F9		0-0 F4		2-1 F7	5 0 0 0 0 0 6								
Willie Davis, L (1, 8) OBP: 0.216, SLG: 0.257 Ed Roebuck, R (8, 1) Larry Sherry, R (9, 1) Lee Walls, R (9, PH) OBP: 0.222, SLG: 0.222	1-1 F6		1-2 HBP 1B		2-0 L7		0-3 K		1-3 K	4 0 1 0 0 1 3 0 0 0 0 0 0 0 0 0 0 0 0 0 0 1 0 0 0 0 1 2								
Frank Howard, R (1, 9) OBP: 0.424, SLG: 0.419		1-2 1B 1B	1-1 FC6-4 HBP		2-1 5-3		2-3 K		2-3 K	3 0 1 0 0 1 0								
Bill Skowron, R (1, 3) OBP: 0.172, SLG: 0.143		2-1 G6-4-3 1B	2-2 FC6-4		1-3 K		0-1 4-3		0-1 4-3	4 0 1 0 0 1 3								
Ron Fairly, L (1, 7) OBP: 0.318, SLG: 0.263		1-1 F7		3-2 1-3		1-2 4-3		0-0 1B	4 0 1 0 0 0 2									
Daryl Spencer, R (1, 5) OBP: 0.500, SLG: 0.200		2-0 G6-4-3 1-2		2-0 FC6 1B		1-1 E6 FC4-6		2-3 K	4 0 1 0 0 1 3									
Nate Oliver, R (1, 4) OBP: 0.225, SLG: 0.256			4-2 WP SH2-4 1B BB		0-0 F8		1-2 FC4-6 1B 1B		0-2 4-3 1B	3 1 1 0 1 0 2								
Don Drysdale, R (1, 1) OBP: 0.444, SLG: 0.571 Wally Moon, L (7, PH) OBP: 0.500, SLG: 0.625			2-1 SH2-4		1-0 FC6		1-2 1B		2-1 4-3 1B	1 0 0 0 0 0 1 2 0 2 0 0 0 0								
Inning Stats	R: 0 H: 0 E: 0 K: 0 S: 6	H: 2 R: 1 ER: 0 LOB: 1 BB: 0 P: 14	R: 1 H: 2 E: 0 K: 0 S: 17	H: 2 R: 0 ER: 0 LOB: 3 BB: 1 P: 28	R: 0 H: 1 E: 0 K: 0 S: 6	H: 1 R: 0 ER: 0 LOB: 0 BB: 0 P: 12	R: 0 H: 0 E: 0 K: 1 S: 12	H: 0 R: 0 ER: 0 LOB: 0 BB: 0 P: 16	R: 0 H: 2 E: 1 K: 1 S: 16	H: 2 R: 0 ER: 0 LOB: 3 BB: 0 P: 21	R: 0 H: 1 E: 0 K: 2 S: 9	H: 1 R: 0 ER: 0 LOB: 1 BB: 0 P: 13	R: 0 H: 2 E: 0 K: 1 S: 13	H: 2 R: 0 ER: 0 LOB: 2 BB: 0 P: 19	1B: 10 2B: 0 3B: 0 HR: 0	SF: 0 SAC: 1 DP: 1 HBP: 1	WP: 1 PB: 0 SB: 0 CS: 0	PA: 39
PITCHER	IP WLS BF H R ER SO BB IBB HBP BLK WP HR S P ERA WHIP											IP WLS BF H R ER SO BB IBB HBP BLK WP HR S P ERA WHIP						
Glen Hobbie, R (1, 1) ERA: 1.35	8.0 W 36 10 1 1 4 1 0 1 0 0 0 0 125 125 1.12 1.375																	
Don Elston, R (9, 1) ERA:	1.0 S 3 0 0 0 1 0 0 0 0 0 0 0 8 12 0.00 0.000																	

Batter	1	2	3	4	5	6	7	8	9	AB	R	H	RBI	BB	SO	LOB	TOP			
Bob Lillis, R OBP: 0.212, SLG: 0.161 (1, 6)	F6		F9			4-3			FC5-4 BB	3	0	0	0	1	0	0	Houston Colt 45's @ Los Angeles Dodgers Dodger Stadium, Los Angeles, CA Fri Apr 19 1963, 6:05 PM PST Att: 15,654 - Unknown livebaseballscorecards.com			
Johnny Temple, R OBP: 0.208, SLG: 0.136 Ernie Fazio, R (9, FR)	1B			5-3		6-3		FC5-4 FC6-4 1-2	4	0	1	0	0	0	1	0				
Pete Runnels, L OBP: 0.350, SLG: 0.333 (1, 3)	1B			BB		4-3		K	4	0	1	0	0	2	2	0				
Carl Warwick, R OBP: 0.346, SLG: 0.261 (1, 9)	F8			BB		1B		FC6-4 1-2	3	0	0	0	1	1	2	0				
Howie Goss, R OBP: 0.326, SLG: 0.419 (1, 8)		K		BB		BB			3	0	0	0	0	3	2	0				
Carroll Hardy, R OBP: 0.273, SLG: 0.286 (1, 7)	K			F9					3	0	0	0	0	2	2	0				
Bob Aspromonte, R OBP: 0.190, SLG: 0.154 (1, 5)	4-3					K		F9	3	0	0	0	0	1	0	0				
Jim Campbell, R OBP: 0.161, SLG: 0.207 (1, 2)			F8			K		K	3	0	0	0	0	2	0	0				
Turk Farrell, R John Bateman, R Jim Golden, L (8, PH)			K			K		K	2	0	0	0	0	2	0	0				
									3	0	0	0	0	1	0	0				
									0	0	0	0	0	0	0	0				
Inning Stats	R: 0 H: 1 E: 0 K: 1 S: 10	H: 0 LOB: 1 BB: 0 P: 14	R: 0 H: 0 E: 0 K: 2 S: 12	H: 0 LOB: 0 BB: 0 P: 15	R: 0 H: 0 E: 0 K: 1 S: 5	H: 0 LOB: 0 BB: 0 P: 7	R: 0 H: 1 E: 0 K: 1 S: 14	H: 1 LOB: 2 BB: 1 P: 25	R: 0 H: 0 E: 0 K: 3 S: 9	H: 0 LOB: 0 BB: 0 P: 9	R: 0 H: 0 E: 0 K: 3 S: 10	H: 0 LOB: 0 BB: 0 P: 15	R: 0 H: 0 E: 0 K: 2 S: 7	H: 0 LOB: 0 BB: 0 P: 11	R: 0 H: 0 E: 0 K: 1 S: 9	H: 0 LOB: 1 BB: 1 P: 14	1B: 2 2B: 0 3B: 0 HR: 0	SF: 0 SAC: 0 DP: 0 HBP: 0	WP: 0 PB: 0 SB: 0 CS: 0	PA: 31
PITCHER Sandy Koufax, L ERA: 1.93 (1, 1)	IP: 9.0 WLS: W BF: 31 H: 2 R: 0 ER: 0 SO: 14 BB: 2 IBB: 0 HBP: 0 BLK: 0 WP: 0 HR: 0 S: 84 P: 123 ERA: 0.00 WHIP: 0.444															PITCHER IP: 9.0 WLS: W BF: 31 H: 2 R: 0 ER: 0 SO: 14 BB: 2 IBB: 0 HBP: 0 BLK: 0 WP: 0 HR: 0 S: 84 P: 123 ERA: 0.00 WHIP: 0.444				

Batter	1	2	3	4	5	6	7	8	9	AB	R	H	RBI	BB	SO	LOB	BOTTOM			
Maury Wills, S OBP: 0.286, SLG: 0.250 (1, 6)	L6			K		FC6-4 CS				3	0	0	0	0	1	1	Houston Colt 45's @ Los Angeles Dodgers Dodger Stadium, Los Angeles, CA Fri Apr 19 1963, 6:05 PM PST Att: 15,654 - Unknown livebaseballscorecards.com			
Jim Gilliam, S OBP: 0.222, SLG: 0.250 (1, 5)	1-3			F7		CS		SH1-3 HR	3	1	1	0	0	0	0	0				
Wally Moon, L OBP: 0.400, SLG: 0.500 (1, 7)	F2			3-1				SH1-3	2	0	0	0	0	0	0	0				
Frank Howard, R OBP: 0.444, SLG: 0.529 (1, 9)		K				WP SH2-4 1B		HR	3	1	2	2	0	1	0	0				
Ron Fairly, L OBP: 0.292, SLG: 0.238 (1, 3)	3-1					SH2-4		F3	2	0	0	0	0	0	0	0				
John Roseboro, L OBP: 0.147, SLG: 0.147 (1, 2)	1-3					F5		F8	3	0	0	0	0	0	1	0				
Willie Davis, L OBP: 0.200, SLG: 0.237 (1, 8)			4-3			F6		K	3	0	0	0	0	1	1	0				
Nate Oliver, R OBP: 0.233, SLG: 0.262 (1, 4)			6-3			FC6-4 SH3-4 1B		F6	3	0	1	0	0	0	0	0				
Sandy Koufax, R (1, 1)			4-3			SH3-4		F8	2	0	0	0	0	0	0	0				
Inning Stats	R: 0 H: 0 E: 0 K: 0 S: 9	H: 0 LOB: 0 BB: 0 P: 13	R: 0 H: 0 E: 0 K: 1 S: 9	H: 0 LOB: 0 BB: 0 P: 15	R: 0 H: 0 E: 0 K: 0 S: 5	H: 0 LOB: 0 BB: 0 P: 7	R: 0 H: 0 E: 0 K: 1 S: 5	H: 1 LOB: 1 BB: 0 P: 14	R: 0 H: 1 E: 0 K: 0 S: 7	H: 1 LOB: 0 BB: 0 P: 7	R: 2 H: 2 E: 0 K: 0 S: 12	H: 2 LOB: 0 BB: 0 P: 17	R: 0 H: 0 E: 0 K: 1 S: 7	H: 0 LOB: 0 BB: 0 P: 11	R: 0 H: 0 E: 0 K: 1 S: 7	H: 0 LOB: 0 BB: 0 P: 11	1B: 2 2B: 1 3B: 0 HR: 1	SF: 0 SAC: 3 DP: 0 HBP: 0	WP: 1 PB: 0 SB: 0 CS: 1	PA: 28
PITCHER Turk Farrell, R Jim Golden, R ERA: 3.27 (8, 1)	IP: 7.0 WLS: L BF: 24 H: 4 R: 2 ER: 2 SO: 2 BB: 4 IBB: 2 HBP: 2 BLK: 2 WP: 1 HR: 1 S: 56 P: 78 ERA: 2.57 WHIP: 0.571															PITCHER IP: 7.0 WLS: L BF: 24 H: 4 R: 2 ER: 2 SO: 2 BB: 4 IBB: 2 HBP: 2 BLK: 2 WP: 1 HR: 1 S: 56 P: 78 ERA: 2.57 WHIP: 0.571				

Batter	1	2	3	4	5	6	7	8	9	AB	R	H	RBI	BB	SO	LOB	TOP					
Carroll Hardy, R OBP: 0.296, SLG: 0.320	1-2 5-3		0-0 1B BLK 2B	4-2 E WP BB		2-2 F9		1-0 5-3		4	2	1	0	1	0	1	Houston Colt 45's @ Los Angeles Dodgers Dodger Stadium, Los Angeles, CA Sat Apr 20 1963, 3:33 AM PST Att: 17,110 - Cloudy - 61°F					
Johnny Temple, R OBP: 0.250, SLG: 0.192 Ernie Fazio, R (7, 4)	1-0 FC6-4 1B		3-2 BLK 1B	2-0 E6 1-H 2-H 3-H 2-1		1-0 F9		4-0 WP 1-4-3 1B BB		4	0	2	1	0	0	1						
Pete Runnels, L OBP: 0.333, SLG: 0.317 Brock Davis, L (8, 8)	0-0 FC6-4 FC6-4 1-2		0-0 F7	0-0 F7				1-0 1-4-3		5	1	1	0	0	0	5						
Carl Warwick, R OBP: 0.355, SLG: 0.286	0-0 FC6-4 1-2		2-2 F7		0-0 1-3 1B		1-2 FC1 2B	2-1 WP S 1B		5	1	2	1	0	0	3						
Howie Goss, R OBP: 0.313, SLG: 0.396 Bob Lillis, R OBP: 0.212, SLG: 0.161		1-2 F6		0-0 1B FC6-4 1B	0-3 K		0-0 B5	2-3 K		5	1	1	0	0	2	4						
Bob Aspromonte, R OBP: 0.174, SLG: 0.140 Rusty Staub, L OBP: 0.370, SLG: 0.273		2-1 F8		0-0 F6	1-0 1-3		2-2 F2	1-1 4-3		4	0	0	0	0	0	4						
John Bateman, R OBP: 0.333, SLG: 0.500		1-3 K		1-2 FC6-4 1B	1-3 K		0-0 1-H 2-H 2B	1-3 K		5	0	2	2	0	3	1						
J C Hartman, R OBP: 0.200, SLG: 0.143			2-3 K	0-0 FC6-4 BB WP 1-2 3-H		1-1 1-3	4-0 IBB	1-1 E6 FC4-6		4	1	0	1	1	1	1						
Don Nottebart, R OBP: 0.429, SLG: 0.333 Don McMahon, R (8, 1)			2-2 2B 1B	4-2 WP BB 1-2 E BB		0-0 1B		0-0 FC4-6 1-2		3	2	2	0	1	1	2						
Inning Stats	R: 0 E: 0 K: 0 S: 7	H: 1 LOB: 1 BB: 0 P: 9	R: 0 E: 0 K: 1 S: 8	H: 0 LOB: 0 BB: 0 P: 12	R: 2 E: 0 K: 1 S: 15	H: 3 LOB: 1 BB: 0 P: 24	R: 4 E: 1 K: 0 S: 17	H: 2 LOB: 1 BB: 2 P: 30	R: 0 E: 0 K: 2 S: 9	H: 1 LOB: 1 BB: 0 P: 11	R: 0 E: 0 K: 1 S: 7	H: 1 LOB: 1 BB: 0 P: 11	R: 2 E: 1 K: 1 S: 13	H: 2 LOB: 2 BB: 1 P: 21	R: 1 E: 0 K: 1 S: 8	H: 1 LOB: 1 BB: 1 P: 18		R: 0 E: 1 K: 1 S: 8	H: 0 LOB: 1 BB: 0 P: 11	1B: 9 2B: 2 3B: 0 HR: 0	SF: 0 SAC: 0 DP: 0 HBP: 0	WP: 3 PB: 0 CS: 1
PITCHER	IP WLS BF H R ER SO BB IBB HBP BLK WP HR S P ERA WHIP																					
Johnny Podres, L ERA: 3.2	(1, 1) 3.2 L 19 6 6 4 2 2 0 0 0 1 0 0 44 68 9.82 2.182																					
Ken Rowe, R	(4, 1) 3.1 17 4 2 0 3 0 1 0 0 1 0 32 50 0.00 1.200																					
Jack Smith, R ERA: 4.5	(8, 1) 2.0 9 1 1 1 2 1 0 0 0 2 0 16 29 4.50 1.000																					

Batter	1	2	3	4	5	6	7	8	9	AB	R	H	RBI	BB	SO	LOB	BOTTOM					
Maury Wills, S OBP: 0.240, SLG: 0.208	1-1 B3		1-1 SH5-4		0-1 1-3		0-0 6-3		0-2 6-3	4	0	0	0	0	0	1	Houston Colt 45's @ Los Angeles Dodgers Dodger Stadium, Los Angeles, CA Sat Apr 20 1963, 3:33 AM PST Att: 17,110 - Cloudy - 61°F					
Jim Gilliam, S OBP: 0.214, SLG: 0.167	2-2 G3		0-1 4-3		0-2 4-3			4-1 2B BB	2-2 F9	4	1	0	1	1	0	1						
Wally Moon, L OBP: 0.357, SLG: 0.385	2-2 5-3		2-3 3-H 4-1 1B BB			1-1 4-3		1-2 F7		3	0	0	0	1	0	1						
Frank Howard, R OBP: 0.475, SLG: 0.579		3-3 K	0-2 1B	1-2 3-H 1B		1-2 G4-6-3 1B		0-2 2B	1-3 2B	4	1	3	1	0	1	0						
Ron Fairly, L OBP: 0.286, SLG: 0.280		1-2 4-3 2B		2-3 K		0-0 G4-6-3 1-2		2-2 L6		4	0	1	0	0	1	5						
John Roseboro, L OBP: 0.184, SLG: 0.189		2-2 4-3		3-3 K		4-2 2B 4-3 BB		0-0 1B 2B		3	2	1	2	1	1	1						
Willie Davis, L OBP: 0.227, SLG: 0.286	0-0 F9		0-2 5-3		0-2 5-3		1-0 2B	0-0 2-H 3-H 1B		4	0	2	1	0	0	1						
Nate Oliver, R OBP: 0.234, SLG: 0.261			1-2 SH5-4 4-3 1B	0-2 F4		0-0 4-3		0-2 F7		4	1	1	1	0	0	2						
Johnny Podres, L OBP: 0.250, SLG: 0.250 Ken Rowe, R	(1, 1) 7.1 W 31																					
Bill Skowron, R OBP: 0.167, SLG: 0.138 Jack Smith, R Lee Walls, R OBP: 0.200, SLG: 0.200	(7, PH) 0.0 (8, PH) 0.0																					
Inning Stats	R: 0 E: 0 K: 0 S: 8	H: 0 LOB: 0 BB: 0 P: 13	R: 0 E: 0 K: 1 S: 13	H: 1 LOB: 1 BB: 0 P: 19	R: 2 E: 1 K: 1 S: 19	H: 2 LOB: 2 BB: 1 P: 30	R: 0 E: 0 K: 1 S: 9	H: 0 LOB: 0 BB: 0 P: 12	R: 0 E: 0 K: 1 S: 8	H: 0 LOB: 0 BB: 0 P: 10	R: 0 E: 0 K: 0 S: 6	H: 1 LOB: 0 BB: 0 P: 8	R: 1 E: 0 K: 1 S: 8	H: 1 LOB: 1 BB: 1 P: 13	R: 3 E: 0 K: 0 S: 16	H: 3 LOB: 1 BB: 1 P: 23	R: 0 E: 0 K: 0 S: 9	H: 0 LOB: 0 BB: 0 P: 12	1B: 4 2B: 4 3B: 0 HR: 0	SF: 0 SAC: 1 DP: 1 HBP: 0	WP: 0 PB: 0 CS: 0	PA: 38
PITCHER	IP WLS BF H R ER SO BB IBB HBP BLK WP HR S P ERA WHIP																					
Don Nottebart, R ERA: 2.76	(1, 1) 1.2 S 7 2 1 1 0 0 0 0 0 0 0 0 18 23 5.40 1.200																					
Don McMahon, R ERA: 5.87	(8, 1) 1.2 S 7 2 1 1 0 0 0 0 0 0 0 0 18 23 5.40 1.200																					

AB	41
R	9
H	11
RBI	5
BB	4
SO	7
LOB	23



AB	34
R	6
H	8
RBI	6
BB	3
SO	5
LOB	14



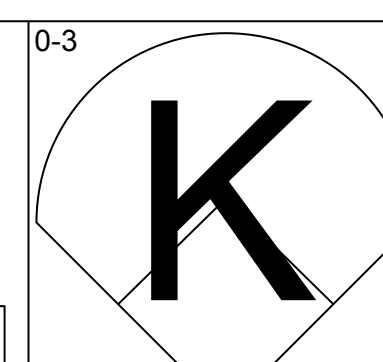
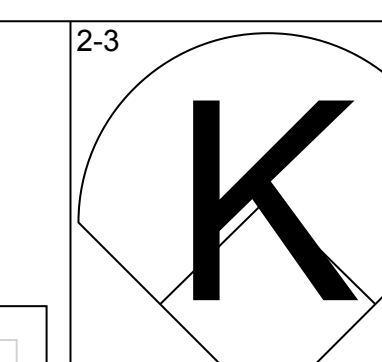
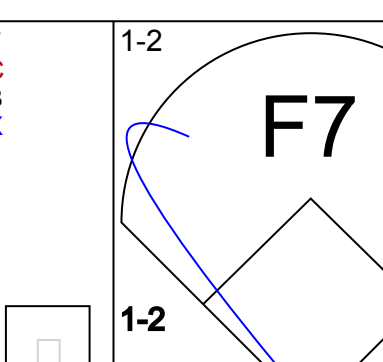
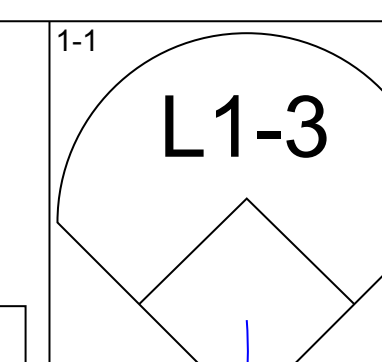
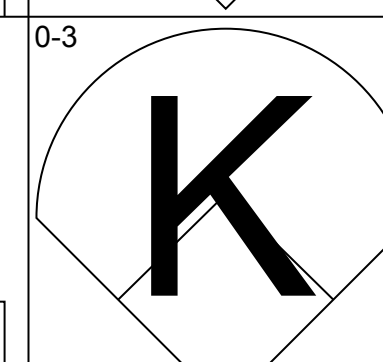
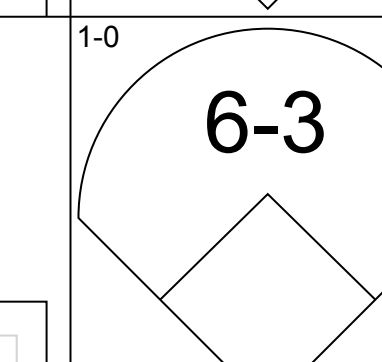
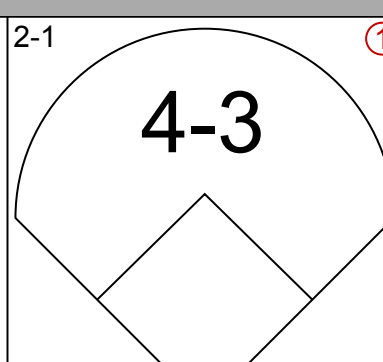
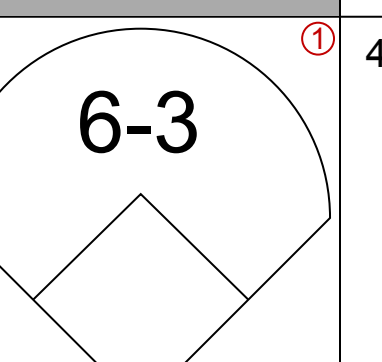
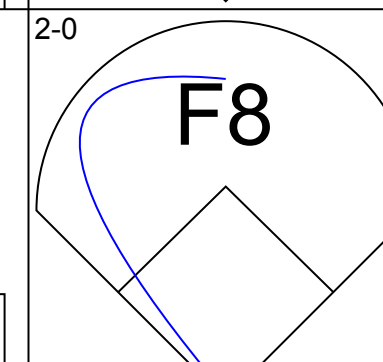
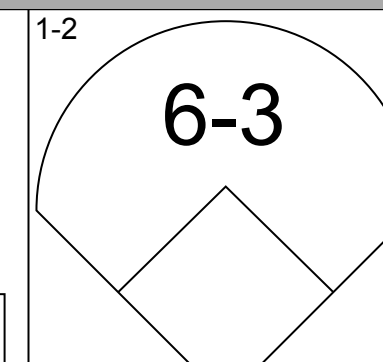
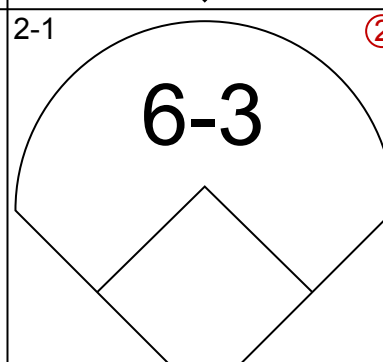
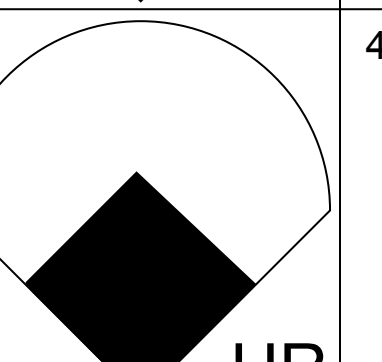
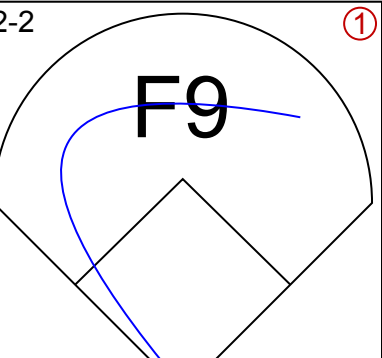
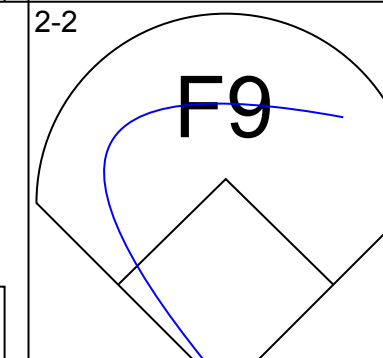
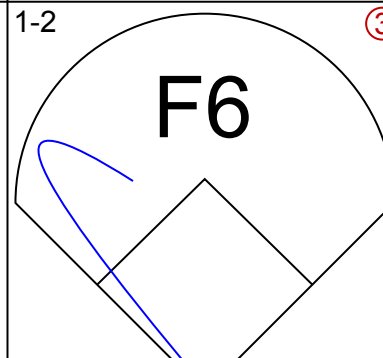
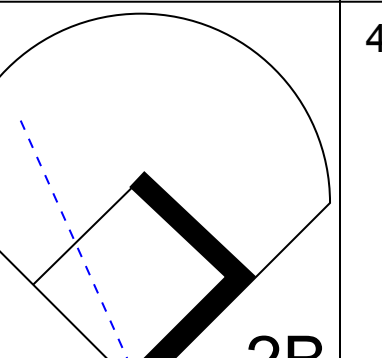
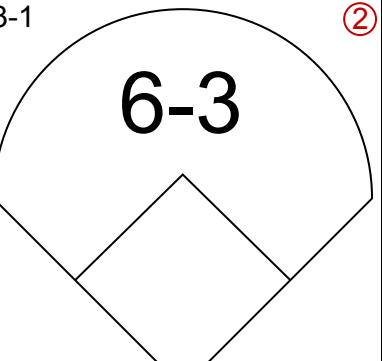
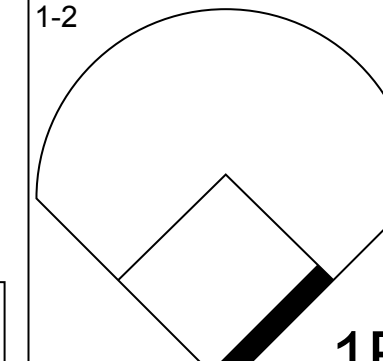
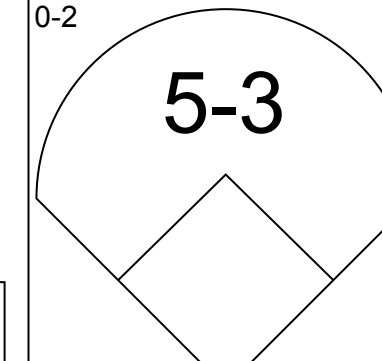
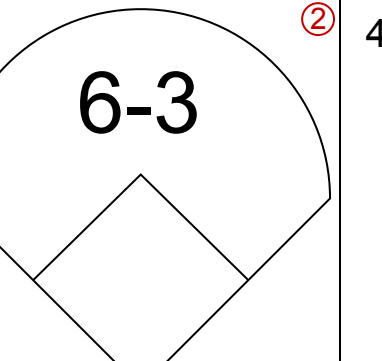
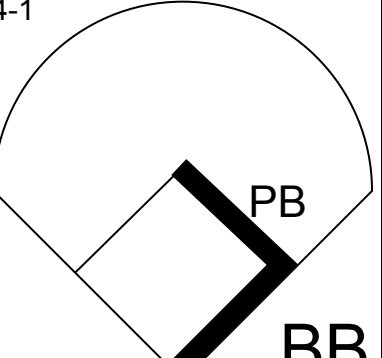
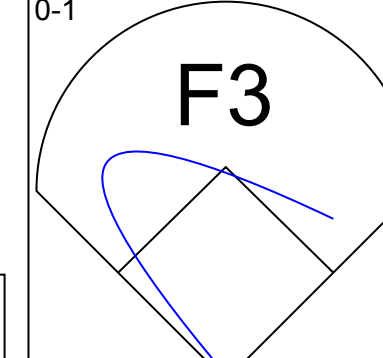
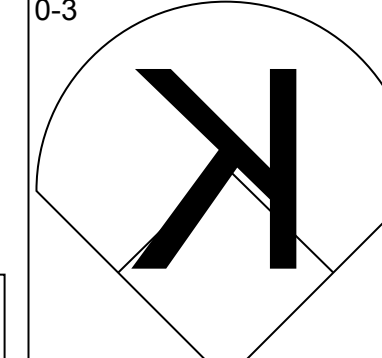
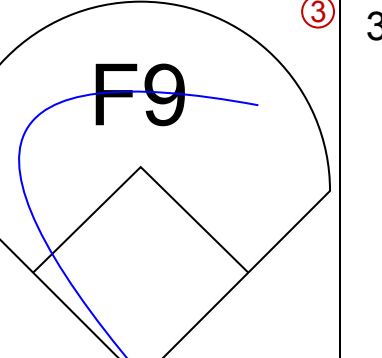
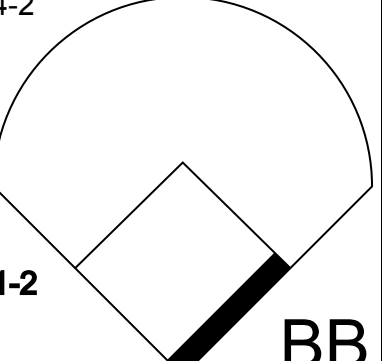
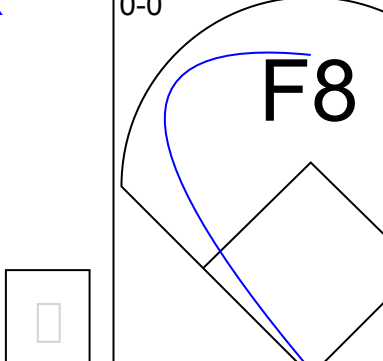
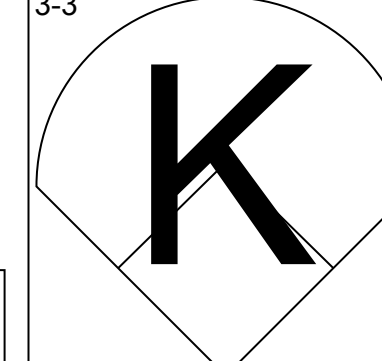
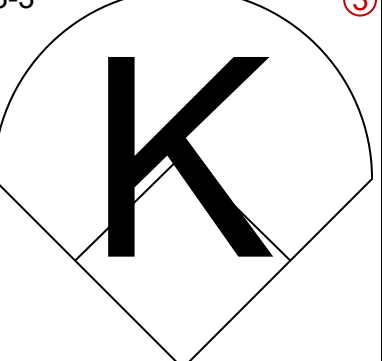
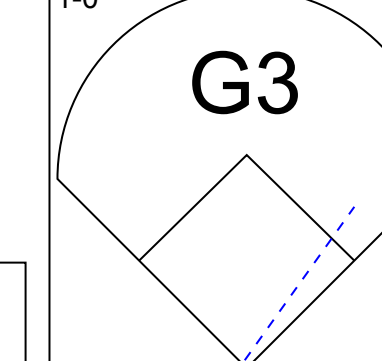
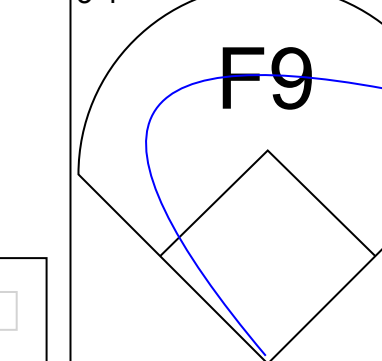

Batter	1	2	3	4	5	6	7	8	9	AB	R	H	RBI	BB	SO	LOB	TOP									
Al Spangler, L OBP: 0.345, SLG: 0.370 (1, 7)	G3		F7		F8	4-3			FC4-6	5	0	0	0	0	0	4	Houston Colt 45's @ Los Angeles Dodgers Dodger Stadium, Los Angeles, CA Sun Apr 21 1963, 3:33 AM PST Sunny - 61 F AB 36 R 3 H 8 RBI 3 BB 3 SO 7 LOB 17									
Johnny Temple, R OBP: 0.323, SLG: 0.276 Chris Zachary, L (6, 1)	1-1						K		6-3	3	1	3	0	0	0	0										
Carroll Hardy, R OBP: 0.286, SLG: 0.308 (9, PH)	G1-4-3		1B			1B				1	0	0	0	0	1	0										
Pete Runnels, L OBP: 0.319, SLG: 0.302 Jim Golden, L (3, 1)	G1-4-3						K		K	2	0	0	0	0	0	2										
Ernie Fazio, R OBP: 0.174, SLG: 0.050 (6, PH)	1-2					2B			K	3	1	1	0	0	2	1										
Rusty Staub, L OBP: 0.419, SLG: 0.360 (3, 3)						1B				3	1	2	1	1	0	0										
John Bateman, R OBP: 0.300, SLG: 0.400 (1, 2)						2B				4	0	1	2	0	1	2										
Brock Davis, L Howie Goss, R OBP: 0.300, SLG: 0.380 (6, PH)	FC4-6								F8	2	0	0	0	0	0	1										
Bob Aspromonte, R OBP: 0.200, SLG: 0.152 (1, 5)	1B								6-3	3	0	1	0	1	0	1										
J C Hartman, R OBP: 0.156, SLG: 0.111 (1, 6)									1-3	4	0	0	0	0	0	4										
Conrad Cardinal, R Hal Woodeshick, R Carl Warwick, R OBP: 0.343, SLG: 0.258 (3, PH)									E5	0	0	0	0	0	0	0										
Inning Stats	R: 0 E: 0 K: 0 S: 4	H: 1 LOB: 0 BB: 5	R: 0 E: 0 K: 1 S: 11	H: 1 LOB: 2 BB: 1 P: 25	R: 0 E: 0 K: 1 S: 10	H: 1 LOB: 1 BB: 0 P: 14	R: 0 E: 1 K: 0 S: 9	H: 0 LOB: 1 BB: 0 P: 11	R: 0 E: 0 K: 1 S: 10	H: 0 LOB: 0 BB: 0 P: 15	R: 3 E: 0 K: 1 S: 26	H: 4 LOB: 3 BB: 2 P: 47	R: 0 E: 0 K: 2 S: 12	H: 1 LOB: 1 BB: 0 P: 17	R: 0 E: 0 K: 0 S: 7	H: 0 LOB: 0 BB: 0 P: 9		R: 0 E: 1 K: 1 S: 10	H: 0 LOB: 1 BB: 0 P: 15	1B: 7 2B: 1 3B: 0 HR: 0	SF: 0 SAC: 0 DP: 1 HBP: 0	WP: 2 PB: 0 SB: 0 CS: 0	PA: 39			
PITCHER	IP	WLS	BF	H	R	ER	SO	BB	IBB	HBP	BLK	WP	HR	S	P	ERA		WHIP								
Bob Miller, R ERA: 1.25	5.0	W	23	7	3	3	3	1	0	0	0	1	0	61	95	5.40		1.600								
Ron Perranoski, L ERA: 1.0	4.0	S	16	1	0	0	4	2	0	0	0	1	0	38	63	0.00	0.750									

Batter	1	2	3	4	5	6	7	8	9	AB	R	H	RBI	BB	SO	LOB	BOTTOM									
Maury Wills, S OBP: 0.276, SLG: 0.250 Dick Tracewski, R OBP: 0.211, SLG: 0.167 (8, 6)	1B		6-3						1-3	4	1	2	0	0	0	3	Houston Colt 45's @ Los Angeles Dodgers Dodger Stadium, Los Angeles, CA Sun Apr 21 1963, 3:33 AM PST Sunny - 61 F AB 34 R 11 H 13 RBI 9 BB 6 SO 8 LOB 20									
Jim Gilliam, S OBP: 0.278, SLG: 0.200 Ken McMullen, R OBP: 0.231, SLG: 0.208 (8, 5)	1-3									3	2	1	0	1	0	3										
Wally Moon, L OBP: 0.412, SLG: 0.438 Bill Skowron, R OBP: 0.188, SLG: 0.194 (5, 3)	1B									3	2	2	1	0	1	1										
Frank Howard, R OBP: 0.489, SLG: 0.561 (1, 9)	1B									2	1	1	0	0	0	0										
Ron Fairly, L OBP: 0.333, SLG: 0.345 (5, 7)	1B									4	1	2	3	1	1	3										
John Roseboro, L OBP: 0.209, SLG: 0.268 Doug Camilli, R OBP: 0.250, SLG: 0.143 (9, 2)	1B									4	1	2	2	0	1	3										
Willie Davis, L OBP: 0.229, SLG: 0.273 (1, 8)	1B									2	1	0	1	1	1	3										
Nate Oliver, R OBP: 0.275, SLG: 0.286 (1, 4)	1B									3	0	2	1	1	0	0										
Bob Miller, R Ron Perranoski, L (6, 1)	1B									3	0	0	0	0	2	3										
Inning Stats	R: 5 E: 1 K: 0 S: 20	H: 3 LOB: 2 BB: 3 P: 38	R: 1 E: 0 K: 3 S: 16	H: 1 LOB: 2 BB: 2 P: 28	R: 0 E: 0 K: 1 S: 7	H: 1 LOB: 1 BB: 0 P: 8	R: 2 E: 0 K: 1 S: 12	H: 3 LOB: 0 BB: 0 P: 19	R: 0 E: 0 K: 2 S: 9	H: 0 LOB: 0 BB: 0 P: 12	R: 1 E: 0 K: 0 S: 11	H: 1 LOB: 0 BB: 0 P: 16	R: 2 E: 0 K: 0 S: 14	H: 2 LOB: 1 BB: 1 P: 25	1B: 10 2B: 2 3B: 1 HR: 0	SF: 2 SAC: 0 DP: 1 HBP: 0		WP: 1 PB: 0 SB: 1 CS: 1	PA: 43							
PITCHER	IP	WLS	BF	H	R	ER	SO	BB	IBB	HBP	BLK	WP	HR	S	P	ERA		WHIP								
Conrad Cardinal, R ERA: 5.23	0.2	L	8	3	5	3	0	3	0	0	0	1	0	18	34	40.50		9.000								
Hal Woodeshick, L ERA: 2.7	1.1		8	1	1	1	3	2	0	0	0	1	0	18	32	6.75		2.250								
Jim Golden, R ERA: 4.5	3.0		13	6	2	2	3	0	0	0	1	0	0	27	35	6.00		2.000								
Chris Zachary, R ERA: 11.25	3.0		13	3	3	2	2	1	0	0	0	0	0	34	53	6.00	1.333									

Batter	1	2	3	4	5	6	7	8	9	AB	R	H	RBI	BB	SO	LOB	TOP										
Ty Cline, L OBP: 0.237, SLG: 0.228 (1, 8)	K		1B	L6			BB SH3-4 E 1B	L5-3		5	2	2	0	0	1	1	Milwaukee Braves @ Los Angeles Dodgers Dodger Stadium, Los Angeles, CA Mon Apr 22 1963, 6:05 PM PST Att: 18,795 - Unknown										
Frank Bolling, R OBP: 0.335, SLG: 0.370 (1, 4)	E5		1B	HR			SH3-4	K		4	1	2	1	0	1	0											
Hank Aaron, R Lee Mays, L OBP: 0.660 (9, PH) OBP: 0.368 (9, 9)	L8		HR	1B			HR	BB E IBB	1-3	3	3	2	2	1	0	1											
Eddie Mathews, L OBP: 0.492, SLG: 0.540 (1, 5)	F6		HR	HR			3-1	E 1B BB	K	4	1	1	3	1	1	1											
Mack Jones, L OBP: 0.200, SLG: 0.156 (1, 7)		K	1-3	1-3			G3	K	K	5	0	0	0	0	3	3											
Len Gabrielson, L Tommye Aaron, R OBP: 0.200, SLG: 0.400 OBP: 0.222, SLG: 0.353 (1, 3) (5, 3)	F8		L4				F4	E9 1B		3	0	0	0	0	0	0											
Joe Torre, R OBP: 0.432, SLG: 0.351 (1, 2)										4	2	4	0	0	0	0											
Denis Menke, R OBP: 0.143, SLG: 0.571 (1, 6)										4	1	1	2	0	1	3											
Bob Hendley, R OBP: 0.125, SLG: 0.125 (1, 1)										3	0	0	0	0	1	0											
Inning Stats	R: 0 E: 1 K: 1 S: 11	H: 0 LOB: 1 BB: 0 P: 15	R: 0 E: 0 K: 1 S: 14	H: 1 LOB: 1 BB: 0 P: 23	R: 4 E: 0 K: 0 S: 13	H: 4 LOB: 0 BB: 0 P: 17	R: 1 E: 1 K: 1 S: 14	H: 2 LOB: 2 BB: 0 P: 18	R: 1 E: 0 K: 0 S: 6	H: 1 LOB: 0 BB: 0 P: 11	R: 0 E: 0 K: 0 S: 11	H: 1 LOB: 1 BB: 0 P: 16	R: 2 E: 1 K: 1 S: 17	H: 2 LOB: 1 BB: 2 P: 30	R: 2 E: 0 K: 2 S: 11	H: 2 LOB: 0 BB: 0 P: 17		R: 0 E: 0 K: 2 S: 10	H: 0 LOB: 0 BB: 0 P: 16	1B: 10 2B: 0 3B: 0 HR: 3	SF: 0 SAC: 0 DP: 0 HBP: 0	WP: 0 PB: 0 CS: 1	PA: 41				
PITCHER	IP	WLS	BF	H	R	ER	SO	BB	IBB	HBP	BLK	WP	HR	S	P	ERA	WHIP										
Don Drysdale, R ERA: 2.4 (1, 1)	5.0	L	24	8	6	5	3	0	0	0	0	0	2	58	84	9.00	1.600										
Ken Rowe, R ERA: 3.18 (6, 1)	1.1		6	2	2	2	0	0	1	0	0	0	0	18	29	13.50	1.500										
Pete Richert, L ERA: 13.5 (7, 1)	0.2		3	1	0	0	1	1	0	0	0	0	0	10	17	0.00	3.000										
Jack Smith, R ERA: 9.0 (8, 1)	1.0		5	2	2	2	2	0	0	0	0	0	1	11	17	18.00	2.000										
Dick Calmus, R ERA: (9, 1)	1.0		3	0	0	0	2	0	0	0	0	0	0	10	16	0.00	0.000										

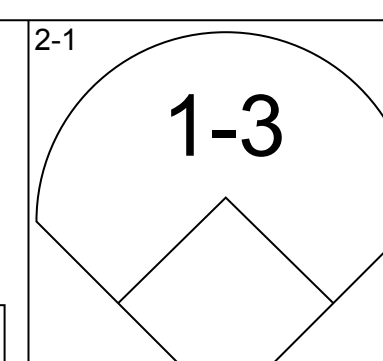
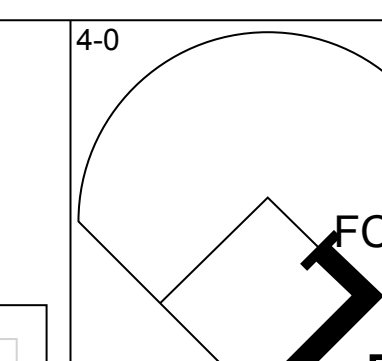
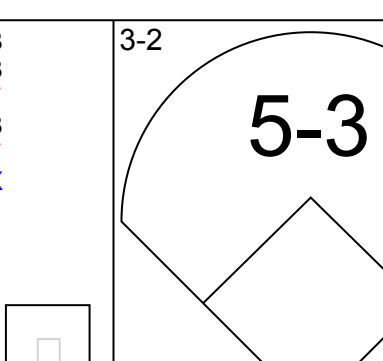
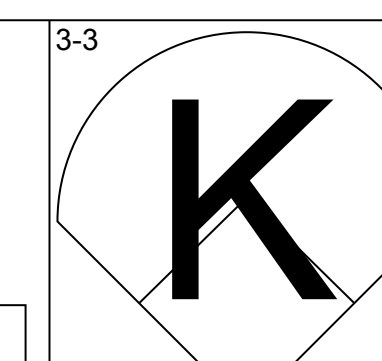
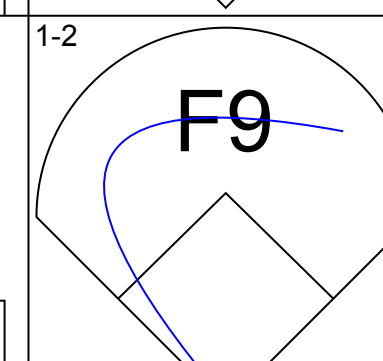
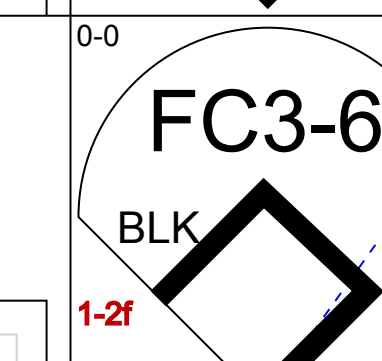
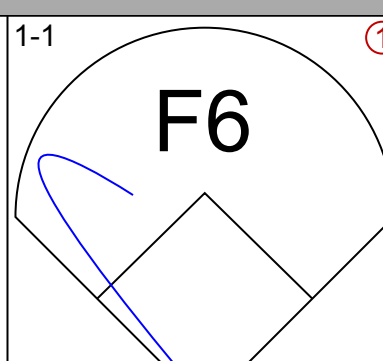
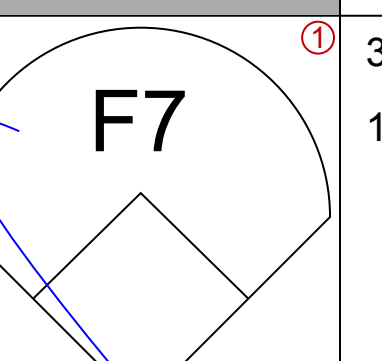
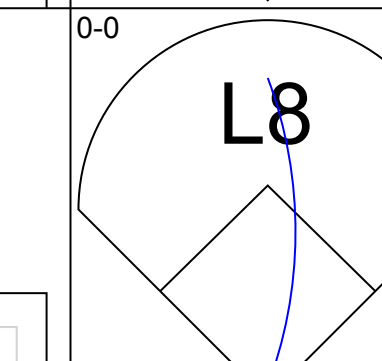
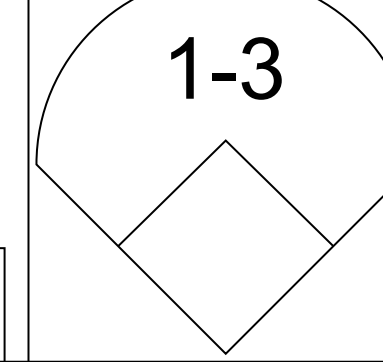
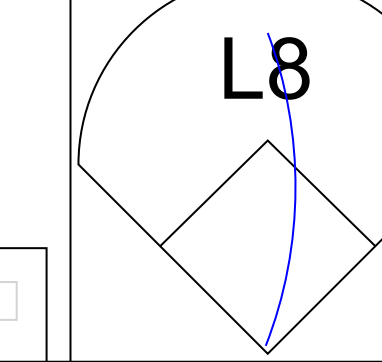
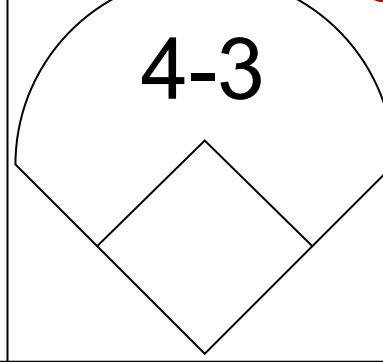
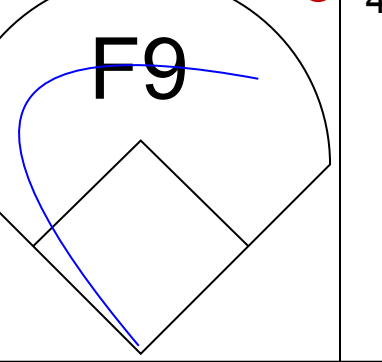
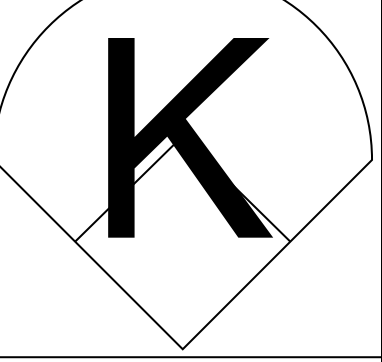
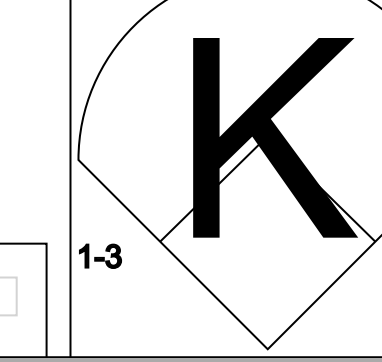
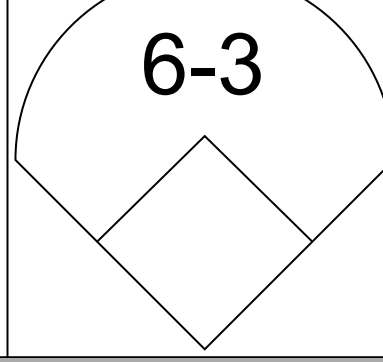
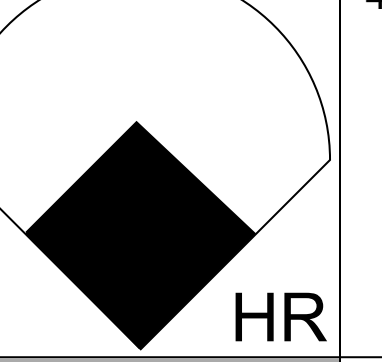
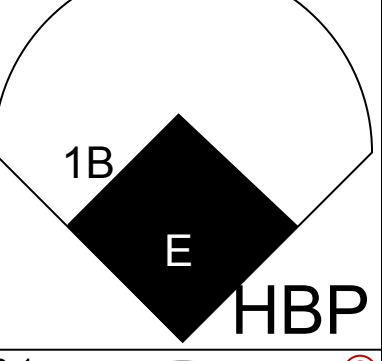
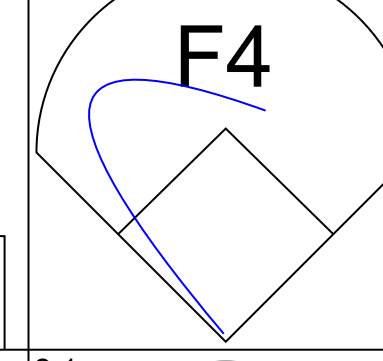
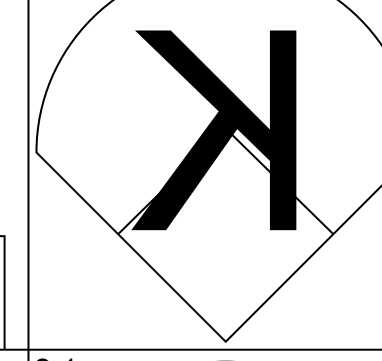
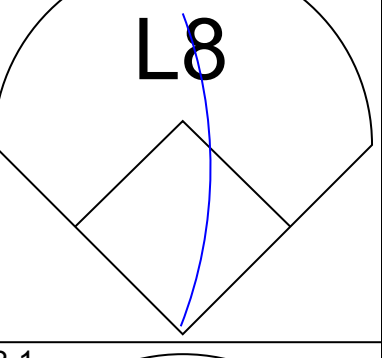
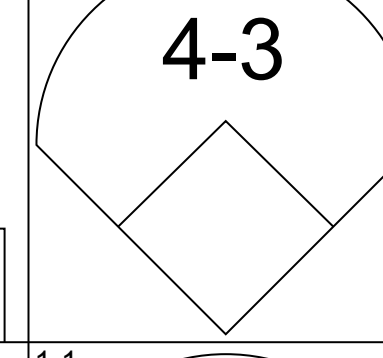
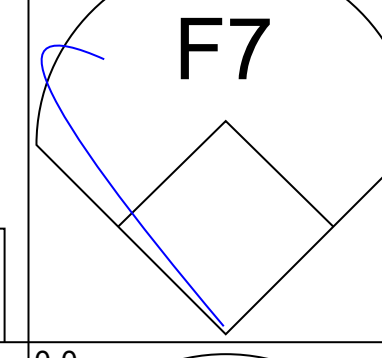
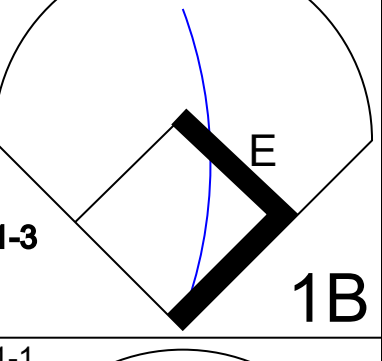
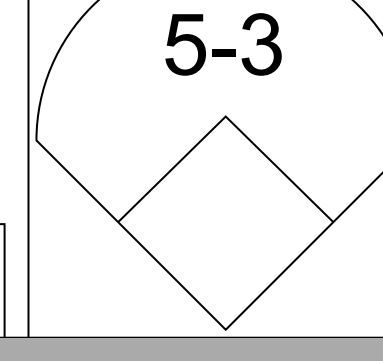
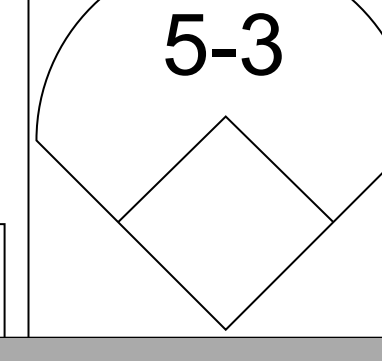
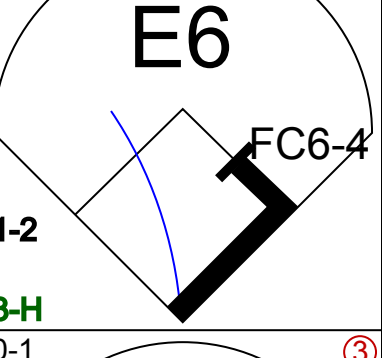
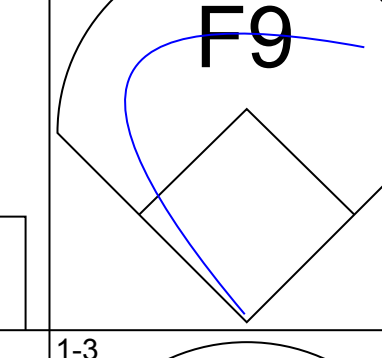
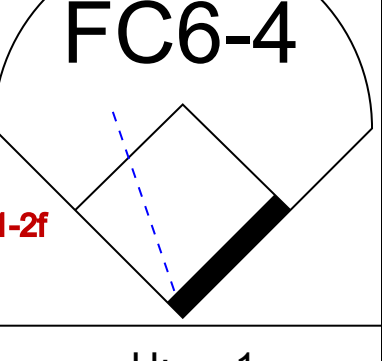
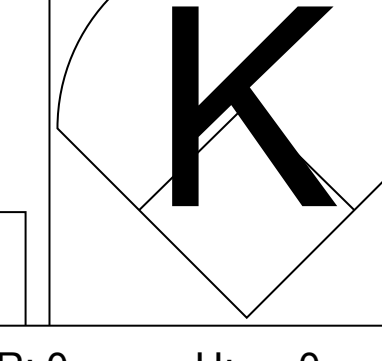

Batter	1	2	3	4	5	6	7	8	9	AB	R	H	RBI	BB	SO	LOB	BOTTOM										
Maury Wills, S OBP: 0.316, SLG: 0.235 (1, 6)	G3						G5-4-3			3	0	0	0	1	0	2	Milwaukee Braves @ Los Angeles Dodgers Dodger Stadium, Los Angeles, CA Mon Apr 22 1963, 6:05 PM PST Att: 18,795 - Unknown										
Jim Gilliam, S OBP: 0.286, SLG: 0.217 (1, 5)	F9						L7	1B BB		3	0	0	0	1	0	2											
Ron Fairly, L OBP: 0.357, SLG: 0.474 (1, 8)	K						G3	G6-4-3 1B		4	0	1	0	0	1	0											
Frank Howard, R OBP: 0.481, SLG: 0.511 (1, 9)		L8					L8	L9		3	0	0	0	1	0	2											
Bill Skowron, R OBP: 0.231, SLG: 0.237 (1, 3)		4-3					FC6-4 BB	G6-4-3		4	0	1	0	0	0	3											
Doug Camilli, R OBP: 0.231, SLG: 0.091 (1, 2)		F3					L8	F7		3	1	0	0	1	0	1											
Ken McMullen, R OBP: 0.300, SLG: 0.393 (1, 7)							FC6-4 1B	F7		4	1	3	1	0	0	0											
Nate Oliver, R OBP: 0.305, SLG: 0.278 (1, 4)							FC6-4 WP	F7		2	0	1	1	2	0	1											
Don Drysdale, R Don Zimmer, R Ken Rowe, R Pete Richert, L Daryl Spencer, R Jack Smith, R Dick Calmus, R Lee Walls, R OBP: 0.420, SLG: 0.500 OBP: 0.143 (9, PH) OBP: 0.154 (9, PH)							K	K		1	0	0	0	0	1	1											
Inning Stats	R: 0 E: 0 K: 1 S: 8	H: 0 LOB: 0 BB: 0 P: 10	R: 0 E: 0 K: 0 S: 5	H: 0 LOB: 0 BB: 0 P: 6	R: 0 E: 0 K: 1 S: 11	H: 1 LOB: 2 BB: 1 P: 20	R: 0 E: 0 K: 0 S: 11	H: 1 LOB: 1 BB: 0 P: 14	R: 1 E: 0 K: 0 S: 8	H: 1 LOB: 0 BB: 1 P: 15	R: 0 E: 0 K: 0 S: 10	H: 0 LOB: 1 BB: 1 P: 17	R: 1 E: 0 K: 0 S: 10	H: 2 LOB: 1 BB: 1 P: 16	R: 0 E: 0 K: 0 S: 4	H: 1 LOB: 1 BB: 1 P: 10		R: 0 E: 0 K: 1 S: 10	H: 0 LOB: 1 BB: 1 P: 18	1B: 5 2B: 0 3B: 0 HR: 1	SF: 0 SAC: 0 DP: 3 HBP: 0	WP: 1 PB: 0 CS: 0	PA: 36				
PITCHER	IP	WLS	BF	H	R	ER	SO	BB	IBB	HBP	BLK	WP	HR	S	P	ERA	WHIP										
Bob Hendley, L ERA: 2.42 (1, 1)	9.0	W	36	6	2	2	3	6	0	0	0	1	1	77	126	2.00	1.333										



Batter	1	2	3	4	5	6	7	8	9	AB	R	H	RBI	BB	SO	LOB	TOP			
Ty Cline, L (1, 8) OBP: 0.222, SLG: 0.213										4	0	0	0	0	2	1				
Frank Bolling, R (1, 4) OBP: 0.317, SLG: 0.345										4	0	0	0	0	1	0				
Hank Aaron, R (1, 9) OBP: 0.422, SLG: 0.684										4	1	1	1	0	0	0				
Eddie Mathews, L (1, 5)										4	0	1	0	0	0	0				
Joe Torre, R (1, 2) OBP: 0.417, SLG: 0.341										4	0	1	0	0	0	1				
Tommie Aaron, R (1, 7) OBP: 0.227, SLG: 0.300										3	0	0	0	1	1	2				
Denis Menke, R (1, 6) OBP: 0.200, SLG: 0.444										2	0	0	0	1	1	0				
Norm Larker, L (1, 3) OBP: 0.417, SLG: 0.393										3	0	0	0	0	1	2				
Mack Jones, L (9, 7) OBP: 0.200, SLG: 0.156										0	0	0	0	0	0	0				
Bob Shaw, R (1, 1) OBP: 0.500, SLG: 0.429										2	0	1	0	0	0	0				
Del Crandall, R (8, PH) OBP: 0.133, SLG: 0.133										1	0	0	0	0	0	0				
Claude Raymond, R (8, 1)										0	0	0	0	0	0	0				
Inning Stats	R: 0 H: 0 E: 0 K: 2 S: 9	H: 0 LOB: 0 BB: 0 P: 11	R: 0 H: 0 E: 0 K: 1 S: 13	H: 0 LOB: 2 BB: 2 P: 29	R: 0 H: 0 E: 0 K: 1 S: 6	H: 0 LOB: 0 BB: 0 P: 12	R: 0 H: 1 E: 0 K: 0 S: 12	H: 1 LOB: 1 BB: 0 P: 16	R: 0 H: 1 E: 0 K: 0 S: 7	H: 0 LOB: 0 BB: 0 P: 12	R: 0 H: 0 E: 0 K: 2 S: 9	H: 0 LOB: 0 BB: 0 P: 12	R: 0 H: 0 E: 0 K: 0 S: 5	H: 0 LOB: 0 BB: 0 P: 9	R: 1 H: 2 E: 0 K: 0 S: 9	H: 2 LOB: 1 BB: 0 P: 14	1B: 2 2B: 1 3B: 0 HR: 1	SF: 0 SAC: 0 DP: 0 HBP: 0	WP: 0 PB: 1 CS: 1	PA: 33
PITCHER	IP WLS BF H R ER SO BB IBB HBP BLK WP HR S P ERA WHIP																			
Sandy Koufax, L (1, 1) ERA: 1.5	6.2	WLS: 24	BF: 2	H: 0	R: 0	ER: 0	SO: 5	BB: 2	IBB: 0	HBP: 0	BLK: 0	WP: 0	HR: 0	S: 60	P: 95	ERA: 0.00	WHIP: 0.600			
Ron Perranoski, L (7, 1) ERA: 1.59	2.1	WLS: 9	BF: 2	H: 1	R: 1	ER: 1	SO: 1	BB: 0	IBB: 0	HBP: 0	BLK: 0	WP: 0	HR: 1	S: 17	P: 29	ERA: 3.86	WHIP: 0.857			

Milwaukee Braves @ Los Angeles Dodgers
 Dodger Stadium, Los Angeles, CA
 Tue Apr 23 1963, 6:05 PM PST
 Att: 20,298 - Unknown

AB	31
R	1
H	4
RBI	1
BB	2
SO	6
LOB	6

Batter	1	2	3	4	5	6	7	8	9	AB	R	H	RBI	BB	SO	LOB	BOTTOM					
Maury Wills, S (1, 6) OBP: 0.310, SLG: 0.216										3	0	0	0	1	1	0						
Wally Moon, L (1, 7) OBP: 0.318, SLG: 0.350										3	0	0	0	0	0	1						
Willie Davis, L (9, 8) OBP: 0.216, SLG: 0.255										1	0	0	0	0	0	0						
Ron Fairly, L (1, 8) OBP: 0.326, SLG: 0.429										4	0	0	0	0	0	1						
Frank Howard, R (1, 9) OBP: 0.466, SLG: 0.549										4	1	1	1	0	2	1						
Bill Skowron, R (1, 3) OBP: 0.238, SLG: 0.225										2	1	0	0	0	1	0						
John Roseboro, L (1, 2) OBP: 0.200, SLG: 0.292										3	0	0	0	0	0	1						
Ken McMullen, R (1, 5) OBP: 0.303, SLG: 0.387										3	0	1	0	0	0	0						
Nate Oliver, R (1, 4) OBP: 0.290, SLG: 0.263										3	0	0	0	0	0	1						
Sandy Koufax, R (1, 1)										2	0	0	0	0	1	2						
Ron Perranoski, L (7, 1)										1	0	0	0	0	1	0						
Inning Stats	R: 0 H: 0 E: 0 K: 0 S: 8	H: 1 LOB: 2 BB: 0 P: 13	R: 1 H: 1 E: 1 K: 1 S: 12	H: 1 LOB: 2 BB: 0 P: 19	R: 0 H: 0 E: 0 K: 1 S: 5	H: 0 LOB: 1 BB: 1 P: 12	R: 0 H: 0 E: 0 K: 0 S: 7	H: 0 LOB: 0 BB: 0 P: 13	R: 0 H: 0 E: 0 K: 1 S: 10	H: 0 LOB: 0 BB: 0 P: 16	R: 0 H: 0 E: 0 K: 0 S: 5	H: 0 LOB: 0 BB: 0 P: 8	R: 0 H: 0 E: 0 K: 1 S: 6	H: 0 LOB: 0 BB: 0 P: 11	R: 0 H: 0 E: 0 K: 2 S: 8	H: 0 LOB: 0 BB: 0 P: 12	R: 1 H: 1 E: 0 K: 0 S: 4	H: 1 LOB: 0 BB: 0 P: 8	1B: 1 2B: 0 3B: 0 HR: 1	SF: 0 SAC: 0 DP: 0 HBP: 1	WP: 0 PB: 0 CS: 0	PA: 31
PITCHER	IP WLS BF H R ER SO BB IBB HBP BLK WP HR S P ERA WHIP																					
Bob Shaw, R (1, 1) ERA: 2.88	7.0	WLS: 25	BF: 1	H: 1	R: 1	ER: 0	SO: 4	BB: 1	IBB: 0	HBP: 1	BLK: 1	WP: 0	HR: 0	S: 53	P: 92	ERA: 0.00	WHIP: 0.286					
Claude Raymond, R (8, 1) ERA: 7.71	1.2	WLS: 6	BF: 1	H: 1	R: 1	ER: 1	SO: 2	BB: 0	IBB: 0	HBP: 0	BLK: 0	WP: 0	HR: 1	S: 12	P: 20	ERA: 5.40	WHIP: 0.600					

Milwaukee Braves @ Los Angeles Dodgers
 Dodger Stadium, Los Angeles, CA
 Tue Apr 23 1963, 6:05 PM PST
 Att: 20,298 - Unknown

AB	29
R	2
H	2
RBI	1
BB	1
SO	6
LOB	7

Batter	1	2	3	4	5	6	7	8	9	AB	R	H	RBI	BB	SO	LOB	TOP					
Don Blasingame, L (1,4) OBP: 0.318, SLG: 0.278 Gene Freese, R (8,PH) Al Worthington, R (8,1)	G3		F7			BB BB		F7		2	0	0	0	1	0	0	Cincinnati Reds @ Los Angeles Dodgers Dodger Stadium, Los Angeles, CA Wed Apr 24 1963, 6:05 PM PST Att: 19,089 - Unknown					
Eddie Kasko, R (1,5) OBP: 0.346, SLG: 0.292	1B BB		L7			F7		F8		3	0	0	0	1	0	3						
Frank Robinson, R (1,9) OBP: 0.423, SLG: 0.578	G5-4-3 1B				K2-3	G6-4-3 BB		FC5		3	0	1	0	1	1	2						
Wally Post, R (1,7)	G5-4-3 1-2				F2	G6-4-3 1-2			F7	4	0	0	0	0	0	4						
Gordy Coleman, L (1,3)		K			E4		F8		F9	4	0	0	0	0	1	0						
Johnny Edwards, L (1,2)			F8		F5		F7			3	0	0	0	1	0	1						
Leo Cardenas, R (1,6)			BLK 2B				4-3		F9	4	0	1	0	0	0	1						
Vada Pinson, L (1,8)			K				5-3			3	0	1	0	0	1	1						
Jim Owens, R (1,1) John Tsitouris, R (2,1) Ken Walters, R (8,PH) Pete Rose, S (8,4) OBP: 0.310, SLG: 0.217				5-3			F6		FC5 E 1B	0	0	0	0	0	0	0						
									E5 1-2	2	0	0	0	0	0	0						
Inning Stats	R: 0 E: 0 K: 0 S: 8	H: 1 LOB: 1 BB: 1 P: 18	R: 0 E: 0 K: 2 S: 9	H: 1 LOB: 1 BB: 0 P: 12	R: 0 E: 0 K: 0 S: 9	H: 0 LOB: 0 BB: 0 P: 17	R: 0 E: 1 K: 1 S: 13	H: 0 LOB: 1 BB: 0 P: 16	R: 0 E: 0 K: 0 S: 13	H: 0 LOB: 0 BB: 0 P: 17	R: 0 E: 0 K: 0 S: 9	H: 0 LOB: 1 BB: 2 P: 18	R: 0 E: 0 K: 0 S: 7	H: 0 LOB: 0 BB: 0 P: 10	R: 0 E: 1 K: 0 S: 17	H: 1 LOB: 2 BB: 0 P: 22	R: 0 E: 0 K: 0 S: 7	H: 0 LOB: 1 BB: 1 P: 12	1B: 2 2B: 1 3B: 0 HR: 0	SF: 0 SAC: 0 DP: 2 HBP: 0	WP: 0 PB: 0 SB: 0 CS: 0	PA: 34
PITCHER Johnny Podres, L (1,1) ERA: 2.2	IP: 9.0 WLS: W BF: 34 H: 3 R: 0 ER: 0 SO: 3 BB: 4 IBB: 0 HBP: 0 BLK: 1 WP: 0 HR: 0 S: 92 P: 142 ERA: 0.00 WHIP: 0.778															PITCHER						

Batter	1	2	3	4	5	6	7	8	9	AB	R	H	RBI	BB	SO	LOB	BOTTOM			
Maury Wills, S (1,6) OBP: 0.348, SLG: 0.250	SH3-4 BB WP									3	2	2	0	1	1	0	Cincinnati Reds @ Los Angeles Dodgers Dodger Stadium, Los Angeles, CA Wed Apr 24 1963, 6:05 PM PST Att: 19,089 - Unknown			
Nate Oliver, R (1,4) OBP: 0.303, SLG: 0.267	WP SH3-4 BB		FC6-4 1B							3	1	1	0	1	0	3				
Ron Fairly, L (1,7) OBP: 0.347, SLG: 0.511	SH3-4 1-2 2-3									3	1	2	2	0	1	0				
Frank Howard, R (1,9) OBP: 0.452, SLG: 0.582	5-3									4	1	1	1	0	2	3				
Bill Skowron, R (1,3) OBP: 0.217, SLG: 0.205	F8 2-3 3-H									4	0	0	0	0	2	2				
John Roseboro, L (1,2) OBP: 0.241, SLG: 0.373										3	2	2	1	1	0	0				
Ken McMullen, R (1,5) OBP: 0.297, SLG: 0.353										3	0	0	0	1	0	2				
Willie Davis, L (1,8) OBP: 0.218, SLG: 0.255										4	0	1	1	0	0	2				
Johnny Podres, L (1,1) OBP: 0.143, SLG: 0.143										3	0	0	0	0	1	1				
Inning Stats	R: 1 E: 0 K: 0 S: 6	H: 0 LOB: 1 BB: 2 P: 17	R: 1 E: 0 K: 1 S: 13	H: 2 LOB: 2 BB: 1 P: 24	R: 0 E: 0 K: 2 S: 8	H: 0 LOB: 0 BB: 0 P: 10	R: 1 E: 0 K: 0 S: 5	H: 1 LOB: 0 BB: 0 P: 7	R: 3 E: 0 K: 1 S: 16	H: 3 LOB: 0 BB: 0 P: 22	R: 0 E: 0 K: 0 S: 7	H: 0 LOB: 1 BB: 1 P: 13	R: 1 E: 0 K: 3 S: 12	H: 2 LOB: 1 BB: 0 P: 20	R: 0 E: 0 K: 0 S: 5	H: 1 LOB: 0 BB: 0 P: 5	1B: 6 2B: 0 3B: 0 HR: 3	SF: 0 SAC: 1 DP: 1 HBP: 0	WP: 2 PB: 0 SB: 0 CS: 1	PA: 35
PITCHER Jim Owens, R (1,1) ERA: 13.5 John Tsitouris, R (2,1) Al Worthington, R (8,1) ERA: 9.0	IP: 1.1 WLS: L BF: 8 H: 2 R: 2 ER: 2 SO: 0 BB: 2 IBB: 0 HBP: 0 BLK: 1 WP: 1 HR: 0 S: 11 P: 30 ERA: 13.50 WHIP: 3.000															PITCHER				

AB	30
R	0
H	3
RBI	0
BB	4
SO	3
LOB	15



AB	30
R	7
H	9
RBI	5
BB	4
SO	7
LOB	13



Batter	1	2	3	4	5	6	7	8	9	AB	R	H	RBI	BB	SO	LOB	TOP				
Eddie Kasko, R (1, 5) OBP: 0.333, SLG: 0.259	4-2 FC1-4 BB		3-2 1-3		1-3 K			0-3 K		3	0	0	0	1	2	0	Cincinnati Reds @ Los Angeles Dodgers Dodger Stadium, Los Angeles, CA Thu Apr 25 1963, 6:05 PM PST Att: 17,067 - Unknown livebaseballscorecards.com				
Don Blasingame, L (1, 4) OBP: 0.308, SLG: 0.273	2-1 FC1-4 CS		0-3 K			1-3 K		2-2 1B		4	0	1	0	0	2	1					
Gordy Coleman, L (1, 3) OBP: 0.315, SLG: 0.471	3-2 3-1		1-1 G3			1-0 4-3		1-0 F9		4	0	0	0	0	0	2					
Frank Robinson, R (1, 7)		1-0 F5		4-2 4-3 5-3 BB		1-0 5-3		1-2 F7		3	0	0	0	1	0	1					
Johnny Edwards, L (1, 2) OBP: 0.434, SLG: 0.553		1-0 2B 1B		1-0 5-3		1-0 5-3		1-0 L9 6-3 2B		4	1	2	0	0	0	1					
Vada Pinson, L (1, 8) OBP: 0.299, SLG: 0.354		1-3 K		2-2 4-3		2-2 4-3		2-1 L9		4	0	1	0	0	1	3					
Leo Cardenas, R (1, 6) OBP: 0.304, SLG: 0.453		3-1 1-3 2B		3-3 K		1-1 6-3		1-0 1-3		4	0	1	1	0	1	2					
Marty Keough, L (1, 9) OBP: 0.214, SLG: 0.240		4-0 IBB			1-3 K		3-H 4-2 BB		1-1 F9	2	0	0	0	2	1	1					
Joey Jay, S (1, 1) OBP: 0.143, SLG: 0.143		1-3 K			1-3 K		1-2 G3			2	0	0	0	0	2	3					
Jerry Lynch, L (7, PH) OBP: 0.222, SLG: 0.500										1	0	0	0	0	0	1					
Bill Henry, L (7, 1)										0	0	0	0	0	0	0					
Inning Stats	R: 0 E: 0 K: 0 S: 8	H: 0 LOB: 0 BB: 1 P: 17	R: 0 E: 0 K: 2 S: 10	H: 2 LOB: 3 BB: 1 P: 21	R: 0 E: 0 K: 1 S: 10	H: 0 LOB: 0 BB: 0 P: 14	R: 0 E: 0 K: 1 S: 11	H: 0 LOB: 1 BB: 1 P: 21	R: 0 E: 0 K: 3 S: 9	H: 0 LOB: 0 BB: 0 P: 12	R: 1 E: 0 K: 0 S: 10	H: 1 LOB: 1 BB: 1 P: 19	R: 0 E: 0 K: 1 S: 12	H: 1 LOB: 1 BB: 0 P: 16	R: 0 E: 0 K: 0 S: 5	H: 1 LOB: 1 BB: 0 P: 9	1B: 3 2B: 2 3B: 0 HR: 0	SF: 0 SAC: 0 DP: 0 HBP: 0	WP: 0 PA: 35 PB: 0 SB: 0 CS: 1		
PITCHER	IP	WLS	BF	H	R	ER	SO	BB	IBB	HBP	BLK	WP	HR	S	P	ERA	WHIP				
Bob Miller, R (1, 1) ERA: 1.17	9.0	W	35	5	1	1	9	3	1	0	0	0	0	80	137	1.00	0.889				

Batter	1	2	3	4	5	6	7	8	9	AB	R	H	RBI	BB	SO	LOB	BOTTOM				
Maury Wills, S (1, 6) OBP: 0.353, SLG: 0.250	1-0 1B 1B		4-2 1-3 S BB		1-1 5-3	2-1 4-3		3-2 G3		4	1	1	0	1	0	0	Cincinnati Reds @ Los Angeles Dodgers Dodger Stadium, Los Angeles, CA Thu Apr 25 1963, 6:05 PM PST Att: 17,067 - Unknown livebaseballscorecards.com				
Nate Oliver, R (1, 4) OBP: 0.314, SLG: 0.297	0-0 F9		2-2 5-3		0-0 HR		3-2 WP 2B 1B		4	2	2	0	0	0	2						
Ron Fairly, L (1, 7) OBP: 0.377, SLG: 0.612	1-1 1B 1H 1B		0-2 1-3		1-1 HR		3-1 1B 2B		4	2	3	4	0	0	1						
Frank Howard, R (1, 9) OBP: 0.470, SLG: 0.586	3-1 1B		0-0 P1		4-2 1B BB		2-1 G4-6-3 1B 1B		3	0	2	1	1	0	1						
Bill Skowron, R (1, 3) OBP: 0.240, SLG: 0.229	2-2 F5		2-2 4-3		0-1 1B		0-0 G4-6-3 1B		4	0	2	0	0	0	2						
John Roseboro, L (1, 2) OBP: 0.241, SLG: 0.418	0-1 F5		0-0 HR		1-2 F4		0-0 G4-6-3		4	1	1	1	0	0	6						
Ken McMullen, R (1, 5) OBP: 0.268, SLG: 0.316		2-2 6-3		1-2 4-3		1-1 F5		1-3 K		4	0	0	0	0	1	3					
Willie Davis, L (1, 8) OBP: 0.220, SLG: 0.309		0-0 6-3		0-0 HR		0-1 F9		0-0 F8		4	1	1	1	0	0	0					
Bob Miller, R (1, 1)		2-2 F5		1-0 F3		1-3 K		2-3 K		4	0	0	0	0	2	0					
Inning Stats	R: 1 E: 0 K: 0 S: 12	H: 3 LOB: 2 BB: 0 P: 19	R: 0 E: 0 K: 0 S: 11	H: 0 LOB: 0 BB: 0 P: 15	R: 0 E: 0 K: 0 S: 11	H: 0 LOB: 1 BB: 1 P: 17	R: 2 E: 0 K: 0 S: 10	H: 2 LOB: 0 BB: 0 P: 14	R: 2 E: 0 K: 1 S: 15	H: 3 LOB: 2 BB: 1 P: 23	R: 0 E: 0 K: 1 S: 7	H: 0 LOB: 0 BB: 0 P: 10	R: 2 E: 0 K: 1 S: 13	H: 4 LOB: 1 BB: 0 P: 22	R: 0 E: 0 K: 1 S: 7	H: 0 LOB: 0 BB: 0 P: 12		1B: 7 2B: 2 3B: 0 HR: 3	SF: 0 SAC: 0 DP: 1 HBP: 0	WP: 1 PA: 37 PB: 0 SB: 2 CS: 0	
PITCHER	IP	WLS	BF	H	R	ER	SO	BB	IBB	HBP	BLK	WP	HR	S	P	ERA	WHIP				
Joey Jay, R (1, 1) ERA: 3.54	6.0	L	28	8	5	5	1	2	0	0	0	0	3	66	98	7.50	1.667				
Bill Henry, L (7, 1) ERA: 9.0	2.0		9	4	2	2	2	0	0	0	0	1	0	20	34	9.00	2.000				

Batter	1	2	3	4	5	6	7	8	9	AB R H RBI BB SO LOB	TOP											
Curt Flood, R OBP: 0.325, SLG: 0.392 (1, 8)										5 2 3 0 0 0 0	St. Louis Cardinals @ Los Angeles Dodgers Dodger Stadium, Los Angeles, CA Fri Apr 26 1963, 6:05 PM PST Att: 24,959 - Unknown											
Dick Groat, R OBP: 0.456, SLG: 0.574 (1, 6)										5 1 1 1 0 1 3												
Bill White, L OBP: 0.442, SLG: 0.544 (1, 3)										5 2 4 2 0 0 0												
George Altman, L OBP: 0.414, SLG: 0.508 (1, 9)										4 1 2 2 0 0 1												
Ken Boyer, R OBP: 0.385, SLG: 0.386 (1, 5)										5 1 3 1 0 0 1												
Stan Musial, L OBP: 0.389, SLG: 0.351 (1, 7)										4 0 2 1 0 1 1												
Dal Maxvill, R OBP: 1.000, SLG: 1.000 (8, PR)										0 0 0 0 0 0 0												
Charlie James, R OBP: 0.297, SLG: 0.389 (8, 7)										0 0 0 0 1 0 0												
Carl Sawatski, L OBP: 0.594 (1, 2)										2 0 0 1 0 0 1												
Tim McCarver, L OBP: 0.428, SLG: 0.714 (6, 2)										1 0 0 0 0 0 0												
Gene Oliver, R OBP: 0.261, SLG: 0.269 (8, 2)										2 0 0 0 0 0 5												
Julian Javier, R OBP: 0.238, SLG: 0.288 (1, 4)										2 0 0 0 0 2 1												
Gary Kolb, L (7, PH)										1 0 0 0 0 1 0												
Phil Gagliano, R OBP: 0.500, SLG: 0.500 (7, 4)										1 1 1 0 0 0 0												
Bob Gibson, R OBP: 0.206, SLG: 0.200 (11, 1)										1 0 0 0 0 0 1												
Ron Taylor, R OBP: 0.385, SLG: 0.444 (4, 1)										1 0 0 0 0 0 0												
Duke Carmel, L OBP: 0.385, SLG: 0.444 (7, PH)										1 0 0 0 0 0 0												
Ed Bauta, R OBP: 0.307, SLG: 0.500 (7, 1)										1 0 0 0 0 0 0												
Leo Burke, R OBP: 0.307, SLG: 0.500 (9, PH)										1 0 0 0 0 0 0												
Bobby Shantz, R (9, 1)										0 0 0 0 0 0 0												
Inning Stats	R: 0 E: 0 K: 0 S: 9	H: 2 LOB: 1 BB: 0 P: 12	R: 1 E: 0 K: 1 S: 11	H: 2 LOB: 1 BB: 0 P: 11	R: 0 E: 0 K: 1 S: 6	H: 0 LOB: 0 BB: 0 P: 9	R: 0 E: 0 K: 1 S: 10	H: 0 LOB: 0 BB: 0 P: 14	R: 0 E: 0 K: 1 S: 7	H: 0 LOB: 0 BB: 0 P: 9	R: 2 E: 0 K: 0 S: 15	H: 3 LOB: 1 BB: 0 P: 23	R: 0 E: 0 K: 2 S: 7	H: 0 LOB: 0 BB: 0 P: 11	R: 2 E: 0 K: 0 S: 13	H: 4 LOB: 2 BB: 0 P: 15	R: 3 E: 0 K: 2 S: 22	H: 5 LOB: 3 BB: 1 P: 33	1B: 14 2B: 2 3B: 0 HR: 0	SF: 1 DP: 0 HBP: 0	WP: 0 PB: 0 SB: 0 CS: 1	PA: 43
PITCHER	IP WLS BF H R ER SO BB IBB HBP BLK WP HR S P ERA WHIP											IP WLS BF H R ER SO BB IBB HBP BLK WP HR S P ERA WHIP										
Don Drysdale, R ERA: 3.11 (1, 1)	7.2	32	10	5	5	5	0	0	0	0	0	0	0	0	76	102	5.87	1.304				
Ron Perranoski, L ERA: 3.65 (8, 1)	1.0	L 8	5	3	3	2	0	0	0	0	0	0	0	0	18	23	27.00	5.000				
Ed Roebuck, R ERA: 2.08 (9, 1)	0.1	3	1	0	0	0	1	0	0	0	0	0	0	0	6	12	0.00	6.000				

AB 41
R 8
H 16
RBI 8
BB 1
SO 7
LOB 15



Batter	1	2	3	4	5	6	7	8	9	AB R H RBI BB SO LOB	BOTTOM											
Maury Wills, S OBP: 0.339, SLG: 0.245 (1, 6)										5 1 1 0 0 0 3	St. Louis Cardinals @ Los Angeles Dodgers Dodger Stadium, Los Angeles, CA Fri Apr 26 1963, 6:05 PM PST Att: 24,959 - Unknown											
Nate Oliver, R OBP: 0.307, SLG: 0.290 (1, 4)										5 1 1 1 0 2 1												
Ron Fairly, L OBP: 0.345, SLG: 0.556 (1, 7)										5 0 0 0 0 2 2												
Frank Howard, R OBP: 0.471, SLG: 0.623 (1, 9)										3 1 1 3 1 1 0												
Bill Skowron, R OBP: 0.222, SLG: 0.212 (1, 3)										4 0 0 0 0 1 1												
John Roseboro, L OBP: 0.258, SLG: 0.475 (1, 2)										4 2 2 1 0 0 0												
Ken McMullen, R OBP: 0.311, SLG: 0.325 (1, 5)										2 1 1 0 2 1 0												
Willie Davis, L OBP: 0.254, SLG: 0.345 (1, 8)										3 1 2 1 1 0 1												
Don Drysdale, R OBP: 0.308, SLG: 0.400 (1, 1)										2 0 0 1 0 1 3												
Ron Perranoski, L (8, 1)										1 0 0 0 0 0 1												
Ed Roebuck, R (9, 1)										0 0 0 0 0 0 0												
Inning Stats	R: 0 E: 0 K: 1 S: 8	H: 0 LOB: 0 BB: 0 P: 12	R: 1 E: 0 K: 2 S: 11	H: 1 LOB: 0 BB: 0 P: 15	R: 4 E: 0 K: 0 S: 13	H: 3 LOB: 1 BB: 1 P: 20	R: 2 E: 0 K: 0 S: 11	H: 2 LOB: 1 BB: 1 P: 17	R: 0 E: 0 K: 1 S: 9	H: 2 LOB: 2 BB: 0 P: 10	R: 0 E: 0 K: 1 S: 11	H: 0 LOB: 1 BB: 1 P: 21	R: 0 E: 0 K: 0 S: 9	H: 0 LOB: 1 BB: 1 P: 16	R: 0 E: 0 K: 1 S: 7	H: 0 LOB: 0 BB: 0 P: 12	1B: 5 2B: 1 3B: 0 HR: 2	SF: 1 DP: 0 HBP: 0	WP: 0 PB: 0 SB: 6 CS: 0	PA: 39		
PITCHER	IP WLS BF H R ER SO BB IBB HBP BLK WP HR S P ERA WHIP											IP WLS BF H R ER SO BB IBB HBP BLK WP HR S P ERA WHIP										
Bob Gibson, R ERA: 8.56 (1, 1)	3.0	17	6	7	7	3	2	0	0	0	0	0	0	0	24	28	0.00	0.667				
Ron Taylor, R ERA: 1.74 (4, 1)	3.0	11	2	0	0	3	0	0	0	0	0	0	0	0	20	37	0.00	1.000				
Ed Bauta, R ERA: 1.29 (7, 1)	2.0	W 8	0	0	0	1	2	0	0	0	0	0	0	0	7	12	0.00	0.000				
Bobby Shantz, L ERA: 3.6 (9, 1)	1.0	S 3	0	0	0	1	0	0	0	0	0	0	0	0	7	12	0.00	0.000				



Batter	1	2	3	4	5	6	7	8	9	AB R H RBI BB SO LOB	TOP											
Curt Flood, R OBP: 0.307, SLG: 0.367 (1, 8)	1-2 6-3		3-2 6-3			1-1 E5 2B	0-0 5-3		1-1 6-3	5 1 0 0 0 0 2	St. Louis Cardinals @ Los Angeles Dodgers Dodger Stadium, Los Angeles, CA Sat Apr 27 1963, 6:05 PM PST Att: 33,949 - Unknown livebaseballscorecards.com											
Dick Groat, R OBP: 0.446, SLG: 0.569 (1, 6)	3-2 4-3		0-0 6-3			0-0 1B SF8 2B	3-3 K			4 1 1 1 0 1 1												
Bill White, L OBP: 0.420, SLG: 0.514 (1, 3)	0-2 G3			1-0 G3		3-2 E5 SF8 1B E	3-2 F4			4 1 0 0 0 0 1												
George Altman, L OBP: 0.419, SLG: 0.507 (1, 9)				2-2 2-3		0-1 E SF8 1B		3-3 K		4 0 2 0 0 1 0												
Ken Boyer, R OBP: 0.366, SLG: 0.370 (1, 5)	2-2 F4			1-1 6-3		1-0 SF8		1-3 K		3 0 0 1 0 1 1												
Stan Musial, L OBP: 0.293, SLG: 0.342 (1, 7) Charlie James, R OBP: 0.289, SLG: 0.378 (7, 7)	4-2 1-2 BB				2-3 K	4-0 E IBB		2-1 1-3		1 0 0 0 2 1 0 1 0 0 0 0 0 0												
Tim McCarver, L OBP: 0.364, SLG: 0.500 (1, 2)	2-0 4-3				3-2 F8	1-1 E3			4-0 SH2-4 BB	3 0 0 1 1 0 3												
Julian Javier, R OBP: 0.258, SLG: 0.306 (1, 4)			0-2 6-3 SH1-4 1B		2-2 1B	0-0 L7		1-1 SH2-4		3 0 2 0 0 0 3												
Ray Washburn, R OBP: 0.091, SLG: 0.091 (1, 1)			0-2 SH1-4		0-0 1-3	3-3 K		0-1 1-3		3 0 0 0 0 1 5												
Inning Stats	R: 0 E: 0 K: 0 S: 9	H: 0 LOB: 0 BB: 0 P: 13	R: 0 E: 0 K: 0 S: 8	H: 1 LOB: 1 BB: 1 P: 17	R: 0 E: 0 K: 0 S: 10	H: 1 LOB: 1 BB: 0 P: 13	R: 0 E: 0 K: 0 S: 6	H: 0 LOB: 0 BB: 0 P: 10	R: 0 E: 0 K: 1 S: 12	H: 1 LOB: 1 BB: 0 P: 19		R: 3 E: 3 K: 1 S: 20	H: 2 LOB: 3 BB: 1 P: 33	R: 0 E: 0 K: 1 S: 8	H: 0 LOB: 0 BB: 0 P: 14	R: 0 E: 0 K: 2 S: 8	H: 0 LOB: 0 BB: 0 P: 14	R: 0 E: 0 K: 0 S: 6	H: 0 LOB: 1 BB: 1 P: 12	1B: 4 2B: 1 3B: 0 HR: 0	SF: 1 SAC: 2 DP: 0 HBP: 0	WP: 0 PB: 0 SB: 0 CS: 1
PITCHER	IP WLS BF H R ER SO BB IBB HBP BLK WP HR S P ERA WHIP											PITCHER	IP WLS BF H R ER SO BB IBB HBP BLK WP HR S P ERA WHIP									
Larry Sherry, R ERA: 1.86 (1, 1)	6.0 L 27 5 3 0 2 1 1 0 0 0 0 65 105 0.00 1.000																					
Pete Richert, L ERA: 8.44 (7, 1)	2.0 6 0 0 0 3 0 0 0 0 0 0 16 28 0.00 0.000																					
Ed Roebuck, R ERA: 1.86 (9, 1)	1.0 4 0 0 0 0 1 0 0 0 0 0 6 12 0.00 1.000																					

Batter	1	2	3	4	5	6	7	8	9	AB R H RBI BB SO LOB	BOTTOM											
Willie Davis, L OBP: 0.239, SLG: 0.323 (1, 8)	0-1 1-3			0-0 6-3			2-2 4-3		0-1 L9	4 0 0 0 0 0 0	St. Louis Cardinals @ Los Angeles Dodgers Dodger Stadium, Los Angeles, CA Sat Apr 27 1963, 6:05 PM PST Att: 33,949 - Unknown livebaseballscorecards.com											
Maury Wills, S OBP: 0.333, SLG: 0.264 (1, 6)	3-3 K			0-1 3-1		0-3 K2-3		0-1 F8 2B	4 0 1 0 0 2 0													
Ron Fairly, L OBP: 0.339, SLG: 0.526 (1, 7)	2-1 L9			0-1 F8		4-1 BB		0-0 F8	3 0 0 0 1 0 1													
Frank Howard, R OBP: 0.446, SLG: 0.585 (1, 9)			1-0 6-3		1-1 6-3	0-3 K		0-3 K	4 0 0 0 0 2 2													
John Roseboro, L OBP: 0.246, SLG: 0.452 (1, 2)			0-2 F7		1-1 4-3			0-0 4-3	3 0 0 0 0 0 0													
Bill Skowron, R OBP: 0.228, SLG: 0.218 (1, 3)			3-3 K		0-1 4-3			0-1 1B 1B	3 0 1 0 0 1 0													
Ken McMullen, R OBP: 0.292, SLG: 0.302 (1, 5)				0-1 4-3		1-3 K		3-3 K	3 0 0 0 0 2 1													
Nate Oliver, R OBP: 0.299, SLG: 0.282 (1, 4) Jim Gilliam, S OBP: 0.321, SLG: 0.250 (8, PH) (9, 4)			2-3 K		1-3 K			1-0 1B	2 0 0 0 0 2 0 1 0 1 0 0 0 0													
Larry Sherry, R (1, 1) Don Zimmer, R (6, PH) Pete Richert, L (7, 1) Wally Moon, L OBP: 0.304, SLG: 0.333 (8, PH) Ed Roebuck, R (9, 1)				0-0 1-3		1-2 F3		2-2 F5	1 0 0 0 0 0 0 1 0 0 0 0 0 0 0 0 0 0 0 0 0 1 0 0 0 0 0 2 0 0 0 0 0 0 0													
Inning Stats	R: 0 E: 0 K: 1 S: 7	H: 0 LOB: 0 BB: 0 P: 12	R: 0 E: 0 K: 1 S: 9	H: 0 LOB: 0 BB: 0 P: 13	R: 0 E: 0 K: 1 S: 6	H: 0 LOB: 0 BB: 0 P: 8	R: 0 E: 0 K: 0 S: 5	H: 0 LOB: 0 BB: 0 P: 5	R: 0 E: 0 K: 0 S: 6	H: 0 LOB: 0 BB: 0 P: 8		R: 0 E: 0 K: 2 S: 9	H: 0 LOB: 0 BB: 0 P: 12	R: 0 E: 0 K: 2 S: 10	H: 0 LOB: 1 BB: 1 P: 16	R: 0 E: 0 K: 1 S: 13	H: 2 LOB: 2 BB: 0 P: 19	R: 0 E: 0 K: 1 S: 8	H: 1 LOB: 1 BB: 0 P: 8	1B: 2 2B: 1 3B: 0 HR: 0	SF: 0 SAC: 0 DP: 0 HBP: 0	WP: 0 PB: 0 SB: 0 CS: 0
PITCHER	IP WLS BF H R ER SO BB IBB HBP BLK WP HR S P ERA WHIP											PITCHER	IP WLS BF H R ER SO BB IBB HBP BLK WP HR S P ERA WHIP									
Ray Washburn, R ERA: 1.25 (1, 1)	9.0 W 31 3 0 0 9 1 0 0 0 0 0 73 101 0.00 0.444																					

Batter	1	2	3	4	5	6	7	8	9	AB	R	H	RBI	BB	SO	LOB	TOP					
Maury Wills, S OBP: 0.319, SLG: 0.262 (1, 6)	F5		2B				6-3			4	0	2	0	0	0	0	Los Angeles Dodgers @ New York Mets Polo Grounds, New York, NY Mon Apr 29 1963, 7:05 PM EDT Att: 23,494 - Unknown livebaseballscores.com					
Jim Gilliam, S OBP: 0.270, SLG: 0.273 (1, 5)	F9		F8			FC6		4-3	4	0	0	0	0	0	2							
Willie Davis, L OBP: 0.250, SLG: 0.329 (1, 8)	1-3							4-3	3	0	1	0	1	0	0							
Frank Howard, R OBP: 0.458, SLG: 0.603 (1, 9)		1B							3	1	2	0	0	1	2							
Ron Fairly, L OBP: 0.352, SLG: 0.508 (1, 7)		1B						2B	4	1	1	0	0	0	4							
John Roseboro, L OBP: 0.230, SLG: 0.408 (1, 2)									4	0	0	0	0	2	2							
Bill Skowron, R OBP: 0.273, SLG: 0.302 (1, 3)									3	0	1	1	1	1	0							
Nate Oliver, R OBP: 0.289, SLG: 0.263 (9, PH)									3	0	0	0	0	3	2							
Wally Moon, L OBP: 0.280, SLG: 0.304 (9, PH)									1	0	0	0	0	0	1							
Bob Miller, R Ed Roebuck, R Tommy Davis, R OBP: 0.318, SLG: 0.381 (9, PH)									3	0	0	0	0	0	1							
Inning Stats	R: 0 E: 0 K: 0 S: 6	H: 0 LOB: 0 BB: 0 P: 6	R: 2 E: 0 K: 1 S: 13	H: 3 LOB: 1 BB: 0 P: 18	R: 0 E: 0 K: 0 S: 8	H: 2 LOB: 2 BB: 0 P: 15	R: 0 E: 0 K: 3 S: 13	H: 0 LOB: 0 BB: 0 P: 19	R: 0 E: 1 K: 1 S: 8	H: 1 LOB: 2 BB: 1 P: 17	R: 0 E: 0 K: 0 S: 8	H: 0 LOB: 0 BB: 0 P: 11	R: 0 E: 0 K: 1 S: 9	H: 0 LOB: 0 BB: 0 P: 12	R: 0 E: 0 K: 0 S: 10	H: 1 LOB: 1 BB: 0 P: 15	R: 0 E: 0 K: 1 S: 10	H: 0 LOB: 1 BB: 1 P: 20	1B: 5 2B: 2 3B: 0 HR: 0	SF: 0 SAC: 0 DP: 1 HBP: 1	WP: 0 PB: 0 SB: 0 CS: 0	PA: 36
PITCHER Roger Craig, R ERA: 3.07 (1, 1)	IP: 9.0 WLS: W BF: 36 H: 7 R: 2 ER: 2 SO: 7 BB: 2 IBB: 0 HBP: 1 BLK: 1 WP: 0 HR: 0 S: 85 P: 133 ERA: 2.00 WHIP: 1.000															PITCHER	IP: 9.0 WLS: W BF: 36 H: 7 R: 2 ER: 2 SO: 7 BB: 2 IBB: 0 HBP: 1 BLK: 1 WP: 0 HR: 0 S: 85 P: 133 ERA: 2.00 WHIP: 1.000					

Batter	1	2	3	4	5	6	7	8	9	AB	R	H	RBI	BB	SO	LOB	BOTTOM			
Jim Hickman, R OBP: 0.424, SLG: 0.611 (1, 8)	1B									4	1	2	1	0	2	0	Los Angeles Dodgers @ New York Mets Polo Grounds, New York, NY Mon Apr 29 1963, 7:05 PM EDT Att: 23,494 - Unknown livebaseballscores.com			
Ron Hunt, R OBP: 0.393, SLG: 0.479 (1, 4)										3	0	2	0	1	0	0				
Duke Snider, L Cliff Cook, R OBP: 0.129, SLG: 0.069 (8, 9)										2	0	0	1	2	0	2				
Frank Thomas, R Choo-Choo Coleman, L OBP: 0.267, SLG: 0.154 (8, 2)										4	0	0	0	0	0	6				
Ed Kranepool, L Gil Hodges, R OBP: 0.235, SLG: 0.188 (8, 3)										3	1	2	0	0	1	0				
Charlie Neal, R OBP: 0.253, SLG: 0.224 (1, 5)										4	1	1	0	0	1	1				
Al Moran, R OBP: 0.265, SLG: 0.298 (1, 6)										4	0	2	0	0	1	0				
Norm Sherry, R Mary Thronberry, L Rod Kanehl, R OBP: 0.333, SLG: 0.250 (8, 7)										1	0	0	0	1	0	0				
Roger Craig, R (1, 1)										3	0	0	0	0	3	4				
Inning Stats	R: 1 E: 0 K: 0 S: 6	H: 2 LOB: 0 BB: 0 P: 7	R: 0 E: 0 K: 2 S: 11	H: 2 LOB: 2 BB: 1 P: 19	R: 0 E: 0 K: 1 S: 9	H: 0 LOB: 1 BB: 1 P: 19	R: 0 E: 0 K: 1 S: 8	H: 0 LOB: 0 BB: 0 P: 12	R: 0 E: 0 K: 2 S: 9	H: 0 LOB: 0 BB: 0 P: 16	R: 0 E: 0 K: 0 S: 6	H: 0 LOB: 0 BB: 1 P: 12	R: 3 E: 0 K: 1 S: 17	H: 5 LOB: 3 BB: 2 P: 32	R: 0 E: 0 K: 1 S: 6	H: 0 LOB: 0 BB: 0 P: 7		1B: 7 2B: 3 3B: 0 HR: 0	SF: 0 SAC: 0 DP: 3 HBP: 0	WP: 1 PB: 0 SB: 0 CS: 3
PITCHER Bob Miller, R Ed Roebuck, R ERA: 3.29 (7, 1)	IP: 6.0 WLS: L BF: 25 H: 7 R: 4 ER: 4 SO: 6 BB: 3 IBB: 0 HBP: 0 BLK: 1 WP: 1 HR: 0 S: 56 P: 95 ERA: 6.00 WHIP: 1.667															PITCHER	IP: 6.0 WLS: L BF: 25 H: 7 R: 4 ER: 4 SO: 6 BB: 3 IBB: 0 HBP: 0 BLK: 1 WP: 1 HR: 0 S: 56 P: 95 ERA: 6.00 WHIP: 1.667			

Batter	1	2	3	4	5	6	7	8	9	AB	R	H	RBI	BB	SO	LOB	TOP			
Maury Wills, S OBP: 0.329, SLG: 0.277	0-0 S 5-3 4-3 1B		0-1 G4-6-3 HBP 1B		1-2 4-3			1-2 6-3		4	1	2	0	0	0	0				
Jim Gilliam, S OBP: 0.288, SLG: 0.250	2-1 5-3		1-0 G4-6-3 HBP		0-0 L9			1-0 G3		3	0	0	0	0	0	1				
Willie Davis, L OBP: 0.238, SLG: 0.311	2-2 4-3 2H		0-2 G4-6-3 1-2 2-3		2-2 F2			1-0 F9		4	0	0	1	0	0	2				
Frank Howard, R OBP: 0.448, SLG: 0.584	2-2 F7		1-3 K		1-2 4-3			1-2 HR 1B		4	0	1	0	0	1	1				
Dick Tracewski, R OBP: 0.211, SLG: 0.167										0	1	0	0	0	0	0				
Lee Walls, R OBP: 0.214, SLG: 0.214										0	0	0	0	0	0	0				
Ron Fairly, L OBP: 0.373, SLG: 0.559		4-1 1B BB		3-1 P6		1-1 CS 1B		1-1 HR 1B		3	1	2	2	1	0	0				
John Roseboro, L OBP: 0.231, SLG: 0.400		3-2 F7		3-2 G5-4-3 1B		1-0 F7		0-0 F7		4	0	1	0	0	0	3				
Bill Skowron, R OBP: 0.275, SLG: 0.303		0-0 1B		1-1 G5-4-3 1-2		3-3 K				3	0	1	0	0	1	2				
Nate Oliver, R OBP: 0.282, SLG: 0.256		0-3 K			2-3 K			0-3 K		2	0	0	0	0	2	2				
Tommy Davis, R OBP: 0.304, SLG: 0.364										1	0	0	0	0	1	0				
Don Zimmer, R OBP: 0.267, SLG: 0.333		2-3 K			3-3 K			0-2 P1		0	0	0	0	0	0	0				
Wally Moon, L OBP: 0.269, SLG: 0.292										1	0	0	0	0	0	0				
Ron Ferranoski, L OBP: 0.214, SLG: 0.214										0	0	0	0	0	0	0				
Inning Stats	R: 1 E: 0 K: 0 S: 11	H: 1 LOB: 0 BB: 0 P: 17	R: 0 E: 0 K: 2 S: 13	H: 1 LOB: 2 BB: 1 P: 22	R: 0 E: 0 K: 1 S: 8	H: 1 LOB: 0 BB: 0 P: 10	R: 0 E: 0 K: 0 S: 7	H: 0 LOB: 0 BB: 0 P: 14	R: 0 E: 0 K: 2 S: 9	H: 0 LOB: 0 BB: 0 P: 15	R: 0 E: 0 K: 1 S: 10	H: 1 LOB: 1 BB: 0 P: 15	R: 0 E: 0 K: 1 S: 11	H: 0 LOB: 0 BB: 0 P: 12	R: 2 E: 0 K: 0 S: 8	H: 2 LOB: 1 BB: 0 P: 12	1B: 6 2B: 1 3B: 0 HR: 1	SF: 0 SAC: 0 DP: 3 HBP: 1	WP: 0 PB: 0 SB: 1 CS: 1	PA: 33
PITCHER Art Mahaffey, R ERA: 3.79	IP: 9.0 WLS: L BF: 33	H: 7 R: 3 ER: 3 SO: 7	BB: 1 IBB: 0 HBP: 1 BLK: 0	WP: 0 HR: 1 S: 84 P: 127	ERA: 3.00 WHIP: 0.889															

Los Angeles Dodgers @ Philadelphia Phillies
 Connie Mack Stadium, Philadelphia, PA
 Thu May 02 1963, 7:05 PM EDT
 Att: 11,288 - Unknown

AB	31
R	3
H	7
RBI	3
BB	1
SO	7
LOB	13



Batter	1	2	3	4	5	6	7	8	9	AB	R	H	RBI	BB	SO	LOB	BOTTOM											
Cookie Rojas, R OBP: 0.349, SLG: 0.357	1-1 F9		1-0 P4		1-0 F3		1-2 F7			4	0	0	0	0	0	3												
Billy Klaus, L OBP: 0.306, SLG: 0.370	3-2 F8		1-2 P4		0-1 3-1		1-0 4-3			4	0	0	0	0	0	2												
Tony Gonzalez, L OBP: 0.349, SLG: 0.357	2-1 4-3		3-2 6-3		1-0 HR 2B		1-0 1-3			4	1	1	0	0	0	0												
Wes Covington, L OBP: 0.388, SLG: 0.733		2-1 4-3		2-2 L8		1-2 HR		1-1 6-3		3	1	1	2	0	0	0												
Don Demeter, R OBP: 0.406, SLG: 0.600										1	0	0	0	0	0	0												
Johnny Callison, L OBP: 0.321, SLG: 0.411		0-3 K		4-2 BB		0-1 4-3		2-2 4-3		2	0	0	0	1	1	0												
Don Hoak, R OBP: 0.329, SLG: 0.377										1	0	0	0	0	0	0												
Frank Torre, L OBP: 0.353, SLG: 0.347		0-1 6-3		1-0 L4		4-1 BB		1-2 F9		2	0	0	0	1	0	1												
Tony Taylor, R OBP: 0.353, SLG: 0.347										1	0	0	0	0	0	0												
Clay Dalrymple, L OBP: 0.306, SLG: 0.370			1-0 E 1B		0-1 F7		0-1 L7		1-0 5-3	3	0	1	0	0	0	1												
Roy Sievers, R OBP: 0.296, SLG: 0.360										1	0	0	0	0	0	0												
Bobby Wine, R OBP: 0.368, SLG: 0.405		0-3 K		1-2 K		1-2 1B		0-1 5-3		3	0	1	0	0	1	1												
Art Mahaffey, R OBP: 0.154, SLG: 0.154			0-1 FC1		2-3 K		1-1 5-3			3	0	0	0	0	1	2												
Inning Stats	R: 0 E: 0 K: 0 S: 7	H: 0 LOB: 0 BB: 0 P: 13	R: 0 E: 0 K: 1 S: 7	H: 0 LOB: 0 BB: 0 P: 9	R: 0 E: 0 K: 1 S: 12	H: 1 LOB: 2 BB: 0 P: 15	R: 0 E: 0 K: 0 S: 14	H: 0 LOB: 1 BB: 1 P: 24	R: 0 E: 0 K: 1 S: 10	H: 1 LOB: 1 BB: 0 P: 13	R: 2 E: 0 K: 0 S: 11	H: 2 LOB: 1 BB: 1 P: 17	R: 0 E: 0 K: 0 S: 4	H: 0 LOB: 0 BB: 0 P: 7	R: 0 E: 0 K: 0 S: 7	H: 0 LOB: 0 BB: 0 P: 11	1B: 2 2B: 1 3B: 0 HR: 1	SF: 0 SAC: 0 DP: 0 HBP: 0	WP: 0 PB: 0 SB: 0 CS: 0	PA: 34								
PITCHER Don Drysdale, R ERA: 3.02	IP: 7.0 WLS: W BF: 6	H: 4 R: 2 ER: 2 SO: 3	BB: 2 IBB: 0 HBP: 0 BLK: 0	WP: 0 HR: 1 S: 68 P: 100	ERA: 2.57 WHIP: 0.857																							
Ron Ferranoski, L ERA: 3.14	2.0	W	6	0	0	0	0	0	0	0	11	18	0.00	0.000														

Los Angeles Dodgers @ Philadelphia Phillies
 Connie Mack Stadium, Philadelphia, PA
 Thu May 02 1963, 7:05 PM EDT
 Att: 11,288 - Unknown

AB	32
R	2
H	4
RBI	2
BB	2
SO	3
LOB	10



Batter	1	2	3	4	5	6	7	8	9	AB	R	H	RBI	BB	SO	LOB	TOP					
Maury Wills, S OBP: 0.329, SLG: 0.269 Dick Tracewski, R OBP: 0.200, SLG: 0.158	5-3		G6-4-3					1-3		2	0	0	0	1	0	1	Los Angeles Dodgers @ Pittsburgh Pirates Forbes Field, Pittsburgh, PA Fri May 03 1963, 7:05 PM EDT Att: 16,960 - Unknown					
Jim Gilliam, S OBP: 0.273, SLG: 0.282 Don Zimmer, R	2B			F7		G3		1B		3	0	1	0	0	0	1						
Ron Fairly, L OBP: 0.367, SLG: 0.542	L8			4-3		4-3		1B		4	0	1	1	0	0	1						
Tommy Davis, R OBP: 0.333, SLG: 0.333		6-3						K		2	1	0	0	1	1	2						
Frank Howard, R OBP: 0.451, SLG: 0.580		6-3								4	0	2	0	0	0	1						
John Roseboro, L OBP: 0.235, SLG: 0.397 Ken Rowe, R					4-3					3	0	1	0	0	0	1						
Wally Moon, L OBP: 0.259, SLG: 0.280	1B					G6-4-3		FC3-6		1	0	0	0	0	0	0						
Bill Skowron, R OBP: 0.260, SLG: 0.286	K									4	0	0	0	0	3	2						
Willie Davis, L OBP: 0.238, SLG: 0.308			2-3							4	1	1	0	0	0	1						
Larry Sherry, R Pete Richert, L Ken McMullen, R Jack Smith, R Doug Camilli, R										0	0	0	0	1	0	0						
Inning Stats	R: 0 E: 0 K: 0 S: 6	H: 1 LOB: 0 BB: 0 P: 7	R: 0 E: 0 K: 1 S: 10	H: 1 LOB: 1 BB: 0 P: 16	R: 0 E: 0 K: 0 S: 6	H: 0 LOB: 0 BB: 1 P: 12	R: 0 E: 0 K: 0 S: 7	H: 0 LOB: 1 BB: 1 P: 16	R: 0 E: 0 K: 1 S: 5	H: 0 LOB: 0 BB: 0 P: 6	R: 0 E: 0 K: 1 S: 8	H: 0 LOB: 0 BB: 1 P: 15	R: 1 E: 0 K: 0 S: 4	H: 1 LOB: 0 BB: 0 P: 6	R: 1 E: 0 K: 2 S: 14	H: 2 LOB: 2 BB: 1 P: 22	R: 0 E: 0 K: 1 S: 7	H: 1 LOB: 1 BB: 0 P: 14	1B: 5 2B: 1 3B: 0 HR: 0	SF: 0 SAC: 0 DP: 2 HBP: 1	WP: 1 PB: 0 SB: 1 CS: 0	PA: 35
PITCHER Al McBean, R ERA: 3.0	IP: 9.0 WLS: W BF: 35 H: 6 R: 2 ER: 2 SO: 6 BB: 4 IBB: 0 HBP: 1 BLK: 0 WP: 1 HR: 0 S: 67 P: 114 ERA: 2.00 WHIP: 1.111											PITCHER	IP: 9.0 WLS: W BF: 35 H: 6 R: 2 ER: 2 SO: 6 BB: 4 IBB: 0 HBP: 1 BLK: 0 WP: 1 HR: 0 S: 67 P: 114 ERA: 2.00 WHIP: 1.111									

Batter	1	2	3	4	5	6	7	8	9	AB	R	H	RBI	BB	SO	LOB	BOTTOM	
Dick Schofield, S OBP: 0.391, SLG: 0.311	BB		FC1-5	E9	6-3			6-3		5	1	3	1	0	0	2	Los Angeles Dodgers @ Pittsburgh Pirates Forbes Field, Pittsburgh, PA Fri May 03 1963, 7:05 PM EDT Att: 16,960 - Unknown	
Bill Virdon, L OBP: 0.343, SLG: 0.373 Ted Savage, R	E6		FC1-5	1B						3	1	2	1	0	0	1		
Bob Skinner, L OBP: 0.338, SLG: 0.379	K		FC1-5	3B	F6					5	0	1	1	0	1	7		
Willie Stargell, L OBP: 0.438, SLG: 0.429	BB		F9	K						4	1	1	0	1	1	3		
Roberto Clemente, R OBP: 0.288, SLG: 0.369	K		F8							5	2	2	0	0	1	5		
Smoky Burgess, L OBP: 0.323, SLG: 0.500	4-3			F9	1B					4	1	1	2	0	0	3		
Bill Mazerowski, R OBP: 0.382, SLG: 0.371		F9		FC5-4	1B					2	2	0	0	3	0	0		
Bob Bailey, R OBP: 0.365, SLG: 0.515	6-3			FC5-4	1B					5	4	3	5	0	0	1		
Al McBean, R OBP: 0.111, SLG: 0.111	K			1B	1-3					5	1	1	0	0	2	2		
Inning Stats	R: 0 E: 1 K: 2 S: 11	H: 1 LOB: 3 BB: 1 P: 18	R: 0 E: 0 K: 1 S: 9	H: 0 LOB: 0 BB: 0 P: 15	R: 0 E: 0 K: 0 S: 6	H: 2 LOB: 0 BB: 0 P: 9	R: 4 E: 1 K: 1 S: 15	H: 4 LOB: 1 BB: 1 P: 28	R: 4 E: 0 K: 0 S: 15	H: 3 LOB: 2 BB: 1 P: 34	R: 0 E: 0 K: 0 S: 6	H: 0 LOB: 0 BB: 0 P: 6	R: 1 E: 0 K: 1 S: 9	H: 1 LOB: 0 BB: 0 P: 15	1B: 9 2B: 2 3B: 2 HR: 2	SF: 1 SAC: 0 DP: 0 HBP: 2		WP: 2 PB: 0 SB: 0 CS: 0
PITCHER Larry Sherry, R ERA: 2.4 Pete Richert, L ERA: 12.15 Jack Smith, R ERA: 7.56 Ken Rowe, R ERA: 3.24	IP: 3.2 WLS: L BF: 21 H: 7 R: 4 ER: 4 SO: 3 BB: 2 IBB: 0 HBP: 0 BLK: 0 WP: 0 HR: 0 S: 38 P: 67 ERA: 9.82 WHIP: 2.455											PITCHER	IP: 3.2 WLS: L BF: 21 H: 7 R: 4 ER: 4 SO: 3 BB: 2 IBB: 0 HBP: 0 BLK: 0 WP: 0 HR: 0 S: 38 P: 67 ERA: 9.82 WHIP: 2.455					

Batter	1	2	3	4	5	6	7	8	9	AB	R	H	RBI	BB	SO	LOB	TOP					
Willie Davis, L OBP: 0.227, SLG: 0.293 (1, 8)										4	0	0	0	0	1	1	Los Angeles Dodgers @ Pittsburgh Pirates Forbes Field, Pittsburgh, PA Sat May 04 1963, 3:33 AM EDT Att: 12,037 - Unknown livebaseballscorecards.com					
Maury Wills, S OBP: 0.325, SLG: 0.268 (1, 6)										4	0	1	0	0	0	1						
Ron Fairly, L OBP: 0.361, SLG: 0.526 (1, 7)										4	0	1	0	0	0	0						
Tommy Davis, R OBP: 0.300, SLG: 0.296 (1, 5)										3	0	0	0	0	0	2						
Frank Howard, R OBP: 0.436, SLG: 0.560 (1, 9)										3	0	0	0	0	3	0						
John Roseboro, L OBP: 0.226, SLG: 0.383 (1, 2)										3	0	0	0	0	0	0						
Bill Skowron, R OBP: 0.263, SLG: 0.288 (1, 3)										3	0	1	0	0	0	0						
Nate Oliver, R OBP: 0.295, SLG: 0.263 (1, 4)										2	0	1	0	1	0	1						
Bob Miller, R (1, 1)										0	0	0	0	0	0	0						
Ron Perranoski, L (4, 1)										1	0	0	0	0	1	1						
Wally Moon, L OBP: 0.250, SLG: 0.269 (8, PH)										1	0	0	0	0	0	1						
Ed Roebuck, R (8, 1)										0	0	0	0	0	0	0						
Inning Stats	R: 0 E: 0 K: 1 S: 9	H: 2 LOB: 1 BB: 0 P: 13	R: 0 E: 0 K: 1 S: 5	H: 0 LOB: 1 BB: 0 P: 7	R: 0 E: 0 K: 0 S: 8	H: 0 LOB: 1 BB: 1 P: 14	R: 0 E: 0 K: 1 S: 6	H: 0 LOB: 0 BB: 0 P: 10	R: 0 E: 0 K: 1 S: 9	H: 1 LOB: 1 BB: 0 P: 13	R: 0 E: 0 K: 0 S: 6	H: 0 LOB: 0 BB: 0 P: 6	R: 0 E: 0 K: 1 S: 9	H: 0 LOB: 0 BB: 0 P: 13	R: 0 E: 0 K: 0 S: 5	H: 1 LOB: 0 BB: 0 P: 6	R: 0 E: 0 K: 0 S: 6	H: 0 LOB: 0 BB: 0 P: 9	1B: 4 2B: 0 3B: 0 HR: 0	SF: 0 SAC: 1 DP: 2 HBP: 0	WP: 0 PB: 0 SB: 0 CS: 0	PA: 30
PITCHER Don Schwall, R ERA: 1.48 (1, 1)	IP: 9.0 WLS: W BF: 30 H: 4 R: 0 ER: 0 SO: 5 BB: 1 IBB: 0 HBP: 0 BLK: 0 WP: 0 HR: 0 S: 63 P: 91 ERA: 0.00 WHIP: 0.556															PITCHER	IP: 9.0 WLS: W BF: 30 H: 4 R: 0 ER: 0 SO: 5 BB: 1 IBB: 0 HBP: 0 BLK: 0 WP: 0 HR: 0 S: 63 P: 91 ERA: 0.00 WHIP: 0.556					

Batter	1	2	3	4	5	6	7	8	9	AB	R	H	RBI	BB	SO	LOB	BOTTOM			
Dick Schofield, S OBP: 0.418, SLG: 0.329 (1, 6)										2	1	2	2	2	0	0	Los Angeles Dodgers @ Pittsburgh Pirates Forbes Field, Pittsburgh, PA Sat May 04 1963, 3:33 AM EDT Att: 12,037 - Unknown livebaseballscorecards.com			
Ted Savage, R OBP: 0.412, SLG: 0.667 (1, 8)										2	0	0	0	1	0	2				
Bob Skinner, L OBP: 0.321, SLG: 0.357 (1, 7)										4	1	0	0	0	0	5				
Willie Stargell, L OBP: 0.474, SLG: 0.500 (1, 3)										2	0	1	0	1	0	1				
Donn Clendenon, R OBP: 0.336, SLG: 0.539 (7, PH) (8, 3)										0	0	0	1	0	0	0				
Roberto Clemente, R OBP: 0.280, SLG: 0.406 (1, 9)										4	1	2	1	0	1	2				
Bill Mazerowski, R OBP: 0.363, SLG: 0.348 (1, 4)										4	0	0	0	0	1	3				
Bob Bailey, R OBP: 0.359, SLG: 0.500 (1, 5)										4	0	1	0	0	0	1				
Jim Pagliaroni, R OBP: 0.436, SLG: 0.516 (1, 2)										3	1	1	0	1	2	1				
Don Schwall, R OBP: 0.200, SLG: 0.111 (1, 1)										3	1	0	0	1	0	2				
Inning Stats	R: 0 E: 0 K: 0 S: 7	H: 0 LOB: 1 BB: 1 P: 11	R: 3 E: 1 K: 0 S: 14	H: 2 LOB: 1 BB: 2 P: 24	R: 0 E: 0 K: 0 S: 6	H: 1 LOB: 1 BB: 0 P: 13	R: 0 E: 0 K: 0 S: 14	H: 1 LOB: 3 BB: 2 P: 27	R: 0 E: 0 K: 1 S: 8	H: 0 LOB: 0 BB: 1 P: 13	R: 0 E: 0 K: 1 S: 6	H: 0 LOB: 0 BB: 0 P: 10	R: 2 E: 1 K: 0 S: 8	H: 2 LOB: 1 BB: 0 P: 10	R: 0 E: 0 K: 2 S: 9	H: 1 LOB: 1 BB: 0 P: 11	1B: 3 2B: 4 3B: 0 HR: 0	SF: 1 SAC: 1 DP: 1 HBP: 0	WP: 0 PB: 0 SB: 0 CS: 0	PA: 36
PITCHER Bob Miller, R ERA: 2.01 (1, 1)	IP: 3.2 WLS: L BF: 19 H: 4 R: 3 ER: 2 SO: 2 BB: 3 IBB: 1 HBP: 0 BLK: 0 WP: 0 HR: 0 S: 36 P: 64 ERA: 4.91 WHIP: 1.909															PITCHER	IP: 3.2 WLS: L BF: 19 H: 4 R: 3 ER: 2 SO: 2 BB: 3 IBB: 1 HBP: 0 BLK: 0 WP: 0 HR: 0 S: 36 P: 64 ERA: 4.91 WHIP: 1.909			
Ron Perranoski, L ERA: 2.55 (4, 1)	IP: 3.1 WLS: L BF: 13 H: 2 R: 2 ER: 0 SO: 2 BB: 2 IBB: 0 HBP: 0 BLK: 0 WP: 0 HR: 0 S: 27 P: 44 ERA: 0.00 WHIP: 1.200															PITCHER	IP: 3.1 WLS: L BF: 13 H: 2 R: 2 ER: 0 SO: 2 BB: 2 IBB: 0 HBP: 0 BLK: 0 WP: 0 HR: 0 S: 27 P: 44 ERA: 0.00 WHIP: 1.200			
Ed Roebuck, R ERA: 3.07 (8, 1)	IP: 1.0 WLS: L BF: 4 H: 1 R: 0 ER: 0 SO: 2 BB: 0 IBB: 0 HBP: 0 BLK: 0 WP: 0 HR: 0 S: 9 P: 11 ERA: 0.00 WHIP: 1.000															PITCHER	IP: 1.0 WLS: L BF: 4 H: 1 R: 0 ER: 0 SO: 2 BB: 0 IBB: 0 HBP: 0 BLK: 0 WP: 0 HR: 0 S: 9 P: 11 ERA: 0.00 WHIP: 1.000			

Batter	1	2	3	4	5	6	7	8	9	AB	R	H	RBI	BB	SO	LOB	TOP			
Maury Wills, S OBP: 0.329, SLG: 0.289	3-2 4-3		1-2 1-3		0-0 F2			1-1 SF8	0-0 E1	5	2	2	0	0	0	1				
Jim Gilliam, S OBP: 0.285, SLG: 0.295	0-0 4-3		0-2 G3		3-2 F6			1-1 3-1	1-1 2B	5	0	1	1	0	0	2				
Ron Fairly, L OBP: 0.364, SLG: 0.519	1-0 FC6-4			4-1 FC6-4	1-1 4-3			2-1 SF8	3-H G3	3	1	1	1	1	0	1				
Tommy Davis, R OBP: 0.294, SLG: 0.290	1-2 FC6-4			0-0 FC6-4	0-0 F3			3-H 1-3		4	0	1	0	0	0	1				
Frank Howard, R OBP: 0.418, SLG: 0.534		2-2 G3		1-0 FC6-4	2-0 F4				1-3 K	4	1	0	0	0	1	2				
John Roseboro, L OBP: 0.227, SLG: 0.381		3-1 4-3		0-0 SF7	0-0 F9				2-0 1B	3	1	1	1	0	0	0				
Bill Skowron, R OBP: 0.275, SLG: 0.299		2-0 6-3		3-H 1-0					0-1 1B	4	1	2	0	0	0	0				
Willie Davis, L OBP: 0.231, SLG: 0.294			0-1 F8	0-0 1B	1-1 L4				0-0 HR	3	0	1	1	0	0	0				
Lee Walls, R OBP: 0.297, SLG: 0.467				1-3 2-H					1-H 2-H	1	1	1	3	0	0	0				
Don Zimmer, R OBP: 0.297, SLG: 0.467										0	0	0	0	0	0	0				
Pete Richert, L OBP: 0.333, SLG: 0.667										2	0	1	0	0	0	2				
Ed Roebuck, R OBP: 0.333, SLG: 0.667										0	0	0	0	0	0	0				
Daryl Spencer, R OBP: 0.333, SLG: 0.111										1	0	0	0	0	0	0				
Ron Perranoski, L OBP: 0.333, SLG: 0.111										1	0	0	0	0	1	0				
Inning Stats	R: 0 E: 0 K: 0 S: 10	H: 1 LOB: 1 BB: 0 P: 15	R: 0 E: 0 K: 0 S: 7	H: 0 LOB: 0 BB: 0 P: 14	R: 0 E: 0 K: 0 S: 9	H: 1 LOB: 1 BB: 0 P: 10	R: 2 E: 0 K: 0 S: 7	H: 3 LOB: 2 BB: 1 P: 13	R: 0 E: 0 K: 0 S: 6	H: 0 LOB: 0 BB: 0 P: 10	R: 0 E: 0 K: 0 S: 6	H: 0 LOB: 0 BB: 0 P: 9	R: 1 E: 0 K: 0 S: 9	H: 1 LOB: 0 BB: 0 P: 15	R: 4 E: 1 K: 2 S: 16	H: 5 LOB: 1 BB: 0 P: 24	1B: 7 2B: 3 3B: 0 HR: 1	SF: 2 SAC: 0 DP: 0 HBP: 0	WP: 0 PB: 0 SB: 0 CS: 0	PA: 39
PITCHER	IP WLS BF H R ER SO BB IBB HBP BLK WP HR S P ERA WHIP	8.1 L 34 8 5 5 1 1 0 0 0 0 0 1 63 101 5.40 1.080	0.2 5 3 2 2 1 0 0 0 0 0 0 0 1 10 15 27.00 4.500																	

Los Angeles Dodgers @ Pittsburgh Pirates
 Forbes Field, Pittsburgh, PA
 Sun May 05 1963, 3:33 AM EDT
 Att: 18,743 - Unknown
 livebaseballscores.com

AB	36
R	7
H	11
RBI	7
BB	1
SO	2
LOB	9



Batter	1	2	3	4	5	6	7	8	9	AB	R	H	RBI	BB	SO	LOB	BOTTOM					
Dick Schofield, S OBP: 0.396, SLG: 0.309	0-0 F9		2-2 F9		1-1 FC6-4			0-1 6-3	2-2 FC6-4	5	0	0	0	0	0	3						
Ted Savage, R OBP: 0.333, SLG: 0.526	1-1 CI		1-2 6-3					1-0 F9	2-2 G6-4-3	4	0	0	0	0	0	2						
Bob Skinner, L OBP: 0.317, SLG: 0.351	1-1 FC4-6			2-2 FC5-4	1-1 F7			2-1 E6		4	0	1	0	0	0	1						
Donn Clendenon, R OBP: 0.333, SLG: 0.515	0-0 F3			2-1 L8	4-1 1B			1-2 FC5-4		3	1	0	0	1	0	3						
Roberto Clemente, R OBP: 0.278, SLG: 0.397		1-1 G3		1-0 FC5-4	1-1 3B			1-0 4-3		4	1	1	0	0	0	1						
Bill Mazerowski, R OBP: 0.369, SLG: 0.386		0-0 5-3		2-1 F8	0-0 1B			2-2 FC5-4		4	1	2	2	0	0	1						
Smoky Burgess, L OBP: 0.314, SLG: 0.469		0-0 F8			2-1 F8			2-2 F9		4	0	1	0	0	0	1						
Bob Bailey, R OBP: 0.366, SLG: 0.493			0-0 F9	0-0 SH1-4	1-1 L8			0-0 FC5-4		3	0	1	0	1	0	1						
Vern Law, R OBP: 0.500, SLG: 0.500										2	0	1	0	0	0	2						
Harvey Haddix, L OBP: 0.250, SLG: 0.500										0	0	0	0	0	0	0						
Johnny Logan, R OBP: 0.667, SLG: 0.667										1	0	1	0	0	0	0						
Inning Stats	R: 0 E: 1 K: 0 S: 6	H: 0 LOB: 1 BB: 0 P: 8	R: 0 E: 0 K: 0 S: 4	H: 0 LOB: 0 BB: 0 P: 5	R: 0 E: 0 K: 0 S: 10	H: 1 LOB: 1 BB: 0 P: 13	R: 0 E: 0 K: 0 S: 8	H: 1 LOB: 1 BB: 0 P: 15	R: 0 E: 0 K: 0 S: 7	H: 1 LOB: 1 BB: 0 P: 11	R: 3 E: 0 K: 0 S: 10	H: 3 LOB: 2 BB: 2 P: 23	R: 0 E: 1 K: 0 S: 8	H: 0 LOB: 1 BB: 0 P: 12	R: 0 E: 0 K: 0 S: 8	H: 1 LOB: 1 BB: 0 P: 13	R: 0 E: 0 K: 0 S: 10	H: 1 LOB: 0 BB: 0 P: 14	1B: 7 2B: 0 3B: 1 HR: 0	SF: 0 SAC: 1 DP: 1 HBP: 0	WP: 1 PB: 0 SB: 0 CS: 0	PA: 38
PITCHER	IP WLS BF H R ER SO BB IBB HBP BLK WP HR S P ERA WHIP	5.2 25 0 0 0 0 0 1 0 0 0 0 0 2 43 69 0.00 0.000	0.1 2 0 0 0 0 0 0 0 0 0 0 0 2 6 0.00 0.000																			

Los Angeles Dodgers @ Pittsburgh Pirates
 Forbes Field, Pittsburgh, PA
 Sun May 05 1963, 3:33 AM EDT
 Att: 18,743 - Unknown
 livebaseballscores.com

AB	34
R	3
H	8
RBI	2
BB	2
SO	0
LOB	15



Batter	1	2	3	4	5	6	7	8	9	AB	R	H	RBI	BB	SO	LOB	TOP					
Maury Wills, S OBP: 0.344, SLG: 0.309	0-1 4-3		0-2 S 1B	0-0 1-2 1B			1-1 1B S 1B		3-2 6-3	5	1	3	0	0	0	0						
Jim Gilliam, S OBP: 0.259, SLG: 0.286	2-1 4-3		0-0 1B S G6-3 1B	2-1 F8			0-0 F8		0-0 3-1	5	1	1	0	0	0	3						
Ron Fairly, L OBP: 0.370, SLG: 0.518	1-2 3-1		2-0 G6-3 1B		1-1 1-4-3 1B		2-2 F8			4	0	2	1	0	0	1						
Tommy Davis, R OBP: 0.316, SLG: 0.314		2-1 1B WP 1B 1B	1-2 G6-3 1B		2-0 F9		2-2 FC5-4 1B			4	0	2	0	0	0	2						
Frank Howard, R OBP: 0.412, SLG: 0.554		1-3 K	0-1 HR		3-1 L4-3		0-0 FC5-4 1B			4	1	1	1	0	1	4						
John Roseboro, L OBP: 0.250, SLG: 0.398	1-1 1B		0-1 CS 1B			0-1 F6		0-2 G6-4-3 1B		4	1	3	0	0	0	0						
Bill Skowron, R OBP: 0.274, SLG: 0.296	3-2 1B		0-1 CS 1B		0-0 6-3		0-1 L6		0-0 G6-4-3 1B	4	0	1	0	0	0	1						
Willie Davis, L OBP: 0.242, SLG: 0.315	1-1 1B		0-1 1-3		0-1 1-3		0-0 2B		0-2 F8	4	0	2	1	0	0	0						
Don Drysdale, R OBP: 0.278, SLG: 0.333	2-3 K		1-1 1B		1-1 1B		1-3 K		2-0 F9	3	0	1	0	0	2	3						
Ed Roebuck, R OBP: 0.241, SLG: 0.259										0	0	0	0	0	0	0						
Wally Moon, L OBP: 0.241, SLG: 0.259										1	0	0	0	0	0	0						
Inning Stats	R: 0 E: 0 K: 0 S: 7	H: 0 LOB: 0 BB: 0 P: 10	R: 1 E: 0 K: 2 S: 15	H: 4 LOB: 2 BB: 0 P: 25	R: 3 E: 0 K: 0 S: 13	H: 5 LOB: 0 BB: 0 P: 16	R: 0 E: 0 K: 0 S: 8	H: 2 LOB: 2 BB: 0 P: 11	R: 0 E: 0 K: 1 S: 9	H: 1 LOB: 0 BB: 0 P: 10	R: 0 E: 0 K: 0 S: 13	H: 2 LOB: 0 BB: 0 P: 18	R: 0 E: 0 K: 0 S: 7	H: 1 LOB: 0 BB: 0 P: 7	R: 0 E: 0 K: 0 S: 5	H: 0 LOB: 0 BB: 0 P: 10	1B: 14 2B: 2 3B: 0 HR: 1	SF: 0 SAC: 0 DP: 3 HBP: 0	WP: 1 PB: 0 SB: 3 CS: 1	PA: 39		
PITCHER	IP WLS BF H R ER SO BB IBB HBP BLK WP HR S P ERA WHIP	IP WLS BF H R ER SO BB IBB HBP BLK WP HR S P ERA WHIP	IP WLS BF H R ER SO BB IBB HBP BLK WP HR S P ERA WHIP	IP WLS BF H R ER SO BB IBB HBP BLK WP HR S P ERA WHIP	IP WLS BF H R ER SO BB IBB HBP BLK WP HR S P ERA WHIP	IP WLS BF H R ER SO BB IBB HBP BLK WP HR S P ERA WHIP	IP WLS BF H R ER SO BB IBB HBP BLK WP HR S P ERA WHIP	IP WLS BF H R ER SO BB IBB HBP BLK WP HR S P ERA WHIP	IP WLS BF H R ER SO BB IBB HBP BLK WP HR S P ERA WHIP	IP WLS BF H R ER SO BB IBB HBP BLK WP HR S P ERA WHIP	IP WLS BF H R ER SO BB IBB HBP BLK WP HR S P ERA WHIP	IP WLS BF H R ER SO BB IBB HBP BLK WP HR S P ERA WHIP	IP WLS BF H R ER SO BB IBB HBP BLK WP HR S P ERA WHIP	IP WLS BF H R ER SO BB IBB HBP BLK WP HR S P ERA WHIP	IP WLS BF H R ER SO BB IBB HBP BLK WP HR S P ERA WHIP	IP WLS BF H R ER SO BB IBB HBP BLK WP HR S P ERA WHIP	IP WLS BF H R ER SO BB IBB HBP BLK WP HR S P ERA WHIP	IP WLS BF H R ER SO BB IBB HBP BLK WP HR S P ERA WHIP	IP WLS BF H R ER SO BB IBB HBP BLK WP HR S P ERA WHIP	IP WLS BF H R ER SO BB IBB HBP BLK WP HR S P ERA WHIP	IP WLS BF H R ER SO BB IBB HBP BLK WP HR S P ERA WHIP	IP WLS BF H R ER SO BB IBB HBP BLK WP HR S P ERA WHIP

Los Angeles Dodgers @ Pittsburgh Pirates
Forbes Field, Pittsburgh, PA
Mon May 06 1963, 3:33 AM EDT
Att: 5,376 - Unknown

AB 38
R 4
H 16
RBI 3
BB 0
SO 3
LOB 14



Batter	1	2	3	4	5	6	7	8	9	AB	R	H	RBI	BB	SO	LOB	BOTTOM					
Dick Schofield, S OBP: 0.386, SLG: 0.294	4-2 3B BB		3-3 K		1-1 FC6-4		0-0 FC4-6		2-1 F7	4	0	0	0	1	1	4						
Ted Savage, R OBP: 0.360, SLG: 0.609	2-2 1B		1-1 4-3			2-2 E4 2B		2-2 SH1-3 2B 1B		4	3	2	0	0	0	0						
Bob Skinner, L OBP: 0.329, SLG: 0.377	1-2 1B		2-1 3-1			2-1 1B 3-1 2B		2-1 SH1-3		3	2	2	2	0	0	0						
Willie Stargell, L OBP: 0.565, SLG: 0.632	2-1 1B				1-1 G4-6-3 1B		4-2 3-1 FC5-2 BB		0-0 2H 2B	3	0	3	1	1	0	0						
Roberto Clemente, R OBP: 0.289, SLG: 0.403	0-2 1B				1-2 L9		0-0 FC5-2 1B 1B		0-1 5-3	4	1	2	1	0	0	2						
Smoky Burgess, L OBP: 0.282, SLG: 0.417	0-0 G1-6-4-3				2-0 G4-6-3		0-0 3-1		0-0 G3	4	0	0	1	0	0	6						
Bill Mazerowski, R OBP: 0.386, SLG: 0.397		3-2 F8				0-0 FC6-4 1B		1-2 FC5-2 1B IBB		1-0 1-3 1B	3	1	2	0	1	0						
Bob Bailey, R OBP: 0.360, SLG: 0.506		3-2 K2-5-2 3B				0-1 F5		1-2 FC5-2 1B		3-2 1-3 1B	4	0	1	0	0	5						
Bob Friend, R OBP: 0.231, SLG: 0.167		0-3 K2-5-2				2-3 K		1-2 FC4-6 1B		0-1 L9	1	0	0	0	0	1						
Joe Gibbon, R OBP: 0.200, SLG: 0.200										1	0	0	0	0	1	1						
Johnny Logan, R OBP: 0.750, SLG: 0.750										1	0	1	2	0	0	0						
Tommie Sisk, R										0	0	0	0	0	0	0						
Roy Face, R										1	0	0	0	0	0	1						
Inning Stats	R: 2 E: 0 K: 0 S: 14	H: 4 LOB: 1 BB: 1 P: 23	R: 0 E: 0 K: 1 S: 12	H: 1 LOB: 0 BB: 0 P: 18	R: 0 E: 0 K: 1 S: 7	H: 0 LOB: 0 BB: 0 P: 13	R: 0 E: 0 K: 0 S: 6	H: 1 LOB: 0 BB: 0 P: 10	R: 0 E: 0 K: 1 S: 8	H: 1 LOB: 1 BB: 0 P: 11	R: 4 E: 1 K: 0 S: 23	H: 3 LOB: 2 BB: 2 P: 39	R: 1 E: 0 K: 0 S: 11	H: 2 LOB: 1 BB: 0 P: 14	R: 0 E: 0 K: 0 S: 8	H: 1 LOB: 1 BB: 0 P: 14	1B: 9 2B: 3 3B: 2 HR: 0	SF: 0 SAC: 1 DP: 3 HBP: 0	WP: 0 PB: 0 SB: 0 CS: 0	PA: 37		
PITCHER	IP WLS BF H R ER SO BB IBB HBP BLK WP HR S P ERA WHIP	IP WLS BF H R ER SO BB IBB HBP BLK WP HR S P ERA WHIP	IP WLS BF H R ER SO BB IBB HBP BLK WP HR S P ERA WHIP	IP WLS BF H R ER SO BB IBB HBP BLK WP HR S P ERA WHIP	IP WLS BF H R ER SO BB IBB HBP BLK WP HR S P ERA WHIP	IP WLS BF H R ER SO BB IBB HBP BLK WP HR S P ERA WHIP	IP WLS BF H R ER SO BB IBB HBP BLK WP HR S P ERA WHIP	IP WLS BF H R ER SO BB IBB HBP BLK WP HR S P ERA WHIP	IP WLS BF H R ER SO BB IBB HBP BLK WP HR S P ERA WHIP	IP WLS BF H R ER SO BB IBB HBP BLK WP HR S P ERA WHIP	IP WLS BF H R ER SO BB IBB HBP BLK WP HR S P ERA WHIP	IP WLS BF H R ER SO BB IBB HBP BLK WP HR S P ERA WHIP	IP WLS BF H R ER SO BB IBB HBP BLK WP HR S P ERA WHIP	IP WLS BF H R ER SO BB IBB HBP BLK WP HR S P ERA WHIP	IP WLS BF H R ER SO BB IBB HBP BLK WP HR S P ERA WHIP	IP WLS BF H R ER SO BB IBB HBP BLK WP HR S P ERA WHIP	IP WLS BF H R ER SO BB IBB HBP BLK WP HR S P ERA WHIP	IP WLS BF H R ER SO BB IBB HBP BLK WP HR S P ERA WHIP	IP WLS BF H R ER SO BB IBB HBP BLK WP HR S P ERA WHIP	IP WLS BF H R ER SO BB IBB HBP BLK WP HR S P ERA WHIP	IP WLS BF H R ER SO BB IBB HBP BLK WP HR S P ERA WHIP	IP WLS BF H R ER SO BB IBB HBP BLK WP HR S P ERA WHIP

Los Angeles Dodgers @ Pittsburgh Pirates
Forbes Field, Pittsburgh, PA
Mon May 06 1963, 3:33 AM EDT
Att: 5,376 - Unknown


AB 33
R 7
H 13
RBI 7
BB 3
SO 3
LOB 20



Batter	1	2	3	4	5	6	7	8	9	AB	R	H	RBI	BB	SO	LOB	TOP																				
Maury Wills, S OBP: 0.360, SLG: 0.337 Dick Tracewski, R OBP: 0.200, SLG: 0.158	4-2 S S G3 BB		0-0 1B 3B	2-0 F2		2-1 SH2-3		1-1 HR 1B	0-3 K	4	3	2	0	1	1	0																					
Jim Gilliam, S OBP: 0.302, SLG: 0.411	4-1 G3 S SF7 BB		0-0 L5	1-2 2B		0-1 F8		0-0 HR		4	2	2	3	1	0	3																					
Ron Fairly, L OBP: 0.382, SLG: 0.527	2-1 G3		2-1 FC4-6 1B	2-3 K			3-3 K	1-0 4-3 1B 2B		5	1	2	2	0	2	2																					
Tommy Davis, R OBP: 0.271, SLG: 0.341	2-1 SF7		1-1 FC4-6 FC5 S 1-2		1-3 K		1-3 K	0-0 4-3		4	0	0	1	0	2	2																					
Wally Moon, L OBP: 0.333, SLG: 0.389 Dick Scott, R	1-0 2B		4-1 BB	1-2 BB		0-3 K	3-2 FC5-4 1B	1-2 1B		4	0	3	1	1	1	0																					
Frank Howard, R OBP: 0.375, SLG: 0.505	0-2 L8		0-0 FC5	1-1 L7		1-1 L7	0-0 FC5-4	3-H 1-3 K		5	0	0	0	0	1	5																					
John Roseboro, L OBP: 0.265, SLG: 0.412		0-1 6-3		4-2 HR BB		0-0 FC2-5 HBP 1B		0-2 F9	1-2 4-3	4	1	1	0	1	0	0	AB 39																				
Willie Davis, L OBP: 0.269, SLG: 0.423		1-0 F9		2-1 HR		2-2 SH2-3 FC2-5 HBP		2-2 E 3B	1-2 HR	4	3	3	3	0	0	0	R 11																				
Bob Miller, R Ed Roebuck, R Ron Perranoski, L Lee Walls, R Nate Oliver, R OBP: 0.300, SLG: 0.268		1-3 K		0-0 1-3		0-2 FC2-5 SH2-3		1-0 E5 1B HR	0-1 F7	2	0	0	0	0	1	0	H 13																				
Inning Stats	R: 2 E: 0 K: 0 S: 11	H: 1 LOB: 1 BB: 2 P: 24	R: 0 E: 0 K: 1 S: 6	H: 0 LOB: 0 BB: 0 P: 8	R: 1 E: 0 K: 0 S: 8	H: 2 LOB: 2 BB: 1 P: 15	R: 2 E: 0 K: 1 S: 12	H: 2 LOB: 1 BB: 1 P: 23	R: 0 E: 0 K: 2 S: 8	H: 0 LOB: 0 BB: 0 P: 10	R: 0 E: 0 K: 0 S: 10	H: 1 LOB: 2 BB: 0 P: 14	R: 0 E: 0 K: 2 S: 10	H: 1 LOB: 1 BB: 0 P: 17	R: 5 E: 1 K: 1 S: 21	H: 5 LOB: 1 BB: 0 P: 28	R: 1 E: 0 K: 1 S: 11	H: 1 LOB: 0 BB: 0 P: 13	1B: 5 2B: 3 3B: 2 HR: 3	SF: 1 SAC: 1 DP: 0 HBP: 1	WP: 0 PA: 46 PB: 0 SB: 4 CS: 0																
PITCHER	IP	WLS	BF	H	R	ER	SO	BB	IBB	HBP	BLK	WP	HR	S	P	ERA	WHIP	PITCHER		IP	WLS	BF	H	R	ER	SO	BB	IBB	HBP	BLK	WP	HR	S	P	ERA	WHIP	
Ernie Broglio, R ERA: 2.64	(1, 1)	0.0	2	0	2	2	0	2	0	0	0	0	0	3	11	∞	∞																				
Ron Taylor, R ERA: 2.66	(1, 1)	3.0	13	3	1	1	1	1	0	0	0	0	0	22	36	3.00	1.333																				
Ray Sadecki, L ERA: 7.45	(4, 1)	4.0	18	4	2	2	5	1	0	1	0	0	1	40	64	4.50	1.250																				
Bobby Shantz, L ERA: 5.73	(8, 1)	2.0	L	13	6	6	4	2	0	0	0	0	2	32	41	18.00	3.000																				
Curt Flood, R OBP: 0.304, SLG: 0.374	1-0 4-3		0-0 F7	2-0 F4		0-0 1B FC3-6 1B		2-1 6-3		5	1	1	0	0	0	3																					
Dick Groat, R OBP: 0.398, SLG: 0.478	4-2 BB		2-2 FC6-4		1-2 1B	3-2 1B FC3-6		1-1 6-3		4	0	2	1	1	0	1																					
Bill White, L OBP: 0.403, SLG: 0.464	1-0 F7		2-2 G1	0-2 F9		1-1 FC3-6		1-1 F7		5	0	0	1	0	0	3																					
Stan Musial, L OBP: 0.328, SLG: 0.411	1-1 F7		1-0 HR	1-0 FC5 BB 1B		0-1 F9		1-0 L4		5	1	2	1	0	0	2																					
Ken Boyer, R OBP: 0.349, SLG: 0.443 Dal Maxvill, R OBP: 0.286, SLG: 0.167		2-3 K		0-1 HR		2-2 E9 FC5-6		2-1 2B		4	1	2	1	1	1	0																					
George Altman, L OBP: 0.381, SLG: 0.380		2-2 L9		4-0 1B WP FC6 BB		0-3 K		0-1 4-3		4	1	0	0	1	1	5																					
Gene Oliver, R OBP: 0.253, SLG: 0.340 Gary Kolb, L		3-3 K		3-2 1B WP FC6 BB		0-2 FC5		4-0 F5		3	0	1	0	1	1	3	AB 38																				
Tim McCarver, L OBP: 0.357, SLG: 0.538				1-3 1B		2-3 1B		0-1 F5		1	0	0	0	0	0	1	R 5																				
Julian Javier, R OBP: 0.282, SLG: 0.354			1-2 F2	1-0 FC6 WP 1B		0-0 6-3		0-0 FC5-6-5		4	0	0	1	0	0	3	H 10																				
Ernie Broglio, R OBP: 0.267, SLG: 0.087 Ron Taylor, R Duke Carmel, L Ray Sadecki, L Leo Burke, R Bobby Shantz, R	(1, 1)		4-2 BB	1-1 1B		0-1 1B 1B		1-0 G3		0	0	0	0	0	0	0	0	BB 5																			
Inning Stats	R: 0 E: 0 K: 0 S: 6	H: 0 LOB: 1 BB: 1 P: 13	R: 0 E: 0 K: 2 S: 10	H: 0 LOB: 0 BB: 0 P: 17	R: 0 E: 0 K: 0 S: 9	H: 4 LOB: 2 BB: 1 P: 16	R: 3 E: 0 K: 0 S: 19	H: 4 LOB: 3 BB: 1 P: 33	R: 0 E: 0 K: 1 S: 14	H: 2 LOB: 3 BB: 1 P: 20	R: 2 E: 0 K: 0 S: 14	H: 3 LOB: 1 BB: 0 P: 18	R: 0 E: 1 K: 0 S: 10	H: 0 LOB: 2 BB: 1 P: 19	R: 0 E: 0 K: 0 S: 6	H: 0 LOB: 0 BB: 0 P: 10	R: 0 E: 0 K: 0 S: 7	H: 1 LOB: 1 BB: 0 P: 10	1B: 7 2B: 1 3B: 0 HR: 2	SF: 0 SAC: 0 DP: 0 HBP: 0	WP: 2 PA: 43 PB: 0 SB: 0 CS: 0																
PITCHER	IP	WLS	BF	H	R	ER	SO	BB	IBB	HBP	BLK	WP	HR	S	P	ERA	WHIP	PITCHER		IP	WLS	BF	H	R	ER	SO	BB	IBB	HBP	BLK	WP	HR	S	P	ERA	WHIP	
Bob Miller, R ERA: 2.45	(1, 1)	3.2	18	4	3	3	2	3	0	0	0	1	0	9	17	0.00	4.500																				
Ed Roebuck, R ERA: 3.0	(4, 1)	0.2	5	2	0	0	0	1	0	0	0	1	0	9	17	0.00	4.500																				
Ron Perranoski, L ERA: 2.7	(5, 1)	2.2	W	13	3	2	2	1	0	1	0	0	0	30	43	6.75	1.125																				
Dick Scott, L ERA:	(8, 1)	2.0	S	7	1	0	0	0	0	0	0	0	0	13	20	0.00	0.500																				


Los Angeles Dodgers @ St. Louis Cardinals
Sportsman's Park, St. Louis, MO
Wed May 08 1963, 8:05 PM EDT
Att: 10,918 - Unknown

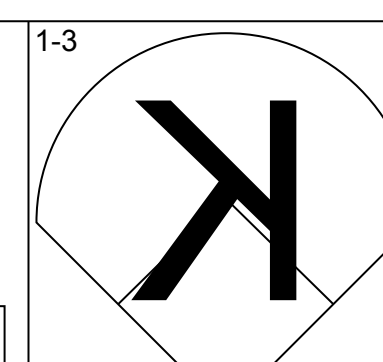
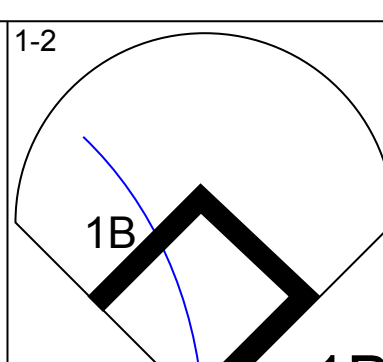
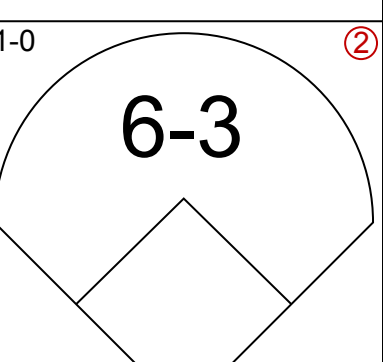
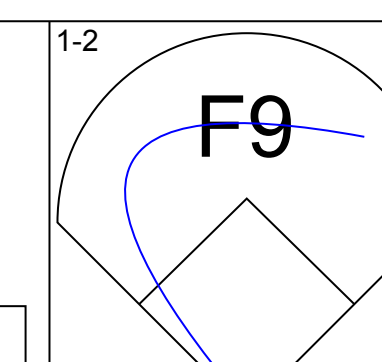
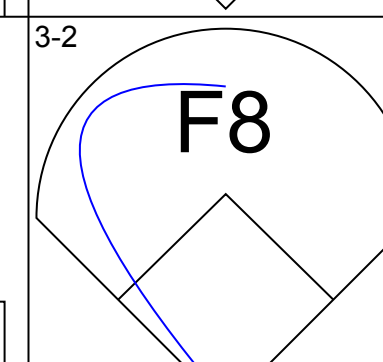
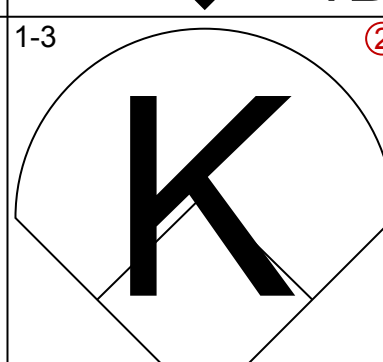
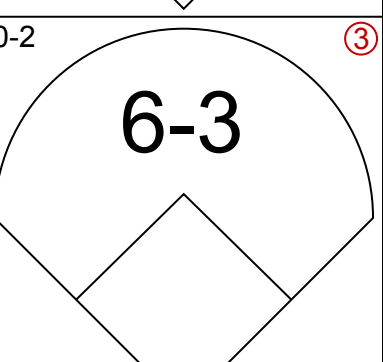
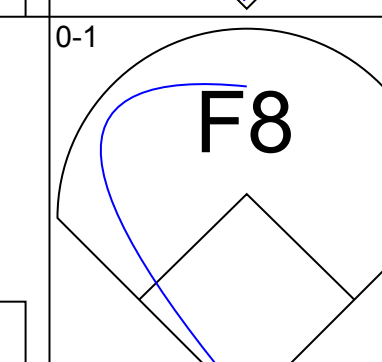
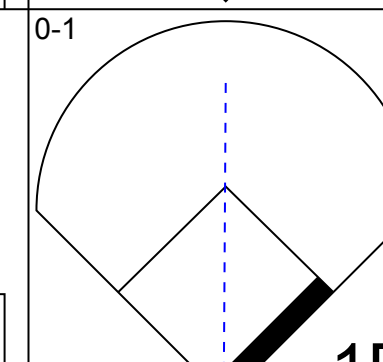
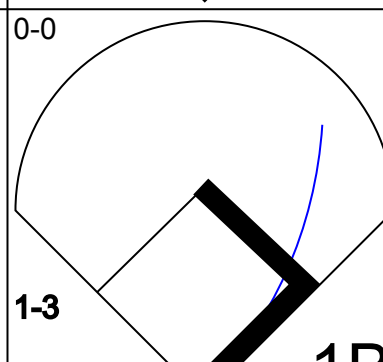


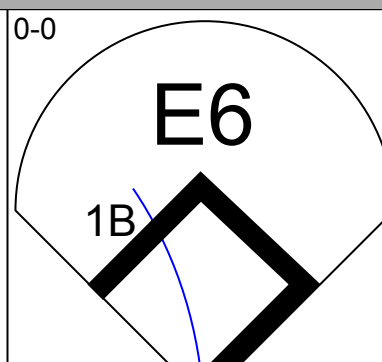
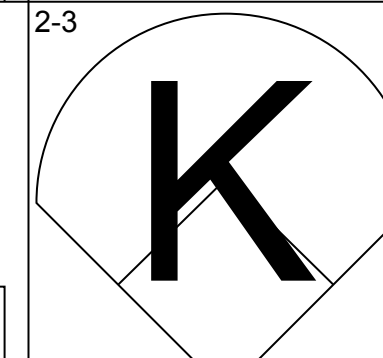
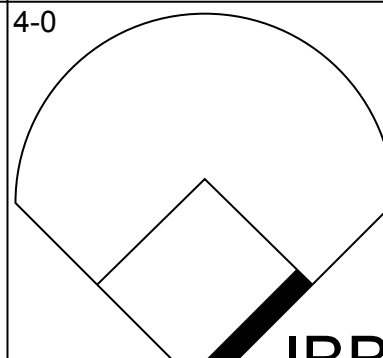


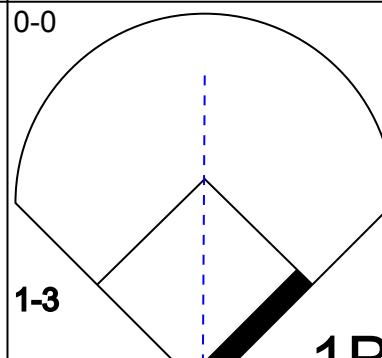
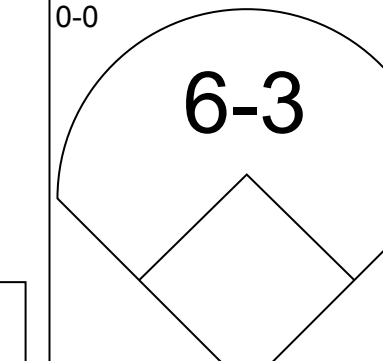
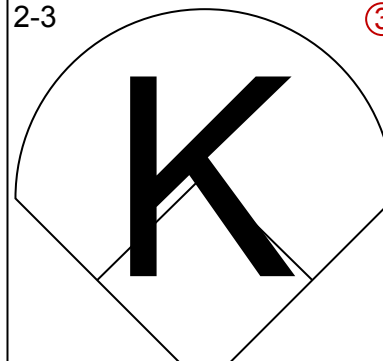


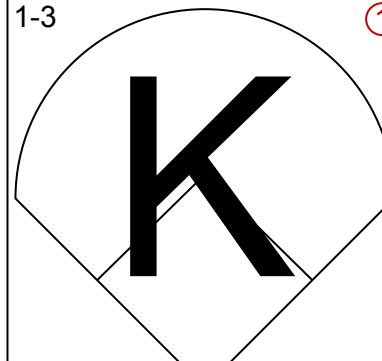
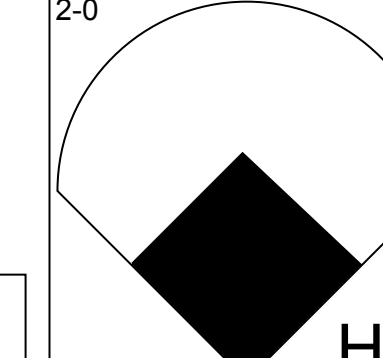
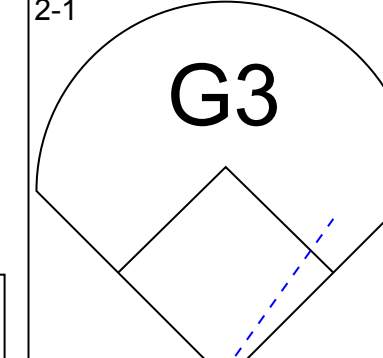
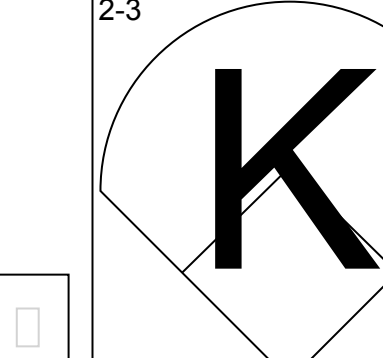
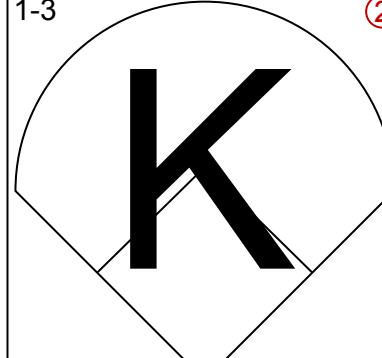
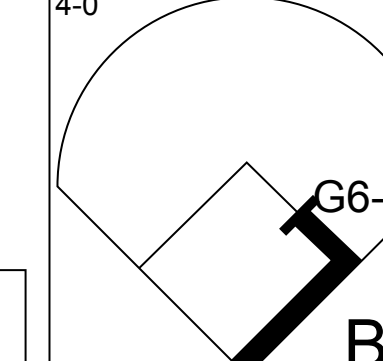



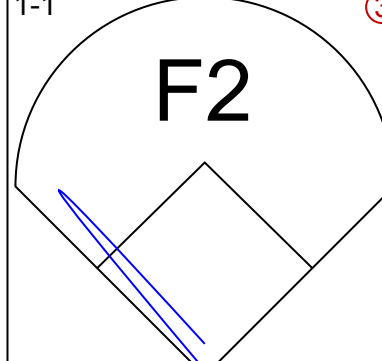
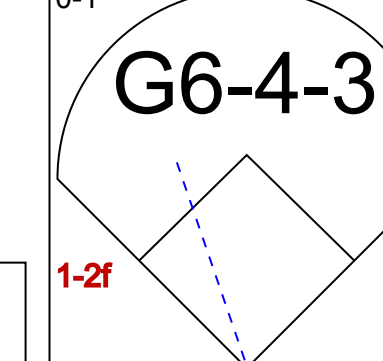



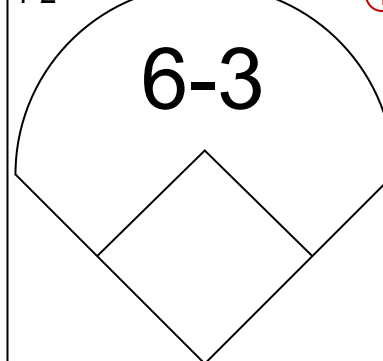
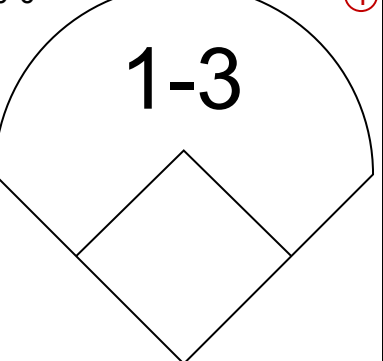
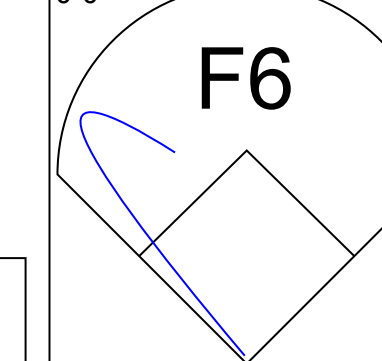
AB 39
R 11
H 13
RBI 11
BB 4
SO 8
LOB 14

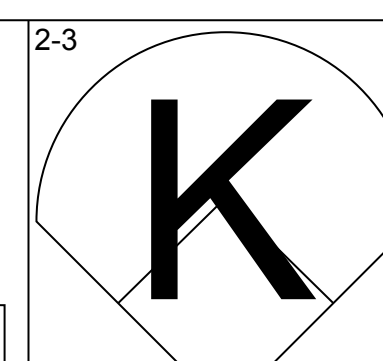
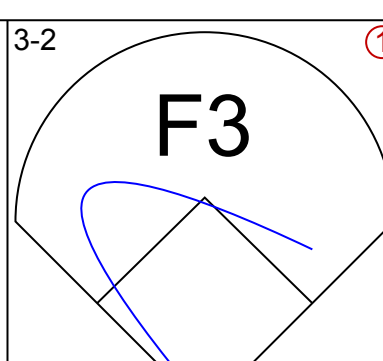
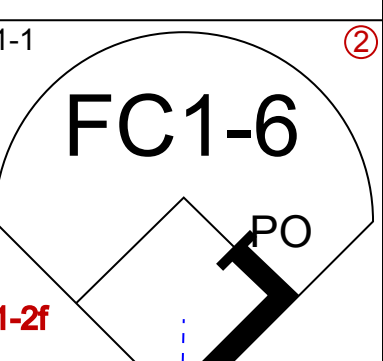
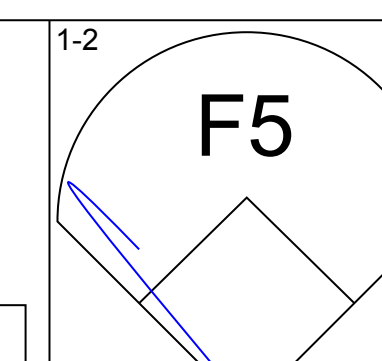
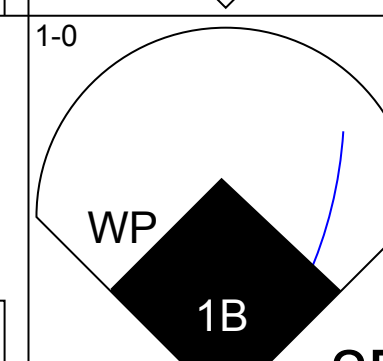
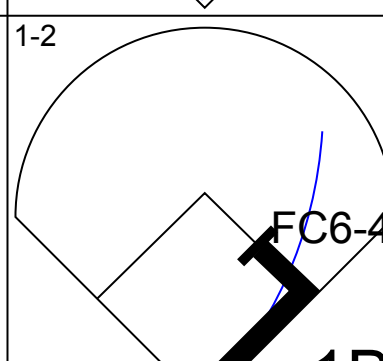
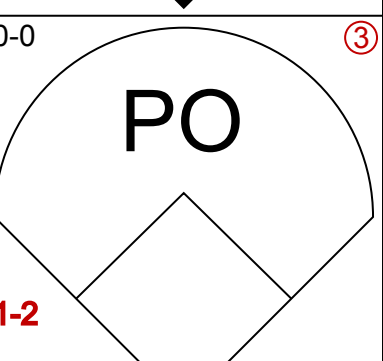
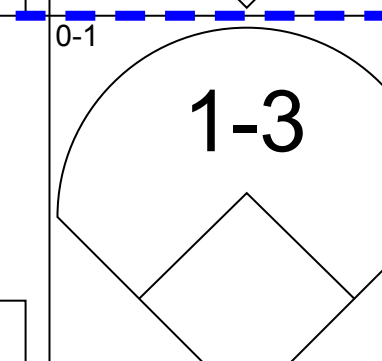
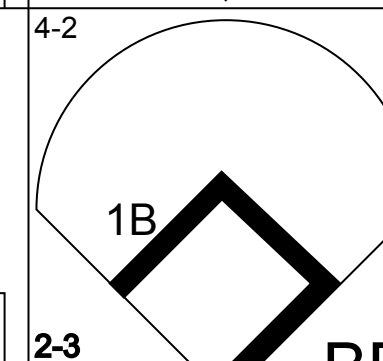
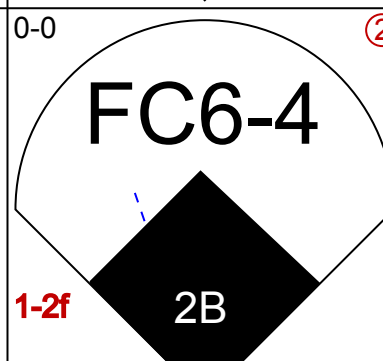

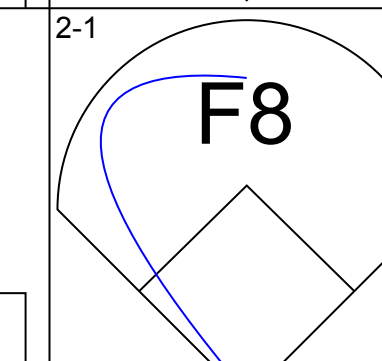
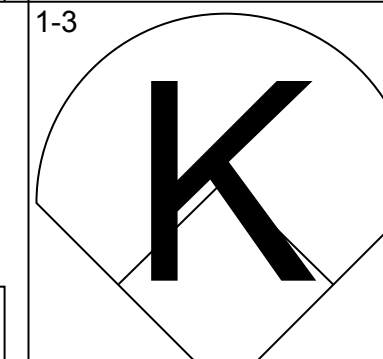
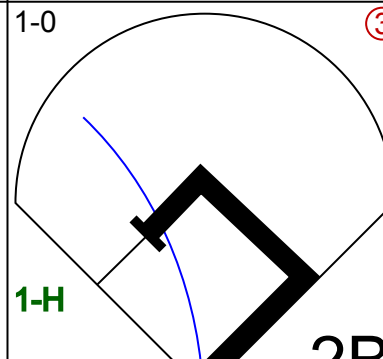


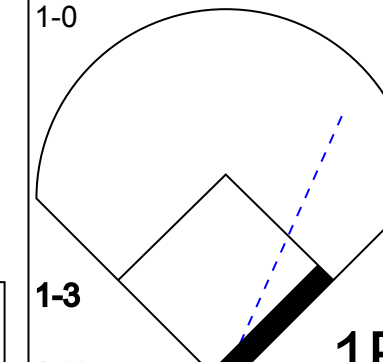
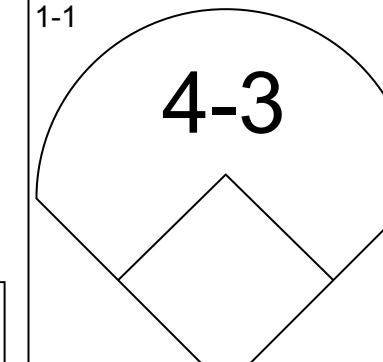
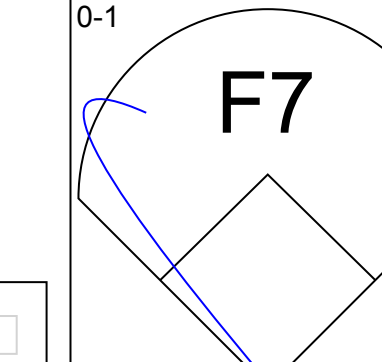

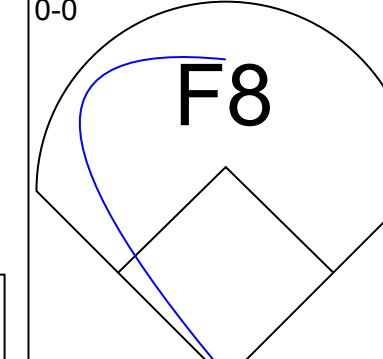



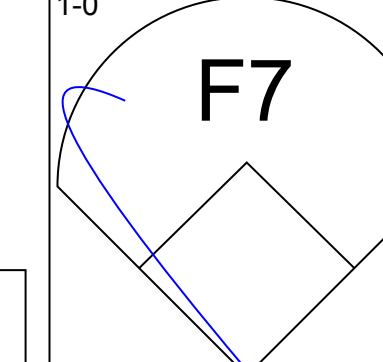



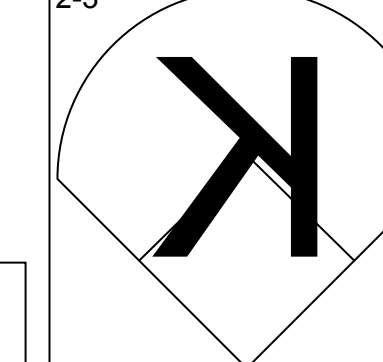

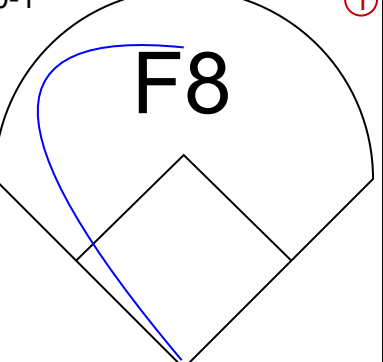

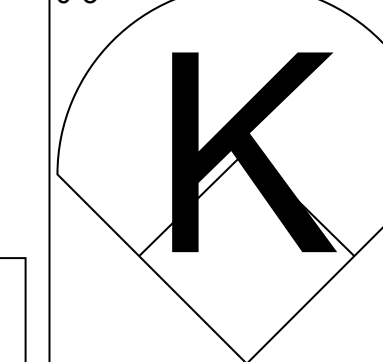

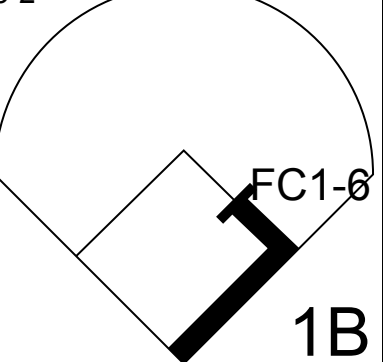




Los Angeles Dodgers @ St. Louis Cardinals
Sportsman's Park, St. Louis, MO
Wed May 08 1963, 8:05 PM EDT
Att: 10,918 - Unknown

AB 38
R 5
H 10
RBI 5
BB 5
SO 3
LOB 23



Batter	1	2	3	4	5	6	7	8	9	AB	R	H	RBI	BB	SO	LOB	TOP			
Jim Davenport, R OBP: 0.312, SLG: 0.380 (1, 5)										4	0	1	0	0	1	0	San Francisco Giants @ Los Angeles Dodgers Dodger Stadium, Los Angeles, CA Fri May 10 1963, 7:05 PM PDT Att: 50,407 - Unknown			
Felipe Alou, R OBP: 0.417, SLG: 0.672 (1, 9)										4	0	0	0	0	1	1				
Willie Mays, R OBP: 0.351, SLG: 0.447 (1, 8)										4	0	2	0	0	0	0				
Willie McCovey, L OBP: 0.392, SLG: 0.524 Ernie Bowman, R OBP: 0.333, SLG: 0.500 (9, PR)										3	0	1	0	1	2	1				
Orlando Cepeda, R OBP: 0.359, SLG: 0.538 (1, 3)										4	0	0	0	0	3	5				
Tom Haller, L OBP: 0.333, SLG: 0.388 (1, 2)										4	1	1	1	0	2	2				
Joey Amalfitano, R OBP: 0.259, SLG: 0.192 Ed Bailey, L OBP: 0.365, SLG: 0.723 (9, PH)										2	0	1	0	1	1	0				
Jose Pagan, R OBP: 0.265, SLG: 0.279 (1, 6)										3	0	0	0	0	1	2				
Jack Sanford, R OBP: 0.222, SLG: 0.292 Matty Alou, L OBP: 0.143, SLG: 0.143 Billy Pierce, L (8, 1)										2	0	0	0	0	0	0				
Inning Stats	R: 0 E: 0 K: 2 S: 12	H: 1 LOB: 1 BB: 0 P: 18	R: 1 E: 0 K: 0 S: 4	H: 1 LOB: 0 BB: 1 P: 10	R: 0 E: 0 K: 2 S: 13	H: 2 LOB: 3 BB: 1 P: 22	R: 0 E: 0 K: 0 S: 5	H: 1 LOB: 0 BB: 0 P: 9	R: 0 E: 0 K: 0 S: 7	H: 0 LOB: 0 BB: 0 P: 8	R: 0 E: 0 K: 3 S: 10	H: 0 LOB: 0 BB: 0 P: 12	R: 0 E: 0 K: 0 S: 6	H: 0 LOB: 0 BB: 0 P: 7	R: 0 E: 1 K: 2 S: 10	H: 1 LOB: 2 BB: 0 P: 13		1B: 5 2B: 0 3B: 0 HR: 1	SF: 0 SAC: 0 DP: 2 HBP: 0	WP: 0 PB: 0 SB: 0 CS: 0
PITCHER Don Drysdale, R ERA: 2.88 (1, 1)	IP: 9.0 WLS: W BF: 34 H: 6 R: 1 ER: 1 SO: 11 BB: 1 IBB: 1 HBP: 0 BLK: 0 WP: 0 HR: 1 S: 76 P: 114 ERA: 1.00 WHIP: 0.778																			

Batter	1	2	3	4	5	6	7	8	9	AB	R	H	RBI	BB	SO	LOB	BOTTOM			
Willie Davis, L OBP: 0.257, SLG: 0.415 (1, 8)										4	0	0	0	0	1	1	San Francisco Giants @ Los Angeles Dodgers Dodger Stadium, Los Angeles, CA Fri May 10 1963, 7:05 PM PDT Att: 50,407 - Unknown			
Jim Gilliam, S OBP: 0.315, SLG: 0.415 (1, 4) (8, 5)										4	1	2	0	0	0	0				
Ron Fairly, L OBP: 0.387, SLG: 0.515 (1, 3)										3	1	1	0	1	0	1				
Tommy Davis, R OBP: 0.321, SLG: 0.412 (1, 5) (8, 7)										3	0	2	1	0	1	2				
Wally Moon, L OBP: 0.362, SLG: 0.395 Nate Oliver, R OBP: 0.300, SLG: 0.268 (8, 4)										3	0	1	1	0	0	2				
Frank Howard, R OBP: 0.367, SLG: 0.481 (1, 9)										3	0	0	0	0	2	4				
John Roseboro, L OBP: 0.282, SLG: 0.429 (1, 2)										3	0	0	0	0	0	0				
Dick Tracewski, R OBP: 0.240, SLG: 0.136 (1, 6)										3	0	0	0	0	1	0				
Don Drysdale, R OBP: 0.286, SLG: 0.333 (1, 1)										3	0	1	0	0	2	0				
Inning Stats	R: 1 E: 0 K: 2 S: 12	H: 2 LOB: 2 BB: 1 P: 21	R: 0 E: 0 K: 2 S: 7	H: 0 LOB: 0 BB: 0 P: 10	R: 1 E: 0 K: 0 S: 9	H: 2 LOB: 1 BB: 0 P: 14	R: 0 E: 0 K: 1 S: 8	H: 0 LOB: 0 BB: 0 P: 14	R: 0 E: 0 K: 1 S: 10	H: 1 LOB: 0 BB: 0 P: 14	R: 0 E: 0 K: 1 S: 12	H: 2 LOB: 2 BB: 0 P: 18	R: 0 E: 0 K: 1 S: 6	H: 0 LOB: 0 BB: 0 P: 8	R: 0 E: 0 K: 0 S: 7	H: 0 LOB: 0 BB: 0 P: 10		1B: 5 2B: 2 3B: 0 HR: 0	SF: 0 SAC: 0 DP: 0 HBP: 0	WP: 1 PB: 0 SB: 0 CS: 0
PITCHER Jack Sanford, R ERA: 2.57 Billy Pierce, L ERA: 4.03 (8, 1)	IP: 7.0 WLS: L BF: 27 H: 7 R: 2 ER: 2 SO: 7 BB: 1 IBB: 0 HBP: 0 BLK: 0 WP: 0 HR: 0 S: 64 P: 99 ERA: 2.57 WHIP: 1.143																			

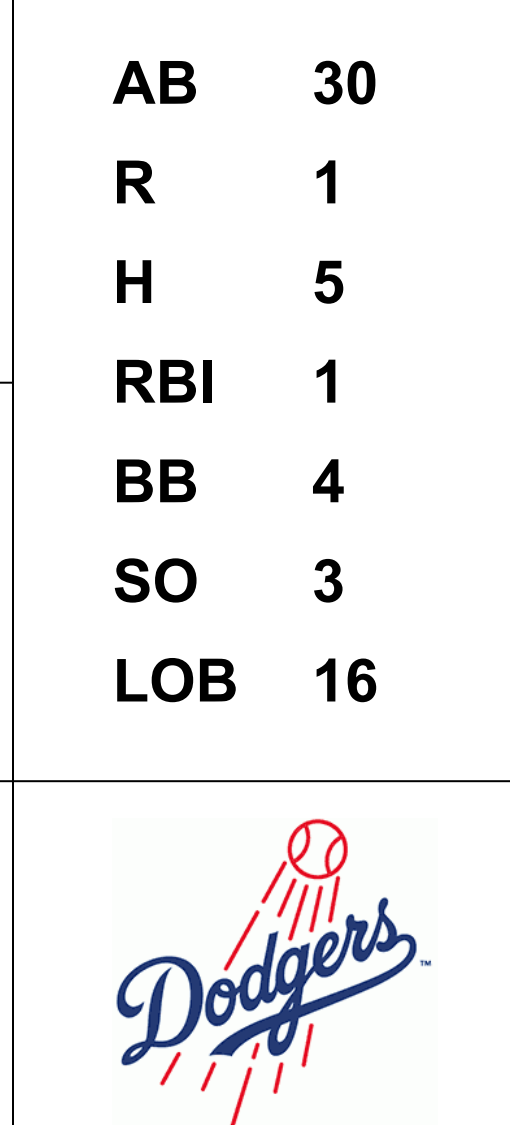
Batter	1	2	3	4	5	6	7	8	9	AB	R	H	RBI	BB	SO	LOB	TOP		
Harvey Kuenn, R OBP: 0.233, SLG: 0.195	1-1 L8			2-2 F2			2-2 F9		0-1 1-3	4	0	0	0	0	0	1	San Francisco Giants @ Los Angeles Dodgers Dodger Stadium, Los Angeles, CA Sat May 11 1963, 7:05 PM PDT Att: 49,807 - Unknown		
Felipe Alou, R OBP: 0.408, SLG: 0.655	1-1 F4			1-3 K			2-2 F7			3	0	0	0	0	1	0			
Willie Mays, R OBP: 0.343, SLG: 0.436	3-1 F8			0-1 F9			1-2 L5			3	0	0	0	0	0	0			
Orlando Cepeda, R OBP: 0.351, SLG: 0.525		0-1 6-3			1-2 6-3			1-0 1-4-3		3	0	0	0	0	0	0			
Ed Bailey, L OBP: 0.364, SLG: 0.694		2-2 F3			0-0 F6			4-2 G6-4-3 BB		2	0	0	0	1	0	0			
Jim Davenport, R OBP: 0.304, SLG: 0.369		2-1 F3			1-0 F8			3-2 G6-4-3 1-2f		3	0	0	0	0	0	1			
Joey Amalfitano, R OBP: 0.246, SLG: 0.182			0-1 L9			2-1 6-3			2-0 F3	3	0	0	0	0	0	0			
Jose Pagan, R OBP: 0.258, SLG: 0.272			1-3 K			1-3 K			0-1 F8	3	0	0	0	0	2	0			
Juan Marichal, R OBP: 0.263, SLG: 0.316	1-1		0-2 5-3			2-3 K			4-0 BB	2	0	0	0	0	1	0			
John Pregonzer, R OBP: 0.397, SLG: 0.524	6-1									0	0	0	0	0	0	0			
Inning Stats	R: 0 E: 0 K: 0 S: 6	H: 0 LOB: 0 BB: 0 P: 11	R: 0 E: 0 K: 0 S: 7	H: 0 LOB: 0 BB: 0 P: 11	R: 0 E: 0 K: 1 S: 8	H: 0 LOB: 0 BB: 0 P: 9	R: 0 E: 0 K: 1 S: 8	H: 0 LOB: 0 BB: 0 P: 11	R: 0 E: 0 K: 0 S: 7	H: 0 LOB: 0 BB: 0 P: 9	R: 0 E: 0 K: 0 S: 12	H: 0 LOB: 0 BB: 0 P: 17	R: 0 E: 0 K: 0 S: 11	H: 0 LOB: 0 BB: 0 P: 16	R: 0 E: 0 K: 0 S: 8	H: 0 LOB: 1 BB: 1 P: 11	1B: 0 2B: 0 3B: 0 HR: 0	SF: 0 SAC: 0 DP: 1 HBP: 0	WP: 0 PA: 28 PB: 0 SB: 0 CS: 0
PITCHER Sandy Koufax, L ERA: 1.15	IP: 9.0 WLS: W BF: 28 H: 0 R: 0 ER: 0 SO: 4 BB: 2 IBB: 0 HBP: 0 BLK: 0 WP: 0 HR: 0 S: 72 P: 111 ERA: 0.00 WHIP: 0.222																		

Batter	1	2	3	4	5	6	7	8	9	AB	R	H	RBI	BB	SO	LOB	BOTTOM		
Willie Davis, L OBP: 0.246, SLG: 0.396	0-0 B1-3		2-3 K		2-3 K	0-0 6-3		0-2 FC6-2 BLK 2B		5	1	0	0	0	2	6	San Francisco Giants @ Los Angeles Dodgers Dodger Stadium, Los Angeles, CA Sat May 11 1963, 7:05 PM PDT Att: 49,807 - Unknown		
Jim Gilliam, S OBP: 0.346, SLG: 0.426	0-1 1-3		2-2 1B			0-1 1B	4-2 S	4-0 2B BB		3	2	2	0	2	0	0			
Ron Fairly, L OBP: 0.397, SLG: 0.528	3-2 1B		1-0 1B			0-0 B3	3-2 F3	3-2 2B BB		5	0	3	3	0	0	2			
Tommy Davis, R OBP: 0.328, SLG: 0.400	2-2 F2		0-2 F6			0-1 1B	4-0 G1-6-3 IBB	2-1 5-3		4	1	1	0	1	0	4			
Wally Moon, L OBP: 0.380, SLG: 0.478		2-1 HR			1-1 4-3				3-2 2-2 3-H	3	2	2	2	0	0	0			
Nate Oliver, R OBP: 0.297, SLG: 0.265						1-3 2-H 1B	1-2 G1-6-3 1B			1	0	0	0	0	0	2			
Frank Howard, R OBP: 0.363, SLG: 0.468		1-0 6-3			2-3 K	4-0 1B		3-2 6-3		3	0	0	0	1	1	0			
John Roseboro, L OBP: 0.289, SLG: 0.431		2-2 F2		0-0 L8		0-2 1B		0-0 BB FC6-2 1B		4	0	2	2	0	0	0			
Dick Tracewski, R OBP: 0.276, SLG: 0.192		2-2 F3			2-0 5-3		1-2 2-3 1B	0-0 FC6-2 BB BLK 1B		4	1	2	0	0	0	0			
Sandy Koufax, R			1-3 K		0-3 K	2-3 K		4-1 BLK FC6-2 2B BB		3	1	0	0	1	3	3			
Inning Stats	R: 0 E: 0 K: 0 S: 10	H: 1 LOB: 1 BB: 0 P: 15	R: 1 E: 0 K: 0 S: 9	H: 1 LOB: 0 BB: 0 P: 16	R: 0 E: 0 K: 2 S: 19	H: 2 LOB: 2 BB: 0 P: 25	R: 0 E: 0 K: 1 S: 6	H: 0 LOB: 0 BB: 0 P: 9	R: 0 E: 0 K: 1 S: 12	H: 0 LOB: 0 BB: 0 P: 16	R: 3 E: 0 K: 1 S: 16	H: 5 LOB: 3 BB: 1 P: 24	R: 0 E: 0 K: 0 S: 6	H: 0 LOB: 2 BB: 2 P: 17	R: 4 E: 0 K: 0 S: 14	H: 3 LOB: 1 BB: 2 P: 30	1B: 10 2B: 1 3B: 0 HR: 1	SF: 0 SAC: 0 DP: 1 HBP: 0	WP: 0 PA: 40 PB: 0 SB: 1 CS: 0
PITCHER Juan Marichal, R ERA: 2.56 John Pregonzer, R ERA: 4.82	IP: 5.1 WLS: L BF: 26 H: 9 R: 4 ER: 4 SO: 5 BB: 0 IBB: 4 HBP: 0 BLK: 0 WP: 0 HR: 1 S: 68 P: 99 ERA: 6.75 WHIP: 1.688																		

Batter	1	2	3	4	5	6	7	8	9	AB	R	H	RBI	BB	SO	LOB	TOP										
Don Hoak, R OBP: 0.266, SLG: 0.293 (1, 5)										5	0	1	0	0	1	3	Philadelphia Phillies @ Los Angeles Dodgers Dodger Stadium, Los Angeles, CA Tue May 14 1963, 7:05 PM PDT Att: 19,294 - Unknown										
Johnny Callison, L OBP: 0.336, SLG: 0.425 (1, 9)										5	0	2	2	0	2	1											
Wes Covington, L OBP: 0.418, SLG: 0.759 (1, 7)										4	1	1	1	1	0	2											
Tony Gonzalez, L OBP: 0.394, SLG: 0.372 (1, 8)											3	2	0	0	1	2											
Frank Torre, L OBP: 0.421, SLG: 0.214 (1, 3)											3	0	1	0	0	2											
Clay Dalrymple, L OBP: 0.329, SLG: 0.373 (1, 2)											3	0	0	0	1	1											
Bobby Wine, R OBP: 0.329, SLG: 0.449 (1, 6)											4	0	1	1	0	1											
Cookie Rojas, R OBP: 0.219, SLG: 0.138 (1, 4)											3	0	0	0	1	0											
Cal McLish, S OBP: 0.286, SLG: 0.385 (1, 1)											3	2	0	1	1	1											
Inning Stats	R: 2 H: 2 E: 1 K: 3 S: 17	H: 2 LOB: 1 BB: 1 P: 24	R: 0 H: 0 E: 0 K: 0 S: 13	H: 0 LOB: 1 BB: 1 P: 21	R: 0 H: 0 E: 0 K: 2 S: 11	H: 0 LOB: 0 BB: 0 P: 18	R: 0 H: 0 E: 0 K: 1 S: 7	H: 0 LOB: 0 BB: 0 P: 8	R: 1 H: 2 E: 0 K: 0 S: 13	H: 1 LOB: 1 BB: 0 P: 13	R: 1 H: 2 E: 0 K: 1 S: 16	H: 2 LOB: 2 BB: 1 P: 29	R: 0 H: 0 E: 0 K: 1 S: 13	H: 0 LOB: 1 BB: 0 P: 20	R: 0 H: 1 E: 0 K: 0 S: 6	H: 1 LOB: 0 BB: 0 P: 9	1B: 4 2B: 3 3B: 0 HR: 1	SF: 0 SAC: 1 DP: 2 HBP: 0	WP: 0 PB: 0 SB: 0 CS: 0	PA: 39							
PITCHER	IP	WLS	BF	H	R	ER	SO	BB	IBB	HBP	BLK	WP	HR	S	P	ERA	WHIP										
Don Drysdale, R ERA: 2.98 (1, 1)	7.0	L	32	7	5	3	7	2	2	0	0	0	1	83	131	3.86	1.286										
Larry Sherry, R ERA: 2.05 (8, 1)	2.0		7	1	0	0	1	1	0	0	0	0	0	19	29	0.00	1.000										

Batter	1	2	3	4	5	6	7	8	9	AB	R	H	RBI	BB	SO	LOB	BOTTOM										
Maury Wills, S OBP: 0.348, SLG: 0.330 (1, 5)										3	1	1	0	1	0	0	Philadelphia Phillies @ Los Angeles Dodgers Dodger Stadium, Los Angeles, CA Tue May 14 1963, 7:05 PM PDT Att: 19,294 - Unknown										
Jim Gilliam, S OBP: 0.337, SLG: 0.421 (1, 4)										4	0	1	0	0	1	2											
Ron Fairly, L OBP: 0.387, SLG: 0.504 (1, 3)										4	0	0	0	0	0	3											
Tommy Davis, R OBP: 0.333, SLG: 0.435 (1, 7)										3	0	1	1	1	0	2											
Wally Moon, L OBP: 0.379, SLG: 0.442 (1, 9)										3	0	0	0	1	0	2											
John Roseboro, L OBP: 0.279, SLG: 0.414 (1, 2)											4	0	1	0	0	1											
Willie Davis, L OBP: 0.238, SLG: 0.378 (1, 8)											4	0	0	0	0	1		2									
Dick Tracewski, R OBP: 0.314, SLG: 0.200 (1, 6)											2	0	1	0	1	0											
Don Drysdale, R OBP: 0.261, SLG: 0.300 Frank Howard, R OBP: 0.360, SLG: 0.464 Larry Sherry, R (7, PH) (8, 1)											2	0	0	0	0	1	2										
											1	0	0	0	0	2											
											0	0	0	0	0	0											
Inning Stats	R: 1 H: 2 E: 0 K: 0 S: 10	H: 2 LOB: 1 BB: 0 P: 11	R: 0 H: 0 E: 0 K: 0 S: 6	H: 0 LOB: 0 BB: 0 P: 12	R: 0 H: 0 E: 0 K: 1 S: 12	H: 0 LOB: 0 BB: 0 P: 16	R: 0 H: 0 E: 0 K: 0 S: 8	H: 0 LOB: 1 BB: 1 P: 15	R: 0 H: 2 E: 0 K: 1 S: 11	H: 2 LOB: 1 BB: 0 P: 18	R: 0 H: 0 E: 0 K: 1 S: 9	H: 0 LOB: 1 BB: 1 P: 17	R: 0 H: 0 E: 0 K: 0 S: 10	H: 0 LOB: 2 BB: 2 P: 20	R: 0 H: 1 E: 0 K: 0 S: 10	H: 1 LOB: 1 BB: 0 P: 18	R: 0 H: 0 E: 0 K: 0 S: 8	H: 0 LOB: 0 BB: 0 P: 11	1B: 4 2B: 2 3B: 0 HR: 0	SF: 0 SAC: 0 DP: 2 HBP: 0	WP: 1 PB: 0 SB: 0 CS: 0	PA: 34					
PITCHER	IP	WLS	BF	H	R	ER	SO	BB	IBB	HBP	BLK	WP	HR	S	P	ERA	WHIP										
Cal McLish, R ERA: 4.38 (1, 1)	9.0	W	34	5	1	1	3	4	0	0	0	1	0	84	138	1.00	1.000										

AB	33
R	5
H	8
RBI	4
BB	5
SO	8
LOB	14



Batter	1	2	3	4	5	6	7	8	9	10	11	12	AB	R	H	RBI	BB	SO	LOB	TOP							
Don Hoak, R OBP: 0.291, SLG: 0.287 (1.5)	0-2 6-3			0-3 K		0-0 SH3-4 1B		0-2 F7		0-0 F3		2-1 F7	6	0	1	0	0	1	2								
Cookie Rojas, R OBP: 0.189, SLG: 0.118 (1.4)	2-3 K			2-0 5-3		0-0 SH3-4 1-2		1-1 F7		0-0 F9		0-1 5-3	5	0	0	0	0	1	2								
Don Demeter, R OBP: 0.368, SLG: 0.514 (9.3)	2-2 1-3			1-2 1B		1-0 F8							5	1	2	0	0	1	1								
Jim Lemon, R OBP: 0.182, SLG: 0.194 (1.7)		3-3 K		2-1 F4		1-3 K							5	0	0	0	0	2	3								
Roy Sievers, R OBP: 0.340, SLG: 0.383 (9. PR)													4	1	2	0	0	1	0								
Tony Gonzalez, L OBP: 0.400, SLG: 0.379 (9.8)													1	0	1	0	0	0	0								
Bobby Wine, R OBP: 0.326, SLG: 0.439 (1.6)													4	0	1	1	0	2	2								
Johnny Callison, L OBP: 0.339, SLG: 0.423 (1.9)													5	0	2	1	0	0	4								
Bob Oldis, R OBP: 0.176, SLG: 0.176 (1.2)													5	0	2	0	0	1	4								
Chris Short, R OBP: 0.063, SLG: 0.188 (5.1)													2	0	0	0	0	1	1								
Jack Baldschun, R OBP: 0.342, SLG: 0.380 (8. PH)													0	0	0	0	0	0	0								
Tony Taylor, R OBP: 0.350, SLG: 0.380 (8. PH)													1	0	0	0	0	0	1								
Johnny Klippstein, R (8.1)													2	0	0	0	0	2	1								
Inning Stats	R: 0 E: 0 K: 1 S: 10	H: 0 LOB: 0 BB: 0 P: 14	R: 0 E: 0 K: 3 S: 9	H: 0 LOB: 0 BB: 0 P: 12	R: 0 E: 0 K: 1 S: 10	H: 1 LOB: 0 BB: 0 P: 14	R: 0 E: 0 K: 1 S: 9	H: 1 LOB: 1 BB: 0 P: 14	R: 1 E: 0 K: 0 S: 15	H: 2 LOB: 1 BB: 0 P: 19	R: 0 E: 0 K: 1 S: 6	H: 0 LOB: 0 BB: 0 P: 8	R: 0 E: 0 K: 0 S: 8	H: 1 LOB: 1 BB: 0 P: 10	R: 1 E: 0 K: 1 S: 15	H: 3 LOB: 2 BB: 0 P: 22	R: 0 E: 0 K: 1 S: 5	H: 0 LOB: 0 BB: 0 P: 6	R: 0 E: 1 K: 2 S: 15	H: 1 LOB: 2 BB: 0 P: 24	R: 0 E: 1 K: 0 S: 8	H: 1 LOB: 1 BB: 0 P: 11	1B: 10 2B: 2 3B: 0 HR: 0	SF: 0 SAC: 2 DP: 1 HBP: 0	WP: 0 PB: 0 SB: 0 CS: 0	PA: 47	
PITCHER Sandy Koufax, L ERA: 1.22 (1.1)	IP 12.0	WLS W 47	BF 47	H 11	R 2	ER 2	SO 12	BB 0	IBB 0	HBP 0	BLK 0	WP 0	HR 0	S 118	P 164	ERA 1.50	WHIP 0.917										

Philadelphia Phillies @ Los Angeles Dodgers
Dodger Stadium, Los Angeles, CA
Wed May 15 1963, 7:05 PM PDT
Att. 20,512 - Unknown

AB 45
R 2
H 11
RBI 2
BB 0
SO 12
LOB 21



Batter	1	2	3	4	5	6	7	8	9	10	11	12	AB	R	H	RBI	BB	SO	LOB	BOTTOM							
Maury Wills, S OBP: 0.347, SLG: 0.333 (1.5)	2-3 K		4-2 BLK 2B BB		1-0 S 1B 2B	2-0 F8						0-1 G3	5	2	1	0	1	1	1								
Jim Gilliam, S OBP: 0.348, SLG: 0.420 (1.4)	1-1 3-1		1-1 F9		1-2 1B 1B							2-0 PB 1B	5	1	2	0	1	0	1								
Ron Fairly, L OBP: 0.385, SLG: 0.504 (8.3)	2-1 F8		3-2 2H 2B		0-2 F4							2-0 1B	6	0	2	2	0	0	3								
Tommy Davis, R OBP: 0.336, SLG: 0.424 (1.7)		0-1 F9	4-2 BB		0-1 FC6-4 1B							0-2 L3	4	0	1	1	1	0	1								
Bill Skowron, R OBP: 0.270, SLG: 0.291 (1.3)		2-2 5-3	0-2 F9		1-2 1B							0-0 6-3	4	0	0	0	0	1	5								
Willie Davis, L OBP: 0.236, SLG: 0.375 (8.8)													1	0	0	0	0	0	0								
Frank Howard, R OBP: 0.394, SLG: 0.452 (1.9)	1-0 BB 1B				2-0 FC6-4 1-2							1-2 F7	5	0	1	0	0	1	2								
John Roseboro, L OBP: 0.283, SLG: 0.403 (1.2)	4-2 1-2 BB				4-2 SH5-3 BB							2-2 4-3	3	0	0	0	2	0	0								
Dick Tracewski, R OBP: 0.282, SLG: 0.176 (1.6)	1-3 K				1-0 SH5-3							0-0 6-3	4	0	0	0	0	1	2								
Sandy Koufax, R OBP: 0.138, SLG: 0.053 (1.1)					1-3 K								4	0	1	0	0	2	1								
Wally Moon, L OBP: 0.373, SLG: 0.434 (12. PH)					2-0 F3							1-0 L3	1	0	0	0	0	0	0								
Inning Stats	R: 0 E: 0 K: 1 S: 9	H: 0 LOB: 0 BB: 0 P: 14	R: 0 E: 0 K: 1 S: 11	H: 1 LOB: 2 BB: 1 P: 19	R: 1 E: 0 K: 1 S: 15	H: 1 LOB: 2 BB: 2 P: 28	R: 0 E: 0 K: 0 S: 6	H: 0 LOB: 1 BB: 1 P: 13	R: 1 E: 0 K: 0 S: 14	H: 3 LOB: 2 BB: 0 P: 21	R: 0 E: 0 K: 0 S: 6	H: 0 LOB: 0 BB: 0 P: 11	R: 0 E: 0 K: 1 S: 6	H: 0 LOB: 0 BB: 0 P: 11	R: 0 E: 0 K: 1 S: 5	H: 0 LOB: 0 BB: 0 P: 7	R: 0 E: 0 K: 0 S: 7	H: 0 LOB: 0 BB: 0 P: 10	R: 0 E: 0 K: 0 S: 7	H: 0 LOB: 0 BB: 0 P: 10	R: 1 E: 0 K: 0 S: 5	H: 2 LOB: 1 BB: 0 P: 10	1B: 6 2B: 2 3B: 0 HR: 0	SF: 0 SAC: 1 DP: 0 HBP: 0	WP: 0 PB: 1 SB: 1 CS: 0	PA: 48	
PITCHER Chris Short, L ERA: 4.47 (5.1)	IP 4.1	WLS 22	BF 10	H 5	R 2	ER 2	SO 3	BB 4	IBB 0	HBP 0	BLK 1	WP 0	HR 0	S 51	P 86	ERA 4.15	WHIP 2.077										
Jack Baldschun, R ERA: 2.45 (5.1)	IP 2.2	WLS 1	BF 0	H 1	R 0	ER 0	SO 1	BB 1	IBB 0	HBP 0	BLK 0	WP 0	HR 0	S 18	P 33	ERA 0.00	WHIP 0.750										
Johnny Klippstein, R ERA: 1.51 (8.1)	IP 4.2	WLS L	BF 16	H 2	R 1	ER 0	SO 2	BB 0	IBB 0	HBP 0	BLK 0	WP 0	HR 0	S 30	P 48	ERA 0.00	WHIP 0.429										

Philadelphia Phillies @ Los Angeles Dodgers
Dodger Stadium, Los Angeles, CA
Wed May 15 1963, 7:05 PM PDT
Att. 20,512 - Unknown

AB 42
R 3
H 8
RBI 3
BB 5
SO 6
LOB 16



Batter	1	2	3	4	5	6	7	8	9	AB	R	H	RBI	BB	SO	LOB	TOP									
Dick Schofield, S OBP: 0.324, SLG: 0.250	0-3 K		0-2 L8			0-0 4-3		0-0 FC5-4		4	0	0	0	0	1	1										
Ted Savage, R OBP: 0.313, SLG: 0.489	1-1 4-3		0-1 F3			3-2 F3			0-0 SH1-4 1B	4	0	1	0	0	0	0										
Roberto Clemente, R OBP: 0.322, SLG: 0.414	2-1 2-3			0-0 G5-4-3 1B		1-1 F8			0-0 SH1-4	3	0	1	0	0	0	0										
Donn Clendenon, R OBP: 0.333, SLG: 0.472		3-3 K		0-1 G5-4-3 1-2			0-1 4-3		4-0 1B IBB	3	0	0	0	1	1	1										
Bill Mazerowski, R OBP: 0.384, SLG: 0.387		1-1 1B BLK 1B		0-2 F8			3-2 F8		0-1 1-3 2-H 1B	4	0	2	0	0	0	0										
Bob Bailey, R OBP: 0.295, SLG: 0.373		0-3 K 1-2			1-2 5-3		2-0 4-3		0-2 F8	4	0	0	0	0	1	3										
Jim Pagliaroni, R OBP: 0.377, SLG: 0.409		0-0 2-3 1B			0-3 K			0-0 5-3		3	0	1	0	0	1	0										
Bill Virdon, L OBP: 0.297, SLG: 0.344		0-1 4-3			1-1 3B			2-1 L7		3	0	1	0	0	0	2										
Don Schwall, R OBP: 0.200, SLG: 0.154			0-3 K		0-2 F9			0-0 FC5-4 1B		3	0	1	0	0	1	1										
Inning Stats	R: 0 E: 0 K: 1 S: 7	H: 0 LOB: 0 BB: 0 P: 10	R: 0 E: 0 K: 2 S: 11	H: 2 LOB: 2 BB: 0 P: 15	R: 0 E: 0 K: 1 S: 8	H: 0 LOB: 0 BB: 0 P: 8	R: 0 E: 0 K: 0 S: 6	H: 1 LOB: 1 BB: 0 P: 6	R: 0 E: 0 K: 1 S: 12	H: 1 LOB: 1 BB: 0 P: 14	R: 0 E: 0 K: 0 S: 6	H: 0 LOB: 0 BB: 0 P: 10	R: 0 E: 0 K: 0 S: 8	H: 0 LOB: 0 BB: 0 P: 13	R: 0 E: 0 K: 0 S: 5	H: 1 LOB: 1 BB: 0 P: 7	R: 0 E: 0 K: 0 S: 7	H: 2 LOB: 2 BB: 1 P: 11	1B: 6 2B: 0 3B: 1 HR: 0	SF: 0 SAC: 1 DP: 1 HBP: 0	WP: 0 PB: 0 SB: 0 CS: 0	PA: 33				
PITCHER Johnny Podres, L ERA: 2.57	IP: 9.0 W: 7 L: 0 BF: 33	H: 7 R: 0 ER: 0 SO: 5	BB: 0 IBB: 1 HBP: 0 BLK: 1	WP: 0 HR: 0 S: 70 P: 94	ERA: 0.00 WHIP: 0.778											ERA: 0.00 WHIP: 0.778										

Pittsburgh Pirates @ Los Angeles Dodgers
 Dodger Stadium, Los Angeles, CA
 Thu May 16 1963, 7:05 PM PDT
 Att: 21,287 - Unknown

AB 31
 R 0
 H 7
 RBI 0
 BB 1
 SO 5
 LOB 8



Batter	1	2	3	4	5	6	7	8	9	AB	R	H	RBI	BB	SO	LOB	BOTTOM									
Maury Wills, S OBP: 0.344, SLG: 0.330	0-1 CS 1B		1-0 1-6-3			3-1 G3		0-0 L4		4	0	1	0	0	0	0										
Jim Gilliam, S OBP: 0.375, SLG: 0.440	4-1 1-2 BB			2-2 G6-4-3 1B		2-1 1B			1-0 6-3 SH1-4 1B	3	1	3	0	1	0	0										
Ron Fairly, L OBP: 0.391, SLG: 0.508	1-1 F6			0-0 G6-4-3 1B		0-0 1-3 1B			0-0 SH1-4	3	0	2	0	0	0	1										
Tommy Davis, R OBP: 0.321, SLG: 0.400	0-1 F9			2-1 G6-4-3 1-2 2-3		0-3 K			1-0 6-3	4	0	0	0	0	1	6										
Wally Moon, L OBP: 0.381, SLG: 0.418		2-2 4-3		2-3 K			1-2 CS HBP		4-0 1B IBB	2	0	0	0	1	1	1										
John Roseboro, L OBP: 0.282, SLG: 0.398		2-0 F7			0-0 B3		0-2 F8		0-1 1-2 1B	4	0	1	1	0	0	1										
Willie Davis, L OBP: 0.231, SLG: 0.366		2-3 K			3-2 4-3		0-2 L9			3	0	0	0	0	1	1										
Dick Tracewski, R OBP: 0.262, SLG: 0.162			2-1 6-3		1-0 6-3			1-0 L5		3	0	0	0	0	0	0										
Johnny Podres, L OBP: 0.091, SLG: 0.100			1-1 4-3			0-0 6-3		1-1 F5		3	0	0	0	0	0	0										
Inning Stats	R: 0 E: 0 K: 0 S: 7	H: 1 LOB: 1 BB: 1 P: 12	R: 0 E: 0 K: 1 S: 7	H: 0 LOB: 0 BB: 0 P: 13	R: 0 E: 0 K: 0 S: 5	H: 0 LOB: 0 BB: 0 P: 9	R: 0 E: 0 K: 1 S: 10	H: 2 LOB: 1 BB: 0 P: 16	R: 0 E: 0 K: 0 S: 5	H: 0 LOB: 0 BB: 0 P: 9	R: 0 E: 0 K: 1 S: 9	H: 2 LOB: 2 BB: 0 P: 14	R: 0 E: 0 K: 0 S: 8	H: 0 LOB: 0 BB: 0 P: 9	R: 0 E: 0 K: 0 S: 4	H: 0 LOB: 0 BB: 0 P: 6	R: 1 E: 0 K: 0 S: 5	H: 2 LOB: 2 BB: 1 P: 11	1B: 7 2B: 0 3B: 0 HR: 0	SF: 0 SAC: 1 DP: 1 HBP: 1	WP: 0 PB: 0 SB: 0 CS: 2	PA: 33				
PITCHER Don Schwall, R ERA: 1.35	IP: 8.2 W: 1 L: 0 BF: 33	H: 7 R: 1 ER: 1 SO: 3	BB: 1 IBB: 1 HBP: 1 BLK: 0	WP: 0 HR: 0 S: 60 P: 99	ERA: 1.04 WHIP: 0.923											ERA: 1.04 WHIP: 0.923										

Pittsburgh Pirates @ Los Angeles Dodgers
 Dodger Stadium, Los Angeles, CA
 Thu May 16 1963, 7:05 PM PDT
 Att: 21,287 - Unknown

AB 29
 R 1
 H 7
 RBI 1
 BB 2
 SO 3
 LOB 10



Batter	1	2	3	4	5	6	7	8	9	AB	R	H	RBI	BB	SO	LOB	TOP					
Dick Schofield, S (1, 6) OBP: 0.322, SLG: 0.244 Tommie Sisk, R (7, 1) Ted Savage, R (9, PH) OBP: 0.306, SLG: 0.478	4-3		1-3		F4		4-0		1-3	3	0	0	0	1	0	2	Pittsburgh Pirates @ Los Angeles Dodgers Dodger Stadium, Los Angeles, CA Fri May 17 1963, 7:05 PM PDT Att: 34,216 - Unknown					
Bill Virdon, L (1, 8) OBP: 0.292, SLG: 0.337	F6		K		G3		4-3		1B	5	0	1	0	0	1	3						
Bob Skinner, L (1, 7) OBP: 0.345, SLG: 0.383	K				FC5-4		L9		4-3	5	0	2	0	0	1	0						
Bill Mazerowski, R (1, 4) OBP: 0.385, SLG: 0.405		E5		FC5-4		G3		2B	L7	5	2	2	0	0	0	3						
Roberto Clemente, R (1, 9) OBP: 0.320, SLG: 0.409	1-3				F8		G3		2B	4	1	1	0	0	0	3						
Donn Clendenon, R (1, 3) OBP: 0.340, SLG: 0.495	K				4-3				1B	4	0	2	3	0	1	2						
Bob Bailey, R (1, 5) OBP: 0.302, SLG: 0.372							L5		F8	3	0	1	0	1	0	2						
Jim Pagliaroni, R (1, 2) OBP: 0.351, SLG: 0.375	K				E6		F7		5-3	4	0	0	0	0	1	4						
Joe Gibbon, R (1, 1) OBP: 0.111, SLG: 0.111 Willie Stargell, L (5, PH) OBP: 0.415, SLG: 0.528 Earl Francis, R (5, 1) OBP: 0.143, SLG: 0.143 Johnny Logan, R (7, PH) OBP: 0.444, SLG: 0.444			1-3		FC4-6		F9		K	1	0	0	0	0	0	0						
Inning Stats	R: 0 E: 0 K: 1 S: 10	H: 0 LOB: 0 BB: 0 P: 17	R: 0 E: 1 K: 2 S: 15	H: 1 LOB: 2 BB: 0 P: 24	R: 0 E: 0 K: 1 S: 6	H: 0 LOB: 0 BB: 0 P: 10	R: 0 E: 0 K: 0 S: 7	H: 1 LOB: 1 BB: 0 P: 14	R: 0 E: 1 K: 0 S: 9	H: 0 LOB: 2 BB: 1 P: 18	R: 1 E: 0 K: 0 S: 9	H: 2 LOB: 1 BB: 0 P: 12	R: 0 E: 0 K: 0 S: 7	H: 0 LOB: 1 BB: 1 P: 15	R: 2 E: 0 K: 0 S: 13	H: 3 LOB: 1 BB: 0 P: 19		R: 0 E: 0 K: 1 S: 13	H: 2 LOB: 2 BB: 0 P: 17	1B: 5 2B: 4 3B: 0 HR: 0	SF: 0 SAC: 0 DP: 0 HBP: 0	WP: 0 PB: 0 SB: 0 CS: 0
PITCHER	IP	WLS	BF	H	R	ER	SO	BB	IBB	HBP	BLK	WP	HR	S	P	ERA	WHIP					
Bob Miller, R (1, 1) ERA: 2.85 Dick Scott, L (9, 1) ERA: 9.82	8.0	W	35	7	3	3	4	2	0	0	0	0	0	76	129	3.38	1.125					
1.0	S	5	2	0	0	1	0	0	0	0	0	0	0	13	17	0.00	2.000					

Batter	1	2	3	4	5	6	7	8	9	AB	R	H	RBI	BB	SO	LOB	BOTTOM					
Nate Oliver, R (1, 4) OBP: 0.313, SLG: 0.299	F9	FC3-6		E6				F4		4	2	2	2	1	0	1	Pittsburgh Pirates @ Los Angeles Dodgers Dodger Stadium, Los Angeles, CA Fri May 17 1963, 7:05 PM PDT Att: 34,216 - Unknown					
Jim Gilliam, S (1, 5) OBP: 0.380, SLG: 0.443 Don Zimmer, R (9, 5)	FC6-4	CS		G3						4	0	2	1	0	1	0						
Ron Fairly, L (1, 8) OBP: 0.387, SLG: 0.496	F9			4-3						3	1	0	0	1	0	4						
Tommy Davis, R (1, 7) OBP: 0.305, SLG: 0.378	FC6-4			6-3			F7		1-3	4	1	0	1	0	0	2						
Frank Howard, R (1, 9) OBP: 0.358, SLG: 0.487				5-3			F8			4	1	2	3	0	0	0						
Bill Skowron, R (1, 3) OBP: 0.290, SLG: 0.295										2	1	1	0	2	0	0						
John Roseboro, L (1, 2) OBP: 0.281, SLG: 0.394	F3									4	1	1	0	0	0	3						
Dick Tracewski, R (1, 6) OBP: 0.326, SLG: 0.225										3	2	3	1	1	0	0						
Bob Miller, R (1, 1) Wally Moon, L (8, PH) OBP: 0.375, SLG: 0.411 Dick Scott, R (9, 1) ERA: 3.55		FC3-6		K						2	0	0	0	0	1	3						
Inning Stats	R: 2 E: 0 K: 0 S: 16	H: 2 LOB: 2 BB: 2 P: 28	R: 0 E: 0 K: 0 S: 6	H: 1 LOB: 0 BB: 0 P: 9	R: 0 E: 0 K: 0 S: 9	H: 0 LOB: 0 BB: 0 P: 13	R: 4 E: 1 K: 2 S: 18	H: 3 LOB: 0 BB: 1 P: 28	R: 2 E: 0 K: 0 S: 8	H: 3 LOB: 1 BB: 0 P: 17	R: 0 E: 0 K: 0 S: 9	H: 1 LOB: 1 BB: 0 P: 13	R: 0 E: 0 K: 0 S: 4	H: 0 LOB: 0 BB: 1 P: 11	1B: 8 2B: 1 3B: 1 HR: 1	SF: 0 SAC: 1 DP: 2 HBP: 0		WP: 0 PB: 0 SB: 2 CS: 1	PA: 38			
PITCHER	IP	WLS	BF	H	R	ER	SO	BB	IBB	HBP	BLK	WP	HR	S	P	ERA	WHIP					
Joe Gibbon, L (1, 1) ERA: 1.74 Earl Francis, R (5, 1) ERA: 3.55 Tommie Sisk, R (7, 1) ERA: 1.1	4.0	L	20	6	6	5	2	2	1	0	0	0	0	1	23	45	13.50	2.500				
2.0		10	4	3	3	0	1	0	0	0	0	0	0	13	24	0.00	1.000					

Batter	1	2	3	4	5	6	7	8	9	AB	R	H	RBI	BB	SO	LOB	TOP					
Dick Schofield, S (1.4) OBP: 0.325, SLG: 0.257	2-2 FC6-4 1B WP		1-0 2B		0-0 L9		2-3 K		1-3 K	5	1	2	0	0	2	2						
Bill Virdon, L (1.8) OBP: 0.297, SLG: 0.340	3-2 FC6-4 1B		0-1 L7			0-1 2B 1B		0-2 E4 1B 1B	5	2	2	0	0	0	1							
Bob Skinner, L (1.7) OBP: 0.341, SLG: 0.387	2-0 FC6-4 WP		0-3 K			0-0 4-3 1B 2B		1-3 K	4	0	1	1	1	0	2	4						
Willie Stargell, L (1.3) OBP: 0.400, SLG: 0.500	1-2 F2			1-2 4-3		0-0 4-3		0-0 1B 1B	4	1	1	0	0	0	3							
Roberto Clemente, R (1.9) OBP: 0.319, SLG: 0.403	1-2 1-3			0-0 4-3		1-3 K		1-1 1B 1B	4	0	1	0	0	1	2							
Smoky Burgess, L (1.2) OBP: 0.302, SLG: 0.431		0-1 F7		0-1 3-1		0-1 F8		0-0 1B	4	0	1	2	0	0	1							
Bob Bailey, R (1.5) (2.6)		3-1 6-3			3-2 2B		0-3 K	1-2 K	4	0	1	0	0	2	2							
Johnny Logan, R (1.6) OBP: 0.400, SLG: 0.400		3-2 6-3			2-3 K		1-0 F8	1-2 F7	1	0	0	0	0	0	0							
Elmo Plaskett, R (2.5) OBP: 0.143, SLG: 0.143									3	0	0	0	0	1	3							
Vern Law, R (1.1) Harvey Haddix, L (2.1) Ted Savage, R (5. Ph) Earl Francis, R (5.1) Jim Paglatoni, R (7. Ph) Tommie Sisk, R (7.1) Donn Clendenon, R (9. Ph)			1-1 F5		1-3 K		0-1 K	1-2 G3	0	0	0	0	0	0	0							
Inning Stats	R: 1 E: 0 K: 0 S: 14	H: 2 LOB: 1 BB: 0 P: 23	R: 0 E: 0 K: 0 S: 8	H: 0 LOB: 0 BB: 0 P: 14	R: 0 E: 0 K: 1 S: 8	H: 1 LOB: 1 BB: 0 P: 10	R: 0 E: 0 K: 0 S: 6	H: 0 LOB: 0 BB: 0 P: 7	R: 0 E: 0 K: 2 S: 16	H: 1 LOB: 1 BB: 0 P: 22	R: 1 E: 0 K: 1 S: 9	H: 2 LOB: 1 BB: 0 P: 10	R: 0 E: 0 K: 2 S: 11	H: 1 LOB: 1 BB: 0 P: 14	R: 2 E: 1 K: 2 S: 17	H: 3 LOB: 2 BB: 0 P: 22	R: 0 E: 0 K: 1 S: 9	H: 0 LOB: 0 BB: 0 P: 11	1B: 7 2B: 3 3B: 0 HR: 0	SF: 0 SAC: 0 DP: 0 HBP: 0	WP: 1 PB: 0 SB: 0 CS: 0	PA: 38
PITCHER Don Drysdale, R (1.1) ERA: 2.99	IP: 9.0 WLS: W BF: 38 H: 10 R: 4 ER: 3 SO: 9 BB: 0 IBB: 0 HBP: 0 BLK: 0 WP: 1 HR: 0 S: 98 P: 133 ERA: 3.00 WHIP: 1.111															PITCHER	IP: 9.0 WLS: W BF: 38 H: 10 R: 4 ER: 3 SO: 9 BB: 0 IBB: 0 HBP: 0 BLK: 0 WP: 1 HR: 0 S: 98 P: 133 ERA: 3.00 WHIP: 1.111					

Pittsburgh Pirates @ Los Angeles Dodgers
Dodger Stadium, Los Angeles, CA
Sat May 18 1963, 3:33 AM PDT
Att: 21,140 - Unknown

AB	38
R	4
H	10
RBI	3
BB	0
SO	9
LOB	19



Batter	1	2	3	4	5	6	7	8	9	AB	R	H	RBI	BB	SO	LOB	BOTTOM			
Nate Oliver, R (1.4) OBP: 0.317, SLG: 0.326	0-0 3B		1-0 F6		2-2 F9 SH1-4 1B		1-2 L5		2-1 F9	5	2	2	0	0	3					
Jim Gilliam, S (1.5) OBP: 0.379, SLG: 0.467	0-0 3B		1-0 SF7		0-1 SH1-4		2-2 F8			2	0	1	2	0	0					
Ron Fairly, L (1.3) (4.8)	1-1 F5		1-1 1B		1-2 F9		3-2 G3 1B			4	1	2	0	0	2					
Tommy Davis, R (1.7) OBP: 0.314, SLG: 0.385	0-1 F4		0-0 1B		1-1 S 1B		3-1 G3		1-2 G3	4	0	2	3	0	2					
Frank Howard, R (1.9) OBP: 0.362, SLG: 0.484	4-2 BB		0-1 1B		1-3 K		1-3 K			3	0	1	1	1	2					
John Roseboro, L (1.2) OBP: 0.281, SLG: 0.385	1-1 F7		1-1 F8		2-2 G3		4-0 FC4-6 IBB			3	0	0	0	1	4					
Willie Davis, L (1.8) OBP: 0.235, SLG: 0.368		1-2 1B		2-2 G3		4-2 G6-3 BB		3-0 FC4-6	2	1	1	0	0	0	0					
Bill Skowron, R (4.3) OBP: 0.295, SLG: 0.292										1	0	0	0	1	2					
Dick Tracewski, R (1.6) OBP: 0.320, SLG: 0.227		1-0 1B		0-2 F7		1-0 G6-3		2-1 5-3	4	1	1	0	0	0	1					
Don Drysdale, R (1.1) OBP: 0.231, SLG: 0.261		1-0 SH 1B		3-3 K		1-2 6-3		0-1 F7	3	1	0	0	0	1	0					
Inning Stats	R: 1 E: 0 K: 0 S: 10	H: 2 LOB: 2 BB: 1 P: 16	R: 4 E: 0 K: 0 S: 14	H: 5 LOB: 2 BB: 0 P: 21	R: 0 E: 0 K: 1 S: 12	H: 0 LOB: 0 BB: 0 P: 17	R: 1 E: 0 K: 1 S: 13	H: 2 LOB: 1 BB: 0 P: 18	R: 0 E: 0 K: 0 S: 6	H: 0 LOB: 0 BB: 1 P: 13	R: 0 E: 0 K: 0 S: 10	H: 0 LOB: 0 BB: 0 P: 14	R: 0 E: 0 K: 1 S: 9	H: 1 LOB: 2 BB: 1 P: 23	R: 0 E: 0 K: 0 S: 6	H: 0 LOB: 0 BB: 0 P: 10	1B: 8 2B: 0 3B: 2 HR: 0	SF: 1 SAC: 2 DP: 1 HBP: 0	WP: 0 PB: 0 SB: 1 CS: 0	PA: 37
PITCHER Vern Law, R (1.1) ERA: 6.11 Harvey Haddix, L (2.1) ERA: 2.74 Earl Francis, R (5.1) ERA: 3.29 Tommie Sisk, R (7.1) ERA: 0.98	IP: 1.2 WLS: L BF: 14 H: 7 R: 5 ER: 5 SO: 5 BB: 1 IBB: 0 HBP: 0 BLK: 0 WP: 0 HR: 0 S: 22 P: 34 ERA: 27.00 WHIP: 4.800															PITCHER	IP: 1.2 WLS: L BF: 14 H: 7 R: 5 ER: 5 SO: 5 BB: 1 IBB: 0 HBP: 0 BLK: 0 WP: 0 HR: 0 S: 22 P: 34 ERA: 27.00 WHIP: 4.800			

Pittsburgh Pirates @ Los Angeles Dodgers
Dodger Stadium, Los Angeles, CA
Sat May 18 1963, 3:33 AM PDT
Att: 21,140 - Unknown

AB	31
R	6
H	10
RBI	6
BB	3
SO	3
LOB	16



Batter	1	2	3	4	5	6	7	8	9	AB	R	H	RBI	BB	SO	LOB	TOP			
Rod Kanehl, R OBP: 0.273, SLG: 0.200 (1, 8)	F8		K			6-3			K	4	0	0	0	0	2	2				
Charlie Neal, R OBP: 0.308, SLG: 0.308 (1, 5)	6-3			4-3		4-3			L9	4	0	0	0	0	0	1				
Ron Hunt, R OBP: 0.391, SLG: 0.459 (1, 4)	F9			3-2		F7			F8	4	0	1	0	0	0	1				
Cliff Cook, R OBP: 0.175, SLG: 0.241 (1, 7)		K		F9					2-3	3	0	0	0	0	1	1				
Jim Hickman, R OBP: 0.353, SLG: 0.456 (1, 9)		F9		L7					5-3	3	0	0	0	0	0	1				
Ed Kranepool, L OBP: 0.275, SLG: 0.345 (1, 3)		F2							6-3	3	0	0	0	0	0	0				
Al Moran, R OBP: 0.216, SLG: 0.214 (1, 6)			K		F3				F9	3	0	0	0	0	1	0				
Norm Sherry, R OBP: 0.146, SLG: 0.239 (1, 2)			F8		F8				K	3	0	0	0	0	1	0				
Roger Craig, R OBP: 0.125, SLG: 0.045 (1, 1)				BB					1-3	2	0	1	0	1	0	0				
Inning Stats	R: 0 E: 0 K: 0 S: 8	H: 0 LOB: 0 BB: 0 P: 12	R: 0 E: 0 K: 1 S: 11	H: 0 LOB: 0 BB: 0 P: 17	R: 0 E: 0 K: 2 S: 10	H: 0 LOB: 1 BB: 1 P: 15	R: 0 E: 0 K: 0 S: 9	H: 1 LOB: 1 BB: 0 P: 15	R: 0 E: 0 K: 0 S: 6	H: 0 LOB: 0 BB: 0 P: 10	R: 0 E: 0 K: 0 S: 8	H: 1 LOB: 0 BB: 0 P: 10	R: 0 E: 0 K: 1 S: 12	H: 0 LOB: 0 BB: 0 P: 16	R: 0 E: 0 K: 1 S: 9	H: 0 LOB: 0 BB: 0 P: 13	1B: 2 2B: 0 3B: 0 HR: 0	SF: 0 SAC: 0 DP: 0 HBP: 0	WP: 0 PB: 0 SB: 0 CS: 0	PA: 30
PITCHER Sandy Koufax, L ERA: 1.06 (1, 1)	IP: 9.0 WLS: W BF: 30 H: 2 R: 0 ER: 0 SO: 5 BB: 1 IBB: 0 HBP: 0 BLK: 0 WP: 0 HR: 0 S: 80 P: 119 ERA: 0.00 WHIP: 0.333																			

New York Mets @ Los Angeles Dodgers
Dodger Stadium, Los Angeles, CA
 Sun May 19 1963, 3:33 AM PDT
 Unknown

AB	29
R	0
H	2
RBI	0
BB	1
SO	5
LOB	6



Batter	1	2	3	4	5	6	7	8	9	AB	R	H	RBI	BB	SO	LOB	BOTTOM			
Maury Wills, S OBP: 0.333, SLG: 0.319 (1, 5)	B1-3		4-3		FC4-6		4-3			4	0	0	0	0	0	2				
Jim Gilliam, S OBP: 0.383, SLG: 0.462 (1, 4)	E SF8 BB		G3			F2			SH1-3 1B	3	1	1	0	1	0	0				
Ron Fairly, L OBP: 0.389, SLG: 0.492 (1, 3)	E9 1B		G3			4-3			SH1-3	3	0	1	0	0	0	0				
Tommy Davis, R OBP: 0.311, SLG: 0.383 (1, 7)	SF8			5-3		1B			F8	3	0	1	1	0	0	1				
Wally Moon, L OBP: 0.368, SLG: 0.400 (1, 9)	3-H G1			F7		1B			F6	4	0	1	0	0	0	2				
Lee Walls, R OBP: 0.278, SLG: 0.444 (9, 9)						1B				0	0	0	0	0	0	0				
John Roseboro, L OBP: 0.275, SLG: 0.376 (1, 2)		K		F3		K				3	0	0	0	0	2	2				
Willie Davis, L OBP: 0.237, SLG: 0.367 (1, 8)		L4			K				CS 1B	3	0	1	0	0	1	0				
Dick Tracewski, R OBP: 0.340, SLG: 0.255 (1, 6)		1B			6-3				1B	3	0	2	0	0	0	0				
Sandy Koufax, R OBP: 0.160, SLG: 0.048 (1, 1)		4-3			FC4-6 BB				K	2	0	0	0	1	1	2				
Inning Stats	R: 1 E: 1 K: 0 S: 5	H: 1 LOB: 1 BB: 1 P: 12	R: 0 E: 0 K: 1 S: 12	H: 1 LOB: 0 BB: 0 P: 14	R: 0 E: 0 K: 0 S: 5	H: 0 LOB: 0 BB: 0 P: 6	R: 0 E: 0 K: 0 S: 8	H: 0 LOB: 0 BB: 0 P: 13	R: 0 E: 0 K: 1 S: 7	H: 0 LOB: 1 BB: 1 P: 14	R: 0 E: 0 K: 1 S: 13	H: 2 LOB: 2 BB: 0 P: 20	R: 0 E: 0 K: 1 S: 8	H: 2 LOB: 1 BB: 0 P: 13	R: 0 E: 0 K: 0 S: 7	H: 1 LOB: 1 BB: 0 P: 10	1B: 7 2B: 0 3B: 0 HR: 0	SF: 1 SAC: 1 DP: 0 HBP: 0	WP: 0 PB: 0 SB: 0 CS: 1	PA: 32
PITCHER Roger Craig, R ERA: 3.31 (1, 1)	IP: 8.0 WLS: L BF: 32 H: 7 R: 1 ER: 1 SO: 4 BB: 2 IBB: 0 HBP: 0 BLK: 0 WP: 0 HR: 0 S: 65 P: 102 ERA: 1.12 WHIP: 1.125																			

New York Mets @ Los Angeles Dodgers
Dodger Stadium, Los Angeles, CA
 Sun May 19 1963, 3:33 AM PDT
 Unknown

AB	28
R	1
H	7
RBI	1
BB	2
SO	4
LOB	9



Batter	1	2	3	4	5	6	7	8	9	10	11	12	13	AB	R	H	RBI	BB	SO	LOB	TOP									
Charlie Neal, R OBP: 0.316, SLG: 0.311 (1, 5)	6-3		4-2 1B BB	1-1 1B 1B	1-0 1-3		1-0 1-3			1-2 4-3		1-0 G6-4-3 1B		5	1	2	0	1	0	0										
Ed Kranepool, L OBP: 0.276, SLG: 0.345 (1, 3)	K		0-0 2-3	1-1 1B 1B	1-2 1B			3-2 SH1-4 1B		2-3 K		0-0 G6-4-3 1B 1-2		6	0	2	0	0	2	4										
Ron Hunt, R OBP: 0.396, SLG: 0.460 (1, 4)	F3			1-0 2B E 1B	2-2 1B 1B			1-1 SH1-4 1B		4-2 BB			1-1 F9	4	1	2	1	1	0	0										
Jim Hickman, R OBP: 0.352, SLG: 0.454 (1, 9)		0-0 F5		2-2 F4	0-3 K			4-2 BB		3-2 5-3			3-0 FC5-4 2B	5	0	1	0	1	1	4										
Cliff Cook, R OBP: 0.206, SLG: 0.259 (1, 7)	K	2-3		0-0 1-3 2B			1-1 F7		0-1 F9		4-2 G6-3 BB		4-0 FC5-4 1BB	4	0	1	0	2	1	2										
Rod Kanehl, R OBP: 0.214, SLG: 0.154 (1, 8)	5-3	0-0		3-2 F9			3-0 5-3		1-0 L9		0-1 F8		0-0 FC5-4 1BB	6	0	0	0	0	0	7										
Chris Cannizzaro, R OBP: 0.364, SLG: 0.400 (8, PH)			4-2 BB BB	0-3 K			2-1 L8			2-3 K		0-0 G6-3 1-2		2	0	0	0	1	1	1										
Chico Fernandez, R OBP: 0.250, SLG: 0.232 (9, 2)				2-3 3H								1-2 2-3		1	0	0	0	0	1	0										
Chico-Carlos Coleman, L OBP: 0.290, SLG: 0.222 (9, 2)													0-1 F4	2	0	0	0	0	0	3										
Al Moran, R OBP: 0.215, SLG: 0.214 (1, 6)			1-0 F9		2-3 K			1-1 6-3		0-0 6-3		2-1 FC2-6 1B		5	0	1	0	0	1	1										
Al Jackson, L OBP: 0.192, SLG: 0.200 (12, PR)			0-0 F7		3-3 K			1-3 K		1-3 K		0-0 FC2-6 1B 1-2		5	0	0	0	0	3	2										
Larry Burright, R OBP: 0.275, SLG: 0.371 (12, 1)														0	0	0	0	0	0	0										
Ken MacKenzie, R OBP: 0.290, SLG: 0.222 (12, 1)														0	0	0	0	0	0	0										
Inning Stats	R: 0 E: 0 K: 1 S: 8	H: 0 LOB: 0 BB: 0 P: 13	R: 0 E: 0 K: 1 S: 5	H: 0 LOB: 0 BB: 7	R: 0 E: 0 K: 0 S: 8	H: 0 LOB: 2 BB: 2 P: 17	R: 1 E: 0 K: 3 S: 12	H: 2 LOB: 1 BB: 0 P: 18	R: 1 E: 0 K: 3 S: 17	H: 3 LOB: 2 BB: 0 P: 26	R: 0 E: 0 K: 0 S: 5	H: 0 LOB: 0 BB: 0 P: 11	R: 0 E: 0 K: 1 S: 6	H: 0 LOB: 0 BB: 0 P: 9	R: 0 E: 0 K: 0 S: 11	H: 1 LOB: 2 BB: 1 P: 20	R: 0 E: 0 K: 2 S: 8	H: 0 LOB: 0 BB: 0 P: 11	R: 0 E: 0 K: 1 S: 11	H: 0 LOB: 1 BB: 1 P: 21	R: 0 E: 0 K: 0 S: 6	H: 0 LOB: 0 BB: 1 P: 10	R: 0 E: 0 K: 0 S: 5	H: 2 LOB: 2 BB: 0 P: 8	R: 0 E: 0 K: 0 S: 6	H: 1 LOB: 2 BB: 1 P: 14	1B: 7 2B: 2 3B: 0 HR: 0	SF: 0 SAC: 1 DP: 2 HBP: 0	W/P: 0 PB: 0 SB: 0 CS: 0	PA: 52
PITCHER	IP 6.0	WLS 25	BF 5	H 2	R 1	ER 1	SO 6	BB 2	IBB 0	HBP 0	BLK 0	WP 0	HR 0	S 55	P 92	ERA 1.50	WHIP 1.167													
Pete Richert, L ERA: 6.45 (1, 1)																														
Ron Perranoski, L ERA: 2.01 (7, 1)																														

New York Mets @ Los Angeles Dodgers
Dodger Stadium, Los Angeles, CA
Sun May 19 1963, 3:38 AM PDT
Att. 42,541 - Unknown

AB 45
R 2
H 9
RBI 1
BB 6
SO 10
LOB 24



Batter	1	2	3	4	5	6	7	8	9	10	11	12	13	AB	R	H	RBI	BB	SO	LOB	BOTTOM									
Nate Oliver, R OBP: 0.327, SLG: 0.337 (1, 4)	L8			2-1 1B WP 1B		3-2 FC1-6 1B FC1-5 1B		0-0 F6		1-0 FC5-4 1-2		3-2 1B		6	2	3	0	0	0	2										
Maury Wills, S OBP: 0.326, SLG: 0.311 (1, 5)	F3			2-1 1B 1B		1-0 FC1-5 1-2 FC1-6		1-0 L8			1-0 6-3	1-2 F9		6	0	1	0	0	0	4										
Ron Fairly, L OBP: 0.393, SLG: 0.485 (1, 8)	3-1			2-2 2-4-3 1B		2-1 FC1-6 1B		2-3 K		4-2 E WP BB		4-2 FC4-6 BB		4	0	1	0	2	1	2										
Tommy Davis, R OBP: 0.323, SLG: 0.384 (1, 7)		1-1 F7		1-1 9-4-3 1B 1-2		3-1 1-3 3H 1B		3-2 1B		3-2 S 1B		4-0 E 1BB	1-2 FC4-6 HR	5	1	2	1	1	0	2										
Frank Howard, R OBP: 0.354, SLG: 0.492 (1, 9)		0-0 F8			1-2 5-3		0-0 5-3		0-0 5-3		1-1 L7		0-0 HR	6	1	1	2	0	0	3										
Bill Skowron, R OBP: 0.280, SLG: 0.277 (1, 3)		0-0 F2			0-3 K		1-0 4-3		3-2 F7		0-0 E6	1-2 2-3		5	0	0	0	0	1	3										
Dick Tracewski, R OBP: 0.328, SLG: 0.250 (1, 6)			0-0 1-3		1-0 1B		2-2 F9			2-0 5-3	3-3 K			5	0	1	0	0	1	3										
Doug Camilli, R OBP: 0.235, SLG: 0.200 (1, 2)			1-2 5-3		1-2 F4			1-2 2B		4-2 FC5-4 BB		1-2 F5		3	0	1	0	0	0	1										
Willie Davis, L OBP: 0.227, SLG: 0.367 (6, PR)														0	0	0	0	0	0	0										
John Roseboro, L OBP: 0.276, SLG: 0.373 (9, 2)														1	0	0	0	1	0	0										
Pete Richert, L OBP: 0.333, SLG: 0.400 (1, 1)			0-2 F9			1-2 FC1-5 1B 1B		0-3 K		1-3 K		3-3 K		1	0	0	0	0	0	0										
Lee Walls, R OBP: 0.316, SLG: 0.474 (6, PH)														1	0	1	0	0	0	0										
Ron Perranoski, L ERA: 4.02 (7, 1)														3	0	0	0	0	3	2										
Inning Stats	R: 0 E: 0 K: 0 S: 10	H: 0 LOB: 0 BB: 0 P: 14	R: 0 E: 0 K: 0 S: 4	H: 0 LOB: 0 BB: 0 P: 5	R: 0 E: 0 K: 0 S: 8	H: 0 LOB: 0 BB: 0 P: 9	R: 1 E: 0 K: 0 S: 10	H: 3 LOB: 0 BB: 0 P: 17	R: 0 E: 0 K: 0 S: 14	H: 1 LOB: 1 BB: 0 P: 17	R: 1 E: 0 K: 0 S: 11	H: 3 LOB: 2 BB: 0 P: 21	R: 0 E: 0 K: 1 S: 5	H: 0 LOB: 0 BB: 0 P: 8	R: 0 E: 0 K: 1 S: 8	H: 1 LOB: 1 BB: 0 P: 10	R: 0 E: 0 K: 1 S: 12	H: 1 LOB: 1 BB: 0 P: 20	R: 0 E: 0 K: 1 S: 8	H: 0 LOB: 1 BB: 1 P: 16	R: 0 E: 1 K: 1 S: 11	H: 0 LOB: 3 BB: 2 P: 24	R: 0 E: 0 K: 1 S: 13	H: 1 LOB: 1 BB: 0 P: 21	R: 2 E: 0 K: 0 S: 7	H: 1 LOB: 0 BB: 1 P: 12	1B: 9 2B: 2 3B: 0 HR: 1	SF: 0 SAC: 0 DP: 1 HBP: 0	W/P: 2 PB: 0 SB: 1 CS: 0	PA: 50
PITCHER	IP 11.0	WLS 43	BF 9	H 2	R 2	ER 2	SO 5	BB 2	IBB 1	HBP 0	BLK 0	WP 2	HR 0	S 101	P 161	ERA 1.64	WHIP 1.000													
Al Jackson, L ERA: 2.54 (1, 1)																														
Ken MacKenzie, L ERA: 4.02 (12, 1)																														

New York Mets @ Los Angeles Dodgers
Dodger Stadium, Los Angeles, CA
Sun May 19 1963, 3:38 AM PDT
Att. 42,541 - Unknown

AB 46
R 4
H 11
RBI 3
BB 4
SO 6
LOB 22



Batter	1	2	3	4	5	6	7	8	9	AB	R	H	RBI	BB	SO	LOB	TOP					
Charlie Neal, R OBP: 0.314, SLG: 0.309 (1, 5)	F9			6-3	1B		6-3			4	0	1	2	0	0	2	New York Mets @ Los Angeles Dodgers Dodger Stadium, Los Angeles, CA Tue May 21 1963, 7:05 PM PDT Att: 21,108 - Unknown					
Ed Kranepool, L OBP: 0.277, SLG: 0.342 (1, 3)	F9			5-3	1B		K			4	0	1	0	0	2	4						
Ron Hunt, R OBP: 0.394, SLG: 0.453 (1, 4)	K			5-3						4	0	1	0	0	1	1						
Jim Hickman, R OBP: 0.349, SLG: 0.447 (1, 9)		K		K						4	0	1	0	0	2	1						
Cliff Cook, R OBP: 0.197, SLG: 0.246 (1, 7)		K								3	0	0	0	0	2	0						
Chico Fernandez, R OBP: 0.283, SLG: 0.250 (1, 6)	1-3									3	1	1	0	1	0	0						
Rod Kanehl, R OBP: 0.188, SLG: 0.133 (1, 8)				F8						4	0	0	0	0	1	4						
Norm Sherry, R OBP: 0.157, SLG: 0.229 (7, PR)				4-3						2	1	0	0	1	0	0						
Choo-Choo Coleman, L OBP: 0.290, SLG: 0.222 (7, 2)										0	0	0	0	0	0	0						
Larry Burritt, R OBP: 0.270, SLG: 0.361 (9, PH)										1	0	0	0	0	1	0						
Galen Cisco, R OBP: 0.214, SLG: 0.167 (8, 1)				K						1	0	0	0	1	1	0						
Don Rowe, L OBP: 0.250, SLG: 0.250 (8, 1)										0	0	0	0	0	0	0						
Inning Stats	R: 0 E: 0 K: 1 S: 7	H: 0 LOB: 0 BB: 0 P: 10	R: 0 E: 0 K: 2 S: 9	H: 0 LOB: 0 BB: 0 P: 15	R: 0 E: 0 K: 1 S: 8	H: 0 LOB: 0 BB: 0 P: 8	R: 0 E: 0 K: 1 S: 11	H: 1 LOB: 1 BB: 0 P: 12	R: 2 E: 0 K: 3 S: 15	H: 2 LOB: 2 BB: 2 P: 29	R: 0 E: 0 K: 0 S: 7	H: 2 LOB: 2 BB: 1 P: 14	R: 0 E: 1 K: 1 S: 10	H: 0 LOB: 0 BB: 0 P: 13	R: 0 E: 0 K: 0 S: 4	H: 0 LOB: 0 BB: 0 P: 8	R: 0 E: 0 K: 1 S: 8	H: 0 LOB: 0 BB: 0 P: 9	1B: 4 2B: 1 3B: 0 HR: 0	SF: 0 SAC: 2 DP: 1 HBP: 0	WP: 0 PB: 0 SB: 0 CS: 0	PA: 35
PITCHER Johny Podres, L ERA: 2.47 (1, 1)	IP: 9.0 WLS: W BF: 35 H: 5 R: 2 ER: 2 SO: 10 BB: 1 IBB: 2 HBP: 0 BLK: 0 WP: 0 HR: 0 S: 79 P: 118 ERA: 2.00 WHIP: 0.667															PITCHER						

AB	30
R	2
H	5
RBI	2
BB	3
SO	10
LOB	12



Batter	1	2	3	4	5	6	7	8	9	AB	R	H	RBI	BB	SO	LOB	BOTTOM			
Maury Wills, S OBP: 0.316, SLG: 0.301 (1, 5)	K									4	0	0	0	0	2	0	New York Mets @ Los Angeles Dodgers Dodger Stadium, Los Angeles, CA Tue May 21 1963, 7:05 PM PDT Att: 21,108 - Unknown			
Jim Gilliam, S OBP: 0.378, SLG: 0.448 (1, 4)	F9									3	1	0	0	1	0	0				
Ron Fairly, L OBP: 0.403, SLG: 0.507 (9, 8)	1-3									4	1	3	1	0	0	0				
Tommy Davis, R OBP: 0.310, SLG: 0.367 (1, 7)		1-3								4	0	0	0	0	0	3				
Frank Howard, R OBP: 0.365, SLG: 0.488 (1, 9)										1	1	0	0	3	0	1				
John Roseboro, L OBP: 0.291, SLG: 0.375 (1, 2)										2	1	1	0	1	0	0				
Willie Davis, L OBP: 0.245, SLG: 0.379 (1, 8)										4	0	2	2	0	0	4				
Bill Skowron, R OBP: 0.280, SLG: 0.277 (9, 3)	F3									0	0	0	0	0	0	0				
Dick Tracewski, R OBP: 0.339, SLG: 0.255 (1, 6)	FC5									3	0	1	1	1	1	2				
Johny Podres, L OBP: 0.067, SLG: 0.071 (1, 1)										4	0	0	0	0	0	4				
Inning Stats	R: 0 E: 0 K: 1 S: 8	H: 1 LOB: 2 BB: 1 P: 17	R: 0 E: 0 K: 0 S: 9	H: 1 LOB: 2 BB: 1 P: 17	R: 0 E: 0 K: 0 S: 8	H: 0 LOB: 0 BB: 0 P: 11	R: 0 E: 0 K: 0 S: 12	H: 1 LOB: 2 BB: 1 P: 21	R: 0 E: 0 K: 2 S: 8	H: 0 LOB: 0 BB: 0 P: 12	R: 3 E: 0 K: 0 S: 11	H: 3 LOB: 2 BB: 2 P: 22	R: 1 E: 1 K: 0 S: 13	H: 1 LOB: 1 BB: 1 P: 18	R: 0 E: 0 K: 0 S: 6	H: 1 LOB: 1 BB: 1 P: 10	1B: 4 2B: 4 3B: 0 HR: 0	SF: 0 SAC: 0 DP: 2 HBP: 1	WP: 0 PB: 0 SB: 1 CS: 1	PA: 36
PITCHER Galen Cisco, R ERA: 3.67 (1, 1)	IP: 7.0 WLS: L BF: 32 H: 6 R: 4 ER: 4 SO: 3 BB: 5 IBB: 0 HBP: 1 BLK: 0 WP: 0 HR: 0 S: 69 P: 114 ERA: 5.14 WHIP: 1.571															PITCHER				

AB	29
R	4
H	7
RBI	4
BB	6
SO	3
LOB	14



Batter	1	2	3	4	5	6	7	8	9	AB	R	H	RBI	BB	SO	LOB	TOP			
Charlie Neal, R OBP: 0.313, SLG: 0.303 (1, 5)	1-2 4-3		4-2 BB			0-1 F8		2-3 K		3	0	0	0	1	1	0				
Ed Kranepool, L OBP: 0.269, SLG: 0.331 (1, 9)	2-2 F7		2-2 F5			0-1 6-3		0-0 6-3		4	0	0	0	0	0	1				
Ron Hunt, R OBP: 0.383, SLG: 0.438 (1, 4)	1-3 K			3-2 L1		0-2 L4			1-0 F2	4	0	0	0	0	1	0				
Duke Snider, L OBP: 0.356, SLG: 0.485 (1, 7)		1-0 HR		4-1 BB			4-1 HR BB		0-0 F6	2	2	1	1	2	0	0				
Tim Harkness, L OBP: 0.301, SLG: 0.408 (1, 3)		0-1 F8		2-3 K			1-1 HR		3-1 F7	4	1	1	2	0	1	1				
Choo-Choo Coleman, L OBP: 0.281, SLG: 0.214 (1, 2)		0-0 1-3		2-2 F8			0-0 F5			3	0	0	0	0	0	1				
Jim Hickman, R OBP: 0.342, SLG: 0.437 (1, 8)		2-2 F9			0-0 F4		0-0 F7			3	0	0	0	0	0	0				
Chico Fernandez, R OBP: 0.253, SLG: 0.240 (1, 6)			1-2 1-3		0-3 K		0-0 P1			3	0	0	0	0	1	0				
Carl Willey, R OBP: 0.188, SLG: 0.133 Don Rowe, L OBP: 0.200, SLG: 0.200 Cliff Cook, R OBP: 0.194, SLG: 0.242 Larry Bearmarth, R (8, 1)			2-3 K		2-3 K		0-0 F4			1	0	0	0	0	1	0				
Inning Stats	R: 0 E: 0 K: 1 S: 10	H: 0 LOB: 0 BB: 0 P: 14	R: 1 E: 0 K: 0 S: 7	H: 1 LOB: 0 BB: 0 P: 10	R: 0 E: 0 K: 1 S: 12	H: 0 LOB: 1 BB: 1 P: 21	R: 0 E: 0 K: 1 S: 14	H: 0 LOB: 0 BB: 0 P: 25	R: 0 E: 0 K: 2 S: 8	H: 0 LOB: 0 BB: 0 P: 10	R: 2 E: 0 K: 0 S: 6	H: 1 LOB: 0 BB: 1 P: 11	R: 0 E: 0 K: 1 S: 6	H: 0 LOB: 0 BB: 0 P: 8	R: 0 E: 0 K: 0 S: 4	H: 0 LOB: 0 BB: 0 P: 8	1B: 0 2B: 0 3B: 0 HR: 2	SF: 0 SAC: 0 DP: 0 HBP: 0	WP: 0 PB: 0 SB: 0 CS: 0	PA: 32
PITCHER Don Drysdale, R ERA: 2.99 (1, 1)	IP: 9.0 WLS: W BF: 32 H: 2 R: 3 ER: 3 SO: 6 BB: 3 IBB: 0 HBP: 0 BLK: 0 WP: 0 HR: 2 S: 74 P: 114 ERA: 3.00 WHIP: 0.556																			

New York Mets @ Los Angeles Dodgers
Dodger Stadium, Los Angeles, CA
 Wed May 22, 1963, 7:05 PM PDT
 Att: 22,714 - Unknown

AB	29
R	3
H	2
RBI	3
BB	3
SO	6
LOB	3



Batter	1	2	3	4	5	6	7	8	9	AB	R	H	RBI	BB	SO	LOB	BOTTOM	
Nate Oliver, R OBP: 0.324, SLG: 0.330 (1, 4)	0-0 F9		2-0 F9	3-2 SF9			4-2 BB			2	0	0	1	1	0	0		
Jim Gilliam, S OBP: 0.374, SLG: 0.440 (1, 5)	2-2 L7		1-2 BB WP	1-2 F9			1-0 F9			4	1	1	0	0	0	2		
Ron Fairly, L OBP: 0.405, SLG: 0.510 (1, 3)	0-0 HR		4-1 E BB	1-2 E BB		0-0 F6	1-2 L8			3	2	1	0	1	0	1		
Tommy Davis, R OBP: 0.327, SLG: 0.415 (1, 7)	0-0 HR		2-2 G3	1-1 G6-4-3 1B			0-0 1B SH1-3			4	2	3	2	0	0	0		
Frank Howard, R OBP: 0.364, SLG: 0.508 (1, 9)	1-3 K		0-1 HR	0-1 G6-4-3			0-0 SH1-3			3	1	1	1	0	1	1		
John Roseboro, L OBP: 0.296, SLG: 0.379 (1, 2)		2-0 BB 1B	2-1 3-1			1-0 F6		0-0 S 1B		4	0	2	0	0	0	0		
Willie Davis, L OBP: 0.259, SLG: 0.385 (1, 8)		4-2 5-3 BB		2-1 1B S SF9 1B		0-0 CS 1B		0-3 K		3	1	2	0	1	1	2		
Dick Tracewski, R OBP: 0.333, SLG: 0.241 (1, 6)		3-2 5-3		3-2 4-3		1-2 6-3		4-2 BB		3	0	0	0	1	0	4		
Don Drysdale, R OBP: 0.233, SLG: 0.259 (1, 1)		2-1 5-3		0-1 1B			0-3 K	0-0 4-3		4	0	1	0	0	1	3		
Inning Stats	R: 2 E: 0 K: 1 S: 10	H: 2 LOB: 0 BB: 0 P: 13	R: 0 E: 0 K: 0 S: 9	H: 1 LOB: 1 BB: 1 P: 20	R: 3 E: 0 K: 0 S: 14	H: 2 LOB: 0 BB: 1 P: 25	R: 1 E: 0 K: 0 S: 14	H: 2 LOB: 1 BB: 0 P: 22	R: 0 E: 0 K: 0 S: 5	H: 1 LOB: 0 BB: 0 P: 6	R: 0 E: 0 K: 1 S: 11	H: 0 LOB: 1 BB: 1 P: 17	R: 1 E: 0 K: 1 S: 9	H: 2 LOB: 2 BB: 1 P: 13	1B: 8 2B: 1 3B: 0 HR: 2	SF: 1 SAC: 1 DP: 1 HBP: 0	WP: 2 PB: 0 SB: 3 CS: 1	PA: 36
PITCHER Carl Willey, R ERA: 2.23 Don Rowe, L ERA: 4.13 Larry Bearmarth, R ERA: 1.62	IP: 2.2 WLS: L BF: 14 H: 5 R: 5 ER: 5 SO: 1 BB: 2 IBB: 0 HBP: 0 BLK: 0 WP: 1 HR: 2 S: 31 P: 54 ERA: 16.88 WHIP: 2.625																	

New York Mets @ Los Angeles Dodgers
Dodger Stadium, Los Angeles, CA
 Wed May 22, 1963, 7:05 PM PDT
 Att: 22,714 - Unknown

AB	30
R	7
H	11
RBI	4
BB	4
SO	3
LOB	13



Batter	1	2	3	4	5	6	7	8	9	AB	R	H	RBI	BB	SO	LOB	TOP					
Nate Oliver, R OBP: 0.313, SLG: 0.317 (1, 4)										4	0	0	0	0	2	0	Los Angeles Dodgers @ San Francisco Giants Candlestick Park, San Francisco, CA Fri May 24, 1963, 10:05 PM EDT Att: 40,676 - Unknown					
Jim Gilliam, S OBP: 0.378, SLG: 0.442 (1, 5)										4	0	2	0	0	0	0						
Ron Fairly, L OBP: 0.398, SLG: 0.500 (1, 3)										3	0	0	0	0	1	2						
Tommy Davis, R OBP: 0.336, SLG: 0.417 (1, 7)										2	0	1	0	1	1	1						
Wally Moon, L OBP: 0.352, SLG: 0.381 (1, 9)										3	0	0	0	0	2	2						
John Roseboro, L OBP: 0.290, SLG: 0.371 (1, 2)										3	0	0	0	0	0	1						
Willie Davis, L OBP: 0.253, SLG: 0.377 (1, 8)										3	0	0	0	0	3	1						
Dick Tracewski, R OBP: 0.319, SLG: 0.230 (1, 6)										3	0	0	0	0	0	0						
Sandy Koufax, R OBP: 0.160, SLG: 0.048 Larry Sherry, R (1, 1)										0	0	0	0	0	0	0						
Don Zimmer, R OBP: 0.333, SLG: 0.571 Ed Roebuck, R (6, 1)										1	0	0	0	0	0	0						
Lee Walls, R OBP: 0.300, SLG: 0.450 (9, PH)										1	0	0	0	0	1	0						
Inning Stats	R: 0 E: 0 K: 1 S: 5	H: 1 LOB: 0 BB: 0 P: 7	R: 0 E: 0 K: 2 S: 9	H: 0 LOB: 1 BB: 1 P: 17	R: 0 E: 0 K: 0 S: 6	H: 0 LOB: 0 BB: 0 P: 11	R: 0 E: 0 K: 2 S: 8	H: 1 LOB: 1 BB: 0 P: 11	R: 0 E: 0 K: 2 S: 13	H: 0 LOB: 0 BB: 0 P: 18	R: 1 E: 0 K: 0 S: 6	H: 1 LOB: 0 BB: 0 P: 13	R: 0 E: 0 K: 0 S: 5	H: 1 LOB: 0 BB: 0 P: 7	R: 0 E: 0 K: 1 S: 7	H: 0 LOB: 0 BB: 0 P: 9	R: 0 E: 0 K: 1 S: 12	H: 0 LOB: 0 BB: 0 P: 12	1B: 3 2B: 1 3B: 0 HR: 1	SF: 0 SAC: 0 DP: 2 HBP: 0	WP: 1 PB: 0 SB: 0 CS: 0	PA: 29
PITCHER Juan Marichal, R ERA: 2.76 (1, 1)	IP: 9.0 WLS: W BF: 29 H: 4 R: 1 ER: 1 SO: 10 BB: 1 IBB: 0 HBP: 0 BLK: 0 WP: 1 HR: 1 S: 71 P: 105 ERA: 1.00 WHIP: 0.556																					

Batter	1	2	3	4	5	6	7	8	9	AB	R	H	RBI	BB	SO	LOB	BOTTOM			
Jose Pagan, R OBP: 0.256, SLG: 0.262 (1, 6)										5	1	1	0	0	0	5	Los Angeles Dodgers @ San Francisco Giants Candlestick Park, San Francisco, CA Fri May 24, 1963, 10:05 PM EDT Att: 40,676 - Unknown			
Willie McCovey, L OBP: 0.396, SLG: 0.529 (1, 7)										3	1	2	0	2	0	0				
Willie Mays, R OBP: 0.352, SLG: 0.437 (1, 8)										4	1	1	0	1	0	3				
Orlando Cepeda, R OBP: 0.369, SLG: 0.537 (1, 3)										5	1	1	3	0	0	3				
Felipe Alou, R OBP: 0.343, SLG: 0.543 (1, 9)										4	1	2	2	0	1	2				
Jim Davenport, R OBP: 0.285, SLG: 0.336 (1, 5)										4	1	2	0	0	2	2				
Ed Bailey, L OBP: 0.412, SLG: 0.716 (1, 2)										4	1	3	2	0	0	1				
Joey Amalfitano, R OBP: 0.278, SLG: 0.253 (1, 4)										3	0	2	0	1	0	0				
Juan Marichal, R OBP: 0.231, SLG: 0.240 (1, 1)										4	0	0	0	0	3	5				
Inning Stats	R: 5 E: 0 K: 2 S: 20	H: 5 LOB: 2 BB: 2 P: 32	R: 0 E: 1 K: 1 S: 10	H: 1 LOB: 0 BB: 0 P: 15	R: 2 E: 0 K: 1 S: 13	H: 2 LOB: 0 BB: 0 P: 19	R: 0 E: 0 K: 1 S: 12	H: 2 LOB: 2 BB: 0 P: 22	R: 0 E: 0 K: 0 S: 7	H: 2 LOB: 1 BB: 0 P: 11	R: 0 E: 0 K: 0 S: 4	H: 0 LOB: 1 BB: 1 P: 10	R: 0 E: 0 K: 1 S: 9	H: 2 LOB: 2 BB: 0 P: 12	R: 0 E: 0 K: 0 S: 3	H: 0 LOB: 0 BB: 1 P: 8		1B: 10 2B: 2 3B: 0 HR: 2	SF: 0 SAC: 0 DP: 1 HBP: 0	WP: 1 PB: 0 SB: 0 CS: 0
PITCHER Sandy Koufax, L ERA: 1.71 Larry Sherry, R ERA: 2.45 Ed Roebuck, R ERA: 3.68 (1, 1)	IP: 0.1 WLS: L BF: 7 H: 5 R: 5 ER: 5 SO: 1 BB: 1 IBB: 0 HBP: 0 BLK: 0 WP: 1 HR: 1 S: 14 P: 21 ERA: 135.00 WHIP: 18.000																			

Batter	1	2	3	4	5	6	7	8	9	10	AB	R	H	RBI	BB	SO	LOB	TOP				
Nate Oliver, R OBP: 0.306, SLG: 0.310 (7, 6)	0-1 FC4-6 1B		6-3		3-2 F8		2-2 F8		3-1 F7		5	0	1	0	0	0	1					
Jim Gilliam, S OBP: 0.375, SLG: 0.429 (7, 4)	2-2 FC4-6			2-1 E6 2B		0-0 SH3-4 1B		4-1 1B S BB		1-2 E6 1B	4	2	1	0	1	0	1					
Ron Fairly, L OBP: 0.391, SLG: 0.484 (1, 3)	2-2 F5			4-1 2B BB		0-0 SH3-4 1B		0-2 6-3 1B		0-0 F3	3	1	1	0	1	0	2					
Tommy Davis, R OBP: 0.353, SLG: 0.448 (8, 8)	1-1 5-3			0-0 F9 CS 2B		0-3 K		0-0 6-3 1B		2-1 PB 1B	5	0	2	3	0	1	4					
Wally Moon, L OBP: 0.304, SLG: 0.373 (8, 7)		1-1 4-3		4-1 F9 BB		1-3 K		4-0 BB		1-1 F7	3	0	0	0	2	1	2					
John Roseboro, L OBP: 0.287, SLG: 0.364 (1, 2)		2-0 4-3		1-3 K				0-0 E 2B		1-1 F5	5	1	1	0	0	1	6					
Willie Davis, L OBP: 0.255, SLG: 0.371 Frank Howard, R OBP: 0.353, SLG: 0.489 (8, 9)		4-0 CS BB		0-1 F9		1-2 2-3		0-0 F5 K			2	0	0	0	1	0	3					
Dick Tracewski, R OBP: 0.311, SLG: 0.227 Lee Walls, R OBP: 0.273, SLG: 0.409 Don Zimmer, R OBP: 0.300, SLG: 0.500 (8, 9)		2-1 CS BB		1-1 F8		3-1 CS K		1-1 E6 2H		1-0 F7	2	0	0	0	0	1	0					
Don Drysdale, R OBP: 0.208, SLG: 0.226 (1, 1)			0-0 6-3		1-0 F4			1-2 F9		1-3 K	4	0	0	0	0	1	1					
Inning Stats	R: 0 E: 0 K: 2 S: 10	H: 1 LOB: 1 BB: 0 P: 15	R: 0 E: 0 K: 0 S: 4	H: 0 LOB: 0 BB: 1 P: 13	R: 0 E: 0 K: 0 S: 5	H: 0 LOB: 0 BB: 0 P: 6	R: 2 E: 1 K: 1 S: 11	H: 1 LOB: 1 BB: 2 P: 25	R: 0 E: 0 K: 1 S: 9	H: 0 LOB: 0 BB: 0 P: 15	R: 0 E: 0 K: 2 S: 9	H: 1 LOB: 1 BB: 0 P: 10	R: 1 E: 1 K: 0 S: 13	H: 1 LOB: 1 BB: 0 P: 17	R: 0 E: 0 K: 1 S: 6	H: 0 LOB: 0 BB: 0 P: 11	R: 1 E: 1 K: 1 S: 10	H: 1 LOB: 1 BB: 0 P: 15	1B: 4 2B: 2 3B: 0 HR: 0	SF: 0 SAC: 1 DP: 0 HBP: 0	WP: 0 PB: 1 SB: 1 CS: 2	PA: 44
PITCHER	IP WLS BF H R ER SO BB IBB HBP BLK WP HR S P ERA WHIP	3.0 0.0 14 2 2 1 0 3 0 0 0 0 0 24 49 3.00 1.667	4.1 1.05 17 3 1 0 4 1 0 0 0 0 0 44 63 0.00 0.923	0.1 0.0 2 0 0 0 0 1 0 0 0 0 3 8 0.00 3.000	2.1 L 9 1 1 0 2 0 0 0 0 0 0 19 29 0.00 0.429	PITCHER																

Los Angeles Dodgers @ San Francisco Giants
Candlestick Park, San Francisco, CA
Sun May 26 1963, 6:33 AM EDT
Att: 41,668 - Unknown

AB 36
R 4
H 6
RBI 3
BB 5
SO 6
LOB 23



Batter	1	2	3	4	5	6	7	8	9	10	AB	R	H	RBI	BB	SO	LOB	BOTTOM				
Jim Davenport, R OBP: 0.306, SLG: 0.383 (1, 5)	0-2 HR		1-2 1B		1-0 2B			3-2 FC1-6 1B		0-0 6-3	5	1	4	1	0	0	0					
Willie Mays, R OBP: 0.342, SLG: 0.422 (1, 8)	0-3 K		0-0 F8-4-1-3		2-1 F2			0-0 FC1-6 FC4-6			4	0	0	0	0	1	3					
Willie McCovey, L OBP: 0.384, SLG: 0.527 (1, 7)	0-1 4-3		2-0 F9			2-2 F8		0-0 FC4-6		1-2 F4	4	0	0	0	0	0	1					
Orlando Cepeda, R OBP: 0.370, SLG: 0.542 (1, 3)	2-3 K			0-1 6-3		1-1 1B HBP		2-0 F4			3	1	0	0	0	1	1					
Felipe Alou, R OBP: 0.340, SLG: 0.564 (1, 9)		0-1 FC3-6 1B		0-1 HR		0-2 1B		1-3 1B		1-3 K	4	1	3	1	0	1	0					
Tom Haller, L OBP: 0.301, SLG: 0.383 (1, 2)		1-1 L8		2-2 F9		0-0 SF7-5-4		0-0 F4			3	0	0	1	0	0	1					
Joey Amalfitano, R OBP: 0.265, SLG: 0.241 (1, 4)		0-1 FC3-6 1B		1-2 4-3				2-2 F3		1-2 4-3	4	0	1	0	0	0	0					
Jose Pagan, R OBP: 0.251, SLG: 0.256 Ed Bailey, L OBP: 0.411, SLG: 0.731 (10, PH)		1-1 FC3-6						2-1 F5		3-2 4-3	3	0	0	0	0	0	2					
Jack Sanford, R OBP: 0.250, SLG: 0.281 Gaylord Perry, R OBP: 0.300, SLG: 0.500 Billy Pierce, L OBP: 0.154, SLG: 0.154 Don Larsen, R OBP: 0.208, SLG: 0.226 Matty Alou, L OBP: 0.154, SLG: 0.154 (10, PH)		1-3 K						1-2 4-3		3-3 K	1	0	0	0	0	1	2					
Inning Stats	R: 1 E: 0 K: 2 S: 12	H: 1 LOB: 0 BB: 0 P: 14	R: 0 E: 0 K: 1 S: 11	H: 2 LOB: 2 BB: 0 P: 14	R: 0 E: 0 K: 0 S: 5	H: 1 LOB: 0 BB: 0 P: 8	R: 1 E: 0 K: 0 S: 10	H: 1 LOB: 0 BB: 0 P: 13	R: 0 E: 0 K: 0 S: 7	H: 1 LOB: 1 BB: 0 P: 11	R: 1 E: 0 K: 8 S: 8	H: 1 LOB: 0 BB: 0 P: 11	R: 0 E: 0 K: 0 S: 6	H: 0 LOB: 0 BB: 0 P: 11	R: 0 E: 0 K: 1 S: 7	H: 0 LOB: 0 BB: 0 P: 9	R: 0 E: 0 K: 1 S: 8	H: 0 LOB: 0 BB: 0 P: 14	1B: 5 2B: 3 3B: 0 HR: 2	SF: 1 SAC: 0 DP: 2 HBP: 1	WP: 0 PB: 0 SB: 0 CS: 0	PA: 37
PITCHER	IP WLS BF H R ER SO BB IBB HBP BLK WP HR S P ERA WHIP	10.0 W 37 8 3 3 5 0 0 1 0 0 2 82 119 2.70 0.800	PITCHER																			

Los Angeles Dodgers @ San Francisco Giants
Candlestick Park, San Francisco, CA
Sun May 26 1963, 6:33 AM EDT
Att: 41,668 - Unknown

AB 35
R 3
H 8
RBI 3
BB 0
SO 5
LOB 10




Batter	1	2	3	4	5	6	7	8	9	AB	R	H	RBI	BB	SO	LOB	TOP										
Nate Oliver, R OBP: 0.302, SLG: 0.305 (1, 4)										5	0	1	0	0	1	0	Los Angeles Dodgers @ Milwaukee Braves Milwaukee County Stadium, Milwaukee, WI Tue May 28 1963, 8:05 PM EDT Att: 4,573 - Unknown livebaseballscorecards.com										
Jim Gilliam, S OBP: 0.376, SLG: 0.431 (1, 5)										4	0	1	0	1	0	0											
Ron Fairly, L OBP: 0.391, SLG: 0.474 (1, 8) (8, 3)										3	1	0	1	2	0	3											
Tommy Davis, R OBP: 0.347, SLG: 0.436 (1, 7)										5	0	1	0	0	1	4											
Frank Howard, R OBP: 0.356, SLG: 0.518 (1, 9)										4	2	2	1	0	0	1											
Bill Skowron, R OBP: 0.280, SLG: 0.280 Willie Davis, L OBP: 0.260, SLG: 0.371 (1, 3) (8, 8)										3	0	1	0	0	1	1											
John Roseboro, L OBP: 0.292, SLG: 0.364 (1, 2)										3	1	1	1	1	0	1											
Dick Tracewski, R OBP: 0.299, SLG: 0.217 (1, 6)										3	1	0	1	0	0	2											
Sandy Koufax, R OBP: 0.138, SLG: 0.040 (1, 1)									4	1	0	1	0	3	0												
Inning Stats	R: 0 E: 0 K: 1 S: 13	H: 0 LOB: 1 BB: 1 P: 23	R: 0 E: 0 K: 0 S: 8	H: 1 LOB: 1 BB: 0 P: 12	R: 0 E: 0 K: 1 S: 9	H: 1 LOB: 0 BB: 0 P: 14	R: 0 E: 0 K: 1 S: 8	H: 1 LOB: 0 BB: 0 P: 17	R: 0 E: 0 K: 1 S: 10	H: 0 LOB: 0 BB: 0 P: 13	R: 1 E: 0 K: 0 S: 9	H: 1 LOB: 1 BB: 1 P: 18	R: 0 E: 0 K: 1 S: 8	H: 0 LOB: 0 BB: 0 P: 12	R: 6 E: 1 K: 1 S: 20	H: 3 LOB: 2 BB: 3 P: 44	1B: 3 2B: 3 3B: 0 HR: 1	SF: 0 SAC: 1 DP: 0 HBP: 0	WP: 0 PB: 0 SB: 2 CS: 1	PA: 41							
PITCHER	IP	WLS	BF	H	R	ER	SO	BB	IBB	HBP	BLK	WP	HR	S	P	ERA	WHIP										
Denny Lemaster, L ERA: 1.47 (1, 1)	7.0	L	26	4	1	1	4	2	0	0	0	0	1	63	104	1.29	0.857										
Claude Raymond, R ERA: 3.74 (8, 1)	1.1		6	1	2	2	1	1	0	0	0	0	0	13	25	13.50	1.500										
Dan Schneider, L ERA: 8.44 (9, 1)	0.0		5	2	3	3	0	1	0	0	1	0	0	8	16	∞	∞										
Tony Cloninger, R ERA: 3.85 (9, 1)	0.2		3	0	1	1	1	1	0	0	0	0	0	7	15	13.50	1.500										


Batter	1	2	3	4	5	6	7	8	9	AB	R	H	RBI	BB	SO	LOB	BOTTOM										
Denis Menke, R OBP: 0.299, SLG: 0.380 (1, 4)										4	0	1	0	0	1	0	Los Angeles Dodgers @ Milwaukee Braves Milwaukee County Stadium, Milwaukee, WI Tue May 28 1963, 8:05 PM EDT Att: 4,573 - Unknown livebaseballscorecards.com										
Eddie Mathews, L OBP: 0.425, SLG: 0.469 (1, 5)										4	0	2	0	0	0	1											
Hank Aaron, R OBP: 0.399, SLG: 0.599 (1, 9)										3	0	0	0	1	0	2											
Joe Torre, R OBP: 0.361, SLG: 0.414 (1, 3)										4	0	1	0	0	1	4											
Bubba Morton, R OBP: 0.257, SLG: 0.133 (1, 8)										4	0	1	0	0	0	0											
Del Crandall, R OBP: 0.235, SLG: 0.192 (1, 2)										4	0	1	0	0	0	2											
Roy McMillan, R OBP: 0.299, SLG: 0.400 (1, 6)										3	0	0	0	1	2	1											
Len Gabrielson, L OBP: 0.248, SLG: 0.312 (1, 7)										3	0	0	0	0	3	4											
Denny Lemaster, R OBP: 0.067, SLG: 0.067 Bob Uecker, R OBP: 0.500, SLG: 0.750 Claude Raymond, R OBP: 1.000, SLG: 2.000 Dan Schneider, L Tony Cloninger, R (1, 1) (7, PH) (8, 1) (9, 1) (9, 1)										2	0	0	0	0	1	3											
Inning Stats	R: 0 E: 0 K: 0 S: 4	H: 2 LOB: 3 BB: 1 P: 7	R: 0 E: 0 K: 1 S: 12	H: 1 LOB: 1 BB: 0 P: 22	R: 0 E: 0 K: 2 S: 10	H: 1 LOB: 1 BB: 0 P: 11	R: 0 E: 0 K: 1 S: 12	H: 1 LOB: 2 BB: 1 P: 20	R: 0 E: 0 K: 0 S: 6	H: 0 LOB: 0 BB: 0 P: 6	R: 0 E: 0 K: 2 S: 7	H: 0 LOB: 0 BB: 0 P: 8	R: 0 E: 0 K: 0 S: 7	H: 1 LOB: 0 BB: 0 P: 12	R: 0 E: 0 K: 1 S: 10	H: 0 LOB: 0 BB: 0 P: 15	1B: 6 2B: 0 3B: 0 HR: 0	SF: 0 SAC: 0 DP: 1 HBP: 0	WP: 0 PB: 0 SB: 1 CS: 0	PA: 34							
PITCHER	IP	WLS	BF	H	R	ER	SO	BB	IBB	HBP	BLK	WP	HR	S	P	ERA	WHIP										
Sandy Koufax, L ERA: 1.51 (1, 1)	9.0	W	34	6	0	0	8	2	0	0	0	0	0	74	111	0.00	0.889										



Batter	1	2	3	4	5	6	7	8	9	AB	R	H	RBI	BB	SO	LOB	TOP				
Nate Oliver, R OBP: 0.308, SLG: 0.311 (1,4)	0-1 CS 1B	0-1 FC6-4		1-3 K			1-2 5-3 1B			4	0	2	0	0	1	2	Los Angeles Dodgers @ Milwaukee Braves Milwaukee County Stadium, Milwaukee, WI Wed May 29, 1963, 8:05 PM EDT Att: 11,968 - Unknown livebaseballscorecards.com				
Jim Gilliam, S OBP: 0.372, SLG: 0.420 (1,5)	3-2 4-3		2-1 4-3		4-0 SH1-4 BB		3-1 5-3			3	0	0	0	1	0	2					
Ron Fairly, L OBP: 0.390, SLG: 0.468 (1,8)	4-2 1B BB		2-2 1-3		0-0 SH1-4		0-0 F7			2	0	0	0	1	0	1					
Tommy Davis, R OBP: 0.355, SLG: 0.442 (1,7)	0-0 1B BB		2-1 HR 1B		0-3 K					3	1	2	0	0	1	1					
Frank Howard, R OBP: 0.356, SLG: 0.535 (1,9)	1-2 FC6-4 1B		0-0 HR		2-3 K					3	1	1	2	0	1	3					
Bill Skowron, R OBP: 0.273, SLG: 0.272 (1,3)		0-1 F8	2-2 4-3		0-3 K					3	0	0	0	0	1	0					
John Roseboro, L OBP: 0.298, SLG: 0.372 (1,2)		4-0 1B SF9 BB		2-1 L8		1-2 2B				2	1	1	0	1	0	0					
Dick Tracewski, R OBP: 0.313, SLG: 0.236 (1,6)		1-1 FC6-4 1B		0-1 FC3-6 1B		0-1 F9				3	0	2	0	0	0	1					
Johnny Podres, L OBP: 0.050, SLG: 0.056 (1,1)		0-1 SF9		0-1 FC3-6		2-0 4-3				2	0	0	1	0	0	2					
Ron Perranoski, L (6,1)				1-2 K						0	0	0	0	0	0	0					
Inning Stats	R: 0 E: 0 K: 0 S: 12	H: 2 LOB: 2 BB: 1 P: 19	R: 1 E: 0 K: 0 S: 8	H: 1 LOB: 1 BB: 1 P: 13	R: 2 E: 0 K: 0 S: 11	H: 2 LOB: 0 BB: 0 P: 19	R: 0 E: 0 K: 1 S: 9	H: 1 LOB: 1 BB: 0 P: 12	R: 0 E: 0 K: 2 S: 7	H: 0 LOB: 1 BB: 1 P: 13	R: 0 E: 0 K: 1 S: 10	H: 1 LOB: 1 BB: 0 P: 13	R: 0 E: 0 K: 0 S: 9	H: 1 LOB: 1 BB: 0 P: 12			1B: 6 2B: 1 3B: 0 HR: 1	SF: 1 SAC: 1 DP: 0 HBP: 0	WP: 0 PB: 0 SB: 0 CS: 1	PA: 30	
PITCHER	IP	WLS	BF	H	R	ER	SO	BB	IBB	HBP	BLK	WP	HR	S	P	ERA	WHIP			ERA	WHIP
Bob Hendley, L ERA: 3.84 (1,1)	4.1		21	6	3	3	1	3	0	0	0	0	1	41	68	6.23	2.077				
Ron Piche, R ERA: 3.6 (5,1)	1.2		6	1	0	0	3	0	0	0	0	0	0	16	21	0.00	0.600				
Claude Raymond, R ERA: 3.63 (7,1)	0.2		3	1	0	0	0	0	0	0	0	0	0	9	12	0.00	1.500				

Batter	1	2	3	4	5	6	7	8	9	AB	R	H	RBI	BB	SO	LOB	BOTTOM				
Denis Menke, R OBP: 0.292, SLG: 0.371 (1,5)	2-2 F2		1-2 5-3		0-2 6-3					3	0	0	0	0	0	0	Los Angeles Dodgers @ Milwaukee Braves Milwaukee County Stadium, Milwaukee, WI Wed May 29, 1963, 8:05 PM EDT Att: 11,968 - Unknown livebaseballscorecards.com				
Lee Maye, L OBP: 0.292, SLG: 0.345 (1,8)	1-1 1B 2B		3-2 1B		0-1 3-1					3	0	2	0	0	0	0					
Hank Aaron, R OBP: 0.403, SLG: 0.606 (1,9)	1-1 1B		1-3 K		0-1 1B 2B					3	1	2	0	0	1	1					
Eddie Mathews, L OBP: 0.433, SLG: 0.470 (1,7)	2-3 K		4-2 4-3 BB		0-0 SH5-4 1B 1B					2	1	1	0	1	1	2					
Joe Torre, R OBP: 0.360, SLG: 0.412 (1,3)	1-3 K		0-2 F9		1-0 SH5-4 1B 1B					3	1	1	1	0	1	3					
Roy McMillan, R OBP: 0.291, SLG: 0.389 (1,6)		0-0 F4	0-2 4-3		0-0 SH5-4					2	0	0	0	0	0	1					
Del Crandall, R OBP: 0.250, SLG: 0.200 (1,2)		3-1 F9	4-0 BB		0-0 1B BB					2	0	1	2	1	0	0					
Amado Samuel, R OBP: 0.182, SLG: 0.182 (1,4)		0-1 F8	3-2 F3		1-2 G4-6-3 1B					3	0	1	0	0	0	2					
Bob Hendley, R OBP: 0.190, SLG: 0.150 (1,1)			1-0 F7		1-3 K		0-0 G4-6-3			1	0	0	0	0	0	0					
Ron Piche, R (5,1)										1	0	0	0	0	1	0					
Bubba Morton, R OBP: 0.250, SLG: 0.129 (6,PH)										1	0	0	0	0	0	2					
Claude Raymond, R OBP: 1.000, SLG: 2.000 (7,1)							1-2 K			0	0	0	0	0	0	0					
Inning Stats	R: 0 E: 0 K: 2 S: 13	H: 2 LOB: 2 BB: 0 P: 21	R: 0 E: 0 K: 0 S: 5	H: 0 LOB: 0 BB: 0 P: 8	R: 0 E: 0 K: 1 S: 10	H: 1 LOB: 1 BB: 0 P: 16	R: 0 E: 0 K: 0 S: 12	H: 0 LOB: 2 BB: 2 P: 23	R: 0 E: 0 K: 0 S: 11	H: 0 LOB: 0 BB: 0 P: 12	R: 3 E: 0 K: 0 S: 10	H: 5 LOB: 1 BB: 0 P: 12	R: 0 E: 0 K: 0 S: 9	H: 1 LOB: 1 BB: 0 P: 12			1B: 6 2B: 2 3B: 0 HR: 0	SF: 0 SAC: 1 DP: 1 HBP: 0	WP: 0 PB: 0 SB: 0 CS: 0	PA: 27	
PITCHER	IP	WLS	BF	H	R	ER	SO	BB	IBB	HBP	BLK	WP	HR	S	P	ERA	WHIP			ERA	WHIP
Johnny Podres, L ERA: 3.25 (1,1)	5.1		26	8	3	3	4	2	0	0	0	0	0	60	91	5.06	1.875				
Ron Perranoski, L ERA: 1.97 (6,1)	0.2		1	0	0	0	0	0	0	0	0	0	0	1	1	0.00	0.000				

Batter	1	2	3	4	5	6	7	8	9	AB	R	H	RBI	BB	SO	LOB	TOP					
Nate Oliver, R OBP: 0.297, SLG: 0.299 (1, 4)	5-3		F2		E4		6-3		F9	5	0	0	0	0	0	3	Los Angeles Dodgers @ Milwaukee Braves Milwaukee County Stadium, Milwaukee, WI Thu May 30 1963, 4:33 AM EDT Att: 12,403 - Unknown 					
Jim Gilliam, S OBP: 0.373, SLG: 0.444 (1, 5)	1B		F8		G4-3			HR	K	5	1	2	1	0	1	3						
Ron Fairly, L OBP: 0.385, SLG: 0.466 (1, 8)	L8							4-3	F7	5	1	1	0	0	0	2						
Tommy Davis, R OBP: 0.367, SLG: 0.453 (1, 7)	K							2B		4	1	3	1	0	1	1						
Frank Howard, R OBP: 0.347, SLG: 0.520 (1, 9)								F8		4	0	0	0	0	1	3						
Bill Skowron, R OBP: 0.272, SLG: 0.280 (1, 3)	F3									4	1	1	1	0	1	2						
John Roseboro, L OBP: 0.309, SLG: 0.390 (1, 2)	F9									3	0	2	1	1	0	0						
Dick Tracewski, R OBP: 0.313, SLG: 0.240 (8, PH)										3	0	1	0	0	0	2						
Wally Moon, L OBP: 0.359, SLG: 0.368 (8, PH)			6-3							1	0	0	0	0	0	1						
Don Zimmer, R OBP: 0.300, SLG: 0.500 (8, 5)										0	0	0	0	0	0	0						
Don Drysdale, R OBP: 0.222, SLG: 0.242 (1, 1)										2	0	1	0	0	0	0						
Lee Walls, R OBP: 0.261, SLG: 0.391 (7, PH)										1	0	0	0	0	0	2						
Ron Ferranoski, L OBP: 0.285, SLG: 0.376 (8, 1)										0	0	0	0	0	0	0						
Ed Roebuck, R OBP: 0.285, SLG: 0.376 (8, PH)										1	0	1	0	0	0	0						
Willie Davis, L OBP: 0.285, SLG: 0.376 (8, PH)										1	0	1	0	0	0	0						
Inning Stats	R: 0 E: 0 K: 1 S: 11	H: 1 LOB: 1 BB: 0 P: 16	R: 0 E: 0 K: 0 S: 6	H: 0 LOB: 0 BB: 0 P: 8	R: 0 E: 0 K: 0 S: 8	H: 1 LOB: 1 BB: 0 P: 13	R: 1 E: 0 K: 2 S: 17	H: 2 LOB: 2 BB: 1 P: 27	R: 0 E: 1 K: 0 S: 4	H: 0 LOB: 0 BB: 0 P: 5	R: 0 E: 0 K: 0 S: 9	H: 1 LOB: 1 BB: 0 P: 13	R: 0 E: 0 K: 0 S: 5	H: 2 LOB: 1 BB: 0 P: 7	R: 3 E: 0 K: 0 S: 15	H: 4 LOB: 1 BB: 0 P: 22	R: 0 E: 0 K: 1 S: 10	H: 1 LOB: 1 BB: 0 P: 13	1B: 8 2B: 2 3B: 1 HR: 1	SF: 0 SAC: 0 DP: 2 HBP: 0	WP: 0 PB: 0 SB: 0 CS: 0	PA: 39
PITCHER	IP WLS BF H R ER SO BB IBB HBP BLK WP HR S P ERA WHIP																					
Warren Spahn, L ERA: 3.4	(1, 1) 7.2 W 34 H 11 R 4 ER 4 SO 3 BB 1 IBB 0 HBP 0 BLK 0 WP 0 HR 1 S 72 P 107 ERA 4.70 WHIP 1.565																					
Claude Raymond, R ERA: 3.42	(8, 1) 1.1 S 5 H 1 R 0 ER 0 SO 1 BB 0 IBB 0 HBP 0 BLK 0 WP 0 HR 0 S 13 P 17 ERA 0.00 WHIP 0.750																					

Batter	1	2	3	4	5	6	7	8	9	AB	R	H	RBI	BB	SO	LOB	BOTTOM				
Lee Maye, L OBP: 0.300, SLG: 0.349 (1, 8)	5-3									5	2	2	0	0	0	0	Los Angeles Dodgers @ Milwaukee Braves Milwaukee County Stadium, Milwaukee, WI Thu May 30 1963, 4:33 AM EDT Att: 12,403 - Unknown 				
Eddie Mathews, L OBP: 0.436, SLG: 0.474 (1, 5)	K									3	2	1	1	2	1	0					
Hank Aaron, R OBP: 0.413, SLG: 0.631 (1, 9)	1B									4	3	3	1	1	1	2					
Joe Torre, R OBP: 0.376, SLG: 0.431 (1, 2)	1B									4	0	3	2	1	0	2					
Don Dillard, L OBP: 0.317, SLG: 0.436 (7, PH)										3	0	0	1	0	0	3					
Bubba Morton, R OBP: 0.270, SLG: 0.156 (8, 7)	6-3									1	0	1	2	0	0	0					
Norm Larker, L OBP: 0.346, SLG: 0.333 (1, 3)										4	0	1	0	0	1	2					
Denis Menke, R OBP: 0.284, SLG: 0.359 (1, 6)	F8									4	0	0	0	0	0	3					
Amado Samuel, R OBP: 0.200, SLG: 0.267 (1, 4)										4	0	1	0	0	2	1					
Warren Spahn, L OBP: 0.233, SLG: 0.214 Claude Raymond, R OBP: 0.750, SLG: 1.333 (8, 1)	K									3	0	0	0	0	2	2					
Inning Stats	R: 1 E: 0 K: 1 S: 11	H: 2 LOB: 1 BB: 0 P: 19	R: 0 E: 0 K: 2 S: 10	H: 1 LOB: 0 BB: 0 P: 17	R: 2 E: 1 K: 1 S: 18	H: 2 LOB: 1 BB: 1 P: 25	R: 0 E: 0 K: 1 S: 8	H: 0 LOB: 0 BB: 0 P: 11	R: 1 E: 0 K: 0 S: 10	H: 2 LOB: 1 BB: 0 P: 14	R: 0 E: 1 K: 2 S: 16	H: 0 LOB: 1 BB: 0 P: 20	R: 2 E: 0 K: 0 S: 9	H: 3 LOB: 2 BB: 2 P: 19	R: 1 E: 0 K: 1 S: 9	H: 2 LOB: 2 BB: 1 P: 15		1B: 7 2B: 4 3B: 0 HR: 1	SF: 0 SAC: 0 DP: 1 HBP: 0	WP: 0 PB: 1 SB: 1 CS: 0	PA: 40
PITCHER	IP WLS BF H R ER SO BB IBB HBP BLK WP HR S P ERA WHIP																				
Don Drysdale, R ERA: 3.14	(1, 1) 6.0 L 27 H 7 R 4 ER 4 SO 7 BB 1 IBB 0 HBP 0 BLK 0 WP 0 HR 1 S 73 P 106 ERA 6.00 WHIP 1.333																				
Ron Ferranoski, L ERA: 2.67	(7, 1) 1.2 H 5 R 3 ER 3 SO 1 BB 2 IBB 0 HBP 0 BLK 0 WP 0 HR 0 S 17 P 33 ERA 16.20 WHIP 3.600																				
Ed Roebuck, R ERA: 3.63	(8, 1) 0.1 H 1 R 0 ER 0 SO 0 BB 0 IBB 0 HBP 0 BLK 0 WP 0 HR 1 S 1 P 1 ERA 0.00 WHIP 0.000																				

Batter	1	2	3	4	5	6	7	8	9	AB	R	H	RBI	BB	SO	LOB	TOP					
Willie Davis, L OBP: 0.265, SLG: 0.393	2-1 HR		2-2 G3		0-0 F8		2-1 6-3			4	1	1	1	0	0	1	Los Angeles Dodgers @ Cincinnati Reds Crosley Field, Cincinnati, OH Fri May 31 1963, 7:05 PM EDT Att: 14,171 - Unknown livebaseballscores.com					
Jim Gilliam, S OBP: 0.370, SLG: 0.438	1-0 1B		0-0 G3		1-1 4-3			1-1 L6		4	0	1	0	0	0	1						
Ron Fairly, L OBP: 0.376, SLG: 0.455	3-2 F6			1-3 K		1-3 K		2-2 3-1		4	0	0	0	0	2	1						
Tommy Davis, R OBP: 0.364, SLG: 0.442	0-0 E3			0-0 6-3		4-1 BB		1-0 L9		3	0	0	0	1	0	1						
Frank Howard, R OBP: 0.345, SLG: 0.510	2-1 5-3			1-2 F3		2-3 K			4-2 FC6-4 1B BB	3	0	0	0	1	1	2						
John Roseboro, L OBP: 0.313, SLG: 0.393		1-1 F7			1-2 2B SF8 1B		0-0 L9		2-2 FC6-4 1B	4	1	2	0	0	0	1						
Don Zimmer, R OBP: 0.357, SLG: 0.583	2-2 5-3			0-1 SF8 1B 2B			0-0 1B G1-6-3 1B		2-3 K	4	2	2	0	0	1	2						
Dick Tracewski, R OBP: 0.310, SLG: 0.244	0-0 6-3			0-0 SF8			0-0 G1-6-3 1B		1-2 FC6-4	3	0	1	1	0	0	2						
Bob Miller, R Pete Richert, L Wally Moon, S Ed Roebuck, R Dick Scott, R Lee Walls, R Ron Perranoski, L Bill Skowron, R			1-3 K		2-3 3-H 1B		1-1 G1-6-3 1B		3-2 F2	0	0	0	0	0	0	0						
Inning Stats	R: 1 E: 1 K: 0 S: 9	H: 2 LOB: 1 BB: 0 P: 17	R: 0 E: 0 K: 0 S: 6	H: 0 LOB: 0 BB: 0 P: 9	R: 0 E: 0 K: 1 S: 7	H: 0 LOB: 0 BB: 0 P: 10	R: 0 E: 0 K: 1 S: 7	H: 0 LOB: 0 BB: 0 P: 9	R: 2 E: 0 K: 0 S: 14	H: 3 LOB: 1 BB: 0 P: 19	R: 0 E: 0 K: 2 S: 9	H: 0 LOB: 1 BB: 1 P: 16	R: 1 E: 0 K: 0 S: 6	H: 2 LOB: 0 BB: 0 P: 9	R: 0 E: 0 K: 0 S: 6	H: 0 LOB: 0 BB: 0 P: 10		R: 0 E: 0 K: 1 S: 17	H: 1 LOB: 2 BB: 1 P: 29	1B: 6 2B: 1 3B: 0 HR: 1	SF: 1 SAC: 0 DP: 1 HBP: 0	WP: 0 PB: 0 SB: 1 CS: 0
PITCHER	IP WLS BF H R ER SO BB IBB HBP BLK WP HR S P ERA WHIP																					
Jim Maloney, R ERA: 2.82	(1, 1) 6.0 W 26 7 4 4 4 1 0 0 0 0 1 54 82 6.00 1.333																					
Al Worthington, R ERA: 2.22	(7, 1) 3.0 S 10 1 0 0 1 1 0 0 0 0 0 0 27 46 0.00 0.667																					

Batter	1	2	3	4	5	6	7	8	9	AB	R	H	RBI	BB	SO	LOB	BOTTOM			
Pete Rose, S OBP: 0.337, SLG: 0.333	1-0 5-3	3-2 SF8		3-2 L8		1-1 1-4-3		1-1 6-3		4	0	0	1	0	0	0	Los Angeles Dodgers @ Cincinnati Reds Crosley Field, Cincinnati, OH Fri May 31 1963, 7:05 PM EDT Att: 14,171 - Unknown livebaseballscores.com			
Bob Skinner, L OBP: 0.345, SLG: 0.377	3-2 2B	3-2 1B			4-1 CS BB	0-1 F7		1-0 1B		4	0	3	1	1	0	0				
Vada Pinson, L OBP: 0.325, SLG: 0.429	2-1 4-3	0-0 F8			1-2 F9	2-2 HR		0-0 1B		5	1	2	1	0	0	3				
Frank Robinson, R OBP: 0.391, SLG: 0.445	4-0 IBB		1-3 K		4-0 E 1B BB	4-2 BB		3-1 F9		2	1	0	0	3	1	2				
Daryl Spencer, R OBP: 0.415, SLG: 0.352	0-2 G3		0-0 F6		4-2 1B BB	3-2 6-3		0-2 F7		4	1	0	0	1	0	5				
Marty Keough, L OBP: 0.333, SLG: 0.457		4-2 1B BB	3-2 PB HBP		2-2 E4 1B		1-2 2B			2	2	1	0	1	0	2				
Don Pavletich, R OBP: 0.357, SLG: 0.292		4-0 SH1-4 1B SF8 BB	2-0 F4		2-1 1B	1-2 2H 3H 1B		1-3 K		3	1	1	2	1	1	2				
Leo Cardenas, R OBP: 0.274, SLG: 0.397		1-1 SH1-4 1B		1-2 6-3		0-0 L8		1-1 L8		4	1	2	2	0	0	1				
Jim Maloney, L OBP: 0.111, SLG: 0.077	(1, 1) 1.2	0-1 SH1-4		0-3 K		2-3 K		0-1 L1		2	0	0	0	0	2	2				
Al Worthington, R ERA: 2.22	(7, 1) 2.0	1-2 2-3								1	0	0	0	0	0	1				
Inning Stats	R: 0 E: 0 K: 0 S: 11	H: 1 LOB: 2 BB: 1 P: 21	R: 3 E: 0 K: 0 S: 13	H: 2 LOB: 1 BB: 2 P: 28	R: 0 E: 0 K: 1 S: 8	H: 0 LOB: 1 BB: 0 P: 14	R: 0 E: 0 K: 1 S: 11	H: 0 LOB: 0 BB: 0 P: 15	R: 3 E: 1 K: 1 S: 19	H: 2 LOB: 2 BB: 3 P: 36	R: 1 E: 0 K: 0 S: 13	H: 1 LOB: 1 BB: 1 P: 23	R: 0 E: 0 K: 1 S: 10	H: 1 LOB: 1 BB: 0 P: 13	R: 0 E: 0 K: 0 S: 9	H: 2 LOB: 2 BB: 0 P: 14	1B: 6 2B: 2 3B: 0 HR: 1	SF: 1 SAC: 1 DP: 0 HBP: 1	WP: 0 PB: 1 SB: 1 CS: 1	PA: 41
PITCHER	IP WLS BF H R ER SO BB IBB HBP BLK WP HR S P ERA WHIP																			
Bob Miller, R ERA: 3.25	(1, 1) 1.2																			
Pete Richert, L ERA: 5.84	(2, 1) 2.1																			
Ed Roebuck, R ERA: 3.52	(5, 1) 0.2 L																			
Dick Scott, L ERA: 9.0	(5, 1) 1.1																			
Ron Perranoski, L ERA: 2.32	(7, 1) 2.0																			

Batter	1	2	3	4	5	6	7	8	9	AB	R	H	RBI	BB	SO	LOB	TOP			
Willie Davis, L OBP: 0.261, SLG: 0.388 Wally Moon, L OBP: 0.370, SLG: 0.380	G3		K			S 1B		K		2	0	0	0	0	1	0	Los Angeles Dodgers @ Cincinnati Reds Crosley Field, Cincinnati, OH Sat Jun 01 1963, 7:05 PM EDT Att: 23,737 - Unknown livebaseballscorecards.com			
Jim Gilliam, S OBP: 0.397, SLG: 0.427	1B BB			2-3		K		4-3		3	0	0	0	1	1					
Ron Fairly, L OBP: 0.379, SLG: 0.453	G4-6-3 1B			1-3		FC6-4 BB			L3	3	0	1	0	1	0					
Tommy Davis, R OBP: 0.368, SLG: 0.439	G4-6-3 1-2			0-1 S		FC6-4 1-2			WP HBP	3	0	1	0	0	0	4				
Frank Howard, R OBP: 0.337, SLG: 0.497		1-2		3-3 K			2-3 K		L7	4	0	0	0	0	2	2				
John Roseboro, L OBP: 0.306, SLG: 0.383		0-0			1-2 F9		1-2 3-1		3-1	4	0	0	0	0	0	1				
Don Zimmer, R OBP: 0.353, SLG: 0.533			3-3 K		1-3 K		0-1 1B			3	0	1	0	0	2	0				
Dick Tracewski, R OBP: 0.300, SLG: 0.235			3-1 F9		2-1 6-3		0-0 G3			3	0	0	0	0	0	1				
Sandy Koufax, R OBP: 0.129, SLG: 0.037 Lee Walls, R OBP: 0.240, SLG: 0.360 Ron Ferranoski, L OBP: 0.118, SLG: 0.118			0-0 F4			1-2 B1-3		2-3 K		2	0	0	0	0	0	0				
Inning Stats	R: 0 E: 0 K: 0 S: 11	H: 1 LOB: 1 BB: 1 P: 15	R: 0 E: 0 K: 1 S: 9	H: 0 LOB: 0 BB: 0 P: 13	R: 0 E: 0 K: 1 S: 6	H: 0 LOB: 0 BB: 0 P: 10	R: 0 E: 0 K: 1 S: 11	H: 1 LOB: 1 BB: 0 P: 17	R: 0 E: 0 K: 1 S: 8	H: 0 LOB: 0 BB: 0 P: 12	R: 0 E: 0 K: 1 S: 11	H: 1 LOB: 1 BB: 1 P: 20	R: 0 E: 0 K: 2 S: 10	H: 0 LOB: 0 BB: 0 P: 14	R: 0 E: 0 K: 0 S: 7	H: 0 LOB: 1 BB: 0 P: 10		1B: 4 2B: 0 3B: 0 HR: 0	SF: 0 SAC: 0 DP: 1 HBP: 1	WP: 1 PB: 0 SB: 2 CS: 0
PITCHER Joey Jay, R ERA: 3.47	IP: 9.0 WLS: W BF: 33 H: 4 R: 0 ER: 0 SO: 8 BB: 2 IBB: 0 HBP: 1 BLK: 0 WP: 1 HR: 0 S: 84 P: 125 ERA: 0.00 WHIP: 0.667																			

Batter	1	2	3	4	5	6	7	8	9	AB	R	H	RBI	BB	SO	LOB	BOTTOM			
Pete Rose, S OBP: 0.329, SLG: 0.324	5-3			L9	6-3			1-3		4	0	0	0	0	0	1	Los Angeles Dodgers @ Cincinnati Reds Crosley Field, Cincinnati, OH Sat Jun 01 1963, 7:05 PM EDT Att: 23,737 - Unknown livebaseballscorecards.com			
Tommy Harper, R OBP: 0.321, SLG: 0.227	B2			K		6-3				3	0	0	0	0	1	0				
Vada Pinson, L OBP: 0.325, SLG: 0.433	K			1B 2B		F2				3	1	1	0	0	1	0				
Frank Robinson, R OBP: 0.390, SLG: 0.439		6-3		WP 1B IBB		4-3				2	0	0	0	1	0	0				
Daryl Spencer, R OBP: 0.412, SLG: 0.351	F8			WP 1B		5-3				3	0	1	1	0	0	0				
Don Pavletich, R OBP: 0.323, SLG: 0.259 Johnny Edwards, L OBP: 0.342, SLG: 0.384			K		1-2 2-H K		2-3 K			3	0	0	0	0	3	2				
Leo Cardenas, R OBP: 0.275, SLG: 0.396			K		1-2 2-3 K		1-3 K			3	0	1	0	0	2	0				
Gordy Coleman, L OBP: 0.245, SLG: 0.367			K		2-3 K			1-3 K		3	0	0	0	0	2	1				
Joey Jay, S OBP: 0.118, SLG: 0.118			K		FC3-6 1-2			6-3		3	0	0	0	0	1	1				
Inning Stats	R: 0 E: 0 K: 1 S: 6	H: 0 LOB: 0 BB: 0 P: 8	R: 0 E: 0 K: 1 S: 7	H: 0 LOB: 0 BB: 0 P: 11	R: 0 E: 0 K: 3 S: 11	H: 0 LOB: 0 BB: 0 P: 17	R: 1 E: 0 K: 2 S: 14	H: 2 LOB: 2 BB: 1 P: 29	R: 0 E: 0 K: 1 S: 14	H: 1 LOB: 1 BB: 0 P: 20	R: 0 E: 0 K: 0 S: 9	H: 0 LOB: 0 BB: 0 P: 12	R: 0 E: 0 K: 2 S: 11	H: 0 LOB: 0 BB: 0 P: 16	R: 0 E: 0 K: 0 S: 7	H: 0 LOB: 0 BB: 0 P: 11		1B: 2 2B: 1 3B: 0 HR: 0	SF: 0 SAC: 0 DP: 0 HBP: 0	WP: 1 PB: 0 SB: 0 CS: 0
PITCHER Sandy Koufax, L ERA: 1.49 Ron Ferranoski, L ERA: 2.45	IP: 7.0 WLS: L BF: 25 H: 3 R: 1 ER: 1 SO: 10 BB: 0 IBB: 1 HBP: 0 BLK: 0 WP: 0 HR: 0 S: 72 P: 113 ERA: 1.29 WHIP: 0.429																			


Batter	1	2	3	4	5	6	7	8	9	AB	R	H	RBI	BB	SO	LOB	TOP					
Lee Walls, R OBP: 0.233, SLG: 0.333 (1, 7)	6-3		F9		F7		1B		F2	5	0	1	1	0	0	4	Los Angeles Dodgers @ Cincinnati Reds Crosley Field, Cincinnati, OH Sun Jun 02 1963, 3:33 AM EDT Att: 18,682 - Unknown AB 35 R 2 H 7 RBI 2 BB 4 SO 5 LOB 21					
Jim Gilliam, S OBP: 0.388, SLG: 0.426 (1, 4)	3-1 1B			F4		6-3	F9		0-0 1B	5	0	2	0	0	0	1						
Ron Fairly, L OBP: 0.374, SLG: 0.443 (1, 3)	3-1			F9		1B BB			L9	4	0	0	0	1	1	3						
Tommy Davis, R OBP: 0.364, SLG: 0.433 (1, 8)	6-3			5-3		F8			PB 1B	4	0	1	0	0	0	2						
Frank Howard, R OBP: 0.341, SLG: 0.497 (1, 9)		6-3			BB 1B	FC5-4 1B			F7	4	0	2	0	0	0	1						
Don Zimmer, R OBP: 0.333, SLG: 0.444 (1, 5)		K			1-2 BB	FC5-4 1-2			K	3	0	0	0	1	2	3						
Doug Camilli, R OBP: 0.238, SLG: 0.316 (1, 2)		L8			F4		6-3		E 3B	4	1	1	0	0	0	2						
Dick Tracewski, R OBP: 0.309, SLG: 0.229 (1, 6)			K		4-1 1-2 BB		5-3 1B BB		F4	2	1	0	0	2	1	1						
Johnny Podres, L OBP: 0.048, SLG: 0.053 (5, PH)			4-3		1-3 K		5-3		E4 1B	1	0	0	0	0	0	0						
Bill Skowron, R OBP: 0.287, SLG: 0.275 (5, 1)										1	0	0	0	0	1	3						
Dick Galtus, R OBP: 0.295, SLG: 0.297 (7, PH)										0	0	0	0	0	0	0						
Nate Oliver, R OBP: 0.256, SLG: 0.297 (7, 1)										1	0	0	0	0	0	1						
Larry Sherry, R OBP: 0.366, SLG: 0.375 (5, PH)										0	0	0	0	0	0	0						
Wally Moon, L OBP: 0.366, SLG: 0.375 (5, PH)										1	0	0	1	0	0	0						
Inning Stats	R: 0 E: 0 K: 0 S: 12	H: 1 LOB: 1 BB: 0 P: 16	R: 0 E: 0 K: 1 S: 7	H: 0 LOB: 0 BB: 0 P: 10	R: 0 E: 0 K: 1 S: 8	H: 0 LOB: 0 BB: 0 P: 12	R: 0 E: 0 K: 0 S: 10	H: 0 LOB: 0 BB: 0 P: 14	R: 0 E: 0 K: 1 S: 12	H: 1 LOB: 3 BB: 2 P: 24	R: 0 E: 0 K: 0 S: 14	H: 1 LOB: 2 BB: 1 P: 21	R: 1 E: 0 K: 0 S: 9	H: 1 LOB: 1 BB: 1 P: 18	R: 0 E: 0 K: 1 S: 7	H: 1 LOB: 1 BB: 0 P: 9	R: 1 E: 1 K: 1 S: 14	H: 2 LOB: 2 BB: 0 P: 20	1B: 6 2B: 0 3B: 1 HR: 0	SF: 0 SAC: 0 DP: 0 HBP: 0	WP: 0 PB: 1 SB: 0 CS: 0	PA: 39
PITCHER	IP WLS BF H R ER SO BB IBB HBP BLK WP HR S P ERA WHIP																					
Jim O'Toole, L ERA: 2.47 (1, 1)	8.2 W 38 7 2 2 4 4 0 0 0 0 0 90 140 2.08 1.269																					
Bill Henry, L ERA: 6.75 (9, 1)	0.1 S 1 0 0 0 1 0 0 0 0 0 0 3 4 0.00 0.000																					

Batter	1	2	3	4	5	6	7	8	9	AB	R	H	RBI	BB	SO	LOB	BOTTOM			
Pete Rose, S OBP: 0.333, SLG: 0.329 (1, 4)	L7	E 1B		1-2 1B			4-3			4	1	2	1	0	0	0	Los Angeles Dodgers @ Cincinnati Reds Crosley Field, Cincinnati, OH Sun Jun 02 1963, 3:33 AM EDT Att: 18,682 - Unknown AB 30 R 5 H 6 RBI 2 BB 4 SO 5 LOB 8			
Tommy Harper, R OBP: 0.321, SLG: 0.232 (1, 9)	1-3 K	E5 1B		F7			K			3	0	1	1	0	1	2				
Bob Skinner, L OBP: 0.343, SLG: 0.375 (7, PH)		1-1 1B								1	0	0	0	0	1	0				
Vada Pinson, L OBP: 0.324, SLG: 0.426 (1, 8)	F8		L8		4-3		BB			3	0	0	0	1	0	0				
Frank Robinson, R OBP: 0.387, SLG: 0.431 (1, 7)		1-3	4-2	S BB	F6		K			3	0	0	0	1	1	1				
Daryl Spencer, R OBP: 0.389, SLG: 0.328 (1, 5)		1-3	2-3 K		F7				F8	4	0	0	0	0	1	1				
Don Pavletich, R OBP: 0.314, SLG: 0.290 (1, 2)		1B E 2B	2-1	5-3		3-1	L8		1-3	4	1	1	0	0	0	1				
Leo Cardenas, R OBP: 0.274, SLG: 0.393 (1, 6)		E BB 1B		6-3		3-1	5-3		4-3	4	1	1	0	0	0	0				
Gordy Coleman, L OBP: 0.253, SLG: 0.365 (1, 3)		1B E 1B BB		F7		4-1				1	1	0	0	2	0	0				
Jim O'Toole, S OBP: 0.129, SLG: 0.129 (1, 1)		E6 1B 1B		1B		1-3	K			3	1	1	0	0	1	3				
Bill Henry, L ERA: 6.75 (9, 1)		1-2 E								0	0	0	0	0	0	0				
Inning Stats	R: 0 E: 0 K: 1 S: 8	H: 0 LOB: 0 BB: 0 P: 10	R: 5 E: 2 K: 0 S: 19	H: 4 LOB: 1 BB: 1 P: 29	R: 0 E: 0 K: 1 S: 9	H: 0 LOB: 1 BB: 1 P: 17	R: 0 E: 0 K: 0 S: 12	H: 0 LOB: 2 BB: 0 P: 13	R: 0 E: 0 K: 0 S: 8	H: 0 LOB: 0 BB: 0 P: 12	R: 0 E: 0 K: 1 S: 8	H: 0 LOB: 1 BB: 1 P: 19	R: 0 E: 0 K: 2 S: 10	H: 0 LOB: 1 BB: 1 P: 23	R: 0 E: 0 K: 0 S: 9	H: 0 LOB: 0 BB: 0 P: 13	1B: 5 2B: 1 3B: 0 HR: 0	SF: 0 SAC: 0 DP: 0 HBP: 0	WP: 0 PB: 1 SB: 1 CS: 0	PA: 34
PITCHER	IP WLS BF H R ER SO BB IBB HBP BLK WP HR S P ERA WHIP																			
Johnny Podres, L ERA: 3.06 (1, 1)	4.0 L 20 6 5 0 0 1 1 0 0 0 0 0 16 31 0.00 0.500																			
Dick Calmus, R ERA: 0.93 (5, 1)	2.0 7 0 0 0 1 1 0 0 0 0 0 0 16 31 0.00 0.500																			
Larry Sherry, R ERA: 2.25 (7, 1)	2.0 7 0 0 0 2 1 0 0 0 0 0 0 19 36 0.00 0.500																			

Batter	1	2	3	4	5	6	7	8	9	AB	R	H	RBI	BB	SO	LOB	TOP					
Wally Moon, L OBP: 0.360, SLG: 0.360 (1, 7)	1-2 6-3			1-2 F4		4-1 BB		0-2 F8		3	0	0	0	1	0	1						
Jim Gilliam, S OBP: 0.365, SLG: 0.436 (1, 4)	2-2 F3			1-0 L4		1-1 F6			0-1 SF8 3B	4	1	1	0	0	0	2						
Ron Fairly, L OBP: 0.372, SLG: 0.435 (1, 3)	0-3 K			4-1 BB		0-0 4-3			2-2 F4	3	0	0	0	1	1	3						
Tommy Davis, R OBP: 0.354, SLG: 0.423 (1, 5)		2-0 6-3		1-2 1-3			0-0 F9		1-2 SF8	3	0	0	1	0	0	1						
Frank Howard, R OBP: 0.333, SLG: 0.485 (1, 9)		1-3 K			1-3 K		0-3 K		3-H 0-3 K	4	0	0	0	0	4	0						
John Roseboro, L OBP: 0.301, SLG: 0.376 (1, 2)	1-0 F5			1-1 F8		0-1 L9				3	0	0	0	0	0	0						
Willie Davis, L OBP: 0.256, SLG: 0.380 (1, 8)			1-1 F8		0-1 4-3			0-0 F6		3	0	0	0	0	0	0						
Dick Tracewski, R OBP: 0.309, SLG: 0.233 (1, 6)			2-1 L8			0-1 6-3		0-1 FC6-4 1B		3	0	1	0	0	0	0						
Don Drysdale, R OBP: 0.237, SLG: 0.235 (8, PH)			2-0 F8			4-2 BB BB		3-1 FC6-4 1-2		1	0	0	0	1	0	0						
Lee Walls, R OBP: 0.226, SLG: 0.323 (8, 1)										1	0	0	0	0	0	1						
Ron Ferranoski, L (8, 1)										0	0	0	0	0	0	0						
Inning Stats	R: 0 E: 0 K: 1 S: 9	H: 0 LOB: 0 BB: 0 P: 12	R: 0 E: 0 K: 1 S: 5	H: 0 LOB: 0 BB: 0 P: 9	R: 0 E: 0 K: 0 S: 5	H: 0 LOB: 1 BB: 1 P: 10	R: 0 E: 0 K: 0 S: 10	H: 0 LOB: 1 BB: 1 P: 17	R: 0 E: 0 K: 1 S: 7	H: 0 LOB: 0 BB: 0 P: 9	R: 0 E: 0 K: 0 S: 10	H: 0 LOB: 2 BB: 2 P: 19	R: 0 E: 0 K: 1 S: 6	H: 0 LOB: 0 BB: 0 P: 6	R: 0 E: 0 K: 0 S: 8	H: 1 LOB: 1 BB: 0 P: 11	R: 1 E: 0 K: 1 S: 12	H: 1 LOB: 0 BB: 0 P: 15	1B: 1 2B: 0 3B: 1 HR: 0	SF: 1 SAC: 0 DP: 0 HBP: 0	WP: 0 PB: 0 SB: 0 CS: 0	PA: 32
PITCHER Turk Farrell, R ERA: 2.71 (1, 1)	IP: 9.0 WLS: W BF: 32 H: 2 R: 1 ER: 1 SO: 5 BB: 3 IBB: 0 HBP: 0 BLK: 0 WP: 0 HR: 0 S: 72 P: 108 ERA: 1.00 WHIP: 0.556															PITCHER	IP: 9.0 WLS: W BF: 32 H: 2 R: 1 ER: 1 SO: 5 BB: 3 IBB: 0 HBP: 0 BLK: 0 WP: 0 HR: 0 S: 72 P: 108 ERA: 1.00 WHIP: 0.556					

Los Angeles Dodgers @ Houston Colt 45's
Colt Stadium, Houston, TX
Mon Jun 03 1963, 8:05 PM EDT
Att: 15,659 - Unknown


AB 28
R 1
H 2
RBI 1
BB 3
SO 5
LOB 8



Batter	1	2	3	4	5	6	7	8	9	AB	R	H	RBI	BB	SO	LOB	BOTTOM			
Ernie Fazio, R OBP: 0.246, SLG: 0.228 (1, 4)	1-3 K		3-1 1B		3-3 K		1-3 K			4	0	1	0	0	3	1				
Johnny Temple, R OBP: 0.357, SLG: 0.349 (1, 5)	0-2 1B		0-0 1B		2-1 FC4-6 1B			3-2 6-3		4	0	3	0	0	0	0				
Al Spangler, L OBP: 0.335, SLG: 0.327 (1, 7)	1-0 1B		1-3 SAFE K		0-0 FC4-6 1-2			0-1 FC4-6 1B		4	0	2	0	0	1	3				
Carl Warwick, R OBP: 0.395, SLG: 0.446 (1, 9)	1-1 F4			4-0 HR BB		1-3 K		1-1 FC4-6 1-2		3	1	0	0	1	1	3				
Rusty Staub, L OBP: 0.323, SLG: 0.345 (1, 3)	3-2 6-3			0-0 1-H HR		2-0 4-3		1-2 4-3		4	1	1	2	0	0	3				
Howie Goss, R OBP: 0.286, SLG: 0.400 (1, 8)		0-3 K		0-3 K		3-3 K				3	0	0	0	0	3	0				
Bob Lillis, R OBP: 0.262, SLG: 0.264 (1, 6)		0-0 5-3		0-1 F3			1-3 K			3	0	0	0	0	1	0				
Jim Campbell, R OBP: 0.263, SLG: 0.271 (1, 2)		0-3 K		2-3 K			2-0 1B			3	0	1	0	0	2	0				
Turk Farrell, R OBP: 0.231, SLG: 0.174 (1, 1)			2-3 K		1-1 F4		1-3 K			3	0	0	0	0	2	1				
Inning Stats	R: 0 E: 0 K: 1 S: 14	H: 2 LOB: 2 BB: 0 P: 20	R: 0 E: 0 K: 2 S: 7	H: 0 LOB: 0 BB: 0 P: 7	R: 0 E: 0 K: 2 S: 10	H: 2 LOB: 1 BB: 0 P: 16	R: 2 E: 0 K: 2 S: 11	H: 1 LOB: 0 BB: 1 P: 17	R: 0 E: 0 K: 1 S: 8	H: 1 LOB: 1 BB: 0 P: 14	R: 0 E: 0 K: 2 S: 7	H: 0 LOB: 0 BB: 0 P: 13	R: 0 E: 0 K: 3 S: 10	H: 1 LOB: 1 BB: 0 P: 15	R: 0 E: 0 K: 0 S: 10	H: 1 LOB: 1 BB: 0 P: 15	1B: 7 2B: 0 3B: 0 HR: 1	SF: 0 SAC: 0 DP: 0 HBP: 0	WP: 0 PB: 0 SB: 0 CS: 0	PA: 32
PITCHER Don Drysdale, R ERA: 3.1 (1, 1)	IP: 7.0 WLS: L BF: 28 H: 7 R: 2 ER: 2 SO: 13 BB: 1 IBB: 0 HBP: 0 BLK: 0 WP: 1 HR: 1 S: 67 P: 102 ERA: 2.57 WHIP: 1.143															PITCHER Ron Ferranoski, L ERA: 2.39 (8, 1)	IP: 1.0 WLS: 4 BF: 1 H: 0 R: 0 ER: 0 SO: 0 BB: 0 IBB: 0 HBP: 0 BLK: 0 WP: 0 HR: 0 S: 10 P: 15 ERA: 0.00 WHIP: 1.000			

Los Angeles Dodgers @ Houston Colt 45's
Colt Stadium, Houston, TX
Mon Jun 03 1963, 8:05 PM EDT
Att: 15,659 - Unknown

AB 31
R 2
H 8
RBI 2
BB 1
SO 13
LOB 11



Batter	1	2	3	4	5	6	7	8	9	AB	R	H	RBI	BB	SO	LOB	TOP								
Maury Wills, S OBP: 0.321, SLG: 0.302	4-1 2B WP BB		0-0 4-3 1B		0-1 F8			3-2 4-3		3	2	1	0	1	0	0									
Jim Gilliam, S OBP: 0.368, SLG: 0.441	1-2 WP 2B		2-2 4-3			4-1 BB		1-0 L5		3	0	1	0	1	0	1									
Ron Fairly, L OBP: 0.374, SLG: 0.436	3-1 F9		0-0 FC6-4 1B		0-0 F5			2-0 2B 1B		4	0	2	1	0	0	3									
Tommy Davis, R OBP: 0.351, SLG: 0.425	2-2 F4		3-H 1-1 FC6-4		1-2 F3			0-0 2B		4	0	1	0	0	0	3									
Frank Howard, R OBP: 0.332, SLG: 0.476	0-0 F4			1-1 F6		4-2 BB		0-3 K		3	0	0	0	1	1	3									
John Roseboro, L OBP: 0.295, SLG: 0.368		1-3 K		2-1 F7		0-1 F8			1-2 F4	4	0	0	0	0	1	2									
Willie Davis, L OBP: 0.256, SLG: 0.377		0-0 1-3		2-2 F9			2-2 F4		0-0 BB	4	0	1	0	0	0	0									
Dick Tracewski, R OBP: 0.297, SLG: 0.222		3-3 K			0-0 F8		2-2 F3		2-3 K	4	0	0	0	0	2	1									
Bob Miller, R			1-3 K		0-0 F6		1-3 K		1-2 K	4	0	0	0	0	3	1									
Ron Perranoski, L										0	0	0	0	0	0	0									
Inning Stats	R: 1 E: 0 K: 0 S: 11	H: 1 LOB: 1 BB: 1 P: 21	R: 0 E: 0 K: 2 S: 7	H: 0 LOB: 0 BB: 0 P: 11	R: 1 E: 0 K: 1 S: 12	H: 2 LOB: 1 BB: 0 P: 15	R: 0 E: 0 K: 0 S: 7	H: 0 LOB: 0 BB: 0 P: 12	R: 0 E: 0 K: 0 S: 4	H: 0 LOB: 0 BB: 0 P: 4	R: 0 E: 0 K: 0 S: 10	H: 0 LOB: 2 BB: 2 P: 18	R: 0 E: 0 K: 1 S: 9	H: 0 LOB: 0 BB: 0 P: 14	R: 0 E: 0 K: 1 S: 10	H: 2 LOB: 2 BB: 0 P: 16	R: 0 E: 0 K: 2 S: 10	H: 1 LOB: 1 BB: 0 P: 14	1B: 4 2B: 2 3B: 0 HR: 0	SF: 0 SAC: 0 DP: 0 HBP: 0	WP: 1 PB: 0 SB: 3 CS: 0	PA: 36			
PITCHER	IP	WLS	BF	H	R	ER	SO	BB	IBB	HBP	BLK	WP	HR	S	P	ERA	WHIP								
Dick Drott, R ERA: 2.7	(1, 1)	7.0	L	27	3	2	2	4	3	0	0	0	0	60	95	2.57	0.857								
Don McMahon, R ERA: 4.98	(8, 1)	2.0		9	3	0	0	3	0	0	0	0	0	20	30	0.00	1.500								

Los Angeles Dodgers @ Houston Colt 45's
Colt Stadium, Houston, TX
Tue Jun 04 1963, 8:05 PM EDT
Att: 10,429 - Unknown

AB	33
R	2
H	6
RBI	1
BB	3
SO	7
LOB	14



Batter	1	2	3	4	5	6	7	8	9	AB	R	H	RBI	BB	SO	LOB	BOTTOM								
Ernie Fazio, R OBP: 0.261, SLG: 0.279	3-2 F5		1-0 FC6-4 1B		0-0 3B			3-2 F7		4	0	2	0	0	0	0									
Johnny Temple, R OBP: 0.349, SLG: 0.341	1-3 K		0-0 FC6-4		1-0 F8			1-0 F8		4	0	0	0	0	1	2									
Al Spangler, L OBP: 0.328, SLG: 0.318	2-1 4-3			2-2 4-3		0-0 G3		0-3 K		4	0	0	0	0	1	0									
Carl Warwick, R OBP: 0.404, SLG: 0.476		2-2 4-3 1B		1-0 F8		0-1 2B			2-2 BB 3B	4	1	3	0	0	0	0									
Pete Runnels, L OBP: 0.282, SLG: 0.246		3-2 4-3		4-2 BB		1-1 6-3			1-2 5-3	2	0	0	0	1	0	2									
Bob Aspromonte, R OBP: 0.281, SLG: 0.300		1-2 BB			4-0 BB					1	0	0	0	0	0	1									
Howie Goss, R OBP: 0.276, SLG: 0.401		4-1 G4-6-3 BB		1-2 BB		0-0 F8			2-1 FC6-4 1B	2	0	1	1	2	0	1									
Bob Lillis, R OBP: 0.256, SLG: 0.258		1-1 G4-6-3		1-2 F7			1-1 6-3		0-1 FC6-4	4	0	0	0	0	0	5									
Jim Campbell, R OBP: 0.250, SLG: 0.257			2-3 K		1-3 K		0-3 K		0-0 FC6-4	4	0	0	0	0	3	1									
Dick Drott, R ERA: 2.98	(1, 1)	8.0	W	31	5	1	1	6	3	0	0	0	0	0	0	0									
Brock Davis, L OBP: 0.294, SLG: 0.333	(7, PH)				0-3 K		1-1 6-3			1	0	0	0	0	0	0									
Don McMahon, R ERA: 2.33	(8, 1)	1.0	S	4	1	0	0	0	0	0	0	0	0	0	0	0									
Inning Stats	R: 0 E: 0 K: 1 S: 10	H: 0 LOB: 0 BB: 0 P: 16	R: 0 E: 0 K: 0 S: 9	H: 1 LOB: 1 BB: 1 P: 19	R: 0 E: 0 K: 2 S: 8	H: 1 LOB: 1 BB: 0 P: 11	R: 0 E: 0 K: 0 S: 10	H: 0 LOB: 2 BB: 2 P: 22	R: 0 E: 0 K: 1 S: 7	H: 1 LOB: 1 BB: 0 P: 10	R: 0 E: 0 K: 0 S: 6	H: 1 LOB: 1 BB: 0 P: 7	R: 0 E: 0 K: 1 S: 8	H: 0 LOB: 0 BB: 0 P: 12	R: 0 E: 0 K: 1 S: 8	H: 0 LOB: 0 BB: 0 P: 12	R: 1 E: 0 K: 0 S: 11	H: 2 LOB: 1 BB: 0 P: 16	1B: 3 2B: 1 3B: 2 HR: 0	SF: 0 SAC: 0 DP: 1 HBP: 0	WP: 0 PB: 0 SB: 0 CS: 0	PA: 35			
PITCHER	IP	WLS	BF	H	R	ER	SO	BB	IBB	HBP	BLK	WP	HR	S	P	ERA	WHIP								
Bob Miller, R ERA: 2.98	(1, 1)	8.0	W	31	5	1	1	6	3	0	0	0	0	0	0	0	0								
Ron Perranoski, L ERA: 2.33	(9, 1)	1.0	S	4	1	0	0	0	0	0	0	0	0	8	11	0.00	1.000								

Los Angeles Dodgers @ Houston Colt 45's
Colt Stadium, Houston, TX
Tue Jun 04 1963, 8:05 PM EDT
Att: 10,429 - Unknown

AB	32
R	1
H	6
RBI	1
BB	3
SO	6
LOB	12



Batter	1	2	3	4	5	6	7	8	9	AB	R	H	RBI	BB	SO	LOB	TOP									
Maury Wills, S OBP: 0.317, SLG: 0.305	1-2 SF9 2B	0-0 6-3				0-1 F8	1-0 F5	0-0 F3		5	1	1	0	0	0	2										
Jim Gilliam, S OBP: 0.383, SLG: 0.429	0-1 E4 1B		3-2 4-3			4-1 S BB	2-2 F7		1-1 6-3	4	0	0	0	1	0	2										
Ron Fairly, L OBP: 0.365, SLG: 0.427	2-0 SF9		0-0 F7			1-3 K		0-0 F2	0-0 5-3	4	0	0	1	0	1	1										
Tommy Davis, R OBP: 0.346, SLG: 0.417	1-1 3-H 1-2 1B		0-1 6-3			3-1 F9		0-1 B2	0-0 6-3	5	0	1	0	0	0	1										
Frank Howard, R OBP: 0.335, SLG: 0.482	2-3 K			2-0 E5 1B		3-2 SH3-4 1B		2-2 1B 2B		4	2	2	0	0	1	2										
John Roseboro, L OBP: 0.295, SLG: 0.367	1-0 L9			0-1 F7		0-0 SH3-4		0-1 2-H 1B		3	0	1	1	0	0	3										
Willie Davis, L OBP: 0.256, SLG: 0.373		0-3 K		1-1 F4		1-0 2-H 1B		0-1 F6		4	1	1	1	0	1	2										
Dick Tracewski, R OBP: 0.314, SLG: 0.245		3-2 1B		2-1 FC6-4 1B		0-0 1B E 1B		0-1 6-3		4	1	3	0	0	0	0										
Sandy Koufax, R OBP: 0.143, SLG: 0.065	3-3 K			0-0 FC6-4 1-2		0-1 E8 1-H 2-H 1B		0-3 K		4	0	1	1	0	2	3										
Inning Stats	R: 1 E: 1 K: 1 S: 12	H: 2 LOB: 2 BB: 0 P: 19	R: 0 E: 0 K: 2 S: 11	H: 1 LOB: 1 BB: 0 P: 17	R: 0 E: 0 K: 0 S: 6	H: 0 LOB: 0 BB: 0 P: 9	R: 0 E: 1 K: 0 S: 8	H: 1 LOB: 2 BB: 0 P: 13	R: 0 E: 0 K: 1 S: 8	H: 0 LOB: 1 BB: 1 P: 16	R: 3 E: 1 K: 0 S: 13	H: 4 LOB: 1 BB: 0 P: 20	R: 1 E: 0 K: 0 S: 12	H: 2 LOB: 1 BB: 0 P: 14	R: 0 E: 0 K: 1 S: 6	H: 0 LOB: 0 BB: 0 P: 6	R: 0 E: 0 K: 0 S: 4	H: 0 LOB: 0 BB: 0 P: 5	1B: 8 2B: 2 3B: 0 HR: 0	SF: 1 SAC: 1 DP: 0 HBP: 0	WP: 0 PB: 0 SB: 1 CS: 0	PA: 40				
PITCHER	IP	WLS	BF	H	R	ER	SO	BB	IBB	HBP	BLK	WP	HR	S	P	ERA	WHIP									
Ken Johnson, R ERA: 2.98	(1, 1)	5.1	L	27	8	4	3	4	1	0	0	0	0	0	53	86	5.06	1.688								
Hal Brown, R ERA: 4.57	(6, 1)	1.2		7	2	1	1	0	0	0	0	0	0	0	17	22	5.40	1.200								
Jim Umbricht, R ERA: 6.14	(8, 1)	2.0		6	0	0	0	1	0	0	0	0	0	0	10	11	0.00	0.000								

Los Angeles Dodgers @ Houston Colt 45's
Colt Stadium, Houston, TX
Wed Jun 05 1963, 8:05 PM EDT
Att: 15,365 - Unknown

livebaseballscorecards.com

AB 37
R 5
H 10
RBI 4
BB 1
SO 5
LOB 16



Batter	1	2	3	4	5	6	7	8	9	AB	R	H	RBI	BB	SO	LOB	BOTTOM									
Ernie Fazio, R OBP: 0.260, SLG: 0.266	2-3 K		1-1 F4		4-2 BB		1-0 F2			3	0	0	0	1	1	2										
Al Spangler, L OBP: 0.326, SLG: 0.329	2-3 K		1-0 2-H 3B		1-2 F9			1-2 L9		4	0	1	1	0	1	2										
Johnny Temple, R OBP: 0.347, SLG: 0.345	2-1 1B 2B		2-2 F6		2-2 F7			0-1 F4		4	0	1	0	0	0	3										
Carl Warwick, R OBP: 0.406, SLG: 0.483	0-0 2-H 1B			0-0 2B		3-2 F4		1-0 F8		4	0	2	0	0	0	0										
Howie Goss, R OBP: 0.275, SLG: 0.395		0-3 K		2-3 K		1-3 K		4-2 1B BB		3	0	0	0	1	3	1										
Bob Aspromonte, R OBP: 0.280, SLG: 0.298		3-3 K		0-3 K		0-2 1-3		1-1 1B		1	0	0	0	0	1	0										
Pete Runnels, L OBP: 0.283, SLG: 0.248								1-2 1B		3	0	1	0	0	1	1										
Bob Lillis, R OBP: 0.250, SLG: 0.251		3-2 F5		0-1 6-3				0-1 F4		4	0	0	0	0	0	3										
Jim Campbell, R OBP: 0.262, SLG: 0.269			0-1 FC3-6 1B		1-2 SH5-4 1B			2-2 L8		4	0	2	0	0	0	2										
Ken Johnson, R OBP: 0.053, SLG: 0.053	(1, 1)							1-3 K		1	1	0	0	0	0	1										
Hal Brown, R	(6, 1)									0	0	0	0	0	0	0										
J C Hartman, R OBP: 0.176, SLG: 0.154	(7, PH)									1	0	1	0	0	0	0										
Jim Umbricht, R	(8, 1)									0	0	0	0	0	0	0										
Brock Davis, L OBP: 0.278, SLG: 0.313	(9, PH)									1	0	0	0	0	1	2										
Inning Stats	R: 0 E: 0 K: 2 S: 10	H: 2 LOB: 2 BB: 0 P: 16	R: 0 E: 0 K: 2 S: 9	H: 0 LOB: 0 BB: 0 P: 15	R: 1 E: 1 K: 0 S: 9	H: 2 LOB: 1 BB: 0 P: 13	R: 0 E: 0 K: 2 S: 9	H: 1 LOB: 1 BB: 0 P: 11	R: 0 E: 0 K: 0 S: 15	H: 1 LOB: 2 BB: 1 P: 23	R: 0 E: 0 K: 1 S: 11	H: 0 LOB: 0 BB: 0 P: 15	R: 0 E: 0 K: 0 S: 8	H: 1 LOB: 1 BB: 0 P: 13	R: 0 E: 0 K: 0 S: 6	H: 0 LOB: 0 BB: 0 P: 8	R: 0 E: 0 K: 1 S: 15	H: 1 LOB: 2 BB: 1 P: 23	1B: 5 2B: 2 3B: 1 HR: 0	SF: 0 SAC: 1 DP: 0 HBP: 0	WP: 0 PB: 0 SB: 0 CS: 0	PA: 36				
PITCHER	IP	WLS	BF	H	R	ER	SO	BB	IBB	HBP	BLK	WP	HR	S	P	ERA	WHIP									
Sandy Koufax, L ERA: 1.45	(1, 1)	9.0	W	36	8	1	1	8	2	0	0	0	0	0	92	137	1.00	1.111								

Los Angeles Dodgers @ Houston Colt 45's
Colt Stadium, Houston, TX
Wed Jun 05 1963, 8:05 PM EDT
Att: 15,365 - Unknown

livebaseballscorecards.com

AB 33
R 1
H 8
RBI 1
BB 2
SO 8
LOB 17



Batter	1	2	3	4	5	6	7	8	9	AB	R	H	RBI	BB	SO	LOB	TOP					
Maury Wills, S OBP: 0.350, SLG: 0.345 (1, 5) 										5	1	3	3	0	0	1	Los Angeles Dodgers @ Chicago Cubs Wrigley Field, Chicago, IL Sun Jun 09 1963, 3:33 AM CDT Att: 35,743 - Unknown					
Jim Gilliam, S OBP: 0.346, SLG: 0.409 (1, 4) 										3	0	0	1	0	0	2						
Ron Fairly, L OBP: 0.356, SLG: 0.409 (1, 8) (6, 3) 										5	1	1	0	0	1	1						
Tommy Davis, R OBP: 0.371, SLG: 0.474 (9, 9) 										5	1	4	1	0	0	1						
Frank Howard, R OBP: 0.337, SLG: 0.500 (1, 9) (9, 7) 										5	2	2	1	0	2	1						
Bill Skowron, R OBP: 0.277, SLG: 0.279 Willie Davis, L OBP: 0.274, SLG: 0.393 (1, 3) (6, 8) 										2	2	1	0	1	0	0						
John Roseboro, L OBP: 0.295, SLG: 0.370 (1, 2) 										2	1	1	0	0	0	0						
Dick Tracewski, R OBP: 0.310, SLG: 0.233 Wally Moon, L OBP: 0.394, SLG: 0.355 Don Zimmer, R OBP: 0.333, SLG: 0.444 (1, 6) (7, PH) (7, 5) 										2	1	0	0	0	0	3						
Sandy Koufax, R OBP: 0.162, SLG: 0.091 Ed Roebuck, R (5, 1) 										2	0	1	1	0	0	0						
Lee Walls, R OBP: 0.250, SLG: 0.323 Larry Sherry, R (6, PH) (6, 1) 										0	0	0	0	0	0	0						
Inning Stats	R: 1 E: 0 K: 1 S: 14	H: 2 LOB: 1 BB: 0 P: 20	R: 2 E: 2 K: 0 S: 13	H: 2 LOB: 1 BB: 0 P: 19	R: 1 E: 0 K: 0 S: 11	H: 1 LOB: 0 BB: 0 P: 21	R: 0 E: 0 K: 0 S: 5	H: 0 LOB: 0 BB: 0 P: 6	R: 0 E: 0 K: 1 S: 6	H: 0 LOB: 0 BB: 0 P: 8	R: 4 E: 0 K: 1 S: 14	H: 3 LOB: 1 BB: 2 P: 29	R: 3 E: 1 K: 1 S: 13	H: 4 LOB: 1 BB: 2 P: 24	R: 0 E: 0 K: 0 S: 7	H: 1 LOB: 1 BB: 0 P: 11	R: 0 E: 0 K: 1 S: 8	H: 0 LOB: 0 BB: 0 P: 10	1B: 11 2B: 1 3B: 0 HR: 1	SF: 1 SAC: 2 DP: 0 HBP: 0	WP: 2 PB: 1 SB: 1 CS: 0	PA: 43
PITCHER	IP WLS BF H R ER SO BB IBB HBP BLK WP HR S P ERA WHIP																					
Dick Ellsworth, L ERA: 1.98 (1, 1)	5.2 L 26 7 7 5 3 1 0 0 0 0 0 1 60 93 7.94 1.412																					
Don Elston, R ERA: 0.73 (6, 1)	0.1 3 1 1 1 0 1 0 0 0 0 0 0 3 10 27.00 6.000																					
Lindy McDaniel, R ERA: 2.67 (7, 1)	0.2 6 4 3 3 0 1 1 0 0 0 1 0 10 21 40.50 7.500																					
Cal Koonce, R ERA: 5.97 (7, 1)	1.1 5 1 0 0 1 0 0 0 0 0 0 0 10 14 0.00 0.750																					
Jim Brewer, L ERA: 4.12 (9, 1)	1.0 3 0 0 0 1 0 0 0 0 0 0 0 8 10 0.00 0.000																					

Batter	1	2	3	4	5	6	7	8	9	AB	R	H	RBI	BB	SO	LOB	BOTTOM					
Lou Brock, L OBP: 0.309, SLG: 0.406 (1, 9) 										5	0	2	0	0	2	2	Los Angeles Dodgers @ Chicago Cubs Wrigley Field, Chicago, IL Sun Jun 09 1963, 3:33 AM CDT Att: 35,743 - Unknown					
Ken Hubbs, R OBP: 0.318, SLG: 0.416 (1, 4) 										5	1	1	0	0	1	3						
Billy Williams, L OBP: 0.391, SLG: 0.502 (1, 7) 										4	1	2	1	1	0	1						
Ron Santo, R OBP: 0.322, SLG: 0.482 (1, 5) 										5	2	1	2	0	0	2						
14 Ernie Banks, R OBP: 0.278, SLG: 0.469 (1, 3) 										5	3	3	4	0	0	0						
Andre Rodgers, R OBP: 0.299, SLG: 0.284 (1, 6) 										5	1	2	0	0	1	0						
Nelson Mathews, R OBP: 0.248, SLG: 0.279 (1, 8) 										4	0	1	1	0	1	1						
Dick Bertell, R OBP: 0.298, SLG: 0.267 Merritt Ranew, L OBP: 0.526, SLG: 0.750 Jimmie Schaffer, R OBP: 0.306, SLG: 0.395 (1, 2) (8, PH) (9, 2) 										3	0	1	0	0	1	1						
Dick Ellsworth, L OBP: 0.125, SLG: 0.087 Don Elston, R Bob Will, L OBP: 0.313, SLG: 0.152 Lindy McDaniel, R Cal Koonce, R Steve Boros, R Jim Brewer, L (1, 1) (6, PH) (7, 1) (7, 1) (8, PH) (9, 1) 										2	0	0	0	0	1	0						
Inning Stats	R: 0 E: 0 K: 2 S: 9	H: 0 LOB: 1 BB: 1 P: 13	R: 1 E: 0 K: 2 S: 12	H: 1 LOB: 0 BB: 0 P: 18	R: 0 E: 1 K: 1 S: 8	H: 0 LOB: 1 BB: 0 P: 12	R: 1 E: 0 K: 0 S: 8	H: 2 LOB: 1 BB: 0 P: 9	R: 4 E: 0 K: 1 S: 14	H: 5 LOB: 0 BB: 0 P: 21	R: 0 E: 0 K: 0 S: 11	H: 3 LOB: 2 BB: 0 P: 16	R: 0 E: 0 K: 0 S: 6	H: 0 LOB: 0 BB: 0 P: 8	R: 0 E: 0 K: 0 S: 11	H: 2 LOB: 2 BB: 0 P: 15		R: 2 E: 0 K: 1 S: 16	H: 2 LOB: 0 BB: 0 P: 20	1B: 7 2B: 4 3B: 0 HR: 4	SF: 0 SAC: 0 DP: 1 HBP: 0	WP: 0 PB: 0 SB: 0 CS: 0
PITCHER	IP WLS BF H R ER SO BB IBB HBP BLK WP HR S P ERA WHIP																					
Sandy Koufax, L ERA: 1.93 (1, 1)	4.2 23 8 6 6 6 1 0 0 0 0 0 0 49 71 11.57 1.929																					
Ed Roebuck, R ERA: 3.47 (5, 1)	0.1 1 0 0 0 0 0 0 0 0 0 0 0 2 2 0.00 0.000																					
Larry Sherry, R ERA: 2.86 (6, 1)	4.0 W 18 7 2 2 1 0 0 0 0 0 0 1 44 59 4.50 1.750																					



Batter	1	2	3	4	5	6	7	8	9	AB	R	H	RBI	BB	SO	LOB	TOP	
Chuck Hiller, L (1, 4) <small>OBP: 0.202, SLG: 0.150</small> Harvey Kuenn, R (8, PH) <small>OBP: 0.267, SLG: 0.302</small> Ernie Bowman, R (8, PR) <small>OBP: 0.182, SLG: 0.273</small> (8, 4)										2	1	0	0	2	0	0	San Francisco Giants @ Los Angeles Dodgers Dodger Stadium, Los Angeles, CA Mon Jun 10 1963, 7:05 PM PDT Att: 52,993 - Unknown	
Jim Davenport, R (1, 5) <small>OBP: 0.286, SLG: 0.345</small>										4	0	1	0	0	1	4		
Willie Mays, R (1, 8) <small>OBP: 0.358, SLG: 0.463</small>										3	2	3	1	2	0	0		
Willie McCovey, L (1, 7) <small>OBP: 0.378, SLG: 0.511</small>										4	2	2	2	1	1	3		
Orlando Cepeda, R (1, 3) <small>OBP: 0.369, SLG: 0.551</small>										5	1	1	1	0	0	5		
Ed Bailey, L (1, 2) <small>OBP: 0.403, SLG: 0.642</small>										4	1	1	2	1	1	0		
Felipe Alou, R (1, 9) <small>OBP: 0.339, SLG: 0.528</small>										4	0	2	0	1	0	0		
Jose Pagan, R (1, 6) <small>OBP: 0.256, SLG: 0.257</small>										4	0	2	0	0	0	2		
Billy Pierce, L (1, 1) Don Larsen, R (6, 1)										2	0	0	0	0	0	2		
Inning Stats	R: 2 H: 2 E: 0 LOB: 0 K: 1 BB: 0 S: 12 P: 21	R: 0 H: 1 E: 0 LOB: 1 K: 0 BB: 1 S: 12 P: 18	R: 0 H: 2 E: 0 LOB: 2 K: 0 BB: 1 S: 6 P: 13	R: 0 H: 0 E: 0 LOB: 1 K: 0 BB: 0 S: 6 P: 11	R: 1 H: 1 E: 0 LOB: 1 K: 1 BB: 1 S: 11 P: 18	R: 0 H: 0 E: 0 LOB: 0 K: 0 BB: 0 S: 6 P: 7	R: 0 H: 0 E: 0 LOB: 2 K: 0 BB: 2 S: 8 P: 22	R: 1 H: 3 E: 0 LOB: 3 K: 1 BB: 1 S: 13 P: 25	R: 3 H: 3 E: 1 LOB: 2 K: 1 BB: 2 S: 18 P: 29	1B: 9 SF: 0 2B: 0 SAC: 1 3B: 0 DP: 2 HR: 3 HBP: 1	WP: 0 PA: 46 PB: 0 SB: 1 CS: 0							
PITCHER	IP WLS BF H R ER SO BB IBB HBP BLK WP HR S P ERA WHIP																	
Bob Miller, R (1, 1) <small>ERA: 3.12</small>	6.0	L	26	6	3	3	2	2	1	1	0	0	0	1	53	88	4.50	1.333
Ron Perranoski, L (7, 1) <small>ERA: 2.99</small>	2.0	L	12	3	1	1	1	2	1	0	0	0	0	1	21	47	4.50	2.500
Pete Richert, L (9, 1) <small>ERA: 6.84</small>	0.1		5	2	3	3	0	2	0	0	0	0	0	1	9	17	81.00	12.000
Ed Roebuck, R (9, 1) <small>ERA: 3.38</small>	0.2		3	1	0	0	1	0	0	0	0	0	0	0	9	12	0.00	1.500

Batter	1	2	3	4	5	6	7	8	9	AB	R	H	RBI	BB	SO	LOB	BOTTOM	
Maury Wills, S (1, 5) <small>OBP: 0.358, SLG: 0.349</small>										4	0	2	1	1	0	3	San Francisco Giants @ Los Angeles Dodgers Dodger Stadium, Los Angeles, CA Mon Jun 10 1963, 7:05 PM PDT Att: 52,993 - Unknown	
Jim Gilliam, S (1, 4) <small>OBP: 0.337, SLG: 0.396</small>										5	0	0	0	0	1	6		
Ron Fairly, L (1, 8) <small>OBP: 0.352, SLG: 0.401</small> (8, 3)										4	0	0	0	1	3	1		
Tommy Davis, R (1, 7) <small>OBP: 0.366, SLG: 0.465</small>										5	1	1	0	0	0	2		
Frank Howard, R (1, 9) <small>OBP: 0.333, SLG: 0.492</small>										5	0	1	0	0	2	2		
Bill Skowron, R (1, 3) <small>OBP: 0.270, SLG: 0.272</small>										3	0	0	0	0	1	1		
Willie Davis, L (8, 8) <small>OBP: 0.271, SLG: 0.388</small>										3	1	2	0	1	0	0		
John Roseboro, L (1, 2) <small>OBP: 0.303, SLG: 0.375</small>										3	1	2	0	1	0	0		
Dick Tracewski, R (1, 6) <small>OBP: 0.325, SLG: 0.264</small>										3	1	2	1	1	0	1		
Bob Miller, R (1, 1) <small>OBP: 0.338, SLG: 0.038</small> Leo Wills, R (6, PH) <small>OBP: 0.270, SLG: 0.302</small> Ron Perranoski, L (7, 1) <small>OBP: 0.337, SLG: 0.396</small> Wally Moon, R (8, PH) <small>OBP: 0.300, SLG: 0.300</small> Pete Richert, L (9, 1) <small>OBP: 0.352, SLG: 0.401</small> Ed Roebuck, R (9, 1)										2	0	1	1	0	0	1		
Inning Stats	R: 0 H: 1 E: 0 LOB: 1 K: 1 BB: 0 S: 11 P: 19	R: 1 H: 2 E: 0 LOB: 1 K: 0 BB: 0 S: 9 P: 13	R: 0 H: 0 E: 0 LOB: 0 K: 1 BB: 0 S: 5 P: 7	R: 0 H: 3 E: 0 LOB: 3 K: 0 BB: 1 S: 16 P: 29	R: 0 H: 0 E: 0 LOB: 1 K: 1 BB: 1 S: 8 P: 15	R: 1 H: 2 E: 0 LOB: 2 K: 1 BB: 1 S: 11 P: 19	R: 0 H: 0 E: 0 LOB: 0 K: 2 BB: 0 S: 8 P: 13	R: 0 H: 0 E: 0 LOB: 3 K: 1 BB: 3 S: 15 P: 31	R: 0 H: 1 E: 0 LOB: 1 K: 1 BB: 0 S: 12 P: 12	1B: 8 SF: 0 2B: 0 SAC: 0 3B: 1 DP: 0 HR: 0 HBP: 0	WP: 0 PA: 42 PB: 0 SB: 0 CS: 0							
PITCHER	IP WLS BF H R ER SO BB IBB HBP BLK WP HR S P ERA WHIP																	
Billy Pierce, L (1, 1) <small>ERA: 3.58</small>	5.2	W	28	1	0	0	4	3	0	0	0	0	0	0	59	99	0.00	1.200
Don Larsen, R (6, 1) <small>ERA: 1.89</small>	3.1	W	14	1	0	0	4	3	0	0	0	0	0	36	59	0.00	1.200	

Batter	1	2	3	4	5	6	7	8	9	AB	R	H	RBI	BB	SO	LOB	TOP			
Chuck Hiller, L (1.4) OBP: 0.214, SLG: 0.165										3	0	2	0	0	0	1	San Francisco Giants @ Los Angeles Dodgers Dodger Stadium, Los Angeles, CA Tue Jun 11 1963, 7:05 PM PDT Att: 53,436 - Unknown			
Felipe Alou, R (1.9) OBP: 0.338, SLG: 0.523										4	1	1	0	0	1	2				
Willie McCovey, L (1.7) OBP: 0.376, SLG: 0.522										4	1	1	3	0	0	1				
Willie Mays, R (1.8) OBP: 0.356, SLG: 0.456										3	0	0	0	1	1	1				
Ed Bailey, L (1.2) OBP: 0.391, SLG: 0.619										4	0	0	0	0	1	1				
Orlando Cepeda, R (1.3) OBP: 0.367, SLG: 0.544											3	0	0	0	1	0				
Jim Davenport, R (1.5) OBP: 0.287, SLG: 0.343											4	0	1	0	0	1				
Jose Pagan, R (1.6) OBP: 0.252, SLG: 0.254											3	0	0	0	1	1				
Juan Marichal, R (1.1) OBP: 0.205, SLG: 0.211										3	1	2	0	0	0	0				
Inning Stats	R: 0 E: 0 K: 1 S: 9	H: 1 LOB: 1 BB: 0 P: 11	R: 0 E: 1 K: 2 S: 10	H: 1 LOB: 1 BB: 0 P: 13	R: 0 E: 0 K: 1 S: 10	H: 0 LOB: 0 BB: 0 P: 13	R: 0 E: 0 K: 0 S: 11	H: 0 LOB: 0 BB: 0 P: 16	R: 3 E: 0 K: 0 S: 10	H: 3 LOB: 0 BB: 0 P: 12	R: 0 E: 0 K: 1 S: 8	H: 0 LOB: 0 BB: 0 P: 9	R: 0 E: 0 K: 0 S: 6	H: 1 LOB: 0 BB: 0 P: 8	R: 0 E: 0 K: 0 S: 7	H: 0 LOB: 2 BB: 2 P: 15	1B: 6 2B: 0 3B: 0 HR: 1	SF: 0 SAC: 1 DP: 1 HBP: 0	WP: 0 PB: 0 SB: 0 CS: 1	PA: 34
PITCHER	IP WLS BF H R ER SO BB IBB HBP BLK WP HR S P ERA WHIP																			
Don Drysdale, R (1.1) ERA: 2.9	8.0 L 29 7 3 3 5 0 0 0 0 0 1 71 95 3.38 0.875																			
Ron Perranoski, L (9.1) ERA: 2.62	1.0 5 0 0 0 0 1 1 0 0 0 0 7 15 0.00 1.000																			

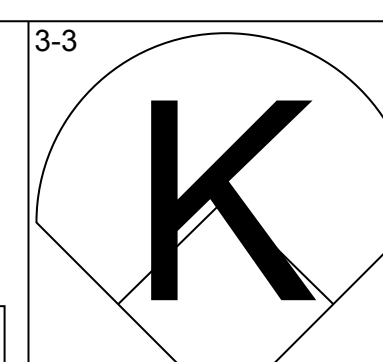
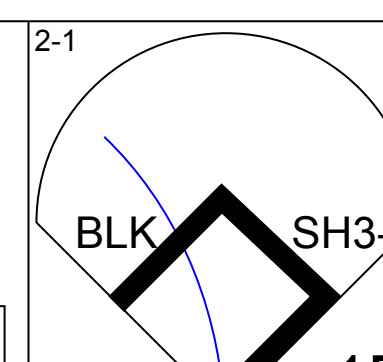
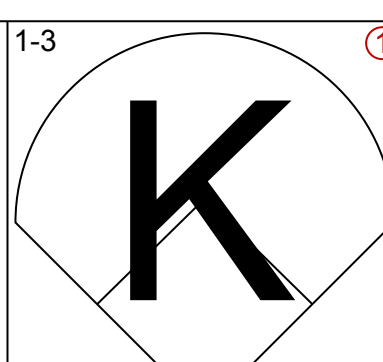
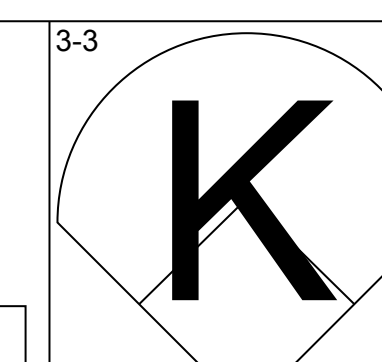
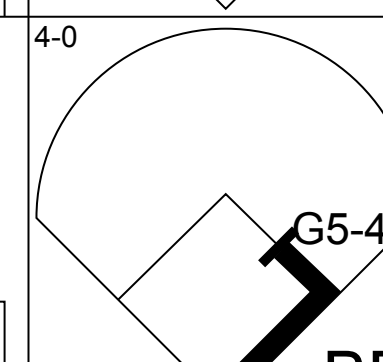
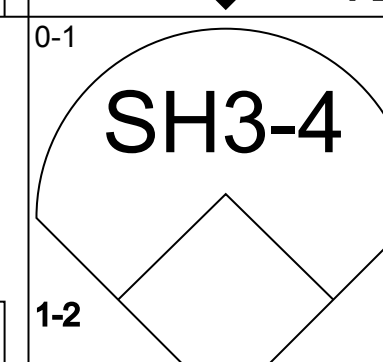
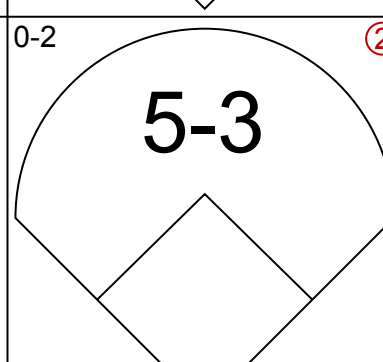
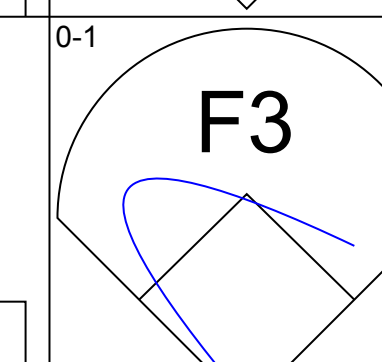
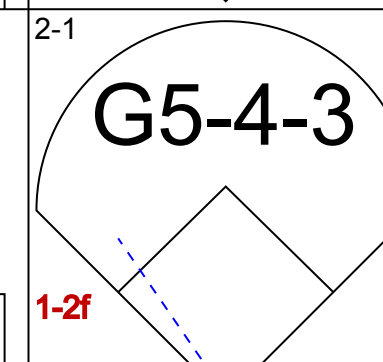
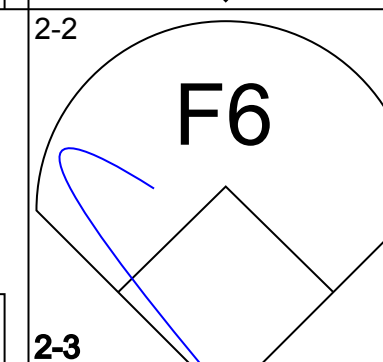
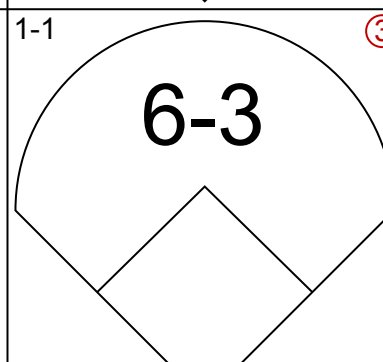
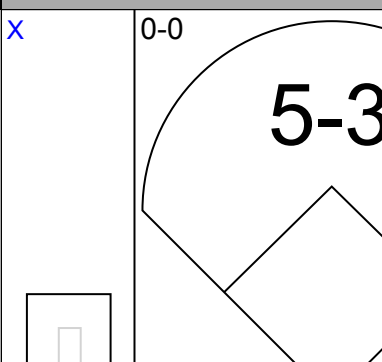
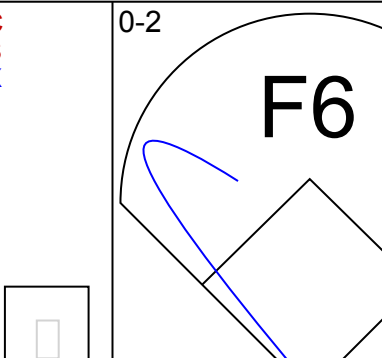
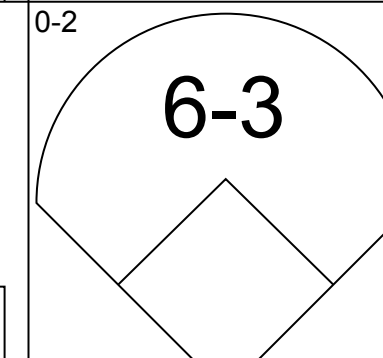
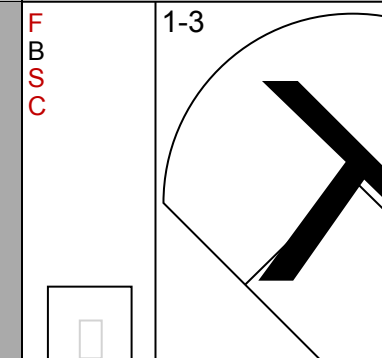
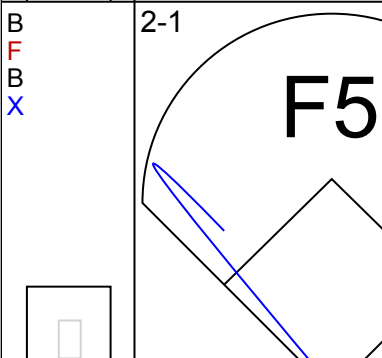
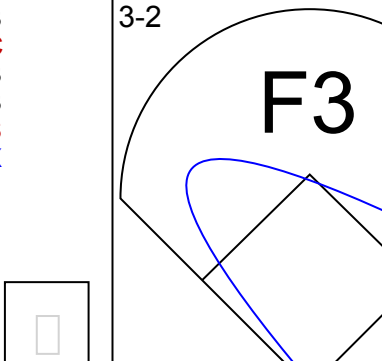
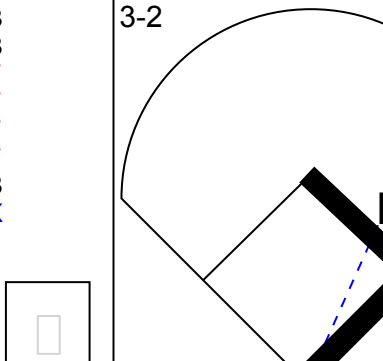
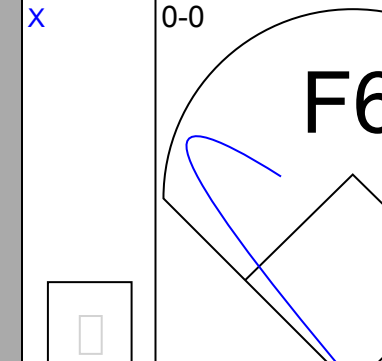
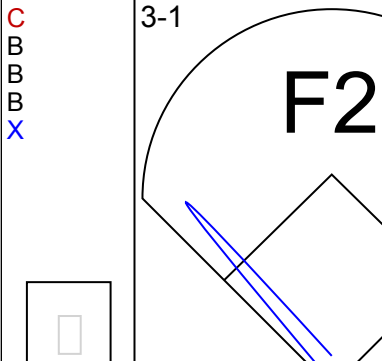
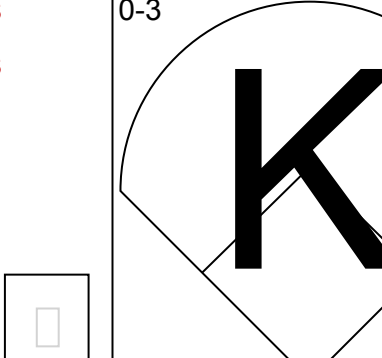
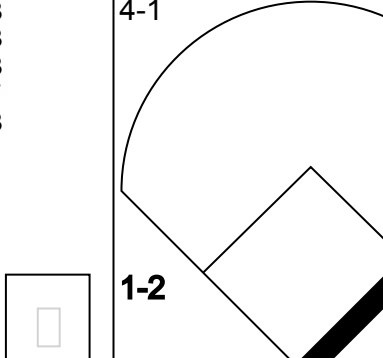
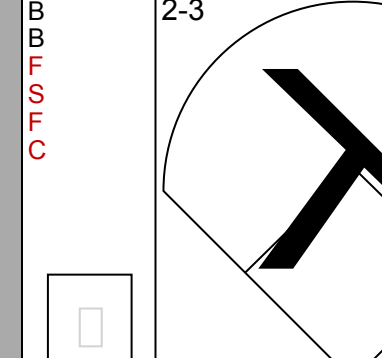
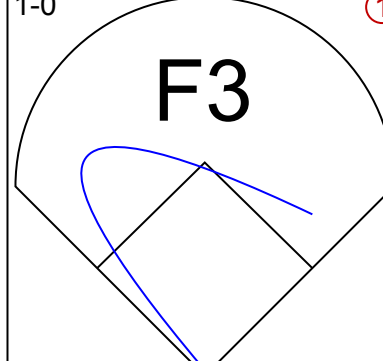
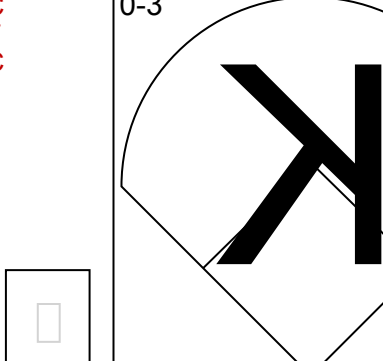
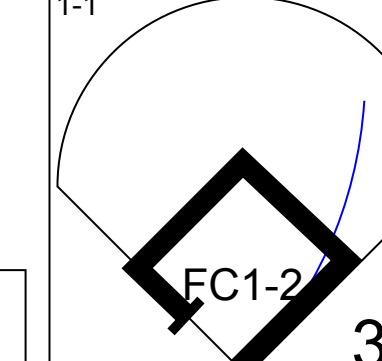
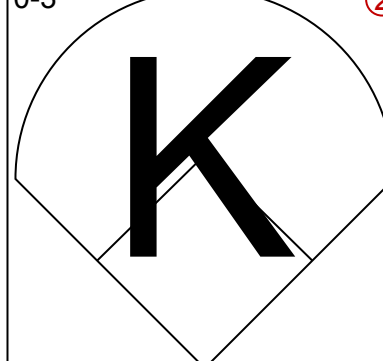
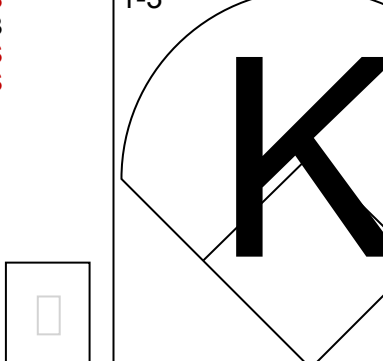
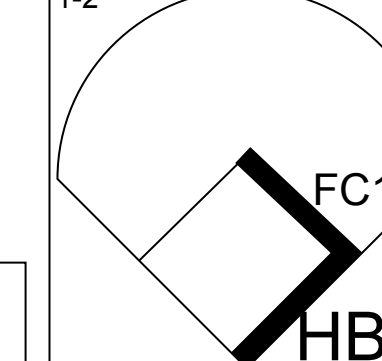

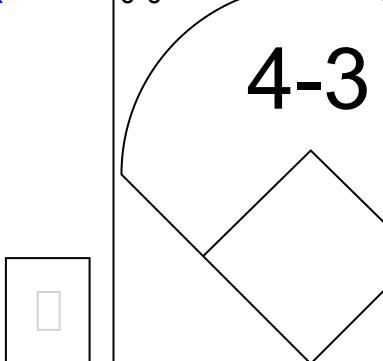
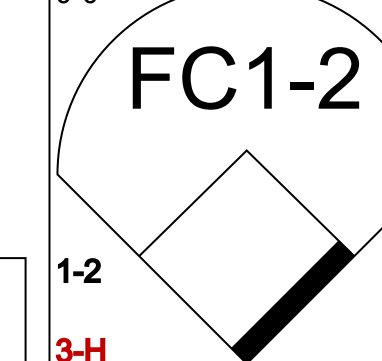
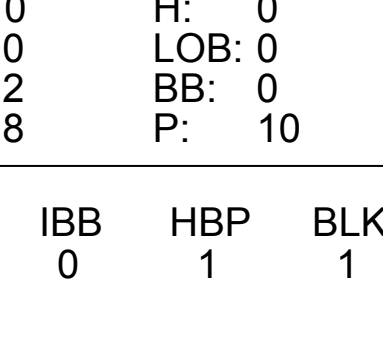
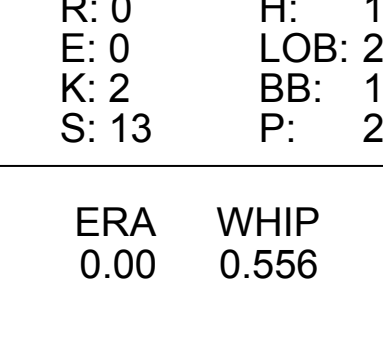
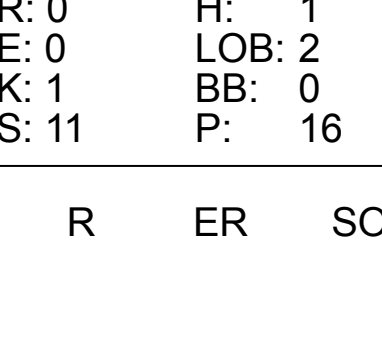



Batter	1	2	3	4	5	6	7	8	9	AB	R	H	RBI	BB	SO	LOB	BOTTOM					
Maury Wills, S (1.5) OBP: 0.367, SLG: 0.359										4	0	3	0	0	0	0	San Francisco Giants @ Los Angeles Dodgers Dodger Stadium, Los Angeles, CA Tue Jun 11 1963, 7:05 PM PDT Att: 53,436 - Unknown					
Jim Gilliam, S (1.4) OBP: 0.335, SLG: 0.393										4	0	1	0	0	0	2						
Ron Fairly, L (1.3) OBP: 0.346, SLG: 0.393										4	0	0	0	0	1	4						
Tommy Davis, R (1.7) OBP: 0.369, SLG: 0.466										4	0	2	0	0	1	0						
Wally Moon, L (1.9) OBP: 0.355, SLG: 0.338										4	0	0	0	0	1	3						
John Roseboro, L (1.2) OBP: 0.298, SLG: 0.367										4	0	0	0	0	0	1						
Willie Davis, L (1.8) OBP: 0.266, SLG: 0.382										3	0	0	0	0	0	0						
Dick Tracewski, R (1.6) OBP: 0.317, SLG: 0.257										3	0	0	0	0	1	0						
Don Drysdale, R (1.1) ERA: 2.73	9.0 W 33 7 0 0 4 0 0 0 0 0 0 74 113 0.00 0.778																					
Lee Walls, R (8, PH) OBP: 0.265, SLG: 0.313										2	0	1	0	0	0	0						
Ron Perranoski, L (9.1) OBP: 0.100, SLG: 0.100										1	0	0	0	0	0	0						
Inning Stats	R: 0 E: 0 K: 0 S: 8	H: 1 LOB: 0 BB: 0 P: 11	R: 0 E: 0 K: 0 S: 7	H: 0 LOB: 0 BB: 0 P: 12	R: 0 E: 1 K: 1 S: 15	H: 3 LOB: 3 BB: 0 P: 26	R: 0 E: 0 K: 1 S: 6	H: 0 LOB: 0 BB: 0 P: 10	R: 0 E: 0 K: 0 S: 8	H: 0 LOB: 0 BB: 0 P: 12	R: 0 E: 0 K: 0 S: 10	H: 2 LOB: 2 BB: 0 P: 16	R: 0 E: 0 K: 0 S: 4	H: 0 LOB: 0 BB: 0 P: 5	R: 0 E: 0 K: 0 S: 7	H: 0 LOB: 0 BB: 0 P: 10	R: 0 E: 0 K: 2 S: 9	H: 1 LOB: 1 BB: 0 P: 11	1B: 7 2B: 0 3B: 0 HR: 0	SF: 0 SAC: 0 DP: 0 HBP: 0	WP: 0 PB: 0 SB: 0 CS: 0	PA: 33
PITCHER	IP WLS BF H R ER SO BB IBB HBP BLK WP HR S P ERA WHIP																					
Juan Marichal, R (1.1) ERA: 2.73	9.0 W 33 7 0 0 4 0 0 0 0 0 0 74 113 0.00 0.778																					

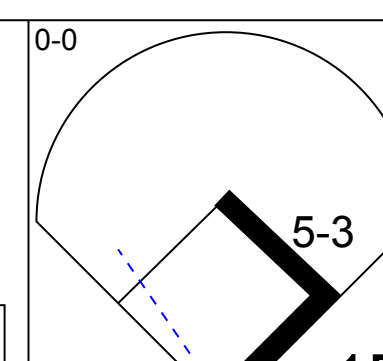
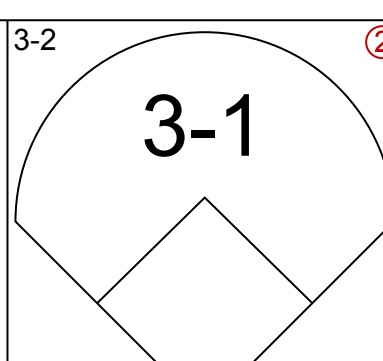
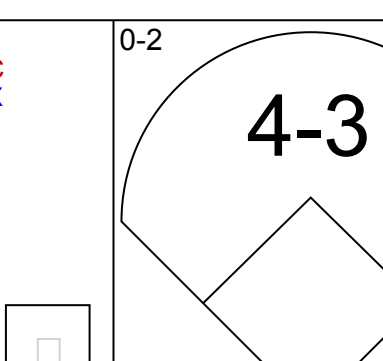
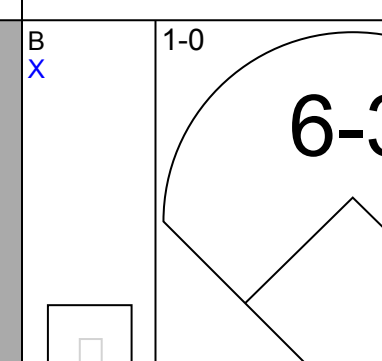
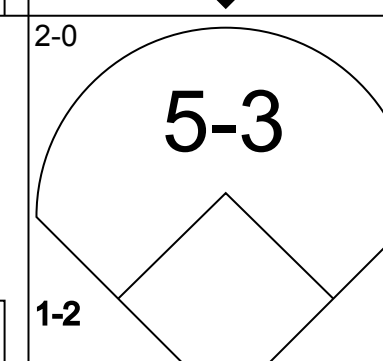
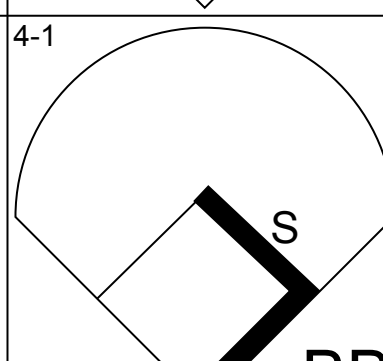
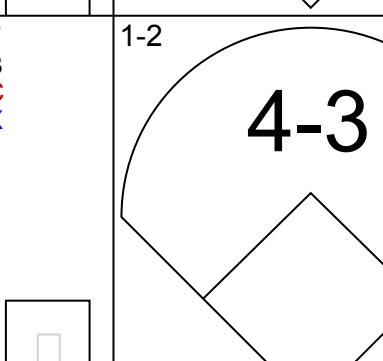
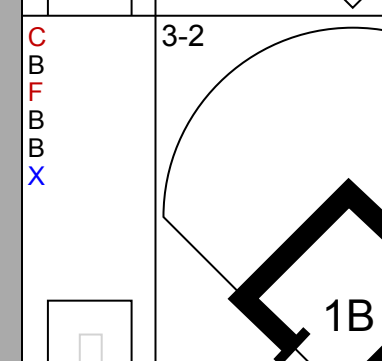
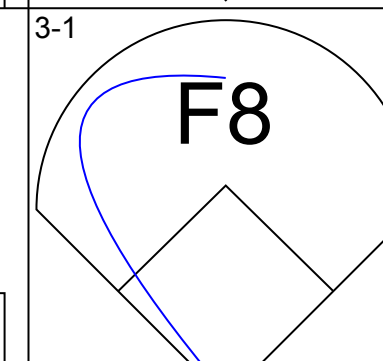
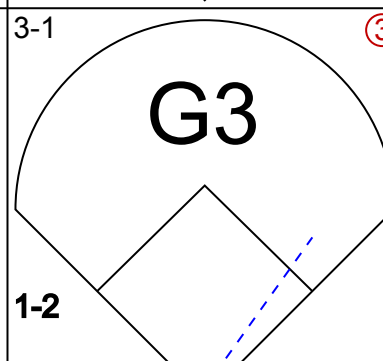
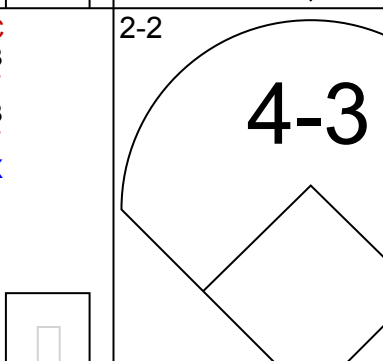
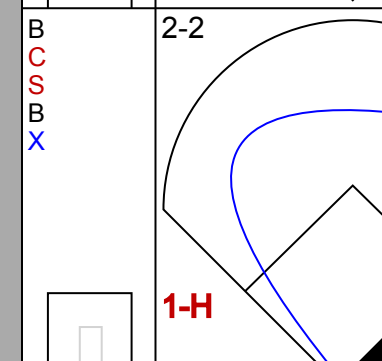
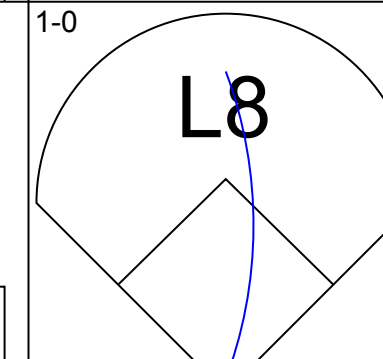




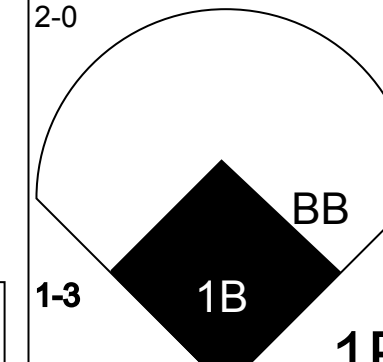
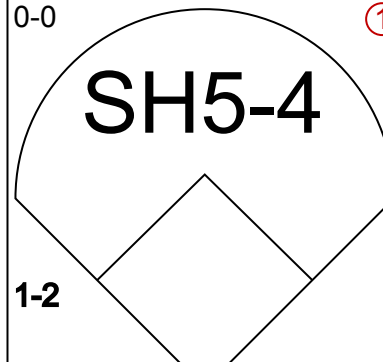
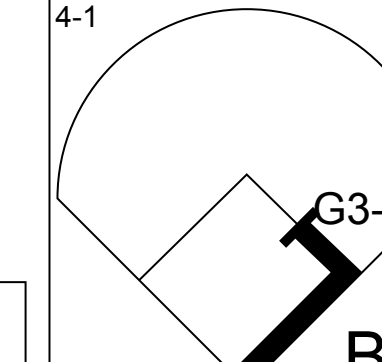
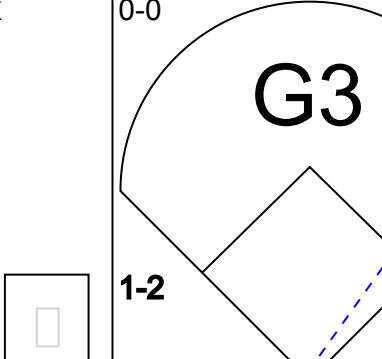
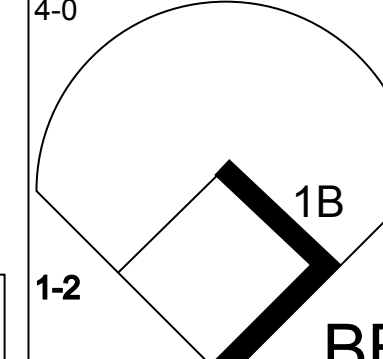
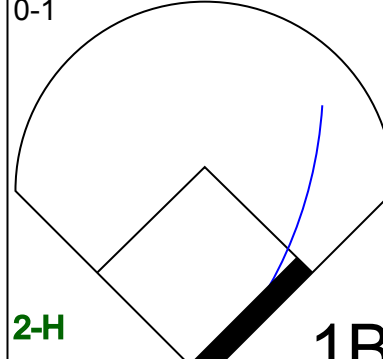
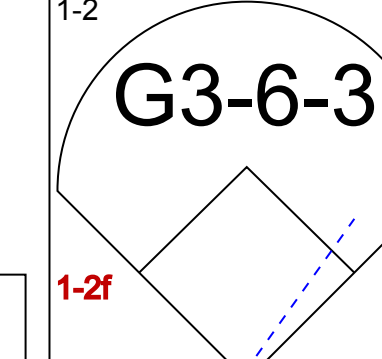
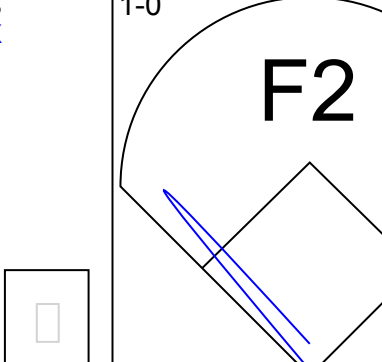
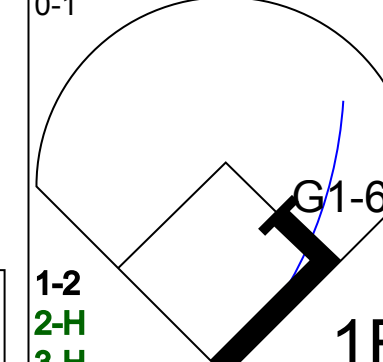
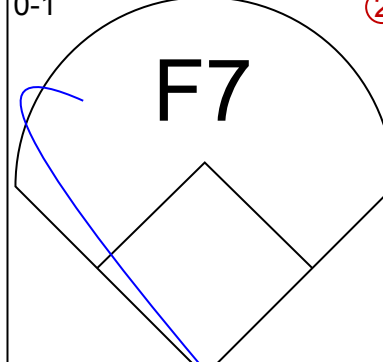

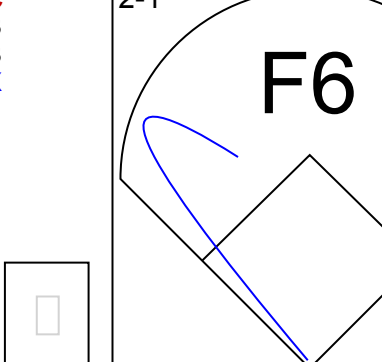
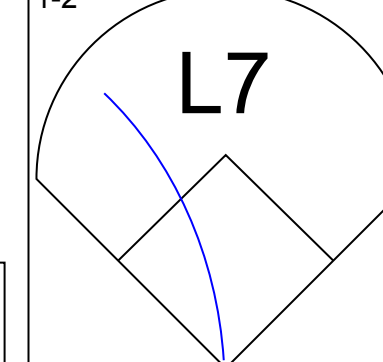
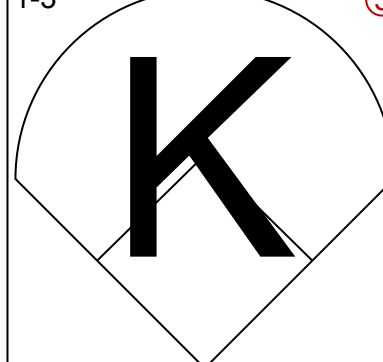


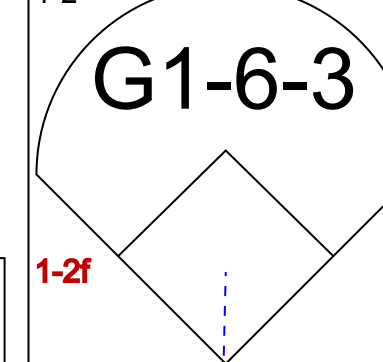



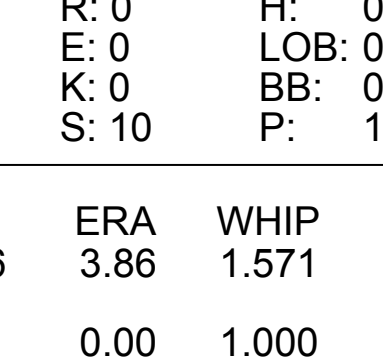
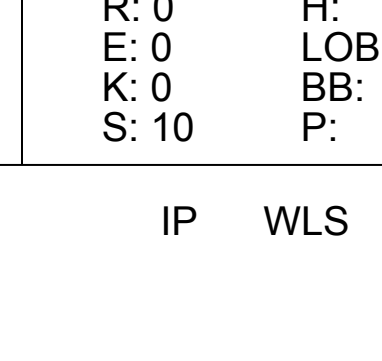
AB 31
R 3
H 7
RBI 3
BB 2
SO 5
LOB 9



AB 33
R 0
H 7
RBI 0
BB 0
SO 4
LOB 10



Batter	1	2	3	4	5	6	7	8	9	AB	R	H	RBI	BB	SO	LOB	TOP					
Ernie Fazio, R OBP: 0.282, SLG: 0.267 (1, 4)										4	0	1	0	0	3	2	Houston Colt 45's @ Los Angeles Dodgers Dodger Stadium, Los Angeles, CA Thu Jun 13 1963, 7:05 PM PDT Att: 21,873 - Unknown livebaseballscorecards.com					
Brock Davis, L OBP: 0.344, SLG: 0.321 (1, 7)										2	0	0	0	1	0	2						
Bob Aspromonte, R OBP: 0.288, SLG: 0.294 (1, 5)										4	0	0	0	0	2							
Carl Warwick, R OBP: 0.397, SLG: 0.450 (1, 9)										4	0	0	0	0	1	1						
Rusty Staub, L OBP: 0.323, SLG: 0.355 (1, 3)										4	0	1	0	0	0	0						
Howie Goss, R OBP: 0.278, SLG: 0.397 (1, 8)										2	0	0	0	1	2	0						
Bob Lillis, R OBP: 0.247, SLG: 0.260 (1, 6)										3	0	1	0	0	1	2						
John Bateman, R OBP: 0.234, SLG: 0.324 (1, 2)										2	0	0	0	0	2	2						
Bob Bruce, R OBP: 0.097, SLG: 0.034 (8, PH)										2	0	0	0	0	1	2						
Johnny Temple, R OBP: 0.344, SLG: 0.341 (8, 1)										1	0	0	0	0	0	2						
Jim Umbricht, R (8, 1)										0	0	0	0	0	0	0						
Inning Stats	R: 0 E: 0 K: 1 S: 7	H: 0 LOB: 0 BB: 1 P: 16	R: 0 E: 0 K: 1 S: 9	H: 0 LOB: 0 BB: 0 P: 12	R: 0 E: 0 K: 2 S: 8	H: 0 LOB: 0 BB: 0 P: 10	R: 0 E: 0 K: 0 S: 11	H: 1 LOB: 1 BB: 0 P: 15	R: 0 E: 0 K: 2 S: 13	H: 1 LOB: 2 BB: 1 P: 21	R: 0 E: 0 K: 1 S: 8	H: 0 LOB: 0 BB: 0 P: 10	R: 0 E: 0 K: 2 S: 8	H: 0 LOB: 0 BB: 0 P: 11	R: 0 E: 0 K: 1 S: 11	H: 1 LOB: 2 BB: 0 P: 16	R: 0 E: 0 K: 0 S: 5	H: 0 LOB: 0 BB: 0 P: 10	1B: 2 2B: 0 3B: 1 HR: 0	SF: 0 SAC: 1 DP: 1 HBP: 1	WP: 0 PB: 0 SB: 0 CS: 0	PA: 32
PITCHER Sandy Koufax, L ERA: 1.77 (1, 1)	IP: 9.0 WLS: W BF: 32 H: 3 R: 0 ER: 0 SO: 10 BB: 2 IBB: 0 HBP: 1 BLK: 1 WP: 0 HR: 0 S: 80 P: 121 ERA: 0.00 WHIP: 0.556															PITCHER						

Batter	1	2	3	4	5	6	7	8	9	AB	R	H	RBI	BB	SO	LOB	BOTTOM			
Maury Wills, S OBP: 0.376, SLG: 0.377 (1, 5)										4	0	1	0	0	0	0	Houston Colt 45's @ Los Angeles Dodgers Dodger Stadium, Los Angeles, CA Thu Jun 13 1963, 7:05 PM PDT Att: 21,873 - Unknown livebaseballscorecards.com			
Jim Gilliam, S OBP: 0.338, SLG: 0.387 (1, 4)										3	0	1	0	1	0	1				
Nate Oliver, R OBP: 0.293, SLG: 0.295 (8, 4)										0	0	0	0	0	0	0				
Ron Fairly, L OBP: 0.351, SLG: 0.396 (1, 3)										4	0	1	0	0	0	2				
Tommy Davis, R OBP: 0.380, SLG: 0.482 (1, 7)										4	2	2	0	0	0	1				
Wally Moon, L OBP: 0.380, SLG: 0.365 (1, 9)										2	1	2	0	1	0	0				
John Roseboro, L OBP: 0.296, SLG: 0.361 (1, 2)										3	0	1	1	1	0	2				
Willie Davis, L OBP: 0.287, SLG: 0.378 (1, 8)										3	0	1	2	0	0	2				
Dick Tracewski, R OBP: 0.308, SLG: 0.276 (1, 6)										3	0	0	0	0	1	4				
Sandy Koufax, R OBP: 0.150, SLG: 0.083 (1, 1)										3	0	0	0	0	0	2				
Inning Stats	R: 0 E: 0 K: 0 S: 5	H: 1 LOB: 1 BB: 0 P: 11	R: 0 E: 0 K: 0 S: 7	H: 1 LOB: 1 BB: 0 P: 10	R: 0 E: 0 K: 0 S: 9	H: 0 LOB: 1 BB: 1 P: 22	R: 2 E: 0 K: 0 S: 10	H: 3 LOB: 1 BB: 1 P: 18	R: 0 E: 0 K: 0 S: 10	H: 0 LOB: 0 BB: 0 P: 13	R: 1 E: 0 K: 0 S: 10	H: 2 LOB: 1 BB: 0 P: 14	R: 0 E: 0 K: 0 S: 10	H: 2 LOB: 2 BB: 0 P: 18	R: 0 E: 0 K: 0 S: 7	H: 0 LOB: 0 BB: 1 P: 13	1B: 9 2B: 0 3B: 0 HR: 0	SF: 0 SAC: 1 DP: 2 HBP: 0	WP: 0 PB: 0 SB: 1 CS: 0	PA: 33
PITCHER Bob Bruce, R ERA: 3.36 (1, 1)	IP: 7.0 WLS: L BF: 30 H: 9 R: 3 ER: 3 SO: 3 BB: 2 IBB: 0 HBP: 0 BLK: 0 WP: 0 HR: 0 S: 61 P: 106 ERA: 3.86 WHIP: 1.571															PITCHER				
Jim Umbricht, R ERA: 5.4 (8, 1)	IP: 1.0 WLS: L BF: 3 H: 0 R: 0 ER: 0 SO: 0 BB: 1 IBB: 0 HBP: 0 BLK: 0 WP: 0 HR: 0 S: 7 P: 13 ERA: 0.00 WHIP: 1.000															PITCHER				

Batter	1	2	3	4	5	6	7	8	9	AB	R	H	RBI	BB	SO	LOB	TOP								
Lou Brock, L OBP: 0.299, SLG: 0.385 (1, 9)	0-3 K		3-3 K		1-3 K		4-0 IBB		2-2 6-3	4	0	0	0	1	3	0	Chicago Cubs @ Los Angeles Dodgers Dodger Stadium, Los Angeles, CA Fri Jun 14 1963, 7:05 PM PDT Att: 32,648 - Unknown								
Ken Hubbs, R OBP: 0.295, SLG: 0.382 (1, 4)	0-3 K		2-2 F7		0-0 5-3		1-3 K		0-2 F4	5	0	0	0	0	2	3									
Billy Williams, L OBP: 0.370, SLG: 0.485 (1, 7)	1-0 F7		1-1 F5			3-3 K	0-3 K			4	0	0	0	0	2	3									
Ron Santo, R OBP: 0.335, SLG: 0.494 (1, 5)		1-1 14 E 1B		1-0 1B 14 1-3		2-0 6-3		1-2 HR		4	2	3	1	0	0	0									
14 Ernie Banks, R OBP: 0.296, SLG: 0.488 (1, 3)	1-1 E3 SF8 2B		0-0 1-3		1-1 1-2	1-1 HR		2-2 6-3 2B		4	2	3	2	0	0	1									
Andre Rodgers, R OBP: 0.293, SLG: 0.280 (1, 6)	0-2 6-3		0-1 BB 1B		0-1 BB 1B	1-3 HR		2-2 6-3		4	0	1	0	0	1	2									
Don Landrum, L OBP: 0.278, SLG: 0.248 (1, 8)	3-2 SF8		4-2 BB 1B		1-2 BB		0-2 1B	1-1 G3		2	0	1	1	1	0	1									
Dick Bertell, R OBP: 0.320, SLG: 0.301 (1, 2)	1-1 1B		0-0 L5		0-0 L5	0-2 1B	1-3 1B	2-2 F3		4	0	2	0	0	0	4									
Glen Hobbie, R OBP: 0.083, SLG: 0.083 (1, 1)	0-3 K			2-3 K		2-1 3-4	1-2 3-4	2-3 K		4	0	0	0	0	3	3									
Inning Stats	R: 0 H: 0 E: 0 K: 2 S: 7	H: 0 LOB: 0 BB: 0 P: 8	R: 2 H: 3 E: 1 K: 1 S: 16	H: 3 LOB: 1 BB: 0 P: 22	R: 0 H: 0 E: 0 K: 1 S: 11	H: 0 LOB: 0 BB: 0 P: 17	R: 0 H: 2 E: 0 K: 0 S: 8	H: 2 LOB: 2 BB: 1 P: 13	R: 0 H: 0 E: 0 K: 2 S: 9	H: 0 LOB: 0 BB: 0 P: 10	R: 1 H: 1 E: 0 K: 2 S: 9	H: 1 LOB: 0 BB: 0 P: 16	R: 0 H: 2 E: 0 K: 2 S: 14	H: 2 LOB: 3 BB: 1 P: 21	R: 1 H: 2 E: 0 K: 0 S: 14	H: 2 LOB: 1 BB: 0 P: 22	R: 0 H: 0 E: 0 K: 1 S: 9	H: 0 LOB: 0 BB: 0 P: 13	1B: 6 2B: 3 3B: 0 HR: 2	SF: 1 SAC: 0 DP: 1 HBP: 0	WP: 0 PB: 0 SB: 0 CS: 0	PA: 38			
PITCHER	IP	WLS	BF	H	R	ER	SO	BB	IBB	HBP	BLK	WP	HR	S	P	ERA	WHIP								
Bob Miller, R ERA: 3.2 (1, 1)	6.2	L	29	8	3	3	9	1	1	0	0	0	1	69	104	4.05	1.350								
Ron Perranoski, L ERA: 2.5 (7, 1)	0.1		1	0	0	0	1	0	0	0	0	0	0	3	3	0.00	0.000								
Larry Sherry, R ERA: 2.97 (8, 1)	2.0		8	2	1	1	1	0	0	0	0	0	1	23	35	4.50	1.000								

livebaseballscores.com

AB	35
R	4
H	10
RBI	4
BB	2
SO	11
LOB	17



Batter	1	2	3	4	5	6	7	8	9	AB	R	H	RBI	BB	SO	LOB	BOTTOM								
Maury Wills, S OBP: 0.385, SLG: 0.386 (1, 5)	0-1 G1-6-3 1B		0-0 CS 1B			0-1 1-3		1-0 FC3-6 1B		4	0	3	0	0	0	0	Chicago Cubs @ Los Angeles Dodgers Dodger Stadium, Los Angeles, CA Fri Jun 14 1963, 7:05 PM PDT Att: 32,648 - Unknown								
Willie Davis, L OBP: 0.297, SLG: 0.375 (1, 8)	1-1 G1-6-3 1-2		1-1 CS 1-2		2-2 G3	0-1 1B E 1B		1-2 F6		4	1	1	0	0	0	2									
Ron Fairly, L OBP: 0.354, SLG: 0.403 (1, 3)	2-2 2-3			2-1 E9 2B		2-1 1B 1B		3-2 FC3-6 1-2		4	0	2	0	0	0	1									
Tommy Davis, R OBP: 0.388, SLG: 0.485 (1, 7)		1-0 G3 1B		4-1 BB		1-2 1B 1B		3-2 6-3		3	0	2	0	1	0	1									
Wally Moon, L OBP: 0.365, SLG: 0.348 (1, 9)	3-2 F4		2-2 F8		2-2 F8	1-3 K		2-1 G3		4	0	0	0	0	1	5									
John Roseboro, L OBP: 0.291, SLG: 0.354 (1, 2)	2-2 G3 1-2		0-0 F7		0-0 F7	1-1 3-H 0-0 F5		2-2 E5 FC5-4		4	0	0	0	0	0	5									
Dick Tracewski, R OBP: 0.301, SLG: 0.269 (1, 6)	2-2 F8			2-2 5-3			1-2 F7		2-2 FC5-4 1-2	3	0	0	0	0	0	1									
Lee Walls, R OBP: 0.257, SLG: 0.303 (9, PH)					5-3				2-2 FC5-4	1	0	0	0	0	0	1									
Nate Oliver, R OBP: 0.292, SLG: 0.293 (1, 4)			1-1 5-3		1-1 6-3		0-0 G4-6-3 1B		1-3 K	4	0	1	0	0	1	1									
Bob Miller, R OBP: 0.036, SLG: 0.036 (1, 1)			2-2 F9		1-1 2-3		2-1 G4-6-3			2	0	0	0	0	0	0									
Ron Perranoski, L OBP: 0.100, SLG: 0.100 (7, 1)										0	0	0	0	0	0	0									
Jim Gilliam, S OBP: 0.337, SLG: 0.385 (7, PH)										1	0	0	0	0	0	1									
Larry Sherry, R (8, 1)										0	0	0	0	0	0	0									
Inning Stats	R: 0 H: 1 E: 0 K: 0 S: 7	H: 1 LOB: 1 BB: 0 P: 10	R: 0 H: 1 E: 0 K: 0 S: 10	H: 1 LOB: 1 BB: 0 P: 18	R: 0 H: 1 E: 1 K: 0 S: 12	H: 1 LOB: 2 BB: 1 P: 22	R: 0 H: 0 E: 0 K: 0 S: 8	H: 0 LOB: 0 BB: 0 P: 12	R: 1 H: 3 E: 1 K: 1 S: 13	H: 3 LOB: 2 BB: 0 P: 17	R: 0 H: 1 E: 0 K: 0 S: 6	H: 1 LOB: 0 BB: 0 P: 9	R: 0 H: 1 E: 1 K: 0 S: 10	H: 1 LOB: 1 BB: 0 P: 18	R: 0 H: 0 E: 1 K: 1 S: 12	H: 0 LOB: 1 BB: 0 P: 19	1B: 8 2B: 1 3B: 0 HR: 0	SF: 0 SAC: 0 DP: 2 HBP: 0	WP: 0 PB: 0 SB: 0 CS: 1	PA: 36					
PITCHER	IP	WLS	BF	H	R	ER	SO	BB	IBB	HBP	BLK	WP	HR	S	P	ERA	WHIP								
Glen Hobbie, R ERA: 3.06 (1, 1)	9.0	W	35	9	1	0	2	1	0	0	0	0	0	85	136	0.00	1.111								

livebaseballscores.com

AB	34
R	1
H	9
RBI	0
BB	1
SO	2
LOB	18



Batter	1	2	3	4	5	6	7	8	9	AB	R	H	RBI	BB	SO	LOB	TOP		
Don Landrum, L (1,9) OBP: 0.277, SLG: 0.248	1-3		1B		4-3			K		4	0	1	0	0	1	1			
Ken Hubbs, R (1,4) OBP: 0.295, SLG: 0.379	K		F9		F9			1B		4	0	1	0	0	1	2			
Billy Williams, L (1,7) OBP: 0.372, SLG: 0.485	1B		1B		F8			4-3		4	0	2	0	0	0	1			
Ron Santo, R (1,5) OBP: 0.333, SLG: 0.490	F6		F8		F4			14 L6-3 1B		4	0	1	0	0	0	3			
14 Ernie Banks, R (1,3) OBP: 0.291, SLG: 0.479		F8		F6				L6-3		4	0	0	0	0	1	1			
Andre Rodgers, R (1,6) OBP: 0.290, SLG: 0.276	4-3			L8				F8		3	0	0	0	0	0	0			
Merritt Ranew, L (8,PH) OBP: 0.512, SLG: 0.711							6-3			1	0	0	0	0	0	0			
Ellis Burton, S (1,8) OBP: 0.263, SLG: 0.353		P1		K			K			3	0	0	0	0	2	0			
Dick Bertell, R (1,2) OBP: 0.320, SLG: 0.316				6-3 3B		F4		4-3		3	1	1	0	0	0	0			
Larry Jackson, R (1,1) OBP: 0.231, SLG: 0.270				6-3						2	0	1	1	0	0	0			
Lou Brock, L (8,PH) OBP: 0.289, SLG: 0.383										1	0	0	0	0	1	0			
Don Elston, R (8,1) OBP: 0.239, SLG: 0.383								K		0	0	0	0	0	0	0			
Inning Stats	R: 0 E: 0 K: 12 S: 15	H: 1 LOB: 1 BB: 0 P: 15	R: 0 E: 0 K: 0 S: 8	H: 0 LOB: 0 BB: 0 P: 11	R: 1 E: 0 K: 0 S: 12	H: 3 LOB: 2 BB: 0 P: 17	R: 0 E: 0 K: 1 S: 9	H: 0 LOB: 0 BB: 0 P: 13	R: 0 E: 0 K: 1 S: 6	H: 1 LOB: 1 BB: 0 P: 11	R: 0 E: 0 K: 1 S: 6	H: 0 LOB: 0 BB: 0 P: 9	R: 0 E: 0 K: 2 S: 12	H: 1 LOB: 1 BB: 0 P: 18	R: 0 E: 0 K: 0 S: 11	H: 1 LOB: 0 BB: 0 P: 16	1B: 5 2B: 2 3B: 1 HR: 0	SF: 0 SAC: 0 DP: 1 HBP: 0	WP: 0 PA: 33 PB: 0 SB: 0 CS: 0
PITCHER Don Drysdale, R (1,1) ERA: 2.77	IP: 9.0 WLS: W BF: 33 H: 7 R: 1 ER: 1 SO: 6 BB: 0 IBB: 0 HBP: 0 BLK: 0 WP: 0 HR: 0 S: 84 P: 122 ERA: 1.00 WHIP: 0.778															PITCHER			

Chicago Cubs @ Los Angeles Dodgers
 Dodger Stadium, Los Angeles, CA
 Sat Jun 15 1963, 3:33 AM PDT
 Att: 22,179 - Sunny

AB	33
R	1
H	7
RBI	1
BB	0
SO	6
LOB	8



Batter	1	2	3	4	5	6	7	8	9	AB	R	H	RBI	BB	SO	LOB	BOTTOM		
Maury Wills, S (1,5) OBP: 0.382, SLG: 0.382	5-3	1B		FC1-6-5			5-3			4	1	1	1	0	0	1			
Willie Davis, L (1,8) OBP: 0.271, SLG: 0.378	1B	G3		F9			G3			4	1	2	2	0	0	1			
Ron Fairly, L (1,3) OBP: 0.352, SLG: 0.400	1B	G3			F7		F4			4	0	1	0	0	0	1			
Tommy Davis, R (1,7) OBP: 0.380, SLG: 0.474	F8	L8			1-3		F8			4	0	0	0	0	0	3			
Wally Moon, L (1,9) OBP: 0.361, SLG: 0.344	1B		1-3		4-3		G3			4	0	1	1	0	0	0			
John Roseboro, L (1,2) OBP: 0.291, SLG: 0.354	L7		4-3			G6-4-3 1B		G3		3	0	1	0	0	0	2			
Dick Tracewski, R (1,6) OBP: 0.301, SLG: 0.270		1B	F4			K				3	1	1	0	0	1	1			
Nate Oliver, R (1,4) OBP: 0.299, SLG: 0.301		1B		SH1-4		G6-4-3				3	1	2	0	0	0	1			
Don Drysdale, R (1,1) OBP: 0.239, SLG: 0.238		K		SH1-4			K			2	0	0	0	0	2	2			
Inning Stats	R: 1 E: 0 K: 0 S: 11	H: 3 LOB: 2 BB: 0 P: 17	R: 3 E: 0 K: 1 S: 15	H: 4 LOB: 1 BB: 0 P: 22	R: 0 E: 0 K: 0 S: 7	H: 0 LOB: 0 BB: 0 P: 10	R: 0 E: 0 K: 0 S: 4	H: 1 LOB: 1 BB: 0 P: 6	R: 0 E: 0 K: 1 S: 4	H: 0 LOB: 0 BB: 0 P: 8	R: 0 E: 0 K: 1 S: 8	H: 1 LOB: 0 BB: 0 P: 9	R: 0 E: 0 K: 1 S: 8	H: 0 LOB: 0 BB: 0 P: 11	R: 0 E: 0 K: 0 S: 7	H: 0 LOB: 0 BB: 0 P: 13	1B: 9 2B: 0 3B: 0 HR: 0	SF: 0 SAC: 1 DP: 1 HBP: 0	WP: 0 PA: 32 PB: 0 SB: 0 CS: 0
PITCHER Larry Jackson, R (1,1) ERA: 2.24	IP: 7.0 WLS: L BF: 29 H: 9 R: 4 ER: 4 SO: 3 BB: 0 IBB: 0 HBP: 0 BLK: 0 WP: 0 HR: 0 S: 57 P: 83 ERA: 5.14 WHIP: 1.286															PITCHER			
Don Elston, R (8,1) ERA: 0.69	IP: 1.0 WLS: 3 BF: 0 H: 0 R: 0 ER: 0 SO: 0 BB: 0 IBB: 0 HBP: 0 BLK: 0 WP: 0 HR: 0 S: 7 P: 13 ERA: 0.00 WHIP: 0.000															PITCHER			

Chicago Cubs @ Los Angeles Dodgers
 Dodger Stadium, Los Angeles, CA
 Sat Jun 15 1963, 3:33 AM PDT
 Att: 22,179 - Sunny

AB	31
R	4
H	9
RBI	4
BB	0
SO	3
LOB	12



Batter	1	2	3	4	5	6	7	8	9	AB	R	H	RBI	BB	SO	LOB	TOP				
Ellis Burton, S OBP: 0.277, SLG: 0.341 (1, 8)										4	0	0	0	0	2	0	Chicago Cubs @ Los Angeles Dodgers Dodger Stadium, Los Angeles, CA Sun Jun 16 1963, 3:38 AM PDT Att: 45,239 - Unknown				
Ken Hubbs, R OBP: 0.292, SLG: 0.371 (1, 4)										4	0	0	0	0	1	0					
Billy Williams, L OBP: 0.381, SLG: 0.500 (1, 7)										4	0	2	0	0	0	0					
Ron Santo, R OBP: 0.337, SLG: 0.488 (1, 5)										4	0	1	0	0	1	2					
14 Ernie Banks, R OBP: 0.289, SLG: 0.469 (1, 3)										4	0	1	0	0	0	1					
Andre Rodgers, R OBP: 0.285, SLG: 0.268 (1, 6)										3	0	0	0	0	1	1					
Steve Boros, R OBP: 0.227, SLG: 0.105 (1, 9)										2	0	1	0	1	0	0					
Jimmie Schaffer, R OBP: 0.288, SLG: 0.370 (1, 2)										3	0	0	0	0	0	2					
Paul Toth, R (8, PH) Ken Aspromonte, R Barney Schultz, R										2	0	0	0	0	1	1					
Inning Stats	R: 0 E: 0 K: 2 S: 10	H: 1 LOB: 1 BB: 0 P: 13	R: 0 E: 0 K: 1 S: 5	H: 0 LOB: 0 BB: 0 P: 7	R: 0 E: 0 K: 2 S: 7	H: 0 LOB: 0 BB: 0 P: 9	R: 0 E: 0 K: 0 S: 12	H: 1 LOB: 1 BB: 0 P: 19	R: 0 E: 0 K: 0 S: 11	H: 0 LOB: 1 BB: 1 P: 21	R: 0 E: 0 K: 0 S: 7	H: 1 LOB: 1 BB: 0 P: 12	R: 0 E: 0 K: 0 S: 15	H: 2 LOB: 1 BB: 0 P: 18	R: 0 E: 0 K: 0 S: 7	H: 0 LOB: 0 BB: 0 P: 11	R: 0 E: 0 K: 1 S: 7	H: 0 LOB: 0 BB: 0 P: 8	1B: 3 2B: 3 3B: 0 HR: 0	SF: 0 SAC: 0 DP: 1 HBP: 0	WP: 0 PA: 32 PB: 0 SB: 0 CS: 0
PITCHER Nick Willhite, L ERA:	IP: 9.0 WLS: W BF: 32 H: 5 R: 0 ER: 0 SO: 6 BB: 1 IBB: 0 HBP: 0 BLK: 0 WP: 0 HR: 0 S: 81 P: 118 ERA: 0.00 WHIP: 0.667															PITCHER IP: WLS: BF: H: R: ER: SO: BB: IBB: HBP: BLK: WP: HR: S: P: ERA: WHIP:					

AB	31
R	0
H	5
RBI	0
BB	1
SO	6
LOB	7



Batter	1	2	3	4	5	6	7	8	9	AB	R	H	RBI	BB	SO	LOB	BOTTOM
Maury Wills, S OBP: 0.397, SLG: 0.388 (1, 6) (7, 5)										4	0	1	0	0	0	2	Chicago Cubs @ Los Angeles Dodgers Dodger Stadium, Los Angeles, CA Sun Jun 16 1963, 3:38 AM PDT Att: 45,239 - Unknown
Jim Gilliam, S OBP: 0.324, SLG: 0.368 (1, 4)										4	0	0	0	0	0	1	
Ron Fairly, L OBP: 0.349, SLG: 0.392 (1, 9) (7, 3)										4	0	1	0	0	0	1	
Tommy Davis, R OBP: 0.375, SLG: 0.481 (1, 5) (7, 7)										4	0	0	0	0	0	2	
Wally Moon, L OBP: 0.371, SLG: 0.376 (1, 7) (7, 9)										4	2	2	0	0	1	0	
Bill Skowron, R OBP: 0.280, SLG: 0.282 Dick Tracewski, R OBP: 0.301, SLG: 0.270 (6, FR) (7, 6)										3	0	2	1	0	0	1	
Willie Davis, L OBP: 0.277, SLG: 0.379 (1, 8)										3	0	2	0	0	0	1	
Doug Camilli, R OBP: 0.208, SLG: 0.273 (1, 2)										3	0	0	1	0	1	4	
Nick Willhite, L (1, 1)										2	0	0	0	0	1	1	
Inning Stats	R: 0 E: 0 K: 0 S: 7	H: 1 LOB: 1 BB: 0 P: 11	R: 1 E: 0 K: 0 S: 10	H: 3 LOB: 2 BB: 0 P: 12	R: 0 E: 0 K: 0 S: 8	H: 0 LOB: 0 BB: 0 P: 15	R: 1 E: 0 K: 0 S: 13	H: 2 LOB: 1 BB: 0 P: 17	R: 0 E: 0 K: 1 S: 9	H: 1 LOB: 1 BB: 0 P: 13	R: 0 E: 0 K: 1 S: 10	H: 0 LOB: 0 BB: 0 P: 17	R: 0 E: 0 K: 1 S: 6	H: 0 LOB: 0 BB: 0 P: 9	1B: 7 2B: 1 3B: 0 HR: 0	SF: 0 SAC: 1 DP: 0 HBP: 0	WP: 0 PA: 32 PB: 0 SB: 0 CS: 0
PITCHER Paul Toth, R ERA: 3.83 Barney Schultz, R ERA: 3.91	IP: 7.0 WLS: L BF: 29 H: 8 R: 2 ER: 2 SO: 2 BB: 0 IBB: 0 HBP: 0 BLK: 0 WP: 0 HR: 0 S: 66 P: 99 ERA: 2.57 WHIP: 1.143															PITCHER IP: WLS: BF: H: R: ER: SO: BB: IBB: HBP: BLK: WP: HR: S: P: ERA: WHIP:	

AB	31
R	2
H	8
RBI	2
BB	0
SO	3
LOB	13



Batter	1	2	3	4	5	6	7	8	9	AB	R	H	RBI	BB	SO	LOB	TOP				
Maury Wills, S OBP: 0.382, SLG: 0.383 (1,5)	3-1 4-3		2-1 FC6-4 1B 2B	0-1 4-3			1-3 K		2-2 5-3	5	1	1	0	0	1	2	Los Angeles Dodgers @ San Francisco Giants Candlestick Park, San Francisco, CA Mon Jun 17 1963, 10:05 PM EDT Att: 36,818 - Unknown livebaseballscorecards.com				
Jim Gilliam, S OBP: 0.327, SLG: 0.371 (1,4)	0-0 F5		1-1 FC6-4 1B		1-3 K		3-1 1B			4	0	2	0	0	1	0					
Ron Fairly, L OBP: 0.347, SLG: 0.390 (1,9)	2-2 1B		0-2 FC6-4 1-2 2-3 2B		0-1 F8		2-3 K			4	1	1	0	0	1	3					
Tommy Davis, R OBP: 0.373, SLG: 0.476 (1,7)	0-2 5-3		1-0 F8		0-0 E S 1B		0-0 F8			4	0	1	0	0	0	4					
Bill Skowron, R OBP: 0.295, SLG: 0.294 (1,3)		4-0 1B BB	0-0 1-H 3-H 2B		4-1 1-3 IBB			3-2 F9		2	0	1	2	2	0	0					
John Roseboro, L OBP: 0.287, SLG: 0.347 Doug Camilli, R OBP: 0.200, SLG: 0.261 (6,2)	1-0 F6		1-2 F4		3-2 G3			1-0 6-3		3	0	0	0	0	0	4					
Willie Davis, L OBP: 0.271, SLG: 0.372 (1,8)	1-0 L9			3-1 F9		1-0 F9		0-0 F6		4	0	0	0	0	0	1					
Dick Tracewski, R OBP: 0.314, SLG: 0.294 (1,6)		3-2 1-3 1B		0-1 2B		2-2 F9		2-1 CS 1B		4	0	3	0	0	0	0					
Sandy Koufax, R OBP: 0.136, SLG: 0.075 (1,1)	1-1 6-3		1-1 F9		1-3 K			0-3 K		4	0	0	0	0	2	4					
Inning Stats	R: 0 E: 0 K: 0 S: 10	H: 1 LOB: 1 BB: 0 P: 15	R: 0 E: 0 K: 0 S: 7	H: 1 LOB: 2 BB: 1 P: 17	R: 2 E: 0 K: 0 S: 13	H: 3 LOB: 1 BB: 0 P: 18	R: 0 E: 0 K: 0 S: 8	H: 1 LOB: 1 BB: 0 P: 12	R: 0 E: 0 K: 1 S: 12	H: 0 LOB: 0 BB: 0 P: 11	R: 0 E: 0 K: 1 S: 11	H: 1 LOB: 1 BB: 0 P: 17	R: 0 E: 0 K: 0 S: 5	H: 0 LOB: 0 BB: 0 P: 9	R: 0 E: 0 K: 1 S: 8	H: 1 LOB: 0 BB: 0 P: 12		1B: 7 2B: 2 3B: 0 HR: 0	SF: 0 SAC: 0 DP: 0 HBP: 0	WP: 0 PB: 0 SB: 1 CS: 1	PA: 37
PITCHER	IP	WLS	BF	H	R	ER	SO	BB	IBB	HBP	BLK	WP	HR	S	P	ERA	WHIP				
Billy O'Dell, L ERA: 2.77 Jack Fisher, R ERA: 4.59	(1,1)	7.0	L 31	8	2	2	4	1	1	0	0	0	0	68	110	2.57	1.286				
(8,1)	2.0	6	1	0	0	1	1	0	0	0	0	0	0	13	21	0.00	0.500				

Batter	1	2	3	4	5	6	7	8	9	AB	R	H	RBI	BB	SO	LOB	BOTTOM					
Jose Pagan, R OBP: 0.252, SLG: 0.243 (1,6)	4-1 FC4-6 BB				1-1 F6		1-0 F9			3	0	0	0	1	1	5	Los Angeles Dodgers @ San Francisco Giants Candlestick Park, San Francisco, CA Mon Jun 17 1963, 10:05 PM EDT Att: 36,818 - Unknown livebaseballscorecards.com					
Willie McCovey, L OBP: 0.394, SLG: 0.519 (1,7)	0-2 FC4-6 1-2		0-3 K		0-0 F7			2-2 4-3		4	0	0	0	0	1	2						
Willie Mays, R OBP: 0.348, SLG: 0.459 (1,8)	1-1 F9		1-0 6-3		2-3 K			2-3 K		4	0	0	0	0	2	2						
Orlando Cepeda, R OBP: 0.356, SLG: 0.519 (1,3)	2-2 F8		0-1 1B		0-1 5-3			2-2 FC6-4 1B		4	0	2	0	0	0	1						
Felipe Alou, R OBP: 0.321, SLG: 0.500 (1,9)		0-3 K	0-0 F2		1-2 6-3			0-0 FC6-4		4	0	0	0	0	1	2						
Jim Davenport, R OBP: 0.288, SLG: 0.341 (1,5)		4-2 E 1B BB		1-2 1-3		1-3 K		3-2 G4-6-3 1B		3	0	1	0	1	1	0						
Ed Bailey, L OBP: 0.367, SLG: 0.571 (1,2)		0-3 K		0-2 G3			2-3 K		1-2 G4-6-3	4	0	0	0	0	2	2						
Joey Amalfitano, R OBP: 0.274, SLG: 0.240 (1,4)		0-1 E 1B		1-2 6-3			4-2 FC6-4 BB		2-3 K	3	0	1	0	1	1	0						
Billy O'Dell, S OBP: 0.158, SLG: 0.111 Harvey Kuenn, R OBP: 0.263, SLG: 0.287 Jack Fisher, R OBP: 0.261, SLG: 0.250 (8,1)	1-1 E4			4-0 BB			0-1 FC6-4			1	0	0	0	1	0	2						
Inning Stats	R: 0 E: 0 K: 0 S: 10	H: 0 LOB: 1 BB: 1 P: 17	R: 0 E: 1 K: 3 S: 16	H: 1 LOB: 3 BB: 1 P: 22	R: 0 E: 0 K: 1 S: 7	H: 1 LOB: 0 BB: 0 P: 8	R: 0 E: 0 K: 0 S: 10	H: 0 LOB: 0 BB: 0 P: 12	R: 0 E: 0 K: 1 S: 7	H: 0 LOB: 1 BB: 1 P: 14	R: 0 E: 0 K: 1 S: 8	H: 0 LOB: 0 BB: 0 P: 10	R: 0 E: 0 K: 1 S: 11	H: 0 LOB: 1 BB: 1 P: 18	R: 0 E: 0 K: 1 S: 14	H: 1 LOB: 1 BB: 0 P: 20		R: 0 E: 0 K: 1 S: 11	H: 1 LOB: 0 BB: 0 P: 17	1B: 4 2B: 0 3B: 0 HR: 0	SF: 0 SAC: 0 DP: 1 HBP: 0	WP: 0 PB: 0 SB: 0 CS: 0
PITCHER	IP	WLS	BF	H	R	ER	SO	BB	IBB	HBP	BLK	WP	HR	S	P	ERA	WHIP					
Sandy Koufax, L ERA: 1.63	(1,1)	9.0	W 35	4	0	0	9	4	0	0	0	0	0	94	138	0.00	0.889					

Batter	1	2	3	4	5	6	7	8	9	AB	R	H	RBI	BB	SO	LOB	TOP					
Maury Wills, S OBP: 0.377, SLG: 0.378 (1, 6)	F8	L7					F8		B3	5	1	1	0	0	0	2	Los Angeles Dodgers @ San Francisco Giants Candlestick Park, San Francisco, CA Tue Jun 18 1963, 10:05 PM EDT Att: 37,780 - Unknown AB 35 R 3 H 10 RBI 2 BB 2 SO 2 LOB 16					
Jim Gilliam, S OBP: 0.326, SLG: 0.368 (1, 4)	5-3		FC4-6		F8		F6			4	0	1	0	0	0	2						
Ron Fairly, L OBP: 0.354, SLG: 0.400 (1, 9)	1B		F5							4	1	3	2	0	0	1						
Tommy Davis, R OBP: 0.375, SLG: 0.476 (1, 5)	1B		FC4-6		F6					4	0	2	0	0	0	2						
Wally Moon, L OBP: 0.367, SLG: 0.365 (1, 7)	F3		PO		F9		4-3			3	0	0	0	1	0	3						
Bill Skowron, R OBP: 0.286, SLG: 0.285 (1, 3)		6-3			F2		K			4	0	0	0	0	1	2						
John Roseboro, L OBP: 0.290, SLG: 0.347 (1, 2)		1B					F7			3	0	1	0	1	0	1						
Willie Davis, L OBP: 0.271, SLG: 0.369 (1, 8)			F9				F2			4	0	1	0	0	0	1						
Bob Miller, R OBP: 0.354, SLG: 0.534 (3, 1)										1	0	0	0	0	1	2						
Larry Sherry, R OBP: 0.348, SLG: 0.450 (5, PH)										0	0	0	0	0	0	0						
Dick Scott, L OBP: 0.289, SLG: 0.450 (5, 1)										0	0	0	0	0	0	0						
Nate Oliver, R OBP: 0.297, SLG: 0.299 (7, 1)										0	0	0	0	0	0	0						
Ed Roebuck, R OBP: 0.243, SLG: 0.286 (9, PH)										1	0	0	0	0	0	0						
Inning Stats	R: 0 E: 0 K: 0 S: 12	H: 2 LOB: 2 BB: 0 P: 19	R: 0 E: 0 K: 1 S: 8	H: 1 LOB: 2 BB: 1 P: 14	R: 0 E: 0 K: 0 S: 6	H: 1 LOB: 0 BB: 0 P: 9	R: 0 E: 0 K: 0 S: 10	H: 1 LOB: 1 BB: 0 P: 13	R: 2 E: 0 K: 0 S: 10	H: 3 LOB: 1 BB: 0 P: 15	R: 0 E: 0 K: 1 S: 7	H: 0 LOB: 0 BB: 0 P: 10	R: 0 E: 0 K: 0 S: 5	H: 0 LOB: 0 BB: 0 P: 9	R: 1 E: 0 K: 0 S: 8	H: 2 LOB: 1 BB: 1 P: 16	R: 0 E: 0 K: 0 S: 6	H: 0 LOB: 0 BB: 0 P: 9	1B: 9 2B: 1 3B: 0 HR: 0	SF: 0 SAC: 0 DP: 1 HBP: 0	WP: 0 PB: 0 SB: 0 CS: 0	PA: 38
PITCHER Jack Sanford, R ERA: 2.59 (1, 1)	IP: 9.0 WLS: W BF: 37 H: 10 R: 3 ER: 3 SO: 2 BB: 2 IBB: 0 HBP: 0 BLK: 0 WP: 0 HR: 0 S: 72 P: 114 ERA: 3.00 WHIP: 1.333															PITCHER						

Batter	1	2	3	4	5	6	7	8	9	AB	R	H	RBI	BB	SO	LOB	BOTTOM													
Harvey Kuenn, R OBP: 0.269, SLG: 0.296 (1, 9)	F9				SF8		5-3			4	1	2	3	0	0	0	Los Angeles Dodgers @ San Francisco Giants Candlestick Park, San Francisco, CA Tue Jun 18 1963, 10:05 PM EDT Att: 37,780 - Unknown AB 36 R 9 H 11 RBI 8 BB 3 SO 3 LOB 18													
Chuck Hillier, L OBP: 0.228, SLG: 0.177 (1, 4)	F9				L6					5	1	1	0	0	0	3														
Willie Mays, R OBP: 0.348, SLG: 0.457 (1, 8)	E5				F2		1-3			3	1	1	0	0	0	0														
Matty Alou, L OBP: 0.156, SLG: 0.156 (6, PH)	E5				F2					2	0	0	0	0	0	0														
Willie McCovey, L OBP: 0.364, SLG: 0.517 (1, 7)	F5									3	1	1	2	0	1	1														
Felipe Alou, R OBP: 0.322, SLG: 0.498 (6, 9)	F5									1	0	0	0	1	0	0														
Orlando Cepeda, R OBP: 0.358, SLG: 0.522 (1, 3)					F3		FC6-4			4	2	2	1	0	0	1														
Tom Haller, L OBP: 0.331, SLG: 0.467 (1, 2)	E6									2	2	2	2	2	0	0														
Jim Davenport, R OBP: 0.280, SLG: 0.335 (1, 5)	K				F7		F6			4	0	0	0	0	1	5														
Jose Pagan, R OBP: 0.252, SLG: 0.243 (1, 6)	6-3				F2					4	1	1	0	0	0	4														
Jack Sanford, R OBP: 0.224, SLG: 0.227 (1, 1)	1-3				K					4	0	1	0	0	1	4														
Inning Stats	R: 0 E: 1 K: 0 S: 13	H: 0 LOB: 1 BB: 0 P: 20	R: 1 E: 1 K: 1 S: 12	H: 2 LOB: 1 BB: 0 P: 20	R: 6 E: 1 K: 1 S: 18	H: 6 LOB: 2 BB: 1 P: 25	R: 0 E: 0 K: 1 S: 8	H: 0 LOB: 0 BB: 0 P: 12	R: 2 E: 1 K: 0 S: 8	H: 3 LOB: 1 BB: 0 P: 17	R: 0 E: 0 K: 0 S: 8	H: 0 LOB: 2 BB: 2 P: 21	R: 0 E: 0 K: 0 S: 7	H: 0 LOB: 0 BB: 0 P: 11	R: 0 E: 0 K: 0 S: 4	H: 0 LOB: 0 BB: 0 P: 6	1B: 8 2B: 2 3B: 0 HR: 1	SF: 1 SAC: 0 DP: 0 HBP: 0	WP: 0 PB: 0 SB: 0 CS: 0	PA: 40										
PITCHER Bob Miller, R ERA: 3.58 (1, 1)	IP: 2.0 WLS: L BF: 14 H: 7 R: 6 ER: 4 SO: 1 BB: 0 IBB: 0 HBP: 0 BLK: 0 WP: 0 HR: 0 S: 33 P: 48 ERA: 18.00 WHIP: 3.500															PITCHER														
Larry Sherry, R ERA: 2.75 (3, 1)	2.0	9	1	1	0	2	0	1	0	0	0	18	29	0.00	0.500															
Dick Scott, L ERA: 6.75 (5, 1)	2.0	11	3	2	1	0	2	0	0	0	0	1	16	38	4.50	2.500														
Ed Roebuck, R ERA: 2.97 (7, 1)	2.0	6	0	0	0	0	0	0	0	0	0	0	11	17	0.00	0.000														

Batter	1	2	3	4	5	6	7	8	9	AB	R	H	RBI	BB	SO	LOB	TOP										
Maury Wills, S OBP: 0.378, SLG: 0.380 (1,5) X	0-0 B1-3		4-2 BB		1-1 F8 2B			1-3 K	2-2 FC6	4	0	1	0	1	1	1	Los Angeles Dodgers @ San Francisco Giants Candlestick Park, San Francisco, CA Wed Jun 19 1963, 6:33 AM EDT Att: 41,384 - Unknown livebaseballscorecards.com										
Jim Gilliam, S OBP: 0.324, SLG: 0.371 (1,4) C X	0-1 2B		1-0 F8		2-2 F8			0-2 4-3		4	0	1	0	0	0	3											
Ron Fairly, L OBP: 0.352, SLG: 0.410 (1,9) B C X	3-3 K		1-1 F8		0-1 F9			0-0 HR		4	1	1	1	0	1	4											
Tommy Davis, R OBP: 0.373, SLG: 0.472 (1,7) C X	1-2 4-3			0-1 F4				0-1 1B 1B		4	0	1	0	0	0	1											
Bill Skowron, R OBP: 0.285, SLG: 0.283 (1,3) F S		0-3 K		0-0 E6 HR				0-0 1B 1B		4	1	1	0	0	1	0											
John Roseboro, L OBP: 0.287, SLG: 0.342 (1,2) C B X		3-3 K		2-0 F9				0-3 1B		3	0	0	0	0	1	1											
Doug Camilli, R OBP: 0.192, SLG: 0.250 (8,2) S X					2-1 F4			0-3 K		1	0	0	0	0	1	2											
Willie Davis, L OBP: 0.383, SLG: 0.383 (1,8) B X		2-0 F8		0-0 HR				1-2 B5-3		3	1	1	2	0	0	0											
Lee Walls, R OBP: 0.237, SLG: 0.278 (9, PH) X				1-H HR				0-1 4-3		1	0	0	0	0	0	0											
Dick Tracewski, R OBP: 0.319, SLG: 0.295 (1,6) C B X			4-2 6-3 BB		0-0 F3			1-3 K	2-1 FC6 1B	3	0	1	0	1	1	0											
Don Drysdale, R OBP: 0.226, SLG: 0.227 (5, 1) S X			0-0 6-3		2-1 L7			0-0 5-3	2-3 K	2	0	0	0	0	0	1											
Ed Roebuck, R OBP: 0.140, SLG: 0.190 (7, PH) X			1-2							0	0	0	0	0	0	0											
Ron Perranoski, L OBP: 0.250, SLG: 0.429 (7, PH) X										0	0	0	0	0	0	0											
Don Zimmerman, R OBP: 0.250, SLG: 0.429 (7, 1) X										0	0	0	0	0	0	0											
Larry Sherry, R OBP: 0.250, SLG: 0.429 (7, 1) X										0	0	0	0	0	0	0											
Frank Howard, R OBP: 0.250, SLG: 0.429 (9, PH) X										0	0	0	0	0	0	1											
Inning Stats	R: 0 E: 0 K: 1 S: 9	H: 1 LOB: 1 BB: 0 P: 13	R: 0 E: 0 K: 2 S: 8	H: 0 LOB: 0 BB: 0 P: 13	R: 0 E: 0 K: 0 S: 10	H: 0 LOB: 2 BB: 2 P: 20	R: 2 E: 1 K: 0 S: 6	H: 1 LOB: 0 BB: 0 P: 8	R: 0 E: 0 K: 0 S: 9	H: 0 LOB: 0 BB: 0 P: 14	R: 0 E: 0 K: 0 S: 8	H: 0 LOB: 0 BB: 0 P: 10	R: 1 E: 0 K: 2 S: 13	H: 3 LOB: 2 BB: 0 P: 14	R: 0 E: 0 K: 1 S: 10	H: 1 LOB: 1 BB: 0 P: 16	1B: 3 2B: 2 3B: 0 HR: 2	SF: 0 SAC: 0 DP: 0 HBP: 0	WP: 0 PB: 0 SB: 0 CS: 0	PA: 37							
PITCHER	IP	WLS	BF	H	R	ER	SO	BB	IBB	HBP	BLK	WP	HR	S	P	ERA	WHIP										
Juan Marichal, R ERA: 2.44 (1, 1)	7.2	W	32	6	3	1	5	2	0	0	0	0	2	68	100	1.17	1.043										
Billy Pierce, L ERA: 3.35 (8, 1)	1.1	S	5	1	0	0	2	0	0	0	0	0	0	13	19	0.00	0.750										

Batter	1	2	3	4	5	6	7	8	9	AB	R	H	RBI	BB	SO	LOB	BOTTOM										
Harvey Kuenn, R OBP: 0.294, SLG: 0.307 (1,9) C X	0-1 HR 1B	1-2 G4-6-3		0-0 1B	4-2 1B			4-1 HR BB		3	2	2	1	2	0	3	Los Angeles Dodgers @ San Francisco Giants Candlestick Park, San Francisco, CA Wed Jun 19 1963, 6:33 AM EDT Att: 41,384 - Unknown livebaseballscorecards.com										
Chuck Hillier, L OBP: 0.234, SLG: 0.209 (1,4) C X	2-2 1-3		1-0 F8 4-3 1B	0-0 G3	0-1 4-3			1-1 HR		5	1	2	2	0	0	6											
Willie McCovey, L OBP: 0.364, SLG: 0.526 (1,7) X	0-0 HR		3-2 4-3		4-1 BB SF8 BB	3-2 3-1		3-2 3-1		4	2	1	2	1	0	1											
Orlando Cepeda, R OBP: 0.355, SLG: 0.516 (1,3) X	0-0 F5		0-1 F8		0-1 E5 BB	1-2 1B		0-1 6-3		5	1	1	0	0	0	2											
Ed Bailey, L OBP: 0.368, SLG: 0.558 (1,2) B X	1-0 3-1		0-0 G3		4-2 1B BB	0-3 K		4-2 1B BB		3	1	0	0	2	1	2											
Felipe Alou, R OBP: 0.320, SLG: 0.494 (1,8) S X		1-3 K		3-3 K	2-1 SF8	2-3 K		0-1 1B		4	0	1	1	0	3	1											
Cap Peterson, R ERA: 2.94 (1,5) B X		2-2 1B E 1B		1-0 CI 1B 1B	1-2 1B 1B	1-2 6-3		0-2 1-3		4	1	3	1	0	0	0											
Ernie Bowman, R OBP: 0.154, SLG: 0.231 (8,5) X					1-3 2-H 1B	1-3 2-H 1B		1-3 2-H 1B		1	0	0	0	0	0	2											
Jose Pagan, R OBP: 0.256, SLG: 0.248 (1,6) B X		1-0 E4 1B		0-0 CI 1B	0-1 CI 1B	0-2 5-3		0-2 5-3		4	0	2	1	0	0	1											
Juan Marichal, R OBP: 0.200, SLG: 0.205 (1,1) C X		0-2 G4-6-3 1B		0-1 CI 1B	0-0 FC1-2-5-2 BB	0-0 6-3		0-0 6-3		3	0	1	0	0	0	2											
Billy Pierce, L ERA: 3.15 (8, 1) X					1-3 3-H 1B					0	0	0	0	0	0	0											
Inning Stats	R: 2 E: 0 K: 0 S: 11	H: 2 LOB: 0 BB: 0 P: 14	R: 0 E: 1 K: 1 S: 13	H: 2 LOB: 2 BB: 0 P: 18	R: 0 E: 1 K: 0 S: 7	H: 1 LOB: 1 BB: 0 P: 11	R: 1 E: 1 K: 1 S: 10	H: 3 LOB: 2 BB: 0 P: 14	R: 3 E: 1 K: 0 S: 23	H: 2 LOB: 3 BB: 3 P: 38	R: 0 E: 0 K: 2 S: 13	H: 1 LOB: 1 BB: 0 P: 19	R: 0 E: 0 K: 0 S: 8	H: 0 LOB: 0 BB: 0 P: 11	R: 2 E: 0 K: 0 S: 19	H: 2 LOB: 2 BB: 2 P: 31	1B: 11 2B: 0 3B: 0 HR: 2	SF: 1 SAC: 0 DP: 1 HBP: 0	WP: 0 PB: 0 SB: 0 CS: 0	PA: 43							
PITCHER	IP	WLS	BF	H	R	ER	SO	BB	IBB	HBP	BLK	WP	HR	S	P	ERA	WHIP										
Don Drysdale, R ERA: 2.94 (1, 1)	4.1	L	25	9	6	4	2	2	0	0	0	0	0	8	12	0.00	6.000										
Ed Roebuck, R ERA: 2.93 (5, 1)	0.1		3	1	0	0	0	1	0	0	0	0	0	8	12	0.00	6.000										
Ron Perranoski, L ERA: 2.53 (5, 1)	1.1		5	1	0	0	2	0	0	0	0	0	0	15	21	0.00	0.750										
Larry Sherry, R ERA: 3.15 (7, 1)	2.0		10	2	2	2	0	2	0	0	0	0	1	27	42	9.00	2.000										



Batter	1	2	3	4	5	6	7	8	9	AB	R	H	RBI	BB	SO	LOB	TOP			
Maury Wills, S OBP: 0.372, SLG: 0.370 (1, 5)										4	0	0	0	0	1	1				
Jim Gilliam, S OBP: 0.327, SLG: 0.374 (1, 4)										4	0	2	0	0	0	1				
Willie Davis, L OBP: 0.281, SLG: 0.390 (1, 8)										3	0	2	0	0	1	0				
Tommy Davis, R OBP: 0.377, SLG: 0.498 (7, 5)										3	1	1	1	1	0	3				
Wally Moon, L OBP: 0.363, SLG: 0.361 (1, 9)										4	0	1	0	0	0	4				
Bill Skowron, R OBP: 0.225, SLG: 0.276 (1, 3)										3	0	0	0	0	0	2				
John Roseboro, L OBP: 0.320, SLG: 0.332 (9, PH)										3	0	0	0	0	0	3	AB 33			
Doug Camilli, R OBP: 0.222, SLG: 0.280 (7, PH)										1	0	1	0	0	0	0	R 1			
Dick Tracewski, R OBP: 0.320, SLG: 0.296 (7, PH)										2	0	0	0	0	2	1	H 8			
Lee Walls, R OBP: 0.225, SLG: 0.263 (7, 7)										2	0	0	0	0	2	2	RBI 1			
Nick Wilhite, L OBP: 0.250, SLG: 0.250 (7, PH)										2	0	0	0	0	0	0	BB 1			
Frank Howard, R OBP: 0.318, SLG: 0.467 (7, 1)										1	0	0	0	0	0	1	SO 6			
Ron Ferranoski, L OBP: 0.100, SLG: 0.100 (9, PH)										0	0	0	0	0	0	0	LOB 19			
Don Zimmer, R OBP: 0.320, SLG: 0.409 (9, PH)										1	0	0	0	0	0	1				
Inning Stats	R: 0 E: 0 K: 2 S: 10	H: 0 LOB: 0 BB: 0 P: 14	R: 1 E: 0 K: 1 S: 16	H: 2 LOB: 1 BB: 0 P: 21	R: 0 E: 0 K: 0 S: 5	H: 2 LOB: 1 BB: 0 P: 8	R: 0 E: 1 K: 0 S: 10	H: 0 LOB: 1 BB: 1 P: 16	R: 0 E: 0 K: 1 S: 7	H: 1 LOB: 1 BB: 0 P: 12	R: 0 E: 0 K: 1 S: 8	H: 0 LOB: 1 BB: 0 P: 13	R: 0 E: 0 K: 0 S: 13	H: 2 LOB: 2 BB: 0 P: 19	R: 0 E: 0 K: 1 S: 9	H: 1 LOB: 1 BB: 0 P: 11	1B: 7 2B: 0 3B: 0 HR: 1	SF: 0 SAC: 1 DP: 0 HBP: 1	WP: 0 PB: 0 SB: 2 CS: 0	PA: 36
PITCHER	IP WLS BF H R ER SO BB IBB HBP BLK WP HR S P ERA WHIP																			
Bob Gibson, R ERA: 4.48	(1, 1) 7.2 W 31 7 1 1 5 1 0 1 0 0 0 1 72 107 1.17 1.043																			
Bobby Shantz, L ERA: 3.13	(8, 1) 0.2 3 1 0 0 0 0 0 0 0 0 0 0 7 11 0.00 1.500																			
Ron Taylor, R ERA: 2.75	(9, 1) 0.2 S 2 0 0 0 1 0 0 0 0 0 0 0 6 7 0.00 0.000																			

Los Angeles Dodgers @ St. Louis Cardinals
Sportsman's Park, St. Louis, MO
Sat Jun 22 1963, 4:33 AM EDT
Att: 20,875 - Unknown

AB 33
R 1
H 8
RBI 1
BB 1
SO 6
LOB 19



Batter	1	2	3	4	5	6	7	8	9	AB	R	H	RBI	BB	SO	LOB	BOTTOM			
Curt Flood, R OBP: 0.323, SLG: 0.381 (1, 8)										2	0	0	0	2	0	1				
Dick Groat, R OBP: 0.416, SLG: 0.475 (1, 6)										3	0	2	0	1	0	1				
Bill White, L OBP: 0.383, SLG: 0.535 (1, 3)										4	0	0	0	0	3	5				
Ken Boyer, R OBP: 0.365, SLG: 0.415 (1, 5)										4	0	0	0	0	1	4				
Charlie James, R OBP: 0.333, SLG: 0.453 (1, 7)										4	1	1	1	0	1	4				
George Altman, L OBP: 0.389, SLG: 0.411 (9, 9)										3	0	0	0	1	2	2				
Duke Carmel, L OBP: 0.400, SLG: 0.370 (9, 9)										0	0	0	0	0	0	0				
Julian Javier, R OBP: 0.318, SLG: 0.428 (1, 4)										3	1	1	0	0	1	1	AB 28			
Tim McCarver, L OBP: 0.370, SLG: 0.463 (1, 2)										3	0	0	0	0	0	2	R 2			
Bob Gibson, R OBP: 0.281, SLG: 0.333 (8, 1)										2	0	0	0	0	1	1	H 4			
Bobby Shantz, R OBP: 0.200, SLG: 0.200 (9, 1)										0	0	0	0	0	0	0	RBI 1			
Ron Taylor, R OBP: 0.059, SLG: 0.059 (9, 1)										0	0	0	0	0	0	0	BB 4			
Inning Stats	R: 0 E: 0 K: 1 S: 14	H: 1 LOB: 2 BB: 1 P: 25	R: 0 E: 0 K: 2 S: 7	H: 0 LOB: 1 BB: 1 P: 14	R: 0 E: 0 K: 1 S: 8	H: 0 LOB: 0 BB: 1 P: 15	R: 0 E: 0 K: 1 S: 8	H: 0 LOB: 0 BB: 0 P: 11	R: 1 E: 1 K: 1 S: 12	H: 2 LOB: 2 BB: 0 P: 15	R: 0 E: 0 K: 2 S: 9	H: 1 LOB: 0 BB: 0 P: 14	R: 0 E: 0 K: 0 S: 8	H: 0 LOB: 0 BB: 0 P: 13	R: 0 E: 1 K: 1 S: 13	H: 0 LOB: 2 BB: 1 P: 21	1B: 3 2B: 0 3B: 0 HR: 1	SF: 0 SAC: 1 DP: 1 HBP: 0	WP: 0 PB: 0 SB: 1 CS: 0	PA: 33
PITCHER	IP WLS BF H R ER SO BB IBB HBP BLK WP HR S P ERA WHIP																			
Nick Wilhite, L ERA: 0.6	(1, 1) 6.0 L 25 4 2 1 8 3 0 0 0 0 0 0 21 34 0.00 0.500																			
Ron Ferranoski, L ERA: 2.4	(7, 1) 2.0 8 0 0 0 1 1 0 0 0 0 0 0 21 34 0.00 0.500																			

Los Angeles Dodgers @ St. Louis Cardinals
Sportsman's Park, St. Louis, MO
Sat Jun 22 1963, 4:33 AM EDT
Att: 20,875 - Unknown

AB 28
R 2
H 4
RBI 1
BB 4
SO 9
LOB 21



Batter	1	2	3	4	5	6	7	8	9	AB	R	H	RBI	BB	SO	LOB	TOP								
Maury Wills, S OBP: 0.374, SLG: 0.373 (1, 5)	L4		F9		HR		1B			4	1	2	0	0	0	0	Los Angeles Dodgers @ St. Louis Cardinals Sportsman's Park, St. Louis, MO Sun Jun 23 1963, 4:33 AM EDT Att: 26,553 - Unknown livebaseballscorecards.com								
Jim Gilliam, S OBP: 0.326, SLG: 0.386 Nate Oliver, R OBP: 0.288, SLG: 0.289 (1, 4) (7, 4)	6-3			E7	HR		1B			4	2	1	3	0	1	1									
Willie Davis, L OBP: 0.276, SLG: 0.382 (1, 8)	F7			G3	3-1			G3		4	0	0	0	0	0	1									
Tommy Davis, R OBP: 0.371, SLG: 0.488 (1, 7)		4-3		1-3	6-3			6-3		4	0	0	0	0	0	1									
Wally Moon, L OBP: 0.367, SLG: 0.375 (1, 9)	G1			2B		F8		1B		4	0	2	1	0	0	0									
Ron Fairly, L OBP: 0.354, SLG: 0.409 (1, 3)	1B			BB		3-1			K	3	0	1	0	1	1	0									
Doug Camilli, R OBP: 0.194, SLG: 0.241 (1, 2)	F9			6-3		K		4-3		4	0	0	0	0	1	3									
Dick Tracewski, R OBP: 0.318, SLG: 0.290 (1, 6)			F8		HR		F3		K	3	1	0	0	1	1	0									
Johnny Podres, L OBP: 0.037, SLG: 0.040 Bob Miller, R OBP: 0.033, SLG: 0.033 Don Zimmer, R OBP: 0.308, SLG: 0.391 Ron Perranoski, L OBP: 0.100, SLG: 0.100 (1, 1) (1, 1) (7, PH) (7, 1)			K		SH3-4		K			0	0	0	0	0	0	0									
Inning Stats	R: 0 E: 0 K: 0 S: 10	H: 0 LOB: 0 BB: 0 P: 14	R: 0 E: 0 K: 0 S: 11	H: 1 LOB: 1 BB: 0 P: 14	R: 0 E: 0 K: 1 S: 9	H: 0 LOB: 0 BB: 0 P: 14	R: 1 E: 1 K: 0 S: 20	H: 1 LOB: 2 BB: 1 P: 29	R: 3 E: 0 K: 0 S: 6	H: 2 LOB: 0 BB: 1 P: 12	R: 0 E: 0 K: 1 S: 7	H: 0 LOB: 0 BB: 0 P: 11	R: 0 E: 0 K: 2 S: 11	H: 1 LOB: 1 BB: 0 P: 17	R: 0 E: 0 K: 0 S: 6	H: 1 LOB: 1 BB: 0 P: 8		R: 0 E: 0 K: 2 S: 11	H: 0 LOB: 0 BB: 0 P: 15	1B: 4 2B: 1 3B: 0 HR: 1	SF: 0 SAC: 1 DP: 0 HBP: 0	WP: 0 PB: 0 SB: 1 CS: 0	PA: 35		
PITCHER	IP	WLS	BF	H	R	ER	SO	BB	IBB	HBP	BLK	WP	HR	S	P	ERA	WHIP								
Ernie Broglio, R ERA: 2.53 Bobby Shantz, L ERA: 2.97 (1, 1) (8, 1)	7.0	L	29	5	4	3	4	2	0	0	0	0	1	74	111	3.86	1.000								

Batter	1	2	3	4	5	6	7	8	9	AB	R	H	RBI	BB	SO	LOB	BOTTOM								
Julian Javier, R OBP: 0.321, SLG: 0.437 (1, 4)	HR		L9		3B		F6			4	1	2	1	0	0	1	Los Angeles Dodgers @ St. Louis Cardinals Sportsman's Park, St. Louis, MO Sun Jun 23 1963, 4:33 AM EDT Att: 26,553 - Unknown livebaseballscorecards.com								
Dick Groat, R OBP: 0.414, SLG: 0.482 (1, 6)	HR		1-3		1-3			4-3		4	1	1	2	0	0	1									
Bill White, L OBP: 0.384, SLG: 0.535 (1, 3)	K		6-3			FC3-6		1B		4	0	2	0	0	1	0									
Ken Boyer, R OBP: 0.366, SLG: 0.414 (1, 5)	BB			F8		F9		1B		3	0	1	0	1	0	1									
Charlie James, R OBP: 0.325, SLG: 0.442 (1, 8) (9, 7)	G6-4-3			6-3		FC3-6		K		4	0	0	0	0	1	4									
Stan Musial, L OBP: 0.345, SLG: 0.465 Duke Carmel, L OBP: 0.400, SLG: 0.370 (1, 7) (9, 8)				6-3		F7		4-1		4	0	1	0	0	0	3									
Leo Burke, R OBP: 0.345, SLG: 0.347 George Altman, L OBP: 0.363, SLG: 0.404 (1, 9) (2, PH) (3, 9)		FC5-4			F7		K		F7	0	0	0	0	0	0	0									
Tim McCarver, L OBP: 0.365, SLG: 0.475 (1, 2)		F7			3B		G3		K	4	1	1	0	0	1	1									
Ernie Broglio, R OBP: 0.100, SLG: 0.125 Carl Sawatski, L OBP: 0.353, SLG: 0.394 Ray Sadecki, L OBP: 0.241, SLG: 0.241 Bobby Shantz, R OBP: 0.200, SLG: 0.200 Dai Maxvill, R OBP: 0.182, SLG: 0.100 (1, 1) (7, PH) (7, PR) (8, 1) (9, PH)		G3			L3			6-3		2	0	0	0	0	0	2									
Inning Stats	R: 2 E: 0 K: 1 S: 16	H: 2 LOB: 0 BB: 1 P: 26	R: 0 E: 0 K: 0 S: 10	H: 1 LOB: 1 BB: 0 P: 14	R: 0 E: 0 K: 0 S: 7	H: 0 LOB: 0 BB: 0 P: 8	R: 0 E: 0 K: 0 S: 5	H: 0 LOB: 0 BB: 0 P: 9	R: 1 E: 0 K: 0 S: 9	H: 2 LOB: 1 BB: 0 P: 12	R: 0 E: 0 K: 0 S: 4	H: 1 LOB: 1 BB: 0 P: 5	R: 0 E: 0 K: 1 S: 6	H: 1 LOB: 1 BB: 0 P: 9	R: 0 E: 0 K: 1 S: 14	H: 2 LOB: 2 BB: 0 P: 17		R: 0 E: 0 K: 1 S: 7	H: 0 LOB: 0 BB: 0 P: 12	1B: 6 2B: 0 3B: 2 HR: 1	SF: 0 SAC: 0 DP: 1 HBP: 0	WP: 0 PB: 0 SB: 0 CS: 0	PA: 36		
PITCHER	IP	WLS	BF	H	R	ER	SO	BB	IBB	HBP	BLK	WP	HR	S	P	ERA	WHIP								
Johnny Podres, L ERA: 3.56 Bob Miller, R ERA: 3.44 Ron Perranoski, L ERA: 2.26 (1, 1) (1, 1) (7, 1)	0.1	W	20	4	1	1	0	0	0	0	0	0	0	37	52	1.59	0.706								

Batter	1	2	3	4	5	6	7	8	9	AB R H RBI BB SO LOB	TOP											
Maury Wills, S OBP: 0.375, SLG: 0.368	0-0 5-3		3-2 F9		0-1 4-3			0-0 2B 1B	0-0 5-3	5 1 1 0 0 0 1	Los Angeles Dodgers @ Cincinnati Reds Crosley Field, Cincinnati, OH Tue Jun 25 1963, 7:05 PM EDT Att: 22,831 - Unknown											
Jim Gilliam, S OBP: 0.339, SLG: 0.402	0-0 1B		2-2 2B 2B			2-1 F8		2-2 4-3 1-H 1B 2B		4 2 3 1 0 0 0												
Willie Davis, L OBP: 0.280, SLG: 0.400	0-1 1B 1B		1-0 2B 2B			3-3 K		1-2 4-3 2-3		4 0 2 1 0 1 1												
Tommy Davis, R OBP: 0.375, SLG: 0.486	2-2 1-2 1B		1-2 L8			3-1 6-3		1-0 1B		4 0 2 1 0 0 1												
Frank Howard, R OBP: 0.317, SLG: 0.468	1-3 K			0-0 6-3			2-1 2B	0-0 F9		4 0 1 0 0 1 3												
Bill Skowron, R OBP: 0.277, SLG: 0.270		1-3 K		0-0 5-3			1-0 F8		0-1 HR	3 0 0 0 0 1 1												
Ron Fairly, L OBP: 0.359, SLG: 0.423		2-0 5-3		0-2 5-3			2-3 K			1 1 1 1 0 0 0												
Doug Camilli, R OBP: 0.205, SLG: 0.243										4 0 1 0 0 1 1												
Dick Tracewski, R OBP: 0.302, SLG: 0.274		2-1 F5			0-0 5-3			0-3 K		4 0 0 0 0 1 2												
Sandy Koufax, R OBP: 0.137, SLG: 0.085			0-0 G1		0-1 1-4-3			3-2 F6	1-3 K	4 0 0 0 0 1 1												
Inning Stats	R: 0 E: 0 K: 1 S: 11	H: 3 LOB: 2 BB: 0 P: 14	R: 0 E: 0 K: 1 S: 6	H: 0 LOB: 0 BB: 0 P: 11	R: 1 E: 0 K: 0 S: 11	H: 2 LOB: 1 BB: 0 P: 18	R: 0 E: 0 K: 0 S: 6	H: 0 LOB: 0 BB: 0 P: 6	R: 0 E: 0 K: 1 S: 5	H: 0 LOB: 0 BB: 0 P: 5	R: 0 E: 0 K: 1 S: 8	H: 1 LOB: 1 BB: 0 P: 16	R: 0 E: 0 K: 1 S: 7	H: 1 LOB: 0 BB: 0 P: 12	R: 2 E: 0 K: 0 S: 13	H: 3 LOB: 1 BB: 0 P: 20	R: 1 E: 0 K: 2 S: 10	H: 2 LOB: 1 BB: 0 P: 12	1B: 6 2B: 4 3B: 0 HR: 1	SF: 0 SAC: 0 DP: 0 HBP: 0	WP: 0 PB: 0 SB: 0 CS: 0	PA: 37
PITCHER	IP WLS BF H R ER SO BB IBB HBP BLK WP HR S P ERA WHIP											PITCHER	IP WLS BF H R ER SO BB IBB HBP BLK WP HR S P ERA WHIP									
Jim O'Toole, L ERA: 2.09	(1, 1)	8.0 L 34 11 4 4 4 4 0 0 0 0 0 1 70 106 4.50 1.375																				
Al Worthington, R ERA: 2.2	(9, 1)	1.0 3 0 0 0 2 0 0 0 0 0 0 0 7 8 0.00 0.000																				

AB	37
R	4
H	11
RBI	4
BB	0
SO	6
LOB	11



Batter	1	2	3	4	5	6	7	8	9	AB R H RBI BB SO LOB	BOTTOM											
Pete Rose, S OBP: 0.397, SLG: 0.364	2-2 1-3	0-0 G4-6-3 1B			1-1 6-3		0-0 B5-3			4 0 1 0 0 0 0	Los Angeles Dodgers @ Cincinnati Reds Crosley Field, Cincinnati, OH Tue Jun 25 1963, 7:05 PM EDT Att: 22,831 - Unknown											
Tommy Harper, R OBP: 0.321, SLG: 0.286	4-2 3B BB	0-2 G4-6-3 1-2			2-1 1B 1B		1-2 L4			3 1 1 0 1 0 3												
Vada Pinson, L OBP: 0.350, SLG: 0.509	0-1 1-H 3B		2-3 K		0-0 1-3 1B			1-0 F8		4 0 2 1 0 1 0												
Frank Robinson, R OBP: 0.405, SLG: 0.460	0-1 F9		2-3 K		1-2 F9			0-0 L5		4 0 0 0 0 1 3												
Daryl Spencer, R OBP: 0.377, SLG: 0.323	4-1 BB		3-3 K			4-2 BB		0-1 P3		2 0 0 0 2 1 0												
Leo Cardenas, R OBP: 0.282, SLG: 0.370	1-0 5-3			3-3 K		2-2 F3			0-2 FC6-4 1B	4 0 1 0 0 1 3												
Don Pavletich, R OBP: 0.333, SLG: 0.283		1-0 1B SH 1B		2-0 F8		0-2 F7			0-1 F7	4 0 1 0 0 0 2												
Johnny Edwards, L OBP: 0.331, SLG: 0.397		2-3 K		1-3 K		1-3 K			2-2 FC6-4	3 0 0 0 0 3 2												
Eddie Kasko, R OBP: 0.333, SLG: 0.286									1-2	1 0 0 0 0 0 1												
Jim O'Toole, S OBP: 0.149, SLG: 0.130		1-0 SH 1B			0-3 K				0-3 K	2 0 0 0 0 1 0												
Al Worthington, R OBP: 0.235, SLG: 0.294										0 0 0 0 0 0 0												
Ken Walters, R OBP: 0.235, SLG: 0.294										1 0 0 0 0 1 1												
Inning Stats	R: 1 E: 0 K: 0 S: 11	H: 1 LOB: 2 BB: 2 P: 22	R: 0 E: 1 K: 1 S: 11	H: 2 LOB: 2 BB: 0 P: 15	R: 0 E: 0 K: 3 S: 12	H: 0 LOB: 0 BB: 0 P: 19	R: 0 E: 0 K: 2 S: 7	H: 0 LOB: 0 BB: 0 P: 13	R: 0 E: 0 K: 1 S: 11	H: 2 LOB: 2 BB: 0 P: 15	R: 0 E: 0 K: 1 S: 12	H: 0 LOB: 1 BB: 1 P: 19	R: 0 E: 0 K: 0 S: 7	H: 0 LOB: 0 BB: 0 P: 8	R: 0 E: 0 K: 0 S: 4	H: 0 LOB: 0 BB: 0 P: 5	R: 0 E: 0 K: 1 S: 11	H: 1 LOB: 1 BB: 0 P: 13	1B: 5 2B: 0 3B: 1 HR: 0	SF: 0 SAC: 1 DP: 1 HBP: 0	WP: 0 PB: 0 SB: 0 CS: 0	PA: 36
PITCHER	IP WLS BF H R ER SO BB IBB HBP BLK WP HR S P ERA WHIP											PITCHER	IP WLS BF H R ER SO BB IBB HBP BLK WP HR S P ERA WHIP									
Sandy Koufax, L ERA: 1.68	(1, 1)	9.0 W 36 6 1 1 1 9 3 0 0 0 0 0 0 86 129 1.00 1.000																				

AB	32
R	1
H	6
RBI	1
BB	3
SO	9
LOB	15



Batter	1	2	3	4	5	6	7	8	9	AB	R	H	RBI	BB	SO	LOB	TOP										
Willie Davis, L OBP: 0.278, SLG: 0.396 (1, 8)	F7		2-0 S 1B			F4		E3	FC4-6	5	1	1	1	0	0	2	Los Angeles Dodgers @ Cincinnati Reds Crosley Field, Cincinnati, OH Wed Jun 26 1963, 7:05 PM EDT Att: 19,122 - Unknown										
Jim Gilliam, S OBP: 0.342, SLG: 0.406 (1, 4) (8, 5)	F7		2-1 6-3			4-1 1B BB		0-0 L9 1B 2B		3	2	1	2	1	0	1											
Wally Moon, L OBP: 0.368, SLG: 0.370 (1, 7) (8, 9)	K					2-2 1B 1-2		L9		4	0	1	0	0	1	1											
Tommy Davis, R OBP: 0.377, SLG: 0.486 (1, 5) (8, 7)		0-3 K				0-1 1-3 1B		1-0 FC4-6 1B		4	0	2	2	0	2	0											
Ron Fairly, L OBP: 0.354, SLG: 0.416 (1, 3)		2-1 4-3				1-3 1-3 K		3-H 0-1 FC4-6 1B		4	0	0	0	0	1	3											
Frank Howard, R OBP: 0.311, SLG: 0.459 Nate Oliver, R OBP: 0.288, SLG: 0.289 (1, 9) (8, 4)		0-3 K				2-2 6-3		0-0 1-3 K		4	0	0	0	0	2	1											
Doug Camilli, R OBP: 0.209, SLG: 0.244 (1, 2)			3-2 6-3			0-0 F7		1-3 K		4	0	1	0	0	1	0											
Dick Tracewski, R OBP: 0.295, SLG: 0.267 (1, 6)			1-3 K			0-3 K		1-3 K		4	0	0	0	0	3	1											
Nick Willhite, L OBP: 0.400, SLG: 0.600 Bill Skowron, R OBP: 0.275, SLG: 0.268 Bob Miller, R OBP: 0.033, SLG: 0.033 Ron Perranoski, L OBP: 0.154, SLG: 0.083 (1, 1) (6, PH) (6, 1) (7, 1)			3-1 1B 2B			1-3 K		4-2 E 2B BB		1	1	1	0	0	0	0											
Inning Stats	R: 0 E: 0 K: 1 S: 8	H: 0 LOB: 0 BB: 0 P: 13	R: 0 E: 0 K: 2 S: 9	H: 0 LOB: 0 BB: 0 P: 11	R: 1 E: 0 K: 1 S: 12	H: 2 LOB: 1 BB: 0 P: 23	R: 0 E: 0 K: 1 S: 10	H: 0 LOB: 0 BB: 0 P: 17	R: 0 E: 0 K: 2 S: 7	H: 0 LOB: 0 BB: 0 P: 9	R: 1 E: 0 K: 2 S: 13	H: 2 LOB: 2 BB: 1 P: 21	R: 0 E: 0 K: 3 S: 10	H: 0 LOB: 0 BB: 0 P: 15	R: 3 E: 1 K: 0 S: 11	H: 2 LOB: 1 BB: 1 P: 17		R: 0 E: 0 K: 1 S: 8	H: 1 LOB: 1 BB: 0 P: 10	1B: 5 2B: 2 3B: 0 HR: 0	SF: 0 SAC: 0 DP: 0 HBP: 0	WP: 0 PB: 0 SB: 1 CS: 0	PA: 37				
PITCHER	IP	WLS	BF	H	R	ER	SO	BB	IBB	HBP	BLK	WP	HR	S	P	ERA	WHIP										
Jim Maloney, R ERA: 3.11 Bill Henry, L ERA: 5.75 (1, 1) (8, 1)	7.1	L	31	6	5	4	11	2	0	0	0	0	0	77	123	4.91	1.091										

Batter	1	2	3	4	5	6	7	8	9	AB	R	H	RBI	BB	SO	LOB	BOTTOM										
Pete Rose, S OBP: 0.397, SLG: 0.365 (1, 4)	1B 3B	F3		G6-4-3			1-2 1B		4-3	5	1	2	0	0	0	3	Los Angeles Dodgers @ Cincinnati Reds Crosley Field, Cincinnati, OH Wed Jun 26 1963, 7:05 PM EDT Att: 19,122 - Unknown										
Tommy Harper, R OBP: 0.321, SLG: 0.287 Bob Skinner, L OBP: 0.332, SLG: 0.386 Ken Walters, R OBP: 0.229, SLG: 0.286 (1, 9) (7, PH) (7, PH) (8, 9)	0-1 1B	2-2 FC6-4				3-2 F9	0-1 F6			3	1	1	0	0	0	1											
Vada Pinson, L OBP: 0.348, SLG: 0.512 (1, 8)	0-2 1H 2H 3B		1-3 K			1-0 F7	1-1 F9			4	0	1	2	0	1	2											
Frank Robinson, R OBP: 0.403, SLG: 0.457 (1, 7)	1-0 F2		3-1 E5 WP			0-0 5-3		2-1 1B		4	0	1	0	0	0	1											
Daryl Spencer, R OBP: 0.374, SLG: 0.316 (1, 5)	4-0 BB		2-2 F3			3-2 F2		0-0 L8		3	0	0	0	1	0	2											
Leo Cardenas, R OBP: 0.278, SLG: 0.365 (1, 6)	1-0 F3		2-2 4-3			1-3 K		1-2 B1		4	0	0	0	0	1	4											
Don Pavletich, R OBP: 0.292, SLG: 0.292 Gordy Coleman, L OBP: 0.279, SLG: 0.392 (1, 3) (6, PH) (7, 3)	0-2 F8					1-2 1B		2-3 K		2	0	1	0	0	0	2											
Eddie Kasko, R OBP: 0.329, SLG: 0.282 Marty Keough, L OBP: 0.342, SLG: 0.426 (8, PH) (9, 3)						1B		F4		1	0	0	0	0	0	1											
Johnny Edwards, L OBP: 0.329, SLG: 0.395 (1, 2)		3-3 K				0-1 F8				4	0	1	0	0	1	1											
Jim Maloney, L OBP: 0.186, SLG: 0.125 Bill Henry, L Jesse Conder, L OBP: 0.344, SLG: 0.677 (1, 1) (8, 1) (9, PH)		0-1 FC6-4 1B				2-2 G6-4-3 1B		1-3 K		3	0	2	0	0	1	1											
Inning Stats	R: 2 E: 0 K: 0 S: 13	H: 3 LOB: 2 BB: 1 P: 19	R: 0 E: 0 K: 1 S: 10	H: 1 LOB: 1 BB: 0 P: 18	R: 0 E: 1 K: 1 S: 14	H: 0 LOB: 1 BB: 0 P: 22	R: 0 E: 0 K: 0 S: 11	H: 2 LOB: 1 BB: 0 P: 15	R: 0 E: 0 K: 2 S: 10	H: 0 LOB: 0 BB: 0 P: 16	R: 0 E: 0 K: 1 S: 12	H: 2 LOB: 2 BB: 0 P: 15	R: 0 E: 0 K: 0 S: 9	H: 1 LOB: 1 BB: 0 P: 12	R: 0 E: 0 K: 1 S: 6	H: 0 LOB: 0 BB: 0 P: 7	1B: 8 2B: 0 3B: 1 HR: 0	SF: 0 SAC: 0 DP: 1 HBP: 0	WP: 1 PB: 0 SB: 0 CS: 0	PA: 37							
PITCHER	IP	WLS	BF	H	R	ER	SO	BB	IBB	HBP	BLK	WP	HR	S	P	ERA	WHIP										
Nick Willhite, L ERA: 1.35 Bob Miller, R ERA: 3.39 Ron Perranoski, L ERA: 2.08 (1, 1) (6, 1) (7, 1)	5.0		22	6	2	2	2	1	0	0	0	0	0	18	26	0.00	1.500										

AB	35
R	5
H	7
RBI	5
BB	2
SO	12
LOB	10

AB	36
R	2
H	9
RBI	2
BB	1
SO	6
LOB	20

Batter	1	2	3	4	5	6	7	8	9	AB	R	H	RBI	BB	SO	LOB	TOP								
Lee Maye, L OBP: 0.304, SLG: 0.422 (1, 7)										4	1	2	0	0	0	0									
Eddie Mathews, L OBP: 0.393, SLG: 0.419 (1, 5)										3	0	0	0	1	2	2									
Hank Aaron, R OBP: 0.385, SLG: 0.588 (1, 9)										4	0	2	0	0	1	0									
Joe Torre, R OBP: 0.358, SLG: 0.414 (1, 2)										3	0	2	1	0	0	1									
Mack Jones, L OBP: 0.333, SLG: 0.365 (6, 8)										3	0	1	0	0	1	2									
Don Dillard, L OBP: 0.283, SLG: 0.384 (6, 8)										1	0	0	0	0	1	1									
Frank Bolling, R OBP: 0.271, SLG: 0.296 (1, 4)										4	0	0	0	0	0	3									
Norm Larker, L OBP: 0.321, SLG: 0.274 (1, 3)										4	0	0	0	0	0	0									
Denis Menke, R OBP: 0.298, SLG: 0.352 (1, 6)										4	0	0	0	0	1	0									
Warren Spahn, L OBP: 0.222, SLG: 0.286 (1, 1)										3	0	0	0	0	1	0									
Inning Stats	R: 1 H: 2 E: 0 K: 0 S: 9	H: 2 LOB: 2 BB: 1 P: 15	R: 0 H: 1 E: 1 K: 0 S: 7	LOB: 2 BB: 0 P: 9	R: 0 H: 2 E: 0 K: 0 S: 8	H: 2 LOB: 1 BB: 0 P: 13	R: 0 H: 0 E: 0 K: 1 S: 7	LOB: 0 BB: 0 P: 9	R: 0 H: 1 E: 0 K: 1 S: 10	LOB: 1 BB: 0 P: 14	R: 0 H: 0 E: 0 K: 1 S: 10	LOB: 0 BB: 0 P: 15	R: 0 H: 0 E: 0 K: 0 S: 7	LOB: 0 BB: 0 P: 10	R: 0 H: 1 E: 0 K: 3 S: 13	LOB: 1 BB: 0 P: 16	R: 0 H: 0 E: 0 K: 0 S: 8	LOB: 0 BB: 0 P: 12	1B: 5 2B: 1 3B: 1 HR: 0	SF: 1 SAC: 0 DP: 0 HBP: 0	WP: 0 PB: 0 CS: 0	PA: 35			
PITCHER Don Drysdale, R ERA: 2.93 (1, 1)	IP: 9.0 WLS: L BF: 35	H: 7 R: 1 ER: 1 SO: 7	BB: 1 IBB: 0 HBP: 0 BLK: 0	WP: 0 HR: 0 S: 79 P: 113	ERA: 1.00 WHIP: 0.889																				

Milwaukee Braves @ Los Angeles Dodgers
Dodger Stadium, Los Angeles, CA
Fri Jun 28 1963, 7:05 PM PDT
Att: 44,894 - Unknown

AB	33
R	1
H	7
RBI	1
BB	1
SO	7
LOB	9



Batter	1	2	3	4	5	6	7	8	9	AB	R	H	RBI	BB	SO	LOB	BOTTOM								
Maury Wills, S OBP: 0.373, SLG: 0.366 (1, 5)										4	0	1	0	0	0	0									
Jim Gilliam, S OBP: 0.340, SLG: 0.403 (1, 4)										4	0	1	0	0	0	1									
Willie Davis, L OBP: 0.275, SLG: 0.391 (1, 8)										3	0	0	0	0	0	1									
Tommy Davis, R OBP: 0.372, SLG: 0.479 (1, 7)										3	0	0	0	0	1	2									
Frank Howard, R OBP: 0.312, SLG: 0.457 (1, 9)										3	0	1	0	0	0	0									
Nate Oliver, R OBP: 0.288, SLG: 0.289 (8, PR)										0	0	0	0	0	0	0									
Ron Fairly, L OBP: 0.351, SLG: 0.413 (1, 3)										2	0	0	0	0	1	0									
Doug Camilli, R OBP: 0.196, SLG: 0.227 (1, 2)										3	0	0	0	0	0	2									
Dick Tracewski, R OBP: 0.292, SLG: 0.263 (1, 6)										2	0	0	0	0	0	0									
Lee Walls, R OBP: 0.220, SLG: 0.256 (8, PH)										1	0	0	0	0	0	2									
Don Drysdale, R OBP: 0.208, SLG: 0.204 (1, 1)										2	0	0	0	0	0	0									
Bill Skowron, R OBP: 0.273, SLG: 0.266 (8, PH)										1	0	0	0	0	0	0									
Inning Stats	R: 0 H: 0 E: 0 K: 0 S: 8	H: 0 LOB: 0 BB: 0 P: 12	R: 0 H: 0 E: 0 K: 2 S: 8	LOB: 0 BB: 0 P: 13	R: 0 H: 0 E: 0 K: 0 S: 5	H: 0 LOB: 0 BB: 0 P: 9	R: 0 H: 0 E: 0 K: 0 S: 9	LOB: 0 BB: 0 P: 12	R: 0 H: 0 E: 0 K: 0 S: 7	LOB: 0 BB: 0 P: 9	R: 0 H: 1 E: 1 K: 0 S: 5	LOB: 1 BB: 0 P: 6	R: 0 H: 1 E: 0 K: 0 S: 8	LOB: 1 BB: 0 P: 9	R: 0 H: 1 E: 0 K: 0 S: 7	LOB: 0 BB: 0 P: 10	1B: 3 2B: 0 3B: 0 HR: 0	SF: 0 SAC: 1 DP: 1 HBP: 0	WP: 0 PB: 0 CS: 1	PA: 29					
PITCHER Warren Spahn, L ERA: 3.12 (1, 1)	IP: 9.0 WLS: W BF: 29	H: 3 R: 0 ER: 0 SO: 2	BB: 0 IBB: 0 HBP: 0 BLK: 0	WP: 0 HR: 0 S: 66 P: 97	ERA: 0.00 WHIP: 0.333																				

Milwaukee Braves @ Los Angeles Dodgers
Dodger Stadium, Los Angeles, CA
Fri Jun 28 1963, 7:05 PM PDT
Att: 44,894 - Unknown

AB	28
R	0
H	3
RBI	0
BB	0
SO	2
LOB	8



Batter	1	2	3	4	5	6	7	8	9	AB	R	H	RBI	BB	SO	LOB	TOP			
Roy McMillan, R OBP: 0.287, SLG: 0.373 (1, 6)										5	2	2	2	0	1	2	Milwaukee Braves @ Los Angeles Dodgers Dodger Stadium, Los Angeles, CA Sun Jun 30 1963, 3:33 AM PDT Att: 29,953 - Unknown			
Frank Bolling, R OBP: 0.271, SLG: 0.292 (1, 4)										5	0	0	0	0	1	1				
Hank Aaron, R OBP: 0.396, SLG: 0.604 (1, 9)										3	2	2	1	2	0	0				
Joe Torre, R OBP: 0.354, SLG: 0.421 (1, 2)										5	0	2	0	0	0	2				
Gene Oliver, R OBP: 0.306, SLG: 0.394 Lee Maye, L OBP: 0.299, SLG: 0.414 (1, 3) (7, 7)										4	2	2	0	0	1	2				
Tommie Aaron, R OBP: 0.284, SLG: 0.351 (1, 7) (7, 3)										5	0	1	0	0	0	1				
Denis Menke, R OBP: 0.295, SLG: 0.347 (1, 5)										4	0	1	0	0	1	3				
Mack Jones, L OBP: 0.332, SLG: 0.355 (1, 8)										2	1	0	0	2	0	2				
Tony Cloninger, R OBP: 0.154, SLG: 0.154 (1, 1)										3	0	1	1	0	0	2				
Inning Stats	R: 1 E: 0 K: 2 S: 14	H: 2 LOB: 1 BB: 0 P: 20	R: 0 E: 0 K: 0 S: 8	H: 1 LOB: 1 BB: 0 P: 9	R: 1 E: 0 K: 1 S: 8	H: 2 LOB: 1 BB: 1 P: 15	R: 0 E: 0 K: 0 S: 9	H: 1 LOB: 1 BB: 0 P: 16	R: 1 E: 0 K: 1 S: 9	H: 2 LOB: 2 BB: 1 P: 14	R: 2 E: 2 K: 0 S: 13	H: 1 LOB: 1 BB: 1 P: 21	R: 2 E: 0 K: 0 S: 6	H: 1 LOB: 0 BB: 1 P: 13	R: 0 E: 0 K: 0 S: 8	H: 0 LOB: 0 BB: 0 P: 13		1B: 7 2B: 2 3B: 0 HR: 2	SF: 0 SAC: 1 DP: 0 HBP: 0	WP: 1 PB: 0 CS: 0
PITCHER	IP WLS BF H R ER SO BB IBB HBP BLK WP HR S P ERA WHIP	IP WLS BF H R ER SO BB IBB HBP BLK WP HR S P ERA WHIP																		
Nick Willhite, L ERA: 2.1 (1, 1)	5.2 L 27 9 3 3 4 1 1 0 0 0 2 56 88 4.76 1.765																			
Ed Roebuck, R ERA: 2.73 (6, 1)	0.1 1 0 0 0 0 0 0 0 0 0 0 0 1 1 0.00 0.000																			
Bob Miller, R ERA: 3.48 (7, 1)	3.0 14 2 4 2 0 2 0 0 0 0 1 0 27 47 6.00 1.333																			

Batter	1	2	3	4	5	6	7	8	9	AB	R	H	RBI	BB	SO	LOB	BOTTOM	
Maury Wills, S OBP: 0.362, SLG: 0.351 (1, 6)										4	0	0	0	0	1	0	Milwaukee Braves @ Los Angeles Dodgers Dodger Stadium, Los Angeles, CA Sun Jun 30 1963, 3:33 AM PDT Att: 29,953 - Unknown	
Jim Gilliam, S OBP: 0.348, SLG: 0.420 (1, 4)										2	0	1	0	0	0	0		
Willie Davis, L OBP: 0.266, SLG: 0.378 (1, 8)										3	0	0	0	0	0	2		
Tommy Davis, R OBP: 0.372, SLG: 0.476 (1, 7)										3	0	0	0	0	0	1		
Ron Fairly, L OBP: 0.352, SLG: 0.415 (1, 3)										3	0	1	0	0	0	0		
Wally Moon, L OBP: 0.355, SLG: 0.355 (1, 9)										3	0	0	0	0	0	1		
Ken McMullen, R OBP: 0.304, SLG: 0.314 (1, 5)										3	0	0	0	0	0	0		
Doug Camilli, R OBP: 0.208, SLG: 0.220 (1, 2)										3	0	0	0	0	0	0		
Nick Willhite, L OBP: 0.333, SLG: 0.500 Ed Roebuck, R (6, 1)										1	0	0	0	0	0	0		
Frank Howard, R OBP: 0.311, SLG: 0.451 Bob Miller, R OBP: 0.033, SLG: 0.033 Bill Skewron, R OBP: 0.276, SLG: 0.291 (6, PH) (7, 1) (9, PH)										1	0	0	0	0	0	0		
Inning Stats	R: 0 E: 0 K: 0 S: 7	H: 1 LOB: 0 BB: 0 P: 8	R: 0 E: 0 K: 0 S: 6	H: 0 LOB: 0 BB: 0 P: 10	R: 0 E: 0 K: 1 S: 7	H: 0 LOB: 0 BB: 0 P: 10	R: 0 E: 0 K: 0 S: 7	H: 0 LOB: 0 BB: 0 P: 11	R: 0 E: 0 K: 0 S: 6	H: 0 LOB: 1 BB: 0 P: 11	R: 0 E: 0 K: 0 S: 5	H: 1 LOB: 0 BB: 0 P: 5	R: 0 E: 0 K: 0 S: 12	H: 0 LOB: 0 BB: 0 P: 14	1B: 2 2B: 0 3B: 0 HR: 0	SF: 0 SAC: 0 DP: 2 HBP: 1	WP: 0 PB: 0 CS: 0	PA: 28
PITCHER	IP WLS BF H R ER SO BB IBB HBP BLK WP HR S P ERA WHIP	IP WLS BF H R ER SO BB IBB HBP BLK WP HR S P ERA WHIP																
Tony Cloninger, R ERA: 2.3 (1, 1)	9.0 W 28 2 0 0 1 0 0 1 0 0 0 68 93 0.00 0.222																	

Batter	1	2	3	4	5	6	7	8	9	AB	R	H	RBI	BB	SO	LOB	TOP					
Roy McMillan, R OBP: 0.279, SLG: 0.362	1-2 F7		0-2 4-3		1-2 4-3			1-3 K		4	0	0	0	0	1	0						
Frank Bolling, R OBP: 0.275, SLG: 0.295	1-2 6-3		1-2 1B			0-0 F9		0-1 1B		4	0	2	0	0	0	0						
Hank Aaron, R OBP: 0.392, SLG: 0.596	0-0 5-3		1-0 L8			0-2 F8		0-1 F7		4	0	0	0	0	0	2						
Joe Torre, R OBP: 0.353, SLG: 0.418		2-2 F9		0-1 6-3		0-0 1B		1-3 K		4	0	1	0	0	1	1						
Gene Oliver, R OBP: 0.317, SLG: 0.428		0-0 2B		0-1 HR		4-1 1B		1-1 1-3		3	1	2	1	1	0	0						
Tommie Aaron, R OBP: 0.283, SLG: 0.340		4-1 BB		1-2 F9		2-3 K		0-3 K		3	0	0	0	1	2	2						
Denis Menke, R OBP: 0.291, SLG: 0.342		2-3 K		1-3 K				1-3 K		4	0	0	0	0	4	2						
Mack Jones, L OBP: 0.327, SLG: 0.349		1-3 K				1-3 K		2-0 1-3		3	0	0	0	0	2	2						
Bob Sadowski, R (1, 1)			0-0 6-3		2-3 K			1-3 K		3	0	0	0	0	2	0						
Inning Stats	R: 0 H: 0 E: 0 K: 0 S: 7	H: 0 LOB: 0 BB: 0 P: 9	R: 0 H: 1 E: 0 K: 2 S: 12	LOB: 2 BB: 1 P: 21	R: 0 H: 1 E: 0 K: 0 S: 8	LOB: 1 BB: 0 P: 10	R: 1 H: 1 E: 0 K: 1 S: 10	H: 1 LOB: 0 BB: 0 P: 12	R: 0 H: 0 E: 0 K: 2 S: 12	H: 0 LOB: 0 BB: 0 P: 16	R: 0 H: 1 E: 0 K: 1 S: 10	H: 1 LOB: 2 BB: 1 P: 16	R: 0 H: 0 E: 0 K: 2 S: 7	H: 0 LOB: 0 BB: 0 P: 12	R: 0 H: 1 E: 0 K: 2 S: 14	H: 1 LOB: 1 BB: 0 P: 16	R: 0 H: 0 E: 0 K: 2 S: 9	H: 0 LOB: 0 BB: 0 P: 11	1B: 3 2B: 1 3B: 0 HR: 1	SF: 0 SAC: 0 DP: 0 HBP: 0	WP: 0 PB: 0 CS: 0	PA: 34
PITCHER Johnny Podres, L ERA: 3.31	IP: 9.0 WLS: W BF: 34 H: 5 R: 1 ER: 1 SO: 12 BB: 2 IBB: 0 HBP: 0 BLK: 0 WP: 0 HR: 1 S: 89 P: 123 ERA: 1.00 WHIP: 0.778															PITCHER	IP: 9.0 WLS: W BF: 34 H: 5 R: 1 ER: 1 SO: 12 BB: 2 IBB: 0 HBP: 0 BLK: 0 WP: 0 HR: 1 S: 89 P: 123 ERA: 1.00 WHIP: 0.778					

Milwaukee Braves @ Los Angeles Dodgers
 Dodger Stadium, Los Angeles, CA
 Mon Jul 01 1963, 7:05 PM PDT
 Att: 21,603 - Unknown

AB	32
R	1
H	5
RBI	1
BB	2
SO	12
LOB	9



Batter	1	2	3	4	5	6	7	8	9	AB	R	H	RBI	BB	SO	LOB	BOTTOM			
Maury Wills, S OBP: 0.360, SLG: 0.349	1-1 6-3		2-0 5-3			0-2 4-3			0-0 S 2B 1B	4	1	1	0	0	0	0				
Jim Gilliam, S OBP: 0.346, SLG: 0.414	2-2 F8		0-0 G3			0-1 6-3			4-1 2B IBB	3	0	0	0	1	0	0				
Willie Davis, L OBP: 0.263, SLG: 0.373	2-3 K			3-3 K					2-1 2B	3	0	0	0	0	3	0				
Wally Moon, L OBP: 0.359, SLG: 0.368									1-3 2-H	1	0	1	1	0	0	0				
Tommy Davis, R OBP: 0.372, SLG: 0.474		2-3 K		1-0 G4-6-3 1B			1-0 4-3			3	0	1	0	0	1	0				
Ron Fairly, L OBP: 0.348, SLG: 0.411		0-0 6-3		0-0 G4-6-3			0-0 G3			3	0	0	0	0	0	1				
Frank Howard, R OBP: 0.311, SLG: 0.463		2-2 HR			3-2 F7			2-1 F8		3	1	1	1	0	0	0				
Ken McMullen, R OBP: 0.305, SLG: 0.302		4-0 BB			0-0 5-3			1-2 5-3		2	0	0	0	1	0	0				
Doug Camilli, R OBP: 0.196, SLG: 0.208		0-1 F4			1-2 6-3			1-1 L5		3	0	0	0	0	0	1				
Johnny Podres, L OBP: 0.033, SLG: 0.036			0-1 1-3			0-1 1-3			0-2 F8	3	0	0	0	0	0	0				
Inning Stats	R: 0 H: 0 E: 0 K: 1 S: 8	H: 0 LOB: 0 BB: 0 P: 13	R: 1 H: 1 E: 0 K: 1 S: 10	H: 1 LOB: 1 BB: 1 P: 18	R: 0 H: 0 E: 0 K: 0 S: 4	LOB: 0 BB: 0 P: 6	R: 0 H: 1 E: 0 K: 1 S: 6	H: 1 LOB: 0 BB: 0 P: 10	R: 0 H: 0 E: 0 K: 0 S: 7	H: 0 LOB: 0 BB: 0 P: 11	R: 0 H: 0 E: 0 K: 1 S: 5	H: 0 LOB: 0 BB: 0 P: 6	R: 0 H: 0 E: 0 K: 0 S: 7	H: 0 LOB: 0 BB: 0 P: 11	R: 1 H: 2 E: 0 K: 0 S: 7	H: 2 LOB: 2 BB: 1 P: 13	1B: 2 2B: 1 3B: 0 HR: 1	SF: 0 SAC: 0 DP: 1 HBP: 0	WP: 0 PB: 0 CS: 0	PA: 30
PITCHER Bob Sadowski, R ERA: 3.85	IP: 8.1 WLS: L BF: 30 H: 4 R: 2 ER: 2 SO: 4 BB: 1 IBB: 1 HBP: 0 BLK: 0 WP: 0 HR: 1 S: 61 P: 95 ERA: 2.16 WHIP: 0.600															PITCHER	IP: 8.1 WLS: L BF: 30 H: 4 R: 2 ER: 2 SO: 4 BB: 1 IBB: 1 HBP: 0 BLK: 0 WP: 0 HR: 1 S: 61 P: 95 ERA: 2.16 WHIP: 0.600			

Milwaukee Braves @ Los Angeles Dodgers
 Dodger Stadium, Los Angeles, CA
 Mon Jul 01 1963, 7:05 PM PDT
 Att: 21,603 - Unknown

AB	28
R	2
H	4
RBI	2
BB	2
SO	4
LOB	2



Batter	1	2	3	4	5	6	7	8	9	AB	R	H	RBI	BB	SO	LOB	TOP			
Julian Javier, R (1,4) OBP: 0.322, SLG: 0.441	K2-3			G4-6-3 1B		F7		F5		4	0	1	0	0	1	3				
George Altman, L (1,9) OBP: 0.348, SLG: 0.396	K			G4-6-3 1-2			F8	G3 1B		4	0	1	0	0	1	1				
Dick Groat, R (1,6) OBP: 0.406, SLG: 0.471	F7			F8			L1	1-3		4	0	0	0	0	0	1				
Bill White, L (1,3) OBP: 0.382, SLG: 0.525		K			F2			G3 1B		4	0	1	0	0	1	1				
Ken Boyer, R (1,5) OBP: 0.373, SLG: 0.433		F9			K		1-3	K		4	0	0	0	0	2	2				
Duke Carmel, L (1,7) OBP: 0.341, SLG: 0.306		F5			G3			F3		3	0	0	0	0	0	0				
Curt Flood, R (1,8) OBP: 0.323, SLG: 0.372			4-3			F3		2-3		3	0	0	0	0	0	0				
Tim McCarver, L (1,2) OBP: 0.321, SLG: 0.403			6-3			4-3		1B 1B		3	0	1	0	0	0	0				
Curt Simmons, L (1,1) OBP: 0.200, SLG: 0.184 (8, PH)			3-1					2-2 1B		1	0	0	0	1	0	0				
Stan Musial, L (8, PH) OBP: 0.352, SLG: 0.449 (8, PR)								1-3 1B		1	0	1	0	0	0	0				
Dal Maxvill, R (8, PR) OBP: 0.182, SLG: 0.100										0	0	0	0	0	0	0				
Barney Schultz, R (8,1)										0	0	0	0	0	0	0				
Inning Stats	R: 0 E: 0 K: 2 S: 8	H: 0 LOB: 0 BB: 0 P: 10	R: 0 E: 0 K: 1 S: 5	H: 0 LOB: 0 BB: 0 P: 7	R: 0 E: 0 K: 0 S: 8	H: 0 LOB: 0 BB: 0 P: 10	R: 0 E: 0 K: 0 S: 5	H: 1 LOB: 0 BB: 0 P: 7	R: 0 E: 0 K: 1 S: 6	H: 0 LOB: 1 BB: 1 P: 15	R: 0 E: 0 K: 0 S: 6	H: 1 LOB: 1 BB: 0 P: 8	R: 0 E: 0 K: 0 S: 9	H: 2 LOB: 2 BB: 0 P: 11	R: 0 E: 0 K: 1 S: 12	H: 1 LOB: 1 BB: 0 P: 14	1B: 5 2B: 0 3B: 0 HR: 0	SF: 0 SAC: 0 DP: 1 HBP: 0	WP: 0 PB: 0 SB: 1 CS: 0	PA: 32
PITCHER Don Drysdale, R (1,1) ERA: 2.77	IP: 9.0 WLS: W BF: 32 H: 5 R: 0 ER: 0 SO: 5 BB: 1 IBB: 0 HBP: 0 BLK: 0 WP: 0 HR: 0 S: 67 P: 89 ERA: 0.00 WHIP: 0.667																			

St. Louis Cardinals @ Los Angeles Dodgers
 Dodger Stadium, Los Angeles, CA
 Tue Jul 02 1963, 7:05 PM PDT
 Att: 39,824 - Unknown


AB 31
 R 0
 H 5
 RBI 0
 BB 1
 SO 5
 LOB 8



Batter	1	2	3	4	5	6	7	8	9	AB	R	H	RBI	BB	SO	LOB	BOTTOM			
Maury Wills, S (1,6) OBP: 0.362, SLG: 0.352 (9,5)	K		CS 1B			FC6-4 1B		F5		4	0	2	0	0	1	2				
Nate Oliver, R (1,4) OBP: 0.280, SLG: 0.281	4-3		K			FC6-4 CS		FC6-4		4	0	0	0	0	1	4				
Tommy Davis, R (1,7) OBP: 0.372, SLG: 0.472	1B		CS 1-2	L8		CS 1-2		1-3		3	0	1	0	0	0	0				
Frank Howard, R (1,9) OBP: 0.311, SLG: 0.461	F5			4-3		4-1 1B		4-1 1B		3	1	1	0	0	0	1				
Bill Skowron, R (1,3) OBP: 0.271, SLG: 0.285		K						4-1		3	0	0	0	0	1	1				
Willie Davis, L (8,8) OBP: 0.263, SLG: 0.373				1-3				1-2		0	0	0	0	0	0	0				
Ron Fairly, L (1,8) OBP: 0.348, SLG: 0.410 (8,3)		K				K		PO 1B		3	0	1	1	0	2	0				
Ken McMullen, R (1,5) OBP: 0.321										3	0	2	0	0	0	0				
Dick Tracewski, R (8, PR) OBP: 0.296, SLG: 0.268 (9,6)						6-3		PO 1-2	WP 1B	0	0	0	0	0	0	0				
Doug Camilli, R (1,2) OBP: 0.186, SLG: 0.196								F3		3	0	0	0	0	1	2				
Don Drysdale, R (1,1) OBP: 0.214, SLG: 0.196				5-3						2	0	0	0	1	1	0				
Inning Stats	R: 0 E: 0 K: 1 S: 9	H: 1 LOB: 1 BB: 0 P: 13	R: 0 E: 0 K: 3 S: 10	H: 1 LOB: 1 BB: 0 P: 12	R: 0 E: 0 K: 1 S: 7	H: 1 LOB: 0 BB: 0 P: 10	R: 0 E: 0 K: 0 S: 6	H: 0 LOB: 0 BB: 0 P: 9	R: 0 E: 0 K: 1 S: 7	H: 0 LOB: 0 BB: 0 P: 12	R: 1 E: 0 K: 0 S: 8	H: 2 LOB: 0 BB: 0 P: 12	R: 0 E: 0 K: 0 S: 11	H: 1 LOB: 2 BB: 1 P: 17	R: 0 E: 0 K: 0 S: 9	H: 1 LOB: 1 BB: 0 P: 14	1B: 7 2B: 0 3B: 0 HR: 0	SF: 0 SAC: 0 DP: 0 HBP: 0	WP: 1 PB: 0 SB: 0 CS: 2	PA: 32
PITCHER Curt Simmons, L (1,1) ERA: 3.06	IP: 7.0 WLS: L BF: 24 H: 6 R: 1 ER: 1 SO: 7 BB: 0 IBB: 0 HBP: 0 BLK: 0 WP: 0 HR: 0 S: 54 P: 80 ERA: 1.29 WHIP: 0.857																			
PITCHER Barney Schultz, R (8,1) ERA: 3.03	IP: 1.0 WLS: L BF: 5 H: 1 R: 0 ER: 0 SO: 0 BB: 1 IBB: 0 HBP: 0 BLK: 0 WP: 1 HR: 0 S: 11 P: 17 ERA: 0.00 WHIP: 2.000																			

St. Louis Cardinals @ Los Angeles Dodgers
 Dodger Stadium, Los Angeles, CA
 Tue Jul 02 1963, 7:05 PM PDT
 Att: 39,824 - Unknown

AB 28
 R 1
 H 7
 RBI 1
 BB 1
 SO 7
 LOB 10



Batter	1	2	3	4	5	6	7	8	9	AB	R	H	RBI	BB	SO	LOB	TOP					
Curt Flood, R OBP: 0.322, SLG: 0.370 (1, 8)	F7		F9			1-3			L4-3 1B	4	0	1	0	0	0	0						
Dick Groat, R OBP: 0.401, SLG: 0.465 (1, 6)	6-3			4-3		5-3			L4-3 1-2	4	0	0	0	0	0	1						
Bill White, L OBP: 0.361, SLG: 0.523 (1, 3)	K			1B			F2			3	0	1	0	0	1	0						
Ken Boyer, R OBP: 0.373, SLG: 0.432 (1, 5)		1B		F9			F8			3	0	1	0	0	0	1						
Charlie James, R OBP: 0.312, SLG: 0.419 (1, 7)	F4			F8			5-3			3	0	0	0	0	0	2						
Julian Javier, R OBP: 0.319, SLG: 0.436 (1, 4)	F9				4-3			F8		3	0	0	0	0	0	1						
George Altman, L OBP: 0.344, SLG: 0.392 (1, 9)	F7				K			K		3	0	0	0	0	2	1						
Moe Thacker, R Jack Damaska, R (8, PH) Tim McCarver, L (8, 2)			K		K			K		2	0	0	0	0	2	0						
Bob Gibson, R OBP: 0.237, SLG: 0.278 (1, 1) Bobby Shantz, R OBP: 0.200, SLG: 0.200 (7, 1) Stan Mustaj, L (9, PH) OBP: 0.350, SLG: 0.446			K		K			K		0	0	0	0	0	0	0						
Inning Stats	R: 0 E: 0 K: 1 S: 7	H: 0 LOB: 0 BB: 0 P: 9	R: 0 E: 0 K: 0 S: 15	H: 1 LOB: 1 BB: 0 P: 21	R: 0 E: 0 K: 2 S: 9	H: 0 LOB: 0 BB: 0 P: 13	R: 0 E: 0 K: 0 S: 11	H: 1 LOB: 1 BB: 0 P: 15	R: 0 E: 0 K: 2 S: 10	H: 0 LOB: 0 BB: 0 P: 13	R: 0 E: 0 K: 1 S: 6	H: 0 LOB: 0 BB: 0 P: 9	R: 0 E: 0 K: 0 S: 8	H: 0 LOB: 0 BB: 0 P: 14	R: 0 E: 0 K: 2 S: 7	H: 0 LOB: 0 BB: 0 P: 10	R: 0 E: 0 K: 1 S: 12	H: 1 LOB: 0 BB: 0 P: 19	1B: 3 2B: 1 3B: 0 HR: 0	SF: 0 SAC: 0 DP: 1 HBP: 0	WP: 0 PB: 0 SB: 0 CS: 0	PA: 29
PITCHER Sandy Koufax, L ERA: 1.83 (1, 1)	IP: 9.0 WLS: W BF: 29 H: 3 R: 0 ER: 0 SO: 9 BB: 0 IBB: 0 HBP: 0 BLK: 0 WP: 0 HR: 0 S: 85 P: 123 ERA: 0.00 WHIP: 0.333																					

St. Louis Cardinals @ Los Angeles Dodgers
Dodger Stadium, Los Angeles, CA
Wed Jul 03 1963, 7:05 PM PDT
Att: 51,898 - Unknown

AB	29
R	0
H	3
RBI	0
BB	0
SO	9
LOB	6



Batter	1	2	3	4	5	6	7	8	9	AB	R	H	RBI	BB	SO	LOB	BOTTOM			
Maury Wills, S OBP: 0.364, SLG: 0.356 (1, 6)	SF9 1B		L7			1B 1B	SF7			3	2	2	1	0	0	1				
Wally Moon, L OBP: 0.363, SLG: 0.372 (1, 9)	4-3		CS	4-3		1B 1B	1B	1B		4	1	2	1	0	0	1				
Willie Davis, L OBP: 0.263, SLG: 0.372 (1, 8)	SF9			L7		1B 1B	G3			3	0	1	2	0	0	2				
Tommy Davis, R OBP: 0.370, SLG: 0.468 (1, 7)	6-3			F9		1B 1B	F7			4	0	1	0	0	0	0				
Ron Fairly, L OBP: 0.347, SLG: 0.405 (1, 3)			K		3-1	FC4-6		BB		3	0	0	0	1	1	2				
Ken McMullen, R OBP: 0.303, SLG: 0.300 (1, 5)		5-3		F3		4-3		F9		4	0	0	0	0	0	1				
John Roseboro, L OBP: 0.276, SLG: 0.330 (1, 2) Frank Howard, R (8, PH) OBP: 0.310, SLG: 0.459 (9, 2) Doug Camilli, R OBP: 0.186, SLG: 0.196		F2			5-3		BB SF7 1B	K		3	1	1	0	0	0	0				
Nate Oliver, R OBP: 0.288, SLG: 0.289 (1, 4)				CS 1B		L1	BB 1B 1B			3	1	2	0	0	0	0				
Sandy Koufax, R OBP: 0.145, SLG: 0.080 (1, 1)				K		K	BB 1B			2	0	0	0	1	2	1				
Inning Stats	R: 1 E: 0 K: 0 S: 7	H: 1 LOB: 0 BB: 0 P: 11	R: 0 E: 0 K: 1 S: 8	H: 0 LOB: 0 BB: 0 P: 14	R: 0 E: 0 K: 1 S: 7	H: 1 LOB: 0 BB: 0 P: 13	R: 0 E: 0 K: 0 S: 6	H: 0 LOB: 0 BB: 0 P: 9	R: 0 E: 0 K: 0 S: 4	H: 0 LOB: 0 BB: 0 P: 5	R: 2 E: 0 K: 1 S: 18	H: 4 LOB: 2 BB: 1 P: 23	R: 2 E: 0 K: 0 S: 11	H: 3 LOB: 2 BB: 1 P: 18	R: 0 E: 0 K: 1 S: 8	H: 0 LOB: 1 BB: 1 P: 14	1B: 9 2B: 0 3B: 0 HR: 0	SF: 2 SAC: 0 DP: 0 HBP: 0	WP: 0 PB: 0 SB: 1 CS: 1	PA: 35
PITCHER Bob Gibson, R ERA: 4.41 (7, 1) Bobby Shantz, L ERA: 3.19	IP: 6.2 WLS: L BF: 29 H: 9 R: 5 ER: 5 SO: 3 BB: 1 IBB: 0 HBP: 0 BLK: 0 WP: 0 HR: 0 S: 59 P: 91 ERA: 6.75 WHIP: 1.500																			

St. Louis Cardinals @ Los Angeles Dodgers
Dodger Stadium, Los Angeles, CA
Wed Jul 03 1963, 7:05 PM PDT
Att: 51,898 - Unknown

AB	30
R	5
H	9
RBI	4
BB	2
SO	4
LOB	9



Batter	1	2	3	4	5	6	7	8	9	AB	R	H	RBI	BB	SO	LOB	TOP
Pete Rose, S (1,4) OBP: 0.346, SLG: 0.357 Ken Walters, R (9, PH) OBP: 0.239, SLG: 0.333	1-3 K			1-2 6-3		0-0 F9			2-1 F5	3	0	0	0	0	1	1	
Tommy Harper, R (1,9) OBP: 0.325, SLG: 0.315	3-2 5-3			1-1 G3-6 1B			0-0 F3			3	0	1	0	0	0	0	
Vada Pinson, L (1,8) OBP: 0.352, SLG: 0.515	0-0 4-3			2-2 G3-6 1-2			1-2 F7			3	0	0	0	0	0	1	
Frank Robinson, R (1,7) OBP: 0.400, SLG: 0.447		2-2 6-3			1-1 F8				1-3 K	3	0	0	0	0	1	0	
Don Pavletich, R (1,3) OBP: 0.306, SLG: 0.254		0-2 5-3			0-0 6-3				2-1 4-3	1	3	0	0	0	0	0	
Daryl Spencer, R (1,5) OBP: 0.386, SLG: 0.292		0-0 F4			1-0 F6				1-3 K	2	3	0	0	0	0	1	
Leo Cardenas, R (1,6) OBP: 0.270, SLG: 0.341			0-0 F7			0-2 6-3			0-0 4-3	3	3	0	0	0	0	0	
Johnny Edwards, L (1,2) OBP: 0.325, SLG: 0.391			3-1 F8			2-1 1B			1-2 4-3	1	3	0	1	0	0	0	
Jim O'Toole, S (1,1) OBP: 0.157, SLG: 0.140 Charlie Neal, R (9, PH) OBP: 0.297, SLG: 0.310			0-2 1-3			0-0 B3			0-3 K	2	2	0	0	0	0	0	1
Inning Stats	R: 0 H: 0 E: 0 K: 1 S: 7	H: 0 LOB: 0 BB: 0 P: 11	R: 0 H: 0 E: 0 K: 0 S: 9	H: 0 LOB: 0 BB: 0 P: 11	R: 0 H: 0 E: 0 K: 0 S: 6	H: 1 LOB: 0 BB: 0 P: 12	R: 0 H: 0 E: 0 K: 0 S: 4	H: 0 LOB: 0 BB: 0 P: 6	R: 0 H: 1 E: 0 K: 1 S: 8	H: 0 LOB: 0 BB: 0 P: 9	R: 0 H: 0 E: 0 K: 1 S: 6	H: 0 LOB: 0 BB: 0 P: 9	R: 0 H: 0 E: 0 K: 1 S: 10	H: 0 LOB: 0 BB: 0 P: 13	1B: 2 2B: 0 3B: 0 HR: 0	SF: 0 SAC: 0 DP: 1 HBP: 0	WP: 0 PA: 28 PB: 0 SB: 0 CS: 0
PITCHER Johnny Podres, L (1,1) ERA: 3.02	IP: 9.0 WLS: W BF: 28 H: 2 R: 0 ER: 0 SO: 4 BB: 0 IBB: 0 HBP: 0 BLK: 0 WP: 0 HR: 0 S: 65 P: 90 ERA: 0.00 WHIP: 0.222																

Cincinnati Reds @ Los Angeles Dodgers
Dodger Stadium, Los Angeles, CA
Fri Jul 05 1963, 7:05 PM PDT
Att: 35,536 - Unknown

AB	28
R	0
H	2
RBI	0
BB	0
SO	4
LOB	3



Batter	1	2	3	4	5	6	7	8	9	AB	R	H	RBI	BB	SO	LOB	BOTTOM
Maury Wills, S (1,6) OBP: 0.363, SLG: 0.352	0-0 6-3		2-3 K			1-3 K		0-0 CS 1B		4	0	1	0	0	2	0	
Jim Gilliam, S (1,4) OBP: 0.346, SLG: 0.413	1-1 F8		1-2 F9			0-1 F7		3-2 F5		4	0	0	0	0	0	1	
Tommy Davis, R (1,7) OBP: 0.370, SLG: 0.469	0-1 2B		0-0 F9			2-1 1-3		1-1 6-3 1-2		4	0	1	0	0	0	1	
Frank Howard, R (1,9) OBP: 0.310, SLG: 0.471	0-0 5-3			2-3 K		0-2 HR		0-1 SH1-4 1B		3	1	1	1	0	1	1	
Bill Skowron, R (1,3) OBP: 0.270, SLG: 0.284 Willie Davis, L (7, PR) OBP: 0.262, SLG: 0.378		1-3 K		2-2 F2		0-1 SH1-4 1B		0-0 SH1-4		3	0	1	0	0	1	0	
Ron Fairly, L (1,8) OBP: 0.350, SLG: 0.405		1-0 FC5-4 1B		3-1 G3		0-0 SH1-4		1-2 SH1-4		2	0	1	0	0	0	0	
Ken McMullen, R (1,5) OBP: 0.315, SLG: 0.348 Nate Oliver, R (9,4) OBP: 0.288, SLG: 0.289		1-0 FC5-4 1B		0-1 1-3		0-3 K		0-3 K		3	0	1	0	0	1	2	
Doug Camilli, R (1,2) OBP: 0.194, SLG: 0.190		3-2 FC5-4 FC4 1-2 2-3		2-3 K		4-0 IBB		0-0 5-3		2	0	0	0	1	1	2	
Johnny Podres, L (1,1) OBP: 0.030, SLG: 0.032		1-0 FC4		0-3 K		0-0 5-3				3	0	0	0	0	1	4	
Inning Stats	R: 0 H: 1 E: 0 K: 0 S: 6	H: 2 LOB: 2 BB: 0 P: 16	R: 0 H: 0 E: 0 K: 1 S: 9	H: 0 LOB: 0 BB: 0 P: 10	R: 0 H: 0 E: 0 K: 1 S: 9	H: 0 LOB: 0 BB: 0 P: 16	R: 0 H: 0 E: 0 K: 2 S: 8	H: 0 LOB: 0 BB: 0 P: 10	R: 1 H: 2 E: 0 K: 1 S: 10	H: 2 LOB: 2 BB: 1 P: 14	R: 0 H: 1 E: 0 K: 0 S: 6	H: 0 LOB: 0 BB: 0 P: 10	1B: 4 2B: 1 3B: 0 HR: 1	SF: 0 SAC: 1 DP: 0 HBP: 0	WP: 0 PA: 30 PB: 0 SB: 0 CS: 1		
PITCHER Jim O'Toole, L (1,1) ERA: 2.02	IP: 8.0 WLS: L BF: 30 H: 6 R: 1 ER: 1 SO: 7 BB: 0 IBB: 1 HBP: 0 BLK: 0 WP: 0 HR: 1 S: 62 P: 93 ERA: 1.12 WHIP: 0.750																

Cincinnati Reds @ Los Angeles Dodgers
Dodger Stadium, Los Angeles, CA
Fri Jul 05 1963, 7:05 PM PDT
Att: 35,536 - Unknown

AB	28
R	1
H	6
RBI	1
BB	1
SO	7
LOB	11



Batter	1	2	3	4	5	6	7	8	9	AB	R	H	RBI	BB	SO	LOB	TOP										
Pete Rose, S OBP: 0.345, SLG: 0.356 (1, 4)	G3			4-3		2-1 S 1B		FC1-6 PB 1B		4	1	1	0	0	0	1	Cincinnati Reds @ Los Angeles Dodgers Dodger Stadium, Los Angeles, CA Sat Jul 06 1963, 3:33 AM PDT Att: 27,793 - Unknown livebaseballscorecards.com										
Bob Skinner, L OBP: 0.326, SLG: 0.373 (1, 7)	K			G3 1B 2B		2-1 F6		0-2 1-H 1B		4	1	2	1	0	1	1											
Vada Pinson, L OBP: 0.351, SLG: 0.512 (1, 8)	G3			3-1 G3 1B 2B		0-3 K		0-0 4-3		4	1	1	0	0	1	2											
Frank Robinson, R OBP: 0.398, SLG: 0.448 (1, 9)		1-0 4-3		2-0 G3		1-0 F9		1-2 WP 2B		4	0	1	0	0	0	3											
Gordy Coleman, L OBP: 0.275, SLG: 0.385 Don Pavletich, R OBP: 0.301, SLG: 0.250 (9, PH) (9, 3)	K	3-3 K		0-1 2B		1-2 4-3		3-3 K		3	0	1	2	0	1	0											
Johnny Edwards, L OBP: 0.321, SLG: 0.385 (1, 2)	F8	0-0 F8		1-3 K		2-3 K		0-3 K		4	0	0	0	0	3	2											
Daryl Spencer, R OBP: 0.359, SLG: 0.285 (1, 5)			2-3 K		3-1 F6		0-2 6-3		3-2 F8		4	0	0	0	0	1		1									
Leo Cardenas, R OBP: 0.267, SLG: 0.338 (1, 6)			0-2 4-3		0-1 F9		1-2 1-3			3	0	0	0	0	0	0											
Jim Maloney, L OBP: 0.208, SLG: 0.156 (1, 1)			0-1 4-3		3-3 K		0-0 FC1-6 1B			3	0	1	0	0	1	0											
Inning Stats	R: 0 E: 0 K: 1 S: 8	H: 0 LOB: 0 BB: 0 P: 12	R: 0 E: 0 K: 1 S: 8	H: 0 LOB: 0 BB: 0 P: 12	R: 0 E: 0 K: 1 S: 8	H: 0 LOB: 0 BB: 0 P: 10	R: 2 E: 0 K: 1 S: 16	H: 3 LOB: 1 BB: 0 P: 25	R: 0 E: 0 K: 1 S: 7	H: 0 LOB: 0 BB: 0 P: 13	R: 0 E: 0 K: 1 S: 9	H: 0 LOB: 0 BB: 0 P: 13	R: 0 E: 0 K: 1 S: 9	H: 0 LOB: 0 BB: 0 P: 12	R: 1 E: 0 K: 0 S: 12	H: 2 LOB: 1 BB: 0 P: 15		R: 0 E: 0 K: 2 S: 14	H: 1 LOB: 1 BB: 0 P: 21	1B: 5 2B: 2 3B: 0 HR: 0	SF: 0 SAC: 0 DP: 0 HBP: 0	WP: 1 PB: 1 SB: 1 CS: 0	PA: 34				
PITCHER	IP	WLS	BF	H	R	ER	SO	BB	IBB	HBP	BLK	WP	HR	S	P	ERA	WHIP										
Don Drysdale, R ERA: 2.74 Ron Perranoski, L ERA: 1.93	(1, 1)	8.0	L	30	6	3	2	7	0	0	0	0	0	77	112	2.25	0.750										
PITCHER	IP	WLS	BF	H	R	ER	SO	BB	IBB	HBP	BLK	WP	HR	S	P	ERA	WHIP										
Ron Perranoski, L ERA: 1.93	(9, 1)	1.0	4	1	0	0	2	0	0	0	0	1	0	14	21	0.00	1.000										

Batter	1	2	3	4	5	6	7	8	9	AB	R	H	RBI	BB	SO	LOB	BOTTOM										
Maury Wills, S OBP: 0.369, SLG: 0.359 (1, 6)	4-3		0-0 1B			2-1 2B 1B		0-1 1B 1B		4	0	3	0	0	0	0	Cincinnati Reds @ Los Angeles Dodgers Dodger Stadium, Los Angeles, CA Sat Jul 06 1963, 3:33 AM PDT Att: 27,793 - Unknown livebaseballscorecards.com										
Jim Gilliam, S OBP: 0.348, SLG: 0.418 (1, 4)	L9		2-2 1B			2-1 1-H 2B		3-2 L9		4	1	2	0	0	0	1											
Wally Moon, L OBP: 0.357, SLG: 0.365 Ron Perranoski, L OBP: 0.143, SLG: 0.077 (9, 1)	5-3		0-2 F9			3-2 L9		2-2 1B		4	0	1	0	0	0	3											
Tommy Davis, R OBP: 0.368, SLG: 0.466 (9, 7)		3-3 K		3-3 K		0-0 2H 1B		0-1 F8		4	0	1	1	0	2	2											
Ron Fairly, L OBP: 0.348, SLG: 0.401 (1, 3)		4-2 BB		3-2 L9		0-1 F8		0-0 4-3		3	0	0	0	1	0	1											
Frank Howard, R OBP: 0.305, SLG: 0.463 (1, 9)		1-3 K		0-0 F7		3-2 F9		2-2 4-3		4	0	0	0	0	1	1											
John Roseboro, L OBP: 0.276, SLG: 0.325 (1, 2)		2-1 F5			3-1 L9		2-2 F7		0-2 F6		4	0	0	0	0	1											
Ken McMullen, R OBP: 0.303, SLG: 0.333 (1, 5)			2-3 K			3-2 F9		0-0 F9		3	0	0	0	0	1	0											
Don Drysdale, R OBP: 0.207, SLG: 0.189 Willie Davis, L OBP: 0.261, SLG: 0.377 (8, PH) (9, 8)			2-1 F8			3-2 L6		1-3 K		2	0	0	0	0	0	0											
Inning Stats	R: 0 E: 0 K: 0 S: 7	H: 0 LOB: 0 BB: 0 P: 12	R: 0 E: 0 K: 2 S: 11	H: 0 LOB: 1 BB: 1 P: 21	R: 0 E: 0 K: 1 S: 13	H: 2 LOB: 2 BB: 0 P: 19	R: 0 E: 0 K: 1 S: 7	H: 0 LOB: 0 BB: 0 P: 13	R: 0 E: 0 K: 0 S: 8	H: 0 LOB: 0 BB: 0 P: 17	R: 1 E: 0 K: 0 S: 11	H: 3 LOB: 1 BB: 0 P: 18	R: 0 E: 0 K: 0 S: 7	H: 0 LOB: 0 BB: 0 P: 12	R: 0 E: 0 K: 1 S: 14	H: 2 LOB: 2 BB: 0 P: 20		R: 0 E: 0 K: 0 S: 7	H: 0 LOB: 0 BB: 0 P: 9	1B: 6 2B: 1 3B: 0 HR: 0	SF: 0 SAC: 0 DP: 0 HBP: 0	WP: 0 PB: 0 SB: 0 CS: 0	PA: 34				
PITCHER	IP	WLS	BF	H	R	ER	SO	BB	IBB	HBP	BLK	WP	HR	S	P	ERA	WHIP										
Jim Maloney, R ERA: 2.88	(1, 1)	9.0	W	34	7	1	1	5	1	0	0	0	0	85	141	1.00	0.889										
PITCHER	IP	WLS	BF	H	R	ER	SO	BB	IBB	HBP	BLK	WP	HR	S	P	ERA	WHIP										
Jim Maloney, R ERA: 2.88	(1, 1)	9.0	W	34	7	1	1	5	1	0	0	0	0	85	141	1.00	0.889										



Batter	1	2	3	4	5	6	7	8	9	AB	R	H	RBI	BB	SO	LOB	TOP			
Pete Rose, S OBP: 0.341, SLG: 0.351 (1, 4)	0-2 6-3			0-0 F8		0-1 6-3			0-0 5-3	4	0	0	0	0	0	0	Cincinnati Reds @ Los Angeles Dodgers Dodger Stadium, Los Angeles, CA Sun Jul 07 1963, 3:33 AM PDT Unknown livebaseballscorecards.com			
Tommy Harper, R OBP: 0.335, SLG: 0.321 (1, 9)	0-0 B1-3			0-0 BB 1B		2-1 F5			0-0 1B	4	0	2	0	0	0	0				
Vada Pinson, L OBP: 0.347, SLG: 0.506 (1, 8)	3-2 F6			1-1 F8		2-2 G3			0-1 F7	4	0	0	0	0	0	2				
Frank Robinson, R OBP: 0.396, SLG: 0.442 (1, 7)		3-2 F8		4-2 BB					0-0 F6	3	0	0	0	1	0	1				
Don Pavletich, R OBP: 0.289, SLG: 0.239 (1, 3)		2-1 F2		0-0 F8					0-1 4-3	3	0	0	0	0	0	2				
Charlie Neal, R OBP: 0.294, SLG: 0.307 (1, 5)		0-1 F8			2-3 K				1-2 F2	3	0	0	0	0	1	0				
Leo Cardenas, R OBP: 0.265, SLG: 0.334 (1, 6)			1-2 F2		0-1 6-3				2-1 5-3	3	0	0	0	0	0	0				
Johnny Edwards, L OBP: 0.321, SLG: 0.385 (1, 2)			1-0 F6		0-1 1B				2-3 K	3	0	1	0	0	1	0				
Bob Purkey, R OBP: 0.185, SLG: 0.043 (8, PH)			1-3 K		1-3 K				1-2 F5	2	0	0	0	0	2	1				
Ken Walters, R OBP: 0.234, SLG: 0.326 (8, 1)										1	0	0	0	0	0	0				
Bill Henry, L (8, 1)										0	0	0	0	0	0	0				
Inning Stats	R: 0 E: 0 K: 0 S: 7	H: 0 LOB: 0 BB: 0 P: 10	R: 0 E: 0 K: 0 S: 7	H: 0 LOB: 0 BB: 0 P: 12	R: 0 E: 0 K: 0 S: 7	H: 1 LOB: 2 BB: 1 P: 12	R: 0 E: 0 K: 2 S: 11	H: 1 LOB: 1 BB: 0 P: 14	R: 0 E: 0 K: 0 S: 7	H: 0 LOB: 0 BB: 0 P: 11	R: 0 E: 0 K: 0 S: 6	H: 0 LOB: 0 BB: 0 P: 7	R: 0 E: 0 K: 1 S: 9	H: 0 LOB: 0 BB: 0 P: 14	R: 0 E: 0 K: 0 S: 6	H: 1 LOB: 1 BB: 0 P: 9	1B: 3 2B: 0 3B: 0 HR: 0	SF: 0 SAC: 0 DP: 0 HBP: 0	WP: 0 PB: 0 SB: 0 CS: 0	PA: 31
PITCHER Sandy Koufax, L ERA: 1.73 (1, 1)	IP: 9.0 WLS: W BF: 31 H: 3 R: 0 ER: 0 SO: 4 BB: 1 IBB: 0 HBP: 0 BLK: 0 WP: 0 HR: 0 S: 67 P: 99 ERA: 0.00 WHIP: 0.444															PITCHER				

Batter	1	2	3	4	5	6	7	8	9	AB	R	H	RBI	BB	SO	LOB	BOTTOM			
Maury Wills, S OBP: 0.371, SLG: 0.361 (1, 6)	0-1 3-1 1B 1B	1-2 1B			0-0 L8		2-2 1-3			4	1	2	0	0	0	1	Cincinnati Reds @ Los Angeles Dodgers Dodger Stadium, Los Angeles, CA Sun Jul 07 1963, 3:33 AM PDT Unknown livebaseballscorecards.com			
Jim Gilliam, S OBP: 0.350, SLG: 0.417 (8, 4)	1-2 F4	2-2 L6			2-2 G4-6-3 1B		4-2 2B BB			3	1	1	0	1	0	2				
Nate Oliver, R OBP: 0.288, SLG: 0.289 (8, 4)										0	0	0	0	0	0	0				
Wally Moon, L OBP: 0.361, SLG: 0.376 (1, 9)	1-1 1-2 3-1 1B		1-2 4-3		2-1 G4-6-3 1-2		3-2 1H 3H 2B			4	1	2	2	0	0	1				
Tommy Davis, R OBP: 0.366, SLG: 0.462 (1, 7)	0-0 3-1		2-0 CS 1B		0-0 L6		1-2 F3			4	0	1	0	0	0	3				
Ron Fairly, L OBP: 0.350, SLG: 0.400 (1, 3)	4-0 1B IBB		1-0 F8		2-1 1B				0-3 K	3	0	1	0	1	1	1				
Ken McMullen, R OBP: 0.300, SLG: 0.329 (1, 5)	0-0 1-2 2H 3H 1B		2-2 CS		0-0 5-3		1-2 F5		3-2 E9	4	0	1	2	0	0	1				
Willie Davis, L OBP: 0.257, SLG: 0.371 (1, 8)	0-0 G3		1-0 E4		1-0 E4		0-0 F8		0-0 F5	4	0	0	0	0	0	4				
John Roseboro, L OBP: 0.281, SLG: 0.325 (1, 2)		1-0 F8		1-1 F9			0-0 1-3 SH2-4 2B		4-1 BB	3	1	1	0	1	0	1				
Sandy Koufax, R OBP: 0.138, SLG: 0.075 (1, 1)		1-1 B1-3		1-0 1-3			1-1 SH2-4 1B		0-3 K	3	0	0	0	0	1	3				
Inning Stats	R: 2 E: 0 K: 0 S: 10	H: 3 LOB: 2 BB: 1 P: 16	R: 0 E: 0 K: 0 S: 9	H: 1 LOB: 1 BB: 0 P: 14	R: 0 E: 0 K: 0 S: 7	H: 1 LOB: 0 BB: 0 P: 13	R: 0 E: 1 K: 0 S: 5	H: 0 LOB: 1 BB: 0 P: 8	R: 0 E: 0 K: 0 S: 7	H: 1 LOB: 0 BB: 0 P: 11	R: 0 E: 0 K: 0 S: 8	H: 1 LOB: 1 BB: 0 P: 11	R: 2 E: 0 K: 0 S: 15	H: 2 LOB: 1 BB: 1 P: 26	R: 0 E: 1 K: 2 S: 11	H: 0 LOB: 2 BB: 1 P: 18	1B: 8 2B: 1 3B: 0 HR: 0	SF: 0 SAC: 1 DP: 1 HBP: 0	WP: 0 PB: 0 SB: 0 CS: 1	PA: 37
PITCHER Bob Purkey, R ERA: 3.78 Bill Henry, L ERA: 5.25 (1, 1)	IP: 7.0 WLS: L BF: 31 H: 9 R: 4 ER: 4 SO: 4 BB: 1 IBB: 1 HBP: 0 BLK: 0 WP: 0 HR: 0 S: 61 P: 99 ERA: 5.14 WHIP: 1.429															PITCHER				
PITCHER Bill Henry, L ERA: 5.25 (8, 1)	IP: 1.0 WLS: L BF: 5 H: 0 R: 0 ER: 0 SO: 2 BB: 1 IBB: 0 HBP: 0 BLK: 0 WP: 0 HR: 0 S: 11 P: 18 ERA: 0.00 WHIP: 1.000															PITCHER				

AB	30
R	0
H	3
RBI	0
BB	1
SO	4
LOB	6



AB	32
R	4
H	9
RBI	4
BB	3
SO	2
LOB	17



Batter	1	2	3	4	5	6	7	8	9	AB	R	H	RBI	BB	SO	LOB	TOP										
Pete Rose, S OBP: 0.343, SLG: 0.356 (1, 4)	0-0 6-3			2-1 G3 BLK 1B		1-0 2B		0-0 6-3		4	0	2	0	0	0	0											
Tommy Harper, R OBP: 0.331, SLG: 0.319 (1, 9)	1-2 L8			0-3 K		1-0 F7		0-0 6-3 BB 1B		4	0	1	0	0	1	2											
Vada Pinson, L OBP: 0.346, SLG: 0.501 (1, 8)	1-0 G3			3-2 G3		1-1 F7		4-1 6-3 BB 1B		3	0	0	0	1	0	2											
Frank Robinson, R OBP: 0.394, SLG: 0.437 (1, 7)		3-3 K		4-0 FC5-4 IBB		2-3 K		3-2 6-3 BB 2B		3	0	0	0	1	2	3											
Don Pavletich, R OBP: 0.275, SLG: 0.225 (1, 3)		3-2 L7		0-1 FC5-4 1-2				1-2 6-3		4	0	0	0	0	0	4											
Daryl Spencer, R OBP: 0.361, SLG: 0.296 (1, 5)		1-3 K			2-1 1B 2B		1-1 2B 1B		0-1 F7	4	1	2	0	0	1	0											
Leo Cardenas, R OBP: 0.262, SLG: 0.330 (1, 6)			2-3 K		0-0 6-3		0-1 F8		2-2 F7	4	0	0	0	0	1	2											
Johnny Edwards, L OBP: 0.323, SLG: 0.390 (1, 2)			0-0 F8		3-2 G5-4-3 1B		0-0 1-H 2B		1-2 4-3	4	0	2	1	0	0	0											
John Tsitouris, R OBP: 0.050, SLG: 0.053 (7, PH)			1-2 5-3		1-2 G5-4-3 1B		0-0 5-3			2	0	0	0	0	0	2											
Ken Walters, R OBP: 0.229, SLG: 0.319 (7, PH)					1-2 G5-4-3					1	0	0	0	0	0	1											
Joe Nuxhall, L OBP: 0.194, SLG: 0.200 (7, 1)					1-2					0	0	0	0	0	0	0											
Inning Stats	R: 0 E: 0 K: 0 S: 5	H: 0 LOB: 0 BB: 0 P: 7	R: 0 E: 0 K: 2 S: 11	H: 0 LOB: 0 BB: 0 P: 18	R: 0 E: 0 K: 1 S: 7	H: 0 LOB: 0 BB: 0 P: 10	R: 0 E: 0 K: 1 S: 10	H: 1 LOB: 2 BB: 1 P: 19	R: 0 E: 0 K: 0 S: 7	H: 2 LOB: 1 BB: 0 P: 16	R: 0 E: 0 K: 1 S: 7	H: 1 LOB: 1 BB: 0 P: 12	R: 1 E: 0 K: 0 S: 7	H: 2 LOB: 1 BB: 0 P: 8	R: 0 E: 0 K: 0 S: 10	H: 1 LOB: 2 BB: 1 P: 18	R: 0 E: 0 K: 0 S: 9	H: 0 LOB: 0 BB: 0 P: 12	1B: 4 2B: 3 3B: 0 HR: 0	SF: 0 SAC: 0 DP: 1 HBP: 0	WP: 0 PB: 0 SB: 0 CS: 0	PA: 35					
PITCHER	IP	WLS	BF	H	R	ER	SO	BB	IBB	HBP	BLK	WP	HR	S	P	ERA	WHIP										
Nick Willhite, L ERA: 1.93 (1, 1)	7.0	W	27	6	1	1	5	0	1	0	1	0	0	57	90	1.29	0.857										
Ron Perranoski, L ERA: 1.67 (8, 1)	2.0	S	8	1	0	0	0	1	0	0	0	0	0	19	30	0.00	1.000										

Cincinnati Reds @ Los Angeles Dodgers
Dodger Stadium, Los Angeles, CA
Sun Jul 07 1963, 3:38 AM PDT
Att: 53,856 - Unknown

AB	33
R	1
H	7
RBI	1
BB	2
SO	5
LOB	16





Batter	1	2	3	4	5	6	7	8	9	AB	R	H	RBI	BB	SO	LOB	BOTTOM										
Willie Davis, L OBP: 0.257, SLG: 0.369 (1, 8)	1-0 S 1B		0-1 B3		0-0 F5		3-2 F7			4	0	1	0	0	0	0											
Jim Gilliam, S OBP: 0.348, SLG: 0.415 (1, 4)	3-2 F9		3-1 F8		0-0 FC1-6 1B		3-2 5-3			4	0	1	0	0	0	1											
Wally Moon, L OBP: 0.358, SLG: 0.368 (1, 9)	4-2 G6-4-3 BB		0-1 F2		0-0 FC1-6 1-2			0-1 L8		3	0	0	0	1	0	1											
Tommy Davis, R OBP: 0.361, SLG: 0.455 (1, 7)	0-0 G6-4-3 1-2			0-0 F3	0-3 K			2-3 K		4	0	0	0	0	2	3											
Ron Fairly, L OBP: 0.352, SLG: 0.401 (1, 3)		3-2 1B		0-1 2B 1B		0-0 1-3		0-1 4-3		4	1	2	0	0	0	0											
Ken McMullen, R OBP: 0.313, SLG: 0.355 (1, 5)		0-3 K		0-0 1-H HR 2B		2-1 5-3 1B				3	1	2	1	0	1	1											
Dick Tracewski, R OBP: 0.291, SLG: 0.263 (1, 6)		2-1 F9		0-2 F5		1-1 5-3		1-2		3	0	0	0	0	0	3											
Doug Camilli, R OBP: 0.215, SLG: 0.262 (1, 2)		0-0 1-2 1B		0-0 2-H HR		3-1 F3				3	1	2	2	0	0	1											
Nick Willhite, L OBP: 0.250, SLG: 0.375 (1, 1)		0-0 4-3		1-0 L4			0-3 K			2	0	0	0	0	0	2											
Nate Oliver, R OBP: 0.286, SLG: 0.287 (7, PH)										1	0	0	0	0	1	0											
Ron Perranoski, L OBP: 0.143, SLG: 0.077 (8, 1)										0	0	0	0	0	0	0											
Inning Stats	R: 0 E: 0 K: 0 S: 8	H: 1 LOB: 1 BB: 1 P: 16	R: 0 E: 0 K: 1 S: 11	H: 2 LOB: 0 BB: 0 P: 16	R: 0 E: 0 K: 0 S: 6	H: 0 LOB: 0 BB: 0 P: 9	R: 3 E: 0 K: 0 S: 10	H: 3 LOB: 0 BB: 0 P: 11	R: 0 E: 0 K: 1 S: 6	H: 1 LOB: 1 BB: 0 P: 6	R: 0 E: 0 K: 0 S: 7	H: 1 LOB: 1 BB: 0 P: 13	R: 0 E: 0 K: 1 S: 9	H: 0 LOB: 0 BB: 0 P: 15	R: 0 E: 0 K: 1 S: 7	H: 0 LOB: 0 BB: 0 P: 9	1B: 6 2B: 1 3B: 0 HR: 1	SF: 0 SAC: 0 DP: 1 HBP: 0	WP: 0 PB: 0 SB: 1 CS: 0	PA: 32							
PITCHER	IP	WLS	BF	H	R	ER	SO	BB	IBB	HBP	BLK	WP	HR	S	P	ERA	WHIP										
John Tsitouris, R ERA: 3.56 (1, 1)	6.0	L	26	8	3	3	2	1	0	0	0	0	0	48	71	4.50	1.500										
Joe Nuxhall, L ERA: 2.72 (7, 1)	2.0		6	0	0	0	2	0	0	0	0	0	0	16	24	0.00	0.000										

Cincinnati Reds @ Los Angeles Dodgers
Dodger Stadium, Los Angeles, CA
Sun Jul 07 1963, 3:38 AM PDT
Att: 53,856 - Unknown

AB	31
R	3
H	8
RBI	3
BB	1
SO	4
LOB	12



Batter	1	2	3	4	5	6	7	8	9	AB	R	H	RBI	BB	SO	LOB	TOP					
Maury Wills, S (1, 6) OBP: 0.369, SLG: 0.359	F7			G3-6-3 1B		F6		B3		4	0	1	0	0	0	1	Los Angeles Dodgers @ New York Mets Polo Grounds, New York, NY Wed Jul 10 1963, 7:05 PM EDT Att: 17,106 - Unknown AB 30 R 1 H 5 RBI 1 BB 1 SO 1 LOB 10 					
Jim Gilliam, S (1, 4) OBP: 0.348, SLG: 0.412	F3		G3-6-3 1-2f						5-3	4	0	1	0	0	0	1						
Willie Davis, L (1, 8) OBP: 0.254, SLG: 0.364	K			3-1		F7			F6	4	0	0	0	0	1	2						
Tommy Davis, R (1, 7) OBP: 0.356, SLG: 0.448		F8			E6 G5-3 BB		F9		F6	4	0	0	0	0	0	0						
Wally Moon, L (1, 9) OBP: 0.364, SLG: 0.370						G3				2	0	1	0	1	0	0						
Ron Fairly, L (1, 3) OBP: 0.349, SLG: 0.397						L9				3	0	0	0	0	0	3						
Ken McMullen, R (1, 5) OBP: 0.302, SLG: 0.342						G5-3 2-3f			F7	3	0	0	0	0	0	2						
John Roseboro, L (1, 2) OBP: 0.285, SLG: 0.341										3	1	2	1	0	0	0						
Johnny Podres, L (1, 1) OBP: 0.028, SLG: 0.029										3	0	0	0	0	0	1						
Inning Stats	R: 0 E: 0 K: 1 S: 9	H: 0 LOB: 0 BB: 0 P: 13	R: 0 E: 0 K: 0 S: 3	H: 1 LOB: 0 BB: 0 P: 6	R: 0 E: 0 K: 0 S: 5	H: 0 LOB: 0 BB: 0 P: 5	R: 0 E: 0 K: 0 S: 7	H: 1 LOB: 0 BB: 0 P: 7	R: 0 E: 1 K: 0 S: 6	H: 0 LOB: 1 BB: 1 P: 16	R: 0 E: 0 K: 0 S: 7	H: 2 LOB: 2 BB: 0 P: 8	R: 0 E: 0 K: 0 S: 8	H: 0 LOB: 0 BB: 0 P: 11	R: 1 E: 0 K: 0 S: 4	H: 1 LOB: 0 BB: 0 P: 5	R: 0 E: 0 K: 0 S: 6	H: 0 LOB: 0 BB: 0 P: 10	1B: 4 2B: 0 3B: 0 HR: 1	SF: 0 SAC: 0 DP: 3 HBP: 0	WP: 0 PB: 0 SB: 0 CS: 0	PA: 31
PITCHER	IP WLS BF H R ER SO BB IBB HBP BLK WP HR S P ERA WHIP																					
Carl Willey, R (1, 1) ERA: 2.58	8.0 L 28 5 1 1 1 1																					
Ken Mackenzie, L (9, 1) ERA: 4.75	1.0 3 0 0 0 0 0																					

Batter	1	2	3	4	5	6	7	8	9	AB	R	H	RBI	BB	SO	LOB	BOTTOM					
Jim Hickman, R (1, 5) OBP: 0.310, SLG: 0.395	K					F7			5-3	3	0	0	0	1	1	0	Los Angeles Dodgers @ New York Mets Polo Grounds, New York, NY Wed Jul 10 1963, 7:05 PM EDT Att: 17,106 - Unknown AB 29 R 0 H 3 RBI 0 BB 2 SO 11 LOB 10 					
Ron Hunt, R (1, 4) OBP: 0.341, SLG: 0.374	1-3					F6				4	0	1	0	0	1	2						
Jesse Conder, L (1, 2) OBP: 0.356, SLG: 0.605										4	0	0	0	0	2	1						
Al Jackson, L (9, PR) OBP: 0.225, SLG: 0.211	K2-3									0	0	0	0	0	0	0						
Frank Thomas, R (1, 7) OBP: 0.320, SLG: 0.368		F5								4	0	1	0	0	0	1						
Cliff Cook, R (1, 9) OBP: 0.229, SLG: 0.236										2	0	0	0	1	1	0						
Jim Piersall, R (1, 8) OBP: 0.274, SLG: 0.286										3	0	0	0	0	0	2						
Tim Harkness, L (1, 3) OBP: 0.299, SLG: 0.353										3	0	1	0	0	2	2						
Larry Burright, R (1, 6) OBP: 0.222, SLG: 0.295										2	0	0	0	0	1	1						
Chico Fernandez, R (8, PH) OBP: 0.244, SLG: 0.253										1	0	0	0	0	1	0						
Ken Mackenzie, R (9, 1) ERA: 4.75										0	0	0	0	0	0	0						
Carl Willey, R (1, 1) ERA: 2.58										2	0	0	0	0	2	1						
Rod Kanehi, R (8, PH) OBP: 0.244, SLG: 0.253										1	0	0	0	0	0	0						
Ken Mackenzie, R (9, 1) ERA: 4.75										0	0	0	0	0	0	0						
Inning Stats	R: 0 E: 0 K: 2 S: 10	H: 0 LOB: 0 BB: 0 P: 10	R: 0 E: 0 K: 1 S: 5	H: 0 LOB: 0 BB: 0 P: 7	R: 0 E: 0 K: 2 S: 14	H: 1 LOB: 2 BB: 1 P: 23	R: 0 E: 0 K: 0 S: 7	H: 0 LOB: 0 BB: 0 P: 10	R: 0 E: 0 K: 0 S: 9	H: 0 LOB: 0 BB: 0 P: 10	R: 0 E: 0 K: 1 S: 8	H: 0 LOB: 0 BB: 0 P: 8	R: 0 E: 1 K: 2 S: 9	H: 1 LOB: 2 BB: 1 P: 17	R: 0 E: 0 K: 1 S: 7	H: 0 LOB: 0 BB: 0 P: 8	R: 0 E: 0 K: 0 S: 7	H: 1 LOB: 1 BB: 0 P: 9	1B: 3 2B: 1 3B: 0 HR: 0	SF: 0 SAC: 0 DP: 1 HBP: 0	WP: 0 PB: 0 SB: 0 CS: 0	PA: 31
PITCHER	IP WLS BF H R ER SO BB IBB HBP BLK WP HR S P ERA WHIP																					
Johnny Podres, L (1, 1) ERA: 2.77	9.0 W 31 3 0 0 0 11																					

Batter	1	2	3	4	5	6	7	8	9	AB	R	H	RBI	BB	SO	LOB	TOP			
Maury Wills, S OBP: 0.364, SLG: 0.354 (1, 6)	0-0 5-3		1-2 4-3		0-0 1-3			0-0 L6		4	0	0	0	0	0	0				
Jim Gilliam, S OBP: 0.346, SLG: 0.407 (1, 4)	4-0 G4-6-3 BB			0-2 E3 1B E	3-1 3-1			1-0 F8		3	1	0	0	1	0	0				
Wally Moon, L OBP: 0.361, SLG: 0.367 (1, 9)	1-2 G4-6-3 1-2			2-1 E9 1B 1H			1-1 F4	0-3 K		4	1	1	0	0	1	1				
Tommy Davis, R OBP: 0.361, SLG: 0.451 (1, 7)		1-2 F6		1-2 1B SF7 1B			4-2 G4-6-3 BB	1-2 CS 1B		3	1	2	0	1	0	0				
Ron Fairly, L OBP: 0.351, SLG: 0.409 (1, 3)	0-0 HR			0-0 S 1B			0-1 G4-6-3 1-2	3-1 G3		4	1	2	2	0	0	2				
John Roseboro, L OBP: 0.281, SLG: 0.336 (1, 2)	1-0 L3			1-3 3-H 2-0 F4			3-2 4-3	0-0 L8		4	0	0	0	0	0	2				
Ken McMullen, R OBP: 0.303, SLG: 0.346 (1, 5)	0-1 1-3			1-0 SF7			2-1 1B 1B			2	0	1	1	0	0	0				
Willie Davis, L OBP: 0.254, SLG: 0.363 (1, 8)				3-H 3-1 L9			0-0 G6-4-3 1B			3	0	1	0	0	1	1				
Don Drysdale, R OBP: 0.197, SLG: 0.179 Ron Perranoski, L OBP: 0.143, SLG: 0.077 (1, 1) (8, 1)			3-2 L8		1-3 K		1-1 G6-4-3 1-2			3	0	0	0	0	1	2				
										0	0	0	0	0	0	0				
Inning Stats	R: 0 E: 0 K: 0 S: 4	H: 0 LOB: 0 BB: 1 P: 9	R: 1 E: 0 K: 0 S: 7	H: 1 LOB: 0 BB: 0 P: 9	R: 0 E: 0 K: 1 S: 10	H: 0 LOB: 0 BB: 0 P: 16	R: 3 E: 2 K: 0 S: 13	H: 3 LOB: 1 BB: 0 P: 22	R: 0 E: 0 K: 1 S: 6	H: 0 LOB: 0 BB: 1 P: 10	R: 0 E: 0 K: 0 S: 8	H: 2 LOB: 1 BB: 0 P: 14	R: 0 E: 0 K: 1 S: 5	H: 0 LOB: 0 BB: 0 P: 6	R: 0 E: 0 K: 0 S: 6	H: 1 LOB: 0 BB: 0 P: 10	1B: 6 2B: 0 3B: 0 HR: 1	SF: 1 SAC: 0 DP: 3 HBP: 0	WP: 0 PB: 0 SB: 1 CS: 1	PA: 33
PITCHER Roger Craig, R ERA: 3.67 (1, 1)	IP: 9.0 WLS: L BF: 33	H: 7 R: 4 ER: 2 SO: 3	BB: 2 IBB: 0 HBP: 0 BLK: 0	WP: 0 HR: 1 S: 66 P: 108	ERA: 2.00 WHIP: 1.000															

Los Angeles Dodgers @ New York Mets
Polo Grounds, New York, NY
Thu Jul 11 1963, 7:05 PM EDT
Att: 23,890 - Unknown

AB	30
R	4
H	7
RBI	3
BB	2
SO	3
LOB	8



Batter	1	2	3	4	5	6	7	8	9	AB	R	H	RBI	BB	SO	LOB	BOTTOM					
Jim Hickman, R OBP: 0.312, SLG: 0.395 (1, 5)	2-1 E5 CS		0-0 HR 1B		0-1 F2			0-0 F9	2-0 1B	5	1	2	0	0	0	1						
Tim Harkness, L OBP: 0.301, SLG: 0.351 (1, 3)	2-3 K 1-2		1-0 L6		0-1 1B			4-0 1B IBB	3-3 K	4	0	1	0	1	2	4						
Ron Hunt, R OBP: 0.337, SLG: 0.368 (1, 4)	2-2 5-3		2-0 F2		1-0 6-3			0-2 1-3		4	0	0	0	0	0	4						
Jesse Gonder, L OBP: 0.367, SLG: 0.723 (1, 2)		1-0 1-3	1-0 1-H HR		2-1 HR			0-0 G3		4	2	2	3	0	0	0						
Duke Snider, L OBP: 0.351, SLG: 0.451 (1, 9)		0-0 E 2B	1-3 K		0-0 G6-4-3 1B			0-0 L7		4	0	2	0	0	1	0						
Frank Thomas, R OBP: 0.319, SLG: 0.362 (1, 7)		4-0 E BB		2-2 5-3				0-0 G6-4-3 1-2	2-2 L7	3	0	0	0	1	0	1						
Jim Piersall, R OBP: 0.269, SLG: 0.280 (1, 8)		2-2 E6		1-0 4-3				1-1 4-3	2-2 F8	4	0	0	0	0	0	2						
Larry Burright, R OBP: 0.224, SLG: 0.277 (1, 6)		0-3 K		2-3 K				4-2 IBB BB	2-3 K	3	0	0	0	1	3	3						
Roger Craig, R OBP: 0.133, SLG: 0.093 Rod Kanehl, R OBP: 0.253, SLG: 0.261 (1, 1) (9, PH)		0-3 K		1-3 K				0-3 K	0-1 1B 1B	3	0	0	0	0	3	4						
										1	0	1	0	0	0	0						
Inning Stats	R: 0 E: 1 K: 1 S: 10	H: 0 LOB: 0 BB: 0 P: 16	R: 0 E: 1 K: 2 S: 15	H: 1 LOB: 3 BB: 1 P: 21	R: 2 E: 0 K: 1 S: 7	H: 2 LOB: 0 BB: 0 P: 12	R: 0 E: 0 K: 1 S: 7	H: 0 LOB: 0 BB: 0 P: 12	R: 0 E: 0 K: 1 S: 8	H: 1 LOB: 1 BB: 0 P: 10	R: 1 E: 0 K: 0 S: 6	H: 2 LOB: 0 BB: 0 P: 9	R: 0 E: 0 K: 1 S: 11	H: 0 LOB: 2 BB: 2 P: 19	R: 0 E: 0 K: 0 S: 5	H: 0 LOB: 0 BB: 0 P: 7	R: 0 E: 0 K: 2 S: 12	H: 2 LOB: 2 BB: 0 P: 21	1B: 5 2B: 1 3B: 0 HR: 2	SF: 0 SAC: 0 DP: 1 HBP: 0	WP: 0 PB: 0 SB: 0 CS: 1	PA: 38
PITCHER Don Drysdale, R ERA: 2.79 Ron Perranoski, L ERA: 1.61 (1, 1) (8, 1)	IP: 7.0 WLS: W BF: 30	H: 6 R: 3 ER: 3 SO: 7	BB: 2 IBB: 1 HBP: 0 BLK: 0	WP: 0 HR: 2 S: 64 P: 99	ERA: 3.86 WHIP: 1.143																	
PITCHER	IP: 2.0 WLS: S BF: 8	H: 2 R: 0 ER: 0 SO: 2	BB: 0 IBB: 0 HBP: 0 BLK: 0	WP: 0 HR: 0 S: 17 P: 28	ERA: 0.00 WHIP: 1.000																	

Los Angeles Dodgers @ New York Mets
Polo Grounds, New York, NY
Thu Jul 11 1963, 7:05 PM EDT
Att: 23,890 - Unknown

AB	35
R	3
H	8
RBI	3
BB	3
SO	9
LOB	19



Batter	1	2	3	4	5	6	7	8	9	AB	R	H	RBI	BB	SO	LOB	TOP		
Maury Wills, S (1, 6) OBP: 0.373, SLG: 0.362	0-1 SF7 3B		4-0 BB		4-0 SH5-3 BB					1	1	1	0	2	0	0	Los Angeles Dodgers @ Philadelphia Phillies Connie Mack Stadium, Philadelphia, PA Sun Jul 14 1963, 3:33 AM EDT Att: 23,542 - Overcast livebaseballscorecards.com		
Jim Gilliam, S (1, 4) OBP: 0.348, SLG: 0.406	1-2 SF7		0-0 G4-6-3 1-2f		1-1 SH5-3					1	0	0	1	0	0	2			
Wally Moon, L (1, 9) OBP: 0.362, SLG: 0.395	0-1 3-1			1-1 4-3	1-0 F7					3	0	0	0	0	0	1			
Tommy Davis, R (1, 7) OBP: 0.366, SLG: 0.453	1-0 4-3			0-0 FC6 2B	3-2 F7					3	0	1	0	0	0	1			
Ron Fairly, L (1, 3) OBP: 0.356, SLG: 0.410		0-1 G5-4-3 1B		1-0 FC6 1B E		2-3 K				3	1	1	0	0	1	1			
John Roseboro, L (1, 2) OBP: 0.287, SLG: 0.345		3-1 F5		3-2 E 1B		1-3 K				3	1	1	0	0	1	1			
Ken McMullen, R (1, 5) OBP: 0.287, SLG: 0.301		1-0 G5-4-3 1-2f		0-0 E6 1B		2-3 K				3	0	0	0	0	1	2			
Willie Davis, L (1, 8) OBP: 0.262, SLG: 0.370			1-2 1B	1-2 1B	2-2 1B					2	0	2	1	0	0	0			
Johnny Podres, L (1, 1) OBP: 0.053, SLG: 0.056			1-0 1B	3-2 F3						2	0	1	0	0	0	2			
Inning Stats	R: 1 E: 0 K: 0 S: 8	H: 1 LOB: 0 BB: 0 P: 10	R: 0 E: 0 K: 0 S: 5	H: 1 LOB: 0 BB: 0 P: 9	R: 0 E: 0 K: 0 S: 5	H: 2 LOB: 1 BB: 1 P: 11	R: 2 E: 1 K: 0 S: 20	H: 3 LOB: 2 BB: 0 P: 30	R: 0 E: 0 K: 0 S: 7	H: 0 LOB: 1 BB: 1 P: 15	R: 0 E: 0 K: 3 S: 10	H: 0 LOB: 0 BB: 0 P: 15							
PITCHER	IP	WLS	BF	H	R	ER	SO	BB	IBB	HBP	BLK	WP	HR	S	P	ERA	WHIP		
Cal McLish, R (1, 1) ERA: 3.01	5.0	L	22	7	3	1	0	2	0	0	0	0	0	45	75	1.80	1.800		
John Boozer, R (6, 1) ERA: 3.95	1.0		3	0	0	0	3	0	0	0	0	0	0	10	15	0.00	0.000		
PITCHER	IP	WLS	BF	H	R	ER	SO	BB	IBB	HBP	BLK	WP	HR	S	P	ERA	WHIP		

AB 21
R 3
H 7
RBI 2
BB 2
SO 3
LOB 10



WP: 0 PA: 25
PB: 0
SB: 0
CS: 0

Batter	1	2	3	4	5	6	7	8	9	AB	R	H	RBI	BB	SO	LOB	BOTTOM		
Tony Taylor, R (1, 4) OBP: 0.339, SLG: 0.348	0-0 F4		0-1 G3-6-3 1B		0-1 L3 1-2					3	0	1	0	0	0	1	Los Angeles Dodgers @ Philadelphia Phillies Connie Mack Stadium, Philadelphia, PA Sun Jul 14 1963, 3:33 AM EDT Att: 23,542 - Overcast livebaseballscorecards.com		
Johnny Callison, L (1, 9) OBP: 0.338, SLG: 0.447	1-0 HR		0-2 G3-6-3 1-2f		0-2 6-3					3	1	1	1	0	0	1			
Tony Gonzalez, L (1, 7) OBP: 0.368, SLG: 0.417	4-1 FC6-4 BB			0-2 1B 2B	0-2 F7					2	0	1	0	1	0	0			
Roy Sievers, R (1, 3) OBP: 0.303, SLG: 0.417	2-3 K			1-0 5-3	2-2 2B					3	0	1	0	0	1	2			
Don Demeter, R (1, 8) OBP: 0.338, SLG: 0.483	1-0 FC6-4 1-2f			2-2 1B	3-2 F7					3	0	1	0	0	0	2			
Don Hoak, R (1, 5) OBP: 0.274, SLG: 0.299		0-1 SH1-3 2B		0-2 5-3						2	0	1	0	0	0	1			
Clay Dalrymple, L (1, 2) OBP: 0.339, SLG: 0.358		0-1 SH1-3			2-1 L9					1	0	0	0	0	0	0			
Ruben Amaro, R (1, 6) OBP: 0.254, SLG: 0.303		1-3 K			1-0 HR					2	1	1	1	0	1	1			
Cal McLish, S (1, 1) OBP: 0.320, SLG: 0.326			2-3 K		4-2 HR					1	0	0	0	0	1	0			
Earl Averill, R (5, PH) OBP: 0.311, SLG: 0.316										0	0	0	0	1	0	0			
John Boozer, R (6, 1) ERA: 3.95										0	0	0	0	0	0	0			
Inning Stats	R: 1 E: 0 K: 1 S: 8	H: 1 LOB: 1 BB: 1 P: 16	R: 0 E: 0 K: 1 S: 8	H: 1 LOB: 0 BB: 0 P: 8	R: 0 E: 0 K: 1 S: 8	H: 1 LOB: 0 BB: 0 P: 10	R: 0 E: 0 K: 0 S: 11	H: 2 LOB: 1 BB: 0 P: 14	R: 1 E: 0 K: 0 S: 7	H: 1 LOB: 0 BB: 1 P: 14	R: 0 E: 0 K: 0 S: 15	H: 1 LOB: 1 BB: 0 P: 20							
PITCHER	IP	WLS	BF	H	R	ER	SO	BB	IBB	HBP	BLK	WP	HR	S	P	ERA	WHIP		
Johnny Podres, L (1, 1) ERA: 2.79	6.0	W	23	7	2	2	3	2	0	0	0	0	2	57	82	3.00	1.500		
PITCHER	IP	WLS	BF	H	R	ER	SO	BB	IBB	HBP	BLK	WP	HR	S	P	ERA	WHIP		

AB 20
R 2
H 7
RBI 2
BB 2
SO 3
LOB 8



WP: 0 PA: 23
PB: 0
SB: 0
CS: 0

Batter	1	2	3	4	5	6	7	8	9	10	11	AB	R	H	RBI	BB	SO	LOB	TOP					
Maury Wills, S OBP: 0.377, SLG: 0.364	(1,6) 4-3 BB SF8		(1,1) 1-1 BB BB 1B	(1,3) 1-3 K			(1,3) 0-3 K		(1,2) 0-2 1B			4	2	2	1	1	2	2						
Jim Gilliam, S OBP: 0.352, SLG: 0.405	(1,4) 4-1 BB 1-2 BB		(1,1) 4-1 BB BB		(2,0) 5-3		(1,0) 0-0 CS 1B		(0,0) F5			3	0	1	1	2	0	2						
Wally Moon, L OBP: 0.388, SLG: 0.398	(1,9) 0-0 4-3		(1,0) 4-0 BB 1-2 2-3 BB		(2,2) 2-2 G1-6-3 1B		(1,0) 3-H 1-0 CS 1B		(2,2) F9			4	0	2	0	1	0	2						
Tommy Davis, R OBP: 0.363, SLG: 0.448	(1,7) 1-0 SF8		(1,2) 4-2 BB 1-2 2-3 3-4 BB		(0,0) G1-6-3 1-2f		(1,2) 5-3		(2,0) F4			3	0	0	2	1	0	2						
Ron Fairly, L OBP: 0.351, SLG: 0.403	(1,3) 3-H 1-0 F9		(1,0) 1-0 K		(3,3) 3-3 K		(1,0) 4-3		(2,0) G4-6-3 1B			5	0	0	0	0	2	5						
John Roseboro, L OBP: 0.259, SLG: 0.340	(1,2) 1-0 F6		(2,1) 2-1 G3		(1,0) 1-0 F3				(4,2) FC5-6 BB		(0,1) 0-1 L4	4	0	0	0	1	0	3						
Ken McMullen, R OBP: 0.257, SLG: 0.289	(1,5) 1-1 F5			(1,3) 1-3 K		(0,0) 3-1			(0,0) FC5-6 BB 1-2f		(1,2) 5-3	4	0	0	0	0	1	1						
Nate Oliver, R OBP: 0.291, SLG: 0.307	(9, PR)											1	1	0	0	0	0	0						
Willie Davis, L OBP: 0.261, SLG: 0.365	(1,8) 0-2 F5			(1,0) 1-0 F8			(4,2) E 1B BB		(2,1) 2-1 F8		(1,0) 4-3	4	1	0	0	1	0	1						
Don Drysdale, R OBP: 0.200, SLG: 0.190	(1,1) 1-1 K		(1,3) 1-3 K		(0,1) 0-1 F7				(4,2) 1B BB			2	0	1	0	0	1	0						
Larry Sherry, R	(5, 1)											0	0	0	0	0	0	0						
Frank Howard, R OBP: 0.302, SLG: 0.459	(7, PH)											1	0	0	0	0	0	1						
Ron Perranoski, L OBP: 0.200, SLG: 0.077	(7, 1)											0	0	0	0	1	0	0						
Ed Roebuck, R OBP: 0.333, SLG: 0.333	(11, 1)											0	0	0	0	0	0	0						
Inning Stats	R: 1 E: 0 K: 0 S: 5	H: 0 LOB: 1 BB: 2 P: 15	R: 0 E: 0 K: 0 S: 6	H: 0 LOB: 0 BB: 0 P: 8	R: 1 E: 0 K: 2 S: 13	H: 1 LOB: 3 BB: 3 P: 29	R: 0 E: 0 K: 2 S: 10	H: 1 LOB: 1 BB: 0 P: 14	R: 0 E: 0 K: 1 S: 5	H: 0 LOB: 0 BB: 0 P: 9	R: 1 E: 1 K: 1 S: 9	H: 1 LOB: 0 BB: 1 P: 14	R: 0 E: 0 K: 0 S: 8	H: 0 LOB: 0 BB: 0 P: 11	R: 1 E: 0 K: 0 S: 14	H: 1 LOB: 2 BB: 2 P: 24	R: 0 E: 0 K: 0 S: 3	H: 1 LOB: 0 BB: 0 P: 7	R: 0 E: 0 K: 0 S: 7	H: 0 LOB: 0 BB: 0 P: 9	1B: 6 2B: 0 3B: 0 HR: 0	SF: 1 SAC: 0 DP: 2 HBP: 0	WP: 0 PB: 0 SB: 0 CS: 1	PA: 45
PITCHER	IP WLS BF H R ER SO BB IBB HBP BLK WP HR S P ERA WHIP																							
Ray Culp, R ERA: 2.58	(1, 1) 5.2 19 3 1 0 5 1 0 0 0 0 0 0 42 64 0.00 0.706																							
Dennis Bennett, L ERA: 2.16	(3, 1) 3.0 W 12 2 1 1 0 2 0 0 0 0 0 0 24 40 3.00 1.333																							
Jack Baldschun, R ERA: 2.35	(9, 1)																							

Los Angeles Dodgers @ Philadelphia Phillies
 Connie Mack Stadium, Philadelphia, PA
 Mon Jul 15 1963, 7:05 PM EDT
 Att: 19,488 - Unknown

AB 35
 R 4
 H 6
 RBI 4
 BB 8
 SO 6
 LOB 19



Batter	1	2	3	4	5	6	7	8	9	10	11	AB	R	H	RBI	BB	SO	LOB	BOTTOM					
Tony Taylor, R OBP: 0.344, SLG: 0.354	(1,4) 0-3 K		(1,3) 1-3 K		(0,1) 0-1 E 2B		(1,2) 1-2 1B		(1,1) 1-1 1B SH5-4 SF8 1B		(4,0) 4-0 1B	5	2	3	0	1	2	0						
Johnny Callison, L OBP: 0.342, SLG: 0.449	(1,9) 0-0 FC6-4 1B		(0,0) 0-0 1B		(1,3) 1-3 K		(3,2) 3-2 F5		(0,0) 0-0 SH5-4 1B		(0,1) 0-1 1B	5	0	3	0	0	1	2						
Tony Gonzalez, L OBP: 0.373, SLG: 0.425	(1,8) 1-0 FC6-4 1B		(0,0) 0-0 1B		(0,1) 0-1 E8 E 2B		(2,2) 2-2 4-3		(1,2) 1-2 SF8 IBB 1B		(1,1) 1-1 1-3	6	1	4	1	0	0	0						
Wes Covington, L OBP: 0.385, SLG: 0.557	(1,7) 0-1 FC6-4			(2,2) 2-2 L8		(1,2) 1-2 4-3		(3,1) 3-1 F8		(4,0) 4-0 SF8 IBB		(2,1) 2-1 E4 1B	3	0	0	0	0	3						
Don Demeter, R OBP: 0.339, SLG: 0.480	(7, PH) 1-2f 2-3												2	1	0	0	1	0						
Roy Sievers, R OBP: 0.313, SLG: 0.438	(1,3) 0-0 F8			(1,1) 1-1 HR		(1,2) 1-2 E5 FC5 1B		(1,2) 1-2 1B		(0,0) 0-0 SF8		(4,0) 4-0 1B	4	1	3	3	1	0	2					
Clay Dalrymple, L OBP: 0.342, SLG: 0.357	(1,2) 1-2 G3			(3,2) 3-2 1B		(4,2) 4-2 1B		(0,1) 0-1 G3		(1,1) 1-1 3-1		(0,0) 0-0 1B	3	0	1	0	1	0	1					
Bob Oldis, R OBP: 0.226, SLG: 0.290	(9, PH) 10, 2)												2	0	1	1	0	0	2					
Don Hoak, R OBP: 0.276, SLG: 0.302	(1,5) 0-1 F6			(2,1) 2-1 1B		(3,1) 3-1 FC5		(2,2) 2-2 6-3					5	0	2	0	0	2						
Ruben Amaro, R OBP: 0.252, SLG: 0.300	(1,6) 0-0 F4			(2,3) 2-3 K		(0,3) 0-3 K		(0,0) 0-0 5-3		(0,1) 0-1 FC2-6 1B			1	0	0	0	0	0						
Cal Emery, L OBP: 0.243, SLG: 0.290	(4, PH) 1-2f 2-3												1	0	0	0	0	1	2					
Bobby Wine, R OBP: 0.243, SLG: 0.290	(5, 6)												3	0	0	0	0	1	1					
Ray Culp, R ERA: 2.86	(1, 1) 4.2 10 3 0 2 1 0 0 0 0 0 0 17 24 0.00 0.750																							
Larry Sherry, R ERA: 2.63	(5, 1) 1.1 5 1 0 0 6 0 0 0 0 0 0 35 57 2.25 1.250																							
Ron Perranoski, L ERA: 1.83	(7, 1) 0.1 L 4 1 1 0 0 0 1 0 0 0 0 0 5 12 0.00 3.000																							
Ed Roebuck, R ERA: 3.5	(11, 1)																							
Inning Stats	R: 0 E: 0 K: 1 S: 8	H: 2 LOB: 2 BB: 0 P: 9	R: 0 E: 0 K: 0 S: 6	H: 0 LOB: 0 BB: 0 P: 7	R: 0 E: 0 K: 2 S: 8	H: 2 LOB: 2 BB: 0 P: 11	R: 1 E: 0 K: 2 S: 17	H: 3 LOB: 2 BB: 0 P: 28	R: 2 E: 2 K: 1 S: 19	H: 3 LOB: 2 BB: 1 P: 29	R: 0 E: 0 K: 2 S: 15	H: 1 LOB: 1 BB: 0 P: 19	R: 0 E: 0 K: 0 S: 9	H: 0 LOB: 0 BB: 0 P: 14	R: 1 E: 0 K: 0 S: 10	H: 2 LOB: 2 BB: 1 P: 17	R: 0 E: 0 K: 0 S: 6	H: 2 LOB: 2 BB: 1 P: 10	R: 1 E: 1 K: 0 S: 5	H: 1 LOB: 2 BB: 1 P: 12	1B: 14 2B: 2 3B: 0 HR: 1	SF: 1 SAC: 2 DP: 0 HBP: 0	WP: 0 PB: 0 SB: 0 CS: 0	PA: 51
PITCHER	IP WLS BF H R ER SO BB IBB HBP BLK WP HR S P ERA WHIP																							
Don Drysdale, R ERA: 2.86	(1, 1) 4.2 10 3 0 2 1 0 0 0 0 0 0 17 24 0.00 0.750																							
Larry Sherry, R ERA: 2.63	(5, 1) 1.1 5 1 0 0 6 0 0 0 0 0 0 35 57 2.25 1.250																							
Ron Perranoski, L ERA: 1.83	(7, 1) 0.1 L 4 1 1 0 0 0 1 0 0 0 0 0 5 12 0.00 3.000																							
Ed Roebuck, R ERA: 3.5	(11, 1)																							


Los Angeles Dodgers @ Philadelphia Phillies
 Connie Mack Stadium, Philadelphia, PA
 Mon Jul 15 1963, 7:05 PM EDT
 Att: 19,488 - Unknown

AB 44
 R 5
 H 17
 RBI 5
 BB 4
 SO 8
 LOB 17



Batter	1	2	3	4	5	6	7	8	9	AB	R	H	RBI	BB	SO	LOB	TOP			
Maury Wills, S OBP: 0.374, SLG: 0.361 (1, 6)	1-1 5-3		0-2 4-3	0-0 G3		2-2 2B 1B		1-3 K		5	1	1	0	0	1	2	Los Angeles Dodgers @ Philadelphia Phillies Connie Mack Stadium, Philadelphia, PA Tue Jul 16 1963, 7:05 PM EDT Unknown livebaseballscorecards.com			
Jim Gilliam, S OBP: 0.356, SLG: 0.414 (1, 4)	2-1 F4		1-2 3-1		1-0 1B 2B	1-2 1B 2B		4-0 BB BB		4	1	2	1	1	0	0				
Wally Moon, L OBP: 0.374, SLG: 0.418 (1, 9)	2-1 1B 1B		2-1 HR		2-3 K 2B	1-2 4-3		4-1 BB BB		4	1	2	1	1	1	2				
Tommy Davis, R OBP: 0.367, SLG: 0.456 (1, 7)	1-2 1B 1B		0-0 6-3		4-0 1B IBB		0-0 3B	2-1 L6		4	0	2	0	1	0	3				
Ron Fairly, L OBP: 0.349, SLG: 0.400 (1, 3)	0-1 F4			2-2 BB 1B	0-3 K		0-1 F9	2-1 F3		5	1	1	0	0	1	5				
John Roseboro, L OBP: 0.291, SLG: 0.346 (1, 2)		0-0 FC4-5 2B		4-1 1B SF8 BB	0-0 1B		0-3 K	2-2 F5		4	1	2	1	1	1	1				
Willie Davis, L OBP: 0.260, SLG: 0.362 (1, 8)		1-0 FC4-5		2-2 1B	0-3 K		0-3 K	1-2 4-3		5	0	1	1	0	2	4				
Ken McMullen, R OBP: 0.257, SLG: 0.300 (1, 5)		0-3 K		0-2 SF8		0-1 6-3		1-0 SH5-4 2B		3	0	1	1	0	1	1				
Sandy Koufax, R OBP: 0.123, SLG: 0.067 (1, 1)	0-1 5-3			3-H 1-3 K		0-2 1-3		1-1 SH5-4		3	0	0	0	0	1	2				
Inning Stats	R: 0 E: 0 K: 0 S: 11	H: 2 LOB: 2 BB: 0 P: 17	R: 0 E: 0 K: 1 S: 7	H: 1 LOB: 1 BB: 0 P: 8	R: 1 E: 0 K: 0 S: 9	H: 1 LOB: 0 BB: 0 P: 12	R: 2 E: 0 K: 1 S: 15	H: 2 LOB: 1 BB: 1 P: 24	R: 1 E: 0 K: 3 S: 11	H: 2 LOB: 2 BB: 1 P: 18	R: 0 E: 0 K: 2 S: 10	H: 1 LOB: 1 BB: 0 P: 10	R: 0 E: 0 K: 1 S: 9	H: 1 LOB: 3 BB: 2 P: 22	R: 0 E: 0 K: 0 S: 8	H: 0 LOB: 0 BB: 0 P: 13	1B: 6 2B: 4 3B: 1 HR: 1	SF: 1 SAC: 1 DP: 0 HBP: 0	WP: 0 PB: 0 SB: 0 CS: 0	PA: 43
PITCHER	IP WLS BF H R ER SO BB IBB HBP BLK WP HR S P ERA WHIP	IP WLS BF H R ER SO BB IBB HBP BLK WP HR S P ERA WHIP																		
Art Mahaffey, R ERA: 4.07 (1, 1)	3.1 L 17 6 3 3 1																			
Chris Short, L ERA: 4.34 (4, 1)	4.1 22 6 2 2 7																			
Jack Baldschun, R ERA: 2.34 (8, 1)	0.1 1 0 0 0 0																			
John Boozar, R ERA: 3.81 (9, 1)	1.0 3 0 0 0 0																			

Batter	1	2	3	4	5	6	7	8	9	AB	R	H	RBI	BB	SO	LOB	BOTTOM					
Tony Taylor, R OBP: 0.343, SLG: 0.356 (1, 4)	1-3 K			0-0 5-3			1-2 1B SF7 2B	1-2 4-3		4	1	1	0	0	1	1	Los Angeles Dodgers @ Philadelphia Phillies Connie Mack Stadium, Philadelphia, PA Tue Jul 16 1963, 7:05 PM EDT Unknown livebaseballscorecards.com					
Johnny Callison, L OBP: 0.341, SLG: 0.447 (1, 9)	2-3 K			1-2 F8			0-1 SF7 1B	0-0 4-3		4	0	1	0	0	1	0						
Tony Gonzalez, L OBP: 0.369, SLG: 0.421 (1, 7)	3-2 L7			0-1 4-3			2-2 SF7	1-3 K		3	0	0	1	0	1	0						
Roy Sievers, R OBP: 0.312, SLG: 0.440 (1, 3)		3-2 F5			0-2 1-3		0-2 F8	1-0 1B 2B		4	0	1	0	0	0	1						
Don Demeter, R OBP: 0.337, SLG: 0.477 (1, 8)		0-0 F3			3-3 K		0-0 F5	1-0 FC6-4 1B		4	0	1	0	0	1	1						
Don Hoak, R OBP: 0.276, SLG: 0.305 (1, 5)		2-3 K			2-1 L8			0-0 2B 2B	1-1 FC6-4	4	1	1	0	0	1	2						
Bob Oldis, R OBP: 0.206, SLG: 0.265 (1, 2)			1-1 F6			0-2 F8		0-0 F9		3	0	0	0	0	0	1						
Ruben Amaro, R OBP: 0.246, SLG: 0.293 (1, 6)			0-3 K			0-0 F8		2-1 L7		3	0	0	0	0	1	1						
Art Mahaffey, R OBP: 0.156, SLG: 0.205 (1, 1)			1-1 F9			1-3 K		2-0 2B		1	0	0	0	0	0	0						
Chris Short, R OBP: 0.083, SLG: 0.167 (4, 1)										1	0	0	0	0	1	0						
Jack Baldschun, R OBP: 0.083, SLG: 0.167 (8, 1)										0	0	0	0	0	0	0						
Earl Averill, R OBP: 0.319, SLG: 0.350 (8, PH)										1	0	1	1	0	0	0						
John Boozar, R OBP: 0.319, SLG: 0.350 (9, 1)										0	0	0	0	0	0	0						
Inning Stats	R: 0 E: 0 K: 2 S: 9	H: 0 LOB: 0 BB: 0 P: 15	R: 0 E: 0 K: 1 S: 7	H: 0 LOB: 0 BB: 0 P: 12	R: 0 E: 0 K: 1 S: 7	H: 0 LOB: 0 BB: 0 P: 9	R: 0 E: 0 K: 0 S: 6	H: 0 LOB: 0 BB: 0 P: 7	R: 0 E: 0 K: 1 S: 9	H: 0 LOB: 0 BB: 0 P: 14	R: 0 E: 0 K: 1 S: 7	H: 0 LOB: 0 BB: 0 P: 8	R: 1 E: 0 K: 0 S: 15	H: 2 LOB: 1 BB: 0 P: 18	R: 1 E: 0 K: 0 S: 8	H: 2 LOB: 1 BB: 0 P: 13	R: 0 E: 0 K: 1 S: 8	H: 2 LOB: 2 BB: 0 P: 12	1B: 2 2B: 4 3B: 0 HR: 0	SF: 1 SAC: 0 DP: 0 HBP: 0	WP: 0 PB: 0 SB: 0 CS: 0	PA: 33
PITCHER	IP WLS BF H R ER SO BB IBB HBP BLK WP HR S P ERA WHIP	IP WLS BF H R ER SO BB IBB HBP BLK WP HR S P ERA WHIP																				
Sandy Koufax, L ERA: 1.65 (1, 1)	9.0 W 33 6 2 2 7																					

Batter	1	2	3	4	5	6	7	8	9	AB	R	H	RBI	BB	SO	LOB	TOP			
Maury Wills, S OBP: 0.373, SLG: 0.358 Dick Tracewski, R OBP: 0.290, SLG: 0.258	1-1 1-4-3		4-2 G4-6-3 BB		3-2 F5		4-2 1B E BB		0-1 6-3	2	0	0	0	1	0	0	Los Angeles Dodgers @ Philadelphia Phillies Connie Mack Stadium, Philadelphia, PA Tue Jul 16 1963, 7:05 PM EDT Att: 35,353 - Unknown			
Willie Davis, L OBP: 0.257, SLG: 0.357	1-0 F3		0-0 G4-6-3 1-2		0-1 F7		1-2 E3 1B			4	0	0	0	0	0	3				
Wally Moon, L OBP: 0.372, SLG: 0.414	0-1 6-3					1-2 5-3	1-0 FC6-4 1B			4	0	1	1	0	0	0				
Tommy Davis, R OBP: 0.369, SLG: 0.456				1-1 BB 1B 1B		0-0 4-3	1-2 FC6-4 1B			4	1	2	0	0	0	3				
Ron Fairly, L OBP: 0.350, SLG: 0.399	2-2 L8		0-0 1B BB 1B		4-2 BB		1-3 K			3	0	1	0	1	1	1				
Ken McMullen, R OBP: 0.257, SLG: 0.298	2-3 K		0-1 L4		3-3 K		1-1 G4-6-3 1B			4	0	1	0	0	2	4				
Nate Oliver, R OBP: 0.296, SLG: 0.308	0-0 1B		4-0 1B BB		0-0 L8		1-1 G4-6-3			3	0	1	0	1	0	1				
Doug Camilli, R OBP: 0.247, SLG: 0.324	1-2 6-3		2-1 1B		0-1 E BB 1B		3-2 6-3			4	1	2	1	0	0	2				
Nick Wilhite, L OBP: 0.280, SLG: 0.375 Ed Roebuck, R OBP: 0.290, SLG: 0.250 Dick Scott, L OBP: 0.240, SLG: 0.289 Bill Skowron, R OBP: 0.274, SLG: 0.289 Dick Calmus, R OBP: 0.250, SLG: 0.413 Jim Gilliam, S OBP: 0.300, SLG: 0.413 Larry Sherry, R OBP: 0.300, SLG: 0.457	0-1 L9		0-2 6-3		2-1 F8		3-2 P6			0	0	0	0	0	0	0				
Inning Stats	R: 0 E: 0 K: 0 S: 5	H: 0 LOB: 0 BB: 0 P: 7	R: 0 E: 0 K: 1 S: 11	H: 2 LOB: 2 BB: 0 P: 16	R: 0 E: 0 K: 0 S: 6	H: 0 LOB: 0 BB: 1 P: 10	R: 1 E: 0 K: 0 S: 9	H: 3 LOB: 3 BB: 1 P: 16	R: 0 E: 0 K: 1 S: 8	H: 0 LOB: 0 BB: 0 P: 18	R: 1 E: 1 K: 0 S: 16	H: 2 LOB: 3 BB: 1 P: 25	R: 0 E: 0 K: 1 S: 7	H: 1 LOB: 0 BB: 0 P: 10	R: 0 E: 0 K: 0 S: 8	H: 0 LOB: 0 BB: 0 P: 14			1B: 8 2B: 0 3B: 0 HR: 0	SF: 0 SAC: 0 DP: 2 HBP: 0
PITCHER Dallas Green, R ERA: 2.3	IP: 9.0 WLS: W BF: 37 H: 8 R: 2 ER: 1 SO: 3 BB: 4 IBB: 0 HBP: 0 BLK: 0 WP: 0 HR: 0 S: 80 P: 127 ERA: 1.00 WHIP: 1.333															PITCHER				

Batter	1	2	3	4	5	6	7	8	9	AB	R	H	RBI	BB	SO	LOB	BOTTOM			
Tony Taylor, R OBP: 0.342, SLG: 0.355	1-1 E9 1B	0-1 4-3		1-2 F4			2-0 F9			4	1	1	0	0	0	0	Los Angeles Dodgers @ Philadelphia Phillies Connie Mack Stadium, Philadelphia, PA Tue Jul 16 1963, 7:05 PM EDT Att: 35,353 - Unknown			
Johnny Callison, L OBP: 0.348, SLG: 0.471	1-2 2B 1B		0-0 HR	1-2 HR			0-0 G4-6-3 1B			4	3	4	3	0	0	0				
Tony Gonzalez, L OBP: 0.370, SLG: 0.423	3-2 2H 1B 2B		4-0 2B 1B BB	0-0 5-3			0-1 G4-6-3 1-2			3	2	1	1	1	0	1				
Roy Sievers, R OBP: 0.315, SLG: 0.445	1-2 FC5-4 2H 1B		1-2 1B 2B		1-1 F9		0-0 F5			4	1	2	1	0	0	0				
Don Demeter, R OBP: 0.339, SLG: 0.475	3-3 K		1-2 E7 1B		2-3 K		4-1 1B 2B BB			3	2	1	2	1	2	1				
Don Hoak, R OBP: 0.276, SLG: 0.304	2-2 FC5-4 1-2 K		2-2 G4-6-3 1B		1-3 K		3-2 F9			4	0	1	0	0	1	2				
Clay Dalrymple, L OBP: 0.340, SLG: 0.356	3-2 F9		2-1 F4			2-0 F9		3-2 2B 1B		4	1	1	0	0	0	2				
Ruben Amaro, R OBP: 0.246, SLG: 0.299		3-2 F7	1-0 G4-6-3 1-2		0-0 F9		0-2 1H 2B			4	0	1	2	0	0	1				
Dallas Green, L OBP: 0.059, SLG: 0.059		2-0 5-3		0-3 K		0-3 K		0-3 K		4	0	0	0	0	3	1				
Inning Stats	R: 3 E: 1 K: 1 S: 21	H: 4 LOB: 1 BB: 0 P: 35	R: 0 E: 0 K: 0 S: 7	H: 0 LOB: 0 BB: 0 P: 12	R: 4 E: 1 K: 0 S: 17	H: 4 LOB: 0 BB: 1 P: 28	R: 1 E: 0 K: 1 S: 10	H: 1 LOB: 0 BB: 0 P: 12	R: 0 E: 0 K: 2 S: 9	H: 0 LOB: 0 BB: 0 P: 13	R: 0 E: 0 K: 1 S: 5	H: 0 LOB: 0 BB: 0 P: 7	R: 0 E: 0 K: 0 S: 4	H: 1 LOB: 0 BB: 0 P: 6	R: 2 E: 0 K: 1 S: 16	H: 2 LOB: 1 BB: 1 P: 26		1B: 7 2B: 3 3B: 0 HR: 2	SF: 0 SAC: 0 DP: 2 HBP: 0	WP: 0 PB: 0 SB: 1 CS: 0
PITCHER Nick Wilhite, L ERA: 2.76 Ed Roebuck, R ERA: 4.23 Dick Scott, L ERA: 6.3 Dick Calmus, R ERA: 1.84 Larry Sherry, R ERA: 2.93	IP: 0.0 WLS: L BF: 4 H: 4 R: 3 ER: 4 SO: 3 BB: 1 IBB: 0 HBP: 0 BLK: 0 WP: 0 HR: 1 S: 31 P: 52 ERA: 18.00 WHIP: 2.500															PITCHER				

Batter	1	2	3	4	5	6	7	8	9	AB	R	H	RBI	BB	SO	LOB	TOP					
Maury Wills, S (1, 6) OBP: 0.373, SLG: 0.358	1-2 L8		2-2 6-3		0-0 SH5-3		3-1 1B			3	0	1	0	0	0	0	Los Angeles Dodgers @ Pittsburgh Pirates Forbes Field, Pittsburgh, PA Wed Jul 17 1963, 7:05 PM EDT Att: 16,658 - Unknown					
Jim Gilliam, S (1, 4) OBP: 0.357, SLG: 0.412	3-2 1B		3-1 3-1		4-2 FC6-4 BB		2-2 6-3			3	0	1	0	1	0	1						
Wally Moon, L (1, 9) OBP: 0.364, SLG: 0.405	3-1 F8		0-3 K		0-0 F7			0-1 4-1		4	0	0	0	0	1	3						
Tommy Davis, R (1, 7) OBP: 0.367, SLG: 0.460	1-3 K			0-0 1B 3B	0-0 FC6-4			2-0 3-1		4	1	1	0	0	1	3						
Ron Fairly, L (1, 3) OBP: 0.355, SLG: 0.411		3-2 HR		2-2 FC4-6 1B		4-1 G4-6-3 BB		1-3 K		3	1	2	2	1	1	0						
John Roseboro, L (1, 2) OBP: 0.287, SLG: 0.341	0-0 L8		3-1 FC4-6 G3		0-0 G4-6-3			3-3 K		4	0	0	0	0	1	2						
Willie Davis, L (1, 8) OBP: 0.257, SLG: 0.366	2-2 HR		2-2 G3		0-0 F2			0-1 L8		4	1	1	1	0	0	1						
Ken McMullen, R (1, 5) OBP: 0.256, SLG: 0.296	1-2 4-3		3-0 4-3			0-3 K		1-1 1B		4	0	1	0	0	1	1						
Bob Miller, R (1, 1) OBP: 0.079, SLG: 0.056	3-2 F5				0-1 SH5-3 1B		0-3 K		0-3 K	3	0	1	0	0	1	0						
Ron Perranoski, L (7, 1) OBP: 0.188, SLG: 0.071									0-3 K	1	0	0	0	0	1	1						
Inning Stats	R: 0 E: 0 K: 1 S: 13	H: 1 LOB: 1 BB: 0 P: 21	R: 2 E: 0 K: 0 S: 16	H: 2 LOB: 0 BB: 0 P: 25	R: 0 E: 0 K: 1 S: 8	H: 0 LOB: 0 BB: 0 P: 13	R: 1 E: 0 K: 0 S: 10	H: 2 LOB: 1 BB: 0 P: 20	R: 0 E: 0 K: 0 S: 7	H: 1 LOB: 2 BB: 1 P: 11	R: 0 E: 0 K: 0 S: 3	H: 0 LOB: 0 BB: 0 P: 7	R: 0 E: 0 K: 2 S: 11	H: 1 LOB: 1 BB: 0 P: 16	R: 0 E: 0 K: 1 S: 6	H: 0 LOB: 0 BB: 0 P: 9	R: 0 E: 0 K: 2 S: 10	H: 1 LOB: 1 BB: 0 P: 14	1B: 5 2B: 0 3B: 1 HR: 2	SF: 0 SAC: 1 DP: 1 HBP: 0	WP: 0 PB: 0 SB: 1 CS: 0	PA: 36
PITCHER	IP	WLS	BF	H	R	ER	SO	BB	IBB	HBP	BLK	WP	HR	S	P	ERA	WHIP					
Vern Law, R (1, 1) ERA: 4.89	3.0	L	14	5	3	3	2	0	0	0	0	0	2	41	65	9.00	1.667					
Tommye Sisk, R (4, 1) ERA: 3.52	4.0		15	2	0	0	2	2	0	0	0	0	0	27	48	0.00	1.000					
Harvey Haddix, L (8, 1) ERA: 3.83	2.0		7	1	0	0	3	0	0	0	0	0	0	16	23	0.00	0.500					

AB 33
R 3
H 8
RBI 3
BB 2
SO 7
LOB 12



Batter	1	2	3	4	5	6	7	8	9	AB	R	H	RBI	BB	SO	LOB	BOTTOM					
Dick Schofield, S (1, 6) OBP: 0.350, SLG: 0.323	0-0 F7		2-2 FC4-6 1B		1-2 L7		0-0 FC1-2 1B		1-0 L8	5	0	2	2	0	0	1	Los Angeles Dodgers @ Pittsburgh Pirates Forbes Field, Pittsburgh, PA Wed Jul 17 1963, 7:05 PM EDT Att: 16,658 - Unknown					
Bill Virdon, L (1, 8) OBP: 0.308, SLG: 0.352	2-1 1B		0-0 FC4-6 1B		2-3 K		1-2 FC1-2		1-1 F8	5	0	1	0	0	1	5						
Roberto Clemente, R (1, 9) OBP: 0.357, SLG: 0.479	2-2 F8		1-1 E9 G1-4-3 1B		2-2 3-1		1-2 4-3			4	0	1	0	0	0	4						
Bill Mazerowski, R (1, 4) OBP: 0.333, SLG: 0.435	2-1 L8		0-2 G1-4-3		0-0 5-3		1-2 E6 FC3-6			4	0	0	0	0	0	3						
Willie Stargell, L (1, 7) OBP: 0.290, SLG: 0.383		0-2 G4-6-3 1B		0-0 F8		0-1 3B		0-3 K		4	0	2	0	0	1	1						
Smoky Burgess, L (1, 2) OBP: 0.332, SLG: 0.398	1-0 G4-6-3		1-1 F8		1-1 F8		1-0 F8		0-0 FC3-6	4	0	0	0	0	0	3						
Ron Brand, R (8, FR) OBP: 0.361, SLG: 0.406			1-2 1B					1-2 1B		0	0	0	0	0	0	0						
Donn Clendenon, R (1, 3) OBP: 0.343, SLG: 0.471			3-3 K		0-0 1B		1-1 1B FC1-2 1B		1-2 4-3	4	0	2	0	0	1	1						
Bob Bailey, R (1, 5) OBP: 0.312, SLG: 0.346			1-0 WP 1B		1-1 F5		1-2 FC1-2 1B		0-0 F6	4	1	2	0	0	0	1						
Vern Law, R (1, 1) ERA: 5.23, SLG: 0.227			2-1 E6 WP 1B		1-3 K		0-0 B1		2-2 1B	1	1	0	0	0	0	1						
Tommye Sisk, R (4, 1) ERA: 3.42										1	0	0	0	0	1	0						
Manny Mota, R (7, PH) OBP: 0.192, SLG: 0.000										1	0	0	0	0	0	2						
Harvey Haddix, L (8, PH) OBP: 0.192, SLG: 0.000										0	0	0	0	0	0	0						
Jim Pagan, R (8, PH) OBP: 0.147, SLG: 0.423										1	0	1	0	0	0	0						
Bob Veale, S (8, PH) ERA: 1.77										0	0	0	0	0	0	0						
Inning Stats	R: 0 E: 0 K: 0 S: 10	H: 1 LOB: 1 BB: 0 P: 16	R: 0 E: 0 K: 1 S: 7	H: 1 LOB: 0 BB: 0 P: 11	R: 2 E: 2 K: 0 S: 12	H: 3 LOB: 1 BB: 0 P: 18	R: 0 E: 0 K: 0 S: 6	H: 1 LOB: 1 BB: 0 P: 8	R: 0 E: 0 K: 2 S: 11	H: 0 LOB: 0 BB: 0 P: 15	R: 0 E: 0 K: 0 S: 7	H: 1 LOB: 1 BB: 0 P: 10	R: 0 E: 0 K: 0 S: 12	H: 3 LOB: 3 BB: 0 P: 16	R: 0 E: 1 K: 1 S: 12	H: 0 LOB: 1 BB: 0 P: 14	R: 0 E: 0 K: 0 S: 7	H: 1 LOB: 1 BB: 0 P: 11	1B: 10 2B: 0 3B: 1 HR: 0	SF: 0 SAC: 0 DP: 2 HBP: 0	WP: 1 PB: 0 SB: 0 CS: 0	PA: 38
PITCHER	IP	WLS	BF	H	R	ER	SO	BB	IBB	HBP	BLK	WP	HR	S	P	ERA	WHIP					
Bob Miller, R (1, 1) ERA: 3.42	6.1	W	27	9	2	1	3	0	0	0	0	0	0	60	87	1.42	1.421					
Ron Perranoski, L (7, 1) ERA: 1.77	2.2	S	11	2	0	0	1	0	0	0	0	0	0	24	32	0.00	0.750					



Batter	1	2	3	4	5	6	7	8	9	AB	R	H	RBI	BB	SO	LOB	TOP					
Maury Wills, S OBP: 0.373, SLG: 0.362 Nate Oliver, R OBP: 0.294, SLG: 0.306	L8		K			S 1B		K 1B	L4	5	1	2	4	0	2	1	1 0 0 0 0 0 0					
Jim Gilliam, S OBP: 0.358, SLG: 0.412 Dick Tracewski, R OBP: 0.290, SLG: 0.258	6-3					K 1B		E6 1B		5	2	2	0	0	1	2	0 0 0 0 0 0 0					
Wally Moon, L OBP: 0.370, SLG: 0.407	K									4	1	2	2	1	1	1						
Tommy Davis, R OBP: 0.368, SLG: 0.459			K							5	0	2	2	0	2	3						
Ron Fairly, L OBP: 0.353, SLG: 0.408	G3									5	1	1	0	0	0	3						
John Roseboro, L OBP: 0.286, SLG: 0.338	F8									5	1	1	0	0	1	2						
Willie Davis, L OBP: 0.262, SLG: 0.367										4	2	2	0	1	0	3						
Ken McMullen, R OBP: 0.254, SLG: 0.292										5	1	1	0	0	0	4						
Johnny Podres, L OBP: 0.073, SLG: 0.105 Larry Sherry, R (7, 1)										2	1	1	2	0	0	1						
Inning Stats	R: 0 E: 0 K: 1 S: 9	H: 0 LOB: 0 BB: 0 P: 13	R: 0 E: 0 K: 1 S: 9	H: 0 LOB: 0 BB: 0 P: 10	R: 0 E: 0 K: 1 S: 11	H: 0 LOB: 1 BB: 1 P: 19	R: 0 E: 0 K: 1 S: 8	H: 1 LOB: 1 BB: 0 P: 11	R: 3 E: 0 K: 1 S: 16	H: 4 LOB: 2 BB: 1 P: 23	R: 5 E: 2 K: 0 S: 25	H: 5 LOB: 2 BB: 0 P: 45	R: 0 E: 0 K: 1 S: 7	H: 0 LOB: 0 BB: 0 P: 12	R: 2 E: 1 K: 2 S: 18	H: 4 LOB: 3 BB: 0 P: 22	R: 0 E: 0 K: 0 S: 7	H: 0 LOB: 0 BB: 0 P: 9	1B: 12 2B: 2 3B: 0 HR: 0	SF: 1 SAC: 0 DP: 0 HBP: 0	WP: 1 PB: 0 SB: 2 CS: 0	PA: 46
PITCHER	IP	WLS	BF	H	R	ER	SO	BB	IBB	HBP	BLK	WP	HR	S	P	ERA	WHIP					
Earl Francis, R ERA: 4.63	4.1	L	19	5	3	3	4	1	0	0	0	0	0	49	68	6.23	1.385					
Tommy Sisk, R ERA: 3.42	1.1		9	3	4	0	1	0	1	0	0	0	0	18	34	0.00	2.250					
Bob Veale, L ERA: 1.15	0.1		4	2	1	0	0	0	0	0	0	0	0	11	19	0.00	6.000					
Roy Face, R ERA: 3.67	2.0		11	4	2	2	3	0	0	0	0	1	0	25	34	9.00	2.000					
Harvey Haddix, L ERA: 3.75	1.0		3	0	0	0	0	0	0	0	0	0	0	7	9	0.00	0.000					

Los Angeles Dodgers @ Pittsburgh Pirates
 Forbes Field, Pittsburgh, PA
 Thu Jul 18 1963, 7:05 PM EDT
 Att: 15,863 - Unknown

AB	43
R	10
H	14
RBI	10
BB	2
SO	8
LOB	20



Batter	1	2	3	4	5	6	7	8	9	AB	R	H	RBI	BB	SO	LOB	BOTTOM					
Dick Schofield, S OBP: 0.348, SLG: 0.321	5-3									5	1	1	0	0	1	4						
Bill Virdon, L OBP: 0.303, SLG: 0.346	F8									5	0	0	0	0	0	1						
Roberto Clemente, R OBP: 0.360, SLG: 0.491										5	1	3	2	0	0	0						
Bill Mazerowski, R OBP: 0.331, SLG: 0.431	F2									5	1	1	0	0	0	3						
Donn Clendenon, R OBP: 0.347, SLG: 0.473										5	1	3	0	0	0	2						
Bob Bailey, R OBP: 0.316, SLG: 0.351										4	1	2	0	1	0	2						
Manny Mota, R OBP: 0.250, SLG: 0.250 Jerry Lynch, L OBP: 0.347, SLG: 0.458										3	0	2	1	0	0	1						
Jim Pagliaroni, R OBP: 0.349, SLG: 0.425										4	0	1	0	1	1	4						
Earl Francis, R Tommy Sisk, R Bob Veale, S Johnny Logan, R Roy Face, R Willie Stargatt, L Harvey Haddix, L										2	0	1	0	0	1	3						
Inning Stats	R: 0 E: 0 K: 0 S: 10	H: 1 LOB: 1 BB: 0 P: 14	R: 0 E: 0 K: 2 S: 12	H: 2 LOB: 3 BB: 1 P: 18	R: 0 E: 1 K: 0 S: 10	H: 0 LOB: 1 BB: 0 P: 13	R: 1 E: 0 K: 1 S: 13	H: 3 LOB: 1 BB: 0 P: 21	R: 0 E: 0 K: 0 S: 9	H: 1 LOB: 1 BB: 0 P: 13	R: 0 E: 0 K: 0 S: 8	H: 2 LOB: 1 BB: 0 P: 15	R: 2 E: 0 K: 0 S: 10	H: 3 LOB: 3 BB: 2 P: 26	R: 0 E: 0 K: 0 S: 10	H: 0 LOB: 0 BB: 0 P: 14	R: 2 E: 1 K: 0 S: 14	H: 2 LOB: 1 BB: 0 P: 21	1B: 11 2B: 2 3B: 0 HR: 1	SF: 1 SAC: 0 DP: 1 HBP: 0	WP: 0 PB: 0 SB: 0 CS: 0	PA: 44
PITCHER	IP	WLS	BF	H	R	ER	SO	BB	IBB	HBP	BLK	WP	HR	S	P	ERA	WHIP					
Johnny Podres, L ERA: 2.85	6.2	W	32	12	3	3	3	1	0	0	0	0	0	69	106	4.05	1.950					
Larry Sherry, R ERA: 2.75	2.1	S	12	2	2	0	0	2	0	0	0	0	0	27	49	0.00	1.714					

Los Angeles Dodgers @ Pittsburgh Pirates
 Forbes Field, Pittsburgh, PA
 Thu Jul 18 1963, 7:05 PM EDT
 Att: 15,863 - Unknown

AB	40
R	5
H	14
RBI	4
BB	3
SO	3
LOB	21



Batter	1	2	3	4	5	6	7	8	9	AB	R	H	RBI	BB	SO	LOB	TOP				
Maury Wills, S OBP: 0.369, SLG: 0.357	1-0 4-3		2-1 4-3			3-2 FC6-4 1-2f		1-0 6-3		4	0	0	0	0	0	1	Los Angeles Dodgers @ Milwaukee Braves Milwaukee County Stadium, Milwaukee, WI Fri Jul 19 1963, 8:05 PM EDT Att: 18,547 - Unknown				
Jim Gilliam, S OBP: 0.356, SLG: 0.407	3-2 5-3			0-2 L3		0-0 G5-4-3 1-2f		4-0 1B BB		3	0	0	0	1	0						
Tommy Davis, R OBP: 0.366, SLG: 0.457	0-3 K			0-3 K		1-2 4-3		1-2 1B		4	0	1	0	0	2	0					
Frank Howard, R OBP: 0.304, SLG: 0.483		0-0 HR		0-0 HR		0-0 2B 1B		1-3 K		4	3	2	2	0	1	2					
Bill Skowron, R OBP: 0.274, SLG: 0.295	0-1 1-3			0-0 6-3		0-1 1B 2B		1-0 6-3		4	1	1	0	0	0	0					
Ken McMullen, R OBP: 0.282, SLG: 0.299	0-3 K				2-2 G4-6-3 1B		0-1 1B	0-2 6-3		4	0	2	2	0	1	0					
Doug Camilli, R OBP: 0.234, SLG: 0.306	1-0 F7				1-1 G4-6-3 1-2f		2-H 3-H 0-3 K	2-3 K		4	0	0	0	0	2	2					
Willie Davis, L OBP: 0.260, SLG: 0.364			1-3 K		0-0 G3		2-2 F4			3	0	0	0	0	1	1					
Don Drysdale, R OBP: 0.212, SLG: 0.183			1-1 5-3			4-2 FC6-4 BB		1-3 K		2	0	0	0	1	1	0					
Inning Stats	R: 0 E: 0 K: 1 S: 8	H: 0 LOB: 0 BB: 0 P: 12	R: 1 E: 0 K: 1 S: 7	H: 1 LOB: 0 BB: 0 P: 8	R: 0 E: 0 K: 1 S: 7	H: 0 LOB: 0 BB: 0 P: 11	R: 1 E: 0 K: 1 S: 8	H: 1 LOB: 0 BB: 0 P: 8	R: 0 E: 0 K: 0 S: 6	H: 1 LOB: 0 BB: 0 P: 9	R: 2 E: 1 K: 1 S: 14	H: 2 LOB: 1 BB: 0 P: 17	R: 0 E: 0 K: 2 S: 12	H: 1 LOB: 2 BB: 1 P: 19	R: 0 E: 0 K: 1 S: 7	H: 0 LOB: 0 BB: 0 P: 10	1B: 3 2B: 1 3B: 0 HR: 2	SF: 0 SAC: 0 DP: 2 HBP: 0	WP: 0 PB: 0 SB: 0 CS: 0	PA: 34	
PITCHER	IP WLS BF H R ER SO BB IBB HBP BLK WP HR S P ERA WHIP	6.0 L 20 3 2 2 4 1 0 0 0 0 2 44 63 3.00 0.667	2.0 11 3 2 1 3 1 0 0 0 0 0 26 36 4.50 2.000	1.0 3 0 0 0 1 0 0 0 0 0 7 10 0.00 0.000																	

Batter	1	2	3	4	5	6	7	8	9	AB	R	H	RBI	BB	SO	LOB	BOTTOM				
Eddie Mathews, L OBP: 0.379, SLG: 0.403	2-3 K		3-2 4-3			2-3 K		2-3 K		4	0	0	0	0	3	1	Los Angeles Dodgers @ Milwaukee Braves Milwaukee County Stadium, Milwaukee, WI Fri Jul 19 1963, 8:05 PM EDT Att: 18,547 - Unknown				
Mack Jones, L OBP: 0.328, SLG: 0.353	3-3 K			0-1 F8		0-3 K		2-3 K		3	0	0	0	0	2	0					
Frank Funk, R OBP: 0.365, SLG: 0.365										0	0	0	0	0	0	0					
Don Dillard, L OBP: 0.365, SLG: 0.365										1	0	0	0	0	1	0					
Ron Piche, R ERA: 4.25										0	0	0	0	0	0	0					
Hank Aaron, R OBP: 0.378, SLG: 0.583	0-3 K			2-3 K		0-0 HR		0-1 4-3		4	1	1	1	0	2	0					
Lee Maye, L OBP: 0.328, SLG: 0.444		1-0 L9		0-1 1B		4-1 5-3 1B BB		1-3 K		3	1	1	0	1	1	0					
Joe Torre, R OBP: 0.354, SLG: 0.430	0-1 L8			2-1 1B		2-1 F3		0-1 1B		4	0	2	0	0	0	1					
Roy McMillan, R OBP: 0.256, SLG: 0.329				1-3 1B		1-2 5-3		3-3 K		0	0	0	0	0	0	0					
Frank Bolling, R OBP: 0.290, SLG: 0.289	0-0 F3				1-0 6-3		1-0 5-3		3-3 K	3	0	0	0	0	0	1					
Gene Oliver, R OBP: 0.315, SLG: 0.416						1-2 5-3				1	0	0	0	0	1	1					
Denis Menke, R OBP: 0.294, SLG: 0.334			2-0 SH1-4 1B		0-0 F9		2-2 2-H 1B			3	0	2	1	0	0	0					
Del Crandall, R OBP: 0.263, SLG: 0.260			0-0 F4		0-1 5-3		0-3 K			3	0	0	0	0	1	2					
Bob Hendley, R OBP: 0.176, SLG: 0.125			0-2 SH1-4			3-2 L8		0-1 4-3		0	0	0	0	0	0	0					
Norm Larker, L OBP: 0.315, SLG: 0.254			1-2							2	0	0	0	0	0	0					
Inning Stats	R: 0 E: 0 K: 3 S: 9	H: 0 LOB: 0 BB: 0 P: 14	R: 0 E: 0 K: 0 S: 4	H: 0 LOB: 0 BB: 0 P: 5	R: 0 E: 0 K: 0 S: 10	H: 1 LOB: 1 BB: 0 P: 15	R: 0 E: 0 K: 1 S: 9	H: 2 LOB: 0 BB: 0 P: 13	R: 0 E: 0 K: 0 S: 4	H: 0 LOB: 0 BB: 0 P: 5	R: 2 E: 0 K: 1 S: 13	H: 2 LOB: 1 BB: 1 P: 22	R: 0 E: 0 K: 2 S: 10	H: 0 LOB: 0 BB: 0 P: 14	R: 0 E: 0 K: 2 S: 11	H: 1 LOB: 1 BB: 0 P: 15	1B: 5 2B: 0 3B: 0 HR: 1	SF: 0 SAC: 1 DP: 0 HBP: 0	WP: 0 PB: 0 SB: 0 CS: 0	PA: 33	
PITCHER	IP WLS BF H R ER SO BB IBB HBP BLK WP HR S P ERA WHIP	9.0 W 33 6 2 2 11 1 0 0 0 0 1 79 117 2.00 0.778																			



Batter	1	2	3	4	5	6	7	8	9	AB	R	H	RBI	BB	SO	LOB	TOP					
Maury Wills, S OBP: 0.363, SLG: 0.351	F5		L9		6-3		FC1-5-2		F8	5	0	0	0	0	0	3	Los Angeles Dodgers @ Milwaukee Braves Milwaukee County Stadium, Milwaukee, WI Sat Jul 20 1963, 4:33 AM EDT Att: 11,804 - Unknown livebaseballscorecards.com					
Jim Gilliam, S OBP: 0.352, SLG: 0.401	5-3			5-3		5-3	F6			4	0	0	0	0	1							
Tommy Davis, R OBP: 0.362, SLG: 0.451	F7			1-3		F4		K		4	0	0	0	1	0							
Frank Howard, R OBP: 0.307, SLG: 0.496		6-3		L7		2B		HR		4	2	2	1	0	0							
Bill Skowron, R OBP: 0.272, SLG: 0.293		5-3			G3	1B		K		1	0	0	0	0	0							
Lee Walls, R OBP: 0.244, SLG: 0.302						2B				3	1	2	1	0	1							
Ken McMullen, R OBP: 0.282, SLG: 0.292	K			L4		IBB		6-3		3	0	0	0	1	1							
Doug Camilli, R OBP: 0.253, SLG: 0.315			SH1-4		G3			F9		1	1	1	0	1	0							
John Roseboro, L OBP: 0.284, SLG: 0.336			1B		HR	BB				2	0	0	0	0	2							
Willie Davis, L OBP: 0.259, SLG: 0.365			K		G3		SH1-4	F9		4	0	1	0	0	1							
Sandy Koufax, R OBP: 0.136, SLG: 0.131			SH1-4				SH1-4			1	1	1	3	0	0							
Ron Perranoski, L OBP: 0.235, SLG: 0.133					HR		SH1-4			1	0	1	0	0	0							
Inning Stats	R: 0 E: 0 K: 0 S: 7	H: 0 LOB: 0 BB: 0 P: 9	R: 0 E: 0 K: 1 S: 5	H: 0 LOB: 0 BB: 0 P: 10	R: 0 E: 0 K: 1 S: 7	H: 1 LOB: 1 BB: 0 P: 9	R: 0 E: 0 K: 0 S: 5	H: 0 LOB: 0 BB: 0 P: 7	R: 3 E: 0 K: 0 S: 11	H: 2 LOB: 0 BB: 1 P: 21	R: 1 E: 0 K: 0 S: 11	H: 2 LOB: 2 BB: 1 P: 24	R: 0 E: 0 K: 0 S: 6	H: 1 LOB: 1 BB: 0 P: 12	R: 1 E: 0 K: 2 S: 8	H: 1 LOB: 0 BB: 0 P: 10	R: 0 E: 0 K: 0 S: 6	H: 1 LOB: 1 BB: 0 P: 6	1B: 4 2B: 2 3B: 0 HR: 2	SF: 0 SAC: 2 DP: 0 HBP: 0	WP: 0 PB: 0 SB: 0 CS: 0	PA: 37
PITCHER	IP WLS BF H R ER SO BB IBB HBP BLK WP HR S P ERA WHIP																					
Denny Lemaster, L ERA: 2.5	(1, 1) 5.2 0 24 5 4 4 2 1 1 0 0 0 0 1 45 79 6.35 1.059																					
Ron Piche, R ERA: 4.2	(6, 1) 0.1 1 0 0 0 0 0 0 0 0 0 0 0 1 1 1 0.00 0.000																					
Claude Raymond, R ERA: 4.17	(7, 1) 2.0 L 8 2 1 1 2 0 0 0 0 0 0 0 1 14 24 4.50 1.000																					
Dan Schneider, L ERA: 3.63	(9, 1) 1.0 4 1 0 0 0 0 0 0 0 0 0 0 0 6 6 0.00 1.000																					

Batter	1	2	3	4	5	6	7	8	9	AB	R	H	RBI	BB	SO	LOB	BOTTOM					
Denis Menke, R OBP: 0.283, SLG: 0.339	6-3					K		5-3		K	5	0	1	0	0	2	Los Angeles Dodgers @ Milwaukee Braves Milwaukee County Stadium, Milwaukee, WI Sat Jul 20 1963, 4:33 AM EDT Att: 11,804 - Unknown livebaseballscorecards.com					
Tommie Aaron, R OBP: 0.283, SLG: 0.314	K		3B		K		L5	F4		5	0	0	0	0	3							
Hank Aaron, R OBP: 0.383, SLG: 0.583					F4			1B		3	1	2	0	2	0							
Joe Torre, R OBP: 0.355, SLG: 0.429	F9							1B		5	1	2	0	0	4							
Don Dillard, L OBP: 0.265, SLG: 0.365			FC5-4			F9	1B	BB	1B	0	0	0	0	0	0							
Gene Oliver, R OBP: 0.326, SLG: 0.442						1B		BB	1B	5	2	4	2	0	1							
Hawk Taylor, R OBP: 0.327, SLG: 0.352						K		F9		4	0	0	0	0	3							
Frank Bolling, R OBP: 0.296, SLG: 0.299			F3							3	0	2	1	1	0							
Roy McMillan, R OBP: 0.256, SLG: 0.323										3	0	0	0	1	0							
Denny Lemaster, R OBP: 0.226, SLG: 0.364										2	0	0	0	0	0							
Ron Piche, R OBP: 0.226, SLG: 0.364										0	0	0	0	0	0							
Lee Maye, L OBP: 0.226, SLG: 0.364			F3							1	0	0	1	0	0							
Claude Raymond, R OBP: 0.226, SLG: 0.364										0	0	0	0	0	0							
Eddie Mathews, L OBP: 0.226, SLG: 0.364										1	0	0	0	0	1							
Dan Schneider, L ERA: 3.63										0	0	0	0	0	0							
Inning Stats	R: 0 E: 0 K: 1 S: 8	H: 1 LOB: 1 BB: 0 P: 10	R: 0 E: 0 K: 1 S: 17	H: 1 LOB: 1 BB: 0 P: 21	R: 0 E: 0 K: 1 S: 9	H: 1 LOB: 2 BB: 1 P: 15	R: 1 E: 0 K: 1 S: 9	H: 2 LOB: 1 BB: 0 P: 11	R: 0 E: 0 K: 2 S: 7	H: 0 LOB: 0 BB: 0 P: 8	R: 2 E: 0 K: 0 S: 17	H: 3 LOB: 2 BB: 1 P: 31	R: 1 E: 0 K: 1 S: 17	H: 2 LOB: 3 BB: 2 P: 28	R: 0 E: 0 K: 2 S: 10	H: 0 LOB: 0 BB: 0 P: 15	R: 0 E: 0 K: 0 S: 6	H: 1 LOB: 1 BB: 0 P: 10	1B: 8 2B: 0 3B: 2 HR: 1	SF: 0 SAC: 0 DP: 0 HBP: 0	WP: 0 PB: 0 SB: 0 CS: 0	PA: 42
PITCHER	IP WLS BF H R ER SO BB IBB HBP BLK WP HR S P ERA WHIP																					
Sandy Koufax, L ERA: 1.75	(1, 1) 5.1 0 25 8 3 3 6 0 0 0 0 0 0 1 60 81 5.06 1.500																					
Ron Perranoski, L ERA: 1.6	(6, 1) 3.2 W 17 3 1 1 3 3 0 0 0 0 0 0 40 68 2.46 1.636																					

Batter	1	2	3	4	5	6	7	8	9	AB	R	H	RBI	BB	SO	LOB	TOP			
Maury Wills, S OBP: 0.362, SLG: 0.351	1-1 6-3		2-2 HR 1B	0-0 BB 1B	1-3			0-0 FC6-4 1B		5	2	3	0	0	1	0	Los Angeles Dodgers @ Milwaukee Braves Milwaukee County Stadium, Milwaukee, WI Sun Jul 21 1963, 4:38 AM EDT Att: 28,534 - Unknown			
Nate Oliver, R OBP: 0.303, SLG: 0.313	2-1 2B		4-2 HR BB	4-1 1B BB		2-3 K		2-1 F3		3	2	1	0	2	1	1				
Wally Moon, L OBP: 0.376, SLG: 0.430	2-3 K		1-3 K	1-1 BB 1B		1-1 G6-4-3 1B		1-2 FC6-4 1-2		5	0	2	1	0	2	4				
Frank Howard, R OBP: 0.300, SLG: 0.480		1-2 F2	3-3 K	4-0 BB IBB		0-2 G6-4-3 1-2		0-0 6-3		4	0	0	0	1	1	4				
Ron Fairly, L OBP: 0.363, SLG: 0.438		1-1 2B	0-0 HR	4-1 BB			2-1 HR	3-2 1B		4	2	4	6	1	0	0				
Ken McMullen, R OBP: 0.285, SLG: 0.307		4-2 BB	0-1 F3	2-2 F3			0-3 K	1-3 K		4	0	1	0	1	2	4				
Willie Davis, L OBP: 0.256, SLG: 0.359		0-0 F4	4-0 IBB	0-0 F3			1-1 F3	1-3 K		4	0	0	0	1	1	6				
Doug Camilli, R OBP: 0.241, SLG: 0.299		0-0 F8	0-2 F2		3-3 K		2-3 K			4	0	0	0	0	2	4				
Nick Wilhite, L OBP: 0.300, SLG: 0.400			0-1 BB HR 1B	0-0 4-3			1-2 F9			2	1	1	0	0	0	0				
Larry Sherry, R OBP: 0.250, SLG: 0.250										0	0	0	0	0	0	0				
Ed Roebuck, R OBP: 0.229, SLG: 0.250										0	0	0	0	0	0	0				
Jim Gilliam, R OBP: 0.235, SLG: 0.407										0	0	0	0	0	0	0				
Dick Calmus, R OBP: 0.255, SLG: 0.333										0	0	0	0	0	0	0				
John Roseboro, L OBP: 0.295, SLG: 0.333										0	0	0	0	0	0	0				
Dick Scott, R OBP: 0.255, SLG: 0.333										0	0	0	0	0	0	0				
Inning Stats	R: 0 E: 0 K: 1 S: 7	H: 1 LOB: 0 BB: 0 P: 12	R: 0 E: 0 K: 0 S: 9	H: 1 LOB: 2 BB: 1 P: 15	R: 4 E: 0 K: 2 S: 19	H: 4 LOB: 2 BB: 2 P: 33	R: 2 E: 0 K: 0 S: 10	H: 2 LOB: 0 BB: 3 P: 25	R: 0 E: 0 K: 2 S: 10	H: 0 LOB: 0 BB: 0 P: 11	R: 1 E: 0 K: 2 S: 10	H: 1 LOB: 0 BB: 0 P: 15	R: 0 E: 0 K: 0 S: 9	H: 1 LOB: 1 BB: 0 P: 13	R: 0 E: 0 K: 2 S: 10	H: 1 LOB: 1 BB: 0 P: 15	1B: 7 2B: 3 3B: 0 HR: 2	SF: 0 SAC: 0 DP: 1 HBP: 0	WP: 0 PB: 0 SB: 0 CS: 0	PA: 43
PITCHER	IP WLS BF H R ER SO	IP WLS BF H R ER SO	IP WLS BF H R ER SO	IP WLS BF H R ER SO	IP WLS BF H R ER SO	IP WLS BF H R ER SO	IP WLS BF H R ER SO	IP WLS BF H R ER SO	IP WLS BF H R ER SO	IP WLS BF H R ER SO	IP WLS BF H R ER SO	IP WLS BF H R ER SO	IP WLS BF H R ER SO	IP WLS BF H R ER SO	IP WLS BF H R ER SO	IP WLS BF H R ER SO	ERA WHIP	ERA WHIP		
Hank Fischer, R ERA: 5.49	2.2	15	6	4	4	3	2	0	0	0	0	0	0	0	0	0	13.50	3.000		
Ron Piche, R ERA: 4.7	0.2	7	2	2	2	0	1	2	0	0	0	0	0	0	0	8	27.00	4.500		
Dan Schneider, L ERA: 3.52	0.2	3	0	0	0	0	1	0	0	0	0	0	0	0	5	11	0.00	1.500		
Tony Cloninger, R ERA: 3.1	5.0	W 18	4	1	1	7	0	0	0	0	0	1	46	67	1.80	0.800				

AB	37
R	7
H	12
RBI	7
BB	6
SO	10
LOB	23



Batter	1	2	3	4	5	6	7	8	9	AB	R	H	RBI	BB	SO	LOB	BOTTOM			
Denis Menke, R OBP: 0.296, SLG: 0.350	2-2 G3 BLK 1B		1-3 K	0-1 WP 2B 1B	2-2 WP 1B		3-2 F9			5	2	3	2	0	1	1	Los Angeles Dodgers @ Milwaukee Braves Milwaukee County Stadium, Milwaukee, WI Sun Jul 21 1963, 4:38 AM EDT Att: 28,534 - Unknown			
Eddie Mathews, L OBP: 0.373, SLG: 0.398	2-2 G3		2-2 G3	3-2 F8	1-0 G3		3-2 1B	3-2 2B		5	1	1	0	0	0	3				
Hank Aaron, R OBP: 0.384, SLG: 0.588	1-1 HR 1B		2-0 F3	2-2 1B 2B		2-1 F8		0-1 6-3		5	2	2	2	0	0	1				
Joe Torre, R OBP: 0.367, SLG: 0.444	1-2 HR			HR BB		2-1 6-3		1-2 1B		4	2	3	4	1	0	0				
Gene Oliver, R OBP: 0.326, SLG: 0.454	2-2 F8			HR		2-1 F6		0-0 4-3		3	1	2	2	0	0	0				
Mack Jones, L OBP: 0.323, SLG: 0.347				HR						2	0	0	0	0	0	0				
Lee Maye, L OBP: 0.336, SLG: 0.448	1-1 4-3			1B F5			1-2 E S 2B 1B			4	2	2	0	0	0	2				
Frank Bolling, R OBP: 0.303, SLG: 0.308		0-0 6-3		0-0 SH SF8 1B	1-3 K		1-2 1B 2B			4	1	2	1	0	1	0				
Tommye Aaron, R OBP: 0.265, SLG: 0.324		0-2 F9		1-1 SH SF8 1B	1-2 4-3 1B 2B		0-2 5-3			3	2	1	0	0	0	1				
Hank Fischer, R OBP: 0.100, SLG: 0.100		0-3 K		0-2 SF8	0-1 4-3		2-2 6-3			1	0	0	0	0	1	0				
Ron Piche, R										0	0	0	0	0	0	0				
Dan Schneider, L										0	0	0	0	0	0	0				
Norm Larker, L OBP: 0.313, SLG: 0.254										0	0	0	1	0	0	0				
Tony Cloninger, R OBP: 0.130, SLG: 0.130										2	0	0	0	0	0	2				
Inning Stats	R: 3 E: 0 K: 0 S: 22	H: 3 LOB: 0 BB: 0 P: 31	R: 0 E: 0 K: 1 S: 9	H: 0 LOB: 0 BB: 0 P: 9	R: 0 E: 0 K: 1 S: 9	H: 0 LOB: 0 BB: 0 P: 14	R: 7 E: 1 K: 0 S: 27	H: 7 LOB: 2 BB: 1 P: 43	R: 1 E: 0 K: 1 S: 13	H: 2 LOB: 1 BB: 0 P: 18	R: 0 E: 0 K: 0 S: 6	H: 0 LOB: 0 BB: 0 P: 12	R: 1 E: 0 K: 0 S: 16	H: 2 LOB: 1 BB: 0 P: 23	R: 1 E: 0 K: 0 S: 9	H: 2 LOB: 0 BB: 0 P: 13	1B: 10 2B: 4 3B: 0 HR: 2	SF: 1 SAC: 1 DP: 0 HBP: 0	WP: 2 PB: 0 SB: 1 CS: 0	PA: 41
PITCHER	IP WLS BF H R ER SO	IP WLS BF H R ER SO	IP WLS BF H R ER SO	IP WLS BF H R ER SO	IP WLS BF H R ER SO	IP WLS BF H R ER SO	IP WLS BF H R ER SO	IP WLS BF H R ER SO	IP WLS BF H R ER SO	IP WLS BF H R ER SO	IP WLS BF H R ER SO	IP WLS BF H R ER SO	IP WLS BF H R ER SO	IP WLS BF H R ER SO	IP WLS BF H R ER SO	IP WLS BF H R ER SO	ERA WHIP	ERA WHIP		
Nick Wilhite, L ERA: 4.04	3.0	15	5	6	6	2	1	0	0	1	0	0	0	0	0	0	18.00	2.000		
Larry Sherry, R ERA: 2.93	0.2	L 6	3	3	1	0	0	0	0	0	0	0	0	0	0	15	13.50	4.500		
Ed Roebuck, R ERA: 4.24	0.1	3	2	1	0	0	0	0	0	0	0	0	0	0	6	9	0.00	6.000		
Dick Calmus, R ERA: 2.55	3.0	13	4	2	2	1	0	0	0	0	1	0	35	53	6.00	1.333				
Dick Scott, L ERA: 6.75	1.0	4	2	1	1	0	0	0	0	0	0	0	9	13	9.00	2.000				

AB	38
R	13
H	16
RBI	12
BB	1
SO	3
LOB	10



Batter	1	2	3	4	5	6	7	8	9	AB	R	H	RBI	BB	SO	LOB	TOP						
Dick Schofield, S OBP: 0.343, SLG: 0.313										4	0	1	0	0	0	2							
Manny Mota, R OBP: 0.455, SLG: 0.500										4	0	2	0	0	0	3							
Roberto Clemente, R OBP: 0.394, SLG: 0.487										4	0	2	0	0	0	4							
Bill Mazerowski, R OBP: 0.325, SLG: 0.416										3	0	0	0	0	1	2							
Donn Clendenon, R OBP: 0.356, SLG: 0.488										3	0	0	0	1	0	1							
Bob Bailey, R OBP: 0.313, SLG: 0.345										4	0	0	0	0	3	3							
Bill Virdon, L OBP: 0.303, SLG: 0.350										4	0	1	0	0	1	3							
Ron Brand, R OBP: 0.366, SLG: 0.389										3	0	1	0	1	1								
Bob Friend, R OBP: 0.115, SLG: 0.100										1	0	0	0	0	0	0							
Inning Stats	R: 0 E: 0 K: 0 S: 7	H: 2 LOB: 1 BB: 0 P: 12	R: 0 E: 0 K: 2 S: 8	H: 1 LOB: 1 BB: 0 P: 13	R: 0 E: 2 K: 0 S: 11	H: 0 LOB: 1 BB: 0 P: 16	R: 0 E: 0 K: 2 S: 7	H: 0 LOB: 0 BB: 0 P: 9	R: 0 E: 0 K: 1 S: 7	H: 1 LOB: 3 BB: 1 P: 10	R: 0 E: 0 K: 0 S: 11	H: 2 LOB: 3 BB: 1 P: 17	R: 0 E: 0 K: 0 S: 9	H: 0 LOB: 2 BB: 1 P: 17	R: 0 E: 0 K: 0 S: 4	H: 1 LOB: 0 BB: 0 P: 5	R: 0 E: 0 K: 1 S: 13	H: 0 LOB: 1 BB: 1 P: 22	1B: 7 2B: 0 3B: 0 HR: 0	SF: 0 SAC: 2 DP: 3 HBP: 0	WP: 1 PB: 0 SB: 0 CS: 0	PA: 36	
PITCHER Johnny Podres, L ERA: 2.66	IP: 9.0 WLS: W BF: 36 H: 7 R: 0 ER: 0 SO: 6 BB: 2 IBB: 1 HBP: 0 BLK: 0 WP: 1 HR: 0 S: 77 P: 121 ERA: 0.00 WHIP: 1.000											PITCHER	IP: 9.0 WLS: W BF: 36 H: 7 R: 0 ER: 0 SO: 6 BB: 2 IBB: 1 HBP: 0 BLK: 0 WP: 1 HR: 0 S: 77 P: 121 ERA: 0.00 WHIP: 1.000										

Pittsburgh Pirates @ Los Angeles Dodgers
Dodger Stadium, Los Angeles, CA
Tue Jul 23 1963, 7:05 PM PDT
Att: 33,167 - Unknown

AB	31
R	0
H	7
RBI	0
BB	3
SO	6
LOB	20



Batter	1	2	3	4	5	6	7	8	9	AB	R	H	RBI	BB	SO	LOB	BOTTOM						
Maury Wills, S OBP: 0.358, SLG: 0.346										4	0	0	0	0	1	3							
Jim Gilliam, S OBP: 0.354, SLG: 0.401										3	2	1	0	1	0	3							
Wally Moon, L OBP: 0.385, SLG: 0.439										3	1	2	1	1	0	1							
Tommy Davis, R OBP: 0.359, SLG: 0.446										4	1	2	2	0	0	4							
Ron Fairly, L OBP: 0.363, SLG: 0.437										3	0	1	0	0	0								
John Roseboro, L OBP: 0.282, SLG: 0.330										3	0	0	0	1	0	3							
Willie Davis, L OBP: 0.258, SLG: 0.358										4	1	1	1	0	0	2							
Ken McMullen, R OBP: 0.275, SLG: 0.331										3	1	1	2	1	0	1							
Johnny Podres, L OBP: 0.111, SLG: 0.143										4	0	2	0	0	1	0							
Inning Stats	R: 0 E: 0 K: 0 S: 7	H: 0 LOB: 0 BB: 1 P: 11	R: 0 E: 0 K: 0 S: 12	H: 2 LOB: 1 BB: 0 P: 16	R: 0 E: 1 K: 1 S: 14	H: 1 LOB: 2 BB: 2 P: 24	R: 0 E: 0 K: 0 S: 8	H: 0 LOB: 1 BB: 1 P: 13	R: 1 E: 0 K: 0 S: 15	H: 2 LOB: 1 BB: 0 P: 24	R: 0 E: 0 K: 0 S: 7	H: 0 LOB: 0 BB: 0 P: 10	R: 0 E: 0 K: 0 S: 7	H: 0 LOB: 0 BB: 0 P: 10	R: 5 E: 1 K: 1 S: 17	H: 5 LOB: 0 BB: 0 P: 25	1B: 8 2B: 1 3B: 0 HR: 1	SF: 0 SAC: 1 DP: 2 HBP: 0	WP: 1 PB: 0 SB: 1 CS: 0	PA: 36			
PITCHER Bob Friend, R ERA: 1.99 Al McBean, R ERA: 2.29 Harvey Haddix, L ERA: 4.01	IP: 6.0 WLS: L BF: 25 H: 5 R: 1 ER: 1 SO: 1 BB: 4 IBB: 0 HBP: 0 BLK: 0 WP: 0 HR: 0 S: 63 P: 98 ERA: 1.50 WHIP: 1.500											PITCHER	IP: 6.0 WLS: L BF: 25 H: 5 R: 1 ER: 1 SO: 1 BB: 4 IBB: 0 HBP: 0 BLK: 0 WP: 0 HR: 0 S: 63 P: 98 ERA: 1.50 WHIP: 1.500										

Pittsburgh Pirates @ Los Angeles Dodgers
Dodger Stadium, Los Angeles, CA
Tue Jul 23 1963, 7:05 PM PDT
Att: 33,167 - Unknown

AB	31
R	6
H	10
RBI	6
BB	4
SO	2
LOB	17



Batter	1	2	3	4	5	6	7	8	9	AB	R	H	RBI	BB	SO	LOB	TOP					
Dick Schofield, S OBP: 0.344, SLG: 0.314	F7		PO	K	K			HBP		2	0	1	0	0	0	0	Pittsburgh Pirates @ Los Angeles Dodgers Dodger Stadium, Los Angeles, CA Wed Jul 24 1963, 7:05 PM PDT Att: 30,462 - Unknown					
Joe Gibbon, R OBP: 0.053, SLG: 0.053										0	0	0	0	0	0	0						
Ron Brand, R OBP: 0.372, SLG: 0.378										1	0	0	0	0	1	1						
Roy Face, R OBP: 0.372, SLG: 0.378										0	0	0	0	0	0	0						
Bill Virdon, L OBP: 0.302, SLG: 0.348	L9									4	1	1	0	0	0	1						
Roberto Clemente, R OBP: 0.362, SLG: 0.484	3-1									4	0	1	0	0	0	1						
Willie Stargell, L OBP: 0.276, SLG: 0.365										3	0	0	1	0	1	0						
Smoky Burgess, L OBP: 0.325, SLG: 0.383										3	0	0	0	1	0	0						
Donn Clendenon, R OBP: 0.353, SLG: 0.484										3	0	0	0	0	1	2						
Bob Bailey, R OBP: 0.313, SLG: 0.345										3	0	1	0	0	2	0						
Johnny Logan, R OBP: 0.292, SLG: 0.210										3	0	0	0	0	1	1						
Earl Francis, R OBP: 0.368, SLG: 0.526										2	0	1	0	0	1	1						
Bob Veale, S OBP: 0.435, SLG: 0.478										0	0	0	0	0	0	0						
Manny Mota, R OBP: 0.435, SLG: 0.478										1	0	0	0	0	0	0						
Inning Stats	R: 0 E: 0 K: 0 S: 8	H: 0 LOB: 0 BB: 0 P: 12	R: 0 E: 0 K: 2 S: 7	H: 0 LOB: 0 BB: 0 P: 10	R: 0 E: 0 K: 1 S: 8	H: 1 LOB: 0 BB: 0 P: 13	R: 1 E: 0 K: 0 S: 8	H: 3 LOB: 2 BB: 1 P: 17	R: 0 E: 0 K: 3 S: 13	H: 1 LOB: 1 BB: 0 P: 18	R: 0 E: 0 K: 1 S: 7	H: 0 LOB: 0 BB: 0 P: 7	R: 0 E: 0 K: 1 S: 9	H: 0 LOB: 0 BB: 0 P: 10	R: 0 E: 0 K: 0 S: 7	H: 0 LOB: 1 BB: 0 P: 13	R: 0 E: 0 K: 0 S: 6	H: 0 LOB: 0 BB: 0 P: 6	1B: 4 2B: 1 3B: 0 HR: 0	SF: 1 SAC: 0 DP: 0 HBP: 1	WP: 0 PB: 0 SB: 0 CS: 0	PA: 33
PITCHER Don Drysdale, R ERA: 2.74	IP: 9.0 WLS: W BF: 32 H: 5 R: 1 ER: 1 SO: 8 BB: 0 IBB: 1 HBP: 1 BLK: 0 WP: 0 HR: 0 S: 73 P: 106 ERA: 1.00 WHIP: 0.556															PITCHER	IP: 9.0 WLS: W BF: 32 H: 5 R: 1 ER: 1 SO: 8 BB: 0 IBB: 1 HBP: 1 BLK: 0 WP: 0 HR: 0 S: 73 P: 106 ERA: 1.00 WHIP: 0.556					

Batter	1	2	3	4	5	6	7	8	9	AB	R	H	RBI	BB	SO	LOB	BOTTOM					
Maury Wills, S OBP: 0.363, SLG: 0.347			FC6-4							2	1	1	0	2	0	1	Pittsburgh Pirates @ Los Angeles Dodgers Dodger Stadium, Los Angeles, CA Wed Jul 24 1963, 7:05 PM PDT Att: 30,462 - Unknown					
Jim Gilliam, S OBP: 0.356, SLG: 0.405										4	1	2	0	0	0	1						
Wally Moon, L OBP: 0.387, SLG: 0.438										3	1	1	1	1	1	2						
Tommy Davis, R OBP: 0.358, SLG: 0.441										3	1	0	0	1	1	5						
Ron Fairly, L OBP: 0.362, SLG: 0.433										3	1	0	1	1	0	2						
John Roseboro, L OBP: 0.285, SLG: 0.332										4	0	2	2	0	0	1						
Willie Davis, L OBP: 0.255, SLG: 0.354										4	0	0	0	0	0	3						
Ken McMullen, R OBP: 0.274, SLG: 0.328										4	0	1	0	0	0	1						
Don Drysdale, R OBP: 0.217, SLG: 0.177										2	0	0	0	1	2	0						
Inning Stats	R: 0 E: 0 K: 1 S: 10	H: 2 LOB: 1 BB: 0 P: 12	R: 0 E: 1 K: 0 S: 6	H: 0 LOB: 1 BB: 0 P: 8	R: 1 E: 0 K: 0 S: 10	H: 1 LOB: 2 BB: 2 P: 20	R: 0 E: 0 K: 0 S: 6	H: 0 LOB: 0 BB: 0 P: 9	R: 4 E: 0 K: 1 S: 13	H: 2 LOB: 1 BB: 3 P: 31	R: 0 E: 0 K: 1 S: 11	H: 0 LOB: 0 BB: 1 P: 17	R: 0 E: 0 K: 1 S: 6	H: 0 LOB: 0 BB: 0 P: 9	R: 0 E: 0 K: 0 S: 8	H: 2 LOB: 2 BB: 0 P: 12	R: 0 E: 0 K: 0 S: 8	H: 0 LOB: 0 BB: 0 P: 12	1B: 6 2B: 1 3B: 0 HR: 0	SF: 0 SAC: 0 DP: 1 HBP: 0	WP: 1 PB: 0 SB: 1 CS: 1	PA: 36
PITCHER Earl Francis, R ERA: 5.0	IP: 4.2 WLS: L BF: 24 H: 5 R: 5 ER: 5 SO: 2 BB: 1 IBB: 0 HBP: 0 BLK: 0 WP: 1 HR: 0 S: 43 P: 76 ERA: 9.64 WHIP: 1.929															PITCHER	IP: 4.2 WLS: L BF: 24 H: 5 R: 5 ER: 5 SO: 2 BB: 1 IBB: 0 HBP: 0 BLK: 0 WP: 1 HR: 0 S: 43 P: 76 ERA: 9.64 WHIP: 1.929					
Bob Veale, L ERA: 1.0	IP: 2.1 WLS: 0 BF: 7 H: 0 R: 0 ER: 0 SO: 2 BB: 0 IBB: 0 HBP: 0 BLK: 0 WP: 0 HR: 0 S: 19 P: 30 ERA: 0.00 WHIP: 0.429															PITCHER	IP: 2.1 WLS: 0 BF: 7 H: 0 R: 0 ER: 0 SO: 2 BB: 0 IBB: 0 HBP: 0 BLK: 0 WP: 0 HR: 0 S: 19 P: 30 ERA: 0.00 WHIP: 0.429					
Roy Face, R ERA: 3.26	IP: 1.0 WLS: 0 BF: 4 H: 2 R: 0 ER: 0 SO: 0 BB: 0 IBB: 0 HBP: 0 BLK: 0 WP: 0 HR: 0 S: 8 P: 12 ERA: 0.00 WHIP: 2.000															PITCHER	IP: 1.0 WLS: 0 BF: 4 H: 2 R: 0 ER: 0 SO: 0 BB: 0 IBB: 0 HBP: 0 BLK: 0 WP: 0 HR: 0 S: 8 P: 12 ERA: 0.00 WHIP: 2.000					



Batter	1	2	3	4	5	6	7	8	9	AB	R	H	RBI	BB	SO	LOB	TOP					
Tony Taylor, R (1.4) OBP: 0.334, SLG: 0.359	0-3 K	3-2 1B								5	1	3	5	0	2	0	Philadelphia Phillies @ Los Angeles Dodgers Dodger Stadium, Los Angeles, CA Fri Jul 26 1963, 7:05 PM PDT Att: 30,589 - Unknown					
Johnny Callison, L (1.9) OBP: 0.342, SLG: 0.468	0-0 L9		4-3 1B							4	0	0	0	1	0	3						
Tony Gonzalez, L (1.7) OBP: 0.392, SLG: 0.466	0-1 S		1-1 F7							3	0	2	1	1	0	1						
Cookie Rojas, R (7.7)										1	0	0	0	0	1	0						
Roy Sievers, R (1.3) OBP: 0.303, SLG: 0.442	3-2 1B		0-1 FC6-4							5	0	1	0	0	0	3						
Frank Torre, L (9.3) OBP: 0.292, SLG: 0.302	4-3		1-2 1B							0	0	0	0	0	0	0						
Don Demeter, R (1.8) OBP: 0.292, SLG: 0.455		1-1 5-3	1-0 4-3							5	1	1	0	0	1	2						
Don Hoak, R (1.5) OBP: 0.284, SLG: 0.340		2-2 1B	1-0 F8							4	1	1	0	0	0	3						
Clay Dalrymple, L (1.2) OBP: 0.331, SLG: 0.346		1-1 F7								4	0	0	0	0	1	2						
Ruben Amaro, R (1.6) OBP: 0.292, SLG: 0.317		3-2 1B	1-3 K							2	3	1	0	2	1	0						
Chris Short, R (1.1) OBP: 0.097, SLG: 0.161	0-1 CI		0-2 6-3							2	0	1	0	0	0	0						
Jack Baldschun, R (8.1)	1-2 1B									0	0	0	0	0	0	0						
Inning Stats	R: 0 E: 0 K: 1 S: 12	H: 1 LOB: 1 BB: 0 P: 15	R: 2 E: 1 K: 0 S: 16	H: 3 LOB: 2 BB: 0 P: 26	R: 0 E: 0 K: 0 S: 8	H: 0 LOB: 0 BB: 1 P: 12	R: 0 E: 0 K: 1 S: 9	H: 0 LOB: 0 BB: 0 P: 15	R: 0 E: 0 K: 1 S: 5	H: 0 LOB: 0 BB: 0 P: 7	R: 2 E: 0 K: 0 S: 8	H: 2 LOB: 1 BB: 1 P: 14	R: 2 E: 0 K: 1 S: 15	H: 3 LOB: 2 BB: 1 P: 25	R: 0 E: 0 K: 1 S: 8	H: 0 LOB: 0 BB: 0 P: 13	1B: 10 2B: 0 3B: 0 HR: 0	SF: 0 SAC: 1 DP: 0 HBP: 0	WP: 0 PB: 0 SB: 1 CS: 0	PA: 41		
PITCHER	IP WLS BF H R ER SO BB IBB HBP BLK WP HR S P ERA WHIP	IP WLS BF H R ER SO BB IBB HBP BLK WP HR S P ERA WHIP	IP WLS BF H R ER SO BB IBB HBP BLK WP HR S P ERA WHIP	IP WLS BF H R ER SO BB IBB HBP BLK WP HR S P ERA WHIP	IP WLS BF H R ER SO BB IBB HBP BLK WP HR S P ERA WHIP	IP WLS BF H R ER SO BB IBB HBP BLK WP HR S P ERA WHIP	IP WLS BF H R ER SO BB IBB HBP BLK WP HR S P ERA WHIP	IP WLS BF H R ER SO BB IBB HBP BLK WP HR S P ERA WHIP	IP WLS BF H R ER SO BB IBB HBP BLK WP HR S P ERA WHIP	IP WLS BF H R ER SO BB IBB HBP BLK WP HR S P ERA WHIP	IP WLS BF H R ER SO BB IBB HBP BLK WP HR S P ERA WHIP	IP WLS BF H R ER SO BB IBB HBP BLK WP HR S P ERA WHIP	IP WLS BF H R ER SO BB IBB HBP BLK WP HR S P ERA WHIP	IP WLS BF H R ER SO BB IBB HBP BLK WP HR S P ERA WHIP	IP WLS BF H R ER SO BB IBB HBP BLK WP HR S P ERA WHIP	IP WLS BF H R ER SO BB IBB HBP BLK WP HR S P ERA WHIP	IP WLS BF H R ER SO BB IBB HBP BLK WP HR S P ERA WHIP	IP WLS BF H R ER SO BB IBB HBP BLK WP HR S P ERA WHIP	IP WLS BF H R ER SO BB IBB HBP BLK WP HR S P ERA WHIP	IP WLS BF H R ER SO BB IBB HBP BLK WP HR S P ERA WHIP	IP WLS BF H R ER SO BB IBB HBP BLK WP HR S P ERA WHIP	IP WLS BF H R ER SO BB IBB HBP BLK WP HR S P ERA WHIP

Batter	1	2	3	4	5	6	7	8	9	AB	R	H	RBI	BB	SO	LOB	BOTTOM					
Maury Wills, S (1.6) OBP: 0.357, SLG: 0.340	4-3		FC1							4	0	0	0	0	1	2	Philadelphia Phillies @ Los Angeles Dodgers Dodger Stadium, Los Angeles, CA Fri Jul 26 1963, 7:05 PM PDT Att: 30,589 - Unknown					
Jim Gilliam, S (1.4) OBP: 0.361, SLG: 0.409	1-1 WP		1-1 F9							5	0	2	1	0	0	3						
Tommy Davis, R (1.7) OBP: 0.363, SLG: 0.441	1-3 K									4	1	2	0	1	1	2						
Frank Howard, R (1.9) OBP: 0.298, SLG: 0.469	2-2 4-3									5	1	0	0	0	1	5						
Bill Skowron, R (1.3) OBP: 0.266, SLG: 0.286			0-3 K							2	0	0	0	0	2	2						
Ron Fairly, L (6.3) OBP: 0.362, SLG: 0.429										1	1	0	0	2	0	2						
Ken McMullen, R (1.5) OBP: 0.279, SLG: 0.338										4	1	2	3	0	1	1						
Doug Camilli, R (1.2) OBP: 0.293, SLG: 0.293										3	0	0	0	0	0	3						
John Roseboro, L (6. PH) OBP: 0.288, SLG: 0.333										1	0	1	1	0	0	0						
Willie Davis, L (1.8) OBP: 0.257, SLG: 0.350										3	1	1	0	1	0	1						
Nick Willhite, L (1.1) OBP: 0.260, SLG: 0.400										0	0	0	0	0	0	0						
Bob Miller, R (3.1) OBP: 0.298, SLG: 0.377										1	0	1	0	0	0	0						
Ron Perranoski, L (7.1) OBP: 0.228, SLG: 0.133										0	0	0	0	0	0	0						
Nate Oliverson, L (6. PH) OBP: 0.256, SLG: 0.309										1	0	0	0	0	0	0						
Larry Sherry, R (8.1) OBP: 0.284, SLG: 0.433										0	0	0	0	0	0	1						
Wally Moon, L (6. PH) OBP: 0.304, SLG: 0.433										0	0	0	0	0	0	0						
Dick Calmus, R (9.1)										0	0	0	0	0	0	0						
Inning Stats	R: 0 E: 0 K: 1 S: 11	H: 1 LOB: 1 BB: 0 P: 17	R: 0 E: 0 K: 1 S: 8	H: 0 LOB: 0 BB: 0 P: 11	R: 0 E: 0 K: 0 S: 7	H: 1 LOB: 1 BB: 0 P: 9	R: 1 E: 1 K: 1 S: 15	H: 2 LOB: 1 BB: 0 P: 20	R: 1 E: 0 K: 0 S: 8	H: 1 LOB: 1 BB: 1 P: 14	R: 0 E: 0 K: 1 S: 9	H: 0 LOB: 1 BB: 1 P: 15	R: 0 E: 1 K: 1 S: 10	H: 0 LOB: 1 BB: 0 P: 13	R: 3 E: 0 K: 0 S: 9	H: 2 LOB: 1 BB: 2 P: 20	R: 0 E: 0 K: 1 S: 11	H: 2 LOB: 2 BB: 0 P: 15	1B: 7 2B: 2 3B: 0 HR: 0	SF: 0 SAC: 2 DP: 1 HBP: 0	WP: 1 PB: 1 SB: 0 CS: 0	PA: 41
PITCHER	IP WLS BF H R ER SO BB IBB HBP BLK WP HR S P ERA WHIP	IP WLS BF H R ER SO BB IBB HBP BLK WP HR S P ERA WHIP	IP WLS BF H R ER SO BB IBB HBP BLK WP HR S P ERA WHIP	IP WLS BF H R ER SO BB IBB HBP BLK WP HR S P ERA WHIP	IP WLS BF H R ER SO BB IBB HBP BLK WP HR S P ERA WHIP	IP WLS BF H R ER SO BB IBB HBP BLK WP HR S P ERA WHIP	IP WLS BF H R ER SO BB IBB HBP BLK WP HR S P ERA WHIP	IP WLS BF H R ER SO BB IBB HBP BLK WP HR S P ERA WHIP	IP WLS BF H R ER SO BB IBB HBP BLK WP HR S P ERA WHIP	IP WLS BF H R ER SO BB IBB HBP BLK WP HR S P ERA WHIP	IP WLS BF H R ER SO BB IBB HBP BLK WP HR S P ERA WHIP	IP WLS BF H R ER SO BB IBB HBP BLK WP HR S P ERA WHIP	IP WLS BF H R ER SO BB IBB HBP BLK WP HR S P ERA WHIP	IP WLS BF H R ER SO BB IBB HBP BLK WP HR S P ERA WHIP	IP WLS BF H R ER SO BB IBB HBP BLK WP HR S P ERA WHIP	IP WLS BF H R ER SO BB IBB HBP BLK WP HR S P ERA WHIP	IP WLS BF H R ER SO BB IBB HBP BLK WP HR S P ERA WHIP	IP WLS BF H R ER SO BB IBB HBP BLK WP HR S P ERA WHIP	IP WLS BF H R ER SO BB IBB HBP BLK WP HR S P ERA WHIP	IP WLS BF H R ER SO BB IBB HBP BLK WP HR S P ERA WHIP	IP WLS BF H R ER SO BB IBB HBP BLK WP HR S P ERA WHIP	IP WLS BF H R ER SO BB IBB HBP BLK WP HR S P ERA WHIP

AB	35
R	6
H	10
RBI	6
BB	4
SO	6
LOB	14



Batter	1	2	3	4	5	6	7	8	9	AB	R	H	RBI	BB	SO	LOB	TOP								
Tony Taylor, R (1.4) OBP: 0.338, SLG: 0.363	1-2 1B		2-3 K		0-1 FC6-4		0-0 E9 HR 1B		2-2 L7-4 S 1B	5	1	3	1	0	1	1									
Johnny Callison, L (1.9) OBP: 0.342, SLG: 0.472	1-3 K			0-0 2B 1B		4-2 4-3 HR PB BB	1-1 HR		1-3 K	4	3	2	2	1	2	2									
Tony Gonzalez, L (1.7) OBP: 0.386, SLG: 0.457	2-2 L7			2-2 L7		1-3 K	2-2 1-3 HR		0-1 L7-4	5	0	0	0	0	1	4									
Roy Sievers, R (1.3) OBP: 0.305, SLG: 0.435	1-3 K			2-3 K		0-1 4-3	2-1 6-3			4	0	0	0	0	2	3									
Frank Torre, L (7.3) OBP: 0.292, SLG: 0.302										0	0	0	0	0	0	0									
Don Demeter, R (1.8) OBP: 0.332, SLG: 0.458		1-1 L8		0-0 1-H 2B		1-2 HR HBP		0-0 6-3 1B		3	1	2	1	0	0	0									
Clay Dalrymple, L (1.2) OBP: 0.332, SLG: 0.358	0-2 F5			1-3 K		3-2 1-H HR		3-3 K		4	1	1	3	0	2	2									
Don Hoak, R (1.5) OBP: 0.279, SLG: 0.333	1-3 K				0-1 F8		0-1 K2-3		2-1 6-3	4	0	0	0	0	2	1									
Bobby Wine, R (8.5) OBP: 0.249, SLG: 0.297										0	0	0	0	0	0	0									
Ruben Amaro, R (1.6) OBP: 0.289, SLG: 0.315			0-3 K		1-0 5-3		0-1 E 2B		4-0 IBB	3	1	1	0	1	1	0									
Dallas Green, L (1.1) OBP: 0.043, SLG: 0.043					0-1 6-3		0-1 K		1-2 6-3	1	0	0	0	0	0	0									
John Boozar, R (4.1) OBP: 0.077, SLG: 0.077							FC6-4 1B			3	0	1	0	0	1	3									
Inning Stats	R: 0 E: 0 K: 2 S: 12	H: 1 LOB: 1 BB: 0 P: 17	R: 0 E: 0 K: 1 S: 8	H: 0 LOB: 0 BB: 0 P: 10	R: 0 E: 0 K: 2 S: 8	H: 0 LOB: 0 BB: 0 P: 10	R: 1 E: 0 K: 2 S: 13	H: 2 LOB: 1 BB: 0 P: 18	R: 0 E: 0 K: 0 S: 7	H: 1 LOB: 1 BB: 0 P: 8	R: 3 E: 0 K: 2 S: 16	H: 1 LOB: 0 BB: 1 P: 25	R: 3 E: 1 K: 1 S: 13	H: 3 LOB: 0 BB: 0 P: 20	R: 0 E: 0 K: 1 S: 9	H: 1 LOB: 2 BB: 1 P: 19	R: 0 E: 0 K: 1 S: 8	H: 1 LOB: 0 BB: 0 P: 11	1B: 6 2B: 3 3B: 0 HR: 2	SF: 0 SAC: 0 DP: 1 HBP: 1	WP: 0 PB: 1 SB: 1 CS: 0	PA: 39			
PITCHER	IP	WLS	BF	H	R	ER	SO	BB	IBB	HBP	BLK	WP	HR	S	P	ERA	WHIP								
Don Drysdale, R (1.1) ERA: 2.92	6.1	L	28	7	6	6	10	1	0	1	0	0	1	70	96	8.53	1.263								
Ron Perranoski, L (7.1) ERA: 1.99	0.2		3	1	1	1	0	0	0	0	0	0	1	7	12	13.50	1.500								
Pete Richert, L (8.1) ERA: 6.33	2.0		8	2	0	0	2	0	1	0	0	0	0	17	30	0.00	1.000								

Philadelphia Phillies @ Los Angeles Dodgers
Dodger Stadium, Los Angeles, CA
Sun Jul 28 1963, 3:33 AM PDT
Att: 32,996 - Unknown

AB	36
R	7
H	10
RBI	7
BB	2
SO	12
LOB	16



Batter	1	2	3	4	5	6	7	8	9	AB	R	H	RBI	BB	SO	LOB	BOTTOM								
Maury Wills, S (1.6) OBP: 0.354, SLG: 0.336	1-2 FC6-4 1B				3-3 K			0-1 L4	1-2 5-3	5	0	1	0	0	1	3									
Willie Davis, L (1.8) OBP: 0.257, SLG: 0.354	0-0 FC6-4 CS		0-0 G6-3 1B		2-3 K			2-2 G3 3B		4	1	2	0	0	1	2									
Jim Gilliam, S (1.4) OBP: 0.359, SLG: 0.403	2-2 F7		2-0 G6-3		2-2 F9			1-0 G3		4	0	0	1	0	0	3									
Wally Moon, L (1.9) OBP: 0.386, SLG: 0.431	2-1 CS		4-2 1B BB		0-0 F8		3-3 K	1-1 BB 1B		3	1	1	0	1	1	0									
Ron Fairly, L (1.3) OBP: 0.360, SLG: 0.424			2-3 K		0-1 4-3		0-3 K	4-1 BB		3	0	0	0	1	2	1									
John Roseboro, L (1.2) OBP: 0.294, SLG: 0.339		1-2 BLK 1B		0-0 L5-4 1B		1-0 F9		2-2 F7		4	1	2	0	0	0	2									
Tommy Davis, R (1.7) OBP: 0.360, SLG: 0.436		0-0 BLK 1B		2-1 1B			2-2 F9		1-2 F5	4	1	2	1	0	0	0									
Ken McMullen, R (1.5) OBP: 0.280, SLG: 0.331		1-2 3-H 1B		0-0 L5-4			2-2 F7		0-3 K	4	0	1	2	0	1	2									
Don Drysdale, R (1.1) OBP: 0.229, SLG: 0.206		0-0 SH3-4 1B			2-1 1B			2-2 F5		1	0	1	0	0	0	0									
Ron Perranoski, L (7.1) OBP: 0.235, SLG: 0.133										0	0	0	0	0	0	0									
Frank Howard, R (7. PH) OBP: 0.303, SLG: 0.475										1	0	1	0	0	0	0									
Pete Richert, L (8.1) OBP: 0.286, SLG: 0.333										0	0	0	0	0	0	0									
Lee Walls, R (8. PH) OBP: 0.280, SLG: 0.396										1	0	1	0	0	0	0									
Inning Stats	R: 0 E: 0 K: 0 S: 8	H: 1 LOB: 0 BB: 0 P: 13	R: 3 E: 0 K: 1 S: 14	H: 3 LOB: 1 BB: 1 P: 23	R: 0 E: 0 K: 0 S: 4	H: 1 LOB: 0 BB: 0 P: 5	R: 0 E: 0 K: 0 S: 6	H: 2 LOB: 1 BB: 0 P: 8	R: 0 E: 0 K: 2 S: 14	H: 1 LOB: 1 BB: 0 P: 23	R: 0 E: 0 K: 2 S: 7	H: 0 LOB: 0 BB: 0 P: 11	R: 0 E: 0 K: 0 S: 9	H: 1 LOB: 1 BB: 0 P: 14	R: 1 E: 0 K: 0 S: 15	H: 2 LOB: 2 BB: 1 P: 25	R: 0 E: 0 K: 1 S: 15	H: 1 LOB: 1 BB: 0 P: 19	1B: 10 2B: 2 3B: 1 HR: 0	SF: 0 SAC: 1 DP: 2 HBP: 0	WP: 0 PB: 1 SB: 0 CS: 1	PA: 38			
PITCHER	IP	WLS	BF	H	R	ER	SO	BB	IBB	HBP	BLK	WP	HR	S	P	ERA	WHIP								
Dallas Green, R (1.1) ERA: 2.55	3.1		16	7	3	3	1	1	0	0	0	0	0	31	48	8.10	2.400								
John Boozar, R (4.1) ERA: 2.99	5.2	W	21	5	1	1	5	1	0	0	0	0	0	61	93	1.59	1.059								

Philadelphia Phillies @ Los Angeles Dodgers
Dodger Stadium, Los Angeles, CA
Sun Jul 28 1963, 3:33 AM PDT
Att: 32,996 - Unknown

AB	34
R	4
H	12
RBI	4
BB	2
SO	6
LOB	13



Batter	1	2	3	4	5	6	7	8	9	AB	R	H	RBI	BB	SO	LOB	TOP					
Tony Taylor, R OBP: 0.337, SLG: 0.362 (1, 4)										4	0	1	0	0	1	0						
Johnny Callison, L OBP: 0.341, SLG: 0.469 (1, 9)										4	0	1	0	0	0	1						
Tony Gonzalez, L OBP: 0.387, SLG: 0.460 (1, 8)										4	1	2	0	0	2	2						
Roy Sievers, R OBP: 0.308, SLG: 0.432 (1, 3)										2	1	0	0	2	0	1						
Earl Averill, R OBP: 0.327, SLG: 0.348 (1, 7)										2	0	0	0	2	0	2						
Don Hoak, R OBP: 0.276, SLG: 0.332 (1, 5)										4	0	1	2	0	1	3						
Clay Dalrymple, L OBP: 0.328, SLG: 0.353 (1, 2)										4	0	0	0	0	0	3						
Ruben Amaro, R OBP: 0.283, SLG: 0.308 (1, 6)										4	0	0	0	0	0	1						
Cal McLish, S OBP: 0.316, SLG: 0.321 Johnny Klippstein, R OBP: 0.288, SLG: 0.296 Bobby Wine, R OBP: 0.278, SLG: 0.188 Ryne Duren, R OBP: 0.278, SLG: 0.188 Wes Covington, L OBP: 0.369, SLG: 0.575 (1, 1) (6, 1) (7, PH) (7, 1) (9, PH)										2	0	0	0	0	1	0						
Inning Stats	R: 0 E: 0 K: 1 S: 9	H: 1 LOB: 1 BB: 0 P: 14	R: 0 E: 0 K: 1 S: 11	H: 0 LOB: 1 BB: 1 P: 17	R: 0 E: 0 K: 2 S: 15	H: 1 LOB: 1 BB: 0 P: 20	R: 0 E: 0 K: 0 S: 4	H: 0 LOB: 0 BB: 0 P: 4	R: 0 E: 0 K: 0 S: 9	H: 0 LOB: 0 BB: 0 P: 14	R: 2 E: 0 K: 0 S: 15	H: 2 LOB: 2 BB: 2 P: 28	R: 0 E: 0 K: 2 S: 7	H: 0 LOB: 0 BB: 0 P: 9	R: 0 E: 0 K: 0 S: 12	H: 1 LOB: 2 BB: 1 P: 24	R: 0 E: 0 K: 1 S: 6	H: 0 LOB: 0 BB: 0 P: 8	1B: 4 2B: 1 3B: 0 HR: 0	SF: 0 SAC: 0 DP: 0 HBP: 0	WP: 0 PB: 0 SB: 1 CS: 0	PA: 36
PITCHER Sandy Koufax, L ERA: 1.9 (1, 1)	IP: 9.0 WLS: W BF: 36 H: 5 R: 2 ER: 2 SO: 7 BB: 4 IBB: 0 HBP: 0 BLK: 0 WP: 0 HR: 0 S: 88 P: 138 ERA: 2.00 WHIP: 1.000															PITCHER IP: WLS: BF: H: R: ER: SO: BB: IBB: HBP: BLK: WP: HR: S: P: ERA: WHIP						

Philadelphia Phillies @ Los Angeles Dodgers
Dodger Stadium, Los Angeles, CA
Mon Jul 29 1963, 7:05 PM PDT
Att: 32,835 - Unknown

AB 32
R 2
H 5
RBI 2
BB 4
SO 7
LOB 13



Batter	1	2	3	4	5	6	7	8	9	AB	R	H	RBI	BB	SO	LOB	BOTTOM	
Maury Wills, S OBP: 0.356, SLG: 0.338 (1, 6)										4	1	2	0	0	0	2		
Jim Gilliam, S OBP: 0.356, SLG: 0.399 (1, 4)										3	0	0	0	0	0	0		
Wally Moon, L OBP: 0.388, SLG: 0.435 (1, 9)										3	0	1	0	1	0	1		
Tommy Davis, R OBP: 0.365, SLG: 0.447 (1, 7)									3	2	2	2	1	1	1			
Ron Fairly, L OBP: 0.359, SLG: 0.422 (1, 3)										4	1	1	0	0	1	2		
John Roseboro, L OBP: 0.299, SLG: 0.342 (1, 2)										3	1	2	1	1	0	2		
Willie Davis, L OBP: 0.283, SLG: 0.366 (1, 8)										3	1	2	3	1	0	0		
Ken McMullen, R OBP: 0.273, SLG: 0.322 (1, 5)										4	0	0	0	0	2	3		
Sandy Koufax, R OBP: 0.127, SLG: 0.121 (1, 1)										3	0	0	0	0	2	2		
Inning Stats	R: 0 E: 0 K: 0 S: 6	H: 0 LOB: 0 BB: 0 P: 13	R: 2 E: 0 K: 2 S: 13	H: 4 LOB: 2 BB: 0 P: 20	R: 0 E: 0 K: 1 S: 8	H: 1 LOB: 1 BB: 1 P: 19	R: 0 E: 0 K: 1 S: 8	H: 0 LOB: 0 BB: 0 P: 13	R: 2 E: 0 K: 0 S: 9	H: 2 LOB: 0 BB: 1 P: 17	R: 0 E: 0 K: 1 S: 6	H: 0 LOB: 0 BB: 1 P: 12	R: 0 E: 0 K: 1 S: 8	H: 1 LOB: 1 BB: 1 P: 16	1B: 7 2B: 1 3B: 0 HR: 2	SF: 0 SAC: 1 DP: 0 HBP: 0	WP: 0 PB: 0 SB: 1 CS: 3	PA: 37
PITCHER Cal McLish, R ERA: 3.19 Johnny Klippstein, R ERA: 2.11 Ryne Duren, R ERA: 0.98 (1, 1) (6, 1) (7, 1)	IP: 5.2 WLS: L BF: 28 H: 6 R: 6 ER: 6 SO: 4 BB: 2 IBB: 0 HBP: 0 BLK: 0 WP: 0 HR: 2 S: 55 P: 91 ERA: 9.53 WHIP: 1.941															PITCHER IP: WLS: BF: H: R: ER: SO: BB: IBB: HBP: BLK: WP: HR: S: P: ERA: WHIP		

Philadelphia Phillies @ Los Angeles Dodgers
Dodger Stadium, Los Angeles, CA
Mon Jul 29 1963, 7:05 PM PDT
Att: 32,835 - Unknown

AB 30
R 6
H 10
RBI 6
BB 4
SO 6
LOB 13



Batter	1	2	3	4	5	6	7	8	9	AB	R	H	RBI	BB	SO	LOB	TOP		
Jim Hickman, R OBP: 0.295, SLG: 0.365 (1, 5)	5-3	E6		4-3		F7		FC5-2		5	0	0	0	0	0	5			
Ron Hunt, R OBP: 0.330, SLG: 0.371 (1, 4)	1B	L8			1-3		4-3	G4-6-3		5	1	1	0	0	0	4			
Duke Snider, L OBP: 0.337, SLG: 0.441 Joe Christopher, R OBP: 0.321, SLG: 0.320 (8, 9)	1B	1B		1-3					F4	4	1	2	0	0	1	0			
Frank Thomas, R OBP: 0.321, SLG: 0.394 Rod Kanehl, R OBP: 0.246, SLG: 0.248 (9, 7)	K	K		HR				G4-6-3	6-3	5	1	2	1	0	1	3			
Jesse Gonder, L OBP: 0.346, SLG: 0.535 (1, 2)	1B	1B		L8		4-3		1B	K	5	1	2	1	0	1	1			
Joe Hicks, L OBP: 0.282, SLG: 0.478 (1, 8)	1B	1B		1B				1B	1B	4	1	3	1	0	1	0			
Duke Carmel, L OBP: 0.386, SLG: 0.326 (1, 3)	BB	BB		G3				FC6-4	BB	2	0	1	1	2	0	1			
Al Moran, R OBP: 0.250, SLG: 0.225 (1, 6)	4-3			B1-6-4				FC5-2	1B	3	0	2	1	1	0	3			
Tracy Stallard, R OBP: 0.074, SLG: 0.074 (1, 1)		K		B1-6-4				FC6-4	1B	4	0	1	0	0	1	3			
Inning Stats	R: 2 H: 4 E: 0 K: 1 S: 17	H: 4 R: 3 ER: 1 LOB: 3 BB: 1 P: 34	R: 0 H: 0 E: 1 K: 1 S: 9	H: 0 R: 3 ER: 0 LOB: 0 BB: 0 P: 11	R: 1 H: 2 E: 0 K: 0 S: 12	H: 2 R: 0 ER: 0 LOB: 1 BB: 0 P: 17	R: 0 H: 0 E: 0 K: 0 S: 5	H: 0 R: 0 ER: 0 LOB: 0 BB: 1 P: 10	R: 0 H: 1 E: 0 K: 1 S: 9	H: 1 R: 0 ER: 0 LOB: 2 BB: 1 P: 13	R: 0 H: 1 E: 0 K: 0 S: 7	H: 1 R: 0 ER: 0 LOB: 0 BB: 0 P: 11	R: 2 H: 5 E: 0 K: 0 S: 16	H: 5 R: 0 ER: 0 LOB: 2 BB: 0 P: 19	R: 0 H: 0 E: 0 K: 1 S: 6	H: 0 R: 0 ER: 0 LOB: 0 BB: 0 P: 11	1B: 13 2B: 9 3B: 0 HR: 1	SF: 0 SAC: 0 DP: 3 HBP: 0	WP: 0 PA: 41 PB: 0 SB: 0 CS: 1
PITCHER	IP	WLS	BF	H	R	ER	SO	BB	IBB	HBP	BLK	WP	HR	S	P	ERA	WHIP		
Bob Miller, R ERA: 3.7 (1, 1)	5.0	L	23	7	3	3	3	2	0	0	0	0	1	52	85	5.40	1.800		
Dick Calmus, R ERA: 2.95 (6, 1)	2.0		10	4	2	2	1	1	0	0	0	0	0	19	31	9.00	2.500		
Ron Perranoski, L ERA: 1.86 (8, 1)	1.0		5	3	0	0	0	0	0	0	0	0	0	13	16	0.00	3.000		
Larry Sherry, R ERA: 3.19 (9, 1)	1.0		3	0	0	0	1	0	0	0	0	0	0	6	11	0.00	0.000		

New York Mets @ Los Angeles Dodgers
Dodger Stadium, Los Angeles, CA
Tue Jul 30 1963, 7:05 PM PDT
Att: 24,525 - Unknown

AB 38
R 5
H 14
RBI 5
BB 3
SO 5
LOB 20



Batter	1	2	3	4	5	6	7	8	9	AB	R	H	RBI	BB	SO	LOB	BOTTOM				
Maury Wills, S OBP: 0.354, SLG: 0.337 (1, 6)			F8			G3		FC6-4		4	0	1	0	0	0	1					
Jim Gilliam, S OBP: 0.355, SLG: 0.397 (1, 4)	K			WP	1-3	F7			4-3	4	0	1	0	0	1	1					
Wally Moon, L OBP: 0.381, SLG: 0.426 (1, 9)	K			F7		4-3			4-3	4	0	0	0	0	1	1					
Tommy Davis, R OBP: 0.361, SLG: 0.442 (1, 7)		F4		1-3			F7		F4	4	0	0	0	0	0	1					
Ron Fairly, L OBP: 0.356, SLG: 0.418 (1, 3)		4-3		K			F2			3	0	0	0	0	1	1					
John Roseboro, L OBP: 0.299, SLG: 0.340 (1, 2)		BB				F8		F8		2	0	0	0	1	0	0					
Willie Davis, L OBP: 0.261, SLG: 0.362 (1, 8)		4-3				F4		K		3	0	0	0	0	1	1					
Ken McMullen, R OBP: 0.280, SLG: 0.348 (1, 5)				F5		HR		FC6-4	1B	3	1	2	1	0	0	0					
Bob Miller, R ERA: 3.02 (1, 1)	9.0	W	31	4	1	1	6	1	0	0	0	0	0	0	0	0					
Al Ferrara, R (5, PH)																					
Dick Calmus, R (8, 1)																					
Ron Perranoski, L OBP: 0.295, SLG: 0.133 (8, PH)																					
Lee Walls, R OBP: 0.202, SLG: 0.388 (9, 1)																					
Larry Sherry, R (9, 1)																					
Inning Stats	R: 0 H: 1 E: 0 K: 2 S: 7	H: 0 R: 1 ER: 0 LOB: 1 BB: 1 P: 10	R: 0 H: 0 E: 0 K: 0 S: 7	H: 0 R: 1 ER: 0 LOB: 0 BB: 1 P: 12	R: 0 H: 0 E: 0 K: 0 S: 6	H: 0 R: 0 ER: 0 LOB: 0 BB: 0 P: 9	R: 0 H: 1 E: 0 K: 1 S: 11	H: 1 R: 0 ER: 0 LOB: 1 BB: 0 P: 13	R: 1 H: 1 E: 0 K: 1 S: 8	H: 1 R: 0 ER: 0 LOB: 0 BB: 0 P: 10	R: 0 H: 0 E: 0 K: 0 S: 4	H: 0 R: 0 ER: 0 LOB: 0 BB: 0 P: 7	R: 0 H: 0 E: 0 K: 0 S: 7	H: 0 R: 0 ER: 0 LOB: 0 BB: 0 P: 10	R: 0 H: 1 E: 0 K: 2 S: 10	H: 1 R: 0 ER: 0 LOB: 1 BB: 0 P: 15	R: 0 H: 0 E: 0 K: 0 S: 6	H: 0 R: 0 ER: 0 LOB: 0 BB: 0 P: 9	1B: 3 2B: 1 3B: 0 HR: 1	SF: 0 SAC: 0 DP: 1 HBP: 0	WP: 1 PA: 31 PB: 0 SB: 0 CS: 1
PITCHER	IP	WLS	BF	H	R	ER	SO	BB	IBB	HBP	BLK	WP	HR	S	P	ERA	WHIP				
Tracy Stallard, R ERA: 5.02 (1, 1)	9.0	W	31	4	1	1	6	1	0	0	0	1	1	66	95	1.00	0.556				

New York Mets @ Los Angeles Dodgers
Dodger Stadium, Los Angeles, CA
Tue Jul 30 1963, 7:05 PM PDT
Att: 24,525 - Unknown

AB 30
R 1
H 4
RBI 1
BB 1
SO 6
LOB 7



Batter	1	2	3	4	5	6	7	8	9	AB	R	H	RBI	BB	SO	LOB	TOP		
Rod Kanehl, R OBP: 0.248, SLG: 0.250 Joe Hicks, L OBP: 0.288, SLG: 0.471	(1, 8) K		(1, 8) 1B		(1, 8) G6-4-3			(1, 8) FC4-6 BB	(1, 8) K	3	0	1	0	0	1	1			
Joe Christopher, R OBP: 0.300, SLG: 0.296	(1, 9) K		(1, 9) K		(1, 9) 6-3			(1, 9) FC4-6 1B		4	1	0	0	0	2	2			
Ron Hunt, R OBP: 0.332, SLG: 0.376	(1, 4) 6-3		(1, 4) F8		(1, 4) 1-2			(1, 4) 1B BB		3	1	1	0	1	0	1			
Frank Thomas, R OBP: 0.323, SLG: 0.396		(1, 7) 5-3		(1, 7) L5				(1, 7) 1B BB		4	0	2	2	0	0	1			
Jim Hickman, R OBP: 0.294, SLG: 0.364	(1, 5) BB 1B 6-3 1B			(1, 5) F2				(1, 5) F7		4	1	1	0	0	0	3			
Jesse Gonder, L OBP: 0.352, SLG: 0.529	(1, 2) 6-3 BB 1B			(1, 2) 1-3 BB				(1, 2) L6-3		3	0	1	0	1	0	1			
Duke Carmel, L OBP: 0.410, SLG: 0.333	(1, 3) 6-3 BB			(1, 3) 1-3				(1, 3) L6-3 BB		2	0	1	0	2	0	1			
Al Moran, R OBP: 0.246, SLG: 0.222 Tim Harkness, L OBP: 0.234, SLG: 0.330	(1, 6) 6-3			(1, 6) K				(1, 6) L6-3		3	0	0	1	0	1	4			
Roger Craig, R OBP: 0.151, SLG: 0.100 Duke Snider, L OBP: 0.336, SLG: 0.439	(1, 1) K			(1, 1) G6-4-3 BB				(1, 1) K		1	0	0	0	0	0	2			
Inning Stats	R: 0 H: 0 E: 0 K: 2 S: 8	H: 0 LOB: 0 BB: 0 P: 13	R: 1 H: 2 E: 0 K: 1 S: 13	H: 2 LOB: 2 BB: 1 P: 24	R: 0 H: 1 E: 0 K: 1 S: 9	H: 1 LOB: 1 BB: 0 P: 11	R: 0 H: 0 E: 0 K: 1 S: 13	H: 0 LOB: 1 BB: 1 P: 24	R: 0 H: 0 E: 0 K: 0 S: 9	H: 2 LOB: 0 BB: 0 P: 12	R: 0 H: 0 E: 0 K: 1 S: 6	H: 0 LOB: 0 BB: 1 P: 12	R: 1 H: 1 E: 1 K: 0 S: 7	H: 1 LOB: 1 BB: 2 P: 18	R: 0 H: 1 E: 0 K: 1 S: 9	H: 1 LOB: 2 BB: 1 P: 15	1B: 6 2B: 2 3B: 1 HR: 0	SF: 0 SAC: 0 DP: 4 HBP: 0	WP: 0 PA: 37 PB: 0 SB: 1 CS: 0
PITCHER	IP	WLS	BF	H	R	ER	SO	BB	IBB	HBP	BLK	WP	HR	S	P	ERA	WHIP		
Pete Richert, L ERA: 5.91	5.0	W	22	5	2	2	5	3	0	0	0	0	0	55	92	3.60	1.600		
Ken Rowe, R ERA: 3.09	2.1		8	0	1	1	1	3	0	0	0	0	0	13	31	3.86	1.286		
Ron Perranoski, L ERA: 1.82	1.2	S	7	2	0	0	1	1	0	0	0	0	0	13	22	0.00	1.800		

New York Mets @ Los Angeles Dodgers
Dodger Stadium, Los Angeles, CA
Wed Jul 31 1963, 7:05 PM PDT
Att: 24,589 - Unknown

AB 30
R 3
H 7
RBI 3
BB 7
SO 7
LOB 20





Batter	1	2	3	4	5	6	7	8	9	AB	R	H	RBI	BB	SO	LOB	BOTTOM		
Maury Wills, S OBP: 0.351, SLG: 0.333	(1, 6) 6-3		(1, 6) 4-3		(1, 6) 1-3			(1, 6) F8		4	0	0	0	0	0	0			
Jim Gilliam, S OBP: 0.353, SLG: 0.399	(1, 4) G3		(1, 4) G3		(1, 4) 4-3			(1, 4) 4-3 2B		4	0	1	0	0	0	0			
Wally Moon, L OBP: 0.379, SLG: 0.428	(1, 9) F9		(1, 9) F8		(1, 9) 1-4-3 2B			(1, 9) 4-3		4	0	1	0	0	0	1			
Tommy Davis, R OBP: 0.362, SLG: 0.441		(1, 7) BB 1B 3B		(1, 7) E 1B				(1, 7) F2		3	2	1	0	1	0	2			
Ron Fairly, L OBP: 0.359, SLG: 0.420	(1, 3) BB 1B 3B			(1, 3) E4 WP 1B				(1, 3) G4		3	2	2	0	0	0	1			
John Roseboro, L OBP: 0.300, SLG: 0.346	(1, 2) SF8 3B			(1, 2) 4-3				(1, 2) 4-3		3	1	1	2	0	0	2			
Willie Davis, L OBP: 0.258, SLG: 0.360	(1, 8) SF8			(1, 8) 4-3				(1, 8) P3		2	0	0	1	0	0	1			
Ken McMullen, R OBP: 0.275, SLG: 0.342	(1, 5) 1-3			(1, 5) F2				(1, 5) P6		3	0	0	0	0	0	0			
Pete Richert, L OBP: 0.222, SLG: 0.250 Ken Rowe, R OBP: 0.235, SLG: 0.133	(1, 1) K			(1, 1) F8				(1, 1) 5-3		2	0	0	0	0	1	0			
Inning Stats	R: 0 H: 0 E: 0 K: 0 S: 6	H: 0 LOB: 0 BB: 0 P: 10	R: 3 H: 2 E: 0 K: 1 S: 13	H: 2 LOB: 0 BB: 1 P: 23	R: 0 H: 0 E: 0 K: 0 S: 8	H: 0 LOB: 0 BB: 0 P: 12	R: 2 H: 2 E: 1 K: 0 S: 12	H: 2 LOB: 0 BB: 0 P: 20	R: 0 H: 0 E: 0 K: 0 S: 8	H: 1 LOB: 1 BB: 0 P: 10	R: 0 H: 0 E: 0 K: 0 S: 9	H: 0 LOB: 0 BB: 0 P: 12	R: 0 H: 0 E: 0 K: 0 S: 9	H: 0 LOB: 0 BB: 0 P: 14	R: 0 H: 1 E: 0 K: 0 S: 6	H: 1 LOB: 1 BB: 0 P: 6	1B: 3 2B: 2 3B: 1 HR: 0	SF: 1 SAC: 0 DP: 0 HBP: 0	WP: 1 PA: 31 PB: 0 SB: 0 CS: 0
PITCHER	IP	WLS	BF	H	R	ER	SO	BB	IBB	HBP	BLK	WP	HR	S	P	ERA	WHIP		
Roger Craig, R ERA: 3.99	8.0	L	31	6	5	5	1	1	0	0	0	1	0	71	107	5.62	0.875		

New York Mets @ Los Angeles Dodgers
Dodger Stadium, Los Angeles, CA
Wed Jul 31 1963, 7:05 PM PDT
Att: 24,589 - Unknown

AB 29
R 5
H 6
RBI 3
BB 1
SO 1
LOB 7



Batter	1	2	3	4	5	6	7	8	9	AB	R	H	RBI	BB	SO	LOB	TOP									
Maury Wills, S OBP: 0.350, SLG: 0.334	E5 WP SF9 1B		2B				1B		F8	5	1	4	1	0	0	0	Los Angeles Dodgers @ Chicago Cubs Wrigley Field, Chicago, IL Tue Aug 06 1963, 3:33 AM CDT Att: 15,276 - Overcast									
Jim Gilliam, S OBP: 0.360, SLG: 0.401	SF9 2H		4-3				1B			2	0	1	2	1	0	1										
Wally Moon, L OBP: 0.363, SLG: 0.413	G3						1B			4	0	0	0	0	0	5										
Tommy Davis, R OBP: 0.363, SLG: 0.444	F6									4	0	0	0	0	1	0										
Ron Fairly, L OBP: 0.362, SLG: 0.426		L4								4	1	2	1	0	0	0										
John Roseboro, L OBP: 0.297, SLG: 0.342		4-3								4	0	1	0	0	1	0										
Willie Davis, L OBP: 0.255, SLG: 0.353		F4								3	0	0	0	1	1	2										
Mary Breeding, R OBP: 0.293, SLG: 0.333										4	2	1	0	0	0	1										
Don Drysdale, R OBP: 0.227, SLG: 0.206										3	0	1	0	0	0	0										
Inning Stats	R: 1 E: 1 K: 0 S: 7	H: 1 LOB: 0 BB: 0 P: 11	R: 0 E: 0 K: 0 S: 6	H: 0 LOB: 0 BB: 0 P: 8	R: 0 E: 0 K: 0 S: 8	H: 1 LOB: 1 BB: 0 P: 9	R: 1 E: 0 K: 2 S: 9	H: 1 LOB: 0 BB: 0 P: 13	R: 1 E: 0 K: 0 S: 13	H: 2 LOB: 2 BB: 1 P: 21	R: 0 E: 0 K: 0 S: 4	H: 0 LOB: 0 BB: 0 P: 5	R: 1 E: 0 K: 1 S: 11	H: 3 LOB: 2 BB: 1 P: 17	R: 0 E: 0 K: 0 S: 7	H: 2 LOB: 1 BB: 0 P: 7		R: 0 E: 0 K: 0 S: 6	H: 0 LOB: 0 BB: 0 P: 9	1B: 8 2B: 1 3B: 0 HR: 1	SF: 1 SAC: 1 DP: 2 HBP: 0	WP: 1 PB: 0 SB: 0 CS: 0	PA: 37			
PITCHER	IP	WLS	BF	H	R	ER	SO	BB	IBB	HBP	BLK	WP	HR	S	P	ERA	WHIP									
Larry Jackson, R ERA: 2.13	(1, 1)	6.1	L	28	8	4	3	3	1	0	0	0	1	1	55	76	4.26	1.421								
Tom Baker, L ERA: 13.5	(7, 1)	0.2		2	0	0	0	0	1	0	0	0	0	0	3	8	0.00	1.500								
Don Elston, R ERA: 2.17	(8, 1)	2.0		7	2	0	0	0	0	0	0	0	0	0	13	16	0.00	1.000								

Batter	1	2	3	4	5	6	7	8	9	AB	R	H	RBI	BB	SO	LOB	BOTTOM								
Lou Brock, L OBP: 0.298, SLG: 0.384	4-3 1B		K				F8			4	0	2	0	0	1	1	Los Angeles Dodgers @ Chicago Cubs Wrigley Field, Chicago, IL Tue Aug 06 1963, 3:33 AM CDT Att: 15,276 - Overcast								
Ellis Burton, S OBP: 0.314, SLG: 0.445	4-3 1-2		6-3				F5			3	0	0	0	1	0	2									
Billy Williams, L OBP: 0.377, SLG: 0.519	F7		6-3				F8			4	0	0	0	0	0	4									
Ron Santo, R OBP: 0.328, SLG: 0.484	6-3									4	1	1	0	0	0	1									
Merritt Ranew, L OBP: 0.429, SLG: 0.575			F9				4-3			4	0	1	0	0	1	1									
Ken Hubbs, R OBP: 0.275, SLG: 0.325			K				F9			4	0	0	0	0	3	2									
Jimmie Schaffer, R OBP: 0.337, SLG: 0.506										4	0	2	1	0	0	1									
Andre Rodgers, R OBP: 0.316, SLG: 0.280										3	0	0	0	1	1	1									
Larry Jackson, R OBP: 0.185, SLG: 0.222										2	0	0	0	0	0	2									
Tom Baker, L										0	0	0	0	0	0	0									
Don Landrum, L OBP: 0.303, SLG: 0.297										0	0	0	0	0	0	0	Los Angeles Dodgers @ Chicago Cubs Wrigley Field, Chicago, IL Tue Aug 06 1963, 3:33 AM CDT Att: 15,276 - Overcast								
Don Elston, R										0	0	0	0	0	0	0									
Steve Boros, R OBP: 0.290, SLG: 0.411										1	0	0	0	0	0	0									
Inning Stats	R: 0 E: 0 K: 0 S: 9	H: 1 LOB: 1 BB: 0 P: 13	R: 0 E: 0 K: 1 S: 8	H: 1 LOB: 2 BB: 1 P: 14	R: 0 E: 0 K: 1 S: 8	H: 0 LOB: 0 BB: 0 P: 11	R: 0 E: 0 K: 1 S: 6	H: 1 LOB: 1 BB: 0 P: 12	R: 0 E: 0 K: 0 S: 7	H: 1 LOB: 2 BB: 1 P: 18	R: 1 E: 0 K: 0 S: 8	H: 2 LOB: 1 BB: 0 P: 10	R: 0 E: 0 K: 2 S: 9	H: 0 LOB: 0 BB: 0 P: 15	R: 0 E: 0 K: 2 S: 8	H: 0 LOB: 0 BB: 0 P: 11	R: 0 E: 0 K: 1 S: 5	H: 0 LOB: 0 BB: 0 P: 5	1B: 5 2B: 1 3B: 0 HR: 0	SF: 0 SAC: 0 DP: 0 HBP: 1	WP: 0 PB: 0 SB: 0 CS: 0	PA: 36			
PITCHER	IP	WLS	BF	H	R	ER	SO	BB	IBB	HBP	BLK	WP	HR	S	P	ERA	WHIP								
Don Drysdale, R ERA: 2.92	(1, 1)	9.0	W	36	6	1	1	6	1	1	1	0	0	68	109	1.00	0.778								

Batter	1	2	3	4	5	6	7	8	9	10	11	AB	R	H	RBI	BB	SO	LOB	TOP							
Maury Wills, S OBP: 0.350, SLG: 0.333 (1, 6)	K		L9			E4 1B		FC6-4 BB		1B		4	0	1	1	1	1	0								
Jim Gilliam, S OBP: 0.360, SLG: 0.401 (1, 5)	1-3		FC5-4 1B			1B		F7		5-3		5	0	2	0	0	0	2								
Tommy Davis, R OBP: 0.361, SLG: 0.449 (1, 8) (10, 7)	4-3		FC5-4 1-2			L9		FC6-4 1-2			HR	5	1	1	1	0	0	3								
Frank Howard, R OBP: 0.295, SLG: 0.460 (1, 7)		FC3-6 1B		F7		L4				K		4	0	1	0	0	1	1								
Ron Fairly, L OBP: 0.361, SLG: 0.425 (10, 3)											4-3	1	0	0	0	0	0	0								
Bill Skowron, R OBP: 0.284, SLG: 0.283 (1, 3)		FC3-6 1B 1-2		4-3				F3			1B FC9-6 1B	4	0	1	0	0	0	1								
Willie Davis, L OBP: 0.258, SLG: 0.355 (10, 8)												1	1	1	0	0	0	0								
Al Ferrara, R OBP: 0.286, SLG: 0.286 (1, 9)		2-2 1B 1-2		6-3				L7		8-1		5	0	2	0	0	0	1								
Mary Breeding, R OBP: 0.295, SLG: 0.335 (1, 4)			L9			G3		FC6-4 1B			SH1-4 1B 1B	5	1	2	1	0	0	3								
Doug Camilli, R OBP: 0.231, SLG: 0.282 (1, 2)			5-3			1-3		FC6-4 1-2				3	0	0	0	0	0	3								
John Roseboro, L OBP: 0.287, SLG: 0.341 (10, 2)										SH1-4		1	0	0	0	0	1	1								
Sandy Koufax, R OBP: 0.235, SLG: 0.133 (1, 1)			4-3			K				K		4	0	0	0	0	3	1								
Ron Perranoski, L OBP: 0.235, SLG: 0.133 (10, 1)												0	0	0	0	0	0	0								
Inning Stats	R: 0 E: 0 K: 1 S: 8	H: 0 LOB: 0 BB: 0 P: 11	R: 0 E: 0 K: 0 S: 11	H: 2 LOB: 2 BB: 0 P: 17	R: 0 E: 0 K: 0 S: 7	H: 1 LOB: 1 BB: 0 P: 11	R: 0 E: 0 K: 0 S: 5	H: 0 LOB: 0 BB: 0 P: 8	R: 0 E: 0 K: 1 S: 8	H: 0 LOB: 0 BB: 0 P: 12	R: 0 E: 1 K: 0 S: 10	H: 1 LOB: 1 BB: 0 P: 16	R: 0 E: 0 K: 1 S: 11	H: 0 LOB: 1 BB: 1 P: 16	R: 0 E: 0 K: 1 S: 5	H: 1 LOB: 0 BB: 0 P: 6	R: 1 E: 0 K: 1 S: 14	H: 2 LOB: 1 BB: 1 P: 17	R: 2 E: 0 K: 1 S: 13	H: 3 LOB: 1 BB: 0 P: 16	1B: 10 2B: 1 3B: 0 HR: 1	SF: 0 SAC: 1 DP: 1 HBP: 0	WP: 0 PB: 0 SB: 1 CS: 0	PA: 44		
PITCHER	IP ERA: 2.01	WLS L	BF 6	H 3	R 2	ER 2	SO 1	BB 0	IBB 0	HBP 0	BLK 0	WP 0	HR 0	S 84	P 121	ERA 0.90	WHIP 0.900									
Dick Ellsworth, L ERA: 2.01 (1, 1)																										
Lindy McDaniel, R ERA: 3.43 (11, 1)	1.0	L	6	3	2	2	1	0	0	0	0	0	0	1	13	16	18.00	3.000								

Los Angeles Dodgers @ Chicago Cubs
Wrigley Field, Chicago, IL
Wed Aug 07 1963, 3:33 AM CDT
Att: 27,184 - Unknown

AB 42
R 3
H 11
RBI 3
BB 1
SO 6
LOB 16



Batter	1	2	3	4	5	6	7	8	9	10	11	AB	R	H	RBI	BB	SO	LOB	BOTTOM						
Lou Brock, L OBP: 0.295, SLG: 0.380 (1, 9)	K		K			F7		FC4-6 1-2		1B		4	0	0	0	0	2	1							
Leo Burke, R OBP: 0.241, SLG: 0.338 (10, PH)										1B		1	0	1	0	0	0	0							
Lindy McDaniel, R OBP: 0.067, SLG: 0.267 (11, 1)												0	0	0	0	0	0	0							
Ellis Burton, S OBP: 0.311, SLG: 0.439 (1, 8) (11, 9)	K		4-3			6-3		K		FC6-4 1B		5	0	1	1	0	2	1							
Billy Williams, L OBP: 0.376, SLG: 0.515 (1, 7)	4-3					F2		K		F9		5	0	1	0	0	1	2							
Ron Santo, R OBP: 0.327, SLG: 0.481 (1, 5)		F9		K				SH3-4 1B		L6		5	0	1	0	0	1	3							
Steve Boros, R OBP: 0.303, SLG: 0.407 (1, 3)				K						FC6-4 1-2		3	0	1	0	1	1	1							
Ken Hubbs, R OBP: 0.276, SLG: 0.324 (1, 4)		1B BB				SH3-4 1-2		6-3		6-3		4	0	1	0	1	0	2							
Jimmie Schaffer, R OBP: 0.319, SLG: 0.477 (1, 2)		FC5-4 1B				F8		5-3		S IBB		4	0	1	0	1	0	2							
Andre Rodgers, R OBP: 0.317, SLG: 0.280 (1, 6)			FC5-4 1-2			K		6-3				5	0	0	0	0	4	6							
Dick Ellsworth, L OBP: 0.179, SLG: 0.127 (1, 1)												3	0	1	0	0	1	1							
Alex Grammas, R OBP: 0.250, SLG: 0.250 (10, PH)												1	0	0	0	0	0	1							
Nelson Mathews, R OBP: 0.238, SLG: 0.274 (10, PR)												0	1	0	0	0	0	0							
Don Landrum, L OBP: 0.303, SLG: 0.297 (11, 8)			K			4-3		FC4-6 1B		FC1-6 1B		0	0	0	0	0	0	0							
Inning Stats	R: 0 E: 0 K: 2 S: 9	H: 0 LOB: 0 BB: 0 P: 10	R: 0 E: 0 K: 1 S: 12	H: 1 LOB: 2 BB: 1 P: 20	R: 0 E: 0 K: 2 S: 11	H: 0 LOB: 0 BB: 0 P: 14	R: 0 E: 0 K: 2 S: 16	H: 0 LOB: 0 BB: 0 P: 19	R: 0 E: 0 K: 1 S: 9	H: 1 LOB: 1 BB: 0 P: 13	R: 0 E: 0 K: 1 S: 7	H: 0 LOB: 1 BB: 1 P: 10	R: 0 E: 1 K: 1 S: 14	H: 1 LOB: 2 BB: 1 P: 23	R: 1 E: 0 K: 0 S: 9	H: 2 LOB: 2 BB: 1 P: 15	R: 0 E: 0 K: 1 S: 10	H: 1 LOB: 1 BB: 0 P: 14	1B: 8 2B: 0 3B: 0 HR: 0	SF: 0 SAC: 1 DP: 0 HBP: 0	WP: 0 PB: 0 SB: 1 CS: 0	PA: 44			
PITCHER	IP ERA: 1.77	WLS W	BF 6	H 1	R 0	ER 0	SO 1	BB 0	IBB 0	HBP 0	BLK 0	WP 0	HR 0	S 99	P 141	ERA 0.96	WHIP 0.600								
Sandy Koufax, L ERA: 1.77 (1, 1)																									
Ron Perranoski, L ERA: 1.79 (10, 1)	1.2	W	6	1	0	0	1	0	0	0	0	0	0	0	12	17	0.00	0.600							

Los Angeles Dodgers @ Chicago Cubs
Wrigley Field, Chicago, IL
Wed Aug 07 1963, 3:33 AM CDT
Att: 27,184 - Unknown


AB 40
R 1
H 8
RBI 1
BB 3
SO 12
LOB 21



Batter	1	2	3	4	5	6	7	8	9	AB	R	H	RBI	BB	SO	LOB	TOP										
Maury Wills, S OBP: 0.350, SLG: 0.336 (1, 6)	1-3		1B 2B		FC6			FC5-4 1B	1B 1B	5	2	3	0	0	0	1											
Jim Gilliam, S OBP: 0.359, SLG: 0.402 (1, 5)	2B		2H 1B		F7			FC5-4 1B	1B 1B	5	0	3	2	0	0	2											
Tommy Davis, R OBP: 0.358, SLG: 0.443 (1, 8)	F3		5-3					F4	F8	5	0	1	0	0	0	6											
Frank Howard, R OBP: 0.301, SLG: 0.470 Dick Tracewski, R OBP: 0.292, SLG: 0.261 (9, PR)	K							1B 1B	1B 1B	4	0	2	2	0	2	2											
Bill Skowron, R OBP: 0.268, SLG: 0.304 Ron Fairly, L OBP: 0.359, SLG: 0.422 (9, PH)		F6			K			1B 1B	1B 1B	4	0	1	0	0	1	1											
Al Ferrara, R OBP: 0.250, SLG: 0.400 (1, 9)	K				F9			4-3	K	4	0	0	0	1	2	7											
Mary Breeding, R OBP: 0.293, SLG: 0.332 (1, 4)	F4				K			K	1B 1B	4	1	1	0	0	2	2											
Doug Camilli, R OBP: 0.232, SLG: 0.281 (1, 2)			5-3		K			F9	1B 1B	4	1	1	0	0	1	1											
Johnny Podres, L OBP: 0.132, SLG: 0.180 Ron Perranoski, L OBP: 0.225, SLG: 0.133 Ken Rowe, R OBP: 0.295, SLG: 0.380 Lee Walls, R OBP: 0.295, SLG: 0.408 Dick Calmus, R OBP: 0.295, SLG: 0.408 (7, PH)			K					FC6-4	K	2	0	1	0	0	1	0											
Inning Stats	R: 0 E: 0 K: 1 S: 11	H: 1 LOB: 1 BB: 0 P: 15	R: 0 E: 0 K: 1 S: 8	H: 0 LOB: 0 BB: 0 P: 12	R: 1 E: 0 K: 1 S: 8	H: 2 LOB: 1 BB: 0 P: 12	R: 0 E: 0 K: 2 S: 10	H: 0 LOB: 1 BB: 0 P: 13	R: 0 E: 0 K: 1 S: 11	H: 1 LOB: 0 BB: 0 P: 14	R: 0 E: 0 K: 1 S: 12	H: 1 LOB: 1 BB: 0 P: 19	R: 0 E: 0 K: 1 S: 11	H: 0 LOB: 1 BB: 1 P: 18	R: 0 E: 0 K: 0 S: 11	H: 3 LOB: 3 BB: 0 P: 16	R: 3 E: 0 K: 2 S: 20	H: 6 LOB: 3 BB: 0 P: 26	1B: 12 2B: 3 3B: 0 HR: 0	SF: 0 SAC: 0 DP: 1 HBP: 1	WP: 0 PB: 0 SB: 2 CS: 1	PA: 42					
PITCHER	IP	WLS	BF	H	R	ER	SO	BB	IBB	HBP	BLK	WP	HR	S	P	ERA	WHIP										
Joe Nuxhall, L ERA: 2.56 Al Worthington, R ERA: 3.07	(1, 1)	8.2	W	40	13	4	4	9	1	0	1	0	0	96	137	4.15	1.615										

Los Angeles Dodgers @ Cincinnati Reds
Crosley Field, Cincinnati, OH
Fri Aug 09 1963, 7:05 PM EDT
Att: 18,178 - Unknown


AB 40
R 4
H 14
RBI 4
BB 1
SO 10
LOB 25



Batter	1	2	3	4	5	6	7	8	9	AB	R	H	RBI	BB	SO	LOB	BOTTOM										
Pete Rose, S OBP: 0.342, SLG: 0.372 (1, 4)	5-3		K		SH2-4	K		4-3		4	0	0	0	0	2	3											
Tommy Harper, R OBP: 0.365, SLG: 0.425 (1, 9)	K		1B		K	E5 1B		F9		5	1	1	0	0	2	2											
Vada Pinson, L OBP: 0.352, SLG: 0.509 (1, 8)	4-3		F5		F5	1B		HR		5	1	2	3	0	0	2											
Frank Robinson, R OBP: 0.390, SLG: 0.440 (1, 7)					F8			K		4	1	2	0	1	1	0											
Gene Freese, R OBP: 0.310, SLG: 0.395 (1, 5)		K			F6					4	1	0	0	0	1	4											
Gene Green, R OBP: 0.250, SLG: 0.312 (1, 2)	F3		1B		1B					4	1	2	1	0	1	1											
Don Pavletich, R OBP: 0.281, SLG: 0.265 (1, 3)										2	1	1	0	2	0	0											
Leo Cardenas, R OBP: 0.253, SLG: 0.307 (1, 6)		FC5								4	2	3	1	0	0	2											
Joe Nuxhall, L OBP: 0.189, SLG: 0.212 Al Worthington, R ERA: 3.07			K							4	0	1	1	0	1	4											
Inning Stats	R: 0 E: 0 K: 1 S: 7	H: 0 LOB: 0 BB: 0 P: 8	R: 0 E: 0 K: 1 S: 10	H: 1 LOB: 2 BB: 1 P: 20	R: 0 E: 0 K: 2 S: 8	H: 1 LOB: 1 BB: 0 P: 14	R: 0 E: 0 K: 0 S: 10	H: 2 LOB: 2 BB: 0 P: 11	R: 1 E: 0 K: 1 S: 10	H: 2 LOB: 1 BB: 0 P: 14	R: 6 E: 2 K: 1 S: 22	H: 4 LOB: 2 BB: 2 P: 37	R: 0 E: 0 K: 1 S: 9	H: 1 LOB: 1 BB: 0 P: 12	R: 1 E: 0 K: 1 S: 7	H: 1 LOB: 0 BB: 0 P: 11	1B: 8 2B: 3 3B: 0 HR: 1	SF: 0 SAC: 1 DP: 0 HBP: 0	WP: 0 PB: 0 SB: 0 CS: 0	PA: 40							
PITCHER	IP	WLS	BF	H	R	ER	SO	BB	IBB	HBP	BLK	WP	HR	S	P	ERA	WHIP										
Johnny Podres, L ERA: 2.83 Ron Perranoski, L ERA: 1.77 Ken Rowe, R ERA: 3.0 Dick Calmus, R ERA: 2.88	(1, 1)	5.0	L	24	7	4	2	5	2	0	0	0	0	13	21	0.00	4.500										

Los Angeles Dodgers @ Cincinnati Reds
Crosley Field, Cincinnati, OH
Fri Aug 09 1963, 7:05 PM EDT
Att: 18,178 - Unknown

AB 36
R 8
H 12
RBI 6
BB 3
SO 8
LOB 18



Batter	1	2	3	4	5	6	7	8	9	AB R H RBI BB SO LOB	TOP										
Maury Wills, S OBP: 0.355, SLG: 0.342	0-0 FC4-6 1B		1-0 G3	2-2 1B		0-0 L9		1-2 1B 2B	4-2 BB	5 1 3 2 1 0 1	Los Angeles Dodgers @ Cincinnati Reds Crosley Field, Cincinnati, OH Sat Aug 10 1963, 7:05 PM EDT Att: 29,034 - Unknown										
Jim Gilliam, S OBP: 0.362, SLG: 0.401	2-1 FC4-6 1B		4-0 2B BB	2-3 K			0-0 SH2-4 1B	4-0 1B PB IBB	0-0 F9	4 2 1 0 2 1 3											
Wally Moon, L OBP: 0.362, SLG: 0.416	2-2 1-3 1B		0-0 E 2B		1-1 F8		1-0 SH2-4	0-1 SF9		3 1 2 2 0 0 0											
Tommy Davis, R OBP: 0.356, SLG: 0.440	0-3 K		0-0 E5 2B		0-1 6-3		1-2 F8	3-H 0-2 PB S 1B		5 2 1 1 0 1 4											
Ron Fairly, L OBP: 0.359, SLG: 0.432	1-1 F9		2-1 PB 2B		2-1		1-2 F6	1-3 K 1B		5 1 2 3 0 1 4											
John Roseboro, L OBP: 0.298, SLG: 0.343		1-2 4-3	0-2 F5		3-1 4-3			SH 2B 1B		5 1 2 1 0 0 1											
Willie Davis, L OBP: 0.257, SLG: 0.356		1-1 2B	3-1 4-3			1-3 K		SH 2B K		4 1 1 0 0 2 3											
Mary Breeding, R OBP: 0.293, SLG: 0.330		0-0 L8		1-0 1-3		1-1 1B		0-0 SH3 1B	0-0 F8	4 0 1 0 0 0 1											
Don Drysdale, R OBP: 0.225, SLG: 0.194		2-3 K		0-0 F4		2-0 F8		3-2 2B SF9 HBP	1-1 G3	4 1 0 0 0 1 2											
Inning Stats	R: 0 E: 0 K: 1 S: 11	H: 2 LOB: 2 BB: 0 P: 16	R: 0 E: 0 K: 1 S: 9	H: 1 LOB: 1 BB: 0 P: 13	R: 3 E: 1 K: 0 S: 11	H: 2 LOB: 1 BB: 1 P: 21	R: 0 E: 0 K: 1 S: 10	H: 1 LOB: 1 BB: 0 P: 15	R: 1 E: 0 K: 0 S: 8	H: 1 LOB: 0 BB: 0 P: 14	R: 0 E: 0 K: 1 S: 7	H: 1 LOB: 1 BB: 0 P: 11	R: 0 E: 0 K: 0 S: 8	H: 1 LOB: 1 BB: 0 P: 11	R: 6 E: 1 K: 2 S: 23	H: 4 LOB: 2 BB: 1 P: 35	R: 0 E: 0 K: 0 S: 8	H: 0 LOB: 1 BB: 1 P: 13	1B: 8 2B: 4 3B: 0 HR: 1	SF: 1 SAC: 3 DP: 0 HBP: 1	WP: 0 PA: 47 PB: 2 SB: 1 CS: 0
PITCHER	IP WLS BF H R ER SO BB IBB HBP BLK WP HR S P ERA WHIP																				
Bob Purkey, R ERA: 3.53	(1, 1) 7.0 L 32 9 4 3 4 1 0 0 0 0 1 64 101 3.86 1.429																				
Dom Zanni, R ERA: 4.59	(8, 1) 0.1 4 1 3 2 0 0 0 1 0 0 0 7 11 54.00 3.000																				
Bill Henry, L ERA: 5.6	(8, 1) 0.2 7 3 3 0 2 0 1 0 0 0 0 16 24 0.00 4.500																				
Jim Coates, R ERA: 4.91	(9, 1) 1.0 4 0 0 0 0 1 0 0 0 0 0 8 13 0.00 1.000																				

Batter	1	2	3	4	5	6	7	8	9	AB R H RBI BB SO LOB	BOTTOM										
Pete Rose, S OBP: 0.343, SLG: 0.375	1-0 3B 2B		0-3 K		0-2 1B		0-3 K			4 1 2 0 0 2 0	Los Angeles Dodgers @ Cincinnati Reds Crosley Field, Cincinnati, OH Sat Aug 10 1963, 7:05 PM EDT Att: 29,034 - Unknown										
Tommy Harper, R OBP: 0.364, SLG: 0.422	1-3 K		0-1 F8		2-2 1B			0-0 B3		4 0 1 1 0 1 1											
Vada Pinson, L OBP: 0.352, SLG: 0.511	0-0 2H 3B		0-1 1-3		0-3 K			1-2 F8		4 0 1 1 0 1 2											
Frank Robinson, R OBP: 0.389, SLG: 0.438	0-2 F2			0-0 F7		2-1 CS 1B		0-0 5-3		4 0 1 0 0 0 1											
Gordy Coleman, L OBP: 0.291, SLG: 0.390	2-3 K			0-0 F9		2-2 1B			1-1 F8	3 0 1 0 0 1 1											
Marty Keough, L OBP: 0.361, SLG: 0.421						1-2 1B				1 0 0 0 0 0 0											
Gene Freese, R OBP: 0.302, SLG: 0.385		0-3 K		1-3 K		1-1 B2			0-2 F9	4 0 0 0 0 2 2											
Johnny Edwards, L OBP: 0.319, SLG: 0.372		2-2 HR			1-3 K	2-3 K			1-0 F7	4 1 1 1 0 2 2											
Leo Cardenas, R OBP: 0.252, SLG: 0.305		1-3 K		1-3 K	1-2 CS	0-3 K				3 0 0 0 0 3 0											
Bob Purkey, R OBP: 0.195, SLG: 0.108	(1, 1) 0-3 K				0-0 1B		1-2 G3			2 1 1 0 0 1 0											
Bob Skinner, L OBP: 0.328, SLG: 0.368	(7, PH)									1 0 0 0 0 0 0											
Dom Zanni, R ERA: 4.59	(8, 1)									0 0 0 0 0 0 0											
Bill Henry, L OBP: 0.167, SLG: 0.200	(8, 1)									0 0 0 0 0 0 0											
Jim Coates, R ERA: 4.91	(9, 1)									0 0 0 0 0 0 0											
Inning Stats	R: 1 E: 0 K: 2 S: 12	H: 2 LOB: 1 BB: 0 P: 16	R: 1 E: 0 K: 3 S: 12	H: 1 LOB: 0 BB: 0 P: 15	R: 0 E: 0 K: 1 S: 7	H: 0 LOB: 0 BB: 0 P: 7	R: 0 E: 0 K: 1 S: 5	H: 0 LOB: 0 BB: 0 P: 6	R: 1 E: 0 K: 3 S: 17	H: 3 LOB: 2 BB: 0 P: 21	R: 0 E: 0 K: 1 S: 13	H: 2 LOB: 1 BB: 0 P: 21	R: 0 E: 0 K: 2 S: 9	H: 0 LOB: 0 BB: 0 P: 10	R: 0 E: 0 K: 0 S: 5	H: 0 LOB: 0 BB: 0 P: 6	R: 0 E: 0 K: 0 S: 6	H: 0 LOB: 0 BB: 0 P: 8	1B: 5 2B: 1 3B: 1 HR: 1	SF: 0 SAC: 0 DP: 0 HBP: 0	WP: 0 PA: 35 PB: 0 SB: 0 CS: 1
PITCHER	IP WLS BF H R ER SO BB IBB HBP BLK WP HR S P ERA WHIP																				
Don Drysdale, R ERA: 2.93	(1, 1) 9.0 W 34 8 3 3 13 0 0 0 0 0 1 86 110 3.00 0.889																				



Batter	1	2	3	4	5	6	7	8	9	AB	R	H	RBI	BB	SO	LOB	TOP					
Dick Tracewski, R OBP: 0.291, SLG: 0.261 (1, 6)	L6		K			SH1-4 HR 1B	4-3			4	1	1	0	0	1	1						
Jim Gilliam, S OBP: 0.359, SLG: 0.397 (1, 5) (7, 4)	F4			F9		SH1-4		L5		3	0	0	0	0	0	0						
Tommy Davis, R OBP: 0.357, SLG: 0.451 (1, 8) (7, 5)	L8			WP SF7 2B		HR		5-3		4	2	2	2	0	0	0						
Frank Howard, R OBP: 0.303, SLG: 0.482 (1, 7)		HR		SF7 2H		1B		K		3	1	2	2	0	1	0						
Al Ferrara, R OBP: 0.300, SLG: 0.353 (1, 9)	F6			BB		F4		G1-6-3 HBP		2	0	0	0	1	0	1						
Ron Fairly, L OBP: 0.356, SLG: 0.428 (1, 3)	K			F2		K		G1-6-3 1-2		4	0	0	0	0	2	3						
John Roseboro, L OBP: 0.297, SLG: 0.342 (1, 2)	F6				F5		K		1B	4	0	1	0	0	1	0						
Mary Breeding, R OBP: 0.289, SLG: 0.326 Larry Sherry, R OBP: 0.235, SLG: 0.133 Wally Moon, L OBP: 0.360, SLG: 0.414 (7, 1) (9, PH)	6-3				5-3		F3		K	3	0	0	0	0	0	0						
Sandy Koufax, R OBP: 0.123, SLG: 0.107 Ron Perranoski, L OBP: 0.235, SLG: 0.133 Willie Davis, L OBP: 0.259, SLG: 0.361 (1, 1) (6, 1) (7, PH) (7, 8)	1-3				5-3					2	0	0	0	0	0	0						
Inning Stats	R: 0 E: 0 K: 0 S: 5	H: 0 LOB: 0 BB: 0 P: 7	R: 1 E: 0 K: 1 S: 11	H: 1 LOB: 0 BB: 0 P: 18	R: 0 E: 0 K: 1 S: 8	H: 0 LOB: 0 BB: 0 P: 10	R: 1 E: 0 K: 0 S: 15	H: 1 LOB: 1 BB: 1 P: 23	R: 0 E: 0 K: 1 S: 4	H: 0 LOB: 0 BB: 0 P: 7	R: 2 E: 0 K: 1 S: 14	H: 3 LOB: 1 BB: 0 P: 22	R: 0 E: 0 K: 1 S: 9	H: 1 LOB: 0 BB: 0 P: 14	R: 0 E: 0 K: 1 S: 12	H: 1 LOB: 1 BB: 0 P: 18	1B: 3 2B: 2 3B: 0 HR: 2	SF: 1 SAC: 1 DP: 1 HBP: 1	WP: 1 PB: 0 SB: 0 CS: 0	PA: 35		
PITCHER	IP WLS BF H R ER SO BB IBB HBP BLK WP HR S P ERA WHIP	IP WLS BF H R ER SO BB IBB HBP BLK WP HR S P ERA WHIP	IP WLS BF H R ER SO BB IBB HBP BLK WP HR S P ERA WHIP	IP WLS BF H R ER SO BB IBB HBP BLK WP HR S P ERA WHIP	IP WLS BF H R ER SO BB IBB HBP BLK WP HR S P ERA WHIP	IP WLS BF H R ER SO BB IBB HBP BLK WP HR S P ERA WHIP	IP WLS BF H R ER SO BB IBB HBP BLK WP HR S P ERA WHIP	IP WLS BF H R ER SO BB IBB HBP BLK WP HR S P ERA WHIP	IP WLS BF H R ER SO BB IBB HBP BLK WP HR S P ERA WHIP	IP WLS BF H R ER SO BB IBB HBP BLK WP HR S P ERA WHIP	IP WLS BF H R ER SO BB IBB HBP BLK WP HR S P ERA WHIP	IP WLS BF H R ER SO BB IBB HBP BLK WP HR S P ERA WHIP	IP WLS BF H R ER SO BB IBB HBP BLK WP HR S P ERA WHIP	IP WLS BF H R ER SO BB IBB HBP BLK WP HR S P ERA WHIP	IP WLS BF H R ER SO BB IBB HBP BLK WP HR S P ERA WHIP	IP WLS BF H R ER SO BB IBB HBP BLK WP HR S P ERA WHIP	IP WLS BF H R ER SO BB IBB HBP BLK WP HR S P ERA WHIP	IP WLS BF H R ER SO BB IBB HBP BLK WP HR S P ERA WHIP	IP WLS BF H R ER SO BB IBB HBP BLK WP HR S P ERA WHIP	IP WLS BF H R ER SO BB IBB HBP BLK WP HR S P ERA WHIP	IP WLS BF H R ER SO BB IBB HBP BLK WP HR S P ERA WHIP	IP WLS BF H R ER SO BB IBB HBP BLK WP HR S P ERA WHIP

Los Angeles Dodgers @ Cincinnati Reds
Crosley Field, Cincinnati, OH
Sun Aug 11 1963, 3:33 AM EDT
Att: 26,195 - Unknown


AB 31
R 4
H 7
RBI 4
BB 1
SO 6
LOB 6



Batter	1	2	3	4	5	6	7	8	9	AB	R	H	RBI	BB	SO	LOB	BOTTOM					
Pete Rose, S OBP: 0.346, SLG: 0.376 (1, 4)	L7		1B WP 1B		1-3	WP 1B				4	1	2	1	0	0	0						
Tommy Harper, R OBP: 0.365, SLG: 0.423 (1, 9)	F9		1B BB		1-1	4-3 1B	F7			4	0	2	2	1	0	2						
Vada Pinson, L OBP: 0.354, SLG: 0.512 (1, 8)	1B		1-2 2-3 1B		K	4-3 1B		G6-4-3 1B		5	0	3	0	0	1	2						
Frank Robinson, R OBP: 0.386, SLG: 0.443 (1, 7)	F7		F7			HR 6-3		G6-4-3 1-2		5	1	1	1	0	0	6						
Gene Freese, R OBP: 0.303, SLG: 0.390 Al Worthington, R OBP: 0.100, SLG: 0.200 (1, 5) (7, 1)	1-3		L7			1B 2B	1B 2B	F4		3	1	1	0	0	0	3						
Gene Green, R OBP: 0.243, SLG: 0.302 Johnny Edwards, L OBP: 0.321, SLG: 0.374 (1, 2) (7, PH) (8, 2)	K			F2		K	1B 1B			3	0	0	0	0	2	1						
Don Pavletich, R OBP: 0.290, SLG: 0.302 Marty Keough, L OBP: 0.359, SLG: 0.418 (1, 3) (7, PH) (8, 3)				F7		1B 1B	L6			3	2	2	2	0	0	0						
Leo Cardenas, R OBP: 0.254, SLG: 0.307 (1, 6)	6-3			F9		1B 1B				4	1	2	2	0	0	0						
Jim O'Toole, S OBP: 0.159, SLG: 0.145 Charlie Neal, R OBP: 0.296, SLG: 0.301 (1, 1) (6, PH) (7, 5)			K		5-3	WP 1B 1B	L8			2	0	0	0	0	1	0						
Inning Stats	R: 0 E: 0 K: 0 S: 10	H: 1 LOB: 1 BB: 0 P: 10	R: 1 E: 0 K: 1 S: 8	H: 1 LOB: 0 BB: 0 P: 12	R: 0 E: 0 K: 0 S: 5	H: 0 LOB: 0 BB: 0 P: 10	R: 0 E: 0 K: 1 S: 10	H: 1 LOB: 1 BB: 0 P: 12	R: 6 E: 0 K: 1 S: 20	H: 7 LOB: 1 BB: 0 P: 30	R: 2 E: 0 K: 0 S: 17	H: 3 LOB: 2 BB: 0 P: 26	R: 0 E: 0 K: 0 S: 4	H: 1 LOB: 0 BB: 0 P: 5	1B: 12 2B: 2 3B: 0 HR: 2	SF: 0 SAC: 0 DP: 1 HBP: 1	WP: 2 PB: 0 SB: 0 CS: 0	PA: 41				
PITCHER	IP WLS BF H R ER SO BB IBB HBP BLK WP HR S P ERA WHIP	IP WLS BF H R ER SO BB IBB HBP BLK WP HR S P ERA WHIP	IP WLS BF H R ER SO BB IBB HBP BLK WP HR S P ERA WHIP	IP WLS BF H R ER SO BB IBB HBP BLK WP HR S P ERA WHIP	IP WLS BF H R ER SO BB IBB HBP BLK WP HR S P ERA WHIP	IP WLS BF H R ER SO BB IBB HBP BLK WP HR S P ERA WHIP	IP WLS BF H R ER SO BB IBB HBP BLK WP HR S P ERA WHIP	IP WLS BF H R ER SO BB IBB HBP BLK WP HR S P ERA WHIP	IP WLS BF H R ER SO BB IBB HBP BLK WP HR S P ERA WHIP	IP WLS BF H R ER SO BB IBB HBP BLK WP HR S P ERA WHIP	IP WLS BF H R ER SO BB IBB HBP BLK WP HR S P ERA WHIP	IP WLS BF H R ER SO BB IBB HBP BLK WP HR S P ERA WHIP	IP WLS BF H R ER SO BB IBB HBP BLK WP HR S P ERA WHIP	IP WLS BF H R ER SO BB IBB HBP BLK WP HR S P ERA WHIP	IP WLS BF H R ER SO BB IBB HBP BLK WP HR S P ERA WHIP	IP WLS BF H R ER SO BB IBB HBP BLK WP HR S P ERA WHIP	IP WLS BF H R ER SO BB IBB HBP BLK WP HR S P ERA WHIP	IP WLS BF H R ER SO BB IBB HBP BLK WP HR S P ERA WHIP	IP WLS BF H R ER SO BB IBB HBP BLK WP HR S P ERA WHIP	IP WLS BF H R ER SO BB IBB HBP BLK WP HR S P ERA WHIP	IP WLS BF H R ER SO BB IBB HBP BLK WP HR S P ERA WHIP	IP WLS BF H R ER SO BB IBB HBP BLK WP HR S P ERA WHIP

Los Angeles Dodgers @ Cincinnati Reds
Crosley Field, Cincinnati, OH
Sun Aug 11 1963, 3:33 AM EDT
Att: 26,195 - Unknown

AB 39
R 9
H 16
RBI 9
BB 1
SO 4
LOB 17



Batter	1	2	3	4	5	6	7	8	9	AB	R	H	RBI	BB	SO	LOB	TOP							
Maury Wills, S OBP: 0.356, SLG: 0.344										4	0	2	0	0	0	0	Los Angeles Dodgers @ Milwaukee Braves Milwaukee County Stadium, Milwaukee, WI Tue Aug 13 1963, 8:05 PM EDT Att: 13,529 - Unknown							
Jim Gilliam, S OBP: 0.358, SLG: 0.396										4	0	1	0	0	0	2								
Tommy Davis, R OBP: 0.358, SLG: 0.452										4	2	2	0	0	0	2								
Frank Howard, R OBP: 0.312, SLG: 0.486										2	1	2	0	2	0	0								
Bill Skowron, R OBP: 0.263, SLG: 0.299										3	0	0	0	0	1	5								
John Roseboro, L OBP: 0.294, SLG: 0.339										3	0	0	1	0	0	3								
Willie Davis, L OBP: 0.299, SLG: 0.365										4	0	1	2	0	0	2								
Dick Tracewski, R OBP: 0.286, SLG: 0.256										3	0	0	0	0	1	1								
Lee Walls, R OBP: 0.263, SLG: 0.392										1	0	1	0	0	0	0								
Johnny Podres, L OBP: 0.132, SLG: 0.180										0	0	0	0	0	0	0								
Bob Miller, R OBP: 0.087, SLG: 0.068										3	0	0	0	0	2	0								
Al Ferrara, R OBP: 0.286, SLG: 0.333										1	0	0	0	0	1	1								
Inning Stats	R: 0 E: 0 K: 0 S: 4	H: 1 LOB: 0 BB: 0 P: 8	R: 0 E: 0 K: 0 S: 8	H: 1 LOB: 1 BB: 0 P: 9	R: 0 E: 0 K: 1 S: 8	H: 1 LOB: 1 BB: 0 P: 12	R: 2 E: 0 K: 1 S: 11	H: 2 LOB: 1 BB: 0 P: 21	R: 0 E: 0 K: 0 S: 6	H: 0 LOB: 0 BB: 0 P: 9	R: 1 E: 0 K: 0 S: 11	H: 2 LOB: 1 BB: 0 P: 16	R: 0 E: 0 K: 2 S: 9	H: 0 LOB: 0 BB: 0 P: 14	R: 0 E: 1 K: 0 S: 5	H: 1 LOB: 1 BB: 1 P: 12	R: 0 E: 0 K: 1 S: 9	H: 1 LOB: 1 BB: 0 P: 11	1B: 8 2B: 0 3B: 1 HR: 0	SF: 1 SAC: 1 DP: 2 HBP: 0	WP: 0 PB: 0 SB: 0 CS: 0	PA: 36		
PITCHER Warren Spahn, L ERA: 2.63	IP: 9.0 WLS: W BF: 36 H: 9 R: 3 ER: 3 SO: 5 BB: 1 IBB: 1 HBP: 0 BLK: 0 WP: 0 HR: 0 S: 71 P: 112 ERA: 3.00 WHIP: 1.111																							


Batter	1	2	3	4	5	6	7	8	9	AB	R	H	RBI	BB	SO	LOB	BOTTOM						
Lee Maye, L OBP: 0.342, SLG: 0.443										4	0	2	0	0	1	0	Los Angeles Dodgers @ Milwaukee Braves Milwaukee County Stadium, Milwaukee, WI Tue Aug 13 1963, 8:05 PM EDT Att: 13,529 - Unknown						
Frank Bolling, R OBP: 0.306, SLG: 0.321										3	1	1	0	0	0	1							
Hank Aaron, R OBP: 0.387, SLG: 0.577										1	2	0	0	3	0	1							
Eddie Mathews, L OBP: 0.382, SLG: 0.433										4	1	1	1	0	0	3							
Gene Oliver, R OBP: 0.323, SLG: 0.435										3	0	1	0	1	2	2							
Denis Menke, R OBP: 0.300, SLG: 0.384										2	0	0	2	1	1	0							
Roy McMillan, R OBP: 0.263, SLG: 0.315										4	0	0	1	0	0	3							
Del Crandall, R OBP: 0.254, SLG: 0.268										3	0	0	0	0	0	2							
Warren Spahn, L OBP: 0.203, SLG: 0.250										3	0	0	0	0	1	0							
Inning Stats	R: 3 E: 0 K: 1 S: 17	H: 2 LOB: 2 BB: 3 P: 36	R: 0 E: 0 K: 0 S: 7	H: 1 LOB: 0 BB: 0 P: 11	R: 0 E: 0 K: 1 S: 8	H: 0 LOB: 0 BB: 0 P: 13	R: 0 E: 0 K: 1 S: 8	H: 0 LOB: 0 BB: 0 P: 8	R: 0 E: 0 K: 1 S: 7	H: 0 LOB: 0 BB: 0 P: 8	R: 0 E: 0 K: 0 S: 6	H: 0 LOB: 0 BB: 0 P: 7	R: 1 E: 0 K: 0 S: 5	H: 1 LOB: 1 BB: 1 P: 10	1B: 5 2B: 0 3B: 0 HR: 0	SF: 1 SAC: 1 DP: 0 HBP: 0		WP: 0 PB: 0 SB: 0 CS: 0	PA: 34				
PITCHER Johnny Podres, L ERA: 2.8	IP: 0.1 WLS: L BF: 6 H: 3 R: 1 ER: 1 SO: 4 BB: 1 IBB: 1 HBP: 0 BLK: 0 WP: 0 HR: 0 S: 14 P: 31 ERA: 81.00 WHIP: 15.000																						
PITCHER Bob Miller, R ERA: 3.64	IP: 7.2 WLS: L BF: 28 H: 3 R: 1 ER: 1 SO: 4 BB: 1 IBB: 1 HBP: 0 BLK: 0 WP: 0 HR: 0 S: 50 P: 76 ERA: 1.17 WHIP: 0.522																						




Batter	1	2	3	4	5	6	7	8	9	AB	R	H	RBI	BB	SO	LOB	TOP					
Maury Wills, S OBP: 0.353, SLG: 0.340	2-2 6-3		2-3 K		1-0 L6-3			2-1 B3		4	0	0	0	0	1	1	Los Angeles Dodgers @ Milwaukee Braves Milwaukee County Stadium, Milwaukee, WI Wed Aug 14 1963, 8:05 PM EDT Att: 13,429 - Unknown livebaseballscorecards.com					
Jim Gilliam, S OBP: 0.362, SLG: 0.399	2-1 L7		2-0 1B			0-0 1B		0-0 HR 1B		4	1	3	0	0	0	0						
Wally Moon, L OBP: 0.358, SLG: 0.409	4-1 1B BB		0-0 L9			3-1 4-3 1B		3-2 F5		3	0	0	0	1	0	3						
Tommy Davis, R OBP: 0.360, SLG: 0.460	2-0 1-3 1B			1-2 1-3		1-2 1-3		1-0 1-H HR		4	1	2	2	0	0	1						
Ron Fairly, L OBP: 0.353, SLG: 0.423	2-2 1-3			1-0 1-3		0-2 F7		2-3 K		4	0	0	0	0	1	3						
Frank Howard, R OBP: 0.309, SLG: 0.481		3-3 K		3-3 K			0-1 4-3		0-0 L8	3	0	0	0	0	2	0						
Dick Tracewski, R OBP: 0.286, SLG: 0.256		3-3 K			4-2 1B SF8 BB		2-1 4-3		0-3 K	0	0	0	0	0	0	0						
Lee Walls, R OBP: 0.278, SLG: 0.385										1	0	0	0	0	0	0						
John Roseboro, L OBP: 0.294, SLG: 0.337		3-3 K				0-0 L6-3 1B		3-2 1B		2	1	0	0	1	1	0						
Al Ferrara, R OBP: 0.273, SLG: 0.316		0-2 4-3			0-1 SF8		1-3 K		1-1 F6	1	0	0	0	0	0	0						
Willie Davis, L OBP: 0.262, SLG: 0.367										4	0	2	0	0	0	0						
Don Drysdale, R OBP: 0.217, SLG: 0.189										2	0	0	1	0	2	1						
Larry Sherry, R OBP: 0.217, SLG: 0.189										0	0	0	0	0	0	0						
Inning Stats	R: 0 E: 0 K: 0 S: 11	H: 1 LOB: 2 BB: 1 P: 23	R: 0 E: 0 K: 2 S: 10	H: 0 LOB: 0 BB: 0 P: 16	R: 0 E: 0 K: 2 S: 10	H: 1 LOB: 1 BB: 0 P: 15	R: 0 E: 0 K: 1 S: 7	H: 0 LOB: 0 BB: 0 P: 12	R: 0 E: 0 K: 0 S: 6	H: 1 LOB: 1 BB: 1 P: 11	R: 0 E: 0 K: 0 S: 11	H: 1 LOB: 1 BB: 0 P: 13	R: 0 E: 0 K: 1 S: 11	H: 1 LOB: 1 BB: 0 P: 17	R: 2 E: 0 K: 1 S: 11	H: 2 LOB: 0 BB: 0 P: 19	R: 0 E: 0 K: 1 S: 6	H: 0 LOB: 0 BB: 0 P: 7	1B: 6 2B: 1 3B: 0 HR: 1	SF: 1 SAC: 0 DP: 1 HBP: 0	WP: 0 PB: 0 SB: 0 CS: 0	PA: 35
PITCHER	IP WLS BF H R ER SO BB IBB HBP BLK WP HR S P ERA WHIP	IP WLS BF H R ER SO BB IBB HBP BLK WP HR S P ERA WHIP															IP WLS BF H R ER SO BB IBB HBP BLK WP HR S P ERA WHIP					
Bob Sadowski, R ERA: 2.6	(1, 1) 7.0 W 27 5 1 1 6 2 0 0 0 0 0 0 66 107 1.29 1.000	(8, 1) 2.0 S 8 2 2 2 2 0 0 0 0 0 1 17 26 9.00 1.000															(1, 1) 7.0 W 27 5 1 1 6 2 0 0 0 0 0 0 66 107 1.29 1.000					
Denny Lemaster, L ERA: 2.99	(8, 1) 2.0 S 8 2 2 2 2 0 0 0 0 0 1 17 26 9.00 1.000															(8, 1) 2.0 S 8 2 2 2 2 0 0 0 0 0 1 17 26 9.00 1.000						

Batter	1	2	3	4	5	6	7	8	9	AB	R	H	RBI	BB	SO	LOB	BOTTOM			
Lee Maye, L OBP: 0.343, SLG: 0.439	0-3 K2-3		1-1 F8		0-3 K		4-0 HR IBB	4-2 BB		3	1	0	0	2	2	1	Los Angeles Dodgers @ Milwaukee Braves Milwaukee County Stadium, Milwaukee, WI Wed Aug 14 1963, 8:05 PM EDT Att: 13,429 - Unknown livebaseballscorecards.com			
Frank Bolling, R OBP: 0.303, SLG: 0.317	0-1 6-3		0-0 5-3		1-2 4-3		0-0 E4 HR	0-0 F8		5	1	0	0	0	0	5				
Hank Aaron, R OBP: 0.388, SLG: 0.582	4-1 BB		3-2 6-3			1-1 L8	1-1 HR			3	1	1	4	1	0	0				
Eddie Mathews, L OBP: 0.381, SLG: 0.432	1-0 F6			2-2 4-3		3-1 F6	1-2 HR			4	0	1	0	0	0	1				
Ty Cline, L OBP: 0.240, SLG: 0.204							1-2 2-3 3-H 1B			0	0	0	0	0	0	0				
Gene Oliver, R OBP: 0.325, SLG: 0.434		1-0 SH3-4 1B		1-2 F3		1-1 5-3	4-0 1B	1-2 BB		3	0	1	0	1	0	0				
Denis Menke, R OBP: 0.300, SLG: 0.383		1-0 K SH3-4 1B		2-3 K			1-2 L7			4	0	1	0	0	1	2				
Roy McMillan, R OBP: 0.269, SLG: 0.320		0-0 SH3-4		1-0 F5			0-1 PB BB E 1B	2-2 6-3 1B		3	1	2	0	0	0	1				
Del Crandall, R OBP: 0.263, SLG: 0.270		4-0 K IBB			1-0 FC1-8 1B		4-0 E PB HR BB	0-1 6-3		2	1	1	0	2	0	1				
Bob Sadowski, R OBP: 0.048, SLG: 0.048		2-3 K			0-0 FC1-6		1-3 K	1-1 4-3		2	0	0	0	0	1	4				
Lou Klimchok, L OBP: 0.190, SLG: 0.214										1	0	0	0	0	1	2				
Denny Lemaster, R OBP: 0.175, SLG: 0.298										1	0	0	0	0	0	1				
Inning Stats	R: 0 E: 0 K: 1 S: 7	H: 0 LOB: 1 BB: 1 P: 12	R: 0 E: 0 K: 1 S: 6	H: 2 LOB: 3 BB: 1 P: 14	R: 0 E: 0 K: 0 S: 7	H: 0 LOB: 0 BB: 0 P: 11	R: 0 E: 0 K: 1 S: 12	H: 0 LOB: 1 BB: 0 P: 18	R: 0 E: 0 K: 1 S: 8	H: 1 LOB: 1 BB: 0 P: 10	R: 0 E: 0 K: 0 S: 6	H: 0 LOB: 0 BB: 0 P: 11	R: 0 E: 1 K: 1 S: 18	H: 3 LOB: 2 BB: 3 P: 37	R: 0 E: 0 K: 0 S: 10	H: 1 LOB: 2 BB: 1 P: 17	1B: 6 2B: 0 3B: 0 HR: 1	SF: 0 SAC: 1 DP: 0 HBP: 0	WP: 1 PB: 2 SB: 0 CS: 0	PA: 38
PITCHER	IP WLS BF H R ER SO BB IBB HBP BLK WP HR S P ERA WHIP	IP WLS BF H R ER SO BB IBB HBP BLK WP HR S P ERA WHIP															IP WLS BF H R ER SO BB IBB HBP BLK WP HR S P ERA WHIP			
Don Drysdale, R ERA: 2.84	(1, 1) 6.2 L 31 5 0 0 0 2 0 0 0 0 1 0 14 28 0.00 2.250	(7, 1) 1.1 7 1 0 0 0 0 2 0 0 0 0 1 0 14 28 0.00 2.250															(1, 1) 6.2 L 31 5 0 0 0 2 0 0 0 0 1 0 14 28 0.00 2.250			
Larry Sherry, R ERA: 3.22	(7, 1) 1.1 7 1 0 0 0 0 2 0 0 0 0 1 0 14 28 0.00 2.250															(7, 1) 1.1 7 1 0 0 0 0 2 0 0 0 0 1 0 14 28 0.00 2.250				



Batter	1	2	3	4	5	6	7	8	9	AB	R	H	RBI	BB	SO	LOB	TOP										
Maury Wills, S OBP: 0.352, SLG: 0.339 (1, 6)	2-1 4-3		1-1 1-3			1-2 4-3	1-2 1B			4	0	1	1	0	0	0	Los Angeles Dodgers @ Milwaukee Braves Milwaukee County Stadium, Milwaukee, WI Thu Aug 15 1963, 4:33 AM EDT Att: 13,425 - Unknown livebaseballscorecards.com										
Willie Davis, L OBP: 0.282, SLG: 0.366 (1, 8)	0-1 1B		3-2 G3		1-0 F8		2-1 F6			4	1	1	0	0	0	1											
Jim Gilliam, S OBP: 0.361, SLG: 0.398 (1, 4) (7, 5)	2-0 G3		1-0 HR			2-3 K		3-1 4-3		4	1	1	0	0	1	1											
Tommy Davis, R OBP: 0.361, SLG: 0.468 (1, 5) (7, 7)	0-0 HR		1-0 HR			0-1 5-3		1-0 F2		4	2	2	3	0	0	0											
Frank Howard, R OBP: 0.312, SLG: 0.491 (1, 9)	0-0 HR		0-0 6-3			3-3 K		0-0 1B		4	1	2	2	0	1	0											
Al Ferrara, R OBP: 0.280, SLG: 0.286 Dick Tracewski, R OBP: 0.285, SLG: 0.254 (1, 7) (7, 4)	0-1 F8				2-0 F3		4-0 2B SF9 BB	2-3 K		2	1	0	0	1	0	0											
Ron Fairly, L OBP: 0.352, SLG: 0.424 (1, 3)		3-2 6-3			0-1 F7		1-1 SF9 1B	0-3 K		4	1	1	0	0	1	0											
John Roseboro, L OBP: 0.291, SLG: 0.334 (1, 2)		1-1 4-3			1-2 F8		1-2 SF9	0-3 K		3	0	0	1	0	1	0											
Sandy Koufax, R OBP: 0.123, SLG: 0.107 Dick Calmus, R (1, 1) Ron Perranoski, L OBP: 0.211, SLG: 0.118 (6, 1)		1-3 K				1-3 K		1-3 K		0	0	0	0	0	0	0											
Inning Stats	R: 3 E: 0 K: 0 S: 9	H: 3 LOB: 0 BB: 0 P: 13	R: 0 E: 0 K: 1 S: 12	H: 0 LOB: 0 BB: 0 P: 17	R: 2 E: 0 K: 0 S: 8	H: 2 LOB: 0 BB: 0 P: 14	R: 0 E: 0 K: 0 S: 6	H: 0 LOB: 0 BB: 0 P: 9	R: 0 E: 0 K: 2 S: 10	H: 0 LOB: 0 BB: 0 P: 15	R: 2 E: 0 K: 1 S: 15	H: 2 LOB: 1 BB: 1 P: 25	R: 0 E: 0 K: 1 S: 9	H: 1 LOB: 1 BB: 0 P: 15	R: 0 E: 0 K: 3 S: 9	H: 0 LOB: 0 BB: 0 P: 10			1B: 5 2B: 1 3B: 0 HR: 2	SF: 1 SAC: 0 DP: 0 HBP: 0	WP: 0 PB: 0 SB: 1 CS: 0	PA: 36					
PITCHER	IP	WLS	BF	H	R	ER	SO	BB	IBB	HBP	BLK	WP	HR	S	P	ERA	WHIP										
Bob Hendley, L ERA: 3.57 Hank Fischer, R ERA: 5.12 Bobby Tiefenauer, R ERA:	(1, 1)	2.2	13	5	5	5	1	0	0	0	0	0	2	28	43	16.88	1.875										
	(3, 1)	3.1	L	12	1	2	2	3	1	0	0	0	0	27	43	5.40	0.600										
	(7, 1)	3.0		11	2	0	0	5	0	0	0	0	0	31	43	0.00	0.667										

Batter	1	2	3	4	5	6	7	8	9	AB	R	H	RBI	BB	SO	LOB	BOTTOM										
Lee Maye, L OBP: 0.341, SLG: 0.436 (1, 8)	0-2 F7			1-0 L4		1-3 K			0-2 1B	5	0	1	0	0	2	3	Los Angeles Dodgers @ Milwaukee Braves Milwaukee County Stadium, Milwaukee, WI Thu Aug 15 1963, 4:33 AM EDT Att: 13,425 - Unknown livebaseballscorecards.com										
Frank Bolling, R OBP: 0.301, SLG: 0.316 (1, 4)	0-1 1B	2-0 F6		2-3 K			0-2 5-3		0-2 F9	5	1	1	0	0	1	2											
Hank Aaron, R OBP: 0.390, SLG: 0.580 (1, 9)	3-2 1B HR		4-2 1B BB		1-2 1-3		4-2 FC4-6 BB		1-2 F9	3	2	1	0	2	0	1											
Eddie Mathews, L OBP: 0.380, SLG: 0.430 (1, 7)	0-1 HR		2-3 K		1-0 4-3		0-0 FC4-6 FC6-4			4	1	1	1	0	1	2											
Gene Oliver, R OBP: 0.328, SLG: 0.447 (1, 3)	1-1 HR		1-2 BB 1B		3-2 F8		1-2 FC6-4		1-2 FC6-4	4	1	2	3	0	0	1											
Denis Menke, R OBP: 0.302, SLG: 0.382 (1, 5)	3-2 L7		1-0 BB 1B			4-2 1B BB		2-1 L4		3	0	1	0	1	0	0											
Roy McMillan, R OBP: 0.269, SLG: 0.315 (1, 6)	2-1 F7		4-0 BB			0-0 L7		1-0 6-3		3	0	0	1	1	0	1											
Del Crandall, R OBP: 0.263, SLG: 0.270 (1, 2)		0-0 F8		1-2 BB 1B		2-1 1B		1-2 G3		4	0	1	0	0	0	3											
Bob Hendley, R OBP: 0.167, SLG: 0.125 Hank Fischer, R OBP: 0.156, SLG: 0.105 Bobby Tiefenauer, R Hawk Taylor, R OBP: 0.130, SLG: 0.091 (1, 1) (3, 1) (7, 1) (9, PH)		1-0 1B		0-0 4-3			1-3 K		0-0 6-3	1	0	1	0	0	0	0											
Inning Stats	R: 4 E: 0 K: 0 S: 17	H: 4 LOB: 0 BB: 0 P: 26	R: 0 E: 0 K: 1 S: 7	H: 1 LOB: 1 BB: 0 P: 10	R: 1 E: 0 K: 1 S: 14	H: 2 LOB: 2 BB: 2 P: 25	R: 0 E: 0 K: 0 S: 5	H: 0 LOB: 0 BB: 0 P: 8	R: 0 E: 0 K: 2 S: 13	H: 1 LOB: 2 BB: 1 P: 21	R: 0 E: 0 K: 0 S: 12	H: 0 LOB: 1 BB: 1 P: 17	R: 0 E: 0 K: 0 S: 6	H: 0 LOB: 0 BB: 0 P: 10	R: 0 E: 0 K: 0 S: 13	H: 1 LOB: 1 BB: 0 P: 14			1B: 8 2B: 0 3B: 0 HR: 1	SF: 0 SAC: 0 DP: 1 HBP: 0	WP: 0 PB: 0 SB: 0 CS: 0	PA: 39					
PITCHER	IP	WLS	BF	H	R	ER	SO	BB	IBB	HBP	BLK	WP	HR	S	P	ERA	WHIP										
Sandy Koufax, L ERA: 2.1 Dick Calmus, R ERA: 2.7 Ron Perranoski, L ERA: 1.89	(1, 1)	5.0	21	4	1	1	3	3	0	0	0	0	0	43	76	1.80	1.400										
	(6, 1)	3.2	W	13	1	0	0	2	1	0	0	0	0	39	51	0.00	0.545										

Batter	1	2	3	4	5	6	7	8	9	AB	R	H	RBI	BB	SO	LOB	TOP															
Maury Wills, S OBP: 0.355, SLG: 0.345										5	2	3	1	0	0	0	Los Angeles Dodgers @ New York Mets Polo Grounds, New York, NY Fri Aug 16 1963, 7:05 PM EDT Att: 31,405 - Unknown															
Jim Gilliam, S OBP: 0.381, SLG: 0.398										5	1	2	0	0	0	2																
Wally Moon, L OBP: 0.359, SLG: 0.418										4	1	1	1	1	0	3																
Tommy Davis, R OBP: 0.362, SLG: 0.466										4	0	1	2	1	0	2																
Ron Fairly, L OBP: 0.352, SLG: 0.423										3	1	1	1	1	0	1																
Frank Howard, R OBP: 0.316, SLG: 0.503										5	1	3	2	0	0	2																
Dick Tracewski, R OBP: 0.285, SLG: 0.254										4	0	0	0	0	0	3																
John Roseboro, L OBP: 0.288, SLG: 0.330										4	0	0	0	0	0	3																
Willie Davis, L OBP: 0.264, SLG: 0.367										4	2	2	0	0	0	0																
Johnny Podres, L OBP: 0.148, SLG: 0.255										1	1	1	2	0	0	0																
Ken Rowe, R										1	0	0	0	0	0	0																
Larry Sherry, R										0	0	0	0	0	0	0																
Lee Walls, R										1	0	0	0	0	0	0																
Ron Perranoski, L										0	0	0	0	0	0	0																
Al Ferrara, R										0	0	0	0	0	0	0																
Bob Miller, R										0	0	0	0	0	0	0																
Inning Stats	R: 1 E: 0 K: 0 S: 9	H: 2 LOB: 1 BB: 1 P: 16	R: 2 E: 0 K: 0 S: 18	H: 2 LOB: 0 BB: 2 P: 24	R: 3 E: 0 K: 0 S: 8	H: 2 LOB: 0 BB: 2 P: 20	R: 0 E: 0 K: 0 S: 7	H: 1 LOB: 1 BB: 0 P: 12	R: 0 E: 0 K: 0 S: 5	H: 1 LOB: 1 BB: 0 P: 8	R: 0 E: 0 K: 0 S: 5	H: 2 LOB: 1 BB: 0 P: 10	R: 3 E: 1 K: 0 S: 12	H: 3 LOB: 2 BB: 0 P: 19	1B: 10 2B: 2 3B: 0 HR: 3	SF: 1 SAC: 1 DP: 2 HBP: 0	WP: 0 PB: 1 SB: 1 CS: 0	PA: 42														
PITCHER	IP WLS BF H R ER SO BB IBB HBP BLK WP HR S P ERA WHIP	IP WLS BF H R ER SO BB IBB HBP BLK WP HR S P ERA WHIP																														
Roger Craig, R ERA: 4.09	3.0	L 16	6	6	6	0	3	0	0	1	0	3	35	60	18.00	3.000																
Larry Bearnarth, R ERA: 3.41	6.0	L 26	8	3	2	0	0	0	0	0	0	0	44	69	3.00	1.333																
Joe Christopher, R OBP: 0.305, SLG: 0.288											2	2	1	1	1	0	0	Los Angeles Dodgers @ New York Mets Polo Grounds, New York, NY Fri Aug 16 1963, 7:05 PM EDT Att: 31,405 - Unknown														
Choo-Choo Coleman, L OBP: 0.255, SLG: 0.225											5	2	2	2	0	1																
Rod Kanehl, R OBP: 0.245, SLG: 0.263											5	1	3	1	0	0																
Ron Hunt, R OBP: 0.331, SLG: 0.370											4	1	2	0	0	1																
Jim Hickman, R OBP: 0.303, SLG: 0.405											4	0	0	1	1	5																
Frank Thomas, R OBP: 0.325, SLG: 0.404											4	0	0	1	1	1																
Norm Sherry, R OBP: 0.203, SLG: 0.204											2	0	0	0	0	1																
Duke Snider, L OBP: 0.351, SLG: 0.441											2	0	1	2	0	1																
Joe Hicks, L OBP: 0.312, SLG: 0.451											1	0	0	0	0	1																
Duke Carmel, L OBP: 0.367, SLG: 0.356											3	0	1	0	1	2																
Al Moran, R OBP: 0.272, SLG: 0.230											4	1	1	0	0	5																
Roger Craig, R OBP: 0.155, SLG: 0.109											1	0	0	0	0	2																
Larry Bearnarth, R OBP: 0.120, SLG: 0.125											3	0	0	0	0	1																
Inning Stats	R: 1 E: 0 K: 2 S: 11	H: 1 LOB: 2 BB: 2 P: 21	R: 3 E: 0 K: 0 S: 12	H: 4 LOB: 0 BB: 0 P: 22	R: 0 E: 1 K: 0 S: 7	H: 0 LOB: 0 BB: 0 P: 12	R: 0 E: 0 K: 0 S: 4	H: 0 LOB: 0 BB: 0 P: 4	R: 3 E: 1 K: 1 S: 15	H: 3 LOB: 2 BB: 0 P: 23	R: 0 E: 0 K: 1 S: 10	H: 0 LOB: 0 BB: 0 P: 15	R: 0 E: 0 K: 2 S: 12	H: 2 LOB: 3 BB: 1 P: 20	R: 0 E: 0 K: 1 S: 6	H: 0 LOB: 0 BB: 0 P: 8	R: 0 E: 0 K: 0 S: 9	H: 1 LOB: 1 BB: 0 P: 13	1B: 9 2B: 1 3B: 0 HR: 1	SF: 0 SAC: 0 DP: 2 HBP: 1	WP: 0 PB: 0 SB: 1 CS: 0	PA: 42										
PITCHER	IP WLS BF H R ER SO BB IBB HBP BLK WP HR S P ERA WHIP	IP WLS BF H R ER SO BB IBB HBP BLK WP HR S P ERA WHIP																														
Johnny Podres, L ERA: 3.01	1.2	11	5	4	4	2	1	0	0	0	0	1	21	39	21.60	3.600																
Ken Rowe, R ERA: 4.3	2.2	13	3	3	3	0	0	0	1	0	0	0	23	33	10.12	1.125																
Larry Sherry, R ERA: 3.13	1.2	5	0	0	0	2	0	0	0	0	0	0	15	25	0.00	0.000																
Ron Perranoski, L ERA: 1.85	2.0	W 9	2	0	0	3	1	0	0	0	0	0	18	28	0.00	1.500																
Bob Miller, R ERA: 3.51	1.0	S 4	1	0	0	0	0	0	0	0	0	0	9	13	0.00	1.000																

Batter	1	2	3	4	5	6	7	8	9	AB	R	H	RBI	BB	SO	LOB	TOP							
Maury Wills, S OBP: 0.355, SLG: 0.349	0-0 E3 CS		1-1 1B		2-3 K		0-0 2B		1-1 4-3	5	0	2	0	0	1	1								
Jim Gilliam, S OBP: 0.358, SLG: 0.394	0-0 F9		2-2 F7		0-1 G3		1-3 K			4	0	0	0	0	1	3								
Wally Moon, L OBP: 0.358, SLG: 0.428	3-2 6-3 1-2		2-3 K		3-1 HR			2-3 K		4	1	1	1	0	2	2								
Tommy Davis, R OBP: 0.360, SLG: 0.464		0-0 F6		0-0 5-3		1-3 K		1-1 1B		4	0	1	0	0	1	0								
Ron Fairly, L OBP: 0.354, SLG: 0.421		2-3 K		4-0 BB BB		2-1 4-3		4-2 1B		2	0	0	0	2	1	0								
Frank Howard, R OBP: 0.318, SLG: 0.512		2-1 HR		4-2 BB BB		1-1 F8		0-2 G5-4-3		3	1	1	1	1	0	2								
Dick Tracewski, R OBP: 0.285, SLG: 0.254		2-2 HR		1-0 F8		0-2 F5			0-0 4-3	4	0	0	0	0	0	2								
Willie Davis, L OBP: 0.262, SLG: 0.363			1-1 HR	4-0 1-2 2-3 BB		1-3 K		1-0 1B		3	1	2	1	1	1	0								
John Roseboro, L OBP: 0.293, SLG: 0.342			0-2 6-3	3-2 4-3		0-1 F5		1-3 K		4	0	0	0	0	1	4								
Sandy Koufax, R OBP: 0.118, SLG: 0.101			6-3	4-3						0	0	0	0	0	0	0								
Bob Miller, R OBP: 0.067, SLG: 0.068										0	0	0	0	0	0	0								
Ron Perranoski, L OBP: 0.211, SLG: 0.118										0	0	0	0	0	0	0								
Inning Stats	R: 0 E: 1 K: 0 S: 5	H: 0 LOB: 0 BB: 0 P: 8	R: 1 E: 0 K: 1 S: 10	H: 1 LOB: 0 BB: 0 P: 16	R: 1 E: 0 K: 1 S: 15	H: 2 LOB: 1 BB: 3 P: 21	R: 0 E: 0 K: 0 S: 10	H: 0 LOB: 0 BB: 3 P: 26	R: 1 E: 0 K: 2 S: 11	H: 1 LOB: 0 BB: 0 P: 17	R: 0 E: 0 K: 0 S: 7	H: 0 LOB: 0 BB: 0 P: 10	R: 0 E: 0 K: 2 S: 10	H: 1 LOB: 1 BB: 0 P: 12	R: 0 E: 0 K: 1 S: 13	H: 1 LOB: 1 BB: 0 P: 20	R: 0 E: 0 K: 1 S: 7	H: 1 LOB: 1 BB: 0 P: 10	1B: 3 2B: 1 3B: 0 HR: 3	SF: 0 SAC: 0 DP: 1 HBP: 0	WP: 0 PB: 0 SB: 2 CS: 1	PA: 37		
PITCHER	IP WLS BF H R ER SO BB IBB HBP BLK WP HR S P ERA WHIP	8.0 L 33 6 3 3 7 4 0 0 0 0 3 81 130 3.38 1.250	1.0 4 1 0 0 1 0 0 0 0 0 0 0 7 10 0.00 1.000																					

Los Angeles Dodgers @ New York Mets
Polo Grounds, New York, NY

AB 33
R 3
H 7
RBI 3
BB 4
SO 8
LOB 14



Sat Aug 17 1963, 3:33 AM EDT
Att: 21,841 - Unknown

Batter	1	2	3	4	5	6	7	8	9	AB	R	H	RBI	BB	SO	LOB	BOTTOM							
Joe Christopher, R OBP: 0.314, SLG: 0.299	1-1 1B		0-2 6-3			0-1 WP 1B		2-3 K		4	0	2	0	0	1	0								
Rod Kanehl, R OBP: 0.245, SLG: 0.262	2-2 1B			2-3 K		0-0 F9		3-2 F4		4	0	1	0	0	1	1								
Ron Hunt, R OBP: 0.333, SLG: 0.378	0-0 F2			1-0 F3		4-2 1B		0-0 HR		3	1	1	1	1	0	2								
Frank Thomas, R OBP: 0.325, SLG: 0.402	0-2 G6-4-3			0-3 K		0-1 L8		0-1 5-4-3		4	0	1	0	0	1	4								
Al Jackson, L OBP: 0.204, SLG: 0.212	1-2							0-1 WP 1B		0	1	0	0	0	0	0								
Jim Hickman, R OBP: 0.302, SLG: 0.404		1-2 F8			1-1 F9		1-1 1B		3-2 5-4-3	4	0	1	0	0	0	1								
Norm Sherry, R OBP: 0.205, SLG: 0.200		0-2 F7			4-1 BB		1-1 L4		2-3 K	2	0	0	0	1	0	1								
Tim Harkness, L OBP: 0.292, SLG: 0.323										1	0	0	0	0	1	2								
Duke Carmel, L OBP: 0.355, SLG: 0.343		2-2 4-1			0-3 K		1-2 F6		3-2 E3	4	0	0	0	0	1	4								
Al Moran, R OBP: 0.268, SLG: 0.227			1-1 6-3		2-3 K		2-3 K		1-3 K	3	0	0	0	0	2	2								
Duke Snider, L OBP: 0.350, SLG: 0.439									1-2 3-H	1	0	0	0	0	1	1								
Tracy Stallard, R OBP: 0.051, SLG: 0.051			2-3 K			2-3 K		1-3 K		2	0	0	0	0	2	0								
Ted Schreiber, R OBP: 0.258, SLG: 0.179										1	0	0	0	0	1	0								
Ed Bauta, R										0	0	0	0	0	0	0								
Inning Stats	R: 0 E: 0 K: 0 S: 11	H: 2 LOB: 1 BB: 0 P: 14	R: 0 E: 0 K: 0 S: 9	H: 0 LOB: 0 BB: 0 P: 12	R: 0 E: 0 K: 1 S: 8	H: 0 LOB: 0 BB: 0 P: 11	R: 0 E: 0 K: 2 S: 7	H: 0 LOB: 0 BB: 0 P: 10	R: 0 E: 0 K: 2 S: 11	H: 0 LOB: 2 BB: 1 P: 18	R: 0 E: 0 K: 1 S: 10	H: 1 LOB: 1 BB: 1 P: 16	R: 0 E: 0 K: 1 S: 13	H: 1 LOB: 1 BB: 0 P: 18	R: 0 E: 0 K: 2 S: 10	H: 0 LOB: 0 BB: 0 P: 16	R: 2 E: 1 K: 2 S: 16	H: 2 LOB: 2 BB: 0 P: 25	1B: 5 2B: 0 3B: 0 HR: 1	SF: 0 SAC: 0 DP: 1 HBP: 0	WP: 2 PB: 0 SB: 0 CS: 0	PA: 35		
PITCHER	IP WLS BF H R ER SO BB IBB HBP BLK WP HR S P ERA WHIP	8.0 W 31 4 2 1 9 2 0 0 0 0 3 82 118 1.12 1.000	0.1 1 0 0 0 0 0 0 0 0 0 0 3 6 0.00 0.000	0.2 S 3 0 0 0 2 0 0 0 0 1 0 10 16 0.00 0.000																				

Los Angeles Dodgers @ New York Mets
Polo Grounds, New York, NY

AB 33
R 2
H 6
RBI 1
BB 2
SO 11
LOB 18



Sat Aug 17 1963, 3:33 AM EDT
Att: 21,841 - Unknown

Batter	1	2	3	4	5	6	7	8	9	AB	R	H	RBI	BB	SO	LOB	TOP							
Maury Wills, S OBP: 0.359, SLG: 0.353 Ron Fairly, L OBP: 0.355, SLG: 0.421	0-2 5-3 1B	2-1 L7			1-0 1B		3-2 1B 1B		2-2 WP BB HBP	4	1	3	0	0	0	1								
Jim Gilliam, S OBP: 0.362, SLG: 0.392	3-1 F3		0-1 FC5-4 1B		3-1 F9		0-1 F4		4-0 WP BB	4	0	1	0	1	0	4								
Tommy Davis, R OBP: 0.314, SLG: 0.467 Al Ferrara, R OBP: 0.269, SLG: 0.273	2-1 5-3 1-2		2-2 FC5-4 G5-4-3 1-2			1-1 1B 2B	0-0 E 1B		0-0 F6	4	1	2	2	0	0	2								
Frank Howard, R OBP: 0.314, SLG: 0.505 Dick Tracewski, R OBP: 0.293, SLG: 0.253	2-3 K2-3		0-1 G5-4-3 1-2			0-0 6-3	0-0 E5 1-2		1-1 F7	4	0	0	0	0	1	4								
Lee Walls, R OBP: 0.267, SLG: 0.362		1-1 E5 HR 1-3		0-1 5-3		0-0 2H 1B	0-3 K		2-3 K	5	1	1	1	0	2	4								
Ken McMullen, R OBP: 0.284, SLG: 0.327		1-2 F3		0-2 4-3		0-0 6-3		0-1 F8		4	0	0	0	0	0	1								
Willie Davis, L OBP: 0.261, SLG: 0.360		3-2 1-3 1-2		0-0 F8			4-0 6-3 1B BB	3-2 F8		3	1	0	0	1	0	1								
Doug Camilli, R OBP: 0.232, SLG: 0.312		0-0 HR		1-0 F3			1-0 6-3	2-3 K		4	1	1	2	0	1	1								
Don Drysdale, R OBP: 0.241, SLG: 0.197		4-2 PB BB		2-0 F7			0-0 1B 1B	4-2 BB HBP WP BB		2	2	1	1	2	0	0								
Inning Stats	R: 0 E: 0 K: 1 S: 10	H: 1 LOB: 1 BB: 0 P: 17	R: 2 E: 1 K: 0 S: 13	H: 1 LOB: 1 BB: 1 P: 24	R: 0 E: 0 K: 0 S: 7	H: 1 LOB: 0 BB: 0 P: 9	R: 0 E: 0 K: 0 S: 6	H: 0 LOB: 0 BB: 0 P: 6	R: 0 E: 0 K: 0 S: 5	H: 1 LOB: 1 BB: 0 P: 12	R: 1 E: 0 K: 0 S: 5	H: 2 LOB: 0 BB: 0 P: 6	R: 3 E: 1 K: 1 S: 12	H: 3 LOB: 2 BB: 1 P: 20	R: 0 E: 0 K: 1 S: 9	H: 0 LOB: 0 BB: 0 P: 14	R: 1 E: 0 K: 1 S: 12	H: 0 LOB: 2 BB: 2 P: 25	1B: 7 2B: 1 3B: 0 HR: 1	SF: 0 SAC: 0 DP: 1 HBP: 1	WP: 1 PB: 1 CS: 0	PA: 41		
PITCHER	IP WLS BF H R ER SO BB IBB HBP BLK WP HR S P ERA WHIP	6.1 L 28 8 6 4 1 2 0 0 0 0 1 51 87 5.68 1.579	1.2 7 1 0 0 2 0 0 0 0 0 0 16 21 0.00 0.600	1.0 6 0 1 1 1 2 0 1 0 1 0 12 25 9.00 2.000																				

Los Angeles Dodgers @ New York Mets
Polo Grounds, New York, NY
Sun Aug 18 1963, 3:33 AM EDT
Unknown

AB	36
R	7
H	9
RBI	6
BB	4
SO	4
LOB	24



Batter	1	2	3	4	5	6	7	8	9	AB	R	H	RBI	BB	SO	LOB	BOTTOM							
Jim Hickman, R OBP: 0.300, SLG: 0.399	1-3 K		1-3 K			0-0 F8			1-2 F6	4	0	0	0	0	2	0								
Duke Carmel, L OBP: 0.352, SLG: 0.339	1-3 K			0-3 K		1-0 FC6-4 1B			1-3 K	4	0	1	0	0	3	0								
Ron Hunt, R OBP: 0.330, SLG: 0.374	1-2 F9			0-0 5-3		1-2 FC6-4 1-2			1-1 5-3	4	0	0	0	0	0	1								
Duke Snider, L OBP: 0.347, SLG: 0.435		0-1 F6		0-1 6-3			2-3 K			3	0	0	0	0	1	0								
Frank Thomas, R OBP: 0.325, SLG: 0.401		0-0 1B			0-1 1-3		2-2 F4			3	0	1	0	0	0	0								
Joe Hicks, L OBP: 0.304, SLG: 0.438		2-1 L7			0-0 G3		2-1 2-3			3	0	0	0	0	0	1								
Choo-Choo Coleman, L OBP: 0.295, SLG: 0.226		3-2 3-1			1-1 1B			0-2 F2		3	0	1	0	0	0	1								
Al Moran, R OBP: 0.266, SLG: 0.226 Joe Christopher, R OBP: 0.310, SLG: 0.295 Ted Schreiber, R OBP: 0.258, SLG: 0.179			1-1 F2		0-0 F7			0-0 1-3		2	0	0	0	0	0	1								
Al Jackson, L OBP: 0.196, SLG: 0.204 Roger Craig, R OBP: 0.155, SLG: 0.109 Tim Harkness, L OBP: 0.291, SLG: 0.322 Jay Hook, L OBP: 0.242, SLG: 0.233				0-0 1-3		2-3 K		2-3 K		2	0	0	0	0	0	0								
Inning Stats	R: 0 E: 0 K: 2 S: 10	H: 0 LOB: 0 BB: 0 P: 13	R: 0 E: 0 K: 0 S: 8	H: 1 LOB: 1 BB: 0 P: 13	R: 0 E: 0 K: 1 S: 6	H: 0 LOB: 0 BB: 0 P: 8	R: 0 E: 0 K: 1 S: 7	H: 0 LOB: 0 BB: 0 P: 7	R: 0 E: 0 K: 1 S: 9	H: 1 LOB: 1 BB: 0 P: 13	R: 0 E: 0 K: 1 S: 10	H: 0 LOB: 0 BB: 0 P: 16	R: 0 E: 0 K: 1 S: 7	H: 0 LOB: 0 BB: 0 P: 9	R: 0 E: 0 K: 1 S: 8	H: 0 LOB: 0 BB: 0 P: 11	1B: 3 2B: 0 3B: 0 HR: 0	SF: 0 SAC: 0 DP: 0 HBP: 0	WP: 0 PB: 0 SB: 0 CS: 0	PA: 30				
PITCHER	IP WLS BF H R ER SO BB IBB HBP BLK WP HR S P ERA WHIP	9.0 W 30 3 0 0 8 0 0 0 0 0 0 71 97 0.00 0.333																						

Los Angeles Dodgers @ New York Mets
Polo Grounds, New York, NY
Sun Aug 18 1963, 3:33 AM EDT
Unknown

AB	30
R	0
H	3
RBI	0
BB	0
SO	8
LOB	4



Batter	1	2	3	4	5	6	7	8	9	AB	R	H	RBI	BB	SO	LOB	TOP										
Maury Wills, S OBP: 0.357, SLG: 0.351 (1, 6)	0-0 1-3		0-2 4-3		2-2 F8 FC1-5 E 1B		0-0 L4		0-0 1-3	5	1	1	0	0	0	0											
Jim Gilliam, S OBP: 0.356, SLG: 0.390 (1, 4) (8, 5)	3-2 G3		3-2 6-3		0-0 FC1-5 S E 1-2 2-3f		3-2 5-3 S 1B		2-1 L8	5	1	1	0	0	0	2											
Wally Moon, L OBP: 0.362, SLG: 0.427 (1, 7) (8, 9)	2-1 1B		4-1 BB		2-0 F8 2-3		4-2 5-3 BB		1-0 4-3	3	0	1	0	2	0	2											
Tommy Davis, R OBP: 0.361, SLG: 0.464 (1, 5) (8, 7)	2-1 6-3		2-1 F7		2-2 E7 1-H 3-H 1B		0-0 5-3			4	0	1	2	0	0	4											
Ron Fairly, L OBP: 0.352, SLG: 0.417 (1, 3)			1-1 F7		3-2 3-1 F5		1-1 F6			4	0	0	0	0	0	3											
Frank Howard, R OBP: 0.317, SLG: 0.505 Dick Tracewski, R OBP: 0.283, SLG: 0.253 (8, 4)	2-2 G3 1B		1-1 4-3		0-0 S 1B		0-3 K			4	0	2	0	0	1	0											
Willie Davis, L OBP: 0.261, SLG: 0.359 (1, 8)	0-0 G3		1-1 3B 1B		0-2 F2		1-2 F8			4	1	1	0	0	0	2											
John Roseboro, L OBP: 0.297, SLG: 0.350 (1, 2)	4-2 BB		0-0 1-H CS 3B		3-3 K		2-0 K			3	0	2	1	1	1	1											
Pete Richert, L OBP: 0.200, SLG: 0.222 (5, PH) Al Ferrara, R OBP: 0.296, SLG: 0.273 Dick Calmus, R (5, 1)	0-1 3-1		1-0 CS		4-2 FC1-5 1B BB		1-3 K		0-3 K	1	0	0	0	0	0	2											
Inning Stats	R: 0 E: 0 K: 0 S: 8	H: 1 LOB: 1 BB: 0 P: 15	R: 0 E: 0 K: 0 S: 10	H: 1 LOB: 2 BB: 1 P: 17	R: 0 E: 0 K: 0 S: 10	H: 0 LOB: 0 BB: 1 P: 19	R: 1 E: 0 K: 0 S: 10	H: 2 LOB: 0 BB: 0 P: 16	R: 2 E: 1 K: 2 S: 14	H: 2 LOB: 1 BB: 1 P: 26	R: 0 E: 0 K: 2 S: 10	H: 1 LOB: 1 BB: 0 P: 14	R: 0 E: 0 K: 0 S: 9	H: 1 LOB: 2 BB: 1 P: 17	R: 0 E: 0 K: 2 S: 11	H: 1 LOB: 0 BB: 0 P: 14	1B: 8 2B: 0 3B: 1 HR: 0	SF: 0 SAC: 0 DP: 0 HBP: 0	WP: 0 PB: 0 SB: 4 CS: 1	PA: 40							
PITCHER	IP	WLS	BF	H	R	ER	SO	BB	IBB	HBP	BLK	WP	HR	S	P	ERA	WHIP										
Carl Willey, R ERA: 3.07 Larry Bearnarth, R ERA: 3.39 Roger Craig, R ERA: 4.03	7.0	L	32	8	3	3	2	4	0	0	0	0	0	71	124	3.86	1.714										

Los Angeles Dodgers @ New York Mets
Polo Grounds, New York, NY
Sun Aug 18 1963, 3:38 AM EDT
Att: 46,184 - Unknown

livebaseballscores.com

AB 35
R 3
H 9
RBI 3
BB 4
SO 4
LOB 18



Batter	1	2	3	4	5	6	7	8	9	AB	R	H	RBI	BB	SO	LOB	BOTTOM										
Joe Christopher, R OBP: 0.311, SLG: 0.288 Larry Bearnarth, R OBP: 0.120, SLG: 0.125 Joe Hicks, L OBP: 0.301, SLG: 0.434 Roger Craig, R OBP: 0.155, SLG: 0.109 (1, 9) (8, 1) (8, PH) (9, 1)	0-0 5-3		4-2 S 1B BB		2-3 K			1-2 F8		2	1	0	0	1	1	0											
Rod Kanehl, R OBP: 0.245, SLG: 0.262 (1, 8)	0-1 L8		2-2 1-H 1B		1-1 F9		1-1 F4			4	0	1	1	0	0	0											
Ron Hunt, R OBP: 0.329, SLG: 0.373 (1, 4)	1-0 F9		1-1 F8		1-1 F9		2-1 1B			4	0	1	0	0	0	1											
Frank Thomas, R OBP: 0.321, SLG: 0.397 (1, 3) (8, 7)		1-2 2-3		0-1 5-3		1-1 F3		1-0 F2		4	0	0	0	0	0	1											
Jim Hickman, R OBP: 0.301, SLG: 0.403 (8, 5)	1-2 FC1-4 1B		0-1 1B 2B		1-2 6-3			1-1 5-3		4	1	2	0	0	0	0											
Norm Sherry, R OBP: 0.202, SLG: 0.195 Duke Carmel, L OBP: 0.349, SLG: 0.336 (1, 2) (8, PH)	1-0 FC1-4		1-1 F8		1-2 F8			1-1 3-1		3	0	0	0	0	0	2											
Ted Schreiber, R OBP: 0.273, SLG: 0.200 Duke Snider, L OBP: 0.348, SLG: 0.433 (1, 5) (7, PH) (8, 9)	0-2 F6		0-1 2-H 1B		0-1 G5-4-3 BB			1-0 F9		2	0	1	1	0	0	1											
Al Moran, R OBP: 0.267, SLG: 0.224 (1, 6)			0-1 F8		4-0 IBB		3-2 G5-4-3 1-2			2	0	0	0	1	0	1											
Carl Willey, R OBP: 0.143, SLG: 0.195 Tim Harkness, L OBP: 0.289, SLG: 0.320 (1, 1) (7, PH) (8, 3)			0-3 K		2-3 K		1-3 K			2	0	0	0	0	2	2											
Inning Stats	R: 0 E: 0 K: 0 S: 4	H: 0 LOB: 0 BB: 0 P: 5	R: 0 E: 0 K: 0 S: 12	H: 1 LOB: 1 BB: 0 P: 15	R: 1 E: 0 K: 1 S: 13	H: 1 LOB: 1 BB: 1 P: 20	R: 1 E: 0 K: 1 S: 11	H: 2 LOB: 2 BB: 1 P: 18	R: 0 E: 0 K: 0 S: 8	H: 0 LOB: 0 BB: 0 P: 11	R: 0 E: 0 K: 1 S: 7	H: 0 LOB: 0 BB: 1 P: 15	R: 0 E: 0 K: 0 S: 9	H: 1 LOB: 0 BB: 0 P: 14	R: 0 E: 0 K: 0 S: 5	H: 0 LOB: 0 BB: 0 P: 8	1B: 4 2B: 1 3B: 0 HR: 0	SF: 0 SAC: 0 DP: 1 HBP: 0	WP: 0 PB: 0 SB: 1 CS: 0	PA: 34							
PITCHER	IP	WLS	BF	H	R	ER	SO	BB	IBB	HBP	BLK	WP	HR	S	P	ERA	WHIP										
Pete Richert, L ERA: 5.75 Dick Calmus, R ERA: 2.31	4.0	W	16	1	0	0	2	1	0	0	0	0	0	38	61	0.00	0.400										

Los Angeles Dodgers @ New York Mets
Polo Grounds, New York, NY
Sun Aug 18 1963, 3:38 AM EDT
Att: 46,184 - Unknown

livebaseballscores.com

AB 31
R 2
H 5
RBI 2
BB 3
SO 4
LOB 8



Batter	1	2	3	4	5	6	7	8	9	AB	R	H	RBI	BB	SO	LOB	TOP								
Curt Flood, R OBP: 0.335, SLG: 0.388	L9		G6-4-3 1B		4-3 2B		4-3			4	1	2	1	0	0	1	St. Louis Cardinals @ Los Angeles Dodgers Dodger Stadium, Los Angeles, CA Tue Aug 20 1963, 7:05 PM PDT Att: 50,122 - Unknown livebaseballscorecards.com								
Dick Groat, R OBP: 0.401, SLG: 0.478	4-3		G6-4-3 1-2f		4-3		4-3			4	0	0	0	0	0	3									
Bill White, L OBP: 0.363, SLG: 0.509	F8			FC4-6 BB	4-3			6-3		3	0	0	1	1	0	0									
Ken Boyer, R OBP: 0.356, SLG: 0.441		K2-3		FC4-6 FC5-4 1-2f	F3			K		4	0	0	0	0	2	1									
Charlie James, R OBP: 0.292, SLG: 0.420	6-3			FC5-4 BB 1-2f			K			4	1	0	0	0	2	1									
George Altman, L OBP: 0.341, SLG: 0.399	G3			4-2 2B BB			6-3			3	1	0	0	1	1	0									
Julian Javier, R OBP: 0.313, SLG: 0.406			E 3B	0-1 1-2 2H			K			4	1	2	2	0	1	0									
Tim McCarver, L OBP: 0.344, SLG: 0.391			E8 SH1-4 1B	2-1 4-2 BB			4-3 1B			2	1	2	1	2	0	0									
Lew Burdette, R OBP: 0.135, SLG: 0.143			SH1-4 1B	0-1 0-2 BB			K			1	0	0	0	0	0	2									
Ray Sadecki, L OBP: 0.180, SLG: 0.224			SH1-4	0-1 1-3			K			0	0	0	0	0	0	0									
Gary Kolb, L OBP: 0.438, SLG: 0.529										1	0	0	0	0	1	1									
Bobby Shantz, R OBP: 0.250, SLG: 0.143										0	0	0	0	0	0	0									
Stan Mustaj, L OBP: 0.325, SLG: 0.402										1	0	0	0	0	0	1									
Inning Stats	R: 0 E: 0 K: 0 S: 10	H: 0 LOB: 0 BB: 0 P: 15	R: 0 E: 0 K: 1 S: 10	H: 0 LOB: 0 BB: 0 P: 14	R: 2 E: 1 K: 0 S: 13	H: 3 LOB: 0 BB: 0 P: 15	R: 2 E: 0 K: 0 S: 17	H: 1 LOB: 2 BB: 0 P: 30	R: 1 E: 0 K: 2 S: 10	H: 1 LOB: 0 BB: 0 P: 18	R: 0 E: 0 K: 2 S: 12	H: 0 LOB: 0 BB: 0 P: 17	R: 0 E: 0 K: 1 S: 9	H: 1 LOB: 1 BB: 0 P: 16	R: 0 E: 0 K: 2 S: 7	H: 0 LOB: 0 BB: 0 P: 11	R: 0 E: 0 K: 1 S: 8	H: 0 LOB: 1 BB: 1 P: 15	1B: 3 2B: 2 3B: 1 HR: 0	SF: 0 SAC: 1 DP: 1 HBP: 0	WP: 0 PB: 0 SB: 0 CS: 0	PA: 36			
PITCHER	IP	WLS	BF	H	R	ER	SO	BB	IBB	HBP	BLK	WP	HR	S	P	ERA	WHIP								
Johanny Podres, L ERA: 3.22	(1, 1)	4.0	19	5	5	5	1	3	0	0	0	0	0	53	80	11.25	2.000								
Bob Miller, R ERA: 3.47	(5, 1)	5.0	W	17	1	0	0	6	1	0	0	0	0	43	71	0.00	0.400								

Batter	1	2	3	4	5	6	7	8	9	AB	R	H	RBI	BB	SO	LOB	BOTTOM								
Maury Wills, S OBP: 0.355, SLG: 0.349	K	F9		G3 1B	FC6-4 1-2f			5-3		5	1	1	0	0	1	3	St. Louis Cardinals @ Los Angeles Dodgers Dodger Stadium, Los Angeles, CA Tue Aug 20 1963, 7:05 PM PDT Att: 50,122 - Unknown livebaseballscorecards.com								
Jim Gilliam, S OBP: 0.355, SLG: 0.388	F7		F6	G3 1B			L7			4	1	1	1	0	0	0									
Wally Moon, L OBP: 0.357, SLG: 0.420	F7		G3	G3			F2			4	0	0	0	0	0	2									
Dick Tracewski, R OBP: 0.283, SLG: 0.253	F7									0	0	0	0	0	0	0									
Tommy Davis, R OBP: 0.364, SLG: 0.466		1B 1B	FC6 1B	1B IBB			L8			3	1	2	0	1	0	0									
Ron Fairly, L OBP: 0.351, SLG: 0.415	F5		FC6	1-3 2H 3H 1B			3-1			4	0	1	2	0	0	2									
Frank Howard, R OBP: 0.319, SLG: 0.505							L1			4	2	2	0	0	0	2									
Lee Walls, R OBP: 0.267, SLG: 0.362	1B 1B									0	0	0	0	0	0	0									
Willie Davis, L OBP: 0.284, SLG: 0.361		S 1B		E 1B			4-3			4	1	2	1	0	1	0									
John Roseboro, L OBP: 0.299, SLG: 0.350		S 1B		E3 FC1-6 1B			K			3	0	1	1	0	1	0									
Johanny Podres, L OBP: 0.143, SLG: 0.245				FC1-6 1B			K			2	1	0	0	0	1	3									
Bob Miller, R OBP: 0.083, SLG: 0.065	K			FC1-6 1B			K			2	0	0	0	0	1	1									
Inning Stats	R: 0 E: 0 K: 1 S: 9	H: 0 LOB: 0 BB: 0 P: 17	R: 2 E: 0 K: 1 S: 13	H: 4 LOB: 2 BB: 0 P: 20	R: 0 E: 0 K: 0 S: 10	H: 1 LOB: 1 BB: 0 P: 18	R: 5 E: 1 K: 0 S: 15	H: 5 LOB: 2 BB: 1 P: 33	R: 0 E: 0 K: 2 S: 8	H: 0 LOB: 1 BB: 0 P: 11	R: 0 E: 0 K: 0 S: 6	H: 0 LOB: 0 BB: 0 P: 12	R: 0 E: 0 K: 0 S: 6	H: 0 LOB: 0 BB: 0 P: 10	R: 0 E: 0 K: 1 S: 8	H: 0 LOB: 0 BB: 0 P: 9	1B: 10 2B: 0 3B: 0 HR: 0	SF: 0 SAC: 0 DP: 0 HBP: 1	WP: 0 PB: 0 SB: 2 CS: 0	PA: 37					
PITCHER	IP	WLS	BF	H	R	ER	SO	BB	IBB	HBP	BLK	WP	HR	S	P	ERA	WHIP								
Lew Burdette, R ERA: 4.07	(1, 1)	3.1	L	20	9	7	4	2	0	0	0	0	0	44	76	10.80	2.700								
Ray Sadecki, L ERA: 4.67	(4, 1)	2.2		11	1	0	0	2	0	1	1	0	0	17	35	0.00	0.375								
Bobby Shantz, L ERA: 3.05	(7, 1)	2.0		6	0	0	0	1	0	0	0	0	0	14	19	0.00	0.000								



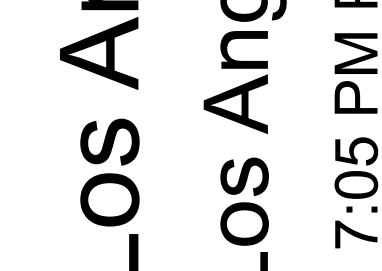
Batter	1	2	3	4	5	6	7	8	9	AB	R	H	RBI	BB	SO	LOB	TOP											
Curt Flood, R OBP: 0.337, SLG: 0.391	0-1 5-3	1-1 1B			0-1 1B 1-3		0-1 2B		1-1 FC1-6 1B	5	0	4	0	0	0	0	St. Louis Cardinals @ Los Angeles Dodgers Dodger Stadium, Los Angeles, CA Thu Aug 22 1963, 7:05 PM PDT Att: 48,569 - Unknown livebaseballscorecards.com											
Dick Groat, R OBP: 0.396, SLG: 0.470	1-2 1B	0-0 F9			1-0 1-3		1-2 4-3		0-0 FC1-6 1-3	4	1	0	0	0	0	5												
Bill White, L OBP: 0.361, SLG: 0.502	2-2 4-3 1B		1-0 4-3		1-0 2-3 1B		4-0 IBB		3-1 1-3	4	1	2	0	1	0	1												
Stan Musial, L OBP: 0.323, SLG: 0.395 Gary Kolb, L OBP: 0.433, SLG: 0.521	0-0 4-3		4-1 FC4-6 BB		0-0 F4		1-1 G1-2-3		3-3 K	3	0	0	1	1	0	6												
Ken Boyer, R OBP: 0.359, SLG: 0.444	0-2 E 1B		0-2 FC4-6 PO		2-0 1B 2B				2-3 K	4	1	2	1	0	1	1												
George Altman, L OBP: 0.341, SLG: 0.399	1 SAFE 4-2 FC6-4 BB		1 SAFE 0-0 PO	1-2 F7		1-1 F6		2-2 4-3		3	0	0	0	1	0	1												
Julian Javier, R OBP: 0.312, SLG: 0.403	1-1 FC6-4 1-2		0-0 4-3		0-0 CS 1B				0-0 1B 1B	4	0	2	1	0	0	2												
Tim McCarver, L OBP: 0.342, SLG: 0.385		0-0 4-3		2-3 K		1-1 F8			0-0 1-3 1B	4	0	1	0	0	1	1												
Ernie Broglio, R OBP: 0.125, SLG: 0.130 Ray Sadecki, L OBP: 0.180, SLG: 0.224 Sam Jones, R OBP: 0.180, SLG: 0.224		0-1 F9		0-2 6-3					2-2 4-3	4	0	1	0	0	0	2												
Inning Stats	R: 2 E: 1 K: 0 S: 17	H: 2 LOB: 2 BB: 1 P: 25	R: 0 E: 0 K: 0 S: 6	H: 1 LOB: 1 BB: 0 P: 7	R: 0 E: 0 K: 0 S: 5	H: 0 LOB: 0 BB: 1 P: 10	R: 0 E: 0 K: 1 S: 7	H: 0 LOB: 0 BB: 0 P: 10	R: 0 E: 0 K: 0 S: 9	H: 2 LOB: 2 BB: 0 P: 10	R: 1 E: 0 K: 0 S: 6	H: 2 LOB: 0 BB: 0 P: 10	R: 0 E: 0 K: 0 S: 10	H: 2 LOB: 2 BB: 1 P: 16	R: 0 E: 0 K: 1 S: 16	H: 2 LOB: 2 BB: 0 P: 22		R: 0 E: 0 K: 1 S: 8	H: 1 LOB: 1 BB: 0 P: 15	1B: 10 2B: 2 3B: 0 HR: 0	SF: 0 SAC: 0 DP: 1 HBP: 1	WP: 0 PB: 0 SB: 0 CS: 1	PA: 41					
PITCHER	IP	WLS	BF	H	R	ER	SO	BB	IBB	HBP	BLK	WP	HR	S	P	ERA	WHIP											
Don Drysdale, R ERA: 2.77	(1, 1)	7.0	L	31	9	3	3	1	2	1	1	0	0	0	60	88	3.86	1.571										
Bob Miller, R ERA: 3.42	(8, 1)	2.0		9	3	0	0	2	0	0	0	0	0	0	24	37	0.00	1.500										

Batter	1	2	3	4	5	6	7	8	9	AB	R	H	RBI	BB	SO	LOB	BOTTOM											
Maury Wills, S OBP: 0.349, SLG: 0.341	4-2 BLK BB		0-1 FC1-6 1B	0-0 1-3			1-2 F7			3	1	0	0	1	0	2	St. Louis Cardinals @ Los Angeles Dodgers Dodger Stadium, Los Angeles, CA Thu Aug 22 1963, 7:05 PM PDT Att: 48,569 - Unknown livebaseballscorecards.com											
Jim Gilliam, S OBP: 0.356, SLG: 0.390	3-2 F6		1-2 1B	2-2 F3				1-1 6-3		4	1	1	0	0	0	1												
Wally Moon, L OBP: 0.358, SLG: 0.417	0-1 F4		0-1 1B	0-0 F5				4-2 1B CS BB		3	0	1	1	1	0	1												
Tommy Davis, R OBP: 0.366, SLG: 0.464	0-0 6-3		0-2 1B	0-1 5-3				0-1 CS 1B		4	0	2	1	0	0	1												
Ron Fairly, L OBP: 0.350, SLG: 0.412		1-0 L8	4-1 1B	1-2 BB		1-2 F7		1-3 K		3	0	0	0	1	1	2												
Frank Howard, R OBP: 0.320, SLG: 0.503		0-0 F7	0-0 F3			3-2 5-3		0-1 G3 SH1-4 1B		4	0	1	0	0	0	3												
Willie Davis, L OBP: 0.262, SLG: 0.355 Ken McMullen, R OBP: 0.267, SLG: 0.335		1-1 F6		3-3 K		1-0 F8		0-0 SH1-4		3	0	0	0	0	1	0												
John Roseboro, L OBP: 0.299, SLG: 0.349			4-2 FC1-6 SH3-4 BB	0-0 6-3 2B		1-0 F2		2-2 G3		3	0	1	0	1	0	1												
Don Drysdale, R OBP: 0.239, SLG: 0.195 Lee Walls, R OBP: 0.265, SLG: 0.328 Bob Miller, R OBP: 0.083, SLG: 0.065 Bill Skowron, R OBP: 0.261, SLG: 0.295			1-0 SH3-4	0-1 6-3		0-0 F9		3-3 K		1	0	0	0	0	0	1												
Inning Stats	R: 0 E: 0 K: 0 S: 10	H: 0 LOB: 1 BB: 1 P: 17	R: 0 E: 0 K: 0 S: 4	H: 0 LOB: 0 BB: 0 P: 6	R: 2 E: 0 K: 0 S: 16	H: 3 LOB: 3 BB: 2 P: 26	R: 0 E: 0 K: 1 S: 8	H: 1 LOB: 1 BB: 0 P: 11	R: 0 E: 0 K: 0 S: 7	H: 0 LOB: 0 BB: 0 P: 9	R: 0 E: 0 K: 0 S: 5	H: 0 LOB: 0 BB: 0 P: 12	R: 0 E: 0 K: 0 S: 10	H: 1 LOB: 1 BB: 1 P: 16	R: 0 E: 0 K: 1 S: 9	H: 1 LOB: 1 BB: 0 P: 14		1B: 5 2B: 1 3B: 0 HR: 0	SF: 0 SAC: 2 DP: 0 HBP: 0	WP: 0 PB: 0 SB: 0 CS: 2	PA: 36							
PITCHER	IP	WLS	BF	H	R	ER	SO	BB	IBB	HBP	BLK	WP	HR	S	P	ERA	WHIP											
Ernie Broglio, R ERA: 3.23	(1, 1)	7.1	W	31	5	2	2	1	4	0	0	1	0	0	64	100	2.46	1.227										
Ray Sadecki, L ERA: 4.63	(8, 1)	1.1		4	1	0	0	1	0	0	0	0	0	9	12	0.00	0.750											
Sam Jones, R ERA: 11.12	(9, 1)	0.1	S	1	0	0	0	1	0	0	0	0	0	3	6	0.00	0.000											

AB 36
R 3
H 12
RBI 3
BB 3
SO 3
LOB 20



AB 30
R 2
H 6
RBI 2
BB 4
SO 3
LOB 13



Batter	1	2	3	4	5	6	7	8	9	AB	R	H	RBI	BB	SO	LOB	TOP					
Lee Maye, L OBP: 0.341, SLG: 0.438 (1, 8)										4	0	1	0	1	0	3	Milwaukee Braves @ Los Angeles Dodgers Dodger Stadium, Los Angeles, CA Fri Aug 23 1963, 7:05 PM PDT Att: 36,013 - Unknown					
Frank Bolling, R OBP: 0.313, SLG: 0.329 (1, 4)									5	2	3	1	0	0	1							
Hank Aaron, R OBP: 0.393, SLG: 0.575 (1, 9)									5	1	3	2	0	1	3							
Eddie Mathews, L OBP: 0.388, SLG: 0.446 Ty Cline, R OBP: 0.243, SLG: 0.208 (1, 7) (9, 8)									3	1	1	2	2	0	2							
Joe Torre, R OBP: 0.361, SLG: 0.439 (1, 2)									5	0	1	0	0	1	5							
Gene Oliver, R OBP: 0.341, SLG: 0.448 (1, 3)									4	1	1	0	0	0	2							
Denis Menke, R OBP: 0.296, SLG: 0.373 (1, 5)									5	0	1	0	0	0	3							
Roy McMillan, R OBP: 0.263, SLG: 0.303 (1, 6)									4	0	1	0	0	0	2							
Warren Spahn, L OBP: 0.197, SLG: 0.258 (1, 1)									3	1	1	1	0	1	1							
Inning Stats	R: 2 E: 0 K: 0 S: 14	H: 4 LOB: 1 BB: 0 P: 21	R: 0 E: 0 K: 0 S: 5	H: 1 LOB: 1 BB: 0 P: 6	R: 0 E: 0 K: 0 S: 7	H: 1 LOB: 0 BB: 0 P: 9	R: 0 E: 0 K: 0 S: 6	H: 0 LOB: 0 BB: 0 P: 7	R: 0 E: 0 K: 2 S: 13	H: 1 LOB: 3 BB: 2 P: 25	R: 0 E: 2 K: 0 S: 11	H: 1 LOB: 1 BB: 0 P: 20	R: 0 E: 0 K: 1 S: 6	H: 1 LOB: 0 BB: 0 P: 8	R: 0 E: 1 K: 0 S: 12	H: 1 LOB: 1 BB: 0 P: 19	R: 3 E: 0 K: 0 S: 13	H: 3 LOB: 2 BB: 1 P: 25	1B: 10 2B: 2 3B: 0 HR: 2	SF: 1 SAC: 0 DP: 3 HBP: 1	WP: 0 PB: 0 CS: 2	PA: 43
PITCHER	IP WLS BF H R ER SO BB IBB HBP BLK WP HR S P ERA WHIP	IP WLS BF H R ER SO BB IBB HBP BLK WP HR S P ERA WHIP	IP WLS BF H R ER SO BB IBB HBP BLK WP HR S P ERA WHIP	IP WLS BF H R ER SO BB IBB HBP BLK WP HR S P ERA WHIP	IP WLS BF H R ER SO BB IBB HBP BLK WP HR S P ERA WHIP	IP WLS BF H R ER SO BB IBB HBP BLK WP HR S P ERA WHIP	IP WLS BF H R ER SO BB IBB HBP BLK WP HR S P ERA WHIP	IP WLS BF H R ER SO BB IBB HBP BLK WP HR S P ERA WHIP	IP WLS BF H R ER SO BB IBB HBP BLK WP HR S P ERA WHIP	IP WLS BF H R ER SO BB IBB HBP BLK WP HR S P ERA WHIP	IP WLS BF H R ER SO BB IBB HBP BLK WP HR S P ERA WHIP	IP WLS BF H R ER SO BB IBB HBP BLK WP HR S P ERA WHIP	IP WLS BF H R ER SO BB IBB HBP BLK WP HR S P ERA WHIP	IP WLS BF H R ER SO BB IBB HBP BLK WP HR S P ERA WHIP	IP WLS BF H R ER SO BB IBB HBP BLK WP HR S P ERA WHIP	IP WLS BF H R ER SO BB IBB HBP BLK WP HR S P ERA WHIP						
Dick Calmus, R ERA: 2.78 (1, 1)	0.2 L 5 4 2 2 0 0 0 0 0 0 1 11 18 27.00 6.000	6.1 26 5 1 0 3 2 0 0 0 0 0 0 51 78 0.00 1.105	2.0 12 4 3 3 0 1 0 1 0 0 0 1 25 44 13.50 2.500																			
Ken Rowe, R ERA: 3.0 (1, 1)																						
Larry Sherry, R ERA: 3.36 (8, 1)																						

AB	38
R	6
H	13
RBI	6
BB	3
SO	3
LOB	22



Batter	1	2	3	4	5	6	7	8	9	AB	R	H	RBI	BB	SO	LOB	BOTTOM					
Maury Wills, S OBP: 0.350, SLG: 0.340 (1, 6)										3	1	1	0	1	0	1	Milwaukee Braves @ Los Angeles Dodgers Dodger Stadium, Los Angeles, CA Fri Aug 23 1963, 7:05 PM PDT Att: 36,013 - Unknown					
Jim Gilliam, S OBP: 0.357, SLG: 0.350 (1, 4)									3	0	1	0	1	0	3							
Tommy Davis, R OBP: 0.368, SLG: 0.465 (1, 5)									4	0	2	1	0	0	2							
Frank Howard, R OBP: 0.319, SLG: 0.500 (1, 9)									4	0	1	0	0	0	2							
Lee Walls, R OBP: 0.250, SLG: 0.309 (1, 3)									4	0	0	0	0	0	5							
Al Ferrara, R OBP: 0.289, SLG: 0.250 (1, 7)									4	0	1	0	0	1	1							
Willie Davis, L OBP: 0.262, SLG: 0.354 (1, 8)									4	0	1	0	0	0	1							
John Roseboro, L OBP: 0.301, SLG: 0.350 (1, 2)									4	0	2	0	0	0	2							
Dick Calmus, R (1, 1)									0	0	0	0	0	0	0							
Ken Rowe, R (1, 1)									2	0	0	0	0	2	2							
Ken McMullen, R OBP: 0.265, SLG: 0.333 Larry Sherry, R (8, 1)									1	0	0	0	0	0	1							
Bill Skowron, R OBP: 0.259, SLG: 0.294 (8, PH)									0	0	0	0	0	0	0							
Inning Stats	R: 1 E: 0 K: 0 S: 11	H: 2 LOB: 1 BB: 0 P: 17	R: 0 E: 0 K: 1 S: 6	H: 1 LOB: 1 BB: 0 P: 10	R: 0 E: 0 K: 0 S: 7	H: 0 LOB: 0 BB: 1 P: 16	R: 0 E: 0 K: 0 S: 7	H: 0 LOB: 0 BB: 0 P: 11	R: 0 E: 0 K: 1 S: 11	H: 1 LOB: 2 BB: 1 P: 18	R: 0 E: 0 K: 1 S: 6	H: 2 LOB: 1 BB: 0 P: 9	R: 0 E: 0 K: 0 S: 9	H: 1 LOB: 1 BB: 0 P: 12	R: 0 E: 1 K: 0 S: 6	H: 1 LOB: 1 BB: 0 P: 7	R: 0 E: 0 K: 0 S: 9	H: 1 LOB: 1 BB: 0 P: 13	1B: 9 2B: 1 3B: 0 HR: 0	SF: 0 SAC: 0 DP: 3 HBP: 0	WP: 0 PB: 0 CS: 0	PA: 36
PITCHER	IP WLS BF H R ER SO BB IBB HBP BLK WP HR S P ERA WHIP	IP WLS BF H R ER SO BB IBB HBP BLK WP HR S P ERA WHIP	IP WLS BF H R ER SO BB IBB HBP BLK WP HR S P ERA WHIP	IP WLS BF H R ER SO BB IBB HBP BLK WP HR S P ERA WHIP	IP WLS BF H R ER SO BB IBB HBP BLK WP HR S P ERA WHIP	IP WLS BF H R ER SO BB IBB HBP BLK WP HR S P ERA WHIP	IP WLS BF H R ER SO BB IBB HBP BLK WP HR S P ERA WHIP	IP WLS BF H R ER SO BB IBB HBP BLK WP HR S P ERA WHIP	IP WLS BF H R ER SO BB IBB HBP BLK WP HR S P ERA WHIP	IP WLS BF H R ER SO BB IBB HBP BLK WP HR S P ERA WHIP	IP WLS BF H R ER SO BB IBB HBP BLK WP HR S P ERA WHIP	IP WLS BF H R ER SO BB IBB HBP BLK WP HR S P ERA WHIP	IP WLS BF H R ER SO BB IBB HBP BLK WP HR S P ERA WHIP	IP WLS BF H R ER SO BB IBB HBP BLK WP HR S P ERA WHIP	IP WLS BF H R ER SO BB IBB HBP BLK WP HR S P ERA WHIP	IP WLS BF H R ER SO BB IBB HBP BLK WP HR S P ERA WHIP						
Warren Spahn, L ERA: 2.53 (1, 1)	9.0 W 36 9 1 1 3 2 0 0 0 0 0 72 113 1.00 1.222																					

AB	34
R	1
H	9
RBI	1
BB	2
SO	3
LOB	21



Batter	1	2	3	4	5	6	7	8	9	AB	R	H	RBI	BB	SO	LOB	TOP					
Lee Mays, L OBP: 0.339, SLG: 0.438 (1, 8)	L9		4-3	2-0		F7			1-3	5	0	1	0	0	0	0						
Frank Bolling, R OBP: 0.316, SLG: 0.333 (1, 4)	FC3-6		2B	4-1		1-3			K	4	1	2	0	1	1	0						
Hank Aaron, R OBP: 0.393, SLG: 0.575 (1, 9)	FC3-6		E9	2-0					K	4	1	1	0	1	2	3						
Eddie Mathews, L OBP: 0.389, SLG: 0.445 Ty Cline, L OBP: 0.243, SLG: 0.208 (1, 7) (9, 8)	FC3-6		1B	3-H		F7				3	0	1	0	1	0	2						
Joe Torre, R OBP: 0.360, SLG: 0.438 Del Crandall, R OBP: 0.259, SLG: 0.265 (1, 2) (7, 2)	K		SF9	1-2		1B				0	0	0	0	0	0	0						
Gene Oliver, R OBP: 0.343, SLG: 0.449 (1, 3)			3-H	0-0		F2			K	4	0	2	0	0	1	2						
Denis Menke, R OBP: 0.296, SLG: 0.371 (1, 5)			1-2	1-0		L8			4-3	3	0	0	0	1	0	5						
Roy McMillan, R OBP: 0.259, SLG: 0.298 (1, 6)			4-3	1-0		F3			4-3	4	0	0	0	0	0	4						
Denny Lemaster, R OBP: 0.177, SLG: 0.290 Bob Shaw, R OBP: 0.200, SLG: 0.111 (1, 1) (7, 1)	F9		2B	0-0		4-3			K	3	0	1	0	0	0	1						
Inning Stats	R: 0 E: 0 K: 1 S: 7	H: 1 LOB: 2 BB: 1 P: 14	R: 0 E: 0 K: 0 S: 9	H: 1 LOB: 1 BB: 0 P: 14	R: 2 E: 1 K: 0 S: 22	H: 3 LOB: 2 BB: 1 P: 36	R: 0 E: 0 K: 0 S: 5	H: 2 LOB: 2 BB: 1 P: 14	R: 0 E: 0 K: 0 S: 7	H: 2 LOB: 2 BB: 0 P: 10	R: 0 E: 0 K: 0 S: 5	H: 0 LOB: 0 BB: 0 P: 8	R: 0 E: 0 K: 1 S: 7	H: 0 LOB: 0 BB: 0 P: 11	R: 0 E: 0 K: 2 S: 12	H: 0 LOB: 1 BB: 1 P: 22	R: 0 E: 0 K: 2 S: 7	H: 0 LOB: 0 BB: 0 P: 9	1B: 6 2B: 4 3B: 0 HR: 0	SF: 1 SAC: 0 DP: 1 HBP: 0	WP: 0 PB: 0 CS: 0	PA: 39
PITCHER	IP	WLS	BF	H	R	ER	SO	BB	IBB	HBP	BLK	WP	HR	S	P	ERA	WHIP					
Johnny Podres, L ERA: 3.26 Bob Miller, R ERA: 3.29	3.1	L	20	7	2	2	1	2	1	0	0	0	0	42	75	5.40	2.700					
	5.2		19	2	0	0	5	1	0	0	0	0	0	39	63	0.00	0.529					

Milwaukee Braves @ Los Angeles Dodgers
 Dodger Stadium, Los Angeles, CA
 Sat Aug 24 1963, 7:05 PM PDT
 Att: 36,479 - Unknown

AB	34
R	2
H	9
RBI	1
BB	4
SO	6
LOB	20



Batter	1	2	3	4	5	6	7	8	9	AB	R	H	RBI	BB	SO	LOB	BOTTOM					
Maury Wills, S OBP: 0.351, SLG: 0.344 (1, 6)	G3		BLK	1-1		G4-3				4	0	2	1	0	0	2						
Jim Gilliam, S OBP: 0.356, SLG: 0.387 (1, 4)	BB		F7	4-1		4-3			F9	3	0	0	0	1	0	3						
Wally Moon, L OBP: 0.353, SLG: 0.411 (1, 7)	F2			1-2		G3			5-3	4	0	0	0	0	0	1						
Tommy Davis, R OBP: 0.364, SLG: 0.460 (1, 5) (7, 8)	F8			2-1		5-3			5-3	4	0	0	0	0	0	1						
Frank Howard, R OBP: 0.321, SLG: 0.498 (1, 9)			F3	3-2		1B			F7	3	0	1	0	1	0	0						
Bill Skowron, R OBP: 0.259, SLG: 0.293 (1, 3)	5-3			1-0		F8			5-3	4	0	1	0	0	0	1						
Willie Davis, L OBP: 0.260, SLG: 0.352 Ken McMullen, R OBP: 0.268, SLG: 0.335 (6, PH) (7, 5)	E4		CS	0-0		1-3			FC6	2	0	0	0	0	0	0						
Dick Tracewski, R OBP: 0.283, SLG: 0.253 (9, PR)				1-2					G4-6-3	0	0	0	0	0	0	0						
Doug Camilli, R OBP: 0.225, SLG: 0.302 Ron Fairly, L OBP: 0.349, SLG: 0.411 (1, 2) (9, PH)	CS		F2	0-0		F7			K	3	0	0	0	0	1	0						
Johnny Podres, L OBP: 0.140, SLG: 0.241 Bob Miller, R OBP: 0.100, SLG: 0.083 (1, 1) (4, 1)			4-3	0-1		2B			E3	1	0	0	0	0	0	0						
Inning Stats	R: 0 E: 0 K: 0 S: 7	H: 0 LOB: 1 BB: 1 P: 13	R: 0 E: 1 K: 0 S: 9	H: 0 LOB: 0 BB: 0 P: 12	R: 0 E: 0 K: 0 S: 10	H: 1 LOB: 1 BB: 0 P: 16	R: 0 E: 0 K: 0 S: 9	H: 1 LOB: 1 BB: 0 P: 16	R: 1 E: 0 K: 0 S: 11	H: 2 LOB: 1 BB: 0 P: 15	R: 0 E: 0 K: 0 S: 11	H: 1 LOB: 2 BB: 1 P: 17	R: 0 E: 1 K: 1 S: 10	H: 0 LOB: 1 BB: 0 P: 18	R: 0 E: 0 K: 0 S: 5	H: 0 LOB: 0 BB: 0 P: 7	R: 0 E: 0 K: 0 S: 5	H: 1 LOB: 1 BB: 0 P: 5	1B: 5 2B: 1 3B: 0 HR: 0	SF: 0 SAC: 0 DP: 2 HBP: 0	WP: 1 PB: 0 CS: 1	PA: 36
PITCHER	IP	WLS	BF	H	R	ER	SO	BB	IBB	HBP	BLK	WP	HR	S	P	ERA	WHIP					
Denny Lemaster, L ERA: 2.85 Bob Shaw, R ERA: 2.64	6.0	W	27	5	1	1	1	2	0	0	1	0	0	61	95	1.50	1.167					
	3.0	S	8	1	0	0	0	0	0	0	0	0	0	16	24	0.00	0.333					

Milwaukee Braves @ Los Angeles Dodgers
 Dodger Stadium, Los Angeles, CA
 Sat Aug 24 1963, 7:05 PM PDT
 Att: 36,479 - Unknown

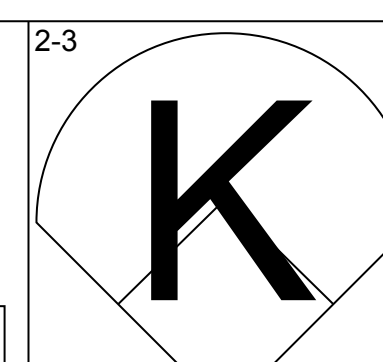
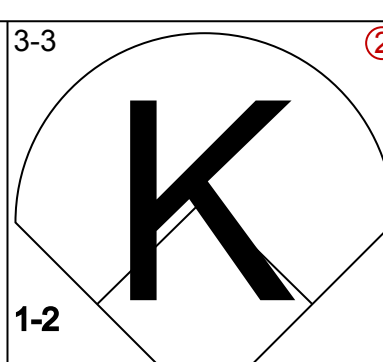
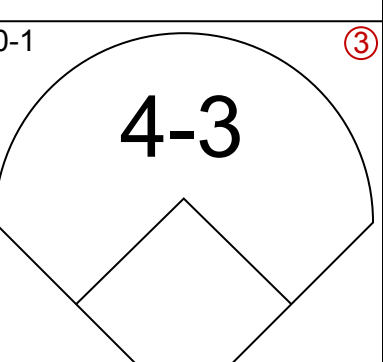
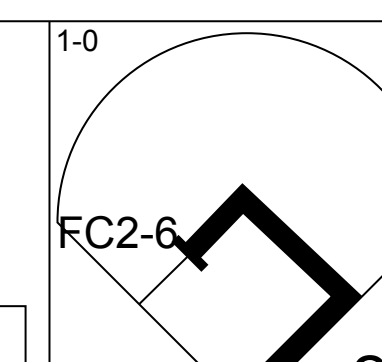
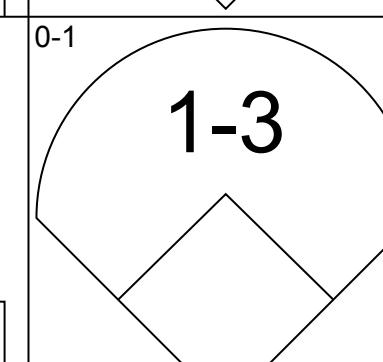
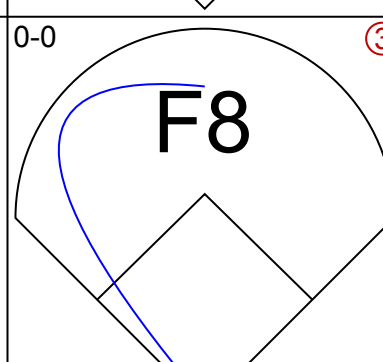
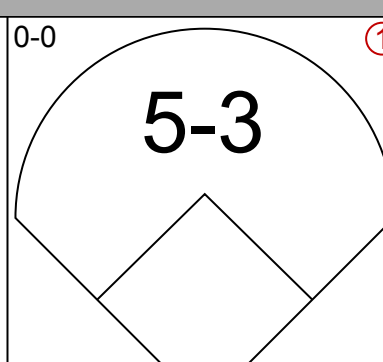
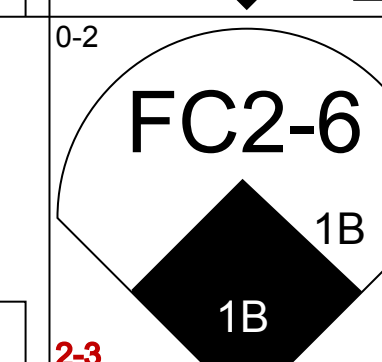
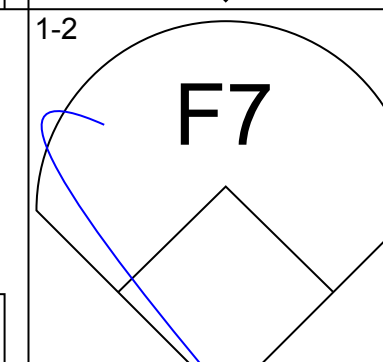
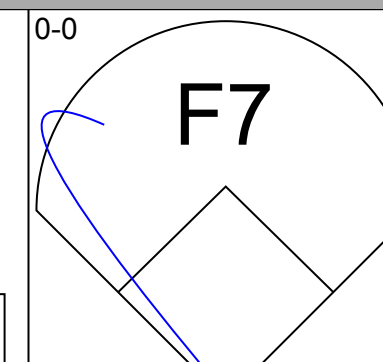
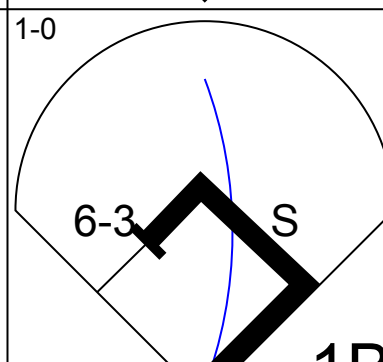
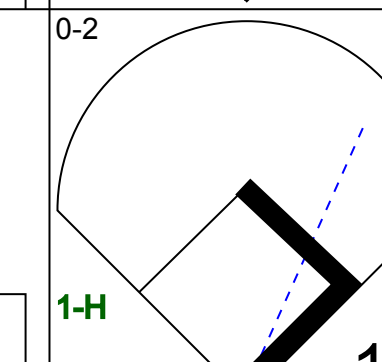
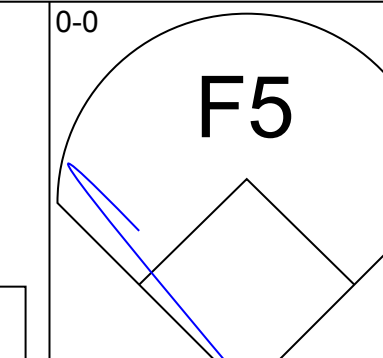
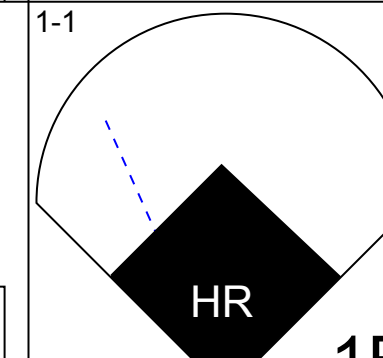
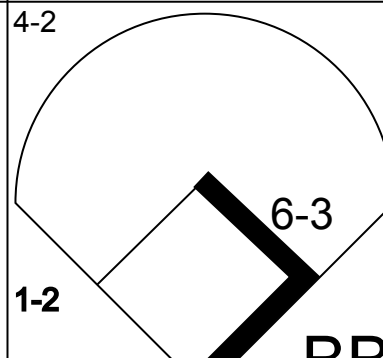
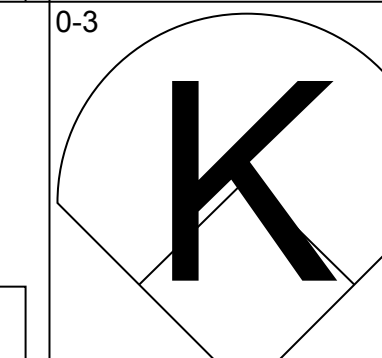
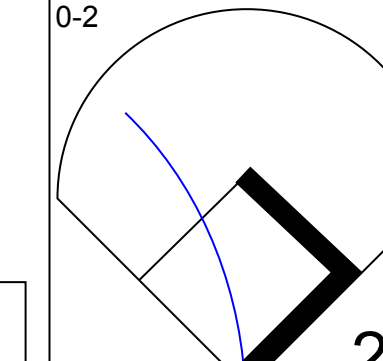
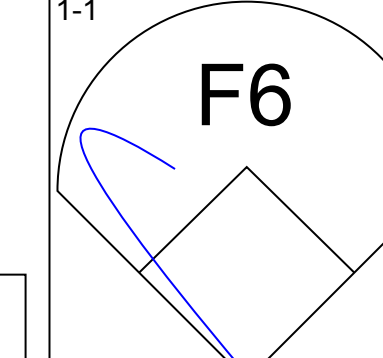
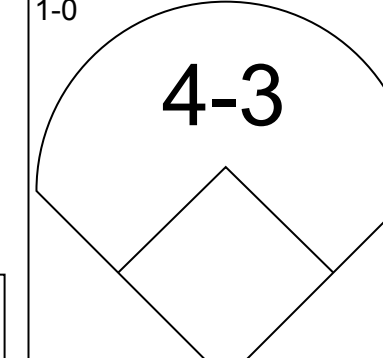


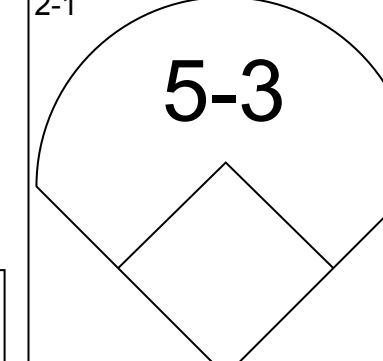


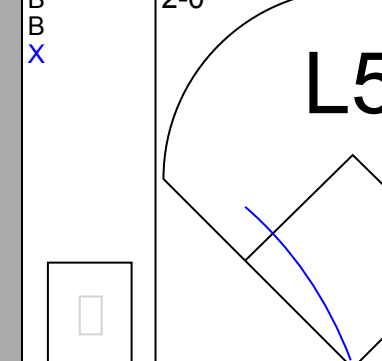
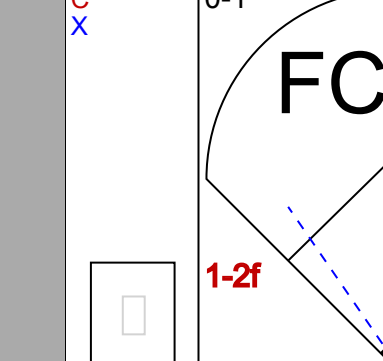
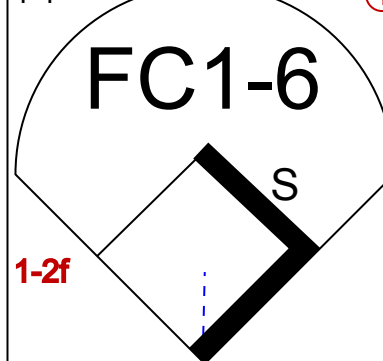
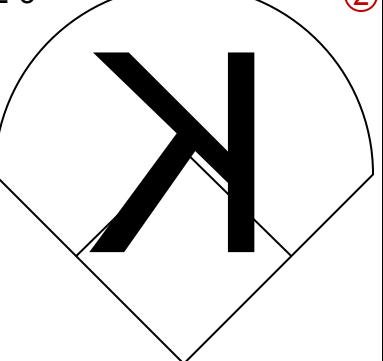

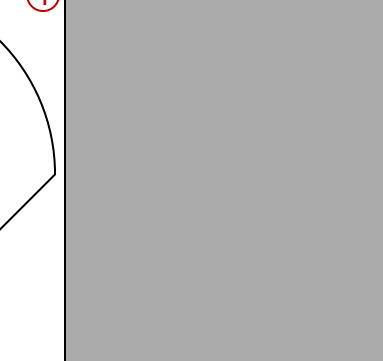

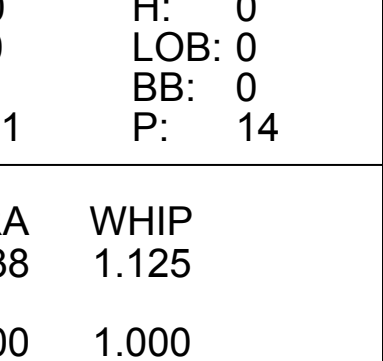
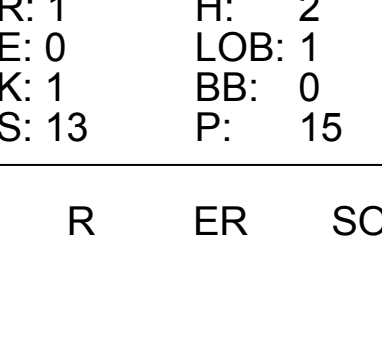
AB	33
R	1
H	6
RBI	1
BB	2
SO	1
LOB	12



Batter	1	2	3	4	5	6	7	8	9	AB	R	H	RBI	BB	SO	LOB	TOP								
Lee Maye, L OBP: 0.338, SLG: 0.436 (1, 8)	1-3 K		0-0 L1-6		0-2 G3			0-2 1B		4	0	1	0	0	1	2	Milwaukee Braves @ Los Angeles Dodgers Dodger Stadium, Los Angeles, CA Sun Aug 25 1963, 3:33 AM PDT Att: 32,137 - Unknown livebaseballscorecards.com								
Frank Bolling, R OBP: 0.313, SLG: 0.329 (1, 4)	0-1 6-3			1-1 F2		0-0 1-3		0-0 F2		4	0	0	0	0	0	1									
Hank Aaron, R OBP: 0.392, SLG: 0.571 (1, 9)	2-2 L7			4-1 1B BB		0-1 5-3			0-1 F8	3	0	0	0	1	0	0									
Eddie Mathews, L OBP: 0.391, SLG: 0.449 (1, 7)		4-2 BB		1-2 1B		3-2 3-1			2-1 F9 2B	3	1	2	0	1	0	0									
Joe Torre, R OBP: 0.356, SLG: 0.433 (1, 2)	2-2 F8			0-3 K			0-0 6-3		0-2 F9	4	0	0	0	0	1	4									
Gene Oliver, R OBP: 0.342, SLG: 0.449 (1, 3)	0-3 K			1-2 L7			2-1 F2		0-1 2B	4	0	1	1	0	1	3									
Denis Menke, R OBP: 0.297, SLG: 0.369 (1, 5)	3-3 K				2-2 SH1-4 HBP		2-1 L8		4-2 BB	2	0	0	0	1	1	1									
Roy McMillan, R OBP: 0.260, SLG: 0.298 (1, 6)			1-2 L1-6 SH1-4 1B		0-0 SH1-4		1-2 SH1-4		0-0 6-3	3	0	1	0	0	1	2									
Bob Sadowski, R OBP: 0.087, SLG: 0.087 (1, 1)			0-0 SH1-4		0-3 K		1-2 5-3			1	0	0	0	0	1	1									
Del Crandall, R OBP: 0.259, SLG: 0.264 (8, PH)										1	0	0	0	0	0	0									
Bob Shaw, R OBP: 0.200, SLG: 0.111 (8, 1)			1-2 SH1-4							0	0	0	0	0	0	0									
Inning Stats	R: 0 E: 0 K: 1 S: 8	H: 0 LOB: 0 BB: 0 P: 11	R: 0 E: 0 K: 2 S: 16	H: 0 LOB: 1 BB: 1 P: 25	R: 0 E: 0 K: 0 S: 5	H: 1 LOB: 0 BB: 0 P: 6	R: 0 E: 0 K: 1 S: 13	H: 1 LOB: 2 BB: 1 P: 20	R: 0 E: 0 K: 1 S: 9	H: 0 LOB: 1 BB: 0 P: 11	R: 0 E: 0 K: 0 S: 9	H: 0 LOB: 0 BB: 0 P: 12	R: 0 E: 0 K: 0 S: 5	H: 0 LOB: 0 BB: 0 P: 9	R: 0 E: 0 K: 1 S: 11	H: 1 LOB: 1 BB: 0 P: 12	R: 1 E: 0 K: 0 S: 12	H: 2 LOB: 2 BB: 1 P: 18	1B: 3 2B: 3 3B: 0 HR: 0	SF: 0 SAC: 2 DP: 1 HBP: 1	WP: 0 PB: 0 CS: 0	PA: 35			
PITCHER	IP	WLS	BF	H	R	ER	SO	BB	IBB	HBP	BLK	WP	HR	S	P	ERA	WHIP								
Sandy Koufax, L ERA: 1.96 (1, 1)	8.2		33	5	1	1	6	2	0	1	0	0	0	85	117	1.04	0.808								
Bob Miller, R ERA: 3.28 (9, 1)	0.1	W	2	0	0	0	0	1	0	0	0	0	0	3	7	0.00	3.000								

Batter	1	2	3	4	5	6	7	8	9	AB	R	H	RBI	BB	SO	LOB	BOTTOM								
Maury Wills, S OBP: 0.353, SLG: 0.346 (1, 6)	1-0 CS 1B		1-1 6-3			2-2 6-3		0-0 3-1 SH3-4 1B		4	0	2	0	0	0	0	Milwaukee Braves @ Los Angeles Dodgers Dodger Stadium, Los Angeles, CA Sun Aug 25 1963, 3:33 AM PDT Att: 32,137 - Unknown livebaseballscorecards.com								
Jim Gilliam, S OBP: 0.354, SLG: 0.384 (1, 4)	2-2 F8		3-2 G3			0-0 1-4-3		0-0 SH3-4		3	0	0	0	0	0	1									
Wally Moon, L OBP: 0.348, SLG: 0.405 (1, 7)	1-0 P1			0-1 B1-3		0-2 G3		2-2 3-1		4	0	0	0	0	0	1									
Dick Tracewski, R OBP: 0.283, SLG: 0.253 (9, 4)								2-3 F5		0	0	0	0	0	0	0									
Tommy Davis, R OBP: 0.366, SLG: 0.461 (1, 5)		0-0 1B 1B		1-1 1B			0-0 F7	1-2 F5		4	0	2	0	0	0	1									
Frank Howard, R OBP: 0.321, SLG: 0.500 (1, 9)		1-3 K		3-1 F5			3-2 2B 2B		3-2 1B 1B	3	1	1	0	0	1	2									
Lee Walls, R OBP: 0.260, SLG: 0.319 (9, 9)										1	1	1	0	0	0	0									
Ron Fairly, L OBP: 0.353, SLG: 0.413 (1, 3)		2-1 1B		1-1 4-3			4-0 2B IBB		3-2 1B IBB	3	0	2	0	1	0	1									
Willie Davis, L OBP: 0.283, SLG: 0.354 (1, 8)		1-2 F2			1-2 F9		3-1 2B		4-0 1B IBB	3	0	1	1	1	0	2									
Doug Camilli, R OBP: 0.236, SLG: 0.303 (1, 2)		0-0 F8			0-3 K		4-0 IBB		0-0 1B	3	0	1	1	1	1	2									
Sandy Koufax, R OBP: 0.109, SLG: 0.093 (1, 1)			1-0 L7			0-1 1-3		2-1 G6-4-3		3	0	0	0	0	0	3									
Bob Miller, R OBP: 0.100, SLG: 0.083 (9, 1)								1-2 G6-4-3		0	0	0	0	0	0	0									
Inning Stats	R: 0 E: 0 K: 0 S: 7	H: 1 LOB: 0 BB: 0 P: 11	R: 0 E: 0 K: 1 S: 11	H: 2 LOB: 2 BB: 0 P: 15	R: 0 E: 0 K: 0 S: 8	H: 0 LOB: 0 BB: 0 P: 13	R: 0 E: 0 K: 0 S: 8	H: 1 LOB: 1 BB: 0 P: 13	R: 0 E: 0 K: 1 S: 8	H: 0 LOB: 0 BB: 0 P: 9	R: 0 E: 0 K: 0 S: 9	H: 0 LOB: 0 BB: 0 P: 11	R: 1 E: 0 K: 0 S: 8	H: 2 LOB: 2 BB: 2 P: 24	R: 0 E: 0 K: 0 S: 11	H: 1 LOB: 1 BB: 0 P: 14	R: 1 E: 0 K: 0 S: 11	H: 3 LOB: 3 BB: 1 P: 21	1B: 8 2B: 2 3B: 0 HR: 0	SF: 0 SAC: 1 DP: 1 HBP: 0	WP: 0 PB: 0 CS: 1	PA: 35			
PITCHER	IP	WLS	BF	H	R	ER	SO	BB	IBB	HBP	BLK	WP	HR	S	P	ERA	WHIP								
Bob Sadowski, R ERA: 2.4 (1, 1)	7.0		27	6	1	1	2	0	2	0	0	0	0	59	96	1.29	0.857								
Bob Shaw, R ERA: 2.89 (8, 1)	1.0	L	8	4	1	1	0	0	1	0	0	0	0	22	35	9.00	4.000								

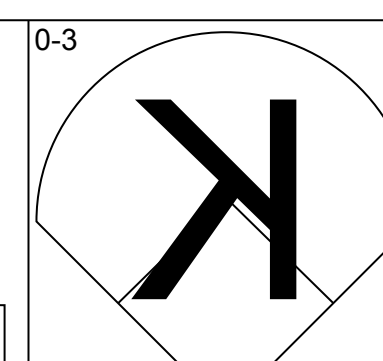
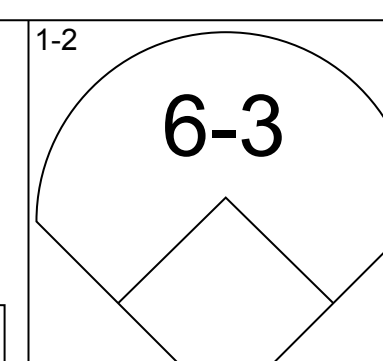
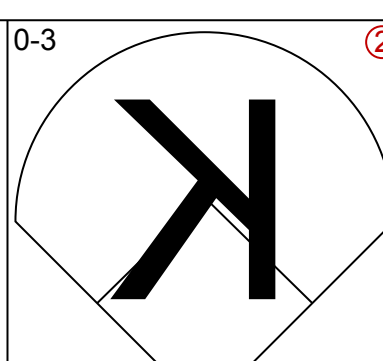
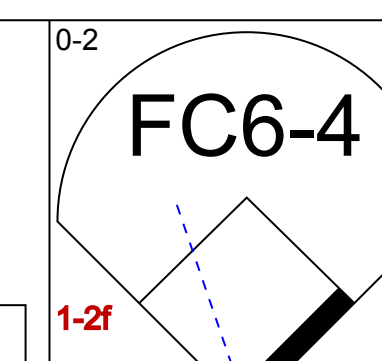
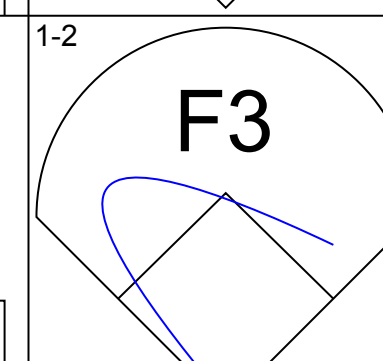
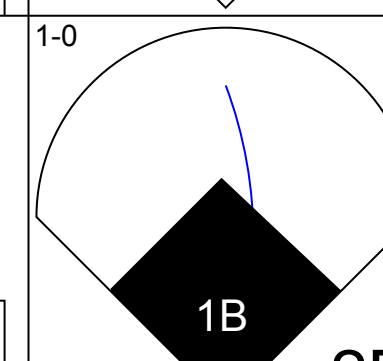
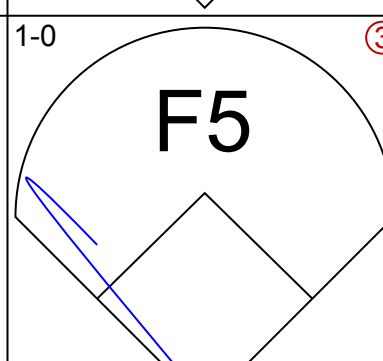
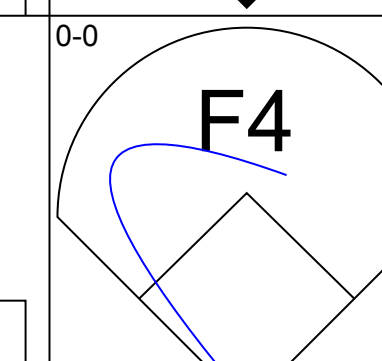
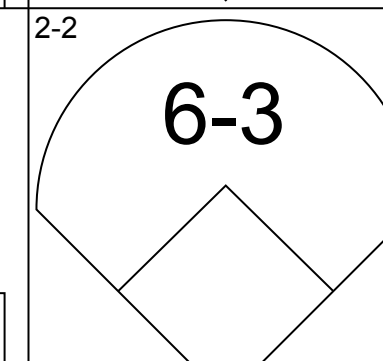
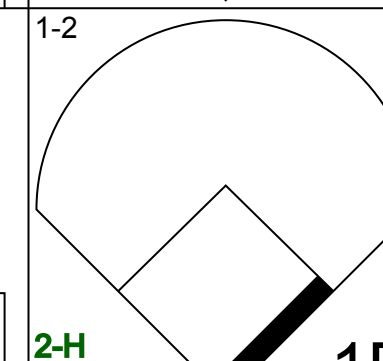
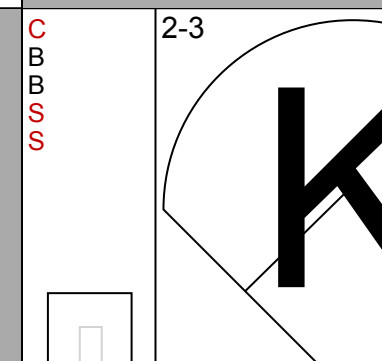
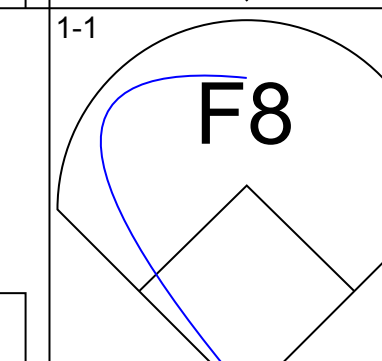
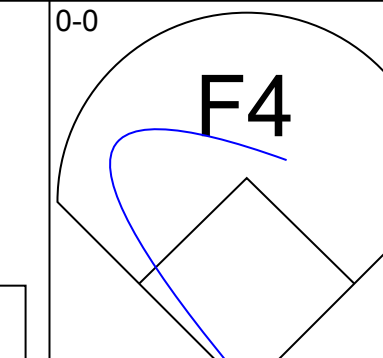
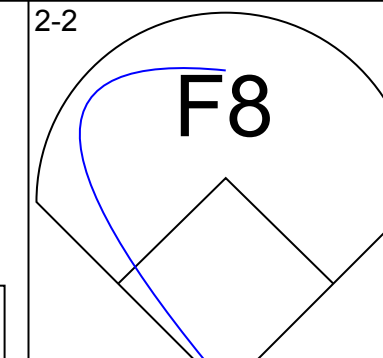
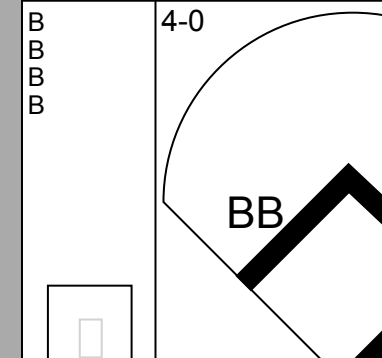
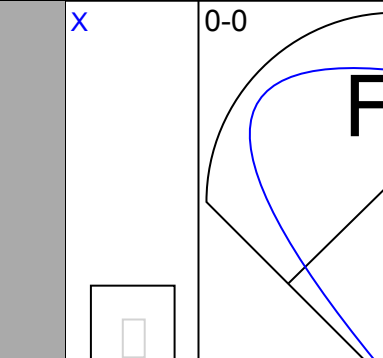
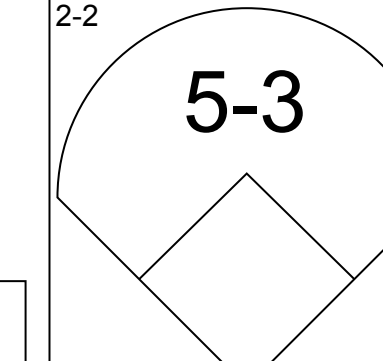
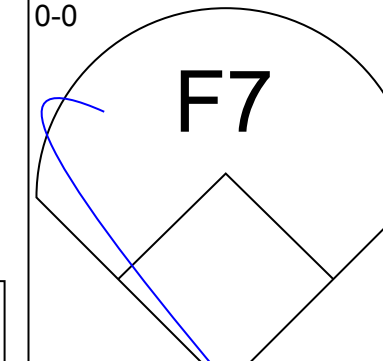
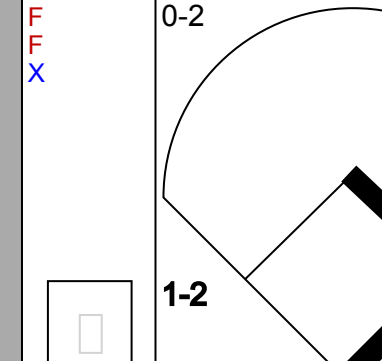
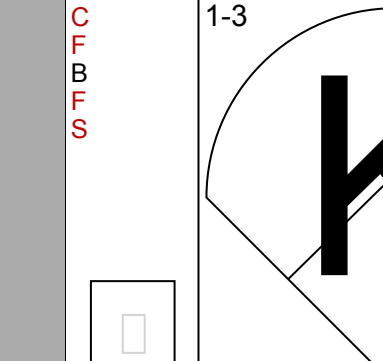
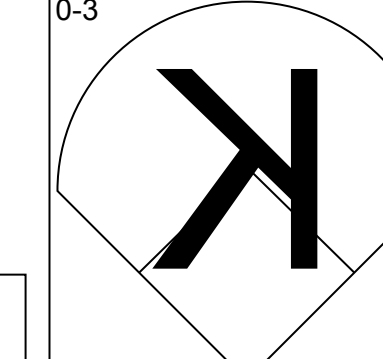
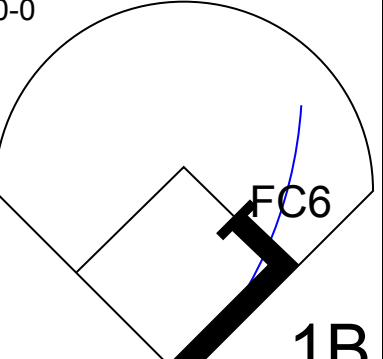
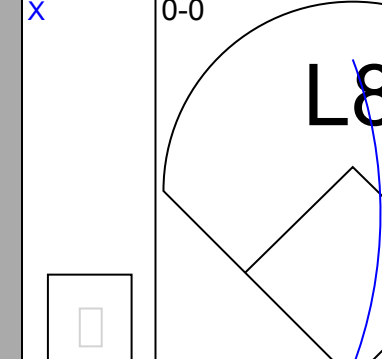
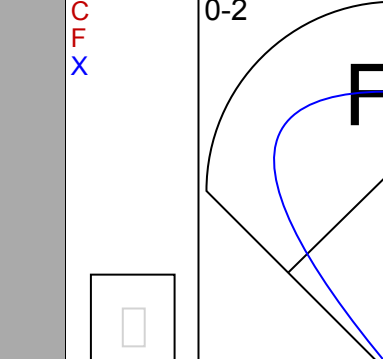
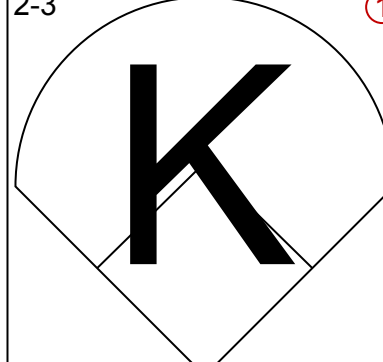
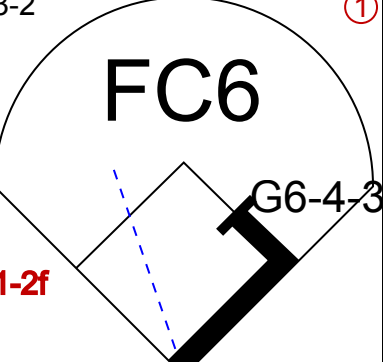
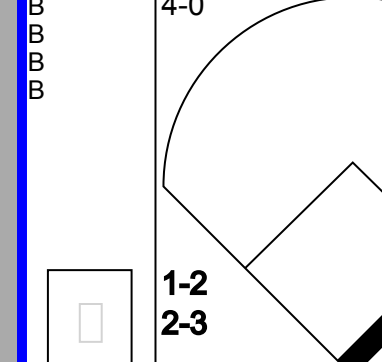
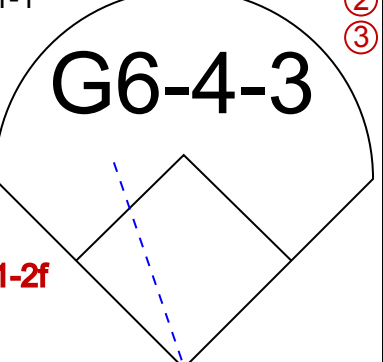
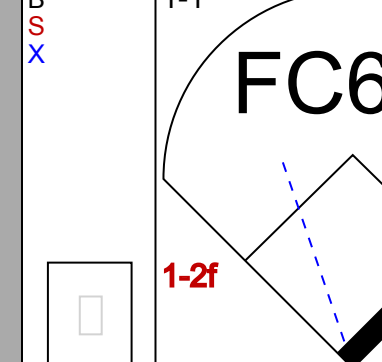
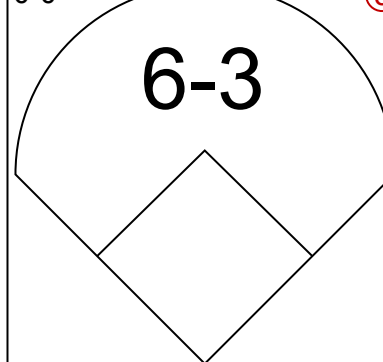


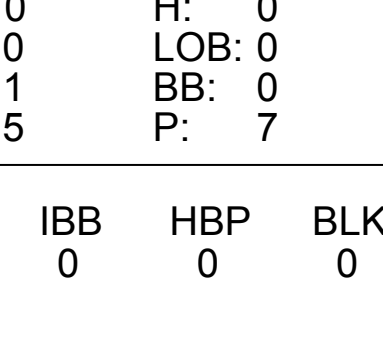



Batter	1	2	3	4	5	6	7	8	9	AB	R	H	RBI	BB	SO	LOB	TOP					
Pete Rose, S OBP: 0.335, SLG: 0.371 (1, 4)										4	0	1	0	0	2	1						
Tommy Harper, R OBP: 0.345, SLG: 0.401 (1, 9)										4	1	0	0	0	0	2						
Vada Pinson, L OBP: 0.356, SLG: 0.517 (1, 8)										4	0	2	1	0	0	0						
Frank Robinson, R OBP: 0.379, SLG: 0.443 (1, 7)										3	1	1	0	1	1	1						
Gordy Coleman, L OBP: 0.292, SLG: 0.396 (1, 3)										3	1	2	2	0	0	2						
Don Pavletich, R OBP: 0.282, SLG: 0.313 (9, PH)										1	0	0	0	0	0	0						
Johnny Edwards, L OBP: 0.318, SLG: 0.378 (1, 2)										3	0	1	0	1	0	1						
Leo Cardenas, R OBP: 0.257, SLG: 0.305 (1, 6)										4	0	0	0	0	0	3						
Eddie Kasko, R OBP: 0.305, SLG: 0.311 (1, 5)										4	0	1	0	0	0	1						
Jim O'Toole, S OBP: 0.145, SLG: 0.132 (1, 1)										3	0	0	0	0	1	1						
Inning Stats	R: 0 E: 0 K: 1 S: 8	H: 0 LOB: 0 BB: 0 P: 11	R: 0 E: 0 K: 0 S: 7	H: 1 LOB: 1 BB: 0 P: 8	R: 0 E: 0 K: 1 S: 9	H: 1 LOB: 1 BB: 0 P: 13	R: 2 E: 0 K: 0 S: 9	H: 2 LOB: 0 BB: 0 P: 15	R: 0 E: 0 K: 1 S: 11	H: 0 LOB: 0 BB: 0 P: 14	R: 0 E: 0 K: 0 S: 9	H: 1 LOB: 1 BB: 1 P: 14	R: 0 E: 0 K: 0 S: 5	H: 0 LOB: 0 BB: 1 P: 11	R: 1 E: 0 K: 1 S: 13	H: 2 LOB: 1 BB: 0 P: 15	R: 0 E: 0 K: 0 S: 8	H: 1 LOB: 1 BB: 0 P: 11	1B: 5 2B: 2 3B: 0 HR: 1	SF: 0 SAC: 0 DP: 1 HBP: 0	WP: 0 PB: 0 SB: 2 CS: 0	PA: 35
PITCHER	IP	WLS	BF	H	R	ER	SO	BB	IBB	HBP	BLK	WP	HR	S	P	ERA	WHIP					
Don Drysdale, R ERA: 2.79 (1, 1)	8.0	L	31	7	3	3	4	2	0	0	0	0	1	71	101	3.38	1.125					
Ron Perranoski, L ERA: 1.78 (9, 1)	1.0		4	1	0	0	0	0	0	0	0	0	0	8	11	0.00	1.000					

Cincinnati Reds @ Los Angeles Dodgers
Dodger Stadium, Los Angeles, CA
Mon Aug 26 1963, 7:05 PM PDT
Att: 36,694 - Unknown

AB	33
R	3
H	8
RBI	3
BB	2
SO	4
LOB	12



Batter	1	2	3	4	5	6	7	8	9	AB	R	H	RBI	BB	SO	LOB	BOTTOM				
Maury Wills, S OBP: 0.350, SLG: 0.343 (1, 6)										4	0	0	0	0	2	1					
Willie Davis, L OBP: 0.282, SLG: 0.356 (1, 8)										4	1	1	0	0	0	1					
Tommy Davis, R OBP: 0.365, SLG: 0.459 (1, 7)										4	0	1	1	0	1	1					
Frank Howard, R OBP: 0.321, SLG: 0.496 (1, 9)										3	0	0	0	1	0	1					
Bill Skowron, R OBP: 0.259, SLG: 0.292 (1, 3)										4	0	1	0	0	1	1					
Ken McMullen, R OBP: 0.267, SLG: 0.333 (1, 5)										4	0	1	0	0	1	2					
Dick Tracewski, R OBP: 0.280, SLG: 0.250 (1, 4)										2	0	0	0	0	1	1					
Jim Gilliam, S OBP: 0.355, SLG: 0.384 (7, PH)										0	0	0	0	1	0	0					
Doug Camilli, R OBP: 0.229, SLG: 0.294 (1, 2)										3	0	0	0	0	0	4					
Don Drysdale, R OBP: 0.233, SLG: 0.190 (1, 1)										2	0	0	0	0	1	0					
Al Ferrara, R OBP: 0.308, SLG: 0.273 (8, PH)										1	0	1	0	0	0	0					
Ron Perranoski, L OBP: 0.211, SLG: 0.118 (9, 1)										0	0	0	0	0	0	0					
Inning Stats	R: 0 E: 0 K: 1 S: 10	H: 0 LOB: 0 BB: 0 P: 13	R: 0 E: 0 K: 1 S: 8	H: 0 LOB: 0 BB: 0 P: 10	R: 0 E: 0 K: 1 S: 5	H: 0 LOB: 0 BB: 0 P: 7	R: 1 E: 0 K: 0 S: 12	H: 2 LOB: 1 BB: 0 P: 17	R: 0 E: 0 K: 2 S: 7	H: 0 LOB: 0 BB: 0 P: 8	R: 0 E: 0 K: 1 S: 9	H: 1 LOB: 3 BB: 2 P: 20	R: 0 E: 0 K: 0 S: 9	H: 1 LOB: 1 BB: 0 P: 11	R: 0 E: 0 K: 1 S: 8	H: 0 LOB: 0 BB: 0 P: 9	1B: 4 2B: 1 3B: 0 HR: 0	SF: 0 SAC: 0 DP: 1 HBP: 0	WP: 0 PB: 0 SB: 0 CS: 0	PA: 33	
PITCHER	IP	WLS	BF	H	R	ER	SO	BB	IBB	HBP	BLK	WP	HR	S	P	ERA	WHIP				
Jim O'Toole, L ERA: 2.67 (1, 1)	9.0	W	33	5	1	1	7	2	0	0	0	0	0	76	107	1.00	0.778				

Cincinnati Reds @ Los Angeles Dodgers
Dodger Stadium, Los Angeles, CA
Mon Aug 26 1963, 7:05 PM PDT
Att: 36,694 - Unknown

AB	31
R	1
H	5
RBI	1
BB	2
SO	7
LOB	12



Batter	1	2	3	4	5	6	7	8	9	AB	R	H	RBI	BB	SO	LOB	TOP			
Pete Rose, S OBP: 0.335, SLG: 0.372 (1,4)										4	1	1	0	0	0	1	Cincinnati Reds @ Los Angeles Dodgers Dodger Stadium, Los Angeles, CA Tue Aug 27 1963, 7:05 PM PDT Att: 28,070 - Unknown livebaseballscorecards.com			
Tommy Harper, R OBP: 0.347, SLG: 0.399 (1,9)										4	0	1	0	0	0	1				
Vada Pinson, L OBP: 0.353, SLG: 0.513 (1,8)										4	0	0	0	0	0	2				
Frank Robinson, R OBP: 0.380, SLG: 0.443 (1,7)										4	0	2	1	0	0	0				
Don Pavletich, R OBP: 0.281, SLG: 0.312 (1,3)										4	0	1	0	0	0	1				
Johnny Edwards, L OBP: 0.319, SLG: 0.384 (1,2)										4	1	1	1	0	1	2				
Leo Cardenas, R OBP: 0.261, SLG: 0.309 (9, PR)										4	0	3	0	0	0	0				
Marty Keough, L OBP: 0.355, SLG: 0.405 (9, PR)										0	0	0	0	0	0	0				
Eddie Kasko, R OBP: 0.303, SLG: 0.304 (1,5)										3	0	0	0	1	0	3				
Bob Purkey, R OBP: 0.174, SLG: 0.098 (7, PH)										2	0	0	0	0	1	1				
Ken Walters, R OBP: 0.254, SLG: 0.304 (7, PH)										1	0	0	0	0	0	1				
Bill Henry, L OBP: 0.167, SLG: 0.200 (9, PH)										0	0	0	0	0	0	0				
Gene Freese, R OBP: 0.301, SLG: 0.379 (9, PH)										1	0	0	0	0	0	1				
Inning Stats	R: 1 E: 0 K: 0 S: 11	H: 2 LOB: 1 BB: 0 P: 15	R: 0 E: 0 K: 2 S: 10	H: 0 LOB: 1 BB: 1 P: 18	R: 0 E: 0 K: 0 S: 7	H: 0 LOB: 0 BB: 0 P: 11	R: 1 E: 0 K: 0 S: 12	H: 2 LOB: 1 BB: 0 P: 22	R: 0 E: 0 K: 0 S: 5	H: 0 LOB: 0 BB: 0 P: 11	R: 0 E: 0 K: 0 S: 9	H: 1 LOB: 1 BB: 0 P: 10	R: 0 E: 0 K: 0 S: 12	H: 2 LOB: 2 BB: 0 P: 18	R: 0 E: 0 K: 0 S: 3	H: 1 LOB: 1 BB: 0 P: 4	1B: 7 2B: 1 3B: 0 HR: 1	SF: 0 SAC: 0 DP: 1 HBP: 0	WP: 1 PB: 0 SB: 0 CS: 0	PA: 36
PITCHER	IP WLS BF H R ER SO BB IBB HBP BLK WP HR S P ERA WHIP																			
Pete Richert, L ERA: 5.15 (1,1)	7.2 W 31 7 2 2 2 1 0 0 0 1 1 72 108 2.35 1.043																			
Ron Perranoski, L ERA: 1.75 (8,1)	1.1 S 5 2 0 0 0 0 0 0 0 0 0 6 10 0.00 1.500																			

Batter	1	2	3	4	5	6	7	8	9	AB	R	H	RBI	BB	SO	LOB	BOTTOM			
Maury Wills, S OBP: 0.353, SLG: 0.345 (1,6)										3	0	2	0	1	0	0	Cincinnati Reds @ Los Angeles Dodgers Dodger Stadium, Los Angeles, CA Tue Aug 27 1963, 7:05 PM PDT Att: 28,070 - Unknown livebaseballscorecards.com			
Jim Gilliam, S OBP: 0.352, SLG: 0.380 (9,5)										4	0	0	0	0	0	4				
Wally Moon, L OBP: 0.344, SLG: 0.400 (1,7)										3	0	0	1	0	0	2				
Dick Tracewski, R OBP: 0.280, SLG: 0.250 (9,4)										0	0	0	0	0	0	0				
Tommy Davis, R OBP: 0.364, SLG: 0.460 (9,7)										3	1	1	0	0	0	1				
Ron Fairly, L OBP: 0.351, SLG: 0.410 (1,3)										3	0	0	0	0	0	1				
Frank Howard, R OBP: 0.321, SLG: 0.503 (1,9)										3	1	1	2	0	0	0				
John Roseboro, L OBP: 0.301, SLG: 0.349 (1,2)										2	0	0	0	1	1	0				
Willie Davis, L OBP: 0.261, SLG: 0.353 (1,8)										3	0	0	0	0	0	1				
Pete Richert, L OBP: 0.250, SLG: 0.273 (1,1)										2	1	1	0	0	0	0				
Ron Perranoski, L OBP: 0.200, SLG: 0.111 (8,1)										1	0	0	0	0	1	0				
Inning Stats	R: 0 E: 0 K: 0 S: 3	H: 1 LOB: 0 BB: 0 P: 3	R: 2 E: 0 K: 0 S: 11	H: 2 LOB: 0 BB: 0 P: 15	R: 1 E: 0 K: 0 S: 10	H: 2 LOB: 1 BB: 0 P: 20	R: 0 E: 0 K: 1 S: 8	H: 0 LOB: 0 BB: 0 P: 12	R: 0 E: 0 K: 0 S: 5	H: 0 LOB: 0 BB: 0 P: 7	R: 0 E: 0 K: 0 S: 5	H: 0 LOB: 0 BB: 0 P: 10	R: 0 E: 0 K: 0 S: 8	H: 0 LOB: 1 BB: 1 P: 16	R: 0 E: 0 K: 1 S: 8	H: 0 LOB: 0 BB: 1 P: 16	1B: 3 2B: 1 3B: 0 HR: 1	SF: 0 SAC: 0 DP: 1 HBP: 0	WP: 1 PB: 0 SB: 0 CS: 1	PA: 30
PITCHER	IP WLS BF H R ER SO BB IBB HBP BLK WP HR S P ERA WHIP																			
Bob Purkey, R ERA: 3.45 (7,1)	2.0 L 7 0 0 0 0 2 0 0 0 0 0 0 16 32 0.00 1.000																			

Batter	1	2	3	4	5	6	7	8	9	AB	R	H	RBI	BB	SO	LOB	TOP							
Pete Rose, S OBP: 0.333, SLG: 0.370 (1,4)	1-1 1-3		1-2 E6 2B		1-1 5-3	2-1 1-2 2-H 1B		1-3 K		5	1	1	1	0	1	1								
Tommy Harper, R OBP: 0.345, SLG: 0.394 (1,9)	3-2 F6		4-1 2B BB		0-0 F8	2-3 K			2-1 6-3	4	1	0	0	1	1	2								
Vada Pinson, L OBP: 0.354, SLG: 0.514 (1,8)	1-0 3-1		1-0 1-H 2-H 2B		1-1 6-3	1-0 3-1			0-0 3B 1B	5	1	2	2	0	0	2								
Frank Robinson, R OBP: 0.384, SLG: 0.450 (1,7)		4-2 BB	4-0 IBB			2-2 WP SH 1B			2-2 1-H SF8 3B	3	2	2	1	2	0	0								
Gene Freese, R OBP: 0.304, SLG: 0.378 (1,5)		0-3 K	1-3 K			4-2 SH BB			0-0 SF8	3	1	1	1	1	2	3								
Don Pavletich, R OBP: 0.280, SLG: 0.331 (1,3)	1-1 F8			0-0 HR		0-1 SH 1B			0-0 3-H 5-3	4	2	1	1	0	0	2								
Leo Cardenas, R OBP: 0.261, SLG: 0.309 (1,6)	2-3 K			2-1 4-3		0-0 1B 1B			1-1 L7	4	1	1	0	0	1	1								
Johnny Edwards, L OBP: 0.322, SLG: 0.387 (1,2)			1-2 F9	2-2 S2-6-3 1B		1-0 1B 1B			1-1 1B	4	0	3	1	0	0	0								
Jim Maloney, L OBP: 0.173, SLG: 0.141 (8, PH)			1-3 K	0-1 G2-6-3		0-3 K			3-2 F8	3	0	0	0	0	2	3								
Gordy Coleman, L OBP: 0.292, SLG: 0.395 (8, PH)										1	0	0	0	0	0	1								
Joey Jay, S OBP: 0.156, SLG: 0.159 (8, 1)										0	0	0	0	0	0	0								
Inning Stats	R: 0 E: 0 K: 0 S: 6	H: 0 LOB: 0 BB: 0 P: 11	R: 0 E: 0 K: 2 S: 12	H: 0 LOB: 1 BB: 1 P: 17	R: 2 E: 1 K: 2 S: 14	H: 1 LOB: 2 BB: 2 P: 27	R: 1 E: 0 K: 0 S: 8	H: 2 LOB: 0 BB: 0 P: 12	R: 0 E: 0 K: 0 S: 5	H: 0 LOB: 0 BB: 0 P: 7	R: 4 E: 1 K: 2 S: 19	H: 4 LOB: 2 BB: 1 P: 30	R: 0 E: 0 K: 0 S: 4	H: 1 LOB: 0 BB: 0 P: 7	R: 0 E: 0 K: 1 S: 10	H: 1 LOB: 1 BB: 0 P: 16	R: 2 E: 0 K: 0 S: 8	H: 2 LOB: 0 BB: 0 P: 13	1B: 8 2B: 1 3B: 1 HR: 1	SF: 1 SAC: 1 DP: 2 HBP: 0	WP: 1 PB: 0 CS: 0 SB: 0	PA: 42		
PITCHER	IP	WLS	BF	H	R	ER	SO	BB	IBB	HBP	BLK	WP	HR	S	P	ERA	WHIP							
Johnny Podres, L ERA: 3.38 (1, 1)	5.0	L	26	6	7	4	4	3	1	0	0	1	1	55	90	7.20	1.800							
Bob Miller, R ERA: 3.24 (6, 1)	2.0		7	2	0	0	2	0	0	0	0	0	0	13	21	0.00	1.000							
Larry Sherry, R ERA: 3.53 (8, 1)	2.0		9	3	2	2	1	0	0	0	0	0	0	18	29	9.00	1.500							

Cincinnati Reds @ Los Angeles Dodgers
Dodger Stadium, Los Angeles, CA
Wed Aug 28 1963, 7:05 PM PDT
Att: 28,921 - Unknown

AB	36
R	9
H	11
RBI	7
BB	4
SO	7
LOB	15



Batter	1	2	3	4	5	6	7	8	9	AB	R	H	RBI	BB	SO	LOB	BOTTOM							
Maury Wills, S OBP: 0.349, SLG: 0.341 (1,6)	1-1 F7		1-1 FC5-4 S 4-3		0-1 1-3				3-3 K	5	1	0	0	0	1	2								
Jim Gilliam, S OBP: 0.351, SLG: 0.381 (1,4)	1-0 F5		3-1 4-3			1-1 F9 2B			0-1 F8	4	0	1	1	0	0	0								
Wally Moon, L OBP: 0.347, SLG: 0.399 (1,7)	3-2 1B		1-0 F5			2-1 F9			4-1 BB	3	0	1	0	1	0	1								
Tommy Davis, R OBP: 0.361, SLG: 0.456 (1,5)	1-0 F9			2-1 1-3		0-1 F9			3-3 K	4	0	0	0	0	1	3								
Ron Fairly, L OBP: 0.348, SLG: 0.406 (1,3)		0-1 6-3		2-3 K		3-2 F8			0-0 F9	4	0	0	0	0	1	2								
Frank Howard, R OBP: 0.323, SLG: 0.503 (1,9)		3-2 1B		3-3 K			2-1 2B WP 1B		2-3 K	4	1	2	0	0	2	0								
John Roseboro, L OBP: 0.303, SLG: 0.351 (1,2)		2-1 L7			0-3 K		2-2 WP 4-3 2B		4-2 HR BB	3	2	1	0	1	1	1								
Willie Davis, L OBP: 0.260, SLG: 0.352 (1,8)		0-3 K			0-0 G3 1B		2-2 4-3		3-3 K	4	0	1	1	0	2	2								
Johnny Podres, L OBP: 0.153, SLG: 0.250 (1, 1)			2-2 FC5-4 1B		0-2 G3		2-1 K		0-1 HR	2	0	1	0	0	0	1								
Bob Miller, R OBP: 0.100, SLG: 0.083 (6, 1)										0	0	0	0	0	0	0								
Lee Walls, R OBP: 0.257, SLG: 0.314 (7, PH)										1	0	0	0	0	1	0								
Larry Sherry, R OBP: 0.283, SLG: 0.312 (8, PH)										0	0	0	0	0	0	0								
Bill Skowron, R OBP: 0.283, SLG: 0.312 (8, PH)										1	1	1	2	0	0	0								
Inning Stats	R: 0 E: 0 K: 0 S: 7	H: 1 LOB: 1 BB: 0 P: 13	R: 0 E: 0 K: 1 S: 11	H: 1 LOB: 0 BB: 0 P: 16	R: 1 E: 0 K: 0 S: 11	H: 1 LOB: 0 BB: 0 P: 18	R: 0 E: 0 K: 2 S: 10	H: 0 LOB: 0 BB: 0 P: 17	R: 0 E: 0 K: 1 S: 11	H: 1 LOB: 1 BB: 0 P: 11	R: 0 E: 0 K: 0 S: 11	H: 1 LOB: 1 BB: 0 P: 17	R: 2 E: 0 K: 1 S: 16	H: 2 LOB: 0 BB: 0 P: 26	R: 0 E: 0 K: 1 S: 7	H: 0 LOB: 1 BB: 1 P: 14	R: 2 E: 0 K: 3 S: 17	H: 1 LOB: 0 BB: 1 P: 29	1B: 5 2B: 2 3B: 0 HR: 1	SF: 0 SAC: 0 DP: 0 HBP: 0	WP: 1 PB: 0 CS: 0 SB: 2	PA: 37		
PITCHER	IP	WLS	BF	H	R	ER	SO	BB	IBB	HBP	BLK	WP	HR	S	P	ERA	WHIP							
Jim Maloney, R ERA: 2.84 (1, 1)	7.0		28	7	3	3	5	0	0	0	0	0	0	77	118	3.86	1.000							
Joey Jay, R ERA: 4.23 (8, 1)	2.0	S	9	1	2	2	4	2	0	0	0	0	1	24	43	9.00	1.500							

Cincinnati Reds @ Los Angeles Dodgers
Dodger Stadium, Los Angeles, CA
Wed Aug 28 1963, 7:05 PM PDT
Att: 28,921 - Unknown

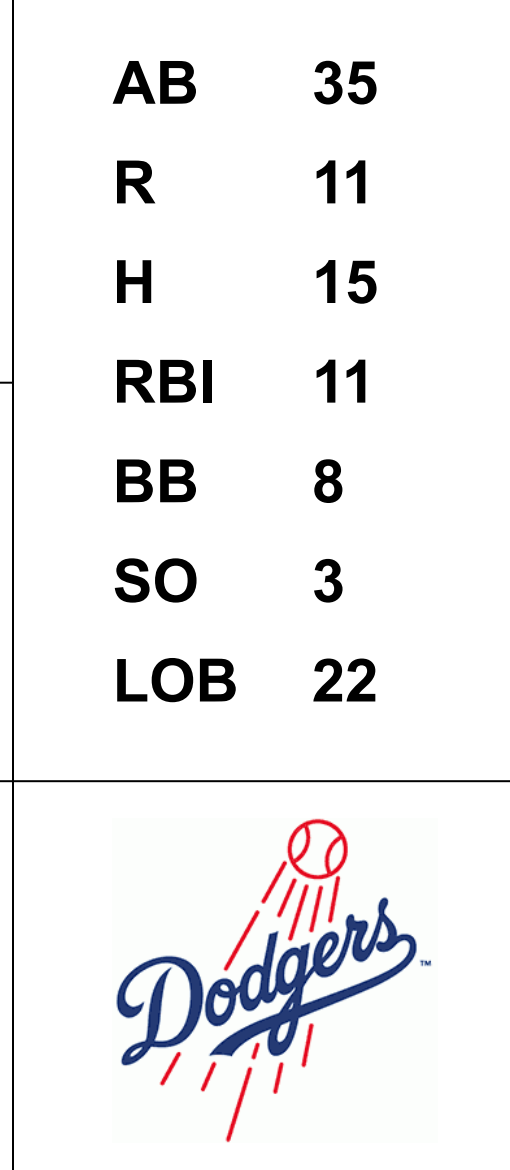
AB	35
R	5
H	8
RBI	4
BB	2
SO	9
LOB	12



Batter	1	2	3	4	5	6	7	8	9	AB	R	H	RBI	BB	SO	LOB	TOP			
Harvey Kuenn, R OBP: 0.360, SLG: 0.396 (1,5)	F9		F3			L8		K		4	0	0	0	0	1	1	San Francisco Giants @ Los Angeles Dodgers Dodger Stadium, Los Angeles, CA Thu Aug 29 1963, 7:05 PM PDT Att: 54,978 - Unknown			
Ernie Bowman, R OBP: 0.185, SLG: 0.214 (8,5)										0	0	0	0	0	0	0				
Jim Davenport, R OBP: 0.286, SLG: 0.338 (1,4)	1B		F3			F8			F8	4	0	1	0	0	0	0				
Willie McCovey, L OBP: 0.354, SLG: 0.551 (1,7)	K					4-3			L9	4	0	0	0	0	2	1				
Willie Mays, R OBP: 0.375, SLG: 0.564 Norm Larker, L OBP: 0.294, SLG: 0.224 (7,3)	K				F9				F8	3	0	0	0	0	1	1				
Orlando Cepeda, R OBP: 0.356, SLG: 0.521 Frank Linzy, R (7,1)										3	1	1	1	0	0	0				
Felipe Alou, R OBP: 0.320, SLG: 0.475 (1,9)										3	0	0	0	0	0	0				
Jose Pagan, R OBP: 0.265, SLG: 0.261 (1,6)										3	0	1	0	0	1	0				
Tom Haller, L OBP: 0.336, SLG: 0.445 (1,2)										3	0	0	0	0	1	1				
Bobby Bolin, R OBP: 0.241, SLG: 0.120 Billy Pierce, L OBP: 0.162, SLG: 0.129 Jack Fisher, R OBP: 0.194, SLG: 0.179 Cap Peterson, R OBP: 0.326, SLG: 0.429 (8,9)										0	0	0	0	0	0	0				
Inning Stats	R: 0 E: 0 K: 2 S: 11	H: 1 LOB: 1 BB: 0 P: 16	R: 1 E: 0 K: 1 S: 8	H: 1 LOB: 0 BB: 0 P: 11	R: 0 E: 0 K: 1 S: 7	H: 0 LOB: 0 BB: 0 P: 10	R: 0 E: 0 K: 1 S: 7	H: 0 LOB: 0 BB: 0 P: 10	R: 0 E: 1 K: 0 S: 9	H: 1 LOB: 1 BB: 0 P: 10	R: 0 E: 0 K: 0 S: 6	H: 0 LOB: 0 BB: 0 P: 11	R: 0 E: 0 K: 2 S: 13	H: 0 LOB: 1 BB: 1 P: 21	R: 0 E: 0 K: 0 S: 5	H: 0 LOB: 0 BB: 0 P: 7	1B: 2 2B: 0 3B: 0 HR: 1	SF: 0 SAC: 0 DP: 0 HBP: 0	WP: 0 PB: 0 SB: 0 CS: 0	PA: 31
PITCHER Sandy Koufax, L ERA: 1.93 (1,1)	IP: 9.0 WLS: W BF: 31 H: 3 R: 1 ER: 1 SO: 7 BB: 1 IBB: 0 HBP: 0 BLK: 0 WP: 0 HR: 1 S: 74 P: 108 ERA: 1.00 WHIP: 0.444															PITCHER				

Batter	1	2	3	4	5	6	7	8	9	AB	R	H	RBI	BB	SO	LOB	BOTTOM			
Maury Wills, S OBP: 0.352, SLG: 0.343 Mary Breeding, R OBP: 0.288, SLG: 0.324 (8,4)	G3 1B BB	1-3	E 1B		BB 1B	SF8		FC4-6		3	2	2	2	1	0	2	San Francisco Giants @ Los Angeles Dodgers Dodger Stadium, Los Angeles, CA Thu Aug 29 1963, 7:05 PM PDT Att: 54,978 - Unknown			
Jim Gilliam, S OBP: 0.352, SLG: 0.379 Dick Tracewski, R OBP: 0.280, SLG: 0.250 (8,6)			F9 E3 1B		BB 1B BB	F8				3	1	0	0	2	0	2				
Wally Moon, L OBP: 0.349, SLG: 0.401 Ken McMullen, R OBP: 0.266, SLG: 0.331 (7,5)	G3				BB 1B 1B					4	2	2	1	0	0	5				
Tommy Davis, R OBP: 0.364, SLG: 0.459 (7,7)	K		E 2B	4-3 BB	WP 1B					4	2	2	1	1	1	2				
Ron Fairly, L OBP: 0.350, SLG: 0.409 (1,3)			E8 HR 1B	4-3	WP 1B					5	1	3	4	0	0	1				
Frank Howard, R OBP: 0.328, SLG: 0.513 (1,9)		SH1-3 BB	HR	G3-6 1B	1-2 2-3 BB					3	1	2	3	2	0	0				
John Roseboro, L OBP: 0.302, SLG: 0.350 Doug Camilli, R OBP: 0.236, SLG: 0.294 (8,2)			F7 SH1-3 1B	G3-6	F9					4	0	1	0	0	0	4				
Willie Davis, L OBP: 0.264, SLG: 0.360 (1,8)		P1	1B 2B		4-3	SH1-3 SF8 2B				5	2	3	0	0	0	2				
Sandy Koufax, R OBP: 0.116, SLG: 0.091 (1,1)	SH1-3		E 1B BB		K	SH1-3				2	0	0	0	1	2	2				
Inning Stats	R: 1 E: 0 K: 1 S: 11	H: 1 LOB: 2 BB: 2 P: 22	R: 0 E: 0 K: 0 S: 15	H: 1 LOB: 1 BB: 1 P: 28	R: 5 E: 2 K: 0 S: 25	H: 6 LOB: 3 BB: 1 P: 39	R: 1 E: 0 K: 0 S: 8	H: 1 LOB: 0 BB: 1 P: 16	R: 3 E: 0 K: 1 S: 20	H: 4 LOB: 3 BB: 2 P: 36	R: 1 E: 0 K: 0 S: 5	H: 1 LOB: 0 BB: 0 P: 10	R: 0 E: 0 K: 0 S: 4	H: 0 LOB: 0 BB: 0 P: 5	R: 0 E: 0 K: 1 S: 9	H: 1 LOB: 2 BB: 1 P: 14		1B: 11 2B: 3 3B: 0 HR: 1	SF: 1 SAC: 2 DP: 1 HBP: 0	WP: 2 PB: 0 SB: 0 CS: 0
PITCHER Bobby Bolin, R ERA: 3.05 Billy Pierce, L ERA: 4.36 Jack Fisher, R ERA: 4.25 Frank Linzy, R ERA: 6.94 (7,1)	IP: 1.0 WLS: L BF: 13 H: 7 R: 5 ER: 5 SO: 0 BB: 1 IBB: 0 HBP: 0 BLK: 0 WP: 0 HR: 1 S: 32 P: 54 ERA: 27.00 WHIP: 4.800															PITCHER				

AB	30
R	1
H	3
RBI	1
BB	1
SO	7
LOB	5



Batter	1	2	3	4	5	6	7	8	9	AB	R	H	RBI	BB	SO	LOB	TOP		
Harvey Kuenn, R OBP: 0.358, SLG: 0.401 (1, 7)	F4	K			5-3		HR		1B	5	1	2	1	0	1	2	San Francisco Giants @ Los Angeles Dodgers Dodger Stadium, Los Angeles, CA Sun Sep 01 1963, 3:33 AM PDT Att: 54,263 - Unknown livebaseballscorecards.com		
Jose Pagan, R OBP: 0.269, SLG: 0.273 (1, 6)	6-3		F7		G4-6-3 BB		K		F9	4	0	0	0	1	1	2			
Felipe Alou, R OBP: 0.320, SLG: 0.471 (1, 9)	2B	1B	L6		G4-6-3 1-2		L7		K	5	1	1	0	0	1	4			
Willie Mays, R OBP: 0.375, SLG: 0.563 (1, 8)	1H	2B	K				6-3		F7	4	0	1	1	1	1	2			
Orlando Cepeda, R OBP: 0.359, SLG: 0.528 (1, 3)	IBB			5-3		WP 1B	FC6-4		FC6-4	3	1	1	0	1	0	1			
Jim Davenport, R OBP: 0.284, SLG: 0.330 (1, 5)	L4			FC4-6 BB			F8		5-3	3	0	0	0	1	0	3			
Chuck Hillier, L OBP: 0.269, SLG: 0.308 (1, 4)		F5		FC4-6 1-2		1B	5-3		5-3	4	0	1	1	0	0	1			
Tom Haller, L OBP: 0.337, SLG: 0.442 (1, 2)			F9			2H	1B		4-3	4	0	2	0	0	0	1			
Billy O'Dell, S OBP: 0.239, SLG: 0.239 (1, 1)		K					6-3		1B	2	0	0	0	1	1	3			
Don Larsen, R OBP: 0.162, SLG: 0.162 (8, 1)									1B	0	0	0	0	0	0	0			
Billy Hoelt, L OBP: 1.000, SLG: 1.000 (8, 1)										0	0	0	0	0	0	0			
Ed Bailey, L OBP: 0.366, SLG: 0.481 (9, PH)									1B	1	0	1	0	0	0	0			
Inning Stats	R: 1 E: 0 K: 0 S: 14	H: 2 LOB: 2 BB: 1 P: 22	R: 0 E: 0 K: 2 S: 9	H: 1 LOB: 1 BB: 0 P: 13	R: 0 E: 0 K: 1 S: 7	H: 0 LOB: 0 BB: 0 P: 9	R: 0 E: 0 K: 0 S: 12	H: 0 LOB: 1 BB: 1 P: 22	R: 0 E: 0 K: 0 S: 7	H: 3 LOB: 2 BB: 0 P: 15	R: 1 E: 0 K: 0 S: 9	H: 1 LOB: 1 BB: 1 P: 21	R: 0 E: 0 K: 0 S: 5	H: 0 LOB: 0 BB: 0 P: 8	R: 0 E: 0 K: 1 S: 13	H: 2 LOB: 2 BB: 0 P: 17	1B: 7 2B: 1 3B: 0 HR: 1	SF: 0 SAC: 0 DP: 1 HBP: 0	WP: 1 PA: 40 PB: 0 SB: 0 CS: 0
PITCHER	IP WLS BF H R ER SO BB IBB HBP BLK WP HR S P ERA WHIP																		
Pete Richert, L ERA: 4.91 (1, 1)	4.0	17	3	1	1	3	1	1	0	0	0	0	0	42	66	2.25	1.000		
Ken Rowe, R ERA: 3.19 (5, 1)	1.2	7	1	1	1	0	2	0	0	0	1	0	10	23	5.40	1.800			
Ron Perranoski, L ERA: 1.87 (6, 1)	1.1	8	3	1	1	1	1	0	0	0	0	1	17	30	6.75	3.000			
Dick Calmus, R ERA: 2.7 (8, 1)	1.0	W	4	1	0	0	0	0	0	0	0	0	9	15	0.00	1.000			
Johnny Podres, L ERA: 3.39 (9, 1)	1.0	S	4	1	0	0	1	0	0	0	0	0	9	10	0.00	1.000			

Batter	1	2	3	4	5	6	7	8	9	AB	R	H	RBI	BB	SO	LOB	BOTTOM		
Maury Wills, S OBP: 0.353, SLG: 0.345 (1, 6) (9, 5)	SH3 4-3 2B		K	L4			F8			4	1	1	0	0	1	4	San Francisco Giants @ Los Angeles Dodgers Dodger Stadium, Los Angeles, CA Sun Sep 01 1963, 3:33 AM PDT Att: 54,263 - Unknown livebaseballscorecards.com		
Jim Gilliam, S OBP: 0.345, SLG: 0.385 (1, 4)	SH3		FC6-4 1-2		F7			1B 2B		3	1	1	0	0	0	1			
Tommy Davis, R OBP: 0.358, SLG: 0.450 (1, 7)	4-3		F3		F2			2B 1B		4	1	1	1	0	0	1			
Frank Howard, R OBP: 0.326, SLG: 0.511 (1, 9)	F2			1-3	K			K		4	0	0	0	0	2	2			
Ken McMullen, R OBP: 0.266, SLG: 0.330 (1, 5)		L4				5-3			1B 2B	3	0	1	0	0	0	0			
Wally Moon, L OBP: 0.345, SLG: 0.399 (8, PH)				FC5-4 1B				1H 1B 2B		1	1	1	2	0	0	0			
Dick Tracewski, R OBP: 0.290, SLG: 0.261 (9, 6)								1H 3H		0	0	0	0	0	0	0			
Bill Skowron, R OBP: 0.257, SLG: 0.305 (1, 3)		L6		FC5-4 BB 1B		K		WP 1B		3	1	0	0	0	1	1			
Ron Fairly, L OBP: 0.348, SLG: 0.403 (9, 3)								2H		1	0	1	1	0	0	0			
John Roseboro, L OBP: 0.301, SLG: 0.347 (1, 2)					BB 1B		F8		K	4	0	2	0	0	1	1			
Willie Davis, L OBP: 0.264, SLG: 0.355 (1, 8)		F7							F6	3	0	0	0	1	0	2			
Pete Richert, L ERA: 3.39 (1, 1)	7.0	29	6	3	3	3	2	0	0	0	0	0	0	0	0	0			
Lee Walls, R ERA: 2.91 (4, PH)	0.1	L	3	2	1	1	0	0	0	0	0	7	10	27.00	6.000				
Don Larsen, R ERA: 2.66 (8, 1)	0.2	3	1	1	1	1	0	0	0	0	0	7	9	13.50	1.500				
Inning Stats	R: 1 E: 0 K: 0 S: 8	H: 1 LOB: 0 BB: 0 P: 11	R: 0 E: 0 K: 0 S: 9	H: 1 LOB: 1 BB: 0 P: 12	R: 0 E: 0 K: 1 S: 12	H: 1 LOB: 1 BB: 0 P: 18	R: 0 E: 0 K: 0 S: 10	H: 2 LOB: 3 BB: 2 P: 21	R: 0 E: 0 K: 1 S: 7	H: 0 LOB: 0 BB: 0 P: 10	R: 0 E: 0 K: 1 S: 8	H: 0 LOB: 0 BB: 0 P: 9	R: 0 E: 0 K: 0 S: 7	H: 0 LOB: 0 BB: 0 P: 9	R: 3 E: 0 K: 2 S: 15	H: 4 LOB: 1 BB: 0 P: 21	1B: 7 2B: 2 3B: 0 HR: 0	SF: 0 SAC: 1 DP: 0 HBP: 0	WP: 1 PA: 35 PB: 0 SB: 0 CS: 0
PITCHER	IP WLS BF H R ER SO BB IBB HBP BLK WP HR S P ERA WHIP																		

Batter	1	2	3	4	5	6	7	8	9	AB	R	H	RBI	BB	SO	LOB	TOP				
Ernie Fazio, R OBP: 0.270, SLG: 0.274 (1, 4)										4	0	1	1	0	3	1	Houston Colt 45's @ Los Angeles Dodgers Dodger Stadium, Los Angeles, CA Mon Sep 02 1963, 3:33 AM PDT Unknown livebaseballscorecards.com				
Rusty Staub, L OBP: 0.300, SLG: 0.292 (1, 3)										4	0	1	0	0	0	1					
Jimmy Wynn, R OBP: 0.325, SLG: 0.366 (1, 7)										4	1	1	0	0	1	1					
Hal Smith, R OBP: 0.341, SLG: 0.317 John Bateman, R OBP: 0.246, SLG: 0.351 (4, PH) (4, 2)										1	0	0	0	0	0	0					
Carl Warwick, R OBP: 0.323, SLG: 0.342 (1, 9)										4	0	1	1	0	3	2					
Howie Goss, R OBP: 0.259, SLG: 0.332 (1, 8)										4	0	0	0	0	1	2					
Bob Aspromonte, R OBP: 0.252, SLG: 0.276 (1, 5)										4	1	1	1	0	0	0					
Bob Lillis, R OBP: 0.223, SLG: 0.229 (1, 6)										4	1	1	0	0	0	1					
Turk Farrell, R OBP: 0.214, SLG: 0.192 Don McMahon, R OBP: 0.167, SLG: 0.162 Johnny Weekley, R OBP: 0.212, SLG: 0.258 Dick Drott, R OBP: 0.105, SLG: 0.105 Pete Runnels, L OBP: 0.319, SLG: 0.281 (1, 1) (4, 1) (5, PH) (5, 1) (9, PH)										1	0	0	0	0	1	1					
Inning Stats	R: 0 E: 0 K: 2 S: 9	H: 0 LOB: 0 BB: 0 P: 14	R: 0 E: 0 K: 2 S: 8	H: 0 LOB: 0 BB: 0 P: 11	R: 0 E: 1 K: 2 S: 9	H: 0 LOB: 1 BB: 0 P: 12	R: 1 E: 0 K: 1 S: 15	H: 2 LOB: 1 BB: 0 P: 21	R: 1 E: 0 K: 0 S: 9	H: 2 LOB: 1 BB: 0 P: 12	R: 0 E: 0 K: 1 S: 13	H: 1 LOB: 1 BB: 0 P: 16	R: 1 E: 0 K: 2 S: 8	H: 1 LOB: 0 BB: 0 P: 11	R: 0 E: 0 K: 2 S: 11	H: 1 LOB: 1 BB: 0 P: 12		S: 10	1B: 5 2B: 1 3B: 0 HR: 1	SF: 0 SAC: 0 DP: 0 HBP: 0	WP: 0 PB: 0 SB: 1 CS: 0
PITCHER Sandy Koufax, L ERA: 1.97 (1, 1)	IP: 9.0 WLS: W BF: 36 H: 7 R: 3 ER: 3 SO: 13 BB: 0 IBB: 0 HBP: 0 BLK: 0 WP: 0 HR: 1 S: 92 P: 125 ERA: 3.00 WHIP: 0.778															PITCHER IP: WLS: BF: H: R: ER: SO: BB: IBB: HBP: BLK: WP: HR: S: P: ERA: WHIP					

Batter	1	2	3	4	5	6	7	8	9	AB	R	H	RBI	BB	SO	LOB	BOTTOM				
Jim Gilliam, S OBP: 0.356, SLG: 0.388 Ken McMullen, R OBP: 0.266, SLG: 0.330 (1, 4) (8, 5)										2	2	1	0	2	0	0	Houston Colt 45's @ Los Angeles Dodgers Dodger Stadium, Los Angeles, CA Mon Sep 02 1963, 3:33 AM PDT Unknown livebaseballscorecards.com				
Wally Moon, L OBP: 0.344, SLG: 0.396 Mary Breeding, R OBP: 0.288, SLG: 0.324 (1, 7) (7, PR) (8, 4)										4	0	1	1	0	0	2					
Tommy Davis, R OBP: 0.359, SLG: 0.453 (1, 5) (8, 7)										4	1	2	1	0	0	2					
Ron Fairly, L OBP: 0.351, SLG: 0.404 (1, 3)										2	1	1	1	2	0	1					
Frank Howard, R OBP: 0.325, SLG: 0.511 (1, 9)										4	1	1	0	0	2	5					
John Roseboro, L OBP: 0.300, SLG: 0.352 Doug Camilli, R OBP: 0.236, SLG: 0.294 (1, 2) (9, 2)										3	1	1	1	0	1	2					
Willie Davis, L OBP: 0.264, SLG: 0.360 (1, 8)										3	1	1	2	0	1	0					
Dick Tracewski, R OBP: 0.294, SLG: 0.267 (1, 6)										4	0	2	1	0	1	0					
Sandy Koufax, R OBP: 0.111, SLG: 0.087 (1, 1)										4	0	0	0	0	3	1					
Inning Stats	R: 1 E: 0 K: 1 S: 16	H: 1 LOB: 1 BB: 1 P: 28	R: 0 E: 0 K: 2 S: 8	H: 0 LOB: 0 BB: 0 P: 8	R: 0 E: 0 K: 1 S: 8	H: 0 LOB: 0 BB: 0 P: 11	R: 4 E: 0 K: 1 S: 17	H: 5 LOB: 0 BB: 0 P: 22	R: 0 E: 0 K: 1 S: 12	H: 0 LOB: 2 BB: 2 P: 26	R: 1 E: 0 K: 0 S: 7	H: 2 LOB: 0 BB: 0 P: 12	R: 1 E: 0 K: 1 S: 16	H: 2 LOB: 2 BB: 1 P: 27	R: 0 E: 0 K: 1 S: 5	H: 0 LOB: 0 BB: 0 P: 7		S: 5	1B: 5 2B: 3 3B: 2 HR: 0	SF: 2 SAC: 0 DP: 0 HBP: 0	WP: 0 PB: 0 SB: 1 CS: 1
PITCHER Turk Farrell, R ERA: 3.28 Don McMahon, R ERA: 4.02 Dick Drott, R ERA: 3.86 (1, 1) (4, 1) (5, 1)	IP: 3.1 WLS: L BF: 16 H: 5 R: 1 ER: 0 SO: 4 BB: 0 IBB: 0 HBP: 0 BLK: 0 WP: 0 HR: 0 S: 45 P: 63 ERA: 13.50 WHIP: 1.800															PITCHER IP: WLS: BF: H: R: ER: SO: BB: IBB: HBP: BLK: WP: HR: S: P: ERA: WHIP					

Batter	1	2	3	4	5	6	7	8	9	AB	R	H	RBI	BB	SO	LOB	TOP										
Ernie Fazio, R OBP: 0.270, SLG: 0.278	2-0 WP SF8 2B		0-1 F3			0-0 F2		2-2 5-3		4	1	1	0	0	0	3	Houston Colt 45's @ Los Angeles Dodgers Dodger Stadium, Los Angeles, CA Mon Sep 02 1963, 3:38 AM PDT Att: 39,378 - Unknown - 77 F livebaseballscorecards.com										
Rusty Staub, L OBP: 0.299, SLG: 0.292	2-1 F8		1-2 4-3			0-0 1B		3-2 4-3		4	0	1	0	0	0	1											
Jimmy Wynn, R OBP: 0.324, SLG: 0.366	2-2 SF8 2H			1-2 1B		2-2 F8		1-3 K		3	0	1	1	0	1	1											
John Bateman, R OBP: 0.247, SLG: 0.350 Dave Adlesh, R	1-1 HBP			0-0 F7		3-3 K		0-0 F8		1	0	0	0	0	0	1											
Carl Warwick, R OBP: 0.320, SLG: 0.339	2-0 F3			1-0 L7		1-1 F3			2-1 6-3	4	0	0	0	0	0	3											
Johnny Weekly, R OBP: 0.216, SLG: 0.257			0-0 F7		1-0 F6		0-0 F6		0-1 5-3 BB 1B	4	0	1	0	0	0	1											
Bob Aspromonte, R OBP: 0.255, SLG: 0.276		2-1 6-3			1-3 K2-3		0-0 BB 1B		4-1 5-3 BB	3	0	1	0	1	1	0											
Bob Lillis, R OBP: 0.223, SLG: 0.227		0-2 6-3			4-1 BB		0-0 F8		1-1 5-3	3	0	0	0	1	0	3											
Chris Zachary, L Jim Umbricht, R Bob Bruce, R Don McMahon, R Howie Goss, R			1-2 F3		3-3 K		4-2 BB		2-2 F8	0	0	0	0	0	0	0											
Inning Stats	R: 1 E: 0 K: 0 S: 9	H: 1 LOB: 1 BB: 0 P: 18	R: 0 E: 0 K: 0 S: 6	H: 0 LOB: 0 BB: 0 P: 8	R: 0 E: 0 K: 0 S: 8	H: 0 LOB: 0 BB: 0 P: 10	R: 0 E: 0 K: 2 S: 6	H: 1 LOB: 1 BB: 1 P: 9	R: 0 E: 0 K: 1 S: 10	H: 1 LOB: 2 BB: 1 P: 16	R: 0 E: 0 K: 0 S: 8	H: 1 LOB: 1 BB: 1 P: 14	R: 0 E: 0 K: 1 S: 9	H: 0 LOB: 0 BB: 0 P: 13	R: 0 E: 0 K: 0 S: 10	H: 1 LOB: 2 BB: 1 P: 19	1B: 4 2B: 1 3B: 0 HR: 0	SF: 1 SAC: 0 DP: 0 HBP: 1	WP: 1 PB: 0 SB: 0 CS: 0	PA: 36							
PITCHER	IP	WLS	BF	H	R	ER	SO	BB	IBB	HBP	BLK	WP	HR	S	P	ERA	WHIP										
Johnny Podres, L ERA: 3.28	(1, 1)	7.0	W	28	4	1	1	3	2	0	1	0	0	56	92	1.29	0.857										
Ron Perranoski, L ERA: 1.63	(8, 1)	2.0	S	8	1	0	0	1	1	0	0	0	0	19	32	0.00	1.000										

Batter	1	2	3	4	5	6	7	8	9	AB	R	H	RBI	BB	SO	LOB	BOTTOM										
Jim Gilliam, S OBP: 0.359, SLG: 0.388	4-0 S 2B	1-2 SF7 1B		4-2 G3 PB BB		1-0 L8		3-2 F7		3	1	1	0	2	0	0	Houston Colt 45's @ Los Angeles Dodgers Dodger Stadium, Los Angeles, CA Mon Sep 02 1963, 3:38 AM PDT Att: 39,378 - Unknown - 77 F livebaseballscorecards.com										
Wally Moon, L OBP: 0.340, SLG: 0.392	3-3 K	2-1 SF7		3-2 G3		2-2 F7				3	0	0	1	0	1	2											
Mary Breeding, R OBP: 0.288, SLG: 0.324	1-2 K	1-2 3H		1-3 L8		2-3 K				0	0	0	0	0	0	0											
Tommy Davis, R OBP: 0.359, SLG: 0.453	2-1 1B 2B	1-2 F7		0-1 L8		2-3 K				4	1	1	1	0	1	2											
Ron Fairly, L OBP: 0.348, SLG: 0.400	3-2 L5		1-2 6-3		0-1 4-3		3-2 4-3			4	0	0	0	0	0	1											
Frank Howard, R OBP: 0.329, SLG: 0.514	2-2 2B 1B		1-3 K 1B		2-2 HR 1B		1-1 G4 1B			4	3	3	1	0	1	0											
John Roseboro, L OBP: 0.302, SLG: 0.363	1-0 2B		2-1 F6		0-0 HR		0-0 G4			4	1	2	3	0	0	2											
Willie Davis, L OBP: 0.268, SLG: 0.364	0-1 F4		1-2 1B		1-1 HR		0-0 1B			4	0	3	1	0	0	1											
Dick Tracewski, R OBP: 0.289, SLG: 0.261		1-0 4-3	0-0 F7		0-0 6-3		0-3 K			4	0	0	0	0	1	3											
Johnny Podres, L OBP: 0.161, SLG: 0.241		4-1 1B SF7 BB		0-3 K		0-0 B3		1-3 K		2	1	0	0	1	1	1											
Ron Perranoski, L OBP: 0.182, SLG: 0.100										1	0	0	0	0	1	0											
Inning Stats	R: 3 E: 0 K: 1 S: 16	H: 3 LOB: 1 BB: 1 P: 31	R: 1 E: 0 K: 0 S: 10	H: 1 LOB: 1 BB: 1 P: 19	R: 0 E: 0 K: 1 S: 12	H: 0 LOB: 2 BB: 0 P: 18	R: 0 E: 0 K: 1 S: 12	H: 0 LOB: 1 BB: 1 P: 19	R: 2 E: 0 K: 0 S: 10	H: 3 LOB: 1 BB: 0 P: 13	R: 0 E: 0 K: 1 S: 8	H: 0 LOB: 0 BB: 0 P: 13	R: 1 E: 0 K: 0 S: 9	H: 2 LOB: 1 BB: 0 P: 13	R: 0 E: 0 K: 2 S: 10	H: 0 LOB: 0 BB: 0 P: 14	1B: 7 2B: 2 3B: 0 HR: 1	SF: 1 SAC: 0 DP: 0 HBP: 0	WP: 1 PB: 1 SB: 1 CS: 0	PA: 37							
PITCHER	IP	WLS	BF	H	R	ER	SO	BB	IBB	HBP	BLK	WP	HR	S	P	ERA	WHIP										
Chris Zachary, R ERA: 5.72	(1, 1)	0.2	L	6	3	3	3	1	0	0	0	0	0	14	29	40.50	6.000										
Jim Umbricht, R ERA: 2.95	(1, 1)	1.1		6	1	1	1	0	1	0	0	0	0	12	21	6.75	1.500										
Bob Bruce, R ERA: 3.59	(3, 1)	3.0		15	4	2	2	2	1	0	0	0	1	34	50	6.00	1.667										
Don McMahon, R ERA: 3.98	(6, 1)	3.0		10	2	1	1	3	0	0	0	0	0	27	40	3.00	0.667										



Batter	1	2	3	4	5	6	7	8	9	10	11	AB	R	H	RBI	BB	SO	LOB	TOP						
Lou Brock, L OBP: 0.317, SLG: 0.411 (1, 9)	2-1 1B		3-2 F7			2-2 3-1		1-3 K		0-0 F8		5	0	1	0	0	1	2							
Andre Rodgers, R OBP: 0.321, SLG: 0.296 (1, 6)	0-3 K			2-1 5-3		0-0 1B SF8-3		2-3 K			1-1 SH2-4 1B	5	2	2	0	0	2	1							
Ellis Burton, S OBP: 0.319, SLG: 0.421 (1, 8)	1-0 F8			0-3 K		0-1 1B SF8-3			1-0 F7		0-0 SH2-4	4	0	1	0	0	1	1							
Ron Santo, R OBP: 0.352, SLG: 0.519 (1, 5)	2-3 K			0-0 2B		2-1 1B SF8-3			2-2 1B		0-2 L7	4	0	2	1	0	1	2							
Billy Williams, L OBP: 0.362, SLG: 0.506 (1, 7)		0-2 F5		4-0 IBB			0-0 4-3		0-3 K		4-0 1B IBB	3	0	0	0	2	1	1							
Ken Hubbs, R OBP: 0.296, SLG: 0.334 (1, 4)	1-3 K			0-1 F8			2-2 6-3		0-1 6-3		0-1 1B	5	0	1	1	0	1	3							
14 Ernie Banks, R OBP: 0.295, SLG: 0.410 Nelson Mathews, R OBP: 0.233, SLG: 0.279 (10, PR) Lindy McDaniel, R OBP: 0.100, SLG: 0.250 (10, 1)	2-2 L7				1-1 1-3		0-0 1B				4-2 BB	3	0	1	0	1	0	0							
Dick Bertell, R OBP: 0.288, SLG: 0.289 Jimmie Schaffer, R OBP: 0.327, SLG: 0.505 (11, 2)			0-0 5-3		2-1 5-3		1-2 F6			1-3 K		4	0	0	0	0	1	2							
Cal Koonce, R OBP: 0.280, SLG: 0.143 Steve Boros, R OBP: 0.298, SLG: 0.393 (10, PH) John Boccabella, R OBP: 0.300, SLG: 0.222 (10, 3)			1-3 K			1-3 K		3-2 1-3				3	0	0	0	0	2	0							
Inning Stats	R: 0 E: 0 K: 2 S: 11	H: 1 LOB: 1 BB: 0 P: 16	R: 0 E: 0 K: 1 S: 9	H: 0 LOB: 0 BB: 0 P: 12	R: 0 E: 0 K: 1 S: 7	H: 0 LOB: 0 BB: 0 P: 11	R: 0 E: 0 K: 1 S: 9	H: 1 LOB: 2 BB: 1 P: 15	R: 0 E: 0 K: 1 S: 7	H: 0 LOB: 0 BB: 0 P: 11	R: 1 E: 0 K: 0 S: 9	H: 2 LOB: 0 BB: 0 P: 13	R: 0 E: 0 K: 2 S: 10	H: 0 LOB: 0 BB: 0 P: 16	R: 0 E: 1 K: 2 S: 10	H: 0 LOB: 2 BB: 1 P: 17	R: 1 E: 0 K: 0 S: 10	H: 2 LOB: 2 BB: 1 P: 16	1B: 7 2B: 2 3B: 0 HR: 0	SF: 1 SAC: 1 DP: 1 HBP: 0	WP: 0 PB: 0 SB: 0 CS: 0	PA: 43			
PITCHER	IP 7.0	WLS 26	BF 11	H 1	R 0	ER 0	SO 5	BB 1	IBB 0	HBP 0	BLK 0	WP 0	HR 0	S 62	P 91	ERA 0.00	WHIP 0.667								
Bob Miller, R ERA: 3.07 Ron Perranoski, L ERA: 1.77 Ken Rowe, R ERA: 3.42	(1, 1)	(8, 1)	(11, 1)																						

Chicago Cubs @ Los Angeles Dodgers
Dodger Stadium, Los Angeles, CA
Wed Sep 04 1963, 7:05 PM PDT
Att: 21,840 - Cloudy

AB	38
R	2
H	8
RBI	2
BB	3
SO	11
LOB	16



Batter	1	2	3	4	5	6	7	8	9	10	11	AB	R	H	RBI	BB	SO	LOB	BOTTOM					
Jim Gilliam, S OBP: 0.360, SLG: 0.389 (1, 4)	2-2 G3			1-2 4-3		0-0 G3 2B		1-1 F8		0-2 FC1-6		5	1	1	0	0	0	1						
Wally Moon, L OBP: 0.341, SLG: 0.388 (1, 7)	4-2 G6-4-3 BB			4-2 BB		2-0 G3		1-2 F7		4-1 BB		2	0	0	0	3	0	1						
Tommy Davis, R OBP: 0.355, SLG: 0.451 (1, 5)	0-0 G6-4-3 1-2			0-0 F4		1-1 2B		1-1 F7		2-2 L5		5	0	1	1	0	0	4						
Ron Fairly, L OBP: 0.346, SLG: 0.394 (1, 3)		3-3 K		0-1 5-3		4-0 IBB			4-0 BB		2-2 1-3	3	0	0	0	2	1	1						
Frank Howard, R OBP: 0.322, SLG: 0.501 Mary Breeding, R OBP: 0.288, SLG: 0.324 (11, PR)		2-3 K			1-3 K	3-2 F7			1-3 K		1-2 E5 1B FC4-2	5	0	0	0	0	3	3						
John Roseboro, L OBP: 0.303, SLG: 0.361 (1, 2)		0-0 F8			0-0 1B		4-1 F8 SH1-4 BB		1-2 L9		1-2 FC4-2 1B	4	0	2	0	1	0	1						
Willie Davis, L OBP: 0.288, SLG: 0.362 (1, 8)			0-2 CS 1B		0-0 F7		0-0 SH1-4		2-3 K		0-0 FC4-2	4	0	1	0	0	1	4						
Dick Tracewski, R OBP: 0.285, SLG: 0.258 Lee Walls, R OBP: 0.289, SLG: 0.315 (11, PH)			2-3 K		0-1 F7		3-2 F8			3-2 1-3	3-0 F8	4	0	0	0	0	1	3						
Bob Miller, R OBP: 0.285, SLG: 0.078 Ken McDaniel, R OBP: 0.298, SLG: 0.331 Roy Campanella, R OBP: 0.142, SLG: 0.100 Bill Skowron, S OBP: 0.265, SLG: 0.313 Roy Campanella, S OBP: 0.265, SLG: 0.313 Ken Rowe, R (11, 1)			1-0 4-3		1-0 F7		1-0 L5			3-2 FC1-6 1B		2	0	0	0	0	0	0						
Inning Stats	R: 0 E: 0 K: 0 S: 9	H: 0 LOB: 0 BB: 1 P: 15	R: 0 E: 0 K: 2 S: 8	H: 0 LOB: 0 BB: 0 P: 13	R: 0 E: 0 K: 1 S: 7	H: 1 LOB: 0 BB: 0 P: 10	R: 0 E: 0 K: 0 S: 8	H: 0 LOB: 1 BB: 1 P: 13	R: 0 E: 0 K: 1 S: 7	H: 1 LOB: 1 BB: 0 P: 8	R: 1 E: 0 K: 0 S: 9	H: 2 LOB: 2 BB: 1 P: 20	R: 0 E: 0 K: 0 S: 11	H: 0 LOB: 0 BB: 0 P: 18	R: 0 E: 0 K: 2 S: 10	H: 0 LOB: 1 BB: 1 P: 18	R: 0 E: 1 K: 0 S: 13	H: 1 LOB: 2 BB: 1 P: 25	R: 0 E: 1 K: 0 S: 12	H: 1 LOB: 2 BB: 0 P: 16	1B: 4 2B: 2 3B: 0 HR: 0	SF: 0 SAC: 1 DP: 1 HBP: 0	WP: 0 PB: 0 SB: 0 CS: 1	PA: 44
PITCHER	IP 9.0	WLS 10	BF 24	H 4	R 1	ER 1	SO 6	BB 4	IBB 1	HBP 0	BLK 0	WP 0	HR 0	S 76	P 125	ERA 1.00	WHIP 0.889							
Cal Koonce, R ERA: 4.75 Lindy McDaniel, R ERA: 3.07	(1, 1)	(10, 1)																						

Chicago Cubs @ Los Angeles Dodgers
Dodger Stadium, Los Angeles, CA
Wed Sep 04 1963, 7:05 PM PDT
Att: 21,840 - Cloudy

AB	37
R	1
H	6
RBI	1
BB	6
SO	6
LOB	21



Batter	1	2	3	4	5	6	7	8	9	AB	R	H	RBI	BB	SO	LOB	TOP								
Lou Brock, L OBP: 0.316, SLG: 0.409 (1, 9)	5-3		FC1-6		K			6-3		4	0	1	0	0	1	2									
Andre Rodgers, R OBP: 0.319, SLG: 0.294 (1, 6)	3-1		K			4-3		6-3		4	0	0	0	0	1	2									
Ellis Burton, S OBP: 0.322, SLG: 0.420 (1, 8)	1B			F4		F4		BB		3	0	1	0	1	0	0									
Ron Santo, R OBP: 0.352, SLG: 0.517 (1, 5)	F8			F8		FC5	BB	F6		4	0	1	0	0	0	3									
Billy Williams, L OBP: 0.365, SLG: 0.507 (1, 7)		CS						F4		2	0	1	0	2	0	2									
Ken Hubbs, R OBP: 0.294, SLG: 0.331 (1, 4)	K					FC5				4	0	0	0	0	2	4									
14 Ernie Banks, R OBP: 0.293, SLG: 0.406 (1, 3)	K				5-3					4	0	0	0	0	1	1									
Jimmie Schaffer, R OBP: 0.327, SLG: 0.500 (5, PH)		CS	E5			1-3		1-3		3	0	1	0	0	0	0									
Jimmy Stewart, S (9, PH)			FC1-6							1	0	0	0	0	0	0									
Bob Buhl, R OBP: 0.103, SLG: 0.103 (5, PH)			B1							1	0	0	0	0	0	1									
Steve Boros, R OBP: 0.295, SLG: 0.388 (5, PH)					K					1	0	0	0	0	1	1									
Paul Toth, R OBP: 0.081, SLG: 0.029 (5, 1)								K		1	0	0	0	0	1	0									
Inning Stats	R: 0 E: 0 K: 0 S: 11	H: 1 LOB: 1 BB: 0 P: 20	R: 0 E: 0 K: 2 S: 9	H: 0 LOB: 0 BB: 1 P: 14	R: 0 E: 1 K: 1 S: 12	H: 0 LOB: 1 BB: 0 P: 15	R: 0 E: 0 K: 1 S: 7	H: 1 LOB: 1 BB: 0 P: 13	R: 0 E: 0 K: 2 S: 10	H: 1 LOB: 1 BB: 0 P: 14	R: 0 E: 0 K: 1 S: 8	H: 0 LOB: 2 BB: 1 P: 15	R: 0 E: 0 K: 1 S: 6	H: 0 LOB: 0 BB: 0 P: 9	R: 0 E: 0 K: 0 S: 17	H: 1 LOB: 2 BB: 1 P: 29	R: 0 E: 0 K: 0 S: 11	H: 0 LOB: 0 BB: 0 P: 15	1B: 4 2B: 1 3B: 0 HR: 0	SF: 0 SAC: 0 DP: 0 HBP: 0	WP: 0 PB: 0 SB: 1 CS: 1	PA: 36			
PITCHER	IP	WLS	BF	H	R	ER	SO	BB	IBB	HBP	BLK	WP	HR	S	P	ERA	WHIP								
Pete Richert, L ERA: 4.25 (1, 1)	7.1	W	30	5	0	0	7	3	0	0	0	0	0	72	118	0.00	1.091								
Larry Sherry, R ERA: 3.47 (8, 1)	1.2	S	5	0	0	0	0	0	0	0	0	0	0	19	26	0.00	0.000								

Chicago Cubs @ Los Angeles Dodgers
Dodger Stadium, Los Angeles, CA
 Thu Sep 05 1963, 7:05 PM PDT
 Att: 35,256 - Unknown

AB	32
R	0
H	5
RBI	0
BB	3
SO	7
LOB	16



Batter	1	2	3	4	5	6	7	8	9	AB	R	H	RBI	BB	SO	LOB	BOTTOM								
Willie Davis, L OBP: 0.265, SLG: 0.357 (1, 8)	L9			F4		F5		F5		5	0	0	0	0	0	4									
Jim Gilliam, S OBP: 0.359, SLG: 0.394 (1, 4)	1-4-3		4-3	IHR			6-3			4	1	1	1	0	0	0									
Wally Moon, L OBP: 0.346, SLG: 0.391 (1, 9)	FC4		1B	2B			K			3	1	2	0	1	1	0									
Tommy Davis, R OBP: 0.355, SLG: 0.449 (1, 7)	FC4		F8	F7			1B			4	0	1	0	0	0	3									
John Roseboro, L OBP: 0.302, SLG: 0.360 (1, 2)		F5	2B		G3		G3			4	0	1	0	0	0	1									
Bill Skowron, R OBP: 0.289, SLG: 0.321 (1, 3)						E6				4	0	2	1	0	1	0									
Roy Gleason, S (8, FR)								K		0	1	0	0	0	0	0									
Ron Fairly, L OBP: 0.346, SLG: 0.394 (9, 3)		FC6-4			G6-4-3			SH5-4		0	0	0	0	0	0	0									
Ken McMullen, R OBP: 0.269, SLG: 0.328 (1, 5)		FC6-4			G6-4-3			SH5-4		2	1	0	0	1	0	2									
Dick Tracewski, R OBP: 0.294, SLG: 0.264 (1, 6)		1B						SH3-4		3	0	2	1	1	0	3									
Pete Richert, L OBP: 0.313, SLG: 0.333 (1, 1)								SH3-4		3	0	1	1	0	1	1									
Larry Sherry, R (8, 1)					1-3			SH3-4		0	0	0	0	0	0	0									
Inning Stats	R: 0 E: 0 K: 0 S: 9	H: 0 LOB: 1 BB: 1 P: 16	R: 1 E: 0 K: 0 S: 13	H: 3 LOB: 2 BB: 0 P: 19	R: 1 E: 0 K: 0 S: 15	H: 3 LOB: 3 BB: 1 P: 24	R: 1 E: 0 K: 0 S: 8	H: 2 LOB: 1 BB: 0 P: 12	R: 0 E: 0 K: 1 S: 5	H: 0 LOB: 0 BB: 0 P: 5	R: 0 E: 0 K: 1 S: 5	H: 0 LOB: 0 BB: 1 P: 10	R: 0 E: 0 K: 1 S: 10	H: 1 LOB: 1 BB: 0 P: 18	R: 1 E: 0 K: 1 S: 9	H: 1 LOB: 2 BB: 0 P: 10	R: 1 E: 0 K: 1 S: 9	H: 1 LOB: 2 BB: 0 P: 10	1B: 8 2B: 1 3B: 0 HR: 1	SF: 0 SAC: 2 DP: 1 HBP: 0	WP: 1 PB: 0 SB: 0 CS: 1	PA: 37			
PITCHER	IP	WLS	BF	H	R	ER	SO	BB	IBB	HBP	BLK	WP	HR	S	P	ERA	WHIP								
Bob Buhl, R ERA: 3.55 (1, 1)	4.0	L	22	8	3	3	0	2	0	0	0	0	0	45	71	6.75	2.500								
Paul Toth, R ERA: 3.05 (5, 1)	4.0		15	2	1	1	3	1	0	0	0	1	0	29	43	2.25	0.750								

Chicago Cubs @ Los Angeles Dodgers
Dodger Stadium, Los Angeles, CA
 Thu Sep 05 1963, 7:05 PM PDT
 Att: 35,256 - Unknown

AB	32
R	4
H	10
RBI	4
BB	3
SO	3
LOB	14



Batter	1	2	3	4	5	6	7	8	9	AB	R	H	RBI	BB	SO	LOB	TOP								
Jim Gilliam, S (1,4) OBP: 0.363, SLG: 0.404	1-2 SH3-4 1B		1-1 4-3 SH2-4 2B	1-0 L4			1-2 HR		4-2 SH1-4 1B	4	4	3	1	1	0	2	Los Angeles Dodgers @ San Francisco Giants Candlestick Park, San Francisco, CA Fri Sep 06 1963, 10:05 PM EDT Att: 38,161 - Unknown								
Willie Davis, L (1,8) OBP: 0.294, SLG: 0.356	0-0 SH3-4		0-1 SH2-4		2-3 K		1-1 F6		1-1 SH1-4	2	0	0	0	0	1	0									
Tommy Davis, R (1,7) OBP: 0.357, SLG: 0.449	3-1 6-3 2H		2-0 4-3		3-3 K		4-0 BB		3-2 FC3-6 1B	4	0	2	2	1	1	1									
Bill Skowron, R (1,3) OBP: 0.269, SLG: 0.325	3-2 6-3		0-0 2-2		1-0 6-3		1-2 F9		1-0 FC3-6	4	0	1	1	0	0	2									
Ron Fairly, L (7,3) OBP: 0.345, SLG: 0.393	1-2 6-3		3-H 2-2						1-2 FC3-6	1	0	0	0	0	0	1									
Ken McMullen, R (1,5) OBP: 0.269, SLG: 0.323	2-1 6-3					1-0 F2		4-1 SH1-4 BB		3	0	0	0	1	0	2									
Wally Moon, L (9,PH) OBP: 0.348, SLG: 0.391										0	0	0	0	1	0	0									
Ron Perranoski, L (9,1) OBP: 0.182, SLG: 0.100										0	0	0	0	0	0	0									
Frank Howard, R (1,9) OBP: 0.324, SLG: 0.509		2-2 F3		4-2 FC4-6 BB		1-1 HR		0-0 SH1-4	2-3 K	2	1	1	1	1	0	0									
Lee Walls, R (8,9) OBP: 0.266, SLG: 0.311								1-2 HR		1	0	0	0	0	1	2									
John Roseboro, L (1,2) OBP: 0.302, SLG: 0.357		1-2 6-3		1-0 FC4-6 1B		0-0 F5		4-0 FC6-4 IBB		3	0	0	0	1	0	1									
Dick Tracewski, R (1,6) OBP: 0.296, SLG: 0.265		4-1 BB		1-1 1-2 1B		1-1 1-3		2-1 F3		3	0	1	0	1	0	2									
Sandy Koufax, R (1,1) OBP: 0.107, SLG: 0.083		0-0 4-3		3-2 F3				0-1 F9	0-2 FC6-4	4	0	0	0	0	0	5									
Maury Wills, S (9,5) OBP: 0.353, SLG: 0.345								1-2 FC6-4		0	0	0	0	0	0	0									
Inning Stats	R: 1 E: 0 K: 0 S: 13	H: 2 LOB: 1 BB: 0 P: 22	R: 0 E: 0 K: 0 S: 8	H: 0 LOB: 1 BB: 1 P: 15	R: 1 E: 0 K: 0 S: 10	H: 2 LOB: 1 BB: 0 P: 15	R: 0 E: 0 K: 2 S: 9	H: 1 LOB: 2 BB: 1 P: 19	R: 0 E: 0 K: 0 S: 7	H: 0 LOB: 0 BB: 0 P: 13	R: 1 E: 0 K: 0 S: 6	H: 1 LOB: 0 BB: 0 P: 9	R: 1 E: 0 K: 0 S: 12	H: 1 LOB: 1 BB: 1 P: 18	R: 0 E: 0 K: 0 S: 7	H: 0 LOB: 2 BB: 2 P: 17	R: 1 E: 1 K: 1 S: 12	H: 1 LOB: 2 BB: 2 P: 27	1B: 5 2B: 1 3B: 0 HR: 2	SF: 0 SAC: 4 DP: 0 HBP: 0	WP: 0 PB: 0 SB: 0 CS: 0	PA: 42			
PITCHER	IP WLS BF H R ER SO BB IBB HBP BLK WP HR S P ERA WHIP	7.0 L 31 7 4 4 2 3 0 0 0 0 2 65 111 5.14 1.429	2.0 S 11 1 1 1 1 2 2 0 0 0 0 19 44 4.50 1.500																						

AB	31
R	5
H	8
RBI	5
BB	7
SO	3
LOB	18



Batter	1	2	3	4	5	6	7	8	9	AB	R	H	RBI	BB	SO	LOB	BOTTOM								
Harvey Kuenn, R (1,5) OBP: 0.357, SLG: 0.389	2-3 K		0-0 1B		1-1 2H 1B		3-3 K		0-2 G6-3	5	0	2	1	0	2	2	Los Angeles Dodgers @ San Francisco Giants Candlestick Park, San Francisco, CA Fri Sep 06 1963, 10:05 PM EDT Att: 38,161 - Unknown								
Willie McCovey, L (1,7) OBP: 0.348, SLG: 0.551	1-1 G5-4-3 1B		1-2 4-3		0-0 F7		2-2 F7			4	0	1	0	0	0	2									
Orlando Cepeda, R (1,3) OBP: 0.356, SLG: 0.530	0-0 G5-4-3			2-3 K		0-1 6-3		1-0 F3		4	0	0	0	0	1	1									
Willie Mays, R (1,8) OBP: 0.375, SLG: 0.568		1-1 F8		3-2 L8		1-0 2B		2-1 HR		4	1	2	1	0	0	0									
Felipe Alou, R (1,9) OBP: 0.328, SLG: 0.479		0-1 1-3		4-1 BB		1-3 K		3-2 2B		3	0	1	0	1	1	1									
Jim Davenport, R (1,4) OBP: 0.284, SLG: 0.328		1-2 1B		1-3 K		1-3 K		4-0 BB		3	0	1	0	1	2	2									
Jose Pagan, R (1,6) OBP: 0.274, SLG: 0.285		1-2 F9			1-1 1B 2B		2-2 L8	1-2 F4		4	1	1	0	0	0	3									
Tom Haller, L (1,2) OBP: 0.345, SLG: 0.461			1-2 F2		0-1 F8		2-2 4-3		0-2 G6-3 1B	4	0	1	0	0	0	1									
Billy O'Dell, S (1,1) OBP: 0.233, SLG: 0.232			1-3 K		1-3 K		1-2 1B		1-3 K	2	0	0	0	0	2	1									
Cap Peterson, R (7,PH) OBP: 0.294, SLG: 0.380										1	0	1	0	0	0	0									
Don Larsen, R (8,1) OBP: 0.182, SLG: 0.182										0	0	0	0	0	0	0									
Ernie Bowman, R (9,PH) OBP: 0.183, SLG: 0.212										1	0	0	0	0	1	1									
Inning Stats	R: 0 E: 0 K: 1 S: 8	H: 1 LOB: 0 BB: 0 P: 11	R: 0 E: 0 K: 0 S: 10	H: 1 LOB: 1 BB: 0 P: 13	R: 0 E: 0 K: 2 S: 11	H: 0 LOB: 1 BB: 1 P: 21	R: 1 E: 0 K: 1 S: 10	H: 2 LOB: 1 BB: 0 P: 13	R: 0 E: 0 K: 2 S: 12	H: 1 LOB: 1 BB: 0 P: 15	R: 0 E: 0 K: 1 S: 14	H: 1 LOB: 0 BB: 0 P: 22	R: 0 E: 0 K: 0 S: 15	H: 2 LOB: 1 BB: 1 P: 28	R: 0 E: 0 K: 1 S: 9	H: 1 LOB: 0 BB: 0 P: 10	1B: 6 2B: 3 3B: 0 HR: 1	SF: 0 SAC: 0 DP: 2 HBP: 0	WP: 0 PB: 0 SB: 0 CS: 0	PA: 37					
PITCHER	IP WLS BF H R ER SO BB IBB HBP BLK WP HR S P ERA WHIP	8.0 W 34 9 2 2 8 2 0 0 0 0 9 10 0.00 1.000																							

AB	35
R	2
H	10
RBI	2
BB	2
SO	9
LOB	14



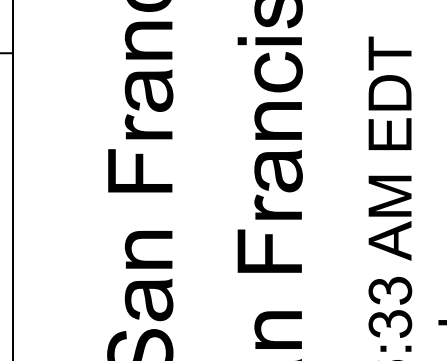
Batter	1	2	3	4	5	6	7	8	9	AB	R	H	RBI	BB	SO	LOB	TOP					
Maury Wills, S OBP: 0.354, SLG: 0.346	B5-3		F9			F9		BB 1B		4	1	2	0	0	0	0	Los Angeles Dodgers @ San Francisco Giants Candlestick Park, San Francisco, CA Sat Sep 07 1963, 6:33 AM EDT Att: 36,879 - Unknown					
Jim Gilliam, S OBP: 0.382, SLG: 0.401	K		K			F9		BB 1B		3	0	0	0	1	2	1						
Wally Moon, L OBP: 0.347, SLG: 0.389	1B		K			L9		L9		4	0	1	0	0	1	3						
Tommy Davis, R OBP: 0.356, SLG: 0.448	G3							E8 1B	F3	4	1	1	0	0	0	3						
Ron Fairly, L OBP: 0.349, SLG: 0.396										4	0	3	2	0	1	1						
Bill Skowron, R OBP: 0.284, SLG: 0.319	G6-4-3							4-3	L6	4	0	0	0	0	1	4						
John Roseboro, L OBP: 0.302, SLG: 0.364										4	1	1	1	0	0	1						
Willie Davis, L OBP: 0.266, SLG: 0.356										3	0	1	0	1	0	0						
Don Drysdale, R OBP: 0.227, SLG: 0.186										2	0	0	0	0	2	1						
Frank Howard, R OBP: 0.324, SLG: 0.508										1	0	0	0	0	0	2						
Johnny Podres, L OBP: 0.161, SLG: 0.241										0	0	0	0	0	0	0						
Ken McMullen, R OBP: 0.267, SLG: 0.321										1	0	0	0	0	1	0						
Inning Stats	R: 0 E: 0 K: 1 S: 11	H: 1 LOB: 1 BB: 0 P: 17	R: 1 E: 0 K: 1 S: 13	H: 3 LOB: 1 BB: 0 P: 18	R: 0 E: 0 K: 2 S: 7	H: 0 LOB: 0 BB: 0 P: 10	R: 0 E: 0 K: 2 S: 12	H: 1 LOB: 0 BB: 0 P: 16	R: 0 E: 0 K: 1 S: 8	H: 0 LOB: 0 BB: 0 P: 12	R: 0 E: 0 K: 0 S: 9	H: 1 LOB: 0 BB: 0 P: 14	R: 1 E: 1 K: 0 S: 13	H: 1 LOB: 2 BB: 1 P: 21	R: 1 E: 0 K: 0 S: 10	H: 2 LOB: 2 BB: 1 P: 17	R: 0 E: 0 K: 1 S: 10	H: 0 LOB: 0 BB: 0 P: 12	1B: 8 2B: 1 3B: 0 HR: 1	SF: 0 SAC: 0 DP: 2 HBP: 0	WP: 0 PB: 0 SB: 1 CS: 2	PA: 36
PITCHER Juan Marichal, R ERA: 2.47	IP: 9.0 WLS: W BF: 36 H: 9 R: 3 ER: 2 SO: 8 BB: 2 IBB: 0 HBP: 0 BLK: 0 WP: 0 HR: 1 S: 93 P: 137 ERA: 2.00 WHIP: 1.222															PITCHER						

Batter	1	2	3	4	5	6	7	8	9	AB	R	H	RBI	BB	SO	LOB	BOTTOM			
Harvey Kuenn, R OBP: 0.361, SLG: 0.392	K2-3		E2 4-3 1B							3	0	2	0	1	1	0	Los Angeles Dodgers @ San Francisco Giants Candlestick Park, San Francisco, CA Sat Sep 07 1963, 6:33 AM EDT Att: 36,879 - Unknown			
Chuck Hillier, L OBP: 0.282, SLG: 0.297										3	0	0	0	0	0	3				
Jim Davenport, R OBP: 0.286, SLG: 0.329	6-3		4-3							1	0	1	1	0	0	0				
Willie McCovey, L OBP: 0.350, SLG: 0.556										4	2	2	1	0	1	3				
Ernie Bowman, R OBP: 0.183, SLG: 0.212	HR 1B		L7							0	0	0	0	0	0	0				
Willie Mays, R OBP: 0.374, SLG: 0.571	HR 1B									4	1	1	2	0	0	0				
Orlando Cepeda, R OBP: 0.355, SLG: 0.534	4-3									4	1	1	1	0	0	0				
Tom Haller, L OBP: 0.340, SLG: 0.454										4	0	0	0	0	1	0				
Felipe Alou, R OBP: 0.326, SLG: 0.476										3	0	0	0	0	2	0				
Jose Pagan, R OBP: 0.275, SLG: 0.288										3	1	1	0	0	1	0				
Juan Marichal, R OBP: 0.182, SLG: 0.177										3	0	1	0	0	1	1				
Inning Stats	R: 2 E: 0 K: 1 S: 10	H: 2 LOB: 0 BB: 0 P: 14	R: 0 E: 0 K: 2 S: 7	H: 0 LOB: 0 BB: 0 P: 7	R: 0 E: 1 K: 0 S: 8	H: 1 LOB: 1 BB: 0 P: 11	R: 1 E: 0 K: 0 S: 7	H: 1 LOB: 0 BB: 0 P: 11	R: 0 E: 0 K: 0 S: 7	H: 2 LOB: 1 BB: 0 P: 8	R: 1 E: 0 K: 0 S: 6	H: 1 LOB: 0 BB: 0 P: 10	R: 1 E: 0 K: 3 S: 12	H: 2 LOB: 2 BB: 1 P: 19	R: 0 E: 0 K: 1 S: 10	H: 0 LOB: 0 BB: 0 P: 13	1B: 5 2B: 1 3B: 0 HR: 3	SF: 0 SAC: 0 DP: 1 HBP: 0	WP: 0 PB: 0 SB: 0 CS: 0	PA: 33
PITCHER Don Drysdale, R ERA: 2.79	IP: 6.0 WLS: L BF: 24 H: 7 R: 4 ER: 4 SO: 4 BB: 0 IBB: 0 HBP: 0 BLK: 0 WP: 0 HR: 3 S: 45 P: 61 ERA: 6.00 WHIP: 1.167															PITCHER				
Johnny Podres, L ERA: 3.29	IP: 2.0 WLS: 9 BF: 9 H: 2 R: 1 ER: 1 SO: 4 BB: 0 IBB: 1 HBP: 0 BLK: 0 WP: 0 HR: 0 S: 22 P: 32 ERA: 4.50 WHIP: 1.000															PITCHER				

AB 34
R 3
H 9
RBI 3
BB 2
SO 8
LOB 16



AB 32
R 5
H 9
RBI 5
BB 1
SO 7
LOB 7





Batter	1	2	3	4	5	6	7	8	9	AB	R	H	RBI	BB	SO	LOB	TOP			
Maury Wills, S OBP: 0.353, SLG: 0.346	E4 1B		F7				B1-3			4	2	1	0	0	0	0	Los Angeles Dodgers @ San Francisco Giants Candlestick Park, San Francisco, CA Sun Sep 08 1963, 6:33 AM EDT Att: 38,569 - Unknown			
Jim Gilliam, S OBP: 0.381, SLG: 0.400	E6 1B		6-3					G3		4	1	1	1	0	0	1				
Wally Moon, L OBP: 0.349, SLG: 0.398	F6		L8						HR	3	1	1	1	1	0	2				
Tommy Davis, R OBP: 0.357, SLG: 0.450	1B			K2-3	K				4-3 2B	4	0	2	1	0	2	2				
Ron Fairly, L OBP: 0.350, SLG: 0.399	1B					F9		4-3		4	0	2	1	0	0	1				
Bill Skowron, R OBP: 0.259, SLG: 0.313	G4-3			F5		6-3		K		4	0	0	0	0	1	4				
John Roseboro, L OBP: 0.299, SLG: 0.360		4-3		4-3		F4			G3	4	0	0	0	0	0	1				
Willie Davis, L OBP: 0.264, SLG: 0.353		6-3			L9		F9		F5	4	0	0	0	0	0	0				
Bob Miller, R OBP: 0.091, SLG: 0.075			K			L7		6-3		2	0	0	0	0	2	0				
Ron Perranoski, L OBP: 0.174, SLG: 0.095										1	0	0	0	0	0	0				
Larry Sherry, R OBP: 0.161, SLG: 0.241										0	0	0	0	0	0	0				
Frank Howard, R OBP: 0.323, SLG: 0.507										1	0	0	0	0	0	0				
Inning Stats	R: 2 E: 2 K: 0 S: 16	H: 2 LOB: 1 BB: 0 P: 27	R: 0 E: 0 K: 1 S: 5	H: 0 LOB: 0 BB: 0 P: 9	R: 0 E: 0 K: 1 S: 6	H: 1 LOB: 1 BB: 0 P: 10	R: 0 E: 0 K: 1 S: 11	H: 2 LOB: 2 BB: 1 P: 19	R: 1 E: 0 K: 2 S: 12	H: 0 LOB: 0 BB: 0 P: 4	R: 0 E: 0 K: 0 S: 4	H: 0 LOB: 0 BB: 0 P: 8	R: 1 E: 0 K: 1 S: 13	H: 2 LOB: 1 BB: 0 P: 20	R: 0 E: 0 K: 0 S: 5	H: 0 LOB: 0 BB: 0 P: 8	1B: 4 2B: 2 3B: 0 HR: 1	SF: 0 SAC: 0 DP: 1 HBP: 0	WP: 0 PB: 0 SB: 1 CS: 0	PA: 36
PITCHER	IP WLS BF H R ER SO BB IBB HBP BLK WP HR S P ERA WHIP																			
Jack Sanford, R ERA: 3.54	(1, 1) 5.0 22 5 3 1 4 0 1 0 0 0 0 50 86 1.80 1.000																			
Billy Pierce, L ERA: 4.31	(6, 1) 1.0 3 0 0 0 0 0 0 0 0 0 0 4 4 0.00 0.000																			
Don Larsen, R ERA: 2.84	(7, 1) 3.0 W 11 2 1 1 1 0 0 0 0 0 0 1 24 36 3.00 0.667																			


Batter	1	2	3	4	5	6	7	8	9	AB	R	H	RBI	BB	SO	LOB	BOTTOM			
Felipe Alou, R OBP: 0.328, SLG: 0.477	F2		FC6-4 BB		1B 4-3 2B	4-3		SH3-4		3	1	1	0	1	0	1	Los Angeles Dodgers @ San Francisco Giants Candlestick Park, San Francisco, CA Sun Sep 08 1963, 6:33 AM EDT Att: 38,569 - Unknown			
Chuck Hillier, L OBP: 0.281, SLG: 0.296							F5			4	0	1	1	0	1	2				
Cap Peterson, R OBP: 0.308, SLG: 0.380			FC6-4							0	0	0	0	1	0	0				
Ernie Bowman, R OBP: 0.183, SLG: 0.212					4-3 1B					0	0	0	0	0	0	0				
Willie McCovey, L OBP: 0.348, SLG: 0.553	4-3			3-1	4-3		1B HR		K	5	1	1	1	0	1	4				
Willie Mays, R OBP: 0.376, SLG: 0.573		1B 2B		K			1B HR		F7	4	1	2	0	1	1	2				
Orlando Cepeda, R OBP: 0.358, SLG: 0.542						F9				4	1	3	3	0	0	2				
Tom Haller, L OBP: 0.342, SLG: 0.452		G1-6-3 1B			1B FC5			HR		3	0	1	0	1	0	3				
Jim Davenport, R OBP: 0.288, SLG: 0.331										4	0	2	0	0	0	1				
Jose Pagan, R OBP: 0.275, SLG: 0.288			WP SH1-4 1B		FC5					3	0	1	0	0	0	4				
Jack Sanford, R OBP: 0.283, SLG: 0.195										0	0	0	0	0	0	0				
Norm Lanier, L OBP: 0.299, SLG: 0.226										1	0	1	0	0	0	0				
Billy Pierce, L OBP: 0.225, SLG: 0.232										0	1	0	0	0	0	0				
Billy Pierce, L OBP: 0.225, SLG: 0.232										0	0	0	0	0	0	0				
Harvey Kuenn, R OBP: 0.350, SLG: 0.320										1	0	0	0	0	0	1				
Don Larsen, R OBP: 0.250, SLG: 0.182										0	0	0	0	1	0	0				
Inning Stats	R: 0 E: 0 K: 1 S: 9	H: 2 LOB: 0 BB: 0 P: 13	R: 0 E: 0 K: 0 S: 6	H: 2 LOB: 0 BB: 0 P: 10	R: 0 E: 0 K: 1 S: 7	H: 1 LOB: 2 BB: 1 P: 14	R: 0 E: 0 K: 1 S: 8	H: 2 LOB: 3 BB: 1 P: 15	R: 2 E: 0 K: 0 S: 8	H: 3 LOB: 2 BB: 1 P: 15	R: 0 E: 0 K: 0 S: 11	H: 1 LOB: 1 BB: 0 P: 16	R: 3 E: 0 K: 0 S: 14	H: 4 LOB: 1 BB: 0 P: 17	R: 0 E: 0 K: 1 S: 9	H: 0 LOB: 2 BB: 2 P: 21	1B: 10 2B: 2 3B: 0 HR: 1	SF: 0 SAC: 3 DP: 1 HBP: 0	WP: 1 PB: 0 SB: 0 CS: 0	PA: 40
PITCHER	IP WLS BF H R ER SO BB IBB HBP BLK WP HR S P ERA WHIP																			
Bob Miller, R ERA: 3.11	(1, 1) 4.0 20 8 2 2 2 2 0 1 0 0 0 1 24 34 4.50 2.500																			
Ron Perranoski, L ERA: 1.99	(5, 1) 2.1 L 13 5 3 3 0 0 0 0 0 0 0 1 24 34 11.57 2.143																			
Larry Sherry, R ERA: 3.42	(7, 1) 1.0 4 0 0 0 0 1 0 0 0 0 0 6 13 0.00 1.000																			
Johnny Podres, L ERA: 3.28	(8, 1) 0.2 3 0 0 0 0 1 1 0 0 0 0 7 14 0.00 1.500																			


Batter	1	2	3	4	5	6	7	8	9	AB	R	H	RBI	BB	SO	LOB	TOP			
Maury Wills, S OBP: 0.350, SLG: 0.342 (1, 6)	0-0 4-3		0-1 4-3	1-1 PO	1-0 6-3		1-0 4-3		1-2 4-3	5	0	0	0	0	0	0	Los Angeles Dodgers @ Pittsburgh Pirates Forbes Field, Pittsburgh, PA Tue Sep 10 1963, 7:05 PM EDT Att: 11,152 - Unknown livebaseballscorecards.com			
Jim Gilliam, S OBP: 0.362, SLG: 0.400 (1, 4) (7, 5)	1-0 F8		1-0 1B	2-3	2-0 4-3		0-0 HR		3-3 K	5	1	2	0	0	1	0				
Wally Moon, L OBP: 0.352, SLG: 0.409 (1, 7) (7, 9)	1-2 1B		3-2 F9		1-2 F7		0-1 HR		4-1 BB	4	2	2	2	1	0	1				
Tommy Davis, R OBP: 0.358, SLG: 0.450 (1, 5) (7, 7)	0-0 1B		0-2 1B			2-1 F3	1-1 4-3		0-3 K	5	0	2	0	0	1	1				
Ron Fairly, L OBP: 0.351, SLG: 0.399 (1, 3)	0-1 FC5-4		1-1 G3			4-0 E	1-2 F2			3	1	1	1	1	0	2				
Frank Howard, R OBP: 0.320, SLG: 0.503 Dick Tracewski, R OBP: 0.296, SLG: 0.264 (1, 9) (7, 4)	0-1 FC5-4			2-2 F6		1-0 E5		2-3 K		3	0	0	0	0	0	2				
John Roseboro, L OBP: 0.301, SLG: 0.360 (1, 2)		0-0 L3		2-1 PO		0-0 F8		4-2 BB		3	0	1	0	1	0	1				
Willie Davis, L OBP: 0.263, SLG: 0.350 (1, 8)		1-1 4-3		0-3 K		4-0 IBB		0-3 K		3	0	0	0	1	2	2				
Sandy Koufax, R OBP: 0.112, SLG: 0.090 (1, 1)		1-3 K		1-0 1B		0-3 K		2-3 K		4	0	1	0	0	3	3				
Inning Stats	R: 1 E: 0 K: 0 S: 10	H: 3 LOB: 2 BB: 0 P: 12	R: 0 E: 0 K: 0 S: 7	H: 0 LOB: 0 BB: 0 P: 9	R: 0 E: 0 K: 0 S: 11	H: 2 LOB: 1 BB: 0 P: 19	R: 0 E: 0 K: 0 S: 5	H: 0 LOB: 0 BB: 0 P: 9	R: 1 E: 1 K: 1 S: 7	H: 0 LOB: 2 BB: 2 P: 18	R: 2 E: 0 K: 0 S: 9	H: 2 LOB: 0 BB: 0 P: 12	R: 0 E: 0 K: 3 S: 13	H: 0 LOB: 1 BB: 1 P: 21	R: 0 E: 0 K: 2 S: 10	H: 0 LOB: 1 BB: 1 P: 18	1B: 8 2B: 0 3B: 0 HR: 1	SF: 0 SAC: 0 DP: 0 HBP: 0	WP: 0 PB: 0 SB: 0 CS: 0	PA: 41
PITCHER	IP	WLS	BF	H	R	ER	SO	BB	IBB	HBP	BLK	WP	HR	S	P	ERA	WHIP			
Don Cardwell, R ERA: 3.13 (1, 1)	7.0	L	32	9	4	3	3	1	1	0	0	0	1	62	95	3.86	1.429			
Harvey Haddix, L ERA: 3.45 (8, 1)	2.0		8	0	0	0	5	2	0	0	0	0	0	23	39	0.00	1.000			

Batter	1	2	3	4	5	6	7	8	9	AB	R	H	RBI	BB	SO	LOB	BOTTOM			
Dick Schofield, S OBP: 0.340, SLG: 0.314 (1, 6)	1-2 F6		3-1 E5			1-0 F9		1-1 F9		4	0	0	0	0	0	0	Los Angeles Dodgers @ Pittsburgh Pirates Forbes Field, Pittsburgh, PA Tue Sep 10 1963, 7:05 PM EDT Att: 11,152 - Unknown livebaseballscorecards.com			
Manny Mota, R OBP: 0.331, SLG: 0.342 (1, 7) (6, 8)	2-3 K		1-0 6-3			2-3 K		1-1 6-3		4	0	0	0	0	2	1				
Roberto Clemente, R OBP: 0.361, SLG: 0.485 (1, 9)	2-1 5-3			2-2 SH3-4		3-2 1B		1-0 HR		4	1	3	1	0	0	0				
Jim Pagliaroni, R OBP: 0.325, SLG: 0.391 (1, 2)		3-2 F8		0-1 SH3-4		0-0 6-3		1-2 6-3		3	0	0	0	0	0	1				
Donn Clendenon, R OBP: 0.326, SLG: 0.437 (1, 3)		1-0 1B		1-3 K		1-3 K		3-3 K		4	0	1	0	0	3	1				
Bill Mazerowski, R OBP: 0.294, SLG: 0.363 (1, 4)		2-2 F4		0-0 F8		1-1 5-3		2-2 F8		4	0	0	0	0	0	2				
Bill Virdon, L OBP: 0.323, SLG: 0.389 Ted Savage, R OBP: 0.281, SLG: 0.348 (1, 8) (5, PH) (6, 7)		1-2 4-3			1-2 F3		1-1 E7		0-2 5-3	1	0	0	0	0	0	1				
Bob Bailey, R OBP: 0.302, SLG: 0.330 (1, 5)			2-3 K		3-1 5-3		1-0 1B			3	1	1	1	0	1	0				
Don Cardwell, R OBP: 0.149, SLG: 0.074 Johnny Logan, R OBP: 0.330, SLG: 0.258 Harvey Haddix, L OBP: 0.167, SLG: 0.364 (1, 1) (7, PH) (8, 1)			1-3 K		1-3 K		3-3 1B			2	0	0	0	0	0	2				
Inning Stats	R: 0 E: 0 K: 1 S: 8	H: 0 LOB: 0 BB: 0 P: 13	R: 0 E: 0 K: 0 S: 12	H: 1 LOB: 0 BB: 0 P: 18	R: 0 E: 1 K: 2 S: 9	H: 0 LOB: 1 BB: 0 P: 16	R: 0 E: 0 K: 1 S: 10	H: 1 LOB: 1 BB: 0 P: 13	R: 0 E: 0 K: 1 S: 11	H: 1 LOB: 1 BB: 0 P: 17	R: 1 E: 1 K: 2 S: 11	H: 2 LOB: 1 BB: 0 P: 16	R: 1 E: 0 K: 0 S: 8	H: 1 LOB: 0 BB: 0 P: 12	R: 0 E: 0 K: 1 S: 9	H: 0 LOB: 0 BB: 0 P: 14	1B: 5 2B: 0 3B: 0 HR: 1	SF: 0 SAC: 1 DP: 0 HBP: 0	WP: 0 PB: 0 SB: 0 CS: 0	PA: 34
PITCHER	IP	WLS	BF	H	R	ER	SO	BB	IBB	HBP	BLK	WP	HR	S	P	ERA	WHIP			
Sandy Koufax, L ERA: 1.94 (1, 1)	9.0	W	34	6	2	1	9	0	0	0	0	0	1	86	132	1.00	0.667			

Batter	1	2	3	4	5	6	7	8	9	AB	R	H	RBI	BB	SO	LOB	TOP										
Maury Wills, S (1,6) OBP: 0.351, SLG: 0.346	3-1	2-3			1-3			5-3		4	0	0	0	0	0	1	Los Angeles Dodgers @ Pittsburgh Pirates Forbes Field, Pittsburgh, PA Thu Sep 12 1963, 7:05 PM EDT Alt: 2,644 - Overcast AB 30 R 5 H 6 RBI 5 BB 3 SO 5 LOB 7 										
Jim Gilliam, S (1,4) OBP: 0.362, SLG: 0.398	1-2 HR	3-2 F8			0-1 F5			2-0 G3		4	1	1	0	0	0	1											
Wally Moon, L (1,9) OBP: 0.357, SLG: 0.410	1-1 HR				4-1 SH5-3 1B			4-1 BB		2	2	1	0	2	0	0											
Tommy Davis, R (1,7) OBP: 0.354, SLG: 0.446	2-0 1-3				0-1 SH5-3			1-3 K		3	0	0	0	0	1	3											
Ron Fairly, L (1,3) OBP: 0.350, SLG: 0.396	4-0 HR				2-1 4-3			2-0 4-3		3	1	0	0	1	0	1											
John Roseboro, L (1,2) OBP: 0.300, SLG: 0.366	1-1 HR				0-1 CS			0-1 G3		4	1	2	5	0	1	0											
Ken McMullen, R (1,5) OBP: 0.275, SLG: 0.323	1-3 K				3-1 CS			2-3 K		4	0	1	0	0	2	0											
Willie Davis, L (1,8) OBP: 0.265, SLG: 0.351		1-1 SH1-4 1B			3-2 1-3			1-2 G3		4	0	1	0	0	1	1											
Johnny Podres, L (1,1) OBP: 0.156, SLG: 0.233		0-1 SH1-4			0-1 F6			1-1 F7		2	0	0	0	0	0	0											
Ron Perranoski, L (8,1) OBP: 0.174, SLG: 0.095		1-2								0	0	0	0	0	0	0											
Inning Stats	R: 4 E: 0 K: 1 S: 12	H: 3 LOB: 0 BB: 1 P: 23	R: 0 E: 0 K: 0 S: 8	H: 1 LOB: 1 BB: 0 P: 12	R: 1 E: 0 K: 0 S: 8	H: 1 LOB: 0 BB: 1 P: 17	R: 0 E: 0 K: 0 S: 7	H: 0 LOB: 0 BB: 0 P: 10	R: 0 E: 0 K: 0 S: 5	H: 0 LOB: 0 BB: 0 P: 9	R: 0 E: 0 K: 1 S: 8	H: 0 LOB: 0 BB: 0 P: 12	R: 0 E: 0 K: 1 S: 7	H: 0 LOB: 1 BB: 1 P: 14	R: 0 E: 0 K: 2 S: 11	H: 1 LOB: 1 BB: 0 P: 16	1B: 5 2B: 0 3B: 0 HR: 1	SF: 0 SAC: 2 DP: 0 HBP: 0	WP: 0 PB: 0 SB: 0 CS: 1	PA: 36							
PITCHER	IP	WLS	BF	H	R	ER	SO	BB	IBB	HBP	BLK	WP	HR	S	P	ERA	WHIP										
Bob Friend, R (1,1) ERA: 2.31	3.0	L	15	5	5	5	1	2	0	0	0	0	1	28	52	15.00	2.333										
Tommie Sisk, R (4,1) ERA: 2.93	3.0	9	0	0	0	0	0	0	0	0	0	0	0	20	31	0.00	0.000										
Al McBean, R (7,1) ERA: 2.48	2.0	7	0	0	0	2	2	1	0	0	0	0	0	15	26	0.00	0.500										
Roy Face, R (9,1) ERA: 2.67	1.0	4	1	0	0	0	2	0	0	0	0	0	0	11	16	0.00	1.000										

Batter	1	2	3	4	5	6	7	8	9	AB	R	H	RBI	BB	SO	LOB	BOTTOM										
Dick Schofield, S (1,6) OBP: 0.346, SLG: 0.322	1-1 1B		1-2 5-3			0-0 FC6-4 1B		0-1 FC6-4 2B	1-2 G3	5	1	3	1	0	0	1	Los Angeles Dodgers @ Pittsburgh Pirates Forbes Field, Pittsburgh, PA Thu Sep 12 1963, 7:05 PM EDT Alt: 2,644 - Overcast AB 32 R 3 H 6 RBI 3 BB 5 SO 1 LOB 14 										
Manny Mota, R (1,7) OBP: 0.320, SLG: 0.330	1-0 L9				0-1 5-3			2-0 FC6-4 1B		4	0	0	1	0	0	3											
Roy Face, R (9,1) OBP: 0.250, SLG: 0.250						1-2 FC6-4 1B		2-0 4-3		0	0	0	0	0	0	0											
Roberto Clemente, R (1,9) OBP: 0.363, SLG: 0.485	1-0 F9				0-2 BB			1-2 FC6-4 BB		3	0	2	0	1	0	1											
Jim Pagliaroni, R (1,2) OBP: 0.327, SLG: 0.388	0-1 F8				4-2 BB			4-2 FC6-4 BB		2	0	0	0	2	0	3											
Ron Brand, R (8, PR) OBP: 0.356, SLG: 0.370					1-2 G6-4-3 BB			1-2 FC6-4 BB		0	0	0	0	0	0	0											
Donn Clendenon, R (1,3) OBP: 0.322, SLG: 0.431		0-0 5-3			0-1 G6-4-3			2-2 FC6-4		4	0	0	1	0	0	4											
Bill Mazerowski, R (1,4) OBP: 0.291, SLG: 0.358		2-1 F8			0-1 F6			1-2 F8		4	0	0	0	0	0	2											
Bill Virdon, L (1,8) OBP: 0.322, SLG: 0.386		0-1 F5			2-2 5-3			2-1 F8		4	0	0	0	0	0	0											
Bob Bailey, R (1,5) OBP: 0.303, SLG: 0.326			1-2 F7		0-0 F3			4-2 1B BB	1-3 K	3	1	0	0	1	1	0											
Bob Friend, R (1,1) OBP: 0.110, SLG: 0.099			1-2 F3			1-2 F4		0-0 2B BB	4-2 BB	0	0	0	0	0	0	0											
Johnny L. Mize, R (3, PR) OBP: 0.387, SLG: 0.256										1	0	0	0	0	0	0											
Tommie Sisk, R (4,1) OBP: 0.357, SLG: 0.256										0	0	0	0	0	0	0											
Ted Savage, R (6, PR) OBP: 0.297, SLG: 0.343										1	0	0	0	0	0	0											
Al McBean, R (7,1) OBP: 0.260, SLG: 0.333										0	0	0	0	0	0	0											
Jerry Lynch, R (8, PR) OBP: 0.333, SLG: 0.471										1	1	1	0	1	0	0											
Gene Alley, R (9, PR) OBP: 0.333, SLG: 0.471										0	0	0	0	0	0	0											
Inning Stats	R: 0 E: 0 K: 0 S: 6	H: 1 LOB: 0 BB: 0 P: 9	R: 0 E: 0 K: 0 S: 5	H: 0 LOB: 0 BB: 0 P: 7	R: 0 E: 0 K: 0 S: 11	H: 0 LOB: 0 BB: 0 P: 14	R: 0 E: 0 K: 0 S: 9	H: 1 LOB: 1 BB: 1 P: 13	R: 0 E: 0 K: 0 S: 8	H: 0 LOB: 0 BB: 0 P: 10	R: 0 E: 0 K: 0 S: 13	H: 2 LOB: 2 BB: 0 P: 18	R: 0 E: 0 K: 0 S: 5	H: 0 LOB: 0 BB: 0 P: 10	R: 3 E: 0 K: 0 S: 16	H: 2 LOB: 2 BB: 3 P: 33	R: 0 E: 0 K: 1 S: 10	H: 0 LOB: 1 BB: 1 P: 17	1B: 5 2B: 1 3B: 0 HR: 0	SF: 0 SAC: 0 DP: 1 HBP: 0	WP: 0 PB: 0 SB: 0 CS: 0	PA: 37					
PITCHER	IP	WLS	BF	H	R	ER	SO	BB	IBB	HBP	BLK	WP	HR	S	P	ERA	WHIP										
Johnny Podres, L (1,1) ERA: 3.3	7.0	W	28	6	3	3	0	2	0	0	0	0	0	62	90	3.86	1.143										
Ron Perranoski, L (8,1) ERA: 1.69	2.0	S	9	0	0	0	1	3	0	0	0	0	0	21	41	0.00	1.500										

Batter	1	2	3	4	5	6	7	8	9	AB	R	H	RBI	BB	SO	LOB	TOP				
Maury Wills, S OBP: 0.351, SLG: 0.344	1-3 K		4-2 BB BB			1-3 K		0-2 F9		3	0	0	0	1	2	0	Los Angeles Dodgers @ Philadelphia Phillies Connie Mack Stadium, Philadelphia, PA Fri Sep 13 1963, 7:05 PM EDT Unknown 				
Jim Gilliam, S OBP: 0.363, SLG: 0.397	2-1 1-3		4-2 BB			4-2 BB		0-0 6-3		2	0	0	0	2	0	0					
Tommy Davis, R OBP: 0.355, SLG: 0.448	1-2 2B		1-3 K			0-3 K			2-2 HR 1B	4	1	2	0	0	2	3					
Frank Howard, R OBP: 0.323, SLG: 0.508 Wally Moon, L OBP: 0.357, SLG: 0.410	2-3 K			1-3 K		3-3 K			1-1 HR	4	1	1	2	0	3	2					
Bill Skowron, R OBP: 0.266, SLG: 0.312 Ron Fairly, L OBP: 0.350, SLG: 0.396		1-0 F9		2-3 K			1-2 FC3-6 1B		0-0 F6	4	0	1	0	0	1	0					
Ken McMullen, R OBP: 0.270, SLG: 0.317		1-2 F7		0-3 K			2-3 K		1-2 1-3	4	0	0	0	0	2	1					
John Roseboro, L OBP: 0.298, SLG: 0.362		1-2 F3			1-3 K		2-1 FC3-6 1-2		0-1 F7	4	0	0	0	0	1	1					
Willie Davis, L OBP: 0.264, SLG: 0.349			0-0 B4-3		2-1 F5		1-3 K			3	0	0	0	0	1	1					
Sandy Koufax, R OBP: 0.110, SLG: 0.088 Lee Walls, R OBP: 0.263, SLG: 0.307 Larry Sherry, R OBP: 0.174, SLG: 0.095			0-0 6-3		1-3 K			1-3 K		2	0	0	0	0	1	0					
Inning Stats	R: 0 E: 0 K: 2 S: 12	H: 1 LOB: 1 BB: 0 P: 18	R: 0 E: 0 K: 0 S: 7	H: 0 LOB: 0 BB: 0 P: 10	R: 0 E: 0 K: 1 S: 10	H: 0 LOB: 2 BB: 2 P: 19	R: 0 E: 0 K: 3 S: 10	H: 0 LOB: 0 BB: 0 P: 13	R: 0 E: 0 K: 2 S: 8	H: 0 LOB: 0 BB: 0 P: 12	R: 0 E: 0 K: 2 S: 12	H: 1 LOB: 1 BB: 1 P: 20	R: 0 E: 0 K: 1 S: 7	H: 0 LOB: 0 BB: 0 P: 8	R: 2 E: 0 K: 0 S: 11	H: 2 LOB: 0 BB: 0 P: 15		1B: 2 2B: 1 3B: 0 HR: 1	SF: 0 SAC: 0 DP: 0 HBP: 0	WP: 0 PB: 0 SB: 0 CS: 0	PA: 34
PITCHER Chris Short, L ERA: 3.14	IP: 9.0 WLS: W BF: 34 H: 4 R: 2 ER: 2 SO: 14 BB: 3 IBB: 0 HBP: 0 BLK: 0 WP: 0 HR: 1 S: 88 P: 132 ERA: 2.00 WHIP: 0.778																				

Batter	1	2	3	4	5	6	7	8	9	AB	R	H	RBI	BB	SO	LOB	BOTTOM						
Tony Taylor, R OBP: 0.332, SLG: 0.370	0-0 6-3		1-3 K			0-2 F8		1-3 K		4	0	0	0	0	2	0	Los Angeles Dodgers @ Philadelphia Phillies Connie Mack Stadium, Philadelphia, PA Fri Sep 13 1963, 7:05 PM EDT Unknown 						
Johnny Callison, L OBP: 0.340, SLG: 0.489	2-2 2B			1-2 3-1		0-3 K		2-2 F6		4	0	1	0	0	1	0							
Tony Gonzalez, L OBP: 0.387, SLG: 0.454	0-0 F7			2-2 1-3		3-2 FC5-4 1B			1-0 SH5-4 FC4-6 1B	4	1	2	0	0	0	1							
Roy Sievers, R OBP: 0.305, SLG: 0.406 Dick Allen, R OBP: 0.154, SLG: 0.231	3-3 K			0-1 F6		1-2 FC5-4			1-1 SH5-4 E HBP	3	0	0	0	0	1	2							
Don Demeter, R OBP: 0.311, SLG: 0.437 Wes Covington, L OBP: 0.361, SLG: 0.544 Ruben Amaro, R OBP: 0.278, SLG: 0.303		2-3 K			2-3 K		2-2 5-3		0-0 SH5-4	3	0	0	0	0	2	0							
Don Hoak, R OBP: 0.273, SLG: 0.318		1-0 5-3			1-0 2B		0-1 WP SH1-4 1B		4-0 FC4-6 IBB	3	1	2	0	1	0	0							
Bob Oldis, R OBP: 0.260, SLG: 0.270		2-2 5-3			0-2 F3		2-1 SH1-4		2-1 FC4-6	3	0	0	2	0	0	2							
Bobby Wine, R OBP: 0.238, SLG: 0.288			0-1 F3		4-0 IBB		2-3 K			2	0	0	0	1	1	0							
Chris Short, R OBP: 0.088, SLG: 0.123			0-3 K		0-3 K			1-1 G4		3	0	0	0	0	2	2							
Inning Stats	R: 0 E: 0 K: 1 S: 8	H: 1 LOB: 0 BB: 0 P: 13	R: 0 E: 0 K: 1 S: 7	H: 0 LOB: 0 BB: 0 P: 12	R: 0 E: 0 K: 2 S: 8	H: 0 LOB: 0 BB: 0 P: 9	R: 0 E: 0 K: 0 S: 8	H: 0 LOB: 0 BB: 0 P: 11	R: 0 E: 0 K: 2 S: 14	H: 1 LOB: 2 BB: 1 P: 21	R: 0 E: 0 K: 1 S: 16	H: 1 LOB: 1 BB: 0 P: 20	R: 1 E: 0 K: 1 S: 10	H: 1 LOB: 0 BB: 0 P: 16	R: 0 E: 0 K: 1 S: 8	H: 0 LOB: 0 BB: 0 P: 12		R: 2 E: 1 K: 0 S: 5	H: 1 LOB: 3 BB: 1 P: 13	1B: 3 2B: 2 3B: 0 HR: 0	SF: 0 SAC: 2 DP: 0 HBP: 1	WP: 2 PB: 0 SB: 0 CS: 0	PA: 34
PITCHER Sandy Koufax, L ERA: 1.93 Larry Sherry, R ERA: 3.5 Ron Perranoski, L ERA: 1.88	IP: 7.0 WLS: L BF: 5 H: 1 R: 2 ER: 1 SO: 1 BB: 0 IBB: 0 HBP: 1 BLK: 0 WP: 0 HR: 0 S: 10 P: 16 ERA: 9.00 WHIP: 1.000																						

Batter	1	2	3	4	5	6	7	8	9	AB	R	H	RBI	BB	SO	LOB	TOP					
Maury Wills, S OBP: 0.347, SLG: 0.340 (1, 6)	0-1 1-3		1-1 F9		0-0 F6		1-1 F3		0-0 F3	5	0	0	0	0	0	4	<p>Los Angeles Dodgers @ Philadelphia Phillies Connie Mack Stadium, Philadelphia, PA Fri Sep 13 1963, 7:05 PM EDT Att: 26,024 - Unknown</p>					
Jim Gilliam, S OBP: 0.381, SLG: 0.395 (1, 4) (9, 5)	0-2 E7 1B			0-2 6-3		0-1 6-3		3-1 F8	0-0 5-3	5	0	1	0	0	0	0						
Tommy Davis, R OBP: 0.355, SLG: 0.446 (1, 7)	2-2 1-3			0-0 G3		0-0 F8		0-0 2B 3-4 1B		4	1	1	0	0	0	1						
Frank Howard, R OBP: 0.325, SLG: 0.513 (1, 9)	3-0 6-3			0-0 6-3		0-0 2B		2-2 3-4 2B		4	0	2	0	0	0	1						
Bill Skowron, R OBP: 0.266, SLG: 0.307 Roy Gleason, S (8, PR)	3-3 K				0-0 F9		2-2 L7		4-0 3-4 IBB	3	0	0	0	1	1	1						
Ron Fairly, L OBP: 0.350, SLG: 0.396 (8, 3)										0	0	0	0	0	0	0						
Ken McMullen, R OBP: 0.289, SLG: 0.315 Dick Tracewski, R OBP: 0.296, SLG: 0.264 (1, 5) (9, 4)	0-0 6-3				0-1 F9			0-0 3-4		4	0	1	1	0	0	2						
Doug Camilli, R OBP: 0.248, SLG: 0.298 (1, 2)	2-0 F6				2-1 E4 1B		0-0 SH3-4 1B	1-2 2-3 3-H 4-0 IBB		2	1	1	0	1	0	0						
Willie Davis, L OBP: 0.264, SLG: 0.348 (1, 8)			0-1 1-3		0-0 BB 1B		0-0 F9	2-2 1-3		4	0	1	1	0	0	4						
Bob Miller, R OBP: 0.105, SLG: 0.074 Lee Walls, R OBP: 0.272, SLG: 0.307 Ron Ferranoski, L OBP: 0.167, SLG: 0.091 (1, 1) (7, PH) (7, 1)	0-0 5-3				4-2 BB		4-1 BB		2-3 K	1	0	0	0	1	0	0						
Inning Stats	R: 0 E: 1 K: 0 S: 10	H: 1 LOB: 1 BB: 0 P: 15	R: 0 E: 0 K: 1 S: 5	H: 0 LOB: 0 BB: 0 P: 10	R: 0 E: 0 K: 0 S: 5	H: 0 LOB: 0 BB: 0 P: 6	R: 0 E: 0 K: 0 S: 5	H: 0 LOB: 0 BB: 0 P: 5	R: 1 E: 1 K: 0 S: 9	H: 2 LOB: 2 BB: 1 P: 15	R: 0 E: 0 K: 0 S: 8	H: 1 LOB: 1 BB: 0 P: 10	R: 0 E: 0 K: 0 S: 7	H: 1 LOB: 2 BB: 1 P: 12	R: 1 E: 0 K: 0 S: 11	H: 2 LOB: 2 BB: 2 P: 26	R: 0 E: 0 K: 1 S: 6	H: 0 LOB: 0 BB: 0 P: 8	1B: 5 2B: 2 3B: 0 HR: 0	SF: 0 SAC: 1 DP: 0 HBP: 0	WP: 0 PB: 0 SB: 0 CS: 0	PA: 38
PITCHER Dennis Bennett, L ERA: 2.51 (1, 1)	IP: 9.0 WLS: L BF: 38 H: 7 R: 2 ER: 1 SO: 2 BB: 2 IBB: 2 HBP: 0 BLK: 0 WP: 0 HR: 0 S: 66 P: 107 ERA: 1.00 WHIP: 1.000															PITCHER						

Batter	1	2	3	4	5	6	7	8	9	AB	R	H	RBI	BB	SO	LOB	BOTTOM					
Tony Taylor, R OBP: 0.331, SLG: 0.368 (1, 4)	2-2 2B 1B	2-2 4-3		0-0 L8			0-1 1-3		1-2 FC6-4	5	1	1	0	0	0	5	<p>Los Angeles Dodgers @ Philadelphia Phillies Connie Mack Stadium, Philadelphia, PA Fri Sep 13 1963, 7:05 PM EDT Att: 26,024 - Unknown</p>					
Johnny Callison, L OBP: 0.340, SLG: 0.488 (1, 9)	0-2 F7		2-1 4-3 S 1B		1-0 F9		1-1 1B		1-2 G3	5	0	2	0	0	0	2						
Wes Covington, L OBP: 0.361, SLG: 0.545 Roy Sievers, R OBP: 0.307, SLG: 0.407 (1, 7) (7, PH) (8, 3)	2-2 1B 2B		3-3 K		2-3 K		3-1 1B		1-2 1B	3	0	1	1	0	2	1						
Tony Gonzalez, L OBP: 0.386, SLG: 0.452 (1, 8)	2-3 K		1-1 4-3		1-1 2B 1B		2-2 1-3			4	0	1	0	0	1	4						
Clay Dalrymple, L OBP: 0.336, SLG: 0.373 Dick Allen, R OBP: 0.143, SLG: 0.214 Ruben Amaro, R OBP: 0.278, SLG: 0.303 (1, 2) (8, PH) (9, 6)	1-2 F9		3-1 F7		1-0 2B			0-3 K		3	0	1	0	0	0	2						
Frank Torre, L OBP: 0.325, SLG: 0.346 Don Demeter, R OBP: 0.311, SLG: 0.436 (1, 3) (8, 7)		1-0 E 1B HBP		0-0 FC1-6 1B		1-0 L8		1-1 4-3		2	0	1	0	0	0	0						
Don Hoak, R OBP: 0.273, SLG: 0.317 (1, 5)	1-1 E3 1B		1-0 FC1-6 1B		3-2 5-3		1-3 K			4	0	1	0	0	1	1						
Bobby Wine, R OBP: 0.236, SLG: 0.285 Earl Averill, R OBP: 0.359, SLG: 0.448 (1, 6) (9, 2)	0-0 L9		3-2 F9		0-0 4-3			2-0 5-3		3	0	0	0	0	0	3						
Dennis Bennett, L OBP: 0.206, SLG: 0.156 Cookie Rojas, R OBP: 0.259, SLG: 0.218 (1, 1) (9, PH)	0-3 K		2-2 1B		1-1 6-3			1-2 FC6-4 1B		3	0	1	0	0	1	2						
Inning Stats	R: 1 E: 0 K: 1 S: 17	H: 2 LOB: 1 BB: 0 P: 24	R: 0 E: 1 K: 1 S: 9	H: 1 LOB: 2 BB: 0 P: 13	R: 0 E: 0 K: 1 S: 9	H: 1 LOB: 1 BB: 0 P: 18	R: 0 E: 0 K: 0 S: 11	H: 2 LOB: 2 BB: 0 P: 17	R: 0 E: 0 K: 0 S: 7	H: 0 LOB: 0 BB: 0 P: 12	R: 0 E: 0 K: 0 S: 5	H: 0 LOB: 0 BB: 0 P: 9	R: 0 E: 0 K: 2 S: 8	H: 2 LOB: 2 BB: 0 P: 19	R: 0 E: 0 K: 2 S: 8	H: 0 LOB: 0 BB: 0 P: 10		R: 0 E: 0 K: 0 S: 10	H: 1 LOB: 1 BB: 0 P: 15	1B: 9 2B: 2 3B: 0 HR: 0	SF: 0 SAC: 0 DP: 0 HBP: 1	WP: 0 PB: 0 SB: 1 CS: 0
PITCHER Bob Miller, R ERA: 3.05 Ron Ferranoski, L ERA: 1.64 (1, 1) (7, 1)	IP: 6.0 WLS: W BF: 26 H: 8 R: 1 ER: 0 SO: 4 BB: 0 IBB: 0 HBP: 0 BLK: 0 WP: 0 HR: 0 S: 58 P: 93 ERA: 1.50 WHIP: 1.333															PITCHER						

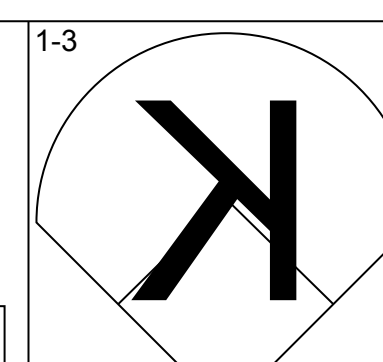
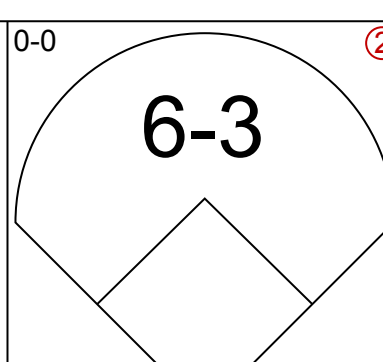
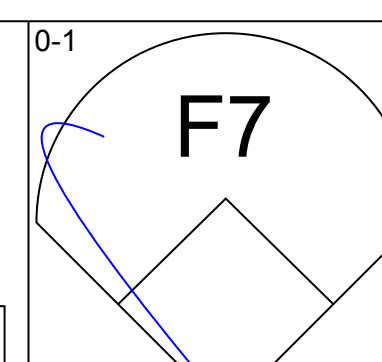
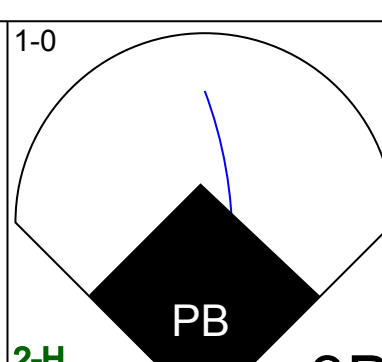
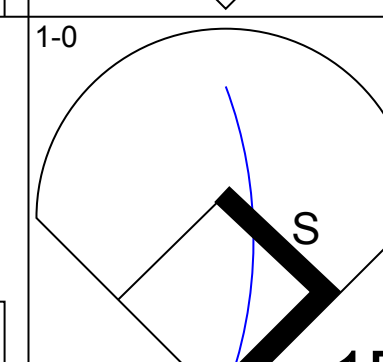
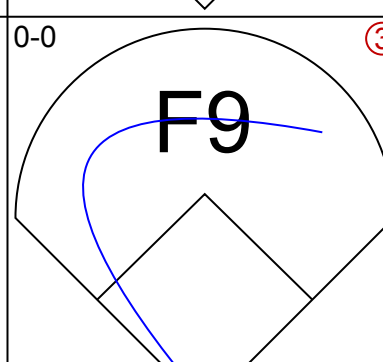
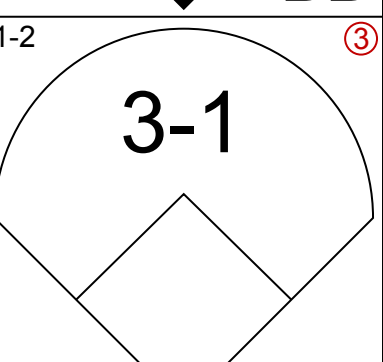
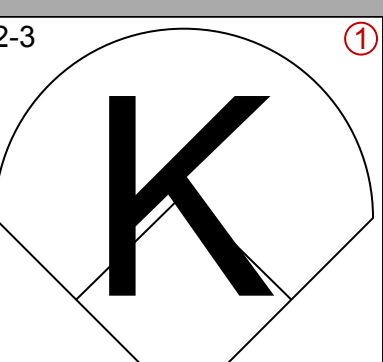
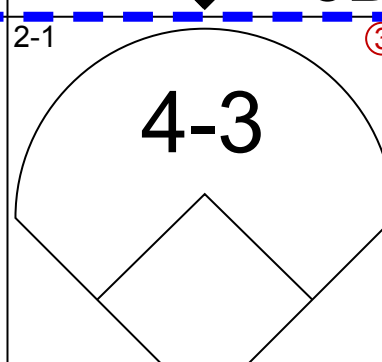
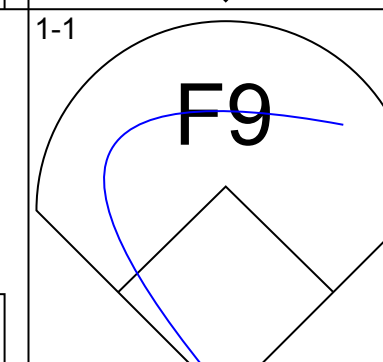
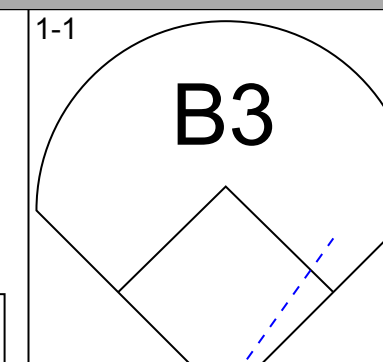
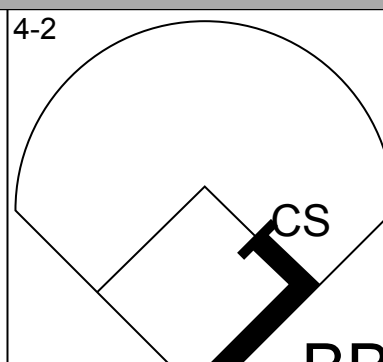
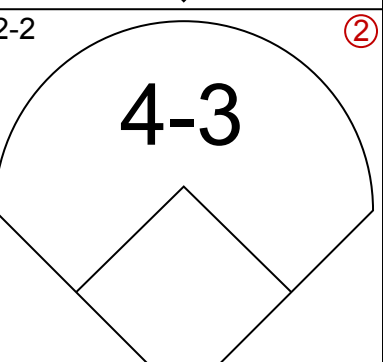
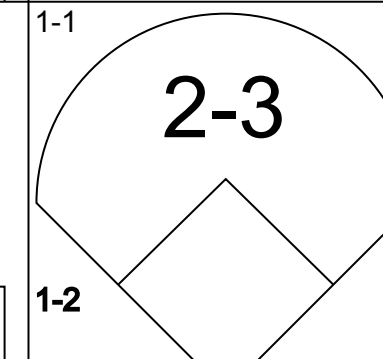
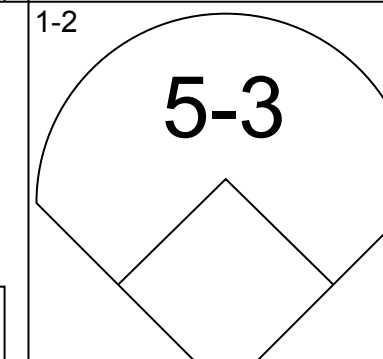
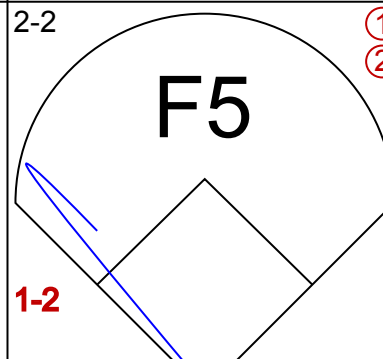
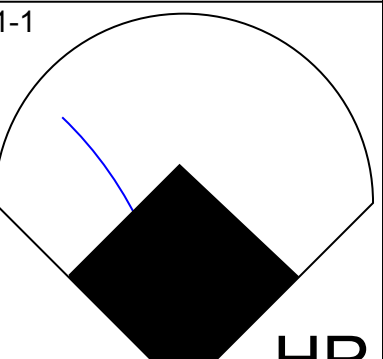
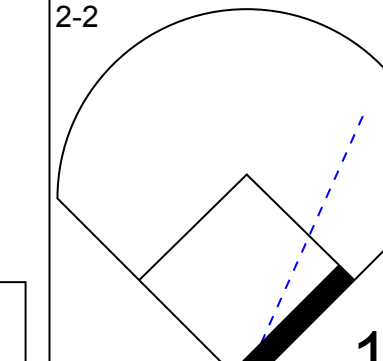
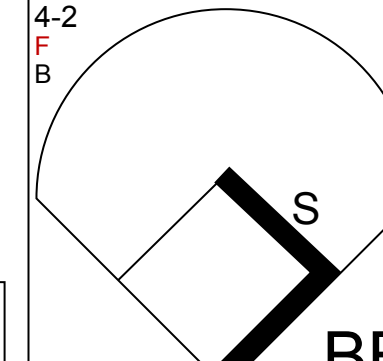
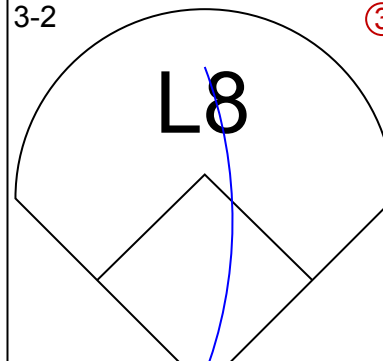
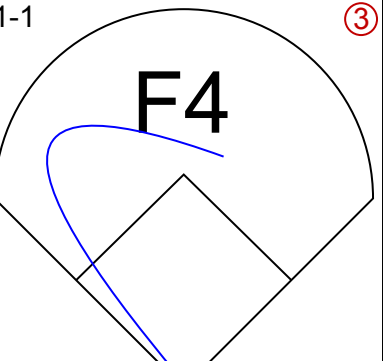
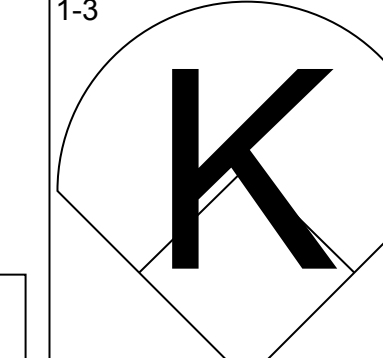
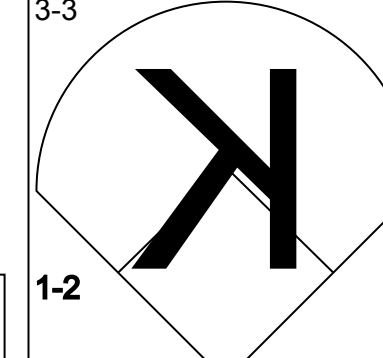
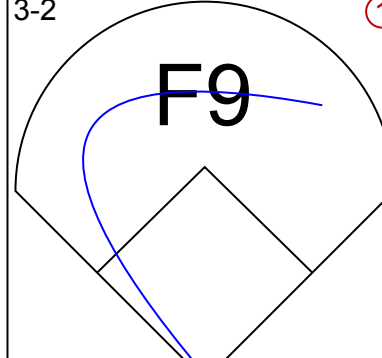
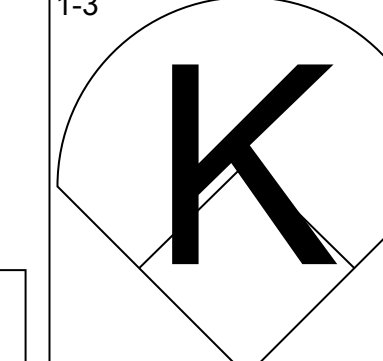
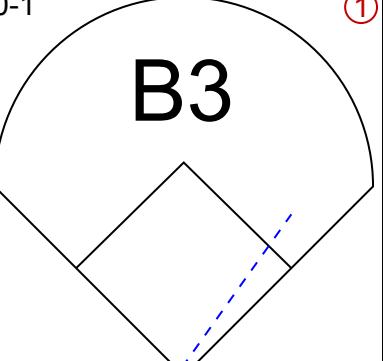
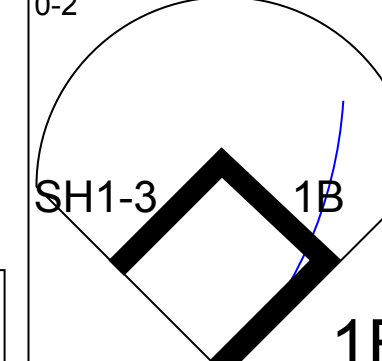
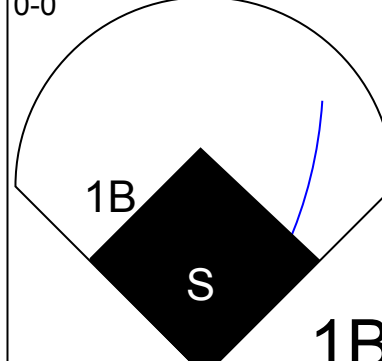
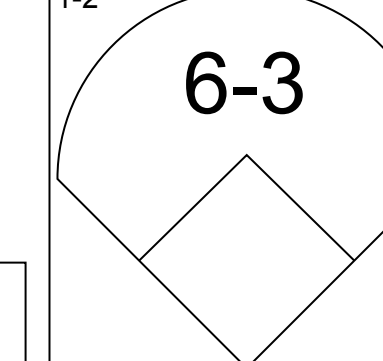
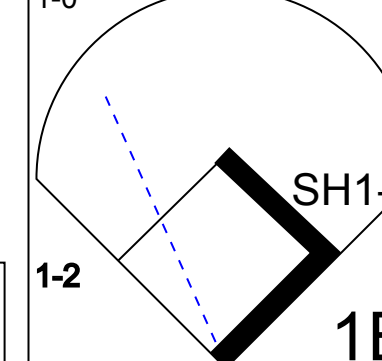
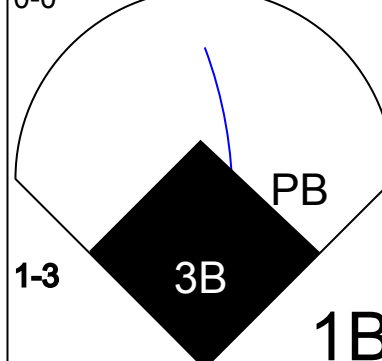

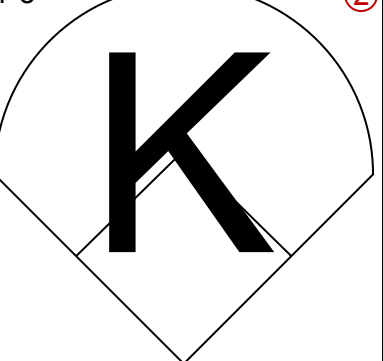
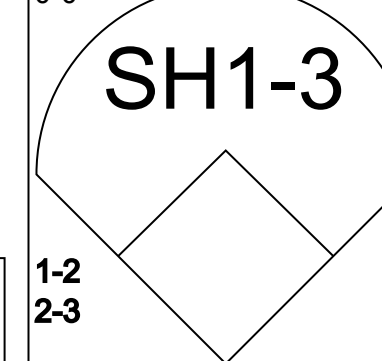
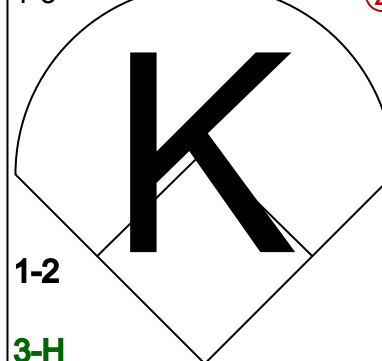
AB 33
R 2
H 7
RBI 2
BB 4
SO 2
LOB 13

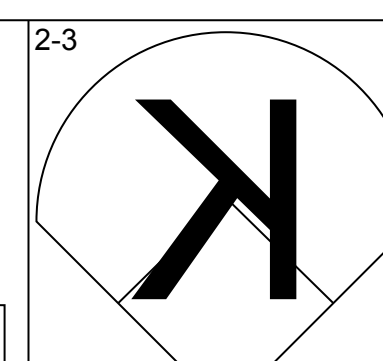
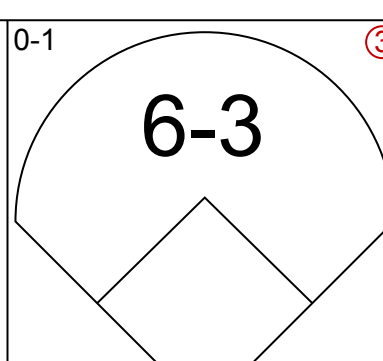
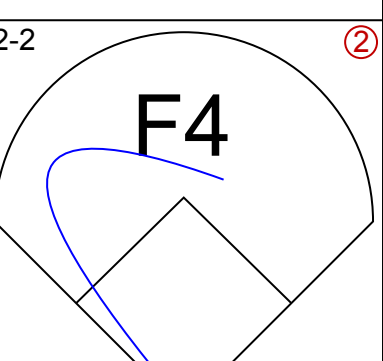
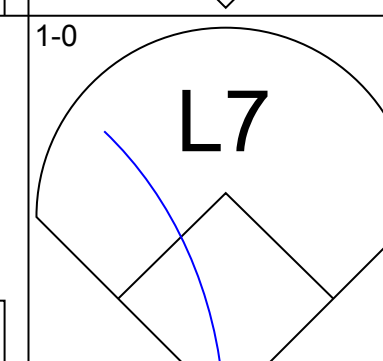
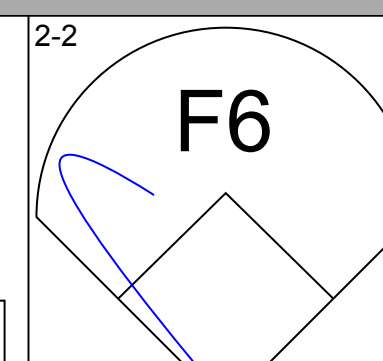
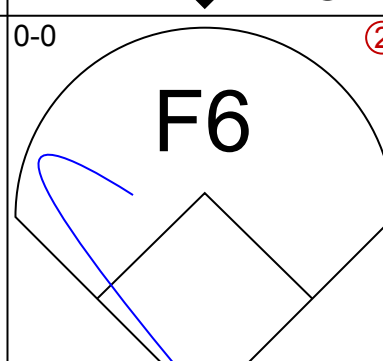
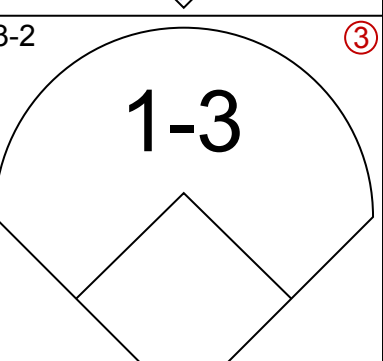
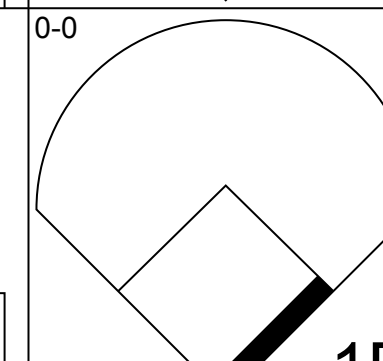
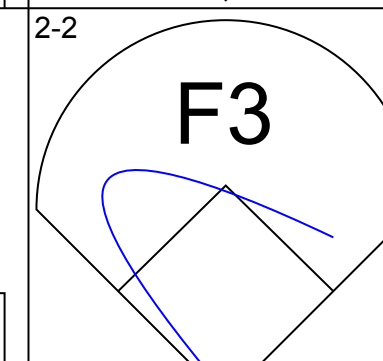
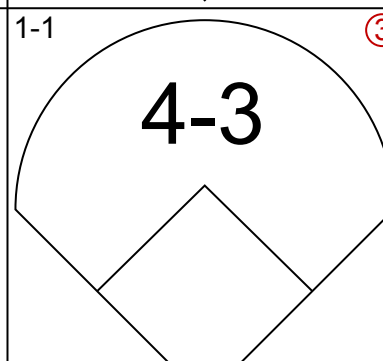
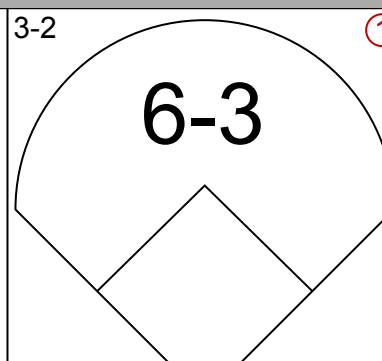
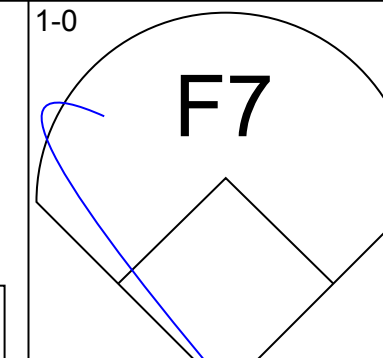
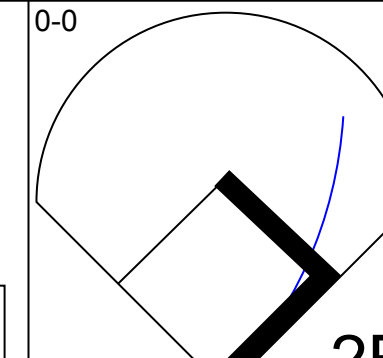
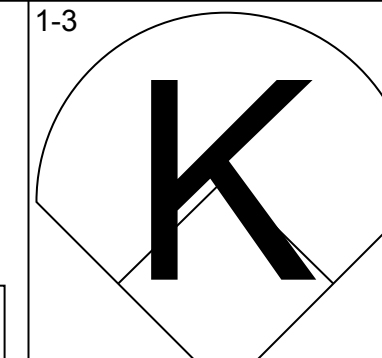
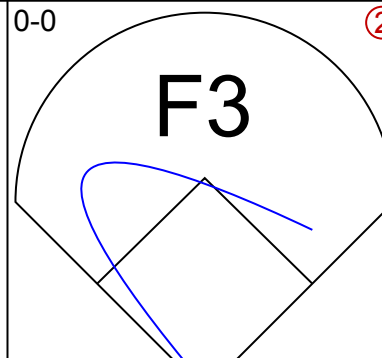
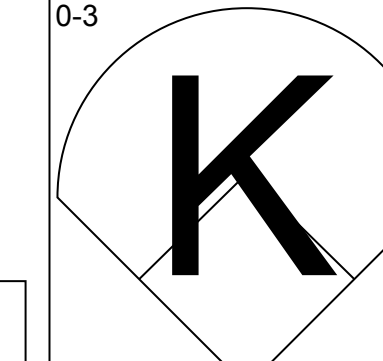
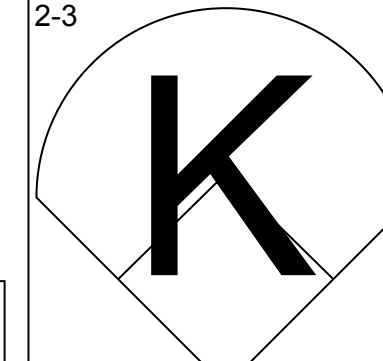
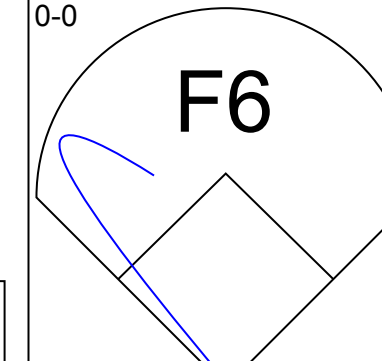
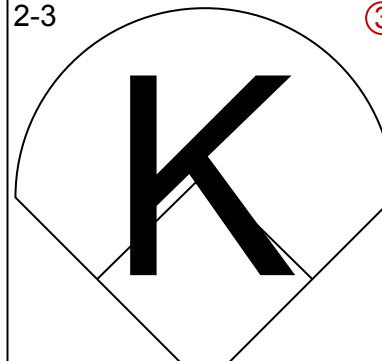
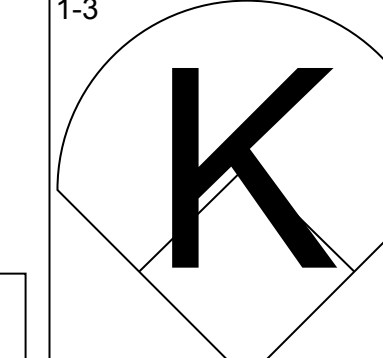
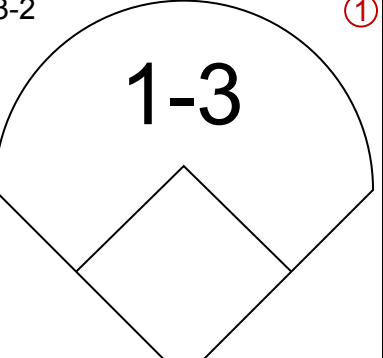
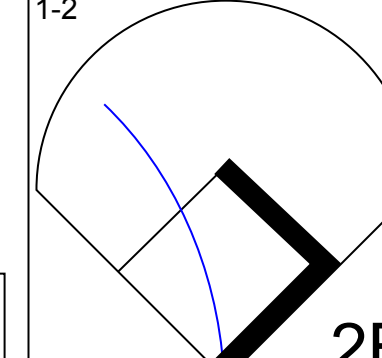
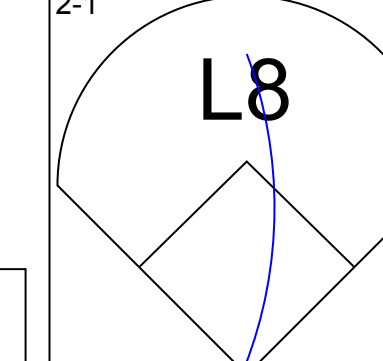
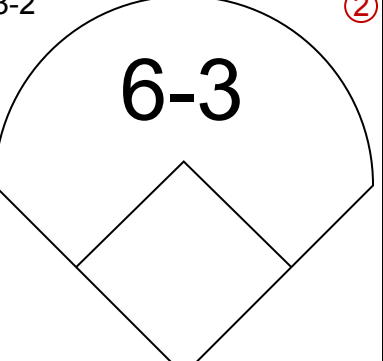
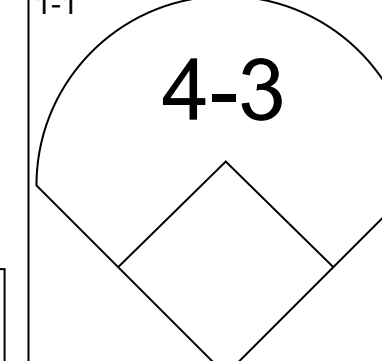
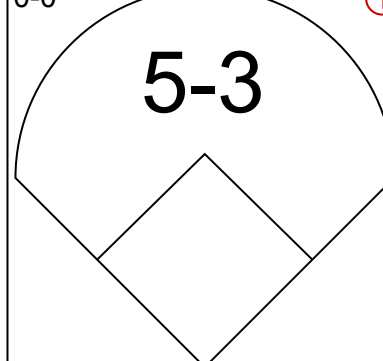
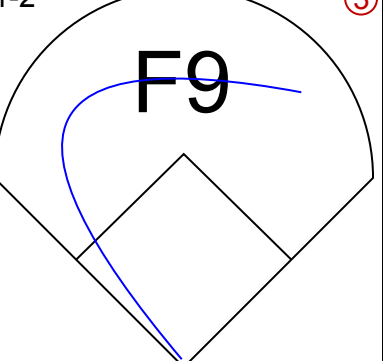
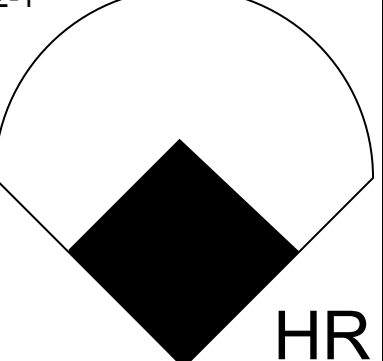
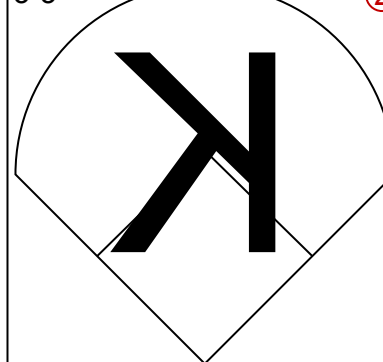
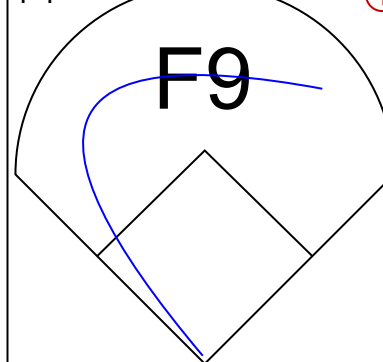
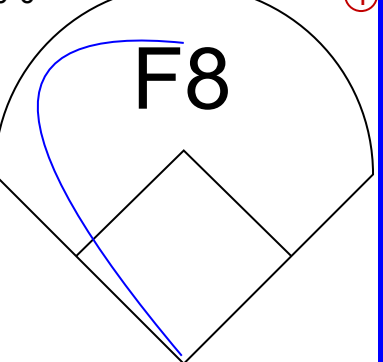


AB 37
R 1
H 11
RBI 1
BB 0
SO 6
LOB 20



WP: 0
PB: 0
SB: 1
CS: 0

Batter	1	2	3	4	5	6	7	8	9	AB	R	H	RBI	BB	SO	LOB	TOP									
Maury Wills, S OBP: 0.348, SLG: 0.344 (1, 6)										4	1	1	1	1	1	2	Los Angeles Dodgers @ Philadelphia Phillies Connie Mack Stadium, Philadelphia, PA Sat Sep 14 1963, 3:33 AM EDT Att: 10,410 - Unknown AB 34 R 5 H 9 RBI 3 BB 3 SO 9 LOB 12									
Jim Gilliam, S OBP: 0.360, SLG: 0.393 (1, 4)										5	0	1	0	0	1	2										
Wally Moon, L OBP: 0.356, SLG: 0.406 (1, 9)										3	0	0	0	1	0	1										
Tommy Davis, R OBP: 0.354, SLG: 0.451 (1, 7)										4	1	1	1	0	0	2										
Ron Fairly, L OBP: 0.351, SLG: 0.396 (1, 3)										3	0	1	0	1	0	0										
John Roseboro, L OBP: 0.295, SLG: 0.359 (1, 2)										4	0	0	0	0	3	2										
Willie Davis, L OBP: 0.265, SLG: 0.350 (1, 8)										4	1	2	0	0	1	1										
Ken McMullen, R OBP: 0.278, SLG: 0.338 Dick Tracewski, R OBP: 0.296, SLG: 0.264 (9, FR)										4	1	3	1	0	0	1										
Pete Richert, L OBP: 0.238, SLG: 0.250 (1, 1)										3	0	0	0	0	3	1										
Inning Stats	R: 0 E: 0 K: 1 S: 8	H: 1 LOB: 1 BB: 0 P: 12	R: 0 E: 0 K: 2 S: 12	H: 1 LOB: 1 BB: 0 P: 17	R: 0 E: 0 K: 1 S: 5	H: 0 LOB: 0 BB: 0 P: 6	R: 0 E: 0 K: 1 S: 16	H: 0 LOB: 1 BB: 1 P: 25	R: 1 E: 0 K: 1 S: 13	H: 1 LOB: 1 BB: 1 P: 19	R: 0 E: 0 K: 0 S: 10	H: 0 LOB: 2 BB: 0 P: 19	R: 0 E: 0 K: 1 S: 10	H: 2 LOB: 2 BB: 0 P: 13	R: 1 E: 0 K: 1 S: 12	H: 1 LOB: 0 BB: 0 P: 18	R: 3 E: 0 K: 1 S: 11	H: 3 LOB: 1 BB: 0 P: 18	1B: 6 2B: 0 3B: 1 HR: 2	SF: 0 SAC: 1 DP: 0 HBP: 0	WP: 0 PB: 2 SB: 3 CS: 1	PA: 38				
PITCHER	IP	WLS	BF	H	R	ER	SO	BB	IBB	HBP	BLK	WP	HR	S	P	ERA	WHIP									
John Boozar, R ERA: 3.02	(1, 1)	8.0	L	32	6	2	2	8	3	0	0	0	0	2	86	129	2.25	1.125								
Johnny Kippstein, R ERA: 1.54	(9, 1)	0.1		2	1	1	1	0	0	0	0	0	0	0	4	7	27.00	3.000								
Jack Baldschun, R ERA: 2.38	(9, 1)	0.1		3	2	1	1	1	0	0	0	0	0	5	7	27.00	6.000									
Ryne Duren, R ERA: 3.46	(9, 1)	0.1		1	0	1	0	0	0	0	0	0	0	2	4	0.00	0.000									

Batter	1	2	3	4	5	6	7	8	9	AB	R	H	RBI	BB	SO	LOB	BOTTOM								
Cookie Rojas, R OBP: 0.258, SLG: 0.254 (1, 4)										4	0	1	0	0	1	0	Los Angeles Dodgers @ Philadelphia Phillies Connie Mack Stadium, Philadelphia, PA Sat Sep 14 1963, 3:33 AM EDT Att: 10,410 - Unknown AB 32 R 1 H 5 RBI 1 BB 0 SO 7 LOB 5								
Johnny Callison, L OBP: 0.338, SLG: 0.484 (1, 9)										4	0	0	0	0	0	1									
Tony Taylor, R OBP: 0.330, SLG: 0.368 (1, 5)										4	0	1	0	0	0	1									
Roy Sievers, R OBP: 0.306, SLG: 0.408 (1, 3)										4	0	1	0	0	1	1									
Don Demeter, R OBP: 0.308, SLG: 0.433 (1, 7)										4	0	0	0	0	3	1									
Tony Gonzalez, L OBP: 0.398, SLG: 0.454 (1, 8)										3	0	1	0	0	1	0									
Bob Oldis, R OBP: 0.250, SLG: 0.260 (1, 2)										3	0	0	0	0	0	1									
Bobby Wine, R OBP: 0.237, SLG: 0.294 (1, 6)										3	1	1	1	0	0	0									
John Boozar, R OBP: 0.143, SLG: 0.143 Earl Averill, R OBP: 0.354, SLG: 0.441 Johnny Kippstein, R OBP: 0.334, SLG: 0.638 Jack Baldschun, R Ryne Duren, R OBP: 0.273, SLG: 0.158 (1, 1)										2	0	0	0	0	1	0									
Inning Stats	R: 0 E: 0 K: 1 S: 9	H: 1 LOB: 0 BB: 0 P: 13	R: 0 E: 0 K: 2 S: 8	H: 0 LOB: 0 BB: 0 P: 11	R: 0 E: 0 K: 1 S: 7	H: 0 LOB: 0 BB: 0 P: 10	R: 0 E: 0 K: 1 S: 10	H: 1 LOB: 1 BB: 0 P: 16	R: 0 E: 0 K: 0 S: 14	H: 0 LOB: 0 BB: 0 P: 21	R: 0 E: 0 K: 0 S: 7	H: 1 LOB: 1 BB: 0 P: 10	R: 0 E: 0 K: 1 S: 11	H: 1 LOB: 1 BB: 0 P: 14	R: 1 E: 0 K: 0 S: 12	H: 1 LOB: 0 BB: 0 P: 19	R: 0 E: 0 K: 1 S: 10	H: 0 LOB: 0 BB: 0 P: 15	1B: 1 2B: 2 3B: 1 HR: 1	SF: 0 SAC: 0 DP: 0 HBP: 0	WP: 0 PB: 0 SB: 0 CS: 0	PA: 32			
PITCHER	IP	WLS	BF	H	R	ER	SO	BB	IBB	HBP	BLK	WP	HR	S	P	ERA	WHIP								
Pete Richert, L ERA: 3.84	(1, 1)	9.0	W	32	5	1	1	7	0	0	0	0	1	88	129	1.00	0.556								

Batter	1	2	3	4	5	6	7	8	9	AB	R	H	RBI	BB	SO	LOB	TOP					
Maury Wills, S OBP: 0.345, SLG: 0.341	1-3 K		3-2 6-3		1-0 F4			1-3 K		4	0	0	0	0	2	3	Los Angeles Dodgers @ Philadelphia Phillies Connie Mack Stadium, Philadelphia, PA Sun Sep 15 1963, 3:33 AM EDT Att: 16,796 - Unknown					
Jim Gilliam, S OBP: 0.359, SLG: 0.390	1-3 K			2-2 F9		1-0 3-1		4-1 BB		3	0	0	0	1	1	0						
Wally Moon, L OBP: 0.352, SLG: 0.401	0-0 F3			2-2 L7		1-1 F7		1-3 K		4	0	0	0	0	1	1						
Tommy Davis, R OBP: 0.353, SLG: 0.455		1-0 6-3		0-2 HR		2-0 2-3			0-0 5-3	4	1	1	1	0	0	0						
Ron Fairly, L OBP: 0.350, SLG: 0.394		1-2 G4-6-3 1B		3-2 4-3			0-0 4-3		2-1 L9	4	0	1	0	0	0	0						
John Roseboro, L OBP: 0.293, SLG: 0.356		2-2 G4-6-3 1B			0-1 L4		1-3 K		3-2 F5	4	0	0	0	0	1	1						
Willie Davis, L OBP: 0.270, SLG: 0.352			1-1 1B		0-2 1B		4-2 BB			2	0	2	0	1	0	0						
Ken McMullen, R OBP: 0.283, SLG: 0.340			1-2 1B		4-2 BB		1-3 K			2	0	1	0	1	1	1						
Don Drysdale, R OBP: 0.228, SLG: 0.189			0-0 1-3		2-2 F3			0-1 6-3		2	0	0	0	0	0	3						
Bill Skowron, R OBP: 0.265, SLG: 0.306										1	0	0	0	0	0	0						
Dick Calmus, R OBP: 0.265, SLG: 0.306										0	0	0	0	0	0	0						
Inning Stats	R: 0 E: 0 K: 2 S: 8	H: 0 LOB: 0 BB: 0 P: 10	R: 0 E: 0 K: 0 S: 7	H: 1 LOB: 0 BB: 0 P: 11	R: 0 E: 0 K: 0 S: 10	H: 2 LOB: 1 BB: 0 P: 15	R: 1 E: 0 K: 0 S: 15	H: 1 LOB: 0 BB: 0 P: 22	R: 0 E: 0 K: 0 S: 13	H: 1 LOB: 2 BB: 1 P: 20	R: 0 E: 0 K: 0 S: 4	H: 0 LOB: 0 BB: 0 P: 8	R: 0 E: 0 K: 2 S: 9	H: 0 LOB: 1 BB: 1 P: 15	R: 0 E: 0 K: 2 S: 10	H: 0 LOB: 1 BB: 1 P: 16	R: 0 E: 0 K: 0 S: 6	H: 0 LOB: 0 BB: 0 P: 11	1B: 4 2B: 0 3B: 0 HR: 1	SF: 0 SAC: 0 DP: 1 HBP: 0	WP: 0 PB: 0 SB: 1 CS: 0	PA: 33
PITCHER Dallas Green, R ERA: 3.02	IP: 9.0 WLS: W BF: 33 H: 5 R: 1 ER: 1 SO: 6 BB: 3 IBB: 0 HBP: 0 BLK: 0 WP: 0 HR: 1 S: 82 P: 128 ERA: 1.00 WHIP: 0.889															PITCHER						

Batter	1	2	3	4	5	6	7	8	9	AB	R	H	RBI	BB	SO	LOB	BOTTOM					
Tony Taylor, R OBP: 0.331, SLG: 0.369	1-0 S 1B				1-1 B2			0-1 G3 PB 1B		4	2	2	0	0	0	2	Los Angeles Dodgers @ Philadelphia Phillies Connie Mack Stadium, Philadelphia, PA Sun Sep 15 1963, 3:33 AM EDT Att: 16,796 - Unknown					
Johnny Callison, L OBP: 0.338, SLG: 0.483	2-0 G6-4-3 1B PB		1-1 G3		1-0 L8		1-1 G3		1-3 G3	4	1	1	1	0	0	2						
Wes Covington, L OBP: 0.363, SLG: 0.543	0-0 G6-4-3 1B		1-0 4-3		2-1 4-3		4-1 G3 BB			3	0	1	0	1	0	1						
Don Demeter, R OBP: 0.308, SLG: 0.433	1-2 G6-4-3 1B				1-2 G3					0	0	0	0	0	0	0						
Tony Gonzalez, L OBP: 0.385, SLG: 0.452	3-2 G6-4-3 1B		1-3 K			0-0 SH 1B		0-1 G3		4	1	1	1	0	1	3						
Clay Dalrymple, L OBP: 0.334, SLG: 0.371	1-2 E6			1-1 G3		0-0 SH 1B PB		1-2 F5		3	1	0	0	0	0	2						
Roy Sievers, R OBP: 0.308, SLG: 0.416	0-0 F2			0-0 E5 G3		1-0 G5-6-4 1B		2-1 HR		4	1	2	2	0	0	1						
Frank Torre, L OBP: 0.325, SLG: 0.346					1-2 G5-6-4 1B					0	0	0	0	0	0	0						
Cookie Rojas, R OBP: 0.258, SLG: 0.254		1-0 1B		1-1 G3		0-0 G5-6-4		1-3 K		4	0	1	0	0	1	3						
Bobby Wine, R OBP: 0.237, SLG: 0.291		0-0 F6		0-3 K		4-0 PB IBB		1-3 K		3	0	0	0	1	2	1						
Dallas Green, L OBP: 0.125, SLG: 0.097		2-2 1B			4-0 WP BB		3-3 K		2-3 K	3	0	1	0	1	2	1						
Inning Stats	R: 2 E: 1 K: 0 S: 10	H: 3 LOB: 1 BB: 0 P: 17	R: 0 E: 0 K: 0 S: 6	H: 2 LOB: 1 BB: 0 P: 10	R: 0 E: 0 K: 1 S: 7	H: 0 LOB: 0 BB: 0 P: 10	R: 0 E: 1 K: 1 S: 8	H: 0 LOB: 1 BB: 0 P: 10	R: 0 E: 0 K: 0 S: 5	H: 0 LOB: 1 BB: 1 P: 13	R: 2 E: 0 K: 1 S: 8	H: 2 LOB: 1 BB: 1 P: 16	R: 1 E: 0 K: 0 S: 11	H: 1 LOB: 2 BB: 1 P: 17	R: 1 E: 0 K: 3 S: 11	H: 1 LOB: 0 BB: 0 P: 17	R: 1 E: 0 K: 0 S: 6	H: 1 LOB: 0 BB: 0 P: 10	1B: 8 2B: 0 3B: 0 HR: 1	SF: 0 SAC: 1 DP: 2 HBP: 0	WP: 1 PB: 3 SB: 1 CS: 0	PA: 36
PITCHER Don Drysdale, R ERA: 2.78	IP: 7.0 WLS: L BF: 32 H: 8 R: 5 ER: 2 SO: 3 BB: 2 IBB: 1 HBP: 0 BLK: 0 WP: 1 HR: 0 S: 55 P: 93 ERA: 2.57 WHIP: 1.429															PITCHER						
Dick Calmus, R ERA: 2.87	IP: 1.0 WLS: L BF: 4 H: 1 R: 1 ER: 1 SO: 3 BB: 0 IBB: 0 HBP: 0 BLK: 0 WP: 0 HR: 1 S: 11 P: 17 ERA: 9.00 WHIP: 1.000															PITCHER						



Batter	1	2	3	4	5	6	7	8	9	AB	R	H	RBI	BB	SO	LOB	TOP					
Maury Wills, S OBP: 0.348, SLG: 0.345 (1, 6)	0-1 WP S 2B 1B		0-1 F9			0-1 6-3		0-2 6-3	0-0 2H 1B	5	1	2	0	0	0	0						
Jim Gilliam, S OBP: 0.355, SLG: 0.387 (1, 4) (9, 5)	3-2 FC6-4 1-H 2B		3-2 L8			2-2 F4		1-1 F7		4	0	1	1	0	0	0						
Tommy Davis, R OBP: 0.355, SLG: 0.455 (1, 7)	4-1 FC6-4 BB		0-0 F3			2-0 FC6-4 1B		3-2 HR 1B		3	1	2	0	1	0	0						
Frank Howard, R OBP: 0.324, SLG: 0.518 (1, 9)	1-0 FC6-4 1-2 2-3			1-1 6-3		0-0 FC6-4 1-2		0-2 HR 1B		4	1	1	2	0	0	3						
Bill Skowron, R OBP: 0.259, SLG: 0.299 Ron Fairly, L OBP: 0.350, SLG: 0.395 (1, 3) (8, 3)	1-3 K		1-1 L5			2-1 F8		0-0 F3		4	0	0	0	0	1	2						
Ken McMullen, R OBP: 0.286, SLG: 0.335 Dick Tracewski, R OBP: 0.296, SLG: 0.264 (1, 5) (9, 4)	2-1 G3		0-3 K			2-2 2B 1B		1-3 K		4	0	1	0	0	2	2						
Willie Davis, L OBP: 0.275, SLG: 0.359 (1, 8)		0-0 F8		2-0 6-3		0-1 1-3 2B		0-0 S 2B 1B		4	1	2	0	0	0	0						
John Roseboro, L OBP: 0.292, SLG: 0.356 (1, 2)		0-3 K		2-2 L4		0-0 F2		1-1 1-H 1B 2B		4	0	1	1	0	1	2						
Sandy Koufax, R OBP: 0.106, SLG: 0.085 (1, 1)		3-2 F4		0-3 K		0-3 K		0-3 K		4	0	0	0	0	3	3						
Inning Stats	R: 1 E: 0 K: 1 S: 12	H: 2 LOB: 2 BB: 1 P: 23	R: 0 E: 0 K: 1 S: 8	H: 0 LOB: 0 BB: 0 P: 11	R: 0 E: 0 K: 1 S: 6	H: 0 LOB: 0 BB: 0 P: 9	R: 0 E: 0 K: 1 S: 7	H: 0 LOB: 0 BB: 0 P: 11	R: 0 E: 0 K: 1 S: 7	H: 1 LOB: 1 BB: 0 P: 11	R: 0 E: 0 K: 1 S: 11	H: 2 LOB: 2 BB: 0 P: 15	R: 2 E: 0 K: 0 S: 13	H: 2 LOB: 0 BB: 0 P: 17	R: 1 E: 0 K: 2 S: 11	H: 3 LOB: 2 BB: 0 P: 13	1B: 6 2B: 3 3B: 0 HR: 1	SF: 0 SAC: 0 DP: 0 HBP: 0	WP: 1 PB: 0 SB: 2 CS: 0	PA: 37		
PITCHER	IP WLS BF H R ER SO BB IBB HBP BLK WP HR S P ERA WHIP	IP WLS BF H R ER SO BB IBB HBP BLK WP HR S P ERA WHIP	IP WLS BF H R ER SO BB IBB HBP BLK WP HR S P ERA WHIP	IP WLS BF H R ER SO BB IBB HBP BLK WP HR S P ERA WHIP	IP WLS BF H R ER SO BB IBB HBP BLK WP HR S P ERA WHIP	IP WLS BF H R ER SO BB IBB HBP BLK WP HR S P ERA WHIP	IP WLS BF H R ER SO BB IBB HBP BLK WP HR S P ERA WHIP	IP WLS BF H R ER SO BB IBB HBP BLK WP HR S P ERA WHIP	IP WLS BF H R ER SO BB IBB HBP BLK WP HR S P ERA WHIP	IP WLS BF H R ER SO BB IBB HBP BLK WP HR S P ERA WHIP	IP WLS BF H R ER SO BB IBB HBP BLK WP HR S P ERA WHIP	IP WLS BF H R ER SO BB IBB HBP BLK WP HR S P ERA WHIP	IP WLS BF H R ER SO BB IBB HBP BLK WP HR S P ERA WHIP	IP WLS BF H R ER SO BB IBB HBP BLK WP HR S P ERA WHIP	IP WLS BF H R ER SO BB IBB HBP BLK WP HR S P ERA WHIP	IP WLS BF H R ER SO BB IBB HBP BLK WP HR S P ERA WHIP	IP WLS BF H R ER SO BB IBB HBP BLK WP HR S P ERA WHIP	IP WLS BF H R ER SO BB IBB HBP BLK WP HR S P ERA WHIP	IP WLS BF H R ER SO BB IBB HBP BLK WP HR S P ERA WHIP	IP WLS BF H R ER SO BB IBB HBP BLK WP HR S P ERA WHIP	IP WLS BF H R ER SO BB IBB HBP BLK WP HR S P ERA WHIP	IP WLS BF H R ER SO BB IBB HBP BLK WP HR S P ERA WHIP

Los Angeles Dodgers @ St. Louis Cardinals
Sportsman's Park, St. Louis, MO
Tue Sep 17 1963, 8:05 PM EDT
Att: 30,450 - Unknown

livebaseballscores.com

AB 36
R 4
H 10
RBI 4
BB 1
SO 7
LOB 12



Batter	1	2	3	4	5	6	7	8	9	AB	R	H	RBI	BB	SO	LOB	BOTTOM						
Julian Javier, R OBP: 0.305, SLG: 0.392 (1, 4)	1-2 F4		0-1 FC6-2			1-0 F7		1-1 1-2 1B		4	0	1	0	0	0	2							
Dick Groat, R OBP: 0.382, SLG: 0.453 (1, 6)	1-2 1-3		0-0 1-3			0-1 L9		0-1 L8		4	0	0	0	0	0	4							
Stan Musial, L OBP: 0.323, SLG: 0.409 Gary Koob, L OBP: 0.407, SLG: 0.473 (1, 7) (7, PB) (8, 7)	0-3 K			1-2 L8		0-1 FC6-4 1B		0-1 5-3		3	0	0	0	0	1	0							
Ken Boyer, R OBP: 0.361, SLG: 0.460 (1, 5)		2-3 K		0-0 F8		0-0 F9		0-1 6-3		4	0	0	0	0	1	1							
Bill White, L OBP: 0.363, SLG: 0.504 (1, 3)		1-0 F3		2-2 F8		0-0 F8		1-2 1B		4	0	1	0	0	0	1							
Curt Flood, R OBP: 0.346, SLG: 0.402 (1, 8)		2-0 F9			0-1 5-3		0-1 FC6-4 1-2		0-1 L7	4	0	0	0	0	0	2							
Charlie James, R OBP: 0.295, SLG: 0.407 (1, 9)			1-3 K		0-0 6-3			0-0 F4		3	0	0	0	0	1	0							
Tim McCarver, L OBP: 0.343, SLG: 0.398 (1, 2)			1-2 SH FC6-2 HBP		2-0 F7			0-0 1B 1B		2	0	1	0	0	0	0							
Curt Simmons, L OBP: 0.190, SLG: 0.213 Mike Shannon, R OBP: 0.375, SLG: 0.563 (1, 1) (8, PH) (9, 7)			2-1 SH		1-3 K			0-0 F8		1	0	0	0	0	1	0							
Inning Stats	R: 0 E: 0 K: 1 S: 9	H: 0 LOB: 0 BB: 0 P: 11	R: 0 E: 0 K: 1 S: 5	H: 0 LOB: 0 BB: 0 P: 10	R: 0 E: 1 K: 1 S: 10	H: 0 LOB: 2 BB: 0 P: 14	R: 0 E: 0 K: 0 S: 7	H: 0 LOB: 0 BB: 0 P: 10	R: 0 E: 0 K: 0 S: 4	H: 0 LOB: 0 BB: 0 P: 6	R: 0 E: 0 K: 1 S: 7	H: 0 LOB: 0 BB: 0 P: 9	R: 0 E: 0 K: 0 S: 6	H: 1 LOB: 1 BB: 0 P: 6	R: 0 E: 0 K: 0 S: 7	H: 2 LOB: 2 BB: 0 P: 8	R: 0 E: 0 K: 0 S: 11	H: 1 LOB: 1 BB: 0 P: 12	1B: 4 2B: 0 3B: 0 HR: 0	SF: 0 SAC: 1 DP: 0 HBP: 1	WP: 0 PB: 0 SB: 0 CS: 0	PA: 33	
PITCHER	IP WLS BF H R ER SO BB IBB HBP BLK WP HR S P ERA WHIP	IP WLS BF H R ER SO BB IBB HBP BLK WP HR S P ERA WHIP	IP WLS BF H R ER SO BB IBB HBP BLK WP HR S P ERA WHIP	IP WLS BF H R ER SO BB IBB HBP BLK WP HR S P ERA WHIP	IP WLS BF H R ER SO BB IBB HBP BLK WP HR S P ERA WHIP	IP WLS BF H R ER SO BB IBB HBP BLK WP HR S P ERA WHIP	IP WLS BF H R ER SO BB IBB HBP BLK WP HR S P ERA WHIP	IP WLS BF H R ER SO BB IBB HBP BLK WP HR S P ERA WHIP	IP WLS BF H R ER SO BB IBB HBP BLK WP HR S P ERA WHIP	IP WLS BF H R ER SO BB IBB HBP BLK WP HR S P ERA WHIP	IP WLS BF H R ER SO BB IBB HBP BLK WP HR S P ERA WHIP	IP WLS BF H R ER SO BB IBB HBP BLK WP HR S P ERA WHIP	IP WLS BF H R ER SO BB IBB HBP BLK WP HR S P ERA WHIP	IP WLS BF H R ER SO BB IBB HBP BLK WP HR S P ERA WHIP	IP WLS BF H R ER SO BB IBB HBP BLK WP HR S P ERA WHIP	IP WLS BF H R ER SO BB IBB HBP BLK WP HR S P ERA WHIP	IP WLS BF H R ER SO BB IBB HBP BLK WP HR S P ERA WHIP	IP WLS BF H R ER SO BB IBB HBP BLK WP HR S P ERA WHIP	IP WLS BF H R ER SO BB IBB HBP BLK WP HR S P ERA WHIP	IP WLS BF H R ER SO BB IBB HBP BLK WP HR S P ERA WHIP	IP WLS BF H R ER SO BB IBB HBP BLK WP HR S P ERA WHIP	IP WLS BF H R ER SO BB IBB HBP BLK WP HR S P ERA WHIP	IP WLS BF H R ER SO BB IBB HBP BLK WP HR S P ERA WHIP

Los Angeles Dodgers @ St. Louis Cardinals
Sportsman's Park, St. Louis, MO
Tue Sep 17 1963, 8:05 PM EDT
Att: 30,450 - Unknown

livebaseballscores.com

AB 31
R 0
H 4
RBI 0
BB 0
SO 4
LOB 11



Batter	1	2	3	4	5	6	7	8	9	10	11	12	13	AB	R	H	RBI	BB	SO	LOB	TOP							
Maury Wills, S OBP: 0.362, SLG: 0.342 (1, 6)	3-1	6-3			5-3				4-3		F2		4-3	7	1	1	1	0	0	6								
Jim Gilliam, S OBP: 0.353, SLG: 0.384 (1, 4)	E5		4-3		K				4-3			F6	5-3	7	1	1	0	0	1	2								
Wally Moon, L OBP: 0.349, SLG: 0.391 (1, 9)	K		K			F9						4-3		4	1	0	0	2	2	1								
Tommy Davis, R OBP: 0.355, SLG: 0.452 (1, 7)	K		K			5-3				G6-4-3				5	0	1	2	1	2	2								
Ron Fairly, L OBP: 0.345, SLG: 0.393 (8, PH)			K			F7								3	0	0	0	0	2	0								
Frank Howard, R OBP: 0.326, SLG: 0.518 (8, PR)														0	0	0	0	1	0	0								
Roy Gleason, S OBP: 0.355, SLG: 0.292 (8, 2)														0	0	0	0	0	0	0								
Doug Camilli, R OBP: 0.243, SLG: 0.292 (8, 2)														2	0	0	0	0	0	1								
Willie Davis, L OBP: 0.276, SLG: 0.359 (1, 8)		1B				G3			3-1	SF8		F6		5	2	2	1	0	0	0								
John Roseboro, L OBP: 0.295, SLG: 0.360 (8, PH)														3	0	2	0	0	0	0								
Bill Skowron, R OBP: 0.258, SLG: 0.296 (8, 1)		SH5-4				G1		G3						1	0	0	0	0	0	2								
Ron Peranoski, L OBP: 0.192, SLG: 0.125 (8, 1)														2	0	1	0	0	1	1								
Ken McMullen, R OBP: 0.286, SLG: 0.333 (10, 4)														4	0	1	1	0	1	1								
Dick Tracewski, R OBP: 0.296, SLG: 0.266 (8, 3)														2	0	1	0	0	0	1								
Pete Richert, L OBP: 0.238, SLG: 0.250 (3, 1)														0	0	0	0	0	0	0								
Bob Miller, R OBP: 0.103, SLG: 0.073 (8, PH)														1	0	0	0	0	1	0								
Dick Nen, L OBP: 0.500, SLG: 1.333 (8, 3)														3	1	1	1	1	0	2								
Inning Stats	R: 0 E: 2 K: 2 S: 13	H: 0 LOB: 1 BB: 0 P: 18	R: 1 E: 0 K: 1 S: 13	H: 3 LOB: 2 BB: 0 P: 17	R: 0 E: 0 K: 2 S: 11	H: 0 LOB: 0 BB: 13 P: 13	R: 0 E: 0 K: 1 S: 8	H: 1 LOB: 1 BB: 0 P: 10	R: 0 E: 0 K: 2 S: 7	H: 0 LOB: 0 BB: 0 P: 11	R: 0 E: 0 K: 1 S: 9	H: 0 LOB: 0 BB: 0 P: 14	R: 3 E: 0 K: 0 S: 17	H: 3 LOB: 2 BB: 2 P: 33	R: 1 E: 0 K: 0 S: 7	H: 1 LOB: 0 BB: 0 P: 10	R: 0 E: 0 K: 0 S: 5	H: 0 LOB: 0 BB: 1 P: 10	R: 0 E: 0 K: 0 S: 12	H: 2 LOB: 2 BB: 0 P: 16	R: 0 E: 0 K: 0 S: 15	H: 0 LOB: 1 BB: 1 P: 24	R: 1 E: 1 K: 1 S: 8	H: 1 LOB: 2 BB: 1 P: 13	1B: 9 2B: 1 3B: 0 HR: 1	SF: 1 SAC: 1 DP: 1 HBP: 0	WP: 1 PB: 0 SB: 1 CS: 0	PA: 56
PITCHER	IP	WLS	BF	H	R	ER	SO	BB	IBB	HBP	BLK	WP	HR	S	P	ERA	WHIP											
Bob Gibson, R ERA: 3.36	7.1		31	7	4	4	9	1	0	0	0	0	0	80	115	4.91	1.091											
Bobby Shantz, L ERA: 2.67	0.1		2	0	0	0	0	1	0	0	0	1	0	5	11	0.00	3.000											
Ron Taylor, R ERA: 2.78	1.1		5	1	1	1	0	0	0	0	0	0	1	9	12	6.75	0.750											
Low Burdette, R ERA: 3.72	4.0	L	18	3	1	0	1	2	1	0	0	0	0	40	63	0.00	1.250											

Los Angeles Dodgers @ St. Louis Cardinals
Sportsman's Park, St. Louis, MO
Wed Sep 18 1963, 8:05 PM EDT
Att. 25,975 - Unknown

AB 49
R 6
H 11
RBI 6
BB 5
SO 10
LOB 19



Batter	1	2	3	4	5	6	7	8	9	10	11	12	13	AB	R	H	RBI	BB	SO	LOB	BOTTOM						
Julian Javier, R OBP: 0.304, SLG: 0.390 (1, 4)	6-3		K	F9		K2-3			6-3					6	0	1	0	0	2	0							
Dick Groat, R OBP: 0.352, SLG: 0.455 (1, 6)	4-3		FC6-4						6-3					6	1	2	0	0	1	1							
Stan Musial, L OBP: 0.320, SLG: 0.411 (7, PR)														3	0	2	0	1	0	0							
Gary Kolb, L OBP: 0.404, SLG: 0.467 (8, 7)	F6													1	0	0	0	0	1	1							
Corky Withrow, R (12, PH)														1	0	0	0	0	0	0							
Doug Clemens, L (13, 7)														0	0	0	0	0	0	0							
Ken Boyer, R OBP: 0.360, SLG: 0.456 (1, 5)		4-3	FC6-4											5	1	0	0	1	2	4							
Bill White, L OBP: 0.365, SLG: 0.504 (1, 3)		L6												4	1	2	1	2	0	0							
Curt Flood, R OBP: 0.349, SLG: 0.403 (1, 8)														5	1	2	2	0	0	4							
Charlie James, R OBP: 0.297, SLG: 0.415 (1, 9)														5	1	2	2	0	0	4							
Mike Shannon, R OBP: 0.333, SLG: 0.500 (9, 9)														3	1	1	2	1	0	2							
Tim McCarver, L OBP: 0.340, SLG: 0.394 (1, 2)														2	0	0	0	0	0	3							
Bob Gibson, R ERA: 3.36	2.1													6	0	1	0	0	2	2							
Bob Miller, R ERA: 3.02	4.2		19	4	1	1	6	2	0	0	0	2	0	41	65	1.93	1.286										
Ron Peranoski, L ERA: 1.73	6.0	W	23	3	0	0	3	0	2	0	0	0	0	42	68	0.00	0.500										
Inning Stats	R: 0 E: 0 K: 0 S: 6	H: 0 LOB: 0 BB: 0 P: 7	R: 2 E: 0 K: 1 S: 11	H: 3 LOB: 1 BB: 0 P: 17	R: 3 E: 0 K: 2 S: 14	H: 3 LOB: 2 BB: 29 P: 29	R: 0 E: 0 K: 2 S: 8	H: 0 LOB: 0 BB: 0 P: 12	R: 0 E: 0 K: 1 S: 8	H: 1 LOB: 1 BB: 0 P: 12	R: 0 E: 0 K: 0 S: 5	H: 0 LOB: 0 BB: 0 P: 9	R: 0 E: 0 K: 1 S: 7	H: 0 LOB: 0 BB: 0 P: 9	R: 0 E: 0 K: 1 S: 9	H: 1 LOB: 3 BB: 2 P: 23	R: 0 E: 0 K: 0 S: 6	H: 1 LOB: 1 BB: 0 P: 8	R: 0 E: 0 K: 0 S: 8	H: 1 LOB: 1 BB: 1 P: 11	R: 0 E: 0 K: 1 S: 7	H: 0 LOB: 0 BB: 0 P: 8	1B: 8 2B: 1 3B: 1 HR: 1	SF: 0 SAC: 0 DP: 0 HBP: 0	WP: 2 PB: 0 SB: 0 CS: 1	PA: 55	
PITCHER	IP	WLS	BF	H	R	ER	SO	BB	IBB	HBP	BLK	WP	HR	S	P	ERA	WHIP										
Pete Richert, L ERA: 4.22	2.1		12	4	4	2	1	0	0	0	0	0	0	25	38	15.43	2.143										

Los Angeles Dodgers @ St. Louis Cardinals
Sportsman's Park, St. Louis, MO
Wed Sep 18 1963, 8:05 PM EDT
Att. 25,975 - Unknown

AB 48
R 5
H 11
RBI 5
BB 5
SO 11
LOB 18



Batter	1	2	3	4	5	6	7	8	9	AB	R	H	RBI	BB	SO	LOB	TOP			
Bob Bailey, R (1, 5) OBP: 0.301, SLG: 0.327	L8		1-1 S		1-0 G1-6-3			1-0 6-3		4	0	2	0	0	0	0	Pittsburgh Pirates @ Los Angeles Dodgers Dodger Stadium, Los Angeles, CA Fri Sep 20 1963, 7:05 PM PDT Att: 40,476 - Unknown			
Dick Schofield, S (1, 6) OBP: 0.345, SLG: 0.317	2-1 E		3-2 F6		0-0 G1-6-3			0-1 4-3		4	0	1	0	0	0	3				
Willie Stargell, L (1, 7) OBP: 0.288, SLG: 0.417	SAFE 1-2 F7				0-0 F8			0-0 F3		4	0	0	0	0	0	1				
Bill Virdon, L (1, 8) OBP: 0.320, SLG: 0.379	0-2 F4				1-2 F6			3-2 G3		4	0	1	0	0	0	1				
Roberto Clemente, R (1, 9) OBP: 0.357, SLG: 0.474			1-1 4-3		1-2 1B			0-0 6-3		4	0	1	0	0	0	1				
Donn Clendenen, R (1, 3) OBP: 0.326, SLG: 0.431			0-3 K		2-2 FC6-4			1-3 K		4	0	1	0	0	3	1				
Bill Mazerolski, R (1, 4) OBP: 0.286, SLG: 0.350			0-2 1-3		0-0 FC6-4			1-2 6-3		3	0	0	0	0	0	2				
Jim Pagliaroni, R (1, 2) OBP: 0.328, SLG: 0.384					0-0 F9			2-2 6-3		0	0	0	0	0	0	0				
Smoky Burgess, L (2, 2) OBP: 0.333, SLG: 0.395					1-2 1B					3	0	1	0	0	0	0				
Don Cardwell, R (1, 1) OBP: 0.156, SLG: 0.085					1-0 G3			1-0 4-3		0	0	0	0	0	0	0				
Don Schwall, R (1, 1) OBP: 0.173, SLG: 0.160										2	0	0	0	0	0	1				
Manny Mota, R (6, PH) OBP: 0.315, SLG: 0.341										1	0	0	0	0	0	0				
Harvey Haddix, L (8, 1) OBP: 0.167, SLG: 0.364										0	0	0	0	0	0	0				
Inning Stats	R: 0 E: 1 K: 0 S: 8	H: 1 LOB: 1 BB: 0 P: 12	R: 0 E: 0 K: 1 S: 9	H: 0 LOB: 0 BB: 0 P: 10	R: 0 E: 0 K: 0 S: 9	H: 1 LOB: 1 BB: 0 P: 13	R: 0 E: 0 K: 0 S: 11	H: 2 LOB: 2 BB: 0 P: 15	R: 0 E: 0 K: 0 S: 10	H: 0 LOB: 0 BB: 0 P: 9	R: 0 E: 0 K: 1 S: 12	H: 0 LOB: 0 BB: 0 P: 16	R: 0 E: 0 K: 0 S: 4	H: 0 LOB: 0 BB: 0 P: 6	R: 0 E: 0 K: 1 S: 15	H: 1 LOB: 1 BB: 0 P: 21	1B: 7 2B: 0 3B: 0 HR: 0	SF: 0 SAC: 0 DP: 1 HBP: 0	WP: 0 PB: 0 SB: 1 CS: 1	PA: 33
PITCHER Don Drysdale, R (1, 1) ERA: 2.7	IP: 9.0 WLS: W BF: 33 H: 7 R: 0 ER: 0 SO: 3 BB: 0 IBB: 0 HBP: 0 BLK: 0 WP: 0 HR: 0 S: 84 P: 115 ERA: 0.00 WHIP: 0.778															PITCHER				

Batter	1	2	3	4	5	6	7	8	9	AB	R	H	RBI	BB	SO	LOB	BOTTOM	
Maury Wills, S (1, 6) OBP: 0.347, SLG: 0.344	0-0 1B				1-2 SH2-3			0-1 SH3-4		3	1	2	0	0	0	3	Pittsburgh Pirates @ Los Angeles Dodgers Dodger Stadium, Los Angeles, CA Fri Sep 20 1963, 7:05 PM PDT Att: 40,476 - Unknown	
Jim Gilliam, S (1, 4) OBP: 0.333, SLG: 0.383	0-0 G1-6-4-3		2-2 CS		0-0 SH2-3			3-1 F8		3	0	1	0	0	0	2		
Wally Moon, L (1, 9) OBP: 0.348, SLG: 0.387	2-2 4-3		4-2 1B		0-2 5-3			1-1 G3		3	0	0	0	1	0	2		
Tommy Davis, R (1, 7) OBP: 0.358, SLG: 0.454			0-0 4-3		0-2 1B			0-1 F9		4	1	3	0	0	0	0		
Ron Fairly, L (1, 3) OBP: 0.345, SLG: 0.389			1-3 K		2-2 6-3			2-3 K		4	0	0	0	0	2	4		
Willie Davis, L (1, 8) OBP: 0.276, SLG: 0.359			4-0 S		1-0 G3			3-2 F8		3	0	1	0	1	0	0		
John Roseboro, L (1, 2) OBP: 0.293, SLG: 0.358			0-0 4-3		0-3 K			0-1 FC3-6		3	0	0	0	0	1	3		
Ken McMullen, R (1, 5) OBP: 0.290, SLG: 0.335			4-0 S		1-1 1B			1-1 G5-4-3		2	0	1	0	1	0	1		
Dick Tracewski, R (9, 4) OBP: 0.296, SLG: 0.266			1-2 2-3					1-2 G5-4-3		0	0	0	0	0	0	0		
Don Drysdale, R (1, 1) OBP: 0.240, SLG: 0.196			4-0 1-2		0-3 K			0-0 SH3-4		2	0	1	0	1	1	1		
Inning Stats	R: 0 E: 0 K: 0 S: 5	H: 1 LOB: 3 BB: 0 P: 7	R: 0 E: 0 K: 1 S: 8	H: 1 LOB: 3 BB: 3 P: 23	R: 0 E: 0 K: 2 S: 9	H: 2 LOB: 1 BB: 1 P: 19	R: 0 E: 0 K: 2 S: 12	H: 1 LOB: 1 BB: 0 P: 11	R: 1 E: 0 K: 0 S: 5	H: 2 LOB: 1 BB: 0 P: 7	R: 0 E: 0 K: 0 S: 7	H: 1 LOB: 1 BB: 0 P: 11	R: 0 E: 0 K: 1 S: 11	H: 0 LOB: 0 BB: 0 P: 16	1B: 9 2B: 0 3B: 0 HR: 0	SF: 0 SAC: 2 DP: 2 HBP: 0	WP: 0 PB: 0 SB: 5 CS: 1	PA: 33
PITCHER Don Cardwell, R (1, 1) ERA: 3.07	IP: 7.0 WLS: L BF: 29 H: 8 R: 2 ER: 2 SO: 3 BB: 3 IBB: 1 HBP: 0 BLK: 0 WP: 0 HR: 0 S: 56 P: 91 ERA: 2.57 WHIP: 1.571															PITCHER		
Don Schwall, R (1, 1) ERA: 3.37	IP: 1.0 WLS: 3 BF: 0 H: 0 R: 0 ER: 0 SO: 1 BB: 0 IBB: 0 HBP: 0 BLK: 0 WP: 0 HR: 0 S: 11 P: 16 ERA: 0.00 WHIP: 0.000															PITCHER		

AB	33
R	0
H	7
RBI	0
BB	0
SO	3
LOB	10



Batter	1	2	3	4	5	6	7	8	9	AB	R	H	RBI	BB	SO	LOB	TOP					
Bob Bailey, R OBP: 0.300, SLG: 0.326 (1, 5)	F6		1B			6-3		L8	K	5	0	1	0	0	1	1						
Dick Schofield, S OBP: 0.345, SLG: 0.314 (1, 6)	6-3		5-3			L8		F8		4	0	0	0	0	0	1						
Roberto Clemente, R OBP: 0.356, SLG: 0.473 (1, 9)	K			4-3		K		1B	1B	4	1	1	0	0	2	0						
Donn Clendenon, R OBP: 0.329, SLG: 0.439 (1, 3)		1-3		HR				F8	1B	4	1	3	1	0	0	0						
Ted Savage, R OBP: 0.281, SLG: 0.345 (1, 7)		1-3		6-3				S	1B	4	1	2	1	0	0	1						
Bill Mazerowski, R OBP: 0.286, SLG: 0.348 (1, 4)		6-3		K				K	IBB	3	0	0	0	1	2	2						
Bill Virdon, L OBP: 0.320, SLG: 0.378 (1, 8)		K				K		2-H	1B	4	0	1	1	0	2	4						
Jim Pagliaroni, R OBP: 0.328, SLG: 0.381 (1, 2)			K							2	0	0	0	1	1	0						
Smoky Burgess, L OBP: 0.326, SLG: 0.395 (9, PH)						F7				0	0	0	0	0	0	0						
Manny Mota, R OBP: 0.315, SLG: 0.341 (9, PR)										0	0	0	0	0	0	0						
Ron Brand, R OBP: 0.358, SLG: 0.370 (9, 2)								IBB	CS	0	0	0	0	0	0	0						
Bob Friend, R OBP: 0.115, SLG: 0.105 (7, 1)										3	0	0	0	0	3	2						
Harvey Haddix, L OBP: 0.167, SLG: 0.364 (7, 1)										0	0	0	0	0	0	0						
Al McBean, R OBP: 0.200, SLG: 0.333 (8, 1)										0	0	0	0	0	0	0						
Joe Gibbon, L OBP: 0.152, SLG: 0.075 (8, 1)										0	0	0	0	0	0	0						
Johnny Logan, R OBP: 0.142, SLG: 0.254 (9, PH)										1	0	0	0	0	1	0						
Tommie Sisk, R (9, 1)									1-2	0	0	0	0	0	0	0						
Inning Stats	R: 0 E: 0 K: 1 S: 9	H: 0 LOB: 0 BB: 0 P: 16	R: 0 E: 0 K: 1 S: 12	H: 1 LOB: 1 BB: 0 P: 18	R: 0 E: 0 K: 2 S: 13	H: 1 LOB: 1 BB: 0 P: 19	R: 1 E: 0 K: 1 S: 7	H: 1 LOB: 0 BB: 0 P: 11	R: 0 E: 0 K: 2 S: 9	H: 0 LOB: 0 BB: 0 P: 12	R: 0 E: 0 K: 1 S: 6	H: 0 LOB: 0 BB: 0 P: 7	R: 1 E: 0 K: 2 S: 16	H: 2 LOB: 2 BB: 1 P: 26	R: 1 E: 0 K: 0 S: 17	H: 3 LOB: 3 BB: 1 P: 28	R: 0 E: 0 K: 1 S: 8	H: 0 LOB: 1 BB: 0 P: 12	1B: 7 2B: 0 3B: 0 HR: 1	SF: 0 SAC: 0 DP: 0 HBP: 1	WP: 0 PB: 0 SB: 3 CS: 1	PA: 37
PITCHER	IP	WLS	BF	H	R	ER	SO	BB	IBB	HBP	BLK	WP	HR	S	P	ERA	WHIP					
Sandy Koufax, L ERA: 1.91 (1, 1)	7.2		33	8	3	3	10	0	2	0	0	0	1	87	134	3.52	1.043					
Ron Perranoski, L ERA: 1.73 (8, 1)	0.1		1	0	0	0	0	0	0	0	0	0	0	2	3	0.00	0.000					
Bob Miller, R ERA: 3.01 (9, 1)	1.0	W	3	0	0	0	1	0	0	1	0	0	0	8	12	0.00	0.000					

Pittsburgh Pirates @ Los Angeles Dodgers
 Dodger Stadium, Los Angeles, CA
 Sat Sep 21 1963, 7:05 PM PDT
 Att: 48,038 - Unknown

AB	34
R	3
H	8
RBI	3
BB	2
SO	11
LOB	12



Batter	1	2	3	4	5	6	7	8	9	AB	R	H	RBI	BB	SO	LOB	BOTTOM					
Maury Wills, S OBP: 0.346, SLG: 0.343 (1, 6)	L7		FC6			3-1		1B	CS	4	0	1	0	0	0	1						
Jim Gilliam, S OBP: 0.355, SLG: 0.386 (1, 4) (9, 5)	G1-6-3			F3				1B	1B	4	1	3	0	0	0	0						
Wally Moon, L OBP: 0.348, SLG: 0.387 (1, 9)	G1-6-3			1-3				1B	1B	3	1	1	0	0	0	1						
Lee Walls, R OBP: 0.268, SLG: 0.303 (8, PH) (9, 9)	G1-6-3			1-3				CS	K	1	0	0	0	0	1	0						
Tommy Davis, R OBP: 0.357, SLG: 0.453 (1, 7)		K		1-3						4	1	1	0	0	1	2						
Ron Fairly, L OBP: 0.346, SLG: 0.390 (1, 3)		4-3				F5		1B	1B	4	1	2	1	0	0	0						
Willie Davis, L OBP: 0.279, SLG: 0.366 (1, 8)		F6				3-1		3-H	1B	4	1	2	4	0	0	0						
John Roseboro, L OBP: 0.291, SLG: 0.356 (1, 2)				1-4-3		F5				3	0	0	0	0	0	2						
Ken McMullen, R OBP: 0.288, SLG: 0.332 (1, 5)				1-3						2	0	0	0	0	1	0						
Frank Howard, R OBP: 0.327, SLG: 0.519 (8, PH)				K						1	0	1	0	0	0	0						
Dick Tracewski, R OBP: 0.298, SLG: 0.266 (9, 4)								G4-6-3	1B	0	0	0	0	0	0	0						
Sandy Koufax, R OBP: 0.113, SLG: 0.093 (1, 1)										2	0	1	0	0	0	0						
Ron Perranoski, L OBP: 0.192, SLG: 0.125 (8, 1)										0	0	0	0	0	0	0						
Dick Nen, L OBP: 0.400, SLG: 1.000 (8, PH)										1	0	0	0	0	0	1						
Bob Miller, R OBP: 0.103, SLG: 0.073 (9, 1)										0	0	0	0	0	0	0						
Inning Stats	R: 0 E: 0 K: 0 S: 7	H: 1 LOB: 0 BB: 0 P: 13	R: 0 E: 0 K: 1 S: 8	H: 0 LOB: 0 BB: 0 P: 11	R: 0 E: 0 K: 1 S: 6	H: 1 LOB: 1 BB: 0 P: 9	R: 0 E: 0 K: 0 S: 9	H: 0 LOB: 0 BB: 0 P: 16	R: 0 E: 0 K: 0 S: 5	H: 0 LOB: 0 BB: 0 P: 8	R: 0 E: 0 K: 0 S: 8	H: 0 LOB: 0 BB: 0 P: 12	R: 2 E: 0 K: 0 S: 9	H: 4 LOB: 1 BB: 0 P: 12	R: 0 E: 0 K: 0 S: 13	H: 3 LOB: 1 BB: 0 P: 17	R: 3 E: 0 K: 1 S: 9	H: 3 LOB: 0 BB: 0 P: 15	1B: 11 2B: 1 3B: 0 HR: 1	SF: 0 SAC: 0 DP: 3 HBP: 0	WP: 0 PB: 0 SB: 0 CS: 1	PA: 34
PITCHER	IP	WLS	BF	H	R	ER	SO	BB	IBB	HBP	BLK	WP	HR	S	P	ERA	WHIP					
Bob Friend, R ERA: 2.34 (1, 1)	6.1		23	5	2	2	2	0	0	0	0	0	0	2	3	0.00	1.500					
Harvey Haddix, L ERA: 3.34 (7, 1)	0.2		2	1	0	0	0	0	0	0	0	0	0	2	3	0.00	1.500					
Al McBean, R ERA: 2.42 (8, 1)	0.2		4	3	0	0	0	0	0	0	0	0	0	11	12	0.00	4.500					
Joe Gibbon, L ERA: 3.29 (8, 1)	0.1		0	0	0	0	0	0	0	0	0	0	0	2	5	0.00	0.000					
Tommie Sisk, R ERA: 3.19 (9, 1)	0.1	L	4	3	3	3	1	0	0	0	0	0	1	9	15	81.00	9.000					

Pittsburgh Pirates @ Los Angeles Dodgers
 Dodger Stadium, Los Angeles, CA
 Sat Sep 21 1963, 7:05 PM PDT
 Att: 48,038 - Unknown


AB	33
R	5
H	12
RBI	5
BB	0
SO	3
LOB	7



Batter	1	2	3	4	5	6	7	8	9	AB	R	H	RBI	BB	SO	LOB	TOP		
Bob Bailey, R OBP: 0.303, SLG: 0.327 (1, 5)	1-2 FC4-6 1B 1B	0-1 5-3			1-0 6-3		4-1 CS BB		0-0 E 1B	4	2	2	0	1	0	0			
Dick Schofield, S OBP: 0.345, SLG: 0.316 (1, 6)	0-0 FC4-6 1B		1-0 5-3 1B		1-3 K		4-2 FC6-4 BB		0-0 FC2 FC5-4 E 1B	4	1	2	0	1	1	1			
Roberto Clemente, R OBP: 0.353, SLG: 0.470 (1, 9)	0-1 FC4-6 1B 1-2 2-3		1-1 5-3 1B		0-2 6-3		1-1 FC6-4 BB		0-0 FC5-4 1B 1-2 2-H	5	0	1	1	0	0	4			
Donn Clendenon, R OBP: 0.332, SLG: 0.442 (1, 3)	1-0 1B 1-3 3-H		0-3 K		1-0 5-3 1B		0-2 5-3 1B		0-0 WP 2B FC5-4 E FC3-2	5	1	3	1	0	1	3			
Ted Savage, R OBP: 0.278, SLG: 0.336 (1, 7)	0-3 K		0-3 5-3		0-2 5-3 1B		0-2 F7		4-2 FC3-2 BB 1-3 3-H	4	0	0	0	1	1	5			
Bill Mazerowski, R OBP: 0.287, SLG: 0.346 (1, 4)	4-0 IBB			1-2 F7		4-0 1B IBB		0-3 K	3	0	0	0	2	1	3				
Bill Virdon, L OBP: 0.321, SLG: 0.377 (1, 8)	1-3 K		1-1 4-3		1-1 4-3 1B		1-2 2-H 1B		4-0 WP IBB 4-3	4	0	1	1	1	1	5			
Ron Brand, R OBP: 0.351, SLG: 0.347 (1, 2)		1-3 K		1-1 5-3		0-2 G3		4-2 1-2 2-3 BB	3	0	0	0	1	1	2				
Bob Veale, S OBP: 0.150, SLG: 0.111 (1, 1)		1-3 K			0-3 K		2-3 K		1-3 K	4	0	0	0	0	4	3			
Roy Face, R OBP: 0.250, SLG: 0.250 (9, 1)										0	0	0	0	0	0	0			
Inning Stats	R: 1 E: 0 K: 2 S: 14	H: 3 LOB: 3 BB: 1 P: 21	R: 0 E: 0 K: 2 S: 8	H: 0 LOB: 0 BB: 0 P: 10	R: 0 E: 0 K: 1 S: 7	H: 1 LOB: 1 BB: 0 P: 10	R: 0 E: 0 K: 0 S: 7	H: 0 LOB: 0 BB: 0 P: 10	R: 0 E: 0 K: 0 S: 7	H: 2 LOB: 2 BB: 1 P: 18	R: 0 E: 0 K: 1 S: 11	H: 0 LOB: 1 BB: 2 P: 22	R: 0 E: 0 K: 2 S: 12	H: 1 LOB: 3 BB: 2 P: 21	R: 2 E: 1 K: 0 S: 8	H: 2 LOB: 2 BB: 1 P: 13	1B: 8 2B: 1 3B: 0 HR: 0	SF: 0 SAC: 0 DP: 0 HBP: 0	WP: 1 PB: 0 CS: 1 PA: 43
PITCHER	IP	WLS	BF	H	R	ER	SO	BB	IBB	HBP	BLK	WP	HR	S	P	ERA	WHIP		
Johanny Podres, L ERA: 3.2 (1, 1)	6.0	L	26	6	2	2	7	0	2	0	0	0	0	55	78	3.00	1.000		
Bob Miller, R ERA: 2.96 (7, 1)	3.0		17	3	2	0	3	4	1	0	0	1	0	31	56	0.00	2.333		

Pittsburgh Pirates @ Los Angeles Dodgers
Dodger Stadium, Los Angeles, CA
Sun Sep 22 1963, 3:33 AM PDT
Att: 36,878 - Unknown


AB 36
R 4
H 9
RBI 3
BB 7
SO 10
LOB 26



Batter	1	2	3	4	5	6	7	8	9	AB	R	H	RBI	BB	SO	LOB	BOTTOM		
Maury Wills, S OBP: 0.349, SLG: 0.344 (1, 6)	4-2 CS BB			1-1 CS 1B		0-1 6-3			4-1 1B BB	2	0	1	0	2	0	0			
Jim Gilliam, S OBP: 0.355, SLG: 0.385 (1, 4)	SAFE K		2-2 E6 L6-4 BLK		0-0 6-3			2-1 1B BB	4	0	1	0	0	1	2				
Tommy Davis, R OBP: 0.356, SLG: 0.451 (1, 7)	1-2 6-3		0-1 L6-4		0-1 G6-4-3 1B			1-1 F4	4	0	1	0	0	0	4				
Frank Howard, R OBP: 0.329, SLG: 0.516 (1, 9)		4-1 G5-4-3 BB		4-2 G5-4-3 BB		0-1 G6-4-3		1-0 F6	2	0	0	0	2	0	4				
Bill Skowron, R OBP: 0.255, SLG: 0.294 (1, 3)		3-3 K		0-1 G5-4-3		2-2 4-3			3	0	0	0	0	1	2				
Ken McMullen, R OBP: 0.289, SLG: 0.329 (1, 5)		1-0 G5-4-3		4-0 BB		1-3 K			2	0	0	0	1	1	1				
Willie Davis, L OBP: 0.276, SLG: 0.364 (1, 8)			1-0 4-3		0-0 L9			1-0 F9	3	0	0	0	0	0	1				
Doug Camilli, R OBP: 0.237, SLG: 0.284 (1, 2)			2-2 F8		3-3 K			1-3 K	3	0	0	0	0	2	0				
Johanny Podres, L OBP: 0.147, SLG: 0.219 (1, 1)			1-2 6-3		2-2 F9			4-2 1B BB	1	0	0	0	0	0	0				
Al Ferrara, R OBP: 0.266, SLG: 0.250 (6, PH)									1	0	0	0	0	0	0				
Bob Miller, R OBP: 0.103, SLG: 0.073 (7, 1)									0	0	0	0	0	0	0				
Lee Walls, R OBP: 0.277, SLG: 0.303 (9, PH)									0	0	0	0	1	0	0				
Inning Stats	R: 0 E: 0 K: 1 S: 9	H: 0 LOB: 0 BB: 1 P: 16	R: 0 E: 0 K: 1 S: 5	H: 0 LOB: 0 BB: 1 P: 13	R: 0 E: 0 K: 0 S: 7	H: 1 LOB: 0 BB: 0 P: 10	R: 0 E: 0 K: 0 S: 5	H: 0 LOB: 0 BB: 0 P: 13	R: 0 E: 0 K: 1 S: 8	H: 0 LOB: 0 BB: 0 P: 13	R: 0 E: 0 K: 1 S: 9	H: 0 LOB: 0 BB: 0 P: 13	R: 0 E: 0 K: 1 S: 12	H: 1 LOB: 3 BB: 2 P: 25	1B: 3 2B: 1 3B: 0 HR: 0	SF: 0 SAC: 0 DP: 4 HBP: 0	WP: 0 PB: 0 SB: 0 CS: 2 PA: 31		
PITCHER	IP	WLS	BF	H	R	ER	SO	BB	IBB	HBP	BLK	WP	HR	S	P	ERA	WHIP		
Bob Veale, L ERA: 1.05 (1, 1)	8.1	W	28	2	0	0	0	6	0	0	0	0	0	62	110	0.00	0.960		
Roy Face, R ERA: 3.13 (9, 1)	0.2	S	3	1	0	0	0	0	0	0	0	0	0	5	9	0.00	1.500		

Pittsburgh Pirates @ Los Angeles Dodgers
Dodger Stadium, Los Angeles, CA
Sun Sep 22 1963, 3:33 AM PDT
Att: 36,878 - Unknown

AB 25
R 0
H 3
RBI 0
BB 6
SO 5
LOB 14



Batter	1	2	3	4	5	6	7	8	9	AB	R	H	RBI	BB	SO	LOB	TOP										
Pumpsie Green, S OBP: 0.419, SLG: 0.440	1-1 4-3			0-3 K		0-1 1-3		1-2 5-3		4	0	0	0	0	1	1	New York Mets @ Los Angeles Dodgers Dodger Stadium, Los Angeles, CA Tue Sep 24 1963, 7:05 PM PDT Att: 27,988 - Unknown										
Ron Hunt, R OBP: 0.334, SLG: 0.395	1-1 L8			2-0 4-3		0-2 2B		1-0 6-3		4	0	1	0	0	0	1											
Duke Snider, L OBP: 0.345, SLG: 0.402 Cleon Jones, R OBP: 0.091, SLG: 0.091	1-3 K			2-1 F3		3-2 3-1		3-2 6-3		3	0	0	0	0	1	1											
Frank Thomas, R OBP: 0.315, SLG: 0.394 Al Jackson, L OBP: 0.197, SLG: 0.216		1-1 5-3			0-0 E 4-3 1B		0-0 6-3		2-0 5-3 HBP		3	1	1	0	0	0											
Tim Harkness, L OBP: 0.290, SLG: 0.337	1-0 F7			1-0 4-3		1-0 4-3		0-1 5-3		4	0	1	0	0	0	2											
Duke Carmel, L OBP: 0.314, SLG: 0.341	3-2 F9			0-2 F8		2-2 F7		2-3 K		4	0	0	0	0	1	4											
Chico Fernandez, R OBP: 0.250, SLG: 0.245			1-1 F7		2-2 1B		0-1 F8			3	0	1	1	0	0	1											
Choo-Choo Coleman, L OBP: 0.287, SLG: 0.216 Dick Smith, F OBP: 0.324, SLG: 0.281 Chris Cannizzaro, R OBP: 0.286, SLG: 0.296			0-2 G3		0-3 K			4-2 5-3 BB		2	0	0	0	0	1	1											
Tracy Stallard, R OBP: 0.063, SLG: 0.063 Galen Cisco, R OBP: 0.209, SLG: 0.158 Joe Christopher, R OBP: 0.303, SLG: 0.302 Larry Bearmarth, R OBP: 0.172, SLG: 0.179			2-3 K			1-2 G3		1-3 K		2	0	0	0	0	1	0											
Inning Stats	R: 0 E: 0 K: 1 S: 7	H: 0 LOB: 0 BB: 0 P: 10	R: 0 E: 0 K: 0 S: 8	H: 0 LOB: 0 BB: 0 P: 13	R: 0 E: 0 K: 1 S: 8	H: 0 LOB: 0 BB: 0 P: 11	R: 0 E: 0 K: 1 S: 6	H: 0 LOB: 0 BB: 0 P: 10	R: 1 E: 1 K: 1 S: 13	H: 2 LOB: 1 BB: 0 P: 16	R: 0 E: 0 K: 0 S: 13	H: 1 LOB: 1 BB: 0 P: 17	R: 0 E: 0 K: 0 S: 7	H: 1 LOB: 1 BB: 0 P: 10	R: 0 E: 0 K: 1 S: 10	H: 0 LOB: 1 BB: 1 P: 17		R: 0 E: 0 K: 1 S: 8	H: 0 LOB: 2 BB: 0 P: 15	1B: 2 2B: 2 3B: 0 HR: 0	SF: 0 SAC: 0 DP: 0 HBP: 1	WP: 0 PB: 0 SB: 0 CS: 0	PA: 33				
PITCHER	IP	WLS	BF	H	R	ER	SO	BB	IBB	HBP	BLK	WP	HR	S	P	ERA	WHIP										
Don Drysdale, R ERA: 2.67	(1, 1)	7.0	W	25	4	1	1	4	0	0	0	0	0	62	87	1.29	0.571										
Ron Perranoski, L ERA: 1.7	(8, 1)	2.0	S	8	0	0	0	2	1	0	1	0	0	18	32	0.00	0.500										

Batter	1	2	3	4	5	6	7	8	9	AB	R	H	RBI	BB	SO	LOB	BOTTOM											
Maury Wills, S OBP: 0.351, SLG: 0.344 Mary Breeding, R OBP: 0.285, SLG: 0.322	1-3 K		4-1 G3 BB		2-2 2B 1B		0-0 FC1-6 1B	1-0 F9		2	0	1	0	1	1	0	New York Mets @ Los Angeles Dodgers Dodger Stadium, Los Angeles, CA Tue Sep 24 1963, 7:05 PM PDT Att: 27,988 - Unknown											
Willie Davis, L OBP: 0.281, SLG: 0.367	0-2 1B		0-1 G3		0-1 1B		4-1 1B BB	1-0 1-3		4	1	2	0	1	0	2												
Wally Moon, L OBP: 0.347, SLG: 0.385 Ron Perranoski, L OBP: 0.192, SLG: 0.125	0-2 F8		0-1 4-3		2-0 G3		3-1 BB E BLK 1B			4	1	1	1	0	0	4												
Tommy Davis, R OBP: 0.355, SLG: 0.449	0-0 F8		1-2 F8		4-0 IBB		0-0 F4			3	0	0	0	1	0	4												
Ron Fairly, L OBP: 0.347, SLG: 0.389		4-2 2B BB		1-1 L3		2-1 G4-6-3		4-1 BLK BB IBB		2	1	0	0	2	0	3												
Ken McMullen, R OBP: 0.296, SLG: 0.338		0-0 1H 2B		3-1 1B		2-1 5-3		4-0 BLK BB		3	0	2	2	1	0	0												
Dick Tracewski, R OBP: 0.302, SLG: 0.267		2-3 K		1-1 1B		4-1 G4-3 BB		1-2 F6		3	0	1	0	1	1	3												
Doug Camilli, R OBP: 0.230, SLG: 0.274		0-1 L7		1-0 F7		0-0 G4-3		1-2 5-3		4	0	0	0	0	0	4												
Don Drysdale, R OBP: 0.243, SLG: 0.200 Dick Nen, L OBP: 0.500, SLG: 1.000		3-3 K		3-3 K				0-0 FC1-6 1B		3	0	1	0	0	2	3												
Inning Stats	R: 0 E: 0 K: 1 S: 11	H: 1 LOB: 1 BB: 0 P: 12	R: 1 E: 0 K: 2 S: 13	H: 1 LOB: 1 BB: 1 P: 22	R: 0 E: 0 K: 0 S: 8	H: 0 LOB: 1 BB: 1 P: 13	R: 0 E: 0 K: 1 S: 10	H: 2 LOB: 2 BB: 0 P: 19	R: 0 E: 0 K: 0 S: 4	H: 0 LOB: 0 BB: 1 P: 10	R: 3 E: 1 K: 0 S: 9	H: 2 LOB: 2 BB: 3 P: 26	R: 0 E: 0 K: 0 S: 7	H: 0 LOB: 1 BB: 1 P: 14	1B: 6 2B: 2 3B: 0 HR: 0	SF: 0 SAC: 0 DP: 2 HBP: 0		WP: 0 PB: 0 SB: 0 CS: 0	PA: 38									
PITCHER	IP	WLS	BF	H	R	ER	SO	BB	IBB	HBP	BLK	WP	HR	S	P	ERA	WHIP											
Tracy Stallard, R ERA: 4.74	(1, 1)	6.2	L	33	8	4	2	4	5	2	0	0	0	1	0	0	2.70	1.950										
Galen Cisco, R ERA: 4.17	(7, 1)	0.1		1	0	0	0	0	0	0	0	0	0	2	4	0.00	0.000											
Larry Bearmarth, R ERA: 3.12	(8, 1)	1.0		4	0	0	0	0	1	0	0	0	0	7	14	0.00	1.000											



Batter	1	2	3	4	5	6	7	8	9	AB	R	H	RBI	BB	SO	LOB	TOP					
Cleon Jones, R OBP: 0.133, SLG: 0.133 (1, 8)										4	0	1	0	0	3	1	New York Mets @ Los Angeles Dodgers Dodger Stadium, Los Angeles, CA Wed Sep 25 1963, 7:05 PM PDT Att: 24,181 - Unknown					
Dick Smith, R OBP: 0.325, SLG: 0.286 (1, 3)										3	0	1	0	0	1	0						
Duke Snider, L OBP: 0.345, SLG: 0.401 (8, PH)										1	0	0	0	0	0	1						
Larry Bearnarth, R OBP: 0.172, SLG: 0.179 (8, 1)										0	0	0	0	0	0	0						
Jim Hickman, R OBP: 0.289, SLG: 0.395 (1, 5)										4	0	0	0	0	1	3						
Frank Thomas, R OBP: 0.317, SLG: 0.395 (1, 7)										4	0	2	0	0	1	0						
Joe Christopher, R OBP: 0.296, SLG: 0.294 (1, 9)										4	0	0	0	0	0	2						
Rod Kanehl, R OBP: 0.288, SLG: 0.288 (1, 4)										2	0	1	0	0	0	1						
Jesse Gonder, L OBP: 0.329, SLG: 0.456 (7, PH)										1	0	0	0	0	0	0						
Ted Schreiber, R OBP: 0.236, SLG: 0.160 (7, 4)										0	0	0	0	0	0	0						
Ron Hunt, R OBP: 0.336, SLG: 0.397 (9, PH)										1	0	1	0	0	0	0						
Al Moran, R OBP: 0.224, SLG: 0.224 (1, 6)										2	0	0	0	0	1	2						
Joe Hicks, L OBP: 0.287, SLG: 0.399 (7, PH)										1	0	0	0	0	1	0						
Chico Fernandez, R OBP: 0.249, SLG: 0.243 (7, 6)										1	0	0	0	0	0	1						
Norm Sherry, R OBP: 0.203, SLG: 0.186 (1, 2)										3	0	0	0	0	1	0						
Roger Craig, R OBP: 0.149, SLG: 0.087 (1, 1)										2	0	0	0	0	1	0						
Ed Kranepool, L OBP: 0.254, SLG: 0.288 (8, PH)										1	0	1	0	0	0	0						
Inning Stats	R: 0 E: 0 K: 3 S: 9	H: 0 LOB: 0 BB: 0 P: 13	R: 0 E: 0 K: 0 S: 14	H: 1 LOB: 1 BB: 0 P: 17	R: 0 E: 0 K: 2 S: 13	H: 2 LOB: 2 BB: 0 P: 17	R: 0 E: 0 K: 2 S: 11	H: 1 LOB: 1 BB: 0 P: 13	R: 0 E: 0 K: 1 S: 6	H: 0 LOB: 0 BB: 0 P: 6	R: 0 E: 0 K: 0 S: 8	H: 1 LOB: 1 BB: 0 P: 15	R: 0 E: 0 K: 1 S: 7	H: 0 LOB: 0 BB: 0 P: 10	R: 0 E: 0 K: 1 S: 10	H: 1 LOB: 1 BB: 0 P: 14	R: 0 E: 0 K: 0 S: 9	H: 1 LOB: 1 BB: 0 P: 16	1B: 7 2B: 0 3B: 0 HR: 0	SF: 0 SAC: 0 DP: 0 HBP: 0	WP: 0 PB: 0 SB: 2 CS: 0	PA: 34
PITCHER	IP	WLS	BF	H	R	ER	SO	BB	IBB	HBP	BLK	WP	HR	S	P	ERA	WHIP					
Sandy Koufax, L ERA: 1.88 (1, 1)	5.0	W	19	4	0	0	8	0	0	0	0	0	0	53	66	0.00	0.800					
Bob Miller, R ERA: 2.91 (6, 1)	3.0		11	2	0	0	2	0	0	0	0	0	0	25	39	0.00	0.667					
Ron Perranoski, L ERA: 1.69 (9, 1)	1.0	S	4	1	0	0	0	0	0	0	0	0	0	9	16	0.00	1.000					

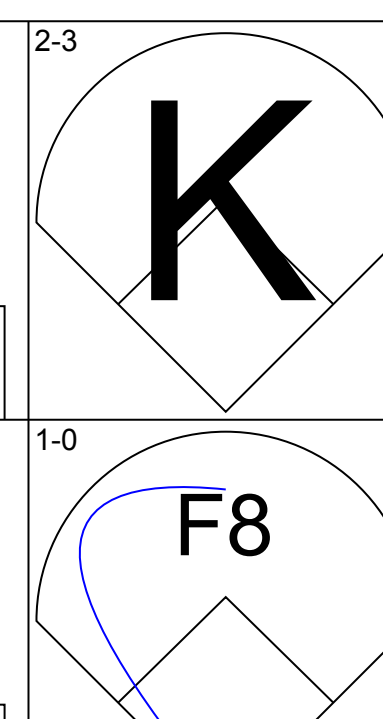
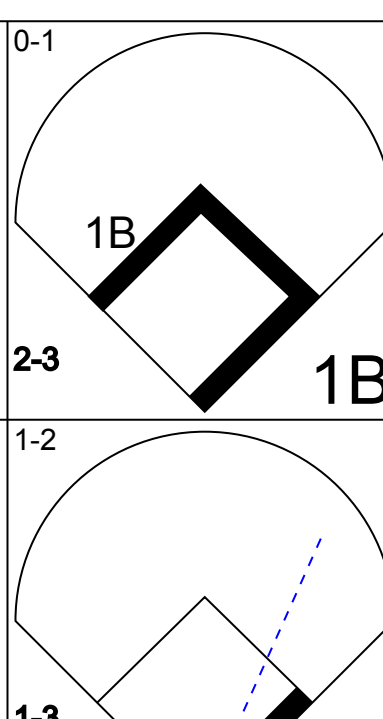
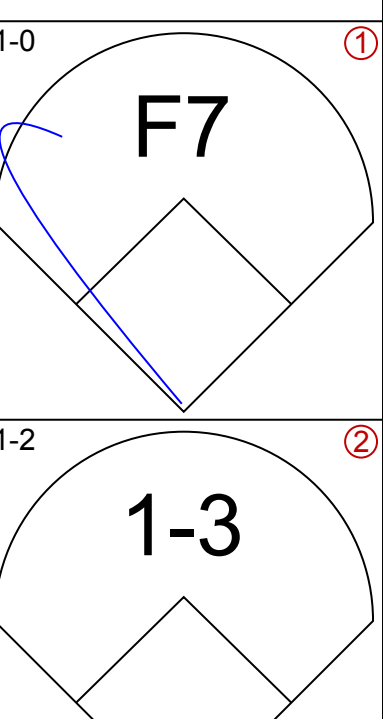
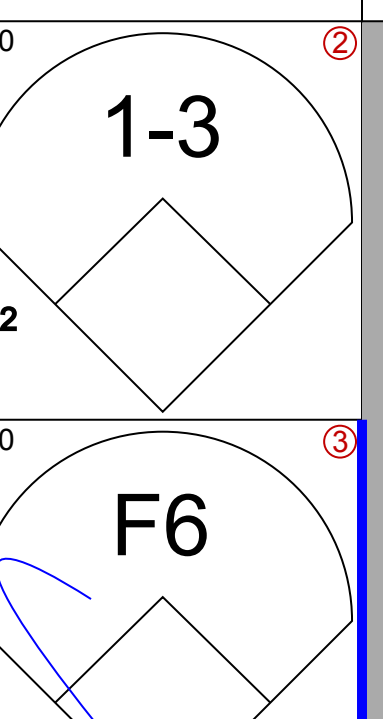
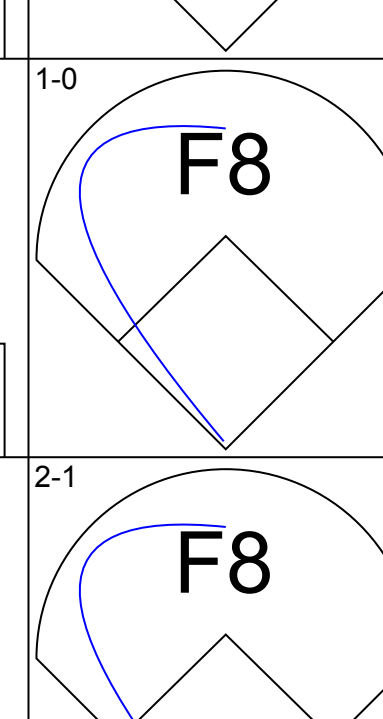
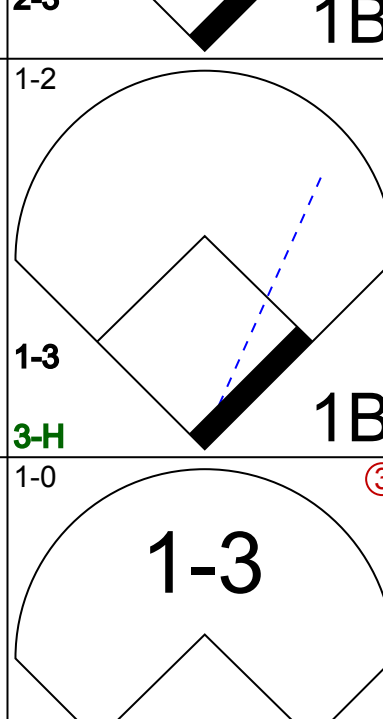
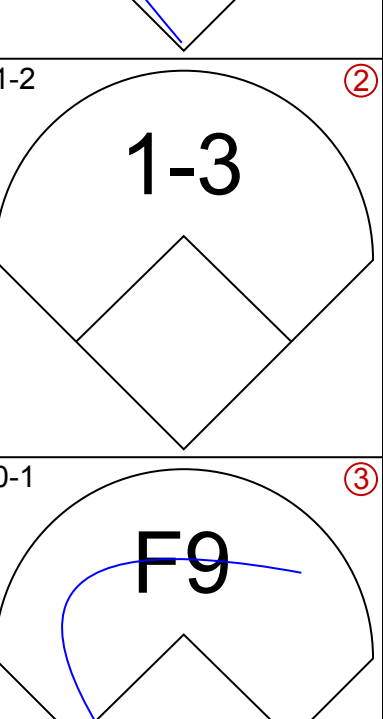
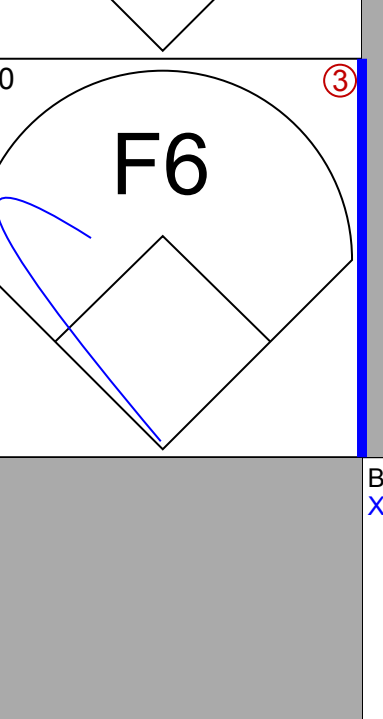
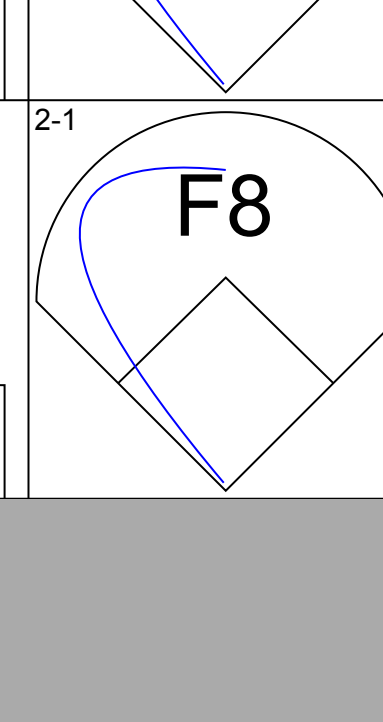
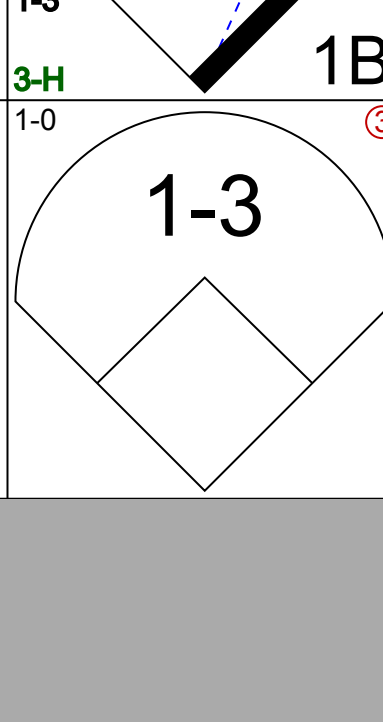


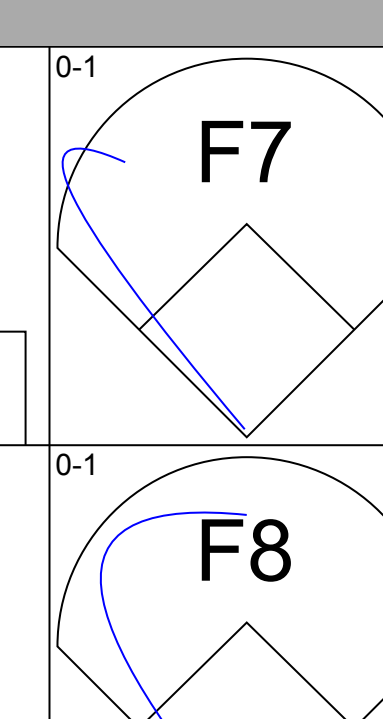
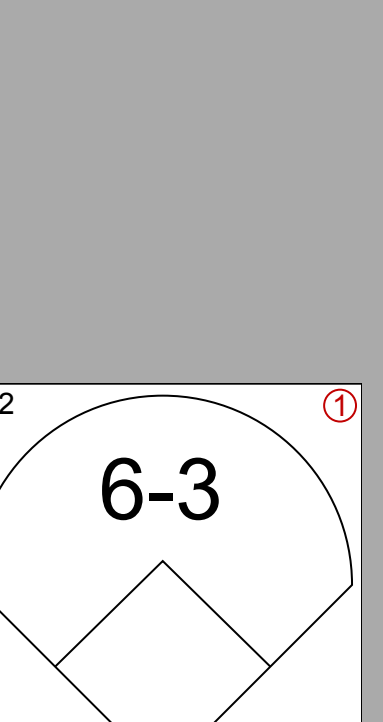
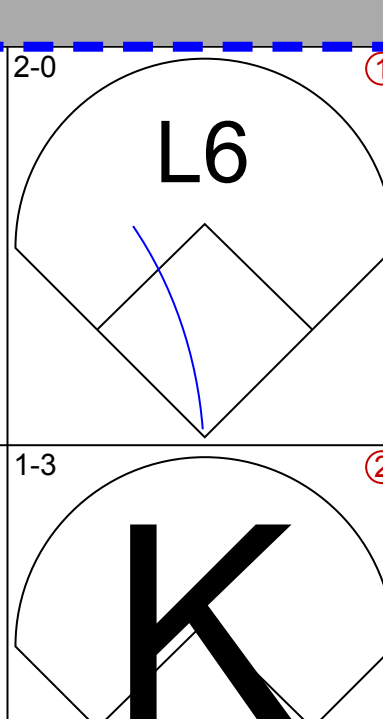
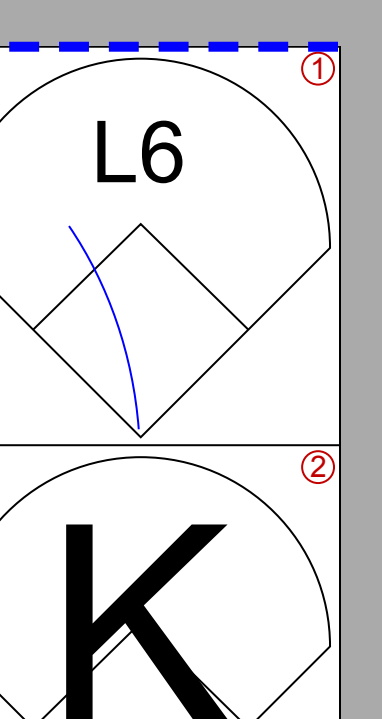
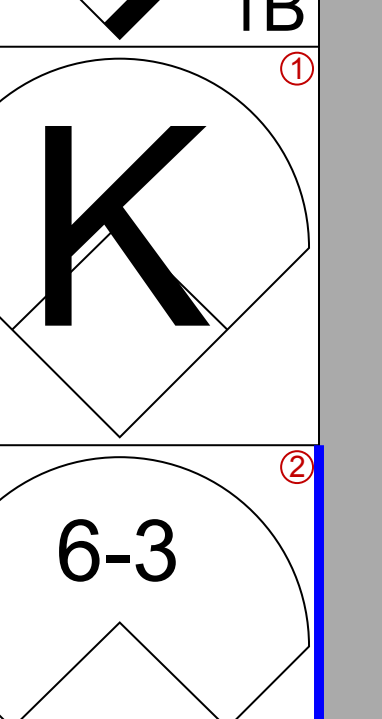

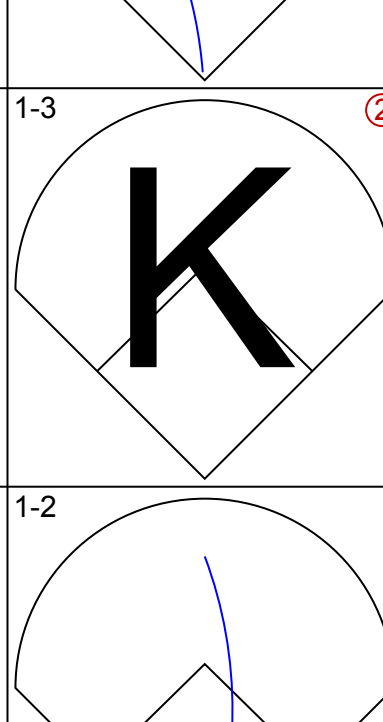
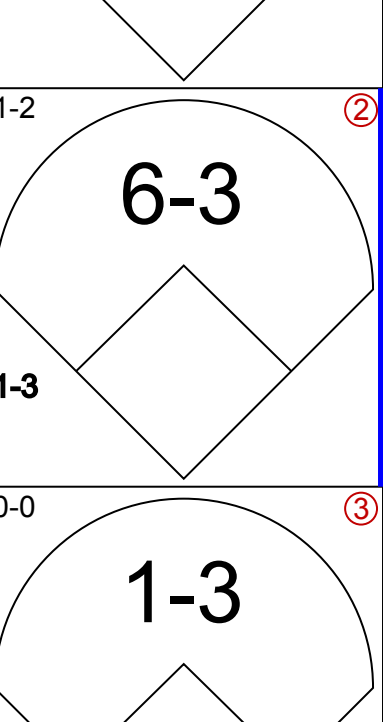

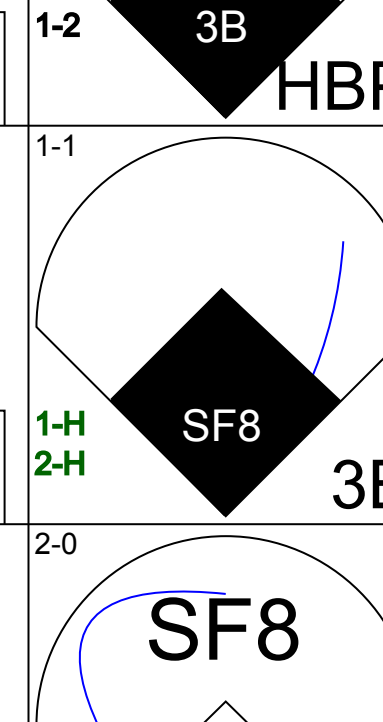
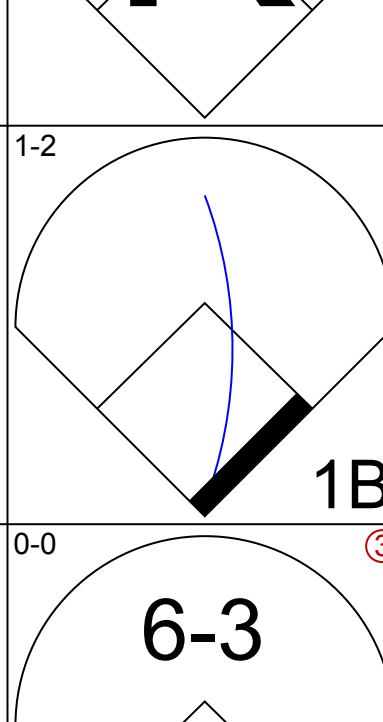
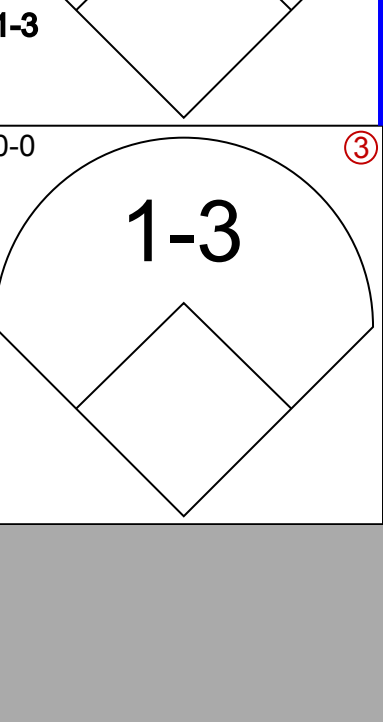
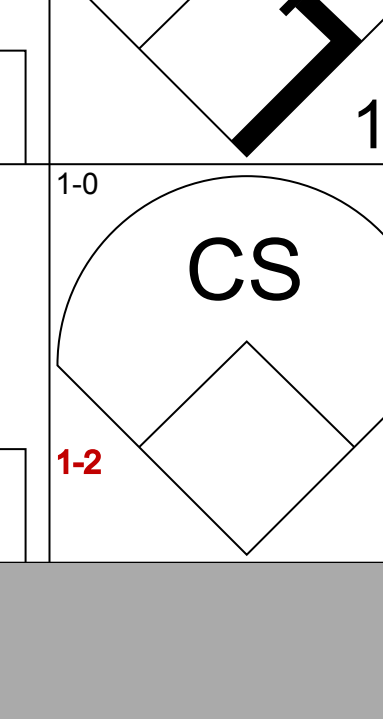
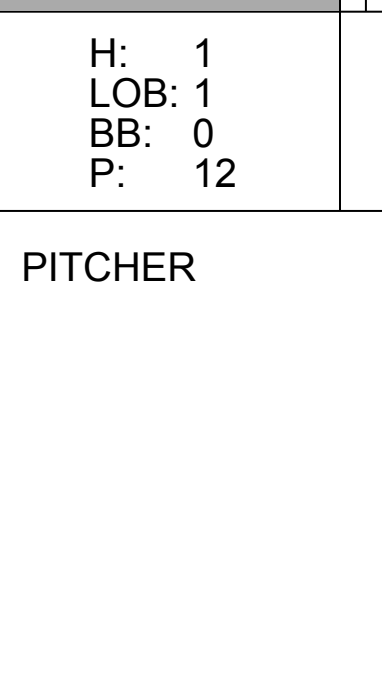
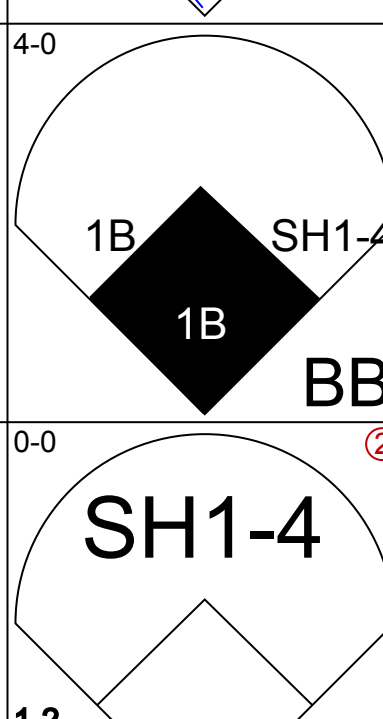
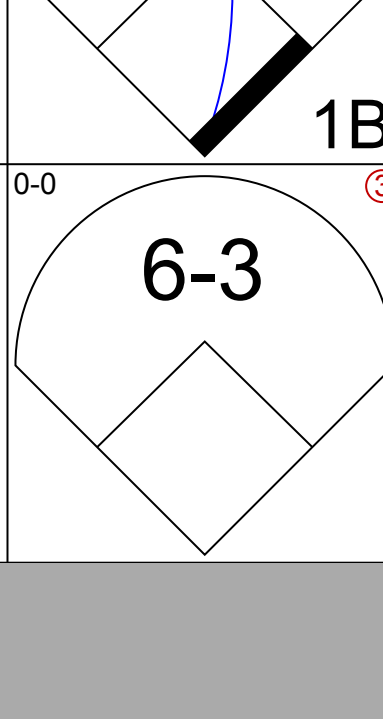

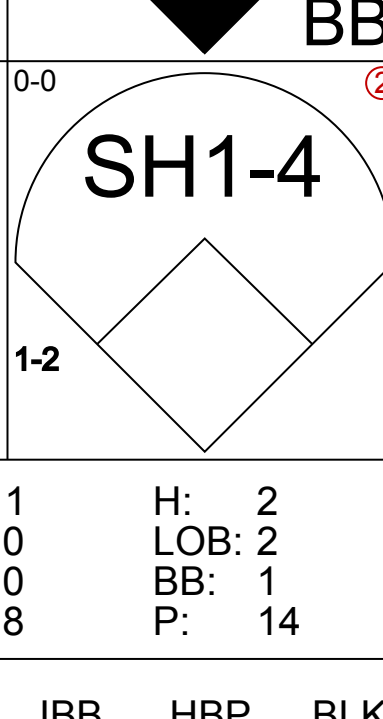
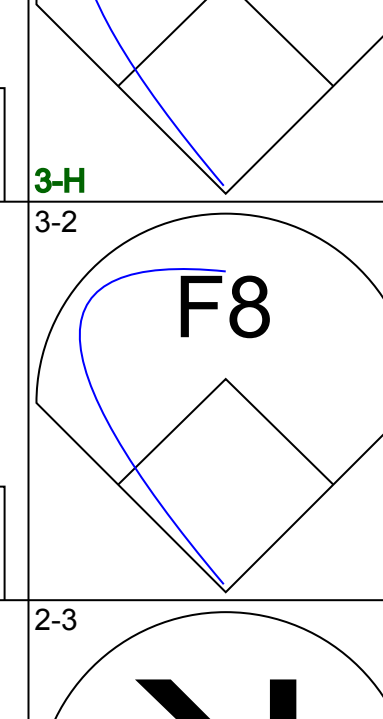


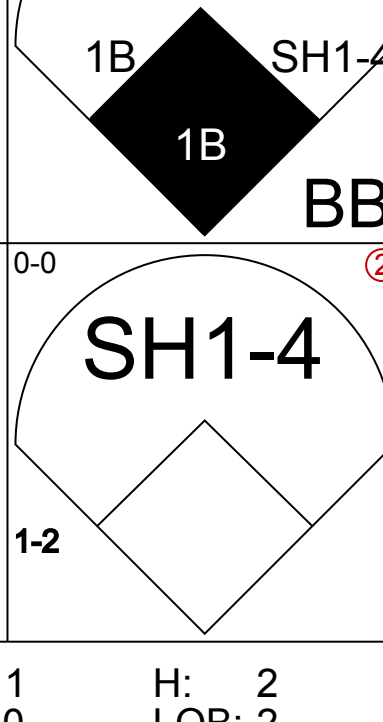
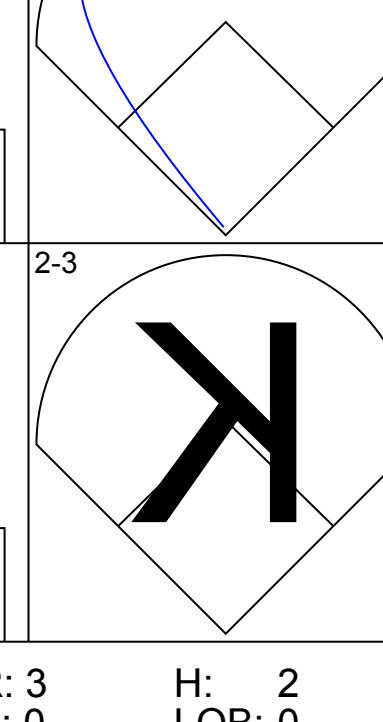


Batter	1	2	3	4	5	6	7	8	9	AB	R	H	RBI	BB	SO	LOB	BOTTOM				
Maury Wills, S OBP: 0.351, SLG: 0.344 (1, 6)										3	0	1	0	0	0	0	New York Mets @ Los Angeles Dodgers Dodger Stadium, Los Angeles, CA Wed Sep 25 1963, 7:05 PM PDT Att: 24,181 - Unknown				
Bob Miller, R OBP: 0.102, SLG: 0.071 (6, 1)										1	0	0	0	0	0	0					
Ron Perranoski, L OBP: 0.192, SLG: 0.125 (9, 1)										0	0	0	0	0	0	0					
Willie Davis, L OBP: 0.283, SLG: 0.368 (1, 8)										4	0	2	0	0	0	0					
Wally Moon, L OBP: 0.351, SLG: 0.389 (1, 9)										2	1	2	0	0	0	0					
Dick Nen, L OBP: 0.375, SLG: 0.667 (6, 3)										2	0	0	0	0	1	1					
Tommy Davis, R OBP: 0.357, SLG: 0.450 (1, 7)										3	0	2	0	0	0	2					
Al Ferrara, R OBP: 0.279, SLG: 0.243 (6, 7)										1	0	0	0	0	1	0					
Ron Fairly, L OBP: 0.346, SLG: 0.387 (1, 3)										2	0	0	0	0	0	1					
Frank Howard, R OBP: 0.330, SLG: 0.516 (6, 9)										2	0	1	0	0	0	2					
Ken McMullen, R OBP: 0.292, SLG: 0.333 (1, 5)										3	0	0	0	0	0	0					
Dick Tracewski, R OBP: 0.302, SLG: 0.273 (1, 4)										3	0	1	0	0	1	0					
Doug Camilli, R OBP: 0.232, SLG: 0.270 (1, 2)										2	0	0	0	1	1	0					
Sandy Koufax, R OBP: 0.311, SLG: 0.091 (1, 1)										2	0	0	0	0	0	2					
Mary Breeding, R OBP: 0.284, SLG: 0.320 (6, 4)										1	0	0	0	0	1	0					
Inning Stats	R: 1 E: 1 K: 0 S: 7	H: 2 LOB: 1 BB: 0 P: 11	R: 0 E: 0 K: 0 S: 8	H: 0 LOB: 0 BB: 0 P: 12	R: 0 E: 0 K: 0 S: 8	H: 3 LOB: 2 BB: 0 P: 14	R: 0 E: 0 K: 0 S: 9	H: 1 LOB: 2 BB: 1 P: 17	R: 0 E: 0 K: 1 S: 12	H: 2 LOB: 0 BB: 0 P: 22	R: 0 E: 0 K: 2 S: 9	H: 0 LOB: 0 BB: 0 P: 12	R: 0 E: 0 K: 1 S: 7	H: 0 LOB: 0 BB: 0 P: 11	R: 0 E: 0 K: 1 S: 9	H: 1 LOB: 0 BB: 0 P: 15	1B: 8 2B: 1 3B: 0 HR: 0	SF: 0 SAC: 0 DP: 0 HBP: 0	WP: 0 PB: 0 SB: 0 CS: 1	PA: 33	
PITCHER	IP	WLS	BF	H	R	ER	SO	BB	IBB	HBP	BLK	WP	HR	S	P	ERA	WHIP				
Roger Craig, R ERA: 3.78 (1, 1)	7.0	L	29	8	1	0	4	0	1	0	0	0	0	60	99	0.00	1.143				
Larry Bearnarth, R ERA: 3.09 (8, 1)	1.0		3	1	0	0	1	0	0	0	0	0	0	9	15	0.00	1.000				

AB	34
R	0
H	7
RBI	0
BB	0
SO	10
LOB	11



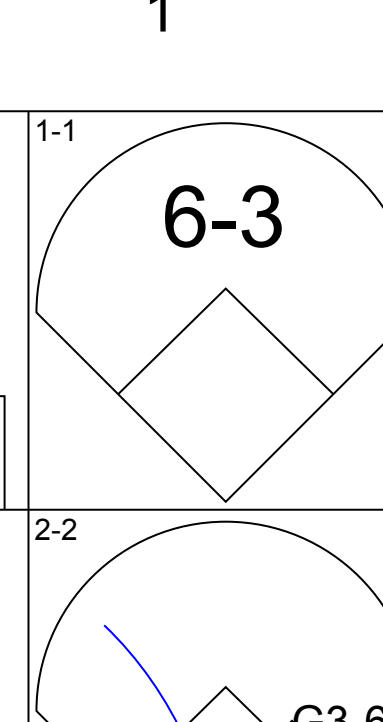
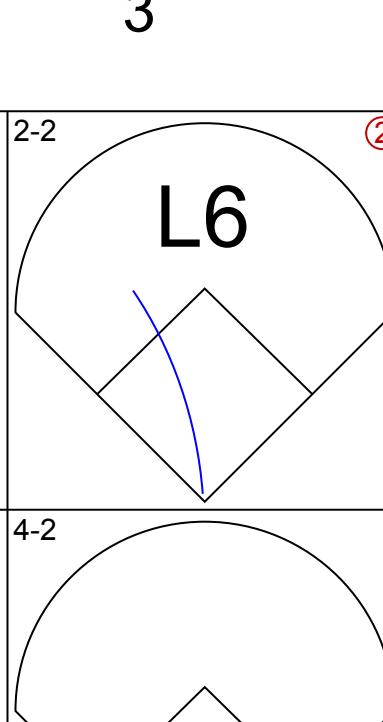
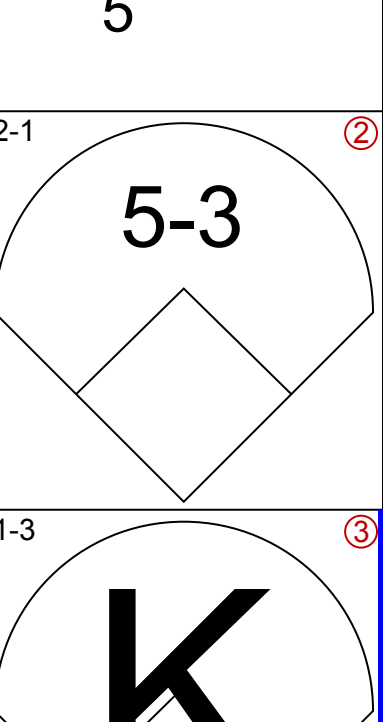
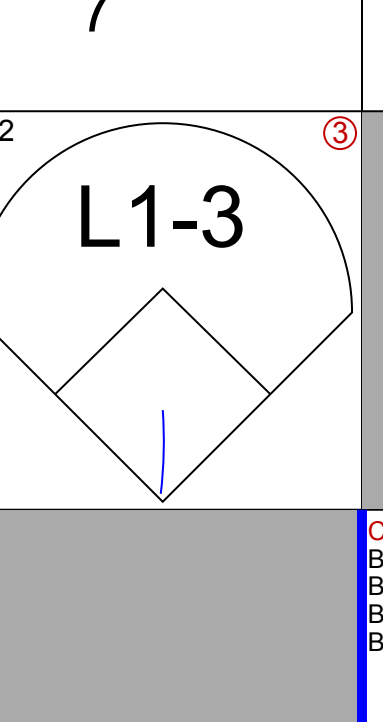
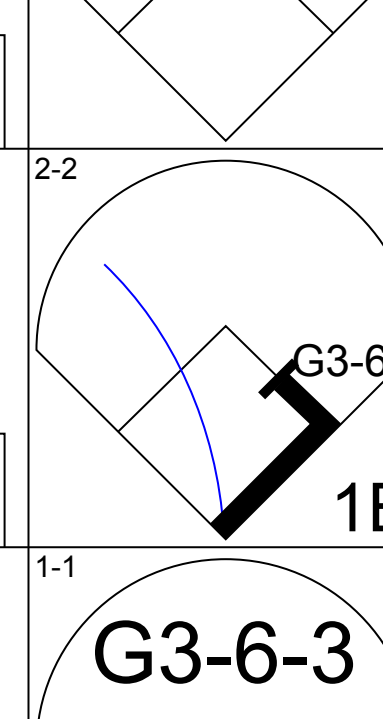
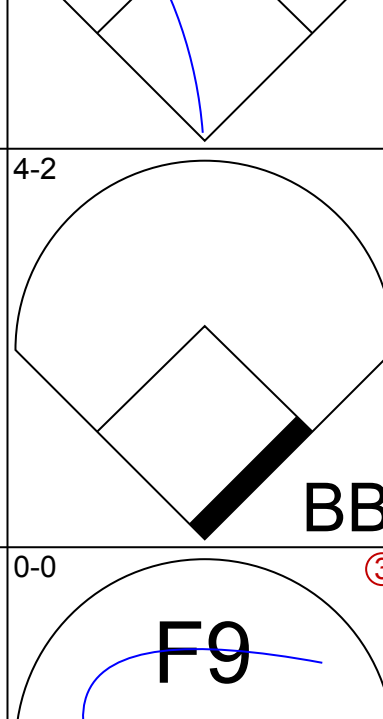
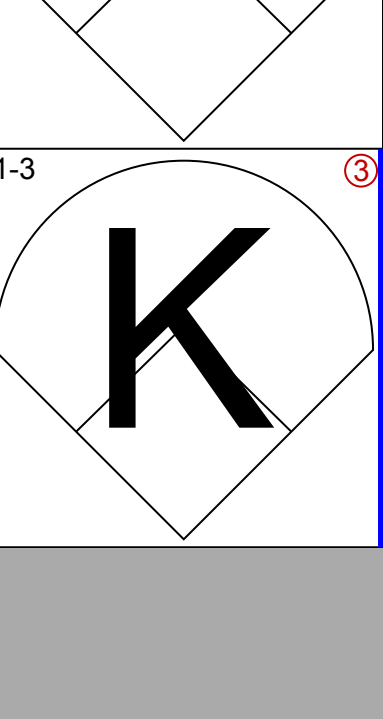

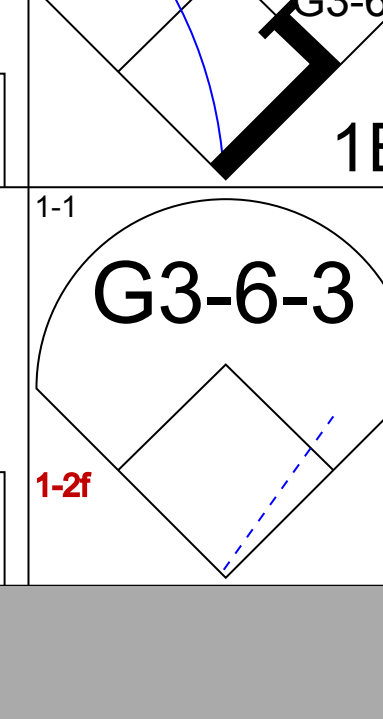

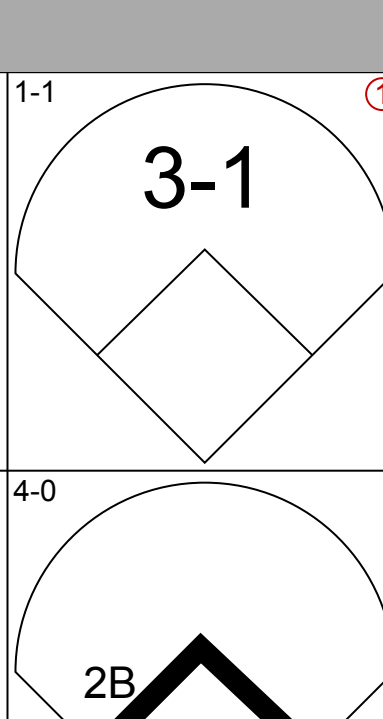
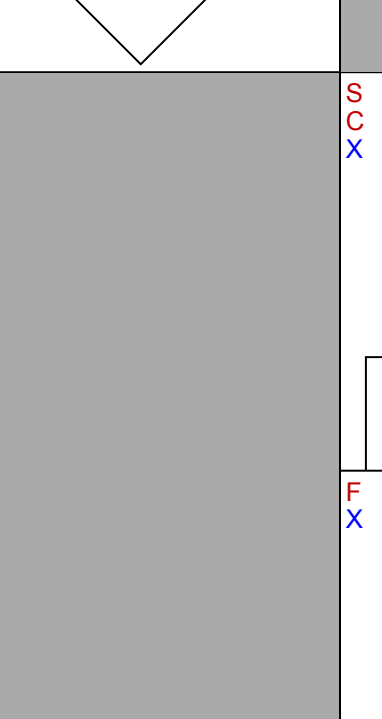
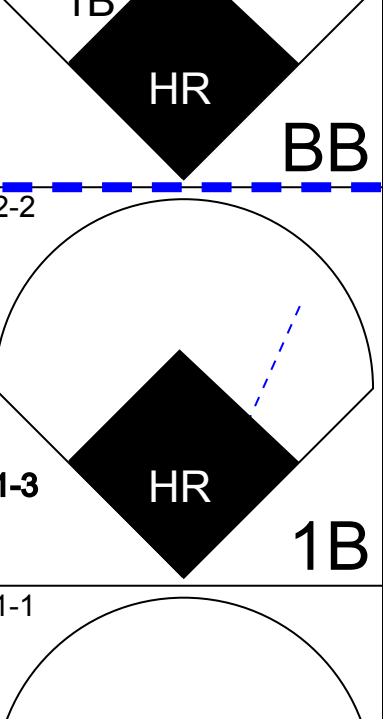
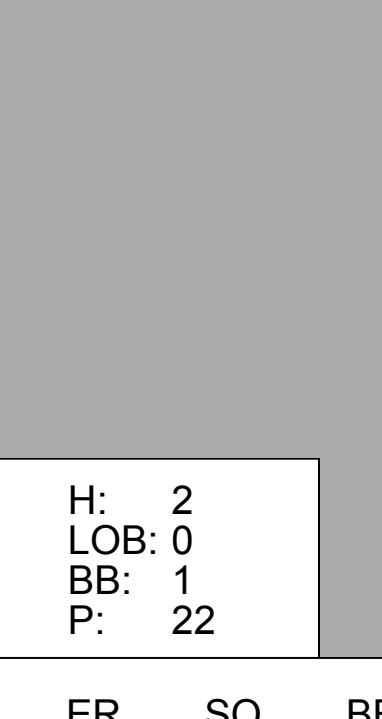
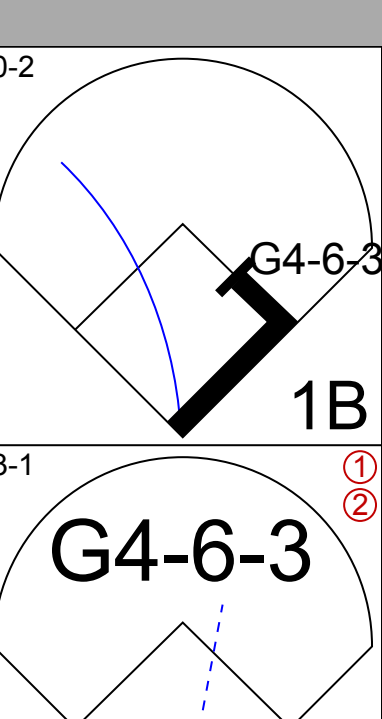
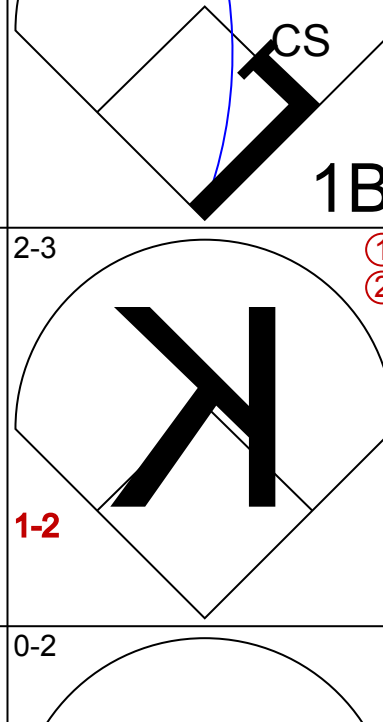
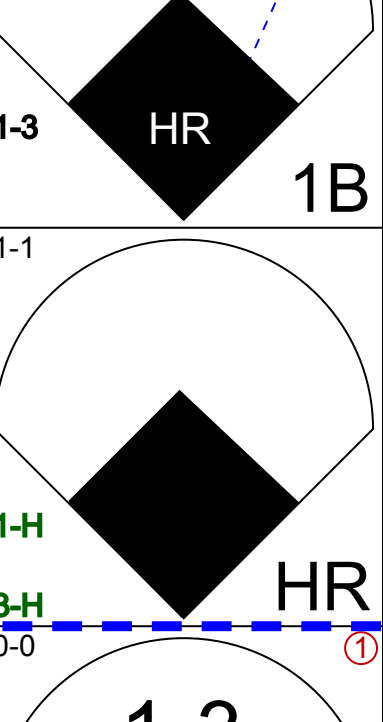


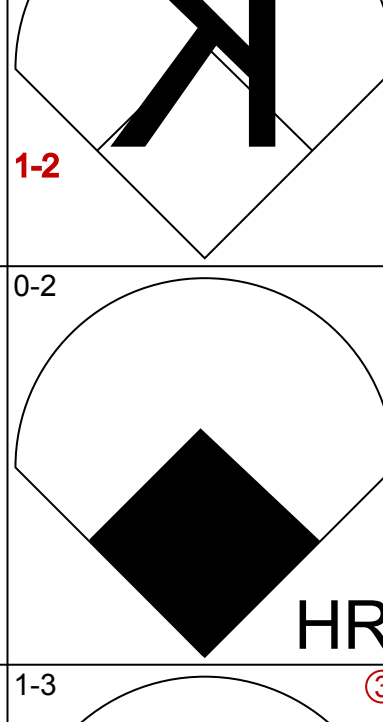
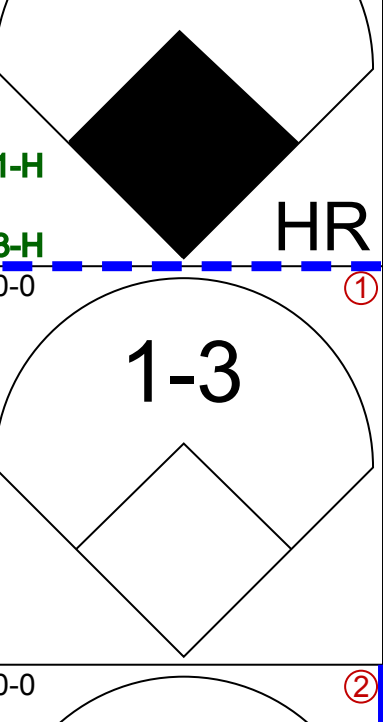

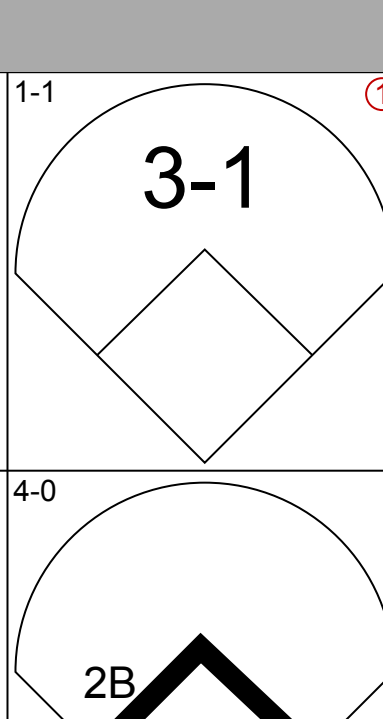
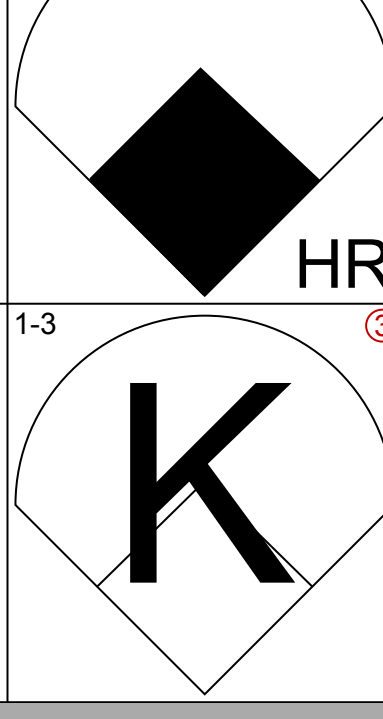
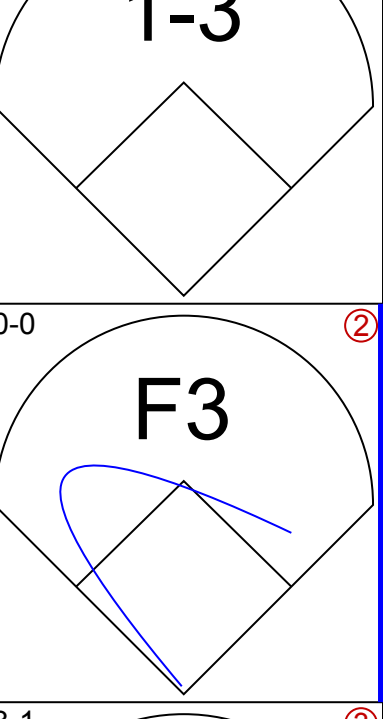
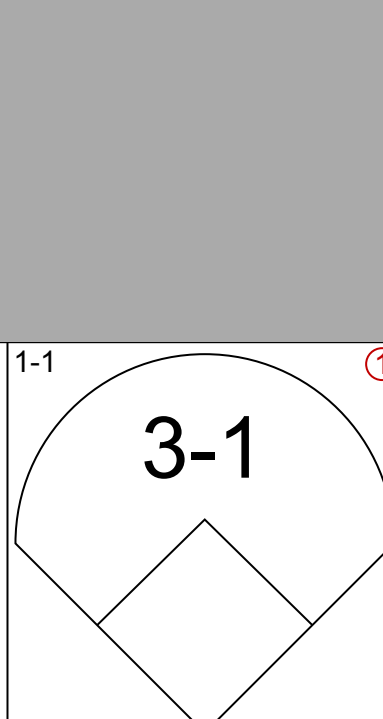
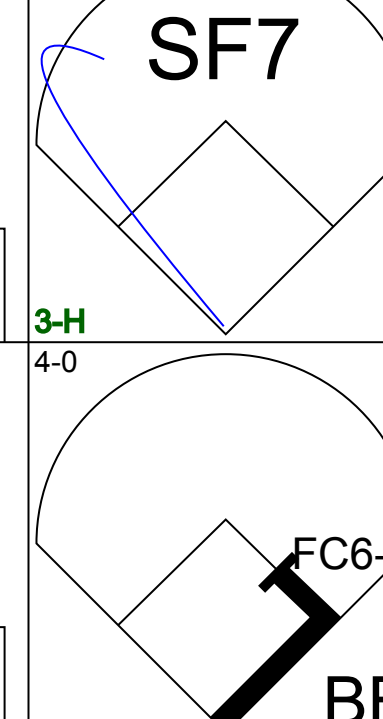

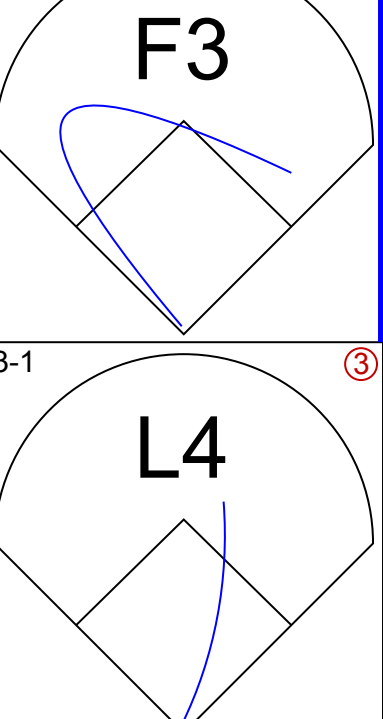
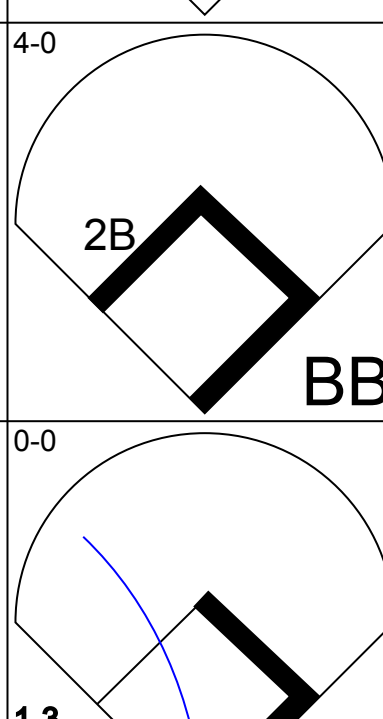


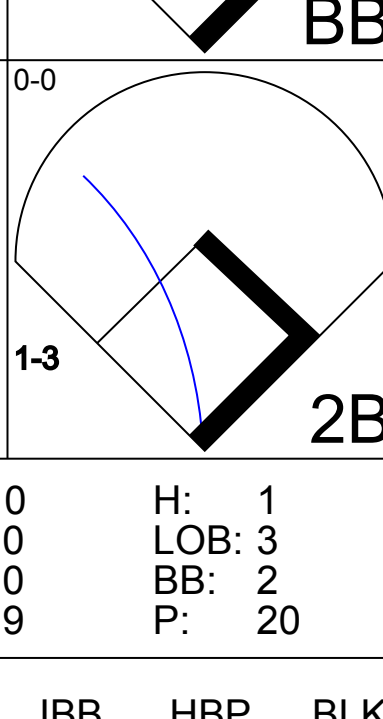
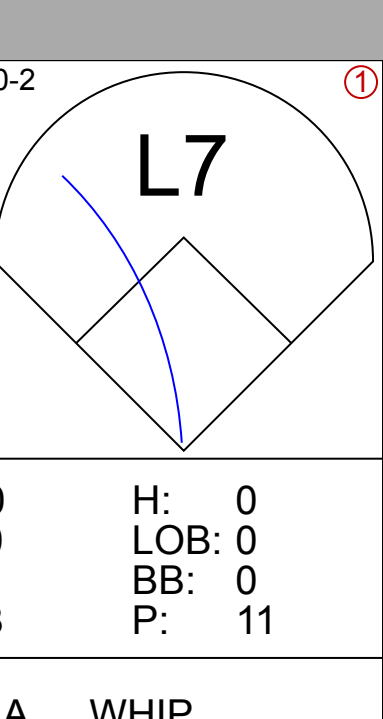
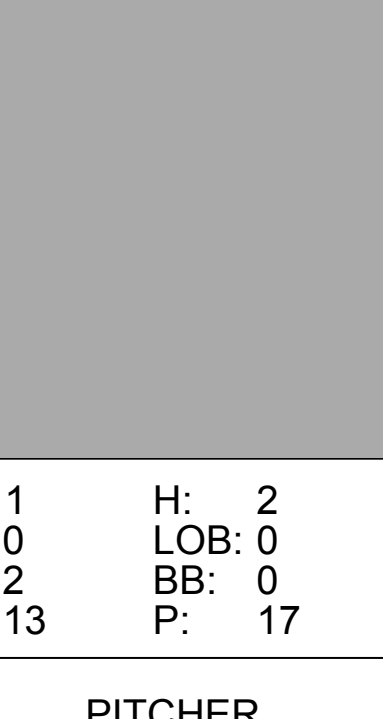
AB	31
R	1
H	9
RBI	0
BB	1
SO	5
LOB	8



Batter	1	2	3	4	5	6	7	8	9	AB	R	H	RBI	BB	SO	LOB	TOP			
Ed Kranepool, L (1, 9) OBP: 0.254, SLG: 0.288										4	0	1	0	0	1	1	New York Mets @ Los Angeles Dodgers Dodger Stadium, Los Angeles, CA Thu Sep 26 1963, 7:05 PM PDT Att: 18,546 - Unknown			
Pumpsie Green, S (1, 5) OBP: 0.409, SLG: 0.426 Ted Schreiber, R (7, 5) OBP: 0.236, SLG: 0.160										4	0	1	1	0	0	1				
Ron Hunt, R (1, 4) OBP: 0.335, SLG: 0.395									4	0	1	0	0	0	2					
Tim Harkness, L (1, 3) OBP: 0.290, SLG: 0.336										4	1	1	0	0	1	1				
Joe Hicks, L (1, 7) OBP: 0.286, SLG: 0.391 Rod Kanehl, R (8, 7) OBP: 0.268, SLG: 0.288									3	1	0	0	0	0	1	1				
Duke Carmel, L (1, 8) OBP: 0.322, SLG: 0.360									4	1	3	2	0	0	1					
Chico Fernandez, R (1, 6) OBP: 0.244, SLG: 0.240										3	0	0	1	0	1	1				
Norm Sherry, R (1, 2) OBP: 0.205, SLG: 0.184 Joe Christopher, R (9, PH) OBP: 0.294, SLG: 0.292										2	1	0	0	0	1	0				
Carl Willey, R (1, 1) OBP: 0.143, SLG: 0.167 Galen Cisco, R (8, 1) OBP: 0.209, SLG: 0.158 Larry Bearnarth, R (8, 1) OBP: 0.172, SLG: 0.179 Dick Smith, R (9, PH) OBP: 0.317, SLG: 0.278										2	0	1	0	0	1	0				
Inning Stats	R: 0 E: 0 K: 1 S: 7	H: 0 LOB: 0 BB: 0 P: 12	R: 0 E: 0 K: 0 S: 6	H: 1 LOB: 0 BB: 0 P: 8	R: 1 E: 0 K: 0 S: 8	H: 2 LOB: 2 BB: 1 P: 14	R: 3 E: 0 K: 1 S: 11	H: 2 LOB: 0 BB: 0 P: 20	R: 0 E: 0 K: 1 S: 8	H: 1 LOB: 1 BB: 0 P: 12	R: 0 E: 0 K: 0 S: 6	H: 1 LOB: 1 BB: 0 P: 8	R: 0 E: 0 K: 1 S: 9	H: 1 LOB: 1 BB: 0 P: 12	R: 0 E: 0 K: 2 S: 7	H: 0 LOB: 0 BB: 0 P: 14		1B: 7 2B: 0 3B: 1 HR: 0	SF: 1 SAC: 1 DP: 0 HBP: 1	WP: 0 PB: 1 SB: 1 CS: 1
PITCHER	IP	WLS	BF	H	R	ER	SO	BB	IBB	HBP	BLK	WP	HR	S	P	ERA	WHIP			
Larry Sherry, R (1, 1) ERA: 3.73	5.0		21	5	4	4	2	1	0	1	0	0	0	38	62	7.20	1.200			
Ken Rowe, R (6, 1) ERA: 3.04	3.0	W	12	3	0	0	2	0	0	0	0	0	0	23	32	0.00	1.000			
Ron Perranoski, L (9, 1) ERA: 1.67	1.0	S	3	0	0	0	2	0	0	0	0	0	0	7	14	0.00	0.000			

AB	32
R	4
H	8
RBI	4
BB	1
SO	6
LOB	8



Batter	1	2	3	4	5	6	7	8	9	AB	R	H	RBI	BB	SO	LOB	BOTTOM				
Maury Wills, S (1, 6) OBP: 0.350, SLG: 0.343 Dick Tracewski, R (4, 6) OBP: 0.300, SLG: 0.271										2	0	0	0	0	0	2	New York Mets @ Los Angeles Dodgers Dodger Stadium, Los Angeles, CA Thu Sep 26 1963, 7:05 PM PDT Att: 18,546 - Unknown				
Jim Gilliam, S (1, 4) OBP: 0.356, SLG: 0.386 Ken Rowe, R (6, 1) OBP: 0.294, SLG: 0.292 Dick Nen, L (8, PH) OBP: 0.444, SLG: 0.667									2	0	1	0	1	1	0						
Willie Davis, L (1, 8) OBP: 0.283, SLG: 0.368 Ron Fairly, L (7, 8) OBP: 0.347, SLG: 0.388									3	0	1	0	0	0	4						
Frank Howard, R (1, 9) OBP: 0.333, SLG: 0.528									4	2	3	3	0	1	1						
Wally Moon, L (1, 7) OBP: 0.349, SLG: 0.386 Lee Walls, R (5, 7) OBP: 0.282, SLG: 0.346									2	0	0	0	0	0	2						
Bill Skowron, R (1, 3) OBP: 0.251, SLG: 0.290 Ron Perranoski, L (9, 1) OBP: 0.192, SLG: 0.125									3	0	0	1	0	1	0						
Ken McMullen, R (1, 5) OBP: 0.297, SLG: 0.339 Mary Breeding, R (7, PR) OBP: 0.283, SLG: 0.319									2	0	1	0	1	0	0						
Doug Camilli, R (1, 2) OBP: 0.234, SLG: 0.265									2	0	0	0	1	0	2						
Larry Sherry, R (1, 1) OBP: 0.273, SLG: 0.222 Derrell Griffith, L (6, PH) OBP: 0.222, SLG: 0.222									1	0	1	0	0	0	0						
Inning Stats	R: 0 E: 0 K: 0 S: 8	H: 1 LOB: 0 BB: 0 P: 12	R: 0 E: 0 K: 0 S: 8	H: 1 LOB: 0 BB: 0 P: 11	R: 0 E: 0 K: 0 S: 9	H: 1 LOB: 3 BB: 2 P: 20	R: 1 E: 0 K: 0 S: 9	H: 1 LOB: 1 BB: 1 P: 15	R: 0 E: 0 K: 1 S: 8	H: 0 LOB: 0 BB: 0 P: 11	R: 1 E: 0 K: 2 S: 13	H: 2 LOB: 0 BB: 0 P: 17	R: 0 E: 0 K: 0 S: 10	H: 1 LOB: 2 BB: 0 P: 11	R: 3 E: 0 K: 0 S: 12	H: 2 LOB: 0 BB: 1 P: 22		1B: 4 2B: 3 3B: 0 HR: 2	SF: 1 SAC: 0 DP: 2 HBP: 0	WP: 0 PB: 0 SB: 0 CS: 1	PA: 34
PITCHER	IP	WLS	BF	H	R	ER	SO	BB	IBB	HBP	BLK	WP	HR	S	P	ERA	WHIP				
Carl Willey, R (1, 1) ERA: 3.1	7.0		29	7	3	3	3	4	0	0	0	0	0	1	66	10	3.86	1.571			
Galen Cisco, R (8, 1) ERA: 4.29	0.0	L	2	2	2	2	0	0	0	0	0	0	1	7	10	∞	∞				
Larry Bearnarth, R (8, 1) ERA: 3.06	1.0		3	0	0	0	0	0	0	0	0	0	0	4	7	0.00	0.000				



Batter	1	2	3	4	5	6	7	8	9	AB	R	H	RBI	BB	SO	LOB	TOP																								
Tony Taylor, R (1.4) OBP: 0.330, SLG: 0.367	P4		4-3						1-2	3	3	0	1	1	2	0																									
Johnny Callison, L (1.9) OBP: 0.339, SLG: 0.502	6-3		3-1						3-H	1B	4	0	1	1	0	0																									
Wes Covington, L (1.7) OBP: 0.354, SLG: 0.521											3	0	0	0	0	1																									
Bob Oldis, R (6.2) OBP: 0.250, SLG: 0.259	K										1	0	0	0	0	0																									
Tony Gonzalez, L (1.8) OBP: 0.372, SLG: 0.436											4	0	1	0	0	1																									
Clay Dalrymple, L (1.2) OBP: 0.527, SLG: 0.365											2	0	1	0	0	0																									
Roy Sievers, R (6, PH) OBP: 0.308, SLG: 0.418											2	0	0	0	0	2																									
Frank Torre, L (1.3) OBP: 0.333, SLG: 0.375											2	0	1	0	0	0																									
Don Demeter, R (6, PH) OBP: 0.306, SLG: 0.433											2	0	0	0	0	1																									
Don Hoak, R (1.5) OBP: 0.282, SLG: 0.324											3	1	2	0	1	1																									
Bobby Wine, R (1.6) OBP: 0.241, SLG: 0.306											3	1	1	1	0	0																									
Art Mahaffey, R (1.1) OBP: 0.231, SLG: 0.260											1	0	0	0	0	0																									
Cookie Rojas, R (5, PR) OBP: 0.259, SLG: 0.286											0	0	0	0	0	0																									
Jack Baldschun, R (5.1) OBP: 0.106, SLG: 0.136											0	0	0	0	0	0																									
Chris Short, R (6.1) OBP: 0.106, SLG: 0.136											2	1	1	0	0	0																									
Inning Stats	R: 0 H: 0 E: 0 K: 1 S: 7	H: 0 LOB: 0 BB: 0 P: 8	R: 0 H: 2 E: 1 K: 0 S: 14	LOB: 2 BB: 1 P: 23	R: 0 H: 0 E: 0 K: 0 S: 8	H: 0 LOB: 0 BB: 0 P: 10	R: 0 H: 1 E: 0 K: 1 S: 9	H: 1 LOB: 1 BB: 0 P: 10	R: 0 H: 1 E: 0 K: 0 S: 8	H: 1 LOB: 3 BB: 1 P: 18	R: 0 H: 0 E: 0 K: 1 S: 6	H: 0 LOB: 0 BB: 0 P: 14	R: 2 H: 3 E: 0 K: 1 S: 10	H: 3 LOB: 1 BB: 1 P: 16	R: 0 H: 0 E: 0 K: 2 S: 8	H: 0 LOB: 0 BB: 0 P: 11	R: 1 H: 2 E: 0 K: 0 S: 13	H: 2 LOB: 1 BB: 0 P: 19	1B: 7 2B: 1 3B: 0 HR: 1	SF: 0 SAC: 1 DP: 0 HBP: 1	WP: 0 PB: 1 SB: 0 CS: 1	PA: 37																			
PITCHER	IP	WLS	BF	H	R	ER	SO	BB	IBB	HBP	BLK	WP	HR	S	P	ERA	WHIP	PITCHER							IP	WLS	BF	H	R	ER	SO	BB	IBB	HBP	BLK	WP	HR	S	P	ERA	WHIP
Don Drysdale, R (1.1) ERA: 2.63	5.0		21	4	0	0	2	2	0	1	0	0	0	46	69	0.00	1.200																								
Pete Richert, L (6.1) ERA: 4.5	2.0	L	9	3	2	2	2	1	0	0	0	0	1	16	30	9.00	2.000																								
Bob Miller, R (8.1) ERA: 2.89	2.0		7	2	1	1	2	0	0	0	0	0	0	21	30	4.50	1.000																								

Philadelphia Phillies @ Los Angeles Dodgers
 Dodger Stadium, Los Angeles, CA
 Sun Sep 29 1963, 3:33 AM PDT
 Att: 19,237 - Unknown

AB	32
R	3
H	9
RBI	3
BB	3
SO	6
LOB	13



Batter	1	2	3	4	5	6	7	8	9	AB	R	H	RBI	BB	SO	LOB	BOTTOM																									
Maury Wills, S (1.6) OBP: 0.355, SLG: 0.349	S									3	1	2	0	0	0	0																										
Pete Richert, L (6.1) OBP: 0.217, SLG: 0.227	SF7									0	0	0	0	0	0	0																										
Bill Skowron, R (7, PH) OBP: 0.252, SLG: 0.287										1	0	0	0	0	0	1																										
Jim Gilliam, S (1.5) OBP: 0.354, SLG: 0.383										4	0	1	0	0	1	2																										
Willie Davis, L (1.8) OBP: 0.281, SLG: 0.365										2	0	1	1	0	0	2																										
Dick Nen, L (6, PR) OBP: 0.364, SLG: 0.500										1	0	0	0	0	1	0																										
Frank Howard, R (1.9) OBP: 0.330, SLG: 0.518										4	0	0	0	0	2	1																										
Ron Fairly, L (1.3) OBP: 0.347, SLG: 0.388										4	0	1	0	0	1	0																										
John Roseboro, L (1.2) OBP: 0.291, SLG: 0.351										3	0	0	0	1	1	2																										
Al Ferrara, R (1.7) OBP: 0.275, SLG: 0.227										3	0	0	0	1	0	2																										
Dick Tracewski, R (1.4) OBP: 0.287, SLG: 0.258										4	0	0	0	0	1	2																										
Don Drysdale, R (1.1) OBP: 0.241, SLG: 0.198										1	0	0	0	0	0	0																										
Mary Breeding, R (5, PH) OBP: 0.285, SLG: 0.318										2	0	1	0	0	1	0																										
Bob Miller, R (8.1) OBP: 0.100, SLG: 0.070										0	0	0	0	0	0	0																										
Inning Stats	R: 1 H: 1 E: 0 K: 0 S: 9	H: 1 LOB: 0 BB: 0 P: 11	R: 0 H: 0 E: 0 K: 0 S: 3	H: 0 LOB: 0 BB: 0 P: 4	R: 0 H: 2 E: 0 K: 0 S: 10	H: 2 LOB: 2 BB: 0 P: 15	R: 0 H: 0 E: 0 K: 0 S: 7	H: 0 LOB: 2 BB: 2 P: 19	R: 0 H: 0 E: 0 K: 1 S: 8	H: 0 LOB: 0 BB: 0 P: 11	R: 0 H: 2 E: 0 K: 2 S: 13	H: 2 LOB: 2 BB: 0 P: 18	R: 0 H: 1 E: 0 K: 1 S: 14	H: 1 LOB: 1 BB: 0 P: 21	R: 0 H: 0 E: 0 K: 3 S: 12	H: 0 LOB: 0 BB: 0 P: 20	R: 0 H: 0 E: 0 K: 1 S: 8	H: 0 LOB: 0 BB: 0 P: 12	1B: 5 2B: 1 3B: 0 HR: 0	SF: 1 SAC: 0 DP: 0 HBP: 0	WP: 0 PB: 0 SB: 1 CS: 0	PA: 35																				
PITCHER	IP	WLS	BF	H	R	ER	SO	BB	IBB	HBP	BLK	WP	HR	S	P	ERA	WHIP	PITCHER							IP	WLS	BF	H	R	ER	SO	BB	IBB	HBP	BLK	WP	HR	S	P	ERA	WHIP	
Art Mahaffey, R (1.1) ERA: 3.99			17	3	1	1	0	2	0	0	0	0	0	29	49	2.25	1.250																									
Jack Baldschun, R (5.1) ERA: 2.39	1.1		6	2	0	0	2	0	0	0	0	0	0	15	22	0.00	1.500																									
Chris Short, L (6.1) ERA: 2.95	3.2	W	12	1	0	0	6	0	0	0	0	0	0	40	60	0.00	0.273																									

Philadelphia Phillies @ Los Angeles Dodgers
 Dodger Stadium, Los Angeles, CA
 Sun Sep 29 1963, 3:33 AM PDT
 Att: 19,237 - Unknown

AB	32
R	1
H	6
RBI	1
BB	2
SO	8
LOB	12



Batter	1	2	3	4	5	6	7	8	9	AB	R	H	RBI	BB	SO	LOB	TOP				
Maury Wills, S (1, 6)	0-3 K	0-3 K		0-0 L1		0-0 6-3			0-0 F9	5	0	0	0	0	2	0					
Jim Gilliam, S OBP: 0.400, SLG: 0.250 (1, 5)	0-0 6-3		0-0 FC4-6 1B		4-0 1B SH1-4 BB				0-0 6-3	4	0	1	0	1	1	0					
Willie Davis, L (1, 8)	0-3 K		0-0 FC4-6 1B 1-2		0-0 SH1-4				0-3 K	3	1	0	0	0	2	1					
Tommy Davis, R OBP: 0.750, SLG: 0.750 (1, 7)		0-0 6-3	0-0 1B 1-3		0-0 FC5 G1-3 1B				0-0 S 1B	4	0	3	0	0	0	0					
Frank Howard, R OBP: 0.250, SLG: 0.500 Ron Fairly, L (7, 9)		0-0 1B 2B	0-0 F2		0-0 G1-3				0-3 K	4	1	1	0	0	1	5					
Bill Skowron, R OBP: 0.750, SLG: 0.667 (1, 3)		0-0 1B HR	0-0 FC5-4 1B		4-0 1B				0-3 K	3	1	2	2	1	1	0					
Dick Tracewski, R OBP: 0.250, SLG: 0.250 (1, 4)		0-0 1B HR	0-0 FC5-4 1B		0-0 FC5				0-0 6-3	4	1	1	0	0	0	5					
John Roseboro, L OBP: 0.250, SLG: 1.000 (1, 2)		0-0 1B HR		0-3 K		0-0 4-3			0-3 K	4	1	1	3	0	2	0					
Sandy Koufax, R (1, 1)		0-0 F9		0-0 5-3		0-0 F8			0-3 K	4	0	0	0	0	1	0					
Inning Stats	R: 0 E: 0 K: 2 S: 7	H: 0 LOB: 0 BB: 0 P: 7	R: 4 E: 0 K: 1 S: 9	H: 4 LOB: 0 BB: 0 P: 9	R: 1 E: 0 K: 0 S: 6	H: 3 LOB: 2 BB: 0 P: 6	R: 0 E: 0 K: 1 S: 5	H: 0 LOB: 0 BB: 0 P: 5	R: 0 E: 0 K: 0 S: 4	H: 1 LOB: 3 BB: 2 P: 12	R: 0 E: 0 K: 3 S: 10	H: 0 LOB: 1 BB: 0 P: 10	R: 0 E: 0 K: 2 S: 7	H: 0 LOB: 0 BB: 0 P: 7	R: 0 E: 0 K: 1 S: 5	H: 0 LOB: 0 BB: 0 P: 5	1B: 7 2B: 1 3B: 0 HR: 1	SF: 0 SAC: 1 DP: 0 HBP: 0	WP: 0 PB: 0 SB: 1 CS: 0	PA: 38	
PITCHER	IP WLS BF H R ER SO BB IBB HBP BLK WP HR S P ERA WHIP	IP WLS BF H R ER SO BB IBB HBP BLK WP HR S P ERA WHIP	IP WLS BF H R ER SO BB IBB HBP BLK WP HR S P ERA WHIP	IP WLS BF H R ER SO BB IBB HBP BLK WP HR S P ERA WHIP	IP WLS BF H R ER SO BB IBB HBP BLK WP HR S P ERA WHIP	IP WLS BF H R ER SO BB IBB HBP BLK WP HR S P ERA WHIP	IP WLS BF H R ER SO BB IBB HBP BLK WP HR S P ERA WHIP	IP WLS BF H R ER SO BB IBB HBP BLK WP HR S P ERA WHIP	IP WLS BF H R ER SO BB IBB HBP BLK WP HR S P ERA WHIP	IP WLS BF H R ER SO BB IBB HBP BLK WP HR S P ERA WHIP	IP WLS BF H R ER SO BB IBB HBP BLK WP HR S P ERA WHIP	IP WLS BF H R ER SO BB IBB HBP BLK WP HR S P ERA WHIP	IP WLS BF H R ER SO BB IBB HBP BLK WP HR S P ERA WHIP	IP WLS BF H R ER SO BB IBB HBP BLK WP HR S P ERA WHIP	IP WLS BF H R ER SO BB IBB HBP BLK WP HR S P ERA WHIP	IP WLS BF H R ER SO BB IBB HBP BLK WP HR S P ERA WHIP	IP WLS BF H R ER SO BB IBB HBP BLK WP HR S P ERA WHIP	IP WLS BF H R ER SO BB IBB HBP BLK WP HR S P ERA WHIP	IP WLS BF H R ER SO BB IBB HBP BLK WP HR S P ERA WHIP	IP WLS BF H R ER SO BB IBB HBP BLK WP HR S P ERA WHIP	IP WLS BF H R ER SO BB IBB HBP BLK WP HR S P ERA WHIP

Los Angeles Dodgers @ New York Yankees
 Yankee Stadium, Bronx, NY
 Wed Oct 02 1963, 3:33 AM EDT
 Att: 69,000 - Unknown

AB	35
R	5
H	9
RBI	5
BB	2
SO	10
LOB	11



Batter	1	2	3	4	5	6	7	8	9	AB	R	H	RBI	BB	SO	LOB	BOTTOM					
Tony Kubek, L OBP: 0.250, SLG: 0.250 (1, 6)	1-3 K			0-3 K		0-0 5-3			0-0 HR 1B	4	1	1	0	0	2	0						
Bobby Richardson, R (1, 4)	0-3 K			0-3 K		4-0 BB BB			0-3 K	3	0	0	0	1	3	1						
Tom Tresh, S OBP: 0.500, SLG: 1.333 (1, 7)	0-3 K			0-3 K		4-0 1-2 BB			0-0 1B HR	3	1	1	2	1	2	0						
Mickey Mantle, S (1, 8)		0-3 K		0-3 K		0-0 P4			4-0 BB	3	0	0	0	1	2	2						
Roger Maris, L (1, 9)		0-3 K		0-0 F2		0-0 P6			0-0 4-3	4	0	0	0	0	1	3						
Elston Howard, R OBP: 0.250, SLG: 0.250 (1, 2)		0-0 F2		0-0 1B 1B		0-3 K			0-0 L4	4	0	1	0	0	1	0						
Joe Pepitone, L OBP: 0.500, SLG: 0.500 (1, 3)			0-3 K		0-0 1B				0-0 F2	4	0	2	0	0	1	0						
Clete Boyer, R OBP: 0.250, SLG: 0.250 (1, 5)			0-0 1-4-3		0-0 1B				0-0 F8	4	0	1	0	0	0	1						
Whitey Ford, L Hector Lopez, R Stan Williams, R Phil Linz, R Steve Hamilton, L Harry Bright, R (1, 1) (5, PH) (6, PH) (8, PH) (9, PH) (9, PH)			0-0 F5		0-3 K				0-3 K	1	0	0	0	0	0	0						
Inning Stats	R: 0 E: 0 K: 3 S: 9	H: 0 LOB: 0 BB: 0 P: 10	R: 0 E: 0 K: 2 S: 7	H: 0 LOB: 0 BB: 0 P: 7	R: 0 E: 0 K: 1 S: 5	H: 0 LOB: 0 BB: 0 P: 5	R: 0 E: 0 K: 3 S: 9	H: 0 LOB: 0 BB: 0 P: 9	R: 0 E: 0 K: 2 S: 10	H: 3 LOB: 3 BB: 0 P: 10	R: 0 E: 0 K: 0 S: 3	H: 0 LOB: 2 BB: 2 P: 11	R: 0 E: 0 K: 1 S: 5	H: 0 LOB: 0 BB: 0 P: 5	R: 2 E: 0 K: 2 S: 9	H: 2 LOB: 1 BB: 1 P: 13	R: 0 E: 0 K: 1 S: 6	H: 1 LOB: 1 BB: 0 P: 6	1B: 5 2B: 0 3B: 0 HR: 1	SF: 0 SAC: 0 DP: 0 HBP: 0	WP: 0 PB: 0 SB: 0 CS: 0	PA: 36
PITCHER	IP WLS BF H R ER SO BB IBB HBP BLK WP HR S P ERA WHIP	IP WLS BF H R ER SO BB IBB HBP BLK WP HR S P ERA WHIP	IP WLS BF H R ER SO BB IBB HBP BLK WP HR S P ERA WHIP	IP WLS BF H R ER SO BB IBB HBP BLK WP HR S P ERA WHIP	IP WLS BF H R ER SO BB IBB HBP BLK WP HR S P ERA WHIP	IP WLS BF H R ER SO BB IBB HBP BLK WP HR S P ERA WHIP	IP WLS BF H R ER SO BB IBB HBP BLK WP HR S P ERA WHIP	IP WLS BF H R ER SO BB IBB HBP BLK WP HR S P ERA WHIP	IP WLS BF H R ER SO BB IBB HBP BLK WP HR S P ERA WHIP	IP WLS BF H R ER SO BB IBB HBP BLK WP HR S P ERA WHIP	IP WLS BF H R ER SO BB IBB HBP BLK WP HR S P ERA WHIP	IP WLS BF H R ER SO BB IBB HBP BLK WP HR S P ERA WHIP	IP WLS BF H R ER SO BB IBB HBP BLK WP HR S P ERA WHIP	IP WLS BF H R ER SO BB IBB HBP BLK WP HR S P ERA WHIP	IP WLS BF H R ER SO BB IBB HBP BLK WP HR S P ERA WHIP	IP WLS BF H R ER SO BB IBB HBP BLK WP HR S P ERA WHIP	IP WLS BF H R ER SO BB IBB HBP BLK WP HR S P ERA WHIP	IP WLS BF H R ER SO BB IBB HBP BLK WP HR S P ERA WHIP	IP WLS BF H R ER SO BB IBB HBP BLK WP HR S P ERA WHIP	IP WLS BF H R ER SO BB IBB HBP BLK WP HR S P ERA WHIP	IP WLS BF H R ER SO BB IBB HBP BLK WP HR S P ERA WHIP	

Los Angeles Dodgers @ New York Yankees
 Yankee Stadium, Bronx, NY
 Wed Oct 02 1963, 3:33 AM EDT
 Att: 69,000 - Unknown

AB	33
R	2
H	6
RBI	2
BB	3
SO	15
LOB	11

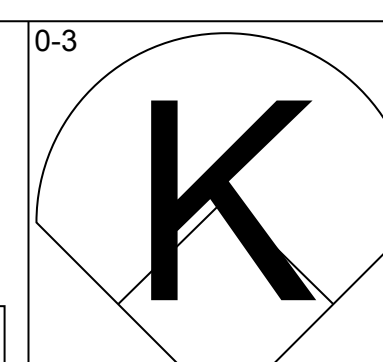
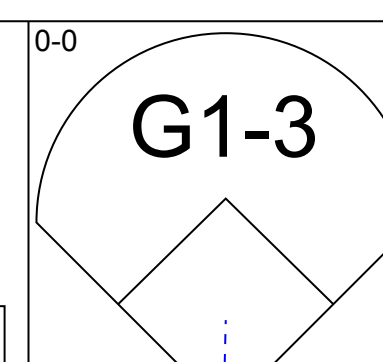
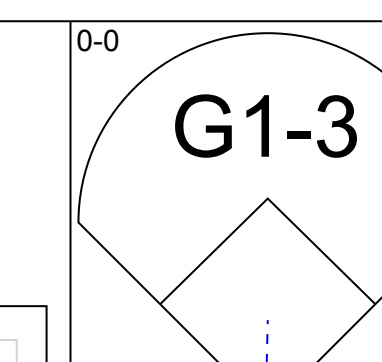
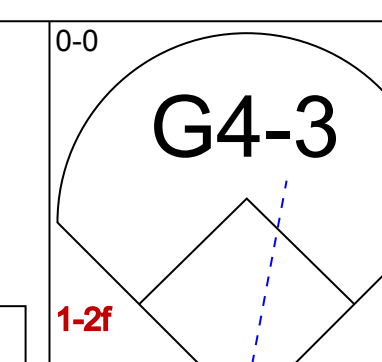
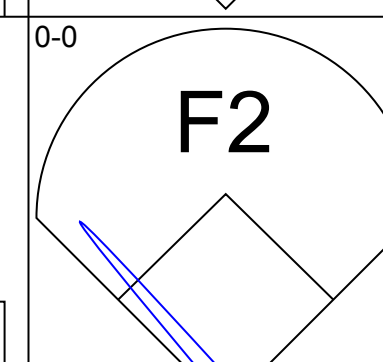
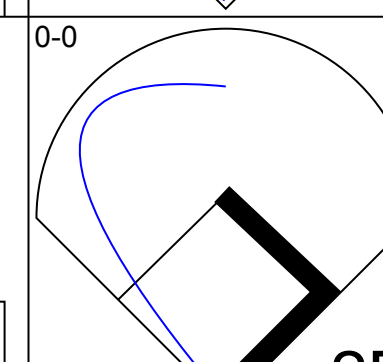
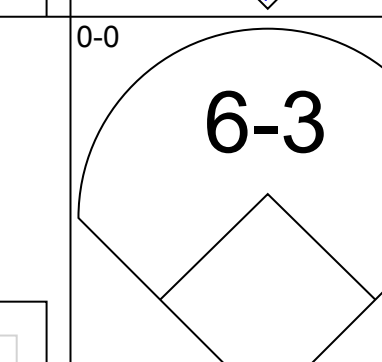
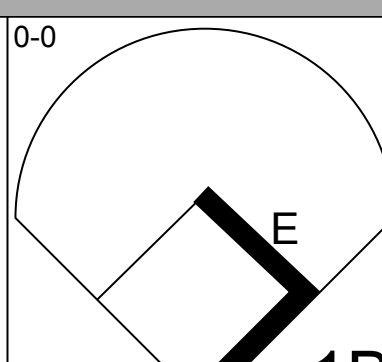
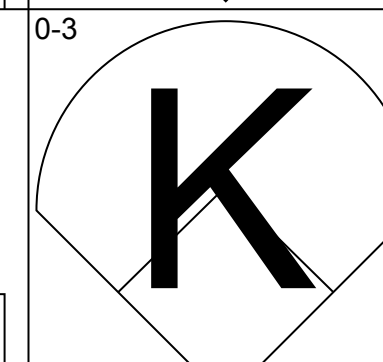
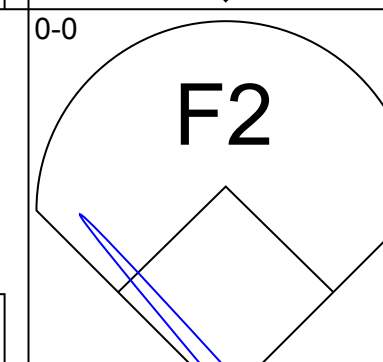
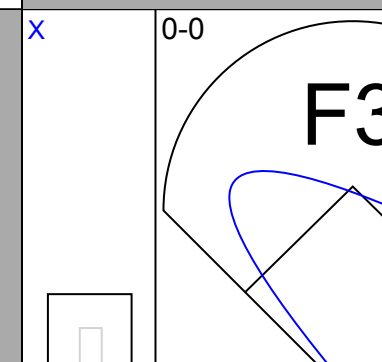
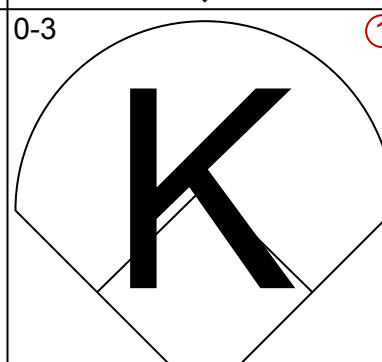
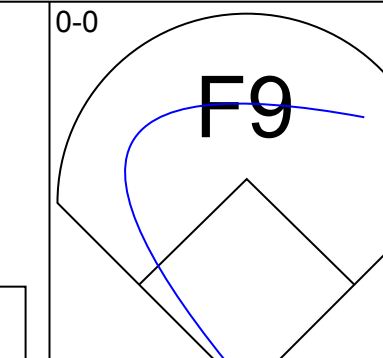
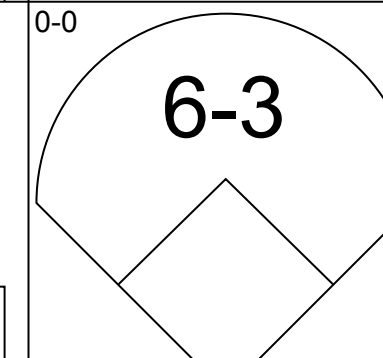
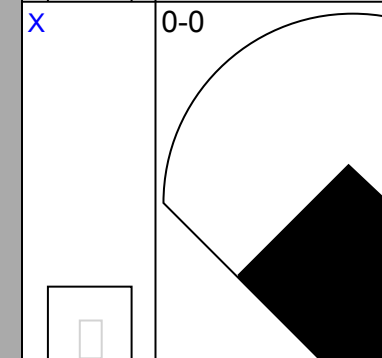
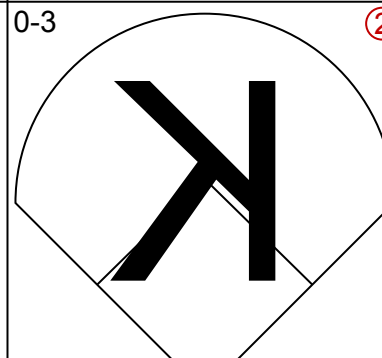
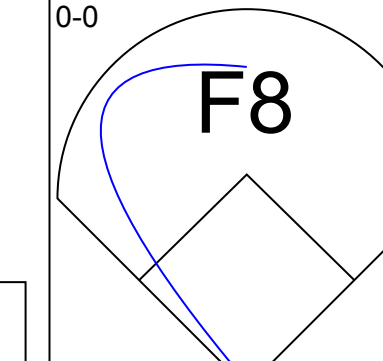
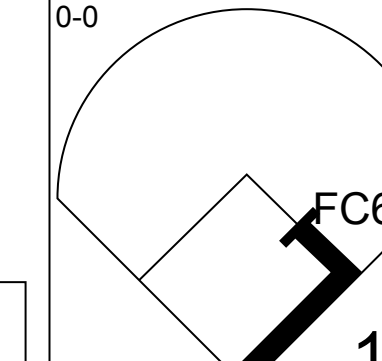
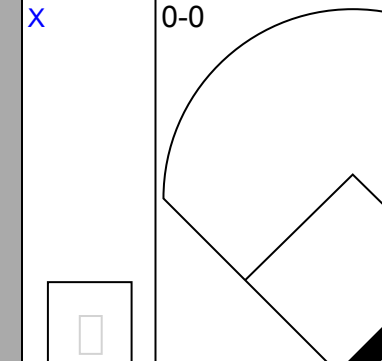
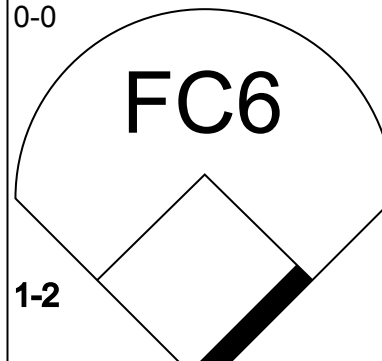
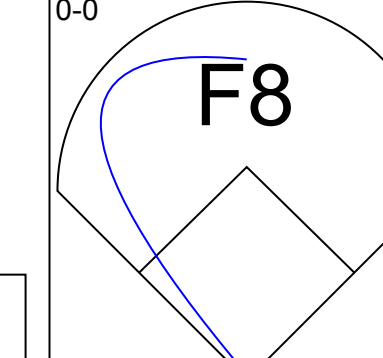
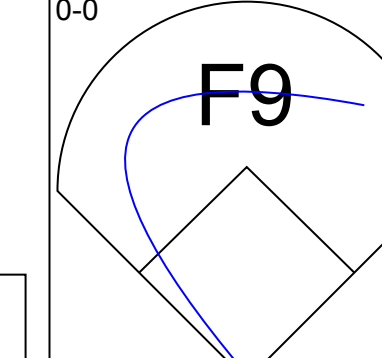
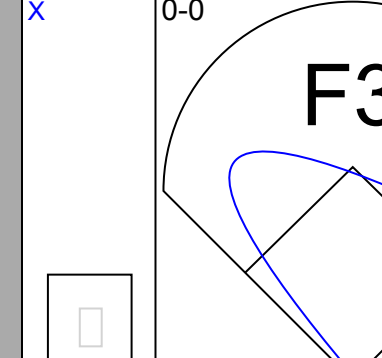
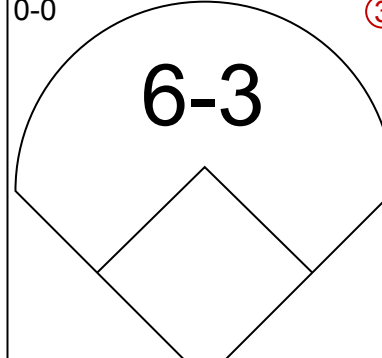
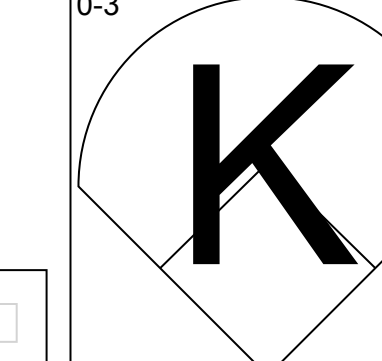
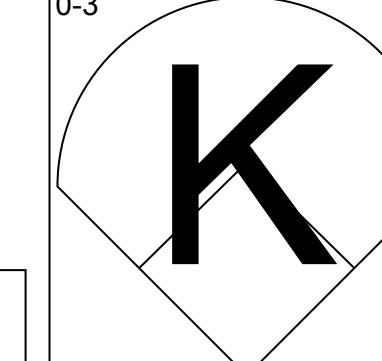
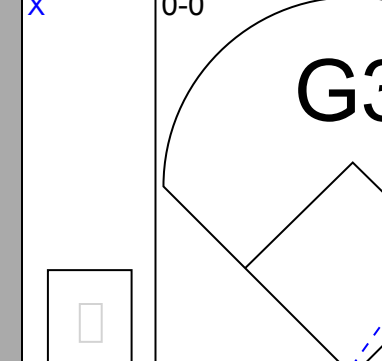
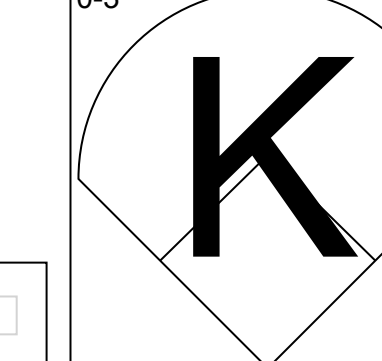
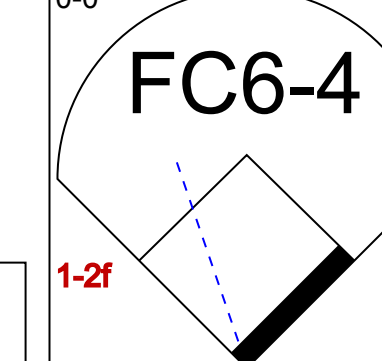
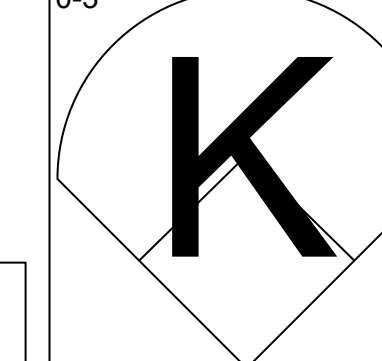
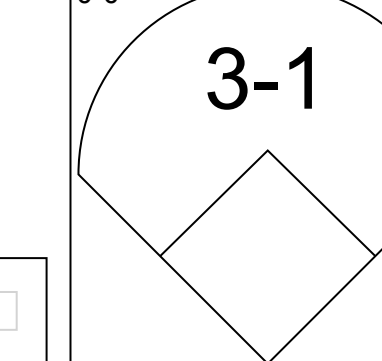
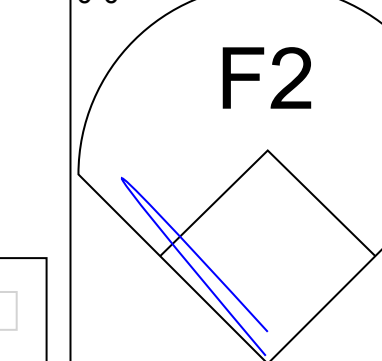
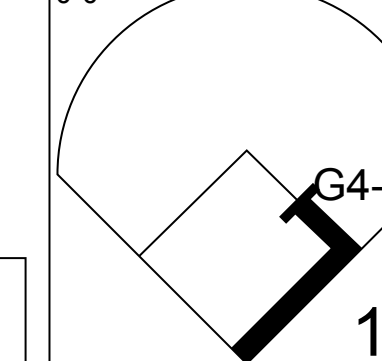


Batter	1	2	3	4	5	6	7	8	9	AB	R	H	RBI	BB	SO	LOB	TOP
Maury Wills, S OBP: 0.222, SLG: 0.222										4	1	2	0	0	0	1	Los Angeles Dodgers @ New York Yankees Yankee Stadium, Bronx, NY Thu Oct 03 1963, 3:33 AM EDT Att: 66,455 - Unknown
Jim Gilliam, S OBP: 0.333, SLG: 0.250										4	1	1	0	0	0	1	
Willie Davis, L OBP: 0.286, SLG: 0.571										4	1	2	2	0	2	0	
Tommy Davis, R OBP: 0.625, SLG: 1.125										4	0	2	1	0	0	1	
Frank Howard, R OBP: 0.143, SLG: 0.286 Ron Fairly, L (8, PH)										3	0	0	0	0	1	2	
Bill Skowron, R OBP: 0.625, SLG: 1.000										4	1	2	1	0	1	3	
Dick Tracewski, R OBP: 0.250, SLG: 0.143										3	0	0	0	1	1		
John Roseboro, L OBP: 0.125, SLG: 0.500										4	0	0	0	0	1	1	
Johnny Podres, L OBP: 0.250, SLG: 0.250 Ron Perranoski, L (9, 1)										4	0	1	0	0	0	0	
Inning Stats	R: 2 E: 0 K: 1 S: 8	H: 3 LOB: 1 BB: 0 P: 8	R: 0 E: 0 K: 2 S: 8	H: 1 LOB: 1 BB: 0 P: 8	R: 0 E: 0 K: 2 S: 8	H: 1 LOB: 0 BB: 1 P: 7	R: 0 E: 0 K: 1 S: 5	H: 1 LOB: 0 BB: 0 P: 5	R: 0 E: 0 K: 0 S: 4	H: 0 LOB: 0 BB: 0 P: 3	R: 1 E: 0 K: 0 S: 4	H: 2 LOB: 1 BB: 1 P: 8	R: 0 E: 0 K: 0 S: 3	H: 0 LOB: 0 BB: 0 P: 3	1B: 5 2B: 2 3B: 2 HR: 1	SF: 0 SAC: 0 DP: 3 HBP: 0	WP: 0 PA: 36 SB: 0 CS: 1
PITCHER	IP WLS BF H R ER SO BB IBB HBP BLK WP HR S P ERA WHIP																
Al Downing, L ERA: 5.4	(1, 1) 5.0 L 21 7 3 3 6 1 0 0 0 0 1 32 36 5.40 1.600																
Ralph Terry, R ERA: 3.0	(6, 1) 3.0 12 3 1 1 0 0 1 0 0 0 0 11 15 3.00 1.000																
Hal Reniff, R ERA:	(9, 1) 1.0 3 0 0 0 0 0 0 0 0 0 0 3 3 0.00 0.000																

Batter	1	2	3	4	5	6	7	8	9	AB	R	H	RBI	BB	SO	LOB	BOTTOM
Tony Kubek, L OBP: 0.125, SLG: 0.125										4	0	0	0	0	0	0	Los Angeles Dodgers @ New York Yankees Yankee Stadium, Bronx, NY Thu Oct 03 1963, 3:33 AM EDT Att: 66,455 - Unknown
Bobby Richardson, R OBP: 0.250, SLG: 0.143										4	0	1	0	0	0	0	
Tom Tresh, S OBP: 0.500, SLG: 0.857										4	0	2	0	0	0	1	
Mickey Mantle, S (1, 8)										4	0	0	0	0	0	2	
Roger Maris, L Hector Lopez, R OBP: 0.500, SLG: 1.000										1	0	0	0	0	0	0	
Euston Howard, R OBP: 0.375, SLG: 0.375										4	0	2	1	0	0	1	
Joe Pepitone, L OBP: 0.375, SLG: 0.286										3	0	0	0	1	0	2	
Clete Boyer, R OBP: 0.125, SLG: 0.125										4	0	0	0	0	3	4	
Al Downing, R Harry Bright, R Ralph Terry, R Phil Linz, R Hal Reniff, R	(1, 1) (5, PH) (6, 1) (8, PH) (9, 1)									1	0	0	0	0	1	2	
Inning Stats	R: 0 E: 0 K: 0 S: 4	H: 1 LOB: 2 BB: 1 P: 12	R: 0 E: 0 K: 2 S: 8	H: 1 LOB: 0 BB: 0 P: 3	R: 0 E: 0 K: 0 S: 3	H: 0 LOB: 0 BB: 0 P: 3	R: 0 E: 1 K: 0 S: 4	H: 1 LOB: 1 BB: 0 P: 4	R: 0 E: 0 K: 0 S: 4	H: 1 LOB: 1 BB: 0 P: 4	R: 0 E: 0 K: 0 S: 4	H: 1 LOB: 1 BB: 0 P: 4	R: 1 E: 0 K: 1 S: 7	H: 2 LOB: 1 BB: 0 P: 7	1B: 5 2B: 2 3B: 0 HR: 0	SF: 0 SAC: 0 DP: 0 HBP: 0	WP: 0 PA: 35 SB: 0 CS: 0
PITCHER	IP WLS BF H R ER SO BB IBB HBP BLK WP HR S P ERA WHIP																
Johnny Podres, L ERA: 1.08	(1, 1) 8.1 W 32 6 1 1 4 1 0 0 0 0 0 39 43 1.08 0.840																
Ron Perranoski, L ERA:	(9, 1) 0.2 S 3 1 0 0 1 0 0 0 0 0 0 5 5 0.00 1.500																

Batter	1	2	3	4	5	6	7	8	9	AB	R	H	RBI	BB	SO	LOB	TOP					
Tony Kubek, L (1, 6) OBP: 0.250, SLG: 0.250	3-1		E6			4-3 SH1-4 1B		FC4 1B		4	0	2	0	0	0	0	New York Yankees @ Los Angeles Dodgers Dodger Stadium, Los Angeles, CA Sat Oct 05 1963, 3:33 AM PDT Att: 55,912 - Unknown livebaseballscorecards.com					
Bobby Richardson, R (1, 4) OBP: 0.182, SLG: 0.100	F3		P3			SH1-4		FC4		3	0	0	0	0	0	2						
Tom Tresh, S (1, 7) OBP: 0.333, SLG: 0.545	K		G3			4-3			K	4	0	0	0	0	2	1						
Mickey Mantle, S (1, 8) OBP: 0.167, SLG: 0.091		4-3 HBP 1B		K		K			G3	4	0	1	0	0	2	1						
Joe Pepitone, L (1, 3) OBP: 0.333, SLG: 0.200		1-2 4-3 HBP		P4			4-3		F9	3	0	0	0	0	0	0						
Elston Howard, R (1, 2) OBP: 0.273, SLG: 0.273		K		K			G1-3			3	0	0	0	0	2	2						
Johnny Blanchard, L (1, 9)		4-3			6-3				F9	3	0	0	0	0	0	2						
Clete Boyer, R (1, 5) OBP: 0.182, SLG: 0.100		4-0 IBB			6-3			K		2	0	0	0	1	1	0						
Jim Bouton, R (1, 1) Yogi Berra, L (8, PH) Hal Reniff, R (8, 1)		K			K			L9		2	0	0	0	0	2	3						
										1	0	0	0	0	0	0						
										0	0	0	0	0	0	0						
Inning Stats	R: 0 E: 0 K: 1 S: 5	H: 0 LOB: 0 BB: 0 P: 5	R: 0 E: 0 K: 2 S: 8	H: 1 LOB: 3 BB: 1 P: 13	R: 0 E: 1 K: 0 S: 3	H: 0 LOB: 0 BB: 0 P: 3	R: 0 E: 0 K: 2 S: 7	H: 0 LOB: 0 BB: 0 P: 7	R: 0 E: 0 K: 1 S: 5	H: 0 LOB: 0 BB: 0 P: 5	R: 0 E: 0 K: 1 S: 6	H: 1 LOB: 1 BB: 0 P: 6	R: 0 E: 0 K: 0 S: 3	H: 0 LOB: 0 BB: 0 P: 3	R: 0 E: 0 K: 1 S: 6	H: 1 LOB: 1 BB: 0 P: 6	R: 0 E: 0 K: 1 S: 5	H: 0 LOB: 0 BB: 0 P: 5	1B: 3 2B: 0 3B: 0 HR: 0	SF: 0 SAC: 1 DP: 0 HBP: 1	WP: 0 PB: 0 SB: 0 CS: 0	PA: 32
PITCHER Don Drysdale, R (1, 1) ERA:	IP: 9.0 WLS: W BF: 32 H: 3 R: 0 ER: 0 SO: 9 BB: 0 IBB: 1 HBP: 1 BLK: 0 WP: 0 HR: 0 S: 48 P: 53 ERA: 0.00 WHIP: 0.333															PITCHER IP: WLS: BF: H: R: ER: SO: BB: IBB: HBP: BLK: WP: HR: S: P: ERA: WHIP:						

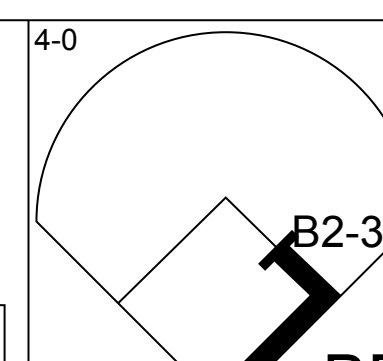
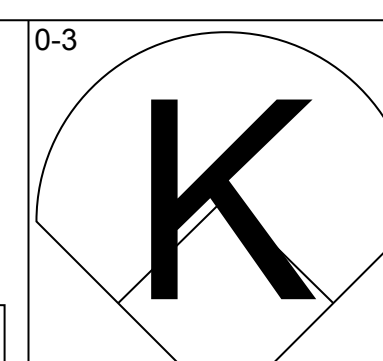
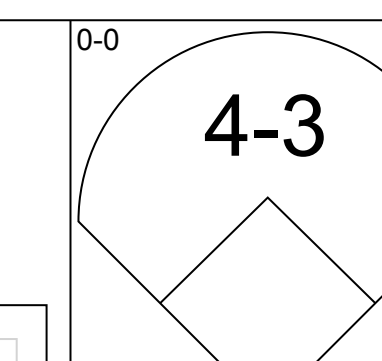
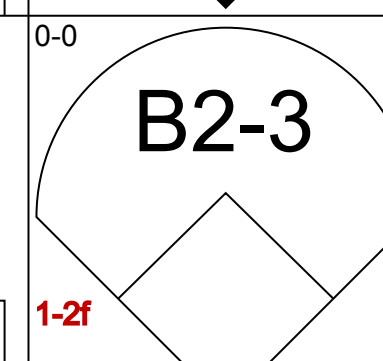
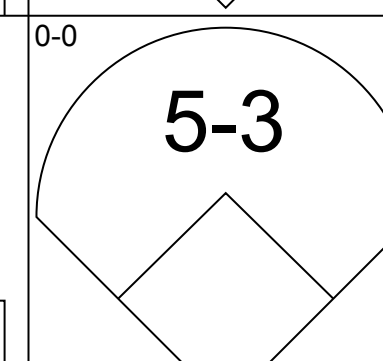
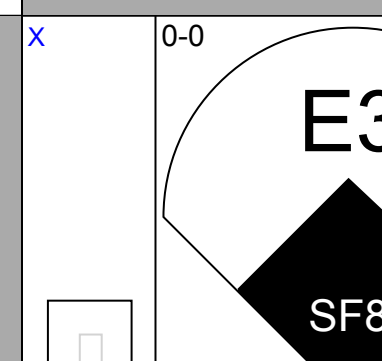
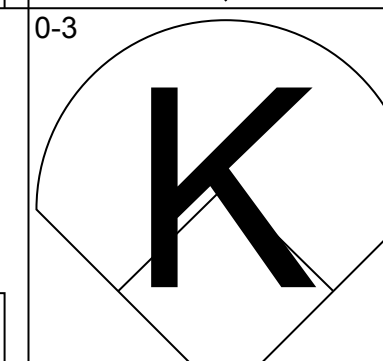
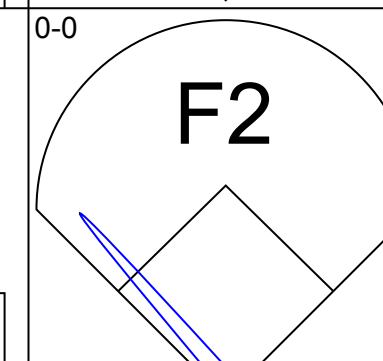
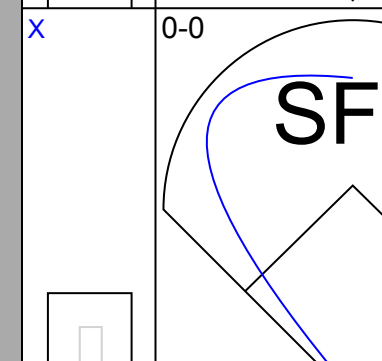
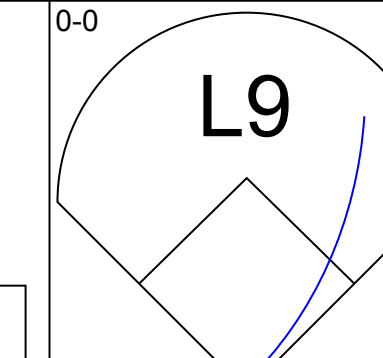
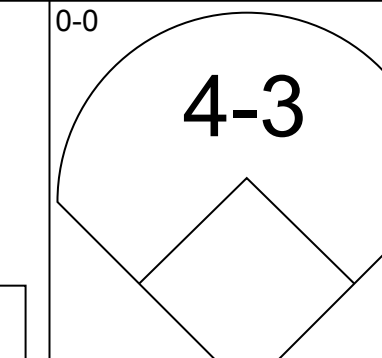
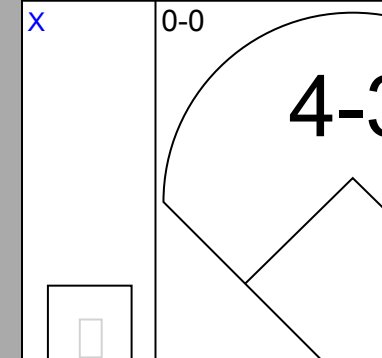
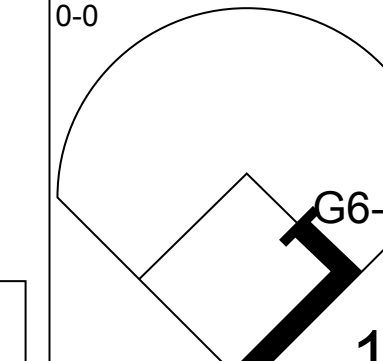
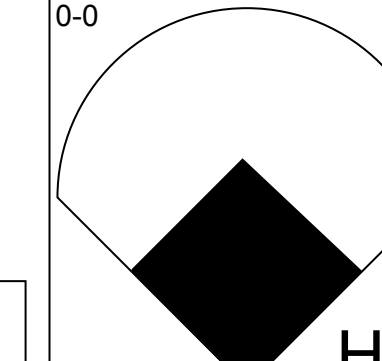
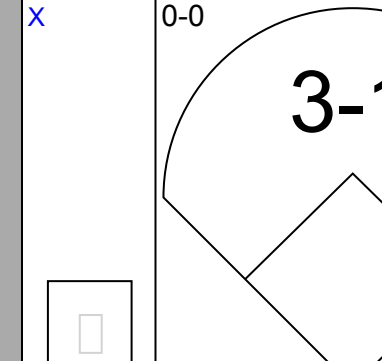
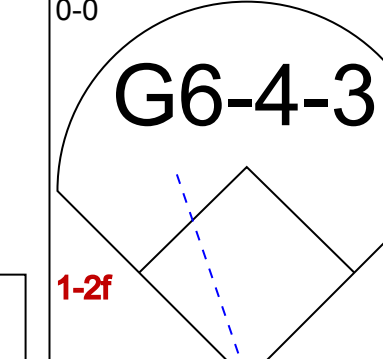
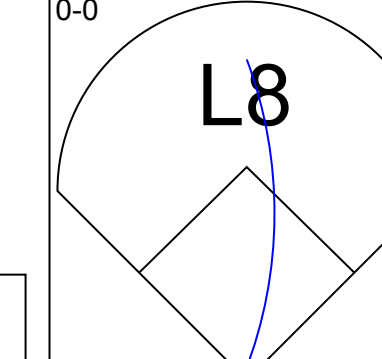
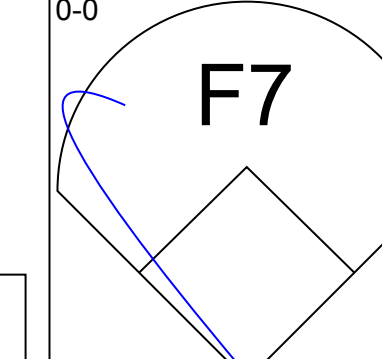
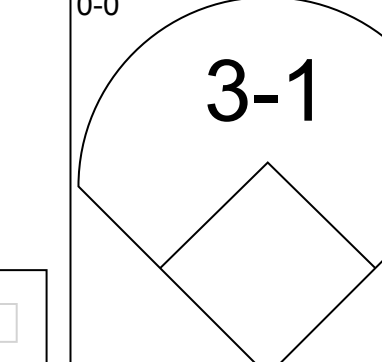
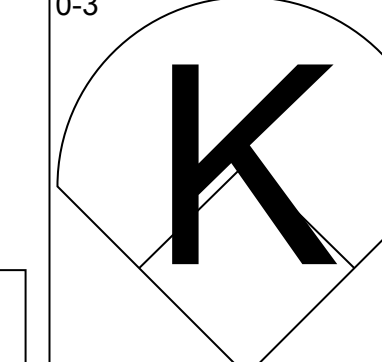
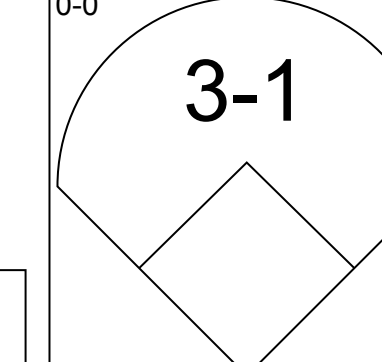
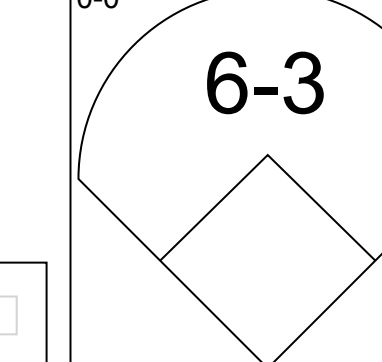
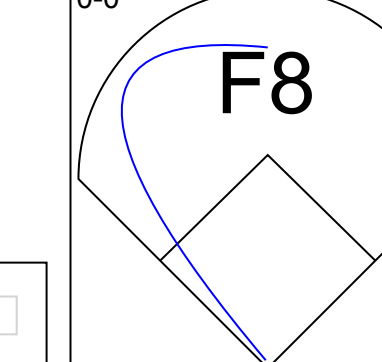
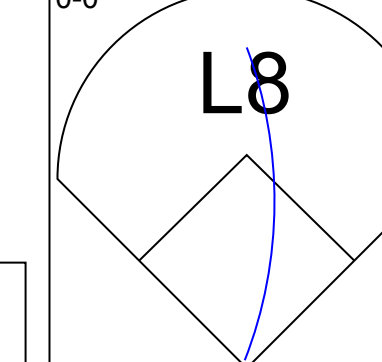
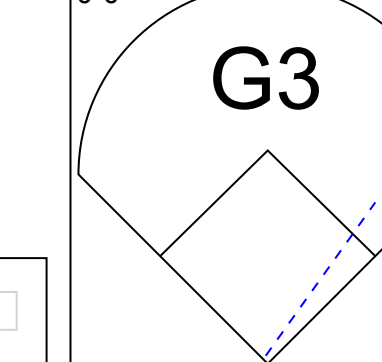
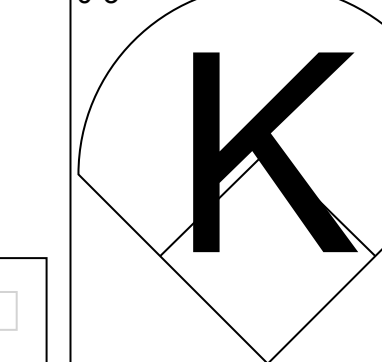
Batter	1	2	3	4	5	6	7	8	9	AB	R	H	RBI	BB	SO	LOB	BOTTOM					
Maury Wills, S (1, 6) OBP: 0.154, SLG: 0.154	B1-3	F7			B2		4-3			4	0	0	0	0	0	4	New York Yankees @ Los Angeles Dodgers Dodger Stadium, Los Angeles, CA Sat Oct 05 1963, 3:33 AM PDT Att: 55,912 - Unknown livebaseballscorecards.com					
Jim Gilliam, S (1, 5) OBP: 0.385, SLG: 0.200	WP 1B BB		G1-3		G3-6-3			CS SH3 BB		2	1	0	0	2	0	1						
Willie Davis, L (1, 8) OBP: 0.200, SLG: 0.400	L9		L1			K		SH3		3	0	0	0	0	1	1						
Tommy Davis, R (1, 7) OBP: 0.500, SLG: 0.833	1-H 1B		K			6-3		K		4	0	1	1	0	2	1						
Ron Fairly, L (1, 9)	F2			FC5-4 BB						1	0	0	0	2	0	1						
Bill Skowron, R (1, 3) OBP: 0.545, SLG: 0.800		4-3 WP 1B		FC5-4 1-2		K				3	0	1	0	0	1	2						
John Roseboro, L (1, 2) OBP: 0.182, SLG: 0.455		4-3		F7				1B		3	0	1	0	0	0	2						
Dick Tracewski, R (1, 4) OBP: 0.273, SLG: 0.200		K		F8				4-3-6 1B		3	0	1	0	0	1	2						
Don Drysdale, R (1, 1)					G3-6-3 BB			4-3-6 2-3		1	0	0	0	2	0	2						
										1B: 4 2B: 1 3B: 0 HR: 0	SF: 0 SAC: 1 DP: 2 HBP: 0	WP: 2 PB: 0 SB: 0 CS: 1	PA: 31									
Inning Stats	R: 1 E: 0 K: 0 S: 4	H: 1 LOB: 1 BB: 1 P: 8	R: 0 E: 0 K: 1 S: 6	H: 1 LOB: 2 BB: 1 P: 10	R: 0 E: 0 K: 1 S: 5	H: 0 LOB: 0 BB: 0 P: 5	R: 0 E: 0 K: 0 S: 3	H: 0 LOB: 1 BB: 1 P: 7	R: 0 E: 0 K: 0 S: 2	H: 0 LOB: 0 BB: 1 P: 6	R: 0 E: 0 K: 2 S: 7	H: 0 LOB: 1 BB: 1 P: 11	R: 0 E: 0 K: 0 S: 4	H: 2 LOB: 1 BB: 0 P: 4	R: 0 E: 0 K: 1 S: 4	H: 0 LOB: 0 BB: 1 P: 8	R: 0 E: 0 K: 1 S: 4	H: 0 LOB: 0 BB: 1 P: 8	1B: 4 2B: 1 3B: 0 HR: 0	SF: 0 SAC: 1 DP: 2 HBP: 0	WP: 2 PB: 0 SB: 0 CS: 1	PA: 31
PITCHER Jim Bouton, R (1, 1) ERA: 1.29 Hal Reniff, R (8, 1) ERA:	IP: 7.0 WLS: L BF: 28 H: 4 R: 1 ER: 1 SO: 4 BB: 5 IBB: 0 HBP: 0 BLK: 0 WP: 2 HR: 0 S: 31 P: 51 ERA: 1.29 WHIP: 1.286															PITCHER IP: WLS: BF: H: R: ER: SO: BB: IBB: HBP: BLK: WP: HR: S: P: ERA: WHIP:						

Batter	1	2	3	4	5	6	7	8	9	AB	R	H	RBI	BB	SO	LOB	TOP					
Tony Kubek, L (1,6) OBP: 0.188, SLG: 0.188										4	0	0	0	0	1	1						
Bobby Richardson, R (1,4) OBP: 0.267, SLG: 0.266										4	0	2	0	0	0	0						
Tom Tresh, S (1,7) OBP: 0.250, SLG: 0.400										4	0	0	0	0	2	2						
Mickey Mantle, S (1,8) OBP: 0.188, SLG: 0.333										4	1	1	1	0	1	2						
Elston Howard, R (1,2) OBP: 0.333, SLG: 0.333										4	0	2	0	0	0	1						
Hector Lopez, R (1,9) OBP: 0.250, SLG: 0.500										4	0	0	0	0	0	4						
Joe Pepitone, L (1,3) OBP: 0.267, SLG: 0.154										3	0	0	0	0	2	2						
Clete Boyer, R (1,5) OBP: 0.143, SLG: 0.077										3	0	0	0	0	2	1						
Whitey Ford, L (1,1) Phil Linz, R (8,PH) Hal Reniff, R (8,1)										2	0	0	0	0	0	0						
Inning Stats	R: 0 E: 0 K: 2 S: 7	H: 0 LOB: 0 BB: 0 P: 7	R: 0 E: 0 K: 0 S: 3	H: 0 LOB: 0 BB: 0 P: 3	R: 0 E: 0 K: 0 S: 7	H: 0 LOB: 0 BB: 0 P: 7	R: 0 E: 0 K: 0 S: 4	H: 1 LOB: 1 BB: 0 P: 4	R: 0 E: 0 K: 1 S: 6	H: 1 LOB: 1 BB: 0 P: 6	R: 0 E: 0 K: 0 S: 3	H: 0 LOB: 0 BB: 0 P: 3	R: 1 E: 0 K: 0 S: 5	H: 2 LOB: 1 BB: 0 P: 5	R: 0 E: 0 K: 1 S: 5	H: 1 LOB: 0 BB: 0 P: 5	R: 0 E: 1 K: 2 S: 9	H: 1 LOB: 2 BB: 0 P: 9	1B: 4 2B: 1 3B: 0 HR: 1	SF: 0 SAC: 0 DP: 1 HBP: 0	WP: 0 PB: 0 SB: 0 CS: 0	PA: 33
PITCHER Sandy Koufax, L (1,1) ERA: 1.5	IP: 9.0 WLS: W BF: 33 H: 6 R: 1 ER: 1 SO: 8 BB: 0 IBB: 0 HBP: 0 BLK: 0 WP: 0 HR: 1 S: 49 P: 49 ERA: 1.00 WHIP: 0.667															PITCHER	IP: 9.0 WLS: W BF: 33 H: 6 R: 1 ER: 1 SO: 8 BB: 0 IBB: 0 HBP: 0 BLK: 0 WP: 0 HR: 1 S: 49 P: 49 ERA: 1.00 WHIP: 0.667					

New York Yankees @ Los Angeles Dodgers
 Dodger Stadium, Los Angeles, CA
 Sun Oct 06 1963, 3:33 AM PDT
 Att: 55,912 - Unknown

AB	33
R	1
H	6
RBI	1
BB	0
SO	8
LOB	13



Batter	1	2	3	4	5	6	7	8	9	AB	R	H	RBI	BB	SO	LOB	BOTTOM					
Maury Wills, S (1,6) OBP: 0.188, SLG: 0.133										2	0	0	0	1	1	0						
Jim Gilliam, S (1,5) OBP: 0.313, SLG: 0.154										3	1	0	0	0	0	1						
Willie Davis, L (1,8) OBP: 0.154, SLG: 0.333										2	0	0	1	0	1	0						
Tommy Davis, R (1,7) OBP: 0.400, SLG: 0.667										3	0	0	0	0	0	0						
Frank Howard, R (1,9) Ron Fairly, L (8,9)										3	1	2	1	0	0	0						
Bill Skowron, R (1,3) OBP: 0.429, SLG: 0.615										3	0	0	0	0	0	1						
John Roseboro, L (1,2) OBP: 0.143, SLG: 0.357										3	0	0	0	0	1	0						
Dick Tracewski, R (1,4) OBP: 0.214, SLG: 0.154										3	0	0	0	0	0	0						
Sandy Koufax, R (1,1)										2	0	0	0	0	1	0						
Inning Stats	R: 0 E: 0 K: 1 S: 4	H: 0 LOB: 0 BB: 1 P: 8	R: 0 E: 0 K: 0 S: 3	H: 1 LOB: 0 BB: 0 P: 3	R: 0 E: 0 K: 0 S: 3	H: 0 LOB: 0 BB: 0 P: 3	R: 0 E: 0 K: 1 S: 5	H: 0 LOB: 0 BB: 0 P: 5	R: 1 E: 0 K: 0 S: 6	H: 1 LOB: 0 BB: 0 P: 6	R: 0 E: 0 K: 1 S: 5	H: 0 LOB: 0 BB: 0 P: 5	R: 1 E: 1 K: 0 S: 4	H: 0 LOB: 0 BB: 0 P: 4	R: 0 E: 0 K: 0 S: 3	H: 0 LOB: 0 BB: 0 P: 3	R: 0 E: 0 K: 0 S: 3	H: 0 LOB: 0 BB: 0 P: 3	1B: 1 2B: 1 3B: 0 HR: 1	SF: 1 SAC: 0 DP: 2 HBP: 0	WP: 0 PB: 0 SB: 0 CS: 0	PA: 26
PITCHER Whitey Ford, L (1,1) Hal Reniff, R (8,1)	IP: 7.0 WLS: L BF: 23 H: 2 R: 2 ER: 1 SO: 4 BB: 1 IBB: 0 HBP: 0 BLK: 0 WP: 0 HR: 1 S: 30 P: 34 ERA: 1.29 WHIP: 0.429															PITCHER	IP: 1.0 WLS: L BF: 3 H: 0 R: 0 ER: 0 SO: 0 BB: 0 IBB: 0 HBP: 0 BLK: 0 WP: 0 HR: 0 S: 3 P: 3 ERA: 0.00 WHIP: 0.000					

New York Yankees @ Los Angeles Dodgers
 Dodger Stadium, Los Angeles, CA
 Sun Oct 06 1963, 3:33 AM PDT
 Att: 55,912 - Unknown

AB	24
R	2
H	2
RBI	2
BB	1
SO	4
LOB	2

