

Los Angeles Dodgers - 1964

Batter	1	2	3	4	5	6	7	8	9	AB R H RBI BB SO LOB	TOP																						
Julian Javier, R (1, 4) OBP: 0.250, SLG: 0.250	0-1 F9		1-0 1B			0-0 F7		2-1 L7		4 0 1 0 0 0 1	St. Louis Cardinals @ Los Angeles Dodgers Dodger Stadium, Los Angeles, CA Tue Apr 14 1964, 6:05 PM PST Att: 50,451 - Unknown livebaseballscorecards.com																						
Dick Groat, R (1, 6) OBP: 0.250, SLG: 0.250	1-3 K		0-1 5-3			2-1 L8		0-0 F7		4 0 0 0 0 1 2																							
Bill White, L (1, 3) OBP: 0.500, SLG: 0.500	3-3 K			2-2 WP 1B		0-2 4-3		1-1 G5-4-3 1B		4 0 2 0 0 1 0																							
Charlie James, R (1, 7) OBP: 0.250, SLG: 0.250		1-2 1B		1-3 K		0-0 F5		0-0 G5-4-3		4 0 1 0 0 1 2																							
Ken Boyer, R (1, 5) OBP: 0.250, SLG: 0.250		2-1 F8		0-0 F6		1-0 1B		1-1 5-3		4 0 1 0 0 0 2																							
Carl Warwick, R (1, 9)		0-0 F9		1-0 6-3		1-3 K				3 0 0 0 0 1 3																							
Curt Flood, R (1, 8)		2-2 2-3			0-0 L7		1-1 4-3			3 0 0 0 0 0 2																							
Bob Uecker, R (1, 2) Phil Gagliano, R (8, PH) Tim McCarver, L (8, 2)			1-1 2-3		2-1 L7			2-3 K		2 0 0 0 0 0 0 1 0 0 0 0 1 0 0 0 0 0 0 0 0																							
Ernie Broglio, R (1, 1) Jeoff Long, R (8, PH) Johnny Lewis, L (8, PR) Ron Taylor, R (8, 1)			1-2 F4		1-0 G3			0-2 1B		2 0 0 0 0 0 0 1 0 1 0 0 0 0 0 0 0 0 0 0 0 0 0 0 0 0 0 0																							
Inning Stats	R: 0 E: 0 K: 2 S: 9	H: 0 LOB: 0 BB: 0 P: 13	R: 0 E: 0 K: 0 S: 9	H: 1 LOB: 1 BB: 0 P: 14	R: 0 E: 0 K: 0 S: 8	H: 1 LOB: 1 BB: 0 P: 11	R: 0 E: 0 K: 1 S: 9	H: 1 LOB: 1 BB: 0 P: 13	R: 0 E: 0 K: 0 S: 4	H: 0 LOB: 0 BB: 0 P: 7	R: 0 E: 0 K: 0 S: 6	H: 0 LOB: 0 BB: 0 P: 8	R: 0 E: 0 K: 1 S: 7	H: 1 LOB: 1 BB: 0 P: 10	R: 0 E: 0 K: 1 S: 9	H: 1 LOB: 1 BB: 0 P: 13	R: 0 E: 0 K: 0 S: 5	H: 1 LOB: 0 BB: 0 P: 7	1B: 6 2B: 0 3B: 0 HR: 0	SF: 0 SAC: 0 DP: 1 HBP: 0	WP: 1 PB: 0 SB: 0 CS: 0	PA: 32											
PITCHER Sandy Koufax, L (1, 1) ERA:	IP 9.0	WLS W	BF 32	H 6	R 0	ER 0	SO 5	BB 0	IBB 0	HBP 0	BLK 0	WP 1	HR 0	S 66	P 96	ERA 0.00	WHIP 0.667																
											PITCHER	IP	WLS	BF	H	R	ER	SO	BB	IBB	HBP	BLK	WP	HR	S	P	ERA	WHIP					



Batter	1	2	3	4	5	6	7	8	9	AB	R	H	RBI	BB	SO	LOB
Maury Wills, S OBP: 0.750, SLG: 0.750 (1, 6)	1-2 G6-3 1B		0-0 BB 1-2 1B		1-0 G3		3-2 S 1B 2-3 1B			4	0	3	0	0	0	0
Jim Gilliam, S OBP: 0.500, SLG: 0.333 (1, 4)	3-2 G6-3 1-2f		4-1 BB 1-2 2-3 BB			3-1 G3	0-0 S 1B 1-2 3-H 1B			3	0	1	1	1	0	1
Willie Davis, L OBP: 0.250, SLG: 0.250 (1, 8)	0-1 F9		0-0 G3			1-2 6-3 S 1B 1-2 2-3 1B	2-2 L9 1-2 2-3			4	1	1	0	0	0	5
Tommy Davis, R OBP: 0.500, SLG: 0.667 (1, 7)		4-1 L3 BB		1-1 2B		3-0 6-3 1-3		0-0 L6		3	0	1	0	1	0	1
Ron Fairly, L OBP: 0.500, SLG: 0.333 (1, 3)		1-0 L3 1-2		0-0 F6		1-2 1B 3-H		4-0 HR BB		3	1	1	1	1	0	1
Frank Howard, R OBP: 0.500, SLG: 1.250 (1, 9)		2-3 K		3-1 1B		1-3 K		1-0 HR 1-H		4	1	2	2	0	2	1
John Roseboro, L (1, 2)			0-0 F5	1-0 4-3			0-0 E6 1B SH3-4 1B	0-0 6-3		4	1	0	0	0	0	1
Johnny Werhas, R OBP: 0.250, SLG: 0.250 (1, 5)			1-0 BB 1B 1B		1-1 F8		0-0 L9	0-1 5-3		4	0	1	0	0	0	1
Sandy Koufax, R (1, 1)			1-3 K		0-3 K		0-1 SH3-4 1-2			2	0	0	0	0	2	1

Inning Stats	R: 0	H: 1	E: 0	K: 0	S: 9	LOB: 0	BB: 0	P: 13	R: 0	H: 0	E: 0	K: 1	S: 5	LOB: 0	BB: 1	P: 12	R: 0	H: 2	E: 0	K: 1	S: 8	LOB: 3	BB: 1	P: 14	R: 0	H: 2	E: 0	K: 0	S: 6	LOB: 1	BB: 0	P: 11	R: 0	H: 0	E: 0	K: 1	S: 6	LOB: 0	BB: 0	P: 8	R: 1	H: 2	E: 0	K: 1	S: 16	LOB: 1	BB: 0	P: 25	R: 1	H: 2	E: 1	K: 0	S: 12	LOB: 2	BB: 0	P: 17	R: 2	H: 1	E: 0	K: 0	S: 5	LOB: 0	BB: 1	P: 10
1B: 8	SF: 0	2B: 2	SAC: 1	3B: 0	DP: 2	HR: 1	HBP: 0	WP: 0	PA: 35																																																							

PITCHER	IP	WLS	BF	H	R	ER	SO	BB	IBB	HBP	BLK	WP	HR	S	P	ERA	WHIP
Ernie Broglio, R ERA: 1.29 (1, 1)	7.0	L	30	9	2	1	4	2	0	0	0	0	0	62	100	1.29	1.571
Ron Taylor, R ERA: 18.0 (8, 1)	1.0		5	1	2	2	0	1	0	0	0	0	1	5	10	18.00	2.000

BOTTOM

St. Louis Cardinals @ Los Angeles Dodgers
Dodger Stadium, Los Angeles, CA

Tue Apr 14 1964, 6:05 PM PST
Att. 50,451 - Unknown

livebaseballscorecards.com

AB	31
R	4
H	10
RBI	4
BB	3
SO	4
LOB	12



Batter	1	2	3	4	5	6	7	8	9	AB R H RBI BB SO LOB	TOP
Julian Javier, R (1, 4) OBP: 0.250, SLG: 0.250	1-2 5-3		1-0 1-3		0-0 F6			2-0 SH3-4	1-2 1B	4 0 1 0 0 0 2	
Dick Groat, R (1, 6) Dal Maxvill, R (9, 6)	0-0 5-3			2-3 K		0-1 4-3		0-2 F9	0-0 F9	5 0 0 0 0 1 2 0 0 0 0 0 0 0	
Bill White, L (1, 3) OBP: 0.333, SLG: 0.250	2-3 K			0-2 F8		2-0 E3		4-0 1B HBP IBB	1-1 F5	4 1 0 0 1 1 1	
Charlie James, R (1, 7) OBP: 0.250, SLG: 0.143 Mike Shannon, R (8, PR) (8, 7)				1-3 K		1-1 F9		1-0 1B 1B HBP	2-3 K	3 0 0 0 0 1 1 1 1 0 0 0 1 1	
Ken Boyer, R (1, 5) OBP: 0.500, SLG: 0.625					0-1 WP FC3 1B	1-2 CS	1-1 F9	0-1 1B 1B		4 2 3 2 0 0 0	
Johnny Lewis, L (1, 9) OBP: 0.250, SLG: 0.250				1-3 K		3-2 F5	2-1 F5	0-0 1B 1B		4 1 1 1 0 1 2	
Curt Flood, R (1, 8) OBP: 0.429, SLG: 0.429				3-2 1-3		0-2 FC3 WP 1B	3-2 1B	0-1 1B 1B		4 0 3 1 0 0 1	
Tim McCarver, L (1, 2) OBP: 0.250, SLG: 0.250				1-0 4-3		2-2 FC3	1-2 4-3	1-0 1B		4 0 1 2 0 0 2	
Bob Gibson, R (1, 1) OBP: 0.250, SLG: 0.250				0-0 F7		1-3 K		HBP 1B 1B	F8	4 1 1 0 0 1 4	
Inning Stats	R: 0 E: 0 K: 1 S: 7 H: 0 LOB: 0 BB: 0 P: 10	R: 0 E: 0 K: 1 S: 11 H: 1 LOB: 1 BB: 0 P: 16	R: 0 E: 0 K: 0 S: 3 H: 0 LOB: 0 BB: 0 P: 5	R: 0 E: 0 K: 2 S: 9 H: 0 LOB: 0 BB: 0 P: 12	R: 1 E: 0 K: 1 S: 16 H: 2 LOB: 2 BB: 0 P: 22	R: 0 E: 1 K: 0 S: 7 H: 0 LOB: 0 BB: 0 P: 11	R: 0 E: 0 K: 0 S: 11 H: 1 LOB: 1 BB: 0 P: 18	R: 5 E: 0 K: 0 S: 16 H: 5 LOB: 2 BB: 1 P: 27	R: 0 E: 0 K: 1 S: 9 H: 1 LOB: 1 BB: 0 P: 13	1B: 9 2B: 1 3B: 0 HR: 0 SF: 0 SAC: 1 DP: 0 HBP: 1	WP: 1 PB: 0 SB: 0 CS: 1 PA: 41
PITCHER	IP WLS BF H R ER SO BB IBB HBP BLK WP HR S P ERA WHIP	IP WLS BF H R ER SO BB IBB HBP BLK WP HR S P ERA WHIP									
Don Drysdale, R (1, 1) ERA: 7.04	7.2 L 34 8 6 6 5 0 1 1 0 1 0 76 115 7.04 1.043										
Ron Perranoski, L (8, 1) ERA:	1.1 6 2 0 0 0 1 0 0 0 0 0 0 13 19 0.00 1.500										

St. Louis Cardinals @ Los Angeles Dodgers
Dodger Stadium, Los Angeles, CA
Wed Apr 15 1964, 6:05 PM PST
Att. 28,025 - Unknown

AB	37
R	6
H	10
RBI	6
BB	1
SO	6
LOB	16



Batter	1	2	3	4	5	6	7	8	9	AB R H RBI BB SO LOB
Maury Wills, S OBP: 0.333, SLG: 0.333 (1, 6)	1-2 6-3		2-2 L8		1-0 3-1		3-2 6-3		2-1 F6	5 0 0 0 0 0 4
Jim Gilliam, S OBP: 0.375, SLG: 0.286 (1, 4)	1-0 1B		3-2 F3			1-2 F5		1-0 F5		4 0 1 0 0 0 1
Willie Davis, L OBP: 0.375, SLG: 0.500 (1, 8)	1-0 F7			3-3 K		2-2 5-3 1B 2B		1-0 1B		4 1 2 0 0 1 1
Tommy Davis, R OBP: 0.250, SLG: 0.286 (1, 7)	1-3 K			1-3 K		0-1 5-3		3-2 F9		4 0 0 0 0 2 3
Ron Fairly, L OBP: 0.500, SLG: 0.333 (1, 3)		1-3 K		4-1 BB		1-2 FC6 1B		0-0 6-3		3 0 1 1 1 1 1
Frank Howard, R OBP: 0.500, SLG: 1.250 (1, 9)		1-0 1B		0-1 F7		1-2 3-H FC6 1-2f		3-2 HR		4 1 2 1 0 0 2
John Roseboro, L OBP: 0.250, SLG: 0.250 (1, 2)		2-0 F8			1-3 K		2-0 FC3-6 1B		0-1 1B	4 0 2 0 0 1 0
Johnny Werhas, R OBP: 0.375, SLG: 0.286 (1, 5)			0-1 SH3-4 1B		4-1 BB		2-1 FC3-6 SH2-4 1-2f		0-2 L8	3 0 1 0 1 0 2
Don Drysdale, R (1, 1) Ron Perranoski, L (8, 1) Wally Moon, L (9, PH)			0-1 SH3-4		0-3 K		0-0 SH2-4		0-2 F2	1 0 0 0 0 1 1 0 0 0 0 0 0 0 1 0 0 0 0 0 1

Inning Stats	R: 0 E: 0 K: 1 S: 9	H: 1 LOB: 1 BB: 0 P: 13	R: 0 E: 0 K: 1 S: 6	H: 1 LOB: 0 BB: 0 P: 10	R: 0 E: 0 K: 0 S: 11	H: 1 LOB: 1 BB: 0 P: 16	R: 0 E: 0 K: 2 S: 10	H: 0 LOB: 1 BB: 1 P: 18	R: 0 E: 0 K: 2 S: 8	H: 0 LOB: 1 BB: 1 P: 14	R: 1 E: 0 K: 0 S: 14	H: 2 LOB: 1 BB: 0 P: 19	R: 0 E: 0 K: 0 S: 7	H: 1 LOB: 1 BB: 0 P: 14	R: 0 E: 0 K: 0 S: 6	H: 1 LOB: 1 BB: 0 P: 11	R: 1 E: 0 K: 0 S: 13	H: 2 LOB: 1 BB: 0 P: 18	1B: 7 2B: 1 3B: 0 HR: 1	SF: 0 SAC: 2 DP: 0 HBP: 0
PITCHER Bob Gibson, R ERA: 2.0 (1, 1)	IP 9.0 WLS W BF 37 H 9 R 2 ER 2 SO 6 BB 2 IBB 0 HBP 0 BLK 0 WP 0 HR 1 S 84 P 133 ERA 2.00 WHIP 1.222	IP 9.0 WLS W BF 37 H 9 R 2 ER 2 SO 6 BB 2 IBB 0 HBP 0 BLK 0 WP 0 HR 1 S 84 P 133 ERA 2.00 WHIP 1.222	IP 9.0 WLS W BF 37 H 9 R 2 ER 2 SO 6 BB 2 IBB 0 HBP 0 BLK 0 WP 0 HR 1 S 84 P 133 ERA 2.00 WHIP 1.222	IP 9.0 WLS W BF 37 H 9 R 2 ER 2 SO 6 BB 2 IBB 0 HBP 0 BLK 0 WP 0 HR 1 S 84 P 133 ERA 2.00 WHIP 1.222	IP 9.0 WLS W BF 37 H 9 R 2 ER 2 SO 6 BB 2 IBB 0 HBP 0 BLK 0 WP 0 HR 1 S 84 P 133 ERA 2.00 WHIP 1.222	IP 9.0 WLS W BF 37 H 9 R 2 ER 2 SO 6 BB 2 IBB 0 HBP 0 BLK 0 WP 0 HR 1 S 84 P 133 ERA 2.00 WHIP 1.222	IP 9.0 WLS W BF 37 H 9 R 2 ER 2 SO 6 BB 2 IBB 0 HBP 0 BLK 0 WP 0 HR 1 S 84 P 133 ERA 2.00 WHIP 1.222	IP 9.0 WLS W BF 37 H 9 R 2 ER 2 SO 6 BB 2 IBB 0 HBP 0 BLK 0 WP 0 HR 1 S 84 P 133 ERA 2.00 WHIP 1.222	IP 9.0 WLS W BF 37 H 9 R 2 ER 2 SO 6 BB 2 IBB 0 HBP 0 BLK 0 WP 0 HR 1 S 84 P 133 ERA 2.00 WHIP 1.222	IP 9.0 WLS W BF 37 H 9 R 2 ER 2 SO 6 BB 2 IBB 0 HBP 0 BLK 0 WP 0 HR 1 S 84 P 133 ERA 2.00 WHIP 1.222	IP 9.0 WLS W BF 37 H 9 R 2 ER 2 SO 6 BB 2 IBB 0 HBP 0 BLK 0 WP 0 HR 1 S 84 P 133 ERA 2.00 WHIP 1.222	IP 9.0 WLS W BF 37 H 9 R 2 ER 2 SO 6 BB 2 IBB 0 HBP 0 BLK 0 WP 0 HR 1 S 84 P 133 ERA 2.00 WHIP 1.222	IP 9.0 WLS W BF 37 H 9 R 2 ER 2 SO 6 BB 2 IBB 0 HBP 0 BLK 0 WP 0 HR 1 S 84 P 133 ERA 2.00 WHIP 1.222	IP 9.0 WLS W BF 37 H 9 R 2 ER 2 SO 6 BB 2 IBB 0 HBP 0 BLK 0 WP 0 HR 1 S 84 P 133 ERA 2.00 WHIP 1.222	IP 9.0 WLS W BF 37 H 9 R 2 ER 2 SO 6 BB 2 IBB 0 HBP 0 BLK 0 WP 0 HR 1 S 84 P 133 ERA 2.00 WHIP 1.222	IP 9.0 WLS W BF 37 H 9 R 2 ER 2 SO 6 BB 2 IBB 0 HBP 0 BLK 0 WP 0 HR 1 S 84 P 133 ERA 2.00 WHIP 1.222	IP 9.0 WLS W BF 37 H 9 R 2 ER 2 SO 6 BB 2 IBB 0 HBP 0 BLK 0 WP 0 HR 1 S 84 P 133 ERA 2.00 WHIP 1.222	IP 9.0 WLS W BF 37 H 9 R 2 ER 2 SO 6 BB 2 IBB 0 HBP 0 BLK 0 WP 0 HR 1 S 84 P 133 ERA 2.00 WHIP 1.222	WP: 0 PB: 0 SB: 0 CS: 0	PA: 37 ERA WHIP

BOTTOM

St. Louis Cardinals @ Los Angeles Dodgers
 Dodger Stadium, Los Angeles, CA
 Wed Apr 15 1964, 6:05 PM PST
 Att. 28,025 - Unknown

livebaseballscores.com

AB	33
R	2
H	9
RBI	2
BB	2
SO	6
LOB	16



Batter	1	2	3	4	5	6	7	8	9	AB R H RBI BB SO LOB	TOP											
Pete Rose, S (1, 4) B X	1-0 4-1		1-2 1-3	1-0 F7		1-3 K		1-0 FC2-5-6		5 0 0 0 0 1 4												
Giraldo Ruiz, S (1, 5) OBP: 0.444, SLG: 0.778 B C C	1-3 K		0-2 1B 2B		0-0 1B 3B		0-0 1B SF7	1-1 L8		5 3 3 0 0 1 1												
Vada Pinson, L (1, 8) OBP: 0.556, SLG: 0.500 B F B H	3-1 1B HBP		1-1 1B		0-0 G4-6-3 1B		0-0 1B SF7		2-1 F9	4 0 3 2 0 0 0												
Frank Robinson, R (1, 9) OBP: 0.333, SLG: 0.333 B X	1-0 1-3 1B		0-0 F4		1-0 G4-6-3 1B		0-1 F7		0-0 F8	5 0 2 0 0 0 3												
Gordy Coleman, L (1, 3) OBP: 0.429, SLG: 0.333 Deron Johnson, R (7, PH) B F B X (7, 3)	3-1 L9			1-1 FC6-4 1B	0-1 G4-6-3		1-0 SF7		1-0 G3	3 0 1 0 0 0 4 1 0 0 1 0 0 0												
Bob Skinner, L (1, 7) OBP: 0.125, SLG: 0.500 C B C		0-3 K		1-1 FC6-4 1B	1-2 3-1		1-1 F9			4 1 0 0 0 1 3												
Johnny Edwards, L (1, 2) OBP: 0.250, SLG: 0.375 C B C		1-3 K		3-2 1B		0-1 F5		0-1 1B E 2B		4 1 2 0 0 1 0												
Leo Cardenas, R (1, 6) OBP: 0.286, SLG: 0.286 C B C B C		3-1 F8		0-1 1B		1-1 G4-6-3		0-0 E G3 1B		4 0 2 1 0 0 0												
Jim O'Toole, S (1, 1) Joe Nuxhall, L (9, 1) B X			1-0 6-3	1-3 K		4-2 BB		0-0 G3		3 0 0 0 1 1 4 0 0 0 0 0 0 0												
Inning Stats	R: 0 E: 0 K: 1 S: 8	H: 1 LOB: 2 BB: 0 P: 17	R: 0 E: 0 K: 2 S: 8	H: 0 LOB: 0 BB: 0 P: 12	R: 1 E: 0 K: 0 S: 10	H: 2 LOB: 1 BB: 0 P: 13	R: 1 E: 0 K: 1 S: 14	H: 3 LOB: 2 BB: 0 P: 21	R: 1 E: 0 K: 0 S: 8	H: 3 LOB: 1 BB: 0 P: 10	R: 0 E: 0 K: 1 S: 10	H: 0 LOB: 1 BB: 1 P: 16	R: 1 E: 0 K: 0 S: 7	H: 2 LOB: 1 BB: 0 P: 9	R: 1 E: 1 K: 0 S: 7	H: 2 LOB: 1 BB: 0 P: 9	R: 0 E: 0 K: 0 S: 4	H: 0 LOB: 0 BB: 0 P: 7	1B: 10 2B: 2 3B: 1 HR: 0	SF: 1 SAC: 0 DP: 1 HBP: 1	WP: 0 PB: 0 SB: 0 CS: 0	PA: 41
PITCHER	IP WLS BF H R ER SO BB IBB HBP BLK WP HR S P ERA WHIP																					
Bob Miller, R (1, 1) ERA: 6.75	4.0 L 22 9 3 3 4 0 0 1 0 0 0 0 43 67 6.75 2.250																					
Jim Brewer, L (5, 1) ERA:	2.0 6 0 0 0 1 1 0 0 0 0 0 0 15 22 0.00 0.500																					
Nick Willhite, L (7, 1) ERA: 9.0	1.0 5 2 1 1 0 0 0 0 0 0 0 0 7 9 9.00 2.000																					
Ron Perranoski, L (8, 1) ERA:	2.0 8 2 1 0 0 0 0 0 0 0 0 0 11 16 0.00 1.000																					

Cincinnati Reds @ Los Angeles Dodgers
Dodger Stadium, Los Angeles, CA
Thu Apr 16 1964, 6:05 PM PST
Att. 20,430 - Unknown

AB	38
R	5
H	13
RBI	4
BB	1
SO	5
LOB	19



Batter	1	2	3	4	5	6	7	8	9	AB	R	H	RBI	BB	SO	LOB
Maury Wills, S OBP: 0.385, SLG: 0.385 (1, 6)	2-3 K			0-3 K		0-2 1B		1-2 1B		4	0	2	1	0	2	0
Jim Gilliam, S OBP: 0.250, SLG: 0.182 (1, 4)	3-1 F4			1-1 F4		0-0 B2		3-2 F8		4	0	0	0	0	0	3
Willie Davis, L OBP: 0.333, SLG: 0.417 (1, 8)	0-1 F4			3-2 G3		1-1 F3		1-1 1B		4	0	1	0	0	0	2
Tommy Davis, R OBP: 0.250, SLG: 0.273 (1, 7)		2-2 F8			0-0 B1-3	0-1 1B		0-2 2-3		4	0	1	1	0	0	2
Frank Howard, R OBP: 0.333, SLG: 0.833 (1, 9)		1-1 6-3			0-3 K	3-1 F6		3-3 K		4	0	0	0	0	2	4
Ron Fairly, L OBP: 0.417, SLG: 0.300 (1, 3)		0-1 1-3			0-0 1B		2-2 G3		0-0 4-3	4	0	1	0	0	0	0
Johnny Werhas, R OBP: 0.250, SLG: 0.182 (1, 5)			1-1 6-3		2-2 F9		1-3 K		2-3 K	4	0	0	0	0	2	1
John Roseboro, L OBP: 0.333, SLG: 0.500 (1, 2)			0-0 F6			2-1 1B	0-1 2B		1-3 K	4	1	2	0	0	1	0
Bob Miller, R (1, 1) Jim Brewer, L (5, 1) Lee Walls, R (6, PH) Nick Willhite, L (7, 1) Ken McMullen, R (7, PH) Ron Perranoski, L (8, 1)			1-0 F9			0-0 1B	0-0 6-3			1	0	0	0	0	0	0

Inning Stats	R: 0	H: 0	E: 0	K: 1	S: 7	R: 0	H: 0	E: 0	K: 0	S: 7	R: 0	H: 0	E: 0	K: 0	S: 4	R: 0	H: 1	E: 0	K: 1	S: 8	R: 2	H: 4	E: 0	K: 0	S: 13	R: 0	H: 1	E: 0	K: 1	S: 9	R: 0	H: 2	E: 0	K: 1	S: 18	R: 0	H: 0	E: 0	K: 2	S: 7	1B: 6	SF: 0	2B: 2	SAC: 0	3B: 0	DP: 0	HR: 0	HBP: 0	WP: 0	PA: 35
--------------	------	------	------	------	------	------	------	------	------	------	------	------	------	------	------	------	------	------	------	------	------	------	------	------	-------	------	------	------	------	------	------	------	------	------	-------	------	------	------	------	------	-------	-------	-------	--------	-------	-------	-------	--------	-------	--------

PITCHER	IP	WLS	BF	H	R	ER	SO	BB	IBB	HBP	BLK	WP	HR	S	P	ERA	WHIP
Jim O'Toole, L (1, 1) ERA: 2.25	8.0	W	32	8	2	2	5	0	0	0	0	0	0	74	107	2.25	1.000
Joe Nuxhall, L (9, 1) ERA:	1.0	S	3	0	0	0	2	0	0	0	0	0	0	7	10	0.00	0.000

BOTTOM

Cincinnati Reds @ Los Angeles Dodgers
 Dodger Stadium, Los Angeles, CA

Thu Apr 16 1964, 6:05 PM PST
 Att. 20,430 - Unknown

AB	35
R	2
H	8
RBI	2
BB	0
SO	7
LOB	13



PITCHER	IP	WLS	BF	H	R	ER	SO	BB	IBB	HBP	BLK	WP	HR	S	P	ERA	WHIP
---------	----	-----	----	---	---	----	----	----	-----	-----	-----	----	----	---	---	-----	------

Batter	1	2	3	4	5	6	7	8	9	AB	R	H	RBI	BB	SO	LOB	TOP										
Pete Rose, S (1, 4) OBP: 0.071, SLG: 0.071	0-0 1-3		3-2 F9	1-2 FC5		2-1 1B		1-0 F7		5	0	1	0	0	0	1											
Giraldo Ruiz, S (1, 5) OBP: 0.357, SLG: 0.538	1-1 4-3		3-2 6-3		1-2 F7	1-1 L6		1-1 HBP		4	0	0	0	0	0	2											
Vada Pinson, L (1, 8) OBP: 0.429, SLG: 0.615	1-2 F6		0-0 F6		3-2 HR		1-1 F5	0-1 L8		5	1	1	1	0	0	1											
Frank Robinson, R (1, 9) OBP: 0.357, SLG: 0.308		4-1 FC5-4 BB		0-0 L8	1-0 F8		0-1 HR 1B		1-0 6-3	4	1	1	0	1	0	0											
Deron Johnson, R (1, 3) OBP: 0.429, SLG: 1.167		0-2 FC5-4 WP 1B		2-2 1B 2B	2-2 1B		0-0 HR		0-0 6-3	5	3	3	2	0	0	1											
Tommy Harper, R (1, 7) OBP: 0.400, SLG: 0.250		4-2 1B BB		0-0 2B 1B	2-2 F2		2-3 K		0-0 F9	4	1	1	1	1	1	1											
Leo Cardenas, R (1, 6) OBP: 0.455, SLG: 0.545		1-1 BB 1B		1-2 2B 2B	0-3 K		0-1 1B 1B			4	1	3	2	0	1	0											
Johnny Edwards, L (1, 2) OBP: 0.417, SLG: 0.545		4-2 BB		0-1 FC5 2B	0-1 3-1		0-1 1B			3	0	2	1	1	0	0											
Joey Jay, S (1, 1) OBP: 0.417, SLG: 0.545		2-3 K		2-2 5-3	4-2 1B BB		2-3 K			3	0	0	0	1	2	3											
Inning Stats	R: 0 E: 0 K: 0 S: 7	H: 0 LOB: 0 BB: 0 P: 9	R: 1 E: 0 K: 1 S: 15	H: 1 LOB: 2 BB: 3 P: 30	R: 0 E: 0 K: 0 S: 7	H: 0 LOB: 0 BB: 0 P: 13	R: 3 E: 0 K: 0 S: 17	H: 4 LOB: 1 BB: 0 P: 23	R: 1 E: 0 K: 0 S: 14	H: 2 LOB: 1 BB: 0 P: 23	R: 0 E: 0 K: 1 S: 12	H: 1 LOB: 2 BB: 1 P: 19	R: 2 E: 0 K: 1 S: 13	H: 4 LOB: 2 BB: 0 P: 16	R: 0 E: 0 K: 1 S: 7	H: 0 LOB: 1 BB: 0 P: 11	R: 0 E: 0 K: 0 S: 3	H: 0 LOB: 0 BB: 0 P: 4	1B: 7 2B: 3 3B: 0 HR: 2	SF: 0 SAC: 0 DP: 0 HBP: 1	WP: 1 PB: 0 SB: 1 CS: 0	PA: 42					
PITCHER	IP	WLS	BF	H	R	ER	SO	BB	IBB	HBP	BLK	WP	HR	S	P	ERA	WHIP										
Pete Richert, L (1, 1) ERA: 10.8	3.1	L	17	5	4	4	1	3	0	0	0	1	0	40	66	10.80	2.400										
Joe Moeller, R (4, 1) ERA: 5.79	4.2		22	7	3	3	3	1	0	1	0	0	2	52	78	5.79	1.714										
Phil Ortega, R (9, 1) ERA:	1.0		3	0	0	0	0	0	0	0	0	0	0	3	4	0.00	0.000										

Cincinnati Reds @ Los Angeles Dodgers
Dodger Stadium, Los Angeles, CA
Fri Apr 17 1964, 6:05 PM PST
Att: 26,909 - Unknown

AB	37
R	7
H	12
RBI	7
BB	4
SO	4
LOB	9



livebaseballscorecards.com

Batter	1	2	3	4	5	6	7	8	9	AB	R	H	RBI	BB	SO	LOB
Maury Wills, S OBP: 0.294, SLG: 0.294 (1, 6)	1-1 4-3		0-2 F7		2-1 6-3			1-0 4-3		4	0	0	0	0	0	1
Jim Gilliam, S OBP: 0.250, SLG: 0.200 (1, 4)	3-2 F9		3-2 2-3			0-1 4-3			1-0 G6-3 1B	4	0	1	0	0	0	1
Willie Davis, L OBP: 0.313, SLG: 0.375 (1, 8)	0-0 G3			0-0 B3		0-3 K			0-0 G6-3 1B	4	0	1	0	0	1	0
Tommy Davis, R OBP: 0.250, SLG: 0.467 (1, 7)		2-1 F6		2-0 HR		0-1 1-3			1-1 G6-3	4	1	1	1	1	0	2
Ron Fairly, L OBP: 0.438, SLG: 0.571 (1, 3)		3-2 HR		1-0 1B		2-2 4-3			0-0 F8	4	2	2	1	0	0	1
Frank Howard, R OBP: 0.333, SLG: 0.733 (1, 9)		3-2 F8		0-1 1B		0-0 F3				3	0	1	0	0	0	0
John Roseboro, L OBP: 0.267, SLG: 0.429 (1, 2)		2-2 F3		1-0 SF7-6-4		3-1 F5				2	0	0	1	0	0	0
Johnny Werhas, R OBP: 0.267, SLG: 0.154 (1, 5)			0-0 L8		2-1 F6			4-2 L3 BB		2	0	0	0	1	0	0
Pete Richert, L (1, 1)			0-0 E3		0-0 1-3			1-1 L3		1	0	0	0	0	0	0
Joe Moeller, R (4, 1)										1	0	0	0	0	0	0
Wally Moon, L (8, PH)										1	0	0	0	0	0	1
Phil Ortega, R (9, 1)										0	0	0	0	0	0	0

Inning Stats	R: 0	H: 0	R: 1	H: 1	R: 0	H: 0	R: 2	H: 3	R: 0	H: 0	R: 0	H: 0	R: 0	H: 0	R: 0	H: 2	1B: 4	SF: 1	WP: 0	PA: 32
	E: 0	LOB: 0	E: 0	LOB: 0	E: 1	LOB: 1	E: 0	LOB: 0	E: 0	LOB: 0	E: 0	LOB: 0	E: 0	LOB: 0	E: 0	LOB: 1	2B: 2	SAC: 0	PB: 0	
	K: 0	BB: 0	K: 0	BB: 0	K: 0	BB: 0	K: 0	BB: 0	K: 1	BB: 0	K: 0	BB: 0	K: 0	BB: 0	K: 0	BB: 0	3B: 0	DP: 3	SB: 1	
	S: 7	P: 11	S: 14	P: 24	S: 8	P: 11	S: 6	P: 10	S: 5	P: 9	S: 6	P: 11	S: 5	P: 11	S: 5	P: 7	HR: 2	HBP: 0	CS: 0	

PITCHER	IP	WLS	BF	H	R	ER	SO	BB	IBB	HBP	BLK	WP	HR	S	P	ERA	WHIP	PITCHER	IP	WLS	BF	H	R	ER	SO	BB	IBB	HBP	BLK	WP	HR	S	P	ERA	WHIP	
Joey Jay, R ERA: 3.0 (1, 1)	9.0	W	32	6	3	3	1	1	0	0	0	0	2	63	101	3.00	0.778																			

BOTTOM

Cincinnati Reds @ Los Angeles Dodgers
Dodger Stadium, Los Angeles, CA
 Fri Apr 17 1964, 6:05 PM PST
 Att. 26,909 - Unknown

livebaseballscorecards.com

AB	30
R	3
H	6
RBI	3
BB	1
SO	1
LOB	6



Batter	1	2	3	4	5	6	7	8	9	AB R H RBI BB SO LOB	TOP											
Pete Rose, S (1, 4) OBP: 0.111, SLG: 0.059	0-0 4-3			4-2 1B BB	0-3 K			1-2 F4		3 0 0 0 1 1 0												
Giraldo Ruiz, S (1, 5) OBP: 0.333, SLG: 0.471	0-2 F8			0-0 1-3 HR 1B		0-0 F8		0-1 4-3		4 1 1 0 0 0 0												
Vada Pinson, L (1, 8) OBP: 0.444, SLG: 0.563	1-2 F4			0-0 F8		4-1 BB			2-0 1B	3 0 1 0 1 0 1												
Frank Robinson, R (1, 9) OBP: 0.333, SLG: 0.250		0-2 L8		4-1 1-2 HR IBB		0-3 K		1-3 K		3 1 0 0 1 2 2												
Deron Johnson, R (1, 3) OBP: 0.364, SLG: 1.100		1-2 F8		0-1 1-H 2-H HR		0-1 F7		1-2 F9		4 1 1 3 0 0 2												
Tommy Harper, R (1, 7) OBP: 0.333, SLG: 0.250		1-0 1-3		1-2 S 1B		1-0 L7		1-1 5-3		4 0 1 0 0 0 1												
Leo Cardenas, R (1, 6) OBP: 0.357, SLG: 0.429			0-3 K	1-3 K		0-0 F4				3 0 0 0 0 2 1												
Johnny Edwards, L (1, 2) OBP: 0.333, SLG: 0.429			0-3 K		1-0 G3		0-1 F8			3 0 0 0 0 1 0												
Jim Maloney, L (1, 1) John Tsitouris, R (7, 1)			0-3 K		0-0 F2			2-1 F8		2 0 0 0 0 1 0 1 0 0 0 0 0 0												
Inning Stats	R: 0 E: 0 K: 0 S: 7	H: 0 LOB: 0 BB: 0 P: 8	R: 0 E: 0 K: 0 S: 8	H: 0 LOB: 0 BB: 0 P: 10	R: 0 E: 0 K: 3 S: 9	H: 0 LOB: 0 BB: 0 P: 9	R: 3 E: 0 K: 1 S: 14	H: 3 LOB: 1 BB: 2 P: 24	R: 0 E: 0 K: 1 S: 5	H: 0 LOB: 0 BB: 0 P: 6	R: 0 E: 0 K: 1 S: 7	H: 0 LOB: 1 BB: 1 P: 11	R: 0 E: 0 K: 0 S: 4	H: 0 LOB: 0 BB: 0 P: 5	R: 0 E: 0 K: 0 S: 7	H: 0 LOB: 0 BB: 0 P: 10	R: 0 E: 0 K: 1 S: 9	H: 1 LOB: 1 BB: 0 P: 14	1B: 3 2B: 0 3B: 0 HR: 1	SF: 0 SAC: 0 DP: 0 HBP: 0	WP: 0 PB: 0 SB: 2 CS: 0	PA: 33
PITCHER	IP WLS BF H R ER SO BB IBB HBP BLK WP HR S P ERA WHIP																					
Sandy Koufax, L (1, 1) ERA: 1.59	8.0 L 29 3 3 3 6 2 1 0 0 0 1 61 83 3.38 0.625																					
Ron Perranoski, L (9, 1) ERA:	1.0 4 1 0 0 1 0 0 0 0 0 0 9 14 0.00 1.000																					

Cincinnati Reds @ Los Angeles Dodgers
Dodger Stadium, Los Angeles, CA
Sat Apr 18 1964, 6:05 PM PST
Att. 41,247 - Unknown

AB	30
R	3
H	4
RBI	3
BB	3
SO	7
LOB	7



WP: 0	PA: 33
PB: 0	
SB: 2	
CS: 0	

ERA	WHIP

1B: 3	SF: 0
2B: 0	SAC: 0
3B: 0	DP: 0
HR: 1	HBP: 0

Batter	1	2	3	4	5	6	7	8	9	AB	R	H	RBI	BB	SO	LOB
Maury Wills, S OBP: 0.286, SLG: 0.250 (1, 6)	4-0 4-1 WP BB		1-2 F3		2-2 F7			2-3 K		3	0	0	0	1	1	2
Jim Gilliam, S OBP: 0.200, SLG: 0.158 (1, 4)	2-2 4-1 1-3		1-1 4-3			0-1 6-3		1-1 FC4-6 1-2f		4	0	0	0	0	0	2
Willie Davis, L OBP: 0.250, SLG: 0.300 (1, 8)	1-3 K		1-2 F8			0-0 4-3			1-1 F5	4	0	0	0	0	1	1
Tommy Davis, R OBP: 0.200, SLG: 0.368 (1, 7)	0-3 K			0-2 G2		1-2 F9			1-1 F9	4	0	0	0	0	1	1
Ron Fairly, L OBP: 0.450, SLG: 0.500 (1, 3)		0-2 3-1		2-1 4-3			4-0 G3-6-1 BB		4-2 1B BB	2	0	0	0	2	0	0
Frank Howard, R OBP: 0.316, SLG: 0.632 (1, 9)		3-3 K		2-3 K		0-1 G3-6-1 1-2f			2-2 1-2 1B	4	0	1	0	0	2	1
John Roseboro, L OBP: 0.263, SLG: 0.353 (1, 2)		4-1 E BB			2-2 6-3		1-0 L6		1-3 K	3	0	0	0	1	1	2
Johnny Werhas, R OBP: 0.278, SLG: 0.133 (1, 5)		1-0 E6 1-2			4-1 BB			2-3 K		2	0	0	0	1	1	1
Sandy Koufax, R (1, 1) Wally Moon, L (8, PH) Ron Perranoski, L (9, 1)		2-3 K			1-3 K			4-2 FC4-6 BB		2	0	0	0	0	2	3
										0	0	0	0	1	0	0
										0	0	0	0	0	0	0

Inning Stats	R: 0	H: 0	E: 0	K: 2	S: 14	LOB: 1	BB: 1	P: 21	R: 0	H: 0	E: 1	K: 2	S: 11	LOB: 2	BB: 1	P: 21	R: 0	H: 0	E: 0	K: 0	S: 8	LOB: 0	BB: 0	P: 11	R: 0	H: 0	E: 0	K: 1	S: 8	LOB: 1	BB: 1	P: 21	R: 0	H: 0	E: 0	K: 0	S: 7	LOB: 0	BB: 0	P: 8	R: 0	H: 0	E: 0	K: 0	S: 3	LOB: 0	BB: 1	P: 8	R: 0	H: 0	E: 0	K: 2	S: 10	LOB: 1	BB: 1	P: 19	R: 0	H: 1	E: 0	K: 1	S: 12	LOB: 2	BB: 1	P: 21	1B: 1	2B: 0	3B: 0	HR: 0	SF: 0	SAC: 0	DP: 1	HBP: 0	WP: 1	PB: 0	SB: 0	CS: 0	PA: 34
PITCHER	IP	WLS	BF	H	R	ER	SO	BB	IBB	HBP	BLK	WP	HR	S	P	ERA	WHIP																																																												
Jim Maloney, R (1, 1) ERA: 1.5	6.0	W	22	0	0	0	6	3	0	0	0	1	0	60	94	0.00	0.500																																																												
John Tsitouris, R (7, 1) ERA:	3.0	S	12	1	0	0	3	3	0	0	0	0	0	25	48	0.00	1.333																																																												

BOTTOM

Cincinnati Reds @ Los Angeles Dodgers
 Dodger Stadium, Los Angeles, CA
 Sat Apr 18 1964, 6:05 PM PST
 Att. 41,247 - Unknown

livebaseballscores.com

AB	28
R	0
H	1
RBI	0
BB	6
SO	9
LOB	13



Batter	1	2	3	4	5	6	7	8	9	10	11	12	AB	R	H	RBI	BB	SO	LOB	TOP								
Felipe Alou, R OBP: 0.138, SLG: 0.172 (1, 8)	1-1 L8			2-0 6-3		1-1 F8		2-1 6-3	1-1 1-3			3-2 2B	6	1	1	0	0	0	3									
Eddie Mathews, L OBP: 0.296, SLG: 0.348 (1, 5)	0-1 F4			0-2 F7			2-3 K	3-3 K		2-1 F9		1-0 2B	6	0	1	1	0	2	0									
Hank Aaron, R OBP: 0.464, SLG: 0.524 (1, 9)	2-3 K			3-2 6-3			0-0 1B	4-1 2B		0-1 F8		4-0 IBB	4	1	1	0	2	1	0									
Lee Maye, L OBP: 0.345, SLG: 0.393 (1, 7)		0-1 F5			0-1 5-3		1-0 1B	0-2 2B		0-1 5-3		0-1 1-3	5	1	1	0	0	0	2									
Ed Bailey, L OBP: 0.292, SLG: 0.478 Woody Woodward, R (7, PR)		1-3 K			2-2 G3		0-0 1B	3-2 6-3			0-0 5-3		3	0	1	1	0	1	0									
Gene Oliver, R OBP: 0.167, SLG: 0.167 (7, 3)							1-3 FC5-2						2	0	0	0	0	0	2									
Joe Torre, R OBP: 0.360, SLG: 0.348 (1, 3) (7, 2)		3-2 5-3			1-0 1-3		1-0 FC5-2		2-3 K		1-1 L7		5	0	1	1	0	1	0									
Frank Bolling, R OBP: 0.385, SLG: 0.783 (1, 4)			0-0 F9			1-0 4-3	4-1 FC5-2		4-0 FC6		1-1 1-3		3	0	0	0	2	0	0									
Roy McMillan, R OBP: 0.250, SLG: 0.250 Len Gabrielson, L (6, PH)			2-3 K			2-2 E4	0-2 FC5-2		2-1 FC6			1-1 5-3	1	0	0	0	0	1	0									
Denis Menke, R OBP: 0.500, SLG: 0.333 (6, 6)						1-2 2-3 3-H			1-2 1B				1	0	0	0	0	0	0									
Warren Spahn, L Miguel de la Hoz, R (9, PH) Bobby Tiefenauer, R (9, 1)			1-0 4-3			1-3 K	1-0 F9		1-2 FC6			0-3 K	3	0	0	0	0	1	4									
Inning Stats	R: 0 E: 0 K: 1 S: 8	H: 0 LOB: 0 BB: 0 P: 11	R: 0 E: 0 K: 1 S: 9	H: 0 LOB: 0 BB: 0 P: 13	R: 0 E: 0 K: 1 S: 6	H: 0 LOB: 0 BB: 0 P: 9	R: 0 E: 0 K: 0 S: 7	H: 0 LOB: 0 BB: 0 P: 12	R: 0 E: 0 K: 0 S: 7	H: 0 LOB: 0 BB: 0 P: 10	R: 0 E: 1 K: 1 S: 9	H: 0 LOB: 1 BB: 0 P: 14	R: 2 E: 0 K: 1 S: 12	H: 3 LOB: 3 BB: 1 P: 21	R: 0 E: 0 K: 1 S: 12	H: 1 LOB: 2 BB: 1 P: 24	R: 0 E: 0 K: 1 S: 13	H: 1 LOB: 2 BB: 1 P: 23	R: 0 E: 0 K: 0 S: 6	H: 0 LOB: 0 BB: 0 P: 8	R: 0 E: 0 K: 0 S: 5	H: 0 LOB: 0 BB: 0 P: 7	R: 1 E: 0 K: 1 S: 13	H: 2 LOB: 2 BB: 1 P: 22	1B: 4 2B: 3 3B: 0 HR: 0	SF: 0 SAC: 0 DP: 0 HBP: 1	WP: 1 PB: 0 SB: 0 CS: 0	PA: 49
PITCHER	IP	WLS	BF	H	R	ER	SO	BB	IBB	HBP	BLK	WP	HR	S	P	ERA	WHIP											
Don Drysdale, R ERA: 4.91 (1, 1)	7.0		27	3	2	2	5	0	1	1	0	1	0	58	90	2.57	0.429											
Ron Perranoski, L ERA: (8, 1)	4.0		16	2	0	0	2	2	0	0	0	0	0	36	62	0.00	1.000											
Bob Miller, R ERA: 7.2 (12, 1)	1.0	L	6	2	1	1	1	0	1	0	0	0	0	13	22	9.00	2.000											

Milwaukee Braves @ Los Angeles Dodgers
 Dodger Stadium, Los Angeles, CA
 Sun Apr 19 1964, 3:33 AM PST
 Att. 30,132 - Unknown

AB	44
R	3
H	7
RBI	3
BB	4
SO	8
LOB	16



Batter	1	2	3	4	5	6	7	8	9	10	11	12	AB	R	H	RBI	BB	SO	LOB
Maury Wills, S OBP: 0.370, SLG: 0.346 (1, 6) B C X F X	2-1 P4-3 1B		0-0 1-2 2-3 1B			2-2 4-3 SH1-4 1B	0-1 FC6-4			2-1 B3		2-1 5-3 S 1B	6	0	4	0	0	0	2
Jim Gilliam, S OBP: 0.160, SLG: 0.130 (1, 4) F B X F X	1-2 P4-3 1-2f		3-1 SF9			1-0 SH1-4		1-2 5-3		2-1 F8		0-3 K	4	0	0	1	0	1	2
Willie Davis, L OBP: 0.231, SLG: 0.240 (1, 8) B C X F X	2-1 4-3		0-2 3-H G3			0-2 4-3		0-2 4-3		1-0 WP S HBP		2-2 5-3	5	0	0	0	0	0	4
Tommy Davis, R OBP: 0.269, SLG: 0.348 (1, 7) B C X F X		1-1 CS 1B				0-0 E6 G6-4-3		2-2 E3 1B		4-0 WP IBB		4-0 BB	4	0	1	0	2	0	1
Frank Howard, R OBP: 0.280, SLG: 0.520 (1, 9) B C X F X	2-1 F9		2-1 G6-4-3			2-1 G6-4-3		1-1 6-3		0-2 5-3		0-0 L8	6	0	1	0	0	0	6
Ron Fairly, L OBP: 0.360, SLG: 0.381 (1, 3) C F X F X	0-2 F7		0-0 F7			0-0 F7		1-1 3-1		0-0 FC6		0-0 G3	5	0	0	0	0	0	3
Johnny Werhas, R OBP: 0.348, SLG: 0.211 (1, 5) B S X F X	1-1 CS 1-2		1-0 FC1-5 1B			0-1 5-3		0-0 E 1B		0-1 F6		4-1 BB	4	1	2	0	1	0	0
John Roseboro, L OBP: 0.318, SLG: 0.400 (1, 2) Wes Parker, S (7, PR) Doug Camilli, R (8, 2)			1-0 1B FC1-5 SF9 1B			1-1 F9 1B		0-0 E4 1B		3-2 6-3		0-0 F5	3	1	2	0	0	0	1
Don Drysdale, R (1, 1) Lee Walls, R OBP: 1.000, SLG: 1.000 (7, PH) Ron Perranoski, L (8, 1) Wally Moon, L (11, PH) Bob Miller, R (12, 1)			1-1 FC1-5 SF9 1B			2-0 F9 1-2		1-1 FC6-4 1B		1-2 3-1		1-1 F8	2	0	0	0	0	0	3

Inning Stats	R: 0 E: 0 K: 8	H: 1 LOB: 0 BB: 0 P: 13	R: 0 E: 0 K: 8	H: 1 LOB: 0 BB: 0 P: 12	R: 1 E: 0 K: 10	H: 3 LOB: 2 BB: 0 P: 16	R: 0 E: 1 K: 4	H: 0 LOB: 0 BB: 0 P: 6	R: 0 E: 0 K: 5	H: 1 LOB: 0 BB: 0 P: 8	R: 0 E: 0 K: 11	H: 1 LOB: 1 BB: 0 P: 16	R: 1 E: 1 K: 9	H: 2 LOB: 2 BB: 0 P: 12	R: 0 E: 1 K: 13	H: 1 LOB: 2 BB: 0 P: 17	R: 0 E: 0 K: 9	H: 0 LOB: 0 BB: 0 P: 13	R: 0 E: 0 K: 7	H: 0 LOB: 2 BB: 1 P: 16	R: 0 E: 0 K: 5	H: 0 LOB: 1 BB: 1 P: 10	R: 0 E: 0 K: 10	H: 1 LOB: 2 BB: 1 P: 18	1B: 11 2B: 1 3B: 0 HR: 0	SF: 1 SAC: 1 DP: 2 HBP: 1	WP: 1 PB: 0 SB: 2 CS: 1	PA: 51
PITCHER	IP	WLS	BF	H	R	ER	SO	BB	IBB	HBP	BLK	WP	HR	S	P	ERA	WHIP											
Warren Spahn, L ERA: 4.11 Bobby Tiefenauer, R ERA: 1.29	(1, 1) 8.0		33	10	2	1	0	0	0	0	0	0	0	68	100	1.12	1.250											
	(9, 1) 4.0	W	17	1	0	0	1	2	1	1	0	1	0	31	57	0.00	0.750											

Milwaukee Braves @ Los Angeles Dodgers
Dodger Stadium, Los Angeles, CA
Sun Apr 19 1964, 3:33 AM PST
Att. 30,132 - Unknown

AB	44
R	2
H	11
RBI	2
BB	3
SO	1
LOB	24



Batter	1	2	3	4	5	6	7	8	9	AB R H RBI BB SO LOB	TOP											
Felipe Alou, R OBP: 0.176, SLG: 0.156 (1, 8)	4-1 BB E BB		4-0 FC6-4 1B BB		0-1 5-3	1-1 FC6-2 BB		0-3 K		3 1 0 0 2 1 2	Milwaukee Braves @ Los Angeles Dodgers Dodger Stadium, Los Angeles, CA Mon Apr 20 1964, 6:05 PM PST Att. 21,139 - Unknown											
Eddie Mathews, L OBP: 0.344, SLG: 0.385 (1, 5)	2-3 K		4-2 FC6-4 1-2 BB		2-1 3-1	4-2 1-2 BB		0-1 2B		3 0 1 0 2 1 1												
Hank Aaron, R OBP: 0.394, SLG: 0.423 (1, 9)	2-2 F3		1-2 FC6-4 1B BB 1-2f 2-3		0-1 G3	3-2 F7		2-3 K		5 0 0 0 0 1 7												
Joe Torre, R OBP: 0.367, SLG: 0.333 (1, 2)	1-2 5-3		4-1 1B BB 1-2			3-1 E BB 1B	1-0 L8	1-1 5-3		4 1 1 0 1 0 2												
Gene Oliver, R OBP: 0.364, SLG: 0.364 (1, 3)		2-3 K	1-0 FC6-4 1-2 2-3 3-H 1B			1-1 E5 BB 1B	0-0 BB 1B	0-1 F8		5 2 3 1 0 1 0												
Lee Maye, L OBP: 0.412, SLG: 0.548 (1, 7)		0-0 HR	2-1 FC6-4 1-2f			4-0 1B BB WP IBB	4-2 E 1B BB	0-1 1B 2B		3 3 2 1 2 0 3												
Frank Bolling, R OBP: 0.452, SLG: 0.778 (1, 4)		0-0 F8 1B		1-1 F8		4-0 WP 1B FC6-2 BB 1-2 2-3 3-H	2-1 E 1B	2-2 F8 2-H 1B		4 0 3 3 1 0 0												
Roy McMillan, R OBP: 0.200, SLG: 0.200 (1, 6)		1-2 F8		1-1 L7		0-2 FC6-2 WP 1B 1-2 2-3 3-H	0-3 K	0-3 K		2 0 0 0 0 0 1												
Ty Cline, L OBP: 0.667, SLG: 0.667 (6, PH)		1-2 SAFE F8								1 0 1 1 0 0 0												
Denis Menke, R OBP: 0.429, SLG: 0.273 (6, 6)										2 0 0 0 0 2 3												
Bob Sadowski, R (1, 1)			0-3 K	0-3 K		2-3 K	0-3 K	0-3 K		5 0 0 0 0 5 5												
Inning Stats	R: 0 E: 1 K: 1 S: 12	H: 0 LOB: 1 BB: 1 P: 21	R: 1 E: 0 K: 1 S: 8	H: 2 LOB: 0 BB: 0 P: 11	R: 1 E: 0 K: 1 S: 15	H: 1 LOB: 3 BB: 3 P: 31	R: 0 E: 0 K: 1 S: 7	H: 0 LOB: 0 BB: 0 P: 9	R: 0 E: 0 K: 0 S: 6	H: 0 LOB: 0 BB: 0 P: 8	R: 3 E: 1 K: 1 S: 17	H: 3 LOB: 3 BB: 3 P: 39	R: 1 E: 1 K: 2 S: 12	H: 2 LOB: 2 BB: 1 P: 19	R: 0 E: 0 K: 2 S: 10	H: 1 LOB: 1 BB: 0 P: 13	R: 1 E: 0 K: 2 S: 13	H: 2 LOB: 1 BB: 0 P: 15	1B: 8 2B: 2 3B: 0 HR: 1	SF: 0 SAC: 0 DP: 0 HBP: 0	WP: 1 PB: 0 SB: 0 CS: 0	PA: 45
PITCHER	IP WLS BF H R ER SO BB IBB HBP BLK WP HR S P ERA WHIP																					
Nick Willhite, L ERA: 4.5 (1, 1)	5.0 L 21 3 2 2 4 4 0 0 0 0 0 1 48 80 3.60 1.400																					
Bob Miller, R ERA: 11.37 (6, 1)	1.1 12 4 4 4 1 3 1 0 0 1 0 21 48 27.00 5.250																					
Phil Ortega, R ERA: (7, 1)	1.2 7 2 0 0 4 0 0 0 0 0 0 18 23 0.00 1.200																					
Jim Brewer, L ERA: 3.0 (9, 1)	1.0 5 2 1 1 2 0 0 0 0 0 0 13 15 9.00 2.000																					

livebaseballscorecards.com

AB	37
R	7
H	11
RBI	6
BB	8
SO	11
LOB	24



Batter	1	2	3	4	5	6	7	8	9	AB	R	H	RBI	BB	SO	LOB
Maury Wills, S OBP: 0.323, SLG: 0.300 (1, 6) C X	0-1 L4 1	0-0 5-3 3			1-1 4-3 3			3-2 1-3 3		4	0	0	0	0	0	2
Jim Gilliam, S OBP: 0.172, SLG: 0.148 (1, 4) B C X	1-1 BB 1B		1-1 4-3 1			1-1 1-3 1			1-2 L8 1	4	0	1	0	0	0	0
Tommy Davis, R OBP: 0.300, SLG: 0.346 (1, 7) B B B	4-0 1-2 BB		1-0 5-3 2			0-1 1-3 2			2-1 3B 1B	3	1	1	0	1	0	0
Ron Fairly, L OBP: 0.345, SLG: 0.440 (1, 3) F S X	0-2 F8 2		3-1 4-3 3			0-0 F4 3			0-0 1-H 3B	4	0	1	1	0	0	2
Frank Howard, R OBP: 0.241, SLG: 0.448 (1, 9) X	0-0 L8 3			1-3 K 1			3-3 K2-3 1		2-2 6-3 2	4	0	0	0	0	2	3
John Roseboro, L OBP: 0.269, SLG: 0.333 (1, 2) B C X		1-2 F7 1		3-3 K 2			1-3 K 2		3-2 G3 3	4	0	0	0	0	2	1
Johnny Werhas, R OBP: 0.346, SLG: 0.227 (1, 5) B B X		2-1 1B 1B		2-3 K 3			1-1 1-3 3			3	0	1	0	0	1	0
Willie Davis, L OBP: 0.241, SLG: 0.250 (1, 8) B B X		2-0 1-2 1B			0-0 B1-3 1			1-2 F9 1		3	0	1	0	0	0	0
Nick Willhite, L Wes Parker, S Bob Miller, R Phil Ortega, R Ken McMullen, R Jim Brewer, L (1, 1) (5, PH) (6, 1) (7, 1) (8, PH) (9, 1) F X		0-1 F5 2			0-3 K 2			2-0 F7 2		1	0	0	0	0	0	2

BOTTOM

Milwaukee Braves @ Los Angeles Dodgers
 Dodger Stadium, Los Angeles, CA
 Mon Apr 20 1964, 6:05 PM PST
 Att. 21,139 - Unknown

livebaseballscores.com

AB	32
R	1
H	5
RBI	1
BB	1
SO	6
LOB	10



Inning Stats	R: 0 E: 0 K: 0 S: 8	H: 1 LOB: 2 BB: 1 P: 13	R: 0 E: 0 K: 0 S: 9	H: 2 LOB: 2 BB: 0 P: 14	R: 0 E: 0 K: 0 S: 5	H: 0 LOB: 0 BB: 0 P: 10	R: 0 E: 0 K: 3 S: 10	H: 0 LOB: 0 BB: 0 P: 16	R: 0 E: 0 K: 1 S: 6	H: 0 LOB: 0 BB: 0 P: 7	R: 0 E: 0 K: 0 S: 5	H: 0 LOB: 0 BB: 0 P: 6	R: 0 E: 0 K: 2 S: 9	H: 0 LOB: 0 BB: 0 P: 14	R: 0 E: 0 K: 0 S: 8	H: 0 LOB: 0 BB: 0 P: 14	R: 1 E: 0 K: 0 S: 14	H: 2 LOB: 1 BB: 0 P: 22	1B: 4 2B: 0 3B: 1 HR: 0	SF: 0 SAC: 0 DP: 0 HBP: 0	WP: 0 PB: 0 SB: 0 CS: 0	PA: 33													
PITCHER Bob Sadowski, R ERA: 5.4 (1, 1)	IP 9.0	WLS W	BF 33	H 5	R 1	ER 1	SO 6	BB 1	IBB 0	HBP 0	BLK 0	WP 0	HR 0	S 74	P 116	ERA 1.00	WHIP 0.667	PITCHER	IP	WLS	BF	H	R	ER	SO	BB	IBB	HBP	BLK	WP	HR	S	P	ERA	WHIP

Batter	1	2	3	4	5	6	7	8	9	AB R H RBI BB SO LOB	TOP	
Maury Wills, S (1, 6) OBP: 0.314, SLG: 0.294	1-2 F7			0-1 SF8		0-0 B1-3		0-1 6-3		4 1 1 0 0 0 1	<p>Los Angeles Dodgers @ St. Louis Cardinals</p> <p>Sportsman's Park, St. Louis, MO</p> <p>Wed Apr 22 1964, 7:05 PM EST</p> <p>Att: 31,410 - Unknown</p> <p>livebaseballscorecards.com</p>	
Jim Gilliam, S (1, 4) OBP: 0.212, SLG: 0.194	3-1 5-3			0-1 F2		0-0 HR		1-1 2B		4 2 2 1 0 0 1		
Tommy Davis, R (1, 7) OBP: 0.324, SLG: 0.400	1-2 4-3			2-1 1B		0-3 K		0-2 2B		4 0 2 1 0 1 1		
Frank Howard, R (1, 9) OBP: 0.242, SLG: 0.531		0-0 F4		2-2 SF8		0-0 HR		1-3 K		3 1 1 3 0 1 1		
Ken McMullen, R (1, 3)		2-1 L4		1-0 5-3		1-0 4-3		0-0 6-3		4 0 0 0 0 0 2		
Johnny Werhas, R (1, 5) OBP: 0.310, SLG: 0.200		0-0 6-3			1-3 K		1-2 1-3		1-0 G3	3 0 0 0 0 1 0		
Ron Fairly, L (9, PH) OBP: 0.333, SLG: 0.423										1 0 0 0 0 0 0		
John Roseboro, L (1, 2) OBP: 0.233, SLG: 0.286			0-2 5-3		1-1 G3		0-3 K		1-2 L9	4 0 0 0 0 1 0		
Willie Davis, L (1, 8) OBP: 0.242, SLG: 0.344			2-2 G3		0-0 L4		1-0 HR		1-0 F8	4 1 1 1 0 0 0		
Sandy Koufax, R (1, 1) Phil Ortega, R (2, 1) Wes Parker, S (6, PH) Pete Richert, L (6, 1) Doug Camilli, R (7, PH) Wally Moon, L (7, PH) Bob Miller, R (7, 1)			1-2 G3			2-1 1B		1-0 3-1		0 0 0 0 0 0 0 1 0 0 0 0 0 0 1 1 1 0 1 0 0 0 0 0 0 0 0 0 0 0 0 0		
Inning Stats	R: 0 H: 0 E: 0 LOB: 0 K: 0 BB: 0 S: 9 P: 14	R: 0 H: 0 E: 0 LOB: 0 K: 0 BB: 0 S: 4 P: 6	R: 0 H: 0 E: 0 LOB: 0 K: 0 BB: 0 S: 12 P: 15	R: 1 H: 2 E: 0 LOB: 1 K: 0 BB: 0 S: 10 P: 15	R: 0 H: 0 E: 0 LOB: 0 K: 1 BB: 0 S: 6 P: 8	R: 3 H: 3 E: 0 LOB: 0 K: 1 BB: 0 S: 9 P: 12	R: 1 H: 1 E: 0 LOB: 0 K: 1 BB: 0 S: 8 P: 11	R: 1 H: 2 E: 0 LOB: 1 K: 1 BB: 0 S: 11 P: 13	R: 0 H: 0 E: 0 LOB: 0 K: 0 BB: 0 S: 5 P: 8	1B: 4 SF: 1 2B: 2 SAC: 0 3B: 0 DP: 0 HR: 2 HBP: 0	WP: 0 PA: 35 PB: 0 SB: 1 CS: 0	
PITCHER	IP WLS BF H R ER SO BB IBB HBP BLK WP HR S P ERA WHIP											
Curt Simmons, L (1, 1) ERA: 2.87	6.2 W 26 6 5 5 3 0 0 0 0 0 0 2 57 79 6.75 0.900											
Roger Craig, R (7, 1) ERA: 4.82	2.1 S 9 2 1 1 1 0 0 0 0 0 0 0 17 23 3.86 0.857											



Batter	1	2	3	4	5	6	7	8	9	AB R H RBI BB SO LOB	TOP																
Maury Wills, S (1, 6) OBP: 0.300, SLG: 0.308	2-1 B1-3		0-1 F7	0-0 S 2B			1-1 4-3	1-0 1-3		5 0 1 2 0 0 3																	
Jim Gilliam, S (1, 4) OBP: 0.211, SLG: 0.222	2-0 L7		1-1 F7 1B 2B	3-0 F4 2B			0-0 4-3		2-1 6-3	5 1 1 0 0 0 1																	
Tommy Davis, R (1, 7) OBP: 0.282, SLG: 0.343	3-3 K		1-1 1-3		0-0 F8		0-0 F7		0-3 K	5 0 0 0 0 2 2																	
Ron Fairly, L (1, 3) OBP: 0.343, SLG: 0.400		3-1 F7	2-1 F7 1B		1-0 G3			4-1 1B PB 1B BB	1-0 L3	4 1 1 2 1 0 0																	
Frank Howard, R (1, 9) OBP: 0.270, SLG: 0.600		1-2 E4 BB	0-0 F8		1-1 HR			4-1 1B 1B BB		3 2 1 1 1 0 1																	
Willie Davis, L (1, 8) OBP: 0.270, SLG: 0.343		4-0 BB		1-2 F8 F5				1-1 1B 1B		3 0 1 0 1 0 0																	
John Roseboro, L (1, 2) OBP: 0.242, SLG: 0.290		0-1 F5		0-1 SH5-4 1B 2B 1B		1-3 K		3-3 K		3 1 1 0 0 1 2																	
Lee Walls, R (8, PH) OBP: 0.667, SLG: 0.667										1 0 0 0 0 1 3																	
Doug Camilli, R (8, 2)										0 0 0 0 0 0 0																	
Johnny Werhas, R (1, 5) OBP: 0.333, SLG: 0.241		3-2 F7		3-2 SH5-4 2B 1B		0-0 6-3		1-2 1B		4 1 2 2 0 0 2																	
Don Drysdale, R (1, 1) OBP: 0.200, SLG: 0.200			2-1 2B 1B		0-0 SH5-4		1-3 K		1-3 2B 1B	2 1 1 0 0 1 0																	
Ron Perranoski, L (7, 1)				1-2 2B 1B				2-3 K		1 0 0 0 0 1 2																	
Inning Stats	R: 0 E: 0 K: 1 S: 6	H: 0 LOB: 0 BB: 0 P: 13	R: 0 E: 1 K: 0 S: 10	H: 0 LOB: 2 BB: 1 P: 21	R: 2 E: 0 K: 0 S: 11	H: 3 LOB: 1 BB: 0 P: 17	R: 2 E: 0 K: 0 S: 11	H: 3 LOB: 1 BB: 0 P: 18	R: 1 E: 0 K: 0 S: 5	H: 1 LOB: 0 BB: 0 P: 7	R: 0 E: 0 K: 2 S: 7	H: 0 LOB: 0 BB: 0 P: 9	R: 0 E: 0 K: 0 S: 4	H: 0 LOB: 0 BB: 0 P: 5	R: 2 E: 0 K: 2 S: 16	H: 2 LOB: 2 BB: 2 P: 30	R: 0 E: 0 K: 1 S: 6	H: 0 LOB: 0 BB: 0 P: 9	1B: 6 2B: 2 3B: 0 HR: 1	SF: 0 SAC: 1 DP: 0 HBP: 0	WP: 0 PB: 1 SB: 1 CS: 0	PA: 40					
PITCHER	IP	WLS	BF	H	R	ER	SO	BB	IBB	HBP	BLK	WP	HR	S	P	ERA	WHIP										
Ernie Broglio, R (1, 1) ERA: 3.43	5.0		24	7	5	5	1	1	0	0	0	0	1	43	76	9.00	1.600										
Harry Fanok, R (6, 1) ERA: 5.06	2.0		6	0	0	0	2	0	0	0	0	0	0	11	14	0.00	0.000										
Ron Taylor, R (8, 1) ERA: 15.43	0.0	L	2	0	2	2	0	2	0	0	0	0	0	2	10	∞	∞										
Bobby Shantz, L (8, 1) ERA: 2.08	2.0		8	2	0	0	3	0	0	0	0	0	0	20	29	0.00	1.000										

Los Angeles Dodgers @ St. Louis Cardinals
 Sportsman's Park, St. Louis, MO
 Thu Apr 23 1964, 7:05 PM EST
 Att. 10,276 - Unknown

AB	36
R	7
H	9
RBI	7
BB	3
SO	6
LOB	16



Batter	1	2	3	4	5	6	7	8	9	AB R H RBI BB SO LOB
Curt Flood, R OBP: 0.351, SLG: 0.529 (1, 8)	2-2 F3		0-0 1B		0-1 HR		0-0 2B		3-2 E3	5 1 3 4 0 0 1
Dick Groat, R OBP: 0.205, SLG: 0.189 (1, 6)	0-0 F3		0-0 1B		1-0 G3		4-0 FC4-6 IBB		1-1 4-3	4 0 1 0 1 0 2
Johnny Lewis, L OBP: 0.211, SLG: 0.333 Phil Gagliano, R (7, PH)	2-2 F8		3-2 4-3				0-0 FC4-6			3 0 0 0 0 0 2
Ron Taylor, R (8, 1)							1-2f			1 0 0 0 0 0 2
Bobby Shantz, R (8, 1)										0 0 0 0 0 0 0
Bill White, L OBP: 0.211, SLG: 0.270 (1, 3)		0-1 L8		1-1 G3		0-0 G6-3 1B		1-1 4-3		4 0 1 0 0 0 0
Ken Boyer, R OBP: 0.361, SLG: 0.516 (1, 5)		1-2 F6		0-0 L7		1-0 G6-3		1-1 4-3		4 0 0 0 0 0 1
Charlie James, R OBP: 0.214, SLG: 0.333 (1, 7)		2-2 F5		2-3 K			3-1 G3 1B	2-1 F9		4 1 1 0 0 1 0
Tim McCarver, L OBP: 0.393, SLG: 0.385 (1, 2)			0-0 SH1-3 1B		1-2 F7		3-2 G3		0-0 E 5-3 1B	4 1 2 0 0 0 1
Julian Javier, R OBP: 0.194, SLG: 0.306 (1, 4)			1-3 K		0-1 F5		1-0 4-3 2B 1B		1-2 5-3	4 1 1 1 0 1 2
Ernie Broglio, R (1, 1)			0-0 SH1-3		0-1 HR		0-1 4-3		2-2 F3	0 0 0 0 0 0 0
Doug Clemens, L OBP: 0.143, SLG: 0.286 (5, PH)										1 1 1 0 0 0 0
Harry Fanok, S (6, 1)										0 0 0 0 0 0 0
Carl Warwick, R OBP: 0.389, SLG: 0.625 (7, PH)										2 0 0 0 0 0 2
Carl Warwick, R (8, 9)										

Inning Stats	R: 0	H: 0	E: 0	LOB: 0	K: 0	S: 9	P: 13	R: 0	H: 0	E: 0	LOB: 0	K: 0	S: 10	P: 13	R: 1	H: 3	E: 0	LOB: 2	K: 1	S: 10	P: 14	R: 0	H: 0	E: 0	LOB: 0	K: 1	S: 6	P: 9	R: 2	H: 2	E: 0	LOB: 0	K: 0	S: 10	P: 12	R: 0	H: 1	E: 0	LOB: 0	K: 0	S: 4	P: 5	R: 2	H: 3	E: 0	LOB: 2	K: 0	S: 10	P: 21	R: 0	H: 0	E: 0	LOB: 0	K: 0	S: 6	P: 10	R: 0	H: 1	E: 1	LOB: 2	K: 0	S: 14	P: 21	1B: 7	2B: 2	3B: 0	HR: 1	SF: 0	SAC: 1	DP: 1	HBP: 0	WP: 0	PA: 38
PITCHER	IP	WLS	BF	H	R	ER	SO	BB	IBB	HBP	BLK	WP	HR	S	P	ERA	WHIP																																																								
Don Drysdale, R ERA: 5.23 (1, 1)	6.0		24	7	4	4	2	0	0	0	0	0	1	51	71	6.00	1.167																																																								
Ron Perranoski, L ERA: 0.79 (7, 1)	3.0	W	14	3	1	1	0	0	1	0	0	0	0	28	47	3.00	1.000																																																								

BOTTOM

Los Angeles Dodgers @ St. Louis Cardinals
Sportsman's Park, St. Louis, MO

Thu Apr 23 1964, 7:05 PM EST
Att. 10,276 - Unknown

AB	36
R	5
H	10
RBI	5
BB	1
SO	2
LOB	13



Batter	1	2	3	4	5	6	7	8	9	AB R H RBI BB SO LOB	TOP
Maury Wills, S OBP: 0.289, SLG: 0.295 (1, 6) C X	0-1 L3 1B	1-1 F7 1B		0-0 FC6 1-2f			2-2 4-3		3-2 F8 1B	5 0 1 0 0 0 2	
Jim Gilliam, S OBP: 0.209, SLG: 0.220 (1, 4) B X	1-0 1B 1B	1-1 F8			3-3 K		1-1 G1		1-0 F8	5 1 1 0 0 1 1	
Tommy Davis, R OBP: 0.256, SLG: 0.308 (1, 7) B X	1-0 F9		2-1 F7		1-0 6-3		3-3 K			4 0 0 0 0 1 1	
Ron Fairly, L OBP: 0.333, SLG: 0.382 (1, 3) B X	1-0 1B 1B		1-0 F4		0-3 K			0-0 3-1		4 1 1 0 0 1 0	
Frank Howard, R OBP: 0.293, SLG: 0.658 (1, 9) B S F B B	4-2 1B 1-2 BB		0-2 4-3			0-1 HR		1-0 F8		3 1 1 1 1 0 0	
Willie Davis, L OBP: 0.293, SLG: 0.359 (1, 8) C X	0-1 1B			1-2 4-3		2-2 F8		2-2 1B		4 0 2 2 0 0 0	
John Roseboro, L OBP: 0.270, SLG: 0.294 (1, 2) B X	4-0 IBB			0-0 1B 1B		0-3 K		0-0 F5		3 0 1 0 1 1 1	
Johnny Werhas, R OBP: 0.351, SLG: 0.250 (1, 5) B C F X	2-2 F7			3-2 FC6 1-2 1B		4-2 BB			1-1 6-3	3 0 1 0 1 0 3	
Joe Moeller, R Wally Moon, L Pete Richert, L Ken McMullen, R Bob Miller, R Wes Parker, S OBP: 0.333, SLG: 0.667 (1, 1) (4, PH) (4, 1) (6, PH) (6, 1) (9, PH)		2-1 6-3		1-3 K		2-3 K			1-3 K	1 0 0 0 0 0 0 1 0 0 0 0 0 1 2 0 0 0 0 0 0 0 1 0 0 0 0 0 1 1 0 0 0 0 0 0 0 1 0 0 0 0 0 1 0	
Inning Stats	R: 2 H: 3 E: 0 LOB: 3 K: 0 BB: 2 S: 12 P: 25	R: 0 H: 0 E: 0 LOB: 0 K: 0 BB: 0 S: 6 P: 10	R: 0 H: 0 E: 0 LOB: 0 K: 0 BB: 0 S: 6 P: 9	R: 0 H: 2 E: 0 LOB: 2 K: 1 BB: 0 S: 12 P: 17	R: 0 H: 0 E: 0 LOB: 0 K: 2 BB: 0 S: 7 P: 11	R: 1 H: 1 E: 0 LOB: 1 K: 2 BB: 1 S: 14 P: 22	R: 0 H: 0 E: 0 LOB: 0 K: 1 BB: 0 S: 8 P: 14	R: 0 H: 1 E: 0 LOB: 1 K: 0 BB: 0 S: 9 P: 12	R: 0 H: 1 E: 0 LOB: 1 K: 1 BB: 0 S: 9 P: 15	1B: 7 SF: 0 2B: 0 SAC: 0 3B: 0 DP: 0 HR: 1 HBP: 0	WP: 0 PA: 38 PB: 0 SB: 0 CS: 0
PITCHER Hank Fischer, R ERA: 2.89 (1, 1)	IP WLS BF H R ER SO BB IBB HBP BLK WP HR S P ERA WHIP										
	9.0 W 38 8 3 3 7 2 1 0 0 0 1 83 135 3.00 1.111										

Los Angeles Dodgers @ Milwaukee Braves
Milwaukee County Stadium, Milwaukee, WI

Fri Apr 24 1964, 7:05 PM EST
Att. 9,908 - Unknown

livebaseballscorecards.com

AB	35
R	3
H	8
RBI	3
BB	3
SO	7
LOB	11



Batter	1	2	3	4	5	6	7	8	9	AB R H RBI BB SO LOB	TOP	
Maury Wills, S (1, 6) OBP: 0.265, SLG: 0.271	1-2 4-3		2-3 K			0-0 6-3	1-0 F9			4 0 0 0 0 1 2	Los Angeles Dodgers @ Milwaukee Braves Milwaukee County Stadium, Milwaukee, WI Sat Apr 25 1964, 4:33 AM EST Att. 8,154 - Unknown livebaseballscorecards.com	
Jim Gilliam, S (1, 4) OBP: 0.191, SLG: 0.200	0-0 4-3		1-0 4-3			0-1 E6 1B		0-0 5-3		4 0 0 0 0 0 1		
Tommy Davis, R (1, 7) OBP: 0.277, SLG: 0.326	1-2 1B			1-2 5-3		1-1 1-2 1B		1-0 6-3		4 0 2 0 0 0 0		
Frank Howard, R (1, 9) OBP: 0.267, SLG: 0.595	3-2 6-3			2-0 5-3		2-3 K		1-1 6-3		4 0 0 0 0 1 3		
Ken McMullen, R (1, 3)		2-0 4-3		2-2 6-3		1-1 F9		0-1 2-3		4 0 0 0 0 0 2		
Willie Davis, L (1, 8) OBP: 0.267, SLG: 0.326		0-0 G3			1-1 L8		0-2 4-3	1-1 6-3		4 0 0 0 0 0 0		
Johnny Werhas, R (1, 5) OBP: 0.341, SLG: 0.229		0-3 K			1-0 1-3		4-0 2B BB	1-1 5-3		3 1 0 0 1 1 0		
Doug Camilli, R (1, 2) OBP: 0.200, SLG: 0.200			1-2 F6		0-0 1B		1-1 F9			3 0 1 0 0 0 1		
Johnny Podres, L (1, 1) Phil Ortega, R (3, PR) Nick Willhite, L (3, 1) Lee Walls, R (7, PH) Ron Perranoski, L (7, 1) Bob Miller, R (8, 1)			2-2 HBP		1-3 K		1-1 1-H 2B			0 0 0 0 0 0 0 0 0 0 0 0 0 0 0 0 1 0 0 0 0 1 1 1 0 1 1 0 0 0 0 0 0 0 0 0 0 0 0 0 0 0 0 0 0 0		
Inning Stats	R: 0 H: 1 E: 0 LOB: 1 K: 0 BB: 0 S: 10 P: 15	R: 0 H: 0 E: 0 LOB: 0 K: 1 BB: 0 S: 7 P: 9	R: 0 H: 0 E: 0 LOB: 1 K: 1 BB: 0 S: 9 P: 15	R: 0 H: 0 E: 0 LOB: 0 K: 0 BB: 0 S: 8 P: 13	R: 0 H: 1 E: 0 LOB: 1 K: 1 BB: 0 S: 7 P: 10	R: 0 H: 1 E: 1 LOB: 2 K: 1 BB: 0 S: 11 P: 15	R: 1 H: 1 E: 0 LOB: 1 K: 0 BB: 1 S: 8 P: 15	R: 0 H: 0 E: 0 LOB: 0 K: 0 BB: 0 S: 4 P: 6	R: 0 H: 0 E: 0 LOB: 0 K: 0 BB: 0 S: 6 P: 8	1B: 3 SF: 0 2B: 1 SAC: 0 3B: 0 DP: 0 HR: 0 HBP: 1	WP: 0 PA: 34 PB: 0 SB: 0 CS: 0	
PITCHER Warren Spahn, L (1, 1) ERA: 2.96	IP WLS BF H R ER SO BB IBB HBP BLK WP HR S P ERA WHIP	9.0 W 34 4 1 1 4 1 0 1 0 0 0 0 70 106 1.00 0.556										

AB	32
R	1
H	4
RBI	1
BB	1
SO	4
LOB	10



Batter	1	2	3	4	5	6	7	8	9	AB R H RBI BB SO LOB	TOP											
Maury Wills, S OBP: 0.283, SLG: 0.288 (1, 6)	2-2 SH1-3 SF8 BB 1B		0-1 4-3		1-1 CS 1B		1-3 K			4 1 2 0 0 1 3	Los Angeles Dodgers @ Milwaukee Braves Milwaukee County Stadium, Milwaukee, WI Sun Apr 26 1964, 4:33 AM EDT Att. 14,181 - Unknown livebaseballscorecards.com											
Jim Gilliam, S OBP: 0.216, SLG: 0.191 (1, 4)	4-2 SH1-3 1-2 BB		1-0 G3		1-0 CS 1-2	4-2 L5-3 BB		1-0 G3		2 0 0 0 2 0 0												
Wally Moon, L (1, 7)	0-0 SH1-3 1-2 2-3		3-1 1-3		1-0 L5-3 1-2		4-0 G6-4-3 BB			2 0 0 0 1 0 1												
Frank Howard, R OBP: 0.245, SLG: 0.556 (1, 9)	2-1 SF8 3-H			0-1 L4		1-3 K		1-0 G6-4-3 1-2f		3 0 0 1 0 1 1												
Ron Fairly, L OBP: 0.349, SLG: 0.378 (1, 3)	1-1 F4			4-2 FC4-6 BB		2-1 BB SH1 1B		1-1 F6		3 0 1 0 1 0 1												
Willie Davis, L OBP: 0.250, SLG: 0.304 (1, 8)		0-2 F2		0-1 L8		0-0 SH1 1-2		1-1 4-3		3 0 0 0 0 0 1												
John Roseboro, L OBP: 0.293, SLG: 0.278 (1, 2)		4-0 BB		1-0 FC4-6 1-2f		4-0 BB IBB		2-2 5-3		2 0 0 0 2 0 1												
Johnny Werhas, R OBP: 0.341, SLG: 0.216 (1, 5)		0-1 F9			1-0 5-3		4-2 1-2 2-3 BB			2 0 0 0 1 0 1												
Phil Ortega, R (1, 1)		3-3 K			0-3 K		0-2 L4			3 0 0 0 0 2 4												
Inning Stats	R: 1 E: 0 K: 0 S: 11	H: 1 LOB: 1 BB: 1 P: 20	R: 0 E: 0 K: 1 S: 11	H: 0 LOB: 1 BB: 1 P: 18	R: 0 E: 0 K: 0 S: 5	H: 0 LOB: 0 BB: 0 P: 9	R: 0 E: 0 K: 0 S: 7	H: 0 LOB: 1 BB: 1 P: 12	R: 0 E: 0 K: 1 S: 7	H: 1 LOB: 0 BB: 0 P: 10	R: 0 E: 0 K: 1 S: 6	H: 0 LOB: 0 BB: 1 P: 12	R: 0 E: 0 K: 1 S: 14	H: 1 LOB: 3 BB: 2 P: 25	R: 0 E: 0 K: 0 S: 2	H: 0 LOB: 0 BB: 1 P: 8	R: 0 E: 0 K: 0 S: 8	H: 0 LOB: 0 BB: 0 P: 12	1B: 3 2B: 1 3B: 0 HR: 0	SF: 1 SAC: 2 DP: 2 HBP: 0	WP: 0 PB: 0 SB: 0 CS: 1	PA: 35
PITCHER	IP WLS BF H R ER SO BB IBB HBP BLK WP HR S P ERA WHIP																					
Bob Sadowski, R ERA: 3.66 (1, 1)	8.0 L 31 3 1 1 4 6 1 0 0 0 0 63 114 1.12 1.125																					
Bobby Tiefenauer, R ERA: 1.13 (9, 1)	1.0 3 0 0 0 0 0 0 0 0 0 0 8 12 0.00 0.000																					



Batter	1	2	3	4	5	6	7	8	9	AB	R	H	RBI	BB	SO	LOB	BOTTOM					
Felipe Alou, R OBP: 0.192, SLG: 0.200 (1, 8) C X	0-1 F9 ①		1-2 1-3 ③			1-0 F7 ①		0-0 1B		4	0	1	0	0	0	0	Los Angeles Dodgers @ Milwaukee Braves Milwaukee County Stadium, Milwaukee, WI Sun Apr 26 1964, 4:33 AM EDT Att. 14,181 - Unknown AB 30 R 0 H 4 RBI 0 BB 1 SO 3 LOB 9					
Eddie Mathews, L OBP: 0.320, SLG: 0.275 (1, 5) B F S X	1-2 1B			0-1 F5 ①		2-2 3-1 ②		1-1 F4 ③		4	0	1	0	0	0	1						
Lee Maye, L OBP: 0.400, SLG: 0.574 (1, 7) F C B X	1-2 L8 ②			1-0 FC5-2 3B		2-1 F8 ③			0-0 4-3 ①	4	0	1	0	0	0	1						
Joe Torre, R OBP: 0.422, SLG: 0.561 Woody Woodward, R (7, PR) Rico Carty, R (8, 9) B X	1-0 L9 ③			1-1 FC5-2 ②			1-2 HBP		1-1 6-3 ②	2	0	0	0	0	0	2						
Len Gabrielson, L OBP: 0.125, SLG: 0.125 (1, 9) (8, 3) B C T F B		1-3 K ①		0-1 F5 ③			3-3 SAFE K ① ②		0-1 L8 ③	4	0	0	0	0	2	2						
Ed Bailey, L OBP: 0.313, SLG: 0.517 (1, 2) B B C B B X		3-2 L5 ②			1-1 4-3 ①		4-0 BB			2	0	0	0	1	0	0						
Frank Bolling, R OBP: 0.326, SLG: 0.524 (1, 4) B C T B C X		1-2 F9 ③			0-0 1B		1-2 F8 ③			3	0	1	0	0	0	1						
Denis Menke, R OBP: 0.417, SLG: 0.263 Gus Bell, L (8, PH) Roy McMillan, R OBP: 0.273, SLG: 0.273 (9, 6) B F S B S X			2-2 F2 ①		2-1 F9 ②			0-2 F6 ①		2	0	0	0	0	0	1						
Bob Sadowski, R (1, 1) Gene Oliver, R OBP: 0.400, SLG: 0.500 (8, PH) Bobby Tiefenauer, R (9, 1) F B B S B F X			3-2 4-3 ②		1-3 K ③			3-2 L7 ②		1	0	0	0	0	0	0						
Inning Stats	R: 0 E: 0 K: 0 S: 9	H: 1 LOB: 1 BB: 0 P: 12	R: 0 E: 0 K: 1 S: 9	H: 0 LOB: 0 BB: 0 P: 14	R: 0 E: 0 K: 0 S: 10	H: 0 LOB: 0 BB: 0 P: 16	R: 0 E: 0 K: 0 S: 7	H: 1 LOB: 1 BB: 0 P: 9	R: 0 E: 0 K: 1 S: 8	H: 1 LOB: 1 BB: 0 P: 12	R: 0 E: 0 K: 1 S: 7	H: 0 LOB: 0 BB: 0 P: 12	R: 0 E: 0 K: 1 S: 8	H: 0 LOB: 1 BB: 1 P: 17	R: 0 E: 0 K: 0 S: 11	H: 1 LOB: 1 BB: 0 P: 15		R: 0 E: 0 K: 0 S: 5	H: 0 LOB: 0 BB: 0 P: 6	1B: 3 2B: 0 3B: 1 HR: 0	SF: 0 SAC: 0 DP: 0 HBP: 1	WP: 0 PB: 0 SB: 0 CS: 0
PITCHER Phil Ortega, R ERA: 1.15 (1, 1)	IP 9.0	WLS W	BF 32	H 4	R 0	ER 0	SO 3	BB 1	IBB 0	HBP 1	BLK 0	WP 0	HR 0	S 74	P 113	ERA 0.00	WHIP 0.556	PITCHER IP WLS BF H R ER SO BB IBB HBP BLK WP HR S P ERA WHIP				



Batter	1	2	3	4	5	6	7	8	9	AB R H RBI BB SO LOB	TOP																										
Maury Wills, S (1, 6) OBP: 0.263, SLG: 0.268 Jim Gilliam, S (8, 4) OBP: 0.212, SLG: 0.188	0-2 G3		0-0 4-3		1-3 K		0-1 1-3		1-0 F2	4 0 0 0 0 1 0 1 0 0 0 0 0 0																											
Wally Moon, L (1, 7) OBP: 0.308, SLG: 0.100	2-1 F7		1-2 1B		2-3 K			4-2 SH3-4 HR BB		3 1 1 0 1 1 0																											
Willie Davis, L (1, 8) OBP: 0.255, SLG: 0.367	1-1 G3		0-2 4-3		2-0 HR			0-0 SH3-4		3 1 1 1 0 0 1																											
Frank Howard, R (1, 9) OBP: 0.283, SLG: 0.633		2-2 1B 1B		1-0 HR 1B		0-0 L7		1-2 HR		4 2 3 2 0 0 0																											
Ron Fairly, L (1, 3) OBP: 0.383, SLG: 0.488		0-2 2B 1B		1-2 HR		1-2 FC1-6 1B		1-1 F9		4 2 3 2 0 0 0																											
John Roseboro, L (1, 2) OBP: 0.311, SLG: 0.350 Wes Parker, S (8, PR) OBP: 0.333, SLG: 0.667 Doug Camilli, R (8, 2) OBP: 0.200, SLG: 0.200		1-0 2B		0-1 F8		0-0 FC1-6 G4-3		3-1 2B		4 0 2 1 0 0 1 0 0 0 0 0 0 0 0 0 0 0 0 0 0																											
Johnny Werhas, R (1, 5) OBP: 0.333, SLG: 0.200		2-1 4-3		4-2 BB		1-1 G4-3		1-0 5-3		3 0 0 0 1 0 3																											
Dick Tracewski, R (1, 4) (8, 6)		1-1 L7		3-2 F8			2-1 F4		0-0 F3	4 0 0 0 0 0 2																											
Don Drysdale, R (1, 1) OBP: 0.111, SLG: 0.111		2-0 6-3		0-0 F8			2-2 6-3		2-3 K	4 0 0 0 0 1 1																											
Inning Stats	R: 0 E: 0 K: 0 S: 7	H: 0 LOB: 0 BB: 0 P: 10	R: 1 E: 0 K: 0 S: 11	H: 3 LOB: 1 BB: 0 P: 17	R: 0 E: 0 K: 0 S: 8	H: 1 LOB: 1 BB: 0 P: 11	R: 2 E: 0 K: 0 S: 13	H: 2 LOB: 1 BB: 1 P: 22	R: 1 E: 0 K: 2 S: 8	H: 1 LOB: 0 BB: 0 P: 13	R: 0 E: 0 K: 0 S: 6	H: 1 LOB: 0 BB: 0 P: 8	R: 0 E: 0 K: 0 S: 8	H: 0 LOB: 0 BB: 0 P: 12	R: 2 E: 0 K: 0 S: 11	H: 2 LOB: 1 BB: 1 P: 21	R: 0 E: 0 K: 1 S: 5	H: 0 LOB: 0 BB: 0 P: 8	1B: 5 2B: 2 3B: 0 HR: 3	SF: 0 SAC: 1 DP: 1 HBP: 0	WP: 0 PB: 0 SB: 1 CS: 0	PA: 37															
PITCHER	IP WLS BF H R ER SO BB IBB HBP BLK WP HR S P ERA WHIP																																				
Hal Brown, R (1, 1) ERA: 6.55 Dave Giusti, R (4, 1) ERA: 6.14 Joe Hoerner, L (6, 1) ERA: Larry Yellen, R (8, 1) ERA: 9.0	3.1 L	16 6	6 1	3 1	3 1	0 2	1 0	0 0	0 0	0 0	0 0	0 0	1 1	35 12	53 20	8.10 5.40	2.100 0.600																				

Los Angeles Dodgers @ Houston Colt 45's
 Colt Stadium, Houston, TX
 Mon Apr 27 1964, 8:05 PM EDT
 Att. 14,751 - Unknown

AB	34
R	6
H	10
RBI	6
BB	2
SO	3
LOB	8



BOTTOM

Los Angeles Dodgers @ Houston Colt 45's
Colt Stadium, Houston, TX
Mon Apr 27 1964, 8:05 PM EDT
Att. 14,751 - Unknown

livebaseballscores.com

AB	33
R	0
H	6
RBI	0
BB	2
SO	5
LOB	16



WP	1	PA	36
PB	0		
SB	0		
CS	0		

AB R H RBI BB SO LOB

4 0 0 0 0 1 0

3 0 0 0 1 0 1

4 0 1 0 0 1 2

4 0 0 0 0 0 2

4 0 3 0 0 0 0

4 0 0 0 0 2 3

4 0 1 0 0 0 3

3 0 1 0 1 1 1

1B	6	SF	0
2B	0	SAC	0
3B	0	DP	0
HR	0	HBP	0

1B	6	SF	0
2B	0	SAC	0
3B	0	DP	0
HR	0	HBP	0

WP	1	PA	36
PB	0		
SB	0		
CS	0		

Batter	1	2	3	4	5	6	7	8	9
Eddie Kasko, R OBP: 0.240, SLG: 0.292 (1, 6)	2-3 K ①		1-0 6-3 ①		0-1 6-3 ③			0-2 E6 FC6-4 ①	
Nellie Fox, L OBP: 0.431, SLG: 0.432 (1, 4)	4-2 BB ②		2-2 6-3 ②			1-1 F3 ①		0-0 F8 ①	
Jimmy Wynn, R OBP: 0.372, SLG: 0.568 (1, 7)	1-3 K ②		0-1 PO 1B ②			2-2 L7 ②		2-2 FC6-4 1-2f ②	
Walt Bond, L OBP: 0.243, SLG: 0.382 (1, 9)	1-1 L9 ③		1-1 PO 1-2 ③	0-1 F9 ①		0-2 4-3 ③		2-0 G3 ③	
Bob Aspromonte, R OBP: 0.408, SLG: 0.500 (1, 5)		1-0 E8 1B ①		1-1 1B ②			2-1 1B ①		2-2 F8 ①
Pete Runnels, L OBP: 0.333, SLG: 0.262 (1, 3)		2-3 K ①		0-0 F6 ②			2-3 K ①		2-1 F8 ②
Rusty Staub, L OBP: 0.194, SLG: 0.152 (1, 8)		0-2 F7 ②		0-0 4-3 ③			3-1 F5 ②		0-0 WP 1B ①
John Bateman, R OBP: 0.353, SLG: 0.214 (1, 2)		4-0 FC6 IBB ③			0-0 F7 ①		1-2 1B ③		2-3 K ③
Hal Brown, R Dave Giusti, R Jim Beauchamp, R Joe Hoerner, R Al Spangler, L Larry Yellen, R		0-1 FC6 1-2f ③			1-2 F6 ②		2-1 L8 ③		

Inning Stats	R: 0 E: 0 K: 2 S: 12	H: 0 LOB: 1 BB: 1 P: 20	R: 0 E: 1 K: 1 S: 9	H: 1 LOB: 2 BB: 1 P: 16	R: 0 E: 0 K: 0 S: 8	H: 1 LOB: 0 BB: 0 P: 12	R: 0 E: 0 K: 0 S: 6	H: 1 LOB: 1 BB: 0 P: 7	R: 0 E: 0 K: 0 S: 6	H: 0 LOB: 0 BB: 0 P: 7	R: 0 E: 0 K: 0 S: 8	H: 0 LOB: 0 BB: 0 P: 11	R: 0 E: 0 K: 1 S: 14	H: 2 LOB: 2 BB: 0 P: 24	R: 0 E: 1 K: 0 S: 8	H: 0 LOB: 1 BB: 0 P: 12	R: 0 E: 0 K: 1 S: 10	H: 1 LOB: 1 BB: 0 P: 16	1B: 6 2B: 0 3B: 0 HR: 0	SF: 0 SAC: 0 DP: 0 HBP: 0	WP: 1 PB: 0 SB: 0 CS: 0	PA: 36
--------------	-------------------------------	----------------------------------	------------------------------	----------------------------------	------------------------------	----------------------------------	------------------------------	---------------------------------	------------------------------	---------------------------------	------------------------------	----------------------------------	-------------------------------	----------------------------------	------------------------------	----------------------------------	-------------------------------	----------------------------------	----------------------------------	------------------------------------	----------------------------------	--------

PITCHER	IP	WLS	BF	H	R	ER	SO	BB	IBB	HBP	BLK	WP	HR	S	P	ERA	WHIP
Don Drysdale, R ERA: 3.64 (1, 1)	9.0	W	35	6	0	0	5	1	1	0	0	1	0	81	125	0.00	0.778

PITCHER	IP	WLS	BF	H	R	ER	SO	BB	IBB	HBP	BLK	WP	HR	S	P	ERA	WHIP
---------	----	-----	----	---	---	----	----	----	-----	-----	-----	----	----	---	---	-----	------

Batter	1	2	3	4	5	6	7	8	9	AB R H RBI BB SO LOB	TOP	
Maury Wills, S OBP: 0.279, SLG: 0.300 (1, 6) C X	0-1 S 3B 1B		1-1 1-3		3-3 K			0-0 1B 2B		4 2 2 1 0 1 0		
Wally Moon, L OBP: 0.294, SLG: 0.143 (1, 7) F B B X	3-1 L7		2-0 F8			1-1 6-3		0-0 BB 1B		4 0 1 1 0 0 1		
Willie Davis, L OBP: 0.273, SLG: 0.415 (1, 8) L B F F X	1-2 1-H 3B		2-0 CS 1B			2-2 G3		1-3 K		4 0 2 1 0 1 1		
Frank Howard, R OBP: 0.281, SLG: 0.596 (1, 9) L B F F F S	3-3 K		2-0 CS 1B	0-3 K		0-1 6-3		4-2 BB		3 0 0 0 1 2 1		
Ron Fairly, L OBP: 0.373, SLG: 0.455 (1, 3) S C X	0-2 4-3			4-1 FC6-4 BB			2-1 F4	0-0 F4		3 0 0 0 1 0 3		
John Roseboro, L OBP: 0.306, SLG: 0.341 (1, 2) C C B X		1-2 G4-6-3 1B		2-0 F7			0-3 K	0-0 6-3		4 0 1 0 0 1 1		
Johnny Werhas, R OBP: 0.308, SLG: 0.182 (1, 5) X		0-0 G4-6-3 1-2f		1-0 FC6-4 1-2f			0-2 L7	1-1 6-3		4 0 0 0 0 0 2		
Dick Tracewski, R OBP: 0.375, SLG: 0.875 (1, 4) B X		1-0 1B			2-1 F3			2-1 2B 3B	2-2 CS 3B	4 1 3 0 0 0 0		
Joe Moeller, R (1, 1)		2-2 1-3			2-3 K			0-2 F7	1-1 CS	2 0 0 0 0 1 1		
Tommy Davis, R OBP: 0.271, SLG: 0.318 (8, PH)									3-H	1 0 0 0 0 0 1		
Bob Miller, R (8, 1)										0 0 0 0 0 0 0		
Inning Stats	R: 1 H: 2 E: 0 LOB: 1 K: 1 BB: 0 S: 16 P: 23	R: 0 H: 2 E: 0 LOB: 1 K: 0 BB: 0 S: 8 P: 12	R: 0 H: 1 E: 0 LOB: 0 K: 0 BB: 1 S: 4 P: 11	R: 0 H: 0 E: 0 LOB: 1 K: 1 BB: 1 S: 6 P: 13	R: 0 H: 0 E: 0 LOB: 0 K: 2 BB: 0 S: 8 P: 15	R: 0 H: 0 E: 0 LOB: 0 K: 0 BB: 0 S: 7 P: 10	R: 0 H: 0 E: 0 LOB: 0 K: 1 BB: 0 S: 8 P: 10	R: 2 H: 3 E: 0 LOB: 2 K: 1 BB: 1 S: 14 P: 21	R: 0 H: 1 E: 0 LOB: 0 K: 0 BB: 0 S: 9 P: 13	1B: 5 SF: 0 2B: 1 SAC: 0 3B: 3 DP: 1 HR: 0 HBP: 0	WP: 0 PA: 37 PB: 0 SB: 1 CS: 2	
PITCHER Ken Johnson, R ERA: 2.12 (1, 1)	IP WLS BF H R ER SO BB IBB HBP BLK WP HR S P ERA WHIP	7.1 L 29 8 3 3 5 1 0 0 0 0 0 0 65 104 3.68 1.227										
Joe Hoerner, L ERA: (8, 1)	1.2 6 1 0 0 1 1 0 0 0 0 0 0 15 24 0.00 1.200											

Los Angeles Dodgers @ Houston Colt 45's
Colt Stadium, Houston, TX
Tue Apr 28 1964, 8:05 PM EDT
Att. 11,191 - Unknown

AB	33
R	3
H	9
RBI	3
BB	2
SO	6
LOB	11



BOTTOM

Los Angeles Dodgers @ Houston Colt 45's
Colt Stadium, Houston, TX

livebaseballscorecards.com

AB	33
R	1
H	7
RBI	1
BB	1
SO	11
LOB	17



WP	0	PA	37
PB	0		
SB	0		
CS	0		

Tue Apr 28 1964, 8:05 PM EDT
Att. 11,191 - Unknown

AB	R	H	RBI	BB	SO	LOB
4	0	1	1	0	0	0
4	0	2	0	0	0	0
4	0	1	0	0	1	5
4	0	0	0	0	0	3
3	0	1	0	0	2	1
3	0	0	0	1	2	2
4	0	1	0	0	0	3
3	1	1	0	0	2	2
1	0	0	0	0	1	0
2	0	0	0	0	2	1
0	0	0	0	0	0	0
1	0	0	0	0	1	0

1B	2B	3B	SF	SAC	DP	HBP
6	0	0	0	0	0	0
2	1	1	0	1	1	2
3	1	0	0	0	0	0
1	0	0	0	0	0	0

WP	HR	S	P	ERA	WHIP
0	0	0	0	0.00	1.000

IP	WLS	BF	H	R	ER	SO	BB	IBB	HBP	BLK
7.0	W	29	6	1	1	8	0	0	0	0
2.0	S	8	1	0	0	3	1	0	0	0

IP	WLS	BF	H	R	ER	SO	BB	IBB	HBP	BLK
7.0	W	29	6	1	1	8	0	0	0	0
2.0	S	8	1	0	0	3	1	0	0	0

IP	WLS	BF	H	R	ER	SO	BB	IBB	HBP	BLK
7.0	W	29	6	1	1	8	0	0	0	0
2.0	S	8	1	0	0	3	1	0	0	0

IP	WLS	BF	H	R	ER	SO	BB	IBB	HBP	BLK
7.0	W	29	6	1	1	8	0	0	0	0
2.0	S	8	1	0	0	3	1	0	0	0

IP	WLS	BF	H	R	ER	SO	BB	IBB	HBP	BLK
7.0	W	29	6	1	1	8	0	0	0	0
2.0	S	8	1	0	0	3	1	0	0	0

IP	WLS	BF	H	R	ER	SO	BB	IBB	HBP	BLK
7.0	W	29	6	1	1	8	0	0	0	0
2.0	S	8	1	0	0	3	1	0	0	0

IP	WLS	BF	H	R	ER	SO	BB	IBB	HBP	BLK
7.0	W	29	6	1	1	8	0	0	0	0
2.0	S	8	1	0	0	3	1	0	0	0

IP	WLS	BF	H	R	ER	SO	BB	IBB	HBP	BLK
7.0	W	29	6	1	1	8	0	0	0	0
2.0	S	8	1	0	0	3	1	0	0	0

Batter	1	2	3	4	5	6	7	8	9
Eddie Kasko, R OBP: 0.241, SLG: 0.288 (1, 6)	F8		1B		E6		SH2-4		6-3
Nellie Fox, L OBP: 0.436, SLG: 0.438 (1, 4)	4-3		1B				G3		
Al Spangler, L OBP: 0.133, SLG: 0.133 (1, 8)	K		8-2-5		F8			FC3-6	
Walt Bond, L OBP: 0.220, SLG: 0.342 (1, 9)		F8		4-3	F7		FC3-6		
Bob Aspromonte, R OBP: 0.415, SLG: 0.490 (1, 5)		HBP		1B		K		K	
Jimmy Wynn, R OBP: 0.362, SLG: 0.525 (1, 7)		K		K		L7			
Rusty Staub, L OBP: 0.200, SLG: 0.162 (1, 3)		F8		1B		L9		6-3	
Jerry Grote, R OBP: 0.222, SLG: 0.444 Pete Runnels, L OBP: 0.327, SLG: 0.256 (9, PH)			K	K			SH2-4		K
Ken Johnson, R Joe Hoerner, R Mike White, R OBP: 0.333, SLG: 0.667 (9, PH)			1B		K				K

Batter	1	2	3	4	5	6	7	8	9	AB R H RBI BB SO LOB	TOP											
Maury Wills, S OBP: 0.273, SLG: 0.281 (1, 6)	1-2 5-3		0-0 E8 2-H			0-2 1-3		4-2 1B SF8 1B BB	3-3 K	4 1 0 0 1 1 0												
Wally Moon, L OBP: 0.318, SLG: 0.316 (1, 7)	2-3 K		0-0 L9			0-0 1-3		2-1 SF8 1B 1B	2-2 1B 3B	5 2 2 0 0 1 1												
Willie Davis, L OBP: 0.283, SLG: 0.414 (1, 8)	0-0 B1-3				0-3 K		0-3 K	0-1 SF8 1B 1B	0-0 1B	5 1 2 1 0 2 0												
Frank Howard, R OBP: 0.274, SLG: 0.564 (1, 9)		3-1 F5		1-3 K		4-2 1B BB BB	2-2 SF8	2-2 SF8	0-0 6-3	3 1 0 1 1 1 1												
Ron Fairly, L OBP: 0.382, SLG: 0.435 (1, 3)		2-3 K		3-1 4-3		4-1 1B BB BB	4-0 1B IBB			2 1 0 0 2 1 0												
John Roseboro, L OBP: 0.283, SLG: 0.313 (1, 2)		1-2 6-3			2-1 F7	0-2 F2	1-2 L6			4 0 0 0 0 0 5												
Johnny Werhas, R OBP: 0.321, SLG: 0.208 (1, 5)			1-0 1-3		1-3 K	2-1 1B 2-H	1-2 1B	1-2 1B		4 0 2 3 0 1 0												
Dick Tracewski, R OBP: 0.417, SLG: 0.727 (1, 4)			4-1 SH1-3 E BB		3-3 K	2-2 1B 3-H	0-2 F9			3 1 1 1 1 1 2												
Nick Willhite, L (1, 1)			0-2 SH1-3			0-0 F7	1-3 K		0-3 K	3 0 0 0 0 2 2												
Inning Stats	R: 0 E: 0 K: 1 S: 7	H: 0 LOB: 0 BB: 0 P: 10	R: 0 E: 0 K: 1 S: 8	H: 0 LOB: 0 BB: 0 P: 14	R: 1 E: 1 K: 0 S: 7	H: 0 LOB: 1 BB: 1 P: 12	R: 0 E: 0 K: 2 S: 8	H: 0 LOB: 0 BB: 0 P: 12	R: 0 E: 0 K: 2 S: 9	H: 0 LOB: 0 BB: 0 P: 15	R: 0 E: 0 K: 0 S: 6	H: 0 LOB: 0 BB: 0 P: 6	R: 2 E: 0 K: 2 S: 21	H: 2 LOB: 2 BB: 2 P: 34	R: 3 E: 0 K: 0 S: 18	H: 3 LOB: 2 BB: 2 P: 32	R: 1 E: 0 K: 2 S: 15	H: 2 LOB: 1 BB: 0 P: 20	1B: 6 2B: 0 3B: 1 HR: 0	SF: 1 SAC: 1 DP: 0 HBP: 0	WP: 0 PB: 0 SB: 0 CS: 0	PA: 40
PITCHER	IP WLS BF H R ER SO BB IBB HBP BLK WP HR S P ERA WHIP																					
Don Nottebart, R ERA: 4.15 (1, 1)	6.2 L 26 2 3 2 7 3 0 0 0 0 0 0 63 99 2.70 0.750																					
Jim Owens, R ERA: 6.23 (7, 1)	0.1 1 0 0 0 1 0 0 0 0 0 0 0 3 4 0.00 0.000																					
Joe Hoerner, L ERA: 5.79 (8, 1)	0.0 3 2 3 3 0 1 0 0 0 0 0 0 6 12 ∞ ∞																					
Claude Raymond, R ERA: 3.6 (8, 1)	2.0 10 3 1 1 2 0 1 0 0 0 0 0 27 40 4.50 1.500																					

Los Angeles Dodgers @ Houston Colt 45's
Colt Stadium, Houston, TX
Wed Apr 29 1964, 8:05 PM EDT
Att. 10,550 - Unknown

AB 33
R 7
H 7
RBI 6
BB 5
SO 10
LOB 11



Batter	1	2	3	4	5	6	7	8	9	AB	R	H	RBI	BB	SO	LOB
Eddie Kasko, R OBP: 0.241, SLG: 0.286 (1, 6)	2-2 5-3 		1-1 F7 			1-2 FC4-6 1B 		2-1 F6 		4	0	1	0	0	0	0
Nellie Fox, L OBP: 0.424, SLG: 0.423 (1, 4)	1-3 		1-0 F7 			0-0 1-2 FC4-6 1B 		2-1 F8 		4	0	1	0	0	1	0
Jimmy Wynn, R OBP: 0.353, SLG: 0.500 (1, 7)	1-2 				1-2 G3 		1-1 FC4-6 1-2f 2-3 		0-1 F8 		4	0	1	0	0	2
Bob Aspromonte, R OBP: 0.386, SLG: 0.453 (1, 5)	1-2 6-3 1-2 				0-0 6-3 		0-1 F8 		0-2 F7 		4	0	0	0	0	3
Mike White, R OBP: 0.400, SLG: 0.556 (1, 9)			2-3 K 		1-0 F3 		1-1 HR 1B 		4-1 FC5-4 BB 		3	1	1	0	1	0
Jim Beauchamp, R OBP: 0.308, SLG: 0.273 (1, 8)			1-3 K 		1-1 6-3 		0-1 F9 		0-1 FC5-4 1-2f 		4	0	0	0	1	2
Rusty Staub, L OBP: 0.205, SLG: 0.150 (1, 3)			4-2 		0-0 3-1 		1-3 K 		1-0 F8 		3	0	0	0	1	1
John Bateman, R OBP: 0.351, SLG: 0.323 (1, 2)			2-2 L9 		1-2 F7 		1-2 				3	1	1	2	0	1
Don Nottebart, R (1, 1)			0-3 K 				1-3 K 		1-1 6-3 		2	0	0	0	2	0
Jim Owens, R (7, 1)										0	0	0	0	0	0	0
Bob Lillis, R (7, PH)										1	0	0	0	0	0	0
Joe Hoerner, R (8, 1)										0	0	0	0	0	0	0
Claude Raymond, R (8, 1)										0	0	0	0	0	0	0

BOTTOM

Los Angeles Dodgers @ Houston Colt 45's
 Colt Stadium, Houston, TX
 Wed Apr 29 1964, 8:05 PM EDT
 Att. 10,550 - Unknown

AB	32
R	2
H	5
RBI	2
BB	2
SO	6
LOB	10



Inning Stats	R: 0 E: 0 K: 1 S: 16	H: 1 LOB: 1 BB: 0 P: 21	R: 0 E: 0 K: 2 S: 12	H: 0 LOB: 1 BB: 1 P: 21	R: 0 E: 0 K: 1 S: 7	H: 0 LOB: 0 BB: 0 P: 9	R: 0 E: 0 K: 0 S: 5	H: 0 LOB: 0 BB: 0 P: 7	R: 0 E: 0 K: 0 S: 7	H: 0 LOB: 0 BB: 0 P: 9	R: 0 E: 0 K: 1 S: 12	H: 2 LOB: 2 BB: 0 P: 15	R: 2 E: 0 K: 1 S: 15	H: 2 LOB: 0 BB: 0 P: 19	R: 0 E: 0 K: 0 S: 6	H: 0 LOB: 0 BB: 0 P: 10	R: 0 E: 0 K: 0 S: 7	H: 0 LOB: 1 BB: 1 P: 12	1B: 4 2B: 0 3B: 0 HR: 1	SF: 0 SAC: 0 DP: 0 HBP: 0	WP: 0 PB: 0 SB: 1 CS: 0	PA: 34	ERA: 2.84	WHIP: 0.778	ERA: 2.00	WHIP: 0.778
PITCHER	Nick Willhite, L (1, 1) IP: 9.0, WLS: W, BF: 34, H: 5, R: 2, ER: 2, SO: 6, BB: 2, IBB: 0, HBP: 0, BLK: 0, WP: 0, HR: 1, S: 87, P: 123, ERA: 2.00, WHIP: 0.778											PITCHER IP: 9.0, WLS: W, BF: 34, H: 5, R: 2, ER: 2, SO: 6, BB: 2, IBB: 0, HBP: 0, BLK: 0, WP: 0, HR: 1, S: 87, P: 123, ERA: 2.00, WHIP: 0.778														

Batter	1	2	3	4	5	6	7	8	9	AB R H RBI BB SO LOB	TOP											
Maury Wills, S (1, 6) OBP: 0.268, SLG: 0.304	3-2 SF8 3B	0-0 4-3		0-0 F6			2-1 4-3		0-2 F7	5 1 1 0 0 0 6												
Wally Moon, L (1, 7) OBP: 0.259, SLG: 0.250	0-0 4-3		1-0 4-3		1-0 G3		2-1 F8		1-2 F2	5 0 0 0 0 0 2												
Willie Davis, L (1, 8) OBP: 0.281, SLG: 0.400	0-0 SF8		0-2 F8		4-2 1B BB		1-3 K			2 1 0 1 1 1 0												
Frank Howard, R (1, 9) OBP: 0.258, SLG: 0.525	0-3 K		0-3 K		0-3 K			0-1 6-3		4 0 0 0 0 3 1												
Ron Fairly, L (1, 3) OBP: 0.407, SLG: 0.460			0-1 F5		1-2 2B SF8-5 1B		0-1 1B	0-1 FC6-4 1B		4 1 3 1 0 0 0												
John Roseboro, L (1, 2) OBP: 0.298, SLG: 0.346		1-2 1B 1B		0-0 SF8-5 1-3 2B		1-3 K		0-2 F7		4 0 2 0 0 1 2												
Johnny Werhas, R (1, 5) OBP: 0.317, SLG: 0.216		2-1 1B		2-1 SF8-5 2-3 3-H		1-0 F5		2-1 FC6-4 1-2f		3 0 1 1 0 0 1												
Dick Tracewski, R (1, 4) OBP: 0.500, SLG: 0.786		4-0 1B IBB		3-1 BB 1B		1-3 K			2-1 WP 2B	3 0 2 0 1 1 0												
Phil Ortega, R (1, 1)		1-3 K		4-2 BB		1-3 K			3-3 K 2-3	2 0 0 0 1 2 3												
Jim Brewer, L (7, 1)										0 0 0 0 0 0 0												
Jim Gilliam, S (9, PH) OBP: 0.208, SLG: 0.184				1-2 BB						1 0 0 0 0 1 1												
Inning Stats	R: 1 E: 0 K: 1 S: 10	H: 1 LOB: 0 BB: 0 P: 13	R: 0 E: 0 K: 1 S: 12	H: 2 LOB: 3 BB: 1 P: 20	R: 0 E: 0 K: 1 S: 7	H: 0 LOB: 0 BB: 0 P: 8	R: 1 E: 0 K: 0 S: 13	H: 3 LOB: 2 BB: 1 P: 23	R: 1 E: 0 K: 2 S: 12	H: 1 LOB: 1 BB: 1 P: 18	R: 0 E: 0 K: 2 S: 7	H: 0 LOB: 0 BB: 0 P: 10	R: 0 E: 0 K: 1 S: 7	H: 0 LOB: 0 BB: 0 P: 12	R: 0 E: 0 K: 0 S: 9	H: 1 LOB: 1 BB: 0 P: 11	R: 0 E: 0 K: 1 S: 12	H: 1 LOB: 1 BB: 0 P: 18	1B: 6 2B: 3 3B: 1 HR: 0	SF: 2 SAC: 0 DP: 1 HBP: 0	WP: 1 PB: 0 SB: 1 CS: 0	PA: 38
PITCHER Turk Farrell, R (1, 1) ERA: 2.25	IP: 9.0 WLS: W BF: 38 H: 9 R: 3 ER: 3 SO: 9 BB: 2 IBB: 1 HBP: 0 BLK: 0 WP: 1 HR: 0 S: 89 P: 133 ERA: 3.00 WHIP: 1.222											PITCHER	IP: WLS: BF: H: R: ER: SO: BB: IBB: HBP: BLK: WP: HR: S: P: ERA: WHIP:									

Los Angeles Dodgers @ Houston Colt 45's
 Colt Stadium, Houston, TX
 Thu Apr 30 1964, 8:05 PM EDT
 Att. 8,752 - Unknown

AB	33
R	3
H	9
RBI	3
BB	3
SO	9
LOB	16



Batter	1	2	3	4	5	6	7	8	9	AB	R	H	RBI	BB	SO	LOB
Eddie Kasko, R OBP: 0.238, SLG: 0.279 (1, 6)	1-1 F9	2-1 5-3		0-0 E4 FC4-6			2-2 SH5-3 1B	0-0 5-3		5	1	1	0	0	0	3
Nellie Fox, L OBP: 0.419, SLG: 0.418 (1, 4)	2-3 K		0-0 E 1B 1B	0-0 FC4-6 FC6-4			0-0 SH5-3			3	1	1	0	0	1	2
Al Spangler, L OBP: 0.211, SLG: 0.167 (1, 7)	0-1 HR 1B		1-2 F7	0-1 FC6-4			4-1 1B 2B BB			3	2	1	0	1	0	3
Walt Bond, L OBP: 0.273, SLG: 0.463 Mike White, R OBP: 0.455, SLG: 0.600 (7, PH) (8, 9)	1-0 HR		0-0 E9 1B 1B		1-1 L8-3 1B		2-0 2B 1B			3	1	3	2	0	0	0
Bob Aspromonte, R OBP: 0.393, SLG: 0.446 (1, 5)	0-0 4-3		1-2 1B		0-1 F8		4-0 2B IBB			3	1	1	1	1	0	1
Rusty Staub, L OBP: 0.208, SLG: 0.182 (1, 3)		0-0 4-3	0-1 F6		0-0 L8-3		1-0 2B			4	0	1	3	0	0	3
Jimmy Wynn, R OBP: 0.345, SLG: 0.479 (1, 8)		2-2 S 1B	2-3 K			0-3 K	0-1 6-3			4	0	1	0	0	2	2
John Bateman, R OBP: 0.341, SLG: 0.314 (1, 2)		3-3 S K 1-2		1-0 FC4-6 E 1B		2-2 F4		0-0 6-3		4	0	1	0	0	1	1
Turk Farrell, R OBP: 0.200, SLG: 0.111 (1, 1)		4-1 BB		1-3 K		1-3 K		0-1 6-3		3	0	0	0	1	2	1

Inning Stats	R: 2 E: 0 K: 1 S: 9	H: 2 LOB: 0 BB: 0 P: 13	R: 0 E: 0 K: 1 S: 15	H: 1 LOB: 2 BB: 1 P: 26	R: 1 E: 1 K: 1 S: 15	H: 3 LOB: 2 BB: 0 P: 19	R: 0 E: 1 K: 1 S: 8	H: 1 LOB: 2 BB: 0 P: 10	R: 0 E: 0 K: 0 S: 5	H: 1 LOB: 0 BB: 0 P: 6	R: 0 E: 0 K: 2 S: 9	H: 0 LOB: 0 BB: 0 P: 12	R: 4 E: 0 K: 0 S: 11	H: 3 LOB: 0 BB: 2 P: 24	R: 0 E: 0 K: 0 S: 4	H: 0 LOB: 0 BB: 0 P: 4	1B: 9 2B: 2 3B: 0 HR: 1	SF: 0 SAC: 1 DP: 1 HBP: 0	WP: 0 PB: 0 SB: 1 CS: 0	PA: 37	
PITCHER Phil Ortega, R ERA: 2.05 Jim Brewer, L ERA: 7.71	IP 6.1 1.2	WLS L	BF 29	H 9	R 4	ER 3	SO 6	BB 1	IBB 0	HBP 0	BLK 0	WP 0	HR 1	S 67	P 94	ERA 4.26	WHIP 1.579				

Los Angeles Dodgers @ Houston Colt 45's
Colt Stadium, Houston, TX
 Thu Apr 30 1964, 8:05 PM EDT
 Att. 8,752 - Unknown

AB	33
R	7
H	11
RBI	7
BB	3
SO	6
LOB	16



Batter	1	2	3	4	5	6	7	8	9	AB R H RBI BB SO LOB	TOP												
Jesus Alou, R OBP: 0.281, SLG: 0.344 (1, 9) (2, 8)	1-3 K		1-0 F2		1-2 F7			0-0 5-3		4 0 0 0 0 1 1													
Chuck Hiller, L OBP: 0.222, SLG: 0.231 (1, 4) (2, 3)	1-2 F8		1-0 F6			1-2 4-3		0-1 1-3		4 0 0 0 0 0 0													
Willie Mays, R OBP: 0.520, SLG: 1.085 (1, 8) (2, 3)	1-1 BB 1B			2-0 HR		1-1 6-3		0-1 F9		4 1 2 1 0 0 0													
Willie McCovey, L OBP: 0.340, SLG: 0.628 (1, 3) (2, 7)	4-1 BB		1-1 4-3		0-0 2B			0-2 G3		3 0 1 0 1 0 0													
Duke Snider, L (1, 7) (2, 9)	1-3 K		0-0 G3		1-3 K			4-1 1B BB		3 0 0 0 1 2 3													
Tom Haller, L OBP: 0.333, SLG: 0.357 (1, 2)		0-2 F2		2-1 F3		1-0 F9 2B		1-3 K		4 0 1 0 0 1 1													
Jim Ray Hart, R OBP: 0.333, SLG: 0.395 (1, 5)		1-1 CS HBP		3-1 E3 FC1-6		1-1 F9		0-1 1B		3 0 1 0 0 0 1													
Jose Pagan, R OBP: 0.220, SLG: 0.184 Harvey Kuenn, R OBP: 0.233, SLG: 0.185 Gil Garrido, R OBP: 1.000, SLG: 1.000 Del Crandall, R OBP: 0.388, SLG: 0.200 (1, 6) (7, PH) (7, 6) (9, PH)		2-3 K		1-3 K		2-3 K		1-3 K		2 0 0 0 0 2 2 1 0 0 0 0 1 1 0 0 0 0 0 0 0 1 0 0 0 0 1 2													
Jack Sanford, R OBP: 0.273, SLG: 0.222 Billy Pierce, L Matty Alou, L OBP: 0.214, SLG: 0.083 Don Larsen, R (1, 1) (6, 1) (7, PH) (7, 1)		0-3 K		0-1 FC1-6 PB		0-2 F2				2 0 0 0 0 1 1 0 0 0 0 0 0 0 1 0 0 0 0 0 1 0 0 0 0 0 0 0													
Inning Stats	R: 0 E: 0 K: 2 S: 12	H: 1 LOB: 2 BB: 1 P: 20	R: 0 E: 0 K: 1 S: 9	H: 0 LOB: 1 BB: 0 P: 12	R: 0 E: 0 K: 1 S: 5	H: 0 LOB: 0 BB: 0 P: 7	R: 1 E: 0 K: 0 S: 6	H: 1 LOB: 0 BB: 0 P: 11	R: 0 E: 1 K: 1 S: 12	H: 0 LOB: 1 BB: 0 P: 17	R: 0 E: 0 K: 1 S: 11	H: 1 LOB: 1 BB: 0 P: 14	R: 0 E: 0 K: 1 S: 10	H: 1 LOB: 1 BB: 0 P: 14	R: 0 E: 0 K: 0 S: 5	H: 0 LOB: 0 BB: 0 P: 5	R: 0 E: 0 K: 2 S: 18	H: 1 LOB: 2 BB: 1 P: 24	1B: 2 2B: 3 3B: 0 HR: 1	SF: 0 SAC: 0 DP: 1 HBP: 1	WP: 0 PB: 1 SB: 0 CS: 1	PA: 35	
PITCHER Don Drysdale, R ERA: 3.03 (1, 1)	IP 9.0	WLS W	BF 35	H 5	R 1	ER 1	SO 9	BB 2	IBB 0	HBP 1	BLK 0	WP 0	HR 1	S 88	P 124	ERA 1.00	WHIP 0.778						PITCHER IP WLS BF H R ER SO BB IBB HBP BLK WP HR S P ERA WHIP

San Francisco Giants @ Los Angeles Dodgers
 Dodger Stadium, Los Angeles, CA
 Fri May 01 1964, 7:05 PM PDT
 Att: 52,773 - Unknown

livebaseballscorecards.com

AB	32
R	1
H	5
RBI	1
BB	2
SO	9
LOB	13



Batter	1	2	3	4	5	6	7	8	9	AB	R	H	RBI	BB	SO	LOB
Maury Wills, S OBP: 0.280, SLG: 0.315 (1, 6)	2-2 1B		0-0 F8			0-1 F7	1-2 1B			4	1	2	0	0	0	0
Willie Davis, L OBP: 0.324, SLG: 0.429 (1, 8)	1-1 1B		0-2 1B			2-1 1B	4-0 1B			3	3	3	0	1	0	0
Tommy Davis, R OBP: 0.288, SLG: 0.333 (1, 7)	0-0 6-3		3-3 1B			2-1 1B	1-2 1B			4	1	2	4	0	1	1
Wes Parker, S OBP: 0.333, SLG: 0.667 (8, 7)	3-H 6-3		1-2			1-H 1B	2-H 1B			0	0	0	0	0	0	0
Frank Howard, R OBP: 0.271, SLG: 0.516 (1, 9)	2-2 6-3		2-2		3-2 1B	4-2 1B	0-3 K			3	1	1	0	1	1	1
Ron Fairly, L OBP: 0.413, SLG: 0.442 (1, 3)		0-0 6-3		2-1 1B		4-1 1B		4-2 1B		2	0	0	0	2	0	1
John Roseboro, L OBP: 0.317, SLG: 0.389 (1, 2)		0-2 1B		1-0 2B		2-0 1B		0-2 1B		2	1	2	1	0	0	0
Doug Camilli, R OBP: 0.333, SLG: 0.333 (7, 2)		E 2B				1-3 2B		1-2 1B		1	0	1	0	0	0	0
Johnny Werhas, R OBP: 0.297, SLG: 0.200 (1, 5)		1 SAFE 6-3				2-3 K		0-0 1B		4	0	0	0	0	2	4
Dick Tracewski, R OBP: 0.450, SLG: 0.722 (1, 4)		1-1 2B				2-0 1-3		2-3 1B		4	0	1	1	0	2	2
Don Drysdale, R OBP: 0.077, SLG: 0.077 (1, 1)		2-3 K				1-2 1-3		1-2 G1		4	0	0	0	0	1	3

Inning Stats	R: 1	H: 2	R: 1	H: 2	R: 0	H: 1	R: 0	H: 2	R: 0	H: 0	R: 3	H: 2	R: 2	H: 2	R: 0	H: 1
	E: 1	LOB: 0	E: 1	LOB: 1	E: 0	LOB: 0	E: 0	LOB: 1	E: 0	LOB: 0	E: 1	LOB: 1	E: 0	LOB: 1	E: 0	LOB: 2
	K: 0	BB: 0	K: 1	BB: 0	K: 1	BB: 0	K: 0	BB: 0	K: 1	BB: 0	K: 2	BB: 2	K: 2	BB: 1	K: 1	BB: 1
	S: 9	P: 14	S: 12	P: 18	S: 7	P: 10	S: 6	P: 12	S: 8	P: 13	S: 13	P: 29	S: 16	P: 20	S: 14	P: 21

PITCHER	IP	WLS	BF	H	R	ER	SO	BB	IBB	HBP	BLK	WP	HR	S	P	ERA	WHIP
Jack Sanford, R ERA: 3.95 (1, 1)	5.1	L	22	9	5	3	3	1	0	0	1	0	0	50	83	5.06	1.875
Billy Pierce, L ERA: (6, 1)	0.2		3	0	0	0	1	1	0	0	0	0	0	5	13	0.00	1.500
Don Larsen, R ERA: 9.0 (7, 1)	2.0		11	3	2	2	3	2	0	0	0	0	0	30	41	9.00	2.500

BOTTOM

San Francisco Giants @ Los Angeles Dodgers
 Dodger Stadium, Los Angeles, CA

Fri May 01 1964, 7:05 PM PDT
 Att. 52,773 - Unknown

AB 31
 R 7
 H 12
 RBI 6
 BB 4
 SO 7
 LOB 12



1B	2B	3B	HR	SF	SAC	DP	HBP	WP	PA
10	2	0	0	1	0	1	0	0	36

Batter	1	2	3	4	5	6	7	8	9	10	11	12	AB	R	H	RBI	BB	SO	LOB	TOP								
Jesus Alou, R OBP: 0.289, SLG: 0.342 (1, 9)	F2		1B		1-3			F2	3-1			1B	6	1	2	0	0	0	2									
Chuck Hiller, L OBP: 0.242, SLG: 0.250 (1, 4)	1B		F4		F5			G3		4-3		1B	6	0	2	1	0	0	1									
Willie Mays, R OBP: 0.482, SLG: 0.981 (1, 8)	F9		F3					5-3		1B		G1-4-3	6	0	1	0	0	0	3									
Willie McCovey, L OBP: 0.357, SLG: 0.596 Billy O'Dell, S (12, PR) Harvey Kuenn, R OBP: 0.233, SLG: 0.185 (12, 3)	K		1B					G3		K		BB	4	1	1	0	2	2	3									
Duke Snider, L OBP: 0.333, SLG: 0.278 (1, 7)		3B	K					4-3		HR		BB	0	0	0	0	0	0	0									
Jim Ray Hart, R OBP: 0.321, SLG: 0.417 Jim Davenport, R OBP: 0.250, SLG: 0.261 (12, 5)		SF8			5-3			1-3		F9		IBB	5	1	1	1	0	0	3									
Jose Pagan, R OBP: 0.217, SLG: 0.238 (1, 6)		SF8						4-3		L8		3B	4	0	1	1	0	1	0									
Del Crandall, R OBP: 0.318, SLG: 0.167 Matty Alou, L OBP: 0.200, SLG: 0.077 Bob Shaw, R (9, 1)		6-3			6-3			F5		1-4		4-3	3	0	0	0	0	0	0									
Bob Hendley, R OBP: 0.143, SLG: 0.143 Tom Haller, L OBP: 0.343, SLG: 0.345 (9, 2)		6-3						K		IBB		K	1	0	0	0	0	1	1									
Inning Stats	R: 0 E: 0 K: 1 S: 13	H: 1 LOB: 1 BB: 0 P: 17	R: 2 E: 0 K: 0 S: 10	H: 2 LOB: 0 BB: 0 P: 15	R: 0 E: 0 K: 1 S: 10	H: 2 LOB: 2 BB: 0 P: 15	R: 0 E: 0 K: 1 S: 9	H: 0 LOB: 0 BB: 0 P: 12	R: 0 E: 0 K: 1 S: 7	H: 0 LOB: 0 BB: 0 P: 8	R: 0 E: 1 K: 0 S: 6	H: 0 LOB: 1 BB: 0 P: 9	R: 0 E: 0 K: 1 S: 8	H: 0 LOB: 0 BB: 0 P: 10	R: 0 E: 0 K: 0 S: 7	H: 0 LOB: 0 BB: 0 P: 8	R: 2 E: 0 K: 0 S: 10	H: 2 LOB: 2 BB: 2 P: 20	R: 0 E: 0 K: 1 S: 10	H: 1 LOB: 2 BB: 1 P: 21	R: 0 E: 0 K: 1 S: 9	H: 0 LOB: 0 BB: 0 P: 14	R: 1 E: 0 K: 1 S: 13	H: 2 LOB: 1 BB: 1 P: 22	1B: 7 2B: 0 3B: 2 HR: 1	SF: 1 SAC: 0 DP: 1 HBP: 0	WP: 0 PB: 0 SB: 2 CS: 0	PA: 50
PITCHER	IP WLS BF H R ER SO BB IBB HBP BLK WP HR S P ERA WHIP	IP WLS BF H R ER SO BB IBB HBP BLK WP HR S P ERA WHIP																										
Joe Moeller, R ERA: 4.3 (1, 1)	8.1	34	7	4	4	5	1	0	0	0	0	0	0	0	0	0	0	0	0	4.32	0.960							
Bob Miller, R ERA: 5.19 (9, 1)	3.2	16	3	1	1	3	1	2	0	0	0	0	0	0	0	0	0	0	0	2.46	1.091							

San Francisco Giants @ Los Angeles Dodgers
 Dodger Stadium, Los Angeles, CA
 Sat May 02 1964, 7:05 PM PDT
 Att. 53,290 - Unknown

livebaseballscorecards.com

AB	45
R	5
H	10
RBI	5
BB	4
SO	8
LOB	17



Batter	1	2	3	4	5	6	7	8	9	10	11	12	AB R H RBI BB SO LOB
Maury Wills, S OBP: 0.296, SLG: 0.346 (1, 6)	3-3 K		4-2 1B BB		0-0 1-2 1B		2-2 2 3B		0-0 4-3		2-0 1-3		5 0 2 1 1 1 3
Willie Davis, L OBP: 0.311, SLG: 0.406 (1, 8)	1-2 F2		0-0 F3		0-0 L8		1-0 2 3-H	0-1 F4		0-1 SH3-4 1B		1-1 G3	6 0 1 0 0 0 3
Tommy Davis, R OBP: 0.286, SLG: 0.327 (1, 7)	2-3 K		0-0 G6-4-3 1B		2-3 K			2-1 6-3		0-0 SH3-4		2-1 G6-4-3 1B	4 0 1 0 0 2 2 1 0 1 0 0 0 0 0 0 0 0 0 0 0
Ron Fairly, L OBP: 0.422, SLG: 0.453 (9, 3)													
Wes Parker, S OBP: 0.333, SLG: 0.667 (12, PR)													
Frank Howard, R OBP: 0.289, SLG: 0.597 (1, 9)		2-0 HR	3-2 G6-4-3		0-0 4-3			0-0 HR		4-0 IBB		2-1 G6-4-3	5 2 2 2 1 0 3
Ken McMullen, R OBP: 0.133, SLG: 0.133 (1, 3)		3-1 1-4-3 1B		2-1 4-3		0-1 6-3		0-0 1B		1-3 K			4 1 2 0 0 0 0 1 0 0 0 0 1 2
Wally Moon, L OBP: 0.250, SLG: 0.240 (10, PH) (11, 7)													
Doug Camilli, R OBP: 0.200, SLG: 0.200 (1, 2)		0-1 5-3		1-1 F8		2-2 F7		0-0 F6		2-2 6-3			4 0 0 0 0 0 2 1 0 0 0 0 0 2
John Roseboro, L OBP: 0.311, SLG: 0.382 (10, PH) (11, 2)													
Johnny Werhas, R OBP: 0.294, SLG: 0.190 (1, 5)		0-1 1-4-3		1-2 F2		0-0 F8				4-1 SH1-4 BB		0-1 4-3	3 0 0 0 1 0 1 1 0 0 0 0 0 0
Jim Gilliam, S OBP: 0.204, SLG: 0.180 (9, PR) (10, 5)		2-3 1-4-3											
Dick Tracewski, R OBP: 0.480, SLG: 0.727 (1, 4)		1-1 1B		4-2 FC1-6 BB		0-2 3B 2B		2-3 K		0-3 K		0-3 K	4 1 2 1 1 2 1
Joe Moeller, R (1, 1)		3-2 4-3		0-0 FC1-6 1B		0-3 K		0-0 SH1-4		0-0 SH1-4		1-2 1B	3 0 0 0 0 1 3 1 0 1 0 0 0 0
Bob Miller, R OBP: 0.500, SLG: 0.500 (9, 1)													

Inning Stats	R: 0	H: 0	E: 0	K: 2	S: 9	LOB: 0	BB: 0	P: 15
	R: 2	H: 3	E: 0	K: 0	S: 13	LOB: 1	BB: 0	P: 22
	R: 0	H: 1	E: 0	K: 0	S: 7	LOB: 1	BB: 1	P: 14
	R: 0	H: 0	E: 0	K: 0	S: 7	LOB: 0	BB: 0	P: 11
	R: 0	H: 1	E: 0	K: 1	S: 9	LOB: 2	BB: 1	P: 15
	R: 0	H: 0	E: 0	K: 0	S: 8	LOB: 0	BB: 0	P: 10
	R: 1	H: 2	E: 0	K: 1	S: 11	LOB: 1	BB: 0	P: 14
	R: 1	H: 2	E: 0	K: 0	S: 7	LOB: 1	BB: 0	P: 9
	R: 0	H: 0	E: 0	K: 1	S: 6	LOB: 2	BB: 1	P: 12
	R: 0	H: 1	E: 0	K: 1	S: 10	LOB: 2	BB: 1	P: 17
	R: 0	H: 1	E: 0	K: 1	S: 9	LOB: 1	BB: 0	P: 12
	R: 0	H: 1	E: 0	K: 0	S: 6	LOB: 1	BB: 0	P: 11
	1B: 8	2B: 1	3B: 1	HR: 2	SF: 0	SAC: 2	DP: 2	HBP: 0

PITCHER	IP	WLS	BF	H	R	ER	SO	BB	IBB	HBP	BLK	WP	HR	S	P	ERA	WHIP
Bob Hendley, L ERA: 3.43 (1, 1)	8.0		34	9	4	4	4	2	0	0	0	0	2	71	110	4.50	1.375
Bob Shaw, R ERA: 1.2 (9, 1)	4.0	W	16	3	0	0	3	1	1	0	0	0	0	31	52	0.00	1.000

PITCHER	IP	WLS	BF	H	R	ER	SO	BB	IBB	HBP	BLK	WP	HR	S	P	ERA	WHIP

San Francisco Giants @ Los Angeles Dodgers
Dodger Stadium, Los Angeles, CA
 Sat May 02 1964, 7:05 PM PDT
 Att: 53,290 - Unknown

AB	43
R	4
H	12
RBI	4
BB	4
SO	7
LOB	22



WP: 0	PA: 49
PB: 0	
SB: 0	
CS: 0	

Batter	1	2	3	4	5	6	7	8	9	AB R H RBI BB SO LOB	TOP	
Jesus Alou, R (1, 9) OBP: 0.286, SLG: 0.333	0-2 WP BB 1B	1-1 FC4-6 CS			1-1 F8		1-1 F7			4 1 1 1 0 0 2		
Harvey Kuenn, R (1, 3) OBP: 0.235, SLG: 0.172	4-0 1B 1B	2-2 SF8			1-2 F7			2-1 6-3		2 1 0 1 1 0 0		
Willie Mays, R (1, 8) OBP: 0.483, SLG: 1.000	2-2 1B SF9	1-2 CS	0-0 F7		2-1 F6			1-0 HR		4 2 2 2 0 0 0		
Jim Ray Hart, R (1, 5) OBP: 0.333, SLG: 0.423	0-1 G1-4-3 1B		0-2 F6		1-0 FC5-4 1B			0-0 6-3		4 0 2 1 0 0 0		
Willie McCovey, L (1, 7) Matty Alou, L (8, 7) OBP: 0.333, SLG: 0.560 OBP: 0.200, SLG: 0.077	0-1 SF9		1-2 F6		0-0 F2			2-1 5-3		3 0 0 1 0 0 1 0 0 0 0 0 0 0		
Jim Davenport, R (1, 4) OBP: 0.214, SLG: 0.222	0-2 G1-4-3		0-0 5-3		3-1 F8			2-2 6-3		4 0 0 0 0 0 2		
Jose Pagan, R (1, 6) OBP: 0.240, SLG: 0.261		1-1 1B FC4-6 1B		0-0 F7		1-2 FC5-4 1B		3-1 6-3 1B		4 1 2 0 0 0 1	AB 31 R 6 H 9 RBI 6 BB 2 SO 0 LOB 8	
Del Crandall, R (1, 2) OBP: 0.346, SLG: 0.190		0-0 FC4-6 SF8 1B		4-0 BB		2-1 F8		0-0 6-3		3 1 1 0 1 0 1		
Juan Marichal, R (1, 1) OBP: 0.250, SLG: 0.200		1-1 FC4-6 1B		3-2 L8		2-2 F2				3 0 1 0 0 0 1	GIANTS	
Inning Stats	R: 3 H: 3 E: 0 LOB: 0 K: 0 BB: 1 S: 13 P: 19	R: 2 H: 3 E: 0 LOB: 0 K: 0 BB: 0 S: 13 P: 18	R: 0 H: 0 E: 0 LOB: 0 K: 0 BB: 0 S: 7 P: 8	R: 0 H: 0 E: 0 LOB: 1 K: 0 BB: 1 S: 5 P: 12	R: 0 H: 0 E: 0 LOB: 0 K: 0 BB: 0 S: 7 P: 11	R: 0 H: 1 E: 0 LOB: 1 K: 0 BB: 0 S: 7 P: 12	R: 0 H: 0 E: 0 LOB: 0 K: 0 BB: 0 S: 8 P: 13	R: 1 H: 1 E: 0 LOB: 0 K: 0 BB: 0 S: 6 P: 11	R: 0 H: 1 E: 0 LOB: 0 K: 0 BB: 0 S: 6 P: 11	1B: 8 SF: 2 2B: 0 SAC: 0 3B: 0 DP: 1 HR: 1 HBP: 0	WP: 1 PA: 36 PB: 0 SB: 0 CS: 1	
PITCHER	IP WLS BF H R ER SO BB IBB HBP BLK WP HR S P ERA WHIP											
Nick Willhite, L (1, 1) ERA: 4.95	1.0 L 8 5 5 5 0 1 0 0 0 0 1 0 16 23 45.00 6.000											
Phil Ortega, R (2, 1) ERA: 1.61	6.0 20 2 0 0 0 1 0 0 0 0 0 0 44 70 0.00 0.500											
Ron Perranoski, L (8, 1) ERA: 3.0	2.0 7 2 1 1 0 0 0 0 0 0 0 1 12 22 4.50 1.000											

San Francisco Giants @ Los Angeles Dodgers
Dodger Stadium, Los Angeles, CA
Sun May 03 1964, 3:33 AM PDT
Att: 52,309 - Unknown

livebaseballscorecards.com



Batter	1	2	3	4	5	6	7	8	9	AB	R	H	RBI	BB	SO	LOB
Maury Wills, S OBP: 0.294, SLG: 0.341 (1, 6)	0-2 IHR 1B		2-2 F8		2-2 2-3			1-1 4-3		4	1	1	0	0	0	0
Jim Gilliam, S OBP: 0.241, SLG: 0.208 (1, 5)	0-0 F8		1-2 1B			0-0 1-3 3-1 1B		4-0 G3 BB		3	0	2	0	1	0	1
Willie Davis, L OBP: 0.308, SLG: 0.438 (1, 8)	0-0 1-H IHR		1-2 F6			0-0 3-1		1-1 G3		4	1	1	2	0	0	3
Tommy Davis, R OBP: 0.267, SLG: 0.304 (1, 7)	1-2 4-3		1-1 5-3			2-1 1-3		0-1 6-3		4	0	0	0	0	0	3
Frank Howard, R OBP: 0.275, SLG: 0.563 (1, 9)	1-0 6-3			0-0 F2		0-1 B5-3			1-1 F7	4	0	0	0	0	0	1
Ron Fairly, L OBP: 0.426, SLG: 0.464 (1, 3)		0-1 1B 2B		2-3 K			4-1 BB		1-3 K	3	1	1	0	1	2	0
John Roseboro, L OBP: 0.308, SLG: 0.373 (1, 2)		1-0 2-H 1B		2-0 4-3			1-2 F4		2-1 3-1	4	0	1	1	0	0	1
Dick Tracewski, R OBP: 0.429, SLG: 0.640 (1, 4)		1-3 K			1-2 F9		0-0 F4			3	0	0	0	0	1	2
Nick Willhite, L Phil Ortega, R Wally Moon, L Ron Perranoski, L	(1, 1) (2, 1) (7, PH) (8, 1)	2-3 SAFE K		0-3 K			3-2 1-3			0	0	0	0	0	0	0

Inning Stats	R: 2 E: 0 K: 0 S: 9	H: 2 LOB: 0 BB: 0 P: 11	R: 1 E: 0 K: 2 S: 9	H: 2 LOB: 0 BB: 0 P: 13	R: 0 E: 0 K: 0 S: 13	H: 1 LOB: 1 BB: 0 P: 18	R: 0 E: 0 K: 1 S: 6	H: 0 LOB: 0 BB: 0 P: 10	R: 0 E: 0 K: 1 S: 9	H: 0 LOB: 0 BB: 0 P: 12	R: 0 E: 0 K: 0 S: 6	H: 1 LOB: 1 BB: 0 P: 8	R: 0 E: 0 K: 0 S: 10	H: 0 LOB: 1 BB: 1 P: 18	R: 0 E: 0 K: 0 S: 6	H: 0 LOB: 1 BB: 1 P: 12	R: 0 E: 0 K: 1 S: 8	H: 0 LOB: 0 BB: 0 P: 12	1B: 4 2B: 1 3B: 0 HR: 1	SF: 0 SAC: 0 DP: 0 HBP: 0	WP: 0 PB: 0 SB: 0 CS: 0	PA: 34				
PITCHER Juan Marichal, R ERA: 2.48	(1, 1)	IP 9.0	WLS W	BF 34	H 6	R 3	ER 3	SO 5	BB 2	IBB 0	HBP 0	BLK 0	WP 0	HR 0	S 76	P 114	ERA 3.00	WHIP 0.889								


BOTTOM

San Francisco Giants @ Los Angeles Dodgers
Dodger Stadium, Los Angeles, CA

Sun May 03 1964, 3:33 AM PDT
Att. 52,309 - Unknown

livebaseballscorecards.com

AB	32
R	3
H	6
RBI	3
BB	2
SO	5
LOB	13



Batter	1	2	3	4	5	6	7	8	9	10	AB R H RBI BB SO LOB	TOP												
Jimmy Stewart, S (1, 4) <small>OBP: 0.306, SLG: 0.308</small>	1-0 		1-3 			3-2 			1-3 		4 0 0 0 0 2 1	Chicago Cubs @ Los Angeles Dodgers Dodger Stadium, Los Angeles, CA Mon May 04 1964, 7:05 PM PDT Att. 19,913 - Unknown												
Lou Brock, L (1, 9) <small>OBP: 0.389, SLG: 0.500</small>	2-3 			1-1 			2-3 		1-1 		4 0 0 0 0 2 0													
Billy Williams, L (1, 7) <small>OBP: 0.412, SLG: 0.700</small>	3-3 			1-3 			4-2 		4-2 		2 0 0 0 2 2 0													
Ron Santo, R (1, 5) <small>OBP: 0.458, SLG: 0.667</small>		2-2 		0-3 		1-0 		2-1 		4 0 0 0 0 1 2														
14 Ernie Banks, R (1, 3) <small>OBP: 0.284, SLG: 0.484</small>		2-1 			2-2 		1-2 		0-0 		4 0 0 0 0 0 1													
Andre Rodgers, R (1, 6) <small>OBP: 0.343, SLG: 0.550</small>		1-3 		4-1 			0-2 		1-3 		3 1 1 1 1 2 0													
Dick Bertell, R (1, 2) <small>OBP: 0.367, SLG: 0.400</small>			0-1 		1-1 		0-1 		1-3 		4 0 1 0 0 1 1													
Billy Cowan, R (1, 8) <small>OBP: 0.316, SLG: 0.509</small>			3-3 			0-0 		3-2 		3 0 1 0 0 1 1														
Dick Ellsworth, L (1, 1) 			0-3 			0-3 		1-2 		3 0 0 0 0 2 2														
Inning Stats	R: 0 E: 0 K: 2 S: 9	H: 0 LOB: 0 BB: 0 P: 15	R: 0 E: 0 K: 1 S: 8	H: 0 LOB: 0 BB: 0 P: 13	R: 0 E: 0 K: 3 S: 11	H: 1 LOB: 1 BB: 0 P: 15	R: 0 E: 0 K: 2 S: 8	H: 0 LOB: 0 BB: 0 P: 10	R: 0 E: 0 K: 0 S: 6	H: 0 LOB: 0 BB: 1 P: 13	R: 0 E: 0 K: 1 S: 7		H: 0 LOB: 0 BB: 0 P: 10	R: 0 E: 0 K: 1 S: 10	H: 0 LOB: 1 BB: 1 P: 18	R: 1 E: 0 K: 0 S: 11	H: 2 LOB: 0 BB: 0 P: 15	R: 0 E: 0 K: 1 S: 15	H: 0 LOB: 1 BB: 1 P: 23	R: 0 E: 0 K: 2 S: 8	H: 0 LOB: 0 BB: 0 P: 10	1B: 1 2B: 2 3B: 0 HR: 1	SF: 0 SAC: 0 DP: 1 HBP: 0	WP: 0 PB: 0 SB: 0 CS: 0
PITCHER Sandy Koufax, L (1, 1) <small>ERA: 2.25</small>	IP 10.0 WLS W BF 34 H 3 R 1 ER 1 SO 13 BB 3 IBB 0 HBP 0 BLK 0 WP 0 HR 1 S 93 P 142 ERA 0.90 WHIP 0.600																							

livebaseballscores.com



Batter	1	2	3	4	5	6	7	8	9	10	AB R H RBI BB SO LOB
Maury Wills, S OBP: 0.289, SLG: 0.333 (1, 6)	1-3 K		2-3 K		2-3 K		2-2 1-3			0-2 1-2 2-H 1B	5 0 1 1 0 3 2
Willie Davis, L OBP: 0.293, SLG: 0.416 (1, 8)	0-0 3-1		1-3 K		1-3 K				0-0 B5		4 0 0 0 0 2 1
Tommy Davis, R OBP: 0.297, SLG: 0.333 (1, 7)	2-2 1B			2-1 4-3 2B 1B		1-2 F7		0-0 G6-4-3 1B			4 1 3 0 0 0 0
Frank Howard, R OBP: 0.262, SLG: 0.533 (1, 9)	1-3 K			2-1 L7		3-1 F8		0-1 G6-4-3 1-2f			4 0 0 0 0 1 3
Ken McMullen, R OBP: 0.167, SLG: 0.167 (1, 3)		0-0 6-3		1-0 4-3		2-2 1B			3-3 K		3 0 1 0 0 0 1
Ron Fairly, L OBP: 0.420, SLG: 0.456 (7, 3)											1 0 0 0 0 1 0
Johnny Werhas, R OBP: 0.292, SLG: 0.210 (1, 5)		3-2 6-3		0-0 2-H 2B		0-0 L4			0-3 K		4 0 1 1 0 1 1
John Roseboro, L OBP: 0.304, SLG: 0.355 (1, 2)		4-2 BB		1-0 4-3			1-1 4-3		0-0 4-3		3 0 0 0 1 0 1
Dick Tracewski, R OBP: 0.469, SLG: 0.679 (1, 4)		1-1 4-3			0-0 1B		1-1 G3 2B			4-1 HBP 1B BB	3 1 2 0 1 0 1
Sandy Koufax, R (1, 1)			1-1 1-3		1-3 K		0-0 G3			2-2 1B HBP	3 0 0 0 0 1 2


Inning Stats	R: 0	H: 1	E: 0	K: 2	S: 10	P: 14	R: 0	H: 0	E: 0	K: 0	S: 9	P: 17	R: 0	H: 0	E: 0	K: 2	S: 8	P: 12	R: 1	H: 2	E: 0	K: 0	S: 7	P: 13	R: 0	H: 1	E: 0	K: 3	S: 12	P: 15	R: 0	H: 1	E: 0	K: 0	S: 11	P: 17	R: 0	H: 1	E: 0	K: 0	S: 8	P: 12	R: 0	H: 1	E: 0	K: 0	S: 4	P: 4	R: 0	H: 0	E: 0	K: 2	S: 8	P: 11	R: 1	H: 1	E: 0	K: 0	S: 6	P: 12	1B: 6	SF: 0	2B: 2	3B: 0	HR: 0	SAC: 0	DP: 1	HBP: 1	WP: 0	PA: 37
--------------	------	------	------	------	-------	-------	------	------	------	------	------	-------	------	------	------	------	------	-------	------	------	------	------	------	-------	------	------	------	------	-------	-------	------	------	------	------	-------	-------	------	------	------	------	------	-------	------	------	------	------	------	------	------	------	------	------	------	-------	------	------	------	------	------	-------	-------	-------	-------	-------	-------	--------	-------	--------	-------	--------

PITCHER	IP	WLS	BF	H	R	ER	SO	BB	IBB	HBP	BLK	WP	HR	S	P	ERA	WHIP
Dick Ellsworth, L ERA: 3.72 (1, 1)	9.0	L	37	8	2	2	9	2	0	1	0	0	0	83	127	2.00	1.111

Chicago Cubs @ Los Angeles Dodgers
Dodger Stadium, Los Angeles, CA
 Mon May 04 1964, 7:05 PM PDT
 Att: 19,913 - Unknown

livebaseballscorecards.com

AB	34
R	2
H	8
RBI	2
BB	2
SO	9
LOB	12



Batter	1	2	3	4	5	6	7	8	9	AB R H RBI BB SO LOB	TOP											
Eddie Kasko, R (1, 6) OBP: 0.216, SLG: 0.235	1-1 F7		1-1 FC5-4			1-2 5-3		2-2 3-1		4 0 0 0 0 0 1	Houston Colt 45's @ Los Angeles Dodgers Dodger Stadium, Los Angeles, CA Wed May 06 1964, 7:05 PM PDT Att. 16,761 - Unknown - 53 F											
Nellie Fox, L (1, 4) OBP: 0.383, SLG: 0.392	2-2 1-3		1-0 CS	0-0 SH5-3 1B		2-2 2B		2-2 F8		4 0 2 0 0 0 0												
Al Spangler, L (1, 7) OBP: 0.154, SLG: 0.132	1-1 F5			0-0 SH5-3		2-1 6-3		3-2 L7		3 0 0 0 0 0 1												
Walt Bond, L (1, 9) OBP: 0.308, SLG: 0.525		0-0 2B		1-3 K		0-1 HR		1-0 G3		4 1 2 1 0 1 1												
Jimmy Wynn, R (1, 8) OBP: 0.342, SLG: 0.457		3-3 K		0-1 F8		1-0 5-3		2-3 K		4 0 0 0 0 2 2												
Rusty Staub, L (1, 3) OBP: 0.222, SLG: 0.182		0-3 K			0-0 L5		2-1 F9		0-0 F6			4 0 0 0 0 1 1										
Bob Aspromonte, R (1, 5) OBP: 0.357, SLG: 0.397		1-3 K			0-1 6-3		0-0 2B 1B					3 1 1 0 0 1 1										
John Bateman, R (1, 2) OBP: 0.328, SLG: 0.333			0-2 6-3		1-0 F3		2-0 2B					3 0 1 1 0 0 0										
Turk Farrell, R (1, 1) OBP: 0.273, SLG: 0.111			4-2 FC5-4 BB			1-1 5-3		2-2 F6		0 0 0 0 1 0 0												
Walt Williams, R (6, PH)										1 0 0 0 0 0 0												
Dave Giusti, R (6, 1) OBP: 0.600, SLG: 0.333										0 0 0 0 0 0 0												
Pete Runnels, L (7, PH) OBP: 0.321, SLG: 0.239										1 0 0 0 0 0 1												
Claude Raymond, R (7, 1)										0 0 0 0 0 0 0												
Inning Stats	R: 0 E: 0 K: 0 S: 7	H: 0 LOB: 0 BB: 0 P: 11	R: 0 E: 0 K: 3 S: 10	H: 1 LOB: 1 BB: 0 P: 14	R: 0 E: 0 K: 0 S: 9	H: 0 LOB: 0 BB: 1 P: 15	R: 0 E: 0 K: 1 S: 7	H: 1 LOB: 1 BB: 0 P: 8	R: 0 E: 0 K: 0 S: 4	H: 0 LOB: 0 BB: 0 P: 5	R: 0 E: 0 K: 0 S: 10	H: 1 LOB: 1 BB: 0 P: 16	R: 2 E: 0 K: 0 S: 10	H: 3 LOB: 1 BB: 0 P: 17	R: 0 E: 0 K: 0 S: 9	H: 0 LOB: 0 BB: 0 P: 16	R: 0 E: 0 K: 1 S: 5	H: 0 LOB: 0 BB: 0 P: 8	1B: 2 2B: 3 3B: 0 HR: 1	SF: 0 SAC: 1 DP: 0 HBP: 0	WP: 0 PB: 0 SB: 0 CS: 1	PA: 34
PITCHER Don Drysdale, R (1, 1) ERA: 2.83	IP: 9.0 WLS: W BF: 33 H: 6 R: 2 ER: 2 SO: 5 BB: 1 IBB: 0 HBP: 0 BLK: 0 WP: 0 HR: 1 S: 71 P: 110 ERA: 2.00 WHIP: 0.778																					

AB	31
R	2
H	6
RBI	2
BB	1
SO	5
LOB	8



WP: 0	PA: 34
PB: 0	
SB: 0	
CS: 1	

Batter	1	2	3	4	5	6	7	8	9	AB	R	H	RBI	BB	SO	LOB
Maury Wills, S OBP: 0.309, SLG: 0.344 (1, 6)	4-2 L4-3 BB		1-1 B1-3		2-1 F2 1B		1-0 CS 1B			3	1	2	0	1	0	0
Willie Davis, L OBP: 0.279, SLG: 0.395 (1, 8)	0-0 L4-3 1-2		0-3 K		0-0 F2 1-2 3-H		2-1 5-3 1-2			4	0	0	0	0	1	3
Tommy Davis, R OBP: 0.294, SLG: 0.328 (1, 7)	2-2 F9			2-2 F9	0-2 S 1B		2-1 F8			4	0	1	1	0	0	0
Frank Howard, R OBP: 0.261, SLG: 0.544 (1, 9)		1-3 K		1-1 1B 3B	2-3 K 1-2		2-3 K			4	1	1	0	0	3	1
Ron Fairly, L OBP: 0.425, SLG: 0.441 (1, 3)		4-2 2B SF9 BB		1-2 1-3		4-2 G4-6-3 1B WP BB		2-1 5-3		2	2	0	0	2	0	1
John Roseboro, L OBP: 0.333, SLG: 0.400 (1, 2)		0-1 SF9 1-3 2B		0-0 FC5-4 1B 3-H		0-0 G4-6-3 1B				3	0	3	1	0	0	0
Johnny Werhas, R OBP: 0.280, SLG: 0.203 (1, 5)		0-1 SF9 2-3 3-H		0-1 FC5-4 1-2f		1-2 G4-6-3 1-2f 2-3				2	0	0	1	0	0	3
Dick Tracewski, R OBP: 0.429, SLG: 0.613 (1, 4)		1-1 5-3		2-2 E6 1B SH3-4 F2		3-3 K 3-H				3	1	0	0	0	1	1
Don Drysdale, R OBP: 0.067, SLG: 0.067 (1, 1)		0-3 K		0-0 SH3-4 1-2		2-2 F4				2	0	0	0	0	1	0

BOTTOM	
Houston Colt 45's @ Los Angeles Dodgers Dodger Stadium, Los Angeles, CA	<p>Wed May 06 1964, 7:05 PM PDT Att: 16,761 - Unknown - 53 F</p>
AB 27 R 5 H 7 RBI 3 BB 3 SO 6 LOB 9	WP: 1 PA: 32 PB: 0 SB: 1 CS: 1

Inning Stats	R: 0	H: 0	E: 0	K: 8	S: 8	R: 1	H: 1	E: 0	K: 1	S: 12	R: 0	H: 0	E: 0	K: 2	S: 8	R: 1	H: 2	E: 0	K: 0	S: 11	R: 2	H: 2	E: 1	K: 1	S: 13	R: 1	H: 1	E: 0	K: 1	S: 10	R: 0	H: 1	E: 0	K: 0	S: 6	R: 0	H: 0	E: 0	K: 1	S: 7				
TURK FARRELL, R ERA: 2.45 (1, 1)	5.0	WLS	22	H	5	R	4	ER	2	SO	4	BB	2	IBB	0	HBP	0	BLK	0	WP	0	HR	0	S	52	P	75	ERA	3.60	WHIP	1.400													
DAVE GIUSTI, R ERA: 3.68 (6, 1)	1.0	L	4	H	1	R	1	ER	1	SO	1	BB	1	IBB	0	HBP	0	BLK	0	WP	1	HR	0	S	10	P	18	ERA	9.00	WHIP	2.000													
CLAUDE RAYMOND, R ERA: 2.08 (7, 1)	2.0		6	H	0	R	0	ER	0	SO	1	BB	0	IBB	0	HBP	0	BLK	0	WP	0	HR	0	S	13	P	24	ERA	0.00	WHIP	0.500													



Batter	1	2	3	4	5	6	7	8	9	AB R H RBI BB SO LOB	TOP	
Bob Lillis, R OBP: 0.286, SLG: 0.250 (1, 6) C B F X	3-2 F5			X 0-0 F8		L 1-1 SH3		C 0-1 L3		3 0 0 0 0 0 0		
Nellie Fox, L OBP: 0.369, SLG: 0.377 Eddie Kasko, R OBP: 0.213, SLG: 0.233 (1, 4) F X	1-1 G3		X 0-0 B2-3		C 0-1 F5		B 1-1 1-3		3 0 0 0 0 0 1 1 0 0 0 0 0 0			
Al Spangler, L OBP: 0.163, SLG: 0.143 (1, 7) B F X	2-1 F6		C 0-1 3-1		B 2-2 1B		S 1-1 E3		4 0 1 1 0 0 0			
Walt Bond, L OBP: 0.304, SLG: 0.508 (1, 9) B T B B X	3-2 F6		C 1-2 2B SF8 1B		B 2-3 K		F 1-3 K		4 1 1 0 0 2 2			
Jimmy Wynn, R OBP: 0.354, SLG: 0.479 (1, 8) S X	0-1 G3-6-3 1B		X 1-2 SF8 2B		B 2-1 6-3		P 1-2 PO		3 0 2 0 0 0 0			
Rusty Staub, L OBP: 0.227, SLG: 0.176 (1, 3) F X	0-1 G3-6-3 1-2f		X 4-0 L6-5 SF8 IBB		B 1-0 F2		F 2-0 0 0 0 1 0 1		2 0 0 0 1 0 1			
Bob Aspromonte, R OBP: 0.345, SLG: 0.388 (1, 5) S T C	0-3 K		X 1-2 SF8		X 0-0 F8		S 2 0 0 1 0 1 0		2 0 0 1 0 1 0			
John Bateman, R OBP: 0.311, SLG: 0.315 (1, 2) S T B	1-3 K		X 1-2 L6-5		X 0-0 5-3		S 3 0 0 0 0 1 2		3 0 0 0 0 1 2			
Bob Bruce, R OBP: 0.600, SLG: 0.500 Hal Brown, R Hal Woodeshick, R	0-3 K		X 1-2 SH3 1B		B 1-1 6-3		S 2 1 1 0 0 1 0 1 0 0 0 0 0 0 0 0 0 0 0 0 0		2 1 1 0 0 1 0 1 0 0 0 0 0 0 0 0 0 0 0 0 0			
Inning Stats	R: 0 H: 0 E: 0 LOB: 0 K: 0 BB: 0 S: 7 P: 13	R: 0 H: 1 E: 0 LOB: 0 K: 0 BB: 0 S: 8 P: 11	R: 0 H: 0 E: 0 LOB: 0 K: 3 BB: 0 S: 11 P: 12	R: 0 H: 0 E: 0 LOB: 0 K: 0 BB: 0 S: 4 P: 4	R: 1 H: 2 E: 0 LOB: 1 K: 0 BB: 1 S: 16 P: 24	R: 1 H: 2 E: 0 LOB: 1 K: 1 BB: 0 S: 16 P: 22	R: 0 H: 0 E: 0 LOB: 0 K: 0 BB: 0 S: 4 P: 7	R: 0 H: 0 E: 0 LOB: 0 K: 0 BB: 0 S: 5 P: 6	R: 0 H: 0 E: 1 LOB: 0 K: 1 BB: 0 S: 10 P: 13	1B: 4 SF: 1 2B: 2 SAC: 1 3B: 0 DP: 2 HR: 0 HBP: 0	WP: 0 PA: 32 PB: 0 SB: 0 CS: 0	
PITCHER Joe Moeller, R ERA: 3.9 Ron Perranoski, L ERA: 2.65	IP WLS BF H R ER SO BB IBB HBP BLK WP HR S P ERA WHIP	7.0 L 25 5 2 2 4 0 1 0 0 0 0 0 66 93 2.57 0.714	2.0 6 0 0 0 1 0 0 0 0 0 0 0 15 19 0.00 0.000	PITCHER IP WLS BF H R ER SO BB IBB HBP BLK WP HR S P ERA WHIP								

Houston Colt 45's @ Los Angeles Dodgers
Dodger Stadium, Los Angeles, CA
Thu May 07 1964, 7:05 PM PDT
Att. 17,476 - Unknown

AB	28
R	2
H	5
RBI	2
BB	1
SO	5
LOB	6



Batter	1	2	3	4	5	6	7	8	9	AB R H RBI BB SO LOB
Maury Wills, S (1, 6) OBP: 0.333, SLG: 0.383	0-1 1-3 G3 1B		0-0 2B		3-2 1B		1-1 SF7		1-2 1B	4 0 4 1 0 0 0
Willie Davis, L (1, 8) Lee Walls, R (9, PH) OBP: 0.278, SLG: 0.388 OBP: 0.600, SLG: 0.800	2-2 G3 1-2		1-2 F8		0-1 L6		0-1 1-3 1B		2-3 1B K	4 0 1 0 0 0 3 1 0 0 0 0 1 2
Tommy Davis, R (1, 7) OBP: 0.306, SLG: 0.328	0-2 1-3 2-3		4-0 BB		0-0 G5-4-3 1B		2-2 F3			3 0 1 0 1 0 3
Frank Howard, R (1, 9) OBP: 0.250, SLG: 0.518	0-0 5-3		0-1 5-3		0-2 G5-4-3 1-2f		0-0 F8			4 0 0 0 0 0 4
Ron Fairly, L (1, 3) OBP: 0.416, SLG: 0.419		1-2 1-3		1-2 4-3		4-1 WP BB		3-3 K		3 0 0 0 1 1 0
John Roseboro, L (1, 2) OBP: 0.329, SLG: 0.391		0-0 1B		0-1 4-3		1-0 F8 1-2		1-2 4-3		4 0 1 0 0 0 1
Johnny Werhas, R (1, 5) OBP: 0.278, SLG: 0.194		2-3 K		2-3 K		0-2 F9		4-2 1B SH3-4 BB		3 0 0 0 1 2 1
Dick Tracewski, R (1, 4) OBP: 0.421, SLG: 0.588		0-3 K		0-3 K2-3		0-0 1B SF7 1B		0-1 SH3-4		3 1 1 0 0 2 1
Joe Moeller, R (1, 1) Wes Parker, S (7, PH) Ron Perranoski, L (8, 1) Jim Gilliam, S (9, PH) OBP: 0.500, SLG: 0.750 OBP: 0.237, SLG: 0.204			0-2 F8		2-2 6-3		1-0 1B 1-3 1B		3-3 K	2 0 0 0 0 0 0 1 0 1 0 0 0 0 0 0 0 0 0 0 0 1 0 0 0 0 1 1

Inning Stats	R: 0 E: 0 K: 0 S: 9	H: 1 LOB: 1 BB: 0 P: 11	R: 0 E: 0 K: 2 S: 12	H: 1 LOB: 1 BB: 0 P: 15	R: 0 E: 0 K: 0 S: 9	H: 1 LOB: 2 BB: 1 P: 14	R: 0 E: 0 K: 1 S: 8	H: 0 LOB: 0 BB: 0 P: 11	R: 0 E: 0 K: 1 S: 12	H: 1 LOB: 1 BB: 0 P: 17	R: 0 E: 0 K: 0 S: 6	H: 1 LOB: 1 BB: 1 P: 11	R: 1 E: 0 K: 0 S: 13	H: 3 LOB: 2 BB: 0 P: 17	R: 0 E: 0 K: 1 S: 10	H: 0 LOB: 0 BB: 0 P: 14	R: 0 E: 0 K: 2 S: 13	H: 1 LOB: 2 BB: 1 P: 22	1B: 8 2B: 1 3B: 0 HR: 0	SF: 1 SAC: 1 DP: 1 HBP: 0
--------------	------------------------------	----------------------------------	-------------------------------	----------------------------------	------------------------------	----------------------------------	------------------------------	----------------------------------	-------------------------------	----------------------------------	------------------------------	----------------------------------	-------------------------------	----------------------------------	-------------------------------	----------------------------------	-------------------------------	----------------------------------	----------------------------------	------------------------------------

PITCHER	IP	WLS	BF	H	R	ER	SO	BB	IBB	HBP	BLK	WP	HR	S	P	ERA	WHIP
Bob Bruce, R (1, 1) ERA: 3.0	6.2	W	29	8	1	1	4	2	0	0	0	1	0	66	91	1.35	1.500
Hal Brown, R (7, 1) ERA: 4.5	2.0		8	1	0	0	2	1	0	0	0	0	0	23	37	0.00	1.000
Hal Woodeshick, L (9, 1) ERA: 3.12	0.1	S	1	0	0	0	1	0	0	0	0	0	0	3	4	0.00	0.000

BOTTOM

Houston Colt 45's @ Los Angeles Dodgers
Dodger Stadium, Los Angeles, CA
 Thu May 07 1964, 7:05 PM PDT
 Att. 17,476 - Unknown

AB	33
R	1
H	9
RBI	1
BB	3
SO	7
LOB	16



WP	PA	ERA	WHIP
1	38		
0			
0			

Batter	1	2	3	4	5	6	7	8	9	AB R H RBI BB SO LOB	TOP											
Maury Wills, S OBP: 0.330, SLG: 0.378 (1, 6)	1-2 F7		0-0 F9 S 1B		0-1 1-3		1-2 FC6-4 1-2f			4 0 1 0 0 0 2	<p>Los Angeles Dodgers @ San Francisco Giants Candlestick Park, San Francisco, CA</p> <p>Fri May 08 1964, 10:05 PM EDT Att: 40,547 - Unknown</p> <p>livebaseballscorecards.com</p>											
Jim Gilliam, S OBP: 0.254, SLG: 0.211 (1, 5)	4-1 E BB		0-0 F9			1-2 1B		0-0 6-3		3 0 1 0 1 0 1												
Willie Davis, L OBP: 0.266, SLG: 0.371 (1, 8)	1-0 E4 1-3		3-2 F9 1-3			0-3 K		0-0 4-3		4 0 0 0 0 1 3												
Tommy Davis, R OBP: 0.303, SLG: 0.338 (1, 7)	0-3 K 1-2		1-1 5-3			1-2 L9		0-1 2B		4 0 1 0 0 1 4												
Ron Fairly, L OBP: 0.407, SLG: 0.400 (1, 3)	4-0 IBB			2-2 F7		1-2 F7		2-2 F5		3 0 0 0 1 0 2												
Frank Howard, R OBP: 0.250, SLG: 0.506 (1, 9)	1-0 6-3			0-0 6-3			1-3 K		0-1 4-3 1B	4 0 1 0 0 1 3												
John Roseboro, L OBP: 0.325, SLG: 0.384 (1, 2)		1-1 F7		2-0 F7			2-2 BB 1B		2-2 4-3	4 0 1 0 0 0 1												
Dick Tracewski, R OBP: 0.405, SLG: 0.541 (1, 4)		1-2 F4			1-1 F3		4-1 FC6-4 BB		2-2 F6	3 0 0 0 1 0 1												
Phil Ortega, R (1, 1) Wes Parker, S (7, PH) Jim Brewer, L (7, 1) Wally Moon, L (9, PH) OBP: 0.233, SLG: 0.222		1-0 1-3			1-2 4-3		1-1 B5		0-1 F7	2 0 0 0 0 0 0 1 0 0 0 0 0 2 0 0 0 0 0 0 0 1 0 0 0 0 0 1												
Inning Stats	R: 0 E: 1 K: 1 S: 9	H: 0 LOB: 3 BB: 2 P: 20	R: 0 E: 0 K: 0 S: 6	H: 0 LOB: 0 BB: 0 P: 9	R: 0 E: 0 K: 0 S: 7	H: 1 LOB: 1 BB: 0 P: 11	R: 0 E: 0 K: 0 S: 6	H: 0 LOB: 0 BB: 0 P: 10	R: 0 E: 0 K: 1 S: 7	H: 0 LOB: 0 BB: 0 P: 9	R: 0 E: 0 K: 1 S: 14	H: 1 LOB: 1 BB: 0 P: 17	R: 0 E: 0 K: 1 S: 13	H: 1 LOB: 2 BB: 1 P: 22	R: 0 E: 0 K: 0 S: 7	H: 1 LOB: 1 BB: 0 P: 9	R: 0 E: 0 K: 0 S: 12	H: 1 LOB: 1 BB: 0 P: 16	1B: 4 2B: 1 3B: 0 HR: 0	SF: 0 SAC: 0 DP: 0 HBP: 0	WP: 0 PB: 0 SB: 2 CS: 0	PA: 36
PITCHER Juan Marichal, R (1, 1) ERA: 2.02	IP: 9.0 WLS: W BF: 36 H: 5 R: 0 ER: 0 SO: 3 BB: 2 IBB: 1 HBP: 0 BLK: 0 WP: 0 HR: 0 S: 81 P: 123 ERA: 0.00 WHIP: 0.778											PITCHER	IP: WLS: BF: H: R: ER: SO: BB: IBB: HBP: BLK: WP: HR: S: P: ERA: WHIP:									



Batter	1	2	3	4	5	6	7	8	9	AB	R	H	RBI	BB	SO	LOB
Matty Alou, L OBP: 0.310, SLG: 0.296 (1, 7)	2-2 5-3 ①		0-1 G3 SF8 2B		3-1 CS 1B			0-1 G3 ①		4	1	2	1	0	0	0
Jesus Alou, R OBP: 0.297, SLG: 0.328 (1, 9)	2-2 E4 BB		0-2 G3 ① 2-3		1-0 F2 ② ③ 1-2			1-1 4-3 ②		4	0	0	0	0	0	2
Willie Mays, R OBP: 0.500, SLG: 1.000 (1, 8)	2-1 F4 ②		2-1 SF8 ② 3-H				0-0 HR	1-1 1B		3	1	2	2	0	0	1
Willie McCovey, L OBP: 0.329, SLG: 0.500 (1, 3)	4-1 1-2 BB		3-3 K ③				0-3 K ①	3-2 6-3 ③		3	0	0	0	1	2	1
Tom Haller, L OBP: 0.333, SLG: 0.302 (1, 2)	2-1 F3 ③			4-2 G6-4-3 BB			1-3 K ②			2	0	0	0	1	1	2
Chuck Hiller, L OBP: 0.231, SLG: 0.240 (1, 4)		2-2 F8 ①		0-0 G6-4-3 ① ② 1-2f			2-1 G3 ③			3	0	0	0	0	0	1
Jim Davenport, R OBP: 0.216, SLG: 0.250 (1, 5)		1-2 2B		2-3 K ③				2-1 F8 ①		3	0	1	0	0	1	0
Jose Pagan, R OBP: 0.250, SLG: 0.270 (1, 6)		0-0 6-3 ②					2-1 SH1-4 1B 2B	1-0 4-3 ②		3	1	1	0	0	0	1
Juan Marichal, R OBP: 0.222, SLG: 0.176 (1, 1)		0-3 K ③					0-0 SH1-4 ① 2-3	0-3 K ③		2	0	0	0	0	2	1

Inning Stats	R: 0	H: 0	E: 1	LOB: 2	K: 0	P: 27	R: 0	H: 1	E: 0	LOB: 1	K: 1	P: 16	R: 1	H: 1	E: 0	LOB: 0	K: 1	P: 15	R: 0	H: 0	E: 0	LOB: 0	K: 1	P: 15	R: 1	H: 2	E: 0	LOB: 0	K: 0	P: 12	R: 0	H: 1	E: 0	LOB: 0	K: 1	P: 10	R: 0	H: 1	E: 0	LOB: 1	K: 0	P: 15				
	1B: 2	SF: 1	2B: 3	SAC: 1	3B: 0	DP: 1	HR: 1	HBP: 0	WP: 0	PA: 31	SB: 0	CS: 1																																		


PITCHER	IP	WLS	BF	H	R	ER	SO	BB	IBB	HBP	BLK	WP	HR	S	P	ERA	WHIP
Phil Ortega, R ERA: 2.12 (1, 1)	6.0	L	24	5	3	3	5	2	0	0	0	0	1	63	97	4.50	1.167
Jim Brewer, L ERA: 5.4 (7, 1)	2.0		7	1	0	0	1	0	0	0	0	0	0	17	25	0.00	0.500

BOTTOM

Los Angeles Dodgers @ San Francisco Giants
Candlestick Park, San Francisco, CA

Fri May 08 1964, 10:05 PM EDT
Att. 40,547 - Unknown

AB	27
R	3
H	6
RBI	3
BB	2
SO	6
LOB	9



Batter	1	2	3	4	5	6	7	8	9	AB R H RBI BB SO LOB	TOP	
Maury Wills, S (1, 6) OBP: 0.343, SLG: 0.388	1-2 G3 F7 1B	1-0 BB 1B		0-0 3-1 2-3			2-2 L8		0-0 S 1B	5 0 3 0 0 0 1	Los Angeles Dodgers @ San Francisco Giants Candlestick Park, San Francisco, CA Sat May 09 1964, 6:33 AM EDT Att. 42,316 - Unknown	
Jim Gilliam, S (1, 5) OBP: 0.265, SLG: 0.200	1-2 F7	4-2 BB		3-3 K			4-0 BB	2-0 6-3 1-2	3 0 0 0 2 1 3			
Willie Davis, L (1, 8) OBP: 0.255, SLG: 0.355	1-2 G3	0-0 G3					0-2 G3		4 0 0 0 0 1 5			
Tommy Davis, R (1, 7) OBP: 0.313, SLG: 0.378	4-1 FC5 IBB BB		3-1 HR				2-0 F7	0-0 F7	3 1 1 1 1 0 0			
Frank Howard, R (1, 9) OBP: 0.260, SLG: 0.533	4-0 IBB		1-3 K				2-2 F7	0-0 HR	3 1 1 1 1 1 0			
Ken McMullen, R (1, 3) OBP: 0.182, SLG: 0.143	0-0 FC5		4-2 CS BB				1-3 K	1-3 K	3 0 0 0 1 2 3			
John Roseboro, L (1, 2) OBP: 0.310, SLG: 0.364			1-3 K	3-3 K			0-3 K	2-3 K	4 0 0 0 0 4 1			
Dick Tracewski, R (1, 4) OBP: 0.400, SLG: 0.513 Lee Walls, R (9, PH) OBP: 0.500, SLG: 0.667		1-1 F8		4-2 3-1 SH3-4 BB			2-3 K	0-0 B5	2 0 0 0 1 1 0 1 0 0 0 0 0 0			
Sandy Koufax, R (1, 1) Wes Parker, S (7, PH) OBP: 0.333, SLG: 0.500 Bob Miller, R (7, 1) OBP: 0.500, SLG: 0.500 Doug Camilli, R (9, PH) OBP: 0.182, SLG: 0.182		4-2 BB 1B BB		0-1 SH3-4			3-3 K	2-3 K	0 0 0 0 1 0 0 1 0 0 0 0 1 0 0 0 0 0 0 0 0 1 0 0 0 0 1 0			
Inning Stats	R: 0 H: 1 E: 0 LOB: 3 K: 0 BB: 2 S: 13 P: 24	R: 0 H: 1 E: 0 LOB: 3 K: 1 BB: 2 S: 11 P: 22	R: 1 H: 1 E: 0 LOB: 1 K: 2 BB: 1 S: 10 P: 21	R: 0 H: 0 E: 0 LOB: 1 K: 1 BB: 1 S: 9 P: 16	R: 0 H: 0 E: 0 LOB: 0 K: 1 BB: 0 S: 10 P: 17	R: 0 H: 0 E: 0 LOB: 0 K: 3 BB: 0 S: 9 P: 12	R: 0 H: 0 E: 0 LOB: 1 K: 1 BB: 1 S: 11 P: 20	R: 1 H: 1 E: 0 LOB: 0 K: 2 BB: 0 S: 8 P: 11	R: 0 H: 1 E: 0 LOB: 1 K: 1 BB: 0 S: 8 P: 12	1B: 3 SF: 0 2B: 1 SAC: 1 3B: 0 DP: 1 HR: 2 HBP: 0	WP: 0 PA: 38 PB: 0 SB: 1 CS: 1	
PITCHER Bob Hendley, L (1, 1) ERA: 3.6	IP WLS BF H R ER SO BB IBB HBP BLK WP HR S P ERA WHIP	9.0 W 38 5 2 2 12 6 1 0 0 0 2 89 155 2.00 1.222										

livebaseballscorecards.com

AB 30
R 2
H 5
RBI 2
BB 7
SO 12
LOB 13



Batter	1	2	3	4	5	6	7	8	9	AB R H RBI BB SO LOB
--------	---	---	---	---	---	---	---	---	---	----------------------

Jesus Alou, R <small>(1, 9)</small> <small>OBP: 0.309, SLG: 0.328</small>	4-0 <small>FC4-6</small> <small>BB</small>		3-2 <small>F4</small>		0-1 <small>2B</small> <small>1B</small>		1-3 <small>K</small>			3 1 1 1 1 1 1
Matty Alou, L <small>(1, 7)</small> <small>OBP: 0.333, SLG: 0.300</small>	0-1 <small>FC4-6</small> <small>BB</small>		1-2 <small>L6</small>		4-1 <small>2B</small> <small>BB</small>		0-1 <small>1B</small>			3 0 1 0 1 0 1
Willie Mays, R <small>(1, 8)</small> <small>OBP: 0.500, SLG: 0.987</small>	4-2 <small>BB</small>			3-2 <small>F8</small>	0-0 <small>2B</small>		2-0 <small>F8</small>			3 0 1 1 1 0 2
Orlando Cepeda, R <small>(1, 3)</small> <small>OBP: 0.480, SLG: 0.571</small> Harvey Kuenn, R <small>(9, 3)</small> <small>OBP: 0.243, SLG: 0.161</small>	0-3 <small>K</small>			0-3 <small>K</small>	0-0 <small>G3</small>			2-3 <small>K</small>		4 0 0 0 0 3 4 0 0 0 0 0 0 0
Jim Ray Hart, R <small>(1, 5)</small> <small>OBP: 0.286, SLG: 0.343</small>	2-3 <small>K</small>			3-2 <small>F6</small>		2-1 <small>F8</small>		0-1 <small>1B</small> <small>1B</small>		4 0 1 0 0 1 2
Jim Davenport, R <small>(1, 4)</small> <small>OBP: 0.225, SLG: 0.256</small> Duke Snider, L <small>(8, PH)</small> <small>OBP: 0.351, SLG: 0.310</small> Billy O'Dell, S <small>(8, PR)</small> Chuck Hiller, L <small>(9, 4)</small> <small>OBP: 0.231, SLG: 0.240</small>		2-1 <small>6-3</small>			1-2 <small>1B</small> <small>SF4</small> <small>1B</small>		0-1 <small>G6-4-3</small> <small>1B</small>			3 1 1 0 0 0 0 1 0 1 0 0 0 0 0 0 0 0 0 0 0 0 0 0 0 0 0 0
Del Crandall, R <small>(1, 2)</small> <small>OBP: 0.324, SLG: 0.207</small>		1-1 <small>6-3</small>			1-0 <small>1B</small> <small>SH</small> <small>1B</small>		2-0 <small>F4</small>	2-0 <small>G6-4-3</small> <small>1B</small>		4 1 1 0 0 0 2
Jose Pagan, R <small>(1, 6)</small> <small>OBP: 0.239, SLG: 0.262</small>		1-1 <small>F9</small>			0-1 <small>SF4</small>		0-2 <small>6-3</small>			2 0 0 1 0 0 0
Bob Hendley, R <small>(1, 1)</small> <small>OBP: 0.222, SLG: 0.125</small>			2-3 <small>K</small>		0-0 <small>SH</small> <small>1B</small> <small>1-2</small>		4-0 <small>1B</small> <small>BB</small>			1 0 0 0 1 1 0

Inning Stats	R: 0	H: 0	E: 0	LOB: 2	K: 2	BB: 2	S: 11	R: 0	H: 0	E: 0	LOB: 0	K: 0	BB: 0	S: 6	R: 0	H: 0	E: 0	LOB: 0	K: 1	BB: 0	S: 9	R: 0	H: 0	E: 0	LOB: 0	K: 1	BB: 0	S: 16	R: 3	H: 4	E: 1	LOB: 2	K: 0	BB: 1	S: 12	R: 0	H: 0	E: 0	LOB: 0	K: 0	BB: 0	S: 4	R: 0	H: 1	E: 0	LOB: 2	K: 1	BB: 1	S: 9	R: 0	H: 2	E: 0	LOB: 2	K: 1	BB: 0	S: 8	1B: 6	SF: 1	2B: 1	SAC: 1	3B: 0	DP: 1	HR: 0	HBP: 0	WP: 0	PA: 34
--------------	------	------	------	--------	------	-------	-------	------	------	------	--------	------	-------	------	------	------	------	--------	------	-------	------	------	------	------	--------	------	-------	-------	------	------	------	--------	------	-------	-------	------	------	------	--------	------	-------	------	------	------	------	--------	------	-------	------	------	------	------	--------	------	-------	------	-------	-------	-------	--------	-------	-------	-------	--------	-------	--------

PITCHER	IP	WLS	BF	H	R	ER	SO	BB	IBB	HBP	BLK	WP	HR	S	P	ERA	WHIP
Sandy Koufax, L <small>(1, 1)</small> <small>ERA: 2.65</small>	6.0	L	25	4	3	3	4	3	0	0	0	0	0	58	96	4.50	1.167
Bob Miller, R <small>(7, 1)</small> <small>ERA: 4.66</small>	2.0		9	3	0	0	2	1	0	0	0	0	0	17	28	0.00	2.000

BOTTOM

Los Angeles Dodgers @ San Francisco Giants
Candlestick Park, San Francisco, CA
 Sat May 09 1964, 6:33 AM EDT
 Att. 42,316 - Unknown

AB	28
R	3
H	7
RBI	3
BB	4
SO	6
LOB	12

livebaseballscorecards.com

Batter	1	2	3	4	5	6	7	8	9	AB R H RBI BB SO LOB	TOP											
Maury Wills, S OBP: 0.345, SLG: 0.389 (1, 6) C X	0-2 6-3 1B		1-2 3B 1B	2-2 4-3			0-0 B2	0-0 1B		5 1 2 2 0 0 2												
Jim Gilliam, S OBP: 0.274, SLG: 0.234 (1, 5) B B B	4-0 BB BB		1-0 WP 3B		1-0 3-1		2-2 F8	0-0 L9		4 1 1 2 1 0 1												
Tommy Davis, R OBP: 0.306, SLG: 0.367 (1, 7) F B S S	1-3 K		1-1 6-3		1-3 K			1-1 1B S	1-0 F6	5 1 1 0 0 2 2												
Ron Fairly, L OBP: 0.407, SLG: 0.391 (1, 3) B B B	4-0 1-2 BB		2-1 F7		0-2 F7			1-0 1-3 HR 1B	1-2 F9	4 1 1 0 1 0 0												
Frank Howard, R OBP: 0.257, SLG: 0.547 (1, 9) F B X	1-1 4-3		1-1 F8			0-0 6-3		0-1 1-H 3-H HR	1-3 K	5 1 1 2 0 1 2												
John Roseboro, L OBP: 0.318, SLG: 0.407 (1, 2) Jeff Torborg, R (9, 2)		0-1 3-1		0-1 4-3		0-0 HR		0-0 E 1B 1B		4 2 2 1 0 0 0 0 0 0 0 0 0 0												
Willie Davis, L OBP: 0.245, SLG: 0.340 (1, 8) X		0-0 4-3		0-1 F7		1-0 G3		1-2 1-3 E3 1B		4 1 0 0 0 0 1												
Dick Tracewski, R OBP: 0.367, SLG: 0.465 (1, 4) C B X		1-1 F9		0-0 E3 BB		2-2 F7		2-0 F7		4 0 0 0 0 0 2												
Don Drysdale, R OBP: 0.158, SLG: 0.167 (1, 1) X			0-0 1B 3B 2B	4-2 1-2 BB			2-3 K	0-0 F5		3 1 1 0 1 1 2												
Inning Stats	R: 0 E: 0 K: 1 S: 8	H: 0 LOB: 2 BB: 2 P: 18	R: 0 E: 0 K: 0 S: 5	H: 0 LOB: 0 BB: 0 P: 6	R: 3 E: 0 K: 0 S: 11	H: 3 LOB: 0 BB: 0 P: 17	R: 0 E: 1 K: 0 S: 16	H: 0 LOB: 2 BB: 1 P: 22	R: 0 E: 0 K: 1 S: 7	H: 0 LOB: 0 BB: 0 P: 9	R: 1 E: 0 K: 0 S: 6	H: 1 LOB: 0 BB: 0 P: 9	R: 0 E: 0 K: 1 S: 7	H: 0 LOB: 0 BB: 0 P: 11	R: 5 E: 1 K: 0 S: 13	H: 5 LOB: 1 BB: 0 P: 18	R: 0 E: 0 K: 1 S: 8	H: 0 LOB: 0 BB: 0 P: 11	1B: 5 2B: 1 3B: 1 HR: 2	SF: 0 SAC: 0 DP: 0 HBP: 0	WP: 1 PB: 0 SB: 1 CS: 0	PA: 41
PITCHER	IP WLS BF H R ER SO BB IBB HBP BLK WP HR S P ERA WHIP																					
Jack Sanford, R ERA: 3.67 (1, 1)	6.0 L 26 4 4 4 2 3 0 0 0 0 1 1 53 81 6.00 1.167																					
Gaylord Perry, R ERA: 5.4 (7, 1)	1.0 6 3 3 3 1 0 0 0 0 0 0 1 12 18 27.00 3.000																					
Billy Pierce, L ERA: (8, 1)	1.0 6 2 2 0 0 0 0 0 0 0 0 0 8 11 0.00 2.000																					
Don Larsen, R ERA: 3.38 (9, 1)	1.0 3 0 0 0 0 1 0 0 0 0 0 0 8 11 0.00 0.000																					

Los Angeles Dodgers @ San Francisco Giants
 Candlestick Park, San Francisco, CA
 Sun May 10 1964, 6:33 AM EDT
 Att: 42,776 - Unknown

AB	38
R	9
H	9
RBI	7
BB	3
SO	4
LOB	12



Batter	1	2	3	4	5	6	7	8	9	AB	R	H	RBI	BB	SO	LOB	BOTTOM
--------	---	---	---	---	---	---	---	---	---	----	---	---	-----	----	----	-----	--------

Matty Alou, L <small>OBP: 0.297, SLG: 0.265</small> (1, 7) <small>(9, 8)</small>	1-1 		2-1 			3-3 		0-0 		4	0	0	0	0	1	1	Los Angeles Dodgers @ San Francisco Giants Candlestick Park, San Francisco, CA Sun May 10 1964, 6:33 AM EDT Att. 42,776 - Unknown
Jesus Alou, R <small>OBP: 0.319, SLG: 0.338</small> (1, 9) <small>(9, 8)</small>	0-1 			1-1 		1-1 		1-1 		4	0	2	0	0	0	1	
Willie Mays, R <small>OBP: 0.500, SLG: 0.988</small> Don Larsen, R (1, 8) <small>(9, 1)</small>	1-0 			2-0 		0-1 		3-1 		4	0	2	1	0	0	2	
Willie McCovey, L <small>OBP: 0.326, SLG: 0.479</small> (1, 3)				0-1 		2-1 		1-0 		3	0	0	0	1	0	2	
Tom Haller, L <small>OBP: 0.309, SLG: 0.277</small> (1, 2)				3-2 			0-1 		2-0 		4	0	0	0	0	2	
Chuck Hiller, L <small>OBP: 0.226, SLG: 0.235</small> Jim Davenport, R <small>OBP: 0.238, SLG: 0.268</small> Duke Snider, L <small>OBP: 0.342, SLG: 0.300</small> (1, 4) (4, 4) (9, PH)					1-0 		1-2 		1-3 		1	0	0	0	0	1	
Jim Ray Hart, R <small>OBP: 0.275, SLG: 0.329</small> (1, 5)					1-0 		1-3 				3	0	0	0	0	1	
Jose Pagan, R <small>OBP: 0.230, SLG: 0.250</small> (1, 6)					2-2 		1-3 				3	0	0	0	0	1	
Jack Sanford, R <small>OBP: 0.287, SLG: 0.231</small> Harvey Kuenn, R <small>OBP: 0.263, SLG: 0.188</small> Gaylord Perry, R Billy Pierce, L Cap Peterson, R <small>OBP: 0.333, SLG: 0.333</small> (1, 1) (6, PH) (7, 1) (8, 1) (8, PH) (9, 7)				0-1 		0-1 		0-0 		1	0	0	0	0	0	0	

Inning Stats	R: 0	H: 1	R: 0	H: 0	R: 0	H: 1	R: 0	H: 0	R: 1	H: 2	R: 0	H: 1	R: 0	H: 1	R: 0	H: 0	1B: 4	SF: 0	WP: 0	PA: 33
	E: 0	LOB: 0	E: 0	LOB: 1	E: 0	LOB: 1	E: 0	LOB: 0	E: 0	LOB: 1	E: 0	LOB: 1	E: 0	LOB: 1	E: 0	LOB: 0	2B: 2	SAC: 0	PB: 0	
	K: 0	BB: 0	K: 1	BB: 1	K: 0	BB: 0	K: 0	BB: 0	K: 1	BB: 0	K: 2	BB: 0	K: 0	BB: 0	K: 1	BB: 0	3B: 0	DP: 1	SB: 0	
	S: 5	P: 7	S: 7	P: 12	S: 5	P: 7	S: 8	P: 14	S: 5	P: 9	S: 11	P: 17	S: 6	P: 10	S: 5	P: 9	HR: 0	HBP: 0	CS: 0	

PITCHER Don Drysdale, R <small>ERA: 2.54</small> (1, 1)	IP	WLS	BF	H	R	ER	SO	BB	IBB	HBP	BLK	WP	HR	S	P	ERA	WHIP																									
	9.0	W	33	6	1	1	5	1	0	0	0	0	0	64	100	1.00	0.778																									
													PITCHER	IP	WLS	BF	H	R	ER	SO	BB	IBB	HBP	BLK	WP	HR	S	P	ERA	WHIP												



Batter	1	2	3	4	5	6	7	8	9	AB R H RBI BB SO LOB	TOP
Maury Wills, S (1, 6) OBP: 0.336, SLG: 0.378	0-2 F7		0-1 F2		0-0 4-3			0-0 SH FC1-5		3 0 0 0 0 0 0	Los Angeles Dodgers @ Chicago Cubs Wrigley Field, Chicago, IL Tue May 12 1964, 3:33 AM CDT Att. 5,699 - Unknown livebaseballscorecards.com
Jim Gilliam, S (1, 5) OBP: 0.260, SLG: 0.221	2-1 F7		1-0 F6		2-2 F9			0-1 FC1-5		4 0 0 0 0 0 2	
Tommy Davis, R (1, 7) OBP: 0.292, SLG: 0.349	3-2 F9		0-1 2-3					2-0 F8		4 0 0 0 0 0 2	
Ron Fairly, L (1, 3) OBP: 0.411, SLG: 0.389		4-2 1B 1B BB		0-0 1B SF9 1B				2-2 1-3		3 2 1 0 1 0 2	
Frank Howard, R (1, 9) OBP: 0.257, SLG: 0.545		1-3 K		1-2 F6				1-0 1-3		4 0 1 0 0 1 2	
John Roseboro, L (1, 2) OBP: 0.326, SLG: 0.412		0-0 E 1B 1B		2-1 SF9 1B				0-3 K		4 0 2 0 0 1 1	
Willie Davis, L (1, 8) OBP: 0.236, SLG: 0.330		0-1 F5		3-2 SF9				0-1 3-1		3 0 0 1 0 0 3	
Dick Tracewski, R (1, 4) OBP: 0.358, SLG: 0.447		3-1 E8 1B		1-1 L9				1-0 L7		4 0 1 1 0 1 2	
Joe Moeller, R (1, 1) OBP: 0.083, SLG: 0.083		2-3 K		0-2 5-3				0-0 FC1-5 SH 1B		3 0 1 0 0 1 2	
Ron Perranoski, L (9, 1)										0 0 0 0 0 0 0	
Inning Stats	R: 0 E: 0 K: 0 S: 8 H: 0 LOB: 0 BB: 0 P: 13	R: 1 E: 1 K: 2 S: 14 H: 2 LOB: 2 BB: 1 P: 24	R: 0 E: 0 K: 0 S: 5 H: 0 LOB: 0 BB: 0 P: 6	R: 1 E: 0 K: 0 S: 15 H: 2 LOB: 1 BB: 0 P: 22	R: 0 E: 0 K: 0 S: 11 H: 0 LOB: 0 BB: 0 P: 13	R: 0 E: 0 K: 0 S: 7 H: 0 LOB: 0 BB: 0 P: 12	R: 0 E: 0 K: 0 S: 3 H: 0 LOB: 0 BB: 0 P: 5	R: 0 E: 0 K: 0 S: 9 H: 1 LOB: 2 BB: 0 P: 13	R: 0 E: 0 K: 2 S: 9 H: 1 LOB: 1 BB: 0 P: 13	1B: 5 2B: 1 3B: 0 HR: 0 SF: 1 SAC: 1 DP: 0 HBP: 0	WP: 0 PB: 0 SB: 0 CS: 0 PA: 35
PITCHER Bob Buhl, R (1, 1) ERA: 3.56	IP: 9.0 WLS: W BF: 35 H: 6 R: 2 ER: 2 SO: 4 BB: 1 IBB: 0 HBP: 0 BLK: 0 WP: 0 HR: 0 S: 81 P: 121 ERA: 2.00 WHIP: 0.778										



Batter	1	2	3	4	5	6	7	8	9	AB	R	H	RBI	BB	SO	LOB
--------	---	---	---	---	---	---	---	---	---	----	---	---	-----	----	----	-----

Jimmy Stewart, S <small>(1, 4) OBP: 0.317, SLG: 0.304</small>	1-1 1B	2-1 G3			1-0 F8		0-0 CS 1B		3-3 K	5	1	2	0	0	1	3						
Lou Brock, L <small>(1, 9) OBP: 0.343, SLG: 0.407</small> Joey Amalfitano, R <small>(9, PH)</small>	4-2 1B 1-2 BB		0-0 F8		3-1 E3		2-0 CS 1-2	0-0 G3	1-2 E4 1-2 2-3 3-H	3	1	0	0	1	0	0						
Billy Williams, L <small>(1, 7) OBP: 0.474, SLG: 0.711</small>	2-2 14 1B 1-2 2-3 1B		2-2 F9		1-2 1-3			0-1 F8		4	0	1	0	0	0	1						
Ron Santo, R <small>(1, 5) OBP: 0.453, SLG: 0.600</small>	1-3 K		4-2 14 FC5-4 BB		1-0 1-3			1-2 1B		3	0	1	0	1	1	3						
14 Ernie Banks, R <small>(1, 3) OBP: 0.312, SLG: 0.506</small>	0-0 1B 1-2 2-H 3-H		1-1 FC5-4		0-0 6-4-3 1B			1-1 L7		4	0	2	2	0	0	2						
Andre Rodgers, R <small>(1, 6) OBP: 0.337, SLG: 0.531</small>	0-3 K			3-2 F8		0-0 6-4-3			1-3 K	4	0	0	0	0	2	3						
Dick Bertell, R <small>(1, 2) OBP: 0.338, SLG: 0.391</small> Don Landrum, L <small>(9, PR)</small>	2-1 F9			0-0 F9		2-2 F4			1-1 E8 E 2B	4	0	1	0	0	0	3						
Billy Cowan, R <small>(1, 8) OBP: 0.291, SLG: 0.527</small> Merritt Ranew, L <small>(9, PH) OBP: 0.190, SLG: 0.105</small> Leo Burke, R <small>(9, PH)</small>		1-2 L4		1-0 6-3			0-2 F8		4-0 E IBB IBB	3	0	0	0	0	0	0						
Bob Buhl, R <small>(1, 1)</small> Jimmie Schaffer, R <small>(9, PH)</small>		2-1 F3			1-3 K		2-3 K		4-0 E IBB	3	0	0	0	0	2	0						
Inning Stats	R: 2 E: 0 K: 2 S: 17	H: 3 LOB: 2 BB: 1 P: 27	R: 0 E: 0 K: 0 S: 7	H: 0 LOB: 0 BB: 0 P: 12	R: 0 E: 0 K: 0 S: 9	H: 0 LOB: 1 BB: 1 P: 16	R: 0 E: 0 K: 0 S: 5	H: 0 LOB: 0 BB: 0 P: 9	R: 0 E: 1 K: 1 S: 9	H: 0 LOB: 1 BB: 0 P: 15	R: 0 E: 0 K: 0 S: 8	H: 1 LOB: 1 BB: 0 P: 11	R: 0 E: 0 K: 1 S: 7	H: 1 LOB: 0 BB: 0 P: 11	R: 0 E: 0 K: 0 S: 8	H: 1 LOB: 1 BB: 0 P: 10	R: 1 E: 2 K: 2 S: 12	H: 1 LOB: 3 BB: 2 P: 26	1B: 6 2B: 1 3B: 0 HR: 0	SF: 0 SAC: 0 DP: 0 HBP: 0	WP: 0 PB: 0 SB: 0 CS: 1	PA: 39

BOTTOM

Los Angeles Dodgers @ Chicago Cubs
 Wrigley Field, Chicago, IL
 Tue May 12 1964, 3:33 AM CDT
 Att. 5,699 - Unknown

AB	34
R	3
H	7
RBI	2
BB	4
SO	6
LOB	17



PITCHER	IP	WLS	BF	H	R	ER	SO	BB	IBB	HBP	BLK	WP	HR	S	P	ERA	WHIP
Joe Moeller, R <small>(1, 1) ERA: 3.52</small>	8.1	L	34	7	3	2	5	2	0	0	0	0	0	75	118	2.16	1.080
Ron Perranoski, L <small>(9, 1) ERA: 2.6</small>	0.1		4	0	0	0	1	0	2	0	0	0	0	7	19	0.00	0.000

Batter	1	2	3	4	5	6	7	8	9	10	AB R H RBI BB SO LOB	TOP										
Maury Wills, S (1, 6) OBP: 0.331, SLG: 0.371	0-0 6-3			1-2 6-3	1-3 K			2-2 HR 1B	0-0 6-3		5 1 1 0 0 1 5	Los Angeles Dodgers @ Chicago Cubs Wrigley Field, Chicago, IL Thu May 14 1964, 3:33 AM CDT Unknown										
Jim Gilliam, S (1, 5) OBP: 0.256, SLG: 0.260	0-1 5-3			0-0 6-3	1-1 F8			0-1 HR 1-H		1-0 F2	5 1 1 2 0 0 3											
Tommy Davis, R (1, 7) OBP: 0.287, SLG: 0.341	1-0 6-3			3-2 6-3		0-0 L9		2-1 5-3		0-0 HR 1B	5 1 1 0 0 0 0											
Frank Howard, R (1, 9) OBP: 0.272, SLG: 0.587		1-0 5-3			0-0 3-1 1B 1B	2-2 5-3		0-1 2B		1-2 HR 1-H	5 2 3 2 0 0 0											
Ken McMullen, R (1, 3) OBP: 0.185, SLG: 0.154		0-1 1-3			0-2 3-1 1B 1B	2-2 4-3		0-0 5-3		2-2 F8	5 1 1 0 0 0 1											
Ron Fairly, L (10, 3) OBP: 0.411, SLG: 0.389											0 0 0 0 0 0 0											
Wes Parker, S (1, 8) OBP: 0.182, SLG: 0.273		0-0 1-3			2-2 3-1 1-2 2-3		3-1 4-3	3-2 5-3		0-0 F9	5 0 0 0 0 0 3											
Doug Camilli, R (1, 2) OBP: 0.267, SLG: 0.267			3-2 6-3		0-1 BB 1B 2-H 3-H		1-2 F7		1-0 SH1-4 1B		4 0 2 2 0 0 0											
Willie Davis, L (9, PR) OBP: 0.236, SLG: 0.330				0-3 K	3-2 BB 1B 1-2		4-2 BB		1-0 F8		0 0 0 0 0 0 0											
John Roseboro, L (9, 2) OBP: 0.326, SLG: 0.412											0 0 0 0 0 0 0											
Dick Tracewski, R (1, 4) OBP: 0.368, SLG: 0.440					4-1 BB 1-2 2-3		3-2 F9		0-0 SH1-4		3 0 1 0 1 1 1											
Sandy Koufax, R (1, 1) Lee Walls, R (5, PH) Bob Miller, R (5, 1) Johnny Werhas, R (7, PH) Ron Perranoski, L (7, 1)											1 0 0 0 0 1 0											
Inning Stats	R: 0 E: 0 K: 0 S: 4	H: 0 LOB: 0 BB: 0 P: 5	R: 0 E: 0 K: 0 S: 4	H: 0 LOB: 0 BB: 0 P: 5	R: 0 E: 0 K: 2 S: 10	H: 0 LOB: 0 BB: 0 P: 13	R: 0 E: 0 K: 0 S: 8	H: 0 LOB: 0 BB: 0 P: 12	R: 2 E: 0 K: 1 S: 18	H: 4 LOB: 3 BB: 1 P: 29	R: 0 E: 0 K: 0 S: 8	H: 0 LOB: 1 BB: 1 P: 21	R: 2 E: 0 K: 0 S: 15	H: 3 LOB: 1 BB: 0 P: 22	R: 0 E: 0 K: 0 S: 4	H: 1 LOB: 2 BB: 0 P: 6	R: 2 E: 0 K: 0 S: 10	H: 2 LOB: 0 BB: 0 P: 14	1B: 7 2B: 1 3B: 0 HR: 2	SF: 0 SAC: 1 DP: 0 HBP: 0	WP: 0 PB: 0 SB: 0 CS: 0	PA: 42
PITCHER Dick Ellsworth, L (1, 1) ERA: 3.56	IP 10.0	WLS L	BF 42	H 10	R 6	ER 6	SO 3	BB 2	IBB 0	HBP 0	BLK 0	WP 0	HR 2	S 91	P 139	ERA 5.40	WHIP 1.200					

livebaseballscorecards.com

AB	39
R	6
H	10
RBI	6
BB	2
SO	3
LOB	14




Batter	1	2	3	4	5	6	7	8	9	10	AB R H RBI BB SO LOB
Jimmy Stewart, S OBP: 0.321, SLG: 0.302 (1, 4)	4-2 SH3 WP BB		1-3 K	0-0 1B			1-1 L3			2-1 F8	4 0 1 1 1 1 1
Lou Brock, L OBP: 0.343, SLG: 0.404 Leo Burke, R OBP: 0.625, SLG: 0.250 (10, PH)	2-2 SH3		0-2 HR 1B	2-1 F9			2-0 4-3			2-0 1B 1B	3 1 1 0 0 0 2 1 0 1 0 0 0 0
Billy Williams, L OBP: 0.470, SLG: 0.693 (1, 7)	1-3 K		0-1 F7		1-2 14 G6-4-3 S 1B		3-2 6-3			1-1 G6-4-3 1B	5 0 2 0 0 1 3
Ron Santo, R OBP: 0.451, SLG: 0.622 (1, 5)	3-2 6-3		2-0 HR		4-2 14 G6-4-3 1B 1-2 BB		3-3 K			2-1 G6-4-3 1-2f	4 1 1 3 1 1 3
14 Ernie Banks, R OBP: 0.299, SLG: 0.484 (1, 3)		0-3 K	0-0 F3		2-2 G6-4-3 1-2f 2-3		2-2 6-3				4 0 0 0 0 1 2
Andre Rodgers, R OBP: 0.323, SLG: 0.506 (1, 6)		1-0 6-3		1-2 F7	1-3 K		3-1 6-3				4 0 0 0 0 1 1
Dick Bertell, R OBP: 0.347, SLG: 0.397 (1, 2)		2-1 1B		1-0 BB 1B 1B		2-0 5-3		X	0-0 4-3		4 1 2 0 0 0 0
Billy Cowan, R OBP: 0.289, SLG: 0.506 (1, 8)		0-1 F8		4-2 1B 1-2 BB		3-2 6-3			2-3 K		3 0 0 0 1 1 1
Dick Ellsworth, L OBP: 0.100, SLG: 0.056 (1, 1)			2-1 HR 1B	1-3 K		2-3 K			3-3 K		4 1 1 0 0 3 2

Inning Stats	R: 0 E: 0 K: 1 S: 12	H: 0 LOB: 1 BB: 1 P: 22	R: 0 E: 0 K: 1 S: 8	H: 1 LOB: 1 BB: 0 P: 11	R: 3 E: 0 K: 1 S: 12	H: 3 LOB: 0 BB: 0 P: 17	R: 1 E: 0 K: 1 S: 12	H: 2 LOB: 2 BB: 1 P: 21	R: 0 E: 0 K: 1 S: 13	H: 1 LOB: 1 BB: 1 P: 21	R: 0 E: 0 K: 1 S: 8	H: 0 LOB: 0 BB: 0 P: 15	R: 0 E: 0 K: 0 S: 6	H: 0 LOB: 0 BB: 0 P: 12	R: 0 E: 0 K: 1 S: 8	H: 0 LOB: 0 BB: 0 P: 16	R: 0 E: 0 K: 2 S: 7	H: 0 LOB: 0 BB: 0 P: 12	R: 0 E: 0 K: 0 S: 7	H: 2 LOB: 1 BB: 0 P: 14	1B: 8 2B: 0 3B: 0 HR: 1	SF: 0 SAC: 1 DP: 2 HBP: 0
--------------	-------------------------------	----------------------------------	------------------------------	----------------------------------	-------------------------------	----------------------------------	-------------------------------	----------------------------------	-------------------------------	----------------------------------	------------------------------	----------------------------------	------------------------------	----------------------------------	------------------------------	----------------------------------	------------------------------	----------------------------------	------------------------------	----------------------------------	----------------------------------	------------------------------------

PITCHER	IP	WLS	BF	H	R	ER	SO	BB	IBB	HBP	BLK	WP	HR	S	P	ERA	WHIP
Sandy Koufax, L ERA: 3.32 (1, 1)	4.0		20	6	4	4	4	2	0	0	0	1	1	44	71	9.00	2.000
Bob Miller, R ERA: 4.22 (5, 1)	2.0		7	1	0	0	2	1	0	0	0	0	0	21	36	0.00	1.000
Ron Perranoski, L ERA: 2.11 (7, 1)	4.0	W	13	2	0	0	3	0	0	0	0	0	0	28	54	0.00	0.500

Los Angeles Dodgers @ Chicago Cubs
Wrigley Field, Chicago, IL
Thu May 14 1964, 3:33 AM CDT
Unknown

AB 36
R 4
H 9
RBI 4
BB 3
SO 9
LOB 15



WP: 1 PA: 40
PB: 0
SB: 1
CS: 0

Batter	1	2	3	4	5	6	7	8	9	AB R H RBI BB SO LOB	TOP	
Maury Wills, S OBP: 0.349, SLG: 0.381 (1, 6)	4-0 S BB FC6-5 BB	0-0 SF9		1-0 1-3 1B			4-0 FC6-5 SH3-4 BB		0-0 1B 1B 1B	2 2 2 1 2 0 0		
Wes Parker, S OBP: 0.267, SLG: 0.286 (1, 8) (9, 9)	4-2 FC6-5 S 1-2 BB	2-1 B1-3			2-1 F8		0-0 SH3-4		1-2 1B 1B 1B	3 1 1 0 1 0 1		
Tommy Davis, R OBP: 0.293, SLG: 0.337 (1, 7)	2-2 FC6-5 S 1-3 2-H		0-0 3-1		4-2 S BB		2-2 FC6-5 BB 1B 2-3		1-0 1B 1B 1B	4 0 1 1 1 0 2		
Frank Howard, R OBP: 0.294, SLG: 0.589 Willie Davis, L OBP: 0.236, SLG: 0.330 (9, PR) (9, 8)	4-0 G5-4-3 1-2 BB		4-2 FC4-6 BB		1-2 F5		2-1 BB 1B		0-2 G6-3 1B	3 0 2 2 2 0 1 0 0 0 0 0 0 0		
Ken McMullen, R OBP: 0.167, SLG: 0.138 Ron Fairly, L OBP: 0.413, SLG: 0.384 (1, 3) (6, 3)	1-2 G5-4-3 1-2f 2-3		0-2 F9		3-2 L6		4-0 FC6-4 BB		0-0 G6-3 1-2f	3 0 0 0 0 0 4 1 0 0 0 1 0 1		
Johnny Werhas, R OBP: 0.286, SLG: 0.186 (1, 5)		4-2 BB E BB		0-0 FC4-6 1-2f		4-0 2-3 BB		0-0 FC6-4 1-2f		2 1 0 0 2 0 4		
Doug Camilli, R OBP: 0.263, SLG: 0.222 (1, 2)		4-2 E SF9 BB		3-3 K		0-2 2-3		1-3 K		3 1 0 0 1 2 1		
Dick Tracewski, R OBP: 0.361, SLG: 0.415 (1, 4)		1-1 SF9 E3 1-3 2-H		4-2 CS BB		2-2 1-3		0-3 K		3 0 0 0 1 1 2		
Don Drysdale, R OBP: 0.174, SLG: 0.182 (1, 1)		2-3 K		1-2 1B 1B		2-2 G1		0-1 6-3		4 0 1 0 0 1 3		
Inning Stats	R: 1 H: 0 E: 0 LOB: 1 K: 0 BB: 3 S: 8 P: 23	R: 2 H: 0 E: 1 LOB: 1 K: 1 BB: 2 S: 12 P: 25	R: 0 H: 0 E: 0 LOB: 1 K: 0 BB: 1 S: 8 P: 12	R: 0 H: 2 E: 0 LOB: 2 K: 1 BB: 1 S: 9 P: 18	R: 0 H: 0 E: 0 LOB: 1 K: 0 BB: 1 S: 11 P: 21	R: 0 H: 0 E: 0 LOB: 1 K: 0 BB: 1 S: 9 P: 17	R: 0 H: 1 E: 0 LOB: 3 K: 0 BB: 2 S: 7 P: 19	R: 0 H: 0 E: 0 LOB: 0 K: 2 BB: 0 S: 8 P: 9	R: 2 H: 4 E: 0 LOB: 1 K: 0 BB: 0 S: 9 P: 11	1B: 7 SF: 1 2B: 0 SAC: 1 3B: 0 DP: 2 HR: 0 HBP: 0	WP: 0 PA: 41 PB: 0 SB: 5 CS: 1	
PITCHER	IP WLS BF H R ER SO BB IBB HBP BLK WP HR S P ERA WHIP											
Fred Norman, L ERA: 6.75 (1, 1)	1.0 L 8 0 3 2 0 5 0 0 0 0 0 0 14 38 18.00 5.000											
Don Elston, R ERA: 1.0 (2, 1)	4.0 15 2 0 0 2 3 0 0 0 0 0 0 34 61 0.00 1.250											
Paul Toth, R ERA: (6, 1)	2.0 10 1 0 0 0 3 0 0 0 0 0 0 16 36 0.00 2.000											
Wayne Schurr, R ERA: 3.14 (8, 1)	2.0 8 4 2 2 2 0 0 0 0 0 0 0 17 20 9.00 2.000											

Los Angeles Dodgers @ Chicago Cubs
Wrigley Field, Chicago, IL
Thu May 14 1964, 3:38 AM CDT
Att: 10,035 - Unknown

livebaseballscorecards.com

AB	28
R	5
H	7
RBI	4
BB	11
SO	4
LOB	19



Batter	1	2	3	4	5	6	7	8	9	AB	R	H	RBI	BB	SO	LOB
Jimmy Stewart, S OBP: 0.336, SLG: 0.306 (1, 4)	0-0 G6-3 1B		4-2 BB		4-2 FC3-6 BB		0-0 F7			2	0	1	0	2	0	1
Lou Brock, L OBP: 0.330, SLG: 0.388 (1, 9)	1-2 G6-3 1-2f		1-0 F4		0-2 F7		2-3 K			4	0	0	0	0	1	5
Billy Williams, L OBP: 0.462, SLG: 0.670 (1, 7)	4-2 1B BB		1-3 K		1-2 FC3-6 1-2f			1-2 4-3		3	0	0	0	1	1	3
Ron Santo, R OBP: 0.442, SLG: 0.603 (1, 5)	0-1 1-3 1B			1-3 K		1-1 6-3		0-3 K		4	0	1	0	0	2	0
14 Ernie Banks, R OBP: 0.287, SLG: 0.463 (1, 3)	1-3 K			3-1 6-3		0-0 1-3		1-0 F5		4	0	0	0	0	1	2
Andre Rodgers, R OBP: 0.330, SLG: 0.500 (1, 6)		1-0 6-3		1-1 1B		4-2 BB			1-3 K	3	0	1	0	1	1	0
Merritt Ranew, L OBP: 0.160, SLG: 0.087 (1, 2)		0-2 G3		0-1 F3		1-3 K			1-1 G3	4	0	0	0	0	1	2
Don Landrum, L (1, 8)		1-2 5-3			0-2 4-3			4-2 BB		3	0	0	0	1	0	0
Fred Norman, S OBP: 0.091, SLG: 0.091 (2, 1) Don Euston, R (5, PH) Ellis Burton, S OBP: 0.250, SLG: 0.100 (6, 1) Paul Toth, R (7, PH) Jimmie Schaffer, R (8, 1) Wayne Schurr, R			0-0 6-3		2-2 BB 1B		3-3 K			0	0	0	0	0	0	0

BOTTOM

Los Angeles Dodgers @ Chicago Cubs
Wrigley Field, Chicago, IL
Thu May 14 1964, 3:38 AM CDT
Att. 10,035 - Unknown

livebaseballscorecards.com

AB	30
R	0
H	4
RBI	0
BB	5
SO	8
LOB	14



Inning Stats	R: 0	H: 2	E: 0	K: 1	S: 15	LOB: 2	BB: 1	P: 21	R: 0	H: 0	E: 0	K: 0	S: 7	LOB: 0	BB: 0	P: 9	R: 0	H: 0	E: 0	K: 1	S: 8	LOB: 1	BB: 1	P: 14	R: 0	H: 1	E: 0	K: 1	S: 10	LOB: 1	BB: 0	P: 15	R: 0	H: 1	E: 0	K: 0	S: 18	LOB: 2	BB: 1	P: 25	R: 0	H: 0	E: 0	K: 1	S: 10	LOB: 1	BB: 1	P: 16	R: 0	H: 0	E: 0	K: 2	S: 14	LOB: 1	BB: 1	P: 23	R: 0	H: 0	E: 0	K: 1	S: 11	LOB: 0	BB: 0	P: 13	R: 0	H: 0	E: 0	K: 1	S: 9	LOB: 0	BB: 0	P: 13	1B: 4	2B: 0	3B: 0	HR: 0	SF: 0	SAC: 0	DP: 1	HBP: 0	WP: 0	PB: 0	SB: 0	CS: 0	PA: 35
--------------	------	------	------	------	-------	--------	-------	-------	------	------	------	------	------	--------	-------	------	------	------	------	------	------	--------	-------	-------	------	------	------	------	-------	--------	-------	-------	------	------	------	------	-------	--------	-------	-------	------	------	------	------	-------	--------	-------	-------	------	------	------	------	-------	--------	-------	-------	------	------	------	------	-------	--------	-------	-------	------	------	------	------	------	--------	-------	-------	-------	-------	-------	-------	-------	--------	-------	--------	-------	-------	-------	-------	--------

PITCHER	IP	WLS	BF	H	R	ER	SO	BB	IBB	HBP	BLK	WP	HR	S	P	ERA	WHIP
Don Drysdale, R ERA: 2.19 (1, 1)	9.0	W	35	4	0	0	8	5	0	0	0	0	0	102	149	0.00	1.000

Batter	1	2	3	4	5	6	7	8	9	AB R H RBI BB SO LOB	TOP											
Gene Alley, R (1, 6) OBP: 0.289, SLG: 0.308	2-2 L7		0-1 5-3		1-2 5-3		1-2 FC5-4			4 0 0 0 0 0 1	Pittsburgh Pirates @ Los Angeles Dodgers Dodger Stadium, Los Angeles, CA Fri May 15 1964, 7:05 PM PDT Att: 33,507 - Unknown											
Bill Virdon, L (1, 8) OBP: 0.282, SLG: 0.280	2-1 FC6 1B		1-0 3B		1-2 5-3			2-1 1B		4 0 3 0 0 0 0												
Roberto Clemente, R (1, 9) OBP: 0.398, SLG: 0.552	0-0 FC6 1-2f		1-1 F9		2-2 6-3			1-3 K		4 0 0 0 0 1 3												
Willie Stargell, L (1, 7) OBP: 0.372, SLG: 0.652	0-3 K			0-2 1B 1B		0-1 L7		1-2 2-3		4 0 1 0 0 1 2												
Gene Freese, R (1, 5) OBP: 0.400, SLG: 0.650		1-2 5-3		1-2 1-3 1B		1-0 F8		0-0 F5		2 0 1 0 0 0 0												
Bob Bailey, R (4, 5) OBP: 0.352, SLG: 0.420										2 0 0 0 0 0 1												
Donn Clendenon, R (1, 3) OBP: 0.321, SLG: 0.390		2-2 6-3		0-0 1-3		2-3 K			4-2 G5-4-3 BB	3 0 0 0 1 1 2												
Bill Mazerolski, R (1, 4) OBP: 0.278, SLG: 0.392		4-2 BB		4-0 IBB			4-1 FC5-4 BB		1-3 K	1 0 0 0 3 1 1												
Jim Pagliaroni, R (1, 2) OBP: 0.351, SLG: 0.308		0-0 F3		2-2 K		2-3 K		3-2 G5-4-3 1-2f		4 0 0 0 0 2 6												
Bob Friend, R (1, 1) OBP: 0.105, SLG: 0.056			2-3 K		1-3 K		0-0 F9			2 0 0 0 0 2 3												
Tom Butters, R (5, 1) OBP: 0.333, SLG: 0.333										0 0 0 0 0 0 0												
Dick Schofield, S (7, PH) OBP: 0.341, SLG: 0.338										1 0 0 0 0 0 1												
Bob Priddy, R (7, 1)										0 0 0 0 0 0 0												
Inning Stats	R: 0 E: 0 K: 1 S: 12	H: 1 LOB: 1 BB: 0 P: 16	R: 0 E: 0 K: 0 S: 10	H: 0 LOB: 1 BB: 1 P: 17	R: 0 E: 0 K: 1 S: 8	H: 1 LOB: 1 BB: 0 P: 12	R: 0 E: 0 K: 2 S: 13	H: 2 LOB: 3 BB: 1 P: 21	R: 0 E: 0 K: 0 S: 11	H: 0 LOB: 0 BB: 0 P: 15	R: 0 E: 0 K: 1 S: 6	H: 0 LOB: 0 BB: 0 P: 9	R: 0 E: 0 K: 1 S: 9	H: 0 LOB: 1 BB: 1 P: 16	R: 0 E: 0 K: 1 S: 9	H: 1 LOB: 1 BB: 0 P: 13	R: 0 E: 0 K: 1 S: 9	H: 0 LOB: 0 BB: 1 P: 17	1B: 4 2B: 0 3B: 1 HR: 0	SF: 0 SAC: 0 DP: 1 HBP: 0	WP: 0 PB: 0 SB: 0 CS: 0	PA: 35
PITCHER Phil Ortega, R (1, 1) ERA: 1.67	IP 9.0 WLS W BF 35 H 5 R 0 ER 0 SO 8 BB 3 IBB 1 HBP 0 BLK 0 WP 0 HR 0 S 87 P 136 ERA 0.00 WHIP 0.889																					

AB	31
R	0
H	5
RBI	0
BB	4
SO	8
LOB	20



WP: 0	PA: 35
PB: 0	
SB: 0	
CS: 0	

Batter	1	2	3	4	5	6	7	8	9	AB	R	H	RBI	BB	SO	LOB
Maury Wills, S OBP: 0.344, SLG: 0.369 (1, 6)	L8		4-3	FC6		K		CS		4	0	0	1	1	1	3
Jim Gilliam, S OBP: 0.253, SLG: 0.247 (1, 5)	G3		F7	F7		BB		K		4	0	0	0	1	1	4
Tommy Davis, R OBP: 0.308, SLG: 0.344 (1, 7)	CS			1-4-3	BB	5-3		L9		4	2	2	0	1	0	2
Ron Fairly, L OBP: 0.406, SLG: 0.368 (1, 3)	CS	K		1-4-3		K		CS		3	0	0	0	1	2	2
Frank Howard, R OBP: 0.301, SLG: 0.586 (1, 9)		5-3		E	BB	6-3				4	2	2	1	0	0	2
John Roseboro, L OBP: 0.344, SLG: 0.414 (1, 2)				E7		6-3				2	1	1	0	2	0	0
Willie Davis, L OBP: 0.245, SLG: 0.337 (1, 8)				SF		3-1				4	1	2	3	0	0	1
Dick Tracewski, R OBP: 0.369, SLG: 0.400 (1, 4)				SF		3-1				2	0	0	0	2	1	2
Phil Ortega, R OBP: 0.133, SLG: 0.077 (1, 1)				SF		K				3	0	1	1	0	1	3

Inning Stats	R: 0	H: 0	E: 0	K: 13	S: 13	R: 0	H: 0	E: 0	K: 1	S: 10	R: 0	H: 1	E: 1	K: 0	S: 8	R: 4	H: 4	E: 3	K: 0	S: 11	R: 2	H: 3	E: 0	K: 3	S: 17	R: 0	H: 0	E: 0	K: 1	S: 14	R: 0	H: 0	E: 0	K: 0	S: 10	R: 0	H: 0	E: 0	K: 1	S: 11
	0	0	0	1	20	0	0	0	1	21	0	1	1	0	14	3	4	3	0	11	2	3	0	1	18	0	0	0	0	17	0	0	0	0	18	0	0	0	1	17

PITCHER	IP	WLS	BF	H	R	ER	SO	BB	IBB	HBP	BLK	WP	HR	S	P	ERA	WHIP
Bob Friend, R ERA: 4.44 (1, 1)	4.1	L	25	8	6	4	2	3	1	0	0	0	0	52	92	8.31	2.538
Tom Butters, R ERA: 2.6 (5, 1)	1.2		7	0	0	0	3	2	0	0	0	0	0	21	37	0.00	1.200
Bob Priddy, R ERA: (7, 1)	2.0		7	0	0	0	1	2	0	0	0	0	0	21	35	0.00	1.000

BOTTOM

Pittsburgh Pirates @ Los Angeles Dodgers
Dodger Stadium, Los Angeles, CA

Fri May 15 1964, 7:05 PM PDT
Att. 33,507 - Unknown

livebaseballscorecards.com

AB	30
R	6
H	8
RBI	6
BB	8
SO	6
LOB	19



WP	PA	1B	2B	3B	HR	SF	SAC	DP	HBP	CS
0	41	8	0	0	0	1	0	0	0	2

Batter	1	2	3	4	5	6	7	8	9	AB R H RBI BB SO LOB	TOP											
Dick Schofield, S (1, 6) OBP: 0.333, SLG: 0.329	0-1 5-3		1-2 FC6-4			1-2 1B		1-3 K		5 1 1 0 0 1 4												
Manny Mota, R (1, 8) OBP: 0.524, SLG: 0.611	0-1 6-3			1-2 WP 1B		1-2 1B	4-2 1B BB		4-1 1B G1 BB	3 3 2 0 2 0 0												
Roberto Clemente, R (1, 9) OBP: 0.398, SLG: 0.562	1-0 4-3			2-3 K		0-0 1B	1-1 1B		1-2 G1	5 2 2 1 0 1 2												
Willie Stargell, L (1, 7) Bill Virdon, L (7, PR) OBP: 0.378, SLG: 0.645 OBP: 0.288, SLG: 0.287		0-2 1-3		0-0 F5		0-2 2B	1-0 1B		0-2 1B	4 1 2 4 0 0 1 1 0 1 0 0 0 0												
Gene Freese, R (1, 5) OBP: 0.396, SLG: 0.643		0-0 FC1-6 1B		1-3 K		2-1 SH1-4	0-0 SH2-3		2-0 SF9	2 0 1 1 0 1 1												
Donn Clendenon, R (1, 3) OBP: 0.308, SLG: 0.371		1-1 FC1-6 PO		1-3 K		0-0 5-3	1-3 K		1-3 K	5 0 0 0 0 3 4												
Bill Mazeroski, R (1, 4) OBP: 0.277, SLG: 0.396		2-0 PO	0-0 F8		2-2 F8	0-2 2B	2-2 F8			4 0 1 1 0 0 1												
Orlando McFarlane, R (1, 2) OBP: 0.263, SLG: 0.125			2-3 K		4-2 BB	4-0 IBB		0-0 F4		2 0 0 0 2 1 0												
Bob Veale, S (1, 1) Al McBean, R (8, 1) OBP: 0.188, SLG: 0.133			0-1 FC6-4 1B		0-3 K	4-0 BB		1-3 K		3 0 1 0 1 2 1 0 0 0 0 0 0 0												
Inning Stats	R: 0 E: 0 K: 0 S: 5	H: 0 LOB: 0 BB: 0 P: 6	R: 0 E: 0 K: 0 S: 6	H: 1 LOB: 0 BB: 0 P: 9	R: 0 E: 0 K: 1 S: 9	H: 1 LOB: 1 BB: 0 P: 12	R: 0 E: 0 K: 2 S: 13	H: 1 LOB: 1 BB: 0 P: 17	R: 0 E: 0 K: 2 S: 11	H: 0 LOB: 1 BB: 1 P: 18	R: 4 E: 0 K: 0 S: 17	H: 5 LOB: 3 BB: 2 P: 28	R: 2 E: 0 K: 1 S: 13	H: 2 LOB: 1 BB: 1 P: 22	R: 0 E: 0 K: 2 S: 8	H: 0 LOB: 0 BB: 0 P: 10	R: 1 E: 0 K: 1 S: 11	H: 1 LOB: 1 BB: 1 P: 19	1B: 8 2B: 3 3B: 0 HR: 0	SF: 1 SAC: 2 DP: 0 HBP: 0	WP: 1 PB: 0 SB: 1 CS: 0	PA: 43
PITCHER	IP WLS BF H R ER SO BB IBB HBP BLK WP HR S P ERA WHIP												PITCHER	IP WLS BF H R ER SO BB IBB HBP BLK WP HR S P ERA WHIP								
Nick Willhite, L (1, 1) ERA: 5.26	5.2 L 27 8 4 4 5 2 1 0 0 0 1 0 59 88 6.35 1.765																					
Bob Miller, R (6, 1) ERA: 4.76	1.1 7 2 2 2 1 1 0 0 0 0 0 0 15 24 13.50 2.250																					
Jim Brewer, L (8, 1) ERA: 5.19	2.0 8 1 1 1 3 1 0 0 0 0 0 0 19 29 4.50 1.000																					

Pittsburgh Pirates @ Los Angeles Dodgers
Dodger Stadium, Los Angeles, CA
Sat May 16 1964, 3:33 AM PDT
Att: 21,992 - Unknown

AB	34
R	7
H	11
RBI	7
BB	5
SO	9
LOB	14



Batter	1	2	3	4	5	6	7	8	9	AB	R	H	RBI	BB	SO	LOB
Maury Wills, S OBP: 0.338, SLG: 0.357 (1, 6)	4-2 WP 3-1 4-3 BB		3-3 K		0-1 L8		1-2 1-3		1-2 L9	4	1	0	0	1	1	3
Jim Gilliam, S OBP: 0.242, SLG: 0.235 (1, 5)	1-1 3-1 1-2		2-3 K		2-2 F3			2-1 6-3		4	0	0	0	0	1	2
Tommy Davis, R OBP: 0.306, SLG: 0.333 (1, 7)	1-0 4-3 2-H		1-1 6-3					4-1 WP 1B BB		3	1	0	1	1	0	0
Frank Howard, R OBP: 0.315, SLG: 0.580 (1, 9)	4-2 FC6-4 BB			4-1 1B G6-4-3 BB		3-2 F9		4-2 WP 1B BB		1	2	0	0	3	0	0
Doug Camilli, R OBP: 0.304, SLG: 0.273 (1, 2)	1-2 FC6-4 1-2f			0-0 1-3 1B G6-4-3		0-1 5-3		1-2 1-H 2-H 1B		4	0	2	2	0	0	1
Wes Parker, S OBP: 0.278, SLG: 0.250 (1, 3)		1-2 5-3		0-2 G6-4-3 1-2f 3-H			4-2 1B BB	1-0 F6		2	0	0	0	1	0	1
Ron Fairly, L OBP: 0.402, SLG: 0.364 (8, PH) (9, 3)										1	0	0	0	0	0	1
Willie Davis, L OBP: 0.246, SLG: 0.327 (1, 8)			4-1 BB BB		0-1 F6		1-3 K	0-0 4-3		3	0	0	0	1	1	2
Dick Tracewski, R OBP: 0.382, SLG: 0.404 (1, 4)			4-1 SAFE BB			1-0 L3			1-3 K	2	0	1	0	1	0	0
Wally Moon, L OBP: 0.226, SLG: 0.214 (9, PH)			1-2 BB				1-2 1B			1	0	0	0	0	1	0
Nick Willhite, L OBP: 0.500, SLG: 0.500 (1, 1)			1-3 K			4-0 BB			1-0 4-3	1	0	0	0	1	1	1
Bob Miller, R OBP: 0.500, SLG: 0.500 (6, 1)										0	0	0	0	0	0	0
Lee Walls, R OBP: 0.500, SLG: 0.571 (7, PH)										1	0	0	0	0	0	2
Jim Brewer, L OBP: 0.340, SLG: 0.409 (8, 1)										0	0	0	0	0	0	0
John Roseboro, L OBP: 0.340, SLG: 0.409 (9, PH)										1	0	0	0	0	0	0


Inning Stats	R: 1	H: 0	E: 0	K: 0	S: 11	H: 0	LOB: 1	BB: 2	P: 22	R: 0	H: 0	E: 0	K: 1	S: 9	H: 0	LOB: 1	BB: 2	P: 19	R: 0	H: 0	E: 0	K: 2	S: 8	H: 0	LOB: 0	BB: 0	P: 14	R: 1	H: 1	E: 0	K: 0	S: 7	H: 0	LOB: 1	BB: 1	P: 14	R: 0	H: 0	E: 0	K: 0	S: 7	H: 0	LOB: 0	BB: 0	P: 17	R: 0	H: 1	E: 0	K: 1	S: 13	H: 1	LOB: 2	BB: 1	P: 19	R: 2	H: 1	E: 0	K: 0	S: 11	H: 1	LOB: 1	BB: 2	P: 23	R: 0	H: 0	E: 0	K: 1	S: 7	H: 0	LOB: 0	BB: 0	P: 10	1B: 3	2B: 0	3B: 0	HR: 0	SF: 0	SAC: 0	DP: 1	HBP: 0	WP: 2	PB: 0	SB: 0	CS: 0
--------------	------	------	------	------	-------	------	--------	-------	-------	------	------	------	------	------	------	--------	-------	-------	------	------	------	------	------	------	--------	-------	-------	------	------	------	------	------	------	--------	-------	-------	------	------	------	------	------	------	--------	-------	-------	------	------	------	------	-------	------	--------	-------	-------	------	------	------	------	-------	------	--------	-------	-------	------	------	------	------	------	------	--------	-------	-------	-------	-------	-------	-------	-------	--------	-------	--------	-------	-------	-------	-------

PITCHER	IP	WLS	BF	H	R	ER	SO	BB	IBB	HBP	BLK	WP	HR	S	P	ERA	WHIP
Bob Veale, L ERA: 4.88 (1, 1)	7.1	W	32	3	4	4	4	9	0	0	0	2	0	75	136	4.91	1.636
Al McBean, R ERA: 1.08 (8, 1)	1.2	S	5	0	0	0	1	0	0	0	0	0	0	9	13	0.00	0.000

BOTTOM

Pittsburgh Pirates @ Los Angeles Dodgers
Dodger Stadium, Los Angeles, CA
 Sat May 16 1964, 3:33 AM PDT
 Att. 21,992 - Unknown

AB	28
R	4
H	3
RBI	3
BB	9
SO	5
LOB	13



WP	2	PA	37
PB	0		
SB	0		
CS	0		

livebaseballscorecards.com

Batter	1	2	3	4	5	6	7	8	9	AB R H RBI BB SO LOB	TOP											
Dick Schofield, S (1, 6) OBP: 0.326, SLG: 0.321	2-0 F8		0-0 F5		0-1 1B			2-1 F2	0-0 5-3	5 0 1 0 0 0 1	Pittsburgh Pirates @ Los Angeles Dodgers Dodger Stadium, Los Angeles, CA Sun May 17 1964, 3:33 AM PDT Unknown											
Manny Mota, R (1, 8) OBP: 0.440, SLG: 0.500	1-3 K		1-2 4-3		0-2 5-3			1-2 5-3		4 0 0 0 0 1 2												
Roberto Clemente, R (1, 9) OBP: 0.409, SLG: 0.592	2-2 3B			0-0 F9		1-2 G5-4-3 1B		0-2 2B		4 1 3 0 0 0 0												
Gene Freese, R (1, 5) OBP: 0.385, SLG: 0.630	0-2 2-3			1-3 K		1-0 G5-4-3 1-2f		1-1 1B 2B		4 1 1 1 0 1 2												
Bob Bailey, R (1, 7) OBP: 0.359, SLG: 0.424		1-3 K		0-0 1B		3-2 F2		0-2 1B		4 0 2 1 0 1 0												
Donn Clendenon, R (1, 3) OBP: 0.314, SLG: 0.376		2-2 1B		1-3 K			0-0 1B	1-1 1-3		4 0 2 0 0 1 2												
Bill Mazerowski, R (1, 4) OBP: 0.267, SLG: 0.382		0-1 F9			2-2 4-3		0-2 F3		2-3 K	4 0 0 0 0 1 2												
Orlando McFarlane, R (1, 2) OBP: 0.261, SLG: 0.105		3-3 K			2-3 K		3-2 F2		4-2 FC4-6 BB	3 0 0 0 1 2 2												
Vern Law, R (1, 1) OBP: 0.467, SLG: 0.533			2-3 K		0-2 1B		2-3 K		3-1 FC4-6 1-2f	2 0 1 0 0 1 0												
Gene Alley, R (7, PH) OBP: 0.283, SLG: 0.300										1 0 0 0 0 1 1												
Roy Face, R (7, 1)										0 0 0 0 0 0 0												
Bill Virdon, L (9, PH) OBP: 0.286, SLG: 0.284										1 0 0 0 0 0 1												
Inning Stats	R: 0 E: 0 K: 1 S: 10	H: 1 LOB: 1 BB: 0 P: 15	R: 0 E: 0 K: 2 S: 12	H: 1 LOB: 1 BB: 0 P: 18	R: 0 E: 0 K: 1 S: 7	H: 0 LOB: 0 BB: 0 P: 10	R: 0 E: 0 K: 2 S: 10	H: 1 LOB: 1 BB: 0 P: 12	R: 0 E: 0 K: 1 S: 14	H: 2 LOB: 2 BB: 0 P: 18	R: 0 E: 0 K: 0 S: 7	H: 1 LOB: 0 BB: 0 P: 12	R: 0 E: 0 K: 1 S: 15	H: 1 LOB: 1 BB: 0 P: 20	R: 2 E: 0 K: 0 S: 18	H: 3 LOB: 1 BB: 0 P: 23	R: 0 E: 0 K: 1 S: 8	H: 0 LOB: 1 BB: 1 P: 17	1B: 7 2B: 2 3B: 1 HR: 0	SF: 0 SAC: 0 DP: 1 HBP: 0	WP: 0 PB: 0 SB: 0 CS: 0	PA: 37
PITCHER	IP WLS BF H R ER SO BB IBB HBP BLK WP HR S P ERA WHIP												PITCHER	IP WLS BF H R ER SO BB IBB HBP BLK WP HR S P ERA WHIP								
Sandy Koufax, L (1, 1) ERA: 3.15	7.2 W 32 10 2 2 8 0 0 0 0 0 0 0 91 125 2.35 1.304																					
Ron Perranoski, L (8, 1) ERA: 1.99	1.1 S 5 0 0 0 1 1 0 0 0 0 0 0 10 20 0.00 0.750																					

AB	36
R	2
H	10
RBI	2
BB	1
SO	9
LOB	13



Batter	1	2	3	4	5	6	7	8	9
Maury Wills, S OBP: 0.343, SLG: 0.362 (1, 6)	1-2 G3-6-3 1B		0-1 G5-6-3 1B			0-1 F7		1-0 1-3	
Jim Gilliam, S OBP: 0.234, SLG: 0.226 (1, 5)	0-1 G3-6-3 1-2f		2-1 G5-6-3 1-2f			1-1 F9			
Tommy Davis, R OBP: 0.297, SLG: 0.324 (1, 7)	1-0 5-3		1-2 6-3			0-3 K			
Ron Fairly, L OBP: 0.410, SLG: 0.413 (1, 3)		0-0 F7 6-3 2B		2-2 6-3			0-0 SF9 3B		
Frank Howard, R OBP: 0.308, SLG: 0.565 (1, 9)		0-0 F7 2-3		1-1 5-3			1-2 F6		
John Roseboro, L OBP: 0.330, SLG: 0.400 (1, 2)		1-0 6-3 3-H		1-0 G3			3-1 SF9 3-H		
Willie Davis, L OBP: 0.256, SLG: 0.345 (1, 8)		1-2 1B 1B 2B			0-0 F9		0-2 1B		
Dick Tracewski, R OBP: 0.380, SLG: 0.400 (1, 4)		1-0 1B 2-3 1B			0-1 6-3			1-1 F5	
Sandy Koufax, R OBP: 0.250, SLG: 0.100 (1, 1)		0-0 1-3 3-H 1B			0-0 6-3			2-3 K	
Ron Perranoski, L (8, 1)									

AB	R	H	RBI	BB	SO	LOB	
4	0	2	0	0	0	0	
3	0	0	0	0	0	2	
3	0	0	0	0	1	0	
3	2	2	0	0	0	0	
3	0	0	0	0	0	2	
2	0	0	2	0	0	0	
3	1	2	0	0	0	0	
3	0	1	0	0	0	0	
2	0	1	1	0	0	0	
1	0	0	0	0	1	0	
1B: 5	SF: 1	2B: 2	SAC: 0	3B: 1	DP: 2	HR: 0	HBP: 0

BOTTOM

Pittsburgh Pirates @ Los Angeles Dodgers
Dodger Stadium, Los Angeles, CA
 Sun May 17 1964, 3:33 AM PDT
 Unknown

AB	27
R	3
H	8
RBI	3
BB	0
SO	2
LOB	4



Inning Stats	R	H	E	K	S	P	IP	WLS	BF	H	R	ER	SO	BB	IBB	HBP	BLK	WP	HR	S	P	ERA	WHIP
	0	1	0	0	8		6.0	L	21	6	2	2	1	0	0	0	0	0	0	38	51	3.00	1.000
	2	4	0	0	8		2.0		7	2	1	1	1	0	0	0	0	0	0	15	23	4.50	1.000

WP	PA	ERA	WHIP
0	28		

Batter	1	2	3	4	5	6	7	8	9	AB	R	H	RBI	BB	SO	LOB	TOP							
Dick Schofield, S OBP: 0.327, SLG: 0.322	F5		F8			6-3	BB 1B		FC4-6 1B	6	0	2	0	0	1	3								
Manny Mota, R OBP: 0.452, SLG: 0.519	SH5-3 WP 1B	1B FC4-6 2B			L7	F8	BB BB		FC4-6 G6-4-3 1-2f	5	2	2	0	1	0	1								
Roberto Clemente, R OBP: 0.409, SLG: 0.581	SH5-3	FC4-6 1B			6-3	BB 1B E BB	F6		G6-4-3 1-2f	4	1	1	0	1	0	3								
Gene Freese, R OBP: 0.404, SLG: 0.620	WP 1B BB	FC4-6 BB			FC5-4 1B	BB E 1B		F7		4	2	2	1	1	0	1								
Bob Bailey, R OBP: 0.381, SLG: 0.432 Bill Virdon, L OBP: 0.286, SLG: 0.284	HR 1B	BB			FC5-4 1-2f	E BB		S E 1B		3	2	2	1	2	0	1								
Donn Clendenon, R OBP: 0.317, SLG: 0.404	HR 1B	K				SH1-4 1B		E6		5	1	2	2	0	2	4								
Smoky Burgess, L OBP: 0.565, SLG: 0.471	1B 1B BB	4-3			SH1-4	4-3		E IBB		2	0	0	0	2	0	4								
Bill Mazerowski, R OBP: 0.273, SLG: 0.377	1B 1B		F3		4-3 IBB		F7	E1		4	0	1	0	1	0	1								
Joe Gibbon, R OBP: 0.294, SLG: 0.250 Bob Priddy, R	1B		K		L4-3		K	F8		3	0	1	0	0	1	2								
	1B		K		L4-3		K	F8		2	0	0	0	0	1	2								
Inning Stats	R: 4 E: 0 K: 1 S: 14	H: 5 LOB: 3 BB: 2 P: 27	R: 1 E: 0 K: 1 S: 14	H: 2 LOB: 2 BB: 1 P: 21	R: 0 E: 0 K: 1 S: 8	H: 0 LOB: 0 BB: 0 P: 13	R: 0 E: 0 K: 0 S: 10	H: 1 LOB: 1 BB: 0 P: 10	R: 0 E: 0 K: 0 S: 4	H: 1 LOB: 1 BB: 1 P: 10	R: 2 E: 1 K: 0 S: 12	H: 1 LOB: 2 BB: 2 P: 25	R: 0 E: 0 K: 1 S: 12	H: 1 LOB: 2 BB: 1 P: 20	R: 1 E: 1 K: 1 S: 9	H: 1 LOB: 2 BB: 1 P: 15	R: 0 E: 0 K: 0 S: 5	H: 1 LOB: 0 BB: 0 P: 7	1B: 11 2B: 2 3B: 0 HR: 1	SF: 0 SAC: 2 DP: 2 HBP: 0	WP: 3 PB: 0 SB: 1 CS: 0	PA: 48		
PITCHER	IP	WLS	BF	H	R	ER	SO	BB	IBB	HBP	BLK	WP	HR	S	P	ERA	WHIP							
Johnny Podres, L ERA: 16.88	(1, 1)	0.2	L	7	3	4	4	0	2	0	0	0	1	1	7	19	54.00	7.500						
Jim Brewer, L ERA: 4.15	(1, 1)	4.1		20	6	1	1	3	1	1	0	0	0	0	43	62	2.08	1.615						
Bob Miller, R ERA: 4.21	(6, 1)	3.0		18	3	3	0	2	3	1	0	0	0	0	33	60	0.00	2.000						
Ron Perranoski, L ERA: 1.9	(9, 1)	1.0		3	1	0	0	0	0	0	0	0	0	0	5	7	0.00	1.000						

Pittsburgh Pirates @ Los Angeles Dodgers
 Dodger Stadium, Los Angeles, CA
 Sun May 17 1964, 3:38 AM PDT
 Att: 48,077 - Unknown

AB	38
R	8
H	13
RBI	4
BB	8
SO	5
LOB	22



livebaseballscorecards.com

Batter	1	2	3	4	5	6	7	8	9	AB	R	H	RBI	BB	SO	LOB
Willie Davis, L OBP: 0.256, SLG: 0.342 (1, 8)	0-0 HR 1B		1-0 B1-3		0-0 1-3			1-2 5-3		4	1	1	0	0	0	1
Maury Wills, S OBP: 0.347, SLG: 0.366 (1, 6)	2-3 K		1-1 1B		0-2 F9			1-0 1B		4	0	2	0	0	1	2
Tommy Davis, R OBP: 0.296, SLG: 0.321 (1, 7)	0-0 L8		1-0 F8			0-1 G5-4-3 1B		0-0 F5		4	0	1	0	0	0	3
Frank Howard, R OBP: 0.306, SLG: 0.580 (1, 9)	1-0 HR			0-0 F9		0-3 K			0-0 6-3	4	1	1	2	0	1	1
Doug Camilli, R OBP: 0.259, SLG: 0.231 (1, 2)	1-0 F6			2-2 6-3		0-0 G5-4-3			0-3 K	4	0	0	0	0	1	1
Ron Fairly, L OBP: 0.394, SLG: 0.393 (1, 3)		0-0 F4		1-2 4-3			1-1 G3		3-2 4-3	4	0	0	0	0	0	0
Johnny Werhas, R OBP: 0.287, SLG: 0.219 (1, 5)		1-1 6-3			1-1 E8 3B		1-1 F7			3	1	1	0	0	0	0
Dick Tracewski, R OBP: 0.378, SLG: 0.397 (1, 4)		1-2 6-3			0-0 1-3 1B		0-0 6-3			3	0	1	0	0	0	0
Johnny Podres, L (1, 1) Jim Brewer, L (1, 1) Ken McMullen, R (5, PH) Bob Miller, R (6, 1) Wes Parker, S (8, PH) Ron Perranoski, L (9, 1)			0-3 K		0-0 F9			0-0 G3		0	0	0	0	0	0	0

Inning Stats	R: 2	H: 2	E: 0	LOB: 0	K: 1	BB: 0	S: 7	P: 11	R: 0	H: 0	E: 0	LOB: 0	K: 0	BB: 0	S: 6	P: 8	R: 0	H: 1	E: 0	LOB: 1	K: 1	BB: 0	S: 7	P: 10	R: 0	H: 0	E: 0	LOB: 0	K: 0	BB: 0	S: 9	P: 12	R: 1	H: 2	E: 1	LOB: 1	K: 0	BB: 0	S: 9	P: 10	R: 0	H: 1	E: 0	LOB: 0	K: 1	BB: 0	S: 6	P: 6	R: 0	H: 0	E: 0	LOB: 0	K: 0	BB: 0	S: 5	P: 7	R: 0	H: 1	E: 0	LOB: 1	K: 0	BB: 0	S: 7	P: 9	R: 0	H: 0	E: 0	LOB: 0	K: 1	BB: 0	S: 10	P: 13	1B: 5	SF: 0	2B: 0	SAC: 0	3B: 1	DP: 1	HR: 1	HBP: 0	WP: 0	PA: 33	PB: 0	SB: 0	CS: 0
--------------	------	------	------	--------	------	-------	------	-------	------	------	------	--------	------	-------	------	------	------	------	------	--------	------	-------	------	-------	------	------	------	--------	------	-------	------	-------	------	------	------	--------	------	-------	------	-------	------	------	------	--------	------	-------	------	------	------	------	------	--------	------	-------	------	------	------	------	------	--------	------	-------	------	------	------	------	------	--------	------	-------	-------	-------	-------	-------	-------	--------	-------	-------	-------	--------	-------	--------	-------	-------	-------

PITCHER	IP	WLS	BF	H	R	ER	SO	BB	IBB	HBP	BLK	WP	HR	S	P	ERA	WHIP
Joe Gibbon, L (1, 1) ERA: 3.09	5.0	W	20	5	3	3	2	0	0	0	0	0	1	38	51	5.40	1.000
Bob Priddy, R (6, 1) ERA:	4.0	S	13	2	0	0	2	0	0	0	0	0	0	28	35	0.00	0.500

BOTTOM

Pittsburgh Pirates @ Los Angeles Dodgers
Dodger Stadium, Los Angeles, CA

Sun May 17 1964, 3:38 AM PDT
Att. 48,077 - Unknown

livebaseballscores.com

AB	33
R	3
H	7
RBI	2
BB	0
SO	4
LOB	9



Batter	1	2	3	4	5	6	7	8	9	AB R H RBI BB SO LOB	TOP
Dick Schofield, S (1, 6) OBP: 0.353, SLG: 0.348	1-2 L6-3 1B		4-1 PB 4-3 BB			0-0 1B 2B	4-2 1B BB		0-0 SH5-3	2 1 2 1 2 0 0	Pittsburgh Pirates @ Los Angeles Dodgers Dodger Stadium, Los Angeles, CA Mon May 18 1964, 7:05 PM PDT Att. 23,621 - Unknown
Bill Virdon, L (1, 8) OBP: 0.299, SLG: 0.299	0-1 L6-3 1-2		0-0 4-3			0-0 BB 1B SF8	0-1 L5-4 1B		0-1 3-H 1B	5 1 3 1 0 0 2	
Roberto Clemente, R (1, 9) OBP: 0.415, SLG: 0.582	0-0 1B		2-3 K			0-2 F7 BB 1B	3-2 L5-4		1-2 1B	5 1 3 0 0 1 3	
Smoky Burgess, L (1, 2) OBP: 0.500, SLG: 0.381	1-2 F4		2-3			4-2 1B 1-2 2-3 BB			2-2 G3	4 0 0 0 1 0 3	
Gene Freese, R (1, 5) OBP: 0.410, SLG: 0.623						1-0 SF8			0-1 L9	3 0 2 1 0 0 0	
Bob Bailey, R (1, 7) Manny Mota, R (8, 7) OBP: 0.396, SLG: 0.429 OBP: 0.452, SLG: 0.519						2-2 F7			4-2 BB	3 0 1 0 1 0 3 0 0 0 0 0 0 0	
Donn Clendenon, R (1, 3) OBP: 0.315, SLG: 0.398						1-1 L4			0-0 5-3	4 0 1 1 0 1 3	
Bill Mazaroski, R (1, 4) OBP: 0.264, SLG: 0.364						0-0 5-3			2-1 E5 SH1-4 SH5-3	4 1 0 0 0 0 4	
Steve Blass, R (1, 1)						0-1 L4			0-0 SH1-4	3 0 0 0 0 2 0	
Inning Stats	R: 0 H: 2 E: 0 LOB: 1 K: 0 BB: 0 S: 11 P: 13	R: 0 H: 2 E: 0 LOB: 1 K: 1 BB: 0 S: 8 P: 10	R: 0 H: 0 E: 0 LOB: 1 K: 2 BB: 1 S: 8 P: 14	R: 0 H: 1 E: 0 LOB: 0 K: 0 BB: 0 S: 4 P: 4	R: 0 H: 0 E: 0 LOB: 0 K: 0 BB: 0 S: 5 P: 6	R: 3 H: 4 E: 0 LOB: 2 K: 0 BB: 1 S: 16 P: 23	R: 0 H: 1 E: 0 LOB: 1 K: 1 BB: 1 S: 13 P: 23	R: 0 H: 0 E: 0 LOB: 1 K: 0 BB: 1 S: 6 P: 10	R: 1 H: 2 E: 1 LOB: 2 K: 0 BB: 0 S: 13 P: 18	1B: 11 SF: 1 2B: 4 SAC: 2 3B: 0 DP: 4 HR: 0 HBP: 0	
PITCHER	IP WLS BF H R ER SO BB IBB HBP BLK WP HR S P ERA WHIP										
Don Drysdale, R (1, 1) ERA: 2.42	5.0 L 22 8 3 3 3 2 0 0 0 0 0 0 45 60 5.40 2.000										
Ron Perranoski, L (6, 1) ERA: 1.63	4.0 18 4 1 0 1 2 0 0 0 0 0 0 39 61 0.00 1.500										

AB	33
R	4
H	12
RBI	4
BB	4
SO	4
LOB	18



Batter	1	2	3	4	5	6	7	8	9	AB	R	H	RBI	BB	SO	LOB
Willie Davis, L OBP: 0.270, SLG: 0.353 (1, 8)	2-3 K		0-2 WP FC6-2-5-2 2-H 1B		0-1 BB 2-H 1B		0-0 WP SH1-4 1B		1-1 4-3 1-2	5	0	3	2	0	1	1
Jim Gilliam, S OBP: 0.245, SLG: 0.230 (1, 4)	2-1 1B		2-1 FC6-2-5-2 2-H		4-2 BB BB		0-0 SH1-4 1-2		2-3 K2-3	3	0	1	0	1	1	2
Tommy Davis, R OBP: 0.286, SLG: 0.309 (1, 7)	2-3 K		0-2 5-3		2-3 K		1-1 F7			4	0	0	0	0	2	5
Ron Fairly, L OBP: 0.398, SLG: 0.402 (1, 3)	1-2 F8			2-1 F8 2B	4-1 BB		2-1 F9 2-3			3	0	1	0	1	0	2
Frank Howard, R OBP: 0.297, SLG: 0.561 (1, 9)		2-3 K		0-1 F8 2-3	1-3 K			0-0 F3		4	0	0	0	0	2	4
John Roseboro, L OBP: 0.327, SLG: 0.394 (1, 2)		2-0 F6		0-0 1-3		2-2 1B		2-0 4-3		4	0	1	0	0	0	1
Johnny Werhas, R OBP: 0.275, SLG: 0.208 (1, 5)		0-1 5-3		2-2 6-3		1-1 F8		0-1 F3		4	0	0	0	0	0	2
Dick Tracewski, R OBP: 0.377, SLG: 0.385 (1, 6)			4-2 SH3-4 1B BB		2-1 E6 6-3 1B		3-2 F3		2-2 1-3	2	2	0	0	1	0	1
Maury Wills, S OBP: 0.345, SLG: 0.363 (9, PH)										1	0	0	0	0	0	0
Don Drysdale, R OBP: 0.167, SLG: 0.174 (1, 1)			0-0 SH3-4		0-0 6-3		0-3 K		0-0 4-3 1B	1	0	0	0	0	0	1
Ron Perranoski, L (6, 1)										1	0	0	0	0	1	1
Wally Moon, L OBP: 0.250, SLG: 0.241 (9, PH)										1	0	1	0	0	0	0

Inning Stats	R: 0	H: 1	E: 0	LOB: 1	K: 2	S: 12	R: 0	H: 0	E: 0	LOB: 0	K: 1	S: 6	R: 1	H: 1	E: 0	LOB: 1	K: 0	S: 11	R: 0	H: 1	E: 0	LOB: 1	K: 0	S: 8	R: 1	H: 1	E: 1	LOB: 3	K: 2	S: 15	R: 0	H: 1	E: 0	LOB: 1	K: 1	S: 14	R: 0	H: 1	E: 0	LOB: 1	K: 0	S: 6	R: 0	H: 0	E: 0	LOB: 0	K: 0	S: 4	R: 0	H: 1	E: 0	LOB: 1	K: 1	S: 9	R: 0	H: 1	E: 0	LOB: 1	K: 1	S: 9	1B: 6	SF: 0	2B: 1	SAC: 2	3B: 0	DP: 0	HR: 0	HBP: 0	WP: 2	PA: 38
--------------	------	------	------	--------	------	-------	------	------	------	--------	------	------	------	------	------	--------	------	-------	------	------	------	--------	------	------	------	------	------	--------	------	-------	------	------	------	--------	------	-------	------	------	------	--------	------	------	------	------	------	--------	------	------	------	------	------	--------	------	------	------	------	------	--------	------	------	-------	-------	-------	--------	-------	-------	-------	--------	-------	--------

PITCHER	IP	WLS	BF	H	R	ER	SO	BB	IBB	HBP	BLK	WP	HR	S	P	ERA	WHIP
Steve Blass, R ERA: 0.64 (1, 1)	9.0	W	38	7	2	1	7	3	0	0	0	2	0	85	135	1.00	1.111


BOTTOM


Pittsburgh Pirates @ Los Angeles Dodgers
Dodger Stadium, Los Angeles, CA

Mon May 18 1964, 7:05 PM PDT
 Att. 23,621 - Unknown

livebaseballscores.com

AB 33
R 2
H 7
RBI 2
BB 3
SO 7
LOB 20



Batter	1	2	3	4	5	6	7	8	9	AB R H RBI BB SO LOB	TOP														
Dick Smith, R OBP: 0.269, SLG: 0.327 (1, 3) X	0-0 E S 2B 1B	0-1 1-2 1B			4-2 1B 1B BB		1-1 F4 ①		1-1 F8 ③	4 2 2 0 1 0 0	<p>New York Mets @ Los Angeles Dodgers Dodger Stadium, Los Angeles, CA Tue May 19 1964, 7:05 PM PDT Att. 18,402 - Unknown</p> <p>livebaseballscorecards.com</p> <table border="1"> <tr><td>AB</td><td>33</td></tr> <tr><td>R</td><td>4</td></tr> <tr><td>H</td><td>6</td></tr> <tr><td>RBI</td><td>4</td></tr> <tr><td>BB</td><td>3</td></tr> <tr><td>SO</td><td>6</td></tr> <tr><td>LOB</td><td>12</td></tr> </table> 	AB	33	R	4	H	6	RBI	4	BB	3	SO	6	LOB	12
AB	33																								
R	4																								
H	6																								
RBI	4																								
BB	3																								
SO	6																								
LOB	12																								
Rod Kanehl, R OBP: 0.365, SLG: 0.451 (1, 8) B C X	1-2 1-3 1-H 2B	2-0 4-3 ③			3-2 1-3 1B 1B		0-1 F8 ②			4 1 2 1 0 0 2															
Ron Hunt, R OBP: 0.385, SLG: 0.459 (1, 4) C X	0-1 1-3 2-3		1-0 L8 ①		0-1 1-2 1B FC3-6 1B		0-1 F6 ③			4 1 1 1 0 0 1															
Jesse Gonder, L OBP: 0.356, SLG: 0.451 (1, 2) F S H	1-2 HBP		0-0 4-3 ②		1-1 1-3 2-H 1B FC3-6			1-0 L5 ①		3 0 1 1 0 0 0															
George Altman, L OBP: 0.257, SLG: 0.362 (1, 7) B S F X	2-2 F6 ②		0-3 K ③		0-0 1-2f 3-H FC3-6 ②			3-3 K ②		4 0 0 1 0 2 3															
Joe Christopher, R OBP: 0.410, SLG: 0.491 (1, 9) B C F F	1-3 K ③			0-0 F7 ①	2-1 F8 ③			4-2 BB		3 0 0 0 1 1 3															
Charley Smith, R OBP: 0.272, SLG: 0.320 (1, 5) B B B		4-0 FC4-6 BB		2-3 K ②		0-2 F3 ①		1-0 F4 ③		3 0 0 0 1 1 1															
Roy McMillan, R OBP: 0.186, SLG: 0.241 John Stephenson, L OBP: 0.250, SLG: 0.100 (1, 6) (9, PH) C S B T B F C C		2-3 K ①		0-1 4-3 ③		2-2 F8 ②		2-2 F8 ①	3 0 0 0 0 1 1 1 0 0 0 0 0 0																
Tracy Stallard, R OBP: 0.211, SLG: 0.222 Hawk Taylor, R OBP: 0.294, SLG: 0.297 Craig Anderson, R OBP: 0.273, SLG: 0.260 Jim Hickman, R OBP: 0.273, SLG: 0.260 (1, 1) (5, PH) (5, 1) (9, PH) X		0-0 FC4-6 1B 1-2f		0-3 K ① X	0-0 6-3 ③			0-0 F7 ②	1 0 0 0 0 0 1 1 0 0 0 0 1 0 1 0 0 0 0 0 0 1 0 0 0 0 0 0																
Inning Stats	R: 1 E: 0 K: 1 S: 14	H: 2 LOB: 2 BB: 0 P: 19	R: 0 E: 0 K: 1 S: 11	H: 1 LOB: 2 BB: 1 P: 19	R: 0 E: 0 K: 1 S: 5	H: 0 LOB: 0 BB: 0 P: 6	R: 0 E: 0 K: 1 S: 6	H: 0 LOB: 0 BB: 0 P: 8	R: 3 E: 1 K: 1 S: 16	H: 3 LOB: 1 BB: 1 P: 26	R: 0 E: 0 K: 0 S: 9	H: 0 LOB: 0 BB: 0 P: 11	R: 0 E: 0 K: 0 S: 6	H: 0 LOB: 0 BB: 0 P: 7	R: 0 E: 0 K: 1 S: 8	H: 0 LOB: 1 BB: 1 P: 17	R: 0 E: 0 K: 0 S: 6	H: 0 LOB: 0 BB: 0 P: 9	1B: 5 2B: 1 3B: 0 HR: 0	SF: 0 SAC: 0 DP: 0 HBP: 1	WP: 0 PB: 0 SB: 1 CS: 0	PA: 37			
PITCHER Phil Ortega, R ERA: 2.08 (1, 1)	IP 9.0 WLS W BF 37 H 6 R 4 ER 4 SO 6 BB 3 IBB 0 HBP 1 BLK 0 WP 0 HR 0 S 81 P 122 ERA 4.00 WHIP 1.000																				PITCHER IP WLS BF H R ER SO BB IBB HBP BLK WP HR S P ERA WHIP				

Batter	1	2	3	4	5	6	7	8	9	AB	R	H	RBI	BB	SO	LOB
Maury Wills, S OBP: 0.349, SLG: 0.365 (1, 6)	4-2 S HBP 4-3 BB	0-1 6-3		1-0 G5-3 S 1B		1-1 SF7 1-2 3-H				2	1	1	1	1	0	1
Jim Gilliam, S OBP: 0.255, SLG: 0.225 (1, 5)	1-0 4-3 S 1-2 PB HBP		1-1 F8	4-1 1-2 BB		0-0 F8				2	1	0	0	1	0	1
Tommy Davis, R OBP: 0.293, SLG: 0.316 (1, 7)	2-2 4-3 1-3 2-H		0-1 HBP 1B	3-1 G5-3 2-3f			0-0 CS SH1-4 1B			4	1	2	1	0	0	3
Ron Fairly, L OBP: 0.396, SLG: 0.393 (1, 3)	2-0 F7 3-H		1-1 1-3 1B 1-2 1B HBP		0-1 G3		0-0 SH1-4 1-2			2	1	0	0	0	0	0
Frank Howard, R OBP: 0.303, SLG: 0.556 (1, 9)	4-2 BB		0-0 1-2 2-H 1B 1B		1-2 F4		2-1 6-3 2-3			3	1	1	1	1	0	1
John Roseboro, L OBP: 0.315, SLG: 0.378 (1, 2)	1-3 K		0-0 1-3 1-2 2-3		1-1 4-3		0-0 B5-3			4	0	0	0	0	1	3
Willie Davis, L OBP: 0.277, SLG: 0.352 (1, 8)		2-2 SH2-4 1B	4-2 1B BB		0-2 G3		0-0 F4			3	0	1	0	1	0	0
Dick Tracewski, R OBP: 0.383, SLG: 0.406 (1, 4)		2-0 F9	1-0 1-3 2-H 3-H 1B		2-1 1B SF7 2B		2-3 K			4	1	2	2	0	1	1
Phil Ortega, R OBP: 0.176, SLG: 0.133 (1, 1)		0-1 SH2-4 1-2		3-3 K		0-0 SF7 1B				2	0	1	0	0	1	0

Inning Stats	R: 2	H: 0	E: 0	K: 1	S: 13	LOB: 1	BB: 2	P: 27	R: 0	H: 1	E: 0	K: 0	S: 8	LOB: 1	BB: 0	P: 12	R: 3	H: 3	E: 0	K: 0	S: 11	LOB: 2	BB: 1	P: 18	R: 0	H: 1	E: 0	K: 1	S: 10	LOB: 1	BB: 1	P: 19	R: 0	H: 0	E: 0	K: 0	S: 7	LOB: 0	BB: 0	P: 9	R: 1	H: 2	E: 0	K: 0	S: 12	LOB: 1	BB: 0	P: 15	R: 0	H: 1	E: 0	K: 0	S: 4	LOB: 0	BB: 0	P: 6	R: 0	H: 0	E: 0	K: 1	S: 5	LOB: 0	BB: 0	P: 7
--------------	------	------	------	------	-------	--------	-------	-------	------	------	------	------	------	--------	-------	-------	------	------	------	------	-------	--------	-------	-------	------	------	------	------	-------	--------	-------	-------	------	------	------	------	------	--------	-------	------	------	------	------	------	-------	--------	-------	-------	------	------	------	------	------	--------	-------	------	------	------	------	------	------	--------	-------	------

PITCHER	IP	WLS	BF	H	R	ER	SO	BB	IBB	HBP	BLK	WP	HR	S	P	ERA	WHIP
Tracy Stallard, R ERA: 3.86 (1, 1)	4.0	L	21	5	5	5	2	4	0	2	0	0	0	42	76	11.25	2.250
Craig Anderson, R ERA: 2.25 (5, 1)	4.0		14	3	1	1	1	0	0	0	0	0	0	28	37	2.25	0.750


BOTTOM

New York Mets @ Los Angeles Dodgers
Dodger Stadium, Los Angeles, CA

Tue May 19 1964, 7:05 PM PDT
Att. 18,402 - Unknown

livebaseballscorecards.com

AB	26
R	6
H	8
RBI	5
BB	4
SO	3
LOB	10



WP: 0	PA: 35
PB: 1	
SB: 3	
CS: 1	

Batter	1	2	3	4	5	6	7	8	9	AB R H RBI BB SO LOB	TOP									
Dick Smith, R (1, 3) OBP: 0.268, SLG: 0.321	1-0 F2		3-2 FC4 1B		0-1 6-3			2-2 F3		4 0 1 0 0 0 1										
Ron Hunt, R (1, 4) OBP: 0.373, SLG: 0.442	2-2 5-3		1-1 FC4		1-0 F8			1-2 F3		4 0 0 1 0 0 2										
Jim Hickman, R (1, 8) OBP: 0.254, SLG: 0.241	3-3 K		2-1 F6		1-0 5-3			0-0 F7		4 0 0 0 0 1 1										
Joe Christopher, R (1, 9) OBP: 0.415, SLG: 0.491		3-3 K		1-1 WP 1B		1-1 1B		2-2 4-3		4 0 2 0 0 1 0										
Hawk Taylor, R (1, 2) OBP: 0.292, SLG: 0.294		0-0 FC4-6 1B		2-2 5-3		1-3 K		0-0 6-3		4 0 1 0 0 1 2										
George Altman, L (1, 7) OBP: 0.243, SLG: 0.342		1-1 FC4-6		1-3 K		2-2 1-3		2-2 F7		4 0 0 0 0 1 3										
Charley Smith, R (1, 5) OBP: 0.274, SLG: 0.321		3-3 K		0-1 5-3			2-2 FC5-4 1B			3 0 1 0 0 1 2										
Roy McMillan, R (1, 6) OBP: 0.194, SLG: 0.246			1-0 L4		0-0 SH1-4 1B		2-2 FC5-4 G6-3			3 0 1 0 0 0 1										
Ron Locke, R (1, 1)			1-0 E6 1B FC4		0-2 SH1-4		1-2 G6-3			1 1 0 0 0 0 0										
Jesse Gonder, L (7, PH) OBP: 0.352, SLG: 0.446										1 0 0 0 0 0 1										
Jerry Hinsley, R (7, 1)										0 0 0 0 0 0 0										
Inning Stats	R: 0 E: 0 K: 1 S: 7	H: 0 LOB: 0 BB: 0 P: 13	R: 0 E: 0 K: 2 S: 10	H: 1 LOB: 1 BB: 0 P: 17	R: 1 E: 2 K: 0 S: 9	H: 1 LOB: 1 BB: 0 P: 17	R: 0 E: 0 K: 1 S: 10	H: 1 LOB: 1 BB: 0 P: 14	R: 0 E: 0 K: 1 S: 9	H: 1 LOB: 1 BB: 0 P: 14	R: 0 E: 0 K: 0 S: 9	H: 1 LOB: 0 BB: 0 P: 14	R: 0 E: 0 K: 0 S: 8	H: 0 LOB: 0 BB: 0 P: 11	R: 0 E: 0 K: 0 S: 8	H: 0 LOB: 0 BB: 0 P: 12	1B: 6 2B: 0 3B: 0 HR: 0	SF: 0 SAC: 1 DP: 1 HBP: 0	WP: 1 PB: 0 SB: 0 CS: 0	PA: 33
PITCHER	IP WLS BF H R ER SO BB IBB HBP BLK WP HR S P ERA WHIP																			
Nick Willhite, L (1, 1) ERA: 4.01	8.0 W 30 6 1 0 5 0 0 0 0 1 0 69 108 0.00 0.750																			
Ron Perranoski, L (9, 1) ERA: 1.57	1.0 S 3 0 0 0 0 0 0 0 0 0 0 8 12 0.00 0.000																			

New York Mets @ Los Angeles Dodgers
Dodger Stadium, Los Angeles, CA
 Wed May 20 1964, 7:05 PM PDT
 Att. 18,566 - Unknown

livebaseballscorecards.com

AB	32
R	1
H	6
RBI	1
BB	0
SO	5
LOB	13



Batter	1	2	3	4	5	6	7	8	9
Maury Wills, S OBP: 0.351, SLG: 0.366 (1, 6)	0-1 G6-4-3 1B 1B		1-0 B3		0-0 BB 1B		0-0 B1-3	2-1 5-3	
Jim Gilliam, S OBP: 0.264, SLG: 0.228 (1, 5)	0-0 G6-4-3 1B		1-2 5-3		1-0 B2		4-1 5-3 BB		
Tommy Davis, R OBP: 0.291, SLG: 0.308 (1, 7)	1-1 G6-4-3 1-2f 2-3		1-1 F8		4-0 1-2 2-3 BB		1-2 5-3		
Frank Howard, R OBP: 0.308, SLG: 0.550 (1, 9)	1-0 FC6-4 1B			4-0 E 1B BB	1-0 F6		0-0 5-3		
Doug Camilli, R OBP: 0.290, SLG: 0.267 (1, 2)	0-0 FC6-4		3-2 SAFE PB 1B		1-0 F9		1-2 1B 1B		
Wes Parker, S OBP: 0.263, SLG: 0.235 (8, PR)									
Ron Perranoski, L (9, 1)									
Ron Fairly, L OBP: 0.391, SLG: 0.380 (1, 3)		4-0 S BB		3-3 K		0-1 G3		1-3 K	
Dick Tracewski, R OBP: 0.365, SLG: 0.384 (1, 4)		3-2 F9 1-2		0-0 6-3		0-2 L8		2-3 K	
Willie Davis, L OBP: 0.276, SLG: 0.349 (1, 8)		0-1 F5		0-0 3-1		0-2 E6		1-0 2B 1B	
Nick Willhite, L (1, 1)		3-3 K			4-2 BB 1B BB	3-3 K		1-0 2B	
John Roseboro, L OBP: 0.321, SLG: 0.394 (8, PH) (9, 2)									

AB	R	H	RBI	BB	SO	LOB
5	1	2	0	0	0	2
3	0	1	0	1	0	2
3	0	0	0	1	0	3
3	1	1	1	1	0	4
4	0	2	1	0	0	4
0	1	0	0	0	0	0
0	0	0	0	0	0	0
3	0	0	0	1	2	2
4	0	0	0	0	1	3
4	1	1	0	0	0	2
2	0	0	0	1	2	2
1	0	1	1	0	0	0

BOTTOM

New York Mets @ Los Angeles Dodgers
Dodger Stadium, Los Angeles, CA
 Wed May 20 1964, 7:05 PM PDT
 Att. 18,566 - Unknown

livebaseballscorecards.com

AB	32
R	4
H	8
RBI	3
BB	5
SO	5
LOB	24



1B: 7	SF: 0	WP: 0	PA: 37
2B: 1	SAC: 0	PB: 1	
3B: 0	DP: 1	SB: 1	
HR: 0	HBP: 0	CS: 0	

Inning Stats	R	H	E	K	S	R	H	E	K	S	R	H	E	K	S	R	H	E	K	S	R	H	E	K	S	R	H	E	K	S	R	H	E	K	S	
Ron Locke, L ERA: 4.26 (1, 1)	6.0	WLS: L	BF: 27	H: 5	R: 2	ER: 2	SO: 3	BB: 4	IBB: 0	HBP: 0	BLK: 0	WP: 0	HR: 0	S: 55	P: 94	ERA: 3.00	WHIP: 1.500																			
Jerry Hinsley, R ERA: 7.63 (7, 1)	2.0		BF: 10	H: 3	R: 2	ER: 2	SO: 2	BB: 1	IBB: 0	HBP: 0	BLK: 0	WP: 0	HR: 0	S: 21	P: 34	ERA: 9.00	WHIP: 2.000																			

PITCHER	IP	WLS	BF	H	R	ER	SO	BB	IBB	HBP	BLK	WP	HR	S	P	ERA	WHIP
Ron Locke, L ERA: 4.26 (1, 1)	6.0	WLS: L	BF: 27	H: 5	R: 2	ER: 2	SO: 3	BB: 4	IBB: 0	HBP: 0	BLK: 0	WP: 0	HR: 0	S: 55	P: 94	ERA: 3.00	WHIP: 1.500
Jerry Hinsley, R ERA: 7.63 (7, 1)	2.0		BF: 10	H: 3	R: 2	ER: 2	SO: 2	BB: 1	IBB: 0	HBP: 0	BLK: 0	WP: 0	HR: 0	S: 21	P: 34	ERA: 9.00	WHIP: 2.000

Batter	1	2	3	4	5	6	7	8	9	AB R H RBI BB SO LOB	TOP											
Dick Smith, R (1, 3) OBP: 0.250, SLG: 0.298	1-3 K	0-3 K			0-2 L8		3-2 F6			4 0 0 0 0 2 3												
Rod Kanehl, R (1, 8) OBP: 0.360, SLG: 0.442	2-2 1-3 1B	3-3 K			0-1 L9		1-1 F9			4 0 1 0 0 1 3												
Ron Hunt, R (1, 4) OBP: 0.369, SLG: 0.436	1-2 1-3				1-0 L9		2-0 1B		0-2 6-3	4 0 1 0 0 0 1												
Joe Christopher, R (1, 7) OBP: 0.406, SLG: 0.467	4-2 BB				1-3 K		3-1 F9		1-3 K	3 0 0 0 1 2 1												
Jim Hickman, R (1, 9) OBP: 0.254, SLG: 0.241	0-3 K				0-0 6-3		1-1 1-2 1B		0-0 6-3	4 0 1 0 0 1 2												
Charley Smith, R (1, 5) OBP: 0.273, SLG: 0.317					3-3 K		1-3 K		0-0 F8	4 1 1 0 0 2 2												
Roy McMillan, R (1, 6) OBP: 0.203, SLG: 0.242					4-2 CS BB		2-1 F8		0-3 K	1 0 0 0 1 1 1												
Amado Samuel, R (6, PH) OBP: 0.176, SLG: 0.204										2 0 0 0 0 1 2												
Chris Cannizzaro, R (1, 2) OBP: 0.385, SLG: 0.417					0-3 K		0-2 1B		0-0 L8	4 0 2 0 0 1 1												
Jack Fisher, R (1, 1) OBP: 0.190, SLG: 0.211										2 0 1 1 0 0 0												
Larry Bearnarth, R (5, 1) OBP: 0.250, SLG: 0.250					0-0 6-3					0 0 0 0 0 0 0												
Hawk Taylor, R (7, PH) OBP: 0.288, SLG: 0.290										1 0 0 0 0 0 1												
Tom Sturdivant, L (7, 1) OBP: 0.500, SLG: 0.500										0 0 0 0 0 0 0												
Inning Stats	R: 0 E: 0 K: 2 S: 16	H: 1 LOB: 2 BB: 1 P: 24	R: 1 E: 0 K: 3 S: 18	H: 3 LOB: 2 BB: 0 P: 23	R: 0 E: 0 K: 1 S: 5	H: 0 LOB: 0 BB: 0 P: 7	R: 0 E: 0 K: 2 S: 9	H: 0 LOB: 0 BB: 1 P: 16	R: 0 E: 0 K: 0 S: 6	H: 0 LOB: 0 BB: 0 P: 6	R: 0 E: 0 K: 1 S: 10	H: 2 LOB: 2 BB: 0 P: 19	R: 0 E: 0 K: 0 S: 10	H: 1 LOB: 1 BB: 0 P: 15	R: 0 E: 0 K: 1 S: 9	H: 0 LOB: 0 BB: 0 P: 10	R: 0 E: 0 K: 1 S: 6	H: 0 LOB: 0 BB: 0 P: 6	1B: 7 2B: 0 3B: 0 HR: 0	SF: 0 SAC: 0 DP: 0 HBP: 0	WP: 1 PB: 0 SB: 0 CS: 1	PA: 35
PITCHER Sandy Koufax, L (1, 1) ERA: 2.8	IP: 9.0 WLS: W BF: 35 H: 7 R: 1 ER: 1 SO: 11 BB: 2 IBB: 0 HBP: 0 BLK: 0 WP: 1 HR: 0 S: 89 P: 126 ERA: 1.00 WHIP: 1.000											PITCHER	IP: 9.0 WLS: W BF: 35 H: 7 R: 1 ER: 1 SO: 11 BB: 2 IBB: 0 HBP: 0 BLK: 0 WP: 1 HR: 0 S: 89 P: 126 ERA: 1.00 WHIP: 1.000									

New York Mets @ Los Angeles Dodgers
Dodger Stadium, Los Angeles, CA
 Thu May 21 1964, 7:05 PM PDT
 Att. 20,617 - Unknown

livebaseballscorecards.com

AB 33
R 1
H 7
RBI 1
BB 2
SO 11
LOB 17



Batter	1	2	3	4	5	6	7	8	9	AB	R	H	RBI	BB	SO	LOB
Maury Wills, S OBP: 0.342, SLG: 0.356 (1, 6)	0-2 4-3		1-3 K		1-2 SH5-3	2-1 F7		1-2 F7		4	0	0	0	0	1	0
Jim Gilliam, S OBP: 0.282, SLG: 0.253 (1, 5)	2-0 F8		2-1 E G2 2B		4-0 BB 1B BB	0-0 1B		0-0 1B		3	1	2	0	1	0	0
Tommy Davis, R OBP: 0.313, SLG: 0.325 (1, 7)	0-1 CS 1B		4-0 E BB		0-0 BB BB 1B	1-1 1B		1-2 1B		3	1	3	1	1	0	0
Ron Fairly, L OBP: 0.395, SLG: 0.379 (1, 3)	3-1 CS 1-2	3-1 1B 2B 1B	1-1 E2		4-2 BB BB E BB	0-0 1-3				3	2	1	0	1	0	4
Frank Howard, R OBP: 0.320, SLG: 0.553 (1, 9)		0-0 2B SF9 1B	0-0 G2		4-2 E BB BB			1-2 1B		3	1	2	1	1	0	3
John Roseboro, L OBP: 0.327, SLG: 0.402 (1, 2)		0-2 SF9 2B		0-0 4-3	4-2 L6-4 E BB			3-2 4-3		3	0	1	2	1	0	0
Willie Davis, L OBP: 0.275, SLG: 0.357 (1, 8)		0-0 SF9		2-2 F7	1-0 E4			0-0 CS 2B		3	0	1	2	0	0	2
Dick Tracewski, R OBP: 0.348, SLG: 0.364 (1, 4)		1-1 6-3		2-2 6-3	1-0 L6-4			1-1 CS	0-0 F8	4	0	0	0	0	0	4
Sandy Koufax, R OBP: 0.250, SLG: 0.143 (1, 1)		1-3 K			0-2 SH5-3 1B	0-0 1-3		0-3 K		4	1	1	0	0	2	1

Inning Stats	R: 0	H: 1	E: 0	LOB: 0	K: 0	S: 7	R: 2	H: 3	E: 0	LOB: 1	K: 1	S: 12	R: 0	H: 1	E: 1	LOB: 2	K: 1	S: 8	R: 0	H: 0	E: 0	LOB: 0	K: 0	S: 7	R: 4	H: 2	E: 1	LOB: 2	K: 0	S: 19	R: 0	H: 2	E: 0	LOB: 2	K: 0	S: 7	R: 0	H: 2	E: 0	LOB: 0	K: 0	S: 8	R: 0	H: 0	E: 0	LOB: 0	K: 1	S: 7	1B: 8	SF: 1	2B: 4	SAC: 1	3B: 0	DP: 2	HR: 0	HBP: 0	WP: 0	PA: 39
--------------	------	------	------	--------	------	------	------	------	------	--------	------	-------	------	------	------	--------	------	------	------	------	------	--------	------	------	------	------	------	--------	------	-------	------	------	------	--------	------	------	------	------	------	--------	------	------	------	------	------	--------	------	------	-------	-------	-------	--------	-------	-------	-------	--------	-------	--------

PITCHER	IP	WLS	BF	H	R	ER	SO	BB	IBB	HBP	BLK	WP	HR	S	P	ERA	WHIP
Jack Fisher, R ERA: 4.64 (1, 1)	4.1	L	23	7	6	6	2	4	0	0	0	0	0	49	84	12.46	2.538
Larry Bearnarth, R ERA: 4.5 (5, 1)	1.2		8	2	0	0	0	1	0	0	0	0	0	11	20	0.00	1.800
Tom Sturdivant, R ERA: 5.4 (7, 1)	2.0		6	2	0	0	1	0	0	0	0	0	0	15	21	0.00	1.000

BOTTOM

New York Mets @ Los Angeles Dodgers
 Dodger Stadium, Los Angeles, CA
 Thu May 21 1964, 7:05 PM PDT
 Att. 20,617 - Unknown

livebaseballscorecards.com

AB	30
R	6
H	11
RBI	6
BB	5
SO	3
LOB	14



Batter	1	2	3	4	5	6	7	8	9	AB R H RBI BB SO LOB	TOP			
Tony Taylor, R (1, 4) OBP: 0.308, SLG: 0.271	3-2 F3		2-0 FC1-6			1-3 K		2-2 L6		4 0 0 0 0 1 1	Philadelphia Phillies @ Los Angeles Dodgers Dodger Stadium, Los Angeles, CA Fri May 22 1964, 7:05 PM PDT Att. 38,920 - Unknown			
Dick Allen, R (1, 5) OBP: 0.359, SLG: 0.621	1-0 F9		1-0 CS	0-1 L9		1-1 E6 1B SF9		3-3 K		4 1 0 0 0 1 0				
Johnny Callison, L (1, 9) OBP: 0.333, SLG: 0.431	1-1 CS			0-2 5-3 1B		0-2 SF9 1-3 1B		0-2 SH1-3 1B		4 1 4 0 0 0 0				
Wes Covington, L (1, 7) OBP: 0.311, SLG: 0.422 Ruben Amaro, R (8, 3) OBP: 0.333, SLG: 0.143	1-2 CS	0-0 1B		0-1 5-3 1-2		0-0 SF9 1-2 3-H		2-1 SH1-3		2 0 1 1 0 0 1 0 0 0 0 0 0 0				
Tony Gonzalez, L (1, 8) OBP: 0.395, SLG: 0.404		1-3 K		0-1 6-3		2-3 K		0-3 K		4 0 0 0 0 3 4				
John Herrnstein, L (1, 3) OBP: 0.365, SLG: 0.455 (8, 7)		0-2 G6-4-3 1B		H 1-0 HBP		1-2 G3		0-0 2-H 1B		3 0 2 1 0 0 0				
Clay Dalrymple, L (1, 2) OBP: 0.222, SLG: 0.240		1-2 G6-4-3		B 1-1 F8		0-3 K		1-0 F2		4 0 0 0 0 1 4				
Bobby Wine, R (1, 6) OBP: 0.267, SLG: 0.284			0-0 FC1-6 1B		0-1 F8		1-1 4-3			3 0 1 0 0 0 1				
Chris Short, R (1, 1)			0-3 K		1-3 K		0-1 4-3			3 0 0 0 0 2 2				
Inning Stats	R: 0 E: 0 K: 0 S: 9 H: 1 LOB: 0 BB: 0 P: 15	R: 0 E: 0 K: 1 S: 10 H: 2 LOB: 1 BB: 0 P: 12	R: 0 E: 0 K: 1 S: 5 H: 1 LOB: 0 BB: 0 P: 8	R: 0 E: 0 K: 0 S: 9 H: 1 LOB: 1 BB: 0 P: 9	R: 0 E: 0 K: 1 S: 7 H: 0 LOB: 1 BB: 0 P: 10	R: 1 E: 1 K: 2 S: 14 H: 1 LOB: 1 BB: 0 P: 18	R: 0 E: 0 K: 1 S: 10 H: 0 LOB: 0 BB: 0 P: 12	R: 0 E: 0 K: 1 S: 10 H: 0 LOB: 0 BB: 0 P: 15	R: 1 E: 0 K: 1 S: 10 H: 2 LOB: 1 BB: 0 P: 13	1B: 8 2B: 0 3B: 0 HR: 0 SF: 1 SAC: 1 DP: 1 HBP: 1		WP: 0 PB: 0 SB: 0 CS: 2 PA: 36		
PITCHER	Don Drysdale, R (1, 1) ERA: 2.2	Ron Perranoski, L (8, 1) ERA: 1.76											PITCHER	IP WLS BF H R ER SO BB IBB HBP BLK WP HR S P ERA WHIP
	7.0 L 26 6 1 0 6 0 0 1 0 0 0 0 0 64 84 0.00 0.857	2.0 8 2 1 1 2 0 0 0 0 0 0 0 0 20 28 4.50 1.000												

livebaseballscorecards.com

AB	31
R	2
H	8
RBI	2
BB	0
SO	8
LOB	13



Batter	1	2	3	4	5	6	7	8	9	AB	R	H	RBI	BB	SO	LOB
Maury Wills, S OBP: 0.340, SLG: 0.353 (1, 6)	2-1 G4-6-3 1B		1-2 1-3 1-2			1-2 1-3	0-1 FC6 1-2f			4	0	1	0	0	0	4
Jim Gilliam, S OBP: 0.281, SLG: 0.245 (1, 5)	1-1 G4-6-3 1-2f			1-1 6-3		4-1 FC6-4 BB		1-2 F8		3	0	0	0	1	0	1
Tommy Davis, R OBP: 0.304, SLG: 0.315 (1, 7)	0-0 6-3			1-1 6-3		0-1 F9		2-2 F7		4	0	0	0	0	0	1
Frank Howard, R OBP: 0.312, SLG: 0.537 (1, 9)		2-3 K		0-0 5-3		3-1 FC6-4 1-2f		0-1 6-3		4	0	0	0	0	1	1
Doug Camilli, R OBP: 0.286, SLG: 0.294 (1, 2)		0-2 2B			2-0 F4		0-0 F4		2-2 F4	4	0	1	0	0	0	0
Ken McMullen, R OBP: 0.229, SLG: 0.206 (1, 3)		1-0 L9			2-0 1B 1B		1-2 BB 1B		0-1 G6-4-3 1B	4	0	3	0	0	0	1
Dick Tracewski, R OBP: 0.344, SLG: 0.358 (1, 4)		1-3 K			1-0 F8		0-1 BB 1B		0-0 G6-4-3 1-2f	4	0	1	0	0	1	3
Willie Davis, L OBP: 0.284, SLG: 0.364 (1, 8)			3-2 CS 1B		1-0 1B		0-0 F8			3	0	2	0	0	0	2
Don Drysdale, R OBP: 0.154, SLG: 0.160 (1, 1)			0-3 K		1-2 5-3		4-0 FC6			2	0	0	0	0	1	3
Lee Walls, R OBP: 0.556, SLG: 0.571 (7, PH)							1-2 2-3 BB			0	0	0	0	1	0	0
Ron Perranoski, L (8, 1)										0	0	0	0	0	0	0

Inning Stats	R: 0	H: 1	E: 0	LOB: 0	K: 0	S: 5	P: 8	R: 0	H: 1	E: 0	LOB: 1	K: 2	S: 11	P: 15	R: 0	H: 1	E: 0	LOB: 0	K: 1	S: 10	P: 14	R: 0	H: 2	E: 0	LOB: 2	K: 0	S: 8	P: 15	R: 0	H: 0	E: 0	LOB: 1	K: 0	S: 8	P: 16	R: 0	H: 2	E: 0	LOB: 3	K: 0	S: 9	P: 14	R: 0	H: 0	E: 0	LOB: 0	K: 0	S: 9	P: 12	R: 0	H: 1	E: 0	LOB: 0	K: 0	S: 9	P: 11	1B: 7	SF: 0	2B: 1	SAC: 0	3B: 0	DP: 2	HR: 0	HBP: 0	WP: 0	PA: 34
PITCHER Chris Short, L ERA: 0.28 (1, 1)	IP	WLS	BF	H	R	ER	SO	BB	IBB	HBP	BLK	WP	HR	S	P	ERA	WHIP	IP	WLS	BF	H	R	ER	SO	BB	IBB	HBP	BLK	WP	HR	S	P	ERA	WHIP	IP	WLS	BF	H	R	ER	SO	BB	IBB	HBP	BLK	WP	HR	S	P	ERA	WHIP															

BOTTOM

Philadelphia Phillies @ Los Angeles Dodgers
Dodger Stadium, Los Angeles, CA

Fri May 22 1964, 7:05 PM PDT
Att. 38,920 - Unknown

livebaseballscorecards.com

AB	32
R	0
H	8
RBI	0
BB	2
SO	3
LOB	16

Batter	1	2	3	4	5	6	7	8	9	10	11	12	13	14	AB R H RBI BB SO LOB	TOP															
Tony Taylor, R OBP: 0.309, SLG: 0.274 (1, 4)	1-2 E 1B		0-1 5-3		2-2 F9		1-2 4-3			1-1 FC4-6 1B		0-1 F8		0-0 SH2-3	6 0 2 0 0 0 2																
Dick Allen, R OBP: 0.362, SLG: 0.619 (1, 5)	1-3 SAFE 1-2		1-2 2B		1-0 1-2 1B		1-0 3-1			2-0 FC4-6 1-2 1B		3-1 F6		3-2 1B E 2-3 1B	7 2 3 0 0 1 3																
Johnny Callison, L OBP: 0.331, SLG: 0.431 (1, 9)	3-2 K		0-0 2B		1-2 F7				2-1 5-3	2-2 L8			0-1 5-3	0-1 E 1-3 3-H 1B	7 0 2 2 0 1 4																
Wes Covington, L OBP: 0.305, SLG: 0.443 Danny Cater, R OBP: 0.408, SLG: 0.500 (13, PH) (13, 7)	1-1 4-3		3-3 K			1-2 HR			2-3 K	3-2 4-3			2-2 6-3 2B	3-3 K	5 1 1 1 0 2 3 2 0 1 0 0 1 2																
Tony Gonzalez, L OBP: 0.397, SLG: 0.394 (1, 8)		4-1 4-3 BLK BB		1-1 4-3		1-3 K			4-2 BB		3-2 E6 CS 1B		1-2 6-3	0-2 E5	5 0 1 0 2 1 2																
John Herrnstein, L OBP: 0.344, SLG: 0.427 Roy Sievers, R OBP: 0.250, SLG: 0.340 John Briggs, L (13, PR) Ruben Amaro, R OBP: 0.300, SLG: 0.125 (13, 3)		0-3 K		3-3 K		1-0 F8			0-3 K		3-2 F6		4-0 BB IBB	1-2 5-3	5 0 0 0 0 3 3 0 0 0 0 1 0 0 0 0 0 0 0 0 0 1 0 0 0 0 0 2																
Clay Dalrymple, L OBP: 0.221, SLG: 0.228 Gus Triandos, R OBP: 0.488, SLG: 0.469 (13, PH) (13, 2)		3-2 4-3		3-2 F8		1-3 K			0-0 B2-3		4-0 FC6-4 IBB		4-0 BB		4 0 0 0 1 1 1 0 0 0 0 1 0 0																
Bobby Wine, R OBP: 0.254, SLG: 0.270 (1, 6)		2-2 F4			2-2 L7		0-0 4-3		1-0 F9		1-2 FC6-4 SAFE 1-2 2-3		1-3 K		6 0 0 0 0 1 6																
Dennis Bennett, L OBP: 0.310, SLG: 0.269 Cookie Rojas, R OBP: 0.444, SLG: 0.286 Jack Baldschun, R OBP: 0.250, SLG: 0.250 (14, 1)			1-3 K		0-1 1B		0-0 4-3 1B		2-2 F7			1-0 F8		4-2 1B SH2-3 1B BB	5 0 2 0 0 1 0 0 1 0 0 1 0 0 0 0 0 0 0 0 0																
Inning Stats	R: 0 E: 1 K: 2 S: 12	H: 1 LOB: 1 BB: 0 P: 17	R: 0 E: 0 K: 1 S: 11	H: 0 LOB: 1 BB: 1 P: 20	R: 1 E: 0 K: 2 S: 12	H: 2 LOB: 1 BB: 0 P: 17	R: 0 E: 0 K: 1 S: 9	H: 0 LOB: 0 BB: 0 P: 16	R: 0 E: 0 K: 0 S: 13	H: 2 LOB: 2 BB: 0 P: 19	R: 1 E: 0 K: 2 S: 10	H: 1 LOB: 0 BB: 0 P: 14	R: 0 E: 0 K: 0 S: 6	H: 1 LOB: 1 BB: 0 P: 8	R: 0 E: 0 K: 2 S: 10	H: 0 LOB: 1 BB: 1 P: 18	R: 0 E: 0 K: 0 S: 5	H: 0 LOB: 0 BB: 0 P: 8	R: 0 E: 1 K: 0 S: 10	H: 1 LOB: 1 BB: 1 P: 22	R: 0 E: 0 K: 1 S: 5	H: 0 LOB: 0 BB: 0 P: 9	R: 0 E: 0 K: 1 S: 13	H: 1 LOB: 3 BB: 2 P: 25	R: 2 E: 1 K: 1 S: 19	H: 2 LOB: 2 BB: 1 P: 30	1B: 8 2B: 3 3B: 0 HR: 1	SF: 0 SAC: 1 DP: 0 HBP: 0	WP: 0 PB: 0 SB: 0 CS: 1	PA: 60	
PITCHER	IP WLS BF H R ER SO BB IBB HBP BLK WP HR S P ERA WHIP																														
Phil Ortega, R ERA: 2.17 (1, 1)	6.0	25	6	2	2	8	1	0	0	0	0	0	0	0	0	3.00	1.167														
Bob Miller, R ERA: 3.41 (7, 1)	6.0	22	3	0	0	2	1	1	0	0	0	0	0	0	0	0.00	0.667														
Ron Perranoski, L ERA: 1.93 (13, 1)	2.0	L 13	3	2	1	2	2	1	0	0	0	0	0	0	0	4.50	2.500														

Philadelphia Phillies @ Los Angeles Dodgers
Dodger Stadium, Los Angeles, CA
Sat May 23 1964, 7:05 PM PDT
Att. 42,349 - Unknown

livebaseballscores.com

AB	53
R	4
H	12
RBI	3
BB	6
SO	12
LOB	28



Batter	1	2	3	4	5	6	7	8	9	10	11	12	13	14	AB	R	H	RBI	BB	SO	LOB
Maury Wills, S OBP: 0.339, SLG: 0.348 (1, 6)	F3		5-3	F9			CS SH2-3 1B			F9		S BB			5	0	1	0	1	0	3
Jim Gilliam, S OBP: 0.286, SLG: 0.252 (1, 5)	F8		BB HBP 1B		FC6-4 SH2-3 1B		SH2-3			F7		F4			5	0	2	1	0	0	1
Tommy Davis, R OBP: 0.300, SLG: 0.305 (1, 7)	6-3		BB HBP		SH2-3		F7			K					4	0	0	0	0	1	1
Frank Howard, R OBP: 0.313, SLG: 0.525 (1, 9)			K		FC6-4						6-3				5	0	1	0	1	1	1
Ken McMullen, R OBP: 0.250, SLG: 0.231 (1, 3)			F8		G3										5	0	2	0	0	0	4
Doug Camilli, R OBP: 0.288, SLG: 0.300 (1, 2)			F7												6	0	1	0	0	1	3
Dick Tracewski, R OBP: 0.347, SLG: 0.395 (1, 4)																					
Wally Moon, L OBP: 0.242, SLG: 0.233 (14, PH)			HR																		
Willie Davis, L OBP: 0.286, SLG: 0.362 (1, 8)			SH2-4 1B																		
Phil Ortega, R OBP: 0.167, SLG: 0.125 (8, PH)																					
Lee Walls, R OBP: 0.500, SLG: 0.500 (7, 11)																					
Bob Miller, R OBP: 0.333, SLG: 0.333 (12, PH)																					
Wes Parker, S OBP: 0.250, SLG: 0.222 (13, 11)																					
Ron Ferramoski, L OBP: 0.352, SLG: 0.375 (14, PH)																					

Inning Stats	R: 0	H: 0	E: 0	K: 0	S: 5	P: 7	R: 0	H: 0	E: 0	K: 1	S: 6	P: 8	R: 2	H: 3	E: 0	K: 0	S: 13	R: 0	H: 2	E: 0	K: 1	S: 12	P: 19	R: 0	H: 1	E: 0	K: 0	S: 6	P: 7	R: 0	H: 1	E: 0	K: 2	S: 11	P: 15	R: 0	H: 1	E: 0	K: 0	S: 8	P: 13	R: 0	H: 1	E: 0	K: 0	S: 6	P: 7	R: 0	H: 0	E: 0	K: 1	S: 6	P: 8	R: 0	H: 0	E: 0	K: 1	S: 7	P: 10	R: 0	H: 1	E: 0	K: 0	S: 7	P: 9	R: 0	H: 0	E: 0	K: 1	S: 9	P: 17	R: 0	H: 1	E: 0	K: 1	S: 12	P: 16	R: 0	H: 0	E: 0	K: 1	S: 10	P: 14	1B: 9	SF: 0	2B: 2	SAC: 4	3B: 0	DP: 1	HR: 1	HBP: 1	WP: 0	PA: 54
PITCHER	IP	WLS	BF	H	R	ER	SO	BB	IBB	HBP	BLK	WP	HR	S	P	ERA	WHIP	PITCHER																		IP	WLS	BF	H	R	ER	SO	BB	IBB	HBP	BLK	WP	HR	S	P	ERA	WHIP																																									
Dennis Bennett, L ERA: 2.52 (1, 1)	13.0	5	51	11	2	2	8	2	0	1	0	0	1	108	1.39	1.000																			13.0	5	51	11	2	2	8	2	0	1	108	1.39	1.000																																														
Jack Baldschun, R ERA: 1.74 (14, 1)	1.0	0	3	0	0	0	1	0	0	0	0	0	0	10	0.00	0.000																			1.0	0	3	0	0	0	1	0	0	0	10	0.00	0.000																																														

Philadelphia Phillies @ Los Angeles Dodgers
Dodger Stadium, Los Angeles, CA
 Sat May 23 1964, 7:05 PM PDT
 Att. 42,349 - Unknown

livebaseballscorecards.com

AB 47
R 2
H 11
RBI 2
BB 2
SO 9
LOB 19



Batter	1	2	3	4	5	6	7	8	9	AB R H RBI BB SO LOB	TOP											
Tony Taylor, R (1, 4) OBP: 0.301, SLG: 0.266	1-2 1-3		0-0 4-3			0-1 4-3		0-2 6-3		4 0 0 0 0 0 1	Philadelphia Phillies @ Los Angeles Dodgers Dodger Stadium, Los Angeles, CA Sun May 24 1964, 3:33 AM PDT Att: 36,900 - Unknown											
Dick Allen, R (1, 5) OBP: 0.353, SLG: 0.601	1-0 F3			1-0 L4		0-0 5-3			1-2 5-3	4 0 0 0 0 0 0												
Johnny Callison, L (1, 9) OBP: 0.329, SLG: 0.426	2-3 K			0-1 4-3			2-1 2B 1B		3-2 4-3	4 0 1 0 0 1 0												
Wes Covington, L (1, 7) OBP: 0.333, SLG: 0.473		0-2 G6-3 1B		4-0 BB		2-2 1-3 2B		2-1 FC5-4 1B		3 0 3 0 1 0 0												
John Herrnstein, L (1, 3) OBP: 0.337, SLG: 0.417		2-1 G6-3		0-0 F5		2-3 K		0-0 FC5-4		2 0 0 0 0 0 2												
Ruben Amaro, R (7, PH) OBP: 0.250, SLG: 0.100		1-2f						1-2f		2 0 0 0 0 1 3												
Clay Dalrymple, L (1, 2) OBP: 0.216, SLG: 0.222		3-2 4-3		1-2 L4		0-1 F3				2 0 0 0 0 0 0												
Gus Triandos, R (7, PH) OBP: 0.477, SLG: 0.455										1 0 0 0 0 0 2												
Danny Cater, R (1, 8) OBP: 0.385, SLG: 0.469			0-2 5-3		2-0 F9		0-0 L8			3 0 0 0 0 0 2												
Bobby Wine, R (1, 6) OBP: 0.256, SLG: 0.265			4-1 SH1-4 BB		1-1 F5			0-3 K		2 0 0 0 1 1 0												
Jim Bunning, R (1, 1) OBP: 0.182, SLG: 0.182			0-1 SH1-4			1-1 F2		0-2 5-3		1 0 0 0 0 0 0												
Roy Sievers, R (8, PH) OBP: 0.246, SLG: 0.333										1 0 0 0 0 0 0												
Jack Baldschun, R (8, 1) OBP: 0.250, SLG: 0.250			1-2							0 0 0 0 0 0 0												
Inning Stats	R: 0 E: 0 K: 1 S: 8	H: 0 LOB: 0 BB: 0 P: 12	R: 0 E: 0 K: 0 S: 10	H: 1 LOB: 0 BB: 0 P: 15	R: 0 E: 0 K: 0 S: 7	H: 0 LOB: 1 BB: 1 P: 11	R: 0 E: 0 K: 0 S: 4	H: 0 LOB: 1 BB: 1 P: 9	R: 0 E: 0 K: 0 S: 7	H: 0 LOB: 0 BB: 0 P: 11	R: 0 E: 0 K: 1 S: 5	H: 0 LOB: 0 BB: 0 P: 6	R: 0 E: 0 K: 1 S: 14	H: 2 LOB: 2 BB: 0 P: 20	R: 0 E: 0 K: 1 S: 9	H: 0 LOB: 0 BB: 0 P: 9	R: 0 E: 0 K: 0 S: 10	H: 1 LOB: 1 BB: 0 P: 16	1B: 3 2B: 1 3B: 0 HR: 0	SF: 0 SAC: 1 DP: 1 HBP: 0	WP: 0 PB: 0 SB: 0 CS: 0	PA: 32
PITCHER	IP WLS BF H R ER SO BB IBB HBP BLK WP HR S P ERA WHIP																					
Joe Moeller, R (1, 1) ERA: 3.05	6.0 W 22 3 0 0 1 2 0 0 0 0 0 0 48 75 0.00 0.833																					
Sandy Koufax, L (7, 1) ERA: 2.65	3.0 S 10 1 0 0 2 0 0 0 0 0 0 0 26 34 0.00 0.333																					

AB	29
R	0
H	4
RBI	0
BB	2
SO	3
LOB	10



WP: 0	PA: 32
PB: 0	
SB: 0	
CS: 0	

livebaseballscorecards.com

Batter	1	2	3	4	5	6	7	8	9	AB	R	H	RBI	BB	SO	LOB
Maury Wills, S OBP: 0.343, SLG: 0.352 (1, 6)	2-2 S 1B	0-1 L8			1-1 4-3 1B		1-0 G3			4	0	2	0	0	0	2
Jim Gilliam, S OBP: 0.276, SLG: 0.243 (1, 5)	0-1 F7		1-2 F9		2-0 4-3 1-2		0-2 F4			4	0	0	0	0	0	2
Tommy Davis, R OBP: 0.299, SLG: 0.326 (1, 7)	1-2 F7 1-2		0-1 HR		0-2 F3		0-2 4-3			4	1	1	1	0	0	2
John Roseboro, L OBP: 0.316, SLG: 0.387 (1, 2)	0-1 L9		0-0 F4		1-3 K			0-3 K		4	0	0	0	0	2	2
Frank Howard, R OBP: 0.313, SLG: 0.521 (1, 9)		0-0 2B 1B	0-0 F3			1-3 K		2-3 K		3	1	1	0	0	1	0
Willie Davis, L OBP: 0.284, SLG: 0.360 (8, 8)										1	0	0	0	0	1	0
Ron Fairly, L OBP: 0.403, SLG: 0.384 (1, 3)		3-2 F7		3-1 1B		4-2 2B BB		1-2 3B 1B		3	1	2	0	1	0	1
Wes Parker, S OBP: 0.333, SLG: 0.500 (1, 8) (8, 9)		1-1 1B 1-3 2B		1-3 K		3-2 2B		2-2 1-H 3B		4	0	3	1	0	1	1
Dick Tracewski, R OBP: 0.353, SLG: 0.393 (1, 4)		1-0 1B		1-1 F4		2-3 K		4-0 IBB		3	0	1	1	1	1	3
Joe Moeller, R OBP: 0.067, SLG: 0.067 (1, 1)		2-3 3-H 3-3 K		2-3 K		0-1 6-3		0-0 F8		3	0	0	0	0	2	5
Sandy Koufax, R OBP: 0.235, SLG: 0.133 (7, 1)										1	0	0	0	0	0	2

Inning Stats		R: 0	H: 1	E: 0	LOB: 1	K: 0	BB: 0	S: 11	R: 1	H: 3	E: 0	LOB: 2	K: 1	BB: 0	S: 13	R: 1	H: 1	E: 0	LOB: 0	K: 0	BB: 0	S: 7	R: 0	H: 1	E: 0	LOB: 1	K: 2	BB: 0	S: 10	R: 0	H: 1	E: 0	LOB: 1	K: 1	BB: 0	S: 9	R: 0	H: 1	E: 0	LOB: 2	K: 2	BB: 1	S: 15	R: 0	H: 0	E: 0	LOB: 0	K: 0	BB: 0	S: 7	R: 1	H: 2	E: 0	LOB: 2	K: 2	BB: 1	S: 13
PITCHER	IP	WLS	BF	H	R	ER	SO	BB	IBB	HBP	BLK	WP	HR	S	P	ERA	WHIP																																								
Jim Bunning, R ERA: 2.11 (1, 1)	7.0	L	30	8	2	2	6	1	0	0	0	0	1	72	106	2.57	1.286																																								
Jack Baldschun, R ERA: 2.08 (8, 1)	1.0		6	2	1	1	2	0	1	0	0	0	0	13	22	9.00	2.000																																								

BOTTOM

Philadelphia Phillies @ Los Angeles Dodgers
 Dodger Stadium, Los Angeles, CA

Sun May 24 1964, 3:33 AM PDT
 Att. 36,900 - Unknown

livebaseballscorecards.com

AB	34
R	3
H	10
RBI	3
BB	2
SO	8
LOB	20



WP:	0	PA:	36
PB:	0	SB:	1
CS:	0		

Batter	1	2	3	4	5	6	7	8	9	AB R H RBI BB SO LOB	TOP											
Willie Davis, L (1, 8) OBP: 0.283, SLG: 0.352	0-0 4-3		4-1 6-3 BB		1-2 F4			0-0 B3		3 0 0 0 1 0 1												
Maury Wills, S (1, 6) OBP: 0.341, SLG: 0.350	3-2 1B		1-0 6-3		0-0 G3			0-3 K		4 0 1 0 0 1 2												
Tommy Davis, R (1, 7) OBP: 0.297, SLG: 0.324	1-0 F4		0-1 6-3		1-0 6-3			1-1 FC6-4 1B		4 0 1 0 0 0 2												
Ron Fairly, L (1, 3) OBP: 0.398, SLG: 0.379	0-0 L9			2-0 FC4-6 1B		3-2 F7		0-0 FC6-4 HR		4 1 1 0 0 0 2												
Frank Howard, R (1, 9) OBP: 0.317, SLG: 0.541		2-2 FC5-4 1B		1-2 L9		0-0 5-3		0-1 HR		4 1 2 2 0 0 1												
John Roseboro, L (1, 2) OBP: 0.306, SLG: 0.373		1-3 K		3-2 FC4-6 1-2f			0-0 F5	3-3 K		4 0 0 0 0 2 2												
Ken McMullen, R (1, 5) OBP: 0.227, SLG: 0.209		0-0 FC5-4 1-2f		2-2 L9			1-0 5-3	0-1 F4		4 0 0 0 0 0 2												
Dick Tracewski, R (1, 4) OBP: 0.343, SLG: 0.380		1-3 K			0-0 F8		0-2 6-3			3 0 0 0 0 1 1												
Don Drysdale, R (1, 1) OBP: 0.179, SLG: 0.185			0-0 L9		2-2 1B			0-2 5-3		2 0 1 0 0 0 0												
Wes Parker, S (8, PH) OBP: 0.320, SLG: 0.478										1 0 0 0 0 0 0												
Ron Perranoski, L (8, 1)										0 0 0 0 0 0 0												
Inning Stats	R: 0 E: 0 K: 0 S: 6	H: 1 LOB: 1 BB: 0 P: 10	R: 0 E: 0 K: 2 S: 12	H: 1 LOB: 1 BB: 0 P: 16	R: 0 E: 0 K: 0 S: 5	H: 0 LOB: 1 BB: 1 P: 10	R: 0 E: 0 K: 0 S: 12	H: 1 LOB: 1 BB: 0 P: 20	R: 0 E: 0 K: 0 S: 9	H: 1 LOB: 1 BB: 0 P: 12	R: 0 E: 0 K: 0 S: 6	H: 0 LOB: 0 BB: 0 P: 10	R: 0 E: 0 K: 0 S: 5	H: 0 LOB: 0 BB: 0 P: 6	R: 0 E: 0 K: 1 S: 8	H: 0 LOB: 0 BB: 0 P: 8	R: 2 E: 0 K: 1 S: 10	H: 2 LOB: 0 BB: 0 P: 14	1B: 5 2B: 0 3B: 0 HR: 1	SF: 0 SAC: 0 DP: 0 HBP: 0	WP: 0 PB: 0 SB: 0 CS: 0	PA: 34
PITCHER Bob Purkey, R (1, 1) ERA: 3.63	IP: 9.0 WLS: W BF: 34 H: 6 R: 2 ER: 2 SO: 4 BB: 1 IBB: 0 HBP: 0 BLK: 0 WP: 0 HR: 1 S: 73 P: 106 ERA: 2.00 WHIP: 0.778																					

Los Angeles Dodgers @ Cincinnati Reds
Crosley Field, Cincinnati, OH
Tue May 26 1964, 7:05 PM EDT
Att. 6,662 - Unknown

livebaseballscorecards.com

AB	33
R	2
H	6
RBI	2
BB	1
SO	4
LOB	13



Batter	1	2	3	4	5	6	7	8	9
Pete Rose, S OBP: 0.274, SLG: 0.276 (1, 4) C C B S	1-3 K			0-0 1B WP 1B		1-0 F7		1-2 FC1 F9 1B E	
Tommy Harper, R OBP: 0.337, SLG: 0.312 (1, 7) X	0-0 F8			1-0 1B WP 1B		0-0 5-3		2-3 3-H 2-2 1-2 3-H 1B	
Vada Pinson, L OBP: 0.333, SLG: 0.444 (1, 8) X	0-0 1-3			4-2 1B 1-2 3-H BB G6-4-3		2-1 G3		1-1 F9 2-3	
Gordy Coleman, L OBP: 0.382, SLG: 0.500 Deron Johnson, R OBP: 0.427, SLG: 0.543 (8, PH) (9, 3) C X		0-1 4-3		1-1 1B 1-3 2-H G6-4-3		1-2 4-3		3-0 E4 1-2 3-H	
Frank Robinson, R OBP: 0.394, SLG: 0.582 (1, 9) B B F X		2-1 L8		0-0 G6-4-3 1-2 3-H		0-2 F7		1-0 2-3	
Leo Cardenas, R OBP: 0.355, SLG: 0.458 (1, 6) B X		1-0 F7		1-0 F5		1-2 F6			
Johnny Edwards, L OBP: 0.306, SLG: 0.377 (1, 2) F B F B X		2-2 F5			2-1 1-3			0-1 SH1-4 1B E 1B	
Steve Boros, R OBP: 0.279, SLG: 0.410 (1, 5) X		0-0 F7			3-2 1-3			1-0 E SH1-4 1B 1B	
Bob Purkey, R OBP: 0.133, SLG: 0.133 (1, 1) B C S B F B X		3-2 6-3			2-3 K			1-2 SH1-4 1-2 2-3	

Inning Stats	R: 0	H: 0	E: 0	K: 1	S: 5	LOB: 0	BB: 0	P: 6	R: 0	H: 0	E: 0	K: 0	S: 5	LOB: 0	BB: 0	P: 8	R: 0	H: 0	E: 0	K: 0	S: 9	LOB: 0	BB: 0	P: 14	R: 3	H: 3	E: 1	K: 0	S: 9	LOB: 0	BB: 1	P: 16	R: 0	H: 0	E: 0	K: 1	S: 10	LOB: 0	BB: 0	P: 17	R: 0	H: 0	E: 0	K: 0	S: 4	LOB: 0	BB: 0	P: 7	R: 0	H: 0	E: 0	K: 0	S: 11	LOB: 0	BB: 0	P: 13	R: 3	H: 3	E: 2	K: 0	S: 16	LOB: 2	BB: 0	P: 26	1B: 6	2B: 0	3B: 0	HR: 0	SF: 0	SAC: 1	DP: 1	HBP: 0	WP: 1	PA: 32
--------------	------	------	------	------	------	--------	-------	------	------	------	------	------	------	--------	-------	------	------	------	------	------	------	--------	-------	-------	------	------	------	------	------	--------	-------	-------	------	------	------	------	-------	--------	-------	-------	------	------	------	------	------	--------	-------	------	------	------	------	------	-------	--------	-------	-------	------	------	------	------	-------	--------	-------	-------	-------	-------	-------	-------	-------	--------	-------	--------	-------	--------

PITCHER	IP	WLS	BF	H	R	ER	SO	BB	IBB	HBP	BLK	WP	HR	S	P	ERA	WHIP
Don Drysdale, R ERA: 2.34 (1, 1)	7.0	L	24	3	3	3	2	1	0	0	0	1	0	53	81	3.86	0.571
Ron Perranoski, L ERA: 2.14 (8, 1)	1.0		8	3	3	1	0	0	0	0	0	0	0	16	26	9.00	3.000

Los Angeles Dodgers @ Cincinnati Reds
Crosley Field, Cincinnati, OH
Tue May 26 1964, 7:05 PM EDT
Att. 6,662 - Unknown

AB 30
R 6
H 6
RBI 2
BB 1
SO 2
LOB 7



Batter	1	2	3	4	5	6	7	8	9	AB R H RBI BB SO LOB	TOP											
Maury Wills, S (1, 6) OBP: 0.333, SLG: 0.341	1-1 6-3		2-1 6-3			2-2 6-3			2-1 L7	4 0 0 0 0 0 0	Los Angeles Dodgers @ Cincinnati Reds Crosley Field, Cincinnati, OH Wed May 27 1964, 7:05 PM EDT Att. 10,262 - Unknown livebaseballscorecards.com											
Jim Gilliam, S (1, 5) OBP: 0.283, SLG: 0.252	0-1 FC6-4 1B		2-2 L4			0-1 F8			1-0 1B 1B	4 0 2 0 0 0 0												
Tommy Davis, R (1, 7) OBP: 0.303, SLG: 0.329	1-0 F9			2-2 L3 1B			0-1 F9		2-1 1-2 1B	4 0 2 0 0 0 1												
Frank Howard, R (1, 9) OBP: 0.310, SLG: 0.526	3-0 FC6-4 1-2f			1-2 F9			3-1 L8		1-1 F8	4 0 0 0 0 0 4												
Ken McMullen, R (1, 3) OBP: 0.208, SLG: 0.191				1-1 L3 1-2			2-2 F7		0-1 4-3	4 0 0 0 0 0 3												
Doug Camilli, R (1, 2) OBP: 0.295, SLG: 0.326					0-1 F5					3 0 2 0 0 0 0												
Willie Davis, L (8, PR) OBP: 0.283, SLG: 0.352										0 0 0 0 0 0 0												
John Roseboro, L (8, 2) OBP: 0.306, SLG: 0.373										0 0 0 0 0 0 0												
Wes Parker, S (1, 8) OBP: 0.286, SLG: 0.423										3 0 0 0 0 1 2												
Dick Tracewski, R (1, 4) OBP: 0.333, SLG: 0.368										3 0 0 0 0 2 2												
Sandy Koufax, R (1, 1) OBP: 0.211, SLG: 0.118										2 0 0 0 0 2 0												
Lee Walls, R (8, PH) OBP: 0.455, SLG: 0.444										1 0 0 0 0 1 1												
Bob Miller, R (8, 1) OBP: 0.333, SLG: 0.333										0 0 0 0 0 0 0												
Inning Stats	R: 0 E: 0 K: 0 S: 6	H: 1 LOB: 1 BB: 0 P: 11	R: 0 E: 0 K: 2 S: 11	H: 1 LOB: 1 BB: 0 P: 18	R: 0 E: 0 K: 1 S: 8	H: 0 LOB: 0 BB: 0 P: 14	R: 0 E: 0 K: 0 S: 10	H: 1 LOB: 0 BB: 0 P: 14	R: 0 E: 0 K: 0 S: 9	H: 0 LOB: 0 BB: 0 P: 14	R: 0 E: 0 K: 1 S: 8	H: 0 LOB: 0 BB: 0 P: 10	R: 0 E: 0 K: 0 S: 7	H: 0 LOB: 0 BB: 0 P: 12	R: 0 E: 0 K: 2 S: 11	H: 1 LOB: 1 BB: 0 P: 15	R: 0 E: 0 K: 0 S: 9	H: 2 LOB: 2 BB: 0 P: 15	1B: 6 2B: 1 3B: 0 HR: 0	SF: 0 SAC: 0 DP: 1 HBP: 0	WP: 0 PB: 0 SB: 0 CS: 0	PA: 32
PITCHER Joe Nuxhall, L (1, 1) ERA: 3.3	IP: 9.0 WLS: W BF: 32 H: 6 R: 0 ER: 0 SO: 6 BB: 0 IBB: 0 HBP: 0 BLK: 0 WP: 0 HR: 0 S: 79 P: 123 ERA: 0.00 WHIP: 0.667											PITCHER	IP: WLS: BF: H: R: ER: SO: BB: IBB: HBP: BLK: WP: HR: S: P: ERA: WHIP:									



Batter	1	2	3	4	5	6	7	8	9
Pete Rose, S OBP: 0.280, SLG: 0.273 (1, 4)	4-2 1B BB	3-3 1-2			4-0 1B BB			3-2 F7	
Tommy Harper, R OBP: 0.343, SLG: 0.320 (1, 7)	2-2 1B 1-2		1-2 F9		0-2 1-3 1B G4-6-3			1-3 K	
Vada Pinson, L OBP: 0.331, SLG: 0.438 (1, 8)	1-1 1B 1-3 2-H		1-3 K		2-0 1-2f G4-6-3			1-0 F7	
Deron Johnson, R OBP: 0.412, SLG: 0.521 (1, 3)	1-0 F6		2-1 F2		0-0 6-3				
Frank Robinson, R OBP: 0.400, SLG: 0.577 (1, 9)	4-0 IBB			4-1 F9 S BB		1-2 F5			
Leo Cardenas, R OBP: 0.347, SLG: 0.448 (1, 6)	0-2 F6			0-2 F9 1-3		1-3 K			
Steve Boros, R OBP: 0.283, SLG: 0.390 (1, 5)		4-2 FC2-6 BB		0-2 F8		1-3 K			
Johnny Edwards, L OBP: 0.299, SLG: 0.368 (1, 2)		0-3 K		1-3 K		0-0 4-3			
Joe Nuxhall, L OBP: 0.091, SLG: 0.091 (1, 1)		1-1 FC2-6 S 1-2f		2-3 K		0-0 3-1			

Inning Stats	R: 1	H: 2	E: 0	K: 0	S: 12	R: 0	H: 0	E: 0	K: 2	S: 10	R: 0	H: 0	E: 0	K: 1	S: 8	R: 0	H: 0	E: 0	K: 1	S: 11	R: 0	H: 1	E: 0	K: 1	S: 9	R: 0	H: 0	E: 0	K: 1	S: 9	R: 0	H: 0	E: 0	K: 1	S: 5	R: 0	H: 0	E: 0	K: 1	S: 8
	LOB: 2	BB: 2	P: 24	LOB: 1	BB: 1	LOB: 0	BB: 0	LOB: 1	BB: 1	P: 12	LOB: 0	BB: 0	LOB: 1	BB: 1	P: 17	LOB: 0	BB: 0	LOB: 0	BB: 0	P: 11	LOB: 0	BB: 0	LOB: 0	BB: 0	P: 6	LOB: 0	BB: 0	LOB: 0	BB: 0	P: 13	LOB: 0	BB: 0	LOB: 0	BB: 0	P: 13	LOB: 0	BB: 0	LOB: 0	BB: 0	P: 13

PITCHER	IP	WLS	BF	H	R	ER	SO	BB	IBB	HBP	BLK	WP	HR	S	P	ERA	WHIP
Sandy Koufax, L ERA: 2.51 (1, 1)	7.0	L	27	3	1	1	7	4	1	0	0	0	0	64	104	1.29	1.000
Bob Miller, R ERA: 3.31 (8, 1)	1.0		3	0	0	0	1	0	0	0	0	0	0	8	13	0.00	0.000

AB R H RBI BB SO LOB

BOTTOM

Los Angeles Dodgers @ Cincinnati Reds
Crosley Field, Cincinnati, OH
Wed May 27 1964, 7:05 PM EDT
Att. 10,262 - Unknown

AB 25
R 1
H 3
RBI 1
BB 5
SO 8
LOB 11



WP: 0 PA: 30
PB: 0
SB: 2
CS: 0

1B: 3 SF: 0
2B: 0 SAC: 0
3B: 0 DP: 1
HR: 0 HBP: 0

WP: 0 PA: 30
ERA WHIP

livebaseballscorecards.com

Batter	1	2	3	4	5	6	7	8	9	10	11	12	13	14	15	16	17	AB R H RBI BB SO LOB	TOP
Maury Willis, S OBP: 0.328, SLG: 0.331 																		5 0 0 0 1 3 4	Los Angeles Dodgers @ Cincinnati Reds Crosley Field, Cincinnati, OH Thu May 28 1964, 7:05 PM EDT Att. 7,772 - Unknown
Jim Gilliam, S OBP: 0.289, SLG: 0.248 																		6 0 1 0 2 0 4	
Tommy Davis, R OBP: 0.306, SLG: 0.331 																		8 0 3 1 0 1 2	
Ron Fairly, L OBP: 0.397, SLG: 0.367 																		6 0 1 0 2 2 4	
Frank Howard, R OBP: 0.303, SLG: 0.513																		4 0 0 0 0 3 3	
Ken McMullen, R OBP: 0.212, SLG: 0.180																		3 0 0 0 1 0 2	
John Roseboro, L OBP: 0.310, SLG: 0.362																		6 0 1 0 2 0 6	
Willie Davis, L OBP: 0.275, SLG: 0.340																		8 0 1 0 0 0 3	
Dick Tracewski, R OBP: 0.327, SLG: 0.361																		2 0 0 0 0 2 0	
Wally Moon, L OBP: 0.265, SLG: 0.233																		0 0 0 0 1 0 0	
Johnny Werhas, R OBP: 0.302, SLG: 0.247																		4 1 3 0 1 0 0	
Phil Orsino, R																		2 1 0 0 0 0 2 0 0	
Wes Parker, R																		1 0 0 0 0 0 0 0	
Bob Miller, R																		1 0 0 0 0 0 0 0	
Lee White, R																		1 0 0 0 0 0 0 0	
Ron Peterson, L																		1 0 0 0 0 0 0 0	
Don Gillen, L																		1 0 0 0 0 0 0 0	
Jim Brewer, L																		1 0 0 0 0 0 0 0	
Jeff Torborg, R																		1 0 0 0 0 0 0 0	
Nick White, L																		1 0 0 0 0 0 0 0	
Inning Stats	R: 0 H: 0 E: 0 LOB: 0 K: 2 BB: 0 S: 9 P: 13	R: 0 H: 0 E: 0 LOB: 1 K: 1 BB: 1 S: 9 P: 15	R: 0 H: 0 E: 0 LOB: 0 K: 3 BB: 0 S: 10 P: 13	R: 0 H: 2 E: 0 LOB: 2 K: 1 BB: 1 S: 9 P: 15	R: 0 H: 0 E: 0 LOB: 0 K: 2 BB: 0 S: 7 P: 10	R: 0 H: 1 E: 0 LOB: 1 K: 1 BB: 0 S: 8 P: 11	R: 0 H: 1 E: 1 LOB: 3 K: 0 BB: 1 S: 10 P: 16	R: 0 H: 1 E: 0 LOB: 1 K: 1 BB: 0 S: 14 P: 21	R: 0 H: 0 E: 0 LOB: 0 K: 0 BB: 0 S: 8 P: 13	R: 0 H: 1 E: 0 LOB: 1 K: 0 BB: 0 S: 9 P: 14	R: 0 H: 1 E: 0 LOB: 1 K: 1 BB: 0 S: 7 P: 8	R: 2 H: 3 E: 1 LOB: 3 K: 0 BB: 2 S: 7 P: 19	R: 0 H: 1 E: 0 LOB: 1 K: 1 BB: 0 S: 7 P: 12	R: 0 H: 0 E: 0 LOB: 1 K: 0 BB: 1 S: 5 P: 10	R: 0 H: 1 E: 0 LOB: 3 K: 1 BB: 2 S: 16 P: 30	R: 0 H: 0 E: 0 LOB: 0 K: 0 BB: 1 S: 6 P: 12	R: 0 H: 0 E: 0 LOB: 1 K: 0 BB: 1 S: 11 P: 20	1B: 11 SF: 0 2B: 1 SAC: 3 3B: 0 DP: 1 HR: 0 HBP: 0	WP: 3 PA: 72 PB: 0 SB: 0 CS: 0
PITCHER	IP WLS BF H R ER SO BB IBB HBP BLK WP HR S P ERA WHIP																		
Jim Maloney, R ERA: 2.24	(1, 1) 11.1 48 10 2 2 12 4 0 1 0 0 0 0 2 105 161 1.59 1.235																		
Bill Henry, L ERA: 1.46	(12, 1) 0.2 3 0 0 0 0 0 1 0 0 0 0 0 2 7 0.00 0.000																		
Ryne Duren, R ERA: 5.68	(13, 1) 2.0 8 1 0 0 1 1 0 0 0 0 0 0 12 22 0.00 1.000																		
John Tsitouris, R ERA: 6.49	(15, 1) 2.0 9 1 0 0 1 3 0 0 0 0 0 0 22 42 0.00 2.000																		
Billy McCool, L ERA: 2.7	(17, 1) 1.0 4 0 0 0 0 1 0 0 0 1 0 11 20 0.00 1.000																		

AB	59
R	2
H	12
RBI	1
BB	10
SO	14
LOB	34



Batter	1	2	3	4	5	6	7	8	9	10	11	12	13	14	15	16	17	AB	R	H	RBI	BB	SO	LOB
Pete Rose, S OBP: 0.278, SLG: 0.272 (1, 4)	4-3			F8		1B		K			6-3		G3-6 1B		6-3		F8	8	0	2	0	0	1	0
Tommy Harper, R OBP: 0.345, SLG: 0.304 (1, 7)	K			4-3		BB		F8			K		K		WP S BB		2B BB	5	0	0	0	3	3	1
Vada Pinson, L OBP: 0.321, SLG: 0.428 (1, 8)	F6			1-3		F7				K		1B 2B	G3-6 1-2f		F6		K	8	1	1	0	0	2	5
Gordy Coleman, L OBP: 0.363, SLG: 0.473 Deron Johnson, R OBP: 0.404, SLG: 0.519 (1, 3) (12, 3)		K			F9	6-3				4-3		K		K	L4			4	0	0	0	0	1	2
Frank Robinson, R OBP: 0.405, SLG: 0.566 (1, 9)		K			F6					K		1B 1B		2B FC6-2 1B		1B BB	FC5-4 IBB	6	1	2	0	2	2	0
Leo Cardenas, R OBP: 0.349, SLG: 0.451 (1, 6)		K			1B 1B			B1		K		1B G1-2-3 1B		FC6-2 2B		L7	FC5-4	8	0	3	1	0	2	5
Johnny Edwards, L OBP: 0.321, SLG: 0.377 (1, 2)			F5			1B BB		G4-6-3 1B		6-3		1B 1-2 2-H 1B		FC6-2 IBB		1B		5	0	3	1	2	0	0
Steve Boros, R OBP: 0.283, SLG: 0.362 (1, 5)			F2			1B		G4-6-3 1-2f		F8		1B IBB		FC6-2 IBB		F4		6	0	1	0	1	0	7
Jim Maloney, L OBP: 0.248, SLG: 0.211 Hal Smith, R OBP: 0.256, SLG: 0.250 Rayne Duran, R OBP: 0.271, SLG: 0.436 John Testours, R OBP: 0.375, SLG: 0.429 Marty Keough, L OBP: 0.228, SLG: 0.379 Billy McCool, R (1, 1) (12, 1) (13, 1) (14, 1) (15, 1) (16, 1) (17, 1)			F4					4-3			5-3		G1-2-3		G1		4-3	4	0	0	0	0	0	0

Inning Stats	R: 0	H: 0	E: 0	K: 1	S: 7	LOB: 0	BB: 0	P: 12	R: 0	H: 0	E: 0	K: 3	S: 10	LOB: 0	BB: 0	P: 15	R: 0	H: 0	E: 0	K: 0	S: 7	LOB: 0	BB: 0	P: 9	R: 0	H: 2	E: 0	K: 0	S: 8	LOB: 2	BB: 1	P: 14	R: 0	H: 1	E: 0	K: 0	S: 12	LOB: 2	BB: 1	P: 21	R: 0	H: 1	E: 1	K: 0	S: 6	LOB: 1	BB: 0	P: 8	R: 0	H: 0	E: 0	K: 1	S: 9	LOB: 0	BB: 0	P: 15	R: 0	H: 0	E: 0	K: 2	S: 7	LOB: 0	BB: 0	P: 13	R: 0	H: 0	E: 0	K: 1	S: 6	LOB: 0	BB: 0	P: 8	R: 0	H: 0	E: 0	K: 1	S: 6	LOB: 0	BB: 0	P: 8	R: 0	H: 0	E: 0	K: 1	S: 7	LOB: 0	BB: 0	P: 10	R: 2	H: 4	E: 0	K: 1	S: 13	LOB: 2	BB: 1	P: 24	R: 0	H: 1	E: 0	K: 1	S: 6	LOB: 1	BB: 0	P: 11	R: 0	H: 2	E: 0	K: 1	S: 9	LOB: 3	BB: 1	P: 18	R: 0	H: 0	E: 0	K: 0	S: 7	LOB: 1	BB: 1	P: 14	R: 0	H: 1	E: 0	K: 0	S: 9	LOB: 2	BB: 1	P: 15	R: 0	H: 1	E: 0	K: 1	S: 8	LOB: 3	BB: 2	P: 20	R: 0	H: 1	E: 0	K: 1	S: 8	LOB: 3	BB: 2	P: 20	1B: 10	SF: 0	2B: 3	SAC: 0	3B: 0	DP: 3	HR: 0	HBP: 0	WP: 1	PA: 69
--------------	------	------	------	------	------	--------	-------	-------	------	------	------	------	-------	--------	-------	-------	------	------	------	------	------	--------	-------	------	------	------	------	------	------	--------	-------	-------	------	------	------	------	-------	--------	-------	-------	------	------	------	------	------	--------	-------	------	------	------	------	------	------	--------	-------	-------	------	------	------	------	------	--------	-------	-------	------	------	------	------	------	--------	-------	------	------	------	------	------	------	--------	-------	------	------	------	------	------	------	--------	-------	-------	------	------	------	------	-------	--------	-------	-------	------	------	------	------	------	--------	-------	-------	------	------	------	------	------	--------	-------	-------	------	------	------	------	------	--------	-------	-------	------	------	------	------	------	--------	-------	-------	------	------	------	------	------	--------	-------	-------	------	------	------	------	------	--------	-------	-------	--------	-------	-------	--------	-------	-------	-------	--------	-------	--------

PITCHER	IP	WLS	BF	H	R	ER	SO	BB	IBB	HBP	BLK	WP	HR	S	P	ERA	WHIP
Phil Ortega, R ERA: 1.97 (1, 1)	6.0		22	3	0	0	4	2	0	0	0	0	0	51	82	0.00	0.833
Bob Miller, R ERA: 3.03 (7, 1)	3.0		10	1	0	0	3	0	0	0	0	0	0	22	36	0.00	0.333
Ron Perranoski, L ERA: 2.33 (10, 1)	5.0		22	7	2	2	5	0	2	0	0	0	0	41	71	3.60	1.400
Jim Brewer, L ERA: 3.6 (15, 1)	2.0		9	1	0	0	0	2	0	0	0	1	0	16	29	0.00	1.500
Nick Willhite, L ERA: 3.89 (17, 1)	1.0		6	1	0	0	1	1	1	0	0	0	0	8	20	0.00	2.000

Los Angeles Dodgers @ Cincinnati Reds
Crosley Field, Cincinnati, OH
Thu May 28 1964, 7:05 PM EDT
Att. 7,772 - Unknown

AB	61
R	2
H	13
RBI	2
BB	8
SO	13
LOB	30



Batter	1	2	3	4	5	6	7	8	9	AB R H RBI BB SO LOB	TOP											
Willie Davis, L (1, 8) OBP: 0.279, SLG: 0.342	2-0 G4-6-3 1B 2B 1B		0-0 F8		0-1 E 1B 1B		2-1 F5		0-0 4-3	5 2 2 1 0 0 0	Los Angeles Dodgers @ Pittsburgh Pirates Forbes Field, Pittsburgh, PA Fri May 29 1964, 7:05 PM EDT Att. 16,114 - Unknown livebaseballscorecards.com											
Maury Wills, S (1, 6) OBP: 0.335, SLG: 0.335	0-0 G4-6-3 1-2 1B		2-1 B1-3		0-2 SAFE 1-H 1B		4-2 S 1B BB	0-0 4-3	4 1 2 1 1 0 0													
Tommy Davis, R (1, 7) OBP: 0.305, SLG: 0.329	2-2 G4-6-3 1-2f 2-3		0-0 5-3		0-1 F3		1-2 1B S 1B		4 0 1 1 0 0 3													
Ron Fairly, L (1, 3) OBP: 0.407, SLG: 0.389	0-0 3-H 2B			0-0 G4-6-3 1B		3-2 F5		1-2 1-3 1B	4 0 3 1 0 0 0													
Frank Howard, R (1, 9) OBP: 0.302, SLG: 0.503	4-2 BB		1-3 K		2-3 K		2-3 K		3 0 0 0 1 3 3 0 0 0 0 0 0 0													
Wes Parker, S (7, 9) OBP: 0.276, SLG: 0.407																						
John Roseboro, L (1, 2) OBP: 0.308, SLG: 0.367	0-0 4-3		0-1 G4-6-3 1-2f		1-1 1B 2B			2-2 F7	4 0 1 0 0 0 3													
Ken McMullen, R (1, 5) OBP: 0.214, SLG: 0.185		0-1 6-3			1-0 F8		0-0 FC5-4 1B	2-3 K	4 0 1 0 0 1 0													
Dick Tracewski, R (1, 4) OBP: 0.325, SLG: 0.350		2-1 L4			4-2 SH3 1B BB		2-1 FC5-4	1-0 F8	3 1 0 0 1 0 2													
Joe Moeller, R (1, 1) OBP: 0.056, SLG: 0.056		2-3 K			0-0 SH3		0-3 K	1-3 K	3 0 0 0 0 3 0													
Inning Stats	R: 1 E: 0 K: 0 S: 12	H: 3 LOB: 2 BB: 1 P: 20	R: 0 E: 0 K: 1 S: 7	H: 0 LOB: 0 BB: 0 P: 11	R: 0 E: 0 K: 0 S: 4	H: 1 LOB: 0 BB: 0 P: 6	R: 0 E: 0 K: 1 S: 6	H: 2 LOB: 1 BB: 1 P: 7	R: 2 E: 1 K: 0 S: 13	H: 2 LOB: 2 BB: 0 P: 18	R: 0 E: 0 K: 1 S: 12	H: 2 LOB: 2 BB: 0 P: 20	R: 1 E: 0 K: 2 S: 18	H: 2 LOB: 2 BB: 1 P: 28	R: 0 E: 0 K: 1 S: 9	H: 0 LOB: 0 BB: 0 P: 14	R: 0 E: 0 K: 1 S: 5	H: 0 LOB: 0 BB: 0 P: 6	1B: 8 2B: 2 3B: 0 HR: 0	SF: 0 SAC: 1 DP: 2 HBP: 0	WP: 0 PB: 0 SB: 2 CS: 0	PA: 38
PITCHER	IP WLS BF H R ER SO BB IBB HBP BLK WP HR S P ERA WHIP																					
Steve Blass, R (1, 1) ERA: 3.22	6.0 L 26 8 3 2 3 2 0 0 0 0 0 0 54 82 3.00 1.667																					
Tom Butters, R (7, 1) ERA: 2.73	2.0 9 2 1 1 3 1 0 0 0 0 0 0 27 42 4.50 1.500																					
Roy Face, R (9, 1) ERA: 4.29	1.0 3 0 0 0 1 0 0 0 0 0 0 0 5 6 0.00 0.000																					



Batter	1	2	3	4	5	6	7	8	9	AB R H RBI BB SO LOB
Dick Schofield, S OBP: 0.364, SLG: 0.341 (1, 6)	2-1 G3			0-1 F6		1-0 1B		2-1 3-1		4 0 1 0 0 0 0
Bill Virdon, L OBP: 0.293, SLG: 0.290 (1, 8)	1-2 CS 1B			2-1 F8		0-3 K			1-2 1-3	4 0 1 0 0 1 2
Roberto Clemente, R OBP: 0.407, SLG: 0.570 (1, 9)	1-2 F8			1-1 F3			0-0 4-3		3-2 1B FC6-4 1B	4 1 1 0 0 0 1
Willie Stargell, L OBP: 0.382, SLG: 0.648 (1, 7)		0-0 G3-6-3 1B			0-0 F7		2-1 F4		0-0 FC6-4 1B	4 0 2 0 0 0 0
Smoky Burgess, L OBP: 0.373, SLG: 0.308 Orlando McFarlane, R OBP: 0.261, SLG: 0.105 (1, 2) (9, PR)		0-0 G3-6-3			0-3 K		1-1 E 1B		0-1 FC6-4 E	4 0 1 1 0 1 2 0 0 0 0 0 0 0
Bob Bailey, R OBP: 0.357, SLG: 0.385 (1, 5)		0-1 3-1			2-2 L8		0-0 E6		0-0 FC6	4 0 0 0 0 0 2
Donn Clendenon, R OBP: 0.306, SLG: 0.390 Jerry Lynch, L OBP: 0.310, SLG: 0.447 (1, 3) (9, PH)			0-3 K			0-0 F3			0-3 K	3 0 0 0 0 2 2 1 0 0 0 0 1 2
Bill Mazaroski, R OBP: 0.256, SLG: 0.338 (1, 4)			1-1 6-3			2-1 F4			0-3 K	3 0 0 0 0 1 0
Steve Blass, R (1, 1) Gene Freese, R OBP: 0.369, SLG: 0.489 (6, PH) Tom Butters, R OBP: 0.400, SLG: 0.400 (7, 1) Gene Alley, R OBP: 0.277, SLG: 0.293 (8, PH) Roy Face, R (9, 1)			1-1 1-3			0-2 E5 1B			1-3 K	1 0 0 0 0 0 0 1 0 0 0 0 0 0 0 0 0 0 0 0 0 1 0 0 0 0 1 0 0 0 0 0 0 0 0

Inning Stats	R: 0	H: 1	E: 0	LOB: 0	K: 0	BB: 0	S: 9	P: 13	R: 0	H: 1	E: 0	LOB: 0	K: 0	BB: 0	S: 4	P: 4	R: 0	H: 0	E: 0	LOB: 0	K: 1	BB: 0	S: 7	P: 9	R: 0	H: 0	E: 0	LOB: 0	K: 1	BB: 0	S: 7	P: 9	R: 0	H: 1	E: 1	LOB: 2	K: 1	BB: 0	S: 11	P: 14	R: 0	H: 1	E: 1	LOB: 2	K: 1	BB: 0	S: 9	P: 12	R: 0	H: 0	E: 0	LOB: 0	K: 2	BB: 0	S: 8	P: 11	R: 1	H: 2	E: 1	LOB: 2	K: 1	BB: 0	S: 13	P: 17	1B: 6	SF: 0	2B: 0	SAC: 0	3B: 0	DP: 1	HR: 0	HBP: 0	WP: 0	PA: 34
PITCHER Joe Moeller, R ERA: 2.7 (1, 1)	IP	WLS	BF	H	R	ER	SO	BB	IBB	HBP	BLK	WP	HR	S	P	ERA	WHIP	IP	WLS	BF	H	R	ER	SO	BB	IBB	HBP	BLK	WP	HR	S	P	ERA	WHIP	IP	WLS	BF	H	R	ER	SO	BB	IBB	HBP	BLK	WP	HR	S	P	ERA	WHIP																							

BOTTOM

Los Angeles Dodgers @ Pittsburgh Pirates

Forbes Field, Pittsburgh, PA

Fri May 29 1964, 7:05 PM EDT

Att. 16,114 - Unknown

AB	34
R	1
H	6
RBI	1
BB	0
SO	7
LOB	11



Batter	1	2	3	4	5	6	7	8	9	AB R H RBI BB SO LOB
Dick Schofield, S OBP: 0.365, SLG: 0.353 (1, 6)	1-2 1B BB HBP		0-2 6-3		2-2 1-3		1-2 1B 1-H 2-H 3B		3-3 K	4 1 1 2 0 1 0
Bill Virdon, L OBP: 0.296, SLG: 0.289 (1, 8)	4-0 1B 1-2 BB		0-1 F7			0-1 4-3	1-2 1B 3-H 1B		0-1 4-3	4 0 1 1 1 0 0
Roberto Clemente, R OBP: 0.409, SLG: 0.568 (1, 9)	3-3 K		1-1 1B			1-1 6-3	0-1 1-2 1B			4 0 2 0 0 1 2
Willie Stargell, L OBP: 0.386, SLG: 0.642 (1, 7)	0-1 1-2 2-3 1B		1-2 F4			0-0 1B	1-1 3-1			4 0 2 0 0 0 3
Smoky Burgess, L OBP: 0.365, SLG: 0.304 (1, 2)	1-2 F5			0-0 G3		0-1 4-3		0-0 PB 1B		4 0 1 0 0 0 4
Bob Bailey, R OBP: 0.346, SLG: 0.372 (1, 5)	0-0 1-3			2-2 F2			1-2 L8	1-3 K		4 0 0 0 0 1 4
Donn Clendenon, R OBP: 0.305, SLG: 0.387 (1, 3)		0-3 K		1-0 F9			1-1 WP BB 3B 1B	1-2 F9		4 1 1 0 0 1 1
Bill Mazaroski, R OBP: 0.253, SLG: 0.333 Gene Alley, R OBP: 0.265, SLG: 0.279 (1, 4) (6, 4)		0-2 F6			0-0 F6		0-3 K	1-3 K		2 0 0 0 0 0 0 2 0 0 0 0 2 2
Vern Law, R OBP: 0.459, SLG: 0.455 Bob Priddy, R Gene Freese, R OBP: 0.365, SLG: 0.484 Fred Green, R Manny Mota, R OBP: 0.435, SLG: 0.537 Roy Face, R Jerry Lynch, L OBP: 0.302, SLG: 0.436 (1, 1) (1, 1) (5, PH) (6, 1) (7, PH) (8, 1) (9, PH)		0-3 K			1-3 K		4-1 WP 3B BB		2-3 K	0 0 0 0 0 0 0 0 1 0 0 0 0 0 1 0 1 0 0 0 0 0 1 0 0 0 0 0 0 0 0 0 0 0 1 0 0 1 0 0 0 0 0 0 0 0 0 0 1 0 0 0 0 0 1 0


Inning Stats	R: 0	H: 1	E: 0	K: 1	S: 12	LOB: 3	BB: 1	P: 21	R: 0	H: 0	E: 0	K: 2	S: 9	LOB: 0	BB: 0	P: 9	R: 0	H: 1	E: 0	K: 0	S: 10	LOB: 1	BB: 0	P: 12	R: 0	H: 0	E: 0	K: 0	S: 6	LOB: 0	BB: 0	P: 9	R: 0	H: 0	E: 0	K: 1	S: 8	LOB: 0	BB: 0	P: 11	R: 0	H: 1	E: 0	K: 0	S: 7	LOB: 1	BB: 0	P: 8	R: 3	H: 4	E: 0	K: 1	S: 23	LOB: 2	BB: 1	P: 32	R: 0	H: 1	E: 0	K: 2	S: 11	LOB: 1	BB: 0	P: 14	R: 0	H: 0	E: 0	K: 2	S: 8	LOB: 0	BB: 0	P: 13	1B: 7	2B: 0	3B: 1	HR: 0	SF: 0	SAC: 0	DP: 0	HBP: 1	WP: 1	PB: 1	SB: 0	CS: 0	PA: 38
PITCHER Don Drysdale, R ERA: 2.4 (1, 1)	IP	WLS	BF	H	R	ER	SO	BB	IBB	HBP	BLK	WP	HR	S	P	ERA	WHIP	IP	WLS	BF	H	R	ER	SO	BB	IBB	HBP	BLK	WP	HR	S	P	ERA	WHIP																																																			

BOTTOM

Los Angeles Dodgers @ Pittsburgh Pirates
 Forbes Field, Pittsburgh, PA
 Sat May 30 1964, 3:33 AM EDT
 Att. 14,359 - Unknown

livebaseballscorecards.com

AB	35
R	3
H	8
RBI	3
BB	2
SO	9
LOB	16



Batter	1	2	3	4	5	6	7	8	9	AB R H RBI BB SO LOB	TOP											
Maury Wills, S OBP: 0.345, SLG: 0.359 (1, 6)	1-0 L8		1-0 1B S		1-2 F4			0-1 F4		4 1 1 0 0 0 0	Los Angeles Dodgers @ Pittsburgh Pirates Forbes Field, Pittsburgh, PA Sun May 31 1964, 3:33 AM EDT Att. 9,354 - Unknown											
Jim Gilliam, S OBP: 0.308, SLG: 0.280 (1, 5)	1-1 4-3		1-2 1B E		3-2 4-3			1-2 1B 1B		4 2 2 2 0 0 0												
Willie Davis, L OBP: 0.289, SLG: 0.362 (1, 8)	0-0 4-3		0-0 1B E		3-1 G3			0-0 1B E		4 2 2 0 0 0 0												
Tommy Davis, R OBP: 0.312, SLG: 0.340 (1, 7)		1-2 1B G3-6-3	2-2 3-1			1-1 5-3		2-1 1B E		4 0 2 1 0 0 0												
Ron Fairly, L OBP: 0.396, SLG: 0.367 (1, 3)		0-0 G3-6-3		4-1 BB FC6-4		1-1 4-3		1-1 F7		3 0 0 0 1 0 2												
Frank Howard, R OBP: 0.289, SLG: 0.479 (1, 9)		0-3 K		0-0 FC6-4		1-2 F2		3-1 K		4 0 0 0 0 2 2												
Wes Parker, S OBP: 0.267, SLG: 0.393 (8, 9)				1-2f FC6-4				1-3		0 0 0 0 0 0 0												
Doug Camilli, R OBP: 0.265, SLG: 0.292 (1, 2)			1-2 P1	0-0 FC6-4		2-2 5-3		0-0 F3		4 0 0 0 0 0 1												
Dick Tracewski, R OBP: 0.344, SLG: 0.356 (1, 4)			0-0 1B 1B	3-1 1B		4-2 BB G5-6-4		2-2 F8		3 1 2 0 1 0 0												
Sandy Koufax, R OBP: 0.182, SLG: 0.100 (1, 1)			2-3 K	0-0 L8		0-0 G5-6-4		3-2 4-3		3 0 0 0 0 1 4												
Bob Miller, R OBP: 0.333, SLG: 0.333 (8, 1)										0 0 0 0 0 0 0												
Ron Perranoski, L OBP: 0.167, SLG: 0.167 (8, 1)										1 0 0 0 0 0 0												
Inning Stats	R: 0 E: 0 K: 0 S: 4	H: 0 LOB: 0 BB: 0 P: 6	R: 0 E: 0 K: 1 S: 7	H: 1 LOB: 0 BB: 0 P: 8	R: 4 E: 1 K: 1 S: 18	H: 4 LOB: 0 BB: 0 P: 25	R: 0 E: 0 K: 0 S: 6	H: 1 LOB: 2 BB: 1 P: 13	R: 0 E: 0 K: 0 S: 8	H: 0 LOB: 0 BB: 0 P: 15	R: 0 E: 0 K: 0 S: 9	H: 0 LOB: 0 BB: 0 P: 12	R: 0 E: 0 K: 0 S: 7	H: 0 LOB: 0 BB: 1 P: 13	R: 2 E: 1 K: 1 S: 13	H: 3 LOB: 1 BB: 0 P: 18	R: 0 E: 0 K: 0 S: 10	H: 0 LOB: 0 BB: 0 P: 15	1B: 9 2B: 0 3B: 0 HR: 0	SF: 0 SAC: 0 DP: 2 HBP: 0	WP: 0 PB: 0 SB: 1 CS: 0	PA: 36
PITCHER	IP WLS BF H R ER SO BB IBB HBP BLK WP HR S P ERA WHIP																				PITCHER	IP WLS BF H R ER SO BB IBB HBP BLK WP HR S P ERA WHIP
Bob Friend, R ERA: 3.76 (1, 1)	7.1 L 31 9 6 3 2 2 0 0 0 0 0 67 103 3.68 1.500																					
Fred Green, L ERA: (8, 1)	0.1 1 0 0 0 0 0 0 0 0 0 0 0 2 3 0.00 0.000																					
Al McBean, R ERA: 0.59 (8, 1)	0.1 1 0 0 0 0 1 0 0 0 0 0 0 3 4 0.00 0.000																					
Bob Priddy, R ERA: 2.16 (9, 1)	1.0 3 0 0 0 0 0 0 0 0 0 0 0 10 15 0.00 0.000																					

livebaseballscorecards.com

AB	34
R	6
H	9
RBI	3
BB	2
SO	3
LOB	9




Batter	1	2	3	4	5	6	7	8	9	AB R H RBI BB SO LOB
Dick Schofield, S OBP: 0.360, SLG: 0.348 (1, 6)	1-2 PB E 2B 1B	2-3 K		2-1 F7		1-0 FC5 2-3f		1-0 FC6-4 1-2f		5 1 1 0 0 1 8
Manny Mota, R OBP: 0.392, SLG: 0.478 (1, 8)	0-1 E6 PB 2B	0-0 L8			2-3 K		0-0 1-3	1-0 1-3		5 1 0 0 0 1 3
Roberto Clemente, R OBP: 0.414, SLG: 0.581 (1, 9)	4-2 2B 2-3 BB		1-2 HR		4-2 BB		1-1 F8	3-2 F9		3 2 1 1 2 0 0
Willie Stargell, L OBP: 0.370, SLG: 0.614 (1, 7)	1-1 F4		0-3 K		0-2 F8		1-3 K	3-3 K		5 0 0 0 0 3 4
Gene Freese, R OBP: 0.370, SLG: 0.495 (1, 5)	0-0 CS 1-H 2-H 3-H 2B		1-2 G6-4-3 1B		1-3 K			0-2 E5 SH3-4 1B		4 0 2 3 0 1 1
Donn Clendenon, R OBP: 0.304, SLG: 0.383 (1, 3)	1-2 F8 2-3		0-0 G6-4-3 1-2f			1-2 F9		0-0 SH3-4 1B		4 0 1 0 0 0 2
Bill Mazaroski, R OBP: 0.260, SLG: 0.340 (1, 4)		2-1 BB 1B		1-0 1B		0-0 F8		1-0 SH3-4 1-2 2-3		3 0 2 0 0 0 0
Jim Pagliaroni, R OBP: 0.394, SLG: 0.370 (1, 2)		4-1 BB BB		1-3 K		0-0 FC5 BB 1B		2-1 1-3		2 0 1 0 1 1 1
Jerry Lynch, L OBP: 0.302, SLG: 0.436 (8, PH)										0 0 0 0 0 0 0
Bob Bailey, R OBP: 0.343, SLG: 0.369 (8, PH)		1-2 BB								1 0 0 0 0 0 2
Bob Priddy, R (9, 1)										0 0 0 0 0 0 0
Bob Friend, R OBP: 0.172, SLG: 0.111 (8, 1)		1-3 K		1-3 K		4-0 BB		4-1 FC6-4 BB		2 0 0 0 1 2 3
Fred Green, R (8, 1)										0 0 0 0 0 0 0
Al McBean, R (8, PH)										0 0 0 0 0 0 0
Smoky Burgess, L OBP: 0.378, SLG: 0.304 (8, PR)										0 0 0 0 1 0 0
Orlando McFarlane, R OBP: 0.261, SLG: 0.105 (9, 2)										0 0 0 0 0 0 0

Inning Stats	R: 3	H: 2	E: 1	LOB: 0	K: 0	P: 20	R: 0	H: 1	E: 0	LOB: 2	K: 2	P: 19	R: 1	H: 2	E: 0	LOB: 0	K: 1	P: 13	R: 0	H: 1	E: 0	LOB: 1	K: 2	P: 14	R: 0	H: 0	E: 0	LOB: 1	K: 1	P: 20	R: 0	H: 1	E: 0	LOB: 2	K: 0	P: 13	R: 0	H: 0	E: 0	LOB: 0	K: 1	P: 8	R: 0	H: 1	E: 1	LOB: 3	K: 0	P: 18	R: 0	H: 0	E: 0	LOB: 0	K: 1	P: 15	1B: 6	SF: 0	2B: 1	SAC: 1	3B: 0	DP: 1	HR: 1	HBP: 0	WP: 0	PA: 40
--------------	------	------	------	--------	------	-------	------	------	------	--------	------	-------	------	------	------	--------	------	-------	------	------	------	--------	------	-------	------	------	------	--------	------	-------	------	------	------	--------	------	-------	------	------	------	--------	------	------	------	------	------	--------	------	-------	------	------	------	--------	------	-------	-------	-------	-------	--------	-------	-------	-------	--------	-------	--------

PITCHER	IP	WLS	BF	H	R	ER	SO	BB	IBB	HBP	BLK	WP	HR	S	P	ERA	WHIP
Sandy Koufax, L ERA: 2.64 (1, 1)	7.0	W	33	8	4	3	8	4	0	0	0	0	1	74	112	3.86	1.714
Bob Miller, R ERA: 3.0 (8, 1)	0.1		1	0	0	0	0	0	0	0	0	0	0	1	2	0.00	0.000
Ron Perranoski, L ERA: 2.23 (8, 1)	1.2	S	6	0	0	0	1	1	0	0	0	0	0	12	26	0.00	0.600

Los Angeles Dodgers @ Pittsburgh Pirates
Forbes Field, Pittsburgh, PA
Sun May 31 1964, 3:33 AM EDT
Att. 9,354 - Unknown

AB	34
R	4
H	8
RBI	4
BB	5
SO	9
LOB	24



Batter	1	2	3	4	5	6	7	8	9	AB R H RBI BB SO LOB	TOP											
Willie Davis, L (1, 8) OBP: 0.282, SLG: 0.353	1-1 4-3	1-3 K			0-1 4-3			1-3 K		4 0 0 0 0 2 2	Los Angeles Dodgers @ Philadelphia Phillies Connie Mack Stadium, Philadelphia, PA Tue Jun 02 1964, 7:05 PM EDT Att. 22,317 - Unknown											
Maury Wills, S (1, 6) OBP: 0.343, SLG: 0.362	0-0 1B 2B		0-1 F9			3-1 F8		0-0 L9		4 1 1 0 0 0 0												
Jim Gilliam, S (1, 5) OBP: 0.299, SLG: 0.271	1-1 6-3		3-1 F8			3-2 5-3		2-1 F8		4 0 0 0 0 0 1												
Tommy Davis, R (1, 7) OBP: 0.311, SLG: 0.337	3-1 2-H 1B		0-0 F8			1-2 L8		2-2 L4		4 0 1 1 0 0 0												
Frank Howard, R (1, 9) OBP: 0.288, SLG: 0.474	0-0 L7			0-0 F9			1-0 HR 1B	2-2 5-3		4 1 1 0 0 0 1												
Ken McMullen, R (1, 3) OBP: 0.233, SLG: 0.246		0-0 4-3		0-0 F8			0-2 1-H HR	0-2 G3		3 1 1 2 0 0 0 1 0 0 0 0 0 0												
John Roseboro, L (9, PH) OBP: 0.314, SLG: 0.371																						
Doug Camilli, R (1, 2) OBP: 0.269, SLG: 0.294		1-1 1B 1B		2-2 1-3			3-2 5-3			3 0 1 0 0 0 0												
Dick Tracewski, R (1, 4) OBP: 0.336, SLG: 0.346		1-1 F8			0-0 F9		2-2 F8			3 0 0 0 0 0 1												
Phil Ortega, R (1, 1) OBP: 0.190, SLG: 0.158		2-1 1B			2-3 K		0-3 K			1 0 1 0 0 0 0 2 0 0 0 0 2 0 0 0 0 0 0 0 0												
Jim Brewer, L (2, 1)																						
Ron Perranoski, L (7, 1) OBP: 0.167, SLG: 0.167																						
Inning Stats	R: 1 E: 0 K: 0 S: 8	H: 2 LOB: 1 BB: 0 P: 13	R: 0 E: 0 K: 1 S: 11	H: 2 LOB: 2 BB: 0 P: 16	R: 0 E: 0 K: 0 S: 5	H: 0 LOB: 0 BB: 0 P: 8	R: 0 E: 0 K: 0 S: 5	H: 0 LOB: 0 BB: 0 P: 7	R: 0 E: 0 K: 1 S: 6	H: 0 LOB: 0 BB: 0 P: 8	R: 0 E: 0 K: 0 S: 8	H: 0 LOB: 0 BB: 0 P: 15	R: 2 E: 0 K: 1 S: 13	H: 2 LOB: 0 BB: 0 P: 19	R: 0 E: 0 K: 1 S: 8	H: 0 LOB: 0 BB: 0 P: 11	R: 0 E: 0 K: 0 S: 9	H: 0 LOB: 0 BB: 0 P: 13	1B: 4 2B: 1 3B: 0 HR: 1	SF: 0 SAC: 0 DP: 0 HBP: 0	WP: 0 PB: 0 SB: 0 CS: 0	PA: 33
PITCHER	IP WLS BF H R ER SO BB IBB HBP BLK WP HR S P ERA WHIP																					
Dennis Bennett, L (1, 1) ERA: 2.62	8.0 W 30 6 3 3 4 0 0 0 0 0 1 64 97 3.38 0.750																					
Ed Roebuck, R (9, 1) ERA: 0.56	1.0 S 3 0 0 0 0 0 0 0 0 0 0 9 13 0.00 0.000																					

livebaseballscorecards.com

AB	33
R	3
H	6
RBI	3
BB	0
SO	4
LOB	5



Batter	1	2	3	4	5	6	7	8	9
Cookie Rojas, R (1, 4) <small>OBP: 0.622, SLG: 0.806</small>	2-2 	0-1 SH1		4-0 			2-1 	1-1 4-3	
Dick Allen, R (1, 5) <small>OBP: 0.352, SLG: 0.571</small>	3-2 	4-2 		2-2 			2-1 		
Johnny Callison, L (1, 9) <small>OBP: 0.333, SLG: 0.455</small>	2-0 3-1	1-0 L9					4-0 		
Wes Covington, L (1, 7) <small>OBP: 0.328, SLG: 0.447</small> Bobby Wine, R (7, PR) <small>OBP: 0.246, SLG: 0.254</small> (8, 6)	4-0 		0-1 				4-0 		
Tony Gonzalez, L (1, 8) <small>OBP: 0.359, SLG: 0.362</small>	0-1 		2-1 SH3-4				1-3 K		
John Herrnstein, L (1, 3) <small>OBP: 0.339, SLG: 0.449</small> (8, 7)		1-1 	0-0 				0-1 	1-3 K	
Clay Dalrymple, L (1, 2) <small>OBP: 0.213, SLG: 0.222</small> Gus Triandos, R (7, PH) <small>OBP: 0.460, SLG: 0.462</small> (8, 2)		0-0 L7	2-3 K				1-0 	2-2 L8	
Ruben Amaro, R (1, 6) <small>OBP: 0.314, SLG: 0.323</small> (8, 3)		4-2 		1-3 			0-0 	0-0 	
Dennis Bennett, L (1, 1) <small>OBP: 0.303, SLG: 0.241</small> Roy Sievers, R (8, PH) <small>OBP: 0.237, SLG: 0.327</small> Ed Roebuck, R (9, 1)		4-2 		1-3 			0-3 	1-1 4-3	

Inning Stats	R: 1	H: 1	R: 2	H: 1	R: 0	H: 2	R: 0	H: 0	R: 0	H: 1	R: 1	H: 2	R: 0	H: 0
	E: 0	LOB: 1	E: 0	LOB: 2	E: 0	LOB: 1	E: 0	LOB: 0	E: 0	LOB: 1	E: 0	LOB: 3	E: 0	LOB: 0
	K: 0	BB: 1	K: 0	BB: 3	K: 1	BB: 0	K: 2	BB: 0	K: 1	BB: 0	K: 2	BB: 2	K: 0	BB: 0
	S: 10	P: 21	S: 13	P: 27	S: 9	P: 13	S: 9	P: 17	S: 7	P: 8	S: 14	P: 30	S: 5	P: 7

PITCHER	IP	WLS	BF	H	R	ER	SO	BB	IBB	HBP	BLK	WP	HR	S	P	ERA	WHIP
Phil Ortega, R (1, 1) <small>ERA: 2.33</small>	1.2		11	2	3	3	0	4	0	0	0	1	0	22	46	16.20	3.600
Jim Brewer, L (2, 1) <small>ERA: 3.26</small>	4.1	L	18	5	1	1	6	1	0	0	0	0	0	37	59	2.08	1.385
Ron Perranoski, L (7, 1) <small>ERA: 2.13</small>	2.0		8	0	0	0	2	1	1	0	0	0	0	15	29	0.00	0.500

BOTTOM

AB	R	H	RBI	BB	SO	LOB
3	2	2	1	1	0	0
2	0	1	1	1	0	1
3	0	0	0	1	1	2
2	0	1	1	2	0	0
0	0	0	0	0	0	0
3	0	0	0	0	2	4
4	1	3	0	0	1	3
3	0	0	0	0	1	3
1	0	0	0	0	0	3
3	1	0	0	1	1	1
2	0	0	0	1	2	1
1	0	0	0	0	0	0
0	0	0	0	0	0	0

AB	27
R	4
H	7
RBI	3
BB	7
SO	8
LOB	18



WP	PA
1	37
0	0
1	0
0	0
0	0

livebaseballscores.com

Los Angeles Dodgers @ Philadelphia Phillies
 Connie Mack Stadium, Philadelphia, PA
 Tue Jun 02 1964, 7:05 PM EDT
 Att. 22,317 - Unknown

Batter	1	2	3	4	5	6	7	8	9	10	11	AB R H RBI BB SO LOB	TOP															
Maury Wills, S OBP: 0.338, SLG: 0.356 (1, 6)	1-0 4-3	0-0 F9		0-0 4-3			1-1 SH1-3 1B	1-2 F9			2-2 F8	6 0 1 0 0 0 6	Los Angeles Dodgers @ Philadelphia Phillies Connie Mack Stadium, Philadelphia, PA Wed Jun 03 1964, 7:05 PM EDT Att. 20,961 - Unknown															
Jim Gilliam, S OBP: 0.303, SLG: 0.276 (1, 5)	0-0 1B		1-2 F7		0-0 1B		0-0 SH1-3		1-1 5-3		2-2 4-3	5 0 2 0 0 0 2																
Willie Davis, L OBP: 0.295, SLG: 0.366 (1, 8)	2-2 E3		3-1 2B		1-3 1B		1-1 1B		1-2 L6-3 1B		4-1 BB	5 0 3 0 1 1 2																
Tommy Davis, R OBP: 0.301, SLG: 0.325 (1, 7)	1-3 K		1-3 K		0-0 F3		2-2 1-3		2-2 L6-3		0-2 FC5	6 0 0 0 0 2 10																
Ron Fairly, L OBP: 0.403, SLG: 0.361 (1, 3)	0-3 K		4-1 BB		4-1 BB		4-0 IBB			3-2 G3		2 0 0 0 3 1 2																
Frank Howard, R OBP: 0.281, SLG: 0.460 (1, 9)		2-3 K	0-1 F7		3-0 F8		1-3 K		1-1 F8			5 0 0 0 0 2 7																
John Roseboro, L OBP: 0.317, SLG: 0.362 (1, 2)		4-2 SH1-3 1B BB		3-2 3-1		2-3 K		1-2 FC5-4 HBP		1-3 K		3 0 0 0 1 2 0																
Dick Tracewski, R OBP: 0.346, SLG: 0.357 (1, 4)		0-0 SH1-3 1B		2-2 1B		1-3 K		0-0 FC5-4 SH3		1-1 E 1B		5 0 3 0 0 1 1																
Don Drysdale, R OBP: 0.143, SLG: 0.147 Ron Perranoski, L OBP: 0.167, SLG: 0.167 (11, 1)		0-0 SH1-3		0-3 K		0-3 K		1-1 SH3		0-2 E1 FC5		3 0 0 0 0 2 2 0 0 0 0 0 0 0																
Inning Stats	R: 0 E: 1 K: 2 S: 12	H: 1 LOB: 2 BB: 0 P: 16	R: 0 E: 0 K: 1 S: 9	H: 1 LOB: 2 BB: 1 P: 15	R: 0 E: 0 K: 1 S: 12	H: 1 LOB: 2 BB: 1 P: 21	R: 0 E: 0 K: 1 S: 7	H: 1 LOB: 2 BB: 1 P: 15	R: 0 E: 0 K: 3 S: 9	H: 0 LOB: 0 BB: 0 P: 12	R: 0 E: 0 K: 1 S: 12	H: 2 LOB: 3 BB: 1 P: 21		R: 0 E: 0 K: 0 S: 9	H: 0 LOB: 1 BB: 0 P: 12	R: 0 E: 0 K: 0 S: 8	H: 1 LOB: 0 BB: 0 P: 12	R: 0 E: 0 K: 1 S: 8	H: 0 LOB: 0 BB: 0 P: 13	R: 0 E: 1 K: 0 S: 15	H: 1 LOB: 3 BB: 1 P: 24	1B: 8 2B: 2 3B: 0 HR: 0	SF: 0 SAC: 3 DP: 1 HBP: 1	WP: 0 PB: 0 SB: 2 CS: 0	PA: 49			
PITCHER	IP WLS BF H R ER SO BB IBB HBP BLK WP HR S P ERA WHIP	IP WLS BF H R ER SO BB IBB HBP BLK WP HR S P ERA WHIP																										
Jim Bunning, R ERA: 1.86 (1, 1)	10.0	43	8	0	0	11	3	1	1	0	0	0	0	96	152	0.00	1.100											
Jack Baldschun, R ERA: 2.49 (11, 1)	1.0	6	1	0	0	0	1	0	0	0	0	0	0	15	24	0.00	2.000											

livebaseballscorecards.com

AB	40
R	0
H	9
RBI	0
BB	5
SO	11
LOB	32



Batter	1	2	3	4	5	6	7	8	9	10	11	AB R H RBI BB SO LOB	BOTTOM													
Cookie Rojas, R OBP: 0.571, SLG: 0.750 (1, 4)	0-1 F6		1-2 L7		1-0 F7			1-0 F3			1-1 FC3-6 E 2B	5 1 1 0 0 0 2	Los Angeles Dodgers @ Philadelphia Phillies Connie Mack Stadium, Philadelphia, PA Wed Jun 03 1964, 7:05 PM EDT Att. 20,961 - Unknown													
Dick Allen, R OBP: 0.342, SLG: 0.555 (1, 5)	3-2 F9		1-3 K			1-0 5-3		2-1 F9			0-3 K	5 0 0 0 0 2 2														
Johnny Callison, L OBP: 0.335, SLG: 0.447 (1, 9)	4-2 BB			2-3 K		2-3 K			0-0 F3		4-0 FC3-6 IBB	3 0 0 0 2 2 0														
Wes Covington, L OBP: 0.315, SLG: 0.429 (1, 7)	2-3 K			1-0 F9		3-2 F9			2-3 K		0-0 FC3-6 E 1-2f 2-3	5 0 0 0 0 2 3														
Tony Gonzalez, L OBP: 0.361, SLG: 0.353 (1, 8)		1-0 6-3		4-2 HBP			1-1 F5		4-1 BB		0-1 E5 1-2 3-H	3 0 0 0 1 0 1														
John Herrnstein, L OBP: 0.336, SLG: 0.441 (1, 3)		3-2 BB 1B		0-1 F9			2-1 1-3		2-1 F6			4 0 1 0 0 0 2														
Clay Dalrymple, L OBP: 0.232, SLG: 0.228 (1, 2)		4-2 BB SAFE 1B			4-0 FC3-6 BB		3-3 K			0-0 G6-4-3 1B		2 0 1 0 2 1 0 0 0 0 0 0 0 0 0 0 0 0 0 0 0														
Tony Taylor, R OBP: 0.296, SLG: 0.262 (10, PR)			1-2 BB																							
Gus Triandos, R OBP: 0.460, SLG: 0.462 (11, 2)																										
Ruben Amaro, R OBP: 0.308, SLG: 0.343 (1, 6)		0-3 K			1-0 FC3-6 FC1-6 1-2f			0-0 2B			1-3 K	4 0 1 0 0 2 3														
Jim Bunning, R OBP: 0.143, SLG: 0.143 (1, 1)			0-3 K		0-2 FC1-6 1-2f			1-1 B1			1-2 G6-4-3 1-2f	3 0 0 0 0 1 2 1 0 0 0 0 0 1 0 0 0 0 0 0 0														
Roy Sievers, R OBP: 0.233, SLG: 0.321 (10, PH)																										
Jack Baldschun, R OBP: 0.200, SLG: 0.200 (11, 1)																										
Inning Stats	R: 0 E: 0 K: 1 S: 11	H: 0 LOB: 1 BB: 1 P: 20	R: 0 E: 0 K: 1 S: 9	H: 1 LOB: 1 BB: 1 P: 17	R: 0 E: 0 K: 2 S: 10	H: 0 LOB: 0 BB: 0 P: 12	R: 0 E: 0 K: 1 S: 9	H: 0 LOB: 1 BB: 0 P: 16	R: 0 E: 1 K: 0 S: 5	H: 0 LOB: 1 BB: 1 P: 11	R: 0 E: 0 K: 1 S: 8	H: 0 LOB: 0 BB: 0 P: 14	R: 0 E: 0 K: 1 S: 7	H: 0 LOB: 0 BB: 0 P: 13	R: 0 E: 0 K: 0 S: 6	H: 1 LOB: 1 BB: 0 P: 10	R: 0 E: 0 K: 1 S: 7	H: 0 LOB: 1 BB: 1 P: 15	R: 0 E: 0 K: 1 S: 7	H: 1 LOB: 1 BB: 0 P: 9	R: 1 E: 1 K: 1 S: 8	H: 1 LOB: 2 BB: 1 P: 13	1B: 2 2B: 2 3B: 0 HR: 0	SF: 0 SAC: 0 DP: 1 HBP: 1	WP: 0 PB: 0 SB: 0 CS: 0	PA: 41
PITCHER	IP WLS BF H R ER SO BB IBB HBP BLK WP HR S P ERA WHIP														IP WLS BF H R ER SO BB IBB HBP BLK WP HR S P ERA WHIP											
Don Drysdale, R ERA: 2.16 (1, 1)	10.1 L 38 4 1 0 10 4 0 1 0 0 0 0 84 143 0.00 0.774																									
Ron Perranoski, L ERA: 2.11 (11, 1)	0.1 3 0 0 0 0 0 1 0 0 0 0 0 3 7 0.00 0.000																									

livebaseballscorecards.com

AB	35
R	1
H	4
RBI	0
BB	5
SO	10
LOB	16



Batter	1	2	3	4	5	6	7	8	9	AB R H RBI BB SO LOB	TOP											
Willie Davis, L (1, 8) OBP: 0.289, SLG: 0.358	0-1 6-3		2-0 F5			1-1 1-3		3-2 F7		4 0 0 0 0 0 1												
Maury Wills, S (1, 6) OBP: 0.336, SLG: 0.354	1-1 G3			3-2 PO 6-3 1B		0-3 K		3-2 6-3		4 0 1 0 0 1 0												
Jim Gilliam, S (1, 5) OBP: 0.301, SLG: 0.275	0-0 L8			1-0 6-3 1-2			2-1 1B HR 1B	2-3 K		4 1 1 0 0 1 1												
Tommy Davis, R (1, 7) OBP: 0.305, SLG: 0.329		1-2 G4-6-3 1B		0-0 6-3			2-2 1-3 HR 1B		1-3 K	4 1 2 0 0 1 1												
Frank Howard, R (1, 9) OBP: 0.281, SLG: 0.475		1-3 K		0-0 PO 2-3	0-2 E5 G3		0-0 1-H 3-H HR		0-0 4-3	3 1 1 3 0 1 1 1 0 0 0 0 0 0												
Ken McMullen, R (1, 3) OBP: 0.238, SLG: 0.250		2-2 G4-6-3 1-2f			0-1 G3		2-0 1B		1-1 2B	3 0 1 0 0 0 2 1 0 1 0 0 0 0												
Wes Parker, S (7, 9) OBP: 0.290, SLG: 0.448					1-2																	
Doug Camilli, R (1, 2) OBP: 0.250, SLG: 0.273			1-3 K		1-0 6-3		0-0 F9		0-0 F6	4 0 0 0 0 1 2												
Dick Tracewski, R (1, 4) OBP: 0.346, SLG: 0.365			1-1 6-3		0-0 F9		1-0 2B			3 0 1 0 0 0 1												
Sandy Koufax, R (1, 1) OBP: 0.200, SLG: 0.130			0-0 1B			0-3 K	0-1 6-3			3 0 1 0 0 1 1												
Inning Stats	R: 0 E: 0 K: 0 S: 5	H: 0 LOB: 0 BB: 0 P: 6	R: 0 E: 0 K: 1 S: 9	H: 1 LOB: 0 BB: 0 P: 13	R: 0 E: 0 K: 1 S: 7	H: 1 LOB: 1 BB: 0 P: 11	R: 0 E: 0 K: 0 S: 5	H: 1 LOB: 0 BB: 0 P: 9	R: 0 E: 1 K: 0 S: 7	H: 0 LOB: 1 BB: 0 P: 8	R: 0 E: 0 K: 2 S: 8	H: 0 LOB: 0 BB: 0 P: 9	R: 3 E: 0 K: 0 S: 11	H: 5 LOB: 1 BB: 0 P: 18	R: 0 E: 0 K: 1 S: 9	H: 0 LOB: 0 BB: 0 P: 17	R: 0 E: 0 K: 1 S: 7	H: 1 LOB: 1 BB: 0 P: 9	1B: 6 2B: 2 3B: 0 HR: 1	SF: 0 SAC: 0 DP: 1 HBP: 0	WP: 0 PB: 0 SB: 0 CS: 0	PA: 35
PITCHER	IP WLS BF H R ER SO BB IBB HBP BLK WP HR S P ERA WHIP																					
Chris Short, L (1, 1) ERA: 1.11	6.2 L 26 8 3 3 4 0 0 0 0 0 0 1 50 72 4.05 1.200																					
Ed Roebuck, R (7, 1) ERA: 0.55	0.1 1 0 0 0 0 0 0 0 0 0 0 0 2 2 0.00 0.000																					
Ray Culp, R (8, 1) ERA: 5.35	2.0 7 1 0 0 2 0 0 0 0 0 0 0 16 26 0.00 0.500																					

Los Angeles Dodgers @ Philadelphia Phillies
 Connie Mack Stadium, Philadelphia, PA

Thu Jun 04 1964, 7:05 PM EDT
 Att. 29,709 - Unknown

livebaseballscorecards.com

AB	34
R	3
H	9
RBI	3
BB	0
SO	6
LOB	10



Batter	1	2	3	4	5	6	7	8	9	AB	R	H	RBI	BB	SO	LOB
--------	---	---	---	---	---	---	---	---	---	----	---	---	-----	----	----	-----

Cookie Rojas, R <small>(1, 8)</small> <small>OBP: 0.533, SLG: 0.692</small>	<small>0-2</small> 			<small>0-1</small> 			<small>0-2</small> 			3	0	0	0	0	0	0
Johnny Callison, L <small>(1, 9)</small> <small>OBP: 0.330, SLG: 0.439</small>	<small>1-3</small> 			<small>0-0</small> 			<small>2-1</small> 			3	0	0	0	0	1	0
Dick Allen, R <small>(1, 5)</small> <small>OBP: 0.342, SLG: 0.549</small>	<small>1-3</small> 			<small>4-2</small> 			<small>1-0</small> 			2	0	0	0	1	1	0
Danny Cater, R <small>(1, 7)</small> <small>OBP: 0.373, SLG: 0.464</small>		<small>0-0</small> 		<small>3-2</small> 	<small>2-3</small> 		<small>0-0</small> 			3	0	0	0	0	1	0
Gus Triandos, R <small>(1, 2)</small> <small>OBP: 0.434, SLG: 0.429</small>		<small>0-3</small> 		<small>1-1</small> 			<small>1-3</small> 			3	0	0	0	0	2	0
Roy Sievers, R <small>(1, 3)</small> <small>OBP: 0.222, SLG: 0.304</small>		<small>0-0</small> 		<small>0-0</small> 			<small>2-3</small> 			3	0	0	0	0	1	0
Tony Taylor, R <small>(1, 4)</small> <small>OBP: 0.290, SLG: 0.257</small>			<small>1-3</small> 			<small>1-0</small> 			<small>2-3</small> 	3	0	0	0	0	2	0
Ruben Amaro, R <small>(1, 6)</small> <small>OBP: 0.286, SLG: 0.316</small>			<small>2-2</small> 			<small>1-3</small> 		<small>0-0</small> 		3	0	0	0	0	1	0
Chris Short, R <small>(1, 1)</small> Ed Roebuck, R <small>(7, 1)</small> Ray Culp, R <small>(8, 1)</small> Bobby Wine, R <small>(9, PH)</small> <small>OBP: 0.244, SLG: 0.252</small>			<small>1-3</small> 			<small>2-3</small> 		<small>1-3</small> 		2	0	0	0	0	2	0
										0	0	0	0	0	0	0
										0	0	0	0	0	0	0
										1	0	0	0	0	1	0

Inning Stats	R: 0 E: 0 K: 2 S: 9	H: 0 LOB: 0 BB: 0 P: 11	R: 0 E: 0 K: 1 S: 6	H: 0 LOB: 0 BB: 0 P: 6	R: 0 E: 0 K: 2 S: 9	H: 0 LOB: 0 BB: 0 P: 13	R: 0 E: 0 K: 0 S: 8	H: 0 LOB: 0 BB: 1 P: 15	R: 0 E: 0 K: 1 S: 6	H: 0 LOB: 0 BB: 0 P: 9	R: 0 E: 0 K: 2 S: 8	H: 0 LOB: 0 BB: 0 P: 12	R: 0 E: 0 K: 0 S: 6	H: 0 LOB: 0 BB: 0 P: 9	R: 0 E: 0 K: 2 S: 8	H: 0 LOB: 0 BB: 0 P: 11	R: 0 E: 0 K: 2 S: 8	H: 0 LOB: 0 BB: 0 P: 11	1B: 0 2B: 0 3B: 0 HR: 0	SF: 0 SAC: 0 DP: 0 HBP: 0
--------------	------------------------------	----------------------------------	------------------------------	---------------------------------	------------------------------	----------------------------------	------------------------------	----------------------------------	------------------------------	---------------------------------	------------------------------	----------------------------------	------------------------------	---------------------------------	------------------------------	----------------------------------	------------------------------	----------------------------------	----------------------------------	------------------------------------

PITCHER Sandy Koufax, L <small>(1, 1)</small> <small>ERA: 2.34</small>	IP: 9.0	WLS: 7	BF: 27	H: 0	R: 0	ER: 0	SO: 12	BB: 1	IBB: 0	HBP: 0	BLK: 0	WP: 0	HR: 0	S: 68	P: 97	ERA: 0.00	WHIP: 0.111
---	---------	--------	--------	------	------	-------	--------	-------	--------	--------	--------	-------	-------	-------	-------	-----------	-------------

BOTTOM

Los Angeles Dodgers @ Philadelphia Phillies
 Connie Mack Stadium, Philadelphia, PA
 Thu Jun 04 1964, 7:05 PM EDT
 Att. 29,709 - Unknown

AB	26
R	0
H	0
RBI	0
BB	1
SO	12
LOB	0




WP: 0	PA: 28
PB: 0	SB: 0
CS: 1	

Batter	1	2	3	4	5	6	7	8	9
Roy McMillan, R OBP: 0.207, SLG: 0.224 (1, 6)	2-3 K		0-0 SF9	1-0 G5-4-3 1B			1-1 F6		
Ron Hunt, R OBP: 0.393, SLG: 0.447 (1, 4)	4-2 G4-6-3 BB		1-1 1B	1-1 G5-4-3 1-2f			4-1 S 4-3 BB		
Jesse Gonder, L OBP: 0.348, SLG: 0.398 (1, 2)	0-0 G4-6-3 1-2f		0-0 1B HR		0-3 K		2-1 4-3	1-2	
Joe Christopher, R OBP: 0.380, SLG: 0.468 (1, 9)		0-0 F6	0-0 HR	1-2 2-H 1B	2-2 G4-6-3 1B		2-3 K	2-3	
Ed Kranepool, L OBP: 0.250, SLG: 0.361 (1, 3)		3-2 4-3	0-0 HR	1-2 2-H HR	1-2 G4-6-3 1-2f		1-0 F9		
Charley Smith, R OBP: 0.295, SLG: 0.380 (1, 5)		2-3 K	2-2 HR			4-1 BB	4-2 BB		
George Altman, L OBP: 0.253, SLG: 0.313 (1, 7)						1-2 F7	0-1 F8		
Rod Kanehl, R OBP: 0.308, SLG: 0.365 (5, 8)									
Jim Hickman, R OBP: 0.264, SLG: 0.286 (1, 8) (5, 7)			2-1 F7	2-1 SH3-4 1B		1-0 F8	2-3 K		
Galen Cisco, R OBP: 0.111, SLG: 0.059 (1, 1)			1-0 E3 2B	0-0 SH3-4		1-3 K			

AB	R	H	RBI	BB	SO	LOB
3	0	1	2	0	1	0
2	1	1	1	2	0	1
4	1	1	0	0	1	2
4	1	2	1	0	1	1
4	1	1	3	0	0	1
2	1	1	1	2	1	0
2	1	1	0	0	1	0
2	0	0	0	0	0	2
4	1	1	0	0	1	3
2	1	0	0	0	1	2

BOTTOM	
AB	29
R	8
H	9
RBI	8
BB	4
SO	7
LOB	12

Los Angeles Dodgers @ New York Mets
 Shea Stadium, Flushing, NY
 Fri Jun 05 1964, 7:05 PM EDT
 Att. 54,790 - Unknown



Inning Stats		R	H	E	K	S	IP	WLS	BF	H	R	ER	SO	BB	IBB	HBP	BLK	WP	HR	S	P	ERA	WHIP
Joe Moeller, R ERA: 2.57 (1, 1)	2.2	0	0	0	1	7	2.2	L	15	6	7	0	2	1	0	0	0	0	2	29	47	0.00	2.625
Jim Brewer, L ERA: 3.04 (3, 1)	4.1	0	3	1	2	4	4.1		16	3	1	4	2	0	0	0	0	0	0	41	64	2.08	1.154
Bob Miller, R ERA: 2.92 (8, 1)	1.0	0	0	0	1	1	1.0		4	0	0	0	1	0	0	0	0	0	0	8	15	0.00	1.000

PITCHER		IP	WLS	BF	H	R	ER	SO	BB	IBB	HBP	BLK	WP	HR	S	P	ERA	WHIP
Joe Moeller, R	2.2	L	15	6	7	0	2	1	0	0	0	0	0	2	29	47	0.00	2.625
Jim Brewer, L	4.1		16	3	1	4	2	0	0	0	0	0	0	0	41	64	2.08	1.154
Bob Miller, R	1.0		4	0	0	0	1	0	0	0	0	0	0	8	15	0.00	1.000	

Batter	1	2	3	4	5	6	7	8	9	AB R H RBI BB SO LOB	TOP														
Maury Wills, S OBP: 0.332, SLG: 0.348 (1, 6)	0-2 6-3		0-1 F3	0-0 4-3		1-0 E 1B		0-1 E1 WP 2B 1B		5 1 2 1 0 0 2															
Jim Gilliam, S OBP: 0.305, SLG: 0.271 Johnny Werhas, R OBP: 0.296, SLG: 0.241 (1, 5) (8, 5)	1-2 FC3-6 1B		4-2 2B 1-2 1B BB		1-0 1-3	1-1 E5 1-2 2-H		4-2 2B BB		3 2 1 0 2 0 1 0 0 0 0 0 0 0															
Willie Davis, L OBP: 0.291, SLG: 0.378 (1, 8)	1-0 FC3-6 1-2f S 1B		1-2 1-3 2-H 1B 2B		0-0 F8	0-0 F3		0-1 1-H 3-H 2B		5 1 2 3 0 0 3															
Wally Moon, L OBP: 0.282, SLG: 0.257 (1, 9)	1-0 4-3 1-2		2-2 G4-6-3 1B 2-H 3-H		2-3 K		1-2 PB 1B	1-1 F4		5 0 2 2 0 1 2															
Ron Fairly, L OBP: 0.384, SLG: 0.336 (1, 3)		4-1 1-3 BB	1-2 G4-6-3 1-2f		1-3 K	2-3 K		1-1 F9		4 0 0 0 1 2 2															
Wes Parker, S OBP: 0.297, SLG: 0.429 (1, 7)		0-1 1-3 1-2		0-0 2B 1B		1-2 1B 1B	3-2 F7	1-0 L9		5 2 2 0 0 0 2															
John Roseboro, L OBP: 0.324, SLG: 0.376 Jeff Torborg, R OBP: 0.200, SLG: 0.200 (1, 2) (8, 2)		0-1 F7		1-0 1-H 2B		1-0 1B 1B	1-2 F9	0-0 1B		4 1 2 1 0 0 2 1 0 1 0 0 0 0															
Dick Tracewski, R OBP: 0.348, SLG: 0.366 (1, 4)		1-0 4-3		3-2 F8		1-1 1B E 1B		2-1 F4	1-2 F7	5 1 1 1 0 0 3															
Phil Ortega, R OBP: 0.217, SLG: 0.190 Bob Miller, R OBP: 0.200, SLG: 0.200 (1, 1) (5, 1)			3-2 BB 2B 1B	2-3 K		1-0 B2		2-3 K		2 1 1 0 0 1 1 2 0 0 0 0 1 2															
Inning Stats	R: 0 E: 0 K: 0 S: 8	H: 1 LOB: 1 BB: 0 P: 11	R: 0 E: 0 K: 0 S: 6	H: 0 LOB: 1 BB: 1 P: 11	R: 3 E: 0 K: 0 S: 19	H: 3 LOB: 0 BB: 1 P: 30	R: 1 E: 0 K: 1 S: 9	H: 2 LOB: 1 BB: 0 P: 15	R: 0 E: 0 K: 1 S: 6	H: 0 LOB: 0 BB: 0 P: 9	R: 3 E: 1 K: 1 S: 14	H: 4 LOB: 2 BB: 0 P: 21	R: 0 E: 0 K: 1 S: 13	H: 1 LOB: 1 BB: 0 P: 20	R: 2 E: 1 K: 1 S: 13	H: 2 LOB: 1 BB: 1 P: 22	R: 0 E: 0 K: 0 S: 7	H: 1 LOB: 1 BB: 0 P: 10	1B: 11 2B: 3 3B: 0 HR: 0	SF: 0 SAC: 0 DP: 1 HBP: 0	WP: 1 PB: 1 SB: 1 CS: 0	PA: 44			
PITCHER	IP WLS BF H R ER SO BB IBB HBP BLK WP HR S P ERA WHIP																								
Jack Fisher, R ERA: 4.14 Ron Locke, L ERA: 3.18 Tom Sturdivant, R ERA: 4.26 Carl Willey, R ERA:	(1, 1) (6, 1) (7, 1) (9, 1)	5.2 0.1 2.0 1.0	L 1 10 4	29 0 3 1	10 0 2 0	7 0 2 0	6 0 2 0	3 0 2 0	2 0 1 0	0 0 0 0	0 0 1 0	0 0 26 7	96 1 42 10	9.53 0.00 9.00 0.00	2.118 0.000 2.000 1.000										

Los Angeles Dodgers @ New York Mets
Shea Stadium, Flushing, NY
Sat Jun 06 1964, 3:33 AM EDT
Att. 34,730 - Unknown

livebaseballscorecards.com

AB	41
R	9
H	14
RBI	8
BB	3
SO	5
LOB	20



BOTTOM

Los Angeles Dodgers @ New York Mets
Shea Stadium, Flushing, NY
Sat Jun 06 1964, 3:33 AM EDT
Att. 34,730 - Unknown

livebaseballscorecards.com

AB 34
R 2
H 6
RBI 2
BB 5
SO 6
LOB 22



WP: 0 PA: 39
PB: 0
SB: 1
CS: 0

AB R H RBI BB SO LOB

4	1	1	1	1	0	0
5	0	2	1	0	0	2
5	0	1	0	0	1	3
4	0	1	0	0	1	3
4	0	1	0	0	1	1
4	0	0	0	0	1	2
3	0	0	0	1	0	2
1	1	0	0	3	1	2
2	0	0	0	0	1	4
0	0	0	0	0	0	0
1	0	0	0	0	0	2
0	0	0	0	0	0	0
0	0	0	0	0	0	0
1	0	0	0	0	0	1

Batter	1	2	3	4	5	6	7	8	9
Roy McMillan, R OBP: 0.214, SLG: 0.233 (1, 6)	0-2 L5 ①		0-1 6-3 ①		3-2 1B 2B ①		1-2 4-3 ①		4-1 BB ①
Ron Hunt, R OBP: 0.393, SLG: 0.445 (1, 4)	1-0 6-3 ②		0-0 F6 ②		0-0 1B 1B ②		2-0 1B ②		0-1 F9 ②
Jesse Gonder, L OBP: 0.343, SLG: 0.390 (1, 2)	2-2 F7 ③		0-0 F9 ③		2-2 1B ③		1-1 F5 ③		0-3 K ③
Joe Christopher, R OBP: 0.376, SLG: 0.460 (1, 9)		1-2 BB S 1B ①		0-0 F3 ①		1-3 K ①		3-2 1-3 ③	
Ed Kranepool, L OBP: 0.250, SLG: 0.354 (1, 3)		0-2 F9 ①		2-3 K ②		0-0 1-3 E 1B ①		2-2 4-3 ①	
Charley Smith, R OBP: 0.287, SLG: 0.368 (1, 5)		1-0 F5 ②		3-2 F7 ③		1-2 E5 1-3 ②		2-3 K ②	
Hawk Taylor, R OBP: 0.286, SLG: 0.291 (1, 7)		4-1 BB BB ①				0-0 F5 ①		2-1 L6 ③	
Jim Hickman, R OBP: 0.280, SLG: 0.283 (1, 8)		4-0 BB ①				4-1 2B BB ②		1-3 K ②	
Jack Fisher, R OBP: 0.156, SLG: 0.167 Ron Locke, R OBP: 0.211, SLG: 0.118 John Stephenson, L OBP: 0.650, SLG: 0.500 Tom Sturdivant, L OBP: 0.297, SLG: 0.324 (1, 1)		1-3 K ③				0-0 F2 ②		0-2 F7 ③	
Jack Fisher, R OBP: 0.156, SLG: 0.167 Ron Locke, R OBP: 0.211, SLG: 0.118 John Stephenson, L OBP: 0.650, SLG: 0.500 Tom Sturdivant, L OBP: 0.297, SLG: 0.324 (6, PH)									
Jack Fisher, R OBP: 0.156, SLG: 0.167 Ron Locke, R OBP: 0.211, SLG: 0.118 John Stephenson, L OBP: 0.650, SLG: 0.500 Tom Sturdivant, L OBP: 0.297, SLG: 0.324 (7, 1)									
Jack Fisher, R OBP: 0.156, SLG: 0.167 Ron Locke, R OBP: 0.211, SLG: 0.118 John Stephenson, L OBP: 0.650, SLG: 0.500 Tom Sturdivant, L OBP: 0.297, SLG: 0.324 (8, 1)									
Jack Fisher, R OBP: 0.156, SLG: 0.167 Ron Locke, R OBP: 0.211, SLG: 0.118 John Stephenson, L OBP: 0.650, SLG: 0.500 Tom Sturdivant, L OBP: 0.297, SLG: 0.324 (9, PH)									

Inning Stats	R: 0	H: 0	E: 0	K: 0	S: 8	R: 0	H: 1	E: 0	K: 1	S: 11	R: 0	H: 0	E: 0	K: 0	S: 4	R: 0	H: 0	E: 0	K: 1	S: 7	R: 2	H: 3	E: 0	K: 1	S: 16	R: 0	H: 1	E: 1	K: 1	S: 12	R: 0	H: 1	E: 0	K: 0	S: 9	R: 0	H: 0	E: 0	K: 1	S: 8	R: 0	H: 0	E: 0	K: 1	S: 10	R: 0	H: 0	E: 0	K: 1	S: 10	1B: 5	SF: 0	2B: 1	SAC: 0	3B: 0	DP: 0	HR: 0	HBP: 0	WP: 0	PA: 39
--------------	------	------	------	------	------	------	------	------	------	-------	------	------	------	------	------	------	------	------	------	------	------	------	------	------	-------	------	------	------	------	-------	------	------	------	------	------	------	------	------	------	------	------	------	------	------	-------	------	------	------	------	-------	-------	-------	-------	--------	-------	-------	-------	--------	-------	--------

PITCHER	IP	WLS	BF	H	R	ER	SO	BB	IBB	HBP	BLK	WP	HR	S	P	ERA	WHIP
Phil Ortega, R ERA: 2.43 (1, 1)	4.2		21	4	2	2	2	3	0	0	0	0	0	43	71	3.86	1.500
Bob Miller, R ERA: 2.61 (5, 1)	4.1	W	18	2	0	0	4	2	0	0	0	0	0	42	66	0.00	0.923

Batter	1	2	3	4	5	6	7	8	9	AB R H RBI BB SO LOB	TOP											
Maury Wills, S OBP: 0.325, SLG: 0.340 (1, 6)	1-1 B1-3		1-3 K		1-0 F8			3-2 F8	2-1 1-3	5 0 0 0 0 1 1												
Jim Gilliam, S OBP: 0.310, SLG: 0.279 (1, 5)	1-0 E 2B		1-1 4-3			4-2 SH3-4 BB		2-2 L7		3 1 1 0 1 0 1												
Willie Davis, L OBP: 0.291, SLG: 0.378 (1, 8)	1-2 E7 2-H 1B		1-1 4-3			0-0 SH3-4 1-2		1-0 F5		3 0 1 1 0 0 1												
Wally Moon, L OBP: 0.279, SLG: 0.333 (1, 9)	0-0 F7			2-2 F3		3-3 K			0-1 HR	4 1 1 1 0 1 2												
Lee Walls, R OBP: 0.500, SLG: 0.500 (9, 9)										0 0 0 0 0 0 0												
Ron Fairly, L OBP: 0.375, SLG: 0.326 (1, 3)	2-2 F7			2-2 F9		0-1 F5			2-0 G3	4 0 0 0 0 0 2												
Wes Parker, S OBP: 0.341, SLG: 0.447 (1, 7)				2-2 1B		0-0 CS 1B			1-1 1B 3B HBP	3 1 2 0 0 0 0												
John Roseboro, L OBP: 0.329, SLG: 0.375 (1, 2)				1-0 4-3		4-2 CS BB			0-0 3B 1B	3 1 1 0 1 0 1												
Dick Tracewski, R OBP: 0.345, SLG: 0.378 (1, 4)					1-2 6-3		3-3 K		3-1 SH1-3 3B	4 1 1 2 0 1 1												
Don Drysdale, R OBP: 0.184, SLG: 0.270 (1, 1)				0-0 HR		2-3 K		0-0 1B	2-2 SH1-3	3 1 2 2 0 1 0												
Inning Stats	R: 1 E: 1 K: 0 S: 10	H: 2 LOB: 1 BB: 0 P: 15	R: 0 E: 0 K: 0 S: 9	H: 0 LOB: 0 BB: 0 P: 14	R: 1 E: 0 K: 1 S: 8	H: 1 LOB: 0 BB: 0 P: 11	R: 0 E: 0 K: 0 S: 12	H: 1 LOB: 1 BB: 0 P: 19	R: 0 E: 0 K: 1 S: 7	H: 0 LOB: 0 BB: 0 P: 11	R: 0 E: 0 K: 1 S: 8	H: 0 LOB: 1 BB: 1 P: 15	R: 0 E: 0 K: 1 S: 9	H: 1 LOB: 1 BB: 1 P: 16	R: 0 E: 0 K: 0 S: 8	H: 1 LOB: 1 BB: 0 P: 14	R: 4 E: 0 K: 0 S: 12	H: 3 LOB: 0 BB: 0 P: 22	1B: 5 2B: 2 3B: 1 HR: 2	SF: 0 SAC: 2 DP: 1 HBP: 1	WP: 0 PB: 0 SB: 0 CS: 2	PA: 37
PITCHER	IP WLS BF H R ER SO BB IBB HBP BLK WP HR S P ERA WHIP																					
Tracy Stallard, R ERA: 4.01 (1, 1)	8.1 L 33 7 4 4 4 2 0 1 0 0 0 2 75 122 4.32 1.080																					
Ron Locke, L ERA: 4.08 (9, 1)	0.2 4 2 2 2 0 0 0 0 0 0 0 0 8 15 27.00 3.000																					

Los Angeles Dodgers @ New York Mets
Shea Stadium, Flushing, NY
Sun Jun 07 1964, 3:33 AM EDT
Unknown

AB	32
R	6
H	9
RBI	6
BB	2
SO	4
LOB	9



livebaseballscorecards.com

Batter	1	2	3	4	5	6	7	8	9	AB R H RBI BB SO LOB	TOP
Maury Wills, S OBP: 0.325, SLG: 0.340 (1, 6) C B B F B F X	3-2 1B 1B		1-0 F8 ①		0-1 4-3 ③					3 1 1 0 0 0 0	Los Angeles Dodgers @ New York Mets Shea Stadium, Flushing, NY Sun Jun 07 1964, 3:38 AM EDT Att. 55,289 - Unknown livebaseballscorecards.com
Wes Parker, S OBP: 0.349, SLG: 0.450 (1, 3) C X	0-1 1-H CS 1B		1-0 F2 ②							2 0 1 0 0 0 0	
Willie Davis, L OBP: 0.289, SLG: 0.374 (1, 8) L X	0-1 L6 ①		1-0 F9 ③							2 0 0 0 0 0 1	
Wally Moon, L OBP: 0.289, SLG: 0.325 (1, 9) B B B B	4-1 1-2 CS BB ②		3-2 4-3 ①							1 0 0 0 1 0 0	
Tommy Davis, R OBP: 0.311, SLG: 0.331 (1, 7) C	0-1 1-2 CS ③	0-2 SH 1B	1-1 CS 1B 1B							2 0 2 0 0 0 0	
Ken McMullen, R OBP: 0.250, SLG: 0.262 (1, 5) X		0-0 SH 1-2	1-1 CS 1B 1B							1 0 1 0 0 0 0	
Dick Tracewski, R OBP: 0.340, SLG: 0.372 (1, 4) C C B C		1-3 K ①	2-3 K ② ③							2 0 0 0 0 2 4	
Doug Camilli, R OBP: 0.241, SLG: 0.263 (1, 2) X		0-0 L7 ②	2-2 6-3 ①							2 0 0 0 0 0 2	
Nick Willhite, L (1, 1) S B B S		1-3 K ③	2-1 5-3 ②							2 0 0 0 0 1 2	
Inning Stats	R: 1 H: 2 E: 0 LOB: 0 K: 0 BB: 1 S: 10 P: 17	R: 0 H: 1 E: 1 LOB: 2 K: 2 BB: 0 S: 11 P: 13	R: 0 H: 0 E: 0 LOB: 0 K: 0 BB: 0 S: 3 P: 6	R: 0 H: 2 E: 0 LOB: 2 K: 1 BB: 0 S: 10 P: 17	R: 0 H: 0 E: 0 LOB: 0 K: 0 BB: 0 S: 7 P: 11					1B: 5 SF: 0 2B: 1 SAC: 1 3B: 0 DP: 1 HR: 0 HBP: 0	WP: 0 PA: 20 PB: 0 SB: 0 CS: 3
PITCHER Frank Lary, R ERA: 5.0 (1, 1)	IP WLS BF H R ER SO BB IBB HBP BLK WP HR S P ERA WHIP	5.0 0 19 5 1 1 3 1 0 0 0 0 0 41 64 1.80 1.200		PITCHER	IP WLS BF H R ER SO BB IBB HBP BLK WP HR S P ERA WHIP						

Los Angeles Dodgers @ New York Mets
 Shea Stadium, Flushing, NY
 Sun Jun 07 1964, 3:38 AM EDT
 Att. 55,289 - Unknown

AB	17
R	1
H	5
RBI	0
BB	1
SO	3
LOB	9



Batter	1	2	3	4	5	6	7	8	9	AB	R	H	RBI	BB	SO	LOB
Charley Smith, R OBP: 0.282, SLG: 0.381 (1, 5)	1-0 F8			0-1 L8						2	0	0	0	0	0	0
Ed Kranepool, L OBP: 0.257, SLG: 0.366 (1, 3)	2-2 F5			0-2 WP 2B						2	0	1	0	0	0	0
Ron Hunt, R OBP: 0.362, SLG: 0.431 Rod Kanehl, R OBP: 0.305, SLG: 0.362 (1, 4) (2, 4)	1-2 1-3			0-0 F4						1	0	0	0	0	0	0
Joe Christopher, R OBP: 0.359, SLG: 0.437 (1, 9)				2-2 F6						2	0	0	0	0	0	1
Jim Hickman, R OBP: 0.290, SLG: 0.319 (1, 8)				2-3						2	1	1	1	0	0	0
Hawk Taylor, R OBP: 0.267, SLG: 0.271 (1, 7)										2	0	0	0	0	0	0
Chris Cannizzaro, R OBP: 0.316, SLG: 0.343 (1, 2)										1	0	1	0	0	0	0
Amado Samuel, R OBP: 0.197, SLG: 0.194 (1, 6)										2	0	0	0	0	0	2
Frank Lary, R (1, 1)										2	0	0	0	0	1	1

Inning Stats	R: 0	H: 0	E: 0	LOB: 0	K: 0	S: 8	P: 12	R: 0	H: 0	E: 0	LOB: 0	K: 0	S: 10	R: 0	H: 1	E: 0	LOB: 0	K: 0	S: 6	R: 0	H: 1	E: 0	LOB: 1	K: 0	S: 9	R: 1	H: 1	E: 1	LOB: 1	K: 1	S: 8	R: 1	H: 1	E: 1	LOB: 1	K: 1	S: 8
--------------	------	------	------	--------	------	------	-------	------	------	------	--------	------	-------	------	------	------	--------	------	------	------	------	------	--------	------	------	------	------	------	--------	------	------	------	------	------	--------	------	------

PITCHER	IP	WLS	BF	H	R	ER	SO	BB	IBB	HBP	BLK	WP	HR	S	P	ERA	WHIP
Nick Willhite, L ERA: 3.63 (1, 1)	5.0		18	3	1	1	1	0	0	0	0	1	1	41	60	1.80	0.600

BOTTOM

Los Angeles Dodgers @ New York Mets
Shea Stadium, Flushing, NY
Sun Jun 07 1964, 3:38 AM EDT
Att. 55,289 - Unknown

AB	17
R	1
H	3
RBI	1
BB	0
SO	1
LOB	5



1B: 1	SF: 0	WP: 1	PA: 18
2B: 1	SAC: 1	PB: 0	
3B: 0	DP: 0	SB: 0	
HR: 1	HBP: 0	CS: 1	

PITCHER	IP	WLS	BF	H	R	ER	SO	BB	IBB	HBP	BLK	WP	HR	S	P	ERA	WHIP
---------	----	-----	----	---	---	----	----	----	-----	-----	-----	----	----	---	---	-----	------

Batter	1	2	3	4	5	6	7	8	9	AB R H RBI BB SO LOB	TOP											
Tommy Harper, R (1, 7) OBP: 0.331, SLG: 0.340	1-3 K			1-2 F3		2-1 5-3			2-1 F8	4 0 0 0 0 1 0	Cincinnati Reds @ Los Angeles Dodgers Dodger Stadium, Los Angeles, CA Mon Jun 08 1964, 7:05 PM PDT Att. 32,439 - Unknown livebaseballscorecards.com											
Vada Pinson, L (1, 8) OBP: 0.312, SLG: 0.403	1-0 3-1			1-1 1-3		0-1 G3			1-1 L6	4 0 0 0 0 0 0												
Frank Robinson, R (1, 9) OBP: 0.414, SLG: 0.601	1-3 K			0-0 F4		2-1 5-3			2-2 E5 1B	4 0 0 0 0 1 0												
Deron Johnson, R (1, 3) OBP: 0.416, SLG: 0.566					1-0 HR				1-0 K	4 1 2 1 0 1 0												
Leo Cardenas, R (1, 6) OBP: 0.315, SLG: 0.391					2-3 K				2-1 F8	4 0 0 0 0 1 2												
Johnny Edwards, L (1, 2) OBP: 0.326, SLG: 0.377					2-2 E4 1B				1-2 F6	3 0 0 0 0 0 0												
Steve Boros, R (1, 5) OBP: 0.301, SLG: 0.351					0-0 1B				0-2 G6-4-3 1B	3 0 2 0 0 0 0												
Bobby Klaus, R (1, 4) OBP: 0.200, SLG: 0.189					2-2 F7				2-0 F9	3 0 0 0 0 1 3												
Jim Maloney, L (1, 1) OBP: 0.286, SLG: 0.167					0-1 3-1				2-1 G6-4-3	2 0 0 0 0 0 2												
Pete Rose, S (8, PH) OBP: 0.281, SLG: 0.261									1-2f	1 0 0 0 0 0 1												
Bill Henry, L (8, 1)										0 0 0 0 0 0 0												
Inning Stats	R: 0 E: 0 K: 2 S: 9	H: 0 LOB: 0 BB: 0 P: 12	R: 0 E: 0 K: 0 S: 10	H: 0 LOB: 0 BB: 0 P: 13	R: 0 E: 0 K: 1 S: 7	H: 0 LOB: 0 BB: 0 P: 11	R: 0 E: 0 K: 0 S: 6	H: 0 LOB: 0 BB: 0 P: 8	R: 1 E: 1 K: 1 S: 15	H: 2 LOB: 2 BB: 0 P: 22	R: 0 E: 0 K: 0 S: 6	H: 0 LOB: 0 BB: 0 P: 10	R: 0 E: 0 K: 1 S: 9	H: 0 LOB: 0 BB: 0 P: 11	R: 0 E: 0 K: 0 S: 8	H: 1 LOB: 0 BB: 0 P: 12	R: 0 E: 1 K: 0 S: 10	H: 1 LOB: 2 BB: 0 P: 18	1B: 3 2B: 0 3B: 0 HR: 1	SF: 0 SAC: 0 DP: 1 HBP: 0	WP: 0 PB: 0 SB: 0 CS: 0	PA: 32
PITCHER Sandy Koufax, L (1, 1) ERA: 2.21	IP: 9.0 WLS: W BF: 32 H: 4 R: 1 ER: 1 SO: 5 BB: 0 IBB: 0 HBP: 0 BLK: 0 WP: 0 HR: 1 S: 80 P: 117 ERA: 1.00 WHIP: 0.444											PITCHER	IP: 9.0 WLS: W BF: 32 H: 4 R: 1 ER: 1 SO: 5 BB: 0 IBB: 0 HBP: 0 BLK: 0 WP: 0 HR: 1 S: 80 P: 117 ERA: 1.00 WHIP: 0.444									



Batter	1	2	3	4	5	6	7	8	9
Maury Wills, S OBP: 0.323, SLG: 0.338 (1, 6)	1-0 B3		1-1 6-3		2-1 1B 1B		0-0 F6		
Jim Gilliam, S OBP: 0.302, SLG: 0.272 (1, 5)	3-2 F7		3-1 4-3		1-3 K		2-2 F8		
Willie Davis, L OBP: 0.288, SLG: 0.371 (1, 8)	1-1 4-3		3-2 6-3		0-0 1B 1-H 2-H		1-3 K		
Wally Moon, L OBP: 0.271, SLG: 0.302 (1, 9)		2-2 1-3		3-2 F3		2-1 F5		1-2 5-3	
Ron Fairly, L OBP: 0.373, SLG: 0.324 (7, 3)									
Tommy Davis, R OBP: 0.310, SLG: 0.330 (1, 7)		0-3 K		0-2 1-3		1-0 2B 1B		2-2 L9	
Wes Parker, S OBP: 0.370, SLG: 0.452 (1, 3) (7, 9)		1-1 BB 1B 1B		4-2 BB		1-3 K			
John Roseboro, L OBP: 0.335, SLG: 0.388 (1, 2)		2-2 BB 1B		1-1 F9		0-0 1-H 2B			
Dick Tracewski, R OBP: 0.347, SLG: 0.369 (1, 4)		4-0 BB 1B		4-2 FC3-6 BB		1-3 K			
Sandy Koufax, R OBP: 0.179, SLG: 0.115 (1, 1)		1-2 3-1		1-1 FC3-6 1B			1-1 4-3		

Inning Stats	R: 0	H: 0	E: 0	K: 0	S: 6	LOB: 0	BB: 0	P: 11	R: 0	H: 2	E: 0	K: 1	S: 18	LOB: 3	BB: 1	P: 28	R: 0	H: 0	E: 0	K: 0	S: 8	LOB: 0	BB: 0	P: 15	R: 0	H: 0	E: 0	K: 0	S: 10	LOB: 1	BB: 1	P: 18	R: 1	H: 2	E: 0	K: 1	S: 11	LOB: 2	BB: 1	P: 19	R: 1	H: 2	E: 0	K: 2	S: 10	LOB: 1	BB: 0	P: 15	R: 0	H: 0	E: 0	K: 0	S: 6	LOB: 0	BB: 0	P: 9	R: 0	H: 0	E: 0	K: 1	S: 9	LOB: 0	BB: 0	P: 13
--------------	------	------	------	------	------	--------	-------	-------	------	------	------	------	-------	--------	-------	-------	------	------	------	------	------	--------	-------	-------	------	------	------	------	-------	--------	-------	-------	------	------	------	------	-------	--------	-------	-------	------	------	------	------	-------	--------	-------	-------	------	------	------	------	------	--------	-------	------	------	------	------	------	------	--------	-------	-------

PITCHER		IP	WLS	BF	H	R	ER	SO	BB	IBB	HBP	BLK	WP	HR	S	P	ERA	WHIP
Jim Maloney, R ERA: 2.41 (1, 1)		7.0	L	29	6	2	2	4	3	0	0	0	0	0	69	115	2.57	1.286
Bill Henry, L ERA: 1.23 (8, 1)		1.0		3	0	0	0	1	0	0	0	0	0	9	13	0.00	0.000	

BOTTOM

Cincinnati Reds @ Los Angeles Dodgers
Dodger Stadium, Los Angeles, CA

Mon Jun 08 1964, 7:05 PM PDT
Att. 32,439 - Unknown

AB	29
R	2
H	6
RBI	2
BB	3
SO	5
LOB	9



1B: 5	SF: 0	WP: 0	PA: 32
2B: 1	SAC: 0	PB: 0	
3B: 0	DP: 0	SB: 0	
HR: 0	HBP: 0	CS: 0	

Batter	1	2	3	4	5	6	7	8	9	AB R H RBI BB SO LOB	TOP	
Pete Rose, S (1, 4) OBP: 0.277, SLG: 0.257 Deron Johnson, R (8, PH) OBP: 0.412, SLG: 0.560 (8, 3)	0-3 K		0-0 4-3			2-2 4-3		3-1 4-3		3 0 0 0 0 1 0 1 0 0 0 0 0 2		
Tommy Harper, R (1, 7) OBP: 0.329, SLG: 0.333	1-0 F3			2-2 F8			1-2 F3		4-2 FC3-6 BB	3 0 0 0 1 0 0		
Vada Pinson, L (1, 8) OBP: 0.305, SLG: 0.395	2-3 K			0-3 K			1-2 G3		0-0 FC3-6 1-2f	4 0 0 0 0 2 1		
Gordy Coleman, L (1, 3) OBP: 0.343, SLG: 0.485 Bobby Klaus, R (8, 4) OBP: 0.195, SLG: 0.184				2-2 3-1			0-0 F7		2-0 F9	3 1 1 1 0 0 0 1 0 0 0 0 0 1		
Frank Robinson, R (1, 9) OBP: 0.411, SLG: 0.591				1-1 4-3			0-1 F7		4-2 1-2 IBB	3 0 0 0 1 0 0		
Johnny Edwards, L (1, 2) OBP: 0.318, SLG: 0.367				0-0 6-3			3-1 F7		1-0 5-3	4 0 0 0 0 1 2		
Leo Cardenas, R (1, 6) OBP: 0.315, SLG: 0.390				3-2 F8			2-2 4-3		0-0 1B 1B	3 1 1 0 0 0 0		
Steve Boros, R (1, 5) OBP: 0.302, SLG: 0.350				0-0 6-3			1-3 K		0-1 1B 1B	3 0 1 0 0 1 0		
Jim O'Toole, S (1, 1) OBP: 0.136, SLG: 0.150 Marty Keough, L (8, PH) OBP: 0.293, SLG: 0.421 Sammy Ellis, L (8, 1) Ryne Duren, R (8, 1) Bill Henry, L (8, 1)				1-3 K			1-2 5-3		0-0 1B 1-3 2-H	2 0 0 0 0 1 0 1 0 1 1 0		
Inning Stats	R: 0 E: 0 K: 2 S: 8 H: 0 LOB: 0 BB: 0 P: 11	R: 1 E: 0 K: 0 S: 7 H: 1 LOB: 0 BB: 0 P: 11	R: 0 E: 0 K: 1 S: 5 H: 0 LOB: 0 BB: 0 P: 6	R: 0 E: 0 K: 1 S: 9 H: 0 LOB: 0 BB: 0 P: 13	R: 0 E: 0 K: 0 S: 8 H: 0 LOB: 0 BB: 0 P: 13	R: 0 E: 0 K: 1 S: 9 H: 0 LOB: 0 BB: 0 P: 13	R: 0 E: 0 K: 0 S: 8 H: 0 LOB: 0 BB: 0 P: 10	R: 1 E: 0 K: 0 S: 8 H: 3 LOB: 2 BB: 0 P: 12	R: 0 E: 0 K: 1 S: 12 H: 0 LOB: 2 BB: 2 P: 23	1B: 3 2B: 0 3B: 0 HR: 1 SF: 0 SAC: 0 DP: 0 HBP: 0	WP: 0 PB: 0 SB: 1 CS: 0 PA: 33	
PITCHER	IP WLS BF H R ER SO BB IBB HBP BLK WP HR S P ERA WHIP											
Joe Moeller, R (1, 1) ERA: 2.54	7.2 L 27 4 2 2 5 0 0 0 0 0 0 1 60 84 2.35 0.522											
Ron Perranoski, L (8, 1) ERA: 2.09	0.1 1 0 0 0 0 0 0 0 0 0 0 0 2 5 0.00 0.000											
Jim Brewer, L (9, 1) ERA: 2.92	1.0 5 0 0 0 0 1 1 1 0 0 0 0 12 23 0.00 1.000											

Cincinnati Reds @ Los Angeles Dodgers
Dodger Stadium, Los Angeles, CA
Tue Jun 09 1964, 7:05 PM PDT
Att. 22,597 - Unknown

AB	31
R	2
H	4
RBI	2
BB	2
SO	6
LOB	6



Batter	1	2	3	4	5	6	7	8	9	AB	R	H	RBI	BB	SO	LOB
Maury Wills, S OBP: 0.326, SLG: 0.338 (1, 6)	3-3 K			1-2 FC5-4 1B		1-0 B5-3		4-0 HBP 1B BB		3	0	1	0	1	1	0
Jim Gilliam, S OBP: 0.301, SLG: 0.271 (1, 5) (8, 4)	2-2 5-3			0-2 FC5-4 1B 1-2f		3-1 5-3		2-1 HBP 1B 1-2 2-3		4	0	1	0	0	0	1
Wes Parker, S OBP: 0.360, SLG: 0.444 (1, 3)	0-3 K			1-0 FC4-6 1B 1-2		1-1 3-1		2-2 SF7 3-H		3	0	1	1	0	1	0
Tommy Davis, R OBP: 0.308, SLG: 0.324 (1, 7)		3-2 F9		1-2 FC4-6 1-2f		2-2 6-3		1-0 HBP 1-2 2-3		3	0	0	0	0	0	2
Frank Howard, R OBP: 0.277, SLG: 0.459 (1, 9) Jim Brewer, L (9, 1)		1-2 L7		1-0 6-3		3-2 E6 1-3 BB		1-3 K		4	0	0	0	0	1	5
Doug Camilli, R OBP: 0.246, SLG: 0.254 (1, 2) John Roseboro, L (8, PH) Lee Walls, R (8, PH) OBP: 0.462, SLG: 0.455 (9, 9)		2-3 K		1-2 5-3		4-2 1-2 BB		0-1 F3		2	0	0	0	1	1	0
Willie Davis, L OBP: 0.282, SLG: 0.364 (1, 8)			0-3 K		2-2 L8		1-0 1-3		0-1 4-3	4	0	0	0	0	1	2
Dick Tracewski, R OBP: 0.349, SLG: 0.366 (1, 4) Ken McMullen, R (7, PH) OBP: 0.242, SLG: 0.254 (8, 5)			3-3 K		4-2 BB		1-3 K		3-3 K	1	0	0	0	1	1	0
Joe Moeller, R OBP: 0.048, SLG: 0.048 (1, 1) Ron Perranoski, L (8, 1) Wally Moon, L (8, PH) Jeff Torborg, R (9, 2) OBP: 0.167, SLG: 0.167			0-3 K		1-1 F9			1-1 1B BB SF7 1B		2	0	0	0	0	1	1

Inning Stats	R: 0	H: 0	E: 0	K: 2	S: 10	LOB: 0	BB: 0	P: 15	R: 0	H: 0	E: 0	K: 1	S: 9	LOB: 0	BB: 0	P: 15	R: 0	H: 0	E: 0	K: 3	S: 10	LOB: 1	BB: 1	P: 19	R: 0	H: 0	E: 0	K: 0	S: 5	LOB: 0	BB: 0	P: 10	R: 0	H: 0	E: 1	K: 1	S: 16	LOB: 2	BB: 1	P: 27	R: 1	H: 2	E: 0	K: 1	S: 12	LOB: 3	BB: 1	P: 23	R: 0	H: 0	E: 0	K: 2	S: 12	LOB: 0	BB: 0	P: 16	1B: 4	2B: 0	3B: 0	HR: 0	SF: 1	SAC: 0	DP: 0	HBP: 1	WP: 0	PB: 0	SB: 0	CS: 0	PA: 36
--------------	------	------	------	------	-------	--------	-------	-------	------	------	------	------	------	--------	-------	-------	------	------	------	------	-------	--------	-------	-------	------	------	------	------	------	--------	-------	-------	------	------	------	------	-------	--------	-------	-------	------	------	------	------	-------	--------	-------	-------	------	------	------	------	-------	--------	-------	-------	-------	-------	-------	-------	-------	--------	-------	--------	-------	-------	-------	-------	--------

PITCHER	IP	WLS	BF	H	R	ER	SO	BB	IBB	HBP	BLK	WP	HR	S	P	ERA	WHIP
Jim O'Toole, L ERA: 3.28 (1, 1)	7.0	W	26	2	0	0	7	2	0	0	0	0	0	73	115	0.00	0.571
Sammy Ellis, R ERA: 4.41 (8, 1)	0.0		3	2	1	1	0	1	0	0	0	0	0	4	11	∞	∞
Ryne Duren, R ERA: 4.5 (8, 1)	0.2		3	0	0	0	1	0	0	1	0	0	0	6	10	0.00	0.000
Bill Henry, L ERA: 1.13 (8, 1)	1.1	S	4	0	0	0	2	0	0	0	0	0	0	14	18	0.00	0.000

BOTTOM

Cincinnati Reds @ Los Angeles Dodgers
 Dodger Stadium, Los Angeles, CA
 Tue Jun 09 1964, 7:05 PM PDT
 Att. 22,597 - Unknown

AB	31
R	1
H	4
RBI	1
BB	3
SO	10
LOB	16



PITCHER	IP	WLS	BF	H	R	ER	SO	BB	IBB	HBP	BLK	WP	HR	S	P	ERA	WHIP
---------	----	-----	----	---	---	----	----	----	-----	-----	-----	----	----	---	---	-----	------

Batter	1	2	3	4	5	6	7	8	9	10	11	AB R H RBI BB SO LOB	TOP																	
Pete Rose, S OBP: 0.288, SLG: 0.267 (1, 4)	4-1 FC3-6 1B BB		2-2 HR 1B BB		0-0 CS 1B			0-0 B5-3		0-2 5-3 1B		4 1 3 0 1 0 0	Cincinnati Reds @ Los Angeles Dodgers Dodger Stadium, Los Angeles, CA Wed Jun 10 1964, 7:05 PM PDT Att. 22,981 - Unknown																	
Tommy Harper, R OBP: 0.331, SLG: 0.331 (1, 7)	3-2 FC3-6 1B		4-2 HR BB		2-2 L5			1-1 1-3		0-1 5-3		4 1 1 0 1 0 2																		
Vada Pinson, L OBP: 0.303, SLG: 0.405 (1, 8)	0-0 F6		2-2 HR		0-0 F6			2-3 K		0-0 4-3		5 1 1 3 0 1 3																		
Gordy Coleman, L OBP: 0.336, SLG: 0.476 Deron Johnson, R OBP: 0.402, SLG: 0.544 (1, 3) (6, PH) (6, 3)	3-1 FC3-6 1-2f 2-3		0-2 G3						2-2 F8		0-1 F7	2 0 0 0 0 0 2 3 0 0 0 0 1 0																		
Frank Robinson, R OBP: 0.401, SLG: 0.574 (1, 9)	1-3 K		1-0 6-3					3-3 K	1-0 1-3		0-1 5-3	5 0 0 0 0 2 2																		
Johnny Edwards, L OBP: 0.326, SLG: 0.377 (1, 2)		4-1 G5-4-3 BB		1-0 F5				1-2 1-3	1-0 FC5 2B		2-2 WP 1B	4 1 2 0 1 0 0																		
Leo Cardenas, R OBP: 0.322, SLG: 0.403 (1, 6)		1-3 K		1-0 1B 3B				1-2 F3	4-0 IBB		1-2 FC6-4 1B	4 1 2 1 1 1 1																		
Steve Boros, R OBP: 0.297, SLG: 0.341 (1, 5)		1-0 G5-4-3 1-2f		0-0 B3-4 1B				1-2 6-3	0-0 FC5 2-3f		0-1 FC6-4 1-2f	5 0 1 1 0 0 4																		
Bob Purkey, R OBP: 0.091, SLG: 0.091 Bobby Klaus, R OBP: 0.190, SLG: 0.179 Joey Jay, S (10, 1) (10, 1)			1-2 F2		3-2 B3-4			2-3 K		1-0 F4		3 0 0 0 0 1 1 1 0 0 0 0 0 0 0 0 0 0 0 0 0																		
Inning Stats	R: 0 E: 0 K: 1 S: 10	H: 1 LOB: 2 BB: 1 P: 21	R: 0 E: 0 K: 1 S: 5	H: 0 LOB: 0 BB: 1 P: 11	R: 3 E: 0 K: 0 S: 18	H: 2 LOB: 0 BB: 1 P: 27	R: 1 E: 0 K: 0 S: 6	H: 2 LOB: 0 BB: 0 P: 11	R: 0 E: 0 K: 2 S: 10	H: 1 LOB: 0 BB: 0 P: 15	R: 0 E: 0 K: 1 S: 9	H: 0 LOB: 0 BB: 0 P: 13		R: 0 E: 0 K: 1 S: 6	H: 0 LOB: 0 BB: 0 P: 9	R: 0 E: 0 K: 0 S: 6	H: 1 LOB: 2 BB: 1 P: 14	R: 0 E: 0 K: 0 S: 7	H: 1 LOB: 1 BB: 0 P: 8	R: 1 E: 0 K: 0 S: 16	H: 2 LOB: 1 BB: 0 P: 19	1B: 7 2B: 2 3B: 1 HR: 1	SF: 0 SAC: 0 DP: 2 HBP: 0	WP: 1 PB: 0 SB: 0 CS: 1	PA: 44					
PITCHER	IP WLS BF H R ER SO BB IBB HBP BLK WP HR S P ERA WHIP																													
Phil Ortega, R ERA: 2.81 Jim Brewer, L ERA: 2.63 Ron Perranoski, L ERA: 2.06	(1, 1) (4, 1) (7, 1)	3.1 2.2 5.0	L	17 7 20	5 1 4	4 0 1	4 0 1	2 2 2	3 0 0	0 0 1	0 0 0	0 0 1	0 0 0	36 18 44	64 28 63	10.80 0.00 1.80	2.400 0.375 0.800													

AB	40
R	5
H	10
RBI	5
BB	4
SO	6
LOB	15



BOTTOM

Cincinnati Reds @ Los Angeles Dodgers
Dodger Stadium, Los Angeles, CA

livebaseballscores.com

AB	40
R	4
H	11
RBI	4
BB	3
SO	4
LOB	18



WP:	0	PA:	45
PB:	0		
SB:	0		
CS:	1		

Wed Jun 10 1964, 7:05 PM PDT
Att. 22,981 - Unknown

Batter	1	2	3	4	5	6	7	8	9	10	11
Maury Wills, S OBP: 0.328, SLG: 0.341 (1, 6)	2-1 L8		0-0 FC6-4		2-0 3B 2B		0-1 1-3		4-2 BB		
Jim Gilliam, S OBP: 0.293, SLG: 0.263 (1, 5)	2-2 4-3		2-1 6-3		1-0 6-3		1-0 4-3		1-0 3-1		
Willie Davis, L OBP: 0.290, SLG: 0.384 (1, 8)	1-2 4-3			3-2 1B FC4-6	0-0 HR 3B		2-1 2B			0-0 4-3	
Wally Moon, L OBP: 0.315, SLG: 0.396 (1, 9)		3-3 K		1-2 FC4-6 1B	0-0 HR		4-0 FC6-4 IBB			1-2 1-3	
Wes Parker, S OBP: 0.345, SLG: 0.440 (1, 3)		0-0 2B		1-2 FC4-6 FC6-4	0-0 F9		0-0 FC6-4			2-2 6-3	
Tommy Davis, R OBP: 0.311, SLG: 0.326 (1, 7)		1-2 F3		0-0 FC6-4 1B		0-2 SH3-4 1B		0-0 F7			0-2 SH3 1B
John Roseboro, L OBP: 0.342, SLG: 0.394 (1, 2)		0-0 F2		1-0 FC6-4 1B		0-0 SH3-4		1-0 CS 1B			0-0 SH3
Dick Tracewski, R OBP: 0.346, SLG: 0.358 Lee Walls, R OBP: 0.429, SLG: 0.417 (11, PH)			4-0 FC6-4 BB		0-0 FC6-4		1-1 5-3		2-3 K		0-0 F8
Phil Ortega, R OBP: 0.208, SLG: 0.182 Jim Brewer, L (4, 1)			2-3 K		2-2 F2		0-1 6-3				3-3 K
Ron Fairly, L OBP: 0.371, SLG: 0.321 Ron Perranoski, L OBP: 0.143, SLG: 0.143 Frank Howard, R OBP: 0.275, SLG: 0.457 (11, PH)											

Inning Stats	R: 0	H: 0	R: 0	H: 1	R: 0	H: 0	R: 1	H: 3	R: 3	H: 3	R: 0	H: 1	R: 0	H: 1	R: 0	H: 0	R: 0	H: 0	R: 0	H: 1	
	E: 0	LOB: 0	E: 0	LOB: 1	E: 0	LOB: 1	E: 0	LOB: 2	E: 0	LOB: 0	E: 0	LOB: 1	E: 0	LOB: 2	E: 0	LOB: 0	E: 0	LOB: 0	E: 0	LOB: 0	
	K: 0	BB: 0	K: 1	BB: 0	K: 1	BB: 1	K: 0	BB: 0	K: 0	BB: 0	K: 1	BB: 0	K: 0	BB: 1	K: 1	BB: 0	K: 0	BB: 0	K: 0	BB: 0	
	S: 10	P: 15	S: 8	P: 12	S: 7	P: 15	S: 14	P: 20	S: 8	P: 13	S: 8	P: 9	S: 6	P: 13	S: 7	P: 10	S: 4	P: 9	S: 7	P: 10	
PITCHER	IP	WLS	BF	H	R	ER	SO	BB	IBB	HBP	BLK	WP	HR	S	P	ERA	WHIP				
Bob Purkey, R ERA: 3.36 Joey Jay, R ERA: 3.32	(1, 1)	9.0	38	10	4	4	3	2	1	0	0	0	1	72	116	4.00	1.333				

1B:	6	SF:	0
2B:	4	SAC:	2
3B:	1	DP:	1
HR:	1	HBP:	0

Batter	1	2	3	4	5	6	7	8	9	AB R H RBI BB SO LOB	TOP																						
Curt Flood, R OBP: 0.360, SLG: 0.392 (1, 8)	2-2 5-3			0-3 K	0-1 4-3			0-0 1-3		4 0 0 0 0 1 1																							
Dick Groat, R OBP: 0.315, SLG: 0.367 (1, 6)	0-1 G3			0-0 2B 1B		1-1 F8		1-1 1B		4 0 2 0 0 0 0																							
Bill White, L OBP: 0.295, SLG: 0.380 (1, 3)	0-0 L4			0-1 2B		0-1 6-3		0-0 F7		4 0 1 0 0 0 1																							
Ken Boyer, R OBP: 0.388, SLG: 0.507 (1, 5)		1-1 L7		4-0 IBB		0-0 6-3		3-1 F6		3 0 0 0 1 0 1																							
Charlie James, R OBP: 0.288, SLG: 0.403 (1, 7)		0-0 5-3		0-0 F8			1-3 K	1-2 F5		4 0 0 0 0 1 4																							
Tim McCarver, L OBP: 0.335, SLG: 0.416 (1, 2)		3-2 6-3		0-1 G3			0-1 5-3			3 0 0 0 0 0 3																							
Carl Warwick, R OBP: 0.313, SLG: 0.430 (1, 9)			2-1 F9		0-0 2B		2-2 F8			1 0 0 0 0 0 0																							
Doug Clemens, L OBP: 0.259, SLG: 0.373 (4, 9)										2 0 1 0 0 0 0																							
Julian Javier, R OBP: 0.258, SLG: 0.374 (1, 4)			0-2 L5		1-3 K			0-1 6-3		2 0 0 0 0 1 1																							
Phil Gagliano, R OBP: 0.300, SLG: 0.379 (5, 4)										1 0 0 0 0 0 0																							
Ray Washburn, R OBP: 0.100, SLG: 0.100 (1, 1)			1-3 K		1-3 K			1-3 K		2 0 0 0 0 2 1																							
Bobby Shantz, R (7, 1)										0 0 0 0 0 0 0																							
Johnny Lewis, L OBP: 0.324, SLG: 0.362 (8, PH)										1 0 0 0 0 1 0																							
Roger Craig, R OBP: 0.381, SLG: 0.333 (8, 1)										0 0 0 0 0 0 0																							
Inning Stats	R: 0 E: 0 K: 0 S: 8	H: 0 LOB: 0 BB: 0 P: 10	R: 0 E: 0 K: 0 S: 9	H: 0 LOB: 0 BB: 0 P: 13	R: 0 E: 0 K: 1 S: 8	H: 0 LOB: 0 BB: 0 P: 11	R: 0 E: 0 K: 1 S: 9	H: 2 LOB: 3 BB: 1 P: 13	R: 0 E: 0 K: 2 S: 9	H: 1 LOB: 1 BB: 0 P: 11	R: 0 E: 0 K: 0 S: 5	H: 0 LOB: 0 BB: 0 P: 6	R: 0 E: 0 K: 1 S: 8	H: 0 LOB: 0 BB: 0 P: 11	R: 0 E: 0 K: 1 S: 6	H: 0 LOB: 0 BB: 0 P: 7	R: 0 E: 0 K: 0 S: 8	H: 1 LOB: 1 BB: 0 P: 13	1B: 2 2B: 2 3B: 0 HR: 0	SF: 0 SAC: 0 DP: 0 HBP: 0	WP: 0 PB: 0 SB: 0 CS: 0	PA: 32											
PITCHER Don Drysdale, R ERA: 1.92 (1, 1)	IP 9.0	WLS W	BF 32	H 4	R 0	ER 0	SO 6	BB 0	IBB 1	HBP 0	BLK 0	WP 0	HR 0	S 70	P 95	ERA 0.00	WHIP 0.444																
											PITCHER	IP	WLS	BF	H	R	ER	SO	BB	IBB	HBP	BLK	WP	HR	S	P	ERA	WHIP					

St. Louis Cardinals @ Los Angeles Dodgers
Dodger Stadium, Los Angeles, CA

AB	31
R	0
H	4
RBI	0
BB	1
SO	6
LOB	12



Thu Jun 11 1964, 7:05 PM PDT
Att: 29,272 - Unknown

livebaseballscores.com

Batter	1	2	3	4	5	6	7	8	9	AB R H RBI BB SO LOB
Maury Wills, S OBP: 0.327, SLG: 0.339 (1, 6)	2-3 K		1-1 1-3		0-0 4-3		0-0 F8 2-H 1B			4 0 1 1 0 1 0
Jim Gilliam, S OBP: 0.297, SLG: 0.268 (1, 5)	1-0 FC3-6 1B		2-2 F8		1-0 2B 1B		1-0 F8 2-3			4 0 2 0 0 0 1
Willie Davis, L OBP: 0.294, SLG: 0.391 (1, 8)	1-0 FC3-6 1B 1-2f		0-0 L7		1-0 1-3 2B		3-0 2 3-H	1-2 E 1B 1B		4 1 2 0 0 0 1
Wally Moon, L OBP: 0.333, SLG: 0.412 (1, 9)	0-0			0-1 E 1B 1B	0-0 F7			0-1 SH1-4		3 1 2 0 0 0 2
Ron Fairly, L OBP: 0.371, SLG: 0.321 (9, 3)	1-3 1B							1-3		0 0 0 0 0 0 0
Tommy Davis, R OBP: 0.310, SLG: 0.325 (1, 7)	3-2 1-3			0-0 F3		0-1 4-3		3-0 1B 1B		4 1 1 1 0 0 3
Wes Parker, S OBP: 0.356, SLG: 0.444 (1, 3)		2-3 K		0-1 E9 1B 1B		2-3 K2-3		2-2 1B FC6-4 1B		4 1 2 0 0 2 0
John Roseboro, L OBP: 0.352, SLG: 0.404 (1, 2)		0-1 BB 1B		0-0 2-H 1B		1-0 4-3		1-1 1-3 3-H FC6-4 1B		4 0 3 1 0 0 0
Dick Tracewski, R OBP: 0.350, SLG: 0.358 (1, 4)		4-1 G6-4-3 BB		1-3 K			0-0 SH1-4 1B 1B	1-2 FC6-4		3 1 1 1 1 1 2
Don Drysdale, R OBP: 0.171, SLG: 0.250 (1, 1)		1-2 G6-4-3			1-2 1-3		1-1 SH1-4	3-2 G3		3 0 0 0 0 0 3

Inning Stats	R: 0	H: 2	E: 0	K: 1	S: 9	R: 0	H: 1	E: 0	K: 1	S: 10	R: 0	H: 0	E: 0	K: 0	S: 6	R: 1	H: 3	E: 1	K: 1	S: 9	R: 0	H: 2	E: 0	K: 0	S: 7	R: 0	H: 0	E: 0	K: 1	S: 6	R: 1	H: 2	E: 0	K: 0	S: 5	R: 3	H: 4	E: 1	K: 0	S: 18	1B: 13	SF: 0	2B: 1	SAC: 2	3B: 0	DP: 1	HR: 0	HBP: 0	WP: 0	PA: 36
PITCHER	IP	WLS	BF	H	R	ER	SO	BB	IBB	HBP	BLK	WP	HR	S	P	ERA	WHIP													ERA	WHIP																			
Ray Washburn, R ERA: 3.5 (1, 1)	6.2	L	29	10	2	2	4	1	0	0	0	0	0	52	78	2.70	1.650																																	
Bobby Shantz, L ERA: 3.18 (7, 1)	0.1		1	0	0	0	0	0	0	0	0	0	0	0	3	0.00	0.000																																	
Roger Craig, R ERA: 2.49 (8, 1)	1.0		7	4	3	1	0	0	0	0	0	0	0	18	29	9.00	4.000																																	

BOTTOM

St. Louis Cardinals @ Los Angeles Dodgers
 Dodger Stadium, Los Angeles, CA
 Thu Jun 11 1964, 7:05 PM PDT
 Att. 29,272 - Unknown

livebaseballscores.com

AB	33
R	5
H	14
RBI	4
BB	1
SO	4
LOB	12



Batter	1	2	3	4	5	6	7	8	9	AB R H RBI BB SO LOB	TOP
Curt Flood, R OBP: 0.362, SLG: 0.398 (1, 8) FC BB F X	2-2 F5			3-2 F8		1-0 2B		2-1 FC6-4 1B		4 0 2 0 0 0 0	St. Louis Cardinals @ Los Angeles Dodgers Dodger Stadium, Los Angeles, CA Fri Jun 12 1964, 7:05 PM PDT Att. 44,476 - Unknown livebaseballscorecards.com
Dick Groat, R OBP: 0.310, SLG: 0.361 (1, 6) B C X	2-1 3-1			0-2 5-3		3-2 1-3		2-1 F9		4 0 0 0 0 0 3	
Bill White, L OBP: 0.290, SLG: 0.373 (1, 3) F B C X	2-2 6-3			2-3 K		1-1 F6		1-2 FC6-4 1-2f		4 0 0 0 0 1 3	
Ken Boyer, R OBP: 0.381, SLG: 0.498 (1, 5) S B X		1-1 F9			1-2 F6	0-0 F8			2-2 F3	4 0 0 0 0 0 1	
Charlie James, R OBP: 0.288, SLG: 0.399 (1, 7) X		0-0 F8			2-2 4-3 1B		0-0 6-3		0-0 F8	4 0 1 0 0 0 0	
Carl Warwick, R OBP: 0.320, SLG: 0.438 (1, 9) B C X		2-3 K			4-0 4-3 BB		1-3 K		3-2 2B	3 0 1 0 1 2 0	
Julian Javier, R OBP: 0.253, SLG: 0.365 (1, 4) B C X			1-3 K		0-2 4-3		0-0 F7		0-0 F2	4 0 0 0 0 1 3	
Tim McCarver, L OBP: 0.335, SLG: 0.411 (1, 2) B X			1-0 F8		4-0 FC6 IBB			1-3 K		2 0 0 0 1 1 0	
Ernie Broglio, R OBP: 0.174, SLG: 0.143 (1, 1) Bobby Shantz, R (7, 1) Phil Gagliano, R OBP: 0.323, SLG: 0.379 (8, PH) Ron Taylor, R (8, 1)			1-3 K2-3		0-0 FC6 1-2f			4-0 1B BB		2 0 0 0 0 1 3 0 0 0 0 0 0 0 0 0 0 0 1 0 0 0 0 0 0 0 0 0	
Inning Stats	R: 0 E: 0 K: 0 S: 9 H: 0 LOB: 0 BB: 0 P: 15	R: 0 E: 0 K: 1 S: 6 H: 0 LOB: 0 BB: 0 P: 9	R: 0 E: 0 K: 2 S: 7 H: 0 LOB: 0 BB: 0 P: 10	R: 0 E: 0 K: 1 S: 12 H: 0 LOB: 0 BB: 0 P: 17	R: 0 E: 0 K: 0 S: 10 H: 1 LOB: 3 BB: 2 P: 21	R: 0 E: 0 K: 0 S: 7 H: 1 LOB: 1 BB: 0 P: 12	R: 0 E: 0 K: 1 S: 5 H: 0 LOB: 0 BB: 0 P: 6	R: 0 E: 0 K: 1 S: 11 H: 1 LOB: 2 BB: 1 P: 21	R: 0 E: 0 K: 0 S: 9 H: 1 LOB: 1 BB: 0 P: 14	1B: 2 2B: 2 3B: 0 HR: 0 SF: 0 SAC: 0 DP: 0 HBP: 0	WP: 0 PB: 0 SB: 0 CS: 0 PA: 34
PITCHER Sandy Koufax, L ERA: 2.01 (1, 1)	IP: 9.0 WLS: W BF: 34 H: 4 R: 0 ER: 0 SO: 6 BB: 2 IBB: 1 HBP: 0 BLK: 0 WP: 0 HR: 0 S: 76 P: 125 ERA: 0.00 WHIP: 0.667										



Batter	1	2	3	4	5	6	7	8	9
Maury Wills, S OBP: 0.325, SLG: 0.335 (1, 6)	1-1 L4			1-1 5-3		2-1 F8	4-2 E 1B BB		
Jim Gilliam, S OBP: 0.302, SLG: 0.274 (1, 5)	0-0 4-3			0-1 FC3-6 1B		1-0 2B 1B	3-0 E4 1B 1-2 3-H		
Willie Davis, L OBP: 0.297, SLG: 0.398 (1, 8)	2-1 4-3			0-0 FC3-6 1B 1-2f		1-2 2B	1-2 1B 1-2 2-H		
Wally Moon, L OBP: 0.350, SLG: 0.415 (1, 9)		3-2 4-3		0-0 1B 1-3		4-0 IBB	1-0 6-3		
Lee Walls, R OBP: 0.400, SLG: 0.385 (7, PH)			0-2 F9						
Ron Fairly, L OBP: 0.371, SLG: 0.321 (8, 3)			1-0 F8						
Tommy Davis, R OBP: 0.308, SLG: 0.323 (1, 7)				1-3 1B		0-0 F3		0-0 6-3	
Wes Parker, S OBP: 0.333, SLG: 0.414 (1, 3)					1-3 K	0-0 1-3		2-3 K	
John Roseboro, L OBP: 0.361, SLG: 0.405 (1, 2)			4-1 FC1-6 BB		1-2 FC6 1B		1-0 4-3 SH1-4 E HBP	0-0 5-3	
Dick Tracewski, R OBP: 0.346, SLG: 0.353 (1, 4)			2-0 FC1-6 9-3 1-2f		1-3 K		0-0 SH1-4		
Sandy Koufax, R OBP: 0.161, SLG: 0.103 (1, 1)			0-0 9-3 1-2f		0-0 FC6 1-2f		1-2 4-3		

Inning Stats	R: 0	H: 0	E: 0	K: 0	S: 5	P: 8	R: 0	H: 0	E: 0	K: 0	S: 9	R: 0	H: 0	E: 0	K: 0	S: 3	R: 1	H: 3	E: 0	K: 0	S: 7	R: 0	H: 1	E: 0	K: 2	S: 11	R: 0	H: 2	E: 0	K: 0	S: 8	R: 2	H: 1	E: 1	K: 0	S: 13	R: 0	H: 0	E: 0	K: 1	S: 5				
	0	0	0	0	5	8	0	0	0	0	9	0	0	0	0	3	0	0	0	0	0	8	0	1	0	2	0	2	0	3	0	1	0	1	0	7	0	0	0	0	0	0	0	0	0

PITCHER	IP	WLS	BF	H	R	ER	SO	BB	IBB	HBP	BLK	WP	HR	S	P	ERA	WHIP
Ernie Broglio, R ERA: 3.5 (1, 1)	6.2	L	30	7	3	1	2	2	1	1	0	0	0	55	90	1.35	1.350
Bobby Shantz, L ERA: 3.12 (7, 1)	0.1		1	0	0	0	0	0	0	0	0	0	0	1	2	0.00	0.000
Ron Taylor, R ERA: 6.54 (8, 1)	1.0		3	0	0	0	1	0	0	0	0	0	0	5	7	0.00	0.000

BOTTOM

AB R H RBI BB SO LOB

3	1	0	0	1	0	0
4	0	2	0	0	0	1
4	1	2	1	0	0	1
2	0	1	0	1	0	0
1	0	0	0	0	0	2
0	0	0	0	0	0	0
4	0	1	1	0	0	3
4	0	0	0	0	2	3
2	1	1	0	1	0	0
2	0	0	0	0	1	2
3	0	0	0	0	0	3

AB 29
R 3
H 7
RBI 2
BB 3
SO 3
LOB 15



WP: 0 PA: 34
PB: 0
SB: 0
CS: 0

St. Louis Cardinals @ Los Angeles Dodgers
Dodger Stadium, Los Angeles, CA
 Fri Jun 12 1964, 7:05 PM PDT
 Att. 44,476 - Unknown

livebaseballscorecards.com

Batter	1	2	3	4	5	6	7	8	9	AB R H RBI BB SO LOB	TOP		
Bill White, L (1, 3) OBP: 0.289, SLG: 0.370	1-0 F6		2-2 4-3			1-1 HR	3-2 4-3			4 1 1 0 0 0 1	St. Louis Cardinals @ Los Angeles Dodgers Dodger Stadium, Los Angeles, CA Sat Jun 13 1964, 3:33 AM PDT Att. 29,199 - Unknown livebaseballscorecards.com		
Tim McCarver, L (1, 2) OBP: 0.339, SLG: 0.428	0-1 F8		0-0 F8			1-1 HR		4-2 FC4-6 BB		3 1 1 2 1 0 0			
Dick Groat, R (1, 6) OBP: 0.309, SLG: 0.359	2-1 F8				1-0 F7	0-1 1-3 BB 1B		3-2 F9		4 0 1 0 0 0 1			
Ken Boyer, R (1, 5) OBP: 0.379, SLG: 0.491		2-3 K			2-1 F7	4-0 1-3 BB		1-2 FC4-6 FC6-4 1-2f		3 0 0 0 1 1 1			
Curt Flood, R (1, 8) OBP: 0.360, SLG: 0.396		3-1 FC6-4 1B			1-0 5-3	0-1 1-3 1-2 2-3		0-0 FC6-4 1-2f		4 0 1 0 0 0 3			
Charlie James, R (1, 7) OBP: 0.280, SLG: 0.389		2-2 FC6-4 BB 1-2f			0-0 F8	0-2 F9		2-3 K		4 0 0 0 0 1 3			
Doug Clemens, L (1, 9) OBP: 0.274, SLG: 0.377 Phil Gagliano, R (9, PH) OBP: 0.313, SLG: 0.367		4-2 1-2 BB			3-3 K		1-0 FC3-6 1B		0-0 F9	2 0 1 0 1 1 0 1 0 0 0 0 0 0			
Julian Javier, R (1, 4) OBP: 0.249, SLG: 0.359 Jeff Long, R (9, PH) OBP: 0.362, SLG: 0.350		1-2 F9			1-0 6-3		0-0 FC3-6 FC5-4 1-2f		2-3 K	3 0 0 0 0 0 3 1 0 0 0 0 1 0			
Ray Sadecki, L (1, 1) OBP: 0.231, SLG: 0.385 Carl Warwick, R (7, PH) OBP: 0.317, SLG: 0.433 Ron Taylor, R (7, 1)			0-2 L4			0-0 B5-3	1-1 FC5-4			2 0 0 0 0 0 0 1 0 0 0 0 0 1 0 0 0 0 0 0 0			
Inning Stats	R: 0 E: 0 K: 0 S: 5 H: 0 LOB: 0 BB: 0 P: 8	R: 0 E: 0 K: 1 S: 13 H: 1 LOB: 2 BB: 1 P: 25	R: 0 E: 0 K: 0 S: 7 H: 0 LOB: 0 BB: 0 P: 9	R: 0 E: 0 K: 0 S: 4 H: 0 LOB: 0 BB: 0 P: 8	R: 0 E: 0 K: 1 S: 6 H: 0 LOB: 0 BB: 0 P: 10	R: 2 E: 0 K: 0 S: 13 H: 3 LOB: 2 BB: 1 P: 19	R: 0 E: 0 K: 0 S: 7 H: 1 LOB: 1 BB: 0 P: 12	R: 0 E: 0 K: 0 S: 9 H: 0 LOB: 1 BB: 1 P: 17	R: 0 E: 0 K: 2 S: 7 H: 0 LOB: 0 BB: 0 P: 11	1B: 4 2B: 0 3B: 0 HR: 1 SF: 0 SAC: 0 DP: 0 HBP: 0	WP: 0 PB: 0 SB: 0 CS: 0 PA: 35		
PITCHER	IP WLS BF H R ER SO BB IBB HBP BLK WP HR S P ERA WHIP											PITCHER	IP WLS BF H R ER SO BB IBB HBP BLK WP HR S P ERA WHIP
Joe Moeller, R (1, 1) ERA: 2.61	5.1 W 22 4 2 2 2 2 2 0 0 0 0 1 42 73 3.38 1.125												
Bob Miller, R (6, 1) ERA: 2.51	1.2 6 1 0 0 0 0 0 0 0 0 0 0 0 13 18 0.00 0.600												
Ron Perranoski, L (8, 1) ERA: 1.98	2.0 S 7 0 0 0 2 1 0 0 0 0 0 0 0 16 28 0.00 0.500												



Batter	1	2	3	4	5	6	7	8	9	AB	R	H	RBI	BB	SO	LOB
Maury Wills, S OBP: 0.328, SLG: 0.338 (1, 6)	1-2 G3		1-0 S 1B		1-3 K		2-2 S 1B			4	0	2	0	0	1	0
Jim Gilliam, S OBP: 0.295, SLG: 0.267 (1, 5)	1-0 F9		2-2 6-3 1-2		0-0 F9		2-2 F8 1-2			4	0	0	0	0	0	2
Wes Parker, S OBP: 0.343, SLG: 0.452 (1, 8) (8, 9)	1-1 1-3			0-0 1B 2B	2-1 2B		0-1 F2			4	2	2	0	0	0	1
Tommy Davis, R OBP: 0.312, SLG: 0.332 (1, 7)		0-1 6-3		1-1 FC6-4 SF9 1B 2-3	1-0 2B		0-2 4-3			4	1	2	1	0	0	0
Frank Howard, R OBP: 0.276, SLG: 0.455 (1, 9) Ron Fairly, L OBP: 0.374, SLG: 0.333 (8, 3)		1-0 4-3		1-1 FC6-4 1B 1-2 3-H	0-0 1-4-3		1-2 E K 2B			3	0	1	1	0	0	1
Ken McMullen, R OBP: 0.246, SLG: 0.258 (1, 3) Ron Perranoski, L OBP: 0.125, SLG: 0.125 (8, 1)		0-0 1B		1-0 FC6-4 1B 1-2 2-3		2-2 4-3		3-3 SAFE K 2-H		3	0	1	0	0	0	2
Doug Camilli, R OBP: 0.234, SLG: 0.246 (1, 2)		1-3 K		2-0 SF9 3-H		0-0 5-3				2	0	0	1	0	1	1
Dick Tracewski, R OBP: 0.345, SLG: 0.352 (1, 4)			0-0 5-3	0-1 1B		2-0 L5				3	0	1	0	0	0	0
Joe Moeller, R OBP: 0.043, SLG: 0.043 (1, 1) Bob Miller, R OBP: 0.200, SLG: 0.200 (6, 1) Willie Davis, L OBP: 0.296, SLG: 0.396 (7, PH) (8, 8)			1-3 K	0-0 F9			0-1 1-3			2	0	0	0	0	1	2
										0	0	0	0	0	0	0
										1	0	0	0	0	0	0

Inning Stats	R: 0	H: 0	E: 0	K: 0	S: 6	R: 0	H: 1	E: 0	K: 1	S: 7	R: 0	H: 1	E: 0	K: 1	S: 8	R: 2	H: 4	E: 0	K: 0	S: 10	R: 1	H: 2	E: 0	K: 1	S: 9	R: 0	H: 0	E: 0	K: 0	S: 7	R: 0	H: 1	E: 1	K: 1	S: 11	
	LOB: 0	BB: 0	P: 9	LOB: 1	BB: 0	P: 9	LOB: 1	BB: 0	P: 9	LOB: 2	BB: 0	P: 15	LOB: 1	BB: 0	P: 13	LOB: 0	BB: 0	P: 11	LOB: 1	BB: 0	P: 14	LOB: 1	BB: 0	P: 14	LOB: 1	BB: 0	P: 14	LOB: 1	BB: 0	P: 14	LOB: 1	BB: 0	P: 14	LOB: 1	BB: 0	P: 14
	1B: 6	SF: 1	2B: 4	SAC: 0	3B: 0	DP: 0	HR: 0	HBP: 0	CS: 0	1B: 6	SF: 1	2B: 4	SAC: 0	3B: 0	DP: 0	HR: 0	HBP: 0	CS: 0	1B: 6	SF: 1	2B: 4	SAC: 0	3B: 0	DP: 0	HR: 0	HBP: 0	CS: 0	1B: 6	SF: 1	2B: 4	SAC: 0	3B: 0	DP: 0	HR: 0	HBP: 0	CS: 0
	WP: 0	PA: 33	PB: 0	SB: 2	CS: 0	WP: 0	PA: 33	PB: 0	SB: 2	CS: 0	WP: 0	PA: 33	PB: 0	SB: 2	CS: 0	WP: 0	PA: 33	PB: 0	SB: 2	CS: 0	WP: 0	PA: 33	PB: 0	SB: 2	CS: 0	WP: 0	PA: 33	PB: 0	SB: 2	CS: 0	WP: 0	PA: 33	PB: 0	SB: 2	CS: 0	


BOTTOM

St. Louis Cardinals @ Los Angeles Dodgers
Dodger Stadium, Los Angeles, CA

Sat Jun 13 1964, 3:33 AM PDT
Att. 29,199 - Unknown

livebaseballscorecards.com

AB 32
R 3
H 10
RBI 3
BB 0
SO 4
LOB 10



PITCHER	IP	WLS	BF	H	R	ER	SO	BB	IBB	HBP	BLK	WP	HR	S	P	ERA	WHIP
Ray Sadecki, L ERA: 3.66 (1, 1)	6.0	L	26	8	3	3	3	0	0	0	0	0	0	47	69	4.50	1.333
Ron Taylor, R ERA: 6.15 (7, 1)	2.0		7	2	0	0	1	0	0	0	0	0	0	24	31	0.00	1.000

Batter	1	2	3	4	5	6	7	8	9	AB R H RBI BB SO LOB	TOP		
Felipe Alou, R (1, 8) <small>OBP: 0.302, SLG: 0.447</small> Ty Cline, L (9, 8) <small>OBP: 0.353, SLG: 0.267</small>	0-1 1B 2B		2-0 1-H HR		4-0 BB		2-1 F6		2-1 1-3	4 1 2 2 1 0 1 0 0 0 0 0 0 0			
Frank Bolling, R (1, 4) <small>OBP: 0.286, SLG: 0.331</small>	2-2 G6-4-3 1B		0-0 F7		1-0 F9		0-0 BB 2B		2-0 6-3	5 0 2 0 0 0 3			
Hank Aaron, R (1, 9) <small>OBP: 0.382, SLG: 0.456</small>	2-3 K		3-2 6-3		2-3 K		4-0 BB BB		0-0 2-H HR	4 1 1 2 1 2 4			
Joe Torre, R (1, 2) <small>OBP: 0.375, SLG: 0.540</small>	0-0 G6-4-3 1-2f			1-1 F3		0-0 L7		4-0 BB BB	1-1 6-3	4 0 0 0 1 0 2			
Rico Carty, R (1, 7) <small>OBP: 0.336, SLG: 0.510</small> Lee Maye, L (6, PH) <small>OBP: 0.353, SLG: 0.455</small> (6, 7)		2-2 F8		1-0 2B		4-1 BB		0-3 K		2 0 1 0 0 0 0 1 0 0 0 1 1 3			
Gene Oliver, R (1, 3) <small>OBP: 0.228, SLG: 0.318</small>		3-2 G3-6 1B		1-1 5-3		1-0 F9		3-2 E5 CS		4 0 1 0 0 0 2			
Eddie Mathews, L (1, 5) <small>OBP: 0.307, SLG: 0.324</small>		0-0 G3-6 1-2f		1-2 4-3		3-2 G3		3-2 F3		4 0 0 0 0 0 4			
Denis Menke, R (1, 6) <small>OBP: 0.359, SLG: 0.452</small>			1-1 5-3		3-2 F9 SH3-4 1B		0-0 HR	3-1 F7 1-2		4 1 2 1 0 0 1			
Tony Cloninger, R (1, 1) <small>OBP: 0.240, SLG: 0.240</small>			3-2 HR 1B		0-1 SH3-4		0-0 F8		1-2 E8 HR	3 2 1 0 0 0 0			
Inning Stats	R: 0 H: 2 E: 0 LOB: 1 K: 1 BB: 0 S: 9 P: 13	R: 0 H: 1 E: 0 LOB: 0 K: 0 BB: 0 S: 8 P: 13	R: 2 H: 2 E: 0 LOB: 0 K: 0 BB: 0 S: 13 P: 22	R: 0 H: 1 E: 0 LOB: 1 K: 0 BB: 0 S: 8 P: 12	R: 0 H: 1 E: 0 LOB: 2 K: 1 BB: 1 S: 13 P: 22	R: 0 H: 0 E: 0 LOB: 1 K: 0 BB: 1 S: 6 P: 14	R: 1 H: 2 E: 0 LOB: 3 K: 1 BB: 2 S: 8 P: 18	R: 0 H: 0 E: 1 LOB: 0 K: 0 BB: 0 S: 8 P: 17	R: 2 H: 1 E: 1 LOB: 0 K: 0 BB: 0 S: 10 P: 16	1B: 4 SF: 0 2B: 3 SAC: 1 3B: 0 DP: 2 HR: 3 HBP: 0	WP: 0 PA: 40 PB: 0 SB: 0 CS: 1		
PITCHER	IP WLS BF H R ER SO BB IBB HBP BLK WP HR S P ERA WHIP Nick Willhite, L (1, 1) <small>ERA: 3.71</small> Bob Miller, R (5, 1) <small>ERA: 2.4</small> Phil Ortega, R (7, 1) <small>ERA: 2.91</small> Jim Brewer, L (7, 1) <small>ERA: 2.51</small> Ron Perranoski, L (9, 1) <small>ERA: 1.94</small>	IP WLS BF H R ER SO BB IBB HBP BLK WP HR S P ERA WHIP (Pitcher stats for innings 5-9)											

Milwaukee Braves @ Los Angeles Dodgers
Dodger Stadium, Los Angeles, CA
 Sun Jun 14 1964, 3:33 AM PDT
 Unknown

AB	35
R	5
H	10
RBI	5
BB	4
SO	3
LOB	20

Batter	1	2	3	4	5	6	7	8	9	AB	R	H	RBI	BB	SO	LOB
Maury Wills, S OBP: 0.327, SLG: 0.336 (1, 6)	2-2 CS 1B		0-0 6-3			3-1 F8 1-2		0-0 4-3 1-2 2-3		4	0	1	0	0	0	4
Jim Gilliam, S OBP: 0.289, SLG: 0.261 (1, 4)	0-3 1-2			0-0 F5		2-3 K		2-1 F6		4	0	0	0	0	2	5
Willie Davis, L OBP: 0.291, SLG: 0.389 (1, 8)	2-2 F7			1-0 L9		0-0 F9			0-1 1-3	4	0	0	0	0	0	2
Wally Moon, L OBP: 0.344, SLG: 0.393 (1, 9)				2-1 G3			1-0 B1-3		4-1 G5-4-3 BB	3	0	0	0	1	0	0
Tommy Davis, R OBP: 0.311, SLG: 0.335 (1, 7)					1-0 WP 1B 2B		0-3 K		0-2 G5-4-3 1-2f	4	1	1	0	0	1	1
John Roseboro, L OBP: 0.355, SLG: 0.397 (1, 2)				1-1 1-3		1-1 F7		1-2 F8		3	0	0	0	0	0	1
Wes Parker, S OBP: 0.357, SLG: 0.462 (1, 3)				0-0 FC3-6 1B		2-1 G4-6-3 2-H 1B		0-1 F4		3	0	2	1	0	0	0
Derrell Griffith, L OBP: 0.333, SLG: 0.333 (1, 5)				0-2 FC3-6 FC1-6 1-2f		1-0 G4-6-3 1-2f		0-1 4-3 BB 1B		3	0	1	0	0	0	2
Nick Willhite, L (1, 1) Bob Miller, R (5, 1) Frank Howard, R (6, PH) Dick Tracewski, R (6, PR) Phil Ortega, R (7, 1) Jim Brewer, L (7, 1) Ron Fairly, L (8, PH) Ron Pennington, L (9, 1)				1-0 FC1-6 1-2f			4-1 WP BB		4-2 4-3 BB	1	0	0	0	0	0	1

Inning Stats	R: 0	H: 1	E: 0	K: 1	S: 10	R: 0	H: 0	E: 0	K: 0	S: 6	R: 0	H: 0	E: 0	K: 0	S: 4	R: 1	H: 2	E: 0	K: 0	S: 6	R: 0	H: 0	E: 0	K: 1	S: 7	R: 0	H: 0	E: 0	K: 1	S: 7	R: 0	H: 1	E: 0	K: 0	S: 10	R: 0	H: 0	E: 0	K: 0	S: 7	1B: 4	SF: 0	2B: 1	SAC: 0	3B: 0	DP: 2	HR: 0	HBP: 0	WP: 2	PA: 32
--------------	------	------	------	------	-------	------	------	------	------	------	------	------	------	------	------	------	------	------	------	------	------	------	------	------	------	------	------	------	------	------	------	------	------	------	-------	------	------	------	------	------	-------	-------	-------	--------	-------	-------	-------	--------	-------	--------

PITCHER	IP	WLS	BF	H	R	ER	SO	BB	IBB	HBP	BLK	WP	HR	S	P	ERA	WHIP
Tony Cloninger, R ERA: 3.25 (1, 1)	9.0	W	32	5	1	1	3	3	0	0	0	2	0	64	100	1.00	0.889

BOTTOM

Milwaukee Braves @ Los Angeles Dodgers
Dodger Stadium, Los Angeles, CA

Sun Jun 14 1964, 3:33 AM PDT
Unknown

AB	29
R	1
H	5
RBI	1
BB	3
SO	3
LOB	16



livebaseballscorecards.com

Batter	1	2	3	4	5	6	7	8	9	AB R H RBI BB SO LOB	TOP												
Felipe Alou, R OBP: 0.301, SLG: 0.443 (1, 8) (8, 7)	0-2 5-3	1-2 2-H 1B			0-0 F6		1-2 6-3			4 0 1 1 0 0 2													
Eddie Mathews, L OBP: 0.302, SLG: 0.318 (1, 5)	1-3 K		2-0 F8		1-1 F8			1-2 F5		4 0 0 0 0 1 1													
Hank Aaron, R OBP: 0.384, SLG: 0.457 (1, 9)	0-0 F2		1-0 G1-6-3 1B			0-1 6-3		1-1 G6-3 1B		4 0 2 0 0 0 0													
Lee Maye, L OBP: 0.351, SLG: 0.456 Ty Cline, L OBP: 0.353, SLG: 0.267 (1, 7) (8, 8)		0-0 2B 2B	1-2 G1-6-3		2-3 K		0-1 G6-3			4 1 1 0 0 1 2 0 0 0 0 0 0 0													
Joe Torre, R OBP: 0.368, SLG: 0.530 (1, 2)		0-1 F2		1-2 F2		2-2 4-3		2-2 4-3		4 0 0 0 0 0 1													
Gene Oliver, R OBP: 0.240, SLG: 0.370 (1, 3)		0-0 2B 2B		1-2 5-3			1-2 HR		1-3 K	4 2 2 2 0 1 0													
Denis Menke, R OBP: 0.352, SLG: 0.442 (1, 6)		1-0 F4		2-3 K			0-1 4-3		2-2 5-3	4 0 0 0 0 1 1													
Frank Bolling, R OBP: 0.292, SLG: 0.339 (1, 4)		4-0 2B IBB			1-2 F8		0-1 2B			2 1 1 0 1 0 0													
Bob Sadowski, R OBP: 0.174, SLG: 0.217 Dan Schneider, L (3, 1) Denny Lemaster, R OBP: 0.120, SLG: 0.095 (8, 1)		2-1 1B 2B			0-0 E3		1-3 K			1 1 1 2 0 0 0 2 0 0 0 0 1 1 0 0 0 0 0 0 0													
Inning Stats	R: 0 E: 0 K: 1 S: 7	H: 0 LOB: 0 BB: 0 P: 8	R: 4 E: 0 K: 0 S: 10	H: 4 LOB: 1 BB: 1 P: 18	R: 0 E: 0 K: 0 S: 5	H: 1 LOB: 0 BB: 0 P: 9	R: 0 E: 0 K: 1 S: 9	H: 0 LOB: 0 BB: 0 P: 13	R: 0 E: 1 K: 0 S: 7	H: 0 LOB: 1 BB: 0 P: 9	R: 0 E: 0 K: 1 S: 9	H: 0 LOB: 0 BB: 0 P: 13	R: 1 E: 0 K: 1 S: 13	H: 2 LOB: 1 BB: 0 P: 16	R: 0 E: 0 K: 0 S: 7	H: 1 LOB: 0 BB: 0 P: 9	R: 0 E: 0 K: 1 S: 12	H: 0 LOB: 0 BB: 0 P: 17	1B: 3 2B: 4 3B: 0 HR: 1	SF: 0 SAC: 0 DP: 2 HBP: 0	WP: 0 PB: 0 SB: 0 CS: 0	PA: 34	
PITCHER Howie Reed, R ERA: 7.2 Jim Brewer, L ERA: 2.64 Bob Miller, R ERA: 2.3	IP WLS BF H R ER SO BB IBB HBP BLK WP HR S P ERA WHIP	(1, 1) (6, 1) (8, 1)	5.0 L 20 5 4 4 2 0 0 0 0 0 0 38 57 7.20 1.000	2.0 8 2 1 1 2 0 0 0 0 0 1 22 29 4.50 1.000	2.0 6 1 0 0 1 0 0 0 0 0 0 19 26 0.00 0.500	PITCHER IP WLS BF H R ER SO BB IBB HBP BLK WP HR S P ERA WHIP																	

Milwaukee Braves @ Los Angeles Dodgers
Dodger Stadium, Los Angeles, CA
Sun Jun 14 1964, 3:38 AM PDT
Att. 47,128 - Unknown

AB	33
R	5
H	8
RBI	5
BB	1
SO	5
LOB	8



Batter	1	2	3	4	5	6	7	8	9	AB R H RBI BB SO LOB
Maury Wills, S OBP: 0.325, SLG: 0.333 (1, 6)	0-0 BB 1B		2-2 3-1 1-2		2-2 1-3		3-2 F8		0-2 FC4 1-2f	5 0 1 0 0 0 5
Jim Gilliam, S OBP: 0.289, SLG: 0.257 (1, 4)	4-0 SAFE FC3-6 BB 1-2		1-1 1-3			1-2 6-3		2-1 F7		3 0 0 0 1 0 1
Willie Davis, L OBP: 0.290, SLG: 0.386 (1, 8)	0-0 FC3-6 BB 1-2f		1-0 F9			2-1 E7		3-2 FC6-4 1B		4 0 1 0 0 0 2
Wally Moon, L OBP: 0.338, SLG: 0.373 (1, 9)	4-2 FC6-4 BB 1-2			1-1 F4		1-3 K		1-3 K		3 0 0 0 1 2 2
Tommy Davis, R OBP: 0.305, SLG: 0.329 (1, 7)	0-0 FC6-4 1-2f			3-1 F7		1-0 1-3		0-0 FC6-4 1-2f		4 0 0 0 0 0 4
Wes Parker, S OBP: 0.338, SLG: 0.435 (1, 3)		2-1 1-3		2-3 K			0-1 6-3		3-2 4-3	4 0 0 0 0 1 0
Derrell Griffith, L OBP: 0.571, SLG: 0.571 (1, 5)		0-0 1-6-3			0-1 1B		0-2 4-3 1B		0-1 1B	4 1 3 0 0 0 0
Doug Camilli, R OBP: 0.235, SLG: 0.246 (1, 2)		0-0 1-3			0-3 K		0-0 4-3		0-0 FC4 1B	4 0 1 0 0 1 2
Howie Reed, R (1, 1) Frank Howard, R (5, PH) Jim Brewer, L (6, 1) Lee Walls, R (7, PH) Bob Miller, R (8, 1) Ken McMullen, R (9, PH)			4-0 3-1 BB		1-3 K		2-2 2-H 1B		3-3 K	0 0 0 0 0 1 0 0 1 0 0 0 0 0 1 1 0 0 0 0 0 0 0 0 1 0 1 1 0 0 0 0 0 0 0 0 0 0 0 0 1 0 0 0 0 0 1 2

Inning Stats	R: 0 E: 0 K: 8 S: 8	H: 1 LOB: 2 BB: 2 P: 15	R: 0 E: 0 K: 0 S: 4	H: 0 LOB: 0 BB: 0 P: 6	R: 0 E: 0 K: 0 S: 6	H: 0 LOB: 1 BB: 1 P: 14	R: 0 E: 0 K: 1 S: 8	H: 0 LOB: 0 BB: 0 P: 14	R: 0 E: 0 K: 2 S: 12	H: 1 LOB: 1 BB: 0 P: 15	R: 0 E: 1 K: 1 S: 10	H: 0 LOB: 1 BB: 0 P: 15	R: 1 E: 0 K: 0 S: 15	H: 2 LOB: 1 BB: 0 P: 20	R: 0 E: 0 K: 1 S: 9	H: 1 LOB: 1 BB: 0 P: 15	R: 0 E: 0 K: 1 S: 14	H: 2 LOB: 2 BB: 0 P: 20	1B: 7 2B: 0 3B: 0 HR: 0	SF: 0 SAC: 0 DP: 0 HBP: 0	WP: 0 PB: 0 SB: 0 CS: 0	PA: 37
--------------	------------------------------	----------------------------------	------------------------------	---------------------------------	------------------------------	----------------------------------	------------------------------	----------------------------------	-------------------------------	----------------------------------	-------------------------------	----------------------------------	-------------------------------	----------------------------------	------------------------------	----------------------------------	-------------------------------	----------------------------------	----------------------------------	------------------------------------	----------------------------------	--------

PITCHER	IP	WLS	BF	H	R	ER	SO	BB	IBB	HBP	BLK	WP	HR	S	P	ERA	WHIP
Bob Sadowski, R (1, 1) ERA: 4.33	2.1		10	1	0	0	0	3	0	0	0	0	0	15	30	0.00	1.714
Dan Schneider, L (3, 1) ERA: 1.98	5.0	W	20	4	1	1	4	0	0	0	0	0	0	53	79	1.80	0.800
Denny Lemaster, L (8, 1) ERA: 4.35	1.2	S	7	2	0	0	2	0	0	0	0	0	0	18	25	0.00	1.200

BOTTOM

Milwaukee Braves @ Los Angeles Dodgers
Dodger Stadium, Los Angeles, CA

Sun Jun 14 1964, 3:38 AM PDT
 Att. 47,128 - Unknown

livebaseballscorecards.com

AB	34
R	1
H	7
RBI	1
BB	3
SO	6
LOB	19



Batter	1	2	3	4	5	6	7	8	9	AB R H RBI BB SO LOB	TOP											
Ty Cline, L (1, 3) OBP: 0.316, SLG: 0.235	1-1 L4		2-1 L6			0-1 L4-3		0-2 L5-3		4 0 0 0 0 0 0												
Eddie Mathews, L (1, 5) OBP: 0.301, SLG: 0.321	0-0 6-3		0-0 G4-6-3			0-0 1B 2B			0-1 F6	4 1 1 0 0 0 1												
Hank Aaron, R (1, 9) OBP: 0.382, SLG: 0.453	2-2 4-3			3-0 6-3		0-0 2H 1B			2-3 K	4 0 1 1 0 1 0												
Lee Maye, L (1, 7) OBP: 0.348, SLG: 0.451		0-0 1B 1B		1-2 1-3		0-3 K			1-1 1-3	4 0 1 0 0 1 1												
Joe Torre, R (1, 2) OBP: 0.368, SLG: 0.527		1-1 1-2 1B		3-3 K			2-3 K			3 0 1 0 0 2 0												
Felipe Alou, R (1, 8) OBP: 0.297, SLG: 0.436		0-3 K		2-2 L7		0-2 F9				3 0 0 0 0 1 2												
Denis Menke, R (1, 6) OBP: 0.347, SLG: 0.434		2-0 F4		0-0 6-3		1-3 K				3 0 0 0 0 1 2												
Frank Bolling, R (1, 4) OBP: 0.289, SLG: 0.335		0-0 5-3		0-1 L4			2-1 6-3			2 0 0 0 0 0 2												
Merritt Ranew, L (8, PH) OBP: 0.146, SLG: 0.089										1 0 0 0 0 0 0												
Woody Woodward, R (8, 4) OBP: 0.100, SLG: 0.100										0 0 0 0 0 0 0												
Warren Spahn, L (1, 1) OBP: 0.216, SLG: 0.250			0-0 F7			0-3 K		2-3 K		2 0 0 0 0 1 0												
Ed Bailey, L (8, PH) OBP: 0.278, SLG: 0.372										1 0 0 0 0 1 0												
Jack Smith, R (8, 1) OBP: 0.333, SLG: 0.333										0 0 0 0 0 0 0												
Inning Stats	R: 0 E: 0 K: 0 S: 6	H: 0 LOB: 0 BB: 0 P: 9	R: 0 E: 0 K: 1 S: 8	H: 2 LOB: 2 BB: 0 P: 11	R: 0 E: 1 K: 0 S: 4	H: 0 LOB: 0 BB: 0 P: 6	R: 0 E: 0 K: 1 S: 10	H: 0 LOB: 0 BB: 0 P: 17	R: 0 E: 0 K: 0 S: 7	H: 0 LOB: 0 BB: 0 P: 9	R: 1 E: 0 K: 2 S: 10	H: 2 LOB: 1 BB: 0 P: 10	R: 0 E: 0 K: 2 S: 12	H: 0 LOB: 0 BB: 0 P: 15	R: 0 E: 0 K: 1 S: 10	H: 0 LOB: 0 BB: 0 P: 14	R: 0 E: 0 K: 1 S: 7	H: 0 LOB: 0 BB: 0 P: 10	1B: 3 2B: 1 3B: 0 HR: 0	SF: 0 SAC: 0 DP: 1 HBP: 0	WP: 0 PB: 0 SB: 0 CS: 0	PA: 31
PITCHER Don Drysdale, R (1, 1) ERA: 1.85	IP: 9.0 WLS: W BF: 31 H: 4 R: 1 ER: 1 SO: 8 BB: 0 IBB: 0 HBP: 0 BLK: 0 WP: 0 HR: 0 S: 74 P: 101 ERA: 1.00 WHIP: 0.444																					

Milwaukee Braves @ Los Angeles Dodgers
 Dodger Stadium, Los Angeles, CA
 Tue Jun 16 1964, 7:05 PM PDT
 Att. 32,076 - Unknown

AB	31
R	1
H	4
RBI	1
BB	0
SO	8
LOB	8



Batter	1	2	3	4	5	6	7	8	9	AB	R	H	RBI	BB	SO	LOB
Willie Davis, L OBP: 0.289, SLG: 0.393 (1, 8)	0-0 B5		0-1 L7		1-0 L4-3		2-2 1B 3B			4	1	1	2	0	0	0
Maury Wills, S OBP: 0.323, SLG: 0.332 (1, 6)	3-2 L9		2-1 F8		2-3 K		0-1 CS 1B			4	0	1	1	0	1	0
Wes Parker, S OBP: 0.333, SLG: 0.425 (1, 3) (8, 9)	0-1 E PB 1B			2-1 L1-3		1-2 L4-3	1-0 CS 1-2	0-3 K		4	1	1	0	0	1	0
Tommy Davis, R OBP: 0.304, SLG: 0.327 (1, 7)	3-0 L5-3			0-0 2B 1B		2-2 L4-3		0-0 L7		4	1	1	0	0	0	0
Frank Howard, R OBP: 0.279, SLG: 0.448 (1, 9)		4-2 FC3-6 BB		0-1 F7		0-1 L6-3		1-2 L5-3		2	0	0	0	1	0	1
Ron Fairly, L OBP: 0.376, SLG: 0.331 (8, 3)										1	0	0	0	0	0	0
John Roseboro, L OBP: 0.360, SLG: 0.416 (1, 2)		1-1 FC3-6 1-2f		0-0 1-H 2B			0-1 L4-3 3B 2B			3	1	2	1	0	0	1
Nate Oliver, R (1, 4)		0-3 K		4-2 BB			0-2 F7			2	0	0	0	1	1	2
Derrell Griffith, L OBP: 0.400, SLG: 0.400 (1, 5)		0-0 L2-3		0-2 F9			0-0 L4-3			3	0	0	0	0	0	4
Don Drysdale, R OBP: 0.182, SLG: 0.238 (1, 1)			0-1 F8		0-0 F8		4-0 3B BB			2	1	0	0	1	0	0

Inning Stats	R: 1	H: 1	E: 1	LOB: 0	K: 0	S: 7	P: 13	R: 0	H: 0	E: 0	LOB: 1	K: 1	S: 12	P: 17	R: 0	H: 0	E: 0	LOB: 0	K: 0	S: 6	R: 1	H: 2	E: 0	LOB: 2	K: 0	S: 11	P: 17	R: 0	H: 0	E: 0	LOB: 0	K: 1	S: 5	P: 8	R: 0	H: 0	E: 0	LOB: 0	K: 0	S: 9	P: 12	R: 3	H: 3	E: 0	LOB: 0	K: 0	S: 11	P: 18	R: 0	H: 0	E: 0	LOB: 0	K: 1	S: 7	P: 8
WARREN SPAHN, L ERA: 4.31 (1, 1)	IP	WLS	BF	H	R	ER	SO	BB	IBB	HBP	BLK	WP	HR	S	P	ERA	WHIP																																						
JACK SMITH, R ERA: 3.1 (8, 1)	1.0	3	0	0	0	1	0	0	0	0	0	0	0	7	8	0.00	0.000																																						

BOTTOM

Milwaukee Braves @ Los Angeles Dodgers
Dodger Stadium, Los Angeles, CA

Tue Jun 16 1964, 7:05 PM PDT
 Att. 32,076 - Unknown

livebaseballscorecards.com

AB	29
R	5
H	6
RBI	4
BB	3
SO	3
LOB	8



WP: 0	PA: 33
PB: 1	
SB: 0	
CS: 1	

Batter	1	2	3	4	5	6	7	8	9	AB R H RBI BB SO LOB	TOP												
Felipe Alou, R OBP: 0.292, SLG: 0.428 (1, 8) B F F X	2-2 F5 ①		1-3 K ③			2-0 F3 ②		0-2 E5 ②		4 0 0 0 0 1 1													
Rico Carty, R OBP: 0.324, SLG: 0.490 (1, 7) F B B S C	2-3 K ②			2-2 F8 ①		0-3 K ③		0-3 K ③		4 0 0 0 0 3 1													
Hank Aaron, R OBP: 0.376, SLG: 0.445 (1, 9) S B F S	1-3 K ③			1-2 F5 ②			0-0 F4 ①		0-1 4-3 ①	4 0 0 0 0 1 0													
Joe Torre, R OBP: 0.361, SLG: 0.517 (1, 2) X T C		0-2 3-1 ①		0-1 F9 ③			2-1 1-3 ②		0-3 K ②	4 0 0 0 0 1 0													
Gene Oliver, R OBP: 0.250, SLG: 0.368 (1, 3) L B T F		1-2 F9 ②			0-3 K ①		2-2 1B 1B		4-2 BB BB	3 0 1 0 1 1 0													
Miguel de la Hoz, R OBP: 0.313, SLG: 0.371 (1, 5) X B B		2-1 F8 ③			1-2 FC5-4 1B		2-2 1-2 1B		0-0 5-3 ③	4 0 2 0 0 0 1													
Denis Menke, R OBP: 0.341, SLG: 0.427 (1, 6) B B X			2-0 F5 ①		1-1 F3 ②		0-0 F3 ③			3 0 0 0 0 0 3													
Frank Bolling, R OBP: 0.284, SLG: 0.329 (1, 4) X			0-0 E5 ②		0-2 FC5-4 1-2f			0-1 F7 ①		3 0 0 0 0 0 1													
Denny Lemaster, R OBP: 0.115, SLG: 0.091 (1, 1) Wade Blasingame, L (4, 1) Lee Maye, L OBP: 0.347, SLG: 0.449 (8, PH) Jack Smith, R OBP: 0.333, SLG: 0.333 (8, 1) L O B C			1-3 K ②			0-2 4-3 ①		2-2 F6 ②		1 0 0 0 0 1 1 1 0 0 0 0 0 0 1 0 0 0 0 0 0 0 0 0 0 0 0 0													
Inning Stats	R: 0 E: 0 K: 2 S: 9	H: 0 LOB: 0 BB: 0 P: 14	R: 0 E: 0 K: 0 S: 8	H: 0 LOB: 0 BB: 0 P: 11	R: 0 E: 1 K: 2 S: 8	H: 0 LOB: 1 BB: 0 P: 12	R: 0 E: 0 K: 0 S: 9	H: 0 LOB: 0 BB: 0 P: 12	R: 0 E: 0 K: 1 S: 11	H: 1 LOB: 1 BB: 0 P: 13	R: 0 E: 0 K: 1 S: 7	H: 0 LOB: 0 BB: 0 P: 9	R: 0 E: 0 K: 0 S: 11	H: 2 LOB: 2 BB: 0 P: 17	R: 0 E: 1 K: 1 S: 11	H: 0 LOB: 1 BB: 0 P: 13	R: 0 E: 0 K: 1 S: 8	H: 0 LOB: 1 BB: 1 P: 12	1B: 3 2B: 0 3B: 0 HR: 0	SF: 0 SAC: 0 DP: 0 HBP: 0	WP: 0 PB: 0 SB: 0 CS: 0	PA: 33	
PITCHER Sandy Koufax, L ERA: 1.84 (1, 1)	IP 9.0	WLS W	BF 33	H 3	R 0	ER 0	SO 8	BB 1	IBB 0	HBP 0	BLK 0	WP 0	HR 0	S 82	P 113	ERA 0.00	WHIP 0.444						PITCHER IP WLS BF H R ER SO BB IBB HBP BLK WP HR S P ERA WHIP

Milwaukee Braves @ Los Angeles Dodgers
 Dodger Stadium, Los Angeles, CA
 Wed Jun 17 1964, 7:05 PM PDT
 Att: 41,688 - Unknown

AB	32
R	0
H	3
RBI	0
BB	1
SO	8
LOB	8



Batter	1	2	3	4	5	6	7	8	9	AB R H RBI BB SO LOB
Willie Davis, L OBP: 0.289, SLG: 0.395 (1, 8) C S F X	0-2 4-3 ① B L B X	3-1 F9 ③ B L B X		2-1 3B 2B S B B X		0-1 F8 ② C X				4 1 1 0 0 0 3
Maury Wills, S OBP: 0.326, SLG: 0.343 (1, 6) X	0-0 1B S B B X		3-1 5-3 ① B B B X	2-1 1B 3B 2-H B B X		1-0 6-3 ③ B X				4 1 2 1 0 0 0
Wes Parker, S OBP: 0.329, SLG: 0.416 (1, 3) F B F S X	1-3 K ② 1-2 B B X		0-0 F9 ② X	1-1 1B 1B SF9-2-6 3-H B B X		0-0 F8 ① X				4 1 1 1 0 1 1
Tommy Davis, R OBP: 0.308, SLG: 0.330 (1, 7) X	0-0 F8 ③ B B X		1-2 1B BB 1B F B F X	2-1 1B 1B SF9-2-6 1-3 B B X		0-0 5-3 ② B B X				4 1 2 0 0 0 1
Frank Howard, R OBP: 0.288, SLG: 0.454 (1, 9) B B B X		2-0 1B BB 1B B B B X	4-1 1B BB 1-2 B B B X	1-1 SF9-2-6 ② ③ 1-2 3-H B B X		2-0 FC6-4 1B B B X				2 0 2 1 1 0 0
Nate Oliver, R OBP: 0.429, SLG: 0.200 (1, 4) F B B B X		4-1 1B BB 1-2 B B B X	0-1 1B 1-2 2-H B B X		1-3 K ① F S B C X		0-0 FC6-4 ③ 1-2f B B X			3 0 1 1 1 1 1
Doug Camilli, R OBP: 0.222, SLG: 0.232 (1, 2) C X		0-1 F2 ① B B X	0-1 F7 ③ F X		0-1 6-3 ② C X		0-3 K ① B B F S X			4 0 0 0 0 1 4
Derrell Griffith, L OBP: 0.429, SLG: 0.643 (1, 5) X C		0-1 1B 1-2 2-3 B B X		1-2 HR ① C B B X		0-0 F7 ③ X		1-2 L6 ② B B F X		4 1 2 1 0 0 0
Sandy Koufax, R OBP: 0.143, SLG: 0.091 (1, 1) S B B X		0-3 K ② S B B X		2-1 F8 ① B B C X		1-3 K ① B C S X		0-0 L3 ③ X		4 0 0 0 0 2 3

Inning Stats	R: 0	H: 1	E: 0	K: 1	S: 11	LOB: 1	BB: 0	P: 12	R: 0	H: 2	E: 0	K: 1	S: 11	LOB: 3	BB: 1	P: 20	R: 1	H: 2	E: 0	K: 0	S: 11	LOB: 2	BB: 1	P: 19	R: 4	H: 5	E: 0	K: 0	S: 15	LOB: 0	BB: 0	P: 26	R: 0	H: 0	E: 0	K: 1	S: 6	LOB: 0	BB: 0	P: 7	R: 0	H: 0	E: 0	K: 1	S: 6	LOB: 0	BB: 0	P: 8	R: 0	H: 1	E: 0	K: 0	S: 4	LOB: 1	BB: 0	P: 6	R: 0	H: 0	E: 0	K: 1	S: 7	LOB: 0	BB: 0	P: 8
1B: 8	SF: 1	2B: 2	SAC: 0	3B: 1	DP: 1	HR: 1	HBP: 0	WP: 0	PA: 36																																																							

PITCHER	IP	WLS	BF	H	R	ER	SO	BB	IBB	HBP	BLK	WP	HR	S	P	ERA	WHIP
Denny Lemaster, L ERA: 4.64 (1, 1)	3.1	L	20	8	4	4	2	2	0	0	0	0	1	42	67	10.80	3.000
Wade Blasingame, L ERA: 2.45 (4, 1)	3.2		13	3	1	1	2	0	0	0	0	0	0	22	31	2.46	0.818
Jack Smith, R ERA: 3.0 (8, 1)	1.0		3	0	0	0	1	0	0	0	0	0	0	7	8	0.00	0.000

BOTTOM

Milwaukee Braves @ Los Angeles Dodgers
Dodger Stadium, Los Angeles, CA

Wed Jun 17 1964, 7:05 PM PDT
Att. 41,688 - Unknown

livebaseballscorecards.com

AB	33
R	5
H	11
RBI	5
BB	2
SO	5
LOB	13



Batter	1	2	3	4	5	6	7	8	9	AB R H RBI BB SO LOB	TOP	
Maury Wills, S (1, 6) <small>OBP: 0.326, SLG: 0.340</small> Dick Tracewski, R (5, 6) <small>OBP: 0.349, SLG: 0.357</small>	1-3 	1-2 6-3 			4-2 B 			0-2 		2 0 0 0 1 1 1 1 0 1 0 0 0 0		
Derrell Griffith, L (1, 5) <small>OBP: 0.333, SLG: 0.500</small>	0-0 1-3 		3-3 		2-2 CS 	0-1 F9 		1-1 F4 		4 0 0 0 0 1 1		
Willie Davis, L (1, 8) <small>OBP: 0.288, SLG: 0.392</small>	0-2 		0-3 			3-3 			1-2 L9 	4 0 1 0 0 2 0		
Tommy Davis, R (1, 7) <small>OBP: 0.307, SLG: 0.329</small>	0-1 		0-0 5-3 			2-3 			0-3 	4 0 1 0 0 2 0		
Wally Moon, L (1, 9) <small>OBP: 0.347, SLG: 0.381</small>	2-3 			3-3 			1-1 		3-2 	4 0 2 0 0 2 2		
John Roseboro, L (1, 2) <small>OBP: 0.360, SLG: 0.414</small> Jeff Torborg, R (7, 2) <small>OBP: 0.143, SLG: 0.143</small>		2-0 		1-3 			3-2 G4-6-3 		0-3 	3 1 1 0 0 1 1 1 0 0 0 0 1 1		
Ron Fairly, L (1, 3) <small>OBP: 0.375, SLG: 0.338</small>		2-1 		3-2 F5 			0-0 F8 			3 0 1 1 0 0 0		
Nate Oliver, R (1, 4) <small>OBP: 0.300, SLG: 0.125</small>		3-3 			0-1 6-3 			3-3 		3 0 0 0 0 2 1		
Joe Moeller, R (1, 1) <small>OBP: 0.042, SLG: 0.042</small> Jim Brewer, L (4, 1) <small>OBP: 0.286, SLG: 0.451</small> Frank Howard, R (8, PH) <small>OBP: 0.286, SLG: 0.451</small> Howie Reed, R (8, 1)		2-3 			0-3 			2-3 		1 0 0 0 0 1 1 1 0 0 0 0 1 0 1 0 0 0 0 1 0 0 0 0 0 0 0 0		
Inning Stats	R: 0 H: 2 E: 0 LOB: 2 K: 2 BB: 0 S: 12 P: 15	R: 1 H: 2 E: 0 LOB: 1 K: 2 BB: 0 S: 12 P: 22	R: 0 H: 0 E: 0 LOB: 0 K: 2 BB: 0 S: 7 P: 10	R: 0 H: 0 E: 0 LOB: 0 K: 2 BB: 0 S: 10 P: 17	R: 0 H: 0 E: 0 LOB: 0 K: 1 BB: 1 S: 13 P: 19	R: 0 H: 0 E: 0 LOB: 0 K: 2 BB: 0 S: 10 P: 15	R: 0 H: 1 E: 0 LOB: 0 K: 0 BB: 0 S: 7 P: 11	R: 0 H: 1 E: 0 LOB: 1 K: 2 BB: 0 S: 12 P: 18	R: 0 H: 1 E: 0 LOB: 1 K: 2 BB: 0 S: 15 P: 19	1B: 6 SF: 0 2B: 1 SAC: 0 3B: 0 DP: 1 HR: 0 HBP: 0	WP: 0 PA: 34 PB: 0 SB: 0 CS: 1	
PITCHER	IP WLS BF H R ER SO BB IBB HBP BLK WP HR S P ERA WHIP											
Jim Maloney, R (1, 1) <small>ERA: 2.2</small> Billy McCool, L (8, 1) <small>ERA: 2.25</small>	7.0 W 25 5 1 1 11 1 0 0 0 0 0 0 71 109 1.29 0.857											

Los Angeles Dodgers @ Cincinnati Reds
Crosley Field, Cincinnati, OH
Fri Jun 19 1964, 7:05 PM EDT
Att. 20,777 - Unknown

AB	32
R	1
H	7
RBI	1
BB	1
SO	15
LOB	8



Batter	1	2	3	4	5	6	7	8	9	AB	R	H	RBI	BB	SO	LOB	BOTTOM			
Bobby Klaus, R (1, 4) OBP: 0.194, SLG: 0.358	0-3 	1-0 		0-0 	3-2 		0-2 			4	1	0	1	0	1	2				
Tommy Harper, R (1, 7) OBP: 0.330, SLG: 0.319	3-2 		0-0 	3-1 	1-1 		2-1 			5	2	3	1	0	0	1				
Vada Pinson, L (1, 8) OBP: 0.336, SLG: 0.457	0-2 		1-0 	0-0 		2-2 	1-1 			5	3	3	1	0	0	2				
Gordy Coleman, L (1, 3) OBP: 0.324, SLG: 0.432 Deron Johnson, R (4, PH) OBP: 0.397, SLG: 0.545 (5, 3)	4-2 		0-0 	1-3 		4-2 		1-0 		1	0	0	0	1	0	0				
Frank Robinson, R (1, 9) OBP: 0.384, SLG: 0.551	3-2 		4-2 	3-1 		1-2 	1-1 			4	1	2	2	1	0	4				
Johnny Edwards, L (1, 2) OBP: 0.350, SLG: 0.414 Billy McCool, R (8, 1)	0-1 		1-1 	1-0 		0-3 	1-2 			4	1	3	4	0	1	1				
Leo Cardenas, R (1, 6) OBP: 0.324, SLG: 0.425	1-3 		2-0 	2-3 			4-2 			3	2	1	2	1	2	4				
Steve Boros, R (1, 5) OBP: 0.306, SLG: 0.336		0-0 	0-3 		0-0 		1-2 			4	1	2	0	0	1	0				
Jim Maloney, L (1, 1) OBP: 0.235, SLG: 0.133 Hal Smith, R (7, PH) OBP: 0.273, SLG: 0.207 (8, 2)		0-0 		2-1 	0-0 		1-1 			3	0	0	0	0	0	1				
Inning Stats	R: 2 E: 0 K: 2 S: 22	H: 3 LOB: 2 BB: 1 P: 33	R: 0 E: 0 K: 0 S: 3	H: 0 LOB: 0 BB: 0 P: 4	R: 4 E: 0 K: 1 S: 11	H: 3 LOB: 0 BB: 1 P: 19	R: 3 E: 1 K: 2 S: 16	H: 4 LOB: 2 BB: 0 P: 28	R: 1 E: 1 K: 0 S: 9	H: 1 LOB: 0 BB: 0 P: 13	R: 0 E: 0 K: 1 S: 12	H: 0 LOB: 1 BB: 1 P: 19	R: 1 E: 0 K: 0 S: 17	H: 2 LOB: 2 BB: 1 P: 26	R: 0 E: 0 K: 0 S: 7	H: 1 LOB: 0 BB: 0 P: 10	1B: 11 2B: 1 3B: 0 HR: 2	SF: 1 SAC: 0 DP: 2 HBP: 0	WP: 0 PB: 0 SB: 0 CS: 0	PA: 42
PITCHER	IP WLS BF H R ER SO	WLS L L L L L L	H R ER SO	H R ER SO	BB IBB HBP BLK WP HR S P	BB IBB HBP BLK WP HR S P	BB IBB HBP BLK WP HR S P	ERA WHIP	PITCHER	IP WLS BF H R ER SO	WLS L L L L L L	H R ER SO	H R ER SO	BB IBB HBP BLK WP HR S P	BB IBB HBP BLK WP HR S P	ERA WHIP				
Joe Moeller, R (1, 1) ERA: 3.24	3.1		7	8	6	3	2	0	0	0	0	41	66	16.20	2.700					
Jim Brewer, L (4, 1) ERA: 2.62	3.2		6	3	1	3	2	0	0	0	0	49	76	2.46	2.182					
Howie Reed, R (8, 1) ERA: 6.0	1.0		1	0	0	0	0	0	0	0	0	7	10	0.00	1.000					

Los Angeles Dodgers @ Cincinnati Reds

Crosley Field, Cincinnati, OH

Fri Jun 19 1964, 7:05 PM EDT
Att. 20,777 - Unknown

AB	37
R	11
H	14
RBI	11
BB	4
SO	6
LOB	21



WP: 0	PA: 42
PB: 0	
SB: 0	
CS: 0	

Batter	1	2	3	4	5	6	7	8	9	AB R H RBI BB SO LOB	TOP											
Nate Oliver, R (1, 4) OBP: 0.333, SLG: 0.231	2-1 1-3		1-0 1-2 1B		1-2 1B 1B		0-0 6-3		1-3 K	5 1 2 0 0 1 0												
Derrell Griffith, L (1, 5) OBP: 0.364, SLG: 0.500	1-3 K		1-2 F9		1-2 1B 1B		1-0 1B			4 1 2 0 0 1 2												
Willie Davis, L (1, 8) OBP: 0.283, SLG: 0.386	0-2 F9		1-1 G3		0-1 F9		1-3 K			4 0 0 0 0 1 5												
Tommy Davis, R (1, 7) OBP: 0.310, SLG: 0.329		0-3 K		4-0 2B BB	2-0 1B FC1-2 1B		1-0 F7			3 1 1 1 1 1 1												
Frank Howard, R (1, 9) OBP: 0.295, SLG: 0.460		4-2 BB		1-0 6-3 1-H SF9 2B	1-2 FC1-2 1B		2-3 K			3 1 2 2 1 1 0												
Wes Parker, S (1, 3) OBP: 0.314, SLG: 0.395		1-3 K		2-2 6-3 2-3	FC1-2 1B		1-3 K			4 0 0 0 0 2 4												
John Roseboro, L (1, 2) OBP: 0.358, SLG: 0.413		1-2 1-3		0-0 SF9 3-H		1-1 6-3-6 SH1-3 1B		2-2 4-3		3 0 1 1 0 0 1												
Dick Tracewski, R (1, 6) OBP: 0.343, SLG: 0.349			1-2 F9	0-1 6-3		1-0 SH1-3		3-3 K		3 0 0 0 0 1 0												
Don Drysdale, R (1, 1) OBP: 0.191, SLG: 0.244			0-2 1B		0-1 6-3	2-1 6-3-6		1-3 K		3 0 1 0 0 0 1												
Ron Perranoski, L (7, 1) OBP: 0.125, SLG: 0.125										0 0 0 0 0 0 0												
Bob Miller, R (8, 1) OBP: 0.200, SLG: 0.200										0 0 0 0 0 0 0												
Lee Walls, R (9, PH) OBP: 0.412, SLG: 0.400						2-3f				1 0 0 0 0 1 0												
Inning Stats	R: 0 E: 0 K: 1 S: 8	H: 0 LOB: 0 BB: 0 P: 11	R: 0 E: 0 K: 2 S: 11	H: 0 LOB: 1 BB: 1 P: 17	R: 0 E: 0 K: 0 S: 12	H: 2 LOB: 2 BB: 0 P: 16	R: 2 E: 0 K: 0 S: 7	H: 1 LOB: 0 BB: 1 P: 14	R: 2 E: 0 K: 0 S: 15	H: 4 LOB: 2 BB: 0 P: 20	R: 0 E: 0 K: 0 S: 5	H: 1 LOB: 0 BB: 0 P: 9	R: 0 E: 0 K: 1 S: 6	H: 1 LOB: 1 BB: 0 P: 9	R: 0 E: 0 K: 2 S: 10	H: 0 LOB: 0 BB: 0 P: 15	R: 0 E: 0 K: 3 S: 9	H: 0 LOB: 0 BB: 0 P: 14	1B: 8 2B: 2 3B: 0 HR: 0	SF: 1 SAC: 1 DP: 1 HBP: 0	WP: 0 PB: 0 SB: 0 CS: 0	PA: 37
PITCHER	IP WLS BF H R ER SO BB IBB HBP BLK WP HR S P ERA WHIP																					
Jim O'Toole, L (1, 1) ERA: 3.8	7.0 W 31 9 4 4 4 2 0 0 0 0 0 0 64 96 5.14 1.571																					
Joe Nuxhall, L (8, 1) ERA: 3.53	2.0 S 6 0 0 0 5 0 0 0 0 0 0 0 19 29 0.00 0.000																					

Los Angeles Dodgers @ Cincinnati Reds
 Crosley Field, Cincinnati, OH
 Sat Jun 20 1964, 7:05 PM EDT
 Att. 24,559 - Unknown

AB	33
R	4
H	9
RBI	4
BB	2
SO	9
LOB	14



Batter	1	2	3	4	5	6	7	8	9
Bobby Klaus, R (1, 4) OBP: 0.200, SLG: 0.357 Pete Rose, S (7, PH) OBP: 0.284, SLG: 0.259 (8, 4)	2-1 5-3		1-3 K		2-1 1B		0-0 SH1-3		
Tommy Harper, R (1, 7) OBP: 0.329, SLG: 0.318	1-2 F3		0-0 F7		0-3 K		0-0 1B		
Vada Pinson, L (1, 8) OBP: 0.339, SLG: 0.484	0-0 4-3			3-1 HR		1-0 HR	1-1 6-3		
Gordy Coleman, L (1, 3) OBP: 0.317, SLG: 0.422 Deron Johnson, R (8, PH) OBP: 0.402, SLG: 0.550 (9, 3)		2-3 K	1-2 F7		0-0 F6		0-1 BLK 1B 5-3 1B		
Frank Robinson, R (1, 9) OBP: 0.386, SLG: 0.548		1-2 HR HBP	0-0 5-3		0-1 F6		0-1 5-3 BLK 1-2 1B		
Johnny Edwards, L (1, 2) OBP: 0.358, SLG: 0.433		2-1 HR	1-2 1B		1-3 K		4-0 5-3 1-2 2-3 IBB		
Leo Cardenas, R (1, 6) OBP: 0.326, SLG: 0.429		4-1 G5-4-3 BB	1-1 F8		1-1 F8		1-1 SH1-4 SH1-3 2B	1-1 5-3 1-2 2-3 3-H	
Steve Boros, R (1, 5) OBP: 0.299, SLG: 0.328		1-1 G5-4-3	3-2 5-3		3-2 5-3		0-1 SH1-4	2-3 K	
Jim O'Toole, S (1, 1) OBP: 0.125, SLG: 0.136 Marty Keough, L (7, PH) OBP: 0.289, SLG: 0.390 Joe Nuxhall, L (8, 1) OBP: 0.152, SLG: 0.242		1-3 K	1-3 K		1-3 K		4-2 1B SH1-3 BB	1-3 K	


AB	R	H	RBI	BB	SO	LOB
3	0	1	0	0	1	0
0	0	0	1	0	0	0
4	0	1	0	0	1	1
4	2	2	2	0	0	2
3	0	0	0	0	1	0
1	1	1	0	0	0	0
3	1	2	2	1	1	0
3	1	1	1	1	0	3
3	0	0	0	0	1	3
2	0	0	0	0	2	0
0	0	0	0	1	0	0
1	0	0	0	0	1	2

WP	HR	S	P	ERA	WHIP
0	0	0	0	7.11	1.263
0	0	0	0	13.50	4.500
0	0	0	0	0.00	0.000

Inning Stats	R	H	E	K	S	R	H	E	K	S	R	H	E	K	S	R	H	E	K	S	R	H	E	K	S	R	H	E	K	S	R	H	E	K	S			
	0	0	0	0	6	2	0	0	0	13	1	0	0	0	19	0	0	0	0	7	1	0	0	0	11	1	0	0	0	16	1	0	0	13	2	0	0	21

Los Angeles Dodgers @ Cincinnati Reds
 Crosley Field, Cincinnati, OH
 Sat Jun 20 1964, 7:05 PM EDT
 Att. 24,559 - Unknown

AB	30
R	6
H	9
RBI	6
BB	3
SO	8
LOB	11



Batter	1	2	3	4	5	6	7	8	9	AB R H RBI BB SO LOB	TOP		
Derrell Griffith, L (1, 5) OBP: 0.346, SLG: 0.462 Jim Gilliam, S (8, 5) OBP: 0.292, SLG: 0.261	0-0 F7		0-0 B2		1-1 S 1B		0-0 F6		1-0 CS 1B	4 0 1 0 0 0 0 1 0 1 0 0 0 0			
Wes Parker, S (1, 3) OBP: 0.300, SLG: 0.376 (8, 9)	0-1 L7		0-1 4-3		2-2 F9		2-3 K		3-0 CS 1-2	4 0 0 0 0 1 1			
Willie Davis, L (1, 8) OBP: 0.283, SLG: 0.383	1-2 4-3			1-2 FC6 1B		2-2 F7		1-2 F6		4 0 1 0 0 0 0			
Tommy Davis, R (1, 7) OBP: 0.313, SLG: 0.336		2-2 F9		1-1 F2		2-0 WP 1B		1-2 F8 SF7 2B		4 2 2 0 0 0 1			
Frank Howard, R (1, 9) OBP: 0.298, SLG: 0.475 Ron Fairly, L (8, 3) OBP: 0.375, SLG: 0.338		0-1 HR		1-1 FC6 1-2		2-2 3-1 WP 1B		1-2 F8 2-3		4 2 2 2 0 0 2 0 0 0 0 0 0 0			
John Roseboro, L (1, 2) OBP: 0.350, SLG: 0.405		1-1 F7		2-1 L8		1-0 3-1		1-0 SF7		3 0 0 1 0 0 3			
Nate Oliver, R (1, 4) OBP: 0.368, SLG: 0.294		0-0 FC6-4 1B		3-3 K		0-1 1B 1B		0-3 K		4 0 2 1 0 2 2			
Dick Tracewski, R (1, 6) OBP: 0.341, SLG: 0.347		0-0 FC6-4 1-2f			0-1 F8		0-1 FC6 1B		0-0 F4	4 0 1 0 0 0 1			
Sandy Koufax, R (1, 1) OBP: 0.132, SLG: 0.083 Bob Miller, R (7, 1) OBP: 0.167, SLG: 0.167			1-1 F9		1-3 K		0-1 FC6		0-0 4-3	3 0 0 0 0 1 2 1 0 0 0 0 0 0			
Inning Stats	R: 0 H: 0 E: 0 LOB: 0 K: 0 BB: 0 S: 6 P: 7	R: 1 H: 2 E: 0 LOB: 1 K: 0 BB: 0 S: 9 P: 12	R: 0 H: 0 E: 0 LOB: 0 K: 0 BB: 0 S: 5 P: 6	R: 0 H: 1 E: 0 LOB: 2 K: 1 BB: 0 S: 14 P: 22	R: 0 H: 1 E: 0 LOB: 1 K: 1 BB: 0 S: 10 P: 14	R: 2 H: 4 E: 0 LOB: 2 K: 0 BB: 0 S: 14 P: 21	R: 0 H: 0 E: 0 LOB: 0 K: 1 BB: 0 S: 8 P: 11	R: 1 H: 1 E: 0 LOB: 0 K: 1 BB: 0 S: 11 P: 14	R: 0 H: 1 E: 0 LOB: 0 K: 0 BB: 0 S: 3 P: 7	1B: 8 SF: 1 2B: 1 SAC: 0 3B: 0 DP: 0 HR: 1 HBP: 0	WP: 2 PA: 38 PB: 0 SB: 1 CS: 1		
PITCHER	IP WLS BF H R ER SO BB IBB HBP BLK WP HR S P ERA WHIP											PITCHER	IP WLS BF H R ER SO BB IBB HBP BLK WP HR S P ERA WHIP
Bob Purkey, R (1, 1) ERA: 3.36	7.0 L 30 8 3 3 3 0 0 0 0 2 1 66 93 3.86 1.143												
Ryne Duren, R (8, 1) ERA: 3.46	2.0 7 2 1 1 1 0 0 0 0 0 0 14 21 4.50 1.000												

Los Angeles Dodgers @ Cincinnati Reds
Crosley Field, Cincinnati, OH
Sun Jun 21 1964, 3:33 AM EDT
Unknown

livebaseballscores.com

AB	36
R	4
H	10
RBI	4
BB	0
SO	4
LOB	12




Batter	1	2	3	4	5	6	7	8	9	AB	R	H	RBI	BB	SO	LOB
Bobby Klaus, R (1, 4) OBP: 0.205, SLG: 0.356 Pete Rose, S (7, PH) OBP: 0.283, SLG: 0.258 (8, 4)	1-2 1B		0-1 F4		1-1 5-3		3-2 G3			3	0	1	0	0	0	0
Tommy Harper, R (1, 7) OBP: 0.323, SLG: 0.311	0-3 K		0-0 F3		1-0 F8		1-3 K			4	0	0	0	0	2	1
Vada Pinson, L (1, 8) OBP: 0.341, SLG: 0.489	1-1 F7		2-0 2B		2-3 K		2-2 1B			4	1	2	0	0	1	1
Deron Johnson, R (1, 3) OBP: 0.405, SLG: 0.565	2-2 F9		0-0 2B		3-2 1B 2B		0-0 F8			4	1	2	1	0	0	2
Frank Robinson, R (1, 9) OBP: 0.384, SLG: 0.542			0-0 F3		1-2 1-3		1-1 1B			4	0	1	0	0	1	2
Leo Cardenas, R (1, 6) OBP: 0.321, SLG: 0.421					0-0 L7		0-3 K			4	0	0	0	0	1	2
Johnny Edwards, L (1, 2) OBP: 0.360, SLG: 0.439					1-1 4-3		2-0 1B			4	0	2	1	0	0	0
Steve Boros, R (1, 5) OBP: 0.308, SLG: 0.331 Marty Keough, L (9, PH) OBP: 0.283, SLG: 0.381					2-1 1B		3-H 2-2 6-3			2	0	1	0	1	0	1
Bob Purkey, R (1, 1) OBP: 0.074, SLG: 0.077 Johnny Temple, R (7, PH) Gordy Coleman, L (7, PH) OBP: 0.314, SLG: 0.419 Ryne Duren, R (8, 1) Mel Queen, L (9, PH) OBP: 0.190, SLG: 0.190					1-3 K		1-1 F7			2	0	0	0	0	2	3

Inning Stats	R: 0	H: 1	R: 0	H: 1	R: 1	H: 2	R: 0	H: 0	R: 1	H: 2	R: 0	H: 2	R: 0	H: 0	R: 0	H: 2	R: 0	H: 0
	E: 0	LOB: 1	E: 0	LOB: 2	E: 0	LOB: 1	E: 0	LOB: 0	E: 0	LOB: 1	E: 0	LOB: 0	E: 0	LOB: 0	E: 0	LOB: 1	E: 0	LOB: 0
	K: 1	BB: 0	K: 2	BB: 1	K: 0	BB: 0	K: 1	BB: 0	K: 1	BB: 0	K: 1	BB: 0	K: 1	BB: 0	K: 0	BB: 0	K: 1	BB: 0
	S: 12	P: 16	S: 10	P: 21	S: 6	P: 8	S: 10	P: 14	S: 9	P: 13	S: 16	P: 24	S: 10	P: 15	S: 8	P: 12	S: 9	P: 16

PITCHER	IP	WLS	BF	H	R	ER	SO	BB	IBB	HBP	BLK	WP	HR	S	P	ERA	WHIP
Sandy Koufax, L (1, 1) ERA: 1.9	6.0	W	26	7	2	2	6	0	1	0	0	0	0	63	96	3.00	1.167
Bob Miller, R (7, 1) ERA: 2.12	3.0	S	10	2	0	0	2	0	0	0	0	0	0	27	43	0.00	0.667

Los Angeles Dodgers @ Cincinnati Reds
 Crosley Field, Cincinnati, OH
 Sun Jun 21 1964, 3:33 AM EDT
 Unknown

AB	35
R	2
H	9
RBI	2
BB	1
SO	8
LOB	12



WP: 0	PA: 36
PB: 0	SB: 0
CS: 0	CS: 0

livebaseballscorecards.com

Los Angeles Dodgers @ Cincinnati Reds
 Crosley Field, Cincinnati, OH

Sun Jun 21 1964, 3:38 AM EDT
 Att. 29,183 - Unknown

AB	33
R	1
H	7
RBI	1
BB	0
SO	7
LOB	8



AB	R	H	RBI	BB	SO	LOB
4	0	1	0	0	0	1
4	0	1	0	0	0	3
4	0	1	0	0	1	1
0	0	0	0	0	0	0
4	1	1	0	0	0	1
4	0	1	1	0	2	0
3	0	0	0	0	2	1
1	0	0	0	0	0	0
2	0	0	0	0	0	1
1	0	0	0	0	1	0
3	0	0	0	0	1	0
2	0	2	0	0	0	0
0	0	0	0	0	0	0
1	0	0	0	0	0	0

Batter	1	2	3	4	5	6	7	8	9									
Derrell Griffith, L OBP: 0.333, SLG: 0.433 (1, 5)	0-0 L4		1-2 1B		1-1 FC4-6			0-0 6-3										
Willie Davis, L OBP: 0.282, SLG: 0.381 (1, 8)	2-2 F5		0-0 F8		1-1 4-3			2-2 1B										
Ron Fairly, L OBP: 0.372, SLG: 0.336 (1, 3) Ron Perranoski, L OBP: 0.125, SLG: 0.125 (8, 1)	2-2 G3			2-0 L9		0-0 1B		1-3 1B										
Tommy Davis, R OBP: 0.312, SLG: 0.339 (1, 7)		1-1 F7		0-1 1B		2-2 G6-4-3		1-0 5-3										
Frank Howard, R OBP: 0.297, SLG: 0.471 (1, 9)		1-2 4-3		1-2 1B		1-3 K		2-3 K										
Nate Oliver, R OBP: 0.318, SLG: 0.250 (1, 4) Wally Moon, L OBP: 0.342, SLG: 0.375 (9, PH)		0-3 K		2-3 K		1-0 F7		0-2 F8										
Doug Camilli, R OBP: 0.216, SLG: 0.225 (1, 2) John Roseboro, L OBP: 0.348, SLG: 0.402 (7, PH) (7, 2)			0-0 5-3	1-2 L8		1-3 K		0-3 K										
Dick Tracewski, R OBP: 0.335, SLG: 0.340 (1, 6)			2-2 6-3		0-0 F6		0-3 K											
Larry Miller, L OBP: 1.000, SLG: 1.000 (1, 1) Bob Miller, R OBP: 0.167, SLG: 0.167 (7, 1) Wes Parker, S OBP: 0.297, SLG: 0.372 (8, PH) (8, 3)			1-0 1B		2-2 FC4-6			0-0 F9										
Inning Stats	R: 0 E: 0 K: 0 S: 11	H: 0 LOB: 0 BB: 0 P: 15	R: 0 E: 0 K: 1 S: 9	H: 0 LOB: 0 BB: 0 P: 11	R: 0 E: 0 K: 0 S: 11	H: 2 LOB: 2 BB: 0 P: 15	R: 1 E: 0 K: 1 S: 18	H: 2 LOB: 1 BB: 0 P: 24	R: 0 E: 0 K: 0 S: 8	H: 1 LOB: 1 BB: 0 P: 12	R: 0 E: 0 K: 1 S: 8	H: 1 LOB: 0 BB: 0 P: 11	R: 0 E: 0 K: 2 S: 9	H: 0 LOB: 0 BB: 0 P: 11	R: 0 E: 0 K: 1 S: 9	H: 1 LOB: 1 BB: 0 P: 11	R: 0 E: 0 K: 1 S: 7	H: 0 LOB: 0 BB: 0 P: 10

PITCHER Joey Jay, R ERA: 3.29 (1, 1)	IP: 9.0 WLS: W BF: 33 H: 7 R: 1 ER: 1 SO: 7 BB: 0 IBB: 0 HBP: 0 BLK: 0 WP: 0 HR: 0 S: 90 P: 120 ERA: 1.00 WHIP: 0.778
--	---

PITCHER	IP	WLS	BF	H	R	ER	SO	BB	IBB	HBP	BLK	WP	HR	S	P	ERA	WHIP
----------------	----	-----	----	---	---	----	----	----	-----	-----	-----	----	----	---	---	-----	------

WP: 0	PA: 33
PB: 0	
SB: 1	
CS: 0	

1B: 6	SF: 0
2B: 1	SAC: 0
3B: 0	DP: 1
HR: 0	HBP: 0

Batter	1	2	3	4	5	6	7	8	9	AB R H RBI BB SO LOB
Bobby Klaus, R OBP: 0.207, SLG: 0.351 (1, 4)	1-2 F4	1-2 F6			0-1 F9		1-2 SH1-4 1B			4 0 1 0 0 0 1
Tommy Harper, R OBP: 0.318, SLG: 0.307 (1, 7)	0-1 F4		0-0 6-3		0-0 F8		0-0 SH1-4 1-2			3 0 0 0 0 0 0
Vada Pinson, L OBP: 0.348, SLG: 0.494 (1, 8)	1-0 HR 2B		4-2 BB BB		1-1 E3 BB		4-2 G6-4-3 BB			2 1 1 0 2 0 0
Deron Johnson, R OBP: 0.415, SLG: 0.590 (1, 3)	1-0 HR 2B		4-2 BB		4-0 FC6-4 BB		1-0 G6-4-3 1-2f			2 1 1 2 2 0 2
Frank Robinson, R OBP: 0.386, SLG: 0.546 (1, 9)	0-0 2B		1-3		0-0 FC6-4 1-2f		1-2 1B FC6-5 1B			4 0 2 0 0 1 4
Leo Cardenas, R OBP: 0.320, SLG: 0.418 (1, 6)	1-2 6-3		0-1 F8		3-3 K		3-2 FC6-5 1-3 1B			4 0 1 0 0 1 3
Steve Boros, R OBP: 0.306, SLG: 0.328 (1, 5)		1-2 3-1 WP 1B		3-3 K		3-3 K	1-0 FC6-5 1-3 3-H 1B			4 0 1 0 0 2 2
Hal Smith, R OBP: 0.297, SLG: 0.219 (1, 2)		3-3 K 1-2		3-1 L9		4-0 BB	0-1 1-3 1B			3 0 1 0 1 1 1
Joey Jay, S (1, 1)		1-2 3-1 2-3		1-2 6-3		0-1 6-3	1-1 4-3			4 0 0 0 0 0 4

Inning Stats	R: 2	H: 3	E: 0	LOB: 1	K: 0	BB: 0	S: 13	R: 0	H: 1	E: 0	LOB: 1	K: 1	BB: 0	S: 12	R: 0	H: 0	E: 0	LOB: 2	K: 1	BB: 2	S: 11	R: 0	H: 0	E: 0	LOB: 0	K: 1	BB: 0	S: 9	R: 0	H: 0	E: 1	LOB: 2	K: 0	BB: 1	S: 6	R: 0	H: 0	E: 0	LOB: 1	K: 2	BB: 1	S: 8	R: 0	H: 1	E: 0	LOB: 1	K: 0	BB: 1	S: 8	R: 0	H: 3	E: 0	LOB: 2	K: 0	BB: 0	S: 11	R: 0	H: 0	E: 0	LOB: 0	K: 0	BB: 0	S: 17
--------------	------	------	------	--------	------	-------	-------	------	------	------	--------	------	-------	-------	------	------	------	--------	------	-------	-------	------	------	------	--------	------	-------	------	------	------	------	--------	------	-------	------	------	------	------	--------	------	-------	------	------	------	------	--------	------	-------	------	------	------	------	--------	------	-------	-------	------	------	------	--------	------	-------	-------

PITCHER	IP	WLS	BF	H	R	ER	SO	BB	IBB	HBP	BLK	WP	HR	S	P	ERA	WHIP
Larry Miller, L ERA: 2.84 (1, 1)	6.1	L	30	5	2	2	5	5	0	0	0	1	1	66	112	2.84	1.579
Bob Miller, R ERA: 2.09 (7, 1)	0.2		1	0	0	0	0	0	0	0	0	0	0	1	2	0.00	0.000
Ron Perranoski, L ERA: 2.05 (8, 1)	1.0		5	3	0	0	0	0	0	0	0	0	0	11	17	0.00	3.000

Los Angeles Dodgers @ Cincinnati Reds
Crosley Field, Cincinnati, OH
Sun Jun 21 1964, 3:38 AM EDT
Att. 29,183 - Unknown

AB	30
R	2
H	8
RBI	2
BB	5
SO	5
LOB	17



WP	HR	S	P	ERA	WHIP
1	0	0	36		

Batter	1	2	3	4	5	6	7	8	9	AB R H RBI BB SO LOB	TOP											
Derrell Griffith, L (1, 5) <small>OBP: 0.324, SLG: 0.412</small> Wes Parker, S (7, PR) <small>OBP: 0.290, SLG: 0.364</small>	0-0 6-3		0-1 4-3		0-1 FC6-4 1B 2B 1-2f		0-0 2B 1B 2-H	1-3 K	0-1 1-3	4 1 1 1 0 0 1 2 1 0 0 0 1 2	Los Angeles Dodgers @ Milwaukee Braves Milwaukee County Stadium, Milwaukee, WI Mon Jun 22 1964, 8:05 PM EDT Att: 10,099 - Unknown											
Willie Davis, L (1, 8) <small>OBP: 0.288, SLG: 0.386</small>	1-1 F5		0-0 1B		3-1 2B 1B 1-3		0-0 2B 1B 1-2	1-1 G3		5 2 3 0 0 0 0												
Ron Fairly, L (1, 3) <small>OBP: 0.372, SLG: 0.342</small> Jim Gilliam, S (7, PH) <small>OBP: 0.294, SLG: 0.264</small>	2-2 1-3		1-1 F7		0-2 2B 1-H 3-H		2-2 F3 1B	1-0 1B		3 0 1 2 0 0 1 2 0 1 0 0 0 2												
Tommy Davis, R (1, 7) <small>OBP: 0.314, SLG: 0.342</small>		4-1 G4-6-3 BB	1-1 6-3		0-0 L8		0-0 BB 2B 1-H 2-H	0-3 K		4 1 1 2 1 1 3												
Frank Howard, R (1, 9) <small>OBP: 0.300, SLG: 0.467</small> Lee Walls, R (9, PR) <small>OBP: 0.412, SLG: 0.400</small> Maury Wills, S (9, 5) <small>OBP: 0.326, SLG: 0.340</small>		2-0 G4-6-3 1-2f		0-0 L8		1-0 G6-4-3 1B	4-0 BB 1B IBB	1-1 E5 FC1-6	4 1 1 0 1 0 1 0 0 0 0 0 0 0 0 0 0 0 0 0 0													
John Roseboro, L (1, 2) <small>OBP: 0.349, SLG: 0.399</small>		2-1 1B 1B		3-3 K		0-1 G6-4-3 1-2f	4-0 BB 1B BB	0-0 FC1-6 1B 1-2f	4 3 1 0 1 1 2													
Nate Oliver, R (1, 4) <small>OBP: 0.370, SLG: 0.292</small>		3-2 1B 1B 1-2		0-0 F9		2-2 6-3	4-2 1B BB 1-2 2-3 3-H	1-2 1B 1B	4 0 2 1 1 0 0													
Dick Tracewski, R (1, 6) <small>OBP: 0.343, SLG: 0.348</small>		2-2 1-2 2-H 1B		1-1 E1 FC6-4		1-1 K		0-0 1B	5 0 3 4 0 1 0													
Phil Ortega, R (1, 1) <small>OBP: 0.192, SLG: 0.167</small> Bob Miller, R (5, 1) <small>OBP: 0.167, SLG: 0.167</small> Wally Moon, L (7, PH) <small>OBP: 0.347, SLG: 0.394</small> Ron Perranoski, L (7, 1) <small>OBP: 0.125, SLG: 0.125</small> Howie Reed, R (8, 1)		0-3 K		0-3 K			0-0 2B F2	0-3 K	2 0 0 0 0 2 3 0 0 0 0 0 0 0 2 1 1 0 0 0 2 0 0 0 0 0 0 0 1 0 0 0 0 1 2													
Inning Stats	R: 0 E: 0 K: 0 S: 6	H: 0 LOB: 0 BB: 0 P: 9	R: 1 E: 0 K: 1 S: 14	H: 3 LOB: 2 BB: 1 P: 27	R: 0 E: 0 K: 0 S: 7	H: 1 LOB: 1 BB: 0 P: 9	R: 0 E: 0 K: 1 S: 5	H: 0 LOB: 0 BB: 0 P: 8	R: 2 E: 1 K: 1 S: 13	H: 2 LOB: 1 BB: 0 P: 17	R: 0 E: 0 K: 0 S: 8	H: 1 LOB: 0 BB: 0 P: 11	R: 6 E: 0 K: 1 S: 18	H: 5 LOB: 2 BB: 3 P: 37	R: 0 E: 0 K: 2 S: 9	H: 1 LOB: 1 BB: 0 P: 12	R: 1 E: 1 K: 1 S: 14	H: 2 LOB: 2 BB: 0 P: 16	1B: 12 2B: 3 3B: 0 HR: 0	SF: 0 SAC: 0 DP: 2 HBP: 0	WP: 0 PB: 0 SB: 0 CS: 0	PA: 46
PITCHER	IP WLS BF H R ER SO BB IBB HBP BLK WP HR S P ERA WHIP																					
Bob Sadowski, R (1, 1) <small>ERA: 4.32</small> Wade Blasingame, L (7, 1) <small>ERA: 7.11</small> Bobby Tiefenauer, R (7, 1) <small>ERA: 2.97</small> Billy Hoelt, L (8, 1) <small>ERA: 3.78</small>	6.1 0.1 0.1 2.0	L	28 6 2 10	9 2 1 3	5 2 2 1	3 2 2 0	4 0 0 3	1 2 0 0	0 1 0 0	0 0 0 0	0 0 0 0	0 0 0 0	0 9 4 23	88 23 7 28	4.26 54.00 54.00 0.00	1.579 12.000 3.000 1.500						

livebaseballscorecards.com

AB 42
R 10
H 15
RBI 10
BB 4
SO 7
LOB 19



Batter	1	2	3	4	5	6	7	8	9	AB	R	H	RBI	BB	SO	LOB
Ty Cline, L OBP: 0.333, SLG: 0.283 Miguel de la Hoz, R OBP: 0.319, SLG: 0.364	0-2 L6 1B SH3-4	2-3 K		0-3 K		3-2 L7	3-2 F9		1-2 L7	4	0	0	0	0	2	5
Frank Bolling, R OBP: 0.286, SLG: 0.347	0-0 SH3-4 1-2		0-1 L5	3-2 F7		0-1 FC1-6 FC5-4 1-2f		2-2 E4 FC1-5 1B	2-2 FC5-4 1-2f	5	0	1	0	0	0	4
Hank Aaron, R OBP: 0.370, SLG: 0.446	0-0 2-3 1B		3-2 HR 1B		0-0 HR	0-1 FC5-4 1-2f		4-0 FC5 FC1-5 BB		4	2	3	1	1	0	1
Lee Mays, L OBP: 0.344, SLG: 0.463	2-2 F7		0-0 HR		0-0 4-3		3-2 3-1	0-1 FC1-5 FC5 1-2 2-3f		5	1	1	2	0	0	4
Felipe Alou, R OBP: 0.298, SLG: 0.422	1-1 F3		1-0 4-3		1-0 HR 1B		4-1 2B 6-3 BB	1-2 FC5 1-2 2-3f		4	2	1	0	1	0	4
Joe Torre, R OBP: 0.369, SLG: 0.537		2-0 E6 SH1-4 1B	3-3 K		0-0 HR 1B		1-1 HR 2B	0-3 K		5	2	2	2	0	2	2
Denis Menke, R OBP: 0.345, SLG: 0.429		0-2 SH1-4 1B		1-0 1B 1B	1-3 K		2-0 6-3		0-0 HR	5	1	3	2	0	1	1
Woody Woodward, R OBP: 0.278, SLG: 0.278 Gene Oliver, R OBP: 0.257, SLG: 0.400		2-3 K		0-1 SH3-4 1B	2-2 6-3		3-1 HR	0-0 4-3		3	0	1	0	0	1	2
Bob Sadowski, R OBP: 0.248, SLG: 0.250 Wade Blasingame, L OBP: 0.257, SLG: 0.400 Bobby Tiefenauer, R OBP: 0.322, SLG: 0.481 Rico Carty, R OBP: 0.305, SLG: 0.315 Billy Hoelt, L OBP: 0.305, SLG: 0.315 Eddie Mathews, L OBP: 0.305, SLG: 0.315		0-2 SH1-4		0-0 SH3-4		1-0 FC1-6 1B	2-2 1B	4-2 FC5-4 BB		1	0	1	0	0	0	0

Inning Stats	R: 0	H: 1	LOB: 2	BB: 0	P: 13	R: 0	H: 1	LOB: 2	BB: 0	P: 22	R: 2	H: 2	LOB: 0	BB: 0	P: 18	R: 0	H: 2	LOB: 2	BB: 0	P: 14	R: 3	H: 3	LOB: 0	BB: 0	P: 17	R: 0	H: 1	LOB: 1	BB: 0	P: 12	R: 3	H: 3	LOB: 1	BB: 1	P: 35	R: 0	H: 1	LOB: 2	BB: 1	P: 20	R: 1	H: 1	LOB: 1	BB: 1	P: 17	1B: 9	SF: 0	2B: 1	SAC: 3	3B: 0	DP: 0	HR: 5	HBP: 0	WP: 0	PA: 47
--------------	------	------	--------	-------	-------	------	------	--------	-------	-------	------	------	--------	-------	-------	------	------	--------	-------	-------	------	------	--------	-------	-------	------	------	--------	-------	-------	------	------	--------	-------	-------	------	------	--------	-------	-------	------	------	--------	-------	-------	-------	-------	-------	--------	-------	-------	-------	--------	-------	--------

PITCHER	IP	WLS	BF	H	R	ER	SO	BB	IBB	HBP	BLK	WP	HR	S	P	ERA	WHIP
Phil Ortega, R ERA: 3.32	(1, 1)	4.1	24	9	5	5	4	0	0	0	0	0	0	17	24	10.38	2.077
Bob Miller, R ERA: 2.03	(5, 1)	1.2	6	1	0	0	1	0	0	0	0	0	0	17	24	0.00	0.600
Ron Perranoski, L ERA: 2.52	(7, 1)	1.0	8	4	3	3	0	1	0	0	0	0	1	21	41	27.00	5.000
Howie Reed, R ERA: 5.63	(8, 1)	2.0	9	1	1	1	1	2	0	0	0	0	1	19	31	4.50	1.500


BOTTOM

Los Angeles Dodgers @ Milwaukee Braves
Milwaukee County Stadium, Milwaukee, WI
 Mon Jun 22 1964, 8:05 PM EDT
 Att. 10,099 - Unknown

AB	41
R	9
H	15
RBI	9
BB	3
SO	6
LOB	25



WP: 0	PA: 47
PB: 0	
SB: 0	
CS: 0	

Batter	1	2	3	4	5	6	7	8	9	AB R H RBI BB SO LOB	TOP																
Willie Davis, L (1, 8) OBP: 0.292, SLG: 0.385	2-2 CS 1B		1-2 E4 CS		0-1 F7		4-2 BB			3 0 1 0 1 0 2	Los Angeles Dodgers @ Milwaukee Braves Milwaukee County Stadium, Milwaukee, WI Tue Jun 23 1964, 8:05 PM EDT Att. 16,469 - Unknown																
Jim Gilliam, S (1, 5) OBP: 0.298, SLG: 0.269	1-1 L7		1-1 CS	1-1 SH1-4 1B	2-0 FC6-4 1B		1-1 L8			4 0 2 1 0 0 3																	
Wes Parker, S (1, 3) OBP: 0.281, SLG: 0.352	0-0 6-3			0-0 SH1-4 1-2	1-0 FC6-4 1-2f			1-3 K		3 0 0 0 0 1 2																	
Tommy Davis, R (1, 7) OBP: 0.309, SLG: 0.336		0-3 K		0-0 F2		1-0 L6		1-0 B1-3		4 0 0 0 0 1 1																	
Frank Howard, R (1, 9) OBP: 0.303, SLG: 0.479		2-1 HR		4-0 IBB		3-3 K		1-1 F8		3 1 1 1 1 1 0																	
Doug Camilli, R (1, 2) OBP: 0.208, SLG: 0.216		0-0 6-3		1-2 L8		0-0 6-3		3-2 G3		3 0 0 0 0 0 2																	
John Roseboro, L (9, PH) OBP: 0.347, SLG: 0.396										1 0 0 0 0 0 0																	
Nate Oliver, R (1, 4) OBP: 0.355, SLG: 0.286		2-1 6-3			1-0 SH3-4 1B 1B		1-1 F7		0-1 F5	4 1 1 0 0 0 0																	
Dick Tracewski, R (1, 6) OBP: 0.339, SLG: 0.344			1-0 L9		0-1 SH3-4		1-3 K		1-3 K	2 0 0 0 0 1 0																	
Maury Wills, S (9, PH) OBP: 0.325, SLG: 0.339					1-2 1B					1 0 0 0 0 1 0																	
Joe Moeller, R (1, 1) OBP: 0.077, SLG: 0.040			0-0 6-3		4-2 1B BB		2-2 2B			1 0 0 0 1 0 0																	
Bob Miller, R (6, 1) OBP: 0.167, SLG: 0.167										0 0 0 0 0 0 0																	
Ron Fairly, L (7, PH) OBP: 0.375, SLG: 0.353										1 0 1 0 0 0 0																	
Jim Brewer, L (7, 1) Howie Reed, R (7, 1)										0 0 0 0 0 0 0																	
										0 0 0 0 0 0 0																	
Inning Stats	R: 0 E: 0 K: 0 S: 7	H: 1 LOB: 0 BB: 0 P: 10	R: 1 E: 0 K: 1 S: 8	H: 1 LOB: 0 BB: 0 P: 12	R: 0 E: 1 K: 0 S: 6	H: 0 LOB: 0 BB: 0 P: 9	R: 0 E: 0 K: 0 S: 8	H: 1 LOB: 2 BB: 1 P: 14	R: 1 E: 0 K: 0 S: 9	H: 2 LOB: 2 BB: 1 P: 17		R: 0 E: 0 K: 1 S: 5	H: 0 LOB: 0 BB: 0 P: 9	R: 0 E: 0 K: 1 S: 14	H: 1 LOB: 2 BB: 1 P: 23	R: 0 E: 0 K: 1 S: 6	H: 0 LOB: 0 BB: 0 P: 9	R: 0 E: 0 K: 1 S: 9	H: 0 LOB: 0 BB: 0 P: 13	1B: 4 2B: 1 3B: 0 HR: 1	SF: 0 SAC: 2 DP: 0 HBP: 0	WP: 0 PB: 0 SB: 0 CS: 2	PA: 36				
PITCHER	IP	WLS	BF	H	R	ER	SO	BB	IBB	HBP	BLK	WP	HR	S	P	ERA	WHIP										
Dan Schneider, L (1, 1) ERA: 3.16	5.0		21	5	2	2	1	1	1	0	0	0	1	38	62	3.60	1.200										
Hank Fischer, R (6, 1) ERA: 2.68	1.0		3	0	0	0	1	0	0	0	0	0	0	5	9	0.00	0.000										
Bobby Tiefenauer, R (7, 1) ERA: 2.7	3.0	W	11	1	0	0	3	1	0	0	0	0	0	29	45	0.00	0.667										

livebaseballscorecards.com

Batter	1	2	3	4	5	6	7	8	9
Ty Cline, L OBP: 0.352, SLG: 0.306 Rico Carty, R OBP: 0.316, SLG: 0.473 (1, 8) (7, PH) (8, 7)	1-0 L6-3		2-2 1B		2-1 SH5-4 1B		2-3 K	0-1 F8	
Frank Bolling, R OBP: 0.280, SLG: 0.340 (1, 4)	1-2 5-3		2-0 L7		1-1 SH5-4		0-0 6-3	1-2 F5	
Hank Aaron, R OBP: 0.374, SLG: 0.451 (1, 9)	3-1 1B		2-1 F5		1-0 6-3		3-1 1B	4-2 E S BB	
Lee Maye, L OBP: 0.345, SLG: 0.462 (1, 7) (8, 8)	1-1 1B		2-2 6-3		1-1 F8		0-0 2B	2-1 G3	
Felipe Alou, R OBP: 0.297, SLG: 0.424 (1, 3)	2-2 F9			1-2 L7		2-2 F5	1-2 E		
Joe Torre, R OBP: 0.375, SLG: 0.539 (1, 2)		2-0 L9		1-2 1B		4-1 FC6-5 1B	0-2 E5		
Denis Menke, R OBP: 0.352, SLG: 0.429 (1, 5) (6, 6)		1-2 WP HBP		1-0 F7		1-1 FC6-5 1B	4-0 IBB		
Woody Woodward, R OBP: 0.250, SLG: 0.250 Hank Fischer, R OBP: 0.214, SLG: 0.120 Gene Oliver, R OBP: 0.255, SLG: 0.396 Bobby Tiefenauer, R (1, 6) (6, 1) (6, PH) (7, 1)		2-3 K		1-2 F9		3-1 FC6-5	1-2 1-3		
Dan Schneider, L Eddie Mathews, L OBP: 0.305, SLG: 0.329 (1, 1) (5, PH) (6, 5)		0-3 K			3-2 E3 SH5-4 1B	3-2 3-1		0-0 HR	

AB	R	H	RBI	BB	SO	LOB
3	0	2	0	0	0	0
2	0	0	0	0	1	0
4	0	0	0	0	0	1
4	1	2	1	1	0	2
5	1	2	1	0	0	3
4	1	1	1	0	0	2
3	0	2	1	1	0	0
2	0	1	0	1	0	1
2	0	0	0	0	0	1
0	0	0	0	0	0	0
1	0	0	0	0	0	2
1	0	0	0	0	0	2
1	0	0	0	0	1	1
3	2	1	1	0	0	2
1B: 8	SF: 0					
2B: 2	SAC: 1					
3B: 0	DP: 0					
HR: 1	HBP: 1					

BOTTOM

Los Angeles Dodgers @ Milwaukee Braves
Milwaukee County Stadium, Milwaukee, WI
 Tue Jun 23 1964, 8:05 PM EDT
 Att. 16,469 - Unknown

AB	35
R	5
H	11
RBI	5
BB	3
SO	3
LOB	18



Inning Stats	R	H	E	K	S	H	LOB	BB	P	R	H	E	K	S	H	LOB	BB	P	ERA	WHIP
	0	2	0	13	21	0	2	0	17	0	1	0	0	11	1	1	0	19	0.00	1.312
	0	0	0	12	17	0	1	0	17	0	0	0	0	11	0	0	0	19	40.50	6.000
	0	0	0	11	15	0	0	0	15	0	0	0	0	11	0	0	0	19	6.75	1.500

PITCHER	IP	WLS	BF	H	R	ER	SO	BB	IBB	HBP	BLK	WP	HR	S	P	ERA	WHIP
Joe Moeller, R ERA: 3.01 (1, 1)	5.1		25	6	1	0	2	1	0	0	0	1	0	62	102	0.00	1.312
Bob Miller, R ERA: 2.0 (6, 1)	0.2		2	0	0	0	0	0	0	0	0	0	0	5	11	0.00	0.000
Jim Brewer, L ERA: 3.34 (7, 1)	0.2	L	6	4	3	3	1	0	0	0	0	0	0	13	19	40.50	6.000
Howie Reed, R ERA: 5.79 (7, 1)	1.1		7	1	1	1	0	1	1	0	0	0	1	14	26	6.75	1.500

WP	HR	S	P	ERA	WHIP
1	0	0	40		
0	0	0			
0	0	0			
0	0	0			

Batter	1	2	3	4	5	6	7	8	9	AB R H RBI BB SO LOB	TOP											
Maury Wills, S (1, 6) OBP: 0.337, SLG: 0.352 Dick Tracewski, R (7, 6) OBP: 0.337, SLG: 0.342	2-2 FC4-6 1B	0-1 1B 2B		4-1 S 1B BB	2-1 2-H 1B		X 0-0 2B 1B		C X 0-1 5-3	4 3 4 1 1 0 0 1 0 0 0 0 0 0	Los Angeles Dodgers @ Milwaukee Braves Milwaukee County Stadium, Milwaukee, WI Wed Jun 24 1964, 4:33 AM EDT Att. 9,934 - Unknown livebaseballscorecards.com											
Jim Gilliam, S (1, 5) OBP: 0.300, SLG: 0.277	2-2 FC4-6 2B 3B 1-2f	2-2 6-3		2-2 6-3 SH1-3 1-H 1B	3-0 F9		X 0-2 1-3 2-H 1B 2B		5 2 2 2 0 0 4													
Willie Davis, L (1, 8) OBP: 0.299, SLG: 0.395	1-2 3B 2B	0-1 2B 1B 1B		0-0 SH1-3 1-2			X 1-2 4-3 2-H 3-H 1B		4 2 3 4 0 0 0													
Tommy Davis, R (1, 7) OBP: 0.311, SLG: 0.350	0-0 1B 3B	0-0 1B 2B		0-0 6-3 2-3			X 1-2 6-3 2-2 6-3		5 2 2 2 0 0 1													
Ron Fairly, L (1, 3) OBP: 0.376, SLG: 0.355	2-1 G3 WP 1B 3-H	0-0 1B		1-1 L9			X 2-3 K 5		5 0 2 3 0 1 1													
Frank Howard, R (1, 9) OBP: 0.301, SLG: 0.486	1-2 G3 1-3	3-3 K		1-3 K			X 2-2 1B HR		5 1 1 1 0 2 2													
John Roseboro, L (1, 2) OBP: 0.345, SLG: 0.410 Jeff Torborg, R (7, 2) OBP: 0.125, SLG: 0.125	0-0 3-1			1-0 F4			X 1-2 1B HR		4 1 1 1 0 1 1 1 0 0 0 0 0 0													
Nate Oliver, R (1, 4) OBP: 0.361, SLG: 0.303				2-2 F9			X 2-0 2B 1B		5 2 2 0 0 1 0													
Don Drysdale, R (1, 1) OBP: 0.216, SLG: 0.286 Wes Parker, S (9, PH) OBP: 0.278, SLG: 0.348 Ron Perranoski, L (9, 1) OBP: 0.125, SLG: 0.125				2-2 4-3			X 2-0 1-H 1B 2B		4 2 2 1 0 0 1 1 0 0 0 0 1 0 0 0 0 0 0 0 0													
Inning Stats	R: 3 E: 0 K: 0 S: 19	H: 4 LOB: 1 BB: 0 P: 27	R: 4 E: 0 K: 2 S: 20	H: 5 LOB: 1 BB: 0 P: 28	R: 0 E: 0 K: 0 S: 7	H: 0 LOB: 0 BB: 0 P: 12	R: 1 E: 0 K: 0 S: 8	H: 1 LOB: 1 BB: 1 P: 15	R: 2 E: 0 K: 2 S: 12	H: 3 LOB: 1 BB: 0 P: 23	R: 0 E: 0 K: 1 S: 11	H: 0 LOB: 0 BB: 0 P: 17	R: 5 E: 0 K: 0 S: 20	H: 6 LOB: 0 BB: 0 P: 29	R: 0 E: 0 K: 0 S: 9	H: 0 LOB: 0 BB: 0 P: 12	R: 0 E: 0 K: 1 S: 7	H: 0 LOB: 0 BB: 0 P: 9	1B: 11 2B: 5 3B: 1 HR: 2	SF: 0 SAC: 1 DP: 0 HBP: 0	WP: 1 PB: 0 SB: 2 CS: 0	PA: 46
PITCHER	IP WLS BF H R ER SO BB IBB HBP BLK WP HR S P ERA WHIP																					
Tony Cloninger, R (1, 1) ERA: 3.4	0.2 L 6 4 3 3 0 0 0 0 0 0 1 0 18 26 40.50 6.000																					
Wade Blasingame, L (1, 1) ERA: 9.31	3.1 17 6 5 5 2 1 0 0 0 0 0 0 36 56 13.50 2.100																					
Chi-Chi Olivo, R (5, 1) ERA: 23.14	2.1 14 7 6 6 3 0 0 0 0 0 2 34 57 23.14 3.000																					
Billy Hoelt, L (7, 1) ERA: 3.97	0.2 3 2 1 1 0 0 0 0 0 0 0 0 9 12 13.50 3.000																					
Bobby Tiefenauer, R (8, 1) ERA: 2.55	2.0 6 0 0 0 0 1 0 0 0 0 0 0 16 21 0.00 0.000																					



BOTTOM

Los Angeles Dodgers @ Milwaukee Braves
 Milwaukee County Stadium, Milwaukee, WI

livebaseballscores.com

AB	30
R	4
H	7
RBI	4
BB	6
SO	3
LOB	13



WP: 1	PA: 37
PB: 0	
SB: 0	
CS: 0	

Wed Jun 24 1964, 4:33 AM EDT
 Att. 9,934 - Unknown

AB	R	H	RBI	BB	SO	LOB
4	0	1	0	0	1	0
1	0	0	0	0	0	3

3	0	0	0	1	1	1
---	---	---	---	---	---	---

3	0	0	0	1	0	1
---	---	---	---	---	---	---

4	1	1	0	0	0	2
---	---	---	---	---	---	---

2	2	1	0	2	0	0
---	---	---	---	---	---	---

3	1	1	0	1	0	1
---	---	---	---	---	---	---

4	0	1	2	0	0	3
---	---	---	---	---	---	---

3	0	2	2	0	0	0
---	---	---	---	---	---	---


0	0	0	0	0	0	0
1	0	0	0	0	0	0
1	0	0	0	0	1	1
0	0	0	0	0	0	0
0	0	0	0	0	0	0
1	0	0	0	0	0	1
0	0	0	0	0	0	0
0	0	0	0	1	0	0

1B: 5	SF: 1
2B: 3	SAC: 0
3B: 0	DP: 3
HR: 0	HBP: 0

Batter	1	2	3	4	5	6	7	8	9
Ty Cline, L (1, 8) Miguel de la Hoz, R (9, PH) OBP: 0.345, SLG: 0.321 OBP: 0.314, SLG: 0.358	2-3 K		0-1 2B		0-1 L5-3		1-2 L3-1		0-0 G4-6-3
Frank Bolling, R (1, 4) OBP: 0.280, SLG: 0.335	1-2 1-3		3-1 6-3		4-1 BB			2-3 K	
Hank Aaron, R (1, 9) OBP: 0.372, SLG: 0.445	4-2 BB			0-1 6-3	0-0 F4			0-0 L5	
Lee Maye, L (1, 7) OBP: 0.343, SLG: 0.458	0-0 6-3			1-0 1B WP 2B 1B	0-0 5-3			1-0 L7	
Ed Bailey, L (1, 2) OBP: 0.306, SLG: 0.374		4-2 L3 BB		2-1 2B 1B		0-1 F7		4-2 FC4-6 1B BB	
Joe Torre, R (1, 3) OBP: 0.377, SLG: 0.536		1-0 F8		4-1 2B SF9 BB		1-2 F9		0-1 FC4-6 1B	
Eddie Mathews, L (1, 5) OBP: 0.305, SLG: 0.332		0-2 L3		0-0 2B		1-0 F8		0-1 FC4-6 BB 1B	
Denis Menke, R (1, 6) OBP: 0.355, SLG: 0.433			0-0 4-3	1-2 SF9			0-0 G6-3 1B	1-0 BB 1B	
Tony Cloninger, R (1, 1) Wade Blasingame, L (1, 1) Merritt Ranew, L (4, PH) Chi-Chi Ojivo, R (5, 1) Billy Hoelt, L (7, 1) Warren Spahn, L (7, PH) Bobby Tiefenauer, R (8, 1) Rico Carty, R (9, PH)			0-2 F9	1-3 K			0-1 G6-3	4-1 G4-6-3 BB	

Inning Stats	R: 0	H: 0	E: 0	K: 1	S: 11	LOB: 1	BB: 1	P: 18	R: 0	H: 0	E: 0	K: 0	S: 6	LOB: 0	BB: 1	P: 11	R: 0	H: 1	E: 0	K: 1	S: 8	LOB: 1	BB: 0	P: 11	R: 3	H: 3	E: 0	K: 1	S: 13	LOB: 1	BB: 1	P: 22	R: 0	H: 0	E: 0	K: 0	S: 5	LOB: 0	BB: 1	P: 9	R: 0	H: 0	E: 0	K: 0	S: 7	LOB: 0	BB: 0	P: 9	R: 0	H: 1	E: 0	K: 0	S: 7	LOB: 0	BB: 0	P: 8	R: 0	H: 0	E: 0	K: 1	S: 6	LOB: 0	BB: 0	P: 9	R: 1	H: 2	E: 0	K: 0	S: 9	LOB: 2	BB: 2	P: 18	1B: 5	SF: 1	2B: 3	SAC: 0	3B: 0	DP: 3	HR: 0	HBP: 0	WP: 1	PA: 37
--------------	------	------	------	------	-------	--------	-------	-------	------	------	------	------	------	--------	-------	-------	------	------	------	------	------	--------	-------	-------	------	------	------	------	-------	--------	-------	-------	------	------	------	------	------	--------	-------	------	------	------	------	------	------	--------	-------	------	------	------	------	------	------	--------	-------	------	------	------	------	------	------	--------	-------	------	------	------	------	------	------	--------	-------	-------	-------	-------	-------	--------	-------	-------	-------	--------	-------	--------

PITCHER	IP	WLS	BF	H	R	ER	SO	BB	IBB	HBP	BLK	WP	HR	S	P	ERA	WHIP
Don Drysdale, R (1, 1) ERA: 2.17	8.0	W	31	5	3	3	3	4	0	0	0	1	0	63	97	3.38	1.125
Ron Perranoski, L (9, 1) ERA: 2.63	1.0	S	6	2	1	1	0	2	0	0	0	0	0	9	18	9.00	4.000

Batter	1	2	3	4	5	6	7	8	9	AB R H RBI BB SO LOB	TOP														
Maury Wills, S OBP: 0.338, SLG: 0.348 (1, 6) B C B F F X	2-2 F8	2-3 K		2-2 G6-4-3 1B		1-1 B3		1-0 PB S 1B		5 0 2 0 0 1 0	<p>Los Angeles Dodgers @ San Francisco Giants</p> <p>Candlestick Park, San Francisco, CA</p> <p>Fri Jun 26 1964, 10:05 PM EDT</p> <p>Att: 37,615 - Unknown</p> <p>livebaseballscorecards.com</p> <table> <tr><td>AB</td><td>34</td></tr> <tr><td>R</td><td>3</td></tr> <tr><td>H</td><td>9</td></tr> <tr><td>RBI</td><td>2</td></tr> <tr><td>BB</td><td>6</td></tr> <tr><td>SO</td><td>7</td></tr> <tr><td>LOB</td><td>19</td></tr> </table> 	AB	34	R	3	H	9	RBI	2	BB	6	SO	7	LOB	19
AB	34																								
R	3																								
H	9																								
RBI	2																								
BB	6																								
SO	7																								
LOB	19																								
Jim Gilliam, S OBP: 0.295, SLG: 0.272 (1, 5) F C B B X	2-2 FC4-6 BB 1B	0-1 5-3		2-2 G6-4-3 1-2f		2-3 K		1-2 SAFE F3 1-3		5 0 1 0 0 1 2															
Wes Parker, S OBP: 0.279, SLG: 0.337 (1, 8) B B B B	4-1 FC4-6 1-2 BB			1-1 1-3		1-3 K			2-1 3-1	4 0 0 0 1 1 0															
Tommy Davis, R OBP: 0.309, SLG: 0.350 (1, 7) X	0-0 FC4-6 BB 1-2f 2-3			2-2 1B BLK 2B		2-2 1B 1B		2-0 F8		5 1 2 0 0 0 2															
Frank Howard, R OBP: 0.299, SLG: 0.473 (1, 9) B B B B	4-0 1-2 BB			4-0 BLK 1B IBB		3-3 K		1-2 6-3		3 0 0 0 2 1 1															
Ron Fairly, L OBP: 0.376, SLG: 0.374 (1, 3) C F B B X	2-2 4-3			1-3 K		1-1 1-3 1B		1-2 1B		4 0 2 0 0 1 5															
John Roseboro, L OBP: 0.355, SLG: 0.417 (1, 2) B F B B B				0-0 BLK 2B 1B		0-0 1-3		3-1 4-3		3 1 1 0 1 0 3															
Nate Oliver, R OBP: 0.378, SLG: 0.308 (1, 4) X				1-2 2-3 IBB		4-0 IBB		2-1 6-3		2 1 1 1 2 0 0															
Phil Ortega, R OBP: 0.172, SLG: 0.154 Bob Miller, R OBP: 0.143, SLG: 0.143 (6, 1) C B B B X				1-2 2-3 3-H IBB		1-3 K		1-1 F5		2 0 0 1 0 2 6 1 0 0 0 0 0 0															
Inning Stats	R: 0 E: 0 K: 0 S: 11 H: 1 LOB: 3 BB: 2 P: 25	R: 2 E: 0 K: 1 S: 10 H: 1 LOB: 0 BB: 1 P: 18	R: 1 E: 0 K: 2 S: 10 H: 2 LOB: 3 BB: 2 P: 21	R: 0 E: 0 K: 0 S: 9 H: 1 LOB: 0 BB: 0 P: 14	R: 0 E: 0 K: 2 S: 13 H: 2 LOB: 3 BB: 1 P: 24	R: 0 E: 0 K: 2 S: 8 H: 0 LOB: 0 BB: 0 P: 12	R: 0 E: 0 K: 0 S: 9 H: 1 LOB: 1 BB: 0 P: 16	R: 0 E: 0 K: 0 S: 9 H: 1 LOB: 1 BB: 0 P: 13	R: 0 E: 0 K: 0 S: 12 H: 0 LOB: 0 BB: 0 P: 19	1B: 7 2B: 2 3B: 0 HR: 0 SF: 1 SAC: 0 DP: 1 HBP: 0	WP: 0 PB: 1 SB: 1 CS: 0 PA: 41														
PITCHER Bob Hendley, L ERA: 2.88 (1, 1)	IP 9.0 WLS W BF 41 H 9 R 3 ER 3 SO 7 BB 3 IBB 3 HBP 0 BLK 1 WP 0 HR 0 S 91 P 162 ERA 3.00 WHIP 1.333	PITCHER IP WLS BF H R ER SO BB IBB HBP BLK WP HR S P ERA WHIP																							

Batter	1	2	3	4	5	6	7	8	9
Harvey Kuenn, R (1, 9) OBP: 0.324, SLG: 0.348 (9, 7)	0-1 FC3-6 1B	2-2 1-3			1-2 5-3		2-2 G3		
Hal Lanier, R (1, 4) OBP: 0.286, SLG: 0.415	0-1 FC3-6 CS 1-2f		1-2 5-3		0-1 F3		2-1 4-3		
Willie Mays, R (1, 8) OBP: 0.421, SLG: 0.682	3-3 K 1-2		0-1 F9		0-0 F8		3-2 E6 SF7 1B		
Duke Snider, L (1, 7) OBP: 0.344, SLG: 0.400 Billy O'Dell, S (8, PR) Jesus Alou, R (9, 9) OBP: 0.284, SLG: 0.296		2-2 1B 1B	2-3 K		4-1 3B BB		0-0 1B 1B		
Orlando Cepeda, R (1, 3) OBP: 0.372, SLG: 0.545		1-3 K		3-2 2B SF8 1B		2-2 F8		0-1 FC1 1B	
Tom Haller, L (1, 2) OBP: 0.307, SLG: 0.341		2-2 FC6-4 1B 1-2 1B		0-2 F4		0-2 F6		0-1 SF7	
Jim Ray Hart, R (1, 5) OBP: 0.324, SLG: 0.440		0-1 FC6-4 1B 1-2 2-H		0-0 SF8 2B 1-3		1-0 3B 1-H		2-2 FC6-4 1B 1-2 2-H	
Jose Pagan, R (1, 6) OBP: 0.287, SLG: 0.265		0-1 FC6-4 BB 1-2f 2-3		0-0 SF8 2-3 3-H		2-2 5-3		0-0 FC6-4 1-2f	
Bob Hendley, R (1, 1) OBP: 0.138, SLG: 0.074		4-2 BB 1-2		0-2 F6		1-3 K			

AB	R	H	RBI	BB	SO	LOB
4	0	1	0	0	0	3
4	0	0	0	0	0	1
4	1	0	0	0	1	1
3	2	2	0	1	1	0
0	0	0	0	0	0	0
0	0	0	0	0	0	0
4	1	1	0	0	1	4
3	0	1	1	0	0	2
4	0	4	2	0	0	0
3	0	0	1	0	0	5
2	0	0	0	1	1	1

BOTTOM

Los Angeles Dodgers @ San Francisco Giants
Candlestick Park, San Francisco, CA

Fri Jun 26 1964, 10:05 PM EDT
Att. 37,615 - Unknown

livebaseballscorecards.com


AB	31
R	4
H	9
RBI	4
BB	2
SO	4
LOB	17

GIANTS

WP: 0	PA: 35
PB: 0	
SB: 0	
CS: 1	

Inning Stats	R: 0	H: 1	E: 0	K: 1	S: 8	LOB: 1	BB: 0	P: 11
R: 1	H: 3	E: 0	K: 1	S: 21	LOB: 3	BB: 1	P: 32	
R: 0	H: 0	E: 0	K: 1	S: 11	LOB: 0	BB: 0	P: 14	
R: 1	H: 2	E: 0	K: 0	S: 11	LOB: 1	BB: 0	P: 14	
R: 0	H: 0	E: 0	K: 0	S: 6	LOB: 0	BB: 0	P: 7	
R: 1	H: 1	E: 0	K: 0	S: 17	LOB: 1	BB: 1	P: 26	
R: 0	H: 0	E: 0	K: 1	S: 8	LOB: 0	BB: 0	P: 13	
R: 1	H: 2	E: 2	K: 0	S: 13	LOB: 2	BB: 0	P: 18	

PITCHER	IP	WLS	BF	H	R	ER	SO	BB	IBB	HBP	BLK	WP	HR	S	P	ERA	WHIP
Phil Ortega, R ERA: 3.42	(1, 1)	5.2	25	7	3	3	3	2	0	0	0	0	0	70	98	4.76	1.588
Bob Miller, R ERA: 1.85	(6, 1)	2.1	10	2	1	0	1	0	0	0	0	0	0	25	37	0.00	0.857

Batter	1	2	3	4	5	6	7	8	9	AB R H RBI BB SO LOB	TOP																								
Maury Wills, S OBP: 0.333, SLG: 0.343 (1, 6)	1-2 5-3			1-3 K		3-1 F8		0-2 1-3		4 0 0 0 0 1 0	<p>Los Angeles Dodgers @ San Francisco Giants Candlestick Park, San Francisco, CA</p> <p>Sat Jun 27 1964, 6:33 AM EDT Att. 38,810 - Unknown</p> <p>livebaseballscorecards.com</p> <table border="1"> <tr><td>AB</td><td>32</td></tr> <tr><td>R</td><td>1</td></tr> <tr><td>H</td><td>5</td></tr> <tr><td>RBI</td><td>1</td></tr> <tr><td>BB</td><td>0</td></tr> <tr><td>SO</td><td>8</td></tr> <tr><td>LOB</td><td>8</td></tr> </table> 	AB	32	R	1	H	5	RBI	1	BB	0	SO	8	LOB	8										
AB	32																																		
R	1																																		
H	5																																		
RBI	1																																		
BB	0																																		
SO	8																																		
LOB	8																																		
Wes Parker, S OBP: 0.278, SLG: 0.333 (1, 8)	1-3 K			0-1 1B FC5 1B		1-2 1-3		1-3 K		4 1 1 0 0 2 0																									
Derrell Griffith, L OBP: 0.333, SLG: 0.410 (1, 5)	1-2 4-3			1-2 1-3 FC5 1B		2-2 1B 1B		0-0 F2		4 0 2 0 0 0 0																									
Tommy Davis, R OBP: 0.312, SLG: 0.352 (1, 7)				1-1 FC5		0-0 1-2 1B		1-2 L4-3 1B		4 0 2 1 0 0 1																									
Ron Fairly, L OBP: 0.368, SLG: 0.365 (1, 3)				3-1 F8		2-1 6-3		3-2 L4-3		4 0 0 0 0 0 5																									
Frank Howard, R OBP: 0.296, SLG: 0.467 (1, 9)				3-3 K		1-0 6-3				3 0 0 0 0 2 2																									
John Roseboro, L OBP: 0.350, SLG: 0.410 (1, 2)				1-1 F8		1-0 G3		3-2 F5		3 0 0 0 0 0 0																									
Nate Oliver, R OBP: 0.354, SLG: 0.286 (1, 4)				2-3 K		2-3 K		1-0 F8		3 0 0 0 0 2 0																									
Joe Moeller, R OBP: 0.071, SLG: 0.037 (1, 1)				0-3 K		0-0 4-3		0-1 4-3		2 0 0 0 0 1 0																									
Jim Brewer, L (5, 1)										0 0 0 0 0 0 0																									
Wally Moon, L OBP: 0.338, SLG: 0.382 (8, PH)										1 0 0 0 0 0 0																									
Howie Reed, R (8, 1)										0 0 0 0 0 0 0																									
Inning Stats	R: 0 E: 0 K: 1 S: 13	H: 0 LOB: 0 BB: 0 P: 16	R: 0 E: 0 K: 1 S: 6	H: 0 LOB: 0 BB: 0 P: 10	R: 0 E: 0 K: 2 S: 8	H: 0 LOB: 0 BB: 0 P: 11	R: 1 E: 0 K: 2 S: 15	H: 2 LOB: 2 BB: 0 P: 24	R: 0 E: 0 K: 1 S: 5	H: 0 LOB: 0 BB: 0 P: 8	R: 0 E: 0 K: 0 S: 12	H: 2 LOB: 2 BB: 0 P: 20	R: 0 E: 0 K: 0 S: 5	H: 0 LOB: 0 BB: 0 P: 10	R: 0 E: 0 K: 1 S: 8	H: 0 LOB: 0 BB: 0 P: 9	R: 0 E: 0 K: 0 S: 8	H: 1 LOB: 0 BB: 0 P: 12	1B: 5 2B: 1 3B: 0 HR: 0	SF: 0 SAC: 0 DP: 1 HBP: 0	WP: 0 PB: 0 SB: 0 CS: 0	PA: 32													
PITCHER Juan Marichal, R ERA: 2.54 (1, 1)	IP 9.0	WLS W	BF 32	H 5	R 1	ER 1	SO 8	BB 0	IBB 0	HBP 0	BLK 0	WP 0	HR 0	S 80	P 120	ERA 1.00	WHIP 0.556	PITCHER	IP	WLS	BF	H	R	ER	SO	BB	IBB	HBP	BLK	WP	HR	S	P	ERA	WHIP

Batter	1	2	3	4	5	6	7	8	9
Harvey Kuenn, R OBP: 0.327, SLG: 0.346 (1, 9) (6, 7)	0-1 SH1-4 1B		3-3 K		2-2 L8	4-1 G6-4-3 BB		3-1 6-3	
Hal Lanier, R OBP: 0.311, SLG: 0.419 (1, 4)	0-0 SH1-4 1-2			4-0 HR BB	1-2 1B 1B	0-1 G6-4-3 1-2f			
Willie Mays, R OBP: 0.422, SLG: 0.680 (1, 8)	1-1 6-3			2-3 K	0-1 1B 1B		0-0 G6-4-3 1B		
Duke Snider, L OBP: 0.337, SLG: 0.390 Jesus Alou, R OBP: 0.286, SLG: 0.298 (1, 7) (5, PH) (6, 9)	0-0 F6			2-1 E3 1-2 HR	3-2 1B HR 1B		0-0 F6		
Orlando Cepeda, R OBP: 0.374, SLG: 0.559 (1, 3)		2-1 L6		3-2 HR 1-H 2-H	0-0 HR 1B 1-3 2-H		0-1 G6-4-3 1-2f		
Tom Haller, L OBP: 0.311, SLG: 0.381 (1, 2)		3-1 F5		2-1 HR	1-0 HR 1-H 3-H		1-1 F6		
Jim Ray Hart, R OBP: 0.322, SLG: 0.437 (1, 5)		1-1 1-3		1-2 E5	1-2 E5 G6-4-3		1-2 SH5-4 1B 1B		
Jose Pagan, R OBP: 0.286, SLG: 0.265 (1, 6)			1-2 F3	1-1 F8	1-0 G6-4-3 1-2f		1-2 SH5-4 1B 1-2		
Juan Marichal, R OBP: 0.176, SLG: 0.125 (1, 1)			4-2 CS BB	1-3 K		0-0 L9	0-0 SH5-4 1-2 2-3		

Inning Stats	R: 0 E: 0 K: 0 S: 6	H: 1 LOB: 1 BB: 0 P: 7	R: 0 E: 0 K: 0 S: 6	H: 0 LOB: 0 BB: 0 P: 12	R: 0 E: 0 K: 1 S: 9	H: 0 LOB: 1 BB: 1 P: 17	R: 4 E: 2 K: 2 S: 21	H: 2 LOB: 1 BB: 1 P: 37	R: 5 E: 1 K: 0 S: 18	H: 5 LOB: 0 BB: 0 P: 27	R: 0 E: 0 K: 0 S: 4	H: 0 LOB: 0 BB: 1 P: 8	R: 0 E: 0 K: 0 S: 4	H: 1 LOB: 0 BB: 0 P: 4	R: 0 E: 0 K: 0 S: 11	H: 2 LOB: 2 BB: 0 P: 17
--------------	------------------------------	---------------------------------	------------------------------	----------------------------------	------------------------------	----------------------------------	-------------------------------	----------------------------------	-------------------------------	----------------------------------	------------------------------	---------------------------------	------------------------------	---------------------------------	-------------------------------	----------------------------------


PITCHER	IP	WLS	BF	H	R	ER	SO	BB	IBB	HBP	BLK	WP	HR	S	P	ERA	WHIP
Joe Moeller, R ERA: 3.4 (1, 1)	4.1	L	21	5	6	5	3	2	0	0	0	0	2	50	84	10.38	1.615
Jim Brewer, L ERA: 3.82 (5, 1)	2.2		11	4	3	3	0	1	0	0	0	0	1	18	28	10.12	1.875
Howie Reed, R ERA: 5.23 (8, 1)	1.0		5	2	0	0	0	0	0	0	0	0	0	11	17	0.00	2.000

Los Angeles Dodgers @ San Francisco Giants
Candlestick Park, San Francisco, CA
 Sat Jun 27 1964, 6:33 AM EDT
 Att. 38,810 - Unknown

AB	R	H	RBI	BB	SO	LOB
4	0	1	0	1	1	3
2	2	1	0	1	0	1
4	1	2	0	0	1	2
2	1	0	0	0	0	2
2	1	1	1	0	0	1
4	2	2	4	0	0	1
4	2	2	4	0	0	0
4	0	1	0	0	0	0
4	0	1	0	0	0	2
2	0	0	0	1	1	1

AB	32
R	9
H	11
RBI	9
BB	3
SO	3
LOB	13

WP: 0 PA: 37
 PB: 0
 SB: 0
 CS: 1



Batter	1	2	3	4	5	6	7	8	9	AB R H RBI BB SO LOB	TOP
Maury Wills, S OBP: 0.328, SLG: 0.337 (1, 6)	2-1 4-3 ①		2-2 1-3 ②			1-2 F7 ①		3-2 L8 ①	1-1 5-3 ③	5 0 0 0 0 0 4	
Wes Parker, S OBP: 0.277, SLG: 0.324 (1, 8)	4-1 S BB ②		2-1 F8 ③			0-2 F2 ②		0-0 E3 1B		3 0 0 0 1 0 1	
Derrell Griffith, L OBP: 0.349, SLG: 0.419 (1, 5)	0-1 F5 ②			0-1 G4-6-3 1B		0-3 K ③		0-1 G5-4-3 1B		4 0 2 0 0 1 1	
Tommy Davis, R OBP: 0.307, SLG: 0.347 (1, 7)	1-3 K ③			1-0 G4-6-3 ① ②			2-1 5-3 ①	1-0 G5-4-3 ② ③		4 0 0 0 0 1 4	
Ron Fairly, L OBP: 0.376, SLG: 0.374 (1, 3)				1-2 4-3 ③			0-0 BB E 1B		1-0 1B 1B 1B	4 0 3 0 0 0 0	
Frank Howard, R OBP: 0.299, SLG: 0.472 Dick Tracewski, R OBP: 0.337, SLG: 0.342 (1, 9)				1-0 G6-4-3 ① ②		1-2 2B		0-0 F8 ②	1-0 1B 1B	4 0 2 0 0 0 2 0 0 0 0 0 0 0	
John Roseboro, L OBP: 0.348, SLG: 0.406 (1, 2)				0-3 K ③		0-1 L9 ①		0-0 E3 BB	1-1 1B 1B	4 0 1 0 0 1 2	
Nate Oliver, R OBP: 0.360, SLG: 0.295 Jim Gilliam, S OBP: 0.296, SLG: 0.271 (1, 4)				3-2 1-3 1B		0-1 5-3 ②		4-0 BB BB	0-0 F2 ①	2 0 1 0 0 0 1 1 0 0 0 1 0 3	
Don Drysdale, R OBP: 0.204, SLG: 0.269 Lee Walls, R OBP: 0.389, SLG: 0.375 (1, 1)				0-3 K ①		1-2 F8 ③		0-0 F9 ③	0-3 K ②	3 0 0 0 0 1 5 1 0 0 0 0 1 3	
Inning Stats	R: 0 E: 0 K: 1 S: 8 H: 0 LOB: 1 BB: 1 P: 15	R: 0 E: 0 K: 1 S: 7 H: 1 LOB: 0 BB: 0 P: 11	R: 0 E: 0 K: 1 S: 19 H: 1 LOB: 1 BB: 0 P: 25	R: 0 E: 0 K: 0 S: 6 H: 1 LOB: 0 BB: 0 P: 8	R: 0 E: 0 K: 0 S: 10 H: 1 LOB: 1 BB: 0 P: 12	R: 0 E: 0 K: 1 S: 9 H: 0 LOB: 0 BB: 0 P: 10	R: 0 E: 1 K: 0 S: 6 H: 1 LOB: 3 BB: 1 P: 12	R: 0 E: 1 K: 0 S: 7 H: 1 LOB: 1 BB: 0 P: 11	R: 0 E: 0 K: 1 S: 10 H: 3 LOB: 3 BB: 0 P: 14	1B: 8 2B: 1 3B: 0 HR: 0 SF: 0 SAC: 0 DP: 3 HBP: 0	WP: 0 PB: 0 SB: 1 CS: 0 PA: 37
PITCHER	IP WLS BF H R ER SO BB IBB HBP BLK WP HR S P ERA WHIP										
Ron Herbel, R ERA: 2.01 Billy O'Dell, L ERA: 6.45	(1, 1) 8.0 W 33 8 0 0 4 2 0 0 0 0 0 0 74 108 0.00 1.250										
	(9, 1) 1.0 S 4 1 0 0 1 0 0 0 0 0 0 0 8 10 0.00 1.000										

Los Angeles Dodgers @ San Francisco Giants
Candlestick Park, San Francisco, CA

Sun Jun 28 1964, 6:33 AM EDT
Att. 41,133 - Unknown

livebaseballscores.com

AB	35
R	0
H	9
RBI	0
BB	2
SO	5
LOB	26



Batter	1	2	3	4	5	6	7	8	9
Harvey Kuenn, R (1, 9) OBP: 0.331, SLG: 0.350 Jesus Alou, R (8, PR) OBP: 0.286, SLG: 0.298 (9, 9)	1-0 4-3		3-2 L7		2-1 1-3 1B			0-1 1B SF9 1B	
Chuck Hiller, L (1, 4) OBP: 0.259, SLG: 0.270	0-0 1-3		2-3 K		0-1 4-3			3-1 B2	
Willie Mays, R (1, 8) OBP: 0.427, SLG: 0.679	4-2 BB		2-2 CS 1B			0-0 6-3		3-2 SF9 1-3 1B	
Duke Snider, L (1, 7) OBP: 0.333, SLG: 0.376	0-1 F8		2-2 CS 1-2	0-1 4-3		0-2 F8		4-0 IBB	
Orlando Cepeda, R (1, 3) OBP: 0.368, SLG: 0.551		1-3 K		3-0 5-3		1-0 5-3		0-0 SF9	
Tom Haller, L (1, 2) OBP: 0.310, SLG: 0.374		4-2 1B PB G1-2-3 BB		0-0 L9			2-2 F6	0-0 F8	
Jim Ray Hart, R (1, 5) OBP: 0.331, SLG: 0.446		4-1 1B 1-2 BB			1-2 1B 1B		2-1 2B		
Jose Pagan, R (1, 6) OBP: 0.287, SLG: 0.266		1-1 1-2 2-3 1B			0-3 K		2-0 F3		
Ron Herbel, R (1, 1) Billy O'Dell, S (9, 1)		2-2 G1-2-3 3-HF			0-3 K		3-3 K		

AB	R	H	RBI	BB	SO	LOB
4	0	2	0	0	0	0
0	1	0	0	0	0	0
4	0	0	0	0	1	3
3	0	2	0	1	0	0
3	0	0	0	1	0	1
3	0	0	1	0	1	0
3	0	0	0	1	0	2
2	0	2	0	1	0	0
3	0	1	0	0	1	2
3	0	0	0	0	2	5
0	0	0	0	0	0	0


BOTTOM

Los Angeles Dodgers @ San Francisco Giants
Candlestick Park, San Francisco, CA

Sun Jun 28 1964, 6:33 AM EDT
Att. 41,133 - Unknown

livebaseballscorecards.com

AB	28
R	1
H	7
RBI	1
BB	4
SO	5
LOB	13



Inning Stats	R: 0	H: 0	E: 0	K: 0	S: 6	H: 0	LOB: 1	BB: 1	P: 11	R: 0	H: 1	E: 0	K: 1	S: 17	H: 1	LOB: 2	BB: 2	P: 28	R: 0	H: 1	E: 0	K: 1	S: 14	H: 0	LOB: 0	BB: 0	P: 22	R: 0	H: 0	E: 0	K: 0	S: 4	H: 2	LOB: 2	BB: 0	P: 16	R: 0	H: 0	E: 0	K: 0	S: 5	H: 0	LOB: 0	BB: 0	P: 6	R: 0	H: 1	E: 0	K: 1	S: 9	H: 2	LOB: 2	BB: 1	P: 24	R: 1	H: 2	E: 0	K: 0	S: 14	H: 2	LOB: 2	BB: 1	P: 24
PITCHER	IP	WLS	BF	H	R	ER	SO	BB	IBB	HBP	BLK	WP	HR	S	P	ERA	WHIP																																														
Don Drysdale, R (1, 1) ERA: 2.11	8.0	L	33	7	1	1	5	3	1	0	0	0	0	82	132	1.12	1.250																																														
										PITCHER	IP	WLS	BF	H	R	ER	SO	BB	IBB	HBP	BLK	WP	HR	S	P	ERA	WHIP																																				

WP: 0	PA: 34
PB: 1	SB: 0
CS: 1	

Batter	1	2	3	4	5	6	7	8	9	AB R H RBI BB SO LOB	TOP																									
Gene Alley, R (1, 6) OBP: 0.229, SLG: 0.210	0-1 L8		2-1 FC5-4 FC6-4 1-2f		2-2 FC6-4 1-2f		0-3 K	4-2 FC6-4 BB		4 0 0 0 1 1 5	Pittsburgh Pirates @ Los Angeles Dodgers Dodger Stadium, Los Angeles, CA Mon Jun 29 1964, 7:05 PM PDT Att. 29,946 - Unknown																									
Manny Mota, R (1, 8) OBP: 0.357, SLG: 0.443	0-0 E5 1B		2-0 FC6-4 1-2f			0-1 L4	0-0 WP 1B 1-3 2-H 3-H	1-2 FC6-4 1-2f		5 0 2 2 0 0 4																										
Roberto Clemente, R (1, 9) OBP: 0.390, SLG: 0.513	0-1 5-3		1-2 1-3			0-1 6-3	4-1 BB 1-3 3-H		1-2 BB 1B	4 0 1 0 1 0 2																										
Willie Stargell, L (1, 7) OBP: 0.324, SLG: 0.552	0-0 5-3			1-1 6-3		2-3 K	1-1 4-3		0-0 F7	5 0 0 0 0 1 4																										
Donn Clendenon, R (1, 3) OBP: 0.314, SLG: 0.392		2-1 6-3 WP SF9 1B		2-1 1-3			1-1 E5 1B	1-1 F7	4-1 FC6-4 BB	4 2 2 0 1 0 0																										
Gene Freese, R (1, 5) OBP: 0.319, SLG: 0.416		2-1 6-3 1-3		0-1 5-3			1-0 E5 1B	2-2 2B 1B	1-3 K	5 2 1 0 0 1 4																										
Bill Mazerowski, R (1, 4) OBP: 0.281, SLG: 0.381		1-0 SF9			2-1 5-3		1-1 1B 1B	0-0 1B 2B	2-0 FC6-4	4 1 2 2 0 0 2																										
Jim Pagliaroni, R (1, 2) OBP: 0.380, SLG: 0.388		3-3 K			1-2 FC6-4 1B		2-2 F8	0-0 BB 1B		3 0 1 0 0 1 2																										
Jerry Lynch, L (8, PH) OBP: 0.330, SLG: 0.505										1 0 1 1 0 0 0																										
Vern Law, R (8, 1) OBP: 0.324, SLG: 0.314										0 0 0 0 0 0 0																										
Joe Gibbon, R (1, 1) OBP: 0.360, SLG: 0.333			4-2 FC5-4 BB		1-3 K		0-0 1B WP 1B	2-3 3-H K		0 0 0 0 0 0 0																										
Bob Priddy, R (1, 1) OBP: 0.250, SLG: 0.302										0 0 0 0 0 1 0 0																										
Bill Virdon, L (5, PH) OBP: 0.250, SLG: 0.302										1 0 0 0 0 0 1 1																										
Tommie Sisk, R (5, 1) OBP: 0.322, SLG: 0.380										0 0 0 0 0 0 0 0																										
Bob Bailey, R (7, PH) OBP: 0.322, SLG: 0.380										1 1 1 0 0 0 0 0																										
Roy F. Gore, R (7, 1) OBP: 0.222, SLG: 0.087										0 0 0 0 0 0 0 0																										
Orlando McFarlane, R (8, PH) OBP: 0.222, SLG: 0.087										1 0 0 0 0 0 1 2																										
Inning Stats	R: 0 E: 1 K: 0 S: 6	H: 1 LOB: 1 BB: 0 P: 6	R: 1 E: 0 K: 1 S: 8	H: 1 LOB: 0 BB: 0 P: 16	R: 0 E: 0 K: 0 S: 8	H: 0 LOB: 1 BB: 1 P: 17	R: 0 E: 0 K: 0 S: 6	H: 0 LOB: 0 BB: 0 P: 9	R: 0 E: 0 K: 1 S: 7	H: 0 LOB: 0 BB: 0 P: 9	R: 4 E: 2 K: 1 S: 16	H: 4 LOB: 2 BB: 1 P: 26	R: 1 E: 0 K: 1 S: 16	H: 3 LOB: 3 BB: 1 P: 26	R: 0 E: 0 K: 1 S: 9	H: 1 LOB: 2 BB: 1 P: 17	1B: 10 2B: 1 3B: 0 HR: 0	SF: 1 SAC: 0 DP: 0 HBP: 0	WP: 3 PB: 0 SB: 0 CS: 0	PA: 43																
PITCHER	IP WLS BF H R ER SO BB IBB HBP BLK WP HR S P ERA WHIP																																			
Larry Miller, L (1, 1) ERA: 2.77	6.2		29	7	5	2	4	1	0	0	0	1	0	59	92	2.70	1.200																			
Bob Miller, R (7, 1) ERA: 1.98	0.2		5	2	1	1	0	1	0	0	0	1	0	9	17	13.50	4.500																			
Ron Perranoski, L (8, 1) ERA: 2.65	1.2	W	9	2	0	0	2	2	0	0	0	0	0	19	34	0.00	2.400																			

AB	38
R	6
H	11
RBI	5
BB	4
SO	6
LOB	26



Batter	1	2	3	4	5	6	7	8	9
Maury Wills, S OBP: 0.329, SLG: 0.338 (1, 6)	3-2 BB SH1-3 SF8-6-4 1B		0-1 FC6-2 S 2B	3-2 L4-5			2-2 BB 1B	1-3 K	
Wes Parker, S OBP: 0.284, SLG: 0.324 (1, 8)	0-0 SH1-3 1-2		2-3 K 1-2		1-2 SH1-3 1B		4-1 1B SF9 BB	0-0 L8	
Ron Fairly, L OBP: 0.385, SLG: 0.387 (1, 3)	4-1 SF8-6-4 BB BB		0-0 2B		0-0 SH1-3 1-2		0-1 SF9 1B		
Tommy Davis, R OBP: 0.314, SLG: 0.348 (1, 7)	4-0 SF8-6-4 BB		0-2 F8		0-1 1-3 2B 1B		4-0 SF9 IBB		
Frank Howard, R OBP: 0.298, SLG: 0.485 (1, 9)	1-2 SF8-6-4 1-2 2-3 3-H			1-0 HR	1-1 1-3 2-3		2-2 SF9		
John Roseboro, L OBP: 0.350, SLG: 0.402 (1, 2)		0-0 G3		1-0 SH1 1B HBP		2-0 3-1	4-0 IBB		
Derrell Griffith, L OBP: 0.326, SLG: 0.391 (1, 5)		0-1 F9		0-0 SH1 1-2		0-1 4-3	1-1 1-3		
Jim Gilliam, S OBP: 0.296, SLG: 0.271 (8, 5)									
Nate Oliver, R OBP: 0.370, SLG: 0.313 (1, 4)		0-0 6-3		2-1 L4-5 2B 1B		1-0 6-3		2-2 1B	
Larry Miller, L OBP: 1.000, SLG: 1.000 (1, 1)			0-2 E7 FC6-2 1B		0-2 1B		1-3 K	1-3 K	
Bob Miller, R OBP: 0.125, SLG: 0.125 (7, 1)									
Ron Perranoski, L OBP: 0.111, SLG: 0.111 (8, 1)									

AB	R	H	RBI	BB	SO	LOB
5	3	2	0	0	1	4
3	2	1	0	1	1	2
2	0	2	2	1	0	0
2	0	1	1	2	0	1
2	1	1	3	0	0	1
2	1	0	0	1	0	0
3	0	0	0	0	0	3
0	0	0	0	0	0	0
4	0	2	1	0	0	0
2	0	2	0	0	0	0
1	0	0	0	0	1	0
1	0	0	0	0	1	1

WP	PA
0	38

Inning Stats	R	H	E	K	S	H	LOB	BB	P	R	H	E	K	S	H	LOB	BB	P
	1	1	0	10	22	0	0	4		0	0	0	4		1	2	0	14
	0	0	0	4		0	0			0	0	0	0		0	0	0	
	1	2	1	12	14	1	1	0		2	3	0	10		0	1	17	
	1	2	0	8	10	0	0	0		0	0	0	7		0	0	14	
	0	0	0	4	7	0	0	0		0	0	0	10		0	0	10	
	0	0	0	10	10	0	0	0		0	0	0	10		0	0	10	

PITCHER	IP	WLS	BF	H	R	ER	SO	BB	IBB	HBP	BLK	WP	HR	S	P	ERA	WHIP
Joe Gibbon, L ERA: 2.62 (1, 1)	0.1		3	1	1	1	0	1	0	0	0	0	0	7	14	27.00	6.000
Bob Priddy, R ERA: 3.38 (1, 1)	3.2		16	5	3	3	1	1	0	1	0	0	1	29	43	7.36	1.636
Tommie Sisk, R ERA: 12.56 (5, 1)	2.0		7	2	1	1	0	0	0	0	0	0	0	12	17	4.50	1.000
Roy Face, R ERA: 5.17 (7, 1)	1.0	L	8	2	2	2	1	1	2	0	0	0	0	14	32	18.00	3.000
Vern Law, R ERA: 3.08 (8, 1)	1.0		4	1	0	0	2	0	0	0	0	0	0	10	14	0.00	1.000

Pittsburgh Pirates @ Los Angeles Dodgers
Dodger Stadium, Los Angeles, CA
 Mon Jun 29 1964, 7:05 PM PDT
 Att. 29,946 - Unknown

livebaseballscorecards.com

AB	27
R	7
H	11
RBI	7
BB	5
SO	4
LOB	12



Batter	1	2	3	4	5	6	7	8	9	AB R H RBI BB SO LOB	TOP
Tony Taylor, R OBP: 0.318, SLG: 0.300 (1, 4)	2-1 CS 1B		0-2 F9			1-2 4-3 WP FC5-2 1B		0-0 F9		4 0 2 0 0 0 0	Philadelphia Phillies @ Los Angeles Dodgers Dodger Stadium, Los Angeles, CA Wed Jul 01 1964, 7:05 PM PDT Att: 39,823 - Unknown livebaseballscorecards.com
Cookie Rojas, R OBP: 0.380, SLG: 0.484 (1, 8)	1-3 K 1-2			2-2 HR 3B		0-1 4-3		0-0 F7	4 1 1 0 0 1 2		
Johnny Callison, L OBP: 0.327, SLG: 0.490 (1, 9)	3-2 6-3			2-0 HR		0-0 FC5-2 WP		2-1 4-3	4 1 1 2 0 0 1		
Dick Allen, R OBP: 0.354, SLG: 0.536 (1, 5)		2-3 K		2-2 L4		1-3 K 1-2		0-1 1B	4 0 1 0 0 2 1		
Danny Cater, R OBP: 0.316, SLG: 0.404 (1, 7)		1-3 K		2-1 1-3		0-2 4-3		0-0 F9	4 0 0 0 0 1 1		
Roy Sievers, R OBP: 0.266, SLG: 0.330 (1, 3)		4-2 BB		3-2 F8		3-2 F6			2 0 0 0 1 0 0		
Gus Triandos, R OBP: 0.323, SLG: 0.325 (1, 2)		2-3 K		2-2 F7		1-3 K			3 0 0 0 0 2 1		
Bobby Wine, R OBP: 0.262, SLG: 0.257 (1, 6)			1-0 F7		0-0 F9		0-3 K		3 0 0 0 0 1 0		
Dennis Bennett, L OBP: 0.268, SLG: 0.216 Wes Covington, L OBP: 0.352, SLG: 0.442 (8, PH) Jack Baldschun, R OBP: 0.167, SLG: 0.167 (8, 1)			1-3 K		0-3 K		2-3 K		2 0 0 0 0 2 0 1 0 0 0 0 1 0 0 0 0 0 0 0 0		
Inning Stats	R: 0 H: 1 E: 0 LOB: 0 K: 1 BB: 0 S: 9 P: 14	R: 0 H: 0 E: 0 LOB: 1 K: 3 BB: 1 S: 16 P: 25	R: 0 H: 0 E: 0 LOB: 0 K: 1 BB: 0 S: 10 P: 12	R: 2 H: 2 E: 0 LOB: 0 K: 0 BB: 0 S: 15 P: 26	R: 0 H: 0 E: 0 LOB: 0 K: 1 BB: 0 S: 7 P: 9	R: 0 H: 1 E: 0 LOB: 1 K: 1 BB: 0 S: 11 P: 13	R: 0 H: 0 E: 0 LOB: 0 K: 1 BB: 0 S: 11 P: 15	R: 0 H: 0 E: 0 LOB: 0 K: 2 BB: 0 S: 7 P: 9	R: 0 H: 1 E: 0 LOB: 1 K: 0 BB: 0 S: 6 P: 8	1B: 3 SF: 0 2B: 1 SAC: 0 3B: 1 DP: 1 HR: 1 HBP: 0	
PITCHER Sandy Koufax, L ERA: 1.85 (1, 1)	IP WLS BF H R ER SO BB IBB HBP BLK WP HR S P ERA WHIP										
	9.0 W 32 5 2 2 10 1 0 0 0 2 1 92 131 2.00 0.667										

Philadelphia Phillies @ Los Angeles Dodgers
 Dodger Stadium, Los Angeles, CA
 Wed Jul 01 1964, 7:05 PM PDT
 Att: 39,823 - Unknown

AB	31
R	2
H	5
RBI	2
BB	1
SO	10
LOB	6



Batter	1	2	3	4	5	6	7	8	9	AB	R	H	RBI	BB	SO	LOB											
Maury Wills, S OBP: 0.328, SLG: 0.337 (1, 6)	2-3 K		0-0 6-3			1-2 SH2-4 1B	2-2 4-3			4	1	1	0	0	1	0											
Nate Oliver, R OBP: 0.368, SLG: 0.314 (1, 4)	2-1 1B			0-1 F7		0-1 SH2-4		1-1 1-3		3	0	1	0	0	0	0											
Willie Davis, L OBP: 0.299, SLG: 0.391 (1, 8)	0-1 F7			0-1 4-3		1-2 F8 2-H 1B		1-0 1-3 1B		4	1	2	1	0	0	1											
Tommy Davis, R OBP: 0.309, SLG: 0.343 (1, 7)	1-1 F4			0-1 F4		2-2 F8		0-1 1-3		4	0	0	0	0	0	3											
Frank Howard, R OBP: 0.297, SLG: 0.479 (1, 9)		2-1 6-3			0-0 6-3	4-0 1B IBB		2-3 K		3	0	0	0	1	1	1											
Wes Parker, S OBP: 0.284, SLG: 0.324 (9, 9)										0	0	0	0	0	0	0											
Ron Fairly, L OBP: 0.389, SLG: 0.389 (1, 3)		0-1 F2			4-2 1B 4-3 BB	0-0 1-2 3-H 1B				2	1	1	1	1	0	0											
John Roseboro, L OBP: 0.350, SLG: 0.401 (1, 2)		2-3 K			0-0 1-3 4-3 1B	0-0 K				3	0	1	0	0	2	2											
Derrell Griffith, L OBP: 0.306, SLG: 0.367 (1, 5)			0-0 6-3				0-2 F2			3	0	0	1	0	0	1											
Jim Gilliam, S OBP: 0.296, SLG: 0.271 (8, 5)					0-1 4-3					0	0	0	0	0	0	0											
Sandy Koufax, R OBP: 0.136, SLG: 0.095 (1, 1)		2-3 K			0-3 K		0-1 L1			3	0	0	0	0	2	1											
Inning Stats	R: 0 E: 0 K: 1 S: 9	H: 1 LOB: 1 BB: 0 P: 14	R: 0 E: 0 K: 1 S: 7	H: 0 LOB: 0 BB: 0 P: 11	R: 0 E: 0 K: 1 S: 5	H: 0 LOB: 0 BB: 0 P: 7	R: 0 E: 0 K: 0 S: 6	H: 0 LOB: 0 BB: 0 P: 6	R: 1 E: 0 K: 1 S: 13	H: 1 LOB: 1 BB: 1 P: 17	R: 2 E: 0 K: 1 S: 15	H: 3 LOB: 2 BB: 1 P: 25	R: 0 E: 0 K: 0 S: 10	H: 0 LOB: 0 BB: 0 P: 12	R: 0 E: 0 K: 1 S: 8	H: 1 LOB: 1 BB: 0 P: 12	1B: 6 2B: 0 3B: 0 HR: 0	SF: 0 SAC: 1 DP: 0 HBP: 0	WP: 0 PB: 0 SB: 0 CS: 0	PA: 32							
PITCHER	IP	WLS	BF	H	R	ER	SO	BB	IBB	HBP	BLK	WP	HR	S	P	ERA	WHIP										
Dennis Bennett, L ERA: 3.57 (1, 1)	7.0	L	28	5	3	3	5	1	1	0	0	0	0	65	92	3.86	0.857										
Jack Baldschun, R ERA: 3.56 (8, 1)	1.0		4	1	0	0	1	0	0	0	0	0	0	8	12	0.00	1.000										

BOTTOM

Philadelphia Phillies @ Los Angeles Dodgers
 Dodger Stadium, Los Angeles, CA
 Wed Jul 01 1964, 7:05 PM PDT
 Att. 39,823 - Unknown

livebaseballscores.com

AB	29
R	3
H	6
RBI	3
BB	2
SO	6
LOB	9



Batter	1	2	3	4	5	6	7	8	9	AB R H RBI BB SO LOB	TOP											
John Briggs, L (1, 8) <small>OBP: 0.341, SLG: 0.361</small> Cookie Rojas, R (4, PH) <small>OBP: 0.371, SLG: 0.473</small> (4, 8)	2-3 K		1-3 K	0-1 E5			0-0 FC1-6 FC6-4 1-2f		0-0 G6-4-3 1-2f	2 0 0 0 0 2 0 3 0 0 0 0 0 2	Philadelphia Phillies @ Los Angeles Dodgers Dodger Stadium, Los Angeles, CA Thu Jul 02 1964, 7:05 PM PDT Att. 35,541 - Unknown											
John Herrnstein, L (1, 3) <small>OBP: 0.329, SLG: 0.435</small> (8, 7)	0-0 L7		4-1 HR BB	1-3 K			1-0 FC6-4 1-2f		1-3 K	4 1 0 0 1 2 2												
Johnny Callison, L (1, 9) <small>OBP: 0.326, SLG: 0.497</small>	2-1 F9		0-0 HR				1-2 6-3			4 1 1 2 0 1 1												
Dick Allen, R (1, 5) <small>OBP: 0.353, SLG: 0.532</small>		1-2 CS 1B	3-1 E5 G3 1B				2-3 K		0-3 K	4 1 1 0 0 2 0												
Wes Covington, L (1, 7) <small>OBP: 0.356, SLG: 0.447</small> Bobby Wine, R (8, PR) <small>OBP: 0.262, SLG: 0.257</small> (8, 6)		4-2 SAFE BB BB BB 1-2	0-0 G3				2-2 1-3		1-2 FC4-6 2B	3 0 1 0 1 0 1 0 0 0 0 0 0 0												
Clay Dalrymple, L (1, 2) <small>OBP: 0.287, SLG: 0.347</small>		2-2 F7	2-0 1B				0-0 F7		4-0 FC4-6 IBB	3 0 1 1 1 0 1												
Tony Taylor, R (1, 4) <small>OBP: 0.317, SLG: 0.297</small>		4-1 BB BB 1-2	0-0 6-3				0-0 B3		1-0 FC4-6 1-2f 2-3	3 0 0 0 1 0 3												
Ruben Amaro, R (1, 6) <small>OBP: 0.267, SLG: 0.273</small> (8, 3)		4-2 BB 1-2 2-3					1-1 L8		1-3 K	3 0 0 0 1 1 3												
Chris Short, R (1, 1) <small>OBP: 0.077, SLG: 0.080</small> Tony Gonzalez, L (7, PH) <small>OBP: 0.382, SLG: 0.384</small> Dallas Green, L (7, PR) Jack Baldschun, R (7, 1) <small>OBP: 0.286, SLG: 0.286</small>		1-3 K					0-3 K		0-0 FC1-6 BB	2 0 0 0 0 2 3 0 0 0 0 1 0 0 0 0 0 0 0 0 0 1 0 1 0 0 0 0												
Inning Stats	R: 0 E: 0 K: 1 S: 6	H: 0 LOB: 0 BB: 0 P: 10	R: 0 E: 0 K: 1 S: 20	H: 1 LOB: 3 BB: 3 P: 36	R: 3 E: 1 K: 1 S: 10	H: 2 LOB: 1 BB: 1 P: 20	R: 0 E: 1 K: 2 S: 10	H: 0 LOB: 1 BB: 0 P: 12	R: 0 E: 0 K: 0 S: 9	H: 0 LOB: 0 BB: 0 P: 14	R: 0 E: 0 K: 0 S: 4	H: 0 LOB: 0 BB: 0 P: 5	R: 0 E: 0 K: 0 S: 6	H: 0 LOB: 1 BB: 1 P: 12	R: 0 E: 0 K: 2 S: 10	H: 1 LOB: 3 BB: 1 P: 17	R: 0 E: 0 K: 1 S: 5	H: 1 LOB: 0 BB: 0 P: 6	1B: 3 2B: 1 3B: 0 HR: 1	SF: 0 SAC: 0 DP: 1 HBP: 0	WP: 0 PB: 0 SB: 0 CS: 1	PA: 38
PITCHER	IP WLS BF H R ER SO BB IBB HBP BLK WP HR S P ERA WHIP																					
Phil Ortega, R (1, 1) <small>ERA: 3.5</small> Jim Brewer, L (4, 1) <small>ERA: 3.72</small> Bob Miller, R (5, 1) <small>ERA: 1.83</small>	3.0 L 16 3 3 2 3 4 0 0 0 0 1 36 66 6.00 2.333																					
	1.0 4 0 0 0 2 0 0 0 0 0 0 10 12 0.00 0.000																					
	5.0 18 2 0 0 5 1 1 0 0 0 0 34 54 0.00 0.600																					

AB	32
R	3
H	5
RBI	3
BB	6
SO	10
LOB	16



Batter	1	2	3	4	5	6	7	8	9	AB	R	H	RBI	BB	SO	LOB
Maury Wills, S OBP: 0.324, SLG: 0.332 (1, 6)	2-2 4-3		1-2 E5		1-1 F9		2-0 1-3			4	0	0	0	0	0	2
Nate Oliver, R OBP: 0.344, SLG: 0.291 (1, 4)	3-2 L9		0-2 F3		0-0 6-3			1-1 F5		4	0	0	0	0	0	2
Willie Davis, L OBP: 0.298, SLG: 0.389 (1, 8)	0-1 1B		0-1 6-3		1-2 F9			0-2 F2		4	0	1	0	0	0	2
Tommy Davis, R OBP: 0.308, SLG: 0.342 (1, 7)		1-3 K		1-0 6-3		0-1 G6-4-3 1B		0-3 K		4	0	1	0	0	2	0
Frank Howard, R OBP: 0.297, SLG: 0.488 (1, 9)		1-0 1-3		1-0 HR		0-1 G6-4-3 1-2f		1-3 K		4	1	1	1	0	1	1
Ron Fairly, L OBP: 0.385, SLG: 0.384 (1, 3)		1-0 G3		2-3 K2-3		2-3 K		0-0 F9		2	0	0	0	0	1	0
Bob Miller, R OBP: 0.111, SLG: 0.111 (5, 1)										1	0	0	0	0	1	0
Wally Moon, L OBP: 0.333, SLG: 0.377 (9, PH)										1	0	0	0	0	0	0
John Roseboro, L OBP: 0.353, SLG: 0.400 (1, 2)			2-2 1B E		4-2 1B BB		1-0 L8		3-1 F6	3	1	1	0	1	0	0
Derrell Griffith, L OBP: 0.346, SLG: 0.404 (1, 5)			0-0 E		0-2 1B		0-2 SH5-3 1B			3	0	3	0	0	0	0
Phil Ortega, R OBP: 0.172, SLG: 0.154 (1, 1)			2-3 K		0-0 1-3		0-0 SH5-3			0	0	0	0	0	0	0
Lee Walls, R OBP: 0.368, SLG: 0.353 (3, PH)										1	0	0	0	0	1	2
Jim Brewer, L (4, 1)										0	0	0	0	0	0	0
Wes Parker, S OBP: 0.282, SLG: 0.321 (5, 3)										1	0	0	0	0	0	2


Inning Stats	R: 0	H: 1	E: 0	LOB: 1	K: 0	BB: 0	S: 12	P: 17	R: 0	H: 0	E: 0	LOB: 0	K: 1	BB: 0	S: 6	P: 9	R: 1	H: 2	E: 1	LOB: 2	K: 1	BB: 0	S: 16	P: 21	R: 1	H: 2	E: 0	LOB: 2	K: 1	BB: 1	S: 12	P: 20	R: 0	H: 0	E: 0	LOB: 0	K: 0	BB: 0	S: 9	P: 11	R: 0	H: 1	E: 0	LOB: 0	K: 1	BB: 0	S: 9	P: 11	R: 0	H: 1	E: 0	LOB: 1	K: 0	BB: 0	S: 7	P: 10	R: 0	H: 0	E: 0	LOB: 0	K: 1	BB: 0	S: 8	P: 9	R: 0	H: 0	E: 0	LOB: 0	K: 1	BB: 0	S: 7	P: 11	1B: 6	SF: 0	2B: 0	SAC: 1	3B: 0	DP: 1	HR: 1	HBP: 0	WP: 0	PA: 34	PB: 0	SB: 0	CS: 0
PITCHER	IP	WLS	BF	H	R	ER	SO	BB	IBB	HBP	BLK	WP	HR	S	P	ERA	WHIP																																																																				
Chris Short, L ERA: 1.59 (1, 1)	6.0	W	24	6	2	1	4	1	0	0	0	0	0	64	89	1.50	1.167																																																																				
Jack Baldschun, R ERA: 3.33 (7, 1)	3.0	S	10	1	0	0	2	0	0	0	0	0	0	22	30	0.00	0.333																																																																				

BOTTOM

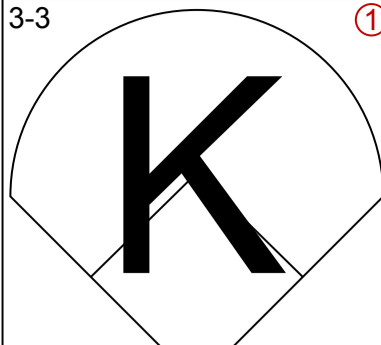
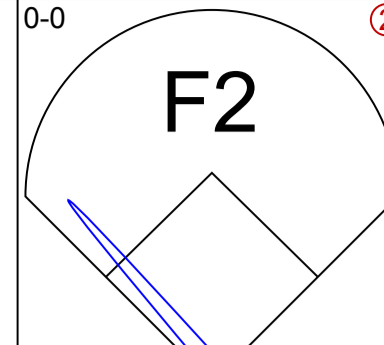
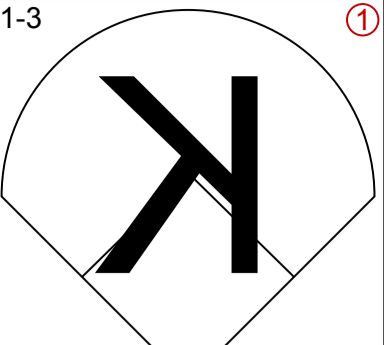
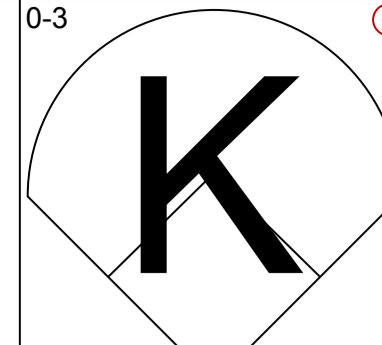
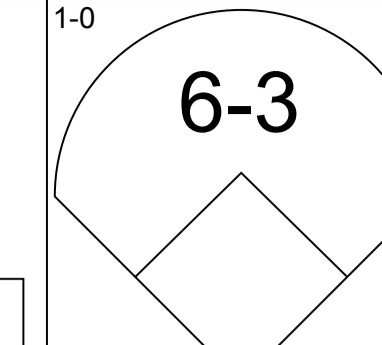
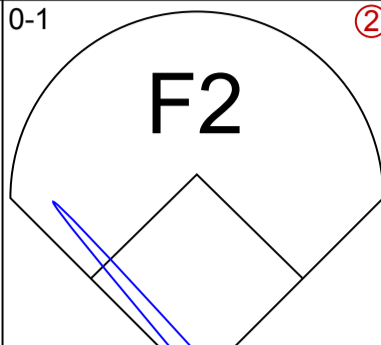
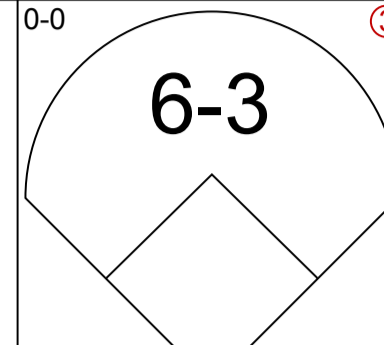
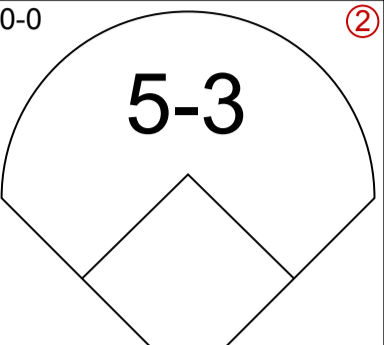
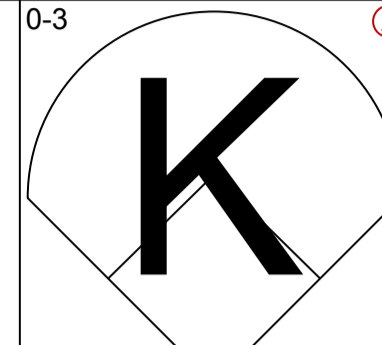
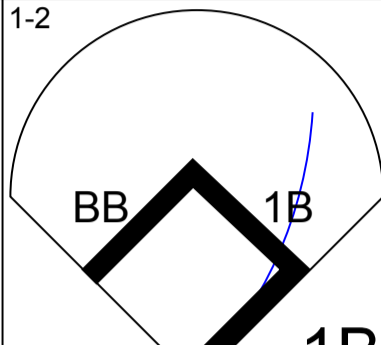
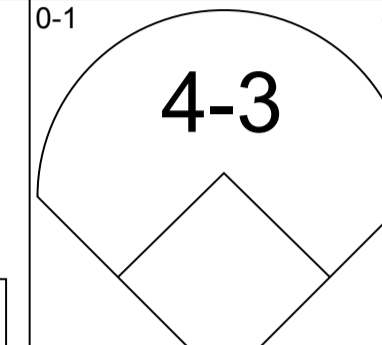
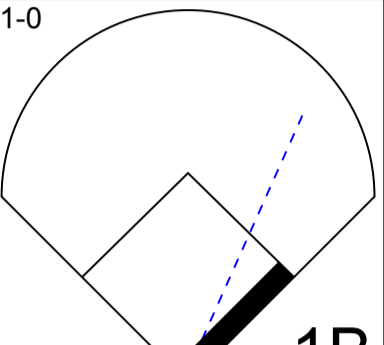
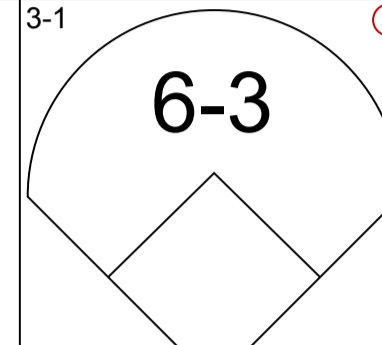
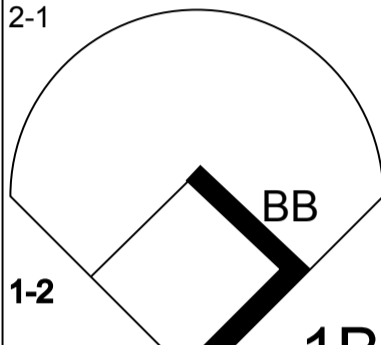
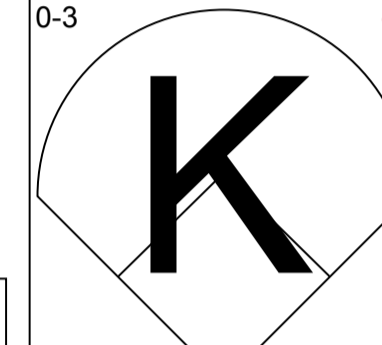
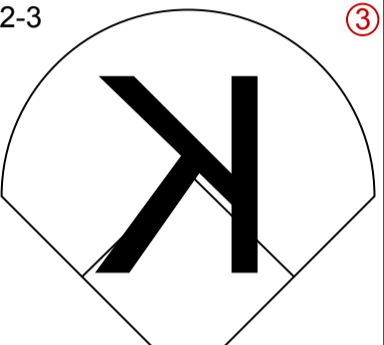
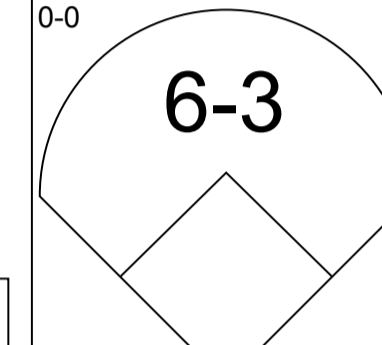
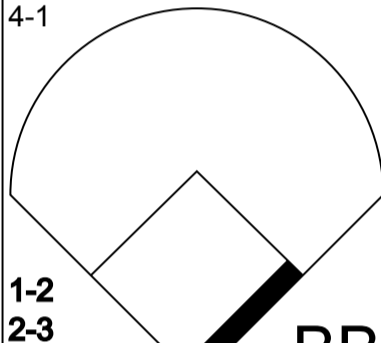
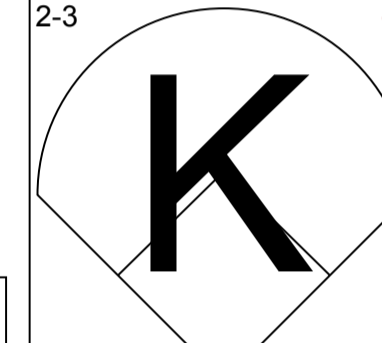
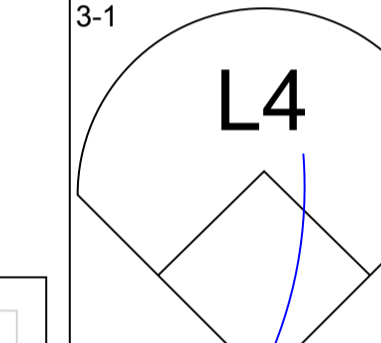
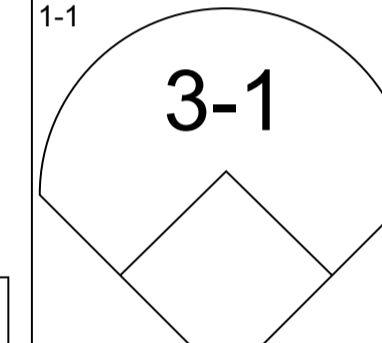
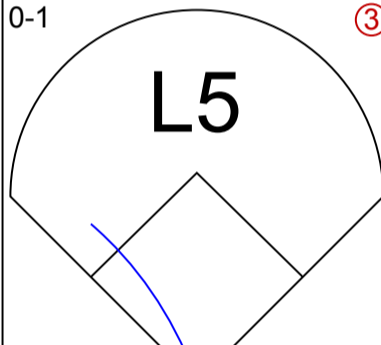
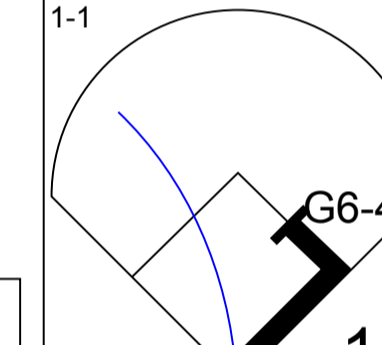
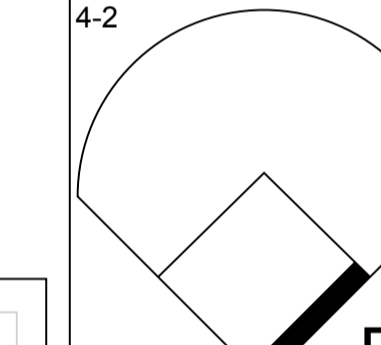
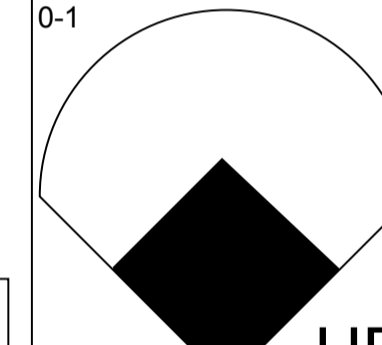
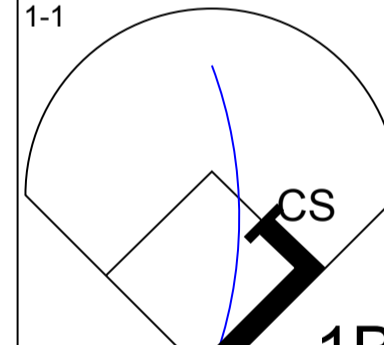
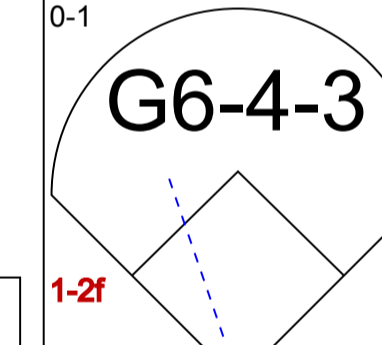
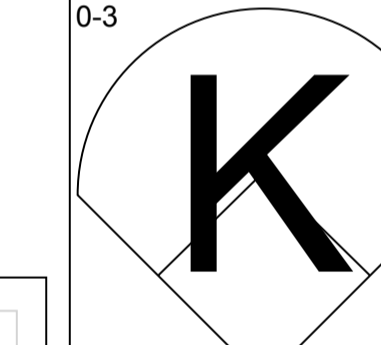
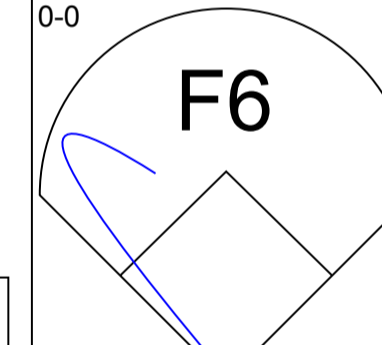
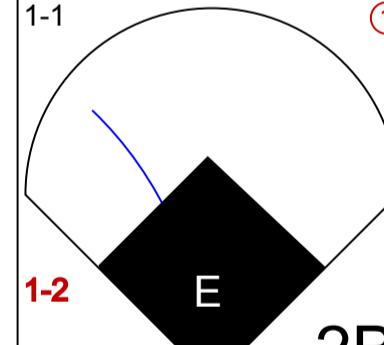
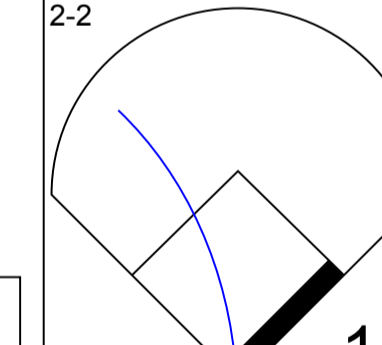
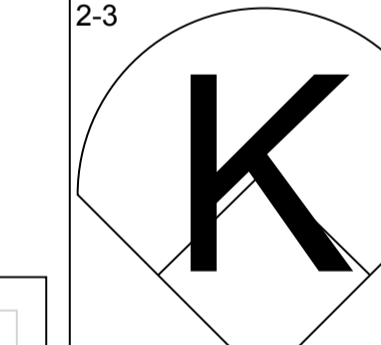
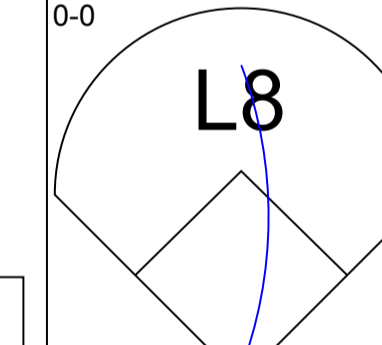
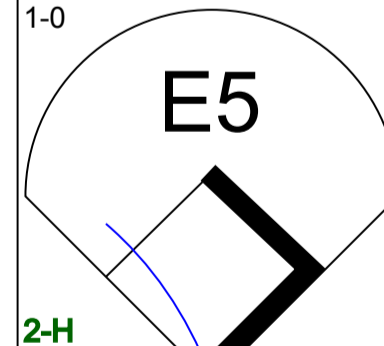
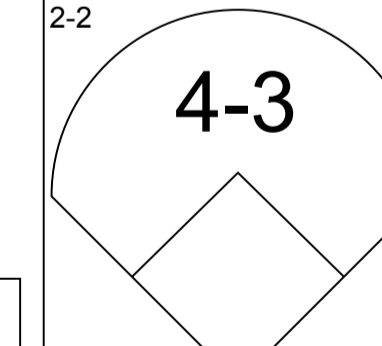
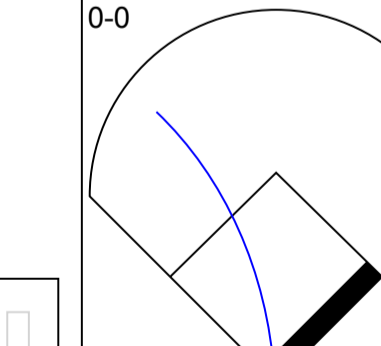
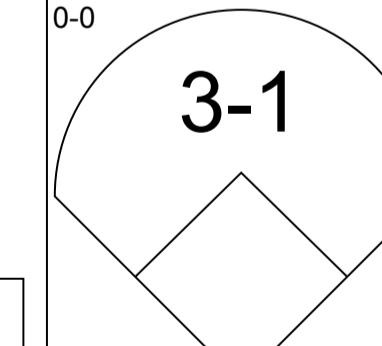
Philadelphia Phillies @ Los Angeles Dodgers
 Dodger Stadium, Los Angeles, CA

Thu Jul 02 1964, 7:05 PM PDT
 Att. 35,541 - Unknown

AB 32
 R 2
 H 7
 RBI 1
 BB 1
 SO 6
 LOB 11



livebaseballscorecards.com

Batter	1	2	3	4	5	6	7	8	9	AB R H RBI BB SO LOB	TOP													
John Stephenson, L (1, 5) OBP: 0.226, SLG: 0.211	3-3 	0-0 			1-3 		0-3 		1-0 	5 0 0 0 0 3 2														
Ron Hunt, R (1, 4) OBP: 0.367, SLG: 0.425	0-1 	0-0 			0-0 		0-3 			4 0 0 0 0 1 2														
George Altman, L (1, 7) OBP: 0.248, SLG: 0.289	1-2 			0-1 	1-0 		3-1 			4 0 2 0 0 0 1														
Joe Christopher, R (1, 9) OBP: 0.333, SLG: 0.441	2-1 			0-3 	2-3 			0-0 		4 0 1 0 0 2 1														
Ed Kranepool, L (1, 3) OBP: 0.319, SLG: 0.386	4-1 			2-3 	3-1 			1-1 		3 0 0 0 1 1 0														
Jesse Gonder, L (1, 2) OBP: 0.341, SLG: 0.394	0-1 			1-1 	4-2 			0-1 		3 1 2 1 1 0 3														
Larry Elliot, L (1, 8) OBP: 0.287, SLG: 0.316		1-1 		0-1 	0-3 			0-0 		4 0 1 0 0 1 2														
Amado Samuel, R (1, 6) OBP: 0.255, SLG: 0.274		1-1 		2-2 	2-3 				0-0 	4 1 2 0 0 1 1														
Jack Fisher, R (1, 1) OBP: 0.182, SLG: 0.171		1-0 		2-2 			0-0 		0-0 	2 0 0 0 0 0 1														
Bill Wakefield, R (4, 1) OBP: 0.071, SLG: 0.071										0 0 0 0 0 0 0														
Hawk Taylor, R (7, PH) OBP: 0.279, SLG: 0.321										1 0 1 0 0 0 0														
Willard Hunter, R (7, 1)										0 0 0 0 0 0 0														
Rod Kanehl, R (9, PH) OBP: 0.270, SLG: 0.310										1 0 0 0 0 0 0														
Inning Stats	R: 0 E: 0 K: 1 S: 14	H: 2 LOB: 3 BB: 1 P: 24	R: 1 E: 1 K: 0 S: 7	H: 2 LOB: 1 BB: 0 P: 10	R: 0 E: 0 K: 2 S: 8	H: 0 LOB: 0 BB: 0 P: 10	R: 0 E: 0 K: 0 S: 10	H: 2 LOB: 1 BB: 0 P: 15	R: 0 E: 0 K: 2 S: 10	H: 1 LOB: 1 BB: 0 P: 12	R: 0 E: 0 K: 2 S: 10	H: 0 LOB: 1 BB: 1 P: 19	R: 0 E: 0 K: 2 S: 9	H: 1 LOB: 1 BB: 0 P: 12	R: 1 E: 0 K: 0 S: 6	H: 1 LOB: 0 BB: 0 P: 7	R: 0 E: 0 K: 0 S: 3	H: 0 LOB: 0 BB: 0 P: 4	1B: 7 2B: 1 3B: 0 HR: 1	SF: 0 SAC: 0 DP: 1 HBP: 0	WP: 0 PB: 0 SB: 0 CS: 1	PA: 37		
PITCHER Don Drysdale, R (1, 1) ERA: 2.05	IP 9.0 WLS W BF 37 H 9 R 2 ER 1 SO 9 BB 2 IBB 0 HBP 0 BLK 0 WP 0 HR 1 S 75 P 113 ERA 1.00 WHIP 1.222																							

New York Mets @ Los Angeles Dodgers
Dodger Stadium, Los Angeles, CA
 Fri Jul 03 1964, 7:05 PM PDT
 Att. 42,616 - Unknown

livebaseballscorecards.com

AB	35
R	2
H	9
RBI	1
BB	2
SO	9
LOB	13



Batter	1	2	3	4	5	6	7	8	9
Maury Wills, S (1, 6) OBP: 0.328, SLG: 0.334 	2-2 6-3 	1-0 F7 		2-2 2B 		4-2 BB 		2-0 FC6-4 1B 	
Derrell Griffith, L (1, 5) OBP: 0.351, SLG: 0.421 Jim Gilliam, S (9, 5) OBP: 0.296, SLG: 0.271 	1-1 FC6-4 1B 		0-3 K 	0-0 2B 		0-0 F2 		0-1 FC6-4 	
Willie Davis, L (1, 8) OBP: 0.297, SLG: 0.387 	0-1 F8 		0-0 G3 	1-0 F5 			2-2 E S 1B 		
Tommy Davis, R (1, 7) OBP: 0.304, SLG: 0.337 	1-0 FC6-4 		0-0 6-3 	1-0 6-3 			0-3 K 		
Ron Fairly, L (1, 3) OBP: 0.382, SLG: 0.381 		2-2 E5 1B FC4 1B 		0-0 1B 		1-1 F8 		1-1 L9 	
Frank Howard, R (1, 9) OBP: 0.296, SLG: 0.484 		1-1 FC4 SH1-3 1B 		2-3 K 		0-1 F7 		2-1 E5 	
John Roseboro, L (1, 2) OBP: 0.356, SLG: 0.402 		0-0 		3-1 1B 		1-2 F7 		2-2 F6 	
Nate Oliver, R (1, 4) OBP: 0.338, SLG: 0.288 		2-1 FC4 SH1-3 		1-0 1B 		0-0 F9 		2-2 F9 	
Don Drysdale, R (1, 1) OBP: 0.211, SLG: 0.273 		0-0 SH1-3 		1-1 2B 		1-1 5-3 		0-0 F4 	

Inning Stats	R: 0	H: 1	E: 0	LOB: 1	K: 0	BB: 0	S: 8	R: 2	H: 2	E: 1	LOB: 1	K: 0	BB: 0	S: 10	R: 0	H: 0	E: 0	LOB: 0	K: 1	BB: 0	S: 5	R: 4	H: 6	E: 0	LOB: 2	K: 1	BB: 0	S: 16	R: 0	H: 0	E: 0	LOB: 0	K: 0	BB: 0	S: 7	R: 0	H: 0	E: 0	LOB: 1	K: 0	BB: 1	S: 6	R: 0	H: 1	E: 1	LOB: 2	K: 1	BB: 0	S: 13	R: 0	H: 1	E: 0	LOB: 1	K: 0	BB: 0	S: 7	R: 0	H: 1	E: 0	LOB: 1	K: 0	BB: 0	S: 7
--------------	------	------	------	--------	------	-------	------	------	------	------	--------	------	-------	-------	------	------	------	--------	------	-------	------	------	------	------	--------	------	-------	-------	------	------	------	--------	------	-------	------	------	------	------	--------	------	-------	------	------	------	------	--------	------	-------	-------	------	------	------	--------	------	-------	------	------	------	------	--------	------	-------	------

PITCHER	IP	WLS	BF	H	R	ER	SO	BB	IBB	HBP	BLK	WP	HR	S	P	ERA	WHIP
Jack Fisher, R (1, 1) ERA: 4.25	3.1	L	19	8	6	4	2	0	0	0	0	0	0	36	55	10.80	2.400
Bill Wakefield, R (4, 1) ERA: 3.38	2.2		10	1	0	0	0	1	0	0	0	0	0	16	25	0.00	0.750
Willard Hunter, L (7, 1) ERA: 0.95	2.0		9	2	0	0	1	0	0	0	0	0	0	20	31	0.00	1.000

BOTTOM

AB	R	H	RBI	BB	SO	LOB
4	0	2	2	1	0	1
5	0	2	1	0	1	2
0	0	0	0	0	0	0
4	0	1	0	0	0	3
4	0	0	0	0	1	4
4	2	1	0	0	0	1
4	1	1	0	0	1	2
4	1	2	0	0	0	2
4	1	1	2	0	0	2
3	1	1	1	0	0	0

AB 36
R 6
H 11
RBI 6
BB 1
SO 3
LOB 17

WP: 0 **PA: 38**
PB: 0
SB: 2
CS: 0

1B: 10 **SF: 0**
2B: 1 **SAC: 1**
3B: 0 **DP: 0**
HR: 0 **HBP: 0**

WP: 0 **PA: 38**
ERA **WHIP**

Dodgers

New York Mets @ Los Angeles Dodgers
Dodger Stadium, Los Angeles, CA
 Fri Jul 03 1964, 7:05 PM PDT
 Att. 42,616 - Unknown

livebaseballscorecards.com

Batter	1	2	3	4	5	6	7	8	9	AB R H RBI BB SO LOB	TOP													
Rod Kanehl, R (1, 5) OBP: 0.263, SLG: 0.302	1-1 5-3		1-2 F8		0-0 F9		2-2 FC5-2			4 0 0 0 0 0 3	New York Mets @ Los Angeles Dodgers Dodger Stadium, Los Angeles, CA Sat Jul 04 1964, 7:05 PM PDT Att. 22,760 - Unknown livebaseballscorecards.com													
Ron Hunt, R (1, 4) OBP: 0.362, SLG: 0.419	0-0 4-3		1-2 L8			1-0 F8	0-1 1-3			4 0 0 0 0 0 3														
George Altman, L (1, 7) OBP: 0.248, SLG: 0.288	1-0 F7		2-3 K			2-2 F8		2-2 CS 1B		4 0 1 0 0 1 0														
Joe Christopher, R (1, 9) OBP: 0.346, SLG: 0.442		1-3 K		1-0 1B		1-0 E7 1B		1-3 K		4 0 2 0 0 2 1														
Ed Kranepool, L (1, 3) OBP: 0.323, SLG: 0.389		1-2 2B 1B		3-2 L8		2-3 K		2-2 1-2 1B		4 1 2 0 0 1 2														
Jesse Gonder, L (1, 2) OBP: 0.348, SLG: 0.403		0-0 1B 2B		0-1 L6		0-1 E FC5-2 1B		1-3 K		3 1 2 1 0 0 1														
Al Jackson, L (7, PR) OBP: 0.118, SLG: 0.147										0 0 0 0 0 0 0														
Chris Cannizzaro, R (7, 2) OBP: 0.329, SLG: 0.290		1-H 1B 2B								0 0 0 0 0 0 0														
Hawk Taylor, R (8, PH) OBP: 0.277, SLG: 0.319										1 0 0 0 0 1 1														
Larry Elliot, L (1, 8) OBP: 0.286, SLG: 0.313		0-1 2-H 1B		1-0 F8			1-3 K		0-0 F7	4 0 1 1 0 1 2														
Amado Samuel, R (1, 6) OBP: 0.262, SLG: 0.281		1-3 K			0-1 G1-6-3 1B		1-0 FC5-2 E 1B		2-2 F5	4 0 2 0 0 1 1														
Tracy Stallard, R (1, 1) OBP: 0.238, SLG: 0.268		0-3 K			0-1 G1-6-3		0-1 E5 FC5-2		1-1 F8	3 0 0 0 0 1 4														
Bill Wakefield, R (7, 1) OBP: 0.071, SLG: 0.071										0 0 0 0 0 0 0														
Willard Hunter, R (7, 1)										0 0 0 0 0 0 0														
Jim Hickman, R (9, PH) OBP: 0.296, SLG: 0.327					1-2f					1 0 0 0 0 0 0														
Inning Stats	R: 0 E: 0 K: 0 S: 4	H: 0 LOB: 0 BB: 0 P: 6	R: 2 E: 0 K: 3 S: 15	H: 3 LOB: 1 BB: 0 P: 18	R: 0 E: 0 K: 1 S: 11	H: 0 LOB: 0 BB: 0 P: 15	R: 0 E: 0 K: 0 S: 8	H: 1 LOB: 1 BB: 0 P: 13	R: 0 E: 0 K: 0 S: 5	H: 1 LOB: 0 BB: 0 P: 5	R: 0 E: 1 K: 1 S: 8	H: 1 LOB: 1 BB: 0 P: 14	R: 0 E: 1 K: 1 S: 13	H: 2 LOB: 3 BB: 0 P: 17	R: 0 E: 0 K: 2 S: 13	H: 2 LOB: 1 BB: 0 P: 19	R: 0 E: 0 K: 0 S: 7	H: 0 LOB: 0 BB: 0 P: 10	1B: 9 2B: 1 3B: 0 HR: 0	SF: 0 SAC: 0 DP: 1 HBP: 0	WP: 0 PB: 0 SB: 0 CS: 1	PA: 36		
PITCHER	IP WLS BF H R ER SO BB IBB HBP BLK WP HR S P ERA WHIP																							
Joe Moeller, R (1, 1) ERA: 3.36	6.1		26	8	2	2	6	0	0	0	0	0	0	57	79	2.84	1.263							
Bob Miller, R (7, 1) ERA: 1.76	2.2	W	10	2	0	0	2	0	0	0	0	0	0	27	38	0.00	0.750							



Batter	1	2	3	4	5	6	7	8	9	AB	R	H	RBI	BB	SO	LOB
Maury Wills, S OBP: 0.324, SLG: 0.330 (1, 6)	2-3 K		1-2 E6 SH5-4 1B		2-0 4-3		1-0 L9			4	1	0	0	0	1	2
Derrell Griffith, L OBP: 0.344, SLG: 0.400 (1, 5) Jim Gilliam, S OBP: 0.296, SLG: 0.271 (8, 5)	0-0 F4		4-0 SH5-4 1B BB		0-0 G3		0-2 6-3			3	1	0	0	1	0	2
Willie Davis, L OBP: 0.298, SLG: 0.386 (1, 8)	1-1 4-3		0-1 SH5-4			2-1 G3		2-1 HBP 4-3 1B		3	0	1	0	0	0	0
Tommy Davis, R OBP: 0.300, SLG: 0.332 (1, 7)		2-3 K	1-2 F2			1-1 4-3		2-0 B2		4	0	0	0	0	1	3
Ron Fairly, L OBP: 0.380, SLG: 0.378 (1, 3)		1-3 K	0-0 2-H 3-H 1B			0-0 4-1		3-1 4-3		4	0	1	2	0	1	1
Frank Howard, R OBP: 0.302, SLG: 0.486 (1, 9) Wes Parker, S OBP: 0.282, SLG: 0.321 (8, PR) (9, 9)		2-1 BB 1B		3-3 K			1-1 1B PB 1B	4-0 HBP IBB		3	1	2	0	1	1	0
John Roseboro, L OBP: 0.362, SLG: 0.403 (1, 2)		4-2 BB 1-2 BB		2-2 F5			1-1 1B 1-3 1B	1-0 HBP		2	0	1	0	1	0	0
Nate Oliver, R OBP: 0.348, SLG: 0.290 (1, 4)		4-2 1-2 2-3 BB		2-2 6-3			1-0 1-3 3-H 1B	3-3 K		3	0	1	1	1	1	3
Joe Moeller, R OBP: 0.067, SLG: 0.034 (1, 1) Bob Miller, R OBP: 0.200, SLG: 0.111 (7, 1)		0-3 K			0-0 6-3					2	0	0	0	0	1	3
										0	0	0	0	1	0	0

Inning Stats		R: 0	H: 0	E: 0	K: 1	S: 6	R: 0	H: 1	E: 0	K: 3	S: 18	R: 2	H: 1	E: 1	K: 0	S: 10	R: 0	H: 0	E: 0	K: 1	S: 11	R: 0	H: 0	E: 0	K: 0	S: 3	R: 0	H: 0	E: 0	K: 0	S: 5	R: 1	H: 3	E: 0	K: 0	S: 15	R: 0	H: 1	E: 0	K: 1	S: 8
LOB: 0		BB: 0		P: 9		LOB: 3		BB: 2		P: 31		LOB: 1		BB: 1		P: 16		LOB: 0		BB: 0		P: 18		LOB: 0		BB: 0		P: 5		LOB: 2		BB: 1		P: 23		LOB: 3		BB: 1		P: 23	
LOB: 14		LOB: 0		P: 9		LOB: 3		BB: 2		P: 31		LOB: 1		BB: 1		P: 16		LOB: 0		BB: 0		P: 18		LOB: 0		BB: 0		P: 5		LOB: 2		BB: 1		P: 23		LOB: 3		BB: 1		P: 23	

BOTTOM

New York Mets @ Los Angeles Dodgers
Dodger Stadium, Los Angeles, CA
 Sat Jul 04 1964, 7:05 PM PDT
 Att. 22,760 - Unknown

livebaseballscorecards.com

AB	28
R	3
H	6
RBI	3
BB	5
SO	6
LOB	14



WP:	0	PA:	35
PB:	1		
SB:	1		
CS:	0		

PITCHER		IP	WLS	BF	H	R	ER	SO	BB	IBB	HBP	BLK	WP	HR	S	P	ERA	WHIP
Tracy Stallard, R ERA: 4.33 (1, 1)	6.1	L	26	5	3	1	5	3	3	0	0	0	0	0	58	95	1.42	1.263
Bill Wakefield, R ERA: 3.36 (7, 1)	0.1		2	0	0	0	0	1	0	0	0	0	0	5	10	0.00	3.000	
Willard Hunter, L ERA: 0.89 (7, 1)	1.1		7	1	0	0	1	0	1	1	0	0	0	13	28	0.00	0.750	

Batter	1	2	3	4	5	6	7	8	9	AB R H RBI BB SO LOB	TOP	
Jim Hickman, R (1, 8) OBP: 0.295, SLG: 0.322 C F B B B B	4-2 G6-4-3 BB		0-1 6-3			2-3 K		0-2 G6-4-3 1-2f		3 0 0 0 1 1 2		
Ed Kranepool, L (1, 3) OBP: 0.322, SLG: 0.391 C X X	0-2 G6-4-3 1-2f			0-0 4-3		0-0 4-3			0-1 2B	4 0 1 0 0 0 1		
Ron Hunt, R (1, 4) OBP: 0.361, SLG: 0.420 X	0-0 F3			0-0 1B 2B		1-1 F8			0-1 F3	4 0 1 0 0 0 1		
Joe Christopher, R (1, 9) OBP: 0.335, SLG: 0.438 B X		1-0 F8		1-0 2B 1B		1-0 F7			2-3 K	4 0 1 0 0 1 1		
Hawk Taylor, R (1, 2) OBP: 0.276, SLG: 0.317 S X		0-1 1B		1-0 F6		0-1 L8			0-1 5-3	4 0 1 0 0 0 3		
George Altman, L (1, 7) OBP: 0.244, SLG: 0.283 B T S S S		1-3 K		0-1 F8		2-2 F7				3 0 0 0 0 1 3		
Amado Samuel, R (1, 6) OBP: 0.264, SLG: 0.282 C B B X		2-1 F4			0-1 6-3			3-2 1B 1B		3 0 1 0 0 0 1		
Rod Kanehl, R (1, 5) OBP: 0.265, SLG: 0.303 S T S			0-3 K		0-1 F8			0-2 G6-4-3 1B		3 0 1 0 0 1 0		
Galen Cisco, R (1, 1) OBP: 0.207, SLG: 0.120 Roy McMillan, R (8, PH) OBP: 0.233, SLG: 0.257 Willard Hunter, R (8, 1) Bill Wakefield, R (8, 1) OBP: 0.071, SLG: 0.071 F X			0-1 4-3		1-0 B2-3			2-3 K		2 0 0 0 0 0 0		
Inning Stats	R: 0 H: 0 E: 0 LOB: 0 K: 0 BB: 1 S: 6 P: 10	R: 0 H: 1 E: 0 LOB: 1 K: 1 BB: 0 S: 8 P: 12	R: 0 H: 0 E: 0 LOB: 0 K: 1 BB: 0 S: 7 P: 7	R: 0 H: 2 E: 0 LOB: 2 K: 0 BB: 0 S: 6 P: 8	R: 0 H: 0 E: 0 LOB: 0 K: 0 BB: 0 S: 5 P: 6	R: 0 H: 0 E: 0 LOB: 0 K: 1 BB: 0 S: 6 P: 9	R: 0 H: 0 E: 0 LOB: 0 K: 0 BB: 0 S: 6 P: 9	R: 0 H: 2 E: 0 LOB: 1 K: 1 BB: 0 S: 13 P: 18	R: 0 H: 1 E: 0 LOB: 1 K: 1 BB: 0 S: 9 P: 11	1B: 4 SF: 0 2B: 2 SAC: 0 3B: 0 DP: 2 HR: 0 HBP: 0	WP: 0 PA: 32 PB: 0 SB: 0 CS: 0	
PITCHER Sandy Koufax, L (1, 1) ERA: 1.73	IP WLS BF H R ER SO BB IBB HBP BLK WP HR S P ERA WHIP 9.0 W 32 6 0 0 5 1 0 0 0 0 0 0 66 90 0.00 0.778											PITCHER IP WLS BF H R ER SO BB IBB HBP BLK WP HR S P ERA WHIP

New York Mets @ Los Angeles Dodgers
 Dodger Stadium, Los Angeles, CA
 Sun Jul 05 1964, 3:33 AM PDT
 Att: 26,903 - Unknown

livebaseballscorecards.com

AB	31
R	0
H	6
RBI	0
BB	1
SO	5
LOB	14



Batter	1	2	3	4	5	6	7	8	9	AB	R	H	RBI	BB	SO	LOB
Maury Wills, S OBP: 0.323, SLG: 0.329 (1, 6)	0-0 SH1-4 1B		2-0 6-3		1-1 1-3			1-0 6-3		4	0	1	0	0	0	0
Derrell Griffith, L OBP: 0.349, SLG: 0.403 (1, 5) Jim Gilliam, S OBP: 0.300, SLG: 0.279 (8, 5)	1-1 SH1-4 1-2		3-1 HR 1B		2-2 1-3			1-0 E 2B		2	1	1	0	0	0	0
Willie Davis, L OBP: 0.307, SLG: 0.405 (1, 8)	4-0 S BB 2-3		2-0 HR 1-H			4-2 CS BB		0-0 E9 1B 2-H		2	2	2	3	2	0	0
Ron Fairly, L OBP: 0.387, SLG: 0.380 (1, 3)	4-2 1-2 BB		2-2 5-3			4-1 G5-4-3 BB 1-2		1-0 1B 1B 3-H		2	0	1	1	2	0	0
Frank Howard, R OBP: 0.298, SLG: 0.478 (1, 9) Wes Parker, S OBP: 0.282, SLG: 0.321 (9, 9)	0-1 F3		1-1 6-3			1-2 G5-4-3 1-2f		1-3 K		4	0	0	0	0	1	4
John Roseboro, L OBP: 0.365, SLG: 0.402 (1, 2)		4-1 1B G6-4-3 BB		2-1 F7			0-0 G3	0-0 1-2 1B		3	1	1	0	1	0	0
Tommy Davis, R OBP: 0.303, SLG: 0.334 (1, 7)		0-1 G6-4-3 1-3 1B		1-0 6-3			1-1 FC5-4 1B	3-3 K2-3		4	0	2	0	0	1	2
Nate Oliver, R OBP: 0.333, SLG: 0.277 (1, 4)		3-2 G6-4-3 1-2f 3-H		1-2 5-3			1-0 F9			3	0	0	0	0	0	2
Sandy Koufax, R OBP: 0.128, SLG: 0.089 (1, 1)		0-3 K			0-0 F4		0-1 FC5-4 1-2f			3	0	0	0	0	1	1

Inning Stats	R: 0	H: 1	E: 0	LOB: 2	K: 0	BB: 2	S: 8	R: 1	H: 1	E: 0	LOB: 0	K: 1	BB: 1	S: 11	R: 2	H: 2	E: 0	LOB: 0	K: 0	BB: 0	S: 9	R: 0	H: 0	E: 0	LOB: 0	K: 0	BB: 0	S: 6	R: 0	H: 0	E: 0	LOB: 0	K: 0	BB: 2	S: 10	R: 0	H: 1	E: 0	LOB: 1	K: 0	BB: 0	S: 6	R: 2	H: 4	E: 1	LOB: 2	K: 2	BB: 0	S: 12	1B: 6	SF: 0	2B: 2	SAC: 1	3B: 0	DP: 2	HR: 1	HBP: 0
--------------	------	------	------	--------	------	-------	------	------	------	------	--------	------	-------	-------	------	------	------	--------	------	-------	------	------	------	------	--------	------	-------	------	------	------	------	--------	------	-------	-------	------	------	------	--------	------	-------	------	------	------	------	--------	------	-------	-------	-------	-------	-------	--------	-------	-------	-------	--------

PITCHER	IP	WLS	BF	H	R	ER	SO	BB	IBB	HBP	BLK	WP	HR	S	P	ERA	WHIP
Galen Cisco, R ERA: 3.64 (1, 1)	7.0	L	27	5	3	3	1	5	0	0	0	0	1	56	99	3.86	1.429
Willard Hunter, L ERA: 1.74 (8, 1)	0.1		4	3	2	2	0	0	0	0	0	0	0	4	7	54.00	9.000
Bill Wakefield, R ERA: 3.33 (8, 1)	0.2		3	1	0	0	2	0	0	0	0	0	0	8	12	0.00	1.500


BOTTOM

New York Mets @ Los Angeles Dodgers
Dodger Stadium, Los Angeles, CA

Sun Jul 05 1964, 3:33 AM PDT
Att. 26,903 - Unknown

livebaseballscorecards.com

AB	28
R	5
H	9
RBI	4
BB	5
SO	3
LOB	9



WP: 0	PA: 34
PB: 0	
SB: 1	
CS: 2	

Batter	1	2	3	4	5	6	7	8	9	AB R H RBI BB SO LOB	TOP																
Maury Wills, S OBP: 0.320, SLG: 0.326 (1, 6) ^B X	1-0 6-3		X 0-0 SH1-4 1-2	2-3 K			1-2 6-3			3 0 0 0 0 1 1																	
Derrell Griffith, L OBP: 0.348, SLG: 0.431 Jim Gilliam, S OBP: 0.303, SLG: 0.288 (1, 5) X (7, 5)	0-0 1B 3B		X 0-0 4-3		0-2 F6			2-2 SH1-3 SF7 2B		3 1 1 0 0 0 1 1 1 1 0 0 0 0																	
Willie Davis, L OBP: 0.307, SLG: 0.411 (1, 8) ^F X	0-1 G3		X 0-0 1B 3B		2-3 K			0-1 SH1-3		3 1 1 1 0 1 1																	
Ron Fairly, L OBP: 0.389, SLG: 0.384 (1, 3) X	0-0 1B		B 1-0 1B		1-0 5-3			2-1 SF7		3 0 2 3 0 0 0																	
Frank Howard, R OBP: 0.294, SLG: 0.471 Wes Parker, S OBP: 0.282, SLG: 0.321 (1, 9) ^B _B _S _C ^S (8, 9)	2-3 K		B 1-0 1-3		2-0 F3			3-3 K		4 0 0 0 0 2 2 0 0 0 0 0 0 0																	
John Roseboro, L OBP: 0.363, SLG: 0.399 (1, 2) X		0-0 F8		C 1-1 5-3 E 1B		B 2-0 F7		B 1-0 L6		4 1 1 0 0 0 0																	
Tommy Davis, R OBP: 0.302, SLG: 0.331 (1, 7) ^B _B _B _B		2-3 K		M 0-2 F4		F 0-3 K		B 4-0 5-3 BB		3 0 0 0 1 2 1																	
Nate Oliver, R OBP: 0.316, SLG: 0.261 (1, 4) ^L _B _B _B _B _F ^F		3-2 5-3		B 3-2 5-3 1-2		X 0-0 6-3		S 0-2 5-3 1-2		4 0 0 0 0 0 2																	
Don Drysdale, R OBP: 0.233, SLG: 0.293 Bob Miller, R OBP: 0.182, SLG: 0.100 Ron Perranoski, L OBP: 0.111, SLG: 0.111 (1, 1) ^C _B _F _F _X (7, 1) ^B _B _X (9, 1)		1-2 4-3 3B 1B		B 2-0 E9 2-H 1B		C 1-2 F6		B 1-3 K		3 1 2 1 0 0 0 1 0 0 0 0 1 1 0 0 0 0 0 0 0																	
Inning Stats	R: 1 E: 0 K: 1 S: 8	H: 2 LOB: 1 BB: 0 P: 11	R: 0 E: 0 K: 1 S: 7	H: 0 LOB: 0 BB: 0 P: 12	R: 2 E: 0 K: 0 S: 8	H: 3 LOB: 1 BB: 0 P: 11	R: 1 E: 1 K: 1 S: 14	H: 2 LOB: 1 BB: 0 P: 22	R: 0 E: 0 K: 1 S: 7	H: 0 LOB: 0 BB: 0 P: 10	R: 0 E: 0 K: 1 S: 5	H: 0 LOB: 0 BB: 0 P: 9	R: 0 E: 0 K: 0 S: 7	H: 0 LOB: 0 BB: 0 P: 9	R: 1 E: 0 K: 1 S: 10	H: 1 LOB: 0 BB: 0 P: 17	R: 0 E: 0 K: 1 S: 7	H: 0 LOB: 1 BB: 1 P: 13	1B: 5 2B: 1 3B: 2 HR: 0	SF: 1 SAC: 2 DP: 0 HBP: 0	WP: 0 PB: 0 SB: 0 CS: 0	PA: 36					
PITCHER	IP WLS BF H R ER SO BB IBB HBP BLK WP HR S P ERA WHIP																										
Ken Johnson, R ERA: 3.23 (1, 1)	3.2		18	7	4	4	2	0	0	0	0	0	0	33	50	9.82	1.909										
Jim Owens, R ERA: 3.86 (4, 1)	1.1		4	0	0	0	2	0	0	0	0	0	0	11	16	0.00	0.000										
Don Larsen, R ERA: 3.09 (6, 1)	2.0		6	0	0	0	1	0	0	0	0	0	0	12	18	0.00	0.000										
Claude Raymond, R ERA: 1.56 (8, 1)	2.0	W	8	1	1	1	2	1	0	0	0	0	0	17	30	4.50	1.000										

Los Angeles Dodgers @ Houston Colt 45's
 Colt Stadium, Houston, TX
 Thu Jul 09 1964, 8:05 PM EDT
 Att. 12,428 - Unknown

AB	32
R	5
H	8
RBI	5
BB	1
SO	7
LOB	9



Batter	1	2	3	4	5	6	7	8	9	AB	R	H	RBI	BB	SO	LOB
Al Spangler, L OBP: 0.259, SLG: 0.284 (1, 7) LFC	0-3 K			1-0 FC6-4 1B	0-0 F4			2-1 F7	0-0 1B	5	0	2	1	0	1	0
Nellie Fox, L OBP: 0.314, SLG: 0.329 (1, 4) BCX	1-1 F7			1-2 FC6-4 1B		1-2 F9		2-1 G6-3 1B	0-0 1B	5	0	3	2	0	0	0
Mike White, R OBP: 0.364, SLG: 0.373 (1, 8) FX	0-1 1-3			1-2 FC6-4 1-2f 2-3		4-1 FC4-6 BB		0-0 G6-3 1-2f		3	0	0	0	1	0	3
Walt Bond, L OBP: 0.319, SLG: 0.480 (1, 3) ST		0-3 K		1-3 K		3-2 FC4-6 1-2f			0-1 4-3	4	0	0	0	0	2	3
Joe Gaines, R OBP: 0.355, SLG: 0.469 (1, 9) ST		1-3 K		1-3 K		3-3			4-2 BB 1B FC1-2 BB	3	0	0	0	1	3	3
Bob Aspromonte, R OBP: 0.321, SLG: 0.425 (1, 5) X		0-0 F8			1-0 5-3				1-1 FC1-2 BB 1B	4	1	1	0	0	0	0
Eddie Kasko, R OBP: 0.282, SLG: 0.264 (1, 6) X			1-0 F7		2-2 HR 1B				4-2 BB FC1-2 1B BB	3	2	2	0	1	0	0
Jerry Grote, R OBP: 0.219, SLG: 0.281 (1, 2) X			1-0 1-4-3		1-0 HR				2-1 FC1-2 1B BB	4	2	1	2	0	1	4
Ken Johnson, R OBP: 0.136, SLG: 0.190 (1, 1) Jim Owens, R OBP: 0.188, SLG: 0.250 (4, 1) Bob Lillis, R OBP: 0.325, SLG: 0.338 (5, PH) Don Larsen, R OBP: 0.325, SLG: 0.338 (6, 1) Carroll Hardy, R OBP: 0.325, SLG: 0.338 (7, PH) Claude Raymond, R OBP: 0.284, SLG: 0.301 (8, 1) John Bateman, R OBP: 0.284, SLG: 0.301 (9, PH)			2-3 K		2-1 1-3				4-1 1B BB	1	0	0	0	0	1	0

Inning Stats	R: 0	H: 0	E: 0	K: 1	S: 7	R: 0	H: 0	E: 0	K: 2	S: 7	R: 0	H: 0	E: 0	K: 1	S: 6	R: 0	H: 2	E: 0	K: 2	S: 13	R: 2	H: 2	E: 0	K: 0	S: 8	R: 0	H: 0	E: 0	K: 1	S: 11	R: 0	H: 1	E: 0	K: 1	S: 10	R: 0	H: 1	E: 0	K: 0	S: 5	R: 4	H: 3	E: 0	K: 0	S: 14	1B: 8	2B: 0	3B: 0	HR: 1	SF: 0	SAC: 0	DP: 1	HBP: 0	WP: 0	PA: 38
--------------	------	------	------	------	------	------	------	------	------	------	------	------	------	------	------	------	------	------	------	-------	------	------	------	------	------	------	------	------	------	-------	------	------	------	------	-------	------	------	------	------	------	------	------	------	------	-------	-------	-------	-------	-------	-------	--------	-------	--------	-------	--------

PITCHER	IP	WLS	BF	H	R	ER	SO	BB	IBB	HBP	BLK	WP	HR	S	P	ERA	WHIP
Don Drysdale, R ERA: 2.08 (1, 1)	6.1		25	5	2	2	7	1	0	0	0	0	1	57	86	2.84	0.947
Bob Miller, R ERA: 2.1 (7, 1)	2.0		9	2	3	3	1	2	0	0	0	0	0	19	33	13.50	2.000
Ron Perranoski, L ERA: 2.79 (9, 1)	0.1	L	4	2	1	1	0	1	0	0	0	0	0	5	11	27.00	9.000

BOTTOM

Los Angeles Dodgers @ Houston Colt 45's
Colt Stadium, Houston, TX
Thu Jul 09 1964, 8:05 PM EDT
Att. 12,428 - Unknown

AB	34
R	6
H	9
RBI	6
BB	4
SO	8
LOB	14



Batter	1	2	3	4	5	6	7	8	9	AB R H RBI BB SO LOB	TOP
Maury Wills, S (1, 6) OBP: 0.320, SLG: 0.324	0-1 6-3		2-1 L4			4-2 SH1-4 1B BB		0-0 SH1-4 1-2		2 1 0 0 1 0 0	Los Angeles Dodgers @ Houston Colt 45's Colt Stadium, Houston, TX Fri Jul 10 1964, 8:05 PM EDT Att: 27,990 - Unknown livebaseballscorecards.com
Derrell Griffith, L (1, 5) OBP: 0.338, SLG: 0.418 Jim Gilliam, S (6, 5) OBP: 0.301, SLG: 0.286	0-1 F6		0-0 F6			0-0 SH1-4 1-2		0-0 F8 2-3		2 0 0 0 0 0 0 1 0 0 0 0 0 1	
Willie Davis, L (1, 8) OBP: 0.310, SLG: 0.413	0-1 4-3			0-0 6-3		2-2 F9 2-H 1B		0-0 1B 3-H		4 0 2 2 0 0 0	
Ron Fairly, L (1, 3) OBP: 0.386, SLG: 0.381		0-0 SH1-4 E 1B		0-2 4-3		1-1 F9 1-3		1-1 4-3		4 1 1 0 0 0 2	
John Roseboro, L (1, 2) OBP: 0.358, SLG: 0.393		0-0 SH1-4 1-2		0-1 1-3		1-0 6-3		0-0 F8		3 0 0 0 0 0 1	
Frank Howard, R (1, 9) OBP: 0.298, SLG: 0.471 Wes Parker, S (7, PR) OBP: 0.280, SLG: 0.318		2-1 E2 1B 2-H		0-3 K		4-2 1-3 BB		0-0 F2		2 1 1 0 1 1 0 1 0 0 0 0 0 0	
Tommy Davis, R (1, 7) OBP: 0.302, SLG: 0.330		0-1 G4-6-3 1B 3-H		1-1 F8		0-0 B3		1-2 F4		4 0 1 1 0 0 1	
Nate Oliver, R (1, 4) OBP: 0.304, SLG: 0.250		0-0 G4-6-3 1-2		0-1 E6		0-2 1-3 1-2				3 0 0 0 0 0 2	
Sandy Koufax, R (1, 1) OBP: 0.122, SLG: 0.085 Bob Miller, R (6, 1) OBP: 0.250, SLG: 0.100 Ron Perranoski, L (8, 1) OBP: 0.111, SLG: 0.111			0-3 K		1-1 G3			4-2 F8 SH1-4 1B BB		2 0 0 0 0 1 1 0 1 0 0 1 0 0 0 0 0 0 0 0 0	
Inning Stats	R: 0 E: 0 K: 0 S: 6 H: 0 LOB: 0 BB: 0 P: 6	R: 2 E: 1 K: 0 S: 7 H: 3 LOB: 0 BB: 0 P: 9	R: 0 E: 0 K: 1 S: 6 H: 0 LOB: 0 BB: 0 P: 8	R: 0 E: 0 K: 0 S: 6 H: 0 LOB: 0 BB: 0 P: 6	R: 0 E: 1 K: 1 S: 9 H: 0 LOB: 1 BB: 0 P: 11	R: 1 E: 0 K: 0 S: 10 H: 1 LOB: 1 BB: 1 P: 18	R: 0 E: 0 K: 0 S: 6 H: 0 LOB: 1 BB: 1 P: 10	R: 1 E: 0 K: 0 S: 8 H: 1 LOB: 1 BB: 1 P: 13	R: 0 E: 0 K: 0 S: 5 H: 0 LOB: 0 BB: 0 P: 6	1B: 5 2B: 0 3B: 0 HR: 0 SF: 0 SAC: 3 DP: 1 HBP: 0	WP: 0 PB: 0 SB: 1 CS: 0 PA: 34
PITCHER Turk Farrell, R (1, 1) ERA: 3.18	IP 9.0 WLS L BF 34 H 5 R 4 ER 4 SO 2 BB 3 IBB 0 HBP 0 BLK 0 WP 0 HR 0 S 63 P 87 ERA 4.00 WHIP 0.889										

livebaseballscorecards.com



Batter	1	2	3	4	5	6	7	8	9	AB	R	H	RBI	BB	SO	LOB
Al Spangler, L (1, 7) OBP: 0.253, SLG: 0.277	3-2 F2		2-1 F4		2-2 F8		2-0 4-3		0-1 FC3-6 HBP	5	0	0	0	0	0	1
Nellie Fox, L (1, 4) OBP: 0.316, SLG: 0.328 Claude Raymond, R (9, PR)	1-3 K			2-2 BB 1B	1-0 4-3		0-0 4-3		2-2 HBP	4	1	1	0	0	1	0
Mike White, R (1, 8) OBP: 0.360, SLG: 0.368	1-2 F8			0-1 F7		3-3 K		2-2 4-3 1B	0-1 L7	5	1	1	0	0	1	3
Walt Bond, L (1, 3) OBP: 0.316, SLG: 0.474		2-3 K		0-3 K		1-1 BB 1B		1-0 4-3	0-2 4-3	5	1	1	0	0	2	4
Joe Gaines, R (1, 9) OBP: 0.368, SLG: 0.464		0-3 K		4-2 1B BB		4-2 1B FC1-2 BB		4-2 1B BB		1	0	0	0	3	1	0
Bob Aspromonte, R (1, 5) OBP: 0.327, SLG: 0.430		3-2 1B		1-2 BB 1B		0-0 FC1-2 1B		2-3 K		4	0	3	2	0	1	2
Eddie Kasko, R (1, 6) OBP: 0.286, SLG: 0.265		0-3 K		4-2 BB		3-1 FC1-2		2-1 1B		3	0	1	1	1	1	3
John Bateman, R (1, 2) OBP: 0.260, SLG: 0.296 Dave Roberts, L (8, PH) OBP: 0.267, SLG: 0.235 Carroll Hardy, R (8, PH) Jerry Grote, R (9, 2) OBP: 0.219, SLG: 0.281			0-1 6-3	2-3 K		1-2 F9		0-0 6-3		3	0	0	0	0	1	5
Turk Farrell, R (1, 1) OBP: 0.133, SLG: 0.093 Bob Lillis, R (9, PH) OBP: 0.329, SLG: 0.343			1-2 1-3		1-3 K		1-1 L3		1-1 FC3-6 1B	3	0	0	0	0	1	0
										1	0	1	0	0	0	0

Inning Stats	R: 0	H: 0	E: 0	K: 1	S: 11	H: 0	LOB: 0	BB: 0	P: 16	R: 0	H: 1	E: 0	K: 3	S: 14	H: 0	LOB: 1	BB: 0	P: 19	R: 0	H: 0	E: 0	K: 0	S: 7	H: 0	LOB: 0	BB: 0	P: 10	R: 1	H: 2	E: 0	K: 2	S: 20	H: 0	LOB: 3	BB: 2	P: 33	R: 0	H: 0	E: 0	K: 1	S: 8	H: 2	LOB: 0	BB: 0	P: 12	R: 1	H: 2	E: 0	K: 1	S: 16	H: 0	LOB: 2	BB: 1	P: 28	R: 0	H: 0	E: 0	K: 0	S: 4	H: 0	LOB: 0	BB: 0	P: 7	R: 1	H: 2	E: 0	K: 1	S: 12	H: 2	LOB: 2	BB: 1	P: 23	R: 0	H: 1	E: 0	K: 0	S: 13	H: 1	LOB: 2	BB: 0	P: 16	1B: 8	2B: 0	3B: 0	HR: 0	SF: 0	SAC: 0	DP: 0	HBP: 1	WP: 0	PA: 40
--------------	------	------	------	------	-------	------	--------	-------	-------	------	------	------	------	-------	------	--------	-------	-------	------	------	------	------	------	------	--------	-------	-------	------	------	------	------	-------	------	--------	-------	-------	------	------	------	------	------	------	--------	-------	-------	------	------	------	------	-------	------	--------	-------	-------	------	------	------	------	------	------	--------	-------	------	------	------	------	------	-------	------	--------	-------	-------	------	------	------	------	-------	------	--------	-------	-------	-------	-------	-------	-------	-------	--------	-------	--------	-------	--------

PITCHER	IP	WLS	BF	H	R	ER	SO	BB	IBB	HBP	BLK	WP	HR	S	P	ERA	WHIP
Sandy Koufax, L (1, 1) ERA: 1.79	5.1	W	24	5	2	2	8	3	0	0	0	0	0	71	109	3.38	1.500
Bob Miller, R (6, 1) ERA: 2.15	2.1		10	2	1	1	1	1	0	0	0	0	0	20	38	3.86	1.286
Ron Perranoski, L (8, 1) ERA: 2.73	1.1	S	6	1	0	0	0	0	0	1	0	0	0	14	17	0.00	0.750

BOTTOM

Los Angeles Dodgers @ Houston Colt 45's
Colt Stadium, Houston, TX
Fri Jul 10 1964, 8:05 PM EDT
Att. 27,990 - Unknown

livebaseballscores.com

AB	35
R	3
H	8
RBI	3
BB	4
SO	9
LOB	20



Los Angeles Dodgers @ Houston Colt 45's

Colt Stadium, Houston, TX

Sat Jul 11 1964, 4:33 AM EDT

Att: 17,107 - Unknown

livebaseballscorecards.com

AB 41
R 11
H 15
RBI 9
BB 3
SO 3
LOB 20



WP: 0 PA: 45
PB: 0
SB: 2
CS: 0

Batter	1	2	3	4	5	6	7	8	9	AB	R	H	RBI	BB	SO	LOB	TOP										
Maury Wills, S OBP: 0.322, SLG: 0.323 (1, 6) C X	0-1 S 1B 1B		4-2 FC1-5 1B BB	1-2 1-3		0-2 4-3	1-2 L1			4	1	1	0	1	0	1											
Derrell Griffith, L OBP: 0.347, SLG: 0.423 Jim Gilliam, S OBP: 0.300, SLG: 0.285 (1, 5) F B X (6, 5) F X	2-2 F9 1-2		0-0 1B FC1-5 SF7 1B	0-2 5-3		1-1 HR 1B		3-2 L5		4	2	2	0	0	0	1											
Willie Davis, L OBP: 0.311, SLG: 0.421 (1, 8) X	0-0 L7		1-1 FC1-5 SF7 1B E 1-2 2-3f	4-1 S 1B BB		1-2 HR 1-H		0-2 G3		4	3	1	2	1	0	3											
Ron Fairly, L OBP: 0.391, SLG: 0.387 (1, 3) C X	0-1 1B 2-H 1B		1-1 E 1B	0-1 1B 1-H		2-2 F5		1-3 K		5	1	3	2	0	1	0											
John Roseboro, L OBP: 0.363, SLG: 0.400 (1, 2) B X	1-0 FC6-4 1B		0-0 SF7	0-0 1B		3-0 L7		0-0 1B 1B		4	0	3	1	0	0	0											
Frank Howard, R OBP: 0.297, SLG: 0.471 Wes Parker, S OBP: 0.286, SLG: 0.324 (1, 9) B F X (7, PR) X (7, 9)	2-1 FC6-4 1-2f		0-1 E6 E 1B 1-2 3-H	3-2 F7		0-1 HR 2B		0-0 1B 1B		4	1	1	0	0	0	5											
Tommy Davis, R OBP: 0.300, SLG: 0.338 (1, 7) X		0-0 F8	2-0 E6 1B 1-3 2-H		0-0 F2		1-0 HR 2-H		1-3 K	5	2	1	2	0	1	3											
Nate Oliver, R OBP: 0.310, SLG: 0.250 (1, 4) C B T S X		1-3 K	4-0 1B IBB		0-0 G1-6-3 1B		1-1 6-3		0-0 F8	4	0	1	0	1	1	3											
Larry Miller, L OBP: 0.833, SLG: 0.833 Bob Miller, R OBP: 0.250, SLG: 0.100 Wally Moon, L OBP: 0.329, SLG: 0.371 Ron Perranoski, L OBP: 0.091, SLG: 0.091 Jim Brewer, L (1, 1) B X (4, 1) S X (5, PH) (5, 1) (9, 1)		1-0 4-3	0-2 1B		1-1 G1-6-3 1-2f		0-1 6-3		0-0 L9	2	0	1	2	0	0	0											
Inning Stats	R: 1 E: 0 K: 0 S: 11	H: 3 LOB: 2 BB: 0 P: 16	R: 0 E: 0 K: 1 S: 6	H: 0 LOB: 0 BB: 0 P: 8	R: 5 E: 2 K: 0 S: 14	H: 3 LOB: 2 BB: 2 P: 26	R: 1 E: 0 K: 0 S: 14	H: 2 LOB: 2 BB: 1 P: 22	R: 0 E: 0 K: 0 S: 4	H: 1 LOB: 0 BB: 0 P: 5	R: 2 E: 0 K: 0 S: 12	H: 2 LOB: 0 BB: 0 P: 19	R: 2 E: 0 K: 0 S: 12	H: 2 LOB: 1 BB: 0 P: 15	R: 0 E: 0 K: 1 S: 9	H: 0 LOB: 0 BB: 0 P: 13	R: 0 E: 0 K: 1 S: 8	H: 2 LOB: 2 BB: 0 P: 9	1B: 12 2B: 1 3B: 0 HR: 2	SF: 1 SAC: 0 DP: 1 HBP: 0	WP: 0 PB: 0 SB: 2 CS: 0	PA: 45					
PITCHER	IP	WLS	BF	H	R	ER	SO	BB	IBB	HBP	BLK	WP	HR	S	P	ERA	WHIP										
Bob Bruce, R ERA: 2.83 (1, 1)	3.0		18	6	6	2	1	1	1	0	0	0	0	31	50	6.00	2.333										
Claude Raymond, R ERA: 2.11 (4, 1)	2.1	L	12	5	3	3	0	1	0	0	0	0	1	26	37	11.57	2.571										
Jim Owens, R ERA: 4.05 (6, 1)	1.2		7	2	2	2	0	0	0	0	0	0	1	16	24	10.80	1.200										
Gordon Jones, R ERA: 1.96 (8, 1)	2.0		8	2	0	0	2	0	0	0	0	0	0	17	22	0.00	1.000										

BOTTOM

Los Angeles Dodgers @ Houston Colt 45's
 Colt Stadium, Houston, TX
 Sat Jul 11 1964, 4:33 AM EDT
 Att. 17,107 - Unknown

livebaseballscorecards.com

AB	42
R	9
H	15
RBI	9
BB	2
SO	5
LOB	22



WP : 0	PA : 47
PB : 0	
SB : 0	
CS : 0	

AB R H RBI BB SO LOB


4	1	0	0	1	0	2
5	1	1	1	0	0	4
5	0	2	1	0	1	4
5	0	2	2	0	1	2
5	1	1	0	0	1	3
5	2	2	1	0	0	2
4	2	3	2	0	0	0
4	1	2	0	1	0	1
1	0	1	1	0	0	0
2	1	1	0	1	0	0
0	0	0	0	0	0	0
1	0	0	0	0	0	2
0	0	0	0	0	0	0
1	0	0	0	0	1	2

1B: 11	SF: 2
2B: 2	SAC: 0
3B: 2	DP: 0
HR: 0	HBP: 1

Batter	1	2	3	4	5	6	7	8	9
Al Spangler, L OBP: 0.256, SLG: 0.271 (1, 7)	0-1 F7 HBP	1-0 HBP		4-1 1B BB		3-1		1-2 6-3	1-0 F6
Nellie Fox, L OBP: 0.313, SLG: 0.333 (1, 4)	0-1 1B 3B	2-2 F5		0-1 SF8		1-2 F5		0-0 4-3	0-2 F4
Mike White, R OBP: 0.361, SLG: 0.369 (1, 8)	0-0 1B 1B	2-3 K		1-2 1-3 1-2 2-3		1-1 FC4-6 1B		1-2 E5	
Walt Bond, L OBP: 0.318, SLG: 0.473 (1, 3)	1-1 FC6-4 1B		2-3 K	1-1 FC6-4 1B		0-1 FC4-6		0-0 F4	
Joe Gaines, R OBP: 0.361, SLG: 0.451 (1, 9)	3-2 L5		2-3 K	1-1 FC6-4		1-1 1-3		1-1 2B 1B	
Bob Aspromonte, R OBP: 0.328, SLG: 0.440 (1, 5)	0-0 FC6-4		2-2 L6		3-2 SF9 3B		1-2 5-3	1-0 1B 2B	
Eddie Kasko, R OBP: 0.292, SLG: 0.273 (1, 6)		0-1 E9 E		1-2 1B 2B 1B		0-2 SF9		1-0 1B 1B	
Jerry Grote, R OBP: 0.236, SLG: 0.290 (1, 2)		0-1 6-3		1-0 2B SF8 1B		0-1 F8		2-1 1B	4-2 1B BB
Bob Bruce, R OBP: 0.153, SLG: 0.300 Claude Raymond, R OBP: 0.125, SLG: 0.286 Jim Owens, R OBP: 0.188, SLG: 0.250 Bob Lillis, R OBP: 0.327, SLG: 0.340 Gordon Jones, R OBP: 1.000, SLG: 1.000 Carroll Hardy, R (9, PH)		1-2 E8 1B		1-0 1B 2B		0-3 K		0-3 F5	0-3 K

Inning Stats	R: 1 E: 0 K: 0 S: 11	H: 3 LOB: 2 BB: 0 P: 15	R: 1 E: 2 K: 1 S: 14	H: 1 LOB: 2 BB: 0 P: 20	R: 0 E: 0 K: 2 S: 10	H: 0 LOB: 0 BB: 0 P: 16	R: 4 E: 0 K: 0 S: 19	H: 4 LOB: 1 BB: 1 P: 29	R: 1 E: 0 K: 1 S: 11	H: 1 LOB: 0 BB: 0 P: 14	R: 0 E: 0 K: 0 S: 10	H: 1 LOB: 1 BB: 0 P: 13	R: 0 E: 0 K: 0 S: 10	H: 2 LOB: 2 BB: 0 P: 15	R: 0 E: 1 K: 0 S: 8	H: 0 LOB: 1 BB: 0 P: 10	R: 2 E: 0 K: 1 S: 18	H: 3 LOB: 2 BB: 1 P: 26
--------------	-------------------------------	----------------------------------	-------------------------------	----------------------------------	-------------------------------	----------------------------------	-------------------------------	----------------------------------	-------------------------------	----------------------------------	-------------------------------	----------------------------------	-------------------------------	----------------------------------	------------------------------	----------------------------------	-------------------------------	----------------------------------

PITCHER	IP	WLS	BF	H	R	ER	SO	BB	IBB	HBP	BLK	WP	HR	S	P	ERA	WHIP
Larry Miller, L ERA: 5.06 (1, 1)	3.0		19	7	6	5	3	1	0	1	0	0	0	44	67	15.00	2.667
Bob Miller, R ERA: 2.13 (4, 1)	1.0		4	1	0	0	0	0	0	0	0	0	0	10	13	0.00	1.000
Ron Perranoski, L ERA: 2.98 (5, 1)	4.0	W	20	7	3	3	1	0	0	0	0	0	0	43	59	6.75	1.750
Jim Brewer, L ERA: 3.63 (9, 1)	1.0	S	4	0	0	0	1	1	0	0	0	0	0	14	19	0.00	1.000

Batter	1	2	3	4	5	6	7	8	9	AB R H RBI BB SO LOB	TOP											
Maury Wills, S (1, 6) OBP: 0.324, SLG: 0.325	0-1 L7		0-0 1B		1-2 1B		2-2 4-3			4 0 2 0 0 0 2												
Derrell Griffith, L (1, 5) OBP: 0.333, SLG: 0.405 Jim Gilliam, S (6, 5) OBP: 0.299, SLG: 0.284	0-1 B2-3		0-0 4-3		1-1 F7			2-1 5-3		3 0 0 0 0 0 3 1 0 0 0 0 0 0												
Willie Davis, L (1, 8) OBP: 0.311, SLG: 0.422	0-0 L6							0-0 F7		4 1 1 0 0 0 0												
Ron Fairly, L (1, 3) OBP: 0.384, SLG: 0.379		1-1 6-3		1-1 L8		2-2 4-3		0-0 F4		4 0 0 0 0 0 1												
John Roseboro, L (1, 2) OBP: 0.365, SLG: 0.416		2-2 G1-6-3 1B		2-0 3-1		3-3 K			0-1 HR	4 1 2 1 0 1 1												
Tommy Davis, R (1, 7) OBP: 0.299, SLG: 0.343		1-0 G1-6-3 1-2f		1-0 3B			0-0 B1-3		0-2 5-3	4 0 1 1 0 0 1												
Frank Howard, R (1, 9) OBP: 0.297, SLG: 0.472 Wes Parker, S (9, 9) OBP: 0.286, SLG: 0.324			0-0 F3	2-0 F7			0-0 1B 2B		1-1 6-3	4 1 1 0 0 0 1 0 0 0 0 0 0 0	AB 33 R 3 H 9 RBI 3 BB 1 SO 1 LOB 9											
Nate Oliver, R (1, 4) OBP: 0.318, SLG: 0.253			2-2 1B SH1-4 1B		3-1 6-3		4-2 1B 4-3 BB		1-1 5-3	3 0 1 0 1 0 0												
Joe Moeller, R (1, 1) OBP: 0.065, SLG: 0.033 Wally Moon, L (7, PH) OBP: 0.338, SLG: 0.380 Bob Miller, R (7, 1) OBP: 0.250, SLG: 0.100 Ron Perranoski, L (9, 1) OBP: 0.091, SLG: 0.091			0-1 SH1-4		2-2 1-3		0-0 4-3 1B			1 0 0 0 0 0 0 1 0 1 1 0 0 0 0 0 0 0 0 0 0 0 0 0 0 0 0 0												
Inning Stats	R: 0 E: 0 K: 0 S: 5	H: 0 LOB: 0 BB: 0 P: 5	R: 0 E: 0 K: 0 S: 6	H: 1 LOB: 0 BB: 0 P: 10	R: 0 E: 0 K: 0 S: 8	H: 2 LOB: 2 BB: 0 P: 10	R: 1 E: 0 K: 0 S: 7	H: 2 LOB: 1 BB: 0 P: 13	R: 0 E: 0 K: 0 S: 10	H: 1 LOB: 1 BB: 0 P: 17	R: 0 E: 0 K: 1 S: 8	H: 0 LOB: 0 BB: 0 P: 14	R: 1 E: 0 K: 0 S: 9	H: 2 LOB: 2 BB: 1 P: 15	R: 0 E: 0 K: 0 S: 4	H: 0 LOB: 0 BB: 0 P: 6	R: 1 E: 0 K: 0 S: 10	H: 1 LOB: 0 BB: 0 P: 12	1B: 5 2B: 2 3B: 1 HR: 1	SF: 0 SAC: 1 DP: 1 HBP: 0	WP: 0 PB: 0 SB: 0 CS: 0	PA: 35
PITCHER Bob Buhl, R (1, 1) ERA: 3.34	IP 9.0 WLS W BF 35 H 9 R 3 ER 3 SO 1 BB 1 IBB 0 HBP 0 BLK 0 WP 0 HR 1 S 67 P 102 ERA 3.00 WHIP 1.111											PITCHER	IP WLS BF H R ER SO BB IBB HBP BLK WP HR S P ERA WHIP									

Los Angeles Dodgers @ Chicago Cubs
Wrigley Field, Chicago, IL
Sun Jul 12 1964, 3:33 AM CDT
Unknown

livebaseballscorecards.com

Batter	1	2	3	4	5	6	7	8	9	AB	R	H	RBI	BB	SO	LOB
Joey Amalfitano, R OBP: 0.297, SLG: 0.373 (1, 4)	4-2 SH1-3 BB		3-2 6-3			1-1 FC1-5 2B	1-2 2B		0-0 FC4-6 HR	4	1	2	1	1	0	1
Andre Rodgers, R OBP: 0.298, SLG: 0.360 (1, 6)	0-0 SH1-3			1-1 F9 1B		0-1 FC1-5 1B	0-0 6-3		2-1 E4 HR	3	1	1	0	0	0	2
Doug Clemens, L OBP: 0.284, SLG: 0.379 (9, PH)	1-2					2-3			1-2	1	1	0	0	0	0	1
Billy Williams, L OBP: 0.409, SLG: 0.626 (1, 7)	1-2 F4			0-2 F9		0-0 FC6-4 1B		3-2 F8	1-2 HR	5	2	2	3	0	0	2
Ron Santo, R OBP: 0.392, SLG: 0.568 (1, 5)	2-3 K			2-2 F9		3-2 FC6-4 1B		2-0 1-3		4	0	1	1	0	1	2
14 Ernie Banks, R OBP: 0.316, SLG: 0.450 (1, 3)		3-2 F9			1-0 F2	1-2 FC6-4 1B		0-1 E6		4	0	0	0	0	0	2
Len Gabrielson, L OBP: 0.275, SLG: 0.308 (1, 9)		2-2 G3			0-1 L7	1-1	1-2 1B	2-0 FC4-6		4	0	1	1	0	0	1
Billy Cowan, R OBP: 0.300, SLG: 0.437 (1, 8)		1-3 K			2-1 2B	0-0 F9			4-0 FC6 SH FC4-6 BB	3	1	1	0	1	1	2
Dick Bertell, R OBP: 0.313, SLG: 0.337 (1, 2)			1-2 4-3		4-0 IBB		0-0 6-3		0-0 SH FC6	2	0	0	0	1	0	0
Leo Burke, R OBP: 0.327, SLG: 0.400 (9, PR)									1-2	0	0	0	0	0	0	0
Bob Buhl, R OBP: 0.178, SLG: 0.100 (1, 1)			0-3 K		2-1 F8		3-2 2B 1B		1-2 FC6 FC4-6	3	0	1	0	0	1	2
Jimmy Stewart, S OBP: 0.314, SLG: 0.286 (9, PH)									2-3	1	0	0	0	0	0	2

Inning Stats	R: 0	H: 0	E: 0	K: 1	S: 9	R: 0	H: 0	E: 0	K: 1	S: 15	R: 0	H: 0	E: 0	K: 1	S: 12	R: 0	H: 1	E: 0	K: 0	S: 8	R: 0	H: 1	E: 0	K: 0	S: 7	R: 2	H: 4	E: 0	K: 0	S: 17	R: 0	H: 2	E: 0	K: 0	S: 14	R: 0	H: 0	E: 1	K: 0	S: 7	R: 4	H: 1	E: 1	K: 0	S: 10	1B: 5	2B: 3	3B: 0	HR: 1	SF: 0	SAC: 2	DP: 0	HBP: 0	WP: 0	PB: 0	SB: 0	CS: 0	PA: 39
--------------	------	------	------	------	------	------	------	------	------	-------	------	------	------	------	-------	------	------	------	------	------	------	------	------	------	------	------	------	------	------	-------	------	------	------	------	-------	------	------	------	------	------	------	------	------	------	-------	-------	-------	-------	-------	-------	--------	-------	--------	-------	-------	-------	-------	--------

PITCHER	IP	WLS	BF	H	R	ER	SO	BB	IBB	HBP	BLK	WP	HR	S	P	ERA	WHIP
Joe Moeller, R ERA: 3.34 (1, 1)	6.0		25	6	2	2	3	1	1	0	0	0	0	68	103	3.00	1.167
Bob Miller, R ERA: 2.17 (7, 1)	2.2	L	12	2	2	1	0	1	0	0	0	0	0	26	42	3.38	1.125
Ron Perranoski, L ERA: 2.98 (9, 1)	0.0		2	1	2	0	0	0	0	0	0	0	1	5	8	∞	∞

Los Angeles Dodgers @ Chicago Cubs
Wrigley Field, Chicago, IL
Sun Jul 12 1964, 3:33 AM CDT
Unknown

AB	34
R	6
H	9
RBI	6
BB	3
SO	3
LOB	17



PITCHER	IP	WLS	BF	H	R	ER	SO	BB	IBB	HBP	BLK	WP	HR	S	P	ERA	WHIP
---------	----	-----	----	---	---	----	----	----	-----	-----	-----	----	----	---	---	-----	------

Batter	1	2	3	4	5	6	7	8	9	AB R H RBI BB SO LOB	TOP	
Maury Wills, S (1, 6) OBP: 0.328, SLG: 0.332 Dick Tracewski, R (3, 6) OBP: 0.335, SLG: 0.340 Jim Gilliam, S (9, PH) OBP: 0.305, SLG: 0.287	2-2 		1-1 			3-1 				2 0 2 0 0 0 0 1 0 0 0 0 0 0 1 1 1 0 1 0 0		
Derrell Griffith, L (1, 5) OBP: 0.342, SLG: 0.410	0-0 		2-2 	0-0 			0-1 			4 1 2 1 0 0 0		
Willie Davis, L (1, 8) OBP: 0.309, SLG: 0.418	0-0 			1-1 			0-0 			5 0 1 0 0 1 6		
Ron Fairly, L (1, 3) OBP: 0.386, SLG: 0.376	2-2 			0-2 			4-2 			2 1 0 0 2 0 1		
Tommy Davis, R (1, 7) OBP: 0.302, SLG: 0.349		2-1 			0-0 		0-1 			4 1 2 2 0 0 0		
Frank Howard, R (1, 9) Wes Parker, S (9, 9) OBP: 0.286, SLG: 0.324		3-3 		2-3 		0-2 				4 0 0 1 0 2 3 0 0 0 0 0 0 0		
Nate Oliver, R (1, 4) OBP: 0.315, SLG: 0.253		2-3 		0-0 			2-2 			4 1 1 1 0 1 0		
Doug Camilli, R (1, 2) John Roseboro, L (8, PH) OBP: 0.367, SLG: 0.414			1-1 		1-1 		1-3 			2 0 0 0 0 0 0 1 1 0 0 1 1 0		
Phil Ortega, R (1, 1) Wally Moon, L (8, PH) Bob Miller, R (8, 1) Jim Brewer, L (8, 1) OBP: 0.143, SLG: 0.143			2-3 		0-0 		0-0 			2 0 0 0 0 1 0 1 0 0 0 0 0 0 0 0 0 0 0 0 0 1 0 1 1 0 0 0		
Inning Stats	R: 0 H: 1 E: 0 LOB: 1 K: 0 BB: 0 S: 10 P: 14	R: 0 H: 0 E: 0 LOB: 0 K: 2 BB: 0 S: 9 P: 16	R: 0 H: 1 E: 0 LOB: 0 K: 1 BB: 0 S: 10 P: 15	R: 0 H: 0 E: 0 LOB: 0 K: 0 BB: 0 S: 6 P: 7	R: 0 H: 0 E: 0 LOB: 0 K: 1 BB: 0 S: 6 P: 8	R: 0 H: 0 E: 0 LOB: 0 K: 0 BB: 0 S: 5 P: 9	R: 0 H: 2 E: 0 LOB: 2 K: 0 BB: 1 S: 11 P: 14	R: 0 H: 0 E: 1 LOB: 3 K: 1 BB: 3 S: 23 P: 42	1B: 8 SF: 0 2B: 2 SAC: 1 3B: 0 DP: 0 HR: 0 HBP: 0	WP: 0 PA: 40 PB: 0 SB: 0 CS: 2		
PITCHER	IP WLS BF H R ER SO BB IBB HBP BLK WP HR S P ERA WHIP Ernie Broglio, R (1, 1) ERA: 4.52 Dick Ellsworth, L (9, 1) ERA: 3.25 Lindy McDaniel, R (9, 1) ERA: 4.12 Freddie Burdette, R (9, 1) ERA: Bobby Shantz, L (9, 1) ERA: 4.09											PITCHER IP WLS BF H R ER SO BB IBB HBP BLK WP HR S P ERA WHIP

Los Angeles Dodgers @ Chicago Cubs
 Wrigley Field, Chicago, IL
 Sun Jul 12 1964, 3:38 AM CDT
 Att. 34,062 - Unknown

AB	34
R	6
H	10
RBI	6
BB	4
SO	6
LOB	10



BOTTOM

Los Angeles Dodgers @ Chicago Cubs
Wrigley Field, Chicago, IL
Sun Jul 12 1964, 3:38 AM CDT
Att. 34,062 - Unknown

AB 35
R 2
H 9
RBI 2
BB 3
SO 8
LOB 17



WP: 1 PA: 38
PB: 0
SB: 2
CS: 0

AB R H RBI BB SO LOB

5	0	2	1	0	0	3
5	0	0	0	0	3	3
4	1	1	0	0	1	0
3	0	1	1	1	1	0
4	0	2	0	0	0	1
2	0	0	0	1	0	2
1	0	0	0	0	0	2
0	0	0	0	0	0	0
4	1	1	0	0	2	3
3	0	1	0	1	0	1
3	0	0	0	0	1	2
0	0	0	0	0	0	0
0	0	0	0	0	0	0
0	0	0	0	0	0	0
1	0	1	0	0	0	0

Batter	1	2	3	4	5	6	7	8	9
Joey Amalfitano, R (1, 4) OBP: 0.301, SLG: 0.388	1-2 F8		1-1 2B		1-0 2B		0-1 6-3		0-2 G5-3
Andre Rodgers, R (1, 6) OBP: 0.293, SLG: 0.352	1-3 K		3-3 K		0-3 K			1-0 L7	1-1 L7
Billy Williams, L (1, 7) OBP: 0.407, SLG: 0.621	2-3 K			1-0 F2		2-1 4-3		1-0 WP 1B	
Ron Santo, R (1, 5) OBP: 0.393, SLG: 0.565		1-3 K		0-1 5-3		4-1 BB		2-1 14 1B	1-H FC6-2 1B
14 Ernie Banks, R (1, 3) OBP: 0.318, SLG: 0.451		1-1 6-3		0-0 1B		0-2 F9		0-2 FC6-2 1B	1-3 FC6-2 1B
Len Gabrielson, L (1, 9) OBP: 0.277, SLG: 0.302		4-1 S BB		2-2 F7		2-2 6-3		0-1 FC6-2 FC4	
Leo Burke, R (8, PH) OBP: 0.320, SLG: 0.391								1-2 3-H	
Doug Clemens, L (9, 9) OBP: 0.284, SLG: 0.379								0-0 FC4	
Billy Cowan, R (1, 8) OBP: 0.299, SLG: 0.438		1-3 K			0-0 4-3 2B			1-2 1-2f	
Dick Bertell, R (1, 2) OBP: 0.316, SLG: 0.342			2-2 F8		0-1 4-3		0-0 2B		4-1 G5-3 1B
Ernie Broglio, R (1, 1) OBP: 0.188, SLG: 0.167			2-3 K		1-1 F4		2-2 F8		1-2 G5-3 1B
Dick Ellsworth, L (9, 1) OBP: 0.065, SLG: 0.054									
Lindy McDaniel, R (9, 1)									
Freddie Burdette, R (9, 1)									
Bobby Shantz, R (9, 1)									
Billy Ott, S (9, PH) OBP: 0.250, SLG: 0.270									

Inning Stats	R: 0	H: 0	E: 0	K: 2	S: 10	H: 0	LOB: 0	BB: 0	P: 14	R: 0	H: 0	E: 0	K: 2	S: 9	H: 0	LOB: 1	BB: 1	P: 16	R: 0	H: 1	E: 0	K: 2	S: 14	H: 1	LOB: 1	BB: 0	P: 22	R: 0	H: 1	E: 0	K: 0	S: 8	H: 1	LOB: 1	BB: 1	P: 11	R: 1	H: 2	E: 0	K: 1	S: 9	H: 0	LOB: 0	BB: 0	P: 11	R: 0	H: 0	E: 0	K: 0	S: 9	H: 0	LOB: 1	BB: 1	P: 17	R: 0	H: 1	E: 0	K: 1	S: 10	H: 3	LOB: 2	BB: 0	P: 14	R: 1	H: 3	E: 0	K: 0	S: 10	H: 1	LOB: 1	BB: 1	P: 15	R: 0	H: 1	E: 0	K: 0	S: 9	H: 1	LOB: 1	BB: 1	P: 15	1B: 5	SF: 0	2B: 4	SAC: 0	3B: 0	DP: 1	HR: 0	HBP: 0	WP: 1	PA: 38
--------------	------	------	------	------	-------	------	--------	-------	-------	------	------	------	------	------	------	--------	-------	-------	------	------	------	------	-------	------	--------	-------	-------	------	------	------	------	------	------	--------	-------	-------	------	------	------	------	------	------	--------	-------	-------	------	------	------	------	------	------	--------	-------	-------	------	------	------	------	-------	------	--------	-------	-------	------	------	------	------	-------	------	--------	-------	-------	------	------	------	------	------	------	--------	-------	-------	-------	-------	-------	--------	-------	-------	-------	--------	-------	--------

PITCHER	IP	WLS	BF	H	R	ER	SO	BB	IBB	HBP	BLK	WP	HR	S	P	ERA	WHIP
Phil Ortega, R (1, 1) ERA: 3.34	7.0		28	5	1	1	8	2	0	0	0	0	0	69	104	1.29	1.000
Bob Miller, R (8, 1) ERA: 2.28	0.1		4	3	1	1	0	0	0	0	0	1	0	7	11	27.00	9.000
Jim Brewer, L (8, 1) ERA: 3.48	1.2	W	6	1	0	0	0	1	0	0	0	0	0	12	18	0.00	1.200

Batter	1	2	3	4	5	6	7	8	9	AB R H RBI BB SO LOB	TOP	
Maury Wills, S OBP: 0.329, SLG: 0.333 (1, 6) B X	1-0 2B 1B		0-1 6-3		1-0 F5			0-1 G3-6 1B	0-0 FC4-6	5 1 2 0 0 0 2		
Derrell Griffith, L OBP: 0.337, SLG: 0.415 (1, 5) L L F B X	2-2 1B 2B		0-0 4-3		1-1 6-3			0-1 G3-6		4 0 1 1 0 0 1		
Willie Davis, L OBP: 0.305, SLG: 0.413 (1, 8) X	0-0 F5				1-1 L7			0-0 F7	1-0 G3	4 0 0 0 0 0 1		
Ron Fairly, L OBP: 0.392, SLG: 0.380 (1, 3) X	0-0 F7				4-2 BB BB BB			1-1 G3-6 1B	0-2 BB 1B	3 1 2 0 1 0 1		
John Roseboro, L OBP: 0.369, SLG: 0.413 (1, 2) X	0-0 1B				0-0 F8			0-0 G3-6-1	4-2 1B 2B BB	3 1 1 0 1 0 2		
Tommy Davis, R OBP: 0.307, SLG: 0.352 (1, 7) C X					4-2 BB 1-2 BB			1-1 5-3	0-1 2B 1B	3 1 2 1 1 0 0		
Frank Howard, R OBP: 0.295, SLG: 0.467 (1, 9) C B S X					4-2 FC6-4 BB			2-3 K	0-0 2B	3 0 1 2 1 1 1		
Nate Oliver, R OBP: 0.313, SLG: 0.253 (1, 4) X					1-1 FC6-4			2-2 F4	1-2 FC4-6 1B	4 0 1 0 0 0 4		
Don Drysdale, R OBP: 0.226, SLG: 0.283 (1, 1) Howie Reed, R (7, 1) Wes Parker, S (8, PH) OBP: 0.283, SLG: 0.321 Jim Brewer, L (8, 1) OBP: 0.143, SLG: 0.143 Wally Moon, L (9, PH) OBP: 0.329, SLG: 0.370					1-3 K			1-3 K	0-2 F7	2 0 0 0 0 1 0 0 0 0 0 0 0 0 1 0 0 0 0 1 0 0 0 0 0 0 0 0 1 0 0 0 0 0 2		
Inning Stats	R: 1 H: 3 E: 0 LOB: 2 K: 0 BB: 0 S: 8 P: 11	R: 0 H: 1 E: 0 LOB: 0 K: 0 BB: 0 S: 6 P: 7	R: 0 H: 0 E: 0 LOB: 0 K: 1 BB: 0 S: 7 P: 8	R: 0 H: 0 E: 0 LOB: 3 K: 0 BB: 3 S: 11 P: 25	R: 0 H: 0 E: 0 LOB: 0 K: 0 BB: 0 S: 4 P: 6	R: 0 H: 1 E: 0 LOB: 0 K: 0 BB: 0 S: 4 P: 5	R: 0 H: 0 E: 0 LOB: 0 K: 1 BB: 0 S: 8 P: 13	R: 0 H: 1 E: 0 LOB: 0 K: 1 BB: 0 S: 8 P: 9	R: 3 H: 4 E: 0 LOB: 2 K: 0 BB: 1 S: 18 P: 24	1B: 8 SF: 0 2B: 2 SAC: 0 3B: 0 DP: 3 HR: 0 HBP: 0	WP: 0 PA: 37 PB: 0 SB: 0 CS: 0	
PITCHER Larry Jackson, R (1, 1) ERA: 3.46	IP WLS BF H R ER SO BB IBB HBP BLK WP HR S P ERA WHIP	9.0 W 37 10 4 4 3 4 0 0 0 0 0 0 74 108 4.00 1.556										

Los Angeles Dodgers @ Chicago Cubs
Wrigley Field, Chicago, IL
Mon Jul 13 1964, 3:33 AM CDT
Att. 8,003 - Unknown

AB	33
R	4
H	10
RBI	4
BB	4
SO	3
LOB	14



Batter	1	2	3	4	5	6	7	8	9	AB R H RBI BB SO LOB
Billy Cowan, R OBP: 0.295, SLG: 0.432 (1, 8) C F F C C X	0-3 K		1-2 4-3		0-3 K		2-3 K			4 0 0 0 0 3 0
Joey Amalfitano, R OBP: 0.293, SLG: 0.378 (1, 4) B B C C C C X	2-3 K		0-0 F6			2-1 L7	1-3 K			4 0 0 0 0 2 0
Billy Williams, L OBP: 0.408, SLG: 0.620 (1, 7) B C X	1-1 E8 1B			1-1 1B 14 SF7-2-6 1B		0-0 F6	3-3 K			4 2 2 0 0 1 0
Ron Santo, R OBP: 0.400, SLG: 0.571 (1, 5) X	0-0 PC 14 1B 2-H 1B			1-0 14 SF7-2-6 1B 1-3 1B		3-1 14 E 14 1B 1B		2-2 3B 1B		4 2 4 1 0 0 0
14 Ernie Banks, R OBP: 0.320, SLG: 0.453 (1, 3) B X	1-0 1B			0-0 SF7-2-6 2-3 3-H 1B		1-0 E6 1B 1B		0-0 F8		3 1 2 1 0 0 1
Len Gabrielson, L OBP: 0.293, SLG: 0.318 (1, 9) B B C SAFE	3-1 PO 2-3	0-0 F9		0-2 1B		2-2 1B HR 2-3 3-H 1B		0-1 3B 1B		4 2 3 1 0 0 0
Dick Bertell, R OBP: 0.320, SLG: 0.355 (1, 2) X		0-0 5-3		3-3 K		3-2 HR 1-3 3-H 1B		2-2 WP 3B 1-H 2-H		4 2 2 3 0 1 1
Andre Rodgers, R OBP: 0.292, SLG: 0.363 (1, 6) C X		0-1 F4			0-2 L9	0-0 HR		2-1 6-3		4 1 1 3 0 0 0
Larry Jackson, R OBP: 0.127, SLG: 0.148 (1, 1) F X			0-1 F8		0-1 5-3	1-2 F7		1-2 F3		4 0 0 0 0 0 0

Inning Stats	R: 1	H: 3	E: 1	K: 2	S: 13	LOB: 1	BB: 0	P: 20	R: 0	H: 0	E: 0	K: 0	S: 4	LOB: 0	BB: 0	P: 4	R: 0	H: 0	E: 0	K: 0	S: 6	LOB: 0	BB: 0	P: 7	R: 1	H: 3	E: 0	K: 1	S: 13	LOB: 1	BB: 0	P: 18	R: 0	H: 0	E: 0	K: 1	S: 9	LOB: 0	BB: 0	P: 9	R: 5	H: 5	E: 1	K: 0	S: 18	LOB: 0	BB: 0	P: 30	R: 0	H: 0	E: 0	K: 3	S: 10	LOB: 0	BB: 0	P: 16	R: 3	H: 3	E: 0	K: 0	S: 18	LOB: 0	BB: 0	P: 25
--------------	------	------	------	------	-------	--------	-------	-------	------	------	------	------	------	--------	-------	------	------	------	------	------	------	--------	-------	------	------	------	------	------	-------	--------	-------	-------	------	------	------	------	------	--------	-------	------	------	------	------	------	-------	--------	-------	-------	------	------	------	------	-------	--------	-------	-------	------	------	------	------	-------	--------	-------	-------

PITCHER	IP	WLS	BF	H	R	ER	SO	BB	IBB	HBP	BLK	WP	HR	S	P	ERA	WHIP
Don Drysdale, R ERA: 2.37 (1, 1)	6.0	L	27	11	7	7	4	0	0	0	0	0	1	63	88	10.50	1.833
Howie Reed, R ERA: 4.76 (7, 1)	1.0		3	0	0	0	3	0	0	0	0	0	0	10	16	0.00	0.000
Jim Brewer, L ERA: 4.04 (8, 1)	1.0		6	3	3	3	0	0	0	0	0	1	0	18	25	27.00	3.000

Los Angeles Dodgers @ Chicago Cubs
Wrigley Field, Chicago, IL
 Mon Jul 13 1964, 3:33 AM CDT
 Att. 8,003 - Unknown

AB	35
R	10
H	14
RBI	9
BB	0
SO	7
LOB	2



1B: 12	SF: 1	WP: 1	PA: 37
2B: 1	SAC: 0	PB: 0	
3B: 1	DP: 1	SB: 0	
HR: 1	HBP: 0	CS: 0	

PITCHER	IP	WLS	BF	H	R	ER	SO	BB	IBB	HBP	BLK	WP	HR	S	P	ERA	WHIP
---------	----	-----	----	---	---	----	----	----	-----	-----	-----	----	----	---	---	-----	------

Los Angeles Dodgers @ St. Louis Cardinals
 Sportsman's Park, St. Louis, MO

Tue Jul 14 1964, 8:05 PM EDT
 Att. 24,817 - Unknown

AB	40
R	7
H	15
RBI	6
BB	0
SO	5
LOB	24



AB R H RBI BB SO LOB

4	1	3	1	0	0	2
3	0	0	0	0	1	4
1	0	1	0	0	0	0
5	0	0	0	0	2	5
5	2	2	0	0	0	3
5	2	2	0	0	2	1
0	0	0	0	0	0	0
4	1	1	1	0	0	2
5	1	3	3	0	0	1
4	0	2	1	0	0	2
4	0	1	0	0	0	4
0	0	0	0	0	0	0
0	0	0	0	0	0	0

WP:	0	PA:	43
PB:	1		
SB:	1		
CS:	0		

Batter	1	2	3	4	5	6	7	8	9
Maury Wills, S (1, 6) OBP: 0.333, SLG: 0.338	0-2 SH1-3 1B	1-0 FC6-5		1-0 E7 PB 1B		3-2 S 1B		0-1 SH1-3	
Derrell Griffith, L (1, 5) OBP: 0.326, SLG: 0.400	0-0 SH1-3	1-3 K		0-0 G3		0-0 F3		0-0	
Jim Gilliam, S (6, 5) OBP: 0.308, SLG: 0.290	1-2 SH1-3			1-2 G3		1-3 K		2-3 1B	
Willie Davis, L (1, 8) OBP: 0.300, SLG: 0.406	1-0 F9			1-2 4-3		1-3 K		1-3 K	
Tommy Davis, R (1, 7) OBP: 0.309, SLG: 0.352	2-0 F7			1-0 6-3		2-2 1B		2-2 F3	
Frank Howard, R (1, 9) OBP: 0.297, SLG: 0.469		2-0 SH 1B		2-1 2B 2B		2-3 K		1-2 5-3	
Wes Parker, S (9, 9) OBP: 0.283, SLG: 0.321				1-3 2B					0-3 K
Ron Fairly, L (1, 3) OBP: 0.390, SLG: 0.377		0-0 SH 1B 1B		0-1 4-3		1-1 4-3		1-0 1B	
John Roseboro, L (1, 2) OBP: 0.373, SLG: 0.421		1-2 FC6-5 1B		1-1 2B 2B		0-0 1B		3-2 L8	
Nate Oliver, R (1, 4) OBP: 0.320, SLG: 0.275		0-1 FC6-5 1B		3-2 2B		3-2 1-3		0-0 1-3	
Sandy Koufax, R (1, 1) OBP: 0.132, SLG: 0.098		1-1 F3		0-1 1-3		1-0 4-3		1-0 1B SH1-3 1B	
Ron Perranoski, L (8, 1) OBP: 0.091, SLG: 0.091									
Bob Miller, R (9, 1) OBP: 0.250, SLG: 0.100									

Inning Stats	R: 0	H: 1	E: 0	LOB: 1	K: 0	BB: 0	S: 6	P: 9
	R: 2	H: 3	E: 1	LOB: 2	K: 1	BB: 0	S: 12	P: 18
	R: 3	H: 4	E: 0	LOB: 1	K: 0	BB: 0	S: 14	P: 22
	R: 1	H: 1	E: 1	LOB: 0	K: 0	BB: 0	S: 8	P: 11
	R: 0	H: 1	E: 0	LOB: 1	K: 1	BB: 0	S: 9	P: 15
	R: 0	H: 1	E: 0	LOB: 1	K: 1	BB: 0	S: 9	P: 14
	R: 1	H: 2	E: 0	LOB: 1	K: 0	BB: 0	S: 11	P: 18
	R: 0	H: 2	E: 0	LOB: 2	K: 1	BB: 0	S: 13	P: 17
	R: 0	H: 0	E: 0	LOB: 0	K: 1	BB: 0	S: 11	P: 15

PITCHER	IP	WLS	BF	H	R	ER	SO	BB	IBB	HBP	BLK	WP	HR	S	P	ERA	WHIP
Curt Simmons, L (1, 1) ERA: 3.4	2.2		17	8	5	4	1	0	0	0	0	0	0	30	47	13.50	3.000
Glen Hobbie, R (3, 1) ERA: 5.12	4.1		18	5	2	1	2	0	0	0	0	0	0	39	60	2.08	1.154
Bob Humphreys, R (8, 1) ERA: 1.35	1.0		5	2	0	0	1	0	0	0	0	0	0	13	17	0.00	2.000
Ron Taylor, R (9, 1) ERA: 4.8	1.0	W	3	0	0	0	1	0	0	0	0	0	0	11	15	0.00	0.000

1B:	12	SF:	0
2B:	3	SAC:	3
3B:	0	DP:	0
HR:	0	HBP:	0

Batter	1	2	3	4	5	6	7	8	9	AB R H RBI BB SO LOB
Curt Flood, R OBP: 0.353, SLG: 0.369 (1, 8)	0-2 E6 4-3		0-2 6-3		1-1 E5 1B		1-2 F7		4-2 BB 1B BB	4 1 0 0 1 0 0
Lou Brock, L OBP: 0.326, SLG: 0.407 (1, 7)	3-2 4-3 1-2		1-0 FC5-4 1B		0-0 F7		0-1 F8		2-3 K	5 0 1 0 0 1 3
Dick Groat, R OBP: 0.327, SLG: 0.376 (1, 6)	3-2 4-3 2-3		1-0 L8		2-2 1B			2-2 4-1	4-1 BB 1B BB	4 1 1 0 1 0 2
Ken Boyer, R OBP: 0.353, SLG: 0.459 (1, 5)	0-0 F6		1-0 FC5-4 1-2f		0-1 F6			1-1 1B BB SF8 1B	2-1 BB 1B BB 6-3 BB 1B	5 2 2 1 0 0 4
Bill White, L OBP: 0.321, SLG: 0.424 (1, 3)		0-0 F9		1-1 4-3		2-2 HR		4-2 1B BB 1B	4-1 BB 1B BB 6-3 BB	3 3 1 1 2 0 0
Mike Shannon, R OBP: 0.414, SLG: 0.462 (1, 9)		1-1 WP 1B		1-0 HR		2-3 K		0-0 FC6-5 1B 1B	1-2 BB 6-3	5 1 3 2 0 1 2
Julian Javier, R OBP: 0.286, SLG: 0.415 (1, 4)		1-3 K		0-3 K		1-3 K		0-0 SF8	3-2 BB 1B	3 0 0 1 0 3 1
Bob Skinner, L OBP: 0.292, SLG: 0.364 (9, PH)									2-3 3-H 1B	1 0 1 2 0 0 0
Tim McCarver, L OBP: 0.319, SLG: 0.372 (1, 2)		4-0 1-2 IBB		2-3 K		1-0 L4		0-0 1-2 2-H 1B		3 0 1 1 1 1 0
Curt Simmons, L OBP: 0.130, SLG: 0.102 (1, 1)		2-3 K						0-0 FC6-5		1 0 0 0 0 1 2
Glen Hobbie, R OBP: 0.222, SLG: 0.375 (3, 1)										1 0 0 0 0 0 0
Charlie James, R OBP: 0.262, SLG: 0.390 (7, PH)										1 0 0 0 0 1 0
Bob Humphreys, R OBP: 0.282, SLG: 0.392 (8, 1)										0 0 0 0 0 0 0
Phil Gagliano, R OBP: 0.291, SLG: 0.392 (8, PH)										1 0 0 0 0 0 2
Ron Taylor, R OBP: 0.291, SLG: 0.392 (9, 1)										0 0 0 0 0 0 0

Inning Stats	R: 0	H: 0	E: 1	K: 0	S: 13	LOB: 1	BB: 0	P: 19
Inning Stats	R: 0	H: 0	E: 1	K: 0	S: 13	LOB: 1	BB: 0	P: 19
Inning Stats	R: 0	H: 1	E: 0	K: 2	S: 9	LOB: 2	BB: 1	P: 17
Inning Stats	R: 0	H: 1	E: 0	K: 0	S: 6	LOB: 1	BB: 0	P: 9
Inning Stats	R: 1	H: 1	E: 0	K: 2	S: 9	LOB: 0	BB: 0	P: 13
Inning Stats	R: 0	H: 1	E: 1	K: 0	S: 12	LOB: 2	BB: 0	P: 18
Inning Stats	R: 1	H: 1	E: 0	K: 2	S: 13	LOB: 0	BB: 0	P: 19
Inning Stats	R: 0	H: 0	E: 0	K: 1	S: 8	LOB: 0	BB: 0	P: 10
Inning Stats	R: 2	H: 3	E: 0	K: 0	S: 14	LOB: 2	BB: 1	P: 21
Inning Stats	R: 4	H: 2	E: 0	K: 1	S: 17	LOB: 1	BB: 3	P: 37
Inning Stats	1B: 8	2B: 0	3B: 0	HR: 2	SF: 1	SAC: 0	DP: 0	HBP: 0

Los Angeles Dodgers @ St. Louis Cardinals
Sportsman's Park, St. Louis, MO

Tue Jul 14 1964, 8:05 PM EDT
Att. 24,817 - Unknown

AB	37
R	8
H	10
RBI	8
BB	5
SO	8
LOB	16

WP: 1 **PA: 43**
PB: 0 **SB: 0**
CS: 0



Batter	1	2	3	4	5	6	7	8	9	AB R H RBI BB SO LOB	TOP											
Maury Wills, S (1, 6) OBP: 0.331, SLG: 0.336 Dick Tracewski, R (9, 6) OBP: 0.335, SLG: 0.340	1-2 ① 5-3		1-0 ③ 4-3		0-3 ② K		1-1 ① F7		1-0 1B HR	5 1 1 0 0 1 0 0 0 0 0 0 0 0												
Derrell Griffith, L (1, 5) OBP: 0.326, SLG: 0.398 Jim Gilliam, S (6, 5) OBP: 0.309, SLG: 0.289	0-2 ② F7			3-1 S 1B E 1B	0-3 ③ K		1-1 HR HBP		1-1 ① F7	3 1 1 0 0 1 0 1 1 0 0 0 0 1												
Willie Davis, L (1, 8) OBP: 0.305, SLG: 0.419	0-0 ③ F7			0-0 E 1-2 SH 1B		0-0 ① 6-3	0-0 1-H HR		1-0 1-3 HR 1B	5 3 3 2 0 0 0												
Ron Fairly, L (1, 3) OBP: 0.394, SLG: 0.407		0-0 HR		1-2 E4 SH 1-2 2-H		4-2 2B 1B BB	0-0 ② L4		1-0 1-H 3-H HR	4 4 2 5 1 0 1												
John Roseboro, L (1, 2) OBP: 0.371, SLG: 0.422 Wes Parker, S (9, 7) OBP: 0.283, SLG: 0.321		0-0 ① 3-1		0-0 SH WP 1-H 2-H		2-0 1B 2B	1-1 ③ 6-3		2-2 ② 6-3	4 2 1 0 0 0 0 0 0 0 0 0 0 0												
Tommy Davis, R (1, 7) OBP: 0.310, SLG: 0.363 Jeff Torborg, R (9, 2) OBP: 0.125, SLG: 0.125		0-0 ② F3		2-3 K 3-H		1-2 ② F6		0-1 4-3 SH2-3 1B	0-1 HR	5 1 2 1 0 1 2 0 0 0 0 0 0 0												
Frank Howard, R (1, 9) OBP: 0.297, SLG: 0.464		3-3 ③ K		1-0 ② 5-3		4-0 1B IBB		0-0 ① SH2-3	2-3 ③ K	3 0 0 0 1 2 0												
Nate Oliver, R (1, 4) OBP: 0.317, SLG: 0.274			0-3 ① K	0-1 ③ 6-3		1-0 FC4-6 1B 1-3 2-H 3-H		1-2 ② 4-3		4 0 1 2 0 1 1												
Larry Miller, L (1, 1) OBP: 0.500, SLG: 0.500 Phil Ortega, R (8, 1) OBP: 0.161, SLG: 0.143 Ron Perranoski, L (9, 1) OBP: 0.091, SLG: 0.091			0-1 ② F7		0-0 ① F7	1-2 ③ FC4-6		1-2 ③ F8		4 0 0 0 0 0 3 0 0 0 0 0 0 0 0 0 0 0 0 0 0												
Inning Stats	R: 0 E: 0 K: 0 S: 10	H: 0 LOB: 0 BB: 0 P: 11	R: 1 E: 0 K: 1 S: 6	H: 1 LOB: 0 BB: 0 P: 9	R: 0 E: 0 K: 1 S: 6	H: 0 LOB: 0 BB: 0 P: 7	R: 4 E: 2 K: 1 S: 14	H: 2 LOB: 0 BB: 0 P: 21	R: 0 E: 0 K: 2 S: 7	H: 0 LOB: 0 BB: 0 P: 7	R: 2 E: 0 K: 0 S: 13	H: 2 LOB: 2 BB: 2 P: 25	R: 2 E: 0 K: 0 S: 7	H: 1 LOB: 0 BB: 0 P: 10	R: 0 E: 0 K: 0 S: 10	H: 1 LOB: 1 BB: 0 P: 12	R: 4 E: 0 K: 1 S: 13	H: 4 LOB: 0 BB: 0 P: 21	1B: 6 2B: 1 3B: 0 HR: 4	SF: 0 SAC: 2 DP: 0 HBP: 1	WP: 1 PB: 0 SB: 1 CS: 0	PA: 43
PITCHER	IP WLS BF H R ER SO BB IBB HBP BLK WP HR S P ERA WHIP																					
Bob Gibson, R (1, 1) ERA: 2.78 Ray Washburn, R (8, 1) ERA: 3.72	7.0 L 32 6 9 6 5 1 1 1 0 1 2 63 90 7.71 1.000																					
	2.0 11 5 4 4 1 0 0 0 0 0 2 23 33 18.00 2.500																					

Los Angeles Dodgers @ St. Louis Cardinals
 Sportsman's Park, St. Louis, MO
 Wed Jul 15 1964, 8:05 PM EDT
 Att: 17,304 - Unknown

AB	38
R	13
H	11
RBI	10
BB	2
SO	6
LOB	8



Batter	1	2	3	4	5	6	7	8	9	AB	R	H	RBI	BB	SO	LOB
Curt Flood, R OBP: 0.349, SLG: 0.365 (1, 8)	0-1 4-3		0-0 L9		0-1 1-3		2-2 F8			4	0	0	0	0	0	3
Lou Brock, L OBP: 0.325, SLG: 0.404 (1, 7)	1-3 K		2-2 4-3			1-2 4-3		4-1 BB 1B G1-2-3 BB		3	0	0	0	1	1	2
Dick Groat, R OBP: 0.323, SLG: 0.371 (1, 6)	3-2 6-3			3-2 6-3		1-1 6-3		3-1 F3		4	0	0	0	0	0	1
Phil Gagliano, R OBP: 0.291, SLG: 0.392 (9, 4)										0	0	0	0	0	0	0
Ken Boyer, R OBP: 0.354, SLG: 0.463 (1, 5)		1-2 5-3		1-2 E 2B		1-2 F8		2-2 BB 1-2 1B		4	1	2	0	0	0	0
Bill White, L OBP: 0.323, SLG: 0.423 (1, 3)		3-2 G6-4-3 1B		1-0 3-1			1-3 K	4-0 BB 1-2 2-3 BB		3	0	1	0	1	1	1
Mike Shannon, R OBP: 0.364, SLG: 0.400 (1, 9)		0-0 G6-4-3 1-2f		0-0 E5 2-H			1-1 F2	0-0 G1-2-3 3-Hf		4	0	0	0	0	0	4
Julian Javier, R OBP: 0.290, SLG: 0.421 (1, 4)			0-1 FC1-5 SH 1B		1-0 F4		2-1 BB 1B 2B		1-2 F8	3	1	2	0	0	0	1
Ray Washburn, R OBP: 0.133, SLG: 0.200 (8, 1)										0	0	0	0	0	0	0
Carl Warwick, R OBP: 0.294, SLG: 0.393 (9, PH)										1	0	0	0	0	0	0
Tim McCarver, L OBP: 0.319, SLG: 0.372 (1, 2)			1-1 SH FC1-5 1-2		2-1 F8		1-1 BB 1B 2B		1-2 4-3	3	1	1	1	0	0	0
Bob Gibson, R OBP: 0.260, SLG: 0.239 (1, 1)										2	0	0	0	0	1	2
Charlie James, R OBP: 0.265, SLG: 0.369 (7, PH)										1	0	1	1	0	0	0
Jerry Buchek, R OBP: 0.357, SLG: 0.364 (8, 4)			1-1 FC1-5 1-2 2-3f		0-3 K		1-1 BB 2B		1-2 1-3	1	0	0	0	0	0	0

Inning Stats	R: 0	H: 0	E: 0	K: 1	S: 9	R: 0	H: 1	E: 0	K: 0	S: 7	R: 0	H: 1	E: 1	K: 0	S: 10	R: 1	H: 1	E: 1	K: 0	S: 11	R: 0	H: 0	E: 0	K: 1	S: 8	R: 0	H: 0	E: 0	K: 0	S: 8	R: 2	H: 3	E: 0	K: 1	S: 15	R: 0	H: 1	E: 0	K: 0	S: 8	R: 0	H: 0	E: 0	K: 0	S: 11	R: 0	H: 0	E: 0	K: 0	S: 11	1B: 4	2B: 3	3B: 0	HR: 0	SF: 0	SAC: 1	DP: 2	HBP: 0	WP: 0	PB: 0	SB: 0	CS: 0	PA: 36
--------------	------	------	------	------	------	------	------	------	------	------	------	------	------	------	-------	------	------	------	------	-------	------	------	------	------	------	------	------	------	------	------	------	------	------	------	-------	------	------	------	------	------	------	------	------	------	-------	------	------	------	------	-------	-------	-------	-------	-------	-------	--------	-------	--------	-------	-------	-------	-------	--------

PITCHER	IP	WLS	BF	H	R	ER	SO	BB	IBB	HBP	BLK	WP	HR	S	P	ERA	WHIP
Larry Miller, L ERA: 4.24 (1, 1)	7.1	W	32	7	3	2	3	2	0	0	0	0	0	75	119	2.46	1.227
Phil Ortega, R ERA: 3.32 (8, 1)	0.2		1	0	0	0	0	0	0	0	0	0	0	1	1	0.00	0.000
Ron Perranoski, L ERA: 3.46 (9, 1)	1.0	S	3	0	0	0	0	0	0	0	0	0	0	11	14	0.00	0.000

BOTTOM

Los Angeles Dodgers @ St. Louis Cardinals
Sportsman's Park, St. Louis, MO
 Wed Jul 15 1964, 8:05 PM EDT
 Att. 17,304 - Unknown

livebaseballscorecards.com

AB	33
R	3
H	7
RBI	2
BB	2
SO	3
LOB	14



Los Angeles Dodgers @ St. Louis Cardinals

Sportsman's Park, St. Louis, MO

Thu Jul 16 1964, 8:05 PM EDT
Att. 15,780 - Unknown

AB	38
R	10
H	13
RBI	9
BB	4
SO	4
LOB	16



Batter	1	2	3	4	5	6	7	8	9	AB R H RBI BB SO LOB			
Maury Wills, S (1, 6) <small>OBP: 0.335, SLG: 0.336</small> Dick Tracewski, R (9, 6) <small>OBP: 0.335, SLG: 0.340</small>	2-1 4-3 	4-2 		1-0 FC6-4 			1-1 		4-2 	3 1 1 1 2 0 1 0 0 0 0 0 0 0			
Derrell Griffith, L (1, 5) <small>OBP: 0.333, SLG: 0.413</small> Jim Gilliam, S (7, 5) <small>OBP: 0.312, SLG: 0.292</small>	1-1 	0-1 CS 	0-2 F8 	2-2 			1-1 FC4-6 		2-0 	4 1 2 0 0 0 1 1 1 1 0 0 0 0			
Willie Davis, L (1, 8) <small>OBP: 0.306, SLG: 0.421</small>	1-1 		2-0 E9 	1-2 4-3 			2-1 F9 		1-1 	5 2 2 0 0 0 4			
Tommy Davis, R (1, 7) <small>OBP: 0.311, SLG: 0.363</small> Lee Walls, R (9, 7) <small>OBP: 0.368, SLG: 0.353</small>	1-0 		1-2 FC6-2 		0-0 F3 		0-1 FC4-6 		0-0 	5 3 2 3 0 0 2 0 0 0 0 0 0 0			
Frank Howard, R (1, 9) <small>OBP: 0.299, SLG: 0.463</small> Wes Parker, S (8, 9) <small>OBP: 0.281, SLG: 0.319</small>	2-2 F5 		2-2 		4-1 			1-0 F4 	0-0 	3 0 1 0 1 0 2 1 0 0 1 0 0 1			
Ron Fairly, L (1, 3) <small>OBP: 0.398, SLG: 0.425</small>	2-1 		2-2 		3-3 K2-6 			1-2 	2-2 	5 1 3 4 0 1 1			
John Roseboro, L (1, 2) <small>OBP: 0.368, SLG: 0.415</small> Jeff Torborg, R (9, 2) <small>OBP: 0.125, SLG: 0.125</small>	1-0 F5 		3-2 4-3 				0-1 		4-2 	4 0 0 0 1 0 3 0 0 0 0 0 0 0			
Nate Oliver, R (1, 4) <small>OBP: 0.315, SLG: 0.283</small>		0-0 6-3 		1-0 SH 			0-1 		2-1 L9 	4 1 1 0 0 0 1			
Joe Moeller, R (1, 1) <small>OBP: 0.061, SLG: 0.031</small> Bob Miller, R (8, 1) <small>OBP: 0.231, SLG: 0.091</small>		0-3 K 		1-1 SH 			2-3 		1-3 	2 0 0 0 0 2 0 1 0 0 0 0 1 0			
Inning Stats	R: 4 H: 4 E: 0 LOB: 0 K: 0 BB: 0 S: 13 P: 23	R: 0 H: 0 E: 0 LOB: 0 K: 1 BB: 1 S: 9 P: 13	R: 1 H: 3 E: 1 LOB: 2 K: 0 BB: 0 S: 20 P: 30	R: 1 H: 2 E: 0 LOB: 1 K: 0 BB: 0 S: 10 P: 16	R: 0 H: 0 E: 0 LOB: 1 K: 1 BB: 1 S: 5 P: 12	R: 0 H: 0 E: 0 LOB: 0 K: 1 BB: 0 S: 8 P: 10	R: 0 H: 1 E: 0 LOB: 1 K: 0 BB: 0 S: 8 P: 12	R: 0 H: 0 E: 0 LOB: 1 K: 0 BB: 1 S: 9 P: 15	R: 4 H: 3 E: 2 LOB: 1 K: 1 BB: 1 S: 15 P: 27	1B: 9 SF: 0 2B: 4 SAC: 1 3B: 0 DP: 1 HR: 1 HBP: 0			
PITCHER	IP WLS BF H R ER SO BB IBB HBP BLK WP HR S P ERA WHIP											PITCHER	IP WLS BF H R ER SO BB IBB HBP BLK WP HR S P ERA WHIP
Ray Sadecki, L (1, 1) <small>ERA: 4.35</small>	2.2 L 15 7 5 5 1 1 0 0 0 0 0 1 35 56 16.88 3.000												
Bob Humphreys, R (3, 1) <small>ERA: 1.29</small>	0.1 1 0 0 0 0 0 0 0 0 0 0 0 7 10 0.00 0.000												
Mike Cuellar, L (4, 1) <small>ERA: 4.94</small>	4.0 15 3 1 1 2 1 0 0 0 0 0 0 31 50 2.25 1.000												
Ron Taylor, R (8, 1) <small>ERA: 4.96</small>	2.0 12 3 4 2 1 2 0 0 0 0 0 0 24 42 9.00 2.500												

livebaseballscores.com

Batter	1	2	3	4	5	6	7	8	9	AB	R	H	RBI	BB	SO	LOB
Curt Flood, R OBP: 0.348, SLG: 0.363 (1, 8) CS X	0-2 1-3 ①		2-1 1B ①			0-0 6-3 ①		1-0 F9 ①		4	0	1	0	0	0	0
Lou Brock, L OBP: 0.327, SLG: 0.405 (1, 7) B F F X	1-2 1B ①		2-3 K ③			0-1 4-3 ②		0-0 BB 1B ①		4	1	2	0	0	1	1
Bill White, L OBP: 0.322, SLG: 0.419 (1, 3) C B F S	2-3 K ②				1-3 K ①			4-2 1B BB ①		3	0	0	0	1	3	1
Ken Boyer, R OBP: 0.358, SLG: 0.466 (1, 5) B X	1-0 F2 ③				3-2 1B ②			0-0 1-2 2-H 1B ①		4	1	3	1	0	0	1
Dick Groat, R OBP: 0.320, SLG: 0.367 (1, 6) C B F S		2-3 K ①			1-0 L8 ②			0-0 G1-6-3 ③		4	0	0	0	0	1	4
Tim McCarver, L OBP: 0.318, SLG: 0.367 (1, 2) B C X		1-1 L7 ②			2-2 F7 ③			1-0 1-2 1-3 ②		3	0	0	0	1	0	2
Julian Javier, R OBP: 0.290, SLG: 0.423 (1, 4) C B F X		0-2 5-3 ③			2-2 F3 ①			0-1 FC5 2B ①		4	0	1	1	0	0	1
Mike Shannon, R OBP: 0.351, SLG: 0.382 (1, 9) C X					0-1 F7 ①			0-0 1B ①		4	0	1	0	0	0	1
Ray Sadecki, L OBP: 0.286, SLG: 0.316 (1, 1) Bob Humphreys, R OBP: 0.286, SLG: 0.385 (3, 1) Phil Gagliano, R OBP: 0.286, SLG: 0.385 (4, 1) Mike Cuellar, L OBP: 0.286, SLG: 0.367 (7, PH) Charlie James, R OBP: 0.286, SLG: 0.367 (8, 1) Ron Taylor, R OBP: 0.286, SLG: 0.361 (9, PH)					3-2 6-3 ②			1-2 FC5 ③		0	0	0	0	0	0	0

Inning Stats	R: 0	H: 1	E: 0	LOB: 1	K: 1	S: 10	R: 0	H: 0	E: 0	LOB: 0	K: 1	S: 8	R: 0	H: 1	E: 0	LOB: 1	K: 1	S: 11	R: 0	H: 1	E: 0	LOB: 1	K: 1	S: 12	R: 0	H: 0	E: 0	LOB: 0	K: 0	S: 11	R: 0	H: 0	E: 0	LOB: 0	K: 1	S: 7	R: 1	H: 2	E: 0	LOB: 1	K: 0	S: 8	R: 0	H: 0	E: 0	LOB: 1	K: 0	S: 8	1B: 7	SF: 0	2B: 1	SAC: 0	3B: 0	DP: 1	HR: 0	HBP: 0	WP: 0	PA: 36
--------------	------	------	------	--------	------	-------	------	------	------	--------	------	------	------	------	------	--------	------	-------	------	------	------	--------	------	-------	------	------	------	--------	------	-------	------	------	------	--------	------	------	------	------	------	--------	------	------	------	------	------	--------	------	------	-------	-------	-------	--------	-------	-------	-------	--------	-------	--------


PITCHER	IP	WLS	BF	H	R	ER	SO	BB	IBB	HBP	BLK	WP	HR	S	P	ERA	WHIP
Joe Moeller, R ERA: 3.28 (1, 1)	7.1	W	30	7	2	2	5	1	0	0	0	0	0	76	111	2.46	1.091
Bob Miller, R ERA: 2.22 (8, 1)	1.2	S	6	1	0	0	0	1	0	0	0	0	0	10	15	0.00	1.200

BOTTOM

Los Angeles Dodgers @ St. Louis Cardinals
Sportsman's Park, St. Louis, MO

Thu Jul 16 1964, 8:05 PM EDT
Att. 15,780 - Unknown

AB	34
R	2
H	8
RBI	2
BB	2
SO	5
LOB	14



Batter	1	2	3	4	5	6	7	8	9	AB R H RBI BB SO LOB	TOP	
Billy Cowan, R (1, 8) OBP: 0.300, SLG: 0.456	1-2 HR		0-2 5-3		1-3 K			0-2 E4		4 1 1 1 0 1 1		
Joey Amalfitano, R (1, 4) OBP: 0.295, SLG: 0.373 Jimmy Stewart, S (8, PH) OBP: 0.313, SLG: 0.285 (8, 4)	1-0 4-3		0-0 B1-3			2-1 4-3		3-3 SAFE		3 0 0 0 0 0 0 1 0 0 0 0 1 2		
Billy Williams, L (1, 7) OBP: 0.398, SLG: 0.598	1-3 K		0-0 F8			2-3 K		0-0 4-3		4 0 0 1 0 2 1		
Ron Santo, R (1, 5) OBP: 0.403, SLG: 0.565	0-1 F3			0-0 6-3		1-1 F9		1-3 K		4 0 0 0 0 1 1		
14 Ernie Banks, R (1, 3) OBP: 0.317, SLG: 0.452		2-2 5-3		1-2 5-3			1-3 K		1-2 F6	4 0 0 0 0 1 0		
Len Gabrielson, L (1, 9) OBP: 0.328, SLG: 0.355		0-1 F8		0-2 1B			0-1 4-3		1-2 1B	4 0 2 0 0 0 0		
Dick Bertell, R (1, 2) OBP: 0.316, SLG: 0.355 Lee Gregory, L (9, PH) OBP: 0.143, SLG: 0.143		0-1 1B		1-3 K			3-2 E9		1-3 K	3 0 1 0 0 1 1 1 0 0 0 0 1 1		
Andre Rodgers, R (1, 6) OBP: 0.294, SLG: 0.363 Leo Burke, R (9, PH) OBP: 0.314, SLG: 0.383		0-1 1B			1-0 F7		1-1 4-3		0-3 K	3 0 1 0 0 0 1 1 0 0 0 0 1 1		
Bob Buhl, R (1, 1) OBP: 0.170, SLG: 0.095 Doug Clemens, L (8, PH) OBP: 0.297, SLG: 0.390 Bobby Shantz, R (8, 1)		0-0 F9			1-3 K			1-1 1B		2 0 0 0 0 1 2 1 1 1 0 0 0 0 0 0 0 0 0 0 0		
Inning Stats	R: 1 H: 1 E: 0 LOB: 0 K: 1 BB: 0 S: 9 P: 12	R: 0 H: 2 E: 0 LOB: 2 K: 0 BB: 0 S: 11 P: 13	R: 0 H: 0 E: 0 LOB: 0 K: 0 BB: 0 S: 5 P: 5	R: 0 H: 1 E: 0 LOB: 1 K: 1 BB: 0 S: 12 P: 14	R: 0 H: 0 E: 0 LOB: 0 K: 2 BB: 0 S: 8 P: 11	R: 0 H: 0 E: 0 LOB: 0 K: 1 BB: 0 S: 9 P: 14	R: 0 H: 0 E: 1 LOB: 1 K: 1 BB: 0 S: 11 P: 16	R: 1 H: 1 E: 2 LOB: 1 K: 2 BB: 0 S: 14 P: 19	R: 0 H: 1 E: 0 LOB: 1 K: 2 BB: 0 S: 12 P: 15	1B: 5 SF: 0 2B: 0 SAC: 0 3B: 0 DP: 0 HR: 1 HBP: 0	WP: 0 PA: 35 PB: 0 SB: 0 CS: 0	
PITCHER Don Drysdale, R (1, 1) ERA: 2.3	IP WLS BF H R ER SO BB IBB HBP BLK WP HR S P ERA WHIP	9.0 W 35 6 2 1 10 0 0 0 0 0 1 91 119 1.00 0.667										

Chicago Cubs @ Los Angeles Dodgers
Dodger Stadium, Los Angeles, CA
Fri Jul 17 1964, 7:05 PM PDT
Att. 33,342 - Unknown

livebaseballscorecards.com

AB	35
R	2
H	6
RBI	2
BB	0
SO	10
LOB	11



Batter	1	2	3	4	5	6	7	8	9	AB	R	H	RBI	BB	SO	LOB
Maury Wills, S OBP: 0.332, SLG: 0.332 (1, 6) B C X	1-1 4-3 ①		0-0 F5 ③		0-0 B1-3 ②		1-0 G3 ②			4	0	0	0	0	0	1
Derrell Griffith, L OBP: 0.344, SLG: 0.432 (1, 5) Jim Gilliam, S OBP: 0.311, SLG: 0.291 (7, 5) X	0-0 G3-6-3 1B			0-0 G3 ① B B X	2-0 2B		2-0 L3 ③			3	0	2	0	0	0	0
Willie Davis, L OBP: 0.306, SLG: 0.417 (1, 8) X	0-0 G3-6-3 1-2f			2-2 F3 ② B B F F X	0-0 1-3 ③			4-1 4-3 SH1 BB		3	0	0	0	1	0	2
Ron Fairly, L OBP: 0.401, SLG: 0.442 (1, 3) F B B X		2-1 4-3 ①		1-1 1B 1B 1B		0-0 HR		0-0 SH1 ① 1-2		3	2	2	1	0	0	0
John Roseboro, L OBP: 0.370, SLG: 0.417 (1, 2) F B B F X		2-2 5-3 ②		1-0 1B 1-2 1B 1B		0-0 FC4-6 1B		1-2 4-3 ② 2-3		4	1	2	0	0	0	1
Tommy Davis, R OBP: 0.313, SLG: 0.363 (1, 7) F B B F X		2-2 6-3 ③		1-0 1B 1-3 2-H 1B		3-2 F8 ①		4-0 IBB		3	0	1	1	1	0	1
Frank Howard, R OBP: 0.299, SLG: 0.462 (1, 9) Wes Parker, S OBP: 0.279, SLG: 0.316 (6, PR) (7, 9)			0-1 5-3 ① C X	2-2 1B 1-2 3-H 1B		0-1 FC4-6 ② 1-2f		2-1 1-3 ③ C B B X		3	0	1	1	0	0	1
Nate Oliver, R OBP: 0.306, SLG: 0.275 (1, 4) B B B F C X			3-2 6-3 ② X	0-0 F3 ③		0-3 K ③ S O C X				3	0	0	0	0	1	3
Don Drysdale, R OBP: 0.231, SLG: 0.286 (1, 1) F B B F F X			3-2 1B		2-3 K ① S O C X		1-0 6-3 ①			3	0	1	0	0	1	0

Inning Stats	R: 0	H: 1	E: 0	LOB: 0	K: 0	S: 4	P: 5	R: 0	H: 0	E: 0	LOB: 0	K: 0	S: 8	P: 14	R: 0	H: 1	E: 0	LOB: 1	K: 0	S: 11	R: 2	H: 4	E: 0	LOB: 2	K: 0	S: 14	R: 0	H: 1	E: 0	LOB: 1	K: 1	S: 6	R: 1	H: 2	E: 0	LOB: 1	K: 1	S: 10	R: 0	H: 0	E: 0	LOB: 0	K: 0	S: 3	R: 0	H: 0	E: 0	LOB: 2	K: 0	S: 10	P: 21
--------------	------	------	------	--------	------	------	------	------	------	------	--------	------	------	-------	------	------	------	--------	------	-------	------	------	------	--------	------	-------	------	------	------	--------	------	------	------	------	------	--------	------	-------	------	------	------	--------	------	------	------	------	------	--------	------	-------	-------

PITCHER	IP	WLS	BF	H	R	ER	SO	BB	IBB	HBP	BLK	WP	HR	S	P	ERA	WHIP
Bob Buhl, R ERA: 3.37 (1, 1)	7.0	L	29	9	3	3	2	0	0	0	0	0	1	56	87	3.86	1.286
Bobby Shantz, L ERA: 3.91 (8, 1)	1.0		5	0	0	0	0	1	1	0	0	0	0	10	21	0.00	1.000


BOTTOM

Chicago Cubs @ Los Angeles Dodgers
Dodger Stadium, Los Angeles, CA

Fri Jul 17 1964, 7:05 PM PDT
Att. 33,342 - Unknown

AB	31
R	3
H	9
RBI	3
BB	2
SO	2
LOB	11

livebaseballscorecards.com



WP: 0	PA: 34
PB: 0	
SB: 0	
CS: 0	

Batter	1	2	3	4	5	6	7	8	9	AB R H RBI BB SO LOB	TOP	
Billy Cowan, R OBP: 0.300, SLG: 0.457 (1, 8)	0-3 K		1-3 K		0-3 K			0-0 SH3 2B		4 0 1 0 0 3 0		
Joey Amalfitano, R OBP: 0.290, SLG: 0.366 (1, 4)	2-3 K		0-0 F4			0-1 F3		0-1 SH3		3 0 0 0 0 1 0		
Billy Williams, L OBP: 0.399, SLG: 0.596 (1, 7)	1-1 FC4-6 1B		0-0 E5			1-2 G3-6-3 1B		0-1 4-3		4 0 2 0 0 0 1		
Ron Santo, R OBP: 0.402, SLG: 0.559 (1, 5)	0-2 FC4-6 1-2f		3-1 F7			1-0 G3-6-3 1-2f		4-0 FC5-4 BB		3 0 0 0 1 0 3		
14 Ernie Banks, R OBP: 0.313, SLG: 0.446 (1, 3)		1-2 L7		0-1 L7			1-1 F2	1-0 FC5-4 1-2f		4 0 0 0 0 0 2		
Len Gabrielson, L OBP: 0.321, SLG: 0.346 (1, 9)		0-3 K		0-3 K			0-3 K		1-1 F8	3 0 0 0 0 3 0		
Don Elston, R OBP: 0.500, SLG: 0.500 (7, 1)										0 0 0 0 0 0 0		
Lindy McDaniel, R (8, 1)										0 0 0 0 0 0 0		
Bobby Shantz, R (8, 1)										0 0 0 0 0 0 0		
Jimmy Stewart, S OBP: 0.311, SLG: 0.284 (9, PH)										1 0 0 0 0 0 0		
Dick Bertell, R OBP: 0.319, SLG: 0.358 (1, 2)		0-0 1B 1B		3-2 F2			1-0 2B 1B		3-2 F8	4 1 2 0 0 0 0		
Andre Rodgers, R OBP: 0.301, SLG: 0.373 (1, 6)		1-2 1B 1B			1-1 F4		0-0 1-H 2B		0-2 1B	4 0 3 1 0 0 0		
Larry Jackson, R OBP: 0.123, SLG: 0.143 (1, 1)		0-1 5-3			1-3 K				1-3 K	2 0 0 0 0 1 2		
Leo Burke, R OBP: 0.302, SLG: 0.367 (7, PH) (7, 9)										2 0 0 0 0 2 2		
Inning Stats	R: 0 H: 1 E: 0 LOB: 1 K: 2 BB: 0 S: 14 P: 17	R: 0 H: 2 E: 0 LOB: 2 K: 1 BB: 0 S: 14 P: 16	R: 0 H: 0 E: 1 LOB: 1 K: 1 BB: 0 S: 7 P: 11	R: 0 H: 0 E: 0 LOB: 0 K: 1 BB: 0 S: 11 P: 14	R: 0 H: 0 E: 0 LOB: 0 K: 2 BB: 0 S: 8 P: 10	R: 0 H: 1 E: 0 LOB: 0 K: 0 BB: 0 S: 6 P: 8	R: 1 H: 2 E: 0 LOB: 1 K: 2 BB: 0 S: 10 P: 13	R: 0 H: 1 E: 0 LOB: 2 K: 0 BB: 1 S: 6 P: 11	R: 0 H: 1 E: 0 LOB: 1 K: 1 BB: 0 S: 12 P: 17	1B: 6 SF: 0 2B: 2 SAC: 1 3B: 0 DP: 1 HR: 0 HBP: 0	WP: 0 PA: 36 PB: 0 SB: 0 CS: 0	
PITCHER Sandy Koufax, L ERA: 1.88 (1, 1)	IP WLS BF H R ER SO BB IBB HBP BLK WP HR S P ERA WHIP	9.0 W 36 8 1 1 10 1 0 0 0 0 0 0 88 117 1.00 1.000										

Chicago Cubs @ Los Angeles Dodgers
Dodger Stadium, Los Angeles, CA
Sat Jul 18 1964, 3:33 AM PDT
Att: 24,131 - Unknown

AB	34
R	1
H	8
RBI	1
BB	1
SO	10
LOB	10



Batter	1	2	3	4	5	6	7	8	9
Maury Wills, S OBP: 0.333, SLG: 0.337 (1, 6)	0-0 SH1-3 2B 1B		1-2 4-3			0-0 4-3		0-0 3-1 2B	
Derrell Griffith, L OBP: 0.340, SLG: 0.427 (1, 5) Jim Gilliam, S OBP: 0.308, SLG: 0.288 (6, 5)	0-1 SH1-3 1-2		0-0 F2			2-1 F5		1-1 3-1 2-3	
Willie Davis, L OBP: 0.308, SLG: 0.431 (1, 8)	2-2 2-H 2B				3-2 F8	1-0 HR		0-1 F9	
Ron Fairly, L OBP: 0.400, SLG: 0.441 (1, 3)	1-2 4-3			0-0 1B		0-1 4-3			
John Roseboro, L OBP: 0.366, SLG: 0.412 (1, 2)	0-0 6-3			1-3 K			1-3 K		
Tommy Davis, R OBP: 0.311, SLG: 0.360 (1, 7)		2-0 6-3		3-2 1-3			1-1 G3		
Wally Moon, L OBP: 0.318, SLG: 0.355 (1, 9) Wes Parker, S OBP: 0.279, SLG: 0.316 (8, 9)		3-1 F6			2-2 4-3		3-1 1-3		
Nate Oliver, R OBP: 0.298, SLG: 0.267 (1, 4)		1-1 4-3			3-2 4-3			1-1 E3 SH1-4 2B	
Sandy Koufax, R OBP: 0.127, SLG: 0.094 (1, 1)			0-3 K		0-3 K			0-0 SH1-4 1-2	

Inning Stats	R: 1	H: 2	E: 0	K: 10	LOB: 1	BB: 0	P: 13	R: 0	H: 0	E: 0	K: 5	LOB: 0	BB: 0	P: 11	R: 0	H: 0	E: 0	K: 8	LOB: 0	BB: 0	P: 9	R: 0	H: 1	E: 0	K: 1	LOB: 1	BB: 0	P: 23	R: 0	H: 0	E: 0	K: 11	LOB: 0	BB: 0	P: 16	R: 1	H: 1	E: 0	K: 6	LOB: 0	BB: 0	P: 9	R: 0	H: 0	E: 0	K: 7	LOB: 0	BB: 0	P: 12	R: 1	H: 1	E: 1	K: 8	LOB: 1	BB: 0	P: 10
--------------	------	------	------	-------	--------	-------	-------	------	------	------	------	--------	-------	-------	------	------	------	------	--------	-------	------	------	------	------	------	--------	-------	-------	------	------	------	-------	--------	-------	-------	------	------	------	------	--------	-------	------	------	------	------	------	--------	-------	-------	------	------	------	------	--------	-------	-------

PITCHER	IP	WLS	BF	H	R	ER	SO	BB	IBB	HBP	BLK	WP	HR	S	P	ERA	WHIP
Larry Jackson, R ERA: 3.44 (1, 1)	6.0	L	22	4	2	2	3	0	0	0	0	0	1	56	81	3.00	0.667
Don Elston, R ERA: 3.41 (7, 1)	1.1		6	1	1	0	1	0	0	0	0	0	0	11	17	0.00	0.750
Lindy McDaniel, R ERA: 4.08 (8, 1)	0.1		1	0	0	0	0	0	0	0	0	0	0	2	3	0.00	0.000
Bobby Shantz, L ERA: 3.86 (8, 1)	0.1		1	0	0	0	0	0	0	0	0	0	0	2	2	0.00	0.000

BOTTOM


Chicago Cubs @ Los Angeles Dodgers
Dodger Stadium, Los Angeles, CA

Sat Jul 18 1964, 3:33 AM PDT
 Att. 24,131 - Unknown

AB	R	H	RBI	BB	SO	LOB
4	1	2	1	0	0	0
1	0	0	0	0	0	0
2	0	0	0	0	0	1
4	1	2	2	0	0	1
3	0	1	0	0	0	1
3	0	0	0	0	2	2
3	0	0	0	0	0	1
3	0	0	0	0	0	0
0	0	0	0	0	0	0
3	1	0	0	0	0	0
2	0	0	0	0	2	0

1B: 2	SF: 0	WP: 0	PA: 30
2B: 2	SAC: 2	PB: 0	
3B: 0	DP: 0	SB: 0	
HR: 1	HBP: 0	CS: 0	

AB 28
R 3
H 5
RBI 3
BB 0
SO 4
LOB 6



AB	R	H	RBI	BB	SO	LOB
----	---	---	-----	----	----	-----

Batter	1	2	3	4	5	6	7	8	9	AB R H RBI BB SO LOB	TOP		
Billy Cowan, R (1, 8) OBP: 0.298, SLG: 0.453	1-2 G6-3 1B	0-1 F6		1-2 F7		1-3 K		3-1 1-3		5 0 1 0 0 1 4			
Joey Amalfitano, R (1, 4) OBP: 0.293, SLG: 0.364	0-0 G6-3 1-2f		4-2 HR BB		0-2 F6	0-1 1B 2B 1B		3-3 K		4 2 1 1 1 1 1			
Billy Williams, L (1, 7) OBP: 0.399, SLG: 0.602	1-2 F9		0-0 1-H HR		0-2 E6	1-2 2B 1B		1-0 F6		5 2 2 2 0 0 0			
Ron Santo, R (1, 5) OBP: 0.404, SLG: 0.562		1-1 14 HR 1B	4-2 CS BB		1-1 6-3	1-0 1-H 3-H 2B		0-2 1-3		4 1 2 2 1 0 1			
14 Ernie Banks, R (1, 3) OBP: 0.314, SLG: 0.453		0-0 1-H HR	1-1 F7		4-2 BB	0-1 F3		0-2 6-3		4 1 1 2 1 0 2			
Len Gabrielson, L (1, 9) OBP: 0.319, SLG: 0.344		2-1 1B 1B	1-2 4-3		2-1 3-1		2-3 K			4 0 1 0 0 1 3			
Dick Bertell, R (1, 2) OBP: 0.318, SLG: 0.365		1-2 F9		2-2 F7		2-2 3B 3B	1-0 6-3			4 1 1 0 0 0 1			
Andre Rodgers, R (1, 6) OBP: 0.303, SLG: 0.382		0-0 SH3-4 1B		0-1 F8		3-2 1B 3B	0-1 L7			4 1 2 1 0 0 0			
Dick Ellsworth, L (1, 1) OBP: 0.092, SLG: 0.065		3-1 SH3-4		3-2 1B		0-0 6-3		1-1 G3		3 0 1 0 0 0 1			
Inning Stats	R: 0 E: 0 K: 0 S: 7 H: 1 LOB: 0 BB: 0 P: 9	R: 2 E: 0 K: 0 S: 14 H: 4 LOB: 2 BB: 0 P: 21	R: 2 E: 0 K: 0 S: 13 H: 1 LOB: 0 BB: 2 P: 23	R: 0 E: 0 K: 0 S: 12 H: 1 LOB: 1 BB: 0 P: 18	R: 0 E: 1 K: 0 S: 12 H: 0 LOB: 2 BB: 1 P: 19	R: 4 E: 0 K: 1 S: 22 H: 5 LOB: 1 BB: 0 P: 30	R: 0 E: 0 K: 1 S: 6 H: 0 LOB: 0 BB: 0 P: 9	R: 0 E: 0 K: 1 S: 8 H: 0 LOB: 0 BB: 0 P: 15	R: 0 E: 0 K: 0 S: 7 H: 0 LOB: 0 BB: 0 P: 8	1B: 7 2B: 1 3B: 2 HR: 2 SF: 0 SAC: 1 DP: 1 HBP: 0	WP: 0 PB: 0 SB: 0 CS: 1 PA: 41		
PITCHER	IP WLS BF H R ER SO BB IBB HBP BLK WP HR S P ERA WHIP											PITCHER	IP WLS BF H R ER SO BB IBB HBP BLK WP HR S P ERA WHIP
Phil Ortega, R (1, 1) ERA: 3.62	2.0 L 13 6 4 4 0 2 0 0 0 0 0 2 28 45 18.00 4.000												
Howie Reed, R (3, 1) ERA: 3.77	3.0 11 1 0 0 0 1 0 0 0 0 0 0 30 45 0.00 0.667												
Bob Miller, R (6, 1) ERA: 2.59	3.0 14 5 4 4 3 0 0 0 0 0 0 0 36 54 12.00 1.667												
Jim Brewer, L (9, 1) ERA: 3.95	1.0 3 0 0 0 0 0 0 0 0 0 0 0 7 8 0.00 0.000												

Chicago Cubs @ Los Angeles Dodgers
Dodger Stadium, Los Angeles, CA
Sun Jul 19 1964, 3:33 AM PDT
Unknown

livebaseballscorecards.com

AB	37
R	8
H	12
RBI	8
BB	3
SO	3
LOB	13



Batter	1	2	3	4	5	6	7	8	9	AB	R	H	RBI	BB	SO	LOB
Maury Wills, S (1, 6) OBP: 0.332, SLG: 0.336	1-1 5-3		2-0 4-3			2-3 K			1-1 FC4-6 1B	4	0	1	0	0	1	1
Jim Gilliam, S (1, 5) OBP: 0.303, SLG: 0.283	2-2 6-3			1-0 F8		1-1 4-3			2-2 F9	4	0	0	0	0	0	1
Willie Davis, L (1, 8) OBP: 0.304, SLG: 0.426	2-1 4-3			0-0 4-3		1-3 K			0-1 FC4-6 1B E	4	1	0	0	0	1	1
Tommy Davis, R (1, 7) OBP: 0.313, SLG: 0.359		2-2 6-3		4-2 E 1B WP BB			1-1 6-3		0-0 E9 1B	3	1	1	0	1	0	0
Frank Howard, R (1, 9) OBP: 0.299, SLG: 0.459		2-2 5-3		1-2 E1 WP 1B			1-3 K		3-1 5-3	4	0	1	0	0	1	1
Ron Fairly, L (1, 3) OBP: 0.396, SLG: 0.435		1-2 F9		1-2 L3			1-3 K			3	0	0	0	0	1	1
Doug Camilli, R (1, 2) OBP: 0.207, SLG: 0.215			2-2 6-3			3-2 G4-6-3 1B			1-1 1-6-3	3	0	1	0	0	0	0
Nate Oliver, R (1, 4) OBP: 0.299, SLG: 0.269			1-0 K 1-3 1B			3-3 K			0-0 1-6-3	3	0	1	0	0	1	1
Phil Ortega, R (1, 1) OBP: 0.18, SLG: 0.143			2-2 1-3			1-0 G4-6-3			2-3 K	0	0	0	0	0	0	0
Howie Reed, R (3, 1)										1	0	0	0	0	0	1
Lee Walls, R (5, PH) OBP: 0.359, SLG: 0.333										1	0	0	0	0	0	1
Bob Miller, R (6, 1) OBP: 0.231, SLG: 0.091										0	0	0	0	0	0	0
Wes Parker, S (8, PH) OBP: 0.276, SLG: 0.313										1	0	0	0	0	1	0
Jim Brewer, L (9, 1) OBP: 0.143, SLG: 0.143			1-2			1-2f				0	0	0	0	0	0	0

BOTTOM

Chicago Cubs @ Los Angeles Dodgers
Dodger Stadium, Los Angeles, CA
 Sun Jul 19 1964, 3:33 AM PDT
 Unknown

livebaseballscorecards.com

AB	31
R	2
H	5
RBI	0
BB	1
SO	6
LOB	8



Inning Stats	R: 0 E: 0 K: 0 S: 7	H: 0 LOB: 0 BB: 0 P: 12	R: 0 E: 0 K: 0 S: 14	H: 0 LOB: 0 BB: 0 P: 19	R: 0 E: 0 K: 0 S: 8	H: 1 LOB: 1 BB: 0 P: 15	R: 1 E: 1 K: 0 S: 14	H: 1 LOB: 1 BB: 1 P: 21	R: 0 E: 0 K: 1 S: 7	H: 1 LOB: 0 BB: 0 P: 14	R: 0 E: 0 K: 2 S: 8	H: 0 LOB: 0 BB: 0 P: 11	R: 0 E: 0 K: 1 S: 6	H: 0 LOB: 0 BB: 0 P: 9	R: 1 E: 1 K: 0 S: 11	H: 2 LOB: 1 BB: 0 P: 17	1B: 5 2B: 0 3B: 0 HR: 0	SF: 0 SAC: 0 DP: 1 HBP: 0	WP: 1 PB: 0 SB: 0 CS: 0	PA: 32
---------------------	------------------------------	----------------------------------	-------------------------------	----------------------------------	------------------------------	----------------------------------	-------------------------------	----------------------------------	------------------------------	----------------------------------	------------------------------	----------------------------------	------------------------------	---------------------------------	-------------------------------	----------------------------------	----------------------------------	------------------------------------	----------------------------------	--------

PITCHER Dick Ellsworth, L (1, 1) ERA: 2.9	IP 9.0	WLS W	BF 32	H 5	R 2	ER 0	SO 6	BB 1	IBB 0	HBP 0	BLK 0	WP 1	HR 0	S 86	P 133	ERA 0.00	WHIP 0.667	PITCHER	IP 9.0	WLS W	BF 32	H 5	R 2	ER 0	SO 6	BB 1	IBB 0	HBP 0	BLK 0	WP 1	HR 0	S 86	P 133	ERA 0.00	WHIP 0.667
---	-----------	----------	----------	--------	--------	---------	---------	---------	----------	----------	----------	---------	---------	---------	----------	-------------	---------------	----------------	-----------	----------	----------	--------	--------	---------	---------	---------	----------	----------	----------	---------	---------	---------	----------	-------------	---------------

Chicago Cubs @ Los Angeles Dodgers
 Dodger Stadium, Los Angeles, CA

Sun Jul 19 1964, 3:38 AM PDT
 Att: 35,179 - Unknown

livebaseballscorecards.com

AB	41
R	9
H	15
RBI	7
BB	1
SO	5
LOB	17



WP:	0	PA:	43
PB:	0		
SB:	0		
CS:	0		

AB R H RBI BB SO LOB

5	2	2	1	0	0	2
4	1	1	1	1	0	3
4	0	2	2	0	1	1
5	2	3	2	0	0	3
5	1	1	0	0	2	3
5	0	1	0	0	1	2
5	1	1	0	0	0	1
4	1	2	1	0	0	1
4	1	2	0	0	1	1

Batter	1	2	3	4	5	6	7	8	9
Billy Cowan, R OBP: 0.300, SLG: 0.452 (1, 8)	1-2 F8	0-1 1B SF9 1B		1-0 FC5-4 6-3		1-2 5-3		0-0 1B 5-3 1B	
Joey Amalfitano, R OBP: 0.296, SLG: 0.361 (1, 4)	4-1 1B BB	0-0 SF9 1B		3-2 6-3		0-1 4-3		3-1 5-3	
Billy Williams, L OBP: 0.399, SLG: 0.601 (1, 7)	1-1 FC6-4 1B	0-0 SF9		2-3 K			1-1 1-3	2-2 FC6-4 1B	
Ron Santo, R OBP: 0.407, SLG: 0.571 (1, 5)	1-2 F8	0-0 1B			2-0 HR		2-2 14 1B E	1-2 FC6-4	
14 Ernie Banks, R OBP: 0.313, SLG: 0.449 (1, 3)	1-1 FC6-4 1-2f	0-0 F8			1-3 K		2-2 1-3 E 1B		1-3 K
Len Gabrielson, L OBP: 0.315, SLG: 0.338 (1, 9)		0-0 F3	0-0 G6-4-3 1B		2-1 4-3		2-3 K		3-2 4-3
Dick Bertell, R OBP: 0.316, SLG: 0.366 (1, 2)		0-0 1B 2B	0-0 G6-4-3 1-2f		1-0 3-1		3-2 E5 2-H 3-H		0-1 F4
Andre Rodgers, R OBP: 0.306, SLG: 0.384 (1, 6)		0-0 1B 1B	2-1 6-3			0-1 5-3 1B		1-2 L7	
Lew Burdette, R OBP: 0.278, SLG: 0.412 (1, 1)		0-0 1B 1B		0-1 FC5-4 1B		1-3 K		0-1 6-3	

Inning Stats	R: 0	H: 1	E: 0	LOB: 2	K: 0	BB: 1	S: 11	P: 19	R: 5	H: 6	E: 0	LOB: 1	K: 0	BB: 0	S: 10	P: 10	R: 0	H: 1	E: 0	LOB: 0	K: 0	BB: 0	S: 4	P: 6	R: 0	H: 1	E: 0	LOB: 1	K: 1	BB: 0	S: 10	P: 16	R: 1	H: 1	E: 0	LOB: 0	K: 1	BB: 0	S: 7	P: 13	R: 0	H: 1	E: 0	LOB: 1	K: 1	BB: 0	S: 10	P: 12	R: 2	H: 2	E: 1	LOB: 1	K: 1	BB: 0	S: 21	P: 32	R: 1	H: 2	E: 0	LOB: 1	K: 0	BB: 0	S: 11	P: 17	R: 0	H: 0	E: 0	LOB: 0	K: 1	BB: 0	S: 9	P: 13	1B: 13	SF: 1	2B: 1	SAC: 0	3B: 0	DP: 1	HR: 1	HBP: 0	WP: 0	PA: 43
--------------	------	------	------	--------	------	-------	-------	-------	------	------	------	--------	------	-------	-------	-------	------	------	------	--------	------	-------	------	------	------	------	------	--------	------	-------	-------	-------	------	------	------	--------	------	-------	------	-------	------	------	------	--------	------	-------	-------	-------	------	------	------	--------	------	-------	-------	-------	------	------	------	--------	------	-------	-------	-------	------	------	------	--------	------	-------	------	-------	--------	-------	-------	--------	-------	-------	-------	--------	-------	--------

PITCHER	IP	WLS	BF	H	R	ER	SO	BB	IBB	HBP	BLK	WP	HR	S	P	ERA	WHIP
Larry Miller, L ERA: 5.76 (1, 1)	1.2	L	13	7	5	5	0	1	0	0	0	0	0	20	28	27.00	4.800
Jim Brewer, L ERA: 3.86 (2, 1)	3.1		12	3	1	1	2	0	0	0	0	0	1	22	36	2.70	0.900
Ron Perranoski, L ERA: 3.44 (6, 1)	3.0		15	5	3	1	2	0	0	0	0	0	0	42	61	3.00	1.667
Howie Reed, R ERA: 3.52 (9, 1)	1.0		3	0	0	0	1	0	0	0	0	0	0	9	13	0.00	0.000


Batter	1	2	3	4	5	6	7	8	9	AB R H RBI BB SO LOB
Maury Wills, S OBP: 0.329, SLG: 0.332 (1, 6)	1-0 B3-1		1-3 K			0-0 2-3		2-2 4-3		4 0 0 0 0 1 1
Derrell Griffith, L OBP: 0.327, SLG: 0.410 (1, 5)	1-0 5-3		1-2 1-3			2-2 F4			1-1 E4	4 0 0 0 0 0 1
Willie Davis, L OBP: 0.304, SLG: 0.423 (1, 8)	1-1 3-1			0-1 L9		0-0 4-3			1-1 G4-6-3	4 0 1 0 0 0 0
Ron Fairly, L OBP: 0.390, SLG: 0.427 (1, 3)		3-3 K		2-2 1-3			0-1 6-3		0-1 F5	4 0 0 0 0 1 2
John Roseboro, L OBP: 0.368, SLG: 0.417 (1, 2)		0-1 1B 2B		1-1 1B			1-0 4-3		0-0 G4-6-3	4 1 2 0 0 0 2
Tommy Davis, R OBP: 0.316, SLG: 0.362 (1, 7)		1-2 G4-6-3		0-1 F8			0-0 1B			3 0 2 1 0 0 1
Wally Moon, L OBP: 0.307, SLG: 0.342 (1, 9)		3-2 G4-6-3			0-1 4-3		0-1 F9			3 0 0 0 0 0 2
Nate Oliver, R OBP: 0.292, SLG: 0.261 (1, 4)			0-1 6-3		0-2 6-3			1-1 F9		3 0 0 0 0 0 0
Larry Miller, L (1, 1) Jim Brewer, L (2, 1) Wes Parkes, S (5, PH) Ron Ferranski, L (6, 1) Jim Gilliam, S (8, PH) Howie Reed, R (9, 1)			0-1 1B		0-0 F5			0-1 F8		0 0 0 0 0 0 0 1 0 1 0 0 0 0 1 0 0 0 0 0 0 0 0 0 0 0 0 0 1 0 0 0 0 0 0 0 0 0 0 0 0 0

Inning Stats	R: 0	H: 0	E: 0	LOB: 0	K: 0	BB: 0	S: 4	R: 1	H: 2	E: 0	LOB: 0	K: 1	BB: 0	S: 15	R: 0	H: 1	E: 0	LOB: 1	K: 1	BB: 0	S: 12	R: 0	H: 1	E: 0	LOB: 1	K: 0	BB: 0	S: 10	R: 0	H: 0	E: 0	LOB: 0	K: 0	BB: 0	S: 6	R: 0	H: 0	E: 0	LOB: 0	K: 0	BB: 0	S: 8	R: 0	H: 1	E: 0	LOB: 1	K: 0	BB: 0	S: 6	R: 0	H: 0	E: 1	LOB: 1	K: 0	BB: 0	S: 7	R: 0	H: 1	E: 1	LOB: 1	K: 0	BB: 0	S: 7	1B: 5	SF: 0	2B: 1	SAC: 0	3B: 0	DP: 2	HR: 0	HBP: 0	WP: 0	PA: 32
--------------	------	------	------	--------	------	-------	------	------	------	------	--------	------	-------	-------	------	------	------	--------	------	-------	-------	------	------	------	--------	------	-------	-------	------	------	------	--------	------	-------	------	------	------	------	--------	------	-------	------	------	------	------	--------	------	-------	------	------	------	------	--------	------	-------	------	------	------	------	--------	------	-------	------	-------	-------	-------	--------	-------	-------	-------	--------	-------	--------

PITCHER	IP	WLS	BF	H	R	ER	SO	BB	IBB	HBP	BLK	WP	HR	S	P	ERA	WHIP
Lew Burdette, R (1, 1) ERA: 4.14	9.0	W	32	6	1	1	2	0	0	0	0	0	0	76	99	1.00	0.667

Chicago Cubs @ Los Angeles Dodgers
Dodger Stadium, Los Angeles, CA
 Sun Jul 19 1964, 3:38 AM PDT
 Att. 35,179 - Unknown

AB	32
R	1
H	6
RBI	1
BB	0
SO	2
LOB	9



Batter	1	2	3	4	5	6	7	8	9	AB R H RBI BB SO LOB	TOP											
Al Spangler, L (1, 7) OBP: 0.263, SLG: 0.267	4-2 FC8-4 BB		1-3 K	0-0 1-3			0-2 F8		1-2 6-3	4 0 0 0 1 1 2												
Nellie Fox, L (1, 4) OBP: 0.314, SLG: 0.326	0-2 FC8-4 1-2f		0-2 4-3		3-2 2B 1B		1-0 1-3			4 0 1 0 0 0 1												
Joe Gaines, R (1, 9) OBP: 0.345, SLG: 0.444 Carroll Hardy, R (8, 9) OBP: 0.143, SLG: 0.143	3-3 K			1-2 1B 3B	0-2 F2		0-3 K			4 1 1 0 0 2 2 0 0 0 0 0 0 0												
Walt Bond, L (1, 3) OBP: 0.310, SLG: 0.452	0-3 K			3-3 K	2-2 2B			0-3 K		4 0 1 0 0 3 2												
Mike White, R (1, 8) OBP: 0.356, SLG: 0.363		4-2 G5-4-3 1B BB		2-2 WP 1B 2B 1B	0-2 4-3			1-1 CS 1B		3 1 2 1 1 0 2												
Bob Lillis, R (1, 5) OBP: 0.318, SLG: 0.335		0-1 G5-4-3 1-2 1B		0-1 3-H 1-2 2B 1B	0-1 1-3			3-2 5-3 1-2		4 1 2 0 0 0 3												
Eddie Kasko, R (1, 6) OBP: 0.300, SLG: 0.282		1-0 G5-4-3 1-2f 2-3		4-1 1-2 2-3 2B IBB		0-0 5-3			1-2 5-3	3 1 0 0 1 0 2												
Jerry Grote, R (1, 2) OBP: 0.257, SLG: 0.323		0-0 F8		2-2 1-H 2-H 3-H 2B		1-0 6-3			1-2 E5	4 0 1 3 0 0 1												
Jim Owens, R (1, 1) OBP: 0.158, SLG: 0.211 Hal Woodeshick, R (7, 1)			2-3 K	1-3 K		0-3 K			3-3 K	3 0 0 0 0 3 1 1 0 0 0 0 1 1												
Inning Stats	R: 0 E: 0 K: 2 S: 17	H: 0 LOB: 1 BB: 1 P: 24	R: 0 E: 0 K: 0 S: 6	H: 1 LOB: 1 BB: 1 P: 11	R: 0 E: 0 K: 2 S: 12	H: 0 LOB: 0 BB: 0 P: 15	R: 4 E: 0 K: 2 S: 28	H: 4 LOB: 1 BB: 1 P: 41	R: 0 E: 0 K: 0 S: 15	H: 2 LOB: 2 BB: 0 P: 20	R: 0 E: 0 K: 1 S: 5	H: 0 LOB: 0 BB: 0 P: 6	R: 0 E: 0 K: 1 S: 7	H: 0 LOB: 0 BB: 0 P: 8	R: 0 E: 0 K: 1 S: 8	H: 1 LOB: 0 BB: 0 P: 12	R: 0 E: 1 K: 1 S: 14	H: 0 LOB: 1 BB: 0 P: 20	1B: 5 2B: 2 3B: 1 HR: 0	SF: 0 SAC: 0 DP: 1 HBP: 0	WP: 1 PB: 0 SB: 0 CS: 1	PA: 37
PITCHER	IP WLS BF H R ER SO BB IBB HBP BLK WP HR S P ERA WHIP																					
Joe Moeller, R (1, 1) ERA: 3.48	4.1 L 22 7 4 4 6 2 1 0 0 1 0 73 106 8.31 2.077																					
Howie Reed, R (5, 1) ERA: 3.38	0.2 2 0 0 0 0 0 0 0 0 0 0 5 5 0.00 0.000																					
Bob Miller, R (6, 1) ERA: 2.52	2.0 6 0 0 0 2 0 0 0 0 0 0 12 14 0.00 0.000																					
Ron Perranoski, L (8, 1) ERA: 3.34	2.0 7 1 0 0 2 0 0 0 0 0 0 22 32 0.00 0.500																					

Houston Colt 45's @ Los Angeles Dodgers
Dodger Stadium, Los Angeles, CA
 Mon Jul 20 1964, 7:05 PM PDT
 Att: 19,090 - Unknown

AB	34
R	4
H	8
RBI	4
BB	3
SO	10
LOB	17



BOTTOM

Houston Colt 45's @ Los Angeles Dodgers
Dodger Stadium, Los Angeles, CA

livebaseballscorecards.com

AB	32
R	1
H	9
RBI	1
BB	2
SO	6
LOB	17



WP:	0	PA:	37
PB:	1		
SB:	0		
CS:	1		

Mon Jul 20 1964, 7:05 PM PDT
Att. 19,090 - Unknown

AB R H RBI BB SO LOB

5	0	1	0	0	0	3
4	0	0	0	0	1	3
4	0	2	0	0	0	0
3	0	0	0	0	0	1
1	0	1	0	1	0	0
2	0	0	0	0	1	3
4	1	2	0	0	0	2
3	0	1	0	0	2	2
1	0	0	0	0	0	0
0	0	0	0	0	0	0
1	0	0	0	0	0	1
0	0	0	0	0	0	0
1	0	0	0	0	1	1
0	0	0	0	0	0	0
1	0	0	0	0	1	1

Batter	1	2	3	4	5	6	7	8	9
Maury Wills, S OBP: 0.327, SLG: 0.331 (1, 6)	2-2 F7		1-1 6-3		1-2 F7		0-2 1B		0-2 FC6
Derrell Griffith, L OBP: 0.314, SLG: 0.394 (1, 5)	0-2 F9		0-0 G3			1-3 K	0-1 L6		
Willie Davis, L OBP: 0.306, SLG: 0.424 (1, 8)	1-0 F6			0-1 G3		0-1 1B		0-0 1B	
Ron Fairly, L OBP: 0.388, SLG: 0.422 (1, 3)		1-1 F5		1-2 4-3		1-1 4-3		4-2 1B	
John Roseboro, L OBP: 0.372, SLG: 0.419 Doug Camilli, R OBP: 0.202, SLG: 0.210 (1, 2) (5, 2)		4-0 CS 1B		0-1 1B		0-3 K		0-1 G6-3	
Tommy Davis, R OBP: 0.318, SLG: 0.364 (1, 7)		1-1 1B		0-1 L9			3-2 1B	2-2 F9	
Wally Moon, L OBP: 0.308, SLG: 0.341 Dick Tracewski, R OBP: 0.333, SLG: 0.337 (1, 9) (9, PH)		3-3 K			2-3 K		1-1 1B		1-1 F9
Nate Oliver, R OBP: 0.306, SLG: 0.274 (1, 4)			1-1 SH2-4 1B		0-0 PB 1B		0-2 SF9		4-2 FC6
Joe Moeller, R OBP: 0.061, SLG: 0.031 Howie Reed, R (5, PH) Jim Gilliam, S OBP: 0.301, SLG: 0.281 Bob Miller, R OBP: 0.231, SLG: 0.091 Frank Howard, R OBP: 0.296, SLG: 0.457 Ron Penranoski, L OBP: 0.091, SLG: 0.091 Lee Walls, R OBP: 0.333, SLG: 0.316 (1, 1) (5, 1) (6, 1) (7, PH) (8, 1) (9, PH)			0-2 SH2-4		1-0 L7		1-3 K		1-3 K

Inning Stats	R: 0	H: 0	R: 0	H: 1	R: 0	H: 1	R: 0	H: 1	R: 0	H: 1	R: 0	H: 1	R: 0	H: 1	R: 0	H: 1	R: 0	H: 1	R: 0	H: 0	R: 0	H: 0	1B: 9	SF: 1	WP: 0	PA: 37
	E: 0	LOB: 0	E: 0	LOB: 2	E: 0	LOB: 1	E: 0	LOB: 1	E: 0	LOB: 1	E: 0	LOB: 1	E: 0	LOB: 1	E: 0	LOB: 1	E: 0	LOB: 1	E: 0	LOB: 1	E: 0	LOB: 1	2B: 1 <td>SAC: 1 <td>PB: 1 <td></td> </td></td>	SAC: 1 <td>PB: 1 <td></td> </td>	PB: 1 <td></td>	
	K: 0	BB: 0	K: 1	BB: 1	K: 0	BB: 0	K: 2	BB: 0	K: 1	BB: 0	K: 1	BB: 0	K: 1	BB: 0	K: 1	BB: 0	K: 1	BB: 0	K: 1	BB: 1	K: 1	BB: 1	3B: 0	DP: 2 <td>SB: 0</td> <td></td>	SB: 0	
	S: 7	P: 10	S: 9	P: 18	S: 8	P: 10	S: 10	P: 11	S: 8	P: 12	S: 10	P: 12	S: 16	P: 21	S: 9	P: 15	S: 13	P: 19	S: 13	P: 19	S: 13	P: 19	HR: 0	HBP: 1	CS: 1	

PITCHER	IP	WLS	BF	H	R	ER	SO	BB	IBB	HBP	BLK	WP	HR	S	P	ERA	WHIP
Jim Owens, R ERA: 3.8 (1, 1)	6.2	W	28	8	1	1	5	1	0	0	0	0	0	66	92	1.35	1.350
Hal Woodeshick, L ERA: 2.22 (7, 1)	2.1	S	9	1	0	0	1	1	0	1	0	0	0	24	36	0.00	0.857

Batter	1	2	3	4	5	6	7	8	9	AB R H RBI BB SO LOB	TOP											
Al Spangler, L (1, 7) OBP: 0.263, SLG: 0.279	1-1 F8		3-1 3-1		3-1 F5			2-1 HR		4 1 1 1 0 0 2	Houston Colt 45's @ Los Angeles Dodgers Dodger Stadium, Los Angeles, CA Tue Jul 21 1964, 7:05 PM PDT Att: 21,873 - Unknown											
Nellie Fox, L (1, 4) OBP: 0.313, SLG: 0.325	1-1 6-3			0-0 FC3-6 1B		0-0 4-3		3-2 L9		4 0 1 0 0 0 0												
Joe Gaines, R (1, 9) OBP: 0.337, SLG: 0.432	0-3 K			0-2 FC3-6 1-2f		2-1 F8		0-3 K		4 0 0 0 0 2 1												
Walt Bond, L (1, 3) OBP: 0.306, SLG: 0.446 Dave Roberts, L (8, 3) OBP: 0.302, SLG: 0.250		0-0 F2		0-0 E4		2-3 K		1-3 K		4 0 0 0 0 2 1 0 0 0 0 0 0 0												
Mike White, R (1, 8) OBP: 0.350, SLG: 0.356		1-0 F7		0-3 K			2-2 5-3		0-0 F6	4 0 0 0 0 1 2												
Bob Lillis, R (1, 5) OBP: 0.317, SLG: 0.333		2-1 L7		0-1 F6			0-0 1B 1B		0-1 F6	4 0 1 0 0 0 2												
Eddie Kasko, R (1, 6) OBP: 0.303, SLG: 0.283			4-2 BB		0-0 L5		1-2 1B		2-3 K	3 0 1 0 1 1 0												
Jerry Grote, R (1, 2) OBP: 0.252, SLG: 0.315			2-3 K		0-2 F8		0-3 K			3 0 0 0 0 2 3												
Bob Bruce, R (1, 1) OBP: 0.297, SLG: 0.286			1-3 K		0-1 WP 1B		1-0 F6			3 0 1 0 0 1 3												
Inning Stats	R: 0 E: 0 K: 1 S: 8	H: 0 LOB: 0 BB: 0 P: 10	R: 0 E: 0 K: 0 S: 4	H: 0 LOB: 0 BB: 0 P: 7	R: 0 E: 0 K: 2 S: 10	H: 0 LOB: 1 BB: 1 P: 20	R: 0 E: 1 K: 1 S: 10	H: 1 LOB: 2 BB: 0 P: 10	R: 0 E: 0 K: 1 S: 8	H: 1 LOB: 1 BB: 0 P: 11	R: 0 E: 0 K: 1 S: 6	H: 0 LOB: 0 BB: 0 P: 10	R: 0 E: 0 K: 1 S: 12	H: 2 LOB: 2 BB: 0 P: 16	R: 1 E: 0 K: 2 S: 11	H: 1 LOB: 0 BB: 0 P: 17	R: 0 E: 0 K: 1 S: 6	H: 0 LOB: 0 BB: 0 P: 8	1B: 4 2B: 0 3B: 0 HR: 1	SF: 0 SAC: 0 DP: 0 HBP: 0	WP: 1 PB: 0 SB: 0 CS: 0	PA: 34
PITCHER Don Drysdale, R (1, 1) ERA: 2.24	IP 9.0	WLS L	BF 34	H 5	R 1	ER 1	SO 9	BB 1	IBB 0	HBP 0	BLK 0	WP 1	HR 1	S 75	P 109	ERA 1.00	WHIP 0.667					

AB	33
R	1
H	5
RBI	1
BB	1
SO	9
LOB	14



Batter	1	2	3	4	5	6	7	8	9	AB R H RBI BB SO LOB
--------	---	---	---	---	---	---	---	---	---	----------------------

Maury Wills, S <small>(1, 6) OBP: 0.331, SLG: 0.340</small>										5 0 3 0 0 0 1
Derrell Griffith, L <small>(1, 5) OBP: 0.315, SLG: 0.387</small> Jim Gilliam, S <small>(6, 5) OBP: 0.300, SLG: 0.279</small>										2 0 0 0 1 1 1 1 0 0 0 0 0 2
Willie Davis, L <small>(1, 8) OBP: 0.305, SLG: 0.422</small>										4 0 1 0 0 1 2
Ron Fairly, L <small>(1, 3) OBP: 0.384, SLG: 0.417</small>										3 0 0 0 0 1 0
Tommy Davis, R <small>(1, 7) OBP: 0.317, SLG: 0.362</small>										4 0 1 0 0 0 1
Frank Howard, R <small>(1, 9) OBP: 0.300, SLG: 0.458</small>										4 0 2 0 0 0 1
Nate Oliver, R <small>(1, 4) OBP: 0.305, SLG: 0.274</small>										4 0 1 0 0 2 4
Doug Camilli, R <small>(1, 2) OBP: 0.195, SLG: 0.202</small> Wes Parker, S <small>(9, PH) OBP: 0.272, SLG: 0.308</small>										3 0 0 0 0 0 0 1 0 0 0 0 1 1
Don Drysdale, R <small>(1, 1) OBP: 0.235, SLG: 0.288</small> Wally Moon, L <small>(9, PH) OBP: 0.304, SLG: 0.337</small>										3 0 1 0 0 0 0 1 0 0 0 0 0 1

Inning Stats	R: 0 H: 0 E: 0 K: 1 S: 7	R: 0 H: 1 E: 0 K: 1 S: 8	R: 0 H: 1 E: 0 K: 1 S: 11	R: 0 H: 0 E: 1 K: 0 S: 9	R: 0 H: 1 E: 0 K: 0 S: 5	R: 0 H: 2 E: 0 K: 2 S: 13	R: 0 H: 2 E: 0 K: 0 S: 7	R: 0 H: 1 E: 0 K: 1 S: 4	R: 0 H: 1 E: 1 K: 1 S: 12	1B: 8 2B: 0 3B: 1 HR: 0	SF: 0 SAC: 1 DP: 1 HBP: 0
--------------	--------------------------	--------------------------	---------------------------	--------------------------	--------------------------	---------------------------	--------------------------	--------------------------	---------------------------	-------------------------	---------------------------

PITCHER Bob Bruce, R <small>(1, 1) ERA: 2.59</small>	IP 9.0 WLS W BF 37 H 9 R 0 ER 0 SO 6 BB 1 IBB 0 HBP 0 BLK 0 WP 0 HR 0 S 76 P 106 ERA 0.00 WHIP 1.111	PITCHER <small>IP WLS BF H R ER SO BB IBB HBP BLK WP HR S P ERA WHIP</small>	WP: 0 PA: 37 PB: 0 SB: 0 CS: 0
--	--	--	---

BOTTOM

Houston Colt 45's @ Los Angeles Dodgers
Dodger Stadium, Los Angeles, CA

Tue Jul 21 1964, 7:05 PM PDT
 Att. 21,873 - Unknown

livebaseballscorecards.com

AB	35
R	0
H	9
RBI	0
BB	1
SO	6
LOB	14



Batter	1	2	3	4	5	6	7	8	9	AB R H RBI BB SO LOB	TOP											
Bob Lillis, R (1, 4) OBP: 0.310, SLG: 0.326	1-0 F7		0-0 6-3			0-1 4-3		0-0 6-3		4 0 0 0 0 0 0	Houston Colt 45's @ Los Angeles Dodgers Dodger Stadium, Los Angeles, CA Wed Jul 22 1964, 7:05 PM PDT Att. 24,371 - Unknown livebaseballscorecards.com											
Dave Roberts, L (1, 3) OBP: 0.300, SLG: 0.263	2-3 K		3-2 2B			2-3 K		0-3 K	4 0 1 0 0 3 0													
Joe Gaines, R (1, 9) OBP: 0.335, SLG: 0.428	0-3 K		1-2 F8			0-0 1B		2-1 F9	4 0 1 0 0 1 1													
Carroll Hardy, R (1, 7) OBP: 0.120, SLG: 0.120		0-3 K		1-3 K		0-3 K		0-3 K	4 0 0 0 0 4 1													
Bob Aspromonte, R (1, 5) OBP: 0.324, SLG: 0.430		0-0 F4		0-2 F8			2-2 3-1		3 0 0 0 0 0 0													
Mike White, R (1, 8) OBP: 0.350, SLG: 0.356		3-2 1B		1-2 F6			1-3 K		3 0 1 0 0 1 0													
Eddie Kasko, R (1, 6) OBP: 0.303, SLG: 0.283		1-0 1B			0-1 F4		2-2 F7		3 0 1 0 0 0 0													
John Bateman, R (1, 2) OBP: 0.260, SLG: 0.315		3-3 K			2-1 F2			0-2 F4	3 0 0 0 0 1 2													
Ken Johnson, R (1, 1) OBP: 0.122, SLG: 0.170			1-1 F8		2-3 K			0-3 K	2 0 0 0 0 1 0													
Walt Bond, L (8, PH) OBP: 0.305, SLG: 0.444									1 0 0 0 0 1 0													
Don Larsen, R (8, 1)									0 0 0 0 0 0 0													
Inning Stats	R: 0 E: 0 K: 2 S: 8	H: 0 LOB: 0 BB: 0 P: 11	R: 0 E: 0 K: 2 S: 13	H: 2 LOB: 2 BB: 0 P: 20	R: 0 E: 0 K: 0 S: 9	H: 1 LOB: 1 BB: 0 P: 14	R: 0 E: 0 K: 1 S: 9	H: 0 LOB: 0 BB: 0 P: 11	R: 0 E: 0 K: 1 S: 7	H: 0 LOB: 0 BB: 0 P: 11	R: 0 E: 0 K: 1 S: 10	H: 1 LOB: 1 BB: 0 P: 12	R: 0 E: 0 K: 1 S: 11	H: 0 LOB: 0 BB: 0 P: 16	R: 0 E: 0 K: 1 S: 7	H: 0 LOB: 0 BB: 0 P: 7	R: 0 E: 0 K: 2 S: 9	H: 0 LOB: 0 BB: 0 P: 11	1B: 3 2B: 1 3B: 0 HR: 0	SF: 0 SAC: 0 DP: 0 HBP: 0	WP: 0 PB: 0 SB: 0 CS: 0	PA: 31
PITCHER Sandy Koufax, L (1, 1) ERA: 1.78	IP: 9.0 WLS: W BF: 31 H: 4 R: 0 ER: 0 SO: 12 BB: 0 IBB: 0 HBP: 0 BLK: 0 WP: 0 HR: 0 S: 83 P: 113 ERA: 0.00 WHIP: 0.444											PITCHER	IP: 9.0 WLS: W BF: 31 H: 4 R: 0 ER: 0 SO: 12 BB: 0 IBB: 0 HBP: 0 BLK: 0 WP: 0 HR: 0 S: 83 P: 113 ERA: 0.00 WHIP: 0.444									



Batter	1	2	3	4	5	6	7	8	9	AB	R	H	RBI	BB	SO	LOB							
Maury Wills, S OBP: 0.332, SLG: 0.342 (1, 6)	0-0 G3 SH3 1B		2-1 6-3	2-0 2-H 1B			1-2 4-3			4	0	2	0	0	0	0							
Derrell Griffith, L OBP: 0.318, SLG: 0.398 (1, 5) Jim Gilliam, S OBP: 0.298, SLG: 0.278 (6, 5)	1-1 SH3 1-2		0-0 3-1 2B			0-1 F8	2-2 F7			2	1	1	0	0	0	0							
Willie Davis, L OBP: 0.302, SLG: 0.417 (1, 8)	1-0 G3 2-3		3-2 3-1			0-0 G3	1-2 F9			4	0	0	0	0	0	2							
Ron Fairly, L OBP: 0.382, SLG: 0.418 (1, 3)	1-3 K		2-0 1B 2B			0-1 3-1	2-0 F3			4	0	1	1	0	1	1							
Tommy Davis, R OBP: 0.316, SLG: 0.361 (1, 7)		0-0 5-3	0-2 2-3 1B			2-0 1-3	0-3 K			4	0	1	0	0	1	0							
Frank Howard, R OBP: 0.297, SLG: 0.452 (1, 9) Wes Parker, S OBP: 0.272, SLG: 0.308 (9, 9)		1-3 K	0-3 K			3-3 K	0-2 L5			4	0	0	0	0	3	2							
Nate Oliver, R OBP: 0.321, SLG: 0.286 (1, 4)		2-0 CI 1B		3-2 SH1-4 1B 1B		4-1 S BB				2	0	2	0	1	0	0							
Doug Camilli, R OBP: 0.205, SLG: 0.202 (1, 2)		0-0 CI 1-2		0-1 SH1-4 1-2		4-1 IBB				0	0	0	0	1	0	0							
Sandy Koufax, R OBP: 0.121, SLG: 0.089 (1, 1)		1-0 1-3		0-3 K		1-3 K				3	0	0	0	0	2	5							
Inning Stats	R: 0 E: 0 K: 1 S: 7	H: 1 LOB: 1 BB: 0 P: 10	R: 0 E: 1 K: 1 S: 7	H: 1 LOB: 2 BB: 0 P: 11	R: 1 E: 0 K: 1 S: 14	H: 3 LOB: 2 BB: 0 P: 21	R: 0 E: 0 K: 1 S: 9	H: 2 LOB: 2 BB: 0 P: 14	R: 0 E: 0 K: 0 S: 5	H: 0 LOB: 0 BB: 0 P: 5	R: 0 E: 0 K: 2 S: 9	H: 0 LOB: 2 BB: 2 P: 23	R: 0 E: 0 K: 0 S: 10	H: 0 LOB: 0 BB: 0 P: 14	R: 0 E: 0 K: 1 S: 7	H: 0 LOB: 0 BB: 0 P: 9	1B: 5 2B: 2 3B: 0 HR: 0	SF: 0 SAC: 2 DP: 0 HBP: 0	WP: 0 PB: 1 SB: 1 CS: 0	PA: 33			
PITCHER Ken Johnson, R ERA: 3.26 (1, 1) Don Larsen, R ERA: 2.63 (8, 1)	IP 7.0 1.0	WLS L 3	BF 30 3	H 7 0	R 1 0	ER 1 0	SO 6 1	BB 1 0	IBB 1 0	HBP 0 0	BLK 0 0	WP 0 0	HR 0 0	S 61 7	P 98 9	ERA 1.29 0.00	WHIP 1.143 0.000						

BOTTOM

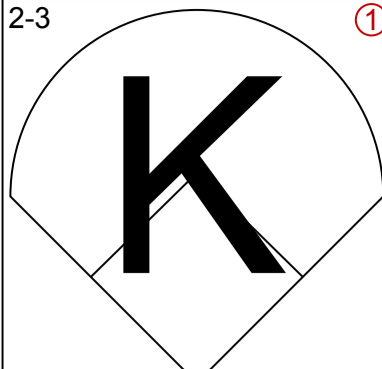
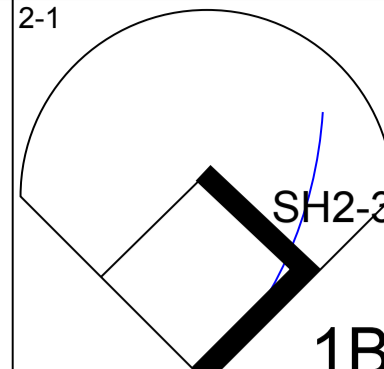
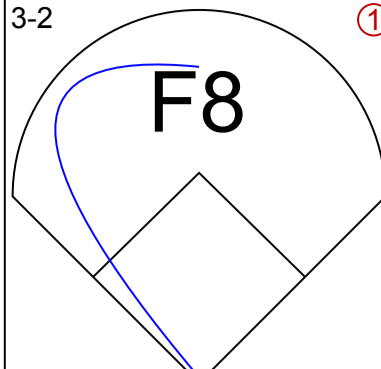
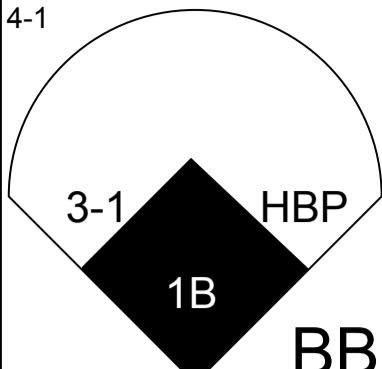
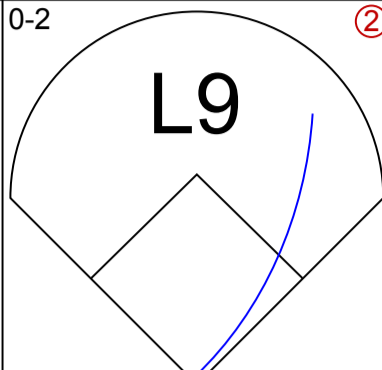
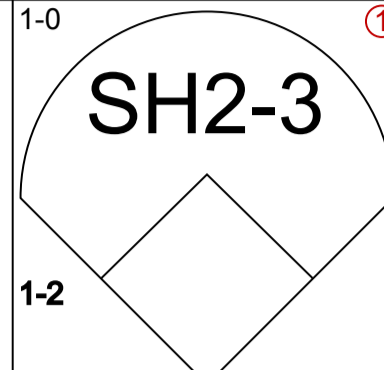
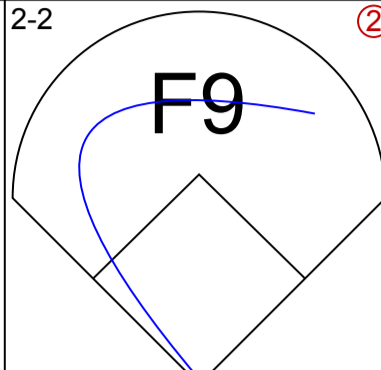
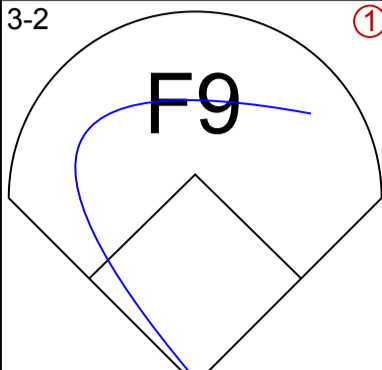
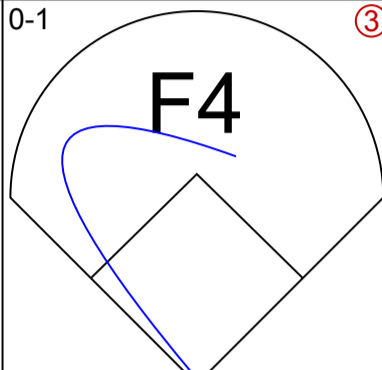
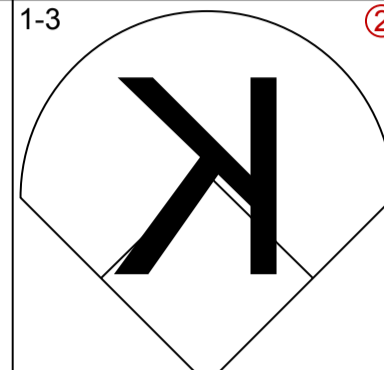
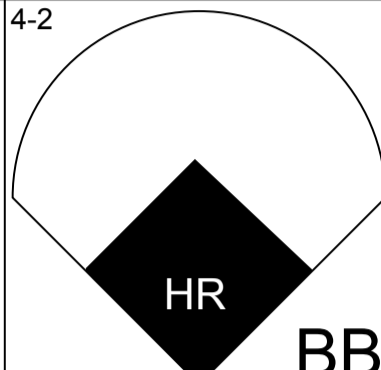
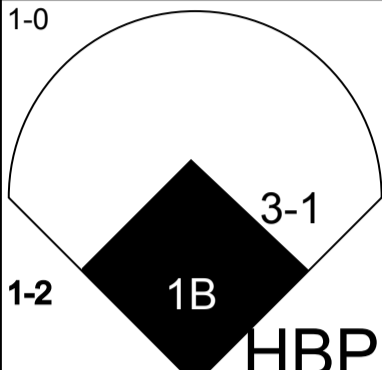
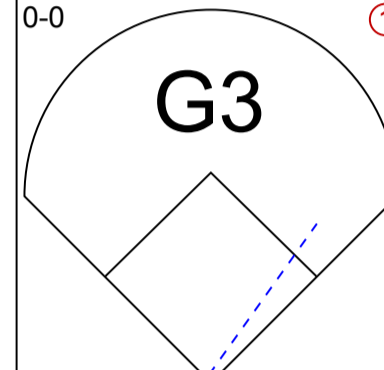
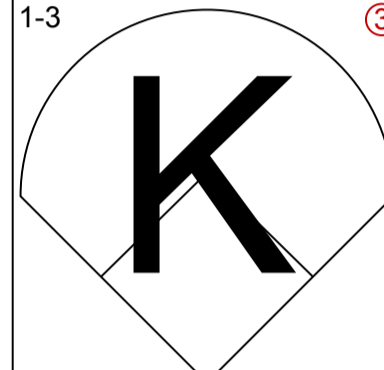
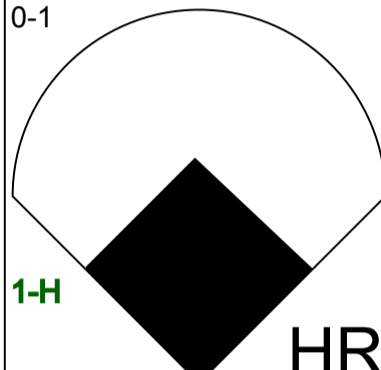
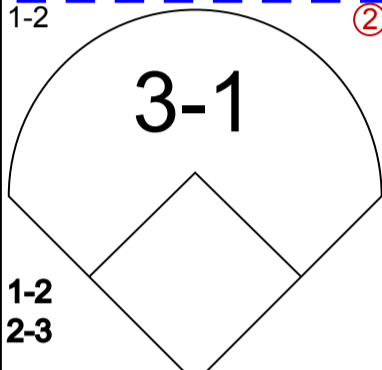
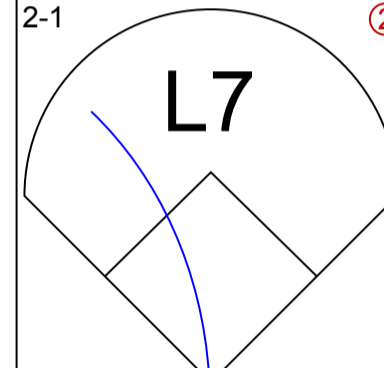
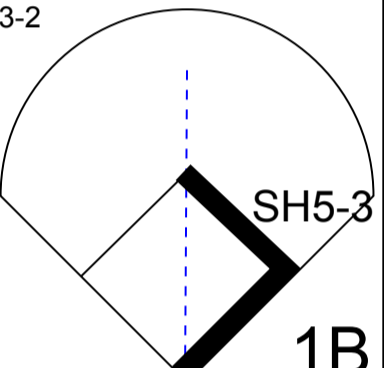
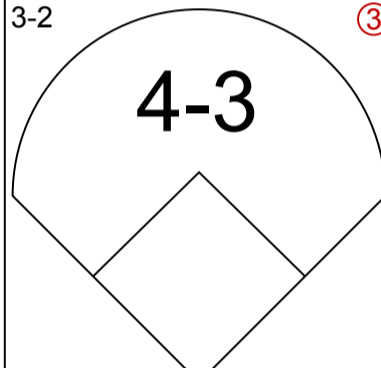
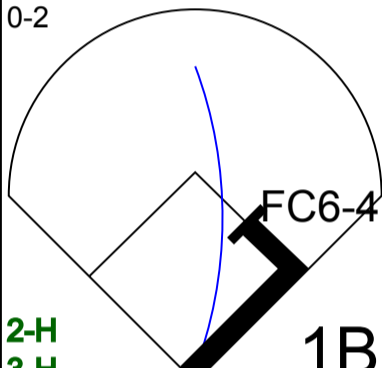
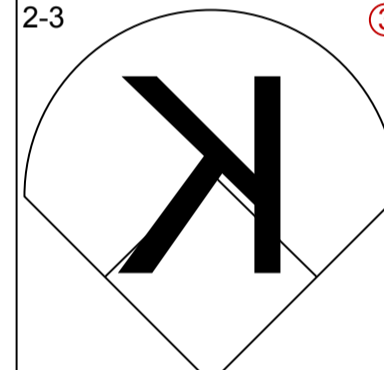
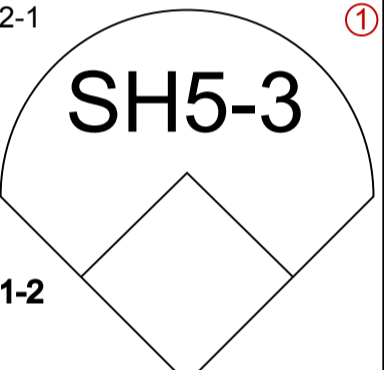
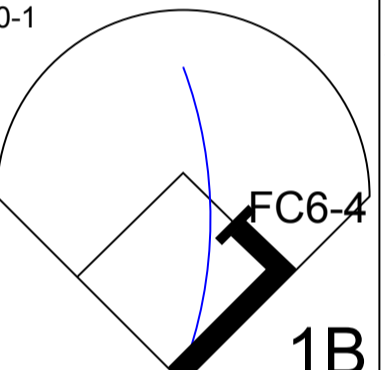
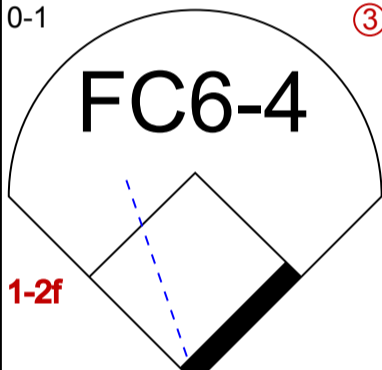
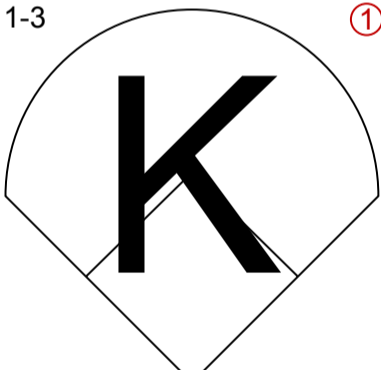
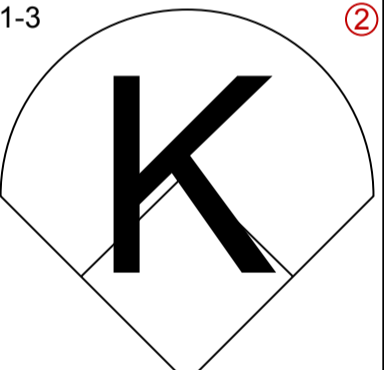
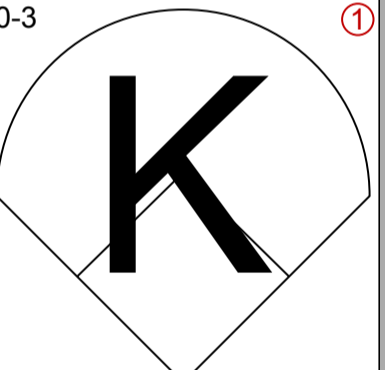
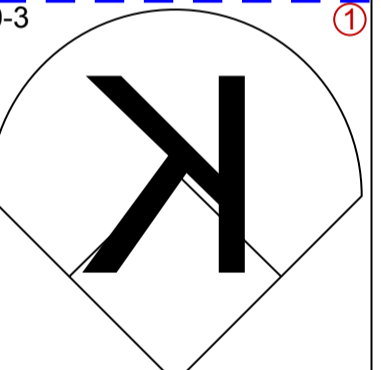
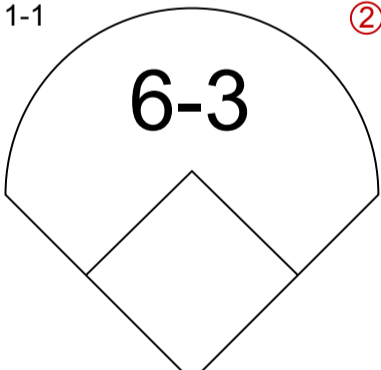
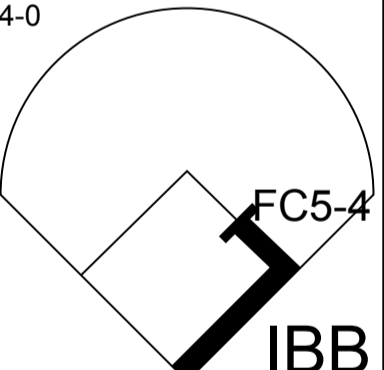
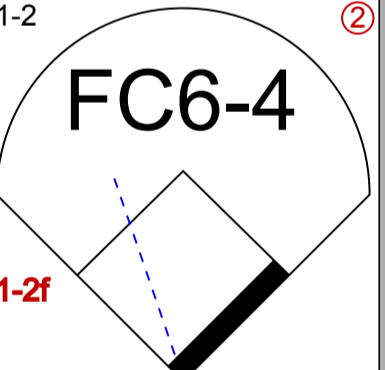
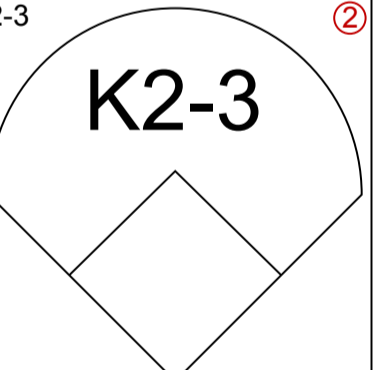
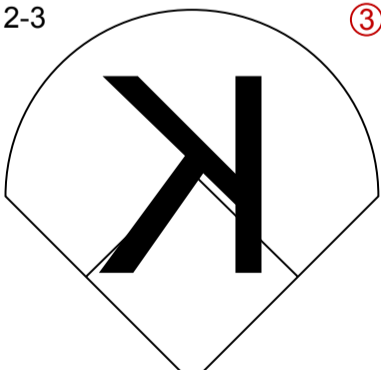
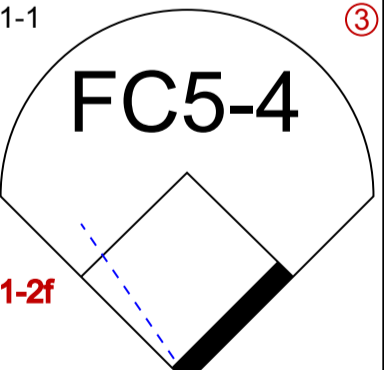
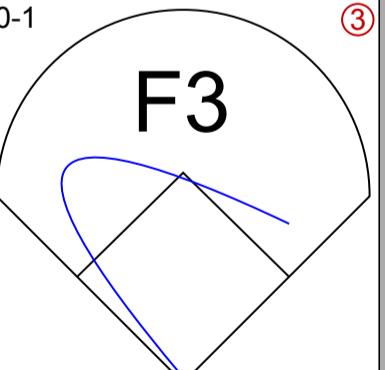
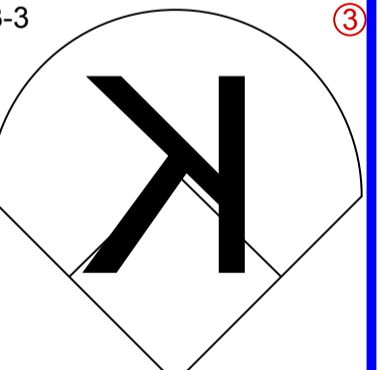
Houston Colt 45's @ Los Angeles Dodgers
Dodger Stadium, Los Angeles, CA

Wed Jul 22 1964, 7:05 PM PDT
Att. 24,371 - Unknown

livebaseballscores.com

AB	28
R	1
H	7
RBI	1
BB	2
SO	7
LOB	10



Batter	1	2	3	4	5	6	7	8	9	AB R H RBI BB SO LOB	TOP														
Al Spangler, L (1, 7) OBP: 0.266, SLG: 0.280	2-3 			2-1  SH2-3 1B		3-2 		4-1  3-1 1B HBP BB		3 1 1 0 1 1 0	Houston Colt 45's @ Los Angeles Dodgers Dodger Stadium, Los Angeles, CA Thu Jul 23 1964, 7:05 PM PDT Att. 19,599 - Unknown														
Nellie Fox, L (1, 4) OBP: 0.310, SLG: 0.322	0-2 			1-0  1-2		2-2 		3-2 		3 0 0 0 0 0 1															
Joe Gaines, R (1, 9) OBP: 0.331, SLG: 0.422 Carroll Hardy, R (4, 9) OBP: 0.185, SLG: 0.120	0-1 			1-3 		4-2  BB		1-0  3-1 1B HBP		2 0 0 0 0 1 1 0 2 0 0 1 0 0															
Walt Bond, L (1, 3) OBP: 0.304, SLG: 0.451		0-0 		1-3 		0-1  1-H		1-2  3-1		4 1 1 2 0 1 3															
Bob Aspromonte, R (1, 5) OBP: 0.326, SLG: 0.431		2-1 			3-2  1B		3-2 		0-2  1B			4 0 2 2 0 0 0													
Mike White, R (1, 8) OBP: 0.350, SLG: 0.356		2-3 			2-1  1-2		0-1  1B		0-1  1-2f			3 0 1 0 0 1 1													
Eddie Kasko, R (1, 6) OBP: 0.299, SLG: 0.279			1-3 		1-3 		0-3 		0-3 			4 0 0 0 0 4 2													
John Bateman, R (1, 2) OBP: 0.260, SLG: 0.310			1-1 		4-0  IBB		1-2  1-2f		2-3 			3 0 0 0 1 1 1													
Turk Farrell, R (1, 1) OBP: 0.113, SLG: 0.078 Hal Woodeshick, R (8, 1) Claude Raymond, R (9, 1) OBP: 0.100, SLG: 0.222			2-3 		1-1  1-2f		0-1 		3-3 			3 0 0 0 0 1 3 1 0 0 0 0 1 0 0 0 0 0 0 0 0													
Inning Stats	R: 0 E: 0 K: 1 S: 9	H: 0 LOB: 0 BB: 0 P: 11	R: 0 E: 0 K: 1 S: 6	H: 0 LOB: 0 BB: 0 P: 10	R: 0 E: 0 K: 2 S: 9	H: 0 LOB: 0 BB: 0 P: 13	R: 0 E: 0 K: 2 S: 10	H: 1 LOB: 1 BB: 0 P: 15	R: 0 E: 0 K: 1 S: 10	H: 1 LOB: 2 BB: 1 P: 21	R: 2 E: 0 K: 0 S: 16	H: 1 LOB: 0 BB: 1 P: 28	R: 0 E: 0 K: 1 S: 11	H: 1 LOB: 1 BB: 0 P: 12	R: 2 E: 0 K: 0 S: 12	H: 1 LOB: 1 BB: 1 P: 21	R: 0 E: 0 K: 3 S: 10	H: 0 LOB: 0 BB: 0 P: 15	1B: 4 2B: 0 3B: 0 HR: 1	SF: 0 SAC: 2 DP: 0 HBP: 1	WP: 0 PB: 0 SB: 0 CS: 0	PA: 36			
PITCHER	IP WLS BF H R ER SO BB IBB HBP BLK WP HR S P ERA WHIP																								
Phil Ortega, R (1, 1) ERA: 3.71	7.1		30	4	4	4	8	2	1	1	0	0	1	75	122	4.91	0.818								
Ron Perranoski, L (8, 1) ERA: 3.31	0.2		3	1	0	0	0	0	0	0	0	0	0	8	9	0.00	1.500								
Bob Miller, R (9, 1) ERA: 2.49	1.0	W	3	0	0	0	3	0	0	0	0	0	0	10	15	0.00	0.000								

AB	30
R	4
H	5
RBI	4
BB	3
SO	11
LOB	12



BOTTOM

Houston Colt 45's @ Los Angeles Dodgers
Dodger Stadium, Los Angeles, CA

Thu Jul 23 1964, 7:05 PM PDT
 Att. 19,599 - Unknown

livebaseballscorecards.com

AB 37
R 5
H 13
RBI 4
BB 3
SO 4
LOB 16



AB	R	H	RBI	BB	SO	LOB
4	1	2	1	1	0	1
4	1	1	0	0	1	4
0	0	0	0	0	0	0
1	0	0	0	0	1	2
5	1	2	0	0	0	0
5	0	3	2	0	0	0
4	0	1	1	0	0	1
3	0	0	0	1	0	2
4	0	2	0	0	1	2
3	0	1	0	1	0	1
0	1	0	0	0	0	0
2	0	1	0	0	1	1
0	0	0	0	0	0	0
2	1	0	0	0	0	2

WP	PA
0	40

PITCHER	IP	WLS	BF	H	R	ER	SO	BB	IBB	HBP	BLK	WP	HR	S	P	ERA	WHIP
Turk Farrell, R	(1, 1)	7.2		9	2	2	3	2	0	0	0	0	0	69	107	2.35	1.435
Hal Woodeshick, L	(8, 1)	0.1		1	2	2	0	1	0	0	0	0	0	5	13	54.00	6.000
Claude Raymond, R	(9, 1)	0.2	L	3	1	1	1	0	0	0	0	0	0	10	13	13.50	4.500

Batter	1	2	3	4	5	6	7	8	9
Maury Wills, S (1, 6) OBP: 0.336, SLG: 0.343	0-2 CS 1B		4-0 1-2 BB		1-0 1-2f FC6-4			2-2 F7	1-0 1B 1B
Derrell Griffith, L (1, 5) OBP: 0.316, SLG: 0.402	0-3 K		1-1 F3		0-0 4-3			0-2 E 2B	1-3 K
Bob Miller, R (9, 1) OBP: 0.231, SLG: 0.091									
Wally Moon, L (9, PH) OBP: 0.301, SLG: 0.333									
Willie Davis, L (1, 8) OBP: 0.303, SLG: 0.417	1-0 4-3				0-0 F8		1-1 4-3	3-2 E6 1B 1B	0-1 1B 1B
Ron Fairly, L (1, 3) OBP: 0.386, SLG: 0.426		3-2 G3		0-0 2B		1-0 L8		0-0 1B 1B	0-2 1B 1B
Tommy Davis, R (1, 7) OBP: 0.316, SLG: 0.360		0-0 5-3		2-0 6-3		0-1 F4		2-2 FC6-4 1B	
Frank Howard, R (1, 9) OBP: 0.296, SLG: 0.447		2-2 6-3		4-2 BB		0-0 L8		2-0 FC6-4 1B	
Nate Oliver, R (1, 4) OBP: 0.326, SLG: 0.293			1-0 G1-6-3 1B		0-3 K		2-1 F9		2-2 FC1-5 BB 1B
Doug Camilli, R (1, 2) OBP: 0.217, SLG: 0.207			2-2 G1-6-3 1B		1-0 FC6-4 1B		1-2 F4		4-1 FC1-5 1B BB
Wes Parker, S (9, PR) OBP: 0.272, SLG: 0.308									
Phil Ortega, R (1, 1) OBP: 0.182, SLG: 0.167			1-1 BB 1B		1-3 K			2-2 6-3	1-0 FC1-5 1B 1B
Ron Perranoski, L (8, 1) OBP: 0.091, SLG: 0.091									1-2 2-3f
Jim Gilliam, S (8, PH) (9, 5) OBP: 0.296, SLG: 0.276									

Inning	R	H	E	K	S	H	LOB	BB	P	R	H	E	K	S	H	LOB	BB	P	1B	2B	3B	SF	SAC	DP	HBP
1	0	1	0	1	9	2	0	0	9	0	0	0	1	9	2	0	0	9	11	3	0	0	2	0	0
2	0	0	0	0	9	0	0	9	9	0	0	0	1	9	0	0	14	9	3	0	0	0	0	0	0
3	0	2	0	0	8	2	1	1	8	0	0	0	0	8	2	17	17	8	4	0	0	0	0	0	0
4	0	1	0	1	9	2	1	1	9	0	0	0	1	9	2	1	15	9	4	0	0	0	0	0	0
5	0	1	0	1	6	1	0	0	6	0	0	0	1	6	1	9	9	6	2	0	0	0	0	0	0
6	0	0	0	0	7	0	0	0	7	0	0	0	0	7	0	7	7	5	4	0	0	0	0	0	0
7	0	0	0	0	7	0	0	0	7	0	0	0	0	7	0	10	10	7	2	0	0	0	0	0	0
8	2	4	1	0	18	2	0	0	18	2	4	1	0	18	2	29	29	18	4	2	0	0	2	0	0
9	3	4	0	1	14	4	2	1	14	3	4	2	1	14	23	23	14	3	4	3	0	0	2	0	0

PITCHER	IP	WLS	BF	H	R	ER	SO	BB	IBB	HBP	BLK	WP	HR	S	P	ERA	WHIP
Turk Farrell, R	(1, 1)	7.2	32	9	2	2	3	2	0	0	0	0	0	69	107	2.35	1.435
Hal Woodeshick, L	(8, 1)	0.1	3	1	2	2	0	1	0	0	0	0	0	5	13	54.00	6.000
Claude Raymond, R	(9, 1)	0.2	5	3	1	1	1	0	0	0	0	0	0	10	13	13.50	4.500

Batter	1	2	3	4	5	6	7	8	9	AB R H RBI BB SO LOB	TOP											
Harvey Kuenn, R OBP: 0.335, SLG: 0.369 (1, 9) FFFBX	2-2 6-3 ①		3-1 2B 2B			1B 2B		0-1 G4-6-3 1B		5 2 4 2 0 0 0												
Hal Lanier, R OBP: 0.311, SLG: 0.417 (1, 4) FX	0-1 F3 ②		0-1 6-3 ③			1B 2B		0-1 G4-6-3 ③ 1-2f		5 1 2 3 0 0 2												
Willie McCovey, L OBP: 0.317, SLG: 0.406 Matty Alou, L OBP: 0.295, SLG: 0.267 (1, 7) BSSS	2-3 K ③			2-2 F2 ①		K 4-3			0-2 F7 ①	4 0 0 0 0 2 2 1 0 0 0 0 0 0												
Willie Mays, R OBP: 0.408, SLG: 0.632 (1, 8)		3-2 F8 ①		3-2 L7 ②		4-0 E WP IBB	4-1 2B BB		1-1 F7 ②	3 2 0 0 2 0 0												
Jim Ray Hart, R OBP: 0.344, SLG: 0.476 (1, 5)		0-0 F3 ②		1-2 F6 ③		3-3 K ②	2-2 1B 2B		2-1 E5 1B	5 1 1 1 0 1 2												
Orlando Cepeda, R OBP: 0.377, SLG: 0.555 (1, 3)		0-1 E5 ①			1-2 6-3 ①	0-1 E5 WP 1B 1-3 2-H	1-2 1B		2-1 1B	5 1 2 1 0 0 1												
Tom Haller, L OBP: 0.312, SLG: 0.369 (1, 2)		2-2 F7 ③			2-3 K ②	2-2 1B E WP 1B 2-H 3-H	1-2 G3 ②		1-2 F8 ③	5 1 1 1 0 1 3												
Jose Pagan, R OBP: 0.291, SLG: 0.269 (1, 6)			0-0 F3 ①		0-0 F7 ③	1-1 E5 WP 1B 2B 1-2	0-1 4-3 ③			4 1 0 0 0 0 1												
Juan Marichal, R OBP: 0.183, SLG: 0.134 (1, 1)			0-0 F7 ②			2B 1B		2-1 5-3 ①		4 2 2 0 0 0 0												
Inning Stats	R: 0 E: 0 K: 1 S: 10	H: 0 LOB: 0 BB: 0 P: 14	R: 0 E: 1 K: 0 S: 12	H: 0 LOB: 1 BB: 0 P: 17	R: 0 E: 0 K: 0 S: 6	H: 1 LOB: 1 BB: 0 P: 9	R: 0 E: 0 K: 0 S: 11	H: 0 LOB: 0 BB: 0 P: 17	R: 0 E: 0 K: 1 S: 11	H: 0 LOB: 0 BB: 0 P: 14	R: 9 E: 2 K: 2 S: 29	H: 7 LOB: 1 BB: 1 P: 46	R: 2 E: 0 K: 0 S: 12	H: 2 LOB: 0 BB: 1 P: 20	R: 0 E: 0 K: 0 S: 6	H: 1 LOB: 0 BB: 0 P: 8	R: 0 E: 1 K: 0 S: 12	H: 1 LOB: 2 BB: 0 P: 18	1B: 8 2B: 4 3B: 0 HR: 0	SF: 0 SAC: 0 DP: 1 HBP: 0	WP: 2 PB: 0 SB: 0 CS: 0	PA: 43
PITCHER	IP WLS BF H R ER SO BB IBB HBP BLK WP HR S P ERA WHIP																					
Joe Moeller, R ERA: 3.47 (1, 1)	5.2 L 27 6 8 2 4 0 1 0 0 0 1 0 74 109 3.18 1.059																					
Howie Reed, R ERA: 4.15 (6, 1)	1.1 8 4 3 2 0 1 0 0 0 0 1 0 17 28 13.50 3.750																					
Larry Miller, L ERA: 5.33 (8, 1)	2.0 8 2 0 0 0 0 0 0 0 0 0 0 18 26 0.00 1.000																					

San Francisco Giants @ Los Angeles Dodgers
 Dodger Stadium, Los Angeles, CA
 Fri Jul 24 1964, 7:05 PM PDT
 Att: 54,026 - Unknown

AB	41
R	11
H	12
RBI	8
BB	2
SO	4
LOB	11



Batter	1	2	3	4	5	6	7	8	9	AB	R	H	RBI	BB	SO	LOB
Maury Wills, S OBP: 0.337, SLG: 0.345 (1, 6)	1-0 E7 SH5-3		1-0 1B			0-1 1-3		2-2 G3 WP 2B 1B		4	1	2	0	0	0	0
Derrell Griffith, L OBP: 0.316, SLG: 0.400 (1, 5)	0-1 SH5-3		1-2 F2			1-0 FC4-6 1B		0-0 F9		3	0	1	0	0	0	2
Willie Davis, L OBP: 0.300, SLG: 0.412 (1, 8)	1-0 G3			0-0 4-3		0-0 FC4-6 CS		1-2 G3		4	0	0	0	0	0	3
Ron Fairly, L OBP: 0.384, SLG: 0.427 (1, 3)	2-3 K			2-3 K		0-0 CS	3-2 4-1	3-1 2B		4	0	1	1	0	2	1
Tommy Davis, R OBP: 0.315, SLG: 0.359 (1, 7)		1-3 K		3-2 6-3			2-1 1B E 1B	2-1 F9		4	1	1	0	0	1	1
Frank Howard, R OBP: 0.296, SLG: 0.444 (1, 9)		2-1 4-3			0-0 5-3		2-1 E4 1B 1B		0-3 K	4	1	1	0	0	1	0
Nate Oliver, R OBP: 0.324, SLG: 0.291 (1, 4)		0-0 5-3			0-1 E6 4-3		2-3 K		0-1 FC6-4 1B	4	0	1	0	0	1	1
Doug Camilli, R OBP: 0.219, SLG: 0.209 (1, 2)			2-3 K		1-0 4-3		0-1 1B		0-2 FC6-4	4	0	1	1	0	1	2
Joe Moeller, R OBP: 0.057, SLG: 0.029 (1, 1)			1-3 K		1-3 K		2-1 4-3		1-3 K	2	0	0	0	0	2	1
Howie Reed, R (6, 1)										0	0	0	0	0	0	0
Wally Moon, L OBP: 0.298, SLG: 0.329 (7, PH)										1	0	0	0	0	0	1
Larry Miller, L OBP: 0.500, SLG: 0.500 (8, 1)										0	0	0	0	0	0	0
Wes Parker, S OBP: 0.270, SLG: 0.305 (9, PH)										1	0	0	0	0	1	1

Inning Stats	R: 0	H: 0	R: 0	H: 0	R: 0	H: 0	R: 0	H: 0	R: 0	H: 1	R: 2	H: 3	R: 1	H: 2	R: 0	H: 1	1B: 7	SF: 0	WP: 1	PA: 37
	E: 1	LOB: 1	E: 0	LOB: 0	E: 0	LOB: 0	E: 1	LOB: 1	E: 0	LOB: 0	E: 1	LOB: 1	E: 0	LOB: 1	E: 0	LOB: 1	2B: 1	SAC: 1	PB: 0	
	K: 1	BB: 0	K: 1	BB: 0	K: 1	BB: 0	K: 1	BB: 0	K: 0	BB: 0	K: 1	BB: 0	K: 0	BB: 0	K: 2	BB: 0	3B: 0	DP: 0	SB: 0	
	S: 8	P: 12	S: 6	P: 9	S: 10	P: 15	S: 7	P: 9	S: 4	P: 5	S: 16	P: 27	S: 13	P: 21	S: 12	P: 13	HR: 0	HBP: 0	CS: 1	

PITCHER	IP	WLS	BF	H	R	ER	SO	BB	IBB	HBP	BLK	WP	HR	S	P	ERA	WHIP	PITCHER	IP	WLS	BF	H	R	ER	SO	BB	IBB	HBP	BLK	WP	HR	S	P	ERA	WHIP	
Juan Marichal, R ERA: 2.54 (1, 1)	9.0	W	36	8	3	2	9	0	0	0	0	1	0	87	127	2.00	0.889																			

BOTTOM

San Francisco Giants @ Los Angeles Dodgers
 Dodger Stadium, Los Angeles, CA

Fri Jul 24 1964, 7:05 PM PDT
 Att. 54,026 - Unknown

livebaseballscorecards.com

AB 35
 R 3
 H 8
 RBI 2
 BB 0
 SO 9
 LOB 13



Batter	1	2	3	4	5	6	7	8	9	AB R H RBI BB SO LOB	TOP									
Harvey Kuenn, R (1, 9) OBP: 0.332, SLG: 0.364	1-3 K	3-2 4-3			2-1 F4			2-1 F6	1-2 1B 1B	5 0 1 1 0 1 2										
Hal Lanier, R (1, 4) OBP: 0.314, SLG: 0.416	0-1 1B E 1B		1-2 F4		3-2 3-1			1-1 4-3	0-0 1B 1B	5 0 2 1 0 0 0										
Willie Mays, R (1, 8) OBP: 0.403, SLG: 0.624	3-2 E5 1B 1-2		2-3 K		1-3 K			0-1 F9	1-0 F9	5 0 0 0 0 2 3										
Jim Ray Hart, R (1, 5) OBP: 0.343, SLG: 0.473	3-2 1-2 2-3 G6-3 1B		1-3 K			3-2 6-3			1-0 5-3	4 0 1 0 0 1 0										
Orlando Cepeda, R (1, 3) OBP: 0.375, SLG: 0.551	2-1 G6-3 1-2f			1-2 F7		1-0 4-3			2-0 1B 2B 1B	4 1 1 0 0 0 3										
Willie McCovey, L (1, 7) OBP: 0.319, SLG: 0.405		0-1 L3		4-1 BB BB		0-3 K			1-2 2B 1B 1B	3 1 1 0 1 1 0										
Tom Haller, L (1, 2) OBP: 0.314, SLG: 0.379		1-1 2B		1-2 F7			2-1 4-3		2-2 1B 2B	4 1 2 1 0 0 1										
Jose Pagan, R (1, 6) OBP: 0.294, SLG: 0.270		3-3 K		4-2 1-2 BB			2-3 K		2-2 1B 1B	3 1 1 1 1 2 1										
Bob Hendley, R (1, 1) OBP: 0.167, SLG: 0.091		2-1 HBP		1-1 F7			2-3 K		2-3 3-H K	0 0 0 0 0 0 0										
Bobby Bolin, R (1, 1) OBP: 0.323, SLG: 0.125										0 0 0 0 0 0 0										
Duke Snider, L (4, PH) OBP: 0.297, SLG: 0.354										1 0 0 0 0 0 2										
Bob Shaw, R (4, 1)										1 0 0 0 0 0 1										
Jim Duffalo, R (8, 1)										0 0 0 0 0 0 0										
Matty Alou, L (9, PH) OBP: 0.285, SLG: 0.267										0 0 0 0 0 0 0										
Cap Peterson, R (9, PH) OBP: 0.226, SLG: 0.220										1 0 0 0 0 1 2										
Inning Stats	R: 0 E: 1 K: 1 S: 15	H: 2 LOB: 2 BB: 0 P: 24	R: 0 E: 0 K: 1 S: 13	H: 1 LOB: 2 BB: 0 P: 22	R: 0 E: 0 K: 2 S: 9	H: 0 LOB: 0 BB: 0 P: 13	R: 0 E: 0 K: 0 S: 11	H: 0 LOB: 2 BB: 2 P: 22	R: 0 E: 0 K: 1 S: 8	H: 0 LOB: 0 BB: 0 P: 14	R: 0 E: 0 K: 2 S: 9	H: 0 LOB: 0 BB: 0 P: 15	R: 0 E: 0 K: 0 S: 6	H: 0 LOB: 0 BB: 0 P: 9	R: 4 E: 0 K: 1 S: 21	H: 6 LOB: 2 BB: 0 P: 31	1B: 7 2B: 2 3B: 0 HR: 0	SF: 0 SAC: 0 DP: 1 HBP: 1	WP: 0 PB: 0 SB: 0 CS: 0	PA: 39
PITCHER	IP WLS BF H R ER SO BB IBB HBP BLK WP HR S P ERA WHIP																			
Bob Miller, R (1, 1) ERA: 2.66	8.1 W 35 7 4 4 8 2 0 1 0 0 0 91 151 4.32 1.080																			
Ron Perranoski, L (9, 1) ERA: 3.3	0.1 3 2 0 0 1 0 0 0 0 0 0 7 8 0.00 6.000																			
Phil Ortega, R (9, 1) ERA: 3.7	0.1 S 1 0 0 0 0 0 0 0 0 0 0 1 2 0.00 0.000																			

San Francisco Giants @ Los Angeles Dodgers
 Dodger Stadium, Los Angeles, CA
 Sat Jul 25 1964, 7:05 PM PDT
 Att: 52,975 - Unknown

livebaseballscorecards.com

AB	36
R	4
H	9
RBI	4
BB	2
SO	9
LOB	14



Batter	1	2	3	4	5	6	7	8	9
Maury Wills, S OBP: 0.341, SLG: 0.347 (1, 6)	1-2 G3 1B	4-1 SAFE BB 1B		0-0 1-3			2-2 1B 1B	3-1 6-3	
Jim Gilliam, S OBP: 0.299, SLG: 0.276 (1, 5)	1-1 G3 1-3	4-2 SAFE FC4-6 BB			1-1 6-3		0-0 1-3 HR 1B		
Willie Davis, L OBP: 0.302, SLG: 0.413 (1, 8)	0-0 1B 1B	0-2 FC4-6			0-3 K		0-0 1-2 HR 1B		
Tommy Davis, R OBP: 0.317, SLG: 0.360 (1, 7)	0-2 1B 1B		0-0 5-3		0-2 1B		2-1 F8		
Frank Howard, R OBP: 0.298, SLG: 0.455 (1, 9)	1-0 1B 1-3 1B		1-2 6-3		0-1 G3		0-1 1-1 HR		
Ron Fairly, L OBP: 0.382, SLG: 0.424 (1, 3)	0-0 1-3 3-H 1B		3-3 K			3-2 4-3	0-0 4-3		
Nate Oliver, R OBP: 0.326, SLG: 0.295 (1, 4)	0-2 G4-6-3 1-2f			0-0 E S 1B		0-0 6-3		3-2 F8	
Dick Tracewski, R OBP: 0.330, SLG: 0.333 (4, PR)									
Phil Ortega, R OBP: 0.182, SLG: 0.167 (5, 4)									
Doug Camilli, R OBP: 0.230, SLG: 0.223 (1, 2)		2-1 FC1-5 2B		0-1 6-3		3-1 L9		4-2 SH1-4 BB	
Bob Miller, R OBP: 0.188, SLG: 0.071 (1, 1)		0-1 FC1-5		1-3 K			2-3 K	0-0 SH1-4	
Ron Perranoski, L OBP: 0.091, SLG: 0.091 (9, 1)		BB BB 2-3						1-2	

Inning Stats	R: 3	H: 5	E: 0	K: 0	S: 16	LOB: 1	BB: 0	P: 19	R: 0	H: 1	E: 0	K: 1	S: 7	LOB: 0	BB: 0	P: 11	R: 0	H: 1	E: 0	K: 1	S: 7	LOB: 2	BB: 0	P: 8	R: 0	H: 1	E: 0	K: 1	S: 10	LOB: 1	BB: 0	P: 11	R: 0	H: 0	E: 0	K: 0	S: 10	LOB: 0	BB: 0	P: 16	R: 4	H: 4	E: 0	K: 1	S: 14	LOB: 0	BB: 0	P: 20	R: 0	H: 0	E: 0	K: 0	S: 8	LOB: 1	BB: 1	P: 18
--------------	------	------	------	------	-------	--------	-------	-------	------	------	------	------	------	--------	-------	-------	------	------	------	------	------	--------	-------	------	------	------	------	------	-------	--------	-------	-------	------	------	------	------	-------	--------	-------	-------	------	------	------	------	-------	--------	-------	-------	------	------	------	------	------	--------	-------	-------

PITCHER															PITCHER																		
IP	WLS	BF	H	R	ER	SO	BB	IBB	HBP	BLK	WP	HR	S	P	ERA	WHIP	IP	WLS	BF	H	R	ER	SO	BB	IBB	HBP	BLK	WP	HR	S	P	ERA	WHIP
Bob Hendley, L (1, 1)	0.1	L	6	5	3	3	0	0	0	0	0	0	13	16	81.00	15.000	Bob Hendley, L (1, 1)	0.1	L	6	5	3	3	0	0	0	0	0	0	13	16	81.00	15.000
Bobby Bolin, R (1, 1)	2.2		9	1	0	1	2	0	0	0	0	0	21	35	0.00	1.125	Bobby Bolin, R (1, 1)	2.2		9	1	0	1	2	0	0	0	0	0	21	35	0.00	1.125
Bob Shaw, R (4, 1)	4.0		18	6	4	3	0	0	0	0	0	1	41	55	9.00	1.500	Bob Shaw, R (4, 1)	4.0		18	6	4	3	0	0	0	0	1	41	55	9.00	1.500	
Jim Duffalo, R (8, 1)	1.0		4	0	0	0	1	0	0	0	0	0	8	18	0.00	1.000	Jim Duffalo, R (8, 1)	1.0		4	0	0	0	1	0	0	0	0	0	8	18	0.00	1.000

BOTTOM

AB	R	H	RBI	BB	SO	LOB
4	2	2	0	1	0	3
3	1	1	0	1	0	1
4	2	2	2	0	1	2
4	1	2	1	0	0	2
4	1	2	3	0	0	1
4	0	1	1	0	1	0
2	0	1	0	0	0	2
2	0	0	0	0	0	0
3	0	1	0	1	0	1
3	0	0	0	0	2	3
0	0	0	0	0	0	0
0	0	0	0	0	0	0

AB	33
R	7
H	12
RBI	7
BB	3
SO	4
LOB	15



WP	PA	ERA	WHIP
0	37	0	0
0	0	0	0
0	0	0	0
0	0	0	0

San Francisco Giants @ Los Angeles Dodgers
 Dodger Stadium, Los Angeles, CA
 Sat Jul 25 1964, 7:05 PM PDT
 Att. 52,975 - Unknown

livebaseballscores.com

Batter	1	2	3	4	5	6	7	8	9	AB R H RBI BB SO LOB	TOP																													
Harvey Kuenn, R (1, 7) OBP: 0.324, SLG: 0.354 Matty Alou, L (9, PR) OBP: 0.295, SLG: 0.267 (9, 7)	2-3 K		1-1 6-3		1-2 5-3		1-1 F9		1-2 E6 2B	5 0 0 0 0 1 0 0 1 0 0 0 0 0																														
Hal Lanier, R (1, 4) OBP: 0.317, SLG: 0.415	1-3 K		0-2 1B		0-0 1B		2-2 4-3		3-H 2-2 F3	5 0 2 0 0 1 1																														
Willie Mays, R (1, 8) OBP: 0.406, SLG: 0.626	1-3 K		1-0 L8		2-2 1B			0-0 1B SF8 1B	2-2 1-H HR 2B	5 2 3 1 0 1 1																														
Jim Ray Hart, R (1, 5) OBP: 0.347, SLG: 0.484 Gaylord Perry, R (9, 1) OBP: 0.091, SLG: 0.048		1-1 BB 1B	2-2 4-3		1-3 K			1-2 1-3 FC5-4 1B	1-0 2-H HR	5 1 3 2 0 1 3 0 0 0 0 0 0 0																														
Orlando Cepeda, R (1, 3) OBP: 0.376, SLG: 0.549		4-2 1-2 BB BB		3-1 1B 1B		0-0 F9		2-2 SF8	0-1 F8	3 0 1 1 1 0 3																														
Jesus Alou, R (1, 9) OBP: 0.309, SLG: 0.334		4-2 1-2 2-3 BB		0-1 1-2 1B		0-0 1-3		3-H 0-3 K		3 0 1 0 1 1 1																														
Del Crandall, R (1, 2) OBP: 0.298, SLG: 0.267		0-3 K		0-0 L7		0-0 F5		1-1 FC5-4 1-2f		4 0 0 0 0 1 6																														
Jose Pagan, R (1, 6) OBP: 0.293, SLG: 0.270		0-3 K		1-3 K		0-2 F8			1-1 SH1-4 E 1B	4 1 1 0 0 2 5																														
Ron Herbel, R (1, 1) Cap Peterson, R (4, PH) OBP: 0.222, SLG: 0.216 Bobby Bolin, R (4, 1) OBP: 0.353, SLG: 0.125 Willie McCovey, L (7, PH) OBP: 0.316, SLG: 0.403 Jim Duffalo, R (7, 1) Jim Davenport, R (8, PH) OBP: 0.263, SLG: 0.324 (9, 5)		1-3 K		0-0 F8			1-3 K		1-1 SH1-4 2-3	1 0 0 0 0 1 3 1 0 0 0 0 0 2 0 0 0 0 0 0 0 1 0 0 0 0 1 0 0 0 0 0 0 0 0 0 0 0 0 0 0 0																														
Inning Stats	R: 0 E: 0 K: 3 S: 10	H: 0 LOB: 0 BB: 0 P: 14	R: 0 E: 0 K: 3 S: 21	H: 1 LOB: 3 BB: 2 P: 31	R: 0 E: 0 K: 0 S: 9	H: 1 LOB: 1 BB: 0 P: 13	R: 0 E: 0 K: 1 S: 10	H: 2 LOB: 2 BB: 0 P: 14	R: 0 E: 0 K: 1 S: 11	H: 2 LOB: 2 BB: 0 P: 15	R: 0 E: 0 K: 0 S: 6	H: 0 LOB: 0 BB: 0 P: 6	R: 0 E: 0 K: 1 S: 10	H: 0 LOB: 0 BB: 0 P: 14	R: 1 E: 0 K: 1 S: 12	H: 2 LOB: 1 BB: 0 P: 16	R: 4 E: 2 K: 0 S: 21	H: 3 LOB: 1 BB: 0 P: 29	1B: 9 2B: 1 3B: 0 HR: 1	SF: 1 SAC: 1 DP: 0 HBP: 0	WP: 0 PB: 0 SB: 0 CS: 0	PA: 41																		
PITCHER Sandy Koufax, L (1, 1) ERA: 1.74	IP 9.0	WLS L	BF 41	H 11	R 5	ER 1	SO 10	BB 2	IBB 0	HBP 0	BLK 0	WP 0	HR 1	S 110	P 152	ERA 1.00	WHIP 1.444						PITCHER	IP 9.0	WLS L	BF 41	H 11	R 5	ER 1	SO 10	BB 2	IBB 0	HBP 0	BLK 0	WP 0	HR 1	S 110	P 152	ERA 1.00	WHIP 1.444

San Francisco Giants @ Los Angeles Dodgers
Dodger Stadium, Los Angeles, CA
Sun Jul 26 1964, 3:33 AM PDT
Att: 49,429 - Unknown

livebaseballscorecards.com

AB	37
R	5
H	11
RBI	4
BB	2
SO	10
LOB	25



Batter	1	2	3	4	5	6	7	8	9	AB	R	H	RBI	BB	SO	LOB
Maury Wills, S OBP: 0.340, SLG: 0.346 (1, 6)	1-3 K	0-0 1B			1-0 L6			1-2 F2		4	0	1	2	0	1	0
Jim Gilliam, S OBP: 0.298, SLG: 0.276 (1, 5)	1-2 FC3-6 1B		1-1 F9		0-0 F4			1-1 F7		4	0	1	0	0	0	0
Willie Davis, L OBP: 0.299, SLG: 0.409 (1, 8)	0-0 FC3-6 1-2f		2-2 F2				1-3 K	2-2 4-3		4	0	0	0	0	1	1
Ron Fairly, L OBP: 0.380, SLG: 0.421 (1, 3)	2-2 F7		3-2 1-3				1-1 F8		0-2 5-3 1B	4	0	1	0	0	0	1
Tommy Davis, R OBP: 0.316, SLG: 0.359 (1, 7)		1-2 E BB 1B		2-1 5-3		1-1 6-3		0-1 5-3	1-2	4	1	1	0	0	0	1
Frank Howard, R OBP: 0.300, SLG: 0.454 (1, 9)		4-2 E 1B BB		0-0 1B			2-2 F8	0-3 K		3	1	1	0	1	1	1
Dick Tracewski, R OBP: 0.325, SLG: 0.327 (1, 4)		0-2 E5 1B		1-3 K			1-2 F8	0-2 F5		3	0	0	0	0	0	1
Derrell Griffith, L OBP: 0.314, SLG: 0.397 (9, PH)		1-2 2-3 1B		2-3 K			0-0 E5			1	0	0	0	0	0	1
Doug Camilli, R OBP: 0.223, SLG: 0.216 (1, 2)		0-3 K								3	0	0	0	0	2	4
Sandy Koufax, R OBP: 0.115, SLG: 0.085 (1, 1)		1-2 F8			1-3 K			2-3 K		3	0	0	0	0	2	4

Inning Stats	R: 0	H: 1	E: 0	K: 1	S: 10	H: 1	LOB: 1	BB: 0	P: 14	R: 2	H: 2	E: 1	K: 1	S: 19	R: 0	H: 0	E: 0	K: 0	S: 10	R: 0	H: 1	E: 0	K: 2	S: 10	R: 0	H: 0	E: 0	K: 1	S: 5	R: 0	H: 0	E: 0	K: 1	S: 7	R: 0	H: 0	E: 1	K: 1	S: 10	R: 0	H: 0	E: 0	K: 0	S: 8	R: 0	H: 1	E: 0	K: 1	S: 12	1B: 5	2B: 0	3B: 0	HR: 0	SF: 0	SAC: 0	DP: 0	HBP: 0	WP: 0	PB: 0	SB: 0	CS: 0	PA: 34
--------------	------	------	------	------	-------	------	--------	-------	-------	------	------	------	------	-------	------	------	------	------	-------	------	------	------	------	-------	------	------	------	------	------	------	------	------	------	------	------	------	------	------	-------	------	------	------	------	------	------	------	------	------	-------	-------	-------	-------	-------	-------	--------	-------	--------	-------	-------	-------	-------	--------

PITCHER	IP	WLS	BF	H	R	ER	SO	BB	IBB	HBP	BLK	WP	HR	S	P	ERA	WHIP
Ron Herbel, R ERA: 2.43 (1, 1)	3.0		13	3	2	0	2	1	0	0	0	0	0	39	55	0.00	1.333
Bobby Bolin, R ERA: 2.59 (4, 1)	3.0		10	1	0	0	4	0	0	0	0	0	0	22	32	0.00	0.333
Jim Duffalo, R ERA: 1.52 (7, 1)	2.0	W	7	0	0	0	1	0	0	0	0	0	0	18	27	0.00	0.000
Gaylord Perry, R ERA: 2.27 (9, 1)	1.0	S	4	1	0	0	1	0	0	0	0	0	0	12	12	0.00	1.000

BOTTOM

San Francisco Giants @ Los Angeles Dodgers
Dodger Stadium, Los Angeles, CA
 Sun Jul 26 1964, 3:33 AM PDT
 Att. 49,429 - Unknown

livebaseballscorecards.com

AB	33
R	2
H	5
RBI	2
BB	1
SO	8
LOB	16



Los Angeles Dodgers @ New York Mets
 Shea Stadium, Flushing, NY
 Tue Jul 28 1964, 7:05 PM EDT
 Att: 39,500 - Unknown

livebaseballscorecards.com

AB	37
R	9
H	14
RBI	9
BB	5
SO	1
LOB	18



WP	1	PA	45
PB	1		
SB	0		
CS	0		

AB R H RBI BB SO LOB

3	2	2	0	1	0	0
0	0	0	0	0	0	0
3	1	1	1	0	0	1
5	2	2	0	0	0	3
4	2	2	4	1	0	2
5	0	2	2	0	0	3
4	1	1	1	1	1	1
0	0	0	0	0	0	0
4	0	3	0	1	0	1
4	0	1	1	1	0	4
5	1	0	0	0	0	3

1B	12	SF	0
2B	1	SAC	2
3B	0	DP	2
HR	1	HBP	1

Batter	1	2	3	4	5	6	7	8	9
Maury Wills, S (1, 6) OBP: 0.344, SLG: 0.348 Dick Tracewski, R (9, 6) OBP: 0.325, SLG: 0.327	0-0 FC3-6 HBP 1B		0-0 SH1-4 1-2	1-2 6-3			0-0 G3 SH5-3 HR 1B	4-2 2B BB	
Jim Gilliam, S (1, 5) OBP: 0.302, SLG: 0.277	2-1 FC3-6 HBP 1-2		0-0 PB 1B 1B 2-H	1-0 4-3			0-0 SH5-3 1-2	0-0 F7	
Willie Davis, L (1, 8) OBP: 0.300, SLG: 0.409	0-1 B2		2-0 PB 1B 1B 1-2				0-1 G3 2-3	2-0 2B 1B 1-2	
Ron Fairly, L (1, 3) OBP: 0.384, SLG: 0.438	0-0 FC3-6 1-2f 2-3		4-2 1B FC6-4 BB 1-2 2-3				3-0 HR 3-H	2-0 2B 1-H 2-H	
Tommy Davis, R (1, 7) OBP: 0.317, SLG: 0.359	0-1 F5		0-0 FC6-4 1B 1-3 2-H 3-H				0-0 BB WP 1B	1-1 F8	
Frank Howard, R (1, 9) OBP: 0.302, SLG: 0.451 Derrell Griffith, L (9, 9) OBP: 0.314, SLG: 0.397		1-2 G1-6-3 1B	1-1 FC6-4 1B 1-2f 3-H				2-3 BB BB 1-2	0-0 6-3	
Nate Oliver, R (1, 4) OBP: 0.342, SLG: 0.308		0-1 G1-6-3 1-2f	1-0 1B 1B 1-2				1-1 FC6-4 1B 1-2 2-3	2-0 BB 1B	
Doug Camilli, R (1, 2) OBP: 0.231, SLG: 0.218		0-0 5-3	2-2 1B 1-3 2-H				0-2 FC6-4 1-2f	1-2 F9	
Don Drysdale, R (1, 1) OBP: 0.219, SLG: 0.268			0-0 E5 SH1-4 1B	0-1 6-3			0-0 F4	0-0 6-3	0-0 G6-4-3 1-2f

Inning Stats	R: 0	H: 1	E: 0	LOB: 2	K: 0	S: 7	P: 9	R: 0	H: 1	E: 0	LOB: 0	K: 0	S: 6	P: 7	R: 5	H: 5	E: 1	LOB: 2	K: 0	S: 18	P: 28	R: 0	H: 0	E: 0	LOB: 0	K: 0	S: 6	P: 8	R: 0	H: 1	E: 0	LOB: 1	K: 1	S: 9	P: 12	R: 2	H: 3	E: 0	LOB: 3	K: 0	S: 10	P: 22	R: 2	H: 2	E: 0	LOB: 1	K: 0	S: 9	P: 18	R: 0	H: 1	E: 0	LOB: 1	K: 0	S: 6	P: 12
--------------	------	------	------	--------	------	------	------	------	------	------	--------	------	------	------	------	------	------	--------	------	-------	-------	------	------	------	--------	------	------	------	------	------	------	--------	------	------	-------	------	------	------	--------	------	-------	-------	------	------	------	--------	------	------	-------	------	------	------	--------	------	------	-------

PITCHER	IP	WLS	BF	H	R	ER	SO	BB	IBB	HBP	BLK	WP	HR	S	P	ERA	WHIP
Jack Fisher, R (1, 1) ERA: 4.16	3.0	L	17	7	5	2	0	1	0	1	0	0	0	31	44	6.00	2.667
Bill Wakefield, R (4, 1) ERA: 3.25	3.0		10	1	0	0	1	0	0	0	0	0	0	21	31	0.00	0.333
Larry Bearmarth, R (7, 1) ERA: 4.02	1.0		8	3	2	2	0	2	0	0	0	1	1	10	22	18.00	5.000
Willard Hunter, L (8, 1) ERA: 4.55	1.0		6	2	2	2	0	1	0	0	0	0	0	9	18	18.00	3.000
Frank Lary, R (9, 1) ERA: 5.83	1.0		4	1	0	0	0	1	0	0	0	0	0	6	12	0.00	2.000

PITCHER	IP	WLS	BF	H	R	ER	SO	BB	IBB	HBP	BLK	WP	HR	S	P	ERA	WHIP
---------	----	-----	----	---	---	----	----	----	-----	-----	-----	----	----	---	---	-----	------

Batter	1	2	3	4	5	6	7	8	9	AB	R	H	RBI	BB	SO	LOB
Bobby Klaus, R OBP: 0.204, SLG: 0.309 (1, 4)	3-3 K		1-3 K		0-1 F8			1-0 F9		4	0	0	0	0	2	0
Joe Christopher, R OBP: 0.350, SLG: 0.444 (1, 9)	1-2 1B			0-0 1-3		3-2 G3		0-1 F9		4	0	1	0	0	0	0
Frank Thomas, R OBP: 0.291, SLG: 0.340 (1, 3)	0-3 K			0-2 BB HR 1B		2-1 5-3		0-0 F3		4	1	1	0	0	1	1
Jim Hickman, R OBP: 0.303, SLG: 0.353 (1, 8)	2-3 K			4-1 HR BB		0-1 1B		2-1 F8		3	1	1	0	1	1	1
Hawk Taylor, R OBP: 0.282, SLG: 0.337 (1, 2)		2-1 3-1		3-1 HR		0-1 5-3		1-0 F9		4	1	1	3	0	0	1
Rod Kanehl, R OBP: 0.266, SLG: 0.296 (1, 5)		2-2 5-3		2-0 F9			1-2 SH1-4 1B		0-1 4-3	3	0	1	0	0	0	0
Jesse Gonder, L OBP: 0.351, SLG: 0.420 (9, PH)										1	0	0	0	0	0	0
George Altman, L OBP: 0.250, SLG: 0.306 (1, 7)		1-3 K		1-3 K			0-1 SH1-4			2	0	0	0	0	2	0
Roy McMillan, R OBP: 0.226, SLG: 0.235 (1, 6)			0-2 F6		3-2 L7		1-2 F9			3	0	0	0	0	0	1
Tracy Stallard, R OBP: 0.245, SLG: 0.269 (1, 1)			0-1 6-3		0-3 K		0-1 6-3			3	0	0	0	0	1	1
Bill Wakefield, R OBP: 0.118, SLG: 0.118 (9, 1)										0	0	0	0	0	0	0

Inning Stats	R: 0	H: 1	E: 0	K: 3	S: 16	LOB: 1	BB: 0	P: 22	R: 0	H: 0	E: 0	K: 1	S: 9	LOB: 0	BB: 0	P: 14	R: 0	H: 0	E: 0	K: 1	S: 9	LOB: 0	BB: 0	P: 10	R: 3	H: 2	E: 0	K: 1	S: 11	LOB: 0	BB: 1	P: 21	R: 0	H: 0	E: 0	K: 1	S: 11	LOB: 0	BB: 0	P: 14	R: 0	H: 1	E: 0	K: 0	S: 9	LOB: 1	BB: 0	P: 14	R: 0	H: 1	E: 0	K: 0	S: 10	LOB: 1	BB: 0	P: 12	R: 0	H: 0	E: 0	K: 0	S: 4	LOB: 0	BB: 0	P: 5	R: 0	H: 0	E: 0	K: 0	S: 5	LOB: 0	BB: 0	P: 8	1B: 4	SF: 0	2B: 0	3B: 0	HR: 1	SAC: 1	DP: 0	HBP: 0	WP: 0	PB: 0	SB: 0	CS: 0	PA: 33
PITCHER	IP	WLS	BF	H	R	ER	SO	BB	IBB	HBP	BLK	WP	HR	S	P	ERA	WHIP																																																																				
Sandy Koufax, L ERA: 1.82 (1, 1)	7.0		27	5	3	3	7	1	0	0	0	0	0	75	107	3.86	0.857																																																																				
Bob Miller, R ERA: 2.6 (8, 1)	2.0	W	6	0	0	0	0	0	0	0	0	0	0	9	13	0.00	0.000																																																																				

BOTTOM

Los Angeles Dodgers @ New York Mets
Shea Stadium, Flushing, NY
Thu Jul 30 1964, 3:33 AM EDT
Att. 40,962 - Unknown

livebaseballscores.com

AB	31
R	3
H	5
RBI	3
BB	1
SO	7
LOB	5



Batter	1	2	3	4	5	6	7	8	9	AB R H RBI BB SO LOB	TOP											
Maury Wills, S (1, 6) OBP: 0.349, SLG: 0.356	0-1 CS 1B		1-2 S 1B			2-1 4-3 1B 2B		1-2 E 1B		4 1 4 0 0 0 0												
Jim Gilliam, S (1, 5) OBP: 0.296, SLG: 0.272	3-3 K 1-2		0-3 K 1-2			1-2 4-3 2-3		2-1 F8 1B		4 0 0 0 0 2 4												
Willie Davis, L (1, 8) OBP: 0.302, SLG: 0.416	0-0 1-3					0-1 F6 3-H 1B		2-1 E 1B 1-2 2-3		4 0 1 0 0 0 1												
Tommy Davis, R (1, 7) OBP: 0.316, SLG: 0.357			1-3 K			1-1 1-1 1B		0-0 E6 1-2 2-3		4 0 1 1 0 1 2												
Frank Howard, R (1, 9) OBP: 0.301, SLG: 0.451			1-0 K 2B			2-2 4-3		2-3 K		4 0 1 0 0 2 4												
Ron Fairly, L (1, 3) OBP: 0.384, SLG: 0.430			4-1 G5-4-3 BB			0-3 K		0-2 L7 6-3		3 0 0 0 1 1 3												
Nate Oliver, R (1, 4) OBP: 0.340, SLG: 0.307			0-1 G5-4-3 1-2f			2-2 K 1B		0-1 F9		3 0 1 0 0 0 2												
Derrell Griffith, L (9, PH) OBP: 0.308, SLG: 0.390										1 0 0 0 0 0 0												
Doug Camilli, R (1, 2) OBP: 0.239, SLG: 0.219			1-2 B2-4 1B			2-1 L9		4-2 BB		2 0 1 0 1 0 1												
John Roseboro, L (9, PH) OBP: 0.371, SLG: 0.418			0-0 B2-4			3-3 K		2-1 5-3		1 0 0 0 0 1 0												
Joe Moeller, R (1, 1) OBP: 0.054, SLG: 0.028										2 0 0 0 0 1 2												
Lee Walls, R (7, PH) OBP: 0.318, SLG: 0.300										1 0 0 0 0 0 1												
Ron Perranoski, L (7, 1) OBP: 0.091, SLG: 0.091										0 0 0 0 0 0 0												
Bob Miller, R (8, 1) OBP: 0.176, SLG: 0.067										0 0 0 0 0 0 0												
Wally Moon, L (9, PH) OBP: 0.302, SLG: 0.345										1 0 0 0 0 0 0												
Inning Stats	R: 0 E: 0 K: 1 S: 6	H: 1 LOB: 0 BB: 0 P: 9	R: 0 E: 0 K: 1 S: 7	H: 1 LOB: 1 BB: 1 P: 13	R: 0 E: 0 K: 1 S: 10	H: 2 LOB: 1 BB: 0 P: 12	R: 0 E: 0 K: 0 S: 7	H: 0 LOB: 0 BB: 0 P: 13	R: 0 E: 0 K: 2 S: 12	H: 1 LOB: 1 BB: 0 P: 19	R: 1 E: 0 K: 1 S: 12	H: 2 LOB: 1 BB: 0 P: 18	R: 0 E: 0 K: 0 S: 10	H: 0 LOB: 1 BB: 1 P: 16	R: 0 E: 1 K: 1 S: 14	H: 2 LOB: 3 BB: 0 P: 21	R: 0 E: 0 K: 1 S: 9	H: 0 LOB: 0 BB: 0 P: 15	1B: 7 2B: 4 3B: 0 HR: 0	SF: 0 SAC: 0 DP: 3 HBP: 0	WP: 0 PB: 0 SB: 1 CS: 1	PA: 36
PITCHER	IP WLS BF H R ER SO BB IBB HBP BLK WP HR S P ERA WHIP																					
Chris Short, L (1, 1) ERA: 1.9	7.1 W 30 9 1 1 6 2 0 0 0 0 0 0 71 112 1.23 1.500																					
Jack Baldschun, R (8, 1) ERA: 3.47	1.2 S 6 0 0 0 2 0 0 0 0 0 0 0 16 24 0.00 0.000																					

Los Angeles Dodgers @ Philadelphia Phillies
 Connie Mack Stadium, Philadelphia, PA
 Fri Jul 31 1964, 7:05 PM EDT
 Att: 24,197 - Unknown

livebaseballscores.com

AB	34
R	1
H	9
RBI	1
BB	2
SO	8
LOB	20



Batter	1	2	3	4	5	6	7	8	9
Tony Gonzalez, L OBP: 0.362, SLG: 0.362 (1, 8)	1-2 FC4-6 1B		1-1 3-1			1-1 4-3		3-1 PB BB BB 1B	
John Herrnstein, L OBP: 0.301, SLG: 0.380 (1, 3) (8, 7)	0-1 FC4-6 1-2f HR		3-3 K			2-3 K		4-1 BB PB 1-2 1B BB	
Johnny Callison, L OBP: 0.320, SLG: 0.486 (1, 9)	2-1 1-H HR		1-0 F8			1-1 F9		2-3 K	
Dick Allen, R OBP: 0.380, SLG: 0.546 (1, 5)	2-2 FC4-6 1B			0-0 5-3			3-1 E1 SH3-4 2B	4-1 BB 1-2 1B 2-3 IBB	
Wes Covington, L OBP: 0.347, SLG: 0.424 Alex Johnson, R OBP: 0.471, SLG: 0.467 Bobby Wine, R OBP: 0.266, SLG: 0.300 (1, 7) (7, PH) (8, 6)	1-1 FC4-6 1-2f			0-1 3-1			3-3 K	4-2 1B 1-2 BB 2-3 BB 3-H	
Clay Dalrymple, L OBP: 0.293, SLG: 0.336 (1, 2)	3-3 K			1-2 L9			0-0 SH3-4	3-2 1-3 1B 2-H 3-H	
Tony Taylor, R OBP: 0.324, SLG: 0.301 Jack Baldschun, R OBP: 0.231, SLG: 0.231 (1, 4) (8, 1)		0-0 F9			1-0 6-3		4-0 2B IBB	0-0 1-3	
Ruben Amaro, R OBP: 0.298, SLG: 0.347 (1, 6) (8, 3)		1-0 F7			1-1 L9		0-1 2B		
Chris Short, R OBP: 0.086, SLG: 0.061 Cookie Rojas, R OBP: 0.355, SLG: 0.431 (1, 1) (8, 4)		1-2 6-3			0-0 1-3			2-0 F7	

AB	R	H	RBI	BB	SO	LOB
4	1	2	0	0	0	0
3	2	0	0	1	2	1
4	1	1	2	0	1	2
3	2	1	0	1	0	0
2	0	0	0	0	0	1
1	0	0	0	0	1	1
0	0	0	1	1	0	0
3	0	1	2	0	1	1
2	0	0	0	1	0	0
1	0	0	0	0	0	2
3	0	1	1	0	0	0
2	0	0	0	0	0	0
1	0	0	0	0	0	0

AB	R	H	RBI	BB	SO	LOB
29	6	6	6	4	5	8

Inning	1	2	3	4	5	6	7	8	9
R	2	0	0	0	0	0	1	3	0
H	3	0	0	0	0	0	1	2	0
E	0	0	0	0	0	0	1	0	0
K	1	0	1	0	1	1	1	1	1
S	19	5	6	6	4	8	10	16	1
LOB	1	0	0	0	0	0	2	2	0
BB	0	0	0	0	0	0	1	3	0
P	28	7	11	7	6	12	20	38	0

PITCHER	IP	WLS	BF	H	R	ER	SO	BB	IBB	HBP	BLK	WP	HR	S	P	ERA	WHIP
Joe Moeller, R ERA: 3.44 (1, 1)	6.0	L	21	3	2	2	3	0	0	0	0	0	1	48	71	3.00	0.500
Ron Perranoski, L ERA: 3.47 (7, 1)	1.2		9	2	3	2	2	1	1	0	0	0	0	18	39	10.80	1.800
Bob Miller, R ERA: 2.69 (8, 1)	0.1		4	1	1	1	0	1	1	0	0	0	0	8	19	27.00	6.000

PITCHER	IP	WLS	BF	H	R	ER	SO	BB	IBB	HBP	BLK	WP	HR	S	P	ERA	WHIP

Los Angeles Dodgers @ Philadelphia Phillies
 Connie Mack Stadium, Philadelphia, PA
 Fri Jul 31 1964, 7:05 PM EDT
 Att. 24,197 - Unknown



WP	PA
0	34

Batter	1	2	3	4	5	6	7	8	9	AB R H RBI BB SO LOB	TOP																
Maury Wills, S OBP: 0.350, SLG: 0.362 (1, 6) F X	0-1 SH E 1B	1-0 SF8 3B		0-0 F8		3-2 FC4-6 1B 1-2f 2-3		1-0 G3		5 2 2 0 0 0 2																	
Jim Gilliam, S OBP: 0.299, SLG: 0.273 (1, 5) L X	1-1 SH E 1-3	2-0 SF8			4-1 E BB	1-2 1B 3-H		1-1 E6 BB		2 1 1 2 1 0 0																	
Willie Davis, L OBP: 0.298, SLG: 0.411 (1, 8) X	0-0 F8	2-2 G3			1-2 FC5 1-2	0-0 4-3		1-0 F8		5 0 0 0 0 0 6																	
Ron Fairly, L OBP: 0.378, SLG: 0.422 (1, 3) B F B X	2-1 E4 1B 1-H 3-H		3-3 K		0-0 F9		2-2 4-3	0-0 L7		5 1 0 1 0 1 3																	
Tommy Davis, R OBP: 0.319, SLG: 0.366 (1, 7) S X	0-1 1B 2-3		2-3 K		1-0 F6		2-2 HR	4-1 1-2 BB		4 1 2 1 1 1 2																	
Derrell Griffith, L OBP: 0.304, SLG: 0.390 (1, 9) F X	0-1 F9		1-0 2B		0-1 4-3		0-0 4-3	3-2 F9		5 0 1 0 0 0 6																	
John Roseboro, L OBP: 0.369, SLG: 0.415 (1, 2) X	0-0 1-2 3-H 1B		0-2 F7			1-3 K	3-2 F8			4 0 1 1 0 1 1																	
Nate Oliver, R OBP: 0.338, SLG: 0.301 (1, 4) C F F C	0-3 K		0-3 K		1-0 6-3	4-2 FC4-6 1B BB		2-3 K		3 1 0 0 1 2 2																	
Don Drysdale, R OBP: 0.213, SLG: 0.260 (1, 1) Ron Perranoski, L OBP: 0.091, SLG: 0.091 (4, 1) Wes Parker, S OBP: 0.273, SLG: 0.303 (6, PH) Jim Brewer, L OBP: 0.250, SLG: 0.250 (6, 1) Wally Moon, L OBP: 0.298, SLG: 0.341 (8, PH) Howie Reed, R (8, 1)		0-3 K		3-3 K		4-2 FC4-6 BB		2-3 K		2 0 0 0 0 0 2 0 0 0 0 0 0 0 0 0 0 0 0 0 0 1 0 0 0 0 0 0 0 0 0 0 1 0 0 0 0 0 1 0 0 0 0 0 0 0 0 0																	
Inning Stats	R: 3 E: 1 K: 1 S: 16	H: 3 LOB: 2 BB: 0 P: 19	R: 1 E: 0 K: 1 S: 8	H: 1 LOB: 0 BB: 0 P: 13	R: 0 E: 0 K: 2 S: 13	H: 1 LOB: 1 BB: 0 P: 19	R: 0 E: 0 K: 1 S: 8	H: 0 LOB: 0 BB: 0 P: 12	R: 0 E: 1 K: 0 S: 8	H: 0 LOB: 2 BB: 1 P: 14	R: 1 E: 0 K: 1 S: 15	H: 1 LOB: 2 BB: 2 P: 28	R: 1 E: 0 K: 0 S: 11	H: 1 LOB: 0 BB: 0 P: 18	R: 0 E: 0 K: 2 S: 7	H: 0 LOB: 0 BB: 0 P: 12	R: 0 E: 1 K: 0 S: 8	H: 0 LOB: 2 BB: 1 P: 17	1B: 4 2B: 1 3B: 1 HR: 1	SF: 1 SAC: 1 DP: 0 HBP: 0	WP: 0 PB: 0 SB: 0 CS: 0	PA: 42					
PITCHER	IP	WLS	BF	H	R	ER	SO	BB	IBB	HBP	BLK	WP	HR	S	P	ERA	WHIP										
Jim Bunning, R ERA: 2.39 (1, 1)	2.0		12	4	4	2	2	0	0	0	0	0	0	24	32	9.00	2.000										
Rick Wise, R ERA: 2.83 (3, 1)	4.1	W	20	3	2	2	4	3	0	0	0	0	1	51	84	4.15	1.385										
Ed Roebuck, R ERA: 2.32 (7, 1)	2.2	S	10	0	0	0	2	1	0	0	0	0	0	19	36	0.00	0.375										


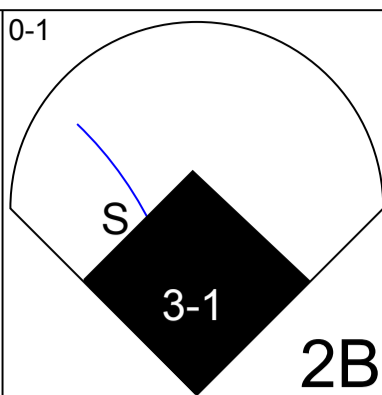
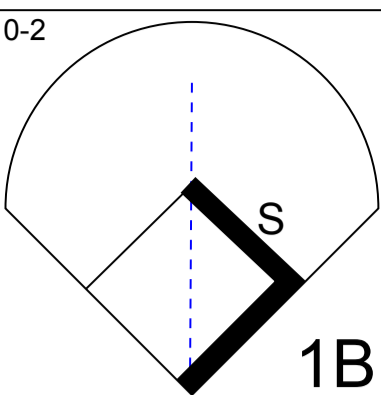
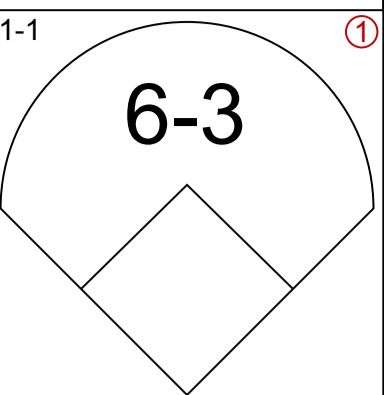
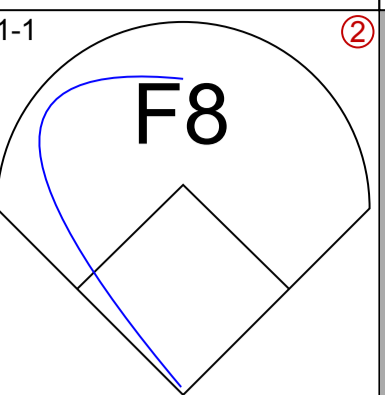
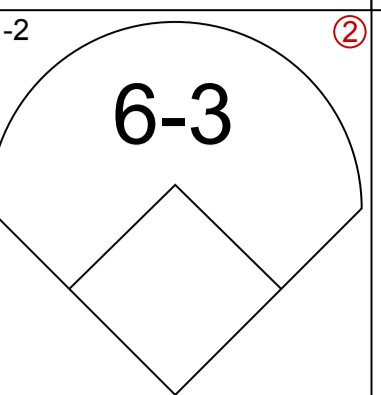

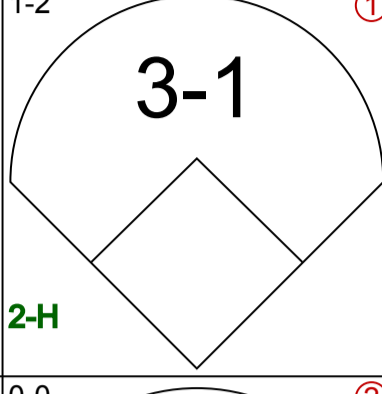
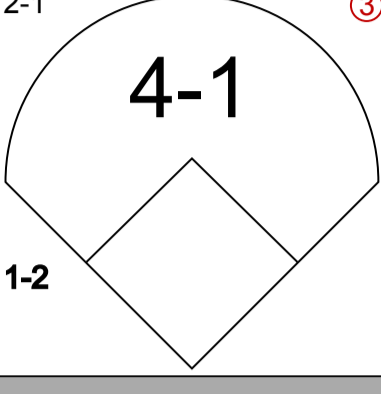
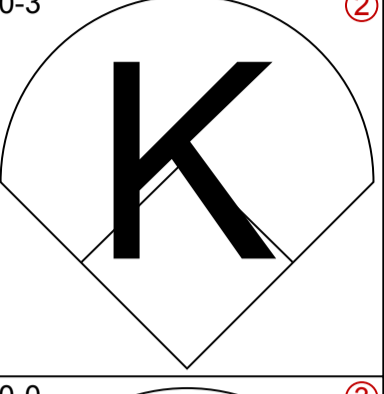
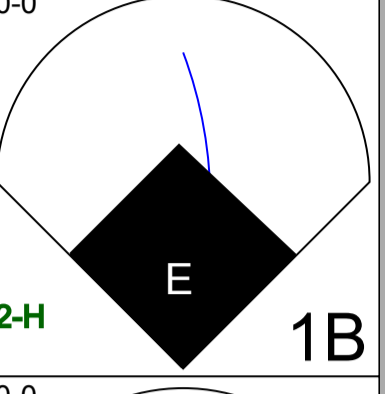
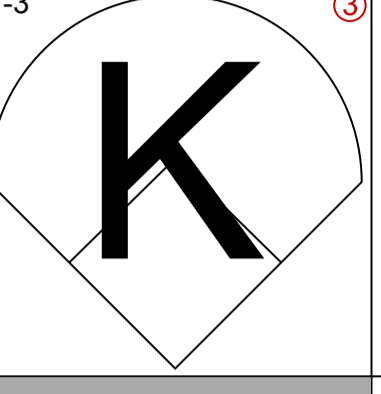

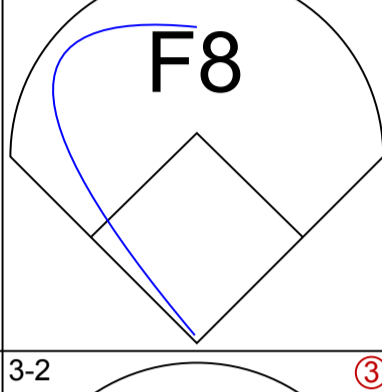
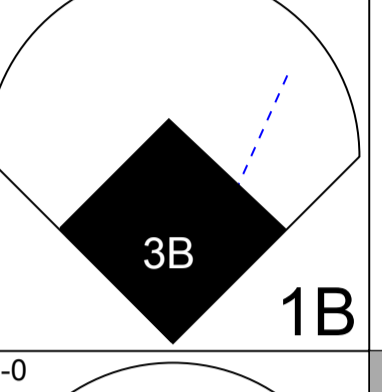
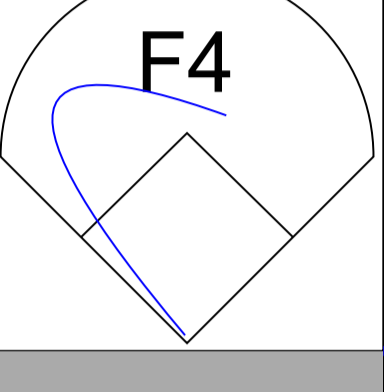
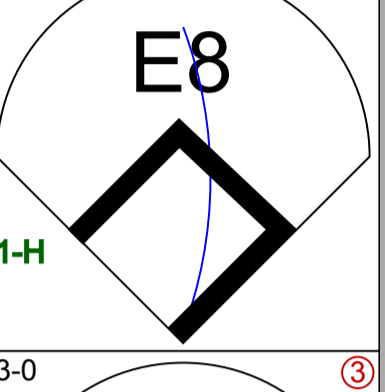

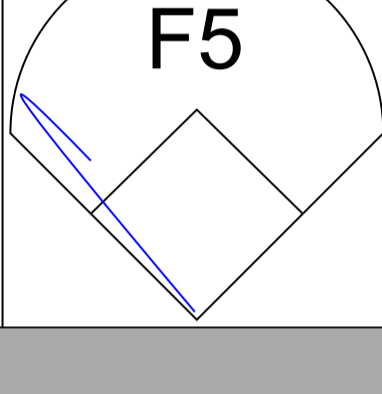
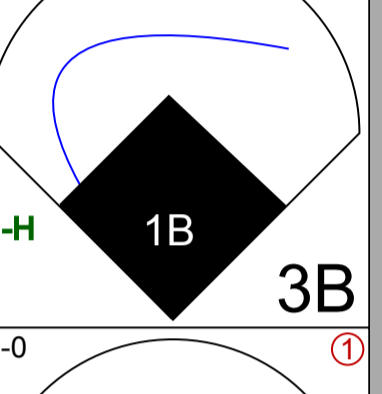
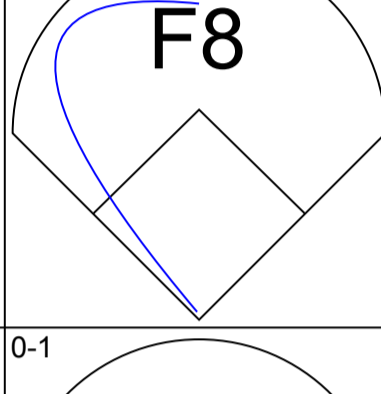
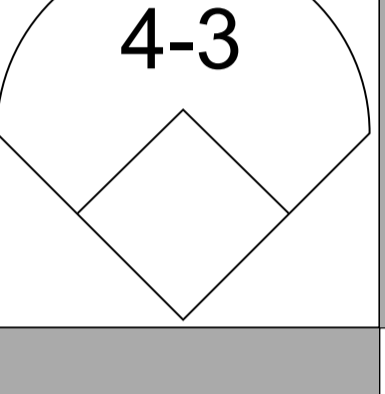

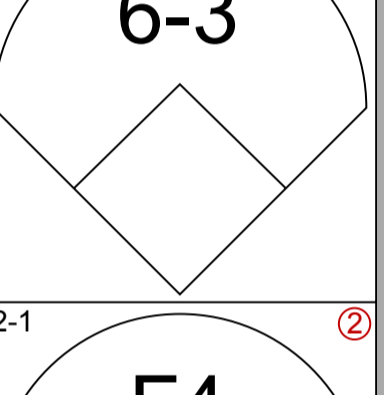
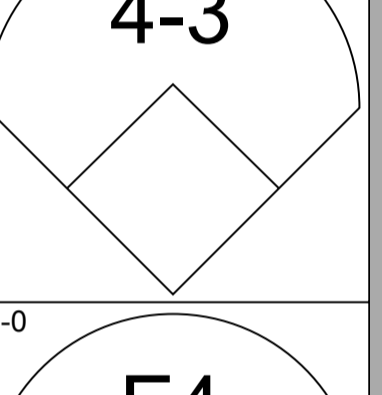
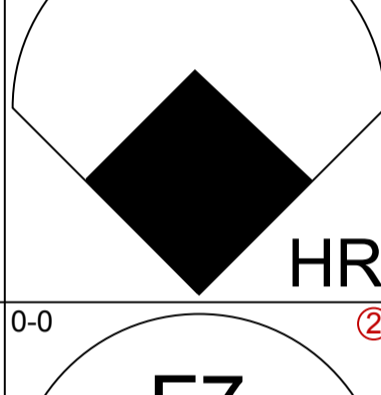
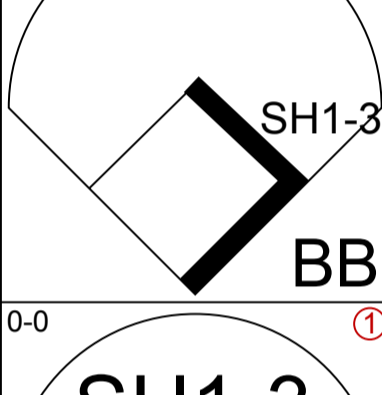

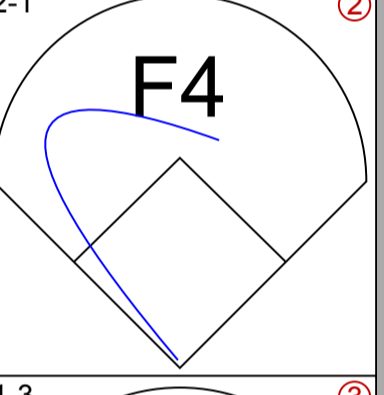
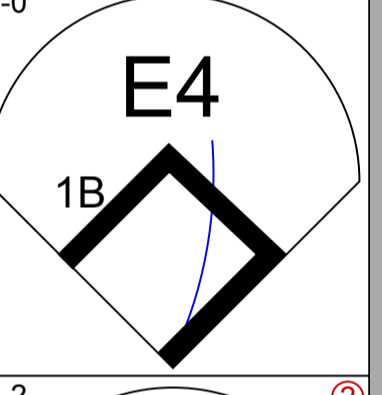
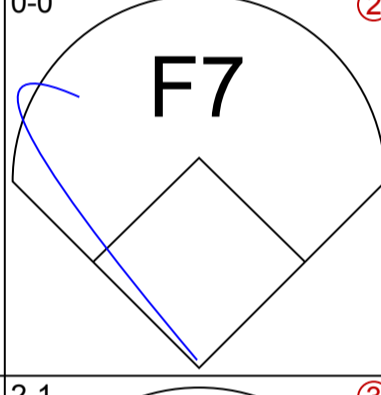
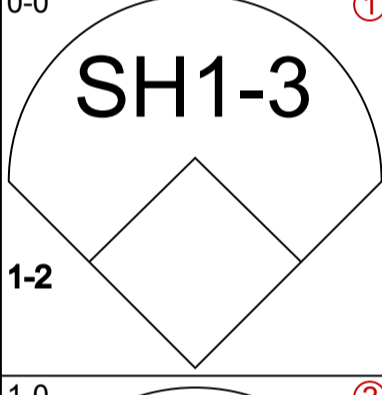

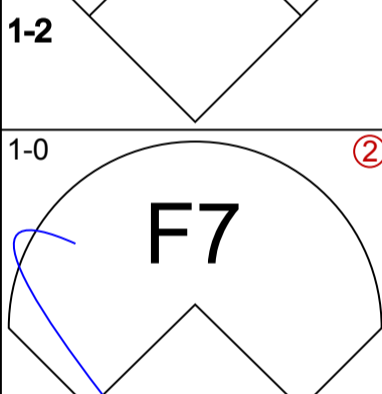

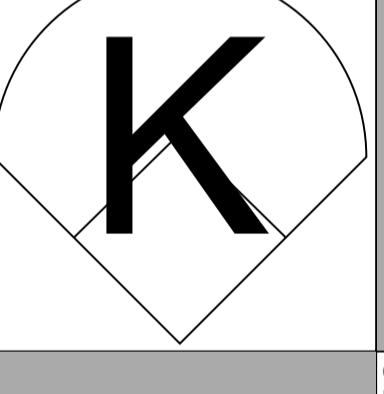
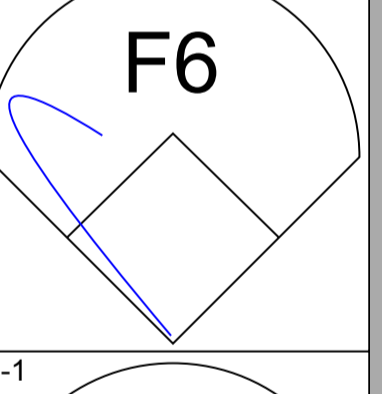
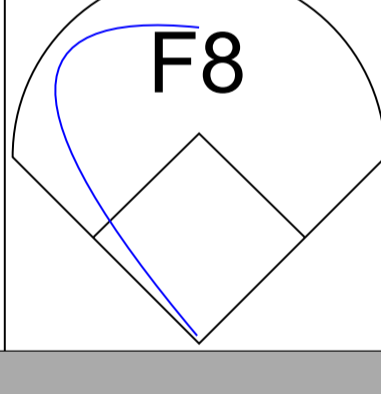
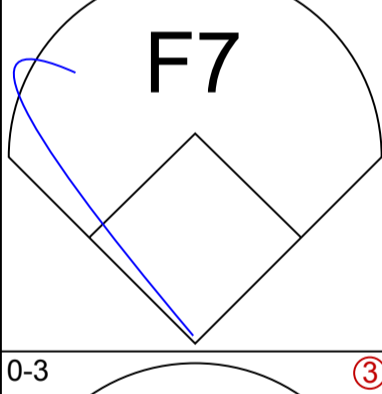


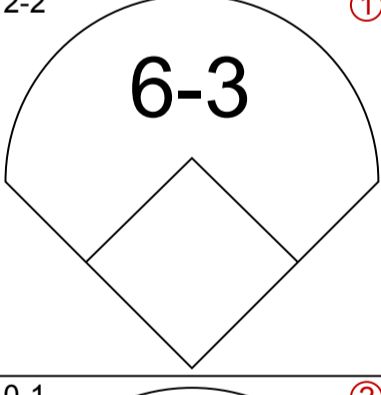
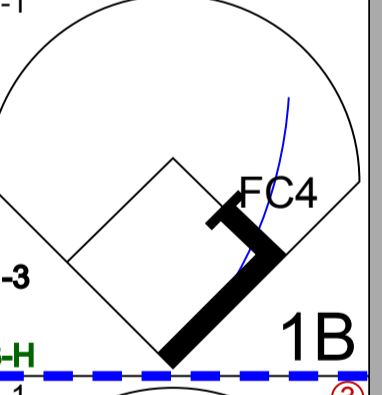
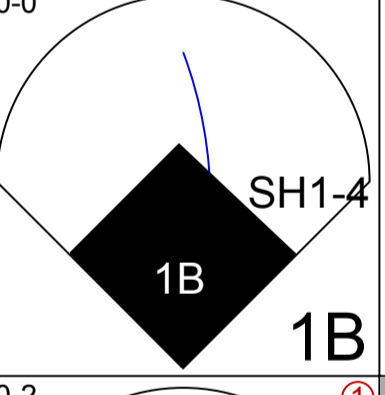
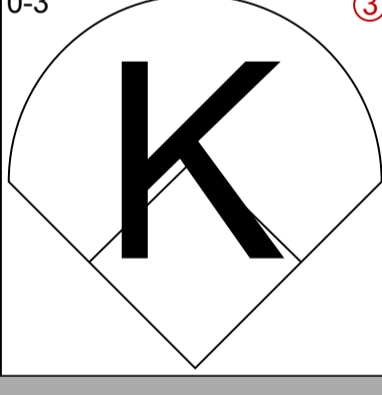

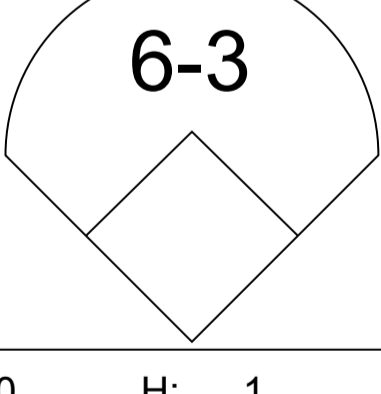
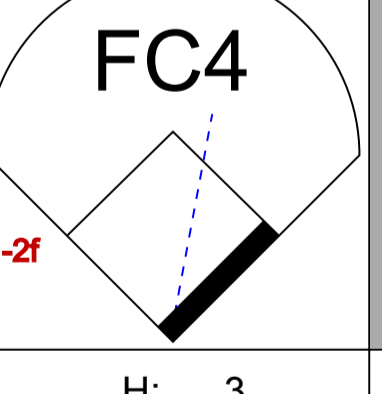
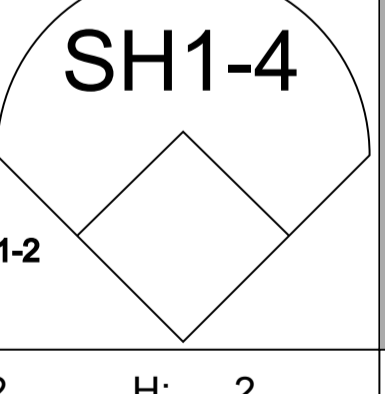
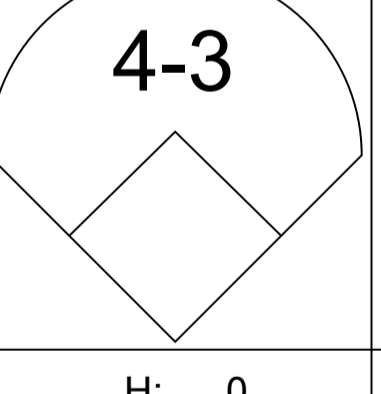
Los Angeles Dodgers @ Philadelphia Phillies
 Connie Mack Stadium, Philadelphia, PA

Sat Aug 01 1964, 7:05 PM EDT
 Att: 32,030 - Unknown

livebaseballscorecards.com

AB	36
R	6
H	7
RBI	5
BB	4
SO	8
LOB	22



Batter	1	2	3	4	5	6	7	8	9	AB R H RBI BB SO LOB	TOP											
Maury Wills, S OBP: 0.350, SLG: 0.365 (1, 6) 	0-1 		0-2 		1-1 		1-1 		1-2 	5 1 2 0 0 0 1												
Jim Gilliam, S OBP: 0.297, SLG: 0.272 (1, 5) 	1-2 		2-1 		0-3 		0-0 		1-3 	5 1 1 2 0 2 1												
Willie Davis, L OBP: 0.298, SLG: 0.409 (1, 8) 	0-0 			0-2 		0-0 		0-0 		4 1 1 0 0 0 0												
Ron Fairly, L OBP: 0.376, SLG: 0.427 (1, 3) 	3-2 			0-0 		2-1 		3-0 		4 1 1 1 0 0 1												
Tommy Davis, R OBP: 0.321, SLG: 0.374 (1, 7) 		1-1 		1-0 		0-1 		4-2 		3 1 1 1 1 0 1												
Derrell Griffith, L OBP: 0.297, SLG: 0.381 (1, 9) 		2-1 		0-0 		0-0 		0-0 		3 0 0 0 0 0 1												
Wes Parker, S OBP: 0.273, SLG: 0.303 (8, 9) 								1-2 		0 0 0 0 0 0 0												
John Roseboro, L OBP: 0.364, SLG: 0.409 (1, 2) 		1-3 		1-2 		2-1 		1-0 		4 0 0 0 0 1 3												
Doug Camilli, R OBP: 0.239, SLG: 0.219 (9, 2) 										0 0 0 0 0 0 0	AB 35											
Nate Oliver, R OBP: 0.342, SLG: 0.306 (1, 4) 		2-2 		1-1 			0-0 		0-3 	4 1 2 1 0 1 1	R 6											
Larry Miller, L OBP: 0.385, SLG: 0.385 (1, 1) 			0-1 	3-1 			0-2 		1-2 	3 0 0 0 0 0 2	H 8											
Inning Stats	R: 1 E: 0 K: 0 S: 11	H: 1 LOB: 0 BB: 0 P: 15	R: 0 E: 0 K: 1 S: 7	H: 0 LOB: 0 BB: 0 P: 11	R: 0 E: 0 K: 0 S: 12	H: 1 LOB: 1 BB: 0 P: 16	R: 2 E: 1 K: 0 S: 13	H: 3 LOB: 2 BB: 0 P: 19	R: 0 E: 0 K: 1 S: 7	H: 0 LOB: 0 BB: 0 P: 8	R: 1 E: 0 K: 0 S: 7	H: 1 LOB: 0 BB: 0 P: 11	R: 2 E: 1 K: 0 S: 9	H: 2 LOB: 1 BB: 0 P: 13	R: 0 E: 0 K: 1 S: 7	H: 0 LOB: 1 BB: 1 P: 12	R: 0 E: 0 K: 1 S: 10	H: 0 LOB: 0 BB: 0 P: 13	1B: 5 2B: 1 3B: 1 HR: 1	SF: 0 SAC: 2 DP: 0 HBP: 0	WP: 0 PB: 0 SB: 2 CS: 0	PA: 38
PITCHER	IP WLS BF H R ER SO BB IBB HBP BLK WP HR S P ERA WHIP																					
John Boozer, R ERA: 6.85 (1, 1)	3.2 L 17 5 3 2 1 0 0 0 0 0 0 0 41 56 4.91 1.364																					
Ed Roebuck, R ERA: 2.26 (4, 1)	1.1 4 0 0 0 1 0 0 0 0 0 0 0 9 13 0.00 0.000																					
Art Mahafey, R ERA: 4.71 (6, 1)	3.0 14 3 3 2 1 1 0 0 0 0 0 1 23 36 6.00 1.333																					
Gary Kroll, R ERA: 3.0 (9, 1)	1.0 3 0 0 0 1 0 0 0 0 0 0 0 10 13 0.00 0.000																					

Los Angeles Dodgers @ Philadelphia Phillies
 Connie Mack Stadium, Philadelphia, PA
 Sun Aug 02 1964, 3:33 AM EDT
 Att: 18,802 - Unknown

livebaseballscorecards.com

AB	35
R	6
H	8
RBI	5
BB	1
SO	4
LOB	11



Batter	1	2	3	4	5	6	7	8	9	AB	R	H	RBI	BB	SO	LOB
Cookie Rojas, R OBP: 0.349, SLG: 0.424 (1, 8)	2-2 F2		1-0 F2			1-1 L9		1-0 6-3		4	0	0	0	0	0	0
Johnny Callison, L OBP: 0.320, SLG: 0.480 (1, 9)	2-3 K		0-0 L4			2-1 F5		2-0 F8		4	0	0	0	0	1	0
Tony Taylor, R OBP: 0.323, SLG: 0.300 (1, 4)	1-3 K		2-0 F9			1-2 1B			2-2 4-3	4	0	1	0	0	1	0
Dick Allen, R OBP: 0.376, SLG: 0.539 (1, 5)		3-2 L9		1-0 G6-3 1B		3-2 6-3			1-2 1-3 1B	4	0	2	0	0	0	1
Alex Johnson, R OBP: 0.435, SLG: 0.429 (1, 7)		3-1 1B 1B 1B		1-1 F4			1-1 F3		0-0 1-3	4	1	1	0	0	0	2
Ruben Amaro, R OBP: 0.311, SLG: 0.355 (1, 3)		1-1 1B 1B		0-2 G6-3 1-2f			4-1 1B BB		1-0 F3	3	0	1	0	1	0	2
Gus Triandos, R OBP: 0.319, SLG: 0.390 (1, 2)		3-2 F7			1-3 K		0-1 G6-3 1B			3	0	1	0	0	1	2
Bobby Wine, R OBP: 0.266, SLG: 0.299 (1, 6)		3-2 1-2 3-H 1B			3-2 F4		0-0 G6-3 1-2f			3	0	1	1	0	0	2
John Boozer, R (1, 1) Ed Roebuck, R (4, 1) Pat Corrales, R (5, PH) Art Mahaffey, R (6, 1) John Herrnstein, L (8, PH) Gary Kroll, R (9, 1)		0-3 K			1-2 1-3			3-3 K		1	0	0	0	0	1	2

Inning Stats	R: 0	H: 0	E: 0	K: 2	S: 10	R: 1	H: 3	E: 0	K: 1	S: 16	R: 0	H: 0	E: 0	K: 0	S: 3	R: 0	H: 1	E: 0	K: 0	S: 6	R: 0	H: 0	E: 0	K: 1	S: 9	R: 0	H: 1	E: 0	K: 0	S: 10	R: 0	H: 1	E: 0	K: 0	S: 6	R: 0	H: 0	E: 0	K: 1	S: 6	R: 0	H: 0	E: 0	K: 0	S: 8	R: 0	H: 1	E: 0	K: 0	S: 8	1B: 7	2B: 0	3B: 0	HR: 0	SF: 0	SAC: 0	DP: 2	HBP: 0	WP: 0	PA: 33
PITCHER Larry Miller, L (1, 1) ERA: 4.25	IP	WLS	BF	H	R	ER	SO	BB	IBB	HBP	BLK	WP	HR	S	P	ERA	WHIP	IP	WLS	BF	H	R	ER	SO	BB	IBB	HBP	BLK	WP	HR	S	P	ERA	WHIP	IP	WLS	BF	H	R	ER	SO	BB	IBB	HBP	BLK	WP	HR	S	P	ERA	WHIP									

BOTTOM

Los Angeles Dodgers @ Philadelphia Phillies
 Connie Mack Stadium, Philadelphia, PA

Sun Aug 02 1964, 3:33 AM EDT
 Att. 18,802 - Unknown

livebaseballscorecards.com

AB	32
R	1
H	7
RBI	1
BB	1
SO	5
LOB	11



Batter	1	2	3	4	5	6	7	8	9	AB R H RBI BB SO LOB	TOP														
Maury Wills, S (1, 6) OBP: 0.349, SLG: 0.361	0-3 	1-1 G6-4-3 			2-3 K 		2-2 4-3 		4-2 1B E BB 	4 1 0 0 1 2 2															
Dick Tracewski, R (1, 5) OBP: 0.332, SLG: 0.331	3-1 1B 		0-0 1-6-3 		0-1 F6 		4-2 G3 WP BB 		3-2 E SF7 1B 	4 2 2 0 1 0 0															
Willie Davis, L (1, 8) OBP: 0.301, SLG: 0.410	0-2 1B E 1B 		2-2 S 1B 		4-2 BB 		1-1 G3 1-3 		0-3 SAFE K 1-3 3-H 	4 1 2 0 1 1 2															
Tommy Davis, R (1, 7) OBP: 0.320, SLG: 0.373	1-1 E 1B 		1-0 SAFE F9 1-2 		0-2 L4 		0-0 6-3 		1-0 SF7 3-H 	4 0 1 2 0 0 3															
Frank Howard, R (1, 9) OBP: 0.301, SLG: 0.446	1-0 E6 G4-6-3 1-2 3-H 		4-0 IBB 		3-2 6-3 		0-3 K 		3-1 1B 1-2 1B 	3 0 0 1 1 1 1 1 0 1 0 0 0 0															
Wes Parker, S (8, 9) OBP: 0.279, SLG: 0.308																									
Ron Fairly, L (1, 3) OBP: 0.380, SLG: 0.431	2-0 G4-6-3 1-2f 		0-3 K 		4-1 1B SF8 BB 		2-0 2B 		0-0 1B 1-3 1B 	4 1 2 0 1 1 4															
Nate Oliver, R (1, 4) OBP: 0.358, SLG: 0.315					0-0 G6-4-3 1B 		1-2 1-3 1B 		4-0 IBB 3-H 1-2 	2 0 2 0 2 0 0															
Doug Camilli, R (1, 2) OBP: 0.233, SLG: 0.215					0-0 G6-4-3 1-2f 		0-2 SF8 3-H 		1-3 K 	2 0 0 1 0 0 2 1 0 0 0 0 1 2															
John Roseboro, L (8, PH) OBP: 0.363, SLG: 0.407																									
Sandy Koufax, R (1, 1) OBP: 0.119, SLG: 0.078					1-0 G3 		0-0 F7 3-H 		0-3 K 	3 0 0 0 1 1 3 0 0 0 0 0 0 0															
Bob Miller, R (9, 1) OBP: 0.176, SLG: 0.067																									
Inning Stats	R: 2 E: 1 K: 1 S: 12	H: 3 LOB: 1 BB: 0 P: 19	R: 0 E: 0 K: 0 S: 8	H: 0 LOB: 1 BB: 2 P: 19	R: 0 E: 0 K: 1 S: 8	H: 1 LOB: 2 BB: 1 P: 15	R: 0 E: 0 K: 0 S: 3	H: 1 LOB: 0 BB: 0 P: 4	R: 0 E: 0 K: 1 S: 12	H: 0 LOB: 1 BB: 1 P: 18	R: 1 E: 0 K: 0 S: 12	H: 1 LOB: 1 BB: 1 P: 20	R: 0 E: 0 K: 0 S: 8	H: 0 LOB: 1 BB: 1 P: 15	R: 0 E: 0 K: 3 S: 11	H: 1 LOB: 2 BB: 1 P: 18	R: 2 E: 1 K: 1 S: 14	H: 3 LOB: 2 BB: 1 P: 26	1B: 9 2B: 1 3B: 0 HR: 0	SF: 2 SAC: 0 DP: 3 HBP: 0	WP: 1 PB: 0 SB: 1 CS: 0	PA: 42			
PITCHER	IP	WLS	BF	H	R	ER	SO	BB	IBB	HBP	BLK	WP	HR	S	P	ERA	WHIP								
Bob Veale, L (1, 1) ERA: 3.01	7.0	L	31	6	3	3	3	5	1	0	0	1	0	63	110	3.86	1.571								
Roy Face, R (8, 1) ERA: 4.42	1.2		10	3	2	2	4	1	1	0	0	0	0	22	40	10.80	2.400								
Frank Bork, L (9, 1) ERA: 3.09	0.1		2	1	0	0	0	0	0	0	0	0	0	3	4	0.00	3.000								

Los Angeles Dodgers @ Pittsburgh Pirates
Forbes Field, Pittsburgh, PA
Tue Aug 04 1964, 7:05 PM EDT
Unknown

AB	32
R	5
H	10
RBI	4
BB	8
SO	7
LOB	19



WP	1
PB	0
SB	1
CS	0

Batter	1	2	3	4	5	6	7	8	9	AB R H RBI BB SO LOB
Bob Bailey, R OBP: 0.357, SLG: 0.432 (1, 7) (8, 8)	1-1 F7 ①		2-1 1B ③		0-0 5-3 ③		4-2 BB ③		2-0 L3 ②③	4 0 1 0 1 0 5
Manny Mota, R OBP: 0.333, SLG: 0.436 Roy Face, R Frank Bork, R (1, 8) (8, 1) (9, 1)	0-3 K ②		1-1 F9 ③		0-0 5-3 ①		1-3 K ③			4 0 0 0 0 2 3 0 0 0 0 0 0 0 0 0 0 0 0 0 0
Roberto Clemente, R OBP: 0.391, SLG: 0.484 (1, 9)	4-2 BB ③			0-3 K ①		2-3 K ②		0-1 4-3 ①		3 0 0 0 1 2 0
Gene Freese, R OBP: 0.277, SLG: 0.370 (1, 5)	1-0 F7 ③			1-2 F7 ②		1-1 2B ③		1-3 K2-3 ②		4 0 1 0 0 1 1
Donn Clendenon, R OBP: 0.303, SLG: 0.383 (1, 3)		2-2 L4 ①		0-0 4-3 ③		2-2 6-3 ③		0-2 3-1 ③		4 0 0 0 0 0 1
Bill Mazerowski, R OBP: 0.294, SLG: 0.391 (1, 4)		2-1 F9 ②		2-1 SH5-4 1B ①		1-1 1-3 ①		2-1 F9 ①		4 0 1 0 0 0 0
Jim Pagliaroni, R OBP: 0.383, SLG: 0.421 (1, 2)		1-1 6-3 ③		1-0 F8 ①		3-2 L7 ②		4-1 BB 1B BB ③		3 0 0 0 1 0 1
Dick Schofield, S OBP: 0.367, SLG: 0.370 (1, 6)			1-0 6-3 ①		4-0 SH5-4 BB ③		2-2 1B 2B ③		1-2 BB 1B ③	3 1 2 0 1 0 0
Bob Veale, S OBP: 0.219, SLG: 0.194 Jerry Lynch, L OBP: 0.365, SLG: 0.571 (1, 1) (7, PH) (8, 7)			2-3 K ②		2-2 SH5-4 ②		1-2 BB 1B ③		4-2 L3 BB ③	1 0 0 0 0 1 0 1 0 1 1 1 0 0

Inning Stats	R: 0	H: 0	E: 0	K: 1	S: 8	R: 0	H: 0	E: 0	K: 0	S: 7	R: 0	H: 1	E: 0	K: 1	S: 8	R: 0	H: 0	E: 0	K: 1	S: 8	R: 0	H: 1	E: 0	K: 0	S: 7	R: 1	H: 2	E: 0	K: 1	S: 22	R: 0	H: 0	E: 0	K: 1	S: 9	R: 0	H: 1	E: 0	K: 0	S: 10	R: 0	H: 1	E: 0	K: 0	S: 10	1B: 4	2B: 3	3B: 0	HR: 0	SF: 0	SAC: 1	DP: 1	HBP: 0	WP: 0	PB: 0	SB: 0	CS: 0	PA: 37
	0	0	0	1	8	0	0	0	0	7	0	1	0	1	8	0	0	0	1	8	0	1	0	0	7	1	2	0	1	22	0	0	0	1	9	0	1	0	0	10	0	1	0	0	10	4	3	0	0	0	1	0	0	0	37			

PITCHER	IP	WLS	BF	H	R	ER	SO	BB	IBB	HBP	BLK	WP	HR	S	P	ERA	WHIP
Sandy Koufax, L ERA: 1.79 (1, 1)	8.1	W	36	6	1	1	6	5	0	0	0	0	0	87	143	1.08	1.320
Bob Miller, R ERA: 2.67 (9, 1)	0.2	S	1	0	0	0	0	0	0	0	0	0	0	1	3	0.00	0.000

Los Angeles Dodgers @ Pittsburgh Pirates
 Forbes Field, Pittsburgh, PA
 Tue Aug 04 1964, 7:05 PM EDT
 Unknown

AB	31
R	1
H	6
RBI	1
BB	5
SO	6
LOB	11




WP	HR	S	P	ERA	WHIP
0	0	1	0	0.00	0.000

Batter	1	2	3	4	5	6	7	8	9	AB R H RBI BB SO LOB	TOP											
Jim Gilliam, S (1, 5) OBP: 0.303, SLG: 0.283	3-2 4-3		2-0 F5			FC6-4 BB		3-2 2-H 1B		4 1 2 3 1 0 0												
Dick Tracewski, R (1, 6) OBP: 0.333, SLG: 0.330	1-1 4-3		2-3 K			FC6-4 1B		2-2 F9		4 0 1 0 1 1 1												
Willie Davis, L (1, 8) OBP: 0.300, SLG: 0.407	0-0 E S 2B 1B			0-1 E6 1B S G6-4-3		FC6-4 1B			3-3 K2-3	5 3 1 1 0 2 3												
Ron Fairly, L (1, 3) OBP: 0.383, SLG: 0.436	3-1 1-H 2B			1-1 G6-4-3 1B		4-2 1B HR BB	3-1 G3		0-1 L4	4 1 2 1 1 0 0												
Tommy Davis, R (1, 7) OBP: 0.318, SLG: 0.371	1-1 4-3			1-0 G6-4-3		0-2 HR 1B	1-1 F8		0-0 E6 1B	5 1 1 1 0 0 2												
Derrell Griffith, L (1, 9) OBP: 0.301, SLG: 0.405 Wes Parker, S (9, 9) OBP: 0.279, SLG: 0.308		0-3 K		1-2 6-3		1-2 HR	1-2 F4		0-2 FC4 1B	5 1 2 3 0 1 0 0 0 0 0 0 0 0												
John Roseboro, L (1, 2) OBP: 0.360, SLG: 0.403		3-3 K			2-2 5-3	0-0 F6		1-1 SH1-3 1B 1B	0-1 FC4	5 1 1 0 0 1 2												
Nate Oliver, R (1, 4) OBP: 0.355, SLG: 0.314		1-3 K			0-1 5-3	1-1 1B 3B 1B		0-1 F5		4 1 1 0 0 1 1												
Joe Moeller, R (1, 1) OBP: 0.075, SLG: 0.051 Ron Perranoski, L (6, 1) OBP: 0.091, SLG: 0.091			0-0 6-3		2-1 5-6-3	1-1 3B 1B		0-0 SH1-3		3 1 1 0 0 0 0 0 0 0 0 0 0 0												
Inning Stats	R: 1 E: 0 K: 0 S: 11	H: 2 LOB: 1 BB: 0 P: 19	R: 0 E: 0 K: 3 S: 12	H: 0 LOB: 0 BB: 0 P: 16	R: 0 E: 0 K: 1 S: 5	H: 0 LOB: 0 BB: 0 P: 9	R: 1 E: 1 K: 0 S: 8	H: 1 LOB: 0 BB: 0 P: 11	R: 0 E: 0 K: 0 S: 7	H: 0 LOB: 0 BB: 0 P: 11	R: 7 E: 0 K: 1 S: 28	H: 6 LOB: 2 BB: 3 P: 44	R: 0 E: 0 K: 0 S: 9	H: 0 LOB: 0 BB: 0 P: 14	R: 1 E: 0 K: 0 S: 11	H: 2 LOB: 1 BB: 0 P: 17	R: 0 E: 1 K: 1 S: 11	H: 1 LOB: 2 BB: 0 P: 14	1B: 9 2B: 1 3B: 1 HR: 1	SF: 0 SAC: 1 DP: 1 HBP: 0	WP: 0 PB: 0 SB: 3 CS: 0	PA: 43
PITCHER	IP WLS BF H R ER SO BB IBB HBP BLK WP HR S P ERA WHIP																					
Don Schwall, R (1, 1) ERA: 4.85 Frank Bork, L (6, 1) ERA: 5.25 Tommy Sisk, R (6, 1) ERA: 8.58 John Gelnar, R (7, 1) ERA: 4.5 Roy Face, R (9, 1) ERA: 4.34	5.1 0.1 0.1 2.0 1.0	L	23 5 2 8 5	5 4 0 2 1	6 3 0 1 0	5 3 0 1 0	4 0 1 0 1	2 0 1 0 0	0 0 0 0 0	0 0 0 0 0	0 0 0 0 0	0 1 0 0 0	54 12 5 20 11	86 15 9 31 14	8.44 81.00 0.00 4.50 0.00	1.312 12.000 3.000 1.000 1.000						

Los Angeles Dodgers @ Pittsburgh Pirates
 Forbes Field, Pittsburgh, PA
 Tue Aug 04 1964, 7:05 PM EDT
 Att: 25,807 - Unknown

AB	39
R	10
H	12
RBI	9
BB	3
SO	6
LOB	9



Batter	1	2	3	4	5	6	7	8	9	AB R H RBI BB SO LOB	BOTTOM														
Bob Bailey, R OBP: 0.360, SLG: 0.436 (1, 5) BCX (7, 7)	2-1 4-3 2B		1-2 6-3		1-0 1B	0-0 F9			4-1 1B BB	4 2 2 0 1 0 2	Los Angeles Dodgers @ Pittsburgh Pirates Forbes Field, Pittsburgh, PA Tue Aug 04 1964, 7:05 PM EDT Att. 25,807 - Unknown livebaseballscorecards.com <table> <tr><td>AB</td><td>40</td></tr> <tr><td>R</td><td>7</td></tr> <tr><td>H</td><td>14</td></tr> <tr><td>RBI</td><td>7</td></tr> <tr><td>BB</td><td>2</td></tr> <tr><td>SO</td><td>8</td></tr> <tr><td>LOB</td><td>21</td></tr> </table> 	AB	40	R	7	H	14	RBI	7	BB	2	SO	8	LOB	21
AB	40																								
R	7																								
H	14																								
RBI	7																								
BB	2																								
SO	8																								
LOB	21																								
Bill Virdon, L OBP: 0.304, SLG: 0.317 (1, 8) FX	0-1 4-3 2-3		4-1 BB		1-2 FC5-4 1-3 1B		2-2 5-3		1-3 K	4 0 1 0 1 1 2															
Roberto Clemente, R OBP: 0.394, SLG: 0.488 (1, 9) X	0-0 G3 2B 3-H		2-3 K		1-2 FC5-4 1-2f		0-0 3B 1B		3-2 1B 1-2 1B	5 1 3 1 0 1 3															
Jerry Lynch, L OBP: 0.369, SLG: 0.573 Gene Freese, R OBP: 0.279, SLG: 0.381 (1, 7) (6, PR) (7, 5) BCX FB X	2-2 G3 2-3			3-2 1B		3-2 1B 2B 1B	1-0 1-H 4-3 3B		2-3 K	3 0 2 0 0 0 1 2 2 1 1 0 1 2															
Willie Stargell, L OBP: 0.332, SLG: 0.554 (1, 3) CFX	1-2 F6			0-3 K		0-0 F7	1-2 4-3		1-1 1-3 2-H 1B	5 0 1 2 0 1 3															
Bill Mazaroski, R OBP: 0.293, SLG: 0.388 (1, 4) SBCX		2-2 6-3		0-1 F9		0-0 2B 1-2 1B 1B	0-1 6-3		1-2 4-3	5 1 1 0 0 0 3															
Jim Pagliaroni, R OBP: 0.385, SLG: 0.427 (1, 2) FBCX		2-2 F7		1-3 K		0-2 1B 1-3 2-H 2B		0-0 G6-3 1B		4 1 2 1 0 1 1															
Dick Schofield, S OBP: 0.366, SLG: 0.368 (1, 6) SBCX		3-2 4-3			3-2 4-3	1-2 1B 2-H 3-H		2-3 K		4 0 1 2 0 1 1															
Don Schwall, R OBP: 0.333, SLG: 0.333 Frank Bork, R Tommie Sisk, R Manny Mota, R OBP: 0.331, SLG: 0.433 John Gelnar, R Donn Clendenon, R OBP: 0.302, SLG: 0.382 Roy Face, R (1, 1) (6, 1) (6, PH) (7, 1) (8, PH) (9, 1) SSC S S			0-3 K		1-3 K	1-2 F8		2-1 G6-3 1-2f		2 0 0 0 0 0 2 0 0 0 0 0 0 0 0 0 0 0 0 0 0 0 0 0 1 0 0 0 0 0 0 2 0 0 0 0 0 0 0 0 1 0 0 0 0 0 0 1 0 0 0 0 0 0 0 0															
Inning Stats	R: 1 E: 0 K: 0 S: 13	H: 2 LOB: 1 BB: 0 P: 18	R: 0 E: 0 K: 0 S: 11	H: 0 LOB: 0 BB: 0 P: 18	R: 0 E: 0 K: 2 S: 11	H: 1 LOB: 1 BB: 0 P: 15	R: 0 E: 0 K: 1 S: 15	H: 2 LOB: 2 BB: 0 P: 22	R: 3 E: 0 K: 0 S: 16	H: 4 LOB: 2 BB: 0 P: 21	R: 2 E: 0 K: 0 S: 10	H: 2 LOB: 0 BB: 0 P: 14	R: 0 E: 0 K: 1 S: 6	H: 1 LOB: 0 BB: 0 P: 10	R: 1 E: 0 K: 2 S: 17	H: 2 LOB: 2 BB: 1 P: 29	1B: 10 2B: 3 3B: 1 HR: 0	SF: 0 SAC: 0 DP: 1 HBP: 0	WP: 0 PB: 0 SB: 0 CS: 0	PA: 42					
PITCHER Joe Moeller, R ERA: 3.59 Ron Perranoski, L ERA: 3.68	(1, 1) 5.1 (6, 1) 3.2	WLS W S	BF 26 16	H 9 5	R 4 3	ER 4 3	SO 5 3	BB 1 1	IBB 0 0	HBP 0 0	BLK 0 0	WP 0 0	HR 0 0	S 73 37	P 107 58	ERA 6.75 7.36	WHIP 1.875 1.636								

Batter	1	2	3	4	5	6	7	8	9	AB R H RBI BB SO LOB	TOP																
Maury Wills, S OBP: 0.350, SLG: 0.365 (1, 6)	1-2 FC6 1B			2-3 K		1-0 1B 2B	1-0 6-3			4 1 2 0 0 1 0																	
Dick Tracewski, R OBP: 0.332, SLG: 0.328 (1, 5)	0-2 FC6 FC4 1-2f			1-2 6-3		2-1 1B 1B		1-1 6-3		4 1 1 0 0 0 1																	
Willie Davis, L OBP: 0.302, SLG: 0.408 (1, 8)	2-0 FC4 PO 1-2f			0-0 6-3		1-0 1B 1B		2-1 G4-3 1B		4 1 2 1 0 0 1																	
Tommy Davis, R OBP: 0.318, SLG: 0.369 (1, 7)	0-1 PO 1-2	2-0 L8			0-1 F8	0-0 1B 1B		0-1 G4-3 1-2f		4 0 1 1 0 0 1																	
Frank Howard, R OBP: 0.304, SLG: 0.447 (1, 9)			3-3 K		4-0 E BB	1-0 1B 1B			0-0 E5 SH1-3	2 0 1 1 1 1 0																	
Wes Parker, S OBP: 0.277, SLG: 0.306 (7, 9)						1-2 3-H 1B				1 0 0 0 0 0 0																	
Ron Fairly, L OBP: 0.382, SLG: 0.434 (1, 3)			2-2 G3		0-0 E4 G4-3	1-0 1-2 2-3 1B			0-0 SH1-3	3 0 1 0 0 0 1																	
Nate Oliver, R OBP: 0.347, SLG: 0.306 (1, 4)				0-0 F9		0-0 G4-3 1-2f			0-3 K	4 0 0 0 0 2 6																	
John Roseboro, L OBP: 0.359, SLG: 0.398 (1, 2)				2-2 F8			0-2 F7	1-1 L9	4-0 E5 IBB	3 0 0 0 1 0 0																	
Don Drysdale, R OBP: 0.205, SLG: 0.250 (1, 1)				1-1 4-3			1-0 4-3	0-3 K	1-0 E5 1-2 2-H	3 0 0 0 0 1 0																	
Ron Perranoski, L OBP: 0.083, SLG: 0.083 (8, 1)										1 0 0 0 0 0 2																	
Bob Miller, R OBP: 0.176, SLG: 0.067 (9, 1)										0 0 0 0 0 0 0																	
Inning Stats	R: 0 E: 0 K: 0 S: 8	H: 1 LOB: 0 BB: 0 P: 11	R: 0 E: 0 K: 1 S: 8	H: 0 LOB: 0 BB: 0 P: 15	R: 0 E: 0 K: 0 S: 6	H: 0 LOB: 0 BB: 0 P: 9	R: 0 E: 0 K: 1 S: 8	H: 0 LOB: 0 BB: 0 P: 11	R: 0 E: 1 K: 0 S: 4	H: 0 LOB: 1 BB: 1 P: 8	R: 3 E: 0 K: 1 S: 14	H: 6 LOB: 3 BB: 0 P: 23	R: 0 E: 0 K: 1 S: 6	H: 0 LOB: 0 BB: 0 P: 8	R: 0 E: 0 K: 0 S: 6	H: 1 LOB: 0 BB: 0 P: 9	R: 0 E: 2 K: 1 S: 7	H: 0 LOB: 2 BB: 1 P: 12	1B: 7 2B: 1 3B: 0 HR: 0	SF: 0 SAC: 1 DP: 2 HBP: 0	WP: 0 PB: 0 SB: 0 CS: 0	PA: 37					
PITCHER	IP WLS BF H R ER SO BB IBB HBP BLK WP HR S P ERA WHIP																										
Joe Gibbon, L ERA: 3.08 (1, 1)	5.2		24	7	3	3	2	1	0	0	0	0	0	45	72	4.76	1.412										
Roy Face, R ERA: 4.24 (6, 1)	1.1		4	0	0	0	2	0	0	0	0	0	0	9	13	0.00	0.000										
Al McBean, R ERA: 1.63 (8, 1)	2.0	W	8	1	0	0	1	0	1	0	0	0	0	13	21	0.00	0.500										

Los Angeles Dodgers @ Pittsburgh Pirates
 Forbes Field, Pittsburgh, PA
 Wed Aug 05 1964, 7:05 PM EDT
 Att: 11,071 - Unknown

AB	33
R	3
H	8
RBI	3
BB	2
SO	5
LOB	12



Batter	1	2	3	4	5	6	7	8	9	AB R H RBI BB SO LOB
Bob Bailey, R OBP: 0.358, SLG: 0.431 (1, 5)	3-2 6-3		1-2 4-3		1-3 K		2-3 K		4-2 1B BB	4 0 0 0 1 2 3
Bill Virdon, L OBP: 0.303, SLG: 0.315 (1, 8)	0-0 G3		1-2 6-3		0-0 4-3			3-2 2B WP 1B	0-3 K	5 1 1 0 0 1 5
Roberto Clemente, R OBP: 0.396, SLG: 0.492 (1, 9)	0-3 K			3-2 6-3		3-2 2B 1B		0-1 WP 2B	2-2 1B	5 0 3 1 0 1 0
Jerry Lynch, L OBP: 0.372, SLG: 0.582 (1, 7)		1-1 2B		0-0 3-1		2-2 2B		0-3 K		4 0 2 0 0 1 2
Willie Stargell, L OBP: 0.334, SLG: 0.562 (1, 3)		1-3 K		2-1 HR		1-2 F5		4-0 G5-4-3 BB		3 1 1 1 1 1 3
Bill Mazeroski, R OBP: 0.290, SLG: 0.384 (1, 4)		0-0 G3		0-1 F3		0-0 F8		2-3 3-H G5-4-3 1-2f		4 0 0 0 0 0 5
Jim Pagliaroni, R OBP: 0.386, SLG: 0.442 (1, 2)		2-3 K			3-2 SH2-4 1B		0-2 F3		1-0 HR	4 1 2 1 0 1 3
Dick Schofield, S OBP: 0.370, SLG: 0.369 (1, 6)			4-2 SH1-4 BB		4-1 SH2-4 BB		2-1 F8		2-1 BB 1B	2 0 1 0 2 0 0 0 1 0 0 0 0 0
Gene Alley, R OBP: 0.263, SLG: 0.296 (9, PR)										
Joe Gibbon, R OBP: 0.289, SLG: 0.297 (1, 1)			0-0 SH1-4		0-1 SH2-4		0-2 5-3		1-3 K	0 0 0 0 0 0 0 0 0 0 0 0 0 0 1 0 0 0 0 0 0 1 0 0 0 0 1 1
Roy Face, R (6, 1)										
Gene Freese, R OBP: 0.278, SLG: 0.379 (7, PH)										
Al McBean, R OBP: 0.167, SLG: 0.167 (8, 1)										

BOTTOM	
Los Angeles Dodgers @ Pittsburgh Pirates Forbes Field, Pittsburgh, PA Wed Aug 05 1964, 7:05 PM EDT Att. 11,071 - Unknown	
AB 33 R 4 H 10 RBI 3 BB 4 SO 8 LOB 22	

Inning Stats	R: 0	H: 0	E: 0	K: 1	S: 8	H: 0	LOB: 0	BB: 0	P: 11	R: 0	H: 1	E: 0	K: 2	S: 10	H: 0	LOB: 1	BB: 0	P: 14	R: 0	H: 0	E: 0	K: 0	S: 12	R: 1	H: 1	E: 0	K: 0	S: 11	H: 1	LOB: 0	BB: 0	P: 16	R: 0	H: 1	E: 0	K: 1	S: 11	H: 2	LOB: 2	BB: 0	P: 25	R: 0	H: 0	E: 0	K: 1	S: 9	H: 0	LOB: 0	BB: 0	P: 13	R: 1	H: 2	E: 0	K: 1	S: 10	H: 3	LOB: 2	BB: 1	P: 25	R: 2	H: 3	E: 0	K: 2	S: 15	1B: 5	2B: 3	3B: 0	HR: 2	SF: 0	SAC: 2	DP: 1	HBP: 0	WP: 1	PB: 0	SB: 0	CS: 0	PA: 39
--------------	------	------	------	------	------	------	--------	-------	-------	------	------	------	------	-------	------	--------	-------	-------	------	------	------	------	-------	------	------	------	------	-------	------	--------	-------	-------	------	------	------	------	-------	------	--------	-------	-------	------	------	------	------	------	------	--------	-------	-------	------	------	------	------	-------	------	--------	-------	-------	------	------	------	------	-------	-------	-------	-------	-------	-------	--------	-------	--------	-------	-------	-------	-------	--------

PITCHER	IP	WLS	BF	H	R	ER	SO	BB	IBB	HBP	BLK	WP	HR	S	P	ERA	WHIP
Don Drysdale, R ERA: 2.38 (1, 1)	7.0		30	7	2	2	5	2	0	0	0	0	1	86	125	2.57	1.286
Ron Perranoski, L ERA: 3.86 (8, 1)	1.0	L	5	2	2	2	1	1	0	0	0	1	1	7	16	18.00	3.000
Bob Miller, R ERA: 2.65 (9, 1)	0.2		4	1	0	0	2	1	0	0	0	0	0	12	19	0.00	3.000

Batter	1	2	3	4	5	6	7	8	9	AB R H RBI BB SO LOB	TOP											
Maury Wills, S OBP: 0.347, SLG: 0.361 (1, 6) X	0-0 F6 ①			3-2 6-3 ① X	0-0 FC5-4 ③			0-1 4-3 ①		4 0 0 0 0 0 2												
Dick Tracewski, R OBP: 0.330, SLG: 0.326 (1, 5) C C C C	2-3 K ②			1-0 FC4-6 1B		0-0 5-3 ①		0-3 K ②		4 0 1 0 0 2 0												
Willie Davis, L OBP: 0.304, SLG: 0.409 (1, 8) X	0-0 F8 ③			1-1 FC4-6 1-2f		1-2 1B 1B		0-1 E7 1B		4 0 2 0 0 0 1												
Ron Fairly, L OBP: 0.378, SLG: 0.429 (1, 3) X		0-0 6-3 ①		2-1 L6 ③		1-3 K ②		1-3 K ③		4 0 0 0 0 2 3												
Tommy Davis, R OBP: 0.322, SLG: 0.373 (1, 7) X		0-0 G6-3 1B			0-1 1B 1B		0-1 1B		0-3 K ①	4 1 3 0 0 1 0												
Derrell Griffith, L OBP: 0.292, SLG: 0.393 (1, 9) X		0-0 G6-3 1-2f			1-3 K ①		0-1 1-3 ③		0-0 G3 ②	4 0 0 0 0 1 4												
John Roseboro, L OBP: 0.361, SLG: 0.400 (1, 2) X C C C C			1-2 L7 ①		0-1 1B 1B				2-2 F8 ③	4 0 2 0 0 0 0												
Nate Oliver, R OBP: 0.341, SLG: 0.300 (1, 4) X			0-0 5-3 ②		0-3 K ②				0-0 G6-4-3 ① ②	3 0 0 0 0 1 3												
Larry Miller, L OBP: 0.357, SLG: 0.357 (1, 1) C C C C			0-3 K ③		1-2 1B ③				0-2 F4 ③	1 0 0 0 0 1 0												
Wally Moon, L OBP: 0.306, SLG: 0.348 (5, PH)					1-2 FC5-4 1B ③					1 0 1 1 0 0 0												
Howie Reed, R (5, 1)										0 0 0 0 0 0 0												
Wes Parker, S OBP: 0.275, SLG: 0.303 (7, PH)										1 0 0 0 0 0 0												
Jim Brewer, L OBP: 0.250, SLG: 0.250 (7, 1)										0 0 0 0 0 0 0												
Inning Stats	R: 0 E: 0 K: 1 S: 5	H: 0 LOB: 0 BB: 0 P: 7	R: 0 E: 0 K: 0 S: 3	H: 1 LOB: 0 BB: 0 P: 3	R: 0 E: 0 K: 1 S: 7	H: 0 LOB: 0 BB: 0 P: 8	R: 0 E: 0 K: 0 S: 11	H: 1 LOB: 1 BB: 0 P: 18	R: 1 E: 0 K: 2 S: 14	H: 3 LOB: 2 BB: 0 P: 16	R: 0 E: 0 K: 1 S: 12	H: 2 LOB: 2 BB: 0 P: 14	R: 0 E: 0 K: 0 S: 6	H: 1 LOB: 0 BB: 0 P: 6	R: 0 E: 1 K: 2 S: 10	H: 1 LOB: 1 BB: 0 P: 11	R: 0 E: 0 K: 1 S: 8	H: 0 LOB: 0 BB: 0 P: 10	1B: 9 2B: 0 3B: 0 HR: 0	SF: 0 SAC: 0 DP: 2 HBP: 0	WP: 0 PB: 0 SB: 0 CS: 0	PA: 34
PITCHER Bob Friend, R ERA: 3.26 (1, 1)	IP 9.0 WLS W BF 34 H 9 R 1 ER 1 SO 8 BB 0 IBB 0 HBP 0 BLK 0 WP 0 HR 0 S 76 P 93 ERA 1.00 WHIP 1.000											PITCHER	IP WLS BF H R ER SO BB IBB HBP BLK WP HR S P ERA WHIP									

Los Angeles Dodgers @ Pittsburgh Pirates
 Forbes Field, Pittsburgh, PA
 Thu Aug 06 1964, 7:05 PM EDT
 Att: 10,599 - Unknown

AB	34
R	1
H	9
RBI	1
BB	0
SO	8
LOB	13



Batter	1	2	3	4	5	6	7	8	9	AB	R	H	RBI	BB	SO	LOB
Bob Bailey, R OBP: 0.354, SLG: 0.425 (1, 7)	2-3 K		2-1 5-3	1-1 6-3		2-2 5-3				4	0	0	0	0	1	0
Manny Mota, R OBP: 0.335, SLG: 0.447 (1, 8) (8, 9)	0-0 6-3		2-0 2B 1B 1B		3-2 3B 3B		3-3 K			4	2	2	0	0	1	0
Donn Clendenon, R OBP: 0.307, SLG: 0.397 (1, 3)	3-3 K		0-0 1B 2B		1-1 2B 3B		1-0 WP 1B			4	2	3	1	0	1	0
Gene Freese, R OBP: 0.282, SLG: 0.376 (1, 5)		4-2 SH2-3 1B BB	4-0 1B IBB		0-2 6-3		2-2 5-3	1-2		2	0	0	0	2	0	2
Willie Stargell, L OBP: 0.333, SLG: 0.557 (1, 9) Bill Virdon, L OBP: 0.303, SLG: 0.315 (8, 8)		1-0 SH2-3 1B	1-3 K		1-3 K		0-3 K			4	0	1	0	0	3	5
Bill Mazaroski, R OBP: 0.292, SLG: 0.389 (1, 4)		0-0 SH2-3	0-1 1B		1-1 2B		1-1 F9			3	0	2	3	0	0	0
Jim Pagliaroni, R OBP: 0.384, SLG: 0.443 (1, 2)		0-1 F4	0-1 F8		2-2 1-3		2-2 2B			4	0	1	0	0	0	5
Dick Schofield, S OBP: 0.369, SLG: 0.365 (1, 6)		4-0 IBB		1-0 F7		1-1 F5		2-3 K		3	0	0	0	1	1	1
Bob Friend, R OBP: 0.143, SLG: 0.094 (1, 1)		0-0 5-3		1-3 K		2-3 K		2-2 1-3		4	0	0	0	0	2	4

Inning Stats	R: 0	H: 0	E: 0	K: 2	S: 8	LOB: 0	BB: 0	P: 13	R: 0	H: 1	E: 0	K: 0	S: 7	LOB: 3	BB: 2	P: 16	R: 2	H: 3	E: 0	K: 1	S: 11	LOB: 2	BB: 1	P: 20	R: 0	H: 0	E: 0	K: 1	S: 6	LOB: 0	BB: 0	P: 9	R: 2	H: 3	E: 0	K: 1	S: 20	LOB: 1	BB: 0	P: 28	R: 0	H: 0	E: 0	K: 1	S: 8	LOB: 0	BB: 0	P: 13	R: 0	H: 1	E: 0	K: 2	S: 11	LOB: 1	BB: 0	P: 17	R: 0	H: 1	E: 0	K: 1	S: 15	LOB: 1	BB: 0	P: 22
1B: 4	2B: 3	3B: 2	HR: 0	SF: 0	SAC: 1	DP: 0	HBP: 0	WP: 1	PB: 0	SB: 0	CS: 0	1B: 4	2B: 3	3B: 2	HR: 0	SF: 0	SAC: 1	DP: 0	HBP: 0	WP: 1	PB: 0	SB: 0	CS: 0	1B: 4	2B: 3	3B: 2	HR: 0	SF: 0	SAC: 1	DP: 0	HBP: 0	WP: 1	PB: 0	SB: 0	CS: 0	1B: 4	2B: 3	3B: 2	HR: 0	SF: 0	SAC: 1	DP: 0	HBP: 0	WP: 1	PB: 0	SB: 0	CS: 0	1B: 4	2B: 3	3B: 2	HR: 0	SF: 0	SAC: 1	DP: 0	HBP: 0	WP: 1	PB: 0	SB: 0	CS: 0					

Los Angeles Dodgers @ Pittsburgh Pirates
Forbes Field, Pittsburgh, PA
Thu Aug 06 1964, 7:05 PM EDT
Att. 10,599 - Unknown

AB	32
R	4
H	9
RBI	4
BB	3
SO	9
LOB	17

PITCHER	IP	WLS	BF	H	R	ER	SO	BB	IBB	HBP	BLK	WP	HR	S	P	ERA	WHIP
Larry Miller, L ERA: 4.28 (1, 1)	4.0	L	19	4	2	2	4	1	2	0	0	0	0	32	58	4.50	1.250
Howie Reed, R ERA: 4.43 (5, 1)	2.0		9	3	2	2	2	0	0	0	0	0	0	28	41	9.00	1.500
Jim Brewer, L ERA: 3.73 (7, 1)	2.0		8	2	0	0	3	0	0	0	0	1	0	26	39	0.00	1.000

Batter	1	2	3	4	5	6	7	8	9	AB R H RBI BB SO LOB	TOP											
Maury Wills, S OBP: 0.344, SLG: 0.358 (1, 6)	1-2 L5-3	0-2 L5-3			1-3 K		1-1 F4			4 0 0 0 0 1 1	Los Angeles Dodgers @ Milwaukee Braves Milwaukee County Stadium, Milwaukee, WI Fri Aug 07 1964, 8:05 PM EDT Att: 19,304 - Unknown livebaseballscorecards.com											
Jim Gilliam, S OBP: 0.306, SLG: 0.287 (1, 5)	2-2 1B 2B 1B	0-0 CS 1B			1-1 F8		3-2 L3			4 1 2 0 0 0 1												
Willie Davis, L OBP: 0.303, SLG: 0.407 (1, 8)	2-0 2B 1B	0-2 F8			0-2 L4		0-0 F7			4 1 1 0 0 0 1												
Ron Fairly, L OBP: 0.382, SLG: 0.434 (1, 3)	0-1 1B 2B	0-2 CS 1-2	1-0 L8		4-2 FC6-4 BB		0-0 L6-3 1B			3 1 2 2 1 0 0												
Tommy Davis, R OBP: 0.321, SLG: 0.372 (1, 7)	1-1 FC4-6 2B 1B		0-1 L4-3		0-1 FC6-4 1-2f		3-2 L6-3			4 1 1 1 0 0 2												
Frank Howard, R OBP: 0.303, SLG: 0.443 (1, 9)	4-0 FC4-6 1B BB		0-3 K		1-3 K		2-0 L6-3			3 0 0 0 1 2 2												
Wes Parker, S OBP: 0.275, SLG: 0.303 (8, 9)										0 0 0 0 0 0 0												
John Roseboro, L OBP: 0.359, SLG: 0.398 (1, 2)	2-1 FC4-6 2B			2-2 L6-3 1B		0-0 L1-3				4 1 1 0 0 0 3												
Nate Oliver, R OBP: 0.344, SLG: 0.311 (1, 4)	0-1 1B 2B			2-2 F5		2-0 SH1-3 1B				4 0 2 2 0 0 1												
Phil Ortega, R OBP: 0.167, SLG: 0.152 (1, 1)	0-0 L4			2-0 L6-3		1-2 SH1-3				3 0 0 0 0 1 2												
Bob Miller, R OBP: 0.176, SLG: 0.067 (9, 1)										0 0 0 0 0 0 0												
Inning Stats	R: 5 E: 0 K: 0 S: 19	H: 5 LOB: 1 BB: 1 P: 31	R: 0 E: 0 K: 0 S: 9	H: 1 LOB: 0 BB: 0 P: 9	R: 0 E: 0 K: 1 S: 6	H: 0 LOB: 0 BB: 0 P: 7	R: 0 E: 0 K: 0 S: 8	H: 1 LOB: 0 BB: 0 P: 14	R: 0 E: 0 K: 1 S: 8	H: 0 LOB: 0 BB: 0 P: 10	R: 0 E: 0 K: 1 S: 10	H: 0 LOB: 1 BB: 1 P: 15	R: 0 E: 0 K: 0 S: 9	H: 1 LOB: 1 BB: 0 P: 16	R: 0 E: 0 K: 0 S: 6	H: 1 LOB: 1 BB: 0 P: 11	R: 0 E: 0 K: 1 S: 6	H: 0 LOB: 0 BB: 0 P: 12	1B: 7 2B: 2 3B: 0 HR: 0	SF: 0 SAC: 1 DP: 1 HBP: 0	WP: 0 PB: 0 SB: 0 CS: 1	PA: 37
PITCHER	IP WLS BF H R ER SO BB IBB HBP BLK WP HR S P ERA WHIP																					
Hank Fischer, R ERA: 3.55 (1, 1)	0.1 L 6 4 5 5 0 1 0 0 0 0 0 0 14 24 135.00 15.000																					
Billy Hoelt, L ERA: 3.39 (1, 1)	4.2 15 3 0 0 2 0 0 0 0 0 0 0 36 47 0.00 0.643																					
Chi-Chi Olivo, R ERA: 3.62 (6, 1)	3.0 12 2 0 0 1 1 0 0 0 0 0 0 25 42 0.00 1.000																					
Bobby Tiefenauer, R ERA: 3.16 (9, 1)	1.0 3 0 0 0 0 1 0 0 0 0 0 0 6 12 0.00 0.000																					



BOTTOM

Los Angeles Dodgers @ Milwaukee Braves
Milwaukee County Stadium, Milwaukee, WI

Fri Aug 07 1964, 8:05 PM EDT
Att. 19,304 - Unknown

livebaseballscorecards.com

AB	33
R	1
H	7
RBI	1
BB	2
SO	4
LOB	13



WP:	0	PA:	35
PB:	0		
SB:	0		
CS:	0		

AB	R	H	RBI	BB	SO	LOB
3	0	0	0	1	0	2
4	0	1	1	0	0	1
4	0	1	0	0	0	2
4	0	0	0	0	0	2
4	0	1	0	0	1	0
4	0	1	0	0	2	2
4	0	2	0	0	0	0
2	0	0	0	0	1	1
0	0	0	0	0	0	0
0	1	0	0	1	0	0
0	0	0	0	0	0	0
1	0	0	0	0	0	2
0	0	0	0	0	0	0
1	0	0	0	0	0	0
2	0	1	0	0	0	1

Batter	1	2	3	4	5	6	7	8	9	
Eddie Mathews, L OBP: 0.341, SLG: 0.406 (1, 5) C S B B B B B	4-2 1-3 BB		X 0-0 G3		B F B B 1 SAFE X	3-2 4-3 1-2		B C C B F X	2-2 F9	
Lee Maye, L OBP: 0.355, SLG: 0.447 (1, 8) C B X	1-1 1-3 1-2			X 0-0 F4		F F B B X	2-2 F6	X 0-0 1-H 2B		
Hank Aaron, R OBP: 0.383, SLG: 0.494 (1, 9) X	0-0 F5		B B B B X	3-2 1B 1B		X 0-0 F9	X 0-0 F9	F B B B X	3-1 5-3	
Joe Torre, R OBP: 0.363, SLG: 0.494 (1, 2) C F B X	1-2 F9		X 0-0 L9		B B C C X	3-2 5-3		B C C B X	2-1 6-3	
Rico Carty, R OBP: 0.390, SLG: 0.531 (1, 7)		B B C C X	3-2 F9	X 0-0 1-2 1B		C B B B X	2-3 K	S X	0-1 5-3	
Ty Cline, L OBP: 0.337, SLG: 0.388 (1, 3)		C B B B X	3-3 K	S B C C X	1-3 K	B B F X	1-1 L6	X 0-0 2B 1B		
Denis Menke, R OBP: 0.373, SLG: 0.464 (1, 6)		B B F X	2-2 5-3	B C C B X	2-2 G6-4-3 1B	B C C B X	3-2 F7	B X	1-0 1-3 2B	
Woody Woodward, R OBP: 0.273, SLG: 0.281 Chi-Chi Olivo, R (6, 1) Gene Oliver, R OBP: 0.301, SLG: 0.460 Bobby Tiefenauer, R (9, 1) Felipe Alou, R OBP: 0.287, SLG: 0.397 (9, PH)		F B B B S	3-3 K	L X	0-1 G6-4-3 1-2f		B B B B B	4-2 2B BB	F B X	1-1 6-3
Hank Fischer, R OBP: 0.209, SLG: 0.175 (1, 1) Billy Hoefl, L OBP: 0.455, SLG: 0.250 (1, 1) Frank Bolling, R OBP: 0.257, SLG: 0.300 (6, 4)		B B B B X	3-2 L6	B C C B X	2-2 E 1B		B B C C B X	2-2 F8		

Inning Stats	R: 0	H: 0	E: 0	K: 10	LOB: 1	BB: 1	P: 16	R: 0	H: 0	E: 0	K: 1	LOB: 0	BB: 0	P: 17	R: 0	H: 0	E: 0	K: 1	LOB: 0	BB: 0	P: 14	R: 0	H: 2	E: 0	K: 1	LOB: 2	BB: 0	P: 13	R: 0	H: 2	E: 1	K: 0	LOB: 1	BB: 0	P: 20	R: 0	H: 0	E: 0	K: 0	LOB: 0	BB: 0	P: 12	R: 0	H: 0	E: 0	K: 1	LOB: 0	BB: 0	P: 14	R: 1	H: 1	E: 0	K: 0	LOB: 1	BB: 1	P: 24	R: 0	H: 2	E: 0	K: 0	LOB: 2	BB: 0	P: 12
--------------	------	------	------	-------	--------	-------	-------	------	------	------	------	--------	-------	-------	------	------	------	------	--------	-------	-------	------	------	------	------	--------	-------	-------	------	------	------	------	--------	-------	-------	------	------	------	------	--------	-------	-------	------	------	------	------	--------	-------	-------	------	------	------	------	--------	-------	-------	------	------	------	------	--------	-------	-------

PITCHER	IP	WLS	BF	H	R	ER	SO	BB	IBB	HBP	BLK	WP	HR	S	P	ERA	WHIP
Phil Ortega, R ERA: 3.49 (1, 1)	8.2	W	34	7	1	1	4	2	0	0	0	0	0	83	139	1.04	1.038
Bob Miller, R ERA: 2.64 (9, 1)	0.1	S	1	0	0	0	0	0	0	0	0	0	0	2	3	0.00	0.000

PITCHER	IP	WLS	BF	H	R	ER	SO	BB	IBB	HBP	BLK	WP	HR	S	P	ERA	WHIP
Phil Ortega, R ERA: 3.49 (1, 1)	8.2	W	34	7	1	1	4	2	0	0	0	0	0	83	139	1.04	1.038
Bob Miller, R ERA: 2.64 (9, 1)	0.1	S	1	0	0	0	0	0	0	0	0	0	0	2	3	0.00	0.000

Batter	1	2	3	4	5	6	7	8	9	AB R H RBI BB SO LOB	TOP								
Maury Wills, S OBP: 0.344, SLG: 0.358 (1, 6)	2-3 		2-2 		0-0 	0-1 		1-0 		5 0 2 0 0 1 1									
Jim Gilliam, S OBP: 0.311, SLG: 0.287 (1, 5)	0-2 		4-2 		1-2 	4-2 			1-2 	3 2 1 0 2 0 2									
Willie Davis, L OBP: 0.307, SLG: 0.408 (1, 8)	0-1 		1-1 		4-2 	1-3 			1-0 	4 1 2 0 1 1 2									
Ron Fairly, L OBP: 0.385, SLG: 0.442 (1, 3)	1-3 		2-1 		0-1 			2-2 	4-2 	4 1 2 4 1 1 2									
Tommy Davis, R OBP: 0.322, SLG: 0.371 (1, 7)	1-1 		0-1 		0-0 			1-1 	0-2 	4 0 1 1 0 0 5									
Frank Howard, R OBP: 0.300, SLG: 0.438 (1, 9)		2-3 		0-0 		2-2 		1-0 		4 0 0 0 0 1 2									
Wes Parker, S OBP: 0.275, SLG: 0.303 (7, PR) (7, 9)										0 0 0 0 0 0 0									
John Roseboro, L OBP: 0.358, SLG: 0.394 (1, 2)			4-2 		0-3 	0-3 		2-0 		3 0 0 0 1 2 2									
Nate Oliver, R OBP: 0.342, SLG: 0.310 (1, 4)		0-1 		1-3 			1-1 		1-1 	4 0 1 0 0 1 1									
Sandy Koufax, R OBP: 0.127, SLG: 0.088 (1, 1)			0-1 		0-0 		0-1 		2-0 	4 1 1 0 0 0 1									
Inning Stats	R: 0 E: 0 K: 2 S: 16 H: 2 LOB: 2 BB: 0 P: 20	R: 0 E: 0 K: 1 S: 8 H: 0 LOB: 0 BB: 1 P: 14	R: 1 E: 0 K: 0 S: 15 H: 2 LOB: 2 BB: 1 P: 24	R: 0 E: 0 K: 2 S: 7 H: 0 LOB: 0 BB: 0 P: 8	R: 4 E: 0 K: 1 S: 19 H: 4 LOB: 1 BB: 1 P: 26	R: 0 E: 0 K: 1 S: 13 H: 1 LOB: 2 BB: 1 P: 19	R: 0 E: 0 K: 0 S: 6 H: 0 LOB: 1 BB: 0 P: 12	R: 0 E: 0 K: 0 S: 4 H: 1 LOB: 0 BB: 0 P: 8	R: 0 E: 0 K: 0 S: 10 H: 0 LOB: 1 BB: 1 P: 16	1B: 9 2B: 0 3B: 1 HR: 0 SF: 0 SAC: 0 DP: 2 HBP: 1	WP: 0 PB: 0 SB: 0 CS: 0 PA: 41								
PITCHER Tony Cloninger, R (1, 1) ERA: 3.59	IP: 4.1 WLS: L BF: 23 H: 8 R: 5 ER: 5 SO: 5 BB: 3 IBB: 0 HBP: 0 BLK: 0 WP: 0 HR: 0 S: 57 P: 82 ERA: 10.38 WHIP: 2.538					PITCHER Bob Sadowski, R (5, 1) ERA: 4.05	IP: 3.2 WLS: L BF: 14 H: 2 R: 0 ER: 0 SO: 2 BB: 1 IBB: 0 HBP: 1 BLK: 0 WP: 0 HR: 0 S: 31 P: 49 ERA: 0.00 WHIP: 0.818						PITCHER Wade Blasingame, L (9, 1) ERA: 4.17	IP: 1.0 WLS: L BF: 4 H: 0 R: 0 ER: 0 SO: 0 BB: 1 IBB: 0 HBP: 0 BLK: 0 WP: 0 HR: 0 S: 10 P: 16 ERA: 0.00 WHIP: 1.000					

Los Angeles Dodgers @ Milwaukee Braves
 Milwaukee County Stadium, Milwaukee, WI
 Sat Aug 08 1964, 4:33 AM EDT
 Att: 17,647 - Unknown

AB	35
R	5
H	10
RBI	5
BB	5
SO	7
LOB	18



Batter	1	2	3	4	5	6	7	8	9	AB	R	H	RBI	BB	SO	LOB
Denis Menke, R OBP: 0.374, SLG: 0.476 (1, 6)	1-0 5-3		2-2 FC5-4			1-1 2B		3-1 HR		4	1	2	2	0	0	1
Lee Mays, L OBP: 0.351, SLG: 0.442 (1, 8)	1-2 4-3		0-3 K			0-3 K		0-0 F4		4	0	0	0	0	2	2
Hank Aaron, R OBP: 0.380, SLG: 0.490 (1, 9)	0-1 5-3		0-0 F5			0-1 L8		1-1 F7		4	0	0	0	0	0	2
Joe Torre, R OBP: 0.359, SLG: 0.488 (1, 2)		1-3 K		1-3 K		1-3 K		0-0 6-3		4	0	0	0	0	3	1
Gene Oliver, R OBP: 0.305, SLG: 0.458 (1, 3)		0-1 F2		2-0 CS 1B		2-3 K		4-2 BB		3	0	1	0	1	1	0
Ty Cline, L OBP: 0.337, SLG: 0.388 (9, PR)										0	0	0	0	0	0	0
Rico Carty, R OBP: 0.385, SLG: 0.523 (1, 7)		1-3 K		2-3 K		0-1 F8		0-0 F9		4	0	0	0	0	2	2
Miguel de la Hoz, R OBP: 0.333, SLG: 0.372 (1, 5)			1-1 1B 2B	1-2 CS	3-2 F8	0-0 F9		0-0 F4		4	1	1	0	0	0	1
Frank Bolling, R OBP: 0.261, SLG: 0.304 (1, 4)			0-2 1B E 1B		1-3 K			0-0 HR 1B		3	2	2	0	0	1	0
Tony Cloninger, R OBP: 0.240, SLG: 0.240 (1, 1)			1-2 FC5-4 1B		1-1 1-3			1-0 F8		1	0	1	1	0	0	0
Bob Sadowski, R OBP: 0.184, SLG: 0.211 (5, 1)										1	0	0	0	0	0	0
Felipe Alou, R OBP: 0.286, SLG: 0.395 (8, PH)										1	0	0	0	0	0	1
Wade Blasingame, L OBP: 0.273, SLG: 0.450 (9, 1)			1-2 3-H 1B							0	0	0	0	0	0	0

Inning Stats	R: 0	H: 0	E: 0	LOB: 0	K: 0	BB: 0	S: 6	P: 8	R: 0	H: 0	E: 0	LOB: 0	K: 2	BB: 0	S: 8	P: 10	R: 2	H: 3	E: 1	LOB: 1	K: 1	BB: 0	S: 15	P: 19	R: 0	H: 1	E: 0	LOB: 0	K: 2	BB: 0	S: 11	P: 16	R: 0	H: 0	E: 0	LOB: 0	K: 1	BB: 0	S: 8	P: 13	R: 0	H: 1	E: 0	LOB: 1	K: 2	BB: 0	S: 11	P: 13	R: 0	H: 0	E: 0	LOB: 0	K: 1	BB: 0	S: 7	P: 9	R: 2	H: 2	E: 0	LOB: 0	K: 0	BB: 0	S: 7	P: 12	R: 0	H: 0	E: 0	LOB: 1	K: 0	BB: 1	S: 6	P: 10	1B: 4	SF: 0	2B: 2	SAC: 0	3B: 0	DP: 0	HR: 1	HBP: 0
PITCHER Sandy Koufax, L ERA: 1.84 (1, 1)	IP	WLS	BF	H	R	ER	SO	BB	IBB	HBP	BLK	WP	HR	S	P	ERA	WHIP	IP	WLS	BF	H	R	ER	SO	BB	IBB	HBP	BLK	WP	HR	S	P	ERA	WHIP	IP	WLS	BF	H	R	ER	SO	BB	IBB	HBP	BLK	WP	HR	S	P	ERA	WHIP																													

BOTTOM

Los Angeles Dodgers @ Milwaukee Braves
Milwaukee County Stadium, Milwaukee, WI

Sat Aug 08 1964, 4:33 AM EDT
 Att. 17,647 - Unknown

livebaseballscorecards.com

AB	33
R	4
H	7
RBI	3
BB	1
SO	9
LOB	10



WP: 0 PA: 35
 PB: 0
 SB: 0
 CS: 1

Batter	1	2	3	4	5	6	7	8	9	AB R H RBI BB SO LOB	TOP	
Maury Wills, S (1, 6) OBP: 0.341, SLG: 0.355	1-3 K		0-0 FC6-4 2B			3-2 F9		0-3 K		4 0 0 0 0 2 3	Los Angeles Dodgers @ Milwaukee Braves Milwaukee County Stadium, Milwaukee, WI Sun Aug 09 1964, 4:33 AM EDT Att: 23,615 - Unknown livebaseballscorecards.com	
Dick Tracewski, R (1, 5) OBP: 0.333, SLG: 0.340 Bob Miller, R (8, 1) OBP: 0.176, SLG: 0.067 Ron Perranoski, L (8, 1) OBP: 0.083, SLG: 0.083	3-2 L8		0-1 2B			2-2 2B		2-3 K		4 0 2 1 0 1 1 0 0 0 0 0 0 0 0 0 0 0 0 0 0		
Willie Davis, L (1, 8) OBP: 0.306, SLG: 0.407	0-1 5-3		0-3 K			1-1 F9		3-2 FC5-4 1B		4 0 1 1 0 1 3		
Tommy Davis, R (1, 7) OBP: 0.319, SLG: 0.367		0-0 4-3			1-1 4-3			0-0 FC5-4 1B		4 0 0 0 0 0 2		
Frank Howard, R (1, 9) OBP: 0.299, SLG: 0.434		0-1 1-3			2-0 F7			4-0 FC6-4 BB		3 0 0 0 1 0 0		
Ron Fairly, L (1, 3) OBP: 0.381, SLG: 0.436		2-2 L9			1-0 L9			1-3 K		4 0 0 0 0 1 1		
Nate Oliver, R (1, 4) OBP: 0.340, SLG: 0.314			0-0 FC6-4 2B			0-0 L8		0-0 FC6-4 WP		4 1 1 0 0 0 1		
Doug Camilli, R (1, 2) OBP: 0.227, SLG: 0.209			3-2 6-3			1-1 F7		2-1 L8		3 0 0 0 0 0 2		
Don Drysdale, R (1, 1) OBP: 0.213, SLG: 0.247 Jim Gilliam, S (8, PH) OBP: 0.313, SLG: 0.287			4-1 FC6-4 BB			0-0 6-3		4-1 WP 1B BB		1 0 0 0 1 0 0 0 1 0 0 1 0 0		
Inning Stats	R: 0 H: 0 E: 0 LOB: 0 K: 1 BB: 0 S: 8 P: 12	R: 0 H: 0 E: 0 LOB: 0 K: 0 BB: 0 S: 6 P: 8	R: 1 H: 2 E: 0 LOB: 2 K: 1 BB: 1 S: 12 P: 19	R: 0 H: 0 E: 0 LOB: 0 K: 0 BB: 0 S: 4 P: 8	R: 0 H: 0 E: 0 LOB: 0 K: 0 BB: 0 S: 4 P: 5	R: 0 H: 1 E: 0 LOB: 1 K: 0 BB: 0 S: 10 P: 17	R: 0 H: 0 E: 0 LOB: 1 K: 1 BB: 1 S: 6 P: 13	R: 1 H: 1 E: 0 LOB: 1 K: 2 BB: 1 S: 13 P: 22	R: 0 H: 0 E: 0 LOB: 0 K: 0 BB: 0 S: 9 P: 12	1B: 1 SF: 0 2B: 3 SAC: 0 3B: 0 DP: 0 HR: 0 HBP: 0		WP: 2 PA: 34 PB: 0 SB: 0 CS: 0
PITCHER Denny Lemaster, L (1, 1) ERA: 4.42	IP WLS BF H R ER SO BB IBB HBP BLK WP HR S P ERA WHIP	9.0 W 34 4 2 2 5 3 0 0 0 2 0 72 116 2.00 0.778										

Los Angeles Dodgers @ Milwaukee Braves
Milwaukee County Stadium, Milwaukee, WI

Sun Aug 09 1964, 4:33 AM EDT
 Att: 23,615 - Unknown

AB 31
R 2
H 4
RBI 2
BB 3
SO 5
LOB 13



Batter	1	2	3	4	5	6	7	8	9
Eddie Mathews, L (1, 5) OBP: 0.339, SLG: 0.402	1-1 6-3			1-1 F8	0-0 F8		0-0 FC2-6 1B	2-3 K	
Ty Cline, L (1, 8) OBP: 0.333, SLG: 0.381	1-3 K			0-0 WP 1B	1-3 K		0-0 FC2-6 1-2f		
Hank Aaron, R (1, 9) OBP: 0.379, SLG: 0.486	2-2 L9			4-0 1B 1-2 2B BB	0-3 K		1-0 F7		
Lee Maye, L (1, 7) OBP: 0.350, SLG: 0.440		0-0 5-3		0-1 2B 1-3 2-H 1B	0-3 K		0-1 1-3		
Joe Torre, R (1, 3) OBP: 0.361, SLG: 0.491		1-0 4-3		0-2 F9 1-H 3-H 2B		2-2 CS 1B	2-1 6-3		
Ed Bailey, L (1, 2) OBP: 0.344, SLG: 0.342		1-3 K		4-2 E BB		4-1 2B 1-2 BB	4-2 WP 1B BB		
Denis Menke, R (1, 6) OBP: 0.375, SLG: 0.480			2-2 F8	3-2 F9 2-3		1-0 1-3 2B	2-2 4-3 1-H 1B 1B		
Frank Bolling, R (1, 4) OBP: 0.256, SLG: 0.300			1-1 G3	1-0 E4 1-2 3-H		2-3 K	0-1 4-3		
Denny Lemaster, R (1, 1) OBP: 0.148, SLG: 0.125			1-0 5-3	0-2 6-3		3-2 F8	2-2 3-H 1B		

AB	R	H	RBI	BB	SO	LOB
5	0	1	0	0	1	1
4	1	1	0	0	2	1
3	1	0	0	1	1	2
4	1	1	1	0	1	2
4	1	2	2	0	0	0
1	1	0	0	3	1	0
4	1	2	1	0	0	2
4	0	0	0	0	1	4
4	0	1	1	0	0	4

BOTTOM

Los Angeles Dodgers @ Milwaukee Braves
Milwaukee County Stadium, Milwaukee, WI
 Sun Aug 09 1964, 4:33 AM EDT
 Att. 23,615 - Unknown

AB	33
R	6
H	8
RBI	5
BB	4
SO	7
LOB	16



1B: 6	SF: 0	WP: 3	PA: 37
2B: 2	SAC: 0	PB: 0	
3B: 0	DP: 0	SB: 0	
HR: 0	HBP: 0	CS: 1	

Inning Stats														
R	H	E	K	S	R	H	E	K	S	R	H	E	K	S
0	0	0	1	8	0	0	0	6	12	0	0	0	1	8
0	0	0	1	6	0	0	0	4	8	0	0	0	1	11
0	0	0	0	7	0	0	0	3	11	4	3	1	0	33
0	0	0	3	12	0	0	0	0	13	0	0	0	0	0
2	2	0	0	6	0	0	0	2	23	0	2	0	0	0
0	1	0	0	5	0	0	0	6	6	0	1	0	0	0
0	0	0	0	19	2	1	0	31	31	0	0	0	0	0

PITCHER														
IP	WLS	BF	H	R	ER	SO	BB	IBB	HBP	BLK	WP	HR	S	P
7.0	L	31	6	4	3	6	3	0	0	0	2	0	69	106
0.2		5	2	2	2	0	1	0	0	0	1	0	16	26
0.1		1	0	0	0	1	0	0	0	0	0	0	3	5

PITCHER														
IP	WLS	BF	H	R	ER	SO	BB	IBB	HBP	BLK	WP	HR	S	P
7.0	L	31	6	4	3	6	3	0	0	0	2	0	69	106
0.2		5	2	2	2	0	1	0	0	0	1	0	16	26
0.1		1	0	0	0	1	0	0	0	0	0	0	3	5

ERA	WHIP
3.86	1.286
27.00	4.500
0.00	0.000

Batter	1	2	3	4	5	6	7	8	9
Pete Rose, S OBP: 0.315, SLG: 0.328 (1, 4)									
Mel Queen, L OBP: 0.295, SLG: 0.442 (1, 9)									
Vada Pinson, L OBP: 0.320, SLG: 0.448 (1, 8)									
Frank Robinson, R OBP: 0.390, SLG: 0.534 (1, 7)									
Deron Johnson, R OBP: 0.368, SLG: 0.537 (1, 3)									
Johnny Edwards, L OBP: 0.326, SLG: 0.373 (1, 2)									
Leo Cardenas, R OBP: 0.310, SLG: 0.382 (1, 6)									
Steve Boros, R OBP: 0.326, SLG: 0.344 (1, 5)									
Bob Purkey, R OBP: 0.073, SLG: 0.075 (1, 1)									

Inning Stats	1	2	3	4	5	6	7	8	9						
R: 4 E: 0 K: 1 S: 21	H: 4 LOB: 3 BB: 3 P: 43	R: 0 E: 0 K: 0 S: 9	H: 1 LOB: 1 BB: 1 P: 18	R: 2 E: 0 K: 0 S: 14	H: 1 LOB: 0 BB: 1 P: 24	R: 0 E: 0 K: 0 S: 15	H: 1 LOB: 0 BB: 0 P: 18	R: 1 E: 0 K: 1 S: 13	H: 3 LOB: 1 BB: 0 P: 19	R: 0 E: 0 K: 0 S: 7	H: 0 LOB: 1 BB: 1 P: 14	R: 0 E: 0 K: 0 S: 5	H: 0 LOB: 0 BB: 0 P: 6	R: 0 E: 0 K: 1 S: 6	H: 0 LOB: 0 BB: 0 P: 7

PITCHER	IP	WLS	BF	H	R	ER	SO	BB	IBB	HBP	BLK	WP	HR	S	P	ERA	WHIP
Joe Moeller, R ERA: 3.88 (1, 1)	0.0	L	4	4	4	4	0	0	0	0	0	0	0	8	14	∞	∞
Howie Reed, R ERA: 4.62 (1, 1)	5.0		23	6	3	3	2	4	1	0	0	1	0	64	108	5.40	2.000
Jim Brewer, L ERA: 3.59 (6, 1)	2.0		7	0	0	0	0	1	0	0	0	0	0	12	20	0.00	0.500
Ron Perranoski, L ERA: 3.79 (8, 1)	1.0		3	0	0	0	1	0	0	0	0	0	0	6	7	0.00	0.000

AB R H RBI BB SO LOB

5	1	1	0	0	0	3
4	1	3	1	0	0	0
3	1	1	0	1	0	2
3	1	1	2	1	0	2
3	0	1	0	1	0	2
3	2	0	0	1	0	3
3	0	1	0	1	0	1
3	1	2	3	1	0	0
4	0	0	0	0	3	5

1B: 7	SF: 0	WP: 1	PA: 38
2B: 3	SAC: 0	PB: 0	
3B: 0	DP: 1	SB: 0	
HR: 0	HBP: 0	CS: 1	

Los Angeles Dodgers @ Cincinnati Reds
Crosley Field, Cincinnati, OH
Mon Aug 10 1964, 7:05 PM EDT
Att. 10,078 - Unknown

AB	31
R	7
H	10
RBI	6
BB	6
SO	3
LOB	18



Batter	1	2	3	4	5	6	7	8	9	AB R H RBI BB SO LOB	TOP											
Maury Wills, S OBP: 0.338, SLG: 0.351 (1, 6)	3-3 K	3-1 S 1B			0-0 6-3		3-3 K			4 0 1 2 0 2 0												
Jim Gilliam, S OBP: 0.318, SLG: 0.288 (1, 5)	3-3 K	3-3 K			1-1 1B		1-0 CS 1B			4 0 2 0 0 2 1												
Willie Davis, L OBP: 0.308, SLG: 0.405 (1, 8)	1-0 BB 1B			4-1 CS BB		0-3 K	1-0 CS 1-2	1-0 F6		3 0 1 0 1 1 1												
Ron Fairly, L OBP: 0.378, SLG: 0.433 (1, 3)	4-1 BB			3-1 G3		2-1 F5		0-3 K		3 0 0 0 1 1 1												
Tommy Davis, R OBP: 0.313, SLG: 0.360 (1, 7)	0-0 F9			1-3 K		3-2 E5		0-2 5-3		4 0 0 0 0 1 2												
Derrell Griffith, L OBP: 0.289, SLG: 0.386 (1, 9)		1-3 K			0-0 G4-6-3 1B		1-3 K2-3		2-2 F9	4 0 1 0 0 2 1												
John Roseboro, L OBP: 0.355, SLG: 0.387 (1, 2)		0-1 SH1-4 1B 1B			2-2 G4-6-3		4-2 BB		2-3 K	3 1 1 0 1 1 1												
Nate Oliver, R OBP: 0.338, SLG: 0.313 (1, 4)		0-0 SH1-4 1B 1B			0-1 6-3		2-3 K		2-1 6-3	4 1 1 0 0 1 2												
Phil Ortega, R OBP: 0.162, SLG: 0.147 (1, 1)		0-1 SH1-4			1-3 K		1-3 K			1 0 0 0 0 1 0												
Bob Miller, R OBP: 0.176, SLG: 0.067 (6, 1)										0 0 0 0 0 0 0												
Wally Moon, L OBP: 0.291, SLG: 0.330 (7, PH)										1 0 0 0 0 1 0												
Ron Perranoski, L OBP: 0.083, SLG: 0.083 (7, 1)		1-2 2-3								0 0 0 0 0 0 0												
Inning Stats	R: 0 E: 0 K: 2 S: 9	H: 1 LOB: 2 BB: 1 P: 20	R: 2 E: 0 K: 2 S: 13	H: 3 LOB: 1 BB: 0 P: 20	R: 0 E: 0 K: 1 S: 6	H: 0 LOB: 0 BB: 1 P: 14	R: 0 E: 0 K: 0 S: 6	H: 1 LOB: 0 BB: 0 P: 8	R: 0 E: 0 K: 2 S: 12	H: 1 LOB: 1 BB: 0 P: 14	R: 0 E: 1 K: 2 S: 13	H: 0 LOB: 2 BB: 1 P: 25	R: 0 E: 0 K: 2 S: 11	H: 1 LOB: 0 BB: 0 P: 17	R: 0 E: 0 K: 1 S: 7	H: 0 LOB: 0 BB: 0 P: 8	R: 0 E: 0 K: 1 S: 10	H: 0 LOB: 0 BB: 0 P: 16	1B: 7 2B: 0 3B: 0 HR: 0	SF: 0 SAC: 1 DP: 1 HBP: 0	WP: 0 PB: 0 SB: 1 CS: 2	PA: 36
PITCHER Joey Jay, R ERA: 3.41 (1, 1)	IP: 9.0 WLS: W BF: 35 H: 7 R: 2 ER: 2 SO: 13 BB: 3 IBB: 0 HBP: 0 BLK: 0 WP: 0 HR: 0 S: 87 P: 142 ERA: 2.00 WHIP: 1.111											PITCHER	IP: WLS: BF: H: R: ER: SO: BB: IBB: HBP: BLK: WP: HR: S: P: ERA: WHIP:									

Los Angeles Dodgers @ Cincinnati Reds
Crosley Field, Cincinnati, OH
Tue Aug 11 1964, 7:05 PM EDT
Att. 9,857 - Unknown

livebaseballscorecards.com

AB	31
R	2
H	7
RBI	2
BB	3
SO	13
LOB	9



Batter	1	2	3	4	5	6	7	8	9
Pete Rose, S OBP: 0.314, SLG: 0.327 (1, 4)	0-0 6-3		0-3 K		1-0 L4			0-0 FC6-4 SH E 1B	
Mel Queen, L OBP: 0.277, SLG: 0.413 Tommy Harper, R (8, PH) OBP: 0.322, SLG: 0.305 (9, 7)	1-3 K		3-2 1-3		1-3 K			0-0 SH FC6-4 1-2	
Vada Pinson, L OBP: 0.318, SLG: 0.444 (1, 8)	3-2 F9			0-0 F7	0-3 K			0-1 FC6-4 E 1-2f 2-3	
Frank Robinson, R OBP: 0.393, SLG: 0.552 (1, 7) (9, 9)		2-2 HR		1-1 HR 3B		3-2 4-3 FC4-2 2B		1-3 K	
Deron Johnson, R OBP: 0.367, SLG: 0.543 (1, 3)		1-1 5-3		1-1 HR		2-1 4-3		0-3 SAFE K	
Johnny Edwards, L OBP: 0.326, SLG: 0.372 (1, 2)		2-2 F6		0-0 1B		2-1 FC4-2 CS		1-2 3-H	
Leo Cardenas, R OBP: 0.308, SLG: 0.379 (1, 6)		1-0 5-3		1-1 F7 1B		2-2 CS	1-0 6-3		
Steve Boros, R OBP: 0.326, SLG: 0.344 (1, 5)			1-0 FC1-6 1B	1-1 L6			0-3 K		
Joey Jay, S (1, 1)			1-1 FC1-6		1-1 HBP		2-3 K		

Inning Stats	R: 0 E: 0 K: 1 S: 7	H: 0 LOB: 0 BB: 0 P: 11	R: 1 E: 0 K: 0 S: 11	H: 1 LOB: 0 BB: 0 P: 17	R: 0 E: 0 K: 1 S: 10	H: 1 LOB: 1 BB: 0 P: 15	R: 2 E: 0 K: 0 S: 10	H: 3 LOB: 1 BB: 0 P: 14	R: 0 E: 0 K: 2 S: 8	H: 0 LOB: 1 BB: 0 P: 11	R: 0 E: 0 K: 0 S: 9	H: 1 LOB: 0 BB: 0 P: 18	R: 0 E: 0 K: 2 S: 8	H: 0 LOB: 0 BB: 0 P: 11	R: 1 E: 1 K: 2 S: 12	H: 1 LOB: 1 BB: 0 P: 13
--------------	------------------------------	----------------------------------	-------------------------------	----------------------------------	-------------------------------	----------------------------------	-------------------------------	----------------------------------	------------------------------	----------------------------------	------------------------------	----------------------------------	------------------------------	----------------------------------	-------------------------------	----------------------------------

PITCHER	IP	WLS	BF	H	R	ER	SO	BB	IBB	HBP	BLK	WP	HR	S	P	ERA	WHIP
Phil Ortega, R ERA: 3.57 (1, 1)	5.0	L	22	6	3	3	4	0	0	1	0	0	2	49	74	5.40	1.200
Bob Miller, R ERA: 2.78 (6, 1)	1.0		2	0	0	0	0	0	0	0	0	0	0	6	12	0.00	0.000
Ron Perranoski, L ERA: 3.7 (7, 1)	2.0		8	1	1	0	4	0	0	0	0	0	0	20	24	0.00	0.500

Los Angeles Dodgers @ Cincinnati Reds
Crosley Field, Cincinnati, OH
Tue Aug 11 1964, 7:05 PM EDT
Att. 9,857 - Unknown

AB	R	H	RBI	BB	SO	LOB
4	1	1	0	0	1	2
3	0	0	0	0	2	2
0	0	0	0	0	0	0
4	0	0	0	0	1	3
4	2	3	1	0	1	2
4	1	1	2	0	1	2
3	0	1	0	0	0	1
3	0	0	0	0	0	1
3	0	1	0	0	1	1
2	0	0	0	0	1	1

AB	30
R	4
H	7
RBI	3
BB	0
SO	8
LOB	15

WP: 0 PA: 33
PB: 0
SB: 0
CS: 1



Los Angeles Dodgers @ Cincinnati Reds
 Crosley Field, Cincinnati, OH
 Wed Aug 12 1964, 7:05 PM EDT
 Att: 18,291 - Unknown

AB	36
R	4
H	9
RBI	3
BB	1
SO	13
LOB	13



WP:	0	PA:	37
PB:	0		
SB:	1		
CS:	0		

Batter	1	2	3	4	5	6	7	8	9	AB	R	H	RBI	BB	SO	LOB
Maury Wills, S (1, 6) OBP: 0.336, SLG: 0.349	1-3 K	2-3 K		0-0 1B			2-2 F9		2-3 K	5	0	1	2	0	3	2
Dick Tracewski, R (1, 5) OBP: 0.332, SLG: 0.339	2-2 L5		0-0 F4			2-1 F9	0-0 FC6-4 1B			4	0	1	0	0	0	0
Willie Davis, L (1, 8) OBP: 0.307, SLG: 0.403	0-3 K		1-0 F6			0-1 1B	1-2 FC6-4 1-2f			4	0	1	0	0	1	1
Tommy Davis, R (1, 7) OBP: 0.313, SLG: 0.359		2-0 1B E 1B	3-3 K			1-2 L8	0-2 6-3			4	1	1	0	0	1	2
Frank Howard, R (1, 9) OBP: 0.296, SLG: 0.429		2-3 K		1-3 K		1-3 K			2-3 K	4	0	0	0	0	4	2
Wes Parker, S (8, 9) OBP: 0.280, SLG: 0.309										0	0	0	0	0	0	0
Ron Fairly, L (1, 3) OBP: 0.377, SLG: 0.434		2-1 F9		2-2 1B 1B 2B		2-0 F5	2-2 5-3			4	1	1	0	0	0	1
Nate Oliver, R (1, 4) OBP: 0.337, SLG: 0.311		0-1 E4 1B E 1-2		1-1 1B 1B 1B		1-0 6-3	2-3 K			4	2	1	0	0	1	1
John Roseboro, L (1, 2) OBP: 0.360, SLG: 0.390		3-2 1B 1-3 2-H 1B		4-0 1B IBB		1-2 1B			1-0 6-3	3	0	2	1	1	0	0
Sandy Koufax, R (1, 1) OBP: 0.133, SLG: 0.097		2-1 SAFE 1-2 3-H 1B		1-3 K		1-3 K			1-3 K	4	0	1	0	0	3	4

Inning Stats	R: 0	H: 0	E: 0	K: 2	S: 12	P: 15	R: 2	H: 3	E: 2	K: 2	S: 18	P: 31	R: 0	H: 0	E: 0	K: 1	S: 8	R: 2	H: 3	E: 0	K: 2	S: 12	P: 21	R: 0	H: 1	E: 0	K: 1	S: 11	P: 15	R: 0	H: 1	E: 0	K: 1	S: 9	P: 14	R: 0	H: 1	E: 0	K: 0	S: 12	P: 15	R: 0	H: 0	E: 0	K: 2	S: 10	P: 16	R: 0	H: 0	E: 0	K: 2	S: 10	P: 14	1B: 8	SF: 0	2B: 1	SAC: 0	3B: 0	DP: 0	HR: 0	HBP: 0	WP: 0	PA: 37
--------------	------	------	------	------	-------	-------	------	------	------	------	-------	-------	------	------	------	------	------	------	------	------	------	-------	-------	------	------	------	------	-------	-------	------	------	------	------	------	-------	------	------	------	------	-------	-------	------	------	------	------	-------	-------	------	------	------	------	-------	-------	-------	-------	-------	--------	-------	-------	-------	--------	-------	--------

PITCHER	IP	WLS	BF	H	R	ER	SO	BB	IBB	HBP	BLK	WP	HR	S	P	ERA	WHIP
Jim O'Toole, L (1, 1) ERA: 2.52	5.0	L	23	7	4	2	8	0	1	0	0	0	0	61	94	3.60	1.400
John Tsitouris, R (6, 1) ERA: 4.42	2.0		8	2	0	0	1	0	0	0	0	0	0	21	29	0.00	1.000
Sammy Ellis, R (8, 1) ERA: 3.62	2.0		6	0	0	0	4	0	0	0	0	0	0	20	30	0.00	0.000


Batter	1	2	3	4	5	6	7	8	9	AB	R	H	RBI	BB	SO	LOB
Pete Rose, S OBP: 0.311, SLG: 0.324 (1, 4)	1-0 6-3		1-1 FC5-2 BB		2-2 F9			0-3 K		4	0	0	0	0	1	2
Tommy Harper, R OBP: 0.328, SLG: 0.309 (1, 7)	3-1 1B		4-2 BB			1-1 F8		0-0 4-3 WP 1B		3	0	2	0	1	0	0
Vada Pinson, L OBP: 0.315, SLG: 0.440 (1, 8)	1-1 F2		3-3 K			0-3 K		1-2 4-3 1-3		4	0	0	0	0	2	5
Frank Robinson, R OBP: 0.390, SLG: 0.546 (1, 9)	3-0 1-3		2-2 F5			1-0 L9		0-0 F6		4	0	0	0	0	0	5
Deron Johnson, R OBP: 0.365, SLG: 0.549 (1, 3)		2-1 L8		2-2 F7			2-2 HR		2-3 K	4	1	1	1	0	1	0
Leo Cardenas, R OBP: 0.305, SLG: 0.375 (1, 6)		2-3 K		0-2 1-3			2-2 F9		1-3 K	4	0	0	0	0	2	0
Steve Boros, R OBP: 0.325, SLG: 0.342 (1, 5)		3-3 K		3-2 F8			0-1 1B		1-2 F8	4	0	1	0	0	1	0
Johnny Edwards, L OBP: 0.326, SLG: 0.375 (1, 2)			1-1 SH FC5-2 2B		1-3 K		1-3 K			3	0	1	0	0	2	1
Jim O'Toole, S OBP: 0.146, SLG: 0.114 (1, 1)			0-0 SH BB FC5-2		2-3 K		0-2 F8			0	0	0	0	0	0	0
Tony Perez, R OBP: 0.192, SLG: 0.130 (5, PH)										1	0	0	0	0	1	0
John Tsitouris, R OBP: 0.244, SLG: 0.273 (6, 1)										0	0	0	0	0	0	0
Don Pavletich, R OBP: 0.396, SLG: 0.667 (7, PH)										1	0	0	0	0	0	1
Sammy Ellis, L (8, 1)										0	0	0	0	0	0	0

Inning Stats	R: 0	H: 1	E: 0	LOB: 1	K: 0	BB: 0	S: 6	R: 0	H: 0	E: 0	LOB: 0	K: 2	BB: 0	S: 9	R: 0	H: 1	E: 1	LOB: 3	K: 1	BB: 1	S: 16	R: 0	H: 0	E: 0	LOB: 0	K: 0	BB: 0	S: 10	R: 0	H: 0	E: 0	LOB: 0	K: 2	BB: 0	S: 9	R: 1	H: 2	E: 0	LOB: 1	K: 1	BB: 0	S: 16	R: 0	H: 1	E: 0	LOB: 1	K: 1	BB: 0	S: 8	R: 0	H: 0	E: 0	LOB: 0	K: 2	BB: 0	S: 9	1B: 3	SF: 0	2B: 1	SAC: 1	3B: 0	DP: 0	HR: 1	HBP: 0	WP: 1	PA: 34
--------------	------	------	------	--------	------	-------	------	------	------	------	--------	------	-------	------	------	------	------	--------	------	-------	-------	------	------	------	--------	------	-------	-------	------	------	------	--------	------	-------	------	------	------	------	--------	------	-------	-------	------	------	------	--------	------	-------	------	------	------	------	--------	------	-------	------	-------	-------	-------	--------	-------	-------	-------	--------	-------	--------

PITCHER	IP	WLS	BF	H	R	ER	SO	BB	IBB	HBP	BLK	WP	HR	S	P	ERA	WHIP
Sandy Koufax, L ERA: 1.81 (1, 1)	9.0	W	34	5	1	1	10	1	0	0	0	1	1	90	138	1.00	0.667

Los Angeles Dodgers @ Cincinnati Reds
Crosley Field, Cincinnati, OH
Wed Aug 12 1964, 7:05 PM EDT
Att. 18,291 - Unknown

AB	32
R	1
H	5
RBI	1
BB	1
SO	10
LOB	14



Batter	1	2	3	4	5	6	7	8	9	AB R H RBI BB SO LOB	TOP
Curt Flood, R OBP: 0.340, SLG: 0.357 (1, 8)	1-2 FC6-5 SH5-4 1B		3-3 K		1-1 5-3 1-2			1-0 F5		4 0 1 0 0 1 1	
Lou Brock, L OBP: 0.342, SLG: 0.416 (1, 7)	0-0 SH5-4 1-2			1-3 K	2-2 E4 2-H 1B			0-2 4-3		3 0 1 0 0 1 0	
Bill White, L OBP: 0.356, SLG: 0.475 (1, 3)	0-0 FC6-5 FC6-4 2-3			3-1 F8	2-2 G3			1-0 G3		4 0 0 0 0 0 2	
Ken Boyer, R OBP: 0.371, SLG: 0.494 (1, 5)	3-1 FC6-4 1-2f			2-0 F9		1-2 F9		2-3 K		4 0 0 0 0 1 1	
Dick Groat, R OBP: 0.327, SLG: 0.363 Dal Maxvill, R OBP: 0.333, SLG: 0.333 (9, 6)		0-1 L7			4-2 1B 3B BB	1-2 G3		2-0 G3		3 1 0 0 1 0 0 0 0 0 0 0 0 0	
Tim McCarver, L OBP: 0.352, SLG: 0.402 (1, 2)		2-0 5-3			3-2 3B 1B	1-0 G3		2-0 1B 1B		4 1 2 0 0 0 0	
Julian Javier, R OBP: 0.295, SLG: 0.398 (1, 4)		0-2 F2			1-2 1B 3B		0-2 F8	0-1 1B		4 1 2 2 0 0 0	
Mike Shannon, R OBP: 0.313, SLG: 0.398 (1, 9)			0-2 F8		0-0 G3		2-3 K	0-0 4-3		4 0 0 0 0 1 3	
Ray Sadecki, L OBP: 0.214, SLG: 0.278 Barney Schultz, R Mike Cuellar, L (9, 1)			0-2 F4		1-0 E 5-3 1B		1-3 K2-3			3 1 1 1 0 1 0 0 0 0 0 0 0 0 0 0 0 0 0 0 0	
Inning Stats	R: 0 H: 1 E: 0 LOB: 1 K: 0 BB: 0 S: 7 P: 11	R: 0 H: 0 E: 0 LOB: 0 K: 0 BB: 0 S: 6 P: 8	R: 0 H: 0 E: 0 LOB: 0 K: 1 BB: 0 S: 13 P: 16	R: 0 H: 0 E: 0 LOB: 0 K: 1 BB: 0 S: 6 P: 12	R: 4 H: 4 E: 1 LOB: 1 K: 0 BB: 1 S: 20 P: 34	R: 0 H: 0 E: 0 LOB: 0 K: 0 BB: 0 S: 7 P: 10	R: 0 H: 0 E: 0 LOB: 0 K: 2 BB: 0 S: 10 P: 13	R: 0 H: 0 E: 0 LOB: 0 K: 0 BB: 0 S: 5 P: 7	R: 0 H: 2 E: 0 LOB: 2 K: 1 BB: 0 S: 8 P: 14	1B: 6 SF: 0 2B: 0 SAC: 1 3B: 1 DP: 0 HR: 0 HBP: 0	WP: 0 PA: 35 PB: 0 SB: 0 CS: 0
PITCHER Don Drysdale, R ERA: 2.46 Bob Miller, R ERA: 2.76	IP WLS BF H R ER SO BB IBB HBP BLK WP HR S P ERA WHIP										
	(1, 1) 8.0 L 30 5 4 3 4 1 0 0 0 0 0 0 74 111 3.38 0.750										
	(9, 1) 1.0 5 2 0 0 0 1 0 0 0 0 0 0 8 14 0.00 2.000										

St. Louis Cardinals @ Los Angeles Dodgers
Dodger Stadium, Los Angeles, CA
 Fri Aug 14 1964, 7:05 PM PDT
 Att: 33,835 - Unknown

AB	33
R	4
H	7
RBI	3
BB	1
SO	5
LOB	7



Batter	1	2	3	4	5	6	7	8	9	AB	R	H	RBI	BB	SO	LOB	BOTTOM
--------	---	---	---	---	---	---	---	---	---	----	---	---	-----	----	----	-----	--------

Maury Wills, S <small>(1, 6)</small> <small>OBP: 0.335, SLG: 0.346</small>	 <small>4-2</small>		 <small>1-0</small>	 <small>1-0</small>		 <small>0-1</small>		 <small>1-1</small>		4	0	0	0	1	0	3	St. Louis Cardinals @ Los Angeles Dodgers Dodger Stadium, Los Angeles, CA Fri Aug 14 1964, 7:05 PM PDT Att. 33,835 - Unknown
Dick Tracewski, R <small>(1, 5)</small> <small>OBP: 0.333, SLG: 0.340</small>	 <small>3-2</small> <small>1-2</small>		 <small>3-2</small>		 <small>1-1</small>	 <small>3-0</small>		 <small>1-2</small>		5	0	2	0	0	0	2	
Willie Davis, L <small>(1, 8)</small> <small>OBP: 0.310, SLG: 0.406</small>	 <small>1-1</small>		 <small>0-1</small>		 <small>0-2</small>		 <small>1-2</small>		 <small>3-1</small>	5	1	3	0	0	0	1	
Tommy Davis, R <small>(1, 7)</small> <small>OBP: 0.314, SLG: 0.360</small>	 <small>0-1</small>		 <small>0-0</small>		 <small>2-1</small>		 <small>0-0</small>		 <small>1-1</small>	5	0	2	0	0	0	3	
Frank Howard, R <small>(1, 9)</small> <small>OBP: 0.300, SLG: 0.429</small>		 <small>0-0</small>		 <small>2-0</small>		 <small>1-2</small>		 <small>0-0</small>		4	1	2	1	1	0	1	
Wes Parker, S <small>(9, PR)</small> <small>OBP: 0.280, SLG: 0.309</small>				 <small>1-2</small>		 <small>2-H</small>		 <small>4-1</small>		0	0	0	0	0	0	0	
Ron Fairly, L <small>(1, 3)</small> <small>OBP: 0.373, SLG: 0.428</small>		 <small>0-3</small>		 <small>0-1</small>		 <small>1-0</small>		 <small>2-1</small>		4	1	0	0	0	1	5	
Nate Oliver, R <small>(1, 4)</small> <small>OBP: 0.335, SLG: 0.310</small>		 <small>0-0</small>		 <small>1-3</small>		 <small>2-2</small>		 <small>1-2</small>		4	0	1	0	0	1	4	
John Roseboro, L <small>(1, 2)</small> <small>OBP: 0.365, SLG: 0.391</small>		 <small>4-0</small>		 <small>0-0</small>		 <small>4-1</small>		 <small>2-0</small>		2	0	1	1	2	0	0	
Don Drysdale, R <small>(1, 1)</small> <small>OBP: 0.207, SLG: 0.241</small>		 <small>1-2</small>		 <small>1-0</small>		 <small>0-0</small>		 <small>1-0</small>		2	0	0	1	0	0	3	
Jim Gilliam, S <small>(8, PH)</small> <small>OBP: 0.320, SLG: 0.291</small>				 <small>1-2</small>						1	0	1	0	0	0	0	
Bob Miller, R <small>(9, 1)</small> <small>OBP: 0.176, SLG: 0.067</small>				 <small>1-2</small>				 <small>1-2</small>		0	0	0	0	0	0	0	

Inning Stats	R: 0	H: 1	E: 0	LOB: 1	K: 0	BB: 1	S: 10	R: 0	H: 1	E: 0	LOB: 2	K: 1	BB: 1	S: 9	R: 0	H: 1	E: 0	LOB: 1	K: 0	BB: 0	S: 8	R: 2	H: 2	E: 0	LOB: 1	K: 1	BB: 0	S: 9	R: 1	H: 4	E: 0	LOB: 2	K: 0	BB: 0	S: 14	R: 0	H: 0	E: 0	LOB: 1	K: 0	BB: 1	S: 5	R: 0	H: 1	E: 0	LOB: 1	K: 0	BB: 0	S: 7	R: 0	H: 1	E: 0	LOB: 1	K: 0	BB: 0	S: 7	R: 0	H: 1	E: 0	LOB: 1	K: 0	BB: 1	S: 11	R: 0	H: 1	E: 0	LOB: 2	K: 0	BB: 1	S: 11	1B: 12	SF: 0	2B: 0	SAC: 2	3B: 0	DP: 0	HR: 0	HBP: 0	WP: 0	PA: 42	PB: 0	SB: 1	CS: 1
--------------	------	------	------	--------	------	-------	-------	------	------	------	--------	------	-------	------	------	------	------	--------	------	-------	------	------	------	------	--------	------	-------	------	------	------	------	--------	------	-------	-------	------	------	------	--------	------	-------	------	------	------	------	--------	------	-------	------	------	------	------	--------	------	-------	------	------	------	------	--------	------	-------	-------	------	------	------	--------	------	-------	-------	--------	-------	-------	--------	-------	-------	-------	--------	-------	--------	-------	-------	-------

PITCHER	IP	WLS	BF	H	R	ER	SO	BB	IBB	HBP	BLK	WP	HR	S	P	ERA	WHIP
Ray Sadecki, L <small>(1, 1)</small> <small>ERA: 4.04</small>	8.1	W	39	12	3	3	2	3	0	0	0	0	0	74	122	3.24	1.800
Barney Schultz, R <small>(9, 1)</small> <small>ERA:</small>	0.1		2	0	0	0	0	1	0	0	0	0	0	3	8	0.00	3.000
Mike Cuellar, L <small>(9, 1)</small> <small>ERA: 4.15</small>	0.1	S	1	0	0	0	0	0	0	0	0	0	0	3	4	0.00	0.000



Batter	1	2	3	4	5	6	7	8	9	AB R H RBI BB SO LOB	TOP											
Curt Flood, R OBP: 0.339, SLG: 0.357 (1, 8) C X	0-1 6-3		2-2 1B 1B		2-1 L8		X 0-0 F4			4 1 1 0 0 0 0												
Lou Brock, L OBP: 0.345, SLG: 0.418 (1, 7) B B B	4-0 1B S BB		0-2 1B 1-2 SF7 1B		2-2 S 1B			2-2 6-3		3 2 2 0 1 0 0												
Bill White, L OBP: 0.359, SLG: 0.475 (1, 3) B S B B B	4-2 1B 1-2 BB		1-0 1-3 2-H 1B		2-2 F6			4-2 G4-6-3 BB		2 0 1 1 2 0 1												
Ken Boyer, R OBP: 0.370, SLG: 0.492 (1, 5) S F B C	1-3 K		1-1 SF7			4-2 SH1-4 BB		0-0 G4-6-3 1-2f		2 0 0 1 1 1 3												
Dick Groat, R OBP: 0.327, SLG: 0.363 (1, 6) C X	0-1 1-3 2-H 1B		2-2 F6		2-0 SH1-4			0-1 F8		3 0 1 1 0 0 1												
Tim McCarver, L OBP: 0.351, SLG: 0.400 (1, 2) S B B X		1-1 6-3		1-3 K		X 0-0 F7		1-1 FC6-4 1B		4 0 1 0 0 1 1												
Julian Javier, R OBP: 0.292, SLG: 0.394 (1, 4) B B B B B X		3-1 4-3		2-0 L6		C X 0-1 L8		0-0 F8		4 0 0 0 0 0 2												
Mike Shannon, R OBP: 0.306, SLG: 0.389 (1, 9) Carl Warwick, R OBP: 0.303, SLG: 0.403 (9, PH)		2-3 K		2-2 F7			S B B B B C 3-3 K	0-1 FC6-4 1-2f		3 0 0 0 0 2 0 1 0 0 0 0 0 1												
Bob Gibson, R OBP: 0.227, SLG: 0.210 (1, 1) Mike Cuellar, L (7, 1)			S X 0-1 5-3		S B B B B C 1-3 K		C B B B B C 0-3 K			3 0 0 0 0 2 0 0 0 0 0 0 0 0												
Inning Stats	R: 1 E: 0 K: 1 S: 9	H: 1 LOB: 2 BB: 2 P: 18	R: 0 E: 0 K: 1 S: 7	H: 0 LOB: 0 BB: 0 P: 13	R: 2 E: 0 K: 0 S: 16	H: 3 LOB: 1 BB: 0 P: 22	R: 0 E: 0 K: 1 S: 8	H: 0 LOB: 0 BB: 0 P: 13	R: 0 E: 0 K: 1 S: 12	H: 1 LOB: 1 BB: 0 P: 19	R: 0 E: 0 K: 0 S: 6	H: 0 LOB: 1 BB: 1 P: 12	R: 0 E: 0 K: 2 S: 7	H: 0 LOB: 0 BB: 0 P: 10	R: 0 E: 0 K: 0 S: 6	H: 0 LOB: 0 BB: 1 P: 12	R: 0 E: 0 K: 0 S: 7	H: 1 LOB: 1 BB: 0 P: 8	1B: 6 2B: 0 3B: 0 HR: 0	SF: 1 SAC: 1 DP: 1 HBP: 0	WP: 0 PB: 0 SB: 2 CS: 0	PA: 35
PITCHER	IP WLS BF H R ER SO BB IBB HBP BLK WP HR S P ERA WHIP																					
Joe Moeller, R ERA: 3.88 (1, 1)	7.0 W 28 5 3 3 6 3 0 0 0 0 0 0 65 107 3.86 1.143																					
Ron Perranoski, L ERA: 3.61 (8, 1)	2.0 S 7 1 0 0 0 1 0 0 0 0 0 0 13 20 0.00 1.000																					

St. Louis Cardinals @ Los Angeles Dodgers
Dodger Stadium, Los Angeles, CA
 Sat Aug 15 1964, 3:33 AM PDT
 Att: 22,218 - Unknown

AB	29
R	3
H	6
RBI	3
BB	4
SO	6
LOB	9



Batter	1	2	3	4	5	6	7	8	9
Maury Wills, S (1, 6) <small>OBP: 0.338, SLG: 0.350</small>									
Jim Gilliam, S (1, 5) <small>OBP: 0.319, SLG: 0.288</small> Ron Perranoski, L (8, 1) <small>OBP: 0.083, SLG: 0.083</small>									
Willie Davis, L (1, 8) <small>OBP: 0.312, SLG: 0.405</small>									
Ron Fairly, L (1, 3) <small>OBP: 0.369, SLG: 0.424</small>									
Tommy Davis, R (1, 7) <small>OBP: 0.311, SLG: 0.356</small>									
Frank Howard, R (1, 9) <small>OBP: 0.301, SLG: 0.429</small> Doug Camilli, R (8, 2) <small>OBP: 0.227, SLG: 0.209</small>									
John Roseboro, L (1, 2) <small>OBP: 0.364, SLG: 0.390</small> Wes Parker, S (7, PR) <small>OBP: 0.280, SLG: 0.309</small>									
Nate Oliver, R (1, 4) <small>OBP: 0.335, SLG: 0.307</small>									
Joe Moeller, R (1, 1) <small>OBP: 0.071, SLG: 0.049</small> Wally Moon, L (7, PH) <small>OBP: 0.291, SLG: 0.330</small> Dick Tracewski, R (7, PH) <small>OBP: 0.336, SLG: 0.343</small>									

Inning Stats	R: 0	H: 0	E: 0	LOB: 0	K: 2	BB: 0	S: 12	P: 17
	R: 0	H: 0	E: 0	LOB: 0	K: 1	BB: 0	S: 7	P: 10
	R: 0	H: 0	E: 0	LOB: 0	K: 2	BB: 0	S: 7	P: 8
	R: 1	H: 1	E: 0	LOB: 2	K: 1	BB: 2	S: 19	P: 34
	R: 0	H: 0	E: 0	LOB: 0	K: 1	BB: 0	S: 9	P: 13
	R: 0	H: 1	E: 0	LOB: 1	K: 0	BB: 0	S: 13	P: 18
	R: 3	H: 4	E: 0	LOB: 2	K: 2	BB: 1	S: 18	P: 29
	R: 0	H: 1	E: 0	LOB: 0	K: 0	BB: 0	S: 9	P: 10

PITCHER	IP	WLS	BF	H	R	ER	SO	BB	IBB	HBP	BLK	WP	HR	S	P	ERA	WHIP
Bob Gibson, R (1, 1) <small>ERA: 3.51</small>	6.1	L	26	4	4	4	8	3	0	0	0	0	0	78	120	5.68	1.105
Mike Cuellar, L (7, 1) <small>ERA: 4.0</small>	1.2		6	3	0	0	1	0	0	0	0	0	0	16	19	0.00	1.800

BOTTOM

AB	R	H	RBI	BB	SO	LOB
4	1	3	0	0	1	0
3	0	0	0	1	1	3
0	0	0	0	0	0	0
3	0	1	0	1	1	1
3	0	0	1	0	1	2
4	0	0	0	0	1	2
3	1	1	0	0	1	2
0	0	0	0	0	0	0
3	0	1	0	0	1	0
0	1	0	0	0	0	0
2	1	0	0	1	1	0
2	0	0	0	0	1	0
0	0	0	0	0	0	0
1	0	1	2	0	0	0

St. Louis Cardinals @ Los Angeles Dodgers
Dodger Stadium, Los Angeles, CA

Sat Aug 15 1964, 3:33 AM PDT
 Att. 22,218 - Unknown

livebaseballscorecards.com

AB	28
R	4
H	7
RBI	3
BB	3
SO	9
LOB	10

WP	PA
32	

WP	PA	ERA	WHIP
32			

Batter	1	2	3	4	5	6	7	8	9	AB R H RBI BB SO LOB	TOP	
Curt Flood, R OBP: 0.344, SLG: 0.366 (1, 8) C B X	1-1 2B		0-2 2B		0-1 1B		1-1 1-3 1B			4 0 4 0 0 0 0	St. Louis Cardinals @ Los Angeles Dodgers Dodger Stadium, Los Angeles, CA Sun Aug 16 1964, 3:33 AM PDT Unknown livebaseballscorecards.com	
Lou Brock, L OBP: 0.342, SLG: 0.414 (1, 7) S C C	0-3 1		1-3 3		1-2 4-3 3		1-3 3			4 0 0 0 0 3 5		
Dick Groat, R OBP: 0.329, SLG: 0.363 (1, 6) B C X	1-1 F7			0-1 1B 1B		4-2 BB		2-1 F5 1		3 0 1 0 1 0 1		
Ken Boyer, R OBP: 0.369, SLG: 0.490 (1, 5) S B F X Dal Maxvill, R OBP: 0.200, SLG: 0.200 (5, 5) S F X	1-2 F3			1-0 F4 1		0-3 K 1		1-1 F9 2		2 0 0 0 0 0 2 2 0 0 0 0 1 1		
Bill White, L OBP: 0.358, SLG: 0.473 (1, 3) C S B T B B X		3-3 K 1		2-1 1-3 1B		2-3 K 2		0-3 K 3		4 0 1 0 0 3 1		
Charlie James, R OBP: 0.262, SLG: 0.350 (1, 9) S T B S		1-3 K 2		0-0 F6 2		0-0 F9 3		1-3 K 1		4 0 0 0 0 2 3		
Julian Javier, R OBP: 0.291, SLG: 0.392 (1, 4) B S S B X		2-2 6-3 3		1-2 F8 3		0-0 1B 1B		1-1 F5 2		4 0 1 0 0 0 2		
Bob Uecker, R OBP: 0.282, SLG: 0.188 (1, 2) C S C B X			1-3 K 1		1-0 F7 1		0-1 F7 1		3-2 5-3 3			4 0 0 0 0 1 1
Gordie Richardson, R (1, 1) Carl Warwick, R OBP: 0.301, SLG: 0.400 (7, PH) Ron Taylor, R OBP: 0.111, SLG: 0.111 (7, 1) C S F X			1-3 2		0-3 2		0-3 K 2			2 0 0 0 0 2 0 1 0 0 0 0 1 1 0 0 0 0 0 0 0		
Inning Stats	R: 0 H: 1 E: 0 LOB: 1 K: 1 BB: 0 S: 11 P: 14	R: 0 H: 0 E: 0 LOB: 0 K: 2 BB: 0 S: 9 P: 15	R: 0 H: 1 E: 0 LOB: 1 K: 3 BB: 0 S: 12 P: 15	R: 0 H: 2 E: 0 LOB: 2 K: 0 BB: 0 S: 10 P: 14	R: 0 H: 1 E: 0 LOB: 1 K: 1 BB: 0 S: 10 P: 12	R: 0 H: 0 E: 0 LOB: 1 K: 2 BB: 1 S: 10 P: 16	R: 0 H: 2 E: 0 LOB: 2 K: 2 BB: 0 S: 12 P: 14	R: 0 H: 0 E: 0 LOB: 0 K: 1 BB: 0 S: 7 P: 10	R: 0 H: 0 E: 0 LOB: 0 K: 1 BB: 0 S: 11 P: 16	1B: 5 SF: 0 2B: 2 SAC: 0 3B: 0 DP: 0 HR: 0 HBP: 0	WP: 0 PA: 35 PB: 0 SB: 0 CS: 0	
PITCHER Sandy Koufax, L ERA: 1.74 (1, 1)	IP WLS BF H R ER SO BB IBB HBP BLK WP HR S P ERA WHIP											
	9.0 W 35 7 0 0 13 1 0 0 0 0 0 0 92 126 0.00 0.889											



Batter	1	2	3	4	5	6	7	8	9
Maury Wills, S OBP: 0.337, SLG: 0.349 (1, 6)	1-1 F8		2-2 1B		0-0 L8		3-2 4-3		
Dick Tracewski, R OBP: 0.335, SLG: 0.342 (1, 5)	3-2 4-3		0-2 F4		0-0 1B		0-1 L4		
Willie Davis, L OBP: 0.311, SLG: 0.404 (1, 8)	2-2 F9			0-0 1B		0-0 F7		2-2 4-3	
Tommy Davis, R OBP: 0.313, SLG: 0.364 (1, 7)		2-2 1-3		0-0 B2		0-0 HR		1-2 1B	
Frank Howard, R OBP: 0.303, SLG: 0.433 (1, 9)		3-1 E		0-1 G6-4-3		2-1 4-3		0-1 4-3	
Wes Parker, S OBP: 0.278, SLG: 0.306 (8, 9)				1-2f		1B		1-2	
Ron Fairly, L OBP: 0.370, SLG: 0.422 (1, 3)		1-2 E4			4-2 S WP	1-2 4-3		4-0 FC6-4	
Nate Oliver, R OBP: 0.333, SLG: 0.302 (1, 4)		2-0 G6-4-3		1-3 1B	4-2 E	1-0 5-3		1-0 FC6-4	
John Roseboro, L OBP: 0.364, SLG: 0.390 (1, 2)			0-1 L9		1-1 E8		3-2 6-3		
Sandy Koufax, R OBP: 0.141, SLG: 0.095 (1, 1)			0-0 5-3		0-1 F2		4-2 4-3		

Inning Stats	R: 0	H: 0	E: 0	K: 0	S: 11	R: 0	H: 1	E: 1	K: 0	S: 10	R: 0	H: 1	E: 0	K: 0	S: 9	R: 0	H: 1	E: 0	K: 0	S: 4	R: 2	H: 2	E: 1	K: 0	S: 12	R: 1	H: 2	E: 0	K: 0	S: 9	R: 0	H: 0	E: 0	K: 0	S: 11	R: 0	H: 1	E: 0	K: 0	S: 13
	LOB: 0	BB: 0	BB: 0	BB: 0	BB: 0	LOB: 1	BB: 0	LOB: 1	BB: 0	LOB: 1	LOB: 0	BB: 0	LOB: 2	LOB: 1	BB: 1	LOB: 1	LOB: 1	LOB: 1	LOB: 1	LOB: 1	LOB: 2	LOB: 2	LOB: 2	LOB: 1	LOB: 1	LOB: 1	LOB: 1	LOB: 1	LOB: 1	LOB: 1	LOB: 1	LOB: 2	LOB: 2	LOB: 2	LOB: 2	LOB: 2	LOB: 2	LOB: 2	LOB: 2	LOB: 2

PITCHER	IP	WLS	BF	H	R	ER	SO	BB	IBB	HBP	BLK	WP	HR	S	P	ERA	WHIP
Gordie Richardson, L ERA: 1.88 (1, 1)	6.0	L	25	7	3	3	0	2	0	0	0	1	1	55	83	4.50	1.500
Ron Taylor, R ERA: 4.82 (7, 1)	2.0		9	1	0	0	0	1	1	0	0	0	0	24	42	0.00	1.000

AB R H RBI BB SO LOB

4	0	1	0	0	0	3
4	0	1	1	0	0	2
4	0	1	0	0	0	0
4	1	2	1	0	0	1
3	0	2	0	0	0	1
1	0	0	0	0	0	1
2	1	0	0	2	0	2
3	1	0	0	1	0	5
3	0	1	1	0	0	0
2	0	0	0	1	0	2

1B: 6	SF: 0	WP: 1	PA: 34
2B: 1	SAC: 0	PB: 0	
3B: 0	DP: 2	SB: 1	
HR: 1	HBP: 0	CS: 0	

AB	R	H	RBI	BB	SO	LOB
30	3	8	3	4	0	17

St. Louis Cardinals @ Los Angeles Dodgers
Dodger Stadium, Los Angeles, CA
 Sun Aug 16 1964, 3:33 AM PDT
 Unknown

livebaseballscores.com

AB	30
R	3
H	8
RBI	3
BB	4
SO	0
LOB	17



Batter	1	2	3	4	5	6	7	8	9	AB R H RBI BB SO LOB	TOP											
Curt Flood, R OBP: 0.349, SLG: 0.375 (1, 8) B C X	1-1 SF9 3B		3-2 5-3 1B	1-0 1-2 2-H 3-H 1B		1-1 1B			2-3 K	5 1 4 2 0 1 0												
Lou Brock, L OBP: 0.342, SLG: 0.414 (1, 7) Charlie James, R OBP: 0.256, SLG: 0.341 (1, PH) Mike Shannon, R OBP: 0.306, SLG: 0.389 (9, 9) B C S C B X	2-2 F4		2-1 5-3	2-2 L8		1-3 K			0-0 F3	0 0 0 0 0 0 0 5 0 0 0 0 1 5 0 0 0 0 0 0 0												
Dick Groat, R OBP: 0.326, SLG: 0.361 (1, 6) Dal Maxvill, R OBP: 0.200, SLG: 0.200 (7, 6) B B F B F X	3-2 SF9		0-2 1-3		1-1 5-3				1-0 5-3	3 0 0 1 0 0 1 0 0 0 0 0 0 0												
Ken Boyer, R OBP: 0.368, SLG: 0.488 (1, 5) X	0-0 6-3			2-2 1B SF7 1B	0-0 4-3				0-0 F4	4 1 1 0 0 0 0												
Bill White, L OBP: 0.357, SLG: 0.470 (1, 3) F B B X		2-1 4-3		1-3 K	4-1 1B BB				0-0 F3	3 0 0 0 1 1 1												
Carl Warwick, R OBP: 0.306, SLG: 0.403 (1, 9) (9, 7) F X		0-1 F8		1-0 BB 1B 1B	2-2 FC4-6 1B				3-2 F7	4 1 2 0 0 0 0												
Julian Javier, R OBP: 0.294, SLG: 0.393 (1, 4) X		0-0 E9 1B		2-2 BB 1B 1B	1-0 FC4-6				0-2 5-3	4 1 2 0 0 0 2												
Tim McCarver, L OBP: 0.347, SLG: 0.396 (1, 2) C B C B S X		2-3 K		1-0 SF7					0-1 5-3	3 0 0 1 0 1 1												
Curt Simmons, L OBP: 0.145, SLG: 0.119 (1, 1) F C X			0-2 F6	4-1 1B BB					2-1 F8													
Inning Stats	R: 1 E: 0 K: 0 S: 9	H: 1 LOB: 0 BB: 0 P: 15	R: 0 E: 1 K: 1 S: 8	H: 1 LOB: 1 BB: 0 P: 12	R: 0 E: 0 K: 0 S: 11	H: 1 LOB: 1 BB: 0 P: 16	R: 3 E: 0 K: 1 S: 20	H: 4 LOB: 2 BB: 1 P: 34	R: 0 E: 0 K: 0 S: 8	H: 1 LOB: 2 BB: 1 P: 16	R: 0 E: 0 K: 1 S: 11	H: 1 LOB: 1 BB: 0 P: 15	R: 0 E: 0 K: 0 S: 3	H: 0 LOB: 0 BB: 0 P: 4	R: 0 E: 0 K: 0 S: 9	H: 0 LOB: 0 BB: 0 P: 12	R: 0 E: 0 K: 1 S: 5	H: 0 LOB: 0 BB: 0 P: 9	1B: 8 2B: 0 3B: 1 HR: 0	SF: 2 SAC: 0 DP: 0 HBP: 0	WP: 0 PB: 0 SB: 0 CS: 0	PA: 38
PITCHER	IP WLS BF H R ER SO BB IBB HBP BLK WP HR S P ERA WHIP																					
Larry Miller, L ERA: 4.74 (1, 1)	3.2 L 18 6 4 4 2 1 0 0 0 0 0 0 44 70 9.82 1.909																					
Bob Miller, R ERA: 2.72 (4, 1)	1.1 7 2 0 0 0 1 0 0 0 0 0 0 12 23 0.00 2.250																					
Phil Ortega, R ERA: 3.49 (6, 1)	3.0 10 1 0 0 1 0 0 0 0 0 0 0 23 31 0.00 0.333																					
Ron Perranoski, L ERA: 3.57 (9, 1)	1.0 3 0 0 0 0 1 0 0 0 0 0 0 5 9 0.00 0.000																					

St. Louis Cardinals @ Los Angeles Dodgers
Dodger Stadium, Los Angeles, CA
 Sun Aug 16 1964, 3:38 AM PDT
 Att: 38,072 - Unknown

AB	34
R	4
H	9
RBI	4
BB	2
SO	4
LOB	10



Batter	1	2	3	4	5	6	7	8	9	AB	R	H	RBI	BB	SO	LOB
Maury Wills, S OBP: 0.337, SLG: 0.348 (1, 6)	0-3 K		1-1 FC5-6 1-2 1B			1-1 B3		3-2 4-3		4	0	1	0	0	1	1
Dick Tracewski, R OBP: 0.333, SLG: 0.340 (1, 5)	2-1 5-3		0-0 FC5-6 1-2 2-3f G6-4-3 1B			1-2 L6-3 1B			1-2 4-3	4	0	1	0	0	0	2
Willie Davis, L OBP: 0.309, SLG: 0.400 (1, 8)	0-0 F8		0-0 G6-4-3 1-2f			1-2 L6-3			0-0 G3	4	0	0	0	0	0	3
Tommy Davis, R OBP: 0.312, SLG: 0.363 (1, 7)		1-0 S 1B 1B			2-2 5-3		0-1 F5		0-2 1-3	4	0	1	0	0	0	0
Frank Howard, R OBP: 0.303, SLG: 0.433 (1, 9)		2-0 1-2 1B			2-2 5-3		1-2 1-3			3	0	1	0	0	0	0
Ron Fairly, L OBP: 0.367, SLG: 0.418 (1, 3)		2-3 K 2-3			0-0 F5		2-2 F9			3	0	0	0	0	1	2
Nate Oliver, R OBP: 0.329, SLG: 0.297 (1, 4)		2-2 F8			2-3 K		0-1 L5			3	0	0	0	0	1	2
Doug Camilli, R OBP: 0.221, SLG: 0.204 (1, 2)		1-2 4-3			1-0 4-3		2-2 4-3			3	0	0	0	0	0	2
Larry Miller, L OBP: 0.400, SLG: 0.400 (1, 1)			0-2 FC5-6 1B 1B		2-3 K2-3		1-1 1B			1	0	1	0	0	0	0
Bob Miller, R OBP: 0.178, SLG: 0.067 (4, 1)										0	0	0	0	0	0	0
Lee Walls, R OBP: 0.304, SLG: 0.286 (5, PH)										0	0	0	0	0	1	0
Phil Ortega, R OBP: 0.162, SLG: 0.147 (8, 1)										0	0	0	0	0	0	0
Wes Parker, S OBP: 0.284, SLG: 0.312 (8, PH)										1	0	1	0	0	0	0
Ron Penranoski, L OBP: 0.083, SLG: 0.083 (9, 1)										0	0	0	0	0	0	0


Inning Stats	R: 0	H: 0	E: 0	K: 1	S: 6	P: 8	R: 0	H: 2	E: 0	K: 1	S: 11	R: 0	H: 2	E: 0	K: 0	S: 7	R: 0	H: 0	E: 0	K: 0	S: 7	R: 0	H: 0	E: 0	K: 2	S: 7	R: 0	H: 1	E: 0	K: 0	S: 8	R: 0	H: 0	E: 0	K: 0	S: 9	R: 0	H: 1	E: 0	K: 0	S: 10	R: 0	H: 0	E: 0	K: 0	S: 7	1B: 6	SF: 0	2B: 1	SAC: 0	3B: 0	DP: 2	HR: 0	HBP: 0	WP: 0	PA: 31	PB: 0	SB: 1	CS: 0
PITCHER Curt Simmons, L ERA: 3.22 (1, 1)	IP	WLS	BF	H	R	ER	SO	BB	IBB	HBP	BLK	WP	HR	S	P	ERA	WHIP	IP	WLS	BF	H	R	ER	SO	BB	IBB	HBP	BLK	WP	HR	S	P	ERA	WHIP	IP	WLS	BF	H	R	ER	SO	BB	IBB	HBP	BLK	WP	HR	S	P	ERA	WHIP								

BOTTOM

St. Louis Cardinals @ Los Angeles Dodgers
Dodger Stadium, Los Angeles, CA
 Sun Aug 16 1964, 3:38 AM PDT
 Att. 38,072 - Unknown

livebaseballscorecards.com

AB	31
R	0
H	6
RBI	0
BB	0
SO	4
LOB	12



Batter	1	2	3	4	5	6	7	8	9	AB R H RBI BB SO LOB	TOP											
Eddie Mathews, L (1, 5) OBP: 0.347, SLG: 0.423	3-2 F8		4-1 BB		0-2 1-3		1-3 K		1-0 G1-6-3	4 0 0 0 1 1 5												
Ty Cline, L (1, 8) OBP: 0.313, SLG: 0.355	1-3 K		1-2 L3			1-2 L4-3	1-3 K			4 0 0 0 0 2 4												
Hank Aaron, R (1, 4) OBP: 0.376, SLG: 0.494	0-2 5-3			0-0 G3		0-1 E6 1B	1-2 FC6-4 1B			4 1 1 1 0 0 0												
Lee Maye, L (1, 7) OBP: 0.352, SLG: 0.442		2-2 4-3		0-1 F8		0-1 BB 1B	0-1 FC6-4			4 1 1 0 0 0 2												
Joe Torre, R (1, 3) OBP: 0.359, SLG: 0.483		3-3 K		0-0 F8		4-0 1B BB		1-3 K		3 0 0 0 1 2 0												
Ed Bailey, L (1, 2) OBP: 0.348, SLG: 0.346		1-3 K			0-0 SH1-3 BB 1B	1-2 G4-6-3 1B		2-2 4-3		4 0 2 2 0 1 0												
Felipe Alou, R (1, 9) OBP: 0.295, SLG: 0.401			4-2 SH1-4 BB		0-0 F5	1-2 G4-6-3		2-1 L8		2 0 0 0 1 0 3												
Frank Bolling, R (6, 4) OBP: 0.249, SLG: 0.290										1 0 0 0 0 0 0												
Denis Menke, R (1, 6) OBP: 0.376, SLG: 0.470			1-3 K		4-1 SH1-3 BB		1-1 SH 1B		3-1 FC1-6 1B	3 1 2 0 1 1 1												
Denny Lemaster, R (1, 1) OBP: 0.143, SLG: 0.120			0-0 SH1-4		0-0 SH1-3		0-1 SH 1B		0-0 FC1-6 G1-6-3	1 0 0 0 0 0 1												
Inning Stats	R: 0 E: 0 K: 1 S: 9	H: 0 LOB: 0 BB: 0 P: 13	R: 0 E: 0 K: 2 S: 11	H: 0 LOB: 0 BB: 0 P: 17	R: 0 E: 0 K: 1 S: 12	H: 0 LOB: 2 BB: 2 P: 22	R: 0 E: 0 K: 0 S: 4	H: 0 LOB: 0 BB: 0 P: 4	R: 0 E: 0 K: 0 S: 9	H: 1 LOB: 2 BB: 1 P: 13	R: 2 E: 1 K: 0 S: 14	H: 2 LOB: 1 BB: 1 P: 21	R: 1 E: 0 K: 2 S: 16	H: 2 LOB: 2 BB: 0 P: 20	R: 0 E: 0 K: 1 S: 8	H: 0 LOB: 0 BB: 0 P: 13	R: 0 E: 0 K: 0 S: 4	H: 1 LOB: 0 BB: 0 P: 8	1B: 6 2B: 0 3B: 0 HR: 0	SF: 0 SAC: 3 DP: 2 HBP: 0	WP: 0 PB: 0 SB: 0 CS: 0	PA: 37
PITCHER	IP WLS BF H R ER SO BB IBB HBP BLK WP HR S P ERA WHIP																					
Don Drysdale, R (1, 1) ERA: 2.47	7.0 L 31 5 3 2 6 4 0 0 0 0 0 0 75 110 2.57 1.286																					
Bob Miller, R (8, 1) ERA: 2.66	2.0 6 1 0 0 1 0 0 0 0 0 0 0 12 21 0.00 0.500																					

Milwaukee Braves @ Los Angeles Dodgers
 Dodger Stadium, Los Angeles, CA
 Tue Aug 18 1964, 7:05 PM PDT
 Att: 30,880 - Unknown

AB	30
R	3
H	6
RBI	3
BB	4
SO	7
LOB	16



WP: 0	PA: 37
-------	--------

Batter	1	2	3	4	5	6	7	8	9	AB	R	H	RBI	BB	SO	LOB
Maury Wills, S OBP: 0.334, SLG: 0.345 (1, 6)	0-2 6-3		2-0 4-3		2-2 L9			2-3 K		4	0	0	0	0	1	0
Dick Tracewski, R OBP: 0.328, SLG: 0.333 (1, 5)	1-3 K		3-2 L8			3-2 5-3		3-2 L9		4	0	0	0	0	1	0
Willie Davis, L OBP: 0.308, SLG: 0.399 (1, 8)	2-3 K		1-0 3-1			1-0 3-1		1-0 1B		4	0	1	0	0	1	0
Tommy Davis, R OBP: 0.309, SLG: 0.360 (1, 7)		1-3 K		1-1 F5		0-1 6-3		2-3 K		4	0	0	0	0	2	1
Frank Howard, R OBP: 0.303, SLG: 0.429 (1, 9)		0-1 6-3		4-1 BB			0-0 L8		2-3 K	3	0	0	0	1	1	0
Ron Fairly, L OBP: 0.369, SLG: 0.417 (1, 3)		1-1 1B		2-2 L9			4-1 5-3 1B BB		0-0 F9	3	1	1	0	1	0	1
Nate Oliver, R OBP: 0.327, SLG: 0.296 (1, 4)		0-1 1B		1-1 F3			1-2 5-3		1-2 5-3	4	0	1	0	0	0	2
John Roseboro, L OBP: 0.367, SLG: 0.391 (1, 2)		4-2 1B		2-0 F6			1-1 1B			2	0	1	1	1	0	0
Don Drysdale, R OBP: 0.202, SLG: 0.235 (1, 1)		1-3 K		1-3 K			0-1 4-3			2	0	0	0	0	2	3
Jim Gilliam, S OBP: 0.318, SLG: 0.287 (7, PH)										1	0	0	0	0	0	1
Bob Miller, R OBP: 0.176, SLG: 0.067 (8, 1)										0	0	0	0	0	0	0

Inning Stats	R: 0	H: 0	E: 0	K: 2	S: 10	R: 0	H: 2	E: 0	K: 2	S: 16	R: 0	H: 0	E: 0	K: 0	S: 6	R: 0	H: 0	E: 0	K: 1	S: 8	R: 0	H: 0	E: 0	K: 0	S: 8	R: 0	H: 0	E: 0	K: 0	S: 8	R: 1	H: 1	E: 0	K: 0	S: 9	R: 0	H: 1	E: 0	K: 2	S: 16	R: 0	H: 0	E: 0	K: 1	S: 8	R: 0	H: 1	E: 0	K: 2	S: 24	R: 0	H: 0	E: 0	K: 1	S: 11	1B: 4	2B: 0	3B: 0	HR: 0	SF: 0	SAC: 0	DP: 0	HBP: 0	WP: 0	PB: 0	SB: 0	CS: 0	PA: 34
--------------	------	------	------	------	-------	------	------	------	------	-------	------	------	------	------	------	------	------	------	------	------	------	------	------	------	------	------	------	------	------	------	------	------	------	------	------	------	------	------	------	-------	------	------	------	------	------	------	------	------	------	-------	------	------	------	------	-------	-------	-------	-------	-------	-------	--------	-------	--------	-------	-------	-------	-------	--------

PITCHER	IP	WLS	BF	H	R	ER	SO	BB	IBB	HBP	BLK	WP	HR	S	P	ERA	WHIP
Denny Lemaster, L ERA: 4.21 (1, 1)	9.0	W	34	4	1	1	8	3	0	0	0	0	0	89	139	1.00	0.778

BOTTOM

Milwaukee Braves @ Los Angeles Dodgers
Dodger Stadium, Los Angeles, CA

Tue Aug 18 1964, 7:05 PM PDT
 Att. 30,880 - Unknown

livebaseballscores.com

AB	31
R	1
H	4
RBI	1
BB	3
SO	8
LOB	8



Batter	1	2	3	4	5	6	7	8	9	AB R H RBI BB SO LOB	TOP											
Eddie Mathews, L (1, 5) OBP: 0.347, SLG: 0.434	2-0 F2		2-1 2B		0-0 HR		2-2 3-1	1-1 F6		5 1 2 2 0 0 3												
Rico Carty, R (1, 7) OBP: 0.378, SLG: 0.496	4-1		1-2 6-3		3-3 K		0-1 E4	1-1		3 1 0 1 1 1 1												
Hank Fischer, R (7, 1) OBP: 0.209, SLG: 0.175	1B						3-1 1B	1-3 2-H		0 0 0 0 0 0 0												
Miguel de la Hoz, R (8, PH) OBP: 0.344, SLG: 0.383	BB									1 0 1 1 0 0 0												
Woody Woodward, R (8, PR) OBP: 0.275, SLG: 0.273	1B									0 0 0 0 0 0 0												
Bobby Tiefenauer, R (8, 1)	BB									0 0 0 0 0 0 0												
Hank Aaron, R (1, 4) OBP: 0.379, SLG: 0.494	3-1 F8		1-1 F4		2-1 1B		1-1 1-2 1B	4-0 IBB		4 0 2 0 1 0 2												
Lee Maye, L (1, 8) OBP: 0.350, SLG: 0.439	1-0 1B		0-2 3-1		1-2 F8		0-0 3-1	1-3 K		5 0 1 0 0 1 7												
	1-3 1B						1-2 2-3															
Joe Torre, R (1, 3) OBP: 0.357, SLG: 0.480	0-2 1-2 3-H 1B			2-2 F8		2-3 K	3-2 1-3		0-3 K	5 0 1 1 0 2 2												
Ed Bailey, L (1, 2) OBP: 0.350, SLG: 0.352	2-1 1-3		1-2 2B		0-0 1-3			4-2 FC5-4 1B BB E	0-1 5-3 1B	2 0 1 0 0 0 2												
Gene Oliver, R (4, 3) OBP: 0.303, SLG: 0.462										2 1 1 0 1 0 0												
Denis Menke, R (1, 6) OBP: 0.374, SLG: 0.466		1-0 6-3		1-2 F8		0-1 F3		2-2 1-2 FC5-4 1B	1-0 5-3	5 0 1 0 0 0 2												
Felipe Alou, R (1, 9) OBP: 0.300, SLG: 0.403		1-1 1B		0-1 F8			3-2 2B 3-1 1B	0-1 FC5-4 1B E	4-0 FC5-4 IBB	4 2 2 0 1 0 3												
								1-2f 2-3														
Wade Blasingame, L (1, 1) OBP: 0.280, SLG: 0.435		2-3 K		1-2 1-3			3-2 3-1 E 2B	0-1 L5 1B	2-2 FC5-4	1 0 0 0 0 0 1 0												
Billy Hoelt, L (3, 1) OBP: 0.455, SLG: 0.250										0 0 0 0 0 0 0 0												
Chi-Chi Olivo, R (4, 1) OBP: 0.500, SLG: 0.500										1 0 0 0 0 0 0 0												
Ty Cline, L (7, PH) OBP: 0.317, SLG: 0.368										2 1 1 1 0 0 0 1												
Frank Bolling, R (8, PH) OBP: 0.249, SLG: 0.289										1 0 0 0 0 0 0 2												
Inning Stats	R: 1 E: 0 K: 0 S: 11	H: 2 LOB: 2 BB: 1 P: 23	R: 0 E: 0 K: 1 S: 6	H: 1 LOB: 0 BB: 0 P: 10	R: 0 E: 0 K: 0 S: 10	H: 1 LOB: 1 BB: 0 P: 14	R: 0 E: 0 K: 0 S: 12	H: 1 LOB: 1 BB: 0 P: 16	R: 1 E: 0 K: 1 S: 12	H: 2 LOB: 1 BB: 0 P: 19	R: 0 E: 0 K: 1 S: 6	H: 0 LOB: 0 BB: 0 P: 8	R: 2 E: 1 K: 0 S: 22	H: 3 LOB: 2 BB: 0 P: 34	R: 2 E: 1 K: 1 S: 19	H: 2 LOB: 3 BB: 2 P: 32	R: 0 E: 0 K: 1 S: 10	H: 1 LOB: 2 BB: 1 P: 17	1B: 9 2B: 3 3B: 0 HR: 1	SF: 0 SAC: 0 DP: 0 HBP: 0	WP: 0 PB: 0 SB: 0 CS: 0	PA: 45
PITCHER	IP WLS BF H R ER SO BB IBB HBP BLK WP HR S P ERA WHIP																					
Phil Ortega, R (1, 1) ERA: 3.6	6.0 W 27 9 4 4 3 1 0 0 0 0 1 66 105 6.00 1.667																					
Bob Miller, R (7, 1) ERA: 2.71	1.2 12 3 2 1 0 1 1 0 0 0 0 27 45 5.40 2.400																					
Ron Perranoski, L (8, 1) ERA: 3.52	1.1 S 6 1 0 0 2 0 1 0 0 0 0 15 23 0.00 0.750																					

Milwaukee Braves @ Los Angeles Dodgers
 Dodger Stadium, Los Angeles, CA
 Wed Aug 19 1964, 7:05 PM PDT
 Att: 23,038 - Unknown

AB 41
 R 6
 H 13
 RBI 6
 BB 4
 SO 5
 LOB 25



Batter	1	2	3	4	5	6	7	8	9	AB	R	H	RBI	BB	SO	LOB
Maury Wills, S OBP: 0.331, SLG: 0.342 (1, 6)	0-1 6-3	1-2 5-3		2-3 K	2-1 5-3			0-0 SH1-4		4	0	0	0	0	1	2
Dick Tracewski, R OBP: 0.333, SLG: 0.344 (1, 5)	0-0 FC6-4 1B		3-2 6-3	1-2 1B 1B		1-0 SH1-3 SF8 2B		1-0 L8		5	2	3	0	0	0	1
Willie Davis, L OBP: 0.310, SLG: 0.398 (1, 8)	2-2 F6		2-3 K	1-0 1B SF8 1B		2-1 SH1-3		4-0 BB		3	1	1	0	1	1	1
Tommy Davis, R OBP: 0.310, SLG: 0.361 (1, 7)	1-1 FC6-4		0-1 HR 1B	1-1 1B 1B		2-1 SF8		2-2 4-3		4	1	2	2	0	0	3
Frank Howard, R OBP: 0.305, SLG: 0.438 (1, 9)		4-1 1B 1B BB	1-2 HR	2-2 SF8		2-2 1-3				2	2	1	3	1	0	0
Wes Parker, S OBP: 0.284, SLG: 0.312 (7, 9)										0	0	0	0	0	0	0
Ron Fairly, L OBP: 0.370, SLG: 0.418 (1, 3)		1-1 L7	2-2 1B 1B	0-2 1B 1B		1-2 1-3		1-2 1-3		4	1	2	0	0	0	1
Nate Oliver, R OBP: 0.330, SLG: 0.300 (1, 4)		1-0 S 1B 1B	1-1 1B 1B	2-3 K		1-0 F9				4	0	2	0	0	1	2
John Roseboro, L OBP: 0.368, SLG: 0.392 (1, 2)		0-2 S 1B	0-1 1B	2-3 K		1-3 K		1-3 K		4	0	2	2	0	2	0
Phil Ortega, R OBP: 0.150, SLG: 0.135 (1, 1)		1-3 K	1-0 5-3			0-0 1-3				3	0	0	0	0	1	4
Bob Miller, R OBP: 0.176, SLG: 0.067 (7, 1)										0	0	0	0	0	0	0
Ron Perranoski, L OBP: 0.154, SLG: 0.154 (8, 1)								0-0 SH1-4 1B		1	0	1	0	0	0	0

Inning Stats	R: 0	H: 1	E: 0	LOB: 1	K: 0	BB: 0	S: 8	P: 11
	R: 1	H: 2	E: 0	LOB: 2	K: 1	BB: 1	S: 15	P: 23
	R: 3	H: 5	E: 0	LOB: 2	K: 1	BB: 0	S: 22	P: 32
	R: 2	H: 4	E: 0	LOB: 2	K: 2	BB: 0	S: 19	P: 28
	R: 0	H: 0	E: 0	LOB: 0	K: 1	BB: 0	S: 6	P: 10
	R: 1	H: 1	E: 0	LOB: 0	K: 0	BB: 0	S: 9	P: 16
	R: 0	H: 0	E: 0	LOB: 0	K: 1	BB: 0	S: 7	P: 10
	R: 0	H: 1	E: 0	LOB: 2	K: 0	BB: 1	S: 7	P: 14

PITCHER	IP	WLS	BF	H	R	ER	SO	BB	IBB	HBP	BLK	WP	HR	S	P	ERA	WHIP
Wade Blasingame, L ERA: 4.57 (1, 1)	2.2	L	16	7	4	4	2	1	0	0	0	0	0	42	62	13.50	3.000
Billy Hoelt, L ERA: 3.65 (3, 1)	0.2		6	4	2	2	1	0	0	0	0	0	0	13	19	27.00	6.000
Chi-Chi Olivo, R ERA: 3.34 (4, 1)	2.2		10	2	1	1	2	0	0	0	0	0	0	24	39	3.38	0.750
Hank Fischer, R ERA: 3.83 (7, 1)	1.0		3	0	0	0	1	0	0	0	0	0	0	7	10	0.00	0.000
Bobby Tiefenauer, R ERA: 3.1 (8, 1)	1.0		5	1	0	0	0	1	0	0	0	0	0	7	14	0.00	2.000

BOTTOM

Milwaukee Braves @ Los Angeles Dodgers
Dodger Stadium, Los Angeles, CA

Wed Aug 19 1964, 7:05 PM PDT
Att. 23,038 - Unknown

livebaseballscorecards.com

AB	34
R	7
H	14
RBI	7
BB	2
SO	6
LOB	14



WP: 0	PA: 40
PB: 0	
SB: 3	
CS: 0	

Batter	1	2	3	4	5	6	7	8	9	AB R H RBI BB SO LOB	TOP		
Felipe Alou, R OBP: 0.295, SLG: 0.396 (1, 9) (6, 7)	2-1 6-3		2-3 K		0-0 1-3	0-1 L8		0-1 F8		5 0 0 0 0 1 6	Milwaukee Braves @ Los Angeles Dodgers Dodger Stadium, Los Angeles, CA Thu Aug 20 1964, 7:05 PM PDT Att: 27,287 - Unknown		
Lee Maye, L OBP: 0.346, SLG: 0.434 (1, 8)	0-3 K			2-0 4-3	1-1 3-1		2-0 4-3	0-0 4-3	5 0 0 0 0 1 4				
Hank Aaron, R OBP: 0.383, SLG: 0.499 (1, 4) (6, 9)	2-3 K			2-1 G3 1B		1-0 3B 2B	1-1 1B		5 2 4 0 0 1 0				
Eddie Mathews, L OBP: 0.348, SLG: 0.439 (1, 5)		3-2 G5-4-3 1B		1-0 G3 1-2		3-2 1B 3B 2-H	2-3 K		5 1 2 1 0 1 3				
Joe Torre, R OBP: 0.355, SLG: 0.477 (1, 2)		1-0 G5-4-3 1-2f		1-2 3-1		2-0 6-3	3-2 F8		5 0 1 0 0 0 4				
Gene Oliver, R OBP: 0.315, SLG: 0.474 (1, 3)		1-1 5-3			1-2 E 2B	4-2 WP 1B 3B BB		0-0 S 1B	4 4 3 1 1 0 0				
Rico Carty, R OBP: 0.378, SLG: 0.495 Frank Bolling, R OBP: 0.253, SLG: 0.293 (1, 7) (6, 4)			0-0 6-3		1-2 E5 2B	1-0 WP 3B 1B		1-1 BB 1B	3 1 1 1 0 0 1 2 0 2 2 0 0 0				
Denis Menke, R OBP: 0.376, SLG: 0.475 (1, 6)			1-1 F2		2-1 2B	3-2 3B		4-0 BB	4 0 2 3 1 0 1				
Bob Sadowski, R OBP: 0.190, SLG: 0.214 (1, 1)			0-1 1B		0-0 4-3	1-3 K		0-3 K	4 0 1 0 0 2 5				
Inning Stats	R: 0 E: 0 K: 2 S: 8 H: 0 LOB: 0 BB: 0 P: 12	R: 0 E: 0 K: 0 S: 6 H: 1 LOB: 0 BB: 0 P: 11	R: 0 E: 0 K: 1 S: 9 H: 1 LOB: 1 BB: 0 P: 12	R: 0 E: 0 K: 0 S: 7 H: 1 LOB: 1 BB: 0 P: 13	R: 1 E: 1 K: 0 S: 12 H: 2 LOB: 2 BB: 0 P: 17	R: 4 E: 0 K: 1 S: 18 H: 4 LOB: 1 BB: 1 P: 33	R: 0 E: 0 K: 1 S: 10 H: 1 LOB: 1 BB: 0 P: 17	R: 1 E: 0 K: 1 S: 9 H: 2 LOB: 2 BB: 1 P: 14	R: 2 E: 1 K: 0 S: 10 H: 4 LOB: 1 BB: 0 P: 17	1B: 11 2B: 3 3B: 2 HR: 0 SF: 0 SAC: 0 DP: 1 HBP: 0	WP: 1 PB: 0 SB: 1 CS: 0 PA: 44		
PITCHER	IP WLS BF H R ER SO BB IBB HBP BLK WP HR S P ERA WHIP											PITCHER	IP WLS BF H R ER SO BB IBB HBP BLK WP HR S P ERA WHIP
Joe Moeller, R ERA: 3.99 (1, 1)	5.1 L 24 7 4 4 3 1 0 0 0 0 0 0 49 82 6.75 1.500												
Bob Miller, R ERA: 2.75 (6, 1)	1.2 8 3 1 1 2 0 0 0 0 1 0 21 33 5.40 1.800												
Ron Perranoski, L ERA: 3.74 (8, 1)	2.0 12 6 3 3 1 1 0 0 0 0 0 19 31 13.50 3.500												

livebaseballscorecards.com

AB	42
R	8
H	16
RBI	8
BB	2
SO	6
LOB	24



Batter	1	2	3	4	5	6	7	8	9	AB R H RBI BB SO LOB
Maury Wills, S OBP: 0.330, SLG: 0.339 (1, 6) C X	0-1 F7 ①		4-2 1B BB C B B B B		0-2 B1-3 ② C C C X		0-0 1-3 ② 1-2 X		1-1 FC4 ③ 1-2f C B X	4 0 0 0 1 0 2
Jim Gilliam, S OBP: 0.317, SLG: 0.286 (1, 5) C C B X	1-2 4-3 ②		1-0 1B ② B X		0-0 F5 ③ X		0-0 F8 ③ X			4 0 1 0 0 0 1
Willie Davis, L OBP: 0.314, SLG: 0.404 (1, 8) S B X	1-1 1B ②		1-1 F8 ② B C X		1-0 HR 2B X		1-1 1B ① B C X			4 1 3 0 0 0 2
Ron Fairly, L OBP: 0.369, SLG: 0.425 (1, 3) B B F X	2-2 L6 ③ 1-2		0-1 F2 ③ F X		0-0 HR 2-H X		0-1 L9 ① C X			4 1 1 2 0 0 4
Tommy Davis, R OBP: 0.308, SLG: 0.358 (1, 7) C B B T C		1-3 K ①		3-2 1-3 ① S B B L F X		2-2 6-3 ① B C B F X		1-0 F9 ② B X		4 0 0 0 0 1 1
Frank Howard, R OBP: 0.302, SLG: 0.433 (1, 9) B B C B C		3-3 K ②		1-3 K ② C B B C B C		2-1 6-3 ② B B B X		0-0 F8 ③ X		4 0 0 0 0 2 1
John Roseboro, L OBP: 0.370, SLG: 0.389 (1, 2) S B B C B C		4-2 FC6-4 BB ③ C B B C B C		4-1 BB ③ B B B C B C		0-1 4-3 ③ C X		0-0 6-3 ① X		2 0 0 0 2 0 0
Nate Oliver, R OBP: 0.329, SLG: 0.300 (1, 4) C B B X		2-1 FC6-4 ③ 1-2f C B B X		0-1 L9 ③ F X		2-2 1-3 1B ① B B B C B X		1-1 L7 ② C B X	4 0 1 0 0 0 2	
Joe Moeller, R OBP: 0.068, SLG: 0.047 (1, 1)			0-0 G3 ① X		0-0 6-3 ① X		2-2 F8 ① C B B B X		0-0 FC4 1B ① X	2 0 0 0 0 0 0
Bob Miller, R OBP: 0.176, SLG: 0.067 (6, 1)										0 0 0 0 0 0 0
Derrell Griffith, L OBP: 0.287, SLG: 0.383 (7, PH)										1 0 0 0 0 0 1
Ron Perranoski, L OBP: 0.154, SLG: 0.154 (8, 1)										0 0 0 0 0 0 0
Wally Moon, L OBP: 0.298, SLG: 0.337 (9, PH)										1 0 1 0 0 0 0

Inning Stats	R: 0	H: 1	E: 0	LOB: 1	K: 0	BB: 0	S: 10	R: 0	H: 0	E: 0	LOB: 1	K: 2	BB: 1	S: 11	R: 0	H: 1	E: 0	LOB: 2	K: 0	BB: 1	S: 8	R: 0	H: 0	E: 0	LOB: 1	K: 1	BB: 1	S: 11	R: 0	H: 0	E: 0	LOB: 0	K: 0	BB: 0	S: 5	R: 2	H: 2	E: 0	LOB: 0	K: 0	BB: 0	S: 9	R: 0	H: 1	E: 0	LOB: 1	K: 0	BB: 0	S: 8	R: 0	H: 1	E: 0	LOB: 1	K: 0	BB: 0	S: 6	R: 0	H: 1	E: 0	LOB: 1	K: 0	BB: 0	S: 6	R: 0	H: 1	E: 0	LOB: 1	K: 0	BB: 0	S: 6	R: 0	H: 1	E: 0	LOB: 1	K: 0	BB: 0	S: 6
Bob Sadowski, R ERA: 3.9 (1, 1)	IP: 9.0	WLS: W	BF: 37	H: 7	R: 2	ER: 2	SO: 3	BB: 3	IBB: 0	HBP: 0	BLK: 0	WP: 0	HR: 1	S: 74	P: 115	ERA: 2.00	WHIP: 1.111																																																												
																																						WP: 0	PA: 37	PB: 0	SB: 1	CS: 0	ERA: 3.9	WHIP: 1.111																																	

BOTTOM

Milwaukee Braves @ Los Angeles Dodgers
Dodger Stadium, Los Angeles, CA

Thu Aug 20 1964, 7:05 PM PDT
Att. 27,287 - Unknown

livebaseballscorecards.com

AB	34
R	2
H	7
RBI	2
BB	3
SO	3
LOB	14



Batter	1	2	3	4	5	6	7	8	9	AB R H RBI BB SO LOB	TOP	
Giraldo Ruiz, S OBP: 0.266, SLG: 0.340 (1, 4)	2-1 L7	0-1 FC6-4 1B			2-2 1-3		1-0 G3			4 0 1 1 0 0 0		
Tommy Harper, R OBP: 0.328, SLG: 0.304 Marty Keough, L OBP: 0.329, SLG: 0.415 (8, PH) (8, 9)	4-2 WP BB	0-1 FC6-4 1-2f			1-3 K			1-1 4-3 1B		2 0 0 0 1 1 1 1 0 1 0 0 0 0		
Vada Pinson, L OBP: 0.313, SLG: 0.439 (1, 8)	2-3 K				2-2 L8			2-2 F7		4 0 0 0 0 1 2		
Frank Robinson, R OBP: 0.394, SLG: 0.565 (1, 9) (8, 7)	1-1 5-3 1-2				2-0 5-3			0-0 4-3 1-2		4 0 0 0 0 0 2		
Deron Johnson, R OBP: 0.356, SLG: 0.533 (1, 3)		0-0 E 2B			1-3 K			4-1 BB		3 1 1 0 1 2 0		
Don Pavletich, R OBP: 0.370, SLG: 0.617 (1, 2)		1-0 L1			2-3 K			0-0 1B		4 0 1 0 0 2 3		
Leo Cardenas, R OBP: 0.304, SLG: 0.380 (1, 6)		1-2 5-3			2-1 F4			0-3 K		4 0 0 0 0 1 2		
Steve Boros, R OBP: 0.333, SLG: 0.333 (1, 5)		4-0 E IBB			4-2 BB			0-0 F7		2 1 0 0 2 0 0		
Jim Maloney, L OBP: 0.217, SLG: 0.182 Billy McCool, R (3, 1)		2-2 E8 1B 1-H 2-H			1-3 K			2-1 1-3		1 1 1 2 0 0 0 3 0 0 0 0 2 1		
Inning Stats	R: 0 E: 0 K: 1 S: 10 H: 0 LOB: 1 BB: 1 P: 19	R: 3 E: 1 K: 0 S: 12 H: 3 LOB: 1 BB: 1 P: 20	R: 0 E: 0 K: 1 S: 5 H: 0 LOB: 0 BB: 0 P: 9	R: 0 E: 0 K: 2 S: 11 H: 0 LOB: 1 BB: 1 P: 20	R: 0 E: 0 K: 1 S: 14 H: 0 LOB: 0 BB: 0 P: 19	R: 0 E: 0 K: 2 S: 9 H: 1 LOB: 1 BB: 0 P: 13	R: 0 E: 0 K: 0 S: 4 H: 0 LOB: 0 BB: 0 P: 7	R: 0 E: 0 K: 1 S: 10 H: 1 LOB: 2 BB: 1 P: 20	R: 0 E: 0 K: 1 S: 11 H: 0 LOB: 0 BB: 0 P: 14	1B: 3 2B: 2 3B: 0 HR: 0 SF: 0 SAC: 0 DP: 0 HBP: 0	WP: 1 PB: 0 SB: 0 CS: 0 PA: 36	
PITCHER	IP WLS BF H R ER SO BB IBB HBP BLK WP HR S P ERA WHIP											
Larry Miller, L ERA: 4.93 (1, 1)	2.0 L 11 3 3 2 1 1 1 0 0 1 0 22 39 9.00 2.000											
Howie Reed, R ERA: 3.73 (3, 1)	6.0 22 2 0 0 7 2 0 0 0 0 0 53 88 0.00 0.667											
Bob Miller, R ERA: 2.73 (9, 1)	1.0 3 0 0 0 1 0 0 0 0 0 0 11 14 0.00 0.000											

Cincinnati Reds @ Los Angeles Dodgers
Dodger Stadium, Los Angeles, CA

Fri Aug 21 1964, 7:05 PM PDT
Att: 27,915 - Unknown

livebaseballscorecards.com

AB	32
R	3
H	5
RBI	3
BB	4
SO	9
LOB	11



Batter	1	2	3	4	5	6	7	8	9	AB R H RBI BB SO LOB
Maury Wills, S OBP: 0.331, SLG: 0.338 (1, 6)	0-1 4-3 S 1B	0-0 FC6 1-2f		2-3 K			2-2 F9		4-1 SH1-4 BB	4 0 1 0 1 1 3
Jim Gilliam, S OBP: 0.320, SLG: 0.284 (1, 5)	1-1 L3 1-2		4-2 1B WP BB	2-2 F7			4-1 1B BB	0-1 SH1-4	2 1 0 0 2 0 1	
Willie Davis, L OBP: 0.312, SLG: 0.401 (1, 8)	0-0 4-3		2-1 L9		1-0 F7		0-0 1-2 1B	0-0 L9	5 0 1 0 0 0 3	
John Roseboro, L OBP: 0.370, SLG: 0.388 (1, 2)	3-3 K		0-0 1-3 1B WP 1B		4-2 FC5-4 BB		0-3 K	1-1 F6	4 1 1 0 1 2 4	
Tommy Davis, R OBP: 0.309, SLG: 0.359 (1, 7)		2-1 6-3 1B	2-2 FC1-5 BB 1-2 1B		3-1 FC5-4 BB		2-3 K		4 0 2 1 0 1 3	
Wally Moon, L OBP: 0.308, SLG: 0.340 (1, 9)	1-1 6-3 1B		4-0 FC1-5 BB		0-3 K			4-1 SH3-4 BB	2 0 1 0 1 1 1	
Frank Howard, R OBP: 0.304, SLG: 0.433 (8, PH)		1-2 1B	1-2 BB						0 0 0 0 1 0 0	
Lee Walls, R OBP: 0.304, SLG: 0.286 (8, PR)									0 0 0 0 0 0 0	
Wes Parker, S OBP: 0.277, SLG: 0.305 (1, 3)		2-2 6-3	0-0 FC1-5		1-3 K			1-1 SH3-4	3 0 0 0 0 1 4	
Nate Oliver, R OBP: 0.323, SLG: 0.294 (1, 4)		0-0 F3	0-3 K		0-3 K			1-2 F6	4 0 0 0 0 2 6	
Larry Miller, L OBP: 0.400, SLG: 0.400 (1, 1)		4-2 FC6 BB		0-3 K		2-3 K		1-0 F3	0 0 0 0 0 0 0	
Derrell Griffith, L OBP: 0.292, SLG: 0.383 (2, PH)									0 0 0 0 1 0 0	
Howie Reed, R (3, 1)									2 0 0 0 0 2 0	
Dick Tracewski, R OBP: 0.332, SLG: 0.343 (8, PH)									1 0 0 0 0 0 2	
Bob Miller, R OBP: 0.176, SLG: 0.067 (9, 1)									0 0 0 0 0 0 0	

Inning Stats	R: 0	H: 1	E: 0	K: 1	S: 8	H: 2	LOB: 3	BB: 1	P: 21	R: 2	H: 2	E: 0	K: 1	S: 12	R: 0	H: 0	E: 0	K: 2	S: 9	R: 0	H: 0	E: 0	K: 3	S: 9	R: 0	H: 1	E: 0	K: 2	S: 12	R: 0	H: 0	E: 0	K: 0	S: 7	R: 0	H: 0	E: 0	K: 0	S: 6	1B: 6	SF: 0	2B: 0	SAC: 2	3B: 0	DP: 0	HR: 0	HBP: 0	WP: 1	PA: 40
PITCHER	IP	WLS	BF	H	R	ER	SO	BB	IBB	HBP	BLK	WP	HR	S	P	ERA	WHIP																																
Jim Maloney, R ERA: 3.13 (1, 1)	2.1		14	5	2	2	1	2	0	0	0	1	0	28	49	7.71	3.000																																
Billy McCool, L ERA: 2.49 (3, 1)	6.2	W	26	1	0	0	9	5	0	0	0	0	0	55	94	0.00	0.900																																

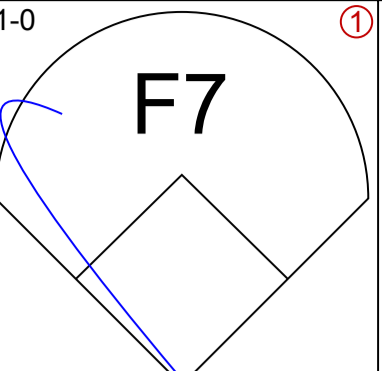
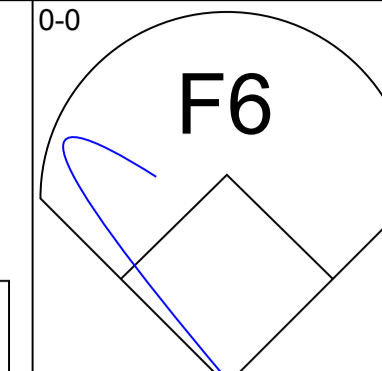
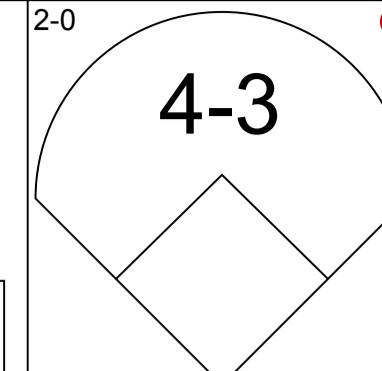
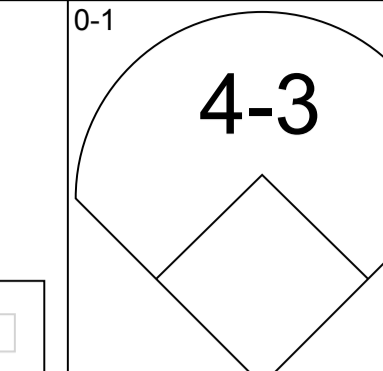
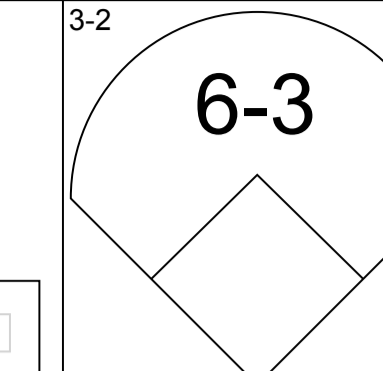
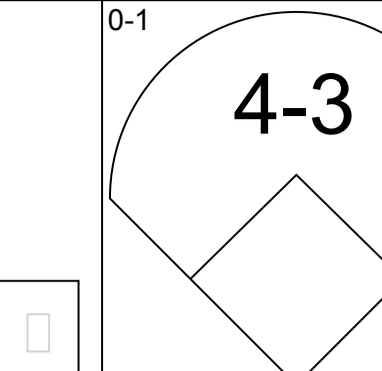
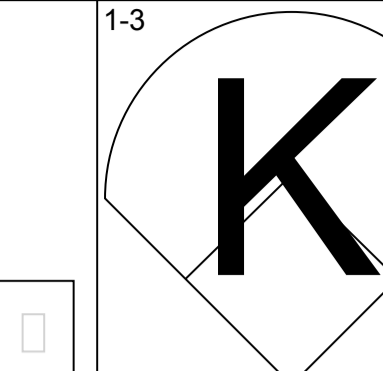
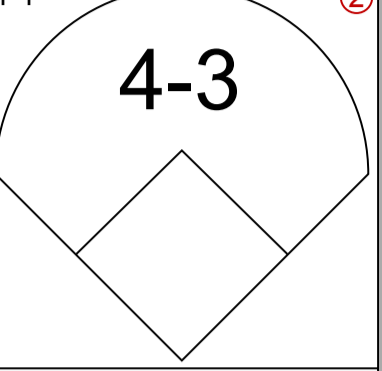
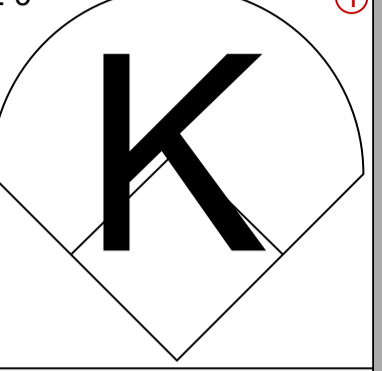
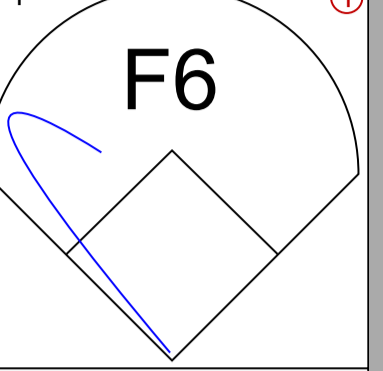
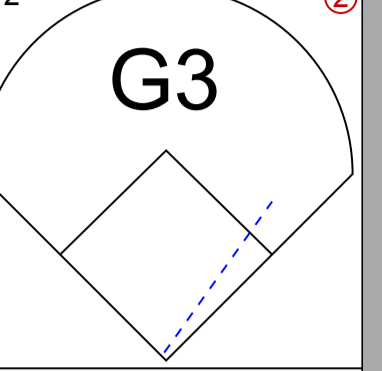
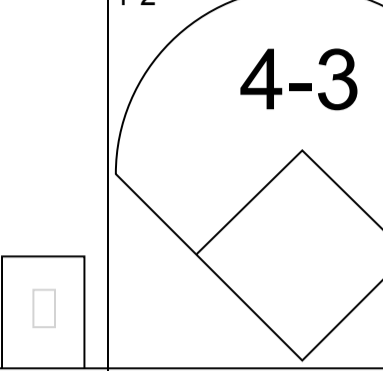
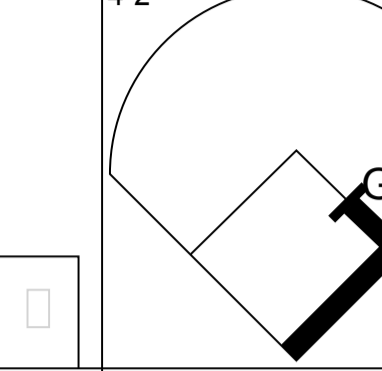
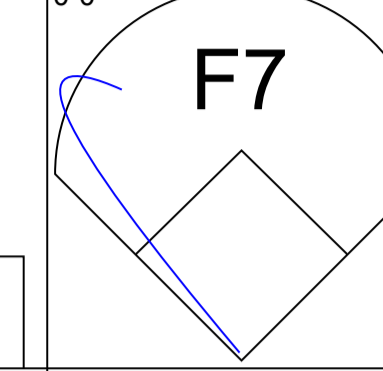
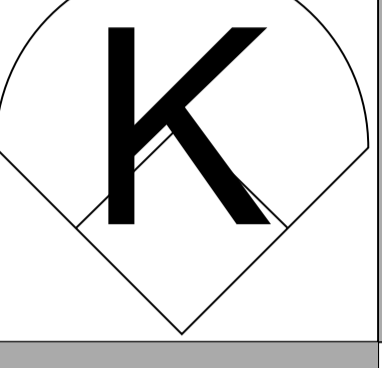
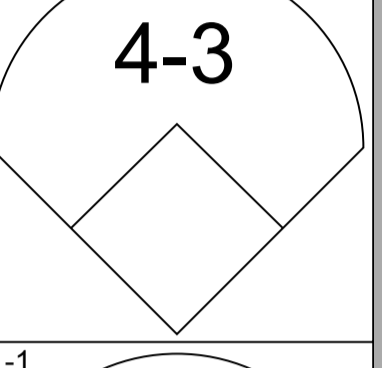
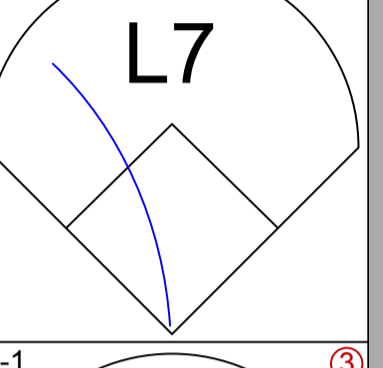
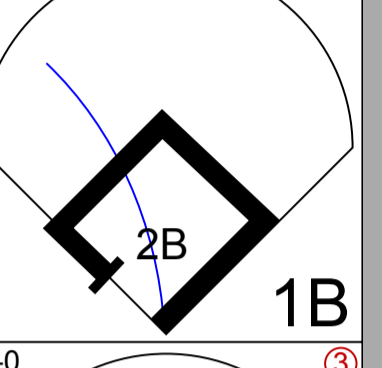
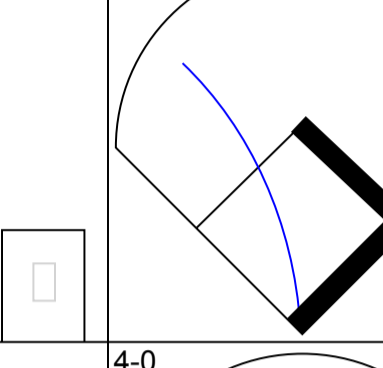
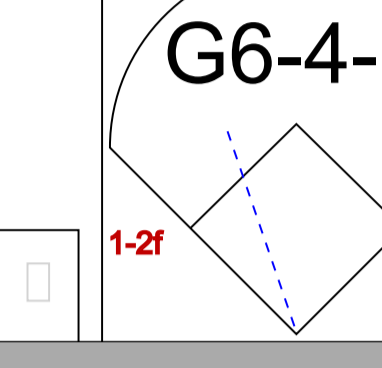
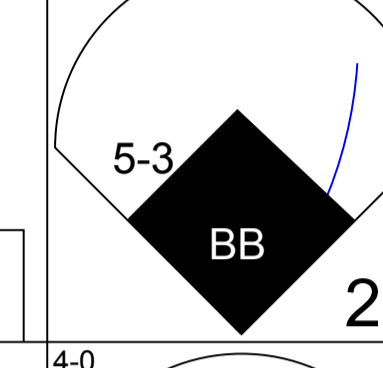
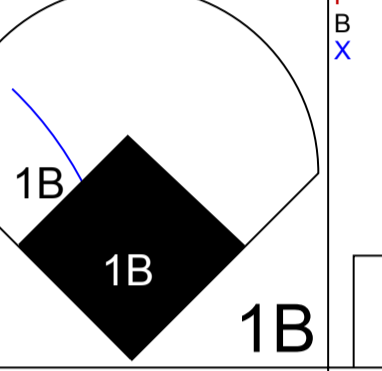
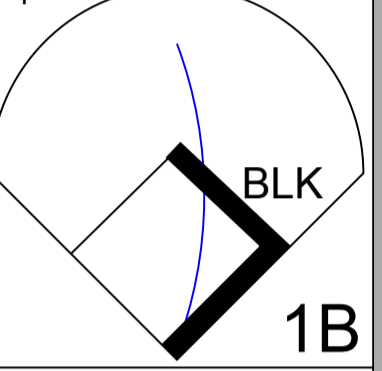
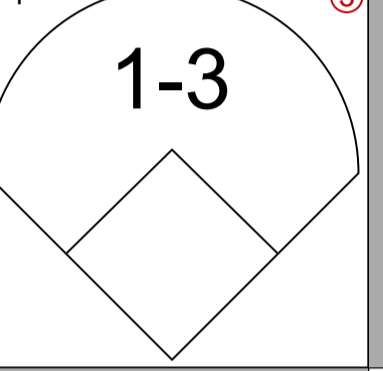
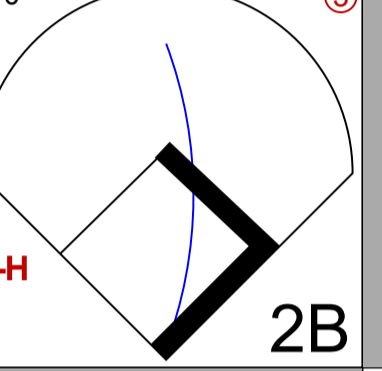
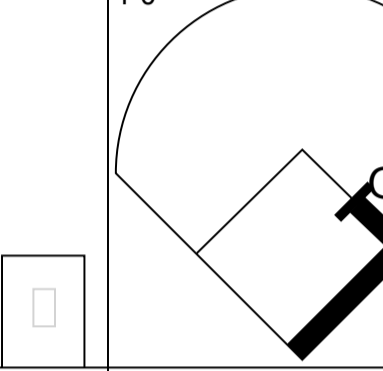
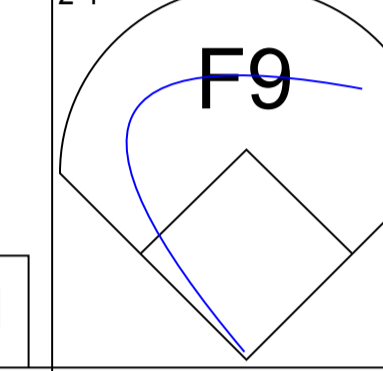
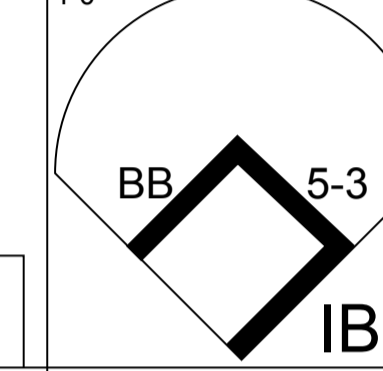
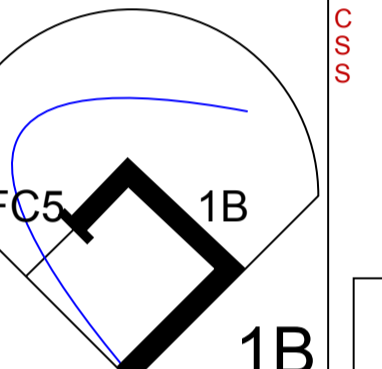
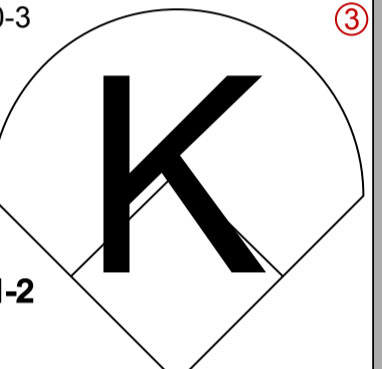
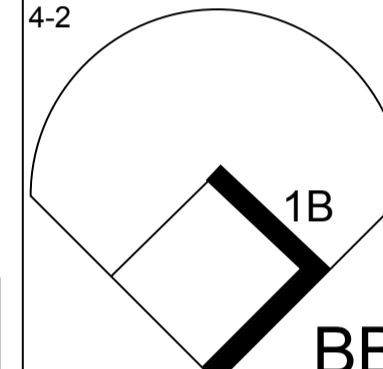
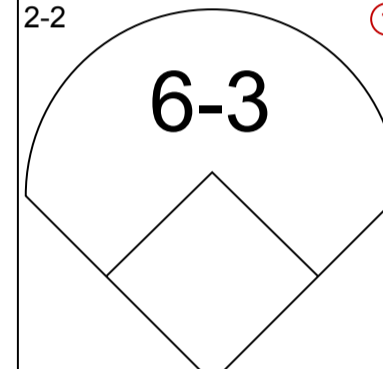
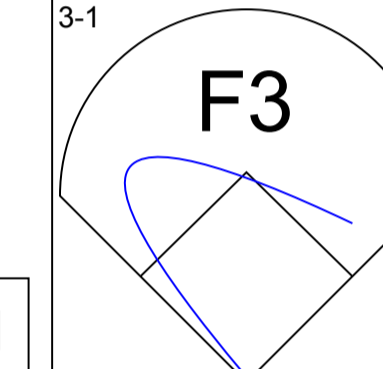
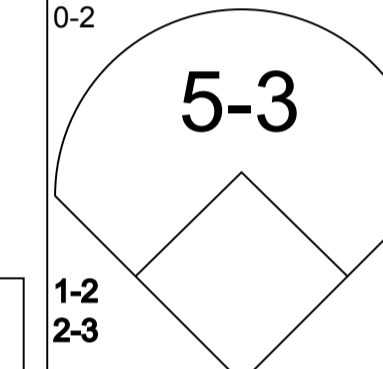
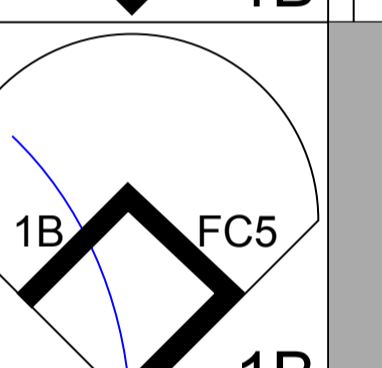
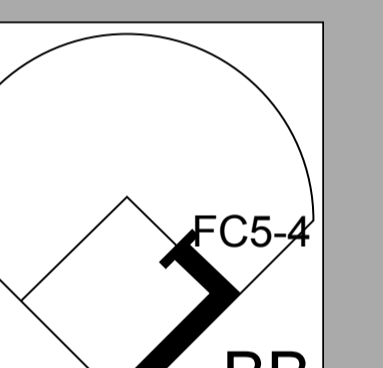
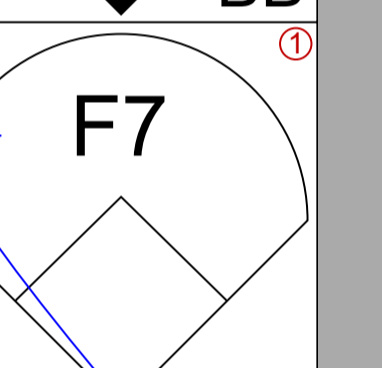
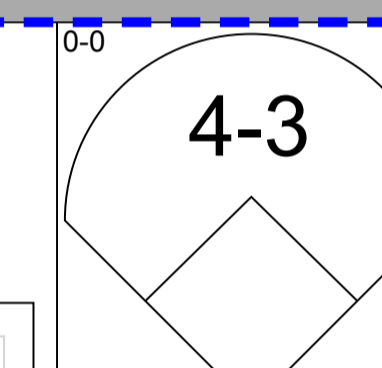
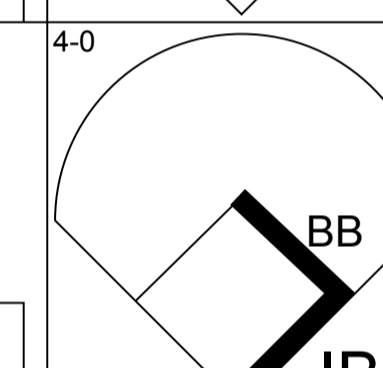
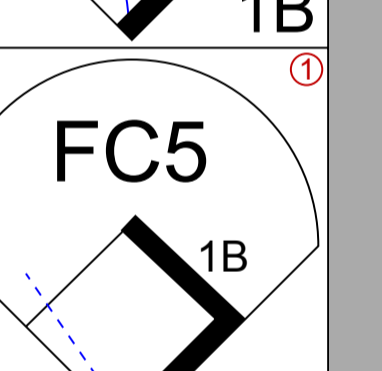
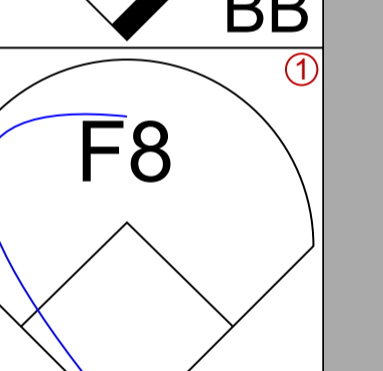
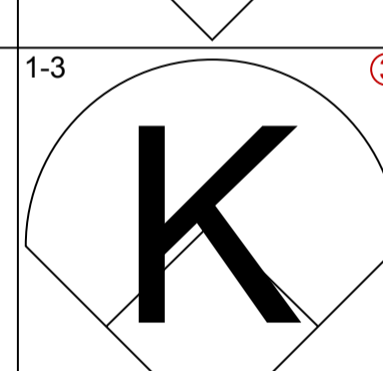
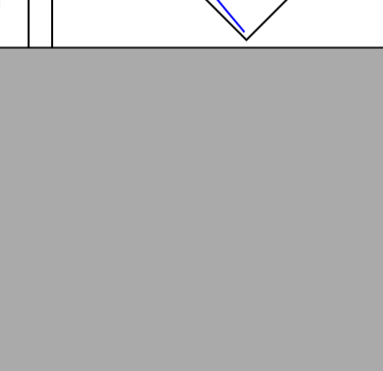
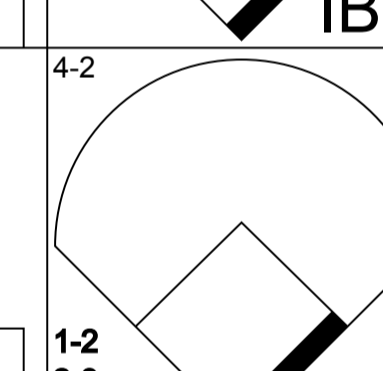
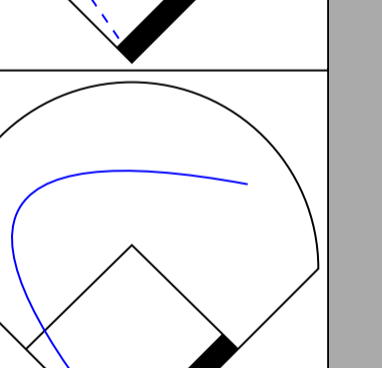
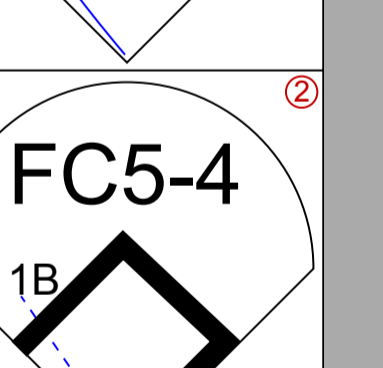
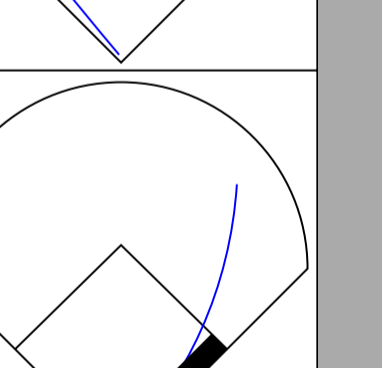
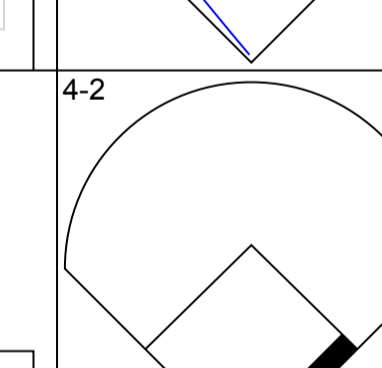
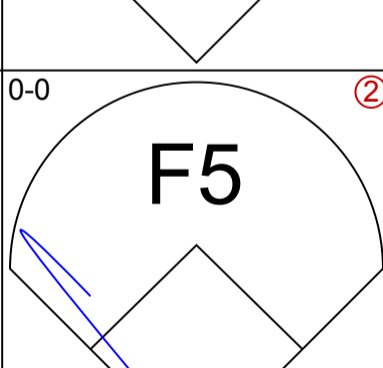
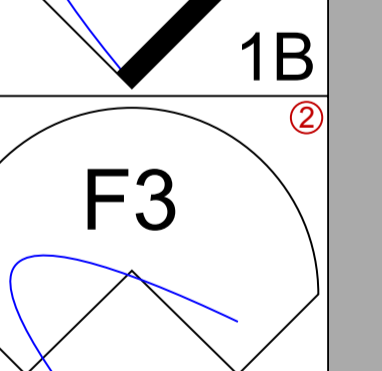
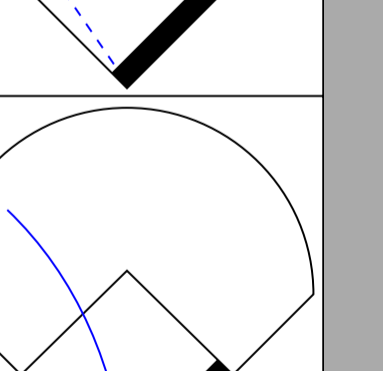

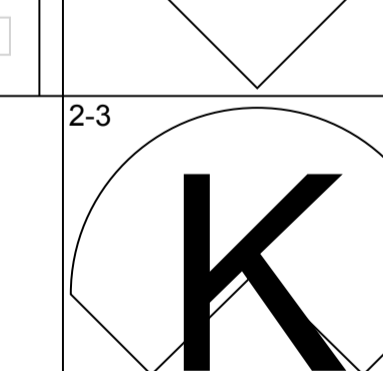
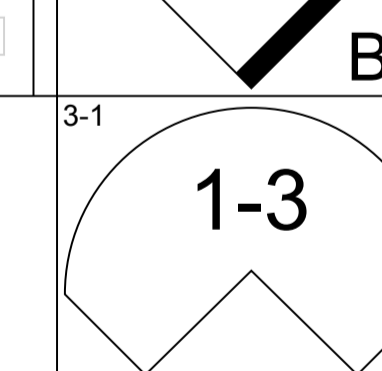
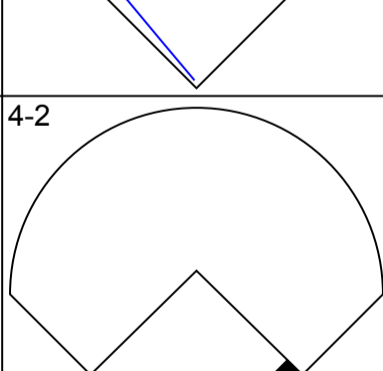
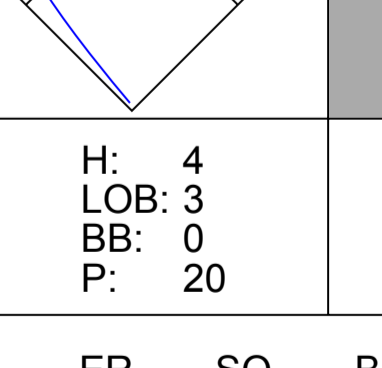
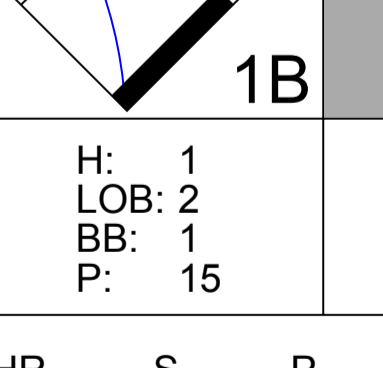
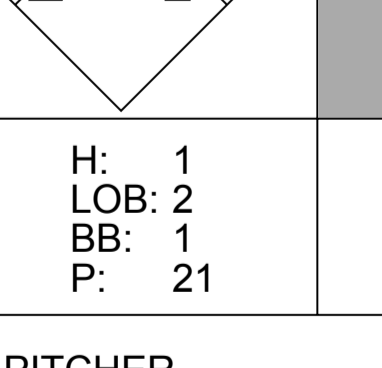
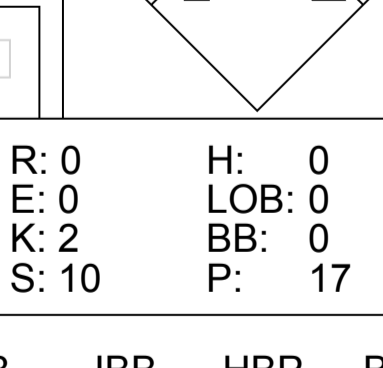
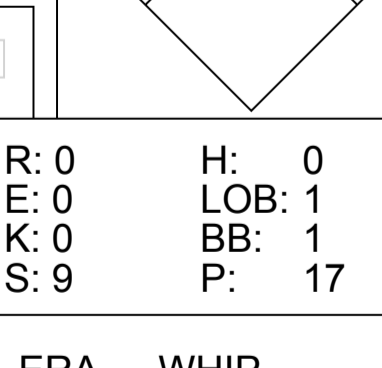
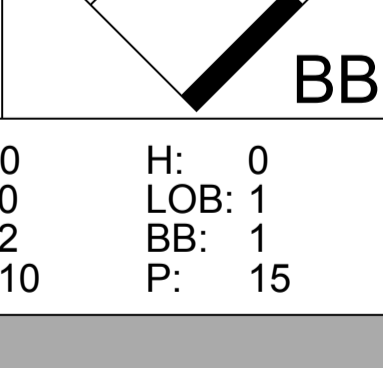
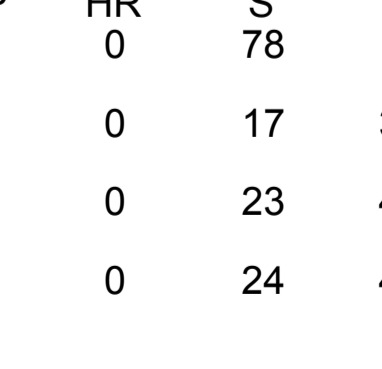
BOTTOM

Cincinnati Reds @ Los Angeles Dodgers
 Dodger Stadium, Los Angeles, CA
 Fri Aug 21 1964, 7:05 PM PDT
 Att. 27,915 - Unknown

livebaseballscores.com

AB 31
 R 2
 H 6
 RBI 1
 BB 7
 SO 10
 LOB 27



Batter	1	2	3	4	5	6	7	8	9	10	11	12	13	14	15	AB R H RBI BB SO LOB	TOP															
Giraldo Ruiz, S OBP: 0.255, SLG: 0.325 (1, 4)																7 0 0 0 0 1 6																
Marty Keough, L OBP: 0.323, SLG: 0.402 (1, 9)																6 0 0 0 1 1 0																
Vada Pinson, L OBP: 0.314, SLG: 0.443 (1, 8)																7 1 3 0 0 1 1																
Frank Robinson, R OBP: 0.398, SLG: 0.567 (1, 7)																5 1 3 0 2 0 0																
Deron Johnson, R OBP: 0.355, SLG: 0.527 (1, 3)																6 0 1 0 1 1 5																
Johnny Edwards, L OBP: 0.332, SLG: 0.378 (1, 2)																	5 0 1 1 2 1 1															
Don Pavletich, R OBP: 0.370, SLG: 0.617 (15, 2)																		0 0 0 0 0 0 0														
Leo Cardenas, R OBP: 0.302, SLG: 0.375 (1, 6)																	6 0 0 1 1 2 4															
Steve Boros, R OBP: 0.335, SLG: 0.333 (1, 5)																	6 0 2 0 1 1 4															
Joey Jay, S OBP: 0.070, SLG: 0.024 (1, 1)																	4 0 1 0 0 2 5															
Gordy Coleman, L OBP: 0.300, SLG: 0.366 (11, PH)																1 0 0 0 0 0 1																
Sammy Ellis, L (11, 1)																0 0 0 0 1 0 0																
Inning Stats	R: 0 E: 0 K: 1 S: 6	H: 0 LOB: 0 BB: 0 P: 8	R: 1 E: 0 K: 1 S: 14	H: 4 LOB: 3 BB: 0 P: 20	R: 0 E: 0 K: 2 S: 10	H: 1 LOB: 1 BB: 0 P: 13	R: 0 E: 0 K: 0 S: 7	H: 1 LOB: 2 BB: 1 P: 15	R: 0 E: 0 K: 0 S: 8	H: 0 LOB: 0 BB: 0 P: 12	R: 0 E: 0 K: 1 S: 14	H: 1 LOB: 2 BB: 1 P: 21	R: 0 E: 0 K: 2 S: 9	H: 0 LOB: 0 BB: 0 P: 10	R: 0 E: 0 K: 2 S: 10	H: 0 LOB: 0 BB: 0 P: 13	R: 0 E: 0 K: 0 S: 9	H: 0 LOB: 0 BB: 1 P: 17	R: 0 E: 0 K: 0 S: 7	H: 1 LOB: 1 BB: 1 P: 14	R: 0 E: 0 K: 0 S: 9	H: 0 LOB: 1 BB: 1 P: 17	R: 0 E: 0 K: 0 S: 7	H: 0 LOB: 0 BB: 1 P: 12	R: 0 E: 0 K: 2 S: 10	H: 0 LOB: 1 BB: 1 P: 15	R: 0 E: 0 K: 2 S: 14	H: 0 LOB: 3 BB: 3 P: 29	1B: 8 2B: 3 3B: 0 HR: 0	SF: 0 SAC: 0 DP: 2 HBP: 0	WP: 0 PB: 0 SB: 0 CS: 0	PA: 62
PITCHER	IP WLS BF H R ER SO BB IBB HBP BLK WP HR S P ERA WHIP																															
Don Drysdale, R ERA: 2.42 (1, 1)	8.0 34 9 1 1 6 2 0 0 0 0 0 0 78 112 1.12 1.375																															
Ron Perranoski, L ERA: 3.66 (9, 1)	2.0 7 1 0 0 2 0 1 0 0 0 0 17 31 0.00 0.500																															
Bob Miller, R ERA: 2.65 (11, 1)	3.0 10 0 0 0 0 2 0 0 0 0 0 23 42 0.00 0.667																															
Howie Reed, R ERA: 3.76 (14, 1)	2.0 L 11 1 1 1 2 2 2 0 0 0 0 24 44 4.50 1.500																															

Cincinnati Reds @ Los Angeles Dodgers
 Dodger Stadium, Los Angeles, CA
 Sat Aug 22 1964, 7:05 PM PDT
 Att: 29,220 - Unknown

livebaseballscores.com

AB 53
 R 2
 H 11
 RBI 2
 BB 9
 SO 10
 LOB 27




Batter	1	2	3	4	5	6	7	8	9	10	11	12	13	14	15	AB	R	H	RBI	BB	SO	LOB										
Maury Wills, S OBP: 0.328, SLG: 0.335 (1, 6)	1-2 F6 1B		1-1 5-3			X 0-0 5-3		X 0-0 F7		B F X 1-1 6-3			B C B F X 1-2 F6		X 0-0 6-3	7	0	1	0	0	0	2										
Jim Gilliam, S OBP: 0.317, SLG: 0.282 (1, 5)	2-2 F6 1-2			B F X 1-2 4-3		F B X 2-2 3-1			B F X 1-1 SH1-4 1B		S B B B X 2-1 4-3		B X 1-0 L9			6	1	1	0	0	0	1										
Willie Davis, L OBP: 0.313, SLG: 0.403 (1, 8)	2-1 1B			B F X 2-1 2B			X 0-0 F2		X 0-0 SH1-4 1-2		B F F F X 2-2 F5			B B B X 2-1 E4 FC5 S		5	0	2	0	0	0	0										
John Roseboro, L OBP: 0.369, SLG: 0.384 (1, 2)	0-0 G3			B F X 2-3 2B			B X 1-0 6-3		F B B B 4-1 1B L9-2 BB		B X 1-0 6-3			B C B S S 2-2 1-2		3	0	0	0	1	1	2										
Dick Tracewski, R OBP: 0.332, SLG: 0.343 (9, PR)																0	0	0	0	0	0	0										
Doug Camilli, R OBP: 0.218, SLG: 0.200 (10, 2)																2	0	0	0	0	0	1										
Tommy Davis, R OBP: 0.310, SLG: 0.358 (1, 7)		B F C B 2-3 K		B F C B 2-3 K			B B B B 4-0 FC4-6 BB		F B C B X 1-2 1-3 2-H 1B			X 0-0 F9		B F B F S 2-3 K		5	0	1	1	1	3	2										
Wally Moon, L OBP: 0.319, SLG: 0.343 (1, 9)		X 0-0 G6-3 1B		X 0-1 4-3			B X 1-0 FC4-6 1-2f		X 0-0 L9-2 3-H			B B C B X 2-2 1B		B B F B S 4-0 FC5 IBB		5	0	2	0	1	0	3										
Wes Parker, S OBP: 0.280, SLG: 0.306 (1, 3)		X 0-0 G6-3 1-2f		X 0-0 G3			X 0-0 FC4-6		X 3-2 SH1-4 1B		B F B B X 2-1 FC3-6 1B		B C B S 1-3 K		B F B B S 2-2 FC5		6	0	2	0	0	1	4									
Nate Oliver, R OBP: 0.316, SLG: 0.287 (1, 4)			X 1-2 5-3		B X 1-0 F6			X 0-0 SH1-4 1-2		F C B X 0-2 F6		F B B S 2-3 K		L X 0-1 6-3		5	0	0	0	0	1	2										
Don Drysdale, R OBP: 0.198, SLG: 0.229 (1, 1)				B B B X 2-0 6-3			X 2-2 L8		X 3-2 F7		F X 0-1 FC3-6 1-2f		B B S 2-3 K		B S B S 3-2 F7		2	0	0	0	0	0	0									
Ron Fariy, S OBP: 0.300, SLG: 0.424 (8, PH)																1	0	0	0	0	0	1										
Ron Ferrantelli, L OBP: 0.150, SLG: 0.154 (9, 1)																0	0	0	0	0	0	1										
Derrill Griffin, L OBP: 0.290, SLG: 0.380 (10, PH)																1	0	0	0	0	0	1										
Bob Miller, S OBP: 0.170, SLG: 0.067 (11, 1)																0	0	0	0	0	0	0										
Frank Howard, R OBP: 0.303, SLG: 0.432 (13, PH)																1	0	0	0	0	1	0										
Howie Rosen, R OBP: 0.292, SLG: 0.273 (14, 1)																0	0	0	0	0	0	0										
Lee Walls, R OBP: 0.292, SLG: 0.273 (15, PH)																1	0	0	0	0	0	0										
Inning Stats	R: 0 E: 0 K: 0 S: 9	H: 2 LOB: 1 BB: 0 P: 14	R: 0 E: 0 K: 1 S: 5	H: 1 LOB: 0 BB: 0 P: 7	R: 0 E: 0 K: 2 S: 7	H: 1 LOB: 1 BB: 0 P: 18	R: 0 E: 0 K: 1 S: 4	H: 0 LOB: 0 BB: 0 P: 5	R: 0 E: 0 K: 0 S: 8	H: 0 LOB: 0 BB: 0 P: 12	R: 0 E: 0 K: 0 S: 3	H: 0 LOB: 1 BB: 1 P: 9	R: 0 E: 0 K: 10 S: 10	H: 1 LOB: 1 BB: 0 P: 16	R: 1 E: 0 K: 0 S: 8	H: 2 LOB: 2 BB: 1 P: 14	R: 0 E: 0 K: 0 S: 9	H: 1 LOB: 1 BB: 0 P: 12	R: 0 E: 0 K: 0 S: 8	H: 0 LOB: 0 BB: 0 P: 13	R: 0 E: 0 K: 2 S: 10	H: 1 LOB: 1 BB: 0 P: 15	R: 0 E: 0 K: 1 S: 7	H: 0 LOB: 0 BB: 0 P: 11	R: 0 E: 0 K: 1 S: 14	H: 0 LOB: 2 BB: 1 P: 25	R: 0 E: 0 K: 0 S: 7	H: 0 LOB: 0 BB: 0 P: 10	1B: 8 2B: 2 3B: 0 HR: 0	SF: 0 SAC: 2 DP: 2 HBP: 0	WP: 0 PB: 0 SB: 2 CS: 0	PA: 55

Cincinnati Reds @ Los Angeles Dodgers
Dodger Stadium, Los Angeles, CA

livebaseballscorecards.com

AB	50
R	1
H	9
RBI	1
BB	3
SO	7
LOB	19



Sat Aug 22 1964, 7:05 PM PDT
Att: 29,220 - Unknown

Batter	1	2	3	4	5	6	7	8	9	AB R H RBI BB SO LOB	TOP											
Giraldo Ruiz, S (1, 4) OBP: 0.249, SLG: 0.317	0-1 F9		1-0 L9			1-2 F2		1-3 K		4 0 0 0 0 1 2												
Marty Keough, L (1, 9) OBP: 0.321, SLG: 0.396	1-3 K		0-0 F5			3-2 F5		4-1 FC6-4 BB		3 0 0 0 1 1 2												
Vada Pinson, L (1, 8) OBP: 0.314, SLG: 0.441	0-1 G3				2-1 L6		4-2 1B BB	3-1 F6		3 0 0 0 1 0 1												
Frank Robinson, R (1, 7) OBP: 0.397, SLG: 0.564		0-3 K		1-1 F4		2-1 1-2 1B		1-1 FC6-4 1-2f		4 0 1 0 0 1 1												
Deron Johnson, R (1, 3) OBP: 0.351, SLG: 0.520		2-1 4-3		0-2 6-3		2-3 K			2-2 6-3	4 0 0 0 0 1 2												
Don Pavletich, R (1, 2) OBP: 0.362, SLG: 0.580		2-2 F7			4-2 BB		1-1 L7		0-2 F9	3 0 0 0 1 0 0												
Leo Cardenas, R (1, 6) OBP: 0.301, SLG: 0.374			1-1 1B 1B		0-3 K		0-3 K		0-2 F8	4 0 1 0 0 2 1												
Steve Boros, R (1, 5) OBP: 0.335, SLG: 0.331			0-3 K		1-0 F8		4-0 BB			2 0 0 0 1 1 2												
Jim O'Toole, S (1, 1) OBP: 0.151, SLG: 0.122			3-2 1B		0-3 K		0-1 G3			2 0 1 0 0 1 1												
Gordy Coleman, L (7, PH) OBP: 0.298, SLG: 0.364										1 0 0 0 0 0 1												
John Tsitouris, R (7, 1) OBP: 0.234, SLG: 0.261			1-2 1B							0 0 0 0 0 0 0												
Inning Stats	R: 0 E: 0 K: 1 S: 7	H: 0 LOB: 0 BB: 0 P: 8	R: 0 E: 0 K: 1 S: 9	H: 0 LOB: 0 BB: 0 P: 13	R: 0 E: 0 K: 1 S: 12	H: 2 LOB: 2 BB: 0 P: 16	R: 0 E: 0 K: 0 S: 7	H: 0 LOB: 0 BB: 0 P: 10	R: 0 E: 0 K: 2 S: 11	H: 0 LOB: 1 BB: 1 P: 16	R: 0 E: 0 K: 1 S: 15	H: 1 LOB: 2 BB: 1 P: 27	R: 0 E: 0 K: 1 S: 7	H: 0 LOB: 1 BB: 1 P: 12	R: 0 E: 0 K: 1 S: 9	H: 0 LOB: 1 BB: 1 P: 18	R: 0 E: 0 K: 0 S: 9	H: 0 LOB: 0 BB: 0 P: 11	1B: 3 2B: 0 3B: 0 HR: 0	SF: 0 SAC: 0 DP: 0 HBP: 0	WP: 0 PB: 0 SB: 0 CS: 0	PA: 34
PITCHER Phil Ortega, R (1, 1) ERA: 3.37	IP: 9.0 WLS: W BF: 34 H: 3 R: 0 ER: 0 SO: 8 BB: 4 IBB: 0 HBP: 0 BLK: 0 WP: 0 HR: 0 S: 86 P: 131 ERA: 0.00 WHIP: 0.778											PITCHER	IP: 9.0 WLS: W BF: 34 H: 3 R: 0 ER: 0 SO: 8 BB: 4 IBB: 0 HBP: 0 BLK: 0 WP: 0 HR: 0 S: 86 P: 131 ERA: 0.00 WHIP: 0.778									

Cincinnati Reds @ Los Angeles Dodgers
Dodger Stadium, Los Angeles, CA
Sun Aug 23 1964, 3:33 AM PDT
Att: 27,459 - Unknown

AB	30
R	0
H	3
RBI	0
BB	4
SO	8
LOB	13



Batter	1	2	3	4	5	6	7	8	9	AB	R	H	RBI	BB	SO	LOB
Maury Wills, S OBP: 0.328, SLG: 0.333 (1, 6)	2-1 F3		4-2 F8 1B BB		0-0 F8			1-3 K		3	0	0	0	1	1	0
Dick Tracewski, R OBP: 0.335, SLG: 0.345 (1, 5)	1-3 K		0-1 L8		0-1 L8			1-1 K S 1B		4	0	2	1	0	1	0
Willie Davis, L OBP: 0.311, SLG: 0.400 (1, 8)	1-2 F9		0-0 F8		0-1 L3			2-1 F9		4	0	0	0	0	0	3
Tommy Davis, R OBP: 0.307, SLG: 0.355 (1, 7)		0-0 4-3	1-0 4-3		0-0 F8			1-2 F6		4	0	0	0	0	0	3
Frank Howard, R OBP: 0.301, SLG: 0.428 (1, 9)		1-1 5-3		0-1 L7		3-1 F9				3	0	0	0	0	0	0
Ron Fairly, L OBP: 0.368, SLG: 0.424 (8, 3)										0	0	0	0	0	0	0
John Roseboro, L OBP: 0.372, SLG: 0.387 (1, 2)		3-1 FC5-4 1B		0-1 FC5-4 1B		0-2 4-3				3	0	2	0	0	0	0
Wes Parker, S OBP: 0.274, SLG: 0.299 (1, 3) (8, 9)		0-0 FC5-4 1-2f		0-0 FC5-4 1B 1-2f				0-0 B3		3	0	0	0	0	0	2
Nate Oliver, R OBP: 0.321, SLG: 0.297 (1, 4)			0-0 SH5-4 1B 2B		1-0 SH5-4 1B 1-2			0-0 5-3		3	1	2	0	0	0	0
Phil Ortega, R OBP: 0.143, SLG: 0.128 (1, 1)			0-0 SH5-4 2-3		0-0 4-3			2-3 K		2	0	0	0	0	1	2

Inning Stats	R: 0	H: 0	E: 0	K: 1	S: 8	R: 0	H: 1	E: 0	K: 0	S: 6	R: 1	H: 2	E: 0	K: 0	S: 9	R: 0	H: 2	E: 0	K: 0	S: 7	R: 0	H: 0	E: 0	K: 0	S: 5	R: 0	H: 0	E: 0	K: 0	S: 6	R: 0	H: 1	E: 0	K: 1	S: 10	R: 0	H: 0	E: 0	K: 1	S: 5
	LOB: 0	BB: 0	P: 12	LOB: 1	BB: 0	LOB: 2	BB: 1	LOB: 2	BB: 0	P: 10	LOB: 2	BB: 1	LOB: 2	BB: 0	P: 14	LOB: 0	BB: 0	LOB: 0	BB: 0	P: 9	LOB: 0	BB: 0	LOB: 0	BB: 0	P: 7	LOB: 1	BB: 0	LOB: 0	BB: 0	P: 15	LOB: 0	BB: 0	LOB: 0	BB: 0	P: 15	LOB: 0	BB: 0	LOB: 0	BB: 0	P: 15

PITCHER	IP	WLS	BF	H	R	ER	SO	BB	IBB	HBP	BLK	WP	HR	S	P	ERA	WHIP
Jim O'Toole, L ERA: 2.34 (1, 1)	6.0	L	24	5	1	1	1	1	1	0	0	0	0	41	58	1.50	1.000
John Tsitouris, R ERA: 4.2 (7, 1)	2.0		7	1	0	0	2	0	0	0	0	0	0	15	22	0.00	0.500

BOTTOM


Cincinnati Reds @ Los Angeles Dodgers
Dodger Stadium, Los Angeles, CA
 Sun Aug 23 1964, 3:33 AM PDT
 Att. 27,459 - Unknown

livebaseballscorecards.com

AB	29
R	1
H	6
RBI	1
BB	1
SO	3
LOB	10



WP: 0	PA: 31
PB: 0	
SB: 2	
CS: 0	

Batter	1	2	3	4	5	6	7	8	9	AB R H RBI BB SO LOB	TOP	
Harvey Kuenn, R OBP: 0.324, SLG: 0.363 (1, 7)	2-1 1B 2B	2-1 6-3			2-2 5-3		1-0 L9			4 1 1 0 0 0 1		
Hal Lanier, R OBP: 0.285, SLG: 0.364 (1, 4)	1-1 2B 1-2 4-3 1B		2-1 6-3		0-0 F9		0-1 G3			4 1 1 0 0 0 1		
Willie Mays, R OBP: 0.397, SLG: 0.629 (1, 8)	0-2 1-3 2-H HR 2B		0-1 F8		2-1 L8		2-2 1B 1B			4 1 2 1 0 0 0		
Orlando Cepeda, R OBP: 0.361, SLG: 0.558 (1, 3)	2-1 4-3		2-0 2B		0-0 FC6-4 1B		0-2 F7			4 0 2 1 0 0 2		
Jim Ray Hart, R OBP: 0.345, SLG: 0.488 (1, 5)	3-1 2-H HR		2-3 K		0-1 F9		0-2 1-3 1B			4 1 2 2 0 1 2		
Jesus Alou, R OBP: 0.314, SLG: 0.339 (1, 9)	1-0 1B			4-2 SH1-4 BB		0-0 F4		0-1 6-3		3 0 1 0 1 0 2		
Jim Davenport, R OBP: 0.288, SLG: 0.335 (1, 6)	3-2 F8			0-0 SH1-4		1-0 FC6-4			3-2 F9	3 0 0 0 0 0 1	AB 34 R 4 H 10 RBI 4 BB 1 SO 3 LOB 11	
Tom Haller, L OBP: 0.319, SLG: 0.378 (1, 2)		0-0 1-3		0-0 F8		2-2 F7		2-2 F7		4 0 0 0 0 0 1		
Jim Duffalo, R OBP: 0.091, SLG: 0.091 (1, 1)		0-3 K		1-3 K		1-1 1B		2-1 F9		4 0 1 0 0 2 1		
Inning Stats	R: 4 H: 5 E: 0 LOB: 0 K: 0 BB: 0 S: 16 P: 28	R: 0 H: 0 E: 0 LOB: 0 K: 1 BB: 0 S: 6 P: 8	R: 0 H: 1 E: 0 LOB: 1 K: 1 BB: 0 S: 8 P: 14	R: 0 H: 0 E: 0 LOB: 1 K: 1 BB: 1 S: 8 P: 13	R: 0 H: 0 E: 0 LOB: 0 K: 0 BB: 0 S: 6 P: 10	R: 0 H: 1 E: 0 LOB: 1 K: 0 BB: 0 S: 5 P: 6	R: 0 H: 1 E: 0 LOB: 1 K: 0 BB: 0 S: 8 P: 12	R: 0 H: 2 E: 0 LOB: 1 K: 0 BB: 0 S: 11 P: 13	R: 0 H: 0 E: 0 LOB: 0 K: 0 BB: 0 S: 11 P: 18	1B: 7 SF: 0 2B: 2 SAC: 1 3B: 0 DP: 0 HR: 1 HBP: 0	WP: 0 PA: 36 PB: 0 SB: 0 CS: 0	
PITCHER	IP WLS BF H R ER SO BB IBB HBP BLK WP HR S P ERA WHIP											
Joe Moeller, R ERA: 4.05 (1, 1)	7.0 L 29 8 4 4 3 1 0 0 0 0 0 1 57 91 5.14 1.286											
Bob Miller, R ERA: 2.6 (8, 1)	2.0 7 2 0 0 0 0 0 0 0 0 0 0 22 31 0.00 1.000											

San Francisco Giants @ Los Angeles Dodgers
Dodger Stadium, Los Angeles, CA
Mon Aug 24 1964, 7:05 PM PDT
Att: 36,034 - Unknown

livebaseballscorecards.com

Batter	1	2	3	4	5	6	7	8	9	AB	R	H	RBI	BB	SO	LOB
Maury Wills, S OBP: 0.331, SLG: 0.334 (1, 6) C B B B C B	4-2 HR BB		0-0 4-3		0-1 1-2 1B		4-0 1-2 BB			2	1	1	0	2	0	0
Jim Gilliam, S OBP: 0.313, SLG: 0.278 (1, 5) C C B B F X	2-2 F7		1-0 F8		0-1 F8		0-0 F6			4	0	0	0	0	0	5
Willie Davis, L OBP: 0.312, SLG: 0.407 (1, 8) F X	0-1 1-H HR			2-1 1B 1B	2-1 1-3			1-2 4-3		4	1	2	2	0	0	2
Ron Fairly, L OBP: 0.369, SLG: 0.424 (1, 3) C F B B X	2-2 F8			1-2 1-3 1B		2-0 4-3		0-0 1B		4	0	2	0	0	0	0
Tommy Davis, R OBP: 0.305, SLG: 0.352 (1, 7) F B B S X	2-2 1-3			0-1 F5		3-2 F8		0-0 L8		4	0	0	0	0	0	3
John Roseboro, L OBP: 0.367, SLG: 0.382 (1, 2) C B B C B X		2-2 F8		1-3 K		0-0 F6		2-0 F8		4	0	0	0	0	1	3
Wally Moon, L OBP: 0.308, SLG: 0.330 (1, 9) C B B T T C X		2-3 K		0-1 G3			1-3 K		1-1 G3	4	0	0	0	0	2	2
Nate Oliver, R OBP: 0.320, SLG: 0.293 (1, 4) C B B B X		1-2 6-3			1-2 F3		4-1 FC4-6 BB		0-0 F6	3	0	0	0	1	0	0
Joe Moeller, R OBP: 0.087, SLG: 0.067 (1, 1) Derrell Griffith, L OBP: 0.280, SLG: 0.378 (7, PH) Bob Miller, R OBP: 0.176, SLG: 0.067 (8, 1) Wes Parker, S OBP: 0.272, SLG: 0.297 (9, PH)			2-2 L4		2-2 1B 1B		1-0 FC4-6 BB		0-3 K	2	0	1	0	0	0	0

Inning Stats	R: 2	H: 1	E: 0	LOB: 0	K: 0	S: 14	R: 0	H: 0	E: 0	LOB: 0	K: 1	S: 12	R: 0	H: 2	E: 0	LOB: 2	K: 1	S: 12	R: 0	H: 2	E: 0	LOB: 2	K: 0	S: 12	R: 0	H: 0	E: 0	LOB: 0	K: 1	S: 10	R: 0	H: 1	E: 0	LOB: 1	K: 0	S: 6	R: 0	H: 0	E: 0	LOB: 0	K: 1	S: 6	R: 0	H: 0	E: 0	LOB: 0	K: 1	S: 7	1B: 5	2B: 0	3B: 0	HR: 1	SF: 0	SAC: 0	DP: 0	HBP: 0	WP: 0	PB: 0	SB: 0	CS: 0	PA: 36
--------------	------	------	------	--------	------	-------	------	------	------	--------	------	-------	------	------	------	--------	------	-------	------	------	------	--------	------	-------	------	------	------	--------	------	-------	------	------	------	--------	------	------	------	------	------	--------	------	------	------	------	------	--------	------	------	-------	-------	-------	-------	-------	--------	-------	--------	-------	-------	-------	-------	--------

PITCHER	IP	WLS	BF	H	R	ER	SO	BB	IBB	HBP	BLK	WP	HR	S	P	ERA	WHIP
Jim Duffalo, R ERA: 1.99 (1, 1)	9.0	W	36	6	2	2	4	3	0	0	0	0	1	78	124	2.00	1.000

BOTTOM

San Francisco Giants @ Los Angeles Dodgers
Dodger Stadium, Los Angeles, CA
 Mon Aug 24 1964, 7:05 PM PDT
 Att. 36,034 - Unknown

AB	33
R	2
H	6
RBI	2
BB	3
SO	4
LOB	16



Batter	1	2	3	4	5	6	7	8	9	AB R H RBI BB SO LOB	TOP										
Harvey Kuenn, R (1, 7) OBP: 0.322, SLG: 0.360 Matty Alou, L (3, 7) OBP: 0.288, SLG: 0.258	1-2 6-3	1-2 4-3			2-3 K		0-0 L9		4-2 BB	2 0 0 0 0 0 2 2 0 0 0 1 1 0											
Hal Lanier, R (1, 4) OBP: 0.283, SLG: 0.361	1-1 5-3		1-1 1-3		0-0 1B		3-2 1-3		0-0 F7	5 0 1 0 0 0 2											
Willie Mays, R (1, 8) OBP: 0.393, SLG: 0.622	2-1 E9		0-0 F3		1-3 K		0-1 G3		3-3 K	5 0 0 0 0 2 3											
Orlando Cepeda, R (1, 3) OBP: 0.360, SLG: 0.555	0-1 F8		1-0 4-3		1-1 F7			1-0 FC6-4 1B		4 0 1 0 0 0 2											
Jim Ray Hart, R (1, 5) OBP: 0.348, SLG: 0.490		4-2 5-3 1B BB		3-1 1B 1B		0-1 FC6 1B		1-1 F8		3 1 2 0 1 0 1											
Jesus Alou, R (1, 9) OBP: 0.310, SLG: 0.335		1-1 F8		1-2 F3		0-1 FC6 1-2		0-3 K		4 0 0 0 0 1 4											
Jim Davenport, R (1, 6) OBP: 0.288, SLG: 0.333		2-2 5-3		1-1 FC6-4 1-2 1B		3-2 F7		0-0 FC6-4 1-2f		4 0 1 0 0 0 4											
Tom Haller, L (1, 2) OBP: 0.318, SLG: 0.374		4-0 1B IBB		0-0 F7		2-3 K		2-1 F8		3 0 0 0 1 1 4											
Juan Marichal, R (1, 1) OBP: 0.195, SLG: 0.151 Willie McCovey, L (6, PH) OBP: 0.335, SLG: 0.438 Ron Herbel, R (6, 1) Chuck Hiller, L (9, PH) OBP: 0.252, SLG: 0.259		0-1 1-3 2-H 1B		1-0 FC6-4 1-2f		3-3 K		4-2 BB BB		2 0 1 1 0 0 2 1 0 0 0 0 1 2 0 0 0 0 0 0 0 0 0 0 0 1 0 0											
Inning Stats	R: 0 E: 1 K: 0 S: 9	H: 0 LOB: 1 BB: 0 P: 13	R: 1 E: 0 K: 0 S: 13	H: 1 LOB: 2 BB: 2 P: 25	R: 0 E: 0 K: 0 S: 4	H: 0 LOB: 0 BB: 0 P: 6	R: 0 E: 0 K: 0 S: 9	H: 2 LOB: 2 BB: 0 P: 15	R: 0 E: 0 K: 2 S: 13	H: 1 LOB: 1 BB: 0 P: 13	R: 0 E: 0 K: 0 S: 6	H: 0 LOB: 0 BB: 0 P: 9	R: 0 E: 0 K: 1 S: 7	H: 1 LOB: 1 BB: 0 P: 9	R: 0 E: 0 K: 1 S: 12	H: 0 LOB: 2 BB: 2 P: 25	1B: 6 2B: 0 3B: 0 HR: 0	SF: 0 SAC: 0 DP: 0 HBP: 0	WP: 0 PB: 0 SB: 0 CS: 0	PA: 39	
PITCHER	IP WLS BF H R ER SO BB IBB HBP BLK WP HR S P ERA WHIP																			PITCHER	IP WLS BF H R ER SO BB IBB HBP BLK WP HR S P ERA WHIP
Howie Reed, R (1, 1) ERA: 3.24	8.1 W 37 6 1 1 5 3 1 0 0 0 0 78 129 1.08 1.080																				
Ron Perranoski, L (9, 1) ERA: 3.65	0.1 S 1 0 0 0 0 0 0 0 0 0 0 1 1 0.00 0.000																				
Bob Miller, R (9, 1) ERA: 2.59	0.1 S 1 0 0 0 1 0 0 0 0 0 0 3 6 0.00 0.000																				

San Francisco Giants @ Los Angeles Dodgers
Dodger Stadium, Los Angeles, CA
Tue Aug 25 1964, 7:05 PM PDT
Att: 37,484 - Unknown

livebaseballscorecards.com

AB	35
R	1
H	6
RBI	1
BB	4
SO	6
LOB	26



Batter	1	2	3	4	5	6	7	8	9	AB	R	H	RBI	BB	SO	LOB
Maury Wills, S OBP: 0.330, SLG: 0.333 (1, 6)	0-1 5-3	1-0 FC5-2			1-1 1B SF7 1B		1-2 5-3			4	1	1	0	0	0	3
Derrell Griffith, L OBP: 0.293, SLG: 0.381 (1, 9) Wes Parker, S OBP: 0.272, SLG: 0.297 (8, 9)	1-0 1B	1-3 K			0-2 F8		2-1 1B			4	0	2	0	0	1	4
Willie Davis, L OBP: 0.312, SLG: 0.406 (1, 8)	1-0 F8		2-2 E3 1B		1-0 1B		0-0 F5			4	1	1	0	0	0	2
Ron Fairly, L OBP: 0.368, SLG: 0.424 (1, 3)	0-0 1B		1-1 6-3		2-2 SF7		0-0 4-3			3	0	1	1	0	0	2
John Roseboro, L OBP: 0.367, SLG: 0.379 (1, 2) Doug Camilli, R OBP: 0.216, SLG: 0.198 (6, 2)		4-2 SH5-4 1B BB	0-0 F7		0-0 L8			0-0 F9		2	1	0	0	1	0	2
Tommy Davis, R OBP: 0.308, SLG: 0.357 (1, 7)		2-1 1B SH5-4 FC5-2 1B	1-0 E9 1B			2-0 6-3 1B 2B		1-0 5-3		4	0	3	1	0	0	0
Jim Gilliam, S OBP: 0.310, SLG: 0.275 (1, 5)		0-0 SH5-4		2-1 L8		0-2 6-3		1-2 L8		3	0	0	0	0	0	1
Nate Oliver, R OBP: 0.324, SLG: 0.295 (1, 4)		4-0 FC5-2 1B IBB		0-3 K		3-1 SAFE 1B				2	0	1	0	1	1	0
Howie Reed, R OBP: 0.222, SLG: 0.125 (1, 1) Ron Perranoski, L OBP: 0.154, SLG: 0.154 (9, 1) Bob Miller, R OBP: 0.176, SLG: 0.067 (9, 1)		1-2 FC5-2 1B		0-3 K		0-0 5-3				3	0	1	1	0	1	1

Inning Stats	R: 0	H: 2	E: 0	LOB: 2	K: 0	BB: 0	S: 5	P: 7	R: 1	H: 2	E: 0	LOB: 3	K: 1	BB: 2	S: 13	P: 26	R: 1	H: 1	E: 2	LOB: 1	K: 0	BB: 0	S: 7	P: 11	R: 0	H: 0	E: 0	LOB: 0	K: 2	BB: 0	S: 8	P: 10	R: 1	H: 2	E: 0	LOB: 1	K: 0	BB: 0	S: 10	P: 14	R: 0	H: 2	E: 0	LOB: 1	K: 0	BB: 0	S: 8	P: 12	R: 0	H: 1	E: 0	LOB: 1	K: 0	BB: 0	S: 7	P: 10	R: 0	H: 0	E: 0	LOB: 0	K: 0	BB: 0	S: 5	P: 7
--------------	------	------	------	--------	------	-------	------	------	------	------	------	--------	------	-------	-------	-------	------	------	------	--------	------	-------	------	-------	------	------	------	--------	------	-------	------	-------	------	------	------	--------	------	-------	-------	-------	------	------	------	--------	------	-------	------	-------	------	------	------	--------	------	-------	------	-------	------	------	------	--------	------	-------	------	------

PITCHER	IP	WLS	BF	H	R	ER	SO	BB	IBB	HBP	BLK	WP	HR	S	P	ERA	WHIP
Juan Marichal, R ERA: 2.58 (1, 1)	5.0	L	23	7	3	2	3	1	1	0	0	0	0	43	68	3.60	1.600
Ron Herbel, R ERA: 2.84 (6, 1)	3.0		11	3	0	0	0	0	0	0	0	0	0	20	29	0.00	1.000

BOTTOM

San Francisco Giants @ Los Angeles Dodgers
Dodger Stadium, Los Angeles, CA

Tue Aug 25 1964, 7:05 PM PDT
Att. 37,484 - Unknown

AB	30
R	3
H	10
RBI	3
BB	2
SO	3
LOB	15



WP	PA	ERA	WHIP
0	34		

Batter	1	2	3	4	5	6	7	8	9	AB R H RBI BB SO LOB	TOP								
Jesus Alou, R OBP: 0.307, SLG: 0.331 (1, 7)	0-0 4-3		0-1 FC1-6			2-3 K		0-1 G5-4-3		4 0 0 0 0 1 2									
Willie Mays, R OBP: 0.392, SLG: 0.619 (1, 8) (2, 5) (7, 8) (9, 5)	0-2 6-3		0-0 F8			1-2 F9			0-1 F7 1B	4 0 1 0 0 0 1									
Orlando Cepeda, R OBP: 0.359, SLG: 0.554 (1, 3)	1-2 6-3				3-3 K		0-0 1B G4-6-3 2B		1-2 F7 1-2	4 1 1 0 0 1 1									
Jim Ray Hart, R OBP: 0.349, SLG: 0.491 Matty Alou, L OBP: 0.304, SLG: 0.270 (1, 5) (2, 8) (7, 9) (9, 8)		0-1 FC6 1B		0-0 K 1B		0-1 G4-6-3 1B			4-0 IBB	1 0 1 0 0 0 0 2 0 2 0 1 0 0									
Willie McCovey, L OBP: 0.332, SLG: 0.434 Jose Pagan, R OBP: 0.284, SLG: 0.259 Duke Snider, L OBP: 0.294, SLG: 0.326 (1, 9) (7, 6) (9, PH) (9, 9)		0-1 FC6 1-2f		1-3 K 1-2		0-0 G4-6-3 1-2f 3-H			1-3 K	3 0 0 0 0 1 3 0 0 0 0 0 0 0 1 0 0 0 0 0 12									
Tom Haller, L OBP: 0.318, SLG: 0.370 (1, 2)		2-0 F8			2-2 G3		1-2 HBP		1-2 4-3	3 0 0 0 0 0 3									
Jim Davenport, R OBP: 0.284, SLG: 0.329 (1, 6) (7, 5) (9, 6)		1-0 F4			0-3 K		2-1 F8			3 0 0 0 0 1 2									
Hal Lanier, R OBP: 0.287, SLG: 0.369 (1, 4)			1-1 FC1-5 2B		1-0 3-1			0-1 FC2-6 1B		3 0 2 0 0 0 0									
Bob Hendley, R OBP: 0.167, SLG: 0.111 (1, 1)			0-1 FC1-5 FC1-6 2-3			3-3 K		0-0 FC2-6 G5-4-3 1-2f		3 0 0 0 0 1 2									
Inning Stats	R: 0 E: 0 K: 0 S: 8	H: 0 LOB: 0 BB: 0 P: 9	R: 0 E: 0 K: 0 S: 6	H: 1 LOB: 1 BB: 0 P: 9	R: 0 E: 0 K: 2 S: 9	H: 1 LOB: 0 BB: 0 P: 13	R: 0 E: 0 K: 1 S: 7	H: 0 LOB: 0 BB: 0 P: 10	R: 1 E: 0 K: 0 S: 8	H: 2 LOB: 1 BB: 0 P: 11	R: 0 E: 0 K: 0 S: 5	H: 1 LOB: 0 BB: 0 P: 5	R: 0 E: 0 K: 1 S: 11	H: 1 LOB: 2 BB: 1 P: 18	1B: 5 2B: 2 3B: 0 HR: 0	SF: 0 SAC: 0 DP: 2 HBP: 1	WP: 0 PB: 0 SB: 0 CS: 0	PA: 33	
PITCHER Don Drysdale, R ERA: 2.37 (1, 1)	IP 9.0	WLS W	BF 33	H 7	R 1	ER 1	SO 6	BB 0	IBB 1	HBP 1	BLK 0	WP 0	HR 0	S 71	P 99	ERA 1.00	WHIP 0.778		
PITCHER	IP	WLS	BF	H	R	ER	SO	BB	IBB	HBP	BLK	WP	HR	S	P	ERA	WHIP		

San Francisco Giants @ Los Angeles Dodgers
Dodger Stadium, Los Angeles, CA
Wed Aug 26 1964, 7:05 PM PDT
Att: 40,189 - Unknown

livebaseballscorecards.com

AB 31
R 1
H 7
RBI 0
BB 1
SO 6
LOB 16



Batter	1	2	3	4	5	6	7	8	9	AB	R	H	RBI	BB	SO	LOB
Maury Wills, S OBP: 0.331, SLG: 0.335 (1, 6)	0-1 1-3		0-1 G4-6-3		0-2 1B			2-1 FC6-4 1B		4	0	2	0	0	0	2
Dick Tracewski, R OBP: 0.329, SLG: 0.339 (1, 5)	1-0 6-3			0-0 5-3	0-1 6-3			2-2 FC6-4		4	0	0	0	0	0	2
Willie Davis, L OBP: 0.309, SLG: 0.403 (1, 8)	2-2 F3			1-1 4-3		1-2 F4		1-1 F8		4	0	0	0	0	0	1
Tommy Davis, R OBP: 0.308, SLG: 0.360 (1, 7)		0-1 F4		0-0 1B 3B		2-2 F4		2-1 F7		4	1	1	0	0	0	0
Frank Howard, R OBP: 0.303, SLG: 0.427 (1, 9)		2-2 6-3		4-0 1B IBB		0-0 F9		1-2 4-3 1B		3	0	1	0	1	0	0
Wes Parker, S OBP: 0.272, SLG: 0.297 (9, PR)										0	1	0	0	0	0	0
Ron Fairly, L OBP: 0.367, SLG: 0.422 (1, 3)				2-2 FC6-4 1B			0-3 K		1-2 4-3	4	0	1	1	0	2	1
Nate Oliver, R OBP: 0.323, SLG: 0.291 (1, 4)			3-2 L8	0-0 FC6-4		2-2 5-3		1-2 4-3		3	0	0	0	1	0	2
Doug Camilli, R OBP: 0.225, SLG: 0.202 (1, 2)			4-2 1B BB		1-1 6-3		0-0 4-3		0-0 1B	3	0	1	1	1	0	0
Don Drysdale, R OBP: 0.202, SLG: 0.233 (1, 1)			0-1 G4-6-3 1B		1-3 K			0-1 4-3		3	0	1	0	0	1	0

Inning Stats	R: 0 E: 0 K: 0 S: 7	H: 0 LOB: 0 BB: 0 P: 10	R: 0 E: 0 K: 1 S: 9	H: 0 LOB: 0 BB: 0 P: 14	R: 0 E: 0 K: 0 S: 10	H: 1 LOB: 1 BB: 1 P: 17	R: 1 E: 0 K: 0 S: 8	H: 2 LOB: 2 BB: 1 P: 15	R: 0 E: 0 K: 1 S: 10	H: 1 LOB: 1 BB: 0 P: 12	R: 0 E: 0 K: 0 S: 7	H: 0 LOB: 0 BB: 0 P: 10	R: 0 E: 0 K: 1 S: 7	H: 0 LOB: 0 BB: 0 P: 9	R: 0 E: 0 K: 0 S: 9	H: 1 LOB: 1 BB: 0 P: 14	R: 1 E: 0 K: 0 S: 12	H: 2 LOB: 2 BB: 1 P: 20	1B: 6 2B: 0 3B: 1 HR: 0	SF: 0 SAC: 0 DP: 1 HBP: 0
PITCHER Bob Hendley, L ERA: 3.25 (1, 1)	IP: 8.2 WLS: L BF: 35 H: 7 R: 2 ER: 2 SO: 3	BB: 1 IBB: 2 HBP: 0 BLK: 0	WP: 0 HR: 0 S: 79 P: 121	ERA: 2.08 WHIP: 0.923																

BOTTOM

San Francisco Giants @ Los Angeles Dodgers
 Dodger Stadium, Los Angeles, CA
 Wed Aug 26 1964, 7:05 PM PDT
 Att. 40,189 - Unknown

AB	32
R	2
H	7
RBI	2
BB	3
SO	3
LOB	8

WP: 0 PA: 35
 PB: 0
 SB: 1
 CS: 0



WP: 0	PA: 35
PB: 0	
SB: 1	
CS: 0	

Batter	1	2	3	4	5	6	7	8	9	AB R H RBI BB SO LOB	TOP									
Maury Wills, S OBP: 0.329, SLG: 0.332 (1, 6) X	0-0 G3		0-0 FC1-4 G1-6-3 1-2f			0-0 4-3		0-0 6-3		4 0 0 0 0 0 2	Los Angeles Dodgers @ St. Louis Cardinals Sportsman's Park, St. Louis, MO Fri Aug 28 1964, 8:05 PM EDT Att. 20,180 - Unknown livebaseballscorecards.com									
Dick Tracewski, R OBP: 0.328, SLG: 0.346 (1, 5) X	0-0 E6 HR		0-0 G1-6-3 1-2f			0-0 6-3		0-0 1B 3B	4 2 1 0 0 0 1											
Willie Davis, L OBP: 0.309, SLG: 0.407 (1, 8) X	0-0 HR 1-H			0-3 K S S		0-0 F9		0-0 G3	4 1 1 2 0 1 1											
Tommy Davis, R OBP: 0.305, SLG: 0.357 (1, 7) S S S	0-3 K			0-0 1-3		0-0 6-3		0-0 L3	4 0 0 0 0 1 1											
Frank Howard, R OBP: 0.302, SLG: 0.426 (1, 9) S S S	0-3 K			0-0 5-3		0-0 6-3		0-0 1B 3-H	4 0 1 1 0 1 0											
Ron Fairly, L OBP: 0.363, SLG: 0.417 (1, 3) X		0-0 F2			0-0 4-3		0-0 G3	0-3 K	4 0 0 0 0 1 1											
Nate Oliver, R OBP: 0.323, SLG: 0.291 (1, 4) X		0-0 5-3			0-0 1B		0-0 F9		3 0 1 0 0 0 0											
Doug Camilli, R OBP: 0.227, SLG: 0.205 (1, 2) X		0-0 F8			0-3 K		0-0 1B		3 0 1 0 0 1 1											
Phil Ortega, R OBP: 0.159, SLG: 0.146 (1, 1) X			0-0 FC1-4 1B		0-0 1-3		0-3 K		2 0 1 0 0 0 1											
Lee Walls, R OBP: 0.280, SLG: 0.261 (8, PH)									1 0 0 0 0 1 1											
Jim Brewer, L OBP: 0.250, SLG: 0.250 (8, 1)									0 0 0 0 0 0 0											
Inning Stats	R: 2 E: 1 K: 2 S: 9	H: 1 LOB: 0 BB: 0 P: 9	R: 0 E: 0 K: 0 S: 3	H: 0 LOB: 0 BB: 0 P: 3	R: 0 E: 0 K: 0 S: 3	H: 1 LOB: 0 BB: 0 P: 3	R: 0 E: 0 K: 1 S: 5	H: 0 LOB: 0 BB: 0 P: 5	R: 0 E: 0 K: 1 S: 6	H: 1 LOB: 1 BB: 0 P: 6	R: 0 E: 0 K: 0 S: 3	H: 0 LOB: 0 BB: 0 P: 3	R: 0 E: 0 K: 0 S: 6	H: 1 LOB: 1 BB: 0 P: 6	R: 1 E: 0 K: 1 S: 7	H: 2 LOB: 1 BB: 0 P: 7	1B: 4 2B: 0 3B: 1 HR: 1	SF: 0 SAC: 0 DP: 1 HBP: 0	WP: 0 PB: 0 SB: 0 CS: 0	PA: 33
PITCHER Ray Sadecki, L ERA: 3.67 (1, 1)	IP: 9.0 WLS: W BF: 33 H: 6 R: 3 ER: 2 SO: 6 BB: 0 IBB: 0 HBP: 0 BLK: 0 WP: 0 HR: 1 S: 45 P: 45 ERA: 2.00 WHIP: 0.667																			



Batter	1	2	3	4	5	6	7	8	9
Curt Flood, R OBP: 0.346, SLG: 0.368 (1, 8) X	0-0 4-3 ①		X 0-0 BB HR 1B	X 0-0 F7 ①		X 0-0 5-3 ①		X 0-0 6-3 ②	
Lou Brock, L OBP: 0.349, SLG: 0.431 (1, 7) X	0-0 FC4-6 1B		B B B B 4-0 HR BB	X 0-0 G3 ②		X 0-0 E4 ②		B B B B 4-0 CS BB	
Bill White, L OBP: 0.359, SLG: 0.470 (1, 3) X	0-0 FC4-6 ②		X 0-0 HR 1B	X 0-0 HBP 1B		X 0-0 4-3 ②		0-0 CS ③	
Ken Boyer, R OBP: 0.386, SLG: 0.480 (1, 5) X	0-0 F9 ③		X 0-0 F2 ①	1-0 HBP 1B		B B B B 4-0 BB		1-2	
Dick Groat, R OBP: 0.333, SLG: 0.365 (1, 6)		X 0-0 G3 ①	X 0-0 F7 ②	X 0-0 L9 ③		X 0-0 F4 ③			
Tim McCarver, L OBP: 0.347, SLG: 0.385 (1, 2)		X 0-0 F5 ②	B B B B 4-0 2B BB		X 0-0 4-3 ①		X 0-0 P6 ①		
Julian Javier, R OBP: 0.288, SLG: 0.379 (1, 4)		X 0-0 1B 1B	X 0-0 1-H E 2B		B B B B 4-0 BB		X 0-0 L4 ②		
Mike Shannon, R OBP: 0.325, SLG: 0.408 (1, 9)		X 0-0 1-3 1B	X 0-0 E6 ②		X 0-0 P5 ②		X 0-0 F9 ③		
Ray Sadecki, L OBP: 0.231, SLG: 0.323 (1, 1)		X 0-0 F8 ③	X 0-0 6-3 ③		X 0-0 F8 ③			S S S S 0-3 K ①	

AB	R	H	RBI	BB	SO	LOB
5	1	1	0	0	0	0
3	1	1	0	2	0	0
4	1	2	3	0	0	2
2	0	0	0	1	0	1
4	0	0	0	0	0	4
3	1	0	0	1	0	0
3	1	2	1	1	0	0
4	0	1	0	0	0	1
4	0	0	0	0	1	4

BOTTOM

Los Angeles Dodgers @ St. Louis Cardinals
Sportsman's Park, St. Louis, MO
Fri Aug 28 1964, 8:05 PM EDT
Att. 20,180 - Unknown

AB	32
R	5
H	7
RBI	4
BB	5
SO	1
LOB	12



1B:	5	SF:	0
2B:	1	SAC:	0
3B:	0	DP:	0
HR:	1	HBP:	1

WP:	0	PA:	39
PB:	0		
SB:	1		
CS:	1		

Inning Stats	R	H	E	K	S	H	LOB	BB	P	R	H	ER	SO	BB	IBB	HBP	BLK	WP	HR	S	P	ERA	WHIP
Phil Ortega, R ERA: 3.45 (1, 1)	0	1	0	0	4	2	1	0	5	5	4	0	0	4	0	1	0	0	0	30	47	5.14	1.571
Jim Brewer, L ERA: 3.52 (8, 1)	0	0	0	0	1	0	0	1	0	0	0	0	1	0	0	0	0	0	4	8	0.00	1.000	

PITCHER	IP	WLS	BF	H	R	ER	SO	BB	IBB	HBP	BLK	WP	HR	S	P	ERA	WHIP
Phil Ortega, R ERA: 3.45 (1, 1)	7.0	L	35	7	5	4	0	0	4	0	0	0	0	30	47	5.14	1.571
Jim Brewer, L ERA: 3.52 (8, 1)	1.0		3	0	0	0	1	0	0	0	0	0	0	4	8	0.00	1.000

Batter	1	2	3	4	5	6	7	8	9	AB R H RBI BB SO LOB	TOP						
Maury Wills, S (1, 6) OBP: 0.328, SLG: 0.331	0-0 G3 SH1-4 1B		0-3 K		0-0 F7			0-0 F8		4 0 1 0 0 1 2							
Jim Gilliam, S (1, 5) OBP: 0.307, SLG: 0.272	0-0 SH1-4 1-2		0-0 F9			0-0 5-3		0-0 3-1 1-2		3 0 0 0 0 0 1							
Willie Davis, L (1, 8) OBP: 0.308, SLG: 0.406	0-0 G3 2-3			0-0 1B 1B		0-0 F8		0-0 4-3		4 0 1 0 0 0 2							
Ron Fairly, L (1, 3) OBP: 0.360, SLG: 0.412	0-0 F8			0-0 F7		0-0 6-3			0-0 F8	4 0 0 0 0 0 2							
Derrell Griffith, L (1, 9) OBP: 0.305, SLG: 0.411		0-0 6-3		0-0 G4-3 1B		0-0 4-3 5-3 1B			0-0 HR	4 1 3 1 0 0 0							
Tommy Davis, R (1, 7) OBP: 0.305, SLG: 0.359		0-0 6-3		0-0 G4-3 1-2f		0-0 5-3 1-2			0-0 2B	4 0 1 0 0 0 3							
John Roseboro, L (1, 2) OBP: 0.369, SLG: 0.377		4-0 BB			4-0 FC6-4 BB		0-0 4-3 2-3		0-0 F6	2 0 0 0 2 0 2							
Nate Oliver, R (1, 4) OBP: 0.319, SLG: 0.288		0-3 K			0-0 FC6-4 1-2f		0-3 K		4-0 BB	3 0 0 0 0 2 3							
Wally Moon, L (9, PH) OBP: 0.314, SLG: 0.330									BB BB BB BB	0 0 0 0 1 0 0							
Howie Reed, R (1, 1) OBP: 0.182, SLG: 0.100			0-0 F3		0-0 F3			0-0 3-1 1B	0-3 K	2 0 0 0 0 0 1							
Wes Parker, S (8, PH) OBP: 0.277, SLG: 0.302										1 0 1 0 0 0 0							
Ron Perranoski, L (8, 1) OBP: 0.154, SLG: 0.154										0 0 0 0 0 0 0							
Frank Howard, R (9, PH) OBP: 0.301, SLG: 0.424										1 0 0 0 0 1 2							
Inning Stats	R: 0 E: 0 K: 0 S: 4 H: 1 LOB: 1 BB: 0 P: 4	R: 0 E: 0 K: 1 S: 5 H: 0 LOB: 1 BB: 1 P: 9	R: 0 E: 0 K: 1 S: 5 H: 0 LOB: 0 BB: 0 P: 5	R: 0 E: 0 K: 0 S: 4 H: 2 LOB: 1 BB: 0 P: 4	R: 0 E: 0 K: 0 S: 3 H: 0 LOB: 1 BB: 1 P: 7	R: 0 E: 0 K: 0 S: 3 H: 0 LOB: 0 BB: 0 P: 3	R: 0 E: 0 K: 1 S: 6 H: 1 LOB: 1 BB: 0 P: 6	R: 0 E: 0 K: 0 S: 4 H: 1 LOB: 1 BB: 0 P: 4	R: 1 E: 0 K: 1 S: 7 H: 2 LOB: 2 BB: 1 P: 11	1B: 5 2B: 1 3B: 0 HR: 1 SF: 0 SAC: 1 DP: 1 HBP: 0	WP: 0 PB: 0 SB: 0 CS: 0 PA: 36						
PITCHER Bob Gibson, R (1, 1) ERA: 3.37	IP 9.0 WLS W BF 36 H 7 R 1 ER 1 SO 4 BB 3 IBB 0 HBP 0 BLK 0 WP 0 HR 1 S 41 P 53 ERA 1.00 WHIP 1.111																
PITCHER	IP	WLS	BF	H	R	ER	SO	BB	IBB	HBP	BLK	WP	HR	S	P	ERA	WHIP

Los Angeles Dodgers @ St. Louis Cardinals
Sportsman's Park, St. Louis, MO

AB	32
R	1
H	7
RBI	1
BB	3
SO	4
LOB	18



Sat Aug 29 1964, 4:33 AM EDT
Att: 20,001 - Unknown

livebaseballscores.com

Batter	1	2	3	4	5	6	7	8	9	AB	R	H	RBI	BB	SO	LOB
Curt Flood, R OBP: 0.347, SLG: 0.369 (1, 8) x	0-0 4-3 ① x	0-0 1B			x 0-0 FC1-2 1B		x 0-0 P6 ①			4	0	2	0	0	0	0
Lou Brock, L OBP: 0.348, SLG: 0.431 (1, 7) x	0-0 F3	0-0 F8 ③			x 0-0 FC1-2 2B		x 0-0 4-3 ②			4	0	1	0	0	0	1
Bill White, L OBP: 0.360, SLG: 0.470 (1, 3) x	0-0 6-3 ③		x 0-0 L3 ①		x 4-0 FC1-2 IBB		x 0-0 1B			3	0	1	0	1	0	0
Ken Boyer, R OBP: 0.365, SLG: 0.480 (1, 5)		x 0-0 1B FC6 2B	x 0-0 F9 ②		x 0-0 FC1-2 ②		x 0-0 6-3 ③			4	1	1	0	0	0	4
Dick Groat, R OBP: 0.332, SLG: 0.364 (1, 6)		x 0-0 FC6 HR 1B 2-3	x 0-0 P6 ③		x 0-0 4-3 ③			x 0-0 5-3 ①		4	1	1	0	0	0	3
Tim McCarver, L OBP: 0.349, SLG: 0.389 (1, 2)		x 0-0 FC6 HR 1-2 3-H		x 0-0 F7 ①		x 0-0 SH3-4 2B		x 0-0 4-3 1B		4	1	2	1	0	0	1
Julian Javier, R OBP: 0.288, SLG: 0.379 (1, 4) x		x 0-0 HR 1-2 3-H		x 0-0 5-3 ②		x 0-0 SH3-4 ①		x 0-0 4-3 ②		0	0	0	0	0	0	0
Bob Skinner, L OBP: 0.316, SLG: 0.381 (2, PH)		x 0-0 HR 1-H 2-H		x 0-0 5-3 ③		x 0-3 K ②		x 0-0 F8 ③		1	1	1	3	0	0	0
Dal Maxvill, R OBP: 0.214, SLG: 0.214 (3, 4)		x 0-0 HR		x 0-0 5-3 ③		x 0-3 K ②				2	0	0	0	0	0	1
Mike Shannon, R OBP: 0.317, SLG: 0.397 (1, 9)		x 0-3 K ①								4	0	0	0	0	2	2
Bob Gibson, R OBP: 0.203, SLG: 0.186 (1, 1) x		x 0-0 5-3 ②			x 0-0 P3 ①		x 0-3 K ③			3	0	0	0	0	1	1

Inning Stats	R: 0	H: 0	E: 0	K: 0	S: 3	H: 0	LOB: 0	BB: 0	P: 3	R: 4	H: 4	E: 0	K: 1	S: 10	H: 0	LOB: 1	BB: 0	P: 10	R: 0	H: 0	E: 0	K: 0	S: 3	H: 0	LOB: 0	BB: 0	P: 3	R: 0	H: 2	E: 0	K: 0	S: 5	H: 1	LOB: 1	BB: 0	P: 8	R: 0	H: 1	E: 0	K: 0	S: 4	H: 1	LOB: 1	BB: 0	P: 4	R: 0	H: 1	E: 0	K: 0	S: 4	H: 1	LOB: 1	BB: 0	P: 4
PITCHER	IP	WLS	BF	H	R	ER	SO	BB	IBB	HBP	BLK	WP	HR	S	P	ERA	WHIP																																					
Howie Reed, R ERA: 3.51 (1, 1)	7.0	L	31	8	4	4	3	0	1	0	0	0	1	36	40	5.14	1.143																																					
Ron Perranoski, L ERA: 3.61 (8, 1)	1.0		4	1	0	0	0	0	0	0	0	0	0	4	4	0.00	1.000																																					

BOTTOM

Los Angeles Dodgers @ St. Louis Cardinals
Sportsman's Park, St. Louis, MO

Sat Aug 29 1964, 4:33 AM EDT
Att. 20,001 - Unknown

AB	33
R	4
H	9
RBI	4
BB	1
SO	3
LOB	13



1B: 5	SF: 0	WP: 0	PA: 35
2B: 3	SAC: 1	PB: 0	
3B: 0	DP: 0	SB: 0	
HR: 1	HBP: 0	CS: 0	

Batter	1	2	3	4	5	6	7	8	9	AB R H RBI BB SO LOB	TOP
Maury Wills, S OBP: 0.328, SLG: 0.329 (1, 6) X	0-0 F8 ①		0-0 4-3 ③			4-0 BB 1B 1B		0-0 1-3 ②		3 1 0 0 1 0 0	
Dick Tracewski, R OBP: 0.327, SLG: 0.345 (1, 5) X	0-0 F4 ②			0-0 1-3 ①		0-0 G5-3 1B 1-3 1B		0-0 F4 ③		4 0 1 0 0 0 0	
Willie Davis, L OBP: 0.312, SLG: 0.408 (1, 8) X	0-0 1B			0-0 F8 ②		0-0 1-2 1B 3-H 1B		4-0 5-3 S BB		3 0 2 1 1 0 0	
Tommy Davis, R OBP: 0.303, SLG: 0.356 (1, 7) X	0-0 6-3 ③			0-0 6-3 ③		0-0 G5-3 2-3f		0-0 F3 ①		4 0 0 0 0 0 4	
Frank Howard, R OBP: 0.301, SLG: 0.423 (1, 9) X		0-0 6-3 ①			0-0 F8 ①		0-0 SH1-4 1B		0-0 5-3 ②	4 0 1 0 0 0 1	
Ron Fairly, L OBP: 0.357, SLG: 0.409 (1, 3) X		0-0 F9 ②			0-0 F3 ②		0-0 SH1-4 ①		0-0 3-1 ③	3 0 0 0 0 0 1	
Nate Oliver, R OBP: 0.319, SLG: 0.285 (1, 4) X		0-0 4-3 ③			4-0 FC5-4 BB		0-0 F7 ②			2 0 0 0 1 0 1	
Jeff Torborg, R OBP: 0.167, SLG: 0.091 (1, 2) X			0-0 4-3 ①		0-0 FC5-4 ③		0-0 4-3 ③			3 0 0 0 0 0 2	
Larry Miller, L OBP: 0.353, SLG: 0.353 (1, 1)			0-3 K ②		0-3 K ①			0-0 P3 ①		2 0 0 0 0 2 0	
Bob Miller, R OBP: 0.176, SLG: 0.067 (6, 1)										0 0 0 0 0 0 0	
Lee Walls, R OBP: 0.269, SLG: 0.250 (8, PH)										1 0 0 0 0 0 0	
Ron Perranoski, L OBP: 0.154, SLG: 0.154 (8, 1)										0 0 0 0 0 0 0	
Inning Stats	R: 0 H: 1 E: 0 LOB: 1 K: 0 BB: 0 S: 4 P: 4	R: 0 H: 0 E: 0 LOB: 0 K: 0 BB: 0 S: 3 P: 3	R: 0 H: 0 E: 0 LOB: 0 K: 1 BB: 0 S: 5 P: 5	R: 0 H: 0 E: 0 LOB: 0 K: 0 BB: 0 S: 3 P: 3	R: 0 H: 0 E: 0 LOB: 1 K: 0 BB: 1 S: 3 P: 7	R: 1 H: 2 E: 0 LOB: 1 K: 1 BB: 1 S: 6 P: 10	R: 0 H: 1 E: 0 LOB: 1 K: 0 BB: 0 S: 4 P: 4	R: 0 H: 0 E: 0 LOB: 0 K: 0 BB: 0 S: 3 P: 3	R: 0 H: 0 E: 0 LOB: 1 K: 0 BB: 1 S: 3 P: 7	1B: 4 SF: 0 2B: 0 SAC: 1 3B: 0 DP: 1 HR: 0 HBP: 0	WP: 0 PA: 33 PB: 0 SB: 1 CS: 0
PITCHER Curt Simmons, L ERA: 3.31 (1, 1)	IP WLS BF H R ER SO BB IBB HBP BLK WP HR S P ERA WHIP	9.0 W 33 4 1 1 2 3 0 0 0 0 0 0 34 46 1.00 0.778									
PITCHER	IP WLS BF H R ER SO BB IBB HBP BLK WP HR S P ERA WHIP										

Los Angeles Dodgers @ St. Louis Cardinals
Sportsman's Park, St. Louis, MO
Sun Aug 30 1964, 4:33 AM EDT
Att: 24,766 - Unknown

AB	29
R	1
H	4
RBI	1
BB	3
SO	2
LOB	9



Batter	1	2	3	4	5	6	7	8	9	AB	R	H	RBI	BB	SO	LOB
Curt Flood, R OBP: 0.345, SLG: 0.366 (1, 8) X	0-0 E5 FC6-4		0-0 F8		0-0 F8		0-0 G3			4	0	0	0	0	0	4
Lou Brock, L OBP: 0.346, SLG: 0.428 (1, 7) X	0-0 FC6-4 CS 1-2f			0-0 4-3		0-0 F8	0-0 L4			4	0	0	0	0	0	2
Dick Groat, R OBP: 0.333, SLG: 0.367 (1, 6) X Dal Maxvill, R OBP: 0.214, SLG: 0.214 (8, PR) (9, 6) X	0-0 F3 1-2			0-0 1-3		0-0 2B 2B		0-0 2B 1B		4	1	2	0	0	0	1
Ken Boyer, R OBP: 0.366, SLG: 0.482 (1, 5) X		0-0 F7		0-0 1B		0-0 6-3		0-0 FC4-2 2B 1-3		4	1	2	0	0	0	1
Bill White, L OBP: 0.361, SLG: 0.471 (1, 3) X		0-0 4-3		0-3 K		0-0 2B 2B		4-0 FC4-2 2B IBB		3	2	1	1	1	1	1
Julian Javier, R OBP: 0.287, SLG: 0.380 (1, 4) X		0-3 K			0-0 F8	0-0 2B		0-0 FC4-2 2B		4	1	1	1	0	1	3
Mike Shannon, R OBP: 0.322, SLG: 0.403 (1, 9) X			0-0 F8		4-0 1B BB	0-0 F8		0-0 2B		3	0	1	3	1	0	1
Bob Uecker, R OBP: 0.284, SLG: 0.195 (1, 2) X			0-0 P4		0-3 K		4-0 SH1-4 BB	0-0 6-3		3	0	0	0	1	1	3
Curt Simmons, L OBP: 0.160, SLG: 0.125 (1, 1) X			4-0 BB		0-0 1B		0-0 SH1-4	0-0 5-3		2	0	1	0	1	0	2

Inning Stats	R: 0	H: 0	E: 1	LOB: 0	K: 0	BB: 0	S: 3	P: 3	R: 0	H: 0	E: 0	LOB: 0	K: 1	BB: 0	S: 5	P: 5	R: 0	H: 0	E: 0	LOB: 1	K: 0	BB: 1	S: 3	P: 7	R: 0	H: 1	E: 0	LOB: 2	K: 1	BB: 1	S: 6	P: 10	R: 2	H: 3	E: 0	LOB: 1	K: 0	BB: 0	S: 6	P: 6	R: 0	H: 0	E: 0	LOB: 1	K: 0	BB: 1	S: 3	P: 7	R: 3	H: 3	E: 0	LOB: 2	K: 0	BB: 1	S: 6	P: 10
--------------	------	------	------	--------	------	-------	------	------	------	------	------	--------	------	-------	------	------	------	------	------	--------	------	-------	------	------	------	------	------	--------	------	-------	------	-------	------	------	------	--------	------	-------	------	------	------	------	------	--------	------	-------	------	------	------	------	------	--------	------	-------	------	-------

PITCHER	IP	WLS	BF	H	R	ER	SO	BB	IBB	HBP	BLK	WP	HR	S	P	ERA	WHIP
Larry Miller, L ERA: 4.73 (1, 1)	5.2	L	24	5	2	2	3	2	0	0	0	0	0	28	36	3.18	1.235
Bob Miller, R ERA: 2.56 (6, 1)	1.1		5	0	0	0	0	1	0	0	0	0	0	4	8	0.00	0.750
Ron Perranoski, L ERA: 3.86 (8, 1)	1.0		7	3	3	3	0	0	1	0	0	0	0	6	10	27.00	3.000


BOTTOM

Los Angeles Dodgers @ St. Louis Cardinals
Sportsman's Park, St. Louis, MO

Sun Aug 30 1964, 4:33 AM EDT
Att. 24,766 - Unknown

AB	31
R	5
H	8
RBI	5
BB	4
SO	3
LOB	18

livebaseballscorecards.com



1B: 3	SF: 0	WP: 0	PA: 36
2B: 5	SAC: 1	PB: 0	
3B: 0	DP: 0	SB: 0	
HR: 0	HBP: 0	CS: 1	

Batter	1	2	3	4	5	6	7	8	9	AB R H RBI BB SO LOB	TOP											
Maury Wills, S OBP: 0.330, SLG: 0.336 (1, 6) X	0-0 E1		0-0 1-3	4-0 E BB		0-0 HR		0-0 SH3-4 2B 1B	0-0 F5	5 3 2 2 1 0 0												
Dick Tracewski, R OBP: 0.324, SLG: 0.339 (1, 5) X	0-0 F8		4-0 BB	0-0 E5		0-0 L6		0-0 SH3-4 1-2	0-3 K	4 0 0 0 1 1 1												
Willie Davis, L OBP: 0.311, SLG: 0.406 (1, 8) S S S	0-3 K		0-0 F9	0-0 F3		0-0 E S 1B		0-0 F5		5 0 1 0 0 1 4												
Frank Howard, R OBP: 0.300, SLG: 0.419 Derrell Griffith, L OBP: 0.310, SLG: 0.421 (1, 9) S S S (7, 9)	0-3 K			4-0 FC3-6 1B 1B BB	0-0 4-3	0-0 5-3		0-0 BB 2B 2B		3 1 0 0 1 1 2 1 1 1 1 0 0 0												
Ron Fairly, L OBP: 0.358, SLG: 0.413 (1, 3)		0-0 3B		0-3 K	0-0 G3		0-3 K	4-0 BB 2B BB		4 1 1 0 1 2 1												
Wes Parker, S OBP: 0.294, SLG: 0.336 (1, 7)		0-0 G3		0-0 FC3-6 1-2 1B	0-0 S 1B		0-0 HR	4-0 1-2 2-3 2B BB		4 2 3 1 1 0 1												
John Roseboro, L OBP: 0.366, SLG: 0.377 Jeff Torborg, R OBP: 0.167, SLG: 0.091 (1, 2) (8, PR) (8, 2)		0-3 K		0-0 FC3-6 1-2 1B	0-3 K		0-0 6-3	0-0 1-1 2-1 3-1 2B		5 1 1 3 0 2 4 0 0 0 0 0 0 0												
Nate Oliver, R OBP: 0.324, SLG: 0.293 (1, 4)		0-3 K		4-0 1B 1-2 E BB		0-0 SH1-4 HR 2B	0-0 1B	0-3 K		4 2 2 0 1 2 2												
Don Drysdale, R OBP: 0.204, SLG: 0.233 (1, 1)			0-3 K	0-0 BB E 1B		0-0 SH1-4 2-3	0-3 K		0-0 F8	4 1 1 2 0 2 1												
Inning Stats	R: 0 E: 1 K: 2 S: 8	H: 0 LOB: 1 BB: 0 P: 8	R: 0 E: 0 K: 2 S: 8	H: 1 LOB: 1 BB: 0 P: 8	R: 0 E: 0 K: 1 S: 5	H: 0 LOB: 1 BB: 1 P: 9	R: 5 E: 1 K: 1 S: 8	H: 2 LOB: 1 BB: 3 P: 20	R: 0 E: 0 K: 1 S: 6	H: 1 LOB: 1 BB: 0 P: 6	R: 2 E: 0 K: 0 S: 6	H: 3 LOB: 1 BB: 0 P: 6	R: 1 E: 0 K: 2 S: 9	H: 2 LOB: 1 BB: 0 P: 9	R: 4 E: 0 K: 1 S: 8	H: 3 LOB: 1 BB: 2 P: 16	R: 0 E: 0 K: 1 S: 5	H: 0 LOB: 0 BB: 0 P: 5	1B: 6 2B: 3 3B: 1 HR: 2	SF: 0 SAC: 2 DP: 0 HBP: 0	WP: 0 PB: 0 SB: 2 CS: 0	PA: 47
PITCHER	IP WLS BF H R ER SO BB IBB HBP BLK WP HR S P ERA WHIP																					
Mike Cuellar, L ERA: 3.57 (1, 1)	5.0 L 25 4 5 2 7 4 0 0 0 0 0 0 35 51 3.60 1.600																					
Gordie Richardson, L ERA: 2.42 (6, 1)	0.2 5 3 2 2 0 0 0 0 0 0 0 1 5 5 27.00 4.500																					
Ron Taylor, R ERA: 4.68 (6, 1)	1.1 6 2 1 1 2 0 0 0 0 0 1 10 10 6.75 1.500																					
Bob Humphreys, R ERA: 2.7 (8, 1)	1.0 8 3 4 4 1 2 0 0 0 0 0 0 8 16 36.00 5.000																					
Barney Schultz, R ERA: 0.86 (9, 1)	1.0 3 0 0 0 1 0 0 0 0 0 0 0 5 5 0.00 0.000																					

Los Angeles Dodgers @ St. Louis Cardinals
 Sportsman's Park, St. Louis, MO
 Mon Aug 31 1964, 8:05 PM EDT
 Att: 16,387 - Unknown

AB	39
R	12
H	12
RBI	9
BB	6
SO	11
LOB	16



Batter	1	2	3	4	5	6	7	8	9	AB	R	H	RBI	BB	SO	LOB
Curt Flood, R OBP: 0.344, SLG: 0.365 (1, 8) X	0-0 1B 1B		0-0 5-3		0-0 6-3		0-3 K			4	1	1	0	0	1	0
Lou Brock, L OBP: 0.347, SLG: 0.430 (1, 7) S S S	0-3 K		0-0 1B 1B		0-0 2B 2B			0-3 K		4	1	2	0	0	2	1
Bill White, L OBP: 0.364, SLG: 0.475 (1, 3) X	0-0 1B 1B		0-0 1B		0-0 2B			0-0 F7		4	1	3	1	0	0	0
Ken Boyer, R OBP: 0.364, SLG: 0.478 (1, 5) S S S	0-3 K		0-3 K		0-0 F7			0-0 F9		4	0	0	0	0	2	4
Dick Groat, R OBP: 0.333, SLG: 0.366 (1, 6) X	0-0 1B			0-3 K			0-0 F8		0-0 6-3	4	0	1	2	0	1	0
Tim McCarver, L OBP: 0.350, SLG: 0.390 (1, 2) X	0-0 4-3			0-0 1B		0-0 4-3		0-0 1-3 1B		4	0	2	0	0	0	1
Julian Javier, R OBP: 0.285, SLG: 0.377 (1, 4) S S S		0-3 K		0-0 FC5-4 1B		0-3 K		0-0 1-3		4	0	0	0	0	2	2
Mike Shannon, R OBP: 0.314, SLG: 0.393 (1, 9) S S S		0-3 K		0-0 F9			0-3 K		0-3 K	4	0	0	0	0	3	2
Mike Cuellar, L Ed Spiezio, R Gordie Richardson, R Ron Taylor, R Carl Warwick, R Bob Humphreys, R Barney Schultz, R (1, 1) (5, PH) (6, 1) (6, 1) (7, PH) (8, 1) (9, 1)		0-3 K			0-0 L6		0-0 1-3			1	0	0	0	0	1	0

Inning Stats	R: 2 E: 0 K: 2 S: 10	H: 3 LOB: 1 BB: 0 P: 10	R: 0 E: 0 K: 3 S: 9	H: 0 LOB: 0 BB: 0 P: 9	R: 0 E: 0 K: 1 S: 6	H: 2 LOB: 1 BB: 0 P: 6	R: 0 E: 0 K: 1 S: 6	H: 1 LOB: 1 BB: 0 P: 6	R: 1 E: 0 K: 0 S: 5	H: 2 LOB: 1 BB: 0 P: 5	R: 0 E: 0 K: 1 S: 5	H: 0 LOB: 0 BB: 0 P: 5	R: 0 E: 0 K: 2 S: 7	H: 0 LOB: 0 BB: 0 P: 7	R: 0 E: 0 K: 1 S: 5	H: 0 LOB: 0 BB: 0 P: 5	R: 0 E: 0 K: 1 S: 6	H: 1 LOB: 1 BB: 0 P: 6	1B: 7 2B: 2 3B: 0 HR: 0	SF: 0 SAC: 0 DP: 0 HBP: 0	WP: 0 PB: 0 SB: 1 CS: 0	PA: 35
---------------------	-------------------------------	----------------------------------	------------------------------	---------------------------------	------------------------------	---------------------------------	------------------------------	---------------------------------	------------------------------	---------------------------------	------------------------------	---------------------------------	------------------------------	---------------------------------	------------------------------	---------------------------------	------------------------------	---------------------------------	----------------------------------	------------------------------------	----------------------------------	--------

PITCHER Don Drysdale, R ERA: 2.39 (1, 1)	IP 9.0	WLS W	BF 35	H 9	R 3	ER 3	SO 12	BB 0	IBB 0	HBP 0	BLK 0	WP 0	HR 0	S 59	P 59	ERA 3.00	WHIP 1.000	PITCHER	IP 9.0	WLS W	BF 35	H 9	R 3	ER 3	SO 12	BB 0	IBB 0	HBP 0	BLK 0	WP 0	HR 0	S 59	P 59	ERA 3.00	WHIP 1.000
--	-----------	----------	----------	--------	--------	---------	----------	---------	----------	----------	----------	---------	---------	---------	---------	-------------	---------------	----------------	-----------	----------	----------	--------	--------	---------	----------	---------	----------	----------	----------	---------	---------	---------	---------	-------------	---------------

BOTTOM

Los Angeles Dodgers @ St. Louis Cardinals
Sportsman's Park, St. Louis, MO

Mon Aug 31 1964, 8:05 PM EDT
Att. 16,387 - Unknown

AB	35
R	3
H	9
RBI	3
BB	0
SO	12
LOB	10



Batter	1	2	3	4	5	6	7	8	9	AB R H RBI BB SO LOB	TOP	
Maury Wills, S OBP: 0.331, SLG: 0.337 (1, 6) X	0-0 1-3 S 2B 1B		0-0 F9		0-0 G4-6-3 1B			0-0 1-3		4 1 2 0 0 0 0	Los Angeles Dodgers @ Pittsburgh Pirates Forbes Field, Pittsburgh, PA Tue Sep 01 1964, 7:05 PM EDT Att. 6,648 - Unknown	
Derrell Griffith, L OBP: 0.314, SLG: 0.429 (1, 9) X	0-0 1-3		0-0 FC4-6 1B		0-0 G4-6-3 1-2f			0-0 2B		4 0 2 0 0 0 2		
Willie Davis, L OBP: 0.312, SLG: 0.408 (1, 8) X	0-0 3-H 2B		0-0 FC4-6 1B		0-0 CS 1B			0-0 4-3		4 1 2 1 0 0 2		
Ron Fairly, L OBP: 0.357, SLG: 0.411 (1, 3) X	0-0 G3		0-0 1-H 1B		0-0 P4 1-2			0-0 1-3		4 0 1 1 0 0 2		
John Roseboro, L OBP: 0.362, SLG: 0.373 (1, 2) X	0-0 L6		0-0 F7		0-0 1-3			0-0 5-3		4 0 0 0 0 0 2		
Wes Parker, S OBP: 0.287, SLG: 0.327 (1, 7)		0-3 K		0-3 K			0-0 6-3		0-3 K	4 0 0 0 0 3 0		
Jim Gilliam, S OBP: 0.307, SLG: 0.270 (1, 5)		4-0 BB		0-0 L4			0-0 F7			2 0 0 0 1 0 0		
Nate Oliver, R OBP: 0.321, SLG: 0.289 (1, 4)		0-3 K		0-0 L1			0-0 5-3			3 0 0 0 0 1 1		
Phil Ortega, R OBP: 0.152, SLG: 0.140 (1, 1) Bob Miller, R OBP: 0.176, SLG: 0.067 (7, 1) Wally Moon, L OBP: 0.311, SLG: 0.327 (8, PH) Ron Perranoski, L OBP: 0.154, SLG: 0.154 (8, 1)		0-3 K		0-0 G3				0-0 F7		2 0 0 0 0 1 1 0 0 0 0 0 0 0 1 0 0 0 0 0 0 0 0 0 0 0 0 0		
Inning Stats	R: 1 H: 2 E: 0 LOB: 1 K: 0 BB: 0 S: 5 P: 5	R: 0 H: 0 E: 0 LOB: 1 K: 3 BB: 1 S: 9 P: 13	R: 1 H: 2 E: 0 LOB: 1 K: 0 BB: 0 S: 5 P: 5	R: 0 H: 0 E: 0 LOB: 0 K: 1 BB: 0 S: 5 P: 5	R: 0 H: 1 E: 0 LOB: 0 K: 0 BB: 0 S: 3 P: 3	R: 0 H: 1 E: 0 LOB: 0 K: 0 BB: 0 S: 3 P: 3	R: 0 H: 0 E: 0 LOB: 0 K: 0 BB: 0 S: 3 P: 3	R: 0 H: 1 E: 0 LOB: 1 K: 0 BB: 0 S: 4 P: 4	R: 0 H: 0 E: 0 LOB: 0 K: 1 BB: 0 S: 5 P: 5	1B: 5 SF: 0 2B: 2 SAC: 0 3B: 0 DP: 1 HR: 0 HBP: 0	WP: 0 PA: 33 PB: 0 SB: 2 CS: 1	
PITCHER Bob Friend, R ERA: 3.34 (1, 1)	IP WLS BF H R ER SO BB IBB HBP BLK WP HR S P ERA WHIP	9.0 W 33 7 2 2 5 1 0 0 0 0 0 0 42 46 2.00 0.889										

livebaseballscorecards.com

AB	32
R	2
H	7
RBI	2
BB	1
SO	5
LOB	10



Batter	1	2	3	4	5	6	7	8	9
Bob Bailey, R OBP: 0.355, SLG: 0.442 (1, 5)	0-3 K		0-0 2B			0-0 P4	0-0 1B		
Bill Virdon, L OBP: 0.296, SLG: 0.314 (1, 8)	0-3 K		0-0 2B			0-0 L4	0-0 4-3		
Roberto Clemente, R OBP: 0.390, SLG: 0.476 (1, 9)	0-3 K		0-3 K			0-0 F3		0-0 4-3	
Jerry Lynch, L OBP: 0.338, SLG: 0.526 (1, 7)		0-0 4-3		0-0 P4		0-3 K	0-0 5-3		
Manny Mota, R OBP: 0.325, SLG: 0.417 (8, 7)									
Willie Stargell, L OBP: 0.312, SLG: 0.518 (1, 3)		0-0 G3		0-3 K		0-0 HR	0-3 K		
Bill Mazaroski, R OBP: 0.297, SLG: 0.387 (1, 4)		0-0 F9		0-0 F3		0-0 2B 1B			
Jim Pagliaroni, R OBP: 0.380, SLG: 0.438 (1, 2)			0-0 F9		0-0 5-3	0-0 1B 2B			
Dick Schofield, S OBP: 0.361, SLG: 0.359 (1, 6)			4-0 SH1-4 2B BB		0-0 F7	4-0 1B IBB			
Bob Friend, R OBP: 0.121, SLG: 0.079 (1, 1)			0-0 SH1-4		0-0 5-3	0-3 K			

Inning Stats	R: 0	H: 0	E: 0	K: 3	S: 9	LOB: 0	BB: 0	P: 9	R: 0	H: 0	E: 0	K: 0	S: 3	LOB: 0	BB: 0	P: 3	R: 2	H: 2	E: 0	K: 1	S: 7	LOB: 1	BB: 1	P: 11	R: 0	H: 0	E: 0	K: 1	S: 5	LOB: 0	BB: 0	P: 5	R: 0	H: 0	E: 0	K: 0	S: 3	LOB: 0	BB: 0	P: 3	R: 0	H: 0	E: 0	K: 0	S: 3	LOB: 0	BB: 0	P: 3	R: 3	H: 4	E: 0	K: 2	S: 11	LOB: 2	BB: 1	P: 15	R: 0	H: 0	E: 0	K: 1	S: 5	LOB: 0	BB: 0	P: 5
1B: 2	2B: 3	3B: 0	HR: 1	SF: 0	SAC: 1	DP: 0	HBP: 0	WP: 0	PA: 32																																																							

PITCHER	IP	WLS	BF	H	R	ER	SO	BB	IBB	HBP	BLK	WP	HR	S	P	ERA	WHIP
Phil Ortega, R ERA: 3.61 (1, 1)	6.1	L	25	5	5	5	6	1	0	0	0	0	1	36	40	7.11	0.947
Bob Miller, R ERA: 2.55 (7, 1)	0.2		4	1	0	0	1	0	1	0	0	0	0	5	9	0.00	1.500
Ron Perranoski, L ERA: 3.82 (8, 1)	1.0		3	0	0	0	1	0	0	0	0	0	0	5	5	0.00	0.000

BOTTOM

Los Angeles Dodgers @ Pittsburgh Pirates
 Forbes Field, Pittsburgh, PA
 Tue Sep 01 1964, 7:05 PM EDT
 Att. 6,648 - Unknown

AB	29
R	5
H	6
RBI	5
BB	2
SO	8
LOB	6



WP	PA	ERA	WHIP
0	32		

Maury Wills , S <small>OBP: 0.333, SLG: 0.338</small> (1, 6)	4-0 		0-0 				0-0 G4-6-3 						0-0 5-3 				0-0 6-3 				0-0 		5 2 2 0 1 0 2		Los Angeles Dodgers @ Pittsburgh Pirates Forbes Field, Pittsburgh, PA Wed Sep 02 1964, 7:05 PM EDT Att: 7,109 - Unknown		
Dick Tracewski , R <small>OBP: 0.328, SLG: 0.344</small> (1, 5) (9, 4)	0-3 K 		0-3 K 						0-0 				4-0 				0-0 4-3 				0-0 		5 2 2 0 1 2 2				
Willie Davis , L <small>OBP: 0.315, SLG: 0.410</small> (1, 8)	0-0 				0-0 				0-0 E5 				0-0 CS 		0-0 4-3 				0-0 6-3 				0-0 SH5-4 			5 1 3 1 0 0 0	
Frank Howard , R <small>OBP: 0.302, SLG: 0.424</small> (1, 9)	4-0 				0-0 				0-3 K 				0-3 K 				0-3 K 				4-0 		3 1 1 1 1 2 1 1 1 0 0 1 1 0				
Wes Parker , S <small>OBP: 0.289, SLG: 0.324</small> (8, 9)	1-2 				1-H 				0-3 K 								0-3 K 				0-3 K 		4-0 			5 0 1 2 0 0 2	
Derrell Griffith , L <small>OBP: 0.315, SLG: 0.429</small> (1, 7)	1-0 				5-3 				0-0 G3-6-3 				0-0 1-3 						0-0 4-3 				0-0 			5 0 1 2 0 0 2	
Ron Fairly , L <small>OBP: 0.356, SLG: 0.406</small> (1, 3)	0-3 K 				1-4 				0-3 				0-3 				0-0 F9 				4-0 		4-0 			4 0 0 1 2 2 3	
Nate Oliver , R <small>OBP: 0.317, SLG: 0.286</small> (1, 4)	0-0 				0-3 				0-0 				0-0 4-3 				0-0 4-3 				0-0 F8 		0-0 			3 0 0 0 0 1 3 1 0 0 0 0 0 0 2 0 0 1 0 0 3	
Wally Moon , L <small>OBP: 0.308, SLG: 0.324</small> (9, PH)	FC6-4 				K 				0-0 				0-0 				0-0 4-3 				0-0 FC4-6 		0-0 			3 0 1 0 0 1 0 1 1 0 0 2 1 2	
Jim Gilliam , S <small>OBP: 0.306, SLG: 0.268</small> (9, 5)	1-2 				K 				0-3 				0-3 				0-0 4-3 				0-0 FC4-6 		0-0 			3 0 0 0 0 3 1 0 0 0 0 0 0 0 0 0 0 0 0 0 0	
John Roseboro , L <small>OBP: 0.365, SLG: 0.372</small> (9, PH) (9, 2)	FC6-4 				K 				0-0 				0-0 				0-0 4-3 				0-0 FC4-6 		0-0 			3 0 1 0 0 1 0 1 1 0 0 2 1 2	
Howie Reed , R <small>OBP: 0.143, SLG: 0.077</small> (1, 1)	K 				K 				0-3 				0-3 				0-0 				0-3 		0-3 			3 0 0 0 0 3 1 0 0 0 0 0 0 0 0 0 0 0 0 0 0	
Tommy Davis , R <small>OBP: 0.304, SLG: 0.361</small> (9, PH)	K 				K 				0-3 				0-3 				0-0 				0-3 		0-3 		1 0 0 1 0 0 0 0 0 0 0 0 0 0 1 0 0 0 0 1 2		
Lee Walls , R <small>OBP: 0.259, SLG: 0.240</small> (11, PH)	K 				K 				0-3 				0-3 				0-0 				0-3 		0-3 		0 0 0 0 0 0 0		
Larry Miller , L <small>OBP: 0.355, SLG: 0.333</small> (11, 1)	K 				K 				0-3 				0-3 				0-0 				0-3 		0-3 		0 0 0 0 0 1 2		

Inning Stats	R: 1		H: 1		R: 0		H: 1		R: 0		H: 0		R: 0		H: 0		R: 1		H: 1		R: 0		H: 0		R: 3		H: 3		R: 0		H: 0		R: 0		H: 0		R: 0		H: 0					
	E: 0		LOB: 1		E: 0		LOB: 0		E: 0		LOB: 0		E: 0		LOB: 0		E: 0		LOB: 1		E: 0		LOB: 0		E: 0		LOB: 2		E: 0		LOB: 0		E: 0		LOB: 2		E: 0		LOB: 0		E: 0		LOB: 0	
	K: 2		BB: 2		K: 2		BB: 0		K: 1		BB: 0		K: 2		BB: 0		K: 0		BB: 1		K: 1		BB: 0		K: 1		BB: 2		K: 1		BB: 2		K: 1		BB: 2		K: 1		BB: 2		K: 1		BB: 1	
	S: 8		P: 17		S: 8		P: 8		S: 7		P: 7		S: 5		P: 5		S: 6		P: 6		S: 7		P: 7		S: 4		P: 8		S: 5		P: 5		S: 5		P: 13		S: 8		P: 16		S: 8		P: 16	

PITCHER	IP	WLS	BF	H	R	ER	SO	BB	IBB	HBP	BLK	WP	HR	S	P	ERA	WHIP
Joe Gibbon , L <small>ERA: 3.59</small> (1, 1)	4.0		21	7	4	3	6	2	0	1	2	0	0	30	39	6.75	2.250
Tommie Sisk , R <small>ERA: 6.27</small> (5, 1)	1.0		2	0	0	0	1	0	0	0	0	0	0	4	4	0.00	0.000
Frank Bork , L <small>ERA: 4.0</small> (6, 1)	2.0		6	0	0	0	3	1	0	0	0	0	0	11	15	0.00	0.500
Al McBean , R <small>ERA: 2.27</small> (8, 1)	3.0		11	1	1	1	2	1	0	0	0	0	0	14	18	3.00	0.667
Vern Law , R <small>ERA: 3.79</small> (11, 1)	1.1	L	10	3	3	3	1	1	2	0	0	0	0	9	21	20.25	3.000

AB	43
R	8
H	11
RBI	7
BB	8
SO	14
LOB	21


WP : 0	PA : 54
PB : 0	
SB : 1	
CS : 1	

Batter	1	2	3	4	5	6	7	8	9	10	11	12
Bob Bailey, R (1, 5) OBP: 0.357, SLG: 0.441	0-0 G3-6-3 1B		0-0 F8		0-0 L9		0-0 1B	4-0 FC6-4 IBB			0-0 F3	
Bill Virton, L (1, 8) OBP: 0.294, SLG: 0.311	0-0 G3-6-3 1-2f			0-3 K		0-0 1-3	0-0 L3	0-0 FC6-4 1-2f			0-3 K	
Manny Mota, R (7, PH) OBP: 0.321, SLG: 0.412												
Roberto Clemente, R (1, 9) OBP: 0.388, SLG: 0.475	0-0 L4			0-0 F8		0-0 5-3		0-0 1B 2B			0-3 K	
Jerry Lynch, L (1, 7) OBP: 0.338, SLG: 0.521		0-0 L8		0-0 F9		0-0 1B		0-0 2B E 1B 2-H				0-3 K
Willie Stargell, L (1, 3) OBP: 0.312, SLG: 0.516		4-0 G6-4-3 BB			0-0 F7	0-0 F8		0-0 1-3 E 2B				0-0 4-3
Bill Mazaroski, R (1, 4) OBP: 0.298, SLG: 0.385		0-0 G6-4-3 1-2f			0-3 K		0-0 FC4-6 FC6 1B 1B	4-0 E IBB			0-0 6-3	
Jim Pagliaroni, R (1, 2) OBP: 0.383, SLG: 0.441			0-0 1-3		0-0 1B 1B		0-0 FC4-6 1B 1-2	0-0 E4				
Dick Schofield, S (1, 6) OBP: 0.362, SLG: 0.359			0-0 1B		0-0 1B 1B		0-0 FC4-6 FC6 1-2f 2-3	0-3 K			0-3 K	
Joe Gibbon, R (1, 1) Tammie Sisk, R (1, 1) Gene Fanning, R (1, 1) Frank Bork, R (1, 1) Smoky Burgess, L (1, 1) Donn Clendenen, R (1, 1) Al McLoughlin, R (1, 1) Gene Alley, R (1, 1) Vern Law, R (1, 1) Roy Face, R (1, 1)			0-3 K		0-0 1-2 3-H 1B		0-0 FC6 1B 1-2f 3-H	0-3 K			0-3 K	

AB	R	H	RBI	BB	SO	LOB
5	0	2	0	1	0	3
3	0	0	0	0	1	1
3	0	0	0	0	1	5
6	1	1	0	0	1	0
6	1	2	1	0	1	0
5	1	1	0	1	0	1
5	1	1	0	1	1	1
5	1	3	0	0	0	1
5	0	2	0	0	2	5
1	0	0	0	0	1	1
1	0	0	0	0	0	0
0	0	0	0	0	0	0
0	0	0	0	0	0	0
1	0	0	0	0	0	1
1	0	0	0	0	1	2
1	0	0	0	0	1	1
0	0	0	0	0	0	0
0	0	0	0	0	0	0

Los Angeles Dodgers @ Pittsburgh Pirates
Forbes Field, Pittsburgh, PA
 Wed Sep 02 1964, 7:05 PM EDT
 Att. 7,109 - Unknown

AB	48
R	5
H	13
RBI	2
BB	3
SO	10
LOB	22



Inning Stats	R: 0	H: 1	E: 0	LOB: 0	K: 0	P: 3	R: 0	H: 0	E: 0	LOB: 0	K: 0	P: 2	R: 0	H: 0	E: 0	LOB: 0	K: 1	P: 5	R: 0	H: 0	E: 0	LOB: 0	K: 1	P: 6	R: 0	H: 0	E: 0	LOB: 0	K: 1	P: 5	R: 0	H: 0	E: 0	LOB: 0	K: 1	P: 5	R: 0	H: 0	E: 0	LOB: 0	K: 1	P: 5	R: 1	H: 3	E: 0	LOB: 2	K: 0	P: 6	R: 3	H: 3	E: 1	LOB: 3	K: 2	P: 19	R: 0	H: 0	E: 0	LOB: 0	K: 0	P: 3	R: 0	H: 1	E: 0	LOB: 1	K: 2	P: 8	R: 0	H: 0	E: 0	LOB: 0	K: 2	P: 7	R: 0	H: 0	E: 0	LOB: 0	K: 1	P: 5	R: 0	H: 0	E: 0	LOB: 0	K: 1	P: 5
1B: 11	SF: 0	2B: 2	SAC: 0	3B: 0	DP: 2	HR: 0	HBP: 0	WP: 0	PA: 51																																																																											

PITCHER	IP	WLS	BF	H	R	ER	SO	BB	IBB	HBP	BLK	WP	HR	S	P	ERA	WHIP
Howie Reed, R (1, 1) ERA: 3.27	6.1		26	8	2	1	3	1	0	0	0	0	0	31	35	1.42	1.421
Ron Perranoski, L (7, 1) ERA: 3.88	0.2		6	4	3	1	0	0	0	0	0	0	0	6	6	13.50	6.000
Bob Miller, R (8, 1) ERA: 2.53	1.0		6	0	0	0	2	0	2	0	0	0	0	8	16	0.00	0.000
Jim Brewer, L (9, 1) ERA: 3.4	2.0		7	1	0	0	2	0	0	0	0	0	0	11	11	0.00	0.500
Larry Miller, L (11, 1) ERA: 4.56	2.0	W	6	0	0	0	3	0	0	0	0	0	0	12	12	0.00	0.000

Batter	1	2	3	4	5	6	7	8	9	AB R H RBI BB SO LOB	TOP
Maury Wills, S OBP: 0.332, SLG: 0.337 (1, 6) X	0-0 4-3 ①		0-0 1B 1B S		0-0 B1-3 ②			0-3 K ①		4 1 1 0 0 1 0	Los Angeles Dodgers @ New York Mets Shea Stadium, Flushing, NY Fri Sep 04 1964, 7:05 PM EDT Unknown
Dick Tracewski, R OBP: 0.331, SLG: 0.347 (1, 5) S S	0-3 K ②		0-0 1B 1-H		0-0 F8 ③			0-0 1B		4 0 2 1 0 1 0	
Willie Davis, L OBP: 0.313, SLG: 0.407 (1, 8) X	0-0 L5 ③		0-0 F9 ②				0-0 3-1 ①	0-0 F8 ②		4 0 0 0 0 0 2	
Tommy Davis, R OBP: 0.304, SLG: 0.362 (1, 7)		0-0 1B 2B	0-0 P6 ③				0-3 K ② S S	0-0 L5 ③		4 1 1 0 0 1 2	
Wes Parker, S OBP: 0.289, SLG: 0.324 (8, 7)										0 0 0 0 0 0 0	
Derrell Griffith, L OBP: 0.320, SLG: 0.448 (1, 9) X		0-0 1B 2-H		0-0 HR		0-0 3-1 ③			0-0 4-3 ①	4 1 2 2 0 0 0	
Ron Fairly, L OBP: 0.353, SLG: 0.402 (1, 3) X		0-0 4-3 ②		0-0 F3 ①			0-0 3-1 ①		0-0 F9 ②	4 0 0 0 0 0 0	
John Roseboro, L OBP: 0.364, SLG: 0.370 (1, 2) X		0-0 1B		0-0 4-3 ②			0-0 F8 ②		0-0 F7 ③	4 0 1 0 0 0 0	
Nate Oliver, R OBP: 0.317, SLG: 0.286 (1, 4) X		0-0 F7 ③		0-0 6-3 ③			0-0 1B			3 0 1 0 0 0 1	
Don Drysdale, R OBP: 0.198, SLG: 0.226 (1, 1) X			0-0 F9 ①		0-0 F8 ①		0-0 F8 ③			3 0 0 0 0 0 1	
Inning Stats	R: 0 H: 0 E: 0 LOB: 0 K: 1 BB: 0 S: 5 P: 5	R: 1 H: 3 E: 0 LOB: 1 K: 0 BB: 0 S: 5 P: 5	R: 1 H: 2 E: 0 LOB: 1 K: 0 BB: 0 S: 5 P: 5	R: 1 H: 1 E: 0 LOB: 0 K: 0 BB: 0 S: 4 P: 4	R: 0 H: 0 E: 0 LOB: 0 K: 0 BB: 0 S: 3 P: 3	R: 0 H: 0 E: 0 LOB: 0 K: 1 BB: 0 S: 5 P: 5	R: 0 H: 1 E: 0 LOB: 1 K: 0 BB: 0 S: 4 P: 4	R: 0 H: 1 E: 0 LOB: 1 K: 1 BB: 0 S: 6 P: 6	R: 0 H: 0 E: 0 LOB: 0 K: 0 BB: 0 S: 3 P: 3	1B: 6 SF: 0 2B: 1 SAC: 0 3B: 0 DP: 0 HR: 1 HBP: 0	WP: 0 PA: 34 PB: 0 SB: 1 CS: 0
PITCHER Galen Cisco, R ERA: 3.45 (1, 1)	IP WLS BF H R ER SO BB IBB HBP BLK WP HR S P ERA WHIP										
	9.0 L 34 8 3 3 3 0 0 0 0 0 0 1 40 40 3.00 0.889										

livebaseballscores.com

AB	34
R	3
H	8
RBI	3
BB	0
SO	3
LOB	6



Batter	1	2	3	4	5	6	7	8	9	AB R H RBI BB SO LOB
Bobby Klaus, R (1, 5) OBP: 0.310, SLG: 0.382	0-0 P6		0-0 F9			0-0 4-3			0-0 1-3 1-2 1B	4 0 1 0 0 0 0
Ron Hunt, R (1, 4) OBP: 0.363, SLG: 0.414	0-0 6-3			0-0 F2			0-0 5-3		0-0 L8	4 0 0 0 0 0 2
Ed Kranepool, L (1, 3) OBP: 0.314, SLG: 0.401	0-0 2B			0-0 G3			0-0 F8		0-0 1-3 1-2 2-3	4 0 1 0 0 0 2
Joe Christopher, R (1, 9) OBP: 0.363, SLG: 0.483	0-3 K			0-3 K			0-0 F8		0-0 P5	4 0 0 0 0 2 3
Larry Elliot, L (1, 8) OBP: 0.316, SLG: 0.415		0-3 K			0-0 1-4-3			0-0 E5 WP		3 0 0 0 0 1 0
George Altman, L (1, 7) OBP: 0.246, SLG: 0.316		0-0 1-3			0-0 F8			0-0 F8 1-2		3 0 0 0 0 0 1
Jesse Gonder, L (1, 2) OBP: 0.339, SLG: 0.407		0-0 F8			0-0 1-3			0-0 F8		3 0 0 0 0 0 1
Roy McMillan, R (1, 6) OBP: 0.240, SLG: 0.241			0-0 F9			0-0 F8		0-0 F7		3 0 0 0 0 0 1
Galen Cisco, R (1, 1) OBP: 0.184, SLG: 0.133 Charley Smith, R (9, PH) OBP: 0.285, SLG: 0.416			0-3 K			0-3 K			0-0 1-3 1B	2 0 0 0 0 2 0 1 0 1 0 0 0 0

BOTTOM

Los Angeles Dodgers @ New York Mets
Shea Stadium, Flushing, NY
Fri Sep 04 1964, 7:05 PM EDT
Unknown

livebaseballscorecards.com

AB	31
R	0
H	3
RBI	0
BB	0
SO	5
LOB	10



Inning Stats	R: 0	H: 1	E: 0	LOB: 1	K: 1	BB: 0	S: 6	P: 6	R: 0	H: 0	E: 0	LOB: 0	K: 1	BB: 0	S: 5	P: 5	R: 0	H: 0	E: 0	LOB: 0	K: 1	BB: 0	S: 5	P: 5	R: 0	H: 0	E: 0	LOB: 0	K: 0	BB: 0	S: 3	P: 3	R: 0	H: 0	E: 0	LOB: 0	K: 1	BB: 0	S: 5	P: 5	R: 0	H: 0	E: 1	LOB: 1	K: 0	BB: 0	S: 4	P: 4	R: 0	H: 2	E: 0	LOB: 2	K: 0	BB: 0	S: 5	P: 5	1B: 2	SF: 0	2B: 1	SAC: 0	3B: 0	DP: 0	HR: 0	HBP: 0	WP: 1	PA: 31	PB: 0	SB: 0	CS: 0	ERA	WHIP				
PITCHER Don Drysdale, R (1, 1) ERA: 2.31	IP	WLS	BF	H	R	ER	SO	BB	IBB	HBP	BLK	WP	HR	S	P	ERA	WHIP																																																										
	9.0	W	31	3	0	0	5	0	0	0	0	1	0	41	41	0.00	0.333																																																										
	<table border="1"> <thead> <tr> <th>PITCHER</th> <th>IP</th> <th>WLS</th> <th>BF</th> <th>H</th> <th>R</th> <th>ER</th> <th>SO</th> <th>BB</th> <th>IBB</th> <th>HBP</th> <th>BLK</th> <th>WP</th> <th>HR</th> <th>S</th> <th>P</th> <th>ERA</th> <th>WHIP</th> </tr> </thead> <tbody> <tr> <td></td> <td colspan="28"></td> </tr> </tbody> </table>																												PITCHER	IP	WLS	BF	H	R	ER	SO	BB	IBB	HBP	BLK	WP	HR	S	P	ERA	WHIP																													
PITCHER	IP	WLS	BF	H	R	ER	SO	BB	IBB	HBP	BLK	WP	HR	S	P	ERA	WHIP																																																										

Los Angeles Dodgers @ New York Mets
 Shea Stadium, Flushing, NY

Fri Sep 04 1964, 7:05 PM EDT
 Att. 45,065 - Unknown

livebaseballscorecards.com

AB	36
R	5
H	11
RBI	4
BB	2
SO	6
LOB	13



Batter	1	2	3	4	5	6	7	8	9	AB	R	H	RBI	BB	SO	LOB
Maury Wills, S (1, 6) OBP: 0.331, SLG: 0.336	0-0 5-3			0-0 G3		0-0 2B	0-0 P4		0-0 F8	5	1	1	0	0	0	3
Dick Tracewski, R (1, 5) OBP: 0.332, SLG: 0.352	0-3 K			0-3 K		0-0 1B		0-3 K	0-0 1B	5	1	2	1	0	3	0
Willie Davis, L (1, 8) OBP: 0.313, SLG: 0.407	0-0 F9			0-0 F9		0-0 1B		0-0 1B	0-0 F8	5	1	2	1	0	0	2
Tommy Davis, R (1, 7) OBP: 0.307, SLG: 0.365		0-3 K			0-0 G3	0-0 CS	0-0 SH3-4	0-0 BB		4	1	3	0	0	1	0
Derrell Griffith, L (1, 9) OBP: 0.314, SLG: 0.440		0-0 F8			0-0 G3					3	0	0	0	0	0	2
Wes Parker, S (8, 9) OBP: 0.289, SLG: 0.324										0	0	0	0	0	0	0
Ron Fairly, L (1, 3) OBP: 0.352, SLG: 0.399		0-0 L9			0-0 4-3		0-0 6-3	0-0 BB		3	0	0	0	1	0	2
Nate Oliver, R (1, 4) OBP: 0.316, SLG: 0.290				0-0 F9		0-0 5-3		0-0 4-3		4	1	1	1	0	0	3
Jeff Torborg, R (1, 2) OBP: 0.176, SLG: 0.125				0-0 F9		0-3 K	0-0 BB		0-0 1B	2	0	0	0	0	1	0
John Roseboro, L (7, PH) OBP: 0.367, SLG: 0.374							0-0 1B			2	0	2	1	0	0	0
Jim Brewer, L (1, 1) OBP: 0.273, SLG: 0.200				0-0 F9		0-3 K	4-0 BB		0-0 F2	2	0	0	0	1	1	0
Bob Miller, R (7, 1) OBP: 0.176, SLG: 0.067										0	0	0	0	0	0	0
Frank Howard, R (9, PH) OBP: 0.302, SLG: 0.423										1	0	0	0	0	0	1

Inning Stats	R: 0	H: 0	E: 0	K: 1	S: 5	R: 0	H: 0	E: 0	K: 1	S: 5	R: 0	H: 0	E: 0	K: 0	S: 3	R: 0	H: 0	E: 0	K: 1	S: 5	R: 0	H: 1	E: 0	K: 0	S: 4	R: 2	H: 3	E: 0	K: 2	S: 9	R: 2	H: 3	E: 0	K: 0	S: 6	R: 1	H: 2	E: 1	K: 1	S: 7	R: 0	H: 2	E: 0	K: 0	S: 5	1B: 9	2B: 2	3B: 0	HR: 0	SF: 0	SAC: 1	DP: 0	HBP: 0	WP: 0	PA: 40
--------------	------	------	------	------	------	------	------	------	------	------	------	------	------	------	------	------	------	------	------	------	------	------	------	------	------	------	------	------	------	------	------	------	------	------	------	------	------	------	------	------	------	------	------	------	------	-------	-------	-------	-------	-------	--------	-------	--------	-------	--------

PITCHER	IP	WLS	BF	H	R	ER	SO	BB	IBB	HBP	BLK	WP	HR	S	P	ERA	WHIP
Dennis Ribant, R (1, 1) ERA: 4.96	6.2		25	6	4	4	5	0	0	0	0	0	0	35	35	5.40	0.900
Bill Wakefield, R (7, 1) ERA: 3.61	0.1		3	1	0	0	0	1	0	0	0	0	0	2	6	0.00	6.000
Larry Bearmarth, R (8, 1) ERA: 4.01	1.0	W	6	2	1	0	1	1	0	0	0	0	0	7	11	0.00	3.000
Willard Hunter, L (9, 1) ERA: 4.08	1.0	S	5	2	0	0	0	0	0	0	0	0	0	5	5	0.00	2.000

Batter	1	2	3	4	5	6	7	8	9	AB R H RBI BB SO LOB	TOP
Maury Wills, S OBP: 0.332, SLG: 0.336 (1, 6) X	0-0 1-3 ①		0-0 S E 1B	0-0 F5 ③			0-0 WP S 1B		0-0 F8 ③	5 1 2 0 0 0 0	
Dick Tracewski, R OBP: 0.331, SLG: 0.348 (1, 5) X	0-0 F9 ②		0-0 5-3 ①		4-0 P5 BB		0-3 K ①			3 0 0 0 1 1 1	
Willie Davis, L OBP: 0.313, SLG: 0.406 (1, 8) X	0-0 HR 1B		0-0 G3 ②		0-0 P5 ① ②		0-3 K ②			4 1 1 0 0 1 2	
Tommy Davis, R OBP: 0.308, SLG: 0.371 (1, 7) X	0-0 1-H HR		4-0 BB		0-0 F9 ③		0-0 F8 ③			3 1 1 2 1 0 1	
Frank Howard, R OBP: 0.299, SLG: 0.418 (1, 9) X	0-0 6-3 ③		0-0 4-3 ③			0-3 K ①		0-0 F8 ①		4 0 0 0 0 1 1	
Ron Fairly, L OBP: 0.352, SLG: 0.399 (8, 3) X										0 0 0 0 0 0 0	
Wes Parker, S OBP: 0.294, SLG: 0.349 (1, 3) (8, 9) X		0-0 6-3 ①		0-0 HR		0-0 BLK 1B		0-0 1-3 ②		4 2 2 1 0 0 0	
Nate Oliver, R OBP: 0.315, SLG: 0.286 (1, 4) X		4-0 FC4 BB		0-0 F7 ①		0-0 F2 ②		0-3 K ③		3 0 0 0 1 1 1	
Jeff Torborg, R OBP: 0.211, SLG: 0.278 (1, 2) X		0-3 K ②		0-0 SH1-4 3B		0-0 BLK S 1B		0-0 F9 ①		2 1 1 0 0 1 1	
John Roseboro, L OBP: 0.368, SLG: 0.375 (6, PH) (6, 2) X									0-0 F9 ①	2 0 1 1 0 0 0	
Phil Ortega, R OBP: 0.149, SLG: 0.136 (1, 1) X		0-0 FC4 ③		0-0 SH1-4 ②		0-0 F7 ③		0-3 K ②		1 0 0 1 0 0 1	
Ron Perranoski, L OBP: 0.133, SLG: 0.133 (4, 1) X		1-2		3-H					0-3 K ②	2 0 0 0 0 1 1	
Inning Stats	R: 2 H: 2 E: 0 LOB: 0 K: 0 BB: 0 S: 5 P: 5	R: 0 H: 0 E: 0 LOB: 1 K: 1 BB: 1 S: 5 P: 9	R: 1 H: 1 E: 0 LOB: 1 K: 0 BB: 1 S: 4 P: 8	R: 2 H: 2 E: 0 LOB: 0 K: 0 BB: 0 S: 5 P: 5	R: 0 H: 0 E: 0 LOB: 0 K: 0 BB: 1 S: 2 P: 6	R: 1 H: 2 E: 0 LOB: 1 K: 1 BB: 0 S: 7 P: 7	R: 0 H: 1 E: 0 LOB: 1 K: 2 BB: 0 S: 8 P: 8	R: 0 H: 0 E: 0 LOB: 0 K: 1 BB: 0 S: 5 P: 5	R: 0 H: 0 E: 0 LOB: 0 K: 1 BB: 0 S: 5 P: 5	1B: 5 SF: 0 2B: 0 SAC: 1 3B: 1 DP: 0 HR: 2 HBP: 0	WP: 1 PA: 37 PB: 0 SB: 4 CS: 0
PITCHER	IP WLS BF H R ER SO BB IBB HBP BLK WP HR S P ERA WHIP										
Ron Locke, L ERA: 4.15 (1, 1)	3.2 L 18 5 5 5 1 2 0 0 0 0 2 18 26 12.27 1.909										
Bill Wakefield, R ERA: 3.6 (4, 1)	0.1 1 0 0 0 0 0 0 0 0 0 0 0 1 1 0.00 0.000										
Gary Kroll, R ERA: 3.0 (5, 1)	5.0 18 3 1 1 5 1 0 0 2 1 0 27 31 1.80 0.800										

Los Angeles Dodgers @ New York Mets
 Shea Stadium, Flushing, NY
 Sat Sep 05 1964, 7:05 PM EDT
 Att: 30,350 - Unknown

AB	33
R	6
H	8
RBI	5
BB	3
SO	6
LOB	9



livebaseballscorecards.com

BOTTOM

Los Angeles Dodgers @ New York Mets
Shea Stadium, Flushing, NY
Sat Sep 05 1964, 7:05 PM EDT
Att. 30,350 - Unknown

livebaseballscores.com

AB	30
R	2
H	5
RBI	2
BB	3
SO	3
LOB	17



AB	R	H	RBI	BB	SO	LOB
4	0	0	0	0	2	2
2	0	0	0	2	0	0
4	0	0	0	0	0	4
3	1	1	0	1	0	1
4	1	1	0	0	0	1
4	0	1	0	0	0	2
2	0	2	2	0	0	0
0	0	0	0	0	0	0
1	0	0	0	0	1	0
2	0	0	0	0	0	2
0	0	0	0	0	0	0
2	0	0	0	0	0	2

Batter	1	2	3	4	5	6	7	8	9
Bobby Klaus, R OBP: 0.303, SLG: 0.368 (1, 4)	0-0 P6		0-3 K		0-3 K		0-0 F8		
Larry Elliot, L OBP: 0.323, SLG: 0.414 (1, 8)	0-0 L8		4-0 BB		4-0 BB			0-0 3-1	
Ed Kranepool, L OBP: 0.313, SLG: 0.397 (1, 3)	0-0 F7		0-0 4-3		0-0 6-3			0-0 4-3	
Joe Christopher, R OBP: 0.363, SLG: 0.480 (1, 9)		4-0 BB		0-0 2B	0-0 L3			0-0 6-3	
George Altman, L OBP: 0.248, SLG: 0.319 (1, 7)		0-0 F7		0-0 1B		0-0 P4		0-0 B5-3	
Wayne Graham, R OBP: 0.143, SLG: 0.190 (1, 5)		0-0 F9		0-0 E5		0-0 G3-6-1		0-0 F8	
Jesse Gonder, L OBP: 0.342, SLG: 0.410 (1, 2)			0-0 FC1-5	0-0 G6-4-3		0-0 G3-6-1		0-3 K	
Rod Kanehl, R OBP: 0.256, SLG: 0.284 (4, PR)			1-2 2-H	1-2 3-H		1-2f			
Gary Kroll, R OBP: 0.500, SLG: 0.500 (5, 1)			1-2 2-3						
Charley Smith, R OBP: 0.284, SLG: 0.421 (9, PH)									
Roy McMillan, R OBP: 0.243, SLG: 0.241 (1, 6)			1-0 BB	0-0 F8			0-0 L8		
Ron Locke, R OBP: 0.143, SLG: 0.143 (4, 1)			1-2 BB	0-0 FC1-5	0-0 G6-4-3		0-0 P3		
Bill Wakefield, R OBP: 0.271, SLG: 0.338 (4, PH)			1-2 BB						
Hawk Taylor, R OBP: 0.271, SLG: 0.338 (5, 2)									

Inning Stats	R: 0	H: 0	E: 0	K: 0	S: 3	R: 0	H: 0	E: 0	K: 0	S: 2	R: 0	H: 1	E: 0	K: 1	S: 6	R: 2	H: 3	E: 1	K: 0	S: 6	R: 0	H: 0	E: 0	K: 1	S: 5	R: 0	H: 1	E: 0	K: 0	S: 3	R: 0	H: 0	E: 0	K: 0	S: 3	R: 0	H: 0	E: 0	K: 1	S: 5	R: 0	H: 0	E: 0	K: 0	S: 3	R: 0	H: 0	E: 0	K: 1	S: 5	1B: 4	SF: 0	2B: 1	SAC: 0	3B: 0	DP: 2	HR: 0	HBP: 1	WP: 0	PA: 34	PB: 0	SB: 0	CS: 0
Phil Ortega, R ERA: 3.66 (1, 1)	IP	WLS	BF	H	R	ER	SO	BB	IBB	HBP	BLK	WP	HR	S	P	ERA	WHIP																																														
Ron Perranoski, L ERA: 3.65 (4, 1)	6.0	W	18	1	0	0	2	1	0	0	0	0	0	21	25	0.00	0.333																																														

Batter	1	2	3	4	5	6	7	8	9	AB R H RBI BB SO LOB
Maury Wills, S OBP: 0.333, SLG: 0.340 (1, 6) X	0-0 F7 ①		0-0 F7 ①		0-0 F8 FC4-2-5 2B		0-0 HR 1B		0-0 SH5-3 ②	4 1 2 0 0 0 1
Jim Gilliam, S OBP: 0.304, SLG: 0.277 (1, 5) X	0-0 4-3 ②		0-0 G4-6-3 ② ③		0-0 F8 ①		0-0 HR 1B		0-0 4-3 ③	5 1 1 2 0 0 3
Willie Davis, L OBP: 0.314, SLG: 0.407 (1, 8) X	0-0 4-3 ③			0-0 1B SF9 1B	0-0 FC4-2-5		0-0 CS 1B			4 1 2 0 0 0 1
Tommy Davis, R OBP: 0.306, SLG: 0.368 (1, 7)		0-0 F8 ①		0-0 F7 ①	0-0 P3 ③		0-0 CS ③	0-0 5-3 ①		4 0 0 0 0 0 2
Wes Parker, S OBP: 0.294, SLG: 0.349 (8, 7)										0 0 0 0 0 0 0
Derrell Griffith, L OBP: 0.324, SLG: 0.453 (1, 9) X		0-0 P5 ②		0-0 1B 3B 1B		0-0 1B ①		0-0 4-3 2B		4 1 3 0 0 0 0
Ron Fairly, L OBP: 0.351, SLG: 0.398 (1, 3) X		0-0 1B 1B		0-0 SF9 ②		0-0 P5 ②		0-0 4-3 ②		3 0 1 1 0 0 1
John Roseboro, L OBP: 0.369, SLG: 0.382 (1, 2) X		0-0 1B 1B		0-0 1B 3B		0-0 F8 ③		0-0 4-3 ③		4 0 2 1 0 0 1
Nate Oliver, R OBP: 0.318, SLG: 0.284 (1, 4) X		0-0 P3 ③		4-0 S BB		4-0 CS BB		0-3 K ①		2 0 0 0 2 1 2
Howie Reed, R OBP: 0.176, SLG: 0.067 (1, 1)			4-0 BB		0-3 K ③		0-3 K ① ②		0-0 SH5-3 1B	2 0 0 0 1 2 3
Bob Miller, R OBP: 0.222, SLG: 0.125 (8, 1)					1-2 K					1 0 1 0 0 0 0

Inning Stats	R: 0	H: 0	E: 0	K: 0	S: 3	P: 3	R: 0	H: 2	E: 0	K: 0	S: 5	P: 5	R: 0	H: 0	E: 0	K: 0	S: 2	R: 2	H: 3	E: 0	K: 1	S: 8	P: 12	R: 0	H: 1	E: 0	K: 0	S: 4	P: 4	R: 0	H: 1	E: 0	K: 0	S: 3	P: 3	R: 2	H: 3	E: 0	K: 1	S: 6	P: 10	R: 0	H: 1	E: 0	K: 0	S: 4	P: 4	R: 0	H: 1	E: 0	K: 1	S: 6	P: 6	1B: 8	SF: 1	2B: 2	3B: 1	HR: 1	WP: 0	PA: 39
--------------	------	------	------	------	------	------	------	------	------	------	------	------	------	------	------	------	------	------	------	------	------	------	-------	------	------	------	------	------	------	------	------	------	------	------	------	------	------	------	------	------	-------	------	------	------	------	------	------	------	------	------	------	------	------	-------	-------	-------	-------	-------	-------	--------

PITCHER	IP	WLS	BF	H	R	ER	SO	BB	IBB	HBP	BLK	WP	HR	S	P	ERA	WHIP
Tracy Stallard, R ERA: 4.1 (1, 1)	7.0	L	30	10	4	4	2	3	0	0	0	0	1	31	43	5.14	1.857
Larry Bearnarth, R ERA: 3.91 (8, 1)	2.0		8	2	0	0	1	0	0	0	0	0	0	10	10	0.00	1.000

Los Angeles Dodgers @ New York Mets
Shea Stadium, Flushing, NY

Sun Sep 06 1964, 3:33 AM EDT
Att: 25,545 - Unknown

AB	33
R	4
H	12
RBI	4
BB	3
SO	3
LOB	14

BOTTOM

Los Angeles Dodgers @ New York Mets
Shea Stadium, Flushing, NY
Sun Sep 06 1964, 3:33 AM EDT
Att. 25,545 - Unknown

livebaseballscorecards.com

AB	33
R	3
H	7
RBI	3
BB	1
SO	8
LOB	11



WP: 0	PA: 35
PB: 0	SB: 0
CS: 0	

AB R H RBI BB SO LOB

3	0	1	0	0	1	0
1	0	0	0	0	0	0
3	1	1	1	0	0	0
4	0	0	0	0	2	3
4	0	1	1	0	0	0
4	1	1	0	0	1	1
3	0	2	0	1	0	0
4	0	0	0	0	2	4
3	1	1	1	0	0	1
1	0	0	0	0	1	0
2	0	0	0	0	1	1
1	0	0	0	0	0	1
0	0	0	0	0	0	0

Batter	1	2	3	4	5	6	7	8	9
Bobby Klaus, R (1, 4) OBP: 0.303, SLG: 0.368 Rod Kanehl, R (8, 4) OBP: 0.255, SLG: 0.283	0-3 K		0-0 G6-4-3 1-2 2-3 1B		0-0 F8			0-0 P3	
Ed Kranepool, L (1, 3) OBP: 0.312, SLG: 0.396	0-0 F9		0-0 SF9			0-0 3-1		0-0 6-3 E 1B	
Joe Christopher, R (1, 9) OBP: 0.360, SLG: 0.476	0-3 K		0-0 G6-4-3 1-2f			0-3 K		0-0 6-3 1-2	
George Altman, L (1, 7) OBP: 0.248, SLG: 0.318		0-0 F8		0-0 4-3		0-0 3-1		0-0 E9 2-H 1B	
Charley Smith, R (1, 5) OBP: 0.284, SLG: 0.419		0-3 K		0-0 F8			0-0 5-3 BB 4-3 1B	0-0 4-3	
Larry Elliot, L (1, 8) OBP: 0.330, SLG: 0.418		0-0 1B		0-0 1B		4-0 4-3 5-3 BB		0-0 F7	
Jesse Gonder, L (1, 2) OBP: 0.338, SLG: 0.404		0-3 K2-3		0-0 F9		0-0 5-3 1-2 2-3		0-3 K	
Roy McMillan, R (1, 6) OBP: 0.244, SLG: 0.242 Jim Hickman, R (9, PH) OBP: 0.313, SLG: 0.379			0-0 1B E SF9 1B		0-0 4-3		0-0 4-3	0-3 K	
Tracy Stallard, R (1, 1) OBP: 0.229, SLG: 0.261 Hawk Taylor, R (7, PH) OBP: 0.269, SLG: 0.337 Larry Bearnarth, R (8, 1) OBP: 0.154, SLG: 0.154			0-0 E1 SF9 1B		0-3 K		0-0 P4		

Inning Stats	R: 0	H: 0	E: 0	K: 2	S: 7	R: 0	H: 1	E: 0	K: 2	S: 8	R: 1	H: 2	E: 1	K: 0	S: 5	R: 0	H: 1	E: 0	K: 0	S: 4	R: 0	H: 0	E: 0	K: 1	S: 5	R: 1	H: 1	E: 0	K: 0	S: 4	R: 1	H: 2	E: 1	K: 0	S: 5	R: 0	H: 0	E: 0	K: 2	S: 7	1B: 7	2B: 0	3B: 0	HR: 0	SF: 1	SAC: 0	DP: 1	HBP: 0	WP: 0	PA: 35
--------------	------	------	------	------	------	------	------	------	------	------	------	------	------	------	------	------	------	------	------	------	------	------	------	------	------	------	------	------	------	------	------	------	------	------	------	------	------	------	------	------	-------	-------	-------	-------	-------	--------	-------	--------	-------	--------

PITCHER	IP	WLS	BF	H	R	ER	SO	BB	IBB	HBP	BLK	WP	HR	S	P	ERA	WHIP
Howie Reed, R (1, 1) ERA: 3.3	7.2	W	31	7	3	3	6	1	0	0	0	0	0	42	46	3.52	1.043
Bob Miller, R (8, 1) ERA: 2.55	1.1	S	4	0	0	0	2	0	0	0	0	0	0	8	8	0.00	0.000

Batter	1	2	3	4	5	6	7	8	9	AB R H RBI BB SO LOB	TOP									
Maury Wills, S OBP: 0.330, SLG: 0.337 (1, 6) X	0-0 5-3		0-3 K2-3			0-0 G5-4-3			0-0 F9	4 0 0 0 0 1 1	Los Angeles Dodgers @ Philadelphia Phillies Connie Mack Stadium, Philadelphia, PA Mon Sep 07 1964, 3:33 AM EDT Unknown livebaseballscorecards.com									
Dick Tracewski, R OBP: 0.330, SLG: 0.346 (1, 5) S S S	0-3 K			0-0 5-3			0-0 1B SF9 1B		0-0 L8	4 1 1 0 0 1 0										
Willie Davis, L OBP: 0.314, SLG: 0.405 (1, 8) X	0-0 F7			0-0 P4			0-0 1B FC6-4 1B		0-0 1-3	4 0 1 0 0 0 0										
Tommy Davis, R OBP: 0.304, SLG: 0.367 (1, 7) X		0-0 L7		0-0 P4			0-0 1B SF9			2 0 0 1 0 0 0										
Frank Howard, R OBP: 0.297, SLG: 0.415 (1, 9) X		0-0 F2			0-0 4-3		0-0 1B F8			3 0 0 0 0 0 1										
Wes Parker, S OBP: 0.301, SLG: 0.355 (1, 3) X		0-0 1B FC6-4			0-0 1B CS		0-0 1B FC6-4			3 0 2 0 0 0 1										
Nate Oliver, R OBP: 0.315, SLG: 0.281 (1, 4) X		0-0 1B FC6-4			0-0 1B L9			0-0 1B 5-3		3 0 0 0 0 0 2										
Jeff Torborg, R OBP: 0.273, SLG: 0.300 (1, 2) X			0-0 6-3			4-0 1B FC5-6 BB		0-0 1B CS		2 0 1 0 1 0 0										
Derrell Griffith, L OBP: 0.324, SLG: 0.453 (8, PR)								0-0 1B K		0 0 0 0 0 0 0										
John Roseboro, L OBP: 0.369, SLG: 0.382 (8, 2) X								0-3 1B K		0 0 0 0 0 0 0										
Larry Miller, L OBP: 0.300, SLG: 0.300 (1, 1) X			0-0 1-3			0-0 1B FC5-6				3 0 0 0 0 1 2										
Ron Perranoski, L OBP: 0.133, SLG: 0.133 (8, 1) X						0-0 1B G5-4-3				0 0 0 0 0 0 0										
Inning Stats	R: 0 E: 0 K: 1 S: 5	H: 0 LOB: 0 BB: 0 P: 5	R: 0 E: 0 K: 0 S: 4	H: 1 LOB: 1 BB: 0 P: 4	R: 0 E: 0 K: 1 S: 5	H: 0 LOB: 0 BB: 0 P: 5	R: 0 E: 0 K: 0 S: 3	H: 0 LOB: 0 BB: 0 P: 3	R: 0 E: 0 K: 0 S: 3	H: 1 LOB: 0 BB: 0 P: 3	R: 1 E: 0 K: 0 S: 5	H: 2 LOB: 1 BB: 0 P: 5	R: 0 E: 0 K: 1 S: 5	H: 1 LOB: 1 BB: 0 P: 5	R: 0 E: 0 K: 0 S: 3	H: 0 LOB: 0 BB: 0 P: 3	1B: 5 2B: 1 3B: 0 HR: 0	SF: 1 SAC: 0 DP: 2 HBP: 0	WP: 0 PB: 0 SB: 0 CS: 2	PA: 30
PITCHER Dennis Bennett, L ERA: 3.74 (1, 1)	IP 9.0 WLS W BF 30 H 5 R 1 ER 1 SO 3 BB 1 IBB 0 HBP 0 BLK 0 WP 0 HR 0 S 35 P 39 ERA 1.00 WHIP 0.667											PITCHER	IP WLS BF H R ER SO BB IBB HBP BLK WP HR S P ERA WHIP							



Batter	1	2	3	4	5	6	7	8	9	AB R H RBI BB SO LOB
--------	---	---	---	---	---	---	---	---	---	----------------------

Cookie Rojas, R <small>OBP: 0.353, SLG: 0.413</small> (1, 8) X	0-0 		0-0 P6 		4-0 			0-0 SH1-4 		2 1 1 0 1 0 0
Tony Taylor, R <small>OBP: 0.323, SLG: 0.313</small> (1, 4) X	0-0 E6 		0-0 B1-5-3 		0-0 F8 			0-0 F9 		4 0 0 0 0 0 3
Dick Allen, R <small>OBP: 0.378, SLG: 0.551</small> (1, 5) X	0-0 		0-0 F8 					4-0 		3 1 1 0 1 0 0
Frank Thomas, R <small>OBP: 0.307, SLG: 0.425</small> (1, 3) X	0-0 F9 			0-0 6-3 				0-0 		4 1 1 2 0 0 2
Alex Johnson, R <small>OBP: 0.413, SLG: 0.542</small> John Herrnstein, L <small>OBP: 0.304, SLG: 0.393</small> (1, 7) S (9, 7) S	0-3 K 			0-0 6-3 				0-0 		4 1 1 1 0 2 2
Danny Cater, R <small>OBP: 0.329, SLG: 0.400</small> Johnny Callison, L <small>OBP: 0.315, SLG: 0.490</small> (1, 9) X (8, PR) (9, 9)	0-0 F8 			0-0 F3 				0-0 		4 0 1 1 0 0 2
Gus Triandos, R <small>OBP: 0.329, SLG: 0.450</small> (1, 2)		0-3 K 			0-3 K 			0-0 		4 0 0 0 0 2 1
Bobby Wine, R <small>OBP: 0.277, SLG: 0.311</small> (1, 6) X		0-0 6-3 			0-0 					3 0 1 0 0 0 0
Dennis Bennett, L <small>OBP: 0.222, SLG: 0.186</small> (1, 1)		0-3 K 			0-0 SH2-4 			0-0 		2 1 1 0 0 1 0

Inning Stats	R: 1	H: 2	E: 1	LOB: 2	K: 1	S: 8	R: 0	H: 0	E: 0	LOB: 0	K: 2	S: 7	R: 0	H: 0	E: 0	LOB: 0	K: 0	S: 3	R: 0	H: 1	E: 0	LOB: 2	K: 1	S: 6	R: 0	H: 0	E: 0	LOB: 0	K: 1	S: 5	R: 0	H: 0	E: 0	LOB: 0	K: 0	S: 3	R: 4	H: 4	E: 0	LOB: 2	K: 0	S: 7
--------------	------	------	------	--------	------	------	------	------	------	--------	------	------	------	------	------	--------	------	------	------	------	------	--------	------	------	------	------	------	--------	------	------	------	------	------	--------	------	------	------	------	------	--------	------	------

PITCHER	IP	WLS	BF	H	R	ER	SO	BB	IBB	HBP	BLK	WP	HR	S	P	ERA	WHIP
Larry Miller, L <small>ERA: 4.57</small>	(1, 1)	7.2	L	32	6	5	4	5	1	1	0	0	0	40	48	4.70	0.913
Ron Perranoski, L <small>ERA: 3.64</small>	(8, 1)	0.1		2	1	0	0	0	0	0	0	1	0	2	2	0.00	3.000

BOTTOM

Los Angeles Dodgers @ Philadelphia Phillies
 Connie Mack Stadium, Philadelphia, PA
 Mon Sep 07 1964, 3:33 AM EDT
 Unknown

AB	30
R	5
H	7
RBI	4
BB	2
SO	5
LOB	10



WP	PA	CS
1	34	0

Batter	1	2	3	4	5	6	7	8	9	AB R H RBI BB SO LOB	TOP		
Maury Wills, S (1, 6) OBP: 0.330, SLG: 0.335	4-0 BB 1B BB	0-0 1-3			0-0 5-3			0-0 4-3		3 1 0 0 1 0 0	Los Angeles Dodgers @ Philadelphia Phillies Connie Mack Stadium, Philadelphia, PA Mon Sep 07 1964, 3:38 AM EDT Att: 26,390 - Unknown livebaseballscorecards.com		
Jim Gilliam, S (1, 5) OBP: 0.303, SLG: 0.275	4-0 BB 1B BB		0-3 K			0-0 F4		0-0 F7		3 1 0 0 1 1 0			
Willie Davis, L (1, 8) OBP: 0.315, SLG: 0.406	0-0 1B SH1-3 1B		0-0 F8			0-0 E 1B		0-0 6-3		4 1 2 1 0 0 0			
Derrell Griffith, L (1, 7) OBP: 0.322, SLG: 0.449 Lee Walls, R (9, 7) OBP: 0.259, SLG: 0.240	0-0 PB SH1-3 1B		0-0 1-3			0-0 E4 G4-6-3		0-0 L9		4 0 1 1 0 0 1 0 0 0 0 0 0 0			
Ron Fairly, L (1, 3) OBP: 0.348, SLG: 0.394	0-3 K			0-0 6-3		0-0 G4-6-3 1-2f		0-0 3-1		4 0 0 0 0 1 4			
John Roseboro, L (1, 2) OBP: 0.369, SLG: 0.382	0-0 SH1-3		0-3 K			0-0 6-3 SH1-4 1B		0-0 G3		3 0 1 1 0 1 0			
Wes Parker, S (1, 9) OBP: 0.298, SLG: 0.350	0-0 B1-3		0-0 P4			0-0 SH1-4				2 0 0 0 0 0 1			
Nate Oliver, R (1, 4) OBP: 0.311, SLG: 0.278		0-0 L8			0-0 3-1		0-0 6-3			3 0 0 0 0 0 1			
Pete Richert, L (1, 1) Bob Miller, R (8, 1) Ron Perranoski, L (8, 1) OBP: 0.222, SLG: 0.125 OBP: 0.133, SLG: 0.133		0-0 1-3		0-3 K		0-3 K				3 0 0 0 0 2 1 0 0 0 0 0 0 0 0 0 0 0 0 0 0			
Inning Stats	R: 3 H: 2 E: 0 LOB: 1 K: 1 BB: 2 S: 7 P: 15	R: 0 H: 0 E: 0 LOB: 0 K: 0 BB: 0 S: 3 P: 3	R: 0 H: 0 E: 0 LOB: 0 K: 1 BB: 0 S: 5 P: 5	R: 0 H: 0 E: 0 LOB: 0 K: 1 BB: 0 S: 5 P: 5	R: 0 H: 0 E: 0 LOB: 0 K: 1 BB: 0 S: 5 P: 5	R: 0 H: 1 E: 1 LOB: 1 K: 0 BB: 0 S: 4 P: 4	R: 0 H: 1 E: 0 LOB: 1 K: 1 BB: 0 S: 6 P: 6	R: 0 H: 0 E: 0 LOB: 0 K: 0 BB: 0 S: 3 P: 3	R: 0 H: 0 E: 0 LOB: 0 K: 0 BB: 0 S: 3 P: 3	1B: 4 SF: 0 2B: 0 SAC: 2 3B: 0 DP: 1 HR: 0 HBP: 0		WP: 0 PA: 33 PB: 1 SB: 0 CS: 0	
PITCHER	IP WLS BF H R ER SO BB IBB HBP BLK WP HR S P ERA WHIP											PITCHER	IP WLS BF H R ER SO BB IBB HBP BLK WP HR S P ERA WHIP
Rick Wise, R (1, 1) ERA: 4.02	0.0 L 3 1 3 3 0 2 0 0 0 0 0 0 1 9 ∞ ∞												
Bobby Shantz, L (1, 1) ERA: 3.45	7.0 24 3 0 0 5 0 0 0 0 0 0 0 34 34 0.00 0.429												
Ed Roebuck, R (8, 1) ERA: 2.54	2.0 6 0 0 0 0 0 0 0 0 0 0 0 6 6 0.00 0.000												



Batter	1	2	3	4	5	6	7	8	9	AB	R	H	RBI	BB	SO	LOB
Cookie Rojas, R OBP: 0.352, SLG: 0.414 (1, 8)	0-0 6-3		0-0 F2		0-0 F9			0-0 2B		4	0	1	0	0	0	0
Tony Taylor, R OBP: 0.322, SLG: 0.312 (1, 4)	0-0 FC6-4 1B		0-0 6-3		0-0 4-3			0-0 F7		4	0	1	0	0	0	1
Dick Allen, R OBP: 0.381, SLG: 0.552 (1, 5)	0-3 K		0-0 1B 1B					4-0 BB		3	0	2	0	1	1	1
Frank Thomas, R OBP: 0.306, SLG: 0.422 (1, 3)	0-0 FC6-4 1-2f		0-0 1B					0-3 K		4	0	1	0	0	1	4
Alex Johnson, R OBP: 0.409, SLG: 0.525 (1, 7)		1-0 1B 2B HBP	0-0 F8					0-3 K		2	1	0	0	0	1	3
Johnny Callison, L OBP: 0.315, SLG: 0.489 (8, PH) (9, 9)									0-0 G3	1	0	0	0	0	0	2
Danny Cater, R OBP: 0.333, SLG: 0.403 (1, 9) (9, 7)		0-0 2B 1B		0-0 G1-6-3 1B				0-3 K		4	0	2	0	0	1	1
Gus Triandos, R OBP: 0.333, SLG: 0.458 (1, 2)		0-0 1B		0-3 K				0-0 6-3		4	0	2	1	0	1	1
John Briggs, L OBP: 0.359, SLG: 0.368 (9, PR)		1-H 2-H 2B		0-0 K					0-0 G4-6-3 1B	0	0	0	0	0	0	0
Bobby Wine, R OBP: 0.273, SLG: 0.306 (1, 6)		0-3 K		0-0 G1-6-3 1-2f				0-3 K		4	0	0	0	0	2	3
Rick Wise, R OBP: 0.368, SLG: 0.313 (1, 1)		0-3 K			0-3 K			0-3 K		0	0	0	0	0	0	0
Bobby Shantz, R (1, 1)										2	0	0	0	0	2	1
Adolfo Phillips, R (7, PH)										1	0	0	0	0	1	0
Ed Roebuck, R (8, 1)										0	0	0	0	0	0	0

BOTTOM

Los Angeles Dodgers @ Philadelphia Phillies
 Connie Mack Stadium, Philadelphia, PA
 Mon Sep 07 1964, 3:38 AM EDT
 Att. 26,390 - Unknown

livebaseballscorecards.com

AB	33
R	1
H	9
RBI	1
BB	1
SO	10
LOB	17



Inning Stats	R: 0	H: 1	E: 0	K: 1	S: 6	LOB: 1	BB: 0	P: 6	R: 1	H: 2	E: 0	K: 2	S: 8	LOB: 1	BB: 0	P: 9	R: 0	H: 2	E: 0	K: 0	S: 5	LOB: 2	BB: 0	P: 5	R: 0	H: 1	E: 0	K: 1	S: 5	LOB: 0	BB: 0	P: 5	R: 0	H: 0	E: 0	K: 1	S: 5	LOB: 0	BB: 0	P: 5	R: 0	H: 1	E: 0	K: 2	S: 7	LOB: 1	BB: 0	P: 8	R: 0	H: 0	E: 0	K: 2	S: 7	LOB: 0	BB: 0	P: 7	R: 0	H: 1	E: 0	K: 1	S: 6	LOB: 2	BB: 1	P: 10	R: 0	H: 1	E: 0	K: 0	S: 3	LOB: 1	BB: 0	P: 3	1B: 7	2B: 2	3B: 0	HR: 0	SF: 0	SAC: 0	DP: 2	HBP: 1	WP: 0	PB: 0	SB: 0	CS: 0	PA: 35	ERA	WHIP
PITCHER	IP	WLS	BF	H	R	ER	SO	BB	IBB	HBP	BLK	WP	HR	S	P	ERA	WHIP	PITCHER	IP	WLS	BF	H	R	ER	SO	BB	IBB	HBP	BLK	WP	HR	S	P	ERA	WHIP																																																				
Pete Richert, L ERA: 5.27 (1, 1)	7.1	W	29	8	1	1	9	0	0	1	0	0	0	46	47	1.23	1.091	Bob Miller, R ERA: 2.54 (8, 1)	0.1		2	0	0	0	1	1	0	0	0	0	3	7	0.00	3.000	Ron Perranoski, L ERA: 3.59 (8, 1)	1.1	S	4	1	0	0	0	0	0	0	0	0	0	4	4	0.00	0.750																																			

Batter	1	2	3	4	5	6	7	8	9	AB R H RBI BB SO LOB	TOP									
Maury Wills, S OBP: 0.329, SLG: 0.334 (1, 6) X	0-0 S 2B 1B	0-3 K		0-0 G4-3 1-2f		0-3 K			0-0 1-3	5 1 1 0 0 2 3										
Jim Gilliam, S OBP: 0.302, SLG: 0.277 (1, 5) X	0-0 1B FC4-2 2B	0-0 6-3		0-0 6-3			0-0 4-3		0-0 G3	5 0 1 1 0 0 0										
Willie Davis, L OBP: 0.314, SLG: 0.404 (1, 8) X	0-0 FC4-2 2B 1B	0-0 F7			0-0 L3		0-3 K		0-0 F8	5 1 1 0 0 1 0										
Derrell Griffith, L OBP: 0.321, SLG: 0.450 (1, 7) X	0-0 P4		0-0 G3		0-0 P6		0-0 2B			4 0 1 0 0 0 2										
Lee Walls, R OBP: 0.259, SLG: 0.240 (9, 7)										0 0 0 0 0 0 0										
Ron Fairly, L OBP: 0.347, SLG: 0.391 (1, 3) X	0-0 FC4-2 2B		0-3 K		0-0 4-3		4-0 BB			3 1 0 0 1 1 2										
John Roseboro, L OBP: 0.370, SLG: 0.389 (1, 2) X	0-0 BB 2B		0-0 2B			0-0 G3		0-0 3-1		4 0 2 2 0 0 2										
Wes Parker, S OBP: 0.308, SLG: 0.352 (1, 9)	4-0 BB IBB		4-0 IBB			0-0 1B 1B		0-0 1-3		2 0 1 0 2 0 0										
Nate Oliver, R OBP: 0.314, SLG: 0.278 (1, 4) X	4-0 BB		0-0 F8			0-0 1B		0-0 4-3		3 0 1 0 1 0 2										
Jim Brewer, L OBP: 0.286, SLG: 0.231 (1, 1) X	0-3 K			0-0 G4-3 1B		0-3 K		0-0 4-3		3 0 1 0 0 2 5										
Ron Perranoski, L OBP: 0.125, SLG: 0.125 (7, 1) X									0-0 4-3	1 0 0 0 0 0 0										
Inning Stats	R: 3 E: 0 K: 1 S: 9	H: 4 LOB: 3 BB: 2 P: 17	R: 0 E: 0 K: 1 S: 5	H: 0 LOB: 0 BB: 0 P: 5	R: 0 E: 0 K: 1 S: 6	H: 1 LOB: 2 BB: 1 P: 10	R: 0 E: 0 K: 0 S: 3	H: 1 LOB: 0 BB: 0 P: 3	R: 0 E: 0 K: 2 S: 9	H: 2 LOB: 2 BB: 0 P: 9	R: 0 E: 0 K: 1 S: 6	H: 1 LOB: 2 BB: 1 P: 10	R: 0 E: 0 K: 0 S: 3	H: 0 LOB: 0 BB: 0 P: 3	R: 0 E: 0 K: 0 S: 3	H: 0 LOB: 0 BB: 0 P: 3	1B: 5 2B: 4 3B: 0 HR: 0	SF: 0 SAC: 0 DP: 1 HBP: 0	WP: 0 PB: 0 SB: 1 CS: 0	PA: 39
PITCHER	IP WLS BF H R ER SO BB IBB HBP BLK WP HR S P ERA WHIP																			
Art Mahaffey, R ERA: 4.67 (1, 1)	0.2 L 7 4 3 3 0 0 0 0 0 0 0 0 6 10 40.50 6.000																			
John Boozer, R ERA: 4.75 (1, 1)	4.1 16 2 0 0 3 1 1 0 0 0 0 20 28 0.00 0.692																			
Bobby Locke, R ERA: 1.35 (6, 1)	2.0 10 3 0 0 3 1 0 0 0 0 0 15 19 0.00 2.000																			
Jack Baldschun, R ERA: 3.08 (8, 1)	2.0 6 0 0 0 0 0 0 0 0 0 0 6 6 0.00 0.000																			

Los Angeles Dodgers @ Philadelphia Phillies
 Connie Mack Stadium, Philadelphia, PA

Tue Sep 08 1964, 3:33 AM EDT
 Att: 14,594 - Unknown

livebaseballscorecards.com

AB 35
 R 3
 H 9
 RBI 3
 BB 4
 SO 6
 LOB 16



Batter	1	2	3	4	5	6	7	8	9	AB	R	H	RBI	BB	SO	LOB
Cookie Rojas, R OBP: 0.347, SLG: 0.408 (1, 8)	0-0 5-3		0-0 6-3			0-0 5-3	0-0 FC6-4			4	0	0	0	0	0	2
Johnny Callison, L OBP: 0.314, SLG: 0.491 (1, 9)	0-0 6-3		0-0 4-3			0-0 FC6-2 3B		0-0 4-3		4	0	1	0	0	0	0
Dick Allen, R OBP: 0.380, SLG: 0.553 (1, 5)	0-0 P4			0-0 FC1-5-2-6 3B		0-0 FC6-2 1B		0-3 K		4	0	1	0	0	1	1
Frank Thomas, R OBP: 0.305, SLG: 0.420 (1, 3)		0-0 P3		0-0 FC1-5-2-6 FC6-3 3-H		0-0 1-2 1B		0-0 5-3		4	0	1	0	0	0	1
Alex Johnson, R OBP: 0.400, SLG: 0.523 (1, 7)		0-0 1B SF8 2B		0-0 FC6-3 2-2		0-3 K		0-3 K		4	1	1	0	0	2	3
Tony Taylor, R OBP: 0.323, SLG: 0.314 (1, 4)		0-0 2-3 1B			0-0 1B		0-0 5-3		0-0 F3	4	0	2	0	0	0	0
Gus Triandos, R OBP: 0.333, SLG: 0.465 (1, 2)		0-0 SF8			0-0 P3		0-0 1B 2B		0-0 P5	2	0	1	1	0	0	1
John Briggs, L OBP: 0.359, SLG: 0.368 (7, PR)										0	1	0	0	0	0	0
Jack Baldschun, R OBP: 0.250, SLG: 0.200 (8, 1)										0	0	0	0	0	0	0
Wes Covington, L OBP: 0.367, SLG: 0.481 (9, PH)										1	0	0	0	0	0	0
Ruben Amaro, R OBP: 0.306, SLG: 0.360 (1, 6)		0-3 K			0-0 L8		0-0 FC6-4 2-H 1B			3	0	1	1	0	1	2
Art Mahaffey, R OBP: 0.152, SLG: 0.244 (1, 1)			0-3 K			0-0 P4		0-0 F5		0	0	0	0	0	0	0
John Bozzer, R OBP: 0.077, SLG: 0.077 (1, 1)										1	0	0	0	0	1	0
Danny Carter, R OBP: 0.331, SLG: 0.400 (5, PH)										1	0	0	0	0	0	1
Bobby Locke, R OBP: 0.331, SLG: 0.400 (8, 1)										0	0	0	0	0	0	0
Adolfo Phillips, R OBP: 0.303, SLG: 0.353 (7, PH)										1	0	0	0	0	0	2
Clay Dalrymple, L OBP: 0.303, SLG: 0.353 (8, 2)										0	0	0	0	0	0	0

Inning Stats	R: 0	H: 0	E: 0	K: 0	S: 3	R: 1	H: 2	E: 0	K: 1	S: 7	R: 0	H: 0	E: 0	K: 1	S: 5	R: 0	H: 1	E: 0	K: 0	S: 3	R: 0	H: 1	E: 0	K: 0	S: 4	R: 0	H: 2	E: 0	K: 1	S: 7	R: 1	H: 2	E: 0	K: 0	S: 5	R: 0	H: 0	E: 0	K: 1	S: 5	R: 0	H: 0	E: 0	K: 1	S: 5	R: 0	H: 0	E: 0	K: 1	S: 5	1B: 4	2B: 3	3B: 2	HR: 0	SF: 1	SAC: 0	DP: 1	HBP: 0	WP: 0	PA: 34
PITCHER	IP	WLS	BF	H	R	ER	SO	BB	IBB	HBP	BLK	WP	HR	S	P	ERA	WHIP																																											
Jim Brewer, L ERA: 3.28 (1, 1)	6.1	W	26	8	2	2	3	0	0	0	0	0	0	32	32	2.84	1.263																																											
Ron Perranoski, L ERA: 3.5 (7, 1)	2.2	S	8	0	0	0	2	0	0	0	0	0	0	12	12	0.00	0.000																																											

BOTTOM


Los Angeles Dodgers @ Philadelphia Phillies
 Connie Mack Stadium, Philadelphia, PA

Tue Sep 08 1964, 3:33 AM EDT
 Att. 14,594 - Unknown

livebaseballscorecards.com

AB	33
R	2
H	8
RBI	2
BB	0
SO	5
LOB	13



Batter	1	2	3	4	5	6	7	8	9	AB R H RBI BB SO LOB	TOP														
Maury Wills, S OBP: 0.326, SLG: 0.331 (1, 6) X	0-0 L3 ①			X 0-0 F8 ① X	0-0 6-3 ②		X 0-0 6-3 ①		X 0-0 6-3 ③	5 0 0 0 0 0 2	<p>Los Angeles Dodgers @ San Francisco Giants Candlestick Park, San Francisco, CA</p> <p>Wed Sep 09 1964, 6:33 AM EDT Att. 24,448 - Unknown</p> <p>livebaseballscorecards.com</p> <table border="1"> <tr><td>AB</td><td>34</td></tr> <tr><td>R</td><td>8</td></tr> <tr><td>H</td><td>8</td></tr> <tr><td>RBI</td><td>8</td></tr> <tr><td>BB</td><td>3</td></tr> <tr><td>SO</td><td>5</td></tr> <tr><td>LOB</td><td>11</td></tr> </table> 	AB	34	R	8	H	8	RBI	8	BB	3	SO	5	LOB	11
AB	34																								
R	8																								
H	8																								
RBI	8																								
BB	3																								
SO	5																								
LOB	11																								
Dick Tracewski, R OBP: 0.332, SLG: 0.346 (1, 5) X	0-0 5-3 ②			X 0-0 HR 1B ①	4-0 HR IBB		0-3 K ②			3 2 1 0 1 1 0															
Willie Davis, L OBP: 0.315, SLG: 0.409 (1, 8) X	0-0 F4 ③			X 0-0 F9 ② X	0-0 HR		4-0 BB			3 1 1 4 1 0 1															
Tommy Davis, R OBP: 0.306, SLG: 0.374 (1, 7)		X 0-0 4-3 ①		X 0-0 HR 1B ①	0-0 HR		0-3 K ③			4 2 2 1 0 1 1															
Frank Howard, R OBP: 0.301, SLG: 0.425 (1, 9)		X 0-0 G6-3 1B		X 0-0 HR ①	4-0 BB		X 0-0 1-3 ①			3 1 2 3 1 0 0															
John Roseboro, L OBP: 0.366, SLG: 0.384 (1, 2)		X 0-0 G6-3 ② ③		X 0-0 3-1 ③ X	0-0 4-3 ③		X 0-0 F8 ②			4 0 0 0 0 0 2															
Wes Parker, S OBP: 0.313, SLG: 0.356 (1, 3)			X 0-0 L5 ①		X 0-0 FC 1B ①	X 0-0 CS 1B		X 0-0 F6 ③		4 1 2 0 0 0 0															
Nate Oliver, R OBP: 0.310, SLG: 0.274 (1, 4)			X 0-0 4-3 ②		X 0-0 FC 6-3 ①	0-3 K ①		X 0-0 6-3 ①		4 1 0 0 0 1 2															
Don Drysdale, R OBP: 0.190, SLG: 0.216 (1, 1)			X 0-0 F9 ③		0-3 K ①	0-3 K ② ③		X 0-0 F9 ②		4 0 0 0 0 2 3															
Inning Stats	R: 0 E: 0 K: 0 S: 3	H: 0 LOB: 0 BB: 0 P: 3	R: 0 E: 0 K: 0 S: 3	H: 1 LOB: 0 BB: 0 P: 3	R: 0 E: 0 K: 0 S: 3	H: 0 LOB: 0 BB: 0 P: 3	R: 3 E: 0 K: 0 S: 6	H: 3 LOB: 0 BB: 0 P: 6	R: 5 E: 0 K: 1 S: 9	H: 3 LOB: 1 BB: 2 P: 17	R: 0 E: 0 K: 2 S: 7	H: 1 LOB: 1 BB: 0 P: 7	R: 0 E: 0 K: 2 S: 7	H: 0 LOB: 1 BB: 1 P: 11	R: 0 E: 0 K: 0 S: 3	H: 0 LOB: 0 BB: 0 P: 3	R: 0 E: 0 K: 0 S: 3	H: 0 LOB: 0 BB: 0 P: 3	1B: 5 2B: 1 3B: 0 HR: 3	SF: 0 SAC: 0 DP: 2 HBP: 0	WP: 0 PB: 0 SB: 0 CS: 1	PA: 37			
PITCHER	IP WLS BF H R ER SO BB IBB HBP BLK WP HR S P ERA WHIP																								
Bob Hendley, L ERA: 3.64 (1, 1)	4.2 L 21 6 7 7 1 0 0 0 0 0 0 2 22 26 13.50 1.286																								
Bob Shaw, R ERA: 3.65 (5, 1)	0.1 3 1 1 1 0 1 0 0 0 0 0 1 2 6 27.00 6.000																								
Masanori Murakami, L ERA: (6, 1)	2.0 7 1 0 0 4 1 0 0 0 0 0 0 14 18 0.00 1.000																								
Ron Herbel, R ERA: 3.06 (8, 1)	2.0 6 0 0 0 0 0 0 0 0 0 0 0 6 6 0.00 0.000																								

Batter	1	2	3	4	5	6	7	8	9	AB	R	H	RBI	BB	SO	LOB	
Harvey Kuenn, R OBP: 0.325, SLG: 0.360 (1, 9) X	0-0 1-3 ①			X 0-0 5-3 ① X	0-0 6-3 ③		BB BB BB 4-0 BB			3	0	0	0	1	0	0	
Matty Alou, L OBP: 0.322, SLG: 0.296 (1, 7) X	0-0 6-3 ②			X 0-0 1B BB 1B		X 0-0 4-3 ① X	0-0 F5 ③			4	1	1	0	0	0	1	
Willie Mays, R OBP: 0.369, SLG: 0.617 (1, 8) X	0-0 F8 ③			X 0-0 BB E 1B 1-3		X 0-0 BB 1B 1B		X 0-0 F8 ①		4	0	2	0	0	0	0	
Jim Ray Hart, R OBP: 0.350, SLG: 0.510 (1, 5) X		X 0-0 L5 ①		X 0-0 E6 BB 1-2		X 0-0 F9 ②		X 0-0 6-3 ②		4	0	0	0	0	0	3	
Orlando Cepeda, R OBP: 0.358, SLG: 0.547 (1, 3) X		X 0-0 6-3 ②		X 0-0 F5 ②		X 0-0 BB 1B 1-2		X 0-0 1-3 ③		4	0	1	0	0	0	3	
Hal Lanier, R OBP: 0.286, SLG: 0.362 (1, 4) PH		0-3 K ③		BB BB BB 4-0 BB		BB BB BB 4-0 BB		X 0-0 FC3-6 1B		1	0	0	0	0	1	0	
Willie McCovey, L OBP: 0.335, SLG: 0.423 (4, PH)				1-2 2-3 3-H BB		1-2 2-3 BB				0	0	0	1	1	0	0	
Gaylord Perry, R OBP: 0.065, SLG: 0.045 (4, PR)										0	0	0	0	0	0	0	
Tom Haller, L OBP: 0.328, SLG: 0.383 (5, 2)										1	0	1	0	1	0	0	
Del Crandall, R OBP: 0.322, SLG: 0.344 (1, 2) PH			X 0-3 K ① X	X 0-0 F8 ③		X 0-0 F9 ③		X 0-0 FC3-6 G6-3 1-2f		1	0	0	0	0	1	0	
Chuck Hiller, L OBP: 0.244, SLG: 0.244 (4, PH)										3	0	0	0	0	0	7	
Jose Pagan, R OBP: 0.290, SLG: 0.269 (1, 6) X			X 0-0 1-3 ②		X 0-0 F8 ①		BB BB BB 0-3 K ①		X 0-0 G6-3 ② ③ 1-2f		4	0	0	0	0	1	1
Bob Hendley, R OBP: 0.191, SLG: 0.106 (5, 1) PH			X 0-3 K ③		X 0-0 6-3 ②		X 0-0 F9 ②			1	0	0	0	0	1	0	
Bob Shaw, R (5, 1)										0	0	0	0	0	0	0	
Cap Peterson, R OBP: 0.217, SLG: 0.227 (6, 1) PH										0	0	0	0	0	0	0	
Masanori Murakami, L (6, 1)										0	0	0	0	0	0	0	
Jose Cardenal, R (7, PH)										1	0	0	0	0	0	0	
Ron Herbel, R (8, 1)										0	0	0	0	0	0	0	


Inning Stats	R: 0 E: 0 K: 0 S: 3	H: 0 LOB: 0 BB: 0 P: 3	R: 0 E: 0 K: 1 S: 5	H: 0 LOB: 0 BB: 0 P: 5	R: 0 E: 0 K: 2 S: 7	H: 0 LOB: 0 BB: 0 P: 7	R: 1 E: 1 K: 0 S: 6	H: 2 LOB: 3 BB: 1 P: 10	R: 0 E: 0 K: 0 S: 3	H: 0 LOB: 0 BB: 0 P: 3	R: 0 E: 0 K: 0 S: 5	H: 2 LOB: 3 BB: 1 P: 9	R: 0 E: 0 K: 1 S: 5	H: 0 LOB: 1 BB: 1 P: 9	R: 0 E: 0 K: 0 S: 3	H: 0 LOB: 0 BB: 0 P: 3	R: 0 E: 0 K: 0 S: 3	H: 1 LOB: 0 BB: 0 P: 3	1B: 5 2B: 0 3B: 0 HR: 0	SF: 0 SAC: 0 DP: 1 HBP: 0	WP: 0 PB: 0 SB: 0 CS: 0	PA: 35		
PITCHER Don Drysdale, R ERA: 2.24 (1, 1)	IP 9.0	WLS W	BF 35	H 5	R 1	ER 0	SO 4	BB 3	IBB 0	HBP 0	BLK 0	WP 0	HR 0	S 40	P 52	ERA 0.00	WHIP 0.889							

Los Angeles Dodgers @ San Francisco Giants
Candlestick Park, San Francisco, CA

Wed Sep 09 1964, 6:33 AM EDT
Att. 24,448 - Unknown


AB	32
R	1
H	5
RBI	1
BB	3
SO	4
LOB	15



Batter	1	2	3	4	5	6	7	8	9	AB R H RBI BB SO LOB	TOP		
Maury Wills, S OBP: 0.325, SLG: 0.330 (1, 6) X	0-0 5-3		0-0 F9		0-0 WP 1B			0-0 G3	0-0 FC6-4	5 0 1 0 0 0 2			
Dick Tracewski, R OBP: 0.328, SLG: 0.341 (1, 5) X	0-0 6-3		0-0 F4		0-0 F8			0-0 F7		4 0 0 0 0 0 3			
Willie Davis, L OBP: 0.317, SLG: 0.416 (1, 8) X	0-0 6-3			0-0 G3		0-0 HR		0-0 BB 1B		4 1 2 1 0 0 0			
Tommy Davis, R OBP: 0.305, SLG: 0.373 (1, 7)		0-0 F8		0-0 E6 FC6-4		0-0 6-3		0-0 BB 1B		4 0 1 0 0 0 0			
Frank Howard, R OBP: 0.299, SLG: 0.421 (1, 9) Ron Fairly, L OBP: 0.349, SLG: 0.391 (8, PH) (8, 3)		0-0 F8		0-0 FC6-4		0-0 6-3		4-0 BB BB BB 1-2 2-3 BB		3 0 0 0 0 0 1 0 0 0 0 1 0 0			
John Roseboro, L OBP: 0.365, SLG: 0.385 (1, 2)		0-0 2B		0-3 K		0-3 K		0-0 F5		4 0 1 0 0 2 4			
Wes Parker, S OBP: 0.306, SLG: 0.347 (1, 3) (8, 9)		0-0 4-3			0-0 F9		0-0 6-3		0-3 K	4 0 0 0 0 1 1	AB 34 R 1 H 7 RBI 1 BB 2 SO 5 LOB 12		
Nate Oliver, R OBP: 0.310, SLG: 0.272 Derrell Griffith, L OBP: 0.324, SLG: 0.453 (1, 4) (9, PH)			4-0 SH1-4 BB		0-0 F8		0-0 4-3		0-0 FC6-4 1B	2 0 0 0 1 0 0 1 0 1 0 0 0 0			
Phil Ortega, R OBP: 0.149, SLG: 0.136 Howie Reed, R OBP: 0.222, SLG: 0.125 Lee Walls, R OBP: 0.250, SLG: 0.231 Bob Miller, R OBP: 0.222, SLG: 0.125 Wally Moon, L OBP: 0.306, SLG: 0.321 (1, 1) (3, 1) (7, PH) (7, 1) (9, PH)			0-0 SH1-4		0-0 WP 1B		0-3 K		0-3 K	0 0 0 0 0 0 0 1 0 1 0 0 0 0 1 0 0 0 0 1 0 0 0 0 0 0 0 0 1 0 0 0 0 1 1			
Inning Stats	R: 0 E: 0 K: 0 S: 3 H: 0 LOB: 0 BB: 0 P: 3	R: 0 E: 0 K: 0 S: 4 H: 1 LOB: 1 BB: 0 P: 4	R: 0 E: 0 K: 0 S: 3 H: 0 LOB: 1 BB: 1 P: 7	R: 0 E: 1 K: 1 S: 6 H: 0 LOB: 1 BB: 0 P: 6	R: 0 E: 0 K: 1 S: 5 H: 2 LOB: 2 BB: 0 P: 5	R: 1 E: 0 K: 1 S: 6 H: 1 LOB: 0 BB: 0 P: 6	R: 0 E: 0 K: 1 S: 5 H: 0 LOB: 0 BB: 0 P: 5	R: 0 E: 0 K: 0 S: 5 H: 2 LOB: 3 BB: 1 P: 9	R: 0 E: 0 K: 2 S: 8 H: 1 LOB: 1 BB: 0 P: 8	1B: 5 2B: 1 3B: 0 HR: 1 SF: 0 SAC: 1 DP: 0 HBP: 0	WP: 1 PB: 0 SB: 0 CS: 0 PA: 37		
PITCHER	IP WLS BF H R ER SO BB IBB HBP BLK WP HR S P ERA WHIP											PITCHER	IP WLS BF H R ER SO BB IBB HBP BLK WP HR S P ERA WHIP
Billy Pierce, L ERA: 1.76 (1, 1)	7.2 W 31 6 1 1 3 1 0 0 0 1 1 36 40 1.17 0.913												
Jim Duffalo, R ERA: 2.82 (8, 1)	1.1 S 6 1 0 0 2 1 0 0 0 0 0 9 13 0.00 1.500												

Los Angeles Dodgers @ San Francisco Giants
Candlestick Park, San Francisco, CA
Thu Sep 10 1964, 10:05 PM EDT
Att: 20,879 - Unknown

livebaseballscorecards.com

Batter	1	2	3	4	5	6	7	8	9	AB	R	H	RBI	BB	SO	LOB	BOTTOM			
Matty Alou, L OBP: 0.324, SLG: 0.295 (1, 7)	0-0 E9 HR 1B	4-0 4-3 1-2 BB		0-0 F3		0-3 K	0-0 F5			4	1	1	0	1	1	2	<p>Los Angeles Dodgers @ San Francisco Giants Candlestick Park, San Francisco, CA</p> <p>Thu Sep 10 1964, 10:05 PM EDT Att. 20,879 - Unknown</p> <p>livebaseballscorecards.com</p> <p>AB 35 R 5 H 13 RBI 4 BB 6 SO 4 LOB 22</p> 			
Jim Ray Hart, R OBP: 0.352, SLG: 0.515 (1, 5)	0-0 HR 3-H	0-0 4-3 1-2 2-3		0-0 6-3		4-0 BB		4-0 BB		3	1	1	2	2	0	2				
Willie Mays, R OBP: 0.369, SLG: 0.614 (1, 8)	0-0 F7	0-0 6-3		4-0 BB		0-0 F5		0-0 1B		4	0	1	0	1	0	3				
Willie McCovey, L OBP: 0.334, SLG: 0.421 (1, 9)	0-0 1B		0-0 F7	0-0 4-3		0-3 K	0-3 K			4	0	1	0	0	1	1				
Jose Cardenal, R (8, 9)										1	0	0	0	0	1	2				
Orlando Cepeda, R OBP: 0.360, SLG: 0.550 (1, 3)	0-3 K		0-0 1B SF8		0-0 G6-3 1B		0-0 FC1-6 WP 2B	0-0 F6		5	2	3	0	0	1	3				
Tom Haller, L OBP: 0.332, SLG: 0.385 (1, 2)	0-0 1-2 1B		0-0 1-3 1B		0-0 G6-3 1-2f		4-0 FC1-6 BB	0-0 F8		4	0	2	0	1	0	3				
Hal Lanier, R OBP: 0.282, SLG: 0.359 (1, 4)	0-0 F3		0-0 SF8		0-0 E3 1B		0-0 FC1-6 WP 1B 1-2f 2-3			3	1	0	1	0	0	4				
Jim Davenport, R OBP: 0.304, SLG: 0.343 (1, 6)		0-0 6-3	0-0 3-H	0-0 1-2 1B	0-0 1-2 1B	0-0 1-H 1B	4-0 1-2 3-H 1B IBB			3	0	2	0	1	0	0				
Billy Pierce, L OBP: 0.333, SLG: 0.333 (1, 1)		0-0 4-3 BB 1B	0-0 3-1			0-0 6-3	0-0 1-2 2-H 1B			4	0	2	1	0	0	2				
Jim Duffalo, R OBP: 0.133, SLG: 0.071 (8, 1)										0	0	0	0	0	0	0				
Inning Stats	R: 2 E: 1 K: 1 S: 9	H: 4 LOB: 2 BB: 0 P: 9	R: 0 E: 0 K: 0 S: 4	H: 1 LOB: 2 BB: 1 P: 8	R: 1 E: 0 K: 0 S: 6	H: 3 LOB: 2 BB: 0 P: 6	R: 0 E: 0 K: 0 S: 3	H: 0 LOB: 1 BB: 1 P: 7	R: 0 E: 1 K: 0 S: 4	H: 2 LOB: 2 BB: 0 P: 4	R: 0 E: 0 K: 1 S: 5	H: 0 LOB: 1 BB: 1 P: 9	R: 2 E: 0 K: 1 S: 7	H: 2 LOB: 2 BB: 2 P: 15	R: 0 E: 0 K: 1 S: 6	H: 1 LOB: 2 BB: 1 P: 10	1B: 11 2B: 1 3B: 0 HR: 1	SF: 1 SAC: 0 DP: 1 HBP: 0	WP: 1 PB: 0 SB: 0 CS: 0	PA: 42
PITCHER	IP WLS L	WLS BF	H R	ER SO	BB IBB	HBP BLK	WP HR	S P	ERA WHIP											
Phil Ortega, R ERA: 3.77 (1, 1)	2.2	17	8	3	1	0	0	18	10.12											
Howie Reed, R ERA: 3.14 (3, 1)	3.1	13	2	0	1	0	0	13	0.00											
Bob Miller, R ERA: 2.65 (7, 1)	2.0	12	3	2	2	0	1	13	9.00											

Batter	1	2	3	4	5	6	7	8	9	AB R H RBI BB SO LOB	TOP
Bobby Klaus, R OBP: 0.300, SLG: 0.360 (1, 5) BBB	4-0 CS BB		0-0 5-3			0-3 K	0-0 4-3		0-0 6-3	4 0 0 0 1 1 0	New York Mets @ Los Angeles Dodgers Dodger Stadium, Los Angeles, CA Fri Sep 11 1964, 7:05 PM PDT Att. 18,528 - Unknown livebaseballscorecards.com
Roy McMillan, R OBP: 0.247, SLG: 0.258 (1, 6) X	0-0 P3 1-2		0-0 6-3			0-0 3B 1B		0-0 4-3	0-0 6-3	5 1 1 0 0 0 1	
Joe Christopher, R OBP: 0.358, SLG: 0.481 (1, 9) BBB	4-0 BB			0-0 6-3		0-0 1B 3B		0-0 5-3		3 1 1 1 1 0 0	
Jim Hickman, R OBP: 0.319, SLG: 0.376 (1, 8) X	0-0 6-3			0-3 K		4-0 1B BB		0-0 1B 1B		3 1 1 0 1 1 1	
Charley Smith, R OBP: 0.275, SLG: 0.402 (1, 7) X		0-0 F9		0-3 K		0-0 1B WP 1B		4-0 E 1B BB		3 1 1 1 1 1 0	
Chris Cannizzaro, R OBP: 0.371, SLG: 0.377 (1, 2) X		0-0 F8		0-0 FC5-4 1B		0-0 WP 1B		0-0 E8 1B		4 0 3 1 0 0 0	
Ed Kranepool, L OBP: 0.311, SLG: 0.406 (1, 3) X		0-0 BLK 1B		0-0 F9		0-0 F7		4-0 IBB		3 0 1 0 1 0 2	
Rod Kanehl, R OBP: 0.253, SLG: 0.279 (1, 4) X		0-0 F4 1-2		0-0 FC5-4 1-2f			0-0 6-3	0-0 4-3		4 0 0 0 0 0 5	
Tracy Stallard, R OBP: 0.222, SLG: 0.254 (1, 1) Willard Hunter, R (6, 1) Galen Cisco, R OBP: 0.176, SLG: 0.128 (6, 1) Bill Wakefield, R OBP: 0.130, SLG: 0.130 (8, 1)			0-3 K		0-0 6-3		0-3 K		0-0 4-3	2 0 0 0 0 1 1 0 0 0 0 0 0 0 1 0 0 0 0 1 0 1 0 0 0 0 0 0	
Inning Stats	R: 0 E: 0 K: 0 S: 2 H: 0 LOB: 1 BB: 2 P: 10	R: 0 E: 0 K: 0 S: 4 H: 1 LOB: 1 BB: 0 P: 4	R: 0 E: 0 K: 1 S: 5 H: 0 LOB: 0 BB: 0 P: 5	R: 0 E: 0 K: 2 S: 7 H: 0 LOB: 0 BB: 0 P: 7	R: 0 E: 0 K: 0 S: 4 H: 1 LOB: 1 BB: 0 P: 4	R: 3 E: 0 K: 1 S: 8 H: 4 LOB: 1 BB: 1 P: 12	R: 0 E: 0 K: 1 S: 5 H: 0 LOB: 0 BB: 0 P: 5	R: 1 E: 1 K: 0 S: 5 H: 2 LOB: 3 BB: 2 P: 13	R: 0 E: 0 K: 0 S: 3 H: 0 LOB: 0 BB: 0 P: 3	1B: 7 2B: 0 3B: 1 HR: 0 SF: 0 SAC: 0 DP: 0 HBP: 0	
PITCHER Larry Miller, L ERA: 4.57 (1, 1) Bob Miller, R ERA: 2.66 (7, 1)	IP WLS BF H R ER SO BB IBB HBP BLK WP HR S P ERA WHIP	6.0 L 25 6 3 3 4 3 0 0 1 1 0 30 42 4.50 1.500	3.0 13 2 1 1 1 1 1 1 0 0 0 0 13 21 3.00 1.000	PITCHER IP WLS BF H R ER SO BB IBB HBP BLK WP HR S P ERA WHIP							



Batter	1	2	3	4	5	6	7	8	9	AB R H RBI BB SO LOB
Maury Wills, S OBP: 0.322, SLG: 0.327 (1, 6)	0-0 F7		0-0 F8		0-0 4-3		0-0 5-3		0-3 K	5 0 0 0 0 1 0
Jim Gilliam, S OBP: 0.304, SLG: 0.277 (1, 5)	0-0 2B 1B		0-0 4-3		4-0 F2 BB		0-0 F9			3 1 1 0 1 0 0
Willie Davis, L OBP: 0.316, SLG: 0.414 (1, 8)	0-0 F9		0-0 S 1B		0-0 F2 1-2		0-0 F7			4 0 1 0 0 0 2
Tommy Davis, R OBP: 0.307, SLG: 0.377 (1, 7)	0-0 1-H 2B		0-0 6-3		0-0 1B 2B		0-0 4-3			4 1 2 1 0 0 1
Derrell Griffith, L OBP: 0.323, SLG: 0.449 (1, 9)	0-3 K		0-0 5-3		0-0 SH 1B 2-H 1B		0-0 F7			4 0 1 1 0 1 1
Ron Fairly, L OBP: 0.352, SLG: 0.395 (1, 3)		0-0 F8		0-0 1B		0-0 SH 1B 1-2 2-3		0-0 1B		4 0 3 0 0 0 0
John Roseboro, L OBP: 0.365, SLG: 0.385 (1, 2)		0-0 FC5-4 1B		0-0 F7		0-0 SH G6-4-3		0-3 K		3 0 1 0 0 1 2
Nate Oliver, R OBP: 0.308, SLG: 0.270 (1, 4)		0-0 FC5-4 1-2f		0-3 K		0-3 K		0-0 5-3		2 0 0 0 0 1 2
Wes Parker, S OBP: 0.304, SLG: 0.345 (6, PH)										1 0 0 0 0 1 3
Dick Tracewski, R OBP: 0.327, SLG: 0.340 (7, 4)										1 0 0 0 0 0 0
Larry Miller, L OBP: 0.273, SLG: 0.273 (1, 1)		0-0 F8		0-0 4-3		0-0 G6-4-3 1-2f		0-0 P5		2 0 0 0 0 0 1
Frank Howard, R OBP: 0.299, SLG: 0.421 (6, PH)										0 0 0 0 0 0 0
Wally Moon, L OBP: 0.303, SLG: 0.318 (6, PH)										1 0 0 0 0 0 3
Bob Miller, R OBP: 0.222, SLG: 0.125 (7, 1)										0 0 0 0 0 0 0
Doug Camilli, R OBP: 0.226, SLG: 0.203 (9, PH)										1 0 0 0 0 0 0

Inning Stats	R: 1	H: 2	E: 0	K: 1	S: 7	H: 2	LOB: 1	BB: 0	P: 7	R: 0	H: 1	E: 0	K: 0	S: 4	H: 1	LOB: 1	BB: 0	P: 4	R: 0	H: 1	E: 0	K: 0	S: 4	R: 0	H: 0	E: 0	K: 0	S: 3	R: 1	H: 3	E: 0	K: 1	S: 8	H: 0	LOB: 0	BB: 0	P: 3	R: 0	H: 1	E: 0	K: 1	S: 6	H: 0	LOB: 1	BB: 0	P: 6	R: 0	H: 0	E: 0	K: 1	S: 5	H: 0	LOB: 0	BB: 0	P: 5	1B: 7	2B: 2	3B: 0	HR: 0	SF: 0	SAC: 1	DP: 1	HBP: 0	WP: 0	PB: 0	SB: 1	CS: 0	PA: 37
--------------	------	------	------	------	------	------	--------	-------	------	------	------	------	------	------	------	--------	-------	------	------	------	------	------	------	------	------	------	------	------	------	------	------	------	------	------	--------	-------	------	------	------	------	------	------	------	--------	-------	------	------	------	------	------	------	------	--------	-------	------	-------	-------	-------	-------	-------	--------	-------	--------	-------	-------	-------	-------	--------

PITCHER	IP	WLS	BF	H	R	ER	SO	BB	IBB	HBP	BLK	WP	HR	S	P	ERA	WHIP
Tracy Stallard, R ERA: 4.09 (1, 1)	5.0	W	25	8	2	2	2	1	0	0	0	0	0	28	32	3.60	1.800
Willard Hunter, L ERA: 4.02 (6, 1)	0.1		1	0	0	0	1	0	0	0	0	0	0	3	3	0.00	0.000
Galen Cisco, R ERA: 3.57 (6, 1)	2.1		7	1	0	0	0	0	0	0	0	0	0	7	7	0.00	0.429
Bill Wakefield, R ERA: 3.41 (8, 1)	1.1	S	4	0	0	0	2	0	0	0	0	0	0	8	8	0.00	0.000

BOTTOM

New York Mets @ Los Angeles Dodgers
 Dodger Stadium, Los Angeles, CA
 Fri Sep 11 1964, 7:05 PM PDT
 Att. 18,528 - Unknown

livebaseballscorecards.com

AB	35
R	2
H	9
RBI	2
BB	1
SO	5
LOB	15



Batter	1	2	3	4	5	6	7	8	9	AB R H RBI BB SO LOB	TOP
Bobby Klaus, R OBP: 0.295, SLG: 0.353 (1, 5) X	0-0 P4 ①		0-0 F8 ②			0-0 L5 ①		0-0 F7 ①		4 0 0 0 0 0 0	New York Mets @ Los Angeles Dodgers Dodger Stadium, Los Angeles, CA Sat Sep 12 1964, 7:05 PM PDT Att: 20,004 - Unknown livebaseballscorecards.com
Roy McMillan, R OBP: 0.247, SLG: 0.256 (1, 6) X	0-0 5-3 ②		0-0 1-3 ③			4-0 HBP BB		0-0 5-3 ②		3 0 0 0 1 0 0	
Joe Christopher, R OBP: 0.361, SLG: 0.483 (1, 9) B B B	4-0 FC5-4 BB				0-0 2B	1-0 HBP		0-0 5-3 ③		2 0 1 0 1 0 0	
Jim Hickman, R OBP: 0.318, SLG: 0.375 (1, 8) X	0-0 FC5-4 ③ 1-2f				0-0 F3 ①	0-3 K ②			0-0 BB 1B	4 0 1 0 0 1 4	
Charley Smith, R OBP: 0.273, SLG: 0.398 (1, 7) X		0-0 6-3 ①			0-0 P4 ②	0-0 F2 ③			0-0 F7 ①	4 0 0 0 0 0 4	
Chris Cannizzaro, R OBP: 0.367, SLG: 0.372 (1, 2) X		0-0 E4 FC1-5			0-0 5-3 ③		0-0 F9 ①		4-0 BB	2 0 0 0 0 0 1 1 0 0 0 1 0 0	
Hawk Taylor, R OBP: 0.271, SLG: 0.335 (4, 2) X									1-2 BB		
Ed Kranepool, L OBP: 0.308, SLG: 0.402 (1, 3) X		0-0 FC1-5 ② 2-3			0-0 1-3 ①		0-0 E4 5-3		0-0 F7 ②	4 0 0 0 0 0 3	
Rod Kanehl, R OBP: 0.250, SLG: 0.275 (1, 4) X		0-0 F8 ③			0-3 K ②		0-0 5-3 ②		0-3 K ③	3 0 0 0 0 1 2 1 0 0 0 0 1 2	
Jesse Gonder, L OBP: 0.335, SLG: 0.395 (9, PH) X					0-3 K ③		1-2				
Al Jackson, L OBP: 0.185, SLG: 0.286 (1, 1) X			0-3 K ①			0-3 K ③		0-0 F2 ③		3 0 0 0 0 2 1	
Inning Stats	R: 0 H: 0 E: 0 LOB: 1 K: 0 BB: 1 S: 3 P: 7	R: 0 H: 0 E: 1 LOB: 1 K: 0 BB: 0 S: 4 P: 4	R: 0 H: 0 E: 0 LOB: 0 K: 1 BB: 0 S: 5 P: 5	R: 0 H: 1 E: 0 LOB: 1 K: 0 BB: 0 S: 4 P: 4	R: 0 H: 0 E: 0 LOB: 0 K: 2 BB: 0 S: 7 P: 7	R: 0 H: 0 E: 0 LOB: 2 K: 1 BB: 1 S: 5 P: 10	R: 0 H: 0 E: 1 LOB: 1 K: 0 BB: 0 S: 4 P: 4	R: 0 H: 0 E: 0 LOB: 0 K: 1 BB: 1 S: 6 P: 3	R: 0 H: 1 E: 0 LOB: 2 K: 1 BB: 1 S: 6 P: 10	1B: 1 SF: 0 2B: 1 SAC: 0 3B: 0 DP: 0 HR: 0 HBP: 1	WP: 0 PA: 35 PB: 0 SB: 0 CS: 0
PITCHER Pete Richert, L ERA: 3.18 (1, 1)	IP WLS BF H R ER SO BB IBB HBP BLK WP HR S P ERA WHIP										
	9.0 W 35 2 0 0 5 3 0 1 0 0 0 0 41 54 0.00 0.556										

New York Mets @ Los Angeles Dodgers
Dodger Stadium, Los Angeles, CA
 Sat Sep 12 1964, 7:05 PM PDT
 Att: 20,004 - Unknown

AB	31
R	0
H	2
RBI	0
BB	3
SO	5
LOB	17



Batter	1	2	3	4	5	6	7	8	9	AB	R	H	RBI	BB	SO	LOB
Maury Wills, S (1, 6) OBP: 0.320, SLG: 0.325 Jim Gilliam, S (8, 5) OBP: 0.306, SLG: 0.279	0-0 1-3	0-0 4-3			0-0 6-3		0-0 4-3	0-0 1B		4	0	0	0	0	0	1
Dick Tracewski, R (1, 5) OBP: 0.328, SLG: 0.338	0-3 K		0-0 5-3		4-0 1B 1B BB		0-0 1B 1B	0-0 6-3		4	2	1	0	1	1	1
Willie Davis, L (1, 8) OBP: 0.316, SLG: 0.413	0-0 P4		0-0 G3		0-0 F5		0-0 1B 1B			4	1	1	0	0	0	1
Tommy Davis, R (1, 7) OBP: 0.308, SLG: 0.378		0-0 2B 6-3 1B	0-0 4-3		0-0 1B 1B		0-0 F3			4	1	2	0	0	0	2
Frank Howard, R (1, 9) OBP: 0.305, SLG: 0.432		0-0 6-3 1B 2B		0-0 3-1 1B 2B		0-0 1-2 1B	0-0 FC5 1B			4	2	4	2	0	0	0
Ron Fairly, L (1, 3) OBP: 0.351, SLG: 0.393		0-0 6-3		0-0 3-1		0-0 L7	0-0 1B			4	0	1	2	0	0	4
Nate Oliver, R (1, 4) OBP: 0.307, SLG: 0.270		0-0 4-3		0-0 3-H 1B 1B		0-0 4-3	0-0 FC5			4	1	1	1	0	0	3
Jeff Torborg, R (1, 2) OBP: 0.308, SLG: 0.304		4-0 1B E IBB		0-0 3-H 1-H 1B		0-0 5-3		0-0 F8		3	1	1	1	1	0	0
Pete Richert, L (1, 1) OBP: 0.125, SLG: 0.125		0-0 1-H 3-H 1B		0-0 L4-6		0-3 K		0-0 5-3		4	0	1	1	0	1	1

Inning Stats	R: 0	H: 0	E: 0	K: 1	S: 5	R: 3	H: 3	E: 1	K: 0	S: 6	R: 0	H: 0	E: 0	K: 0	S: 3	R: 2	H: 3	E: 0	K: 0	S: 5	R: 1	H: 2	E: 0	K: 1	S: 5	R: 0	H: 0	E: 0	K: 0	S: 7	R: 0	H: 1	E: 0	K: 0	S: 4	R: 0	H: 0	E: 0	K: 0	S: 4	1B: 11	SF: 0	2B: 3	SAC: 0	3B: 0	DP: 1	HR: 0	HBP: 0	WP: 0	PA: 38
--------------	------	------	------	------	------	------	------	------	------	------	------	------	------	------	------	------	------	------	------	------	------	------	------	------	------	------	------	------	------	------	------	------	------	------	------	------	------	------	------	------	--------	-------	-------	--------	-------	-------	-------	--------	-------	--------

PITCHER	IP	WLS	BF	H	R	ER	SO	BB	IBB	HBP	BLK	WP	HR	S	P	ERA	WHIP	PITCHER	IP	WLS	BF	H	R	ER	SO	BB	IBB	HBP	BLK	WP	HR	S	P	ERA	WHIP														
Al Jackson, L (1, 1) ERA: 4.64	8.0	L	38	13	8	7	2	1	1	0	0	0	0	40	48	7.88	1.750																																

BOTTOM

New York Mets @ Los Angeles Dodgers
Dodger Stadium, Los Angeles, CA
 Sat Sep 12 1964, 7:05 PM PDT
 Att. 20,004 - Unknown

AB	36
R	8
H	13
RBI	7
BB	2
SO	2
LOB	13

Batter	1	2	3	4	5	6	7	8	9	AB R H RBI BB SO LOB	TOP																					
Bobby Klaus, R (1, 4) OBP: 0.295, SLG: 0.349	0-0 F8		0-0 F4		0-0 F7		4-0 BB			3 0 0 0 1 0 1																						
Ed Kranepool, L (1, 3) OBP: 0.305, SLG: 0.397	0-0 F8			0-0 F7	0-0 4-3		0-0 F7			4 0 0 0 0 0 2																						
Joe Christopher, R (1, 9) OBP: 0.362, SLG: 0.487	0-0 F3			0-0 1B 3B	0-0 F8			0-0 SH1-4 1B		4 1 2 0 0 0 0																						
George Altman, L (1, 7) OBP: 0.253, SLG: 0.324		0-0 1-3		0-0 PB HR 1B		0-0 4-3		0-0 SH1-4		3 1 1 1 0 0 0																						
Larry Elliot, L (1, 8) OBP: 0.333, SLG: 0.416		0-0 F7		0-0 P3		0-0 P4		0-0 F7		4 0 0 0 0 0 2																						
Jesse Gonder, L (1, 2) OBP: 0.334, SLG: 0.391		0-0 1-3		4-0 HR BB		0-3 K		0-0 6-3		3 1 0 0 1 1 1																						
Charley Smith, R (1, 5) OBP: 0.272, SLG: 0.404			0-0 F3	0-0 HR		0-3 K		0-3 K		4 1 1 3 0 2 0	AB 31																					
Roy McMillan, R (1, 6) OBP: 0.253, SLG: 0.258			0-0	1-0 FC6-4 HBP		4-0 1B BB		0-0 F7		2 0 1 0 1 0 0	R 4																					
Jack Fisher, R (1, 1) OBP: 0.215, SLG: 0.181			0-3 K	0-0 FC6-4		0-0 BB 1B		0-3 K		3 0 1 0 0 1 2	H 6																					
Willard Hunter, R (8, 1)										0 0 0 0 0 0 0	RBI 4																					
Jim Hickman, R (9, PH) OBP: 0.317, SLG: 0.374										1 0 0 0 0 1 0	BB 3																					
Dennis Ribant, R (9, 1) OBP: 0.176, SLG: 0.188										0 0 0 0 0 0 0	SO 5																					
Inning Stats	R: 0 E: 0 K: 0 S: 3	H: 0 LOB: 0 BB: 0 P: 3	R: 0 E: 0 K: 0 S: 3	H: 0 LOB: 0 BB: 0 P: 3	R: 0 E: 0 K: 1 S: 6	H: 1 LOB: 1 BB: 0 P: 6	R: 4 E: 0 K: 0 S: 6	H: 3 LOB: 1 BB: 1 P: 11	R: 0 E: 0 K: 1 S: 5	H: 0 LOB: 0 BB: 0 P: 5	R: 0 E: 0 K: 1 S: 5	H: 1 LOB: 2 BB: 2 P: 13	R: 0 E: 0 K: 0 S: 4	H: 1 LOB: 1 BB: 0 P: 4	R: 0 E: 0 K: 2 S: 7	H: 0 LOB: 0 BB: 0 P: 7	1B: 4 2B: 0 3B: 1 HR: 1	SF: 0 SAC: 1 DP: 0 HBP: 1	WP: 0 PB: 1 SB: 0 CS: 0	PA: 36												
PITCHER Don Drysdale, R (1, 1) ERA: 2.29	IP 9.0	WLS W	BF 36	H 6	R 4	ER 4	SO 5	BB 3	IBB 0	HBP 1	BLK 0	WP 0	HR 1	S 42	P 55	ERA 4.00	WHIP 1.000															
											PITCHER	IP	WLS	BF	H	R	ER	SO	BB	IBB	HBP	BLK	WP	HR	S	P	ERA	WHIP				

New York Mets @ Los Angeles Dodgers
Dodger Stadium, Los Angeles, CA
 Sun Sep 13 1964, 3:33 AM PDT
 Att: 15,885 - Unknown

livebaseballscorecards.com



Batter	1	2	3	4	5	6	7	8	9	AB	R	H	RBI	BB	SO	LOB
Maury Wills, S OBP: 0.318, SLG: 0.322 (1, 6)	0-0 4-3	0-0 P6		0-0 4-3		0-0 P6		0-3 K		5	0	0	0	0	1	4
Jim Gilliam, S OBP: 0.313, SLG: 0.281 (1, 5)	4-0 1B 3B BB		4-0 FC4-6 BB		0-0 FC5-4 1B	0-0 F7		4-0 1B WP BB		2	2	1	0	3	0	0
Willie Davis, L OBP: 0.317, SLG: 0.413 (1, 8)	0-0 3B 1B		0-0 FC4-6 S 1-2f		0-0 F9		0-0 F3	0-0 E IBB 1B		5	1	2	0	0	0	2
Tommy Davis, R OBP: 0.309, SLG: 0.381 (1, 7)	0-0 3B		0-0 L9		0-0 FC5-4 E PB 1-2f	0-0 F9		4-0 E IBB		4	1	1	2	1	0	2
Ron Fairly, L OBP: 0.348, SLG: 0.389 (1, 3)	0-0 F5		0-0 4-3		0-0 E4 PB BB 1-3	0-0 5-3		0-0 E3 1-2 2-3 3-H		5	0	0	0	0	0	5
Frank Howard, R OBP: 0.307, SLG: 0.439 (1, 9)	0-3 K		0-3 K		4-0 PB BB 1-2	0-0 HR		0-0 K		3	1	1	1	1	2	1
John Roseboro, L OBP: 0.366, SLG: 0.385 (1, 2)		0-0 F8		0-0 1B 1B	4-0 1-2 2-3 3-H BB	0-3 K		0-3 K		3	0	1	0	1	1	0
Nate Oliver, R OBP: 0.308, SLG: 0.271 (1, 4)		0-0 P4		0-0 1B	0-0 6-3	0-0 P4		0-0 P4		2	0	1	0	0	0	0
Derrell Griffith, L OBP: 0.321, SLG: 0.446 (5, PH)										1	0	0	0	0	0	3
Dick Tracewski, R OBP: 0.327, SLG: 0.337 (6, 4)										1	0	0	0	0	0	0
Don Drysdale, R OBP: 0.202, SLG: 0.228 (1, 1)		0-0 1B		0-3 K		0-3 K		0-0 1B		4	0	2	0	0	2	2

Inning Stats	R: 2	H: 2	E: 0	K: 1	S: 7	LOB: 1	BB: 1	P: 11	R: 0	H: 1	E: 0	K: 0	S: 4	LOB: 1	BB: 0	P: 4	R: 0	H: 0	E: 0	K: 0	S: 3	LOB: 1	BB: 1	P: 7	R: 0	H: 2	E: 0	K: 2	S: 9	LOB: 2	BB: 0	P: 9	R: 1	H: 1	E: 1	K: 0	S: 5	LOB: 3	BB: 2	P: 13	R: 0	H: 0	E: 0	K: 1	S: 5	LOB: 0	BB: 0	P: 5	R: 0	H: 0	E: 0	K: 0	S: 3	LOB: 0	BB: 0	P: 3	R: 1	H: 2	E: 0	K: 2	S: 9	LOB: 1	BB: 0	P: 9	R: 1	H: 1	E: 1	K: 0	S: 2	LOB: 3	BB: 2	P: 10	1B: 7	2B: 0	3B: 1	SF: 0	SAC: 0	DP: 0	HBP: 0	WP: 1	PA: 41
--------------	------	------	------	------	------	--------	-------	-------	------	------	------	------	------	--------	-------	------	------	------	------	------	------	--------	-------	------	------	------	------	------	------	--------	-------	------	------	------	------	------	------	--------	-------	-------	------	------	------	------	------	--------	-------	------	------	------	------	------	------	--------	-------	------	------	------	------	------	------	--------	-------	------	------	------	------	------	------	--------	-------	-------	-------	-------	-------	-------	--------	-------	--------	-------	--------

PITCHER	IP	WLS	BF	H	R	ER	SO	BB	IBB	HBP	BLK	WP	HR	S	P	ERA	WHIP
Jack Fisher, R ERA: 4.27 (1, 1)	7.2		36	8	4	3	5	4	0	0	0	0	1	42	58	3.52	1.565
Willard Hunter, L ERA: 3.98 (8, 1)	0.1		1	0	0	0	1	0	0	0	0	0	0	3	3	0.00	0.000
Dennis Ribant, R ERA: 5.31 (9, 1)	0.0	L	4	1	1	0	0	1	1	0	0	1	0	2	10	∞	∞


BOTTOM

New York Mets @ Los Angeles Dodgers
Dodger Stadium, Los Angeles, CA

Sun Sep 13 1964, 3:33 AM PDT
Att. 15,885 - Unknown

livebaseballscorecards.com

AB	35
R	5
H	9
RBI	3
BB	6
SO	6
LOB	19



Batter	1	2	3	4	5	6	7	8	9	AB R H RBI BB SO LOB	TOP		
Dick Schofield, S (1, 6) OBP: 0.359, SLG: 0.357	0-3 K		4-0 BB	0-0 2B			0-0 6-3		0-0 SF7	3 0 1 4 1 1 0	Pittsburgh Pirates @ Los Angeles Dodgers Dodger Stadium, Los Angeles, CA Mon Sep 14 1964, 7:05 PM PDT Att. 16,625 - Unknown livebaseballscorecards.com		
Bill Virdon, L (1, 8) OBP: 0.292, SLG: 0.310	4-0 2B BB		0-0 F8	0-0 4-3			0-0 3-1	0-0 E2	4 1 1 0 1 0 2				
Roberto Clemente, R (1, 9) OBP: 0.389, SLG: 0.479	0-0 2B		0-0 4-3				0-0 5-3	4-0 1B	4 0 1 1 1 0 1				
Willie Stargell, L (1, 7) Manny Mota, R (7, 7) OBP: 0.310, SLG: 0.506 OBP: 0.314, SLG: 0.399	0-0 F7			0-0 P5	0-0 P5			0-3 K	3 0 0 0 0 0 1 2 0 0 0 0 2 2				
Donn Clendenon, R (1, 3) OBP: 0.325, SLG: 0.450	0-0 P4			0-0 1B 1B	0-0 S 1B			0-0 F9	4 1 2 0 0 0 1				
Bob Bailey, R (1, 5) OBP: 0.350, SLG: 0.427		0-0 5-3		0-0 1B 1B 2B 1B	0-3 K			0-3 K	4 1 1 0 0 2 1				
Bill Mazerowski, R (1, 4) OBP: 0.302, SLG: 0.392		0-0 F7		0-0 1B 2B 1B		0-0 6-3		0-0 2B SF7 1B	4 2 2 1 0 0 0				
Jim Pagliaroni, R (1, 2) OBP: 0.385, SLG: 0.443		0-0 6-3		0-0 2B 1B		0-0 F9		0-0 E 2B	4 2 2 0 0 0 0				
Bob Veale, S (1, 1) OBP: 0.195, SLG: 0.176			0-0 6-3	0-3 K		0-3 K		0-3 K	4 0 0 0 0 3 5				
Inning Stats	R: 1 E: 0 K: 1 S: 6 H: 1 LOB: 1 BB: 1 P: 10	R: 0 E: 0 K: 0 S: 3 H: 0 LOB: 0 BB: 0 P: 3	R: 0 E: 0 K: 0 S: 3 H: 0 LOB: 1 BB: 1 P: 7	R: 4 E: 0 K: 1 S: 10 H: 5 LOB: 1 BB: 0 P: 10	R: 0 E: 0 K: 1 S: 6 H: 1 LOB: 1 BB: 0 P: 6	R: 0 E: 0 K: 1 S: 5 H: 0 LOB: 0 BB: 0 P: 5	R: 0 E: 0 K: 0 S: 3 H: 0 LOB: 0 BB: 0 P: 3	R: 0 E: 0 K: 2 S: 7 H: 0 LOB: 0 BB: 0 P: 7	R: 2 E: 1 K: 2 S: 10 H: 3 LOB: 2 BB: 1 P: 14	1B: 7 2B: 3 3B: 0 HR: 0 SF: 1 SAC: 0 DP: 0 HBP: 0		WP: 0 PB: 0 SB: 1 CS: 0 PA: 40	
PITCHER	IP WLS BF H R ER SO BB IBB HBP BLK WP HR S P ERA WHIP											PITCHER	IP WLS BF H R ER SO BB IBB HBP BLK WP HR S P ERA WHIP
Howie Reed, R (1, 1) ERA: 3.55	5.0 L 24 7 5 5 3 2 0 0 0 0 0 0 28 36 9.00 1.800												
Jim Brewer, L (6, 1) ERA: 3.18	2.0 6 0 0 0 1 0 0 0 0 0 0 0 8 8 0.00 0.000												
Ron Perranoski, L (8, 1) ERA: 3.52	2.0 10 3 2 1 4 0 1 0 0 0 0 0 17 21 4.50 1.500												

Batter	1	2	3	4	5	6	7	8	9	AB	R	H	RBI	BB	SO	LOB
Wes Parker, S (1, 7) OBP: 0.308, SLG: 0.345	0-0 F9		0-0 1B		4-0 1-3 BB			0-0 4-3		3	0	1	0	1	0	0
Dick Tracewski, R (1, 5) OBP: 0.326, SLG: 0.333	4-0 G4-6-3 BB		0-3 K		0-0 1-3			0-0 5-3		3	0	0	0	1	1	3
Willie Davis, L (1, 8) OBP: 0.314, SLG: 0.410	0-0 G4-6-3 1-2f		0-3 K		0-3 K			0-3 K		4	0	0	0	0	3	4
Frank Howard, R (1, 9) OBP: 0.308, SLG: 0.438		4-0 E BB		0-0 6-3				0-0 G4-6-3 1B		3	1	1	0	1	0	0
Ron Fairly, L (1, 3) OBP: 0.349, SLG: 0.388		0-0 E4 1B		4-0 FC6-4 BB				0-0 F8		3	1	1	0	1	0	1
Nate Oliver, R (1, 4) OBP: 0.311, SLG: 0.275		0-0 G6-4-3 1B		0-0 FC6-4				0-0 G4-6-3		4	0	2	1	0	0	2
Bart Shirley, R (1, 6)		0-0 G6-4-3 1-2f		0-0 P4				0-0 6-3		4	0	0	0	0	0	3
Jeff Torborg, R (1, 2) OBP: 0.310, SLG: 0.280		0-3 K			4-0 1-3 BB			0-0 F8		2	0	0	0	1	1	0
Howie Reed, R (1, 1) OBP: 0.211, SLG: 0.118			0-0 F8		0-3 K			0-0 4-3		1	0	0	0	0	0	0
Lee Walls, R (5, PH) OBP: 0.241, SLG: 0.222										1	0	0	0	0	1	1
Jim Brewer, L (6, 1) OBP: 0.286, SLG: 0.231										0	0	0	0	0	0	0
Maury Wills, S (7, PH) OBP: 0.317, SLG: 0.321										1	0	0	0	0	0	0
Ron Perranoski, L (8, 1) OBP: 0.125, SLG: 0.125										0	0	0	0	0	0	0

Inning Stats	R: 0	H: 0	R: 2	H: 2	R: 0	H: 1	R: 0	H: 0	R: 0	H: 1	R: 0	H: 0	R: 0	H: 0	R: 0	H: 1	R: 0	H: 1	1B: 5	SF: 0	WP: 0	PA: 34	
E: 0	LOB: 0	E: 1	LOB: 0	E: 0	LOB: 1	E: 0	LOB: 2	E: 0	LOB: 0	E: 0	LOB: 0	E: 0	LOB: 0	E: 0	LOB: 1	E: 0	LOB: 1	E: 0	LOB: 1	2B: 0	SAC: 0	PB: 0	
K: 0	BB: 1	K: 1	BB: 1	K: 2	BB: 0	K: 0	BB: 1	K: 0	BB: 0	K: 1	BB: 0	K: 0	BB: 0	K: 0	BB: 0	K: 0	BB: 0	K: 0	BB: 0	3B: 0	DP: 3	SB: 0	
S: 2	P: 6	S: 6	P: 10	S: 8	P: 8	S: 3	P: 7	S: 7	P: 3	S: 3	P: 5	S: 3	P: 3	S: 5	P: 5	S: 4	P: 4	S: 4	P: 4	HR: 0	HBP: 0	CS: 0	

PITCHER	IP	WLS	BF	H	R	ER	SO	BB	IBB	HBP	BLK	WP	HR	S	P	ERA	WHIP	PITCHER	IP	WLS	BF	H	R	ER	SO	BB	IBB	HBP	BLK	WP	HR	S	P	ERA	WHIP	
Bob Veale, L (1, 1) ERA: 2.84	9.0	W	34	5	2	1	6	5	0	0	0	0	0	41	61	1.00	1.111																			

BOTTOM

Pittsburgh Pirates @ Los Angeles Dodgers
Dodger Stadium, Los Angeles, CA
 Mon Sep 14 1964, 7:05 PM PDT
 Att. 16,625 - Unknown

AB	29
R	2
H	5
RBI	1
BB	5
SO	6
LOB	14



Batter	1	2	3	4	5	6	7	8	9	AB R H RBI BB SO LOB	TOP											
Bob Bailey, R OBP: 0.347, SLG: 0.423 (1, 7) (8, 6)	0-0 F7		0-0 F2		0-0 G5-4-3		0-0 E5 1B FC6-4		0-0 5-3	5 1 0 0 0 0 2	Pittsburgh Pirates @ Los Angeles Dodgers Dodger Stadium, Los Angeles, CA Tue Sep 15 1964, 7:05 PM PDT Att. 14,920 - Unknown livebaseballscorecards.com											
Manny Mota, R OBP: 0.316, SLG: 0.399 (1, 8)	0-0 4-3		0-0 6-3			0-0 1B 1B	0-0 1B 1B	0-0 4-3	5 2 2 0 0 0 1													
Roberto Clemente, R OBP: 0.393, SLG: 0.481 (1, 9)	0-0 1B			0-0 F8		0-0 BB 1B 1-2	4-0 BB BB BB 1-2 FC6-4	0-0 PB 1B	4 0 3 0 1 0 0													
Gene Freese, R OBP: 0.273, SLG: 0.405 Jerry Lynch, L OBP: 0.341, SLG: 0.522 (1, 5) (9, PH)	0-3 K			0-0 2B 1B		0-0 F8	0-0 FC6-4 FC5 1B 1-2f 2-3 3-H	0-0 F7	4 0 1 1 0 1 5 1 0 0 0 0 0 1													
Donn Clendenon, R OBP: 0.327, SLG: 0.453 (1, 3)		0-3 K		0-0 2B 1-H		0-0 F8	0-0 1-2 1B		4 0 2 1 0 1 2													
Bill Mazaroski, R OBP: 0.305, SLG: 0.393 (1, 4)		0-0 G6-4-3 1B		4-0 BB		0-0 BB 1-2 2-H 1B	0-0 FC5 2-3f		3 0 2 1 1 0 2													
Jim Pagliaroni, R OBP: 0.383, SLG: 0.438 (1, 2)		0-0 G6-4-3		0-3 K		4-0 BB 1-2 2-3 BB		0-0 F8	3 0 0 0 1 1 3													
Gene Alley, R OBP: 0.275, SLG: 0.281 Bill Virdon, L OBP: 0.292, SLG: 0.310 Al McBean, R OBP: 0.100, SLG: 0.100 (1, 6) (8, PH) (8, 1)			0-0 SH1-4 1B		0-3 K	0-3 K		0-0 F7	3 0 1 0 0 2 3 1 0 0 0 0 0 0 0 0 0 0 0 0 0													
Bob Friend, R Roy Face, R Willie Stargell, L Frank Bork, R Dick Schrader, R Joe Garmon, R Tommy Spivey, R Dave Wissman, L			0-0 SH1-4		1-0 G5-4-3 HBP		0-0 6-3	0-3 K	0 1 0 0 0 0 0 0 0 0 0 0 0 0 0 1 0 0 0 0 0 1 0													
Inning Stats	R: 0 E: 0 K: 1 S: 6	H: 1 LOB: 1 BB: 0 P: 6	R: 0 E: 0 K: 1 S: 5	H: 1 LOB: 0 BB: 0 P: 5	R: 0 E: 0 K: 0 S: 4	H: 1 LOB: 1 BB: 0 P: 4	R: 0 E: 0 K: 1 S: 6	H: 2 LOB: 2 BB: 1 P: 10	R: 0 E: 0 K: 1 S: 4	H: 0 LOB: 0 BB: 0 P: 5		R: 1 E: 0 K: 1 S: 8	H: 3 LOB: 3 BB: 1 P: 12	R: 2 E: 1 K: 0 S: 6	H: 2 LOB: 2 BB: 1 P: 10	R: 0 E: 0 K: 1 S: 5	H: 0 LOB: 0 BB: 0 P: 5	R: 0 E: 0 K: 0 S: 4	H: 1 LOB: 1 BB: 0 P: 4	1B: 10 2B: 1 3B: 0 HR: 0	SF: 0 SAC: 1 DP: 2 HBP: 1	WP: 0 PB: 1 SB: 0 CS: 0
PITCHER	IP WLS BF H R ER SO BB IBB HBP BLK WP HR S P ERA WHIP											PITCHER	IP WLS BF H R ER SO BB IBB HBP BLK WP HR S P ERA WHIP									
Larry Miller, L ERA: 4.33 (1, 1)	5.2 W 25 8 1 1 4 2 0 1 0 0 0 30 39 1.59 1.765											Ron Perranoski, L ERA: 3.49 (6, 1)	1.0 S 7 2 2 0 1 1 0 0 0 0 8 12 0.00 3.000									
Bob Miller, R ERA: 2.61 (7, 1)	2.1 S 8 1 0 0 1 0 0 0 0 0 0 10 10 0.00 0.429																					

AB	35
R	3
H	11
RBI	3
BB	3
SO	6
LOB	19



Batter	1	2	3	4	5	6	7	8	9	AB R H RBI BB SO LOB	TOP	
Dick Schofield, S OBP: 0.358, SLG: 0.355 (1, 6) X	0-0 4-3	0-0 F7			0-0 SH2-4 2B	4-0 BB			0-0 G3	4 1 1 0 1 0 0	Pittsburgh Pirates @ Los Angeles Dodgers Dodger Stadium, Los Angeles, CA Wed Sep 16 1964, 7:05 PM PDT Att: 15,049 - Unknown	
Bill Virdon, L OBP: 0.289, SLG: 0.307 (1, 8) X	0-0 F8	0-0 F2			0-0 SH2-4 1-2	0-0 5-3		0-0 G3	4 0 0 0 0 0 2			
Roberto Clemente, R OBP: 0.393, SLG: 0.480 (1, 9) X	0-0 1B	0-0 4-3			4-0 2B IBB		0-0 2-3		3 1 1 0 1 0 0			
Willie Stargell, L OBP: 0.309, SLG: 0.501 (1, 7) X Dave Wissman, L (7, 7)	0-0 F3		0-0 L6		0-3 K		0-0 F8		4 0 0 0 0 1 3 0 0 0 0 0 0 0			
Donn Clendenon, R OBP: 0.329, SLG: 0.464 (1, 3) X		0-0 HR	0-0 6-3		0-0 1-H 2-H 2B		0-3 K		4 1 2 3 0 1 0			
Bob Bailey, R OBP: 0.346, SLG: 0.420 (1, 5) X		4-0 1B HR BB	0-0 F2		0-0 5-3		0-0 F8		3 1 0 0 1 0 1			
Bill Mazerowski, R OBP: 0.306, SLG: 0.396 (1, 4) X		0-0 HR 1B		0-0 L4 2B		0-0 5-3		0-0 5-3	4 1 2 0 0 0 0			
Jim Pagliaroni, R OBP: 0.385, SLG: 0.447 (1, 2) X		0-0 HR	0-0 6-3		0-0 S BB		0-0 6-3		3 1 1 3 1 0 1			
Vern Law, R OBP: 0.355, SLG: 0.414 (1, 1) X Jerry Lynch, L (9, PH) OBP: 0.340, SLG: 0.520 Al McBean, R (9, 1) OBP: 0.100, SLG: 0.100		0-0 HR	0-0 L4		0-3 K		0-0 F9		3 1 1 1 0 1 2 1 0 0 0 0 0 0 0 0 0 0 0 0 0			
Inning Stats	R: 0 E: 0 K: 0 S: 4 H: 1 LOB: 1 BB: 0 P: 4	R: 5 E: 0 K: 0 S: 7 H: 4 LOB: 0 BB: 1 P: 11	R: 0 E: 0 K: 0 S: 3 H: 0 LOB: 0 BB: 0 P: 3	R: 0 E: 0 K: 0 S: 3 H: 1 LOB: 0 BB: 0 P: 3	R: 2 E: 0 K: 1 S: 7 H: 2 LOB: 1 BB: 1 P: 11	R: 0 E: 0 K: 1 S: 5 H: 0 LOB: 2 BB: 2 P: 13	R: 0 E: 0 K: 1 S: 5 H: 0 LOB: 0 BB: 0 P: 5	R: 0 E: 0 K: 0 S: 3 H: 0 LOB: 0 BB: 0 P: 3	R: 0 E: 0 K: 0 S: 3 H: 0 LOB: 0 BB: 0 P: 3	1B: 3 2B: 3 3B: 0 HR: 3 SF: 0 SAC: 1 DP: 1 HBP: 0	WP: 0 PB: 0 SB: 1 CS: 0 PA: 38	
PITCHER	IP WLS BF H R ER SO BB IBB HBP BLK WP HR S P ERA WHIP											
Phil Ortega, R (1, 1) ERA: 4.03	1.0 L 9 5 5 5 0 1 0 0 0 0 0 3 8 12 45.00 6.000											
Jim Brewer, L (2, 1) ERA: 3.25	4.0 15 3 2 2 1 0 1 0 0 0 0 0 16 20 4.50 0.750											
John Purdin, R (6, 1) ERA:	2.0 8 0 0 0 2 2 0 0 0 0 0 0 10 18 0.00 1.000											
Howie Reed, R (8, 1) ERA: 3.45	2.0 6 0 0 0 0 0 0 0 0 0 0 0 6 6 0.00 0.000											

AB	33
R	7
H	8
RBI	7
BB	4
SO	3
LOB	9



livebaseballscorecards.com

Batter	1	2	3	4	5	6	7	8	9	AB R H RBI BB SO LOB
Maury Wills, S OBP: 0.316, SLG: 0.322 (1, 6)	0-3 K		0-0 2B		0-0 F5		0-0 F8		0-0 1-3	5 0 1 0 0 1 2
Derrell Griffith, L OBP: 0.313, SLG: 0.433 (1, 9)	0-0 G3		0-0 4-3		0-0 F8		0-0 L7			4 0 0 0 0 0 3
Willie Davis, L OBP: 0.319, SLG: 0.422 (1, 8)	0-0 4-3		0-0 F3			0-0 HR		0-0 4-3 HR 2B		4 2 2 1 0 0 1
Tommy Davis, R OBP: 0.306, SLG: 0.376 (1, 7)		4-0 BB BB 1B BB	0-0 6-3		0-0 6-3		0-0 4-3			3 1 0 0 1 0 2
John Roseboro, L OBP: 0.364, SLG: 0.380 (1, 2)		4-0 BB BB BB 1B BB		0-0 F9		0-0 F9		0-0 F3		3 1 0 0 1 0 1
Ron Fairly, L OBP: 0.353, SLG: 0.402 (1, 3)		0-0 F9		0-0 1B		0-0 4-3		0-0 HR		4 1 2 2 0 0 2
Dick Tracewski, R OBP: 0.321, SLG: 0.329 (1, 4)		0-0 G3		0-3 K		0-0 L1		0-0 F8		4 0 0 0 0 1 3
Bart Shirley, R OBP: 0.333, SLG: 0.417 (1, 5)		0-0 1B		0-0 P4		0-0 E5 1B		0-0 F5		4 0 1 2 0 0 1
Phil Ortega, R OBP: 0.148, SLG: 0.136 (1, 1)		0-3 K		0-0 P6		0-0 1B		0-0 F7		0 0 0 0 0 0 0
Jim Brewer, L OBP: 0.267, SLG: 0.214 (2, 1)										1 0 0 0 0 0 1 1
Willie Crawford, L (5, PH)										1 0 0 0 0 0 0 0
John Purdin, R (6, 1)										0 0 0 0 0 0 0 0
Wes Parker, S OBP: 0.312, SLG: 0.349 (7, PH)										1 0 1 0 0 0 0 0
Howie Reed, R OBP: 0.211, SLG: 0.118 (8, 1)										0 0 0 0 0 0 0 0
Wally Moon, L OBP: 0.301, SLG: 0.315 (9, PH)										1 0 0 0 0 0 0 0

Inning Stats	R: 0 E: 0 K: 1 S: 5	H: 0 LOB: 0 BB: 0 P: 5	R: 2 E: 0 K: 1 S: 6	H: 1 LOB: 1 BB: 2 P: 14	R: 0 E: 0 K: 0 S: 4	H: 1 LOB: 1 BB: 0 P: 4	R: 0 E: 0 K: 1 S: 6	H: 0 LOB: 0 BB: 0 P: 3	R: 1 E: 0 K: 0 S: 4	H: 1 LOB: 0 BB: 0 P: 4	R: 0 E: 1 K: 0 S: 5	H: 1 LOB: 2 BB: 0 P: 5	R: 2 E: 0 K: 0 S: 5	H: 2 LOB: 0 BB: 0 P: 5	R: 0 E: 0 K: 0 S: 3	H: 0 LOB: 0 BB: 0 P: 3	1B: 3 2B: 2 3B: 0 HR: 2	SF: 0 SAC: 0 DP: 0 HBP: 0	WP: 0 PB: 0 SB: 0 CS: 0	PA: 37
PITCHER	IP	WLS	BF	H	R	ER	SO	BB	IBB	HBP	BLK	WP	HR	S	P	ERA	WHIP			
Vern Law, R ERA: 3.5 (1, 1)	8.0	W	34	7	5	5	3	2	0	0	0	0	2	38	46	5.62	1.125			
Al McBean, R ERA: 2.23 (9, 1)	1.0	S	3	0	0	0	0	0	0	0	0	0	0	3	3	0.00	0.000			

Pittsburgh Pirates @ Los Angeles Dodgers
Dodger Stadium, Los Angeles, CA
 Wed Sep 16 1964, 7:05 PM PDT
 Att. 15,049 - Unknown

AB	35
R	5
H	7
RBI	5
BB	2
SO	3
LOB	16



Batter	1	2	3	4	5	6	7	8	9	AB R H RBI BB SO LOB	TOP											
Tony Gonzalez, L (1, 8) OBP: 0.355, SLG: 0.386	0-0 E 1B	0-0 1B		0-0 6-3 1-2			0-0 P6		0-0 FC4-6 2-3 1B	5 1 3 0 0 0 1												
Dick Allen, R (1, 5) OBP: 0.372, SLG: 0.540 Bobby Wine, R (9, 5) OBP: 0.273, SLG: 0.306	0-0 E6 E 1B BB	0-3 K		0-0 F8			0-0 4-3		0-0 FC4-6 1-2f 3-H 0-0	5 1 0 1 0 1 4 0 0 0 0 0 0 0												
Johnny Callison, L (1, 9) OBP: 0.319, SLG: 0.497	0-0 BB E 1B	0-0 P2					0-0 F9		0-0 F7	5 1 2 1 0 0 2												
Wes Covington, L (1, 7) OBP: 0.363, SLG: 0.466 Tony Taylor, R (8, PR) OBP: 0.320, SLG: 0.315	0-0 E6 1B BB	0-0 F7							0-0 FC1-6 1B	4 0 1 0 0 1 4 0 0 0 0 0 0 0												
John Herrnstein, L (1, 3) OBP: 0.299, SLG: 0.375 Vic Power, R (9, 3) OBP: 0.268, SLG: 0.307	4-0 1B BB			0-0 6-3			0-3 K		0-0 FC1-6 FC4-6 1-2f	3 0 0 1 1 1 2 0 0 0 0 0 0 0												
Clay Dalrymple, L (1, 2) OBP: 0.296, SLG: 0.344	0-0 F7			0-0 4-3			0-0 F9		0-0 FC4-6 FC4-6 1-2f	4 0 0 0 0 0 5												
Cookie Rojas, R (1, 4) OBP: 0.348, SLG: 0.402	0-0 1B			0-0 F7			0-0 FC3-6 1B		0-0 FC4-6 1-2f	4 0 2 1 0 0 1												
Ruben Amaro, R (1, 6) OBP: 0.320, SLG: 0.364	4-0 IBB			0-3 K			0-0 FC3-6 B1-3 1-2f		H 1-0 1B E FC4-6 HBP	2 1 0 0 1 1 1												
Rick Wise, R (1, 1) OBP: 0.350, SLG: 0.294 Bobby Shantz, R (1, 1)	0-3 K			4-0 BB			0-0 B1-3 1-2f		0-0 B3 1-2	1 0 0 0 0 1 3 1 0 0 0 1 0 1 1 0 0 0 0 0 1 0 0 0 0 0 0 0												
John Briggs, L (9, PH) OBP: 0.353, SLG: 0.361 Jack Baldschun, R (9, 1) OBP: 0.294, SLG: 0.313																						
Inning Stats	R: 3 E: 2 K: 1 S: 9	H: 3 LOB: 3 BB: 2 P: 17	R: 0 E: 0 K: 1 S: 6	H: 1 LOB: 1 BB: 0 P: 6	R: 0 E: 0 K: 0 S: 3	H: 0 LOB: 0 BB: 0 P: 3	R: 0 E: 0 K: 1 S: 5	H: 0 LOB: 1 BB: 1 P: 9	R: 0 E: 0 K: 2 S: 8	H: 1 LOB: 1 BB: 0 P: 8	R: 0 E: 0 K: 0 S: 3	H: 1 LOB: 0 BB: 0 P: 3	R: 0 E: 0 K: 0 S: 3	H: 0 LOB: 0 BB: 0 P: 3	R: 0 E: 0 K: 0 S: 4	H: 1 LOB: 1 BB: 0 P: 4	R: 1 E: 1 K: 0 S: 4	H: 1 LOB: 1 BB: 0 P: 5	1B: 7 2B: 2 3B: 0 HR: 0	SF: 0 SAC: 0 DP: 1 HBP: 1	WP: 0 PB: 0 SB: 0 CS: 0	PA: 39
PITCHER Don Drysdale, R (1, 1) ERA: 2.22	IP: 9.0 WLS: L BF: 39 H: 8 R: 4 ER: 0 SO: 5 BB: 2 IBB: 1 HBP: 1 BLK: 0 WP: 0 HR: 0 S: 45 P: 58 ERA: 0.00 WHIP: 1.111											PITCHER	IP: 9.0 WLS: L BF: 39 H: 8 R: 4 ER: 0 SO: 5 BB: 2 IBB: 1 HBP: 1 BLK: 0 WP: 0 HR: 0 S: 45 P: 58 ERA: 0.00 WHIP: 1.111									

Philadelphia Phillies @ Los Angeles Dodgers
Dodger Stadium, Los Angeles, CA
Thu Sep 17 1964, 7:05 PM PDT
Att: 21,175 - Unknown

livebaseballscorecards.com

AB	35
R	4
H	8
RBI	4
BB	3
SO	5
LOB	25



Batter	1	2	3	4	5	6	7	8	9	AB	R	H	RBI	BB	SO	LOB
Maury Wills, S OBP: 0.317, SLG: 0.323 (1, 6)	0-0 BB 1B		0-0 6-3			0-0 3-1 SH1-4 1B		0-0 6-3		4	2	2	0	0	0	1
Wes Parker, S OBP: 0.312, SLG: 0.345 (1, 8)	4-0 1B 1-2 FC6-4 BB		0-0 F9			0-0 SH1-4 1-2		0-0 1-3		2	1	0	0	0	1	0
Derrell Griffith, L OBP: 0.312, SLG: 0.429 (1, 9)	0-0 FC6-4 1-3 2-H 1B		0-3 K			0-0 3-1 2-3		0-0 6-3		4	0	1	1	0	1	1
Tommy Davis, R OBP: 0.306, SLG: 0.375 (1, 7)	0-0 FC6-4 PB 1-2f		0-0 1-4-3			0-0 CS 1B		0-0 4-3		4	0	1	2	0	0	1
John Roseboro, L OBP: 0.361, SLG: 0.376 (1, 2)	0-3 K 3-H		0-0 F9			0-0 CS 1-2		0-0 F9		4	0	0	0	0	1	1
Ron Fairly, L OBP: 0.351, SLG: 0.400 (1, 3)	0-3 K 1-2		0-0 1-3			0-0 L3		0-0 3		3	0	0	0	0	1	1
Dick Tracewski, R OBP: 0.318, SLG: 0.325 (1, 4)		0-0 P5				0-0 6-3		0-0 1-3		3	0	0	0	0	0	0
Bart Shirley, R OBP: 0.333, SLG: 0.400 (1, 5)		0-0 P4				0-0 6-3		0-0 SH2-4 1B		3	0	1	0	0	0	0
Don Drysdale, R OBP: 0.198, SLG: 0.223 (1, 1)		0-0 F5				0-0 6-3		0-0 SH2-4 1-2		2	0	0	0	0	0	0

Inning Stats	R: 2	H: 2	E: 0	K: 2	S: 9	LOB: 1	BB: 1	P: 13	R: 0	H: 0	E: 0	K: 0	S: 3	LOB: 0	BB: 0	P: 3	R: 0	H: 0	E: 0	K: 1	S: 5	LOB: 0	BB: 0	P: 5	R: 0	H: 0	E: 0	K: 0	S: 3	LOB: 0	BB: 0	P: 3	R: 1	H: 2	E: 0	K: 0	S: 4	LOB: 0	BB: 0	P: 4	R: 0	H: 0	E: 0	K: 0	S: 3	LOB: 0	BB: 0	P: 3	R: 0	H: 1	E: 0	K: 0	S: 4	LOB: 1	BB: 0	P: 4	R: 0	H: 0	E: 0	K: 0	S: 3	LOB: 0	BB: 0	P: 3	R: 0	H: 0	E: 0	K: 0	S: 3	LOB: 0	BB: 0	P: 3
--------------	------	------	------	------	------	--------	-------	-------	------	------	------	------	------	--------	-------	------	------	------	------	------	------	--------	-------	------	------	------	------	------	------	--------	-------	------	------	------	------	------	------	--------	-------	------	------	------	------	------	------	--------	-------	------	------	------	------	------	------	--------	-------	------	------	------	------	------	------	--------	-------	------	------	------	------	------	------	--------	-------	------

PITCHER	IP	WLS	BF	H	R	ER	SO	BB	IBB	HBP	BLK	WP	HR	S	P	ERA	WHIP
Rick Wise, R ERA: 4.22 (1, 1)	0.1		4	2	2	2	0	1	0	0	0	0	0	3	7	54.00	9.000
Bobby Shantz, L ERA: 3.04 (1, 1)	7.2	W	25	3	1	1	3	0	0	0	0	0	0	31	31	1.17	0.391
Jack Baldschun, R ERA: 3.19 (9, 1)	1.0	S	3	0	0	0	0	0	0	0	0	0	0	3	3	0.00	0.000

BOTTOM

Philadelphia Phillies @ Los Angeles Dodgers
 Dodger Stadium, Los Angeles, CA

Thu Sep 17 1964, 7:05 PM PDT
 Att. 21,175 - Unknown

AB	29
R	3
H	5
RBI	3
BB	1
SO	3
LOB	6

livebaseballscorecards.com



WP	PA	ERA	WHIP
33			

Batter	1	2	3	4	5	6	7	8	9	AB	R	H	RBI	BB	SO	LOB	TOP										
Cookie Rojas, R (1, 8) <small>OBP: 0.346, SLG: 0.397</small> Jack Baldschun, R (8, 1) <small>OBP: 0.294, SLG: 0.313</small>	0-0 F7	4-0 BB		0-0 F8		0-0 F9		0-3 K		4	0	0	0	1	1	2											
Tony Taylor, R (1, 4) <small>OBP: 0.318, SLG: 0.312</small>	0-0 5-3	0-0 L6		0-0 F8		0-0 L4			0-0 4-3	5	0	0	0	0	0	3											
Johnny Callison, L (1, 9) <small>OBP: 0.321, SLG: 0.497</small>	0-0 1B		0-0 BB	0-0 P6		0-0 F5			4-0 BB	4	1	2	0	1	0	0											
Dick Allen, R (1, 5) <small>OBP: 0.374, SLG: 0.540</small>	0-0 1B		4-0 2B		0-0 S			0-3 K	0-3 K	4	2	2	0	1	1	1											
Alex Johnson, R (1, 7) <small>OBP: 0.369, SLG: 0.462</small> Tony Gonzalez, L (7, PH) <small>OBP: 0.353, SLG: 0.384</small>	0-0 F8		0-0 F9		0-0 P4			0-3 K	0-3 K	3	0	0	0	0	0	5											
Vic Power, R (1, 3) <small>OBP: 0.275, SLG: 0.318</small>		4-0 FC1-6	0-0 SF9		0-0 1-3					3	0	2	2	1	0	0											
Ruben Amaro, R (1, 6) <small>OBP: 0.316, SLG: 0.360</small>		0-0 FC1-6	0-0 SF9		0-0 1-3				0-0 G3	3	0	0	1	0	0	2											
Gus Triandos, R (1, 2) <small>OBP: 0.354, SLG: 0.464</small> John Briggs, L (8, PR) <small>OBP: 0.353, SLG: 0.361</small> Clay Dalrymple, L (8, 2) <small>OBP: 0.296, SLG: 0.344</small>		4-0 SH1-4	4-0 FC4-6		4-0 IBB			0-0 1-3		1	0	1	0	3	0	0											
Chris Short, R (1, 1) <small>OBP: 0.133, SLG: 0.155</small> Wes Covington, L (8, PH) <small>OBP: 0.362, SLG: 0.465</small>		0-0 SH1-4	0-0 FC4-6		0-3 K			0-0 1-3		2	0	0	0	0	1	4											
Inning Stats	R: 0 E: 0 K: 0 S: 5	H: 2 LOB: 2 BB: 0 P: 5	R: 0 E: 0 K: 0 S: 3	H: 0 LOB: 3 BB: 3 P: 15	R: 2 E: 0 K: 0 S: 5	H: 2 LOB: 2 BB: 2 P: 13	R: 0 E: 0 K: 0 S: 3	H: 0 LOB: 0 BB: 0 P: 3	R: 1 E: 0 K: 1 S: 7	H: 2 LOB: 2 BB: 1 P: 11	R: 0 E: 0 K: 0 S: 3	H: 0 LOB: 0 BB: 0 P: 3	R: 0 E: 0 K: 0 S: 3	H: 0 LOB: 0 BB: 0 P: 3	R: 0 E: 0 K: 1 S: 6	H: 1 LOB: 2 BB: 0 P: 6	R: 0 E: 0 K: 2 S: 7	H: 0 LOB: 1 BB: 1 P: 11	1B: 5 2B: 2 3B: 0 HR: 0	SF: 1 SAC: 1 DP: 0 HBP: 0	WP: 0 PB: 0 SB: 1 CS: 1	PA: 41					
PITCHER	IP	WLS	BF	H	R	ER	SO	BB	IBB	HBP	BLK	WP	HR	S	P	ERA	WHIP										
Pete Richert, L (1, 1) <small>ERA: 3.67</small>	4.1		24	6	3	3	0	4	1	0	0	0	0	19	39	6.23	2.308										
Howie Reed, R (5, 1) <small>ERA: 3.38</small>	1.2		6	0	0	0	1	0	1	0	0	0	0	7	11	0.00	0.000										
Bob Miller, R (7, 1) <small>ERA: 2.54</small>	3.0	W	11	1	0	0	3	1	0	0	0	0	0	16	20	0.00	0.667										

Philadelphia Phillies @ Los Angeles Dodgers
Dodger Stadium, Los Angeles, CA
Fri Sep 18 1964, 7:05 PM PDT
Att: 26,341 - Unknown

livebaseballscorecards.com

AB	32
R	3
H	7
RBI	3
BB	7
SO	4
LOB	19



Batter	1	2	3	4	5	6	7	8	9	10	11	12	13	14	15	16	AB	R	H	RBI	BB	SO	LOB	TOP										
Cookie Rojas, R OBP: 0.346, SLG: 0.406 (1, 8)	0-0 1B	0-0 2B			0-0 3B		0-0 4-3		0-0 6-3		0-0 1-3		0-0 P6		0-3 K		8	1	3	1	0	1	4											
Tony Taylor, R OBP: 0.317, SLG: 0.310 (1, 4)	0-0 F9	0-3 K			0-0 6-3		0-0 1B		4-0 IBB		0-0 6-3		0-0 6-3		0-0 F9		7	0	1	0	1	1	4											
Johnny Callison, L OBP: 0.320, SLG: 0.493 (1, 9) (15, 7) (16, 9)	0-0 1B		0-3 K		0-0 F8		0-0 F2		0-3 K		0-0 F7			0-0 PB SH1-3 CS 1B		0-3 K		8	0	2	0	0	3	3										
Dick Allen, R OBP: 0.375, SLG: 0.538 (1, 5)	0-0 P4		0-3 K			0-0 F8		0-0 F8 1B		4-0 IBB		0-0 SH5-4 1B		0-0 SH1-3		0-3 K		6	1	2	0	1	2	2										
Vic Power, R Wes Covington, L Ed Roebuck, R Bobby Wine, R Jack Balderson, R Morrie Stevens, L OBP: 0.372, SLG: 0.314 OBP: 0.360, SLG: 0.462 (8, PH) (8, 7) (9, 1) (14, PH) (14, 1) (16, 1)	0-0 6-3		0-0 4-3			0-0 F7		0-0 F8 1-2		0-0 6-3		0-0 SH5-4		0-0 F8 2-H				3	0	0	0	0	0	2										
Alex Johnson, R Tony Gonzalez, L Clay Dalrymple, L OBP: 0.368, SLG: 0.450 OBP: 0.354, SLG: 0.385 OBP: 0.296, SLG: 0.342 (8, 2)		0-0 F7		0-0 F3		4-0 1B BB		0-0 1B 2-H		0-0 6-3		4-0 SH5-4 IBB			0-0 F7			2	0	0	0	1	0	0										
Ruben Amaro, R OBP: 0.322, SLG: 0.365 (1, 6)		0-0 F8		0-0 4-3		0-0 1B		0-0 1B G3-4-3		0-0 1B		0-0 G4-6-3		0-0 G4-6-3		0-0 FC4-6 1B		7	0	4	0	0	0	2										
Gus Triandos, R John Briggs, L Danny Cater, R John Herrnstein, L OBP: 0.354, SLG: 0.459 OBP: 0.363, SLG: 0.361 OBP: 0.323, SLG: 0.388 OBP: 0.296, SLG: 0.371 (8, 3)		4-0 1B BB		0-0 P6		0-0 F7		0-0 G3-4-3 1B		0-3 K			0-0 E4 SH1-4		0-0 FC4-6 1B			2	1	0	0	1	0	2										
Dennis Bennett, L Bobby Locke, R Adolfo Phillips, R OBP: 0.296, SLG: 0.215 (3, 1) (8, PH) (9, 7) (15, 9) (16, 7)	0-0 2B 1B				0-0 6-3		0-3 K		0-0 IBB 6-3 1B		0-3 K		0-0 SH1-4		0-0 1B			1	0	1	0	0	0	0										
Inning Stats	R: 0 E: 0 K: 0 S: 5	H: 2 LOB: 2 BB: 0 P: 5	R: 1 E: 0 K: 1 S: 7	H: 2 LOB: 2 BB: 1 P: 11	R: 0 E: 0 K: 2 S: 7	H: 0 LOB: 0 BB: 0 P: 7	R: 0 E: 0 K: 0 S: 3	H: 0 LOB: 0 BB: 0 P: 3	R: 1 E: 0 K: 0 S: 4	H: 1 LOB: 2 BB: 0 P: 4	R: 0 E: 0 K: 1 S: 6	H: 1 LOB: 1 BB: 0 P: 6	R: 1 E: 0 K: 0 S: 5	H: 3 LOB: 1 BB: 0 P: 5	R: 0 E: 0 K: 1 S: 6	H: 1 LOB: 3 BB: 2 P: 14	R: 0 E: 0 K: 2 S: 8	H: 1 LOB: 1 BB: 0 P: 8	R: 0 E: 0 K: 0 S: 3	H: 0 LOB: 0 BB: 0 P: 3	R: 0 E: 0 K: 0 S: 3	H: 1 LOB: 1 BB: 1 P: 7	R: 0 E: 1 K: 0 S: 4	H: 0 LOB: 1 BB: 0 P: 4	R: 0 E: 0 K: 0 S: 3	H: 1 LOB: 0 BB: 0 P: 3	R: 0 E: 0 K: 1 S: 7	H: 2 LOB: 2 BB: 0 P: 7	R: 0 E: 0 K: 2 S: 7	H: 0 LOB: 0 BB: 0 P: 7	1B: 14 2B: 1 3B: 1 HR: 0	SF: 0 SAC: 3 DP: 2 HBP: 0	WP: 1 PB: 1 SB: 0 CS: 1	PA: 67
PITCHER	IP WLS BF H R ER SO BB IBB HBP BLK WP HR S P ERA WHIP	IP WLS BF H R ER SO BB IBB HBP BLK WP HR S P ERA WHIP															IP WLS BF H R ER SO BB IBB HBP BLK WP HR S P ERA WHIP																	
Larry Miller, L ERA: 4.18 (1, 1)	7.0																																	
Bob Miller, R ERA: 2.61 (8, 1)	0.1	4	3	1	1	0	0	0	0	0	0	0	0	0	0	0	0	0	0	0	0	0	0	4										
Ron Perranoski, L ERA: 3.41 (8, 1)	2.2	11	2	0	0	3	0	2	0	0	0	0	0	0	0	0	0	0	0	0	0	0	0	15										
Howie Reed, R ERA: 3.16 (11, 1)	5.0	19	4	0	0	1	0	1	0	0	0	0	0	0	0	0	0	0	0	0	0	0	0	20										
Phil Ortega, R ERA: 4.0 (16, 1)	1.0	W	3	0	0	0	2	0	0	0	0	0	0	0	0	0	0	0	0	0	0	0	0	7										

Philadelphia Phillies @ Los Angeles Dodgers
Dodger Stadium, Los Angeles, CA
Sat Sep 19 1964, 7:05 PM PDT
Att. 27,146 - Unknown

AB	59
R	3
H	16
RBI	2
BB	5
SO	10
LOB	29



Batter	1	2	3	4	5	6	7	8	9	AB R H RBI BB SO LOB	TOP
Cookie Rojas, R (1, 8) <small>OBP: 0.347, SLG: 0.406</small> Tony Gonzalez, L (4, PH) <small>OBP: 0.352, SLG: 0.382</small>	0-0 E6 2B 1B		0-0 6-3	0-0 FC3-2-5 BB 1-2 3-H		0-0 G6-4-3 1-2f		0-0 K	2 1 1 0 0 0 0 3 0 0 0 0 1 3		
Tony Taylor, R (1, 4) <small>OBP: 0.318, SLG: 0.312</small>	0-0 G3 1B 2B 2-H		0-0 E3 G3 S	4-0 BB BB BB BB 1-2 2-3 BB		0-0 F7		0-0 F7	3 1 1 1 1 0 0		
Johnny Callison, L (1, 9) <small>OBP: 0.318, SLG: 0.490</small>	0-0 G3 2-3		0-0 G3 1-3	0-0 F8		0-0 4-3		0-0 4-3	4 0 0 0 0 0 5		
Dick Allen, R (1, 5) <small>OBP: 0.375, SLG: 0.537</small>	0-0 E 1B 3-H		4-0 FC6-4 IBB		0-0 6-3		0-0 F7		3 0 1 1 1 0 0		
Vic Power, R (1, 3) <small>OBP: 0.268, SLG: 0.310</small>	0-0 4-3 1-2		0-0 FC6-4 1-2f		0-0 5-3		0-0 6-3		4 0 0 0 0 0 3		
Alex Johnson, R (1, 7) <small>OBP: 0.374, SLG: 0.452</small> John Herrnstein, L (8, 7) <small>OBP: 0.296, SLG: 0.371</small>	0-3 K		0-0 6-3	0-0 6-3 1B		0-0 CS 1B		0-0 CS 1B	4 0 2 0 0 1 1 0 0 0 0 0 0 0		
Ruben Amaro, R (1, 6) <small>OBP: 0.321, SLG: 0.364</small>		0-0 6-3		0-0 1B SH 1B		0-0 F8		0-0 4-3 1-2	4 1 1 0 0 0 2		
Gus Triandos, R (1, 2) <small>OBP: 0.351, SLG: 0.454</small>		0-0 1-3		0-0 SH 1-2 FC3-2-5 1B		0-3 K		0-0 1-6-3	4 0 1 0 0 1 0		
Jim Bunning, R (1, 1) <small>OBP: 0.118, SLG: 0.140</small>		0-3 K		0-0 SH BB FC3-2-5		0-0 G6-4-3 1B		0-0 2-3	3 0 1 0 0 1 0		
Inning Stats	R: 2 H: 3 E: 2 LOB: 1 K: 1 BB: 0 S: 8 P: 8	R: 0 H: 0 E: 0 LOB: 0 K: 1 BB: 0 S: 5 P: 5	R: 0 H: 0 E: 1 LOB: 2 K: 0 BB: 1 S: 4 P: 8	R: 1 H: 2 E: 1 LOB: 3 K: 0 BB: 1 S: 6 P: 10	R: 0 H: 1 E: 0 LOB: 1 K: 0 BB: 0 S: 4 P: 4	R: 0 H: 1 E: 0 LOB: 0 K: 1 BB: 0 S: 5 P: 5	R: 0 H: 0 E: 0 LOB: 0 K: 0 BB: 0 S: 3 P: 3	R: 0 H: 1 E: 0 LOB: 0 K: 0 BB: 0 S: 3 P: 3	R: 0 H: 0 E: 0 LOB: 0 K: 1 BB: 0 S: 5 P: 5	1B: 7 SF: 0 2B: 1 SAC: 1 3B: 0 DP: 1 HR: 0 HBP: 0	WP: 0 PA: 37 PB: 0 SB: 1 CS: 1
PITCHER Jim Brewer, L (1, 1) <small>ERA: 3.35</small> Bob Miller, R (4, 1) <small>ERA: 2.55</small> Ron Perranoski, L (7, 1) <small>ERA: 3.32</small>	IP WLS BF H R ER SO BB IBB HBP BLK WP HR S P ERA WHIP 3.1 L 18 5 3 2 2 0 1 0 0 0 0 0 21 25 5.40 1.500										

Philadelphia Phillies @ Los Angeles Dodgers
 Dodger Stadium, Los Angeles, CA
 Sun Sep 20 1964, 3:33 AM PDT
 Att. 25,867 - Unknown

livebaseballscorecards.com

AB	34
R	3
H	8
RBI	2
BB	2
SO	4
LOB	14



BOTTOM

Philadelphia Phillies @ Los Angeles Dodgers
Dodger Stadium, Los Angeles, CA
Sun Sep 20 1964, 3:33 AM PDT
Att. 25,867 - Unknown

livebaseballscorecards.com

AB	32
R	2
H	5
RBI	1
BB	0
SO	6
LOB	7



WP:	0	PA:	32
PB:	0		
SB:	2		
CS:	0		

AB R H RBI BB SO LOB

4 1 2 0 0 1 1

4 0 0 0 0 0 3

4 1 1 0 0 0 0

4 0 1 1 0 1 1

4 0 0 0 0 2 1

3 0 0 0 0 0 0

1 0 0 0 0 0 0

2 0 0 0 0 0 0

3 0 1 0 0 1 0

1 0 0 0 0 1 0

0 0 0 0 0 0 0

1 0 0 0 0 0 1

0 0 0 0 0 0 0

1 0 0 0 0 0 0

1 0 0 0 0 0 0

1 0 0 0 0 0 0

1 0 0 0 0 0 0

1 0 0 0 0 0 0

1 0 0 0 0 0 0

1 0 0 0 0 0 0

1 0 0 0 0 0 0

Batter	1	2	3	4	5	6	7	8	9
Maury Wills, S OBP: 0.318, SLG: 0.327 (1, 6) X	0-0 6-3 ①			X 0-0 FC3-6 1B		S 0-3 K ②		X 0-0 3-1 E 1B	
Derrell Griffith, L OBP: 0.304, SLG: 0.419 (1, 9) X	0-0 P3 ②		X 0-0 FC3-6 1B 1-2f		X 0-0 P5 ③		X 0-0 3-1 ②		X 0-0 3-1 1-3
Willie Davis, L OBP: 0.322, SLG: 0.424 (1, 8) X	0-0 F9 ③		X 0-0 1-H 1B		X 0-0 P3 ①		X 0-0 6-3 ②		X 0-0 E3 1B 3-H
Tommy Davis, R OBP: 0.311, SLG: 0.378 (1, 7)		S 0-3 K ①		X 0-0 F9 ③		X 0-0 6-3 ②		X 0-0 3-1 ③	
John Roseboro, L OBP: 0.356, SLG: 0.371 (1, 2)		X 0-0 L3 ②		S 0-3 K ①		X 0-0 3-1 ③		X 0-0 K ③	
Ron Fairly, L OBP: 0.352, SLG: 0.396 (1, 3)		X 0-0 5-3 ③		X 0-0 L3 ②		X 0-0 F8 ①		X 0-0 G3 ②	
Nate Oliver, R OBP: 0.308, SLG: 0.276 (1, 4)			X 0-0 P6 ①		X 0-0 P5 ③		X 0-0 E5 1B ①		X 0-0 F8 ③
Jim Gilliam, S OBP: 0.314, SLG: 0.276 (5, PH)									
(6, 4)									
Bart Shirley, R OBP: 0.310, SLG: 0.345 (1, 5)			S 0-3 K ②		X 0-0 E5 1B ①		X 0-0 P3 ①		X 0-0 P6 ①
Jim Brewer, L OBP: 0.250, SLG: 0.200 (1, 1)									
Bob Miller, R OBP: 0.250, SLG: 0.167 (4, 1)									
Wally Moon, L OBP: 0.296, SLG: 0.310 (6, PH)									
Ron Perranoski, L OBP: 0.167, SLG: 0.118 (7, 1)									
Wes Parker, S OBP: 0.308, SLG: 0.339 (9, PH)									

Inning Stats	R: 0 E: 0 K: 0 S: 3	H: 0 LOB: 0 BB: 0 P: 3	R: 0 E: 0 K: 1 S: 5	H: 0 LOB: 0 BB: 0 P: 5	R: 0 E: 0 K: 2 S: 7	H: 0 LOB: 0 BB: 0 P: 7	R: 0 E: 0 K: 0 S: 4	H: 2 LOB: 1 BB: 0 P: 4	R: 0 E: 0 K: 1 S: 5	H: 0 LOB: 0 BB: 0 P: 5	R: 0 E: 1 K: 1 S: 6	H: 1 LOB: 1 BB: 0 P: 6	R: 0 E: 0 K: 0 S: 3	H: 0 LOB: 0 BB: 0 P: 3	R: 0 E: 0 K: 0 S: 3	H: 0 LOB: 0 BB: 0 P: 3	R: 2 E: 1 K: 1 S: 8	H: 2 LOB: 1 BB: 0 P: 8	1B: 5 2B: 0 3B: 0 HR: 0	SF: 0 SAC: 0 DP: 0 HBP: 0	WP: 0 PB: 0 SB: 2 CS: 0	PA: 32
--------------	------------------------------	---------------------------------	------------------------------	---------------------------------	------------------------------	---------------------------------	------------------------------	---------------------------------	------------------------------	---------------------------------	------------------------------	---------------------------------	------------------------------	---------------------------------	------------------------------	---------------------------------	------------------------------	---------------------------------	----------------------------------	------------------------------------	----------------------------------	--------

PITCHER	IP	WLS	BF	H	R	ER	SO	BB	IBB	HBP	BLK	WP	HR	S	P	ERA	WHIP
Jim Bunning, R ERA: 2.33 (1, 1)	9.0	W	32	5	2	0	6	0	0	0	0	0	0	44	44	0.00	0.556

Batter	1	2	3	4	5	6	7	8	9	AB R H RBI BB SO LOB	TOP																									
Maury Wills, S (1, 6) OBP: 0.319, SLG: 0.327	0-0 G3		0-0 G1-6-3 1B		0-0 F7			4-0 BB		3 0 1 0 1 0 1																										
Derrell Griffith, L (1, 9) OBP: 0.299, SLG: 0.411	0-0 F9		0-0 G1-6-3 1-2f			0-0 4-3		0-0 1-3		4 0 0 0 0 0 2																										
Willie Davis, L (1, 8) OBP: 0.320, SLG: 0.421	0-0 1-3		0-3 K			0-0 4-3			0-0 F3	4 0 0 0 0 1 0																										
Tommy Davis, R (1, 7) OBP: 0.309, SLG: 0.376		0-3 K		0-0 4-3		0-0 F7			0-0 6-3	4 0 0 0 0 1 0																										
John Roseboro, L (1, 2) OBP: 0.357, SLG: 0.372 Willie Crawford, L (9, PR)		0-0 BB 1B 1B		0-0 1-3			0-0 G3		0-0 1B 1B	4 0 2 0 0 0 0 0 0 0 0 0 0 0																										
Ron Fairly, L (1, 3) OBP: 0.353, SLG: 0.397		0-0 1-2 BB 1B		0-0 G3			0-0 1-3		0-0 1-3 1B	4 0 2 0 0 0 0																										
Nate Oliver, R (1, 4) OBP: 0.312, SLG: 0.278 Wally Moon, L (9, PH) OBP: 0.294, SLG: 0.307		4-0 1-2 2-3 BB		0-0 CS 1B	0-0 K		0-0 1-3		0-3 K	2 0 1 0 1 0 0 1 0 0 0 0 1 2																										
Bart Shirley, R (1, 5) OBP: 0.290, SLG: 0.323 Wes Parker, S (8, PH) OBP: 0.307, SLG: 0.337 Dick Tracewski, R (8, 5) OBP: 0.315, SLG: 0.322		0-3 K	0-3 K		0-3 K			0-3 K		2 0 0 0 0 2 4 1 0 0 0 0 1 0 0 0 0 0 0 0 0																										
Don Drysdale, R (1, 1) OBP: 0.202, SLG: 0.226	0-0 G3		0-0 G3		0-0 1B			0-3 K		3 0 1 0 0 1 3																										
Inning Stats	R: 0 E: 0 K: 0 S: 3	H: 0 LOB: 0 BB: 0 P: 3	R: 0 E: 0 K: 2 S: 9	H: 2 LOB: 3 BB: 1 P: 13	R: 0 E: 0 K: 1 S: 5	H: 1 LOB: 0 BB: 0 P: 5	R: 0 E: 0 K: 0 S: 3	H: 0 LOB: 0 BB: 0 P: 3	R: 0 E: 0 K: 1 S: 6	H: 2 LOB: 1 BB: 0 P: 6	R: 0 E: 0 K: 0 S: 3	H: 0 LOB: 0 BB: 0 P: 3	R: 0 E: 0 K: 0 S: 3	H: 0 LOB: 0 BB: 0 P: 3	R: 0 E: 0 K: 2 S: 7	H: 0 LOB: 1 BB: 1 P: 11	R: 0 E: 0 K: 1 S: 7	H: 2 LOB: 2 BB: 0 P: 7	1B: 7 2B: 0 3B: 0 HR: 0	SF: 0 SAC: 0 DP: 1 HBP: 0	WP: 0 PB: 0 SB: 0 CS: 1	PA: 34														
PITCHER	IP WLS BF H R ER SO BB IBB HBP BLK WP HR S P ERA WHIP																																			
Lew Burdette, R (1, 1) ERA: 4.66	1.0	W	3	0	0	0	0	0	0	0	0	0	0	3	3	0.00	0.000																			
Cal Koonce, R (2, 1) ERA: 1.02	8.0	W	31	7	0	0	7	2	0	0	0	0	0	43	51	0.00	1.125																			

Los Angeles Dodgers @ Chicago Cubs
Wrigley Field, Chicago, IL
Tue Sep 22 1964, 3:33 AM CDT
Att: 961 - Cloudy

livebaseballscores.com

AB	32
R	0
H	7
RBI	0
BB	2
SO	7
LOB	12




Batter	1	2	3	4	5	6	7	8	9	AB	R	H	RBI	BB	SO	LOB
Jimmy Stewart, S OBP: 0.326, SLG: 0.310 Ellis Burton, S OBP: 0.309, SLG: 0.337	0-0 F8			0-0 1-3		0-0 1B FC3-6		0-0 4-3		4	1	1	0	0	0	0
Andre Rodgers, R OBP: 0.324, SLG: 0.386	0-0 F9			0-0 E5 1B		0-0 1-3 1B FC3-6		0-0 5-3		4	0	1	0	0	0	0
Billy Williams, L OBP: 0.372, SLG: 0.547	0-0 F8			0-0 E1 1B		0-0 1-3 1B FC3-6 BB		0-0 F9		4	0	1	1	0	0	1
Ron Santo, R OBP: 0.399, SLG: 0.570		0-0 14 G1-4-3 1B		4-0 14 G6-4-3 IBB		4-0 1-2 BB				1	0	1	0	2	0	0
14 Ernie Banks, R OBP: 0.309, SLG: 0.448		0-0 G1-4-3 1-2f		0-0 G6-4-3 1-2f		0-0 L7				3	0	0	0	0	0	6
Len Gabrielson, L OBP: 0.297, SLG: 0.351		0-0 P6			0-3 K			0-0 F4		3	0	0	0	0	1	0
Ron Campbell, R OBP: 0.254, SLG: 0.377			0-3 K		0-3 K			0-0 1-3		3	0	0	0	0	2	0
Dick Bertell, R OBP: 0.298, SLG: 0.330			0-3 K		0-0 6-3			0-0 1B		3	0	1	0	0	1	0
Lew Burdette, R OBP: 0.333, SLG: 0.455 Cal Koonce, R			0-3 K		0-0 F5			0-3 K		0	0	0	0	0	0	0
										3	0	0	0	0	2	1

Inning Stats	R: 0	H: 0	E: 0	K: 0	S: 3	P: 3	R: 0	H: 1	E: 0	K: 0	S: 3	P: 3	R: 0	H: 0	E: 0	K: 3	S: 9	R: 0	H: 1	E: 2	K: 0	S: 4	R: 0	H: 0	E: 0	K: 2	S: 7	R: 1	H: 2	E: 0	K: 0	S: 5	R: 0	H: 1	E: 0	K: 1	S: 6	R: 0	H: 0	E: 0	K: 0	S: 3
	0	0	0	0	3	3	0	1	0	0	3	3	0	0	0	3	9	0	1	2	0	4	0	0	0	0	0	0	1	2	0	0	5	0	1	0	6	0	0	0	0	3

Los Angeles Dodgers @ Chicago Cubs
Wrigley Field, Chicago, IL
Tue Sep 22 1964, 3:33 AM CDT
Att. 961 - Cloudy

AB 28
R 1
H 5
RBI 1
BB 2
SO 6
LOB 8



WP: 0 PA: 30
PB: 0
SB: 0
CS: 0

PITCHER
Don Drysdale, R (1, 1)
ERA: 2.19

IP 8.0 WLS L BF 30 H 5 R 1 ER 1 SO 6 BB 1 IBB 1 HBP 0 BLK 0 WP 0 HR 0 S 40 P 48 ERA 1.12 WHIP 0.750

PITCHER
IP WLS BF H R ER SO BB IBB HBP BLK WP HR S P ERA WHIP

Batter	1	2	3	4	5	6	7	8	9	AB R H RBI BB SO LOB	TOP																					
Maury Wills, S (1, 6) OBP: 0.316, SLG: 0.324	0-0 4-3		0-0 1-3			0-3 K	0-0 FC4		0-0 4-3	5 0 0 0 0 1 2																						
Jim Gilliam, S (1, 4) OBP: 0.316, SLG: 0.285	0-0 FC6-4 1B			0-0 5-3		0-0 L4		0-0 SF9 3B		4 1 2 0 0 0 1																						
Derrell Griffith, L (1, 5) OBP: 0.293, SLG: 0.403	0-0 FC6-4 1-2f			0-0 4-3			0-0 E4 FC4-6	0-0 F7		4 0 0 0 0 0 2																						
Willie Davis, L (1, 8) OBP: 0.318, SLG: 0.419	0-0 1-3			0-0 1-3			0-0 FC4-6 2B 1-2f	0-0 SF9 3-H		3 1 0 1 0 0 2																						
John Roseboro, L (1, 2) OBP: 0.356, SLG: 0.371		0-0 P4			0-0 F8		0-0 HR 2B 1-H	0-0 1B		2 0 0 0 0 0 0																						
Jeff Torborg, R (5, 2) OBP: 0.355, SLG: 0.370										2 1 2 1 0 0 0																						
Ron Fairly, L (1, 3) OBP: 0.352, SLG: 0.394		0-3 K			0-3 K		4-0 HR BB	0-0 P6		3 1 0 0 1 2 1																						
Tommy Davis, R (1, 7) OBP: 0.311, SLG: 0.387			0-0 6-3		0-0 F8		0-0 HR 1-H 2-H		0-0 HR	4 2 2 4 0 0 0																						
Frank Howard, R (1, 9) OBP: 0.305, SLG: 0.438			0-0 4-3			0-3 K	0-0 4-3		0-0 1-3	4 0 0 0 0 1 0																						
Pete Richert, L (1, 1) OBP: 0.100, SLG: 0.100			0-0 F7			0-0 1B	0-0 1B		0-0 1-3	1 0 0 0 0 0 0																						
Howie Reed, R (3, 1) OBP: 0.200, SLG: 0.111										0 0 0 0 0 0 0																						
Willie Crawford, L (6, PH) OBP: 0.500, SLG: 0.500										1 0 1 0 0 0 0																						
Joe Moeller, R (6, 1) OBP: 0.087, SLG: 0.067										0 0 0 0 0 0 0																						
Wally Moon, L (7, PH) OBP: 0.299, SLG: 0.313										1 0 1 0 0 0 0																						
Bob Miller, R (7, 1) OBP: 0.250, SLG: 0.167										0 0 0 0 0 0 0																						
Wes Parker, S (9, PH) OBP: 0.305, SLG: 0.335										1 0 0 0 0 0 0																						
Inning Stats	R: 0 E: 0 K: 0 S: 4	H: 1 LOB: 1 BB: 0 P: 4	R: 0 E: 0 K: 1 S: 5	H: 0 LOB: 0 BB: 0 P: 5	R: 0 E: 0 K: 0 S: 3	H: 0 LOB: 0 BB: 0 P: 3	R: 0 E: 0 K: 1 S: 5	H: 0 LOB: 0 BB: 0 P: 5	R: 0 E: 0 K: 2 S: 8	H: 1 LOB: 1 BB: 0 P: 8	R: 4 E: 1 K: 0 S: 7	H: 3 LOB: 1 BB: 1 P: 11	R: 1 E: 0 K: 0 S: 5	H: 2 LOB: 1 BB: 0 P: 5	R: 1 E: 0 K: 0 S: 4	H: 1 LOB: 0 BB: 0 P: 4	1B: 4 2B: 1 3B: 1 HR: 2	SF: 1 SAC: 0 DP: 0 HBP: 0	WP: 0 PB: 0 SB: 0 CS: 0	PA: 37												
PITCHER Larry Jackson, R (1, 1) ERA: 3.28	IP 9.0	WLS W	BF 37	H 8	R 6	ER 5	SO 4	BB 1	IBB 0	HBP 0	BLK 0	WP 0	HR 2	S 44	P 48	ERA 5.00	WHIP 1.000															
											PITCHER	IP	WLS	BF	H	R	ER	SO	BB	IBB	HBP	BLK	WP	HR	S	P	ERA	WHIP				

Los Angeles Dodgers @ Chicago Cubs
 Wrigley Field, Chicago, IL
 Wed Sep 23 1964, 3:33 AM CDT
 Att. 1,598 - Unknown

AB	35
R	6
H	8
RBI	6
BB	1
SO	4
LOB	8



BOTTOM

Los Angeles Dodgers @ Chicago Cubs
Wrigley Field, Chicago, IL
Wed Sep 23 1964, 3:33 AM CDT
Att. 1,598 - Unknown

livebaseballscorecards.com

AB 37
R 9
H 12
RBI 8
BB 7
SO 4
LOB 23



WP: 1 PA: 44
PB: 0
SB: 1
CS: 0

AB R H RBI BB SO LOB

5 1 2 2 0 0 3

3 0 0 0 2 0 3

5 1 1 0 0 2 5

3 2 0 0 2 0 1

5 2 3 2 0 0 0

4 2 1 2 1 1 2

5 0 3 1 0 0 2

3 1 1 1 2 0 3


4 0 1 0 0 1 4

1B: 8 SF: 0
2B: 0 SAC: 0
3B: 2 DP: 1
HR: 2 HBP: 0

Batter	1	2	3	4	5	6	7	8	9
Billy Cowan, R OBP: 0.272, SLG: 0.410 (1, 8) X	0-0 P4 ①		0-0 HR X	0-0 1-3 X	0-0 FC6-4 ② X	0-0 WP 1B 1-2 3-H			
Andre Rodgers, R OBP: 0.325, SLG: 0.383 (1, 6) B B B B	4-0 FC5-4 BB		0-0 5-3 X	0-0 L7 X	4-0 BB 1-2	0-0 P4 ③			
Billy Williams, L OBP: 0.371, SLG: 0.544 (1, 7) S S S	0-3 K ②		0-0 BB 1B 14	0-0 P4 X	0-3 K ③			0-0 F7 ①	
Ron Santo, R OBP: 0.399, SLG: 0.567 (1, 5) X	0-0 FC5-4 ③		4-0 BB 1B 14		4-0 BB 14 3B	0-0 F8 ① X		0-0 6-3 ②	
14 Ernie Banks, R OBP: 0.311, SLG: 0.453 (1, 3) X		0-0 L7 ① X	0-0 BB 1B 1-2 2-H		0-0 HR 3B 1-H	0-0 BB 1B		0-0 5-3 ③	
Len Gabrielson, L OBP: 0.299, SLG: 0.360 (1, 9) X		0-0 F8 ②	0-3 K ②		0-0 HR 3-H	4-0 BB 1B 1-2 E		0-0 G3 ①	
Ron Campbell, R OBP: 0.279, SLG: 0.424 (1, 4) X		0-0	0-0 FC6-4 1B 1-3 2-H		0-0 4-3 ① X	0-0 F9 ②		0-0 G6-4-3 1B	
Dick Bertell, R OBP: 0.303, SLG: 0.330 (1, 2) X		4-0	0-0 FC6-4 ③		4-0 FC6-4 BB E	0-0 BB 1B 1-3 2-H		0-0 G6-4-3 ② ③	
Larry Jackson, R OBP: 0.189, SLG: 0.210 (1, 1) S S S	0-3 K ③			0-0 1-3 1B	0-0 E4 FC6-4 1-2	0-0 E1 WP 1B 1-3 3-H			

Inning Stats	R: 0	H: 0	E: 0	K: 1	S: 5	LOB: 1	BB: 1	P: 9
	R: 0	H: 1	E: 0	K: 1	S: 6	LOB: 2	BB: 1	P: 10
	R: 3	H: 4	E: 0	K: 1	S: 9	LOB: 2	BB: 1	P: 13
	R: 0	H: 1	E: 0	K: 0	S: 4	LOB: 1	BB: 0	P: 4
	R: 3	H: 2	E: 1	K: 1	S: 8	LOB: 3	BB: 3	P: 20
	R: 3	H: 3	E: 1	K: 0	S: 7	LOB: 2	BB: 1	P: 11
	R: 0	H: 0	E: 0	K: 0	S: 3	LOB: 0	BB: 0	P: 3
	R: 0	H: 1	E: 0	K: 0	S: 3	LOB: 0	BB: 0	P: 3

PITCHER	IP	WLS	BF	H	R	ER	SO	BB	IBB	HBP	BLK	WP	HR	S	P	ERA	WHIP
Pete Richert, L ERA: 4.25 (1, 1)	2.2	L	16	5	3	3	3	2	1	0	0	0	1	19	31	10.12	2.625
Howie Reed, R ERA: 3.4 (3, 1)	2.1		14	3	3	3	1	3	0	0	0	0	1	13	25	11.57	2.571
Joe Moeller, R ERA: 4.08 (6, 1)	1.0		8	3	3	1	0	1	0	0	0	1	0	7	11	9.00	4.000
Bob Miller, R ERA: 2.52 (7, 1)	2.0		6	1	0	0	0	0	0	0	0	0	0	6	6	0.00	0.500

Batter	1	2	3	4	5	6	7	8	9	AB R H RBI BB SO LOB	TOP	
Dick Tracewski, R OBP: 0.320, SLG: 0.333 (1, 6) (9, 5)	0-0 PB 1B		0-0 1-3 2B		0-0 L6		0-0 F9 2B		0-0 5-3	5 0 3 0 0 0 1		
Nate Oliver, R OBP: 0.308, SLG: 0.274 (1, 4) (8, 5)	0-3 K 1-2		0-0 6-3		0-0 6-3		0-3 K			4 0 0 0 0 2 4		
Willie Davis, L OBP: 0.318, SLG: 0.418 (1, 8) (8, 5)	0-3 K		0-0 F2			0-0 HR 1B	0-0 F9			4 1 1 0 0 1 4		
Tommy Davis, R OBP: 0.310, SLG: 0.392 (1, 7) (8, 5)	0-0 G3			0-0 P4		0-0 HR 1B	0-0 6-3			4 1 1 2 0 0 2		
Frank Howard, R OBP: 0.306, SLG: 0.440 Ron Fairly, L OBP: 0.351, SLG: 0.393 (1, 9) (8, PH) (8, 3)		0-0 L4-6 2B		0-0 1-3		0-0 F3		0-0 4-3		3 0 1 0 0 0 0 1 0 0 0 0 0 0		
Wes Parker, S OBP: 0.309, SLG: 0.354 (1, 3) (8, 9)		0-0 L4-6 2-3		0-0 BB 1B		0-0 HR		0-0 F7		4 1 2 1 0 0 1		
Bart Shirley, R OBP: 0.314, SLG: 0.324 Doug Camilli, R OBP: 0.226, SLG: 0.203 (1, 5) (9, 2)		0-3 K2-3		4-0 BB 1-2 BB		0-0 1B		0-0 P4		3 0 1 0 1 1 0 0 0 0 0 0 0 0	AB 36 R 3 H 11 RBI 3 BB 1 SO 5 LOB 17	
Jeff Torborg, R OBP: 0.343, SLG: 0.355 Maury Wills, S OBP: 0.316, SLG: 0.324 (1, 2) (9, PR) (9, 6)			0-0 5-3	0-0 5-3		0-0 F9		0-0 WP 1-3 1B		4 0 1 0 0 0 3 0 0 0 0 0 0 0		
Bill Singer, R OBP: 0.333, SLG: 0.333 Bob Miller, R OBP: 0.238, SLG: 0.158 (1, 1) (7, 1)			0-0 2B 1B		0-3 K	0-0 1-3			0-0 1-3	3 0 1 0 0 1 1 1 0 0 0 0 0 1		
Inning Stats	R: 0 E: 0 K: 2 S: 8 H: 1 LOB: 1 BB: 0 P: 8	R: 0 E: 0 K: 1 S: 5 H: 1 LOB: 0 BB: 0 P: 5	R: 0 E: 0 K: 0 S: 5 H: 2 LOB: 2 BB: 0 P: 5	R: 0 E: 0 K: 0 S: 4 H: 1 LOB: 2 BB: 1 P: 8	R: 0 E: 0 K: 1 S: 5 H: 0 LOB: 0 BB: 0 P: 5	R: 3 E: 0 K: 0 S: 7 H: 4 LOB: 1 BB: 0 P: 7	R: 0 E: 0 K: 1 S: 6 H: 1 LOB: 1 BB: 0 P: 6	R: 0 E: 0 K: 0 S: 3 H: 0 LOB: 0 BB: 0 P: 3	R: 0 E: 0 K: 0 S: 3 H: 1 LOB: 1 BB: 0 P: 3	1B: 6 2B: 4 3B: 0 HR: 2 SF: 0 SAC: 0 DP: 1 HBP: 0	WP: 2 PB: 1 SB: 0 CS: 0 PA: 37	
PITCHER Dick Ellsworth, L ERA: 3.7 Jake Jaeckel, R ERA:	IP WLS BF H R ER SO BB IBB HBP BLK WP HR S P ERA WHIP											PITCHER IP WLS BF H R ER SO BB IBB HBP BLK WP HR S P ERA WHIP
	(1, 1) 7.0 31 10 3 3 5 1 0 0 0 0 2 40 44 3.86 1.571											
	(8, 1) 2.0 W 6 1 0 0 0 0 0 0 0 0 1 0 6 6 0.00 0.500											

Los Angeles Dodgers @ Chicago Cubs
Wrigley Field, Chicago, IL
Thu Sep 24 1964, 3:33 AM CDT
Att: 629 - Cloudy

livebaseballscorecards.com

BOTTOM

Los Angeles Dodgers @ Chicago Cubs
Wrigley Field, Chicago, IL
Thu Sep 24 1964, 3:33 AM CDT
Att. 629 - Cloudy

livebaseballscorecards.com

AB 31
R 4
H 7
RBI 2
BB 8
SO 2
LOB 17



WP: 0 PA: 40
PB: 0
SB: 2
CS: 1

AB R H RBI BB SO LOB

2 2 0 0 3 0 2

5 0 1 0 0 0 4

3 1 1 0 2 0 0

4 0 2 1 0 0 2

0 0 0 0 0 0 0

4 0 1 1 0 0 2

4 0 0 0 0 0 3

4 0 2 0 0 0 1

2 0 0 0 1 0 3

0 0 0 0 0 0 0

0 0 0 0 0 0 0

1 0 0 0 0 1 0

2 0 0 0 0 1 0

0 0 0 0 1 0 0

0 0 0 0 1 0 0

0 1 0 0 0 0 0

1B: 5 SF: 1

2B: 1 SAC: 0

3B: 1 DP: 0

HR: 0 HBP: 0

1B: 5 SF: 1

2B: 1 SAC: 0

3B: 1 DP: 0

HR: 0 HBP: 0

1B: 5 SF: 1

2B: 1 SAC: 0

3B: 1 DP: 0

HR: 0 HBP: 0

1B: 5 SF: 1

2B: 1 SAC: 0

3B: 1 DP: 0

HR: 0 HBP: 0

1B: 5 SF: 1

2B: 1 SAC: 0

3B: 1 DP: 0

HR: 0 HBP: 0

1B: 5 SF: 1

2B: 1 SAC: 0

3B: 1 DP: 0

HR: 0 HBP: 0

1B: 5 SF: 1

2B: 1 SAC: 0

3B: 1 DP: 0

HR: 0 HBP: 0

1B: 5 SF: 1

2B: 1 SAC: 0

3B: 1 DP: 0

HR: 0 HBP: 0

1B: 5 SF: 1

2B: 1 SAC: 0

3B: 1 DP: 0

HR: 0 HBP: 0

1B: 5 SF: 1

2B: 1 SAC: 0

3B: 1 DP: 0

HR: 0 HBP: 0

1B: 5 SF: 1

2B: 1 SAC: 0

3B: 1 DP: 0

HR: 0 HBP: 0

1B: 5 SF: 1

2B: 1 SAC: 0

3B: 1 DP: 0

HR: 0 HBP: 0

1B: 5 SF: 1

2B: 1 SAC: 0

3B: 1 DP: 0

HR: 0 HBP: 0

1B: 5 SF: 1

2B: 1 SAC: 0

3B: 1 DP: 0

HR: 0 HBP: 0

1B: 5 SF: 1

2B: 1 SAC: 0

3B: 1 DP: 0

HR: 0 HBP: 0

1B: 5 SF: 1

2B: 1 SAC: 0

3B: 1 DP: 0

HR: 0 HBP: 0

1B: 5 SF: 1

2B: 1 SAC: 0

3B: 1 DP: 0

HR: 0 HBP: 0

1B: 5 SF: 1

2B: 1 SAC: 0

3B: 1 DP: 0

HR: 0 HBP: 0

1B: 5 SF: 1

2B: 1 SAC: 0

3B: 1 DP: 0

HR: 0 HBP: 0

1B: 5 SF: 1

2B: 1 SAC: 0

3B: 1 DP: 0

HR: 0 HBP: 0

1B: 5 SF: 1

2B: 1 SAC: 0

3B: 1 DP: 0

HR: 0 HBP: 0

1B: 5 SF: 1

2B: 1 SAC: 0

3B: 1 DP: 0

HR: 0 HBP: 0

1B: 5 SF: 1

2B: 1 SAC: 0

3B: 1 DP: 0

HR: 0 HBP: 0

1B: 5 SF: 1

2B: 1 SAC: 0

3B: 1 DP: 0

HR: 0 HBP: 0

1B: 5 SF: 1

2B: 1 SAC: 0

3B: 1 DP: 0

HR: 0 HBP: 0

1B: 5 SF: 1

2B: 1 SAC: 0

3B: 1 DP: 0

HR: 0 HBP: 0

1B: 5 SF: 1

2B: 1 SAC: 0

3B: 1 DP: 0

HR: 0 HBP: 0

1B: 5 SF: 1

2B: 1 SAC: 0

3B: 1 DP: 0

HR: 0 HBP: 0

1B: 5 SF: 1

2B: 1 SAC: 0

3B: 1 DP: 0

HR: 0 HBP: 0

1B: 5 SF: 1

2B: 1 SAC: 0

3B: 1 DP: 0

HR: 0 HBP: 0

1B: 5 SF: 1

2B: 1 SAC: 0

3B: 1 DP: 0

HR: 0 HBP: 0

1B: 5 SF: 1

2B: 1 SAC: 0

3B: 1 DP: 0

HR: 0 HBP: 0

1B: 5 SF: 1

2B: 1 SAC: 0

3B: 1 DP: 0

HR: 0 HBP: 0

1B: 5 SF: 1

2B: 1 SAC: 0

3B: 1 DP: 0

HR: 0 HBP: 0

1B: 5 SF: 1

2B: 1 SAC: 0

3B: 1 DP: 0

HR: 0 HBP: 0

1B: 5 SF: 1

2B: 1 SAC: 0

3B: 1 DP: 0

HR: 0 HBP: 0

1B: 5 SF: 1

2B: 1 SAC: 0

3B: 1 DP: 0

HR: 0 HBP: 0

1B: 5 SF: 1

2B: 1 SAC: 0

3B: 1 DP: 0

HR: 0 HBP: 0

1B: 5 SF: 1

2B: 1 SAC: 0

3B: 1 DP: 0

HR: 0 HBP: 0

1B: 5 SF: 1

2B: 1 SAC: 0

3B: 1 DP: 0

HR: 0 HBP: 0

1B: 5 SF: 1

2B: 1 SAC: 0

3B: 1 DP: 0

HR: 0 HBP: 0

1B: 5 SF: 1

2B: 1 SAC: 0

3B: 1 DP: 0

HR: 0 HBP: 0

1B: 5 SF: 1

2B: 1 SAC: 0

3B: 1 DP: 0

HR: 0 HBP: 0

Table with columns for Batter (1-9), Inning Stats, and Pitcher. Batter stats include name, OBP, SLG, and plate appearances. Inning stats include R, H, E, K, S, BB, LOB, and P. Pitcher stats include IP, WLS, BF, H, R, ER, SO, BB, IBB, HBP, BLK, WP, HR, S, P, ERA, and WHIP.

Table with columns for Batter (1-9), Inning Stats, and Pitcher. Batter stats include name, OBP, SLG, and plate appearances. Inning stats include R, H, E, K, S, BB, LOB, and P. Pitcher stats include IP, WLS, BF, H, R, ER, SO, BB, IBB, HBP, BLK, WP, HR, S, P, ERA, and WHIP.

Table with columns for Batter (1-9), Inning Stats, and Pitcher. Batter stats include name, OBP, SLG, and plate appearances. Inning stats include R, H, E, K, S, BB, LOB, and P. Pitcher stats include IP, WLS, BF, H, R, ER, SO, BB, IBB, HBP, BLK, WP, HR, S, P, ERA, and WHIP.

Batter	1	2	3	4	5	6	7	8	9	AB R H RBI BB SO LOB	TOP	
Maury Wills, S (1, 6) OBP: 0.317, SLG: 0.323	0-3 K		0-3 K	0-0 F2			0-0 3B 1B		4-0 SH1-3 BB	4 1 1 0 1 2 1		
Wes Parker, S (1, 8) OBP: 0.303, SLG: 0.347	0-3 K		0-0 4-3		0-0 3-1		0-3 K 1-2		0-0 SH1-3 1-3	4 0 0 0 0 2 1		
Derrell Griffith, L (1, 9) OBP: 0.292, SLG: 0.409 Frank Howard, R (9, PH) OBP: 0.305, SLG: 0.439	0-0 F8		0-0 P4		0-0 F7		0-0 SF9 3B 2-H		0-3 K S	4 1 1 1 0 0 0 1 0 0 0 0 1 1		
Tommy Davis, R (1, 7) OBP: 0.313, SLG: 0.398		0-0 1B 1B		0-0 HR		0-0 F9		0-0 SF9 3-H	4-0 IBB	3 2 2 2 1 0 0		
Ron Fairly, L (1, 3) OBP: 0.350, SLG: 0.391		0-0 F9 1-2		0-0 2B 1B		0-0 L9		0-0 F8	0-0 5-3	5 1 1 0 0 0 3		
John Roseboro, L (1, 2) OBP: 0.355, SLG: 0.372		0-0 P6		0-0 SH5-3 3B 2B 1-H		0-0 G3		0-0 F8		4 1 1 1 0 0 1		
Nate Oliver, R (1, 4) OBP: 0.314, SLG: 0.279		0-0 1B 2-H		0-0 SH5-3 2-3		4-0 PB BB E		0-0 5-3 1B E S		2 1 2 1 1 0 0		
Bart Shirley, R (1, 5) OBP: 0.359, SLG: 0.389		4-0 IBB		0-0 3B 3-H		4-0 IBB 1-3		0-0 5-3 1-H		2 0 1 2 2 0 0		
Jim Brewer, L (1, 1) OBP: 0.211, SLG: 0.167 Ron Perranoski, L (7, 1) OBP: 0.158, SLG: 0.111		0-0 F7		0-0 4-3		0-0 L3		0-3 K		3 0 0 0 0 0 5 1 0 0 0 0 1 0		
Inning Stats	R: 0 E: 0 K: 2 S: 7 H: 0 LOB: 0 BB: 0 P: 7	R: 1 E: 0 K: 0 S: 5 H: 2 LOB: 2 BB: 1 P: 9	R: 0 E: 0 K: 1 S: 5 H: 0 LOB: 0 BB: 0 P: 5	R: 3 E: 0 K: 0 S: 7 H: 4 LOB: 1 BB: 0 P: 7	R: 0 E: 0 K: 0 S: 3 H: 0 LOB: 0 BB: 0 P: 3	R: 0 E: 1 K: 0 S: 3 H: 0 LOB: 2 BB: 2 P: 11	R: 2 E: 0 K: 1 S: 7 H: 2 LOB: 0 BB: 0 P: 7	R: 1 E: 0 K: 1 S: 6 H: 1 LOB: 0 BB: 0 P: 6	R: 0 E: 0 K: 1 S: 5 H: 0 LOB: 2 BB: 2 P: 13	1B: 5 2B: 1 3B: 2 HR: 1 SF: 1 SAC: 2 DP: 0 HBP: 0	WP: 0 PB: 1 SB: 4 CS: 0 PA: 41	
PITCHER	IP WLS BF H R ER SO BB IBB HBP BLK WP HR S P ERA WHIP											
Turk Farrell, R (1, 1) ERA: 3.36	3.1 L 17 6 4 4 3 0 1 0 0 0 1 22 26 10.80 1.800											
Dave Giusti, R (4, 1) ERA: 3.18	3.2 15 2 2 2 1 1 1 0 0 0 0 15 23 4.91 0.818											
Don Bradey, R (8, 1) ERA:	1.0 4 1 1 0 1 0 0 0 0 0 0 6 6 0.00 1.000											
Hal Woodeshick, L (9, 1) ERA: 2.79	1.0 5 0 0 0 1 1 1 0 0 0 0 5 13 0.00 1.000											

Los Angeles Dodgers @ Houston Colt 45's
 Colt Stadium, Houston, TX
 Fri Sep 25 1964, 8:05 PM EDT
 Att. 5,323 - Unknown - 78 F

livebaseballscorecards.com

AB	33
R	7
H	9
RBI	7
BB	5
SO	6
LOB	12



Batter	1	2	3	4	5	6	7	8	9	10	11	12	AB R H RBI BB SO LOB	TOP
Dick Tracewski, R OBP: 0.318, SLG: 0.331 (1, 6)	0-0 FC6-4 1B		0-0 P6		0-0 FC6-4 1-2f			0-0 6-3			0-0 F8		5 0 1 0 0 0 2	
Derrell Griffith, L OBP: 0.287, SLG: 0.402 Wes Parker, S OBP: 0.307, SLG: 0.350 (1, 9) (9, 9)	0-3 K		0-3 K			0-0 4-3			0-0 4-3		0-0 CS 1B		4 0 0 0 0 2 1 1 0 1 0 0 0 0	
Willie Davis, L OBP: 0.315, SLG: 0.415 (1, 8)	0-0 P5			0-3 K		0-3 K			0-0 F8		0-0 CS 1-2	0-0 4-3	5 0 0 0 0 2 1	
Tommy Davis, R OBP: 0.312, SLG: 0.398 (1, 7)	0-0 FC6-4 1-2f			0-0 F9		0-0 F8			0-0 E4 2B			0-0 L3	5 0 1 0 0 0 1	
John Roseboro, L OBP: 0.353, SLG: 0.370 Willie Crawford, L OBP: 0.500, SLG: 0.500 Jeff Torborg, R OBP: 0.343, SLG: 0.355 (1, 2) (12, PR) (12, 2)		0-0 F9		0-0 L7			0-0 F3		0-0 E4 2-H			0-0 BB 1B	5 0 1 0 0 0 1 0 0 0 0 0 0 0 0 0 0 0 0 0 0	
Ron Fairly, L OBP: 0.348, SLG: 0.387 (1, 3)		0-3 K			0-0 E3 WP SH2-4		0-0 F5			0-0 3-1		4-0 BB 1-2 BB	4 0 0 0 1 1 0	
Nate Oliver, R OBP: 0.313, SLG: 0.279 (1, 4)		0-0 FC6-4 1B			0-0 SH2-4 1-2		0-0 F8			0-0 6-3		0-0 4-3	4 0 1 0 0 0 2	
Bart Shirley, R OBP: 0.359 Frank Howard, R OBP: 0.304, SLG: 0.438 Jim Gilliam, S OBP: 0.316, SLG: 0.285 (1, 5) (10, PH) (10, 5)		0-0 FC6-4 1-2f			0-0 L8 2-3			0-0 6-3		0-0 P6			3 0 0 0 0 0 2 1 0 0 0 0 0 0 0 0 0 0 0 0 0	
Don Drysdale, R OBP: 0.205, SLG: 0.222 Maury Wills, S OBP: 0.317, SLG: 0.323 Ron Perranoski, L OBP: 0.158, SLG: 0.111 (1, 1) (11, PH) (11, 1)			0-0 5-3		4-0 FC6-4 BB		0-3 K			0-0 F5			2 0 0 0 1 1 0 1 0 0 0 0 0 0 0 0 0 0 0 0 0	
Inning Stats	R: 0 H: 1 E: 0 LOB: 1 K: 1 BB: 0 S: 6 P: 6	R: 0 H: 1 E: 0 LOB: 1 K: 1 BB: 0 S: 6 P: 6	R: 0 H: 0 E: 0 LOB: 0 K: 1 BB: 0 S: 5 P: 5	R: 0 H: 0 E: 0 LOB: 0 K: 1 BB: 0 S: 5 P: 5	R: 0 H: 0 E: 1 LOB: 2 K: 0 BB: 1 S: 4 P: 8	R: 0 H: 0 E: 0 LOB: 0 K: 1 BB: 0 S: 5 P: 5	R: 0 H: 0 E: 0 LOB: 0 K: 0 BB: 0 S: 3 P: 3	R: 0 H: 0 E: 0 LOB: 0 K: 1 BB: 0 S: 5 P: 5	R: 0 H: 1 E: 1 LOB: 2 K: 0 BB: 0 S: 4 P: 4	R: 0 H: 0 E: 0 LOB: 0 K: 0 BB: 0 S: 3 P: 3	R: 0 H: 1 E: 0 LOB: 0 K: 0 BB: 0 S: 3 P: 3	R: 0 H: 1 E: 0 LOB: 2 K: 0 BB: 1 S: 4 P: 8	1B: 4 SF: 0 2B: 1 SAC: 1 3B: 0 DP: 0 HR: 0 HBP: 0	WP: 1 PA: 44 PB: 0 SB: 0 CS: 1
PITCHER Bob Bruce, R ERA: 2.76 (1, 1)	IP 12.0 WLS W BF 43 H 5 R 0 ER 0 SO 6 BB 2 IBB 0 HBP 0 BLK 0 WP 1 HR 0 S 53 P 61 ERA 0.00 WHIP 0.583													

Los Angeles Dodgers @ Houston Colt 45's
Colt Stadium, Houston, TX
Sun Sep 27 1964, 4:33 AM EDT
Att: 6,246 - Cloudy - 82 F

AB	40
R	0
H	5
RBI	0
BB	2
SO	6
LOB	10



livebaseballscorecards.com

Batter	1	2	3	4	5	6	7	8	9	10	11	12	AB	R	H	RBI	BB	SO	LOB	BOTTOM						
Al Spangler, L (1, 7) <small>OBP: 0.314, SLG: 0.338</small>	0-0 5-3			x 0-0 P6		x 0-0 1-2 1B			x 0-0 F9		x 0-0 1-3		5 0 1 0 0 0 1													
Joe Morgan, L (1, 4) <small>OBP: 0.310, SLG: 0.130</small>	0-0 4-3			x 0-0 F8		x 0-0 6-3			x 0-0 G4-6-3 1-2 1B			x 0-0 FC5-6 1B	5 0 2 0 0 0 2													
Rusty Staub, L (1, 9) <small>OBP: 0.256, SLG: 0.311</small>	0-0 P3			x 0-0 F2			x 0-0 F7		x 0-0 G4-6-3 1-2f			x 0-0 FC5-6 1-3 1B	5 1 0 0 0 0 3													
Walt Bond, L (1, 3) <small>OBP: 0.312, SLG: 0.425</small>		x 0-0 F6			x 0-0 G3		x 0-0 P5					x 0-0 1-3 1-2	4 0 0 0 1 0 1													
Bob Aspromonte, R (1, 5) <small>OBP: 0.330, SLG: 0.395</small>		x 0-0 6-3			x 0-0 F7		x 0-3 K					x 0-0 P3 1B	4 0 0 0 1 1 1													
Jimmy Wynn, R (1, 8) <small>OBP: 0.297, SLG: 0.308</small>		x 0-0 L7			B B B B 4-0 CS BB		S S S S 0-3 K		S S S S 0-3 K			x 0-0 1B	4 0 1 1 1 2 1													
Eddie Kasko, R (1, 6) <small>OBP: 0.303, SLG: 0.285</small>			x 0-0 6-3		0-0 CS 1-2	x 0-0 6-3		S S S S 0-3 K		x 0-0 P4			4 0 0 0 0 1 1													
Jerry Grote, R (1, 2) <small>OBP: 0.241, SLG: 0.263</small>			x 0-0 F9			x 0-0 E4 1B		S S S S 0-3 K				S S S S 0-3 K	4 0 0 0 0 2 0													
Bob Bruce, R (1, 1) <small>OBP: 0.239, SLG: 0.206</small>			x 0-0 5-3			S S S S 0-3 K			x 0-0 1B 1B			x 0-0 6-3	4 0 1 0 0 1 1													
Inning Stats	R: 0 E: 0 K: 0 S: 3	H: 0 LOB: 0 BB: 0 P: 3	R: 0 E: 0 K: 0 S: 3	H: 0 LOB: 0 BB: 0 P: 3	R: 0 E: 0 K: 0 S: 3	H: 0 LOB: 0 BB: 0 P: 3	R: 0 E: 0 K: 0 S: 2	H: 0 LOB: 0 BB: 1 P: 6	R: 0 E: 1 K: 1 S: 7	H: 1 LOB: 2 BB: 0 P: 7	R: 0 E: 0 K: 1 S: 5	H: 0 LOB: 0 BB: 0 P: 5	R: 0 E: 0 K: 3 S: 9	H: 0 LOB: 0 BB: 0 P: 9	R: 0 E: 0 K: 0 S: 4	H: 2 LOB: 1 BB: 0 P: 4	R: 0 E: 0 K: 1 S: 5	H: 0 LOB: 1 BB: 1 P: 9	R: 0 E: 0 K: 1 S: 5	H: 0 LOB: 0 BB: 0 P: 5	R: 1 E: 0 K: 0 S: 4	H: 2 LOB: 2 BB: 1 P: 8	1B: 5 2B: 0 3B: 0 HR: 0	SF: 0 SAC: 0 DP: 1 HBP: 0	WP: 0 PB: 0 SB: 0 CS: 1	PA: 43
PITCHER Don Drysdale, R (1, 1) <small>ERA: 2.12</small> Ron Perranoski, L (11, 1) <small>ERA: 3.26</small>	IP: 10.0 WLS: L BF: 34 H: 3 R: 0 ER: 0 SO: 6 BB: 2 IBB: 0 HBP: 0 BLK: 0 WP: 0 HR: 0 S: 44 P: 52 ERA: 0.00 WHIP: 0.500																									

Los Angeles Dodgers @ Houston Colt 45's
 Colt Stadium, Houston, TX
 Sun Sep 27 1964, 4:33 AM EDT
 Att: 6,246 - Cloudy - 82 F

AB	39
R	1
H	5
RBI	1
BB	3
SO	7
LOB	11



Batter	1	2	3	4	5	6	7	8	9	AB R H RBI BB SO LOB	TOP											
Jimmy Stewart, S (1, 6) OBP: 0.328, SLG: 0.308	0-0 1-3		0-0 F9		0-0 CS 1B			0-0 F7		4 0 1 0 0 0 0												
Billy Cowan, R (1, 8) OBP: 0.270, SLG: 0.407	0-3 K		0-3 K		0-3 K			0-0 F8		4 0 0 0 0 3 1												
Billy Williams, L (1, 7) OBP: 0.372, SLG: 0.537	4-0 BB				0-0 F9			0-0 F7		3 0 0 0 1 0 0												
Ron Santo, R (1, 5) Leo Burke, R (5, 5) OBP: 0.398, SLG: 0.568 OBP: 0.315, SLG: 0.340	0-3 K				0-0 BB 1B			0-0 14 G3 4-3 1B		2 1 1 0 0 1 1 2 0 2 0 0 0 0												
14 Ernie Banks, R (1, 3) OBP: 0.308, SLG: 0.451			0-0 5-3		0-0 F3			0-0 4-3		4 0 0 0 0 0 3												
Doug Clemens, L (1, 9) OBP: 0.330, SLG: 0.408			0-0 1B		4-0 1B 1-2 BB			0-0 1-3		3 0 1 0 1 0 2												
Ron Campbell, R (1, 4) OBP: 0.282, SLG: 0.408			0-3 K		0-0 1-3 2-H 1B			0-0 F9		4 0 1 1 0 1 3												
Dick Bertell, R (1, 2) OBP: 0.302, SLG: 0.322			0-3 K		0-0 1-3			0-0 P4		4 0 0 0 0 1 5												
Dick Ellsworth, L (1, 1) OBP: 0.088, SLG: 0.047			0-3 K		0-0 F8			0-0 P6		3 0 0 0 0 1 0												
Inning Stats	R: 0 E: 0 K: 2 S: 7	H: 0 LOB: 1 BB: 1 P: 11	R: 0 E: 0 K: 2 S: 8	H: 1 LOB: 1 BB: 0 P: 8	R: 0 E: 0 K: 2 S: 7	H: 0 LOB: 0 BB: 0 P: 7	R: 1 E: 0 K: 0 S: 5	H: 2 LOB: 2 BB: 1 P: 9	R: 0 E: 0 K: 1 S: 5	H: 1 LOB: 1 BB: 0 P: 5	R: 0 E: 0 K: 0 S: 4	H: 1 LOB: 1 BB: 0 P: 4	R: 0 E: 0 K: 0 S: 3	H: 0 LOB: 0 BB: 0 P: 3	R: 0 E: 0 K: 0 S: 3	H: 0 LOB: 0 BB: 0 P: 3	R: 0 E: 1 K: 0 S: 5	H: 1 LOB: 2 BB: 0 P: 5	1B: 5 2B: 2 3B: 0 HR: 0	SF: 0 SAC: 0 DP: 1 HBP: 0	WP: 0 PB: 0 SB: 0 CS: 1	PA: 35
PITCHER	IP WLS BF H R ER SO BB IBB HBP BLK WP HR S P ERA WHIP																					
Howie Reed, R (1, 1) ERA: 3.2	8.0 W 30 5 1 1 7 2 0 0 0 0 0 0 42 50 1.12 0.875																					
Ron Perranoski, L (9, 1) ERA: 3.23	1.0 S 5 1 0 0 0 0 0 0 0 0 0 0 5 5 0.00 1.000																					

Chicago Cubs @ Los Angeles Dodgers
 Dodger Stadium, Los Angeles, CA
 Mon Sep 28 1964, 7:05 PM PDT
 Att: 11,808 - Unknown

AB	33
R	1
H	6
RBI	1
BB	2
SO	7
LOB	15



Batter	1	2	3	4	5	6	7	8	9	AB	R	H	RBI	BB	SO	LOB
--------	---	---	---	---	---	---	---	---	---	----	---	---	-----	----	----	-----

Maury Wills, S <small>OBP: 0.315, SLG: 0.321</small> (1, 6)	0-3 		0-0 			0-3 		0-0 		4	0	0	0	0	2	0
Wes Parker, S <small>OBP: 0.307, SLG: 0.350</small> (1, 3) (9, 9)	0-0 			0-0 		0-0 				3	1	1	0	0	0	0
Willie Davis, L <small>OBP: 0.315, SLG: 0.416</small> (1, 8)	0-0 			0-0 			0-0 			3	0	1	0	0	0	1
Tommy Davis, R <small>OBP: 0.312, SLG: 0.398</small> (1, 7)	0-0 			0-0 			0-0 			3	0	1	1	0	0	1
Frank Howard, R <small>OBP: 0.307, SLG: 0.437</small> Ron Fairly, L <small>OBP: 0.348, SLG: 0.387</small> (1, 9) (9, 3)	0-0 	4-0 		0-0 		4-0 				1	0	0	0	2	0	2
Nate Oliver, R <small>OBP: 0.311, SLG: 0.276</small> (1, 4)		0-0 		0-0 		0-0 		0-0 		3	0	0	0	0	0	2
Bart Shirley, R <small>OBP: 0.333, SLG: 0.357</small> Ron Perranoski, L <small>OBP: 0.158, SLG: 0.111</small> (1, 5) (9, 1)		0-3 		0-0 		0-0 		0-0 		3	1	1	0	0	1	1
Jeff Torborg, R <small>OBP: 0.324, SLG: 0.333</small> (1, 2)			0-0 		0-0 		0-0 			2	0	0	0	0	0	0
Howie Reed, R <small>OBP: 0.182, SLG: 0.100</small> Dick Tracewski, R <small>OBP: 0.320, SLG: 0.333</small> (1, 1) (8, PH) (9, 5)			0-3 			0-3 		0-0 		2	0	0	0	0	2	0
								0-0 		1	0	1	1	0	0	0

Inning Stats	R: 1	H: 1	R: 0	H: 0	R: 0	H: 0	R: 0	H: 2	R: 0	H: 0	R: 0	H: 0	R: 0	H: 0	R: 1	H: 2
	E: 1	LOB: 0	E: 0	LOB: 0	E: 0	LOB: 0	E: 0	LOB: 1	E: 0	LOB: 0	E: 0	LOB: 0	E: 0	LOB: 0	E: 0	LOB: 0
	K: 1	BB: 0	K: 1	BB: 1	K: 0	BB: 0	K: 0	BB: 0	K: 0	BB: 0	K: 0	BB: 1	K: 0	BB: 0	K: 0	BB: 0
	S: 6	P: 6	S: 4	P: 8	S: 5	P: 5	S: 4	P: 4	S: 3	P: 3	S: 7	P: 7	S: 3	P: 7	S: 4	P: 4

PITCHER	IP	WLS	BF	H	R	ER	SO	BB	IBB	HBP	BLK	WP	HR	S	P	ERA	WHIP
Dick Ellsworth, L <small>ERA: 3.62</small>	(1, 1)	8.0	L	28	5	2	1	5	2	0	0	0	0	36	44	1.12	0.875

PITCHER	IP	WLS	BF	H	R	ER	SO	BB	IBB	HBP	BLK	WP	HR	S	P	ERA	WHIP

BOTTOM

Chicago Cubs @ Los Angeles Dodgers
 Dodger Stadium, Los Angeles, CA
 Mon Sep 28 1964, 7:05 PM PDT
 Att. 11,808 - Unknown

AB	25
R	2
H	5
RBI	2
BB	2
SO	5
LOB	7



1B: 4	SF: 0	WP: 0	PA: 29
2B: 1	SAC: 1	PB: 0	
3B: 0	DP: 1	SB: 2	
HR: 0	HBP: 0	CS: 1	

Batter	1	2	3	4	5	6	7	8	9	AB R H RBI BB SO LOB
Jimmy Stewart, S (1, 6) OBP: 0.331, SLG: 0.310	4-0 FC4-6 BB		4-0 F9 S BB		0-0 F8	0-0 1-3		0-0 WP 2-H 2B		3 0 1 1 2 0 0
Doug Clemens, L (1, 9) OBP: 0.327, SLG: 0.400	0-0 FC4-6 1-2f		0-0 F9		0-0 G3		4-0 G3-6 BB	0-0 4-3 2-3		4 0 0 0 1 0 4
Billy Williams, L (1, 7) OBP: 0.371, SLG: 0.536	0-3 K		0-0 6-3		0-0 1B 2B		0-0 G3-6 1-2f		0-3 K	5 1 1 0 0 2 3
Ron Santo, R (1, 5) OBP: 0.398, SLG: 0.568	0-0 F9		0-0 5-3		4-0 1B 2B BB		0-0 2B 2B		0-0 4-3	4 2 1 0 1 0 2
John Boccabella, R (1, 3) OBP: 0.417, SLG: 0.667		0-3 K		0-0 6-3	0-0 2B 1B 1-3 2-H		0-0 2B 2B 2-H		0-0 G3	5 0 2 2 0 1 0
Len Gabrielson, L (1, 8) OBP: 0.297, SLG: 0.355		4-0 4-3 BB		4-0 E BB	0-0 1-3 3-H 2B		0-0 F3			2 0 1 1 2 0 1
Ron Campbell, R (1, 4) OBP: 0.280, SLG: 0.400		0-0 4-3		0-0 F8	0-0 6-3			0-0 SH3-4 2B 1B		4 0 1 0 0 0 4
Joey Amalfitano, R (8, PR) OBP: 0.332, SLG: 0.375		1-2 4-3		1-2 F8	0-0 6-3					0 1 0 0 0 0 0
Dick Bertell, R (1, 2) OBP: 0.302, SLG: 0.321		4-0 IBB		0-0 E5 1-2		0-0 F7		0-0 SH3-4 1-2		2 0 0 0 1 0 1
Bob Buhl, R (1, 1) OBP: 0.154, SLG: 0.097		0-0 F3		0-0 F9		0-0 L9		0-0 F3		3 0 0 0 0 0 4
Ellis Burton, S (8, PH) OBP: 0.308, SLG: 0.320										1 0 0 0 0 0 2
Lindy McDaniel, R (8, 1) OBP: 0.133, SLG: 0.133										0 0 0 0 0 0 0

Inning Stats	R: 0	H: 0	E: 0	LOB: 1	K: 1	BB: 1	S: 5	P: 9	R: 0	H: 0	E: 0	LOB: 2	K: 1	BB: 2	S: 5	P: 13	R: 0	H: 0	E: 1	LOB: 2	K: 0	BB: 1	S: 3	P: 7	R: 0	H: 0	E: 0	LOB: 1	K: 0	BB: 1	S: 4	P: 8	R: 2	H: 3	E: 0	LOB: 2	K: 0	BB: 1	S: 6	P: 10	R: 0	H: 0	E: 0	LOB: 0	K: 0	BB: 0	S: 3	P: 3	R: 1	H: 2	E: 0	LOB: 1	K: 0	BB: 1	S: 4	P: 8	R: 1	H: 2	E: 0	LOB: 2	K: 0	BB: 0	S: 5	P: 5	R: 0	H: 0	E: 0	LOB: 0	K: 1	BB: 0	S: 5	P: 5	1B: 2	SF: 0	2B: 5	SAC: 1	3B: 0	DP: 1	HR: 0	HBP: 0	WP: 1	PA: 41
--------------	------	------	------	--------	------	-------	------	------	------	------	------	--------	------	-------	------	-------	------	------	------	--------	------	-------	------	------	------	------	------	--------	------	-------	------	------	------	------	------	--------	------	-------	------	-------	------	------	------	--------	------	-------	------	------	------	------	------	--------	------	-------	------	------	------	------	------	--------	------	-------	------	------	------	------	------	--------	------	-------	------	------	-------	-------	-------	--------	-------	-------	-------	--------	-------	--------

PITCHER	IP	WLS	BF	H	R	ER	SO	BB	IBB	HBP	BLK	WP	HR	S	P	ERA	WHIP	PITCHER	IP	WLS	BF	H	R	ER	SO	BB	IBB	HBP	BLK	WP	HR	S	P	ERA	WHIP
Bill Singer, R (1, 1) ERA: 3.21	7.2	L	37	7	4	4	2	6	1	0	0	0	0	34	62	4.70	1.696	Ron Perranoski, L (8, 1) ERA: 3.2	1.1		4	0	0	0	1	0	0	0	0	0	6	6	0.00	0.000	

Chicago Cubs @ Los Angeles Dodgers
 Dodger Stadium, Los Angeles, CA
 Tue Sep 29 1964, 7:05 PM PDT
 Att: 12,506 - Unknown

AB	33
R	4
H	7
RBI	4
BB	7
SO	3
LOB	21



WP: 1	PA: 41
PB: 0	
SB: 1	
CS: 0	

livebaseballscorecards.com

Batter	1	2	3	4	5	6	7	8	9	AB	R	H	RBI	BB	SO	LOB
Willie Crawford, L (1, 9) OBP: 0.571, SLG: 0.714	0-0 G3		0-0 SF8 1B		0-0 2B		0-0 CS 1B		0-3 K	5	1	3	0	0	1	2
Wes Parker, S (1, 3) OBP: 0.306, SLG: 0.350	0-0 L8		0-0 SF8 1B		0-0 FC		0-0 CS 1B	0-0 G3-6-3 1B		3	0	1	1	0	0	1
Willie Davis, L (1, 8) OBP: 0.315, SLG: 0.415	0-0 L9		0-0 1B		0-0 F5			0-0 G3-6-3 1B		4	0	1	0	0	0	3
Derrell Griffith, L (1, 7) OBP: 0.291, SLG: 0.405		4-0 BB 1B	0-0 P6 1B		0-0 F3			0-0 2B		3	1	1	0	1	0	3
Dick Tracewski, R (1, 6) OBP: 0.320, SLG: 0.333		0-0 FC6-4 1B		0-0 F9		0-0 P6		0-0 F7		3	0	1	1	0	0	0
Ron Fairly, L (8, PH) OBP: 0.348, SLG: 0.387										1	0	0	0	0	0	1
Maury Wills, S (9, 6) OBP: 0.315, SLG: 0.321										0	0	0	0	0	0	0
Nate Oliver, R (1, 4) OBP: 0.308, SLG: 0.273		0-0 FC6-4 1B		0-0 F9		0-0 6-3			0-0 E4 1B	3	1	0	0	0	0	1
Tommy Davis, R (9, PH) OBP: 0.311, SLG: 0.397										1	0	0	0	0	0	0
Bart Shirley, R (1, 5) OBP: 0.333, SLG: 0.356		0-0 6-3		0-0 FC4 1B		0-3 K			0-0 L9	3	0	1	1	0	1	0
Jim Gilliam, S (9, PH) OBP: 0.315, SLG: 0.284										1	0	0	0	0	0	1
Jeff Torborg, R (1, 2) OBP: 0.300, SLG: 0.306		0-0 F3		0-0 FC4 1B		0-0 F9			0-0 1B	3	0	0	0	0	0	1
John Roseboro, L (9, PH) OBP: 0.354, SLG: 0.371										1	0	1	0	0	0	0
Bill Singer, R (1, 1) OBP: 0.167, SLG: 0.167			0-0 F8		0-0 5-3		0-3 K		0-0 1-6-3 1B	3	0	0	0	0	1	0
Ron Perranoski, L (8, 1) OBP: 0.158, SLG: 0.111										0	0	0	0	0	0	0
Wally Moon, L (9, PH) OBP: 0.297, SLG: 0.310									1-2 2-3	1	0	0	0	0	0	2

Inning Stats	R: 0	H: 0	E: 0	K: 0	S: 3	R: 2	H: 1	E: 0	K: 0	S: 4	R: 1	H: 2	E: 0	K: 0	S: 5	R: 0	H: 1	E: 0	K: 0	S: 4	R: 0	H: 1	E: 0	K: 0	S: 5	R: 0	H: 0	E: 0	K: 1	S: 5	R: 0	H: 1	E: 0	K: 1	S: 5	R: 0	H: 2	E: 0	K: 0	S: 4	R: 0	H: 1	E: 1	K: 1	S: 7	1B: 7	2B: 2	3B: 0	HR: 0	SF: 1	SAC: 0	DP: 1	HBP: 0	WP: 0	PB: 0	SB: 4	CS: 1	PA: 38
--------------	------	------	------	------	------	------	------	------	------	------	------	------	------	------	------	------	------	------	------	------	------	------	------	------	------	------	------	------	------	------	------	------	------	------	------	------	------	------	------	------	------	------	------	------	------	-------	-------	-------	-------	-------	--------	-------	--------	-------	-------	-------	-------	--------

PITCHER	IP	WLS	BF	H	R	ER	SO	BB	IBB	HBP	BLK	WP	HR	S	P	ERA	WHIP
Bob Buhl, R (1, 1) ERA: 3.79	7.0	W	28	6	3	2	2	1	0	0	0	0	0	31	35	2.57	1.000
Lindy McDaniel, R (8, 1) ERA: 3.73	2.0	S	9	3	0	0	1	0	0	0	0	0	0	11	11	0.00	1.500

BOTTOM

Chicago Cubs @ Los Angeles Dodgers
Dodger Stadium, Los Angeles, CA

Tue Sep 29 1964, 7:05 PM PDT
Att. 12,506 - Unknown

livebaseballscorecards.com

AB	35
R	3
H	9
RBI	3
BB	1
SO	3
LOB	15



Batter	1	2	3	4	5	6	7	8	9	AB R H RBI BB SO LOB	TOP
Jimmy Stewart, S OBP: 0.328, SLG: 0.307 (1, 4) (8, 6)	0-0 P4		0-0 F6			0-0 F5			0-0 L6	4 0 0 0 0 0 1	
Doug Clemens, L OBP: 0.326, SLG: 0.394 (1, 9)	0-0 L8			4-0 1-3 BB		0-0 G3			0-0 F7	3 0 0 0 1 0 0	
Billy Williams, L OBP: 0.369, SLG: 0.533 (1, 7)	0-0 P4			0-0 F7		0-0 F8			0-0 F8	4 0 0 0 0 0 1	
Ron Santo, R OBP: 0.396, SLG: 0.565 (1, 5)		0-0 P6		0-0 1-3 1-2			0-0 P6			3 0 0 0 0 0 1	
14 Ernie Banks, R OBP: 0.307, SLG: 0.449 (1, 3)		0-3 K		0-0 4-3			0-0 F8			3 0 0 0 0 1 1	
Len Gabrielson, L OBP: 0.294, SLG: 0.351 (1, 8)		0-0 L8			0-0 F6		0-0 F8			3 0 0 0 0 0 0	
Andre Rodgers, R OBP: 0.319, SLG: 0.375 Ellis Burton, S OBP: 0.306, SLG: 0.317 Ron Campbell, R OBP: 0.280, SLG: 0.400 (1, 6) (8, PH) (8, 4)			0-0 P4		0-3 K			0-0 F5		2 0 0 0 0 1 0 1 0 0 0 0 0 0 0 0 0 0 0 0 0	AB 29 R 0 H 2 RBI 0 BB 1 SO 2 LOB 6
Dick Bertell, R OBP: 0.305, SLG: 0.324 (1, 2)			0-0 6-3 1B		0-0 1B			0-0 L6		3 0 2 0 0 0 0	
Larry Jackson, R OBP: 0.179, SLG: 0.198 (1, 1)			0-0 6-3 1-2		0-0 L9			0-0 6-3		3 0 0 0 0 0 2	
Inning Stats	R: 0 E: 0 K: 0 S: 3 H: 0 LOB: 0 BB: 0 P: 3	R: 0 E: 0 K: 1 S: 5 H: 0 LOB: 0 BB: 0 P: 5	R: 0 E: 0 K: 0 S: 4 H: 1 LOB: 1 BB: 0 P: 4	R: 0 E: 0 K: 0 S: 3 H: 0 LOB: 1 BB: 1 P: 7	R: 0 E: 0 K: 1 S: 6 H: 1 LOB: 1 BB: 0 P: 6	R: 0 E: 0 K: 0 S: 3 H: 0 LOB: 0 BB: 0 P: 3	R: 0 E: 0 K: 0 S: 3 H: 0 LOB: 0 BB: 0 P: 3	R: 0 E: 0 K: 0 S: 3 H: 0 LOB: 0 BB: 0 P: 3	R: 0 E: 0 K: 0 S: 3 H: 0 LOB: 0 BB: 0 P: 3	1B: 2 2B: 0 3B: 0 HR: 0 SF: 0 SAC: 0 DP: 0 HBP: 0	WP: 0 PB: 0 SB: 0 CS: 0 PA: 30
PITCHER John Purdin, R ERA: (1, 1)	IP 9.0 WLS W BF 30 H 2 R 0 ER 0 SO 2 BB 1 IBB 0 HBP 0 BLK 0 WP 0 HR 0 S 33 P 37 ERA 0.00 WHIP 0.333										
PITCHER	IP WLS BF H R ER SO BB IBB HBP BLK WP HR S P ERA WHIP										

Chicago Cubs @ Los Angeles Dodgers
Dodger Stadium, Los Angeles, CA
Wed Sep 30 1964, 7:05 PM PDT
Att: 12,896 - Unknown

livebaseballscorecards.com



Batter	1	2	3	4	5	6	7	8	9
Willie Crawford, L OBP: 0.455, SLG: 0.545 (1, 9) X	0-0 G3 1B S	0-3 K S			0-0 F8 X			0-3 K S	
Wes Parker, S OBP: 0.300, SLG: 0.343 (1, 3) X	0-0 G3 1-2		0-0 G3 X		0-0 4-3 X			0-0 P6 X	
Willie Davis, L OBP: 0.315, SLG: 0.414 (1, 8) X	0-0 S 1B 2-H		0-0 4-3 X			0-0 L4 X			
Derrell Griffith, L OBP: 0.296, SLG: 0.409 (1, 7) X	0-0 1B 1-H		0-0 FC6-4 1B X			0-0 G3 X			
Dick Tracewski, R OBP: 0.317, SLG: 0.330 (1, 5) S	0-3 K S		0-0 FC6-4 1-2f X			0-0 6-3 X			
Nate Oliver, R OBP: 0.305, SLG: 0.271 (1, 4) X	0-0 4-3 X			0-3 K S			0-0 3-1 X		
Bart Shirley, R OBP: 0.333, SLG: 0.354 (1, 6) X		0-0 FC3-6 1B X		0-0 L3 X		0-0 4-3 X			
Jeff Torborg, R OBP: 0.279, SLG: 0.282 (1, 2) X		0-0 F3 X		0-0 6-3 X		0-3 K S			
John Purdin, R (1, 1) X		0-0 FC3-6 1-2f X			0-3 K S			0-0 1-3 X	

Inning Stats	R: 2	H: 3	E: 0	LOB: 1	K: 1	P: 8	R: 0	H: 1	E: 0	LOB: 1	K: 1	P: 6	R: 0	H: 1	E: 0	LOB: 1	K: 0	P: 4	R: 0	H: 0	E: 0	LOB: 0	K: 1	P: 5	R: 0	H: 0	E: 0	LOB: 0	K: 1	P: 5	R: 0	H: 0	E: 0	LOB: 0	K: 1	P: 5	R: 0	H: 0	E: 0	LOB: 0	K: 1	P: 5						
	S: 8	BB: 0					S: 6	BB: 0					S: 5	BB: 0					S: 3	BB: 0					S: 5	BB: 0																						

PITCHER	IP	WLS	BF	H	R	ER	SO	BB	IBB	HBP	BLK	WP	HR	S	P	ERA	WHIP	PITCHER	IP	WLS	BF	H	R	ER	SO	BB	IBB	HBP	BLK	WP	HR	S	P	ERA	WHIP												
Larry Jackson, R ERA: 3.18 (1, 1)	8.0	L	29	5	2	2	6	0	0	0	0	0	0	41	41	2.25	0.625																														

BOTTOM

AB	R	H	RBI	BB	SO	LOB
4	1	1	0	0	2	1
4	0	0	0	0	0	1
3	1	1	1	0	0	0
3	0	2	1	0	0	0
3	0	0	0	0	1	2
3	0	0	0	0	1	1
3	0	1	0	0	0	0
3	0	0	0	0	1	1
3	0	0	0	0	1	1

AB	29
R	2
H	5
RBI	2
BB	0
SO	6
LOB	7



WP	PA	2B	SAC	3B	DP	HR	HBP	CS
0	29	0	0	0	0	0	0	0

Chicago Cubs @ Los Angeles Dodgers
 Dodger Stadium, Los Angeles, CA
 Wed Sep 30 1964, 7:05 PM PDT
 Att. 12,896 - Unknown

livebaseballscorecards.com

Batter	1	2	3	4	5	6	7	8	9	AB R H RBI BB SO LOB	TOP
Jimmy Stewart, S (1, 6) OBP: 0.328, SLG: 0.307	0-0 F8		0-0 4-3			0-0 1-3		0-0 2B 1B		4 1 1 0 0 0 0	Chicago Cubs @ Los Angeles Dodgers Dodger Stadium, Los Angeles, CA Thu Oct 01 1964, 7:05 PM PDT Att: 12,455 - Unknown livebaseballscorecards.com
Doug Clemens, L (1, 9) OBP: 0.325, SLG: 0.396	0-3 K		0-0 F7			0-0 WP 2B		0-0 F5		4 1 1 0 0 1 1	
Billy Williams, L (1, 7) OBP: 0.370, SLG: 0.532	0-0 1B BB		0-0 4-3			4-0 WP HR BB		0-0 L9		3 1 1 0 1 0 1	
Ron Santo, R (1, 5) OBP: 0.398, SLG: 0.570	4-0 1B BB				0-0 L9	0-0 HR 1-H 2-H		4-0 2B 1B IBB		2 1 1 2 2 0 0	
John Boccabella, R (1, 3) OBP: 0.438, SLG: 0.688	0-0 1B 1-2 2-H				0-0 F7	0-0 6-3		0-0 2B 1-3 2-H		4 0 2 1 0 0 0	
Len Gabrielson, L (1, 8) OBP: 0.291, SLG: 0.346		0-3 K			0-0 3-1	0-0 5-3		0-0 1-3		4 0 0 0 0 1 2	
Ron Campbell, R (1, 4) OBP: 0.267, SLG: 0.381		0-0 6-3			0-3 K		0-0 6-3		0-0 6-3	4 0 0 0 0 1 0	
Vic Roznovsky, L (1, 2) OBP: 0.244, SLG: 0.211		4-0 BB			0-0 L3		0-0 F8		0-3 K	3 0 0 0 1 1 0	
Cal Koonce, R (1, 1) Jake Jaeckel, R (8, 1)		0-0 F3			0-0 P3		0-3 K		0-0 1-3	3 0 0 0 0 1 1 1 0 0 0 0 0 0	
Inning Stats	R: 0 E: 0 K: 1 S: 6 H: 2 LOB: 2 BB: 1 P: 10	R: 0 E: 0 K: 1 S: 5 H: 0 LOB: 1 BB: 1 P: 9	R: 0 E: 0 K: 0 S: 3 H: 0 LOB: 0 BB: 0 P: 3	R: 0 E: 0 K: 0 S: 3 H: 0 LOB: 0 BB: 0 P: 3	R: 0 E: 0 K: 1 S: 5 H: 0 LOB: 0 BB: 0 P: 5	R: 3 E: 0 K: 0 S: 5 H: 2 LOB: 0 BB: 1 P: 9	R: 0 E: 0 K: 1 S: 5 H: 0 LOB: 0 BB: 0 P: 5	R: 1 E: 0 K: 0 S: 5 H: 2 LOB: 2 BB: 1 P: 9	R: 0 E: 0 K: 1 S: 5 H: 0 LOB: 0 BB: 0 P: 5	1B: 3 2B: 2 3B: 0 HR: 1 SF: 0 SAC: 0 DP: 0 HBP: 0	WP: 3 PB: 0 SB: 1 CS: 0 PA: 36
PITCHER Don Drysdale, R (1, 1) ERA: 2.18 Ron Perranoski, L (8, 1) ERA: 3.16	IP 7.2 WLS L BF 32 H 6 R 4 ER 4 SO 4 BB 3 IBB 1 HBP 0 BLK 0 WP 1 HR 1 S 36 P 52 ERA 4.70 WHIP 1.174	IP 1.1 WLS L BF 4 H 0 R 0 ER 0 SO 1 BB 0 IBB 0 HBP 0 BLK 0 WP 0 HR 0 S 6 P 6 ERA 0.00 WHIP 0.000	PITCHER IP WLS BF H R ER SO BB IBB HBP BLK WP HR S P ERA WHIP								

Chicago Cubs @ Los Angeles Dodgers
Dodger Stadium, Los Angeles, CA
 Thu Oct 01 1964, 7:05 PM PDT
 Att: 12,455 - Unknown

AB	32
R	4
H	6
RBI	3
BB	4
SO	5
LOB	5



Batter	1	2	3	4	5	6	7	8	9	AB R H RBI BB SO LOB
--------	---	---	---	---	---	---	---	---	---	----------------------

Willie Crawford, L <small>(1, 9) OBP: 0.375, SLG: 0.400</small>	 <small>0-3</small>		 <small>4-0</small>		 <small>0-0</small>		 <small>0-3</small>		 <small>0-3</small>	4 0 0 0 1 3 3
Maury Wills, S <small>(1, 5) OBP: 0.317, SLG: 0.324</small>	 <small>0-0</small>		 <small>0-0</small>			 <small>0-0</small>		 <small>0-0</small>		4 1 3 0 0 0 0
Willie Davis, L <small>(1, 8) OBP: 0.314, SLG: 0.414</small>	 <small>0-0</small>		 <small>0-0</small>			 <small>0-0</small>		 <small>0-0</small>		3 1 1 1 0 0 1
Derrell Griffith, L <small>(1, 7) OBP: 0.295, SLG: 0.406</small>	 <small>0-0</small>		 <small>0-0</small>			 <small>0-0</small>		 <small>0-0</small>		4 0 1 1 0 0 4
John Roseboro, L <small>(1, 2) OBP: 0.351, SLG: 0.368</small>		 <small>0-0</small>		 <small>0-0</small>		 <small>0-0</small>		 <small>0-0</small>		4 0 0 1 0 0 2
Wes Parker, S <small>(1, 3) OBP: 0.304, SLG: 0.343</small>		 <small>0-0</small>		 <small>0-0</small>		 <small>4-0</small>		 <small>0-0</small>		3 0 1 0 1 0 1
Nate Oliver, R <small>(1, 4) OBP: 0.308, SLG: 0.272</small> Ron Fairly, L <small>(8, PH) OBP: 0.347, SLG: 0.386</small> Dick Tracewski, R <small>(9, 4) OBP: 0.317, SLG: 0.330</small>		 <small>0-0</small>		 <small>4-0</small>		 <small>0-0</small>		 <small>0-0</small>		2 0 1 0 1 0 1 1 0 0 0 0 0 1 0 0 0 0 0 0 0
Bart Shirley, R <small>(1, 6) OBP: 0.333, SLG: 0.353</small> Tommy Davis, R <small>(9, PH) OBP: 0.312, SLG: 0.400</small>			 <small>0-0</small>	 <small>0-0</small>	 <small>0-0</small>	 <small>0-0</small>		 <small>0-0</small>		3 1 1 0 0 0 2 1 0 1 0 0 0 0
Don Drysdale, R <small>(1, 1) OBP: 0.202, SLG: 0.218</small> Ron Perranoski, L <small>(8, 1) OBP: 0.158, SLG: 0.111</small> Wally Moon, L <small>(9, PH) OBP: 0.295, SLG: 0.308</small>			 <small>0-3</small>		 <small>0-0</small>	 <small>0-0</small>		 <small>0-0</small>		2 0 0 0 0 1 1 0 0 0 0 0 0 0 1 0 0 0 0 0 1

Inning Stats	R: 0	H: 1	E: 0	LOB: 1	K: 1	BB: 0	S: 6	P: 6	R: 0	H: 1	E: 0	LOB: 0	K: 0	BB: 0	S: 3	P: 3	R: 0	H: 2	E: 0	LOB: 2	K: 1	BB: 1	S: 7	P: 11	R: 0	H: 0	E: 0	LOB: 0	K: 0	BB: 1	S: 2	P: 6	R: 0	H: 0	E: 1	LOB: 1	K: 0	BB: 0	S: 4	P: 4	R: 0	H: 1	E: 0	LOB: 2	K: 1	BB: 1	S: 6	P: 10	R: 2	H: 3	E: 0	LOB: 1	K: 0	BB: 0	S: 6	P: 6	R: 0	H: 1	E: 0	LOB: 1	K: 1	BB: 0	S: 5	P: 5	1B: 8	SF: 1	2B: 1	SAC: 1	3B: 0	DP: 1	HR: 0	HBP: 0	WP: 0	PA: 38
--------------	------	------	------	--------	------	-------	------	------	------	------	------	--------	------	-------	------	------	------	------	------	--------	------	-------	------	-------	------	------	------	--------	------	-------	------	------	------	------	------	--------	------	-------	------	------	------	------	------	--------	------	-------	------	-------	------	------	------	--------	------	-------	------	------	------	------	------	--------	------	-------	------	------	-------	-------	-------	--------	-------	-------	-------	--------	-------	--------

PITCHER	IP	WLS	BF	H	R	ER	SO	BB	IBB	HBP	BLK	WP	HR	S	P	ERA	WHIP
Cal Koonce, R <small>(1, 1) ERA: 2.03</small>	7.0	W	31	8	3	3	3	3	0	0	0	0	0	34	46	3.86	1.571
Jake Jaeckel, R <small>(8, 1) ERA:</small>	2.0	S	6	1	0	0	1	0	0	0	0	0	0	8	8	0.00	0.500

BOTTOM

Chicago Cubs @ Los Angeles Dodgers
Dodger Stadium, Los Angeles, CA
 Thu Oct 01 1964, 7:05 PM PDT
 Att. 12,455 - Unknown

livebaseballscorecards.com

AB	32
R	3
H	9
RBI	3
BB	3
SO	4
LOB	17



Batter	1	2	3	4	5	6	7	8	9	AB R H RBI BB SO LOB	TOP											
Sonny Jackson, L (1, 6) OBP: 0.471, SLG: 0.529	0-0 1-3	0-0 S E 1B		0-0 F2		0-0 2-H 1B		0-0 1B 1B		5 1 3 1 0 0 2	Houston Colt 45's @ Los Angeles Dodgers Dodger Stadium, Los Angeles, CA Fri Oct 02 1964, 7:05 PM PDT Att. 13,464 - Unknown											
Jimmy Wynn, R (1, 8) OBP: 0.303, SLG: 0.316	0-0 F9	0-0 E3		0-3 K		0-0 5-3		0-0 1-2 1B		5 0 1 0 0 1 3												
Jim Beauchamp, R (1, 7) OBP: 0.255, SLG: 0.327	0-0 1B 1B	0-3 K		0-0 F7			0-3 K	0-3 K		5 1 1 0 0 3 5												
Walt Bond, L (1, 3) OBP: 0.312, SLG: 0.423	0-0 1-2 1B 1B		0-0 6-3		0-0 1-3		0-0 HR 2B	4-0 G4-6-3 BB		4 1 2 0 1 0 0												
Bob Aspromonte, R (1, 5) OBP: 0.329, SLG: 0.393	0-0 1-2 2-H 1B		0-3 K		0-0 G3-6-3 1B		0-0 4-3	0-0 G4-6-3 1-2f		5 0 2 1 0 1 2												
Rusty Staub, L (1, 9) OBP: 0.266, SLG: 0.344	0-3 K		0-0 1B		0-0 G3-6-3 1-2f		0-0 2-H HR	4-0 CS BB		4 1 2 2 1 1 3												
Bob Lillis, R (1, 4) OBP: 0.288, SLG: 0.308		0-0 1B S S 1B	0-0 F8		0-0 4-3 1B 1B		0-0 1-3	0-0 CS		4 2 2 0 0 0 1												
Dave Adlesh, R (1, 2) OBP: 0.250, SLG: 0.250		0-3 K		0-0 E 1B		0-0 4-3		0-0 6-3		4 0 1 0 0 1 2												
Danny Coombs, R (1, 1) Jim Owens, R (6, 1) OBP: 0.103, SLG: 0.138		0-0 B1		0-0 E1		0-3 K		0-3 K		3 0 0 0 0 1 3 1 0 0 0 0 1 0												
Inning Stats	R: 1 E: 0 K: 1 S: 8	H: 3 LOB: 2 BB: 0 P: 8	R: 2 E: 1 K: 2 S: 10	H: 2 LOB: 1 BB: 0 P: 10	R: 0 E: 0 K: 1 S: 6	H: 1 LOB: 1 BB: 0 P: 6	R: 0 E: 1 K: 1 S: 7	H: 1 LOB: 2 BB: 0 P: 7	R: 0 E: 0 K: 0 S: 3	H: 1 LOB: 0 BB: 0 P: 3	R: 1 E: 0 K: 1 S: 7	H: 2 LOB: 1 BB: 0 P: 7	R: 2 E: 0 K: 1 S: 7	H: 2 LOB: 0 BB: 0 P: 7	R: 0 E: 0 K: 2 S: 9	H: 2 LOB: 2 BB: 0 P: 9	R: 0 E: 0 K: 0 S: 1	H: 0 LOB: 0 BB: 2 P: 9	1B: 12 2B: 1 3B: 0 HR: 1	SF: 0 SAC: 0 DP: 2 HBP: 0	WP: 0 PB: 0 SB: 3 CS: 1	PA: 43
PITCHER	IP WLS BF H R ER SO BB IBB HBP BLK WP HR S P ERA WHIP																					
Pete Richert, L (1, 1) ERA: 4.15	5.0 L 24 8 3 2 5 0 0 0 0 0 0 0 34 34 3.60 1.600																					
Joe Moeller, R (6, 1) ERA: 4.21	2.0 10 4 3 3 2 0 0 0 0 0 0 1 14 14 13.50 2.000																					
Bob Miller, R (8, 1) ERA: 2.63	2.0 8 2 0 0 2 2 0 0 0 0 0 0 10 18 0.00 2.000																					

AB	40
R	6
H	14
RBI	4
BB	2
SO	9
LOB	21



Batter	1	2	3	4	5	6	7	8	9	AB R H RBI BB SO LOB
Maury Wills, S OBP: 0.318, SLG: 0.325 (1, 5) X	0-0 CS 1B		0-0 1B		0-3 K		0-0 4-3			4 0 2 0 0 1 2
Wes Parker, S OBP: 0.303, SLG: 0.341 (1, 3) X	0-0 1-2 1B		0-0 F9		0-0 F8		0-3 K2-3			4 0 1 0 0 1 3
Willie Davis, L OBP: 0.315, SLG: 0.414 (1, 8) X	0-0 P4		0-0 1B			4-0 WP BB		0-0 P4		3 0 1 0 1 0 1
Tommy Davis, R OBP: 0.310, SLG: 0.397 (1, 7) X	0-0 F9		0-0 F3			0-0 F8		0-0 F7		4 0 0 0 0 0 4
Frank Howard, R OBP: 0.304, SLG: 0.433 (1, 9)		0-0 P4		0-3 K		0-3 K		0-3 K		4 0 0 0 0 3 1
Nate Oliver, R OBP: 0.311, SLG: 0.273 (1, 4)		4-0 FC5-4 BB		0-0 CS 1B		0-3 K		0-3 K		3 0 1 0 1 2 1
Bart Shirley, R OBP: 0.310, SLG: 0.327 (1, 6)		0-0 FC5-4 1-2f		0-3 K			0-0 E3 4-3 1B			4 1 0 0 0 1 2
Jeff Torborg, R OBP: 0.289, SLG: 0.293 (1, 2)			0-0 F7				0-0 4-3			2 0 1 0 0 0 1
John Roseboro, L OBP: 0.352, SLG: 0.368 (7, PH) (8, 2)							2-3 1B			2 0 1 0 0 0 1
Pete Richert, L OBP: 0.091, SLG: 0.091 (1, 1)			0-3 K				0-0 F8			1 0 0 0 0 0 1 0
Derrell Griffith, L OBP: 0.294, SLG: 0.404 (5, PH)										1 0 0 0 0 0 0 1
Joe Moeller, R OBP: 0.087, SLG: 0.067 (6, 1)										0 0 0 0 0 0 0 0
Ron Fairly, L OBP: 0.348, SLG: 0.387 (7, PH)										1 0 1 1 0 0 0 0
Bob Miller, R OBP: 0.239, SLG: 0.158 (8, 1)										0 0 0 0 0 0 0 0
Willie Crawford, L OBP: 0.353, SLG: 0.375 (9, PH)							3-H 4-3 1B			1 0 0 0 0 0 1 1

Inning Stats	R: 0	H: 2	E: 0	K: 0	S: 4	R: 0	H: 0	E: 0	K: 0	S: 3	R: 0	H: 2	E: 0	K: 1	S: 7	R: 0	H: 1	E: 0	K: 2	S: 7	R: 0	H: 1	E: 0	K: 1	S: 6	R: 0	H: 0	E: 0	K: 2	S: 7	R: 1	H: 1	E: 1	K: 1	S: 7	R: 0	H: 0	E: 0	K: 1	S: 5	R: 0	H: 1	E: 0	K: 2	S: 8	1B: 8	2B: 0	3B: 0	HR: 0	SF: 0	SAC: 0	DP: 0	HBP: 0	WP: 1	PB: 0	SB: 0	CS: 2	PA: 36
--------------	------	------	------	------	------	------	------	------	------	------	------	------	------	------	------	------	------	------	------	------	------	------	------	------	------	------	------	------	------	------	------	------	------	------	------	------	------	------	------	------	------	------	------	------	------	-------	-------	-------	-------	-------	--------	-------	--------	-------	-------	-------	-------	--------

PITCHER	IP	WLS	BF	H	R	ER	SO	BB	IBB	HBP	BLK	WP	HR	S	P	ERA	WHIP
Danny Coombs, L ERA: 5.0 (1, 1)	5.0	W	21	6	0	0	4	2	0	0	0	0	0	27	35	0.00	1.600
Jim Owens, R ERA: 3.28 (6, 1)	4.0	S	15	2	1	0	6	0	0	0	0	1	0	27	27	0.00	0.500

BOTTOM

Houston Colt 45's @ Los Angeles Dodgers
Dodger Stadium, Los Angeles, CA

livebaseballscorecards.com

AB	34
R	1
H	8
RBI	1
BB	2
SO	10
LOB	18



Fri Oct 02 1964, 7:05 PM PDT
Att. 13,464 - Unknown

Batter	1	2	3	4	5	6	7	8	9	AB R H RBI BB SO LOB	TOP
Sonny Jackson, L (1, 6) OBP: 0.381, SLG: 0.429	0-3 K		0-0 1-3		0-0 F7			0-0 5-3		4 0 0 0 0 1 0	Houston Colt 45's @ Los Angeles Dodgers Dodger Stadium, Los Angeles, CA Sat Oct 03 1964, 7:05 PM PDT Att. 15,108 - Unknown - 81 F
Jimmy Wynn, R (1, 8) OBP: 0.298, SLG: 0.310	0-0 4-3		0-0 E6 FC5-4			0-0 6-3		0-3 K		4 0 0 0 0 1 0	
Jim Beauchamp, R (1, 7) OBP: 0.254, SLG: 0.321	0-0 1B 1B		0-0 FC5-4 1-2f			0-3 K			0-0 6-3	4 0 1 0 0 1 1	
Walt Bond, L (1, 3) OBP: 0.311, SLG: 0.421	0-0 1-2 1B			0-0 F8		0-0 P6			0-0 4-3	4 0 1 0 0 0 0	
Bob Aspromonte, R (1, 5) OBP: 0.329, SLG: 0.392	0-0 L5			0-0 1-3			0-0 F7		0-0 1B 6-3	4 0 1 0 0 0 2	
Rusty Staub, L (1, 9) OBP: 0.269, SLG: 0.346		0-0 F8		0-0 1B			0-0 1B F9		0-0 F9	4 0 2 0 0 0 1	
Bob Lillis, R (1, 4) OBP: 0.285, SLG: 0.305		0-0 6-3		0-0 F3			0-0 P3			3 0 0 0 0 0 2	
Dave Adlesh, R (1, 2) OBP: 0.143, SLG: 0.143 Larry Yellen, R (7, 1)		0-3 K			0-3 K		0-3 K			3 0 0 0 0 3 1 0 0 0 0 0 0 0	
Don Larsen, R (1, 1) OBP: 0.194, SLG: 0.125 Dave Giusti, R (4, 1) OBP: 0.444, SLG: 0.286 John Bateman, R (7, 2) OBP: 0.249, SLG: 0.294			0-0 5-3		0-0 P4			0-0 P4		1 0 0 0 0 0 0 1 0 0 0 0 0 0 1 0 0 0 0 0 0	
Inning Stats	R: 0 H: 2 E: 0 LOB: 2 K: 1 BB: 0 S: 7 P: 7	R: 0 H: 0 E: 0 LOB: 0 K: 1 BB: 0 S: 5 P: 5	R: 0 H: 0 E: 1 LOB: 1 K: 0 BB: 0 S: 4 P: 4	R: 0 H: 1 E: 0 LOB: 1 K: 0 BB: 0 S: 4 P: 4	R: 0 H: 0 E: 0 LOB: 0 K: 1 BB: 0 S: 5 P: 5	R: 0 H: 0 E: 0 LOB: 0 K: 1 BB: 0 S: 5 P: 5	R: 0 H: 1 E: 0 LOB: 1 K: 1 BB: 0 S: 6 P: 6	R: 0 H: 0 E: 0 LOB: 0 K: 1 BB: 0 S: 5 P: 5	R: 0 H: 1 E: 0 LOB: 1 K: 0 BB: 0 S: 4 P: 4	1B: 5 SF: 0 2B: 0 SAC: 0 3B: 0 DP: 0 HR: 0 HBP: 0	
PITCHER Jim Brewer, L (1, 1) ERA: 3.0	IP WLS BF H R ER SO BB IBB HBP BLK WP HR S P ERA WHIP										
	9.0 W 33 5 0 0 6 0 0 0 0 0 0 0 45 45 0.00 0.556										

AB	33
R	0
H	5
RBI	0
BB	0
SO	6
LOB	7



Batter	1	2	3	4	5	6	7	8	9	AB	R	H	RBI	BB	SO	LOB
Maury Wills, S OBP: 0.317, SLG: 0.324 (1, 5)	0-0 SH5-3 1B	0-0 L6-3			0-0 B1-3	0-0 L1		0-0 FC6-4 1B		5	2	1	0	0	0	3
Derrell Griffith, L OBP: 0.300, SLG: 0.413 (1, 9)	0-0 SH5-3 1B		0-0 F9		0-0 P6		0-0 6-3 1B	0-0 1B		5	1	3	1	0	0	0
Willie Davis, L OBP: 0.315, SLG: 0.411 (1, 8)	0-0 SH5-3		0-0 P4		4-0 BB		0-0 6-3	0-3 K		3	0	0	1	1	1	2
Tommy Davis, R OBP: 0.310, SLG: 0.396 (1, 7)	0-0 6-3		0-0 1B		0-0 F9		0-0 6-3			4	0	1	0	0	0	3
Ron Fairly, L OBP: 0.347, SLG: 0.386 (1, 3)	0-0 F7		0-0 F8		0-0 3-1		0-0 BB 1B			4	0	1	1	0	0	2
John Roseboro, L OBP: 0.355, SLG: 0.370 (1, 2)		0-0 1B 1B		0-0 3-1		0-0 SH1 1B		4-0 1-2 BB		3	2	2	0	1	0	0
Jeff Torborg, R OBP: 0.289, SLG: 0.293 (8, 2)										0	0	0	0	0	0	0
Dick Tracewski, R OBP: 0.317, SLG: 0.328 (1, 4)		0-0 F9		4-0 1-3 BB		0-0 SH1		0-0 P6		2	0	0	0	1	0	3
Bart Shirley, R OBP: 0.323, SLG: 0.339 (1, 6)		0-0 1B 1B		0-0 1-3		0-0 1B E 1B		0-0 4-3		4	2	2	1	0	0	1
Jim Brewer, L OBP: 0.304, SLG: 0.273 (1, 1)		0-0 L6-3 1B		0-0 L6		0-0 E9 1B		0-0 FC6-4 1B		4	0	3	2	0	0	1

Inning Stats	R: 1	H: 2	E: 0	K: 0	S: 5	R: 2	H: 3	E: 0	K: 0	S: 5	R: 0	H: 1	E: 0	K: 0	S: 4	R: 0	H: 0	E: 0	K: 0	S: 3	R: 0	H: 0	E: 0	K: 0	S: 3	R: 2	H: 3	E: 1	K: 0	S: 6	R: 1	H: 2	E: 0	K: 0	S: 5	R: 1	H: 2	E: 0	K: 1	S: 7
	LOB: 1	BB: 0	P: 5	LOB: 0	BB: 0	LOB: 1	BB: 0	LOB: 1	BB: 0	P: 4	LOB: 1	BB: 0	LOB: 1	BB: 1	P: 7	LOB: 1	BB: 1	LOB: 1	BB: 1	P: 7	LOB: 1	BB: 0	LOB: 2	BB: 1	P: 9	LOB: 1	BB: 0	LOB: 1	BB: 0	P: 6	LOB: 1	BB: 1	LOB: 1	BB: 0	P: 7	LOB: 1	BB: 0	LOB: 1	BB: 0	P: 7


PITCHER	IP	WLS	BF	H	R	ER	SO	BB	IBB	HBP	BLK	WP	HR	S	P	ERA	WHIP
Don Larsen, R ERA: 2.45 (1, 1)	3.0	L	14	6	3	3	0	0	0	0	0	0	0	14	14	9.00	2.000
Dave Giusti, R ERA: 3.16 (4, 1)	3.0		14	3	2	1	0	2	0	0	0	0	0	12	20	3.00	1.667
Larry Yellen, R ERA: 6.86 (7, 1)	2.0		11	4	2	2	1	1	0	0	0	0	0	12	16	9.00	2.500

BOTTOM

Houston Colt 45's @ Los Angeles Dodgers
Dodger Stadium, Los Angeles, CA

Sat Oct 03 1964, 7:05 PM PDT
Att: 15,108 - Unknown - 81 F

AB	34
R	7
H	13
RBI	6
BB	3
SO	1
LOB	15



WP	PA	39
PB	0	
SB	2	
CS	0	

Batter	1	2	3	4	5	6	7	8	9	AB R H RBI BB SO LOB	TOP		
Sonny Jackson, L (1, 6) OBP: 0.400, SLG: 0.391	0-0 G3		4-0 BB		4-0 BB		0-0 6-3			2 0 0 0 2 0 0	Houston Colt 45's @ Los Angeles Dodgers Dodger Stadium, Los Angeles, CA Sun Oct.04 1964, 3:33 AM PDT Att. 13,824 - Sunny - 88 F		
Nellie Fox, L (1, 4) OBP: 0.320, SLG: 0.319	0-0 F8		0-0 L3		0-0 G6-4-3			0-0 4-3		4 0 0 0 0 0 3			
Jimmy Wynn, R (1, 8) OBP: 0.301, SLG: 0.324	4-0 CS BB			0-0 HR		0-0 F9		0-0 F3		3 1 1 1 1 0 0			
Walt Bond, L (1, 3) OBP: 0.310, SLG: 0.420 Larry Dierker, R (5, 1)	0-0 CS	0-0 P4		0-0 F8		0-0 1-3		0-3 K		2 0 0 0 0 0 0 2 0 0 0 0 1 0			
Rusty Staub, L (1, 9) OBP: 0.272, SLG: 0.346		0-3 K		0-3 K		0-0 1B		4-0 G4-6-3 BB		3 0 1 0 1 2 0			
Bob Lillis, R (1, 5) OBP: 0.291, SLG: 0.313		0-0 2B		0-0 1B		0-0 1B		0-0 G4-6-3		4 0 3 0 0 0 1			
Brock Davis, L (1, 7)		0-0 G3		0-0 P6		0-3 K		4-0 BB		3 0 0 0 1 1 4			
John Hoffman, L (1, 2) OBP: 0.125, SLG: 0.067 Dave Adlesh, R (3, 2) OBP: 0.200, SLG: 0.200		0-3 K		0-0 BB 1B		0-3 K		0-0 P5		1 0 0 0 0 1 0 3 0 1 0 0 1 1			
Don Bradey, R (1, 1) Gordon Jones, R (1, 1) OBP: 0.250, SLG: 0.250 Jim Beauchamp, R (5, PH) OBP: 0.246, SLG: 0.309		0-3 K		0-0 L5		0-0 6-3				0 0 0 0 0 0 0 1 0 0 0 0 1 0 2 0 0 0 0 0 1			
Inning Stats	R: 0 E: 0 K: 0 S: 2 H: 0 LOB: 0 BB: 1 P: 6	R: 0 E: 0 K: 1 S: 6 H: 1 LOB: 1 BB: 0 P: 6	R: 0 E: 0 K: 2 S: 7 H: 0 LOB: 1 BB: 1 P: 11	R: 1 E: 0 K: 1 S: 7 H: 2 LOB: 1 BB: 0 P: 7	R: 0 E: 0 K: 0 S: 3 H: 1 LOB: 1 BB: 1 P: 7	R: 0 E: 0 K: 1 S: 7 H: 2 LOB: 2 BB: 0 P: 7	R: 0 E: 0 K: 1 S: 5 H: 0 LOB: 0 BB: 0 P: 5	R: 0 E: 0 K: 1 S: 5 H: 0 LOB: 0 BB: 0 P: 5	R: 0 E: 0 K: 0 S: 2 H: 0 LOB: 1 BB: 2 P: 10	1B: 4 2B: 1 3B: 0 HR: 1 SF: 0 SAC: 0 DP: 2 HBP: 0		WP: 0 PB: 0 SB: 0 CS: 1 PA: 36	
PITCHER	IP WLS BF H R ER SO BB IBB HBP BLK WP HR S P ERA WHIP											PITCHER	IP WLS BF H R ER SO BB IBB HBP BLK WP HR S P ERA WHIP
John Purdin, R (1, 1) ERA: 0.56	5.0 W 20 4 1 1 4 3 0 0 0 0 0 1 25 37 1.80 1.400												
Ron Perranoski, L (6, 1) ERA: 3.09	3.0 11 2 0 0 3 0 0 0 0 0 0 0 17 17 0.00 0.667												
Bob Miller, R (9, 1) ERA: 2.62	1.0 S 4 0 0 0 0 2 0 0 0 0 0 0 2 10 0.00 2.000												

livebaseballscorecards.com

AB	30
R	1
H	6
RBI	1
BB	5
SO	7
LOB	10



BOTTOM

Houston Colt 45's @ Los Angeles Dodgers
Dodger Stadium, Los Angeles, CA

Sun Oct 04 1964, 3:33 AM PDT
Att. 13,824 - Sunny - 88 F

livebaseballscorecards.com

AB	34
R	11
H	13
RBI	8
BB	3
SO	4
LOB	9



WP:	4	PA:	39
PB:	0	SB:	4
CS:	0		

AB	R	H	RBI	BB	SO	LOB	
3	1	1	0	0	1	0	
2	0	0	0	0	0	0	
3	1	2	0	0	0	0	
2	1	0	0	0	0	0	
3	2	2	1	0	0	0	
1	0	0	0	0	1	0	
0	0	0	0	0	0	0	
4	1	2	1	0	0	3	
0	0	0	0	0	0	0	
3	3	2	1	1	0	1	
1	1	1	2	0	0	0	
2	0	1	2	0	0	0	
0	0	0	0	0	0	0	
3	1	1	0	1	0	2	
3	0	0	0	1	1	2	
2	0	1	1	0	0	0	
1	0	0	0	0	0	0	
1	0	0	0	0	1	1	
0	0	0	0	0	0	0	
1B:	11	SF:	2	WP:	4	PA:	39
2B:	2	SAC:	0	PB:	0		
3B:	0	DP:	1	SB:	4		
HR:	0	HBP:	0	CS:	0		

Batter	1	2	3	4	5	6	7	8	9					
Maury Wills, S OBP: 0.318, SLG: 0.324 Dick Tracewski, R OBP: 0.315, SLG: 0.326	0-0 1B SF9 1B	0-0 F2	0-3 K		0-0 F8			0-0 5-3						
Jim Gilliam, S OBP: 0.318, SLG: 0.287 Nate Oliver, R OBP: 0.309, SLG: 0.271	0-0 2B E 1B	0-0 F9		0-0 1B WP 1B	0-0 4-3			0-0 F7						
Willie Davis, L OBP: 0.316, SLG: 0.413 Frank Howard, R OBP: 0.303, SLG: 0.432 Wes Parker, S OBP: 0.303, SLG: 0.341	0-0 SF9	0-0 S 1B		0-0 1B WP 1B		0-0 4-3		0-3 K						
Tommy Davis, R OBP: 0.311, SLG: 0.397 Willie Crawford, L OBP: 0.353, SLG: 0.375	0-0 F8	0-0 2B 1B		0-0 5-3		0-0 G3-4 1B								
Derrell Griffith, L OBP: 0.307, SLG: 0.424	0-0 E 2B	0-0 1B 2B		4-0 WP SF8 BB		0-0 G3-4								
John Roseboro, L OBP: 0.357, SLG: 0.372 Jeff Torborg, R OBP: 0.292, SLG: 0.302 Lee Walls, R OBP: 0.233, SLG: 0.214	0-0 E9 S WP 1B	0-0 1B		0-0 SF8			0-0 E6							
Ron Fairly, L OBP: 0.349, SLG: 0.385	4-0 WP S 1B IBB	0-0 F9		0-0 FC5-4 1B			0-0 F8							
Bart Shirley, R OBP: 0.318, SLG: 0.323	4-0 1B 1B BB		0-3 K	0-0 FC5-4			0-0 F7							
John Purdin, R OBP: 0.200, SLG: 0.200 Wally Moon, L OBP: 0.292, SLG: 0.305 Ron Perranoski, L OBP: 0.150, SLG: 0.105 Bob Miller, R OBP: 0.238, SLG: 0.158	0-0 1B		0-0 5-3		0-0 4-3		0-3 K							
Inning Stats	R: 5 E: 1 K: 0 S: 7	H: 5 LOB: 2 BB: 2 P: 15	R: 3 E: 0 K: 0 S: 7	H: 4 LOB: 1 BB: 0 P: 7	R: 0 E: 0 K: 2 S: 7	H: 0 LOB: 0 BB: 0 P: 7	R: 3 E: 0 K: 0 S: 6	H: 3 LOB: 1 BB: 1 P: 10	R: 0 E: 0 K: 0 S: 3	H: 1 LOB: 0 BB: 0 P: 3	R: 0 E: 1 K: 1 S: 6	H: 0 LOB: 1 BB: 0 P: 6	R: 0 E: 0 K: 1 S: 5	H: 0 LOB: 0 BB: 0 P: 5

PITCHER	IP	WLS	BF	H	R	ER	SO	BB	IBB	HBP	BLK	WP	HR	S	P	ERA	WHIP
Don Brady, R ERA: 19.29	(1, 1)	0.2	L	4	5	5	0	1	1	0	0	1	0	6	14	67.50	7.500
Gordon Jones, R ERA: 4.14	(1, 1)	3.1		18	8	6	2	1	0	0	0	1	0	21	25	16.20	2.700
Larry Dierker, R ERA: 2.08	(5, 1)	4.0		13	1	0	2	0	0	0	0	0	0	17	17	0.00	0.250